



Full wwPDB X-ray Structure Validation Report ⓘ

Sep 17, 2014 – 07:04 PM EDT

PDB ID : 4L71
Title : Crystal Structure of Frameshift Suppressor tRNA SufA6 Bound to Codon CCC-A on the Ribosome
Authors : Maehigashi, T.; Dunkle, J.A.; Dunham, C.M.
Deposited on : 2013-06-13
Resolution : 3.90 Å(reported)

This is a full wwPDB validation report for a publicly released PDB entry.
We welcome your comments at validation@mail.wwpdb.org
A user guide is available at <http://wwpdb.org/ValidationPDFNotes.html>

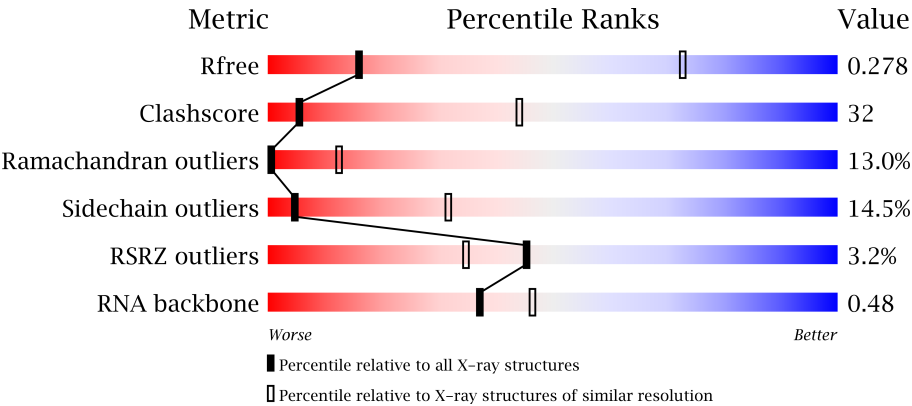
The following versions of software and data (see [references](#)) were used in the production of this report:

MolProbity : 4.02b-467
Mogul : 1.16 November 2013
Xtriage (Phenix) : dev-1439
EDS : stable23489
Percentile statistics : 21963
Refmac : 5.8.0049
CCP4 : 6.3.0 (Settle)
Ideal geometry (proteins) : Engh & Huber (2001)
Ideal geometry (DNA, RNA) : Parkinson et. al. (1996)
Validation Pipeline (wwPDB-VP) : stable23489

1 Overall quality at a glance












The reported resolution of this entry is 3.90 Å.

Percentile scores (ranging between 0-100) for global validation metrics of the entry are shown in the following graphic. The table shows the number of entries on which the scores are based.



Metric	Whole archive (#Entries)	Similar resolution (#Entries, resolution range(Å))
R_{free}	66092	1022 (4.38-3.42)
Clashscore	79885	1173 (4.30-3.50)
Ramachandran outliers	78287	1118 (4.30-3.50)
Sidechain outliers	78261	1107 (4.30-3.50)
RSRZ outliers	66119	1000 (4.36-3.44)
RNA backbone	1838	1018 (5.00-2.80)

The table below summarises the geometric issues observed across the polymeric chains and their fit to the electron density. The red, orange, yellow and green segments on the lower bar indicate the fraction of residues that contain outliers for ≥ 3 , 2, 1 and 0 types of geometric quality criteria. The upper red bar (where present) indicates the fraction of residues that have poor fit to the electron density.

Mol	Chain	Length	Quality of chain
1	QA	1522	
1	XA	1522	
2	QB	256	
2	XB	256	
3	QC	239	
3	XC	239	
4	QD	209	
4	XD	209	
5	QE	162	
5	XE	162	
6	QF	101	

Continued on next page...

Continued from previous page...

Mol	Chain	Length	Quality of chain
6	XF	101	
7	QG	156	
7	XG	156	
8	QH	138	
8	XH	138	
9	QI	128	
9	XI	128	
10	QJ	105	
10	XJ	105	
11	QK	129	
11	XK	129	
12	QL	132	
12	XL	132	
13	QM	126	
13	XM	126	
14	QN	61	
14	XN	61	
15	QO	89	
15	XO	89	
16	QP	88	
16	XP	88	
17	QQ	105	
17	XQ	105	
18	QR	88	
18	XR	88	
19	QS	93	
19	XS	93	
20	QT	106	
20	XT	106	
21	QU	27	
21	XU	27	
22	RA	2916	
22	YA	2916	
23	RB	122	
23	YB	122	
24	RD	276	
24	YD	276	
25	RE	206	
25	YE	206	
26	RF	210	
26	YF	210	
27	RG	182	

Continued on next page...

Continued from previous page...

Mol	Chain	Length	Quality of chain
27	YG	182	
28	RH	180	
28	YH	180	
29	RI	148	
29	YI	148	
30	RN	140	
30	YN	140	
31	RO	122	
31	YO	122	
32	RP	150	
32	YP	150	
33	RQ	141	
33	YQ	141	
34	RR	118	
34	YR	118	
35	RS	112	
35	YS	112	
36	RT	146	
36	YT	146	
37	RU	118	
37	YU	118	
38	RV	101	
38	YV	101	
39	RW	113	
39	YW	113	
40	RX	96	
40	YX	96	
41	RY	110	
41	YY	110	
42	RZ	206	
42	YZ	206	
43	R0	85	
43	Y0	85	
44	R1	98	
44	Y1	98	
45	R2	72	
45	Y2	72	
46	R3	60	
46	Y3	60	
47	R4	71	
47	Y4	71	
48	R5	60	

Continued on next page...

Continued from previous page...

Mol	Chain	Length	Quality of chain
48	Y5	60	
49	R6	54	
49	Y6	54	
50	R7	49	
50	Y7	49	
51	R8	65	
51	Y8	65	
52	R9	37	
52	Y9	37	
53	QV	77	
53	XV	77	
54	QX	25	
54	XX	25	
55	QY	18	
55	XY	18	
56	Z6	3	
56	Z8	3	

2 Entry composition

There are 59 unique types of molecules in this entry. The entry contains 291950 atoms, of which 0 are hydrogen and 0 are deuterium.

In the tables below, the ZeroOcc column contains the number of atoms modelled with zero occupancy, the AltConf column contains the number of residues with at least one atom in alternate conformation and the Trace column contains the number of residues modelled with at most 2 atoms.

- Molecule 1 is a RNA chain called 16S rRNA.

Mol	Chain	Residues	Atoms					ZeroOcc	AltConf	Trace
1	QA	1500	Total	C	N	O	P	0	0	0
			32247	14353	5981	10414	1499			
1	XA	1500	Total	C	N	O	P	0	0	0
			32249	14354	5984	10412	1499			

- Molecule 2 is a protein called 30S ribosomal protein S2.

Mol	Chain	Residues	Atoms					ZeroOcc	AltConf	Trace
2	QB	237	Total	C	N	O	S	0	0	0
			1924	1228	344	347	5			
2	XB	237	Total	C	N	O	S	0	0	0
			1924	1228	344	347	5			

- Molecule 3 is a protein called 30S ribosomal protein S3.

Mol	Chain	Residues	Atoms					ZeroOcc	AltConf	Trace
3	QC	205	Total	C	N	O	S	0	0	0
			1605	1011	313	280	1			
3	XC	205	Total	C	N	O	S	0	0	0
			1605	1011	313	280	1			

- Molecule 4 is a protein called 30S ribosomal protein S4.

Mol	Chain	Residues	Atoms					ZeroOcc	AltConf	Trace
4	QD	208	Total	C	N	O	S	0	0	0
			1703	1066	339	291	7			
4	XD	208	Total	C	N	O	S	0	0	0
			1703	1066	339	291	7			

- Molecule 5 is a protein called 30S ribosomal protein S5.

Mol	Chain	Residues	Atoms					ZeroOcc	AltConf	Trace
5	QE	151	Total	C	N	O	S	0	0	0
			1155	729	218	204	4			
5	XE	151	Total	C	N	O	S	0	0	0
			1155	729	218	204	4			

- Molecule 6 is a protein called 30S ribosomal protein S6.

Mol	Chain	Residues	Atoms					ZeroOcc	AltConf	Trace
6	QF	101	Total	C	N	O	S	0	0	0
			843	531	155	154	3			
6	XF	101	Total	C	N	O	S	0	0	0
			843	531	155	154	3			

- Molecule 7 is a protein called 30S ribosomal protein S7.

Mol	Chain	Residues	Atoms					ZeroOcc	AltConf	Trace
7	QG	155	Total	C	N	O	S	0	0	0
			1257	781	252	218	6			
7	XG	155	Total	C	N	O	S	0	0	0
			1257	781	252	218	6			

- Molecule 8 is a protein called 30S ribosomal protein S8.

Mol	Chain	Residues	Atoms					ZeroOcc	AltConf	Trace
8	QH	138	Total	C	N	O	S	0	0	0
			1116	705	215	193	3			
8	XH	138	Total	C	N	O	S	0	0	0
			1116	705	215	193	3			

- Molecule 9 is a protein called 30S ribosomal protein S9.

Mol	Chain	Residues	Atoms					ZeroOcc	AltConf	Trace
9	QI	127	Total	C	N	O		0	0	0
			1010	639	197	174				
9	XI	127	Total	C	N	O		0	0	0
			1010	639	197	174				

- Molecule 10 is a protein called 30S ribosomal protein S10.

Mol	Chain	Residues	Atoms					ZeroOcc	AltConf	Trace
10	QJ	99	Total	C	N	O	S	0	0	0
			801	504	157	139	1			

Continued on next page...

Continued from previous page...

Mol	Chain	Residues	Atoms					ZeroOcc	AltConf	Trace
10	XJ	99	Total	C	N	O	S	0	0	0
			801	504	157	139	1			

- Molecule 11 is a protein called 30S ribosomal protein S11.

Mol	Chain	Residues	Atoms					ZeroOcc	AltConf	Trace
11	QK	119	Total	C	N	O	S	0	0	0
			885	549	168	165	3			
11	XK	119	Total	C	N	O	S	0	0	0
			885	549	168	165	3			

- Molecule 12 is a protein called 30S ribosomal protein S12.

Mol	Chain	Residues	Atoms					ZeroOcc	AltConf	Trace
12	QL	125	Total	C	N	O	S	0	0	0
			975	614	196	164	1			
12	XL	125	Total	C	N	O	S	0	0	0
			975	614	196	164	1			

- Molecule 13 is a protein called 30S ribosomal protein S13.

Mol	Chain	Residues	Atoms					ZeroOcc	AltConf	Trace
13	QM	121	Total	C	N	O	S	0	0	0
			964	597	199	166	2			
13	XM	121	Total	C	N	O	S	0	0	0
			964	597	199	166	2			

- Molecule 14 is a protein called 30S ribosomal protein S14.

Mol	Chain	Residues	Atoms					ZeroOcc	AltConf	Trace
14	QN	60	Total	C	N	O	S	0	0	0
			492	312	104	72	4			
14	XN	60	Total	C	N	O	S	0	0	0
			492	312	104	72	4			

- Molecule 15 is a protein called 30S ribosomal protein S15.

Mol	Chain	Residues	Atoms					ZeroOcc	AltConf	Trace
15	QO	88	Total	C	N	O	S	0	0	0
			734	459	147	126	2			
15	XO	88	Total	C	N	O	S	0	0	0
			734	459	147	126	2			

- Molecule 16 is a protein called 30S ribosomal protein S16.

Mol	Chain	Residues	Atoms					ZeroOcc	AltConf	Trace
16	QP	84	Total	C	N	O	S	0	0	0
			705	446	140	118	1			
16	XP	84	Total	C	N	O	S	0	0	0
			705	446	140	118	1			

- Molecule 17 is a protein called 30S ribosomal protein S17.

Mol	Chain	Residues	Atoms					ZeroOcc	AltConf	Trace
17	QQ	100	Total	C	N	O	S	0	0	0
			834	534	155	143	2			
17	XQ	100	Total	C	N	O	S	0	0	0
			834	534	155	143	2			

- Molecule 18 is a protein called 30S ribosomal protein S18.

Mol	Chain	Residues	Atoms				ZeroOcc	AltConf	Trace
18	QR	70	Total	C	N	O	0	0	0
			574	367	112	95			
18	XR	70	Total	C	N	O	0	0	0
			574	367	112	95			

- Molecule 19 is a protein called 30S ribosomal protein S19.

Mol	Chain	Residues	Atoms					ZeroOcc	AltConf	Trace
19	QS	84	Total	C	N	O	S	0	0	0
			674	430	126	116	2			
19	XS	84	Total	C	N	O	S	0	0	0
			674	430	126	116	2			

- Molecule 20 is a protein called 30S ribosomal protein S20.

Mol	Chain	Residues	Atoms					ZeroOcc	AltConf	Trace
20	QT	99	Total	C	N	O	S	0	0	0
			763	470	162	129	2			
20	XT	99	Total	C	N	O	S	0	0	0
			763	470	162	129	2			

- Molecule 21 is a protein called 30S ribosomal protein S21.

Mol	Chain	Residues	Atoms				ZeroOcc	AltConf	Trace
21	QU	25	Total	C	N	O	0	0	0
			217	134	52	31			
21	XU	25	Total	C	N	O	0	0	0
			217	134	52	31			

- Molecule 22 is a RNA chain called 23S rRNA.

Mol	Chain	Residues	Atoms					ZeroOcc	AltConf	Trace
22	RA	2882	Total	C	N	O	P	0	0	0
			62071	27627	11611	19952	2881			
22	YA	2883	Total	C	N	O	P	0	0	0
			62091	27636	11613	19960	2882			

- Molecule 23 is a RNA chain called 5S rRNA.

Mol	Chain	Residues	Atoms					ZeroOcc	AltConf	Trace
23	RB	120	Total	C	N	O	P	0	0	0
			2573	1146	476	832	119			
23	YB	120	Total	C	N	O	P	0	0	0
			2573	1146	476	832	119			

- Molecule 24 is a protein called 50S ribosomal protein L2.

Mol	Chain	Residues	Atoms					ZeroOcc	AltConf	Trace
24	RD	272	Total	C	N	O	S	0	0	0
			2115	1335	420	357	3			
24	YD	272	Total	C	N	O	S	0	0	0
			2115	1335	420	357	3			

- Molecule 25 is a protein called 50S ribosomal protein L3.

Mol	Chain	Residues	Atoms					ZeroOcc	AltConf	Trace
25	RE	205	Total	C	N	O	S	0	0	0
			1568	991	300	271	6			
25	YE	205	Total	C	N	O	S	0	0	0
			1568	991	300	271	6			

- Molecule 26 is a protein called 50S ribosomal protein L4.

Mol	Chain	Residues	Atoms					ZeroOcc	AltConf	Trace
26	RF	202	Total	C	N	O	S	0	0	0
			1585	1011	297	275	2			

Continued on next page...

Continued from previous page...

Mol	Chain	Residues	Atoms					ZeroOcc	AltConf	Trace
26	YF	202	Total	C	N	O	S	0	0	0
			1585	1011	297	275	2			

- Molecule 27 is a protein called 50S ribosomal protein L5.

Mol	Chain	Residues	Atoms					ZeroOcc	AltConf	Trace
27	RG	181	Total	C	N	O	S	0	0	0
			1474	942	268	260	4			
27	YG	181	Total	C	N	O	S	0	0	0
			1474	942	268	260	4			

- Molecule 28 is a protein called 50S ribosomal protein L6.

Mol	Chain	Residues	Atoms					ZeroOcc	AltConf	Trace
28	RH	170	Total	C	N	O	S	0	0	0
			1307	829	245	232	1			
28	YH	170	Total	C	N	O	S	0	0	0
			1307	829	245	232	1			

- Molecule 29 is a protein called 50S ribosomal protein L9.

Mol	Chain	Residues	Atoms					ZeroOcc	AltConf	Trace
29	RI	146	Total	C	N	O	S	0	0	0
			1136	726	201	208	1			
29	YI	146	Total	C	N	O	S	0	0	0
			1136	726	201	208	1			

- Molecule 30 is a protein called 50S ribosomal protein L13.

Mol	Chain	Residues	Atoms					ZeroOcc	AltConf	Trace
30	RN	138	Total	C	N	O	S	0	0	0
			1104	712	206	182	4			
30	YN	138	Total	C	N	O	S	0	0	0
			1104	712	206	182	4			

- Molecule 31 is a protein called 50S ribosomal protein L14.

Mol	Chain	Residues	Atoms					ZeroOcc	AltConf	Trace
31	RO	122	Total	C	N	O	S	0	0	0
			933	588	171	170	4			
31	YO	122	Total	C	N	O	S	0	0	0
			933	588	171	170	4			

- Molecule 32 is a protein called 50S ribosomal protein L15.

Mol	Chain	Residues	Atoms					ZeroOcc	AltConf	Trace
32	RP	150	Total	C	N	O	S	0	0	0
			1145	712	232	198	3			
32	YP	150	Total	C	N	O	S	0	0	0
			1145	712	232	198	3			

- Molecule 33 is a protein called 50S ribosomal protein L16.

Mol	Chain	Residues	Atoms					ZeroOcc	AltConf	Trace
33	RQ	141	Total	C	N	O	S	0	0	0
			1122	715	212	188	7			
33	YQ	141	Total	C	N	O	S	0	0	0
			1122	715	212	188	7			

- Molecule 34 is a protein called 50S ribosomal protein L17.

Mol	Chain	Residues	Atoms					ZeroOcc	AltConf	Trace
34	RR	118	Total	C	N	O	S	0	0	0
			968	604	203	160	1			
34	YR	118	Total	C	N	O	S	0	0	0
			968	604	203	160	1			

- Molecule 35 is a protein called 50S ribosomal protein L18.

Mol	Chain	Residues	Atoms				ZeroOcc	AltConf	Trace
35	RS	111	Total	C	N	O	0	0	0
			882	556	176	150			
35	YS	111	Total	C	N	O	0	0	0
			882	556	176	150			

- Molecule 36 is a protein called 50S ribosomal protein L19.

Mol	Chain	Residues	Atoms					ZeroOcc	AltConf	Trace
36	RT	137	Total	C	N	O	S	0	0	0
			1141	710	234	196	1			
36	YT	137	Total	C	N	O	S	0	0	0
			1141	710	234	196	1			

- Molecule 37 is a protein called 50S ribosomal protein L20.

Mol	Chain	Residues	Atoms					ZeroOcc	AltConf	Trace
37	RU	117	Total	C	N	O	S	0	0	0
			964	610	202	151	1			
37	YU	117	Total	C	N	O	S	0	0	0
			964	610	202	151	1			

- Molecule 38 is a protein called 50S ribosomal protein L21.

Mol	Chain	Residues	Atoms					ZeroOcc	AltConf	Trace
38	RV	101	Total	C	N	O	S	0	0	0
			779	501	142	135	1			
38	YV	101	Total	C	N	O	S	0	0	0
			779	501	142	135	1			

- Molecule 39 is a protein called 50S ribosomal protein L22.

Mol	Chain	Residues	Atoms					ZeroOcc	AltConf	Trace
39	RW	113	Total	C	N	O	S	0	0	0
			900	566	177	155	2			
39	YW	113	Total	C	N	O	S	0	0	0
			900	566	177	155	2			

- Molecule 40 is a protein called 50S ribosomal protein L23.

Mol	Chain	Residues	Atoms				ZeroOcc	AltConf	Trace
40	RX	92	Total	C	N	O	0	0	0
			725	471	131	123			
40	YX	92	Total	C	N	O	0	0	0
			725	471	131	123			

- Molecule 41 is a protein called 50S ribosomal protein L24.

Mol	Chain	Residues	Atoms					ZeroOcc	AltConf	Trace
41	RY	102	Total	C	N	O	S	0	0	0
			785	505	150	125	5			
41	YY	102	Total	C	N	O	S	0	0	0
			785	505	150	125	5			

- Molecule 42 is a protein called 50S ribosomal protein L25.

Mol	Chain	Residues	Atoms					ZeroOcc	AltConf	Trace
42	RZ	183	Total	C	N	O	S	0	0	0
			1461	933	260	265	3			

Continued on next page...

Continued from previous page...

Mol	Chain	Residues	Atoms					ZeroOcc	AltConf	Trace
42	YZ	183	Total	C	N	O	S	0	0	0
			1461	933	260	265	3			

- Molecule 43 is a protein called 50S ribosomal protein L27.

Mol	Chain	Residues	Atoms					ZeroOcc	AltConf	Trace
43	R0	82	Total	C	N	O	S	0	0	0
			648	401	138	108	1			
43	Y0	82	Total	C	N	O	S	0	0	0
			648	401	138	108	1			

- Molecule 44 is a protein called 50S ribosomal protein L28.

Mol	Chain	Residues	Atoms					ZeroOcc	AltConf	Trace
44	R1	97	Total	C	N	O	S	0	0	0
			763	481	150	131	1			
44	Y1	97	Total	C	N	O	S	0	0	0
			763	481	150	131	1			

- Molecule 45 is a protein called 50S ribosomal protein L29.

Mol	Chain	Residues	Atoms					ZeroOcc	AltConf	Trace
45	R2	69	Total	C	N	O	S	0	0	0
			581	358	118	104	1			
45	Y2	69	Total	C	N	O	S	0	0	0
			581	358	118	104	1			

- Molecule 46 is a protein called 50S ribosomal protein L30.

Mol	Chain	Residues	Atoms				ZeroOcc	AltConf	Trace
46	R3	59	Total	C	N	O	0	0	0
			469	298	90	81			
46	Y3	59	Total	C	N	O	0	0	0
			469	298	90	81			

- Molecule 47 is a protein called 50S ribosomal protein L31.

Mol	Chain	Residues	Atoms					ZeroOcc	AltConf	Trace
47	R4	71	Total	C	N	O	S	0	0	0
			581	364	108	104	5			
47	Y4	71	Total	C	N	O	S	0	0	0
			581	364	108	104	5			

- Molecule 48 is a protein called 50S ribosomal protein L32.

Mol	Chain	Residues	Atoms					ZeroOcc	AltConf	Trace
48	R5	59	Total	C	N	O	S	0	0	0
			459	288	90	76	5			
48	Y5	58	Total	C	N	O	S	0	0	0
			451	283	89	74	5			

- Molecule 49 is a protein called 50S ribosomal protein L33.

Mol	Chain	Residues	Atoms					ZeroOcc	AltConf	Trace
49	R6	49	Total	C	N	O	S	0	0	0
			424	264	87	69	4			
49	Y6	49	Total	C	N	O	S	0	0	0
			424	264	87	69	4			

- Molecule 50 is a protein called 50S ribosomal protein L34.

Mol	Chain	Residues	Atoms					ZeroOcc	AltConf	Trace
50	R7	49	Total	C	N	O	S	0	0	0
			430	263	108	57	2			
50	Y7	49	Total	C	N	O	S	0	0	0
			430	263	108	57	2			

- Molecule 51 is a protein called 50S ribosomal protein L35.

Mol	Chain	Residues	Atoms					ZeroOcc	AltConf	Trace
51	R8	64	Total	C	N	O	S	0	0	0
			517	331	102	82	2			
51	Y8	64	Total	C	N	O	S	0	0	0
			517	331	102	82	2			

- Molecule 52 is a protein called 50S ribosomal protein L36.

Mol	Chain	Residues	Atoms					ZeroOcc	AltConf	Trace
52	R9	37	Total	C	N	O	S	0	0	0
			307	188	68	47	4			
52	Y9	37	Total	C	N	O	S	0	0	0
			307	188	68	47	4			

- Molecule 53 is a RNA chain called P-site tRNA fMet.

Mol	Chain	Residues	Atoms					ZeroOcc	AltConf	Trace
53	QV	77	Total	C	N	O	P	0	0	0
			1644	732	297	538	77			
53	XV	77	Total	C	N	O	P	0	0	0
			1644	732	297	538	77			

- Molecule 54 is a RNA chain called A-site ASL SufA6.

Mol	Chain	Residues	Atoms					ZeroOcc	AltConf	Trace
54	QX	8	Total	C	N	O	P	0	0	0
			169	76	31	54	8			
54	XX	8	Total	C	N	O	P	0	0	0
			169	76	31	54	8			

- Molecule 55 is a RNA chain called messenger RNA.

Mol	Chain	Residues	Atoms					ZeroOcc	AltConf	Trace
55	QY	14	Total	C	N	O	P	0	0	0
			303	135	55	99	14			
55	XY	14	Total	C	N	O	P	0	0	0
			303	135	55	99	14			

- Molecule 56 is a RNA chain called tRNA acceptor end mimic.

Mol	Chain	Residues	Atoms					ZeroOcc	AltConf	Trace
56	Z6	3	Total	C	N	O	P	0	0	0
			74	40	13	19	2			
56	Z8	3	Total	C	N	O	P	0	0	0
			74	40	13	19	2			

- Molecule 57 is MAGNESIUM ION (three-letter code: MG) (formula: Mg).

Mol	Chain	Residues	Atoms		ZeroOcc	AltConf
57	QA	65	Total	Mg	0	0
			65	65		
57	RP	2	Total	Mg	0	0
			2	2		
57	QX	1	Total	Mg	0	0
			1	1		
57	YA	265	Total	Mg	0	0
			265	265		
57	QM	1	Total	Mg	0	0
			1	1		

Continued on next page...

Continued from previous page...

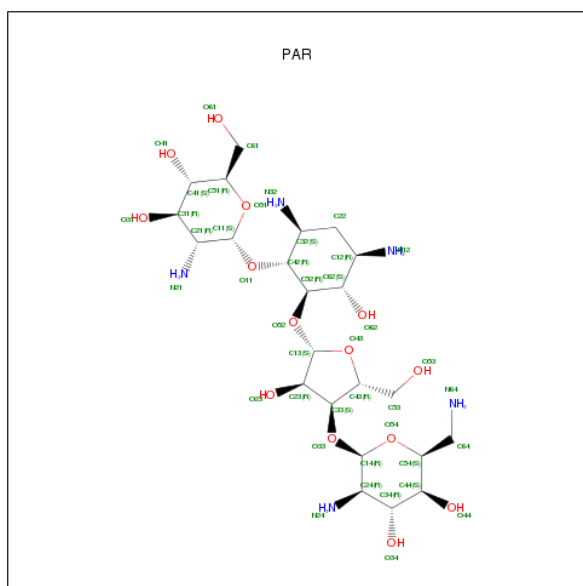
Mol	Chain	Residues	Atoms		ZeroOcc	AltConf
57	XX	1	Total 1	Mg 1	0	0
57	XA	72	Total 72	Mg 72	0	0
57	RU	1	Total 1	Mg 1	0	0
57	QH	1	Total 1	Mg 1	0	0
57	YQ	1	Total 1	Mg 1	0	0
57	R8	1	Total 1	Mg 1	0	0
57	YX	1	Total 1	Mg 1	0	0
57	RR	1	Total 1	Mg 1	0	0
57	RD	1	Total 1	Mg 1	0	0
57	Y7	1	Total 1	Mg 1	0	0
57	QF	1	Total 1	Mg 1	0	0
57	R5	1	Total 1	Mg 1	0	0
57	RA	244	Total 244	Mg 244	0	0
57	YP	2	Total 2	Mg 2	0	0
57	Y5	1	Total 1	Mg 1	0	0
57	RE	2	Total 2	Mg 2	0	0
57	YB	3	Total 3	Mg 3	0	0
57	XV	2	Total 2	Mg 2	0	0
57	RB	2	Total 2	Mg 2	0	0
57	RF	1	Total 1	Mg 1	0	0
57	XM	1	Total 1	Mg 1	0	0

Continued on next page...

Continued from previous page...

Mol	Chain	Residues	Atoms		ZeroOcc	AltConf
57	YE	1	Total	Mg	0	0
			1	1		

- Molecule 58 is PAROMOMYCIN (three-letter code: PAR) (formula: $C_{23}H_{45}N_5O_{14}$).



Mol	Chain	Residues	Atoms				ZeroOcc	AltConf
58	QA	1	Total	C	N	O	0	0
			42	23	5	14		
58	XA	1	Total	C	N	O	0	0
			42	23	5	14		

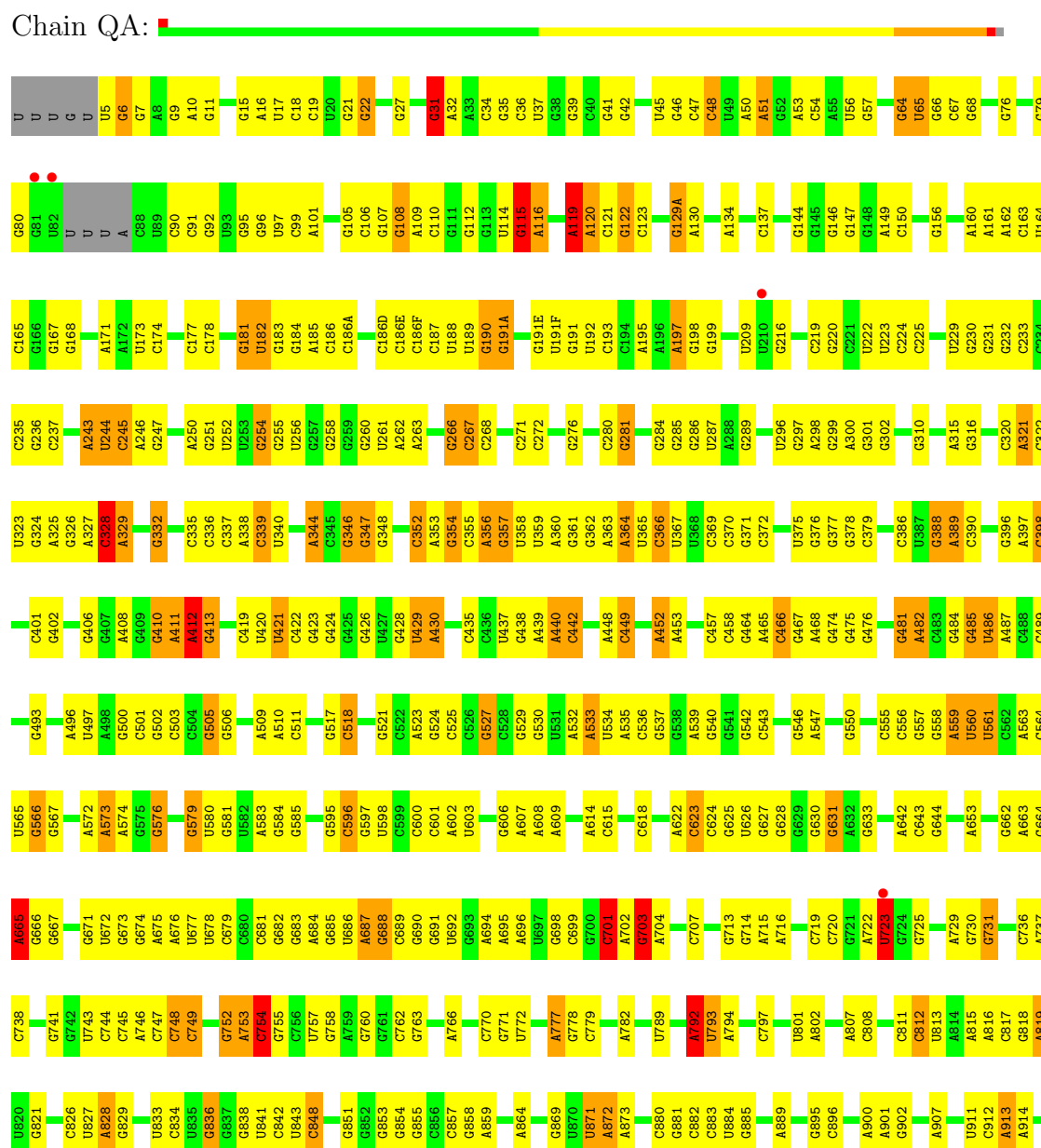
- Molecule 59 is ZINC ION (three-letter code: ZN) (formula: Zn).

Mol	Chain	Residues	Atoms		ZeroOcc	AltConf
59	Y9	1	Total	Zn	0	0
			1	1		
59	QN	1	Total	Zn	0	0
			1	1		
59	XN	1	Total	Zn	0	0
			1	1		
59	QD	1	Total	Zn	0	0
			1	1		
59	XD	1	Total	Zn	0	0
			1	1		
59	R9	1	Total	Zn	0	0
			1	1		

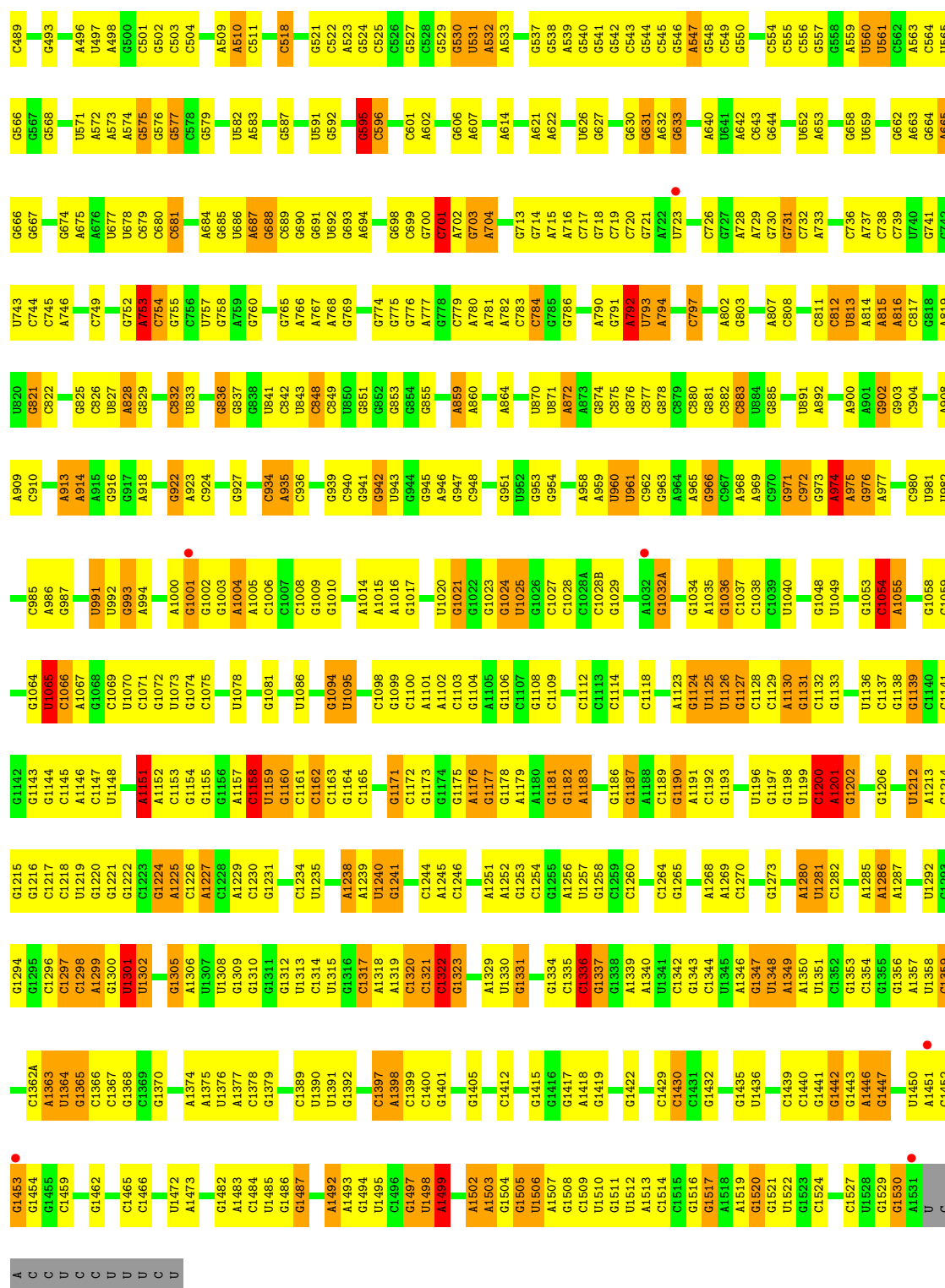
3 Residue-property plots

These plots are drawn for all protein, RNA and DNA chains in the entry. The first graphic for a chain summarises the proportions of errors displayed in the second graphic. The second graphic shows the sequence view annotated by issues in geometry and electron density. Residues are color-coded according to the number of geometric quality criteria for which they contain at least one outlier: green = 0, yellow = 1, orange = 2 and red = 3 or more. A red dot above a residue indicates a poor fit to the electron density ($RSRZ > 2$). Stretches of 2 or more consecutive residues without any outlier are shown as a green connector. Residues present in the sample, but not in the model, are shown in grey.

• Molecule 1: 16S rRNA





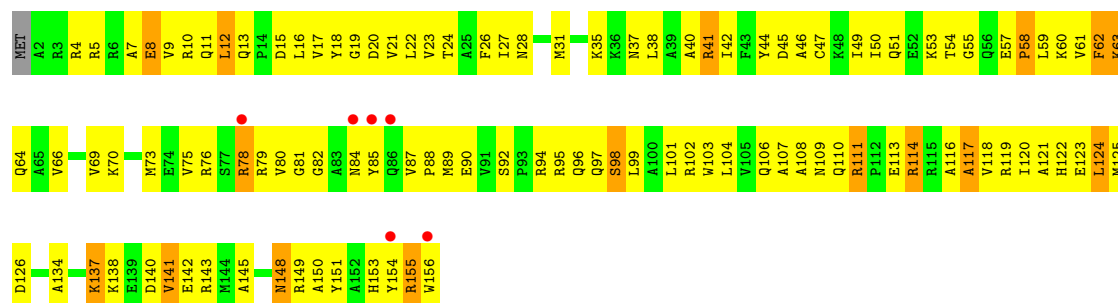






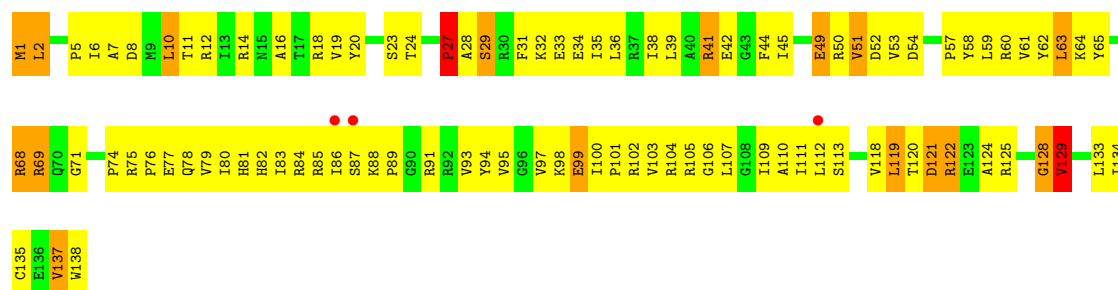
- Molecule 7: 30S ribosomal protein S7

Chain XG:



- Molecule 8: 30S ribosomal protein S8

Chain QH:



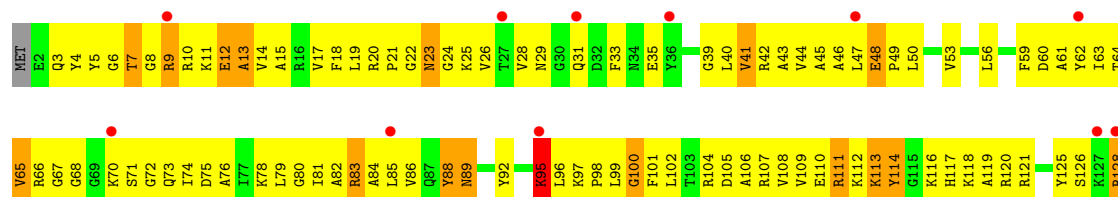
- Molecule 8: 30S ribosomal protein S8

Chain XH:



- Molecule 9: 30S ribosomal protein S9

Chain QI:



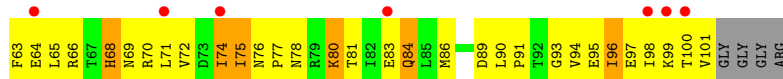
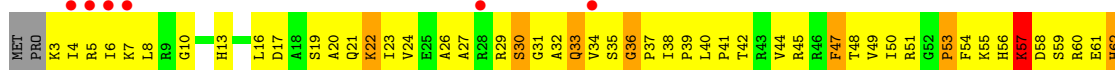
- Molecule 9: 30S ribosomal protein S9

Chain XI:



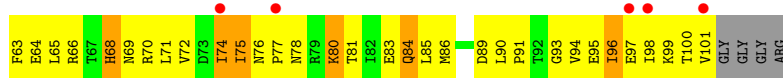
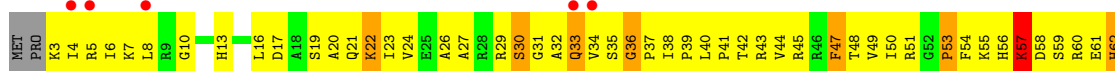
• Molecule 10: 30S ribosomal protein S10

Chain QJ:



• Molecule 10: 30S ribosomal protein S10

Chain XJ:




• Molecule 11: 30S ribosomal protein S11

Chain QK:



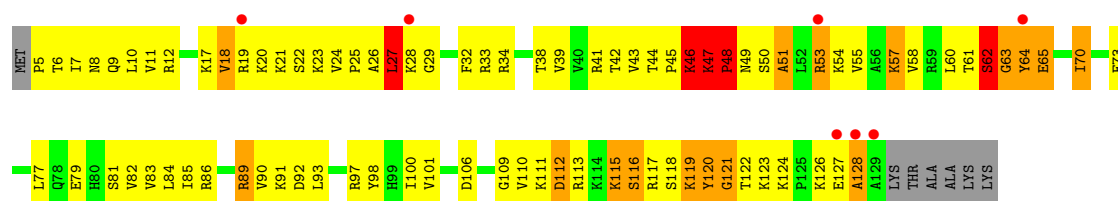
• Molecule 11: 30S ribosomal protein S11

Chain XK:



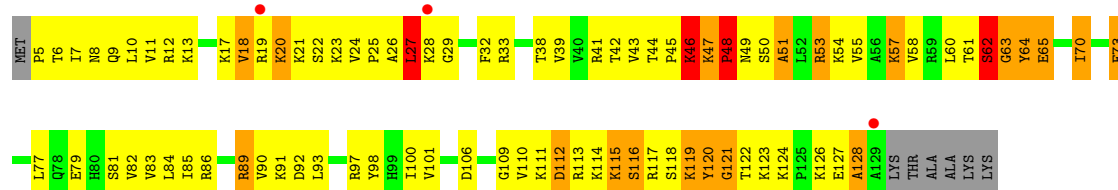
• Molecule 12: 30S ribosomal protein S12

Chain QL:



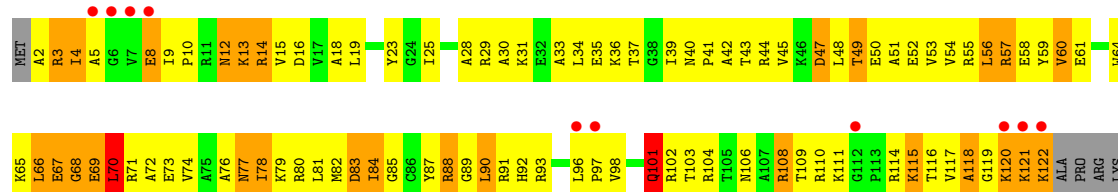
• Molecule 12: 30S ribosomal protein S12

Chain XL:



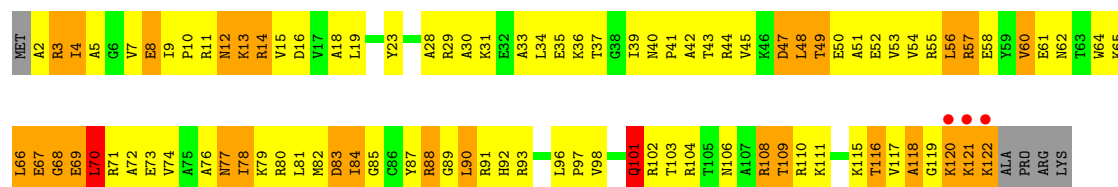
• Molecule 13: 30S ribosomal protein S13

Chain QM:



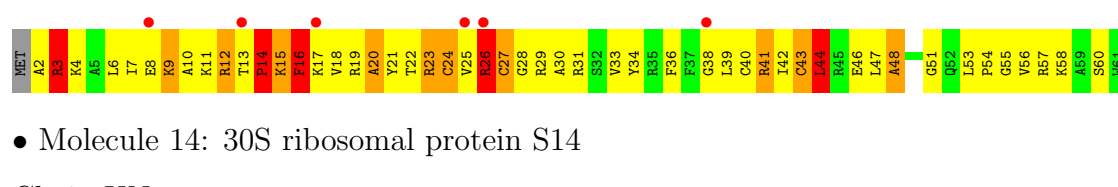
• Molecule 13: 30S ribosomal protein S13

Chain XM:




• Molecule 14: 30S ribosomal protein S14

Chain QN:



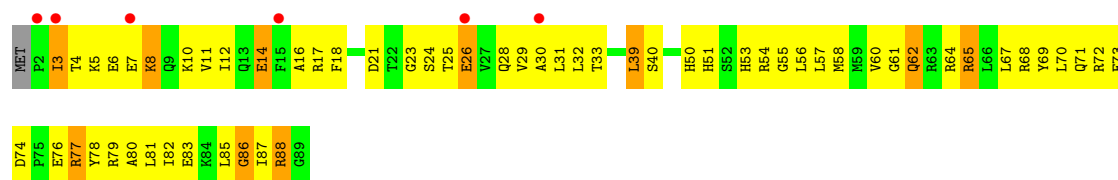
• Molecule 14: 30S ribosomal protein S14

Chain XN:



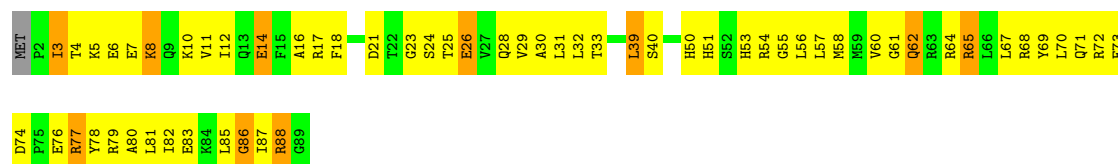
- Molecule 15: 30S ribosomal protein S15

Chain QO:



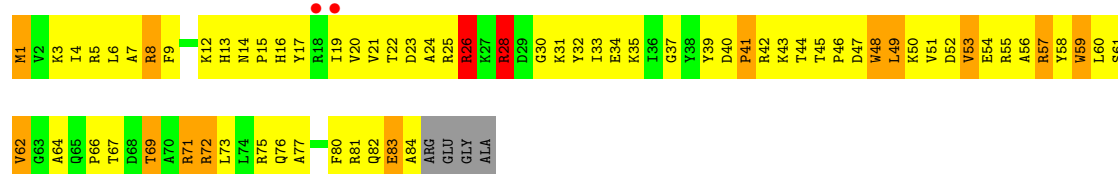
- Molecule 15: 30S ribosomal protein S15

Chain XO:



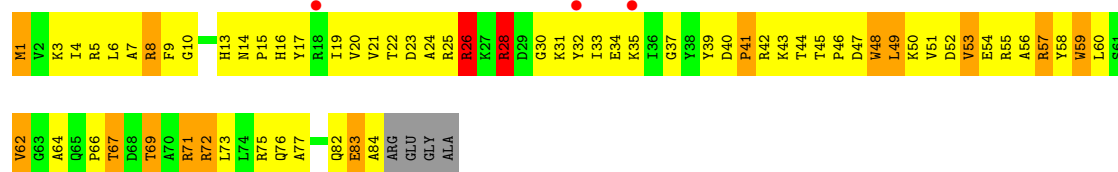
- Molecule 16: 30S ribosomal protein S16

Chain QP:



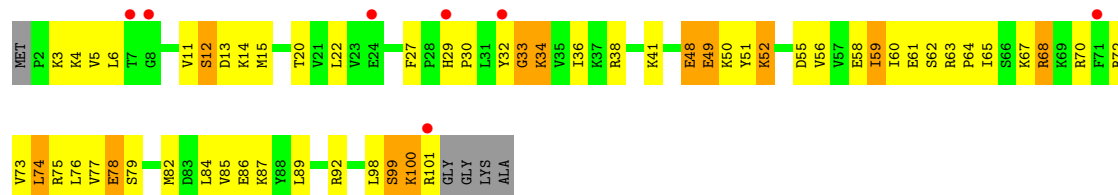
- Molecule 16: 30S ribosomal protein S16

Chain XP:



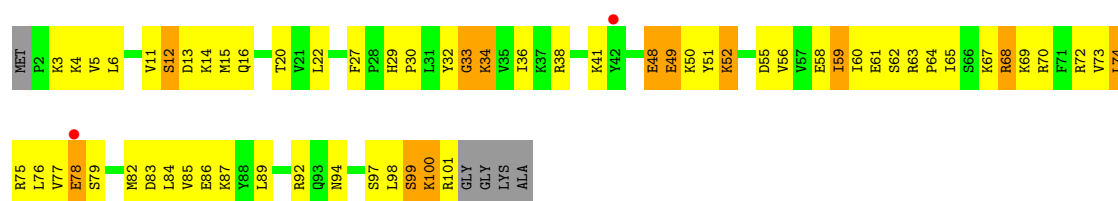
- Molecule 17: 30S ribosomal protein S17

Chain QQ:



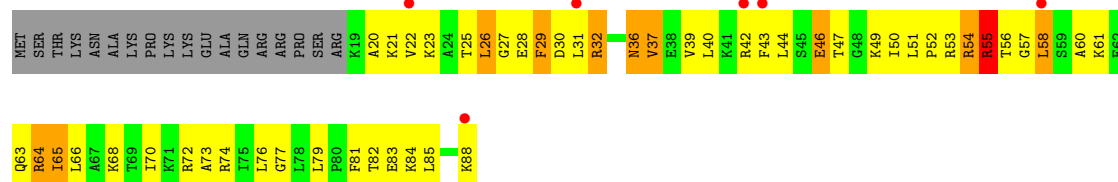
- Molecule 17: 30S ribosomal protein S17

Chain XQ:



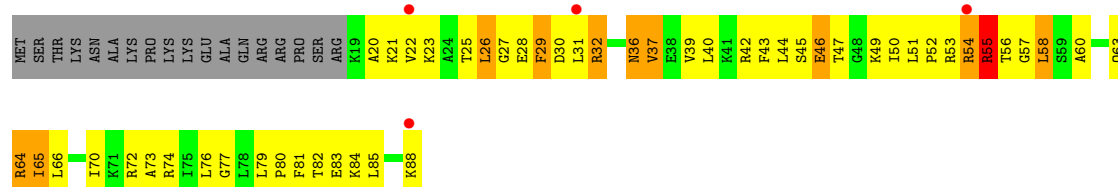
• Molecule 18: 30S ribosomal protein S18

Chain QR:



• Molecule 18: 30S ribosomal protein S18

Chain XR:



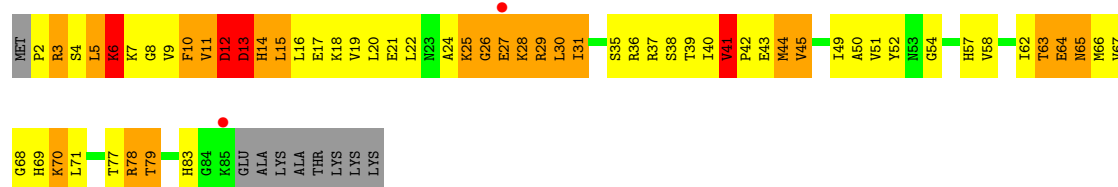
• Molecule 19: 30S ribosomal protein S19

Chain QS:



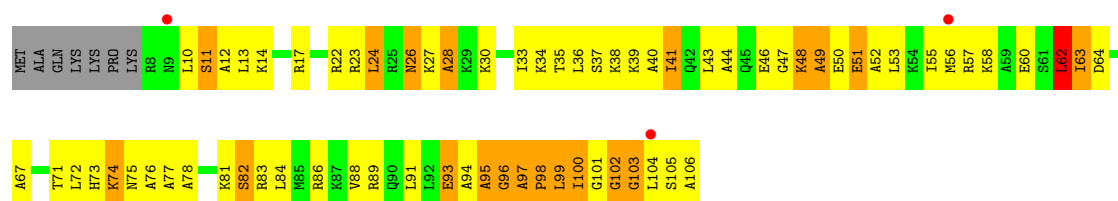
• Molecule 19: 30S ribosomal protein S19

Chain XS:



• Molecule 20: 30S ribosomal protein S20

Chain QT:



• Molecule 20: 30S ribosomal protein S20

Chain XT:



• Molecule 21: 30S ribosomal protein S21

Chain QU:



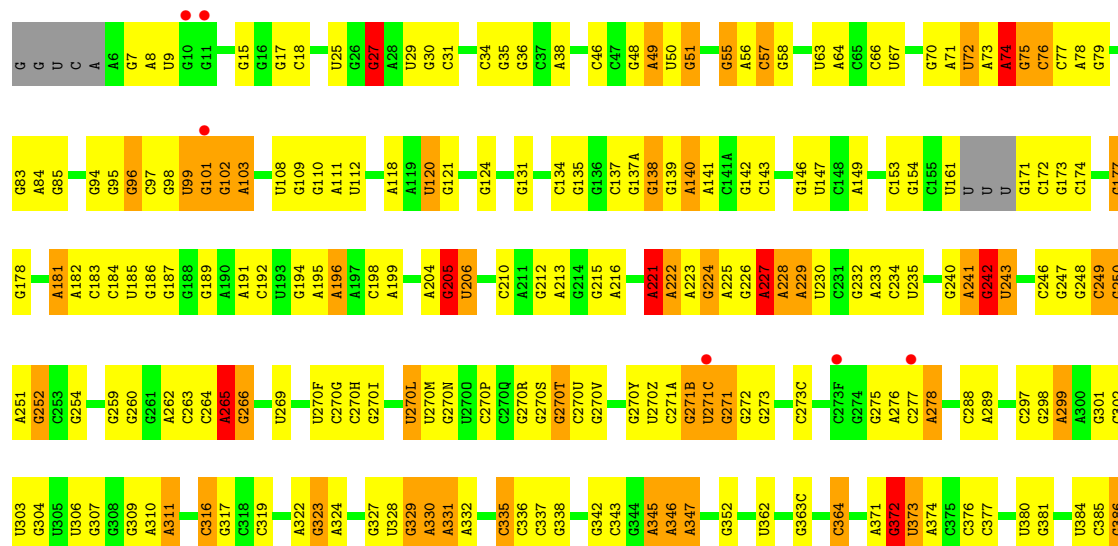
• Molecule 21: 30S ribosomal protein S21

Chain XU:



• Molecule 22: 23S rRNA

Chain RA:



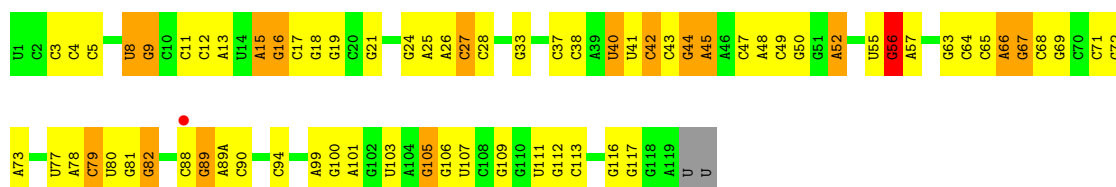
C1417	A1386	C1179	A1098	U1026	U958	C883	A804	C736	G563	A621	U553	A470	U387
G1418	G1337	C1180	G1099	A1027	A959	C884	G805	G737	C864	G622	U554	A471	G388
A1419	G1338	G1183	C1100	A1028	A960	C885	C806	G738	C865	G623	G556	A472	G389
U1420	G1339	G1184	C1101	A1029	C961	C886	U807	G739	C866	C624	U557	G473	A390
G1421	U1340	A1285	A1102	G1030	G962	C887	G808	G744	U677	G625	G558		G391
G1422	U1341	A1266	C1103	U1033	U963	C888	G809	G745	G668	U626		A479	C392
		U1267	C1104	U1033	C964	C889	U810	G746	A480	A627	G563	A480	C393
G1425	G1348	U1188	G1110	C1041	C965	A890	U811	U747	C870		C564	A481	C394
G1426	A1269	A1189	A1111	G1042	G966	A892	C812	G748	C872	A631	C565	A482	U395
A1427	C1350	G1190	C1112	C1043	U969	C893	C917	G749	C873	A632	U566	A483	G397
G1428	C1351	G1191	G1113	G1044	C970	A896	G818	A750	G674	G633	G570	A484	
G1429	U1352	A1272	U1113	A1045	C971	C897	A819	A751	A675	C634	A571		A401
C1430	U1353	G1193	G1114	A1046	G972	C898		A752	A676	C635	A572		
U1431	A1194	G1195	C1116	A1047	A973	A899	U822	C753	A677	G636		A485	C486
C1432	G1355			A1048	G974	A900	G823	C754	C878	A637	C574		
U1433	U1356			A1049	C974A	A901	A824	C755	G638	U576	A575		C404
A1434	G1357			A1050	G975	C902	C825		U639	G577	C574		U405
G1435	U1358			A1050		C903	U826	G759	G681	C640	U576		C409
	A1359			A1054	A980	C904	U827	G760	G682	C641	A503		G410
G1441				G1055	A983	U905	U828	A761	C883	G642	A504		G411
G1442	A1365			G1056	A984	G906	C831		C882	G643	A505		A412
A1443A	A1366			A1057	C985	U907	G832	A764	A685	A643	G506		C413
C1445	G1367			G1058	C986		U833	G765	G686	C645	A507		C414
	G1368			U1059	C987	A910		G766	C687	C646	G508		C419
A1449	G1370			U1060	G987	A911		U767	U888	G647	C509		C420
G1449A	C1371			U1061	A988	C912	U839	G768	A689	G648	G577		G421
C1450	U1372			G1062	G989			G769	G690	G649	A504		G410
A1451	A1373			U1063	A990	C915	G843	G770	C883	C650	U504		G411
A1453	G1374			C1064	C991	C916	C944	G771	A685	G651	A505		A412
U1454	C1293			U1065	C992	A917	G845		C893	G652	A513		C426
G1455				U1066	C993		C946	A774	G695	A653	A514		G426
	A1378			A1067	C994	G921	U847	G775	G696	A654	A515		U427
C1458	G1380			G1068	C995	U922	G848	G776	C897	C654B	G518		C433
G1459	G1381			U1069	A996	C923	A849	A777		G	U519		U434
A1460	A1301			A1070	C997	C924		G778	G701	G	G596		C435
G1461				G1071			G855	U779	G702	G	U597		G521
C1462					A1000	G928	C856	G780	U703	G	G598		A443
				C1076	A1001	G929	C857	A781	G704	C	G599		C444
C1467				A1077	G1002	U930	U858	A782	A705	C	U524		C445
C1468	C1237			U1078	G1003	G931	G859	A783	C	G	U525		G446
A1469	G1238			C1079	G1004	G932	U860	A784	U709	C	A526		A447
G1470				U1080	G1005	C935	A861	G785	G710	A	A603		U448
A1471	A1241			U1081	C1006	C936	G862	C786		C	A528		A449
A1472	G1243			U1082	C1007	U937	A863	U787	G717	C	G604		G450
G1473	G1244			U1083	A1010	U937	G864	A788	A718	C	U605		C451
C1474				U1084	G1011	G938	C965	A789	C719	C	U607		C451
G1475	C1162			U1085	G1012		A866	C790	A722	C	A608		A454
	U1165			A1086	U1013	A941	C967	C791	G723	C	A609		
G1478	C1166			G1087	C1014	G942	U868	G792	U724	C	G537		A457
G1479	G1169			A1088	U1015	U943	G869	A793	G654S	G	G539		G458
C1480	G1170			G1089	G1016	A945	A870	G794	C654T		G540		U459
G1482	G1171			U1090	U1019	G946	A872	C796	G726		C546		A460
G1483	C1327			G1091	U1020	G947		C797	A727		G615		G461
G1484	G1173			U1092	A1021	G948	A878		G656		A616		U464
G1485	A1174			G1093	A1022		G879		G657		G617		A548
	U1175			U1094	G1022		G879		U657		G618		A466
G1488	G1176			A1095	U1023	G952	G880	A800		G660	C618A		G467
U1489	C1177			U1096	G1024		G881	A802		C661	G619		G468
	C1178			U1097	G1025	A957	G882	U803		G662	G620		G469

U2609	C1493	A1566	C1644	G1761	U1939	A2019	U2096	G2168	G2254	G2325	C2394	A2459	A2531	U2609	C1493	A1566	C1644	G1761	U1939	A2019	U2096	G2168	G2254	G2325	C2394	A2459	A2531	U2609	
C2610	A1494	A1567	C1645	A1762	U1946	A2020	U2099	A2169	G2255	C2326	C2395	U2460	G2531	C2611	A1495	A1568	G1648	A1763	U1947	A2021	U2100	A2170	G2256	C2327	C2396	U2461	U2502	C2612	C2610
U2611	A1496	A1569	C1648	G1764	C1947	U2022	G2106	A2171	G2257	A2327	G2396	U2462	G2532	U2612	A1497	A1570	A1571	U1497	A1572	U2023	G2107	A2172	G2258	C2328	C2397	U2463	U2503	U2613	U2611
U2613	C1498	A1571	C1653	G1769	A1952	G2023	C2108	A2173	C2258	G2329	U2398	U2467	G2533	U2614	C1499	A1572	A1573	U1499	A1953	U2024	U2109	A2174	C2259	G2330	U2399	U2468	U2504	A2614	A2613
A2614	C1500	C1577	A1654	G1770	A1954	A2030	U2109	C2175	C2260	G2331	G2400	C2467	C2534	C2615	C1501	C1578	A1655	G1771	A1955	A2031	U2110	A2176	C2261	G2332	U2401	U2469	C2535	C2616	C2614
C2617	C1502	C1578	A1658	G1772	A1956	A2032	C2111	A2177	A2262	U2333	U2402	A2470	C2536	C2617	C1503	A1579	A1580	U1579	A1957	A2033	C2112	A2178	A2263	G2334	U2403	U2471	C2537	C2618	C2617
C2618	U1503	A1579	A1580	A1773	A1959	A2033	C2113	A2179	G2270	G2335	C2403	C2472	C2538	C2619	C1504	A1581	A1582	U1580	A1774	A2034	U2114	A2179	G2271	G2336	U2404	U2473	C2539	C2619	C2618
C2620	C1505	C1582	C1660	U1775	A1960	U2034	U2115	A2180	G2272	A2336	C2405	U2474	C2540	C2620	C1506	A1583	C1582	U1581	A1775	U2035	U2116	A2181	G2273	G2337	U2406	U2475	C2540	C2620	C2619
A2621	C1506	A1583	G1661	G1776	A1963	G2035	U2117	A2182	C2273	G2338	U2406	C2475	C2541	C2621	C1507	A1584	A1585	U1582	A1776	U2036	U2118	A2183	G2274	G2338	U2407	U2476	C2541	C2621	C2620
C2622	A1507	A1585	G1667	U1779	A1964	G2036	U2118	A2184	A2274	G2339	G2409	C2477	C2542	C2622	C1508	A1586	A1586	U1583	A1777	U2037	U2119	A2185	G2275	G2340	U2410	U2477	C2542	C2622	C2621
G2623	A1508	A1586	A1668	A1780	C1965	G2037	U2120	A2186	A2275	G2341	G2410	C2478	C2543	C2623	C1509	A1587	A1587	U1584	A1778	U2038	U2121	A2187	G2276	G2342	U2411	U2478	C2543	C2623	C2622
G2624	C1509	A1588	C1670	A1781	A1966	C2039	U2121	A2188	C2276	C2342	C2411	C2479	C2544	C2624	C1510	A1589	A1588	U1585	A1779	U2039	U2122	A2189	G2277	C2343	U2412	U2479	C2544	C2624	C2623
C2625	C1510	C1589	U1671	A1782	A1967	A2042	U2122	A2190	A2277	C2343	A2412	C2480	C2545	C2625	C1511	A1590	A1589	U1586	A1780	U2040	U2123	A2191	G2278	C2344	U2413	U2481	C2545	C2625	C2624
C2626	C1511	U1590	A1674	A1783	A1968	C2043	U2123	A2191	G2279	G2345	G2413	C2481	C2546	C2626	C1512	A1591	A1589	U1587	A1781	U2041	U2124	A2192	G2279	C2345	U2414	U2482	C2546	C2626	C2625
C2627	U1514	U1591	G1674	A1784	A1969	C2044	U2124	A2192	A2280	C2346	G2414	C2482	C2547	C2627	C1513	A1592	A1590	U1588	A1782	U2042	U2125	A2193	G2280	C2347	U2415	U2483	C2547	C2627	C2626
C2633	C1515	C1592	G1678	A1785	A1970	G2045	U2125	A2193	C2281	G2347	G2415	C2484	C2548	C2628	C1514	A1593	A1591	U1589	A1783	U2043	U2126	A2194	G2281	C2348	U2416	U2484	C2548	C2628	C2627
C2634	U1516	C1593	A1678	A1786	A1971	G2046	U2126	A2194	C2282	C2350	G2416	C2485	C2549	C2629	C1515	A1594	A1592	U1590	A1784	U2044	U2127	A2195	G2282	C2349	U2417	U2485	C2549	C2629	C2628
U2635	G1517	G1593	G1678	A1787	A1972	G2047	U2127	A2195	A2283	C2351	A2418	C2486	C2550	C2630	C1516	A1595	A1593	U1591	A1785	U2045	U2128	A2196	G2283	C2352	U2418	U2486	C2550	C2630	C2629
C2636	C1518	G1594	A1681	A1788	A1973	G2048	U2128	A2196	A2284	C2352	G2419	C2487	C2551	C2631	C1517	A1596	A1594	U1592	A1786	U2046	U2129	A2197	G2284	C2353	U2419	U2487	C2551	C2631	C2630
C2637	G1519	G1595	G1682	A1789	A1974	G2049	U2129	A2197	C2285	C2353	G2420	C2488	C2552	C2632	C1518	A1597	A1595	U1593	A1787	U2047	U2130	A2198	G2285	C2354	U2420	U2488	C2552	C2632	C2631
C2638	U1520	A1596	G1682	A1790	A1975	G2050	U2130	A2198	A2286	C2354	G2421	C2489	C2553	C2633	C1519	A1598	A1596	U1594	A1788	U2048	U2131	A2199	G2286	C2355	U2421	U2489	C2553	C2633	C2632
C2639	G1521	C1600	G1682	A1791	A1976	G2051	U2131	A2199	A2287	C2355	G2422	C2490	C2554	C2634	C1520	A1599	A1597	U1595	A1789	U2049	U2132	A2200	G2287	C2356	U2422	U2490	C2554	C2634	C2633
C2645	U1521	C1601	G1682	A1792	A1977	G2052	U2132	A2200	A2288	C2356	G2423	C2491	C2555	C2635	C1521	A1600	A1598	U1596	A1790	U2050	U2133	A2201	G2288	C2357	U2424	U2491	C2555	C2635	C2634
U2647	G1522	C1602	G1682	A1793	A1978	G2053	U2133	A2201	C2289	C2357	G2424	C2492	C2556	C2636	C1522	A1601	A1599	U1597	A1791	U2051	U2134	A2202	G2289	C2358	U2425	U2492	C2556	C2636	C2635
C2655	G1525	C1607	C1684	U1798	A1980	G2054	U2135	A2202	C2290	C2358	G2425	C2493	C2557	C2637	C1523	A1602	A1600	U1598	A1792	U2052	U2136	A2203	G2290	C2359	U2426	U2493	C2557	C2637	C2636
U2656	G1526	C1608	C1684	U1799	A1981	G2055	U2136	A2203	C2291	C2359	G2426	C2494	C2558	C2638	C1524	A1603	A1601	U1599	A1793	U2053	U2137	A2204	G2291	C2360	U2427	U2494	C2558	C2638	C2637
C2657	G1527	C1609	C1684	U1800	A1982	G2056	U2137	A2204	C2292	C2360	G2427	C2495	C2559	C2639	C1525	A1604	A1602	U1600	A1794	U2054	U2138	A2205	G2292	C2361	U2428	U2495	C2559	C2639	C2638
C2658	G1530	C1610	C1684	U1801	A1983	G2057	U2138	A2205	C2293	C2361	G2428	C2496	C2560	C2640	C1526	A1605	A1603	U1601	A1795	U2055	U2139	A2206	G2293	C2362	U2429	U2496	C2560	C2640	C2639
C2659	U1534	G1613	G1613	A1802	A1984	G2058	U2139	A2206	C2294	C2362	G2429	C2497	C2561	C2641	C1527	A1606	A1604	U1602	A1796	U2056	U2140	A2207	G2294	C2363	U2430	U2497	C2561	C2641	C2640
A2660	U1535	A1614	A1614	A1803	A1985	G2059	U2141	A2207	C2295	C2363	G2430	C2498	C2562	C2642	C1528	A1607	A1605	U1603	A1797	U2057	U2142	A2208	G2295	C2364	U2431	U2498	C2562	C2642	C2641
G2661	A1536	C1615	A1616	A1804	A1986	G2060	U2143	A2208	C2296	C2364	G2431	C2499	C2563	C2643	C1529	A1608	A1606	U1604	A1798	U2058	U2144	A2209	G2296	C2365	U2432	U2499	C2563	C2643	C2642
C2662	C1537	C1616	A1617	A1805	A1987	G2061	U2144	A2209	C2297	C2365	G2432	C2500	C2564	C2644	C1530	A1609	A1607	U1605	A1799	U2059	U2145	A2210	G2297	C2366	U2433	U2500	C2564	C2644	C2643
G2663	G1538	A1618	C1617	A1806	A1988	G2062	U2145	A2210	C2298	C2366	G2433	C2501	C2565	C2645	C1531	A1610	A1608	U1606	A1800	U2060	U2146	A2211	G2298	C2367	U2434	U2501	C2565	C2645	C2644
A2665	U1541	C1618	C1617	A1811	A1916	G2063	U2146	A2211	C2299	C2367	G2434	C2502	C2566	C2646	C1532	A1611	A1609	U1607	A1801	U2061	U2147	A2212	G2299	C2368	U2435	U2502	C2566	C2646	C2645
C2667	G1542	A1643	A1643	A1814	A1917	G2064	U2147	A2212	C2300	C2368	G2435	C2503	C2567	C2647	C1533	A1612	A1609	U1608	A1802	U2062	U2148	A2213	G2300	C2369	U2436	U2503	C2567	C2647	C2646
G2673	C1544	A1644	A1644	A1815	A1918	G2065	U2148	A2213	C2301	C2369	G2436	C2504	C2568	C2648	C1534	A1613	A1609	U1609	A1803	U2063	U2149	A2214	G2301	C2370	U2437	U2504	C2568	C2648	C2647
A2679	G1547	C1622	G1622	A1816	A1919	G2066	U2149	A2214	C2302	C2370	G2437	C2505	C2569	C2649	C1535	A1614	A1610	U1610	A1804	U2064	U2150	A2215	G2302	C2371	U2438	U2505	C2569	C2649	C2648
C2680	C1552	G1623	G1623	A1817	A1920	G2067	U2151	A2215	C2303	C2371	G2438	C2506	C2570	C2650	C1536	A1615	A1611	U1611	A1805	U2065	U2152	A2216	G2303	C2372	U2439	U2506	C2570	C2650	C2649
C2681	G1551	A1645	A1645	A1818	A1921	G2068	U2152	A2216	C2304	C2372	G2439	C2507	C2571	C2651	C1537	A1616	A1612	U1612	A1806	U2066	U2153	A2217	G2304	C2373	U2440	U2507	C2571	C2651	C2650
C2682	C1552	A1646	A1646	A1819	A1922	G2069	U2153	A2217	C2305	C2373	G2440	C2508	C2572	C2652	C1538	A1617	A1613	U1613	A1807	U2067	U2154	A2218	G2305	C2374	U2441	U2508	C2572	C2652	C2651
C2683	G1552	G1626	G1626	A1820	A1923	G2070	U2154	A2218	C2306	C2374	G2441	C2509	C2573	C2653	C1539	A1618	A1614	U1614	A1808	U2068	U2155	A2219	G2306	C2375	U2442	U2509	C2573	C2653	C2652
U2689	C1553	A1647	A1647	A1821	A1924	G2071	U2155	A2219	C2307	C2375	G2442	C2510	C2574	C2654	C1540	A1619	A1615	U1615	A1809	U2069	U2156	A2220	G2307	C2376	U2443	U2510	C2574	C2654	C2653
C2691	G1554	C1626	C1626	A1822	A1925	G2072	U2156	A2220	C2308	C2376	G2443	C2511	C2575	C2655	C1541	A1620	A1616	U1616	A1810	U2070	U2157	A2221	G2308	C2377	U2444	U2511	C2575	C2655	C2654
C2692	C1555	A1648	A1648	A1823	A1926	G2073	U2157	A2221	C2309	C2377	G2444	C2512	C2576	C2656	C1542	A1621	A1617	U1617	A1811	U2071									



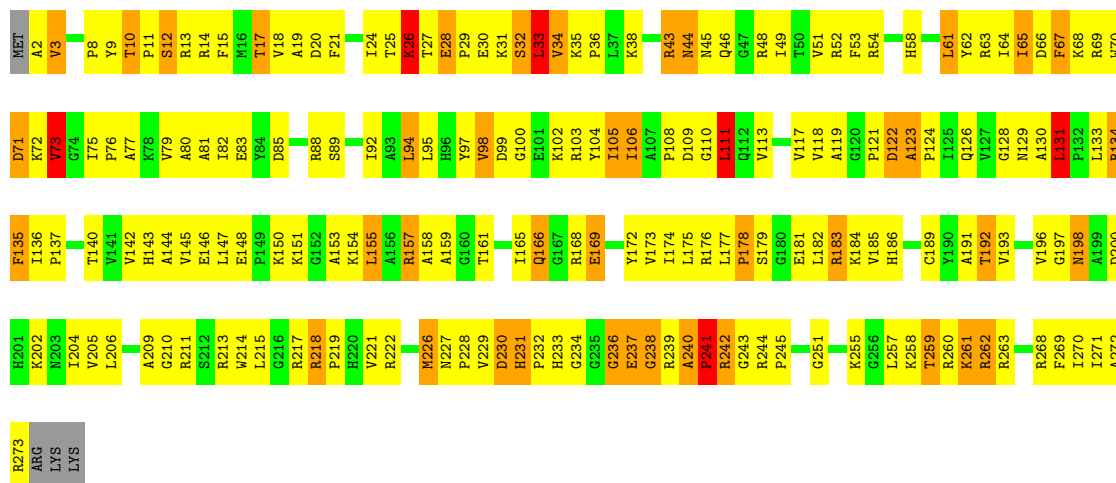
G1964	G1892	A1803	G1728	G1626	G1542	G1470	C1402	G1332	C1257	A1189	G1110	G1042	C964	G892
C1965	C1893	C1804	A1729	C1636	A1543	A1471	C1403	C1332	C1258	G1190	A1111	C1043	C965	A896
C1967	C1894	A1805	G1730	A1637	C1544	A1472	C1404	C1333	G1259	G1191	G1112	G1044	C971	C897
G1968	G1895	A1812	G1732	C1638	A1545	C1474	C1406	C1334	C1260	A1194	G1113	A1045	G973	C898
A1969	G1896	G1813	G1733	C1639	C1547	G1475	C1407	U1335	C1261	A1195	G1114	A1046	A972	C899
A1970	G1897	G1814	C1734	C1640	C1548	C1476	C1408	G1337	U1263	C1196	G1120	G1047	G974	A900
A1971	G1899	A1815	C1742	A1641	C1549	C1477	C1409	G1338	A1264	G1197	G1121	A1048	C974A	A901
A1972	G1902	G1816	G1743	G1642	C1550	C1478	C1410	G1339	A1265	U1198	G1122	C1049	G975	C902
G1973	G1903	G1817	G1744	C1646	C1551	G1480	C1411	U1341	U1267	C1200	C1053	G978	C903	C904
G1974	G1904	G1818	C1745	C1647	A1558	G1481	C1412	G1340	U1268	C1201	C1054	G979	A980	U907
G1975	G1905	A1819	G1750	C1648	A1559	G1482	G1416	G1344	A1269	G1202	G1055	A980	A981	C908
G1976	G1906	G1820	C1751	C1649	C1564	G1483	C1417	A1349	C1270	G1203	G1056	A981	A982	C909
A1977	C1907	G1821	C1752	G1651	C1565	G1484	C1418	A1350	G1271	A1204	G1057	A982	A983	A909
A1978	C1908	G1822	C1753	G1652	C1566	G1485	C1419	C1351	A1272	U1205	G1058	A983	A984	A910
A1979	C1909	G1823	C1754	G1653	A1566	G1486	C1420	U1352	U1273	G1206	U1060	A984	A911	A911
G1980	A1913	G1824	A1755	A1654	A1567	G1487	G1421	C1353	A1274	C1207	U1061	U1060	C985	C912
A1981	G1913	A1825	G1756	A1655	G1568	G1488	G1422	A1354	A1275	C1208	U1062	U1061	U913	U913
C1982	A1916	G1826	U1757	A1656	A1569	C1493	G1423	A1354	A1276	G1209	G1135	A988	A989	C914
U1991	A1917	G1827	G1758	C1657	A1570	A1494	G1424	U1357	G1277	A1210	G1136	A989	A990	C915
G1992	A1918	G1828	A1759	C1658	A1571	A1495	G1425	G1358	A1278	U1211	G1137	A990	A991	G916
U1993	C1920	A1829	C1657	C1658	A1572	A1496	G1426	G1359	G1279	G1212	G1138	C991	C991	A917
A2001	U1923	U1833	A1762	C1662	G1573	U1497	C1427	A1359	U1282	A1213	G1139	C992	C992	A918
G2002	C1924	U1834	G1763	C1663	C1576	U1503	C1428	A1360	U1282	A1214	U1141	A1069	C994	G919
C2006	A1927	G1835	C1765	G1666	U1576	U1504	C1429	G1364	A1286	C1217	U1142	A1070	C995	U922
G2009	G1928	C1836	G1769	G1667	C1577	C1504	C1430	A1365	A1287	A1220	A1143	A1071	C996	C923
G2010	G1929	A1837	C1770	A1669	U1578	C1505	C1431	A1366	U1288	C1221	G1151	G1075	C924	C924
U2011	U1930	G1838	C1771	C1672	A1580	C1506	C1432	G1368	C1291	C1222	G1152	C1076	C925	C925
G2012	U1931	C1843	G1772	U1673	C1585	A1508	C1433	G1369	U1292	G1223	G1153	C1077	A1000	A926
A2013	A1932	C1844	A1773	G1674	A1586	A1509	C1434	C1370	U1292	C1223	G1154	U1077	G1003	G929
A2014	G1933	G1845	U1775	C1675	C1587	A1510	C1435	G1371	C1293	A1227	A1155	U1078	C1004	G930
A2015	C1934	G1846	G1776	A1676	C1592	G1512	C1436	A1372	U1300	G1228	A1156	C1079	C1005	G931
A2020	G1935	A1847	U1777	A1677	C1593	G1513	C1437	A1373	A1301	C1230	G1157	U1082	C1006	G932
A2021	A1936	A1848	U1778	A1678	G1594	U1514	C1439	C1374	A1301	G1231	C1158	U1083	C1007	U937
U2022	A1937	G1849	U1779	G1681	G1595	C1515	C1440	G1375	C1304	G1232	G1161	A1084	C1008	G938
G2023	U1938	G1850	A1780	G1682	A1596	U1516	C1441	G1377	C1305	G1233	G1162	A1085	G1011	G939
G2024	U1939	A1853	C1781	G1683	A1597	C1517	C1442	A1378	U1306	C1234	G1163	A1086	U1012	A941
C2025	U1940	C1854	C1782	A1689	C1598	C1518	G1443	A1379	A1308	U1234	U1165	G1087	U1013	A942
C2026	U1941	G1857	A1783	A1689	C1599	G1519	A1444A	A1380	G1309	G1235	C1166	A1088	C1013	U943
G2027	U1942	G1858	A1784	C1693	C1600	U1520	C1445	G1381	G1310	G1236	G1169	G1089	U1019	G944
U2028	G1945	A1859	A1785	U1693	A1603	G1521	A1449	C1382	G1311	A1237	G1170	U1090	A1020	A945
G2029	U1946	C1864	C1786	C1694	C1607	G1522	G1449A	C1383	U1312	G1238	G1171	G1093	A1021	A946
A2030	G1949	G1869	C1788	G1695	C1608	A1528	U1454	A1384	U1313	G1239	G1172	U1094	G1022	G947
A2031	G1950	C1870	A1698	G1696	A1609	G1529	G1455	C1385	C1314	U1240	U1173	A1095	U1023	G950
G2032	U1951	A1871	G1699	A1699	A1609	G1530	G1455	C1386	C1315	A1241	A1174	A1096	G1024	C951
A2033	A1952	A1872	A1700	C1699	A1614	C1531	C1458	C1387	U1316	G1244	G1175	U1097	G1025	G952
G2034	U1953	G1878	U1794	C1700	C1615	C1532	G1459	G1388	A1317	G1244	G1176	A1098	U1026	G952
G2035	U1954	C1882	C1795	G1705	C1616	C1533	G1460	U1389	G1318	G1248	C1177	G1099	A1027	G956
G2036	C1956	G1883	U1796	U1706	A1617	G1534	A1460	U1391	G1319	U1249	C1178	C1102	A1028	A957
G2037	C1957	A1884	C1797	G1707	A1618	U1535	G1461	U1394	C1320	G1250	C1180	A1103	G1030	U958
C2038	C1958	G1885	U1798	C1708	A1618	A1536	G1465	A1395	A1322	C1251	G1184	A1104	U1033	A959
C2039	G1959	A1886	C1799	G1537	A1618	C1537	G1466	U1396	U1323	G1252	C1185	U1105	U1033	A960
U2040	A1960	C1886	G1725	G1622	G1623	G1538	G1467	U1397	G1324	A1253	G1186	U1106	G1036	C961
C2041	U1963	A1889	G1726	G1624	C1625	G1539	C1468	C1398	U1329	U1254	G1187	G1107	G1036	G962
A2042			U1727	C1625		U1541	A1469				U1188	C1109		U963





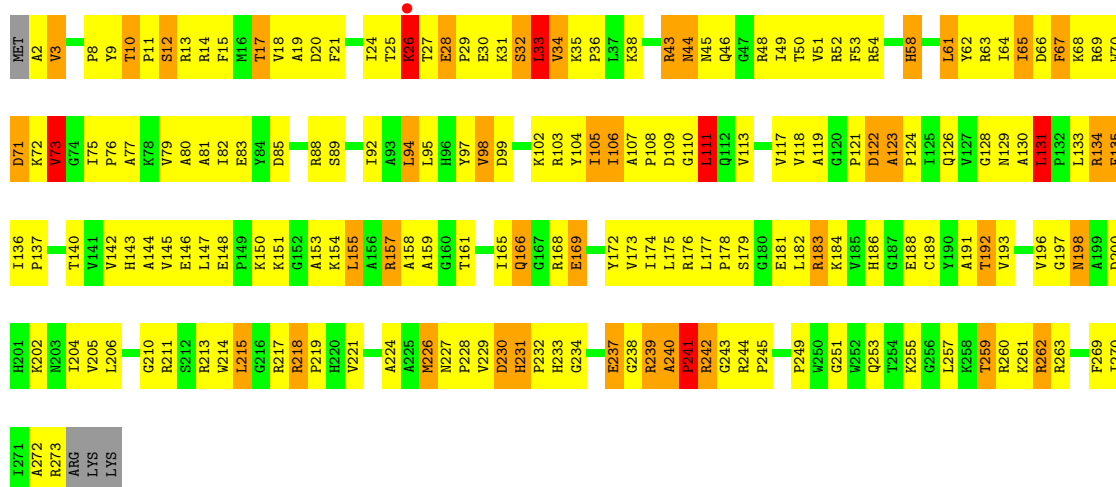
• Molecule 24: 50S ribosomal protein L2

Chain RD:



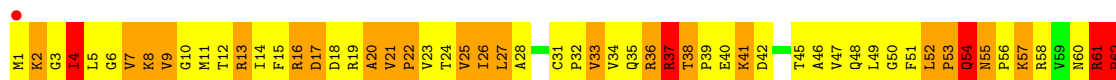
• Molecule 24: 50S ribosomal protein L2

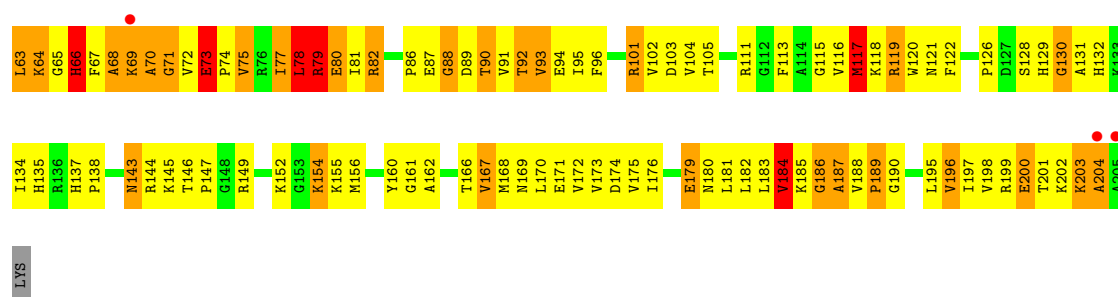
Chain YD:



• Molecule 25: 50S ribosomal protein L3

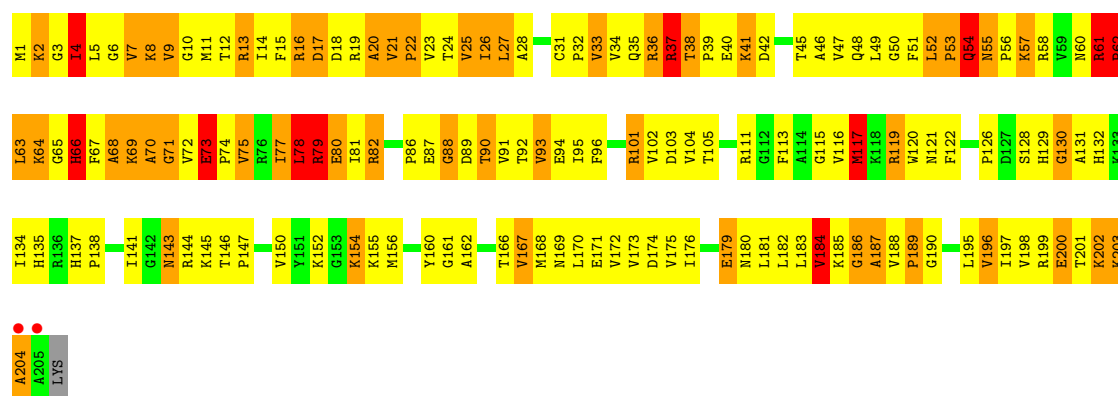
Chain RE:





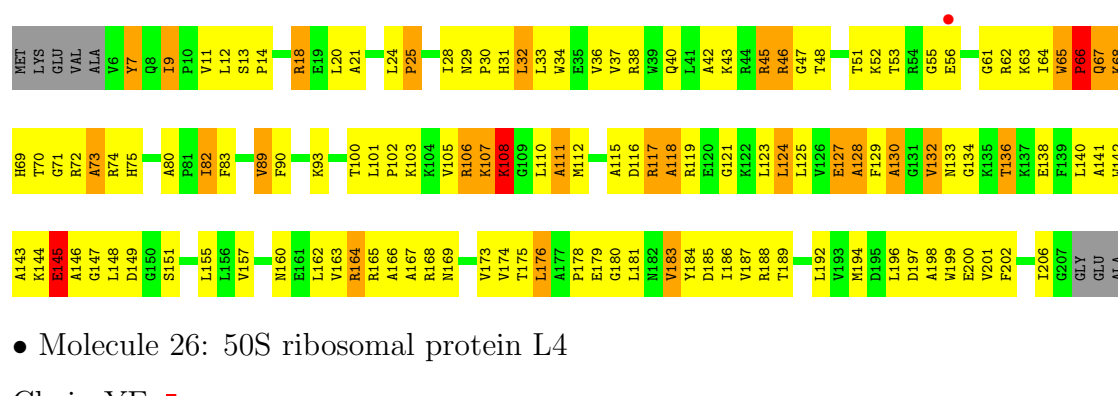
• Molecule 25: 50S ribosomal protein L3

Chain YE:



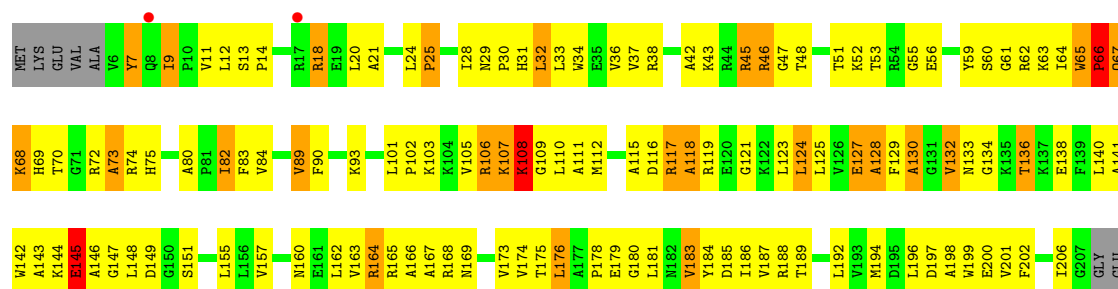
• Molecule 26: 50S ribosomal protein L4

Chain RF:



• Molecule 26: 50S ribosomal protein L4

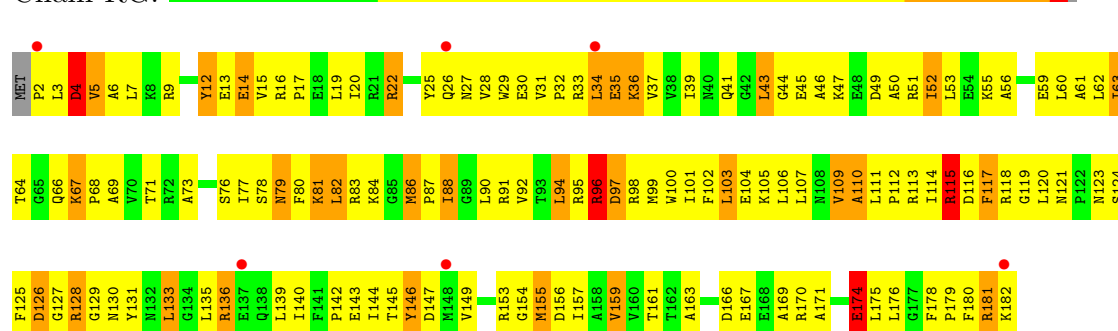
Chain YF:



ALA

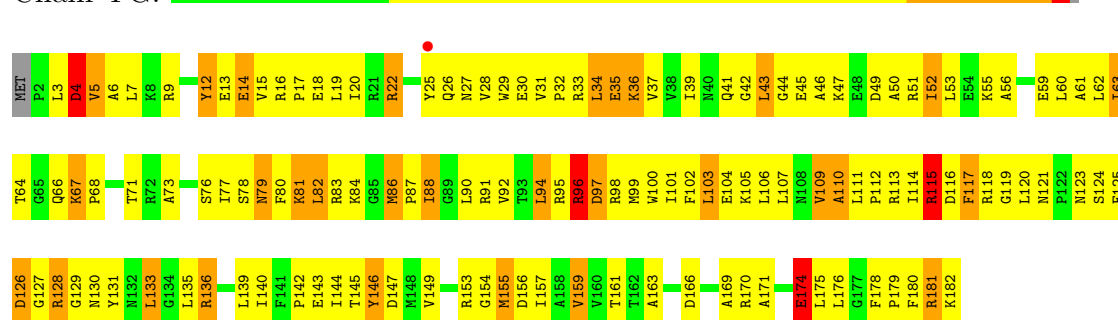
- Molecule 27: 50S ribosomal protein L5

Chain RG:



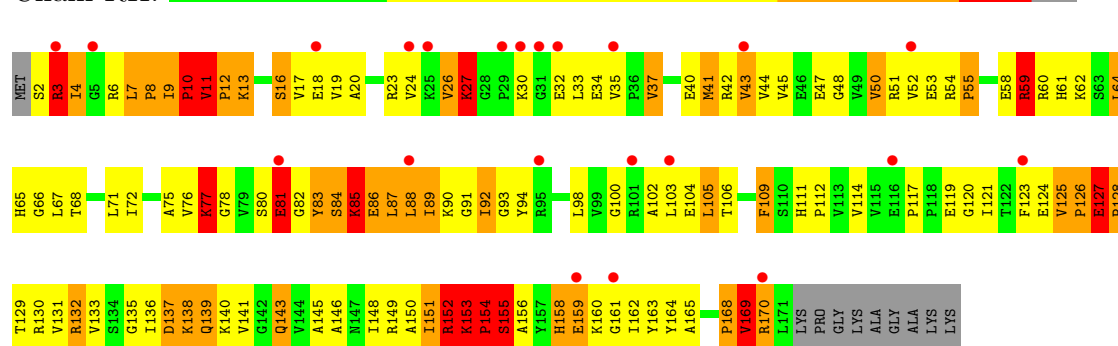
- Molecule 27: 50S ribosomal protein L5

Chain YG:



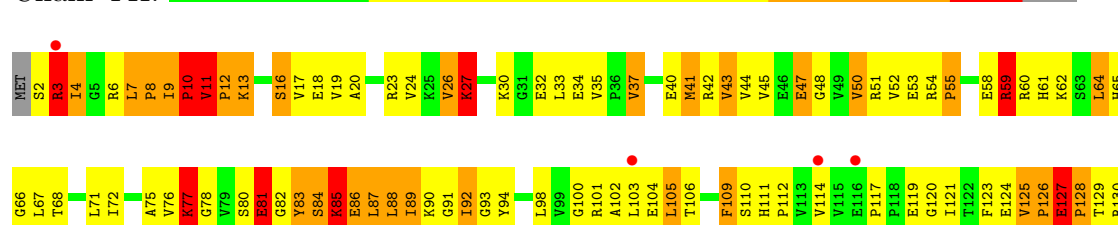
- Molecule 28: 50S ribosomal protein L6


Chain RH:



- Molecule 28: 50S ribosomal protein L6


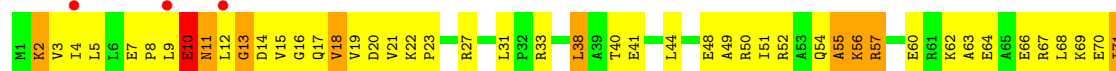
Chain YH:





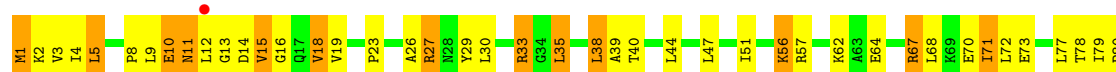
• Molecule 29: 50S ribosomal protein L9

Chain RI:



• Molecule 29: 50S ribosomal protein L9

Chain YI:



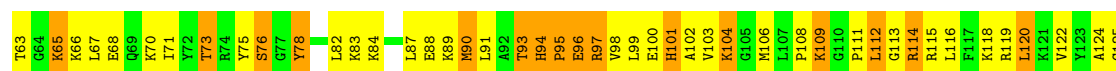
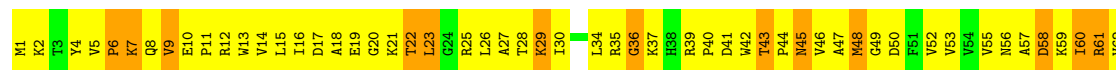
• Molecule 30: 50S ribosomal protein L13

Chain RN:



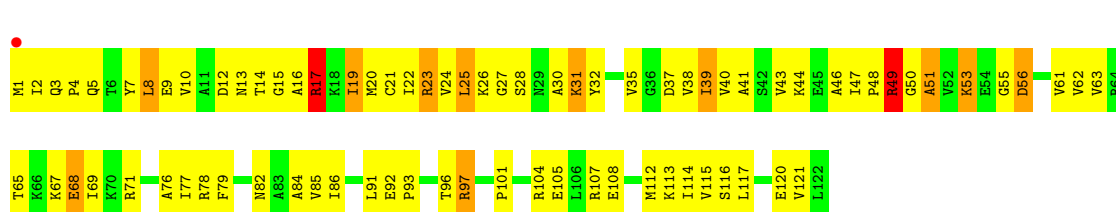
• Molecule 30: 50S ribosomal protein L13

Chain YN:



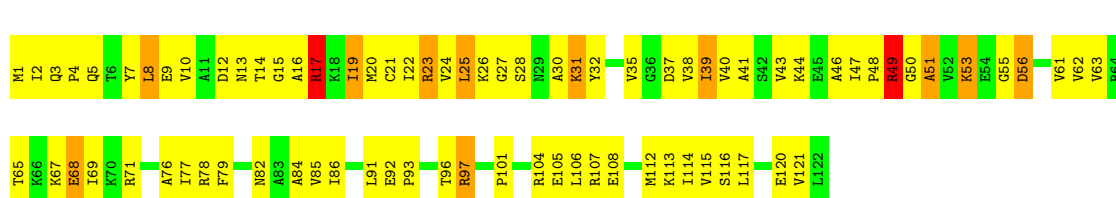
- Molecule 31: 50S ribosomal protein L14

Chain RO:



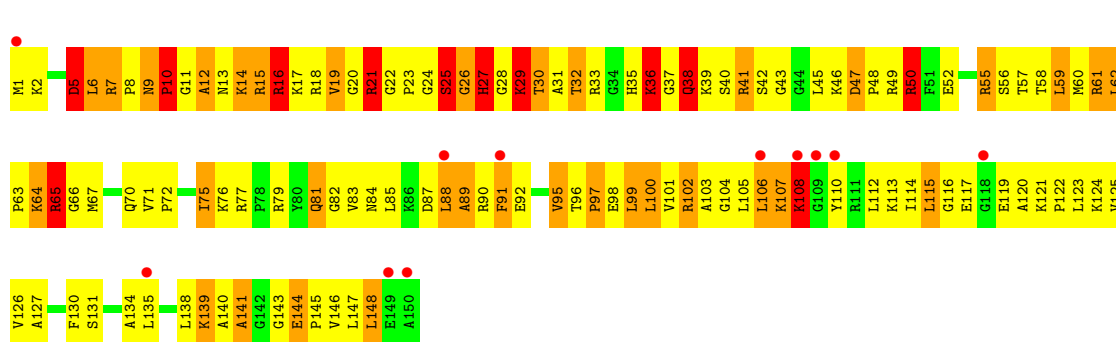
- Molecule 31: 50S ribosomal protein L14

Chain YO:



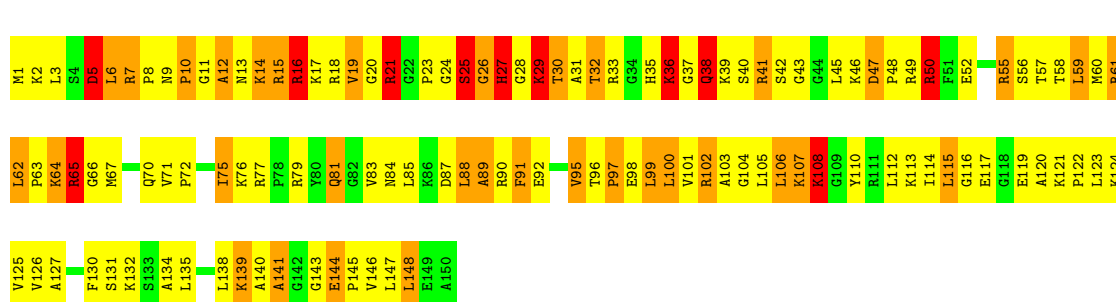
- Molecule 32: 50S ribosomal protein L15

Chain RP:



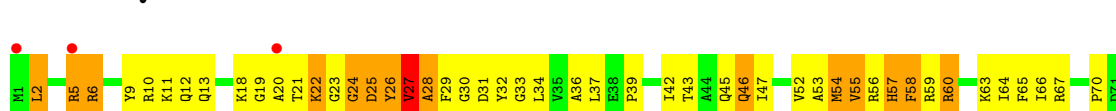
- Molecule 32: 50S ribosomal protein L15

Chain YP:



- Molecule 33: 50S ribosomal protein L16

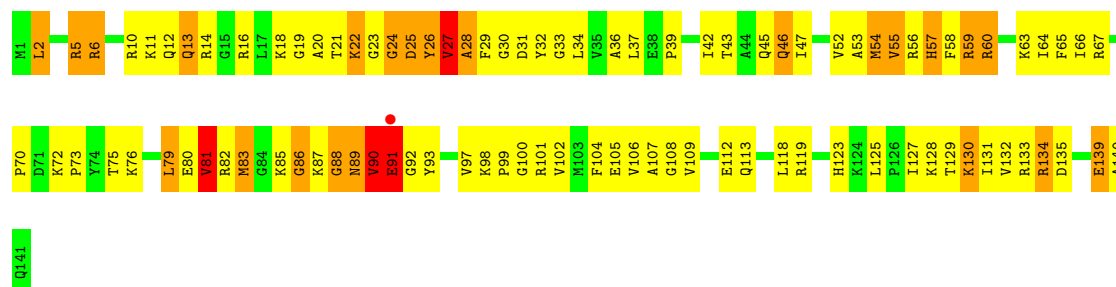
Chain RQ:





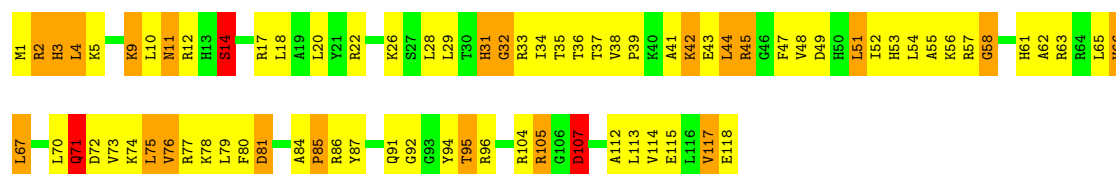
- Molecule 33: 50S ribosomal protein L16

Chain YQ:



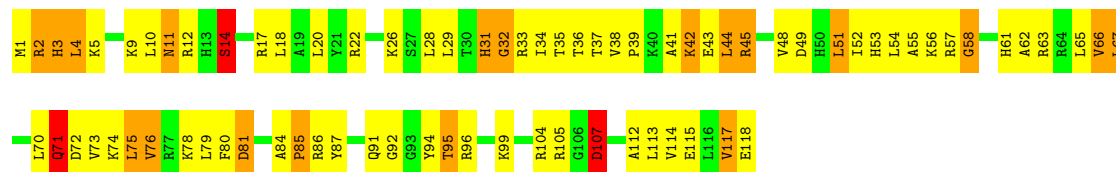
- Molecule 34: 50S ribosomal protein L17

Chain RR:



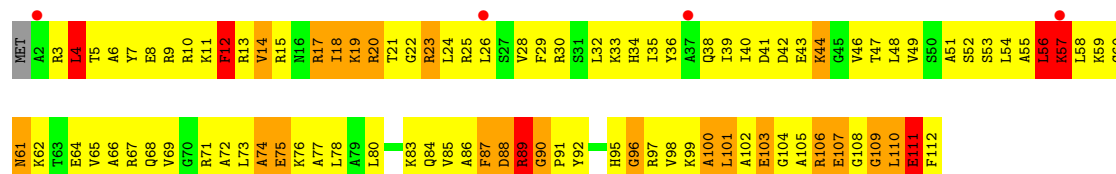
- Molecule 34: 50S ribosomal protein L17

Chain YR:



- Molecule 35: 50S ribosomal protein L18

Chain RS:



- Molecule 35: 50S ribosomal protein L18



Chain YS:






- Molecule 36: 50S ribosomal protein L19

Chain RT:



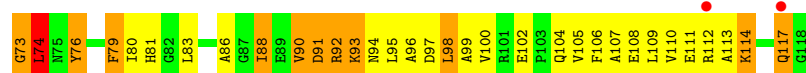
- Molecule 36: 50S ribosomal protein L19

Chain YT:




- Molecule 37: 50S ribosomal protein L20

Chain RU:



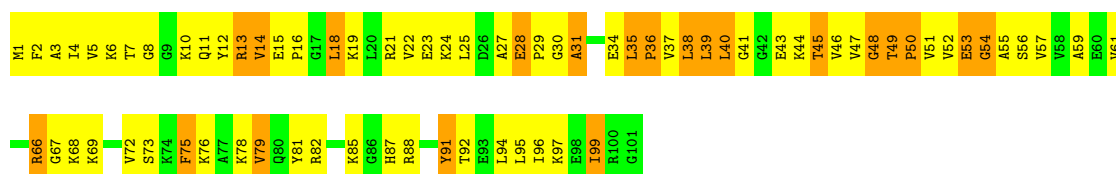
- Molecule 37: 50S ribosomal protein L20

Chain YU:



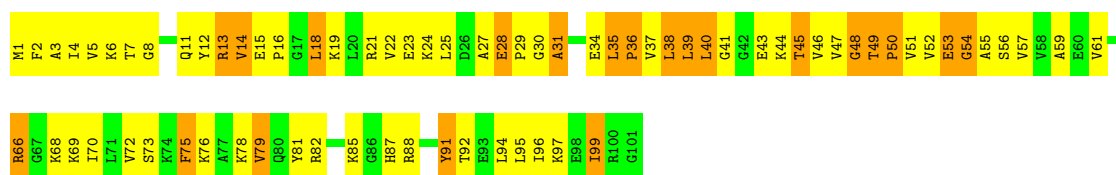
- Molecule 38: 50S ribosomal protein L21

Chain RV:



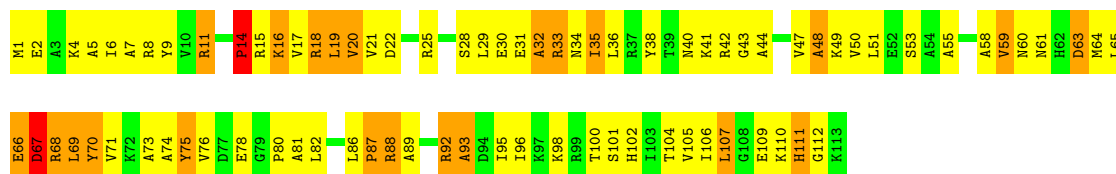
• Molecule 38: 50S ribosomal protein L21

Chain YV:



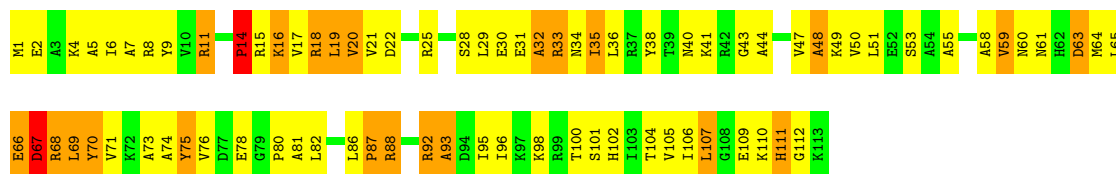
• Molecule 39: 50S ribosomal protein L22

Chain RW:



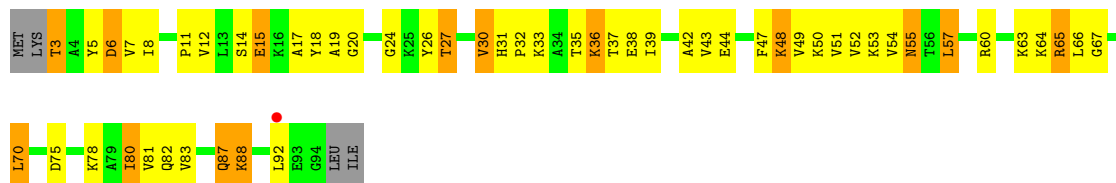
• Molecule 39: 50S ribosomal protein L22

Chain YW:



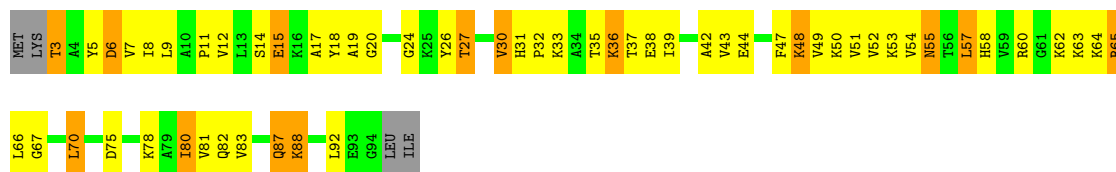
• Molecule 40: 50S ribosomal protein L23

Chain RX:



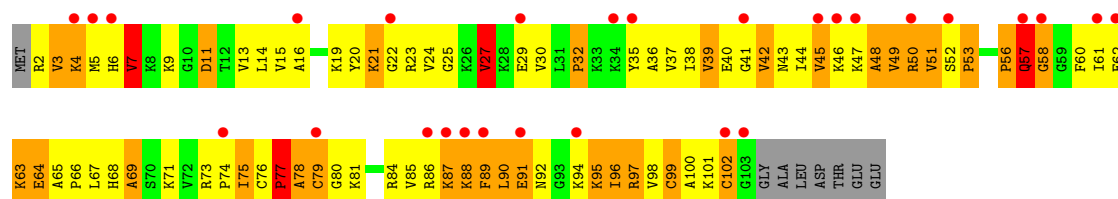
• Molecule 40: 50S ribosomal protein L23

Chain YX:



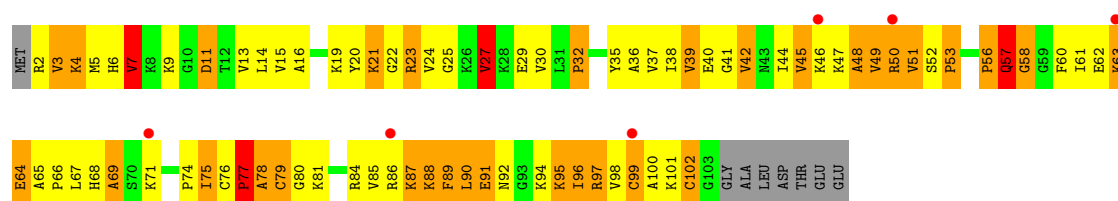
- Molecule 41: 50S ribosomal protein L24

Chain RY:



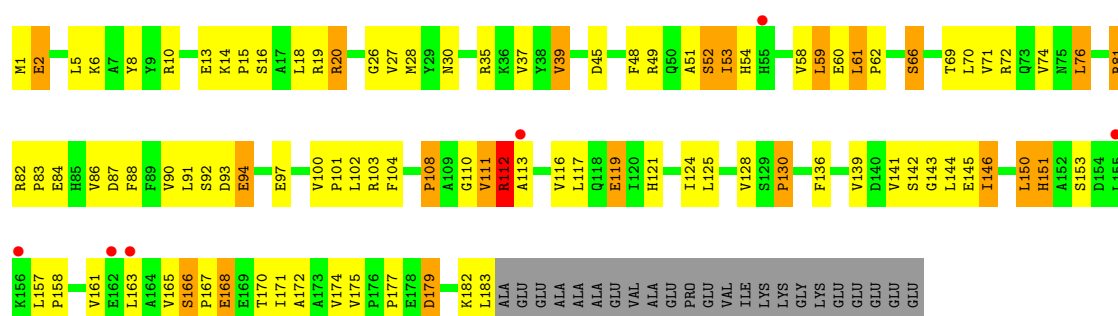
- Molecule 41: 50S ribosomal protein L24

Chain YY:



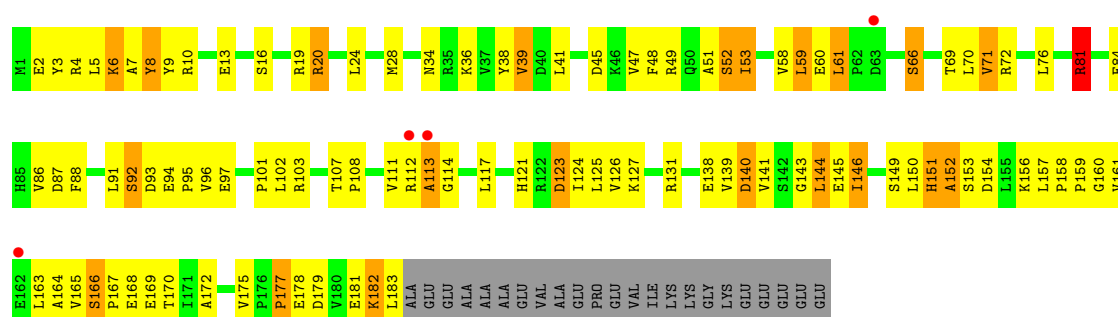
- Molecule 42: 50S ribosomal protein L25

Chain RZ:



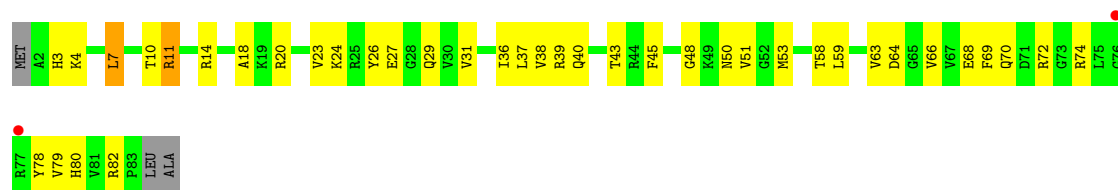
- Molecule 42: 50S ribosomal protein L25

Chain YZ:



- Molecule 43: 50S ribosomal protein L27

Chain R0:



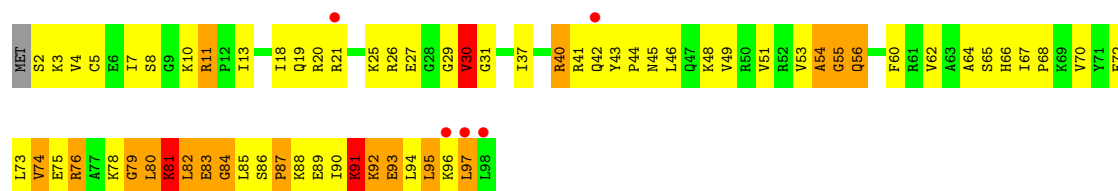
- Molecule 43: 50S ribosomal protein L27

Chain Y0:



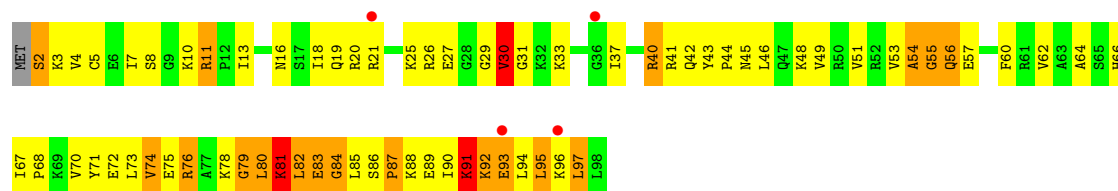
- Molecule 44: 50S ribosomal protein L28

Chain R1:



- Molecule 44: 50S ribosomal protein L28

Chain Y1:



- Molecule 45: 50S ribosomal protein L29

Chain R2:




- Molecule 45: 50S ribosomal protein L29

Chain Y2:



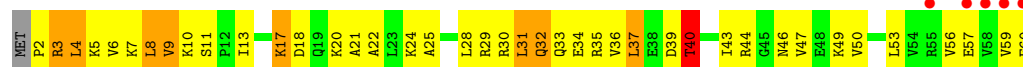
- Molecule 46: 50S ribosomal protein L30

Chain R3:



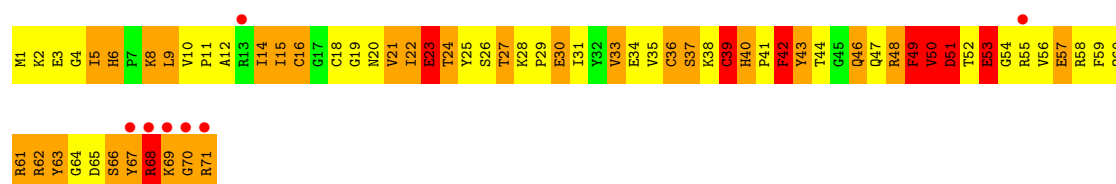
- Molecule 46: 50S ribosomal protein L30

Chain Y3:




- Molecule 47: 50S ribosomal protein L31

Chain R4:



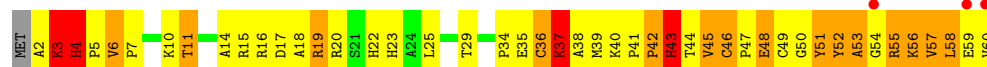
- Molecule 47: 50S ribosomal protein L31

Chain Y4:



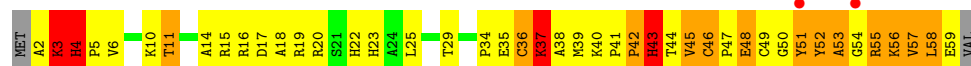
- Molecule 48: 50S ribosomal protein L32

Chain R5:



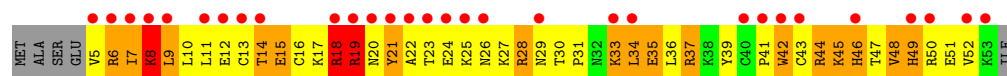
- Molecule 48: 50S ribosomal protein L32

Chain Y5:




- Molecule 49: 50S ribosomal protein L33

Chain R6:



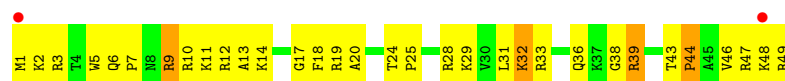
- Molecule 49: 50S ribosomal protein L33

Chain Y6:



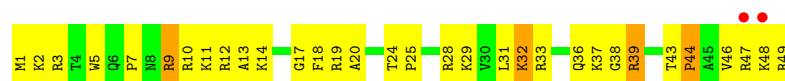
- Molecule 50: 50S ribosomal protein L34

Chain R7:



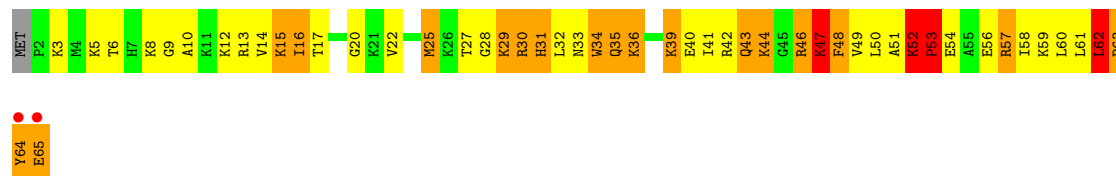
- Molecule 50: 50S ribosomal protein L34

Chain Y7:




- Molecule 51: 50S ribosomal protein L35

Chain R8:



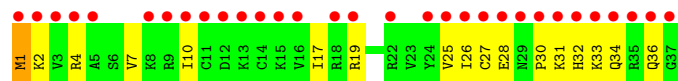
- Molecule 51: 50S ribosomal protein L35

Chain Y8:



- Molecule 52: 50S ribosomal protein L36

Chain R9:



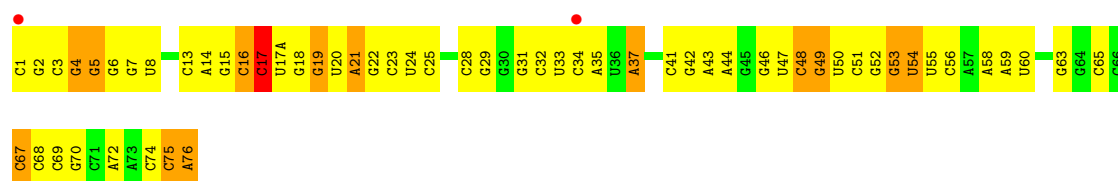
- Molecule 52: 50S ribosomal protein L36

Chain Y9:



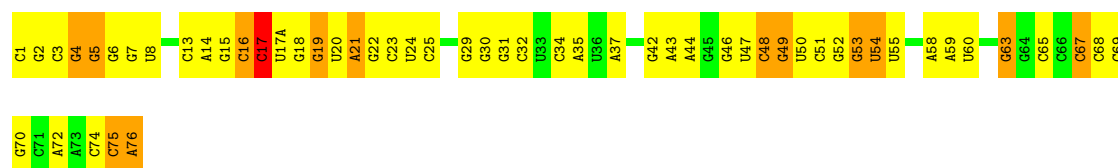
- Molecule 53: P-site tRNA fMet

Chain QV:



- Molecule 53: P-site tRNA fMet

Chain XV:



- Molecule 54: A-site ASL SufA6

Chain QX:



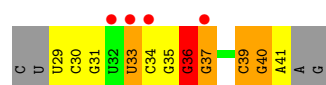
- Molecule 54: A-site ASL SufA6

Chain XX:



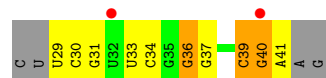
- Molecule 55: messenger RNA

Chain QY:



- Molecule 55: messenger RNA

Chain XY:



- Molecule 56: tRNA acceptor end mimic

Chain Z6:



- Molecule 56: tRNA acceptor end mimic

Chain Z8:



4 Data and refinement statistics

Property	Value	Source
Space group	P 21 21 21	Depositor
Cell constants a, b, c, α , β , γ	210.24Å 446.10Å 623.32Å 90.00° 90.00° 90.00°	Depositor
Resolution (Å)	49.68 – 3.90 49.68 – 3.70	Depositor EDS
% Data completeness (in resolution range)	99.0 (49.68-3.90) 99.1 (49.68-3.70)	Depositor EDS
R_{merge}	0.31	Depositor
R_{sym}	(Not available)	Depositor
$\langle I/\sigma(I) \rangle$ ¹	1.66 (at 3.67Å)	Xtriage
Refinement program	PHENIX	Depositor
R, R_{free}	0.235 , 0.278 0.235 , 0.278	Depositor DCC
R_{free} test set	23244 reflections (4.44%)	DCC
Wilson B-factor (Å ²)	88.0	Xtriage
Anisotropy	0.281	Xtriage
Bulk solvent k_{sol} (e/Å ³), B_{sol} (Å ²)	0.24 , -0.5	EDS
Estimated twinning fraction	No twinning to report.	Xtriage
L-test for twinning	$\langle L \rangle = 0.38$, $\langle L^2 \rangle = 0.21$	Xtriage
Outliers	0 of 612965 reflections	Xtriage
F_o, F_c correlation	0.89	EDS
Total number of atoms	291950	wwPDB-VP
Average B, all atoms (Å ²)	64.0	wwPDB-VP

Xtriage's analysis on translational NCS is as follows: *The largest off-origin peak in the Patterson function is 1.50% of the height of the origin peak. No significant pseudotranslation is detected.*

¹Intensities estimated from amplitudes.

5 Model quality ⓘ

5.1 Standard geometry ⓘ

Bond lengths and bond angles in the following residue types are not validated in this section: ZN, MG, PAR, 1MG, PPU

The Z score for a bond length (or angle) is the number of standard deviations the observed value is removed from the expected value. A bond length (or angle) with $|Z| > 5$ is considered an outlier worth inspection. RMSZ is the root-mean-square of all Z scores of the bond lengths (or angles).

Mol	Chain	Bond lengths		Bond angles	
		RMSZ	# Z >5	RMSZ	# Z >5
1	QA	0.43	0/36098	0.95	64/56341 (0.1%)
1	XA	0.48	0/36101	1.01	70/56346 (0.1%)
2	QB	0.35	0/1959	0.65	0/2642
2	XB	0.35	0/1959	0.65	0/2642
3	QC	0.36	0/1629	0.60	0/2195
3	XC	0.37	0/1629	0.60	0/2195
4	QD	0.41	0/1733	0.68	1/2318 (0.0%)
4	XD	0.44	0/1733	0.68	1/2318 (0.0%)
5	QE	0.38	0/1171	0.66	0/1576
5	XE	0.38	0/1171	0.66	0/1576
6	QF	0.43	0/856	0.68	0/1154
6	XF	0.43	0/856	0.68	0/1154
7	QG	0.37	0/1276	0.60	0/1709
7	XG	0.36	0/1276	0.60	0/1709
8	QH	0.40	0/1136	0.69	0/1527
8	XH	0.40	0/1136	0.69	0/1527
9	QI	0.36	0/1029	0.67	0/1379
9	XI	0.36	0/1029	0.67	0/1379
10	QJ	0.35	0/814	0.61	0/1095
10	XJ	0.36	0/814	0.61	0/1095
11	QK	0.40	0/900	0.67	0/1213
11	XK	0.40	0/900	0.67	0/1213
12	QL	0.48	1/991 (0.1%)	0.79	2/1327 (0.2%)
12	XL	0.48	1/991 (0.1%)	0.79	2/1327 (0.2%)
13	QM	0.34	0/974	0.66	0/1303
13	XM	0.34	0/974	0.66	0/1303
14	QN	0.42	0/501	0.68	0/664
14	XN	0.52	0/501	0.67	0/664
15	QO	0.39	0/745	0.67	0/992
15	XO	0.39	0/745	0.66	0/992
16	QP	0.36	0/721	0.67	0/970
16	XP	0.37	0/721	0.67	0/970

Mol	Chain	Bond lengths		Bond angles	
		RMSZ	# Z >5	RMSZ	# Z >5
17	QQ	0.37	0/847	0.68	0/1131
17	XQ	0.38	0/847	0.68	0/1131
18	QR	0.39	0/579	0.72	0/768
18	XR	0.39	0/579	0.72	0/768
19	QS	0.36	0/689	0.84	2/926 (0.2%)
19	XS	0.36	0/689	0.84	2/926 (0.2%)
20	QT	0.33	0/765	0.69	0/1007
20	XT	0.34	0/765	0.69	0/1007
21	QU	0.37	0/221	0.63	0/288
21	XU	0.37	0/221	0.63	0/288
22	RA	0.53	2/69521 (0.0%)	1.06	133/108529 (0.1%)
22	YA	0.59	2/69543 (0.0%)	1.12	219/108563 (0.2%)
23	RB	0.41	0/2878	0.95	4/4490 (0.1%)
23	YB	0.49	0/2878	1.04	4/4490 (0.1%)
24	RD	0.59	2/2165 (0.1%)	0.90	4/2919 (0.1%)
24	YD	0.56	1/2165 (0.0%)	0.90	4/2919 (0.1%)
25	RE	0.52	0/1601	0.91	2/2160 (0.1%)
25	YE	0.52	0/1601	0.91	2/2160 (0.1%)
26	RF	0.50	0/1620	0.76	0/2194
26	YF	0.50	0/1620	0.76	0/2194
27	RG	0.40	0/1499	0.66	0/2016
27	YG	0.40	0/1499	0.66	0/2016
28	RH	0.45	0/1332	0.85	3/1802 (0.2%)
28	YH	0.45	0/1332	0.85	4/1802 (0.2%)
29	RI	0.54	2/1151 (0.2%)	0.68	1/1558 (0.1%)
29	YI	0.34	0/1151	0.61	0/1558
30	RN	0.46	0/1131	0.78	1/1525 (0.1%)
30	YN	0.46	0/1131	0.78	1/1525 (0.1%)
31	RO	0.54	0/943	0.71	0/1269
31	YO	0.53	0/943	0.71	0/1269
32	RP	0.50	0/1162	0.94	3/1544 (0.2%)
32	YP	0.50	0/1162	0.95	3/1544 (0.2%)
33	RQ	0.54	0/1143	0.91	3/1527 (0.2%)
33	YQ	0.54	0/1143	0.89	3/1527 (0.2%)
34	RR	0.45	0/982	0.80	1/1312 (0.1%)
34	YR	0.45	0/982	0.80	1/1312 (0.1%)
35	RS	0.46	0/892	0.82	1/1187 (0.1%)
35	YS	0.45	0/892	0.83	1/1187 (0.1%)
36	RT	0.47	0/1155	0.73	2/1542 (0.1%)
36	YT	0.46	0/1155	0.73	2/1542 (0.1%)
37	RU	0.48	0/982	0.78	0/1306
37	YU	0.48	0/982	0.78	0/1306
38	RV	0.47	0/790	0.82	0/1057

Mol	Chain	Bond lengths		Bond angles	
		RMSZ	# Z >5	RMSZ	# Z >5
38	YV	0.47	0/790	0.82	0/1057
39	RW	0.45	0/911	0.75	0/1220
39	YW	0.45	0/911	0.75	0/1220
40	RX	0.56	0/739	0.77	0/993
40	YX	0.56	0/739	0.77	0/993
41	RY	0.52	0/798	0.80	0/1064
41	YY	0.52	0/798	0.80	0/1064
42	RZ	0.36	0/1493	0.58	0/2026
42	YZ	0.36	0/1493	0.62	0/2026
43	R0	0.42	0/657	0.63	0/874
43	Y0	0.42	0/657	0.65	0/874
44	R1	0.49	0/770	0.85	1/1022 (0.1%)
44	Y1	0.49	0/770	0.85	1/1022 (0.1%)
45	R2	0.50	0/583	0.84	1/771 (0.1%)
45	Y2	0.51	0/583	0.84	1/771 (0.1%)
46	R3	0.47	0/474	0.72	0/635
46	Y3	0.43	0/474	0.71	0/635
47	R4	0.38	0/594	0.78	1/795 (0.1%)
47	Y4	0.38	0/594	0.78	1/795 (0.1%)
48	R5	0.51	0/473	0.74	0/639
48	Y5	0.50	0/465	0.74	0/629
49	R6	0.42	0/431	0.76	0/575
49	Y6	0.43	0/431	0.76	0/575
50	R7	0.56	0/438	0.76	0/575
50	Y7	0.56	0/438	0.76	0/575
51	R8	0.62	0/525	0.93	1/691 (0.1%)
51	Y8	0.62	0/525	0.93	1/691 (0.1%)
52	R9	0.35	0/310	0.60	0/407
52	Y9	0.37	0/310	0.61	0/407
53	QV	0.51	0/1836	0.99	6/2859 (0.2%)
53	XV	0.51	0/1836	0.99	6/2859 (0.2%)
54	QX	0.74	0/188	0.84	0/290
54	XX	0.48	0/188	0.74	0/290
55	QY	0.78	1/311 (0.3%)	0.88	0/483
55	XY	0.51	0/311	0.88	0/483
56	Z6	0.79	0/40	1.79	1/60 (1.7%)
56	Z8	0.79	0/40	1.83	1/60 (1.7%)
All	All	0.50	12/316321 (0.0%)	0.98	568/472911 (0.1%)

All (12) bond length outliers are listed below:

Continued on next page...

Continued from previous page...

Mol	Chain	Res	Type	Atoms	Z	Observed(Å)	Ideal(Å)
24	RD	236	GLY	C-N	8.53	1.53	1.34
29	RI	54	GLN	C-O	-7.01	1.10	1.23
55	QY	36	G	C2-N2	-6.93	1.27	1.34
22	YA	1142(A)	A	N9-C4	-6.45	1.33	1.37
29	RI	55	ALA	C-O	6.04	1.34	1.23
22	RA	654(T)	C	C1'-N1	5.89	1.57	1.48
22	RA	2518	A	N9-C4	-5.59	1.34	1.37
12	QL	48	PRO	N-CD	5.37	1.55	1.47
12	XL	48	PRO	N-CD	5.16	1.55	1.47
22	YA	1378	A	N9-C4	-5.14	1.34	1.37
24	RD	241	PRO	N-CD	5.09	1.54	1.47
24	YD	241	PRO	N-CD	5.05	1.54	1.47

All (568) bond angle outliers are listed below:

Mol	Chain	Res	Type	Atoms	Z	Observed(°)	Ideal(°)
53	XV	17	C	C2-N1-C1'	11.79	131.77	118.80
53	QV	17	C	C2-N1-C1'	11.74	131.72	118.80
22	YA	761	A	N1-C6-N6	11.29	125.37	118.60
1	XA	328	C	C6-N1-C2	-10.26	116.19	120.30
25	YE	21	VAL	C-N-CD	-10.09	98.39	120.60
25	RE	21	VAL	C-N-CD	-10.04	98.51	120.60
1	QA	372	C	C2-N1-C1'	9.36	129.09	118.80
22	YA	196	A	N1-C6-N6	9.24	124.14	118.60
53	QV	17	C	C6-N1-C1'	-8.77	110.28	120.80
53	XV	17	C	C6-N1-C1'	-8.76	110.29	120.80
33	YQ	81	VAL	CB-CA-C	-8.71	94.84	111.40
1	XA	328	C	C2-N1-C1'	8.67	128.33	118.80
33	RQ	81	VAL	CB-CA-C	-8.62	95.01	111.40
22	RA	2506	U	N3-C2-O2	-8.60	116.18	122.20
22	YA	2506	U	N3-C2-O2	-8.58	116.20	122.20
22	RA	2506	U	C2-N1-C1'	8.47	127.87	117.70
22	YA	1378	A	C8-N9-C4	8.39	109.16	105.80
1	QA	372	C	N1-C2-O2	8.38	123.93	118.90
1	QA	1158	C	N1-C2-O2	8.22	123.83	118.90
1	QA	1301	U	N1-C2-O2	8.15	128.51	122.80
22	YA	2294	C	C6-N1-C2	-8.13	117.05	120.30
22	YA	761	A	C5-C6-N6	-8.10	117.22	123.70
23	YB	94	C	C6-N1-C2	-8.05	117.08	120.30
1	XA	1336	C	C6-N1-C2	-8.01	117.10	120.30

Continued on next page...

Continued from previous page...

Mol	Chain	Res	Type	Atoms	Z	Observed(°)	Ideal(°)
1	QA	1301	U	C2-N1-C1'	7.98	127.28	117.70
22	YA	2506	U	N1-C2-O2	7.88	128.31	122.80
44	R1	79	GLY	N-CA-C	-7.83	93.53	113.10
44	Y1	79	GLY	N-CA-C	-7.83	93.53	113.10
1	XA	1301	U	C2-N1-C1'	7.80	127.06	117.70
22	YA	761	A	C6-C5-N7	-7.80	126.84	132.30
1	QA	372	C	C6-N1-C1'	-7.70	111.57	120.80
1	QA	1158	C	C2-N1-C1'	7.70	127.27	118.80
1	XA	792	A	P-O3'-C3'	7.65	128.88	119.70
22	RA	2829	C	C6-N1-C2	7.61	123.34	120.30
1	QA	1322	C	C2-N1-C1'	7.60	127.16	118.80
22	YA	761	A	C4-C5-N7	7.59	114.49	110.70
22	YA	2248	C	C6-N1-C2	-7.58	117.27	120.30
22	YA	1908	C	C6-N1-C2	-7.56	117.28	120.30
22	YA	783	A	C5-N7-C8	-7.56	100.12	103.90
1	QA	754	C	C2-N1-C1'	7.55	127.10	118.80
53	QV	17	C	N1-C2-O2	7.42	123.35	118.90
1	XA	1301	U	N1-C2-O2	7.41	127.99	122.80
22	YA	2856	C	C6-N1-C2	-7.41	117.34	120.30
1	XA	328	C	N1-C2-O2	7.39	123.33	118.90
1	XA	328	C	C5-C6-N1	7.38	124.69	121.00
22	YA	2506	U	C2-N1-C1'	7.37	126.54	117.70
53	XV	17	C	N1-C2-O2	7.34	123.31	118.90
1	QA	1301	U	N3-C2-O2	-7.33	117.07	122.20
22	YA	2420	C	O5'-P-OP1	-7.33	99.11	105.70
22	RA	1313	U	C2-N1-C1'	7.32	126.49	117.70
22	RA	1980	G	P-O3'-C3'	7.32	128.48	119.70
22	RA	2702	U	C5-C6-N1	7.29	126.34	122.70
32	YP	59	LEU	N-CA-C	-7.27	91.38	111.00
22	YA	1221	C	C6-N1-C2	-7.27	117.39	120.30
32	RP	59	LEU	N-CA-C	-7.26	91.39	111.00
22	YA	1950	G	C4-N9-C1'	7.25	135.92	126.50
22	RA	1795	C	C6-N1-C2	-7.23	117.41	120.30
22	RA	828	U	N3-C2-O2	-7.20	117.16	122.20
22	YA	1950	G	O4'-C1'-N9	7.15	113.92	108.20
22	RA	1396	U	N1-C2-O2	7.14	127.80	122.80
22	YA	1974	C	C6-N1-C2	-7.13	117.45	120.30
22	YA	761	A	N9-C4-C5	-7.12	102.95	105.80
1	QA	449	C	C6-N1-C2	-7.12	117.45	120.30
33	YQ	81	VAL	N-CA-C	7.08	130.10	111.00
33	RQ	81	VAL	N-CA-C	7.05	130.04	111.00
22	RA	2506	U	N1-C2-O2	7.04	127.73	122.80

Continued on next page...

Continued from previous page...

Mol	Chain	Res	Type	Atoms	Z	Observed(°)	Ideal(°)
23	YB	56	G	C8-N9-C4	-7.04	103.58	106.40
22	RA	2335	A	O4'-C1'-N9	7.01	113.81	108.20
22	RA	752	A	C8-N9-C4	-7.01	103.00	105.80
22	YA	1799	G	P-O3'-C3'	6.98	128.07	119.70
22	YA	1695	G	C4-N9-C1'	6.97	135.56	126.50
1	XA	328	C	N3-C2-O2	-6.97	117.02	121.90
22	YA	196	A	C5-C6-N6	-6.94	118.15	123.70
22	YA	796	C	C6-N1-C2	6.92	123.07	120.30
22	YA	530	G	N3-C2-N2	6.91	124.74	119.90
22	YA	2318	G	O4'-C1'-N9	6.90	113.72	108.20
22	RA	1929	G	C5-C6-O6	-6.90	124.46	128.60
22	RA	687	C	C5-C6-N1	6.89	124.44	121.00
22	RA	2702	U	C2-N1-C1'	6.86	125.93	117.70
1	QA	1322	C	N1-C2-O2	6.83	123.00	118.90
56	Z8	74	C	N1-C2-O2	6.82	122.99	118.90
22	YA	1396	U	N1-C2-O2	6.82	127.57	122.80
22	YA	2681	C	P-O3'-C3'	6.81	127.87	119.70
1	XA	345	C	P-O3'-C3'	6.78	127.84	119.70
22	RA	1786	A	C4-C5-N7	6.78	114.09	110.70
22	YA	2712(A)	A	N7-C8-N9	6.75	117.18	113.80
1	XA	1200	C	P-O3'-C3'	6.74	127.79	119.70
1	XA	1301	U	N3-C2-O2	-6.74	117.48	122.20
56	Z6	74	C	N1-C2-O2	6.70	122.92	118.90
1	XA	1054	C	C6-N1-C2	-6.69	117.62	120.30
1	QA	754	C	N1-C2-O2	6.68	122.91	118.90
22	YA	1654	A	N1-C6-N6	-6.68	114.59	118.60
1	XA	974	A	O4'-C1'-N9	6.67	113.54	108.20
22	YA	196	A	C6-C5-N7	-6.66	127.64	132.30
22	YA	2559	C	C2-N1-C1'	6.66	126.13	118.80
1	XA	1322	C	N1-C2-O2	6.65	122.89	118.90
22	YA	1979	C	C6-N1-C2	-6.63	117.65	120.30
22	YA	1950	G	N3-C2-N2	6.63	124.54	119.90
22	RA	2870	C	C6-N1-C2	-6.62	117.65	120.30
22	YA	2335	A	O4'-C1'-N9	6.60	113.48	108.20
1	XA	960	U	C2-N1-C1'	6.58	125.60	117.70
22	RA	2078	C	C6-N1-C2	-6.58	117.67	120.30
22	RA	205	G	P-O3'-C3'	6.58	127.59	119.70
22	YA	783	A	C4-C5-N7	6.57	113.98	110.70
24	RD	131	LEU	CA-CB-CG	6.54	130.35	115.30
22	YA	2609	U	C2-N1-C1'	-6.54	109.85	117.70
22	YA	2468	G	C8-N9-C4	-6.52	103.79	106.40
22	YA	205	G	P-O3'-C3'	6.51	127.52	119.70

Continued on next page...

Continued from previous page...

Mol	Chain	Res	Type	Atoms	Z	Observed(°)	Ideal(°)
22	RA	1396	U	C2-N1-C1'	6.51	125.51	117.70
24	YD	131	LEU	CA-CB-CG	6.50	130.26	115.30
22	YA	1359	A	N9-C4-C5	-6.50	103.20	105.80
22	YA	761	A	C5-N7-C8	-6.50	100.65	103.90
22	YA	2318	G	C8-N9-C4	-6.49	103.81	106.40
1	QA	364	A	C8-N9-C4	6.48	108.39	105.80
22	YA	783	A	C6-C5-N7	-6.46	127.78	132.30
22	YA	1992	G	P-O3'-C3'	6.46	127.45	119.70
22	RA	242	G	P-O3'-C3'	6.45	127.44	119.70
22	RA	2614	A	C6-N1-C2	-6.45	114.73	118.60
22	RA	2489	G	N1-C6-O6	-6.44	116.04	119.90
22	YA	2702	U	C2-N1-C1'	6.43	125.42	117.70
22	YA	530	G	N1-C2-N2	-6.42	110.42	116.20
22	YA	523	C	C6-N1-C2	-6.42	117.73	120.30
22	YA	1835	G	C4-N9-C1'	6.40	134.81	126.50
22	RA	1694	C	P-O3'-C3'	6.38	127.36	119.70
22	YA	1191	G	C8-N9-C4	6.36	108.94	106.40
1	XA	1065	U	P-O3'-C3'	6.36	127.33	119.70
22	YA	62	C	C6-N1-C2	6.34	122.84	120.30
22	YA	1130	U	P-O3'-C3'	6.34	127.31	119.70
22	YA	1653	G	N3-C4-C5	-6.34	125.43	128.60
22	RA	2683	C	C6-N1-C2	-6.33	117.77	120.30
22	YA	265	A	O4'-C1'-N9	6.32	113.26	108.20
22	YA	1835	G	N3-C4-C5	-6.32	125.44	128.60
22	RA	662	G	N1-C6-O6	6.32	123.69	119.90
1	XA	797	C	C6-N1-C2	-6.31	117.78	120.30
22	RA	1786	A	N9-C4-C5	-6.29	103.28	105.80
22	YA	830	G	N3-C4-C5	-6.28	125.46	128.60
4	QD	28	SER	C-N-CD	6.28	141.58	128.40
22	RA	1396	U	N3-C2-O2	-6.27	117.81	122.20
1	XA	1158	C	C2-N1-C1'	6.26	125.68	118.80
22	YA	783	A	N7-C8-N9	6.26	116.93	113.80
1	XA	1201	A	P-O3'-C3'	6.25	127.20	119.70
22	YA	1626	G	C8-N9-C4	-6.25	103.90	106.40
1	XA	1065	U	OP2-P-O3'	6.23	118.91	105.20
1	QA	960	U	N3-C2-O2	-6.22	117.85	122.20
22	YA	1658	C	C6-N1-C2	-6.22	117.81	120.30
22	RA	856	C	C6-N1-C2	-6.22	117.81	120.30
1	QA	1158	C	N3-C2-O2	-6.19	117.57	121.90
22	YA	1141	U	O5'-P-OP2	6.18	118.11	110.70
22	YA	2584	U	N3-C2-O2	-6.18	117.88	122.20
22	RA	36	G	C8-N9-C4	-6.17	103.93	106.40

Continued on next page...

Continued from previous page...

Mol	Chain	Res	Type	Atoms	Z	Observed(°)	Ideal(°)
22	YA	789	A	N1-C6-N6	-6.17	114.90	118.60
22	RA	783	A	C5-N7-C8	-6.16	100.82	103.90
22	RA	1899	G	N3-C2-N2	6.15	124.21	119.90
22	YA	1965	C	C6-N1-C2	6.15	122.76	120.30
22	YA	565	C	N3-C4-C5	6.15	124.36	121.90
22	RA	2723	C	C6-N1-C2	-6.14	117.84	120.30
22	YA	697	C	C6-N1-C2	-6.14	117.84	120.30
22	YA	2240	C	C6-N1-C2	6.13	122.75	120.30
22	RA	460	A	N9-C4-C5	-6.13	103.35	105.80
22	YA	196	A	C4-C5-N7	6.12	113.76	110.70
22	RA	2610	C	P-O3'-C3'	6.12	127.04	119.70
22	YA	1941	C	C6-N1-C2	-6.12	117.85	120.30
22	YA	517	C	C6-N1-C2	-6.09	117.86	120.30
22	YA	982	C	C6-N1-C2	-6.08	117.87	120.30
22	YA	2318	G	N7-C8-N9	6.07	116.14	113.10
1	QA	960	U	C2-N1-C1'	6.06	124.97	117.70
34	RR	9	LYS	N-CA-C	-6.05	94.65	111.00
22	YA	828	U	C2-N1-C1'	6.05	124.96	117.70
22	RA	687	C	C6-N1-C2	-6.05	117.88	120.30
1	XA	687	A	P-O3'-C3'	6.04	126.95	119.70
1	QA	723	U	C2-N1-C1'	6.04	124.94	117.70
1	QA	792	A	P-O3'-C3'	6.04	126.95	119.70
22	RA	1895	C	C6-N1-C2	-6.03	117.89	120.30
22	YA	1022	G	P-O3'-C3'	6.03	126.94	119.70
1	XA	1058	G	N9-C4-C5	-6.03	102.99	105.40
1	XA	1322	C	C2-N1-C1'	6.03	125.43	118.80
22	YA	1694	C	P-O3'-C3'	6.03	126.93	119.70
1	QA	944	G	N3-C4-C5	-6.03	125.59	128.60
22	RA	460	A	C8-N9-C4	6.02	108.21	105.80
1	XA	753	A	P-O3'-C3'	6.01	126.92	119.70
22	YA	2681	C	C6-N1-C2	-6.01	117.90	120.30
22	RA	1929	G	N1-C6-O6	6.01	123.50	119.90
22	YA	333	G	C4-N9-C1'	6.01	134.31	126.50
24	YD	240	ALA	C-N-CD	5.99	140.99	128.40
34	YR	9	LYS	N-CA-C	-5.99	94.83	111.00
1	XA	186(A)	C	C6-N1-C2	-5.99	117.91	120.30
23	RB	45	A	N1-C6-N6	5.98	122.19	118.60
1	QA	754	C	C6-N1-C1'	-5.98	113.63	120.80
22	RA	2712	U	N3-C2-O2	-5.98	118.02	122.20
22	YA	783	A	N1-C6-N6	5.98	122.19	118.60
22	RA	1929	G	C4-C5-N7	5.97	113.19	110.80
22	YA	1929	G	C6-C5-N7	-5.96	126.82	130.40

Continued on next page...

Continued from previous page...

Mol	Chain	Res	Type	Atoms	Z	Observed(°)	Ideal(°)
1	XA	1094	G	OP2-P-O3'	5.96	118.32	105.20
22	RA	2506	U	C6-N1-C2	-5.96	117.43	121.00
24	RD	240	ALA	C-N-CD	5.94	140.88	128.40
22	YA	198	C	C6-N1-C2	5.94	122.68	120.30
22	RA	1929	G	OP1-P-O3'	5.93	118.26	105.20
22	RA	76	C	C6-N1-C2	-5.93	117.93	120.30
1	XA	1397	C	C6-N1-C2	-5.93	117.93	120.30
22	YA	404	C	P-O3'-C3'	5.93	126.81	119.70
22	RA	2679	A	C8-N9-C4	5.92	108.17	105.80
22	YA	1695	G	C8-N9-C1'	-5.92	119.31	127.00
22	RA	912	C	C6-N1-C2	-5.92	117.93	120.30
22	RA	1502	C	C2-N1-C1'	5.91	125.31	118.80
22	YA	2751	G	N7-C8-N9	5.91	116.06	113.10
1	QA	1528	U	P-O3'-C3'	5.91	126.79	119.70
22	RA	1788	C	C6-N1-C2	-5.90	117.94	120.30
53	XV	17	C	C6-N1-C2	-5.89	117.94	120.30
22	RA	1786	A	C5-N7-C8	-5.89	100.95	103.90
22	YA	828	U	N3-C2-O2	-5.89	118.08	122.20
28	RH	125	VAL	C-N-CD	-5.88	107.66	120.60
22	RA	404	C	P-O3'-C3'	5.88	126.75	119.70
28	YH	125	VAL	C-N-CD	-5.88	107.67	120.60
22	YA	1935	G	N1-C6-O6	5.88	123.42	119.90
23	YB	79	C	C6-N1-C2	-5.87	117.95	120.30
22	RA	57	C	C6-N1-C2	-5.87	117.95	120.30
22	YA	1950	G	C8-N9-C1'	-5.86	119.38	127.00
12	QL	119	LYS	N-CA-C	-5.86	95.19	111.00
1	XA	1151	A	O4'-C1'-N9	5.86	112.88	108.20
22	YA	22	C	C6-N1-C2	-5.85	117.96	120.30
25	RE	58	ARG	N-CA-C	-5.85	95.21	111.00
12	XL	119	LYS	N-CA-C	-5.85	95.21	111.00
22	RA	1931	U	C5-C4-O4	5.85	129.41	125.90
22	YA	828	U	N1-C2-O2	5.84	126.89	122.80
22	YA	1359	A	C5-C6-N6	-5.84	119.03	123.70
1	QA	315	A	O4'-C1'-N9	5.84	112.87	108.20
22	RA	74	A	N1-C6-N6	5.83	122.10	118.60
25	YE	58	ARG	N-CA-C	-5.83	95.25	111.00
22	RA	1193	G	N1-C6-O6	5.83	123.40	119.90
1	XA	1418	A	C8-N9-C4	5.83	108.13	105.80
22	RA	2712(A)	A	C8-N9-C4	-5.83	103.47	105.80
22	RA	140	A	N7-C8-N9	5.82	116.71	113.80
22	YA	1396	U	C2-N1-C1'	5.82	124.68	117.70
1	XA	115	G	P-O3'-C3'	5.81	126.68	119.70

Continued on next page...

Continued from previous page...

Mol	Chain	Res	Type	Atoms	Z	Observed(°)	Ideal(°)
32	YP	26	GLY	N-CA-C	-5.81	98.57	113.10
22	RA	1725	G	C4-N9-C1'	5.80	134.04	126.50
22	YA	1314	C	C2-N1-C1'	5.80	125.18	118.80
22	YA	102	G	P-O3'-C3'	5.80	126.66	119.70
22	RA	1882	C	C2-N1-C1'	5.79	125.17	118.80
1	XA	913	A	P-O3'-C3'	5.79	126.65	119.70
22	RA	2689	U	P-O3'-C3'	5.79	126.65	119.70
22	RA	2609	U	C2-N1-C1'	-5.78	110.77	117.70
22	YA	1396	U	N3-C2-O2	-5.78	118.16	122.20
22	YA	1929	G	N1-C6-O6	5.78	123.36	119.90
32	RP	26	GLY	N-CA-C	-5.77	98.68	113.10
45	Y2	16	LEU	N-CA-C	-5.76	95.45	111.00
22	YA	2751	G	P-O3'-C3'	5.75	126.60	119.70
1	XA	812	C	P-O3'-C3'	5.75	126.60	119.70
22	YA	1950	G	N7-C8-N9	5.75	115.97	113.10
1	QA	328	C	P-O3'-C3'	5.74	126.59	119.70
1	QA	1301	U	C6-N1-C1'	-5.74	113.16	121.20
22	YA	503	A	P-O3'-C3'	5.74	126.59	119.70
53	QV	17	C	C6-N1-C2	-5.74	118.00	120.30
22	YA	1695	G	C6-C5-N7	-5.74	126.96	130.40
22	YA	591	C	C6-N1-C2	-5.73	118.01	120.30
22	RA	1929	G	N9-C4-C5	-5.72	103.11	105.40
1	XA	1336	C	C2-N1-C1'	5.72	125.09	118.80
45	R2	16	LEU	N-CA-C	-5.72	95.55	111.00
22	YA	2446	G	C8-N9-C4	-5.72	104.11	106.40
22	YA	637	A	C8-N9-C4	-5.72	103.51	105.80
22	YA	2439	A	O4'-C1'-N9	-5.71	103.63	108.20
1	XA	971	G	O4'-C1'-N9	5.71	112.77	108.20
19	XS	6	LYS	N-CA-C	-5.69	95.63	111.00
22	YA	2271	G	N3-C4-N9	5.69	129.41	126.00
1	QA	137	C	C6-N1-C2	5.69	122.57	120.30
22	YA	494	G	C4-N9-C1'	5.68	133.88	126.50
1	QA	960	U	N1-C2-O2	5.66	126.76	122.80
19	QS	6	LYS	N-CA-C	-5.66	95.71	111.00
12	XL	47	LYS	C-N-CD	5.66	140.29	128.40
22	YA	1974	C	N3-C2-O2	-5.66	117.94	121.90
22	RA	676	A	O4'-C1'-N9	5.66	112.72	108.20
1	XA	883	C	C6-N1-C2	-5.65	118.04	120.30
22	RA	1022	G	P-O3'-C3'	5.65	126.48	119.70
1	QA	357	G	C8-N9-C4	-5.65	104.14	106.40
1	QA	913	A	P-O3'-C3'	5.63	126.46	119.70
22	RA	1543	A	O4'-C1'-N9	5.63	112.70	108.20

Continued on next page...

Continued from previous page...

Mol	Chain	Res	Type	Atoms	Z	Observed(°)	Ideal(°)
22	RA	2020	A	N1-C2-N3	5.63	132.11	129.30
1	XA	681	C	C6-N1-C2	-5.63	118.05	120.30
22	RA	2586	C	C6-N1-C2	-5.62	118.05	120.30
22	YA	2468	G	O4'-C1'-N9	5.62	112.69	108.20
1	XA	792	A	N1-C6-N6	5.62	121.97	118.60
22	RA	1980	G	OP1-P-O3'	5.61	117.55	105.20
22	RA	1899	G	N1-C2-N2	-5.61	111.15	116.20
22	YA	1658	C	C5-C6-N1	5.61	123.80	121.00
1	XA	960	U	P-O3'-C3'	5.60	126.42	119.70
22	YA	450	G	C6-C5-N7	-5.60	127.04	130.40
22	YA	2032	G	C4-C5-N7	5.59	113.04	110.80
22	YA	1598	C	C6-N1-C2	-5.59	118.07	120.30
22	RA	2710	C	C6-N1-C2	-5.58	118.07	120.30
30	RN	114	ARG	N-CA-C	-5.58	95.94	111.00
4	XD	14	ARG	C-N-CA	-5.58	107.75	121.70
22	YA	1786	A	N1-C6-N6	5.58	121.95	118.60
47	R4	39	CYS	N-CA-C	-5.57	95.96	111.00
1	QA	703	G	P-O3'-C3'	5.57	126.38	119.70
22	YA	445	C	C2-N1-C1'	5.57	124.92	118.80
22	YA	2444	G	O5'-P-OP2	-5.57	100.69	105.70
22	YA	2032	G	N3-C4-C5	5.56	131.38	128.60
1	XA	1200	C	OP2-P-O3'	5.55	117.42	105.20
1	XA	1412	C	C6-N1-C2	5.55	122.52	120.30
22	RA	2426	A	C8-N9-C4	-5.55	103.58	105.80
22	YA	517	C	C5-C6-N1	5.55	123.78	121.00
22	RA	2060	A	P-O3'-C3'	5.55	126.36	119.70
22	RA	205	G	OP2-P-O3'	5.54	117.40	105.20
22	YA	806	C	C2-N1-C1'	5.54	124.89	118.80
47	Y4	39	CYS	N-CA-C	-5.54	96.06	111.00
12	QL	47	LYS	C-N-CD	5.53	140.02	128.40
22	RA	1799	G	P-O3'-C3'	5.53	126.34	119.70
22	YA	15	G	N1-C6-O6	5.53	123.22	119.90
1	QA	812	C	P-O3'-C3'	5.53	126.33	119.70
22	RA	2489	G	C5-C6-O6	5.53	131.91	128.60
1	XA	1058	G	C8-N9-C4	5.53	108.61	106.40
1	XA	1336	C	N3-C2-O2	-5.52	118.03	121.90
22	RA	783	A	N7-C8-N9	5.52	116.56	113.80
22	RA	1786	A	N1-C6-N6	5.52	121.91	118.60
1	XA	960	U	C5-C6-N1	5.52	125.46	122.70
30	YN	114	ARG	N-CA-C	-5.52	96.10	111.00
22	RA	512	G	C4-N9-C1'	-5.51	119.33	126.50
1	QA	533	A	P-O3'-C3'	5.51	126.31	119.70

Continued on next page...

Continued from previous page...

Mol	Chain	Res	Type	Atoms	Z	Observed(°)	Ideal(°)
22	RA	1937	A	C8-N9-C4	5.51	108.00	105.80
22	YA	1822	G	N3-C4-N9	-5.51	122.69	126.00
22	YA	2006	C	C6-N1-C2	5.51	122.50	120.30
22	YA	2439	A	P-O3'-C3'	5.51	126.31	119.70
1	QA	186(A)	C	C6-N1-C2	-5.51	118.10	120.30
22	YA	2318	G	C4-N9-C1'	5.50	133.65	126.50
1	XA	701	C	OP2-P-O3'	5.50	117.30	105.20
53	XV	17	C	C5-C6-N1	5.50	123.75	121.00
1	QA	31	G	P-O3'-C3'	5.50	126.29	119.70
1	XA	410	G	OP1-P-O3'	5.49	117.29	105.20
22	YA	2776	A	P-O3'-C3'	5.49	126.29	119.70
22	RA	1776	G	C4-N9-C1'	5.49	133.64	126.50
22	YA	210	C	C6-N1-C2	5.49	122.49	120.30
22	YA	2051	A	C2-N3-C4	-5.48	107.86	110.60
1	QA	119	A	P-O3'-C3'	5.48	126.28	119.70
22	RA	570	G	N3-C4-C5	-5.48	125.86	128.60
53	QV	17	C	C5-C6-N1	5.47	123.74	121.00
22	YA	2053	G	C5-C6-O6	-5.47	125.32	128.60
24	RD	251	GLY	N-CA-C	5.47	126.77	113.10
28	YH	127	GLU	N-CA-C	-5.46	96.25	111.00
28	RH	127	GLU	N-CA-C	-5.46	96.26	111.00
22	YA	1012	U	OP2-P-O3'	5.46	117.22	105.20
1	XA	1336	C	N1-C2-O2	5.46	122.17	118.90
22	RA	1241	A	O4'-C1'-N9	5.45	112.56	108.20
22	YA	1378	A	N7-C8-N9	-5.45	111.07	113.80
22	RA	2712(A)	A	N7-C8-N9	5.45	116.53	113.80
22	YA	333	G	C8-N9-C4	-5.45	104.22	106.40
22	RA	2499	C	C6-N1-C2	-5.44	118.12	120.30
1	XA	243	A	P-O3'-C3'	5.44	126.23	119.70
24	YD	251	GLY	N-CA-C	5.44	126.70	113.10
1	QA	339	C	C6-N1-C2	-5.44	118.12	120.30
22	RA	1774	C	C5-C6-N1	5.44	123.72	121.00
22	YA	830	G	C8-N9-C4	-5.44	104.22	106.40
22	YA	2468	G	N7-C8-N9	5.43	115.82	113.10
22	YA	733	G	C8-N9-C4	-5.43	104.23	106.40
32	RP	25	SER	N-CA-C	-5.42	96.35	111.00
22	YA	856	C	C6-N1-C2	-5.42	118.13	120.30
22	RA	2702	U	C6-N1-C1'	-5.42	113.62	121.20
1	QA	324	G	N3-C4-C5	5.41	131.31	128.60
22	YA	1955	U	P-O3'-C3'	5.41	126.19	119.70
32	YP	25	SER	N-CA-C	-5.41	96.39	111.00
1	XA	1200	C	C2-N1-C1'	5.41	124.75	118.80

Continued on next page...

Continued from previous page...

Mol	Chain	Res	Type	Atoms	Z	Observed(°)	Ideal(°)
22	YA	530	G	N1-C6-O6	-5.41	116.66	119.90
22	RA	761	A	C4-C5-C6	-5.40	114.30	117.00
22	YA	242	G	P-O3'-C3'	5.40	126.18	119.70
22	RA	227	A	P-O3'-C3'	5.40	126.18	119.70
1	QA	1336	C	N1-C2-O2	5.40	122.14	118.90
22	YA	2600	A	C4-C5-C6	5.40	119.70	117.00
22	YA	1438	U	C5-C6-N1	5.39	125.40	122.70
22	YA	2481	G	P-O3'-C3'	5.39	126.17	119.70
1	XA	701	C	P-O3'-C3'	5.39	126.17	119.70
24	YD	111	LEU	CA-CB-CG	5.39	127.69	115.30
22	YA	2584	U	C6-N1-C2	-5.38	117.77	121.00
22	YA	2712(A)	A	C5-N7-C8	-5.38	101.21	103.90
22	YA	74	A	O4'-C1'-N9	-5.38	103.89	108.20
23	RB	45	A	N9-C4-C5	-5.38	103.65	105.80
22	RA	265	A	O4'-C1'-N9	5.37	112.50	108.20
22	YA	2832	U	P-O3'-C3'	5.37	126.15	119.70
22	YA	2253	G	C5-C6-O6	-5.37	125.38	128.60
22	RA	1332	G	N7-C8-N9	5.36	115.78	113.10
1	QA	186(A)	C	N3-C2-O2	-5.36	118.15	121.90
22	RA	1992	G	P-O3'-C3'	5.36	126.13	119.70
1	XA	345	C	OP2-P-O3'	5.36	116.99	105.20
22	YA	1899	G	N1-C2-N2	-5.36	111.38	116.20
28	YH	100	GLY	N-CA-C	-5.36	99.70	113.10
22	YA	1795	C	C6-N1-C2	-5.36	118.16	120.30
22	RA	74	A	C5-N7-C8	-5.36	101.22	103.90
22	YA	1026	U	OP1-P-O3'	5.36	116.98	105.20
22	YA	2504	U	C5-C6-N1	5.36	125.38	122.70
22	YA	2495	G	N1-C6-O6	5.35	123.11	119.90
22	YA	2655	G	P-O3'-C3'	5.35	126.12	119.70
22	RA	1776	G	C6-C5-N7	-5.34	127.19	130.40
22	YA	271(B)	G	P-O3'-C3'	5.34	126.11	119.70
24	RD	111	LEU	CA-CB-CG	5.34	127.58	115.30
22	YA	1964	G	C4-C5-N7	5.34	112.94	110.80
22	RA	57	C	C5-C6-N1	5.34	123.67	121.00
1	QA	254	G	O5'-P-OP1	-5.33	100.90	105.70
1	QA	1322	C	C6-N1-C1'	-5.33	114.40	120.80
23	RB	30	C	C6-N1-C2	-5.33	118.17	120.30
22	YA	2559	C	C5-C6-N1	5.33	123.67	121.00
1	XA	1495	U	C2-N1-C1'	5.33	124.09	117.70
22	YA	669	G	C4-N9-C1'	5.33	133.42	126.50
22	YA	2430	A	N1-C2-N3	5.33	131.96	129.30
28	RH	100	GLY	N-CA-C	-5.32	99.79	113.10

Continued on next page...

Continued from previous page...

Mol	Chain	Res	Type	Atoms	Z	Observed(°)	Ideal(°)
1	QA	1065	U	OP2-P-O3'	5.32	116.91	105.20
22	YA	2496	C	C6-N1-C2	5.32	122.43	120.30
22	RA	2383	G	N1-C6-O6	5.32	123.09	119.90
22	YA	522	G	C8-N9-C4	5.32	108.53	106.40
22	RA	600	G	C8-N9-C4	5.32	108.53	106.40
22	YA	99	U	P-O3'-C3'	5.31	126.07	119.70
22	YA	1426	G	N3-C4-C5	-5.31	125.94	128.60
1	QA	1158	C	C6-N1-C1'	-5.31	114.43	120.80
22	YA	196	A	C5-N7-C8	-5.31	101.25	103.90
1	QA	701	C	P-O3'-C3'	5.31	126.07	119.70
1	QA	1065	U	P-O3'-C3'	5.31	126.07	119.70
22	YA	247	G	N7-C8-N9	-5.31	110.45	113.10
1	XA	244	U	C2-N1-C1'	5.30	124.06	117.70
22	YA	2468	G	C4-N9-C1'	5.30	133.38	126.50
51	Y8	36	LYS	N-CA-C	-5.29	96.72	111.00
22	RA	1130	U	P-O3'-C3'	5.28	126.04	119.70
22	YA	252	G	N1-C6-O6	-5.28	116.73	119.90
22	YA	1695	G	N3-C4-N9	5.28	129.17	126.00
1	XA	328	C	P-O3'-C3'	5.28	126.03	119.70
22	YA	2481	G	OP2-P-O3'	5.28	116.81	105.20
23	YB	56	G	N7-C8-N9	5.28	115.74	113.10
1	XA	31	G	P-O3'-C3'	5.27	126.03	119.70
1	XA	792	A	C6-C5-N7	-5.27	128.61	132.30
22	YA	1024	G	N3-C4-N9	5.27	129.16	126.00
22	RA	1314	C	C2-N1-C1'	5.27	124.60	118.80
51	R8	36	LYS	N-CA-C	-5.27	96.78	111.00
22	RA	1613	G	N3-C4-N9	5.26	129.16	126.00
22	RA	828	U	C5-C4-O4	5.26	129.06	125.90
22	RA	74	A	N7-C8-N9	5.26	116.43	113.80
22	YA	450	G	C4-N9-C1'	5.26	133.34	126.50
22	RA	1187	G	C8-N9-C4	-5.25	104.30	106.40
22	YA	1024	G	C6-C5-N7	-5.25	127.25	130.40
22	YA	2126	A	P-O3'-C3'	5.25	126.00	119.70
1	QA	1322	C	C6-N1-C2	-5.25	118.20	120.30
22	YA	1476	C	C6-N1-C2	-5.24	118.20	120.30
22	YA	752	A	P-O3'-C3'	5.24	125.99	119.70
22	RA	915	C	C6-N1-C2	-5.24	118.20	120.30
22	YA	759	G	N1-C6-O6	5.24	123.04	119.90
22	YA	1822	G	N3-C4-C5	5.23	131.22	128.60
22	RA	372	G	OP2-P-O3'	5.23	116.71	105.20
22	YA	1955	U	C6-N1-C2	-5.23	117.86	121.00
22	RA	1899	G	N3-C4-N9	5.23	129.14	126.00

Continued on next page...

Continued from previous page...

Mol	Chain	Res	Type	Atoms	Z	Observed(°)	Ideal(°)
22	RA	2490	G	C4-N9-C1'	5.23	133.29	126.50
1	XA	346	G	C8-N9-C1'	-5.22	120.21	127.00
1	XA	832	C	C6-N1-C2	-5.22	118.21	120.30
33	YQ	5	ARG	N-CA-C	-5.21	96.93	111.00
22	YA	2015	A	C2-N3-C4	5.21	113.21	110.60
35	RS	110	LEU	CA-CB-CG	5.21	127.28	115.30
1	QA	328	C	C6-N1-C2	-5.21	118.22	120.30
22	YA	512	G	O4'-C1'-N9	5.21	112.37	108.20
22	YA	560	C	C6-N1-C2	5.21	122.38	120.30
22	RA	74	A	C6-C5-N7	-5.21	128.66	132.30
29	RI	54	GLN	CA-C-O	5.21	131.03	120.10
53	QV	17	C	N3-C2-O2	-5.21	118.26	121.90
1	XA	1499	A	O5'-P-OP1	-5.20	101.02	105.70
1	QA	1336	C	C2-N1-C1'	5.20	124.52	118.80
22	RA	2211	G	N7-C8-N9	5.20	115.70	113.10
1	XA	346	G	C4-N9-C1'	5.20	133.26	126.50
22	YA	1903	G	O5'-P-OP2	-5.20	101.02	105.70
1	QA	320	C	C6-N1-C2	5.19	122.38	120.30
22	RA	581	C	C6-N1-C2	-5.19	118.22	120.30
1	QA	789	U	N3-C2-O2	-5.19	118.57	122.20
22	YA	789	A	C4-C5-N7	-5.19	108.11	110.70
33	RQ	5	ARG	N-CA-C	-5.19	97.00	111.00
22	RA	783	A	C4-C5-N7	5.18	113.29	110.70
19	XS	79	THR	N-CA-C	-5.18	97.02	111.00
22	YA	522	G	N9-C4-C5	-5.18	103.33	105.40
22	YA	1929	G	C4-C5-N7	5.18	112.87	110.80
1	XA	410	G	P-O3'-C3'	5.18	125.91	119.70
35	YS	110	LEU	CA-CB-CG	5.18	127.21	115.30
22	RA	2490	G	N3-C2-N2	5.18	123.52	119.90
22	YA	517	C	C2-N1-C1'	5.18	124.49	118.80
22	YA	2250	G	C8-N9-C4	-5.17	104.33	106.40
22	YA	1672	C	C6-N1-C2	5.17	122.37	120.30
1	QA	1322	C	N3-C2-O2	-5.17	118.28	121.90
53	XV	17	C	N3-C2-O2	-5.17	118.28	121.90
1	XA	1158	C	N1-C2-O2	5.17	122.00	118.90
1	XA	1260	C	C6-N1-C2	-5.16	118.24	120.30
22	YA	758	C	C6-N1-C2	-5.16	118.24	120.30
22	YA	1359	A	N1-C6-N6	5.16	121.69	118.60
22	RA	2832	U	P-O3'-C3'	5.16	125.89	119.70
22	RA	2544	G	N1-C6-O6	5.15	122.99	119.90
19	QS	79	THR	N-CA-C	-5.15	97.09	111.00
22	RA	1658	C	C6-N1-C2	-5.15	118.24	120.30

Continued on next page...

Continued from previous page...

Mol	Chain	Res	Type	Atoms	Z	Observed(°)	Ideal(°)
22	YA	1238	G	C8-N9-C4	5.15	108.46	106.40
1	QA	1200	C	P-O3'-C3'	5.14	125.87	119.70
22	RA	221	A	C8-N9-C4	-5.14	103.74	105.80
1	XA	1503	A	P-O3'-C3'	5.14	125.87	119.70
22	YA	2598	A	N1-C6-N6	5.14	121.68	118.60
1	XA	1301	U	C6-N1-C1'	-5.14	114.01	121.20
22	YA	2031	A	O4'-C1'-N9	5.14	112.31	108.20
1	XA	960	U	C6-N1-C2	-5.14	117.92	121.00
1	QA	665	A	C8-N9-C4	5.13	107.85	105.80
22	RA	74	A	P-O3'-C3'	5.13	125.85	119.70
22	RA	512	G	C8-N9-C1'	5.13	133.67	127.00
1	XA	782	A	C8-N9-C4	5.13	107.85	105.80
22	YA	193	U	OP2-P-O3'	5.13	116.48	105.20
22	YA	1935	G	C5-C6-O6	-5.13	125.52	128.60
22	YA	494	G	C8-N9-C4	-5.12	104.35	106.40
1	QA	1027	C	OP1-P-O3'	5.12	116.47	105.20
22	RA	2292	C	C6-N1-C2	5.12	122.35	120.30
22	YA	2032	G	C5-N7-C8	-5.12	101.74	104.30
22	YA	2506	U	C6-N1-C2	-5.12	117.93	121.00
22	RA	1332	G	C8-N9-C4	-5.12	104.35	106.40
23	RB	45	A	C5-C6-N6	-5.12	119.61	123.70
22	YA	2358	G	N9-C4-C5	5.12	107.45	105.40
1	QA	1285	A	P-O3'-C3'	5.11	125.83	119.70
22	YA	1935	G	N9-C4-C5	-5.11	103.36	105.40
1	QA	372	C	N3-C2-O2	-5.11	118.33	121.90
1	QA	1336	C	C6-N1-C2	-5.11	118.26	120.30
22	RA	2776	A	P-O3'-C3'	5.11	125.83	119.70
22	YA	1654	A	N9-C4-C5	5.10	107.84	105.80
22	YA	2066	C	C6-N1-C2	-5.10	118.26	120.30
1	QA	366	C	C6-N1-C2	5.10	122.34	120.30
22	YA	2358	G	C8-N9-C4	-5.10	104.36	106.40
22	RA	687	C	C2-N1-C1'	5.09	124.40	118.80
22	YA	776	G	N3-C4-C5	5.09	131.15	128.60
22	YA	283	A	C8-N9-C4	5.08	107.83	105.80
22	YA	2779	U	C6-N1-C2	-5.08	117.95	121.00
36	RT	123	GLN	N-CA-C	-5.08	97.29	111.00
22	RA	1558	A	P-O3'-C3'	5.08	125.79	119.70
22	YA	912	C	C6-N1-C2	-5.08	118.27	120.30
1	XA	1430	C	C6-N1-C2	-5.07	118.27	120.30
36	YT	59	THR	N-CA-C	-5.07	97.31	111.00
36	YT	123	GLN	N-CA-C	-5.07	97.31	111.00
1	QA	932	C	C2-N1-C1'	5.07	124.37	118.80

Continued on next page...

Continued from previous page...

Mol	Chain	Res	Type	Atoms	Z	Observed(°)	Ideal(°)
22	RA	2324	C	C6-N1-C2	5.07	122.33	120.30
22	YA	226	G	O4'-C1'-N9	5.07	112.25	108.20
1	QA	115	G	P-O3'-C3'	5.06	125.78	119.70
22	YA	445	C	C6-N1-C2	-5.06	118.27	120.30
22	YA	356	G	N3-C4-C5	-5.06	126.07	128.60
22	YA	1313	U	C5-C6-N1	5.06	125.23	122.70
22	YA	1776	G	C8-N9-C1'	-5.06	120.42	127.00
22	YA	587	C	C6-N1-C2	-5.06	118.28	120.30
22	YA	1950	G	N1-C2-N2	-5.06	111.65	116.20
22	RA	577	G	OP2-P-O3'	5.06	116.32	105.20
22	YA	1964	G	C5-C6-O6	-5.05	125.57	128.60
22	RA	2867	G	C8-N9-C4	5.05	108.42	106.40
1	XA	595	G	P-O3'-C3'	5.05	125.76	119.70
1	QA	412	A	P-O3'-C3'	5.05	125.76	119.70
1	QA	687	A	P-O3'-C3'	5.05	125.76	119.70
22	YA	1965	C	N3-C4-C5	5.05	123.92	121.90
28	YH	127	GLU	C-N-CD	-5.05	109.50	120.60
22	RA	2126	A	P-O3'-C3'	5.04	125.75	119.70
36	RT	59	THR	N-CA-C	-5.04	97.38	111.00
22	YA	1304	C	C6-N1-C2	5.04	122.32	120.30
22	RA	1078	U	P-O3'-C3'	5.04	125.75	119.70
1	QA	1158	C	C6-N1-C2	-5.04	118.28	120.30
22	YA	1496	A	N7-C8-N9	5.03	116.32	113.80
22	RA	1613	G	C4-N9-C1'	5.03	133.04	126.50
22	YA	1786	A	N9-C4-C5	-5.02	103.79	105.80
22	RA	702	G	C4-N9-C1'	5.02	133.02	126.50
22	YA	2250	G	C5-C6-O6	5.02	131.61	128.60
22	YA	356	G	N3-C4-N9	5.02	129.01	126.00
1	XA	1359	C	C6-N1-C2	5.01	122.31	120.30
22	YA	2702	U	C5-C6-N1	5.01	125.21	122.70
22	RA	27	G	N3-C4-N9	-5.01	122.99	126.00
22	YA	1964	G	N1-C6-O6	5.01	122.91	119.90
22	RA	856	C	C5-C6-N1	5.01	123.50	121.00
22	YA	1695	G	N3-C4-C5	-5.01	126.10	128.60
1	QA	944	G	N3-C4-N9	5.01	129.00	126.00
22	RA	846	C	P-O3'-C3'	5.00	125.71	119.70
22	RA	1273	U	C5-C6-N1	-5.00	120.20	122.70
22	RA	2848	G	P-O3'-C3'	5.00	125.70	119.70
22	YA	974	G	N7-C8-N9	5.00	115.60	113.10
22	YA	1314	C	N1-C2-O2	5.00	121.90	118.90

There are no chirality outliers.

There are no planarity outliers.

5.2 Close contacts

In the following table, the Non-H and H(model) columns list the number of non-hydrogen atoms and hydrogen atoms in the chain respectively. The H(added) column lists the number of hydrogens added by MolProbity. The Clashes column lists the number of clashes within the asymmetric unit, and the number in parentheses is this value normalized per 1000 atoms of the molecule in the chain. The Symm-Clashes column gives symmetry related clashes, in the same way as for the Clashes column.

Mol	Chain	Non-H	H(model)	H(added)	Clashes	Symm-Clashes
1	QA	32247	0	16278	672	0
1	XA	32249	0	16278	742	1
2	QB	1924	0	1975	283	0
2	XB	1924	0	1975	290	0
3	QC	1605	0	1668	210	0
3	XC	1605	0	1668	210	0
4	QD	1703	0	1764	247	0
4	XD	1703	0	1765	215	1
5	QE	1155	0	1213	159	0
5	XE	1155	0	1213	133	0
6	QF	843	0	857	92	1
6	XF	843	0	857	96	0
7	QG	1257	0	1296	146	0
7	XG	1257	0	1294	147	0
8	QH	1116	0	1175	151	0
8	XH	1116	0	1177	149	0
9	QI	1010	0	1037	140	0
9	XI	1010	0	1037	153	0
10	QJ	801	0	849	149	0
10	XJ	801	0	849	135	0
11	QK	885	0	904	103	0
11	XK	885	0	904	110	0
12	QL	975	0	1062	111	0
12	XL	975	0	1062	116	0
13	QM	964	0	1034	152	0
13	XM	964	0	1034	216	0
14	QN	492	0	529	103	0
14	XN	492	0	529	95	0
15	QO	734	0	771	78	0
15	XO	734	0	771	72	0
16	QP	705	0	725	115	0
16	XP	705	0	725	105	0

Continued on next page...

Continued from previous page...

Mol	Chain	Non-H	H(model)	H(added)	Clashes	Symm-Clashes
17	QQ	834	0	904	77	0
17	XQ	834	0	904	71	0
18	QR	574	0	644	69	0
18	XR	574	0	644	68	0
19	QS	674	0	699	117	0
19	XS	674	0	699	150	0
20	QT	763	0	860	109	0
20	XT	763	0	861	102	0
21	QU	217	0	234	25	0
21	XU	217	0	234	26	0
22	RA	62071	0	31286	1243	0
22	YA	62091	0	31295	1282	0
23	RB	2573	0	1306	68	0
23	YB	2573	0	1306	57	0
24	RD	2115	0	2195	320	0
24	YD	2115	0	2195	323	0
25	RE	1568	0	1634	268	0
25	YE	1568	0	1634	272	0
26	RF	1585	0	1632	178	0
26	YF	1585	0	1632	179	0
27	RG	1474	0	1535	202	0
27	YG	1474	0	1535	204	0
28	RH	1307	0	1382	220	0
28	YH	1307	0	1382	227	3
29	RI	1136	0	1223	61	1
29	YI	1136	0	1223	57	0
30	RN	1104	0	1180	190	0
30	YN	1104	0	1180	186	0
31	RO	933	0	996	124	0
31	YO	933	0	996	131	0
32	RP	1145	0	1227	247	0
32	YP	1145	0	1228	239	0
33	RQ	1122	0	1179	150	0
33	YQ	1122	0	1178	149	0
34	RR	968	0	1033	110	0
34	YR	968	0	1033	114	0
35	RS	882	0	943	156	0
35	YS	882	0	943	159	0
36	RT	1141	0	1202	156	0
36	YT	1141	0	1202	152	0
37	RU	964	0	1022	128	0
37	YU	964	0	1022	134	0

Continued on next page...

Continued from previous page...

Mol	Chain	Non-H	H(model)	H(added)	Clashes	Symm-Clashes
38	RV	779	0	852	130	0
38	YV	779	0	852	128	0
39	RW	900	0	964	101	0
39	YW	900	0	964	102	0
40	RX	725	0	778	67	0
40	YX	725	0	778	67	0
41	RY	785	0	878	166	0
41	YY	785	0	878	154	3
42	RZ	1461	0	1493	63	0
42	YZ	1461	0	1493	70	0
43	R0	648	0	672	28	0
43	Y0	648	0	672	44	0
44	R1	763	0	848	143	0
44	Y1	763	0	848	140	0
45	R2	581	0	629	80	0
45	Y2	581	0	629	79	0
46	R3	469	0	518	41	0
46	Y3	469	0	518	44	0
47	R4	581	0	574	156	0
47	Y4	581	0	574	225	0
48	R5	459	0	480	74	0
48	Y5	451	0	471	68	0
49	R6	424	0	450	93	0
49	Y6	424	0	450	90	0
50	R7	430	0	480	42	0
50	Y7	430	0	480	44	0
51	R8	517	0	582	102	0
51	Y8	517	0	582	102	0
52	R9	307	0	335	16	0
52	Y9	307	0	336	20	0
53	QV	1644	0	836	63	0
53	XV	1644	0	836	56	0
54	QX	169	0	88	55	0
54	XX	169	0	88	17	0
55	QY	303	0	152	22	0
55	XY	303	0	154	30	0
56	Z6	74	0	51	24	0
56	Z8	74	0	51	14	0
57	QA	65	0	0	0	0
57	QF	1	0	0	0	0
57	QH	1	0	0	0	0
57	QM	1	0	0	0	0

Continued on next page...

Continued from previous page...

Mol	Chain	Non-H	H(model)	H(added)	Clashes	Symm-Clashes
57	QX	1	0	0	0	0
57	R5	1	0	0	0	0
57	R8	1	0	0	0	0
57	RA	244	0	0	0	0
57	RB	2	0	0	0	0
57	RD	1	0	0	0	0
57	RE	2	0	0	0	0
57	RF	1	0	0	0	0
57	RP	2	0	0	0	0
57	RR	1	0	0	0	0
57	RU	1	0	0	0	0
57	XA	72	0	0	0	0
57	XM	1	0	0	0	0
57	XV	2	0	0	0	0
57	XX	1	0	0	0	0
57	Y5	1	0	0	0	0
57	Y7	1	0	0	0	0
57	YA	265	0	0	0	0
57	YB	3	0	0	0	0
57	YE	1	0	0	0	0
57	YP	2	0	0	0	0
57	YQ	1	0	0	0	0
57	YX	1	0	0	0	0
58	QA	42	0	45	4	0
58	XA	42	0	45	2	0
59	QD	1	0	0	0	0
59	QN	1	0	0	0	0
59	R9	1	0	0	0	0
59	XD	1	0	0	0	0
59	XN	1	0	0	0	0
59	Y9	1	0	0	0	0
All	All	291950	0	198321	15633	5

Clashscore is defined as the number of clashes calculated for the entry per 1000 atoms (including hydrogens) of the entry. The overall clashscore for this entry is 32.

All (15633) close contacts within the same asymmetric unit are listed below.

Atom-1	Atom-2	Distance(Å)	Clash(Å)
1:XA:1400:C:N4	53:XV:34:C:C6	1.71	1.55
14:XN:32:SER:CB	14:XN:41:ARG:HB3	1.23	1.55
14:XN:32:SER:HB3	14:XN:41:ARG:CB	1.27	1.54
28:RH:127:GLU:CG	28:RH:128:PRO:HD3	1.35	1.53

Continued on next page...

Continued from previous page...

Atom-1	Atom-2	Distance(Å)	Clash(Å)
28:YH:127:GLU:CG	28:YH:128:PRO:HD3	1.35	1.52
4:XD:22:LYS:CG	4:XD:26:CYS:SG	2.01	1.49
10:QJ:49:VAL:HG21	14:QN:41:ARG:CB	1.49	1.42
4:XD:22:LYS:HB2	4:XD:26:CYS:SG	1.57	1.42
4:XD:22:LYS:CB	4:XD:26:CYS:SG	2.10	1.40
1:XA:1400:C:N4	53:XV:34:C:N1	1.65	1.39
10:QJ:49:VAL:CG2	14:QN:41:ARG:CB	2.04	1.35
44:R1:81:LYS:HA	44:R1:81:LYS:NZ	1.43	1.34
44:Y1:81:LYS:HA	44:Y1:81:LYS:NZ	1.42	1.34
4:QD:22:LYS:HG3	4:QD:26:CYS:SG	1.70	1.31
19:XS:5:LEU:HD11	47:Y4:66:SER:CB	1.59	1.31
10:QJ:49:VAL:CG2	14:QN:41:ARG:HB2	1.62	1.29
4:XD:22:LYS:HG3	4:XD:26:CYS:SG	1.63	1.27
44:R1:81:LYS:N	44:R1:81:LYS:HE2	1.50	1.26
44:Y1:81:LYS:HE2	44:Y1:81:LYS:N	1.50	1.26
14:QN:25:VAL:HG23	14:QN:38:GLY:O	1.37	1.25
14:XN:40:CYS:SG	14:XN:43:CYS:N	2.11	1.23
19:XS:5:LEU:CD1	47:Y4:66:SER:HB2	1.67	1.22
33:RQ:59:ARG:O	33:RQ:60:ARG:HD2	1.38	1.22
1:XA:1400:C:C4	53:XV:34:C:C2	2.09	1.22
28:YH:127:GLU:HG2	28:YH:128:PRO:CD	1.69	1.21
28:YH:127:GLU:CB	28:YH:128:PRO:HD3	1.69	1.21
28:RH:127:GLU:HG2	28:RH:128:PRO:CD	1.69	1.20
1:QA:926:G:N2	54:QX:1:A:OP1	1.73	1.20
1:QA:1054:C:N4	55:QY:34:C:H1'	1.58	1.19
12:QL:10:LEU:HD13	17:QQ:32:TYR:CE2	1.77	1.19
28:RH:127:GLU:CB	28:RH:128:PRO:HD3	1.69	1.19
41:RY:95:LYS:HB3	41:RY:100:ALA:HA	1.20	1.17
2:QB:101:MET:HA	2:QB:108:ILE:HG13	1.25	1.17
53:QV:35:A:C4	54:QX:3:G:N2	2.13	1.17
4:XD:12:CYS:HA	4:XD:19:LEU:CD2	1.75	1.17
44:Y1:82:LEU:HD12	44:Y1:82:LEU:C	1.66	1.16
28:RH:132:ARG:HH11	28:RH:132:ARG:HB2	1.10	1.16
41:YY:76:CYS:HB3	41:YY:96:ILE:HD13	1.17	1.16
41:YY:95:LYS:HB3	41:YY:100:ALA:HA	1.20	1.16
14:XN:42:ILE:O	14:XN:43:CYS:O	1.65	1.15
32:RP:50:ARG:HB3	32:RP:50:ARG:HH21	1.13	1.14
22:YA:518:G:H4'	39:YW:18:ARG:HH12	1.07	1.14
10:QJ:49:VAL:CG2	14:QN:41:ARG:HB3	1.71	1.14
2:XB:101:MET:HA	2:XB:108:ILE:HG13	1.25	1.14
13:XM:8:GLU:OE1	27:YG:115:ARG:CZ	1.96	1.14
22:RA:2555:U:O2	56:Z6:74:C:C5	2.01	1.13

Continued on next page...

Continued from previous page...

Atom-1	Atom-2	Distance(Å)	Clash(Å)
10:QJ:6:ILE:HG22	10:QJ:98:ILE:HG13	1.30	1.13
44:R1:82:LEU:HD12	44:R1:82:LEU:C	1.66	1.13
43:Y0:7:LEU:O	53:XV:2:G:H4'	1.48	1.13
13:XM:8:GLU:OE2	27:YG:115:ARG:NH1	1.81	1.13
22:RA:2555:U:O2	56:Z6:74:C:C6	2.01	1.13
4:QD:12:CYS:HA	4:QD:19:LEU:HD21	1.24	1.13
19:QS:41:VAL:HB	19:QS:42:PRO:HA	1.26	1.13
13:XM:121:LYS:NZ	55:XY:39:C:O2'	1.81	1.12
4:XD:11:LEU:HD22	4:XD:66:ARG:HD3	1.29	1.12
14:YN:32:SER:CB	14:YN:41:ARG:CB	1.97	1.12
44:Y1:82:LEU:CD1	44:Y1:83:GLU:O	1.97	1.12
44:R1:82:LEU:CD1	44:R1:83:GLU:O	1.97	1.12
26:RF:101:LEU:HD12	26:RF:102:PRO:HD2	1.21	1.11
37:RU:8:VAL:HG23	37:RU:11:ARG:HH21	1.14	1.11
32:YP:50:ARG:HB3	32:YP:50:ARG:HH21	1.13	1.11
25:YE:179:GLU:HB3	25:YE:181:LEU:HD23	1.31	1.11
24:YD:44:ASN:HB2	24:YD:48:ARG:O	1.51	1.11
37:YU:8:VAL:HG23	37:YU:11:ARG:HH21	1.14	1.11
28:YH:132:ARG:HB2	28:YH:132:ARG:HH11	1.10	1.11
53:QV:35:A:C2	54:QX:3:G:N3	2.18	1.11
24:RD:44:ASN:HB2	24:RD:48:ARG:O	1.50	1.11
44:Y1:82:LEU:HD12	44:Y1:83:GLU:N	1.66	1.11
25:RE:179:GLU:HB3	25:RE:181:LEU:HD23	1.32	1.11
26:YF:101:LEU:HD12	26:YF:102:PRO:HD2	1.21	1.11
44:R1:82:LEU:HD12	44:R1:83:GLU:N	1.66	1.10
22:RA:2553:G:N2	56:Z6:76:PPU:H2	1.67	1.10
28:RH:86:GLU:HG3	28:RH:165:ALA:H	1.05	1.10
4:QD:22:LYS:CG	4:QD:26:CYS:SG	2.38	1.10
25:YE:50:GLY:HA2	25:YE:77:ILE:HA	1.31	1.10
53:QV:35:A:C6	54:QX:3:G:C2	2.40	1.10
41:RY:76:CYS:HB3	41:RY:96:ILE:HD13	1.17	1.10
1:QA:1054:C:H41	55:QY:34:C:H1'	0.95	1.09
22:YA:483:A:H4'	41:YY:49:VAL:HA	1.32	1.09
3:QC:15:THR:HG23	3:QC:181:ASN:HA	1.35	1.09
30:YN:134:ARG:H	30:YN:135:PRO:HD3	1.11	1.09
32:RP:19:VAL:HG22	32:RP:20:GLY:H	1.15	1.08
19:XS:41:VAL:HB	19:XS:42:PRO:HA	1.26	1.08
28:YH:152:ARG:HG3	28:YH:153:LYS:HE2	1.34	1.08
11:QK:79:SER:HB2	11:QK:106:LYS:HD2	1.35	1.08
10:XJ:6:ILE:HG22	10:XJ:98:ILE:HG13	1.30	1.08
15:XO:87:ILE:HG22	15:XO:88:ARG:H	1.19	1.08
24:YD:131:LEU:HB2	24:YD:136:ILE:HD11	1.35	1.08

Continued on next page...

Continued from previous page...

Atom-1	Atom-2	Distance(Å)	Clash(Å)
28:YH:86:GLU:HG3	28:YH:165:ALA:H	1.06	1.08
1:QA:1054:C:OP2	1:QA:1197:G:OP2	1.69	1.08
3:XC:15:THR:HG23	3:XC:181:ASN:HA	1.35	1.08
2:XB:80:ILE:HD11	2:XB:208:ILE:HG23	1.34	1.08
24:RD:131:LEU:HB2	24:RD:136:ILE:HD11	1.35	1.08
44:Y1:81:LYS:HZ3	44:Y1:81:LYS:CA	1.65	1.07
28:RH:152:ARG:HG3	28:RH:153:LYS:HE2	1.33	1.07
32:RP:126:VAL:HG12	32:RP:147:LEU:HD21	1.30	1.07
32:YP:126:VAL:HG12	32:YP:147:LEU:HD21	1.30	1.07
47:R4:71:ARG:HH11	47:R4:71:ARG:HG3	1.13	1.07
22:RA:2602:A:N6	53:QV:76:A:H2'	1.69	1.07
19:QS:69:HIS:CE1	47:R4:69:LYS:HE2	1.89	1.07
1:XA:372:C:O2'	1:XA:373:A:OP2	1.72	1.07
25:RE:50:GLY:HA2	25:RE:77:ILE:HA	1.31	1.07
15:QO:87:ILE:HG22	15:QO:88:ARG:H	1.18	1.06
44:Y1:82:LEU:CD1	44:Y1:83:GLU:N	2.18	1.06
32:RP:59:LEU:HA	32:RP:61:ARG:NH2	1.69	1.06
47:Y4:71:ARG:HG3	47:Y4:71:ARG:HH11	1.13	1.06
32:YP:59:LEU:HA	32:YP:61:ARG:NH2	1.69	1.06
51:Y8:52:LYS:H	51:Y8:53:PRO:CD	1.69	1.06
10:QJ:49:VAL:CG1	14:QN:41:ARG:HD2	1.85	1.06
28:YH:153:LYS:HB3	28:YH:154:PRO:HD2	1.07	1.06
10:QJ:49:VAL:HG21	14:QN:41:ARG:HB3	1.24	1.06
25:RE:21:VAL:HB	25:RE:22:PRO:HB3	1.37	1.06
11:QK:51:LYS:HA	11:QK:55:LYS:HD3	1.36	1.06
44:R1:82:LEU:CD1	44:R1:83:GLU:N	2.18	1.06
25:RE:63:LEU:HD12	25:RE:64:LYS:H	1.18	1.06
4:XD:12:CYS:HA	4:XD:19:LEU:HD21	1.08	1.06
26:RF:46:ARG:HH11	26:RF:46:ARG:HG2	1.20	1.06
13:QM:88:ARG:HB3	13:QM:88:ARG:HH11	1.19	1.05
25:YE:63:LEU:HD12	25:YE:64:LYS:H	1.18	1.05
5:QE:11:ILE:HD11	5:QE:31:LEU:HD12	1.38	1.05
25:YE:21:VAL:HB	25:YE:22:PRO:HB3	1.37	1.05
13:XM:88:ARG:HH11	13:XM:88:ARG:HB3	1.19	1.05
13:QM:49:THR:HG22	13:QM:51:ALA:H	1.22	1.05
13:XM:3:ARG:HA	13:XM:9:ILE:HG21	1.34	1.05
32:YP:19:VAL:HG22	32:YP:20:GLY:H	1.15	1.05
44:R1:81:LYS:CA	44:R1:81:LYS:HZ3	1.70	1.05
11:XK:51:LYS:HA	11:XK:55:LYS:HD3	1.36	1.05
13:QM:3:ARG:HA	13:QM:9:ILE:HG21	1.35	1.05
30:RN:134:ARG:H	30:RN:135:PRO:HD3	1.11	1.05
1:QA:1054:C:H41	55:QY:34:C:C1'	1.70	1.05

Continued on next page...

Continued from previous page...

Atom-1	Atom-2	Distance(Å)	Clash(Å)
37:RU:90:VAL:HG12	37:RU:91:ASP:H	1.18	1.05
33:RQ:59:ARG:O	33:RQ:60:ARG:CD	2.05	1.04
2:QB:80:ILE:HD11	2:QB:208:ILE:HG23	1.34	1.04
19:QS:68:GLY:CA	47:R4:68:ARG:HG2	1.88	1.04
11:XK:79:SER:HB2	11:XK:106:LYS:HD2	1.35	1.04
22:RA:2555:U:C2	56:Z6:74:C:C5	2.46	1.04
38:YV:49:THR:HB	38:YV:50:PRO:HD2	1.39	1.04
35:RS:106:ARG:HA	35:RS:110:LEU:HD11	1.39	1.04
28:YH:127:GLU:CG	28:YH:128:PRO:CD	2.30	1.04
34:RR:67:LEU:HD13	34:RR:76:VAL:HG21	1.39	1.04
37:YU:90:VAL:HG12	37:YU:91:ASP:H	1.18	1.04
2:QB:4:GLU:HG2	2:QB:5:ILE:H	1.19	1.04
5:QE:78:HIS:CD2	8:QH:104:ARG:HG2	1.93	1.04
35:RS:83:LYS:O	35:RS:109:GLY:HA3	1.56	1.04
35:YS:106:ARG:HA	35:YS:110:LEU:HD11	1.39	1.03
33:RQ:81:VAL:O	33:RQ:82:ARG:CD	2.06	1.03
8:XH:29:SER:HB3	8:XH:32:LYS:HG3	1.39	1.03
14:XN:22:THR:O	14:XN:23:ARG:HB2	1.56	1.03
35:YS:83:LYS:O	35:YS:109:GLY:HA3	1.57	1.03
2:QB:18:GLY:H	2:QB:42:ILE:HG22	1.21	1.03
4:QD:12:CYS:HA	4:QD:19:LEU:CD2	1.87	1.03
10:QJ:49:VAL:CG1	14:QN:41:ARG:HB2	1.88	1.03
2:XB:4:GLU:HG2	2:XB:5:ILE:H	1.19	1.03
24:RD:35:LYS:HG2	24:RD:64:ILE:N	1.72	1.03
28:YH:127:GLU:CB	28:YH:128:PRO:CD	2.35	1.03
13:XM:65:LYS:NZ	47:Y4:52:THR:HG21	1.72	1.03
51:R8:52:LYS:H	51:R8:53:PRO:CD	1.69	1.03
31:YO:53:LYS:HD2	31:YO:53:LYS:H	1.23	1.03
1:XA:372:C:C4	1:XA:387:U:C4	2.47	1.02
24:YD:35:LYS:HG2	24:YD:64:ILE:N	1.72	1.02
33:RQ:80:GLU:O	33:RQ:81:VAL:HG13	1.60	1.02
13:XM:77:ASN:HA	47:Y4:71:ARG:NH2	1.75	1.02
26:YF:67:GLN:O	26:YF:68:LYS:HB2	1.56	1.02
22:RA:2555:U:O2	56:Z6:74:C:C4	2.12	1.02
26:RF:67:GLN:O	26:RF:67:GLN:HG3	1.58	1.02
22:RA:2701:C:H3'	22:RA:2702:U:H5''	1.41	1.02
33:YQ:65:PHE:O	33:YQ:66:ILE:HG12	1.59	1.02
33:YQ:12:GLN:HG2	33:YQ:73:PRO:HD2	1.42	1.02
33:YQ:81:VAL:O	33:YQ:82:ARG:CD	2.06	1.02
19:QS:68:GLY:HA3	47:R4:68:ARG:HG2	1.38	1.02
26:RF:67:GLN:O	26:RF:68:LYS:HB2	1.56	1.02
33:RQ:12:GLN:HG2	33:RQ:73:PRO:HD2	1.42	1.02

Continued on next page...

Continued from previous page...

Atom-1	Atom-2	Distance(Å)	Clash(Å)
28:RH:153:LYS:HB3	28:RH:154:PRO:HD2	1.06	1.02
2:XB:18:GLY:H	2:XB:42:ILE:HG22	1.22	1.02
19:QS:69:HIS:ND1	47:R4:69:LYS:HE2	1.75	1.02
31:RO:53:LYS:H	31:RO:53:LYS:HD2	1.23	1.02
19:XS:5:LEU:HD21	47:Y4:66:SER:CB	1.90	1.02
26:YF:46:ARG:HG2	26:YF:46:ARG:HH11	1.20	1.02
53:QV:35:A:N1	54:QX:3:G:C2	2.28	1.01
54:QX:4:C:C2'	54:QX:5:C:H5'	1.88	1.01
5:XE:11:ILE:HD11	5:XE:31:LEU:HD12	1.38	1.01
27:YG:13:GLU:O	27:YG:14:GLU:HB2	1.60	1.01
41:YY:97:ARG:HH21	41:YY:98:VAL:HB	1.26	1.01
26:RF:185:ASP:HA	26:RF:188:ARG:HD3	1.40	1.01
35:RS:26:LEU:HD12	35:RS:39:ILE:HD11	1.40	1.01
19:XS:5:LEU:HD11	47:Y4:66:SER:HB2	1.04	1.01
13:XM:49:THR:HG22	13:XM:51:ALA:H	1.22	1.01
7:QG:78:ARG:HG3	7:QG:79:ARG:H	1.24	1.01
19:QS:41:VAL:HB	19:QS:42:PRO:CA	1.91	1.01
34:YR:67:LEU:HD13	34:YR:76:VAL:HG21	1.39	1.01
10:QJ:49:VAL:HG13	14:QN:41:ARG:CD	1.90	1.01
53:QV:35:A:C2	54:QX:3:G:C2	2.48	1.01
1:XA:1123:A:H4'	10:XJ:36:GLY:HA3	1.43	1.01
26:YF:67:GLN:O	26:YF:67:GLN:HG3	1.58	1.01
19:XS:5:LEU:CD1	47:Y4:66:SER:CB	2.30	1.00
19:XS:41:VAL:HB	19:XS:42:PRO:CA	1.91	1.00
8:QH:29:SER:HB3	8:QH:32:LYS:HG3	1.39	1.00
47:R4:56:VAL:HA	47:R4:60:GLN:HB2	1.43	1.00
24:RD:227:ASN:HB3	24:RD:228:PRO:HD2	1.44	1.00
38:RV:49:THR:HB	38:RV:50:PRO:HD2	1.39	1.00
30:YN:96:GLU:HG2	30:YN:97:ARG:H	1.26	1.00
33:YQ:80:GLU:O	33:YQ:81:VAL:HG13	1.59	1.00
34:YR:54:LEU:HD23	34:YR:66:VAL:HG23	1.44	1.00
22:RA:270(R):G:N3	44:R1:78:LYS:NZ	2.10	1.00
33:RQ:81:VAL:O	33:RQ:82:ARG:NE	1.94	1.00
41:RY:97:ARG:HH21	41:RY:98:VAL:HB	1.25	1.00
2:XB:178:ARG:HH21	8:XH:74:PRO:HB3	1.26	1.00
49:Y6:7:ILE:HG13	49:Y6:8:LYS:H	1.25	1.00
33:RQ:65:PHE:O	33:RQ:66:ILE:HG12	1.59	1.00
13:XM:68:GLY:CA	27:YG:116:ASP:OD2	2.10	1.00
45:R2:50:ILE:HD12	45:R2:51:ARG:N	1.76	1.00
35:YS:26:LEU:HD12	35:YS:39:ILE:HD11	1.40	1.00
28:RH:153:LYS:HB3	28:RH:154:PRO:CD	1.92	0.99
26:YF:185:ASP:HA	26:YF:188:ARG:HD3	1.41	0.99

Continued on next page...

Continued from previous page...

Atom-1	Atom-2	Distance(Å)	Clash(Å)
25:RE:201:THR:HG22	25:RE:203:LYS:H	1.26	0.99
28:RH:77:LYS:HZ3	28:RH:77:LYS:HB3	1.22	0.99
35:RS:83:LYS:NZ	35:RS:109:GLY:HA2	1.78	0.99
25:YE:201:THR:HG22	25:YE:203:LYS:H	1.26	0.99
28:YH:153:LYS:HB3	28:YH:154:PRO:CD	1.92	0.99
45:Y2:50:ILE:HD12	45:Y2:51:ARG:N	1.76	0.99
22:YA:2701:C:H3'	22:YA:2702:U:H5''	1.40	0.99
3:QC:95:THR:HG22	3:QC:96:GLY:H	1.27	0.99
8:QH:84:ARG:HH12	8:QH:86:ILE:HD13	1.28	0.99
28:RH:127:GLU:CG	28:RH:128:PRO:CD	2.31	0.99
8:QH:23:SER:HA	8:QH:63:LEU:HD22	1.45	0.99
32:YP:105:LEU:O	32:YP:106:LEU:HB2	1.60	0.99
10:XJ:6:ILE:HD11	10:XJ:72:VAL:HB	1.44	0.99
10:QJ:6:ILE:HD11	10:QJ:72:VAL:HB	1.44	0.99
32:RP:50:ARG:CB	32:RP:50:ARG:HH21	1.76	0.98
4:QD:166:LYS:HG2	24:YD:134:ARG:NH1	1.77	0.98
33:YQ:81:VAL:O	33:YQ:82:ARG:NE	1.94	0.98
39:RW:86:LEU:HD12	39:RW:87:PRO:HD2	1.45	0.98
3:QC:181:ASN:HD21	3:QC:204:LEU:HD12	1.27	0.98
32:YP:50:ARG:HH21	32:YP:50:ARG:CB	1.76	0.98
2:QB:196:LEU:HD12	2:QB:197:VAL:HG23	1.45	0.98
32:RP:105:LEU:O	32:RP:106:LEU:HB2	1.61	0.98
33:RQ:79:LEU:HD22	33:RQ:79:LEU:O	1.64	0.98
53:QV:35:A:C5	54:QX:3:G:N2	2.31	0.98
27:RG:13:GLU:O	27:RG:14:GLU:HB2	1.60	0.98
4:XD:20:TYR:CD2	4:XD:27:TYR:CE2	2.51	0.98
7:XG:78:ARG:HG3	7:XG:79:ARG:H	1.24	0.98
3:QC:19:GLU:HA	3:QC:54:ARG:HH12	1.29	0.98
4:QD:94:LEU:H	4:QD:94:LEU:HD12	1.28	0.98
8:XH:84:ARG:HH12	8:XH:86:ILE:HD13	1.28	0.98
13:XM:121:LYS:NZ	55:XY:40:G:OP1	1.96	0.98
24:RD:44:ASN:HB3	24:RD:49:ILE:HA	1.46	0.98
3:QC:79:ARG:HE	11:XK:99:GLN:NE2	1.60	0.98
3:QC:16:ARG:HD2	3:QC:54:ARG:HH21	1.28	0.97
28:YH:86:GLU:HG3	28:YH:165:ALA:N	1.79	0.97
4:QD:29:PRO:HG2	4:QD:30:LYS:CD	1.94	0.97
25:RE:20:ALA:O	25:RE:21:VAL:HG22	1.64	0.97
28:RH:127:GLU:CB	28:RH:128:PRO:CD	2.35	0.97
33:YQ:79:LEU:HD13	33:YQ:79:LEU:O	1.63	0.97
36:YT:62:THR:HG22	36:YT:75:ILE:HG12	1.46	0.97
49:Y6:41:PRO:HG2	49:Y6:45:LYS:H	1.30	0.97
24:YD:44:ASN:HB3	24:YD:49:ILE:HA	1.45	0.97

Continued on next page...

Continued from previous page...

Atom-1	Atom-2	Distance(Å)	Clash(Å)
35:YS:83:LYS:NZ	35:YS:109:GLY:HA2	1.77	0.97
45:Y2:50:ILE:HD12	45:Y2:51:ARG:H	1.24	0.97
33:YQ:79:LEU:HD22	33:YQ:79:LEU:O	1.64	0.97
33:RQ:79:LEU:HD13	33:RQ:79:LEU:O	1.63	0.97
3:XC:16:ARG:HB2	3:XC:16:ARG:HH11	1.30	0.97
39:YW:86:LEU:HD12	39:YW:87:PRO:HD2	1.45	0.97
10:QJ:49:VAL:HG22	14:QN:41:ARG:CB	1.92	0.97
30:RN:96:GLU:HG2	30:RN:97:ARG:H	1.26	0.97
7:XG:62:PHE:HA	7:XG:124:LEU:HD21	1.47	0.97
22:YA:83:G:HO2'	22:YA:84:A:H8	0.98	0.97
12:QL:10:LEU:HD13	17:QQ:32:TYR:HE2	1.28	0.96
45:R2:50:ILE:HD12	45:R2:51:ARG:H	1.24	0.96
22:RA:1496:A:H8	22:RA:1577:C:HO2'	1.09	0.96
3:XC:181:ASN:HD21	3:XC:204:LEU:HD12	1.27	0.96
13:XM:68:GLY:HA2	27:YG:116:ASP:OD2	1.65	0.96
22:YA:265:A:N6	22:YA:427:U:O2'	1.97	0.96
22:YA:620:G:H4'	22:YA:621:A:H5''	1.46	0.96
4:QD:30:LYS:HG3	4:QD:35:ARG:NE	1.80	0.96
49:R6:7:ILE:HG13	49:R6:8:LYS:H	1.25	0.96
27:RG:112:PRO:HB3	47:R4:37:SER:HB2	1.47	0.96
8:XH:23:SER:HA	8:XH:63:LEU:HD22	1.45	0.96
19:XS:5:LEU:CG	47:Y4:66:SER:CB	2.43	0.96
22:YA:2015:A:H1'	48:Y5:2:ALA:HA	1.47	0.96
19:QS:68:GLY:HA3	47:R4:68:ARG:CG	1.94	0.96
49:R6:47:THR:HG22	49:R6:48:VAL:HG12	1.46	0.96
2:QB:7:VAL:HG21	2:QB:217:ARG:HH11	1.30	0.96
2:XB:7:VAL:HG21	2:XB:217:ARG:HH11	1.31	0.96
4:XD:30:LYS:C	4:XD:32:ALA:H	1.62	0.96
41:YY:84:ARG:HH12	41:YY:97:ARG:HB2	1.28	0.96
2:QB:8:LYS:HD3	2:QB:8:LYS:H	1.30	0.96
1:XA:1286:A:H5''	21:XU:26:LYS:HD2	1.46	0.96
1:XA:370:C:C2'	1:XA:371:G:H5'	1.96	0.96
27:YG:112:PRO:HB3	47:Y4:37:SER:HB2	1.47	0.96
4:QD:30:LYS:CB	4:QD:35:ARG:HG3	1.96	0.96
22:RA:242:G:H5'	51:R8:62:LEU:HD22	1.47	0.96
10:XJ:32:ALA:HB3	10:XJ:76:ASN:HB2	1.48	0.96
7:QG:62:PHE:HA	7:QG:124:LEU:HD21	1.47	0.96
3:XC:95:THR:HG22	3:XC:96:GLY:H	1.27	0.96
25:YE:20:ALA:O	25:YE:21:VAL:HG22	1.65	0.96
10:QJ:75:ILE:HG13	10:QJ:76:ASN:H	1.31	0.95
3:XC:19:GLU:HA	3:XC:54:ARG:HH12	1.29	0.95
47:Y4:56:VAL:HA	47:Y4:60:GLN:HB2	1.43	0.95

Continued on next page...

Continued from previous page...

Atom-1	Atom-2	Distance(Å)	Clash(Å)
26:YF:101:LEU:HD12	26:YF:102:PRO:CD	1.96	0.95
10:QJ:32:ALA:HB3	10:QJ:76:ASN:HB2	1.47	0.95
12:QL:6:THR:H	12:QL:9:GLN:HE21	1.14	0.95
3:XC:16:ARG:HD2	3:XC:54:ARG:HH21	1.28	0.95
48:Y5:56:LYS:H	48:Y5:56:LYS:HD2	1.30	0.95
34:RR:54:LEU:HD23	34:RR:66:VAL:HG23	1.44	0.95
41:RY:84:ARG:HH12	41:RY:97:ARG:HB2	1.28	0.95
1:XA:1054:C:N4	55:XY:34:C:N1	2.13	0.95
16:QP:4:ILE:HD11	16:QP:64:ALA:HB1	1.46	0.95
24:YD:227:ASN:HB3	24:YD:228:PRO:HD2	1.44	0.95
13:XM:57:ARG:HB2	13:XM:57:ARG:HH11	1.32	0.95
22:YA:2252:G:N2	53:XV:74:C:O2	1.98	0.95
22:YA:1359:A:N6	22:YA:1372:U:O4	2.00	0.95
13:XM:7:VAL:HG21	27:YG:113:ARG:O	1.64	0.95
12:QL:47:LYS:NZ	54:QX:6:C:H5'	1.81	0.95
26:YF:103:LYS:HA	26:YF:106:ARG:HG3	1.48	0.95
22:YA:674:G:H1'	26:YF:74:ARG:HD3	1.47	0.95
32:YP:62:LEU:HD22	32:YP:62:LEU:N	1.82	0.95
4:XD:22:LYS:CD	4:XD:26:CYS:SG	2.54	0.95
6:XF:86:ARG:O	6:XF:87:ARG:HG2	1.66	0.95
4:QD:28:SER:HB2	4:QD:29:PRO:HD3	1.49	0.95
22:RA:2392:A:H8	32:RP:60:MET:HG3	1.29	0.95
26:RF:101:LEU:HD12	26:RF:102:PRO:CD	1.96	0.95
28:RH:86:GLU:HG3	28:RH:165:ALA:N	1.79	0.95
44:Y1:81:LYS:N	44:Y1:81:LYS:CE	2.30	0.95
4:XD:94:LEU:HD12	4:XD:94:LEU:H	1.28	0.95
38:YV:99:ILE:HD13	38:YV:99:ILE:H	1.32	0.95
16:XP:4:ILE:HD11	16:XP:64:ALA:HB1	1.46	0.94
25:YE:78:LEU:HG	25:YE:79:ARG:HE	1.30	0.94
41:RY:51:VAL:HG13	41:RY:52:SER:H	1.31	0.94
2:XB:196:LEU:HD12	2:XB:197:VAL:HG23	1.45	0.94
45:Y2:13:ALA:HA	45:Y2:16:LEU:HD23	1.48	0.94
28:YH:153:LYS:CB	28:YH:154:PRO:HD2	1.98	0.94
45:R2:13:ALA:HA	45:R2:16:LEU:HD23	1.48	0.94
1:XA:370:C:O2'	1:XA:371:G:H5'	1.66	0.94
44:Y1:81:LYS:CA	44:Y1:81:LYS:CE	2.45	0.94
32:RP:62:LEU:HD22	32:RP:62:LEU:N	1.81	0.94
38:YV:35:LEU:HD21	38:YV:57:VAL:HG22	1.47	0.94
41:YY:51:VAL:HG13	41:YY:52:SER:H	1.31	0.94
6:QF:86:ARG:O	6:QF:87:ARG:HG2	1.66	0.94
44:R1:81:LYS:CA	44:R1:81:LYS:CE	2.45	0.94
3:QC:16:ARG:HH11	3:QC:16:ARG:HB2	1.30	0.94

Continued on next page...

Continued from previous page...

Atom-1	Atom-2	Distance(Å)	Clash(Å)
31:RO:2:ILE:HD11	31:RO:82:ASN:HD22	1.33	0.94
3:XC:11:ARG:HB3	3:XC:15:THR:HB	1.48	0.94
7:QG:15:ASP:HB3	7:QG:20:ASP:H	1.31	0.94
24:RD:28:GLU:HB2	24:RD:29:PRO:CD	1.98	0.94
10:XJ:75:ILE:HG13	10:XJ:76:ASN:H	1.31	0.94
44:R1:81:LYS:CE	44:R1:81:LYS:N	2.30	0.94
24:RD:108:PRO:HB3	24:RD:143:HIS:HE1	1.32	0.94
24:YD:28:GLU:HB2	24:YD:29:PRO:CD	1.98	0.94
36:RT:11:GLU:CD	36:RT:11:GLU:H	1.71	0.94
36:RT:62:THR:HG22	36:RT:75:ILE:HG12	1.46	0.94
49:Y6:47:THR:HG22	49:Y6:48:VAL:HG12	1.45	0.94
49:R6:41:PRO:HG2	49:R6:45:LYS:H	1.30	0.94
25:RE:78:LEU:HG	25:RE:79:ARG:HE	1.31	0.94
2:XB:8:LYS:H	2:XB:8:LYS:HD3	1.31	0.94
48:R5:56:LYS:H	48:R5:56:LYS:HD2	1.30	0.93
40:RX:57:LEU:CD1	40:RX:78:LYS:HB2	1.98	0.93
28:YH:77:LYS:NZ	28:YH:77:LYS:HB3	1.82	0.93
13:QM:90:LEU:HA	13:QM:93:ARG:HD2	1.50	0.93
53:QV:35:A:C6	54:QX:3:G:N1	2.36	0.93
35:RS:59:LYS:HG2	35:RS:60:GLY:H	1.31	0.93
36:YT:11:GLU:H	36:YT:11:GLU:CD	1.71	0.93
30:RN:134:ARG:H	30:RN:135:PRO:CD	1.81	0.93
38:RV:35:LEU:HD21	38:RV:57:VAL:HG22	1.47	0.93
28:YH:127:GLU:HB3	28:YH:128:PRO:CD	1.99	0.93
32:RP:1:MET:HE2	32:RP:5:ASP:HB3	1.51	0.93
3:XC:70:VAL:HG12	3:XC:72:LYS:H	1.34	0.93
30:YN:134:ARG:H	30:YN:135:PRO:CD	1.81	0.93
13:QM:57:ARG:HH11	13:QM:57:ARG:HB2	1.32	0.93
20:QT:49:ALA:HB1	20:QT:99:LEU:HB2	1.51	0.93
12:QL:47:LYS:HZ1	54:QX:6:C:H5"	1.30	0.93
33:RQ:59:ARG:O	33:RQ:60:ARG:CG	2.17	0.93
1:XA:1054:C:OP2	1:XA:1197:G:OP2	1.87	0.93
4:XD:12:CYS:CA	4:XD:19:LEU:HD21	1.98	0.93
28:YH:77:LYS:HZ3	28:YH:77:LYS:HB3	1.31	0.93
19:QS:40:ILE:HG12	19:QS:41:VAL:HG22	1.51	0.93
14:XN:43:CYS:O	14:XN:45:ARG:N	2.01	0.93
28:RH:127:GLU:HB3	28:RH:128:PRO:CD	1.99	0.93
33:RQ:34:LEU:HD11	33:RQ:129:THR:HB	1.50	0.93
6:XF:24:GLU:HA	6:XF:27:GLN:HG3	1.49	0.93
17:XQ:4:LYS:HE3	17:XQ:6:LEU:HD21	1.51	0.93
24:YD:108:PRO:HB3	24:YD:143:HIS:CE1	2.05	0.93
34:YR:33:ARG:NH2	48:Y5:55:ARG:HG2	1.84	0.93

Continued on next page...

Continued from previous page...

Atom-1	Atom-2	Distance(Å)	Clash(Å)
40:YX:57:LEU:CD1	40:YX:78:LYS:HB2	1.98	0.93
48:R5:58:LEU:HD13	48:R5:60:VAL:HG12	1.48	0.92
10:XJ:8:LEU:HD11	10:XJ:23:ILE:HD12	1.49	0.92
24:YD:108:PRO:HB3	24:YD:143:HIS:HE1	1.32	0.92
24:RD:147:LEU:HD13	24:RD:155:LEU:HD11	1.51	0.92
32:YP:65:ARG:HG3	32:YP:65:ARG:HH11	1.35	0.92
38:RV:99:ILE:H	38:RV:99:ILE:HD13	1.32	0.92
13:XM:3:ARG:HG2	47:Y4:34:GLU:OE1	1.68	0.92
25:YE:14:ILE:HG12	25:YE:15:PHE:H	1.33	0.92
19:XS:40:ILE:HG12	19:XS:41:VAL:HG22	1.51	0.92
1:QA:686:U:HI'	11:QK:42:TRP:HE1	1.31	0.92
26:RF:103:LYS:HA	26:RF:106:ARG:HG3	1.49	0.92
5:QE:53:LEU:HD12	5:QE:53:LEU:H	1.34	0.92
15:XO:82:ILE:HD11	15:XO:88:ARG:HG3	1.51	0.92
24:RD:183:ARG:HH11	24:RD:183:ARG:HG2	1.34	0.92
5:XE:101:ILE:HD11	5:XE:119:LEU:HD23	1.51	0.92
5:XE:53:LEU:HD12	5:XE:53:LEU:H	1.34	0.92
14:XN:32:SER:CB	14:XN:41:ARG:HB2	2.00	0.92
28:RH:153:LYS:CB	28:RH:154:PRO:HD2	1.97	0.92
35:YS:59:LYS:HG2	35:YS:60:GLY:H	1.31	0.92
4:QD:30:LYS:HB3	4:QD:35:ARG:HG3	1.52	0.92
6:QF:24:GLU:HA	6:QF:27:GLN:HG3	1.49	0.92
8:QH:6:ILE:HB	8:QH:85:ARG:NH1	1.85	0.92
27:RG:37:VAL:HG22	27:RG:159:VAL:HA	1.52	0.92
7:XG:15:ASP:HB3	7:XG:20:ASP:H	1.32	0.92
8:XH:6:ILE:HB	8:XH:85:ARG:NH1	1.85	0.92
14:XN:32:SER:OG	14:XN:41:ARG:HB2	1.70	0.92
1:QA:1405:G:OP1	58:QA:1666:PAR:O34	1.87	0.92
2:QB:32:ILE:HD11	2:QB:40:HIS:HB3	1.52	0.92
3:QC:11:ARG:HB3	3:QC:15:THR:HB	1.48	0.91
24:RD:108:PRO:HB3	24:RD:143:HIS:CE1	2.05	0.91
4:QD:9:CYS:SG	4:QD:31:CYS:O	2.28	0.91
38:RV:24:LYS:HA	38:RV:92:THR:HG23	1.52	0.91
3:XC:20:SER:HB2	3:XC:40:ARG:HH22	1.34	0.91
44:Y1:81:LYS:HA	44:Y1:81:LYS:CE	2.00	0.91
22:YA:1021:A:OP2	30:YN:65:LYS:NZ	2.01	0.91
33:YQ:34:LEU:HD11	33:YQ:129:THR:HB	1.50	0.91
27:RG:78:SER:HB2	53:QV:56:C:O2'	1.71	0.91
44:R1:81:LYS:CE	44:R1:81:LYS:HA	2.01	0.91
22:RA:2553:G:H22	56:Z6:76:PPU:C2	1.83	0.91
19:XS:5:LEU:CG	47:Y4:66:SER:HB3	2.00	0.91
19:XS:5:LEU:HG	47:Y4:66:SER:HB3	1.50	0.91

Continued on next page...

Continued from previous page...

Atom-1	Atom-2	Distance(Å)	Clash(Å)
35:YS:67:ARG:NH1	35:YS:67:ARG:HB2	1.85	0.91
34:RR:33:ARG:NH2	48:R5:55:ARG:HG2	1.84	0.91
2:XB:33:TYR:HB2	2:XB:43:ASP:HB2	1.53	0.91
41:YY:30:VAL:HG22	41:YY:37:VAL:HG12	1.53	0.91
4:XD:170:VAL:HG22	4:XD:171:GLY:H	1.34	0.91
27:YG:37:VAL:HG22	27:YG:159:VAL:HA	1.52	0.91
17:QQ:4:LYS:HE3	17:QQ:6:LEU:HD21	1.51	0.91
27:RG:101:ILE:HG13	27:RG:102:PHE:N	1.86	0.91
3:QC:20:SER:HB2	3:QC:40:ARG:HH22	1.34	0.91
4:QD:170:VAL:HG22	4:QD:171:GLY:H	1.34	0.91
5:QE:100:VAL:HG22	5:QE:118:ILE:HG22	1.52	0.91
5:QE:101:ILE:HD11	5:QE:119:LEU:HD23	1.52	0.91
10:QJ:8:LEU:HD11	10:QJ:23:ILE:HD12	1.50	0.91
15:QO:82:ILE:HD11	15:QO:88:ARG:HG3	1.51	0.91
28:RH:77:LYS:NZ	28:RH:77:LYS:HB3	1.82	0.91
37:YU:92:ARG:HG2	37:YU:92:ARG:O	1.70	0.91
2:QB:33:TYR:HB2	2:QB:43:ASP:HB2	1.53	0.91
3:QC:70:VAL:HG12	3:QC:72:LYS:H	1.34	0.91
4:QD:29:PRO:HG2	4:QD:30:LYS:CE	2.01	0.91
24:YD:10:THR:HG23	24:YD:13:ARG:HB3	1.51	0.91
32:YP:1:MET:HE2	32:YP:5:ASP:HB3	1.50	0.91
2:QB:77:ALA:HB2	2:QB:211:ILE:HD13	1.53	0.91
8:QH:6:ILE:HD12	8:QH:6:ILE:H	1.35	0.91
19:QS:68:GLY:HA3	47:R4:68:ARG:CB	2.01	0.91
26:RF:7:TYR:HB3	26:RF:21:ALA:HB1	1.53	0.91
13:XM:90:LEU:HA	13:XM:93:ARG:HD2	1.50	0.91
44:Y1:80:LEU:O	44:Y1:81:LYS:HB2	1.71	0.91
35:RS:67:ARG:HB2	35:RS:67:ARG:NH1	1.85	0.91
4:QD:29:PRO:HG2	4:QD:30:LYS:HD3	1.48	0.90
22:RA:83:G:N2	22:RA:103:A:OP2	2.04	0.90
24:RD:10:THR:HG23	24:RD:13:ARG:HB3	1.51	0.90
8:XH:6:ILE:HD12	8:XH:6:ILE:H	1.34	0.90
31:YO:2:ILE:HD11	31:YO:82:ASN:HD22	1.33	0.90
25:RE:14:ILE:HG12	25:RE:15:PHE:H	1.33	0.90
20:XT:49:ALA:HB1	20:XT:99:LEU:HB2	1.51	0.90
22:RA:1826:G:H4'	24:RD:242:ARG:HH21	1.36	0.90
11:XK:99:GLN:HG2	11:XK:105:VAL:HG21	1.53	0.90
41:YY:38:ILE:HG22	41:YY:66:PRO:HA	1.54	0.90
5:XE:100:VAL:HG22	5:XE:118:ILE:HG22	1.52	0.90
38:YV:24:LYS:HA	38:YV:92:THR:HG23	1.52	0.90
13:QM:119:GLY:HA3	53:QV:29:G:OP1	1.70	0.90
28:RH:4:ILE:HG13	28:RH:6:ARG:CZ	2.01	0.90

Continued on next page...

Continued from previous page...

Atom-1	Atom-2	Distance(Å)	Clash(Å)
32:YP:106:LEU:O	32:YP:107:LYS:HB2	1.71	0.90
45:Y2:65:ASN:HB3	45:Y2:69:ARG:HH12	1.34	0.90
24:YD:147:LEU:HD13	24:YD:155:LEU:HD11	1.51	0.90
28:YH:4:ILE:HG13	28:YH:6:ARG:CZ	2.01	0.90
38:YV:44:LYS:O	38:YV:46:VAL:HG12	1.72	0.90
32:RP:58:THR:O	32:RP:61:ARG:NE	2.05	0.90
33:RQ:59:ARG:O	33:RQ:60:ARG:HG3	1.72	0.90
14:YN:22:THR:O	14:YN:23:ARG:CB	2.16	0.90
48:Y5:3:LYS:HA	48:Y5:3:LYS:HE3	1.54	0.90
28:YH:26:VAL:HG13	28:YH:27:LYS:H	1.35	0.90
1:XA:1054:C:N4	55:XY:34:C:C1'	2.34	0.90
45:R2:65:ASN:HB3	45:R2:69:ARG:HH12	1.34	0.89
28:RH:10:PRO:HD2	28:RH:50:VAL:O	1.72	0.89
24:YD:69:ARG:HH21	24:YD:130:ALA:HB2	1.37	0.89
24:YD:44:ASN:H	24:YD:44:ASN:HD22	1.19	0.89
44:R1:81:LYS:CA	44:R1:81:LYS:NZ	2.31	0.89
24:YD:183:ARG:HH11	24:YD:183:ARG:HG2	1.34	0.89
39:YW:65:LEU:HD12	39:YW:68:ARG:HH11	1.36	0.89
2:QB:7:VAL:HG21	2:QB:217:ARG:NH1	1.87	0.89
28:RH:26:VAL:HG13	28:RH:27:LYS:H	1.36	0.89
2:XB:7:VAL:HG21	2:XB:217:ARG:NH1	1.87	0.89
19:XS:64:GLU:O	19:XS:67:VAL:HG23	1.73	0.89
48:Y5:40:LYS:HZ1	48:Y5:48:GLU:HB2	1.36	0.89
24:RD:69:ARG:HH21	24:RD:130:ALA:HB2	1.37	0.89
2:XB:126:GLU:HG3	2:XB:129:GLU:HG3	1.54	0.89
13:XM:65:LYS:HZ2	47:Y4:52:THR:HG21	1.34	0.89
19:XS:65:ASN:HA	47:Y4:55:ARG:HH11	1.32	0.89
51:Y8:52:LYS:H	51:Y8:53:PRO:HD3	1.35	0.89
51:Y8:59:LYS:NZ	51:Y8:59:LYS:HB2	1.87	0.89
32:YP:88:LEU:HD12	32:YP:95:VAL:HG11	1.52	0.89
48:R5:3:LYS:HE3	48:R5:3:LYS:HA	1.54	0.89
22:RA:2553:G:H22	56:Z6:76:PPU:H2	1.34	0.89
37:RU:92:ARG:O	37:RU:92:ARG:HG2	1.69	0.89
41:RY:76:CYS:SG	41:RY:77:PRO:HD2	2.13	0.89
27:YG:116:ASP:O	27:YG:117:PHE:HB3	1.72	0.89
38:RV:44:LYS:O	38:RV:46:VAL:HG12	1.72	0.89
25:YE:63:LEU:HD12	25:YE:64:LYS:N	1.87	0.89
1:QA:1139:G:N2	1:QA:1143:G:O6	2.06	0.89
10:QJ:74:ILE:H	10:QJ:74:ILE:HD13	1.38	0.89
51:R8:52:LYS:H	51:R8:53:PRO:HD3	1.35	0.89
32:RP:88:LEU:HD12	32:RP:95:VAL:HG11	1.52	0.89
19:QS:64:GLU:O	19:QS:67:VAL:HG23	1.73	0.89

Continued on next page...

Continued from previous page...

Atom-1	Atom-2	Distance(Å)	Clash(Å)
2:XB:32:ILE:HD11	2:XB:40:HIS:HB3	1.52	0.89
32:YP:58:THR:O	32:YP:61:ARG:NE	2.05	0.89
32:RP:65:ARG:HG3	32:RP:65:ARG:HH11	1.35	0.89
22:YA:1496:A:H8	22:YA:1577:C:HO2'	1.19	0.89
28:YH:10:PRO:HD2	28:YH:50:VAL:O	1.72	0.89
5:QE:41:VAL:HG11	5:QE:113:ALA:HB2	1.54	0.88
22:RA:587:C:OP2	32:RP:21:ARG:NH2	2.07	0.88
12:XL:6:THR:H	12:XL:9:GLN:HE21	1.15	0.88
27:YG:88:ILE:O	27:YG:88:ILE:HD13	1.72	0.88
2:QB:126:GLU:HG3	2:QB:129:GLU:HG3	1.54	0.88
44:R1:80:LEU:O	44:R1:81:LYS:HB2	1.71	0.88
2:XB:77:ALA:HB2	2:XB:211:ILE:HD13	1.53	0.88
2:QB:18:GLY:N	2:QB:42:ILE:HG22	1.86	0.88
24:RD:27:THR:HG23	24:RD:28:GLU:H	1.38	0.88
27:RG:88:ILE:HD13	27:RG:88:ILE:O	1.72	0.88
2:XB:18:GLY:N	2:XB:42:ILE:HG22	1.87	0.88
5:XE:71:LEU:O	5:XE:72:GLN:HG3	1.74	0.88
32:YP:64:LYS:O	32:YP:66:GLY:N	2.07	0.88
32:RP:106:LEU:O	32:RP:107:LYS:HB2	1.71	0.88
41:RY:30:VAL:HG22	41:RY:37:VAL:HG12	1.53	0.88
35:YS:106:ARG:NH1	35:YS:106:ARG:HB2	1.88	0.88
41:YY:76:CYS:SG	41:YY:77:PRO:HD2	2.13	0.88
1:QA:1123:A:H4'	10:QJ:36:GLY:HA3	1.54	0.88
13:XM:62:ASN:HA	47:Y4:49:PHE:CD2	2.08	0.88
30:YN:22:THR:HG22	30:YN:23:LEU:N	1.88	0.88
25:RE:63:LEU:HD12	25:RE:64:LYS:N	1.88	0.88
30:RN:22:THR:HG22	30:RN:23:LEU:N	1.88	0.88
13:QM:97:PRO:HB2	13:QM:101:GLN:NE2	1.89	0.88
22:RA:338:G:OP1	41:RY:4:LYS:NZ	2.06	0.88
22:YA:994:C:H3'	37:YU:54:LYS:HE3	1.54	0.88
51:R8:59:LYS:NZ	51:R8:59:LYS:HB2	1.88	0.88
1:XA:1400:C:N4	53:XV:34:C:C2	2.29	0.88
32:YP:49:ARG:HD2	51:Y8:58:ILE:HG22	1.54	0.88
25:RE:77:ILE:HD12	25:RE:78:LEU:N	1.89	0.88
41:RY:38:ILE:HG22	41:RY:66:PRO:HA	1.54	0.88
5:XE:41:VAL:HG11	5:XE:113:ALA:HB2	1.54	0.88
19:XS:8:GLY:O	19:XS:9:VAL:HG22	1.74	0.88
22:YA:2068:U:H3	22:YA:2430:A:H2	1.18	0.88
22:YA:498:G:N3	41:YY:47:LYS:NZ	2.22	0.88
25:YE:77:ILE:HD12	25:YE:78:LEU:N	1.89	0.88
8:QH:51:VAL:HG21	8:QH:60:ARG:HG2	1.55	0.87
35:RS:106:ARG:NH1	35:RS:106:ARG:HB2	1.88	0.87

Continued on next page...

Continued from previous page...

Atom-1	Atom-2	Distance(Å)	Clash(Å)
20:XT:23:ARG:HA	20:XT:26:ASN:HD21	1.36	0.87
21:XU:6:ARG:HE	21:XU:15:ARG:CZ	1.87	0.87
22:YA:518:G:H4'	39:YW:18:ARG:NH1	1.89	0.87
24:YD:44:ASN:CB	24:YD:49:ILE:HA	2.04	0.87
42:YZ:151:HIS:HB3	42:YZ:170:THR:HA	1.53	0.87
11:QK:99:GLN:HG2	11:QK:105:VAL:HG21	1.53	0.87
20:QT:23:ARG:HA	20:QT:26:ASN:HD21	1.36	0.87
39:RW:65:LEU:HD12	39:RW:68:ARG:HH11	1.36	0.87
4:XD:114:ARG:HH11	4:XD:114:ARG:HG3	1.39	0.87
44:Y1:82:LEU:HD13	44:Y1:83:GLU:O	1.74	0.87
5:QE:79:GLU:OE2	8:QH:104:ARG:HA	1.74	0.87
22:RA:2015:A:H1'	48:R5:2:ALA:HA	1.56	0.87
48:R5:40:LYS:HZ1	48:R5:48:GLU:HB2	1.39	0.87
22:RA:676:A:H8	22:RA:2069:G:H21	1.17	0.87
24:RD:181:GLU:HA	24:RD:272:ALA:HB3	1.57	0.87
38:RV:19:LYS:HD2	38:RV:95:LEU:HD23	1.55	0.87
19:XS:5:LEU:CG	47:Y4:66:SER:HB2	2.04	0.87
2:QB:96:ARG:H	2:QB:96:ARG:HD2	1.38	0.87
19:QS:41:VAL:HG13	19:QS:44:MET:HB2	1.57	0.87
21:QU:6:ARG:HE	21:QU:15:ARG:CZ	1.87	0.87
24:RD:44:ASN:HD22	24:RD:44:ASN:H	1.19	0.87
1:XA:973:G:OP1	10:XJ:57:LYS:NZ	2.08	0.87
19:XS:67:VAL:HG21	47:Y4:60:GLN:HE22	1.38	0.87
22:YA:819:A:OP2	22:YA:1187:G:N2	2.07	0.87
24:YD:27:THR:HG23	24:YD:28:GLU:H	1.38	0.87
33:YQ:64:ILE:HA	33:YQ:106:VAL:HG12	1.54	0.87
24:RD:28:GLU:HB2	24:RD:29:PRO:HD2	1.56	0.87
32:RP:49:ARG:HD2	51:R8:58:ILE:HG22	1.54	0.87
44:Y1:82:LEU:HD11	44:Y1:83:GLU:O	1.75	0.87
24:YD:181:GLU:HA	24:YD:272:ALA:HB3	1.57	0.87
32:RP:64:LYS:O	32:RP:66:GLY:N	2.07	0.87
19:XS:2:PRO:HB2	47:Y4:68:ARG:HH22	1.36	0.87
13:XM:97:PRO:HB2	13:XM:101:GLN:NE2	1.89	0.87
13:XM:4:ILE:H	13:XM:9:ILE:CG2	1.88	0.87
15:QO:56:LEU:O	15:QO:60:VAL:HG23	1.75	0.87
35:RS:106:ARG:HH11	35:RS:106:ARG:HB2	1.39	0.87
10:XJ:74:ILE:HD13	10:XJ:74:ILE:H	1.38	0.87
11:XK:32:ILE:HD12	11:XK:72:ALA:HB2	1.56	0.87
26:YF:7:TYR:HB3	26:YF:21:ALA:HB1	1.53	0.87
26:YF:29:ASN:H	26:YF:112:MET:HE3	1.40	0.87
33:RQ:64:ILE:HA	33:RQ:106:VAL:HG12	1.54	0.86
10:XJ:7:LYS:HB2	10:XJ:97:GLU:HB2	1.56	0.86

Continued on next page...

Continued from previous page...

Atom-1	Atom-2	Distance(Å)	Clash(Å)
19:XS:27:GLU:O	19:XS:28:LYS:HG2	1.74	0.86
27:YG:145:THR:HG23	47:Y4:28:LYS:HZ1	1.38	0.86
54:QX:2:U:O2'	54:QX:3:G:H5'	1.74	0.86
22:RA:819:A:OP2	22:RA:1187:G:N2	2.07	0.86
32:RP:75:ILE:HD13	32:RP:75:ILE:H	1.39	0.86
27:YG:101:ILE:HG13	27:YG:102:PHE:N	1.86	0.86
32:YP:18:ARG:O	32:YP:19:VAL:HB	1.75	0.86
10:QJ:47:PHE:HE1	10:QJ:63:PHE:HB2	1.41	0.86
19:QS:8:GLY:O	19:QS:9:VAL:HG22	1.75	0.86
44:R1:92:LYS:HG3	44:R1:96:LYS:HB2	1.57	0.86
26:RF:82:ILE:HG13	26:RF:82:ILE:O	1.73	0.86
27:RG:116:ASP:O	27:RG:117:PHE:HB3	1.72	0.86
8:XH:51:VAL:HG21	8:XH:60:ARG:HG2	1.55	0.86
27:YG:161:THR:HG22	27:YG:163:ALA:H	1.39	0.86
19:QS:27:GLU:O	19:QS:28:LYS:HG2	1.74	0.86
24:YD:35:LYS:HG2	24:YD:64:ILE:H	1.40	0.86
37:YU:92:ARG:HD2	38:YV:11:GLN:NE2	1.91	0.86
2:QB:67:THR:HG21	2:QB:155:LEU:HD21	1.57	0.86
5:QE:71:LEU:O	5:QE:72:GLN:HG3	1.73	0.86
22:RA:1689:A:H62	22:RA:1698:A:H2	1.22	0.86
1:QA:1347:G:N2	1:QA:1374:A:OP2	2.09	0.86
26:RF:29:ASN:H	26:RF:112:MET:HE3	1.40	0.86
54:XX:2:U:O2'	54:XX:3:G:H5'	1.75	0.86
19:XS:5:LEU:CD2	47:Y4:66:SER:CB	2.53	0.86
38:YV:19:LYS:HD2	38:YV:95:LEU:HD23	1.55	0.86
42:YZ:145:GLU:HG3	42:YZ:146:ILE:HG12	1.56	0.86
11:QK:32:ILE:HD12	11:QK:72:ALA:HB2	1.56	0.86
24:RD:44:ASN:CB	24:RD:49:ILE:HA	2.05	0.86
2:XB:96:ARG:H	2:XB:96:ARG:HD2	1.38	0.86
28:YH:127:GLU:HG2	28:YH:128:PRO:HD3	0.86	0.86
35:YS:106:ARG:HB2	35:YS:106:ARG:HH11	1.39	0.86
27:RG:161:THR:HG22	27:RG:163:ALA:H	1.39	0.86
41:RY:51:VAL:O	41:RY:56:PRO:HA	1.76	0.86
1:QA:1189:C:OP1	10:QJ:51:ARG:NH2	2.09	0.86
13:QM:4:ILE:H	13:QM:9:ILE:CG2	1.88	0.86
2:XB:67:THR:HG21	2:XB:155:LEU:HD21	1.56	0.86
4:QD:22:LYS:CB	4:QD:26:CYS:SG	2.64	0.85
13:QM:14:ARG:H	13:QM:44:ARG:HD3	1.41	0.85
22:RA:2056:G:N2	48:R5:4:HIS:O	2.08	0.85
19:XS:41:VAL:HG13	19:XS:44:MET:HB2	1.57	0.85
4:QD:114:ARG:HH11	4:QD:114:ARG:HG3	1.39	0.85
10:QJ:49:VAL:HG13	14:QN:41:ARG:HD2	0.94	0.85

Continued on next page...

Continued from previous page...

Atom-1	Atom-2	Distance(Å)	Clash(Å)
22:RA:2602:A:H61	53:QV:76:A:H2'	1.39	0.85
25:RE:61:ARG:O	25:RE:63:LEU:HG	1.77	0.85
10:XJ:53:PRO:O	14:YN:41:ARG:NH2	2.09	0.85
53:QV:37:A:N1	54:QX:1:A:C6	2.44	0.85
44:R1:82:LEU:HD13	44:R1:83:GLU:O	1.74	0.85
22:RA:2502:G:H5''	22:RA:2503:A:H5''	1.58	0.85
37:RU:92:ARG:HD2	38:RV:11:GLN:NE2	1.90	0.85
1:XA:954:G:H4'	13:XM:121:LYS:HG3	1.57	0.85
1:XA:1152:A:OP1	10:XJ:68:HIS:NE2	2.09	0.85
22:YA:443:A:N7	26:YF:45:ARG:HD2	1.89	0.85
33:YQ:75:THR:HA	33:YQ:88:GLY:O	1.76	0.85
1:XA:372:C:N4	1:XA:387:U:N3	2.23	0.85
55:QY:29:U:H2'	55:QY:30:C:C6	2.11	0.85
25:RE:81:ILE:O	25:RE:82:ARG:HB2	1.75	0.85
33:RQ:75:THR:HA	33:RQ:88:GLY:O	1.76	0.85
36:YT:111:ARG:O	36:YT:112:ARG:HG3	1.76	0.85
10:QJ:49:VAL:HG21	14:QN:41:ARG:HB2	1.23	0.85
48:R5:39:MET:O	48:R5:40:LYS:HG3	1.77	0.85
25:RE:95:ILE:H	25:RE:95:ILE:HD12	1.41	0.85
26:RF:32:LEU:HD13	26:RF:105:VAL:HG13	1.59	0.85
15:XO:56:LEU:O	15:XO:60:VAL:HG23	1.75	0.85
20:XT:36:LEU:HD13	20:XT:39:LYS:HD3	1.57	0.85
27:YG:67:LYS:HE2	47:Y4:6:HIS:NE2	1.91	0.85
22:YA:1607:C:N4	22:YA:1622:G:OP2	2.09	0.85
32:YP:101:VAL:HG23	32:YP:107:LYS:H	1.41	0.85
41:YY:51:VAL:O	41:YY:56:PRO:HA	1.76	0.85
27:RG:67:LYS:HE2	47:R4:6:HIS:NE2	1.91	0.85
37:RU:64:ARG:HH21	37:RU:64:ARG:HG2	1.42	0.85
24:YD:28:GLU:HB2	24:YD:29:PRO:HD2	1.56	0.85
32:YP:75:ILE:H	32:YP:75:ILE:HD13	1.39	0.85
20:QT:36:LEU:HD13	20:QT:39:LYS:HD3	1.57	0.85
28:RH:127:GLU:HG2	28:RH:128:PRO:HD3	0.86	0.85
7:XG:44:TYR:HA	7:XG:47:CYS:SG	2.17	0.85
28:YH:89:ILE:HD11	28:YH:129:THR:HB	1.59	0.85
24:RD:17:THR:HG22	24:RD:205:VAL:H	1.41	0.85
32:RP:18:ARG:O	32:RP:19:VAL:HB	1.75	0.85
5:XE:51:VAL:HB	5:XE:52:PRO:HD3	1.59	0.85
55:XY:29:U:H2'	55:XY:30:C:C6	2.11	0.85
22:YA:888:C:H3'	22:YA:889:C:H4'	1.59	0.85
51:R8:59:LYS:NZ	51:R8:59:LYS:CB	2.40	0.84
22:RA:2553:G:N2	56:Z6:76:PPU:C2	2.38	0.84
26:YF:82:ILE:HG13	26:YF:82:ILE:O	1.73	0.84

Continued on next page...

Continued from previous page...

Atom-1	Atom-2	Distance(Å)	Clash(Å)
1:QA:448:A:OP2	1:QA:485:G:N2	2.09	0.84
10:QJ:7:LYS:HB2	10:QJ:97:GLU:HB2	1.57	0.84
14:QN:23:ARG:O	14:QN:24:CYS:O	1.95	0.84
22:RA:768:G:O2'	22:RA:1379:A:N6	2.10	0.84
28:RH:89:ILE:HD11	28:RH:129:THR:HB	1.58	0.84
13:XM:14:ARG:H	13:XM:44:ARG:HD3	1.41	0.84
13:XM:3:ARG:HH12	27:YG:113:ARG:NH2	1.75	0.84
22:YA:958:U:OP2	33:YQ:14:ARG:NH1	2.10	0.84
35:YS:83:LYS:HG2	35:YS:109:GLY:CA	2.07	0.84
4:QD:166:LYS:HD3	24:YD:188:GLU:OE2	1.77	0.84
14:QN:21:TYR:HE2	14:QN:23:ARG:HH21	1.24	0.84
10:QJ:49:VAL:CB	14:QN:41:ARG:HB2	2.08	0.84
25:RE:24:THR:HG21	25:RE:188:VAL:HG11	1.59	0.84
15:XO:3:ILE:HD13	15:XO:3:ILE:H	1.41	0.84
22:YA:2056:G:N2	48:Y5:4:HIS:O	2.10	0.84
24:YD:17:THR:HG22	24:YD:205:VAL:H	1.41	0.84
27:YG:98:ARG:HA	27:YG:101:ILE:HG12	1.59	0.84
35:YS:106:ARG:HA	35:YS:110:LEU:CD1	2.07	0.84
38:YV:49:THR:HB	38:YV:50:PRO:CD	2.07	0.84
1:QA:559:A:H4'	1:QA:560:U:H3'	1.56	0.84
13:XM:65:LYS:CE	47:Y4:50:VAL:HG11	2.08	0.84
25:YE:81:ILE:O	25:YE:82:ARG:HB2	1.75	0.84
1:QA:754:C:H5'	15:QO:72:ARG:HH22	1.41	0.84
35:RS:89:ARG:HD2	35:RS:92:TYR:O	1.78	0.84
48:Y5:40:LYS:HD3	48:Y5:46:CYS:HB3	1.60	0.84
22:YA:2419:U:H5'	49:Y6:23:THR:HG22	1.60	0.84
31:YO:26:LYS:HB2	31:YO:30:ALA:HB2	1.59	0.84
32:RP:62:LEU:CD2	51:R8:25:MET:HB2	2.08	0.84
25:YE:61:ARG:O	25:YE:63:LEU:HG	1.77	0.84
25:YE:95:ILE:H	25:YE:95:ILE:HD12	1.42	0.84
28:YH:54:ARG:NH1	28:YH:62:LYS:HG2	1.92	0.84
7:QG:44:TYR:HA	7:QG:47:CYS:SG	2.17	0.84
15:QO:82:ILE:HD11	15:QO:88:ARG:CG	2.07	0.84
17:QQ:59:ILE:HG22	17:QQ:73:VAL:HA	1.60	0.84
9:QL:128:ARG:HD3	53:QV:32:C:OP2	1.76	0.84
53:QV:37:A:C2	54:QX:1:A:C2	2.66	0.84
28:RH:54:ARG:NH1	28:RH:62:LYS:HG2	1.92	0.84
31:RO:26:LYS:HB2	31:RO:30:ALA:HB2	1.59	0.84
10:XJ:4:ILE:HB	10:XJ:74:ILE:HD11	1.60	0.84
13:XM:23:TYR:HB3	13:XM:67:GLU:HG2	1.60	0.84
32:YP:62:LEU:CD2	51:Y8:25:MET:HB2	2.08	0.84
26:YF:53:THR:HG23	26:YF:56:GLU:OE1	1.77	0.84

Continued on next page...

Continued from previous page...

Atom-1	Atom-2	Distance(Å)	Clash(Å)
33:YQ:30:GLY:HA2	33:YQ:107:ALA:HB2	1.60	0.84
41:YY:57:GLN:NE2	41:YY:58:GLY:H	1.76	0.84
44:R1:82:LEU:HD11	44:R1:83:GLU:O	1.75	0.84
36:RT:111:ARG:O	36:RT:112:ARG:HG3	1.76	0.84
38:RV:49:THR:HB	38:RV:50:PRO:CD	2.07	0.84
14:YN:32:SER:OG	14:YN:41:ARG:CB	2.24	0.84
19:XS:5:LEU:CD2	47:Y4:66:SER:HB2	2.07	0.84
35:YS:89:ARG:HD2	35:YS:92:TYR:O	1.78	0.84
27:RG:98:ARG:HA	27:RG:101:ILE:HG12	1.59	0.84
35:RS:83:LYS:HG2	35:RS:109:GLY:CA	2.07	0.84
34:YR:117:VAL:HG22	34:YR:118:GLU:H	1.43	0.84
4:QD:22:LYS:HB2	4:QD:26:CYS:SG	2.18	0.84
14:QN:8:GLU:OE2	14:QN:11:LYS:HD2	1.78	0.84
24:RD:35:LYS:HG2	24:RD:64:ILE:H	1.40	0.84
10:XJ:37:PRO:HA	10:XJ:72:VAL:HG22	1.59	0.84
10:XJ:47:PHE:HE1	10:XJ:63:PHE:HB2	1.40	0.84
54:XX:4:C:N4	55:XY:37:1MG:HM13	1.93	0.84
22:YA:443:A:C5	26:YF:45:ARG:HD2	2.13	0.84
26:YF:32:LEU:HD13	26:YF:105:VAL:HG13	1.59	0.84
36:YT:3:ARG:HG3	36:YT:7:ILE:HG12	1.60	0.84
4:QD:25:ARG:NH1	4:QD:30:LYS:HE3	1.93	0.83
5:QE:78:HIS:CG	8:QH:104:ARG:HG2	2.13	0.83
5:QE:51:VAL:HB	5:QE:52:PRO:HD3	1.59	0.83
22:RA:299:A:H5'	41:RY:84:ARG:HH21	1.42	0.83
22:RA:993:G:OP1	37:RU:50:ARG:NH2	2.11	0.83
34:RR:117:VAL:HG22	34:RR:118:GLU:H	1.43	0.83
41:RY:81:LYS:HD3	41:RY:97:ARG:HE	1.43	0.83
19:XS:5:LEU:HD21	47:Y4:66:SER:HB2	1.59	0.83
5:QE:81:GLU:HB3	5:QE:90:VAL:HG22	1.60	0.83
13:QM:23:TYR:HB3	13:QM:67:GLU:HG2	1.60	0.83
36:RT:24:PRO:HA	36:RT:49:VAL:HG13	1.59	0.83
15:XO:82:ILE:HD11	15:XO:88:ARG:CG	2.07	0.83
44:Y1:92:LYS:HG3	44:Y1:96:LYS:HB2	1.58	0.83
28:YH:13:LYS:HE2	28:YH:13:LYS:HA	1.60	0.83
19:QS:69:HIS:CE1	47:R4:69:LYS:CE	2.60	0.83
48:R5:40:LYS:HD3	48:R5:46:CYS:HB3	1.60	0.83
28:RH:105:LEU:H	28:RH:105:LEU:HD13	1.42	0.83
3:XC:15:THR:CG2	3:XC:181:ASN:HA	2.08	0.83
48:Y5:39:MET:O	48:Y5:40:LYS:HG3	1.77	0.83
49:Y6:27:LYS:HB2	49:Y6:27:LYS:NZ	1.94	0.83
14:YN:8:GLU:OE2	14:YN:11:LYS:HD2	1.78	0.83
25:YE:7:VAL:HG23	25:YE:8:LYS:H	1.43	0.83

Continued on next page...

Continued from previous page...

Atom-1	Atom-2	Distance(Å)	Clash(Å)
32:YP:126:VAL:HG22	32:YP:145:PRO:HG2	1.61	0.83
4:QD:96:LEU:H	4:QD:96:LEU:HD22	1.43	0.83
14:QN:12:ARG:C	14:QN:14:PRO:HD2	1.98	0.83
19:QS:50:ALA:HB1	19:QS:57:HIS:HB3	1.60	0.83
1:XA:1318:A:H4'	19:XS:11:VAL:HG11	1.59	0.83
25:RE:35:GLN:HG2	25:RE:37:ARG:HE	1.44	0.83
35:RS:88:ASP:O	35:RS:89:ARG:HB3	1.78	0.83
1:XA:1078:U:O2'	5:XE:130:ASN:OD1	1.96	0.83
14:XN:12:ARG:C	14:XN:14:PRO:HD2	1.98	0.83
30:YN:131:GLN:NE2	30:YN:132:ALA:H	1.75	0.83
32:YP:59:LEU:HA	32:YP:61:ARG:HH21	1.44	0.83
15:QO:3:ILE:H	15:QO:3:ILE:HD13	1.40	0.83
30:RN:133:GLN:HB2	30:RN:135:PRO:HD3	1.59	0.83
32:RP:101:VAL:HG23	32:RP:107:LYS:H	1.41	0.83
36:RT:3:ARG:HG3	36:RT:7:ILE:HG12	1.60	0.83
41:RY:57:GLN:NE2	41:RY:58:GLY:H	1.76	0.83
36:YT:24:PRO:HA	36:YT:49:VAL:HG13	1.59	0.83
2:QB:193:ASP:OD2	2:QB:196:LEU:HG	1.78	0.83
10:QJ:37:PRO:HA	10:QJ:72:VAL:HG22	1.59	0.83
29:RI:52:ARG:HB2	29:RI:56:LYS:HB3	1.59	0.83
36:RT:53:ARG:O	36:RT:59:THR:HG23	1.78	0.83
38:RV:66:ARG:NH1	38:RV:88:ARG:HD3	1.94	0.83
7:XG:78:ARG:HG3	7:XG:79:ARG:N	1.93	0.83
7:QG:78:ARG:HG3	7:QG:79:ARG:N	1.93	0.83
47:R4:36:CYS:O	47:R4:39:CYS:HB2	1.79	0.83
30:RN:131:GLN:NE2	30:RN:132:ALA:H	1.75	0.83
32:RP:65:ARG:HG3	32:RP:65:ARG:NH1	1.90	0.83
35:RS:106:ARG:HA	35:RS:110:LEU:CD1	2.07	0.83
2:XB:204:ASN:ND2	2:XB:206:ASP:H	1.77	0.83
36:YT:53:ARG:O	36:YT:59:THR:HG23	1.78	0.83
2:QB:204:ASN:ND2	2:QB:206:ASP:H	1.77	0.82
1:XA:235:C:H5'	17:XQ:70:ARG:HG2	1.61	0.82
5:XE:81:GLU:HB3	5:XE:90:VAL:HG22	1.60	0.82
30:YN:133:GLN:HB2	30:YN:135:PRO:HD3	1.59	0.82
41:YY:81:LYS:HD3	41:YY:97:ARG:HE	1.43	0.82
22:YA:2555:U:N3	56:Z8:74:C:C5	2.40	0.82
2:QB:185:ILE:HG22	2:QB:199:TYR:HB2	1.60	0.82
33:RQ:30:GLY:HA2	33:RQ:107:ALA:HB2	1.60	0.82
2:XB:185:ILE:HG22	2:XB:199:TYR:HB2	1.60	0.82
14:XN:44:LEU:HD12	14:XN:53:LEU:CD1	2.08	0.82
10:QJ:49:VAL:HG11	14:QN:41:ARG:HB2	1.58	0.82
25:RE:15:PHE:CE1	25:RE:20:ALA:HB2	2.14	0.82

Continued on next page...

Continued from previous page...

Atom-1	Atom-2	Distance(Å)	Clash(Å)
26:RF:53:THR:HG23	26:RF:56:GLU:OE1	1.77	0.82
4:XD:96:LEU:HD22	4:XD:96:LEU:H	1.43	0.82
12:XL:38:THR:HG23	12:XL:39:VAL:HG23	1.60	0.82
19:XS:50:ALA:HB1	19:XS:57:HIS:HB3	1.60	0.82
37:YU:88:ILE:HD13	37:YU:88:ILE:H	1.44	0.82
49:R6:27:LYS:NZ	49:R6:27:LYS:HB2	1.93	0.82
22:RA:2392:A:C8	32:RP:60:MET:HG3	2.14	0.82
37:RU:88:ILE:HD13	37:RU:88:ILE:H	1.44	0.82
2:XB:193:ASP:OD2	2:XB:196:LEU:HG	1.79	0.82
24:YD:25:THR:CG2	24:YD:82:ILE:H	1.93	0.82
25:YE:15:PHE:CE1	25:YE:20:ALA:HB2	2.14	0.82
28:YH:105:LEU:H	28:YH:105:LEU:HD13	1.42	0.82
28:YH:153:LYS:HG2	28:YH:162:ILE:HG13	1.61	0.82
37:YU:64:ARG:HG2	37:YU:64:ARG:HH21	1.42	0.82
3:QC:113:ALA:HB3	3:QC:114:PRO:HD3	1.62	0.82
47:R4:33:VAL:HG12	47:R4:34:GLU:H	1.44	0.82
24:RD:35:LYS:NZ	24:RD:104:TYR:HB2	1.93	0.82
24:YD:35:LYS:NZ	24:YD:104:TYR:HB2	1.93	0.82
12:QL:38:THR:HG23	12:QL:39:VAL:HG23	1.60	0.82
11:XK:124:LYS:HD2	11:XK:125:PHE:HE1	1.45	0.82
17:XQ:59:ILE:HG22	17:XQ:73:VAL:HA	1.60	0.82
45:Y2:16:LEU:O	45:Y2:16:LEU:HG	1.78	0.82
53:QV:37:A:C2	54:QX:1:A:N1	2.47	0.82
25:RE:7:VAL:HG23	25:RE:8:LYS:H	1.44	0.82
2:XB:84:GLU:OE1	2:XB:216:SER:HA	1.80	0.82
30:YN:22:THR:HG22	30:YN:23:LEU:H	1.45	0.82
27:RG:179:PRO:HG3	47:R4:38:LYS:NZ	1.95	0.82
22:RA:1019:U:H3	22:RA:1142(A):A:H62	1.28	0.82
30:RN:22:THR:HG22	30:RN:23:LEU:H	1.44	0.82
36:YT:102:ILE:HA	36:YT:105:LEU:HD21	1.62	0.82
14:QN:41:ARG:NH2	14:QN:42:ILE:HD11	1.94	0.82
31:YO:14:THR:HG21	31:YO:86:ILE:HB	1.62	0.82
32:YP:39:LYS:HA	32:YP:45:LEU:CD1	2.10	0.82
35:YS:19:LYS:O	35:YS:20:ARG:HB3	1.80	0.82
22:RA:259:G:O2'	22:RA:621:A:O2'	1.97	0.82
1:XA:1054:C:N4	55:XY:34:C:H1'	1.95	0.82
19:XS:5:LEU:HD11	47:Y4:66:SER:CA	2.09	0.82
47:Y4:36:CYS:O	47:Y4:39:CYS:HB2	1.80	0.82
47:Y4:71:ARG:NH1	47:Y4:71:ARG:HG3	1.90	0.82
2:QB:196:LEU:CD1	2:QB:197:VAL:HG23	2.10	0.81
12:QL:86:ARG:HB2	12:QL:101:VAL:HG22	1.62	0.81
12:QL:11:VAL:HG13	17:QQ:29:HIS:HD2	1.43	0.81

Continued on next page...

Continued from previous page...

Atom-1	Atom-2	Distance(Å)	Clash(Å)
10:QJ:63:PHE:HD1	14:QN:58:LYS:HA	1.43	0.81
26:RF:155:LEU:HD13	26:RF:174:VAL:HG13	1.62	0.81
16:XP:4:ILE:CD1	16:XP:64:ALA:HB1	2.09	0.81
27:YG:179:PRO:HG3	47:Y4:38:LYS:NZ	1.95	0.81
22:YA:637:A:H2'	32:YP:117:GLU:OE2	1.79	0.81
2:QB:84:GLU:OE1	2:QB:216:SER:HA	1.80	0.81
55:QY:35:G:H2'	55:QY:36:G:H5''	1.62	0.81
45:R2:16:LEU:O	45:R2:16:LEU:HG	1.78	0.81
19:XS:67:VAL:HG21	47:Y4:60:GLN:NE2	1.93	0.81
16:QP:4:ILE:CD1	16:QP:64:ALA:HB1	2.09	0.81
28:RH:132:ARG:NH1	28:RH:132:ARG:HB2	1.94	0.81
28:RH:8:PRO:C	28:RH:9:ILE:HG12	2.00	0.81
1:XA:1313:U:OP2	47:Y4:67:TYR:OH	1.97	0.81
27:YG:67:LYS:HE2	47:Y4:6:HIS:CE1	2.14	0.81
33:YQ:90:VAL:HG13	33:YQ:91:GLU:N	1.95	0.81
35:YS:88:ASP:O	35:YS:89:ARG:HB3	1.78	0.81
38:YV:66:ARG:NH1	38:YV:88:ARG:HD3	1.94	0.81
51:R8:52:LYS:N	51:R8:53:PRO:CD	2.43	0.81
28:RH:153:LYS:HG2	28:RH:162:ILE:HG13	1.61	0.81
31:RO:53:LYS:N	31:RO:53:LYS:HD2	1.96	0.81
25:YE:24:THR:HG21	25:YE:188:VAL:HG11	1.59	0.81
28:YH:10:PRO:O	28:YH:11:VAL:HG13	1.80	0.81
1:QA:1286:A:H5''	21:QU:26:LYS:HD2	1.60	0.81
3:QC:15:THR:CG2	3:QC:181:ASN:HA	2.08	0.81
4:QD:108:LEU:HD11	4:QD:174:LEU:HD22	1.60	0.81
16:QP:51:VAL:HG12	16:QP:52:ASP:H	1.46	0.81
33:RQ:90:VAL:HG13	33:RQ:91:GLU:N	1.95	0.81
36:RT:102:ILE:HA	36:RT:105:LEU:HD21	1.62	0.81
50:Y7:48:LYS:HG2	50:Y7:49:ARG:H	1.46	0.81
27:YG:47:LYS:HD3	27:YG:81:LYS:HB2	1.63	0.81
7:QG:111:ARG:HH11	7:QG:111:ARG:HB3	1.46	0.81
45:R2:43:GLN:O	45:R2:44:LEU:HG	1.81	0.81
22:RA:674:G:H1'	26:RF:74:ARG:HD3	1.61	0.81
4:XD:108:LEU:HD11	4:XD:174:LEU:HD22	1.60	0.81
10:XJ:6:ILE:HD12	10:XJ:6:ILE:O	1.81	0.81
1:XA:1492:A:OP1	12:XL:47:LYS:HG3	1.81	0.81
54:QX:4:C:H2'	54:QX:5:C:H5'	1.62	0.81
50:R7:48:LYS:HG2	50:R7:49:ARG:H	1.46	0.81
22:RA:631:A:OP2	51:R8:46:ARG:NH2	2.14	0.81
25:RE:3:GLY:O	25:RE:4:ILE:HB	1.81	0.81
27:RG:67:LYS:HE2	47:R4:6:HIS:CE1	2.14	0.81
28:RH:26:VAL:HG13	28:RH:27:LYS:N	1.96	0.81

Continued on next page...

Continued from previous page...

Atom-1	Atom-2	Distance(Å)	Clash(Å)
32:RP:126:VAL:HG22	32:RP:145:PRO:HG2	1.61	0.81
32:RP:39:LYS:HA	32:RP:45:LEU:CD1	2.10	0.81
22:YA:1728:G:N1	22:YA:1730:U:OP2	2.13	0.81
1:QA:411:A:H62	1:QA:413:G:H21	1.26	0.81
24:RD:27:THR:HG23	24:RD:28:GLU:N	1.96	0.81
28:RH:152:ARG:O	28:RH:153:LYS:HB2	1.80	0.81
3:XC:113:ALA:HB3	3:XC:114:PRO:HD3	1.61	0.81
10:XJ:63:PHE:HD1	14:XN:58:LYS:HA	1.43	0.81
45:Y2:43:GLN:O	45:Y2:44:LEU:HG	1.81	0.81
10:QJ:4:ILE:HB	10:QJ:74:ILE:HD11	1.60	0.81
22:RA:242:G:H5''	51:R8:3:LYS:HE3	1.63	0.81
30:RN:35:ARG:HG3	30:RN:37:LYS:HG3	1.63	0.81
35:RS:36:TYR:HD2	35:RS:52:SER:HB3	1.46	0.81
36:RT:62:THR:CG2	36:RT:75:ILE:HG12	2.11	0.81
2:XB:122:PHE:HD1	2:XB:139:LYS:HZ1	1.29	0.81
51:Y8:59:LYS:NZ	51:Y8:59:LYS:CB	2.39	0.81
30:YN:35:ARG:HG3	30:YN:37:LYS:HG3	1.63	0.81
27:RG:47:LYS:HD3	27:RG:81:LYS:HB2	1.63	0.81
35:RS:106:ARG:CA	35:RS:110:LEU:HD21	2.11	0.81
3:XC:47:LEU:HD11	3:XC:76:VAL:HG12	1.61	0.81
25:YE:116:VAL:HG21	25:YE:122:PHE:CD2	2.16	0.81
25:YE:50:GLY:CA	25:YE:77:ILE:HA	2.10	0.81
29:YI:92:VAL:HG13	29:YI:120:ILE:HG23	1.63	0.81
30:YN:43:THR:HB	30:YN:46:VAL:HG12	1.63	0.81
36:YT:39:ARG:HG2	36:YT:40:THR:H	1.46	0.81
3:QC:47:LEU:HD11	3:QC:76:VAL:HG12	1.62	0.81
25:RE:116:VAL:HG21	25:RE:122:PHE:CD2	2.16	0.81
41:RY:76:CYS:HB3	41:RY:96:ILE:CD1	2.06	0.81
2:XB:178:ARG:NE	8:XH:71:GLY:O	2.14	0.81
19:XS:2:PRO:CB	47:Y4:68:ARG:HH12	1.93	0.81
22:YA:1264:G:H3'	22:YA:1265:A:H5''	1.61	0.81
10:QJ:6:ILE:O	10:QJ:6:ILE:HD12	1.81	0.80
28:RH:13:LYS:HA	28:RH:13:LYS:HE2	1.61	0.80
36:RT:39:ARG:HG2	36:RT:40:THR:H	1.46	0.80
41:RY:6:HIS:O	41:RY:7:VAL:HG13	1.81	0.80
1:XA:1400:C:N4	53:XV:34:C:C1'	2.43	0.80
22:YA:1021:A:N6	22:YA:1141:U:O2	2.14	0.80
26:YF:155:LEU:HD13	26:YF:174:VAL:HG13	1.62	0.80
35:YS:36:TYR:HD2	35:YS:52:SER:HB3	1.46	0.80
2:QB:4:GLU:HG2	2:QB:5:ILE:N	1.94	0.80
48:R5:4:HIS:HB3	48:R5:5:PRO:CD	2.11	0.80
35:RS:19:LYS:O	35:RS:20:ARG:HB3	1.80	0.80

Continued on next page...

Continued from previous page...

Atom-1	Atom-2	Distance(Å)	Clash(Å)
28:YH:8:PRO:C	28:YH:9:ILE:HG12	2.00	0.80
1:QA:235:C:H5'	17:QQ:70:ARG:HG2	1.64	0.80
3:QC:52:LEU:H	3:QC:52:LEU:HD23	1.46	0.80
1:XA:1224:G:O2'	1:XA:1225:A:OP1	1.98	0.80
22:YA:2361:A:O5'	51:Y8:27:THR:OG1	1.98	0.80
22:YA:242:G:H5'	51:Y8:62:LEU:HD22	1.63	0.80
22:YA:1899:G:H21	22:YA:1902:C:N4	1.79	0.80
25:RE:52:LEU:HB2	25:RE:75:VAL:HG23	1.62	0.80
1:XA:1139:G:N2	1:XA:1143:G:O6	2.14	0.80
3:XC:20:SER:HB2	3:XC:40:ARG:NH2	1.96	0.80
13:XM:3:ARG:NH1	27:YG:113:ARG:HH21	1.80	0.80
16:XP:51:VAL:HG12	16:XP:52:ASP:H	1.46	0.80
22:YA:1454:U:H5'	34:YR:63:ARG:HE	1.44	0.80
24:YD:27:THR:HG23	24:YD:28:GLU:N	1.96	0.80
41:YY:6:HIS:O	41:YY:7:VAL:HG13	1.81	0.80
22:RA:270(L):U:H2'	29:RI:50:ARG:HD2	1.63	0.80
25:RE:201:THR:CG2	25:RE:203:LYS:HB3	2.12	0.80
25:RE:50:GLY:CA	25:RE:77:ILE:HA	2.10	0.80
22:RA:483:A:H4'	41:RY:49:VAL:HA	1.64	0.80
5:XE:50:GLU:HB3	5:XE:53:LEU:HD13	1.61	0.80
8:XH:84:ARG:HG3	8:XH:84:ARG:HH11	1.45	0.80
33:YQ:80:GLU:O	33:YQ:81:VAL:CG1	2.30	0.80
41:YY:76:CYS:HB3	41:YY:96:ILE:CD1	2.07	0.80
32:RP:47:ASP:OD2	32:RP:49:ARG:HG2	1.82	0.80
3:XC:52:LEU:H	3:XC:52:LEU:HD23	1.46	0.80
51:Y8:52:LYS:N	51:Y8:53:PRO:CD	2.43	0.80
25:YE:52:LEU:HB2	25:YE:75:VAL:HG23	1.61	0.80
16:QP:51:VAL:HG12	16:QP:52:ASP:N	1.97	0.80
1:XA:1400:C:N4	53:XV:34:C:C5	2.36	0.80
2:XB:196:LEU:CD1	2:XB:197:VAL:HG23	2.10	0.80
2:XB:212:GLN:CD	2:XB:235:SER:HB2	2.02	0.80
4:XD:28:SER:HB3	4:XD:29:PRO:CD	2.12	0.80
25:YE:35:GLN:HG2	25:YE:37:ARG:HE	1.44	0.80
25:YE:3:GLY:O	25:YE:4:ILE:HB	1.81	0.80
26:YF:198:ALA:HA	26:YF:201:VAL:HG12	1.62	0.80
3:QC:20:SER:HB2	3:QC:40:ARG:NH2	1.96	0.80
5:QE:50:GLU:HB3	5:QE:53:LEU:HD13	1.61	0.80
8:QH:84:ARG:HG3	8:QH:84:ARG:HH11	1.45	0.80
16:QP:4:ILE:HG13	16:QP:21:VAL:HG12	1.64	0.80
22:RA:1153:C:OP1	37:RU:76:TYR:OH	1.99	0.80
24:RD:27:THR:HG21	24:RD:83:GLU:HB3	1.64	0.80
24:RD:25:THR:HG22	24:RD:82:ILE:H	1.46	0.80

Continued on next page...

Continued from previous page...

Atom-1	Atom-2	Distance(Å)	Clash(Å)
26:RF:198:ALA:HA	26:RF:201:VAL:HG12	1.62	0.80
7:XG:111:ARG:HH11	7:XG:111:ARG:HB3	1.45	0.80
9:XI:19:LEU:HD23	9:XI:61:ALA:HB2	1.63	0.80
47:Y4:33:VAL:HG12	47:Y4:34:GLU:H	1.44	0.80
25:YE:201:THR:CG2	25:YE:203:LYS:HB3	2.12	0.80
28:YH:152:ARG:O	28:YH:153:LYS:HB2	1.80	0.80
31:YO:31:LYS:HG3	31:YO:32:TYR:CE2	2.17	0.80
35:YS:106:ARG:CA	35:YS:110:LEU:HD21	2.10	0.80
5:QE:126:ARG:HG3	5:QE:126:ARG:HH11	1.47	0.80
38:RV:99:ILE:HD13	38:RV:99:ILE:N	1.95	0.80
13:XM:8:GLU:OE1	27:YG:115:ARG:NH2	2.14	0.80
16:XP:4:ILE:HG13	16:XP:21:VAL:HG12	1.64	0.80
48:Y5:4:HIS:HB3	48:Y5:5:PRO:CD	2.11	0.80
22:YA:2306:C:H2'	22:YA:2307:G:H21	1.45	0.80
22:YA:593:G:O3'	51:Y8:61:LEU:HD22	1.81	0.80
27:YG:61:ALA:HB2	27:YG:68:PRO:CD	2.12	0.80
14:QN:24:CYS:SG	14:QN:39:LEU:HA	2.22	0.80
1:QA:346:G:OP1	36:RT:41:ARG:NH2	2.15	0.80
24:YD:68:LYS:HB2	24:YD:70:TRP:CH2	2.17	0.80
3:QC:138:VAL:HG13	3:QC:149:ALA:HB1	1.64	0.79
4:QD:12:CYS:CA	4:QD:19:LEU:HD21	2.10	0.79
23:RB:56:G:OP1	27:RG:27:ASN:ND2	2.15	0.79
24:RD:121:PRO:HB3	24:RD:135:PHE:HE1	1.46	0.79
24:RD:25:THR:CG2	24:RD:82:ILE:H	1.93	0.79
2:XB:4:GLU:HG2	2:XB:5:ILE:N	1.95	0.79
5:XE:126:ARG:HG3	5:XE:126:ARG:HH11	1.47	0.79
16:XP:51:VAL:HG12	16:XP:52:ASP:N	1.97	0.79
22:YA:222:A:H3'	22:YA:421:U:H5'	1.63	0.79
24:YD:121:PRO:HB3	24:YD:135:PHE:HE1	1.47	0.79
38:YV:99:ILE:HD13	38:YV:99:ILE:N	1.95	0.79
22:RA:1359:A:N6	22:RA:1372:U:O4	2.15	0.79
26:RF:145:GLU:HG3	26:RF:145:GLU:O	1.81	0.79
31:RO:14:THR:HG21	31:RO:86:ILE:HB	1.62	0.79
20:XT:50:GLU:HG3	20:XT:51:GLU:N	1.97	0.79
13:XM:65:LYS:HE2	47:Y4:50:VAL:HG11	1.65	0.79
24:YD:34:VAL:HG13	24:YD:34:VAL:O	1.81	0.79
2:QB:35:GLU:O	2:QB:36:ARG:HD3	1.82	0.79
24:RD:34:VAL:HG13	24:RD:34:VAL:O	1.80	0.79
27:RG:77:ILE:HD13	27:RG:82:LEU:HD12	1.64	0.79
32:RP:14:LYS:O	32:RP:16:ARG:HG2	1.83	0.79
2:XB:18:GLY:H	2:XB:42:ILE:CG2	1.95	0.79
5:XE:10:MET:HB3	5:XE:32:VAL:HG22	1.63	0.79

Continued on next page...

Continued from previous page...

Atom-1	Atom-2	Distance(Å)	Clash(Å)
33:YQ:79:LEU:HD12	43:Y0:5:LYS:HD3	1.65	0.79
36:YT:62:THR:CG2	36:YT:75:ILE:HG12	2.11	0.79
1:QA:973:G:OP1	10:QJ:57:LYS:NZ	2.14	0.79
2:QB:212:GLN:CD	2:QB:235:SER:HB2	2.03	0.79
5:QE:10:MET:HB3	5:QE:32:VAL:HG22	1.63	0.79
22:RA:1403:C:H5''	22:RA:1471:A:H1'	1.64	0.79
22:RA:265:A:N6	22:RA:427:U:O2'	2.15	0.79
26:RF:11:VAL:HB	26:RF:18:ARG:HG3	1.64	0.79
27:RG:61:ALA:HB2	27:RG:68:PRO:CD	2.12	0.79
2:XB:187:LEU:HA	2:XB:201:ILE:HB	1.65	0.79
8:XH:100:ILE:HB	8:XH:125:ARG:HH12	1.47	0.79
8:XH:20:TYR:HA	8:XH:65:TYR:CE2	2.17	0.79
9:XI:15:ALA:HB2	9:XI:65:VAL:HG23	1.65	0.79
11:XK:32:ILE:CD1	11:XK:72:ALA:HB2	2.12	0.79
13:XM:4:ILE:H	13:XM:9:ILE:HG21	1.47	0.79
37:YU:105:VAL:HG22	38:YV:44:LYS:HD2	1.65	0.79
1:QA:864:A:H5'	5:QE:86:ALA:HB2	1.62	0.79
9:QI:19:LEU:HD23	9:QI:61:ALA:HB2	1.63	0.79
11:QK:124:LYS:HD2	11:QK:125:PHE:HE1	1.45	0.79
25:RE:111:ARG:HE	25:RE:160:TYR:HE1	1.31	0.79
25:RE:137:HIS:HB3	25:RE:138:PRO:HD2	1.65	0.79
32:RP:59:LEU:HA	32:RP:61:ARG:HH21	1.44	0.79
33:RQ:81:VAL:O	33:RQ:82:ARG:CG	2.31	0.79
2:XB:35:GLU:O	2:XB:36:ARG:HD3	1.82	0.79
19:XS:5:LEU:HD21	47:Y4:66:SER:OG	1.82	0.79
22:YA:2593:U:H2'	22:YA:2594:C:H6	1.48	0.79
27:YG:77:ILE:HD13	27:YG:82:LEU:HD12	1.64	0.79
28:YH:126:PRO:CG	28:YH:127:GLU:H	1.95	0.79
28:YH:169:VAL:HG22	28:YH:170:ARG:H	1.48	0.79
24:RD:54:ARG:NH1	24:RD:54:ARG:HG3	1.98	0.79
28:RH:86:GLU:CG	28:RH:165:ALA:H	1.94	0.79
36:RT:102:ILE:HA	36:RT:105:LEU:CD2	2.13	0.79
4:XD:28:SER:HB3	4:XD:29:PRO:HD2	1.65	0.79
20:XT:100:ILE:HG13	20:XT:102:GLY:H	1.48	0.79
32:YP:14:LYS:O	32:YP:16:ARG:HG2	1.83	0.79
33:YQ:81:VAL:O	33:YQ:82:ARG:CG	2.31	0.79
1:QA:971:G:N2	1:QA:1363:A:OP2	2.15	0.79
5:QE:78:HIS:HA	8:QH:105:ARG:HB2	1.62	0.79
28:RH:10:PRO:O	28:RH:11:VAL:HG13	1.80	0.79
28:RH:126:PRO:CG	28:RH:127:GLU:H	1.96	0.79
32:RP:97:PRO:O	32:RP:98:GLU:HB3	1.83	0.79
12:XL:86:ARG:HB2	12:XL:101:VAL:HG22	1.62	0.79

Continued on next page...

Continued from previous page...

Atom-1	Atom-2	Distance(Å)	Clash(Å)
12:XL:6:THR:N	12:XL:9:GLN:HE21	1.80	0.79
14:YN:40:CYS:SG	14:YN:43:CYS:HB2	2.21	0.79
46:Y3:56:VAL:HG12	46:Y3:57:GLU:H	1.48	0.79
25:YE:24:THR:HG21	25:YE:188:VAL:CG1	2.13	0.79
28:YH:26:VAL:HG13	28:YH:27:LYS:N	1.96	0.79
32:YP:65:ARG:HG3	32:YP:65:ARG:NH1	1.90	0.79
1:QA:1318:A:H4'	19:QS:11:VAL:HG11	1.63	0.79
19:QS:41:VAL:HG12	19:QS:44:MET:N	1.98	0.79
24:RD:68:LYS:HB2	24:RD:70:TRP:CH2	2.17	0.79
1:XA:1152:A:H5''	10:XJ:13:HIS:CD2	2.18	0.79
18:XR:43:PHE:HE2	18:XR:58:LEU:HD11	1.47	0.79
19:XS:41:VAL:HG12	19:XS:44:MET:N	1.98	0.79
24:YD:17:THR:CG2	24:YD:205:VAL:H	1.96	0.79
36:YT:102:ILE:HA	36:YT:105:LEU:CD2	2.13	0.79
31:RO:31:LYS:HG3	31:RO:32:TYR:CE2	2.17	0.79
44:Y1:11:ARG:HB3	44:Y1:11:ARG:NH1	1.98	0.79
22:YA:2114:A:N6	22:YA:2119:A:N7	2.31	0.79
28:YH:153:LYS:CG	28:YH:162:ILE:H	1.96	0.79
18:QR:56:THR:HB	18:QR:58:LEU:CD1	2.13	0.79
20:QT:89:ARG:HH21	20:QT:104:LEU:HD21	1.47	0.79
30:RN:71:ILE:HG21	30:RN:84:LYS:HB3	1.65	0.79
13:XM:3:ARG:HB3	47:Y4:34:GLU:HB3	1.64	0.79
13:XM:3:ARG:CA	13:XM:9:ILE:HG21	2.12	0.79
18:XR:56:THR:HB	18:XR:58:LEU:CD1	2.13	0.79
22:YA:2245:U:H5'	22:YA:2246:G:H5'	1.64	0.79
22:YA:2298:A:H62	22:YA:2318:G:H8	1.27	0.79
41:YY:86:ARG:HB2	41:YY:95:LYS:HD2	1.64	0.79
30:RN:43:THR:HB	30:RN:46:VAL:HG12	1.63	0.78
37:RU:105:VAL:HG22	38:RV:44:LYS:HD2	1.65	0.78
13:XM:3:ARG:CG	47:Y4:34:GLU:OE1	2.30	0.78
47:Y4:58:ARG:O	47:Y4:63:TYR:HB2	1.84	0.78
31:YO:53:LYS:HD2	31:YO:53:LYS:N	1.96	0.78
32:YP:47:ASP:OD2	32:YP:49:ARG:HG2	1.82	0.78
8:QH:20:TYR:HA	8:QH:65:TYR:CE2	2.18	0.78
12:QL:8:ASN:OD1	17:QQ:34:LYS:HE2	1.82	0.78
20:QT:50:GLU:HG3	20:QT:51:GLU:N	1.97	0.78
30:RN:62:VAL:HG12	30:RN:66:LYS:HD2	1.65	0.78
9:XI:83:ARG:O	9:XI:86:VAL:HG12	1.84	0.78
24:YD:27:THR:HG21	24:YD:83:GLU:HB3	1.64	0.78
28:YH:150:ALA:O	28:YH:152:ARG:N	2.14	0.78
37:YU:90:VAL:HG12	37:YU:91:ASP:N	1.98	0.78
11:QK:32:ILE:CD1	11:QK:72:ALA:HB2	2.12	0.78

Continued on next page...

Continued from previous page...

Atom-1	Atom-2	Distance(Å)	Clash(Å)
44:R1:11:ARG:NH1	44:R1:11:ARG:HB3	1.98	0.78
33:RQ:80:GLU:O	33:RQ:81:VAL:CG1	2.30	0.78
1:XA:1124:G:H3'	1:XA:1145:C:H41	1.48	0.78
10:XJ:16:LEU:HD23	10:XJ:94:VAL:HG13	1.65	0.78
2:QB:84:GLU:HB3	2:QB:219:VAL:HG21	1.65	0.78
4:QD:30:LYS:HD3	4:QD:30:LYS:N	1.98	0.78
7:QG:113:GLU:HB2	7:QG:119:ARG:HG2	1.65	0.78
9:QI:15:ALA:HB2	9:QI:65:VAL:HG23	1.65	0.78
12:QL:6:THR:N	12:QL:9:GLN:HE21	1.80	0.78
13:XM:65:LYS:N	47:Y4:50:VAL:HG21	1.98	0.78
22:YA:247:G:O6	51:Y8:12:LYS:NZ	2.14	0.78
33:YQ:59:ARG:HD3	33:YQ:59:ARG:H	1.48	0.78
1:QA:1223:C:H5''	1:QA:1224:G:H5''	1.65	0.78
4:QD:28:SER:HB2	4:QD:29:PRO:CD	2.14	0.78
13:QM:4:ILE:H	13:QM:9:ILE:HG21	1.47	0.78
18:QR:43:PHE:HE2	18:QR:58:LEU:HD11	1.47	0.78
22:RA:859:G:O2'	22:RA:860:U:O2	2.01	0.78
27:RG:61:ALA:HB2	27:RG:68:PRO:HD3	1.65	0.78
32:RP:138:LEU:C	32:RP:140:ALA:H	1.85	0.78
33:RQ:119:ARG:HH11	33:RQ:119:ARG:HG2	1.48	0.78
40:RX:70:LEU:HD23	40:RX:70:LEU:N	1.99	0.78
3:XC:138:VAL:HG13	3:XC:149:ALA:HB1	1.64	0.78
24:YD:54:ARG:HG3	24:YD:54:ARG:NH1	1.98	0.78
25:YE:137:HIS:HB3	25:YE:138:PRO:HD2	1.64	0.78
31:YO:97:ARG:H	31:YO:117:LEU:HD22	1.48	0.78
22:YA:1279:G:H4'	34:YR:31:HIS:HD2	1.48	0.78
40:YX:70:LEU:N	40:YX:70:LEU:HD23	1.99	0.78
10:QJ:40:LEU:HB2	10:QJ:69:ASN:HB3	1.66	0.78
22:RA:2555:U:O2	56:Z6:74:C:C2	2.36	0.78
24:RD:54:ARG:HH11	24:RD:54:ARG:HG3	1.49	0.78
26:RF:20:LEU:HD12	26:RF:21:ALA:H	1.49	0.78
28:RH:153:LYS:CG	28:RH:162:ILE:H	1.96	0.78
33:RQ:20:ALA:HB1	33:RQ:99:PRO:HB2	1.65	0.78
37:RU:90:VAL:HG12	37:RU:91:ASP:N	1.97	0.78
29:YI:27:ARG:HD3	44:Y1:71:TYR:HE1	1.46	0.78
22:YA:2131:G:H4'	22:YA:2132:U:H4'	1.63	0.78
22:YA:2810:A:O3'	25:YE:61:ARG:HG3	1.84	0.78
27:YG:128:ARG:HG3	27:YG:128:ARG:HH21	1.48	0.78
38:YV:47:VAL:HG13	38:YV:48:GLY:H	1.49	0.78
46:R3:56:VAL:HG12	46:R3:57:GLU:H	1.48	0.78
31:RO:47:ILE:HD12	31:RO:48:PRO:HD2	1.66	0.78
13:XM:88:ARG:CB	13:XM:88:ARG:HH11	1.95	0.78

Continued on next page...

Continued from previous page...

Atom-1	Atom-2	Distance(Å)	Clash(Å)
19:XS:65:ASN:HA	47:Y4:55:ARG:NH1	1.99	0.78
3:QC:181:ASN:ND2	3:QC:204:LEU:HD12	1.99	0.78
24:RD:94:LEU:HD22	24:RD:95:LEU:N	1.98	0.78
22:YA:994:C:O2'	22:YA:996:A:OP1	2.01	0.78
24:YD:34:VAL:HG21	24:YD:103:ARG:HA	1.66	0.78
27:YG:97:ASP:H	27:YG:100:TRP:HD1	1.31	0.78
32:YP:19:VAL:HG22	32:YP:20:GLY:N	1.97	0.78
5:QE:11:ILE:CD1	5:QE:31:LEU:HD12	2.13	0.78
22:RA:270(T):G:OP1	44:R1:97:LEU:HD13	1.83	0.78
24:RD:142:VAL:HG23	24:RD:193:VAL:HA	1.66	0.78
27:RG:145:THR:HG23	47:R4:28:LYS:HZ1	1.49	0.78
32:RP:19:VAL:HG22	32:RP:20:GLY:N	1.97	0.78
41:RY:86:ARG:HB2	41:RY:95:LYS:HD2	1.64	0.78
13:XM:57:ARG:HE	47:Y4:35:VAL:HG23	1.47	0.78
26:YF:145:GLU:HG3	26:YF:145:GLU:O	1.81	0.78
10:QJ:16:LEU:HD23	10:QJ:94:VAL:HG13	1.66	0.78
20:QT:100:ILE:HG13	20:QT:102:GLY:H	1.48	0.78
24:RD:35:LYS:HZ1	24:RD:104:TYR:HB2	1.48	0.78
25:RE:24:THR:HG21	25:RE:188:VAL:CG1	2.13	0.78
32:RP:75:ILE:HD13	32:RP:75:ILE:N	1.99	0.78
37:RU:66:ASN:O	37:RU:70:ARG:HB2	1.84	0.78
6:XF:24:GLU:HA	6:XF:27:GLN:CG	2.14	0.78
24:YD:94:LEU:HD22	24:YD:95:LEU:N	1.98	0.78
25:YE:4:ILE:HD12	25:YE:28:ALA:HB1	1.66	0.78
2:QB:122:PHE:HD1	2:QB:139:LYS:HZ1	1.30	0.77
2:QB:18:GLY:H	2:QB:42:ILE:CG2	1.95	0.77
35:RS:106:ARG:HA	35:RS:110:LEU:HD21	1.64	0.77
1:XA:1314:C:OP1	19:XS:6:LYS:HE3	1.83	0.77
2:XB:21:ARG:HG3	2:XB:38:GLY:C	2.05	0.77
2:XB:239:VAL:HG12	2:XB:240:GLN:NE2	1.99	0.77
7:XG:113:GLU:HB2	7:XG:119:ARG:HG2	1.65	0.77
43:Y0:10:THR:HG22	43:Y0:12:ASN:H	1.49	0.77
22:YA:1190:G:OP1	32:YP:30:THR:OG1	2.01	0.77
31:YO:47:ILE:HD12	31:YO:48:PRO:HD2	1.66	0.77
2:QB:101:MET:CA	2:QB:108:ILE:HG13	2.11	0.77
49:R6:15:GLU:CD	49:R6:41:PRO:HB3	2.04	0.77
24:RD:25:THR:O	24:RD:27:THR:N	2.18	0.77
26:RF:29:ASN:H	26:RF:112:MET:CE	1.97	0.77
27:RG:128:ARG:HG3	27:RG:128:ARG:HH21	1.48	0.77
32:RP:62:LEU:CD2	32:RP:62:LEU:N	2.46	0.77
13:XM:15:VAL:HG23	13:XM:43:THR:O	1.84	0.77
22:YA:451:C:H4'	26:YF:52:LYS:NZ	2.00	0.77

Continued on next page...

Continued from previous page...

Atom-1	Atom-2	Distance(Å)	Clash(Å)
28:YH:132:ARG:HB2	28:YH:132:ARG:NH1	1.95	0.77
32:YP:84:ASN:ND2	32:YP:116:GLY:HA3	1.99	0.77
37:YU:66:ASN:O	37:YU:70:ARG:HB2	1.84	0.77
2:QB:44:LEU:HD12	2:QB:44:LEU:H	1.48	0.77
6:QF:24:GLU:HA	6:QF:27:GLN:CG	2.14	0.77
22:RA:1012:U:H3	30:RN:25:ARG:HH11	1.30	0.77
27:RG:127:GLY:HA2	27:RG:166:ASP:CG	2.05	0.77
22:YA:392:C:H5"	22:YA:409:C:H5"	1.65	0.77
26:YF:11:VAL:HB	26:YF:18:ARG:HG3	1.64	0.77
26:YF:20:LEU:HD12	26:YF:21:ALA:H	1.49	0.77
2:QB:239:VAL:HG12	2:QB:240:GLN:NE2	1.99	0.77
6:QF:23:LYS:O	6:QF:27:GLN:HG2	1.85	0.77
12:QL:10:LEU:CD1	17:QQ:32:TYR:CE2	2.63	0.77
17:QQ:59:ILE:HD13	17:QQ:59:ILE:H	1.49	0.77
24:RD:17:THR:CG2	24:RD:205:VAL:H	1.96	0.77
25:RE:4:ILE:HD12	25:RE:28:ALA:HB1	1.67	0.77
28:RH:150:ALA:O	28:RH:152:ARG:N	2.14	0.77
36:RT:43:GLN:HG2	36:RT:44:ASP:N	1.99	0.77
39:RW:65:LEU:CD1	39:RW:68:ARG:HH11	1.97	0.77
2:XB:84:GLU:HB3	2:XB:219:VAL:HG21	1.65	0.77
9:XI:53:VAL:HB	9:XI:95:LYS:HE3	1.67	0.77
24:YD:25:THR:HG22	24:YD:82:ILE:H	1.46	0.77
27:YG:127:GLY:HA2	27:YG:166:ASP:CG	2.05	0.77
28:YH:152:ARG:HG3	28:YH:153:LYS:CE	2.14	0.77
30:YN:71:ILE:HG21	30:YN:84:LYS:HB3	1.65	0.77
34:YR:74:LYS:O	34:YR:75:LEU:HB3	1.84	0.77
4:QD:9:CYS:SG	4:QD:22:LYS:HD2	2.25	0.77
47:R4:22:ILE:O	47:R4:24:THR:HG23	1.84	0.77
32:RP:84:ASN:ND2	32:RP:116:GLY:HA3	1.99	0.77
32:RP:114:ILE:HD11	32:RP:130:PHE:CE1	2.19	0.77
41:RY:97:ARG:HH21	41:RY:98:VAL:CB	1.98	0.77
49:Y6:15:GLU:CD	49:Y6:41:PRO:HB3	2.04	0.77
41:YY:79:CYS:SG	41:YY:80:GLY:N	2.57	0.77
2:QB:21:ARG:HG3	2:QB:38:GLY:C	2.05	0.77
8:QH:100:ILE:HB	8:QH:125:ARG:HH12	1.47	0.77
24:RD:146:GLU:HB2	24:RD:189:CYS:HB3	1.67	0.77
44:Y1:13:ILE:HD11	44:Y1:42:GLN:OE1	1.84	0.77
5:QE:12:LEU:HD23	5:QE:13:ILE:N	2.00	0.77
17:QQ:41:LYS:NZ	17:QQ:92:ARG:HH22	1.82	0.77
47:R4:58:ARG:O	47:R4:63:TYR:HB2	1.84	0.77
22:RA:2602:A:H62	53:QV:76:A:H8	1.32	0.77
2:XB:44:LEU:H	2:XB:44:LEU:HD12	1.48	0.77

Continued on next page...

Continued from previous page...

Atom-1	Atom-2	Distance(Å)	Clash(Å)
4:XD:30:LYS:C	4:XD:32:ALA:N	2.36	0.77
24:YD:44:ASN:N	24:YD:44:ASN:HD22	1.79	0.77
39:YW:65:LEU:CD1	39:YW:68:ARG:HH11	1.97	0.77
44:R1:13:ILE:HD11	44:R1:42:GLN:OE1	1.84	0.77
44:R1:86:SER:N	44:R1:87:PRO:CD	2.48	0.77
22:RA:2701:C:H3'	22:RA:2702:U:C5'	2.14	0.77
33:RQ:66:ILE:HG13	33:RQ:67:ARG:N	1.99	0.77
35:RS:60:GLY:O	35:RS:61:ASN:HB3	1.84	0.77
22:RA:518:G:H4'	39:RW:18:ARG:HH12	1.49	0.77
41:RY:79:CYS:SG	41:RY:80:GLY:N	2.57	0.77
20:XT:13:LEU:HD12	20:XT:14:LYS:N	2.00	0.77
47:Y4:22:ILE:O	47:Y4:24:THR:HG23	1.84	0.77
51:Y8:59:LYS:HZ3	51:Y8:59:LYS:CB	1.96	0.77
26:YF:183:VAL:O	26:YF:187:VAL:HG23	1.85	0.77
33:YQ:20:ALA:CB	33:YQ:99:PRO:HD2	2.14	0.77
35:YS:106:ARG:HA	35:YS:110:LEU:HD21	1.64	0.77
13:QM:88:ARG:CB	13:QM:88:ARG:HH11	1.96	0.77
16:QP:6:LEU:HB3	16:QP:17:TYR:HD2	1.50	0.77
47:R4:1:MET:HB2	47:R4:6:HIS:NE2	2.00	0.77
51:R8:59:LYS:HZ3	51:R8:59:LYS:CB	1.96	0.77
31:RO:97:ARG:H	31:RO:117:LEU:HD22	1.48	0.77
41:RY:44:ILE:HG13	41:RY:45:VAL:N	2.00	0.77
4:XD:76:ARG:HD2	4:XD:207:TYR:CE2	2.20	0.77
46:Y3:35:ARG:HB3	46:Y3:37:LEU:HD21	1.66	0.77
24:YD:25:THR:O	24:YD:27:THR:N	2.17	0.77
4:QD:76:ARG:HD2	4:QD:207:TYR:CE2	2.20	0.77
20:XT:89:ARG:HH21	20:XT:104:LEU:HD21	1.47	0.77
39:YW:18:ARG:HG3	39:YW:76:VAL:CG1	2.16	0.77
20:QT:26:ASN:O	20:QT:30:LYS:HB2	1.86	0.76
53:QV:35:A:C5	54:QX:3:G:C2	2.71	0.76
53:QV:35:A:N1	54:QX:3:G:N3	2.31	0.76
22:RA:2555:U:O2	56:Z6:74:C:N1	2.18	0.76
22:RA:1818:U:H2'	24:RD:157:ARG:HG3	1.67	0.76
26:RF:183:VAL:O	26:RF:187:VAL:HG23	1.85	0.76
28:RH:153:LYS:HA	28:RH:153:LYS:NZ	1.99	0.76
33:RQ:20:ALA:CB	33:RQ:99:PRO:HD2	2.14	0.76
5:XE:42:GLY:HA3	5:XE:66:MET:HG2	1.67	0.76
6:XF:23:LYS:O	6:XF:27:GLN:HG2	1.85	0.76
19:XS:39:THR:HG22	19:XS:40:ILE:H	1.50	0.76
45:Y2:47:ASN:H	45:Y2:47:ASN:HD22	1.33	0.76
22:YA:531:C:OP1	22:YA:561:G:N1	2.18	0.76
24:YD:153:ALA:O	24:YD:154:LYS:HG3	1.85	0.76

Continued on next page...

Continued from previous page...

Atom-1	Atom-2	Distance(Å)	Clash(Å)
32:YP:114:ILE:HD11	32:YP:130:PHE:CE1	2.19	0.76
33:YQ:59:ARG:H	33:YQ:59:ARG:CD	1.99	0.76
2:QB:187:LEU:HA	2:QB:201:ILE:HB	1.65	0.76
7:QG:148:ASN:HD22	7:QG:148:ASN:N	1.82	0.76
34:RR:33:ARG:HH22	48:R5:55:ARG:HG2	1.51	0.76
33:RQ:90:VAL:HG13	33:RQ:91:GLU:H	1.49	0.76
41:RY:97:ARG:NH2	41:RY:98:VAL:HB	2.01	0.76
5:XE:11:ILE:CD1	5:XE:31:LEU:HD12	2.13	0.76
14:YN:25:VAL:HG22	14:YN:38:GLY:O	1.84	0.76
48:Y5:40:LYS:CD	48:Y5:46:CYS:HB3	2.15	0.76
33:YQ:119:ARG:HH11	33:YQ:119:ARG:HG2	1.48	0.76
33:YQ:66:ILE:HG13	33:YQ:67:ARG:N	1.99	0.76
33:YQ:20:ALA:HB1	33:YQ:99:PRO:HB2	1.65	0.76
35:YS:60:GLY:O	35:YS:61:ASN:HB3	1.84	0.76
5:QE:72:GLN:NE2	5:QE:144:THR:HG22	2.00	0.76
9:QI:83:ARG:O	9:QI:86:VAL:HG12	1.84	0.76
24:RD:44:ASN:HD22	24:RD:44:ASN:N	1.79	0.76
27:RG:127:GLY:O	27:RG:128:ARG:HG2	1.85	0.76
7:XG:79:ARG:HH22	7:XG:82:GLY:HA2	1.51	0.76
1:XA:973:G:O3'	14:YN:41:ARG:NH1	2.18	0.76
19:XS:3:ARG:HB3	47:Y4:67:TYR:CD2	2.21	0.76
47:Y4:1:MET:HB2	47:Y4:6:HIS:NE2	2.00	0.76
27:YG:142:PRO:HB2	47:Y4:31:ILE:HD13	1.68	0.76
27:YG:61:ALA:HB2	27:YG:68:PRO:HD3	1.65	0.76
28:YH:153:LYS:HA	28:YH:153:LYS:NZ	2.00	0.76
31:YO:104:ARG:HH11	31:YO:104:ARG:HG2	1.50	0.76
21:QU:10:ARG:HG2	21:QU:13:ILE:HD12	1.68	0.76
51:R8:59:LYS:HZ2	51:R8:59:LYS:HB2	1.49	0.76
37:RU:88:ILE:HG22	37:RU:90:VAL:HG23	1.67	0.76
4:XD:9:CYS:SG	4:XD:22:LYS:HD2	2.25	0.76
25:YE:111:ARG:HE	25:YE:160:TYR:HE1	1.31	0.76
27:YG:127:GLY:O	27:YG:128:ARG:HG2	1.85	0.76
32:YP:138:LEU:C	32:YP:140:ALA:H	1.85	0.76
33:YQ:90:VAL:HG13	33:YQ:91:GLU:H	1.49	0.76
41:YY:94:LYS:O	41:YY:101:LYS:HB3	1.85	0.76
20:QT:13:LEU:HD12	20:QT:14:LYS:N	2.00	0.76
49:R6:34:LEU:HD13	49:R6:34:LEU:H	1.50	0.76
24:RD:153:ALA:O	24:RD:154:LYS:HG3	1.85	0.76
24:RD:34:VAL:HG21	24:RD:103:ARG:HA	1.66	0.76
4:XD:20:TYR:CD2	4:XD:27:TYR:HE2	2.01	0.76
5:XE:53:LEU:CD1	5:XE:53:LEU:H	1.99	0.76
26:YF:29:ASN:H	26:YF:112:MET:CE	1.97	0.76

Continued on next page...

Continued from previous page...

Atom-1	Atom-2	Distance(Å)	Clash(Å)
30:YN:62:VAL:HG12	30:YN:66:LYS:HD2	1.65	0.76
41:YY:95:LYS:HB3	41:YY:100:ALA:CA	2.10	0.76
41:YY:81:LYS:HD3	41:YY:97:ARG:NE	2.00	0.76
12:QL:47:LYS:O	12:QL:49:ASN:N	2.18	0.76
13:QM:15:VAL:HG23	13:QM:43:THR:O	1.84	0.76
3:XC:59:ARG:HH22	3:XC:97:LYS:HE3	1.51	0.76
22:YA:1490:A:O2'	24:YD:99:ASP:OD2	2.04	0.76
22:YA:1918:A:O2'	22:YA:1920:C:N4	2.18	0.76
39:YW:73:ALA:HB3	39:YW:106:ILE:HG12	1.68	0.76
4:QD:153:ARG:NH1	4:QD:181:MET:HG3	2.00	0.76
5:QE:42:GLY:HA3	5:QE:66:MET:HG2	1.68	0.76
46:R3:35:ARG:HB3	46:R3:37:LEU:HD21	1.66	0.76
52:R9:1:MET:HB3	52:R9:4:ARG:NH1	2.01	0.76
22:RA:288:C:H2'	22:RA:289:A:H8	1.49	0.76
27:RG:101:ILE:HG13	27:RG:102:PHE:H	1.49	0.76
41:RY:81:LYS:HD3	41:RY:97:ARG:NE	2.01	0.76
5:XE:36:ASP:OD2	5:XE:38:GLN:HB2	1.86	0.76
9:XI:113:LYS:HD2	9:XI:113:LYS:H	1.51	0.76
26:YF:101:LEU:CD1	26:YF:102:PRO:HD2	2.11	0.76
1:QA:346:G:H1'	1:QA:347:G:H5'	1.66	0.76
3:QC:59:ARG:HH22	3:QC:97:LYS:HE3	1.50	0.76
8:QH:5:PRO:O	8:QH:8:ASP:HB3	1.85	0.76
28:RH:169:VAL:HG22	28:RH:170:ARG:H	1.48	0.76
22:YA:2680:C:H5'	25:YE:189:PRO:HA	1.68	0.76
27:YG:76:SER:OG	27:YG:83:ARG:HA	1.85	0.76
1:QA:339:C:OP2	31:RO:97:ARG:NH1	2.19	0.76
6:QF:91:VAL:HG13	18:QR:72:ARG:HH12	1.51	0.76
10:QJ:38:ILE:HG12	10:QJ:71:LEU:O	1.86	0.76
44:R1:56:GLN:N	44:R1:56:GLN:NE2	2.34	0.76
47:R4:34:GLU:HG3	47:R4:35:VAL:H	1.51	0.76
48:R5:47:PRO:O	48:R5:48:GLU:HG3	1.86	0.76
31:RO:104:ARG:HG2	31:RO:104:ARG:HH11	1.50	0.76
34:RR:74:LYS:O	34:RR:75:LEU:HB3	1.84	0.76
2:XB:117:GLU:O	2:XB:121:LEU:HB2	1.86	0.76
10:XJ:38:ILE:HG12	10:XJ:71:LEU:O	1.86	0.76
24:YD:69:ARG:HH21	24:YD:130:ALA:CB	1.99	0.76
26:YF:29:ASN:HB3	26:YF:112:MET:HE1	1.68	0.76
5:QE:53:LEU:CD1	5:QE:53:LEU:H	1.99	0.76
16:QP:22:THR:HA	16:QP:33:ILE:HG12	1.66	0.76
12:QL:11:VAL:HG13	17:QQ:29:HIS:CD2	2.20	0.76
24:RD:69:ARG:HH21	24:RD:130:ALA:CB	1.99	0.76
23:RB:55:U:H4'	27:RG:28:VAL:HG21	1.67	0.76

Continued on next page...

Continued from previous page...

Atom-1	Atom-2	Distance(Å)	Clash(Å)
28:RH:152:ARG:HG3	28:RH:153:LYS:CE	2.14	0.76
1:XA:686:U:H1'	11:XK:42:TRP:HE1	1.50	0.76
7:XG:37:ASN:ND2	9:XI:40:LEU:HD23	2.00	0.76
17:XQ:41:LYS:NZ	17:XQ:92:ARG:HH22	1.82	0.76
49:Y6:34:LEU:HD13	49:Y6:34:LEU:H	1.50	0.76
28:YH:125:VAL:HA	28:YH:126:PRO:HB3	1.68	0.76
32:YP:97:PRO:O	32:YP:98:GLU:HB3	1.83	0.76
36:YT:111:ARG:O	36:YT:113:LYS:N	2.17	0.76
14:QN:43:CYS:O	14:QN:44:LEU:C	2.22	0.75
27:RG:76:SER:OG	27:RG:83:ARG:HA	1.85	0.75
42:RZ:94:GLU:HB2	42:RZ:130:PRO:HD2	1.66	0.75
1:XA:939:G:H5''	7:XG:102:ARG:HH22	1.51	0.75
5:XE:12:LEU:HD23	5:XE:13:ILE:N	2.00	0.75
47:Y4:34:GLU:HG3	47:Y4:35:VAL:H	1.51	0.75
25:YE:23:VAL:HG21	25:YE:183:LEU:HD23	1.68	0.75
25:YE:63:LEU:CD1	25:YE:65:GLY:H	1.99	0.75
25:YE:36:ARG:HH21	25:YE:88:GLY:HA2	1.51	0.75
27:YG:101:ILE:HG13	27:YG:102:PHE:H	1.49	0.75
32:YP:62:LEU:CD2	32:YP:62:LEU:N	2.46	0.75
36:YT:50:ILE:HD12	36:YT:102:ILE:HD11	1.68	0.75
5:QE:11:ILE:HD11	5:QE:31:LEU:CD1	2.16	0.75
9:QI:53:VAL:HB	9:QI:95:LYS:HE3	1.67	0.75
14:QN:22:THR:O	14:QN:23:ARG:HB2	1.86	0.75
18:QR:53:ARG:HH21	18:QR:60:ALA:N	1.84	0.75
48:R5:40:LYS:CD	48:R5:46:CYS:HB3	2.15	0.75
26:RF:129:PHE:HA	26:RF:142:TRP:NE1	2.02	0.75
5:XE:11:ILE:HD11	5:XE:31:LEU:CD1	2.17	0.75
12:XL:46:LYS:HG3	12:XL:47:LYS:H	1.51	0.75
16:XP:22:THR:HA	16:XP:33:ILE:HG12	1.66	0.75
16:XP:6:LEU:HB3	16:XP:17:TYR:HD2	1.50	0.75
44:Y1:86:SER:N	44:Y1:87:PRO:CD	2.48	0.75
22:YA:2789:C:H1'	22:YA:2892:A:H2	1.50	0.75
7:QG:37:ASN:ND2	9:QI:40:LEU:HD23	2.00	0.75
54:QX:6:C:O2'	54:QX:7:A:OP1	2.03	0.75
22:RA:242:G:H5'	51:R8:62:LEU:CD2	2.15	0.75
27:RG:3:LEU:HD12	27:RG:4:ASP:H	1.51	0.75
29:RI:78:THR:HG22	29:RI:141:LYS:HD2	1.68	0.75
1:XA:1305:G:N2	1:XA:1331:G:H2'	2.01	0.75
10:XJ:40:LEU:HB2	10:XJ:69:ASN:HB3	1.66	0.75
53:XV:35:A:C2	54:XX:3:G:C2	2.75	0.75
22:YA:270(T):G:H5''	44:Y1:97:LEU:HD22	1.67	0.75
27:YG:3:LEU:HD12	27:YG:4:ASP:H	1.52	0.75

Continued on next page...

Continued from previous page...

Atom-1	Atom-2	Distance(Å)	Clash(Å)
31:YO:47:ILE:CD1	31:YO:48:PRO:HD2	2.16	0.75
32:YP:62:LEU:HD21	51:Y8:25:MET:HB2	1.69	0.75
37:YU:88:ILE:HG22	37:YU:90:VAL:HG23	1.68	0.75
2:QB:117:GLU:O	2:QB:121:LEU:HB2	1.86	0.75
8:QH:91:ARG:HH11	8:QH:91:ARG:HG2	1.52	0.75
1:QA:375:U:H4'	16:QP:17:TYR:HE2	1.52	0.75
27:RG:142:PRO:HB2	47:R4:31:ILE:HD13	1.68	0.75
32:RP:62:LEU:HD21	51:R8:25:MET:HB2	1.69	0.75
4:XD:153:ARG:NH1	4:XD:181:MET:HG3	2.00	0.75
8:XH:5:PRO:O	8:XH:8:ASP:HB3	1.86	0.75
16:XP:43:LYS:HG2	16:XP:48:TRP:CE3	2.22	0.75
51:Y8:59:LYS:HZ2	51:Y8:59:LYS:HB2	1.49	0.75
52:Y9:1:MET:HB3	52:Y9:4:ARG:NH1	2.01	0.75
37:YU:92:ARG:HH11	37:YU:95:LEU:CD1	2.00	0.75
41:YY:44:ILE:HG13	41:YY:45:VAL:N	2.00	0.75
41:YY:97:ARG:HH21	41:YY:98:VAL:CB	1.98	0.75
5:QE:45:PHE:CE2	5:QE:47:LYS:HD2	2.22	0.75
11:QK:48:ILE:HD11	11:QK:64:ALA:HA	1.67	0.75
20:QT:58:LYS:HE3	20:QT:62:LEU:HD11	1.68	0.75
53:QV:34:C:N4	54:QX:3:G:H1	1.85	0.75
22:RA:630:G:N2	22:RA:633:A:OP2	2.19	0.75
28:RH:150:ALA:C	28:RH:152:ARG:H	1.88	0.75
28:RH:153:LYS:HG2	28:RH:162:ILE:H	1.52	0.75
37:RU:52:ARG:HG2	37:RU:52:ARG:HH11	1.51	0.75
38:RV:15:GLU:O	38:RV:18:LEU:HB2	1.86	0.75
38:RV:47:VAL:HG13	38:RV:48:GLY:H	1.49	0.75
7:XG:148:ASN:N	7:XG:148:ASN:HD22	1.82	0.75
13:XM:49:THR:HG22	13:XM:51:ALA:N	2.01	0.75
22:YA:2712:U:HO2'	22:YA:2712(A):A:H8	1.32	0.75
24:YD:142:VAL:HG23	24:YD:193:VAL:HA	1.67	0.75
38:YV:52:VAL:HG21	38:YV:55:ALA:HB3	1.68	0.75
18:XR:53:ARG:HH21	18:XR:60:ALA:N	1.84	0.75
44:Y1:56:GLN:N	44:Y1:56:GLN:NE2	2.34	0.75
24:YD:146:GLU:HB2	24:YD:189:CYS:HB3	1.67	0.75
36:YT:43:GLN:HG2	36:YT:44:ASP:N	1.99	0.75
40:YX:57:LEU:HD11	40:YX:78:LYS:HB2	1.68	0.75
41:YY:90:LEU:HD22	41:YY:90:LEU:N	2.01	0.75
1:QA:1055:A:N7	1:QA:1200:C:N4	2.35	0.75
4:QD:26:CYS:HA	4:QD:31:CYS:HB2	1.67	0.75
41:RY:90:LEU:N	41:RY:90:LEU:HD22	2.02	0.75
41:RY:94:LYS:O	41:RY:101:LYS:HB3	1.85	0.75
38:YV:35:LEU:H	38:YV:35:LEU:HD22	1.51	0.75

Continued on next page...

Continued from previous page...

Atom-1	Atom-2	Distance(Å)	Clash(Å)
10:QJ:27:ALA:HB1	10:QJ:34:VAL:HG21	1.69	0.75
33:RQ:83:MET:HB2	43:R0:7:LEU:HD12	1.67	0.75
44:R1:3:LYS:HD3	44:R1:43:TYR:HD2	1.52	0.75
34:RR:73:VAL:O	34:RR:76:VAL:HG12	1.87	0.75
1:XA:963:G:N3	10:XJ:55:LYS:NZ	2.34	0.75
11:XK:48:ILE:HD11	11:XK:64:ALA:HA	1.67	0.75
44:Y1:80:LEU:O	44:Y1:81:LYS:CB	2.35	0.75
44:Y1:81:LYS:CA	44:Y1:81:LYS:NZ	2.30	0.75
22:YA:1019:U:H3	22:YA:1142(A):A:H62	1.34	0.75
26:YF:7:TYR:HB3	26:YF:21:ALA:CB	2.16	0.75
32:YP:75:ILE:N	32:YP:75:ILE:HD13	2.00	0.75
38:YV:51:VAL:HG12	38:YV:52:VAL:H	1.52	0.75
15:QO:87:ILE:HG22	15:QO:88:ARG:N	2.00	0.75
19:QS:39:THR:HG22	19:QS:40:ILE:H	1.50	0.75
19:QS:41:VAL:HG12	19:QS:44:MET:H	1.50	0.75
25:RE:63:LEU:CD1	25:RE:65:GLY:H	1.99	0.75
5:XE:72:GLN:NE2	5:XE:144:THR:HG22	2.01	0.75
7:XG:23:VAL:HG12	7:XG:27:ILE:HD11	1.69	0.75
19:XS:3:ARG:HG3	19:XS:4:SER:H	1.52	0.75
20:XT:26:ASN:O	20:XT:30:LYS:HB2	1.85	0.75
48:Y5:47:PRO:O	48:Y5:48:GLU:HG3	1.86	0.75
28:YH:150:ALA:C	28:YH:152:ARG:H	1.88	0.75
34:YR:73:VAL:O	34:YR:76:VAL:HG12	1.87	0.75
39:YW:40:ASN:O	39:YW:41:LYS:HG2	1.86	0.75
41:YY:97:ARG:NH2	41:YY:98:VAL:HB	2.01	0.75
13:QM:3:ARG:CA	13:QM:9:ILE:HG21	2.13	0.74
19:QS:42:PRO:CD	47:R4:63:TYR:HE2	2.00	0.74
19:QS:68:GLY:HA3	47:R4:68:ARG:HB2	1.69	0.74
20:QT:35:THR:O	20:QT:39:LYS:HG3	1.87	0.74
27:RG:97:ASP:H	27:RG:100:TRP:HD1	1.31	0.74
35:RS:62:LYS:HB3	35:RS:97:ARG:HD3	1.68	0.74
37:RU:92:ARG:HH11	37:RU:95:LEU:CD1	1.99	0.74
38:RV:52:VAL:HG21	38:RV:55:ALA:HB3	1.68	0.74
39:RW:18:ARG:HG3	39:RW:76:VAL:CG1	2.15	0.74
7:XG:9:VAL:HG13	7:XG:94:ARG:HE	1.52	0.74
8:XH:91:ARG:HH11	8:XH:91:ARG:HG2	1.52	0.74
17:XQ:59:ILE:HD13	17:XQ:59:ILE:H	1.50	0.74
20:XT:58:LYS:HE3	20:XT:62:LEU:HD11	1.69	0.74
21:XU:10:ARG:HG2	21:XU:13:ILE:HD12	1.68	0.74
34:YR:33:ARG:HH22	48:Y5:55:ARG:HG2	1.51	0.74
22:YA:571:A:O2'	38:YV:78:LYS:NZ	2.19	0.74
25:YE:61:ARG:HB2	25:YE:62:PRO:HD3	1.69	0.74

Continued on next page...

Continued from previous page...

Atom-1	Atom-2	Distance(Å)	Clash(Å)
29:YI:1:MET:HG3	29:YI:23:PRO:HB3	1.69	0.74
16:QP:43:LYS:HG2	16:QP:48:TRP:CE3	2.22	0.74
25:RE:36:ARG:HH21	25:RE:88:GLY:HA2	1.51	0.74
30:RN:96:GLU:CG	30:RN:97:ARG:H	2.00	0.74
1:XA:486:U:H2'	1:XA:487:A:H8	1.52	0.74
2:XB:101:MET:CA	2:XB:108:ILE:HG13	2.11	0.74
5:XE:10:MET:CB	5:XE:32:VAL:HG22	2.18	0.74
19:XS:41:VAL:HG12	19:XS:44:MET:H	1.50	0.74
22:YA:2393:A:H4'	32:YP:61:ARG:O	1.87	0.74
26:RF:7:TYR:HB3	26:RF:21:ALA:CB	2.16	0.74
36:RT:111:ARG:O	36:RT:113:LYS:N	2.17	0.74
39:RW:40:ASN:O	39:RW:41:LYS:HG2	1.87	0.74
33:YQ:81:VAL:HG23	43:Y0:7:LEU:HD21	1.69	0.74
24:YD:30:GLU:HG3	24:YD:63:ARG:CZ	2.17	0.74
37:YU:52:ARG:HH11	37:YU:52:ARG:HG2	1.51	0.74
26:RF:136:THR:HG22	26:RF:166:ALA:O	1.87	0.74
31:RO:26:LYS:HB2	31:RO:30:ALA:CB	2.18	0.74
4:XD:25:ARG:HH12	4:XD:30:LYS:HG3	1.52	0.74
20:XT:35:THR:O	20:XT:39:LYS:HG3	1.87	0.74
22:YA:1859:A:N6	22:YA:1883:G:O2'	2.20	0.74
22:YA:24:G:O2'	39:YW:78:GLU:O	2.04	0.74
24:YD:54:ARG:HG3	24:YD:54:ARG:HH11	1.49	0.74
36:YT:78:LEU:HD13	36:YT:78:LEU:O	1.87	0.74
36:YT:26:ASP:HB3	36:YT:91:ARG:HA	1.69	0.74
41:YY:51:VAL:HG13	41:YY:52:SER:N	2.03	0.74
10:QJ:33:GLN:O	10:QJ:75:ILE:HG12	1.87	0.74
13:QM:37:THR:HG21	13:QM:39:ILE:HD11	1.68	0.74
15:QO:70:LEU:O	15:QO:70:LEU:HD12	1.88	0.74
44:R1:26:ARG:O	44:R1:26:ARG:HD2	1.86	0.74
45:R2:47:ASN:HD22	45:R2:47:ASN:H	1.33	0.74
47:R4:71:ARG:NH1	47:R4:71:ARG:HG3	1.90	0.74
6:XF:91:VAL:HG13	18:XR:72:ARG:HH12	1.51	0.74
46:Y3:7:LYS:HB2	46:Y3:34:GLU:HG2	1.69	0.74
33:YQ:79:LEU:CD2	33:YQ:79:LEU:O	2.36	0.74
1:QA:1002:G:H2'	1:QA:1003:G:H8	1.52	0.74
1:QA:439:A:OP2	1:QA:493:G:N1	2.21	0.74
2:QB:47:THR:O	2:QB:51:LEU:HG	1.87	0.74
7:QG:9:VAL:HG13	7:QG:94:ARG:HE	1.52	0.74
9:QI:113:LYS:H	9:QI:113:LYS:HD2	1.51	0.74
54:QX:2:U:C2'	54:QX:3:G:H5'	2.17	0.74
40:RX:57:LEU:HD11	40:RX:78:LYS:HB2	1.68	0.74
1:XA:411:A:H62	1:XA:413:G:H21	1.33	0.74

Continued on next page...

Continued from previous page...

Atom-1	Atom-2	Distance(Å)	Clash(Å)
7:XG:78:ARG:HH12	7:XG:80:VAL:HG23	1.52	0.74
16:XP:43:LYS:O	16:XP:45:THR:N	2.21	0.74
26:YF:136:THR:HG22	26:YF:166:ALA:O	1.87	0.74
37:YU:64:ARG:HH21	37:YU:64:ARG:CG	2.00	0.74
2:QB:168:THR:HB	2:QB:192:SER:HB2	1.70	0.74
5:QE:72:GLN:HE21	5:QE:144:THR:HG22	1.53	0.74
7:QG:23:VAL:HG12	7:QG:27:ILE:HD11	1.69	0.74
22:RA:1264:G:H3'	22:RA:1265:A:H5''	1.70	0.74
22:RA:2114:A:N6	22:RA:2119:A:N7	2.36	0.74
22:RA:2393:A:H4'	32:RP:61:ARG:O	1.86	0.74
35:RS:83:LYS:HZ2	35:RS:109:GLY:HA2	1.49	0.74
36:RT:50:ILE:HD12	36:RT:102:ILE:HD11	1.68	0.74
3:XC:181:ASN:ND2	3:XC:204:LEU:HD12	1.99	0.74
10:XJ:33:GLN:O	10:XJ:75:ILE:HG12	1.87	0.74
44:Y1:26:ARG:O	44:Y1:26:ARG:HD2	1.86	0.74
26:YF:129:PHE:HA	26:YF:142:TRP:NE1	2.02	0.74
28:YH:153:LYS:HG2	28:YH:162:ILE:H	1.52	0.74
30:YN:96:GLU:HG2	30:YN:97:ARG:N	2.01	0.74
35:YS:36:TYR:CD2	35:YS:52:SER:HB3	2.23	0.74
36:YT:54:ARG:HH11	36:YT:54:ARG:HG2	1.52	0.74
22:RA:385:C:O2'	22:RA:388:G:N2	2.21	0.74
25:RE:201:THR:HG22	25:RE:203:LYS:HB3	1.70	0.74
22:RA:297:C:H5''	41:RY:85:VAL:HG21	1.70	0.74
6:XF:19:LEU:HD23	6:XF:19:LEU:O	1.88	0.74
13:XM:37:THR:HG21	13:XM:39:ILE:HD11	1.68	0.74
46:Y3:29:ARG:HH11	46:Y3:29:ARG:HB2	1.53	0.74
22:YA:1814:G:H4'	24:YD:51:VAL:HG21	1.68	0.74
42:YZ:19:ARG:NH1	42:YZ:84:GLU:O	2.21	0.74
2:QB:115:LEU:HD13	2:QB:145:LEU:HB3	1.68	0.74
6:QF:19:LEU:HD23	6:QF:19:LEU:O	1.88	0.74
54:QX:4:C:O2'	54:QX:5:C:H5'	1.86	0.74
22:RA:2355:C:H1'	43:R0:39:ARG:HH21	1.53	0.74
46:R3:29:ARG:HB2	46:R3:29:ARG:HH11	1.52	0.74
24:RD:77:ALA:CB	24:RD:97:TYR:HA	2.18	0.74
31:RO:47:ILE:CD1	31:RO:48:PRO:HD2	2.16	0.74
32:RP:50:ARG:NH2	32:RP:50:ARG:HB3	1.97	0.74
38:RV:35:LEU:H	38:RV:35:LEU:HD22	1.51	0.74
39:RW:73:ALA:HB3	39:RW:106:ILE:HG12	1.68	0.74
13:XM:65:LYS:NZ	47:Y4:52:THR:CG2	2.50	0.74
15:XO:70:LEU:HD12	15:XO:70:LEU:O	1.88	0.74
25:YE:78:LEU:HG	25:YE:79:ARG:NE	2.03	0.74
38:YV:15:GLU:O	38:YV:18:LEU:HB2	1.86	0.74

Continued on next page...

Continued from previous page...

Atom-1	Atom-2	Distance(Å)	Clash(Å)
3:QC:86:VAL:O	3:QC:89:GLU:HB3	1.88	0.74
14:QN:40:CYS:SG	14:QN:42:ILE:HB	2.27	0.74
33:RQ:79:LEU:CD1	33:RQ:79:LEU:O	2.35	0.74
41:RY:52:SER:OG	41:RY:53:PRO:HD3	1.88	0.74
1:XA:539:A:H2'	1:XA:540:G:H8	1.52	0.74
5:XE:45:PHE:CE2	5:XE:47:LYS:HD2	2.22	0.74
10:XJ:27:ALA:HB1	10:XJ:34:VAL:HG21	1.69	0.74
13:XM:77:ASN:ND2	47:Y4:71:ARG:NH1	2.36	0.74
24:YD:131:LEU:HB2	24:YD:136:ILE:CD1	2.17	0.74
3:QC:79:ARG:NE	11:XK:99:GLN:NE2	2.36	0.73
4:QD:91:SER:HA	4:QD:94:LEU:HD13	1.70	0.73
10:QJ:3:LYS:HD2	10:QJ:77:PRO:HD3	1.70	0.73
44:R1:80:LEU:O	44:R1:81:LYS:CB	2.35	0.73
22:RA:2451:A:C6	56:Z6:76:PPU:HE2	2.22	0.73
22:RA:571:A:O2'	38:RV:78:LYS:NZ	2.21	0.73
25:RE:77:ILE:HD12	25:RE:78:LEU:H	1.52	0.73
32:RP:62:LEU:HD22	32:RP:62:LEU:H	1.53	0.73
38:RV:51:VAL:HG12	38:RV:52:VAL:H	1.52	0.73
39:RW:70:TYR:HD2	39:RW:70:TYR:H	1.36	0.73
41:RY:95:LYS:HB3	41:RY:100:ALA:CA	2.10	0.73
5:XE:72:GLN:HE21	5:XE:144:THR:HG22	1.53	0.73
12:XL:49:ASN:HD22	12:XL:92:ASP:CG	1.90	0.73
47:Y4:41:PRO:O	47:Y4:42:PHE:HB3	1.87	0.73
30:YN:1:MET:HE1	37:YU:95:LEU:HD21	1.70	0.73
1:QA:1277:C:HO2'	1:QA:1279:A:H8	1.34	0.73
3:QC:134:ILE:HD11	3:QC:153:VAL:HG21	1.70	0.73
44:R1:76:ARG:HG2	44:R1:76:ARG:HH11	1.53	0.73
48:R5:2:ALA:O	48:R5:3:LYS:HB2	1.88	0.73
26:RF:29:ASN:HB3	26:RF:112:MET:HE1	1.68	0.73
30:RN:58:ASP:H	30:RN:60:ILE:HD11	1.53	0.73
35:RS:36:TYR:CD2	35:RS:52:SER:HB3	2.23	0.73
3:XC:134:ILE:HD11	3:XC:153:VAL:HG21	1.70	0.73
1:QA:618:C:N3	1:QA:622:A:N6	2.36	0.73
1:XA:1112:C:H1'	3:XC:179:ARG:HH11	1.54	0.73
13:XM:8:GLU:CD	27:YG:115:ARG:CZ	2.55	0.73
28:YH:153:LYS:HG3	28:YH:161:GLY:CA	2.18	0.73
1:QA:45:U:H2'	1:QA:46:G:H8	1.51	0.73
7:QG:79:ARG:HH22	7:QG:82:GLY:HA2	1.50	0.73
22:RA:900:A:H3'	22:RA:901:A:H8	1.53	0.73
25:RE:61:ARG:HB2	25:RE:62:PRO:HD3	1.69	0.73
36:RT:23:ARG:HB2	36:RT:24:PRO:HD2	1.70	0.73
37:RU:64:ARG:CG	37:RU:64:ARG:HH21	2.00	0.73

Continued on next page...

Continued from previous page...

Atom-1	Atom-2	Distance(Å)	Clash(Å)
1:XA:961:U:O2	1:XA:1201:A:N6	2.20	0.73
2:XB:47:THR:O	2:XB:51:LEU:HG	1.87	0.73
2:XB:8:LYS:N	2:XB:8:LYS:HD3	2.03	0.73
2:XB:178:ARG:NH2	8:XH:74:PRO:HB3	2.02	0.73
14:XN:44:LEU:CD1	14:XN:53:LEU:CD1	2.66	0.73
31:YO:26:LYS:HB2	31:YO:30:ALA:CB	2.18	0.73
36:YT:102:ILE:HB	36:YT:110:ILE:CD1	2.19	0.73
46:R3:7:LYS:HB2	46:R3:34:GLU:HG2	1.69	0.73
26:RF:9:ILE:HD11	26:RF:125:LEU:HG	1.70	0.73
28:RH:84:SER:O	28:RH:85:LYS:HB2	1.89	0.73
1:XA:372:C:N4	1:XA:387:U:C4	2.55	0.73
14:XN:32:SER:O	14:XN:41:ARG:N	2.22	0.73
16:XP:60:LEU:HA	16:XP:64:ALA:HB3	1.71	0.73
22:YA:210:C:OP2	50:Y7:29:LYS:NZ	2.21	0.73
47:R4:41:PRO:O	47:R4:42:PHE:HB3	1.87	0.73
19:QS:42:PRO:CG	47:R4:63:TYR:HE2	2.02	0.73
25:RE:203:LYS:O	25:RE:203:LYS:HD2	1.88	0.73
25:RE:23:VAL:HG21	25:RE:183:LEU:HD23	1.68	0.73
28:RH:153:LYS:HG3	28:RH:161:GLY:CA	2.18	0.73
11:XK:17:GLY:HA3	11:XK:77:MET:HE3	1.71	0.73
4:QD:166:LYS:CG	24:YD:134:ARG:NH1	2.51	0.73
35:YS:62:LYS:HB3	35:YS:97:ARG:HD3	1.68	0.73
5:QE:10:MET:CB	5:QE:32:VAL:HG22	2.18	0.73
16:QP:43:LYS:O	16:QP:45:THR:N	2.21	0.73
22:RA:380:U:H2'	22:RA:381:G:H8	1.52	0.73
24:RD:30:GLU:HG3	24:RD:63:ARG:CZ	2.18	0.73
28:RH:125:VAL:HA	28:RH:126:PRO:HB3	1.68	0.73
30:RN:96:GLU:HG2	30:RN:97:ARG:N	2.01	0.73
1:XA:714:G:H2'	1:XA:715:A:C8	2.23	0.73
8:XH:20:TYR:HD1	8:XH:65:TYR:CD2	2.07	0.73
13:XM:77:ASN:CA	47:Y4:71:ARG:NH2	2.51	0.73
15:XO:87:ILE:HG22	15:XO:88:ARG:N	2.00	0.73
47:Y4:29:PRO:O	47:Y4:30:GLU:HB2	1.89	0.73
25:YE:77:ILE:HD12	25:YE:78:LEU:H	1.51	0.73
27:YG:7:LEU:HD21	27:YG:176:LEU:HD22	1.70	0.73
1:QA:352:C:O2'	1:QA:354:G:OP1	2.05	0.73
2:QB:132:LYS:HA	2:QB:135:GLN:HB2	1.71	0.73
12:QL:47:LYS:HB3	12:QL:48:PRO:HD3	1.71	0.73
22:RA:2115:G:N2	22:RA:2165:G:N7	2.31	0.73
22:RA:2298:A:H62	22:RA:2318:G:H8	1.35	0.73
33:RQ:90:VAL:CG1	33:RQ:91:GLU:H	2.02	0.73
36:RT:26:ASP:HB3	36:RT:91:ARG:HA	1.69	0.73

Continued on next page...

Continued from previous page...

Atom-1	Atom-2	Distance(Å)	Clash(Å)
1:XA:1002:G:H1	1:XA:1038:C:H42	1.37	0.73
3:XC:86:VAL:O	3:XC:89:GLU:HB3	1.88	0.73
4:XD:146:ILE:N	4:XD:146:ILE:HD12	2.04	0.73
1:XA:878:G:H5'	8:XH:89:PRO:HG2	1.70	0.73
18:XR:56:THR:HB	18:XR:58:LEU:HD12	1.71	0.73
45:Y2:29:LYS:HD3	45:Y2:57:ILE:HD13	1.71	0.73
22:YA:1803:A:H4'	24:YD:259:THR:CG2	2.19	0.73
22:YA:607:U:H3	22:YA:621:A:H2	1.35	0.73
4:QD:30:LYS:HB2	4:QD:35:ARG:HG3	1.70	0.73
12:QL:50:SER:O	12:QL:51:ALA:HB2	1.89	0.73
13:QM:121:LYS:HE2	13:QM:121:LYS:HA	1.71	0.73
16:QP:45:THR:HG23	16:QP:46:PRO:HD2	1.70	0.73
20:QT:50:GLU:HG3	20:QT:51:GLU:H	1.54	0.73
24:RD:131:LEU:HB2	24:RD:136:ILE:CD1	2.17	0.73
25:RE:55:ASN:C	25:RE:57:LYS:H	1.91	0.73
2:XB:115:LEU:HD13	2:XB:145:LEU:HB3	1.69	0.73
48:Y5:40:LYS:CE	48:Y5:46:CYS:HB3	2.19	0.73
51:Y8:16:ILE:HD11	51:Y8:57:ARG:HG2	1.69	0.73
25:YE:203:LYS:HD2	25:YE:203:LYS:O	1.88	0.73
25:YE:55:ASN:C	25:YE:57:LYS:H	1.91	0.73
45:R2:27:GLU:OE1	45:R2:27:GLU:N	2.19	0.73
28:RH:54:ARG:HH12	28:RH:62:LYS:HG2	1.54	0.73
37:RU:34:LYS:HA	37:RU:34:LYS:HE2	1.70	0.73
1:XA:1002:G:H2'	1:XA:1003:G:H8	1.53	0.73
1:XA:372:C:C4	1:XA:387:U:O4	2.41	0.73
2:XB:75:LYS:O	2:XB:75:LYS:HD3	1.89	0.73
6:XF:77:ARG:HB2	6:XF:77:ARG:HH11	1.53	0.73
13:XM:62:ASN:HA	47:Y4:49:PHE:HD2	1.50	0.73
3:XC:13:GLY:HA3	14:XN:57:ARG:NH2	2.04	0.73
49:Y6:13:CYS:HA	49:Y6:50:ARG:O	1.89	0.73
51:Y8:61:LEU:O	51:Y8:62:LEU:HB2	1.88	0.73
33:YQ:79:LEU:CD1	33:YQ:79:LEU:O	2.35	0.73
11:QK:48:ILE:HD12	11:QK:63:LEU:HB3	1.71	0.72
19:QS:3:ARG:HG3	19:QS:4:SER:H	1.52	0.72
22:RA:1341:U:OP2	22:RA:1394:U:O2'	2.04	0.72
26:RF:101:LEU:CD1	26:RF:102:PRO:HD2	2.11	0.72
26:RF:157:VAL:HB	26:RF:194:MET:HB3	1.70	0.72
4:XD:91:SER:HA	4:XD:94:LEU:HD13	1.70	0.72
20:XT:47:GLY:O	20:XT:49:ALA:N	2.19	0.72
22:YA:666:G:H4'	32:YP:49:ARG:NH1	2.04	0.72
24:YD:77:ALA:CB	24:YD:97:TYR:HA	2.18	0.72
29:YI:5:LEU:H	29:YI:5:LEU:HD12	1.52	0.72

Continued on next page...

Continued from previous page...

Atom-1	Atom-2	Distance(Å)	Clash(Å)
30:YN:58:ASP:H	30:YN:60:ILE:HD11	1.53	0.72
33:YQ:79:LEU:C	33:YQ:79:LEU:HD22	2.07	0.72
34:YR:3:HIS:O	34:YR:5:LYS:N	2.22	0.72
5:QE:78:HIS:CD2	8:QH:104:ARG:CG	2.70	0.72
22:RA:1190:G:OP1	32:RP:30:THR:OG1	2.04	0.72
22:RA:704:G:H2'	22:RA:726:G:H22	1.54	0.72
22:RA:84:A:N1	22:RA:98:G:O2'	2.21	0.72
25:RE:56:PRO:O	25:RE:57:LYS:HB2	1.89	0.72
28:RH:80:SER:O	28:RH:81:GLU:HB2	1.89	0.72
30:RN:1:MET:HE1	37:RU:95:LEU:HD21	1.71	0.72
1:XA:1054:C:N4	55:XY:34:C:C2	2.57	0.72
1:XA:1152:A:H5''	10:XJ:13:HIS:HD2	1.54	0.72
16:XP:20:VAL:HG21	16:XP:32:TYR:CG	2.24	0.72
51:Y8:29:LYS:HD3	51:Y8:44:LYS:HB2	1.71	0.72
24:YD:35:LYS:HZ1	24:YD:65:ILE:HA	1.52	0.72
28:YH:125:VAL:HG12	28:YH:126:PRO:HG3	1.71	0.72
28:YH:152:ARG:O	28:YH:153:LYS:HD2	1.90	0.72
32:YP:88:LEU:C	32:YP:90:ARG:H	1.92	0.72
35:YS:83:LYS:HG2	35:YS:109:GLY:N	2.04	0.72
4:QD:30:LYS:HG3	4:QD:35:ARG:HE	1.52	0.72
6:QF:25:ILE:HD13	6:QF:28:ARG:NH1	2.05	0.72
7:QG:78:ARG:HH12	7:QG:80:VAL:HG23	1.52	0.72
12:QL:126:LYS:HB2	12:QL:126:LYS:NZ	2.04	0.72
15:QO:71:GLN:HB2	15:QO:78:TYR:CD1	2.25	0.72
44:R1:80:LEU:HB2	44:R1:81:LYS:HE2	1.71	0.72
27:RG:146:TYR:O	27:RG:149:VAL:HG22	1.88	0.72
46:Y3:56:VAL:HG12	46:Y3:57:GLU:N	2.04	0.72
27:YG:146:TYR:O	27:YG:149:VAL:HG22	1.89	0.72
30:YN:89:LYS:O	30:YN:93:THR:HG22	1.90	0.72
32:YP:126:VAL:CG1	32:YP:147:LEU:HD21	2.17	0.72
34:YR:117:VAL:HG22	34:YR:118:GLU:N	2.05	0.72
37:YU:98:LEU:HD23	37:YU:99:ALA:N	2.04	0.72
3:QC:13:GLY:HA3	14:QN:57:ARG:NH2	2.04	0.72
5:QE:36:ASP:OD2	5:QE:38:GLN:HB2	1.86	0.72
12:QL:47:LYS:HG2	12:QL:48:PRO:HD3	1.70	0.72
48:R5:40:LYS:CE	48:R5:46:CYS:HB3	2.19	0.72
25:RE:13:ARG:HA	25:RE:22:PRO:HA	1.71	0.72
31:RO:113:LYS:HG2	31:RO:117:LEU:HD11	1.71	0.72
32:RP:88:LEU:C	32:RP:90:ARG:H	1.92	0.72
36:RT:117:ASP:O	36:RT:121:ILE:HG13	1.89	0.72
8:XH:41:ARG:HH11	8:XH:41:ARG:CB	2.03	0.72
16:XP:72:ARG:HD3	16:XP:72:ARG:C	2.10	0.72

Continued on next page...

Continued from previous page...

Atom-1	Atom-2	Distance(Å)	Clash(Å)
44:Y1:3:LYS:HD3	44:Y1:43:TYR:HD2	1.52	0.72
19:XS:2:PRO:HB2	47:Y4:68:ARG:NH2	2.03	0.72
23:YB:15:A:H5'	23:YB:16:G:C8	2.24	0.72
33:YQ:90:VAL:CG1	33:YQ:91:GLU:H	2.02	0.72
22:YA:2713:A:OP1	34:YR:14:SER:OG	2.07	0.72
35:YS:83:LYS:HZ2	35:YS:109:GLY:HA2	1.53	0.72
35:YS:83:LYS:C	35:YS:109:GLY:HA3	2.10	0.72
38:YV:39:LEU:O	38:YV:40:LEU:HD23	1.90	0.72
41:YY:52:SER:OG	41:YY:53:PRO:HD3	1.88	0.72
1:QA:1330:U:OP1	13:QM:25:ILE:O	2.08	0.72
28:RH:30:LYS:HD2	28:RH:81:GLU:H	1.54	0.72
32:RP:127:ALA:C	32:RP:147:LEU:HD23	2.10	0.72
36:RT:78:LEU:HD13	36:RT:78:LEU:O	1.87	0.72
1:XA:439:A:OP2	1:XA:493:G:N1	2.22	0.72
1:XA:67:C:H2'	1:XA:68:G:C8	2.25	0.72
2:XB:21:ARG:O	2:XB:23:ARG:HD3	1.89	0.72
34:YR:85:PRO:O	34:YR:87:TYR:N	2.22	0.72
25:YE:14:ILE:HD11	36:YT:14:TYR:OH	1.90	0.72
4:QD:146:ILE:N	4:QD:146:ILE:HD12	2.04	0.72
6:QF:72:VAL:CG2	6:QF:90:VAL:HG11	2.20	0.72
15:QO:79:ARG:O	15:QO:82:ILE:HG22	1.89	0.72
16:QP:72:ARG:HD3	16:QP:72:ARG:C	2.10	0.72
20:QT:27:LYS:O	20:QT:30:LYS:HB3	1.89	0.72
25:RE:78:LEU:HG	25:RE:79:ARG:NE	2.03	0.72
35:RS:42:ASP:O	35:RS:43:GLU:HB2	1.90	0.72
1:XA:1494:G:OP1	58:XA:1673:PAR:N32	2.23	0.72
5:XE:76:ILE:HB	5:XE:77:PRO:HD2	1.72	0.72
10:XJ:3:LYS:HD2	10:XJ:77:PRO:HD3	1.70	0.72
22:YA:1210:A:H5'	22:YA:1210:A:H8	1.53	0.72
25:YE:21:VAL:HB	25:YE:22:PRO:CB	2.18	0.72
26:YF:124:LEU:HD12	26:YF:125:LEU:N	2.04	0.72
28:YH:54:ARG:HH12	28:YH:62:LYS:HG2	1.54	0.72
35:YS:26:LEU:O	35:YS:26:LEU:HD23	1.90	0.72
48:R5:58:LEU:CD1	48:R5:60:VAL:HG12	2.19	0.72
25:RE:28:ALA:HB3	25:RE:93:VAL:HG22	1.72	0.72
26:RF:124:LEU:HD12	26:RF:125:LEU:N	2.04	0.72
28:RH:26:VAL:CG1	28:RH:27:LYS:H	2.02	0.72
32:RP:114:ILE:HD13	32:RP:125:VAL:HG21	1.72	0.72
32:RP:29:LYS:HD2	32:RP:30:THR:HG22	1.72	0.72
35:RS:103:GLU:O	35:RS:106:ARG:HG3	1.90	0.72
1:XA:1071:C:H5''	5:XE:49:PRO:HG2	1.71	0.72
3:XC:16:ARG:NH1	3:XC:16:ARG:HB2	2.04	0.72

Continued on next page...

Continued from previous page...

Atom-1	Atom-2	Distance(Å)	Clash(Å)
44:Y1:80:LEU:HB2	44:Y1:81:LYS:HE2	1.71	0.72
13:XM:65:LYS:HZ1	47:Y4:52:THR:HG21	1.54	0.72
50:Y7:10:ARG:O	50:Y7:14:LYS:HB2	1.89	0.72
26:YF:157:VAL:HB	26:YF:194:MET:HB3	1.70	0.72
28:YH:132:ARG:CB	28:YH:132:ARG:HH11	1.97	0.72
37:YU:34:LYS:HE2	37:YU:34:LYS:HA	1.69	0.72
1:QA:1151:A:H1'	10:QJ:39:PRO:HB2	1.70	0.72
1:QA:673:G:H2'	1:QA:674:G:C8	2.23	0.72
2:QB:21:ARG:O	2:QB:23:ARG:HD3	1.90	0.72
10:QJ:75:ILE:HG13	10:QJ:76:ASN:N	2.05	0.72
20:QT:97:ALA:O	20:QT:99:LEU:HD13	1.89	0.72
46:R3:56:VAL:HG12	46:R3:57:GLU:N	2.04	0.72
26:RF:32:LEU:O	26:RF:32:LEU:HD12	1.90	0.72
33:RQ:79:LEU:HD22	33:RQ:79:LEU:C	2.07	0.72
36:RT:57:PHE:C	36:RT:58:ASN:HD22	1.93	0.72
37:RU:98:LEU:HD23	37:RU:99:ALA:N	2.04	0.72
22:RA:1266:G:O5'	39:RW:15:ARG:NH2	2.23	0.72
20:XT:97:ALA:O	20:XT:99:LEU:HD13	1.89	0.72
45:Y2:27:GLU:OE1	45:Y2:27:GLU:N	2.19	0.72
22:YA:26:G:H1'	22:YA:515:A:H61	1.53	0.72
25:YE:201:THR:HG22	25:YE:203:LYS:HB3	1.69	0.72
26:YF:32:LEU:HD12	26:YF:32:LEU:O	1.90	0.72
28:YH:128:PRO:HD2	28:YH:129:THR:H	1.55	0.72
1:QA:606:G:H22	1:QA:631:G:H5'	1.54	0.72
8:QH:20:TYR:HD1	8:QH:65:TYR:CD2	2.07	0.72
50:R7:5:TRP:NE1	50:R7:7:PRO:HG3	2.04	0.72
51:R8:16:ILE:HD11	51:R8:57:ARG:HG2	1.70	0.72
51:R8:61:LEU:O	51:R8:62:LEU:HB2	1.88	0.72
25:RE:93:VAL:H	25:RE:95:ILE:HD12	1.54	0.72
27:RG:7:LEU:HD21	27:RG:176:LEU:HD22	1.70	0.72
28:RH:89:ILE:CD1	28:RH:129:THR:HB	2.19	0.72
34:RR:117:VAL:HG22	34:RR:118:GLU:N	2.05	0.72
36:RT:54:ARG:HG2	36:RT:54:ARG:HH11	1.52	0.72
37:RU:69:CYS:HB3	37:RU:106:PHE:HZ	1.55	0.72
10:XJ:98:ILE:H	10:XJ:98:ILE:HD12	1.55	0.72
12:XL:126:LYS:NZ	12:XL:126:LYS:HB2	2.04	0.72
25:YE:13:ARG:HA	25:YE:22:PRO:HA	1.71	0.72
25:YE:56:PRO:O	25:YE:57:LYS:HB2	1.89	0.72
26:YF:9:ILE:HD11	26:YF:125:LEU:HG	1.70	0.72
41:YY:57:GLN:HE21	41:YY:58:GLY:H	1.38	0.72
42:YZ:60:GLU:HA	42:YZ:66:SER:HA	1.72	0.72
2:QB:187:LEU:HD11	2:QB:204:ASN:O	1.90	0.72

Continued on next page...

Continued from previous page...

Atom-1	Atom-2	Distance(Å)	Clash(Å)
6:QF:77:ARG:HB2	6:QF:77:ARG:HH11	1.53	0.72
8:QH:10:LEU:N	8:QH:10:LEU:HD23	2.04	0.72
10:QJ:98:ILE:H	10:QJ:98:ILE:HD12	1.55	0.72
13:QM:49:THR:HG22	13:QM:51:ALA:N	2.01	0.72
10:QJ:49:VAL:HG22	14:QN:41:ARG:HB3	1.59	0.72
50:R7:10:ARG:O	50:R7:14:LYS:HB2	1.90	0.72
51:R8:60:LEU:O	51:R8:63:PRO:HD2	1.90	0.72
26:RF:32:LEU:HD12	26:RF:32:LEU:C	2.10	0.72
33:RQ:79:LEU:O	33:RQ:79:LEU:CD2	2.36	0.72
34:RR:85:PRO:O	34:RR:87:TYR:N	2.22	0.72
36:RT:102:ILE:HB	36:RT:110:ILE:CD1	2.19	0.72
37:RU:66:ASN:HB2	37:RU:76:TYR:HB2	1.72	0.72
41:RY:51:VAL:HG13	41:RY:52:SER:N	2.03	0.72
1:XA:1320:C:N4	19:XS:36:ARG:HG3	2.05	0.72
8:XH:10:LEU:HD23	8:XH:10:LEU:N	2.04	0.72
10:XJ:5:ARG:HG3	10:XJ:71:LEU:HD11	1.72	0.72
44:Y1:76:ARG:HH11	44:Y1:76:ARG:HG2	1.53	0.72
51:Y8:60:LEU:C	51:Y8:63:PRO:HD2	2.11	0.72
25:YE:197:ILE:HD11	25:YE:199:ARG:HH12	1.55	0.72
26:YF:32:LEU:HD12	26:YF:32:LEU:C	2.10	0.72
28:YH:26:VAL:CG1	28:YH:27:LYS:H	2.02	0.72
32:YP:127:ALA:C	32:YP:147:LEU:HD23	2.10	0.72
39:YW:70:TYR:H	39:YW:70:TYR:HD2	1.37	0.72
1:QA:1316:G:H22	1:QA:1319:A:H5'	1.55	0.71
16:QP:60:LEU:HA	16:QP:64:ALA:HB3	1.71	0.71
20:QT:57:ARG:HD3	20:QT:102:GLY:O	1.90	0.71
1:QA:191:G:C4	20:QT:105:SER:HB3	2.25	0.71
49:R6:13:CYS:HA	49:R6:50:ARG:O	1.89	0.71
35:RS:83:LYS:HG2	35:RS:109:GLY:N	2.04	0.71
35:RS:26:LEU:HD23	35:RS:26:LEU:O	1.90	0.71
16:XP:45:THR:HG23	16:XP:46:PRO:HD2	1.70	0.71
36:YT:117:ASP:O	36:YT:121:ILE:HG13	1.89	0.71
45:R2:29:LYS:HD3	45:R2:57:ILE:HD13	1.71	0.71
28:RH:152:ARG:O	28:RH:153:LYS:HD2	1.90	0.71
37:RU:8:VAL:HG23	37:RU:11:ARG:NH2	1.99	0.71
1:XA:448:A:OP2	1:XA:485:G:N2	2.22	0.71
2:XB:168:THR:HB	2:XB:192:SER:HB2	1.70	0.71
2:XB:214:ILE:HA	2:XB:217:ARG:HH21	1.54	0.71
15:XO:79:ARG:O	15:XO:82:ILE:HG22	1.90	0.71
20:XT:83:ARG:HA	20:XT:86:ARG:HB3	1.71	0.71
22:YA:2451:A:O2'	53:XV:76:A:O2'	2.06	0.71
44:Y1:80:LEU:C	44:Y1:81:LYS:HE2	2.10	0.71

Continued on next page...

Continued from previous page...

Atom-1	Atom-2	Distance(Å)	Clash(Å)
28:YH:30:LYS:HD2	28:YH:81:GLU:H	1.54	0.71
37:YU:69:CYS:HB3	37:YU:106:PHE:HZ	1.55	0.71
1:QA:1124:G:H5''	1:QA:1145:C:H41	1.55	0.71
1:QA:1158:C:H4'	2:QB:133:LYS:HZ1	1.55	0.71
22:RA:1454:U:OP1	34:RR:77:ARG:NH1	2.23	0.71
24:RD:244:ARG:HB2	24:RD:245:PRO:HD2	1.71	0.71
25:RE:197:ILE:HD11	25:RE:199:ARG:HH12	1.55	0.71
32:RP:85:LEU:HA	32:RP:88:LEU:HD22	1.71	0.71
34:RR:3:HIS:O	34:RR:5:LYS:N	2.22	0.71
39:RW:1:MET:HE2	39:RW:2:GLU:H	1.55	0.71
19:XS:40:ILE:HG13	19:XS:44:MET:SD	2.31	0.71
20:XT:63:ILE:HG22	20:XT:77:ALA:HB1	1.73	0.71
45:Y2:41:ILE:HD12	45:Y2:41:ILE:C	2.10	0.71
48:Y5:2:ALA:O	48:Y5:3:LYS:HB2	1.88	0.71
50:Y7:5:TRP:NE1	50:Y7:7:PRO:HG3	2.04	0.71
51:Y8:58:ILE:HD13	51:Y8:61:LEU:HD11	1.72	0.71
51:Y8:60:LEU:O	51:Y8:63:PRO:HD2	1.90	0.71
28:YH:84:SER:O	28:YH:85:LYS:HB2	1.89	0.71
31:YO:3:GLN:HB2	31:YO:4:PRO:HD2	1.72	0.71
35:YS:103:GLU:O	35:YS:106:ARG:HG3	1.90	0.71
42:YZ:144:LEU:HD11	42:YZ:149:SER:HA	1.70	0.71
1:QA:1104:G:H4'	2:QB:111:ARG:NH1	2.06	0.71
4:QD:25:ARG:HH12	4:QD:30:LYS:HE3	1.56	0.71
19:QS:40:ILE:HG13	19:QS:44:MET:SD	2.30	0.71
25:RE:21:VAL:HB	25:RE:22:PRO:CB	2.18	0.71
31:RO:3:GLN:HB2	31:RO:4:PRO:HD2	1.72	0.71
38:RV:39:LEU:O	38:RV:40:LEU:HD23	1.90	0.71
1:XA:601:C:H2'	1:XA:602:A:H8	1.56	0.71
6:XF:25:ILE:HD13	6:XF:28:ARG:NH1	2.05	0.71
7:XG:78:ARG:HH12	7:XG:80:VAL:CG2	2.04	0.71
13:XM:65:LYS:HZ2	47:Y4:52:THR:CG2	2.02	0.71
49:Y6:28:ARG:HB3	49:Y6:30:THR:H	1.56	0.71
26:YF:185:ASP:OD1	26:YF:188:ARG:NH1	2.23	0.71
32:YP:85:LEU:HA	32:YP:88:LEU:HD22	1.71	0.71
35:YS:67:ARG:O	35:YS:71:ARG:HG3	1.90	0.71
1:QA:1192:C:O2	5:QE:25:ARG:NH2	2.24	0.71
1:QA:954:G:H21	1:QA:1227:A:H62	1.38	0.71
10:QJ:49:VAL:O	10:QJ:60:ARG:HB3	1.90	0.71
11:QK:17:GLY:HA3	11:QK:77:MET:CE	2.20	0.71
22:RA:2404:C:H1'	32:RP:67:MET:CE	2.21	0.71
28:RH:125:VAL:HG12	28:RH:126:PRO:HG3	1.70	0.71
35:RS:67:ARG:O	35:RS:71:ARG:HG3	1.90	0.71

Continued on next page...

Continued from previous page...

Atom-1	Atom-2	Distance(Å)	Clash(Å)
3:XC:16:ARG:HD2	3:XC:54:ARG:NH2	2.03	0.71
20:XT:27:LYS:O	20:XT:30:LYS:HB3	1.89	0.71
22:YA:2111:C:N3	22:YA:2118:U:O2'	2.23	0.71
22:YA:2287:A:H62	22:YA:2344:U:H3	1.38	0.71
26:YF:185:ASP:HA	26:YF:188:ARG:CD	2.20	0.71
22:YA:674:G:C1'	26:YF:74:ARG:HD3	2.21	0.71
32:YP:58:THR:O	32:YP:61:ARG:CZ	2.38	0.71
30:YN:1:MET:CE	37:YU:95:LEU:HD21	2.21	0.71
10:QJ:5:ARG:HG3	10:QJ:71:LEU:HD11	1.72	0.71
10:QJ:80:LYS:HE2	1:XA:1162:C:O2'	1.89	0.71
20:QT:83:ARG:HA	20:QT:86:ARG:HB3	1.72	0.71
22:RA:336:C:O2'	41:RY:35:TYR:OH	2.06	0.71
32:RP:49:ARG:HD2	51:R8:58:ILE:CG2	2.20	0.71
25:RE:14:ILE:HD11	36:RT:14:TYR:OH	1.90	0.71
40:RX:12:VAL:HG12	40:RX:27:THR:O	1.91	0.71
22:YA:2450:A:O2'	53:XV:76:A:N1	2.20	0.71
49:Y6:36:LEU:HD13	49:Y6:50:ARG:NH1	2.05	0.71
23:YB:52:A:H62	35:YS:33:LYS:HG3	1.55	0.71
35:YS:83:LYS:HZ1	35:YS:109:GLY:HA2	1.52	0.71
40:YX:12:VAL:HG12	40:YX:27:THR:O	1.90	0.71
1:QA:45:U:H2'	1:QA:46:G:C8	2.26	0.71
2:QB:59:GLU:O	2:QB:62:ALA:HB3	1.90	0.71
7:QG:78:ARG:HH12	7:QG:80:VAL:CG2	2.04	0.71
18:QR:56:THR:HB	18:QR:58:LEU:HD12	1.71	0.71
20:QT:23:ARG:CA	20:QT:26:ASN:HD21	2.03	0.71
13:QM:77:ASN:HA	47:R4:71:ARG:NH2	2.05	0.71
49:R6:25:LYS:HD2	51:R8:34:TRP:HZ2	1.56	0.71
51:R8:58:ILE:HD13	51:R8:61:LEU:HD11	1.72	0.71
51:R8:60:LEU:C	51:R8:63:PRO:HD2	2.10	0.71
30:RN:1:MET:CE	37:RU:95:LEU:HD21	2.21	0.71
4:XD:20:TYR:CE2	4:XD:27:TYR:HE2	2.09	0.71
1:XA:1400:C:H42	53:XV:34:C:C1'	2.04	0.71
22:YA:2033:A:O2'	22:YA:2035:G:OP2	2.08	0.71
22:YA:2610:C:H4'	22:YA:2611:U:OP2	1.90	0.71
24:YD:263:ARG:HB2	24:YD:263:ARG:NH1	2.06	0.71
25:YE:93:VAL:H	25:YE:95:ILE:HD12	1.54	0.71
36:YT:23:ARG:HB2	36:YT:24:PRO:HD2	1.70	0.71
2:QB:75:LYS:HD3	2:QB:75:LYS:O	1.89	0.71
8:QH:84:ARG:HH12	8:QH:86:ILE:CD1	2.02	0.71
16:QP:20:VAL:HG21	16:QP:32:TYR:CG	2.25	0.71
47:R4:29:PRO:O	47:R4:30:GLU:HB2	1.89	0.71
22:RA:1791:A:N6	22:RA:1828:G:O2'	2.23	0.71

Continued on next page...

Continued from previous page...

Atom-1	Atom-2	Distance(Å)	Clash(Å)
22:RA:573:G:N1	22:RA:2031:A:OP2	2.23	0.71
24:RD:263:ARG:HB2	24:RD:263:ARG:NH1	2.05	0.71
22:RA:2404:C:H1'	32:RP:67:MET:HE1	1.72	0.71
32:RP:83:VAL:CG1	32:RP:112:LEU:HD21	2.21	0.71
35:RS:106:ARG:CA	35:RS:110:LEU:HD11	2.19	0.71
35:RS:83:LYS:C	35:RS:109:GLY:HA3	2.10	0.71
2:XB:126:GLU:CG	2:XB:129:GLU:HG3	2.20	0.71
2:XB:132:LYS:HA	2:XB:135:GLN:HB2	1.71	0.71
2:XB:59:GLU:O	2:XB:62:ALA:HB3	1.90	0.71
3:XC:123:GLN:O	3:XC:128:PHE:HB2	1.90	0.71
3:QC:16:ARG:HB2	3:QC:16:ARG:NH1	2.04	0.71
8:QH:41:ARG:HH11	8:QH:41:ARG:CB	2.03	0.71
13:QM:121:LYS:HE2	13:QM:121:LYS:CA	2.21	0.71
49:R6:36:LEU:HD13	49:R6:50:ARG:NH1	2.05	0.71
26:RF:178:PRO:HB2	26:RF:201:VAL:HG11	1.73	0.71
26:RF:185:ASP:OD1	26:RF:188:ARG:NH1	2.24	0.71
29:RI:3:VAL:HG12	29:RI:38:LEU:HA	1.73	0.71
11:XK:48:ILE:HD12	11:XK:63:LEU:HB3	1.71	0.71
1:XA:1226:C:O2'	13:XM:103:THR:O	2.05	0.71
20:XT:57:ARG:HD3	20:XT:102:GLY:O	1.90	0.71
45:Y2:7:ARG:HH11	45:Y2:7:ARG:HG3	1.55	0.71
49:Y6:29:ASN:OD1	49:Y6:30:THR:HG22	1.91	0.71
22:YA:2788:C:O2'	22:YA:2809:A:N3	2.23	0.71
28:YH:80:SER:O	28:YH:81:GLU:HB2	1.89	0.71
32:YP:49:ARG:HD2	51:Y8:58:ILE:CG2	2.20	0.71
42:YZ:182:LYS:HG3	42:YZ:183:LEU:HD23	1.72	0.71
4:QD:190:ASP:HB3	4:QD:193:ASP:OD1	1.91	0.71
45:R2:41:ILE:C	45:R2:41:ILE:HD12	2.10	0.71
29:RI:92:VAL:HG13	29:RI:120:ILE:HG23	1.72	0.71
2:XB:172:ILE:HD12	2:XB:172:ILE:H	1.56	0.71
11:XK:124:LYS:HD2	11:XK:125:PHE:CE1	2.25	0.71
12:XL:24:VAL:HG12	12:XL:24:VAL:O	1.90	0.71
15:XO:71:GLN:HB2	15:XO:78:TYR:CD1	2.24	0.71
20:XT:23:ARG:CA	20:XT:26:ASN:HD21	2.03	0.71
48:Y5:40:LYS:HE2	48:Y5:47:PRO:HD2	1.73	0.71
39:YW:6:ILE:HG12	39:YW:104:THR:HG23	1.73	0.71
1:QA:922:G:H4'	5:QE:20:GLN:HA	1.71	0.70
11:QK:124:LYS:HD2	11:QK:125:PHE:CE1	2.25	0.70
22:RA:1080:C:N4	22:RA:1088:A:OP2	2.22	0.70
2:XB:187:LEU:HD11	2:XB:204:ASN:O	1.90	0.70
5:XE:82:VAL:HG12	5:XE:83:GLU:N	2.06	0.70
9:XI:15:ALA:HA	9:XI:64:THR:O	1.91	0.70

Continued on next page...

Continued from previous page...

Atom-1	Atom-2	Distance(Å)	Clash(Å)
13:XM:57:ARG:HH21	47:Y4:34:GLU:C	1.94	0.70
15:XO:65:ARG:HB2	15:XO:65:ARG:HH11	1.56	0.70
44:Y1:80:LEU:C	44:Y1:81:LYS:HD2	2.12	0.70
22:YA:2311:A:C8	27:YG:82:LEU:HD11	2.25	0.70
28:YH:59:ARG:HG3	28:YH:59:ARG:HH11	1.56	0.70
31:YO:113:LYS:HG2	31:YO:117:LEU:HD11	1.71	0.70
2:QB:126:GLU:CG	2:QB:129:GLU:HG3	2.20	0.70
2:QB:214:ILE:HA	2:QB:217:ARG:HH21	1.54	0.70
2:QB:8:LYS:HD3	2:QB:8:LYS:N	2.03	0.70
1:QA:377:G:OP1	16:QP:5:ARG:NH1	2.23	0.70
20:QT:63:ILE:HG22	20:QT:77:ALA:HB1	1.73	0.70
51:R8:29:LYS:HD3	51:R8:44:LYS:HB2	1.71	0.70
26:RF:101:LEU:O	26:RF:106:ARG:NH1	2.23	0.70
26:RF:66:PRO:O	26:RF:67:GLN:HB3	1.89	0.70
28:RH:132:ARG:CB	28:RH:132:ARG:HH11	1.97	0.70
1:XA:372:C:N3	1:XA:387:U:O4	2.24	0.70
9:XI:62:TYR:C	9:XI:63:ILE:HD12	2.12	0.70
13:XM:4:ILE:N	13:XM:9:ILE:HG21	2.06	0.70
24:YD:244:ARG:HB2	24:YD:245:PRO:HD2	1.72	0.70
26:YF:66:PRO:O	26:YF:67:GLN:HB3	1.90	0.70
29:YI:144:VAL:HG13	29:YI:145:VAL:HG13	1.72	0.70
1:QA:939:G:H1	1:QA:1344:C:H42	1.39	0.70
2:QB:178:ARG:HH21	8:QH:74:PRO:HB3	1.56	0.70
9:QI:15:ALA:HA	9:QI:64:THR:O	1.91	0.70
44:R1:80:LEU:C	44:R1:81:LYS:HE2	2.10	0.70
26:RF:164:ARG:HG3	26:RF:175:THR:OG1	1.92	0.70
32:RP:58:THR:O	32:RP:61:ARG:CZ	2.38	0.70
38:RV:51:VAL:HG12	38:RV:52:VAL:N	2.06	0.70
42:RZ:5:LEU:HD11	42:RZ:39:VAL:HB	1.73	0.70
3:XC:152:ILE:HB	3:XC:199:LYS:HB2	1.73	0.70
6:XF:72:VAL:CG2	6:XF:90:VAL:HG11	2.20	0.70
10:XJ:6:ILE:HG13	10:XJ:72:VAL:O	1.91	0.70
25:YE:14:ILE:HG12	25:YE:15:PHE:N	2.06	0.70
28:YH:89:ILE:CD1	28:YH:129:THR:HB	2.20	0.70
32:YP:20:GLY:HA2	32:YP:27:HIS:O	1.92	0.70
24:RD:43:ARG:HB3	24:RD:54:ARG:HB2	1.73	0.70
33:RQ:32:TYR:CD1	33:RQ:133:ARG:HA	2.27	0.70
41:RY:48:ALA:O	41:RY:49:VAL:C	2.30	0.70
1:XA:1348:U:H3	1:XA:1374:A:H2	1.37	0.70
1:XA:372:C:O2'	1:XA:373:A:P	2.49	0.70
13:XM:121:LYS:HA	13:XM:121:LYS:HE2	1.71	0.70
44:Y1:81:LYS:CA	44:Y1:81:LYS:HE2	2.13	0.70

Continued on next page...

Continued from previous page...

Atom-1	Atom-2	Distance(Å)	Clash(Å)
25:YE:28:ALA:HB3	25:YE:93:VAL:HG22	1.72	0.70
28:YH:103:LEU:HD12	28:YH:131:VAL:HG21	1.73	0.70
35:YS:42:ASP:O	35:YS:43:GLU:HB2	1.90	0.70
5:QE:82:VAL:HG12	5:QE:83:GLU:N	2.06	0.70
10:QJ:6:ILE:HG13	10:QJ:72:VAL:O	1.91	0.70
49:R6:29:ASN:OD1	49:R6:30:THR:HG22	1.91	0.70
26:RF:65:TRP:HZ3	26:RF:73:ALA:O	1.74	0.70
2:XB:101:MET:HA	2:XB:108:ILE:CG1	2.14	0.70
44:Y1:7:ILE:CD1	44:Y1:70:VAL:HG22	2.21	0.70
22:YA:1169:G:H1	22:YA:1180:C:H42	1.38	0.70
26:YF:178:PRO:HG2	26:YF:179:GLU:OE2	1.90	0.70
13:XM:68:GLY:HA3	27:YG:116:ASP:OD2	1.90	0.70
28:YH:152:ARG:O	28:YH:153:LYS:CB	2.39	0.70
37:YU:65:ILE:HG12	37:YU:96:ALA:HB1	1.73	0.70
38:YV:22:VAL:HG12	38:YV:23:GLU:N	2.06	0.70
1:QA:842:C:O2'	1:QA:848:C:N4	2.24	0.70
5:QE:78:HIS:HE1	5:QE:143:ARG:H	1.38	0.70
45:R2:7:ARG:HH11	45:R2:7:ARG:HG3	1.55	0.70
22:RA:1803:A:H4'	24:RD:259:THR:CG2	2.20	0.70
26:RF:178:PRO:HG2	26:RF:179:GLU:OE2	1.90	0.70
28:RH:154:PRO:O	28:RH:155:SER:HB2	1.91	0.70
35:RS:83:LYS:HZ1	35:RS:109:GLY:HA2	1.56	0.70
41:RY:45:VAL:HG12	41:RY:60:PHE:CD1	2.27	0.70
8:XH:49:GLU:HG3	8:XH:51:VAL:HG13	1.74	0.70
13:XM:121:LYS:HE2	13:XM:121:LYS:CA	2.21	0.70
22:YA:1833:U:O2'	22:YA:1969:A:N1	2.18	0.70
22:YA:2446:G:N2	22:YA:2449:U:O2	2.24	0.70
26:YF:101:LEU:O	26:YF:106:ARG:NH1	2.23	0.70
22:YA:2747:G:OP1	28:YH:138:LYS:NZ	2.24	0.70
33:YQ:32:TYR:CD1	33:YQ:133:ARG:HA	2.27	0.70
36:YT:41:ARG:NH2	36:YT:43:GLN:HB2	2.06	0.70
37:YU:66:ASN:HB2	37:YU:76:TYR:HB2	1.72	0.70
6:QF:60:PHE:C	6:QF:61:LEU:HD12	2.12	0.70
44:R1:82:LEU:HD13	44:R1:83:GLU:N	2.05	0.70
24:RD:65:ILE:O	24:RD:65:ILE:HD13	1.91	0.70
28:RH:154:PRO:HG2	28:RH:162:ILE:O	1.92	0.70
30:RN:89:LYS:O	30:RN:93:THR:HG22	1.90	0.70
35:RS:54:LEU:HD13	35:RS:54:LEU:O	1.91	0.70
41:RY:57:GLN:HE21	41:RY:58:GLY:H	1.37	0.70
1:XA:372:C:HO2'	1:XA:373:A:P	2.12	0.70
2:XB:162:ILE:HD11	2:XB:184:VAL:HG13	1.74	0.70
15:XO:74:ASP:CG	15:XO:77:ARG:HG2	2.12	0.70

Continued on next page...

Continued from previous page...

Atom-1	Atom-2	Distance(Å)	Clash(Å)
17:XQ:4:LYS:CE	17:XQ:6:LEU:HD21	2.20	0.70
49:Y6:25:LYS:HD2	51:Y8:34:TRP:HZ2	1.56	0.70
22:YA:2306:C:H3'	22:YA:2307:G:H5''	1.74	0.70
24:YD:43:ARG:HB3	24:YD:54:ARG:HB2	1.73	0.70
22:YA:2636:U:OP1	25:YE:79:ARG:HA	1.91	0.70
26:YF:164:ARG:HG3	26:YF:175:THR:OG1	1.91	0.70
26:YF:178:PRO:HB2	26:YF:201:VAL:HG11	1.73	0.70
28:YH:154:PRO:HG2	28:YH:162:ILE:O	1.92	0.70
36:YT:57:PHE:C	36:YT:58:ASN:HD22	1.93	0.70
39:YW:29:LEU:HD21	39:YW:33:ARG:CZ	2.22	0.70
1:QA:954:G:H4'	13:QM:121:LYS:HG3	1.74	0.70
3:QC:16:ARG:HD2	3:QC:54:ARG:NH2	2.03	0.70
15:QO:74:ASP:CG	15:QO:77:ARG:HG2	2.12	0.70
19:QS:51:VAL:O	19:QS:57:HIS:HA	1.92	0.70
22:RA:2815:C:H5'	48:R5:29:THR:HG21	1.72	0.70
22:RA:71:A:H4'	22:RA:72:U:H5''	1.73	0.70
28:RH:128:PRO:HD2	28:RH:129:THR:H	1.55	0.70
39:RW:29:LEU:HD21	39:RW:33:ARG:CZ	2.22	0.70
1:XA:827:U:O2	1:XA:874:G:N2	2.25	0.70
48:Y5:40:LYS:HE2	48:Y5:47:PRO:CD	2.21	0.70
22:YA:1509:C:H3'	22:YA:1510:A:H5''	1.73	0.70
28:YH:86:GLU:CG	28:YH:165:ALA:H	1.94	0.70
31:YO:63:VAL:HG13	31:YO:84:ALA:HA	1.72	0.70
33:YQ:43:THR:OG1	33:YQ:46:GLN:HB2	1.91	0.70
39:YW:1:MET:HA	39:YW:1:MET:HE3	1.72	0.70
15:QO:65:ARG:HB2	15:QO:65:ARG:HH11	1.56	0.70
16:QP:14:ASN:N	16:QP:15:PRO:HD3	2.07	0.70
44:R1:7:ILE:CD1	44:R1:70:VAL:HG22	2.21	0.70
48:R5:40:LYS:HE2	48:R5:47:PRO:HD2	1.73	0.70
22:RA:1509:C:H3'	22:RA:1510:A:H5''	1.74	0.70
28:RH:152:ARG:O	28:RH:153:LYS:CB	2.40	0.70
4:XD:190:ASP:HB3	4:XD:193:ASP:OD1	1.91	0.70
10:XJ:49:VAL:O	10:XJ:60:ARG:HB3	1.90	0.70
25:YE:103:ASP:OD1	25:YE:201:THR:HA	1.92	0.70
3:QC:152:ILE:HB	3:QC:199:LYS:HB2	1.73	0.70
5:QE:76:ILE:HB	5:QE:77:PRO:HD2	1.72	0.70
8:QH:87:SER:HB2	8:QH:93:VAL:HB	1.74	0.70
27:RG:131:TYR:O	27:RG:159:VAL:HG13	1.92	0.70
32:RP:64:LYS:C	32:RP:66:GLY:H	1.94	0.70
35:RS:106:ARG:N	35:RS:110:LEU:HD21	2.07	0.70
37:RU:65:ILE:HG12	37:RU:96:ALA:HB1	1.73	0.70
40:RX:57:LEU:HD11	40:RX:78:LYS:HD2	1.73	0.70

Continued on next page...

Continued from previous page...

Atom-1	Atom-2	Distance(Å)	Clash(Å)
19:XS:51:VAL:O	19:XS:57:HIS:HA	1.92	0.70
24:YD:65:ILE:HD13	24:YD:65:ILE:O	1.91	0.70
27:YG:131:TYR:O	27:YG:159:VAL:HG13	1.92	0.70
32:YP:114:ILE:HD13	32:YP:125:VAL:HG21	1.72	0.70
38:YV:51:VAL:HG12	38:YV:52:VAL:N	2.06	0.70
40:YX:57:LEU:HD11	40:YX:78:LYS:HD2	1.73	0.70
2:QB:162:ILE:O	2:QB:162:ILE:HG13	1.92	0.69
13:QM:4:ILE:N	13:QM:9:ILE:HG21	2.06	0.69
17:QQ:52:LYS:HD2	17:QQ:55:ASP:OD1	1.91	0.69
45:R2:47:ASN:O	45:R2:49:LYS:N	2.25	0.69
19:QS:69:HIS:HD1	47:R4:69:LYS:HE2	1.56	0.69
22:RA:2111:C:N3	22:RA:2118:U:O2'	2.24	0.69
24:RD:65:ILE:HD11	24:RD:67:PHE:CD1	2.27	0.69
28:RH:59:ARG:HH11	28:RH:59:ARG:HG3	1.56	0.69
44:Y1:82:LEU:HD12	44:Y1:83:GLU:CA	2.21	0.69
32:YP:83:VAL:CG1	32:YP:112:LEU:HD21	2.21	0.69
9:QI:113:LYS:N	9:QI:113:LYS:HD2	2.07	0.69
9:QI:62:TYR:C	9:QI:63:ILE:HD12	2.12	0.69
44:R1:7:ILE:HD12	44:R1:70:VAL:HG22	1.73	0.69
29:RI:62:LYS:HE3	29:RI:134:PRO:HG2	1.74	0.69
41:RY:2:ARG:HG2	41:RY:2:ARG:HH11	1.57	0.69
1:XA:767:A:O2'	1:XA:1524:C:O2	2.09	0.69
3:XC:105:GLU:HG2	3:XC:106:VAL:H	1.57	0.69
1:XA:1106:G:H5''	3:XC:172:ARG:HG2	1.74	0.69
8:XH:87:SER:HB2	8:XH:93:VAL:HB	1.74	0.69
44:Y1:7:ILE:HD12	44:Y1:70:VAL:HG22	1.73	0.69
35:YS:54:LEU:HD13	35:YS:54:LEU:O	1.91	0.69
38:YV:41:GLY:HA3	38:YV:46:VAL:HG11	1.74	0.69
1:QA:501:C:H2'	1:QA:502:G:H8	1.55	0.69
2:QB:95:GLN:HE21	2:QB:147:LYS:HE2	1.56	0.69
3:QC:123:GLN:O	3:QC:128:PHE:HB2	1.91	0.69
10:QJ:38:ILE:O	10:QJ:38:ILE:HG13	1.92	0.69
43:R0:11:ARG:O	43:R0:14:ARG:NH2	2.26	0.69
27:RG:56:ALA:HB2	27:RG:153:ARG:HE	1.57	0.69
2:XB:95:GLN:HE21	2:XB:147:LYS:HE2	1.56	0.69
10:XJ:38:ILE:HG13	10:XJ:38:ILE:O	1.92	0.69
1:XA:1189:C:OP1	10:XJ:51:ARG:NH2	2.25	0.69
14:YN:6:LEU:HD23	14:YN:6:LEU:O	1.92	0.69
20:XT:50:GLU:HG3	20:XT:51:GLU:H	1.54	0.69
31:YO:8:LEU:N	31:YO:8:LEU:HD22	2.07	0.69
32:YP:64:LYS:C	32:YP:66:GLY:H	1.94	0.69
1:QA:1305:G:H5'	21:QU:4:GLY:HA3	1.74	0.69

Continued on next page...

Continued from previous page...

Atom-1	Atom-2	Distance(Å)	Clash(Å)
3:QC:147:LYS:O	3:QC:203:PHE:HB3	1.92	0.69
4:QD:120:LEU:HD22	4:QD:125:HIS:HB2	1.74	0.69
4:QD:30:LYS:H	4:QD:30:LYS:HD3	1.57	0.69
6:QF:3:ARG:HB3	6:QF:93:SER:HB2	1.74	0.69
12:QL:24:VAL:HG12	12:QL:24:VAL:O	1.91	0.69
44:R1:74:VAL:O	44:R1:74:VAL:HG12	1.93	0.69
24:RD:76:PRO:O	24:RD:98:VAL:HG23	1.91	0.69
25:RE:103:ASP:OD1	25:RE:201:THR:HA	1.92	0.69
28:RH:103:LEU:HD12	28:RH:131:VAL:HG21	1.73	0.69
30:RN:46:VAL:O	30:RN:47:ALA:HB3	1.92	0.69
32:RP:126:VAL:CG1	32:RP:147:LEU:HD21	2.16	0.69
2:XB:162:ILE:O	2:XB:162:ILE:HG13	1.92	0.69
6:XF:67:MET:HB2	6:XF:68:PRO:HD2	1.75	0.69
11:XK:17:GLY:HA3	11:XK:77:MET:CE	2.21	0.69
16:XP:14:ASN:N	16:XP:15:PRO:HD3	2.07	0.69
44:Y1:53:VAL:HG22	44:Y1:74:VAL:HG13	1.74	0.69
19:XS:9:VAL:HG12	47:Y4:66:SER:O	1.92	0.69
32:YP:64:LYS:HB2	51:Y8:25:MET:CG	2.22	0.69
22:YA:2086:U:H2'	22:YA:2087:G:C8	2.27	0.69
22:YA:83:G:O2'	22:YA:84:A:O5'	2.10	0.69
24:YD:65:ILE:HD11	24:YD:67:PHE:CD1	2.27	0.69
22:YA:1006:C:H1'	30:YN:106:MET:HE3	1.74	0.69
32:YP:61:ARG:HD2	32:YP:61:ARG:H	1.58	0.69
38:YV:66:ARG:HH12	38:YV:88:ARG:NH1	1.90	0.69
39:YW:86:LEU:HD12	39:YW:87:PRO:CD	2.23	0.69
1:QA:664:G:H22	1:QA:741:G:H1	1.38	0.69
4:QD:188:LEU:HD23	4:QD:189:PRO:HD2	1.75	0.69
17:QQ:4:LYS:CE	17:QQ:6:LEU:HD21	2.21	0.69
21:QU:6:ARG:HE	21:QU:15:ARG:NE	1.91	0.69
44:R1:4:VAL:HG23	44:R1:10:LYS:O	1.93	0.69
44:R1:82:LEU:HD12	44:R1:83:GLU:CA	2.22	0.69
28:RH:4:ILE:HG13	28:RH:6:ARG:NE	2.08	0.69
30:RN:120:LEU:HD11	30:RN:122:VAL:HG23	1.74	0.69
32:RP:20:GLY:HA2	32:RP:27:HIS:O	1.92	0.69
3:XC:195:VAL:HG12	3:XC:196:LEU:N	2.08	0.69
6:XF:60:PHE:C	6:XF:61:LEU:HD12	2.12	0.69
10:XJ:48:THR:HA	10:XJ:62:HIS:HB3	1.75	0.69
17:XQ:52:LYS:HD2	17:XQ:55:ASP:OD1	1.91	0.69
44:Y1:82:LEU:HD13	44:Y1:83:GLU:N	2.05	0.69
45:Y2:47:ASN:O	45:Y2:49:LYS:N	2.25	0.69
24:YD:89:SER:HB2	24:YD:159:ALA:HB2	1.75	0.69
22:YA:1006:C:H1'	30:YN:106:MET:CE	2.22	0.69

Continued on next page...

Continued from previous page...

Atom-1	Atom-2	Distance(Å)	Clash(Å)
30:YN:120:LEU:HD11	30:YN:122:VAL:HG23	1.74	0.69
1:QA:581:G:N2	1:QA:760:G:N7	2.41	0.69
1:QA:953:G:H5'	1:QA:965:A:H61	1.58	0.69
8:QH:31:PHE:CE2	8:QH:35:ILE:HD11	2.27	0.69
22:RA:1454:U:H5'	34:RR:63:ARG:HE	1.56	0.69
22:RA:1799:G:H5'	22:RA:1819:A:H61	1.57	0.69
25:RE:7:VAL:HG23	25:RE:8:LYS:N	2.07	0.69
26:RF:103:LYS:HA	26:RF:106:ARG:CG	2.21	0.69
32:RP:39:LYS:CA	32:RP:45:LEU:HD11	2.23	0.69
33:RQ:43:THR:OG1	33:RQ:46:GLN:HB2	1.91	0.69
8:XH:84:ARG:HH12	8:XH:86:ILE:CD1	2.02	0.69
16:XP:1:MET:O	16:XP:24:ALA:HB2	1.92	0.69
44:Y1:64:ALA:HA	44:Y1:67:ILE:HG13	1.75	0.69
22:YA:551:G:H5'	22:YA:1220:A:H1'	1.73	0.69
22:YA:601:C:O2'	22:YA:605:C:OP1	2.10	0.69
25:YE:7:VAL:HG23	25:YE:8:LYS:N	2.06	0.69
26:YF:65:TRP:HZ3	26:YF:73:ALA:O	1.74	0.69
30:YN:68:GLU:HG2	30:YN:88:GLU:OE1	1.92	0.69
32:YP:62:LEU:H	32:YP:62:LEU:HD22	1.53	0.69
2:QB:126:GLU:O	2:QB:126:GLU:HG2	1.92	0.69
2:QB:212:GLN:NE2	2:QB:216:SER:HB2	2.08	0.69
3:QC:105:GLU:HG2	3:QC:106:VAL:H	1.58	0.69
22:RA:2555:U:C2	56:Z6:74:C:C4	2.74	0.69
24:RD:89:SER:HB2	24:RD:159:ALA:HB2	1.75	0.69
25:RE:65:GLY:HA2	25:RE:70:ALA:CB	2.23	0.69
31:RO:63:VAL:HG13	31:RO:84:ALA:HA	1.72	0.69
32:RP:64:LYS:HB2	51:R8:25:MET:CG	2.22	0.69
36:RT:41:ARG:NH2	36:RT:43:GLN:HB2	2.06	0.69
4:XD:13:ARG:HA	4:XD:33:MET:HE3	1.73	0.69
48:Y5:40:LYS:HG2	48:Y5:47:PRO:HD2	1.75	0.69
28:YH:150:ALA:C	28:YH:152:ARG:N	2.44	0.69
30:YN:56:ASN:HD22	30:YN:125:GLY:C	1.96	0.69
41:YY:45:VAL:HG12	41:YY:60:PHE:CD1	2.27	0.69
8:QH:6:ILE:N	8:QH:6:ILE:HD12	2.08	0.69
16:QP:1:MET:O	16:QP:24:ALA:HB2	1.92	0.69
48:R5:40:LYS:HE2	48:R5:47:PRO:CD	2.21	0.69
48:R5:4:HIS:HB3	48:R5:5:PRO:HD3	1.75	0.69
49:R6:28:ARG:HB3	49:R6:30:THR:H	1.56	0.69
22:RA:654:A:O2'	22:RA:654(A):G:N7	2.25	0.69
22:RA:77:C:O3'	45:R2:14:ARG:NH2	2.26	0.69
24:RD:35:LYS:HB3	24:RD:63:ARG:HA	1.75	0.69
38:RV:41:GLY:HA3	38:RV:46:VAL:HG11	1.74	0.69

Continued on next page...

Continued from previous page...

Atom-1	Atom-2	Distance(Å)	Clash(Å)
49:Y6:14:THR:HG21	49:Y6:19:ARG:HH21	1.58	0.69
22:YA:2701:C:H3'	22:YA:2702:U:C5'	2.21	0.69
22:YA:2864:G:OP1	36:YT:119:LYS:HD2	1.92	0.69
27:YG:16:ARG:HH21	27:YG:31:VAL:CG1	2.05	0.69
28:YH:154:PRO:O	28:YH:155:SER:HB2	1.91	0.69
32:YP:29:LYS:HD2	32:YP:30:THR:HG22	1.72	0.69
32:YP:50:ARG:HB3	32:YP:50:ARG:NH2	1.98	0.69
2:QB:172:ILE:HD12	2:QB:172:ILE:H	1.56	0.69
8:QH:49:GLU:HG3	8:QH:51:VAL:HG13	1.74	0.69
20:QT:64:ASP:HA	20:QT:67:ALA:HB3	1.74	0.69
48:R5:40:LYS:HG2	48:R5:47:PRO:HD2	1.75	0.69
22:RA:2555:U:C2	56:Z6:74:C:C6	2.78	0.69
22:RA:385:C:HO2'	22:RA:388:G:N2	1.91	0.69
22:RA:660:G:O3'	26:RF:38:ARG:NH2	2.26	0.69
30:RN:68:GLU:HG2	30:RN:88:GLU:OE1	1.92	0.69
30:RN:7:LYS:HD3	30:RN:9:VAL:HA	1.75	0.69
38:RV:66:ARG:HH12	38:RV:88:ARG:NH1	1.90	0.69
1:XA:64:G:N2	1:XA:68:G:O6	2.21	0.69
4:XD:20:TYR:CE2	4:XD:27:TYR:CE2	2.80	0.69
9:XI:113:LYS:HD2	9:XI:113:LYS:N	2.07	0.69
14:YN:23:ARG:CZ	14:YN:30:ALA:HB2	2.22	0.69
24:YD:17:THR:HG22	24:YD:205:VAL:N	2.08	0.69
24:YD:76:PRO:O	24:YD:98:VAL:HG23	1.92	0.69
27:YG:28:VAL:HG23	27:YG:29:TRP:CD1	2.28	0.69
28:YH:89:ILE:HG12	28:YH:89:ILE:O	1.93	0.69
34:YR:29:LEU:HD23	34:YR:79:LEU:HD12	1.75	0.69
35:YS:106:ARG:CA	35:YS:110:LEU:HD11	2.19	0.69
35:YS:106:ARG:N	35:YS:110:LEU:HD21	2.07	0.69
42:YZ:182:LYS:HG3	42:YZ:183:LEU:HA	1.73	0.69
2:QB:101:MET:HA	2:QB:108:ILE:CG1	2.14	0.69
3:QC:195:VAL:HG12	3:QC:196:LEU:N	2.07	0.69
8:QH:112:LEU:HA	8:QH:134:ILE:HG12	1.75	0.69
10:QJ:54:PHE:CZ	10:QJ:55:LYS:NZ	2.61	0.69
19:QS:42:PRO:HD3	47:R4:63:TYR:CE2	2.28	0.69
44:R1:81:LYS:CA	44:R1:81:LYS:HE2	2.13	0.69
27:RG:28:VAL:HG23	27:RG:29:TRP:CD1	2.28	0.69
33:RQ:80:GLU:HG3	33:RQ:81:VAL:H	1.58	0.69
35:RS:52:SER:O	35:RS:56:LEU:HD22	1.93	0.69
37:RU:90:VAL:O	37:RU:92:ARG:N	2.26	0.69
41:RY:29:GLU:HB3	41:RY:38:ILE:HG12	1.75	0.69
1:XA:1516:G:N2	1:XA:1519:A:OP2	2.24	0.69
5:XE:78:HIS:HE1	5:XE:143:ARG:H	1.38	0.69

Continued on next page...

Continued from previous page...

Atom-1	Atom-2	Distance(Å)	Clash(Å)
7:XG:8:GLU:H	7:XG:8:GLU:CD	1.96	0.69
8:XH:31:PHE:CE2	8:XH:35:ILE:HD11	2.27	0.69
14:YN:44:LEU:CD1	14:YN:53:LEU:HD13	2.23	0.69
32:YP:62:LEU:HD23	51:Y8:25:MET:HB2	1.74	0.69
22:YA:922:U:H2'	22:YA:923:C:C6	2.27	0.69
24:YD:17:THR:CG2	24:YD:204:ILE:HA	2.23	0.69
24:YD:35:LYS:HB3	24:YD:63:ARG:HA	1.75	0.69
27:YG:56:ALA:HB2	27:YG:153:ARG:HE	1.57	0.69
37:YU:65:ILE:HD11	37:YU:93:LYS:HA	1.74	0.69
6:QF:100:ASN:ND2	18:QR:23:LYS:HE3	2.08	0.69
20:QT:47:GLY:O	20:QT:49:ALA:N	2.20	0.69
44:R1:53:VAL:HG22	44:R1:74:VAL:HG13	1.74	0.69
27:RG:171:ALA:O	27:RG:175:LEU:HG	1.93	0.69
38:RV:22:VAL:HG12	38:RV:23:GLU:N	2.06	0.69
2:XB:212:GLN:NE2	2:XB:216:SER:HB2	2.08	0.69
13:XM:117:VAL:HG22	13:XM:118:ALA:H	1.58	0.69
22:YA:2848:G:O2'	22:YA:2867:G:N2	2.26	0.69
30:YN:7:LYS:HD3	30:YN:9:VAL:HA	1.75	0.69
37:YU:8:VAL:HG23	37:YU:11:ARG:NH2	1.99	0.69
40:YX:12:VAL:HG11	40:YX:27:THR:OG1	1.93	0.69
7:QG:155:ARG:HD3	7:QG:155:ARG:N	2.07	0.68
45:R2:23:LYS:O	45:R2:27:GLU:OE1	2.12	0.68
22:RA:2419:U:H5'	49:R6:23:THR:HG22	1.75	0.68
29:RI:5:LEU:HD11	29:RI:19:VAL:HG12	1.75	0.68
32:RP:61:ARG:H	32:RP:61:ARG:HD2	1.58	0.68
37:RU:65:ILE:HD11	37:RU:93:LYS:HA	1.74	0.68
22:RA:565:C:OP1	38:RV:82:ARG:NH2	2.26	0.68
39:RW:6:ILE:HG12	39:RW:104:THR:HG23	1.73	0.68
6:XF:100:ASN:ND2	18:XR:23:LYS:HE3	2.08	0.68
19:XS:31:ILE:HG23	19:XS:49:ILE:HA	1.75	0.68
20:XT:64:ASP:HA	20:XT:67:ALA:HB3	1.74	0.68
13:XM:65:LYS:HE3	47:Y4:50:VAL:HG11	1.74	0.68
25:YE:65:GLY:HA2	25:YE:70:ALA:CB	2.23	0.68
1:QA:1071:C:H5''	5:QE:49:PRO:HG2	1.74	0.68
9:QI:28:VAL:HG13	9:QI:63:ILE:CG2	2.23	0.68
49:R6:14:THR:HG21	49:R6:19:ARG:HH21	1.58	0.68
24:RD:17:THR:HG22	24:RD:205:VAL:N	2.08	0.68
26:RF:185:ASP:HA	26:RF:188:ARG:CD	2.20	0.68
27:RG:16:ARG:HH21	27:RG:31:VAL:CG1	2.06	0.68
8:XH:6:ILE:H	8:XH:6:ILE:CD1	2.06	0.68
54:XX:2:U:C2'	54:XX:3:G:H5'	2.22	0.68
41:YY:48:ALA:O	41:YY:49:VAL:C	2.30	0.68

Continued on next page...

Continued from previous page...

Atom-1	Atom-2	Distance(Å)	Clash(Å)
2:QB:162:ILE:HD11	2:QB:184:VAL:HG13	1.74	0.68
9:QI:46:ALA:HA	9:QI:78:LYS:HB2	1.75	0.68
13:QM:90:LEU:CA	13:QM:93:ARG:HD2	2.23	0.68
16:QP:3:LYS:C	16:QP:4:ILE:HD12	2.14	0.68
20:QT:97:ALA:O	20:QT:99:LEU:N	2.27	0.68
43:R0:40:GLN:OE1	43:R0:45:PHE:N	2.27	0.68
44:R1:80:LEU:C	44:R1:81:LYS:HD2	2.13	0.68
27:RG:112:PRO:CB	47:R4:37:SER:HB2	2.22	0.68
32:RP:26:GLY:O	32:RP:28:GLY:N	2.26	0.68
32:RP:62:LEU:HD23	51:R8:25:MET:HB2	1.74	0.68
3:XC:107:GLN:CD	3:XC:107:GLN:H	1.97	0.68
4:XD:30:LYS:HA	4:XD:34:GLU:HB2	1.75	0.68
4:XD:96:LEU:HD22	4:XD:96:LEU:N	2.08	0.68
7:XG:155:ARG:N	7:XG:155:ARG:HD3	2.07	0.68
11:XK:124:LYS:HB3	11:XK:125:PHE:HD1	1.58	0.68
43:Y0:6:GLY:O	53:XV:1:C:O2'	2.11	0.68
49:Y6:41:PRO:CG	49:Y6:45:LYS:H	2.05	0.68
35:YS:57:LYS:H	35:YS:57:LYS:HD3	1.58	0.68
41:YY:2:ARG:HH11	41:YY:2:ARG:HG2	1.57	0.68
41:YY:61:ILE:CG2	41:YY:62:GLU:N	2.56	0.68
14:QN:26:ARG:NH1	14:QN:43:CYS:SG	2.67	0.68
47:R4:15:ILE:HD13	47:R4:15:ILE:N	2.09	0.68
22:RA:2037:G:H2'	22:RA:2038:G:C8	2.29	0.68
22:RA:2233:U:H2'	22:RA:2234:G:C8	2.28	0.68
22:RA:2844:G:H3'	22:RA:2845:G:H8	1.58	0.68
23:RB:45:A:O4'	27:RG:95:ARG:NH1	2.26	0.68
31:RO:8:LEU:HD22	31:RO:8:LEU:N	2.08	0.68
32:RP:15:ARG:O	32:RP:16:ARG:C	2.32	0.68
8:XH:6:ILE:N	8:XH:6:ILE:HD12	2.08	0.68
36:YT:109:GLU:O	36:YT:113:LYS:HB2	1.94	0.68
41:YY:29:GLU:HB3	41:YY:38:ILE:HG12	1.74	0.68
2:QB:165:VAL:HG23	2:QB:166:ASP:H	1.57	0.68
3:QC:150:LYS:HB3	3:QC:201:TYR:HB2	1.75	0.68
10:QJ:48:THR:HA	10:QJ:62:HIS:HB3	1.74	0.68
44:R1:83:GLU:HG2	44:R1:84:GLY:N	2.09	0.68
49:R6:41:PRO:CG	49:R6:45:LYS:H	2.05	0.68
24:RD:17:THR:CG2	24:RD:204:ILE:HA	2.23	0.68
22:RA:2680:C:H5'	25:RE:189:PRO:HA	1.76	0.68
30:RN:134:ARG:N	30:RN:135:PRO:HD3	1.97	0.68
10:XJ:96:ILE:HD13	10:XJ:96:ILE:N	2.09	0.68
13:XM:65:LYS:HE3	47:Y4:50:VAL:CG1	2.23	0.68
22:YA:275:G:H21	22:YA:276:A:H62	1.41	0.68

Continued on next page...

Continued from previous page...

Atom-1	Atom-2	Distance(Å)	Clash(Å)
28:YH:4:ILE:HG13	28:YH:6:ARG:NE	2.08	0.68
22:YA:2392:A:C8	32:YP:60:MET:HG3	2.28	0.68
35:YS:100:ALA:HA	35:YS:103:GLU:HG2	1.75	0.68
38:YV:18:LEU:O	38:YV:95:LEU:HA	1.94	0.68
4:QD:198:VAL:HG12	4:QD:199:ASN:N	2.09	0.68
11:QK:124:LYS:HB3	11:QK:125:PHE:HD1	1.58	0.68
22:RA:861:A:N3	23:RB:79:C:O2'	2.27	0.68
28:RH:126:PRO:HB2	28:RH:130:ARG:O	1.93	0.68
36:RT:50:ILE:HG22	36:RT:62:THR:OG1	1.94	0.68
41:RY:40:GLU:HA	41:RY:64:GLU:OE1	1.94	0.68
1:XA:328:C:H4'	1:XA:329:A:H5'	1.75	0.68
1:XA:36:C:O2'	1:XA:501:C:OP1	2.08	0.68
2:XB:126:GLU:O	2:XB:126:GLU:HG2	1.92	0.68
4:XD:188:LEU:HD23	4:XD:189:PRO:HD2	1.75	0.68
10:XJ:75:ILE:HG13	10:XJ:76:ASN:N	2.05	0.68
13:XM:78:ILE:HG23	13:XM:92:HIS:ND1	2.09	0.68
21:XU:6:ARG:HE	21:XU:15:ARG:NE	1.90	0.68
44:Y1:4:VAL:HG23	44:Y1:10:LYS:O	1.93	0.68
48:Y5:20:ARG:HA	48:Y5:23:HIS:ND1	2.08	0.68
22:YA:458:G:N2	22:YA:470:A:OP2	2.27	0.68
25:YE:16:ARG:HG3	25:YE:16:ARG:O	1.92	0.68
28:YH:126:PRO:HB2	28:YH:130:ARG:O	1.93	0.68
30:YN:46:VAL:O	30:YN:47:ALA:HB3	1.92	0.68
33:YQ:80:GLU:HG3	33:YQ:81:VAL:H	1.58	0.68
1:QA:190:G:O2'	1:QA:191(A):G:OP2	2.11	0.68
1:QA:192:U:H4'	20:QT:102:GLY:O	1.94	0.68
20:QT:89:ARG:NH2	20:QT:104:LEU:HD21	2.09	0.68
44:R1:64:ALA:HA	44:R1:67:ILE:HG13	1.75	0.68
48:R5:20:ARG:HA	48:R5:23:HIS:ND1	2.08	0.68
22:RA:102:G:OP2	45:R2:7:ARG:NH2	2.27	0.68
22:RA:1224:G:OP2	38:RV:66:ARG:NH2	2.27	0.68
22:RA:2810:A:O3'	25:RE:61:ARG:HG3	1.91	0.68
31:RO:25:LEU:HB2	31:RO:38:VAL:HG13	1.74	0.68
34:RR:29:LEU:HD23	34:RR:79:LEU:HD12	1.75	0.68
35:RS:100:ALA:HA	35:RS:103:GLU:HG2	1.75	0.68
36:RT:108:ARG:HA	36:RT:111:ARG:CZ	2.23	0.68
36:RT:109:GLU:O	36:RT:113:LYS:HB2	1.94	0.68
38:RV:18:LEU:O	38:RV:95:LEU:HA	1.94	0.68
1:XA:1129:C:H4'	1:XA:1130:A:H5'	1.76	0.68
1:XA:1400:C:N3	53:XV:34:C:C2	2.62	0.68
1:XA:539:A:H2'	1:XA:540:G:C8	2.26	0.68
4:XD:198:VAL:HG12	4:XD:199:ASN:N	2.09	0.68

Continued on next page...

Continued from previous page...

Atom-1	Atom-2	Distance(Å)	Clash(Å)
7:XG:50:ILE:HB	7:XG:58:PRO:HB3	1.75	0.68
8:XH:112:LEU:HA	8:XH:134:ILE:HG12	1.75	0.68
17:XQ:59:ILE:N	17:XQ:59:ILE:HD13	2.08	0.68
27:YG:112:PRO:CB	47:Y4:37:SER:HB2	2.22	0.68
28:YH:126:PRO:CD	28:YH:127:GLU:H	2.07	0.68
36:YT:50:ILE:HG22	36:YT:62:THR:OG1	1.94	0.68
39:YW:29:LEU:HD21	39:YW:33:ARG:NE	2.09	0.68
41:YY:40:GLU:HA	41:YY:64:GLU:OE1	1.94	0.68
1:QA:976:G:N2	1:QA:1362(A):C:OP2	2.19	0.68
2:QB:215:LEU:O	2:QB:219:VAL:HG23	1.94	0.68
3:QC:107:GLN:CD	3:QC:107:GLN:H	1.97	0.68
9:QI:48:GLU:N	9:QI:49:PRO:HD2	2.09	0.68
14:QN:6:LEU:HD23	14:QN:6:LEU:O	1.93	0.68
16:QP:66:PRO:HG2	16:QP:71:ARG:NH1	2.09	0.68
17:QQ:59:ILE:N	17:QQ:59:ILE:HD13	2.08	0.68
22:RA:2623:G:HO2'	22:RA:2825:C:HO2'	1.42	0.68
28:RH:126:PRO:HG2	28:RH:127:GLU:H	1.59	0.68
33:RQ:104:PHE:HE1	33:RQ:125:LEU:HD11	1.58	0.68
33:RQ:12:GLN:CG	33:RQ:73:PRO:HD2	2.21	0.68
35:RS:57:LYS:HD3	35:RS:57:LYS:H	1.58	0.68
40:RX:12:VAL:HG11	40:RX:27:THR:OG1	1.93	0.68
1:XA:272:C:H2'	1:XA:273:A:H8	1.56	0.68
1:XA:765:G:N2	1:XA:813:U:OP2	2.27	0.68
6:XF:3:ARG:HB3	6:XF:93:SER:HB2	1.75	0.68
8:XH:20:TYR:HE2	8:XH:75:ARG:HD2	1.59	0.68
10:XJ:6:ILE:HG22	10:XJ:98:ILE:CG1	2.16	0.68
13:XM:90:LEU:CA	13:XM:93:ARG:HD2	2.23	0.68
45:Y2:23:LYS:O	45:Y2:27:GLU:OE1	2.11	0.68
24:YD:35:LYS:HZ1	24:YD:104:TYR:HB2	1.57	0.68
25:YE:9:VAL:HB	25:YE:25:VAL:HG23	1.76	0.68
28:YH:126:PRO:HG2	28:YH:127:GLU:H	1.59	0.68
28:YH:4:ILE:HG13	28:YH:6:ARG:NH1	2.09	0.68
22:YA:993:G:OP1	37:YU:50:ARG:NH2	2.26	0.68
5:QE:53:LEU:HD12	5:QE:53:LEU:N	2.09	0.68
22:RA:2112:G:O6	22:RA:2169:A:N6	2.27	0.68
22:RA:298:G:O2'	22:RA:322:A:N1	2.26	0.68
26:RF:67:GLN:O	26:RF:67:GLN:CG	2.32	0.68
28:RH:88:LEU:HD22	28:RH:88:LEU:H	1.58	0.68
41:RY:49:VAL:O	41:RY:51:VAL:N	2.27	0.68
1:XA:128:G:O2'	17:XQ:3:LYS:NZ	2.27	0.68
1:XA:370:C:H2'	1:XA:371:G:H5'	1.76	0.68
7:XG:138:LYS:HE2	7:XG:142:GLU:OE2	1.94	0.68

Continued on next page...

Continued from previous page...

Atom-1	Atom-2	Distance(Å)	Clash(Å)
7:XG:79:ARG:NH2	7:XG:82:GLY:HA2	2.09	0.68
44:Y1:74:VAL:HG12	44:Y1:74:VAL:O	1.93	0.68
47:Y4:15:ILE:N	47:Y4:15:ILE:HD13	2.09	0.68
13:XM:57:ARG:HH21	47:Y4:34:GLU:CA	2.07	0.68
24:YD:241:PRO:O	24:YD:243:GLY:N	2.27	0.68
27:YG:171:ALA:O	27:YG:175:LEU:HG	1.93	0.68
32:YP:15:ARG:O	32:YP:16:ARG:C	2.32	0.68
32:YP:39:LYS:CA	32:YP:45:LEU:HD11	2.23	0.68
33:YQ:133:ARG:O	33:YQ:134:ARG:HB2	1.94	0.68
33:YQ:90:VAL:CG1	33:YQ:91:GLU:N	2.57	0.68
1:QA:1053:G:N7	1:QA:1200:C:H5''	2.10	0.68
1:QA:1459:C:OP1	20:QT:27:LYS:NZ	2.27	0.68
7:QG:8:GLU:H	7:QG:8:GLU:CD	1.96	0.68
1:QA:1346:A:H5'	9:QI:120:ARG:HH12	1.56	0.68
44:R1:20:ARG:HH11	44:R1:20:ARG:HG2	1.58	0.68
22:RA:608:A:OP1	26:RF:100:THR:OG1	2.10	0.68
25:RE:116:VAL:O	25:RE:117:MET:HB3	1.94	0.68
33:RQ:90:VAL:CG1	33:RQ:91:GLU:N	2.57	0.68
9:XI:48:GLU:N	9:XI:49:PRO:HD2	2.09	0.68
44:Y1:20:ARG:HH11	44:Y1:20:ARG:HG2	1.58	0.68
45:Y2:64:LEU:HD22	45:Y2:68:ARG:HD2	1.77	0.68
22:YA:1820:U:C2	24:YD:202:LYS:HB3	2.28	0.68
2:QB:7:VAL:HG22	2:QB:8:LYS:HD3	1.76	0.67
8:QH:14:ARG:O	8:QH:18:ARG:HD3	1.94	0.67
10:QJ:96:ILE:N	10:QJ:96:ILE:HD13	2.09	0.67
17:QQ:74:LEU:HD12	17:QQ:75:ARG:HG2	1.76	0.67
22:RA:1184:G:OP1	46:R3:29:ARG:NH1	2.27	0.67
22:RA:1630:G:N2	22:RA:1636:C:O2	2.26	0.67
1:XA:737:A:H2'	1:XA:738:C:H6	1.59	0.67
3:XC:147:LYS:O	3:XC:203:PHE:HB3	1.92	0.67
22:YA:1980:G:O2'	22:YA:1982:C:OP2	2.12	0.67
28:YH:77:LYS:HG2	28:YH:77:LYS:O	1.94	0.67
33:YQ:66:ILE:HG13	33:YQ:67:ARG:H	1.58	0.67
35:YS:35:ILE:HD13	35:YS:101:LEU:HD23	1.76	0.67
1:QA:1106:G:H5''	3:QC:172:ARG:HG2	1.76	0.67
2:QB:24:TRP:H	2:QB:24:TRP:HD1	1.43	0.67
4:QD:96:LEU:N	4:QD:96:LEU:HD22	2.08	0.67
8:QH:100:ILE:HB	8:QH:125:ARG:NH1	2.09	0.67
19:QS:42:PRO:HD3	47:R4:63:TYR:HE2	1.57	0.67
13:QM:118:ALA:O	53:QV:28:C:O3'	2.12	0.67
1:QA:1498:U:O2'	54:QX:2:U:OP1	2.11	0.67
49:R6:48:VAL:HG13	49:R6:49:HIS:H	1.59	0.67

Continued on next page...

Continued from previous page...

Atom-1	Atom-2	Distance(Å)	Clash(Å)
26:RF:184:TYR:O	26:RF:188:ARG:HG3	1.94	0.67
30:RN:56:ASN:HD22	30:RN:125:GLY:C	1.96	0.67
33:RQ:104:PHE:CE1	33:RQ:125:LEU:HD11	2.29	0.67
35:RS:35:ILE:HD13	35:RS:101:LEU:HD23	1.76	0.67
1:XA:486:U:H2'	1:XA:487:A:C8	2.29	0.67
3:XC:150:LYS:HB3	3:XC:201:TYR:HB2	1.75	0.67
8:XH:14:ARG:O	8:XH:18:ARG:HD3	1.94	0.67
16:XP:3:LYS:C	16:XP:4:ILE:HD12	2.14	0.67
30:YN:96:GLU:CG	30:YN:97:ARG:H	2.00	0.67
31:YO:14:THR:O	31:YO:51:ALA:HB3	1.95	0.67
33:YQ:104:PHE:CE1	33:YQ:125:LEU:HD11	2.29	0.67
33:YQ:33:GLY:HA2	33:YQ:105:GLU:HA	1.76	0.67
41:YY:21:LYS:HG3	41:YY:22:GLY:N	2.09	0.67
4:QD:173:TRP:CD2	4:QD:189:PRO:HB3	2.29	0.67
7:QG:79:ARG:NH2	7:QG:82:GLY:HA2	2.09	0.67
10:QJ:6:ILE:HG22	10:QJ:98:ILE:CG1	2.16	0.67
11:QK:95:ILE:HD12	11:QK:108:ILE:HD13	1.77	0.67
25:RE:13:ARG:CB	25:RE:13:ARG:HH11	2.07	0.67
33:RQ:133:ARG:O	33:RQ:134:ARG:HB2	1.94	0.67
2:XB:71:VAL:CG2	2:XB:164:VAL:HG22	2.24	0.67
4:XD:29:PRO:O	4:XD:30:LYS:HD3	1.94	0.67
16:XP:21:VAL:HG11	16:XP:59:TRP:CD1	2.30	0.67
22:YA:469:G:O6	50:Y7:37:LYS:HE2	1.94	0.67
22:YA:2364:C:OP1	43:Y0:55:ARG:NH1	2.26	0.67
32:YP:65:ARG:CG	32:YP:65:ARG:HH11	2.06	0.67
36:YT:50:ILE:CD1	36:YT:102:ILE:HD11	2.25	0.67
1:QA:1002:G:H2'	1:QA:1003:G:C8	2.29	0.67
22:RA:910:A:N3	22:RA:2264:C:O2'	2.27	0.67
28:RH:89:ILE:O	28:RH:89:ILE:HG12	1.93	0.67
31:RO:13:ASN:ND2	31:RO:96:THR:O	2.28	0.67
33:RQ:20:ALA:HB1	33:RQ:99:PRO:HD2	1.76	0.67
1:XA:971:G:H5''	1:XA:972:C:H5''	1.77	0.67
2:XB:165:VAL:HG23	2:XB:166:ASP:H	1.57	0.67
9:XI:28:VAL:HG13	9:XI:63:ILE:CG2	2.24	0.67
47:Y4:33:VAL:HG12	47:Y4:34:GLU:N	2.10	0.67
22:YA:2502:G:H5''	22:YA:2503:A:H5''	1.76	0.67
22:YA:900:A:H5'	22:YA:901:A:OP2	1.94	0.67
24:YD:44:ASN:N	24:YD:44:ASN:ND2	2.42	0.67
32:YP:26:GLY:O	32:YP:28:GLY:N	2.26	0.67
33:YQ:12:GLN:CG	33:YQ:73:PRO:HD2	2.21	0.67
33:YQ:90:VAL:O	33:YQ:92:GLY:N	2.25	0.67
35:YS:67:ARG:CZ	35:YS:67:ARG:HB2	2.24	0.67

Continued on next page...

Continued from previous page...

Atom-1	Atom-2	Distance(Å)	Clash(Å)
41:YY:14:LEU:HD23	41:YY:15:VAL:N	2.10	0.67
6:QF:67:MET:HB2	6:QF:68:PRO:HD2	1.75	0.67
14:QN:25:VAL:CG2	14:QN:38:GLY:O	2.31	0.67
49:R6:43:CYS:SG	49:R6:44:ARG:HD3	2.35	0.67
22:RA:1187:G:H5''	38:RV:81:TYR:CE2	2.29	0.67
24:RD:135:PHE:N	24:RD:135:PHE:CD2	2.62	0.67
25:RE:10:GLY:H	25:RE:25:VAL:HG23	1.59	0.67
37:RU:92:ARG:O	37:RU:94:ASN:N	2.25	0.67
38:RV:25:LEU:H	38:RV:92:THR:HG21	1.60	0.67
39:RW:29:LEU:HD21	39:RW:33:ARG:NE	2.08	0.67
4:XD:120:LEU:HD22	4:XD:125:HIS:HB2	1.74	0.67
4:XD:11:LEU:CD2	4:XD:66:ARG:HD3	2.17	0.67
7:XG:120:ILE:O	7:XG:124:LEU:HB2	1.95	0.67
9:XI:46:ALA:HA	9:XI:78:LYS:HB2	1.75	0.67
11:XK:95:ILE:HD12	11:XK:108:ILE:HD13	1.76	0.67
16:XP:66:PRO:HG2	16:XP:71:ARG:NH1	2.09	0.67
20:XT:83:ARG:HA	20:XT:86:ARG:HD3	1.76	0.67
54:XX:4:C:C4	55:XY:37:1MG:HM13	2.30	0.67
44:Y1:51:VAL:HG11	44:Y1:74:VAL:HG21	1.76	0.67
22:YA:1057:A:H62	22:YA:1086:A:H2'	1.58	0.67
22:YA:1271:G:N2	22:YA:1617:C:O4'	2.26	0.67
25:YE:116:VAL:O	25:YE:117:MET:HB3	1.94	0.67
31:YO:25:LEU:HB2	31:YO:38:VAL:HG13	1.74	0.67
41:YY:49:VAL:O	41:YY:51:VAL:N	2.27	0.67
1:QA:1081:G:OP1	5:QE:16:THR:OG1	2.12	0.67
7:QG:120:ILE:O	7:QG:124:LEU:HB2	1.95	0.67
7:QG:50:ILE:HB	7:QG:58:PRO:HB3	1.75	0.67
13:QM:23:TYR:CB	13:QM:67:GLU:HG2	2.25	0.67
47:R4:33:VAL:HG12	47:R4:34:GLU:N	2.10	0.67
28:RH:126:PRO:CD	28:RH:127:GLU:H	2.07	0.67
32:RP:90:ARG:NE	32:RP:91:PHE:HD1	1.93	0.67
1:XA:560:U:O2'	1:XA:561:U:OP2	2.13	0.67
2:XB:178:ARG:HD2	8:XH:71:GLY:CA	2.24	0.67
22:YA:102:G:OP2	45:Y2:7:ARG:NH2	2.27	0.67
22:YA:1416:G:H2'	22:YA:1417:C:C6	2.29	0.67
25:YE:13:ARG:HH11	25:YE:13:ARG:CB	2.07	0.67
35:YS:52:SER:O	35:YS:56:LEU:HD22	1.93	0.67
38:YV:25:LEU:H	38:YV:92:THR:HG21	1.60	0.67
42:YZ:70:LEU:HB2	42:YZ:91:LEU:HD21	1.77	0.67
6:QF:96:PRO:HB3	18:QR:30:ASP:OD2	1.95	0.67
49:R6:7:ILE:C	49:R6:9:LEU:H	1.98	0.67
22:RA:2712:U:HO2'	22:RA:2712(A):A:H8	1.41	0.67

Continued on next page...

Continued from previous page...

Atom-1	Atom-2	Distance(Å)	Clash(Å)
25:RE:14:ILE:HG12	25:RE:15:PHE:N	2.06	0.67
28:RH:4:ILE:HG13	28:RH:6:ARG:NH1	2.09	0.67
33:RQ:32:TYR:HD1	33:RQ:133:ARG:HA	1.60	0.67
33:RQ:81:VAL:C	33:RQ:82:ARG:HG2	2.14	0.67
34:RR:26:LYS:HE2	34:RR:70:LEU:O	1.95	0.67
1:XA:1054:C:C4	55:XY:34:C:C1'	2.78	0.67
1:XA:1151:A:H1'	10:XJ:39:PRO:HB2	1.77	0.67
9:XI:33:PHE:CZ	9:XI:47:LEU:HD21	2.30	0.67
17:XQ:56:VAL:HB	17:XQ:78:GLU:HB3	1.75	0.67
13:XM:50:GLU:OE1	47:Y4:32:TYR:CE2	2.47	0.67
48:Y5:4:HIS:HB3	48:Y5:5:PRO:HD3	1.75	0.67
49:Y6:48:VAL:HG13	49:Y6:49:HIS:H	1.60	0.67
22:YA:780:G:H21	22:YA:783:A:H62	1.39	0.67
25:YE:26:ILE:HD13	25:YE:27:LEU:N	2.10	0.67
33:YQ:104:PHE:HE1	33:YQ:125:LEU:HD11	1.58	0.67
33:YQ:81:VAL:C	33:YQ:82:ARG:HG2	2.15	0.67
36:YT:108:ARG:HA	36:YT:111:ARG:CZ	2.24	0.67
37:YU:90:VAL:O	37:YU:92:ARG:N	2.26	0.67
7:QG:28:ASN:O	7:QG:31:MET:HB3	1.95	0.67
13:QM:78:ILE:HG23	13:QM:92:HIS:ND1	2.09	0.67
19:QS:31:ILE:HG23	19:QS:49:ILE:HA	1.75	0.67
20:QT:83:ARG:HA	20:QT:86:ARG:HD3	1.76	0.67
45:R2:47:ASN:ND2	45:R2:47:ASN:H	1.92	0.67
22:RA:530:G:O2'	22:RA:532:A:N7	2.27	0.67
22:RA:896:A:C2	42:RZ:146:ILE:HD11	2.30	0.67
25:RE:16:ARG:HG3	25:RE:16:ARG:O	1.93	0.67
28:RH:125:VAL:CG1	28:RH:126:PRO:HG3	2.25	0.67
33:RQ:66:ILE:HG13	33:RQ:67:ARG:H	1.57	0.67
2:XB:164:VAL:HB	2:XB:186:ALA:CB	2.25	0.67
4:XD:173:TRP:CD2	4:XD:189:PRO:HB3	2.30	0.67
1:XA:15:G:H4'	5:XE:24:ARG:NH1	2.09	0.67
7:XG:28:ASN:O	7:XG:31:MET:HB3	1.95	0.67
10:XJ:54:PHE:CZ	10:XJ:55:LYS:NZ	2.61	0.67
46:Y3:29:ARG:NH1	46:Y3:29:ARG:HB2	2.10	0.67
47:Y4:16:CYS:SG	47:Y4:33:VAL:HB	2.35	0.67
25:YE:62:PRO:O	25:YE:64:LYS:N	2.28	0.67
26:YF:184:TYR:O	26:YF:188:ARG:HG3	1.94	0.67
26:YF:34:TRP:HA	32:YP:6:LEU:HD12	1.77	0.67
31:YO:13:ASN:ND2	31:YO:96:THR:O	2.28	0.67
38:YV:44:LYS:O	38:YV:46:VAL:N	2.28	0.67
7:QG:138:LYS:HE2	7:QG:142:GLU:OE2	1.94	0.67
9:QI:112:LYS:HA	9:QI:119:ALA:HB2	1.77	0.67

Continued on next page...

Continued from previous page...

Atom-1	Atom-2	Distance(Å)	Clash(Å)
9:QI:33:PHE:CZ	9:QI:47:LEU:HD21	2.30	0.67
13:QM:3:ARG:HD2	13:QM:9:ILE:HG12	1.77	0.67
22:RA:2818:G:OP2	34:RR:42:LYS:NZ	2.27	0.67
29:RI:73:GLU:HG3	29:RI:136:VAL:HG23	1.77	0.67
41:RY:61:ILE:CG2	41:RY:62:GLU:N	2.56	0.67
1:XA:1128:C:H42	1:XA:1144:G:H1	1.43	0.67
1:XA:411:A:N6	1:XA:413:G:H21	1.93	0.67
44:Y1:86:SER:N	44:Y1:87:PRO:HD2	2.10	0.67
24:YD:35:LYS:CA	24:YD:64:ILE:HG22	2.25	0.67
26:YF:46:ARG:HH11	26:YF:46:ARG:CG	2.04	0.67
28:YH:88:LEU:H	28:YH:88:LEU:HD22	1.59	0.67
2:QB:164:VAL:HB	2:QB:186:ALA:CB	2.25	0.67
1:QA:923:A:OP1	5:QE:21:ALA:HB2	1.94	0.67
7:QG:141:VAL:O	7:QG:141:VAL:HG12	1.95	0.67
8:QH:20:TYR:HE2	8:QH:75:ARG:HD2	1.60	0.67
13:QM:13:LYS:HA	13:QM:44:ARG:HD2	1.77	0.67
18:QR:70:ILE:O	18:QR:74:ARG:HG3	1.95	0.67
22:RA:1252:G:N3	37:RU:33:ARG:HD2	2.10	0.67
22:RA:2030:A:H4'	22:RA:2031:A:C8	2.30	0.67
22:RA:2355:C:O3'	43:R0:24:LYS:NZ	2.24	0.67
22:RA:2821:A:OP2	22:RA:2822:G:OP2	2.13	0.67
22:RA:479:A:N3	22:RA:481:G:H5''	2.10	0.67
24:RD:35:LYS:CG	24:RD:64:ILE:N	2.56	0.67
28:RH:124:GLU:HB3	28:RH:132:ARG:HD2	1.77	0.67
41:RY:21:LYS:HG3	41:RY:22:GLY:N	2.09	0.67
10:XJ:6:ILE:HD11	10:XJ:72:VAL:CB	2.24	0.67
19:XS:5:LEU:CD1	47:Y4:66:SER:HB3	2.24	0.67
49:Y6:43:CYS:SG	49:Y6:44:ARG:HD3	2.35	0.67
22:YA:1068:G:O2'	22:YA:1096:A:N3	2.28	0.67
26:YF:103:LYS:HA	26:YF:106:ARG:CG	2.21	0.67
13:XM:8:GLU:CD	27:YG:115:ARG:NH1	2.48	0.67
32:YP:61:ARG:H	32:YP:61:ARG:CD	2.08	0.67
33:YQ:88:GLY:C	33:YQ:90:VAL:N	2.47	0.67
41:YY:60:PHE:O	41:YY:61:ILE:HD12	1.95	0.67
1:QA:1175:G:H2'	1:QA:1176:A:C8	2.30	0.66
2:QB:71:VAL:CG2	2:QB:164:VAL:HG22	2.25	0.66
1:QA:1055:A:O2'	3:QC:161:GLU:OE2	2.07	0.66
4:QD:52:SER:HB3	4:QD:55:ALA:HB2	1.77	0.66
8:QH:10:LEU:HD23	8:QH:10:LEU:H	1.59	0.66
24:RD:241:PRO:O	24:RD:243:GLY:N	2.28	0.66
32:RP:122:PRO:HA	32:RP:141:ALA:O	1.95	0.66
33:RQ:90:VAL:O	33:RQ:92:GLY:N	2.25	0.66

Continued on next page...

Continued from previous page...

Atom-1	Atom-2	Distance(Å)	Clash(Å)
35:RS:107:GLU:H	35:RS:110:LEU:HD11	1.60	0.66
3:XC:73:PRO:O	3:XC:76:VAL:HG22	1.95	0.66
32:YP:122:PRO:HA	32:YP:141:ALA:O	1.95	0.66
42:YZ:45:ASP:OD1	42:YZ:49:ARG:NE	2.24	0.66
1:QA:745:C:OP1	1:QA:851:G:O2'	2.12	0.66
20:QT:36:LEU:HD12	20:QT:55:ILE:HG23	1.76	0.66
46:R3:29:ARG:HB2	46:R3:29:ARG:NH1	2.10	0.66
22:RA:2734:A:N6	22:RA:2770:G:O2'	2.28	0.66
24:RD:80:ALA:HB3	24:RD:94:LEU:CD1	2.25	0.66
32:RP:66:GLY:O	32:RP:67:MET:HB3	1.94	0.66
35:RS:67:ARG:HB2	35:RS:67:ARG:CZ	2.25	0.66
40:RX:57:LEU:HD12	40:RX:78:LYS:HB2	1.77	0.66
41:RY:42:VAL:CG1	41:RY:65:ALA:HB3	2.25	0.66
44:Y1:83:GLU:HG2	44:Y1:84:GLY:N	2.09	0.66
48:Y5:56:LYS:H	48:Y5:56:LYS:CD	2.07	0.66
27:YG:179:PRO:HG3	47:Y4:38:LYS:HZ2	1.59	0.66
39:YW:18:ARG:HG3	39:YW:76:VAL:HG13	1.77	0.66
41:YY:75:ILE:HG12	41:YY:76:CYS:N	2.10	0.66
41:YY:89:PHE:C	41:YY:90:LEU:HD13	2.15	0.66
4:QD:165:MET:HA	4:QD:165:MET:HE3	1.78	0.66
8:QH:6:ILE:H	8:QH:6:ILE:CD1	2.07	0.66
14:QN:40:CYS:SG	14:QN:43:CYS:N	2.67	0.66
16:QP:21:VAL:HG11	16:QP:59:TRP:CD1	2.30	0.66
17:QQ:41:LYS:HZ1	17:QQ:92:ARG:HH22	1.42	0.66
44:R1:80:LEU:HD23	44:R1:80:LEU:N	2.10	0.66
22:RA:878:A:N6	22:RA:899:A:O2'	2.28	0.66
24:RD:145:VAL:HG12	24:RD:146:GLU:O	1.95	0.66
25:RE:36:ARG:HB3	25:RE:36:ARG:HH11	1.60	0.66
25:RE:9:VAL:HB	25:RE:25:VAL:HG23	1.75	0.66
28:RH:77:LYS:HG2	28:RH:77:LYS:O	1.94	0.66
31:RO:86:ILE:HD12	31:RO:86:ILE:H	1.60	0.66
41:RY:89:PHE:C	41:RY:90:LEU:HD13	2.15	0.66
1:XA:1492:A:OP1	12:XL:47:LYS:CG	2.43	0.66
2:XB:215:LEU:O	2:XB:219:VAL:HG23	1.94	0.66
3:XC:140:ARG:CZ	3:XC:140:ARG:HB2	2.25	0.66
4:XD:52:SER:O	4:XD:56:VAL:HG23	1.95	0.66
8:XH:100:ILE:HB	8:XH:125:ARG:NH1	2.09	0.66
8:XH:29:SER:HB3	8:XH:32:LYS:CG	2.22	0.66
10:XJ:34:VAL:HG22	10:XJ:74:ILE:HG22	1.78	0.66
44:Y1:56:GLN:N	44:Y1:56:GLN:HE21	1.93	0.66
45:Y2:65:ASN:HB3	45:Y2:69:ARG:NH1	2.10	0.66
23:YB:5:C:O2'	23:YB:27:C:O2	2.13	0.66

Continued on next page...

Continued from previous page...

Atom-1	Atom-2	Distance(Å)	Clash(Å)
30:YN:57:ALA:HA	30:YN:60:ILE:HD11	1.78	0.66
1:QA:35:G:O2'	12:QL:118:SER:O	2.09	0.66
13:QM:117:VAL:HG22	13:QM:118:ALA:H	1.59	0.66
19:QS:65:ASN:N	19:QS:65:ASN:HD22	1.94	0.66
22:RA:2287:A:N6	22:RA:2344:U:H3	1.92	0.66
32:RP:1:MET:CE	32:RP:5:ASP:HB3	2.24	0.66
36:RT:11:GLU:CD	36:RT:11:GLU:N	2.47	0.66
37:RU:88:ILE:N	37:RU:88:ILE:HD13	2.10	0.66
8:XH:84:ARG:NH1	8:XH:84:ARG:HG3	2.10	0.66
18:XR:70:ILE:O	18:XR:74:ARG:HG3	1.95	0.66
20:XT:97:ALA:O	20:XT:99:LEU:N	2.27	0.66
25:YE:28:ALA:O	25:YE:93:VAL:HG23	1.96	0.66
30:YN:58:ASP:H	30:YN:60:ILE:CD1	2.09	0.66
33:YQ:32:TYR:HD1	33:YQ:133:ARG:HA	1.61	0.66
37:YU:88:ILE:N	37:YU:88:ILE:HD13	2.10	0.66
38:YV:53:GLU:O	38:YV:53:GLU:HG2	1.94	0.66
3:QC:101:LEU:HD23	3:QC:102:ASN:N	2.11	0.66
1:QA:27:G:H4'	4:QD:209:ARG:HG3	1.77	0.66
5:QE:75:THR:HG23	5:QE:76:ILE:N	2.11	0.66
13:QM:81:LEU:O	13:QM:84:ILE:HG22	1.95	0.66
17:QQ:56:VAL:HB	17:QQ:78:GLU:HB3	1.76	0.66
47:R4:37:SER:C	47:R4:39:CYS:H	1.98	0.66
24:RD:68:LYS:HB2	24:RD:70:TRP:CZ3	2.31	0.66
26:RF:34:TRP:HA	32:RP:6:LEU:HD12	1.77	0.66
31:RO:14:THR:O	31:RO:51:ALA:HB3	1.95	0.66
36:RT:50:ILE:CD1	36:RT:102:ILE:HD11	2.25	0.66
1:XA:1356:G:H2'	1:XA:1357:A:C8	2.30	0.66
4:XD:14:ARG:HD3	4:XD:14:ARG:O	1.95	0.66
13:XM:3:ARG:HD2	13:XM:9:ILE:HG12	1.77	0.66
20:XT:89:ARG:NH2	20:XT:104:LEU:HD21	2.09	0.66
48:Y5:40:LYS:NZ	48:Y5:48:GLU:HB2	2.10	0.66
24:YD:68:LYS:HB2	24:YD:70:TRP:CZ3	2.31	0.66
25:YE:37:ARG:HA	25:YE:37:ARG:NE	2.11	0.66
27:YG:136:ARG:O	27:YG:154:GLY:HA3	1.95	0.66
32:YP:81:GLN:NE2	32:YP:106:LEU:O	2.29	0.66
40:YX:11:PRO:HB3	40:YX:92:LEU:HD21	1.78	0.66
2:QB:25:ASN:O	2:QB:27:LYS:N	2.28	0.66
3:QC:73:PRO:O	3:QC:76:VAL:HG22	1.95	0.66
7:QG:78:ARG:NH1	7:QG:80:VAL:HG23	2.11	0.66
19:QS:69:HIS:ND1	47:R4:69:LYS:CE	2.56	0.66
54:QX:5:C:H2'	54:QX:6:C:C6	2.31	0.66
25:RE:101:ARG:CZ	25:RE:171:GLU:HB2	2.25	0.66

Continued on next page...

Continued from previous page...

Atom-1	Atom-2	Distance(Å)	Clash(Å)
26:RF:175:THR:O	26:RF:176:LEU:HB2	1.95	0.66
28:RH:168:PRO:O	28:RH:169:VAL:HG12	1.96	0.66
32:RP:81:GLN:NE2	32:RP:106:LEU:O	2.29	0.66
38:RV:44:LYS:O	38:RV:46:VAL:N	2.28	0.66
41:RY:94:LYS:HE3	41:RY:101:LYS:NZ	2.11	0.66
7:XG:141:VAL:O	7:XG:141:VAL:HG12	1.95	0.66
7:XG:69:VAL:O	7:XG:69:VAL:HG12	1.95	0.66
51:Y8:30:ARG:O	51:Y8:31:HIS:HB2	1.96	0.66
22:YA:1286:A:H1'	22:YA:1288:U:OP2	1.96	0.66
24:YD:172:TYR:HB3	24:YD:184:LYS:HG2	1.77	0.66
25:YE:174:ASP:CG	25:YE:175:VAL:H	1.98	0.66
32:YP:66:GLY:O	32:YP:67:MET:HB3	1.94	0.66
35:YS:106:ARG:HA	35:YS:110:LEU:CD2	2.25	0.66
35:YS:107:GLU:H	35:YS:110:LEU:HD11	1.60	0.66
1:QA:762:C:H2'	1:QA:763:G:H8	1.61	0.66
2:QB:87:ARG:HH11	2:QB:223:ILE:CD1	2.09	0.66
1:QA:1077:G:O6	5:QE:47:LYS:NZ	2.29	0.66
8:QH:23:SER:HA	8:QH:63:LEU:CD2	2.24	0.66
53:QV:35:A:N1	54:QX:3:G:C4	2.64	0.66
44:R1:51:VAL:HG11	44:R1:74:VAL:HG21	1.76	0.66
44:R1:86:SER:N	44:R1:87:PRO:HD2	2.10	0.66
22:RA:1542:G:O6	22:RA:1543:A:N6	2.27	0.66
22:RA:2287:A:H62	22:RA:2344:U:H3	1.43	0.66
25:RE:174:ASP:CG	25:RE:175:VAL:H	1.98	0.66
27:RG:136:ARG:O	27:RG:154:GLY:HA3	1.95	0.66
29:RI:5:LEU:HD12	29:RI:5:LEU:H	1.59	0.66
33:RQ:88:GLY:C	33:RQ:90:VAL:N	2.47	0.66
41:RY:75:ILE:HG12	41:RY:76:CYS:N	2.10	0.66
1:XA:1053:G:H5'	1:XA:1054:C:H5'	1.77	0.66
1:XA:941:G:H1	1:XA:1342:C:H42	1.42	0.66
2:XB:24:TRP:HD1	2:XB:24:TRP:H	1.43	0.66
10:XJ:81:THR:C	10:XJ:83:GLU:H	1.99	0.66
45:Y2:47:ASN:H	45:Y2:47:ASN:ND2	1.92	0.66
22:YA:2593:U:H2'	22:YA:2594:C:C6	2.31	0.66
24:YD:135:PHE:N	24:YD:135:PHE:CD2	2.62	0.66
32:YP:61:ARG:NH2	51:Y8:13:ARG:HD2	2.10	0.66
53:QV:37:A:C2	54:QX:1:A:C6	2.83	0.66
47:R4:16:CYS:SG	47:R4:33:VAL:HB	2.35	0.66
24:RD:44:ASN:HB3	24:RD:49:ILE:HG22	1.78	0.66
24:RD:35:LYS:CA	24:RD:64:ILE:HG22	2.26	0.66
24:RD:35:LYS:HZ1	24:RD:65:ILE:HA	1.59	0.66
25:RE:26:ILE:HD13	25:RE:27:LEU:N	2.10	0.66

Continued on next page...

Continued from previous page...

Atom-1	Atom-2	Distance(Å)	Clash(Å)
25:RE:62:PRO:O	25:RE:64:LYS:N	2.28	0.66
30:RN:58:ASP:H	30:RN:60:ILE:CD1	2.08	0.66
33:RQ:33:GLY:HA2	33:RQ:105:GLU:HA	1.76	0.66
35:RS:88:ASP:OD2	35:RS:90:GLY:N	2.28	0.66
41:RY:14:LEU:HD23	41:RY:15:VAL:N	2.10	0.66
41:RY:47:LYS:HG2	41:RY:60:PHE:CE1	2.31	0.66
5:XE:75:THR:HG23	5:XE:76:ILE:N	2.11	0.66
12:XL:26:ALA:O	12:XL:27:LEU:O	2.14	0.66
19:XS:35:SER:O	19:XS:71:LEU:HD12	1.96	0.66
22:YA:1794:U:H2'	22:YA:1795:C:H6	1.61	0.66
37:YU:65:ILE:HG12	37:YU:96:ALA:CB	2.26	0.66
22:RA:2068:U:H3	22:RA:2430:A:H2	1.41	0.66
35:RS:106:ARG:HA	35:RS:110:LEU:CD2	2.26	0.66
1:XA:1086:U:H3	1:XA:1099:G:H22	1.43	0.66
1:XA:372:C:N4	1:XA:389:A:N6	2.44	0.66
10:XJ:39:PRO:HB3	10:XJ:70:ARG:HH12	1.61	0.66
13:XM:74:VAL:O	13:XM:78:ILE:HG13	1.96	0.66
13:XM:81:LEU:O	13:XM:84:ILE:HG22	1.95	0.66
44:Y1:11:ARG:HB3	44:Y1:11:ARG:HH11	1.61	0.66
44:Y1:80:LEU:HD23	44:Y1:80:LEU:N	2.10	0.66
22:YA:1077:A:H5'	22:YA:1078:U:H5''	1.78	0.66
27:YG:145:THR:HG23	47:Y4:28:LYS:NZ	2.11	0.66
28:YH:125:VAL:CG1	28:YH:126:PRO:HG3	2.25	0.66
41:YY:94:LYS:HE3	41:YY:101:LYS:NZ	2.11	0.66
10:QJ:99:LYS:O	10:QJ:100:THR:HG23	1.96	0.66
51:R8:30:ARG:O	51:R8:31:HIS:HB2	1.96	0.66
24:RD:121:PRO:HB3	24:RD:135:PHE:CE1	2.30	0.66
24:RD:237:GLU:OE1	24:RD:237:GLU:N	2.29	0.66
36:RT:22:PHE:N	36:RT:22:PHE:CD2	2.63	0.66
24:YD:183:ARG:HH11	24:YD:183:ARG:CG	2.07	0.66
25:YE:13:ARG:NH1	25:YE:21:VAL:HG12	2.11	0.66
30:YN:134:ARG:N	30:YN:135:PRO:HD3	1.97	0.66
33:YQ:20:ALA:HB1	33:YQ:99:PRO:HD2	1.77	0.66
41:YY:47:LYS:HG2	41:YY:60:PHE:CE1	2.31	0.66
7:QG:69:VAL:HG12	7:QG:69:VAL:O	1.95	0.65
16:QP:45:THR:HG22	16:QP:47:ASP:H	1.60	0.65
17:QQ:27:PHE:CZ	17:QQ:36:ILE:HD11	2.31	0.65
19:QS:42:PRO:CG	47:R4:63:TYR:CE2	2.79	0.65
32:RP:61:ARG:NH2	51:R8:13:ARG:HD2	2.10	0.65
22:RA:2224:G:OP1	24:RD:268:ARG:HD3	1.96	0.65
22:RA:1142(A):A:H4'	30:RN:25:ARG:HH22	1.61	0.65
40:RX:65:ARG:N	40:RX:65:ARG:HD3	2.12	0.65

Continued on next page...

Continued from previous page...

Atom-1	Atom-2	Distance(Å)	Clash(Å)
41:RY:99:CYS:SG	41:RY:100:ALA:N	2.69	0.65
1:XA:1049:U:HO2'	14:XN:2:ALA:N	1.95	0.65
4:XD:52:SER:HB3	4:XD:55:ALA:HB2	1.77	0.65
1:XA:864:A:H5'	5:XE:86:ALA:HB2	1.77	0.65
7:XG:78:ARG:NH1	7:XG:80:VAL:HG23	2.11	0.65
17:XQ:27:PHE:CZ	17:XQ:36:ILE:HD11	2.31	0.65
19:XS:15:LEU:O	19:XS:19:VAL:N	2.26	0.65
23:YB:12:C:O2'	43:Y0:74:ARG:HG3	1.95	0.65
24:YD:121:PRO:HB3	24:YD:135:PHE:CE1	2.30	0.65
22:YA:2729:G:H1'	25:YE:187:ALA:HB2	1.78	0.65
31:YO:86:ILE:HD12	31:YO:86:ILE:H	1.61	0.65
35:YS:88:ASP:OD2	35:YS:90:GLY:N	2.28	0.65
31:YO:71:ARG:NH1	36:YT:74:ARG:HH21	1.94	0.65
42:YZ:103:ARG:HB2	42:YZ:138:GLU:HG2	1.77	0.65
1:QA:991:U:O4	1:QA:1212:U:O2'	2.08	0.65
3:QC:140:ARG:CZ	3:QC:140:ARG:HB2	2.25	0.65
6:QF:41:GLU:O	6:QF:43:LEU:HD12	1.96	0.65
9:QI:28:VAL:HA	9:QI:63:ILE:HB	1.79	0.65
15:QO:25:THR:HG21	15:QO:70:LEU:HB2	1.77	0.65
45:R2:64:LEU:HD22	45:R2:68:ARG:HD2	1.76	0.65
22:RA:2627:G:O2'	22:RA:2781:A:N1	2.26	0.65
41:RY:60:PHE:O	41:RY:61:ILE:HD12	1.95	0.65
1:XA:1065:U:O2'	1:XA:1066:C:OP2	2.13	0.65
8:XH:10:LEU:H	8:XH:10:LEU:HD23	1.60	0.65
15:XO:8:LYS:O	15:XO:12:ILE:HG13	1.96	0.65
49:Y6:7:ILE:C	49:Y6:9:LEU:H	1.98	0.65
25:YE:101:ARG:CZ	25:YE:171:GLU:HB2	2.25	0.65
25:YE:36:ARG:HH11	25:YE:36:ARG:HB3	1.60	0.65
28:YH:124:GLU:HB3	28:YH:132:ARG:HD2	1.77	0.65
31:YO:113:LYS:O	31:YO:117:LEU:HD12	1.96	0.65
34:YR:26:LYS:HE2	34:YR:70:LEU:O	1.95	0.65
39:YW:65:LEU:HD12	39:YW:68:ARG:NH1	2.10	0.65
40:YX:65:ARG:HD3	40:YX:65:ARG:N	2.12	0.65
41:YY:35:TYR:CE1	41:YY:69:ALA:HB3	2.31	0.65
42:YZ:102:LEU:HG	42:YZ:123:ASP:HA	1.78	0.65
4:QD:52:SER:O	4:QD:56:VAL:HG23	1.95	0.65
4:QD:94:LEU:H	4:QD:94:LEU:CD1	2.08	0.65
12:QL:115:LYS:O	12:QL:117:ARG:HG3	1.97	0.65
21:QU:25:LYS:HE2	21:QU:26:LYS:O	1.96	0.65
22:RA:996:A:H4'	37:RU:92:ARG:HE	1.61	0.65
24:RD:183:ARG:HH11	24:RD:183:ARG:CG	2.07	0.65
31:RO:113:LYS:O	31:RO:117:LEU:HD12	1.96	0.65

Continued on next page...

Continued from previous page...

Atom-1	Atom-2	Distance(Å)	Clash(Å)
32:RP:138:LEU:HD11	32:RP:144:GLU:HG3	1.78	0.65
38:RV:76:LYS:HB2	38:RV:81:TYR:HB3	1.79	0.65
39:RW:25:ARG:HB2	39:RW:25:ARG:NH1	2.11	0.65
2:XB:14:GLY:O	2:XB:15:VAL:HG13	1.96	0.65
6:XF:96:PRO:HB3	18:XR:30:ASP:OD2	1.95	0.65
14:XN:23:ARG:NH1	14:XN:30:ALA:HB2	2.11	0.65
16:XP:45:THR:HG22	16:XP:47:ASP:H	1.60	0.65
22:YA:2308:G:H22	22:YA:2311:A:H2	1.43	0.65
24:YD:145:VAL:HG12	24:YD:146:GLU:O	1.96	0.65
24:YD:80:ALA:HB3	24:YD:94:LEU:CD1	2.25	0.65
41:YY:42:VAL:CG1	41:YY:65:ALA:HB3	2.26	0.65
2:QB:164:VAL:HB	2:QB:186:ALA:HB2	1.78	0.65
2:QB:87:ARG:O	2:QB:87:ARG:HD2	1.95	0.65
4:QD:122:ARG:HD3	4:QD:122:ARG:O	1.97	0.65
4:QD:13:ARG:HD3	4:QD:38:TYR:O	1.96	0.65
12:QL:39:VAL:HB	12:QL:57:LYS:HB2	1.79	0.65
19:QS:15:LEU:O	19:QS:19:VAL:N	2.26	0.65
19:QS:3:ARG:CZ	19:QS:8:GLY:HA2	2.26	0.65
22:RA:2489:G:N2	22:RA:2491:U:O4	2.28	0.65
33:RQ:59:ARG:C	33:RQ:60:ARG:HG3	2.16	0.65
22:RA:2250:G:C6	33:RQ:82:ARG:HD2	2.32	0.65
38:RV:53:GLU:O	38:RV:53:GLU:HG2	1.94	0.65
2:XB:87:ARG:HH11	2:XB:223:ILE:CD1	2.09	0.65
9:XI:53:VAL:HG21	9:XI:92:TYR:CE1	2.32	0.65
10:XJ:99:LYS:O	10:XJ:100:THR:HG23	1.96	0.65
13:XM:121:LYS:NZ	55:XY:39:C:HO2'	1.95	0.65
16:XP:21:VAL:HG23	16:XP:33:ILE:HB	1.77	0.65
20:XT:36:LEU:HD12	20:XT:55:ILE:HG23	1.76	0.65
22:YA:1434:A:H61	22:YA:1558:A:N6	1.94	0.65
24:YD:27:THR:CG2	24:YD:28:GLU:H	2.08	0.65
28:YH:168:PRO:O	28:YH:169:VAL:HG12	1.96	0.65
32:YP:39:LYS:HA	32:YP:45:LEU:HD13	1.79	0.65
2:QB:17:PHE:HD2	2:QB:44:LEU:HD21	1.61	0.65
4:QD:28:SER:CB	4:QD:29:PRO:HD3	2.25	0.65
7:QG:11:GLN:O	7:QG:12:LEU:HD13	1.97	0.65
10:QJ:38:ILE:HD11	10:QJ:71:LEU:HB3	1.78	0.65
22:RA:1292:U:H2'	22:RA:1293:C:C6	2.31	0.65
22:RA:1660:C:H2'	22:RA:1661:G:H8	1.62	0.65
24:RD:176:ARG:HH11	24:RD:176:ARG:HG2	1.60	0.65
24:RD:27:THR:CG2	24:RD:28:GLU:H	2.09	0.65
28:RH:128:PRO:CD	28:RH:129:THR:H	2.09	0.65
39:RW:18:ARG:HG3	39:RW:76:VAL:HG13	1.77	0.65

Continued on next page...

Continued from previous page...

Atom-1	Atom-2	Distance(Å)	Clash(Å)
2:XB:87:ARG:O	2:XB:87:ARG:HD2	1.95	0.65
3:XC:70:VAL:HG12	3:XC:71:ALA:N	2.10	0.65
7:XG:21:VAL:HG23	7:XG:22:LEU:H	1.61	0.65
10:XJ:38:ILE:HD11	10:XJ:71:LEU:HB3	1.78	0.65
17:XQ:74:LEU:HD12	17:XQ:75:ARG:HG2	1.76	0.65
19:XS:10:PHE:CG	19:XS:11:VAL:N	2.65	0.65
45:Y2:42:GLY:O	45:Y2:44:LEU:N	2.30	0.65
22:YA:2030:A:H4'	22:YA:2031:A:H8	1.61	0.65
22:YA:583:G:OP2	37:YU:10:ARG:NH1	2.30	0.65
23:YB:18:G:H1	23:YB:65:C:H42	1.44	0.65
13:XM:3:ARG:NH1	27:YG:113:ARG:NH2	2.41	0.65
32:YP:90:ARG:NE	32:YP:91:PHE:HD1	1.93	0.65
12:QL:21:LYS:HD2	12:QL:21:LYS:N	2.11	0.65
13:QM:74:VAL:O	13:QM:78:ILE:HG13	1.96	0.65
44:R1:11:ARG:HH11	44:R1:11:ARG:HB3	1.61	0.65
47:R4:49:PHE:O	47:R4:50:VAL:HG23	1.97	0.65
22:RA:186:G:H2'	22:RA:187:G:H8	1.62	0.65
22:RA:2208:U:H1'	24:RD:151:LYS:HE2	1.79	0.65
22:RA:635:C:O2'	22:RA:639:U:OP1	2.14	0.65
22:RA:987:G:O2'	22:RA:1000:A:N3	2.29	0.65
25:RE:28:ALA:O	25:RE:93:VAL:HG23	1.95	0.65
31:RO:71:ARG:NH1	36:RT:74:ARG:HH21	1.94	0.65
32:RP:39:LYS:HA	32:RP:45:LEU:HD13	1.79	0.65
2:XB:67:THR:HG21	2:XB:155:LEU:CD2	2.27	0.65
6:XF:41:GLU:O	6:XF:43:LEU:HD12	1.96	0.65
22:YA:1251:C:OP1	37:YU:10:ARG:HG3	1.96	0.65
22:YA:84:A:N1	22:YA:98:G:O2'	2.25	0.65
25:YE:201:THR:HG22	25:YE:203:LYS:N	2.07	0.65
5:QE:41:VAL:CG1	5:QE:113:ALA:HB2	2.25	0.65
6:QF:50:TYR:CE1	18:QR:77:GLY:HA2	2.32	0.65
10:QJ:6:ILE:HD11	10:QJ:72:VAL:CB	2.24	0.65
15:QO:74:ASP:OD1	15:QO:77:ARG:N	2.30	0.65
16:QP:51:VAL:HG21	16:QP:77:ALA:HB2	1.78	0.65
16:QP:6:LEU:HD23	16:QP:17:TYR:CD2	2.32	0.65
6:QF:98:LEU:HB3	18:QR:30:ASP:HA	1.79	0.65
18:QR:43:PHE:CE2	18:QR:58:LEU:HD11	2.31	0.65
19:QS:21:GLU:O	19:QS:25:LYS:HB3	1.97	0.65
44:R1:29:GLY:O	44:R1:30:VAL:HG23	1.97	0.65
48:R5:40:LYS:NZ	48:R5:48:GLU:HB2	2.11	0.65
22:RA:498:G:N3	41:RY:47:LYS:NZ	2.42	0.65
26:RF:155:LEU:HD13	26:RF:174:VAL:CG1	2.27	0.65
28:RH:150:ALA:C	28:RH:152:ARG:N	2.44	0.65

Continued on next page...

Continued from previous page...

Atom-1	Atom-2	Distance(Å)	Clash(Å)
31:RO:12:ASP:OD1	31:RO:14:THR:HG23	1.97	0.65
37:RU:90:VAL:CG1	37:RU:91:ASP:H	2.00	0.65
38:RV:43:GLU:HA	38:RV:43:GLU:OE2	1.95	0.65
1:XA:523:A:H61	12:XL:92:ASP:HB2	1.59	0.65
2:XB:17:PHE:HD2	2:XB:44:LEU:HD21	1.62	0.65
4:XD:52:SER:HB3	4:XD:55:ALA:CB	2.27	0.65
12:XL:115:LYS:O	12:XL:117:ARG:HG3	1.96	0.65
13:XM:51:ALA:O	13:XM:55:ARG:HG3	1.97	0.65
19:XS:21:GLU:HG3	19:XS:22:LEU:N	2.11	0.65
20:XT:83:ARG:CA	20:XT:86:ARG:HB3	2.27	0.65
19:XS:67:VAL:CG2	47:Y4:60:GLN:HE22	2.10	0.65
51:Y8:52:LYS:O	51:Y8:52:LYS:HG3	1.97	0.65
22:YA:1316:U:H2'	22:YA:1317:A:H8	1.60	0.65
25:YE:10:GLY:H	25:YE:25:VAL:HG23	1.60	0.65
22:YA:2250:G:C6	33:YQ:82:ARG:HD2	2.31	0.65
36:YT:11:GLU:OE1	36:YT:11:GLU:N	2.27	0.65
41:YY:99:CYS:SG	41:YY:100:ALA:N	2.69	0.65
2:QB:14:GLY:O	2:QB:15:VAL:HG13	1.96	0.65
3:QC:70:VAL:HG12	3:QC:71:ALA:N	2.10	0.65
5:QE:83:GLU:HG2	5:QE:88:LYS:HG3	1.78	0.65
10:QJ:27:ALA:CB	10:QJ:34:VAL:HG21	2.27	0.65
10:QJ:34:VAL:HG22	10:QJ:74:ILE:HG22	1.77	0.65
12:QL:25:PRO:C	12:QL:27:LEU:H	1.98	0.65
15:QO:8:LYS:O	15:QO:12:ILE:HG13	1.97	0.65
20:QT:44:ALA:HB2	20:QT:88:VAL:HG13	1.78	0.65
47:R4:36:CYS:O	47:R4:37:SER:O	2.14	0.65
22:RA:189:G:H2'	22:RA:205:G:N2	2.11	0.65
23:RB:38:C:H42	23:RB:44:G:H1	1.44	0.65
24:RD:122:ASP:CG	24:RD:123:ALA:H	2.00	0.65
24:RD:172:TYR:HB3	24:RD:184:LYS:HG2	1.77	0.65
25:RE:13:ARG:NH1	25:RE:21:VAL:HG12	2.11	0.65
25:RE:37:ARG:HA	25:RE:37:ARG:NE	2.11	0.65
31:RO:7:TYR:CE1	31:RO:20:MET:HB2	2.32	0.65
22:RA:1754:C:OP1	36:RT:96:ARG:NH1	2.26	0.65
1:XA:703:G:O2'	1:XA:704:A:OP2	2.15	0.65
2:XB:80:ILE:CD1	2:XB:208:ILE:HG23	2.22	0.65
3:XC:101:LEU:HD23	3:XC:102:ASN:N	2.11	0.65
7:XG:11:GLN:O	7:XG:12:LEU:HD13	1.97	0.65
10:XJ:54:PHE:C	10:XJ:55:LYS:HG3	2.17	0.65
12:XL:25:PRO:C	12:XL:27:LEU:H	1.98	0.65
12:XL:39:VAL:HB	12:XL:57:LYS:HB2	1.79	0.65
6:XF:98:LEU:HB3	18:XR:30:ASP:HA	1.79	0.65

Continued on next page...

Continued from previous page...

Atom-1	Atom-2	Distance(Å)	Clash(Å)
22:YA:1535:U:H5''	22:YA:1537:C:C4	2.31	0.65
22:YA:704:G:H2'	22:YA:726:G:N2	2.10	0.65
28:YH:128:PRO:CD	28:YH:129:THR:H	2.09	0.65
29:YI:79:ILE:HB	29:YI:142:VAL:HA	1.77	0.65
30:YN:43:THR:HB	30:YN:46:VAL:CG1	2.27	0.65
32:YP:113:LYS:HG2	32:YP:115:LEU:HD23	1.79	0.65
2:QB:155:LEU:HD12	2:QB:157:ARG:O	1.97	0.65
8:QH:20:TYR:CE2	8:QH:75:ARG:HD2	2.32	0.65
8:QH:20:TYR:HA	8:QH:65:TYR:HE2	1.60	0.65
10:QJ:81:THR:C	10:QJ:83:GLU:H	1.99	0.65
20:QT:83:ARG:CA	20:QT:86:ARG:HB3	2.27	0.65
44:R1:56:GLN:N	44:R1:56:GLN:HE21	1.93	0.65
44:R1:82:LEU:CD1	44:R1:83:GLU:C	2.64	0.65
45:R2:69:ARG:HB2	45:R2:69:ARG:NH1	2.11	0.65
48:R5:56:LYS:H	48:R5:56:LYS:CD	2.07	0.65
26:RF:45:ARG:CG	26:RF:45:ARG:HH11	2.09	0.65
27:RG:145:THR:HG23	47:R4:28:LYS:NZ	2.11	0.65
32:RP:6:LEU:O	32:RP:7:ARG:HG2	1.97	0.65
2:XB:7:VAL:HG22	2:XB:8:LYS:HD3	1.76	0.65
3:XC:34:LEU:HD21	3:XC:38:ARG:HD2	1.79	0.65
12:XL:21:LYS:N	12:XL:21:LYS:HD2	2.11	0.65
14:XN:40:CYS:SG	14:XN:43:CYS:CB	2.83	0.65
15:XO:74:ASP:OD1	15:XO:77:ARG:N	2.30	0.65
16:XP:6:LEU:HD23	16:XP:17:TYR:CD2	2.32	0.65
19:XS:3:ARG:CZ	19:XS:8:GLY:HA2	2.26	0.65
54:XX:4:C:C4	55:XY:37:1MG:CM1	2.80	0.65
45:Y2:69:ARG:NH1	45:Y2:69:ARG:HB2	2.11	0.65
51:Y8:56:GLU:N	51:Y8:56:GLU:OE1	2.30	0.65
22:YA:1341:U:OP2	22:YA:1394:U:O2'	2.12	0.65
22:YA:1903:G:OP2	24:YD:241:PRO:HB2	1.96	0.65
22:YA:984:A:H5''	22:YA:985:C:H5	1.60	0.65
24:YD:44:ASN:HB3	24:YD:49:ILE:HG22	1.78	0.65
32:YP:138:LEU:HD11	32:YP:144:GLU:HG3	1.78	0.65
32:YP:6:LEU:O	32:YP:7:ARG:HG2	1.97	0.65
4:QD:52:SER:HB3	4:QD:55:ALA:CB	2.27	0.65
7:QG:21:VAL:HG23	7:QG:22:LEU:H	1.61	0.65
10:QJ:39:PRO:HB3	10:QJ:70:ARG:HH12	1.60	0.65
19:QS:10:PHE:CG	19:QS:11:VAL:N	2.65	0.65
49:R6:7:ILE:HG13	49:R6:8:LYS:N	2.06	0.65
28:RH:51:ARG:HG3	28:RH:51:ARG:HH11	1.61	0.65
29:RI:133:HIS:HB2	29:RI:134:PRO:HD2	1.79	0.65
37:RU:74:LEU:HD23	37:RU:114:LYS:HD3	1.78	0.65

Continued on next page...

Continued from previous page...

Atom-1	Atom-2	Distance(Å)	Clash(Å)
41:RY:35:TYR:CE1	41:RY:69:ALA:HB3	2.31	0.65
42:RZ:166:SER:HB2	42:RZ:168:GLU:N	2.12	0.65
1:XA:1308:U:H2'	1:XA:1309:G:H8	1.61	0.65
2:XB:164:VAL:HB	2:XB:186:ALA:HB2	1.78	0.65
5:XE:41:VAL:HG12	5:XE:112:LEU:O	1.97	0.65
2:XB:178:ARG:HD2	8:XH:71:GLY:HA2	1.79	0.65
15:XO:25:THR:HG21	15:XO:70:LEU:HB2	1.77	0.65
22:YA:1265:A:C8	22:YA:1267:U:C2	2.85	0.65
22:YA:812:C:HO2'	22:YA:1227:A:HO2'	1.45	0.65
13:XM:93:ARG:NH1	22:YA:887:A:OP1	2.30	0.65
32:YP:97:PRO:HD3	32:YP:126:VAL:O	1.97	0.65
33:YQ:23:GLY:HA3	33:YQ:101:ARG:NH1	2.12	0.65
34:YR:28:LEU:HD21	34:YR:114:VAL:HG12	1.79	0.65
37:YU:74:LEU:HD23	37:YU:114:LYS:HD3	1.78	0.65
39:YW:25:ARG:HB2	39:YW:25:ARG:NH1	2.11	0.65
39:YW:59:VAL:HG12	39:YW:60:ASN:N	2.11	0.65
1:QA:973:G:O6	1:QA:974:A:N6	2.30	0.64
9:QI:128:ARG:CD	53:QV:32:C:OP2	2.45	0.64
53:QV:6:G:H1	53:QV:67:C:H42	1.45	0.64
54:QX:5:C:H2'	54:QX:6:C:H6	1.62	0.64
44:R1:80:LEU:HD12	44:R1:81:LYS:HE3	1.78	0.64
48:R5:40:LYS:HD3	48:R5:46:CYS:CB	2.26	0.64
32:RP:97:PRO:HD3	32:RP:126:VAL:O	1.97	0.64
5:XE:50:GLU:HG3	5:XE:52:PRO:HD2	1.79	0.64
8:XH:20:TYR:CE2	8:XH:75:ARG:HD2	2.31	0.64
9:XI:112:LYS:HA	9:XI:119:ALA:HB2	1.77	0.64
11:XK:103:LEU:HD22	11:XK:103:LEU:H	1.62	0.64
13:XM:23:TYR:CB	13:XM:67:GLU:HG2	2.25	0.64
48:Y5:40:LYS:HD3	48:Y5:46:CYS:CB	2.26	0.64
22:YA:1113:U:OP1	28:YH:2:SER:N	2.31	0.64
22:YA:1530:G:O6	22:YA:1542:G:N2	2.30	0.64
22:YA:583:G:H5''	37:YU:10:ARG:HH12	1.62	0.64
24:YD:176:ARG:HG2	24:YD:176:ARG:HH11	1.61	0.64
24:YD:77:ALA:HB2	24:YD:97:TYR:HA	1.77	0.64
22:YA:2882:A:OP1	34:YR:96:ARG:NH1	2.29	0.64
36:YT:22:PHE:CD2	36:YT:22:PHE:N	2.63	0.64
4:QD:79:PHE:HD2	4:QD:79:PHE:C	1.99	0.64
47:R4:71:ARG:HH11	47:R4:71:ARG:CG	1.98	0.64
22:RA:827:U:H2'	22:RA:2068:U:O2	1.96	0.64
22:RA:774:A:H2	22:RA:787:U:HO2'	1.44	0.64
25:RE:50:GLY:HA3	25:RE:74:PRO:HG3	1.79	0.64
28:RH:105:LEU:H	28:RH:105:LEU:CD1	2.09	0.64

Continued on next page...

Continued from previous page...

Atom-1	Atom-2	Distance(Å)	Clash(Å)
28:RH:148:ILE:O	28:RH:151:ILE:HG12	1.98	0.64
33:RQ:81:VAL:O	33:RQ:82:ARG:HG2	1.97	0.64
37:RU:65:ILE:HG12	37:RU:96:ALA:CB	2.26	0.64
1:XA:1298:C:OP2	7:XG:114:ARG:NH2	2.30	0.64
1:XA:601:C:H2'	1:XA:602:A:C8	2.31	0.64
4:XD:122:ARG:HD3	4:XD:122:ARG:O	1.97	0.64
4:XD:61:LYS:HD2	4:XD:206:PHE:CE2	2.32	0.64
14:XN:7:ILE:HG13	14:XN:8:GLU:N	2.11	0.64
18:XR:73:ALA:HB3	18:XR:79:LEU:HD12	1.78	0.64
19:XS:21:GLU:O	19:XS:25:LYS:HB3	1.97	0.64
45:Y2:40:SER:C	45:Y2:42:GLY:H	2.01	0.64
29:YI:8:PRO:HG3	29:YI:14:ASP:HB2	1.78	0.64
2:QB:67:THR:HG21	2:QB:155:LEU:CD2	2.27	0.64
3:QC:138:VAL:HG13	3:QC:149:ALA:CB	2.27	0.64
19:QS:35:SER:O	19:QS:71:LEU:HD12	1.96	0.64
25:RE:104:VAL:HG11	25:RE:188:VAL:CG2	2.27	0.64
25:RE:35:GLN:CG	25:RE:37:ARG:HE	2.11	0.64
27:RG:83:ARG:HG3	27:RG:86:MET:HE1	1.78	0.64
22:RA:637:A:H2'	32:RP:117:GLU:OE2	1.97	0.64
36:RT:11:GLU:OE1	36:RT:11:GLU:N	2.27	0.64
37:RU:102:GLU:HG3	38:RV:2:PHE:HE2	1.61	0.64
1:XA:1014:A:H4'	19:XS:14:HIS:CD2	2.33	0.64
8:XH:42:GLU:HG3	8:XH:109:ILE:HD12	1.80	0.64
47:Y4:36:CYS:O	47:Y4:37:SER:O	2.14	0.64
28:YH:117:PRO:HB3	28:YH:123:PHE:CE1	2.33	0.64
32:YP:98:GLU:O	32:YP:101:VAL:HG12	1.98	0.64
37:YU:102:GLU:HG3	38:YV:2:PHE:HE2	1.62	0.64
38:YV:43:GLU:OE2	38:YV:43:GLU:HA	1.95	0.64
38:YV:76:LYS:HB2	38:YV:81:TYR:HB3	1.79	0.64
1:QA:243:A:H4'	1:QA:244:U:H3'	1.78	0.64
2:QB:158:LEU:HD12	2:QB:158:LEU:O	1.97	0.64
10:QJ:54:PHE:C	10:QJ:55:LYS:HG3	2.18	0.64
12:QL:26:ALA:O	12:QL:27:LEU:O	2.14	0.64
16:QP:21:VAL:HG23	16:QP:33:ILE:HB	1.78	0.64
53:QV:37:A:N1	54:QX:1:A:N1	2.44	0.64
51:R8:52:LYS:HG3	51:R8:52:LYS:O	1.97	0.64
27:RG:81:LYS:O	27:RG:82:LEU:HB2	1.96	0.64
27:RG:82:LEU:HA	27:RG:86:MET:SD	2.37	0.64
30:RN:15:LEU:HD12	30:RN:136:GLU:HB2	1.79	0.64
30:RN:57:ALA:HA	30:RN:60:ILE:HD11	1.78	0.64
33:RQ:10:ARG:O	33:RQ:11:LYS:HB2	1.98	0.64
1:XA:1002:G:H2'	1:XA:1003:G:C8	2.33	0.64

Continued on next page...

Continued from previous page...

Atom-1	Atom-2	Distance(Å)	Clash(Å)
1:XA:1054:C:C4	55:XY:34:C:H1'	2.32	0.64
1:XA:1126:U:H1'	1:XA:1280:A:N7	2.12	0.64
2:XB:187:LEU:HD12	2:XB:205:ASP:HA	1.79	0.64
17:XQ:11:VAL:HG23	17:XQ:20:THR:HB	1.79	0.64
19:XS:65:ASN:N	19:XS:65:ASN:HD22	1.94	0.64
20:XT:44:ALA:HB2	20:XT:88:VAL:HG13	1.78	0.64
44:Y1:29:GLY:O	44:Y1:30:VAL:HG23	1.97	0.64
44:Y1:82:LEU:CD1	44:Y1:83:GLU:C	2.64	0.64
47:Y4:37:SER:C	47:Y4:39:CYS:H	1.99	0.64
22:YA:2022:U:O2'	22:YA:2617:C:H5'	1.97	0.64
27:YG:114:ILE:CG2	27:YG:117:PHE:HB2	2.27	0.64
28:YH:105:LEU:H	28:YH:105:LEU:CD1	2.09	0.64
33:YQ:81:VAL:O	33:YQ:82:ARG:HG2	1.97	0.64
35:YS:78:LEU:HD11	35:YS:107:GLU:O	1.98	0.64
1:QA:1305:G:H22	1:QA:1331:G:H2'	1.62	0.64
1:QA:1397:C:H1'	54:QX:8:A:C6	2.32	0.64
1:QA:474:G:H5'	16:QP:81:ARG:HG3	1.78	0.64
1:QA:662:G:O2'	1:QA:836:G:OP1	2.16	0.64
3:QC:58:GLU:O	3:QC:64:VAL:HA	1.98	0.64
6:QF:12:PRO:HG2	6:QF:13:ASN:H	1.62	0.64
9:QI:53:VAL:HG21	9:QI:92:TYR:CE1	2.32	0.64
16:QP:58:TYR:O	16:QP:62:VAL:HG22	1.96	0.64
18:QR:73:ALA:HB3	18:QR:79:LEU:HD12	1.78	0.64
24:RD:77:ALA:HB2	24:RD:97:TYR:HA	1.77	0.64
34:RR:2:ARG:HG2	34:RR:5:LYS:NZ	2.13	0.64
39:RW:59:VAL:HG12	39:RW:60:ASN:N	2.11	0.64
5:XE:83:GLU:HG2	5:XE:88:LYS:HG3	1.79	0.64
13:XM:13:LYS:HA	13:XM:44:ARG:HD2	1.77	0.64
21:XU:25:LYS:HE2	21:XU:26:LYS:O	1.97	0.64
13:XM:121:LYS:NZ	55:XY:40:G:P	2.71	0.64
47:Y4:35:VAL:O	47:Y4:37:SER:N	2.26	0.64
22:YA:942:G:O2'	22:YA:1189:A:N3	2.26	0.64
22:YA:910:A:N3	22:YA:2264:C:O2'	2.29	0.64
25:YE:104:VAL:HG11	25:YE:188:VAL:CG2	2.27	0.64
26:YF:155:LEU:HD13	26:YF:174:VAL:CG1	2.27	0.64
26:YF:175:THR:O	26:YF:176:LEU:HB2	1.95	0.64
27:YG:82:LEU:HA	27:YG:86:MET:SD	2.38	0.64
36:YT:11:GLU:CD	36:YT:11:GLU:N	2.47	0.64
41:YY:56:PRO:HG2	41:YY:57:GLN:OE1	1.98	0.64
1:QA:690:G:H2'	1:QA:691:G:O4'	1.98	0.64
2:QB:60:ASP:HB3	2:QB:64:ARG:NH1	2.13	0.64
13:QM:4:ILE:H	13:QM:9:ILE:HG22	1.62	0.64

Continued on next page...

Continued from previous page...

Atom-1	Atom-2	Distance(Å)	Clash(Å)
22:RA:270(S):G:H1'	44:R1:78:LYS:HD2	1.79	0.64
51:R8:56:GLU:OE1	51:R8:56:GLU:N	2.30	0.64
51:R8:59:LYS:HZ3	51:R8:59:LYS:HB3	1.62	0.64
39:RW:86:LEU:HD12	39:RW:87:PRO:CD	2.23	0.64
41:RY:56:PRO:HG2	41:RY:57:GLN:OE1	1.98	0.64
1:XA:1305:G:OP1	21:XU:2:GLY:HA2	1.97	0.64
1:XA:544:G:H2'	1:XA:545:C:C6	2.32	0.64
3:XC:138:VAL:HG13	3:XC:149:ALA:CB	2.27	0.64
4:XD:13:ARG:HD2	4:XD:38:TYR:O	1.98	0.64
4:XD:79:PHE:HD2	4:XD:79:PHE:C	1.99	0.64
5:XE:41:VAL:CG1	5:XE:113:ALA:HB2	2.25	0.64
5:XE:53:LEU:HD12	5:XE:53:LEU:N	2.09	0.64
22:YA:1022:G:H22	22:YA:1142(A):A:H2	1.44	0.64
26:YF:11:VAL:HG12	26:YF:12:LEU:N	2.13	0.64
27:YG:81:LYS:O	27:YG:82:LEU:HB2	1.96	0.64
28:YH:51:ARG:HG3	28:YH:51:ARG:HH11	1.61	0.64
30:YN:15:LEU:HD12	30:YN:136:GLU:HB2	1.79	0.64
31:YO:12:ASP:OD1	31:YO:14:THR:HG23	1.97	0.64
33:YQ:81:VAL:O	33:YQ:82:ARG:HD3	1.98	0.64
4:QD:29:PRO:HG2	4:QD:30:LYS:NZ	2.12	0.64
6:QF:92:LYS:HZ2	6:QF:92:LYS:HB2	1.62	0.64
11:QK:103:LEU:HD22	11:QK:103:LEU:H	1.62	0.64
12:QL:18:VAL:HG23	12:QL:19:ARG:H	1.63	0.64
14:QN:7:ILE:HG13	14:QN:8:GLU:N	2.12	0.64
22:RA:49:A:H4'	22:RA:50:U:H5''	1.79	0.64
22:RA:769:G:H2'	22:RA:770:G:H8	1.62	0.64
24:RD:182:LEU:H	24:RD:272:ALA:HB3	1.63	0.64
10:XJ:27:ALA:CB	10:XJ:34:VAL:HG21	2.26	0.64
11:XK:48:ILE:HD11	11:XK:64:ALA:CA	2.28	0.64
22:YA:259:G:H21	22:YA:621:A:H8	1.43	0.64
24:YD:122:ASP:CG	24:YD:123:ALA:H	2.00	0.64
25:YE:69:LYS:O	25:YE:71:GLY:N	2.27	0.64
26:YF:45:ARG:CG	26:YF:45:ARG:HH11	2.09	0.64
28:YH:92:ILE:HD12	28:YH:92:ILE:H	1.63	0.64
41:YY:86:ARG:O	41:YY:92:ASN:HB2	1.97	0.64
1:QA:377:G:H1	1:QA:386:C:H42	1.46	0.64
3:QC:34:LEU:HD21	3:QC:38:ARG:HD2	1.79	0.64
4:QD:61:LYS:HD2	4:QD:206:PHE:CE2	2.32	0.64
10:QJ:42:THR:HG23	10:QJ:68:HIS:HA	1.80	0.64
1:QA:529:G:O6	12:QL:49:ASN:HA	1.98	0.64
14:QN:53:LEU:HB3	14:QN:56:VAL:HG21	1.80	0.64
33:RQ:23:GLY:HA3	33:RQ:101:ARG:NH1	2.12	0.64

Continued on next page...

Continued from previous page...

Atom-1	Atom-2	Distance(Å)	Clash(Å)
1:XA:1158:C:H4'	2:XB:133:LYS:NZ	2.13	0.64
2:XB:134:GLU:HA	2:XB:137:ARG:HB3	1.80	0.64
3:XC:181:ASN:ND2	3:XC:204:LEU:HB2	2.13	0.64
6:XF:12:PRO:HG2	6:XF:13:ASN:H	1.62	0.64
7:XG:113:GLU:CG	7:XG:119:ARG:HG2	2.28	0.64
11:XK:19:ALA:HA	11:XK:32:ILE:HG22	1.80	0.64
16:XP:51:VAL:HG21	16:XP:77:ALA:HB2	1.78	0.64
44:Y1:80:LEU:HD12	44:Y1:81:LYS:HE3	1.78	0.64
22:YA:1681:G:H8	22:YA:1681:G:OP2	1.80	0.64
22:YA:2583:G:O2'	56:Z8:76:PPU:H103	1.97	0.64
28:YH:148:ILE:O	28:YH:151:ILE:HG12	1.97	0.64
31:YO:7:TYR:CE1	31:YO:20:MET:HB2	2.32	0.64
22:YA:2392:A:H8	32:YP:60:MET:HG3	1.61	0.64
35:YS:26:LEU:HD22	35:YS:87:PHE:HD1	1.63	0.64
1:QA:701:C:H1'	1:QA:703:G:C6	2.33	0.64
2:QB:134:GLU:HA	2:QB:137:ARG:HB3	1.80	0.64
5:QE:41:VAL:HG12	5:QE:112:LEU:O	1.97	0.64
16:QP:51:VAL:CG1	16:QP:52:ASP:H	2.10	0.64
53:QV:35:A:N3	54:QX:3:G:N2	2.46	0.64
44:R1:91:LYS:HG3	44:R1:92:LYS:H	1.63	0.64
22:RA:1678:G:H22	22:RA:1989:G:H22	1.43	0.64
22:RA:2394:C:OP1	32:RP:63:PRO:HD2	1.98	0.64
22:RA:2576:G:O2'	22:RA:2579:C:OP2	2.10	0.64
32:RP:105:LEU:O	32:RP:106:LEU:CB	2.42	0.64
32:RP:98:GLU:O	32:RP:101:VAL:HG12	1.98	0.64
40:RX:11:PRO:HB3	40:RX:92:LEU:HD21	1.78	0.64
22:RA:336:C:HO2'	41:RY:35:TYR:HH	1.43	0.64
1:XA:720:C:H5''	18:XR:52:PRO:HA	1.79	0.64
2:XB:8:LYS:CD	2:XB:8:LYS:H	2.09	0.64
6:XF:50:TYR:CE1	18:XR:77:GLY:HA2	2.32	0.64
8:XH:28:ALA:HB3	8:XH:57:PRO:HB2	1.79	0.64
9:XI:28:VAL:HA	9:XI:63:ILE:HB	1.79	0.64
9:XI:5:TYR:O	9:XI:84:ALA:HA	1.98	0.64
15:XO:87:ILE:CG2	15:XO:88:ARG:H	2.00	0.64
16:XP:58:TYR:O	16:XP:62:VAL:HG22	1.97	0.64
24:YD:135:PHE:HD2	24:YD:135:PHE:N	1.96	0.64
34:YR:2:ARG:HG2	34:YR:5:LYS:NZ	2.13	0.64
38:YV:36:PRO:HA	38:YV:56:SER:OG	1.98	0.64
11:QK:17:GLY:HA3	11:QK:77:MET:HE3	1.78	0.64
53:QV:35:A:C4	54:QX:3:G:C2	2.86	0.64
25:RE:201:THR:HG21	25:RE:203:LYS:HB3	1.80	0.64
27:RG:114:ILE:CG2	27:RG:117:PHE:HB2	2.28	0.64

Continued on next page...

Continued from previous page...

Atom-1	Atom-2	Distance(Å)	Clash(Å)
28:RH:92:ILE:H	28:RH:92:ILE:HD12	1.63	0.64
32:RP:113:LYS:HG2	32:RP:115:LEU:HD23	1.79	0.64
33:RQ:30:GLY:HA3	33:RQ:106:VAL:O	1.98	0.64
1:XA:296:U:H2'	1:XA:297:G:C8	2.33	0.64
2:XB:21:ARG:HB2	2:XB:39:ILE:HA	1.80	0.64
4:XD:165:MET:HE3	4:XD:165:MET:HA	1.80	0.64
8:XH:97:VAL:HG13	8:XH:98:LYS:N	2.13	0.64
14:XN:18:VAL:HG23	14:XN:19:ARG:H	1.63	0.64
44:Y1:82:LEU:CD1	44:Y1:83:GLU:CA	2.76	0.64
13:XM:62:ASN:HD21	47:Y4:47:GLN:HE22	1.46	0.64
47:Y4:49:PHE:O	47:Y4:50:VAL:HG23	1.97	0.64
51:Y8:48:PHE:N	51:Y8:48:PHE:CD1	2.66	0.64
22:YA:918:A:N3	23:YB:80:U:O2'	2.30	0.64
24:YD:18:VAL:HG12	24:YD:19:ALA:O	1.98	0.64
26:YF:46:ARG:NH1	26:YF:46:ARG:HG2	2.00	0.64
28:YH:3:ARG:HA	28:YH:3:ARG:NE	2.12	0.64
22:YA:2758:A:C4	28:YH:67:LEU:HD21	2.33	0.64
30:YN:39:ARG:HB3	30:YN:41:ASP:OD1	1.98	0.64
1:QA:1152:A:H5''	10:QJ:13:HIS:HD2	1.63	0.63
1:QA:573:A:N3	1:QA:883:C:O2'	2.30	0.63
7:QG:148:ASN:N	7:QG:148:ASN:ND2	2.46	0.63
8:QH:97:VAL:HG13	8:QH:98:LYS:N	2.13	0.63
9:QI:47:LEU:N	9:QI:47:LEU:HD22	2.14	0.63
9:QI:62:TYR:O	9:QI:63:ILE:HD12	1.98	0.63
9:QI:97:LYS:HB3	9:QI:98:PRO:HD3	1.79	0.63
15:QO:8:LYS:NZ	15:QO:8:LYS:HB2	2.13	0.63
20:QT:26:ASN:HB2	20:QT:71:THR:HG23	1.79	0.63
22:RA:1296:G:OP1	22:RA:2709:G:O2'	2.15	0.63
30:RN:131:GLN:CD	30:RN:132:ALA:H	2.01	0.63
31:RO:86:ILE:N	31:RO:86:ILE:HD12	2.13	0.63
33:RQ:104:PHE:O	33:RQ:105:GLU:HB3	1.98	0.63
34:RR:28:LEU:HD21	34:RR:114:VAL:HG12	1.79	0.63
39:RW:74:ALA:O	39:RW:75:TYR:HB3	1.98	0.63
2:XB:178:ARG:HD2	8:XH:71:GLY:C	2.18	0.63
3:XC:58:GLU:O	3:XC:64:VAL:HA	1.98	0.63
22:YA:1336:A:H2'	22:YA:1337:G:H8	1.63	0.63
22:YA:852:G:H1	22:YA:925:C:H42	1.45	0.63
25:YE:14:ILE:CG1	25:YE:15:PHE:H	2.08	0.63
31:YO:104:ARG:HG2	31:YO:104:ARG:NH1	2.14	0.63
33:YQ:104:PHE:O	33:YQ:105:GLU:HB3	1.98	0.63
37:YU:92:ARG:O	37:YU:94:ASN:N	2.25	0.63
40:YX:57:LEU:HD12	40:YX:78:LYS:HB2	1.77	0.63

Continued on next page...

Continued from previous page...

Atom-1	Atom-2	Distance(Å)	Clash(Å)
1:QA:855:G:OP2	1:QA:871:U:N3	2.28	0.63
13:QM:51:ALA:O	13:QM:55:ARG:HG3	1.97	0.63
14:QN:18:VAL:HG23	14:QN:19:ARG:H	1.63	0.63
21:QU:15:ARG:HH11	21:QU:15:ARG:HG2	1.63	0.63
30:RN:43:THR:HB	30:RN:46:VAL:CG1	2.27	0.63
38:RV:52:VAL:CG2	38:RV:55:ALA:HB3	2.28	0.63
40:RX:63:LYS:O	40:RX:64:LYS:HD2	1.98	0.63
1:XA:1118:C:H42	1:XA:1155:G:H1	1.46	0.63
2:XB:158:LEU:HD12	2:XB:158:LEU:O	1.97	0.63
1:XA:438:G:H4'	4:XD:123:HIS:CE1	2.33	0.63
9:XI:62:TYR:O	9:XI:63:ILE:HD12	1.98	0.63
15:XO:8:LYS:HB2	15:XO:8:LYS:NZ	2.13	0.63
44:Y1:91:LYS:HG3	44:Y1:92:LYS:H	1.62	0.63
22:YA:566:U:OP1	32:YP:29:LYS:HE2	1.98	0.63
30:YN:131:GLN:CD	30:YN:132:ALA:H	2.01	0.63
34:YR:117:VAL:O	34:YR:118:GLU:HB3	1.99	0.63
1:QA:688:G:H2'	1:QA:689:C:H6	1.62	0.63
2:QB:20:GLU:HB2	2:QB:190:THR:OG1	1.98	0.63
3:QC:181:ASN:ND2	3:QC:204:LEU:HB2	2.13	0.63
2:QB:178:ARG:HD2	8:QH:71:GLY:HA2	1.80	0.63
19:QS:21:GLU:HG3	19:QS:22:LEU:N	2.11	0.63
20:QT:14:LYS:HA	20:QT:17:ARG:NH1	2.14	0.63
45:R2:40:SER:C	45:R2:42:GLY:H	2.00	0.63
22:RA:2723:C:H5''	34:RR:1:MET:HG2	1.79	0.63
24:RD:147:LEU:CD1	24:RD:155:LEU:HD11	2.26	0.63
26:RF:132:VAL:HG23	26:RF:133:ASN:N	2.14	0.63
28:RH:117:PRO:HB3	28:RH:123:PHE:CE1	2.33	0.63
28:RH:3:ARG:HA	28:RH:3:ARG:NE	2.12	0.63
36:RT:49:VAL:HG13	36:RT:49:VAL:O	1.98	0.63
1:XA:1179:A:O3'	9:XI:103:THR:HG23	1.99	0.63
11:XK:12:ARG:HG2	11:XK:13:GLN:H	1.64	0.63
1:XA:1312:G:P	47:Y4:58:ARG:HH12	2.22	0.63
22:YA:184:C:H2'	22:YA:185:U:C6	2.32	0.63
22:YA:483:A:H4'	41:YY:49:VAL:CA	2.21	0.63
25:YE:201:THR:HG21	25:YE:203:LYS:HB3	1.80	0.63
25:YE:50:GLY:HA3	25:YE:74:PRO:HG3	1.79	0.63
36:YT:111:ARG:C	36:YT:113:LYS:H	2.01	0.63
39:YW:110:LYS:HG3	39:YW:111:HIS:ND1	2.13	0.63
1:QA:489:C:OP1	4:QD:132:ARG:NH2	2.32	0.63
3:QC:95:THR:HG22	3:QC:96:GLY:N	2.07	0.63
9:QI:5:TYR:O	9:QI:84:ALA:HA	1.98	0.63
11:QK:48:ILE:HD11	11:QK:64:ALA:CA	2.28	0.63

Continued on next page...

Continued from previous page...

Atom-1	Atom-2	Distance(Å)	Clash(Å)
12:QL:62:SER:O	12:QL:64:TYR:HD1	1.81	0.63
19:QS:39:THR:HG22	19:QS:40:ILE:N	2.14	0.63
49:R6:27:LYS:HZ3	49:R6:27:LYS:HB2	1.62	0.63
22:RA:1259:G:H2'	22:RA:1260:G:C8	2.33	0.63
22:RA:224:G:O6	22:RA:419:C:O2'	2.16	0.63
24:RD:135:PHE:HD2	24:RD:135:PHE:N	1.96	0.63
24:RD:18:VAL:HG12	24:RD:19:ALA:O	1.98	0.63
26:RF:11:VAL:HG12	26:RF:12:LEU:N	2.13	0.63
30:RN:39:ARG:HB3	30:RN:41:ASP:OD1	1.98	0.63
30:RN:61:ARG:HA	30:RN:61:ARG:HE	1.63	0.63
32:RP:112:LEU:HD11	32:RP:114:ILE:HG23	1.80	0.63
2:XB:25:ASN:O	2:XB:27:LYS:N	2.28	0.63
3:XC:95:THR:HG22	3:XC:96:GLY:N	2.06	0.63
11:XK:50:TYR:HH	11:XK:59:TYR:HE2	1.46	0.63
12:XL:18:VAL:HG23	12:XL:19:ARG:H	1.63	0.63
12:XL:62:SER:O	12:XL:64:TYR:HD1	1.82	0.63
18:XR:43:PHE:CE2	18:XR:58:LEU:HD11	2.31	0.63
32:YP:106:LEU:O	32:YP:107:LYS:CB	2.46	0.63
40:YX:18:TYR:C	40:YX:20:GLY:H	2.02	0.63
2:QB:8:LYS:H	2:QB:8:LYS:CD	2.09	0.63
7:QG:9:VAL:CG1	7:QG:94:ARG:HE	2.12	0.63
8:QH:112:LEU:HD12	8:QH:112:LEU:O	1.98	0.63
8:QH:28:ALA:HB3	8:QH:57:PRO:HB2	1.79	0.63
8:QH:6:ILE:HB	8:QH:85:ARG:HH12	1.62	0.63
45:R2:42:GLY:O	45:R2:44:LEU:N	2.30	0.63
24:RD:230:ASP:O	24:RD:231:HIS:HB2	1.98	0.63
30:RN:22:THR:CG2	30:RN:23:LEU:N	2.61	0.63
35:RS:78:LEU:HD11	35:RS:107:GLU:O	1.98	0.63
37:RU:102:GLU:HG3	38:RV:2:PHE:CE2	2.34	0.63
40:RX:18:TYR:C	40:RX:20:GLY:H	2.02	0.63
1:XA:1224:G:C6	1:XA:1322:C:H1'	2.33	0.63
1:XA:606:G:H1	1:XA:631:G:H5''	1.63	0.63
8:XH:20:TYR:HA	8:XH:65:TYR:HE2	1.60	0.63
10:XJ:42:THR:HG23	10:XJ:68:HIS:HA	1.80	0.63
12:XL:86:ARG:HB2	12:XL:101:VAL:CG2	2.28	0.63
45:Y2:40:SER:C	45:Y2:42:GLY:N	2.51	0.63
22:YA:1853:A:N3	22:YA:2233:U:O2'	2.30	0.63
22:YA:2723:C:H5''	34:YR:1:MET:HG2	1.79	0.63
24:YD:230:ASP:O	24:YD:231:HIS:HB2	1.98	0.63
4:QD:30:LYS:HA	4:QD:34:GLU:HB2	1.79	0.63
4:QD:30:LYS:CG	4:QD:35:ARG:HE	2.12	0.63
1:QA:501:C:OP1	12:QL:117:ARG:NH2	2.30	0.63

Continued on next page...

Continued from previous page...

Atom-1	Atom-2	Distance(Å)	Clash(Å)
15:QO:61:GLY:C	15:QO:65:ARG:HH12	2.02	0.63
22:RA:1289:C:H2'	22:RA:1290:C:H6	1.63	0.63
22:RA:1678:G:N2	22:RA:1989:G:H22	1.97	0.63
24:RD:44:ASN:ND2	24:RD:44:ASN:N	2.42	0.63
29:RI:52:ARG:HA	29:RI:55:ALA:HB3	1.80	0.63
33:RQ:81:VAL:O	33:RQ:82:ARG:HD3	1.98	0.63
40:RX:49:VAL:HG13	40:RX:83:VAL:HG13	1.80	0.63
41:RY:95:LYS:CB	41:RY:100:ALA:HA	2.13	0.63
1:XA:321:A:H62	1:XA:328:C:H1'	1.64	0.63
1:XA:939:G:H5''	7:XG:102:ARG:NH2	2.13	0.63
12:XL:46:LYS:CG	12:XL:47:LYS:H	2.11	0.63
20:XT:26:ASN:HB2	20:XT:71:THR:HG23	1.79	0.63
22:YA:2751:G:O5'	22:YA:2751:G:H8	1.81	0.63
24:YD:72:LYS:HG2	24:YD:103:ARG:NH2	2.13	0.63
27:YG:68:PRO:HB2	27:YG:90:LEU:HD12	1.80	0.63
31:YO:86:ILE:HD12	31:YO:86:ILE:N	2.13	0.63
36:YT:16:ARG:HE	36:YT:19:LEU:HD21	1.62	0.63
9:QL:128:ARG:NH1	53:QV:33:U:OP2	2.32	0.63
44:R1:82:LEU:CD1	44:R1:83:GLU:CA	2.76	0.63
45:R2:46:GLN:HA	45:R2:46:GLN:OE1	1.98	0.63
25:RE:131:ALA:HB1	25:RE:135:HIS:CE1	2.34	0.63
26:RF:28:ILE:HG22	26:RF:112:MET:HB3	1.81	0.63
28:RH:153:LYS:HG3	28:RH:161:GLY:HA3	1.81	0.63
33:RQ:66:ILE:CG1	33:RQ:67:ARG:H	2.12	0.63
33:RQ:20:ALA:HB1	33:RQ:99:PRO:CB	2.29	0.63
22:RA:336:C:H5''	41:RY:6:HIS:CD2	2.34	0.63
42:RZ:16:SER:O	42:RZ:20:ARG:HB2	1.97	0.63
1:XA:642:A:N3	8:XH:113:SER:OG	2.25	0.63
2:XB:60:ASP:HB3	2:XB:64:ARG:NH1	2.12	0.63
5:XE:51:VAL:O	5:XE:55:VAL:HG23	1.99	0.63
5:XE:91:LEU:HA	5:XE:120:THR:HG22	1.81	0.63
9:XI:97:LYS:HB3	9:XI:98:PRO:HD3	1.79	0.63
13:XM:77:ASN:HA	47:Y4:71:ARG:HH21	1.64	0.63
16:XP:66:PRO:HG2	16:XP:71:ARG:HH12	1.64	0.63
19:XS:15:LEU:O	19:XS:19:VAL:HG23	1.98	0.63
53:XV:6:G:H1	53:XV:67:C:H42	1.45	0.63
45:Y2:46:GLN:HA	45:Y2:46:GLN:OE1	1.97	0.63
47:Y4:71:ARG:CG	47:Y4:71:ARG:HH11	1.98	0.63
26:YF:67:GLN:O	26:YF:67:GLN:CG	2.32	0.63
28:YH:86:GLU:O	28:YH:87:LEU:HB2	1.99	0.63
35:YS:22:GLY:O	35:YS:23:ARG:O	2.17	0.63
36:YT:60:THR:HG22	36:YT:77:PRO:HA	1.80	0.63

Continued on next page...

Continued from previous page...

Atom-1	Atom-2	Distance(Å)	Clash(Å)
1:QA:811:C:O2'	1:QA:901:A:N1	2.32	0.63
2:QB:187:LEU:HD12	2:QB:205:ASP:HA	1.79	0.63
3:QC:34:LEU:CD2	3:QC:38:ARG:HD2	2.29	0.63
7:QG:113:GLU:CG	7:QG:119:ARG:HG2	2.28	0.63
9:QI:59:PHE:HZ	9:QI:88:TYR:CE1	2.17	0.63
11:QK:58:PRO:HD3	11:QK:89:ALA:HB1	1.81	0.63
44:R1:87:PRO:O	44:R1:88:LYS:C	2.37	0.63
24:RD:133:LEU:HD21	24:RD:191:ALA:CB	2.29	0.63
32:RP:108:LYS:H	32:RP:108:LYS:HD2	1.64	0.63
37:RU:34:LYS:HA	37:RU:34:LYS:CE	2.29	0.63
39:RW:110:LYS:HG3	39:RW:111:HIS:ND1	2.13	0.63
41:RY:86:ARG:O	41:RY:92:ASN:HB2	1.97	0.63
42:RZ:52:SER:OG	42:RZ:52:SER:O	2.13	0.63
1:XA:1226:C:OP2	13:XM:103:THR:OG1	2.14	0.63
2:XB:214:ILE:HD13	2:XB:217:ARG:NH2	2.14	0.63
3:XC:34:LEU:CD2	3:XC:38:ARG:HD2	2.29	0.63
4:XD:153:ARG:HD3	4:XD:181:MET:SD	2.39	0.63
9:XI:118:LYS:O	9:XI:119:ALA:HB3	1.99	0.63
9:XI:17:VAL:HG21	9:XI:81:ILE:N	2.14	0.63
16:XP:8:ARG:HG2	16:XP:8:ARG:HH11	1.64	0.63
32:YP:64:LYS:HB2	51:Y8:25:MET:HG3	1.80	0.63
51:Y8:59:LYS:HB3	51:Y8:59:LYS:HZ3	1.62	0.63
22:YA:451:C:H4'	26:YF:52:LYS:HZ1	1.63	0.63
25:YE:13:ARG:HH12	25:YE:21:VAL:HG12	1.64	0.63
25:YE:35:GLN:CG	25:YE:37:ARG:NE	2.62	0.63
27:YG:61:ALA:HB2	27:YG:68:PRO:HD2	1.81	0.63
30:YN:61:ARG:HE	30:YN:61:ARG:HA	1.63	0.63
30:YN:7:LYS:H	30:YN:7:LYS:HD2	1.64	0.63
30:YN:87:LEU:O	30:YN:87:LEU:HD23	1.99	0.63
33:YQ:20:ALA:HB1	33:YQ:99:PRO:CB	2.28	0.63
33:YQ:30:GLY:HA3	33:YQ:106:VAL:O	1.98	0.63
39:YW:74:ALA:O	39:YW:75:TYR:HB3	1.98	0.63
1:QA:266:G:H5''	1:QA:267:C:C5	2.33	0.63
3:QC:3:ASN:N	3:QC:3:ASN:HD22	1.96	0.63
12:QL:85:ILE:HD11	12:QL:98:TYR:HB2	1.81	0.63
13:QM:40:ASN:HD21	13:QM:42:ALA:HB3	1.64	0.63
19:QS:15:LEU:O	19:QS:19:VAL:HG23	1.98	0.63
54:QX:8:A:O5'	54:QX:8:A:H8	1.82	0.63
49:R6:13:CYS:HB2	49:R6:22:ALA:HB3	1.80	0.63
22:RA:1428:C:N4	22:RA:1570:A:OP2	2.27	0.63
22:RA:1500:G:O2'	24:RD:100:GLY:O	2.16	0.63
26:RF:119:ARG:HH11	26:RF:119:ARG:HG2	1.64	0.63

Continued on next page...

Continued from previous page...

Atom-1	Atom-2	Distance(Å)	Clash(Å)
33:RQ:20:ALA:HB1	33:RQ:99:PRO:CD	2.29	0.63
42:RZ:58:VAL:O	42:RZ:60:GLU:N	2.31	0.63
1:XA:737:A:H2'	1:XA:738:C:C6	2.34	0.63
2:XB:155:LEU:HD12	2:XB:157:ARG:O	1.98	0.63
2:XB:66:GLY:O	2:XB:67:THR:HG23	1.99	0.63
44:Y1:18:ILE:HG12	44:Y1:37:ILE:HG12	1.81	0.63
22:YA:2233:U:H2'	22:YA:2234:G:C8	2.33	0.63
28:YH:153:LYS:HG3	28:YH:161:GLY:HA3	1.81	0.63
32:YP:83:VAL:HG12	32:YP:112:LEU:HD21	1.81	0.63
32:YP:114:ILE:HD11	32:YP:130:PHE:CD1	2.34	0.63
41:YY:87:LYS:O	41:YY:88:LYS:NZ	2.32	0.63
1:QA:1159:U:O2'	1:QA:1160:G:N7	2.31	0.62
2:QB:21:ARG:HB2	2:QB:39:ILE:HA	1.80	0.62
2:QB:66:GLY:O	2:QB:67:THR:HG23	1.99	0.62
3:QC:189:ALA:O	3:QC:191:THR:HG23	1.99	0.62
3:QC:70:VAL:HG12	3:QC:72:LYS:N	2.11	0.62
8:QH:42:GLU:HG3	8:QH:109:ILE:HD12	1.80	0.62
9:QI:118:LYS:O	9:QI:119:ALA:HB3	1.99	0.62
44:R1:76:ARG:HD2	44:R1:76:ARG:H	1.64	0.62
45:R2:65:ASN:HB3	45:R2:69:ARG:NH1	2.10	0.62
22:RA:2015:A:N3	48:R5:2:ALA:N	2.47	0.62
24:RD:44:ASN:HB3	24:RD:49:ILE:CA	2.27	0.62
26:RF:107:LYS:O	26:RF:108:LYS:C	2.37	0.62
34:RR:117:VAL:O	34:RR:118:GLU:HB3	1.99	0.62
34:RR:63:ARG:NH1	34:RR:80:PHE:CD1	2.67	0.62
36:RT:111:ARG:C	36:RT:113:LYS:H	2.01	0.62
36:RT:16:ARG:HE	36:RT:19:LEU:HD21	1.63	0.62
36:RT:60:THR:HG22	36:RT:77:PRO:HA	1.80	0.62
2:XB:236:TYR:CD2	2:XB:239:VAL:HG21	2.34	0.62
4:XD:170:VAL:HG22	4:XD:171:GLY:N	2.12	0.62
4:XD:33:MET:HE2	4:XD:37:PRO:HA	1.80	0.62
9:XI:47:LEU:HD22	9:XI:47:LEU:N	2.14	0.62
12:XL:49:ASN:ND2	12:XL:92:ASP:OD2	2.21	0.62
13:XM:36:LYS:HD3	13:XM:36:LYS:C	2.20	0.62
14:XN:18:VAL:HG23	14:XN:19:ARG:N	2.14	0.62
22:YA:1062:G:H2'	22:YA:1063:G:C8	2.34	0.62
22:YA:1266:G:C5	39:YW:15:ARG:NH1	2.67	0.62
25:YE:4:ILE:CD1	25:YE:28:ALA:HB1	2.29	0.62
33:YQ:10:ARG:O	33:YQ:11:LYS:HB2	1.98	0.62
36:YT:49:VAL:O	36:YT:49:VAL:HG13	1.99	0.62
37:YU:34:LYS:CE	37:YU:34:LYS:HA	2.29	0.62
40:YX:49:VAL:HG13	40:YX:83:VAL:HG13	1.80	0.62

Continued on next page...

Continued from previous page...

Atom-1	Atom-2	Distance(Å)	Clash(Å)
2:QB:214:ILE:HD13	2:QB:217:ARG:NH2	2.14	0.62
2:QB:236:TYR:CD2	2:QB:239:VAL:HG21	2.34	0.62
9:QI:17:VAL:HG21	9:QI:81:ILE:N	2.14	0.62
11:QK:12:ARG:HG2	11:QK:13:GLN:N	2.14	0.62
12:QL:86:ARG:HB2	12:QL:101:VAL:CG2	2.28	0.62
18:QR:82:THR:HG22	18:QR:83:GLU:N	2.15	0.62
1:QA:1397:C:H1'	54:QX:8:A:N6	2.14	0.62
22:RA:1803:A:H4'	24:RD:259:THR:HG21	1.80	0.62
22:RA:2404:C:O3'	32:RP:77:ARG:NH2	2.32	0.62
26:RF:28:ILE:HD13	26:RF:30:PRO:HD3	1.80	0.62
36:RT:96:ARG:NH1	36:RT:96:ARG:HB2	2.14	0.62
8:XH:112:LEU:HD12	8:XH:112:LEU:O	1.98	0.62
11:XK:12:ARG:HG2	11:XK:13:GLN:N	2.14	0.62
22:YA:1270:C:H5''	22:YA:1271:G:H5'	1.81	0.62
26:YF:129:PHE:O	26:YF:130:ALA:HB3	1.99	0.62
36:YT:22:PHE:HD2	36:YT:22:PHE:N	1.97	0.62
40:YX:31:HIS:CE1	40:YX:33:LYS:HB2	2.34	0.62
42:YZ:126:VAL:HG12	42:YZ:163:LEU:HA	1.80	0.62
2:QB:23:ARG:HD3	2:QB:23:ARG:H	1.64	0.62
6:QF:8:ILE:HD11	6:QF:79:LEU:HD13	1.81	0.62
7:QG:140:ASP:C	7:QG:142:GLU:H	2.03	0.62
54:QX:5:C:O2'	54:QX:6:C:H5'	2.00	0.62
55:QY:29:U:H2'	55:QY:30:C:H6	1.61	0.62
22:RA:709:U:H3	22:RA:722:A:H61	1.46	0.62
22:RA:855:G:H1	22:RA:922:U:H3	1.45	0.62
28:RH:136:ILE:H	28:RH:136:ILE:HD12	1.64	0.62
31:RO:8:LEU:HB2	31:RO:19:ILE:HD11	1.81	0.62
35:RS:48:LEU:HD12	35:RS:48:LEU:N	2.14	0.62
1:XA:971:G:N2	1:XA:1363:A:OP2	2.24	0.62
7:XG:140:ASP:HA	7:XG:143:ARG:NH1	2.14	0.62
7:XG:9:VAL:CG1	7:XG:94:ARG:HE	2.12	0.62
8:XH:16:ALA:HB2	8:XH:24:THR:HG21	1.82	0.62
11:XK:99:GLN:HG2	11:XK:105:VAL:CG2	2.29	0.62
13:XM:62:ASN:O	47:Y4:49:PHE:HB2	1.99	0.62
13:XM:121:LYS:HZ1	55:XY:39:C:HO2'	1.45	0.62
26:YF:132:VAL:HG23	26:YF:133:ASN:N	2.14	0.62
27:YG:94:LEU:HD23	27:YG:94:LEU:H	1.64	0.62
32:YP:1:MET:CE	32:YP:5:ASP:HB3	2.25	0.62
36:YT:96:ARG:NH1	36:YT:96:ARG:HB2	2.14	0.62
40:YX:63:LYS:O	40:YX:64:LYS:HD2	1.98	0.62
42:YZ:125:LEU:HG	42:YZ:164:ALA:HB3	1.81	0.62
7:QG:140:ASP:HA	7:QG:143:ARG:NH1	2.14	0.62

Continued on next page...

Continued from previous page...

Atom-1	Atom-2	Distance(Å)	Clash(Å)
11:QK:19:ALA:HA	11:QK:32:ILE:HG22	1.80	0.62
22:RA:141:A:H8	22:RA:1595:G:H21	1.48	0.62
22:RA:2131:G:H4'	22:RA:2132:U:H4'	1.81	0.62
22:RA:2438:U:O3'	22:RA:2439:A:H3'	1.99	0.62
22:RA:2580:U:H4'	25:RE:130:GLY:HA3	1.82	0.62
27:RG:94:LEU:HD23	27:RG:94:LEU:N	2.14	0.62
32:RP:83:VAL:HG12	32:RP:112:LEU:HD21	1.81	0.62
32:RP:65:ARG:CG	32:RP:65:ARG:HH11	2.06	0.62
35:RS:26:LEU:HD22	35:RS:87:PHE:HD1	1.63	0.62
36:RT:24:PRO:O	36:RT:94:ALA:HB2	2.00	0.62
1:XA:1364:U:O2'	1:XA:1365:G:OP1	2.17	0.62
1:XA:452:A:H62	1:XA:480:U:H3	1.47	0.62
3:XC:3:ASN:N	3:XC:3:ASN:HD22	1.97	0.62
1:XA:690:G:H22	11:XK:55:LYS:NZ	1.96	0.62
11:XK:57:THR:HG22	11:XK:59:TYR:H	1.65	0.62
43:Y0:11:ARG:O	43:Y0:14:ARG:NH2	2.32	0.62
49:Y6:44:ARG:O	49:Y6:45:LYS:HB2	2.00	0.62
22:YA:1336:A:H2'	22:YA:1337:G:C8	2.34	0.62
22:YA:1430:C:H2'	22:YA:1431:U:C6	2.34	0.62
22:YA:2451:A:C2'	53:XV:76:A:HO2'	2.13	0.62
24:YD:35:LYS:HA	24:YD:64:ILE:HG22	1.81	0.62
28:YH:136:ILE:HD12	28:YH:136:ILE:H	1.64	0.62
30:YN:26:LEU:O	30:YN:30:ILE:HG13	1.99	0.62
32:YP:65:ARG:HE	51:Y8:15:LYS:HB2	1.64	0.62
34:YR:63:ARG:NH1	34:YR:80:PHE:CD1	2.67	0.62
35:YS:48:LEU:N	35:YS:48:LEU:HD12	2.14	0.62
5:QE:51:VAL:O	5:QE:55:VAL:HG23	1.99	0.62
9:QI:13:ALA:HB2	9:QI:67:GLY:O	2.00	0.62
12:QL:10:LEU:HD13	17:QQ:32:TYR:CD2	2.33	0.62
12:QL:47:LYS:CB	12:QL:48:PRO:HD3	2.29	0.62
13:QM:97:PRO:HB2	13:QM:101:GLN:HE22	1.65	0.62
45:R2:40:SER:C	45:R2:42:GLY:N	2.50	0.62
24:RD:72:LYS:HG2	24:RD:103:ARG:NH2	2.13	0.62
24:RD:134:ARG:HD3	24:RD:135:PHE:CE2	2.34	0.62
25:RE:13:ARG:HH12	25:RE:21:VAL:HG12	1.64	0.62
25:RE:35:GLN:CG	25:RE:37:ARG:NE	2.62	0.62
26:RF:129:PHE:O	26:RF:130:ALA:HB3	1.99	0.62
27:RG:77:ILE:HD13	27:RG:82:LEU:CD1	2.29	0.62
28:RH:137:ASP:HB3	28:RH:140:LYS:HB2	1.81	0.62
32:RP:61:ARG:H	32:RP:61:ARG:CD	2.09	0.62
40:RX:31:HIS:CE1	40:RX:33:LYS:HB2	2.34	0.62
1:XA:118:U:H3'	1:XA:288:A:H61	1.64	0.62

Continued on next page...

Continued from previous page...

Atom-1	Atom-2	Distance(Å)	Clash(Å)
1:XA:266:G:H5'	1:XA:268:C:H41	1.63	0.62
2:XB:20:GLU:HB2	2:XB:190:THR:OG1	1.99	0.62
4:XD:29:PRO:C	4:XD:30:LYS:HD3	2.19	0.62
11:XK:58:PRO:HD3	11:XK:89:ALA:HB1	1.81	0.62
18:XR:82:THR:HG22	18:XR:83:GLU:N	2.15	0.62
45:Y2:41:ILE:HG12	45:Y2:44:LEU:HD12	1.82	0.62
22:YA:1372:U:H2'	22:YA:1373:A:H5'	1.81	0.62
22:YA:503:A:H4'	22:YA:504:U:H5'	1.82	0.62
26:YF:107:LYS:O	26:YF:108:LYS:C	2.36	0.62
30:YN:133:GLN:O	30:YN:134:ARG:HB3	1.99	0.62
35:YS:100:ALA:HA	35:YS:103:GLU:CG	2.30	0.62
38:YV:52:VAL:CG2	38:YV:55:ALA:HB3	2.28	0.62
1:QA:920:U:H2'	1:QA:921:U:C6	2.34	0.62
4:QD:153:ARG:HD3	4:QD:181:MET:SD	2.39	0.62
5:QE:50:GLU:HG3	5:QE:52:PRO:HD2	1.79	0.62
8:QH:84:ARG:NH1	8:QH:84:ARG:HG3	2.10	0.62
11:QK:57:THR:HG22	11:QK:59:TYR:H	1.64	0.62
14:QN:41:ARG:HH21	14:QN:42:ILE:HD11	1.62	0.62
17:QQ:11:VAL:HG23	17:QQ:20:THR:HB	1.79	0.62
49:R6:18:ARG:HD2	49:R6:18:ARG:O	2.00	0.62
49:R6:41:PRO:HG2	49:R6:45:LYS:N	2.10	0.62
22:RA:2232:U:OP1	44:R1:40:ARG:NH1	2.32	0.62
22:RA:301:G:H1	22:RA:316:C:H42	1.48	0.62
22:RA:380:U:H2'	22:RA:381:G:C8	2.33	0.62
26:RF:32:LEU:CD1	26:RF:105:VAL:HG13	2.29	0.62
30:RN:96:GLU:O	30:RN:98:VAL:N	2.33	0.62
35:RS:22:GLY:O	35:RS:23:ARG:O	2.17	0.62
36:RT:108:ARG:O	36:RT:111:ARG:HG3	2.00	0.62
38:RV:36:PRO:HA	38:RV:56:SER:OG	1.98	0.62
39:RW:60:ASN:C	39:RW:61:ASN:HD22	2.03	0.62
2:XB:115:LEU:CD2	2:XB:153:ARG:HD3	2.30	0.62
2:XB:23:ARG:H	2:XB:23:ARG:HD3	1.64	0.62
10:XJ:29:ARG:O	10:XJ:29:ARG:HG2	2.00	0.62
11:XK:51:LYS:CA	11:XK:55:LYS:HD3	2.22	0.62
13:XM:69:GLU:O	13:XM:72:ALA:N	2.32	0.62
14:XN:53:LEU:HB3	14:XN:56:VAL:HG21	1.80	0.62
16:XP:51:VAL:CG1	16:XP:52:ASP:H	2.11	0.62
44:Y1:91:LYS:HE3	44:Y1:91:LYS:HA	1.82	0.62
45:Y2:69:ARG:HB2	45:Y2:69:ARG:CZ	2.29	0.62
45:Y2:70:GLN:O	45:Y2:71:ASN:HB2	2.00	0.62
22:YA:2529:G:O6	52:Y9:31:LYS:NZ	2.33	0.62
22:YA:2580:U:H4'	25:YE:130:GLY:HA3	1.79	0.62

Continued on next page...

Continued from previous page...

Atom-1	Atom-2	Distance(Å)	Clash(Å)
31:YO:104:ARG:CZ	36:YT:34:VAL:HG11	2.29	0.62
32:YP:105:LEU:O	32:YP:106:LEU:CB	2.42	0.62
3:QC:127:ARG:HG2	3:QC:127:ARG:HH11	1.64	0.62
4:QD:106:TYR:HE1	4:QD:112:VAL:O	1.82	0.62
8:QH:29:SER:HB3	8:QH:32:LYS:CG	2.22	0.62
9:QI:116:LYS:O	9:QI:118:LYS:N	2.33	0.62
9:QI:65:VAL:HG21	9:QI:73:GLN:HB3	1.81	0.62
18:QR:25:THR:O	18:QR:25:THR:HG22	2.00	0.62
44:R1:18:ILE:HG12	44:R1:37:ILE:HG12	1.81	0.62
22:RA:2395:C:O2'	44:R1:30:VAL:HG12	1.99	0.62
24:RD:27:THR:O	24:RD:29:PRO:HD2	1.99	0.62
30:RN:7:LYS:HD2	30:RN:7:LYS:H	1.64	0.62
1:XA:376:G:H5''	16:XP:5:ARG:HD2	1.80	0.62
4:XD:79:PHE:CD2	4:XD:79:PHE:C	2.71	0.62
4:XD:96:LEU:CD2	4:XD:96:LEU:H	2.11	0.62
6:XF:8:ILE:HD11	6:XF:79:LEU:HD13	1.81	0.62
8:XH:58:TYR:O	8:XH:59:LEU:HD23	2.00	0.62
13:XM:65:LYS:H	47:Y4:50:VAL:HG21	1.63	0.62
19:XS:64:GLU:C	47:Y4:55:ARG:HH12	2.03	0.62
49:Y6:13:CYS:HB2	49:Y6:22:ALA:HB3	1.81	0.62
49:Y6:27:LYS:HB2	49:Y6:27:LYS:HZ3	1.65	0.62
22:YA:10:G:N2	22:YA:2802:G:OP1	2.31	0.62
22:YA:699:A:H2'	22:YA:700:G:O4'	2.00	0.62
22:YA:878:A:N6	22:YA:899:A:O2'	2.33	0.62
25:YE:131:ALA:HB1	25:YE:135:HIS:CE1	2.34	0.62
26:YF:28:ILE:HD13	26:YF:30:PRO:HD3	1.80	0.62
27:YG:112:PRO:HB3	47:Y4:37:SER:CB	2.25	0.62
27:YG:170:ARG:O	27:YG:174:GLU:HB2	2.00	0.62
27:YG:94:LEU:HD23	27:YG:94:LEU:N	2.14	0.62
32:YP:112:LEU:HD11	32:YP:114:ILE:HG23	1.80	0.62
36:YT:108:ARG:O	36:YT:111:ARG:HG3	2.00	0.62
22:YA:1600:C:OP1	40:YX:58:HIS:NE2	2.27	0.62
41:YY:48:ALA:HB2	41:YY:61:ILE:HD13	1.82	0.62
5:QE:51:VAL:HB	5:QE:52:PRO:CD	2.30	0.62
13:QM:69:GLU:O	13:QM:72:ALA:N	2.32	0.62
44:R1:91:LYS:HA	44:R1:91:LYS:HE3	1.82	0.62
45:R2:69:ARG:CZ	45:R2:69:ARG:HB2	2.30	0.62
32:RP:64:LYS:HB2	51:R8:25:MET:HG3	1.80	0.62
22:RA:1636:C:O2'	22:RA:1760:A:N3	2.27	0.62
22:RA:2439:A:H5'	22:RA:2439:A:C8	2.34	0.62
24:RD:137:PRO:HB2	24:RD:140:THR:HG23	1.81	0.62
24:RD:70:TRP:CH2	24:RD:150:LYS:HA	2.35	0.62

Continued on next page...

Continued from previous page...

Atom-1	Atom-2	Distance(Å)	Clash(Å)
27:RG:68:PRO:HB2	27:RG:90:LEU:HD12	1.80	0.62
30:RN:26:LEU:O	30:RN:30:ILE:HG13	1.99	0.62
30:RN:87:LEU:HD23	30:RN:87:LEU:O	1.99	0.62
41:RY:87:LYS:O	41:RY:88:LYS:NZ	2.31	0.62
5:XE:42:GLY:HA2	5:XE:136:MET:HE1	1.82	0.62
13:XM:66:LEU:HA	13:XM:70:LEU:HD23	1.81	0.62
17:XQ:65:ILE:HD12	17:XQ:65:ILE:N	2.15	0.62
19:XS:12:ASP:OD1	19:XS:37:ARG:HD2	2.00	0.62
47:Y4:61:ARG:O	47:Y4:63:TYR:N	2.33	0.62
24:YD:133:LEU:HD21	24:YD:191:ALA:CB	2.29	0.62
29:YI:93:THR:N	29:YI:96:ASP:OD1	2.26	0.62
31:YO:7:TYR:HE1	31:YO:20:MET:HE3	1.65	0.62
4:QD:196:LEU:C	4:QD:198:VAL:H	2.02	0.62
1:QA:1069:C:O2'	5:QE:25:ARG:NH1	2.31	0.62
8:QH:16:ALA:HB2	8:QH:24:THR:HG21	1.82	0.62
22:RA:1006:C:H1'	30:RN:106:MET:CE	2.30	0.62
22:RA:1543:A:O2'	22:RA:1544:C:H3'	2.00	0.62
22:RA:2065:C:H1'	22:RA:2449:U:H3	1.64	0.62
22:RA:288:C:H2'	22:RA:289:A:C8	2.31	0.62
25:RE:35:GLN:HG2	25:RE:37:ARG:NE	2.14	0.62
33:RQ:86:GLY:C	33:RQ:88:GLY:H	2.03	0.62
35:RS:100:ALA:HA	35:RS:103:GLU:CG	2.30	0.62
31:RO:78:ARG:HH21	36:RT:103:ARG:NH2	1.98	0.62
36:RT:31:SER:HA	36:RT:44:ASP:OD2	2.00	0.62
36:RT:57:PHE:CD2	36:RT:58:ASN:N	2.66	0.62
1:XA:370:C:O2'	1:XA:371:G:C5'	2.45	0.62
2:XB:194:PRO:HG2	2:XB:195:ASP:H	1.64	0.62
9:XI:116:LYS:O	9:XI:118:LYS:N	2.33	0.62
13:XM:62:ASN:ND2	47:Y4:47:GLN:NE2	2.48	0.62
16:XP:4:ILE:HG13	16:XP:21:VAL:CG1	2.29	0.62
16:XP:20:VAL:HG21	16:XP:32:TYR:CD2	2.35	0.62
20:XT:14:LYS:HA	20:XT:17:ARG:NH1	2.14	0.62
55:XY:29:U:H2'	55:XY:30:C:H6	1.60	0.62
22:YA:1140:C:H5''	30:YN:66:LYS:HZ1	1.65	0.62
22:YA:1803:A:H4'	24:YD:259:THR:HG21	1.82	0.62
22:YA:1697:G:O2'	22:YA:1978:A:OP1	2.16	0.62
22:YA:2040:C:H2'	22:YA:2041:U:C6	2.35	0.62
24:YD:182:LEU:H	24:YD:272:ALA:HB3	1.63	0.62
25:YE:104:VAL:HG11	25:YE:188:VAL:HG23	1.82	0.62
26:YF:28:ILE:HG22	26:YF:112:MET:HB3	1.80	0.62
39:YW:60:ASN:C	39:YW:61:ASN:HD22	2.03	0.62
1:QA:973:G:H3'	1:QA:974:A:H5''	1.80	0.62

Continued on next page...

Continued from previous page...

Atom-1	Atom-2	Distance(Å)	Clash(Å)
6:QF:77:ARG:HB2	6:QF:77:ARG:NH1	2.15	0.62
13:QM:117:VAL:HG22	13:QM:118:ALA:N	2.15	0.62
14:QN:23:ARG:NH1	14:QN:30:ALA:HB2	2.14	0.62
16:QP:66:PRO:HG2	16:QP:71:ARG:HH12	1.64	0.62
43:R0:48:GLY:HA3	43:R0:80:HIS:CE1	2.35	0.62
44:R1:3:LYS:HD3	44:R1:43:TYR:CD2	2.35	0.62
45:R2:17:SER:HB2	45:R2:18:PRO:CA	2.30	0.62
27:RG:6:ALA:HB2	47:R4:23:GLU:OE2	2.00	0.62
47:R4:61:ARG:O	47:R4:63:TYR:N	2.33	0.62
47:R4:71:ARG:NH1	47:R4:71:ARG:CG	2.60	0.62
22:RA:1667:G:O2'	22:RA:1669:A:N6	2.33	0.62
22:RA:2083:G:C6	22:RA:2084:C:C4	2.88	0.62
22:RA:2416:C:H5''	32:RP:64:LYS:HE3	1.81	0.62
27:RG:9:ARG:HG2	27:RG:13:GLU:OE1	2.00	0.62
35:RS:17:ARG:HG3	35:RS:18:ILE:N	2.14	0.62
35:RS:26:LEU:HD12	35:RS:39:ILE:CD1	2.23	0.62
1:XA:1126:U:H1'	1:XA:1280:A:C5	2.34	0.62
3:XC:111:LEU:HD21	3:XC:144:SER:O	2.00	0.62
3:XC:189:ALA:O	3:XC:191:THR:HG23	1.99	0.62
5:XE:51:VAL:HB	5:XE:52:PRO:CD	2.30	0.62
45:Y2:17:SER:HB2	45:Y2:18:PRO:CA	2.30	0.62
22:YA:1537:C:H2'	22:YA:1538:G:C8	2.35	0.62
22:YA:2607:G:H2'	22:YA:2608:G:O4'	1.99	0.62
22:YA:507:A:H5''	22:YA:508:G:H5'	1.82	0.62
22:YA:558:G:P	30:YN:111:PRO:HD2	2.39	0.62
24:YD:134:ARG:HD3	24:YD:135:PHE:CE2	2.35	0.62
27:YG:142:PRO:HB2	47:Y4:31:ILE:CD1	2.30	0.62
6:QF:10:LEU:HD13	6:QF:61:LEU:CD1	2.30	0.61
13:QM:66:LEU:HA	13:QM:70:LEU:HD23	1.81	0.61
15:QO:68:ARG:O	15:QO:72:ARG:HB2	2.00	0.61
47:R4:23:GLU:O	47:R4:25:TYR:N	2.33	0.61
22:RA:1796:U:H2'	22:RA:1797:C:C6	2.35	0.61
22:RA:642:G:H21	22:RA:646:A:H2	1.47	0.61
27:RG:111:LEU:HB2	27:RG:112:PRO:HD3	1.82	0.61
27:RG:170:ARG:O	27:RG:174:GLU:HB2	2.00	0.61
28:RH:153:LYS:CB	28:RH:154:PRO:CD	2.69	0.61
32:RP:50:ARG:CB	32:RP:50:ARG:NH2	2.57	0.61
36:RT:22:PHE:N	36:RT:22:PHE:HD2	1.97	0.61
37:RU:92:ARG:HD3	37:RU:94:ASN:HB3	1.82	0.61
9:XI:65:VAL:HG21	9:XI:73:GLN:HB3	1.82	0.61
12:XL:50:SER:O	12:XL:51:ALA:HB2	2.00	0.61
14:YN:32:SER:O	14:YN:40:CYS:C	2.37	0.61

Continued on next page...

Continued from previous page...

Atom-1	Atom-2	Distance(Å)	Clash(Å)
19:XS:39:THR:HG22	19:XS:40:ILE:N	2.14	0.61
44:Y1:87:PRO:O	44:Y1:88:LYS:C	2.37	0.61
22:YA:1178:C:H2'	22:YA:1179:C:C6	2.35	0.61
23:YB:40:U:H3	23:YB:43:C:H5''	1.65	0.61
25:YE:51:PHE:O	25:YE:52:LEU:C	2.38	0.61
33:YQ:54:MET:O	33:YQ:57:HIS:HB3	2.00	0.61
33:YQ:88:GLY:C	33:YQ:90:VAL:H	2.02	0.61
37:YU:102:GLU:HG3	38:YV:2:PHE:CE2	2.34	0.61
3:QC:111:LEU:HD21	3:QC:144:SER:O	2.00	0.61
10:QJ:29:ARG:HG2	10:QJ:29:ARG:O	2.00	0.61
10:QJ:53:PRO:HA	14:QN:42:ILE:HD12	1.82	0.61
11:QK:121:PRO:HD2	11:QK:126:ARG:HD3	1.82	0.61
15:QO:26:GLU:CD	15:QO:77:ARG:HH12	2.03	0.61
49:R6:44:ARG:O	49:R6:45:LYS:HB2	2.00	0.61
22:RA:307:G:H21	22:RA:330:A:H62	1.48	0.61
24:RD:133:LEU:HD21	24:RD:191:ALA:HB2	1.82	0.61
25:RE:201:THR:HG22	25:RE:203:LYS:N	2.07	0.61
22:RA:995:C:N4	30:RN:2:LYS:HG3	2.15	0.61
22:RA:517:C:O2'	39:RW:18:ARG:NH2	2.33	0.61
41:RY:101:LYS:HE3	41:RY:102:CYS:SG	2.40	0.61
1:XA:1104:G:H4'	2:XB:111:ARG:NH1	2.15	0.61
1:XA:1310:G:H5''	47:Y4:71:ARG:OXT	2.00	0.61
3:XC:127:ARG:HH11	3:XC:127:ARG:HG2	1.64	0.61
9:XI:59:PHE:HZ	9:XI:88:TYR:CE1	2.17	0.61
15:XO:74:ASP:OD1	15:XO:77:ARG:HG2	2.00	0.61
44:Y1:76:ARG:HD2	44:Y1:76:ARG:H	1.64	0.61
22:YA:2014:A:O2'	48:Y5:2:ALA:HB2	2.00	0.61
22:YA:746:A:C6	22:YA:2611:U:H5''	2.35	0.61
26:YF:32:LEU:CD1	26:YF:105:VAL:HG13	2.29	0.61
32:YP:50:ARG:NH2	32:YP:50:ARG:CB	2.58	0.61
33:YQ:86:GLY:C	33:YQ:88:GLY:N	2.52	0.61
7:QG:15:ASP:O	7:QG:19:GLY:HA2	2.00	0.61
14:QN:18:VAL:HG23	14:QN:19:ARG:N	2.14	0.61
14:QN:23:ARG:CD	14:QN:28:GLY:O	2.49	0.61
19:QS:11:VAL:O	19:QS:12:ASP:HB2	2.00	0.61
47:R4:35:VAL:O	47:R4:37:SER:N	2.26	0.61
24:RD:72:LYS:HE3	24:RD:75:ILE:HD12	1.82	0.61
32:RP:114:ILE:HD11	32:RP:130:PHE:CD1	2.34	0.61
9:XI:128:ARG:HD3	53:XV:32:C:OP2	2.00	0.61
15:XO:61:GLY:C	15:XO:65:ARG:HH12	2.02	0.61
44:Y1:73:LEU:C	44:Y1:75:GLU:H	2.03	0.61
49:Y6:18:ARG:O	49:Y6:18:ARG:HD2	2.00	0.61

Continued on next page...

Continued from previous page...

Atom-1	Atom-2	Distance(Å)	Clash(Å)
29:YI:104:GLN:O	29:YI:105:HIS:ND1	2.29	0.61
36:YT:31:SER:HA	36:YT:44:ASP:OD2	2.00	0.61
1:QA:1397:C:HO2'	54:QX:8:A:N6	1.98	0.61
1:QA:939:G:OP1	7:QG:102:ARG:NH1	2.34	0.61
2:QB:108:ILE:O	2:QB:111:ARG:HB2	2.01	0.61
5:QE:91:LEU:HA	5:QE:120:THR:HG22	1.81	0.61
11:QK:12:ARG:HG2	11:QK:13:GLN:H	1.63	0.61
12:QL:47:LYS:CG	12:QL:48:PRO:HD3	2.29	0.61
16:QP:4:ILE:HG13	16:QP:21:VAL:CG1	2.29	0.61
22:RA:1924:C:H4'	53:QV:13:C:O2'	2.00	0.61
22:RA:38:A:N3	26:RF:48:THR:OG1	2.33	0.61
24:RD:237:GLU:OE1	24:RD:237:GLU:CA	2.48	0.61
28:RH:152:ARG:O	28:RH:153:LYS:CD	2.48	0.61
28:RH:86:GLU:O	28:RH:87:LEU:HB2	1.99	0.61
31:RO:97:ARG:N	31:RO:117:LEU:HD22	2.15	0.61
34:RR:38:VAL:HB	34:RR:39:PRO:HD3	1.81	0.61
3:XC:3:ASN:N	3:XC:3:ASN:ND2	2.48	0.61
6:XF:77:ARG:NH1	6:XF:77:ARG:HB2	2.15	0.61
7:XG:15:ASP:O	7:XG:19:GLY:HA2	2.00	0.61
19:XS:5:LEU:HD22	47:Y4:67:TYR:CZ	2.35	0.61
20:XT:34:LYS:O	20:XT:38:LYS:HB2	2.01	0.61
21:XU:15:ARG:HG2	21:XU:15:ARG:HH11	1.63	0.61
43:Y0:7:LEU:C	53:XV:2:G:H4'	2.20	0.61
24:YD:227:ASN:CB	24:YD:228:PRO:HD2	2.24	0.61
24:YD:27:THR:O	24:YD:29:PRO:HD2	1.99	0.61
27:YG:6:ALA:HB2	47:Y4:23:GLU:OE2	1.99	0.61
28:YH:6:ARG:HG3	28:YH:7:LEU:N	2.15	0.61
31:YO:8:LEU:HB2	31:YO:19:ILE:HD11	1.81	0.61
31:YO:78:ARG:HH21	36:YT:103:ARG:NH2	1.97	0.61
32:YP:108:LYS:H	32:YP:108:LYS:HD2	1.64	0.61
33:YQ:66:ILE:CG1	33:YQ:67:ARG:H	2.12	0.61
35:YS:17:ARG:HG3	35:YS:18:ILE:N	2.14	0.61
39:YW:5:ALA:O	39:YW:50:VAL:HG13	2.00	0.61
1:QA:1502:A:H2	1:QA:1505:G:H1	1.49	0.61
2:QB:115:LEU:CD2	2:QB:153:ARG:HD3	2.30	0.61
4:QD:162:LEU:CD1	4:QD:181:MET:HB3	2.31	0.61
8:QH:39:LEU:O	8:QH:45:ILE:HG12	2.01	0.61
13:QM:36:LYS:C	13:QM:36:LYS:HD3	2.20	0.61
46:R3:29:ARG:CB	46:R3:29:ARG:HH11	2.13	0.61
27:RG:142:PRO:HB2	47:R4:31:ILE:CD1	2.30	0.61
23:RB:88:C:H2'	23:RB:89:G:O4'	2.00	0.61
29:RI:130:TYR:HB3	29:RI:136:VAL:HG13	1.83	0.61

Continued on next page...

Continued from previous page...

Atom-1	Atom-2	Distance(Å)	Clash(Å)
30:RN:62:VAL:CG1	30:RN:66:LYS:HD2	2.30	0.61
32:RP:65:ARG:HE	51:R8:15:LYS:HB2	1.64	0.61
35:RS:88:ASP:O	35:RS:89:ARG:CB	2.49	0.61
31:RO:104:ARG:CZ	36:RT:34:VAL:HG11	2.29	0.61
41:RY:48:ALA:HB2	41:RY:61:ILE:HD13	1.82	0.61
1:XA:923:A:O2'	1:XA:1399:C:OP2	2.17	0.61
6:XF:10:LEU:HD13	6:XF:61:LEU:CD1	2.30	0.61
9:XI:28:VAL:HG13	9:XI:63:ILE:HG22	1.83	0.61
47:Y4:23:GLU:O	47:Y4:25:TYR:N	2.33	0.61
51:Y8:22:VAL:HG21	51:Y8:53:PRO:HB2	1.83	0.61
51:Y8:29:LYS:HD3	51:Y8:44:LYS:CB	2.30	0.61
22:YA:277:C:H3'	22:YA:278:A:C5'	2.31	0.61
22:YA:862:G:H2'	22:YA:863:A:O4'	2.01	0.61
22:YA:890:A:HO2'	22:YA:892:G:H8	1.48	0.61
23:YB:44:G:H1'	23:YB:47:C:N4	2.15	0.61
24:YD:137:PRO:HB2	24:YD:140:THR:HG23	1.81	0.61
25:YE:35:GLN:HG2	25:YE:37:ARG:NE	2.14	0.61
28:YH:152:ARG:O	28:YH:153:LYS:CD	2.48	0.61
30:YN:62:VAL:CG1	30:YN:66:LYS:HD2	2.30	0.61
30:YN:96:GLU:O	30:YN:98:VAL:N	2.33	0.61
33:YQ:2:LEU:HD23	33:YQ:2:LEU:H	1.65	0.61
38:YV:46:VAL:HG13	38:YV:46:VAL:O	2.01	0.61
40:YX:15:GLU:OE1	40:YX:15:GLU:N	2.34	0.61
1:QA:1124:G:H3'	1:QA:1145:C:N4	2.16	0.61
1:QA:1305:G:N2	1:QA:1331:G:H2'	2.16	0.61
4:QD:129:ASN:HA	4:QD:145:GLU:HB2	1.82	0.61
7:QG:113:GLU:CB	7:QG:119:ARG:HG2	2.29	0.61
10:QJ:98:ILE:N	10:QJ:98:ILE:HD12	2.16	0.61
49:R6:25:LYS:HD2	51:R8:34:TRP:CZ2	2.36	0.61
23:RB:55:U:H4'	27:RG:28:VAL:CG2	2.30	0.61
29:RI:74:ASN:OD1	29:RI:74:ASN:N	2.34	0.61
39:RW:82:LEU:HB2	39:RW:98:LYS:HB2	1.82	0.61
2:XB:108:ILE:O	2:XB:111:ARG:HB2	2.01	0.61
2:XB:17:PHE:CD2	2:XB:44:LEU:HD11	2.36	0.61
5:XE:131:ILE:O	5:XE:134:ALA:HB3	2.01	0.61
11:XK:121:PRO:HD2	11:XK:126:ARG:HD3	1.82	0.61
12:XL:126:LYS:C	12:XL:128:ALA:H	2.04	0.61
12:XL:85:ILE:HD11	12:XL:98:TYR:HB2	1.81	0.61
19:XS:11:VAL:O	19:XS:12:ASP:HB2	2.00	0.61
45:Y2:41:ILE:HD11	45:Y2:44:LEU:HG	1.82	0.61
22:YA:675:A:C8	22:YA:804:A:C6	2.89	0.61
24:YD:35:LYS:HE3	24:YD:64:ILE:C	2.21	0.61

Continued on next page...

Continued from previous page...

Atom-1	Atom-2	Distance(Å)	Clash(Å)
24:YD:70:TRP:CH2	24:YD:150:LYS:HA	2.35	0.61
27:YG:77:ILE:HD13	27:YG:82:LEU:CD1	2.29	0.61
36:YT:24:PRO:O	36:YT:94:ALA:HB2	2.00	0.61
41:YY:44:ILE:HG13	41:YY:45:VAL:H	1.64	0.61
1:QA:1152:A:OP1	10:QJ:68:HIS:NE2	2.34	0.61
2:QB:194:PRO:HG2	2:QB:195:ASP:H	1.64	0.61
4:QD:11:LEU:HA	4:QD:14:ARG:HB2	1.82	0.61
22:RA:1285:G:N2	22:RA:1329:U:OP1	2.23	0.61
22:RA:2030:A:H4'	22:RA:2031:A:H8	1.66	0.61
24:RD:174:ILE:N	24:RD:174:ILE:HD12	2.16	0.61
24:RD:21:PHE:HB3	24:RD:24:ILE:HG13	1.83	0.61
24:RD:35:LYS:HA	24:RD:64:ILE:HG22	1.82	0.61
39:RW:5:ALA:O	39:RW:50:VAL:HG13	2.00	0.61
2:XB:21:ARG:HG3	2:XB:38:GLY:O	2.01	0.61
4:XD:149:ALA:HB3	4:XD:152:SER:HB2	1.82	0.61
4:XD:196:LEU:C	4:XD:198:VAL:H	2.02	0.61
7:XG:140:ASP:C	7:XG:142:GLU:H	2.03	0.61
18:XR:25:THR:HG22	18:XR:25:THR:O	2.00	0.61
13:XM:62:ASN:ND2	47:Y4:47:GLN:HE22	1.98	0.61
22:YA:1264:G:H5'	48:Y5:11:THR:HG21	1.83	0.61
22:YA:1484:G:H1	22:YA:1505:C:H42	1.46	0.61
22:YA:628:G:H2'	22:YA:629:G:H8	1.65	0.61
24:YD:25:THR:HG21	24:YD:81:ALA:CA	2.31	0.61
25:YE:52:LEU:HB3	25:YE:54:GLN:OE1	2.00	0.61
28:YH:137:ASP:HB3	28:YH:140:LYS:HB2	1.81	0.61
29:YI:113:ARG:HB3	29:YI:131:LYS:HD3	1.82	0.61
34:YR:38:VAL:HB	34:YR:39:PRO:HD3	1.81	0.61
35:YS:49:VAL:HG22	35:YS:80:LEU:HD12	1.83	0.61
39:YW:28:SER:O	39:YW:31:GLU:N	2.34	0.61
41:YY:19:LYS:HG3	41:YY:19:LYS:O	2.01	0.61
1:QA:1495:U:O4	58:QA:1666:PAR:H222	1.99	0.61
4:QD:90:GLY:CA	4:QD:204:ILE:HD11	2.30	0.61
10:QJ:34:VAL:CG2	10:QJ:74:ILE:HG22	2.30	0.61
16:QP:20:VAL:HG21	16:QP:32:TYR:CD2	2.35	0.61
17:QQ:67:LYS:HA	17:QQ:70:ARG:NH1	2.15	0.61
20:QT:84:LEU:O	20:QT:88:VAL:HG23	2.01	0.61
44:R1:80:LEU:O	44:R1:81:LYS:HD2	2.01	0.61
48:R5:52:TYR:O	48:R5:53:ALA:HB3	2.01	0.61
51:R8:29:LYS:HD3	51:R8:44:LYS:CB	2.30	0.61
51:R8:48:PHE:CD1	51:R8:48:PHE:N	2.66	0.61
22:RA:1441:G:H2'	22:RA:1442:G:H8	1.66	0.61
22:RA:2555:U:O2	56:Z6:74:C:N3	2.32	0.61

Continued on next page...

Continued from previous page...

Atom-1	Atom-2	Distance(Å)	Clash(Å)
22:RA:2773:C:H2'	22:RA:2774:C:H6	1.65	0.61
28:RH:6:ARG:HG3	28:RH:7:LEU:N	2.15	0.61
30:RN:23:LEU:HD12	30:RN:99:LEU:HD23	1.82	0.61
30:RN:7:LYS:CD	30:RN:9:VAL:H	2.14	0.61
38:RV:46:VAL:HG13	38:RV:46:VAL:O	2.01	0.61
40:RX:66:LEU:O	40:RX:66:LEU:HD23	2.01	0.61
1:XA:1321:C:H5''	1:XA:1322:C:H5''	1.83	0.61
1:XA:688:G:H2'	1:XA:689:C:H6	1.66	0.61
4:XD:162:LEU:CD1	4:XD:181:MET:HB3	2.31	0.61
8:XH:102:ARG:HH11	8:XH:105:ARG:NH2	1.99	0.61
13:XM:117:VAL:HG22	13:XM:118:ALA:N	2.15	0.61
15:XO:68:ARG:O	15:XO:72:ARG:HB2	2.00	0.61
1:XA:1014:A:H4'	19:XS:14:HIS:NE2	2.16	0.61
22:YA:1310:G:OP2	50:Y7:9:ARG:NH1	2.34	0.61
24:YD:2:ALA:HB3	24:YD:20:ASP:HB3	1.83	0.61
25:YE:95:ILE:N	25:YE:95:ILE:HD12	2.15	0.61
26:YF:164:ARG:HG2	26:YF:164:ARG:HH11	1.66	0.61
31:YO:91:LEU:HD22	31:YO:91:LEU:N	2.16	0.61
32:YP:96:THR:HG22	32:YP:126:VAL:HB	1.82	0.61
37:YU:88:ILE:CD1	37:YU:88:ILE:H	2.05	0.61
1:QA:119:A:H4'	1:QA:120:A:O5'	2.00	0.61
3:QC:70:VAL:O	3:QC:106:VAL:HG23	2.01	0.61
4:QD:90:GLY:HA2	4:QD:204:ILE:HD11	1.83	0.61
5:QE:78:HIS:HB3	8:QH:104:ARG:O	2.01	0.61
6:QF:98:LEU:HD12	6:QF:98:LEU:O	2.01	0.61
46:R3:5:LYS:HB2	46:R3:36:VAL:HG12	1.82	0.61
49:R6:41:PRO:HD2	49:R6:46:HIS:N	2.16	0.61
22:RA:2857:G:N2	22:RA:2860:A:OP2	2.32	0.61
33:RQ:2:LEU:HD23	33:RQ:2:LEU:H	1.65	0.61
37:RU:69:CYS:HB3	37:RU:106:PHE:CZ	2.36	0.61
38:RV:35:LEU:HD23	38:RV:35:LEU:O	2.01	0.61
1:XA:489:C:OP1	4:XD:132:ARG:NH2	2.32	0.61
1:XA:757:U:OP1	1:XA:822:C:O2'	2.19	0.61
4:XD:196:LEU:N	4:XD:196:LEU:HD12	2.15	0.61
6:XF:69:GLU:O	6:XF:72:VAL:HG12	2.01	0.61
10:XJ:34:VAL:CG2	10:XJ:74:ILE:HG22	2.30	0.61
3:XC:13:GLY:HA3	14:YN:57:ARG:CZ	2.31	0.61
46:Y3:5:LYS:HB2	46:Y3:36:VAL:HG12	1.82	0.61
22:YA:2655:G:N2	22:YA:2665:A:OP2	2.33	0.61
24:YD:133:LEU:HD21	24:YD:191:ALA:HB2	1.82	0.61
25:YE:35:GLN:CG	25:YE:37:ARG:HE	2.11	0.61
26:YF:119:ARG:HH11	26:YF:119:ARG:HG2	1.64	0.61

Continued on next page...

Continued from previous page...

Atom-1	Atom-2	Distance(Å)	Clash(Å)
30:YN:7:LYS:CD	30:YN:9:VAL:H	2.14	0.61
33:YQ:20:ALA:HB1	33:YQ:99:PRO:CD	2.30	0.61
34:YR:44:LEU:HD22	34:YR:48:VAL:HG23	1.83	0.61
40:YX:14:SER:O	40:YX:17:ALA:N	2.34	0.61
40:YX:66:LEU:O	40:YX:66:LEU:HD23	2.01	0.61
2:QB:80:ILE:CD1	2:QB:208:ILE:HG23	2.22	0.61
2:QB:60:ASP:O	2:QB:64:ARG:HG2	2.01	0.61
3:QC:3:ASN:N	3:QC:3:ASN:ND2	2.48	0.61
4:QD:29:PRO:CG	4:QD:30:LYS:HD3	2.28	0.61
8:QH:118:VAL:C	8:QH:119:LEU:HD23	2.21	0.61
11:QK:99:GLN:HG2	11:QK:105:VAL:CG2	2.28	0.61
12:QL:126:LYS:C	12:QL:128:ALA:H	2.03	0.61
13:QM:9:ILE:O	13:QM:9:ILE:HD12	2.01	0.61
17:QQ:65:ILE:HD12	17:QQ:65:ILE:N	2.15	0.61
20:QT:34:LYS:O	20:QT:38:LYS:HB2	2.01	0.61
22:RA:2401:U:H2'	22:RA:2402:C:H5''	1.83	0.61
22:RA:656:G:H2'	22:RA:657:U:O4'	2.00	0.61
24:RD:35:LYS:HG2	24:RD:64:ILE:CG2	2.31	0.61
26:RF:175:THR:O	26:RF:176:LEU:CB	2.48	0.61
26:RF:63:LYS:HE2	26:RF:67:GLN:HB3	1.83	0.61
30:RN:58:ASP:N	30:RN:60:ILE:HD11	2.16	0.61
32:RP:96:THR:HG22	32:RP:126:VAL:HB	1.83	0.61
23:RB:7:G:N2	35:RS:38:GLN:OE1	2.26	0.61
35:RS:49:VAL:HG22	35:RS:80:LEU:HD12	1.82	0.61
38:RV:15:GLU:HG3	38:RV:16:PRO:HD2	1.83	0.61
39:RW:65:LEU:HD12	39:RW:68:ARG:NH1	2.10	0.61
40:RX:14:SER:O	40:RX:17:ALA:N	2.34	0.61
1:XA:1366:C:H2'	1:XA:1367:C:H6	1.65	0.61
6:XF:45:LEU:HD12	6:XF:59:TYR:HD1	1.66	0.61
6:XF:98:LEU:HD12	6:XF:98:LEU:O	2.01	0.61
8:XH:23:SER:HA	8:XH:63:LEU:CD2	2.24	0.61
9:XI:13:ALA:HB2	9:XI:67:GLY:O	2.00	0.61
13:XM:96:LEU:HB3	13:XM:97:PRO:HD2	1.83	0.61
15:XO:26:GLU:CD	15:XO:77:ARG:HH12	2.03	0.61
17:XQ:67:LYS:HA	17:XQ:70:ARG:NH1	2.15	0.61
46:Y3:59:VAL:HG12	46:Y3:60:GLU:N	2.16	0.61
49:Y6:7:ILE:HG13	49:Y6:8:LYS:N	2.06	0.61
22:YA:1637:A:H4'	22:YA:2711:A:O2'	2.01	0.61
22:YA:363(B):G:H2'	22:YA:363(C):G:H8	1.65	0.61
24:YD:147:LEU:CD1	24:YD:155:LEU:HD11	2.26	0.61
25:YE:131:ALA:HB1	25:YE:135:HIS:HE1	1.65	0.61
27:YG:44:GLY:HA2	27:YG:88:ILE:CG1	2.31	0.61

Continued on next page...

Continued from previous page...

Atom-1	Atom-2	Distance(Å)	Clash(Å)
32:YP:27:HIS:N	32:YP:27:HIS:ND1	2.49	0.61
35:YS:89:ARG:O	35:YS:90:GLY:O	2.19	0.61
42:YZ:91:LEU:HD12	42:YZ:96:VAL:HG11	1.82	0.61
1:QA:1095:U:P	1:QA:1108:G:H1	2.25	0.60
3:QC:47:LEU:O	3:QC:52:LEU:HD22	2.01	0.60
4:QD:149:ALA:HB3	4:QD:152:SER:HB2	1.82	0.60
8:QH:49:GLU:O	8:QH:51:VAL:HG13	2.01	0.60
15:QO:5:LYS:O	15:QO:8:LYS:HG2	2.01	0.60
45:R2:41:ILE:HD11	45:R2:44:LEU:HG	1.83	0.60
46:R3:59:VAL:HG12	46:R3:60:GLU:N	2.16	0.60
22:RA:140:A:H8	22:RA:1408:C:HO2'	1.48	0.60
27:RG:28:VAL:O	27:RG:31:VAL:HG12	2.01	0.60
30:RN:6:PRO:HG3	30:RN:41:ASP:HB2	1.83	0.60
39:RW:28:SER:O	39:RW:31:GLU:N	2.34	0.60
1:XA:1112:C:H1'	3:XC:179:ARG:NH1	2.15	0.60
3:XC:47:LEU:O	3:XC:52:LEU:HD22	2.01	0.60
4:XD:106:TYR:HE1	4:XD:112:VAL:O	1.82	0.60
5:XE:43:LEU:HD21	5:XE:132:ALA:HB1	1.83	0.60
16:XP:20:VAL:HG22	16:XP:21:VAL:N	2.16	0.60
19:XS:16:LEU:O	19:XS:20:LEU:HG	2.01	0.60
49:Y6:41:PRO:HD2	49:Y6:46:HIS:N	2.16	0.60
22:YA:1287:A:N7	34:YR:107:ASP:HB2	2.16	0.60
22:YA:2306:C:H2'	22:YA:2307:G:N2	2.14	0.60
24:YD:35:LYS:NZ	24:YD:65:ILE:HA	2.15	0.60
24:YD:54:ARG:HH11	24:YD:54:ARG:CG	2.14	0.60
30:YN:17:ASP:O	30:YN:18:ALA:HB3	2.01	0.60
30:YN:99:LEU:O	30:YN:103:VAL:HG23	2.01	0.60
38:YV:41:GLY:H	38:YV:46:VAL:HG13	1.66	0.60
39:YW:82:LEU:HB2	39:YW:98:LYS:HB2	1.82	0.60
2:QB:141:GLU:O	2:QB:145:LEU:HD23	2.01	0.60
4:QD:196:LEU:HD12	4:QD:196:LEU:N	2.15	0.60
16:QP:40:ASP:OD2	16:QP:42:ARG:HB2	2.02	0.60
19:QS:68:GLY:CA	47:R4:68:ARG:CG	2.65	0.60
22:RA:1169:G:H1	22:RA:1180:C:H42	1.49	0.60
22:RA:527:C:N4	22:RA:2779:U:OP2	2.34	0.60
25:RE:104:VAL:HG11	25:RE:188:VAL:HG23	1.82	0.60
25:RE:52:LEU:HB3	25:RE:54:GLN:OE1	2.00	0.60
22:RA:2562:U:O2'	31:RO:23:ARG:NH1	2.33	0.60
31:RO:91:LEU:N	31:RO:91:LEU:HD22	2.16	0.60
33:RQ:66:ILE:CG1	33:RQ:67:ARG:N	2.64	0.60
34:RR:52:ILE:O	34:RR:55:ALA:HB3	2.01	0.60
1:XA:690:G:H2'	1:XA:691:G:O4'	2.02	0.60

Continued on next page...

Continued from previous page...

Atom-1	Atom-2	Distance(Å)	Clash(Å)
3:XC:141:VAL:O	3:XC:146:ALA:HB3	2.01	0.60
7:XG:79:ARG:HH11	7:XG:79:ARG:HG2	1.66	0.60
8:XH:118:VAL:C	8:XH:119:LEU:HD23	2.21	0.60
8:XH:6:ILE:HB	8:XH:85:ARG:HH12	1.62	0.60
13:XM:40:ASN:HD21	13:XM:42:ALA:HB3	1.64	0.60
13:XM:57:ARG:NH2	47:Y4:34:GLU:O	2.34	0.60
22:YA:270(R):G:N3	44:Y1:78:LYS:NZ	2.48	0.60
22:YA:787:U:H5''	22:YA:788:A:H5'	1.83	0.60
33:YQ:66:ILE:CG1	33:YQ:67:ARG:N	2.64	0.60
41:YY:101:LYS:HE3	41:YY:102:CYS:SG	2.40	0.60
1:QA:1493:A:OP1	58:QA:1666:PAR:O41	2.09	0.60
2:QB:114:ARG:O	2:QB:117:GLU:HB2	2.01	0.60
2:QB:132:LYS:HA	2:QB:135:GLN:CD	2.22	0.60
4:QD:76:ARG:HD2	4:QD:207:TYR:HE2	1.66	0.60
9:QI:28:VAL:HG13	9:QI:63:ILE:HG22	1.82	0.60
11:QK:41:THR:HG21	11:QK:71:LYS:HB2	1.83	0.60
19:QS:12:ASP:OD1	19:QS:37:ARG:HD2	2.00	0.60
20:QT:101:GLY:O	20:QT:103:GLY:N	2.35	0.60
45:R2:70:GLN:O	45:R2:71:ASN:HB2	2.00	0.60
22:RA:2335:A:O2'	22:RA:2336:A:O5'	2.19	0.60
22:RA:2848:G:O2'	22:RA:2849:U:OP2	2.17	0.60
22:RA:507:A:H5''	22:RA:508:G:H5'	1.83	0.60
24:RD:35:LYS:NZ	24:RD:65:ILE:HA	2.15	0.60
27:RG:61:ALA:HB2	27:RG:68:PRO:HD2	1.80	0.60
28:RH:126:PRO:CD	28:RH:127:GLU:N	2.65	0.60
33:RQ:88:GLY:C	33:RQ:90:VAL:H	2.02	0.60
33:RQ:86:GLY:C	33:RQ:88:GLY:N	2.52	0.60
38:RV:66:ARG:HH12	38:RV:88:ARG:HH11	1.49	0.60
40:RX:43:VAL:CG1	40:RX:51:VAL:HG21	2.31	0.60
1:XA:1124:G:H3'	1:XA:1145:C:N4	2.15	0.60
1:XA:1225:A:H5''	1:XA:1226:C:OP2	2.01	0.60
2:XB:69:LEU:O	2:XB:162:ILE:HA	2.01	0.60
3:XC:70:VAL:O	3:XC:106:VAL:HG23	2.01	0.60
3:XC:88:ARG:NH1	3:XC:101:LEU:H	1.99	0.60
9:XI:3:GLN:HB3	9:XI:20:ARG:HG2	1.82	0.60
1:XA:375:U:H4'	16:XP:17:TYR:HE2	1.67	0.60
44:Y1:3:LYS:HD3	44:Y1:43:TYR:CD2	2.35	0.60
22:YA:2757:A:OP1	52:Y9:19:ARG:HA	2.02	0.60
22:YA:1103:A:H5'	22:YA:1104:C:H5	1.67	0.60
24:YD:263:ARG:CB	24:YD:263:ARG:HH11	2.15	0.60
25:YE:37:ARG:CA	25:YE:37:ARG:NE	2.64	0.60
36:YT:34:VAL:HG12	36:YT:36:GLU:HG2	1.84	0.60

Continued on next page...

Continued from previous page...

Atom-1	Atom-2	Distance(Å)	Clash(Å)
37:YU:69:CYS:HB3	37:YU:106:PHE:CZ	2.36	0.60
1:QA:1312:G:H5''	47:R4:67:TYR:OH	2.00	0.60
1:QA:584:G:H2'	1:QA:585:G:H8	1.64	0.60
2:QB:17:PHE:CD2	2:QB:44:LEU:HD11	2.36	0.60
3:QC:88:ARG:NH1	3:QC:101:LEU:H	1.99	0.60
3:QC:88:ARG:O	3:QC:99:VAL:HG21	2.01	0.60
4:QD:146:ILE:H	4:QD:146:ILE:HD12	1.66	0.60
6:QF:1:MET:HA	6:QF:67:MET:O	2.02	0.60
6:QF:69:GLU:O	6:QF:72:VAL:HG12	2.01	0.60
10:QJ:32:ALA:H	10:QJ:78:ASN:HD21	1.49	0.60
11:QK:78:GLN:O	11:QK:103:LEU:HA	2.01	0.60
16:QP:20:VAL:HG22	16:QP:21:VAL:N	2.16	0.60
16:QP:8:ARG:HG2	16:QP:8:ARG:HH11	1.64	0.60
45:R2:41:ILE:HG12	45:R2:44:LEU:HD12	1.81	0.60
24:RD:263:ARG:CB	24:RD:263:ARG:HH11	2.14	0.60
27:RG:94:LEU:HD23	27:RG:94:LEU:H	1.64	0.60
31:RO:104:ARG:HG2	31:RO:104:ARG:NH1	2.14	0.60
2:XB:132:LYS:HA	2:XB:135:GLN:CD	2.22	0.60
2:XB:221:LEU:O	2:XB:221:LEU:HD13	2.02	0.60
5:XE:79:GLU:HB3	5:XE:92:LYS:HA	1.84	0.60
6:XF:61:LEU:HB3	6:XF:63:TYR:HE2	1.67	0.60
8:XH:49:GLU:O	8:XH:51:VAL:HG13	2.02	0.60
12:XL:5:PRO:HA	12:XL:9:GLN:NE2	2.16	0.60
13:XM:37:THR:CG2	13:XM:39:ILE:HD11	2.32	0.60
13:XM:9:ILE:HD12	13:XM:9:ILE:O	2.01	0.60
13:XM:4:ILE:H	13:XM:9:ILE:HG22	1.62	0.60
16:XP:40:ASP:OD2	16:XP:42:ARG:HB2	2.02	0.60
49:Y6:13:CYS:O	49:Y6:21:TYR:HA	2.02	0.60
25:YE:53:PRO:HG2	25:YE:54:GLN:NE2	2.17	0.60
32:YP:13:ASN:O	32:YP:15:ARG:N	2.34	0.60
26:YF:34:TRP:CZ3	32:YP:8:PRO:HB3	2.36	0.60
35:YS:99:LYS:O	35:YS:102:ALA:N	2.34	0.60
4:QD:79:PHE:C	4:QD:79:PHE:CD2	2.71	0.60
9:QI:3:GLN:HB3	9:QI:20:ARG:HG2	1.82	0.60
14:QN:23:ARG:HD2	14:QN:28:GLY:O	2.00	0.60
44:R1:80:LEU:C	44:R1:81:LYS:CD	2.69	0.60
22:RA:1263:U:H2'	22:RA:1264:G:C8	2.36	0.60
22:RA:1434:A:H61	22:RA:1558:A:H62	1.50	0.60
22:RA:2277:G:H5'	33:RQ:85:LYS:HG3	1.82	0.60
22:RA:848:G:H2'	22:RA:849:A:C8	2.35	0.60
23:RB:52:A:H62	35:RS:33:LYS:HG3	1.66	0.60
25:RE:4:ILE:C	25:RE:5:LEU:HD23	2.22	0.60

Continued on next page...

Continued from previous page...

Atom-1	Atom-2	Distance(Å)	Clash(Å)
27:RG:50:ALA:O	27:RG:53:LEU:HB3	2.01	0.60
28:RH:44:VAL:O	28:RH:44:VAL:HG22	2.01	0.60
37:RU:96:ALA:C	37:RU:98:LEU:H	2.04	0.60
41:RY:19:LYS:HG3	41:RY:19:LYS:O	2.01	0.60
1:XA:1446:A:O2'	1:XA:1447:G:O5'	2.20	0.60
2:XB:60:ASP:O	2:XB:64:ARG:HG2	2.01	0.60
3:XC:130:VAL:O	3:XC:134:ILE:HG12	2.01	0.60
3:XC:70:VAL:HG12	3:XC:72:LYS:N	2.11	0.60
4:XD:146:ILE:H	4:XD:146:ILE:HD12	1.66	0.60
4:XD:90:GLY:CA	4:XD:204:ILE:HD11	2.31	0.60
8:XH:39:LEU:O	8:XH:45:ILE:HG12	2.01	0.60
10:XJ:5:ARG:O	10:XJ:98:ILE:HA	2.01	0.60
11:XK:78:GLN:O	11:XK:103:LEU:HA	2.01	0.60
20:XT:104:LEU:HD12	20:XT:105:SER:H	1.66	0.60
54:XX:8:A:O5'	54:XX:8:A:H8	1.83	0.60
44:Y1:80:LEU:O	44:Y1:81:LYS:HD2	2.00	0.60
48:Y5:52:TYR:O	48:Y5:53:ALA:HB3	2.02	0.60
24:YD:166:GLN:HE21	24:YD:166:GLN:CA	2.14	0.60
24:YD:35:LYS:NZ	24:YD:64:ILE:O	2.32	0.60
24:YD:25:THR:HG21	24:YD:81:ALA:HA	1.83	0.60
25:YE:63:LEU:CD1	25:YE:64:LYS:H	2.04	0.60
27:YG:28:VAL:O	27:YG:31:VAL:HG12	2.01	0.60
28:YH:44:VAL:O	28:YH:44:VAL:HG22	2.01	0.60
22:YA:558:G:OP1	30:YN:111:PRO:HD2	2.02	0.60
30:YN:16:ILE:O	30:YN:55:VAL:HG22	2.01	0.60
34:YR:52:ILE:O	34:YR:55:ALA:HB3	2.01	0.60
35:YS:11:LYS:HB2	35:YS:91:PRO:HD3	1.84	0.60
39:YW:36:LEU:HD11	39:YW:47:VAL:HG12	1.83	0.60
3:QC:141:VAL:O	3:QC:146:ALA:HB3	2.01	0.60
8:QH:58:TYR:O	8:QH:59:LEU:HD23	2.00	0.60
8:QH:86:ILE:HG22	8:QH:93:VAL:HG21	1.84	0.60
15:QO:74:ASP:OD1	15:QO:77:ARG:HG2	2.01	0.60
22:RA:1289:C:H2'	22:RA:1290:C:C6	2.36	0.60
22:RA:1826:G:H4'	24:RD:242:ARG:NH2	2.14	0.60
22:RA:2328:A:H2'	22:RA:2329:G:C8	2.36	0.60
25:RE:51:PHE:O	25:RE:52:LEU:C	2.38	0.60
22:RA:443:A:C5	26:RF:45:ARG:HD2	2.37	0.60
27:RG:179:PRO:HG3	47:R4:38:LYS:HZ2	1.66	0.60
27:RG:64:THR:HG23	27:RG:66:GLN:H	1.67	0.60
30:RN:133:GLN:O	30:RN:134:ARG:HB3	1.99	0.60
32:RP:55:ARG:HD2	32:RP:56:SER:O	2.01	0.60
33:RQ:54:MET:O	33:RQ:57:HIS:HB3	2.00	0.60

Continued on next page...

Continued from previous page...

Atom-1	Atom-2	Distance(Å)	Clash(Å)
33:RQ:80:GLU:C	33:RQ:81:VAL:HG13	2.22	0.60
1:XA:1178:G:N2	1:XA:1181:G:N7	2.49	0.60
5:XE:74:GLY:O	5:XE:115:VAL:HA	2.01	0.60
9:XI:9:ARG:CB	9:XI:14:VAL:HG22	2.31	0.60
14:XN:44:LEU:HD12	14:XN:48:ALA:HB2	1.84	0.60
22:YA:2287:A:N6	22:YA:2344:U:H3	1.99	0.60
24:YD:35:LYS:HG2	24:YD:64:ILE:CG2	2.31	0.60
31:YO:97:ARG:N	31:YO:117:LEU:HD22	2.15	0.60
37:YU:90:VAL:CG1	37:YU:91:ASP:H	2.00	0.60
38:YV:35:LEU:O	38:YV:35:LEU:HD23	2.01	0.60
2:QB:221:LEU:O	2:QB:221:LEU:HD13	2.02	0.60
6:QF:61:LEU:HB3	6:QF:63:TYR:HE2	1.67	0.60
6:QF:97:PHE:HD2	6:QF:97:PHE:C	2.05	0.60
9:QI:114:TYR:O	9:QI:114:TYR:HD2	1.85	0.60
9:QI:9:ARG:CB	9:QI:14:VAL:HG22	2.32	0.60
20:QT:104:LEU:HD12	20:QT:105:SER:H	1.66	0.60
27:RG:112:PRO:HB3	47:R4:37:SER:CB	2.25	0.60
22:RA:1259:G:H2'	22:RA:1260:G:H8	1.66	0.60
22:RA:896:A:H2	42:RZ:146:ILE:HD11	1.67	0.60
26:RF:164:ARG:HG2	26:RF:164:ARG:HH11	1.66	0.60
26:RF:34:TRP:CZ3	32:RP:8:PRO:HB3	2.36	0.60
30:RN:17:ASP:O	30:RN:18:ALA:HB3	2.01	0.60
30:RN:99:LEU:O	30:RN:103:VAL:HG23	2.02	0.60
34:RR:92:GLY:H	34:RR:94:TYR:HE2	1.49	0.60
41:RY:44:ILE:HG13	41:RY:45:VAL:H	1.65	0.60
1:XA:791:G:N2	1:XA:1497:G:O3'	2.35	0.60
2:XB:141:GLU:O	2:XB:145:LEU:HD23	2.01	0.60
4:XD:129:ASN:HA	4:XD:145:GLU:HB2	1.82	0.60
5:XE:33:VAL:HG11	5:XE:109:ILE:HA	1.83	0.60
6:XF:97:PHE:HD2	6:XF:97:PHE:C	2.05	0.60
7:XG:113:GLU:CB	7:XG:119:ARG:HG2	2.29	0.60
9:XI:96:LEU:HD23	9:XI:102:LEU:HD12	1.84	0.60
9:XI:85:LEU:O	9:XI:85:LEU:HD12	2.02	0.60
13:XM:3:ARG:HA	13:XM:9:ILE:CG2	2.21	0.60
13:XM:97:PRO:HB2	13:XM:101:GLN:HE22	1.65	0.60
24:YD:147:LEU:HD13	24:YD:155:LEU:CD1	2.29	0.60
24:YD:35:LYS:HD3	24:YD:63:ARG:CB	2.32	0.60
25:YE:93:VAL:N	25:YE:95:ILE:HD12	2.17	0.60
30:YN:23:LEU:HD12	30:YN:99:LEU:HD23	1.82	0.60
37:YU:92:ARG:NH1	37:YU:95:LEU:CD1	2.65	0.60
38:YV:99:ILE:CD1	38:YV:99:ILE:N	2.65	0.60
40:YX:43:VAL:CG1	40:YX:51:VAL:HG21	2.31	0.60

Continued on next page...

Continued from previous page...

Atom-1	Atom-2	Distance(Å)	Clash(Å)
1:QA:161:A:H2'	1:QA:162:A:C8	2.37	0.60
4:QD:11:LEU:O	4:QD:14:ARG:N	2.35	0.60
5:QE:131:ILE:O	5:QE:134:ALA:HB3	2.01	0.60
5:QE:42:GLY:HA2	5:QE:136:MET:HE1	1.82	0.60
5:QE:43:LEU:HD21	5:QE:132:ALA:HB1	1.83	0.60
9:QI:85:LEU:HD12	9:QI:85:LEU:O	2.02	0.60
12:QL:54:LYS:N	12:QL:54:LYS:CD	2.65	0.60
14:QN:15:LYS:HD2	14:QN:16:PHE:CZ	2.37	0.60
19:QS:25:LYS:O	19:QS:26:GLY:O	2.20	0.60
1:QA:323:U:H5'	20:QT:23:ARG:HB2	1.84	0.60
43:R0:68:GLU:OE1	43:R0:82:ARG:NH1	2.35	0.60
44:R1:73:LEU:C	44:R1:75:GLU:H	2.03	0.60
45:R2:32:LEU:HD11	45:R2:54:LYS:HG3	1.84	0.60
22:RA:1081:U:H3'	22:RA:1082:U:H4'	1.84	0.60
22:RA:25:U:H5''	39:RW:80:PRO:HD3	1.84	0.60
23:RB:11:C:H3'	23:RB:12:C:H6	1.67	0.60
24:RD:2:ALA:HB3	24:RD:20:ASP:HB3	1.83	0.60
24:RD:25:THR:HG21	24:RD:81:ALA:CA	2.31	0.60
25:RE:37:ARG:CA	25:RE:37:ARG:NE	2.64	0.60
25:RE:4:ILE:CD1	25:RE:28:ALA:HB1	2.30	0.60
25:RE:95:ILE:HD12	25:RE:95:ILE:N	2.15	0.60
27:RG:44:GLY:HA2	27:RG:88:ILE:CG1	2.30	0.60
32:RP:138:LEU:C	32:RP:140:ALA:N	2.55	0.60
32:RP:13:ASN:O	32:RP:15:ARG:N	2.34	0.60
37:RU:76:TYR:CZ	37:RU:80:ILE:HG13	2.37	0.60
6:XF:1:MET:HA	6:XF:67:MET:O	2.02	0.60
7:XG:148:ASN:N	7:XG:148:ASN:ND2	2.46	0.60
44:Y1:80:LEU:C	44:Y1:81:LYS:CD	2.69	0.60
22:YA:1543:A:O2'	22:YA:1544:C:O5'	2.18	0.60
22:YA:2414:G:H21	32:YP:67:MET:HE1	1.66	0.60
24:YD:21:PHE:HB3	24:YD:24:ILE:HG13	1.83	0.60
24:YD:72:LYS:HE3	24:YD:75:ILE:HD12	1.82	0.60
26:YF:175:THR:O	26:YF:176:LEU:CB	2.49	0.60
32:YP:79:ARG:HD3	32:YP:110:TYR:HE1	1.67	0.60
1:QA:1032(A):G:H2'	1:QA:1032(B):G:C8	2.36	0.60
1:QA:1080:A:H5''	5:QE:16:THR:HG21	1.83	0.60
1:QA:1128:C:H42	1:QA:1144:G:H1	1.49	0.60
1:QA:1397:C:C2'	54:QX:8:A:N6	2.65	0.60
2:QB:4:GLU:CG	2:QB:5:ILE:H	1.99	0.60
3:QC:130:VAL:O	3:QC:134:ILE:HG12	2.01	0.60
4:QD:114:ARG:NH1	4:QD:114:ARG:HG3	2.13	0.60
13:QM:37:THR:CG2	13:QM:39:ILE:HD11	2.32	0.60

Continued on next page...

Continued from previous page...

Atom-1	Atom-2	Distance(Å)	Clash(Å)
3:QC:13:GLY:HA3	14:QN:57:ARG:CZ	2.31	0.60
20:QT:96:GLY:O	20:QT:97:ALA:HB3	2.02	0.60
24:RD:35:LYS:HD3	24:RD:63:ARG:CB	2.32	0.60
25:RE:53:PRO:HG2	25:RE:54:GLN:NE2	2.16	0.60
22:RA:2635:C:OP1	25:RE:78:LEU:HD12	2.02	0.60
26:RF:46:ARG:CG	26:RF:46:ARG:HH11	2.04	0.60
27:RG:128:ARG:HG3	27:RG:128:ARG:NH2	2.17	0.60
28:RH:117:PRO:HB3	28:RH:123:PHE:CD1	2.37	0.60
28:RH:30:LYS:CD	28:RH:81:GLU:H	2.15	0.60
28:RH:89:ILE:O	28:RH:91:GLY:N	2.35	0.60
34:RR:44:LEU:O	34:RR:48:VAL:HG23	2.02	0.60
38:RV:18:LEU:HB3	38:RV:96:ILE:HG12	1.83	0.60
40:RX:15:GLU:OE1	40:RX:15:GLU:N	2.34	0.60
1:XA:321:A:N6	1:XA:329:A:OP2	2.33	0.60
2:XB:114:ARG:O	2:XB:117:GLU:HB2	2.02	0.60
4:XD:90:GLY:HA2	4:XD:204:ILE:HD11	1.83	0.60
14:YN:19:ARG:O	14:YN:20:ALA:C	2.40	0.60
51:Y8:53:PRO:CD	51:Y8:54:GLU:H	2.15	0.60
22:YA:2086:U:H2'	22:YA:2087:G:H8	1.66	0.60
22:YA:2543:G:H2'	22:YA:2544:G:C8	2.35	0.60
24:YD:35:LYS:CG	24:YD:64:ILE:N	2.56	0.60
25:YE:93:VAL:N	25:YE:95:ILE:CD1	2.65	0.60
26:YF:63:LYS:HE2	26:YF:67:GLN:HB3	1.83	0.60
27:YG:9:ARG:HG2	27:YG:13:GLU:OE1	2.01	0.60
32:YP:121:LYS:HG3	32:YP:122:PRO:HD2	1.84	0.60
32:YP:138:LEU:C	32:YP:140:ALA:N	2.55	0.60
33:YQ:63:LYS:HE2	33:YQ:65:PHE:CE1	2.37	0.60
34:YR:75:LEU:HD13	34:YR:75:LEU:C	2.22	0.60
36:YT:107:ASP:O	36:YT:110:ILE:HG22	2.02	0.60
38:YV:66:ARG:HH12	38:YV:88:ARG:HH11	1.49	0.60
1:QA:962:C:H2'	1:QA:963:G:H8	1.67	0.60
10:QJ:5:ARG:O	10:QJ:98:ILE:HA	2.01	0.60
25:RE:116:VAL:O	25:RE:117:MET:CB	2.49	0.60
25:RE:63:LEU:CD1	25:RE:64:LYS:H	2.04	0.60
32:RP:27:HIS:N	32:RP:27:HIS:ND1	2.49	0.60
34:RR:44:LEU:HD22	34:RR:48:VAL:HG23	1.82	0.60
36:RT:34:VAL:HG12	36:RT:36:GLU:HG2	1.83	0.60
41:RY:4:LYS:O	41:RY:5:MET:HB2	2.01	0.60
42:RZ:70:LEU:HB2	42:RZ:91:LEU:HD21	1.84	0.60
1:XA:1175:G:H2'	1:XA:1176:A:C8	2.37	0.60
9:XI:111:ARG:HG2	9:XI:112:LYS:N	2.16	0.60
10:XJ:98:ILE:N	10:XJ:98:ILE:HD12	2.15	0.60

Continued on next page...

Continued from previous page...

Atom-1	Atom-2	Distance(Å)	Clash(Å)
12:XL:54:LYS:CD	12:XL:54:LYS:N	2.64	0.60
44:Y1:81:LYS:HZ3	44:Y1:81:LYS:HA	0.70	0.60
25:YE:68:ALA:O	25:YE:69:LYS:HG3	2.02	0.60
27:YG:50:ALA:O	27:YG:53:LEU:HB3	2.01	0.60
4:QD:96:LEU:H	4:QD:96:LEU:CD2	2.11	0.59
5:QE:74:GLY:O	5:QE:115:VAL:HA	2.01	0.59
22:RA:242:G:C8	51:R8:5:LYS:HG2	2.36	0.59
22:RA:1043:C:N3	22:RA:1112:G:N2	2.43	0.59
22:RA:1795:C:O2	24:RD:255:LYS:HE2	2.02	0.59
22:RA:384:U:H2'	22:RA:385:C:H6	1.67	0.59
24:RD:165:ILE:HA	24:RD:175:LEU:HD23	1.83	0.59
26:RF:155:LEU:CD1	26:RF:174:VAL:HG13	2.32	0.59
27:RG:126:ASP:OD1	27:RG:130:ASN:HB2	2.02	0.59
29:RI:129:THR:HA	29:RI:137:PRO:HA	1.83	0.59
33:RQ:81:VAL:HG23	33:RQ:82:ARG:H	1.67	0.59
34:RR:75:LEU:C	34:RR:75:LEU:HD13	2.22	0.59
36:RT:107:ASP:O	36:RT:110:ILE:HG22	2.02	0.59
38:RV:35:LEU:HB2	38:RV:37:VAL:HG23	1.85	0.59
1:XA:1023:G:H3'	1:XA:1024:G:H5''	1.83	0.59
1:XA:296:U:H2'	1:XA:297:G:H8	1.67	0.59
1:XA:522:C:H41	12:XL:53:ARG:HH22	1.49	0.59
16:XP:51:VAL:CG1	16:XP:52:ASP:N	2.65	0.59
22:YA:2562:U:O2'	31:YO:23:ARG:NH1	2.33	0.59
22:YA:2698:U:H2'	22:YA:2699:C:C6	2.36	0.59
27:YG:111:LEU:HB2	27:YG:112:PRO:HD3	1.82	0.59
37:YU:92:ARG:HD3	37:YU:94:ASN:HB3	1.82	0.59
38:YV:35:LEU:HB2	38:YV:37:VAL:HG23	1.84	0.59
1:QA:411:A:N6	1:QA:413:G:H21	1.99	0.59
3:QC:189:ALA:HB3	3:QC:196:LEU:HB2	1.84	0.59
7:QG:23:VAL:HG12	7:QG:27:ILE:CD1	2.32	0.59
8:QH:41:ARG:HH11	8:QH:41:ARG:HB3	1.66	0.59
5:QE:152:ARG:O	8:QH:64:LYS:NZ	2.35	0.59
9:QI:111:ARG:HG2	9:QI:112:LYS:N	2.16	0.59
13:QM:96:LEU:HB3	13:QM:97:PRO:HD2	1.83	0.59
15:QO:4:THR:HB	15:QO:6:GLU:OE2	2.02	0.59
44:R1:91:LYS:CG	44:R1:92:LYS:H	2.15	0.59
22:RA:565:C:H4'	22:RA:1253:A:C6	2.37	0.59
22:RA:812:C:HO2'	22:RA:1227:A:HO2'	1.50	0.59
25:RE:131:ALA:HB1	25:RE:135:HIS:HE1	1.65	0.59
28:RH:4:ILE:N	28:RH:4:ILE:HD13	2.18	0.59
30:RN:41:ASP:O	30:RN:48:MET:HE3	2.01	0.59
32:RP:79:ARG:HD3	32:RP:110:TYR:HE1	1.67	0.59

Continued on next page...

Continued from previous page...

Atom-1	Atom-2	Distance(Å)	Clash(Å)
35:RS:99:LYS:O	35:RS:102:ALA:N	2.34	0.59
1:XA:356:A:N3	1:XA:368:U:O2'	2.30	0.59
1:XA:891:U:H2'	1:XA:892:A:H8	1.66	0.59
3:XC:88:ARG:O	3:XC:99:VAL:HG21	2.01	0.59
6:XF:44:GLY:HA2	6:XF:59:TYR:CZ	2.37	0.59
8:XH:41:ARG:HB3	8:XH:41:ARG:HH11	1.66	0.59
19:XS:25:LYS:O	19:XS:26:GLY:O	2.20	0.59
49:Y6:25:LYS:HD2	51:Y8:34:TRP:CZ2	2.36	0.59
49:Y6:41:PRO:HG2	49:Y6:45:LYS:N	2.10	0.59
51:Y8:22:VAL:CG2	51:Y8:53:PRO:HB2	2.32	0.59
51:Y8:56:GLU:O	51:Y8:59:LYS:N	2.35	0.59
22:YA:1542:G:O6	22:YA:1543:A:N6	2.35	0.59
28:YH:30:LYS:CD	28:YH:81:GLU:H	2.15	0.59
33:YQ:80:GLU:C	33:YQ:81:VAL:HG13	2.22	0.59
36:YT:57:PHE:CD2	36:YT:58:ASN:N	2.66	0.59
37:YU:96:ALA:C	37:YU:98:LEU:H	2.04	0.59
38:YV:1:MET:CE	38:YV:43:GLU:HG2	2.32	0.59
1:QA:18:C:H5''	5:QE:127:ASN:HD21	1.67	0.59
2:QB:188:ALA:HB3	2:QB:200:ILE:HG23	1.83	0.59
3:QC:149:ALA:O	3:QC:169:ALA:HA	2.02	0.59
3:QC:60:ALA:O	3:QC:61:ALA:CB	2.50	0.59
7:QG:79:ARG:HH11	7:QG:79:ARG:HG2	1.66	0.59
1:QA:1347:G:C8	9:QI:107:ARG:HB3	2.36	0.59
10:QJ:31:GLY:HA3	10:QJ:78:ASN:ND2	2.18	0.59
11:QK:34:ASP:HB3	11:QK:40:ILE:HD11	1.83	0.59
1:QA:280:C:C2	17:QQ:38:ARG:HG3	2.36	0.59
17:QQ:76:LEU:HD12	17:QQ:77:VAL:H	1.67	0.59
20:QT:58:LYS:O	20:QT:62:LEU:HD12	2.02	0.59
22:RA:1980:G:O2'	22:RA:1982:C:OP2	2.20	0.59
22:RA:515:A:H1'	22:RA:581:C:H1'	1.85	0.59
24:RD:166:GLN:HE21	24:RD:166:GLN:CA	2.14	0.59
24:RD:236:GLY:C	24:RD:237:GLU:OE1	2.39	0.59
24:RD:25:THR:HG21	24:RD:81:ALA:HA	1.84	0.59
25:RE:61:ARG:HB2	25:RE:62:PRO:CD	2.32	0.59
25:RE:68:ALA:O	25:RE:69:LYS:HG3	2.02	0.59
29:RI:52:ARG:O	29:RI:56:LYS:N	2.34	0.59
30:RN:16:ILE:O	30:RN:55:VAL:HG22	2.01	0.59
32:RP:95:VAL:HG13	32:RP:100:LEU:HD21	1.84	0.59
35:RS:11:LYS:HB2	35:RS:91:PRO:HD3	1.84	0.59
36:RT:102:ILE:HB	36:RT:110:ILE:HD13	1.84	0.59
37:RU:58:ARG:HA	37:RU:61:TRP:CE3	2.37	0.59
1:XA:1114:C:H1'	14:YN:60:SER:HB2	1.83	0.59

Continued on next page...

Continued from previous page...

Atom-1	Atom-2	Distance(Å)	Clash(Å)
5:XE:72:GLN:O	5:XE:73:ASN:HB3	2.02	0.59
9:XI:66:ARG:HG2	9:XI:66:ARG:HH11	1.68	0.59
10:XJ:32:ALA:H	10:XJ:78:ASN:HD21	1.49	0.59
11:XK:41:THR:HG21	11:XK:71:LYS:HB2	1.83	0.59
16:XP:43:LYS:HA	16:XP:48:TRP:HB2	1.84	0.59
17:XQ:76:LEU:HD12	17:XQ:77:VAL:H	1.67	0.59
20:XT:58:LYS:O	20:XT:62:LEU:HD12	2.02	0.59
20:XT:96:GLY:O	20:XT:97:ALA:HB3	2.02	0.59
24:YD:172:TYR:CD1	24:YD:186:HIS:HA	2.37	0.59
26:YF:123:LEU:HD12	26:YF:124:LEU:N	2.17	0.59
28:YH:55:PRO:HG2	28:YH:61:HIS:CE1	2.37	0.59
30:YN:18:ALA:HB3	30:YN:55:VAL:O	2.03	0.59
36:YT:102:ILE:HB	36:YT:110:ILE:HD13	1.84	0.59
30:YN:42:TRP:O	37:YU:64:ARG:NH2	2.35	0.59
41:YY:96:ILE:CD1	41:YY:98:VAL:HG12	2.32	0.59
1:QA:1118:C:H1'	1:QA:1179:A:C4	2.37	0.59
4:QD:167:GLY:HA2	24:YD:135:PHE:CZ	2.38	0.59
19:QS:16:LEU:O	19:QS:20:LEU:HG	2.01	0.59
51:R8:22:VAL:CG2	51:R8:53:PRO:HB2	2.32	0.59
51:R8:22:VAL:HG21	51:R8:53:PRO:HB2	1.83	0.59
24:RD:172:TYR:CD1	24:RD:186:HIS:HA	2.37	0.59
25:RE:36:ARG:H	25:RE:37:ARG:HH21	1.49	0.59
25:RE:69:LYS:O	25:RE:71:GLY:N	2.27	0.59
27:RG:13:GLU:O	27:RG:14:GLU:CB	2.44	0.59
29:RI:14:ASP:O	29:RI:16:GLY:N	2.35	0.59
32:RP:37:GLY:HA2	32:RP:41:ARG:HE	1.68	0.59
33:RQ:63:LYS:HE2	33:RQ:65:PHE:CE1	2.37	0.59
33:RQ:80:GLU:OE1	43:R0:7:LEU:HB3	2.02	0.59
2:XB:188:ALA:HB3	2:XB:200:ILE:HG23	1.84	0.59
3:XC:60:ALA:O	3:XC:61:ALA:CB	2.50	0.59
4:XD:173:TRP:O	4:XD:186:LEU:HB2	2.02	0.59
7:XG:23:VAL:HG12	7:XG:27:ILE:CD1	2.32	0.59
13:XM:121:LYS:HZ1	55:XY:40:G:P	2.23	0.59
22:YA:2023:G:H5'	22:YA:2617:C:H4'	1.83	0.59
25:YE:116:VAL:O	25:YE:117:MET:CB	2.49	0.59
25:YE:51:PHE:HD1	25:YE:52:LEU:HG	1.68	0.59
26:YF:11:VAL:HG11	26:YF:18:ARG:HE	1.67	0.59
28:YH:86:GLU:O	28:YH:131:VAL:O	2.20	0.59
28:YH:159:GLU:O	28:YH:160:LYS:HG2	2.03	0.59
32:YP:127:ALA:O	32:YP:147:LEU:HD23	2.02	0.59
32:YP:55:ARG:HD2	32:YP:56:SER:O	2.01	0.59
33:YQ:86:GLY:C	33:YQ:88:GLY:H	2.03	0.59

Continued on next page...

Continued from previous page...

Atom-1	Atom-2	Distance(Å)	Clash(Å)
2:QB:124:SER:HB2	2:QB:125:PRO:HD2	1.85	0.59
5:QE:72:GLN:O	5:QE:73:ASN:HB3	2.02	0.59
6:QF:26:ILE:O	6:QF:30:LEU:HG	2.02	0.59
6:QF:44:GLY:HA2	6:QF:59:TYR:CZ	2.37	0.59
7:QG:66:VAL:O	7:QG:70:LYS:HG3	2.02	0.59
8:QH:86:ILE:HG13	8:QH:133:LEU:HD22	1.84	0.59
13:QM:45:VAL:O	13:QM:45:VAL:HG22	2.02	0.59
20:QT:104:LEU:HD12	20:QT:105:SER:N	2.18	0.59
55:QY:36:G:H2'	55:QY:37:1MG:C8	2.38	0.59
44:R1:87:PRO:O	44:R1:91:LYS:N	2.32	0.59
49:R6:13:CYS:O	49:R6:21:TYR:HA	2.02	0.59
22:RA:580:C:H2'	22:RA:581:C:C6	2.38	0.59
23:RB:15:A:H5'	23:RB:16:G:C8	2.38	0.59
24:RD:35:LYS:HE3	24:RD:64:ILE:C	2.21	0.59
30:RN:78:TYR:N	30:RN:78:TYR:CD1	2.70	0.59
39:RW:66:GLU:O	39:RW:68:ARG:N	2.33	0.59
1:XA:192:U:H4'	20:XT:102:GLY:O	2.03	0.59
2:XB:124:SER:HB2	2:XB:125:PRO:HD2	1.85	0.59
5:XE:78:HIS:CD2	8:XH:104:ARG:HG2	2.38	0.59
7:XG:85:TYR:HE1	7:XG:154:TYR:CE1	2.21	0.59
8:XH:86:ILE:HG22	8:XH:93:VAL:HG21	1.84	0.59
18:XR:31:LEU:H	18:XR:31:LEU:HD23	1.67	0.59
19:XS:40:ILE:HD11	19:XS:62:ILE:HG21	1.85	0.59
20:XT:101:GLY:O	20:XT:103:GLY:N	2.35	0.59
20:XT:104:LEU:HD12	20:XT:105:SER:N	2.18	0.59
46:Y3:29:ARG:HH11	46:Y3:29:ARG:CB	2.13	0.59
22:YA:1129:A:N6	22:YA:2491:U:OP1	2.35	0.59
22:YA:528:A:C2	22:YA:2042:A:H2'	2.37	0.59
22:YA:2466:C:OP1	52:Y9:4:ARG:HB2	2.03	0.59
24:YD:12:SER:C	24:YD:14:ARG:H	2.06	0.59
24:YD:174:ILE:N	24:YD:174:ILE:HD12	2.16	0.59
30:YN:78:TYR:N	30:YN:78:TYR:CD1	2.70	0.59
32:YP:95:VAL:HG13	32:YP:100:LEU:HD21	1.84	0.59
34:YR:92:GLY:H	34:YR:94:TYR:HE2	1.49	0.59
37:YU:58:ARG:HA	37:YU:61:TRP:CE3	2.37	0.59
37:YU:76:TYR:CZ	37:YU:80:ILE:HG13	2.37	0.59
37:YU:92:ARG:C	37:YU:94:ASN:H	2.05	0.59
41:YY:4:LYS:O	41:YY:5:MET:HB2	2.01	0.59
41:YY:95:LYS:HD3	41:YY:95:LYS:H	1.67	0.59
2:QB:115:LEU:HD23	2:QB:153:ARG:HD3	1.84	0.59
2:QB:69:LEU:O	2:QB:162:ILE:HA	2.02	0.59
5:QE:68:GLU:HG3	5:QE:68:GLU:O	2.02	0.59

Continued on next page...

Continued from previous page...

Atom-1	Atom-2	Distance(Å)	Clash(Å)
12:QL:70:ILE:HD13	12:QL:77:LEU:HD12	1.83	0.59
14:QN:44:LEU:HD12	14:QN:48:ALA:HB2	1.84	0.59
47:R4:63:TYR:C	47:R4:65:ASP:H	2.05	0.59
48:R5:40:LYS:NZ	48:R5:46:CYS:HB3	2.18	0.59
22:RA:769:G:H5'	22:RA:1379:A:H61	1.66	0.59
22:RA:1904:G:H2'	22:RA:1905:C:O4'	2.02	0.59
22:RA:2280:G:O2'	22:RA:2388:A:N1	2.32	0.59
22:RA:2593:U:H2'	22:RA:2594:C:C6	2.37	0.59
25:RE:116:VAL:CG2	25:RE:122:PHE:CD2	2.86	0.59
26:RF:123:LEU:HD12	26:RF:124:LEU:N	2.17	0.59
32:RP:106:LEU:O	32:RP:107:LYS:CB	2.46	0.59
32:RP:71:VAL:HG13	32:RP:72:PRO:HD3	1.84	0.59
1:XA:7:G:H5'	1:XA:298:A:O4'	2.03	0.59
6:XF:26:ILE:O	6:XF:30:LEU:HG	2.02	0.59
7:XG:66:VAL:O	7:XG:70:LYS:HG3	2.02	0.59
10:XJ:31:GLY:HA3	10:XJ:78:ASN:ND2	2.18	0.59
15:XO:5:LYS:O	15:XO:8:LYS:HG2	2.02	0.59
17:XQ:92:ARG:HG3	17:XQ:92:ARG:HH11	1.68	0.59
22:YA:451:C:H4'	26:YF:52:LYS:HZ2	1.67	0.59
22:YA:459:U:H2'	22:YA:460:A:C8	2.37	0.59
27:YG:16:ARG:NH2	27:YG:31:VAL:HG11	2.17	0.59
28:YH:4:ILE:N	28:YH:4:ILE:HD13	2.18	0.59
30:YN:58:ASP:N	30:YN:60:ILE:HD11	2.16	0.59
30:YN:6:PRO:HG3	30:YN:41:ASP:HB2	1.83	0.59
37:YU:92:ARG:HH11	37:YU:95:LEU:HD12	1.67	0.59
1:QA:527:G:O2'	1:QA:535:A:N1	2.31	0.59
3:QC:36:ASP:HB3	3:QC:40:ARG:HH12	1.68	0.59
4:QD:163:GLU:C	4:QD:165:MET:H	2.03	0.59
4:QD:170:VAL:HG22	4:QD:171:GLY:N	2.12	0.59
9:QI:17:VAL:HG13	9:QI:81:ILE:HD13	1.85	0.59
9:QI:9:ARG:HB3	9:QI:14:VAL:HG13	1.85	0.59
10:QJ:13:HIS:HB3	10:QJ:68:HIS:CE1	2.37	0.59
16:QP:43:LYS:HA	16:QP:48:TRP:HB2	1.84	0.59
53:QV:53:G:H4'	53:QV:54:U:OP1	2.02	0.59
22:RA:1327:C:O3'	34:RR:105:ARG:NH2	2.36	0.59
22:RA:2591:C:N4	22:RA:2592:G:O6	2.35	0.59
22:RA:2746:U:H5''	28:RH:138:LYS:HE2	1.85	0.59
24:RD:137:PRO:HB2	24:RD:140:THR:CG2	2.33	0.59
24:RD:54:ARG:HH11	24:RD:54:ARG:CG	2.14	0.59
28:RH:82:GLY:O	28:RH:135:GLY:O	2.20	0.59
35:RS:89:ARG:O	35:RS:90:GLY:O	2.19	0.59
39:RW:36:LEU:HD11	39:RW:47:VAL:HG12	1.83	0.59

Continued on next page...

Continued from previous page...

Atom-1	Atom-2	Distance(Å)	Clash(Å)
41:RY:51:VAL:CG1	41:RY:52:SER:H	2.11	0.59
42:RZ:69:THR:HB	42:RZ:88:PHE:HB3	1.84	0.59
1:XA:881:G:H2'	1:XA:882:C:O4'	2.01	0.59
4:XD:22:LYS:O	4:XD:113:SER:HB3	2.03	0.59
8:XH:12:ARG:HH12	8:XH:27:PRO:HD2	1.67	0.59
14:YN:15:LYS:HD2	14:YN:16:PHE:CZ	2.37	0.59
47:Y4:48:ARG:NH1	47:Y4:52:THR:H	2.01	0.59
29:YI:3:VAL:HG12	29:YI:38:LEU:HA	1.84	0.59
22:YA:2562:U:H1'	31:YO:23:ARG:NH1	2.17	0.59
32:YP:39:LYS:CA	32:YP:45:LEU:CD1	2.80	0.59
33:YQ:81:VAL:HG23	33:YQ:82:ARG:H	1.67	0.59
34:YR:72:ASP:O	34:YR:76:VAL:HB	2.03	0.59
38:YV:15:GLU:HG3	38:YV:16:PRO:HD2	1.83	0.59
3:QC:127:ARG:CG	3:QC:127:ARG:HH11	2.15	0.59
4:QD:173:TRP:O	4:QD:186:LEU:HB2	2.02	0.59
5:QE:33:VAL:HG11	5:QE:109:ILE:HA	1.83	0.59
5:QE:79:GLU:HB3	5:QE:92:LYS:HA	1.83	0.59
9:QI:96:LEU:HD23	9:QI:102:LEU:HD12	1.84	0.59
11:QK:51:LYS:CA	11:QK:55:LYS:HD3	2.21	0.59
14:QN:19:ARG:O	14:QN:20:ALA:C	2.40	0.59
14:QN:24:CYS:SG	14:QN:40:CYS:N	2.76	0.59
22:RA:1820:U:C2	24:RD:202:LYS:HB3	2.38	0.59
22:RA:2011:U:OP2	39:RW:16:LYS:NZ	2.35	0.59
22:RA:2315:G:OP1	27:RG:36:LYS:NZ	2.35	0.59
22:RA:2510:C:H2'	22:RA:2511:U:C6	2.38	0.59
23:RB:40:U:H1'	23:RB:45:A:H61	1.68	0.59
25:RE:93:VAL:N	25:RE:95:ILE:CD1	2.65	0.59
30:RN:9:VAL:HG21	30:RN:48:MET:HB3	1.85	0.59
34:RR:79:LEU:C	34:RR:79:LEU:HD23	2.23	0.59
23:RB:116:G:H4'	35:RS:54:LEU:HD13	1.83	0.59
1:XA:1095:U:P	1:XA:1108:G:H1	2.26	0.59
1:XA:902:G:H2'	1:XA:903:G:H8	1.68	0.59
17:XQ:41:LYS:HZ3	17:XQ:92:ARG:HH22	1.49	0.59
47:Y4:15:ILE:HG22	47:Y4:19:GLY:O	2.03	0.59
47:Y4:22:ILE:HG22	47:Y4:23:GLU:N	2.18	0.59
22:YA:2573:C:N4	56:Z8:75:C:O2'	2.35	0.59
24:YD:177:LEU:HD11	24:YD:183:ARG:HB2	1.85	0.59
24:YD:27:THR:CG2	24:YD:83:GLU:HB3	2.33	0.59
25:YE:36:ARG:H	25:YE:37:ARG:HH21	1.49	0.59
28:YH:124:GLU:HB3	28:YH:132:ARG:HG3	1.85	0.59
28:YH:82:GLY:O	28:YH:135:GLY:O	2.20	0.59
35:YS:88:ASP:O	35:YS:89:ARG:CB	2.49	0.59

Continued on next page...

Continued from previous page...

Atom-1	Atom-2	Distance(Å)	Clash(Å)
42:YZ:95:PRO:HG2	42:YZ:127:LYS:HD3	1.85	0.59
2:QB:19:HIS:NE2	2:QB:206:ASP:HB2	2.18	0.59
5:QE:42:GLY:CA	5:QE:66:MET:HG2	2.33	0.59
6:QF:45:LEU:HD12	6:QF:59:TYR:HD1	1.66	0.59
8:QH:12:ARG:HH12	8:QH:27:PRO:HD2	1.67	0.59
8:QH:41:ARG:HH11	8:QH:41:ARG:CG	2.16	0.59
9:QI:66:ARG:HH11	9:QI:66:ARG:HG2	1.68	0.59
1:QA:1314:C:OP1	19:QS:6:LYS:HE3	2.01	0.59
24:RD:12:SER:C	24:RD:14:ARG:H	2.06	0.59
28:RH:127:GLU:HG2	28:RH:128:PRO:CG	2.33	0.59
28:RH:55:PRO:HG2	28:RH:61:HIS:CE1	2.37	0.59
35:RS:42:ASP:C	35:RS:44:LYS:H	2.06	0.59
36:RT:66:VAL:HG12	36:RT:67:SER:H	1.66	0.59
37:RU:52:ARG:NH1	37:RU:52:ARG:HG2	2.18	0.59
38:RV:1:MET:CE	38:RV:43:GLU:HG2	2.32	0.59
1:XA:1450:U:O2'	1:XA:1451:A:N7	2.36	0.59
3:XC:127:ARG:HH11	3:XC:127:ARG:CG	2.15	0.59
5:XE:42:GLY:CA	5:XE:66:MET:HG2	2.32	0.59
11:XK:69:ALA:HB1	11:XK:103:LEU:HD21	1.85	0.59
11:XK:30:VAL:HG21	11:XK:65:ALA:HA	1.85	0.59
20:XT:84:LEU:O	20:XT:88:VAL:HG23	2.01	0.59
45:Y2:64:LEU:CD2	45:Y2:68:ARG:HD2	2.33	0.59
47:Y4:3:GLU:HG3	47:Y4:4:GLY:N	2.18	0.59
22:YA:2867:G:HO2'	22:YA:2868:A:H8	1.50	0.59
24:YD:137:PRO:HB2	24:YD:140:THR:CG2	2.33	0.59
25:YE:4:ILE:C	25:YE:5:LEU:HD23	2.23	0.59
25:YE:61:ARG:HB2	25:YE:62:PRO:CD	2.33	0.59
28:YH:126:PRO:CD	28:YH:127:GLU:N	2.64	0.59
32:YP:138:LEU:O	32:YP:140:ALA:N	2.33	0.59
34:YR:63:ARG:HG3	34:YR:63:ARG:HH11	1.68	0.59
36:YT:102:ILE:HB	36:YT:110:ILE:HD11	1.84	0.59
40:YX:49:VAL:CG1	40:YX:83:VAL:HG13	2.33	0.59
1:QA:1126:U:H1'	1:QA:1280:A:N7	2.18	0.59
1:QA:370:C:H2'	1:QA:371:G:C8	2.38	0.59
2:QB:187:LEU:CD1	2:QB:205:ASP:HA	2.33	0.59
5:QE:102:ALA:HB2	5:QE:120:THR:OG1	2.03	0.59
5:QE:79:GLU:OE2	8:QH:104:ARG:CA	2.49	0.59
16:QP:53:VAL:HG23	16:QP:54:GLU:N	2.18	0.59
20:QT:37:SER:HB3	20:QT:84:LEU:HD23	1.85	0.59
22:RA:2199:A:H3'	22:RA:2205:C:C6	2.37	0.59
22:RA:468:G:N7	50:R7:39:ARG:NH2	2.51	0.59
24:RD:71:ASP:HB3	24:RD:103:ARG:HH22	1.68	0.59

Continued on next page...

Continued from previous page...

Atom-1	Atom-2	Distance(Å)	Clash(Å)
26:RF:89:VAL:HG12	26:RF:90:PHE:N	2.18	0.59
30:RN:114:ARG:O	30:RN:115:ARG:HB3	2.03	0.59
30:RN:18:ALA:HB3	30:RN:55:VAL:O	2.03	0.59
32:RP:138:LEU:O	32:RP:140:ALA:N	2.33	0.59
32:RP:127:ALA:O	32:RP:147:LEU:HD23	2.01	0.59
40:RX:49:VAL:CG1	40:RX:83:VAL:HG13	2.33	0.59
1:XA:679:C:H2'	1:XA:680:C:C6	2.37	0.59
2:XB:212:GLN:NE2	2:XB:235:SER:HB2	2.18	0.59
4:XD:163:GLU:C	4:XD:165:MET:H	2.03	0.59
5:XE:153:LYS:NZ	5:XE:153:LYS:HB2	2.18	0.59
9:XI:9:ARG:HB3	9:XI:14:VAL:HG13	1.85	0.59
10:XJ:13:HIS:HB3	10:XJ:68:HIS:CE1	2.37	0.59
12:XL:18:VAL:O	12:XL:19:ARG:HB2	2.03	0.59
12:XL:70:ILE:HD13	12:XL:77:LEU:HD12	1.83	0.59
26:YF:174:VAL:HG13	26:YF:174:VAL:O	2.03	0.59
27:YG:126:ASP:OD1	27:YG:130:ASN:HB2	2.02	0.59
29:YI:120:ILE:HD11	29:YI:126:TYR:CZ	2.38	0.59
38:YV:18:LEU:HB3	38:YV:96:ILE:HG12	1.84	0.59
1:QA:1321:C:H5''	1:QA:1322:C:H5''	1.85	0.58
1:QA:67:C:H2'	1:QA:68:G:C8	2.38	0.58
9:QI:40:LEU:HD11	9:QI:70:LYS:HG2	1.84	0.58
12:QL:54:LYS:N	12:QL:54:LYS:HD2	2.18	0.58
13:QM:84:ILE:HG23	13:QM:85:GLY:N	2.18	0.58
1:QA:974:A:H1'	14:QN:31:ARG:HE	1.67	0.58
18:QR:31:LEU:H	18:QR:31:LEU:HD23	1.67	0.58
22:RA:1814:G:H4'	24:RD:51:VAL:HG21	1.84	0.58
22:RA:2215:G:H2'	22:RA:2216:G:H8	1.67	0.58
25:RE:72:VAL:O	25:RE:73:GLU:O	2.21	0.58
28:RH:92:ILE:HG22	28:RH:93:GLY:N	2.18	0.58
30:RN:13:TRP:O	30:RN:135:PRO:HD2	2.03	0.58
32:RP:121:LYS:HG3	32:RP:122:PRO:HD2	1.84	0.58
34:RR:72:ASP:O	34:RR:76:VAL:HB	2.03	0.58
36:RT:102:ILE:HB	36:RT:110:ILE:HD11	1.84	0.58
1:XA:666:G:H5'	1:XA:726:C:H1'	1.85	0.58
2:XB:47:THR:HG22	2:XB:51:LEU:HG	1.85	0.58
3:XC:149:ALA:O	3:XC:169:ALA:HA	2.02	0.58
4:XD:114:ARG:NH1	4:XD:114:ARG:HG3	2.13	0.58
6:XF:97:PHE:CD2	6:XF:97:PHE:C	2.76	0.58
8:XH:41:ARG:HH11	8:XH:41:ARG:CG	2.16	0.58
11:XK:34:ASP:HB3	11:XK:40:ILE:HD11	1.83	0.58
45:Y2:32:LEU:HD11	45:Y2:54:LYS:HG3	1.84	0.58
47:Y4:39:CYS:O	47:Y4:40:HIS:HB2	2.03	0.58

Continued on next page...

Continued from previous page...

Atom-1	Atom-2	Distance(Å)	Clash(Å)
48:Y5:40:LYS:NZ	48:Y5:46:CYS:HB3	2.18	0.58
22:YA:2291:U:H2'	22:YA:2292:C:C6	2.38	0.58
24:YD:27:THR:CG2	24:YD:28:GLU:N	2.66	0.58
26:YF:63:LYS:HE2	26:YF:67:GLN:CB	2.32	0.58
28:YH:4:ILE:HG13	28:YH:6:ARG:CD	2.33	0.58
28:YH:89:ILE:O	28:YH:91:GLY:N	2.35	0.58
28:YH:92:ILE:HG22	28:YH:93:GLY:N	2.18	0.58
32:YP:37:GLY:HA2	32:YP:41:ARG:HE	1.67	0.58
36:YT:66:VAL:HG12	36:YT:67:SER:H	1.67	0.58
39:YW:80:PRO:O	39:YW:100:THR:HG22	2.03	0.58
1:QA:1450:U:O2'	1:QA:1451:A:N7	2.36	0.58
2:QB:47:THR:HG22	2:QB:51:LEU:HG	1.85	0.58
1:QA:1205:U:H5'	3:QC:190:ARG:NH2	2.18	0.58
6:QF:62:TRP:C	6:QF:63:TYR:HD2	2.06	0.58
7:QG:85:TYR:HE1	7:QG:154:TYR:CE1	2.20	0.58
13:QM:3:ARG:HA	13:QM:9:ILE:CG2	2.22	0.58
17:QQ:92:ARG:HH11	17:QQ:92:ARG:HG3	1.68	0.58
45:R2:64:LEU:CD2	45:R2:68:ARG:HD2	2.33	0.58
47:R4:65:ASP:O	47:R4:66:SER:CB	2.51	0.58
25:RE:93:VAL:N	25:RE:95:ILE:HD12	2.17	0.58
35:RS:88:ASP:CG	35:RS:90:GLY:H	2.06	0.58
36:RT:36:GLU:HG3	36:RT:41:ARG:HD3	1.85	0.58
5:XE:102:ALA:HB2	5:XE:120:THR:OG1	2.03	0.58
8:XH:84:ARG:NH1	8:XH:86:ILE:HD13	2.11	0.58
9:XI:114:TYR:O	9:XI:114:TYR:HD2	1.85	0.58
1:XA:966:G:C2	53:XV:34:C:H5'	2.38	0.58
53:XV:35:A:C4	54:XX:3:G:N2	2.71	0.58
47:Y4:63:TYR:C	47:Y4:65:ASP:H	2.05	0.58
48:Y5:50:GLY:O	48:Y5:51:TYR:HB2	2.02	0.58
23:YB:28:C:OP1	35:YS:36:TYR:OH	2.15	0.58
13:XM:3:ARG:CZ	27:YG:113:ARG:HH21	2.16	0.58
27:YG:16:ARG:HB3	27:YG:17:PRO:CD	2.33	0.58
32:YP:71:VAL:HG13	32:YP:72:PRO:HD3	1.84	0.58
33:YQ:66:ILE:HA	33:YQ:104:PHE:HA	1.85	0.58
34:YR:44:LEU:O	34:YR:48:VAL:HG23	2.02	0.58
36:YT:36:GLU:HG3	36:YT:41:ARG:HD3	1.85	0.58
1:QA:762:C:H2'	1:QA:763:G:C8	2.38	0.58
3:QC:77:ILE:O	3:QC:84:ILE:HG22	2.02	0.58
4:QD:156:GLU:O	4:QD:160:GLN:HG3	2.03	0.58
4:QD:13:ARG:HA	4:QD:33:MET:HE3	1.85	0.58
55:QY:39:C:O2'	55:QY:40:G:OP1	2.21	0.58
45:R2:16:LEU:CG	45:R2:16:LEU:O	2.49	0.58

Continued on next page...

Continued from previous page...

Atom-1	Atom-2	Distance(Å)	Clash(Å)
45:R2:16:LEU:O	45:R2:17:SER:HB3	2.04	0.58
45:R2:17:SER:CB	45:R2:18:PRO:HA	2.33	0.58
47:R4:42:PHE:CG	47:R4:43:TYR:N	2.72	0.58
22:RA:1228:G:OP2	37:RU:16:LYS:NZ	2.24	0.58
22:RA:1262:A:N3	48:R5:10:LYS:HE3	2.17	0.58
24:RD:92:ILE:HD12	24:RD:104:TYR:CD2	2.38	0.58
24:RD:34:VAL:CG1	24:RD:34:VAL:O	2.50	0.58
22:RA:607:U:OP1	26:RF:102:PRO:HA	2.03	0.58
26:RF:63:LYS:HE2	26:RF:67:GLN:CB	2.33	0.58
28:RH:86:GLU:O	28:RH:131:VAL:O	2.21	0.58
31:RO:20:MET:O	31:RO:41:ALA:HB1	2.04	0.58
38:RV:41:GLY:H	38:RV:46:VAL:HG13	1.67	0.58
4:XD:11:LEU:HD22	4:XD:66:ARG:CD	2.19	0.58
12:XL:82:VAL:HG23	12:XL:106:ASP:OD2	2.04	0.58
13:XM:19:LEU:HD22	13:XM:19:LEU:H	1.68	0.58
13:XM:3:ARG:CB	47:Y4:34:GLU:HB3	2.31	0.58
22:YA:2277:G:H5'	33:YQ:85:LYS:HG3	1.85	0.58
22:YA:630:G:N2	22:YA:633:A:OP2	2.20	0.58
22:YA:839:U:H2'	22:YA:840:C:C6	2.38	0.58
24:YD:44:ASN:HB3	24:YD:49:ILE:CA	2.27	0.58
38:YV:49:THR:CB	38:YV:50:PRO:HD2	2.25	0.58
2:QB:80:ILE:HD11	2:QB:208:ILE:CG2	2.23	0.58
4:QD:196:LEU:O	4:QD:198:VAL:N	2.31	0.58
6:QF:97:PHE:O	18:QR:31:LEU:HD23	2.04	0.58
12:QL:5:PRO:HA	12:QL:9:GLN:NE2	2.17	0.58
14:QN:23:ARG:H	14:QN:33:VAL:HG11	1.67	0.58
16:QP:28:ARG:HH11	16:QP:28:ARG:HG2	1.68	0.58
19:QS:40:ILE:HD11	19:QS:62:ILE:HG21	1.85	0.58
45:R2:69:ARG:CB	45:R2:69:ARG:NH1	2.67	0.58
47:R4:12:ALA:CB	47:R4:29:PRO:HA	2.33	0.58
47:R4:48:ARG:NH1	47:R4:52:THR:H	2.01	0.58
22:RA:1883:G:HO2'	22:RA:1884:A:H8	1.51	0.58
22:RA:2306:C:H2'	22:RA:2307:G:H21	1.68	0.58
22:RA:2443:C:H2'	22:RA:2444:G:H8	1.67	0.58
23:RB:16:G:H2'	23:RB:17:C:C6	2.38	0.58
24:RD:35:LYS:CG	24:RD:64:ILE:H	2.14	0.58
25:RE:6:GLY:HA3	25:RE:26:ILE:HD11	1.85	0.58
27:RG:16:ARG:NH2	27:RG:31:VAL:HG11	2.17	0.58
30:RN:14:VAL:HG12	30:RN:15:LEU:N	2.19	0.58
31:RO:71:ARG:HH11	31:RO:71:ARG:HG3	1.69	0.58
37:RU:92:ARG:NH1	37:RU:95:LEU:CD1	2.65	0.58
41:RY:81:LYS:HD3	41:RY:97:ARG:CD	2.34	0.58

Continued on next page...

Continued from previous page...

Atom-1	Atom-2	Distance(Å)	Clash(Å)
1:XA:595:G:H1'	1:XA:596:C:H5	1.69	0.58
3:XC:181:ASN:HD22	3:XC:204:LEU:HB2	1.68	0.58
9:XI:40:LEU:HD11	9:XI:70:LYS:HG2	1.84	0.58
12:XL:45:PRO:HD3	12:XL:51:ALA:O	2.04	0.58
13:XM:45:VAL:O	13:XM:45:VAL:HG22	2.02	0.58
45:Y2:51:ARG:HA	45:Y2:54:LYS:HB2	1.86	0.58
49:Y6:27:LYS:HB2	49:Y6:27:LYS:HZ2	1.66	0.58
22:YA:1316:U:H2'	22:YA:1317:A:C8	2.38	0.58
22:YA:2414:G:H21	32:YP:67:MET:CE	2.17	0.58
22:YA:704:G:H2'	22:YA:726:G:H22	1.67	0.58
27:YG:64:THR:HG23	27:YG:66:GLN:H	1.67	0.58
30:YN:9:VAL:HG21	30:YN:48:MET:HB3	1.85	0.58
32:YP:65:ARG:HH21	51:Y8:15:LYS:CB	2.17	0.58
1:QA:1435:G:H2'	1:QA:1436:U:C6	2.39	0.58
5:QE:111:GLU:C	5:QE:113:ALA:H	2.07	0.58
7:QG:49:ILE:O	7:QG:53:LYS:HB3	2.04	0.58
8:QH:10:LEU:CD2	8:QH:10:LEU:H	2.15	0.58
9:QI:79:LEU:O	9:QI:82:ALA:HB3	2.02	0.58
14:QN:23:ARG:CZ	14:QN:30:ALA:HB2	2.32	0.58
48:R5:60:VAL:OXT	48:R5:60:VAL:HG13	2.03	0.58
51:R8:46:ARG:O	51:R8:47:LYS:HB3	2.03	0.58
22:RA:189:G:H2'	22:RA:205:G:H22	1.67	0.58
22:RA:678:C:H2'	22:RA:679:C:H6	1.67	0.58
26:RF:160:ASN:OD1	26:RF:162:LEU:HB2	2.04	0.58
28:RH:159:GLU:O	28:RH:160:LYS:HG2	2.02	0.58
28:RH:4:ILE:HG13	28:RH:6:ARG:CD	2.33	0.58
37:RU:92:ARG:HH11	37:RU:95:LEU:HD12	1.67	0.58
41:RY:96:ILE:CD1	41:RY:98:VAL:HG12	2.33	0.58
2:XB:115:LEU:HD23	2:XB:153:ARG:HD3	1.84	0.58
3:XC:77:ILE:O	3:XC:84:ILE:HG22	2.02	0.58
13:XM:57:ARG:CB	13:XM:57:ARG:HH11	2.13	0.58
14:XN:42:ILE:C	14:XN:43:CYS:O	2.41	0.58
16:XP:28:ARG:HG2	16:XP:28:ARG:HH11	1.68	0.58
16:XP:53:VAL:HG23	16:XP:54:GLU:N	2.17	0.58
47:Y4:65:ASP:O	47:Y4:66:SER:CB	2.51	0.58
22:YA:2761:G:H1'	28:YH:143:GLN:OE1	2.03	0.58
24:YD:165:ILE:HA	24:YD:175:LEU:HD23	1.83	0.58
26:YF:89:VAL:HG12	26:YF:90:PHE:N	2.18	0.58
28:YH:117:PRO:HB3	28:YH:123:PHE:CD1	2.37	0.58
28:YH:85:LYS:HA	28:YH:86:GLU:OE1	2.03	0.58
31:YO:40:VAL:HG12	31:YO:41:ALA:N	2.19	0.58
33:YQ:55:VAL:HG22	33:YQ:56:ARG:N	2.18	0.58

Continued on next page...

Continued from previous page...

Atom-1	Atom-2	Distance(Å)	Clash(Å)
39:YW:66:GLU:O	39:YW:68:ARG:N	2.33	0.58
40:YX:36:LYS:HE3	40:YX:54:VAL:O	2.04	0.58
3:QC:105:GLU:HG2	3:QC:106:VAL:N	2.18	0.58
10:QJ:3:LYS:O	10:QJ:100:THR:HG22	2.04	0.58
17:QQ:32:TYR:O	17:QQ:34:LYS:N	2.37	0.58
19:QS:9:VAL:HG23	19:QS:9:VAL:O	2.04	0.58
22:RA:812:C:O2'	22:RA:1227:A:O2'	2.19	0.58
22:RA:2469:A:H2	22:RA:2481:G:H21	1.51	0.58
22:RA:271(A):C:O2	22:RA:272:G:H1'	2.03	0.58
24:RD:242:ARG:HD2	24:RD:242:ARG:N	2.18	0.58
26:RF:11:VAL:HG11	26:RF:18:ARG:HE	1.67	0.58
34:RR:117:VAL:CG2	34:RR:118:GLU:H	2.15	0.58
35:RS:67:ARG:HH11	35:RS:67:ARG:HB2	1.65	0.58
39:RW:95:ILE:O	39:RW:95:ILE:HD12	2.04	0.58
1:XA:1118:C:H1'	1:XA:1179:A:C4	2.38	0.58
1:XA:373:A:O2'	1:XA:374:A:H5'	2.03	0.58
1:XA:93:U:H2'	1:XA:95:G:O4'	2.04	0.58
2:XB:80:ILE:HG21	2:XB:212:GLN:HA	1.85	0.58
9:XI:79:LEU:O	9:XI:82:ALA:HB3	2.03	0.58
45:Y2:17:SER:CB	45:Y2:18:PRO:HA	2.33	0.58
30:YN:41:ASP:O	30:YN:48:MET:HE3	2.03	0.58
33:YQ:90:VAL:C	33:YQ:92:GLY:H	2.07	0.58
34:YR:2:ARG:HG2	34:YR:5:LYS:HZ1	1.68	0.58
35:YS:88:ASP:CG	35:YS:90:GLY:H	2.06	0.58
41:YY:81:LYS:HD3	41:YY:97:ARG:CD	2.33	0.58
1:QA:1296:C:HO2'	1:QA:1302:U:H5	1.49	0.58
2:QB:212:GLN:NE2	2:QB:235:SER:HB2	2.18	0.58
5:QE:78:HIS:CE1	5:QE:143:ARG:H	2.20	0.58
1:QA:1226:C:O2'	13:QM:111:LYS:NZ	2.33	0.58
47:R4:15:ILE:HG22	47:R4:19:GLY:O	2.03	0.58
47:R4:3:GLU:HG3	47:R4:4:GLY:N	2.18	0.58
22:RA:1026:U:H4'	22:RA:1027:A:OP1	2.04	0.58
22:RA:2392:A:OP2	22:RA:2422:A:N6	2.37	0.58
22:RA:270(T):G:O5'	44:R1:97:LEU:HD22	2.04	0.58
31:RO:7:TYR:HE1	31:RO:20:MET:HE3	1.68	0.58
41:RY:95:LYS:H	41:RY:95:LYS:HD3	1.67	0.58
1:XA:1472:U:O4	1:XA:1473:A:N6	2.36	0.58
1:XA:137:C:H42	1:XA:226:G:H1	1.50	0.58
1:XA:445:G:H1	1:XA:489:C:H42	1.51	0.58
2:XB:140:HIS:HA	2:XB:143:GLU:OE1	2.04	0.58
2:XB:37:ASN:C	2:XB:39:ILE:H	2.07	0.58
3:XC:189:ALA:HB3	3:XC:196:LEU:HB2	1.84	0.58

Continued on next page...

Continued from previous page...

Atom-1	Atom-2	Distance(Å)	Clash(Å)
4:XD:191:ARG:NH1	4:XD:200:GLU:OE1	2.37	0.58
5:XE:79:GLU:OE2	8:XH:104:ARG:HA	2.03	0.58
14:YN:44:LEU:HD13	14:YN:53:LEU:HD13	1.84	0.58
46:Y3:22:ALA:O	46:Y3:25:ALA:HB3	2.04	0.58
47:Y4:12:ALA:CB	47:Y4:29:PRO:HA	2.33	0.58
22:YA:278:A:H2'	22:YA:279:C:C6	2.39	0.58
23:YB:80:U:H2'	23:YB:81:G:H21	1.68	0.58
25:YE:51:PHE:CD1	25:YE:52:LEU:HG	2.38	0.58
28:YH:41:MET:HE1	28:YH:64:LEU:HB3	1.86	0.58
29:YI:4:ILE:HG12	29:YI:18:VAL:HG22	1.84	0.58
32:YP:71:VAL:CG1	32:YP:72:PRO:HD3	2.33	0.58
38:YV:38:LEU:HD23	38:YV:39:LEU:N	2.19	0.58
39:YW:95:ILE:HD12	39:YW:95:ILE:O	2.04	0.58
41:YY:51:VAL:CG1	41:YY:52:SER:H	2.11	0.58
42:YZ:48:PHE:HE2	42:YZ:71:VAL:HG11	1.69	0.58
4:QD:22:LYS:O	4:QD:113:SER:HB3	2.03	0.58
11:QK:50:TYR:HH	11:QK:59:TYR:HE2	1.51	0.58
13:QM:19:LEU:HD22	13:QM:19:LEU:H	1.68	0.58
18:QR:36:ASN:ND2	18:QR:36:ASN:O	2.32	0.58
47:R4:27:THR:O	47:R4:28:LYS:HB3	2.03	0.58
48:R5:50:GLY:O	48:R5:51:TYR:HB2	2.03	0.58
22:RA:590:A:H2'	22:RA:591:C:C6	2.38	0.58
22:RA:78:A:H2'	22:RA:79:G:H8	1.68	0.58
25:RE:51:PHE:CD1	25:RE:52:LEU:HG	2.39	0.58
26:RF:174:VAL:HG13	26:RF:174:VAL:O	2.03	0.58
22:RA:2745:C:O2	28:RH:139:GLN:NE2	2.36	0.58
29:RI:102:SER:O	29:RI:106:GLY:N	2.36	0.58
32:RP:71:VAL:CG1	32:RP:72:PRO:HD3	2.33	0.58
40:RX:27:THR:HB	40:RX:80:ILE:HB	1.84	0.58
40:RX:7:VAL:O	40:RX:30:VAL:HG12	2.03	0.58
1:XA:565:U:H5''	1:XA:566:G:H2'	1.86	0.58
3:XC:36:ASP:HB3	3:XC:40:ARG:HH12	1.68	0.58
5:XE:68:GLU:HG3	5:XE:68:GLU:O	2.03	0.58
1:XA:1199:U:H4'	10:XJ:54:PHE:CZ	2.39	0.58
1:XA:797:C:OP1	11:XK:124:LYS:HE2	2.04	0.58
16:XP:14:ASN:N	16:XP:15:PRO:CD	2.67	0.58
22:YA:2450:A:O2'	53:XV:76:A:C2	2.53	0.58
55:XY:39:C:O2'	55:XY:40:G:OP1	2.21	0.58
45:Y2:15:LYS:H	45:Y2:67:LYS:CE	2.17	0.58
45:Y2:69:ARG:CB	45:Y2:69:ARG:NH1	2.67	0.58
22:YA:2683:C:O2'	25:YE:13:ARG:NH2	2.37	0.58
25:YE:63:LEU:HD13	25:YE:65:GLY:H	1.68	0.58

Continued on next page...

Continued from previous page...

Atom-1	Atom-2	Distance(Å)	Clash(Å)
25:YE:72:VAL:O	25:YE:73:GLU:O	2.21	0.58
25:YE:78:LEU:HD23	25:YE:79:ARG:HD2	1.86	0.58
26:YF:138:GLU:O	26:YF:141:ALA:HB3	2.03	0.58
30:YN:13:TRP:O	30:YN:135:PRO:HD2	2.03	0.58
40:YX:7:VAL:O	40:YX:30:VAL:HG12	2.04	0.58
42:YZ:52:SER:OG	42:YZ:52:SER:O	2.21	0.58
1:QA:715:A:H2'	1:QA:716:A:C8	2.39	0.58
11:QK:30:VAL:HG21	11:QK:65:ALA:HA	1.85	0.58
12:QL:33:ARG:O	12:QL:85:ILE:HG22	2.03	0.58
13:QM:56:LEU:HD13	13:QM:60:VAL:HG23	1.86	0.58
16:QP:51:VAL:CG1	16:QP:52:ASP:N	2.65	0.58
51:R8:56:GLU:O	51:R8:59:LYS:N	2.35	0.58
22:RA:2695:C:H2'	22:RA:2696:U:C6	2.38	0.58
30:RN:101:HIS:ND1	30:RN:101:HIS:C	2.56	0.58
39:RW:80:PRO:O	39:RW:100:THR:HG22	2.03	0.58
1:XA:1151:A:N3	10:XJ:39:PRO:HG3	2.19	0.58
1:XA:191:G:C4	20:XT:105:SER:HB3	2.39	0.58
2:XB:19:HIS:NE2	2:XB:206:ASP:HB2	2.18	0.58
3:XC:33:LEU:O	3:XC:37:GLN:HG2	2.04	0.58
6:XF:62:TRP:C	6:XF:63:TYR:HD2	2.06	0.58
7:XG:49:ILE:O	7:XG:53:LYS:HB3	2.04	0.58
12:XL:54:LYS:HD2	12:XL:54:LYS:N	2.18	0.58
14:XN:21:TYR:HE2	14:XN:23:ARG:HH21	1.52	0.58
22:YA:2252:G:N1	53:XV:74:C:N3	2.44	0.58
22:YA:1972:A:H2'	22:YA:1973:G:H8	1.69	0.58
24:YD:242:ARG:HD2	24:YD:242:ARG:N	2.18	0.58
32:YP:13:ASN:C	32:YP:15:ARG:N	2.54	0.58
33:YQ:47:ILE:CD1	33:YQ:70:PRO:HD3	2.34	0.58
34:YR:117:VAL:CG2	34:YR:118:GLU:H	2.15	0.58
35:YS:42:ASP:C	35:YS:44:LYS:H	2.06	0.58
2:QB:21:ARG:HG3	2:QB:38:GLY:O	2.01	0.58
7:QG:69:VAL:HG11	7:QG:104:LEU:CD2	2.34	0.58
11:QK:21:ILE:HG13	11:QK:30:VAL:HG12	1.86	0.58
19:QS:17:GLU:HA	19:QS:20:LEU:HD12	1.86	0.58
47:R4:15:ILE:HG22	47:R4:20:ASN:HA	1.86	0.58
47:R4:38:LYS:C	47:R4:40:HIS:N	2.52	0.58
47:R4:39:CYS:O	47:R4:40:HIS:HB2	2.03	0.58
22:RA:1161:C:O2'	38:RV:8:GLY:HA2	2.04	0.58
22:RA:1412:A:H2'	22:RA:1413:G:O4'	2.04	0.58
22:RA:2245:U:H5'	22:RA:2246:G:H5'	1.85	0.58
22:RA:984:A:H5''	22:RA:985:C:H5	1.69	0.58
25:RE:111:ARG:NE	25:RE:160:TYR:HE1	2.01	0.58

Continued on next page...

Continued from previous page...

Atom-1	Atom-2	Distance(Å)	Clash(Å)
28:RH:125:VAL:HG12	28:RH:126:PRO:CG	2.34	0.58
33:RQ:47:ILE:CD1	33:RQ:70:PRO:HD3	2.34	0.58
33:RQ:90:VAL:C	33:RQ:92:GLY:H	2.07	0.58
37:RU:24:TYR:HE1	37:RU:39:LEU:HD23	1.69	0.58
1:XA:1308:U:H2'	1:XA:1309:G:C8	2.39	0.58
1:XA:266:G:O2'	1:XA:267:C:OP2	2.18	0.58
1:XA:272:C:H2'	1:XA:273:A:C8	2.39	0.58
2:XB:111:ARG:NE	2:XB:111:ARG:HA	2.18	0.58
2:XB:12:GLU:O	2:XB:16:HIS:ND1	2.36	0.58
7:XG:69:VAL:HG11	7:XG:104:LEU:CD2	2.34	0.58
8:XH:19:VAL:O	8:XH:20:TYR:HB2	2.04	0.58
15:XO:4:THR:HB	15:XO:6:GLU:OE2	2.02	0.58
16:XP:76:GLN:HG2	16:XP:76:GLN:O	2.04	0.58
20:XT:37:SER:HB3	20:XT:84:LEU:HD23	1.85	0.58
53:XV:53:G:H4'	53:XV:54:U:OP1	2.02	0.58
22:YA:2862:G:H2'	22:YA:2863:C:H6	1.69	0.58
25:YE:111:ARG:NE	25:YE:160:TYR:HE1	2.01	0.58
27:YG:39:ILE:HG23	27:YG:155:MET:HG3	1.86	0.58
28:YH:127:GLU:HG2	28:YH:128:PRO:CG	2.32	0.58
30:YN:114:ARG:O	30:YN:115:ARG:HB3	2.03	0.58
30:YN:35:ARG:O	30:YN:37:LYS:N	2.37	0.58
35:YS:26:LEU:CD2	35:YS:87:PHE:HD1	2.17	0.58
36:YT:82:LEU:N	36:YT:82:LEU:HD12	2.19	0.58
2:QB:37:ASN:C	2:QB:39:ILE:H	2.07	0.57
5:QE:153:LYS:NZ	5:QE:153:LYS:HB2	2.18	0.57
16:QP:21:VAL:HG22	16:QP:34:GLU:O	2.04	0.57
45:R2:15:LYS:H	45:R2:67:LYS:NZ	2.02	0.57
47:R4:22:ILE:HG22	47:R4:23:GLU:N	2.18	0.57
22:RA:249:C:O2	51:R8:12:LYS:HE3	2.03	0.57
22:RA:1266:G:C5	39:RW:15:ARG:NH1	2.72	0.57
22:RA:1354:A:OP1	24:RD:38:LYS:HE2	2.04	0.57
22:RA:263:C:H2'	22:RA:264:C:O4'	2.04	0.57
24:RD:147:LEU:HD13	24:RD:155:LEU:CD1	2.29	0.57
24:RD:25:THR:HG21	24:RD:81:ALA:HB1	1.85	0.57
24:RD:27:THR:CG2	24:RD:83:GLU:HB3	2.33	0.57
26:RF:138:GLU:O	26:RF:141:ALA:HB3	2.04	0.57
28:RH:85:LYS:HA	28:RH:86:GLU:OE1	2.04	0.57
22:RA:1021:A:OP2	30:RN:65:LYS:NZ	2.37	0.57
33:RQ:55:VAL:HG22	33:RQ:56:ARG:N	2.18	0.57
35:RS:26:LEU:CD2	35:RS:87:PHE:HD1	2.17	0.57
35:RS:67:ARG:HH11	35:RS:67:ARG:CB	2.17	0.57
1:XA:243:A:H4'	1:XA:244:U:O5'	2.02	0.57

Continued on next page...

Continued from previous page...

Atom-1	Atom-2	Distance(Å)	Clash(Å)
3:XC:76:VAL:HG21	3:XC:103:VAL:CG1	2.34	0.57
8:XH:86:ILE:HG13	8:XH:133:LEU:HD22	1.84	0.57
12:XL:83:VAL:HG22	12:XL:84:LEU:H	1.69	0.57
45:Y2:21:LEU:O	45:Y2:25:VAL:HG23	2.04	0.57
47:Y4:37:SER:HB3	47:Y4:42:PHE:CE1	2.38	0.57
22:YA:2506:U:H6	56:Z8:76:PPU:HN'3	1.51	0.57
23:YB:101:A:OP2	23:YB:101:A:H8	1.86	0.57
26:YF:160:ASN:OD1	26:YF:162:LEU:HB2	2.04	0.57
28:YH:4:ILE:H	28:YH:4:ILE:HD13	1.68	0.57
35:YS:95:HIS:CG	35:YS:96:GLY:H	2.21	0.57
2:QB:140:HIS:HA	2:QB:143:GLU:OE1	2.04	0.57
2:QB:12:GLU:O	2:QB:16:HIS:ND1	2.36	0.57
2:QB:80:ILE:HG21	2:QB:212:GLN:HA	1.85	0.57
11:QK:32:ILE:O	11:QK:40:ILE:HG12	2.04	0.57
13:QM:81:LEU:HB3	13:QM:89:GLY:CA	2.34	0.57
15:QO:26:GLU:CD	15:QO:77:ARG:NH1	2.58	0.57
45:R2:21:LEU:O	45:R2:25:VAL:HG23	2.04	0.57
22:RA:49:A:H61	22:RA:177:G:H2'	1.69	0.57
22:RA:674:G:C1'	26:RF:74:ARG:HD3	2.30	0.57
24:RD:263:ARG:HB2	24:RD:263:ARG:HH11	1.67	0.57
27:RG:53:LEU:HD23	27:RG:53:LEU:C	2.25	0.57
28:RH:153:LYS:HA	28:RH:153:LYS:HZ3	1.68	0.57
28:RH:4:ILE:H	28:RH:4:ILE:HD13	1.68	0.57
28:RH:84:SER:O	28:RH:133:VAL:O	2.22	0.57
32:RP:59:LEU:HA	32:RP:61:ARG:CZ	2.34	0.57
35:RS:95:HIS:CG	35:RS:96:GLY:H	2.21	0.57
36:RT:82:LEU:HD12	36:RT:82:LEU:N	2.19	0.57
1:XA:210:U:O2'	1:XA:216:G:N7	2.35	0.57
4:XD:13:ARG:O	4:XD:16:GLY:N	2.29	0.57
10:XJ:94:VAL:HG12	10:XJ:95:GLU:N	2.19	0.57
11:XK:21:ILE:N	11:XK:21:ILE:HD12	2.19	0.57
33:YQ:79:LEU:CD1	43:Y0:5:LYS:HD3	2.33	0.57
22:YA:141:A:C8	22:YA:1408:C:H1'	2.39	0.57
24:YD:71:ASP:HB3	24:YD:103:ARG:HH22	1.68	0.57
25:YE:203:LYS:HE3	25:YE:204:ALA:HB2	1.86	0.57
25:YE:6:GLY:HA3	25:YE:26:ILE:HD11	1.85	0.57
29:YI:26:ALA:HA	29:YI:30:LEU:HB2	1.86	0.57
35:YS:67:ARG:NH1	35:YS:67:ARG:CB	2.64	0.57
40:YX:27:THR:HB	40:YX:80:ILE:HB	1.85	0.57
1:QA:895:G:H2'	1:QA:896:C:C6	2.39	0.57
2:QB:111:ARG:NE	2:QB:111:ARG:HA	2.19	0.57
2:QB:97:TRP:HH2	2:QB:176:GLU:HB2	1.69	0.57

Continued on next page...

Continued from previous page...

Atom-1	Atom-2	Distance(Å)	Clash(Å)
6:QF:99:ALA:O	6:QF:100:ASN:HB2	2.04	0.57
44:R1:81:LYS:H	44:R1:81:LYS:HE2	1.62	0.57
47:R4:37:SER:HB3	47:R4:42:PHE:CE1	2.38	0.57
48:R5:55:ARG:NH1	48:R5:58:LEU:HD11	2.19	0.57
22:RA:1935:G:H1'	22:RA:1964:G:N2	2.19	0.57
22:RA:2050:C:N4	22:RA:2051:A:N1	2.52	0.57
22:RA:2445:G:OP1	26:RF:74:ARG:NH2	2.37	0.57
24:RD:35:LYS:HG2	24:RD:64:ILE:CA	2.34	0.57
28:RH:125:VAL:HA	28:RH:126:PRO:CB	2.29	0.57
29:RI:88:ILE:HG12	29:RI:122:GLU:H	1.70	0.57
29:RI:4:ILE:HG12	29:RI:18:VAL:HG22	1.85	0.57
38:RV:35:LEU:HD21	38:RV:57:VAL:CG2	2.31	0.57
38:RV:78:LYS:O	38:RV:79:VAL:HB	2.04	0.57
39:RW:1:MET:HE3	39:RW:1:MET:HA	1.86	0.57
1:XA:842:C:O2'	1:XA:848:C:N4	2.37	0.57
2:XB:106:LYS:O	2:XB:110:GLN:HG3	2.05	0.57
2:XB:77:ALA:CB	2:XB:211:ILE:HG21	2.35	0.57
4:XD:156:GLU:O	4:XD:160:GLN:HG3	2.03	0.57
6:XF:39:LYS:HD2	6:XF:64:GLN:NE2	2.19	0.57
9:XI:17:VAL:HG13	9:XI:81:ILE:HD13	1.85	0.57
12:XL:33:ARG:O	12:XL:85:ILE:HG22	2.03	0.57
13:XM:4:ILE:HG22	13:XM:5:ALA:N	2.20	0.57
13:XM:57:ARG:NH2	47:Y4:34:GLU:HA	2.19	0.57
22:YA:1257:C:H5'	26:YF:75:HIS:CE1	2.40	0.57
25:YE:116:VAL:CG2	25:YE:122:PHE:CD2	2.86	0.57
25:YE:41:LYS:HA	25:YE:41:LYS:HE2	1.86	0.57
25:YE:63:LEU:HD12	25:YE:65:GLY:H	1.69	0.57
26:YF:192:LEU:HD21	26:YF:194:MET:CE	2.35	0.57
34:YR:32:GLY:O	34:YR:115:GLU:HA	2.04	0.57
38:YV:78:LYS:O	38:YV:79:VAL:HB	2.04	0.57
3:QC:14:ILE:HG12	3:QC:15:THR:N	2.19	0.57
4:QD:100:ARG:HH22	4:QD:137:SER:HB3	1.70	0.57
11:QK:69:ALA:HB1	11:QK:103:LEU:HD21	1.85	0.57
12:QL:47:LYS:HG2	12:QL:48:PRO:CD	2.33	0.57
13:QM:82:MET:O	13:QM:84:ILE:N	2.38	0.57
19:QS:65:ASN:N	19:QS:65:ASN:ND2	2.52	0.57
22:RA:1139:G:O2'	22:RA:1143:A:N1	2.32	0.57
22:RA:2556:C:H2'	22:RA:2557:G:O4'	2.04	0.57
22:RA:566:U:OP1	32:RP:29:LYS:HE2	2.05	0.57
25:RE:74:PRO:HG2	25:RE:77:ILE:HG23	1.86	0.57
27:RG:63:ILE:HD11	27:RG:102:PHE:HE2	1.69	0.57
27:RG:16:ARG:HB3	27:RG:17:PRO:CD	2.33	0.57

Continued on next page...

Continued from previous page...

Atom-1	Atom-2	Distance(Å)	Clash(Å)
27:RG:39:ILE:HG23	27:RG:155:MET:HG3	1.86	0.57
31:RO:20:MET:HG2	31:RO:21:CYS:N	2.20	0.57
2:XB:97:TRP:HH2	2:XB:176:GLU:HB2	1.69	0.57
3:XC:14:ILE:HG12	3:XC:15:THR:N	2.19	0.57
7:XG:121:ALA:O	7:XG:125:MET:N	2.37	0.57
7:XG:62:PHE:HA	7:XG:124:LEU:CD2	2.27	0.57
11:XK:29:ILE:HG13	11:XK:43:SER:O	2.04	0.57
1:XA:555:C:OP1	12:XL:20:LYS:NZ	2.37	0.57
13:XM:84:ILE:HG23	13:XM:85:GLY:N	2.17	0.57
13:XM:81:LEU:HB3	13:XM:89:GLY:CA	2.34	0.57
45:Y2:16:LEU:O	45:Y2:17:SER:HB3	2.04	0.57
46:Y3:4:LEU:O	46:Y3:36:VAL:HA	2.04	0.57
19:XS:65:ASN:CA	47:Y4:55:ARG:NH1	2.67	0.57
22:YA:1454:U:H5'	34:YR:63:ARG:NE	2.16	0.57
22:YA:2346:A:H5''	22:YA:2383:G:H1'	1.86	0.57
24:YD:35:LYS:HG2	24:YD:64:ILE:CA	2.34	0.57
27:YG:53:LEU:HD23	27:YG:53:LEU:C	2.25	0.57
30:YN:14:VAL:HG12	30:YN:15:LEU:N	2.18	0.57
31:YO:20:MET:O	31:YO:41:ALA:HB1	2.04	0.57
31:YO:71:ARG:HH11	31:YO:71:ARG:HG3	1.69	0.57
37:YU:24:TYR:HE1	37:YU:39:LEU:HD23	1.70	0.57
3:QC:57:ILE:HG23	3:QC:64:VAL:HG13	1.86	0.57
3:QC:90:GLU:O	3:QC:94:LEU:HG	2.05	0.57
4:QD:50:ARG:O	4:QD:50:ARG:HD2	2.05	0.57
6:QF:39:LYS:HD2	6:QF:64:GLN:NE2	2.19	0.57
7:QG:16:LEU:CD1	9:QI:45:ALA:HB2	2.34	0.57
1:QA:1152:A:H5''	10:QJ:13:HIS:CD2	2.39	0.57
10:QJ:64:GLU:OE2	10:QJ:66:ARG:HD2	2.05	0.57
16:QP:76:GLN:HG2	16:QP:76:GLN:O	2.05	0.57
20:QT:10:LEU:HG	20:QT:12:ALA:H	1.70	0.57
55:QY:33:U:N3	55:QY:36:G:OP2	2.27	0.57
45:R2:17:SER:HB2	45:R2:18:PRO:HA	1.86	0.57
46:R3:22:ALA:O	46:R3:25:ALA:HB3	2.04	0.57
49:R6:6:ARG:O	49:R6:8:LYS:HD2	2.05	0.57
51:R8:53:PRO:CD	51:R8:54:GLU:H	2.15	0.57
52:R9:25:VAL:HB	52:R9:34:GLN:HB2	1.86	0.57
22:RA:1340:U:OP2	40:RX:78:LYS:NZ	2.37	0.57
24:RD:177:LEU:HD11	24:RD:183:ARG:HB2	1.85	0.57
25:RE:63:LEU:HD13	25:RE:65:GLY:H	1.68	0.57
27:RG:39:ILE:CG2	27:RG:155:MET:HG3	2.35	0.57
30:RN:35:ARG:O	30:RN:37:LYS:N	2.37	0.57
34:RR:63:ARG:HG3	34:RR:63:ARG:HH11	1.68	0.57

Continued on next page...

Continued from previous page...

Atom-1	Atom-2	Distance(Å)	Clash(Å)
35:RS:106:ARG:O	35:RS:107:GLU:HB2	2.04	0.57
30:RN:42:TRP:O	37:RU:64:ARG:NH2	2.35	0.57
37:RU:92:ARG:C	37:RU:94:ASN:H	2.05	0.57
1:XA:1297:C:O2'	7:XG:114:ARG:NH2	2.37	0.57
5:XE:111:GLU:C	5:XE:113:ALA:H	2.07	0.57
5:XE:140:ARG:CB	5:XE:140:ARG:HH11	2.17	0.57
5:XE:140:ARG:HB2	5:XE:140:ARG:HH11	1.69	0.57
10:XJ:3:LYS:O	10:XJ:100:THR:HG22	2.04	0.57
19:XS:15:LEU:N	19:XS:15:LEU:HD23	2.19	0.57
51:Y8:46:ARG:O	51:Y8:47:LYS:HB3	2.03	0.57
22:YA:594:U:H5'	51:Y8:61:LEU:HD21	1.85	0.57
22:YA:1024:G:OP2	22:YA:1025:G:H3'	2.03	0.57
22:YA:1799:G:N1	22:YA:1819:A:OP2	2.37	0.57
22:YA:1932:A:H3'	22:YA:1933:G:H8	1.70	0.57
22:YA:570:G:H2'	22:YA:2030:A:C5	2.39	0.57
22:YA:2298:A:H2'	22:YA:2299:G:O4'	2.04	0.57
25:YE:7:VAL:HG11	36:YT:1:MET:HE3	1.85	0.57
27:YG:63:ILE:HD11	27:YG:102:PHE:HE2	1.69	0.57
27:YG:107:LEU:HD11	27:YG:178:PHE:CE1	2.40	0.57
30:YN:14:VAL:HG12	30:YN:15:LEU:H	1.69	0.57
31:YO:107:ARG:O	31:YO:112:MET:HE3	2.05	0.57
34:YR:79:LEU:HD23	34:YR:79:LEU:C	2.23	0.57
35:YS:106:ARG:O	35:YS:107:GLU:HB2	2.04	0.57
35:YS:26:LEU:HD12	35:YS:39:ILE:CD1	2.23	0.57
1:QA:375:U:H4'	16:QP:17:TYR:CE2	2.37	0.57
1:QA:719:C:O2'	18:QR:49:LYS:HB3	2.04	0.57
3:QC:181:ASN:HD22	3:QC:204:LEU:HB2	1.68	0.57
3:QC:77:ILE:O	3:QC:83:ARG:HB3	2.05	0.57
10:QJ:22:LYS:HD2	10:QJ:22:LYS:C	2.25	0.57
18:QR:85:LEU:HD23	18:QR:88:LYS:HD2	1.86	0.57
1:QA:1054:C:H5	55:QY:34:C:O4'	1.87	0.57
22:RA:1790:C:H5''	22:RA:1791:A:OP1	2.05	0.57
30:RN:133:GLN:O	30:RN:134:ARG:CB	2.53	0.57
30:RN:40:PRO:HB3	37:RU:68:ALA:HB2	1.86	0.57
31:RO:40:VAL:HG12	31:RO:41:ALA:N	2.19	0.57
33:RQ:66:ILE:HA	33:RQ:104:PHE:HA	1.85	0.57
34:RR:32:GLY:O	34:RR:115:GLU:HA	2.04	0.57
40:RX:36:LYS:HE3	40:RX:54:VAL:O	2.04	0.57
1:XA:1399:C:H4'	1:XA:1400:C:H5''	1.86	0.57
1:XA:665:A:N3	1:XA:732:C:H2'	2.18	0.57
4:XD:196:LEU:O	4:XD:198:VAL:N	2.31	0.57
12:XL:47:LYS:O	12:XL:49:ASN:N	2.37	0.57

Continued on next page...

Continued from previous page...

Atom-1	Atom-2	Distance(Å)	Clash(Å)
46:Y3:31:LEU:O	46:Y3:32:GLN:HB2	2.04	0.57
47:Y4:42:PHE:CG	47:Y4:43:TYR:N	2.72	0.57
48:Y5:55:ARG:NH1	48:Y5:58:LEU:HD11	2.19	0.57
30:YN:133:GLN:O	30:YN:134:ARG:CB	2.53	0.57
30:YN:63:THR:HG22	30:YN:66:LYS:NZ	2.20	0.57
25:YE:152:LYS:HG2	30:YN:78:TYR:CE1	2.39	0.57
22:YA:2723:C:OP1	34:YR:3:HIS:HD2	1.88	0.57
35:YS:5:THR:HG23	35:YS:8:GLU:OE2	2.05	0.57
37:YU:52:ARG:NH1	37:YU:52:ARG:HG2	2.17	0.57
41:YY:97:ARG:O	41:YY:97:ARG:HG2	2.05	0.57
5:QE:140:ARG:HH11	5:QE:140:ARG:HB2	1.69	0.57
14:QN:44:LEU:C	14:QN:44:LEU:HD12	2.24	0.57
44:R1:70:VAL:O	44:R1:74:VAL:HG23	2.05	0.57
44:R1:81:LYS:HZ3	44:R1:81:LYS:HA	0.73	0.57
44:R1:86:SER:H	44:R1:87:PRO:CD	2.16	0.57
51:R8:33:ASN:O	51:R8:34:TRP:C	2.42	0.57
27:RG:107:LEU:HD11	27:RG:178:PHE:CE1	2.39	0.57
28:RH:41:MET:HE1	28:RH:64:LEU:HB3	1.86	0.57
30:RN:131:GLN:CG	30:RN:132:ALA:N	2.68	0.57
30:RN:14:VAL:HG12	30:RN:15:LEU:H	1.69	0.57
35:RS:103:GLU:O	35:RS:106:ARG:CG	2.53	0.57
42:RZ:150:LEU:HD21	42:RZ:172:ALA:HB3	1.85	0.57
1:XA:1218:C:H2'	1:XA:1219:U:C6	2.39	0.57
2:XB:187:LEU:CD1	2:XB:205:ASP:HA	2.33	0.57
2:XB:30:ARG:HH21	2:XB:194:PRO:CG	2.17	0.57
6:XF:99:ALA:O	6:XF:100:ASN:HB2	2.04	0.57
7:XG:16:LEU:CD1	9:XI:45:ALA:HB2	2.34	0.57
1:XA:1227:A:OP2	13:XM:111:LYS:HE3	2.04	0.57
44:Y1:86:SER:H	44:Y1:87:PRO:CD	2.16	0.57
22:YA:1441:G:H2'	22:YA:1442:G:H8	1.70	0.57
22:YA:2563:U:H4'	31:YO:28:SER:HA	1.87	0.57
22:YA:271(B):G:H8	22:YA:271(B):G:H5''	1.70	0.57
22:YA:2777:G:OP2	22:YA:2781:A:O2'	2.20	0.57
24:YD:34:VAL:CG1	24:YD:34:VAL:O	2.51	0.57
26:YF:32:LEU:HD13	26:YF:105:VAL:CG1	2.33	0.57
28:YH:3:ARG:HA	28:YH:3:ARG:HE	1.69	0.57
1:QA:501:C:H2'	1:QA:502:G:C8	2.37	0.57
1:QA:565:U:H5''	1:QA:566:G:H2'	1.87	0.57
2:QB:106:LYS:O	2:QB:110:GLN:HG3	2.04	0.57
2:QB:30:ARG:HH21	2:QB:194:PRO:CG	2.17	0.57
4:QD:119:GLN:HG3	4:QD:123:HIS:CD2	2.40	0.57
4:QD:191:ARG:NH1	4:QD:200:GLU:OE1	2.37	0.57

Continued on next page...

Continued from previous page...

Atom-1	Atom-2	Distance(Å)	Clash(Å)
1:QA:1081:G:P	5:QE:16:THR:OG1	2.63	0.57
7:QG:113:GLU:HB2	7:QG:119:ARG:CG	2.35	0.57
10:QJ:74:ILE:N	10:QJ:74:ILE:HD13	2.16	0.57
14:QN:13:THR:N	14:QN:14:PRO:CD	2.68	0.57
55:QY:36:G:H2'	55:QY:37:1MG:H8	1.68	0.57
45:R2:15:LYS:H	45:R2:67:LYS:CE	2.17	0.57
46:R3:31:LEU:O	46:R3:32:GLN:HB2	2.04	0.57
49:R6:48:VAL:HG13	49:R6:49:HIS:N	2.20	0.57
22:RA:1291:C:H2'	22:RA:1292:U:C6	2.40	0.57
22:RA:2844:G:H3'	22:RA:2845:G:C8	2.40	0.57
22:RA:392:C:H5''	22:RA:409:C:H5''	1.87	0.57
22:RA:660:G:C6	22:RA:661:C:C4	2.93	0.57
22:RA:71:A:N3	22:RA:73:A:N6	2.53	0.57
24:RD:239:ARG:O	24:RD:240:ALA:HB2	2.05	0.57
25:RE:51:PHE:HD1	25:RE:52:LEU:HG	1.68	0.57
30:RN:7:LYS:HG2	30:RN:8:GLN:N	2.20	0.57
31:RO:96:THR:O	31:RO:97:ARG:HB3	2.04	0.57
37:RU:96:ALA:O	37:RU:100:VAL:HG23	2.05	0.57
1:XA:1391:U:H2'	1:XA:1392:G:C8	2.40	0.57
1:XA:686:U:O4	1:XA:703:G:O2'	2.12	0.57
1:XA:833:U:H3	1:XA:853:G:H1	1.51	0.57
7:XG:37:ASN:HD21	9:XI:40:LEU:HD23	1.69	0.57
13:XM:82:MET:O	13:XM:84:ILE:N	2.37	0.57
24:YD:36:PRO:HB2	24:YD:61:LEU:HG	1.87	0.57
24:YD:69:ARG:C	24:YD:71:ASP:H	2.08	0.57
25:YE:102:VAL:HG13	25:YE:172:VAL:CG2	2.34	0.57
30:YN:7:LYS:HG2	30:YN:8:GLN:N	2.20	0.57
35:YS:72:ALA:O	35:YS:76:LYS:HG3	2.04	0.57
1:QA:1074:G:H4'	2:QB:104:ASN:HB2	1.86	0.57
3:QC:76:VAL:HG21	3:QC:103:VAL:CG1	2.34	0.57
9:QI:17:VAL:CG1	9:QI:81:ILE:HD13	2.35	0.57
10:QJ:94:VAL:HG12	10:QJ:95:GLU:N	2.19	0.57
12:QL:18:VAL:O	12:QL:19:ARG:HB2	2.04	0.57
1:QA:376:G:OP1	16:QP:5:ARG:HB2	2.05	0.57
1:QA:1318:A:H4'	19:QS:11:VAL:CG1	2.35	0.57
44:R1:89:GLU:O	44:R1:93:GLU:HB2	2.05	0.57
45:R2:31:GLU:O	45:R2:35:LEU:HG	2.05	0.57
49:R6:11:LEU:HD23	49:R6:26:ASN:HB3	1.87	0.57
22:RA:2323:G:H1	22:RA:2332:U:H3	1.51	0.57
22:RA:826:U:H2'	22:RA:828:U:O4'	2.05	0.57
25:RE:41:LYS:HA	25:RE:41:LYS:HE2	1.87	0.57
25:RE:63:LEU:HD12	25:RE:65:GLY:H	1.69	0.57

Continued on next page...

Continued from previous page...

Atom-1	Atom-2	Distance(Å)	Clash(Å)
28:RH:124:GLU:HB3	28:RH:132:ARG:HG3	1.85	0.57
28:RH:126:PRO:CG	28:RH:127:GLU:N	2.65	0.57
22:RA:1007:C:O3'	30:RN:108:PRO:HB3	2.05	0.57
41:RY:89:PHE:O	41:RY:90:LEU:HD13	2.05	0.57
1:XA:1128:C:N3	1:XA:1144:G:N2	2.50	0.57
1:XA:1346:A:C5	7:XG:10:ARG:NH1	2.73	0.57
1:XA:337:C:H2'	1:XA:338:A:C8	2.40	0.57
1:XA:407:G:H2'	1:XA:408:A:H8	1.69	0.57
4:XD:100:ARG:HH22	4:XD:137:SER:HB3	1.70	0.57
10:XJ:64:GLU:OE2	10:XJ:66:ARG:HD2	2.05	0.57
15:XO:26:GLU:CD	15:XO:77:ARG:NH1	2.58	0.57
17:XQ:32:TYR:O	17:XQ:34:LYS:N	2.37	0.57
19:XS:9:VAL:O	19:XS:9:VAL:HG23	2.04	0.57
44:Y1:70:VAL:O	44:Y1:74:VAL:HG23	2.04	0.57
50:Y7:31:LEU:O	50:Y7:32:LYS:C	2.43	0.57
22:YA:1045:A:N3	22:YA:1047:G:N2	2.53	0.57
22:YA:1693:U:H1'	24:YD:14:ARG:NH2	2.20	0.57
31:YO:96:THR:O	31:YO:97:ARG:HB3	2.04	0.57
32:YP:64:LYS:C	32:YP:66:GLY:N	2.57	0.57
35:YS:67:ARG:CB	35:YS:67:ARG:HH11	2.18	0.57
37:YU:79:PHE:CD2	37:YU:79:PHE:C	2.78	0.57
37:YU:83:LEU:HD12	37:YU:113:ALA:HB2	1.86	0.57
41:YY:21:LYS:HG3	41:YY:22:GLY:H	1.69	0.57
3:QC:7:PRO:O	3:QC:11:ARG:HG2	2.05	0.57
3:QC:59:ARG:NH2	3:QC:97:LYS:HE3	2.20	0.57
11:QK:69:ALA:HB1	11:QK:103:LEU:CD2	2.35	0.57
11:QK:21:ILE:HD12	11:QK:21:ILE:N	2.19	0.57
1:QA:690:G:H22	11:QK:55:LYS:NZ	2.03	0.57
12:QL:50:SER:O	12:QL:51:ALA:CB	2.52	0.57
13:QM:69:GLU:O	13:QM:71:ARG:N	2.38	0.57
53:QV:35:A:N6	54:QX:3:G:N1	2.53	0.57
22:RA:1282:U:H2'	22:RA:1283:G:O4'	2.05	0.57
22:RA:2286:A:H4'	22:RA:2287:A:O4'	2.04	0.57
24:RD:35:LYS:CE	24:RD:104:TYR:HB2	2.35	0.57
25:RE:102:VAL:HG13	25:RE:172:VAL:CG2	2.34	0.57
30:RN:112:LEU:O	30:RN:114:ARG:O	2.23	0.57
30:RN:63:THR:HG22	30:RN:66:LYS:NZ	2.20	0.57
35:RS:32:LEU:O	35:RS:62:LYS:HE2	2.05	0.57
37:RU:68:ALA:O	37:RU:71:GLN:HB2	2.04	0.57
1:XA:1014:A:H4'	19:XS:14:HIS:HE2	1.69	0.57
1:XA:1213:A:N6	1:XA:1215:G:N3	2.53	0.57
1:XA:347:G:O2'	1:XA:348:G:H5''	2.05	0.57

Continued on next page...

Continued from previous page...

Atom-1	Atom-2	Distance(Å)	Clash(Å)
1:XA:57:G:H1	1:XA:355:C:H42	1.51	0.57
2:XB:60:ASP:HB3	2:XB:64:ARG:CZ	2.34	0.57
3:XC:11:ARG:HH21	3:XC:180:ALA:HB3	1.70	0.57
4:XD:50:ARG:O	4:XD:50:ARG:HD2	2.05	0.57
13:XM:69:GLU:O	13:XM:71:ARG:N	2.38	0.57
14:YN:13:THR:N	14:YN:14:PRO:CD	2.68	0.57
14:YN:29:ARG:HH11	14:YN:29:ARG:HG3	1.70	0.57
22:YA:2477:C:H2'	52:Y9:1:MET:HG3	1.86	0.57
22:YA:2560:C:H2'	22:YA:2561:A:C8	2.40	0.57
22:YA:330:A:HO2'	22:YA:331:A:H8	1.52	0.57
24:YD:25:THR:HG21	24:YD:81:ALA:HB1	1.86	0.57
24:YD:25:THR:HG21	24:YD:82:ILE:H	1.70	0.57
32:YP:59:LEU:HA	32:YP:61:ARG:CZ	2.34	0.57
1:QA:838:G:C5	1:QA:842:C:H1'	2.39	0.56
7:QG:121:ALA:O	7:QG:125:MET:N	2.37	0.56
7:QG:18:TYR:HD2	7:QG:59:LEU:HD22	1.70	0.56
8:QH:119:LEU:HD12	8:QH:124:ALA:HA	1.87	0.56
11:QK:29:ILE:HG13	11:QK:43:SER:O	2.04	0.56
12:QL:45:PRO:HD3	12:QL:51:ALA:O	2.04	0.56
15:QO:53:HIS:CE1	15:QO:57:LEU:HD11	2.40	0.56
16:QP:14:ASN:N	16:QP:15:PRO:CD	2.67	0.56
16:QP:7:ALA:O	16:QP:9:PHE:CD2	2.58	0.56
18:QR:57:GLY:O	18:QR:58:LEU:C	2.44	0.56
49:R6:42:TRP:CD1	49:R6:42:TRP:N	2.73	0.56
52:R9:1:MET:HB3	52:R9:4:ARG:CZ	2.35	0.56
22:RA:1386:C:H2'	22:RA:1387:C:H6	1.69	0.56
22:RA:2424:C:O2	22:RA:2429:G:O2'	2.19	0.56
22:RA:2729:G:H1'	25:RE:187:ALA:HB2	1.85	0.56
28:RH:3:ARG:HA	28:RH:3:ARG:HE	1.69	0.56
30:RN:82:LEU:HD12	30:RN:83:LYS:H	1.70	0.56
35:RS:72:ALA:O	35:RS:76:LYS:HG3	2.04	0.56
37:RU:79:PHE:C	37:RU:79:PHE:CD2	2.78	0.56
1:XA:250:A:H4'	1:XA:251:G:O5'	2.05	0.56
13:XM:49:THR:HB	13:XM:52:GLU:HG3	1.86	0.56
16:XP:21:VAL:HG22	16:XP:34:GLU:O	2.04	0.56
16:XP:7:ALA:O	16:XP:9:PHE:CD2	2.58	0.56
47:Y4:27:THR:O	47:Y4:28:LYS:HB3	2.04	0.56
22:YA:2015:A:N3	48:Y5:2:ALA:N	2.53	0.56
49:Y6:14:THR:O	49:Y6:49:HIS:HA	2.06	0.56
50:Y7:48:LYS:HG2	50:Y7:49:ARG:N	2.19	0.56
22:YA:1022:G:O2'	22:YA:1023:U:OP2	2.17	0.56
22:YA:1952:A:C5	31:YO:22:ILE:HD12	2.40	0.56

Continued on next page...

Continued from previous page...

Atom-1	Atom-2	Distance(Å)	Clash(Å)
24:YD:92:ILE:HD12	24:YD:104:TYR:CD2	2.39	0.56
24:YD:69:ARG:HD3	24:YD:105:ILE:HD11	1.87	0.56
26:YF:118:ALA:O	26:YF:121:GLY:N	2.33	0.56
27:YG:60:LEU:O	27:YG:64:THR:HG22	2.05	0.56
28:YH:84:SER:O	28:YH:133:VAL:O	2.22	0.56
29:YI:40:THR:O	29:YI:44:LEU:HB2	2.04	0.56
34:YR:45:ARG:HA	34:YR:95:THR:HG21	1.87	0.56
36:YT:105:LEU:C	36:YT:107:ASP:H	2.08	0.56
40:YX:35:THR:HG22	40:YX:38:GLU:OE1	2.04	0.56
1:QA:1065:U:O5'	1:QA:1190:G:N2	2.39	0.56
1:QA:1343:G:H2'	1:QA:1344:C:C6	2.40	0.56
1:QA:361:G:H2'	1:QA:362:G:O4'	2.05	0.56
1:QA:429:U:H4'	1:QA:430:A:OP1	2.05	0.56
1:QA:667:G:H4'	15:QO:51:HIS:ND1	2.20	0.56
3:QC:59:ARG:HH12	3:QC:97:LYS:HE3	1.70	0.56
13:QM:4:ILE:HG22	13:QM:5:ALA:N	2.19	0.56
17:QQ:6:LEU:O	17:QQ:58:GLU:HA	2.05	0.56
19:QS:40:ILE:HG12	19:QS:41:VAL:N	2.20	0.56
20:QT:53:LEU:HA	20:QT:56:MET:HB3	1.87	0.56
50:R7:13:ALA:O	50:R7:17:GLY:HA3	2.05	0.56
50:R7:19:ARG:HH11	50:R7:19:ARG:HG2	1.70	0.56
22:RA:2197:U:H1'	22:RA:2198:A:C8	2.40	0.56
22:RA:227:A:OP1	32:RP:76:LYS:HE3	2.06	0.56
26:RF:24:LEU:HB3	26:RF:115:ALA:HB2	1.87	0.56
26:RF:46:ARG:NH1	26:RF:46:ARG:HG2	2.00	0.56
25:RE:152:LYS:HG2	30:RN:78:TYR:CE1	2.39	0.56
35:RS:5:THR:HG23	35:RS:8:GLU:OE2	2.05	0.56
42:RZ:163:LEU:H	42:RZ:163:LEU:HD12	1.70	0.56
1:XA:1296:C:H3'	1:XA:1297:C:C6	2.40	0.56
4:XD:76:ARG:HD2	4:XD:207:TYR:HE2	1.66	0.56
7:XG:42:ILE:O	7:XG:117:ALA:HB2	2.05	0.56
11:XK:32:ILE:O	11:XK:40:ILE:HG12	2.04	0.56
21:XU:7:ARG:O	21:XU:8:THR:HG23	2.05	0.56
45:Y2:17:SER:HB2	45:Y2:18:PRO:HA	1.86	0.56
46:Y3:7:LYS:NZ	46:Y3:32:GLN:HE21	2.03	0.56
51:Y8:33:ASN:O	51:Y8:34:TRP:C	2.42	0.56
22:YA:309:G:N3	22:YA:329:G:O2'	2.38	0.56
23:YB:44:G:OP1	47:Y4:1:MET:N	2.33	0.56
27:YG:39:ILE:CG2	27:YG:155:MET:HG3	2.35	0.56
36:YT:134:GLU:O	36:YT:135:ALA:HB3	2.05	0.56
37:YU:104:GLN:N	37:YU:104:GLN:OE1	2.35	0.56
37:YU:68:ALA:O	37:YU:71:GLN:HB2	2.04	0.56

Continued on next page...

Continued from previous page...

Atom-1	Atom-2	Distance(Å)	Clash(Å)
1:QA:842:C:HO2'	1:QA:848:C:H42	1.54	0.56
2:QB:60:ASP:HB3	2:QB:64:ARG:CZ	2.35	0.56
5:QE:82:VAL:CG1	5:QE:83:GLU:N	2.68	0.56
6:QF:97:PHE:CD2	6:QF:97:PHE:C	2.76	0.56
8:QH:84:ARG:NH1	8:QH:86:ILE:HD13	2.11	0.56
9:QI:10:ARG:CD	9:QI:105:ASP:HB2	2.35	0.56
13:QM:84:ILE:CG2	13:QM:85:GLY:N	2.68	0.56
20:QT:47:GLY:C	20:QT:49:ALA:H	2.07	0.56
45:R2:51:ARG:HA	45:R2:54:LYS:HB2	1.86	0.56
46:R3:4:LEU:O	46:R3:36:VAL:HA	2.04	0.56
51:R8:52:LYS:H	51:R8:53:PRO:HD2	1.66	0.56
25:RE:183:LEU:N	25:RE:183:LEU:HD12	2.20	0.56
25:RE:78:LEU:HD23	25:RE:79:ARG:HD2	1.86	0.56
26:RF:192:LEU:HD21	26:RF:194:MET:CE	2.35	0.56
27:RG:180:PHE:C	27:RG:182:LYS:H	2.09	0.56
22:RA:2667:C:H1'	28:RH:109:PHE:HD2	1.70	0.56
28:RH:77:LYS:HZ3	28:RH:77:LYS:CB	2.03	0.56
30:RN:56:ASN:N	30:RN:125:GLY:O	2.35	0.56
32:RP:31:ALA:O	32:RP:32:THR:HG23	2.05	0.56
32:RP:65:ARG:HH21	51:R8:15:LYS:CB	2.17	0.56
3:XC:57:ILE:HG23	3:XC:64:VAL:HG13	1.86	0.56
7:XG:148:ASN:C	7:XG:150:ALA:H	2.08	0.56
7:XG:18:TYR:HD2	7:XG:59:LEU:HD22	1.70	0.56
8:XH:49:GLU:HG3	8:XH:51:VAL:CG1	2.35	0.56
9:XI:10:ARG:CD	9:XI:105:ASP:HB2	2.35	0.56
44:Y1:89:GLU:O	44:Y1:93:GLU:HB2	2.04	0.56
33:YQ:37:LEU:HD21	33:YQ:130:LYS:HE3	1.87	0.56
35:YS:103:GLU:O	35:YS:106:ARG:CG	2.52	0.56
1:QA:964:A:N3	1:QA:969:A:O2'	2.36	0.56
4:QD:42:GLN:O	4:QD:42:GLN:HG2	2.05	0.56
12:QL:126:LYS:HB2	12:QL:126:LYS:HZ2	1.70	0.56
12:QL:58:VAL:O	12:QL:65:GLU:HA	2.06	0.56
12:QL:83:VAL:HG22	12:QL:84:LEU:H	1.70	0.56
13:QM:73:GLU:O	13:QM:77:ASN:N	2.33	0.56
14:QN:25:VAL:N	14:QN:38:GLY:O	2.38	0.56
17:QQ:50:LYS:HG3	17:QQ:51:TYR:CE1	2.40	0.56
21:QU:7:ARG:O	21:QU:8:THR:HG23	2.05	0.56
49:R6:14:THR:O	49:R6:49:HIS:HA	2.06	0.56
52:R9:2:LYS:HD2	52:R9:33:LYS:O	2.04	0.56
22:RA:2199:A:H3'	22:RA:2205:C:H6	1.71	0.56
22:RA:273:G:H1	22:RA:364:C:N4	2.02	0.56
24:RD:236:GLY:O	24:RD:237:GLU:OE1	2.24	0.56

Continued on next page...

Continued from previous page...

Atom-1	Atom-2	Distance(Å)	Clash(Å)
25:RE:37:ARG:NE	25:RE:37:ARG:N	2.53	0.56
22:RA:662:G:H5''	32:RP:15:ARG:O	2.06	0.56
34:RR:70:LEU:HD13	34:RR:75:LEU:HD11	1.88	0.56
38:RV:38:LEU:HD23	38:RV:39:LEU:N	2.19	0.56
1:XA:1502:A:H2	1:XA:1505:G:H22	1.52	0.56
1:XA:352:C:O2'	1:XA:354:G:OP1	2.19	0.56
2:XB:55:PHE:HA	2:XB:58:ILE:HB	1.88	0.56
3:XC:59:ARG:HH12	3:XC:97:LYS:HE3	1.70	0.56
5:XE:78:HIS:CE1	5:XE:143:ARG:H	2.20	0.56
6:XF:91:VAL:CG1	18:XR:72:ARG:HH12	2.18	0.56
6:XF:92:LYS:HB2	6:XF:92:LYS:HZ2	1.70	0.56
11:XK:34:ASP:N	11:XK:40:ILE:HD11	2.20	0.56
15:XO:53:HIS:CE1	15:XO:57:LEU:HD11	2.40	0.56
16:XP:4:ILE:HA	16:XP:20:VAL:O	2.05	0.56
21:XU:6:ARG:HH21	21:XU:15:ARG:HE	1.53	0.56
47:Y4:15:ILE:HG22	47:Y4:20:ASN:HA	1.86	0.56
13:XM:57:ARG:HH21	47:Y4:34:GLU:HA	1.69	0.56
52:Y9:2:LYS:HD2	52:Y9:33:LYS:O	2.05	0.56
22:YA:1049:C:H2'	22:YA:1050:A:H5''	1.87	0.56
22:YA:185:U:H4'	22:YA:218:A:H4'	1.87	0.56
22:YA:232:G:OP2	22:YA:232:G:H8	1.87	0.56
22:YA:27:G:N2	22:YA:513:A:OP2	2.37	0.56
22:YA:589:C:H2'	22:YA:590:A:C8	2.41	0.56
23:YB:8:U:H3	23:YB:112:G:H1	1.52	0.56
24:YD:183:ARG:HD2	24:YD:270:ILE:HG12	1.88	0.56
25:YE:32:PRO:O	25:YE:34:VAL:HG13	2.06	0.56
25:YE:69:LYS:C	25:YE:71:GLY:H	2.08	0.56
30:YN:82:LEU:HD12	30:YN:83:LYS:H	1.70	0.56
22:YA:389:G:H1	32:YP:71:VAL:HG12	1.70	0.56
33:YQ:79:LEU:CG	33:YQ:79:LEU:O	2.52	0.56
35:YS:32:LEU:O	35:YS:62:LYS:HE2	2.05	0.56
36:YT:26:ASP:CB	36:YT:91:ARG:HA	2.36	0.56
2:QB:77:ALA:CB	2:QB:211:ILE:HG21	2.35	0.56
3:QC:114:PRO:O	3:QC:118:GLN:HG3	2.06	0.56
3:QC:188:LEU:O	3:QC:189:ALA:HB2	2.05	0.56
20:QT:82:SER:O	20:QT:86:ARG:HB2	2.06	0.56
27:RG:179:PRO:HG3	47:R4:38:LYS:HZ1	1.67	0.56
47:R4:48:ARG:O	47:R4:50:VAL:N	2.38	0.56
47:R4:64:GLY:C	47:R4:66:SER:H	2.08	0.56
48:R5:55:ARG:HD3	48:R5:56:LYS:N	2.21	0.56
24:RD:80:ALA:HB3	24:RD:94:LEU:HD13	1.87	0.56
25:RE:174:ASP:CG	25:RE:175:VAL:N	2.58	0.56

Continued on next page...

Continued from previous page...

Atom-1	Atom-2	Distance(Å)	Clash(Å)
25:RE:69:LYS:C	25:RE:71:GLY:H	2.09	0.56
26:RF:198:ALA:CA	26:RF:201:VAL:HG12	2.35	0.56
33:RQ:59:ARG:C	33:RQ:60:ARG:CG	2.73	0.56
38:RV:1:MET:HE2	38:RV:43:GLU:HG2	1.87	0.56
1:XA:980:C:H5''	1:XA:981:U:C5	2.40	0.56
1:XA:991:U:O4	1:XA:1212:U:O2'	2.12	0.56
2:XB:102:LEU:HB3	2:XB:180:LEU:CD1	2.36	0.56
3:XC:105:GLU:HG2	3:XC:106:VAL:N	2.18	0.56
4:XD:42:GLN:O	4:XD:42:GLN:HG2	2.05	0.56
8:XH:38:ILE:HD12	8:XH:118:VAL:HG12	1.88	0.56
8:XH:82:HIS:HD2	8:XH:83:ILE:N	2.03	0.56
9:XI:33:PHE:CE2	9:XI:47:LEU:HD21	2.40	0.56
15:XO:76:GLU:C	15:XO:78:TYR:H	2.08	0.56
20:XT:82:SER:O	20:XT:86:ARG:HB2	2.05	0.56
44:Y1:76:ARG:NH1	44:Y1:76:ARG:HG2	2.20	0.56
45:Y2:31:GLU:O	45:Y2:35:LEU:HG	2.05	0.56
47:Y4:64:GLY:C	47:Y4:66:SER:H	2.07	0.56
50:Y7:12:ARG:NH2	50:Y7:44:PRO:HB3	2.21	0.56
52:Y9:25:VAL:HB	52:Y9:34:GLN:HB2	1.87	0.56
22:YA:1826:G:O2'	24:YD:242:ARG:NH2	2.38	0.56
22:YA:888:C:H3'	22:YA:889:C:C4'	2.34	0.56
28:YH:125:VAL:HG12	28:YH:126:PRO:CG	2.34	0.56
30:YN:56:ASN:N	30:YN:125:GLY:O	2.35	0.56
31:YO:3:GLN:CB	31:YO:4:PRO:HD2	2.35	0.56
38:YV:76:LYS:O	38:YV:79:VAL:HG12	2.05	0.56
1:QA:713:G:H2'	1:QA:714:G:C8	2.41	0.56
1:QA:1158:C:H4'	2:QB:133:LYS:NZ	2.19	0.56
3:QC:134:ILE:CD1	3:QC:153:VAL:HG21	2.35	0.56
3:QC:6:HIS:CD2	3:QC:7:PRO:HD2	2.41	0.56
5:QE:99:GLY:O	5:QE:117:ASP:HA	2.06	0.56
8:QH:19:VAL:O	8:QH:20:TYR:HB2	2.05	0.56
8:QH:77:GLU:HG2	8:QH:78:GLN:H	1.71	0.56
12:QL:82:VAL:HG23	12:QL:106:ASP:OD2	2.04	0.56
15:QO:76:GLU:C	15:QO:78:TYR:H	2.08	0.56
16:QP:4:ILE:HA	16:QP:20:VAL:O	2.05	0.56
19:QS:15:LEU:N	19:QS:15:LEU:HD23	2.19	0.56
44:R1:53:VAL:HG12	44:R1:54:ALA:N	2.21	0.56
51:R8:50:LEU:HD12	51:R8:51:ALA:H	1.70	0.56
22:RA:1278:A:O3'	34:RR:34:ILE:HG23	2.06	0.56
22:RA:520:G:H2'	22:RA:521:G:H8	1.70	0.56
23:RB:65:C:H41	23:RB:108:C:H2'	1.70	0.56
27:RG:41:GLN:HB3	27:RG:43:LEU:HD13	1.87	0.56

Continued on next page...

Continued from previous page...

Atom-1	Atom-2	Distance(Å)	Clash(Å)
31:RO:19:ILE:O	31:RO:19:ILE:HD13	2.06	0.56
32:RP:14:LYS:O	32:RP:16:ARG:N	2.39	0.56
36:RT:26:ASP:CB	36:RT:91:ARG:HA	2.36	0.56
39:RW:65:LEU:O	39:RW:66:GLU:C	2.43	0.56
40:RX:65:ARG:HD3	40:RX:65:ARG:H	1.70	0.56
41:RY:97:ARG:HG2	41:RY:97:ARG:O	2.05	0.56
42:RZ:110:GLY:HA2	42:RZ:111:VAL:C	2.26	0.56
1:XA:1484:C:H2'	1:XA:1485:U:H6	1.69	0.56
2:XB:80:ILE:CG2	2:XB:212:GLN:HA	2.36	0.56
3:XC:180:ALA:O	3:XC:181:ASN:HB3	2.06	0.56
3:XC:7:PRO:O	3:XC:11:ARG:HG2	2.05	0.56
3:XC:90:GLU:O	3:XC:94:LEU:HG	2.05	0.56
4:XD:25:ARG:NH1	4:XD:30:LYS:HG3	2.20	0.56
5:XE:82:VAL:CG1	5:XE:83:GLU:N	2.68	0.56
8:XH:7:ALA:HB2	8:XH:85:ARG:HD3	1.87	0.56
19:XS:17:GLU:HA	19:XS:20:LEU:HD12	1.86	0.56
51:Y8:50:LEU:HD12	51:Y8:51:ALA:H	1.70	0.56
22:YA:1311:G:H21	22:YA:1603:A:H62	1.53	0.56
22:YA:2591:C:OP2	24:YD:238:GLY:HA3	2.05	0.56
24:YD:2:ALA:O	24:YD:3:VAL:HB	2.06	0.56
25:YE:74:PRO:HG2	25:YE:77:ILE:HG23	1.87	0.56
28:YH:77:LYS:HZ3	28:YH:77:LYS:CB	2.11	0.56
32:YP:59:LEU:HD23	32:YP:59:LEU:O	2.06	0.56
33:YQ:60:ARG:HH11	42:YZ:113:ALA:HB3	1.69	0.56
3:QC:77:ILE:C	3:QC:83:ARG:HB3	2.26	0.56
10:QJ:24:VAL:HG21	10:QJ:37:PRO:HG3	1.86	0.56
17:QQ:84:LEU:C	17:QQ:86:GLU:H	2.08	0.56
43:R0:26:TYR:H	43:R0:29:GLN:NE2	2.04	0.56
47:R4:41:PRO:O	47:R4:42:PHE:CB	2.54	0.56
50:R7:12:ARG:NH2	50:R7:44:PRO:HB3	2.21	0.56
22:RA:134:C:H2'	22:RA:135:G:H8	1.70	0.56
22:RA:664:C:OP1	32:RP:18:ARG:NH2	2.27	0.56
24:RD:183:ARG:HD2	24:RD:270:ILE:HG12	1.88	0.56
25:RE:117:MET:HG3	25:RE:117:MET:O	2.06	0.56
25:RE:32:PRO:O	25:RE:34:VAL:HG13	2.06	0.56
33:RQ:79:LEU:O	33:RQ:79:LEU:CG	2.52	0.56
34:RR:84:ALA:HB3	34:RR:85:PRO:HD3	1.87	0.56
36:RT:134:GLU:O	36:RT:135:ALA:HB3	2.05	0.56
38:RV:76:LYS:O	38:RV:79:VAL:HG12	2.05	0.56
41:RY:95:LYS:O	41:RY:95:LYS:HE3	2.05	0.56
1:XA:976:G:H5''	1:XA:1358:U:O2'	2.06	0.56
1:XA:1073:U:O2'	2:XB:104:ASN:OD1	2.22	0.56

Continued on next page...

Continued from previous page...

Atom-1	Atom-2	Distance(Å)	Clash(Å)
3:XC:188:LEU:O	3:XC:189:ALA:HB2	2.05	0.56
3:XC:77:ILE:C	3:XC:83:ARG:HB3	2.26	0.56
7:XG:62:PHE:O	7:XG:66:VAL:HG23	2.06	0.56
10:XJ:22:LYS:HD2	10:XJ:22:LYS:C	2.25	0.56
10:XJ:35:SER:O	10:XJ:72:VAL:HG13	2.05	0.56
11:XK:69:ALA:HB1	11:XK:103:LEU:CD2	2.35	0.56
11:XK:21:ILE:HG13	11:XK:30:VAL:HG12	1.86	0.56
13:XM:56:LEU:HD13	13:XM:60:VAL:HG23	1.86	0.56
13:XM:65:LYS:N	47:Y4:50:VAL:CG2	2.69	0.56
13:XM:89:GLY:O	13:XM:92:HIS:HB2	2.06	0.56
6:XF:97:PHE:O	18:XR:31:LEU:HD23	2.04	0.56
18:XR:85:LEU:HD23	18:XR:88:LYS:HD2	1.87	0.56
45:Y2:41:ILE:HD11	45:Y2:44:LEU:CG	2.36	0.56
47:Y4:38:LYS:C	47:Y4:40:HIS:N	2.52	0.56
49:Y6:11:LEU:HD23	49:Y6:26:ASN:HB3	1.87	0.56
49:Y6:6:ARG:O	49:Y6:8:LYS:HD2	2.05	0.56
22:YA:31:C:O3'	22:YA:1238:G:H5''	2.06	0.56
22:YA:631:A:OP2	51:Y8:46:ARG:NH2	2.33	0.56
24:YD:239:ARG:O	24:YD:240:ALA:HB2	2.05	0.56
25:YE:37:ARG:NE	25:YE:37:ARG:N	2.54	0.56
30:YN:112:LEU:O	30:YN:114:ARG:O	2.23	0.56
32:YP:115:LEU:HD12	32:YP:116:GLY:N	2.21	0.56
22:YA:636:G:OP1	32:YP:132:LYS:HB2	2.05	0.56
35:YS:14:VAL:HG13	35:YS:15:ARG:N	2.21	0.56
1:QA:184:G:H2'	1:QA:185:A:H8	1.69	0.56
1:QA:939:G:H5''	7:QG:102:ARG:HH22	1.70	0.56
1:QA:1073:U:O2'	2:QB:104:ASN:OD1	2.21	0.56
4:QD:165:MET:HA	4:QD:165:MET:CE	2.36	0.56
5:QE:140:ARG:HH11	5:QE:140:ARG:CB	2.18	0.56
7:QG:73:MET:HG2	7:QG:90:GLU:HA	1.87	0.56
9:QI:114:TYR:CD2	9:QI:114:TYR:O	2.58	0.56
9:QI:33:PHE:CE2	9:QI:47:LEU:HD21	2.40	0.56
9:QI:9:ARG:HB2	9:QI:14:VAL:HG22	1.88	0.56
13:QM:49:THR:HB	13:QM:52:GLU:HG3	1.86	0.56
14:QN:15:LYS:O	14:QN:16:PHE:O	2.24	0.56
20:QT:94:ALA:O	20:QT:95:ALA:CB	2.54	0.56
47:R4:48:ARG:HH12	47:R4:52:THR:HG22	1.71	0.56
22:RA:2037:G:H2'	22:RA:2038:G:H8	1.69	0.56
22:RA:898:C:H2'	22:RA:899:A:H5'	1.88	0.56
26:RF:32:LEU:HD13	26:RF:105:VAL:CG1	2.33	0.56
27:RG:60:LEU:O	27:RG:64:THR:HG22	2.05	0.56
29:RI:4:ILE:HD11	29:RI:44:LEU:HD12	1.87	0.56

Continued on next page...

Continued from previous page...

Atom-1	Atom-2	Distance(Å)	Clash(Å)
31:RO:107:ARG:O	31:RO:112:MET:HE3	2.05	0.56
33:RQ:12:GLN:OE1	33:RQ:72:LYS:HD2	2.06	0.56
22:RA:957:A:H5'	33:RQ:76:LYS:HD2	1.88	0.56
40:RX:35:THR:HG22	40:RX:38:GLU:OE1	2.05	0.56
1:XA:677:U:H3	1:XA:713:G:H22	1.54	0.56
2:XB:7:VAL:HG22	2:XB:8:LYS:N	2.21	0.56
4:XD:119:GLN:HG3	4:XD:123:HIS:CD2	2.40	0.56
4:XD:110:PHE:CE2	4:XD:148:VAL:HG23	2.41	0.56
12:XL:111:LYS:O	12:XL:112:ASP:HB2	2.06	0.56
13:XM:84:ILE:CG2	13:XM:85:GLY:N	2.68	0.56
14:YN:23:ARG:H	14:YN:33:VAL:HG11	1.71	0.56
16:XP:47:ASP:C	16:XP:49:LEU:H	2.09	0.56
50:Y7:13:ALA:O	50:Y7:17:GLY:HA3	2.05	0.56
22:YA:1785:A:N1	22:YA:1787:A:H1'	2.21	0.56
22:YA:323:G:H2'	26:YF:169:ASN:OD1	2.05	0.56
25:YE:195:LEU:HD12	25:YE:196:VAL:H	1.71	0.56
26:YF:197:ASP:O	26:YF:199:TRP:N	2.38	0.56
27:YG:128:ARG:HG3	27:YG:128:ARG:NH2	2.17	0.56
30:YN:40:PRO:HB3	37:YU:68:ALA:HB2	1.87	0.56
22:YA:64:A:C4	40:YX:66:LEU:HD13	2.41	0.56
41:YY:95:LYS:O	41:YY:95:LYS:HE3	2.06	0.56
1:QA:1226:C:OP2	13:QM:103:THR:OG1	2.14	0.56
2:QB:102:LEU:HB3	2:QB:180:LEU:CD1	2.36	0.56
2:QB:7:VAL:HG22	2:QB:8:LYS:N	2.21	0.56
3:QC:33:LEU:O	3:QC:37:GLN:HG2	2.04	0.56
3:QC:45:LYS:HD2	3:QC:46:GLU:HG3	1.87	0.56
4:QD:110:PHE:CE2	4:QD:148:VAL:HG23	2.41	0.56
6:QF:33:TYR:HE2	6:QF:74:ASP:HB3	1.71	0.56
8:QH:7:ALA:HB2	8:QH:85:ARG:HD3	1.87	0.56
13:QM:89:GLY:O	13:QM:92:HIS:HB2	2.06	0.56
15:QO:24:SER:O	15:QO:28:GLN:HG3	2.06	0.56
16:QP:48:TRP:O	16:QP:49:LEU:HB2	2.06	0.56
54:QX:4:C:C3'	54:QX:5:C:H5'	2.36	0.56
46:R3:59:VAL:CG1	46:R3:60:GLU:N	2.69	0.56
22:RA:153:C:OP2	44:R1:88:LYS:HE2	2.06	0.56
24:RD:221:VAL:HG22	24:RD:226:MET:HE2	1.88	0.56
26:RF:9:ILE:HD11	26:RF:125:LEU:CG	2.36	0.56
27:RG:120:LEU:HB3	27:RG:131:TYR:OH	2.05	0.56
35:RS:5:THR:OG1	35:RS:7:TYR:HB3	2.06	0.56
38:RV:27:ALA:O	38:RV:28:GLU:O	2.24	0.56
37:RU:105:VAL:HA	38:RV:44:LYS:HE3	1.88	0.56
1:XA:1148:U:OP1	9:XI:7:THR:HG21	2.06	0.56

Continued on next page...

Continued from previous page...

Atom-1	Atom-2	Distance(Å)	Clash(Å)
10:XJ:24:VAL:HG21	10:XJ:37:PRO:HG3	1.86	0.56
12:XL:79:GLU:HG2	12:XL:79:GLU:O	2.05	0.56
17:XQ:84:LEU:C	17:XQ:86:GLU:H	2.08	0.56
9:XI:128:ARG:CD	53:XV:32:C:OP2	2.54	0.56
22:YA:1657:C:H2'	22:YA:1658:C:C6	2.40	0.56
22:YA:1799:G:OP1	24:YD:260:ARG:HB2	2.05	0.56
22:YA:229:A:OP1	22:YA:229:A:H4'	2.05	0.56
22:YA:2489:G:N2	22:YA:2491:U:O4	2.38	0.56
22:YA:971:C:O2'	22:YA:983:A:N3	2.36	0.56
24:YD:35:LYS:CE	24:YD:104:TYR:HB2	2.35	0.56
26:YF:155:LEU:CD1	26:YF:174:VAL:HG13	2.32	0.56
28:YH:126:PRO:CG	28:YH:127:GLU:N	2.65	0.56
35:YS:5:THR:OG1	35:YS:7:TYR:HB3	2.06	0.56
42:YZ:10:ARG:HH11	42:YZ:36:LYS:HD3	1.71	0.56
22:YA:2452:C:O2	56:Z8:76:PPU:CE1	2.54	0.56
8:QH:49:GLU:HG3	8:QH:51:VAL:CG1	2.35	0.56
10:QJ:35:SER:O	10:QJ:72:VAL:HG13	2.05	0.56
10:QJ:89:ASP:C	10:QJ:90:LEU:HD12	2.26	0.56
20:QT:74:LYS:C	20:QT:76:ALA:H	2.09	0.56
45:R2:50:ILE:CD1	45:R2:51:ARG:N	2.61	0.56
51:R8:30:ARG:O	51:R8:31:HIS:CB	2.54	0.56
22:RA:1007:C:OP1	30:RN:35:ARG:NH1	2.35	0.56
28:RH:59:ARG:HH11	28:RH:59:ARG:CG	2.19	0.56
29:RI:8:PRO:HG3	29:RI:14:ASP:HB2	1.88	0.56
31:RO:3:GLN:CB	31:RO:4:PRO:HD2	2.35	0.56
31:RO:1:MET:HE2	31:RO:67:LYS:HG2	1.88	0.56
32:RP:13:ASN:C	32:RP:15:ARG:N	2.54	0.56
32:RP:15:ARG:O	32:RP:17:LYS:N	2.39	0.56
36:RT:105:LEU:C	36:RT:107:ASP:H	2.07	0.56
41:RY:62:GLU:O	41:RY:63:LYS:O	2.24	0.56
1:XA:643:C:H2'	1:XA:644:G:H8	1.69	0.56
2:XB:169:LYS:HD3	2:XB:169:LYS:O	2.05	0.56
8:XH:77:GLU:HG2	8:XH:78:GLN:H	1.71	0.56
13:XM:119:GLY:HA3	53:XV:29:G:OP1	2.05	0.56
16:XP:53:VAL:HG23	16:XP:54:GLU:H	1.70	0.56
19:XS:65:ASN:N	19:XS:65:ASN:ND2	2.52	0.56
47:Y4:41:PRO:O	47:Y4:42:PHE:CB	2.54	0.56
47:Y4:48:ARG:O	47:Y4:50:VAL:N	2.38	0.56
49:Y6:48:VAL:HG13	49:Y6:49:HIS:N	2.20	0.56
22:YA:1729:A:N6	22:YA:1731:G:C2	2.73	0.56
25:YE:183:LEU:HD12	25:YE:183:LEU:N	2.20	0.56
37:YU:96:ALA:O	37:YU:100:VAL:HG23	2.05	0.56

Continued on next page...

Continued from previous page...

Atom-1	Atom-2	Distance(Å)	Clash(Å)
41:YY:84:ARG:NH1	41:YY:97:ARG:HB2	2.11	0.56
1:QA:546:G:P	4:QD:72:GLU:HB3	2.46	0.56
3:QC:95:THR:CG2	3:QC:96:GLY:H	2.10	0.56
7:QG:148:ASN:C	7:QG:150:ALA:H	2.08	0.56
11:QK:41:THR:HG21	11:QK:71:LYS:CB	2.36	0.56
13:QM:81:LEU:HB3	13:QM:89:GLY:HA2	1.88	0.56
17:QQ:84:LEU:C	17:QQ:86:GLU:N	2.60	0.56
13:QM:121:LYS:NZ	55:QY:39:C:O2'	2.39	0.56
46:R3:7:LYS:NZ	46:R3:32:GLN:HE21	2.03	0.56
22:RA:111:A:O3'	45:R2:69:ARG:NH2	2.39	0.56
22:RA:1695:G:H1'	24:RD:8:PRO:O	2.05	0.56
22:RA:1899:G:H21	22:RA:1902:C:N4	2.04	0.56
22:RA:389:G:H1	32:RP:70:GLN:HB3	1.71	0.56
24:RD:94:LEU:HD22	24:RD:95:LEU:H	1.69	0.56
25:RE:203:LYS:HE3	25:RE:204:ALA:HB2	1.86	0.56
35:RS:14:VAL:HG13	35:RS:15:ARG:N	2.21	0.56
35:RS:18:ILE:C	35:RS:19:LYS:O	2.44	0.56
42:RZ:35:ARG:HB3	42:RZ:35:ARG:HH11	1.71	0.56
1:XA:186(E):C:H42	1:XA:191(B):G:H1	1.52	0.56
3:XC:114:PRO:O	3:XC:118:GLN:HG3	2.05	0.56
3:XC:77:ILE:O	3:XC:83:ARG:HB3	2.05	0.56
4:XD:165:MET:HA	4:XD:165:MET:CE	2.36	0.56
7:XG:20:ASP:HB3	7:XG:23:VAL:HG23	1.88	0.56
8:XH:102:ARG:NH1	8:XH:105:ARG:NH2	2.54	0.56
8:XH:49:GLU:O	8:XH:51:VAL:N	2.39	0.56
10:XJ:89:ASP:C	10:XJ:90:LEU:HD12	2.25	0.56
12:XL:58:VAL:O	12:XL:65:GLU:HA	2.05	0.56
19:XS:3:ARG:HB3	47:Y4:67:TYR:HD2	1.68	0.56
45:Y2:43:GLN:O	45:Y2:44:LEU:CG	2.54	0.56
45:Y2:15:LYS:H	45:Y2:67:LYS:NZ	2.02	0.56
46:Y3:4:LEU:HD21	46:Y3:39:ASP:OD1	2.06	0.56
46:Y3:59:VAL:CG1	46:Y3:60:GLU:N	2.69	0.56
22:YA:2377:A:H2'	22:YA:2378:A:C8	2.41	0.56
22:YA:25:U:H5''	39:YW:80:PRO:HD3	1.88	0.56
22:YA:270(M):U:H1'	22:YA:270(N):G:C6	2.41	0.56
32:YP:15:ARG:O	32:YP:17:LYS:N	2.39	0.56
39:YW:1:MET:C	39:YW:64:MET:HE1	2.26	0.56
1:QA:1118:C:OP1	9:QI:9:ARG:HD3	2.06	0.55
1:QA:191(F):U:O2	20:QT:105:SER:HB2	2.07	0.55
1:QA:321:A:N6	1:QA:329:A:OP2	2.39	0.55
1:QA:985:C:H2'	1:QA:986:A:H8	1.71	0.55
2:QB:46:LYS:HA	2:QB:49:GLU:OE1	2.06	0.55

Continued on next page...

Continued from previous page...

Atom-1	Atom-2	Distance(Å)	Clash(Å)
8:QH:38:ILE:HD12	8:QH:118:VAL:HG12	1.88	0.55
10:QJ:26:ALA:HA	10:QJ:29:ARG:NH2	2.21	0.55
13:QM:80:ARG:O	13:QM:84:ILE:HB	2.06	0.55
19:QS:18:LYS:O	19:QS:22:LEU:HD13	2.06	0.55
1:QA:191:G:O2'	20:QT:101:GLY:O	2.24	0.55
22:RA:1085:A:O2'	22:RA:1086:A:OP1	2.24	0.55
22:RA:2864:G:OP1	36:RT:119:LYS:HD2	2.05	0.55
22:RA:551:G:H5'	22:RA:1220:A:H1'	1.88	0.55
24:RD:35:LYS:NZ	24:RD:64:ILE:O	2.32	0.55
24:RD:69:ARG:C	24:RD:71:ASP:H	2.08	0.55
26:RF:108:LYS:HZ3	26:RF:108:LYS:HA	1.72	0.55
33:RQ:37:LEU:HD21	33:RQ:130:LYS:HE3	1.87	0.55
37:RU:83:LEU:HD12	37:RU:113:ALA:HB2	1.86	0.55
42:RZ:102:LEU:HD11	42:RZ:124:ILE:HG22	1.88	0.55
2:XB:217:ARG:HA	2:XB:220:ASP:OD2	2.06	0.55
5:XE:92:LYS:O	5:XE:118:ILE:HD12	2.06	0.55
6:XF:41:GLU:HG2	6:XF:43:LEU:HD11	1.89	0.55
9:XI:17:VAL:CG1	9:XI:81:ILE:HD13	2.35	0.55
11:XK:41:THR:HG21	11:XK:71:LYS:CB	2.36	0.55
12:XL:83:VAL:HG22	12:XL:84:LEU:N	2.21	0.55
15:XO:24:SER:O	15:XO:28:GLN:HG3	2.06	0.55
18:XR:57:GLY:O	18:XR:58:LEU:C	2.43	0.55
43:Y0:23:VAL:HA	43:Y0:38:VAL:HG22	1.87	0.55
22:YA:2330:G:H2'	22:YA:2331:G:O4'	2.06	0.55
22:YA:482:A:H4'	41:YY:47:LYS:HD2	1.89	0.55
25:YE:117:MET:O	25:YE:117:MET:HG3	2.06	0.55
26:YF:198:ALA:CA	26:YF:201:VAL:HG12	2.34	0.55
27:YG:135:LEU:HD12	27:YG:135:LEU:N	2.21	0.55
32:YP:14:LYS:O	32:YP:16:ARG:N	2.39	0.55
23:YB:116:G:H4'	35:YS:54:LEU:HD13	1.88	0.55
37:YU:105:VAL:HA	38:YV:44:LYS:HE3	1.88	0.55
41:YY:48:ALA:H	41:YY:60:PHE:HA	1.71	0.55
41:YY:62:GLU:O	41:YY:63:LYS:O	2.24	0.55
1:QA:1513:A:H2'	1:QA:1514:C:C6	2.41	0.55
1:QA:15:G:H4'	5:QE:24:ARG:HH12	1.71	0.55
3:QC:20:SER:CB	3:QC:40:ARG:HH22	2.14	0.55
7:QG:42:ILE:O	7:QG:117:ALA:HB2	2.05	0.55
8:QH:128:GLY:O	8:QH:129:VAL:HG13	2.06	0.55
11:QK:125:PHE:N	11:QK:125:PHE:CD1	2.74	0.55
12:QL:111:LYS:O	12:QL:112:ASP:HB2	2.05	0.55
14:QN:44:LEU:CD1	14:QN:48:ALA:HB2	2.36	0.55
16:QP:53:VAL:HG23	16:QP:54:GLU:H	1.70	0.55

Continued on next page...

Continued from previous page...

Atom-1	Atom-2	Distance(Å)	Clash(Å)
22:RA:1278:A:H2'	22:RA:1279:G:C8	2.41	0.55
22:RA:2123:G:H2'	22:RA:2124:G:H8	1.71	0.55
22:RA:27:G:N2	22:RA:512:G:O2'	2.40	0.55
23:RB:33:G:O5'	27:RG:2:PRO:HG3	2.06	0.55
39:RW:14:PRO:HG2	39:RW:78:GLU:OE2	2.07	0.55
1:XA:1320:C:H5'	19:XS:70:LYS:HG3	1.87	0.55
1:XA:1305:G:H22	1:XA:1331:G:H2'	1.70	0.55
1:XA:1376:U:OP1	7:XG:98:SER:HB3	2.06	0.55
1:XA:371:G:O2'	1:XA:372:C:H4'	2.06	0.55
4:XD:28:SER:CB	4:XD:29:PRO:CD	2.84	0.55
5:XE:144:THR:O	5:XE:148:VAL:HG23	2.06	0.55
16:XP:48:TRP:O	16:XP:49:LEU:HB2	2.06	0.55
19:XS:18:LYS:O	19:XS:22:LEU:HD13	2.06	0.55
1:XA:1229:A:O2'	53:XV:30:G:OP1	2.24	0.55
46:Y3:35:ARG:HB3	46:Y3:37:LEU:CD2	2.37	0.55
46:Y3:8:LEU:HD22	46:Y3:31:LEU:CD2	2.36	0.55
22:YA:2875:C:H4'	36:YT:5:ALA:HB2	1.86	0.55
22:YA:658:C:H2'	22:YA:659:C:C6	2.41	0.55
25:YE:174:ASP:CG	25:YE:175:VAL:N	2.58	0.55
27:YG:120:LEU:HB3	27:YG:131:TYR:OH	2.05	0.55
29:YI:11:ASN:O	29:YI:12:LEU:HB2	2.07	0.55
32:YP:19:VAL:CG2	32:YP:20:GLY:H	1.99	0.55
32:YP:31:ALA:O	32:YP:32:THR:HG23	2.05	0.55
33:YQ:12:GLN:OE1	33:YQ:72:LYS:HD2	2.06	0.55
37:YU:92:ARG:NH1	38:YV:11:GLN:HB2	2.22	0.55
39:YW:20:VAL:C	39:YW:22:ASP:N	2.60	0.55
41:YY:89:PHE:O	41:YY:90:LEU:HD13	2.05	0.55
1:QA:1151:A:H2'	1:QA:1152:A:H8	1.71	0.55
1:QA:1177:G:OP2	9:QI:97:LYS:NZ	2.38	0.55
1:QA:1406:U:O2	1:QA:1517:G:N2	2.33	0.55
2:QB:204:ASN:HD22	2:QB:205:ASP:N	2.04	0.55
3:QC:112:SER:OG	3:QC:115:LEU:HG	2.06	0.55
5:QE:7:GLU:HG2	5:QE:112:LEU:HD22	1.88	0.55
7:QG:62:PHE:HA	7:QG:124:LEU:CD2	2.27	0.55
8:QH:49:GLU:O	8:QH:51:VAL:N	2.39	0.55
8:QH:82:HIS:HD2	8:QH:83:ILE:N	2.03	0.55
11:QK:34:ASP:N	11:QK:40:ILE:HD11	2.20	0.55
12:QL:79:GLU:HG2	12:QL:79:GLU:O	2.05	0.55
16:QP:47:ASP:C	16:QP:49:LEU:H	2.09	0.55
53:QV:35:A:N6	54:QX:3:G:C6	2.74	0.55
22:RA:1885:A:H5'	22:RA:1886:C:OP2	2.07	0.55
24:RD:155:LEU:HD23	24:RD:177:LEU:CD2	2.36	0.55

Continued on next page...

Continued from previous page...

Atom-1	Atom-2	Distance(Å)	Clash(Å)
24:RD:31:LYS:O	24:RD:35:LYS:O	2.24	0.55
26:RF:28:ILE:HD12	26:RF:28:ILE:O	2.06	0.55
32:RP:39:LYS:CA	32:RP:45:LEU:CD1	2.80	0.55
38:RV:49:THR:CB	38:RV:50:PRO:HD2	2.25	0.55
41:RY:95:LYS:NZ	41:RY:95:LYS:HB2	2.21	0.55
2:XB:204:ASN:HD22	2:XB:205:ASP:N	2.04	0.55
2:XB:68:ILE:HD12	2:XB:68:ILE:N	2.22	0.55
2:XB:96:ARG:H	2:XB:96:ARG:CD	2.17	0.55
3:XC:112:SER:OG	3:XC:115:LEU:HG	2.06	0.55
3:XC:188:LEU:N	3:XC:188:LEU:HD22	2.21	0.55
3:XC:45:LYS:HD2	3:XC:46:GLU:HG3	1.87	0.55
1:XA:27:G:H4'	4:XD:209:ARG:HG3	1.87	0.55
8:XH:128:GLY:O	8:XH:129:VAL:HG13	2.06	0.55
19:XS:40:ILE:HG12	19:XS:41:VAL:N	2.20	0.55
20:XT:94:ALA:O	20:XT:95:ALA:CB	2.54	0.55
21:XU:6:ARG:O	21:XU:8:THR:N	2.39	0.55
44:Y1:91:LYS:CG	44:Y1:92:LYS:H	2.15	0.55
27:YG:180:PHE:C	27:YG:182:LYS:H	2.09	0.55
30:YN:101:HIS:C	30:YN:101:HIS:CD2	2.79	0.55
33:YQ:25:ASP:N	33:YQ:102:VAL:HG23	2.22	0.55
36:YT:107:ASP:O	36:YT:111:ARG:NH1	2.39	0.55
39:YW:65:LEU:O	39:YW:66:GLU:C	2.43	0.55
22:RA:2585:U:H5	56:Z6:76:PPU:HO2'	1.53	0.55
1:QA:411:A:C5	1:QA:413:G:H1'	2.41	0.55
1:QA:539:A:H2'	1:QA:540:G:C8	2.42	0.55
2:QB:217:ARG:HA	2:QB:220:ASP:OD2	2.06	0.55
3:QC:180:ALA:O	3:QC:181:ASN:HB3	2.06	0.55
5:QE:126:ARG:HG3	5:QE:126:ARG:NH1	2.19	0.55
7:QG:46:ALA:HB2	7:QG:117:ALA:HB1	1.88	0.55
10:QJ:6:ILE:CG2	10:QJ:98:ILE:HG13	2.21	0.55
16:QP:59:TRP:CE3	16:QP:59:TRP:HA	2.42	0.55
19:QS:41:VAL:CB	19:QS:42:PRO:CA	2.76	0.55
47:R4:9:LEU:H	47:R4:27:THR:HG22	1.71	0.55
22:RA:1006:C:H1'	30:RN:106:MET:HE3	1.88	0.55
22:RA:994:C:O2	38:RV:10:LYS:HE2	2.06	0.55
24:RD:69:ARG:HD3	24:RD:105:ILE:HD11	1.87	0.55
24:RD:118:VAL:HG22	24:RD:119:ALA:H	1.72	0.55
24:RD:36:PRO:HB2	24:RD:61:LEU:HG	1.87	0.55
25:RE:4:ILE:HD13	25:RE:5:LEU:H	1.71	0.55
41:RY:21:LYS:HG3	41:RY:22:GLY:H	1.69	0.55
42:RZ:151:HIS:HA	42:RZ:170:THR:HA	1.88	0.55
3:XC:59:ARG:NH2	3:XC:97:LYS:HE3	2.20	0.55

Continued on next page...

Continued from previous page...

Atom-1	Atom-2	Distance(Å)	Clash(Å)
7:XG:50:ILE:CB	7:XG:58:PRO:HB3	2.37	0.55
10:XJ:26:ALA:HA	10:XJ:29:ARG:NH2	2.21	0.55
1:XA:1226:C:H2'	13:XM:103:THR:HB	1.89	0.55
20:XT:43:LEU:HA	20:XT:46:GLU:HB3	1.88	0.55
22:YA:330:A:H2	22:YA:1210:A:HO2'	1.53	0.55
22:YA:1291:C:H2'	22:YA:1292:U:C6	2.42	0.55
30:YN:131:GLN:CG	30:YN:132:ALA:N	2.68	0.55
32:YP:39:LYS:N	32:YP:45:LEU:HD11	2.21	0.55
34:YR:84:ALA:HB3	34:YR:85:PRO:HD3	1.88	0.55
22:YA:518:G:C4'	39:YW:18:ARG:HH12	1.99	0.55
39:YW:14:PRO:HG2	39:YW:78:GLU:OE2	2.07	0.55
41:YY:91:GLU:HG3	41:YY:92:ASN:H	1.72	0.55
1:QA:1127:G:H21	1:QA:1147:C:H41	1.54	0.55
1:QA:1129:C:H4'	1:QA:1130:A:H5'	1.89	0.55
1:QA:1244:C:H42	1:QA:1293:G:H1	1.53	0.55
1:QA:243:A:H4'	1:QA:244:U:O5'	2.05	0.55
2:QB:169:LYS:O	2:QB:169:LYS:HD3	2.06	0.55
1:QA:19:C:P	5:QE:127:ASN:HD22	2.30	0.55
5:QE:144:THR:O	5:QE:148:VAL:HG23	2.06	0.55
1:QA:1070:U:O5'	5:QE:25:ARG:NH1	2.40	0.55
1:QA:939:G:H5''	7:QG:102:ARG:NH2	2.22	0.55
11:QK:125:PHE:H	11:QK:125:PHE:HD1	1.54	0.55
15:QO:65:ARG:NH1	15:QO:65:ARG:HB2	2.20	0.55
21:QU:6:ARG:HH21	21:QU:15:ARG:HE	1.53	0.55
49:R6:27:LYS:HZ2	49:R6:27:LYS:HB2	1.69	0.55
51:R8:63:PRO:O	51:R8:64:TYR:HB2	2.07	0.55
22:RA:270(R):G:H1'	44:R1:78:LYS:HZ1	1.72	0.55
22:RA:2837:G:H1	22:RA:2881:C:H42	1.53	0.55
25:RE:14:ILE:HD11	36:RT:14:TYR:CZ	2.42	0.55
25:RE:67:PHE:O	25:RE:69:LYS:N	2.39	0.55
26:RF:129:PHE:O	26:RF:130:ALA:CB	2.55	0.55
31:RO:68:GLU:HA	31:RO:78:ARG:HB3	1.89	0.55
31:RO:79:PHE:HD2	36:RT:72:VAL:HG22	1.72	0.55
32:RP:115:LEU:HD12	32:RP:116:GLY:N	2.21	0.55
22:RA:2415:G:H4'	32:RP:67:MET:N	2.22	0.55
32:RP:88:LEU:C	32:RP:90:ARG:N	2.60	0.55
38:RV:52:VAL:O	38:RV:54:GLY:N	2.39	0.55
39:RW:1:MET:C	39:RW:64:MET:HE1	2.26	0.55
39:RW:88:ARG:HB3	39:RW:92:ARG:HB3	1.88	0.55
42:RZ:76:LEU:HD23	42:RZ:76:LEU:H	1.72	0.55
2:XB:214:ILE:HA	2:XB:217:ARG:NH2	2.21	0.55
2:XB:41:ILE:HD12	2:XB:41:ILE:N	2.21	0.55

Continued on next page...

Continued from previous page...

Atom-1	Atom-2	Distance(Å)	Clash(Å)
2:XB:46:LYS:HA	2:XB:49:GLU:OE1	2.05	0.55
17:XQ:50:LYS:HG3	17:XQ:51:TYR:CE1	2.41	0.55
17:XQ:6:LEU:O	17:XQ:58:GLU:HA	2.05	0.55
23:YB:12:C:O2	43:Y0:74:ARG:HD2	2.06	0.55
22:YA:1204:A:H1'	22:YA:1206:G:C8	2.41	0.55
22:YA:873:G:H1	22:YA:904:C:H42	1.53	0.55
32:YP:49:ARG:NE	51:Y8:59:LYS:HG2	2.22	0.55
37:YU:73:GLY:O	37:YU:74:LEU:HB3	2.07	0.55
37:YU:6:THR:O	37:YU:9:VAL:HG23	2.07	0.55
4:QD:126:ILE:HG22	4:QD:127:THR:N	2.22	0.55
9:QI:82:ALA:O	9:QI:86:VAL:HB	2.06	0.55
12:QL:83:VAL:HG22	12:QL:84:LEU:N	2.21	0.55
17:QQ:62:SER:HB3	17:QQ:72:ARG:HH21	1.72	0.55
46:R3:4:LEU:HD21	46:R3:39:ASP:OD1	2.06	0.55
22:RA:2331:G:H4'	43:R0:43:THR:H	1.70	0.55
22:RA:856:C:O2'	22:RA:857:C:OP1	2.25	0.55
24:RD:28:GLU:O	24:RD:29:PRO:C	2.45	0.55
25:RE:195:LEU:HD12	25:RE:196:VAL:H	1.71	0.55
25:RE:26:ILE:C	25:RE:26:ILE:HD13	2.26	0.55
27:RG:114:ILE:HD11	27:RG:140:ILE:HD12	1.89	0.55
33:RQ:25:ASP:N	33:RQ:102:VAL:HG23	2.21	0.55
34:RR:12:ARG:HG3	34:RR:12:ARG:HH11	1.71	0.55
1:XA:529:G:O6	12:XL:49:ASN:HB3	2.07	0.55
1:XA:779:C:H4'	11:XK:121:PRO:O	2.07	0.55
3:XC:6:HIS:CD2	3:XC:7:PRO:HD2	2.41	0.55
4:XD:126:ILE:HG22	4:XD:127:THR:N	2.22	0.55
5:XE:99:GLY:O	5:XE:117:ASP:HA	2.06	0.55
7:XG:73:MET:HG2	7:XG:90:GLU:HA	1.88	0.55
9:XI:82:ALA:O	9:XI:86:VAL:HB	2.06	0.55
10:XJ:16:LEU:O	10:XJ:16:LEU:HD13	2.07	0.55
10:XJ:19:SER:O	10:XJ:23:ILE:HG13	2.07	0.55
11:XK:125:PHE:HD1	11:XK:125:PHE:H	1.54	0.55
12:XL:10:LEU:HD13	17:XQ:32:TYR:CE2	2.42	0.55
20:XT:53:LEU:HA	20:XT:56:MET:HB3	1.87	0.55
21:XU:21:TYR:O	21:XU:22:ARG:HB2	2.05	0.55
49:Y6:42:TRP:CD1	49:Y6:42:TRP:N	2.73	0.55
22:YA:1728:G:H8	22:YA:1732:A:H62	1.53	0.55
22:YA:2867:G:O2'	22:YA:2868:A:H8	1.89	0.55
22:YA:861:A:N3	23:YB:79:C:O2'	2.39	0.55
24:YD:221:VAL:HG22	24:YD:226:MET:HE2	1.88	0.55
25:YE:20:ALA:O	25:YE:21:VAL:CG2	2.48	0.55
25:YE:26:ILE:HD13	25:YE:26:ILE:C	2.26	0.55

Continued on next page...

Continued from previous page...

Atom-1	Atom-2	Distance(Å)	Clash(Å)
25:YE:3:GLY:HA3	25:YE:81:ILE:HD12	1.88	0.55
26:YF:24:LEU:HB3	26:YF:115:ALA:HB2	1.87	0.55
30:YN:44:PRO:HG2	30:YN:45:ASN:H	1.71	0.55
31:YO:19:ILE:HD13	31:YO:19:ILE:O	2.06	0.55
35:YS:18:ILE:C	35:YS:19:LYS:O	2.44	0.55
22:YA:1252:G:N3	37:YU:33:ARG:HD2	2.21	0.55
37:YU:58:ARG:O	37:YU:62:ILE:HG13	2.06	0.55
38:YV:29:PRO:HA	38:YV:61:VAL:CG2	2.37	0.55
39:YW:88:ARG:HB3	39:YW:92:ARG:HB3	1.88	0.55
41:YY:95:LYS:CB	41:YY:100:ALA:HA	2.13	0.55
1:QA:1321:C:H3'	1:QA:1322:C:H5''	1.89	0.55
7:QG:20:ASP:HB3	7:QG:23:VAL:HG23	1.88	0.55
49:R6:20:ASN:CG	49:R6:21:TYR:H	2.09	0.55
22:RA:1348:G:H2'	22:RA:1349:A:H5''	1.89	0.55
22:RA:2014:A:O2'	48:R5:2:ALA:HB2	2.07	0.55
22:RA:221:A:H4'	22:RA:222:A:O5'	2.07	0.55
22:RA:2068:U:N3	22:RA:2430:A:H2	2.05	0.55
22:RA:246:C:N4	51:R8:8:LYS:HG3	2.22	0.55
22:RA:247:G:O6	51:R8:12:LYS:NZ	2.28	0.55
22:RA:270(U):C:H2'	22:RA:270(V):G:H8	1.71	0.55
22:RA:298:G:P	41:RY:85:VAL:HG22	2.47	0.55
24:RD:2:ALA:O	24:RD:3:VAL:HB	2.06	0.55
27:RG:3:LEU:HD12	27:RG:4:ASP:N	2.19	0.55
32:RP:2:LYS:O	32:RP:5:ASP:HB2	2.06	0.55
35:RS:36:TYR:HD2	35:RS:52:SER:CB	2.19	0.55
37:RU:104:GLN:N	37:RU:104:GLN:OE1	2.35	0.55
37:RU:27:LEU:O	37:RU:29:SER:N	2.40	0.55
1:XA:554:C:H2'	1:XA:555:C:H6	1.71	0.55
2:XB:142:LEU:HD23	2:XB:142:LEU:C	2.27	0.55
5:XE:7:GLU:HG2	5:XE:112:LEU:HD22	1.88	0.55
6:XF:33:TYR:HE2	6:XF:74:ASP:HB3	1.71	0.55
8:XH:102:ARG:NH1	8:XH:105:ARG:NH1	2.55	0.55
10:XJ:4:ILE:CB	10:XJ:74:ILE:HD11	2.36	0.55
11:XK:125:PHE:N	11:XK:125:PHE:CD1	2.74	0.55
11:XK:20:TYR:HB2	11:XK:31:THR:O	2.07	0.55
13:XM:81:LEU:HB3	13:XM:89:GLY:HA2	1.88	0.55
15:XO:65:ARG:NH1	15:XO:65:ARG:HB2	2.20	0.55
16:XP:59:TRP:HA	16:XP:59:TRP:CE3	2.42	0.55
47:Y4:48:ARG:HH12	47:Y4:52:THR:HG22	1.71	0.55
48:Y5:55:ARG:HD3	48:Y5:56:LYS:N	2.21	0.55
50:Y7:19:ARG:HH11	50:Y7:19:ARG:HG2	1.71	0.55
22:YA:513:A:O2'	22:YA:1217:C:OP1	2.20	0.55

Continued on next page...

Continued from previous page...

Atom-1	Atom-2	Distance(Å)	Clash(Å)
22:YA:2131:G:N2	22:YA:2158:A:N7	2.54	0.55
22:YA:2635:C:H5'	25:YE:77:ILE:HD13	1.87	0.55
22:YA:459:U:H2'	22:YA:460:A:H8	1.72	0.55
22:YA:685:A:C4'	22:YA:687:C:H41	2.20	0.55
22:YA:1693:U:H1'	24:YD:14:ARG:HH22	1.71	0.55
24:YD:43:ARG:CB	24:YD:54:ARG:HB2	2.37	0.55
25:YE:53:PRO:O	25:YE:74:PRO:HA	2.07	0.55
26:YF:28:ILE:O	26:YF:28:ILE:HD12	2.06	0.55
31:YO:20:MET:HG2	31:YO:21:CYS:N	2.20	0.55
35:YS:107:GLU:N	35:YS:110:LEU:HD11	2.22	0.55
35:YS:59:LYS:CG	35:YS:60:GLY:H	2.11	0.55
36:YT:123:GLN:O	36:YT:125:ARG:N	2.40	0.55
36:YT:16:ARG:HG2	36:YT:18:ASP:OD1	2.06	0.55
41:YY:61:ILE:HG23	41:YY:62:GLU:H	1.71	0.55
1:QA:1316:G:N2	1:QA:1319:A:H5''	2.22	0.55
3:QC:11:ARG:HH21	3:QC:180:ALA:HB3	1.70	0.55
3:QC:188:LEU:HD22	3:QC:188:LEU:N	2.21	0.55
8:QH:23:SER:HB2	8:QH:61:VAL:O	2.07	0.55
9:QI:45:ALA:O	9:QI:48:GLU:HG2	2.07	0.55
10:QJ:16:LEU:O	10:QJ:16:LEU:HD13	2.07	0.55
14:QN:22:THR:HB	14:QN:33:VAL:HG11	1.88	0.55
12:QL:10:LEU:CD1	17:QQ:32:TYR:CD2	2.89	0.55
19:QS:7:LYS:HG3	19:QS:8:GLY:N	2.22	0.55
45:R2:41:ILE:HD11	45:R2:44:LEU:CG	2.36	0.55
47:R4:65:ASP:O	47:R4:66:SER:HB3	2.07	0.55
22:RA:507:A:C5'	22:RA:508:G:H5'	2.36	0.55
22:RA:666:G:H4'	32:RP:49:ARG:NH1	2.22	0.55
26:RF:147:GLY:O	26:RF:148:LEU:HD23	2.07	0.55
32:RP:39:LYS:N	32:RP:45:LEU:HD11	2.21	0.55
37:RU:74:LEU:HD13	37:RU:79:PHE:HB2	1.89	0.55
37:RU:92:ARG:NH1	38:RV:11:GLN:HB2	2.22	0.55
38:RV:99:ILE:CD1	38:RV:99:ILE:N	2.65	0.55
1:XA:1252:A:H2'	1:XA:1253:G:O4'	2.07	0.55
1:XA:986:A:N3	19:XS:52:TYR:OH	2.40	0.55
2:XB:16:HIS:CE1	2:XB:209:ARG:HH21	2.25	0.55
4:XD:10:ARG:HH11	4:XD:10:ARG:HG3	1.72	0.55
6:XF:92:LYS:HB2	6:XF:92:LYS:NZ	2.22	0.55
9:XI:126:SER:O	9:XI:128:ARG:N	2.35	0.55
13:XM:80:ARG:O	13:XM:84:ILE:HB	2.06	0.55
20:XT:47:GLY:C	20:XT:49:ALA:H	2.08	0.55
20:XT:74:LYS:C	20:XT:76:ALA:H	2.10	0.55
53:XV:35:A:C2	54:XX:3:G:N3	2.75	0.55

Continued on next page...

Continued from previous page...

Atom-1	Atom-2	Distance(Å)	Clash(Å)
44:Y1:83:GLU:OE1	44:Y1:85:LEU:HD23	2.07	0.55
47:Y4:51:ASP:O	47:Y4:51:ASP:OD1	2.25	0.55
19:XS:5:LEU:HD22	47:Y4:67:TYR:CE2	2.42	0.55
22:YA:1164:G:H2'	22:YA:1165:U:C6	2.42	0.55
22:YA:2469:A:H5''	22:YA:2470:G:C8	2.41	0.55
22:YA:690:G:H2'	22:YA:691:C:C6	2.42	0.55
22:YA:70:G:H21	22:YA:71:A:N6	2.05	0.55
25:YE:4:ILE:HD13	25:YE:5:LEU:H	1.71	0.55
25:YE:67:PHE:O	25:YE:69:LYS:N	2.39	0.55
29:YI:130:TYR:HB3	29:YI:136:VAL:HG13	1.88	0.55
30:YN:109:LYS:N	30:YN:109:LYS:HD2	2.22	0.55
32:YP:88:LEU:C	32:YP:90:ARG:N	2.60	0.55
35:YS:111:GLU:HA	35:YS:111:GLU:OE1	2.07	0.55
31:YO:79:PHE:HD2	36:YT:72:VAL:HG22	1.72	0.55
39:YW:20:VAL:C	39:YW:22:ASP:H	2.10	0.55
39:YW:25:ARG:HH11	39:YW:25:ARG:CB	2.20	0.55
10:QJ:32:ALA:O	10:QJ:33:GLN:O	2.25	0.55
14:QN:25:VAL:HG23	14:QN:38:GLY:C	2.21	0.55
15:QO:29:VAL:HG11	15:QO:67:LEU:HD21	1.89	0.55
22:RA:1973:G:H2'	22:RA:1974:C:C6	2.42	0.55
22:RA:1903:G:OP2	24:RD:241:PRO:HB2	2.07	0.55
25:RE:3:GLY:HA3	25:RE:81:ILE:HD12	1.88	0.55
26:RF:118:ALA:O	26:RF:121:GLY:N	2.33	0.55
27:RG:135:LEU:N	27:RG:135:LEU:HD12	2.21	0.55
30:RN:109:LYS:HD2	30:RN:109:LYS:N	2.22	0.55
36:RT:6:LEU:O	36:RT:7:ILE:C	2.45	0.55
41:RY:48:ALA:H	41:RY:60:PHE:HA	1.72	0.55
2:XB:187:LEU:HD22	2:XB:201:ILE:O	2.07	0.55
3:XC:107:GLN:CD	3:XC:107:GLN:N	2.61	0.55
6:XF:52:ILE:O	6:XF:53:ALA:HB3	2.07	0.55
8:XH:23:SER:HB2	8:XH:61:VAL:O	2.07	0.55
9:XI:127:LYS:CE	53:XV:34:C:OP2	2.55	0.55
9:XI:45:ALA:O	9:XI:48:GLU:HG2	2.07	0.55
16:XP:21:VAL:O	16:XP:33:ILE:N	2.39	0.55
18:XR:58:LEU:H	18:XR:58:LEU:HD12	1.72	0.55
47:Y4:9:LEU:H	47:Y4:27:THR:HG22	1.71	0.55
49:Y6:20:ASN:CG	49:Y6:21:TYR:H	2.09	0.55
22:YA:1061:U:H3'	22:YA:1062:G:H5''	1.88	0.55
22:YA:1564:C:O2'	22:YA:1565:C:H5'	2.07	0.55
22:YA:1614:A:H62	39:YW:93:ALA:HB2	1.72	0.55
22:YA:1651:G:H1	22:YA:2006:C:H42	1.53	0.55
22:YA:2059:A:H5'	22:YA:2060:A:OP2	2.07	0.55

Continued on next page...

Continued from previous page...

Atom-1	Atom-2	Distance(Å)	Clash(Å)
22:YA:2182:G:H2'	22:YA:2183:C:C6	2.42	0.55
23:YB:15:A:H5'	23:YB:16:G:H8	1.69	0.55
25:YE:21:VAL:HG23	25:YE:22:PRO:HD3	1.89	0.55
27:YG:114:ILE:HD11	27:YG:140:ILE:HD12	1.89	0.55
31:YO:4:PRO:O	31:YO:5:GLN:HB2	2.06	0.55
33:YQ:21:THR:O	33:YQ:22:LYS:O	2.25	0.55
33:YQ:64:ILE:HA	33:YQ:106:VAL:CG1	2.33	0.55
37:YU:27:LEU:O	37:YU:29:SER:N	2.40	0.55
42:YZ:72:ARG:NH2	42:YZ:97:GLU:O	2.32	0.55
1:QA:1213:A:N6	1:QA:1215:G:N3	2.55	0.55
1:QA:560:U:H5'	1:QA:566:G:N2	2.22	0.55
1:QA:624:C:H2'	1:QA:625:G:H8	1.71	0.55
1:QA:881:G:H2'	1:QA:882:C:O4'	2.07	0.55
2:QB:41:ILE:N	2:QB:41:ILE:HD12	2.21	0.55
7:QG:37:ASN:HD21	9:QI:40:LEU:HD23	1.69	0.55
7:QG:50:ILE:O	7:QG:50:ILE:HG22	2.07	0.55
9:QI:40:LEU:HD11	9:QI:70:LYS:CG	2.37	0.55
15:QO:77:ARG:HA	15:QO:80:ALA:CB	2.36	0.55
45:R2:47:ASN:ND2	45:R2:47:ASN:N	2.54	0.55
22:RA:693:C:O2'	22:RA:1353:A:N3	2.32	0.55
22:RA:2146:C:H4'	22:RA:2147:G:C8	2.42	0.55
22:RA:2439:A:H5'	22:RA:2439:A:H8	1.72	0.55
27:RG:7:LEU:HD12	27:RG:104:GLU:HA	1.88	0.55
35:RS:74:ALA:HB1	35:RS:107:GLU:HB3	1.89	0.55
37:RU:58:ARG:O	37:RU:62:ILE:HG13	2.06	0.55
37:RU:73:GLY:O	37:RU:74:LEU:HB3	2.07	0.55
4:XD:94:LEU:CD1	4:XD:94:LEU:H	2.08	0.55
8:XH:102:ARG:HH11	8:XH:105:ARG:CZ	2.19	0.55
9:XI:114:TYR:CD2	9:XI:114:TYR:O	2.58	0.55
9:XI:9:ARG:HB2	9:XI:14:VAL:HG22	1.88	0.55
16:XP:43:LYS:HA	16:XP:48:TRP:CB	2.37	0.55
20:XT:10:LEU:HG	20:XT:12:ALA:H	1.70	0.55
47:Y4:71:ARG:CG	47:Y4:71:ARG:NH1	2.61	0.55
22:YA:1094:U:O2'	22:YA:1096:A:OP1	2.15	0.55
22:YA:484:C:H2'	22:YA:485:C:C6	2.41	0.55
24:YD:94:LEU:HD22	24:YD:95:LEU:H	1.70	0.55
26:YF:32:LEU:HD12	26:YF:36:VAL:HG23	1.89	0.55
28:YH:26:VAL:CG1	28:YH:27:LYS:N	2.63	0.55
32:YP:2:LYS:O	32:YP:5:ASP:HB2	2.06	0.55
22:YA:2250:G:C5	33:YQ:82:ARG:HD2	2.42	0.55
35:YS:36:TYR:HD2	35:YS:52:SER:CB	2.18	0.55
36:YT:29:ARG:HB2	36:YT:29:ARG:HH11	1.72	0.55

Continued on next page...

Continued from previous page...

Atom-1	Atom-2	Distance(Å)	Clash(Å)
41:YY:95:LYS:HA	41:YY:101:LYS:H	1.72	0.55
41:YY:95:LYS:NZ	41:YY:95:LYS:HB2	2.21	0.55
41:YY:95:LYS:HD3	41:YY:95:LYS:N	2.22	0.55
1:QA:437:U:H2'	1:QA:438:G:O4'	2.08	0.54
1:QA:584:G:H2'	1:QA:585:G:C8	2.42	0.54
2:QB:80:ILE:CG2	2:QB:212:GLN:HA	2.36	0.54
2:QB:214:ILE:HA	2:QB:217:ARG:NH2	2.21	0.54
3:QC:43:LEU:O	3:QC:47:LEU:HB3	2.07	0.54
5:QE:92:LYS:O	5:QE:118:ILE:HD12	2.07	0.54
7:QG:50:ILE:CB	7:QG:58:PRO:HB3	2.37	0.54
8:QH:102:ARG:HH11	8:QH:105:ARG:CZ	2.19	0.54
2:QB:178:ARG:HD2	8:QH:71:GLY:CA	2.37	0.54
17:QQ:33:GLY:O	17:QQ:34:LYS:O	2.25	0.54
6:QF:91:VAL:CG1	18:QR:72:ARG:HH12	2.18	0.54
50:R7:48:LYS:HG2	50:R7:49:ARG:N	2.19	0.54
32:RP:65:ARG:HH21	51:R8:15:LYS:HB2	1.72	0.54
24:RD:25:THR:HG21	24:RD:81:ALA:CB	2.38	0.54
27:RG:116:ASP:O	27:RG:117:PHE:CB	2.50	0.54
28:RH:128:PRO:CD	28:RH:129:THR:N	2.71	0.54
28:RH:8:PRO:O	28:RH:9:ILE:HG23	2.07	0.54
30:RN:44:PRO:HG2	30:RN:45:ASN:H	1.71	0.54
32:RP:84:ASN:ND2	32:RP:115:LEU:HD12	2.22	0.54
35:RS:13:ARG:O	35:RS:13:ARG:HD2	2.06	0.54
37:RU:6:THR:O	37:RU:9:VAL:HG23	2.07	0.54
38:RV:49:THR:CB	38:RV:50:PRO:CD	2.83	0.54
38:RV:29:PRO:HA	38:RV:61:VAL:CG2	2.37	0.54
39:RW:80:PRO:O	39:RW:100:THR:CG2	2.54	0.54
3:XC:43:LEU:O	3:XC:47:LEU:HB3	2.07	0.54
4:XD:19:LEU:HD23	4:XD:19:LEU:N	2.23	0.54
4:XD:31:CYS:O	4:XD:32:ALA:HB3	2.07	0.54
13:XM:77:ASN:CG	47:Y4:71:ARG:CZ	2.75	0.54
17:XQ:84:LEU:C	17:XQ:86:GLU:N	2.60	0.54
53:XV:68:C:H2'	53:XV:69:C:C6	2.42	0.54
45:Y2:31:GLU:HB2	45:Y2:53:LEU:HD11	1.89	0.54
51:Y8:30:ARG:O	51:Y8:31:HIS:CB	2.55	0.54
22:YA:1308:A:H2'	22:YA:1309:G:O4'	2.06	0.54
22:YA:2115:G:N2	22:YA:2165:G:N7	2.49	0.54
22:YA:2695:C:H2'	22:YA:2696:U:H6	1.71	0.54
22:YA:639:U:H2'	22:YA:640:C:C6	2.42	0.54
24:YD:155:LEU:HD23	24:YD:177:LEU:CD2	2.36	0.54
24:YD:31:LYS:O	24:YD:35:LYS:O	2.24	0.54
25:YE:54:GLN:NE2	25:YE:54:GLN:N	2.56	0.54

Continued on next page...

Continued from previous page...

Atom-1	Atom-2	Distance(Å)	Clash(Å)
27:YG:41:GLN:HB3	27:YG:43:LEU:HD13	1.87	0.54
1:QA:192:U:H2'	1:QA:193:C:C6	2.42	0.54
1:QA:677:U:H1'	11:QK:119:CYS:SG	2.47	0.54
1:QA:939:G:H5''	7:QG:102:ARG:HH12	1.72	0.54
3:QC:134:ILE:HG21	3:QC:168:ALA:HB3	1.89	0.54
9:QI:70:LYS:O	9:QI:74:ILE:HG13	2.07	0.54
14:QN:24:CYS:SG	14:QN:39:LEU:CA	2.94	0.54
16:QP:21:VAL:O	16:QP:33:ILE:N	2.39	0.54
16:QP:43:LYS:HA	16:QP:48:TRP:CB	2.37	0.54
44:R1:91:LYS:CE	44:R1:91:LYS:HA	2.38	0.54
46:R3:8:LEU:HD22	46:R3:31:LEU:CD2	2.37	0.54
50:R7:18:PHE:CD2	50:R7:18:PHE:C	2.81	0.54
22:RA:102:G:H4'	22:RA:103:A:O5'	2.06	0.54
22:RA:1952:A:OP1	31:RO:44:LYS:NZ	2.27	0.54
22:RA:2061:G:H5''	22:RA:2503:A:C2	2.43	0.54
22:RA:2086:U:H2'	22:RA:2087:G:C8	2.42	0.54
22:RA:270(H):C:H2'	22:RA:270(I):G:C8	2.43	0.54
22:RA:652:C:N4	22:RA:653:A:N1	2.55	0.54
25:RE:21:VAL:HG23	25:RE:22:PRO:HD3	1.89	0.54
26:RF:197:ASP:O	26:RF:198:ALA:HB3	2.06	0.54
22:RA:451:C:H4'	26:RF:52:LYS:NZ	2.22	0.54
28:RH:12:PRO:O	28:RH:13:LYS:HB2	2.07	0.54
28:RH:86:GLU:HG3	28:RH:165:ALA:CB	2.38	0.54
32:RP:106:LEU:O	32:RP:107:LYS:HD3	2.07	0.54
32:RP:24:GLY:O	32:RP:25:SER:HB3	2.06	0.54
32:RP:49:ARG:NE	51:R8:59:LYS:HG2	2.22	0.54
32:RP:59:LEU:HD23	32:RP:59:LEU:O	2.06	0.54
35:RS:107:GLU:N	35:RS:110:LEU:HD11	2.22	0.54
36:RT:107:ASP:O	36:RT:111:ARG:NH1	2.40	0.54
36:RT:16:ARG:HG2	36:RT:18:ASP:OD1	2.06	0.54
36:RT:29:ARG:HB2	36:RT:29:ARG:HH11	1.72	0.54
2:XB:134:GLU:O	2:XB:138:LEU:HD12	2.07	0.54
9:XI:40:LEU:HD11	9:XI:70:LYS:CG	2.37	0.54
13:XM:121:LYS:N	13:XM:121:LYS:HE2	2.23	0.54
16:XP:28:ARG:HG2	16:XP:28:ARG:NH1	2.22	0.54
22:YA:1338:G:N7	40:YX:62:LYS:NZ	2.49	0.54
22:YA:2074:U:H2'	22:YA:2075:U:C6	2.42	0.54
22:YA:2611:U:H6	22:YA:2611:U:OP2	1.90	0.54
22:YA:619:G:H5''	22:YA:620:G:OP2	2.07	0.54
22:YA:962:G:H2'	22:YA:963:U:H6	1.72	0.54
25:YE:176:ILE:HG22	25:YE:179:GLU:H	1.72	0.54
36:YT:6:LEU:O	36:YT:7:ILE:C	2.44	0.54

Continued on next page...

Continued from previous page...

Atom-1	Atom-2	Distance(Å)	Clash(Å)
36:YT:98:LYS:HB3	36:YT:100:TYR:CE1	2.43	0.54
37:YU:95:LEU:HD12	38:YV:11:GLN:HE21	1.72	0.54
38:YV:49:THR:CB	38:YV:50:PRO:CD	2.83	0.54
39:YW:9:TYR:H	39:YW:102:HIS:CE1	2.25	0.54
41:YY:2:ARG:NH1	41:YY:2:ARG:HG2	2.22	0.54
42:YZ:5:LEU:HD11	42:YZ:39:VAL:HB	1.88	0.54
1:QA:7:G:H5'	1:QA:298:A:O4'	2.07	0.54
4:QD:13:ARG:HD2	4:QD:40:PRO:HD3	1.89	0.54
9:QI:66:ARG:NH1	9:QI:66:ARG:HG2	2.22	0.54
10:QJ:19:SER:O	10:QJ:23:ILE:HG13	2.07	0.54
12:QL:46:LYS:CG	12:QL:47:LYS:H	2.19	0.54
16:QP:4:ILE:N	16:QP:4:ILE:HD12	2.23	0.54
21:QU:21:TYR:O	21:QU:22:ARG:HB2	2.05	0.54
44:R1:53:VAL:O	44:R1:54:ALA:C	2.45	0.54
22:RA:1022:G:H22	22:RA:1142(A):A:H2	1.55	0.54
22:RA:678:C:H2'	22:RA:679:C:C6	2.42	0.54
22:RA:828:U:H4'	22:RA:831:G:N1	2.22	0.54
24:RD:43:ARG:CB	24:RD:54:ARG:HB2	2.37	0.54
26:RF:62:ARG:NH1	26:RF:62:ARG:HB3	2.22	0.54
31:RO:53:LYS:HD2	31:RO:56:ASP:OD1	2.08	0.54
33:RQ:39:PRO:HB3	33:RQ:99:PRO:HD3	1.89	0.54
36:RT:3:ARG:HG3	36:RT:7:ILE:CG1	2.36	0.54
39:RW:25:ARG:HH11	39:RW:25:ARG:CB	2.20	0.54
39:RW:70:TYR:N	39:RW:70:TYR:CD2	2.75	0.54
8:XH:97:VAL:CG1	8:XH:98:LYS:N	2.70	0.54
10:XJ:32:ALA:O	10:XJ:33:GLN:O	2.25	0.54
14:XN:15:LYS:O	14:XN:16:PHE:O	2.24	0.54
19:XS:15:LEU:H	19:XS:15:LEU:CD2	2.21	0.54
44:Y1:53:VAL:O	44:Y1:54:ALA:C	2.45	0.54
44:Y1:92:LYS:O	44:Y1:94:LEU:N	2.41	0.54
48:Y5:55:ARG:HD3	48:Y5:56:LYS:H	1.73	0.54
51:Y8:32:LEU:O	51:Y8:36:LYS:HE3	2.06	0.54
22:YA:323:G:HO2'	22:YA:1205:U:H3	1.55	0.54
22:YA:1210:A:C8	22:YA:1210:A:H5'	2.39	0.54
22:YA:2537:U:H2'	22:YA:2538:C:C6	2.41	0.54
27:YG:83:ARG:HG3	27:YG:86:MET:HE1	1.89	0.54
28:YH:86:GLU:HG3	28:YH:165:ALA:CB	2.38	0.54
30:YN:42:TRP:CD1	37:YU:63:VAL:HG11	2.42	0.54
34:YR:12:ARG:HH11	34:YR:12:ARG:HG3	1.71	0.54
38:YV:52:VAL:O	38:YV:54:GLY:N	2.39	0.54
40:YX:65:ARG:HD3	40:YX:65:ARG:H	1.70	0.54
41:YY:97:ARG:NH2	41:YY:98:VAL:CB	2.65	0.54

Continued on next page...

Continued from previous page...

Atom-1	Atom-2	Distance(Å)	Clash(Å)
1:QA:1024:G:OP1	1:QA:1024:G:H4'	2.07	0.54
1:QA:986:A:N3	19:QS:52:TYR:OH	2.40	0.54
2:QB:68:ILE:HD12	2:QB:68:ILE:N	2.21	0.54
2:QB:83:MET:O	2:QB:85:ALA:N	2.41	0.54
3:QC:181:ASN:HD21	3:QC:204:LEU:CD1	2.12	0.54
7:QG:62:PHE:O	7:QG:66:VAL:HG23	2.06	0.54
11:QK:125:PHE:N	11:QK:125:PHE:HD1	2.05	0.54
13:QM:121:LYS:N	13:QM:121:LYS:HE2	2.22	0.54
47:R4:37:SER:HB3	47:R4:42:PHE:CD1	2.43	0.54
50:R7:31:LEU:O	50:R7:32:LYS:C	2.43	0.54
22:RA:1061:U:H3'	22:RA:1062:G:H5''	1.89	0.54
22:RA:1140:C:P	30:RN:66:LYS:HZ3	2.30	0.54
22:RA:2696:U:H2'	22:RA:2697:G:C8	2.42	0.54
23:RB:21:G:H1	23:RB:62:C:H42	1.55	0.54
22:RA:2208:U:O2'	24:RD:151:LYS:HG2	2.06	0.54
25:RE:186:GLY:O	25:RE:188:VAL:N	2.40	0.54
33:RQ:58:PHE:O	33:RQ:59:ARG:C	2.43	0.54
37:RU:58:ARG:NH1	37:RU:93:LYS:HE2	2.22	0.54
38:RV:22:VAL:CG1	38:RV:23:GLU:N	2.71	0.54
39:RW:20:VAL:C	39:RW:22:ASP:H	2.10	0.54
41:RY:95:LYS:N	41:RY:95:LYS:HD3	2.23	0.54
42:RZ:19:ARG:NH1	42:RZ:84:GLU:O	2.39	0.54
1:XA:922:G:C6	1:XA:923:A:C6	2.96	0.54
2:XB:170:GLU:HA	2:XB:172:ILE:HD12	1.90	0.54
8:XH:77:GLU:HG2	8:XH:78:GLN:N	2.22	0.54
9:XI:66:ARG:HG2	9:XI:66:ARG:NH1	2.21	0.54
9:XI:70:LYS:O	9:XI:74:ILE:HG13	2.07	0.54
15:XO:21:ASP:OD1	15:XO:24:SER:HB2	2.07	0.54
1:XA:110:C:O2'	16:XP:25:ARG:O	2.24	0.54
11:XK:91:ARG:NH2	18:XR:88:LYS:HZ1	2.06	0.54
44:Y1:53:VAL:HG12	44:Y1:54:ALA:N	2.21	0.54
47:Y4:47:GLN:O	47:Y4:48:ARG:HB2	2.07	0.54
22:YA:1364:G:N7	44:Y1:2:SER:N	2.55	0.54
22:YA:1667:G:H2'	22:YA:1991:U:O4	2.08	0.54
22:YA:1826:G:OP1	24:YD:224:ALA:N	2.38	0.54
22:YA:287:C:H2'	22:YA:288:C:C6	2.42	0.54
26:YF:129:PHE:O	26:YF:130:ALA:CB	2.55	0.54
28:YH:8:PRO:O	28:YH:9:ILE:HG23	2.08	0.54
31:YO:53:LYS:HD2	31:YO:56:ASP:OD1	2.08	0.54
32:YP:106:LEU:O	32:YP:107:LYS:HD3	2.07	0.54
32:YP:114:ILE:HD11	32:YP:130:PHE:HE1	1.70	0.54
32:YP:140:ALA:O	32:YP:141:ALA:HB2	2.08	0.54

Continued on next page...

Continued from previous page...

Atom-1	Atom-2	Distance(Å)	Clash(Å)
32:YP:65:ARG:HH21	51:Y8:15:LYS:HB2	1.72	0.54
37:YU:58:ARG:NH1	37:YU:93:LYS:HE2	2.22	0.54
39:YW:80:PRO:O	39:YW:100:THR:CG2	2.55	0.54
1:QA:1120:G:H2'	1:QA:1121:U:C6	2.42	0.54
1:QA:181:G:HO2'	1:QA:182:U:P	2.30	0.54
1:QA:129(A):G:N2	1:QA:188:U:O2'	2.40	0.54
2:QB:142:LEU:HD23	2:QB:142:LEU:C	2.27	0.54
2:QB:55:PHE:HA	2:QB:58:ILE:HB	1.88	0.54
6:QF:52:ILE:O	6:QF:53:ALA:HB3	2.07	0.54
8:QH:51:VAL:HG11	8:QH:60:ARG:CG	2.37	0.54
15:QO:21:ASP:OD1	15:QO:24:SER:HB2	2.07	0.54
15:QO:87:ILE:CG2	15:QO:88:ARG:H	2.00	0.54
16:QP:28:ARG:HG2	16:QP:28:ARG:NH1	2.22	0.54
18:QR:39:VAL:HA	18:QR:42:ARG:NH1	2.23	0.54
44:R1:83:GLU:CG	44:R1:84:GLY:N	2.71	0.54
46:R3:35:ARG:HB3	46:R3:37:LEU:CD2	2.37	0.54
39:RW:38:TYR:OH	48:R5:47:PRO:HG3	2.08	0.54
51:R8:32:LEU:O	51:R8:36:LYS:HE3	2.06	0.54
22:RA:242:G:C5'	51:R8:3:LYS:HE3	2.36	0.54
22:RA:1062:G:H2'	22:RA:1063:G:C8	2.42	0.54
22:RA:1588:C:H2'	22:RA:1589:C:H6	1.73	0.54
22:RA:2749:A:H3'	22:RA:2750:A:H2'	1.89	0.54
22:RA:27:G:H1'	22:RA:513:A:H62	1.72	0.54
24:RD:233:HIS:CD2	24:RD:233:HIS:N	2.75	0.54
25:RE:176:ILE:HG22	25:RE:179:GLU:H	1.71	0.54
26:RF:197:ASP:O	26:RF:199:TRP:N	2.38	0.54
27:RG:139:LEU:HD22	27:RG:146:TYR:HD1	1.73	0.54
33:RQ:21:THR:O	33:RQ:22:LYS:O	2.25	0.54
35:RS:67:ARG:NH1	35:RS:67:ARG:CB	2.64	0.54
36:RT:123:GLN:O	36:RT:125:ARG:N	2.40	0.54
39:RW:9:TYR:H	39:RW:102:HIS:CE1	2.26	0.54
40:RX:5:TYR:HE2	45:R2:30:ARG:HH11	1.56	0.54
41:RY:47:LYS:O	41:RY:49:VAL:HG23	2.07	0.54
41:RY:91:GLU:HG3	41:RY:92:ASN:H	1.72	0.54
4:XD:153:ARG:NH1	4:XD:181:MET:CG	2.71	0.54
8:XH:119:LEU:HD12	8:XH:124:ALA:HA	1.88	0.54
12:XL:6:THR:OG1	12:XL:9:GLN:HG3	2.08	0.54
13:XM:73:GLU:O	13:XM:77:ASN:N	2.33	0.54
13:XM:8:GLU:OE1	27:YG:115:ARG:NE	2.38	0.54
14:XN:13:THR:N	14:XN:14:PRO:HD2	2.22	0.54
16:XP:3:LYS:O	16:XP:21:VAL:HA	2.08	0.54
22:YA:1364:G:C8	44:Y1:2:SER:N	2.76	0.54

Continued on next page...

Continued from previous page...

Atom-1	Atom-2	Distance(Å)	Clash(Å)
13:XM:57:ARG:NE	47:Y4:35:VAL:HG23	2.19	0.54
48:Y5:44:THR:O	48:Y5:46:CYS:N	2.41	0.54
49:Y6:17:LYS:O	49:Y6:18:ARG:HB2	2.08	0.54
50:Y7:18:PHE:CD2	50:Y7:18:PHE:C	2.81	0.54
22:YA:1053:C:H42	22:YA:1106:G:H1	1.56	0.54
22:YA:67:U:H3	22:YA:74:A:H2	1.56	0.54
24:YD:211:ARG:HD2	24:YD:214:TRP:CZ3	2.43	0.54
24:YD:25:THR:HG23	24:YD:25:THR:O	2.07	0.54
25:YE:14:ILE:HG23	25:YE:15:PHE:N	2.23	0.54
22:YA:1257:C:H4'	26:YF:83:PHE:CE2	2.43	0.54
38:YV:27:ALA:O	38:YV:28:GLU:O	2.24	0.54
41:YY:47:LYS:O	41:YY:49:VAL:HG23	2.08	0.54
42:YZ:149:SER:HB2	42:YZ:172:ALA:O	2.08	0.54
2:QB:170:GLU:HA	2:QB:172:ILE:HD12	1.90	0.54
3:QC:107:GLN:N	3:QC:107:GLN:CD	2.61	0.54
3:QC:109:PRO:O	3:QC:115:LEU:HD12	2.08	0.54
8:QH:101:PRO:HG2	8:QH:133:LEU:HD11	1.89	0.54
8:QH:97:VAL:CG1	8:QH:98:LYS:N	2.70	0.54
10:QJ:101:VAL:O	10:QJ:101:VAL:HG22	2.07	0.54
20:QT:43:LEU:HA	20:QT:46:GLU:HB3	1.89	0.54
27:RG:111:LEU:HB2	47:R4:38:LYS:HZ3	1.72	0.54
22:RA:2420:C:N4	51:R8:30:ARG:HD2	2.22	0.54
22:RA:784:A:N7	24:RD:229:VAL:HG21	2.22	0.54
23:RB:104:A:H2'	23:RB:105:G:O4'	2.08	0.54
26:RF:67:GLN:O	26:RF:68:LYS:CB	2.39	0.54
28:RH:26:VAL:CG1	28:RH:27:LYS:N	2.64	0.54
32:RP:125:VAL:O	32:RP:145:PRO:HD2	2.08	0.54
34:RR:45:ARG:HA	34:RR:95:THR:HG21	1.87	0.54
1:XA:1034:G:H2'	1:XA:1035:A:C8	2.42	0.54
3:XC:195:VAL:CG1	3:XC:196:LEU:N	2.71	0.54
3:XC:92:ALA:HB2	3:XC:99:VAL:CG1	2.37	0.54
14:XN:6:LEU:CD2	14:XN:23:ARG:NH2	2.70	0.54
46:Y3:2:PRO:O	46:Y3:3:ARG:O	2.25	0.54
47:Y4:65:ASP:O	47:Y4:66:SER:HB3	2.07	0.54
22:YA:2471:C:H3'	22:YA:2472:G:H8	1.73	0.54
22:YA:74:A:H4'	22:YA:75:G:O5'	2.08	0.54
24:YD:118:VAL:HG22	24:YD:119:ALA:H	1.72	0.54
24:YD:124:PRO:HB2	24:YD:126:GLN:NE2	2.22	0.54
22:YA:1795:C:O2	24:YD:255:LYS:HE2	2.08	0.54
26:YF:127:GLU:O	26:YF:129:PHE:N	2.39	0.54
28:YH:126:PRO:HD2	28:YH:127:GLU:H	1.72	0.54
28:YH:153:LYS:CE	28:YH:153:LYS:HA	2.38	0.54

Continued on next page...

Continued from previous page...

Atom-1	Atom-2	Distance(Å)	Clash(Å)
1:QA:1053:G:H5'	1:QA:1054:C:H5'	1.88	0.54
1:QA:1199:U:H4'	10:QJ:54:PHE:CZ	2.42	0.54
4:QD:19:LEU:HD23	4:QD:19:LEU:N	2.23	0.54
4:QD:33:MET:HE1	4:QD:37:PRO:HA	1.89	0.54
6:QF:78:GLU:OE2	6:QF:81:ILE:HD12	2.08	0.54
7:QG:13:GLN:O	7:QG:24:THR:HG21	2.08	0.54
8:QH:102:ARG:NH1	8:QH:105:ARG:NH1	2.55	0.54
2:QB:178:ARG:NE	8:QH:71:GLY:O	2.40	0.54
12:QL:83:VAL:CG2	12:QL:100:ILE:HG23	2.38	0.54
13:QM:34:LEU:CD1	13:QM:41:PRO:HG3	2.38	0.54
53:QV:4:G:HO2'	53:QV:5:G:H8	1.55	0.54
44:R1:60:PHE:HE2	44:R1:91:LYS:HZ1	1.54	0.54
45:R2:31:GLU:HB2	45:R2:53:LEU:HD11	1.89	0.54
48:R5:55:ARG:HD3	48:R5:56:LYS:H	1.73	0.54
49:R6:12:GLU:HG2	49:R6:52:VAL:O	2.07	0.54
22:RA:2298:A:H2'	22:RA:2299:G:O4'	2.06	0.54
22:RA:728:G:C2	22:RA:730:C:C2	2.95	0.54
25:RE:101:ARG:HB3	25:RE:201:THR:OG1	2.08	0.54
29:RI:31:LEU:HD21	29:RI:38:LEU:HG	1.90	0.54
38:RV:45:THR:O	38:RV:45:THR:HG22	2.08	0.54
41:RY:61:ILE:HG23	41:RY:62:GLU:H	1.71	0.54
1:XA:1230:C:H2'	1:XA:1231:G:H8	1.73	0.54
3:XC:109:PRO:O	3:XC:115:LEU:HD12	2.08	0.54
3:XC:134:ILE:CD1	3:XC:153:VAL:HG21	2.35	0.54
7:XG:102:ARG:O	7:XG:106:GLN:HG3	2.08	0.54
7:XG:137:LYS:O	7:XG:141:VAL:HG23	2.08	0.54
7:XG:46:ALA:HB2	7:XG:117:ALA:HB1	1.88	0.54
8:XH:20:TYR:HD1	8:XH:65:TYR:HD2	1.55	0.54
13:XM:7:VAL:HG22	47:Y4:34:GLU:OE2	2.08	0.54
1:XA:1459:C:OP1	20:XT:27:LYS:NZ	2.41	0.54
22:YA:2469:A:H5''	22:YA:2470:G:H8	1.72	0.54
22:YA:2556:C:H2'	22:YA:2557:G:O4'	2.08	0.54
22:YA:273(F):C:H2'	22:YA:274:G:H5''	1.90	0.54
22:YA:414:C:O2	22:YA:1864:U:O2'	2.24	0.54
24:YD:206:LEU:O	24:YD:211:ARG:NH1	2.38	0.54
22:YA:1824:G:O3'	24:YD:249:PRO:HD3	2.07	0.54
33:YQ:39:PRO:HB3	33:YQ:99:PRO:HD3	1.90	0.54
34:YR:28:LEU:HD13	34:YR:28:LEU:O	2.08	0.54
41:YY:87:LYS:NZ	41:YY:87:LYS:HB2	2.23	0.54
2:QB:16:HIS:CE1	2:QB:209:ARG:HH21	2.25	0.54
16:QP:3:LYS:O	16:QP:21:VAL:HA	2.08	0.54
53:QV:68:C:H2'	53:QV:69:C:C6	2.42	0.54

Continued on next page...

Continued from previous page...

Atom-1	Atom-2	Distance(Å)	Clash(Å)
13:QM:77:ASN:HA	47:R4:71:ARG:CZ	2.37	0.54
22:RA:1403:C:H5''	22:RA:1471:A:C1'	2.36	0.54
22:RA:2758:A:C4	28:RH:67:LEU:HD21	2.42	0.54
23:RB:1:U:H2'	23:RB:2:C:H6	1.73	0.54
24:RD:183:ARG:NH1	24:RD:183:ARG:HG2	2.12	0.54
24:RD:227:ASN:HB3	24:RD:228:PRO:CD	2.30	0.54
33:RQ:60:ARG:HH12	33:RQ:113:GLN:HE22	1.55	0.54
34:RR:1:MET:O	34:RR:2:ARG:HG3	2.08	0.54
22:RA:2722:G:H4'	34:RR:4:LEU:HB2	1.88	0.54
36:RT:14:TYR:H	36:RT:14:TYR:HD1	1.56	0.54
30:RN:42:TRP:CD1	37:RU:63:VAL:HG11	2.42	0.54
1:XA:1399:C:C2	1:XA:1502:A:N6	2.75	0.54
1:XA:188:U:H2'	1:XA:189:U:H5''	1.90	0.54
1:XA:719:C:O2'	18:XR:49:LYS:HB3	2.08	0.54
7:XG:13:GLN:O	7:XG:24:THR:HG21	2.08	0.54
8:XH:101:PRO:HG2	8:XH:133:LEU:HD11	1.89	0.54
10:XJ:101:VAL:HG22	10:XJ:101:VAL:O	2.07	0.54
1:XA:963:G:H21	10:XJ:55:LYS:HD3	1.73	0.54
11:XK:24:SER:HB3	11:XK:27:ASN:O	2.08	0.54
13:XM:66:LEU:O	13:XM:67:GLU:C	2.46	0.54
14:XN:22:THR:HB	14:XN:33:VAL:HG11	1.88	0.54
15:XO:77:ARG:HA	15:XO:80:ALA:CB	2.36	0.54
1:XA:186:C:H5'	20:XT:78:ALA:HB1	1.89	0.54
46:Y3:56:VAL:CG1	46:Y3:57:GLU:H	2.19	0.54
52:Y9:1:MET:HB3	52:Y9:4:ARG:CZ	2.37	0.54
22:YA:353:G:H2'	22:YA:354:G:H8	1.72	0.54
22:YA:519:U:H2'	22:YA:520:G:C8	2.42	0.54
22:YA:841:A:H2'	22:YA:842:G:C8	2.43	0.54
24:YD:28:GLU:O	24:YD:29:PRO:C	2.45	0.54
25:YE:51:PHE:O	25:YE:74:PRO:HB3	2.08	0.54
26:YF:53:THR:C	26:YF:55:GLY:H	2.11	0.54
26:YF:62:ARG:NH1	26:YF:62:ARG:HB3	2.23	0.54
27:YG:3:LEU:HD12	27:YG:4:ASP:N	2.19	0.54
27:YG:7:LEU:HD12	27:YG:104:GLU:HA	1.88	0.54
27:YG:81:LYS:O	27:YG:82:LEU:CB	2.56	0.54
28:YH:91:GLY:O	28:YH:94:TYR:HB2	2.08	0.54
32:YP:112:LEU:HD13	32:YP:112:LEU:C	2.29	0.54
32:YP:84:ASN:ND2	32:YP:115:LEU:HD12	2.22	0.54
32:YP:124:LYS:HA	32:YP:143:GLY:O	2.08	0.54
34:YR:38:VAL:HG22	34:YR:112:ALA:HB2	1.90	0.54
25:YE:25:VAL:HG11	36:YT:11:GLU:HG2	1.90	0.54
36:YT:55:ASN:O	36:YT:57:PHE:O	2.26	0.54

Continued on next page...

Continued from previous page...

Atom-1	Atom-2	Distance(Å)	Clash(Å)
31:YO:78:ARG:O	36:YT:73:GLU:HG3	2.08	0.54
37:YU:24:TYR:O	37:YU:29:SER:HB3	2.08	0.54
37:YU:86:ALA:HB1	37:YU:88:ILE:HD11	1.90	0.54
4:QD:23:GLY:HA3	4:QD:112:VAL:CG2	2.38	0.54
6:QF:92:LYS:NZ	6:QF:92:LYS:HB2	2.22	0.54
21:QU:6:ARG:O	21:QU:8:THR:N	2.39	0.54
47:R4:51:ASP:O	47:R4:51:ASP:OD1	2.25	0.54
22:RA:1165:U:H2'	22:RA:1166:C:C6	2.43	0.54
22:RA:2443:C:H2'	22:RA:2444:G:C8	2.42	0.54
24:RD:25:THR:CG2	24:RD:81:ALA:HB1	2.38	0.54
25:RE:54:GLN:N	25:RE:54:GLN:NE2	2.55	0.54
26:RF:179:GLU:CD	26:RF:179:GLU:H	2.11	0.54
28:RH:91:GLY:O	28:RH:94:TYR:HB2	2.08	0.54
31:RO:4:PRO:O	31:RO:5:GLN:HB2	2.06	0.54
32:RP:112:LEU:C	32:RP:112:LEU:HD13	2.29	0.54
32:RP:124:LYS:HA	32:RP:143:GLY:O	2.08	0.54
33:RQ:81:VAL:C	33:RQ:82:ARG:CG	2.76	0.54
34:RR:38:VAL:HG22	34:RR:112:ALA:HB2	1.90	0.54
34:RR:53:HIS:HA	34:RR:56:LYS:HD3	1.90	0.54
35:RS:111:GLU:OE1	35:RS:111:GLU:HA	2.06	0.54
37:RU:95:LEU:HD12	38:RV:11:GLN:HE21	1.72	0.54
1:XA:1103:C:H2'	1:XA:1104:G:O4'	2.07	0.54
1:XA:429:U:H1'	1:XA:430:A:H5''	1.90	0.54
1:XA:881:G:P	12:XL:12:ARG:HH22	2.30	0.54
2:XB:102:LEU:HB3	2:XB:180:LEU:HD12	1.90	0.54
7:XG:113:GLU:HB2	7:XG:119:ARG:CG	2.35	0.54
8:XH:51:VAL:HG11	8:XH:60:ARG:CG	2.38	0.54
18:XR:29:PHE:CD2	18:XR:29:PHE:N	2.76	0.54
54:XX:6:C:HO2'	54:XX:7:A:P	2.30	0.54
45:Y2:47:ASN:N	45:Y2:47:ASN:ND2	2.54	0.54
1:XA:1312:G:OP1	47:Y4:58:ARG:NH1	2.39	0.54
22:YA:2712:U:O2'	22:YA:2712(A):A:H8	1.89	0.54
22:YA:771:G:OP1	50:Y7:10:ARG:NH1	2.41	0.54
23:YB:40:U:O2'	23:YB:45:A:N6	2.37	0.54
24:YD:34:VAL:C	24:YD:35:LYS:HG3	2.28	0.54
25:YE:134:ILE:HD12	25:YE:134:ILE:C	2.28	0.54
25:YE:14:ILE:HD11	36:YT:14:TYR:CZ	2.42	0.54
25:YE:101:ARG:HB3	25:YE:201:THR:OG1	2.08	0.54
29:YI:56:LYS:HE3	29:YI:57:ARG:HG2	1.89	0.54
30:YN:7:LYS:HD3	30:YN:9:VAL:CA	2.38	0.54
31:YO:49:ARG:NH1	31:YO:49:ARG:HB3	2.23	0.54
31:YO:68:GLU:HA	31:YO:78:ARG:HB3	1.89	0.54

Continued on next page...

Continued from previous page...

Atom-1	Atom-2	Distance(Å)	Clash(Å)
32:YP:92:GLU:HA	32:YP:123:LEU:CD2	2.38	0.54
32:YP:24:GLY:O	32:YP:25:SER:HB3	2.06	0.54
32:YP:37:GLY:C	32:YP:41:ARG:HD3	2.29	0.54
34:YR:91:GLN:O	34:YR:91:GLN:HG2	2.08	0.54
1:QA:1065:U:O2'	1:QA:1066:C:OP2	2.22	0.54
3:QC:53:ALA:HB2	3:QC:115:LEU:HD21	1.90	0.54
3:QC:195:VAL:CG1	3:QC:196:LEU:N	2.71	0.54
4:QD:79:PHE:CE2	4:QD:83:SER:HB2	2.43	0.54
7:QG:102:ARG:O	7:QG:106:GLN:HG3	2.08	0.54
9:QI:99:LEU:O	9:QI:101:PHE:N	2.41	0.54
12:QL:6:THR:OG1	12:QL:9:GLN:HG3	2.08	0.54
44:R1:92:LYS:O	44:R1:94:LEU:N	2.41	0.54
49:R6:17:LYS:O	49:R6:18:ARG:HB2	2.08	0.54
32:RP:64:LYS:HG3	51:R8:25:MET:SD	2.48	0.54
22:RA:1291:C:H5'	22:RA:1536:A:H5'	1.90	0.54
22:RA:247:G:H4'	22:RA:386:G:C5	2.43	0.54
22:RA:669:G:H2'	22:RA:669:G:N3	2.23	0.54
24:RD:158:ALA:HB3	24:RD:161:THR:HG21	1.90	0.54
25:RE:51:PHE:O	25:RE:74:PRO:HB3	2.08	0.54
25:RE:53:PRO:O	25:RE:74:PRO:HA	2.07	0.54
30:RN:70:LYS:C	30:RN:71:ILE:HD13	2.28	0.54
37:RU:47:TYR:CD2	37:RU:47:TYR:C	2.81	0.54
22:RA:996:A:OP2	37:RU:94:ASN:ND2	2.41	0.54
41:RY:87:LYS:HB2	41:RY:87:LYS:NZ	2.23	0.54
1:XA:1329:A:H5'	13:XM:29:ARG:HG3	1.88	0.54
1:XA:971:G:C5	1:XA:1365:G:H5'	2.43	0.54
2:XB:83:MET:O	2:XB:85:ALA:N	2.41	0.54
6:XF:89:MET:HG2	6:XF:89:MET:O	2.08	0.54
7:XG:12:LEU:N	7:XG:12:LEU:HD22	2.23	0.54
9:XI:47:LEU:HB3	9:XI:50:LEU:HD12	1.90	0.54
10:XJ:61:GLU:HG3	14:YN:58:LYS:HE2	1.90	0.54
12:XL:42:THR:HA	12:XL:53:ARG:O	2.08	0.54
18:XR:39:VAL:HA	18:XR:42:ARG:NH1	2.23	0.54
18:XR:51:LEU:HD22	18:XR:55:ARG:HD2	1.90	0.54
44:Y1:91:LYS:CE	44:Y1:91:LYS:HA	2.37	0.54
47:Y4:63:TYR:C	47:Y4:65:ASP:N	2.61	0.54
22:YA:1169:G:H1	22:YA:1180:C:N4	2.05	0.54
22:YA:2105:C:H2'	22:YA:2106:G:H8	1.73	0.54
22:YA:26:G:H1'	22:YA:515:A:N6	2.23	0.54
22:YA:275:G:N2	22:YA:276:A:H62	2.04	0.54
22:YA:395:U:H2'	22:YA:396:G:N7	2.23	0.54
26:YF:147:GLY:O	26:YF:148:LEU:HD23	2.08	0.54

Continued on next page...

Continued from previous page...

Atom-1	Atom-2	Distance(Å)	Clash(Å)
26:YF:197:ASP:O	26:YF:198:ALA:HB3	2.06	0.54
35:YS:13:ARG:HD2	35:YS:13:ARG:O	2.07	0.54
35:YS:74:ALA:HB1	35:YS:107:GLU:HB3	1.89	0.54
38:YV:45:THR:HG22	38:YV:45:THR:O	2.08	0.54
38:YV:66:ARG:HH11	38:YV:66:ARG:CB	2.20	0.54
40:YX:5:TYR:HE2	45:Y2:30:ARG:HH11	1.56	0.54
42:YZ:58:VAL:O	42:YZ:60:GLU:N	2.39	0.54
1:QA:1224:G:C6	1:QA:1322:C:H1'	2.43	0.53
3:QC:51:GLY:O	3:QC:70:VAL:HG13	2.08	0.53
3:QC:92:ALA:HB2	3:QC:99:VAL:CG1	2.38	0.53
8:QH:77:GLU:HG2	8:QH:78:GLN:N	2.22	0.53
11:QK:24:SER:HB3	11:QK:27:ASN:O	2.08	0.53
13:QM:66:LEU:O	13:QM:67:GLU:C	2.46	0.53
14:QN:13:THR:N	14:QN:14:PRO:HD2	2.22	0.53
16:QP:75:ARG:C	16:QP:77:ALA:H	2.11	0.53
18:QR:25:THR:C	18:QR:26:LEU:HD23	2.29	0.53
44:R1:83:GLU:OE1	44:R1:85:LEU:HD23	2.07	0.53
45:R2:43:GLN:O	45:R2:44:LEU:CG	2.54	0.53
22:RA:153:C:P	44:R1:88:LYS:HE2	2.48	0.53
24:RD:227:ASN:CB	24:RD:228:PRO:HD2	2.24	0.53
31:RO:113:LYS:HG2	31:RO:117:LEU:CD1	2.38	0.53
32:RP:140:ALA:O	32:RP:141:ALA:HB2	2.08	0.53
22:RA:2713:A:OP1	34:RR:14:SER:OG	2.25	0.53
37:RU:24:TYR:O	37:RU:29:SER:HB3	2.08	0.53
3:XC:53:ALA:HB2	3:XC:115:LEU:HD21	1.90	0.53
3:XC:134:ILE:HG21	3:XC:168:ALA:HB3	1.90	0.53
5:XE:101:ILE:O	5:XE:101:ILE:HG12	2.08	0.53
9:XI:99:LEU:O	9:XI:101:PHE:N	2.41	0.53
9:XI:13:ALA:HB2	9:XI:67:GLY:C	2.28	0.53
9:XI:53:VAL:CB	9:XI:95:LYS:HE3	2.36	0.53
10:XJ:16:LEU:O	10:XJ:20:ALA:HB2	2.08	0.53
1:XA:538:G:OP1	12:XL:113:ARG:HD2	2.08	0.53
1:XA:503:C:OP2	12:XL:116:SER:HB3	2.07	0.53
12:XL:83:VAL:CG2	12:XL:100:ILE:HG23	2.38	0.53
1:XA:1359:C:H3'	14:XN:35:ARG:HH12	1.73	0.53
17:XQ:65:ILE:HD12	17:XQ:65:ILE:H	1.73	0.53
45:Y2:41:ILE:HD11	45:Y2:44:LEU:HB2	1.90	0.53
22:YA:76:C:O2'	45:Y2:62:THR:HG21	2.07	0.53
50:Y7:10:ARG:NH1	50:Y7:14:LYS:HE3	2.23	0.53
22:YA:2347:C:OP1	49:Y6:39:TYR:HE2	1.92	0.53
22:YA:2467:C:H4'	33:YQ:123:HIS:CD2	2.43	0.53
22:YA:2667:C:H1'	28:YH:109:PHE:HD2	1.72	0.53

Continued on next page...

Continued from previous page...

Atom-1	Atom-2	Distance(Å)	Clash(Å)
22:YA:83:G:H1	22:YA:102:G:H1'	1.73	0.53
24:YD:158:ALA:HB3	24:YD:161:THR:HG21	1.90	0.53
24:YD:183:ARG:HG2	24:YD:183:ARG:NH1	2.12	0.53
24:YD:80:ALA:HB3	24:YD:94:LEU:HD13	1.88	0.53
25:YE:186:GLY:O	25:YE:188:VAL:N	2.41	0.53
31:YO:12:ASP:OD1	31:YO:85:VAL:HG13	2.08	0.53
36:YT:105:LEU:O	36:YT:107:ASP:N	2.41	0.53
36:YT:88:ILE:HD12	36:YT:88:ILE:C	2.29	0.53
37:YU:74:LEU:HD13	37:YU:79:PHE:HB2	1.89	0.53
41:YY:5:MET:HE1	41:YY:32:PRO:HB3	1.91	0.53
1:QA:1064:G:O2'	1:QA:1065:U:O5'	2.27	0.53
1:QA:10:A:H2'	1:QA:11:G:H8	1.73	0.53
1:QA:1397:C:O2'	54:QX:8:A:N6	2.41	0.53
3:QC:3:ASN:H	3:QC:3:ASN:ND2	2.05	0.53
9:QI:28:VAL:HG13	9:QI:63:ILE:HG21	1.89	0.53
13:QM:76:ALA:O	13:QM:79:LYS:HB3	2.09	0.53
14:QN:23:ARG:O	14:QN:24:CYS:C	2.46	0.53
10:QJ:61:GLU:HG3	14:QN:58:LYS:HE2	1.90	0.53
19:QS:15:LEU:CD2	19:QS:15:LEU:H	2.21	0.53
53:QV:35:A:C2	54:QX:3:G:N2	2.75	0.53
47:R4:37:SER:C	47:R4:39:CYS:N	2.62	0.53
48:R5:60:VAL:CG1	48:R5:60:VAL:OXT	2.56	0.53
22:RA:1264:G:H5'	48:R5:11:THR:HG21	1.91	0.53
22:RA:964:C:O2'	22:RA:2273:A:N3	2.36	0.53
22:RA:242:G:O3'	51:R8:6:THR:HG23	2.08	0.53
23:RB:15:A:H1'	23:RB:109:G:C4	2.43	0.53
24:RD:206:LEU:O	24:RD:211:ARG:NH1	2.38	0.53
24:RD:211:ARG:HD2	24:RD:214:TRP:CZ3	2.43	0.53
24:RD:85:ASP:OD2	24:RD:88:ARG:HG2	2.07	0.53
26:RF:116:ASP:OD1	26:RF:119:ARG:NH2	2.41	0.53
28:RH:153:LYS:HA	28:RH:153:LYS:CE	2.38	0.53
31:RO:78:ARG:O	36:RT:73:GLU:HG3	2.08	0.53
32:RP:37:GLY:HA2	32:RP:41:ARG:NE	2.24	0.53
32:RP:37:GLY:C	32:RP:41:ARG:HD3	2.29	0.53
36:RT:88:ILE:C	36:RT:88:ILE:HD12	2.29	0.53
40:RX:53:LYS:NZ	40:RX:55:ASN:HD21	2.06	0.53
1:XA:1130:A:N6	1:XA:1131:G:O6	2.41	0.53
1:XA:1182:G:H4'	1:XA:1183:A:H5''	1.90	0.53
1:XA:690:G:H22	11:XK:55:LYS:HZ2	1.57	0.53
7:XG:50:ILE:O	7:XG:50:ILE:HG22	2.07	0.53
1:XA:1346:A:H5'	9:XI:120:ARG:HH12	1.72	0.53
44:Y1:87:PRO:O	44:Y1:91:LYS:N	2.31	0.53

Continued on next page...

Continued from previous page...

Atom-1	Atom-2	Distance(Å)	Clash(Å)
49:Y6:11:LEU:CD1	49:Y6:51:GLU:HG3	2.38	0.53
49:Y6:12:GLU:HG2	49:Y6:52:VAL:O	2.07	0.53
22:YA:1533:C:H42	22:YA:1538:G:H1	1.56	0.53
22:YA:1754:C:H2'	22:YA:1755:A:C8	2.43	0.53
22:YA:2277:G:OP1	33:YQ:85:LYS:HB2	2.08	0.53
22:YA:2605:U:H2'	22:YA:2606:C:C6	2.43	0.53
24:YD:35:LYS:CG	24:YD:64:ILE:H	2.15	0.53
24:YD:85:ASP:OD2	24:YD:88:ARG:HG2	2.07	0.53
27:YG:139:LEU:HD22	27:YG:146:TYR:HD1	1.73	0.53
28:YH:125:VAL:HA	28:YH:126:PRO:CB	2.29	0.53
30:YN:70:LYS:C	30:YN:71:ILE:HD13	2.28	0.53
31:YO:12:ASP:CG	31:YO:14:THR:HG23	2.29	0.53
31:YO:7:TYR:C	31:YO:8:LEU:HD22	2.29	0.53
34:YR:70:LEU:HD13	34:YR:75:LEU:HD11	1.88	0.53
38:YV:35:LEU:N	38:YV:35:LEU:HD22	2.23	0.53
38:YV:81:TYR:C	38:YV:82:ARG:HG3	2.27	0.53
22:YA:297:C:H5''	41:YY:85:VAL:HG21	1.90	0.53
1:QA:1023:G:H3'	1:QA:1024:G:H5''	1.89	0.53
1:QA:1297:C:H4'	1:QA:1298:C:H5'	1.91	0.53
1:QA:363:A:OP1	12:QL:34:ARG:N	2.38	0.53
5:QE:12:LEU:O	5:QE:13:ILE:HD12	2.08	0.53
9:QI:13:ALA:HA	9:QI:66:ARG:O	2.08	0.53
12:QL:42:THR:HA	12:QL:53:ARG:O	2.08	0.53
17:QQ:5:VAL:O	17:QQ:6:LEU:HD23	2.09	0.53
18:QR:58:LEU:H	18:QR:58:LEU:HD12	1.72	0.53
46:R3:2:PRO:O	46:R3:3:ARG:O	2.25	0.53
50:R7:10:ARG:NH1	50:R7:14:LYS:HE3	2.23	0.53
51:R8:58:ILE:O	51:R8:61:LEU:HG	2.08	0.53
22:RA:2031:A:C6	22:RA:2498:C:H1'	2.44	0.53
22:RA:2645:G:H3'	22:RA:2646:C:H5'	1.90	0.53
24:RD:124:PRO:HB2	24:RD:126:GLN:NE2	2.22	0.53
26:RF:53:THR:C	26:RF:55:GLY:H	2.11	0.53
28:RH:139:GLN:O	28:RH:143:GLN:HB2	2.09	0.53
30:RN:109:LYS:HD2	30:RN:109:LYS:H	1.74	0.53
30:RN:137:LYS:HG3	30:RN:138:LEU:N	2.23	0.53
31:RO:49:ARG:HB3	31:RO:49:ARG:NH1	2.23	0.53
34:RR:28:LEU:HD13	34:RR:28:LEU:O	2.08	0.53
38:RV:7:THR:CG2	38:RV:22:VAL:HG11	2.39	0.53
38:RV:81:TYR:C	38:RV:82:ARG:HG3	2.27	0.53
41:RY:97:ARG:NH2	41:RY:98:VAL:CB	2.65	0.53
1:XA:1055:A:O2'	3:XC:161:GLU:OE2	2.11	0.53
4:XD:120:LEU:HD22	4:XD:125:HIS:CB	2.38	0.53

Continued on next page...

Continued from previous page...

Atom-1	Atom-2	Distance(Å)	Clash(Å)
9:XI:13:ALA:HA	9:XI:66:ARG:O	2.08	0.53
9:XI:28:VAL:HG13	9:XI:63:ILE:HG21	1.89	0.53
13:XM:39:ILE:HD11	13:XM:56:LEU:HB2	1.90	0.53
15:XO:8:LYS:HZ2	15:XO:8:LYS:HB2	1.72	0.53
17:XQ:33:GLY:O	17:XQ:34:LYS:O	2.26	0.53
45:Y2:16:LEU:CG	45:Y2:16:LEU:O	2.49	0.53
48:Y5:16:ARG:NH1	48:Y5:17:ASP:OD1	2.41	0.53
49:Y6:13:CYS:O	49:Y6:14:THR:HB	2.08	0.53
51:Y8:63:PRO:O	51:Y8:64:TYR:HB2	2.07	0.53
28:YH:59:ARG:CG	28:YH:59:ARG:HH11	2.20	0.53
29:YI:88:ILE:HG12	29:YI:122:GLU:H	1.74	0.53
36:YT:110:ILE:HG23	36:YT:111:ARG:N	2.24	0.53
37:YU:47:TYR:C	37:YU:47:TYR:CD2	2.81	0.53
41:YY:90:LEU:HD22	41:YY:90:LEU:H	1.73	0.53
1:QA:1397:C:C1'	54:QX:8:A:N6	2.72	0.53
2:QB:134:GLU:HB3	2:QB:138:LEU:CD1	2.39	0.53
2:QB:134:GLU:O	2:QB:138:LEU:HD12	2.07	0.53
2:QB:24:TRP:CE2	2:QB:26:PRO:HD3	2.43	0.53
2:QB:75:LYS:C	2:QB:75:LYS:HD3	2.29	0.53
1:QA:1190:G:OP1	3:QC:5:ILE:HD12	2.09	0.53
4:QD:173:TRP:CD1	4:QD:174:LEU:HG	2.44	0.53
7:QG:12:LEU:HD22	7:QG:12:LEU:N	2.23	0.53
9:QI:4:TYR:CE2	9:QI:88:TYR:HB2	2.44	0.53
11:QK:20:TYR:HB2	11:QK:31:THR:O	2.07	0.53
12:QL:47:LYS:CG	12:QL:48:PRO:CD	2.87	0.53
15:QO:7:GLU:O	15:QO:11:VAL:HG23	2.08	0.53
47:R4:15:ILE:HD13	47:R4:15:ILE:H	1.74	0.53
48:R5:44:THR:O	48:R5:46:CYS:N	2.41	0.53
51:R8:29:LYS:HB2	51:R8:44:LYS:HG2	1.90	0.53
22:RA:2711:A:H5''	22:RA:2712:U:H5'	1.90	0.53
22:RA:299:A:H8	22:RA:299:A:OP2	1.91	0.53
24:RD:25:THR:HG23	24:RD:25:THR:O	2.07	0.53
26:RF:32:LEU:HD12	26:RF:36:VAL:HG23	1.90	0.53
27:RG:81:LYS:O	27:RG:82:LEU:CB	2.56	0.53
37:RU:86:ALA:HB1	37:RU:88:ILE:HD11	1.90	0.53
38:RV:66:ARG:HH11	38:RV:66:ARG:CB	2.20	0.53
41:RY:44:ILE:CG1	41:RY:45:VAL:N	2.70	0.53
42:RZ:28:MET:HE1	42:RZ:61:LEU:HD11	1.89	0.53
1:XA:1364:U:HO2'	1:XA:1365:G:P	2.31	0.53
1:XA:411:A:C6	1:XA:429:U:C4	2.97	0.53
4:XD:173:TRP:CD1	4:XD:174:LEU:HG	2.44	0.53
7:XG:85:TYR:HE1	7:XG:154:TYR:HE1	1.56	0.53

Continued on next page...

Continued from previous page...

Atom-1	Atom-2	Distance(Å)	Clash(Å)
13:XM:34:LEU:CD1	13:XM:41:PRO:HG3	2.38	0.53
14:XM:41:ARG:HE	14:XM:42:ILE:CG1	2.22	0.53
19:XS:63:THR:O	19:XS:66:MET:HG2	2.09	0.53
47:Y4:37:SER:C	47:Y4:39:CYS:N	2.62	0.53
22:YA:1790:C:H5''	22:YA:1791:A:OP1	2.08	0.53
22:YA:2335:A:O2'	22:YA:2336:A:O5'	2.27	0.53
22:YA:2881:C:H2'	22:YA:2882:A:H8	1.74	0.53
26:YF:179:GLU:H	26:YF:179:GLU:CD	2.11	0.53
30:YN:137:LYS:HG3	30:YN:138:LEU:N	2.23	0.53
39:YW:28:SER:HB3	39:YW:31:GLU:HB2	1.91	0.53
1:QA:1322:C:O2'	1:QA:1323:G:H5'	2.09	0.53
2:QB:187:LEU:HD22	2:QB:201:ILE:O	2.07	0.53
3:QC:173:VAL:O	3:QC:173:VAL:HG12	2.08	0.53
3:QC:78:GLY:HA3	3:QC:83:ARG:CB	2.38	0.53
4:QD:153:ARG:NH1	4:QD:181:MET:CG	2.71	0.53
4:QD:198:VAL:HG12	4:QD:199:ASN:H	1.74	0.53
7:QG:137:LYS:O	7:QG:141:VAL:HG23	2.07	0.53
13:QM:39:ILE:HD11	13:QM:56:LEU:HB2	1.90	0.53
16:QP:72:ARG:HD3	16:QP:73:LEU:HD23	1.91	0.53
48:R5:16:ARG:NH1	48:R5:17:ASP:OD1	2.41	0.53
49:R6:11:LEU:CD1	49:R6:51:GLU:HG3	2.39	0.53
22:RA:240:G:H3'	22:RA:241:A:H2'	1.90	0.53
22:RA:843:G:N2	22:RA:936:C:C2	2.77	0.53
25:RE:134:ILE:HD12	25:RE:134:ILE:C	2.28	0.53
25:RE:14:ILE:CG1	25:RE:15:PHE:H	2.08	0.53
29:RI:79:ILE:HB	29:RI:142:VAL:HA	1.90	0.53
33:RQ:119:ARG:NH1	33:RQ:119:ARG:HG2	2.20	0.53
34:RR:91:GLN:O	34:RR:91:GLN:HG2	2.08	0.53
35:RS:10:ARG:O	35:RS:14:VAL:HG12	2.09	0.53
35:RS:25:ARG:CB	35:RS:25:ARG:HH11	2.22	0.53
40:RX:36:LYS:HA	40:RX:39:ILE:HD12	1.90	0.53
1:XA:757:U:H2'	1:XA:758:G:O4'	2.09	0.53
3:XC:3:ASN:H	3:XC:3:ASN:ND2	2.05	0.53
4:XD:23:GLY:HA3	4:XD:112:VAL:CG2	2.38	0.53
7:XG:95:ARG:CZ	7:XG:99:LEU:HD11	2.38	0.53
21:XU:14:TRP:CZ3	21:XU:15:ARG:HD3	2.43	0.53
51:Y8:58:ILE:O	51:Y8:61:LEU:HG	2.08	0.53
22:YA:1344:G:H4'	22:YA:1384:A:C5	2.44	0.53
22:YA:1803:A:N6	22:YA:1814:G:O2'	2.31	0.53
22:YA:2286:A:H4'	22:YA:2287:A:O4'	2.09	0.53
22:YA:242:G:H5'	51:Y8:62:LEU:CD2	2.37	0.53
22:YA:2532:G:O2'	22:YA:2657:A:N1	2.38	0.53

Continued on next page...

Continued from previous page...

Atom-1	Atom-2	Distance(Å)	Clash(Å)
22:YA:466:A:N3	22:YA:683:C:H1'	2.24	0.53
24:YD:263:ARG:HB2	24:YD:263:ARG:HH11	1.68	0.53
28:YH:12:PRO:O	28:YH:13:LYS:HB2	2.07	0.53
38:YV:22:VAL:CG1	38:YV:23:GLU:N	2.71	0.53
38:YV:41:GLY:HA3	38:YV:46:VAL:CG1	2.38	0.53
2:QB:87:ARG:HH11	2:QB:223:ILE:HD12	1.73	0.53
5:QE:101:ILE:HG12	5:QE:101:ILE:O	2.08	0.53
6:QF:41:GLU:HG2	6:QF:43:LEU:HD11	1.89	0.53
17:QQ:11:VAL:HG22	17:QQ:20:THR:O	2.09	0.53
12:QL:10:LEU:HB3	17:QQ:32:TYR:CZ	2.44	0.53
18:QR:51:LEU:HD22	18:QR:55:ARG:HD2	1.89	0.53
49:R6:13:CYS:O	49:R6:14:THR:HB	2.08	0.53
40:RX:60:ARG:NH1	50:R7:47:ARG:HH22	2.07	0.53
22:RA:189:G:N1	22:RA:206:U:OP2	2.36	0.53
22:RA:945:A:C4	22:RA:2448:A:C2	2.97	0.53
22:RA:2469:A:H5''	22:RA:2470:G:C8	2.43	0.53
23:RB:16:G:H2'	23:RB:17:C:H6	1.73	0.53
30:RN:19:GLU:HA	30:RN:59:LYS:HB2	1.91	0.53
31:RO:12:ASP:OD1	31:RO:85:VAL:HG13	2.08	0.53
31:RO:12:ASP:CG	31:RO:14:THR:HG23	2.29	0.53
31:RO:14:THR:HG21	31:RO:86:ILE:HD13	1.91	0.53
31:RO:7:TYR:C	31:RO:8:LEU:HD22	2.29	0.53
26:RF:34:TRP:CH2	32:RP:8:PRO:HB3	2.43	0.53
36:RT:105:LEU:O	36:RT:107:ASP:N	2.41	0.53
42:RZ:5:LEU:HB3	42:RZ:59:LEU:HA	1.90	0.53
1:XA:35:G:C2	1:XA:550:G:N3	2.77	0.53
1:XA:658:G:H2'	1:XA:659:U:H6	1.73	0.53
4:XD:172:PRO:HB2	4:XD:193:ASP:OD2	2.08	0.53
5:XE:87:SER:HB3	5:XE:131:ILE:CD1	2.39	0.53
14:XN:40:CYS:SG	14:XN:42:ILE:N	2.81	0.53
15:XO:29:VAL:HG11	15:XO:67:LEU:HD21	1.89	0.53
17:XQ:11:VAL:HG22	17:XQ:20:THR:O	2.09	0.53
17:XQ:5:VAL:O	17:XQ:6:LEU:HD23	2.08	0.53
19:XS:7:LYS:HG3	19:XS:8:GLY:N	2.22	0.53
47:Y4:37:SER:HB3	47:Y4:42:PHE:CD1	2.43	0.53
24:YD:25:THR:HG21	24:YD:81:ALA:CB	2.38	0.53
28:YH:40:GLU:O	28:YH:41:MET:HB2	2.08	0.53
28:YH:12:PRO:HG3	28:YH:48:GLY:O	2.09	0.53
32:YP:79:ARG:HD3	32:YP:110:TYR:CE1	2.43	0.53
32:YP:88:LEU:HD23	32:YP:89:ALA:N	2.24	0.53
33:YQ:76:LYS:O	33:YQ:88:GLY:HA3	2.09	0.53
42:YZ:28:MET:O	42:YZ:34:ASN:HA	2.09	0.53

Continued on next page...

Continued from previous page...

Atom-1	Atom-2	Distance(Å)	Clash(Å)
4:QD:147:ALA:HA	4:QD:182:LYS:HA	1.91	0.53
5:QE:140:ARG:NH1	5:QE:140:ARG:HB2	2.23	0.53
5:QE:78:HIS:CB	8:QH:104:ARG:O	2.56	0.53
10:QJ:16:LEU:O	10:QJ:20:ALA:HB2	2.08	0.53
12:QL:47:LYS:CB	12:QL:48:PRO:CD	2.87	0.53
13:QM:92:HIS:CD2	13:QM:98:VAL:HG21	2.43	0.53
1:QA:1397:C:O2	54:QX:8:A:N7	2.42	0.53
49:R6:9:LEU:HD13	49:R6:26:ASN:ND2	2.24	0.53
22:RA:1728:G:H3'	22:RA:1729:A:H5''	1.91	0.53
22:RA:195:A:H61	22:RA:198:C:H3'	1.74	0.53
24:RD:34:VAL:C	24:RD:35:LYS:HG3	2.28	0.53
24:RD:25:THR:HG21	24:RD:82:ILE:H	1.70	0.53
25:RE:20:ALA:O	25:RE:21:VAL:CG2	2.48	0.53
30:RN:120:LEU:CD1	30:RN:122:VAL:HG23	2.38	0.53
30:RN:78:TYR:N	30:RN:78:TYR:HD1	2.07	0.53
36:RT:98:LYS:HB3	36:RT:100:TYR:CE1	2.43	0.53
39:RW:43:GLY:O	39:RW:44:ALA:C	2.46	0.53
1:XA:96:G:H2'	1:XA:97:U:O4'	2.09	0.53
2:XB:24:TRP:CE2	2:XB:26:PRO:HD3	2.43	0.53
4:XD:79:PHE:CE2	4:XD:83:SER:HB2	2.43	0.53
13:XM:76:ALA:O	13:XM:79:LYS:HB3	2.09	0.53
13:XM:81:LEU:HD13	13:XM:88:ARG:HD2	1.91	0.53
20:XT:30:LYS:HE2	20:XT:72:LEU:HD12	1.91	0.53
47:Y4:49:PHE:CD1	47:Y4:49:PHE:N	2.77	0.53
22:YA:1214:A:N6	22:YA:1235:G:O2'	2.40	0.53
22:YA:1728:G:N3	22:YA:1728:G:H5''	2.24	0.53
22:YA:676:A:H8	22:YA:2069:G:H21	1.56	0.53
22:YA:2168:G:N2	22:YA:2170:A:N7	2.56	0.53
22:YA:524:U:H2'	22:YA:525:U:H6	1.74	0.53
25:YE:119:ARG:HD3	25:YE:160:TYR:HB2	1.91	0.53
27:YG:125:PHE:C	27:YG:127:GLY:H	2.12	0.53
28:YH:128:PRO:CD	28:YH:129:THR:N	2.71	0.53
30:YN:19:GLU:HA	30:YN:59:LYS:HB2	1.91	0.53
31:YO:2:ILE:HD12	31:YO:2:ILE:N	2.23	0.53
32:YP:125:VAL:O	32:YP:145:PRO:HD2	2.08	0.53
32:YP:64:LYS:HG3	51:Y8:25:MET:SD	2.48	0.53
22:YA:2319:G:N7	35:YS:3:ARG:HB3	2.23	0.53
1:QA:1376:U:H2'	1:QA:1377:A:C8	2.44	0.53
1:QA:939:G:H5''	7:QG:102:ARG:NH1	2.23	0.53
1:QA:959:A:HO2'	1:QA:984:C:HO2'	1.55	0.53
2:QB:233:SER:OG	2:QB:234:PRO:HD2	2.09	0.53
2:QB:5:ILE:N	2:QB:5:ILE:HD13	2.24	0.53

Continued on next page...

Continued from previous page...

Atom-1	Atom-2	Distance(Å)	Clash(Å)
2:QB:96:ARG:H	2:QB:96:ARG:CD	2.17	0.53
5:QE:36:ASP:OD1	5:QE:37:ARG:N	2.42	0.53
7:QG:95:ARG:CZ	7:QG:99:LEU:HD11	2.38	0.53
12:QL:47:LYS:HB3	12:QL:48:PRO:CD	2.38	0.53
45:R2:41:ILE:HD11	45:R2:44:LEU:HB2	1.90	0.53
47:R4:54:GLY:O	47:R4:71:ARG:HA	2.08	0.53
49:R6:25:LYS:HE2	49:R6:27:LYS:HE3	1.91	0.53
22:RA:1266:G:OP2	48:R5:20:ARG:NE	2.40	0.53
22:RA:2151:G:H2'	22:RA:2152:G:H8	1.74	0.53
22:RA:2723:C:OP1	34:RR:3:HIS:HD2	1.92	0.53
22:RA:2832:U:H4'	22:RA:2833:G:H5''	1.91	0.53
22:RA:704:G:H1'	22:RA:727:A:N6	2.24	0.53
22:RA:817:C:O2'	22:RA:839:U:H5''	2.09	0.53
24:RD:36:PRO:HA	24:RD:62:TYR:O	2.09	0.53
25:RE:14:ILE:HG23	25:RE:15:PHE:N	2.23	0.53
25:RE:25:VAL:HG11	36:RT:11:GLU:HG2	1.90	0.53
26:RF:129:PHE:O	26:RF:142:TRP:CD1	2.62	0.53
32:RP:79:ARG:HD3	32:RP:110:TYR:CE1	2.43	0.53
39:RW:8:ARG:HH11	39:RW:8:ARG:HG3	1.73	0.53
41:RY:95:LYS:HA	41:RY:101:LYS:H	1.72	0.53
22:RA:297:C:H5''	41:RY:85:VAL:CG2	2.37	0.53
41:RY:84:ARG:NH1	41:RY:97:ARG:HB2	2.11	0.53
1:XA:1024:G:H4'	1:XA:1024:G:OP1	2.08	0.53
1:XA:607:A:C2	16:XP:31:LYS:HB2	2.44	0.53
6:XF:78:GLU:OE2	6:XF:81:ILE:HD12	2.08	0.53
9:XI:113:LYS:HD3	9:XI:119:ALA:O	2.09	0.53
10:XJ:74:ILE:HD13	10:XJ:74:ILE:N	2.16	0.53
11:XK:125:PHE:N	11:XK:125:PHE:HD1	2.06	0.53
12:XL:32:PHE:HE1	12:XL:86:ARG:HG3	1.73	0.53
13:XM:7:VAL:HG21	27:YG:113:ARG:C	2.29	0.53
19:XS:64:GLU:C	47:Y4:55:ARG:NH1	2.62	0.53
44:Y1:20:ARG:NH1	44:Y1:20:ARG:HG2	2.24	0.53
47:Y4:56:VAL:HA	47:Y4:60:GLN:CB	2.28	0.53
49:Y6:9:LEU:HD13	49:Y6:26:ASN:ND2	2.24	0.53
49:Y6:7:ILE:CG1	49:Y6:8:LYS:H	2.07	0.53
40:YX:60:ARG:NH1	50:Y7:47:ARG:HH22	2.07	0.53
22:YA:1407:C:H42	22:YA:1595:G:H1	1.56	0.53
24:YD:77:ALA:HB2	24:YD:97:TYR:CG	2.44	0.53
26:YF:116:ASP:OD1	26:YF:119:ARG:NH2	2.41	0.53
30:YN:134:ARG:N	30:YN:135:PRO:CD	2.58	0.53
30:YN:22:THR:CG2	30:YN:23:LEU:N	2.61	0.53
34:YR:1:MET:O	34:YR:2:ARG:HG3	2.08	0.53

Continued on next page...

Continued from previous page...

Atom-1	Atom-2	Distance(Å)	Clash(Å)
34:YR:67:LEU:HD13	34:YR:76:VAL:CG2	2.27	0.53
35:YS:56:LEU:O	35:YS:58:LEU:HD22	2.09	0.53
38:YV:48:GLY:O	38:YV:49:THR:O	2.26	0.53
39:YW:43:GLY:O	39:YW:44:ALA:C	2.46	0.53
1:QA:677:U:H3	1:QA:713:G:H1	1.57	0.53
1:QA:911:U:H2'	1:QA:912:C:C6	2.44	0.53
2:QB:206:ASP:O	2:QB:207:ALA:HB3	2.08	0.53
18:QR:29:PHE:N	18:QR:29:PHE:CD2	2.76	0.53
1:QA:1014:A:H4'	19:QS:14:HIS:CD2	2.43	0.53
20:QT:30:LYS:HE2	20:QT:72:LEU:HD12	1.91	0.53
47:R4:47:GLN:O	47:R4:48:ARG:HB2	2.07	0.53
48:R5:55:ARG:HG3	48:R5:57:VAL:H	1.74	0.53
51:R8:52:LYS:N	51:R8:53:PRO:HD2	2.22	0.53
22:RA:935:C:H2'	22:RA:936:C:C6	2.44	0.53
27:RG:125:PHE:C	27:RG:127:GLY:H	2.12	0.53
28:RH:126:PRO:HD2	28:RH:127:GLU:H	1.72	0.53
38:RV:48:GLY:O	38:RV:49:THR:O	2.26	0.53
39:RW:14:PRO:O	39:RW:17:VAL:N	2.42	0.53
1:XA:738:C:H5''	6:XF:69:GLU:HB2	1.90	0.53
2:XB:206:ASP:O	2:XB:207:ALA:HB3	2.08	0.53
2:XB:75:LYS:C	2:XB:75:LYS:HD3	2.29	0.53
15:XO:26:GLU:HA	15:XO:81:LEU:HD22	1.90	0.53
15:XO:62:GLN:N	15:XO:65:ARG:HH12	2.06	0.53
45:Y2:50:ILE:CD1	45:Y2:51:ARG:N	2.60	0.53
49:Y6:25:LYS:HE2	49:Y6:27:LYS:HE3	1.91	0.53
22:YA:2756:U:OP2	52:Y9:19:ARG:NH2	2.41	0.53
22:YA:848:G:H2'	22:YA:849:A:C8	2.43	0.53
24:YD:25:THR:CG2	24:YD:81:ALA:HB1	2.38	0.53
25:YE:64:LYS:C	25:YE:66:HIS:H	2.11	0.53
28:YH:139:GLN:O	28:YH:143:GLN:HB2	2.09	0.53
35:YS:10:ARG:O	35:YS:14:VAL:HG12	2.09	0.53
36:YT:34:VAL:CG1	36:YT:36:GLU:HG2	2.39	0.53
37:YU:92:ARG:NH2	37:YU:94:ASN:HD22	2.07	0.53
38:YV:38:LEU:HD13	38:YV:55:ALA:HB3	1.91	0.53
1:QA:642:A:N3	8:QH:113:SER:OG	2.37	0.53
2:QB:200:ILE:HG22	2:QB:201:ILE:N	2.24	0.53
4:QD:108:LEU:HD11	4:QD:174:LEU:CD2	2.37	0.53
4:QD:120:LEU:HD22	4:QD:125:HIS:CB	2.38	0.53
4:QD:172:PRO:HB2	4:QD:193:ASP:OD2	2.08	0.53
4:QD:206:PHE:HD2	4:QD:207:TYR:CD1	2.27	0.53
6:QF:75:LEU:HD23	6:QF:79:LEU:HG	1.91	0.53
9:QI:47:LEU:HB3	9:QI:50:LEU:HD12	1.90	0.53

Continued on next page...

Continued from previous page...

Atom-1	Atom-2	Distance(Å)	Clash(Å)
15:QO:6:GLU:H	15:QO:6:GLU:CD	2.12	0.53
19:QS:29:ARG:HD3	19:QS:30:LEU:HD13	1.91	0.53
44:R1:85:LEU:HA	44:R1:87:PRO:HD2	1.91	0.53
22:RA:2306:C:H3'	22:RA:2307:G:H5''	1.90	0.53
22:RA:2314:C:OP1	27:RG:91:ARG:NH1	2.41	0.53
22:RA:2347:C:OP1	49:R6:39:TYR:HE2	1.92	0.53
22:RA:582:G:H2'	22:RA:583:G:H8	1.73	0.53
24:RD:43:ARG:NH1	24:RD:44:ASN:OD1	2.42	0.53
28:RH:40:GLU:O	28:RH:41:MET:HB2	2.08	0.53
29:RI:113:ARG:HG3	29:RI:131:LYS:NZ	2.24	0.53
29:RI:69:LYS:HG3	29:RI:136:VAL:HB	1.90	0.53
32:RP:125:VAL:O	32:RP:125:VAL:HG13	2.09	0.53
36:RT:55:ASN:O	36:RT:57:PHE:O	2.26	0.53
38:RV:51:VAL:CG1	38:RV:52:VAL:H	2.22	0.53
1:XA:1297:C:HO2'	1:XA:1298:C:C5'	2.21	0.53
1:XA:582:U:H2'	1:XA:583:A:C8	2.44	0.53
2:XB:9:GLU:N	2:XB:9:GLU:OE2	2.42	0.53
3:XC:134:ILE:CG2	3:XC:168:ALA:HB3	2.40	0.53
3:XC:51:GLY:O	3:XC:70:VAL:HG13	2.09	0.53
3:XC:78:GLY:HA3	3:XC:83:ARG:CB	2.38	0.53
5:XE:12:LEU:O	5:XE:13:ILE:HD12	2.08	0.53
5:XE:140:ARG:NH1	5:XE:140:ARG:HB2	2.23	0.53
6:XF:69:GLU:C	6:XF:71:ARG:H	2.13	0.53
1:XA:1346:A:N6	7:XG:10:ARG:HD2	2.25	0.53
2:XB:178:ARG:CD	8:XH:71:GLY:C	2.78	0.53
1:XA:1147:C:O2	9:XI:16:ARG:NH1	2.41	0.53
9:XI:4:TYR:CE2	9:XI:88:TYR:HB2	2.44	0.53
11:XK:124:LYS:O	11:XK:126:ARG:N	2.39	0.53
14:XN:7:ILE:CG1	14:XN:8:GLU:N	2.72	0.53
15:XO:7:GLU:O	15:XO:11:VAL:HG23	2.08	0.53
15:XO:6:GLU:H	15:XO:6:GLU:CD	2.12	0.53
19:XS:11:VAL:O	19:XS:11:VAL:HG13	2.09	0.53
27:YG:111:LEU:HB2	47:Y4:38:LYS:HZ3	1.72	0.53
22:YA:2432:A:C8	44:Y1:33:LYS:HE2	2.44	0.53
26:YF:9:ILE:HD11	26:YF:125:LEU:CG	2.36	0.53
30:YN:131:GLN:CG	30:YN:132:ALA:H	2.20	0.53
32:YP:125:VAL:O	32:YP:125:VAL:HG13	2.09	0.53
34:YR:56:LYS:C	34:YR:58:GLY:N	2.61	0.53
36:YT:3:ARG:HG3	36:YT:7:ILE:CG1	2.36	0.53
37:YU:39:LEU:O	37:YU:40:PHE:C	2.48	0.53
38:YV:35:LEU:HD21	38:YV:57:VAL:CG2	2.30	0.53
38:YV:7:THR:CG2	38:YV:22:VAL:HG11	2.39	0.53

Continued on next page...

Continued from previous page...

Atom-1	Atom-2	Distance(Å)	Clash(Å)
39:YW:1:MET:HE2	39:YW:2:GLU:H	1.74	0.53
40:YX:53:LYS:NZ	40:YX:55:ASN:HD21	2.06	0.53
42:YZ:121:HIS:ND1	42:YZ:123:ASP:O	2.41	0.53
1:QA:21:G:H2'	1:QA:22:G:C8	2.44	0.52
13:QM:73:GLU:O	13:QM:76:ALA:N	2.42	0.52
15:QO:26:GLU:HA	15:QO:81:LEU:HD22	1.90	0.52
16:QP:1:MET:SD	16:QP:3:LYS:HE3	2.49	0.52
17:QQ:65:ILE:H	17:QQ:65:ILE:HD12	1.74	0.52
18:QR:44:LEU:HD12	18:QR:44:LEU:N	2.24	0.52
21:QU:14:TRP:CZ3	21:QU:15:ARG:HD3	2.43	0.52
47:R4:49:PHE:CD1	47:R4:49:PHE:N	2.76	0.52
22:RA:1484:G:H2'	22:RA:1485:G:H5''	1.91	0.52
22:RA:2784:C:H5''	25:RE:41:LYS:NZ	2.24	0.52
22:RA:1818:U:C2'	24:RD:157:ARG:HG3	2.39	0.52
35:RS:106:ARG:HA	35:RS:110:LEU:CG	2.39	0.52
1:XA:1347:G:HO2'	1:XA:1348:U:H6	1.57	0.52
1:XA:1511:G:H2'	1:XA:1512:U:O4'	2.09	0.52
1:XA:292:G:N7	1:XA:293:G:H1'	2.23	0.52
1:XA:58:C:O2'	1:XA:388:G:N7	2.35	0.52
3:XC:48:TYR:O	3:XC:51:GLY:N	2.41	0.52
6:XF:75:LEU:HD21	6:XF:79:LEU:HD11	1.91	0.52
8:XH:87:SER:HA	8:XH:93:VAL:HG23	1.91	0.52
10:XJ:39:PRO:HB3	10:XJ:70:ARG:NH1	2.23	0.52
16:XP:75:ARG:C	16:XP:77:ALA:H	2.12	0.52
18:XR:36:ASN:ND2	18:XR:36:ASN:O	2.32	0.52
19:XS:27:GLU:O	19:XS:28:LYS:CG	2.53	0.52
19:XS:29:ARG:HD3	19:XS:30:LEU:HD13	1.91	0.52
49:Y6:14:THR:OG1	49:Y6:19:ARG:NE	2.41	0.52
22:YA:2349:G:OP2	51:Y8:42:ARG:HD3	2.10	0.52
22:YA:1026:U:H1'	22:YA:1027:A:O5'	2.09	0.52
22:YA:1824:G:OP1	24:YD:52:ARG:HD3	2.08	0.52
22:YA:270(U):C:H2'	22:YA:270(V):G:H8	1.74	0.52
22:YA:612:G:O2'	22:YA:616:A:N1	2.32	0.52
22:YA:628:G:H2'	22:YA:629:G:C8	2.44	0.52
25:YE:7:VAL:O	25:YE:196:VAL:HG13	2.09	0.52
26:YF:140:LEU:O	26:YF:143:ALA:HB3	2.09	0.52
26:YF:129:PHE:O	26:YF:142:TRP:CD1	2.62	0.52
26:YF:34:TRP:CH2	32:YP:8:PRO:HB3	2.43	0.52
27:YG:16:ARG:HH11	27:YG:16:ARG:HG2	1.74	0.52
28:YH:2:SER:O	28:YH:3:ARG:C	2.47	0.52
28:YH:76:VAL:C	28:YH:78:GLY:H	2.13	0.52
32:YP:147:LEU:O	32:YP:148:LEU:CB	2.57	0.52

Continued on next page...

Continued from previous page...

Atom-1	Atom-2	Distance(Å)	Clash(Å)
33:YQ:29:PHE:HB3	33:YQ:65:PHE:CZ	2.44	0.52
34:YR:70:LEU:O	34:YR:72:ASP:N	2.43	0.52
39:YW:38:TYR:OH	48:Y5:47:PRO:HG3	2.08	0.52
22:YA:483:A:C5'	41:YY:49:VAL:HG13	2.39	0.52
22:YA:2553:G:N2	56:Z8:76:PPU:H2	2.24	0.52
2:QB:102:LEU:HB3	2:QB:180:LEU:HD12	1.90	0.52
8:QH:87:SER:HA	8:QH:93:VAL:HG23	1.91	0.52
9:QI:53:VAL:CB	9:QI:95:LYS:HE3	2.36	0.52
13:QM:87:TYR:CE1	13:QM:91:ARG:HD3	2.44	0.52
3:QC:29:TYR:OH	14:QN:54:PRO:HD2	2.09	0.52
53:QV:15:G:H22	53:QV:48:C:H42	1.57	0.52
46:R3:9:VAL:HG12	46:R3:32:GLN:HE22	1.74	0.52
22:RA:2327:A:H2'	22:RA:2328:A:C8	2.44	0.52
22:RA:928:G:O2'	46:R3:43:ILE:HD11	2.09	0.52
24:RD:155:LEU:CD1	24:RD:155:LEU:N	2.71	0.52
25:RE:61:ARG:O	25:RE:63:LEU:N	2.42	0.52
26:RF:192:LEU:HD21	26:RF:194:MET:HE2	1.90	0.52
28:RH:44:VAL:O	28:RH:44:VAL:CG2	2.57	0.52
30:RN:12:ARG:NH1	30:RN:50:ASP:OD2	2.40	0.52
30:RN:94:HIS:O	30:RN:95:PRO:O	2.27	0.52
33:RQ:76:LYS:O	33:RQ:88:GLY:HA3	2.09	0.52
35:RS:56:LEU:O	35:RS:58:LEU:HD22	2.09	0.52
35:RS:83:LYS:O	35:RS:109:GLY:CA	2.46	0.52
35:RS:89:ARG:HG2	35:RS:89:ARG:HH11	1.74	0.52
36:RT:100:TYR:HB3	36:RT:103:ARG:NH1	2.25	0.52
36:RT:110:ILE:HG23	36:RT:111:ARG:N	2.24	0.52
36:RT:14:TYR:CD1	36:RT:14:TYR:N	2.77	0.52
1:XA:1067:A:N1	1:XA:1108:G:O2'	2.41	0.52
1:XA:360:A:H2'	1:XA:361:G:C8	2.44	0.52
1:XA:880:C:OP1	12:XL:8:ASN:ND2	2.42	0.52
2:XB:92:TYR:CE1	2:XB:151:GLY:HA3	2.45	0.52
2:XB:188:ALA:HB3	2:XB:200:ILE:CG2	2.40	0.52
4:XD:206:PHE:HD2	4:XD:207:TYR:CD1	2.27	0.52
8:XH:100:ILE:CB	8:XH:125:ARG:HH12	2.21	0.52
13:XM:87:TYR:CE1	13:XM:91:ARG:HD3	2.44	0.52
46:Y3:6:VAL:HG12	46:Y3:56:VAL:HG22	1.92	0.52
22:YA:1109:C:O2'	22:YA:1110:G:OP1	2.26	0.52
22:YA:2552:U:H2'	22:YA:2554:U:OP2	2.10	0.52
22:YA:685:A:OP1	50:Y7:11:LYS:NZ	2.36	0.52
24:YD:35:LYS:HD3	24:YD:63:ARG:CA	2.39	0.52
25:YE:39:PRO:HG2	25:YE:40:GLU:OE1	2.09	0.52
26:YF:192:LEU:HD21	26:YF:194:MET:HE2	1.91	0.52

Continued on next page...

Continued from previous page...

Atom-1	Atom-2	Distance(Å)	Clash(Å)
28:YH:121:ILE:HG12	28:YH:135:GLY:HA3	1.91	0.52
28:YH:44:VAL:CG2	28:YH:44:VAL:O	2.58	0.52
32:YP:37:GLY:HA2	32:YP:41:ARG:NE	2.23	0.52
22:YA:1278:A:OP1	34:YR:36:THR:HG22	2.09	0.52
36:YT:94:ALA:O	36:YT:95:ARG:HB3	2.09	0.52
39:YW:25:ARG:HH11	39:YW:25:ARG:HB2	1.74	0.52
39:YW:7:ALA:HB2	39:YW:50:VAL:CG2	2.40	0.52
3:QC:134:ILE:CG2	3:QC:168:ALA:HB3	2.39	0.52
3:QC:140:ARG:HG3	3:QC:140:ARG:HH11	1.75	0.52
4:QD:176:LEU:HD12	4:QD:182:LYS:O	2.10	0.52
4:QD:13:ARG:HB3	4:QD:33:MET:HE2	1.92	0.52
6:QF:89:MET:HG2	6:QF:89:MET:O	2.09	0.52
7:QG:89:MET:CE	7:QG:156:TRP:H	2.22	0.52
9:QI:113:LYS:HD3	9:QI:119:ALA:O	2.09	0.52
11:QK:91:ARG:NH2	18:QR:88:LYS:NZ	2.57	0.52
19:QS:11:VAL:O	19:QS:11:VAL:HG13	2.10	0.52
19:QS:65:ASN:H	19:QS:65:ASN:ND2	2.08	0.52
22:RA:2232:U:P	44:R1:40:ARG:HH12	2.31	0.52
47:R4:48:ARG:CZ	47:R4:51:ASP:HA	2.40	0.52
22:RA:942:G:O2'	22:RA:1189:A:N3	2.40	0.52
22:RA:186:G:H2'	22:RA:187:G:C8	2.44	0.52
22:RA:2867:G:O2'	22:RA:2868:A:H8	1.91	0.52
22:RA:273:G:H1	22:RA:364:C:H42	1.57	0.52
22:RA:617:G:OP1	26:RF:40:GLN:NE2	2.40	0.52
25:RE:7:VAL:O	25:RE:196:VAL:HG13	2.09	0.52
26:RF:125:LEU:HA	26:RF:194:MET:O	2.10	0.52
28:RH:12:PRO:HG3	28:RH:48:GLY:O	2.09	0.52
28:RH:76:VAL:C	28:RH:78:GLY:H	2.13	0.52
32:RP:92:GLU:HA	32:RP:123:LEU:CD2	2.38	0.52
33:RQ:29:PHE:HB3	33:RQ:65:PHE:CZ	2.44	0.52
34:RR:33:ARG:NH2	48:R5:55:ARG:CG	2.66	0.52
1:XA:1296:C:H3'	1:XA:1297:C:H6	1.75	0.52
3:XC:173:VAL:O	3:XC:173:VAL:HG12	2.08	0.52
7:XG:106:GLN:O	7:XG:110:GLN:HG3	2.10	0.52
18:XR:25:THR:C	18:XR:26:LEU:HD23	2.29	0.52
47:Y4:15:ILE:H	47:Y4:15:ILE:HD13	1.73	0.52
47:Y4:40:HIS:N	47:Y4:41:PRO:CD	2.73	0.52
22:YA:1026:U:H4'	22:YA:1027:A:OP1	2.09	0.52
22:YA:1796:U:H2'	22:YA:1797:C:C6	2.43	0.52
1:XA:1493:A:H2'	22:YA:1913:A:N1	2.24	0.52
22:YA:2857:G:N2	22:YA:2859:G:H3'	2.25	0.52
22:YA:594:U:H5'	51:Y8:61:LEU:CD2	2.39	0.52

Continued on next page...

Continued from previous page...

Atom-1	Atom-2	Distance(Å)	Clash(Å)
24:YD:155:LEU:CD1	24:YD:155:LEU:N	2.71	0.52
25:YE:137:HIS:HB3	25:YE:138:PRO:CD	2.37	0.52
25:YE:7:VAL:CG2	25:YE:8:LYS:H	2.10	0.52
26:YF:162:LEU:HD23	26:YF:165:ARG:NH2	2.25	0.52
27:YG:179:PRO:HG3	47:Y4:38:LYS:HZ1	1.74	0.52
28:YH:89:ILE:CG1	28:YH:89:ILE:O	2.57	0.52
30:YN:109:LYS:H	30:YN:109:LYS:HD2	1.74	0.52
30:YN:57:ALA:O	30:YN:58:ASP:HB3	2.09	0.52
39:YW:8:ARG:HH11	39:YW:8:ARG:HG3	1.73	0.52
41:YY:61:ILE:HG23	41:YY:62:GLU:N	2.24	0.52
22:YA:2451:A:N1	56:Z8:76:PPU:HE2	2.24	0.52
1:QA:35:G:H2'	1:QA:36:C:C6	2.44	0.52
1:QA:997:U:H2'	1:QA:998:G:C8	2.45	0.52
2:QB:188:ALA:HB3	2:QB:200:ILE:CG2	2.40	0.52
1:QA:1348:U:H4'	9:QI:120:ARG:HD2	1.90	0.52
15:QO:62:GLN:N	15:QO:65:ARG:HH12	2.06	0.52
44:R1:20:ARG:NH1	44:R1:20:ARG:HG2	2.24	0.52
46:R3:21:ALA:O	46:R3:25:ALA:N	2.41	0.52
22:RA:1005:C:O2'	30:RN:28:THR:HG21	2.09	0.52
22:RA:1258:C:H2'	22:RA:1259:G:H8	1.75	0.52
22:RA:1434:A:H61	22:RA:1558:A:N6	2.07	0.52
22:RA:1833:U:O2'	22:RA:1969:A:N1	2.29	0.52
22:RA:2277:G:OP1	33:RQ:85:LYS:HB2	2.09	0.52
22:RA:2537:U:H2'	22:RA:2538:C:C6	2.45	0.52
22:RA:29:U:H2'	22:RA:30:G:C8	2.44	0.52
22:RA:512:G:HO2'	22:RA:513:A:P	2.31	0.52
24:RD:77:ALA:HB2	24:RD:97:TYR:CG	2.44	0.52
26:RF:140:LEU:O	26:RF:143:ALA:HB3	2.09	0.52
27:RG:124:SER:HB2	27:RG:131:TYR:CE1	2.44	0.52
27:RG:16:ARG:HH11	27:RG:16:ARG:HG2	1.74	0.52
30:RN:7:LYS:HD3	30:RN:9:VAL:CA	2.38	0.52
35:RS:86:ALA:O	35:RS:87:PHE:HB3	2.10	0.52
37:RU:88:ILE:CD1	37:RU:88:ILE:H	2.05	0.52
1:XA:1095:U:OP2	1:XA:1108:G:N1	2.37	0.52
1:XA:1349:A:OP2	9:XI:118:LYS:NZ	2.41	0.52
1:XA:1405:G:OP2	58:XA:1673:PAR:O34	2.24	0.52
2:XB:232:PRO:O	2:XB:233:SER:O	2.27	0.52
6:XF:86:ARG:O	6:XF:87:ARG:CG	2.50	0.52
1:XA:1199:U:H4'	10:XJ:54:PHE:CE2	2.44	0.52
10:XJ:6:ILE:CG2	10:XJ:98:ILE:HG13	2.21	0.52
16:XP:34:GLU:OE1	16:XP:55:ARG:HD3	2.10	0.52
44:Y1:4:VAL:HG22	44:Y1:5:CYS:N	2.25	0.52

Continued on next page...

Continued from previous page...

Atom-1	Atom-2	Distance(Å)	Clash(Å)
22:YA:2420:C:N4	51:Y8:30:ARG:HD2	2.24	0.52
24:YD:233:HIS:N	24:YD:233:HIS:CD2	2.75	0.52
24:YD:36:PRO:HA	24:YD:62:TYR:O	2.09	0.52
24:YD:66:ASP:OD2	24:YD:69:ARG:HG2	2.09	0.52
28:YH:24:VAL:O	28:YH:24:VAL:HG23	2.09	0.52
1:QA:738:C:H5''	6:QF:69:GLU:HB2	1.91	0.52
1:QA:778:G:H2'	1:QA:779:C:O4'	2.09	0.52
2:QB:9:GLU:N	2:QB:9:GLU:OE2	2.42	0.52
8:QH:100:ILE:CB	8:QH:125:ARG:HH12	2.21	0.52
10:QJ:4:ILE:HB	10:QJ:74:ILE:CD1	2.37	0.52
47:R4:63:TYR:C	47:R4:65:ASP:N	2.61	0.52
22:RA:1049:C:H2'	22:RA:1050:A:H5''	1.91	0.52
22:RA:1303:G:H1'	22:RA:1641:A:N1	2.25	0.52
22:RA:631:A:H2'	22:RA:632:A:O4'	2.09	0.52
24:RD:210:GLY:O	24:RD:213:ARG:N	2.43	0.52
25:RE:55:ASN:C	25:RE:57:LYS:N	2.62	0.52
36:RT:23:ARG:HG2	36:RT:120:ARG:HH12	1.75	0.52
36:RT:94:ALA:O	36:RT:95:ARG:HB3	2.09	0.52
38:RV:34:GLU:O	38:RV:36:PRO:HD3	2.09	0.52
1:XA:522:C:H2'	1:XA:523:A:O4'	2.10	0.52
1:XA:790:A:N6	1:XA:791:G:N1	2.57	0.52
2:XB:233:SER:OG	2:XB:234:PRO:HD2	2.09	0.52
5:XE:36:ASP:OD1	5:XE:37:ARG:N	2.42	0.52
11:XK:91:ARG:NH2	18:XR:88:LYS:NZ	2.57	0.52
13:XM:73:GLU:O	13:XM:76:ALA:N	2.42	0.52
16:XP:4:ILE:N	16:XP:4:ILE:HD12	2.23	0.52
45:Y2:7:ARG:NH1	45:Y2:7:ARG:HG3	2.25	0.52
47:Y4:54:GLY:O	47:Y4:71:ARG:HA	2.08	0.52
51:Y8:61:LEU:O	51:Y8:62:LEU:CB	2.57	0.52
22:YA:1543:A:HO2'	22:YA:1544:C:P	2.32	0.52
22:YA:2159:G:H2'	22:YA:2160:G:C8	2.44	0.52
22:YA:656:G:H2'	22:YA:657:U:O4'	2.10	0.52
27:YG:124:SER:HB2	27:YG:131:TYR:CE1	2.44	0.52
30:YN:103:VAL:O	30:YN:106:MET:N	2.42	0.52
30:YN:114:ARG:C	30:YN:116:LEU:H	2.13	0.52
31:YO:79:PHE:CD2	36:YT:72:VAL:HG22	2.45	0.52
34:YR:53:HIS:HA	34:YR:56:LYS:HD3	1.90	0.52
36:YT:100:TYR:HB3	36:YT:103:ARG:NH1	2.25	0.52
38:YV:34:GLU:O	38:YV:36:PRO:HD3	2.10	0.52
22:YA:2012:G:H4'	39:YW:96:ILE:HD11	1.91	0.52
41:YY:91:GLU:HG3	41:YY:92:ASN:N	2.25	0.52
1:QA:1049:U:HO2'	14:QN:2:ALA:N	2.06	0.52

Continued on next page...

Continued from previous page...

Atom-1	Atom-2	Distance(Å)	Clash(Å)
1:QA:665:A:H2'	1:QA:725:G:N2	2.25	0.52
2:QB:92:TYR:CE1	2:QB:151:GLY:HA3	2.45	0.52
4:QD:106:TYR:CE1	4:QD:112:VAL:O	2.62	0.52
4:QD:31:CYS:O	4:QD:32:ALA:HB3	2.10	0.52
12:QL:127:GLU:O	12:QL:128:ALA:HB3	2.10	0.52
44:R1:4:VAL:HG22	44:R1:5:CYS:N	2.25	0.52
46:R3:7:LYS:HE2	46:R3:32:GLN:NE2	2.25	0.52
46:R3:56:VAL:CG1	46:R3:57:GLU:H	2.20	0.52
22:RA:210:C:OP2	50:R7:29:LYS:NZ	2.43	0.52
22:RA:134:C:H2'	22:RA:135:G:C8	2.45	0.52
22:RA:1449:A:O2'	22:RA:1530:G:N2	2.33	0.52
22:RA:1678:G:N2	22:RA:1989:G:N2	2.57	0.52
22:RA:2210:G:H3'	22:RA:2211:G:C8	2.43	0.52
22:RA:2698:U:H2'	22:RA:2699:C:C6	2.44	0.52
24:RD:133:LEU:HG	24:RD:189:CYS:O	2.10	0.52
25:RE:39:PRO:HG2	25:RE:40:GLU:OE1	2.09	0.52
30:RN:103:VAL:O	30:RN:106:MET:N	2.42	0.52
30:RN:112:LEU:HD23	30:RN:112:LEU:C	2.30	0.52
30:RN:57:ALA:O	30:RN:58:ASP:HB3	2.09	0.52
35:RS:95:HIS:CG	35:RS:96:GLY:N	2.77	0.52
37:RU:92:ARG:NH2	37:RU:94:ASN:HD22	2.07	0.52
1:XA:437:U:H2'	1:XA:438:G:O4'	2.08	0.52
1:XA:606:G:N2	1:XA:631:G:H8	2.07	0.52
2:XB:200:ILE:HG22	2:XB:201:ILE:N	2.24	0.52
2:XB:87:ARG:HH11	2:XB:223:ILE:HD12	1.73	0.52
2:XB:80:ILE:HD11	2:XB:208:ILE:CG2	2.23	0.52
3:XC:112:SER:HB3	3:XC:115:LEU:HD12	1.92	0.52
4:XD:176:LEU:HD12	4:XD:182:LYS:O	2.10	0.52
10:XJ:4:ILE:HB	10:XJ:74:ILE:CD1	2.36	0.52
1:XA:1202:G:H1'	14:XN:29:ARG:HD2	1.91	0.52
16:XP:1:MET:SD	16:XP:3:LYS:HE3	2.49	0.52
19:XS:3:ARG:HG3	19:XS:4:SER:N	2.24	0.52
19:XS:65:ASN:ND2	19:XS:65:ASN:H	2.08	0.52
47:Y4:48:ARG:CZ	47:Y4:51:ASP:HA	2.40	0.52
49:Y6:30:THR:HG23	49:Y6:30:THR:O	2.09	0.52
22:YA:1479:G:N7	22:YA:1510:A:N6	2.56	0.52
22:YA:1952:A:OP1	31:YO:44:LYS:NZ	2.26	0.52
22:YA:2748:A:C4	22:YA:2757:A:C6	2.98	0.52
30:YN:112:LEU:C	30:YN:112:LEU:HD23	2.30	0.52
31:YO:113:LYS:HG2	31:YO:117:LEU:CD1	2.38	0.52
34:YR:52:ILE:CG2	34:YR:94:TYR:HD1	2.22	0.52
35:YS:25:ARG:HH11	35:YS:25:ARG:CB	2.22	0.52

Continued on next page...

Continued from previous page...

Atom-1	Atom-2	Distance(Å)	Clash(Å)
35:YS:62:LYS:HB3	35:YS:97:ARG:CD	2.39	0.52
36:YT:23:ARG:HG2	36:YT:120:ARG:HH12	1.75	0.52
1:QA:1059:C:H2'	1:QA:1060:C:H6	1.74	0.52
1:QA:1114:C:H1'	14:QN:60:SER:HB2	1.90	0.52
4:QD:10:ARG:O	4:QD:14:ARG:HB2	2.09	0.52
13:QM:81:LEU:HD13	13:QM:88:ARG:HD2	1.91	0.52
16:QP:34:GLU:OE1	16:QP:55:ARG:HD3	2.10	0.52
19:QS:50:ALA:CB	19:QS:57:HIS:HB3	2.37	0.52
52:R9:27:CYS:SG	52:R9:28:GLU:N	2.83	0.52
22:RA:1288:U:OP1	22:RA:1289:C:N4	2.34	0.52
22:RA:2106:G:H1	22:RA:2183:C:H42	1.57	0.52
22:RA:2593:U:H2'	22:RA:2594:C:H6	1.74	0.52
22:RA:608:A:H2'	22:RA:609:A:C8	2.45	0.52
24:RD:134:ARG:HB2	24:RD:135:PHE:HD2	1.75	0.52
24:RD:35:LYS:HG2	24:RD:64:ILE:HG22	1.92	0.52
25:RE:116:VAL:HG22	25:RE:122:PHE:HB2	1.91	0.52
28:RH:121:ILE:HG12	28:RH:135:GLY:HA3	1.91	0.52
28:RH:24:VAL:O	28:RH:24:VAL:HG23	2.10	0.52
32:RP:13:ASN:O	32:RP:14:LYS:C	2.48	0.52
34:RR:56:LYS:C	34:RR:58:GLY:N	2.62	0.52
36:RT:16:ARG:HD3	36:RT:19:LEU:HG	1.92	0.52
1:XA:537:G:H5''	12:XL:113:ARG:NH1	2.24	0.52
1:XA:951:G:OP2	13:XM:102:ARG:NH2	2.43	0.52
3:XC:140:ARG:HH11	3:XC:140:ARG:HG3	1.75	0.52
9:XI:13:ALA:HB2	9:XI:68:GLY:HA3	1.91	0.52
13:XM:34:LEU:HD12	13:XM:41:PRO:HG3	1.92	0.52
13:XM:92:HIS:CD2	13:XM:98:VAL:HG21	2.43	0.52
17:XQ:62:SER:HB3	17:XQ:72:ARG:HH21	1.72	0.52
46:Y3:9:VAL:HG12	46:Y3:32:GLN:HE22	1.74	0.52
50:Y7:38:GLY:O	50:Y7:39:ARG:C	2.48	0.52
22:YA:2361:A:P	51:Y8:27:THR:HG1	2.32	0.52
22:YA:242:G:H5''	51:Y8:3:LYS:HE3	1.91	0.52
22:YA:1196:C:HO2'	22:YA:1228:G:HO2'	1.48	0.52
22:YA:1268:A:H2'	22:YA:1269:A:O4'	2.10	0.52
22:YA:1438:U:H2'	22:YA:1439:A:C8	2.45	0.52
22:YA:1825:A:H2'	22:YA:1826:G:C8	2.45	0.52
22:YA:279:C:H42	22:YA:361:G:H1	1.58	0.52
22:YA:811:U:O2	22:YA:1250:G:H3'	2.10	0.52
24:YD:174:ILE:CD1	24:YD:174:ILE:N	2.73	0.52
25:YE:176:ILE:HG22	25:YE:176:ILE:O	2.10	0.52
30:YN:12:ARG:NH1	30:YN:50:ASP:OD1	2.43	0.52
30:YN:7:LYS:HD3	30:YN:9:VAL:N	2.25	0.52

Continued on next page...

Continued from previous page...

Atom-1	Atom-2	Distance(Å)	Clash(Å)
31:YO:2:ILE:CD1	31:YO:82:ASN:HD22	2.14	0.52
36:YT:99:LEU:HB2	36:YT:101:PHE:CE1	2.45	0.52
39:YW:9:TYR:CD2	39:YW:102:HIS:HE1	2.28	0.52
42:YZ:72:ARG:NH2	42:YZ:97:GLU:HB2	2.24	0.52
1:QA:396:G:O2'	1:QA:398:C:OP1	2.15	0.52
1:QA:539:A:H2'	1:QA:540:G:H8	1.75	0.52
2:QB:232:PRO:O	2:QB:233:SER:O	2.27	0.52
3:QC:22:TRP:CZ3	3:QC:32:LEU:HD12	2.45	0.52
4:QD:29:PRO:CG	4:QD:30:LYS:NZ	2.73	0.52
6:QF:10:LEU:HD13	6:QF:61:LEU:HD11	1.92	0.52
10:QJ:39:PRO:HB3	10:QJ:70:ARG:NH1	2.23	0.52
20:QT:89:ARG:HH22	20:QT:106:ALA:HB2	1.75	0.52
44:R1:76:ARG:NH1	44:R1:76:ARG:HG2	2.19	0.52
46:R3:6:VAL:HG12	46:R3:56:VAL:HG22	1.91	0.52
47:R4:50:VAL:O	47:R4:51:ASP:C	2.48	0.52
47:R4:54:GLY:HA2	47:R4:57:GLU:HG2	1.92	0.52
50:R7:38:GLY:O	50:R7:39:ARG:C	2.48	0.52
22:RA:1250:G:OP2	32:RP:21:ARG:HD3	2.10	0.52
22:RA:1681:G:O2'	22:RA:1762:A:O2'	2.26	0.52
22:RA:2517:C:N3	22:RA:2542:A:N6	2.57	0.52
22:RA:49:A:H5''	22:RA:50:U:H3'	1.92	0.52
24:RD:35:LYS:HD3	24:RD:63:ARG:CA	2.39	0.52
24:RD:66:ASP:OD2	24:RD:69:ARG:HG2	2.09	0.52
25:RE:170:LEU:CD2	25:RE:185:LYS:HB2	2.40	0.52
22:RA:1257:C:H5'	26:RF:75:HIS:CE1	2.45	0.52
27:RG:97:ASP:N	27:RG:100:TRP:HD1	2.05	0.52
28:RH:2:SER:O	28:RH:3:ARG:C	2.47	0.52
28:RH:4:ILE:O	28:RH:6:ARG:N	2.43	0.52
30:RN:114:ARG:C	30:RN:116:LEU:H	2.13	0.52
38:RV:41:GLY:HA3	38:RV:46:VAL:CG1	2.38	0.52
1:XA:17:U:H2'	1:XA:18:C:C6	2.45	0.52
1:XA:35:G:C2	1:XA:550:G:C2	2.97	0.52
1:XA:89:U:O2'	1:XA:90:C:OP1	2.27	0.52
4:XD:155:LEU:O	4:XD:159:ARG:HG2	2.10	0.52
4:XD:26:CYS:HB3	4:XD:31:CYS:SG	2.49	0.52
8:XH:102:ARG:NH1	8:XH:105:ARG:HH22	2.07	0.52
9:XI:3:GLN:HB3	9:XI:20:ARG:CG	2.40	0.52
11:XK:46:GLY:HA2	11:XK:50:TYR:O	2.10	0.52
13:XM:98:VAL:HG12	13:XM:98:VAL:O	2.10	0.52
16:XP:45:THR:HG23	16:XP:46:PRO:CD	2.39	0.52
22:YA:111:A:O3'	45:Y2:69:ARG:NH2	2.43	0.52
22:YA:1020:A:N1	22:YA:1141:U:H2'	2.24	0.52

Continued on next page...

Continued from previous page...

Atom-1	Atom-2	Distance(Å)	Clash(Å)
22:YA:1055:G:H1	22:YA:1104:C:H42	1.58	0.52
22:YA:1187:G:H5''	38:YV:81:TYR:CE2	2.45	0.52
22:YA:1520:U:H2'	22:YA:1521:G:O4'	2.10	0.52
22:YA:1636:C:H2'	22:YA:1637:A:C8	2.44	0.52
22:YA:71:A:N3	22:YA:73:A:N6	2.58	0.52
22:YA:2208:U:H1'	24:YD:151:LYS:HE2	1.91	0.52
24:YD:43:ARG:NH1	24:YD:44:ASN:OD1	2.42	0.52
25:YE:170:LEU:CD2	25:YE:185:LYS:HB2	2.40	0.52
25:YE:55:ASN:C	25:YE:57:LYS:N	2.62	0.52
25:YE:61:ARG:O	25:YE:63:LEU:N	2.43	0.52
26:YF:108:LYS:O	26:YF:112:MET:HG3	2.10	0.52
26:YF:67:GLN:O	26:YF:68:LYS:CB	2.39	0.52
35:YS:83:LYS:O	35:YS:109:GLY:CA	2.46	0.52
36:YT:16:ARG:HD3	36:YT:19:LEU:HG	1.92	0.52
36:YT:42:ILE:N	36:YT:42:ILE:HD12	2.25	0.52
41:YY:9:LYS:O	41:YY:9:LYS:HG2	2.10	0.52
2:QB:53:ARG:O	2:QB:56:ARG:HB2	2.10	0.52
5:QE:87:SER:HB3	5:QE:131:ILE:CD1	2.38	0.52
7:QG:151:TYR:HA	7:QG:153:HIS:CE1	2.45	0.52
7:QG:85:TYR:HE1	7:QG:154:TYR:HE1	1.56	0.52
9:QI:13:ALA:HB2	9:QI:68:GLY:HA3	1.92	0.52
12:QL:32:PHE:HE1	12:QL:86:ARG:HG3	1.73	0.52
13:QM:34:LEU:HD12	13:QM:41:PRO:HG3	1.92	0.52
14:QN:7:ILE:CG1	14:QN:8:GLU:N	2.73	0.52
19:QS:63:THR:O	19:QS:66:MET:HG2	2.09	0.52
45:R2:9:GLN:O	45:R2:12:GLU:HB3	2.10	0.52
22:RA:2347:C:OP1	49:R6:39:TYR:CE2	2.62	0.52
22:RA:1543:A:O2'	22:RA:1544:C:O5'	2.27	0.52
22:RA:1826:G:H2'	22:RA:1827:C:C6	2.45	0.52
22:RA:2361:A:O5'	51:R8:27:THR:OG1	2.26	0.52
22:RA:556:G:H8	22:RA:556:G:O5'	1.92	0.52
23:RB:42:C:N4	27:RG:91:ARG:HH21	2.08	0.52
25:RE:179:GLU:OE1	25:RE:179:GLU:HA	2.10	0.52
25:RE:54:GLN:O	25:RE:55:ASN:HB2	2.09	0.52
31:RO:4:PRO:O	31:RO:5:GLN:CB	2.58	0.52
32:RP:88:LEU:HD23	32:RP:89:ALA:N	2.24	0.52
22:RA:2870:C:H5''	34:RR:65:LEU:HD21	1.91	0.52
37:RU:107:ALA:O	37:RU:111:GLU:OE1	2.28	0.52
38:RV:3:ALA:HB3	38:RV:14:VAL:HG23	1.92	0.52
41:RY:91:GLU:HG3	41:RY:92:ASN:N	2.25	0.52
1:XA:1163:C:H42	1:XA:1173:G:H1	1.56	0.52
2:XB:53:ARG:O	2:XB:56:ARG:HB2	2.10	0.52

Continued on next page...

Continued from previous page...

Atom-1	Atom-2	Distance(Å)	Clash(Å)
4:XD:147:ALA:HA	4:XD:182:LYS:HA	1.91	0.52
4:XD:65:ARG:NH1	4:XD:70:ILE:O	2.43	0.52
12:XL:127:GLU:O	12:XL:128:ALA:HB3	2.10	0.52
15:XO:26:GLU:OE2	15:XO:77:ARG:NH1	2.43	0.52
6:XF:99:ALA:HB1	18:XR:23:LYS:NZ	2.25	0.52
18:XR:44:LEU:N	18:XR:44:LEU:HD12	2.24	0.52
19:XS:15:LEU:H	19:XS:15:LEU:HD23	1.75	0.52
44:Y1:83:GLU:CG	44:Y1:84:GLY:N	2.71	0.52
48:Y5:55:ARG:HG3	48:Y5:57:VAL:H	1.74	0.52
22:YA:389:G:H22	32:YP:72:PRO:CG	2.23	0.52
22:YA:459:U:OP2	22:YA:469:G:N1	2.31	0.52
22:YA:503:A:H4'	22:YA:504:U:C5'	2.40	0.52
24:YD:133:LEU:HG	24:YD:189:CYS:O	2.10	0.52
25:YE:54:GLN:O	25:YE:55:ASN:HB2	2.09	0.52
27:YG:34:LEU:HD13	27:YG:34:LEU:C	2.30	0.52
29:YI:88:ILE:HG12	29:YI:122:GLU:N	2.24	0.52
31:YO:43:VAL:HG23	31:YO:56:ASP:O	2.10	0.52
34:YR:41:ALA:O	34:YR:43:GLU:N	2.43	0.52
38:YV:35:LEU:CD2	38:YV:57:VAL:HG22	2.32	0.52
1:QA:1065:U:H5	1:QA:1190:G:H1'	1.75	0.52
1:QA:244:U:H4'	1:QA:245:C:O5'	2.10	0.52
1:QA:347:G:O2'	1:QA:348:G:OP2	2.24	0.52
1:QA:410:G:H2'	1:QA:429:U:C4	2.45	0.52
1:QA:737:A:H2'	1:QA:738:C:C6	2.45	0.52
1:QA:793:U:O2	1:QA:1516:G:H4'	2.10	0.52
4:QD:12:CYS:HA	4:QD:19:LEU:HD23	1.83	0.52
7:QG:106:GLN:O	7:QG:110:GLN:HG3	2.09	0.52
7:QG:15:ASP:CB	7:QG:20:ASP:H	2.13	0.52
9:QI:13:ALA:HB2	9:QI:67:GLY:C	2.28	0.52
16:QP:21:VAL:O	16:QP:33:ILE:HG12	2.10	0.52
6:QF:99:ALA:HB1	18:QR:23:LYS:NZ	2.25	0.52
19:QS:68:GLY:CA	47:R4:68:ARG:CB	2.82	0.52
49:R6:30:THR:O	49:R6:30:THR:HG23	2.09	0.52
22:RA:1011:G:C2	22:RA:1151:G:C2	2.98	0.52
22:RA:2150:U:H2'	22:RA:2151:G:C8	2.45	0.52
22:RA:2562:U:H1'	31:RO:23:ARG:NH1	2.25	0.52
22:RA:395:U:H2'	22:RA:396:G:N7	2.24	0.52
22:RA:769:G:H5'	22:RA:1379:A:N6	2.25	0.52
24:RD:174:ILE:N	24:RD:174:ILE:CD1	2.73	0.52
25:RE:54:GLN:H	25:RE:54:GLN:NE2	2.08	0.52
26:RF:108:LYS:O	26:RF:112:MET:HG3	2.10	0.52
31:RO:23:ARG:O	31:RO:39:ILE:HB	2.10	0.52

Continued on next page...

Continued from previous page...

Atom-1	Atom-2	Distance(Å)	Clash(Å)
34:RR:41:ALA:O	34:RR:43:GLU:N	2.43	0.52
37:RU:39:LEU:O	37:RU:40:PHE:C	2.48	0.52
39:RW:28:SER:HB3	39:RW:31:GLU:HB2	1.91	0.52
41:RY:75:ILE:C	41:RY:75:ILE:HD13	2.30	0.52
1:XA:1224:G:O2'	1:XA:1225:A:P	2.68	0.52
1:XA:1342:C:H4'	9:XI:125:TYR:HB3	1.92	0.52
1:XA:1429:C:H2'	1:XA:1430:C:C6	2.45	0.52
1:XA:1446:A:C2	36:YT:118:ARG:HD2	2.45	0.52
1:XA:827:U:H5	1:XA:870:U:C4	2.28	0.52
3:XC:175:LEU:HD12	3:XC:175:LEU:H	1.75	0.52
5:XE:101:ILE:HD13	5:XE:101:ILE:N	2.25	0.52
6:XF:101:ALA:HA	18:XR:28:GLU:OE1	2.10	0.52
7:XG:89:MET:CE	7:XG:156:TRP:H	2.22	0.52
13:XM:66:LEU:O	13:XM:68:GLY:N	2.43	0.52
20:XT:83:ARG:O	20:XT:86:ARG:HB3	2.10	0.52
44:Y1:91:LYS:HE3	44:Y1:91:LYS:CA	2.40	0.52
47:Y4:14:ILE:O	47:Y4:14:ILE:HG23	2.10	0.52
47:Y4:68:ARG:HD3	47:Y4:69:LYS:HG2	1.92	0.52
22:YA:2028:U:H2'	22:YA:2029:G:C8	2.45	0.52
22:YA:830:G:H22	22:YA:2446:G:H5'	1.75	0.52
22:YA:695:G:OP1	22:YA:1380:G:O2'	2.20	0.52
22:YA:77:C:O3'	45:Y2:14:ARG:NH2	2.43	0.52
22:YA:855:G:C6	22:YA:856:C:C4	2.97	0.52
24:YD:35:LYS:HG2	24:YD:64:ILE:HG22	1.92	0.52
31:YO:16:ALA:HA	31:YO:46:ALA:HB2	1.92	0.52
37:YU:107:ALA:O	37:YU:111:GLU:OE1	2.28	0.52
37:YU:59:ARG:O	37:YU:63:VAL:HG23	2.10	0.52
22:YA:484:C:OP1	41:YY:51:VAL:HG11	2.10	0.52
1:QA:757:U:H2'	1:QA:758:G:O4'	2.11	0.51
1:QA:801:U:H2'	1:QA:802:A:C8	2.46	0.51
3:QC:150:LYS:HG3	3:QC:169:ALA:HB2	1.92	0.51
3:QC:195:VAL:HG12	3:QC:196:LEU:H	1.75	0.51
4:QD:196:LEU:HD12	4:QD:196:LEU:H	1.75	0.51
4:QD:65:ARG:NH1	4:QD:70:ILE:O	2.43	0.51
13:QM:66:LEU:O	13:QM:68:GLY:N	2.43	0.51
13:QM:98:VAL:O	13:QM:98:VAL:HG12	2.10	0.51
15:QO:16:ALA:HB1	15:QO:21:ASP:HB3	1.92	0.51
19:QS:40:ILE:HG23	19:QS:67:VAL:O	2.11	0.51
43:R0:37:LEU:N	43:R0:59:LEU:O	2.39	0.51
47:R4:40:HIS:N	47:R4:41:PRO:CD	2.73	0.51
48:R5:40:LYS:HD3	48:R5:46:CYS:SG	2.50	0.51
22:RA:1248:G:C4	37:RU:3:ARG:HG3	2.45	0.51

Continued on next page...

Continued from previous page...

Atom-1	Atom-2	Distance(Å)	Clash(Å)
22:RA:1826:G:H2'	22:RA:1827:C:H6	1.74	0.51
22:RA:2779:U:O2'	22:RA:2781:A:N7	2.43	0.51
25:RE:105:THR:HB	25:RE:197:ILE:HG12	1.92	0.51
28:RH:55:PRO:HG2	28:RH:61:HIS:ND1	2.26	0.51
30:RN:108:PRO:O	30:RN:113:GLY:HA3	2.10	0.51
30:RN:12:ARG:NH1	30:RN:50:ASP:OD1	2.43	0.51
31:RO:2:ILE:N	31:RO:2:ILE:HD12	2.24	0.51
32:RP:147:LEU:O	32:RP:148:LEU:CB	2.57	0.51
34:RR:52:ILE:CG2	34:RR:94:TYR:HD1	2.22	0.51
37:RU:59:ARG:O	37:RU:63:VAL:HG23	2.10	0.51
40:RX:65:ARG:H	40:RX:65:ARG:CD	2.23	0.51
41:RY:9:LYS:HG2	41:RY:9:LYS:O	2.10	0.51
1:XA:1301:U:H3'	1:XA:1302:U:H5'	1.92	0.51
2:XB:170:GLU:HA	2:XB:172:ILE:CD1	2.40	0.51
4:XD:106:TYR:CE1	4:XD:112:VAL:O	2.62	0.51
6:XF:30:LEU:O	6:XF:35:ALA:HB3	2.10	0.51
7:XG:16:LEU:HD11	9:XI:45:ALA:HB2	1.92	0.51
9:XI:88:TYR:O	9:XI:89:ASN:CB	2.58	0.51
13:XM:121:LYS:CE	55:XY:40:G:OP1	2.57	0.51
46:Y3:49:LYS:O	46:Y3:49:LYS:HG2	2.10	0.51
22:YA:1434:A:H61	22:YA:1558:A:H62	1.57	0.51
22:YA:2395:C:O2'	44:Y1:30:VAL:HG12	2.10	0.51
22:YA:2401:U:H2'	22:YA:2402:C:H5''	1.92	0.51
22:YA:2794:C:N4	22:YA:2795:G:O6	2.43	0.51
22:YA:30:G:H2'	22:YA:31:C:C6	2.44	0.51
28:YH:153:LYS:HG3	28:YH:161:GLY:HA2	1.91	0.51
35:YS:106:ARG:HA	35:YS:110:LEU:CG	2.39	0.51
35:YS:67:ARG:HH11	35:YS:67:ARG:HB2	1.65	0.51
40:YX:52:VAL:HG12	40:YX:52:VAL:O	2.09	0.51
41:YY:74:PRO:O	41:YY:80:GLY:HA2	2.10	0.51
1:QA:958:A:C8	19:QS:55:LYS:HD2	2.44	0.51
3:QC:40:ARG:O	3:QC:44:GLU:HG3	2.11	0.51
3:QC:35:GLU:OE2	3:QC:95:THR:HG23	2.10	0.51
6:QF:10:LEU:HD13	6:QF:61:LEU:HD13	1.93	0.51
10:QJ:17:ASP:HA	10:QJ:20:ALA:HB3	1.93	0.51
1:QA:1204:A:OP1	14:QN:3:ARG:NH2	2.44	0.51
18:QR:64:ARG:O	18:QR:66:LEU:N	2.43	0.51
43:R0:68:GLU:HG2	43:R0:80:HIS:HB2	1.92	0.51
46:R3:17:LYS:HA	46:R3:20:LYS:HD2	1.93	0.51
46:R3:49:LYS:HG2	46:R3:49:LYS:O	2.10	0.51
47:R4:14:ILE:HG23	47:R4:14:ILE:O	2.10	0.51
47:R4:36:CYS:O	47:R4:39:CYS:CB	2.55	0.51

Continued on next page...

Continued from previous page...

Atom-1	Atom-2	Distance(Å)	Clash(Å)
22:RA:1889:A:O2'	22:RA:2087:G:H5'	2.10	0.51
22:RA:2001:A:H5''	22:RA:2689:U:O2'	2.10	0.51
22:RA:2291:U:H2'	22:RA:2292:C:C6	2.45	0.51
22:RA:531:C:H4'	22:RA:532:A:H5''	1.93	0.51
27:RG:34:LEU:HD13	27:RG:34:LEU:C	2.30	0.51
27:RG:97:ASP:O	27:RG:101:ILE:HG23	2.10	0.51
28:RH:126:PRO:HD2	28:RH:127:GLU:N	2.25	0.51
30:RN:16:ILE:HG22	30:RN:17:ASP:N	2.26	0.51
31:RO:43:VAL:HG23	31:RO:56:ASP:O	2.10	0.51
36:RT:20:PRO:HD2	36:RT:86:ILE:HG23	1.92	0.51
36:RT:42:ILE:N	36:RT:42:ILE:HD12	2.25	0.51
38:RV:75:PHE:CD1	38:RV:75:PHE:C	2.83	0.51
40:RX:47:PHE:CD1	40:RX:47:PHE:N	2.78	0.51
40:RX:52:VAL:O	40:RX:52:VAL:HG12	2.09	0.51
1:XA:815:A:N3	1:XA:1527:C:O2'	2.36	0.51
2:XB:5:ILE:N	2:XB:5:ILE:HD13	2.25	0.51
3:XC:22:TRP:CH2	3:XC:32:LEU:HB2	2.45	0.51
3:XC:20:SER:CB	3:XC:40:ARG:HH22	2.14	0.51
3:XC:40:ARG:O	3:XC:44:GLU:HG3	2.10	0.51
4:XD:127:THR:CG2	4:XD:128:VAL:N	2.73	0.51
4:XD:162:LEU:HD11	4:XD:181:MET:HB3	1.92	0.51
6:XF:75:LEU:HD23	6:XF:79:LEU:HG	1.91	0.51
7:XG:151:TYR:HA	7:XG:153:HIS:CE1	2.45	0.51
12:XL:23:LYS:O	12:XL:24:VAL:HG23	2.10	0.51
13:XM:90:LEU:CB	13:XM:93:ARG:HD2	2.41	0.51
16:XP:21:VAL:O	16:XP:33:ILE:HG12	2.11	0.51
45:Y2:15:LYS:H	45:Y2:67:LYS:HE2	1.73	0.51
49:Y6:34:LEU:HD23	49:Y6:36:LEU:HD22	1.93	0.51
51:Y8:52:LYS:N	51:Y8:53:PRO:HD2	2.21	0.51
22:YA:1161:C:O2'	38:YV:8:GLY:HA2	2.11	0.51
22:YA:1344:G:H4'	22:YA:1384:A:N7	2.25	0.51
22:YA:1657:C:H2'	22:YA:1658:C:H6	1.75	0.51
22:YA:1957:C:H2'	22:YA:1958:C:C6	2.45	0.51
24:YD:67:PHE:CE1	24:YD:157:ARG:NH2	2.79	0.51
25:YE:203:LYS:HE3	25:YE:204:ALA:CB	2.40	0.51
26:YF:125:LEU:HA	26:YF:194:MET:O	2.10	0.51
28:YH:6:ARG:C	28:YH:8:PRO:HD2	2.30	0.51
30:YN:120:LEU:CD1	30:YN:122:VAL:HG23	2.38	0.51
30:YN:94:HIS:O	30:YN:95:PRO:O	2.27	0.51
31:YO:23:ARG:O	31:YO:39:ILE:HB	2.09	0.51
33:YQ:119:ARG:HG2	33:YQ:119:ARG:NH1	2.20	0.51
35:YS:89:ARG:HG2	35:YS:89:ARG:HH11	1.75	0.51

Continued on next page...

Continued from previous page...

Atom-1	Atom-2	Distance(Å)	Clash(Å)
1:QA:115:G:H4'	1:QA:116:A:O5'	2.10	0.51
3:QC:11:ARG:O	3:QC:13:GLY:N	2.43	0.51
3:QC:22:TRP:CH2	3:QC:32:LEU:HB2	2.45	0.51
4:QD:127:THR:CG2	4:QD:128:VAL:N	2.73	0.51
6:QF:69:GLU:C	6:QF:71:ARG:H	2.13	0.51
9:QI:126:SER:O	9:QI:128:ARG:N	2.35	0.51
13:QM:2:ALA:O	13:QM:9:ILE:HB	2.10	0.51
13:QM:90:LEU:CB	13:QM:93:ARG:HD2	2.41	0.51
20:QT:83:ARG:O	20:QT:86:ARG:HB3	2.10	0.51
44:R1:8:SER:HB3	44:R1:66:HIS:CE1	2.46	0.51
22:RA:140:A:C6	22:RA:141:A:N6	2.78	0.51
22:RA:2114:A:N6	22:RA:2119:A:H62	2.07	0.51
22:RA:307:G:N1	22:RA:310:A:OP2	2.43	0.51
23:RB:48:A:H4'	35:RS:95:HIS:HD2	1.75	0.51
23:RB:75:G:O3'	42:RZ:10:ARG:NH1	2.41	0.51
25:RE:105:THR:HG23	25:RE:166:THR:OG1	2.10	0.51
25:RE:64:LYS:C	25:RE:66:HIS:H	2.12	0.51
26:RF:127:GLU:OE1	26:RF:127:GLU:HA	2.07	0.51
31:RO:24:VAL:HG21	31:RO:32:TYR:O	2.10	0.51
32:RP:112:LEU:HD22	32:RP:113:LYS:N	2.25	0.51
32:RP:112:LEU:HD11	32:RP:114:ILE:CG2	2.40	0.51
32:RP:31:ALA:C	32:RP:32:THR:HG23	2.31	0.51
35:RS:87:PHE:O	35:RS:88:ASP:O	2.28	0.51
36:RT:99:LEU:HB2	36:RT:101:PHE:CE1	2.45	0.51
38:RV:29:PRO:O	38:RV:61:VAL:O	2.29	0.51
41:RY:61:ILE:HG23	41:RY:62:GLU:N	2.24	0.51
1:XA:166:G:H2'	1:XA:167:G:H8	1.76	0.51
2:XB:134:GLU:HB3	2:XB:138:LEU:CD1	2.39	0.51
3:XC:22:TRP:CZ3	3:XC:32:LEU:HD12	2.45	0.51
3:XC:35:GLU:OE2	3:XC:95:THR:HG23	2.10	0.51
4:XD:83:SER:HA	4:XD:89:THR:HG23	1.92	0.51
8:XH:12:ARG:NH1	8:XH:27:PRO:HD2	2.25	0.51
8:XH:51:VAL:HG11	8:XH:60:ARG:HG3	1.92	0.51
12:XL:24:VAL:CG1	12:XL:24:VAL:O	2.58	0.51
19:XS:40:ILE:HG23	19:XS:67:VAL:O	2.11	0.51
21:XU:3:LYS:HB3	21:XU:14:TRP:CD1	2.46	0.51
21:XU:6:ARG:HE	21:XU:15:ARG:NH2	2.08	0.51
22:YA:2504:U:H6	22:YA:2504:U:O5'	1.94	0.51
22:YA:99:U:H1'	22:YA:102:G:C6	2.44	0.51
24:YD:259:THR:O	24:YD:260:ARG:C	2.49	0.51
24:YD:35:LYS:HD2	24:YD:104:TYR:CD1	2.45	0.51
24:YD:30:GLU:HG3	24:YD:63:ARG:NH2	2.26	0.51

Continued on next page...

Continued from previous page...

Atom-1	Atom-2	Distance(Å)	Clash(Å)
27:YG:97:ASP:O	27:YG:101:ILE:HG23	2.10	0.51
27:YG:37:VAL:HG22	27:YG:159:VAL:CA	2.34	0.51
30:YN:134:ARG:O	30:YN:136:GLU:N	2.43	0.51
31:YO:14:THR:HG21	31:YO:86:ILE:HD13	1.91	0.51
32:YP:112:LEU:HD22	32:YP:113:LYS:H	1.75	0.51
36:YT:111:ARG:O	36:YT:112:ARG:CG	2.55	0.51
38:YV:14:VAL:HA	38:YV:18:LEU:HD12	1.93	0.51
1:QA:1218:C:H2'	1:QA:1219:U:C6	2.46	0.51
1:QA:1251:A:H2'	1:QA:1252:A:C8	2.45	0.51
3:QC:112:SER:HB3	3:QC:115:LEU:HD12	1.92	0.51
4:QD:162:LEU:HD11	4:QD:181:MET:HB3	1.92	0.51
6:QF:30:LEU:O	6:QF:35:ALA:HB3	2.10	0.51
6:QF:63:TYR:N	6:QF:63:TYR:HD2	2.09	0.51
6:QF:75:LEU:HD21	6:QF:79:LEU:HD11	1.91	0.51
17:QQ:48:GLU:O	17:QQ:49:GLU:C	2.48	0.51
45:R2:15:LYS:H	45:R2:67:LYS:HE2	1.73	0.51
22:RA:1386:C:H2'	22:RA:1387:C:C6	2.45	0.51
22:RA:2563:U:H4'	31:RO:28:SER:HA	1.91	0.51
22:RA:817:C:H2'	22:RA:818:G:H8	1.75	0.51
26:RF:162:LEU:HD23	26:RF:165:ARG:NH2	2.25	0.51
28:RH:89:ILE:O	28:RH:89:ILE:CG1	2.57	0.51
29:RI:94:ALA:H	29:RI:116:LEU:HD13	1.75	0.51
31:RO:79:PHE:CD2	36:RT:72:VAL:HG22	2.45	0.51
32:RP:112:LEU:HD22	32:RP:113:LYS:H	1.74	0.51
33:RQ:25:ASP:HA	33:RQ:100:GLY:O	2.11	0.51
33:RQ:64:ILE:HA	33:RQ:106:VAL:CG1	2.33	0.51
34:RR:28:LEU:CD2	34:RR:114:VAL:HG12	2.41	0.51
22:RA:1335:U:OP2	40:RX:65:ARG:NH2	2.43	0.51
3:XC:113:ALA:C	3:XC:115:LEU:H	2.14	0.51
3:XC:181:ASN:HD21	3:XC:204:LEU:CD1	2.12	0.51
3:XC:29:TYR:OH	14:XN:54:PRO:HD2	2.09	0.51
4:XD:196:LEU:HD12	4:XD:196:LEU:H	1.75	0.51
7:XG:11:GLN:C	7:XG:12:LEU:HD22	2.31	0.51
13:XM:65:LYS:CE	47:Y4:50:VAL:CG1	2.82	0.51
18:XR:64:ARG:O	18:XR:66:LEU:N	2.43	0.51
54:XX:6:C:O2'	54:XX:7:A:OP1	2.26	0.51
48:Y5:40:LYS:HD3	48:Y5:46:CYS:SG	2.50	0.51
22:YA:2126:A:H4'	22:YA:2127:G:O5'	2.11	0.51
22:YA:2485:G:OP1	33:YQ:46:GLN:NE2	2.31	0.51
22:YA:2822:G:H2'	22:YA:2823:A:H5''	1.91	0.51
25:YE:77:ILE:O	25:YE:78:LEU:C	2.48	0.51
26:YF:65:TRP:HZ2	26:YF:72:ARG:NH2	2.09	0.51

Continued on next page...

Continued from previous page...

Atom-1	Atom-2	Distance(Å)	Clash(Å)
27:YG:44:GLY:CA	27:YG:88:ILE:HD11	2.40	0.51
31:YO:4:PRO:O	31:YO:5:GLN:CB	2.58	0.51
38:YV:75:PHE:CD1	38:YV:75:PHE:C	2.83	0.51
39:YW:14:PRO:O	39:YW:17:VAL:N	2.42	0.51
41:YY:101:LYS:O	41:YY:102:CYS:SG	2.67	0.51
41:YY:75:ILE:C	41:YY:75:ILE:HD13	2.31	0.51
1:QA:1348:U:C4	1:QA:1374:A:H2	2.28	0.51
2:QB:24:TRP:CE3	2:QB:26:PRO:HA	2.45	0.51
4:QD:54:TYR:CE1	4:QD:206:PHE:HE1	2.29	0.51
5:QE:60:TYR:CE1	5:QE:64:ARG:NH2	2.77	0.51
8:QH:102:ARG:NH1	8:QH:105:ARG:HH12	2.09	0.51
9:QI:3:GLN:HB3	9:QI:20:ARG:CG	2.40	0.51
13:QM:87:TYR:C	13:QM:89:GLY:N	2.64	0.51
15:QO:17:ARG:NH1	15:QO:77:ARG:NH1	2.59	0.51
22:RA:1078:U:O2'	22:RA:1079:C:OP2	2.23	0.51
22:RA:1286:A:HO2'	22:RA:1288:U:P	2.33	0.51
22:RA:2054:A:H5''	22:RA:2055:C:O5'	2.11	0.51
22:RA:2311:A:O2'	22:RA:2312:U:O4'	2.24	0.51
22:RA:2335:A:O2'	22:RA:2336:A:H2'	2.11	0.51
22:RA:2795:G:H3'	22:RA:2797:U:C5'	2.41	0.51
22:RA:99:U:H4'	22:RA:101:G:O5'	2.10	0.51
23:RB:44:G:C2	23:RB:48:A:C2	2.98	0.51
26:RF:127:GLU:O	26:RF:129:PHE:N	2.40	0.51
26:RF:198:ALA:C	26:RF:200:GLU:N	2.62	0.51
26:RF:32:LEU:O	26:RF:36:VAL:HG23	2.11	0.51
27:RG:114:ILE:CG2	27:RG:115:ARG:N	2.73	0.51
34:RR:117:VAL:CG2	34:RR:118:GLU:N	2.74	0.51
38:RV:38:LEU:HD13	38:RV:55:ALA:HB3	1.91	0.51
39:RW:25:ARG:HB2	39:RW:25:ARG:HH11	1.74	0.51
41:RY:75:ILE:CG1	41:RY:76:CYS:N	2.73	0.51
41:RY:95:LYS:O	41:RY:96:ILE:O	2.28	0.51
1:XA:1239:A:H62	1:XA:1299:A:N6	2.09	0.51
1:XA:769:G:H4'	1:XA:1513:A:H4'	1.91	0.51
1:XA:411:A:C4	1:XA:413:G:H1'	2.46	0.51
1:XA:701:C:H1'	1:XA:703:G:C4	2.46	0.51
3:XC:11:ARG:O	3:XC:13:GLY:N	2.43	0.51
5:XE:107:ARG:O	5:XE:108:ALA:C	2.49	0.51
53:XV:58:A:O2'	53:XV:60:U:OP2	2.16	0.51
22:YA:443:A:H1'	22:YA:1201:C:O4'	2.10	0.51
22:YA:1291:C:H5'	22:YA:1536:A:H5'	1.91	0.51
22:YA:2308:G:N3	22:YA:2308:G:H2'	2.24	0.51
22:YA:2600:A:N7	24:YD:237:GLU:OE2	2.44	0.51

Continued on next page...

Continued from previous page...

Atom-1	Atom-2	Distance(Å)	Clash(Å)
24:YD:134:ARG:HB2	24:YD:135:PHE:HD2	1.75	0.51
25:YE:51:PHE:CD1	25:YE:52:LEU:N	2.76	0.51
25:YE:95:ILE:H	25:YE:95:ILE:CD1	2.19	0.51
29:YI:47:LEU:O	29:YI:51:ILE:N	2.39	0.51
30:YN:12:ARG:NH1	30:YN:50:ASP:OD2	2.40	0.51
32:YP:101:VAL:HA	32:YP:105:LEU:O	2.10	0.51
32:YP:112:LEU:HD11	32:YP:114:ILE:CG2	2.40	0.51
36:YT:14:TYR:H	36:YT:14:TYR:HD1	1.56	0.51
38:YV:1:MET:HE2	38:YV:43:GLU:HG2	1.92	0.51
41:YY:94:LYS:HE3	41:YY:101:LYS:HZ1	1.75	0.51
1:QA:731:G:OP1	1:QA:766:A:H1'	2.10	0.51
3:QC:36:ASP:HB3	3:QC:40:ARG:NH1	2.26	0.51
5:QE:101:ILE:HD13	5:QE:101:ILE:N	2.25	0.51
5:QE:107:ARG:O	5:QE:108:ALA:C	2.49	0.51
7:QG:16:LEU:HD11	9:QI:45:ALA:HB2	1.92	0.51
13:QM:16:ASP:HB3	13:QM:34:LEU:HD11	1.93	0.51
13:QM:57:ARG:CB	13:QM:57:ARG:HH11	2.14	0.51
13:QM:9:ILE:C	13:QM:9:ILE:HD12	2.31	0.51
1:QA:1014:A:H4'	19:QS:14:HIS:NE2	2.26	0.51
19:QS:15:LEU:H	19:QS:15:LEU:HD23	1.75	0.51
19:QS:3:ARG:HG3	19:QS:4:SER:N	2.24	0.51
21:QU:3:LYS:HB3	21:QU:14:TRP:CD1	2.45	0.51
53:QV:34:C:N4	54:QX:3:G:N1	2.50	0.51
47:R4:12:ALA:HB1	47:R4:30:GLU:H	1.76	0.51
50:R7:36:GLN:HG2	50:R7:36:GLN:O	2.09	0.51
22:RA:49:A:N7	22:RA:120:U:H5	2.09	0.51
22:RA:704:G:H2'	22:RA:726:G:N2	2.26	0.51
22:RA:760:G:H2'	22:RA:761:A:O4'	2.11	0.51
22:RA:922:U:H2'	22:RA:923:C:C6	2.46	0.51
22:RA:85:G:C5	22:RA:98:G:C2	2.99	0.51
24:RD:259:THR:O	24:RD:260:ARG:C	2.49	0.51
25:RE:119:ARG:HD3	25:RE:160:TYR:HB2	1.92	0.51
25:RE:77:ILE:O	25:RE:78:LEU:C	2.48	0.51
27:RG:44:GLY:CA	27:RG:88:ILE:HD11	2.40	0.51
22:RA:806:C:OP2	32:RP:41:ARG:NE	2.39	0.51
36:RT:34:VAL:CG1	36:RT:36:GLU:HG2	2.39	0.51
38:RV:5:VAL:HG22	38:RV:14:VAL:HG22	1.93	0.51
39:RW:9:TYR:CD2	39:RW:102:HIS:HE1	2.28	0.51
39:RW:7:ALA:HB2	39:RW:50:VAL:CG2	2.40	0.51
1:XA:1329:A:P	13:XM:28:ALA:HB3	2.51	0.51
1:XA:392:G:H2'	1:XA:393:A:C8	2.45	0.51
6:XF:10:LEU:HD13	6:XF:61:LEU:HD11	1.92	0.51

Continued on next page...

Continued from previous page...

Atom-1	Atom-2	Distance(Å)	Clash(Å)
6:XF:10:LEU:HD13	6:XF:61:LEU:HD13	1.93	0.51
10:XJ:17:ASP:HA	10:XJ:20:ALA:HB3	1.93	0.51
11:XK:29:ILE:HG13	11:XK:44:SER:HB3	1.92	0.51
13:XM:87:TYR:C	13:XM:89:GLY:N	2.64	0.51
14:XN:44:LEU:O	14:XN:48:ALA:N	2.41	0.51
20:XT:89:ARG:HH22	20:XT:106:ALA:HB2	1.75	0.51
43:Y0:53:MET:HB3	43:Y0:59:LEU:HD23	1.91	0.51
47:Y4:42:PHE:O	47:Y4:44:THR:N	2.44	0.51
19:XS:65:ASN:N	47:Y4:55:ARG:NH1	2.59	0.51
48:Y5:20:ARG:C	48:Y5:22:HIS:H	2.14	0.51
51:Y8:29:LYS:HB2	51:Y8:44:LYS:HG2	1.91	0.51
22:YA:2862:G:H2'	22:YA:2863:C:C6	2.46	0.51
28:YH:55:PRO:HG2	28:YH:61:HIS:ND1	2.26	0.51
36:YT:14:TYR:CD1	36:YT:14:TYR:N	2.77	0.51
40:YX:18:TYR:C	40:YX:20:GLY:N	2.64	0.51
40:YX:36:LYS:HA	40:YX:39:ILE:HD12	1.91	0.51
40:YX:65:ARG:CD	40:YX:65:ARG:H	2.23	0.51
41:YY:77:PRO:O	41:YY:78:ALA:HB2	2.10	0.51
1:QA:1404:C:H2'	1:QA:1405:G:C8	2.46	0.51
1:QA:940:C:H2'	1:QA:941:G:C8	2.46	0.51
2:QB:134:GLU:HB3	2:QB:138:LEU:HD12	1.93	0.51
2:QB:187:LEU:O	2:QB:187:LEU:HD13	2.11	0.51
3:QC:113:ALA:C	3:QC:115:LEU:H	2.14	0.51
3:QC:21:ARG:CD	3:QC:21:ARG:N	2.74	0.51
4:QD:52:SER:O	4:QD:53:ASP:C	2.49	0.51
10:QJ:81:THR:C	10:QJ:83:GLU:N	2.64	0.51
44:R1:87:PRO:O	44:R1:91:LYS:HB2	2.11	0.51
44:R1:94:LEU:O	44:R1:95:LEU:HG	2.11	0.51
40:RX:5:TYR:CE2	45:R2:30:ARG:HG3	2.45	0.51
49:R6:9:LEU:HB3	49:R6:26:ASN:O	2.11	0.51
22:RA:1462:C:H4'	22:RA:2703:C:H5'	1.93	0.51
22:RA:2529:G:H5''	22:RA:2530:A:H5''	1.93	0.51
22:RA:2892:A:H2'	22:RA:2893:G:O4'	2.11	0.51
23:RB:11:C:H3'	23:RB:12:C:C6	2.46	0.51
24:RD:67:PHE:CE1	24:RD:157:ARG:NH2	2.79	0.51
24:RD:76:PRO:HA	24:RD:118:VAL:HG23	1.93	0.51
22:RA:443:A:N7	26:RF:45:ARG:HD2	2.26	0.51
30:RN:131:GLN:CG	30:RN:132:ALA:H	2.20	0.51
30:RN:134:ARG:O	30:RN:136:GLU:N	2.43	0.51
30:RN:26:LEU:HG	30:RN:30:ILE:HD11	1.93	0.51
30:RN:6:PRO:HG2	30:RN:43:THR:OG1	2.11	0.51
31:RO:113:LYS:O	31:RO:116:SER:HB3	2.11	0.51

Continued on next page...

Continued from previous page...

Atom-1	Atom-2	Distance(Å)	Clash(Å)
31:RO:35:VAL:O	31:RO:35:VAL:HG23	2.11	0.51
31:RO:15:GLY:O	31:RO:46:ALA:HB1	2.10	0.51
39:RW:20:VAL:C	39:RW:22:ASP:N	2.59	0.51
1:XA:1118:C:OP1	9:XI:104:ARG:NH1	2.43	0.51
1:XA:1176:A:H2'	1:XA:1177:G:H5'	1.93	0.51
21:XU:10:ARG:HH11	21:XU:10:ARG:HG3	1.75	0.51
53:XV:4:G:HO2'	53:XV:5:G:H8	1.58	0.51
44:Y1:92:LYS:C	44:Y1:94:LEU:N	2.62	0.51
47:Y4:50:VAL:O	47:Y4:51:ASP:C	2.48	0.51
22:YA:1059:G:H3'	22:YA:1060:U:H5''	1.91	0.51
22:YA:1078:U:HO2'	22:YA:1088:A:H2	1.57	0.51
22:YA:1350:C:N3	22:YA:1382:G:N2	2.58	0.51
22:YA:1443:G:N2	22:YA:1549:C:C2	2.78	0.51
22:YA:1517:G:H2'	22:YA:1518:C:C6	2.46	0.51
22:YA:2751:G:H8	22:YA:2751:G:P	2.33	0.51
24:YD:28:GLU:OE1	24:YD:29:PRO:HD2	2.11	0.51
27:YG:114:ILE:CG2	27:YG:115:ARG:N	2.73	0.51
29:YI:133:HIS:HB2	29:YI:134:PRO:HD2	1.92	0.51
30:YN:108:PRO:O	30:YN:113:GLY:HA3	2.10	0.51
32:YP:95:VAL:HG13	32:YP:100:LEU:CD2	2.41	0.51
39:YW:70:TYR:HD2	39:YW:70:TYR:N	2.06	0.51
1:QA:1149:C:OP1	9:QI:9:ARG:NH2	2.44	0.51
1:QA:1065:U:C5	1:QA:1190:G:H1'	2.46	0.51
1:QA:1327:C:H2'	1:QA:1328:C:H6	1.75	0.51
1:QA:1446:A:O2'	1:QA:1447:G:O5'	2.28	0.51
1:QA:983:A:N1	1:QA:1222:G:N2	2.59	0.51
2:QB:82:ARG:HA	2:QB:92:TYR:CE2	2.45	0.51
4:QD:112:VAL:HG12	4:QD:116:GLN:OE1	2.11	0.51
1:QA:1080:A:H5''	5:QE:16:THR:CG2	2.40	0.51
6:QF:86:ARG:O	6:QF:87:ARG:CG	2.50	0.51
8:QH:104:ARG:HD2	8:QH:138:TRP:CD2	2.45	0.51
8:QH:10:LEU:N	8:QH:10:LEU:CD2	2.70	0.51
9:QI:79:LEU:HD22	9:QI:101:PHE:O	2.10	0.51
9:QI:88:TYR:O	9:QI:89:ASN:CB	2.59	0.51
11:QK:46:GLY:HA2	11:QK:50:TYR:O	2.10	0.51
6:QF:101:ALA:HA	18:QR:28:GLU:OE1	2.10	0.51
47:R4:61:ARG:C	47:R4:63:TYR:H	2.14	0.51
51:R8:10:ALA:O	51:R8:14:VAL:HG12	2.11	0.51
22:RA:1312:U:H4'	22:RA:1313:U:O5'	2.10	0.51
22:RA:1936:A:H4'	22:RA:1937:A:O5'	2.10	0.51
22:RA:2122:U:H2'	22:RA:2123:G:H8	1.75	0.51
22:RA:2219:G:OP1	24:RD:172:TYR:OH	2.20	0.51

Continued on next page...

Continued from previous page...

Atom-1	Atom-2	Distance(Å)	Clash(Å)
22:RA:2351:G:O5'	22:RA:2351:G:H8	1.93	0.51
27:RG:51:ARG:HB3	27:RG:51:ARG:HH11	1.76	0.51
31:RO:16:ALA:HA	31:RO:46:ALA:HB2	1.92	0.51
1:XA:1347:G:N2	1:XA:1374:A:OP2	2.29	0.51
1:XA:881:G:OP2	12:XL:12:ARG:NH2	2.44	0.51
3:XC:139:GLN:O	3:XC:143:GLU:HB2	2.11	0.51
4:XD:112:VAL:HG12	4:XD:116:GLN:OE1	2.10	0.51
4:XD:206:PHE:CD2	4:XD:207:TYR:CD1	2.99	0.51
7:XG:15:ASP:CB	7:XG:20:ASP:H	2.13	0.51
8:XH:104:ARG:HD2	8:XH:138:TRP:CD2	2.46	0.51
8:XH:29:SER:CB	8:XH:32:LYS:HG3	2.28	0.51
9:XI:128:ARG:HH21	53:XV:35:A:P	2.33	0.51
13:XM:4:ILE:HG22	13:XM:5:ALA:H	1.76	0.51
16:XP:20:VAL:HG23	16:XP:34:GLU:O	2.11	0.51
16:XP:1:MET:O	16:XP:3:LYS:HG3	2.11	0.51
16:XP:43:LYS:C	16:XP:45:THR:H	2.14	0.51
16:XP:72:ARG:HD3	16:XP:73:LEU:HD23	1.91	0.51
19:XS:41:VAL:CG1	19:XS:45:VAL:N	2.74	0.51
40:YX:5:TYR:CE2	45:Y2:30:ARG:HG3	2.45	0.51
47:Y4:54:GLY:HA2	47:Y4:57:GLU:HG2	1.92	0.51
49:Y6:20:ASN:O	49:Y6:21:TYR:CB	2.59	0.51
22:YA:530:G:C5	22:YA:2022:U:H5''	2.46	0.51
22:YA:2562:U:H2'	22:YA:2563:U:O4'	2.10	0.51
24:YD:210:GLY:O	24:YD:213:ARG:N	2.43	0.51
24:YD:94:LEU:C	24:YD:94:LEU:HD13	2.31	0.51
25:YE:37:ARG:HE	25:YE:37:ARG:N	2.09	0.51
27:YG:109:VAL:O	27:YG:113:ARG:HG3	2.10	0.51
27:YG:51:ARG:HB3	27:YG:51:ARG:HH11	1.76	0.51
28:YH:19:VAL:HG13	28:YH:43:VAL:CG2	2.41	0.51
28:YH:72:ILE:O	28:YH:75:ALA:HB3	2.11	0.51
30:YN:78:TYR:HD1	30:YN:78:TYR:N	2.07	0.51
31:YO:24:VAL:HG21	31:YO:32:TYR:O	2.11	0.51
32:YP:13:ASN:O	32:YP:14:LYS:C	2.49	0.51
32:YP:31:ALA:C	32:YP:32:THR:HG23	2.31	0.51
34:YR:118:GLU:HG3	34:YR:118:GLU:OXT	2.11	0.51
35:YS:87:PHE:O	35:YS:88:ASP:O	2.28	0.51
38:YV:41:GLY:N	38:YV:46:VAL:HG13	2.26	0.51
40:YX:47:PHE:N	40:YX:47:PHE:CD1	2.78	0.51
1:QA:181:G:O2'	1:QA:182:U:O5'	2.26	0.51
1:QA:271:C:H2'	1:QA:272:C:H6	1.74	0.51
1:QA:411:A:C4	1:QA:413:G:H1'	2.45	0.51
4:QD:22:LYS:HB2	4:QD:26:CYS:CB	2.41	0.51

Continued on next page...

Continued from previous page...

Atom-1	Atom-2	Distance(Å)	Clash(Å)
10:QJ:54:PHE:O	10:QJ:55:LYS:HG3	2.11	0.51
13:QM:120:LYS:O	13:QM:121:LYS:HB2	2.11	0.51
16:QP:45:THR:HG23	16:QP:46:PRO:CD	2.39	0.51
21:QU:10:ARG:HH11	21:QU:10:ARG:HG3	1.76	0.51
44:R1:92:LYS:C	44:R1:94:LEU:N	2.62	0.51
45:R2:36:ARG:O	45:R2:40:SER:HB2	2.10	0.51
22:RA:227:A:O2'	22:RA:228:A:OP2	2.20	0.51
22:RA:2633:G:C6	22:RA:2634:G:C5	2.99	0.51
22:RA:271(C):U:O2'	22:RA:271:G:OP1	2.27	0.51
22:RA:2867:G:O2'	22:RA:2868:A:C8	2.63	0.51
25:RE:7:VAL:HG11	36:RT:1:MET:HE3	1.93	0.51
26:RF:65:TRP:HZ2	26:RF:72:ARG:NH2	2.08	0.51
30:RN:112:LEU:HD23	30:RN:113:GLY:N	2.26	0.51
22:RA:1012:U:O2	30:RN:25:ARG:NH1	2.44	0.51
31:RO:2:ILE:CD1	31:RO:82:ASN:HD22	2.14	0.51
33:RQ:36:ALA:HB1	33:RQ:127:ILE:HD12	1.93	0.51
35:RS:89:ARG:O	35:RS:89:ARG:HD2	2.11	0.51
1:XA:1484:C:H2'	1:XA:1485:U:C6	2.46	0.51
1:XA:15:G:H4'	5:XE:24:ARG:HH12	1.74	0.51
1:XA:407:G:H2'	1:XA:408:A:C8	2.45	0.51
1:XA:973:G:O4'	10:XJ:55:LYS:HG2	2.11	0.51
3:XC:150:LYS:HG3	3:XC:169:ALA:HB2	1.92	0.51
3:XC:70:VAL:CG1	3:XC:71:ALA:N	2.73	0.51
4:XD:52:SER:O	4:XD:53:ASP:C	2.49	0.51
6:XF:63:TYR:N	6:XF:63:TYR:CD2	2.79	0.51
1:XA:1347:G:N7	9:XI:11:LYS:NZ	2.58	0.51
1:XA:538:G:O3'	12:XL:114:LYS:HD3	2.10	0.51
13:XM:65:LYS:H	47:Y4:50:VAL:CG2	2.24	0.51
13:XM:65:LYS:HZ1	47:Y4:52:THR:CG2	2.22	0.51
16:XP:39:TYR:OH	16:XP:41:PRO:HB3	2.11	0.51
33:YQ:83:MET:HB2	43:Y0:7:LEU:HD22	1.93	0.51
47:Y4:12:ALA:HB1	47:Y4:30:GLU:H	1.76	0.51
22:YA:1021:A:H3'	22:YA:1021:A:H8	1.76	0.51
22:YA:1952:A:C2	31:YO:22:ILE:HG23	2.45	0.51
22:YA:950:G:C6	22:YA:951:C:C4	2.99	0.51
25:YE:54:GLN:NE2	25:YE:54:GLN:H	2.08	0.51
30:YN:16:ILE:HG22	30:YN:17:ASP:N	2.25	0.51
31:YO:23:ARG:HG2	31:YO:23:ARG:HH11	1.76	0.51
31:YO:24:VAL:HG13	31:YO:24:VAL:O	2.11	0.51
32:YP:49:ARG:HE	51:Y8:59:LYS:HG2	1.76	0.51
33:YQ:58:PHE:O	33:YQ:58:PHE:HD1	1.94	0.51
1:QA:321:A:H2'	1:QA:322:C:H6	1.75	0.51

Continued on next page...

Continued from previous page...

Atom-1	Atom-2	Distance(Å)	Clash(Å)
1:QA:542:G:OP1	4:QD:10:ARG:NH2	2.43	0.51
1:QA:939:G:H1	1:QA:1344:C:N4	2.06	0.51
3:QC:132:ARG:O	3:QC:136:GLN:HB2	2.11	0.51
3:QC:175:LEU:HD12	3:QC:175:LEU:H	1.75	0.51
3:QC:99:VAL:HG23	3:QC:99:VAL:O	2.11	0.51
4:QD:155:LEU:O	4:QD:159:ARG:HG2	2.10	0.51
4:QD:7:PRO:HB2	4:QD:10:ARG:HD2	1.92	0.51
5:QE:83:GLU:HG2	5:QE:88:LYS:CG	2.41	0.51
11:QK:91:ARG:HH22	18:QR:88:LYS:NZ	2.09	0.51
12:QL:23:LYS:O	12:QL:24:VAL:HG23	2.11	0.51
16:QP:20:VAL:HG23	16:QP:34:GLU:O	2.11	0.51
16:QP:1:MET:O	16:QP:3:LYS:HG3	2.11	0.51
16:QP:83:GLU:HG3	16:QP:84:ALA:H	1.76	0.51
19:QS:26:GLY:O	19:QS:27:GLU:HB2	2.11	0.51
47:R4:42:PHE:O	47:R4:44:THR:N	2.44	0.51
51:R8:61:LEU:O	51:R8:62:LEU:CB	2.57	0.51
22:RA:1693:U:O4	22:RA:1976:U:O2'	2.23	0.51
22:RA:2655:G:N2	22:RA:2665:A:OP2	2.43	0.51
22:RA:55:G:H2'	22:RA:56:A:H8	1.76	0.51
22:RA:580:C:H2'	22:RA:581:C:H6	1.74	0.51
22:RA:78:A:H2'	22:RA:79:G:C8	2.45	0.51
25:RE:37:ARG:HE	25:RE:37:ARG:N	2.09	0.51
28:RH:131:VAL:CG1	28:RH:132:ARG:N	2.74	0.51
28:RH:6:ARG:C	28:RH:8:PRO:HD2	2.30	0.51
31:RO:20:MET:HG2	31:RO:21:CYS:O	2.11	0.51
31:RO:23:ARG:HH11	31:RO:23:ARG:HG2	1.76	0.51
36:RT:57:PHE:CG	36:RT:58:ASN:N	2.79	0.51
22:RA:583:G:H5''	37:RU:10:ARG:HH12	1.74	0.51
41:RY:2:ARG:HG2	41:RY:2:ARG:NH1	2.22	0.51
1:XA:130:A:N3	1:XA:263:A:O2'	2.37	0.51
1:XA:337:C:H2'	1:XA:338:A:H8	1.76	0.51
1:XA:355:C:H1'	1:XA:388:G:H2'	1.92	0.51
1:XA:56:U:H2'	1:XA:57:G:C8	2.45	0.51
1:XA:909:A:H2'	1:XA:910:C:O4'	2.11	0.51
2:XB:187:LEU:HD13	2:XB:187:LEU:O	2.11	0.51
3:XC:21:ARG:CD	3:XC:21:ARG:N	2.74	0.51
4:XD:178:VAL:O	4:XD:180:GLY:N	2.44	0.51
13:XM:2:ALA:O	13:XM:9:ILE:HB	2.10	0.51
13:XM:9:ILE:HD12	13:XM:9:ILE:C	2.31	0.51
15:XO:16:ALA:HB1	15:XO:21:ASP:HB3	1.92	0.51
53:XV:68:C:H2'	53:XV:69:C:H6	1.76	0.51
45:Y2:36:ARG:O	45:Y2:40:SER:HB2	2.10	0.51

Continued on next page...

Continued from previous page...

Atom-1	Atom-2	Distance(Å)	Clash(Å)
46:Y3:56:VAL:CG1	46:Y3:57:GLU:N	2.74	0.51
22:YA:1200:C:H1'	37:YU:2:PRO:HG2	1.91	0.51
22:YA:1794:U:H2'	22:YA:1795:C:C6	2.44	0.51
22:YA:1871:A:H2'	22:YA:1872:A:C8	2.46	0.51
22:YA:2055:C:H4'	22:YA:2056:G:H5''	1.93	0.51
22:YA:2552:U:C2	22:YA:2554:U:H5''	2.46	0.51
22:YA:554:U:H2'	22:YA:556:G:C8	2.45	0.51
24:YD:10:THR:CG2	24:YD:13:ARG:HB3	2.35	0.51
26:YF:198:ALA:C	26:YF:200:GLU:N	2.62	0.51
29:YI:9:LEU:O	29:YI:10:GLU:HG3	2.11	0.51
30:YN:118:LYS:O	30:YN:120:LEU:N	2.43	0.51
31:YO:113:LYS:O	31:YO:116:SER:HB3	2.11	0.51
33:YQ:133:ARG:HG2	33:YQ:134:ARG:N	2.26	0.51
33:YQ:25:ASP:HA	33:YQ:100:GLY:O	2.11	0.51
36:YT:51:ARG:HG3	36:YT:98:LYS:HG3	1.93	0.51
22:YA:1221:C:OP1	38:YV:68:LYS:HE2	2.10	0.51
1:QA:173:U:H5''	1:QA:197:A:O4'	2.11	0.50
4:QD:162:LEU:HD13	4:QD:181:MET:HB3	1.92	0.50
4:QD:83:SER:HA	4:QD:89:THR:HG23	1.92	0.50
13:QM:66:LEU:O	13:QM:70:LEU:HB2	2.11	0.50
21:QU:14:TRP:CE3	21:QU:15:ARG:HD3	2.46	0.50
43:R0:40:GLN:NE2	43:R0:59:LEU:HD21	2.26	0.50
22:RA:1022:G:O2'	22:RA:1023:U:OP2	2.16	0.50
22:RA:1779:U:OP2	22:RA:1784:A:N6	2.35	0.50
22:RA:2469:A:H5''	22:RA:2470:G:H8	1.75	0.50
22:RA:2507:C:H2'	22:RA:2508:G:O4'	2.11	0.50
22:RA:307:G:H21	22:RA:330:A:N6	2.08	0.50
22:RA:807:U:H2'	22:RA:808:G:H8	1.76	0.50
24:RD:94:LEU:C	24:RD:94:LEU:HD13	2.31	0.50
28:RH:72:ILE:O	28:RH:75:ALA:HB3	2.11	0.50
30:RN:7:LYS:HD3	30:RN:9:VAL:N	2.25	0.50
32:RP:101:VAL:HA	32:RP:105:LEU:O	2.10	0.50
34:RR:2:ARG:HG2	34:RR:5:LYS:HZ2	1.74	0.50
38:RV:14:VAL:HA	38:RV:18:LEU:HD12	1.92	0.50
38:RV:35:LEU:CD2	38:RV:57:VAL:HG22	2.32	0.50
41:RY:46:LYS:HE3	41:RY:63:LYS:HB3	1.94	0.50
42:RZ:97:GLU:HB3	42:RZ:125:LEU:HD11	1.93	0.50
1:XA:376:G:OP1	16:XP:5:ARG:HB2	2.11	0.50
2:XB:15:VAL:H	2:XB:16:HIS:HD1	1.59	0.50
2:XB:24:TRP:CE3	2:XB:26:PRO:HA	2.45	0.50
2:XB:53:ARG:HA	2:XB:56:ARG:HG3	1.93	0.50
5:XE:126:ARG:CG	5:XE:126:ARG:HH11	2.21	0.50

Continued on next page...

Continued from previous page...

Atom-1	Atom-2	Distance(Å)	Clash(Å)
6:XF:63:TYR:HD2	6:XF:63:TYR:N	2.09	0.50
9:XI:79:LEU:HD22	9:XI:101:PHE:O	2.10	0.50
12:XL:27:LEU:C	12:XL:29:GLY:N	2.64	0.50
1:XA:1226:C:O2'	13:XM:111:LYS:NZ	2.40	0.50
13:XM:66:LEU:O	13:XM:70:LEU:HB2	2.11	0.50
21:XU:14:TRP:CE3	21:XU:15:ARG:HD3	2.46	0.50
53:XV:15:G:H22	53:XV:48:C:H42	1.57	0.50
44:Y1:83:GLU:CD	44:Y1:85:LEU:H	2.15	0.50
44:Y1:85:LEU:HA	44:Y1:87:PRO:HD2	1.91	0.50
46:Y3:7:LYS:HE2	46:Y3:32:GLN:NE2	2.25	0.50
22:YA:1062:G:H2'	22:YA:1063:G:H8	1.74	0.50
22:YA:2478:A:OP1	52:Y9:31:LYS:HD3	2.10	0.50
22:YA:2712:U:C5	22:YA:2713:A:H5''	2.46	0.50
22:YA:357:A:H2'	22:YA:358:U:C6	2.46	0.50
25:YE:116:VAL:HG22	25:YE:122:PHE:HB2	1.91	0.50
26:YF:108:LYS:HA	26:YF:108:LYS:NZ	2.27	0.50
28:YH:126:PRO:HD2	28:YH:127:GLU:N	2.25	0.50
28:YH:103:LEU:CD1	28:YH:131:VAL:HG21	2.41	0.50
28:YH:4:ILE:O	28:YH:6:ARG:N	2.43	0.50
30:YN:26:LEU:HG	30:YN:30:ILE:HD11	1.93	0.50
32:YP:62:LEU:CD2	32:YP:62:LEU:H	2.19	0.50
34:YR:92:GLY:N	34:YR:94:TYR:HE2	2.09	0.50
35:YS:26:LEU:CD2	35:YS:87:PHE:CD1	2.94	0.50
35:YS:95:HIS:CG	35:YS:96:GLY:N	2.77	0.50
22:YA:1398:C:OP1	40:YX:53:LYS:NZ	2.45	0.50
41:YY:95:LYS:O	41:YY:96:ILE:O	2.28	0.50
1:QA:224:C:H2'	1:QA:225:C:C6	2.45	0.50
2:QB:23:ARG:HH11	2:QB:23:ARG:HG2	1.76	0.50
3:QC:48:TYR:O	3:QC:51:GLY:N	2.41	0.50
4:QD:206:PHE:CD2	4:QD:207:TYR:CD1	2.99	0.50
4:QD:13:ARG:CB	4:QD:33:MET:CE	2.89	0.50
5:QE:12:LEU:HD23	5:QE:13:ILE:H	1.76	0.50
5:QE:45:PHE:CD2	5:QE:47:LYS:HD2	2.47	0.50
7:QG:23:VAL:O	7:QG:27:ILE:CD1	2.60	0.50
9:QI:29:ASN:OD1	9:QI:64:THR:HA	2.11	0.50
12:QL:47:LYS:C	12:QL:49:ASN:H	2.15	0.50
13:QM:30:ALA:O	13:QM:31:LYS:C	2.49	0.50
14:QN:8:GLU:C	14:QN:10:ALA:H	2.14	0.50
44:R1:4:VAL:HG23	44:R1:10:LYS:C	2.32	0.50
44:R1:91:LYS:CA	44:R1:91:LYS:HE3	2.40	0.50
22:RA:195:A:OP1	32:RP:46:LYS:HE2	2.10	0.50
22:RA:2001:A:H4'	22:RA:2689:U:C2	2.46	0.50

Continued on next page...

Continued from previous page...

Atom-1	Atom-2	Distance(Å)	Clash(Å)
22:RA:247:G:N7	22:RA:249:C:C2	2.79	0.50
22:RA:2773:C:H2'	22:RA:2774:C:C6	2.45	0.50
22:RA:336:C:H5''	41:RY:6:HIS:NE2	2.26	0.50
22:RA:55:G:H2'	22:RA:56:A:C8	2.47	0.50
24:RD:30:GLU:HG3	24:RD:63:ARG:NH2	2.25	0.50
25:RE:137:HIS:HB3	25:RE:138:PRO:CD	2.37	0.50
25:RE:37:ARG:H	25:RE:37:ARG:HE	1.59	0.50
28:RH:152:ARG:C	28:RH:153:LYS:HE2	2.32	0.50
28:RH:151:ILE:C	28:RH:152:ARG:O	2.49	0.50
28:RH:153:LYS:HG3	28:RH:161:GLY:HA2	1.91	0.50
31:RO:47:ILE:CG1	31:RO:48:PRO:HD2	2.41	0.50
32:RP:104:GLY:C	32:RP:105:LEU:HD12	2.31	0.50
33:RQ:133:ARG:HG2	33:RQ:134:ARG:N	2.26	0.50
34:RR:1:MET:O	34:RR:2:ARG:CB	2.60	0.50
34:RR:70:LEU:O	34:RR:72:ASP:N	2.42	0.50
35:RS:35:ILE:CD1	35:RS:101:LEU:HD23	2.41	0.50
37:RU:112:ARG:HH11	37:RU:112:ARG:HG2	1.76	0.50
39:RW:88:ARG:HB3	39:RW:92:ARG:CB	2.41	0.50
41:RY:74:PRO:O	41:RY:80:GLY:HA2	2.10	0.50
1:XA:1347:G:O2'	1:XA:1348:U:H6	1.94	0.50
1:XA:1374:A:O2'	7:XG:28:ASN:HB3	2.11	0.50
2:XB:103:THR:N	2:XB:180:LEU:HD11	2.26	0.50
2:XB:82:ARG:HA	2:XB:92:TYR:CE2	2.45	0.50
3:XC:184:TYR:HA	3:XC:200:ALA:O	2.12	0.50
3:XC:99:VAL:HG23	3:XC:99:VAL:O	2.11	0.50
4:XD:162:LEU:HD13	4:XD:181:MET:HB3	1.92	0.50
9:XI:48:GLU:N	9:XI:49:PRO:CD	2.74	0.50
50:Y7:36:GLN:O	50:Y7:36:GLN:HG2	2.09	0.50
22:YA:1339:G:H21	22:YA:1603:A:H1'	1.76	0.50
22:YA:299:A:H1'	22:YA:322:A:N6	2.26	0.50
22:YA:724:U:H2'	22:YA:725:G:O4'	2.11	0.50
24:YD:10:THR:HG23	24:YD:13:ARG:CB	2.34	0.50
25:YE:105:THR:HG23	25:YE:166:THR:OG1	2.10	0.50
30:YN:73:THR:HG22	30:YN:82:LEU:HD11	1.93	0.50
32:YP:114:ILE:HD13	32:YP:125:VAL:CG2	2.41	0.50
35:YS:86:ALA:O	35:YS:87:PHE:HB3	2.09	0.50
36:YT:57:PHE:CG	36:YT:58:ASN:N	2.79	0.50
37:YU:112:ARG:HG2	37:YU:112:ARG:HH11	1.76	0.50
38:YV:5:VAL:HG22	38:YV:14:VAL:HG22	1.93	0.50
41:YY:75:ILE:CG1	41:YY:76:CYS:N	2.73	0.50
1:QA:1316:G:H22	1:QA:1319:A:C5'	2.22	0.50
2:QB:170:GLU:HA	2:QB:172:ILE:CD1	2.41	0.50

Continued on next page...

Continued from previous page...

Atom-1	Atom-2	Distance(Å)	Clash(Å)
2:QB:53:ARG:HA	2:QB:56:ARG:HG3	1.93	0.50
4:QD:107:ARG:C	4:QD:109:GLY:H	2.14	0.50
8:QH:83:ILE:HB	8:QH:137:VAL:HG13	1.93	0.50
8:QH:12:ARG:NH1	8:QH:27:PRO:HD2	2.25	0.50
9:QI:10:ARG:HG3	9:QI:105:ASP:HB2	1.92	0.50
9:QI:53:VAL:HG21	9:QI:92:TYR:CZ	2.45	0.50
19:QS:43:GLU:OE2	19:QS:43:GLU:N	2.44	0.50
22:RA:1351:C:H2'	22:RA:1352:U:C6	2.47	0.50
22:RA:1638:C:H4'	22:RA:2710:C:O2	2.11	0.50
22:RA:1660:C:H2'	22:RA:1661:G:C8	2.45	0.50
22:RA:251:A:C5	22:RA:252:G:H1'	2.46	0.50
22:RA:242:G:N2	22:RA:254:G:H2'	2.26	0.50
22:RA:1759:A:H4'	22:RA:2715:C:O4'	2.10	0.50
23:RB:15:A:H1'	23:RB:109:G:N9	2.25	0.50
26:RF:45:ARG:NH1	26:RF:45:ARG:CG	2.71	0.50
27:RG:43:LEU:O	27:RG:88:ILE:HG12	2.12	0.50
27:RG:92:VAL:HG13	27:RG:92:VAL:O	2.12	0.50
22:RA:2873:A:N3	34:RR:5:LYS:HA	2.26	0.50
36:RT:51:ARG:HG3	36:RT:98:LYS:HG3	1.93	0.50
41:RY:44:ILE:CG1	41:RY:45:VAL:H	2.25	0.50
1:XA:1004:A:O5'	1:XA:1025:U:N3	2.44	0.50
1:XA:1129:C:H5'	1:XA:1130:A:OP1	2.11	0.50
1:XA:224:C:H2'	1:XA:225:C:C6	2.47	0.50
1:XA:577:G:H1'	1:XA:816:A:C4	2.47	0.50
1:XA:662:G:H2'	1:XA:663:A:C8	2.46	0.50
1:XA:859:A:H2'	1:XA:860:A:C8	2.46	0.50
9:XI:83:ARG:HA	9:XI:86:VAL:CG1	2.42	0.50
12:XL:126:LYS:HB2	12:XL:126:LYS:HZ2	1.74	0.50
15:XO:17:ARG:NH1	15:XO:77:ARG:NH1	2.59	0.50
44:Y1:4:VAL:HG23	44:Y1:10:LYS:C	2.32	0.50
47:Y4:61:ARG:C	47:Y4:63:TYR:H	2.14	0.50
48:Y5:56:LYS:N	48:Y5:56:LYS:HD2	2.13	0.50
22:YA:1869:G:H5'	22:YA:1870:C:OP2	2.12	0.50
22:YA:2795:G:H3'	22:YA:2797:U:C5'	2.42	0.50
22:YA:957:A:N1	22:YA:2458:G:H4'	2.25	0.50
26:YF:32:LEU:O	26:YF:36:VAL:HG23	2.11	0.50
35:YS:83:LYS:HG2	35:YS:109:GLY:HA2	1.90	0.50
36:YT:20:PRO:HD2	36:YT:86:ILE:HG23	1.92	0.50
39:YW:22:ASP:HA	39:YW:25:ARG:HH12	1.75	0.50
42:YZ:101:PRO:HA	42:YZ:123:ASP:HB3	1.94	0.50
1:QA:1305:G:HO2'	1:QA:1306:A:H8	1.58	0.50
1:QA:481:G:O2'	1:QA:482:A:O5'	2.29	0.50

Continued on next page...

Continued from previous page...

Atom-1	Atom-2	Distance(Å)	Clash(Å)
6:QF:63:TYR:CD2	6:QF:63:TYR:N	2.79	0.50
15:QO:26:GLU:OE2	15:QO:77:ARG:NH1	2.43	0.50
15:QO:8:LYS:HZ2	15:QO:8:LYS:HB2	1.74	0.50
16:QP:59:TRP:HA	16:QP:59:TRP:HE3	1.76	0.50
13:QM:119:GLY:CA	53:QV:29:G:OP1	2.52	0.50
53:QV:68:C:H2'	53:QV:69:C:H6	1.76	0.50
48:R5:37:LYS:HD2	48:R5:37:LYS:O	2.12	0.50
22:RA:1204:A:O2'	22:RA:1205:U:O5'	2.29	0.50
22:RA:1754:C:H2'	22:RA:1755:A:C8	2.47	0.50
22:RA:2022:U:O2'	22:RA:2617:C:H5'	2.11	0.50
22:RA:2517:C:C2	22:RA:2542:A:N6	2.79	0.50
22:RA:57:C:H2'	22:RA:58:G:O4'	2.11	0.50
22:RA:639:U:H2'	22:RA:640:C:C6	2.47	0.50
22:RA:753:C:H6	22:RA:753:C:O5'	1.94	0.50
22:RA:827:U:O2	22:RA:2246:G:H4'	2.12	0.50
22:RA:884:C:O2	22:RA:892:G:N1	2.43	0.50
23:RB:80:U:O2'	23:RB:81:G:H5"	2.11	0.50
28:RH:169:VAL:HG13	28:RH:170:ARG:N	2.26	0.50
31:RO:107:ARG:HA	31:RO:112:MET:HE1	1.94	0.50
31:RO:24:VAL:O	31:RO:24:VAL:HG13	2.11	0.50
32:RP:95:VAL:HG13	32:RP:100:LEU:CD2	2.40	0.50
35:RS:26:LEU:CD2	35:RS:87:PHE:CD1	2.94	0.50
36:RT:54:ARG:HG2	36:RT:54:ARG:NH1	2.24	0.50
1:XA:1127:G:H2'	1:XA:1128:C:C6	2.47	0.50
1:XA:1314:C:N4	19:XS:2:PRO:O	2.43	0.50
4:XD:108:LEU:HD11	4:XD:174:LEU:CD2	2.37	0.50
7:XG:50:ILE:HA	7:XG:54:THR:HG22	1.94	0.50
9:XI:105:ASP:C	9:XI:107:ARG:H	2.14	0.50
9:XI:53:VAL:HG21	9:XI:92:TYR:CZ	2.45	0.50
13:XM:120:LYS:O	13:XM:121:LYS:HB2	2.10	0.50
14:YN:41:ARG:HE	14:YN:42:ILE:HG13	1.75	0.50
14:YN:48:ALA:CA	14:YN:53:LEU:HD12	2.41	0.50
14:YN:8:GLU:C	14:YN:10:ALA:H	2.13	0.50
15:XO:39:LEU:O	15:XO:40:SER:C	2.50	0.50
17:XQ:48:GLU:O	17:XQ:49:GLU:C	2.48	0.50
19:XS:50:ALA:CB	19:XS:57:HIS:HB3	2.37	0.50
44:Y1:87:PRO:O	44:Y1:91:LYS:HB2	2.10	0.50
44:Y1:94:LEU:O	44:Y1:95:LEU:HG	2.11	0.50
46:Y3:17:LYS:HA	46:Y3:20:LYS:HD2	1.92	0.50
47:Y4:10:VAL:HG23	47:Y4:11:PRO:HD2	1.94	0.50
22:YA:1103:A:H5'	22:YA:1104:C:C5	2.45	0.50
22:YA:144:C:H2'	22:YA:145:G:H8	1.76	0.50

Continued on next page...

Continued from previous page...

Atom-1	Atom-2	Distance(Å)	Clash(Å)
28:YH:131:VAL:CG1	28:YH:132:ARG:N	2.74	0.50
28:YH:169:VAL:HG13	28:YH:170:ARG:N	2.26	0.50
30:YN:112:LEU:HD23	30:YN:113:GLY:N	2.26	0.50
41:YY:46:LYS:HE3	41:YY:63:LYS:HB3	1.93	0.50
3:QC:70:VAL:CG1	3:QC:71:ALA:N	2.73	0.50
8:QH:51:VAL:HG11	8:QH:60:ARG:HG3	1.92	0.50
8:QH:95:VAL:HB	8:QH:99:GLU:O	2.12	0.50
10:QJ:98:ILE:H	10:QJ:98:ILE:CD1	2.25	0.50
13:QM:82:MET:O	13:QM:83:ASP:C	2.49	0.50
44:R1:80:LEU:HB2	44:R1:81:LYS:CE	2.41	0.50
47:R4:1:MET:O	47:R4:1:MET:HG3	2.12	0.50
48:R5:48:GLU:HA	48:R5:59:GLU:HG2	1.94	0.50
22:RA:2286:A:OP1	49:R6:28:ARG:NE	2.43	0.50
49:R6:9:LEU:HD13	49:R6:26:ASN:HD22	1.76	0.50
22:RA:458:G:O2'	50:R7:39:ARG:HD3	2.11	0.50
51:R8:56:GLU:O	51:R8:57:ARG:C	2.50	0.50
22:RA:1090:U:H3	22:RA:1102:C:H1'	1.77	0.50
22:RA:1764:G:C6	22:RA:1989:G:C2	2.99	0.50
22:RA:2695:C:H2'	22:RA:2696:U:H6	1.76	0.50
22:RA:871:U:OP1	33:RQ:5:ARG:HG2	2.10	0.50
24:RD:35:LYS:HD2	24:RD:104:TYR:CD1	2.45	0.50
25:RE:176:ILE:O	25:RE:176:ILE:HG22	2.10	0.50
25:RE:61:ARG:CB	25:RE:62:PRO:HD3	2.41	0.50
28:RH:143:GLN:HE21	28:RH:143:GLN:C	2.15	0.50
28:RH:16:SER:O	28:RH:17:VAL:HG23	2.12	0.50
32:RP:114:ILE:HD13	32:RP:125:VAL:CG2	2.41	0.50
41:RY:88:LYS:HA	41:RY:88:LYS:NZ	2.27	0.50
4:XD:165:MET:HE3	4:XD:168:ARG:HD2	1.93	0.50
8:XH:102:ARG:NH1	8:XH:105:ARG:HH12	2.09	0.50
9:XI:10:ARG:HG3	9:XI:105:ASP:HB2	1.93	0.50
10:XJ:81:THR:C	10:XJ:83:GLU:N	2.64	0.50
12:XL:28:LYS:O	12:XL:29:GLY:C	2.50	0.50
17:XQ:13:ASP:C	17:XQ:15:MET:H	2.15	0.50
44:Y1:80:LEU:HB2	44:Y1:81:LYS:CE	2.41	0.50
45:Y2:41:ILE:HD11	45:Y2:44:LEU:CB	2.42	0.50
22:YA:2532:G:H1'	22:YA:2663:G:N2	2.25	0.50
22:YA:2712:U:OP1	22:YA:2714:G:H4'	2.10	0.50
22:YA:900:A:H3'	22:YA:901:A:H8	1.75	0.50
22:YA:1354:A:OP1	24:YD:38:LYS:HE2	2.12	0.50
27:YG:111:LEU:N	27:YG:112:PRO:CD	2.75	0.50
28:YH:143:GLN:C	28:YH:143:GLN:HE21	2.15	0.50
28:YH:152:ARG:C	28:YH:153:LYS:HE2	2.32	0.50

Continued on next page...

Continued from previous page...

Atom-1	Atom-2	Distance(Å)	Clash(Å)
29:YI:29:TYR:O	29:YI:33:ARG:HB2	2.11	0.50
31:YO:15:GLY:O	31:YO:46:ALA:HB1	2.10	0.50
32:YP:104:GLY:C	32:YP:105:LEU:HD12	2.31	0.50
33:YQ:132:VAL:HG12	33:YQ:133:ARG:N	2.27	0.50
34:YR:117:VAL:CG2	34:YR:118:GLU:N	2.74	0.50
35:YS:26:LEU:HD22	35:YS:87:PHE:CD1	2.46	0.50
56:Z8:76:PPU:HN2	56:Z8:76:PPU:HD2	1.76	0.50
1:QA:1151:A:H2'	1:QA:1152:A:C8	2.46	0.50
1:QA:1172:C:H2'	1:QA:1173:G:C8	2.46	0.50
1:QA:1320:C:N4	19:QS:36:ARG:HG3	2.27	0.50
1:QA:260:G:H2'	1:QA:261:U:C6	2.47	0.50
2:QB:200:ILE:O	2:QB:201:ILE:HD13	2.12	0.50
3:QC:139:GLN:O	3:QC:143:GLU:HB2	2.11	0.50
4:QD:178:VAL:O	4:QD:180:GLY:N	2.44	0.50
4:QD:198:VAL:CG1	4:QD:199:ASN:N	2.75	0.50
7:QG:150:ALA:HA	11:QK:59:TYR:CD2	2.47	0.50
7:QG:50:ILE:HA	7:QG:54:THR:HG22	1.94	0.50
10:QJ:56:HIS:O	10:QJ:58:ASP:O	2.30	0.50
10:QJ:84:GLN:C	10:QJ:86:MET:H	2.14	0.50
14:QN:48:ALA:CA	14:QN:53:LEU:HD12	2.42	0.50
53:QV:75:C:H2'	53:QV:76:A:O4'	2.12	0.50
22:RA:1286:A:O2'	22:RA:1288:U:OP2	2.28	0.50
22:RA:1988:C:H2'	22:RA:1989:G:O4'	2.11	0.50
22:RA:2377:A:H2'	22:RA:2378:A:C8	2.47	0.50
22:RA:2867:G:HO2'	22:RA:2868:A:H8	1.53	0.50
22:RA:30:G:C6	22:RA:31:C:C4	3.00	0.50
25:RE:203:LYS:HE3	25:RE:204:ALA:CB	2.40	0.50
26:RF:108:LYS:NZ	26:RF:108:LYS:HA	2.27	0.50
27:RG:109:VAL:O	27:RG:113:ARG:HG3	2.10	0.50
30:RN:87:LEU:C	30:RN:87:LEU:HD23	2.32	0.50
22:RA:389:G:N1	32:RP:70:GLN:HB3	2.27	0.50
22:RA:2250:G:C2	33:RQ:82:ARG:HB3	2.47	0.50
34:RR:92:GLY:N	34:RR:94:TYR:HE2	2.09	0.50
35:RS:62:LYS:HB3	35:RS:97:ARG:CD	2.39	0.50
37:RU:92:ARG:NH1	37:RU:95:LEU:HD11	2.26	0.50
39:RW:22:ASP:HA	39:RW:25:ARG:HH12	1.75	0.50
41:RY:94:LYS:HE3	41:RY:101:LYS:HZ1	1.76	0.50
1:XA:1268:A:H2'	1:XA:1269:A:C8	2.46	0.50
1:XA:1297:C:O2'	1:XA:1298:C:O5'	2.29	0.50
1:XA:230:G:C2	1:XA:231:G:H1'	2.46	0.50
2:XB:200:ILE:O	2:XB:201:ILE:HD13	2.12	0.50
4:XD:107:ARG:C	4:XD:109:GLY:H	2.14	0.50

Continued on next page...

Continued from previous page...

Atom-1	Atom-2	Distance(Å)	Clash(Å)
4:XD:20:TYR:CD2	4:XD:27:TYR:CD2	3.00	0.50
5:XE:126:ARG:NH1	5:XE:126:ARG:HG3	2.19	0.50
10:XJ:84:GLN:C	10:XJ:86:MET:H	2.15	0.50
12:XL:49:ASN:ND2	12:XL:92:ASP:OD1	2.43	0.50
12:XL:62:SER:C	12:XL:64:TYR:H	2.14	0.50
13:XM:102:ARG:O	13:XM:102:ARG:HG3	2.11	0.50
16:XP:83:GLU:HG3	16:XP:84:ALA:H	1.77	0.50
19:XS:26:GLY:O	19:XS:27:GLU:HB2	2.11	0.50
21:XU:6:ARG:HH21	21:XU:15:ARG:NE	2.09	0.50
46:Y3:7:LYS:CB	46:Y3:34:GLU:HG2	2.41	0.50
47:Y4:57:GLU:O	47:Y4:61:ARG:O	2.30	0.50
22:YA:458:G:O2'	22:YA:469:G:O6	2.24	0.50
22:YA:546:C:OP1	22:YA:547:A:N6	2.45	0.50
24:YD:182:LEU:H	24:YD:272:ALA:CB	2.25	0.50
27:YG:43:LEU:O	27:YG:88:ILE:HG12	2.12	0.50
27:YG:6:ALA:H	47:Y4:23:GLU:CG	2.25	0.50
28:YH:133:VAL:HG12	28:YH:141:VAL:HG13	1.93	0.50
28:YH:24:VAL:HG21	28:YH:72:ILE:HG12	1.94	0.50
30:YN:87:LEU:HD23	30:YN:87:LEU:C	2.32	0.50
31:YO:35:VAL:O	31:YO:35:VAL:HG23	2.11	0.50
32:YP:138:LEU:HD11	32:YP:144:GLU:CG	2.42	0.50
38:YV:51:VAL:CG1	38:YV:52:VAL:H	2.22	0.50
38:YV:51:VAL:CG1	38:YV:52:VAL:N	2.75	0.50
38:YV:29:PRO:O	38:YV:61:VAL:O	2.29	0.50
39:YW:70:TYR:N	39:YW:70:TYR:CD2	2.75	0.50
42:YZ:8:TYR:HD1	42:YZ:38:TYR:CZ	2.29	0.50
1:QA:1322:C:O2	1:QA:1322:C:H2'	2.12	0.50
1:QA:643:C:H2'	1:QA:644:G:H8	1.77	0.50
3:QC:34:LEU:O	3:QC:38:ARG:HG3	2.11	0.50
4:QD:28:SER:CB	4:QD:29:PRO:CD	2.85	0.50
7:QG:11:GLN:C	7:QG:12:LEU:HD22	2.31	0.50
9:QI:5:TYR:HA	9:QI:17:VAL:O	2.12	0.50
14:QN:22:THR:O	14:QN:23:ARG:CB	2.59	0.50
18:QR:30:ASP:C	18:QR:32:ARG:H	2.15	0.50
19:QS:41:VAL:CG1	19:QS:45:VAL:N	2.74	0.50
43:R0:53:MET:HA	43:R0:58:THR:O	2.11	0.50
45:R2:16:LEU:O	45:R2:17:SER:CB	2.56	0.50
48:R5:50:GLY:O	48:R5:51:TYR:CB	2.59	0.50
49:R6:41:PRO:HD2	49:R6:46:HIS:H	1.77	0.50
22:RA:2283:C:P	49:R6:5:VAL:HG13	2.52	0.50
22:RA:1417:C:H2'	22:RA:1418:G:O4'	2.11	0.50
22:RA:1660:C:H5'	22:RA:2712(A):A:H61	1.76	0.50

Continued on next page...

Continued from previous page...

Atom-1	Atom-2	Distance(Å)	Clash(Å)
22:RA:1882:C:H5'	22:RA:1883:G:OP2	2.12	0.50
22:RA:2308:G:H2'	22:RA:2308:G:N3	2.27	0.50
22:RA:2485:G:OP1	33:RQ:46:GLN:NE2	2.38	0.50
24:RD:28:GLU:OE1	24:RD:29:PRO:HD2	2.11	0.50
24:RD:32:SER:O	24:RD:33:LEU:CB	2.60	0.50
25:RE:2:LYS:HG2	25:RE:95:ILE:CG2	2.42	0.50
29:RI:41:GLU:HA	29:RI:44:LEU:HB2	1.93	0.50
33:RQ:108:GLY:O	33:RQ:109:VAL:HG23	2.12	0.50
35:RS:60:GLY:O	35:RS:61:ASN:CB	2.55	0.50
36:RT:23:ARG:CB	36:RT:24:PRO:HD2	2.40	0.50
36:RT:38:ASN:O	36:RT:39:ARG:O	2.30	0.50
41:RY:48:ALA:HB2	41:RY:61:ILE:CD1	2.41	0.50
41:RY:90:LEU:H	41:RY:90:LEU:HD22	1.73	0.50
1:XA:474:G:H2'	1:XA:475:G:H8	1.76	0.50
1:XA:962:C:H1'	1:XA:1201:A:N6	2.27	0.50
3:XC:11:ARG:HG3	3:XC:15:THR:HG21	1.93	0.50
4:XD:54:TYR:CE1	4:XD:206:PHE:HE1	2.29	0.50
10:XJ:54:PHE:O	10:XJ:55:LYS:HG3	2.10	0.50
11:XK:106:LYS:O	11:XK:107:SER:HB3	2.12	0.50
45:Y2:9:GLN:O	45:Y2:12:GLU:HB3	2.10	0.50
49:Y6:9:LEU:HB3	49:Y6:26:ASN:O	2.12	0.50
50:Y7:46:VAL:HG12	50:Y7:47:ARG:N	2.27	0.50
50:Y7:9:ARG:HH12	50:Y7:47:ARG:HG3	1.76	0.50
22:YA:2524:G:H5'	22:YA:2525:G:OP2	2.11	0.50
23:YB:24:G:O6	23:YB:56:G:O2'	2.26	0.50
27:YG:49:ASP:OD1	27:YG:51:ARG:HG3	2.12	0.50
28:YH:16:SER:O	28:YH:17:VAL:HG23	2.12	0.50
33:YQ:36:ALA:HB1	33:YQ:127:ILE:HD12	1.93	0.50
34:YR:28:LEU:CD2	34:YR:114:VAL:HG12	2.41	0.50
35:YS:35:ILE:CD1	35:YS:101:LEU:HD23	2.41	0.50
35:YS:89:ARG:O	35:YS:89:ARG:HD2	2.11	0.50
31:YO:104:ARG:NE	36:YT:34:VAL:HG11	2.26	0.50
42:YZ:158:PRO:O	42:YZ:160:GLY:N	2.44	0.50
1:QA:1014:A:H4'	19:QS:14:HIS:HE2	1.77	0.50
1:QA:1074:G:C4'	2:QB:104:ASN:HB2	2.41	0.50
1:QA:1327:C:H2'	1:QA:1328:C:C6	2.47	0.50
2:QB:15:VAL:H	2:QB:16:HIS:HD1	1.59	0.50
2:QB:16:HIS:HB3	2:QB:210:SER:CB	2.42	0.50
3:QC:11:ARG:HG3	3:QC:15:THR:HG21	1.94	0.50
3:QC:52:LEU:H	3:QC:52:LEU:CD2	2.20	0.50
4:QD:128:VAL:O	4:QD:130:GLY:N	2.45	0.50
4:QD:13:ARG:HH22	4:QD:36:ARG:CZ	2.24	0.50

Continued on next page...

Continued from previous page...

Atom-1	Atom-2	Distance(Å)	Clash(Å)
7:QG:50:ILE:HG21	7:QG:58:PRO:HA	1.93	0.50
8:QH:20:TYR:HD1	8:QH:65:TYR:HD2	1.55	0.50
9:QI:48:GLU:N	9:QI:49:PRO:CD	2.74	0.50
10:QJ:22:LYS:NZ	10:QJ:23:ILE:HG12	2.27	0.50
16:QP:39:TYR:OH	16:QP:41:PRO:HB3	2.11	0.50
20:QT:49:ALA:CB	20:QT:99:LEU:HD22	2.42	0.50
21:QU:2:GLY:O	21:QU:4:GLY:N	2.45	0.50
43:R0:50:ASN:HB3	43:R0:63:VAL:HG22	1.92	0.50
47:R4:10:VAL:HG23	47:R4:11:PRO:HD2	1.93	0.50
50:R7:46:VAL:HG12	50:R7:47:ARG:N	2.27	0.50
22:RA:1398:C:OP1	40:RX:53:LYS:NZ	2.43	0.50
22:RA:1858:G:O2'	22:RA:1884:A:N6	2.45	0.50
22:RA:782:A:N7	24:RD:221:VAL:HG11	2.26	0.50
24:RD:2:ALA:CB	24:RD:20:ASP:CB	2.90	0.50
27:RG:103:LEU:HD21	27:RG:178:PHE:CZ	2.47	0.50
27:RG:111:LEU:N	27:RG:112:PRO:CD	2.75	0.50
28:RH:133:VAL:HG12	28:RH:141:VAL:HG13	1.93	0.50
28:RH:153:LYS:O	28:RH:154:PRO:O	2.30	0.50
29:RI:129:THR:HG22	29:RI:137:PRO:HB3	1.94	0.50
30:RN:46:VAL:O	30:RN:47:ALA:CB	2.57	0.50
33:RQ:2:LEU:N	33:RQ:2:LEU:HD23	2.27	0.50
33:RQ:80:GLU:HG3	33:RQ:81:VAL:N	2.27	0.50
34:RR:96:ARG:NH2	34:RR:117:VAL:HG23	2.27	0.50
31:RO:104:ARG:NE	36:RT:34:VAL:HG11	2.26	0.50
41:RY:16:ALA:O	41:RY:21:LYS:HD3	2.11	0.50
42:RZ:35:ARG:HB3	42:RZ:35:ARG:NH1	2.26	0.50
1:XA:1343:G:H2'	1:XA:1344:C:C6	2.47	0.50
1:XA:339:C:OP2	31:YO:97:ARG:NH1	2.45	0.50
1:XA:1158:C:H4'	2:XB:133:LYS:HZ3	1.76	0.50
3:XC:34:LEU:O	3:XC:38:ARG:HG3	2.10	0.50
8:XH:95:VAL:HB	8:XH:99:GLU:O	2.12	0.50
10:XJ:40:LEU:HB2	10:XJ:69:ASN:CB	2.40	0.50
13:XM:117:VAL:O	13:XM:118:ALA:C	2.51	0.50
13:XM:120:LYS:O	13:XM:121:LYS:CB	2.60	0.50
15:XO:17:ARG:NH1	15:XO:77:ARG:CZ	2.75	0.50
20:XT:49:ALA:CB	20:XT:99:LEU:HD22	2.42	0.50
47:Y4:22:ILE:HD12	47:Y4:22:ILE:H	1.77	0.50
48:Y5:37:LYS:HD2	48:Y5:37:LYS:O	2.12	0.50
22:YA:1728:G:H3'	22:YA:1729:A:H5''	1.94	0.50
22:YA:1785:A:C6	22:YA:1787:A:H1'	2.46	0.50
23:YB:55:U:O2'	23:YB:57:A:N7	2.44	0.50
24:YD:218:ARG:HB3	24:YD:219:PRO:HD2	1.94	0.50

Continued on next page...

Continued from previous page...

Atom-1	Atom-2	Distance(Å)	Clash(Å)
24:YD:233:HIS:H	24:YD:233:HIS:CD2	2.29	0.50
25:YE:105:THR:HB	25:YE:197:ILE:HG12	1.92	0.50
25:YE:2:LYS:HG2	25:YE:95:ILE:CG2	2.42	0.50
27:YG:16:ARG:HB3	27:YG:17:PRO:HD3	1.94	0.50
27:YG:35:GLU:CD	27:YG:35:GLU:C	2.71	0.50
31:YO:105:GLU:O	31:YO:108:GLU:HB2	2.12	0.50
33:YQ:108:GLY:O	33:YQ:109:VAL:HG23	2.12	0.50
37:YU:92:ARG:CD	37:YU:94:ASN:HB3	2.42	0.50
22:YA:1266:G:O5'	39:YW:15:ARG:NH2	2.45	0.50
41:YY:48:ALA:HB2	41:YY:61:ILE:CD1	2.42	0.50
1:QA:1241:G:H2'	1:QA:1242:C:C6	2.46	0.50
1:QA:1269:A:N1	1:QA:1312:G:O2'	2.39	0.50
1:QA:1296:C:O2'	1:QA:1302:U:H5	1.94	0.50
1:QA:1235:U:O2'	1:QA:1305:G:O5'	2.30	0.50
3:QC:184:TYR:HA	3:QC:200:ALA:O	2.12	0.50
4:QD:30:LYS:CG	4:QD:35:ARG:NE	2.64	0.50
8:QH:84:ARG:O	8:QH:135:CYS:HB2	2.12	0.50
17:QQ:13:ASP:C	17:QQ:15:MET:H	2.15	0.50
49:R6:20:ASN:O	49:R6:21:TYR:CB	2.59	0.50
49:R6:34:LEU:HD23	49:R6:36:LEU:HD22	1.93	0.50
52:R9:7:VAL:HG12	52:R9:25:VAL:HG21	1.94	0.50
22:RA:1062:G:H2'	22:RA:1063:G:H8	1.76	0.50
22:RA:2409:G:H2'	22:RA:2410:G:O4'	2.11	0.50
22:RA:2525:G:N2	22:RA:2539:C:C2	2.80	0.50
22:RA:2602:A:H2	56:Z6:76:PPU:C8	2.24	0.50
22:RA:259:G:H2'	22:RA:260:G:H8	1.77	0.50
24:RD:218:ARG:HB3	24:RD:219:PRO:HD2	1.94	0.50
24:RD:237:GLU:OE1	24:RD:237:GLU:HA	2.12	0.50
24:RD:35:LYS:HE2	24:RD:104:TYR:HB2	1.94	0.50
25:RE:119:ARG:HD3	25:RE:160:TYR:CD2	2.47	0.50
26:RF:11:VAL:CG1	26:RF:12:LEU:N	2.75	0.50
30:RN:137:LYS:HG3	30:RN:138:LEU:H	1.77	0.50
32:RP:6:LEU:CD2	32:RP:6:LEU:N	2.75	0.50
22:RA:1614:A:H62	39:RW:93:ALA:HB2	1.77	0.50
1:XA:1064:G:N2	1:XA:1190:G:H2'	2.27	0.50
1:XA:1125:U:OP2	1:XA:1145:C:N4	2.45	0.50
1:XA:779:C:H2'	1:XA:780:A:O4'	2.12	0.50
3:XC:132:ARG:O	3:XC:136:GLN:HB2	2.11	0.50
5:XE:32:VAL:O	5:XE:43:LEU:HD12	2.12	0.50
8:XH:84:ARG:O	8:XH:135:CYS:HB2	2.12	0.50
11:XK:25:TYR:CD1	11:XK:25:TYR:N	2.80	0.50
13:XM:14:ARG:HG3	13:XM:16:ASP:OD2	2.12	0.50

Continued on next page...

Continued from previous page...

Atom-1	Atom-2	Distance(Å)	Clash(Å)
48:Y5:50:GLY:O	48:Y5:51:TYR:CB	2.59	0.50
50:Y7:12:ARG:HG3	50:Y7:12:ARG:NH1	2.27	0.50
51:Y8:56:GLU:O	51:Y8:57:ARG:C	2.50	0.50
22:YA:1929:G:H3'	22:YA:1929:G:H8	1.77	0.50
22:YA:2688:U:H1'	22:YA:2721:A:N6	2.26	0.50
24:YD:35:LYS:HE2	24:YD:104:TYR:HB2	1.94	0.50
24:YD:65:ILE:HD13	24:YD:65:ILE:C	2.32	0.50
27:YG:114:ILE:HG21	27:YG:117:PHE:HB2	1.93	0.50
32:YP:112:LEU:HD22	32:YP:113:LYS:N	2.26	0.50
32:YP:147:LEU:O	32:YP:148:LEU:HB2	2.11	0.50
41:YY:19:LYS:O	41:YY:19:LYS:CG	2.60	0.50
1:QA:1353:G:C2	1:QA:1370:G:C2	2.99	0.49
1:QA:41:G:H2'	1:QA:42:G:H8	1.77	0.49
1:QA:828:A:H2'	1:QA:829:G:O4'	2.12	0.49
3:QC:36:ASP:HA	3:QC:39:ILE:HD12	1.94	0.49
5:QE:42:GLY:CA	5:QE:136:MET:HE1	2.41	0.49
9:QI:83:ARG:HA	9:QI:86:VAL:CG1	2.41	0.49
12:QL:24:VAL:CG1	12:QL:24:VAL:O	2.58	0.49
15:QO:17:ARG:NH1	15:QO:77:ARG:CZ	2.74	0.49
1:QA:310:G:H4'	16:QP:31:LYS:HD3	1.94	0.49
16:QP:39:TYR:CE2	16:QP:41:PRO:HD3	2.47	0.49
44:R1:83:GLU:CD	44:R1:85:LEU:H	2.15	0.49
50:R7:12:ARG:HG3	50:R7:12:ARG:NH1	2.27	0.49
22:RA:1046:A:N3	22:RA:1046:A:H3'	2.27	0.49
22:RA:1340:U:H4'	22:RA:1394:U:O2'	2.12	0.49
22:RA:184:C:H2'	22:RA:185:U:C6	2.46	0.49
22:RA:2077:A:H2'	22:RA:2078:C:H6	1.77	0.49
22:RA:270(S):G:C2'	22:RA:270(T):G:H5'	2.42	0.49
28:RH:103:LEU:CD1	28:RH:131:VAL:HG21	2.41	0.49
38:RV:41:GLY:N	38:RV:46:VAL:HG13	2.26	0.49
39:RW:29:LEU:O	39:RW:29:LEU:HD23	2.13	0.49
42:RZ:53:ILE:HG22	42:RZ:71:VAL:HG13	1.94	0.49
2:XB:23:ARG:HH11	2:XB:23:ARG:HG2	1.76	0.49
3:XC:36:ASP:HB3	3:XC:40:ARG:NH1	2.26	0.49
5:XE:41:VAL:CG1	5:XE:112:LEU:O	2.60	0.49
9:XI:113:LYS:H	9:XI:119:ALA:HA	1.77	0.49
9:XI:33:PHE:HZ	9:XI:47:LEU:HD21	1.76	0.49
13:XM:108:ARG:O	13:XM:109:THR:C	2.50	0.49
13:XM:65:LYS:HZ3	13:XM:69:GLU:HG2	1.76	0.49
13:XM:82:MET:O	13:XM:83:ASP:C	2.49	0.49
44:Y1:81:LYS:O	44:Y1:82:LEU:O	2.30	0.49
49:Y6:44:ARG:O	49:Y6:45:LYS:CB	2.60	0.49

Continued on next page...

Continued from previous page...

Atom-1	Atom-2	Distance(Å)	Clash(Å)
22:YA:117:G:OP2	22:YA:119:A:O2'	2.28	0.49
22:YA:1397:U:OP2	22:YA:1398:C:N4	2.35	0.49
22:YA:1899:G:H21	22:YA:1902:C:H42	1.58	0.49
22:YA:2756:U:H4'	22:YA:2757:A:OP1	2.12	0.49
22:YA:380:U:H2'	22:YA:381:G:H8	1.76	0.49
22:YA:383:U:H5''	22:YA:384:U:OP2	2.12	0.49
22:YA:507:A:C5'	22:YA:508:G:H5'	2.42	0.49
23:YB:89:G:C6	23:YB:89(A):A:C6	3.00	0.49
26:YF:11:VAL:CG1	26:YF:12:LEU:N	2.75	0.49
22:YA:443:A:H3'	26:YF:45:ARG:NH1	2.27	0.49
27:YG:103:LEU:HD21	27:YG:178:PHE:CZ	2.47	0.49
13:XM:3:ARG:HH21	27:YG:139:LEU:HD13	1.76	0.49
27:YG:83:ARG:HH11	27:YG:83:ARG:HG2	1.76	0.49
30:YN:137:LYS:HG3	30:YN:138:LEU:H	1.77	0.49
31:YO:55:GLY:O	31:YO:56:ASP:C	2.50	0.49
32:YP:36:LYS:HB2	32:YP:40:SER:HB3	1.94	0.49
35:YS:52:SER:O	35:YS:56:LEU:CD2	2.60	0.49
41:YY:16:ALA:O	41:YY:21:LYS:HD3	2.11	0.49
1:QA:999:U:H2'	1:QA:1000:A:C8	2.47	0.49
3:QC:35:GLU:O	3:QC:39:ILE:HG13	2.12	0.49
5:QE:93:PRO:HG3	8:QH:105:ARG:HG3	1.93	0.49
11:QK:32:ILE:HD12	11:QK:72:ALA:CB	2.36	0.49
12:QL:62:SER:C	12:QL:64:TYR:H	2.14	0.49
16:QP:83:GLU:HA	16:QP:83:GLU:OE2	2.12	0.49
20:QT:37:SER:O	20:QT:41:ILE:HG12	2.12	0.49
21:QU:6:ARG:HE	21:QU:15:ARG:NH2	2.09	0.49
47:R4:23:GLU:C	47:R4:24:THR:HG1	2.16	0.49
47:R4:9:LEU:H	47:R4:27:THR:CG2	2.25	0.49
32:RP:61:ARG:HH21	51:R8:13:ARG:HD2	1.77	0.49
22:RA:1328:G:O5'	22:RA:1328:G:H8	1.95	0.49
22:RA:1517:G:H2'	22:RA:1518:C:C6	2.48	0.49
22:RA:1733:G:C5	22:RA:1734:C:C4	3.00	0.49
22:RA:2037:G:C6	22:RA:2038:G:C6	3.00	0.49
22:RA:2271:G:H2'	22:RA:2272:U:C6	2.46	0.49
22:RA:2392:A:H2	22:RA:2424:C:H42	1.60	0.49
22:RA:486:C:H4'	39:RW:60:ASN:OD1	2.13	0.49
24:RD:10:THR:HG23	24:RD:13:ARG:CB	2.34	0.49
24:RD:123:ALA:HB3	24:RD:131:LEU:HG	1.94	0.49
24:RD:25:THR:O	24:RD:27:THR:HG22	2.12	0.49
24:RD:72:LYS:O	24:RD:73:VAL:C	2.50	0.49
28:RH:19:VAL:HG13	28:RH:43:VAL:CG2	2.41	0.49
28:RH:19:VAL:HG13	28:RH:43:VAL:HG23	1.93	0.49

Continued on next page...

Continued from previous page...

Atom-1	Atom-2	Distance(Å)	Clash(Å)
29:RI:11:ASN:O	29:RI:12:LEU:HB2	2.12	0.49
35:RS:83:LYS:HG2	35:RS:109:GLY:HA2	1.90	0.49
37:RU:79:PHE:HE2	37:RU:83:LEU:HD22	1.78	0.49
1:XA:129(A):G:H1'	1:XA:190:G:H5''	1.93	0.49
1:XA:430:A:OP1	4:XD:9:CYS:HB2	2.12	0.49
1:XA:975:A:N6	1:XA:1367:C:O4'	2.44	0.49
2:XB:16:HIS:HB3	2:XB:210:SER:CB	2.42	0.49
4:XD:118:ARG:NH2	4:XD:136:PRO:HB2	2.27	0.49
9:XI:29:ASN:OD1	9:XI:64:THR:HA	2.12	0.49
9:XI:5:TYR:HA	9:XI:17:VAL:O	2.12	0.49
44:Y1:93:GLU:O	44:Y1:97:LEU:HD11	2.12	0.49
47:Y4:36:CYS:O	47:Y4:39:CYS:CB	2.55	0.49
22:YA:1125:G:H5'	52:Y9:37:GLY:HA2	1.94	0.49
22:YA:1488:G:C6	22:YA:1489:U:C4	2.99	0.49
22:YA:1576:U:H2'	22:YA:1577:C:H6	1.77	0.49
22:YA:1742:C:H5'	22:YA:1743:G:OP2	2.12	0.49
22:YA:2179:C:H2'	22:YA:2180:U:C6	2.48	0.49
22:YA:2335:A:O2'	22:YA:2336:A:H2'	2.12	0.49
22:YA:2441:C:OP2	22:YA:2586:C:O2'	2.27	0.49
22:YA:2695:C:H2'	22:YA:2696:U:C6	2.46	0.49
22:YA:2764:A:N7	22:YA:2766:G:C6	2.80	0.49
22:YA:297:C:H2'	22:YA:298:G:O4'	2.12	0.49
22:YA:17:G:H21	22:YA:554:U:H5'	1.76	0.49
22:YA:1567:A:H4'	24:YD:58:HIS:CE1	2.47	0.49
25:YE:37:ARG:H	25:YE:37:ARG:HE	1.59	0.49
25:YE:46:ALA:HB1	25:YE:80:GLU:HB2	1.94	0.49
30:YN:6:PRO:HG2	30:YN:43:THR:OG1	2.11	0.49
31:YO:47:ILE:CG1	31:YO:48:PRO:HD2	2.42	0.49
31:YO:69:ILE:O	31:YO:76:ALA:HA	2.12	0.49
35:YS:5:THR:HG1	35:YS:7:TYR:HB3	1.75	0.49
35:YS:60:GLY:O	35:YS:61:ASN:CB	2.55	0.49
37:YU:92:ARG:NH1	37:YU:95:LEU:HD11	2.26	0.49
38:YV:3:ALA:HB3	38:YV:14:VAL:HG23	1.92	0.49
1:QA:1238:A:H62	1:QA:1299:A:N6	2.10	0.49
1:QA:271:C:H2'	1:QA:272:C:C6	2.46	0.49
3:QC:178:LEU:N	3:QC:178:LEU:HD22	2.27	0.49
4:QD:23:GLY:H	4:QD:26:CYS:HB2	1.77	0.49
5:QE:82:VAL:HG12	5:QE:83:GLU:H	1.77	0.49
11:QK:62:GLN:O	11:QK:63:LEU:C	2.51	0.49
12:QL:28:LYS:O	12:QL:29:GLY:C	2.50	0.49
46:R3:7:LYS:CB	46:R3:34:GLU:HG2	2.41	0.49
22:RA:1839:G:C8	22:RA:1927:A:H1'	2.47	0.49

Continued on next page...

Continued from previous page...

Atom-1	Atom-2	Distance(Å)	Clash(Å)
22:RA:270(S):G:O2'	22:RA:270(T):G:H5'	2.12	0.49
25:RE:61:ARG:O	25:RE:62:PRO:C	2.51	0.49
30:RN:42:TRP:HA	30:RN:48:MET:CE	2.42	0.49
30:RN:73:THR:HG22	30:RN:82:LEU:HD11	1.93	0.49
31:RO:105:GLU:O	31:RO:108:GLU:HB2	2.12	0.49
22:RA:2415:G:H4'	32:RP:66:GLY:C	2.33	0.49
34:RR:118:GLU:OXT	34:RR:118:GLU:HG3	2.11	0.49
40:RX:18:TYR:C	40:RX:20:GLY:N	2.64	0.49
40:RX:70:LEU:N	40:RX:70:LEU:CD2	2.72	0.49
41:RY:81:LYS:HD3	41:RY:97:ARG:HD3	1.94	0.49
1:XA:1192:C:O2	5:XE:25:ARG:NH2	2.42	0.49
1:XA:372:C:C5	1:XA:387:U:C4	2.98	0.49
1:XA:768:A:H2'	1:XA:769:G:O4'	2.13	0.49
3:XC:35:GLU:O	3:XC:39:ILE:HG13	2.13	0.49
7:XG:50:ILE:HG21	7:XG:58:PRO:HA	1.93	0.49
8:XH:83:ILE:HB	8:XH:137:VAL:HG13	1.93	0.49
8:XH:91:ARG:NH1	8:XH:91:ARG:HG2	2.25	0.49
8:XH:91:ARG:HH11	8:XH:91:ARG:CG	2.23	0.49
44:Y1:40:ARG:NH2	44:Y1:42:GLN:HG2	2.27	0.49
44:Y1:8:SER:HB3	44:Y1:66:HIS:CE1	2.46	0.49
44:Y1:67:ILE:N	44:Y1:68:PRO:CD	2.76	0.49
46:Y3:21:ALA:O	46:Y3:25:ALA:N	2.41	0.49
22:YA:931:G:O3'	46:Y3:24:LYS:NZ	2.45	0.49
47:Y4:9:LEU:H	47:Y4:27:THR:CG2	2.26	0.49
51:Y8:10:ALA:O	51:Y8:14:VAL:HG12	2.11	0.49
22:YA:2688:U:H5	22:YA:2720:U:OP2	1.94	0.49
22:YA:270(R):G:H2'	22:YA:270(S):G:C8	2.47	0.49
24:YD:76:PRO:HA	24:YD:118:VAL:HG23	1.93	0.49
24:YD:227:ASN:HB3	24:YD:228:PRO:CD	2.30	0.49
24:YD:2:ALA:CB	24:YD:20:ASP:HB3	2.42	0.49
22:YA:1812:A:O2'	24:YD:45:ASN:HB2	2.11	0.49
22:YA:1567:A:H5'	24:YD:58:HIS:ND1	2.27	0.49
25:YE:61:ARG:CB	25:YE:62:PRO:CD	2.90	0.49
28:YH:103:LEU:H	28:YH:103:LEU:HD23	1.77	0.49
30:YN:46:VAL:O	30:YN:47:ALA:CB	2.57	0.49
30:YN:73:THR:CG2	30:YN:82:LEU:HD11	2.43	0.49
30:YN:82:LEU:HD12	30:YN:83:LYS:N	2.27	0.49
33:YQ:29:PHE:N	33:YQ:105:GLU:OE2	2.41	0.49
33:YQ:2:LEU:HD23	33:YQ:2:LEU:N	2.27	0.49
22:YA:1252:G:O4'	37:YU:33:ARG:HD3	2.13	0.49
39:YW:51:LEU:HD23	39:YW:105:VAL:HG11	1.95	0.49
39:YW:29:LEU:O	39:YW:29:LEU:HD23	2.13	0.49

Continued on next page...

Continued from previous page...

Atom-1	Atom-2	Distance(Å)	Clash(Å)
41:YY:88:LYS:HA	41:YY:88:LYS:NZ	2.27	0.49
41:YY:81:LYS:CD	41:YY:97:ARG:HE	2.20	0.49
42:YZ:124:ILE:HG23	42:YZ:165:VAL:HG21	1.95	0.49
1:QA:1346:A:C5'	9:QI:120:ARG:HH12	2.22	0.49
1:QA:452:A:C6	1:QA:453:A:C6	3.01	0.49
2:QB:181:PHE:O	2:QB:183:PRO:HD3	2.12	0.49
4:QD:206:PHE:HD2	4:QD:207:TYR:CE1	2.30	0.49
6:QF:72:VAL:HG13	6:QF:73:ASN:N	2.27	0.49
8:QH:14:ARG:HG2	8:QH:14:ARG:O	2.12	0.49
8:QH:29:SER:CB	8:QH:32:LYS:HG3	2.28	0.49
11:QK:29:ILE:HG13	11:QK:44:SER:HB3	1.93	0.49
13:QM:108:ARG:O	13:QM:109:THR:C	2.50	0.49
14:QN:8:GLU:O	14:QN:10:ALA:N	2.45	0.49
21:QU:6:ARG:HH21	21:QU:15:ARG:NE	2.09	0.49
45:R2:33:MET:O	45:R2:37:PHE:HD1	1.95	0.49
47:R4:57:GLU:O	47:R4:61:ARG:O	2.30	0.49
32:RP:49:ARG:HE	51:R8:59:LYS:HG2	1.76	0.49
22:RA:1450:C:N3	22:RA:1451:C:N4	2.61	0.49
22:RA:2645:G:C3'	22:RA:2646:C:H5'	2.41	0.49
22:RA:18:C:O2'	22:RA:553:U:OP1	2.29	0.49
22:RA:730:C:OP1	22:RA:1775:U:O2'	2.22	0.49
24:RD:35:LYS:CG	24:RD:64:ILE:HG22	2.42	0.49
22:RA:1993:U:H4'	25:RE:128:SER:OG	2.12	0.49
25:RE:23:VAL:HG12	25:RE:173:VAL:HG21	1.94	0.49
28:RH:120:GLY:HA3	28:RH:140:LYS:NZ	2.28	0.49
32:RP:114:ILE:HD11	32:RP:130:PHE:HE1	1.70	0.49
34:RR:18:LEU:C	34:RR:18:LEU:HD13	2.33	0.49
1:XA:1186:G:O3'	9:XI:113:LYS:NZ	2.44	0.49
1:XA:1517:G:H1'	22:YA:1919:A:O3'	2.13	0.49
2:XB:207:ALA:O	2:XB:209:ARG:N	2.45	0.49
3:XC:195:VAL:HG12	3:XC:196:LEU:H	1.75	0.49
4:XD:196:LEU:C	4:XD:198:VAL:N	2.65	0.49
8:XH:14:ARG:O	8:XH:14:ARG:HG2	2.12	0.49
9:XI:43:ALA:C	9:XI:45:ALA:H	2.16	0.49
10:XJ:22:LYS:NZ	10:XJ:23:ILE:HG12	2.28	0.49
13:XM:3:ARG:HB3	47:Y4:34:GLU:CB	2.41	0.49
13:XM:90:LEU:HA	13:XM:93:ARG:CD	2.33	0.49
15:XO:32:LEU:O	15:XO:33:THR:C	2.51	0.49
19:XS:62:ILE:C	19:XS:63:THR:HG22	2.32	0.49
19:XS:9:VAL:O	19:XS:10:PHE:HB3	2.13	0.49
20:XT:26:ASN:CB	20:XT:71:THR:HG23	2.43	0.49
45:Y2:69:ARG:CB	45:Y2:69:ARG:HH11	2.25	0.49

Continued on next page...

Continued from previous page...

Atom-1	Atom-2	Distance(Å)	Clash(Å)
47:Y4:42:PHE:O	47:Y4:43:TYR:C	2.51	0.49
1:XA:1312:G:H3'	47:Y4:67:TYR:OH	2.11	0.49
49:Y6:7:ILE:C	49:Y6:9:LEU:N	2.65	0.49
22:YA:2336:A:H61	43:Y0:43:THR:CG2	2.25	0.49
22:YA:2335:A:HO2'	22:YA:2336:A:P	2.36	0.49
22:YA:483:A:H5'	41:YY:49:VAL:HG13	1.95	0.49
28:YH:153:LYS:HA	28:YH:153:LYS:HZ3	1.75	0.49
28:YH:19:VAL:HG13	28:YH:43:VAL:HG23	1.93	0.49
30:YN:68:GLU:HG2	30:YN:88:GLU:CD	2.33	0.49
35:YS:99:LYS:O	35:YS:101:LEU:N	2.45	0.49
36:YT:39:ARG:CG	36:YT:40:THR:H	2.22	0.49
37:YU:81:HIS:CE1	37:YU:117:GLN:HG3	2.48	0.49
38:YV:91:TYR:HD1	38:YV:91:TYR:C	2.16	0.49
41:YY:44:ILE:CG1	41:YY:45:VAL:H	2.24	0.49
42:YZ:182:LYS:CG	42:YZ:183:LEU:HA	2.42	0.49
1:QA:1400:C:C5	53:QV:34:C:C4	3.00	0.49
1:QA:332:G:OP2	20:QT:10:LEU:HD23	2.13	0.49
1:QA:97:U:H2'	1:QA:99:C:C6	2.48	0.49
4:QD:13:ARG:CA	4:QD:33:MET:HE3	2.43	0.49
5:QE:41:VAL:CG1	5:QE:112:LEU:O	2.60	0.49
5:QE:32:VAL:O	5:QE:43:LEU:HD12	2.12	0.49
12:QL:6:THR:O	12:QL:7:ILE:C	2.51	0.49
13:QM:102:ARG:HG3	13:QM:102:ARG:O	2.11	0.49
13:QM:120:LYS:O	13:QM:121:LYS:CB	2.60	0.49
45:R2:41:ILE:HD11	45:R2:44:LEU:CB	2.42	0.49
47:R4:22:ILE:HD12	47:R4:22:ILE:H	1.77	0.49
22:RA:1670:C:C5	22:RA:1671:U:C4	3.00	0.49
22:RA:2405:G:HO2'	22:RA:2406:U:P	2.34	0.49
25:RE:179:GLU:O	25:RE:180:ASN:HB2	2.12	0.49
25:RE:55:ASN:O	25:RE:57:LYS:N	2.45	0.49
27:RG:49:ASP:OD1	27:RG:51:ARG:HG3	2.12	0.49
27:RG:78:SER:HB2	53:QV:56:C:HO2'	1.75	0.49
27:RG:83:ARG:HG2	27:RG:83:ARG:HH11	1.76	0.49
28:RH:23:ARG:HD2	28:RH:34:GLU:OE2	2.12	0.49
31:RO:69:ILE:O	31:RO:76:ALA:HA	2.12	0.49
32:RP:64:LYS:C	32:RP:66:GLY:N	2.56	0.49
34:RR:67:LEU:HD13	34:RR:76:VAL:CG2	2.27	0.49
37:RU:92:ARG:CD	37:RU:94:ASN:HB3	2.42	0.49
38:RV:91:TYR:HD1	38:RV:91:TYR:C	2.16	0.49
41:RY:35:TYR:CD1	41:RY:69:ALA:HB3	2.48	0.49
1:XA:1297:C:H4'	1:XA:1298:C:H5'	1.95	0.49
1:XA:135:C:H2'	1:XA:136:C:H5'	1.95	0.49

Continued on next page...

Continued from previous page...

Atom-1	Atom-2	Distance(Å)	Clash(Å)
1:XA:753:A:H4'	1:XA:754:C:O5'	2.12	0.49
2:XB:15:VAL:H	2:XB:16:HIS:CE1	2.30	0.49
2:XB:68:ILE:O	2:XB:91:PRO:HD2	2.13	0.49
4:XD:198:VAL:HG12	4:XD:199:ASN:H	1.74	0.49
8:XH:109:ILE:HG12	8:XH:110:ALA:N	2.27	0.49
9:XI:43:ALA:HA	9:XI:74:ILE:HD13	1.94	0.49
14:XN:8:GLU:O	14:XN:10:ALA:N	2.45	0.49
17:XQ:3:LYS:HD2	17:XQ:60:ILE:HD11	1.95	0.49
21:XU:2:GLY:O	21:XU:4:GLY:N	2.45	0.49
44:Y1:19:GLN:OE1	44:Y1:19:GLN:HA	2.12	0.49
47:Y4:47:GLN:O	47:Y4:48:ARG:CB	2.60	0.49
52:Y9:7:VAL:HG12	52:Y9:25:VAL:HG21	1.94	0.49
22:YA:1021:A:H3'	22:YA:1021:A:C8	2.47	0.49
22:YA:1036:G:C2	22:YA:1120:G:C6	3.00	0.49
22:YA:141:A:N6	22:YA:1595:G:O2'	2.41	0.49
22:YA:1885:A:H5'	22:YA:1886:C:OP2	2.13	0.49
22:YA:1975:G:H2'	22:YA:1976:U:O4'	2.12	0.49
22:YA:2527:C:C4	22:YA:2528:U:C4	3.00	0.49
22:YA:2591:C:H2'	22:YA:2592:G:C8	2.47	0.49
22:YA:2660:A:H2'	22:YA:2661:G:O4'	2.12	0.49
22:YA:2849:U:H4'	22:YA:2868:A:C2	2.47	0.49
22:YA:852:G:H1	22:YA:925:C:N4	2.07	0.49
22:YA:878:A:H61	22:YA:899:A:H1'	1.77	0.49
24:YD:2:ALA:CB	24:YD:20:ASP:CB	2.90	0.49
24:YD:35:LYS:CG	24:YD:64:ILE:HG22	2.42	0.49
24:YD:72:LYS:O	24:YD:73:VAL:C	2.51	0.49
25:YE:17:ASP:N	25:YE:17:ASP:OD2	2.46	0.49
27:YG:107:LEU:HD11	27:YG:178:PHE:CD1	2.48	0.49
30:YN:95:PRO:O	30:YN:97:ARG:N	2.46	0.49
34:YR:18:LEU:C	34:YR:18:LEU:HD13	2.33	0.49
36:YT:38:ASN:O	36:YT:39:ARG:O	2.30	0.49
22:YA:138:G:N2	40:YX:44:GLU:OE2	2.35	0.49
40:YX:51:VAL:HG13	40:YX:81:VAL:HG23	1.93	0.49
1:QA:1034:G:H2'	1:QA:1035:A:C8	2.47	0.49
1:QA:1049:U:C2	1:QA:1201:A:H1'	2.48	0.49
1:QA:410:G:H2'	1:QA:429:U:C5	2.48	0.49
1:QA:676:A:H1'	11:QK:115:PRO:HB3	1.93	0.49
1:QA:6:G:H4'	1:QA:298:A:H4'	1.94	0.49
3:QC:173:VAL:N	3:QC:174:PRO:HD3	2.27	0.49
4:QD:166:LYS:CG	24:YD:134:ARG:HH12	2.24	0.49
4:QD:9:CYS:SG	4:QD:22:LYS:CE	3.01	0.49
5:QE:11:ILE:CG1	5:QE:31:LEU:HD12	2.42	0.49

Continued on next page...

Continued from previous page...

Atom-1	Atom-2	Distance(Å)	Clash(Å)
6:QF:51:PRO:HA	6:QF:55:ASP:O	2.13	0.49
9:QI:105:ASP:C	9:QI:107:ARG:H	2.14	0.49
11:QK:110:ASP:HB2	18:QR:88:LYS:HD3	1.95	0.49
13:QM:14:ARG:HG3	13:QM:16:ASP:OD2	2.13	0.49
15:QO:77:ARG:HA	15:QO:80:ALA:HB3	1.95	0.49
20:QT:97:ALA:HB3	20:QT:99:LEU:CD1	2.43	0.49
44:R1:67:ILE:N	44:R1:68:PRO:CD	2.76	0.49
47:R4:42:PHE:O	47:R4:44:THR:O	2.31	0.49
47:R4:68:ARG:HD3	47:R4:69:LYS:HG2	1.92	0.49
48:R5:20:ARG:C	48:R5:22:HIS:H	2.14	0.49
49:R6:37:ARG:HA	49:R6:37:ARG:HE	1.77	0.49
22:RA:1026:U:H1'	22:RA:1027:A:H5''	1.94	0.49
22:RA:1535:U:H2'	22:RA:1536:A:C8	2.48	0.49
22:RA:66:C:C4	22:RA:67:U:C4	3.01	0.49
22:RA:923:C:H2'	22:RA:924:C:C6	2.48	0.49
23:RB:75:G:H1	23:RB:102:G:H22	1.60	0.49
23:RB:75:G:H1	23:RB:102:G:N2	2.10	0.49
26:RF:196:LEU:C	26:RF:197:ASP:O	2.50	0.49
27:RG:107:LEU:HD11	27:RG:178:PHE:CD1	2.48	0.49
28:RH:103:LEU:H	28:RH:103:LEU:HD23	1.77	0.49
28:RH:128:PRO:HD2	28:RH:129:THR:N	2.25	0.49
30:RN:120:LEU:HD11	30:RN:122:VAL:CG2	2.42	0.49
30:RN:30:ILE:O	30:RN:34:LEU:HD23	2.13	0.49
32:RP:147:LEU:O	32:RP:148:LEU:HB2	2.11	0.49
33:RQ:132:VAL:HG12	33:RQ:133:ARG:N	2.27	0.49
33:RQ:29:PHE:N	33:RQ:105:GLU:OE2	2.41	0.49
35:RS:99:LYS:O	35:RS:101:LEU:N	2.45	0.49
35:RS:18:ILE:O	35:RS:19:LYS:O	2.31	0.49
36:RT:94:ALA:O	36:RT:95:ARG:CB	2.61	0.49
38:RV:76:LYS:HG3	38:RV:81:TYR:CD1	2.48	0.49
41:RY:77:PRO:O	41:RY:78:ALA:HB2	2.11	0.49
1:XA:418:C:H1'	1:XA:540:G:O2'	2.12	0.49
3:XC:178:LEU:N	3:XC:178:LEU:HD22	2.28	0.49
6:XF:72:VAL:HG13	6:XF:73:ASN:N	2.27	0.49
8:XH:61:VAL:HG12	8:XH:63:LEU:HD13	1.94	0.49
16:XP:59:TRP:HE3	16:XP:59:TRP:HA	1.77	0.49
6:XF:101:ALA:HA	18:XR:28:GLU:HG2	1.95	0.49
20:XT:60:GLU:HG3	20:XT:81:LYS:HE3	1.94	0.49
44:Y1:60:PHE:HE2	44:Y1:91:LYS:HZ1	1.57	0.49
47:Y4:1:MET:O	47:Y4:1:MET:HG3	2.12	0.49
49:Y6:20:ASN:CG	49:Y6:21:TYR:N	2.66	0.49
51:Y8:52:LYS:H	51:Y8:53:PRO:HD2	1.66	0.49

Continued on next page...

Continued from previous page...

Atom-1	Atom-2	Distance(Å)	Clash(Å)
51:Y8:16:ILE:CD1	51:Y8:57:ARG:HG2	2.42	0.49
22:YA:1043:C:H42	22:YA:1112:G:H1	1.59	0.49
22:YA:173:G:C6	22:YA:174:C:C4	3.01	0.49
22:YA:2360:A:H2'	22:YA:2361:A:O4'	2.13	0.49
22:YA:2051:A:H5'	22:YA:2578:G:O4'	2.12	0.49
22:YA:2751:G:O2'	22:YA:2752:C:O5'	2.28	0.49
22:YA:657:U:H6	22:YA:657:U:OP2	1.95	0.49
22:YA:678:C:H2'	22:YA:679:C:C6	2.48	0.49
24:YD:130:ALA:C	24:YD:131:LEU:HD12	2.33	0.49
22:YA:1971:A:H1'	24:YD:240:ALA:O	2.12	0.49
25:YE:179:GLU:HA	25:YE:179:GLU:OE1	2.10	0.49
27:YG:56:ALA:HB2	27:YG:153:ARG:NE	2.27	0.49
28:YH:153:LYS:O	28:YH:154:PRO:O	2.30	0.49
31:YO:1:MET:HE3	31:YO:67:LYS:HE2	1.93	0.49
32:YP:30:THR:O	32:YP:33:ARG:HB2	2.12	0.49
34:YR:1:MET:O	34:YR:2:ARG:CB	2.60	0.49
34:YR:33:ARG:NH2	48:Y5:55:ARG:CG	2.66	0.49
38:YV:29:PRO:O	38:YV:61:VAL:HG22	2.12	0.49
41:YY:61:ILE:HG22	41:YY:62:GLU:N	2.28	0.49
41:YY:84:ARG:HD3	41:YY:86:ARG:NH1	2.28	0.49
56:Z6:76:PPU:HN2	56:Z6:76:PPU:HD2	1.76	0.49
5:QE:51:VAL:CB	5:QE:52:PRO:HD3	2.38	0.49
6:QF:101:ALA:HA	18:QR:28:GLU:HG2	1.95	0.49
9:QI:43:ALA:HA	9:QI:74:ILE:HD13	1.94	0.49
9:QI:43:ALA:C	9:QI:45:ALA:H	2.16	0.49
9:QI:79:LEU:HD13	9:QI:79:LEU:O	2.12	0.49
11:QK:25:TYR:N	11:QK:25:TYR:CD1	2.80	0.49
12:QL:46:LYS:HG2	12:QL:47:LYS:H	1.78	0.49
17:QQ:74:LEU:HD12	17:QQ:75:ARG:NE	2.28	0.49
43:R0:29:GLN:O	43:R0:31:VAL:HG13	2.13	0.49
44:R1:40:ARG:NH2	44:R1:42:GLN:HG2	2.27	0.49
49:R6:7:ILE:C	49:R6:9:LEU:N	2.65	0.49
50:R7:9:ARG:HH12	50:R7:47:ARG:HG3	1.76	0.49
22:RA:827:U:H2'	22:RA:2068:U:C2	2.48	0.49
22:RA:445:C:O2	22:RA:449:A:H2	1.95	0.49
22:RA:667:U:H2'	22:RA:668:G:O4'	2.12	0.49
22:RA:846:C:H42	22:RA:931:G:H1	1.61	0.49
25:RE:95:ILE:H	25:RE:95:ILE:CD1	2.18	0.49
27:RG:143:GLU:HA	47:R4:28:LYS:HD3	1.95	0.49
28:RH:98:LEU:HD12	28:RH:102:ALA:O	2.13	0.49
28:RH:24:VAL:HG21	28:RH:72:ILE:HG12	1.93	0.49
28:RH:54:ARG:HD3	28:RH:65:HIS:ND1	2.27	0.49

Continued on next page...

Continued from previous page...

Atom-1	Atom-2	Distance(Å)	Clash(Å)
29:RI:13:GLY:HA3	29:RI:17:GLN:CD	2.32	0.49
30:RN:95:PRO:O	30:RN:97:ARG:N	2.46	0.49
31:RO:8:LEU:CD2	31:RO:8:LEU:N	2.76	0.49
33:RQ:23:GLY:O	33:RQ:24:GLY:O	2.30	0.49
34:RR:71:GLN:HE21	34:RR:71:GLN:HA	1.77	0.49
36:RT:16:ARG:NE	36:RT:19:LEU:HD21	2.28	0.49
38:RV:7:THR:HG23	38:RV:22:VAL:HG11	1.94	0.49
40:RX:51:VAL:HG13	40:RX:81:VAL:HG23	1.93	0.49
1:XA:1016:A:H2'	1:XA:1017:G:O4'	2.13	0.49
1:XA:987:G:H1	1:XA:1218:C:H42	1.60	0.49
4:XD:128:VAL:O	4:XD:130:GLY:N	2.45	0.49
4:XD:206:PHE:HD2	4:XD:207:TYR:CE1	2.30	0.49
5:XE:12:LEU:HD23	5:XE:13:ILE:H	1.76	0.49
9:XI:110:GLU:HG3	9:XI:110:GLU:O	2.12	0.49
13:XM:30:ALA:O	13:XM:31:LYS:C	2.49	0.49
48:Y5:2:ALA:O	48:Y5:3:LYS:CB	2.60	0.49
51:Y8:58:ILE:O	51:Y8:61:LEU:HD12	2.13	0.49
22:YA:1436:G:H2'	22:YA:1437:C:O4'	2.13	0.49
22:YA:1729:A:H2'	22:YA:1730:U:H5''	1.94	0.49
22:YA:2086:U:H3	22:YA:2233:U:H3	1.58	0.49
22:YA:2159:G:H2'	22:YA:2160:G:H8	1.77	0.49
22:YA:422:A:C6	22:YA:423:A:C6	3.01	0.49
22:YA:442:G:H1'	26:YF:48:THR:HG21	1.95	0.49
22:YA:34:C:H41	22:YA:447:A:H61	1.59	0.49
22:YA:519:U:H2'	22:YA:520:G:H8	1.76	0.49
22:YA:817:C:O2'	22:YA:839:U:OP1	2.23	0.49
22:YA:928:G:O2'	46:Y3:43:ILE:HD11	2.12	0.49
25:YE:179:GLU:O	25:YE:180:ASN:HB2	2.12	0.49
25:YE:61:ARG:O	25:YE:62:PRO:C	2.51	0.49
26:YF:51:THR:O	26:YF:93:LYS:NZ	2.38	0.49
28:YH:98:LEU:HD12	28:YH:102:ALA:O	2.13	0.49
31:YO:20:MET:HG2	31:YO:21:CYS:O	2.11	0.49
34:YR:96:ARG:NH2	34:YR:117:VAL:HG23	2.27	0.49
35:YS:11:LYS:HG2	35:YS:11:LYS:O	2.12	0.49
36:YT:57:PHE:O	36:YT:59:THR:N	2.46	0.49
1:QA:1004:A:O5'	1:QA:1025:U:N3	2.46	0.49
1:QA:1512:U:H2'	1:QA:1513:A:H8	1.78	0.49
1:QA:190:G:HO2'	1:QA:191(A):G:P	2.34	0.49
1:QA:503:C:OP2	12:QL:116:SER:HB3	2.12	0.49
1:QA:962:C:H2'	1:QA:963:G:C8	2.47	0.49
2:QB:103:THR:N	2:QB:180:LEU:HD11	2.27	0.49
4:QD:9:CYS:SG	4:QD:22:LYS:CD	2.98	0.49

Continued on next page...

Continued from previous page...

Atom-1	Atom-2	Distance(Å)	Clash(Å)
9:QI:110:GLU:HG3	9:QI:110:GLU:O	2.12	0.49
9:QI:112:LYS:HD3	9:QI:113:LYS:O	2.13	0.49
10:QJ:33:GLN:HB2	10:QJ:75:ILE:CD1	2.43	0.49
11:QK:91:ARG:NH2	18:QR:88:LYS:HZ1	2.10	0.49
16:QP:43:LYS:HE2	16:QP:48:TRP:CZ3	2.47	0.49
6:QF:97:PHE:CD2	18:QR:31:LEU:HD21	2.48	0.49
19:QS:62:ILE:C	19:QS:63:THR:HG22	2.32	0.49
20:QT:53:LEU:HA	20:QT:56:MET:CB	2.43	0.49
20:QT:60:GLU:HG3	20:QT:81:LYS:HE3	1.94	0.49
47:R4:10:VAL:CG2	47:R4:11:PRO:HD2	2.43	0.49
48:R5:48:GLU:HA	48:R5:59:GLU:CG	2.43	0.49
48:R5:52:TYR:O	48:R5:53:ALA:CB	2.60	0.49
49:R6:8:LYS:O	49:R6:27:LYS:HA	2.13	0.49
51:R8:33:ASN:O	51:R8:35:GLN:N	2.46	0.49
22:RA:260:G:O4'	22:RA:621:A:H1'	2.13	0.49
22:RA:2636:U:H1'	22:RA:2783:G:N2	2.28	0.49
22:RA:2795:G:H3'	22:RA:2797:U:H5'	1.95	0.49
22:RA:64:A:C4	40:RX:66:LEU:HD13	2.48	0.49
23:RB:44:G:H5''	23:RB:45:A:OP1	2.12	0.49
23:RB:8:U:H3	23:RB:112:G:H1	1.61	0.49
24:RD:182:LEU:H	24:RD:272:ALA:CB	2.25	0.49
24:RD:2:ALA:CB	24:RD:20:ASP:HB3	2.42	0.49
25:RE:119:ARG:HD3	25:RE:160:TYR:HD2	1.78	0.49
25:RE:38:THR:O	25:RE:42:ASP:HB2	2.13	0.49
27:RG:113:ARG:HD2	47:R4:33:VAL:CG1	2.43	0.49
27:RG:114:ILE:HG21	27:RG:117:PHE:HB2	1.93	0.49
27:RG:35:GLU:C	27:RG:35:GLU:CD	2.71	0.49
30:RN:73:THR:CG2	30:RN:82:LEU:HD11	2.43	0.49
32:RP:47:ASP:OD1	32:RP:49:ARG:NH1	2.46	0.49
36:RT:16:ARG:HD3	36:RT:19:LEU:CG	2.43	0.49
39:RW:30:GLU:O	39:RW:34:ASN:ND2	2.46	0.49
40:RX:44:GLU:OE1	40:RX:50:LYS:HD2	2.13	0.49
41:RY:84:ARG:HD3	41:RY:86:ARG:NH1	2.28	0.49
41:RY:95:LYS:CD	41:RY:95:LYS:N	2.76	0.49
1:XA:411:A:H62	1:XA:413:G:N2	2.07	0.49
2:XB:95:GLN:NE2	2:XB:147:LYS:HE2	2.27	0.49
2:XB:69:LEU:HB3	2:XB:162:ILE:HG22	1.95	0.49
2:XB:7:VAL:CG2	2:XB:8:LYS:HD3	2.43	0.49
3:XC:188:LEU:CD2	3:XC:188:LEU:N	2.76	0.49
4:XD:163:GLU:O	4:XD:165:MET:N	2.46	0.49
12:XL:85:ILE:HD11	12:XL:98:TYR:CB	2.42	0.49
13:XM:16:ASP:HB3	13:XM:34:LEU:HD11	1.93	0.49

Continued on next page...

Continued from previous page...

Atom-1	Atom-2	Distance(Å)	Clash(Å)
13:XM:3:ARG:HA	13:XM:9:ILE:HG12	1.94	0.49
10:XJ:63:PHE:CD1	14:YN:58:LYS:HA	2.35	0.49
19:XS:11:VAL:O	19:XS:12:ASP:CB	2.61	0.49
22:YA:1139:G:O2'	22:YA:1143:A:N1	2.38	0.49
22:YA:1203:G:H3'	22:YA:1204:A:H5''	1.93	0.49
22:YA:1270:C:H5''	22:YA:1271:G:C5'	2.42	0.49
22:YA:1790:C:H2'	22:YA:1791:A:C4	2.48	0.49
22:YA:2464:C:H2'	22:YA:2465:C:H6	1.76	0.49
22:YA:524:U:H2'	22:YA:525:U:C6	2.47	0.49
22:YA:565:C:H2'	22:YA:566:U:O4'	2.13	0.49
22:YA:962:G:OP1	22:YA:963:U:OP2	2.31	0.49
24:YD:123:ALA:HB3	24:YD:131:LEU:HG	1.94	0.49
25:YE:119:ARG:HD3	25:YE:160:TYR:CD2	2.47	0.49
22:YA:1258:C:O4'	26:YF:84:VAL:HG11	2.13	0.49
28:YH:151:ILE:C	28:YH:152:ARG:O	2.49	0.49
30:YN:56:ASN:ND2	30:YN:125:GLY:C	2.65	0.49
35:YS:25:ARG:HH12	35:YS:42:ASP:CG	2.16	0.49
38:YV:79:VAL:O	38:YV:79:VAL:HG22	2.12	0.49
41:YY:95:LYS:N	41:YY:95:LYS:CD	2.76	0.49
22:RA:2602:A:C2	56:Z6:76:PPU:H8	2.48	0.49
1:QA:1238:A:H62	1:QA:1299:A:H61	1.60	0.49
2:QB:16:HIS:HB3	2:QB:210:SER:HB2	1.95	0.49
2:QB:170:GLU:C	2:QB:172:ILE:HD12	2.33	0.49
2:QB:193:ASP:OD2	2:QB:196:LEU:CG	2.57	0.49
2:QB:68:ILE:O	2:QB:91:PRO:HD2	2.13	0.49
4:QD:30:LYS:HD2	4:QD:35:ARG:HH21	1.78	0.49
10:QJ:49:VAL:HG22	14:QN:41:ARG:CG	2.42	0.49
10:QJ:49:VAL:CG1	10:QJ:50:ILE:N	2.76	0.49
12:QL:119:LYS:C	12:QL:120:TYR:HD1	2.16	0.49
12:QL:27:LEU:C	12:QL:29:GLY:N	2.64	0.49
1:QA:581:G:OP1	15:QO:61:GLY:HA3	2.12	0.49
17:QQ:63:ARG:HG2	17:QQ:64:PRO:N	2.28	0.49
20:QT:26:ASN:CB	20:QT:71:THR:HG23	2.43	0.49
44:R1:19:GLN:HA	44:R1:19:GLN:OE1	2.12	0.49
48:R5:2:ALA:O	48:R5:3:LYS:CB	2.60	0.49
49:R6:7:ILE:O	49:R6:9:LEU:N	2.46	0.49
51:R8:41:ILE:HG13	51:R8:42:ARG:N	2.28	0.49
22:RA:189:G:N2	22:RA:206:U:C5	2.80	0.49
22:RA:2405:G:O2'	22:RA:2406:U:OP2	2.29	0.49
22:RA:2630:G:O4'	22:RA:2894:G:H1'	2.12	0.49
22:RA:2790:A:H2'	22:RA:2791:C:H5''	1.94	0.49
24:RD:233:HIS:CD2	24:RD:233:HIS:H	2.29	0.49

Continued on next page...

Continued from previous page...

Atom-1	Atom-2	Distance(Å)	Clash(Å)
25:RE:46:ALA:HB1	25:RE:80:GLU:HB2	1.94	0.49
26:RF:45:ARG:HG2	26:RF:45:ARG:NH1	2.28	0.49
28:RH:12:PRO:HD3	28:RH:48:GLY:O	2.13	0.49
28:RH:137:ASP:CB	28:RH:140:LYS:HB2	2.43	0.49
32:RP:101:VAL:CG1	32:RP:102:ARG:N	2.75	0.49
34:RR:52:ILE:CG2	34:RR:94:TYR:CD1	2.96	0.49
35:RS:48:LEU:CD1	35:RS:48:LEU:N	2.76	0.49
31:RO:107:ARG:NH1	36:RT:36:GLU:OE1	2.46	0.49
42:RZ:48:PHE:CZ	42:RZ:52:SER:HA	2.48	0.49
1:XA:1238:A:N3	1:XA:1241:G:O2'	2.38	0.49
1:XA:1317:C:H5''	1:XA:1318:A:OP2	2.12	0.49
1:XA:137:C:N4	1:XA:226:G:H1	2.11	0.49
1:XA:292:G:C5	1:XA:293:G:H1'	2.48	0.49
1:XA:554:C:H2'	1:XA:555:C:C6	2.48	0.49
2:XB:134:GLU:HB3	2:XB:138:LEU:HD12	1.93	0.49
4:XD:9:CYS:SG	4:XD:22:LYS:CD	2.98	0.49
9:XI:79:LEU:HD13	9:XI:79:LEU:O	2.12	0.49
11:XK:13:GLN:HG3	11:XK:75:TYR:O	2.13	0.49
12:XL:50:SER:O	12:XL:51:ALA:CB	2.60	0.49
1:XA:974:A:N3	14:XN:31:ARG:NE	2.60	0.49
16:XP:83:GLU:OE2	16:XP:83:GLU:HA	2.12	0.49
20:XT:37:SER:O	20:XT:41:ILE:HG12	2.12	0.49
1:XA:1453:G:H8	20:XT:39:LYS:HZ1	1.60	0.49
20:XT:97:ALA:HB3	20:XT:99:LEU:CD1	2.43	0.49
44:Y1:80:LEU:C	44:Y1:81:LYS:CE	2.77	0.49
48:Y5:49:CYS:SG	48:Y5:58:LEU:HB2	2.53	0.49
49:Y6:37:ARG:HA	49:Y6:37:ARG:HE	1.77	0.49
49:Y6:9:LEU:HD13	49:Y6:26:ASN:HD22	1.76	0.49
22:YA:1036:G:OP1	28:YH:59:ARG:HB2	2.12	0.49
22:YA:1638:C:OP1	22:YA:2710:C:O2'	2.28	0.49
22:YA:1803:A:O2'	24:YD:259:THR:HG21	2.13	0.49
22:YA:2025:C:H2'	22:YA:2026:C:C6	2.48	0.49
22:YA:38:A:H2'	22:YA:39:C:C6	2.47	0.49
22:YA:483:A:H5''	22:YA:484:C:OP2	2.13	0.49
24:YD:44:ASN:H	24:YD:44:ASN:ND2	1.97	0.49
27:YG:3:LEU:HD21	47:Y4:25:TYR:CE1	2.48	0.49
28:YH:124:GLU:HB3	28:YH:132:ARG:CG	2.43	0.49
28:YH:54:ARG:HD3	28:YH:65:HIS:ND1	2.27	0.49
29:YI:5:LEU:H	29:YI:5:LEU:CD1	2.24	0.49
32:YP:14:LYS:O	32:YP:15:ARG:C	2.51	0.49
32:YP:52:GLU:OE2	32:YP:57:THR:HA	2.13	0.49
37:YU:64:ARG:NH2	37:YU:64:ARG:CG	2.70	0.49

Continued on next page...

Continued from previous page...

Atom-1	Atom-2	Distance(Å)	Clash(Å)
38:YV:91:TYR:CD1	38:YV:91:TYR:C	2.87	0.49
39:YW:88:ARG:HB3	39:YW:92:ARG:CB	2.41	0.49
41:YY:81:LYS:HD3	41:YY:97:ARG:HD3	1.94	0.49
1:QA:410:G:H3'	4:QD:25:ARG:HH21	1.78	0.49
1:QA:678:U:H2'	1:QA:679:C:C6	2.48	0.49
1:QA:695:A:H2'	1:QA:696:A:C8	2.48	0.49
2:QB:39:ILE:O	2:QB:41:ILE:HD12	2.12	0.49
2:QB:42:ILE:HD11	2:QB:202:PRO:HB2	1.95	0.49
3:QC:188:LEU:CD2	3:QC:188:LEU:N	2.76	0.49
8:QH:61:VAL:HG12	8:QH:63:LEU:HD13	1.94	0.49
9:QI:18:PHE:O	9:QI:61:ALA:HA	2.13	0.49
9:QI:79:LEU:O	9:QI:83:ARG:HG2	2.13	0.49
11:QK:82:VAL:O	11:QK:108:ILE:HA	2.13	0.49
12:QL:47:LYS:NZ	54:QX:6:C:C5'	2.66	0.49
10:QJ:49:VAL:HG23	14:QN:34:TYR:OH	2.13	0.49
11:QK:91:ARG:HH22	18:QR:88:LYS:HZ3	1.59	0.49
44:R1:25:LYS:C	44:R1:27:GLU:H	2.16	0.49
44:R1:81:LYS:O	44:R1:82:LEU:O	2.30	0.49
27:RG:6:ALA:H	47:R4:23:GLU:CG	2.25	0.49
49:R6:27:LYS:CB	49:R6:27:LYS:NZ	2.73	0.49
49:R6:44:ARG:O	49:R6:45:LYS:CB	2.60	0.49
22:RA:1359:A:C6	22:RA:1373:A:C5	3.01	0.49
22:RA:1431:U:H2'	22:RA:1432:C:C6	2.48	0.49
22:RA:1497:U:H5''	22:RA:1498:C:H5	1.78	0.49
22:RA:139:G:N2	22:RA:1596:A:H4'	2.28	0.49
22:RA:1667:G:N1	22:RA:1992:G:OP2	2.37	0.49
22:RA:311:A:C6	22:RA:328:U:C4	3.01	0.49
22:RA:554:U:H2'	22:RA:556:G:C8	2.47	0.49
22:RA:746:A:O2'	22:RA:747:U:OP2	2.29	0.49
27:RG:115:ARG:HG2	27:RG:115:ARG:NH1	2.27	0.49
28:RH:42:ARG:O	28:RH:52:VAL:HA	2.12	0.49
31:RO:55:GLY:O	31:RO:56:ASP:C	2.50	0.49
22:RA:252:G:OP2	32:RP:50:ARG:NH1	2.46	0.49
33:RQ:86:GLY:O	33:RQ:88:GLY:N	2.46	0.49
34:RR:44:LEU:HD22	34:RR:48:VAL:CG2	2.42	0.49
35:RS:11:LYS:O	35:RS:11:LYS:HG2	2.12	0.49
36:RT:111:ARG:O	36:RT:112:ARG:CG	2.55	0.49
38:RV:29:PRO:O	38:RV:61:VAL:HG22	2.12	0.49
38:RV:18:LEU:HB3	38:RV:96:ILE:CG1	2.43	0.49
39:RW:51:LEU:HD23	39:RW:105:VAL:HG11	1.95	0.49
41:RY:6:HIS:O	41:RY:7:VAL:CG1	2.59	0.49
42:RZ:53:ILE:HG22	42:RZ:71:VAL:O	2.13	0.49

Continued on next page...

Continued from previous page...

Atom-1	Atom-2	Distance(Å)	Clash(Å)
1:XA:1374:A:H2'	1:XA:1375:A:O4'	2.13	0.49
1:XA:521:G:H4'	12:XL:73:GLU:HG3	1.95	0.49
1:XA:532:A:H2	1:XA:1206:G:H21	1.60	0.49
1:XA:745:C:H2'	1:XA:746:A:C8	2.47	0.49
1:XA:792:A:H4'	1:XA:793:U:O5'	2.13	0.49
1:XA:953:G:H2'	1:XA:954:G:O4'	2.13	0.49
2:XB:39:ILE:O	2:XB:41:ILE:HD12	2.12	0.49
3:XC:87:LEU:C	3:XC:89:GLU:N	2.65	0.49
7:XG:23:VAL:O	7:XG:27:ILE:CD1	2.60	0.49
7:XG:63:LYS:HD2	7:XG:63:LYS:O	2.13	0.49
9:XI:22:GLY:HA3	9:XI:60:ASP:OD2	2.13	0.49
10:XJ:3:LYS:O	10:XJ:100:THR:HA	2.13	0.49
11:XK:41:THR:HG22	11:XK:42:TRP:N	2.28	0.49
13:XM:12:ASN:O	13:XM:13:LYS:HB2	2.13	0.49
13:XM:73:GLU:O	13:XM:76:ALA:HB3	2.13	0.49
16:XP:39:TYR:CE2	16:XP:41:PRO:HD3	2.47	0.49
16:XP:57:ARG:HG3	16:XP:57:ARG:HH11	1.78	0.49
53:XV:75:C:H2'	53:XV:76:A:O4'	2.12	0.49
22:YA:270(T):G:OP1	44:Y1:97:LEU:HD13	2.13	0.49
47:Y4:53:GLU:O	47:Y4:57:GLU:HG3	2.13	0.49
51:Y8:35:GLN:HA	51:Y8:35:GLN:OE1	2.12	0.49
22:YA:1310:G:OP2	50:Y7:9:ARG:CZ	2.60	0.49
22:YA:1484:G:H1	22:YA:1505:C:N4	2.10	0.49
22:YA:1931:U:H6	22:YA:1932:A:C8	2.31	0.49
27:YG:115:ARG:HG2	27:YG:115:ARG:HH11	1.77	0.49
27:YG:143:GLU:HA	47:Y4:28:LYS:HD3	1.95	0.49
33:YQ:23:GLY:O	33:YQ:24:GLY:O	2.30	0.49
35:YS:48:LEU:CD1	35:YS:48:LEU:N	2.76	0.49
35:YS:55:ALA:O	35:YS:56:LEU:HB3	2.13	0.49
38:YV:35:LEU:HD22	38:YV:57:VAL:O	2.13	0.49
1:QA:505:G:H2'	1:QA:506:G:H8	1.78	0.48
1:QA:889:A:N1	1:QA:907:A:H5''	2.28	0.48
2:QB:180:LEU:O	2:QB:181:PHE:HB2	2.12	0.48
2:QB:207:ALA:O	2:QB:209:ARG:N	2.45	0.48
1:QA:438:G:H4'	4:QD:123:HIS:CE1	2.48	0.48
8:QH:122:ARG:O	8:QH:125:ARG:N	2.46	0.48
10:QJ:94:VAL:CG1	10:QJ:95:GLU:N	2.76	0.48
13:QM:4:ILE:HG22	13:QM:5:ALA:H	1.75	0.48
44:R1:93:GLU:O	44:R1:97:LEU:HD11	2.12	0.48
47:R4:47:GLN:O	47:R4:48:ARG:CB	2.61	0.48
48:R5:45:VAL:O	48:R5:45:VAL:HG12	2.13	0.48
49:R6:20:ASN:CG	49:R6:21:TYR:N	2.66	0.48

Continued on next page...

Continued from previous page...

Atom-1	Atom-2	Distance(Å)	Clash(Å)
51:R8:58:ILE:O	51:R8:61:LEU:HD12	2.13	0.48
22:RA:1794:U:H2'	22:RA:1795:C:C6	2.48	0.48
22:RA:2053:G:O6	22:RA:2614:A:H2	1.96	0.48
22:RA:2405:G:O2'	22:RA:2411:A:N6	2.45	0.48
22:RA:900:A:H5'	22:RA:901:A:OP2	2.13	0.48
26:RF:129:PHE:CD2	26:RF:163:VAL:HG21	2.48	0.48
27:RG:77:ILE:O	27:RG:81:LYS:O	2.31	0.48
27:RG:36:LYS:HA	27:RG:95:ARG:HG2	1.95	0.48
28:RH:124:GLU:HB3	28:RH:132:ARG:CG	2.43	0.48
32:RP:30:THR:O	32:RP:33:ARG:HB2	2.12	0.48
33:RQ:31:ASP:O	33:RQ:32:TYR:CG	2.66	0.48
41:RY:101:LYS:O	41:RY:102:CYS:SG	2.66	0.48
1:XA:1124:G:H8	1:XA:1124:G:OP2	1.95	0.48
1:XA:1128:C:N4	1:XA:1144:G:H1	2.09	0.48
1:XA:941:G:H1	1:XA:1342:C:N4	2.09	0.48
1:XA:1365:G:OP2	1:XA:1365:G:H3'	2.13	0.48
2:XB:154:LEU:O	2:XB:155:LEU:HB2	2.13	0.48
1:XA:1191:A:OP1	3:XC:4:LYS:HG3	2.12	0.48
3:XC:76:VAL:HG21	3:XC:103:VAL:HG11	1.95	0.48
5:XE:45:PHE:CD2	5:XE:47:LYS:HD2	2.47	0.48
8:XH:45:ILE:O	8:XH:45:ILE:HG13	2.13	0.48
12:XL:6:THR:O	12:XL:7:ILE:C	2.51	0.48
12:XL:49:ASN:ND2	12:XL:92:ASP:CG	2.62	0.48
13:XM:23:TYR:HB3	13:XM:67:GLU:CG	2.39	0.48
16:XP:43:LYS:HE2	16:XP:48:TRP:CZ3	2.47	0.48
22:YA:2356:C:O3'	43:Y0:20:ARG:HD3	2.13	0.48
49:Y6:7:ILE:O	49:Y6:9:LEU:N	2.46	0.48
51:Y8:33:ASN:O	51:Y8:35:GLN:N	2.46	0.48
22:YA:1788:C:O2'	22:YA:1789:A:H5'	2.13	0.48
22:YA:540:G:H5'	22:YA:541:C:OP2	2.13	0.48
22:YA:962:G:H2'	22:YA:963:U:C6	2.48	0.48
22:YA:988:A:OP1	46:Y3:11:SER:N	2.43	0.48
24:YD:25:THR:O	24:YD:27:THR:HG22	2.12	0.48
22:YA:1805:U:O2	24:YD:50:THR:HB	2.13	0.48
27:YG:113:ARG:HD2	47:Y4:33:VAL:CG1	2.43	0.48
27:YG:77:ILE:O	27:YG:81:LYS:O	2.31	0.48
28:YH:153:LYS:CB	28:YH:154:PRO:CD	2.69	0.48
30:YN:4:TYR:OH	30:YN:7:LYS:NZ	2.46	0.48
31:YO:107:ARG:HA	31:YO:112:MET:HE1	1.94	0.48
32:YP:101:VAL:CG1	32:YP:102:ARG:N	2.75	0.48
32:YP:144:GLU:O	32:YP:144:GLU:OE1	2.31	0.48
32:YP:47:ASP:OD1	32:YP:49:ARG:NH1	2.46	0.48

Continued on next page...

Continued from previous page...

Atom-1	Atom-2	Distance(Å)	Clash(Å)
32:YP:6:LEU:O	32:YP:7:ARG:O	2.31	0.48
33:YQ:34:LEU:HD23	33:YQ:104:PHE:HD1	1.77	0.48
33:YQ:86:GLY:O	33:YQ:88:GLY:N	2.46	0.48
34:YR:71:GLN:HA	34:YR:71:GLN:HE21	1.77	0.48
38:YV:76:LYS:HG3	38:YV:81:TYR:CD1	2.48	0.48
22:RA:2553:G:H21	56:Z6:76:PPU:H2	1.68	0.48
2:QB:5:ILE:HG21	2:QB:224:GLN:HG2	1.95	0.48
9:QI:18:PHE:HB2	9:QI:62:TYR:HB3	1.95	0.48
11:QK:106:LYS:O	11:QK:107:SER:HB3	2.12	0.48
17:QQ:67:LYS:HA	17:QQ:70:ARG:HH12	1.76	0.48
53:QV:35:A:C2	54:QX:3:G:C4	2.97	0.48
48:R5:56:LYS:HD2	48:R5:56:LYS:N	2.13	0.48
22:RA:1263:U:C4	22:RA:1264:G:C6	3.01	0.48
22:RA:1337:G:H2'	22:RA:1338:G:H8	1.77	0.48
22:RA:1568:G:P	24:RD:63:ARG:HH22	2.36	0.48
22:RA:1788:C:OP1	24:RD:222:ARG:NH2	2.43	0.48
22:RA:2228:G:C6	22:RA:2229:C:C4	3.00	0.48
22:RA:2364:C:H2'	22:RA:2365:G:O4'	2.14	0.48
26:RF:155:LEU:HD23	26:RF:186:ILE:HA	1.95	0.48
27:RG:115:ARG:HH11	27:RG:115:ARG:HG2	1.77	0.48
27:RG:125:PHE:HB3	27:RG:166:ASP:HB2	1.95	0.48
28:RH:123:PHE:O	28:RH:125:VAL:HG23	2.13	0.48
30:RN:10:GLU:HA	30:RN:11:PRO:HD3	1.73	0.48
32:RP:35:HIS:O	32:RP:36:LYS:O	2.31	0.48
32:RP:36:LYS:HB2	32:RP:40:SER:HB3	1.94	0.48
34:RR:70:LEU:C	34:RR:72:ASP:H	2.16	0.48
36:RT:132:LYS:O	36:RT:136:GLN:HG3	2.13	0.48
37:RU:81:HIS:CE1	37:RU:117:GLN:HG3	2.48	0.48
38:RV:22:VAL:HG12	38:RV:23:GLU:H	1.76	0.48
38:RV:91:TYR:CD1	38:RV:91:TYR:C	2.87	0.48
39:RW:36:LEU:CD1	39:RW:47:VAL:HG12	2.43	0.48
40:RX:11:PRO:HB3	40:RX:92:LEU:CD2	2.43	0.48
1:XA:1152:A:H2'	1:XA:1153:C:H6	1.77	0.48
1:XA:186(C):G:H2'	1:XA:186(D):C:C6	2.48	0.48
1:XA:502:G:C2	1:XA:503:C:C2	3.01	0.48
2:XB:16:HIS:HD2	2:XB:210:SER:HA	1.77	0.48
2:XB:181:PHE:O	2:XB:183:PRO:HD3	2.12	0.48
2:XB:206:ASP:HA	2:XB:211:ILE:HD11	1.94	0.48
3:XC:173:VAL:N	3:XC:174:PRO:HD3	2.27	0.48
5:XE:60:TYR:CE1	5:XE:64:ARG:NH2	2.77	0.48
9:XI:79:LEU:O	9:XI:83:ARG:HG2	2.13	0.48
10:XJ:33:GLN:HB2	10:XJ:75:ILE:CD1	2.43	0.48

Continued on next page...

Continued from previous page...

Atom-1	Atom-2	Distance(Å)	Clash(Å)
10:XJ:56:HIS:O	10:XJ:58:ASP:O	2.30	0.48
10:XJ:98:ILE:H	10:XJ:98:ILE:CD1	2.24	0.48
11:XK:91:ARG:HH22	18:XR:88:LYS:NZ	2.09	0.48
21:XU:9:ARG:HH11	21:XU:9:ARG:HG2	1.78	0.48
33:YQ:80:GLU:OE1	43:Y0:7:LEU:HG	2.13	0.48
22:YA:1213:A:OP2	22:YA:1235:G:N1	2.41	0.48
22:YA:239:U:H2'	22:YA:240:G:O4'	2.13	0.48
24:YD:198:ASN:C	24:YD:198:ASN:HD22	2.16	0.48
25:YE:38:THR:O	25:YE:42:ASP:HB2	2.13	0.48
27:YG:92:VAL:O	27:YG:92:VAL:HG13	2.12	0.48
28:YH:13:LYS:HE2	28:YH:13:LYS:CA	2.40	0.48
28:YH:42:ARG:O	28:YH:52:VAL:HA	2.13	0.48
22:YA:1140:C:H5''	30:YN:66:LYS:NZ	2.28	0.48
35:YS:33:LYS:HB3	35:YS:34:HIS:CD2	2.48	0.48
37:YU:91:ASP:O	37:YU:95:LEU:N	2.42	0.48
38:YV:18:LEU:HB3	38:YV:96:ILE:CG1	2.43	0.48
41:YY:47:LYS:C	41:YY:49:VAL:H	2.16	0.48
41:YY:97:ARG:HG2	41:YY:97:ARG:NH1	2.28	0.48
1:QA:1053:G:H2'	1:QA:1199:U:H5	1.78	0.48
1:QA:1306:A:N6	1:QA:1331:G:H1'	2.28	0.48
1:QA:811:C:H4'	1:QA:900:A:N6	2.28	0.48
2:QB:7:VAL:CG2	2:QB:8:LYS:HD3	2.43	0.48
5:QE:100:VAL:O	5:QE:107:ARG:NH2	2.47	0.48
5:QE:78:HIS:CE1	5:QE:142:LEU:HD23	2.48	0.48
11:QK:19:ALA:CB	11:QK:32:ILE:HG22	2.43	0.48
14:QN:23:ARG:HD3	14:QN:28:GLY:O	2.13	0.48
15:QO:32:LEU:O	15:QO:33:THR:C	2.51	0.48
19:QS:27:GLU:O	19:QS:28:LYS:CG	2.53	0.48
53:QV:34:C:N3	54:QX:3:G:N2	2.61	0.48
44:R1:80:LEU:C	44:R1:81:LYS:CE	2.77	0.48
50:R7:12:ARG:HG3	50:R7:12:ARG:HH11	1.78	0.48
22:RA:1149:G:H2'	22:RA:1150:C:C6	2.49	0.48
22:RA:1203:G:O2'	22:RA:1242:A:N6	2.38	0.48
22:RA:1454:U:O2'	22:RA:1455:G:N7	2.37	0.48
22:RA:1647:G:OP2	22:RA:1647:G:H3'	2.12	0.48
22:RA:2286:A:H2'	49:R6:31:PRO:HG2	1.95	0.48
22:RA:483:A:H3'	22:RA:484:C:H6	1.77	0.48
22:RA:689:A:H2'	22:RA:690:G:C8	2.48	0.48
22:RA:857:C:H2'	22:RA:858:U:C6	2.48	0.48
28:RH:10:PRO:C	28:RH:11:VAL:HG22	2.34	0.48
30:RN:12:ARG:NH1	30:RN:50:ASP:CG	2.67	0.48
32:RP:101:VAL:C	32:RP:103:ALA:H	2.17	0.48

Continued on next page...

Continued from previous page...

Atom-1	Atom-2	Distance(Å)	Clash(Å)
33:RQ:112:GLU:CD	33:RQ:112:GLU:H	2.17	0.48
34:RR:42:LYS:HA	34:RR:45:ARG:HD2	1.95	0.48
35:RS:33:LYS:HB3	35:RS:34:HIS:CD2	2.48	0.48
35:RS:46:VAL:HG12	35:RS:47:THR:N	2.28	0.48
38:RV:35:LEU:HD22	38:RV:57:VAL:O	2.13	0.48
38:RV:79:VAL:HG22	38:RV:79:VAL:O	2.12	0.48
40:RX:35:THR:O	40:RX:37:THR:N	2.47	0.48
41:RY:5:MET:HE1	41:RY:32:PRO:HB3	1.94	0.48
42:RZ:153:SER:HB2	42:RZ:167:PRO:HB3	1.93	0.48
42:RZ:27:VAL:N	42:RZ:37:VAL:HG22	2.28	0.48
1:XA:131:C:H2'	1:XA:132:C:C6	2.48	0.48
1:XA:1422:G:H5''	31:YO:48:PRO:HB3	1.93	0.48
2:XB:180:LEU:O	2:XB:181:PHE:HB2	2.13	0.48
5:XE:83:GLU:HG2	5:XE:88:LYS:CG	2.42	0.48
6:XF:51:PRO:HA	6:XF:55:ASP:O	2.12	0.48
7:XG:107:ALA:CB	7:XG:134:ALA:HB2	2.44	0.48
11:XK:34:ASP:HB2	11:XK:35:PRO:HD2	1.95	0.48
12:XL:46:LYS:HG3	12:XL:47:LYS:N	2.23	0.48
16:XP:40:ASP:C	16:XP:42:ARG:H	2.17	0.48
17:XQ:67:LYS:HA	17:XQ:70:ARG:HH12	1.76	0.48
53:XV:4:G:O2'	53:XV:5:G:H8	1.96	0.48
45:Y2:16:LEU:O	45:Y2:17:SER:CB	2.56	0.48
49:Y6:27:LYS:O	49:Y6:28:ARG:HG2	2.13	0.48
50:Y7:48:LYS:CG	50:Y7:49:ARG:H	2.23	0.48
22:YA:2151:G:H2'	22:YA:2152:G:H8	1.78	0.48
22:YA:2373:G:H2'	22:YA:2374:C:C6	2.48	0.48
22:YA:2547:U:H2'	22:YA:2548:G:H8	1.78	0.48
22:YA:630:G:N2	22:YA:632:A:H3'	2.28	0.48
25:YE:47:VAL:O	25:YE:48:GLN:C	2.52	0.48
26:YF:128:ALA:O	26:YF:129:PHE:HB2	2.13	0.48
27:YG:115:ARG:HG2	27:YG:115:ARG:NH1	2.27	0.48
28:YH:137:ASP:CB	28:YH:140:LYS:HB2	2.43	0.48
28:YH:12:PRO:HD3	28:YH:48:GLY:O	2.13	0.48
29:YI:27:ARG:HD3	44:Y1:71:TYR:CE1	2.37	0.48
30:YN:30:ILE:O	30:YN:34:LEU:HD23	2.13	0.48
32:YP:71:VAL:HG13	32:YP:72:PRO:CD	2.43	0.48
33:YQ:112:GLU:CD	33:YQ:112:GLU:H	2.17	0.48
36:YT:16:ARG:HD3	36:YT:19:LEU:CG	2.43	0.48
36:YT:58:ASN:N	36:YT:58:ASN:HD22	2.10	0.48
37:YU:52:ARG:NH1	37:YU:52:ARG:CG	2.76	0.48
38:YV:7:THR:HG23	38:YV:22:VAL:HG11	1.94	0.48
2:QB:200:ILE:H	2:QB:200:ILE:HD12	1.79	0.48

Continued on next page...

Continued from previous page...

Atom-1	Atom-2	Distance(Å)	Clash(Å)
2:QB:214:ILE:O	2:QB:218:ALA:HB2	2.13	0.48
4:QD:118:ARG:NH2	4:QD:136:PRO:HB2	2.28	0.48
4:QD:121:VAL:O	4:QD:134:ASP:HA	2.14	0.48
5:QE:10:MET:HB2	5:QE:32:VAL:HG22	1.94	0.48
9:QI:113:LYS:H	9:QI:119:ALA:HA	1.77	0.48
1:QA:707:C:H5''	11:QK:85:ARG:NH1	2.29	0.48
12:QL:47:LYS:CG	12:QL:48:PRO:N	2.75	0.48
15:QO:50:HIS:O	15:QO:53:HIS:N	2.47	0.48
16:QP:43:LYS:C	16:QP:45:THR:H	2.14	0.48
53:QV:4:G:O2'	53:QV:5:G:H8	1.96	0.48
45:R2:69:ARG:HH11	45:R2:69:ARG:HB3	1.79	0.48
49:R6:14:THR:OG1	49:R6:19:ARG:NE	2.40	0.48
22:RA:1030:G:OP2	33:RQ:128:LYS:HE2	2.13	0.48
22:RA:49:A:H5''	22:RA:51:G:H5'	1.93	0.48
23:RB:13:A:O2'	23:RB:14:U:H3'	2.13	0.48
25:RE:78:LEU:CD2	25:RE:79:ARG:HD2	2.43	0.48
25:RE:93:VAL:H	25:RE:95:ILE:CD1	2.22	0.48
30:RN:95:PRO:O	30:RN:96:GLU:C	2.51	0.48
32:RP:112:LEU:HD12	32:RP:127:ALA:CB	2.44	0.48
32:RP:52:GLU:OE2	32:RP:57:THR:HA	2.13	0.48
41:RY:47:LYS:C	41:RY:49:VAL:H	2.16	0.48
1:XA:1213:A:N1	1:XA:1215:G:H1'	2.28	0.48
1:XA:176:C:O2'	1:XA:1451:A:N1	2.46	0.48
1:XA:626:U:H2'	1:XA:627:G:C8	2.48	0.48
2:XB:16:HIS:HB3	2:XB:210:SER:HB2	1.95	0.48
3:XC:127:ARG:NH1	3:XC:127:ARG:CG	2.74	0.48
3:XC:153:VAL:HA	3:XC:197:GLY:O	2.13	0.48
4:XD:9:CYS:SG	4:XD:22:LYS:CE	3.01	0.48
5:XE:11:ILE:CG1	5:XE:31:LEU:HD12	2.42	0.48
7:XG:80:VAL:HG12	7:XG:81:GLY:N	2.28	0.48
10:XJ:49:VAL:CG1	10:XJ:50:ILE:N	2.75	0.48
10:XJ:94:VAL:CG1	10:XJ:95:GLU:N	2.76	0.48
16:XP:69:THR:O	16:XP:73:LEU:HG	2.14	0.48
20:XT:37:SER:HB3	20:XT:84:LEU:CD2	2.43	0.48
20:XT:53:LEU:HA	20:XT:56:MET:CB	2.43	0.48
55:XY:40:G:O2'	55:XY:41:A:H5'	2.13	0.48
22:YA:2232:U:P	44:Y1:40:ARG:HH12	2.36	0.48
44:Y1:56:GLN:H	44:Y1:56:GLN:NE2	2.10	0.48
48:Y5:48:GLU:HA	48:Y5:59:GLU:HG2	1.94	0.48
22:YA:177:G:H3'	22:YA:178:G:C8	2.48	0.48
22:YA:2277:G:OP2	43:Y0:12:ASN:ND2	2.45	0.48
22:YA:372:G:O2'	22:YA:373:U:P	2.72	0.48

Continued on next page...

Continued from previous page...

Atom-1	Atom-2	Distance(Å)	Clash(Å)
22:YA:464:U:H2'	22:YA:465:G:O4'	2.14	0.48
24:YD:48:ARG:HH11	24:YD:48:ARG:HG3	1.78	0.48
26:YF:107:LYS:O	26:YF:110:LEU:N	2.47	0.48
26:YF:155:LEU:HD23	26:YF:186:ILE:HA	1.95	0.48
35:YS:18:ILE:O	35:YS:19:LYS:O	2.31	0.48
36:YT:135:ALA:C	36:YT:137:LYS:H	2.16	0.48
1:QA:1317:C:H5''	1:QA:1318:A:OP2	2.13	0.48
1:QA:1356:G:H2'	1:QA:1357:A:C8	2.48	0.48
1:QA:986:A:H1'	19:QS:54:GLY:O	2.14	0.48
2:QB:154:LEU:O	2:QB:155:LEU:HB2	2.13	0.48
2:QB:15:VAL:H	2:QB:16:HIS:CE1	2.30	0.48
2:QB:16:HIS:HD2	2:QB:210:SER:HA	1.77	0.48
7:QG:80:VAL:HG12	7:QG:81:GLY:N	2.28	0.48
8:QH:109:ILE:HG12	8:QH:110:ALA:N	2.27	0.48
12:QL:38:THR:CG2	12:QL:57:LYS:HB3	2.44	0.48
1:QA:1226:C:O2'	13:QM:103:THR:O	2.25	0.48
13:QM:73:GLU:O	13:QM:76:ALA:HB3	2.13	0.48
16:QP:71:ARG:HB2	16:QP:71:ARG:HH11	1.79	0.48
45:R2:69:ARG:CB	45:R2:69:ARG:HH11	2.25	0.48
47:R4:42:PHE:O	47:R4:43:TYR:C	2.50	0.48
22:RA:2815:C:O2'	48:R5:42:PRO:HB2	2.14	0.48
51:R8:35:GLN:HA	51:R8:35:GLN:OE1	2.13	0.48
51:R8:56:GLU:O	51:R8:58:ILE:N	2.47	0.48
22:RA:1019:U:O2'	22:RA:1021:A:H2	1.96	0.48
22:RA:1057:A:H62	22:RA:1086:A:H2'	1.78	0.48
22:RA:1153:C:H2'	22:RA:1154:G:O4'	2.14	0.48
22:RA:1433:U:H1'	22:RA:1561:G:N2	2.28	0.48
22:RA:1803:A:O2'	24:RD:259:THR:HG21	2.13	0.48
22:RA:2612:C:C4	22:RA:2613:U:H5	2.32	0.48
1:QA:1443:G:N2	22:RA:2864:G:OP1	2.43	0.48
22:RA:582:G:H2'	22:RA:583:G:C8	2.48	0.48
24:RD:35:LYS:HD2	24:RD:104:TYR:CE1	2.49	0.48
26:RF:128:ALA:O	26:RF:129:PHE:HB2	2.13	0.48
26:RF:198:ALA:O	26:RF:201:VAL:HG12	2.13	0.48
27:RG:16:ARG:HB3	27:RG:17:PRO:HD3	1.94	0.48
29:RI:83:ALA:HA	29:RI:88:ILE:HA	1.94	0.48
32:RP:71:VAL:HG13	32:RP:72:PRO:CD	2.43	0.48
33:RQ:87:LYS:O	33:RQ:89:ASN:N	2.43	0.48
35:RS:59:LYS:HG2	35:RS:60:GLY:N	2.13	0.48
38:RV:6:LYS:HD3	38:RV:11:GLN:HG2	1.96	0.48
40:RX:53:LYS:HZ2	40:RX:55:ASN:HD21	1.62	0.48
1:XA:119:A:H4'	1:XA:120:A:C8	2.49	0.48

Continued on next page...

Continued from previous page...

Atom-1	Atom-2	Distance(Å)	Clash(Å)
2:XB:140:HIS:C	2:XB:142:LEU:H	2.16	0.48
2:XB:5:ILE:HG21	2:XB:224:GLN:HG2	1.96	0.48
2:XB:42:ILE:HD11	2:XB:202:PRO:HB2	1.95	0.48
8:XH:86:ILE:HG13	8:XH:133:LEU:CD2	2.44	0.48
9:XI:112:LYS:HD3	9:XI:113:LYS:O	2.13	0.48
9:XI:118:LYS:CB	9:XI:118:LYS:NZ	2.75	0.48
11:XK:82:VAL:O	11:XK:108:ILE:HA	2.13	0.48
12:XL:119:LYS:C	12:XL:120:TYR:HD1	2.16	0.48
48:Y5:52:TYR:O	48:Y5:53:ALA:CB	2.61	0.48
22:YA:1799:G:H4'	22:YA:1800:C:O5'	2.13	0.48
22:YA:2105:C:H2'	22:YA:2106:G:C8	2.48	0.48
22:YA:2415:G:H4'	32:YP:67:MET:N	2.28	0.48
22:YA:2498:C:O2'	22:YA:2499:C:H5'	2.14	0.48
22:YA:666:G:H4'	32:YP:49:ARG:HH12	1.77	0.48
22:YA:869:G:H2'	22:YA:870:A:H8	1.77	0.48
24:YD:35:LYS:HD2	24:YD:104:TYR:CE1	2.48	0.48
25:YE:174:ASP:O	25:YE:182:LEU:HD12	2.14	0.48
28:YH:23:ARG:HD2	28:YH:34:GLU:OE2	2.12	0.48
28:YH:82:GLY:O	28:YH:83:TYR:O	2.31	0.48
30:YN:42:TRP:HA	30:YN:48:MET:CE	2.42	0.48
32:YP:6:LEU:N	32:YP:6:LEU:CD2	2.75	0.48
34:YR:52:ILE:CG2	34:YR:94:TYR:CD1	2.96	0.48
41:YY:35:TYR:CD1	41:YY:69:ALA:HB3	2.48	0.48
42:YZ:53:ILE:HG22	42:YZ:71:VAL:HG13	1.96	0.48
2:QB:140:HIS:C	2:QB:142:LEU:H	2.16	0.48
4:QD:100:ARG:CZ	4:QD:137:SER:HA	2.43	0.48
4:QD:196:LEU:C	4:QD:198:VAL:N	2.66	0.48
4:QD:196:LEU:HB3	4:QD:197:PRO:HD2	1.96	0.48
9:QI:118:LYS:NZ	9:QI:118:LYS:CB	2.76	0.48
11:QK:34:ASP:HB2	11:QK:35:PRO:HD2	1.95	0.48
13:QM:3:ARG:HA	13:QM:9:ILE:HG12	1.94	0.48
19:QS:24:ALA:O	19:QS:25:LYS:HB2	2.13	0.48
19:QS:36:ARG:NH1	19:QS:36:ARG:HB3	2.28	0.48
44:R1:56:GLN:H	44:R1:56:GLN:NE2	2.10	0.48
22:RA:76:C:O2'	45:R2:62:THR:HG21	2.13	0.48
49:R6:27:LYS:O	49:R6:28:ARG:HG2	2.13	0.48
22:RA:570:G:H2'	22:RA:2030:A:C6	2.49	0.48
22:RA:2875:C:H4'	36:RT:5:ALA:HB2	1.95	0.48
22:RA:336:C:H4'	41:RY:6:HIS:CE1	2.48	0.48
22:RA:50:U:H3'	22:RA:51:G:H5'	1.96	0.48
24:RD:198:ASN:HD22	24:RD:198:ASN:C	2.17	0.48
24:RD:65:ILE:C	24:RD:65:ILE:HD13	2.32	0.48

Continued on next page...

Continued from previous page...

Atom-1	Atom-2	Distance(Å)	Clash(Å)
26:RF:107:LYS:O	26:RF:110:LEU:N	2.47	0.48
27:RG:136:ARG:O	27:RG:154:GLY:CA	2.62	0.48
28:RH:7:LEU:N	28:RH:8:PRO:CD	2.77	0.48
32:RP:138:LEU:HD11	32:RP:144:GLU:CG	2.42	0.48
41:RY:57:GLN:O	41:RY:58:GLY:O	2.32	0.48
41:RY:44:ILE:O	41:RY:62:GLU:O	2.32	0.48
42:RZ:30:ASN:N	42:RZ:30:ASN:OD1	2.47	0.48
42:RZ:48:PHE:HE2	42:RZ:71:VAL:HG11	1.78	0.48
1:XA:1483:A:H2	22:YA:1959:G:N3	2.11	0.48
1:XA:827:U:H5	1:XA:870:U:C2	2.32	0.48
1:XA:946:A:H2'	1:XA:947:G:C8	2.49	0.48
2:XB:97:TRP:HZ2	2:XB:102:LEU:HD13	1.78	0.48
2:XB:193:ASP:OD2	2:XB:196:LEU:CG	2.58	0.48
4:XD:121:VAL:O	4:XD:134:ASP:HA	2.14	0.48
4:XD:154:ASN:O	4:XD:155:LEU:O	2.32	0.48
4:XD:3:ARG:O	4:XD:5:ILE:HG13	2.14	0.48
4:XD:6:GLY:O	4:XD:8:VAL:HG23	2.14	0.48
9:XI:18:PHE:O	9:XI:61:ALA:HA	2.13	0.48
12:XL:38:THR:CG2	12:XL:57:LYS:HB3	2.44	0.48
13:XM:50:GLU:O	13:XM:54:VAL:HG23	2.13	0.48
15:XO:24:SER:OG	15:XO:25:THR:N	2.47	0.48
19:XS:43:GLU:N	19:XS:43:GLU:OE2	2.45	0.48
1:XA:1054:C:N4	55:XY:34:C:C6	2.71	0.48
47:Y4:42:PHE:O	47:Y4:44:THR:O	2.31	0.48
22:YA:1203:G:H5'	32:YP:3:LEU:HD12	1.96	0.48
22:YA:1535:U:OP2	22:YA:1537:C:N4	2.47	0.48
22:YA:1543:A:O2'	22:YA:1544:C:P	2.71	0.48
22:YA:2266:A:H4'	22:YA:2267:A:N3	2.28	0.48
22:YA:2394:C:OP1	32:YP:63:PRO:HD2	2.13	0.48
22:YA:2467:C:C2'	22:YA:2468:G:H5'	2.44	0.48
22:YA:1783:A:H5'	22:YA:2608:G:H4'	1.95	0.48
22:YA:270(U):C:H2'	22:YA:270(V):G:C8	2.47	0.48
22:YA:49:A:H4'	22:YA:50:U:H5''	1.96	0.48
22:YA:821:A:C2	22:YA:946:G:H1'	2.48	0.48
22:YA:855:G:C6	22:YA:856:C:N4	2.81	0.48
23:YB:71:C:C2	23:YB:72:G:C8	3.01	0.48
22:YA:1789:A:OP1	24:YD:221:VAL:HA	2.14	0.48
25:YE:77:ILE:CD1	25:YE:78:LEU:N	2.70	0.48
26:YF:198:ALA:O	26:YF:201:VAL:HG12	2.13	0.48
27:YG:125:PHE:HB3	27:YG:166:ASP:HB2	1.95	0.48
28:YH:7:LEU:N	28:YH:8:PRO:CD	2.77	0.48
33:YQ:19:GLY:O	33:YQ:98:LYS:HD3	2.14	0.48

Continued on next page...

Continued from previous page...

Atom-1	Atom-2	Distance(Å)	Clash(Å)
36:YT:96:ARG:CB	36:YT:96:ARG:NH1	2.77	0.48
1:QA:105:G:C6	1:QA:106:C:C4	3.01	0.48
1:QA:1176:A:H2'	1:QA:1177:G:H5'	1.95	0.48
1:QA:177:C:H2'	1:QA:178:C:C6	2.49	0.48
1:QA:602:A:H2'	1:QA:603:U:C6	2.49	0.48
1:QA:818:G:H3'	1:QA:819:A:H5''	1.94	0.48
4:QD:163:GLU:O	4:QD:165:MET:N	2.46	0.48
4:QD:165:MET:HE3	4:QD:168:ARG:HD2	1.96	0.48
4:QD:183:GLY:C	4:QD:184:LYS:HG3	2.34	0.48
8:QH:86:ILE:HG12	8:QH:135:CYS:HA	1.96	0.48
10:QJ:3:LYS:O	10:QJ:100:THR:HA	2.14	0.48
1:QA:1228:C:OP1	13:QM:114:ARG:HA	2.14	0.48
16:QP:57:ARG:HH11	16:QP:57:ARG:HG3	1.78	0.48
21:QU:9:ARG:HH11	21:QU:9:ARG:HG2	1.78	0.48
22:RA:1041:C:H2'	22:RA:1042:G:C8	2.49	0.48
22:RA:1270:C:H5''	22:RA:1271:G:H5'	1.95	0.48
22:RA:1366:A:H2'	22:RA:1367:A:O4'	2.13	0.48
22:RA:2052:G:C6	22:RA:2053:G:N7	2.82	0.48
22:RA:2227:A:H5''	24:RD:263:ARG:NH1	2.28	0.48
22:RA:2403:C:N3	22:RA:2415:G:C2	2.81	0.48
22:RA:2450:A:C2	22:RA:2451:A:C4	3.02	0.48
22:RA:376:C:H2'	22:RA:377:C:C6	2.48	0.48
24:RD:48:ARG:HG3	24:RD:48:ARG:HH11	1.78	0.48
25:RE:77:ILE:CD1	25:RE:78:LEU:N	2.70	0.48
28:RH:104:GLU:HG3	28:RH:114:VAL:HG22	1.96	0.48
32:RP:144:GLU:OE1	32:RP:144:GLU:O	2.31	0.48
32:RP:14:LYS:O	32:RP:15:ARG:C	2.51	0.48
33:RQ:34:LEU:HD23	33:RQ:104:PHE:HD1	1.77	0.48
33:RQ:19:GLY:O	33:RQ:98:LYS:HD3	2.14	0.48
34:RR:61:HIS:O	34:RR:65:LEU:HD13	2.14	0.48
1:XA:1048:G:OP1	14:YN:3:ARG:HB3	2.14	0.48
1:XA:431:A:H2'	1:XA:432:A:O4'	2.14	0.48
3:XC:148:GLY:O	3:XC:202:ILE:HA	2.14	0.48
4:XD:196:LEU:HB3	4:XD:197:PRO:HD2	1.96	0.48
4:XD:60:GLU:O	4:XD:63:LYS:HB3	2.14	0.48
5:XE:87:SER:HB3	5:XE:131:ILE:HD13	1.95	0.48
5:XE:96:PRO:HA	5:XE:117:ASP:OD2	2.14	0.48
7:XG:79:ARG:O	7:XG:80:VAL:HG23	2.14	0.48
10:XJ:47:PHE:CE1	10:XJ:63:PHE:HB2	2.32	0.48
13:XM:68:GLY:HA2	27:YG:116:ASP:CG	2.33	0.48
16:XP:25:ARG:HH11	16:XP:25:ARG:HG3	1.79	0.48
20:XT:30:LYS:O	20:XT:33:ILE:HG12	2.14	0.48

Continued on next page...

Continued from previous page...

Atom-1	Atom-2	Distance(Å)	Clash(Å)
45:Y2:33:MET:O	45:Y2:37:PHE:HD1	1.95	0.48
47:Y4:36:CYS:O	47:Y4:37:SER:C	2.52	0.48
50:Y7:12:ARG:HG3	50:Y7:12:ARG:HH11	1.78	0.48
22:YA:1259:G:H2'	22:YA:1260:G:H8	1.77	0.48
22:YA:1870:C:H2'	22:YA:1871:A:O4'	2.14	0.48
22:YA:2715:C:H2'	22:YA:2716:U:H6	1.79	0.48
22:YA:2863:C:H2'	22:YA:2864:G:H8	1.77	0.48
1:XA:1443:G:N2	22:YA:2864:G:OP1	2.44	0.48
22:YA:869:G:H2'	22:YA:870:A:C8	2.49	0.48
22:YA:898:C:H2'	22:YA:899:A:H5'	1.95	0.48
24:YD:25:THR:O	24:YD:26:LYS:C	2.52	0.48
22:YA:2786:U:O2'	25:YE:62:PRO:O	2.32	0.48
25:YE:93:VAL:C	25:YE:95:ILE:H	2.17	0.48
28:YH:120:GLY:HA3	28:YH:140:LYS:NZ	2.27	0.48
28:YH:124:GLU:HB3	28:YH:132:ARG:CD	2.44	0.48
30:YN:95:PRO:O	30:YN:96:GLU:C	2.51	0.48
32:YP:101:VAL:C	32:YP:103:ALA:H	2.17	0.48
32:YP:35:HIS:O	32:YP:36:LYS:O	2.31	0.48
33:YQ:31:ASP:O	33:YQ:32:TYR:CG	2.66	0.48
40:YX:44:GLU:OE1	40:YX:50:LYS:HD2	2.13	0.48
41:YY:11:ASP:HB2	41:YY:27:VAL:HG11	1.94	0.48
1:QA:583:A:H2'	1:QA:584:G:O4'	2.12	0.48
1:QA:713:G:H21	1:QA:777:A:H1'	1.79	0.48
2:QB:206:ASP:HA	2:QB:211:ILE:HD11	1.94	0.48
3:QC:71:ALA:HA	3:QC:106:VAL:HB	1.95	0.48
4:QD:165:MET:CE	4:QD:168:ARG:HD2	2.44	0.48
7:QG:78:ARG:HH11	7:QG:78:ARG:HG3	1.79	0.48
7:QG:79:ARG:O	7:QG:80:VAL:HG23	2.14	0.48
8:QH:45:ILE:O	8:QH:45:ILE:HG13	2.13	0.48
9:QI:17:VAL:HG11	9:QI:81:ILE:HA	1.96	0.48
11:QK:19:ALA:CA	11:QK:32:ILE:HG22	2.43	0.48
11:QK:48:ILE:HG21	11:QK:63:LEU:HD13	1.96	0.48
13:QM:117:VAL:O	13:QM:118:ALA:C	2.51	0.48
15:QO:61:GLY:C	15:QO:65:ARG:NH1	2.67	0.48
16:QP:21:VAL:HG23	16:QP:34:GLU:H	1.79	0.48
16:QP:60:LEU:CA	16:QP:64:ALA:HB3	2.43	0.48
19:QS:9:VAL:O	19:QS:10:PHE:HB3	2.13	0.48
20:QT:37:SER:HB3	20:QT:84:LEU:CD2	2.43	0.48
48:R5:49:CYS:SG	48:R5:58:LEU:HB2	2.53	0.48
22:RA:1093:G:OP1	28:RH:170:ARG:HD2	2.13	0.48
22:RA:2183:C:H2'	22:RA:2184:G:H8	1.79	0.48
22:RA:2090:G:C2	22:RA:2230:G:C5	3.01	0.48

Continued on next page...

Continued from previous page...

Atom-1	Atom-2	Distance(Å)	Clash(Å)
22:RA:2555:U:N3	56:Z6:74:C:C5	2.80	0.48
22:RA:593:G:C2	22:RA:594:U:C2	3.02	0.48
24:RD:130:ALA:HA	24:RD:192:THR:HA	1.95	0.48
25:RE:93:VAL:C	25:RE:95:ILE:H	2.17	0.48
26:RF:155:LEU:HA	26:RF:174:VAL:HG12	1.95	0.48
30:RN:34:LEU:O	30:RN:49:GLY:HA3	2.13	0.48
30:RN:75:TYR:C	30:RN:76:SER:O	2.52	0.48
22:RA:2277:G:P	33:RQ:85:LYS:HB2	2.53	0.48
36:RT:135:ALA:C	36:RT:137:LYS:H	2.16	0.48
36:RT:57:PHE:O	36:RT:59:THR:N	2.46	0.48
37:RU:79:PHE:HE2	37:RU:83:LEU:CD2	2.26	0.48
1:XA:1330:U:H5''	1:XA:1331:G:OP2	2.14	0.48
1:XA:411:A:C5	1:XA:413:G:H1'	2.49	0.48
1:XA:8:A:N6	4:XD:205:GLU:O	2.46	0.48
2:XB:214:ILE:O	2:XB:218:ALA:HB2	2.13	0.48
2:XB:5:ILE:O	2:XB:6:THR:O	2.32	0.48
3:XC:195:VAL:CG1	3:XC:196:LEU:H	2.27	0.48
4:XD:114:ARG:CG	4:XD:114:ARG:HH11	2.17	0.48
4:XD:33:MET:CE	4:XD:37:PRO:HA	2.43	0.48
5:XE:100:VAL:O	5:XE:107:ARG:NH2	2.47	0.48
5:XE:78:HIS:CE1	5:XE:142:LEU:HD23	2.48	0.48
9:XI:7:THR:O	9:XI:83:ARG:HD2	2.14	0.48
9:XI:59:PHE:CZ	9:XI:88:TYR:CE1	3.01	0.48
10:XJ:74:ILE:HG12	10:XJ:74:ILE:O	2.13	0.48
12:XL:61:THR:O	12:XL:63:GLY:N	2.45	0.48
17:XQ:74:LEU:HD12	17:XQ:75:ARG:NE	2.28	0.48
22:YA:270(R):G:H1'	44:Y1:78:LYS:HZ1	1.79	0.48
13:XM:3:ARG:HG3	47:Y4:34:GLU:OE1	2.13	0.48
47:Y4:8:LYS:O	47:Y4:9:LEU:CB	2.62	0.48
49:Y6:8:LYS:O	49:Y6:27:LYS:HA	2.13	0.48
49:Y6:41:PRO:HD2	49:Y6:46:HIS:H	1.78	0.48
22:YA:1138:G:H21	30:YN:106:MET:HE3	1.77	0.48
22:YA:1385:G:H1'	22:YA:1386:C:C6	2.49	0.48
22:YA:1427:A:H4'	22:YA:1428:C:O5'	2.13	0.48
22:YA:1818:U:H2'	24:YD:157:ARG:HG3	1.96	0.48
22:YA:1889:A:N1	22:YA:2234:G:H1'	2.29	0.48
22:YA:2356:C:H2'	22:YA:2357:U:O4'	2.12	0.48
22:YA:442:G:O4'	26:YF:46:ARG:HD3	2.14	0.48
22:YA:27:G:N2	22:YA:512:G:H2'	2.28	0.48
22:YA:757:U:H2'	22:YA:758:C:H6	1.79	0.48
24:YD:35:LYS:CG	24:YD:64:ILE:CG2	2.92	0.48
25:YE:23:VAL:HG12	25:YE:173:VAL:HG21	1.94	0.48

Continued on next page...

Continued from previous page...

Atom-1	Atom-2	Distance(Å)	Clash(Å)
25:YE:64:LYS:C	25:YE:66:HIS:N	2.67	0.48
26:YF:45:ARG:HG2	26:YF:45:ARG:NH1	2.28	0.48
30:YN:34:LEU:O	30:YN:49:GLY:HA3	2.13	0.48
34:YR:107:ASP:C	34:YR:107:ASP:OD2	2.52	0.48
34:YR:42:LYS:HA	34:YR:45:ARG:HD2	1.95	0.48
35:YS:66:ALA:HA	35:YS:69:VAL:HG12	1.96	0.48
36:YT:16:ARG:NE	36:YT:19:LEU:HD21	2.27	0.48
42:YZ:97:GLU:HB3	42:YZ:125:LEU:HD11	1.95	0.48
1:QA:1175:G:H2'	1:QA:1176:A:H8	1.77	0.48
1:QA:881:G:OP1	12:QL:12:ARG:NH2	2.47	0.48
2:QB:97:TRP:HZ2	2:QB:102:LEU:HD13	1.78	0.48
3:QC:87:LEU:C	3:QC:89:GLU:N	2.65	0.48
4:QD:153:ARG:CZ	4:QD:181:MET:HG3	2.44	0.48
5:QE:75:THR:HG23	5:QE:76:ILE:O	2.14	0.48
5:QE:84:PHE:HD2	5:QE:130:ASN:O	1.97	0.48
7:QG:44:TYR:C	7:QG:46:ALA:N	2.66	0.48
9:QI:7:THR:O	9:QI:83:ARG:HD2	2.14	0.48
11:QK:115:PRO:C	11:QK:117:ASN:H	2.17	0.48
12:QL:127:GLU:O	12:QL:128:ALA:CB	2.62	0.48
27:RG:3:LEU:HD21	47:R4:25:TYR:CE1	2.48	0.48
47:R4:60:GLN:O	47:R4:63:TYR:HB3	2.14	0.48
22:RA:1508:A:O2'	22:RA:1509:C:O4'	2.25	0.48
22:RA:2123:G:H2'	22:RA:2124:G:C8	2.48	0.48
22:RA:2518:A:H4'	22:RA:2519:U:OP1	2.12	0.48
22:RA:345:A:H2'	22:RA:347:A:H62	1.79	0.48
22:RA:389:G:H1	32:RP:71:VAL:HG12	1.79	0.48
24:RD:130:ALA:C	24:RD:131:LEU:HD12	2.33	0.48
24:RD:25:THR:O	24:RD:26:LYS:C	2.52	0.48
25:RE:61:ARG:CB	25:RE:62:PRO:CD	2.90	0.48
26:RF:51:THR:O	26:RF:93:LYS:NZ	2.38	0.48
29:RI:95:LYS:HA	29:RI:111:PRO:HG3	1.96	0.48
30:RN:18:ALA:O	30:RN:19:GLU:C	2.53	0.48
30:RN:57:ALA:O	30:RN:58:ASP:CB	2.61	0.48
30:RN:82:LEU:HD12	30:RN:83:LYS:N	2.27	0.48
33:RQ:42:ILE:N	33:RQ:42:ILE:HD12	2.29	0.48
35:RS:56:LEU:C	35:RS:56:LEU:HD23	2.34	0.48
37:RU:107:ALA:O	37:RU:110:VAL:HB	2.14	0.48
41:RY:11:ASP:HB2	41:RY:27:VAL:HG11	1.94	0.48
1:XA:261:U:H2'	1:XA:263:A:OP2	2.14	0.48
1:XA:406:G:H2'	1:XA:407:G:H8	1.78	0.48
1:XA:45:U:H2'	1:XA:46:G:C8	2.49	0.48
5:XE:84:PHE:HD2	5:XE:130:ASN:O	1.97	0.48

Continued on next page...

Continued from previous page...

Atom-1	Atom-2	Distance(Å)	Clash(Å)
8:XH:44:PHE:CD1	8:XH:80:ILE:HG12	2.49	0.48
11:XK:115:PRO:C	11:XK:117:ASN:H	2.17	0.48
11:XK:19:ALA:CB	11:XK:32:ILE:HG22	2.42	0.48
13:XM:8:GLU:C	13:XM:9:ILE:HG23	2.35	0.48
14:XN:15:LYS:HD2	14:XN:16:PHE:CE2	2.49	0.48
1:XA:981:U:H5'	14:XN:21:TYR:CZ	2.49	0.48
11:XK:110:ASP:HB2	18:XR:88:LYS:HD3	1.95	0.48
53:XV:19:G:H4'	53:XV:20:U:OP2	2.14	0.48
44:Y1:8:SER:OG	44:Y1:10:LYS:HG3	2.14	0.48
44:Y1:76:ARG:HD2	44:Y1:76:ARG:N	2.29	0.48
45:Y2:69:ARG:HH11	45:Y2:69:ARG:HB3	1.79	0.48
47:Y4:10:VAL:CG2	47:Y4:11:PRO:HD2	2.43	0.48
22:YA:141:A:H8	22:YA:1408:C:H1'	1.78	0.48
22:YA:152:G:H2'	22:YA:153:C:C6	2.48	0.48
22:YA:1827:C:H2'	22:YA:1828:G:O4'	2.14	0.48
22:YA:1916:A:H2'	22:YA:1917:U:O4'	2.14	0.48
22:YA:1930:G:O2'	22:YA:1931:U:O5'	2.31	0.48
22:YA:2052:G:OP1	25:YE:141:ILE:HG12	2.14	0.48
22:YA:218:A:C2	22:YA:235:U:H4'	2.49	0.48
22:YA:1798:U:C5'	24:YD:259:THR:HG22	2.43	0.48
25:YE:119:ARG:HD3	25:YE:160:TYR:HD2	1.78	0.48
25:YE:55:ASN:O	25:YE:57:LYS:N	2.44	0.48
26:YF:129:PHE:CD2	26:YF:163:VAL:HG21	2.48	0.48
26:YF:34:TRP:HD1	32:YP:6:LEU:HB3	1.79	0.48
28:YH:127:GLU:HB3	28:YH:128:PRO:HD2	1.92	0.48
34:YR:44:LEU:HD22	34:YR:48:VAL:CG2	2.43	0.48
22:YA:2722:G:H4'	34:YR:4:LEU:HB2	1.95	0.48
35:YS:56:LEU:HD23	35:YS:56:LEU:C	2.34	0.48
36:YT:94:ALA:O	36:YT:95:ARG:CB	2.61	0.48
38:YV:21:ARG:HD2	38:YV:91:TYR:CZ	2.49	0.48
40:YX:6:ASP:OD1	45:Y2:29:LYS:NZ	2.47	0.48
42:YZ:124:ILE:HG23	42:YZ:165:VAL:CG2	2.44	0.48
42:YZ:69:THR:HB	42:YZ:88:PHE:HB3	1.96	0.48
1:QA:464:G:O6	1:QA:466:C:H5'	2.13	0.48
1:QA:574:A:HO2'	1:QA:882:C:HO2'	1.55	0.48
2:QB:87:ARG:NH1	2:QB:220:ASP:OD1	2.46	0.48
2:QB:24:TRP:CZ3	2:QB:26:PRO:HA	2.49	0.48
2:QB:24:TRP:CD1	2:QB:26:PRO:HD3	2.49	0.48
3:QC:153:VAL:HA	3:QC:197:GLY:O	2.13	0.48
5:QE:82:VAL:CG1	5:QE:83:GLU:H	2.27	0.48
6:QF:89:MET:O	6:QF:90:VAL:C	2.51	0.48
7:QG:51:GLN:OE1	7:QG:51:GLN:HA	2.14	0.48

Continued on next page...

Continued from previous page...

Atom-1	Atom-2	Distance(Å)	Clash(Å)
8:QH:6:ILE:O	8:QH:10:LEU:HG	2.14	0.48
9:QI:33:PHE:HZ	9:QI:47:LEU:HD21	1.76	0.48
10:QJ:39:PRO:CB	10:QJ:70:ARG:HH12	2.27	0.48
11:QK:13:GLN:HG3	11:QK:75:TYR:O	2.14	0.48
17:QQ:3:LYS:HD2	17:QQ:60:ILE:HD11	1.95	0.48
18:QR:31:LEU:HD23	18:QR:31:LEU:N	2.29	0.48
20:QT:50:GLU:HA	20:QT:100:ILE:CG2	2.43	0.48
20:QT:64:ASP:O	20:QT:67:ALA:N	2.47	0.48
48:R5:57:VAL:O	48:R5:57:VAL:HG13	2.13	0.48
51:R8:43:GLN:C	51:R8:44:LYS:HD2	2.34	0.48
22:RA:2558:C:H2'	22:RA:2559:C:O4'	2.14	0.48
22:RA:309:G:HO2'	22:RA:329:G:C2'	2.27	0.48
22:RA:744:G:H2'	22:RA:745:G:O4'	2.13	0.48
26:RF:34:TRP:HD1	32:RP:6:LEU:HB3	1.79	0.48
27:RG:106:LEU:HA	27:RG:110:ALA:HB3	1.95	0.48
27:RG:12:TYR:O	27:RG:16:ARG:HB3	2.14	0.48
28:RH:131:VAL:HG12	28:RH:132:ARG:N	2.29	0.48
30:RN:97:ARG:HA	30:RN:100:GLU:HB3	1.96	0.48
30:RN:56:ASN:ND2	30:RN:125:GLY:C	2.66	0.48
32:RP:47:ASP:OD1	32:RP:50:ARG:NH2	2.47	0.48
32:RP:75:ILE:CD1	32:RP:75:ILE:H	2.14	0.48
33:RQ:119:ARG:O	33:RQ:123:HIS:HD2	1.97	0.48
33:RQ:21:THR:HB	33:RQ:22:LYS:H	1.42	0.48
34:RR:107:ASP:C	34:RR:107:ASP:OD2	2.52	0.48
34:RR:63:ARG:NH1	34:RR:63:ARG:HG3	2.29	0.48
1:QA:1446:A:N3	36:RT:118:ARG:HD2	2.29	0.48
1:XA:1059:C:OP1	3:XC:199:LYS:NZ	2.38	0.48
1:XA:571:U:O2	1:XA:918:A:H5'	2.14	0.48
2:XB:170:GLU:C	2:XB:172:ILE:HD12	2.33	0.48
2:XB:24:TRP:CD1	2:XB:26:PRO:HD3	2.49	0.48
3:XC:71:ALA:HA	3:XC:106:VAL:HB	1.95	0.48
4:XD:100:ARG:CZ	4:XD:137:SER:HA	2.44	0.48
4:XD:163:GLU:C	4:XD:165:MET:N	2.66	0.48
4:XD:198:VAL:CG1	4:XD:199:ASN:N	2.75	0.48
6:XF:79:LEU:O	6:XF:85:VAL:HG11	2.14	0.48
7:XG:97:GLN:O	7:XG:101:LEU:HG	2.14	0.48
7:XG:51:GLN:HA	7:XG:51:GLN:OE1	2.14	0.48
2:XB:195:ASP:O	8:XH:74:PRO:HG3	2.13	0.48
12:XL:47:LYS:HB2	12:XL:48:PRO:HD3	1.96	0.48
16:XP:34:GLU:HG2	16:XP:35:LYS:N	2.29	0.48
51:Y8:53:PRO:CD	51:Y8:54:GLU:N	2.77	0.48
22:YA:83:G:N1	22:YA:102:G:H1'	2.29	0.48

Continued on next page...

Continued from previous page...

Atom-1	Atom-2	Distance(Å)	Clash(Å)
22:YA:1403:C:H5''	22:YA:1471:A:H1'	1.96	0.48
22:YA:1408:C:C2	22:YA:1595:G:N2	2.82	0.48
22:YA:235:U:H2'	22:YA:236:C:C6	2.49	0.48
22:YA:2789:C:H1'	22:YA:2892:A:C2	2.39	0.48
24:YD:130:ALA:HA	24:YD:192:THR:HA	1.95	0.48
24:YD:27:THR:O	24:YD:29:PRO:CD	2.62	0.48
28:YH:10:PRO:C	28:YH:11:VAL:HG22	2.34	0.48
28:YH:45:VAL:HG13	28:YH:45:VAL:O	2.14	0.48
30:YN:120:LEU:HD11	30:YN:122:VAL:CG2	2.42	0.48
30:YN:137:LYS:CG	30:YN:138:LEU:H	2.27	0.48
33:YQ:42:ILE:HD12	33:YQ:42:ILE:N	2.29	0.48
34:YR:63:ARG:NH1	34:YR:63:ARG:HG3	2.29	0.48
34:YR:70:LEU:C	34:YR:72:ASP:H	2.16	0.48
31:YO:107:ARG:NH1	36:YT:36:GLU:OE1	2.46	0.48
37:YU:79:PHE:HE2	37:YU:83:LEU:CD2	2.27	0.48
40:YX:11:PRO:HB3	40:YX:92:LEU:CD2	2.43	0.48
41:YY:81:LYS:HZ2	41:YY:98:VAL:CG1	2.27	0.48
1:QA:977:A:O2'	1:QA:981:U:N3	2.39	0.47
4:QD:13:ARG:HA	4:QD:33:MET:CE	2.44	0.47
4:QD:163:GLU:C	4:QD:165:MET:N	2.67	0.47
4:QD:3:ARG:O	4:QD:5:ILE:HG13	2.14	0.47
4:QD:6:GLY:O	4:QD:8:VAL:HG23	2.14	0.47
7:QG:97:GLN:O	7:QG:101:LEU:HG	2.14	0.47
9:QI:22:GLY:HA3	9:QI:60:ASP:OD2	2.13	0.47
10:QJ:24:VAL:HG21	10:QJ:37:PRO:CG	2.43	0.47
11:QK:41:THR:HG22	11:QK:42:TRP:N	2.28	0.47
13:QM:30:ALA:O	13:QM:33:ALA:N	2.47	0.47
13:QM:50:GLU:O	13:QM:54:VAL:HG23	2.13	0.47
15:QO:24:SER:OG	15:QO:25:THR:N	2.47	0.47
20:QT:13:LEU:HD12	20:QT:13:LEU:C	2.34	0.47
22:RA:270(S):G:C1'	44:R1:78:LYS:HD2	2.44	0.47
51:R8:53:PRO:CD	51:R8:54:GLU:N	2.77	0.47
22:RA:1429:G:H2'	22:RA:1430:C:C6	2.49	0.47
22:RA:2010:G:H5''	39:RW:42:ARG:HB2	1.96	0.47
22:RA:2420:C:H6	22:RA:2420:C:O5'	1.96	0.47
22:RA:2472:G:H22	22:RA:2477:C:H5''	1.79	0.47
22:RA:2883:A:H3'	22:RA:2884:U:H5'	1.95	0.47
23:RB:54:G:H21	27:RG:29:TRP:HZ2	1.56	0.47
24:RD:145:VAL:O	24:RD:153:ALA:HA	2.14	0.47
25:RE:120:TRP:O	25:RE:121:ASN:HB2	2.14	0.47
26:RF:53:THR:C	26:RF:55:GLY:N	2.68	0.47
29:RI:4:ILE:HG23	29:RI:18:VAL:HG22	1.96	0.47

Continued on next page...

Continued from previous page...

Atom-1	Atom-2	Distance(Å)	Clash(Å)
30:RN:113:GLY:O	30:RN:116:LEU:HB2	2.14	0.47
31:RO:8:LEU:HB2	31:RO:19:ILE:CD1	2.43	0.47
32:RP:6:LEU:O	32:RP:7:ARG:O	2.31	0.47
34:RR:10:LEU:O	34:RR:12:ARG:HG3	2.14	0.47
37:RU:92:ARG:CZ	37:RU:94:ASN:HD22	2.28	0.47
38:RV:35:LEU:O	38:RV:37:VAL:N	2.47	0.47
41:RY:56:PRO:O	41:RY:58:GLY:N	2.47	0.47
22:RA:335:C:H4'	41:RY:73:ARG:CZ	2.43	0.47
42:RZ:141:VAL:HG23	42:RZ:144:LEU:HD23	1.95	0.47
1:XA:383:A:C5	1:XA:384:G:H1'	2.48	0.47
1:XA:1190:G:OP1	3:XC:5:ILE:HD12	2.14	0.47
1:XA:510:A:OP2	4:XD:49:ARG:NH2	2.48	0.47
5:XE:75:THR:HG23	5:XE:76:ILE:O	2.14	0.47
11:XK:48:ILE:HG21	11:XK:63:LEU:HD13	1.96	0.47
13:XM:72:ALA:O	13:XM:76:ALA:HB2	2.14	0.47
14:XN:26:ARG:NH1	14:XN:43:CYS:SG	2.86	0.47
14:XN:6:LEU:HD22	14:XN:23:ARG:NH2	2.29	0.47
17:XQ:63:ARG:HG2	17:XQ:64:PRO:N	2.28	0.47
18:XR:30:ASP:C	18:XR:32:ARG:H	2.15	0.47
19:XS:24:ALA:O	19:XS:25:LYS:HB2	2.13	0.47
19:XS:36:ARG:NH1	19:XS:36:ARG:HB3	2.29	0.47
21:XU:15:ARG:HG2	21:XU:15:ARG:NH1	2.29	0.47
44:Y1:94:LEU:O	44:Y1:95:LEU:CB	2.62	0.47
49:Y6:20:ASN:ND2	49:Y6:42:TRP:CZ2	2.82	0.47
22:YA:1019:U:H3	22:YA:1142(A):A:N6	2.08	0.47
22:YA:120:U:C5	22:YA:149:A:N6	2.82	0.47
22:YA:570:G:H2'	22:YA:2030:A:C6	2.48	0.47
22:YA:2639:A:H1'	22:YA:2778:A:C2	2.49	0.47
22:YA:729:G:C4	22:YA:1775:U:O2	2.67	0.47
25:YE:15:PHE:CD1	25:YE:20:ALA:HB2	2.49	0.47
25:YE:61:ARG:CB	25:YE:62:PRO:HD3	2.41	0.47
28:YH:41:MET:HG3	28:YH:54:ARG:HA	1.96	0.47
30:YN:18:ALA:O	30:YN:19:GLU:C	2.53	0.47
30:YN:57:ALA:O	30:YN:58:ASP:CB	2.61	0.47
30:YN:75:TYR:C	30:YN:76:SER:O	2.52	0.47
31:YO:8:LEU:HB2	31:YO:19:ILE:CD1	2.43	0.47
32:YP:61:ARG:HH21	51:Y8:13:ARG:HD2	1.77	0.47
33:YQ:60:ARG:HB2	33:YQ:60:ARG:NH2	2.28	0.47
22:YA:559:G:H22	37:YU:49:HIS:CE1	2.32	0.47
37:YU:79:PHE:HE2	37:YU:83:LEU:HD22	1.78	0.47
38:YV:38:LEU:HD23	38:YV:39:LEU:H	1.79	0.47
39:YW:30:GLU:O	39:YW:34:ASN:ND2	2.46	0.47

Continued on next page...

Continued from previous page...

Atom-1	Atom-2	Distance(Å)	Clash(Å)
41:YY:57:GLN:O	41:YY:58:GLY:O	2.32	0.47
42:YZ:4:ARG:HH12	42:YZ:58:VAL:HG11	1.79	0.47
1:QA:1298:C:OP2	7:QG:114:ARG:NH2	2.42	0.47
1:QA:1376:U:P	7:QG:94:ARG:HH12	2.36	0.47
1:QA:1405:G:N3	1:QA:1518:A:O2'	2.44	0.47
1:QA:985:C:H2'	1:QA:986:A:C8	2.49	0.47
5:QE:96:PRO:HA	5:QE:117:ASP:OD2	2.14	0.47
7:QG:63:LYS:HD2	7:QG:63:LYS:O	2.13	0.47
7:QG:69:VAL:O	7:QG:69:VAL:CG1	2.62	0.47
8:QH:44:PHE:CD1	8:QH:80:ILE:HG12	2.49	0.47
10:QJ:4:ILE:CB	10:QJ:74:ILE:HD11	2.36	0.47
13:QM:12:ASN:O	13:QM:13:LYS:HB2	2.13	0.47
14:QN:15:LYS:HD2	14:QN:16:PHE:CE2	2.49	0.47
15:QO:39:LEU:O	15:QO:40:SER:C	2.50	0.47
19:QS:11:VAL:O	19:QS:12:ASP:CB	2.61	0.47
20:QT:30:LYS:O	20:QT:33:ILE:HG12	2.14	0.47
1:QA:1054:C:C5	55:QY:34:C:O4'	2.67	0.47
44:R1:8:SER:OG	44:R1:10:LYS:HG3	2.13	0.47
47:R4:50:VAL:CG1	47:R4:50:VAL:O	2.63	0.47
22:RA:1543:A:HO2'	22:RA:1544:C:P	2.37	0.47
22:RA:1869:G:H5'	22:RA:1870:C:OP2	2.14	0.47
22:RA:265:A:O2'	22:RA:266:G:H4'	2.15	0.47
22:RA:2789:C:H1'	22:RA:2892:A:H2	1.79	0.47
22:RA:510:C:H2'	22:RA:511:U:O4'	2.13	0.47
24:RD:35:LYS:CG	24:RD:64:ILE:CG2	2.92	0.47
25:RE:174:ASP:O	25:RE:182:LEU:HD12	2.14	0.47
25:RE:64:LYS:C	25:RE:66:HIS:N	2.68	0.47
28:RH:154:PRO:CG	28:RH:162:ILE:O	2.61	0.47
30:RN:137:LYS:CG	30:RN:138:LEU:N	2.77	0.47
30:RN:4:TYR:OH	30:RN:7:LYS:NZ	2.46	0.47
30:RN:68:GLU:HG2	30:RN:88:GLU:CD	2.33	0.47
30:RN:67:LEU:O	30:RN:88:GLU:HG3	2.14	0.47
32:RP:19:VAL:CG2	32:RP:20:GLY:H	1.98	0.47
34:RR:41:ALA:C	34:RR:43:GLU:N	2.68	0.47
35:RS:55:ALA:O	35:RS:56:LEU:HB3	2.13	0.47
38:RV:4:ILE:HA	38:RV:12:TYR:O	2.14	0.47
38:RV:21:ARG:HD2	38:RV:91:TYR:CZ	2.49	0.47
38:RV:48:GLY:O	38:RV:49:THR:C	2.52	0.47
38:RV:66:ARG:NH1	38:RV:88:ARG:NH1	2.61	0.47
39:RW:32:ALA:O	39:RW:33:ARG:C	2.52	0.47
1:XA:107:G:C2	1:XA:108:G:H1'	2.50	0.47
1:XA:34:C:H2'	1:XA:35:G:C8	2.49	0.47

Continued on next page...

Continued from previous page...

Atom-1	Atom-2	Distance(Å)	Clash(Å)
3:XC:36:ASP:HA	3:XC:39:ILE:HD12	1.94	0.47
4:XD:165:MET:CE	4:XD:168:ARG:HD2	2.44	0.47
4:XD:79:PHE:HE2	4:XD:83:SER:HB2	1.79	0.47
5:XE:141:GLN:HA	5:XE:143:ARG:HH12	1.79	0.47
5:XE:42:GLY:CA	5:XE:136:MET:HE1	2.44	0.47
6:XF:89:MET:O	6:XF:90:VAL:C	2.51	0.47
7:XG:44:TYR:C	7:XG:46:ALA:N	2.66	0.47
8:XH:86:ILE:HG22	8:XH:87:SER:N	2.29	0.47
11:XK:19:ALA:CA	11:XK:32:ILE:HG22	2.43	0.47
13:XM:30:ALA:O	13:XM:33:ALA:N	2.46	0.47
19:XS:41:VAL:CB	19:XS:42:PRO:CA	2.76	0.47
19:XS:68:GLY:N	47:Y4:59:PHE:CE1	2.82	0.47
1:XA:191:G:O2'	20:XT:101:GLY:O	2.32	0.47
44:Y1:25:LYS:C	44:Y1:27:GLU:H	2.17	0.47
47:Y4:60:GLN:O	47:Y4:63:TYR:HB3	2.14	0.47
50:Y7:25:PRO:HA	50:Y7:28:ARG:CZ	2.45	0.47
51:Y8:41:ILE:HG13	51:Y8:42:ARG:N	2.28	0.47
51:Y8:56:GLU:O	51:Y8:58:ILE:N	2.47	0.47
22:YA:1259:G:H2'	22:YA:1260:G:C8	2.50	0.47
22:YA:1550:C:H2'	22:YA:1551:C:H6	1.79	0.47
22:YA:1858:G:O2'	22:YA:1884:A:N6	2.47	0.47
22:YA:2150:U:H2'	22:YA:2151:G:C8	2.49	0.47
22:YA:2306:C:C2	22:YA:2307:G:N2	2.82	0.47
22:YA:2667:C:H2'	22:YA:2668:G:O4'	2.14	0.47
22:YA:663:G:C6	22:YA:664:C:C4	3.02	0.47
26:YF:132:VAL:O	26:YF:133:ASN:C	2.51	0.47
26:YF:196:LEU:C	26:YF:197:ASP:O	2.50	0.47
27:YG:97:ASP:N	27:YG:100:TRP:HD1	2.05	0.47
27:YG:111:LEU:HD22	27:YG:120:LEU:HD21	1.96	0.47
27:YG:83:ARG:HB2	27:YG:86:MET:HE3	1.97	0.47
29:YI:78:THR:HG22	29:YI:141:LYS:HD2	1.96	0.47
34:YR:117:VAL:O	34:YR:118:GLU:CB	2.62	0.47
34:YR:1:MET:SD	34:YR:1:MET:N	2.75	0.47
35:YS:46:VAL:HG12	35:YS:47:THR:N	2.28	0.47
1:QA:1314:C:H5	19:QS:4:SER:HB2	1.78	0.47
1:QA:1478:C:H2'	1:QA:1479:C:C6	2.50	0.47
1:QA:1493:A:OP1	58:QA:1666:PAR:H611	2.13	0.47
1:QA:458:C:H2'	1:QA:464:G:H8	1.80	0.47
1:QA:505:G:H2'	1:QA:506:G:C8	2.49	0.47
3:QC:76:VAL:HG21	3:QC:103:VAL:HG11	1.95	0.47
4:QD:135:LEU:O	4:QD:137:SER:N	2.48	0.47
5:QE:141:GLN:HA	5:QE:143:ARG:HH12	1.79	0.47

Continued on next page...

Continued from previous page...

Atom-1	Atom-2	Distance(Å)	Clash(Å)
7:QG:8:GLU:N	7:QG:8:GLU:CD	2.67	0.47
9:QI:42:ARG:NH2	9:QI:75:ASP:OD2	2.47	0.47
9:QI:9:ARG:HA	9:QI:76:ALA:HB1	1.97	0.47
14:QN:6:LEU:CD2	14:QN:23:ARG:NH2	2.77	0.47
12:QL:7:ILE:HG23	17:QQ:32:TYR:HB3	1.96	0.47
53:QV:19:G:H4'	53:QV:20:U:OP2	2.14	0.47
44:R1:94:LEU:O	44:R1:95:LEU:CB	2.62	0.47
47:R4:36:CYS:O	47:R4:37:SER:C	2.52	0.47
19:QS:68:GLY:HA2	47:R4:68:ARG:HG2	1.90	0.47
22:RA:108:U:H2'	22:RA:109:G:C8	2.50	0.47
22:RA:1022:G:C6	22:RA:1140:C:C4	3.03	0.47
22:RA:1201:C:N4	22:RA:1244:G:H1	2.12	0.47
22:RA:1729:A:H2'	22:RA:1730:U:H5''	1.96	0.47
22:RA:2151:G:H2'	22:RA:2152:G:C8	2.49	0.47
22:RA:2289:G:N2	22:RA:2344:U:C2	2.82	0.47
22:RA:2481:G:HO2'	22:RA:2482:G:P	2.37	0.47
22:RA:2725:A:O2'	22:RA:2726:U:H5''	2.15	0.47
22:RA:572:A:H2'	22:RA:573:G:O4'	2.15	0.47
30:RN:118:LYS:O	30:RN:120:LEU:N	2.43	0.47
33:RQ:57:HIS:ND1	33:RQ:58:PHE:N	2.62	0.47
37:RU:91:ASP:O	37:RU:92:ARG:C	2.53	0.47
38:RV:2:PHE:CD2	38:RV:13:ARG:NH2	2.82	0.47
39:RW:66:GLU:O	39:RW:69:LEU:HG	2.15	0.47
41:RY:81:LYS:NZ	41:RY:98:VAL:HB	2.30	0.47
1:XA:1159:U:O2'	1:XA:1160:G:N7	2.45	0.47
1:XA:1064:G:H21	1:XA:1190:G:H2'	1.79	0.47
1:XA:1239:A:H62	1:XA:1299:A:H62	1.60	0.47
1:XA:299:G:H2'	1:XA:300:A:C8	2.49	0.47
1:XA:542:G:H2'	1:XA:543:C:H6	1.79	0.47
1:XA:688:G:H2'	1:XA:689:C:C6	2.46	0.47
2:XB:200:ILE:H	2:XB:200:ILE:HD12	1.79	0.47
2:XB:24:TRP:CZ3	2:XB:26:PRO:HA	2.49	0.47
2:XB:4:GLU:CG	2:XB:5:ILE:H	2.00	0.47
3:XC:95:THR:CG2	3:XC:96:GLY:H	2.10	0.47
4:XD:183:GLY:C	4:XD:184:LYS:HG3	2.34	0.47
8:XH:10:LEU:H	8:XH:10:LEU:CD2	2.15	0.47
8:XH:86:ILE:HG12	8:XH:135:CYS:HA	1.96	0.47
9:XI:42:ARG:NH2	9:XI:75:ASP:OD2	2.47	0.47
10:XJ:24:VAL:HG21	10:XJ:37:PRO:CG	2.43	0.47
11:XK:62:GLN:O	11:XK:63:LEU:C	2.51	0.47
1:XA:1221:G:OP1	19:XS:36:ARG:HD3	2.14	0.47
20:XT:50:GLU:HA	20:XT:100:ILE:CG2	2.43	0.47

Continued on next page...

Continued from previous page...

Atom-1	Atom-2	Distance(Å)	Clash(Å)
20:XT:64:ASP:O	20:XT:67:ALA:N	2.47	0.47
43:Y0:18:ALA:O	43:Y0:20:ARG:NH1	2.47	0.47
44:Y1:7:ILE:HD12	44:Y1:62:VAL:HG11	1.96	0.47
45:Y2:17:SER:CB	45:Y2:18:PRO:CA	2.92	0.47
52:Y9:27:CYS:SG	52:Y9:28:GLU:N	2.87	0.47
22:YA:2031:A:N3	22:YA:2455:G:O2'	2.44	0.47
22:YA:2215:G:H2'	22:YA:2216:G:H8	1.80	0.47
22:YA:2515:C:O2	22:YA:2570:G:C2	2.67	0.47
22:YA:2711:A:OP1	22:YA:2712(A):A:P	2.72	0.47
22:YA:516:C:H2'	22:YA:517:C:H6	1.80	0.47
22:YA:534:U:H5'	37:YU:42:ALA:HB1	1.96	0.47
22:YA:740:U:H2'	22:YA:741:G:C8	2.49	0.47
23:YB:27:C:H5'	23:YB:28:C:OP2	2.14	0.47
23:YB:16:G:H1	23:YB:68:C:H42	1.62	0.47
29:YI:68:LEU:HA	29:YI:71:ILE:HG22	1.96	0.47
30:YN:9:VAL:HG21	30:YN:48:MET:CB	2.44	0.47
32:YP:112:LEU:HD12	32:YP:127:ALA:CB	2.44	0.47
32:YP:47:ASP:OD1	32:YP:50:ARG:NH2	2.47	0.47
34:YR:41:ALA:C	34:YR:43:GLU:N	2.68	0.47
35:YS:40:ILE:HG22	35:YS:41:ASP:N	2.28	0.47
36:YT:132:LYS:O	36:YT:136:GLN:HG3	2.13	0.47
36:YT:36:GLU:O	36:YT:37:GLY:C	2.53	0.47
38:YV:2:PHE:CD2	38:YV:13:ARG:NH2	2.82	0.47
38:YV:35:LEU:O	38:YV:37:VAL:N	2.47	0.47
39:YW:32:ALA:O	39:YW:33:ARG:C	2.52	0.47
33:YQ:63:LYS:HD2	42:YZ:175:VAL:HG21	1.97	0.47
1:QA:1316:G:OP1	14:QN:17:LYS:NZ	2.28	0.47
1:QA:1499:A:H1'	1:QA:1520:G:H5'	1.95	0.47
2:QB:116:GLU:HA	2:QB:119:GLU:HB3	1.96	0.47
2:QB:164:VAL:HB	2:QB:186:ALA:HB1	1.95	0.47
3:QC:16:ARG:NH2	3:QC:183:ASP:OD2	2.47	0.47
4:QD:60:GLU:O	4:QD:63:LYS:HB3	2.14	0.47
6:QF:22:GLU:CD	6:QF:82:ARG:HH21	2.18	0.47
7:QG:79:ARG:NH1	7:QG:79:ARG:HG2	2.29	0.47
8:QH:39:LEU:HD11	8:QH:111:ILE:HD11	1.96	0.47
13:QM:90:LEU:HA	13:QM:93:ARG:CD	2.33	0.47
14:QN:43:CYS:O	14:QN:46:GLU:N	2.44	0.47
18:QR:31:LEU:H	18:QR:31:LEU:CD2	2.27	0.47
1:QA:193:C:OP1	20:QT:57:ARG:HD2	2.14	0.47
55:QY:40:G:O2'	55:QY:41:A:H5'	2.13	0.47
43:R0:51:VAL:HG21	43:R0:79:VAL:O	2.15	0.47
44:R1:29:GLY:C	44:R1:30:VAL:CG2	2.82	0.47

Continued on next page...

Continued from previous page...

Atom-1	Atom-2	Distance(Å)	Clash(Å)
27:RG:5:VAL:HG22	47:R4:25:TYR:CE2	2.50	0.47
47:R4:55:ARG:C	47:R4:59:PHE:HB3	2.35	0.47
22:RA:1079:C:H2'	22:RA:1080:C:O4'	2.14	0.47
22:RA:1332:G:N2	22:RA:1609:A:HO2'	2.12	0.47
22:RA:330:A:HO2'	22:RA:331:A:H8	1.60	0.47
22:RA:70:G:H21	22:RA:71:A:N6	2.13	0.47
23:RB:15:A:H5'	23:RB:16:G:H8	1.78	0.47
25:RE:129:HIS:O	25:RE:130:GLY:C	2.53	0.47
25:RE:195:LEU:HD12	25:RE:196:VAL:N	2.29	0.47
25:RE:3:GLY:HA3	25:RE:81:ILE:HG21	1.96	0.47
27:RG:106:LEU:HA	27:RG:110:ALA:CB	2.44	0.47
28:RH:124:GLU:HB3	28:RH:132:ARG:CD	2.44	0.47
28:RH:45:VAL:O	28:RH:45:VAL:HG13	2.14	0.47
28:RH:67:LEU:O	28:RH:71:LEU:HB2	2.14	0.47
28:RH:82:GLY:O	28:RH:83:TYR:O	2.32	0.47
29:RI:98:ALA:HB2	29:RI:111:PRO:HB3	1.97	0.47
36:RT:96:ARG:CB	36:RT:96:ARG:NH1	2.77	0.47
38:RV:16:PRO:HA	38:RV:96:ILE:O	2.14	0.47
41:RY:75:ILE:HG12	41:RY:76:CYS:H	1.79	0.47
41:RY:97:ARG:NH1	41:RY:97:ARG:HG2	2.28	0.47
41:RY:81:LYS:HZ2	41:RY:98:VAL:CG1	2.26	0.47
1:XA:1339:A:H2'	1:XA:1340:A:O4'	2.13	0.47
1:XA:186:C:H2'	1:XA:186(A):C:C6	2.50	0.47
4:XD:94:LEU:HD12	4:XD:94:LEU:N	2.12	0.47
4:XD:9:CYS:SG	4:XD:22:LYS:HE3	2.55	0.47
5:XE:153:LYS:HB2	5:XE:153:LYS:HZ3	1.79	0.47
8:XH:16:ALA:HB2	8:XH:24:THR:CG2	2.44	0.47
6:XF:97:PHE:CD2	18:XR:31:LEU:HD21	2.48	0.47
20:XT:13:LEU:HD12	20:XT:13:LEU:C	2.34	0.47
20:XT:26:ASN:ND2	20:XT:26:ASN:N	2.62	0.47
43:Y0:38:VAL:O	43:Y0:58:THR:HG23	2.14	0.47
43:Y0:70:GLN:NE2	43:Y0:72:ARG:HD3	2.30	0.47
43:Y0:7:LEU:O	53:XV:2:G:C4'	2.41	0.47
48:Y5:48:GLU:HA	48:Y5:59:GLU:CG	2.43	0.47
22:YA:1374:G:H2'	22:YA:1375:C:O4'	2.14	0.47
22:YA:1614:A:H2'	22:YA:1615:C:H5'	1.96	0.47
22:YA:1907:G:C6	22:YA:1908:C:C4	3.03	0.47
22:YA:2309:A:H2'	22:YA:2310:A:O4'	2.14	0.47
22:YA:2324:C:H5''	22:YA:2325:G:H5'	1.96	0.47
22:YA:264:C:C2'	22:YA:265:A:H5''	2.44	0.47
22:YA:2815:C:H5'	48:Y5:29:THR:HG21	1.97	0.47
22:YA:747:U:C4	22:YA:2613:U:C4	3.03	0.47

Continued on next page...

Continued from previous page...

Atom-1	Atom-2	Distance(Å)	Clash(Å)
24:YD:134:ARG:HB2	24:YD:135:PHE:CD2	2.49	0.47
24:YD:33:LEU:HB3	24:YD:34:VAL:H	1.49	0.47
26:YF:155:LEU:HA	26:YF:174:VAL:HG12	1.95	0.47
27:YG:12:TYR:O	27:YG:16:ARG:HB3	2.15	0.47
28:YH:123:PHE:O	28:YH:125:VAL:HG23	2.13	0.47
28:YH:127:GLU:OE2	28:YH:130:ARG:NH2	2.48	0.47
30:YN:12:ARG:NH1	30:YN:50:ASP:CG	2.67	0.47
22:YA:957:A:H5'	33:YQ:76:LYS:HD2	1.96	0.47
34:YR:10:LEU:O	34:YR:12:ARG:HG3	2.14	0.47
34:YR:56:LYS:HE2	34:YR:94:TYR:OH	2.14	0.47
22:YA:2555:U:N3	56:Z8:74:C:C6	2.75	0.47
1:QA:1060:C:C5	3:QC:2:GLY:HA2	2.48	0.47
1:QA:1300:G:N1	1:QA:1335:C:O4'	2.45	0.47
1:QA:1431:C:H2'	1:QA:1432:G:O4'	2.14	0.47
1:QA:15:G:H2'	1:QA:16:A:C8	2.49	0.47
3:QC:148:GLY:O	3:QC:202:ILE:HA	2.13	0.47
5:QE:87:SER:HB3	5:QE:131:ILE:HD13	1.95	0.47
6:QF:79:LEU:O	6:QF:85:VAL:HG11	2.14	0.47
8:QH:33:GLU:C	8:QH:35:ILE:N	2.65	0.47
11:QK:124:LYS:O	11:QK:126:ARG:N	2.40	0.47
14:QN:8:GLU:C	14:QN:10:ALA:N	2.68	0.47
16:QP:34:GLU:HG2	16:QP:35:LYS:N	2.29	0.47
17:QQ:98:LEU:O	17:QQ:99:SER:C	2.53	0.47
20:QT:28:ALA:C	20:QT:30:LYS:N	2.67	0.47
44:R1:7:ILE:HD12	44:R1:62:VAL:HG11	1.96	0.47
22:RA:1341:U:OP1	22:RA:1397:U:N3	2.22	0.47
22:RA:1930:G:HO2'	22:RA:1931:U:P	2.37	0.47
22:RA:2210:G:N3	22:RA:2210:G:H2'	2.30	0.47
22:RA:2228:G:C5	22:RA:2229:C:C4	3.03	0.47
22:RA:278:A:H61	22:RA:362:U:H3	1.61	0.47
22:RA:425:G:H2'	22:RA:426:C:H6	1.78	0.47
24:RD:72:LYS:CG	24:RD:103:ARG:NH2	2.77	0.47
24:RD:134:ARG:HB2	24:RD:135:PHE:CD2	2.50	0.47
25:RE:56:PRO:O	25:RE:57:LYS:CB	2.61	0.47
27:RG:13:GLU:O	27:RG:13:GLU:HG3	2.14	0.47
30:RN:131:GLN:HE21	30:RN:132:ALA:H	1.58	0.47
32:RP:126:VAL:HA	32:RP:145:PRO:HD2	1.95	0.47
33:RQ:66:ILE:H	33:RQ:104:PHE:HA	1.80	0.47
40:RX:6:ASP:OD1	45:R2:29:LYS:NZ	2.47	0.47
41:RY:39:VAL:O	41:RY:40:GLU:OE2	2.32	0.47
42:RZ:141:VAL:HA	42:RZ:144:LEU:HD23	1.96	0.47
1:XA:262:A:H2'	1:XA:263:A:C8	2.49	0.47

Continued on next page...

Continued from previous page...

Atom-1	Atom-2	Distance(Å)	Clash(Å)
1:XA:294:U:O4	1:XA:295:C:N4	2.46	0.47
1:XA:399:G:H2'	1:XA:400:C:C6	2.49	0.47
2:XB:96:ARG:HD2	2:XB:96:ARG:N	2.20	0.47
4:XD:22:LYS:HD3	4:XD:26:CYS:SG	2.49	0.47
10:XJ:49:VAL:HG23	14:XN:34:TYR:OH	2.13	0.47
11:XK:32:ILE:HD11	11:XK:68:ALA:O	2.14	0.47
12:XL:43:VAL:HG23	12:XL:93:LEU:HD22	1.97	0.47
15:XO:61:GLY:C	15:XO:65:ARG:NH1	2.67	0.47
17:XQ:29:HIS:N	17:XQ:33:GLY:O	2.48	0.47
20:XT:50:GLU:CG	20:XT:51:GLU:N	2.76	0.47
13:XM:121:LYS:NZ	55:XY:40:G:O5'	2.45	0.47
47:Y4:50:VAL:O	47:Y4:50:VAL:CG1	2.62	0.47
22:YA:1666:G:H2'	22:YA:1667:G:H1'	1.97	0.47
22:YA:627:A:H4'	22:YA:628:G:H5'	1.96	0.47
22:YA:860:U:H5	22:YA:917:A:C2	2.32	0.47
24:YD:35:LYS:HD3	24:YD:63:ARG:HB3	1.96	0.47
25:YE:65:GLY:HA2	25:YE:70:ALA:HB3	1.95	0.47
26:YF:53:THR:C	26:YF:55:GLY:N	2.68	0.47
27:YG:5:VAL:HG22	47:Y4:25:TYR:CE2	2.50	0.47
28:YH:131:VAL:HG12	28:YH:132:ARG:N	2.29	0.47
28:YH:154:PRO:CG	28:YH:162:ILE:O	2.61	0.47
30:YN:137:LYS:CG	30:YN:138:LEU:N	2.77	0.47
30:YN:57:ALA:HA	30:YN:60:ILE:CD1	2.43	0.47
30:YN:67:LEU:O	30:YN:88:GLU:HG3	2.14	0.47
32:YP:147:LEU:HD22	32:YP:147:LEU:N	2.29	0.47
37:YU:92:ARG:CZ	37:YU:94:ASN:HD22	2.27	0.47
38:YV:59:ALA:HB2	38:YV:96:ILE:HD13	1.97	0.47
41:YY:44:ILE:CG1	41:YY:45:VAL:N	2.70	0.47
1:QA:1128:C:N4	1:QA:1144:G:H1	2.12	0.47
1:QA:1277:C:H1'	1:QA:1282:C:O2	2.15	0.47
1:QA:1298:C:H4'	1:QA:1299:A:C4	2.50	0.47
1:QA:339:C:H2'	1:QA:340:U:C6	2.50	0.47
1:QA:347:G:O2'	1:QA:348:G:H5''	2.14	0.47
1:QA:41:G:H2'	1:QA:42:G:C8	2.50	0.47
1:QA:502:G:H2'	1:QA:503:C:O4'	2.15	0.47
1:QA:921:U:O2'	5:QE:19:MET:N	2.46	0.47
1:QA:960:U:O2	1:QA:960:U:H2'	2.13	0.47
2:QB:69:LEU:HB3	2:QB:162:ILE:HG22	1.95	0.47
4:QD:30:LYS:CD	4:QD:30:LYS:H	2.23	0.47
10:QJ:40:LEU:HB2	10:QJ:69:ASN:CB	2.40	0.47
12:QL:85:ILE:HD11	12:QL:98:TYR:CB	2.43	0.47
13:QM:8:GLU:C	13:QM:9:ILE:HG23	2.34	0.47

Continued on next page...

Continued from previous page...

Atom-1	Atom-2	Distance(Å)	Clash(Å)
16:QP:40:ASP:C	16:QP:42:ARG:H	2.17	0.47
17:QQ:76:LEU:HD11	17:QQ:79:SER:H	1.80	0.47
18:QR:82:THR:HG22	18:QR:83:GLU:H	1.79	0.47
54:QX:4:C:O2'	54:QX:5:C:C5'	2.60	0.47
47:R4:3:GLU:HG3	47:R4:4:GLY:H	1.79	0.47
49:R6:20:ASN:ND2	49:R6:42:TRP:CZ2	2.82	0.47
49:R6:8:LYS:O	49:R6:27:LYS:HG2	2.15	0.47
51:R8:44:LYS:HD2	51:R8:44:LYS:N	2.30	0.47
22:RA:2126:A:H4'	22:RA:2127:G:O5'	2.14	0.47
22:RA:2582:G:N2	22:RA:2583:G:H1'	2.29	0.47
22:RA:466:A:N1	22:RA:795:C:O2'	2.42	0.47
22:RA:784:A:O2'	22:RA:785:G:H5''	2.15	0.47
22:RA:960:A:C8	22:RA:962:G:C8	3.03	0.47
22:RA:1993:U:H5'	25:RE:128:SER:HB3	1.97	0.47
26:RF:184:TYR:CD2	26:RF:188:ARG:HD2	2.50	0.47
27:RG:56:ALA:HB2	27:RG:153:ARG:NE	2.28	0.47
32:RP:147:LEU:N	32:RP:147:LEU:HD22	2.29	0.47
35:RS:40:ILE:HG22	35:RS:41:ASP:N	2.29	0.47
38:RV:38:LEU:HD23	38:RV:39:LEU:H	1.79	0.47
41:RY:95:LYS:HB2	41:RY:95:LYS:HZ1	1.78	0.47
1:XA:1226:C:H4'	1:XA:1227:A:OP1	2.14	0.47
1:XA:316:G:OP2	1:XA:351:G:O2'	2.30	0.47
1:XA:374:A:C6	1:XA:375:U:C4	3.02	0.47
1:XA:75:C:H2'	1:XA:76:G:O4'	2.14	0.47
2:XB:172:ILE:O	2:XB:175:ARG:CB	2.63	0.47
2:XB:224:GLN:HA	2:XB:229:VAL:HG23	1.97	0.47
3:XC:16:ARG:NH2	3:XC:183:ASP:OD2	2.48	0.47
5:XE:82:VAL:CG1	5:XE:83:GLU:H	2.27	0.47
6:XF:19:LEU:C	6:XF:19:LEU:HD23	2.35	0.47
7:XG:78:ARG:HG3	7:XG:78:ARG:HH11	1.78	0.47
8:XH:6:ILE:O	8:XH:10:LEU:HG	2.14	0.47
8:XH:39:LEU:HD11	8:XH:111:ILE:HD11	1.96	0.47
9:XI:5:TYR:OH	9:XI:7:THR:HG23	2.15	0.47
1:XA:1320:C:H42	19:XS:36:ARG:HG3	1.79	0.47
20:XT:49:ALA:HB2	20:XT:99:LEU:HD22	1.97	0.47
47:Y4:38:LYS:C	47:Y4:40:HIS:H	2.07	0.47
47:Y4:50:VAL:O	47:Y4:50:VAL:HG13	2.15	0.47
22:YA:1019:U:HO2'	22:YA:1021:A:H2	1.62	0.47
22:YA:1655:A:O3'	25:YE:115:GLY:HA3	2.15	0.47
22:YA:2227:A:H5''	24:YD:263:ARG:NH1	2.29	0.47
22:YA:2619:C:H1'	25:YE:156:MET:HE1	1.96	0.47
24:YD:32:SER:O	24:YD:33:LEU:CB	2.60	0.47

Continued on next page...

Continued from previous page...

Atom-1	Atom-2	Distance(Å)	Clash(Å)
25:YE:56:PRO:O	25:YE:57:LYS:CB	2.61	0.47
27:YG:106:LEU:HA	27:YG:110:ALA:CB	2.44	0.47
27:YG:14:GLU:O	27:YG:17:PRO:HG2	2.15	0.47
27:YG:16:ARG:NH2	27:YG:28:VAL:O	2.48	0.47
33:YQ:59:ARG:CD	33:YQ:59:ARG:N	2.73	0.47
35:YS:56:LEU:O	35:YS:57:LYS:C	2.53	0.47
37:YU:106:PHE:O	37:YU:109:LEU:HB2	2.15	0.47
38:YV:36:PRO:HA	38:YV:56:SER:CB	2.45	0.47
1:QA:167:G:O2'	1:QA:168:G:H5'	2.15	0.47
1:QA:186:C:H5'	20:QT:78:ALA:HB1	1.97	0.47
1:QA:853:G:H2'	1:QA:854:G:H8	1.79	0.47
1:QA:980:C:H5'	1:QA:981:U:OP2	2.14	0.47
2:QB:223:ILE:HA	2:QB:226:ARG:HB3	1.97	0.47
7:QG:107:ALA:CB	7:QG:134:ALA:HB2	2.44	0.47
9:QI:112:LYS:HD3	9:QI:112:LYS:C	2.35	0.47
13:QM:23:TYR:HB3	13:QM:67:GLU:CG	2.39	0.47
13:QM:72:ALA:O	13:QM:76:ALA:HB2	2.14	0.47
14:QN:36:PHE:CD1	14:QN:36:PHE:C	2.88	0.47
16:QP:69:THR:O	16:QP:73:LEU:HG	2.14	0.47
47:R4:8:LYS:O	47:R4:9:LEU:CB	2.62	0.47
22:RA:2477:C:H2'	52:R9:1:MET:HG3	1.97	0.47
52:R9:1:MET:SD	52:R9:31:LYS:O	2.73	0.47
22:RA:1084:A:N1	22:RA:1085:A:N6	2.63	0.47
22:RA:1607:C:H5''	22:RA:1608:A:H5'	1.96	0.47
22:RA:1797:C:O2'	24:RD:259:THR:HB	2.14	0.47
22:RA:864:G:C6	22:RA:865:C:N4	2.82	0.47
22:RA:903:C:H2'	22:RA:904:C:C6	2.49	0.47
26:RF:162:LEU:HD23	26:RF:165:ARG:HH21	1.80	0.47
31:RO:120:GLU:OE1	36:RT:67:SER:OG	2.25	0.47
22:RA:2413:G:H21	32:RP:70:GLN:HE22	1.60	0.47
34:RR:117:VAL:O	34:RR:118:GLU:CB	2.62	0.47
35:RS:25:ARG:HH12	35:RS:42:ASP:CG	2.16	0.47
35:RS:83:LYS:HG2	35:RS:109:GLY:H	1.76	0.47
38:RV:2:PHE:C	38:RV:2:PHE:CD1	2.88	0.47
41:RY:19:LYS:HE3	41:RY:20:TYR:CE1	2.49	0.47
42:RZ:26:GLY:C	42:RZ:37:VAL:HG22	2.35	0.47
1:XA:243:A:H4'	1:XA:244:U:H3'	1.97	0.47
1:XA:62:U:H2'	1:XA:63:C:C6	2.50	0.47
1:XA:1158:C:H4'	2:XB:133:LYS:HZ1	1.78	0.47
2:XB:168:THR:CB	2:XB:192:SER:HB2	2.41	0.47
2:XB:223:ILE:HA	2:XB:226:ARG:HB3	1.97	0.47
2:XB:71:VAL:HG23	2:XB:164:VAL:HG13	1.97	0.47

Continued on next page...

Continued from previous page...

Atom-1	Atom-2	Distance(Å)	Clash(Å)
3:XC:203:PHE:O	3:XC:204:LEU:HD23	2.14	0.47
4:XD:29:PRO:O	4:XD:30:LYS:HB3	2.15	0.47
6:XF:9:VAL:HB	6:XF:87:ARG:HB2	1.97	0.47
8:XH:33:GLU:C	8:XH:35:ILE:N	2.65	0.47
9:XI:106:ALA:O	9:XI:108:VAL:HG13	2.15	0.47
9:XI:18:PHE:HB2	9:XI:62:TYR:HB3	1.96	0.47
11:XK:102:GLY:O	11:XK:103:LEU:C	2.53	0.47
13:XM:23:TYR:HB2	13:XM:67:GLU:OE1	2.15	0.47
43:Y0:12:ASN:HA	43:Y0:14:ARG:HH21	1.80	0.47
44:Y1:29:GLY:C	44:Y1:30:VAL:CG2	2.82	0.47
44:Y1:81:LYS:HE2	44:Y1:81:LYS:H	1.62	0.47
22:YA:1357:U:H2'	22:YA:1358:G:O4'	2.15	0.47
22:YA:2151:G:H2'	22:YA:2152:G:C8	2.49	0.47
22:YA:2478:A:H2'	22:YA:2479:G:O4'	2.14	0.47
22:YA:324:A:C2	22:YA:325:G:H1'	2.50	0.47
23:YB:81:G:C6	23:YB:82:G:C5	3.03	0.47
24:YD:72:LYS:CG	24:YD:103:ARG:NH2	2.76	0.47
25:YE:52:LEU:HB2	25:YE:75:VAL:CG2	2.40	0.47
25:YE:89:ASP:O	25:YE:90:THR:O	2.33	0.47
27:YG:88:ILE:O	27:YG:88:ILE:CD1	2.54	0.47
32:YP:126:VAL:HA	32:YP:145:PRO:HD2	1.95	0.47
36:YT:29:ARG:NH1	36:YT:46:GLU:OE1	2.48	0.47
36:YT:51:ARG:CG	36:YT:98:LYS:HG3	2.44	0.47
37:YU:107:ALA:O	37:YU:110:VAL:HB	2.14	0.47
22:YA:993:G:OP1	37:YU:50:ARG:NH1	2.47	0.47
38:YV:48:GLY:O	38:YV:49:THR:C	2.52	0.47
39:YW:66:GLU:O	39:YW:69:LEU:HG	2.14	0.47
40:YX:35:THR:O	40:YX:37:THR:N	2.47	0.47
42:YZ:169:GLU:HG2	42:YZ:170:THR:N	2.30	0.47
1:QA:1441:G:H4'	1:QA:1442:G:C4	2.49	0.47
2:QB:220:ASP:O	2:QB:223:ILE:N	2.48	0.47
3:QC:203:PHE:O	3:QC:204:LEU:HD23	2.14	0.47
4:QD:135:LEU:C	4:QD:137:SER:H	2.18	0.47
4:QD:154:ASN:O	4:QD:155:LEU:O	2.32	0.47
4:QD:173:TRP:C	4:QD:186:LEU:HB2	2.35	0.47
6:QF:40:VAL:HG22	6:QF:41:GLU:N	2.30	0.47
8:QH:80:ILE:HG23	8:QH:137:VAL:HG12	1.97	0.47
8:QH:82:HIS:CD2	8:QH:83:ILE:N	2.82	0.47
8:QH:86:ILE:HG22	8:QH:87:SER:N	2.29	0.47
17:QQ:59:ILE:N	17:QQ:59:ILE:CD1	2.77	0.47
18:QR:32:ARG:HH11	18:QR:65:ILE:HD13	1.80	0.47
22:RA:1021:A:H8	22:RA:1022:G:H5''	1.78	0.47

Continued on next page...

Continued from previous page...

Atom-1	Atom-2	Distance(Å)	Clash(Å)
22:RA:1356:G:C6	22:RA:1357:U:C4	3.03	0.47
22:RA:391:G:C5	22:RA:392:C:C4	3.02	0.47
22:RA:952:G:C6	22:RA:966:G:C6	3.03	0.47
23:RB:57:A:H4'	27:RG:30:GLU:HG2	1.96	0.47
25:RE:197:ILE:CD1	25:RE:199:ARG:HH12	2.26	0.47
27:RG:44:GLY:HA2	27:RG:88:ILE:HG12	1.96	0.47
29:RI:88:ILE:HG12	29:RI:122:GLU:N	2.29	0.47
30:RN:57:ALA:CA	30:RN:60:ILE:HD11	2.44	0.47
31:RO:37:ASP:O	31:RO:62:VAL:HG23	2.15	0.47
32:RP:12:ALA:C	32:RP:14:LYS:H	2.17	0.47
33:RQ:34:LEU:HD11	33:RQ:129:THR:CB	2.35	0.47
35:RS:108:GLY:O	35:RS:110:LEU:N	2.48	0.47
40:RX:26:TYR:HB3	40:RX:92:LEU:HD12	1.97	0.47
41:RY:94:LYS:HE3	41:RY:101:LYS:HZ3	1.77	0.47
42:RZ:108:PRO:HA	42:RZ:142:SER:HA	1.96	0.47
1:XA:481:G:O2'	1:XA:482:A:O5'	2.33	0.47
1:XA:731:G:H2'	1:XA:732:C:H6	1.80	0.47
2:XB:220:ASP:O	2:XB:223:ILE:N	2.48	0.47
2:XB:92:TYR:CD1	2:XB:92:TYR:C	2.88	0.47
4:XD:114:ARG:CG	4:XD:114:ARG:NH1	2.77	0.47
4:XD:153:ARG:CZ	4:XD:181:MET:HG3	2.44	0.47
7:XG:70:LYS:O	7:XG:138:LYS:HE3	2.15	0.47
7:XG:50:ILE:HG21	7:XG:61:VAL:HG21	1.97	0.47
7:XG:92:SER:HB3	7:XG:95:ARG:CB	2.45	0.47
8:XH:82:HIS:CD2	8:XH:83:ILE:N	2.82	0.47
13:XM:87:TYR:C	13:XM:89:GLY:H	2.18	0.47
15:XO:76:GLU:O	15:XO:78:TYR:N	2.48	0.47
16:XP:21:VAL:HG23	16:XP:34:GLU:H	1.79	0.47
17:XQ:63:ARG:HG2	17:XQ:64:PRO:CD	2.45	0.47
17:XQ:98:LEU:O	17:XQ:99:SER:C	2.53	0.47
47:Y4:33:VAL:CG1	47:Y4:34:GLU:H	2.22	0.47
22:YA:1007:C:O3'	30:YN:108:PRO:HB3	2.14	0.47
22:YA:1113:U:H2'	22:YA:1114:G:C8	2.50	0.47
22:YA:1042:G:H1	22:YA:1113:U:H3	1.63	0.47
22:YA:152:G:H2'	22:YA:153:C:H6	1.80	0.47
22:YA:1885:A:H3'	22:YA:1886:C:H6	1.80	0.47
22:YA:2283:C:P	49:Y6:5:VAL:HG13	2.55	0.47
22:YA:2326:C:H5''	22:YA:2327:A:OP2	2.15	0.47
22:YA:2743:C:OP2	22:YA:2755:C:N4	2.48	0.47
22:YA:2881:C:H2'	22:YA:2882:A:C8	2.50	0.47
22:YA:443:A:OP2	22:YA:615:G:N2	2.42	0.47
22:YA:863:A:O2'	22:YA:864:G:H5'	2.15	0.47

Continued on next page...

Continued from previous page...

Atom-1	Atom-2	Distance(Å)	Clash(Å)
25:YE:78:LEU:CD2	25:YE:79:ARG:HD2	2.43	0.47
26:YF:127:GLU:OE1	26:YF:127:GLU:HA	2.07	0.47
26:YF:162:LEU:HD23	26:YF:165:ARG:HH21	1.79	0.47
27:YG:36:LYS:HA	27:YG:95:ARG:HG2	1.95	0.47
32:YP:81:GLN:HB3	32:YP:110:TYR:HB3	1.97	0.47
31:YO:104:ARG:HD3	36:YT:36:GLU:OE2	2.15	0.47
37:YU:104:GLN:CD	37:YU:104:GLN:H	2.16	0.47
37:YU:91:ASP:O	37:YU:92:ARG:C	2.52	0.47
38:YV:4:ILE:HA	38:YV:12:TYR:O	2.14	0.47
40:YX:43:VAL:HG11	40:YX:51:VAL:HG21	1.97	0.47
41:YY:19:LYS:HE3	41:YY:20:TYR:CE1	2.49	0.47
41:YY:39:VAL:O	41:YY:40:GLU:OE2	2.32	0.47
41:YY:44:ILE:O	41:YY:62:GLU:O	2.32	0.47
41:YY:81:LYS:NZ	41:YY:98:VAL:HB	2.29	0.47
1:QA:1001:G:H2'	1:QA:1002:G:O4'	2.14	0.47
1:QA:246:A:N6	1:QA:281:G:H1'	2.30	0.47
1:QA:321:A:H2'	1:QA:322:C:C6	2.49	0.47
1:QA:536:C:H2'	1:QA:537:G:H8	1.79	0.47
1:QA:690:G:H22	11:QK:55:LYS:HZ2	1.62	0.47
1:QA:963:G:N3	10:QJ:55:LYS:NZ	2.60	0.47
2:QB:5:ILE:O	2:QB:6:THR:O	2.32	0.47
3:QC:23:TYR:CG	3:QC:24:ALA:N	2.83	0.47
4:QD:110:PHE:H	4:QD:110:PHE:HD1	1.63	0.47
4:QD:30:LYS:CD	4:QD:30:LYS:N	2.73	0.47
6:QF:19:LEU:HD23	6:QF:19:LEU:C	2.35	0.47
10:QJ:74:ILE:HG12	10:QJ:74:ILE:O	2.14	0.47
17:QQ:63:ARG:HG2	17:QQ:64:PRO:CD	2.45	0.47
21:QU:14:TRP:CE3	21:QU:15:ARG:NH1	2.83	0.47
22:RA:1378:A:HO2'	22:RA:1379:A:P	2.38	0.47
22:RA:171:G:H2'	22:RA:172:C:C6	2.49	0.47
22:RA:1771:C:H2'	22:RA:1772:G:C8	2.50	0.47
22:RA:249:C:H4'	22:RA:250:G:O5'	2.15	0.47
22:RA:49:A:N7	22:RA:120:U:C5	2.83	0.47
22:RA:74:A:H4'	22:RA:75:G:O4'	2.15	0.47
25:RE:17:ASP:OD2	25:RE:17:ASP:N	2.46	0.47
25:RE:63:LEU:O	25:RE:64:LYS:CB	2.62	0.47
30:RN:137:LYS:CG	30:RN:138:LEU:H	2.27	0.47
32:RP:37:GLY:O	32:RP:41:ARG:HD3	2.15	0.47
32:RP:98:GLU:HG2	32:RP:99:LEU:N	2.30	0.47
34:RR:74:LYS:O	34:RR:76:VAL:N	2.44	0.47
1:XA:1244:C:H2'	1:XA:1245:A:C8	2.50	0.47
1:XA:1251:A:N1	1:XA:1354:C:O2'	2.40	0.47

Continued on next page...

Continued from previous page...

Atom-1	Atom-2	Distance(Å)	Clash(Å)
1:XA:102:G:O2'	1:XA:151:A:N3	2.35	0.47
1:XA:556:C:H2'	1:XA:557:G:H8	1.80	0.47
1:XA:814:A:N7	1:XA:816:A:C4	2.83	0.47
1:XA:837:G:H1	1:XA:849:C:H42	1.62	0.47
1:XA:958:A:C6	1:XA:959:A:C6	3.03	0.47
2:XB:86:GLU:C	2:XB:88:ALA:H	2.17	0.47
4:XD:173:TRP:C	4:XD:186:LEU:HB2	2.35	0.47
6:XF:40:VAL:HG22	6:XF:41:GLU:N	2.30	0.47
7:XG:50:ILE:CG2	7:XG:61:VAL:HG21	2.45	0.47
14:XN:8:GLU:C	14:XN:10:ALA:N	2.68	0.47
14:XN:41:ARG:NE	14:XN:42:ILE:HG13	2.29	0.47
1:XA:376:G:OP2	16:XP:67:THR:HG21	2.14	0.47
44:Y1:83:GLU:OE1	44:Y1:85:LEU:HB2	2.15	0.47
13:XM:50:GLU:HB3	47:Y4:32:TYR:OH	2.15	0.47
48:Y5:57:VAL:O	48:Y5:57:VAL:HG13	2.14	0.47
51:Y8:43:GLN:C	51:Y8:44:LYS:HD2	2.35	0.47
22:YA:1547:C:O2'	22:YA:1548:C:H5'	2.15	0.47
22:YA:1705:G:C6	22:YA:1706:U:C4	3.03	0.47
22:YA:2020:A:O2'	22:YA:2021:C:H2'	2.14	0.47
22:YA:227:A:OP1	32:YP:76:LYS:HE3	2.15	0.47
22:YA:272:G:H2'	22:YA:273:G:H8	1.80	0.47
22:YA:807:U:H2'	22:YA:808:G:H8	1.80	0.47
24:YD:231:HIS:ND1	24:YD:232:PRO:HD2	2.30	0.47
25:YE:22:PRO:O	25:YE:22:PRO:CG	2.63	0.47
28:YH:104:GLU:HG3	28:YH:114:VAL:HG22	1.96	0.47
28:YH:67:LEU:O	28:YH:71:LEU:HB2	2.15	0.47
30:YN:57:ALA:CA	30:YN:60:ILE:HD11	2.44	0.47
30:YN:73:THR:HA	30:YN:83:LYS:O	2.15	0.47
32:YP:115:LEU:CD1	32:YP:116:GLY:N	2.78	0.47
37:YU:66:ASN:CB	37:YU:76:TYR:HB2	2.44	0.47
41:YY:56:PRO:O	41:YY:57:GLN:C	2.53	0.47
41:YY:56:PRO:O	41:YY:58:GLY:N	2.47	0.47
1:QA:1053:G:O6	1:QA:1199:U:H2'	2.15	0.47
1:QA:746:A:H2'	1:QA:747:C:C6	2.49	0.47
2:QB:95:GLN:NE2	2:QB:147:LYS:HE2	2.27	0.47
2:QB:71:VAL:HG23	2:QB:164:VAL:HG13	1.97	0.47
2:QB:86:GLU:C	2:QB:88:ALA:H	2.17	0.47
3:QC:11:ARG:HH11	3:QC:11:ARG:HG2	1.80	0.47
4:QD:7:PRO:O	4:QD:10:ARG:HG2	2.15	0.47
4:QD:9:CYS:SG	4:QD:22:LYS:HE3	2.55	0.47
9:QI:106:ALA:O	9:QI:108:VAL:HG13	2.15	0.47
11:QK:32:ILE:HD11	11:QK:68:ALA:O	2.14	0.47

Continued on next page...

Continued from previous page...

Atom-1	Atom-2	Distance(Å)	Clash(Å)
14:QN:41:ARG:HH11	14:QN:41:ARG:CG	2.28	0.47
15:QO:76:GLU:O	15:QO:78:TYR:N	2.48	0.47
47:R4:53:GLU:O	47:R4:57:GLU:HG3	2.14	0.47
48:R5:20:ARG:C	48:R5:22:HIS:N	2.68	0.47
52:R9:19:ARG:NH2	52:R9:26:ILE:HD11	2.29	0.47
22:RA:1019:U:C2	22:RA:1144:G:N2	2.82	0.47
22:RA:1681:G:HO2'	22:RA:1762:A:HO2'	1.58	0.47
22:RA:191:A:H2'	22:RA:192:C:C6	2.50	0.47
22:RA:1937:A:N7	22:RA:1939:U:H2'	2.30	0.47
22:RA:1833:U:O2	22:RA:1973:G:C2	2.67	0.47
22:RA:2331:G:O2'	43:R0:43:THR:HG22	2.15	0.47
22:RA:2528:U:H2'	22:RA:2530:A:O5'	2.14	0.47
22:RA:482:A:H4'	41:RY:47:LYS:HD2	1.95	0.47
22:RA:70:G:H4'	22:RA:71:A:OP1	2.15	0.47
24:RD:102:LYS:O	24:RD:103:ARG:HG3	2.15	0.47
24:RD:165:ILE:C	24:RD:166:GLN:HE21	2.18	0.47
24:RD:205:VAL:O	24:RD:206:LEU:C	2.52	0.47
24:RD:35:LYS:HD3	24:RD:63:ARG:HB3	1.96	0.47
26:RF:65:TRP:CH2	26:RF:72:ARG:HB3	2.50	0.47
27:RG:16:ARG:NH2	27:RG:28:VAL:O	2.48	0.47
28:RH:18:GLU:HA	28:RH:18:GLU:OE2	2.14	0.47
31:RO:53:LYS:CD	31:RO:56:ASP:OD1	2.63	0.47
35:RS:61:ASN:O	35:RS:65:VAL:HG23	2.15	0.47
38:RV:36:PRO:HA	38:RV:56:SER:CB	2.45	0.47
41:RY:61:ILE:HG22	41:RY:62:GLU:N	2.28	0.47
42:RZ:150:LEU:HD23	42:RZ:171:ILE:HG13	1.97	0.47
42:RZ:60:GLU:HA	42:RZ:66:SER:HA	1.97	0.47
1:XA:1435:G:H2'	1:XA:1436:U:C6	2.50	0.47
1:XA:319:G:H2'	1:XA:320:C:O4'	2.15	0.47
1:XA:545:C:OP2	4:XD:62:GLN:NE2	2.48	0.47
2:XB:116:GLU:HA	2:XB:119:GLU:HB3	1.96	0.47
3:XC:52:LEU:H	3:XC:52:LEU:CD2	2.20	0.47
4:XD:126:ILE:HG22	4:XD:127:THR:H	1.80	0.47
5:XE:13:ILE:O	5:XE:13:ILE:HG22	2.14	0.47
5:XE:77:PRO:HG2	5:XE:142:LEU:HD22	1.97	0.47
6:XF:40:VAL:HG22	6:XF:41:GLU:H	1.80	0.47
8:XH:68:ARG:HG2	8:XH:68:ARG:HH11	1.80	0.47
1:XA:966:G:O2'	9:XI:127:LYS:O	2.32	0.47
18:XR:31:LEU:H	18:XR:31:LEU:CD2	2.28	0.47
49:Y6:20:ASN:O	49:Y6:21:TYR:HB2	2.15	0.47
49:Y6:8:LYS:O	49:Y6:27:LYS:HG2	2.15	0.47
22:YA:147:U:H2'	22:YA:148:C:C6	2.50	0.47

Continued on next page...

Continued from previous page...

Atom-1	Atom-2	Distance(Å)	Clash(Å)
22:YA:2103:C:H2'	22:YA:2104:G:C8	2.50	0.47
22:YA:2343:C:O2'	22:YA:2373:G:O2'	2.28	0.47
22:YA:2688:U:H1'	22:YA:2721:A:H61	1.80	0.47
22:YA:30:G:H2'	22:YA:31:C:O4'	2.15	0.47
22:YA:34:C:N4	22:YA:447:A:H61	2.13	0.47
24:YD:145:VAL:O	24:YD:153:ALA:HA	2.14	0.47
24:YD:205:VAL:O	24:YD:206:LEU:C	2.52	0.47
25:YE:120:TRP:O	25:YE:121:ASN:HB2	2.15	0.47
25:YE:61:ARG:O	25:YE:63:LEU:CG	2.57	0.47
27:YG:106:LEU:HA	27:YG:110:ALA:HB3	1.95	0.47
27:YG:52:ILE:HG22	27:YG:52:ILE:O	2.15	0.47
29:YI:62:LYS:HE3	29:YI:134:PRO:HG2	1.97	0.47
33:YQ:80:GLU:HG3	33:YQ:81:VAL:N	2.27	0.47
37:YU:27:LEU:O	37:YU:30:LYS:N	2.41	0.47
40:YX:53:LYS:HZ2	40:YX:55:ASN:HD21	1.62	0.47
1:QA:262:A:C6	1:QA:263:A:C6	3.03	0.47
1:QA:457:C:H2'	1:QA:458:C:H6	1.80	0.47
2:QB:172:ILE:O	2:QB:175:ARG:CB	2.63	0.47
2:QB:168:THR:CB	2:QB:192:SER:HB2	2.41	0.47
3:QC:195:VAL:CG1	3:QC:196:LEU:H	2.27	0.47
3:QC:58:GLU:O	3:QC:59:ARG:HG3	2.15	0.47
4:QD:146:ILE:HG22	4:QD:146:ILE:O	2.15	0.47
6:QF:41:GLU:HG2	6:QF:43:LEU:CD1	2.44	0.47
10:QJ:80:LYS:NZ	10:QJ:80:LYS:HB2	2.30	0.47
11:QK:102:GLY:O	11:QK:103:LEU:C	2.53	0.47
12:QL:43:VAL:HG23	12:QL:93:LEU:HD22	1.97	0.47
1:QA:375:U:C4'	16:QP:17:TYR:HE2	2.26	0.47
18:QR:46:GLU:HG3	18:QR:47:THR:N	2.29	0.47
21:QU:15:ARG:HG2	21:QU:15:ARG:NH1	2.29	0.47
1:QA:1397:C:H1'	54:QX:8:A:C5	2.50	0.47
45:R2:17:SER:CB	45:R2:18:PRO:CA	2.92	0.47
50:R7:25:PRO:HA	50:R7:28:ARG:CZ	2.45	0.47
50:R7:2:LYS:HG2	50:R7:3:ARG:N	2.30	0.47
22:RA:142:G:H2'	22:RA:143:C:C6	2.50	0.47
22:RA:654(S):G:H2'	22:RA:654(T):C:C6	2.50	0.47
25:RE:65:GLY:HA2	25:RE:70:ALA:HB3	1.95	0.47
22:RA:323:G:H2'	26:RF:169:ASN:OD1	2.14	0.47
23:RB:42:C:C6	27:RG:69:ALA:HB2	2.49	0.47
29:RI:9:LEU:O	29:RI:10:GLU:HG3	2.15	0.47
30:RN:134:ARG:N	30:RN:135:PRO:CD	2.58	0.47
22:RA:1278:A:OP1	34:RR:36:THR:HG22	2.14	0.47
23:RB:28:C:OP2	35:RS:33:LYS:HE3	2.15	0.47

Continued on next page...

Continued from previous page...

Atom-1	Atom-2	Distance(Å)	Clash(Å)
35:RS:66:ALA:HA	35:RS:69:VAL:HG12	1.96	0.47
37:RU:8:VAL:O	37:RU:9:VAL:C	2.53	0.47
41:RY:68:HIS:O	41:RY:71:LYS:HB2	2.14	0.47
1:XA:1160:G:H2'	1:XA:1161:C:H5'	1.97	0.47
1:XA:1305:G:H5'	21:XU:4:GLY:HA3	1.97	0.47
1:XA:1318:A:H4'	19:XS:11:VAL:CG1	2.37	0.47
1:XA:234:C:H2'	1:XA:235:C:C6	2.49	0.47
1:XA:113:G:O2'	1:XA:354:G:H5'	2.15	0.47
1:XA:828:A:H2'	1:XA:829:G:O4'	2.15	0.47
3:XC:124:ILE:C	3:XC:126:ARG:H	2.19	0.47
4:XD:31:CYS:O	4:XD:32:ALA:CB	2.63	0.47
6:XF:69:GLU:O	6:XF:71:ARG:N	2.48	0.47
11:XK:32:ILE:HD12	11:XK:72:ALA:CB	2.36	0.47
1:XA:667:G:H4'	15:XO:51:HIS:CE1	2.49	0.47
47:Y4:15:ILE:HG22	47:Y4:20:ASN:CA	2.45	0.47
47:Y4:55:ARG:C	47:Y4:59:PHE:HB3	2.35	0.47
51:Y8:9:GLY:O	51:Y8:13:ARG:HG2	2.15	0.47
22:YA:1222:C:H2'	22:YA:1223:C:H6	1.80	0.47
22:YA:195:A:H4'	22:YA:251:A:O2'	2.14	0.47
22:YA:2635:C:H5''	25:YE:78:LEU:HA	1.97	0.47
22:YA:397:G:H2'	22:YA:398:G:H8	1.79	0.47
22:YA:455:C:N3	22:YA:473:G:H5'	2.29	0.47
24:YD:136:ILE:HD12	24:YD:136:ILE:N	2.30	0.47
25:YE:101:ARG:HD2	25:YE:171:GLU:HA	1.97	0.47
25:YE:188:VAL:O	25:YE:188:VAL:HG13	2.15	0.47
25:YE:20:ALA:C	25:YE:21:VAL:HG13	2.35	0.47
26:YF:46:ARG:NH1	26:YF:46:ARG:CG	2.71	0.47
27:YG:135:LEU:HD11	27:YG:157:ILE:HD12	1.97	0.47
28:YH:18:GLU:HA	28:YH:18:GLU:OE2	2.15	0.47
30:YN:35:ARG:O	30:YN:35:ARG:HG3	2.15	0.47
31:YO:37:ASP:O	31:YO:62:VAL:HG23	2.14	0.47
31:YO:53:LYS:CD	31:YO:56:ASP:OD1	2.63	0.47
33:YQ:34:LEU:HD11	33:YQ:129:THR:CB	2.35	0.47
35:YS:59:LYS:HG2	35:YS:60:GLY:N	2.13	0.47
36:YT:111:ARG:C	36:YT:113:LYS:N	2.64	0.47
38:YV:5:VAL:HG13	38:YV:14:VAL:HG21	1.97	0.47
1:QA:108:G:H5''	1:QA:109:A:H5''	1.95	0.46
1:QA:156:G:H1	1:QA:165:C:H42	1.61	0.46
1:QA:355:C:C4	1:QA:356:A:N7	2.83	0.46
1:QA:37:U:O2'	1:QA:500:G:H4'	2.14	0.46
1:QA:926:G:N2	54:QX:1:A:P	2.85	0.46
2:QB:174:VAL:O	2:QB:178:ARG:HB3	2.16	0.46

Continued on next page...

Continued from previous page...

Atom-1	Atom-2	Distance(Å)	Clash(Å)
3:QC:172:ARG:O	3:QC:173:VAL:HG23	2.15	0.46
5:QE:96:PRO:HA	5:QE:117:ASP:CG	2.35	0.46
7:QG:70:LYS:O	7:QG:138:LYS:HE3	2.15	0.46
7:QG:92:SER:HB3	7:QG:95:ARG:CB	2.45	0.46
15:QO:82:ILE:O	15:QO:86:GLY:N	2.49	0.46
20:QT:53:LEU:HD12	20:QT:100:ILE:HG23	1.98	0.46
44:R1:49:VAL:HG12	44:R1:51:VAL:CG2	2.45	0.46
49:R6:48:VAL:O	49:R6:49:HIS:HB2	2.15	0.46
22:RA:1179:C:H2'	22:RA:1180:C:O4'	2.15	0.46
22:RA:1694:C:H5''	22:RA:1694:C:H6	1.80	0.46
22:RA:2198:A:O2'	22:RA:2199:A:O5'	2.28	0.46
22:RA:2566:A:H4'	22:RA:2567:G:O5'	2.16	0.46
22:RA:2749:A:H4'	28:RH:62:LYS:HB3	1.95	0.46
22:RA:723:G:C6	22:RA:724:U:C4	3.03	0.46
22:RA:862:G:H2'	22:RA:863:A:O4'	2.15	0.46
23:RB:13:A:H2'	23:RB:70:C:O2'	2.15	0.46
24:RD:231:HIS:ND1	24:RD:232:PRO:HD2	2.30	0.46
24:RD:27:THR:O	24:RD:29:PRO:CD	2.62	0.46
28:RH:4:ILE:H	28:RH:4:ILE:CD1	2.25	0.46
32:RP:23:PRO:HG2	32:RP:23:PRO:O	2.15	0.46
34:RR:56:LYS:C	34:RR:58:GLY:H	2.18	0.46
34:RR:56:LYS:HE2	34:RR:94:TYR:OH	2.15	0.46
31:RO:104:ARG:HD3	36:RT:36:GLU:OE2	2.15	0.46
36:RT:57:PHE:O	36:RT:58:ASN:C	2.53	0.46
42:RZ:102:LEU:HB3	42:RZ:104:PHE:CE1	2.50	0.46
42:RZ:52:SER:O	42:RZ:54:HIS:N	2.48	0.46
1:XA:1198:G:H2'	1:XA:1199:U:O4'	2.15	0.46
2:XB:15:VAL:HG23	2:XB:209:ARG:HE	1.80	0.46
2:XB:174:VAL:O	2:XB:178:ARG:HB3	2.15	0.46
3:XC:113:ALA:O	3:XC:115:LEU:N	2.48	0.46
7:XG:140:ASP:HA	7:XG:143:ARG:HH11	1.79	0.46
16:XP:13:HIS:C	16:XP:15:PRO:HD3	2.36	0.46
18:XR:46:GLU:HG3	18:XR:47:THR:N	2.29	0.46
20:XT:93:GLU:HG2	20:XT:93:GLU:O	2.15	0.46
45:Y2:4:SER:OG	45:Y2:5:GLU:OE2	2.26	0.46
48:Y5:45:VAL:HG12	48:Y5:45:VAL:O	2.13	0.46
22:YA:1838:C:H4'	22:YA:1839:G:C8	2.49	0.46
22:YA:2035:G:H4'	22:YA:2036:C:OP2	2.14	0.46
22:YA:22:C:H2'	22:YA:23:G:O4'	2.15	0.46
22:YA:593:G:H2'	22:YA:594:U:C6	2.50	0.46
24:YD:183:ARG:CG	24:YD:183:ARG:NH1	2.69	0.46
25:YE:103:ASP:OD2	25:YE:168:MET:HG2	2.15	0.46

Continued on next page...

Continued from previous page...

Atom-1	Atom-2	Distance(Å)	Clash(Å)
27:YG:104:GLU:OE1	47:Y4:23:GLU:HB3	2.15	0.46
28:YH:89:ILE:HD13	28:YH:89:ILE:H	1.80	0.46
28:YH:94:TYR:N	28:YH:94:TYR:CD1	2.82	0.46
28:YH:9:ILE:O	28:YH:10:PRO:O	2.33	0.46
30:YN:46:VAL:HG13	30:YN:47:ALA:N	2.31	0.46
33:YQ:87:LYS:O	33:YQ:89:ASN:N	2.43	0.46
34:YR:56:LYS:C	34:YR:58:GLY:H	2.18	0.46
34:YR:61:HIS:O	34:YR:65:LEU:HD13	2.14	0.46
38:YV:6:LYS:HD3	38:YV:11:GLN:HG2	1.96	0.46
39:YW:4:LYS:HA	39:YW:106:ILE:HA	1.98	0.46
41:YY:68:HIS:O	41:YY:71:LYS:HB2	2.14	0.46
1:QA:684:A:H2'	1:QA:685:G:C8	2.50	0.46
11:QK:96:ARG:O	11:QK:97:ALA:C	2.54	0.46
19:QS:40:ILE:CG1	19:QS:41:VAL:N	2.78	0.46
20:QT:49:ALA:HB2	20:QT:99:LEU:HD22	1.96	0.46
20:QT:99:LEU:O	20:QT:100:ILE:HB	2.15	0.46
44:R1:79:GLY:N	44:R1:80:LEU:HD23	2.30	0.46
22:RA:2046:G:H5'	48:R5:19:ARG:HB2	1.97	0.46
22:RA:241:A:H8	22:RA:241:A:OP1	1.99	0.46
22:RA:242:G:H1'	22:RA:243:U:OP2	2.14	0.46
22:RA:2637:U:H5''	25:RE:82:ARG:HH21	1.80	0.46
22:RA:754:C:H2'	22:RA:755:C:C6	2.50	0.46
23:RB:40:U:H1'	23:RB:45:A:N6	2.29	0.46
24:RD:18:VAL:CG1	24:RD:19:ALA:N	2.78	0.46
25:RE:87:GLU:O	25:RE:89:ASP:N	2.48	0.46
28:RH:41:MET:HG3	28:RH:54:ARG:HA	1.96	0.46
30:RN:9:VAL:HG21	30:RN:48:MET:CB	2.45	0.46
34:RR:78:LYS:HG2	34:RR:78:LYS:O	2.15	0.46
38:RV:30:GLY:O	38:RV:31:ALA:O	2.34	0.46
40:RX:12:VAL:HG13	40:RX:12:VAL:O	2.15	0.46
42:RZ:104:PHE:CD1	42:RZ:139:VAL:HB	2.50	0.46
1:XA:1314:C:H2'	1:XA:1315:U:C6	2.50	0.46
1:XA:1398:A:H5'	1:XA:1401:G:H4'	1.97	0.46
1:XA:338:A:C6	1:XA:339:C:C4	3.04	0.46
1:XA:518:C:H2'	1:XA:530:G:C4	2.50	0.46
1:XA:875:C:C4	1:XA:876:G:N7	2.83	0.46
3:XC:73:PRO:O	3:XC:77:ILE:HG13	2.16	0.46
5:XE:96:PRO:HA	5:XE:117:ASP:CG	2.35	0.46
9:XI:112:LYS:C	9:XI:112:LYS:HD3	2.35	0.46
9:XI:17:VAL:HG11	9:XI:81:ILE:HA	1.96	0.46
10:XJ:80:LYS:HB2	10:XJ:80:LYS:NZ	2.30	0.46
11:XK:80:VAL:O	11:XK:106:LYS:HD3	2.16	0.46

Continued on next page...

Continued from previous page...

Atom-1	Atom-2	Distance(Å)	Clash(Å)
12:XL:127:GLU:O	12:XL:128:ALA:CB	2.62	0.46
15:XO:77:ARG:HA	15:XO:80:ALA:HB3	1.96	0.46
15:XO:76:GLU:C	15:XO:78:TYR:N	2.69	0.46
18:XR:31:LEU:HD23	18:XR:31:LEU:N	2.29	0.46
19:XS:40:ILE:CG1	19:XS:41:VAL:N	2.78	0.46
20:XT:99:LEU:O	20:XT:100:ILE:HB	2.14	0.46
20:XT:28:ALA:C	20:XT:30:LYS:N	2.67	0.46
44:Y1:76:ARG:CD	44:Y1:76:ARG:H	2.29	0.46
51:Y8:29:LYS:HE3	51:Y8:41:ILE:O	2.15	0.46
22:YA:1311:G:N2	22:YA:1603:A:H62	2.13	0.46
22:YA:2562:U:H1'	31:YO:23:ARG:HH12	1.79	0.46
22:YA:278:A:O2'	22:YA:279:C:O4'	2.24	0.46
22:YA:581:C:H2'	22:YA:582:G:H8	1.80	0.46
22:YA:674:G:N2	22:YA:2445:G:OP1	2.48	0.46
22:YA:708:C:H42	22:YA:723:G:H1	1.62	0.46
23:YB:9:G:H1	23:YB:111:U:H3	1.64	0.46
24:YD:165:ILE:C	24:YD:166:GLN:HE21	2.18	0.46
27:YG:13:GLU:O	27:YG:13:GLU:HG3	2.14	0.46
28:YH:86:GLU:O	28:YH:132:ARG:HA	2.16	0.46
31:YO:61:VAL:O	31:YO:84:ALA:HB1	2.16	0.46
32:YP:12:ALA:C	32:YP:14:LYS:H	2.16	0.46
32:YP:46:LYS:O	32:YP:48:PRO:N	2.48	0.46
36:YT:96:ARG:CB	36:YT:96:ARG:HH11	2.29	0.46
38:YV:2:PHE:CD1	38:YV:2:PHE:C	2.88	0.46
1:QA:1053:G:N7	1:QA:1199:U:H3'	2.30	0.46
1:QA:164:U:H2'	1:QA:165:C:C6	2.50	0.46
4:QD:79:PHE:HE2	4:QD:83:SER:HB2	1.79	0.46
8:QH:28:ALA:CB	8:QH:57:PRO:HB2	2.45	0.46
9:QI:59:PHE:CZ	9:QI:88:TYR:CE1	3.01	0.46
11:QK:104:GLN:O	11:QK:106:LYS:HG3	2.15	0.46
16:QP:25:ARG:HG3	16:QP:25:ARG:HH11	1.79	0.46
17:QQ:29:HIS:N	17:QQ:33:GLY:O	2.48	0.46
19:QS:24:ALA:O	19:QS:25:LYS:CB	2.63	0.46
20:QT:26:ASN:ND2	20:QT:26:ASN:N	2.62	0.46
44:R1:83:GLU:OE1	44:R1:85:LEU:HB2	2.15	0.46
45:R2:15:LYS:H	45:R2:67:LYS:HZ3	1.63	0.46
51:R8:29:LYS:HE3	51:R8:41:ILE:O	2.15	0.46
22:RA:1006:C:H1'	30:RN:106:MET:HE2	1.97	0.46
22:RA:1027:A:N6	22:RA:1126:A:C4	2.84	0.46
22:RA:1414:G:O6	22:RA:1587:A:N6	2.48	0.46
22:RA:1469:A:H2'	22:RA:1470:G:O4'	2.16	0.46
22:RA:1480:G:C6	22:RA:1482:U:N3	2.83	0.46

Continued on next page...

Continued from previous page...

Atom-1	Atom-2	Distance(Å)	Clash(Å)
22:RA:2074:U:H2'	22:RA:2075:U:C6	2.50	0.46
22:RA:2335:A:HO2'	22:RA:2336:A:P	2.38	0.46
22:RA:270(Y):G:H2'	22:RA:270(Z):U:C6	2.50	0.46
22:RA:271(B):G:N3	22:RA:271:G:H1'	2.31	0.46
25:RE:188:VAL:HG13	25:RE:188:VAL:O	2.15	0.46
25:RE:47:VAL:O	25:RE:48:GLN:C	2.51	0.46
26:RF:31:HIS:O	26:RF:34:TRP:HB3	2.15	0.46
27:RG:98:ARG:CA	27:RG:101:ILE:HG12	2.40	0.46
27:RG:95:ARG:O	27:RG:96:ARG:C	2.54	0.46
28:RH:153:LYS:HG3	28:RH:162:ILE:H	1.79	0.46
28:RH:9:ILE:O	28:RH:10:PRO:O	2.33	0.46
31:RO:112:MET:O	31:RO:115:VAL:CG2	2.64	0.46
35:RS:52:SER:O	35:RS:56:LEU:CD2	2.60	0.46
36:RT:29:ARG:NH1	36:RT:46:GLU:OE1	2.48	0.46
36:RT:36:GLU:O	36:RT:37:GLY:C	2.53	0.46
30:RN:1:MET:HE3	37:RU:95:LEU:HD21	1.97	0.46
39:RW:4:LYS:HA	39:RW:106:ILE:HA	1.97	0.46
41:RY:35:TYR:O	41:RY:35:TYR:CD1	2.69	0.46
1:XA:110:C:H2'	1:XA:111:G:O4'	2.15	0.46
1:XA:1171:G:H2'	1:XA:1172:C:C6	2.50	0.46
1:XA:1366:C:H2'	1:XA:1367:C:C6	2.48	0.46
1:XA:186(C):G:C6	1:XA:191(E):G:C6	3.04	0.46
1:XA:587:G:N2	1:XA:754:C:OP2	2.49	0.46
1:XA:13:U:O2	1:XA:914:A:H3'	2.14	0.46
2:XB:77:ALA:HB1	2:XB:211:ILE:HG21	1.97	0.46
3:XC:134:ILE:HG23	3:XC:151:VAL:HB	1.98	0.46
3:XC:23:TYR:CG	3:XC:24:ALA:N	2.83	0.46
4:XD:110:PHE:H	4:XD:110:PHE:HD1	1.62	0.46
4:XD:135:LEU:C	4:XD:137:SER:H	2.18	0.46
4:XD:135:LEU:O	4:XD:137:SER:N	2.48	0.46
4:XD:146:ILE:CD1	4:XD:146:ILE:N	2.73	0.46
8:XH:80:ILE:HG23	8:XH:137:VAL:HG12	1.97	0.46
8:XH:39:LEU:C	8:XH:45:ILE:HG12	2.35	0.46
9:XI:9:ARG:HA	9:XI:76:ALA:HB1	1.96	0.46
10:XJ:38:ILE:CD1	10:XJ:71:LEU:HB3	2.46	0.46
12:XL:46:LYS:CG	12:XL:47:LYS:N	2.77	0.46
14:XN:36:PHE:C	14:XN:36:PHE:CD1	2.88	0.46
15:XO:50:HIS:O	15:XO:53:HIS:N	2.47	0.46
22:YA:2336:A:H61	43:Y0:43:THR:HG21	1.80	0.46
51:Y8:40:GLU:C	51:Y8:42:ARG:N	2.68	0.46
52:Y9:19:ARG:NH2	52:Y9:26:ILE:HD11	2.31	0.46
22:YA:1055:G:O2'	22:YA:1085:A:N1	2.33	0.46

Continued on next page...

Continued from previous page...

Atom-1	Atom-2	Distance(Å)	Clash(Å)
22:YA:1689:A:H62	22:YA:1698:A:H2	1.64	0.46
22:YA:200:U:O2	22:YA:386:G:N2	2.48	0.46
22:YA:2197:U:O3'	22:YA:2198:A:H8	1.98	0.46
22:YA:294:A:C5	22:YA:345:A:C6	3.03	0.46
22:YA:607:U:N3	22:YA:621:A:H2	2.09	0.46
23:YB:63:G:C2	23:YB:64:C:C2	3.04	0.46
25:YE:3:GLY:HA3	25:YE:81:ILE:HG21	1.97	0.46
26:YF:108:LYS:HA	26:YF:108:LYS:HZ3	1.79	0.46
22:YA:443:A:H3'	26:YF:45:ARG:HH12	1.80	0.46
27:YG:20:ILE:HD13	27:YG:25:TYR:HB2	1.98	0.46
32:YP:37:GLY:O	32:YP:41:ARG:HD3	2.15	0.46
34:YR:1:MET:O	34:YR:2:ARG:HB2	2.15	0.46
35:YS:61:ASN:O	35:YS:65:VAL:HG23	2.15	0.46
35:YS:28:VAL:HG11	35:YS:98:VAL:HG12	1.97	0.46
37:YU:8:VAL:O	37:YU:9:VAL:C	2.53	0.46
40:YX:26:TYR:HB3	40:YX:92:LEU:HD12	1.97	0.46
1:QA:426:G:OP1	4:QD:38:TYR:OH	2.22	0.46
2:QB:224:GLN:HA	2:QB:229:VAL:HG23	1.97	0.46
2:QB:17:PHE:CD2	2:QB:44:LEU:HD21	2.47	0.46
5:QE:55:VAL:O	5:QE:58:ALA:HB3	2.16	0.46
7:QG:50:ILE:CG2	7:QG:61:VAL:HG21	2.45	0.46
8:QH:39:LEU:C	8:QH:45:ILE:HG12	2.35	0.46
9:QI:28:VAL:O	9:QI:29:ASN:C	2.53	0.46
10:QJ:44:VAL:HG12	10:QJ:45:ARG:N	2.30	0.46
12:QL:126:LYS:C	12:QL:128:ALA:N	2.69	0.46
13:QM:65:LYS:NZ	13:QM:69:GLU:HG2	2.30	0.46
13:QM:80:ARG:O	13:QM:82:MET:O	2.34	0.46
13:QM:87:TYR:C	13:QM:89:GLY:H	2.18	0.46
1:QA:1187:G:H21	14:QN:60:SER:HB3	1.80	0.46
18:QR:43:PHE:C	18:QR:51:LEU:HD12	2.36	0.46
20:QT:44:ALA:O	20:QT:91:LEU:HB3	2.16	0.46
44:R1:76:ARG:N	44:R1:76:ARG:HD2	2.29	0.46
45:R2:7:ARG:NH1	45:R2:7:ARG:HG3	2.25	0.46
48:R5:43:HIS:N	48:R5:43:HIS:ND1	2.63	0.46
22:RA:1354:A:H5'	24:RD:38:LYS:NZ	2.30	0.46
22:RA:2366:A:H2'	22:RA:2367:G:O4'	2.16	0.46
22:RA:2776:A:OP1	22:RA:2776:A:H3'	2.15	0.46
22:RA:27:G:N2	22:RA:512:G:HO2'	2.12	0.46
22:RA:573:G:O2'	22:RA:574:C:H3'	2.15	0.46
22:RA:868:U:H2'	22:RA:869:G:O4'	2.14	0.46
23:RB:38:C:N3	23:RB:44:G:N2	2.53	0.46
23:RB:97:G:H2'	23:RB:98:G:O4'	2.15	0.46

Continued on next page...

Continued from previous page...

Atom-1	Atom-2	Distance(Å)	Clash(Å)
24:RD:183:ARG:NH1	24:RD:183:ARG:CG	2.69	0.46
25:RE:103:ASP:OD2	25:RE:168:MET:HG2	2.15	0.46
25:RE:54:GLN:CA	25:RE:54:GLN:HE21	2.27	0.46
26:RF:132:VAL:O	26:RF:133:ASN:C	2.52	0.46
29:RI:94:ALA:O	29:RI:97:ILE:N	2.48	0.46
32:RP:81:GLN:HB3	32:RP:110:TYR:HB3	1.97	0.46
33:RQ:133:ARG:CG	33:RQ:134:ARG:N	2.78	0.46
34:RR:29:LEU:CD1	34:RR:29:LEU:N	2.79	0.46
34:RR:85:PRO:C	34:RR:87:TYR:H	2.19	0.46
35:RS:26:LEU:HD22	35:RS:87:PHE:CD1	2.46	0.46
40:RX:8:ILE:CD1	40:RX:42:ALA:HB1	2.46	0.46
40:RX:24:GLY:O	40:RX:82:GLN:HA	2.16	0.46
41:RY:15:VAL:O	41:RY:21:LYS:HA	2.16	0.46
42:RZ:158:PRO:HG2	42:RZ:161:VAL:HG21	1.98	0.46
1:XA:892:A:O2'	1:XA:1415:G:H4'	2.16	0.46
3:XC:172:ARG:O	3:XC:173:VAL:CG2	2.63	0.46
3:XC:58:GLU:O	3:XC:59:ARG:HG3	2.15	0.46
6:XF:41:GLU:HG2	6:XF:43:LEU:CD1	2.44	0.46
1:XA:1153:C:P	10:XJ:13:HIS:HE2	2.38	0.46
11:XK:34:ASP:HB2	11:XK:35:PRO:CD	2.45	0.46
12:XL:126:LYS:HB2	12:XL:126:LYS:HZ3	1.80	0.46
16:XP:60:LEU:CA	16:XP:64:ALA:HB3	2.43	0.46
20:XT:96:GLY:O	20:XT:99:LEU:HD13	2.16	0.46
21:XU:14:TRP:CE3	21:XU:15:ARG:NH1	2.83	0.46
22:YA:2391:G:OP2	51:Y8:32:LEU:HD13	2.15	0.46
22:YA:593:G:O2'	51:Y8:61:LEU:HD13	2.15	0.46
22:YA:1324:G:C4	22:YA:1328:G:O6	2.68	0.46
22:YA:2011:U:OP2	39:YW:16:LYS:NZ	2.47	0.46
22:YA:1955:U:O4	22:YA:2554:U:H5	1.98	0.46
24:YD:117:VAL:CG2	24:YD:128:GLY:C	2.84	0.46
24:YD:198:ASN:ND2	24:YD:198:ASN:C	2.69	0.46
26:YF:184:TYR:CD2	26:YF:188:ARG:HD2	2.50	0.46
27:YG:102:PHE:HA	27:YG:105:LYS:HE3	1.98	0.46
28:YH:86:GLU:O	28:YH:87:LEU:CB	2.64	0.46
30:YN:30:ILE:O	30:YN:34:LEU:CD2	2.63	0.46
30:YN:96:GLU:O	30:YN:99:LEU:N	2.34	0.46
31:YO:101:PRO:HA	31:YO:120:GLU:O	2.16	0.46
31:YO:7:TYR:CD1	31:YO:20:MET:HB2	2.50	0.46
32:YP:144:GLU:N	32:YP:144:GLU:OE1	2.48	0.46
32:YP:85:LEU:HD23	32:YP:88:LEU:HD22	1.96	0.46
33:YQ:66:ILE:H	33:YQ:104:PHE:HA	1.79	0.46
33:YQ:109:VAL:HG13	33:YQ:113:GLN:OE1	2.16	0.46

Continued on next page...

Continued from previous page...

Atom-1	Atom-2	Distance(Å)	Clash(Å)
37:YU:73:GLY:O	37:YU:74:LEU:CB	2.63	0.46
39:YW:36:LEU:CD1	39:YW:47:VAL:HG12	2.44	0.46
40:YX:12:VAL:O	40:YX:12:VAL:HG13	2.15	0.46
1:QA:1162:C:H2'	1:QA:1163:C:O4'	2.16	0.46
1:QA:1316:G:H2'	1:QA:1318:A:OP2	2.16	0.46
1:QA:838:G:C6	1:QA:842:C:H1'	2.50	0.46
2:QB:170:GLU:CA	2:QB:172:ILE:HD12	2.46	0.46
5:QE:12:LEU:HD21	5:QE:14:ARG:HB3	1.98	0.46
6:QF:3:ARG:HH11	6:QF:3:ARG:HG3	1.81	0.46
6:QF:68:PRO:HG3	6:QF:71:ARG:NH2	2.31	0.46
7:QG:89:MET:HE1	7:QG:156:TRP:H	1.80	0.46
7:QG:95:ARG:NE	7:QG:99:LEU:HD11	2.30	0.46
8:QH:110:ALA:HB3	8:QH:121:ASP:HB3	1.98	0.46
10:QJ:47:PHE:CE1	10:QJ:63:PHE:HB2	2.33	0.46
10:QJ:95:GLU:HA	10:QJ:95:GLU:OE2	2.16	0.46
11:QK:34:ASP:HB2	11:QK:35:PRO:CD	2.45	0.46
13:QM:23:TYR:HB2	13:QM:67:GLU:OE1	2.15	0.46
10:QJ:49:VAL:HG22	14:QN:41:ARG:CD	2.45	0.46
54:QX:6:C:HO2'	54:QX:7:A:P	2.34	0.46
46:R3:18:ASP:O	46:R3:21:ALA:N	2.49	0.46
46:R3:56:VAL:CG1	46:R3:57:GLU:N	2.74	0.46
49:R6:18:ARG:O	49:R6:19:ARG:O	2.33	0.46
51:R8:52:LYS:O	51:R8:52:LYS:CG	2.64	0.46
22:RA:1978:A:H2'	22:RA:1979:C:O4'	2.16	0.46
22:RA:2404:C:H1'	32:RP:67:MET:HE2	1.94	0.46
22:RA:2872:G:C2	22:RA:2873:A:N6	2.83	0.46
22:RA:900:A:H3'	22:RA:901:A:C8	2.43	0.46
23:RB:12:C:O2'	23:RB:13:A:OP2	2.31	0.46
25:RE:33:VAL:HG12	25:RE:90:THR:H	1.81	0.46
28:RH:127:GLU:OE2	28:RH:130:ARG:NH2	2.48	0.46
28:RH:86:GLU:O	28:RH:132:ARG:HA	2.15	0.46
33:RQ:66:ILE:O	33:RQ:104:PHE:N	2.49	0.46
34:RR:75:LEU:HA	34:RR:78:LYS:HB3	1.97	0.46
1:XA:1350:A:H2'	1:XA:1351:U:O4'	2.15	0.46
1:XA:163:C:H2'	1:XA:164:U:C6	2.51	0.46
3:XC:11:ARG:HG2	3:XC:11:ARG:HH11	1.80	0.46
3:XC:42:LEU:HD12	3:XC:45:LYS:HZ3	1.80	0.46
3:XC:6:HIS:C	3:XC:8:ILE:H	2.18	0.46
6:XF:22:GLU:CD	6:XF:82:ARG:HH21	2.18	0.46
7:XG:108:ALA:C	7:XG:110:GLN:H	2.19	0.46
8:XH:122:ARG:O	8:XH:125:ARG:N	2.46	0.46
8:XH:86:ILE:CG1	8:XH:133:LEU:HD22	2.46	0.46

Continued on next page...

Continued from previous page...

Atom-1	Atom-2	Distance(Å)	Clash(Å)
16:XP:30:GLY:O	16:XP:31:LYS:C	2.54	0.46
17:XQ:92:ARG:NH1	17:XQ:92:ARG:HG3	2.30	0.46
46:Y3:28:LEU:HA	46:Y3:33:GLN:OE1	2.16	0.46
48:Y5:54:GLY:O	48:Y5:55:ARG:C	2.54	0.46
22:YA:2507:C:H2'	22:YA:2508:G:H8	1.81	0.46
22:YA:2540:C:H2'	22:YA:2541:A:O4'	2.14	0.46
22:YA:26:G:C6	22:YA:27:G:N1	2.83	0.46
22:YA:669:G:H2'	22:YA:669:G:N3	2.31	0.46
22:YA:780:G:N2	22:YA:783:A:H62	2.12	0.46
24:YD:102:LYS:O	24:YD:103:ARG:HG3	2.15	0.46
24:YD:105:ILE:HG23	24:YD:106:ILE:O	2.15	0.46
24:YD:18:VAL:CG1	24:YD:19:ALA:N	2.78	0.46
24:YD:206:LEU:HD23	24:YD:206:LEU:HA	1.49	0.46
24:YD:211:ARG:HG2	24:YD:211:ARG:HH11	1.80	0.46
24:YD:35:LYS:HE3	24:YD:65:ILE:N	2.31	0.46
27:YG:116:ASP:O	27:YG:117:PHE:CB	2.50	0.46
27:YG:36:LYS:O	27:YG:37:VAL:HG23	2.15	0.46
28:YH:106:THR:HG22	28:YH:112:PRO:HB3	1.98	0.46
28:YH:53:GLU:HA	28:YH:53:GLU:OE1	2.16	0.46
28:YH:4:ILE:HG13	28:YH:6:ARG:HD3	1.97	0.46
30:YN:97:ARG:HA	30:YN:100:GLU:HB3	1.97	0.46
22:YA:1006:C:H1'	30:YN:106:MET:HE2	1.95	0.46
31:YO:104:ARG:HG2	31:YO:121:VAL:HG12	1.97	0.46
31:YO:8:LEU:N	31:YO:8:LEU:CD2	2.76	0.46
32:YP:1:MET:O	32:YP:2:LYS:HG3	2.16	0.46
22:YA:1190:G:H5'	32:YP:32:THR:HA	1.97	0.46
34:YR:79:LEU:HD23	34:YR:79:LEU:O	2.16	0.46
35:YS:24:LEU:HB2	35:YS:85:VAL:HG12	1.98	0.46
36:YT:118:ARG:NH2	36:YT:121:ILE:HD12	2.31	0.46
37:YU:98:LEU:HD23	37:YU:98:LEU:C	2.36	0.46
38:YV:61:VAL:HA	38:YV:94:LEU:HD23	1.97	0.46
38:YV:16:PRO:HA	38:YV:96:ILE:O	2.14	0.46
40:YX:65:ARG:N	40:YX:65:ARG:CD	2.79	0.46
41:YY:15:VAL:O	41:YY:21:LYS:HA	2.15	0.46
22:YA:483:A:H5'	41:YY:49:VAL:HG22	1.98	0.46
42:YZ:5:LEU:HD23	42:YZ:47:VAL:HG21	1.96	0.46
1:QA:1135:U:H4'	1:QA:1136:U:H5	1.79	0.46
1:QA:266:G:O2'	1:QA:267:C:OP2	2.28	0.46
3:QC:113:ALA:O	3:QC:115:LEU:N	2.48	0.46
3:QC:15:THR:HG22	3:QC:15:THR:O	2.15	0.46
1:QA:1079:G:O3'	5:QE:14:ARG:NH2	2.49	0.46
7:QG:57:GLU:O	7:QG:59:LEU:N	2.49	0.46

Continued on next page...

Continued from previous page...

Atom-1	Atom-2	Distance(Å)	Clash(Å)
9:QI:40:LEU:C	9:QI:42:ARG:H	2.18	0.46
14:QN:41:ARG:HH11	14:QN:41:ARG:HG2	1.79	0.46
47:R4:15:ILE:HG22	47:R4:20:ASN:CA	2.45	0.46
22:RA:194:G:H2'	22:RA:195:A:O4'	2.15	0.46
22:RA:2298:A:C2	22:RA:2299:G:H1'	2.51	0.46
22:RA:2528:U:O2'	22:RA:2530:A:OP1	2.23	0.46
22:RA:2617:C:H2'	22:RA:2618:G:O4'	2.15	0.46
22:RA:524:U:H2'	22:RA:525:U:C6	2.50	0.46
22:RA:862:G:N2	22:RA:916:G:H1'	2.31	0.46
22:RA:971:C:H2'	22:RA:972:G:O4'	2.16	0.46
24:RD:136:ILE:N	24:RD:136:ILE:HD12	2.30	0.46
24:RD:27:THR:CG2	24:RD:28:GLU:N	2.66	0.46
24:RD:69:ARG:C	24:RD:71:ASP:N	2.69	0.46
25:RE:20:ALA:C	25:RE:21:VAL:HG13	2.36	0.46
25:RE:89:ASP:O	25:RE:90:THR:O	2.33	0.46
28:RH:4:ILE:HG13	28:RH:6:ARG:HD3	1.97	0.46
29:RI:57:ARG:HA	29:RI:60:GLU:HB3	1.98	0.46
29:RI:60:GLU:O	29:RI:64:GLU:N	2.46	0.46
30:RN:46:VAL:HG13	30:RN:47:ALA:N	2.31	0.46
31:RO:101:PRO:HA	31:RO:120:GLU:O	2.16	0.46
33:RQ:109:VAL:HG13	33:RQ:113:GLN:OE1	2.16	0.46
36:RT:58:ASN:N	36:RT:58:ASN:HD22	2.10	0.46
36:RT:96:ARG:CB	36:RT:96:ARG:HH11	2.29	0.46
36:RT:51:ARG:CG	36:RT:98:LYS:HG3	2.44	0.46
38:RV:47:VAL:O	38:RV:48:GLY:O	2.34	0.46
1:XA:1177:G:OP2	9:XI:97:LYS:NZ	2.46	0.46
1:XA:677:U:H1'	11:XK:119:CYS:SG	2.55	0.46
1:XA:811:C:H4'	1:XA:900:A:N6	2.31	0.46
2:XB:17:PHE:CD2	2:XB:44:LEU:HD21	2.47	0.46
7:XG:57:GLU:O	7:XG:59:LEU:N	2.49	0.46
17:XQ:100:LYS:O	17:XQ:101:ARG:HB2	2.15	0.46
18:XR:43:PHE:C	18:XR:44:LEU:HD12	2.36	0.46
55:XY:40:G:H2'	55:XY:41:A:C8	2.51	0.46
48:Y5:20:ARG:C	48:Y5:22:HIS:N	2.68	0.46
48:Y5:36:CYS:C	48:Y5:38:ALA:H	2.19	0.46
49:Y6:15:GLU:HB3	49:Y6:16:CYS:H	1.46	0.46
22:YA:2563:U:H2'	22:YA:2565:A:OP2	2.16	0.46
22:YA:1783:A:C6	22:YA:2587:A:C2	3.04	0.46
22:YA:2645:G:H3'	22:YA:2646:C:H5'	1.97	0.46
23:YB:18:G:H1	23:YB:65:C:N4	2.12	0.46
28:YH:151:ILE:O	28:YH:152:ARG:O	2.34	0.46
30:YN:36:GLY:O	30:YN:42:TRP:HE3	1.98	0.46

Continued on next page...

Continued from previous page...

Atom-1	Atom-2	Distance(Å)	Clash(Å)
34:YR:75:LEU:HA	34:YR:78:LYS:HB3	1.97	0.46
34:YR:78:LYS:HG2	34:YR:78:LYS:O	2.15	0.46
22:YA:2295:C:OP1	35:YS:10:ARG:HD2	2.15	0.46
36:YT:6:LEU:O	36:YT:10:VAL:HG23	2.16	0.46
39:YW:48:ALA:O	39:YW:49:LYS:C	2.53	0.46
1:QA:1329:A:P	13:QM:28:ALA:HB3	2.56	0.46
1:QA:502:G:H4'	1:QA:550:G:H4'	1.97	0.46
1:QA:64:G:H4'	1:QA:65:U:O5'	2.15	0.46
1:QA:754:C:H5'	15:QO:72:ARG:NH2	2.19	0.46
2:QB:163:PHE:CE1	2:QB:215:LEU:HD22	2.50	0.46
3:QC:108:ASN:HB3	3:QC:111:LEU:HG	1.98	0.46
3:QC:127:ARG:NH1	3:QC:127:ARG:CG	2.74	0.46
3:QC:6:HIS:C	3:QC:8:ILE:H	2.18	0.46
4:QD:187:ARG:HG2	4:QD:187:ARG:HH11	1.81	0.46
5:QE:13:ILE:HG22	5:QE:13:ILE:O	2.14	0.46
5:QE:12:LEU:HB3	5:QE:31:LEU:HB2	1.98	0.46
6:QF:101:ALA:HA	18:QR:28:GLU:CG	2.46	0.46
6:QF:72:VAL:HG23	6:QF:90:VAL:HG11	1.98	0.46
7:QG:54:THR:HG23	7:QG:54:THR:O	2.16	0.46
12:QL:115:LYS:O	12:QL:117:ARG:N	2.47	0.46
13:QM:10:PRO:HG3	13:QM:18:ALA:O	2.16	0.46
13:QM:3:ARG:O	13:QM:4:ILE:HD13	2.16	0.46
15:QO:76:GLU:C	15:QO:78:TYR:N	2.69	0.46
20:QT:56:MET:HG3	20:QT:88:VAL:HG21	1.98	0.46
55:QY:36:G:H8	55:QY:36:G:C5'	2.29	0.46
43:R0:78:TYR:HB3	43:R0:80:HIS:NE2	2.30	0.46
46:R3:59:VAL:CG1	46:R3:60:GLU:H	2.29	0.46
22:RA:1478:G:O2'	22:RA:1479:G:H5'	2.16	0.46
22:RA:2436:G:C6	22:RA:2437:U:C4	3.03	0.46
22:RA:2570:G:H2'	22:RA:2571:C:O4'	2.16	0.46
22:RA:520:G:H2'	22:RA:521:G:C8	2.49	0.46
22:RA:643:A:N1	22:RA:2369:A:O2'	2.47	0.46
22:RA:898:C:C2'	22:RA:899:A:H5'	2.46	0.46
24:RD:117:VAL:CG2	24:RD:128:GLY:C	2.84	0.46
24:RD:61:LEU:HB3	24:RD:63:ARG:NH1	2.31	0.46
25:RE:50:GLY:CA	25:RE:74:PRO:HG3	2.46	0.46
27:RG:111:LEU:HD22	27:RG:120:LEU:HD21	1.97	0.46
27:RG:14:GLU:O	27:RG:17:PRO:HG2	2.15	0.46
30:RN:30:ILE:O	30:RN:34:LEU:CD2	2.63	0.46
30:RN:36:GLY:O	30:RN:42:TRP:HE3	1.98	0.46
32:RP:1:MET:O	32:RP:2:LYS:HG3	2.16	0.46
32:RP:45:LEU:CD1	32:RP:45:LEU:N	2.79	0.46

Continued on next page...

Continued from previous page...

Atom-1	Atom-2	Distance(Å)	Clash(Å)
32:RP:6:LEU:HD22	32:RP:6:LEU:N	2.31	0.46
32:RP:85:LEU:HD23	32:RP:88:LEU:HD22	1.97	0.46
35:RS:13:ARG:O	35:RS:14:VAL:HB	2.16	0.46
35:RS:28:VAL:HG11	35:RS:98:VAL:HG12	1.98	0.46
36:RT:118:ARG:NH2	36:RT:121:ILE:HD12	2.31	0.46
22:RA:1251:C:OP1	37:RU:10:ARG:HG3	2.15	0.46
37:RU:27:LEU:HD12	37:RU:31:SER:HB3	1.98	0.46
41:RY:56:PRO:O	41:RY:57:GLN:C	2.53	0.46
42:RZ:103:ARG:HD3	42:RZ:136:PHE:CD1	2.50	0.46
1:XA:1301:U:H2'	1:XA:1301:U:O2	2.15	0.46
1:XA:1346:A:C4	7:XG:10:ARG:NH1	2.84	0.46
1:XA:389:A:H2'	1:XA:390:C:O4'	2.16	0.46
8:XH:49:GLU:O	8:XH:49:GLU:HG3	2.14	0.46
9:XI:28:VAL:O	9:XI:29:ASN:C	2.53	0.46
9:XI:40:LEU:C	9:XI:42:ARG:H	2.18	0.46
9:XI:83:ARG:C	9:XI:86:VAL:HG12	2.36	0.46
10:XJ:32:ALA:HB3	10:XJ:76:ASN:CB	2.34	0.46
44:Y1:80:LEU:CB	44:Y1:81:LYS:HE2	2.43	0.46
46:Y3:43:ILE:O	46:Y3:47:VAL:HG23	2.16	0.46
46:Y3:59:VAL:CG1	46:Y3:60:GLU:H	2.29	0.46
51:Y8:48:PHE:N	51:Y8:48:PHE:HD1	2.14	0.46
22:YA:1028:A:N6	22:YA:1125:G:H2'	2.30	0.46
22:YA:1779:U:OP2	22:YA:1784:A:N6	2.35	0.46
22:YA:2168:G:N3	22:YA:2168:G:H2'	2.31	0.46
22:YA:270(G):C:H2'	22:YA:270(H):C:C6	2.50	0.46
24:YD:48:ARG:NH1	24:YD:48:ARG:HG3	2.31	0.46
24:YD:61:LEU:HB3	24:YD:63:ARG:NH1	2.31	0.46
24:YD:79:VAL:HG21	24:YD:111:LEU:HD21	1.98	0.46
25:YE:188:VAL:HA	25:YE:189:PRO:HD2	1.79	0.46
25:YE:195:LEU:HD12	25:YE:196:VAL:N	2.29	0.46
25:YE:63:LEU:O	25:YE:64:LYS:CB	2.62	0.46
25:YE:7:VAL:HG11	36:YT:1:MET:CE	2.45	0.46
27:YG:14:GLU:O	27:YG:17:PRO:HD2	2.16	0.46
29:YI:79:ILE:N	29:YI:141:LYS:O	2.49	0.46
30:YN:128:HIS:HB2	30:YN:129:PRO:CD	2.46	0.46
30:YN:131:GLN:HE21	30:YN:132:ALA:H	1.58	0.46
32:YP:144:GLU:HA	32:YP:145:PRO:HD3	1.76	0.46
32:YP:23:PRO:O	32:YP:23:PRO:HG2	2.15	0.46
33:YQ:11:LYS:HE2	33:YQ:87:LYS:HA	1.98	0.46
33:YQ:63:LYS:HE2	33:YQ:65:PHE:CZ	2.51	0.46
33:YQ:87:LYS:HG2	33:YQ:87:LYS:O	2.15	0.46
35:YS:13:ARG:O	35:YS:14:VAL:HB	2.15	0.46

Continued on next page...

Continued from previous page...

Atom-1	Atom-2	Distance(Å)	Clash(Å)
37:YU:69:CYS:O	37:YU:74:LEU:HD12	2.16	0.46
40:YX:35:THR:O	40:YX:35:THR:HG23	2.16	0.46
1:QA:1326:C:H2'	1:QA:1327:C:H6	1.80	0.46
1:QA:597:G:H2'	1:QA:598:U:H5'	1.97	0.46
1:QA:962:C:H42	1:QA:974:A:H61	1.64	0.46
3:QC:124:ILE:C	3:QC:126:ARG:H	2.19	0.46
3:QC:68:VAL:HG12	3:QC:70:VAL:HG23	1.98	0.46
4:QD:13:ARG:NH2	4:QD:36:ARG:NH2	2.64	0.46
5:QE:150:ARG:HG2	5:QE:150:ARG:O	2.16	0.46
6:QF:44:GLY:HA2	6:QF:59:TYR:CE2	2.51	0.46
8:QH:86:ILE:HG13	8:QH:133:LEU:CD2	2.44	0.46
11:QK:80:VAL:O	11:QK:106:LYS:HD3	2.15	0.46
10:QJ:63:PHE:CD1	14:QN:58:LYS:HA	2.35	0.46
15:QO:30:ALA:HA	15:QO:85:LEU:HD11	1.97	0.46
16:QP:30:GLY:O	16:QP:31:LYS:C	2.54	0.46
17:QQ:100:LYS:O	17:QQ:101:ARG:HB2	2.15	0.46
20:QT:22:ARG:O	20:QT:26:ASN:ND2	2.49	0.46
44:R1:60:PHE:CE2	44:R1:91:LYS:NZ	2.84	0.46
47:R4:50:VAL:O	47:R4:50:VAL:HG13	2.15	0.46
22:RA:1564:C:H2'	22:RA:1565:C:C6	2.51	0.46
22:RA:2083:G:C2	22:RA:2084:C:C2	3.04	0.46
22:RA:412:A:N7	22:RA:2411:A:H2	2.14	0.46
23:RB:83:G:H1	23:RB:93:C:H42	1.63	0.46
25:RE:172:VAL:HG13	25:RE:182:LEU:HD11	1.98	0.46
27:RG:104:GLU:OE1	47:R4:23:GLU:HB3	2.15	0.46
27:RG:121:ASN:C	27:RG:123:ASN:H	2.19	0.46
27:RG:135:LEU:HD11	27:RG:157:ILE:HD12	1.98	0.46
27:RG:37:VAL:HG22	27:RG:159:VAL:CA	2.34	0.46
27:RG:88:ILE:CD1	27:RG:88:ILE:O	2.54	0.46
28:RH:13:LYS:HE2	28:RH:13:LYS:CA	2.40	0.46
28:RH:59:ARG:CG	28:RH:59:ARG:NH1	2.79	0.46
33:RQ:23:GLY:O	33:RQ:24:GLY:C	2.54	0.46
35:RS:56:LEU:O	35:RS:57:LYS:C	2.53	0.46
35:RS:24:LEU:HB2	35:RS:85:VAL:HG12	1.98	0.46
37:RU:106:PHE:O	37:RU:109:LEU:HB2	2.15	0.46
37:RU:69:CYS:O	37:RU:74:LEU:HD12	2.16	0.46
38:RV:51:VAL:CG1	38:RV:52:VAL:N	2.75	0.46
40:RX:35:THR:HG23	40:RX:35:THR:O	2.16	0.46
40:RX:43:VAL:HG11	40:RX:51:VAL:HG21	1.97	0.46
2:XB:162:ILE:CD1	2:XB:184:VAL:HG13	2.44	0.46
2:XB:24:TRP:CZ2	2:XB:26:PRO:HB3	2.51	0.46
3:XC:15:THR:HG22	3:XC:15:THR:O	2.15	0.46

Continued on next page...

Continued from previous page...

Atom-1	Atom-2	Distance(Å)	Clash(Å)
1:XA:614:A:OP1	4:XD:86:LYS:HE3	2.16	0.46
6:XF:100:ASN:HA	6:XF:100:ASN:HD22	1.47	0.46
7:XG:140:ASP:C	7:XG:142:GLU:N	2.69	0.46
7:XG:8:GLU:N	7:XG:8:GLU:CD	2.67	0.46
10:XJ:21:GLN:O	10:XJ:21:GLN:HG2	2.16	0.46
10:XJ:44:VAL:HG12	10:XJ:45:ARG:N	2.30	0.46
10:XJ:4:ILE:O	10:XJ:74:ILE:HD13	2.16	0.46
15:XO:82:ILE:HD11	15:XO:88:ARG:HG2	1.95	0.46
17:XQ:76:LEU:HD11	17:XQ:79:SER:H	1.80	0.46
46:Y3:18:ASP:O	46:Y3:21:ALA:N	2.49	0.46
22:YA:1339:G:N2	22:YA:1603:A:H1'	2.31	0.46
22:YA:1930:G:H2'	22:YA:1968:G:N1	2.30	0.46
22:YA:1930:G:HO2'	22:YA:1931:U:P	2.39	0.46
22:YA:2308:G:N2	22:YA:2311:A:H2	2.12	0.46
22:YA:414:C:H2'	22:YA:415:A:C8	2.50	0.46
24:YD:148:GLU:HB2	24:YD:151:LYS:HD2	1.98	0.46
25:YE:137:HIS:CB	25:YE:138:PRO:HD2	2.41	0.46
25:YE:87:GLU:O	25:YE:89:ASP:N	2.48	0.46
27:YG:95:ARG:O	27:YG:96:ARG:C	2.54	0.46
28:YH:128:PRO:HD2	28:YH:129:THR:N	2.25	0.46
28:YH:88:LEU:HD22	28:YH:163:TYR:O	2.16	0.46
30:YN:36:GLY:O	30:YN:42:TRP:CE3	2.69	0.46
32:YP:98:GLU:HG2	32:YP:99:LEU:N	2.30	0.46
35:YS:108:GLY:O	35:YS:110:LEU:N	2.48	0.46
35:YS:74:ALA:O	35:YS:75:GLU:C	2.54	0.46
38:YV:22:VAL:HG12	38:YV:23:GLU:H	1.76	0.46
38:YV:36:PRO:HA	38:YV:56:SER:HG	1.81	0.46
39:YW:28:SER:C	39:YW:30:GLU:N	2.69	0.46
42:YZ:152:ALA:HB2	42:YZ:168:GLU:HA	1.98	0.46
42:YZ:48:PHE:CE2	42:YZ:71:VAL:HG11	2.49	0.46
1:QA:105:G:C5	1:QA:106:C:C4	3.03	0.46
1:QA:1432:G:OP1	36:RT:108:ARG:HB2	2.15	0.46
1:QA:219:C:H2'	1:QA:220:G:O4'	2.16	0.46
1:QA:940:C:H2'	1:QA:941:G:H8	1.80	0.46
2:QB:162:ILE:CD1	2:QB:184:VAL:HG13	2.44	0.46
1:QA:1100:C:OP2	2:QB:96:ARG:HG2	2.16	0.46
3:QC:43:LEU:HD22	3:QC:47:LEU:CD2	2.46	0.46
3:QC:87:LEU:C	3:QC:89:GLU:H	2.20	0.46
4:QD:126:ILE:HG22	4:QD:127:THR:H	1.80	0.46
4:QD:180:GLY:O	4:QD:181:MET:C	2.54	0.46
7:QG:107:ALA:O	7:QG:110:GLN:HB2	2.15	0.46
8:QH:49:GLU:O	8:QH:49:GLU:HG3	2.15	0.46

Continued on next page...

Continued from previous page...

Atom-1	Atom-2	Distance(Å)	Clash(Å)
9:QI:5:TYR:OH	9:QI:7:THR:HG23	2.15	0.46
11:QK:41:THR:CG2	11:QK:42:TRP:N	2.79	0.46
17:QQ:84:LEU:O	17:QQ:86:GLU:N	2.49	0.46
20:QT:98:PRO:C	20:QT:100:ILE:H	2.18	0.46
53:QV:49:G:O6	53:QV:65:C:N4	2.49	0.46
48:R5:41:PRO:HA	48:R5:42:PRO:HD3	1.82	0.46
22:RA:1268:A:H2'	22:RA:1269:A:O4'	2.16	0.46
22:RA:1796:U:H2'	22:RA:1797:C:H6	1.81	0.46
22:RA:2065:C:HO2'	22:RA:2449:U:H3	1.64	0.46
22:RA:212:G:H2'	22:RA:213:A:C8	2.51	0.46
22:RA:2451:A:N1	56:Z6:76:PPU:HE2	2.30	0.46
22:RA:2692:C:C2	22:RA:2693:A:C8	3.04	0.46
22:RA:612:G:H2'	22:RA:613:U:O2	2.16	0.46
22:RA:859:G:O2'	22:RA:860:U:O5'	2.34	0.46
23:RB:34:U:H4'	23:RB:35:U:H5	1.81	0.46
25:RE:47:VAL:HG23	25:RE:47:VAL:O	2.16	0.46
25:RE:61:ARG:O	25:RE:63:LEU:CG	2.57	0.46
25:RE:7:VAL:HG11	36:RT:1:MET:CE	2.45	0.46
27:RG:14:GLU:O	27:RG:17:PRO:HD2	2.16	0.46
27:RG:52:ILE:O	27:RG:52:ILE:HG22	2.15	0.46
28:RH:88:LEU:HD22	28:RH:163:TYR:O	2.16	0.46
32:RP:90:ARG:HB3	32:RP:91:PHE:H	1.60	0.46
33:RQ:26:TYR:O	33:RQ:27:VAL:O	2.33	0.46
35:RS:89:ARG:O	35:RS:90:GLY:C	2.54	0.46
37:RU:79:PHE:CE2	37:RU:83:LEU:HD13	2.51	0.46
41:RY:19:LYS:CG	41:RY:19:LYS:O	2.60	0.46
1:XA:1002:G:H1	1:XA:1038:C:N4	2.09	0.46
1:XA:1439:C:H42	1:XA:1462:G:H1	1.64	0.46
1:XA:312:C:H2'	1:XA:313:A:C8	2.51	0.46
1:XA:328:C:H4'	1:XA:329:A:C5'	2.43	0.46
1:XA:575:G:C5	1:XA:881:G:C2	3.04	0.46
3:XC:53:ALA:O	3:XC:54:ARG:HB2	2.16	0.46
4:XD:30:LYS:O	4:XD:32:ALA:N	2.49	0.46
7:XG:40:ALA:O	7:XG:41:ARG:C	2.54	0.46
7:XG:54:THR:HG23	7:XG:54:THR:O	2.16	0.46
13:XM:23:TYR:HB3	13:XM:67:GLU:HA	1.98	0.46
44:Y1:79:GLY:N	44:Y1:80:LEU:HD23	2.30	0.46
49:Y6:11:LEU:HD11	49:Y6:51:GLU:HG3	1.98	0.46
51:Y8:44:LYS:HD2	51:Y8:44:LYS:N	2.30	0.46
22:YA:1405:U:H2'	22:YA:1406:U:O4'	2.16	0.46
22:YA:1418:G:O2'	22:YA:1580:A:N6	2.40	0.46
22:YA:1532:C:H2'	22:YA:1533:C:O4'	2.16	0.46

Continued on next page...

Continued from previous page...

Atom-1	Atom-2	Distance(Å)	Clash(Å)
22:YA:177:G:H3'	22:YA:178:G:H8	1.81	0.46
22:YA:2072:G:C6	22:YA:2073:C:C4	3.04	0.46
22:YA:242:G:H4'	22:YA:243:U:O5'	2.16	0.46
22:YA:2790:A:H2'	22:YA:2791:C:H5''	1.97	0.46
22:YA:27:G:H22	22:YA:512:G:H2'	1.79	0.46
22:YA:2881:C:C2	22:YA:2882:A:C8	3.04	0.46
24:YD:14:ARG:HG3	24:YD:15:PHE:N	2.31	0.46
24:YD:36:PRO:HB3	24:YD:62:TYR:O	2.16	0.46
25:YE:129:HIS:O	25:YE:130:GLY:C	2.53	0.46
34:YR:3:HIS:C	34:YR:5:LYS:H	2.17	0.46
36:YT:107:ASP:HB2	36:YT:108:ARG:H	1.48	0.46
41:YY:11:ASP:HB2	41:YY:27:VAL:CG1	2.46	0.46
42:YZ:182:LYS:HE3	42:YZ:182:LYS:HB2	1.80	0.46
1:QA:1226:C:H2'	13:QM:103:THR:HB	1.96	0.46
1:QA:1392:G:H21	1:QA:1502:A:H8	1.63	0.46
1:QA:1512:U:H2'	1:QA:1513:A:C8	2.51	0.46
2:QB:77:ALA:HB1	2:QB:211:ILE:HG21	1.97	0.46
2:QB:92:TYR:C	2:QB:92:TYR:CD1	2.88	0.46
2:QB:95:GLN:OE1	2:QB:95:GLN:HA	2.16	0.46
3:QC:172:ARG:O	3:QC:173:VAL:CG2	2.63	0.46
3:QC:53:ALA:O	3:QC:54:ARG:HB2	2.16	0.46
3:QC:8:ILE:C	3:QC:10:PHE:N	2.69	0.46
6:QF:40:VAL:HG22	6:QF:41:GLU:H	1.80	0.46
8:QH:91:ARG:NH1	8:QH:91:ARG:HG2	2.25	0.46
9:QI:11:LYS:O	9:QI:12:GLU:HB2	2.16	0.46
10:QJ:4:ILE:O	10:QJ:74:ILE:HD13	2.16	0.46
10:QJ:96:ILE:CD1	10:QJ:96:ILE:N	2.79	0.46
18:QR:43:PHE:C	18:QR:44:LEU:HD12	2.36	0.46
20:QT:71:THR:HG22	20:QT:72:LEU:N	2.31	0.46
55:QY:39:C:HO2'	55:QY:40:G:P	2.38	0.46
22:RA:372:G:H5''	44:R1:66:HIS:CD2	2.51	0.46
47:R4:38:LYS:C	47:R4:40:HIS:H	2.07	0.46
47:R4:56:VAL:HA	47:R4:60:GLN:CB	2.28	0.46
19:QS:68:GLY:C	47:R4:68:ARG:HG2	2.33	0.46
49:R6:15:GLU:OE2	49:R6:44:ARG:NH1	2.49	0.46
51:R8:40:GLU:C	51:R8:42:ARG:N	2.68	0.46
22:RA:2401:U:HO2'	22:RA:2402:C:H6	1.62	0.46
22:RA:250:G:C6	22:RA:251:A:C6	3.04	0.46
22:RA:482:A:O2'	41:RY:47:LYS:NZ	2.48	0.46
22:RA:681:G:H2'	22:RA:682:G:O4'	2.16	0.46
24:RD:80:ALA:O	24:RD:113:VAL:HG13	2.16	0.46
22:RA:2636:U:OP1	25:RE:79:ARG:HA	2.15	0.46

Continued on next page...

Continued from previous page...

Atom-1	Atom-2	Distance(Å)	Clash(Å)
28:RH:37:VAL:HG11	28:RH:68:THR:HG23	1.98	0.46
29:RI:12:LEU:HG	29:RI:19:VAL:HG11	1.98	0.46
30:RN:112:LEU:O	30:RN:116:LEU:HG	2.16	0.46
30:RN:73:THR:HA	30:RN:83:LYS:O	2.15	0.46
31:RO:7:TYR:CD1	31:RO:20:MET:HB2	2.50	0.46
31:RO:61:VAL:O	31:RO:84:ALA:HB1	2.16	0.46
32:RP:115:LEU:CD1	32:RP:116:GLY:N	2.78	0.46
33:RQ:85:LYS:HD3	33:RQ:86:GLY:H	1.80	0.46
33:RQ:87:LYS:O	33:RQ:87:LYS:HG2	2.15	0.46
35:RS:109:GLY:O	35:RS:110:LEU:HB2	2.16	0.46
23:RB:48:A:H4'	35:RS:95:HIS:CD2	2.50	0.46
22:RA:2296:U:OP2	35:RS:9:ARG:NH1	2.49	0.46
37:RU:98:LEU:HD23	37:RU:98:LEU:C	2.36	0.46
1:XA:1069:C:O2'	5:XE:25:ARG:NH1	2.47	0.46
1:XA:1221:G:P	19:XS:36:ARG:HD3	2.56	0.46
1:XA:343:U:HO2'	1:XA:344:A:H8	1.64	0.46
1:XA:434:U:H2'	1:XA:435:C:C6	2.51	0.46
2:XB:122:PHE:HD1	2:XB:139:LYS:NZ	2.09	0.46
2:XB:163:PHE:CE1	2:XB:215:LEU:HD22	2.50	0.46
2:XB:87:ARG:NH1	2:XB:220:ASP:OD1	2.46	0.46
3:XC:108:ASN:HB3	3:XC:111:LEU:HG	1.98	0.46
4:XD:173:TRP:NE1	4:XD:174:LEU:HG	2.31	0.46
4:XD:92:VAL:O	4:XD:96:LEU:CD2	2.64	0.46
9:XI:11:LYS:O	9:XI:12:GLU:HB2	2.16	0.46
9:XI:42:ARG:O	9:XI:45:ALA:HB3	2.16	0.46
10:XJ:39:PRO:CB	10:XJ:70:ARG:HH12	2.27	0.46
7:XG:151:TYR:HE1	11:XK:54:ARG:HD3	1.80	0.46
12:XL:126:LYS:C	12:XL:128:ALA:N	2.69	0.46
12:XL:27:LEU:HD13	12:XL:28:LYS:N	2.30	0.46
14:XN:43:CYS:HB3	14:XN:44:LEU:H	1.66	0.46
15:XO:5:LYS:O	15:XO:8:LYS:CG	2.63	0.46
16:XP:40:ASP:O	16:XP:42:ARG:N	2.49	0.46
17:XQ:41:LYS:HZ1	17:XQ:92:ARG:HH22	1.64	0.46
18:XR:32:ARG:HH11	18:XR:65:ILE:HD13	1.80	0.46
19:XS:15:LEU:N	19:XS:15:LEU:CD2	2.79	0.46
19:XS:24:ALA:O	19:XS:25:LYS:CB	2.63	0.46
20:XT:22:ARG:O	20:XT:26:ASN:ND2	2.49	0.46
46:Y3:7:LYS:HE2	46:Y3:32:GLN:HA	1.98	0.46
19:XS:2:PRO:HB2	47:Y4:68:ARG:HH12	1.78	0.46
52:Y9:1:MET:SD	52:Y9:31:LYS:O	2.74	0.46
22:YA:1221:C:H2'	22:YA:1222:C:H6	1.81	0.46
22:YA:1798:U:C2	22:YA:1822:G:N2	2.84	0.46

Continued on next page...

Continued from previous page...

Atom-1	Atom-2	Distance(Å)	Clash(Å)
22:YA:1929:G:H4'	22:YA:1930:G:OP1	2.15	0.46
22:YA:526:A:O2'	22:YA:2043:C:O2	2.28	0.46
22:YA:2439:A:H5'	22:YA:2439:A:C8	2.51	0.46
22:YA:27:G:HO2'	22:YA:28:A:H8	1.61	0.46
22:YA:33:U:O2'	22:YA:446:G:N2	2.49	0.46
22:YA:483:A:H3'	22:YA:484:C:H6	1.81	0.46
22:YA:941:A:H2'	22:YA:942:G:O4'	2.15	0.46
24:YD:2:ALA:HB1	24:YD:20:ASP:CB	2.46	0.46
25:YE:111:ARG:NE	25:YE:160:TYR:CE1	2.76	0.46
25:YE:77:ILE:O	25:YE:78:LEU:O	2.34	0.46
27:YG:129:GLY:O	27:YG:130:ASN:OD1	2.34	0.46
28:YH:51:ARG:NH1	28:YH:51:ARG:HG3	2.30	0.46
31:YO:1:MET:HE2	31:YO:67:LYS:HG2	1.98	0.46
32:YP:115:LEU:HA	32:YP:134:ALA:CB	2.46	0.46
36:YT:54:ARG:HG2	36:YT:54:ARG:NH1	2.23	0.46
38:YV:5:VAL:HG22	38:YV:14:VAL:CG2	2.46	0.46
4:QD:100:ARG:NH2	4:QD:137:SER:HA	2.31	0.45
4:QD:167:GLY:HA2	24:YD:135:PHE:CE1	2.51	0.45
4:QD:29:PRO:CD	4:QD:30:LYS:H	2.29	0.45
4:QD:52:SER:N	4:QD:55:ALA:HB3	2.32	0.45
6:QF:69:GLU:O	6:QF:71:ARG:N	2.48	0.45
8:QH:68:ARG:HH11	8:QH:68:ARG:HG2	1.81	0.45
11:QK:121:PRO:HD2	11:QK:126:ARG:CD	2.46	0.45
12:QL:27:LEU:HD13	12:QL:28:LYS:N	2.30	0.45
19:QS:63:THR:HG23	19:QS:66:MET:CE	2.46	0.45
1:QA:1338:G:N3	53:QV:41:C:O2'	2.50	0.45
22:RA:112:U:P	45:R2:69:ARG:HH21	2.39	0.45
22:RA:1138:G:H21	30:RN:106:MET:HE3	1.81	0.45
22:RA:2543:G:H2'	22:RA:2544:G:C8	2.51	0.45
22:RA:2555:U:C5	22:RA:2556:C:C2	3.05	0.45
22:RA:2739:U:O2	22:RA:2766:G:N2	2.49	0.45
22:RA:748:G:N3	22:RA:750:A:N6	2.64	0.45
24:RD:148:GLU:HB2	24:RD:151:LYS:HD2	1.98	0.45
24:RD:35:LYS:HE3	24:RD:65:ILE:N	2.31	0.45
25:RE:95:ILE:O	25:RE:95:ILE:HG22	2.16	0.45
27:RG:76:SER:CB	27:RG:83:ARG:HA	2.46	0.45
28:RH:151:ILE:O	28:RH:152:ARG:O	2.34	0.45
30:RN:17:ASP:O	30:RN:55:VAL:O	2.34	0.45
32:RP:46:LYS:O	32:RP:48:PRO:N	2.48	0.45
33:RQ:81:VAL:HG23	33:RQ:82:ARG:N	2.32	0.45
39:RW:28:SER:C	39:RW:30:GLU:N	2.69	0.45
41:RY:90:LEU:N	41:RY:90:LEU:CD2	2.73	0.45

Continued on next page...

Continued from previous page...

Atom-1	Atom-2	Distance(Å)	Clash(Å)
3:XC:78:GLY:HA3	3:XC:83:ARG:HB3	1.98	0.45
5:XE:150:ARG:O	5:XE:150:ARG:HG2	2.16	0.45
8:XH:33:GLU:O	8:XH:35:ILE:N	2.49	0.45
11:XK:104:GLN:O	11:XK:106:LYS:HG3	2.15	0.45
13:XM:10:PRO:HG3	13:XM:18:ALA:O	2.16	0.45
13:XM:3:ARG:O	13:XM:4:ILE:HD13	2.16	0.45
13:XM:65:LYS:HZ2	47:Y4:52:THR:CB	2.29	0.45
15:XO:82:ILE:O	15:XO:86:GLY:N	2.49	0.45
16:XP:19:ILE:HB	16:XP:37:GLY:O	2.16	0.45
17:XQ:3:LYS:HD3	17:XQ:61:GLU:O	2.16	0.45
47:Y4:3:GLU:HG3	47:Y4:4:GLY:H	1.79	0.45
49:Y6:17:LYS:O	49:Y6:18:ARG:CB	2.64	0.45
22:YA:1069:A:H4'	22:YA:1070:A:H5''	1.98	0.45
22:YA:1164:G:H2'	22:YA:1165:U:H6	1.79	0.45
22:YA:1204:A:H2	22:YA:1241:A:N1	2.14	0.45
22:YA:1503:U:H2'	22:YA:1504:C:C6	2.51	0.45
22:YA:1517:G:C6	22:YA:1518:C:C4	3.04	0.45
22:YA:1533:C:H2'	22:YA:1534:G:N7	2.31	0.45
22:YA:1682:G:C2	22:YA:1683:C:C2	3.04	0.45
22:YA:2331:G:H4'	43:Y0:43:THR:H	1.82	0.45
22:YA:2420:C:O5'	22:YA:2420:C:H6	1.99	0.45
22:YA:2844:G:C6	22:YA:2845:G:C4	3.04	0.45
23:YB:38:C:H42	23:YB:44:G:H1	1.62	0.45
23:YB:48:A:H2'	23:YB:49:C:C6	2.51	0.45
24:YD:11:PRO:O	24:YD:12:SER:CB	2.65	0.45
24:YD:118:VAL:O	24:YD:129:ASN:HA	2.16	0.45
24:YD:241:PRO:O	24:YD:242:ARG:C	2.53	0.45
22:YA:1826:G:H4'	24:YD:242:ARG:HH21	1.82	0.45
25:YE:1:MET:HA	25:YE:200:GLU:OE2	2.16	0.45
26:YF:31:HIS:O	26:YF:34:TRP:HB3	2.15	0.45
27:YG:6:ALA:HB3	27:YG:104:GLU:OE2	2.16	0.45
29:YI:114:LEU:HD13	29:YI:130:TYR:CD1	2.50	0.45
29:YI:129:THR:HA	29:YI:137:PRO:HA	1.98	0.45
31:YO:112:MET:O	31:YO:115:VAL:CG2	2.64	0.45
31:YO:86:ILE:CD1	31:YO:86:ILE:H	2.28	0.45
32:YP:36:LYS:HZ3	32:YP:36:LYS:HG3	1.39	0.45
37:YU:92:ARG:C	37:YU:94:ASN:N	2.69	0.45
41:YY:35:TYR:O	41:YY:35:TYR:CD1	2.69	0.45
22:RA:2451:A:C2	56:Z6:76:PPU:HD2	2.50	0.45
1:QA:1285:A:H4'	1:QA:1286:A:O5'	2.16	0.45
1:QA:232:G:H2'	1:QA:233:C:O4'	2.15	0.45
1:QA:973:G:O4'	10:QJ:55:LYS:HG2	2.16	0.45

Continued on next page...

Continued from previous page...

Atom-1	Atom-2	Distance(Å)	Clash(Å)
4:QD:93:PHE:CZ	4:QD:97:LEU:HD11	2.52	0.45
12:QL:64:TYR:O	12:QL:65:GLU:HB2	2.16	0.45
13:QM:28:ALA:C	13:QM:30:ALA:N	2.70	0.45
16:QP:58:TYR:O	16:QP:61:SER:OG	2.27	0.45
20:QT:93:GLU:O	20:QT:93:GLU:HG2	2.15	0.45
55:QY:39:C:O2'	55:QY:40:G:P	2.75	0.45
44:R1:85:LEU:N	44:R1:85:LEU:HD22	2.31	0.45
46:R3:7:LYS:HE2	46:R3:32:GLN:HA	1.98	0.45
46:R3:60:GLU:HG2	46:R3:60:GLU:O	2.16	0.45
49:R6:20:ASN:O	49:R6:21:TYR:HB2	2.15	0.45
51:R8:48:PHE:HD1	51:R8:48:PHE:N	2.14	0.45
52:R9:25:VAL:HG11	52:R9:34:GLN:HE21	1.80	0.45
22:RA:1003:G:O2'	22:RA:1010:A:N1	2.37	0.45
22:RA:2292:C:H2'	22:RA:2293:C:C6	2.51	0.45
22:RA:2578:G:H4'	22:RA:2578:G:OP2	2.16	0.45
22:RA:2662:A:C5	22:RA:2663:G:H1'	2.51	0.45
22:RA:2845:G:O2'	22:RA:2846:G:H5'	2.17	0.45
22:RA:528:A:C2	22:RA:2042:A:H2'	2.51	0.45
22:RA:795:C:H2'	22:RA:796:C:C6	2.52	0.45
23:RB:52:A:N6	35:RS:33:LYS:HG3	2.30	0.45
24:RD:105:ILE:HG23	24:RD:106:ILE:O	2.15	0.45
24:RD:198:ASN:ND2	24:RD:198:ASN:C	2.69	0.45
25:RE:1:MET:HA	25:RE:200:GLU:OE2	2.16	0.45
25:RE:15:PHE:CD1	25:RE:20:ALA:HB2	2.50	0.45
25:RE:22:PRO:O	25:RE:22:PRO:CG	2.63	0.45
28:RH:89:ILE:HD13	28:RH:89:ILE:H	1.81	0.45
29:RI:93:THR:O	29:RI:97:ILE:HG12	2.16	0.45
32:RP:21:ARG:HB3	32:RP:22:GLY:H	1.65	0.45
33:RQ:104:PHE:O	33:RQ:105:GLU:CB	2.65	0.45
33:RQ:63:LYS:HE2	33:RQ:65:PHE:CZ	2.51	0.45
36:RT:24:PRO:HD3	36:RT:52:ILE:HD12	1.98	0.45
37:RU:73:GLY:O	37:RU:74:LEU:CB	2.64	0.45
41:RY:47:LYS:O	41:RY:49:VAL:N	2.48	0.45
1:XA:172:A:H8	1:XA:172:A:OP2	1.99	0.45
1:XA:243:A:H2	1:XA:245:C:H2'	1.82	0.45
1:XA:312:C:H2'	1:XA:313:A:H8	1.81	0.45
1:XA:297:G:H4'	1:XA:557:G:H4'	1.98	0.45
1:XA:986:A:H1'	19:XS:54:GLY:O	2.16	0.45
2:XB:51:LEU:O	2:XB:55:PHE:HD2	2.00	0.45
2:XB:95:GLN:OE1	2:XB:95:GLN:HA	2.16	0.45
3:XC:172:ARG:O	3:XC:173:VAL:HG23	2.15	0.45
4:XD:199:ASN:O	4:XD:201:GLN:N	2.50	0.45

Continued on next page...

Continued from previous page...

Atom-1	Atom-2	Distance(Å)	Clash(Å)
11:XK:41:THR:CG2	11:XK:42:TRP:N	2.79	0.45
12:XL:115:LYS:O	12:XL:117:ARG:N	2.47	0.45
13:XM:80:ARG:O	13:XM:82:MET:O	2.34	0.45
16:XP:71:ARG:HB2	16:XP:71:ARG:HH11	1.79	0.45
17:XQ:84:LEU:O	17:XQ:86:GLU:N	2.49	0.45
19:XS:63:THR:HG23	19:XS:66:MET:CE	2.46	0.45
20:XT:71:THR:HG22	20:XT:72:LEU:N	2.31	0.45
20:XT:96:GLY:O	20:XT:97:ALA:CB	2.64	0.45
19:XS:2:PRO:HB3	47:Y4:68:ARG:HH12	1.76	0.45
48:Y5:16:ARG:O	48:Y5:20:ARG:HG3	2.16	0.45
48:Y5:43:HIS:N	48:Y5:43:HIS:ND1	2.63	0.45
49:Y6:45:LYS:HD3	49:Y6:45:LYS:HA	1.79	0.45
52:Y9:25:VAL:HG11	52:Y9:34:GLN:HE21	1.81	0.45
22:YA:1826:G:H5''	24:YD:224:ALA:HB2	1.99	0.45
22:YA:2451:A:C6	56:Z8:76:PPU:HE2	2.51	0.45
22:YA:460:A:C2	22:YA:470:A:C4	3.04	0.45
22:YA:94:G:H2'	22:YA:95:G:O4'	2.17	0.45
24:YD:65:ILE:HD11	24:YD:67:PHE:CE1	2.51	0.45
25:YE:54:GLN:CA	25:YE:54:GLN:HE21	2.27	0.45
26:YF:65:TRP:CH2	26:YF:72:ARG:HB3	2.50	0.45
26:YF:7:TYR:CD1	26:YF:7:TYR:N	2.84	0.45
27:YG:14:GLU:HB3	27:YG:15:VAL:H	1.56	0.45
27:YG:76:SER:CB	27:YG:83:ARG:HA	2.47	0.45
28:YH:109:PHE:CE1	28:YH:152:ARG:NH1	2.84	0.45
30:YN:120:LEU:C	30:YN:120:LEU:HD13	2.37	0.45
34:YR:85:PRO:C	34:YR:87:TYR:H	2.18	0.45
38:YV:47:VAL:O	38:YV:48:GLY:O	2.34	0.45
40:YX:24:GLY:O	40:YX:82:GLN:HA	2.16	0.45
40:YX:8:ILE:CD1	40:YX:42:ALA:HB1	2.46	0.45
41:YY:48:ALA:CB	41:YY:61:ILE:HD13	2.45	0.45
1:QA:1529:G:H3'	1:QA:1529:G:OP2	2.17	0.45
1:QA:362:G:N2	1:QA:364:A:H3'	2.31	0.45
2:QB:24:TRP:CZ2	2:QB:26:PRO:HB3	2.51	0.45
2:QB:30:ARG:O	2:QB:31:TYR:HD2	2.00	0.45
4:QD:133:VAL:HG12	4:QD:135:LEU:H	1.82	0.45
4:QD:173:TRP:NE1	4:QD:174:LEU:HG	2.31	0.45
5:QE:64:ARG:HH11	5:QE:64:ARG:HG3	1.82	0.45
10:QJ:21:GLN:O	10:QJ:21:GLN:HG2	2.16	0.45
12:QL:113:ARG:NH2	12:QL:120:TYR:CE2	2.85	0.45
13:QM:23:TYR:HB3	13:QM:67:GLU:HA	1.98	0.45
14:QN:26:ARG:NE	14:QN:47:LEU:HD21	2.30	0.45
16:QP:19:ILE:HB	16:QP:37:GLY:O	2.16	0.45

Continued on next page...

Continued from previous page...

Atom-1	Atom-2	Distance(Å)	Clash(Å)
55:QY:40:G:H2'	55:QY:41:A:C8	2.51	0.45
46:R3:43:ILE:O	46:R3:47:VAL:HG23	2.16	0.45
48:R5:54:GLY:O	48:R5:55:ARG:C	2.54	0.45
49:R6:7:ILE:O	49:R6:8:LYS:HG2	2.16	0.45
22:RA:631:A:P	51:R8:46:ARG:HH21	2.37	0.45
22:RA:205:G:O2'	22:RA:206:U:OP2	2.35	0.45
22:RA:2088:G:C2	22:RA:2089:U:C2	3.04	0.45
22:RA:2311:A:H1'	27:RG:82:LEU:HD11	1.98	0.45
22:RA:301:G:HO2'	22:RA:302:C:H6	1.62	0.45
22:RA:635:C:H2'	22:RA:636:G:O4'	2.16	0.45
22:RA:674:G:H2'	22:RA:804:A:H61	1.81	0.45
24:RD:65:ILE:HD11	24:RD:67:PHE:CE1	2.51	0.45
28:RH:137:ASP:HB2	28:RH:140:LYS:HE3	1.98	0.45
29:RI:110:ASP:HB3	29:RI:112:LYS:N	2.31	0.45
31:RO:104:ARG:HG2	31:RO:121:VAL:HG12	1.97	0.45
32:RP:144:GLU:N	32:RP:144:GLU:OE1	2.48	0.45
33:RQ:30:GLY:CA	33:RQ:107:ALA:HB2	2.39	0.45
22:RA:1030:G:OP2	33:RQ:128:LYS:HG2	2.16	0.45
33:RQ:134:ARG:HH12	42:RZ:119:GLU:HG3	1.81	0.45
34:RR:1:MET:O	34:RR:2:ARG:HB2	2.15	0.45
36:RT:6:LEU:O	36:RT:10:VAL:HG23	2.16	0.45
37:RU:57:PHE:O	37:RU:59:ARG:N	2.50	0.45
39:RW:34:ASN:O	39:RW:35:ILE:C	2.55	0.45
22:RA:2009:G:OP1	39:RW:41:LYS:HE2	2.16	0.45
40:RX:35:THR:O	40:RX:36:LYS:C	2.55	0.45
41:RY:75:ILE:HA	41:RY:80:GLY:HA2	1.99	0.45
41:RY:81:LYS:CD	41:RY:97:ARG:HE	2.20	0.45
1:XA:658:G:H2'	1:XA:659:U:C6	2.51	0.45
4:XD:104:VAL:O	4:XD:107:ARG:N	2.49	0.45
4:XD:100:ARG:NH2	4:XD:137:SER:HA	2.32	0.45
4:XD:146:ILE:HG22	4:XD:146:ILE:O	2.15	0.45
4:XD:192:GLU:HG3	4:XD:192:GLU:H	1.57	0.45
4:XD:52:SER:H	4:XD:55:ALA:HB3	1.82	0.45
5:XE:12:LEU:HB3	5:XE:31:LEU:HB2	1.98	0.45
6:XF:3:ARG:HH11	6:XF:3:ARG:HG3	1.80	0.45
6:XF:44:GLY:HA2	6:XF:59:TYR:CE2	2.51	0.45
7:XG:95:ARG:HG2	7:XG:99:LEU:HD12	1.98	0.45
7:XG:95:ARG:NE	7:XG:99:LEU:HD11	2.30	0.45
8:XH:64:LYS:HB3	8:XH:79:VAL:HG21	1.98	0.45
9:XI:80:GLY:C	9:XI:82:ALA:N	2.70	0.45
10:XJ:29:ARG:HH11	10:XJ:29:ARG:HG2	1.81	0.45
10:XJ:95:GLU:HA	10:XJ:95:GLU:OE2	2.16	0.45

Continued on next page...

Continued from previous page...

Atom-1	Atom-2	Distance(Å)	Clash(Å)
11:XK:32:ILE:HD11	11:XK:72:ALA:HB2	1.95	0.45
20:XT:24:LEU:O	20:XT:24:LEU:HD13	2.16	0.45
44:Y1:49:VAL:HG12	44:Y1:51:VAL:CG2	2.45	0.45
47:Y4:42:PHE:CD1	47:Y4:42:PHE:C	2.90	0.45
22:YA:1434:A:H2'	22:YA:1435:G:C8	2.51	0.45
22:YA:1641:A:H2'	22:YA:1642:G:O4'	2.16	0.45
22:YA:2320:A:C8	22:YA:2333:A:N6	2.85	0.45
22:YA:2560:C:H2'	22:YA:2561:A:H8	1.82	0.45
22:YA:320:A:H1'	26:YF:169:ASN:HD22	1.81	0.45
22:YA:459:U:OP1	50:Y7:39:ARG:HA	2.15	0.45
22:YA:568:U:N3	22:YA:571:A:OP2	2.31	0.45
22:YA:571:A:H1'	22:YA:573:G:C8	2.51	0.45
22:YA:860:U:C5	22:YA:917:A:C2	3.05	0.45
25:YE:13:ARG:HH11	25:YE:13:ARG:HB3	1.82	0.45
25:YE:51:PHE:HD1	25:YE:52:LEU:H	1.59	0.45
26:YF:167:ALA:HB1	26:YF:173:VAL:HG11	1.99	0.45
28:YH:16:SER:OG	28:YH:17:VAL:N	2.50	0.45
30:YN:113:GLY:O	30:YN:116:LEU:HB2	2.14	0.45
33:YQ:26:TYR:O	33:YQ:27:VAL:O	2.34	0.45
33:YQ:85:LYS:HD3	33:YQ:86:GLY:H	1.81	0.45
35:YS:5:THR:OG1	35:YS:8:GLU:HG3	2.16	0.45
38:YV:4:ILE:HG22	38:YV:39:LEU:HD23	1.98	0.45
39:YW:40:ASN:C	39:YW:41:LYS:HG2	2.36	0.45
1:QA:1213:A:N1	1:QA:1215:G:H1'	2.32	0.45
1:QA:177:C:H2'	1:QA:178:C:H6	1.80	0.45
2:QB:22:LYS:O	2:QB:24:TRP:N	2.50	0.45
3:QC:108:ASN:HB3	3:QC:111:LEU:HD12	1.99	0.45
3:QC:134:ILE:HG23	3:QC:151:VAL:HB	1.98	0.45
3:QC:34:LEU:C	3:QC:34:LEU:HD23	2.37	0.45
4:QD:101:LEU:HD21	4:QD:121:VAL:HG13	1.98	0.45
4:QD:150:GLU:C	4:QD:152:SER:H	2.20	0.45
4:QD:52:SER:H	4:QD:55:ALA:HB3	1.82	0.45
4:QD:92:VAL:O	4:QD:96:LEU:CD2	2.64	0.45
9:QI:80:GLY:C	9:QI:82:ALA:N	2.70	0.45
14:QN:23:ARG:C	14:QN:24:CYS:O	2.54	0.45
15:QO:5:LYS:O	15:QO:8:LYS:CG	2.63	0.45
16:QP:40:ASP:O	16:QP:42:ARG:N	2.50	0.45
19:QS:10:PHE:CD1	19:QS:38:SER:HB2	2.52	0.45
48:R5:16:ARG:O	48:R5:20:ARG:HG3	2.16	0.45
48:R5:36:CYS:C	48:R5:38:ALA:H	2.19	0.45
22:RA:1012:U:O2'	22:RA:1013:C:OP2	2.30	0.45
22:RA:1475:G:C2	22:RA:1519:G:C2	3.05	0.45

Continued on next page...

Continued from previous page...

Atom-1	Atom-2	Distance(Å)	Clash(Å)
22:RA:1506:C:H3'	22:RA:1507:A:H5''	1.98	0.45
22:RA:1570:A:C6	22:RA:1571:A:C6	3.04	0.45
22:RA:1588:C:H2'	22:RA:1589:C:C6	2.51	0.45
22:RA:17:G:H2'	22:RA:18:C:C6	2.51	0.45
22:RA:204:A:H8	22:RA:204:A:OP1	1.99	0.45
22:RA:2285:C:N3	22:RA:2346:A:N6	2.64	0.45
22:RA:464:U:H4'	50:R7:5:TRP:CZ3	2.51	0.45
22:RA:531:C:C5	22:RA:2035:G:C2	3.04	0.45
22:RA:448:U:O4	22:RA:583:G:H1'	2.17	0.45
24:RD:145:VAL:HB	24:RD:155:LEU:HB2	1.99	0.45
24:RD:2:ALA:HB1	24:RD:20:ASP:CB	2.46	0.45
24:RD:211:ARG:HH11	24:RD:211:ARG:HG2	1.80	0.45
24:RD:31:LYS:C	24:RD:32:SER:O	2.54	0.45
22:RA:451:C:H4'	26:RF:52:LYS:HZ1	1.80	0.45
27:RG:20:ILE:HD13	27:RG:25:TYR:HB2	1.98	0.45
23:RB:55:U:C5'	27:RG:28:VAL:HG21	2.46	0.45
27:RG:51:ARG:NH2	27:RG:52:ILE:HD11	2.32	0.45
28:RH:106:THR:HG22	28:RH:112:PRO:HB3	1.97	0.45
28:RH:109:PHE:CE1	28:RH:152:ARG:NH1	2.84	0.45
28:RH:94:TYR:N	28:RH:94:TYR:CD1	2.82	0.45
29:RI:21:VAL:HG22	29:RI:22:LYS:H	1.81	0.45
30:RN:129:PRO:C	30:RN:131:GLN:H	2.20	0.45
30:RN:22:THR:O	30:RN:60:ILE:HG22	2.16	0.45
32:RP:21:ARG:HE	32:RP:21:ARG:HA	1.81	0.45
32:RP:62:LEU:CD2	32:RP:62:LEU:H	2.19	0.45
33:RQ:5:ARG:O	33:RQ:6:ARG:O	2.35	0.45
35:RS:5:THR:OG1	35:RS:8:GLU:HG3	2.17	0.45
35:RS:74:ALA:O	35:RS:75:GLU:C	2.54	0.45
37:RU:92:ARG:C	37:RU:94:ASN:N	2.69	0.45
39:RW:40:ASN:C	39:RW:41:LYS:HG2	2.37	0.45
39:RW:48:ALA:O	39:RW:49:LYS:C	2.53	0.45
2:XB:214:ILE:HD13	2:XB:217:ARG:HH22	1.81	0.45
2:XB:25:ASN:HA	2:XB:26:PRO:HD2	1.86	0.45
3:XC:43:LEU:HD22	3:XC:47:LEU:CD2	2.46	0.45
3:XC:8:ILE:C	3:XC:10:PHE:N	2.69	0.45
4:QD:194:LEU:HD11	6:XF:17:SER:OG	2.16	0.45
6:XF:61:LEU:HD23	6:XF:63:TYR:OH	2.17	0.45
7:XG:107:ALA:O	7:XG:110:GLN:HB2	2.15	0.45
7:XG:79:ARG:HG2	7:XG:79:ARG:NH1	2.30	0.45
1:XA:1346:A:C5'	9:XI:120:ARG:HH12	2.29	0.45
12:XL:113:ARG:NH2	12:XL:120:TYR:CE2	2.85	0.45
13:XM:15:VAL:O	13:XM:19:LEU:CD2	2.64	0.45

Continued on next page...

Continued from previous page...

Atom-1	Atom-2	Distance(Å)	Clash(Å)
15:XO:77:ARG:HA	15:XO:80:ALA:HB2	1.99	0.45
18:XR:43:PHE:C	18:XR:51:LEU:HD12	2.36	0.45
19:XS:2:PRO:CB	47:Y4:68:ARG:NH1	2.71	0.45
44:Y1:54:ALA:O	44:Y1:55:GLY:O	2.35	0.45
44:Y1:85:LEU:N	44:Y1:85:LEU:HD22	2.31	0.45
44:Y1:60:PHE:CE2	44:Y1:91:LYS:NZ	2.84	0.45
50:Y7:24:THR:O	50:Y7:28:ARG:HG3	2.16	0.45
22:YA:565:C:H4'	22:YA:1253:A:C6	2.51	0.45
22:YA:783:A:H8	22:YA:784:A:H4'	1.81	0.45
22:YA:83:G:O2'	22:YA:84:A:P	2.74	0.45
24:YD:69:ARG:C	24:YD:71:ASP:N	2.69	0.45
27:YG:44:GLY:HA2	27:YG:88:ILE:HG12	1.97	0.45
33:YQ:104:PHE:O	33:YQ:105:GLU:CB	2.65	0.45
33:YQ:30:GLY:CA	33:YQ:107:ALA:HB2	2.39	0.45
33:YQ:23:GLY:O	33:YQ:24:GLY:C	2.54	0.45
34:YR:10:LEU:O	34:YR:11:ASN:C	2.55	0.45
22:YA:1654:A:OP1	34:YR:1:MET:O	2.34	0.45
35:YS:109:GLY:O	35:YS:110:LEU:HB2	2.16	0.45
22:YA:2846:G:P	36:YT:54:ARG:HB2	2.57	0.45
37:YU:95:LEU:HD13	38:YV:4:ILE:HD12	1.98	0.45
42:YZ:10:ARG:HD2	42:YZ:36:LYS:HB3	1.99	0.45
1:QA:771:G:H2'	1:QA:772:U:C6	2.51	0.45
2:QB:15:VAL:HG23	2:QB:209:ARG:HE	1.80	0.45
4:QD:104:VAL:O	4:QD:107:ARG:N	2.49	0.45
4:QD:29:PRO:HD2	4:QD:30:LYS:H	1.81	0.45
4:QD:13:ARG:CB	4:QD:33:MET:HE2	2.47	0.45
8:QH:33:GLU:O	8:QH:35:ILE:N	2.49	0.45
9:QI:42:ARG:O	9:QI:45:ALA:HB3	2.16	0.45
15:QO:82:ILE:HD11	15:QO:88:ARG:HG2	1.95	0.45
53:QV:58:A:O2'	53:QV:60:U:OP2	2.16	0.45
44:R1:80:LEU:CB	44:R1:81:LYS:HE2	2.44	0.45
22:RA:1041:C:H2'	22:RA:1042:G:H8	1.80	0.45
22:RA:1274:A:H2	22:RA:1644:C:O2	1.99	0.45
22:RA:1427:A:H4'	22:RA:1428:C:O5'	2.16	0.45
22:RA:2734:A:C8	22:RA:2735:G:C8	3.05	0.45
22:RA:519:U:H2'	22:RA:520:G:H8	1.81	0.45
22:RA:527:C:C4	22:RA:2779:U:H5''	2.52	0.45
22:RA:779:U:OP1	24:RD:49:ILE:HG23	2.17	0.45
22:RA:804:A:H2'	22:RA:806:C:C4	2.50	0.45
24:RD:166:GLN:NE2	24:RD:166:GLN:CA	2.78	0.45
27:RG:14:GLU:HB3	27:RG:15:VAL:H	1.56	0.45
28:RH:86:GLU:O	28:RH:87:LEU:CB	2.64	0.45

Continued on next page...

Continued from previous page...

Atom-1	Atom-2	Distance(Å)	Clash(Å)
30:RN:128:HIS:HB2	30:RN:129:PRO:CD	2.46	0.45
30:RN:5:VAL:O	30:RN:5:VAL:HG13	2.16	0.45
31:RO:47:ILE:HG13	31:RO:48:PRO:HD2	1.99	0.45
22:RA:2414:G:H21	32:RP:67:MET:CE	2.29	0.45
33:RQ:93:TYR:N	33:RQ:93:TYR:CD1	2.85	0.45
36:RT:36:GLU:CG	36:RT:41:ARG:HD3	2.46	0.45
22:RA:1252:G:O4'	37:RU:33:ARG:HD3	2.17	0.45
37:RU:53:ARG:C	37:RU:55:ARG:H	2.19	0.45
39:RW:65:LEU:CD1	39:RW:68:ARG:NH1	2.75	0.45
1:XA:1417:G:N2	1:XA:1482:G:H2'	2.32	0.45
1:XA:148:G:H2'	1:XA:149:A:H8	1.80	0.45
1:XA:411:A:C8	1:XA:413:G:H1'	2.52	0.45
1:XA:985:C:H2'	1:XA:986:A:C8	2.51	0.45
2:XB:240:GLN:O	2:XB:240:GLN:HG2	2.16	0.45
3:XC:22:TRP:HB3	3:XC:59:ARG:HB2	1.99	0.45
4:XD:101:LEU:HD21	4:XD:121:VAL:HG13	1.99	0.45
4:XD:133:VAL:HG12	4:XD:135:LEU:H	1.82	0.45
4:XD:52:SER:N	4:XD:55:ALA:HB3	2.32	0.45
12:XL:64:TYR:O	12:XL:65:GLU:HB2	2.16	0.45
13:XM:65:LYS:NZ	13:XM:69:GLU:HG2	2.31	0.45
18:XR:63:GLN:HA	18:XR:63:GLN:OE1	2.16	0.45
45:Y2:28:LYS:HB3	45:Y2:57:ILE:HG12	1.97	0.45
49:Y6:11:LEU:H	49:Y6:25:LYS:HA	1.81	0.45
49:Y6:9:LEU:CD1	49:Y6:26:ASN:ND2	2.80	0.45
22:YA:117:G:C6	22:YA:119:A:C6	3.05	0.45
22:YA:1256:G:C2	22:YA:1257:C:C2	3.05	0.45
22:YA:1357:U:C4	22:YA:1358:G:C5	3.05	0.45
22:YA:1639:U:H4'	22:YA:2699:C:H4'	1.98	0.45
22:YA:1991:U:H2'	22:YA:1992:G:H5''	1.99	0.45
22:YA:2355:C:H5''	22:YA:2356:C:OP2	2.16	0.45
22:YA:389:G:H22	32:YP:72:PRO:HD3	1.82	0.45
22:YA:753:C:O5'	22:YA:753:C:H6	2.00	0.45
23:YB:15:A:H3'	23:YB:16:G:H5'	1.98	0.45
24:YD:109:ASP:HB2	24:YD:197:GLY:CA	2.46	0.45
24:YD:198:ASN:ND2	24:YD:198:ASN:O	2.50	0.45
24:YD:68:LYS:HD2	24:YD:70:TRP:CZ2	2.52	0.45
25:YE:47:VAL:O	25:YE:47:VAL:HG23	2.16	0.45
25:YE:95:ILE:HG22	25:YE:95:ILE:O	2.16	0.45
27:YG:51:ARG:NH2	27:YG:52:ILE:HD11	2.32	0.45
30:YN:114:ARG:O	30:YN:115:ARG:CB	2.65	0.45
30:YN:20:GLY:HA2	30:YN:61:ARG:HD2	1.99	0.45
33:YQ:65:PHE:O	33:YQ:66:ILE:CG1	2.48	0.45

Continued on next page...

Continued from previous page...

Atom-1	Atom-2	Distance(Å)	Clash(Å)
34:YR:29:LEU:CD1	34:YR:29:LEU:N	2.79	0.45
41:YY:2:ARG:O	41:YY:3:VAL:C	2.55	0.45
41:YY:75:ILE:HA	41:YY:80:GLY:HA2	1.99	0.45
1:QA:1226:C:N4	13:QM:104:ARG:HD2	2.32	0.45
1:QA:276:G:O3'	17:QQ:68:ARG:NH1	2.49	0.45
1:QA:34:C:H2'	1:QA:35:G:C8	2.51	0.45
1:QA:378:G:H2'	1:QA:379:C:C6	2.52	0.45
1:QA:921:U:O2	5:QE:19:MET:HB2	2.16	0.45
2:QB:24:TRP:CD2	2:QB:26:PRO:HD3	2.52	0.45
2:QB:33:TYR:O	2:QB:33:TYR:HD1	2.00	0.45
3:QC:78:GLY:HA3	3:QC:83:ARG:HB3	1.98	0.45
3:QC:92:ALA:HB2	3:QC:99:VAL:HG11	1.99	0.45
5:QE:78:HIS:CB	8:QH:104:ARG:HG2	2.46	0.45
7:QG:108:ALA:C	7:QG:110:GLN:H	2.19	0.45
7:QG:148:ASN:C	7:QG:150:ALA:N	2.69	0.45
7:QG:50:ILE:HG21	7:QG:61:VAL:HG21	1.97	0.45
7:QG:95:ARG:HG2	7:QG:99:LEU:HD12	1.98	0.45
12:QL:61:THR:O	12:QL:63:GLY:N	2.45	0.45
12:QL:91:LYS:HB2	12:QL:91:LYS:HE2	1.76	0.45
20:QT:96:GLY:O	20:QT:99:LEU:HD13	2.16	0.45
46:R3:28:LEU:HA	46:R3:33:GLN:OE1	2.16	0.45
22:RA:2002:G:OP2	34:RR:9:LYS:HD3	2.17	0.45
22:RA:2306:C:H2'	22:RA:2307:G:N2	2.29	0.45
22:RA:675:A:H4'	26:RF:67:GLN:OE1	2.17	0.45
22:RA:709:U:H3	22:RA:722:A:N6	2.13	0.45
24:RD:109:ASP:HB2	24:RD:197:GLY:CA	2.46	0.45
25:RE:21:VAL:HG23	25:RE:22:PRO:CD	2.46	0.45
30:RN:96:GLU:O	30:RN:99:LEU:N	2.34	0.45
31:RO:40:VAL:CG1	31:RO:41:ALA:N	2.80	0.45
32:RP:31:ALA:C	32:RP:32:THR:CG2	2.85	0.45
32:RP:81:GLN:CD	32:RP:106:LEU:O	2.55	0.45
32:RP:88:LEU:O	32:RP:90:ARG:N	2.50	0.45
37:RU:76:TYR:CD2	37:RU:76:TYR:C	2.90	0.45
37:RU:79:PHE:C	37:RU:79:PHE:HD2	2.18	0.45
38:RV:59:ALA:HB2	38:RV:96:ILE:HD13	1.97	0.45
39:RW:14:PRO:O	39:RW:16:LYS:N	2.50	0.45
1:XA:537:G:H5''	12:XL:113:ARG:HH12	1.82	0.45
1:XA:953:G:H5'	1:XA:965:A:H61	1.82	0.45
2:XB:95:GLN:NE2	2:XB:96:ARG:NH1	2.65	0.45
3:XC:42:LEU:HD12	3:XC:45:LYS:NZ	2.32	0.45
4:XD:187:ARG:HH11	4:XD:187:ARG:HG2	1.82	0.45
5:XE:10:MET:HB2	5:XE:32:VAL:HG22	1.94	0.45

Continued on next page...

Continued from previous page...

Atom-1	Atom-2	Distance(Å)	Clash(Å)
6:XF:68:PRO:HG3	6:XF:71:ARG:NH2	2.31	0.45
11:XK:48:ILE:HD11	11:XK:64:ALA:N	2.32	0.45
13:XM:57:ARG:HD2	13:XM:61:GLU:OE2	2.17	0.45
17:XQ:48:GLU:O	17:XQ:50:LYS:N	2.50	0.45
19:XS:69:HIS:O	19:XS:70:LYS:O	2.34	0.45
20:XT:53:LEU:HD12	20:XT:100:ILE:HG23	1.98	0.45
55:XY:39:C:O2'	55:XY:40:G:P	2.74	0.45
43:Y0:57:PHE:CD2	43:Y0:57:PHE:N	2.85	0.45
22:YA:2347:C:OP1	49:Y6:39:TYR:CE2	2.69	0.45
22:YA:242:G:C8	51:Y8:5:LYS:HG2	2.52	0.45
22:YA:1231:G:H2'	22:YA:1232:G:C8	2.51	0.45
22:YA:1396:U:H2'	22:YA:1396:U:O2	2.16	0.45
22:YA:2056:G:N3	22:YA:2056:G:H2'	2.31	0.45
22:YA:858:U:O2	22:YA:2268:A:H2'	2.17	0.45
22:YA:419:C:H2'	22:YA:420:C:O4'	2.17	0.45
24:YD:25:THR:CG2	24:YD:25:THR:O	2.65	0.45
22:YA:2572:A:H62	25:YE:145:LYS:HG3	1.82	0.45
26:YF:117:ARG:NH2	26:YF:189:THR:O	2.50	0.45
26:YF:45:ARG:CG	26:YF:45:ARG:NH1	2.71	0.45
28:YH:7:LEU:HD12	28:YH:7:LEU:C	2.37	0.45
29:YI:144:VAL:O	29:YI:145:VAL:HG22	2.16	0.45
30:YN:10:GLU:HA	30:YN:11:PRO:HD3	1.73	0.45
35:YS:78:LEU:HD21	35:YS:108:GLY:HA2	1.99	0.45
35:YS:83:LYS:HG2	35:YS:109:GLY:H	1.76	0.45
38:YV:30:GLY:O	38:YV:31:ALA:O	2.34	0.45
39:YW:88:ARG:CB	39:YW:92:ARG:HB3	2.47	0.45
41:YY:97:ARG:HG2	41:YY:97:ARG:HH11	1.82	0.45
1:QA:574:A:O2'	1:QA:882:C:O2'	2.27	0.45
1:QA:97:U:O2'	1:QA:99:C:H5'	2.16	0.45
2:QB:240:GLN:HG2	2:QB:240:GLN:O	2.16	0.45
3:QC:42:LEU:HD12	3:QC:45:LYS:HZ3	1.82	0.45
4:QD:120:LEU:CD2	4:QD:125:HIS:HB2	2.46	0.45
5:QE:52:PRO:HB2	5:QE:53:LEU:HD12	1.98	0.45
6:QF:35:ALA:HA	6:QF:67:MET:HB3	1.99	0.45
8:QH:97:VAL:CG1	8:QH:98:LYS:H	2.30	0.45
13:QM:108:ARG:O	13:QM:111:LYS:N	2.48	0.45
13:QM:110:ARG:HH11	13:QM:110:ARG:HG3	1.82	0.45
15:QO:82:ILE:CG2	15:QO:83:GLU:N	2.79	0.45
16:QP:13:HIS:C	16:QP:15:PRO:HD3	2.36	0.45
18:QR:63:GLN:HA	18:QR:63:GLN:OE1	2.17	0.45
49:R6:11:LEU:H	49:R6:25:LYS:HA	1.81	0.45
22:RA:1534:G:H2'	22:RA:1534:G:N3	2.32	0.45

Continued on next page...

Continued from previous page...

Atom-1	Atom-2	Distance(Å)	Clash(Å)
22:RA:1551:C:H2'	22:RA:1552:G:O4'	2.17	0.45
22:RA:1814:G:H2'	22:RA:1815:A:C8	2.52	0.45
22:RA:2627:G:H2'	22:RA:2628:C:C6	2.51	0.45
22:RA:2724:C:OP1	25:RE:118:LYS:NZ	2.46	0.45
22:RA:2821:A:H2'	22:RA:2822:G:O4'	2.17	0.45
22:RA:2893:G:H5''	22:RA:2894:G:H5'	1.98	0.45
24:RD:36:PRO:HB3	24:RD:62:TYR:O	2.16	0.45
25:RE:2:LYS:HG2	25:RE:95:ILE:HG22	1.99	0.45
26:RF:123:LEU:HD12	26:RF:124:LEU:H	1.82	0.45
26:RF:184:TYR:CE2	26:RF:188:ARG:HD2	2.52	0.45
32:RP:92:GLU:HA	32:RP:123:LEU:HD23	1.99	0.45
32:RP:88:LEU:HD23	32:RP:88:LEU:C	2.37	0.45
41:RY:2:ARG:O	41:RY:3:VAL:C	2.55	0.45
41:RY:36:ALA:HB1	41:RY:67:LEU:O	2.16	0.45
42:RZ:111:VAL:HG22	42:RZ:112:ARG:H	1.81	0.45
1:XA:1132:C:H2'	1:XA:1133:G:C8	2.51	0.45
1:XA:1200:C:O2'	1:XA:1201:A:OP2	2.25	0.45
1:XA:1376:U:H2'	1:XA:1377:A:C8	2.52	0.45
1:XA:390:C:H2'	1:XA:391:G:C8	2.51	0.45
1:XA:701:C:H1'	1:XA:703:G:C2	2.51	0.45
2:XB:77:ALA:HB2	2:XB:211:ILE:HG21	1.99	0.45
3:XC:34:LEU:HD23	3:XC:34:LEU:C	2.37	0.45
3:XC:92:ALA:HB2	3:XC:99:VAL:HG11	1.99	0.45
4:XD:178:VAL:O	4:XD:181:MET:N	2.50	0.45
5:XE:55:VAL:O	5:XE:58:ALA:HB3	2.16	0.45
5:XE:7:GLU:HB3	5:XE:112:LEU:HD13	1.99	0.45
6:XF:22:GLU:OE1	6:XF:82:ARG:NH2	2.46	0.45
7:XG:148:ASN:C	7:XG:150:ALA:N	2.69	0.45
7:XG:95:ARG:HG3	7:XG:95:ARG:HH11	1.82	0.45
8:XH:102:ARG:NH1	8:XH:105:ARG:CZ	2.80	0.45
15:XO:30:ALA:HA	15:XO:85:LEU:HD11	1.97	0.45
17:XQ:59:ILE:N	17:XQ:59:ILE:CD1	2.78	0.45
11:XK:91:ARG:HH22	18:XR:88:LYS:HZ3	1.64	0.45
20:XT:84:LEU:HD13	20:XT:84:LEU:C	2.37	0.45
47:Y4:68:ARG:O	47:Y4:69:LYS:HB2	2.17	0.45
50:Y7:2:LYS:HG2	50:Y7:3:ARG:N	2.31	0.45
51:Y8:52:LYS:CG	51:Y8:52:LYS:O	2.64	0.45
22:YA:1124:C:H1'	52:Y9:36:GLN:OE1	2.17	0.45
22:YA:1206:G:C6	22:YA:1207:C:C4	3.05	0.45
22:YA:2259:G:C2	22:YA:2282:G:N1	2.84	0.45
22:YA:270(J):G:H2'	22:YA:270(K):C:O4'	2.17	0.45
23:YB:89:G:OP2	23:YB:89:G:H8	2.00	0.45

Continued on next page...

Continued from previous page...

Atom-1	Atom-2	Distance(Å)	Clash(Å)
24:YD:92:ILE:HD12	24:YD:104:TYR:HD2	1.82	0.45
25:YE:2:LYS:O	25:YE:199:ARG:HA	2.17	0.45
25:YE:199:ARG:HH11	25:YE:199:ARG:HG3	1.82	0.45
25:YE:33:VAL:HG12	25:YE:90:THR:H	1.81	0.45
30:YN:22:THR:O	30:YN:60:ILE:HG22	2.16	0.45
35:YS:89:ARG:O	35:YS:90:GLY:C	2.54	0.45
31:YO:104:ARG:NH2	36:YT:34:VAL:HG11	2.32	0.45
36:YT:24:PRO:HD3	36:YT:52:ILE:HD12	1.98	0.45
37:YU:27:LEU:HD12	37:YU:31:SER:HB3	1.98	0.45
37:YU:76:TYR:C	37:YU:76:TYR:CD2	2.90	0.45
37:YU:79:PHE:CE2	37:YU:83:LEU:HD13	2.51	0.45
39:YW:21:VAL:HG12	39:YW:21:VAL:O	2.17	0.45
40:YX:47:PHE:O	40:YX:48:LYS:C	2.55	0.45
42:YZ:112:ARG:O	42:YZ:114:GLY:N	2.50	0.45
42:YZ:53:ILE:HG22	42:YZ:71:VAL:HG22	1.99	0.45
1:QA:1064:G:HO2'	1:QA:1065:U:P	2.39	0.45
1:QA:730:G:C5	1:QA:731:G:H1'	2.52	0.45
2:QB:214:ILE:HD13	2:QB:217:ARG:HH22	1.81	0.45
3:QC:43:LEU:HD11	3:QC:66:VAL:HG11	1.98	0.45
4:QD:114:ARG:NH1	4:QD:114:ARG:CG	2.77	0.45
4:QD:199:ASN:O	4:QD:201:GLN:N	2.49	0.45
7:QG:95:ARG:HG3	7:QG:95:ARG:HH11	1.82	0.45
9:QI:83:ARG:C	9:QI:86:VAL:HG12	2.36	0.45
10:QJ:63:PHE:HB3	14:QN:57:ARG:O	2.17	0.45
20:QT:24:LEU:HD13	20:QT:24:LEU:O	2.17	0.45
53:QV:35:A:C6	54:QX:3:G:C6	3.04	0.45
44:R1:49:VAL:HG12	44:R1:51:VAL:HG23	1.99	0.45
44:R1:73:LEU:C	44:R1:75:GLU:N	2.70	0.45
44:R1:82:LEU:HD13	44:R1:83:GLU:C	2.36	0.45
49:R6:11:LEU:HD11	49:R6:51:GLU:HG3	1.98	0.45
51:R8:16:ILE:CD1	51:R8:57:ARG:HG2	2.42	0.45
22:RA:827:U:H1'	22:RA:2246:G:O2'	2.16	0.45
22:RA:2513:G:C2	22:RA:2514:U:C2	3.05	0.45
22:RA:571:A:H5'	22:RA:2030:A:H62	1.81	0.45
22:RA:748:G:C8	39:RW:89:ALA:HB1	2.52	0.45
24:RD:118:VAL:O	24:RD:129:ASN:HA	2.16	0.45
24:RD:14:ARG:HG3	24:RD:15:PHE:N	2.31	0.45
24:RD:213:ARG:HA	24:RD:213:ARG:HD2	1.60	0.45
25:RE:2:LYS:O	25:RE:199:ARG:HA	2.17	0.45
27:RG:102:PHE:HA	27:RG:105:LYS:HE3	1.98	0.45
30:RN:118:LYS:C	30:RN:120:LEU:H	2.20	0.45
30:RN:35:ARG:O	30:RN:35:ARG:HG3	2.16	0.45

Continued on next page...

Continued from previous page...

Atom-1	Atom-2	Distance(Å)	Clash(Å)
32:RP:96:THR:HG22	32:RP:126:VAL:CB	2.47	0.45
33:RQ:11:LYS:HE2	33:RQ:87:LYS:HA	1.98	0.45
34:RR:17:ARG:O	34:RR:20:LEU:HB3	2.17	0.45
37:RU:97:ASP:HA	37:RU:100:VAL:CG2	2.47	0.45
41:RY:88:LYS:HA	41:RY:88:LYS:HZ2	1.81	0.45
1:XA:1368:G:OP1	9:XI:111:ARG:NH2	2.49	0.45
1:XA:405:U:H3'	1:XA:406:G:H5'	1.99	0.45
1:XA:422:C:O2'	1:XA:423:G:H5''	2.16	0.45
1:XA:464:G:C6	1:XA:466:C:H5'	2.52	0.45
1:XA:731:G:OP1	1:XA:766:A:H1'	2.17	0.45
2:XB:170:GLU:CA	2:XB:172:ILE:HD12	2.46	0.45
2:XB:68:ILE:HB	2:XB:70:PHE:HE1	1.82	0.45
5:XE:52:PRO:HB2	5:XE:53:LEU:HD12	1.97	0.45
5:XE:82:VAL:HG12	5:XE:83:GLU:H	1.77	0.45
8:XH:97:VAL:CG1	8:XH:98:LYS:H	2.30	0.45
10:XJ:6:ILE:O	10:XJ:71:LEU:HD12	2.17	0.45
6:XF:101:ALA:HA	18:XR:28:GLU:CG	2.46	0.45
20:XT:10:LEU:C	20:XT:12:ALA:H	2.20	0.45
49:Y6:15:GLU:OE2	49:Y6:44:ARG:NH1	2.49	0.45
49:Y6:48:VAL:O	49:Y6:49:HIS:HB2	2.15	0.45
51:Y8:36:LYS:HB3	51:Y8:40:GLU:HG2	1.98	0.45
22:YA:1651:G:N7	34:YR:11:ASN:ND2	2.65	0.45
22:YA:1782:C:O2	22:YA:2608:G:O2'	2.22	0.45
22:YA:210:C:P	50:Y7:29:LYS:NZ	2.90	0.45
22:YA:2735:G:N2	22:YA:2770:G:H1'	2.32	0.45
22:YA:2864:G:H2'	22:YA:2865:U:O4'	2.15	0.45
22:YA:688:U:H5'	22:YA:1780:A:C2	2.52	0.45
22:YA:83:G:O2'	22:YA:84:A:C8	2.62	0.45
22:YA:997:G:OP1	37:YU:93:LYS:HD3	2.16	0.45
24:YD:166:GLN:CA	24:YD:166:GLN:NE2	2.78	0.45
26:YF:155:LEU:HA	26:YF:174:VAL:CG1	2.46	0.45
31:YO:22:ILE:HG12	31:YO:41:ALA:HA	1.98	0.45
31:YO:97:ARG:H	31:YO:117:LEU:CD2	2.24	0.45
32:YP:45:LEU:CD1	32:YP:45:LEU:N	2.79	0.45
32:YP:81:GLN:CD	32:YP:106:LEU:O	2.55	0.45
32:YP:88:LEU:HD23	32:YP:88:LEU:C	2.37	0.45
32:YP:92:GLU:HA	32:YP:123:LEU:HD23	1.99	0.45
33:YQ:58:PHE:CD1	33:YQ:58:PHE:O	2.70	0.45
34:YR:12:ARG:HG3	34:YR:12:ARG:NH1	2.32	0.45
1:QA:16:A:N1	1:QA:920:U:C2	2.85	0.45
1:QA:243:A:N6	1:QA:281:G:O2'	2.50	0.45
1:QA:698:G:C6	1:QA:699:C:C4	3.05	0.45

Continued on next page...

Continued from previous page...

Atom-1	Atom-2	Distance(Å)	Clash(Å)
5:QE:77:PRO:HG2	5:QE:142:LEU:HD22	1.98	0.45
6:QF:9:VAL:HB	6:QF:87:ARG:HB2	1.97	0.45
7:QG:111:ARG:HD2	7:QG:123:GLU:HB2	1.99	0.45
8:QH:41:ARG:NH1	8:QH:41:ARG:CG	2.76	0.45
1:QA:598:U:H4'	8:QH:94:TYR:CD2	2.51	0.45
10:QJ:29:ARG:HH11	10:QJ:29:ARG:HG2	1.81	0.45
11:QK:32:ILE:HD11	11:QK:72:ALA:HB2	1.96	0.45
13:QM:66:LEU:HB2	13:QM:67:GLU:H	1.61	0.45
16:QP:39:TYR:CZ	16:QP:41:PRO:HB3	2.52	0.45
1:QA:449:C:H5	16:QP:42:ARG:HH11	1.65	0.45
19:QS:69:HIS:O	19:QS:70:LYS:O	2.34	0.45
45:R2:28:LYS:HB3	45:R2:57:ILE:HG12	1.98	0.45
48:R5:15:ARG:HA	48:R5:18:ALA:HB3	1.99	0.45
51:R8:36:LYS:HB3	51:R8:40:GLU:HG2	1.99	0.45
22:RA:2303:G:O2'	22:RA:2304:G:H5'	2.16	0.45
22:RA:2693:A:H2'	22:RA:2694:G:H8	1.82	0.45
22:RA:563:G:C6	22:RA:564:C:C4	3.05	0.45
24:RD:198:ASN:ND2	24:RD:198:ASN:O	2.50	0.45
24:RD:92:ILE:HD12	24:RD:104:TYR:HD2	1.81	0.45
25:RE:77:ILE:O	25:RE:78:LEU:O	2.34	0.45
26:RF:119:ARG:CG	26:RF:119:ARG:HH11	2.29	0.45
26:RF:196:LEU:O	26:RF:200:GLU:HG2	2.17	0.45
27:RG:36:LYS:O	27:RG:37:VAL:HG23	2.16	0.45
27:RG:6:ALA:HB3	27:RG:104:GLU:OE2	2.16	0.45
28:RH:149:ARG:HA	28:RH:162:ILE:HG21	1.99	0.45
29:RI:144:VAL:HG22	29:RI:145:VAL:H	1.81	0.45
32:RP:115:LEU:CB	32:RP:131:SER:HB2	2.47	0.45
33:RQ:10:ARG:O	33:RQ:11:LYS:CB	2.64	0.45
38:RV:5:VAL:HG22	38:RV:14:VAL:CG2	2.46	0.45
38:RV:5:VAL:HG13	38:RV:14:VAL:HG21	1.98	0.45
38:RV:61:VAL:HA	38:RV:94:LEU:HD23	1.97	0.45
39:RW:67:ASP:OD2	39:RW:67:ASP:N	2.50	0.45
40:RX:47:PHE:O	40:RX:48:LYS:C	2.55	0.45
1:XA:372:C:C2'	1:XA:373:A:OP2	2.61	0.45
1:XA:872:A:C8	1:XA:874:G:C8	3.05	0.45
2:XB:98:LEU:O	2:XB:101:MET:HG3	2.17	0.45
2:XB:22:LYS:O	2:XB:24:TRP:N	2.50	0.45
1:XA:546:G:P	4:XD:72:GLU:HB3	2.57	0.45
5:XE:101:ILE:H	5:XE:101:ILE:HD13	1.82	0.45
7:XG:111:ARG:HD2	7:XG:123:GLU:HB2	1.99	0.45
1:XA:1292:U:OP1	7:XG:41:ARG:NH2	2.49	0.45
7:XG:45:ASP:O	7:XG:49:ILE:HG12	2.17	0.45

Continued on next page...

Continued from previous page...

Atom-1	Atom-2	Distance(Å)	Clash(Å)
7:XG:16:LEU:HD13	9:XI:45:ALA:HB2	1.99	0.45
9:XI:47:LEU:HD22	9:XI:47:LEU:H	1.81	0.45
13:XM:108:ARG:O	13:XM:111:LYS:N	2.47	0.45
13:XM:28:ALA:C	13:XM:30:ALA:N	2.70	0.45
13:XM:56:LEU:HD13	13:XM:56:LEU:O	2.17	0.45
17:XQ:33:GLY:O	17:XQ:34:LYS:C	2.56	0.45
22:YA:1264:G:C3'	22:YA:1265:A:H5''	2.42	0.45
22:YA:1368:G:C2	22:YA:1369:G:C8	3.05	0.45
22:YA:1646:C:H5''	22:YA:1647:G:H5''	1.98	0.45
22:YA:1726:G:C6	22:YA:1727:U:C4	3.04	0.45
22:YA:1892:C:H2'	22:YA:1893:C:O4'	2.16	0.45
22:YA:1928:A:C2'	22:YA:1929:G:H5'	2.47	0.45
22:YA:2210:G:H5'	22:YA:2211:G:C5	2.51	0.45
22:YA:2246:G:H1'	22:YA:2426:A:C2	2.52	0.45
22:YA:2678:C:H2'	22:YA:2679:A:O4'	2.16	0.45
22:YA:2818:G:OP2	34:YR:42:LYS:NZ	2.42	0.45
22:YA:774:A:H2	22:YA:787:U:O2'	2.00	0.45
24:YD:45:ASN:CG	24:YD:46:GLN:N	2.68	0.45
25:YE:18:ASP:O	25:YE:19:ARG:C	2.55	0.45
25:YE:4:ILE:HG12	25:YE:91:VAL:HG11	1.99	0.45
26:YF:196:LEU:O	26:YF:200:GLU:HG2	2.17	0.45
27:YG:121:ASN:C	27:YG:123:ASN:H	2.20	0.45
30:YN:7:LYS:HD3	30:YN:9:VAL:H	1.81	0.45
31:YO:53:LYS:CD	31:YO:53:LYS:N	2.69	0.45
32:YP:75:ILE:HG12	32:YP:77:ARG:NH1	2.32	0.45
32:YP:75:ILE:HG12	32:YP:77:ARG:HH12	1.82	0.45
33:YQ:133:ARG:CG	33:YQ:134:ARG:N	2.78	0.45
33:YQ:34:LEU:HB2	33:YQ:118:LEU:HD22	1.99	0.45
22:YA:2250:G:C4	33:YQ:82:ARG:HG3	2.52	0.45
35:YS:83:LYS:CE	35:YS:109:GLY:HA2	2.47	0.45
36:YT:57:PHE:O	36:YT:58:ASN:C	2.53	0.45
41:YY:25:GLY:HA3	41:YY:39:VAL:CG1	2.47	0.45
1:QA:1059:C:H2'	1:QA:1060:C:C6	2.51	0.45
1:QA:1151:A:H1'	10:QJ:39:PRO:CB	2.43	0.45
1:QA:1412:C:C2	1:QA:1489:G:N2	2.85	0.45
1:QA:188:U:H2'	1:QA:189:U:H5''	1.98	0.45
1:QA:296:U:H2'	1:QA:297:G:C8	2.52	0.45
1:QA:53:A:C2	1:QA:54:C:H1'	2.51	0.45
2:QB:95:GLN:NE2	2:QB:96:ARG:NH1	2.65	0.45
4:QD:3:ARG:O	4:QD:4:TYR:C	2.55	0.45
4:QD:94:LEU:O	4:QD:98:GLU:N	2.50	0.45
5:QE:36:ASP:C	5:QE:37:ARG:HG2	2.38	0.45

Continued on next page...

Continued from previous page...

Atom-1	Atom-2	Distance(Å)	Clash(Å)
7:QG:15:ASP:HB3	7:QG:20:ASP:N	2.15	0.45
8:QH:64:LYS:HB3	8:QH:79:VAL:HG21	1.98	0.45
8:QH:86:ILE:CG1	8:QH:133:LEU:HD22	2.46	0.45
10:QJ:38:ILE:CD1	10:QJ:71:LEU:HB3	2.46	0.45
10:QJ:33:GLN:HB2	10:QJ:75:ILE:HD11	1.99	0.45
13:QM:3:ARG:HD2	13:QM:9:ILE:CG1	2.45	0.45
13:QM:39:ILE:HD12	13:QM:56:LEU:HD23	1.99	0.45
13:QM:56:LEU:O	13:QM:56:LEU:HD13	2.17	0.45
13:QM:57:ARG:HD2	13:QM:61:GLU:OE2	2.17	0.45
16:QP:50:LYS:O	16:QP:50:LYS:HD3	2.17	0.45
20:QT:10:LEU:C	20:QT:12:ALA:H	2.20	0.45
1:QA:322:C:O3'	20:QT:23:ARG:HG3	2.17	0.45
45:R2:41:ILE:O	45:R2:41:ILE:HD12	2.16	0.45
51:R8:9:GLY:O	51:R8:13:ARG:HG2	2.16	0.45
51:R8:17:THR:O	51:R8:20:GLY:N	2.46	0.45
22:RA:1028:A:N6	22:RA:1125:G:H2'	2.31	0.45
22:RA:1349:A:N6	22:RA:1598:C:H42	2.15	0.45
22:RA:2467:C:O2	33:RQ:124:LYS:NZ	2.49	0.45
22:RA:2742:C:H6	22:RA:2742:C:O5'	2.00	0.45
22:RA:30:G:C5	22:RA:31:C:C4	3.05	0.45
22:RA:433:C:H2'	22:RA:434:U:C6	2.52	0.45
22:RA:796:C:H2'	22:RA:797:C:C6	2.52	0.45
22:RA:865:C:O2	22:RA:867:C:N4	2.50	0.45
24:RD:68:LYS:HD2	24:RD:70:TRP:CZ2	2.52	0.45
25:RE:36:ARG:CB	25:RE:36:ARG:HH11	2.28	0.45
27:RG:129:GLY:O	27:RG:130:ASN:OD1	2.34	0.45
27:RG:16:ARG:CZ	27:RG:31:VAL:HG11	2.47	0.45
28:RH:53:GLU:OE1	28:RH:53:GLU:HA	2.16	0.45
30:RN:57:ALA:HA	30:RN:60:ILE:CD1	2.43	0.45
33:RQ:90:VAL:C	33:RQ:92:GLY:N	2.70	0.45
37:RU:86:ALA:CB	37:RU:88:ILE:HD11	2.47	0.45
38:RV:4:ILE:HG22	38:RV:39:LEU:HD23	1.98	0.45
41:RY:73:ARG:HE	41:RY:73:ARG:HB3	1.51	0.45
41:RY:84:ARG:HD3	41:RY:86:ARG:HH11	1.82	0.45
42:RZ:52:SER:O	42:RZ:53:ILE:HG13	2.17	0.45
1:XA:28:G:O2'	1:XA:296:U:OP1	2.33	0.45
1:XA:474:G:H2'	1:XA:475:G:C8	2.51	0.45
1:XA:713:G:H2'	1:XA:714:G:C8	2.52	0.45
1:XA:664:G:H22	1:XA:741:G:H1	1.66	0.45
1:XA:814:A:O2'	1:XA:815:A:H3'	2.17	0.45
2:XB:164:VAL:HB	2:XB:186:ALA:HB1	1.96	0.45
2:XB:229:VAL:O	2:XB:229:VAL:HG12	2.17	0.45

Continued on next page...

Continued from previous page...

Atom-1	Atom-2	Distance(Å)	Clash(Å)
2:XB:30:ARG:O	2:XB:31:TYR:HD2	2.00	0.45
3:XC:87:LEU:C	3:XC:89:GLU:H	2.19	0.45
5:XE:12:LEU:HB3	5:XE:31:LEU:CB	2.47	0.45
10:XJ:54:PHE:CE2	10:XJ:55:LYS:HD2	2.52	0.45
10:XJ:63:PHE:HB3	14:XN:57:ARG:O	2.17	0.45
11:XK:75:TYR:N	11:XK:75:TYR:CD1	2.85	0.45
12:XL:117:ARG:NH2	12:XL:124:LYS:HD3	2.32	0.45
13:XM:110:ARG:HG3	13:XM:110:ARG:HH11	1.82	0.45
13:XM:11:ARG:HH21	27:YG:146:TYR:HD2	1.60	0.45
13:XM:66:LEU:C	13:XM:70:LEU:HB2	2.37	0.45
15:XO:25:THR:HG22	15:XO:70:LEU:HD22	1.99	0.45
16:XP:22:THR:CA	16:XP:33:ILE:HG12	2.42	0.45
20:XT:44:ALA:O	20:XT:91:LEU:HB3	2.16	0.45
21:XU:6:ARG:C	21:XU:8:THR:H	2.20	0.45
48:Y5:56:LYS:O	48:Y5:58:LEU:N	2.50	0.45
49:Y6:7:ILE:O	49:Y6:8:LYS:HG2	2.16	0.45
49:Y6:7:ILE:HG23	49:Y6:8:LYS:N	2.32	0.45
22:YA:1022:G:N2	22:YA:1024:G:C2	2.84	0.45
22:YA:1651:G:H1	22:YA:2006:C:N4	2.15	0.45
22:YA:2587:A:H8	22:YA:2587:A:O5'	2.00	0.45
22:YA:271(B):G:O2'	22:YA:271(C):U:OP2	2.31	0.45
24:YD:145:VAL:HG12	24:YD:146:GLU:N	2.32	0.45
25:YE:21:VAL:HG23	25:YE:22:PRO:CD	2.46	0.45
26:YF:144:LYS:C	26:YF:146:ALA:H	2.21	0.45
27:YG:83:ARG:HG3	27:YG:86:MET:CE	2.46	0.45
28:YH:137:ASP:HB2	28:YH:140:LYS:HE3	1.98	0.45
30:YN:5:VAL:HG13	30:YN:5:VAL:O	2.16	0.45
35:YS:78:LEU:HD21	35:YS:108:GLY:CA	2.47	0.45
36:YT:23:ARG:CB	36:YT:24:PRO:HD2	2.40	0.45
39:YW:14:PRO:O	39:YW:16:LYS:N	2.50	0.45
1:QA:122:G:C6	1:QA:123:C:C4	3.06	0.44
1:QA:576:G:O6	1:QA:880:C:O2'	2.27	0.44
1:QA:743:U:H2'	1:QA:744:C:C6	2.52	0.44
1:QA:957:U:H2'	1:QA:959:A:OP2	2.16	0.44
2:QB:98:LEU:O	2:QB:101:MET:HG3	2.17	0.44
3:QC:73:PRO:O	3:QC:77:ILE:HG13	2.16	0.44
4:QD:122:ARG:HA	4:QD:134:ASP:HB2	1.99	0.44
4:QD:178:VAL:O	4:QD:181:MET:N	2.50	0.44
5:QE:7:GLU:HB3	5:QE:112:LEU:HD13	1.99	0.44
5:QE:12:LEU:HB3	5:QE:31:LEU:CB	2.47	0.44
5:QE:80:ILE:HG13	5:QE:82:VAL:HG23	1.99	0.44
7:QG:40:ALA:O	7:QG:41:ARG:C	2.54	0.44

Continued on next page...

Continued from previous page...

Atom-1	Atom-2	Distance(Å)	Clash(Å)
8:QH:82:HIS:CD2	8:QH:82:HIS:C	2.91	0.44
10:QJ:51:ARG:HG2	10:QJ:51:ARG:HH11	1.82	0.44
10:QJ:62:HIS:CD2	10:QJ:62:HIS:N	2.85	0.44
13:QM:15:VAL:O	13:QM:19:LEU:CD2	2.64	0.44
13:QM:16:ASP:O	13:QM:19:LEU:HD23	2.17	0.44
15:QO:54:ARG:O	15:QO:55:GLY:C	2.55	0.44
18:QR:82:THR:CG2	18:QR:83:GLU:N	2.79	0.44
19:QS:41:VAL:HG13	19:QS:44:MET:CB	2.39	0.44
1:QA:1400:C:C4	53:QV:34:C:C2	3.05	0.44
44:R1:94:LEU:O	44:R1:95:LEU:HB2	2.18	0.44
47:R4:15:ILE:N	47:R4:15:ILE:CD1	2.78	0.44
27:RG:67:LYS:CE	47:R4:6:HIS:NE2	2.74	0.44
49:R6:9:LEU:CD1	49:R6:26:ASN:ND2	2.80	0.44
50:R7:24:THR:O	50:R7:28:ARG:HG3	2.16	0.44
22:RA:2351:G:O6	51:R8:39:LYS:HG2	2.17	0.44
22:RA:1201:C:H42	22:RA:1244:G:H1	1.65	0.44
22:RA:1266:G:O4'	39:RW:15:ARG:NH2	2.47	0.44
22:RA:1421:G:C2	22:RA:1422:G:C8	3.06	0.44
22:RA:1728:G:N1	22:RA:1730:U:OP2	2.50	0.44
22:RA:1871:A:H2'	22:RA:1872:A:C8	2.51	0.44
22:RA:2712:U:OP1	22:RA:2714:G:H4'	2.18	0.44
22:RA:372:G:O2'	22:RA:373:U:P	2.74	0.44
22:RA:717:G:H2'	22:RA:718:A:O4'	2.17	0.44
22:RA:991:C:H5'	22:RA:991:C:H6	1.82	0.44
24:RD:143:HIS:HD2	24:RD:144:ALA:HB2	1.82	0.44
24:RD:176:ARG:HH11	24:RD:176:ARG:CG	2.30	0.44
24:RD:241:PRO:O	24:RD:242:ARG:C	2.55	0.44
25:RE:101:ARG:HD2	25:RE:171:GLU:HA	1.98	0.44
26:RF:7:TYR:CD1	26:RF:7:TYR:N	2.85	0.44
31:RO:22:ILE:HG12	31:RO:41:ALA:HA	1.98	0.44
31:RO:78:ARG:HH21	36:RT:103:ARG:HH22	1.64	0.44
32:RP:115:LEU:HA	32:RP:134:ALA:CB	2.47	0.44
32:RP:75:ILE:HG12	32:RP:77:ARG:HH12	1.82	0.44
34:RR:10:LEU:O	34:RR:11:ASN:C	2.55	0.44
36:RT:49:VAL:CG1	36:RT:49:VAL:O	2.64	0.44
38:RV:69:LYS:HG3	38:RV:87:HIS:O	2.17	0.44
42:RZ:111:VAL:O	42:RZ:113:ALA:N	2.50	0.44
42:RZ:14:LYS:HA	42:RZ:15:PRO:HD3	1.77	0.44
1:XA:1222:G:H5''	19:XS:78:ARG:NH1	2.32	0.44
1:XA:524:G:C6	1:XA:525:C:N4	2.85	0.44
4:XD:150:GLU:C	4:XD:152:SER:H	2.20	0.44
4:XD:68:TYR:O	4:XD:69:GLY:C	2.55	0.44

Continued on next page...

Continued from previous page...

Atom-1	Atom-2	Distance(Å)	Clash(Å)
5:XE:12:LEU:HD21	5:XE:14:ARG:HB3	1.98	0.44
6:XF:23:LYS:HG2	6:XF:27:GLN:OE1	2.18	0.44
1:XA:939:G:H5''	7:XG:102:ARG:HH12	1.81	0.44
7:XG:26:PHE:HZ	7:XG:120:ILE:HG23	1.82	0.44
9:XI:7:THR:O	9:XI:83:ARG:CD	2.65	0.44
15:XO:83:GLU:C	15:XO:85:LEU:N	2.70	0.44
19:XS:3:ARG:CG	19:XS:4:SER:H	2.20	0.44
19:XS:45:VAL:O	19:XS:62:ILE:O	2.35	0.44
49:Y6:18:ARG:O	49:Y6:19:ARG:O	2.33	0.44
22:YA:1662:C:O2'	22:YA:2687:U:H5''	2.16	0.44
22:YA:2313:C:H5''	27:YG:91:ARG:HD3	1.99	0.44
22:YA:2507:C:H2'	22:YA:2508:G:C8	2.52	0.44
22:YA:2588:G:C6	22:YA:2607:G:C2	3.04	0.44
22:YA:963:U:H2'	22:YA:964:C:C6	2.52	0.44
24:YD:166:GLN:NE2	24:YD:166:GLN:HA	2.32	0.44
24:YD:52:ARG:HB2	24:YD:53:PHE:CD2	2.53	0.44
30:YN:112:LEU:O	30:YN:116:LEU:HG	2.16	0.44
31:YO:19:ILE:HD13	31:YO:19:ILE:H	1.83	0.44
31:YO:97:ARG:HA	31:YO:117:LEU:HD22	1.99	0.44
32:YP:112:LEU:CD1	32:YP:114:ILE:HG23	2.47	0.44
33:YQ:5:ARG:O	33:YQ:6:ARG:O	2.35	0.44
33:YQ:93:TYR:N	33:YQ:93:TYR:CD1	2.85	0.44
34:YR:17:ARG:O	34:YR:20:LEU:HB3	2.17	0.44
35:YS:3:ARG:O	35:YS:4:LEU:O	2.35	0.44
36:YT:36:GLU:CG	36:YT:41:ARG:HD3	2.46	0.44
38:YV:69:LYS:HG3	38:YV:87:HIS:O	2.17	0.44
1:QA:1053:G:H2'	1:QA:1199:U:C5	2.52	0.44
3:QC:140:ARG:CG	3:QC:140:ARG:HH11	2.30	0.44
3:QC:22:TRP:HB3	3:QC:59:ARG:HB2	1.99	0.44
7:QG:26:PHE:HZ	7:QG:120:ILE:HG23	1.83	0.44
11:QK:83:ILE:HG12	11:QK:109:VAL:HG23	1.99	0.44
12:QL:120:TYR:CD1	12:QL:120:TYR:N	2.86	0.44
12:QL:120:TYR:O	12:QL:121:GLY:O	2.36	0.44
17:QQ:33:GLY:O	17:QQ:34:LYS:C	2.55	0.44
17:QQ:3:LYS:HD3	17:QQ:61:GLU:O	2.16	0.44
20:QT:28:ALA:O	20:QT:30:LYS:N	2.50	0.44
20:QT:89:ARG:HH12	20:QT:106:ALA:HB1	1.82	0.44
44:R1:48:LYS:HA	44:R1:60:PHE:O	2.17	0.44
44:R1:60:PHE:HZ	44:R1:90:ILE:HG21	1.82	0.44
22:RA:2372:G:H4'	49:R6:46:HIS:NE2	2.32	0.44
51:R8:15:LYS:HD3	51:R8:15:LYS:C	2.37	0.44
22:RA:182:A:H2'	22:RA:183:C:O4'	2.18	0.44

Continued on next page...

Continued from previous page...

Atom-1	Atom-2	Distance(Å)	Clash(Å)
22:RA:2020:A:C2	22:RA:2022:U:O4'	2.71	0.44
22:RA:2242:G:H2'	22:RA:2243:U:O4'	2.17	0.44
22:RA:229:A:OP1	22:RA:229:A:H4'	2.15	0.44
22:RA:270(H):C:H2'	22:RA:270(I):G:H8	1.79	0.44
22:RA:553:U:H2'	22:RA:554:U:O4'	2.17	0.44
24:RD:166:GLN:NE2	24:RD:166:GLN:HA	2.33	0.44
24:RD:79:VAL:HG21	24:RD:111:LEU:HD21	1.98	0.44
27:RG:44:GLY:HA2	27:RG:88:ILE:HD11	1.99	0.44
28:RH:51:ARG:HG3	28:RH:51:ARG:NH1	2.30	0.44
30:RN:120:LEU:HD13	30:RN:120:LEU:C	2.37	0.44
30:RN:67:LEU:HA	30:RN:87:LEU:HD13	2.00	0.44
31:RO:19:ILE:H	31:RO:19:ILE:HD13	1.83	0.44
31:RO:2:ILE:HD11	31:RO:82:ASN:ND2	2.16	0.44
33:RQ:119:ARG:CG	33:RQ:119:ARG:HH11	2.25	0.44
39:RW:21:VAL:O	39:RW:21:VAL:HG12	2.17	0.44
1:XA:1028(B):C:H42	1:XA:1032(A):G:H1	1.64	0.44
1:XA:1126:U:OP2	1:XA:1281:U:H1'	2.18	0.44
1:XA:954:G:H21	1:XA:1227:A:H62	1.65	0.44
1:XA:1513:A:H2'	1:XA:1514:C:C6	2.52	0.44
1:XA:31:G:O2'	1:XA:48:C:N4	2.50	0.44
1:XA:642:A:H2'	1:XA:643:C:C6	2.52	0.44
1:XA:674:G:H2'	1:XA:675:A:H8	1.81	0.44
1:XA:903:G:N2	1:XA:904:C:C2	2.85	0.44
1:XA:95:G:C6	1:XA:96:G:C6	3.05	0.44
2:XB:188:ALA:CB	2:XB:200:ILE:HG23	2.47	0.44
2:XB:189:ASP:OD2	2:XB:205:ASP:OD1	2.35	0.44
4:XD:206:PHE:CD2	4:XD:207:TYR:CE1	3.05	0.44
8:XH:110:ALA:HB3	8:XH:121:ASP:HB3	1.98	0.44
9:XI:5:TYR:CD2	9:XI:6:GLY:N	2.86	0.44
10:XJ:38:ILE:CG1	10:XJ:71:LEU:HB3	2.48	0.44
10:XJ:51:ARG:HG2	10:XJ:51:ARG:HH11	1.82	0.44
10:XJ:54:PHE:CD2	10:XJ:55:LYS:HD2	2.53	0.44
12:XL:120:TYR:CD1	12:XL:120:TYR:N	2.86	0.44
15:XO:82:ILE:CG2	15:XO:83:GLU:N	2.79	0.44
20:XT:36:LEU:C	20:XT:38:LYS:N	2.71	0.44
20:XT:56:MET:HG3	20:XT:88:VAL:HG21	1.98	0.44
1:XA:1268:A:H4'	21:XU:19:GLY:C	2.38	0.44
44:Y1:48:LYS:HA	44:Y1:60:PHE:O	2.17	0.44
47:Y4:15:ILE:CG2	47:Y4:20:ASN:ND2	2.81	0.44
51:Y8:15:LYS:HD3	51:Y8:15:LYS:C	2.37	0.44
22:YA:1945:G:C6	22:YA:1946:U:C4	3.05	0.44
22:YA:1977:A:H2'	22:YA:1978:A:O4'	2.17	0.44

Continued on next page...

Continued from previous page...

Atom-1	Atom-2	Distance(Å)	Clash(Å)
22:YA:2422:A:C5	22:YA:2424:C:N4	2.86	0.44
22:YA:238:C:C2	22:YA:260:G:C2	3.05	0.44
24:YD:80:ALA:O	24:YD:113:VAL:HG13	2.16	0.44
24:YD:177:LEU:O	24:YD:179:SER:N	2.51	0.44
27:YG:129:GLY:HA2	27:YG:169:ALA:HB2	1.99	0.44
27:YG:19:LEU:HA	27:YG:22:ARG:HB2	1.99	0.44
32:YP:21:ARG:HA	32:YP:21:ARG:HE	1.82	0.44
31:YO:104:ARG:NH1	36:YT:36:GLU:CD	2.71	0.44
38:YV:61:VAL:O	38:YV:61:VAL:HG22	2.17	0.44
42:YZ:5:LEU:HB3	42:YZ:59:LEU:HD23	1.98	0.44
1:QA:1112:C:O2	3:QC:179:ARG:HG2	2.17	0.44
1:QA:1346:A:C5	7:QG:10:ARG:NH1	2.85	0.44
1:QA:327:A:O2'	1:QA:328:C:O4'	2.31	0.44
1:QA:664:G:H2'	1:QA:666:G:OP1	2.17	0.44
1:QA:1112:C:H1'	3:QC:179:ARG:HH11	1.82	0.44
3:QC:42:LEU:HD12	3:QC:45:LYS:NZ	2.32	0.44
4:QD:25:ARG:CZ	4:QD:30:LYS:HE3	2.46	0.44
4:QD:13:ARG:CB	4:QD:33:MET:HE3	2.47	0.44
5:QE:31:LEU:HD23	5:QE:45:PHE:CD1	2.53	0.44
6:QF:3:ARG:HG2	6:QF:93:SER:OG	2.17	0.44
6:QF:76:ALA:HB1	6:QF:80:ARG:HH21	1.82	0.44
7:QG:140:ASP:HA	7:QG:143:ARG:HH11	1.79	0.44
16:QP:15:PRO:O	16:QP:16:HIS:ND1	2.51	0.44
17:QQ:13:ASP:O	17:QQ:15:MET:N	2.51	0.44
17:QQ:48:GLU:O	17:QQ:50:LYS:N	2.50	0.44
20:QT:83:ARG:C	20:QT:86:ARG:HB3	2.38	0.44
20:QT:84:LEU:HD13	20:QT:84:LEU:C	2.36	0.44
20:QT:44:ALA:HB1	20:QT:91:LEU:HB2	2.00	0.44
44:R1:54:ALA:O	44:R1:55:GLY:O	2.35	0.44
48:R5:56:LYS:O	48:R5:58:LEU:N	2.50	0.44
51:R8:47:LYS:HD2	51:R8:48:PHE:N	2.33	0.44
22:RA:1629:U:O2	22:RA:2698:U:H5''	2.18	0.44
22:RA:2250:G:C8	22:RA:2496:C:H5''	2.53	0.44
22:RA:2633:G:H1'	25:RE:62:PRO:HG2	1.99	0.44
22:RA:269:U:C4	22:RA:270(Z):U:C2	3.05	0.44
22:RA:414:C:O2	22:RA:1864:U:O2'	2.33	0.44
22:RA:587:C:H4'	22:RA:588:U:O5'	2.17	0.44
22:RA:724:U:H2'	22:RA:725:G:O4'	2.18	0.44
24:RD:145:VAL:HG12	24:RD:146:GLU:N	2.32	0.44
24:RD:48:ARG:HG3	24:RD:48:ARG:NH1	2.31	0.44
26:RF:155:LEU:HA	26:RF:174:VAL:CG1	2.46	0.44
29:RI:98:ALA:HA	29:RI:109:ILE:HD11	1.99	0.44

Continued on next page...

Continued from previous page...

Atom-1	Atom-2	Distance(Å)	Clash(Å)
30:RN:36:GLY:O	30:RN:42:TRP:CE3	2.69	0.44
35:RS:78:LEU:HD21	35:RS:108:GLY:CA	2.47	0.44
31:RO:104:ARG:NH2	36:RT:34:VAL:HG11	2.32	0.44
37:RU:66:ASN:CB	37:RU:76:TYR:HB2	2.44	0.44
38:RV:61:VAL:O	38:RV:61:VAL:HG22	2.16	0.44
39:RW:74:ALA:O	39:RW:75:TYR:CB	2.65	0.44
39:RW:88:ARG:HG2	39:RW:88:ARG:HH11	1.82	0.44
23:RB:104:A:H5'	42:RZ:72:ARG:HD3	1.99	0.44
1:XA:1000:A:H2'	1:XA:1001:G:H8	1.82	0.44
1:XA:1015:A:H2'	1:XA:1016:A:C8	2.52	0.44
1:XA:1010:G:N2	1:XA:1020:U:H1'	2.32	0.44
1:XA:255:G:OP1	17:XQ:69:LYS:NZ	2.47	0.44
1:XA:745:C:OP1	1:XA:851:G:O2'	2.26	0.44
1:XA:781:A:C5	1:XA:802:A:C2	3.06	0.44
1:XA:881:G:P	12:XL:12:ARG:NH2	2.91	0.44
3:XC:140:ARG:HH11	3:XC:140:ARG:CG	2.30	0.44
1:XA:1190:G:OP1	3:XC:4:LYS:HA	2.17	0.44
4:XD:76:ARG:O	4:XD:79:PHE:HB3	2.17	0.44
4:XD:94:LEU:O	4:XD:98:GLU:N	2.50	0.44
5:XE:147:ASP:N	5:XE:147:ASP:OD2	2.50	0.44
9:XI:13:ALA:HB2	9:XI:68:GLY:CA	2.47	0.44
10:XJ:61:GLU:CG	14:XN:58:LYS:HE2	2.47	0.44
11:XK:53:SER:C	11:XK:55:LYS:H	2.21	0.44
16:XP:50:LYS:O	16:XP:50:LYS:HD3	2.17	0.44
16:XP:72:ARG:HD3	16:XP:72:ARG:O	2.18	0.44
20:XT:89:ARG:HH12	20:XT:106:ALA:HB1	1.82	0.44
44:Y1:10:LYS:HD2	44:Y1:66:HIS:HE1	1.82	0.44
46:Y3:60:GLU:HG2	46:Y3:60:GLU:O	2.16	0.44
49:Y6:19:ARG:HA	49:Y6:19:ARG:HD2	1.77	0.44
22:YA:110:G:C2	22:YA:111:A:C8	3.06	0.44
22:YA:1138:G:H21	30:YN:106:MET:CE	2.30	0.44
22:YA:1222:C:H2'	22:YA:1223:C:C6	2.52	0.44
22:YA:1517:G:C6	22:YA:1518:C:N4	2.84	0.44
22:YA:1535:U:N3	22:YA:1537:C:H1'	2.32	0.44
22:YA:1676:A:H2'	22:YA:1677:A:O4'	2.17	0.44
22:YA:2601:C:H2'	22:YA:2602:A:OP2	2.18	0.44
22:YA:2732:G:H3'	22:YA:2733:A:O4'	2.18	0.44
22:YA:330:A:H2	22:YA:1210:A:O2'	2.00	0.44
22:YA:589:C:H2'	22:YA:590:A:H8	1.83	0.44
24:YD:12:SER:C	24:YD:14:ARG:N	2.70	0.44
24:YD:226:MET:H	24:YD:226:MET:HG2	1.53	0.44
27:YG:16:ARG:CZ	27:YG:31:VAL:HG11	2.47	0.44

Continued on next page...

Continued from previous page...

Atom-1	Atom-2	Distance(Å)	Clash(Å)
27:YG:63:ILE:HG12	27:YG:64:THR:N	2.33	0.44
23:YB:42:C:N4	27:YG:91:ARG:HH21	2.14	0.44
31:YO:40:VAL:CG1	31:YO:41:ALA:N	2.80	0.44
32:YP:45:LEU:HD12	32:YP:45:LEU:N	2.32	0.44
33:YQ:66:ILE:O	33:YQ:104:PHE:N	2.49	0.44
22:YA:2377:A:H4'	35:YS:111:GLU:O	2.18	0.44
22:YA:2294:C:OP2	35:YS:13:ARG:NH1	2.50	0.44
36:YT:80:SER:HA	36:YT:81:PRO:HD3	1.73	0.44
1:QA:1252:A:H61	1:QA:1285:A:H61	1.64	0.44
1:QA:1297:C:O2'	1:QA:1298:C:O5'	2.36	0.44
1:QA:337:C:H2'	1:QA:338:A:C8	2.52	0.44
1:QA:358:U:H2'	1:QA:359:U:H6	1.83	0.44
1:QA:412:A:H1'	1:QA:413:G:OP2	2.18	0.44
1:QA:468:A:H4'	16:QP:80:PHE:O	2.18	0.44
1:QA:626:U:C2	1:QA:627:G:C8	3.05	0.44
1:QA:722:A:H4'	1:QA:723:U:C4	2.52	0.44
2:QB:229:VAL:O	2:QB:229:VAL:HG12	2.17	0.44
2:QB:51:LEU:O	2:QB:55:PHE:HD2	2.00	0.44
5:QE:101:ILE:HD13	5:QE:101:ILE:H	1.81	0.44
9:QI:7:THR:O	9:QI:83:ARG:CD	2.66	0.44
12:QL:117:ARG:NH2	12:QL:124:LYS:HD3	2.32	0.44
12:QL:6:THR:H	12:QL:9:GLN:NE2	1.97	0.44
15:QO:29:VAL:HB	15:QO:81:LEU:HD21	1.99	0.44
20:QT:48:LYS:HB3	20:QT:51:GLU:CG	2.48	0.44
47:R4:15:ILE:CG2	47:R4:20:ASN:ND2	2.81	0.44
49:R6:17:LYS:O	49:R6:18:ARG:CB	2.64	0.44
22:RA:2284:C:C5	49:R6:27:LYS:HE2	2.52	0.44
49:R6:34:LEU:O	49:R6:36:LEU:HD22	2.17	0.44
50:R7:32:LYS:O	50:R7:33:ARG:C	2.56	0.44
22:RA:1497:U:H3'	22:RA:1498:C:H6	1.82	0.44
22:RA:1516:U:H2'	22:RA:1517:G:H8	1.81	0.44
22:RA:1753:G:N1	22:RA:1756:G:C2	2.85	0.44
22:RA:2143:C:H2'	22:RA:2144:U:O4'	2.18	0.44
22:RA:249:C:P	22:RA:2394:C:HO2'	2.41	0.44
22:RA:2049:G:N2	22:RA:2620:C:C2	2.86	0.44
22:RA:2658:C:H5''	28:RH:158:HIS:CE1	2.53	0.44
22:RA:969:U:OP1	46:R3:17:LYS:N	2.50	0.44
22:RA:2599:G:OP2	24:RD:236:GLY:HA2	2.18	0.44
25:RE:143:ASN:N	25:RE:143:ASN:ND2	2.65	0.44
25:RE:4:ILE:HG12	25:RE:91:VAL:HG11	1.99	0.44
27:RG:129:GLY:HA2	27:RG:169:ALA:HB2	1.99	0.44
28:RH:7:LEU:C	28:RH:7:LEU:HD12	2.37	0.44

Continued on next page...

Continued from previous page...

Atom-1	Atom-2	Distance(Å)	Clash(Å)
30:RN:20:GLY:HA2	30:RN:61:ARG:HD2	1.99	0.44
30:RN:7:LYS:HD3	30:RN:9:VAL:H	1.81	0.44
22:RA:2547:U:O2	31:RO:23:ARG:NH2	2.51	0.44
32:RP:83:VAL:HG11	32:RP:112:LEU:HD21	1.96	0.44
32:RP:45:LEU:HD12	32:RP:45:LEU:N	2.32	0.44
35:RS:78:LEU:HD21	35:RS:108:GLY:HA2	1.98	0.44
35:RS:29:PHE:HD2	35:RS:92:TYR:HH	1.64	0.44
35:RS:3:ARG:O	35:RS:4:LEU:O	2.35	0.44
39:RW:29:LEU:HD11	39:RW:55:ALA:HB2	1.98	0.44
40:RX:70:LEU:HD23	40:RX:70:LEU:H	1.77	0.44
41:RY:95:LYS:HB2	41:RY:99:CYS:O	2.18	0.44
1:XA:1378:C:N4	1:XA:1379:G:N3	2.66	0.44
1:XA:32:A:H2'	1:XA:33:A:C8	2.52	0.44
1:XA:684:A:H2'	1:XA:685:G:C8	2.52	0.44
2:XB:24:TRP:CD2	2:XB:26:PRO:HD3	2.52	0.44
3:XC:43:LEU:HD11	3:XC:66:VAL:HG11	1.98	0.44
4:XD:132:ARG:HG2	4:XD:132:ARG:HH11	1.83	0.44
7:XG:38:LEU:O	7:XG:42:ILE:HG13	2.17	0.44
8:XH:1:MET:CE	8:XH:1:MET:H3	2.31	0.44
9:XI:118:LYS:O	9:XI:119:ALA:CB	2.65	0.44
10:XJ:33:GLN:HB2	10:XJ:75:ILE:HD11	1.99	0.44
11:XK:83:ILE:HG12	11:XK:109:VAL:HG23	1.99	0.44
11:XK:13:GLN:HG3	11:XK:75:TYR:CA	2.48	0.44
13:XM:16:ASP:O	13:XM:19:LEU:HD23	2.17	0.44
13:XM:53:VAL:HG12	13:XM:57:ARG:HH12	1.82	0.44
15:XO:29:VAL:HB	15:XO:81:LEU:HD21	1.99	0.44
15:XO:54:ARG:O	15:XO:55:GLY:C	2.55	0.44
16:XP:72:ARG:CD	16:XP:73:LEU:HD23	2.48	0.44
43:Y0:12:ASN:HB2	43:Y0:13:GLY:H	1.46	0.44
44:Y1:60:PHE:HE2	44:Y1:91:LYS:NZ	2.16	0.44
47:Y4:33:VAL:CG1	47:Y4:34:GLU:N	2.80	0.44
47:Y4:39:CYS:HB3	47:Y4:41:PRO:HD2	2.00	0.44
48:Y5:40:LYS:HZ1	48:Y5:48:GLU:CB	2.19	0.44
51:Y8:47:LYS:HD2	51:Y8:48:PHE:N	2.33	0.44
22:YA:2419:U:OP1	49:Y6:23:THR:HG21	2.18	0.44
22:YA:903:C:H2'	22:YA:904:C:O4'	2.18	0.44
22:YA:1655:A:H4'	25:YE:115:GLY:N	2.32	0.44
25:YE:50:GLY:CA	25:YE:74:PRO:HG3	2.46	0.44
22:YA:2635:C:OP1	25:YE:78:LEU:HD12	2.17	0.44
26:YF:116:ASP:OD2	32:YP:1:MET:N	2.44	0.44
26:YF:149:ASP:OD2	26:YF:151:SER:HB3	2.17	0.44
26:YF:201:VAL:HG13	26:YF:202:PHE:N	2.33	0.44

Continued on next page...

Continued from previous page...

Atom-1	Atom-2	Distance(Å)	Clash(Å)
32:YP:31:ALA:C	32:YP:32:THR:CG2	2.85	0.44
32:YP:6:LEU:HD22	32:YP:6:LEU:N	2.31	0.44
33:YQ:21:THR:HB	33:YQ:22:LYS:H	1.42	0.44
33:YQ:60:ARG:HH21	33:YQ:60:ARG:HB2	1.82	0.44
35:YS:56:LEU:O	35:YS:57:LYS:O	2.36	0.44
37:YU:53:ARG:C	37:YU:55:ARG:H	2.20	0.44
37:YU:57:PHE:O	37:YU:59:ARG:N	2.50	0.44
38:YV:72:VAL:HG13	38:YV:85:LYS:HB3	2.00	0.44
39:YW:28:SER:O	39:YW:30:GLU:N	2.51	0.44
39:YW:1:MET:CE	39:YW:2:GLU:H	2.31	0.44
1:QA:1054:C:N4	55:QY:34:C:C1'	2.47	0.44
2:QB:192:SER:OG	2:QB:193:ASP:N	2.50	0.44
2:QB:189:ASP:OD2	2:QB:205:ASP:OD1	2.35	0.44
2:QB:29:ALA:O	2:QB:32:ILE:HG22	2.17	0.44
3:QC:69:HIS:N	3:QC:69:HIS:ND1	2.66	0.44
4:QD:68:TYR:O	4:QD:69:GLY:C	2.55	0.44
4:QD:76:ARG:O	4:QD:79:PHE:HB3	2.17	0.44
5:QE:147:ASP:OD2	5:QE:147:ASP:N	2.50	0.44
7:QG:45:ASP:O	7:QG:49:ILE:HG12	2.17	0.44
8:QH:16:ALA:HB2	8:QH:24:THR:CG2	2.45	0.44
10:QJ:70:ARG:HH11	10:QJ:70:ARG:HG3	1.83	0.44
13:QM:66:LEU:C	13:QM:70:LEU:HB2	2.38	0.44
13:QM:90:LEU:HD12	13:QM:91:ARG:N	2.33	0.44
16:QP:72:ARG:CD	16:QP:73:LEU:HD23	2.47	0.44
44:R1:10:LYS:HD2	44:R1:66:HIS:HE1	1.82	0.44
47:R4:68:ARG:HH11	47:R4:69:LYS:HG2	1.82	0.44
50:R7:48:LYS:CG	50:R7:49:ARG:H	2.23	0.44
22:RA:1258:C:H2'	22:RA:1259:G:C8	2.52	0.44
22:RA:770:G:N3	22:RA:1354:A:H2	2.16	0.44
22:RA:1405:U:H2'	22:RA:1406:U:C6	2.52	0.44
22:RA:1578:U:H2'	22:RA:1579:A:H5'	2.00	0.44
22:RA:2600:A:C6	22:RA:2601:C:N4	2.86	0.44
22:RA:2776:A:H4'	22:RA:2777:G:O5'	2.16	0.44
22:RA:593:G:O3'	51:R8:61:LEU:HD22	2.18	0.44
22:RA:685:A:H5''	22:RA:788:A:H62	1.82	0.44
22:RA:704:G:O2'	22:RA:705:A:O5'	2.35	0.44
22:RA:727:A:C2	24:RD:9:TYR:CD2	3.06	0.44
22:RA:910:A:N6	22:RA:911:A:N6	2.66	0.44
24:RD:155:LEU:HD12	24:RD:155:LEU:N	2.32	0.44
26:RF:117:ARG:NH2	26:RF:189:THR:O	2.50	0.44
26:RF:132:VAL:HG23	26:RF:133:ASN:H	1.82	0.44
30:RN:96:GLU:CG	30:RN:97:ARG:N	2.72	0.44

Continued on next page...

Continued from previous page...

Atom-1	Atom-2	Distance(Å)	Clash(Å)
31:RO:91:LEU:N	31:RO:91:LEU:CD2	2.80	0.44
32:RP:101:VAL:HA	32:RP:106:LEU:HB2	1.99	0.44
32:RP:81:GLN:HG3	32:RP:82:GLY:N	2.32	0.44
36:RT:135:ALA:C	36:RT:137:LYS:N	2.71	0.44
38:RV:35:LEU:N	38:RV:35:LEU:HD22	2.23	0.44
40:RX:87:GLN:HB2	40:RX:87:GLN:HE21	1.55	0.44
41:RY:88:LYS:HB3	41:RY:90:LEU:CD2	2.48	0.44
1:XA:222:U:H2'	1:XA:223:U:H6	1.83	0.44
1:XA:539:A:OP1	12:XL:114:LYS:HE2	2.16	0.44
1:XA:728:A:C6	15:XO:54:ARG:HD2	2.52	0.44
1:XA:730:G:C5	1:XA:731:G:H1'	2.52	0.44
1:XA:985:C:H2'	1:XA:986:A:H8	1.81	0.44
2:XB:54:THR:HG21	2:XB:201:ILE:HD11	1.99	0.44
2:XB:30:ARG:HH21	2:XB:194:PRO:HG2	1.82	0.44
3:XC:108:ASN:HB3	3:XC:111:LEU:HD12	1.99	0.44
10:XJ:62:HIS:N	10:XJ:62:HIS:CD2	2.85	0.44
11:XK:121:PRO:HD2	11:XK:126:ARG:CD	2.46	0.44
16:XP:15:PRO:O	16:XP:16:HIS:ND1	2.50	0.44
1:XA:1314:C:OP2	19:XS:4:SER:OG	2.35	0.44
45:Y2:41:ILE:HD12	45:Y2:41:ILE:O	2.16	0.44
47:Y4:23:GLU:O	47:Y4:24:THR:OG1	2.34	0.44
22:YA:1207:C:H2'	22:YA:1208:C:H6	1.82	0.44
22:YA:1423:G:H2'	22:YA:1424:G:H8	1.83	0.44
22:YA:1798:U:C4	22:YA:1819:A:C2	3.05	0.44
22:YA:1825:A:H2'	22:YA:1826:G:H8	1.83	0.44
22:YA:2038:G:H2'	22:YA:2039:C:O4'	2.18	0.44
22:YA:2418:A:H2'	22:YA:2419:U:C6	2.53	0.44
22:YA:2464:C:H2'	22:YA:2465:C:C6	2.51	0.44
22:YA:2865:U:C4	22:YA:2866:U:N3	2.85	0.44
22:YA:424:G:C2	22:YA:425:G:C8	3.06	0.44
25:YE:172:VAL:HG13	25:YE:182:LEU:HD11	1.98	0.44
26:YF:24:LEU:N	26:YF:24:LEU:HD12	2.33	0.44
30:YN:63:THR:HG23	30:YN:66:LYS:HE3	2.00	0.44
22:YA:389:G:N1	32:YP:71:VAL:HG12	2.32	0.44
36:YT:135:ALA:C	36:YT:137:LYS:N	2.71	0.44
1:QA:186(D):C:H2'	1:QA:186(E):C:C6	2.52	0.44
2:QB:132:LYS:HA	2:QB:135:GLN:CB	2.43	0.44
4:QD:206:PHE:CD2	4:QD:207:TYR:CE1	3.05	0.44
4:QD:60:GLU:HG2	4:QD:202:LEU:HD12	2.00	0.44
4:QD:72:GLU:O	4:QD:73:ARG:C	2.52	0.44
7:QG:62:PHE:O	7:QG:64:GLN:N	2.51	0.44
9:QI:13:ALA:HB2	9:QI:68:GLY:CA	2.47	0.44

Continued on next page...

Continued from previous page...

Atom-1	Atom-2	Distance(Å)	Clash(Å)
9:QI:47:LEU:H	9:QI:47:LEU:HD22	1.81	0.44
9:QI:4:TYR:CZ	9:QI:88:TYR:HB2	2.51	0.44
11:QK:48:ILE:HD11	11:QK:64:ALA:N	2.32	0.44
13:QM:101:GLN:HB2	13:QM:101:GLN:HE21	1.66	0.44
1:QA:1227:A:OP2	13:QM:111:LYS:HE3	2.18	0.44
16:QP:83:GLU:HG3	16:QP:84:ALA:N	2.33	0.44
20:QT:36:LEU:C	20:QT:38:LYS:N	2.71	0.44
46:R3:50:VAL:HB	46:R3:53:LEU:HD12	2.00	0.44
22:RA:1301:A:H2	22:RA:1626:G:N3	2.14	0.44
22:RA:1359:A:OP2	22:RA:1371:G:N2	2.41	0.44
22:RA:1599:C:H2'	22:RA:1600:C:C6	2.52	0.44
22:RA:1803:A:H2	22:RA:1822:G:N3	2.16	0.44
22:RA:1991:U:H2'	22:RA:1992:G:H5''	2.00	0.44
22:RA:2231:C:H2'	22:RA:2232:U:O4'	2.18	0.44
22:RA:269:U:C5	22:RA:270(Z):U:C4	3.05	0.44
22:RA:605:C:O2	22:RA:657:U:O2'	2.36	0.44
24:RD:95:LEU:HD12	24:RD:95:LEU:O	2.17	0.44
26:RF:174:VAL:CG1	26:RF:174:VAL:O	2.65	0.44
27:RG:67:LYS:N	27:RG:67:LYS:HD2	2.33	0.44
28:RH:84:SER:OG	28:RH:85:LYS:N	2.51	0.44
30:RN:57:ALA:O	30:RN:124:ALA:HA	2.18	0.44
34:RR:41:ALA:C	34:RR:43:GLU:H	2.20	0.44
1:XA:1432:G:H8	1:XA:1432:G:O5'	2.01	0.44
1:XA:1507:A:C8	1:XA:1530:G:N2	2.85	0.44
1:XA:716:A:C6	1:XA:717:C:C4	3.06	0.44
1:XA:89:U:H2'	1:XA:90:C:C6	2.53	0.44
3:XC:188:LEU:HD12	3:XC:195:VAL:CG1	2.48	0.44
4:XD:3:ARG:O	4:XD:4:TYR:C	2.55	0.44
8:XH:6:ILE:HB	8:XH:85:ARG:HH11	1.74	0.44
10:XJ:16:LEU:HD13	10:XJ:16:LEU:C	2.38	0.44
14:XN:24:CYS:HB3	14:XN:28:GLY:H	1.83	0.44
10:XJ:53:PRO:C	14:XN:41:ARG:NH2	2.71	0.44
18:XR:82:THR:HG22	18:XR:83:GLU:H	1.80	0.44
20:XT:98:PRO:C	20:XT:100:ILE:H	2.19	0.44
20:XT:36:LEU:HA	20:XT:36:LEU:HD13	1.82	0.44
20:XT:83:ARG:C	20:XT:86:ARG:HB3	2.38	0.44
47:Y4:68:ARG:HH11	47:Y4:69:LYS:HG2	1.82	0.44
22:YA:2370:G:H21	49:Y6:45:LYS:NZ	2.14	0.44
22:YA:1443:G:H1	22:YA:1548:C:H42	1.66	0.44
22:YA:2655:G:O2'	22:YA:2656:U:OP2	2.36	0.44
22:YA:974(A):C:H4'	22:YA:975:G:C5'	2.47	0.44
24:YD:145:VAL:HB	24:YD:155:LEU:HB2	1.99	0.44

Continued on next page...

Continued from previous page...

Atom-1	Atom-2	Distance(Å)	Clash(Å)
24:YD:44:ASN:CB	24:YD:49:ILE:HG22	2.46	0.44
27:YG:16:ARG:NH2	27:YG:31:VAL:CG1	2.75	0.44
27:YG:51:ARG:HB3	27:YG:51:ARG:NH1	2.33	0.44
28:YH:37:VAL:HG11	28:YH:68:THR:HG23	1.98	0.44
29:YI:30:LEU:HA	29:YI:35:LEU:HD12	2.00	0.44
31:YO:120:GLU:OE1	36:YT:67:SER:OG	2.24	0.44
32:YP:107:LYS:HB2	32:YP:110:TYR:HD2	1.83	0.44
35:YS:110:LEU:HA	35:YS:112:PHE:CE1	2.53	0.44
37:YU:97:ASP:HA	37:YU:100:VAL:CG2	2.47	0.44
37:YU:86:ALA:CB	37:YU:88:ILE:HD11	2.48	0.44
39:YW:14:PRO:HB3	39:YW:18:ARG:HE	1.83	0.44
41:YY:36:ALA:HB1	41:YY:67:LEU:O	2.16	0.44
41:YY:88:LYS:HB3	41:YY:90:LEU:CD2	2.48	0.44
42:YZ:152:ALA:O	42:YZ:154:ASP:N	2.48	0.44
1:QA:1148:U:H2'	1:QA:1149:C:O4'	2.17	0.44
1:QA:1252:A:H2'	1:QA:1253:G:O4'	2.17	0.44
1:QA:1326:C:H2'	1:QA:1327:C:C6	2.52	0.44
1:QA:440:A:H3'	1:QA:442:C:H6	1.83	0.44
1:QA:523:A:H8	1:QA:523:A:O5'	2.00	0.44
2:QB:77:ALA:HB2	2:QB:211:ILE:HG21	2.00	0.44
8:QH:118:VAL:O	8:QH:119:LEU:HD23	2.17	0.44
9:QI:5:TYR:CD2	9:QI:6:GLY:N	2.86	0.44
10:QJ:54:PHE:CD2	10:QJ:55:LYS:HD2	2.52	0.44
10:QJ:61:GLU:CG	14:QN:58:LYS:HE2	2.47	0.44
13:QM:53:VAL:HG12	13:QM:57:ARG:HH12	1.82	0.44
15:QO:10:LYS:O	15:QO:14:GLU:HB2	2.18	0.44
1:QA:390:C:H4'	16:QP:28:ARG:NH2	2.32	0.44
22:RA:389:G:OP2	44:R1:26:ARG:HB3	2.17	0.44
44:R1:8:SER:CB	44:R1:66:HIS:CE1	3.01	0.44
45:R2:4:SER:OG	45:R2:5:GLU:OE2	2.26	0.44
47:R4:33:VAL:CG1	47:R4:34:GLU:H	2.22	0.44
22:RA:2396:G:OP1	44:R1:25:LYS:NZ	2.28	0.44
22:RA:2505:G:H2'	22:RA:2576:G:O6	2.18	0.44
22:RA:2583:G:C6	22:RA:2584:U:C5	3.05	0.44
22:RA:345:A:H5''	22:RA:346:A:OP1	2.18	0.44
22:RA:571:A:C6	22:RA:575:A:C8	3.06	0.44
24:RD:155:LEU:HD23	24:RD:177:LEU:HD21	2.00	0.44
24:RD:30:GLU:HG3	24:RD:63:ARG:NE	2.32	0.44
24:RD:52:ARG:HB2	24:RD:53:PHE:CD2	2.53	0.44
24:RD:30:GLU:CD	24:RD:63:ARG:HE	2.21	0.44
26:RF:65:TRP:CZ2	26:RF:72:ARG:NH2	2.85	0.44
31:RO:77:ILE:O	31:RO:77:ILE:HG23	2.17	0.44

Continued on next page...

Continued from previous page...

Atom-1	Atom-2	Distance(Å)	Clash(Å)
34:RR:33:ARG:HA	34:RR:114:VAL:O	2.18	0.44
34:RR:12:ARG:HG3	34:RR:12:ARG:NH1	2.32	0.44
34:RR:79:LEU:O	34:RR:79:LEU:HD23	2.16	0.44
31:RO:104:ARG:NH1	36:RT:36:GLU:CD	2.71	0.44
37:RU:52:ARG:NH1	37:RU:52:ARG:CG	2.76	0.44
37:RU:79:PHE:CE2	37:RU:83:LEU:CD1	3.00	0.44
22:RA:138:G:N2	40:RX:44:GLU:OE2	2.27	0.44
41:RY:97:ARG:HG2	41:RY:97:ARG:HH11	1.82	0.44
1:XA:1132:C:H2'	1:XA:1133:G:H8	1.82	0.44
1:XA:163:C:H2'	1:XA:164:U:H6	1.83	0.44
1:XA:246:A:N6	1:XA:281:G:H1'	2.33	0.44
1:XA:556:C:H2'	1:XA:557:G:C8	2.53	0.44
1:XA:591:U:C2	1:XA:592:G:C8	3.06	0.44
3:XC:69:HIS:ND1	3:XC:69:HIS:N	2.66	0.44
4:XD:93:PHE:CZ	4:XD:97:LEU:HD11	2.52	0.44
5:XE:48:ALA:HB2	5:XE:57:LYS:HD3	2.00	0.44
5:XE:62:ALA:C	5:XE:64:ARG:H	2.21	0.44
5:XE:62:ALA:O	5:XE:64:ARG:N	2.51	0.44
6:XF:3:ARG:HG2	6:XF:93:SER:OG	2.17	0.44
6:XF:35:ALA:HA	6:XF:67:MET:HB3	1.99	0.44
8:XH:109:ILE:HD11	8:XH:120:THR:HG22	2.00	0.44
8:XH:28:ALA:O	8:XH:29:SER:HB2	2.18	0.44
9:XI:4:TYR:CZ	9:XI:88:TYR:HB2	2.52	0.44
10:XJ:100:THR:O	10:XJ:101:VAL:HB	2.17	0.44
11:XK:106:LYS:O	11:XK:107:SER:CB	2.65	0.44
12:XL:8:ASN:OD1	17:XQ:34:LYS:HE2	2.18	0.44
13:XM:3:ARG:HH22	27:YG:113:ARG:NH2	2.15	0.44
27:YG:67:LYS:CE	47:Y4:6:HIS:NE2	2.74	0.44
49:Y6:34:LEU:O	49:Y6:36:LEU:HD22	2.17	0.44
22:YA:1000:A:C6	22:YA:1155:A:C8	3.05	0.44
22:YA:1469:A:C4	22:YA:1470:G:C8	3.06	0.44
22:YA:1305:C:C2	22:YA:1624:G:C2	3.06	0.44
22:YA:1728:G:H3'	22:YA:1729:A:C5'	2.48	0.44
22:YA:1936:A:C8	22:YA:1945:G:C8	3.06	0.44
22:YA:2093:G:H2'	22:YA:2094:G:H8	1.82	0.44
22:YA:2356:C:C5	22:YA:2357:U:C4	3.05	0.44
22:YA:2633:G:H1'	25:YE:62:PRO:HG2	2.00	0.44
22:YA:270(T):G:C2	22:YA:270(U):C:C2	3.06	0.44
22:YA:265:A:C6	22:YA:428:A:C4	3.05	0.44
22:YA:49:A:C6	22:YA:118:A:C5	3.06	0.44
22:YA:774:A:HO2'	22:YA:775:G:P	2.40	0.44
24:YD:143:HIS:HD2	24:YD:144:ALA:HB2	1.82	0.44

Continued on next page...

Continued from previous page...

Atom-1	Atom-2	Distance(Å)	Clash(Å)
24:YD:17:THR:HG21	24:YD:204:ILE:HA	1.99	0.44
25:YE:120:TRP:CE3	25:YE:155:LYS:HD3	2.53	0.44
26:YF:65:TRP:CZ2	26:YF:72:ARG:NH2	2.86	0.44
22:YA:2316:C:H1'	27:YG:128:ARG:HH22	1.82	0.44
28:YH:6:ARG:CG	28:YH:7:LEU:N	2.81	0.44
30:YN:109:LYS:H	30:YN:109:LYS:CD	2.26	0.44
22:YA:1006:C:H5'	30:YN:28:THR:HG23	1.99	0.44
32:YP:115:LEU:CB	32:YP:131:SER:HB2	2.47	0.44
32:YP:13:ASN:C	32:YP:15:ARG:H	2.21	0.44
33:YQ:81:VAL:HG23	33:YQ:82:ARG:N	2.32	0.44
35:YS:110:LEU:HA	35:YS:112:PHE:CZ	2.53	0.44
36:YT:99:LEU:CD1	36:YT:99:LEU:O	2.65	0.44
40:YX:35:THR:O	40:YX:36:LYS:C	2.55	0.44
42:YZ:107:THR:HA	42:YZ:108:PRO:HD3	1.89	0.44
1:QA:1321:C:C4	1:QA:1322:C:C4	3.05	0.44
1:QA:1446:A:C4	36:RT:118:ARG:HD2	2.52	0.44
1:QA:1511:G:H2'	1:QA:1512:U:O4'	2.18	0.44
1:QA:258:G:H1	1:QA:268:C:H42	1.66	0.44
1:QA:667:G:H4'	15:QO:51:HIS:CE1	2.53	0.44
2:QB:47:THR:HG22	2:QB:51:LEU:CG	2.48	0.44
1:QA:543:C:OP1	4:QD:14:ARG:NE	2.51	0.44
8:QH:28:ALA:O	8:QH:29:SER:HB2	2.17	0.44
11:QK:13:GLN:HG3	11:QK:75:TYR:CA	2.48	0.44
11:QK:77:MET:HE3	11:QK:80:VAL:HG12	1.98	0.44
12:QL:27:LEU:C	12:QL:29:GLY:H	2.20	0.44
13:QM:36:LYS:C	13:QM:36:LYS:CD	2.86	0.44
15:QO:25:THR:HG22	15:QO:70:LEU:HD22	1.99	0.44
17:QQ:92:ARG:HG3	17:QQ:92:ARG:NH1	2.30	0.44
47:R4:39:CYS:HB3	47:R4:41:PRO:HD2	2.00	0.44
48:R5:52:TYR:CD1	48:R5:52:TYR:N	2.85	0.44
49:R6:11:LEU:HD12	49:R6:51:GLU:HG3	2.00	0.44
22:RA:1599:C:H2'	22:RA:1600:C:H6	1.83	0.44
22:RA:2006:C:O2'	22:RA:2823:A:N3	2.51	0.44
22:RA:530:G:O2'	22:RA:2021:C:O2'	2.35	0.44
22:RA:947:G:H2'	22:RA:948:G:C8	2.53	0.44
22:RA:94:G:H2'	22:RA:95:G:O4'	2.18	0.44
24:RD:10:THR:O	24:RD:11:PRO:C	2.56	0.44
24:RD:12:SER:C	24:RD:14:ARG:N	2.70	0.44
24:RD:44:ASN:ND2	24:RD:44:ASN:H	1.97	0.44
25:RE:199:ARG:HG3	25:RE:199:ARG:HH11	1.82	0.44
25:RE:52:LEU:HB2	25:RE:75:VAL:CG2	2.40	0.44
28:RH:119:GLU:CD	28:RH:120:GLY:H	2.22	0.44

Continued on next page...

Continued from previous page...

Atom-1	Atom-2	Distance(Å)	Clash(Å)
28:RH:125:VAL:CG1	28:RH:126:PRO:CG	2.94	0.44
30:RN:114:ARG:O	30:RN:115:ARG:CB	2.65	0.44
31:RO:86:ILE:CD1	31:RO:86:ILE:H	2.27	0.44
34:RR:3:HIS:C	34:RR:5:LYS:H	2.17	0.44
1:XA:1001:G:H2'	1:XA:1002:G:O4'	2.18	0.44
1:XA:1020:U:H2'	1:XA:1021:G:C8	2.53	0.44
1:XA:1378:C:O2	7:XG:76:ARG:NH1	2.51	0.44
1:XA:35:G:C6	1:XA:36:C:N4	2.86	0.44
2:XB:192:SER:OG	2:XB:193:ASP:N	2.50	0.44
3:XC:68:VAL:HG12	3:XC:70:VAL:HG23	1.98	0.44
4:XD:180:GLY:O	4:XD:181:MET:C	2.54	0.44
4:XD:9:CYS:SG	4:XD:32:ALA:HB2	2.58	0.44
5:XE:80:ILE:HG13	5:XE:82:VAL:HG23	1.99	0.44
5:XE:94:ALA:HB2	5:XE:119:LEU:HG	2.00	0.44
6:XF:27:GLN:HG2	6:XF:27:GLN:H	1.65	0.44
9:XI:10:ARG:NE	9:XI:105:ASP:CB	2.81	0.44
14:XN:47:LEU:O	14:XN:48:ALA:C	2.56	0.44
19:XS:5:LEU:HD11	47:Y4:66:SER:HA	1.95	0.44
13:XM:80:ARG:NH1	19:XS:65:ASN:O	2.51	0.44
19:XS:8:GLY:O	19:XS:9:VAL:CG2	2.57	0.44
20:XT:48:LYS:HB3	20:XT:51:GLU:CG	2.48	0.44
47:Y4:39:CYS:O	47:Y4:40:HIS:CB	2.66	0.44
22:YA:1333:C:H2'	22:YA:1334:G:H8	1.83	0.44
22:YA:2558:C:H2'	22:YA:2559:C:O4'	2.17	0.44
22:YA:2689:U:P	22:YA:2719:G:H22	2.40	0.44
22:YA:744:G:H2'	22:YA:745:G:O4'	2.18	0.44
22:YA:809:G:H2'	22:YA:810:U:C6	2.53	0.44
22:YA:868:U:C4	22:YA:869:G:N7	2.86	0.44
23:YB:112:G:H2'	23:YB:113:C:H6	1.82	0.44
24:YD:155:LEU:N	24:YD:155:LEU:HD12	2.33	0.44
24:YD:213:ARG:HA	24:YD:213:ARG:HD2	1.59	0.44
24:YD:44:ASN:HB2	24:YD:49:ILE:HA	1.93	0.44
24:YD:95:LEU:HD12	24:YD:95:LEU:O	2.17	0.44
25:YE:48:GLN:HB3	25:YE:48:GLN:HE21	1.55	0.44
26:YF:184:TYR:CE2	26:YF:188:ARG:HD2	2.52	0.44
28:YH:153:LYS:HG3	28:YH:162:ILE:H	1.79	0.44
30:YN:67:LEU:HA	30:YN:87:LEU:HD13	2.00	0.44
32:YP:88:LEU:O	32:YP:90:ARG:N	2.50	0.44
33:YQ:132:VAL:HG11	42:YZ:81:ARG:NH1	2.33	0.44
34:YR:41:ALA:C	34:YR:43:GLU:H	2.20	0.44
36:YT:114:LEU:HD23	36:YT:114:LEU:HA	1.74	0.44
37:YU:79:PHE:CE2	37:YU:83:LEU:CD1	3.01	0.44

Continued on next page...

Continued from previous page...

Atom-1	Atom-2	Distance(Å)	Clash(Å)
39:YW:67:ASP:N	39:YW:67:ASP:OD2	2.50	0.44
39:YW:88:ARG:HG2	39:YW:88:ARG:HH11	1.82	0.44
1:QA:134:A:H61	16:QP:25:ARG:NH1	2.16	0.44
1:QA:1366:C:H2'	1:QA:1367:C:C6	2.53	0.44
1:QA:1425:U:H1'	1:QA:1476:G:N2	2.33	0.44
1:QA:191(E):G:H2'	1:QA:191(F):U:C6	2.53	0.44
1:QA:328:C:H1'	1:QA:329:A:OP2	2.18	0.44
1:QA:563:A:N7	1:QA:567:G:H1'	2.33	0.44
8:QH:88:LYS:HB3	8:QH:89:PRO:HD2	2.00	0.44
9:QI:43:ALA:O	9:QI:45:ALA:N	2.51	0.44
10:QJ:10:GLY:O	10:QJ:68:HIS:N	2.51	0.44
10:QJ:38:ILE:CG1	10:QJ:71:LEU:HB3	2.48	0.44
11:QK:53:SER:C	11:QK:55:LYS:H	2.20	0.44
16:QP:23:ASP:O	16:QP:26:ARG:HB2	2.18	0.44
18:QR:20:ALA:O	18:QR:21:LYS:HG3	2.18	0.44
20:QT:50:GLU:O	20:QT:52:ALA:N	2.51	0.44
1:QA:1305:G:C5'	21:QU:4:GLY:HA3	2.47	0.44
47:R4:39:CYS:O	47:R4:40:HIS:CB	2.66	0.44
48:R5:3:LYS:O	48:R5:4:HIS:C	2.56	0.44
22:RA:1069:A:H4'	22:RA:1070:A:H5''	1.99	0.44
22:RA:1502:C:H5'	22:RA:1503:U:OP2	2.18	0.44
22:RA:2168:G:N3	22:RA:2168:G:H2'	2.32	0.44
24:RD:11:PRO:O	24:RD:12:SER:CB	2.65	0.44
24:RD:12:SER:O	24:RD:14:ARG:N	2.51	0.44
24:RD:237:GLU:HB3	24:RD:238:GLY:H	1.49	0.44
24:RD:25:THR:CG2	24:RD:25:THR:O	2.65	0.44
24:RD:45:ASN:CG	24:RD:46:GLN:N	2.68	0.44
25:RE:11:MET:O	25:RE:12:THR:HB	2.18	0.44
29:RI:4:ILE:HG22	29:RI:16:GLY:HA2	1.99	0.44
22:RA:810:U:C2	32:RP:29:LYS:O	2.71	0.44
32:RP:75:ILE:HG12	32:RP:77:ARG:NH1	2.32	0.44
33:RQ:34:LEU:HB2	33:RQ:118:LEU:HD22	1.99	0.44
36:RT:29:ARG:HA	36:RT:45:PHE:O	2.17	0.44
38:RV:72:VAL:HG13	38:RV:85:LYS:HB3	2.00	0.44
40:RX:3:THR:HA	40:RX:6:ASP:OD2	2.18	0.44
1:XA:1036:G:C8	1:XA:1037:C:C4	3.06	0.44
1:XA:1224:G:O6	1:XA:1322:C:H1'	2.18	0.44
1:XA:1244:C:C2	1:XA:1294:G:N2	2.86	0.44
1:XA:131:C:H2'	1:XA:132:C:H6	1.82	0.44
1:XA:1417:G:C6	1:XA:1482:G:C6	3.06	0.44
1:XA:44:G:C2	1:XA:45:U:H1'	2.53	0.44
1:XA:688:G:C6	1:XA:700:G:C6	3.06	0.44

Continued on next page...

Continued from previous page...

Atom-1	Atom-2	Distance(Å)	Clash(Å)
1:XA:775:G:H2'	1:XA:776:G:O4'	2.18	0.44
2:XB:33:TYR:O	2:XB:33:TYR:HD1	2.00	0.44
3:XC:14:ILE:C	3:XC:16:ARG:H	2.21	0.44
4:XD:52:SER:HB3	4:XD:55:ALA:HB3	2.00	0.44
5:XE:78:HIS:HA	8:XH:105:ARG:HB2	2.00	0.44
10:XJ:96:ILE:H	10:XJ:96:ILE:HD13	1.83	0.44
18:XR:82:THR:CG2	18:XR:83:GLU:N	2.79	0.44
20:XT:28:ALA:O	20:XT:30:LYS:N	2.50	0.44
53:XV:49:G:O6	53:XV:65:C:N4	2.49	0.44
22:YA:1126:A:OP1	22:YA:1126:A:H8	2.00	0.44
22:YA:1707:G:H2'	22:YA:1708:C:O4'	2.18	0.44
22:YA:192:C:O2	22:YA:802:A:O2'	2.28	0.44
22:YA:325:G:H2'	22:YA:326:G:H8	1.83	0.44
22:YA:479:A:H4'	22:YA:480:A:OP1	2.18	0.44
22:YA:601:C:O2'	22:YA:605:C:H5''	2.18	0.44
22:YA:846:C:O2'	22:YA:847:U:OP2	2.26	0.44
24:YD:30:GLU:HG3	24:YD:63:ARG:NE	2.32	0.44
25:YE:2:LYS:HG2	25:YE:95:ILE:HG22	1.99	0.44
26:YF:42:ALA:O	26:YF:45:ARG:HB2	2.18	0.44
28:YH:109:PHE:C	28:YH:111:HIS:H	2.21	0.44
29:YI:64:GLU:O	29:YI:67:ARG:HB3	2.18	0.44
32:YP:19:VAL:HG22	32:YP:21:ARG:H	1.83	0.44
32:YP:70:GLN:OE1	32:YP:70:GLN:N	2.51	0.44
33:YQ:27:VAL:HG13	33:YQ:28:ALA:N	2.32	0.44
35:YS:86:ALA:O	35:YS:87:PHE:CB	2.65	0.44
1:QA:1107:C:C4	1:QA:1108:G:C8	3.06	0.43
1:QA:1527:C:O2'	1:QA:1528:U:H5'	2.17	0.43
1:QA:46:G:H2'	1:QA:366:C:C5	2.53	0.43
1:QA:675:A:H2'	1:QA:676:A:H8	1.83	0.43
2:QB:115:LEU:HD21	2:QB:153:ARG:HD3	1.99	0.43
2:QB:87:ARG:NH1	2:QB:223:ILE:HD12	2.33	0.43
2:QB:17:PHE:CG	2:QB:44:LEU:HD11	2.53	0.43
2:QB:47:THR:O	2:QB:51:LEU:N	2.32	0.43
2:QB:87:ARG:HH11	2:QB:223:ILE:HD11	1.83	0.43
4:QD:146:ILE:H	4:QD:146:ILE:CD1	2.30	0.43
5:QE:62:ALA:C	5:QE:64:ARG:H	2.21	0.43
5:QE:67:VAL:HG22	5:QE:68:GLU:N	2.33	0.43
7:QG:16:LEU:HD13	9:QI:45:ALA:HB2	1.99	0.43
19:QS:51:VAL:HG12	19:QS:52:TYR:N	2.33	0.43
47:R4:42:PHE:CD1	47:R4:42:PHE:C	2.90	0.43
49:R6:7:ILE:HG23	49:R6:8:LYS:N	2.32	0.43
51:R8:40:GLU:O	51:R8:43:GLN:N	2.50	0.43

Continued on next page...

Continued from previous page...

Atom-1	Atom-2	Distance(Å)	Clash(Å)
22:RA:1593:G:H2'	22:RA:1594:G:C8	2.53	0.43
22:RA:2607:G:H2'	22:RA:2608:G:O4'	2.18	0.43
22:RA:273(C):C:H42	22:RA:363(C):G:H1	1.64	0.43
22:RA:858:U:O2	22:RA:2268:A:H2'	2.17	0.43
23:RB:4:C:C2	23:RB:117:G:N2	2.86	0.43
24:RD:102:LYS:O	24:RD:103:ARG:CG	2.66	0.43
24:RD:206:LEU:HA	24:RD:206:LEU:HD23	1.49	0.43
25:RE:13:ARG:HB3	25:RE:13:ARG:HH11	1.82	0.43
25:RE:3:GLY:CA	25:RE:81:ILE:HG21	2.48	0.43
25:RE:51:PHE:HD1	25:RE:52:LEU:H	1.59	0.43
26:RF:24:LEU:N	26:RF:24:LEU:HD12	2.33	0.43
27:RG:139:LEU:HA	27:RG:144:ILE:HG21	2.00	0.43
28:RH:109:PHE:C	28:RH:111:HIS:H	2.21	0.43
29:RI:86:THR:H	29:RI:123:LEU:HD12	1.83	0.43
31:RO:63:VAL:HG23	31:RO:63:VAL:O	2.18	0.43
32:RP:101:VAL:HG13	32:RP:102:ARG:N	2.33	0.43
35:RS:38:GLN:CG	35:RS:47:THR:HG21	2.48	0.43
36:RT:99:LEU:O	36:RT:99:LEU:CD1	2.65	0.43
39:RW:70:TYR:HD2	39:RW:70:TYR:N	2.06	0.43
40:RX:14:SER:HB2	40:RX:15:GLU:OE1	2.18	0.43
41:RY:11:ASP:HB2	41:RY:27:VAL:CG1	2.46	0.43
41:RY:15:VAL:HB	41:RY:20:TYR:O	2.17	0.43
41:RY:25:GLY:HA3	41:RY:39:VAL:CG1	2.47	0.43
1:XA:1074:G:C6	1:XA:1075:C:C4	3.06	0.43
1:XA:136:C:H42	1:XA:227:G:H1	1.65	0.43
1:XA:688:G:O6	1:XA:700:G:C6	2.70	0.43
1:XA:827:U:H5	1:XA:870:U:N3	2.16	0.43
3:XC:106:VAL:HG11	3:XC:109:PRO:HA	2.00	0.43
5:XE:20:GLN:O	5:XE:21:ALA:C	2.57	0.43
7:XG:75:VAL:HG13	7:XG:145:ALA:HA	2.00	0.43
7:XG:69:VAL:CG1	7:XG:69:VAL:O	2.62	0.43
8:XH:23:SER:HB3	8:XH:62:TYR:HA	2.00	0.43
8:XH:88:LYS:HB3	8:XH:89:PRO:HD2	2.00	0.43
9:XI:29:ASN:OD1	9:XI:65:VAL:N	2.48	0.43
10:XJ:96:ILE:N	10:XJ:96:ILE:CD1	2.79	0.43
12:XL:120:TYR:O	12:XL:121:GLY:O	2.36	0.43
16:XP:20:VAL:HG22	16:XP:21:VAL:H	1.83	0.43
17:XQ:13:ASP:O	17:XQ:15:MET:N	2.51	0.43
18:XR:20:ALA:O	18:XR:21:LYS:HG3	2.18	0.43
44:Y1:49:VAL:HG12	44:Y1:51:VAL:HG23	1.99	0.43
47:Y4:2:LYS:HD2	47:Y4:2:LYS:HA	1.61	0.43
19:XS:2:PRO:CG	47:Y4:68:ARG:HH12	2.31	0.43

Continued on next page...

Continued from previous page...

Atom-1	Atom-2	Distance(Å)	Clash(Å)
22:YA:1263:U:O2'	48:Y5:11:THR:HG23	2.18	0.43
22:YA:1438:U:H2'	22:YA:1439:A:H8	1.82	0.43
22:YA:1756:G:H4'	22:YA:1758:G:O4'	2.18	0.43
22:YA:176:G:C6	22:YA:177:G:N7	2.85	0.43
22:YA:2845:G:O2'	22:YA:2846:G:H5'	2.18	0.43
22:YA:259:G:N2	22:YA:621:A:H8	2.11	0.43
22:YA:715:G:H2'	22:YA:716:A:C8	2.53	0.43
22:YA:950:G:C5	22:YA:951:C:C5	3.06	0.43
24:YD:102:LYS:O	24:YD:103:ARG:CG	2.66	0.43
24:YD:35:LYS:HB3	24:YD:36:PRO:HA	2.00	0.43
28:YH:53:GLU:CD	28:YH:54:ARG:H	2.21	0.43
29:YI:109:ILE:HB	29:YI:130:TYR:OH	2.18	0.43
29:YI:73:GLU:HG3	29:YI:136:VAL:HG23	1.98	0.43
30:YN:129:PRO:C	30:YN:131:GLN:H	2.20	0.43
31:YO:47:ILE:HG13	31:YO:48:PRO:HD2	1.99	0.43
31:YO:77:ILE:HG23	31:YO:77:ILE:O	2.17	0.43
31:YO:91:LEU:CD2	31:YO:91:LEU:N	2.80	0.43
32:YP:101:VAL:HA	32:YP:106:LEU:HB2	1.99	0.43
32:YP:96:THR:HG22	32:YP:126:VAL:CB	2.46	0.43
35:YS:57:LYS:O	35:YS:58:LEU:HB3	2.18	0.43
39:YW:29:LEU:HD11	39:YW:55:ALA:HB2	1.98	0.43
41:YY:15:VAL:HB	41:YY:20:TYR:O	2.17	0.43
41:YY:95:LYS:HB2	41:YY:99:CYS:O	2.17	0.43
1:QA:1347:G:H2'	1:QA:1373:G:O6	2.18	0.43
1:QA:1360:A:H8	1:QA:1360:A:OP1	2.01	0.43
1:QA:1502:A:H3'	1:QA:1503:A:H3'	2.01	0.43
1:QA:524:G:H2'	1:QA:525:C:C6	2.53	0.43
1:QA:597:G:N2	8:QH:94:TYR:OH	2.51	0.43
1:QA:826:C:H2'	1:QA:827:U:O2	2.17	0.43
1:QA:836:G:C6	1:QA:851:G:C6	3.06	0.43
2:QB:100:GLY:N	2:QB:176:GLU:OE2	2.51	0.43
3:QC:69:HIS:HA	3:QC:104:GLN:HB2	2.00	0.43
3:QC:106:VAL:HG11	3:QC:109:PRO:HA	2.00	0.43
7:QG:15:ASP:OD1	7:QG:23:VAL:HG11	2.18	0.43
7:QG:38:LEU:O	7:QG:42:ILE:HG13	2.17	0.43
8:QH:23:SER:HB3	8:QH:62:TYR:HA	2.00	0.43
9:QI:10:ARG:NE	9:QI:105:ASP:CB	2.81	0.43
10:QJ:100:THR:O	10:QJ:101:VAL:HB	2.17	0.43
10:QJ:6:ILE:O	10:QJ:71:LEU:HD12	2.18	0.43
11:QK:106:LYS:O	11:QK:107:SER:CB	2.65	0.43
11:QK:34:ASP:OD1	11:QK:38:ASN:HB2	2.18	0.43
12:QL:44:THR:HA	12:QL:45:PRO:HD3	1.71	0.43

Continued on next page...

Continued from previous page...

Atom-1	Atom-2	Distance(Å)	Clash(Å)
13:QM:19:LEU:HD22	13:QM:19:LEU:N	2.33	0.43
13:QM:69:GLU:O	13:QM:70:LEU:C	2.56	0.43
20:QT:101:GLY:C	20:QT:103:GLY:H	2.22	0.43
55:QY:39:C:H4'	55:QY:40:G:OP1	2.18	0.43
43:R0:27:GLU:HB2	43:R0:69:PHE:HD1	1.83	0.43
47:R4:48:ARG:C	47:R4:49:PHE:HD1	2.22	0.43
49:R6:15:GLU:HB3	49:R6:16:CYS:H	1.46	0.43
51:R8:58:ILE:O	51:R8:61:LEU:CG	2.66	0.43
22:RA:1000:A:H2'	22:RA:1001:A:C8	2.53	0.43
22:RA:1870:C:H2'	22:RA:1871:A:O4'	2.18	0.43
22:RA:2155:G:H2'	22:RA:2156:G:O4'	2.17	0.43
22:RA:374:A:C2	22:RA:401:A:C4	3.05	0.43
22:RA:696:G:N2	22:RA:697:C:H1'	2.33	0.43
23:RB:111:U:H2'	23:RB:112:G:H8	1.82	0.43
26:RF:149:ASP:OD2	26:RF:151:SER:HB3	2.17	0.43
27:RG:131:TYR:HE2	27:RG:133:LEU:HD22	1.83	0.43
30:RN:30:ILE:HG22	30:RN:34:LEU:CD2	2.48	0.43
31:RO:97:ARG:HA	31:RO:117:LEU:HD22	2.00	0.43
33:RQ:27:VAL:HG13	33:RQ:28:ALA:N	2.32	0.43
35:RS:86:ALA:O	35:RS:87:PHE:CB	2.65	0.43
36:RT:105:LEU:C	36:RT:107:ASP:OD1	2.56	0.43
38:RV:66:ARG:NH1	38:RV:88:ARG:CD	2.74	0.43
39:RW:14:PRO:HB3	39:RW:18:ARG:HE	1.83	0.43
40:RX:65:ARG:N	40:RX:65:ARG:CD	2.79	0.43
40:RX:7:VAL:O	40:RX:30:VAL:CG1	2.66	0.43
41:RY:48:ALA:CB	41:RY:61:ILE:HD13	2.45	0.43
1:XA:1053:G:N7	1:XA:1199:U:H3'	2.33	0.43
1:XA:191(D):U:H2'	1:XA:191(E):G:H8	1.82	0.43
1:XA:44:G:C6	1:XA:45:U:C2	3.06	0.43
1:XA:530:G:H4'	1:XA:531:U:OP2	2.18	0.43
1:XA:678:U:C4	1:XA:679:C:N4	2.86	0.43
1:XA:738:C:H2'	1:XA:739:C:H6	1.83	0.43
2:XB:77:ALA:HB1	2:XB:165:VAL:HG11	2.00	0.43
2:XB:47:THR:HG22	2:XB:51:LEU:CG	2.48	0.43
2:XB:95:GLN:HE21	2:XB:147:LYS:CE	2.28	0.43
3:XC:59:ARG:HH12	3:XC:97:LYS:CD	2.31	0.43
5:XE:31:LEU:HD23	5:XE:45:PHE:CD1	2.53	0.43
5:XE:36:ASP:C	5:XE:37:ARG:HG2	2.38	0.43
6:XF:72:VAL:HG23	6:XF:90:VAL:HG11	1.98	0.43
7:XG:78:ARG:CG	7:XG:78:ARG:HH11	2.30	0.43
10:XJ:51:ARG:NH1	10:XJ:51:ARG:HG2	2.33	0.43
11:XK:124:LYS:HB3	11:XK:125:PHE:H	1.67	0.43

Continued on next page...

Continued from previous page...

Atom-1	Atom-2	Distance(Å)	Clash(Å)
13:XM:39:ILE:HD12	13:XM:56:LEU:HD23	1.99	0.43
14:XM:17:LYS:HG3	14:XM:18:VAL:N	2.33	0.43
19:XS:10:PHE:CD1	19:XS:38:SER:HB2	2.52	0.43
43:Y0:70:GLN:CD	43:Y0:72:ARG:HD3	2.39	0.43
44:Y1:82:LEU:HD12	44:Y1:82:LEU:O	2.10	0.43
49:Y6:11:LEU:HD12	49:Y6:51:GLU:HG3	2.00	0.43
50:Y7:19:ARG:NH1	50:Y7:19:ARG:HG2	2.33	0.43
22:YA:1534:G:H2'	22:YA:1534:G:N3	2.33	0.43
22:YA:2436:G:C5	22:YA:2437:U:C5	3.06	0.43
22:YA:2832:U:H4'	22:YA:2833:G:H5''	2.00	0.43
22:YA:2838:G:C4	22:YA:2839:G:C8	3.06	0.43
22:YA:821:A:H5''	22:YA:822:U:H6	1.83	0.43
24:YD:10:THR:O	24:YD:11:PRO:C	2.56	0.43
4:QD:166:LYS:CD	24:YD:134:ARG:NH1	2.81	0.43
25:YE:11:MET:O	25:YE:12:THR:HB	2.18	0.43
26:YF:174:VAL:CG1	26:YF:174:VAL:O	2.65	0.43
27:YG:31:VAL:HG13	27:YG:31:VAL:O	2.18	0.43
28:YH:137:ASP:OD1	28:YH:138:LYS:N	2.51	0.43
36:YT:107:ASP:OD2	36:YT:109:GLU:HB2	2.19	0.43
36:YT:29:ARG:HA	36:YT:45:PHE:O	2.17	0.43
36:YT:49:VAL:CG1	36:YT:49:VAL:O	2.64	0.43
22:YA:2875:C:C4'	36:YT:5:ALA:HB2	2.47	0.43
1:QA:19:C:OP1	5:QE:125:SER:OG	2.24	0.43
1:QA:297:G:H4'	1:QA:557:G:H4'	1.99	0.43
3:QC:27:LYS:NZ	3:QC:27:LYS:HB3	2.34	0.43
4:QD:90:GLY:HA3	4:QD:204:ILE:HD11	2.00	0.43
4:QD:25:ARG:C	4:QD:27:TYR:H	2.21	0.43
5:QE:152:ARG:HD3	8:QH:44:PHE:CE1	2.53	0.43
5:QE:75:THR:CG2	5:QE:76:ILE:N	2.80	0.43
10:QJ:54:PHE:CE2	10:QJ:55:LYS:HD2	2.52	0.43
12:QL:119:LYS:HB2	12:QL:120:TYR:HD1	1.83	0.43
19:QS:36:ARG:NH1	19:QS:52:TYR:O	2.51	0.43
53:QV:15:G:N2	53:QV:48:C:H42	2.17	0.43
53:QV:4:G:C6	53:QV:70:G:N1	2.87	0.43
44:R1:53:VAL:CG1	44:R1:54:ALA:N	2.81	0.43
44:R1:92:LYS:O	44:R1:93:GLU:C	2.56	0.43
47:R4:49:PHE:HD1	47:R4:49:PHE:N	2.17	0.43
49:R6:20:ASN:O	49:R6:21:TYR:CG	2.71	0.43
50:R7:5:TRP:CD1	50:R7:7:PRO:HG3	2.53	0.43
51:R8:58:ILE:O	51:R8:61:LEU:CD1	2.67	0.43
22:RA:1519:G:C6	22:RA:1520:U:C4	3.06	0.43
22:RA:1678:G:H22	22:RA:1989:G:N2	2.12	0.43

Continued on next page...

Continued from previous page...

Atom-1	Atom-2	Distance(Å)	Clash(Å)
22:RA:173:G:H2'	22:RA:174:C:C6	2.52	0.43
22:RA:1929:G:H4'	22:RA:1930:G:OP1	2.18	0.43
22:RA:2543:G:H21	22:RA:2646:C:H5''	1.82	0.43
22:RA:512:G:O2'	22:RA:513:A:P	2.76	0.43
23:RB:3:C:H2'	23:RB:4:C:C6	2.53	0.43
24:RD:17:THR:HG22	24:RD:204:ILE:HA	1.98	0.43
25:RE:51:PHE:CD1	25:RE:52:LEU:N	2.76	0.43
26:RF:201:VAL:HG13	26:RF:202:PHE:N	2.33	0.43
26:RF:63:LYS:CE	26:RF:67:GLN:HB2	2.48	0.43
23:RB:56:G:P	27:RG:27:ASN:HD21	2.41	0.43
28:RH:136:ILE:N	28:RH:136:ILE:HD12	2.32	0.43
28:RH:137:ASP:OD1	28:RH:138:LYS:N	2.51	0.43
32:RP:107:LYS:HB2	32:RP:110:TYR:HD2	1.83	0.43
32:RP:81:GLN:HE21	32:RP:81:GLN:HB2	1.59	0.43
34:RR:81:ASP:OD2	34:RR:81:ASP:N	2.50	0.43
35:RS:110:LEU:HA	35:RS:112:PHE:CE1	2.53	0.43
35:RS:56:LEU:O	35:RS:57:LYS:O	2.36	0.43
36:RT:111:ARG:C	36:RT:113:LYS:N	2.64	0.43
38:RV:15:GLU:O	38:RV:96:ILE:HB	2.19	0.43
38:RV:25:LEU:H	38:RV:92:THR:CG2	2.28	0.43
22:RA:1615:C:C2	39:RW:87:PRO:HG3	2.54	0.43
40:RX:31:HIS:HA	40:RX:32:PRO:HD3	1.88	0.43
42:RZ:157:LEU:HA	42:RZ:158:PRO:HD2	1.81	0.43
1:XA:1100:C:O2'	1:XA:1102:A:OP1	2.34	0.43
1:XA:1264:C:H2'	1:XA:1265:G:H8	1.82	0.43
1:XA:1370:G:O3'	9:XI:12:GLU:HG3	2.17	0.43
1:XA:1442:G:C5	1:XA:1446:A:C6	3.07	0.43
1:XA:240:C:H2'	1:XA:241:C:C6	2.53	0.43
1:XA:416:G:H2'	1:XA:417:C:C6	2.53	0.43
1:XA:780:A:H1'	1:XA:803:G:N2	2.32	0.43
2:XB:162:ILE:O	2:XB:185:ILE:HG13	2.18	0.43
3:XC:22:TRP:CB	3:XC:59:ARG:HB2	2.48	0.43
4:XD:95:GLY:O	4:XD:99:SER:N	2.51	0.43
6:XF:91:VAL:CG1	18:XR:72:ARG:NH1	2.82	0.43
7:XG:62:PHE:O	7:XG:64:GLN:N	2.51	0.43
11:XK:108:ILE:HG21	18:XR:88:LYS:OXT	2.19	0.43
11:XK:70:LYS:HA	11:XK:73:MET:HE2	1.99	0.43
11:XK:96:ARG:O	11:XK:97:ALA:C	2.54	0.43
15:XO:83:GLU:HA	15:XO:83:GLU:OE1	2.19	0.43
1:XA:760:G:O2'	17:XQ:98:LEU:HD23	2.18	0.43
19:XS:63:THR:HG23	19:XS:66:MET:HE3	2.01	0.43
20:XT:50:GLU:O	20:XT:52:ALA:N	2.51	0.43

Continued on next page...

Continued from previous page...

Atom-1	Atom-2	Distance(Å)	Clash(Å)
43:Y0:65:GLY:HA3	43:Y0:82:ARG:O	2.17	0.43
44:Y1:60:PHE:HZ	44:Y1:90:ILE:HG21	1.82	0.43
47:Y4:48:ARG:NH1	47:Y4:51:ASP:HA	2.34	0.43
19:XS:2:PRO:HB2	47:Y4:68:ARG:NH1	2.33	0.43
49:Y6:20:ASN:O	49:Y6:21:TYR:CG	2.71	0.43
51:Y8:40:GLU:O	51:Y8:43:GLN:N	2.50	0.43
51:Y8:58:ILE:O	51:Y8:61:LEU:CD1	2.67	0.43
22:YA:1682:G:C6	22:YA:1683:C:C4	3.06	0.43
22:YA:2013:A:N3	39:YW:88:ARG:NH2	2.65	0.43
22:YA:2310:A:H62	27:YG:77:ILE:HG21	1.83	0.43
22:YA:2329:G:H2'	22:YA:2330:G:C8	2.53	0.43
22:YA:2863:C:H2'	22:YA:2864:G:C8	2.53	0.43
22:YA:498:G:N2	22:YA:506:G:O6	2.32	0.43
22:YA:99:U:H1'	22:YA:102:G:C5	2.53	0.43
24:YD:272:ALA:HB1	24:YD:273:ARG:H	1.58	0.43
25:YE:3:GLY:HA3	25:YE:81:ILE:CD1	2.48	0.43
25:YE:69:LYS:C	25:YE:71:GLY:N	2.71	0.43
28:YH:136:ILE:N	28:YH:136:ILE:HD12	2.31	0.43
28:YH:149:ARG:HA	28:YH:162:ILE:HG21	1.99	0.43
28:YH:35:VAL:CG2	28:YH:75:ALA:HB2	2.48	0.43
30:YN:103:VAL:O	30:YN:104:LYS:C	2.56	0.43
30:YN:87:LEU:CD2	30:YN:87:LEU:C	2.87	0.43
34:YR:33:ARG:HA	34:YR:114:VAL:O	2.18	0.43
35:YS:14:VAL:CG1	35:YS:15:ARG:N	2.81	0.43
35:YS:38:GLN:CG	35:YS:47:THR:HG21	2.48	0.43
38:YV:66:ARG:NH1	38:YV:88:ARG:CD	2.74	0.43
38:YV:66:ARG:NH1	38:YV:88:ARG:NH1	2.61	0.43
39:YW:111:HIS:CG	39:YW:112:GLY:H	2.37	0.43
39:YW:50:VAL:O	39:YW:53:SER:N	2.50	0.43
40:YX:14:SER:HB2	40:YX:15:GLU:OE1	2.18	0.43
40:YX:3:THR:HA	40:YX:6:ASP:OD2	2.18	0.43
1:QA:1077:G:N1	1:QA:1081:G:C6	2.87	0.43
1:QA:109:A:C6	1:QA:326:G:C6	3.06	0.43
1:QA:922:G:N3	1:QA:1398:A:H2	2.16	0.43
1:QA:1399:C:C2	1:QA:1502:A:N6	2.86	0.43
1:QA:325:A:H2'	1:QA:326:G:O4'	2.18	0.43
1:QA:643:C:H2'	1:QA:644:G:C8	2.52	0.43
1:QA:671:G:H2'	1:QA:672:U:H6	1.84	0.43
1:QA:701:C:H1'	1:QA:703:G:N1	2.33	0.43
2:QB:90:MET:HA	2:QB:91:PRO:HD3	1.82	0.43
3:QC:67:THR:O	3:QC:69:HIS:CE1	2.72	0.43
5:QE:62:ALA:O	5:QE:64:ARG:N	2.51	0.43

Continued on next page...

Continued from previous page...

Atom-1	Atom-2	Distance(Å)	Clash(Å)
6:QF:91:VAL:CG1	18:QR:72:ARG:NH1	2.81	0.43
7:QG:155:ARG:HD3	7:QG:155:ARG:H	1.83	0.43
9:QI:100:GLY:C	9:QI:102:LEU:N	2.72	0.43
9:QI:95:LYS:HD3	9:QI:95:LYS:C	2.39	0.43
10:QJ:16:LEU:C	10:QJ:16:LEU:HD13	2.38	0.43
10:QJ:90:LEU:N	10:QJ:91:PRO:CD	2.82	0.43
11:QK:20:TYR:C	11:QK:21:ILE:HD12	2.38	0.43
11:QK:75:TYR:N	11:QK:75:TYR:CD1	2.86	0.43
15:QO:83:GLU:C	15:QO:85:LEU:N	2.71	0.43
16:QP:21:VAL:HG23	16:QP:34:GLU:N	2.34	0.43
19:QS:45:VAL:O	19:QS:62:ILE:O	2.35	0.43
44:R1:80:LEU:O	44:R1:81:LYS:CD	2.65	0.43
52:R9:7:VAL:HG21	52:R9:36:GLN:HB2	2.00	0.43
22:RA:1495:A:H2'	22:RA:1496:A:N3	2.34	0.43
22:RA:2226:C:H2'	22:RA:2227:A:O4'	2.18	0.43
22:RA:2341:G:H2'	22:RA:2342:C:O4'	2.17	0.43
24:RD:227:ASN:CB	24:RD:228:PRO:CD	2.93	0.43
25:RE:36:ARG:HB3	25:RE:36:ARG:NH1	2.31	0.43
25:RE:52:LEU:O	25:RE:74:PRO:HA	2.18	0.43
26:RF:144:LYS:C	26:RF:146:ALA:H	2.20	0.43
26:RF:167:ALA:HB1	26:RF:173:VAL:HG11	1.99	0.43
27:RG:19:LEU:HA	27:RG:22:ARG:HB2	1.99	0.43
27:RG:83:ARG:HG3	27:RG:86:MET:CE	2.46	0.43
28:RH:92:ILE:CD1	28:RH:160:LYS:HD3	2.48	0.43
35:RS:14:VAL:CG1	35:RS:15:ARG:N	2.81	0.43
35:RS:57:LYS:O	35:RS:58:LEU:HB3	2.18	0.43
36:RT:105:LEU:O	36:RT:105:LEU:HG	2.19	0.43
36:RT:114:LEU:HA	36:RT:114:LEU:HD23	1.74	0.43
36:RT:89:VAL:O	36:RT:90:GLN:HB2	2.19	0.43
41:RY:95:LYS:HA	41:RY:101:LYS:N	2.34	0.43
41:RY:6:HIS:N	41:RY:6:HIS:ND1	2.66	0.43
1:XA:1298:C:H4'	1:XA:1299:A:N9	2.34	0.43
1:XA:1486:G:C6	1:XA:1487:G:C6	3.06	0.43
1:XA:1510:U:H2'	1:XA:1511:G:C8	2.52	0.43
1:XA:143:A:H2	1:XA:220:G:H1	1.66	0.43
2:XB:132:LYS:HA	2:XB:135:GLN:CB	2.43	0.43
3:XC:27:LYS:NZ	3:XC:27:LYS:HB3	2.34	0.43
1:XA:1190:G:OP2	3:XC:5:ILE:HG23	2.18	0.43
3:XC:69:HIS:HA	3:XC:104:GLN:HB2	2.00	0.43
5:XE:67:VAL:HG22	5:XE:68:GLU:N	2.33	0.43
7:XG:122:HIS:HA	7:XG:125:MET:HB2	2.00	0.43
7:XG:60:LYS:O	7:XG:61:VAL:C	2.57	0.43

Continued on next page...

Continued from previous page...

Atom-1	Atom-2	Distance(Å)	Clash(Å)
12:XL:27:LEU:HD13	12:XL:28:LYS:H	1.84	0.43
13:XM:36:LYS:CD	13:XM:36:LYS:C	2.86	0.43
18:XR:63:GLN:O	18:XR:66:LEU:HB3	2.18	0.43
53:XV:54:U:C4	53:XV:55:U:C4	3.06	0.43
22:YA:2263:C:H41	43:Y0:15:ASP:HA	1.83	0.43
45:Y2:59:ARG:O	45:Y2:62:THR:HG23	2.18	0.43
47:Y4:59:PHE:CE1	47:Y4:70:GLY:N	2.87	0.43
51:Y8:58:ILE:O	51:Y8:61:LEU:CG	2.66	0.43
22:YA:1388:G:C2'	22:YA:1389:G:H5'	2.48	0.43
22:YA:1815:A:OP2	24:YD:54:ARG:NH2	2.46	0.43
22:YA:190:A:C4	22:YA:207:A:C2	3.06	0.43
22:YA:2322:A:H2'	22:YA:2323:G:O4'	2.19	0.43
22:YA:2489:G:O6	22:YA:2490:G:O6	2.36	0.43
22:YA:2543:G:C6	22:YA:2544:G:C6	3.06	0.43
22:YA:356:G:H2'	22:YA:357:A:H8	1.82	0.43
22:YA:49:A:N7	22:YA:120:U:H5	2.16	0.43
22:YA:596:G:H2'	22:YA:597:U:O4'	2.19	0.43
22:YA:844:C:H2'	22:YA:845:G:O4'	2.18	0.43
23:YB:66:A:C6	23:YB:107:U:C4	3.06	0.43
23:YB:11:C:OP2	23:YB:12:C:N4	2.44	0.43
24:YD:44:ASN:HB3	24:YD:49:ILE:CG2	2.47	0.43
25:YE:3:GLY:CA	25:YE:81:ILE:HG21	2.49	0.43
27:YG:44:GLY:HA2	27:YG:88:ILE:HD11	2.00	0.43
27:YG:67:LYS:N	27:YG:67:LYS:HD2	2.33	0.43
29:YI:83:ALA:O	29:YI:85:GLU:N	2.51	0.43
30:YN:17:ASP:O	30:YN:55:VAL:O	2.34	0.43
31:YO:63:VAL:HG23	31:YO:63:VAL:O	2.17	0.43
22:YA:1030:G:OP2	33:YQ:128:LYS:HE2	2.18	0.43
34:YR:48:VAL:O	34:YR:49:ASP:C	2.57	0.43
36:YT:105:LEU:C	36:YT:107:ASP:OD1	2.56	0.43
25:YE:25:VAL:HG21	36:YT:8:LYS:HG3	2.00	0.43
37:YU:79:PHE:HD2	37:YU:79:PHE:C	2.18	0.43
38:YV:1:MET:HE1	38:YV:43:GLU:HG2	2.00	0.43
39:YW:34:ASN:O	39:YW:35:ILE:C	2.55	0.43
40:YX:70:LEU:H	40:YX:70:LEU:HD23	1.77	0.43
41:YY:75:ILE:HG12	41:YY:76:CYS:H	1.79	0.43
42:YZ:166:SER:HB2	42:YZ:167:PRO:C	2.39	0.43
1:QA:1084:G:H5'	1:QA:1102:A:OP2	2.18	0.43
1:QA:1219:U:OP1	14:QN:19:ARG:NH2	2.25	0.43
1:QA:558:G:H2'	1:QA:559:A:H2	1.84	0.43
1:QA:801:U:H2'	1:QA:802:A:H8	1.81	0.43
3:QC:14:ILE:C	3:QC:16:ARG:H	2.21	0.43

Continued on next page...

Continued from previous page...

Atom-1	Atom-2	Distance(Å)	Clash(Å)
5:QE:94:ALA:HB2	5:QE:119:LEU:HG	2.00	0.43
6:QF:61:LEU:HD23	6:QF:63:TYR:OH	2.17	0.43
6:QF:88:VAL:HG12	6:QF:89:MET:N	2.34	0.43
7:QG:23:VAL:O	7:QG:27:ILE:HD12	2.19	0.43
7:QG:60:LYS:O	7:QG:61:VAL:C	2.57	0.43
7:QG:78:ARG:HH11	7:QG:78:ARG:CG	2.31	0.43
9:QI:41:VAL:O	9:QI:41:VAL:HG12	2.18	0.43
11:QK:105:VAL:HG23	11:QK:105:VAL:O	2.19	0.43
12:QL:22:SER:C	12:QL:24:VAL:H	2.22	0.43
12:QL:27:LEU:HD13	12:QL:28:LYS:H	1.83	0.43
16:QP:72:ARG:O	16:QP:72:ARG:HD3	2.18	0.43
1:QA:254:G:OP1	17:QQ:67:LYS:O	2.36	0.43
53:QV:53:G:HO2'	53:QV:54:U:H6	1.64	0.43
22:RA:1086:A:H3'	22:RA:1086:A:N3	2.34	0.43
22:RA:957:A:N1	22:RA:2459:A:C8	2.86	0.43
22:RA:646:A:H2'	22:RA:647:G:O4'	2.19	0.43
22:RA:825:C:H2'	22:RA:826:U:O4'	2.19	0.43
24:RD:177:LEU:O	24:RD:179:SER:N	2.51	0.43
25:RE:120:TRP:CE3	25:RE:155:LYS:HD3	2.53	0.43
25:RE:16:ARG:O	25:RE:18:ASP:O	2.36	0.43
25:RE:69:LYS:C	25:RE:71:GLY:N	2.71	0.43
26:RF:101:LEU:HD12	26:RF:102:PRO:N	2.33	0.43
26:RF:62:ARG:NH1	26:RF:62:ARG:CB	2.82	0.43
27:RG:59:GLU:O	27:RG:62:LEU:HB3	2.18	0.43
30:RN:103:VAL:O	30:RN:104:LYS:C	2.57	0.43
30:RN:1:MET:O	30:RN:1:MET:HG3	2.19	0.43
32:RP:70:GLN:OE1	32:RP:70:GLN:N	2.51	0.43
22:RA:2467:C:H4'	33:RQ:123:HIS:CG	2.53	0.43
37:RU:88:ILE:HG22	37:RU:90:VAL:CG2	2.44	0.43
40:RX:14:SER:O	40:RX:15:GLU:C	2.57	0.43
1:XA:1506:U:N3	1:XA:1522:U:OP1	2.36	0.43
1:XA:947:G:C6	1:XA:948:C:C4	3.07	0.43
2:XB:115:LEU:HD21	2:XB:153:ARG:HD3	2.00	0.43
2:XB:29:ALA:O	2:XB:32:ILE:HG22	2.17	0.43
4:XD:60:GLU:HG2	4:XD:202:LEU:HD12	2.00	0.43
6:XF:73:ASN:O	6:XF:76:ALA:HB3	2.19	0.43
6:XF:76:ALA:HB1	6:XF:80:ARG:HH21	1.82	0.43
1:XA:1347:G:C8	9:XI:107:ARG:HB3	2.54	0.43
12:XL:22:SER:C	12:XL:24:VAL:H	2.22	0.43
13:XM:69:GLU:O	13:XM:70:LEU:C	2.56	0.43
15:XO:17:ARG:HD3	15:XO:26:GLU:HG3	2.01	0.43
1:XA:719:C:C2	18:XR:50:ILE:HD13	2.53	0.43

Continued on next page...

Continued from previous page...

Atom-1	Atom-2	Distance(Å)	Clash(Å)
19:XS:36:ARG:NH1	19:XS:52:TYR:O	2.51	0.43
43:Y0:27:GLU:HB2	43:Y0:69:PHE:CD1	2.53	0.43
44:Y1:44:PRO:O	44:Y1:46:LEU:N	2.51	0.43
44:Y1:94:LEU:O	44:Y1:95:LEU:HB2	2.18	0.43
47:Y4:15:ILE:CD1	47:Y4:15:ILE:N	2.78	0.43
48:Y5:15:ARG:HA	48:Y5:18:ALA:HB3	1.99	0.43
22:YA:1674:G:H1'	22:YA:1676:A:N6	2.33	0.43
22:YA:1786:A:C8	22:YA:1938:A:C6	3.06	0.43
22:YA:1944:U:O2	22:YA:1955:U:H5''	2.19	0.43
22:YA:606:U:H4'	22:YA:658:C:H4'	2.01	0.43
22:YA:856:C:H1'	43:Y0:27:GLU:HB3	2.00	0.43
23:YB:80:U:O2'	23:YB:81:G:H5'	2.18	0.43
25:YE:155:LYS:O	25:YE:156:MET:HG3	2.19	0.43
25:YE:51:PHE:O	25:YE:74:PRO:CB	2.67	0.43
27:YG:114:ILE:O	27:YG:116:ASP:N	2.51	0.43
27:YG:136:ARG:O	27:YG:154:GLY:CA	2.62	0.43
1:QA:357:G:O2'	29:YI:89:TYR:O	2.29	0.43
29:YI:93:THR:HG22	29:YI:119:PRO:HB3	1.99	0.43
30:YN:118:LYS:C	30:YN:120:LEU:H	2.20	0.43
30:YN:131:GLN:HB3	30:YN:131:GLN:HE21	1.57	0.43
22:YA:814:C:H41	32:YP:25:SER:HA	1.83	0.43
34:YR:74:LYS:O	34:YR:76:VAL:N	2.45	0.43
35:YS:110:LEU:HD23	35:YS:112:PHE:CE2	2.54	0.43
36:YT:19:LEU:HA	36:YT:20:PRO:HD3	1.88	0.43
37:YU:99:ALA:HA	37:YU:106:PHE:HB2	2.01	0.43
22:YA:298:G:P	41:YY:85:VAL:HG22	2.58	0.43
1:QA:1502:A:H2	1:QA:1505:G:N1	2.14	0.43
1:QA:160:A:H1'	1:QA:344:A:N7	2.33	0.43
1:QA:555:C:H2'	1:QA:556:C:C6	2.53	0.43
2:QB:109:SER:C	2:QB:111:ARG:H	2.21	0.43
2:QB:32:ILE:HD13	2:QB:190:THR:CG2	2.48	0.43
2:QB:200:ILE:N	2:QB:200:ILE:HD12	2.34	0.43
2:QB:231:GLU:HA	2:QB:232:PRO:HD3	1.83	0.43
3:QC:59:ARG:HH12	3:QC:97:LYS:CD	2.31	0.43
4:QD:132:ARG:HH11	4:QD:132:ARG:HG2	1.83	0.43
4:QD:95:GLY:O	4:QD:99:SER:N	2.51	0.43
6:QF:27:GLN:H	6:QF:27:GLN:HG2	1.65	0.43
6:QF:73:ASN:O	6:QF:76:ALA:HB3	2.19	0.43
7:QG:111:ARG:HH11	7:QG:111:ARG:CB	2.23	0.43
10:QJ:51:ARG:HG2	10:QJ:51:ARG:NH1	2.33	0.43
11:QK:62:GLN:O	11:QK:64:ALA:N	2.52	0.43
14:QN:12:ARG:C	14:QN:14:PRO:CD	2.81	0.43

Continued on next page...

Continued from previous page...

Atom-1	Atom-2	Distance(Å)	Clash(Å)
15:QO:77:ARG:HA	15:QO:80:ALA:HB2	1.99	0.43
18:QR:29:PHE:HD2	18:QR:29:PHE:N	2.17	0.43
19:QS:21:GLU:HG3	19:QS:22:LEU:CD1	2.49	0.43
53:QV:54:U:C4	53:QV:55:U:C4	3.06	0.43
51:R8:40:GLU:O	51:R8:41:ILE:C	2.56	0.43
22:RA:1222:C:C2	22:RA:1229(A):G:C2	3.07	0.43
22:RA:1728:G:H5'	22:RA:1729:A:OP2	2.18	0.43
22:RA:2166:G:N2	22:RA:2168:G:OP1	2.52	0.43
22:RA:2373:G:H2'	22:RA:2374:C:C6	2.54	0.43
22:RA:2657:A:H1'	22:RA:2665:A:N6	2.33	0.43
25:RE:31:CYS:HB3	25:RE:49:LEU:HG	2.01	0.43
30:RN:61:ARG:HA	30:RN:61:ARG:NE	2.33	0.43
30:RN:63:THR:HG23	30:RN:66:LYS:HE3	2.00	0.43
31:RO:51:ALA:O	31:RO:53:LYS:HE3	2.19	0.43
34:RR:54:LEU:O	34:RR:62:ALA:HB1	2.19	0.43
35:RS:110:LEU:HD23	35:RS:112:PHE:CE2	2.54	0.43
37:RU:64:ARG:CG	37:RU:64:ARG:NH2	2.70	0.43
42:RZ:1:MET:HG2	42:RZ:2:GLU:H	1.83	0.43
1:XA:1059:C:O2	10:XJ:53:PRO:HG3	2.18	0.43
1:XA:191(D):U:H2'	1:XA:191(E):G:C8	2.53	0.43
1:XA:698:G:C6	1:XA:699:C:C4	3.06	0.43
1:XA:859:A:H2'	1:XA:860:A:H8	1.84	0.43
2:XB:127:ILE:HG23	2:XB:128:GLU:N	2.34	0.43
2:XB:33:TYR:CD1	2:XB:33:TYR:C	2.92	0.43
4:XD:122:ARG:HA	4:XD:134:ASP:HB2	2.00	0.43
6:XF:48:LEU:HA	6:XF:48:LEU:HD23	1.85	0.43
7:XG:148:ASN:O	7:XG:150:ALA:N	2.51	0.43
7:XG:151:TYR:CE1	11:XK:54:ARG:HD3	2.53	0.43
1:XA:1187:G:P	9:XI:113:LYS:NZ	2.92	0.43
9:XI:43:ALA:O	9:XI:45:ALA:N	2.51	0.43
10:XJ:30:SER:OG	10:XJ:81:THR:HG22	2.19	0.43
10:XJ:90:LEU:N	10:XJ:91:PRO:CD	2.82	0.43
1:XA:35:G:O2'	12:XL:118:SER:O	2.27	0.43
12:XL:27:LEU:C	12:XL:29:GLY:H	2.20	0.43
12:XL:6:THR:H	12:XL:9:GLN:NE2	1.97	0.43
13:XM:87:TYR:HA	13:XM:90:LEU:HG	2.01	0.43
19:XS:29:ARG:HH11	19:XS:29:ARG:HG2	1.84	0.43
20:XT:101:GLY:C	20:XT:103:GLY:H	2.22	0.43
20:XT:44:ALA:C	20:XT:91:LEU:HB3	2.39	0.43
44:Y1:29:GLY:O	44:Y1:31:GLY:N	2.49	0.43
44:Y1:92:LYS:O	44:Y1:93:GLU:C	2.56	0.43
50:Y7:17:GLY:O	50:Y7:20:ALA:HB3	2.19	0.43

Continued on next page...

Continued from previous page...

Atom-1	Atom-2	Distance(Å)	Clash(Å)
22:YA:1292:U:H2'	22:YA:1293:C:C6	2.54	0.43
22:YA:1313:U:H4'	22:YA:1332:G:H4'	1.99	0.43
22:YA:2581:G:N3	22:YA:2581:G:H2'	2.34	0.43
22:YA:564:C:H2'	22:YA:565:C:O4'	2.18	0.43
22:YA:604:G:C6	22:YA:625:G:C2	3.06	0.43
22:YA:943:U:OP1	32:YP:36:LYS:HG2	2.19	0.43
23:YB:112:G:H2'	23:YB:113:C:C6	2.54	0.43
24:YD:43:ARG:CZ	24:YD:49:ILE:HG21	2.49	0.43
25:YE:143:ASN:ND2	25:YE:143:ASN:N	2.65	0.43
28:YH:59:ARG:NH1	28:YH:59:ARG:CG	2.79	0.43
28:YH:86:GLU:H	28:YH:86:GLU:CD	2.16	0.43
28:YH:92:ILE:CD1	28:YH:160:LYS:HD3	2.48	0.43
30:YN:30:ILE:HG22	30:YN:34:LEU:CD2	2.48	0.43
31:YO:51:ALA:O	31:YO:53:LYS:HE3	2.19	0.43
31:YO:61:VAL:O	31:YO:61:VAL:HG13	2.18	0.43
35:YS:42:ASP:C	35:YS:44:LYS:N	2.72	0.43
36:YT:89:VAL:O	36:YT:90:GLN:HB2	2.19	0.43
22:YA:1266:G:N7	39:YW:15:ARG:NH1	2.66	0.43
41:YY:6:HIS:ND1	41:YY:6:HIS:N	2.66	0.43
41:YY:84:ARG:HD3	41:YY:86:ARG:HH11	1.83	0.43
1:QA:1186:G:O3'	9:QI:113:LYS:NZ	2.44	0.43
1:QA:1225:A:N3	1:QA:1225:A:H2'	2.34	0.43
1:QA:1298:C:H4'	1:QA:1299:A:C8	2.54	0.43
1:QA:1313:U:OP1	19:QS:5:LEU:HB2	2.18	0.43
1:QA:1305:G:N2	1:QA:1332:A:OP2	2.52	0.43
1:QA:347:G:OP2	36:RT:68:TYR:OH	2.35	0.43
1:QA:369:C:OP2	1:QA:388:G:N1	2.51	0.43
1:QA:833:U:H2'	1:QA:834:C:C6	2.54	0.43
1:QA:872:A:O2'	1:QA:873:A:H3'	2.17	0.43
2:QB:142:LEU:HD23	2:QB:142:LEU:O	2.19	0.43
2:QB:77:ALA:HB1	2:QB:165:VAL:HG11	2.00	0.43
4:QD:163:GLU:OE2	4:QD:163:GLU:HA	2.19	0.43
5:QE:48:ALA:HB2	5:QE:57:LYS:HD3	2.00	0.43
7:QG:122:HIS:HA	7:QG:125:MET:HB2	2.00	0.43
2:QB:178:ARG:NH2	8:QH:74:PRO:HB3	2.28	0.43
15:QO:64:ARG:CD	15:QO:68:ARG:NH2	2.82	0.43
15:QO:83:GLU:OE1	15:QO:83:GLU:HA	2.18	0.43
18:QR:43:PHE:HA	18:QR:51:LEU:HD12	2.01	0.43
19:QS:8:GLY:O	19:QS:9:VAL:CG2	2.57	0.43
20:QT:44:ALA:C	20:QT:91:LEU:HB3	2.39	0.43
44:R1:44:PRO:O	44:R1:46:LEU:N	2.51	0.43
47:R4:68:ARG:O	47:R4:69:LYS:HB2	2.17	0.43

Continued on next page...

Continued from previous page...

Atom-1	Atom-2	Distance(Å)	Clash(Å)
22:RA:103:A:H8	22:RA:103:A:O5'	2.01	0.43
22:RA:1688:U:O2	22:RA:1700:A:H5''	2.18	0.43
22:RA:1959:G:H2'	22:RA:1960:A:O4'	2.19	0.43
22:RA:2183:C:H2'	22:RA:2184:G:C8	2.53	0.43
22:RA:262:A:H2'	22:RA:263:C:O4'	2.19	0.43
22:RA:2712:U:H1'	22:RA:2712(A):A:C8	2.53	0.43
22:RA:391:G:O2'	22:RA:410:G:OP1	2.28	0.43
22:RA:646:A:H5'	22:RA:646:A:N3	2.34	0.43
24:RD:69:ARG:NH2	24:RD:130:ALA:HB2	2.20	0.43
25:RE:203:LYS:C	25:RE:203:LYS:HD2	2.39	0.43
25:RE:51:PHE:O	25:RE:74:PRO:CB	2.67	0.43
28:RH:6:ARG:CG	28:RH:7:LEU:N	2.81	0.43
22:RA:558:G:OP1	30:RN:111:PRO:HD2	2.18	0.43
30:RN:42:TRP:HA	30:RN:48:MET:HE1	1.99	0.43
30:RN:96:GLU:O	30:RN:97:ARG:C	2.57	0.43
32:RP:120:ALA:HB1	32:RP:138:LEU:CB	2.48	0.43
32:RP:135:LEU:HD13	32:RP:139:LYS:HE3	2.01	0.43
22:RA:1279:G:H4'	34:RR:31:HIS:HD2	1.84	0.43
36:RT:107:ASP:OD2	36:RT:109:GLU:HB2	2.18	0.43
42:RZ:76:LEU:HA	42:RZ:83:PRO:HA	2.01	0.43
1:XA:1129:C:H4'	1:XA:1130:A:H8	1.84	0.43
1:XA:1451:A:H2'	1:XA:1451:A:N3	2.32	0.43
1:XA:891:U:C2	1:XA:892:A:C8	3.07	0.43
2:XB:163:PHE:HD2	2:XB:163:PHE:HA	1.70	0.43
2:XB:32:ILE:HD13	2:XB:190:THR:CG2	2.48	0.43
4:XD:163:GLU:HA	4:XD:163:GLU:OE2	2.19	0.43
4:XD:59:ARG:NE	4:XD:59:ARG:HA	2.34	0.43
6:XF:85:VAL:HG12	6:XF:85:VAL:O	2.18	0.43
7:XG:88:PRO:HB3	7:XG:145:ALA:HA	2.01	0.43
13:XM:65:LYS:HB3	47:Y4:50:VAL:HG21	2.01	0.43
14:XN:12:ARG:C	14:XN:14:PRO:CD	2.81	0.43
15:XO:25:THR:O	15:XO:29:VAL:HG23	2.18	0.43
16:XP:39:TYR:CZ	16:XP:41:PRO:HB3	2.52	0.43
9:XI:127:LYS:NZ	53:XV:34:C:OP2	2.50	0.43
45:Y2:62:THR:O	45:Y2:65:ASN:HB2	2.18	0.43
47:Y4:43:TYR:O	47:Y4:46:GLN:HA	2.19	0.43
48:Y5:40:LYS:HE2	48:Y5:47:PRO:CG	2.49	0.43
22:YA:577:G:O2'	22:YA:1254:A:OP1	2.37	0.43
22:YA:1503:U:H2'	22:YA:1504:C:H6	1.84	0.43
22:YA:1695:G:H1'	24:YD:8:PRO:O	2.18	0.43
22:YA:1959:G:C6	22:YA:1960:A:C5	3.07	0.43
22:YA:214:G:H1'	22:YA:216:A:O2'	2.19	0.43

Continued on next page...

Continued from previous page...

Atom-1	Atom-2	Distance(Å)	Clash(Å)
22:YA:2281:C:O2'	22:YA:2282:G:H5'	2.19	0.43
22:YA:238:C:H2'	22:YA:239:U:O4'	2.19	0.43
22:YA:363(B):G:H2'	22:YA:363(C):G:C8	2.50	0.43
22:YA:372:G:HO2'	22:YA:373:U:H5	1.63	0.43
22:YA:529:A:H8	22:YA:530:G:C6	2.37	0.43
22:YA:869:G:H1	22:YA:908:C:H42	1.67	0.43
25:YE:13:ARG:HH11	25:YE:13:ARG:HB2	1.81	0.43
25:YE:16:ARG:O	25:YE:18:ASP:O	2.36	0.43
22:YA:448:U:H1'	26:YF:84:VAL:CG2	2.49	0.43
27:YG:131:TYR:HE2	27:YG:133:LEU:HD22	1.84	0.43
27:YG:145:THR:O	27:YG:146:TYR:HB3	2.19	0.43
29:YI:4:ILE:HG22	29:YI:16:GLY:HA2	2.00	0.43
30:YN:90:MET:O	30:YN:91:LEU:C	2.57	0.43
34:YR:54:LEU:O	34:YR:62:ALA:HB1	2.19	0.43
36:YT:64:ARG:HG2	36:YT:64:ARG:HH11	1.84	0.43
37:YU:43:GLY:HA3	38:YV:73:SER:OG	2.19	0.43
1:QA:1036:G:C8	1:QA:1037:C:C4	3.07	0.43
1:QA:1297:C:HO2'	1:QA:1298:C:H6	1.65	0.43
1:QA:335:C:H2'	1:QA:336:C:C6	2.54	0.43
1:QA:720:C:H5''	18:QR:52:PRO:HA	2.00	0.43
2:QB:127:ILE:HG23	2:QB:128:GLU:N	2.34	0.43
2:QB:54:THR:HG21	2:QB:201:ILE:HD11	2.00	0.43
2:QB:95:GLN:HE21	2:QB:147:LYS:CE	2.28	0.43
3:QC:12:LEU:C	3:QC:14:ILE:H	2.22	0.43
4:QD:90:GLY:O	4:QD:93:PHE:HB3	2.19	0.43
7:QG:148:ASN:O	7:QG:150:ALA:N	2.51	0.43
7:QG:88:PRO:HB3	7:QG:145:ALA:HA	2.01	0.43
9:QI:26:VAL:CG1	9:QI:63:ILE:HD13	2.49	0.43
13:QM:77:ASN:HA	47:R4:71:ARG:HH22	1.79	0.43
14:QN:17:LYS:HG3	14:QN:18:VAL:N	2.33	0.43
18:QR:53:ARG:C	18:QR:55:ARG:H	2.22	0.43
47:R4:48:ARG:NH1	47:R4:51:ASP:HA	2.34	0.43
50:R7:19:ARG:NH1	50:R7:19:ARG:HG2	2.33	0.43
22:RA:1270:C:H5''	22:RA:1271:G:C5'	2.48	0.43
22:RA:1468:C:H2'	22:RA:1469:A:C8	2.53	0.43
22:RA:2355:C:H5''	22:RA:2356:C:OP2	2.19	0.43
22:RA:2370:G:H2'	22:RA:2371:G:C8	2.54	0.43
22:RA:270(T):G:P	44:R1:97:LEU:HD13	2.57	0.43
22:RA:298:G:OP2	41:RY:85:VAL:HG22	2.18	0.43
22:RA:623:G:H2'	22:RA:624:C:C6	2.53	0.43
22:RA:890:A:O2'	22:RA:892:G:H8	2.01	0.43
24:RD:76:PRO:O	24:RD:98:VAL:CG2	2.65	0.43

Continued on next page...

Continued from previous page...

Atom-1	Atom-2	Distance(Å)	Clash(Å)
26:RF:176:LEU:HD11	26:RF:180:GLY:O	2.19	0.43
27:RG:51:ARG:HB3	27:RG:51:ARG:NH1	2.33	0.43
28:RH:35:VAL:CG2	28:RH:75:ALA:HB2	2.48	0.43
29:RI:63:ALA:O	29:RI:66:GLU:HG2	2.19	0.43
32:RP:52:GLU:OE2	32:RP:58:THR:N	2.52	0.43
22:RA:1287:A:N7	34:RR:107:ASP:HB2	2.33	0.43
34:RR:10:LEU:O	34:RR:12:ARG:N	2.52	0.43
35:RS:52:SER:HB2	35:RS:55:ALA:CB	2.49	0.43
37:RU:95:LEU:HD13	38:RV:4:ILE:HD12	1.98	0.43
39:RW:111:HIS:CG	39:RW:112:GLY:H	2.37	0.43
42:RZ:104:PHE:HB3	42:RZ:141:VAL:CG1	2.49	0.43
42:RZ:74:VAL:HG13	42:RZ:86:VAL:HG22	2.00	0.43
1:XA:1429:C:H2'	1:XA:1430:C:H6	1.81	0.43
1:XA:254:G:OP1	17:XQ:67:LYS:O	2.37	0.43
1:XA:501:C:H2'	1:XA:502:G:C8	2.54	0.43
1:XA:807:A:H2'	1:XA:808:C:C6	2.54	0.43
1:XA:825:G:H2'	1:XA:826:C:O4'	2.18	0.43
1:XA:934:C:HO2'	1:XA:935:A:P	2.41	0.43
2:XB:100:GLY:N	2:XB:176:GLU:OE2	2.51	0.43
3:XC:101:LEU:C	3:XC:101:LEU:HD23	2.39	0.43
4:XD:90:GLY:O	4:XD:93:PHE:HB3	2.19	0.43
5:XE:72:GLN:C	5:XE:74:GLY:H	2.22	0.43
7:XG:23:VAL:O	7:XG:27:ILE:HD12	2.19	0.43
9:XI:41:VAL:HG12	9:XI:41:VAL:O	2.18	0.43
10:XJ:10:GLY:O	10:XJ:68:HIS:N	2.51	0.43
10:XJ:70:ARG:HG3	10:XJ:70:ARG:HH11	1.83	0.43
11:XK:20:TYR:C	11:XK:21:ILE:HD12	2.38	0.43
13:XM:90:LEU:HD12	13:XM:91:ARG:N	2.33	0.43
15:XO:71:GLN:HB2	15:XO:78:TYR:CE1	2.54	0.43
16:XP:21:VAL:HG23	16:XP:34:GLU:N	2.34	0.43
20:XT:44:ALA:HB1	20:XT:91:LEU:HB2	2.00	0.43
53:XV:53:G:HO2'	53:XV:54:U:H6	1.65	0.43
43:Y0:11:ARG:HG2	43:Y0:11:ARG:H	1.64	0.43
47:Y4:48:ARG:C	47:Y4:49:PHE:HD1	2.22	0.43
50:Y7:5:TRP:CD1	50:Y7:7:PRO:HG3	2.53	0.43
22:YA:1085:A:HO2'	22:YA:1086:A:P	2.39	0.43
22:YA:1136:G:H2'	22:YA:1137:G:C8	2.54	0.43
22:YA:1164:G:H2'	22:YA:1165:U:O4'	2.19	0.43
22:YA:1194:A:H8	22:YA:1194:A:OP2	2.02	0.43
22:YA:207:A:H2'	22:YA:208:C:O4'	2.19	0.43
23:YB:44:G:H5''	23:YB:45:A:OP1	2.19	0.43
23:YB:99:A:C4	23:YB:100:G:C8	3.06	0.43

Continued on next page...

Continued from previous page...

Atom-1	Atom-2	Distance(Å)	Clash(Å)
24:YD:181:GLU:HA	24:YD:272:ALA:CB	2.38	0.43
24:YD:17:THR:HG22	24:YD:204:ILE:HA	1.98	0.43
24:YD:30:GLU:CD	24:YD:63:ARG:HE	2.21	0.43
25:YE:52:LEU:O	25:YE:74:PRO:HA	2.18	0.43
27:YG:59:GLU:O	27:YG:62:LEU:HB3	2.18	0.43
22:YA:1142(A):A:H4'	30:YN:25:ARG:HH22	1.84	0.43
30:YN:26:LEU:HG	30:YN:30:ILE:CD1	2.49	0.43
34:YR:51:LEU:HD13	34:YR:66:VAL:HG22	2.01	0.43
35:YS:30:ARG:NH2	35:YS:92:TYR:HD1	2.17	0.43
41:YY:47:LYS:O	41:YY:49:VAL:N	2.48	0.43
23:YB:103:U:O3'	42:YZ:72:ARG:HD3	2.18	0.43
22:YA:2583:G:HO2'	56:Z8:76:PPU:H103	1.80	0.43
1:QA:601:C:H2'	1:QA:602:A:H8	1.84	0.43
1:QA:797:C:OP1	11:QK:124:LYS:HE2	2.18	0.43
2:QB:188:ALA:CB	2:QB:200:ILE:HG23	2.47	0.43
2:QB:68:ILE:HB	2:QB:70:PHE:HE1	1.82	0.43
4:QD:52:SER:O	4:QD:55:ALA:N	2.52	0.43
6:QF:85:VAL:O	6:QF:85:VAL:HG12	2.18	0.43
8:QH:20:TYR:CD1	8:QH:65:TYR:HD2	2.35	0.43
8:QH:91:ARG:HH11	8:QH:91:ARG:CG	2.22	0.43
11:QK:108:ILE:HG21	18:QR:88:LYS:OXT	2.19	0.43
11:QK:44:SER:O	11:QK:48:ILE:HG12	2.18	0.43
11:QK:75:TYR:N	11:QK:75:TYR:HD1	2.17	0.43
17:QQ:77:VAL:O	17:QQ:78:GLU:HB2	2.18	0.43
47:R4:43:TYR:O	47:R4:46:GLN:HA	2.19	0.43
47:R4:59:PHE:CE1	47:R4:70:GLY:N	2.87	0.43
49:R6:50:ARG:HH11	49:R6:50:ARG:HG2	1.84	0.43
50:R7:3:ARG:HD3	50:R7:3:ARG:HA	1.88	0.43
50:R7:47:ARG:HB2	50:R7:48:LYS:H	1.64	0.43
51:R8:28:GLY:O	51:R8:29:LYS:O	2.36	0.43
22:RA:2477:C:H41	52:R9:10:ILE:HG23	1.83	0.43
22:RA:1077:A:H5'	22:RA:1078:U:H5''	2.00	0.43
22:RA:695:G:H4'	22:RA:1380:G:H5'	2.01	0.43
22:RA:1526:G:C6	22:RA:1527:G:C2	3.07	0.43
22:RA:1540:G:C6	22:RA:1541:U:C4	3.07	0.43
22:RA:2015:A:C8	22:RA:2016:U:C6	3.07	0.43
22:RA:2075:U:OP2	22:RA:2238:G:O2'	2.35	0.43
22:RA:2337:G:C2	22:RA:2338:G:C8	3.07	0.43
22:RA:556:G:C6	22:RA:557:U:C4	3.07	0.43
22:RA:754:C:H2'	22:RA:755:C:H6	1.84	0.43
23:RB:42:C:H2'	23:RB:43:C:O4'	2.19	0.43
23:RB:38:C:N4	23:RB:44:G:H1	2.14	0.43

Continued on next page...

Continued from previous page...

Atom-1	Atom-2	Distance(Å)	Clash(Å)
22:RA:2228:G:OP1	24:RD:261:LYS:HE2	2.18	0.43
24:RD:44:ASN:HB3	24:RD:49:ILE:CG2	2.47	0.43
24:RD:44:ASN:CB	24:RD:49:ILE:HG22	2.46	0.43
25:RE:188:VAL:HA	25:RE:189:PRO:HD2	1.79	0.43
25:RE:18:ASP:O	25:RE:19:ARG:C	2.56	0.43
26:RF:183:VAL:O	26:RF:184:TYR:C	2.56	0.43
27:RG:25:TYR:CZ	27:RG:32:PRO:HD3	2.54	0.43
30:RN:7:LYS:N	30:RN:7:LYS:HD2	2.29	0.43
30:RN:90:MET:O	30:RN:91:LEU:C	2.57	0.43
31:RO:17:ARG:HH11	31:RO:17:ARG:HG2	1.84	0.43
31:RO:61:VAL:O	31:RO:61:VAL:HG13	2.18	0.43
34:RR:48:VAL:O	34:RR:49:ASP:C	2.57	0.43
35:RS:105:ALA:C	35:RS:110:LEU:HD21	2.38	0.43
36:RT:64:ARG:HH11	36:RT:64:ARG:HG2	1.84	0.43
36:RT:80:SER:HA	36:RT:81:PRO:HD3	1.73	0.43
1:XA:234:C:H2'	1:XA:235:C:H6	1.82	0.43
1:XA:678:U:C4	1:XA:679:C:C4	3.07	0.43
1:XA:827:U:C5	1:XA:870:U:C2	3.06	0.43
2:XB:130:ARG:NH2	2:XB:138:LEU:HD21	2.34	0.43
2:XB:197:VAL:CG1	2:XB:198:ASP:N	2.82	0.43
5:XE:64:ARG:HH11	5:XE:64:ARG:HG3	1.81	0.43
6:XF:3:ARG:HB3	6:XF:93:SER:CB	2.48	0.43
6:XF:45:LEU:CD1	6:XF:59:TYR:HD1	2.31	0.43
8:XH:118:VAL:O	8:XH:119:LEU:HD23	2.18	0.43
8:XH:64:LYS:CB	8:XH:79:VAL:HG21	2.48	0.43
9:XI:22:GLY:O	9:XI:23:ASN:C	2.57	0.43
11:XK:75:TYR:HD1	11:XK:75:TYR:N	2.16	0.43
12:XL:47:LYS:C	12:XL:49:ASN:H	2.22	0.43
13:XM:54:VAL:O	13:XM:58:GLU:OE2	2.37	0.43
19:XS:51:VAL:HG12	19:XS:52:TYR:N	2.33	0.43
33:YQ:81:VAL:CG2	43:Y0:7:LEU:HD21	2.45	0.43
46:Y3:50:VAL:HB	46:Y3:53:LEU:HD12	2.00	0.43
48:Y5:56:LYS:O	48:Y5:57:VAL:C	2.57	0.43
22:YA:106:C:H2'	22:YA:107:C:H6	1.84	0.43
22:YA:1102:C:H2'	22:YA:1103:A:H5''	2.00	0.43
22:YA:1319:G:C6	22:YA:1320:C:N4	2.87	0.43
22:YA:1469:A:C5	22:YA:1470:G:N7	2.87	0.43
22:YA:1857:G:O2'	22:YA:1885:A:N6	2.51	0.43
22:YA:320:A:H5''	22:YA:321:G:OP1	2.18	0.43
22:YA:349:G:C5	22:YA:350:U:C5	3.06	0.43
22:YA:389:G:H22	32:YP:72:PRO:CD	2.30	0.43
22:YA:468:G:N7	50:Y7:39:ARG:NH2	2.64	0.43

Continued on next page...

Continued from previous page...

Atom-1	Atom-2	Distance(Å)	Clash(Å)
22:YA:709:U:H2'	22:YA:710:G:C8	2.54	0.43
25:YE:23:VAL:HG12	25:YE:184:VAL:O	2.19	0.43
28:YH:120:GLY:O	28:YH:136:ILE:HD12	2.19	0.43
29:YI:88:ILE:HB	29:YI:121:LYS:HG3	1.99	0.43
30:YN:57:ALA:O	30:YN:124:ALA:HA	2.18	0.43
33:YQ:57:HIS:ND1	33:YQ:58:PHE:N	2.66	0.43
36:YT:89:VAL:O	36:YT:90:GLN:CB	2.67	0.43
22:YA:2584:U:H5''	56:Z8:76:PPU:H92	2.00	0.43
1:QA:1043:C:H2'	1:QA:1044:A:H8	1.84	0.43
1:QA:255:G:C6	1:QA:256:U:C4	3.07	0.43
1:QA:301:G:H2'	1:QA:302:G:H8	1.84	0.43
1:QA:600:C:H2'	1:QA:601:C:H6	1.84	0.43
2:QB:95:GLN:HB3	2:QB:148:TYR:HD1	1.84	0.43
2:QB:33:TYR:C	2:QB:33:TYR:CD1	2.92	0.43
2:QB:33:TYR:C	2:QB:33:TYR:HD1	2.22	0.43
5:QE:126:ARG:CG	5:QE:126:ARG:NH1	2.79	0.43
6:QF:23:LYS:HG2	6:QF:27:GLN:OE1	2.18	0.43
5:QE:148:VAL:HG21	8:QH:107:LEU:HD13	1.99	0.43
8:QH:64:LYS:CB	8:QH:79:VAL:HG21	2.49	0.43
9:QI:29:ASN:OD1	9:QI:65:VAL:N	2.47	0.43
1:QA:539:A:OP2	12:QL:115:LYS:HE3	2.19	0.43
1:QA:377:G:P	16:QP:5:ARG:HH11	2.39	0.43
1:QA:663:A:H5'	18:QR:61:LYS:NZ	2.34	0.43
18:QR:73:ALA:HB3	18:QR:79:LEU:CD1	2.47	0.43
44:R1:13:ILE:CG1	44:R1:42:GLN:HB2	2.49	0.43
45:R2:62:THR:O	45:R2:65:ASN:HB2	2.19	0.43
50:R7:17:GLY:O	50:R7:20:ALA:HB3	2.19	0.43
22:RA:1162:G:H1'	38:RV:23:GLU:OE2	2.18	0.43
22:RA:137:C:N4	22:RA:137(A):G:O6	2.52	0.43
22:RA:141:A:H1'	22:RA:1408:C:H1'	2.01	0.43
22:RA:1416:G:H2'	22:RA:1417:C:C6	2.54	0.43
22:RA:1429:G:N3	22:RA:1568:G:C2	2.87	0.43
22:RA:2224:G:O2'	22:RA:2225:A:O4'	2.26	0.43
22:RA:222:A:H3'	22:RA:421:U:H5''	2.01	0.43
22:RA:2277:G:C6	22:RA:2278:A:N7	2.87	0.43
22:RA:247:G:O2'	22:RA:250:G:N7	2.47	0.43
25:RE:48:GLN:HB3	25:RE:48:GLN:HE21	1.55	0.43
26:RF:20:LEU:HD12	26:RF:21:ALA:N	2.26	0.43
22:RA:588:U:H1'	26:RF:90:PHE:CG	2.54	0.43
23:RB:33:G:P	27:RG:2:PRO:HG3	2.59	0.43
27:RG:4:ASP:O	27:RG:5:VAL:HB	2.19	0.43
32:RP:112:LEU:CD1	32:RP:114:ILE:HG23	2.47	0.43

Continued on next page...

Continued from previous page...

Atom-1	Atom-2	Distance(Å)	Clash(Å)
32:RP:13:ASN:C	32:RP:15:ARG:H	2.21	0.43
32:RP:19:VAL:HG22	32:RP:21:ARG:H	1.83	0.43
36:RT:6:LEU:HD12	36:RT:9:LEU:HD12	2.01	0.43
38:RV:72:VAL:HG13	38:RV:72:VAL:O	2.19	0.43
39:RW:19:LEU:O	39:RW:22:ASP:HB2	2.19	0.43
39:RW:28:SER:O	39:RW:30:GLU:N	2.50	0.43
1:XA:1053:G:H2'	1:XA:1199:U:C5	2.54	0.43
1:XA:1297:C:HO2'	1:XA:1298:C:P	2.42	0.43
1:XA:693:G:C6	1:XA:694:A:C6	3.07	0.43
2:XB:87:ARG:NH1	2:XB:223:ILE:HD12	2.33	0.43
3:XC:12:LEU:C	3:XC:14:ILE:H	2.21	0.43
5:XE:105:VAL:HB	5:XE:106:PRO:CD	2.49	0.43
7:XG:89:MET:HE3	7:XG:156:TRP:H	1.83	0.43
7:XG:79:ARG:HH12	7:XG:82:GLY:HA2	1.84	0.43
7:XG:79:ARG:NH1	7:XG:82:GLY:HA2	2.34	0.43
8:XH:86:ILE:CB	8:XH:133:LEU:HD22	2.49	0.43
9:XI:26:VAL:CG1	9:XI:63:ILE:HD13	2.48	0.43
10:XJ:74:ILE:CD1	10:XJ:74:ILE:H	2.21	0.43
11:XK:105:VAL:O	11:XK:105:VAL:HG23	2.19	0.43
13:XM:3:ARG:HD2	13:XM:9:ILE:CG1	2.45	0.43
1:XA:310:G:H4'	16:XP:31:LYS:HD3	2.01	0.43
43:Y0:11:ARG:NH2	53:XV:63:G:H5'	2.34	0.43
44:Y1:53:VAL:CG1	44:Y1:54:ALA:N	2.81	0.43
48:Y5:3:LYS:O	48:Y5:4:HIS:C	2.56	0.43
50:Y7:32:LYS:O	50:Y7:33:ARG:C	2.56	0.43
22:YA:1136:G:H2'	22:YA:1137:G:H8	1.84	0.43
22:YA:1239:G:H2'	22:YA:1240:U:O4'	2.19	0.43
22:YA:1352:U:O2	22:YA:1570:A:H2	2.02	0.43
22:YA:1364:G:OP1	44:Y1:3:LYS:HG3	2.19	0.43
22:YA:1508:A:O2'	22:YA:1509:C:O4'	2.34	0.43
22:YA:1770:G:C5	22:YA:1771:C:C5	3.07	0.43
22:YA:2103:C:H2'	22:YA:2104:G:H8	1.84	0.43
22:YA:2114:A:N6	22:YA:2119:A:H62	2.17	0.43
22:YA:2335:A:OP2	35:YS:13:ARG:HB2	2.19	0.43
22:YA:2723:C:OP1	34:YR:3:HIS:CD2	2.70	0.43
22:YA:2865:U:C4	22:YA:2866:U:C4	3.07	0.43
22:YA:422:A:C6	22:YA:423:A:C5	3.06	0.43
26:YF:63:LYS:CE	26:YF:67:GLN:HB2	2.49	0.43
27:YG:139:LEU:HA	27:YG:144:ILE:HG21	2.00	0.43
27:YG:7:LEU:CD2	27:YG:176:LEU:HD22	2.44	0.43
27:YG:25:TYR:CZ	27:YG:32:PRO:HD3	2.54	0.43
29:YI:98:ALA:HB2	29:YI:111:PRO:HB3	2.01	0.43

Continued on next page...

Continued from previous page...

Atom-1	Atom-2	Distance(Å)	Clash(Å)
29:YI:5:LEU:HD11	29:YI:19:VAL:HG12	2.00	0.43
22:YA:1006:C:O2	30:YN:106:MET:HG2	2.18	0.43
30:YN:62:VAL:HG12	30:YN:66:LYS:HB2	2.01	0.43
31:YO:78:ARG:HH21	36:YT:103:ARG:HH22	1.64	0.43
32:YP:101:VAL:HG13	32:YP:102:ARG:N	2.33	0.43
34:YR:81:ASP:N	34:YR:81:ASP:OD2	2.51	0.43
41:YY:94:LYS:HE3	41:YY:101:LYS:HZ3	1.79	0.43
1:QA:129(A):G:C2	1:QA:188:U:O2'	2.72	0.42
1:QA:1324:A:H2'	1:QA:1325:C:O4'	2.19	0.42
1:QA:1374:A:O2'	7:QG:28:ASN:HB3	2.19	0.42
1:QA:782:A:O3'	1:QA:1515:C:H4'	2.19	0.42
1:QA:184:G:H2'	1:QA:185:A:C8	2.52	0.42
1:QA:186:C:H4'	20:QT:82:SER:HB3	2.00	0.42
1:QA:976:G:N2	1:QA:1362:C:H2'	2.34	0.42
2:QB:162:ILE:O	2:QB:185:ILE:HG13	2.19	0.42
2:QB:211:ILE:O	2:QB:215:LEU:HB2	2.19	0.42
3:QC:101:LEU:C	3:QC:101:LEU:HD23	2.38	0.42
3:QC:76:VAL:CG2	3:QC:103:VAL:HG11	2.49	0.42
4:QD:25:ARG:NH1	4:QD:30:LYS:CE	2.75	0.42
5:QE:105:VAL:HB	5:QE:106:PRO:CD	2.49	0.42
5:QE:20:GLN:O	5:QE:21:ALA:C	2.57	0.42
6:QF:22:GLU:OE1	6:QF:82:ARG:NH2	2.46	0.42
9:QI:118:LYS:HZ2	9:QI:118:LYS:HB2	1.84	0.42
12:QL:120:TYR:O	12:QL:121:GLY:C	2.57	0.42
16:QP:55:ARG:O	16:QP:56:ALA:C	2.57	0.42
16:QP:75:ARG:C	16:QP:77:ALA:N	2.72	0.42
17:QQ:22:LEU:HD13	17:QQ:41:LYS:HG2	2.02	0.42
19:QS:29:ARG:HG2	19:QS:29:ARG:HH11	1.84	0.42
19:QS:66:MET:O	19:QS:66:MET:HG3	2.19	0.42
53:QV:43:A:H2'	53:QV:44:A:C8	2.54	0.42
45:R2:6:VAL:O	45:R2:7:ARG:C	2.57	0.42
48:R5:3:LYS:CE	48:R5:3:LYS:HA	2.36	0.42
22:RA:2372:G:H4'	49:R6:46:HIS:CD2	2.53	0.42
22:RA:1026:U:H1'	22:RA:1027:A:C5'	2.48	0.42
22:RA:1636:C:H2'	22:RA:1637:A:C8	2.54	0.42
22:RA:1916:A:H2'	22:RA:1917:U:O4'	2.18	0.42
22:RA:2346:A:H5''	22:RA:2383:G:H1'	2.01	0.42
22:RA:2602:A:H2	56:Z6:76:PPU:H8	1.84	0.42
22:RA:860:U:H5	22:RA:917:A:N1	2.17	0.42
23:RB:104:A:OP1	42:RZ:72:ARG:NE	2.52	0.42
24:RD:71:ASP:CB	24:RD:103:ARG:HH22	2.32	0.42
24:RD:33:LEU:HB3	24:RD:34:VAL:H	1.49	0.42

Continued on next page...

Continued from previous page...

Atom-1	Atom-2	Distance(Å)	Clash(Å)
22:RA:1655:A:O3'	25:RE:115:GLY:HA3	2.18	0.42
25:RE:23:VAL:HG12	25:RE:184:VAL:O	2.19	0.42
25:RE:25:VAL:HG21	36:RT:8:LYS:HG3	2.00	0.42
26:RF:64:ILE:HG23	26:RF:65:TRP:CD1	2.54	0.42
27:RG:31:VAL:O	27:RG:31:VAL:HG13	2.18	0.42
28:RH:16:SER:OG	28:RH:17:VAL:N	2.50	0.42
28:RH:53:GLU:CD	28:RH:54:ARG:H	2.21	0.42
29:RI:128:LEU:HA	29:RI:128:LEU:HD13	1.78	0.42
29:RI:2:LYS:HA	29:RI:20:ASP:HA	2.01	0.42
29:RI:79:ILE:HA	29:RI:79:ILE:HD13	1.88	0.42
30:RN:15:LEU:HD13	30:RN:15:LEU:C	2.39	0.42
30:RN:87:LEU:C	30:RN:87:LEU:CD2	2.87	0.42
31:RO:31:LYS:O	31:RO:32:TYR:HD2	2.02	0.42
32:RP:49:ARG:HG2	32:RP:49:ARG:HH11	1.84	0.42
34:RR:51:LEU:HD13	34:RR:66:VAL:HG22	2.01	0.42
35:RS:110:LEU:HA	35:RS:112:PHE:CZ	2.53	0.42
36:RT:50:ILE:HD11	36:RT:102:ILE:HG12	2.01	0.42
1:XA:380:G:N2	1:XA:383:A:OP2	2.52	0.42
2:XB:17:PHE:CG	2:XB:44:LEU:HD11	2.53	0.42
2:XB:69:LEU:HD12	2:XB:91:PRO:O	2.19	0.42
3:XC:67:THR:O	3:XC:69:HIS:CE1	2.72	0.42
4:XD:90:GLY:HA3	4:XD:204:ILE:HD11	2.01	0.42
8:XH:20:TYR:CD1	8:XH:65:TYR:HD2	2.35	0.42
8:XH:82:HIS:CD2	8:XH:82:HIS:C	2.91	0.42
9:XI:88:TYR:O	9:XI:89:ASN:HB2	2.19	0.42
11:XK:34:ASP:OD1	11:XK:38:ASN:HB2	2.19	0.42
11:XK:44:SER:O	11:XK:48:ILE:HG12	2.18	0.42
14:XN:44:LEU:CD1	14:XN:48:ALA:HB2	2.47	0.42
15:XO:10:LYS:O	15:XO:14:GLU:HB2	2.18	0.42
16:XP:75:ARG:C	16:XP:77:ALA:N	2.72	0.42
17:XQ:77:VAL:O	17:XQ:78:GLU:HB2	2.18	0.42
20:XT:96:GLY:O	20:XT:99:LEU:CD1	2.67	0.42
55:XY:36:G:C2	55:XY:37:1MG:C4	3.07	0.42
43:Y0:72:ARG:HB3	43:Y0:75:LEU:HB2	2.00	0.42
45:Y2:6:VAL:O	45:Y2:7:ARG:C	2.57	0.42
49:Y6:50:ARG:HG2	49:Y6:50:ARG:HH11	1.84	0.42
22:YA:1309:G:H4'	50:Y7:7:PRO:HB2	1.99	0.42
22:YA:1027:A:C6	22:YA:1126:A:C4	3.06	0.42
22:YA:1165:U:H2'	22:YA:1166:C:C6	2.53	0.42
22:YA:1234:U:H2'	22:YA:1235:G:O4'	2.19	0.42
22:YA:1257:C:O2'	26:YF:84:VAL:HG12	2.20	0.42
22:YA:770:G:N3	22:YA:1354:A:H2	2.17	0.42

Continued on next page...

Continued from previous page...

Atom-1	Atom-2	Distance(Å)	Clash(Å)
22:YA:1465:G:C4	22:YA:1466:G:C8	3.07	0.42
22:YA:1382:G:H4'	22:YA:1573:G:N2	2.34	0.42
22:YA:1928:A:O2'	22:YA:1929:G:H5'	2.19	0.42
22:YA:260:G:C6	22:YA:261:G:N7	2.86	0.42
22:YA:2832:U:H4'	22:YA:2833:G:C5'	2.49	0.42
22:YA:582:G:H2'	22:YA:583:G:H8	1.84	0.42
22:YA:772:C:H2'	22:YA:773:U:H6	1.83	0.42
22:YA:842:G:N2	22:YA:937:U:C2	2.86	0.42
22:YA:910:A:C6	22:YA:911:A:C6	3.07	0.42
25:YE:179:GLU:CB	25:YE:181:LEU:HD23	2.24	0.42
25:YE:203:LYS:C	25:YE:203:LYS:HD2	2.39	0.42
26:YF:45:ARG:HH11	26:YF:45:ARG:HG2	1.82	0.42
27:YG:16:ARG:NE	27:YG:31:VAL:HG11	2.34	0.42
27:YG:34:LEU:HD11	27:YG:99:MET:CE	2.49	0.42
28:YH:125:VAL:CG1	28:YH:126:PRO:CG	2.94	0.42
28:YH:125:VAL:HG12	28:YH:126:PRO:CD	2.49	0.42
29:YI:133:HIS:HB2	29:YI:134:PRO:CD	2.48	0.42
32:YP:107:LYS:O	32:YP:108:LYS:C	2.58	0.42
32:YP:52:GLU:OE2	32:YP:58:THR:N	2.52	0.42
34:YR:94:TYR:CD2	34:YR:94:TYR:N	2.87	0.42
35:YS:105:ALA:C	35:YS:110:LEU:HD21	2.39	0.42
38:YV:38:LEU:CD2	38:YV:39:LEU:N	2.82	0.42
41:YY:97:ARG:HH21	41:YY:98:VAL:CG2	2.32	0.42
42:YZ:9:TYR:CE2	42:YZ:61:LEU:HD13	2.54	0.42
1:QA:1417:G:C6	1:QA:1482:G:C6	3.07	0.42
1:QA:284:G:H2'	1:QA:285:G:H8	1.84	0.42
1:QA:736:C:OP1	18:QR:68:LYS:HE3	2.20	0.42
2:QB:92:TYR:HD1	2:QB:92:TYR:C	2.21	0.42
3:QC:188:LEU:HD12	3:QC:195:VAL:CG1	2.48	0.42
3:QC:22:TRP:CB	3:QC:59:ARG:HB2	2.48	0.42
1:QA:408:A:H5'	4:QD:116:GLN:HB2	2.01	0.42
4:QD:19:LEU:O	4:QD:20:TYR:C	2.57	0.42
7:QG:75:VAL:HG13	7:QG:145:ALA:HA	2.00	0.42
1:QA:963:G:H21	10:QJ:55:LYS:HD3	1.83	0.42
10:QJ:30:SER:OG	10:QJ:81:THR:HG22	2.19	0.42
13:QM:4:ILE:CG2	13:QM:5:ALA:H	2.29	0.42
13:QM:87:TYR:HA	13:QM:90:LEU:HG	2.01	0.42
15:QO:17:ARG:HD3	15:QO:26:GLU:HG3	2.01	0.42
15:QO:25:THR:O	15:QO:29:VAL:HG23	2.18	0.42
15:QO:8:LYS:NZ	15:QO:31:LEU:HD11	2.34	0.42
16:QP:20:VAL:CG2	16:QP:21:VAL:N	2.81	0.42
16:QP:40:ASP:C	16:QP:42:ARG:N	2.73	0.42

Continued on next page...

Continued from previous page...

Atom-1	Atom-2	Distance(Å)	Clash(Å)
1:QA:760:G:O2'	17:QQ:98:LEU:HD23	2.20	0.42
20:QT:98:PRO:O	20:QT:100:ILE:N	2.42	0.42
47:R4:22:ILE:CG2	47:R4:23:GLU:N	2.81	0.42
49:R6:33:LYS:C	49:R6:35:GLU:H	2.22	0.42
22:RA:1045:A:O2'	22:RA:1046:A:OP2	2.35	0.42
22:RA:1068:G:O2'	22:RA:1096:A:N3	2.53	0.42
22:RA:1728:G:H3'	22:RA:1729:A:C5'	2.49	0.42
22:RA:1805:U:C2	22:RA:1806:C:C5	3.07	0.42
22:RA:2683:C:OP1	36:RT:53:ARG:NH2	2.44	0.42
22:RA:330:A:H2	22:RA:1210:A:HO2'	1.67	0.42
22:RA:7:G:H2'	22:RA:8:A:O4'	2.18	0.42
24:RD:108:PRO:HG2	24:RD:111:LEU:HB2	2.01	0.42
24:RD:17:THR:HG21	24:RD:204:ILE:HA	1.99	0.42
24:RD:33:LEU:O	24:RD:35:LYS:N	2.52	0.42
25:RE:155:LYS:O	25:RE:156:MET:HG3	2.19	0.42
27:RG:27:ASN:HB3	27:RG:30:GLU:OE2	2.19	0.42
30:RN:30:ILE:HG22	30:RN:34:LEU:HD21	2.01	0.42
32:RP:119:GLU:OE1	32:RP:119:GLU:HA	2.19	0.42
34:RR:10:LEU:C	34:RR:12:ARG:N	2.72	0.42
37:RU:27:LEU:O	37:RU:30:LYS:N	2.41	0.42
37:RU:91:ASP:O	37:RU:95:LEU:N	2.43	0.42
37:RU:98:LEU:O	37:RU:102:GLU:N	2.49	0.42
39:RW:88:ARG:CB	39:RW:92:ARG:HB3	2.47	0.42
42:RZ:143:GLY:C	42:RZ:144:LEU:HD22	2.39	0.42
1:XA:409:G:H3'	1:XA:410:G:H8	1.84	0.42
1:XA:498:A:C6	1:XA:547:A:C8	3.07	0.42
2:XB:142:LEU:O	2:XB:145:LEU:HB2	2.19	0.42
4:XD:10:ARG:NH1	4:XD:10:ARG:HG3	2.33	0.42
9:XI:25:LYS:O	9:XI:60:ASP:OD1	2.37	0.42
9:XI:95:LYS:HD3	9:XI:95:LYS:C	2.39	0.42
11:XK:62:GLN:O	11:XK:64:ALA:N	2.52	0.42
14:XN:48:ALA:HA	14:XN:53:LEU:HD12	2.01	0.42
16:XP:20:VAL:CG2	16:XP:21:VAL:N	2.82	0.42
19:XS:62:ILE:HG22	19:XS:63:THR:N	2.34	0.42
53:XV:4:G:C6	53:XV:70:G:N1	2.87	0.42
44:Y1:13:ILE:CG1	44:Y1:42:GLN:HB2	2.49	0.42
44:Y1:8:SER:CB	44:Y1:66:HIS:CE1	3.01	0.42
45:Y2:27:GLU:CD	45:Y2:27:GLU:H	2.17	0.42
46:Y3:46:ASN:O	46:Y3:50:VAL:HG22	2.19	0.42
22:YA:1027:A:N6	22:YA:1126:A:C4	2.87	0.42
22:YA:1381:G:C6	22:YA:1382:G:C5	3.06	0.42
22:YA:2037:G:H2'	22:YA:2038:G:C8	2.54	0.42

Continued on next page...

Continued from previous page...

Atom-1	Atom-2	Distance(Å)	Clash(Å)
22:YA:264:C:O2'	22:YA:265:A:H5''	2.19	0.42
22:YA:2771:C:H5''	25:YE:202:LYS:HG2	2.00	0.42
22:YA:569:U:C4	22:YA:570:G:C6	3.07	0.42
22:YA:984:A:H5''	22:YA:985:C:C5	2.48	0.42
24:YD:33:LEU:O	24:YD:35:LYS:N	2.52	0.42
22:YA:2572:A:N3	25:YE:144:ARG:NH2	2.67	0.42
33:YQ:25:ASP:H	33:YQ:102:VAL:HG23	1.84	0.42
34:YR:10:LEU:O	34:YR:12:ARG:N	2.52	0.42
35:YS:99:LYS:C	35:YS:101:LEU:N	2.72	0.42
39:YW:65:LEU:CD1	39:YW:68:ARG:NH1	2.75	0.42
42:YZ:177:PRO:HB2	42:YZ:178:GLU:H	1.74	0.42
1:QA:1142:G:H3'	1:QA:1143:G:H8	1.84	0.42
1:QA:1413:A:N1	1:QA:1488:G:C2	2.87	0.42
1:QA:17:U:H2'	1:QA:18:C:C6	2.53	0.42
1:QA:286:G:C6	1:QA:287:U:C4	3.07	0.42
1:QA:452:A:O2'	1:QA:453:A:O4'	2.35	0.42
1:QA:719:C:C2	18:QR:50:ILE:HD13	2.54	0.42
2:QB:99:GLY:O	2:QB:108:ILE:HD11	2.20	0.42
2:QB:16:HIS:CD2	2:QB:213:LEU:HD13	2.54	0.42
3:QC:83:ARG:O	3:QC:86:VAL:HG22	2.20	0.42
4:QD:127:THR:HG23	4:QD:130:GLY:O	2.20	0.42
7:QG:126:ASP:OD2	7:QG:126:ASP:N	2.53	0.42
5:QE:78:HIS:HB2	8:QH:104:ARG:C	2.40	0.42
10:QJ:49:VAL:HG13	10:QJ:50:ILE:N	2.35	0.42
10:QJ:75:ILE:CG1	10:QJ:76:ASN:H	2.17	0.42
11:QK:124:LYS:HB3	11:QK:125:PHE:H	1.67	0.42
13:QM:54:VAL:O	13:QM:58:GLU:OE2	2.37	0.42
1:QA:974:A:N3	14:QN:31:ARG:NE	2.66	0.42
1:QA:1048:G:OP1	14:QN:3:ARG:HB3	2.20	0.42
19:QS:29:ARG:HD3	19:QS:30:LEU:H	1.83	0.42
55:QY:35:G:H2'	55:QY:36:G:C5'	2.43	0.42
43:R0:23:VAL:HG13	43:R0:38:VAL:HG22	2.00	0.42
48:R5:20:ARG:HA	48:R5:23:HIS:CE1	2.54	0.42
22:RA:111:A:C6	22:RA:112:U:C4	3.07	0.42
22:RA:1273:U:H4'	22:RA:1275:A:OP1	2.19	0.42
22:RA:1394:U:C4	22:RA:1395:A:C6	3.07	0.42
22:RA:121:G:H4'	22:RA:149:A:H5'	2.01	0.42
22:RA:1622:G:C2	22:RA:1623:G:C8	3.07	0.42
22:RA:1638:C:H2'	22:RA:1639:U:O4'	2.19	0.42
22:RA:1733:G:C6	22:RA:1734:C:N3	2.88	0.42
22:RA:1820:U:O2'	24:RD:159:ALA:HB3	2.19	0.42
22:RA:1998:G:H4'	22:RA:2724:C:O2'	2.19	0.42

Continued on next page...

Continued from previous page...

Atom-1	Atom-2	Distance(Å)	Clash(Å)
22:RA:2056:G:N3	22:RA:2056:G:H2'	2.34	0.42
22:RA:2252:G:H2'	22:RA:2253:G:C8	2.53	0.42
22:RA:2355:C:H1'	43:R0:39:ARG:NH2	2.28	0.42
22:RA:2455:G:C6	22:RA:2456:C:N4	2.88	0.42
22:RA:2529:G:O6	52:R9:31:LYS:NZ	2.50	0.42
22:RA:270(F):U:H2'	22:RA:270(G):C:C6	2.54	0.42
22:RA:686:G:H8	50:R7:6:GLN:O	2.02	0.42
22:RA:751:A:C6	22:RA:789:A:C5	3.06	0.42
23:RB:43:C:C4	23:RB:45:A:C6	3.07	0.42
24:RD:134:ARG:HG3	24:RD:134:ARG:H	1.55	0.42
27:RG:114:ILE:O	27:RG:116:ASP:N	2.51	0.42
27:RG:41:GLN:NE2	27:RG:154:GLY:O	2.52	0.42
27:RG:63:ILE:HG12	27:RG:64:THR:N	2.32	0.42
28:RH:26:VAL:CG1	28:RH:33:LEU:HB2	2.50	0.42
30:RN:10:GLU:OE2	30:RN:11:PRO:CD	2.67	0.42
31:RO:2:ILE:N	31:RO:2:ILE:CD1	2.82	0.42
32:RP:114:ILE:CD1	32:RP:130:PHE:CE1	2.98	0.42
33:RQ:63:LYS:HD2	42:RZ:175:VAL:HG21	2.01	0.42
39:RW:8:ARG:NH1	39:RW:8:ARG:HG3	2.34	0.42
41:RY:42:VAL:HG11	41:RY:65:ALA:HB3	2.02	0.42
1:XA:51:A:N3	1:XA:116:A:H1'	2.34	0.42
1:XA:1440:C:H2'	1:XA:1441:G:O4'	2.20	0.42
1:XA:16:A:O2'	1:XA:17:U:H5'	2.19	0.42
1:XA:674:G:H2'	1:XA:675:A:C8	2.55	0.42
2:XB:142:LEU:HD23	2:XB:142:LEU:O	2.18	0.42
2:XB:163:PHE:CD2	2:XB:185:ILE:HD12	2.54	0.42
2:XB:200:ILE:HD12	2:XB:200:ILE:N	2.34	0.42
2:XB:44:LEU:CD1	2:XB:44:LEU:H	2.25	0.42
2:XB:60:ASP:C	2:XB:62:ALA:N	2.72	0.42
4:XD:206:PHE:CD2	4:XD:207:TYR:HD1	2.37	0.42
4:XD:36:ARG:HA	4:XD:37:PRO:HD2	1.82	0.42
5:XE:126:ARG:NH1	5:XE:126:ARG:CG	2.79	0.42
7:XG:11:GLN:HG3	7:XG:12:LEU:H	1.84	0.42
1:XA:825:G:O4'	8:XH:2:LEU:HD21	2.19	0.42
12:XL:120:TYR:O	12:XL:121:GLY:C	2.57	0.42
14:XN:9:LYS:O	14:XN:9:LYS:HG2	2.19	0.42
15:XO:8:LYS:NZ	15:XO:31:LEU:HD11	2.34	0.42
16:XP:23:ASP:O	16:XP:26:ARG:HB2	2.18	0.42
19:XS:21:GLU:HG3	19:XS:22:LEU:CD1	2.49	0.42
19:XS:41:VAL:HG12	19:XS:45:VAL:H	1.85	0.42
20:XT:13:LEU:CD1	20:XT:17:ARG:NH1	2.82	0.42
1:XA:1453:G:H2'	20:XT:39:LYS:NZ	2.34	0.42

Continued on next page...

Continued from previous page...

Atom-1	Atom-2	Distance(Å)	Clash(Å)
44:Y1:73:LEU:C	44:Y1:75:GLU:N	2.70	0.42
44:Y1:72:GLU:O	44:Y1:75:GLU:HB2	2.19	0.42
48:Y5:20:ARG:HA	48:Y5:23:HIS:CE1	2.54	0.42
49:Y6:33:LYS:C	49:Y6:35:GLU:H	2.22	0.42
22:YA:1199:U:O5'	22:YA:1199:U:H6	2.02	0.42
22:YA:2585:U:C5	56:Z8:76:PPU:O2'	2.69	0.42
22:YA:2532:G:H1'	22:YA:2663:G:H22	1.84	0.42
22:YA:1759:A:H1'	22:YA:2711:A:C2	2.54	0.42
22:YA:478:A:C6	22:YA:480:A:C6	3.08	0.42
22:YA:978:G:H2'	22:YA:979:G:O4'	2.19	0.42
24:YD:31:LYS:C	24:YD:32:SER:O	2.54	0.42
25:YE:197:ILE:CD1	25:YE:199:ARG:HH12	2.26	0.42
25:YE:36:ARG:HH11	25:YE:36:ARG:CB	2.28	0.42
26:YF:128:ALA:O	26:YF:129:PHE:CB	2.67	0.42
27:YG:121:ASN:HA	27:YG:181:ARG:NH2	2.34	0.42
27:YG:77:ILE:H	27:YG:82:LEU:HB2	1.85	0.42
30:YN:43:THR:HA	30:YN:44:PRO:HD2	1.92	0.42
32:YP:120:ALA:HB1	32:YP:138:LEU:CB	2.49	0.42
32:YP:98:GLU:O	32:YP:99:LEU:C	2.57	0.42
35:YS:64:GLU:O	35:YS:68:GLN:HG3	2.19	0.42
36:YT:110:ILE:CG2	36:YT:111:ARG:N	2.82	0.42
39:YW:19:LEU:O	39:YW:22:ASP:HB2	2.19	0.42
42:YZ:92:SER:HB3	42:YZ:93:ASP:H	1.66	0.42
1:QA:1129:C:H5'	1:QA:1130:A:OP1	2.19	0.42
1:QA:1244:C:N4	1:QA:1293:G:H1	2.15	0.42
1:QA:1347:G:H2'	1:QA:1373:G:C6	2.55	0.42
1:QA:1509:C:H2'	1:QA:1510:U:O4'	2.19	0.42
1:QA:362:G:N2	1:QA:365:U:OP2	2.48	0.42
1:QA:31:G:O2'	1:QA:48:C:N4	2.52	0.42
1:QA:857:C:H2'	1:QA:858:G:O4'	2.20	0.42
3:QC:149:ALA:O	3:QC:169:ALA:CA	2.67	0.42
4:QD:22:LYS:CD	4:QD:26:CYS:SG	3.05	0.42
7:QG:79:ARG:HH12	7:QG:82:GLY:HA2	1.84	0.42
7:QG:79:ARG:NH1	7:QG:82:GLY:HA2	2.35	0.42
9:QL:71:SER:O	9:QL:74:ILE:N	2.52	0.42
12:QL:49:ASN:HD22	12:QL:92:ASP:CG	2.22	0.42
17:QQ:77:VAL:HG12	17:QQ:77:VAL:O	2.20	0.42
18:QR:63:GLN:O	18:QR:66:LEU:HB3	2.18	0.42
19:QS:62:ILE:HG22	19:QS:63:THR:N	2.34	0.42
45:R2:59:ARG:O	45:R2:62:THR:HG23	2.19	0.42
49:R6:19:ARG:HD2	49:R6:19:ARG:HA	1.76	0.42
52:R9:2:LYS:HD2	52:R9:2:LYS:HA	1.93	0.42

Continued on next page...

Continued from previous page...

Atom-1	Atom-2	Distance(Å)	Clash(Å)
22:RA:1043:C:H42	22:RA:1112:G:H1	1.67	0.42
22:RA:1425:G:H2'	22:RA:1426:G:C8	2.54	0.42
22:RA:1516:U:H2'	22:RA:1517:G:C8	2.54	0.42
22:RA:1701:A:C8	22:RA:1702:G:C8	3.08	0.42
22:RA:1988:C:H2'	22:RA:1989:G:H8	1.84	0.42
22:RA:372:G:H8	44:R1:65:SER:O	2.02	0.42
22:RA:608:A:H2'	22:RA:609:A:H8	1.84	0.42
22:RA:634:C:H2'	22:RA:635:C:C6	2.55	0.42
23:RB:6:C:C2	23:RB:115:G:N2	2.87	0.42
24:RD:14:ARG:CG	24:RD:15:PHE:N	2.83	0.42
25:RE:3:GLY:HA3	25:RE:81:ILE:CD1	2.48	0.42
25:RE:54:GLN:N	25:RE:54:GLN:CD	2.73	0.42
26:RF:164:ARG:HG2	26:RF:164:ARG:NH1	2.34	0.42
27:RG:109:VAL:C	27:RG:112:PRO:HD2	2.39	0.42
27:RG:145:THR:O	27:RG:146:TYR:HB3	2.19	0.42
28:RH:120:GLY:O	28:RH:136:ILE:HD12	2.19	0.42
28:RH:89:ILE:H	28:RH:89:ILE:CD1	2.32	0.42
29:RI:133:HIS:HB2	29:RI:134:PRO:CD	2.48	0.42
32:RP:37:GLY:O	32:RP:38:GLN:C	2.58	0.42
36:RT:24:PRO:HA	36:RT:49:VAL:CG1	2.39	0.42
37:RU:79:PHE:CD2	37:RU:83:LEU:HD13	2.54	0.42
37:RU:92:ARG:NH2	38:RV:11:GLN:O	2.53	0.42
1:XA:64:G:H5''	1:XA:65:U:OP1	2.19	0.42
1:XA:736:C:H2'	1:XA:737:A:C8	2.54	0.42
3:XC:83:ARG:O	3:XC:86:VAL:HG22	2.19	0.42
4:XD:19:LEU:O	4:XD:20:TYR:C	2.57	0.42
6:XF:36:ARG:CZ	6:XF:38:GLU:HG2	2.50	0.42
11:XK:33:THR:HB	11:XK:37:GLY:C	2.40	0.42
15:XO:64:ARG:CD	15:XO:68:ARG:NH2	2.82	0.42
19:XS:18:LYS:O	19:XS:18:LYS:HD2	2.19	0.42
55:XY:39:C:H4'	55:XY:40:G:OP1	2.18	0.42
45:Y2:48:HIS:O	45:Y2:49:LYS:C	2.57	0.42
47:Y4:23:GLU:C	47:Y4:24:THR:HG1	2.22	0.42
22:YA:747:U:C4	48:Y5:2:ALA:N	2.88	0.42
50:Y7:47:ARG:HB2	50:Y7:48:LYS:H	1.64	0.42
22:YA:106:C:H2'	22:YA:107:C:C6	2.54	0.42
22:YA:1429:G:H2'	22:YA:1430:C:C6	2.54	0.42
22:YA:1473:G:C6	22:YA:1474:C:C4	3.08	0.42
22:YA:174:C:H2'	22:YA:175:G:O4'	2.19	0.42
22:YA:1843:C:H2'	22:YA:1844:C:C6	2.54	0.42
22:YA:1929:G:C8	22:YA:1929:G:H3'	2.54	0.42
22:YA:685:A:O4'	22:YA:687:C:N4	2.52	0.42

Continued on next page...

Continued from previous page...

Atom-1	Atom-2	Distance(Å)	Clash(Å)
22:YA:846:C:C4	22:YA:930:U:C4	3.08	0.42
23:YB:16:G:H2'	23:YB:17:C:C6	2.55	0.42
24:YD:108:PRO:HG2	24:YD:111:LEU:HB2	2.01	0.42
24:YD:155:LEU:HD23	24:YD:177:LEU:HD21	2.00	0.42
22:YA:2512:C:H4'	25:YE:122:PHE:CE2	2.55	0.42
25:YE:94:GLU:C	25:YE:96:PHE:N	2.73	0.42
27:YG:114:ILE:HG22	27:YG:117:PHE:HB2	2.01	0.42
29:YI:39:ALA:HB1	29:YI:44:LEU:HD13	2.00	0.42
30:YN:15:LEU:C	30:YN:15:LEU:HD13	2.40	0.42
32:YP:119:GLU:OE1	32:YP:119:GLU:HA	2.19	0.42
37:YU:91:ASP:OD2	37:YU:96:ALA:HB2	2.19	0.42
38:YV:38:LEU:CD1	38:YV:55:ALA:HB1	2.50	0.42
41:YY:60:PHE:CD2	41:YY:60:PHE:N	2.87	0.42
1:QA:1291:G:H4'	9:QI:39:GLY:HA3	2.01	0.42
1:QA:439:A:C5	1:QA:440:A:H1'	2.54	0.42
1:QA:502:G:C2	1:QA:503:C:C2	3.08	0.42
1:QA:600:C:H2'	1:QA:601:C:C6	2.54	0.42
2:QB:136:VAL:O	2:QB:140:HIS:N	2.44	0.42
2:QB:204:ASN:C	2:QB:204:ASN:HD22	2.22	0.42
2:QB:60:ASP:C	2:QB:62:ALA:N	2.72	0.42
3:QC:113:ALA:C	3:QC:115:LEU:N	2.73	0.42
3:QC:143:GLU:C	3:QC:145:GLY:H	2.23	0.42
3:QC:142:MET:HG2	3:QC:149:ALA:HB2	2.01	0.42
4:QD:150:GLU:O	4:QD:152:SER:N	2.53	0.42
4:QD:24:GLU:O	4:QD:28:SER:OG	2.21	0.42
5:QE:71:LEU:HD11	5:QE:113:ALA:O	2.20	0.42
6:QF:45:LEU:O	6:QF:46:ARG:HB2	2.19	0.42
8:QH:102:ARG:NH1	8:QH:105:ARG:CZ	2.80	0.42
8:QH:109:ILE:HD11	8:QH:120:THR:HG22	2.00	0.42
2:QB:195:ASP:O	8:QH:68:ARG:NH2	2.52	0.42
14:QN:47:LEU:O	14:QN:48:ALA:C	2.57	0.42
18:QR:74:ARG:NH2	18:QR:81:PHE:HA	2.35	0.42
1:QA:322:C:O2'	20:QT:23:ARG:HD2	2.20	0.42
21:QU:6:ARG:C	21:QU:8:THR:H	2.20	0.42
53:QV:1:C:O2'	53:QV:2:G:H5'	2.19	0.42
22:RA:96:G:H4'	45:R2:48:HIS:NE2	2.34	0.42
46:R3:46:ASN:O	46:R3:50:VAL:HG22	2.20	0.42
47:R4:54:GLY:HA2	47:R4:57:GLU:CG	2.50	0.42
49:R6:7:ILE:O	49:R6:8:LYS:CG	2.68	0.42
22:RA:1425:G:H2'	22:RA:1426:G:O4'	2.19	0.42
22:RA:2212:A:H1'	22:RA:2215:G:C5	2.54	0.42
22:RA:2849:U:OP1	36:RT:95:ARG:NH1	2.53	0.42

Continued on next page...

Continued from previous page...

Atom-1	Atom-2	Distance(Å)	Clash(Å)
22:RA:779:U:H2'	22:RA:780:G:O4'	2.20	0.42
24:RD:43:ARG:CZ	24:RD:49:ILE:HG21	2.49	0.42
25:RE:121:ASN:O	25:RE:122:PHE:C	2.57	0.42
25:RE:143:ASN:HB2	25:RE:147:PRO:HD2	2.00	0.42
25:RE:24:THR:HB	25:RE:184:VAL:HG23	2.02	0.42
26:RF:132:VAL:CG2	26:RF:133:ASN:N	2.80	0.42
27:RG:55:LYS:O	27:RG:59:GLU:HB2	2.19	0.42
28:RH:125:VAL:HG12	28:RH:126:PRO:CD	2.49	0.42
28:RH:136:ILE:O	28:RH:137:ASP:O	2.37	0.42
28:RH:58:GLU:O	28:RH:60:ARG:N	2.53	0.42
29:RI:79:ILE:N	29:RI:141:LYS:O	2.37	0.42
30:RN:26:LEU:HG	30:RN:30:ILE:CD1	2.49	0.42
34:RR:44:LEU:HD23	34:RR:44:LEU:HA	1.79	0.42
34:RR:29:LEU:HD11	34:RR:48:VAL:CG1	2.50	0.42
35:RS:95:HIS:O	35:RS:96:GLY:C	2.57	0.42
37:RU:91:ASP:OD2	37:RU:96:ALA:HB2	2.19	0.42
38:RV:44:LYS:HB3	38:RV:45:THR:H	1.56	0.42
41:RY:20:TYR:CE1	41:RY:42:VAL:HA	2.55	0.42
2:XB:33:TYR:HD1	2:XB:33:TYR:C	2.23	0.42
3:XC:143:GLU:C	3:XC:145:GLY:H	2.23	0.42
4:XD:146:ILE:CD1	4:XD:146:ILE:H	2.30	0.42
7:XG:15:ASP:OD1	7:XG:23:VAL:HG11	2.18	0.42
9:XI:8:GLY:CA	9:XI:79:LEU:HD12	2.50	0.42
11:XK:17:GLY:CA	11:XK:77:MET:HE3	2.45	0.42
13:XM:88:ARG:HD2	13:XM:88:ARG:O	2.19	0.42
16:XP:83:GLU:HG3	16:XP:84:ALA:N	2.33	0.42
19:XS:39:THR:CG2	19:XS:40:ILE:H	2.23	0.42
50:Y7:12:ARG:HH21	50:Y7:44:PRO:HB3	1.85	0.42
51:Y8:28:GLY:O	51:Y8:29:LYS:O	2.37	0.42
51:Y8:53:PRO:HD2	51:Y8:54:GLU:H	1.84	0.42
22:YA:1061:U:H4'	22:YA:1070:A:H1'	2.00	0.42
22:YA:1360:A:C6	22:YA:1372:U:O4	2.72	0.42
22:YA:1379:A:H4'	22:YA:1380:G:OP2	2.18	0.42
22:YA:1389:G:C2	22:YA:1390:U:C2	3.08	0.42
22:YA:2230:G:C6	22:YA:2231:C:C4	3.08	0.42
22:YA:2392:A:C2	22:YA:2429:G:C2	3.08	0.42
22:YA:381:G:OP1	44:Y1:16:ASN:ND2	2.42	0.42
22:YA:452:G:C2	22:YA:458:G:C5	3.08	0.42
22:YA:482:A:O2'	41:YY:47:LYS:NZ	2.50	0.42
23:YB:50:G:OP1	35:YS:63:THR:HG23	2.20	0.42
24:YD:177:LEU:C	24:YD:179:SER:H	2.23	0.42
24:YD:75:ILE:HG21	24:YD:99:ASP:HB2	2.02	0.42

Continued on next page...

Continued from previous page...

Atom-1	Atom-2	Distance(Å)	Clash(Å)
25:YE:117:MET:HA	25:YE:122:PHE:N	2.35	0.42
25:YE:176:ILE:N	25:YE:176:ILE:HD12	2.35	0.42
25:YE:104:VAL:CG1	25:YE:188:VAL:HG23	2.49	0.42
27:YG:117:PHE:CE1	27:YG:119:GLY:CA	3.03	0.42
27:YG:73:ALA:O	27:YG:84:LYS:O	2.38	0.42
28:YH:136:ILE:O	28:YH:137:ASP:O	2.37	0.42
22:YA:1952:A:C4	31:YO:22:ILE:HD12	2.53	0.42
31:YO:1:MET:HG2	31:YO:67:LYS:HG2	2.01	0.42
32:YP:125:VAL:C	32:YP:145:PRO:HD2	2.39	0.42
36:YT:3:ARG:O	36:YT:4:GLY:C	2.58	0.42
36:YT:54:ARG:HA	36:YT:59:THR:HG23	2.02	0.42
36:YT:96:ARG:HB2	36:YT:96:ARG:CZ	2.49	0.42
38:YV:59:ALA:HA	38:YV:95:LEU:O	2.19	0.42
40:YX:87:GLN:C	40:YX:88:LYS:HG3	2.40	0.42
42:YZ:24:LEU:HD21	42:YZ:86:VAL:CG2	2.50	0.42
1:QA:1113:C:H2'	1:QA:1114:C:C6	2.55	0.42
1:QA:1203:C:H2'	1:QA:1204:A:C8	2.55	0.42
1:QA:1312:G:H1	1:QA:1325:C:H42	1.68	0.42
1:QA:608:A:H2'	1:QA:609:A:O4'	2.20	0.42
2:QB:158:LEU:HD12	2:QB:158:LEU:C	2.38	0.42
2:QB:69:LEU:HD12	2:QB:91:PRO:O	2.19	0.42
3:QC:35:GLU:O	3:QC:38:ARG:N	2.53	0.42
3:QC:47:LEU:HD11	3:QC:76:VAL:CG1	2.42	0.42
8:QH:33:GLU:O	8:QH:36:LEU:N	2.53	0.42
9:QI:25:LYS:O	9:QI:60:ASP:OD1	2.37	0.42
11:QK:21:ILE:HD13	11:QK:84:VAL:HG12	2.02	0.42
17:QQ:82:MET:C	17:QQ:84:LEU:N	2.72	0.42
19:QS:41:VAL:HG11	19:QS:45:VAL:HG13	2.02	0.42
19:QS:41:VAL:CG1	19:QS:45:VAL:H	2.32	0.42
20:QT:13:LEU:CD1	20:QT:17:ARG:NH1	2.82	0.42
20:QT:96:GLY:O	20:QT:99:LEU:CD1	2.67	0.42
55:QY:35:G:C2'	55:QY:36:G:H5''	2.41	0.42
44:R1:74:VAL:O	44:R1:74:VAL:CG1	2.64	0.42
22:RA:1140:C:H5''	30:RN:66:LYS:HZ1	1.85	0.42
22:RA:443:A:H1'	22:RA:1201:C:O4'	2.18	0.42
22:RA:185:U:H2'	22:RA:186:G:C8	2.55	0.42
22:RA:1993:U:H2'	22:RA:1994:C:H6	1.84	0.42
22:RA:709:U:H2'	22:RA:710:G:C8	2.55	0.42
22:RA:734:A:O2'	22:RA:1635:G:H5'	2.19	0.42
22:RA:735:A:H2'	22:RA:736:C:O4'	2.19	0.42
22:RA:846:C:C4	22:RA:930:U:C4	3.07	0.42
25:RE:104:VAL:CG1	25:RE:188:VAL:HG23	2.49	0.42

Continued on next page...

Continued from previous page...

Atom-1	Atom-2	Distance(Å)	Clash(Å)
25:RE:28:ALA:HB3	25:RE:93:VAL:CG2	2.46	0.42
25:RE:35:GLN:HB3	25:RE:48:GLN:HB2	2.01	0.42
26:RF:63:LYS:HE2	26:RF:67:GLN:HB2	2.01	0.42
27:RG:16:ARG:NE	27:RG:31:VAL:HG11	2.34	0.42
28:RH:169:VAL:HG22	28:RH:170:ARG:N	2.26	0.42
29:RI:83:ALA:O	29:RI:85:GLU:N	2.53	0.42
31:RO:50:GLY:O	31:RO:51:ALA:C	2.57	0.42
33:RQ:118:LEU:HD23	33:RQ:118:LEU:HA	1.87	0.42
35:RS:102:ALA:C	35:RS:104:GLY:N	2.73	0.42
35:RS:51:ALA:HB3	35:RS:73:LEU:HD23	2.01	0.42
37:RU:97:ASP:HA	37:RU:100:VAL:HG23	2.01	0.42
38:RV:59:ALA:HA	38:RV:95:LEU:O	2.19	0.42
39:RW:14:PRO:O	39:RW:15:ARG:C	2.58	0.42
39:RW:81:ALA:C	39:RW:82:LEU:HD12	2.40	0.42
1:XA:1095:U:H5'	1:XA:1109:C:O2	2.19	0.42
1:XA:1321:C:C4	1:XA:1322:C:C4	3.07	0.42
1:XA:186:C:O3'	20:XT:82:SER:HB3	2.19	0.42
1:XA:372:C:C5	1:XA:387:U:C5	3.07	0.42
1:XA:692:U:O2	1:XA:694:A:C8	2.73	0.42
2:XB:16:HIS:CD2	2:XB:213:LEU:HD13	2.54	0.42
2:XB:5:ILE:HB	2:XB:221:LEU:HD23	2.01	0.42
2:XB:92:TYR:C	2:XB:92:TYR:HD1	2.22	0.42
4:XD:120:LEU:HA	4:XD:120:LEU:HD23	1.83	0.42
5:XE:71:LEU:HD11	5:XE:113:ALA:O	2.20	0.42
1:XA:1081:G:P	5:XE:16:THR:OG1	2.78	0.42
6:XF:45:LEU:O	6:XF:46:ARG:HB2	2.19	0.42
8:XH:85:ARG:HA	8:XH:135:CYS:HB3	2.02	0.42
9:XI:100:GLY:C	9:XI:102:LEU:N	2.71	0.42
9:XI:71:SER:O	9:XI:74:ILE:N	2.52	0.42
10:XJ:49:VAL:HG13	10:XJ:50:ILE:N	2.35	0.42
12:XL:119:LYS:HB2	12:XL:120:TYR:HD1	1.83	0.42
16:XP:55:ARG:O	16:XP:56:ALA:C	2.57	0.42
18:XR:43:PHE:HA	18:XR:51:LEU:HD12	2.01	0.42
18:XR:64:ARG:O	18:XR:65:ILE:C	2.58	0.42
18:XR:74:ARG:NH2	18:XR:81:PHE:HA	2.35	0.42
19:XS:66:MET:O	19:XS:66:MET:HG3	2.19	0.42
47:Y4:54:GLY:HA2	47:Y4:57:GLU:CG	2.50	0.42
32:YP:64:LYS:HG3	51:Y8:25:MET:CE	2.50	0.42
22:YA:1707:G:C5	22:YA:1756:G:C6	3.07	0.42
22:YA:2238:G:H2'	22:YA:2238:G:N3	2.34	0.42
22:YA:2283:C:C2	22:YA:2389:G:C2	3.07	0.42
22:YA:2516:G:C6	22:YA:2517:C:N4	2.87	0.42

Continued on next page...

Continued from previous page...

Atom-1	Atom-2	Distance(Å)	Clash(Å)
22:YA:2804:C:H2'	22:YA:2805:G:O4'	2.20	0.42
22:YA:307:G:H21	22:YA:330:A:H62	1.66	0.42
22:YA:312:G:H5'	22:YA:331:A:O2'	2.20	0.42
22:YA:536:A:N6	22:YA:556:G:O6	2.52	0.42
22:YA:758:C:O2	22:YA:1981:A:H2	2.02	0.42
23:YB:11:C:O5'	23:YB:12:C:H5	2.03	0.42
24:YD:12:SER:O	24:YD:14:ARG:N	2.51	0.42
24:YD:25:THR:HG23	24:YD:27:THR:HB	2.02	0.42
24:YD:2:ALA:O	24:YD:3:VAL:CB	2.68	0.42
26:YF:183:VAL:HG22	26:YF:184:TYR:N	2.35	0.42
27:YG:55:LYS:O	27:YG:59:GLU:HB2	2.19	0.42
28:YH:26:VAL:CG1	28:YH:33:LEU:HB2	2.50	0.42
29:YI:144:VAL:HG22	29:YI:145:VAL:H	1.85	0.42
32:YP:37:GLY:O	32:YP:38:GLN:C	2.58	0.42
33:YQ:20:ALA:HA	33:YQ:98:LYS:HB3	2.02	0.42
34:YR:10:LEU:C	34:YR:12:ARG:N	2.72	0.42
35:YS:15:ARG:O	35:YS:19:LYS:HD3	2.20	0.42
37:YU:79:PHE:CD2	37:YU:83:LEU:HD13	2.54	0.42
39:YW:81:ALA:C	39:YW:82:LEU:HD12	2.40	0.42
42:YZ:16:SER:O	42:YZ:20:ARG:HB2	2.19	0.42
42:YZ:72:ARG:HH22	42:YZ:97:GLU:C	2.18	0.42
1:QA:1314:C:H2'	1:QA:1315:U:C6	2.55	0.42
1:QA:474:G:H2'	1:QA:475:G:H8	1.84	0.42
1:QA:475:G:H2'	1:QA:476:G:C8	2.55	0.42
1:QA:559:A:H5''	1:QA:560:U:H3'	2.01	0.42
1:QA:816:A:OP1	1:QA:1526:G:O2'	2.33	0.42
2:QB:109:SER:C	2:QB:111:ARG:N	2.72	0.42
2:QB:200:ILE:CG2	2:QB:201:ILE:N	2.83	0.42
2:QB:30:ARG:HH21	2:QB:194:PRO:HG2	1.82	0.42
2:QB:67:THR:C	2:QB:68:ILE:HD12	2.40	0.42
3:QC:58:GLU:HB2	3:QC:65:ALA:HB3	2.01	0.42
3:QC:88:ARG:NH2	3:QC:101:LEU:O	2.53	0.42
4:QD:59:ARG:NE	4:QD:59:ARG:HA	2.35	0.42
4:QD:93:PHE:CE1	4:QD:97:LEU:HD11	2.55	0.42
5:QE:31:LEU:HD23	5:QE:45:PHE:HD1	1.85	0.42
1:QA:939:G:H5''	7:QG:102:ARG:CZ	2.49	0.42
7:QG:11:GLN:HG3	7:QG:12:LEU:H	1.85	0.42
7:QG:18:TYR:CD2	7:QG:59:LEU:HD13	2.55	0.42
9:QI:22:GLY:O	9:QI:23:ASN:C	2.57	0.42
16:QP:12:LYS:HB3	16:QP:12:LYS:HE2	1.73	0.42
20:QT:36:LEU:HD13	20:QT:36:LEU:HA	1.82	0.42
20:QT:99:LEU:O	20:QT:100:ILE:CB	2.68	0.42

Continued on next page...

Continued from previous page...

Atom-1	Atom-2	Distance(Å)	Clash(Å)
44:R1:60:PHE:HE2	44:R1:91:LYS:NZ	2.16	0.42
44:R1:72:GLU:O	44:R1:75:GLU:HB2	2.20	0.42
46:R3:37:LEU:HD12	46:R3:43:ILE:CG2	2.50	0.42
22:RA:2126:A:H1'	22:RA:2127:G:OP2	2.20	0.42
22:RA:2246:G:H2'	22:RA:2247:A:C8	2.55	0.42
22:RA:2461:C:H2'	22:RA:2462:U:C6	2.54	0.42
22:RA:2543:G:N3	22:RA:2765:A:H2'	2.35	0.42
22:RA:2630:G:N3	22:RA:2894:G:N2	2.68	0.42
22:RA:483:A:H3'	22:RA:484:C:C6	2.54	0.42
22:RA:689:A:H2'	22:RA:690:G:H8	1.85	0.42
22:RA:959:A:N3	22:RA:2457:U:O2'	2.42	0.42
25:RE:101:ARG:C	25:RE:201:THR:OG1	2.58	0.42
27:RG:121:ASN:HA	27:RG:181:ARG:NH2	2.34	0.42
30:RN:75:TYR:HA	30:RN:82:LEU:HA	2.01	0.42
32:RP:115:LEU:HB3	32:RP:131:SER:HB2	2.02	0.42
32:RP:144:GLU:HA	32:RP:145:PRO:HD3	1.76	0.42
33:RQ:27:VAL:HG11	33:RQ:134:ARG:HG3	2.00	0.42
36:RT:134:GLU:OE1	36:RT:135:ALA:N	2.53	0.42
36:RT:3:ARG:O	36:RT:4:GLY:C	2.58	0.42
22:RA:1156:A:OP1	37:RU:55:ARG:HD3	2.20	0.42
42:RZ:69:THR:HG22	42:RZ:90:VAL:HA	2.02	0.42
1:XA:1224:G:HO2'	1:XA:1225:A:P	2.28	0.42
1:XA:1225:A:N3	1:XA:1225:A:H2'	2.34	0.42
1:XA:1508:G:H2'	1:XA:1509:C:C6	2.54	0.42
1:XA:621:A:H2'	1:XA:622:A:C8	2.55	0.42
1:XA:89:U:HO2'	1:XA:90:C:P	2.41	0.42
2:XB:109:SER:C	2:XB:111:ARG:H	2.21	0.42
2:XB:158:LEU:HD12	2:XB:158:LEU:C	2.39	0.42
2:XB:97:TRP:HZ3	2:XB:172:ILE:HG22	1.85	0.42
2:XB:211:ILE:O	2:XB:215:LEU:HB2	2.20	0.42
2:XB:67:THR:C	2:XB:68:ILE:HD12	2.40	0.42
3:XC:113:ALA:C	3:XC:115:LEU:N	2.72	0.42
5:XE:31:LEU:HD23	5:XE:45:PHE:HD1	1.85	0.42
6:XF:88:VAL:HG12	6:XF:89:MET:N	2.33	0.42
7:XG:140:ASP:O	7:XG:142:GLU:N	2.53	0.42
7:XG:79:ARG:CZ	7:XG:82:GLY:HA2	2.50	0.42
9:XI:6:GLY:HA3	9:XI:84:ALA:HB2	2.01	0.42
13:XM:16:ASP:HB3	13:XM:34:LEU:CD1	2.49	0.42
19:XS:30:LEU:O	19:XS:31:ILE:HB	2.19	0.42
19:XS:41:VAL:CG1	19:XS:45:VAL:H	2.32	0.42
19:XS:58:VAL:HG23	19:XS:58:VAL:O	2.20	0.42
19:XS:4:SER:O	19:XS:5:LEU:HD13	2.20	0.42

Continued on next page...

Continued from previous page...

Atom-1	Atom-2	Distance(Å)	Clash(Å)
20:XT:99:LEU:O	20:XT:100:ILE:CB	2.68	0.42
21:XU:5:ASP:O	21:XU:11:GLY:HA3	2.20	0.42
53:XV:35:A:N3	54:XX:3:G:N2	2.68	0.42
46:Y3:7:LYS:O	46:Y3:7:LYS:HG2	2.19	0.42
47:Y4:12:ALA:HB1	47:Y4:30:GLU:N	2.35	0.42
19:XS:4:SER:CA	47:Y4:67:TYR:HE2	2.33	0.42
48:Y5:40:LYS:HE2	48:Y5:47:PRO:HG2	2.02	0.42
49:Y6:25:LYS:HE2	49:Y6:27:LYS:CD	2.50	0.42
49:Y6:36:LEU:HD13	49:Y6:50:ARG:HH12	1.81	0.42
49:Y6:7:ILE:O	49:Y6:8:LYS:CG	2.68	0.42
50:Y7:9:ARG:NH1	50:Y7:47:ARG:HG3	2.35	0.42
40:YX:60:ARG:HH12	50:Y7:47:ARG:HH22	1.67	0.42
52:Y9:17:ILE:CG2	52:Y9:18:ARG:N	2.82	0.42
22:YA:1208:C:C4	22:YA:1209:G:N7	2.88	0.42
22:YA:1353:A:C8	22:YA:1377:G:N2	2.87	0.42
22:YA:1798:U:O2	22:YA:1822:G:N2	2.53	0.42
22:YA:2009:G:H1'	34:YR:107:ASP:O	2.20	0.42
22:YA:2630:G:O4'	22:YA:2894:G:H1'	2.19	0.42
22:YA:568:U:O2'	22:YA:570:G:N7	2.45	0.42
22:YA:729:G:C4	22:YA:1775:U:C2	3.08	0.42
22:YA:918:A:C5	22:YA:919:G:H1'	2.55	0.42
23:YB:24:G:H1'	23:YB:27:C:N4	2.34	0.42
25:YE:143:ASN:HB2	25:YE:147:PRO:HD2	2.00	0.42
25:YE:28:ALA:HB3	25:YE:93:VAL:CG2	2.47	0.42
25:YE:36:ARG:HB3	25:YE:36:ARG:NH1	2.30	0.42
26:YF:109:GLY:O	26:YF:110:LEU:C	2.58	0.42
26:YF:62:ARG:NH1	26:YF:62:ARG:CB	2.82	0.42
27:YG:109:VAL:C	27:YG:112:PRO:HD2	2.40	0.42
22:YA:2306:C:N4	27:YG:42:GLY:O	2.51	0.42
27:YG:4:ASP:O	27:YG:5:VAL:HB	2.19	0.42
28:YH:58:GLU:O	28:YH:60:ARG:N	2.53	0.42
28:YH:89:ILE:CD1	28:YH:89:ILE:H	2.32	0.42
29:YI:79:ILE:HG21	29:YI:142:VAL:HG12	2.01	0.42
33:YQ:27:VAL:HG11	33:YQ:134:ARG:HG3	2.00	0.42
34:YR:34:ILE:HG22	34:YR:35:THR:N	2.35	0.42
35:YS:95:HIS:O	35:YS:96:GLY:C	2.57	0.42
41:YY:95:LYS:HA	41:YY:101:LYS:N	2.33	0.42
1:QA:1333:A:C2	1:QA:1334:G:H1'	2.55	0.42
1:QA:18:C:H5''	5:QE:127:ASN:ND2	2.33	0.42
1:QA:222:U:H2'	1:QA:223:U:H6	1.85	0.42
1:QA:681:C:H2'	1:QA:682:G:C8	2.55	0.42
1:QA:683:G:C6	1:QA:684:A:C5	3.08	0.42

Continued on next page...

Continued from previous page...

Atom-1	Atom-2	Distance(Å)	Clash(Å)
1:QA:792:A:HI'	1:QA:793:U:OP2	2.19	0.42
2:QB:130:ARG:NH2	2:QB:138:LEU:HD21	2.34	0.42
1:QA:1190:G:OP1	3:QC:4:LYS:HA	2.20	0.42
8:QH:86:ILE:CB	8:QH:133:LEU:HD22	2.49	0.42
8:QH:95:VAL:HG23	8:QH:95:VAL:O	2.20	0.42
9:QI:6:GLY:HA3	9:QI:84:ALA:HB2	2.01	0.42
11:QK:72:ALA:HB1	11:QK:77:MET:HG2	2.02	0.42
13:QM:13:LYS:HA	13:QM:44:ARG:CD	2.48	0.42
18:QR:64:ARG:O	18:QR:65:ILE:C	2.58	0.42
18:QR:76:LEU:HD22	18:QR:76:LEU:N	2.35	0.42
19:QS:15:LEU:CD2	19:QS:15:LEU:N	2.79	0.42
19:QS:18:LYS:O	19:QS:18:LYS:HD2	2.19	0.42
19:QS:30:LEU:O	19:QS:31:ILE:HB	2.19	0.42
20:QT:10:LEU:O	20:QT:12:ALA:N	2.53	0.42
47:R4:2:LYS:HD2	47:R4:2:LYS:HA	1.61	0.42
48:R5:40:LYS:HE2	48:R5:47:PRO:HG2	2.02	0.42
22:RA:1310:G:OP2	50:R7:9:ARG:NH1	2.52	0.42
51:R8:56:GLU:C	51:R8:58:ILE:N	2.73	0.42
22:RA:1079:C:O4'	22:RA:1088:A:N6	2.53	0.42
22:RA:1113:U:H2'	22:RA:1114:G:C8	2.55	0.42
22:RA:565:C:H4'	22:RA:1253:A:N6	2.35	0.42
22:RA:1309:G:OP1	50:R7:9:ARG:HD3	2.19	0.42
22:RA:1488:G:C6	22:RA:1489:U:C4	3.08	0.42
22:RA:570:G:H2'	22:RA:2030:A:C5	2.55	0.42
22:RA:2119:A:C2	22:RA:2171:A:HI'	2.54	0.42
22:RA:2273:A:H2'	22:RA:2274:A:C8	2.54	0.42
22:RA:571:A:C5	22:RA:575:A:C8	3.08	0.42
22:RA:802:A:C6	22:RA:803:U:C4	3.07	0.42
22:RA:857:C:H2'	22:RA:858:U:H6	1.84	0.42
24:RD:9:TYR:CZ	24:RD:13:ARG:HD3	2.54	0.42
24:RD:196:VAL:CG1	24:RD:196:VAL:O	2.68	0.42
24:RD:182:LEU:N	24:RD:272:ALA:HB3	2.32	0.42
25:RE:117:MET:HA	25:RE:122:PHE:N	2.35	0.42
25:RE:128:SER:O	25:RE:129:HIS:HB2	2.19	0.42
27:RG:34:LEU:HD11	27:RG:99:MET:CE	2.49	0.42
22:RA:2093:G:OP1	29:RI:23:PRO:HG2	2.19	0.42
30:RN:62:VAL:HG12	30:RN:66:LYS:HB2	2.01	0.42
31:RO:97:ARG:CA	31:RO:117:LEU:HD22	2.50	0.42
31:RO:1:MET:HG2	31:RO:67:LYS:HG2	2.02	0.42
35:RS:49:VAL:HG21	35:RS:77:ALA:HA	2.02	0.42
36:RT:110:ILE:CG2	36:RT:111:ARG:N	2.82	0.42
36:RT:89:VAL:O	36:RT:90:GLN:CB	2.67	0.42

Continued on next page...

Continued from previous page...

Atom-1	Atom-2	Distance(Å)	Clash(Å)
37:RU:99:ALA:HA	37:RU:106:PHE:HB2	2.01	0.42
37:RU:39:LEU:O	37:RU:42:ALA:N	2.53	0.42
39:RW:71:VAL:HA	39:RW:107:LEU:HD12	2.02	0.42
1:XA:1499:A:H1'	1:XA:1520:G:H5'	2.02	0.42
1:XA:129(A):G:O2'	1:XA:189:U:H3'	2.20	0.42
1:XA:134:A:H1'	1:XA:325:A:C5	2.55	0.42
1:XA:542:G:H2'	1:XA:543:C:C6	2.54	0.42
1:XA:626:U:H2'	1:XA:627:G:H8	1.85	0.42
1:XA:908:A:H2'	1:XA:909:A:C8	2.55	0.42
2:XB:109:SER:C	2:XB:111:ARG:N	2.73	0.42
2:XB:162:ILE:O	2:XB:185:ILE:CG1	2.67	0.42
3:XC:23:TYR:CD2	3:XC:24:ALA:N	2.88	0.42
3:XC:35:GLU:O	3:XC:38:ARG:N	2.53	0.42
4:XD:150:GLU:O	4:XD:152:SER:N	2.53	0.42
4:XD:94:LEU:HA	4:XD:97:LEU:HD12	2.01	0.42
5:XE:153:LYS:C	5:XE:153:LYS:HD3	2.40	0.42
5:XE:31:LEU:HD22	5:XE:31:LEU:HA	1.86	0.42
6:XF:46:ARG:HG3	6:XF:47:ARG:N	2.34	0.42
8:XH:11:THR:HA	8:XH:14:ARG:NH1	2.35	0.42
8:XH:28:ALA:CB	8:XH:57:PRO:HB2	2.45	0.42
9:XI:35:GLU:O	9:XI:35:GLU:HG2	2.20	0.42
12:XL:47:LYS:C	12:XL:49:ASN:N	2.73	0.42
12:XL:53:ARG:HH12	12:XL:92:ASP:CB	2.33	0.42
13:XM:19:LEU:HD22	13:XM:19:LEU:N	2.33	0.42
19:XS:29:ARG:HD3	19:XS:30:LEU:H	1.84	0.42
53:XV:15:G:N2	53:XV:48:C:H42	2.17	0.42
22:YA:2450:A:H2'	53:XV:76:A:C2	2.55	0.42
22:YA:458:G:O2'	50:Y7:39:ARG:HD3	2.20	0.42
51:Y8:40:GLU:O	51:Y8:41:ILE:C	2.56	0.42
22:YA:1432:C:H2'	22:YA:1433:U:O4'	2.20	0.42
22:YA:213:A:H2'	22:YA:214:G:O4'	2.19	0.42
22:YA:223:A:N1	22:YA:407:G:O2'	2.37	0.42
22:YA:2547:U:H2'	22:YA:2548:G:C8	2.53	0.42
22:YA:2522:U:O2'	22:YA:2647:U:OP1	2.23	0.42
22:YA:2655:G:O2'	22:YA:2656:U:P	2.78	0.42
22:YA:294:A:N6	22:YA:345:A:C4	2.88	0.42
22:YA:449:A:O2'	22:YA:450:G:H5'	2.19	0.42
22:YA:484:C:OP1	41:YY:51:VAL:CG1	2.68	0.42
22:YA:612:G:N3	22:YA:613:U:O2	2.52	0.42
22:YA:732:C:H2'	22:YA:733:G:O4'	2.20	0.42
22:YA:772:C:H2'	22:YA:773:U:C6	2.55	0.42
23:YB:37:C:O2	35:YS:95:HIS:NE2	2.52	0.42

Continued on next page...

Continued from previous page...

Atom-1	Atom-2	Distance(Å)	Clash(Å)
24:YD:71:ASP:CB	24:YD:103:ARG:HH22	2.32	0.42
25:YE:152:LYS:HG2	30:YN:78:TYR:CD1	2.55	0.42
25:YE:31:CYS:HB3	25:YE:49:LEU:HG	2.01	0.42
26:YF:11:VAL:HG12	26:YF:12:LEU:H	1.85	0.42
27:YG:99:MET:O	27:YG:103:LEU:HB2	2.20	0.42
28:YH:77:LYS:HB3	28:YH:77:LYS:HZ2	1.78	0.42
28:YH:84:SER:O	28:YH:85:LYS:CB	2.64	0.42
30:YN:75:TYR:HA	30:YN:82:LEU:HA	2.02	0.42
30:YN:96:GLU:O	30:YN:97:ARG:C	2.57	0.42
31:YO:20:MET:O	31:YO:41:ALA:CB	2.67	0.42
31:YO:50:GLY:O	31:YO:51:ALA:C	2.57	0.42
31:YO:2:ILE:HG12	31:YO:8:LEU:HD11	2.02	0.42
32:YP:135:LEU:HD13	32:YP:139:LYS:HE3	2.01	0.42
32:YP:65:ARG:HH21	51:Y8:15:LYS:HB3	1.84	0.42
32:YP:81:GLN:HB2	32:YP:81:GLN:HE21	1.59	0.42
35:YS:26:LEU:HB3	35:YS:87:PHE:HA	2.02	0.42
35:YS:52:SER:HB2	35:YS:55:ALA:CB	2.50	0.42
36:YT:24:PRO:HA	36:YT:49:VAL:CG1	2.39	0.42
37:YU:27:LEU:C	37:YU:29:SER:N	2.73	0.42
38:YV:25:LEU:H	38:YV:92:THR:CG2	2.29	0.42
41:YY:91:GLU:CG	41:YY:92:ASN:N	2.83	0.42
1:QA:1418:A:H5''	1:QA:1419:G:OP2	2.20	0.42
1:QA:1451:A:H2'	1:QA:1451:A:N3	2.35	0.42
1:QA:149:A:H2'	1:QA:150:C:C6	2.55	0.42
1:QA:186:C:O3'	20:QT:82:SER:HB3	2.20	0.42
1:QA:752:G:H1'	1:QA:754:C:H41	1.85	0.42
2:QB:125:PRO:O	2:QB:126:GLU:HB2	2.20	0.42
2:QB:197:VAL:CG1	2:QB:198:ASP:N	2.82	0.42
3:QC:120:VAL:O	3:QC:123:GLN:HB2	2.20	0.42
1:QA:1190:G:H5'	3:QC:176:HIS:NE2	2.34	0.42
4:QD:111:ALA:HB3	4:QD:117:ALA:HB2	2.02	0.42
7:QG:140:ASP:O	7:QG:142:GLU:N	2.52	0.42
8:QH:53:VAL:HG12	8:QH:54:ASP:OD2	2.20	0.42
10:QJ:29:ARG:O	10:QJ:30:SER:HB3	2.20	0.42
1:QA:1151:A:N3	10:QJ:39:PRO:HG3	2.34	0.42
12:QL:117:ARG:HB3	12:QL:122:THR:HB	2.02	0.42
13:QM:16:ASP:HB3	13:QM:34:LEU:CD1	2.49	0.42
15:QO:71:GLN:HB2	15:QO:78:TYR:CE1	2.54	0.42
16:QP:21:VAL:HG21	16:QP:59:TRP:NE1	2.35	0.42
17:QQ:11:VAL:HG23	17:QQ:12:SER:N	2.35	0.42
17:QQ:76:LEU:HD21	17:QQ:79:SER:HB2	2.01	0.42
19:QS:7:LYS:CG	19:QS:8:GLY:N	2.83	0.42

Continued on next page...

Continued from previous page...

Atom-1	Atom-2	Distance(Å)	Clash(Å)
20:QT:96:GLY:O	20:QT:97:ALA:CB	2.64	0.42
21:QU:5:ASP:O	21:QU:11:GLY:HA3	2.20	0.42
43:R0:48:GLY:HA3	43:R0:80:HIS:ND1	2.34	0.42
45:R2:50:ILE:H	45:R2:50:ILE:HG13	1.64	0.42
22:RA:1688:U:H1'	22:RA:1701:A:C6	2.55	0.42
22:RA:1927:A:H2'	22:RA:1928:A:C8	2.54	0.42
22:RA:2059:A:H5'	26:RF:71:GLY:HA2	2.00	0.42
22:RA:2432:A:C6	22:RA:2433:A:C6	3.07	0.42
22:RA:2882:A:OP1	34:RR:96:ARG:NH1	2.53	0.42
22:RA:278:A:N6	22:RA:362:U:H3	2.18	0.42
22:RA:425:G:H2'	22:RA:426:C:C6	2.53	0.42
22:RA:602:G:H1'	22:RA:656:G:N2	2.35	0.42
22:RA:76:C:O2'	22:RA:77:C:H5'	2.19	0.42
24:RD:158:ALA:HB3	24:RD:161:THR:CG2	2.49	0.42
24:RD:165:ILE:O	24:RD:166:GLN:NE2	2.53	0.42
22:RA:729:G:N7	24:RD:209:ALA:HB3	2.35	0.42
25:RE:10:GLY:HA3	36:RT:8:LYS:HD3	2.02	0.42
25:RE:137:HIS:CB	25:RE:138:PRO:HD2	2.42	0.42
25:RE:176:ILE:N	25:RE:176:ILE:HD12	2.35	0.42
27:RG:51:ARG:CB	27:RG:51:ARG:NH1	2.83	0.42
27:RG:78:SER:O	27:RG:80:PHE:N	2.53	0.42
27:RG:99:MET:O	27:RG:103:LEU:HB2	2.20	0.42
28:RH:146:ALA:HA	28:RH:164:TYR:OH	2.20	0.42
28:RH:66:GLY:O	28:RH:67:LEU:C	2.58	0.42
28:RH:86:GLU:H	28:RH:86:GLU:CD	2.16	0.42
30:RN:43:THR:HA	30:RN:44:PRO:HD2	1.92	0.42
32:RP:107:LYS:O	32:RP:108:LYS:C	2.58	0.42
32:RP:98:GLU:O	32:RP:99:LEU:C	2.57	0.42
34:RR:55:ALA:HA	34:RR:80:PHE:CE2	2.55	0.42
35:RS:30:ARG:NH2	35:RS:92:TYR:HD1	2.17	0.42
35:RS:83:LYS:HE3	35:RS:84:GLN:CG	2.50	0.42
35:RS:83:LYS:HE3	35:RS:84:GLN:HG3	2.02	0.42
31:RO:71:ARG:HH11	36:RT:74:ARG:HH21	1.65	0.42
38:RV:35:LEU:HB2	38:RV:37:VAL:CG2	2.49	0.42
37:RU:43:GLY:HA3	38:RV:73:SER:OG	2.19	0.42
38:RV:21:ARG:HD2	38:RV:91:TYR:CE2	2.55	0.42
41:RY:60:PHE:CD2	41:RY:60:PHE:N	2.87	0.42
1:XA:1098:C:C2	1:XA:1099:G:C8	3.08	0.42
1:XA:1161:C:O2'	1:XA:1162:C:H5'	2.20	0.42
1:XA:1221:G:O3'	19:XS:77:THR:HG21	2.20	0.42
1:XA:640:A:O2'	8:XH:115:SER:HB3	2.20	0.42
1:XA:792:A:C5	1:XA:794:A:C6	3.08	0.42

Continued on next page...

Continued from previous page...

Atom-1	Atom-2	Distance(Å)	Clash(Å)
2:XB:99:GLY:O	2:XB:108:ILE:HD11	2.19	0.42
6:XF:36:ARG:NH2	6:XF:38:GLU:HG2	2.35	0.42
8:XH:105:ARG:O	8:XH:107:LEU:N	2.47	0.42
12:XL:109:GLY:HA3	12:XL:121:GLY:O	2.20	0.42
14:XN:3:ARG:CG	14:XN:4:LYS:N	2.83	0.42
17:XQ:74:LEU:HD13	17:XQ:74:LEU:O	2.20	0.42
44:Y1:56:GLN:HB2	44:Y1:57:GLU:H	1.48	0.42
49:Y6:24:GLU:HB3	49:Y6:25:LYS:H	1.56	0.42
50:Y7:25:PRO:HA	50:Y7:28:ARG:NH2	2.35	0.42
22:YA:1093:G:OP1	28:YH:170:ARG:HD2	2.20	0.42
22:YA:1158:C:H4'	46:Y3:31:LEU:O	2.20	0.42
22:YA:1543:A:O2'	22:YA:1544:C:H3'	2.19	0.42
22:YA:573:G:N1	22:YA:2031:A:OP2	2.35	0.42
22:YA:2212:A:H1'	22:YA:2215:G:C5	2.54	0.42
22:YA:2525:G:C2	22:YA:2539:C:N3	2.88	0.42
22:YA:2699:C:H2'	22:YA:2700:C:O4'	2.20	0.42
22:YA:813:U:H2'	22:YA:814:C:C6	2.55	0.42
24:YD:158:ALA:HB3	24:YD:161:THR:CG2	2.49	0.42
24:YD:263:ARG:CB	24:YD:263:ARG:NH1	2.75	0.42
25:YE:9:VAL:HB	25:YE:10:GLY:H	1.70	0.42
25:YE:128:SER:O	25:YE:129:HIS:HB2	2.20	0.42
25:YE:35:GLN:HB3	25:YE:48:GLN:HB2	2.01	0.42
26:YF:101:LEU:HD12	26:YF:102:PRO:N	2.33	0.42
26:YF:123:LEU:HD12	26:YF:124:LEU:H	1.82	0.42
26:YF:192:LEU:HD21	26:YF:194:MET:HE3	2.02	0.42
27:YG:27:ASN:HB3	27:YG:30:GLU:OE2	2.19	0.42
28:YH:119:GLU:CD	28:YH:120:GLY:H	2.22	0.42
28:YH:84:SER:OG	28:YH:85:LYS:N	2.51	0.42
30:YN:30:ILE:HG22	30:YN:34:LEU:HD21	2.01	0.42
31:YO:97:ARG:CA	31:YO:117:LEU:HD22	2.50	0.42
36:YT:105:LEU:HG	36:YT:105:LEU:O	2.18	0.42
25:YE:25:VAL:CG1	36:YT:11:GLU:HG2	2.50	0.42
39:YW:73:ALA:HB3	39:YW:106:ILE:CG1	2.45	0.42
39:YW:74:ALA:O	39:YW:75:TYR:CB	2.65	0.42
39:YW:96:ILE:O	39:YW:96:ILE:CG2	2.68	0.42
40:YX:14:SER:O	40:YX:15:GLU:C	2.57	0.42
41:YY:20:TYR:CE1	41:YY:42:VAL:HA	2.55	0.42
41:YY:51:VAL:CG1	41:YY:52:SER:N	2.74	0.42
42:YZ:163:LEU:H	42:YZ:163:LEU:HG	1.74	0.42
1:QA:112:G:H4'	1:QA:389:A:H5''	2.01	0.42
1:QA:15:G:H2'	1:QA:16:A:H8	1.85	0.42
1:QA:782:A:H4'	1:QA:1514:C:O2'	2.20	0.42

Continued on next page...

Continued from previous page...

Atom-1	Atom-2	Distance(Å)	Clash(Å)
1:QA:807:A:H2'	1:QA:808:C:O4'	2.19	0.42
2:QB:142:LEU:O	2:QB:145:LEU:HB2	2.19	0.42
2:QB:159:PRO:HB2	2:QB:160:ASP:H	1.74	0.42
2:QB:162:ILE:O	2:QB:185:ILE:CG1	2.67	0.42
4:QD:178:VAL:HG12	4:QD:179:GLU:N	2.35	0.42
4:QD:29:PRO:CG	4:QD:30:LYS:CE	2.86	0.42
6:QF:45:LEU:CD1	6:QF:59:TYR:HD1	2.31	0.42
7:QG:44:TYR:O	7:QG:47:CYS:N	2.53	0.42
7:QG:80:VAL:CG1	7:QG:81:GLY:N	2.83	0.42
7:QG:95:ARG:O	7:QG:96:GLN:C	2.58	0.42
8:QH:74:PRO:O	8:QH:75:ARG:C	2.59	0.42
45:R2:41:ILE:CD1	45:R2:41:ILE:C	2.81	0.42
46:R3:37:LEU:N	46:R3:37:LEU:HD23	2.35	0.42
47:R4:26:SER:C	47:R4:27:THR:O	2.58	0.42
47:R4:38:LYS:HG3	47:R4:44:THR:OG1	2.20	0.42
48:R5:56:LYS:O	48:R5:57:VAL:C	2.57	0.42
49:R6:25:LYS:HE2	49:R6:27:LYS:CD	2.49	0.42
50:R7:9:ARG:NH1	50:R7:47:ARG:HG3	2.35	0.42
22:RA:1229:G:N2	22:RA:1229(A):G:H1'	2.35	0.42
22:RA:1309:G:C6	22:RA:1310:G:C5	3.08	0.42
22:RA:1373:A:C6	22:RA:1374:G:C4	3.08	0.42
22:RA:1537:C:H2'	22:RA:1538:G:C8	2.54	0.42
22:RA:1921:G:H2'	22:RA:1922:G:H8	1.85	0.42
22:RA:2255:G:C6	22:RA:2256:G:C5	3.08	0.42
22:RA:2697:G:C2	22:RA:2711:A:C2	3.08	0.42
22:RA:335:C:H5'	41:RY:73:ARG:NH1	2.35	0.42
22:RA:675:A:N3	22:RA:2443:C:O2'	2.46	0.42
22:RA:935:C:H2'	22:RA:936:C:H6	1.85	0.42
24:RD:110:GLY:O	24:RD:111:LEU:C	2.59	0.42
24:RD:168:ARG:O	24:RD:169:GLU:HB2	2.19	0.42
24:RD:35:LYS:HB3	24:RD:36:PRO:HA	2.00	0.42
26:RF:192:LEU:HD21	26:RF:194:MET:HE3	2.02	0.42
26:RF:198:ALA:HA	26:RF:201:VAL:CG1	2.41	0.42
26:RF:61:GLY:O	26:RF:62:ARG:C	2.58	0.42
27:RG:22:ARG:HH22	27:RG:175:LEU:HD21	1.85	0.42
30:RN:27:ALA:O	30:RN:28:THR:C	2.57	0.42
31:RO:31:LYS:HA	31:RO:31:LYS:HD3	1.92	0.42
31:RO:86:ILE:N	31:RO:86:ILE:CD1	2.82	0.42
26:RF:34:TRP:CA	32:RP:6:LEU:HD12	2.47	0.42
36:RT:39:ARG:CG	36:RT:40:THR:H	2.22	0.42
36:RT:96:ARG:HB2	36:RT:96:ARG:CZ	2.49	0.42
37:RU:35:ALA:O	37:RU:39:LEU:HG	2.19	0.42

Continued on next page...

Continued from previous page...

Atom-1	Atom-2	Distance(Å)	Clash(Å)
39:RW:19:LEU:HD12	39:RW:19:LEU:HA	1.79	0.42
40:RX:60:ARG:HA	40:RX:75:ASP:OD2	2.20	0.42
41:RY:91:GLU:CG	41:RY:92:ASN:N	2.83	0.42
1:XA:1244:C:H2'	1:XA:1245:A:H8	1.84	0.42
1:XA:945:G:C2	1:XA:1337:G:C2	3.08	0.42
1:XA:924:C:O2'	1:XA:1502:A:N6	2.53	0.42
1:XA:280:C:C2	17:XQ:38:ARG:HG3	2.55	0.42
1:XA:632:A:C8	1:XA:633:G:C8	3.08	0.42
1:XA:743:U:H2'	1:XA:744:C:C6	2.54	0.42
1:XA:836:G:C6	1:XA:851:G:C6	3.07	0.42
1:XA:939:G:H5''	7:XG:102:ARG:NH1	2.35	0.42
1:XA:991:U:O2	1:XA:993:G:H8	2.02	0.42
4:XD:150:GLU:C	4:XD:152:SER:N	2.73	0.42
7:XG:18:TYR:CD2	7:XG:59:LEU:HD13	2.55	0.42
7:XG:95:ARG:O	7:XG:96:GLN:C	2.58	0.42
8:XH:4:ASP:HA	8:XH:5:PRO:HD3	1.85	0.42
11:XK:72:ALA:HB1	11:XK:77:MET:HG2	2.02	0.42
15:XO:54:ARG:NH1	15:XO:58:MET:SD	2.93	0.42
16:XP:45:THR:CG2	16:XP:46:PRO:HD2	2.47	0.42
18:XR:29:PHE:N	18:XR:29:PHE:HD2	2.17	0.42
18:XR:53:ARG:C	18:XR:55:ARG:H	2.22	0.42
19:XS:67:VAL:HG21	47:Y4:60:GLN:CD	2.38	0.42
53:XV:43:A:H2'	53:XV:44:A:C8	2.54	0.42
44:Y1:80:LEU:O	44:Y1:81:LYS:CD	2.65	0.42
48:Y5:39:MET:C	48:Y5:40:LYS:HG3	2.39	0.42
22:YA:1847:A:H5'	22:YA:1848:A:OP2	2.19	0.42
22:YA:1885:A:H3'	22:YA:1886:C:C6	2.55	0.42
22:YA:1884:A:H2'	22:YA:1885:A:O4'	2.20	0.42
22:YA:1924:C:H4'	53:XV:13:C:O2'	2.20	0.42
22:YA:2072:G:C2	22:YA:2073:C:C2	3.08	0.42
22:YA:2359:C:H2'	22:YA:2360:A:C8	2.55	0.42
22:YA:2522:U:H3	22:YA:2543:G:H1	1.68	0.42
22:YA:2597:G:C5	22:YA:2598:A:C6	3.08	0.42
22:YA:273(A):G:C2	22:YA:364:C:C2	3.08	0.42
22:YA:270:A:H1'	22:YA:370:G:C2	2.54	0.42
22:YA:654(A):G:N2	22:YA:654(U):A:H1'	2.35	0.42
22:YA:654(A):G:N2	22:YA:654(U):A:N3	2.67	0.42
22:YA:947:G:N2	22:YA:971:C:C2	2.87	0.42
24:YD:110:GLY:O	24:YD:111:LEU:C	2.58	0.42
24:YD:165:ILE:O	24:YD:166:GLN:NE2	2.53	0.42
24:YD:196:VAL:CG1	24:YD:196:VAL:O	2.68	0.42
25:YE:10:GLY:HA3	36:YT:8:LYS:HD3	2.02	0.42

Continued on next page...

Continued from previous page...

Atom-1	Atom-2	Distance(Å)	Clash(Å)
22:YA:2785:C:O2'	25:YE:64:LYS:HD3	2.20	0.42
26:YF:132:VAL:HG23	26:YF:133:ASN:H	1.83	0.42
27:YG:78:SER:O	27:YG:80:PHE:N	2.53	0.42
28:YH:105:LEU:N	28:YH:105:LEU:CD1	2.81	0.42
30:YN:10:GLU:OE2	30:YN:11:PRO:CD	2.68	0.42
30:YN:42:TRP:HA	30:YN:48:MET:HE3	2.02	0.42
30:YN:52:VAL:CG1	30:YN:53:VAL:N	2.82	0.42
31:YO:2:ILE:CD1	31:YO:2:ILE:N	2.82	0.42
32:YP:83:VAL:HG11	32:YP:112:LEU:HD21	1.97	0.42
32:YP:115:LEU:HB3	32:YP:131:SER:HB2	2.02	0.42
32:YP:114:ILE:CD1	32:YP:130:PHE:CE1	2.98	0.42
32:YP:39:LYS:HA	32:YP:45:LEU:HD11	1.83	0.42
33:YQ:34:LEU:HD23	33:YQ:104:PHE:CD1	2.55	0.42
34:YR:28:LEU:HD12	34:YR:29:LEU:HD12	2.02	0.42
36:YT:50:ILE:HD11	36:YT:102:ILE:HG12	2.01	0.42
36:YT:6:LEU:HD12	36:YT:9:LEU:HD12	2.01	0.42
37:YU:35:ALA:O	37:YU:39:LEU:HG	2.19	0.42
38:YV:47:VAL:HG13	38:YV:48:GLY:N	2.27	0.42
38:YV:15:GLU:O	38:YV:96:ILE:HB	2.19	0.42
1:QA:106:C:H2'	1:QA:107:G:H8	1.85	0.41
1:QA:1277:C:O2'	1:QA:1279:A:H8	1.96	0.41
1:QA:452:A:O2'	1:QA:453:A:O5'	2.37	0.41
1:QA:458:C:H2'	1:QA:464:G:C8	2.55	0.41
1:QA:622:A:C8	1:QA:623:C:C6	3.08	0.41
4:QD:150:GLU:C	4:QD:152:SER:N	2.73	0.41
4:QD:31:CYS:SG	4:QD:31:CYS:O	2.78	0.41
6:QF:36:ARG:CZ	6:QF:38:GLU:HG2	2.49	0.41
6:QF:46:ARG:HG3	6:QF:47:ARG:N	2.34	0.41
7:QG:17:VAL:HG12	7:QG:18:TYR:CD1	2.55	0.41
9:QI:35:GLU:HG2	9:QI:35:GLU:O	2.19	0.41
9:QI:43:ALA:C	9:QI:45:ALA:N	2.73	0.41
12:QL:38:THR:HG22	12:QL:57:LYS:HB3	2.01	0.41
13:QM:88:ARG:O	13:QM:88:ARG:HD2	2.19	0.41
14:QN:22:THR:HB	14:QN:33:VAL:CG1	2.50	0.41
14:QN:9:LYS:O	14:QN:9:LYS:HG2	2.19	0.41
15:QO:3:ILE:HD13	15:QO:3:ILE:N	2.22	0.41
18:QR:84:LYS:HG2	18:QR:84:LYS:H	1.56	0.41
44:R1:76:ARG:CD	44:R1:76:ARG:H	2.29	0.41
19:QS:5:LEU:HD22	47:R4:67:TYR:CE2	2.55	0.41
47:R4:68:ARG:HB2	47:R4:69:LYS:H	1.35	0.41
48:R5:40:LYS:HE2	48:R5:47:PRO:CG	2.49	0.41
49:R6:41:PRO:HG3	49:R6:44:ARG:HB2	2.01	0.41

Continued on next page...

Continued from previous page...

Atom-1	Atom-2	Distance(Å)	Clash(Å)
50:R7:25:PRO:HA	50:R7:28:ARG:NH2	2.35	0.41
40:RX:60:ARG:HH12	50:R7:47:ARG:HH22	1.67	0.41
22:RA:1090:U:N3	22:RA:1102:C:H1'	2.34	0.41
22:RA:1582:C:HO2'	22:RA:1586:A:H8	1.65	0.41
22:RA:2271:G:OP1	43:R0:18:ALA:HB1	2.20	0.41
22:RA:2396:G:O2'	22:RA:2397:G:H5'	2.20	0.41
22:RA:2625:G:C2	22:RA:2626:C:C2	3.08	0.41
22:RA:447:A:C8	22:RA:473:G:C6	3.08	0.41
22:RA:589:C:H2'	22:RA:590:A:C8	2.55	0.41
22:RA:738:G:C2	22:RA:759:G:C5	3.08	0.41
22:RA:937:U:H2'	22:RA:938:G:C8	2.54	0.41
25:RE:13:ARG:HH11	25:RE:13:ARG:HB2	1.81	0.41
25:RE:144:ARG:HB3	25:RE:145:LYS:H	1.58	0.41
26:RF:118:ALA:HA	26:RF:123:LEU:HB3	2.02	0.41
26:RF:42:ALA:O	26:RF:45:ARG:HB2	2.18	0.41
27:RG:60:LEU:C	27:RG:60:LEU:HD23	2.41	0.41
27:RG:73:ALA:O	27:RG:84:LYS:O	2.38	0.41
28:RH:128:PRO:CG	28:RH:129:THR:H	2.33	0.41
30:RN:131:GLN:HB3	30:RN:131:GLN:HE21	1.57	0.41
25:RE:152:LYS:HG2	30:RN:78:TYR:CD1	2.55	0.41
31:RO:16:ALA:HA	31:RO:46:ALA:CB	2.50	0.41
32:RP:125:VAL:C	32:RP:145:PRO:HD2	2.39	0.41
33:RQ:65:PHE:O	33:RQ:66:ILE:CG1	2.48	0.41
35:RS:99:LYS:C	35:RS:101:LEU:N	2.73	0.41
35:RS:99:LYS:HE2	35:RS:103:GLU:OE2	2.20	0.41
38:RV:81:TYR:C	38:RV:82:ARG:CG	2.89	0.41
40:RX:54:VAL:C	40:RX:55:ASN:HD22	2.24	0.41
40:RX:87:GLN:C	40:RX:88:LYS:HG3	2.40	0.41
42:RZ:82:ARG:HA	42:RZ:83:PRO:HD3	1.93	0.41
1:XA:1034:G:H2'	1:XA:1035:A:H8	1.82	0.41
1:XA:962:C:H1'	1:XA:1201:A:C6	2.55	0.41
1:XA:692:U:H5	11:XK:26:ASN:OD1	2.03	0.41
1:XA:832:C:C2	1:XA:855:G:C2	3.08	0.41
1:XA:942:G:C2	1:XA:943:U:C6	3.08	0.41
3:XC:113:ALA:HB3	3:XC:114:PRO:CD	2.43	0.41
3:XC:142:MET:HG2	3:XC:149:ALA:HB2	2.01	0.41
5:XE:78:HIS:HE1	5:XE:143:ARG:N	2.12	0.41
8:XH:95:VAL:O	8:XH:95:VAL:HG23	2.20	0.41
12:XL:89:ARG:HB3	12:XL:97:ARG:HA	2.02	0.41
15:XO:50:HIS:O	15:XO:53:HIS:HB3	2.20	0.41
17:XQ:22:LEU:HD13	17:XQ:41:LYS:HG2	2.01	0.41
17:XQ:76:LEU:HD21	17:XQ:79:SER:HB2	2.02	0.41

Continued on next page...

Continued from previous page...

Atom-1	Atom-2	Distance(Å)	Clash(Å)
19:XS:41:VAL:HG11	19:XS:45:VAL:HG13	2.02	0.41
48:Y5:41:PRO:HA	48:Y5:42:PRO:HD3	1.82	0.41
49:Y6:41:PRO:HG3	49:Y6:44:ARG:HB2	2.01	0.41
22:YA:1048:A:P	22:YA:1110:G:H22	2.43	0.41
22:YA:1206:G:C2	22:YA:1207:C:C2	3.08	0.41
22:YA:1364:G:OP2	44:Y1:2:SER:O	2.38	0.41
22:YA:1543:A:HO2'	22:YA:1544:C:H3'	1.84	0.41
22:YA:1654:A:OP1	34:YR:2:ARG:HD2	2.20	0.41
22:YA:2164:C:H2'	22:YA:2165:G:O4'	2.20	0.41
22:YA:2355:C:O2	43:Y0:39:ARG:NH2	2.46	0.41
22:YA:307:G:H21	22:YA:330:A:N6	2.18	0.41
22:YA:532:A:N3	37:YU:28:ARG:NH2	2.67	0.41
22:YA:654:A:O2'	22:YA:654(A):G:N7	2.47	0.41
24:YD:109:ASP:HB2	24:YD:197:GLY:HA2	2.02	0.41
24:YD:9:TYR:CZ	24:YD:13:ARG:HD3	2.54	0.41
24:YD:14:ARG:CG	24:YD:15:PHE:N	2.83	0.41
25:YE:4:ILE:HG22	25:YE:198:VAL:HB	2.02	0.41
22:YA:2638:G:P	25:YE:82:ARG:HH22	2.43	0.41
26:YF:20:LEU:HD12	26:YF:21:ALA:N	2.26	0.41
26:YF:53:THR:O	26:YF:55:GLY:N	2.53	0.41
27:YG:41:GLN:NE2	27:YG:154:GLY:O	2.52	0.41
29:YI:130:TYR:CG	29:YI:131:LYS:N	2.87	0.41
30:YN:1:MET:HG3	30:YN:1:MET:O	2.19	0.41
31:YO:31:LYS:O	31:YO:32:TYR:HD2	2.02	0.41
32:YP:49:ARG:HG2	32:YP:49:ARG:HH11	1.84	0.41
33:YQ:118:LEU:HD13	33:YQ:131:ILE:HG23	2.02	0.41
33:YQ:20:ALA:HB2	33:YQ:99:PRO:HD2	1.99	0.41
35:YS:49:VAL:HG21	35:YS:77:ALA:HA	2.02	0.41
35:YS:92:TYR:HB2	35:YS:98:VAL:HG11	2.02	0.41
37:YU:6:THR:HG21	37:YU:10:ARG:CZ	2.50	0.41
22:YA:1011:G:OP1	37:YU:75:ASN:HB3	2.20	0.41
38:YV:35:LEU:HB2	38:YV:37:VAL:CG2	2.49	0.41
38:YV:72:VAL:HG13	38:YV:72:VAL:O	2.19	0.41
39:YW:17:VAL:O	39:YW:18:ARG:C	2.57	0.41
40:YX:57:LEU:H	40:YX:57:LEU:HD12	1.85	0.41
40:YX:60:ARG:HH22	50:Y7:47:ARG:HH12	1.68	0.41
41:YY:6:HIS:O	41:YY:7:VAL:CG1	2.59	0.41
1:QA:1089:G:C6	1:QA:1090:U:C4	3.09	0.41
1:QA:1112:C:H1'	3:QC:179:ARG:NH1	2.35	0.41
1:QA:1190:G:P	3:QC:5:ILE:HG23	2.60	0.41
1:QA:1336:C:H1'	1:QA:1337:G:C2	2.55	0.41
1:QA:1512:U:N3	1:QA:1513:A:N7	2.68	0.41

Continued on next page...

Continued from previous page...

Atom-1	Atom-2	Distance(Å)	Clash(Å)
1:QA:190:G:H2'	1:QA:190:G:N3	2.36	0.41
1:QA:607:A:C2	16:QP:31:LYS:HB2	2.56	0.41
2:QB:155:LEU:C	2:QB:157:ARG:H	2.23	0.41
2:QB:163:PHE:CD2	2:QB:185:ILE:HD12	2.54	0.41
4:QD:13:ARG:NH2	4:QD:36:ARG:CZ	2.83	0.41
8:QH:122:ARG:HG3	8:QH:122:ARG:HH11	1.85	0.41
8:QH:85:ARG:HA	8:QH:135:CYS:HB3	2.02	0.41
1:QA:1342:C:H4'	9:QI:125:TYR:HB3	2.02	0.41
13:QM:119:GLY:O	13:QM:120:LYS:O	2.38	0.41
14:QN:3:ARG:CG	14:QN:4:LYS:N	2.83	0.41
15:QO:54:ARG:NH1	15:QO:58:MET:SD	2.93	0.41
16:QP:45:THR:CG2	16:QP:46:PRO:HD2	2.47	0.41
17:QQ:11:VAL:CG2	17:QQ:20:THR:HB	2.50	0.41
19:QS:58:VAL:HG23	19:QS:58:VAL:O	2.20	0.41
20:QT:50:GLU:HA	20:QT:100:ILE:HG22	2.02	0.41
53:QV:17:C:O2	53:QV:17:C:H2'	2.20	0.41
53:QV:23:C:H2'	53:QV:24:U:C6	2.55	0.41
44:R1:29:GLY:O	44:R1:31:GLY:N	2.49	0.41
44:R1:81:LYS:CD	44:R1:81:LYS:N	2.83	0.41
47:R4:61:ARG:C	47:R4:63:TYR:N	2.73	0.41
22:RA:1351:C:C2	22:RA:1381:G:C2	3.08	0.41
22:RA:1786:A:C8	22:RA:1938:A:C6	3.07	0.41
22:RA:242:G:H22	22:RA:254:G:H2'	1.85	0.41
22:RA:718:A:H3'	22:RA:719:C:C6	2.55	0.41
22:RA:738:G:H3'	22:RA:739:G:C8	2.55	0.41
22:RA:777:A:C2	22:RA:778:G:C5	3.08	0.41
22:RA:859:G:O2'	22:RA:860:U:P	2.77	0.41
22:RA:997:G:OP1	37:RU:93:LYS:HD3	2.19	0.41
28:RH:105:LEU:N	28:RH:105:LEU:CD1	2.81	0.41
28:RH:86:GLU:HG3	28:RH:165:ALA:CA	2.49	0.41
29:RI:113:ARG:HG3	29:RI:131:LYS:HZ3	1.85	0.41
29:RI:48:GLU:O	29:RI:51:ILE:HB	2.20	0.41
30:RN:63:THR:HG22	30:RN:66:LYS:HZ1	1.84	0.41
32:RP:18:ARG:HD2	32:RP:27:HIS:CD2	2.56	0.41
25:RE:25:VAL:CG1	36:RT:11:GLU:HG2	2.50	0.41
37:RU:83:LEU:HG	37:RU:88:ILE:HG13	2.02	0.41
38:RV:38:LEU:CD1	38:RV:55:ALA:HB1	2.50	0.41
40:RX:57:LEU:HD12	40:RX:57:LEU:H	1.85	0.41
42:RZ:45:ASP:O	42:RZ:49:ARG:HG2	2.20	0.41
1:XA:1374:A:C4	1:XA:1375:A:C8	3.08	0.41
1:XA:1389:C:H2'	1:XA:1390:U:O4'	2.20	0.41
1:XA:51:A:H4'	1:XA:52:G:H5"	2.01	0.41

Continued on next page...

Continued from previous page...

Atom-1	Atom-2	Distance(Å)	Clash(Å)
2:XB:155:LEU:C	2:XB:157:ARG:H	2.23	0.41
2:XB:166:ASP:O	2:XB:170:GLU:OE1	2.39	0.41
3:XC:58:GLU:HB2	3:XC:65:ALA:HB3	2.01	0.41
3:XC:59:ARG:NH1	3:XC:97:LYS:HE3	2.34	0.41
7:XG:101:LEU:O	7:XG:104:LEU:HB2	2.20	0.41
7:XG:111:ARG:HH11	7:XG:111:ARG:CB	2.23	0.41
8:XH:91:ARG:HB2	12:XL:7:ILE:HG13	2.00	0.41
1:XA:1344:C:H5'	9:XI:120:ARG:O	2.21	0.41
11:XK:124:LYS:HB3	11:XK:125:PHE:CD1	2.47	0.41
14:XN:18:VAL:CG2	14:XN:19:ARG:N	2.82	0.41
16:XP:9:PHE:HB3	16:XP:10:GLY:H	1.64	0.41
18:XR:74:ARG:NE	18:XR:80:PRO:O	2.48	0.41
20:XT:48:LYS:O	20:XT:49:ALA:C	2.59	0.41
21:XU:2:GLY:C	21:XU:4:GLY:H	2.24	0.41
43:Y0:43:THR:O	43:Y0:43:THR:HG23	2.20	0.41
51:Y8:26:LYS:HD3	51:Y8:26:LYS:HA	1.86	0.41
22:YA:1196:C:C2	22:YA:1197:G:C8	3.08	0.41
22:YA:812:C:H5''	22:YA:1250:G:O2'	2.20	0.41
22:YA:1322:A:C5	22:YA:1323:U:C4	3.08	0.41
22:YA:1381:G:H1'	22:YA:1571:A:N1	2.36	0.41
22:YA:1543:A:C2	22:YA:1545:A:C4	3.08	0.41
22:YA:1778:U:H2'	22:YA:1784:A:N6	2.35	0.41
22:YA:674:G:N2	22:YA:2444:G:O3'	2.54	0.41
22:YA:2564:A:OP1	22:YA:2648:C:H4'	2.19	0.41
22:YA:2667:C:N3	28:YH:110:SER:OG	2.50	0.41
22:YA:319:C:H2'	22:YA:320:A:O4'	2.20	0.41
22:YA:356:G:H2'	22:YA:357:A:C8	2.55	0.41
22:YA:729:G:H2'	22:YA:1775:U:H1'	2.02	0.41
22:YA:818:G:H3'	22:YA:1187:G:H22	1.84	0.41
22:YA:784:A:N7	24:YD:229:VAL:HG21	2.34	0.41
22:YA:2619:C:H5'	25:YE:150:VAL:O	2.20	0.41
25:YE:167:VAL:CG1	25:YE:189:PRO:HD3	2.50	0.41
26:YF:183:VAL:O	26:YF:184:TYR:C	2.57	0.41
26:YF:64:ILE:HG23	26:YF:65:TRP:CD1	2.54	0.41
26:YF:80:ALA:O	26:YF:83:PHE:HB2	2.20	0.41
29:YI:77:LEU:HD11	29:YI:140:LEU:HD12	2.01	0.41
31:YO:17:ARG:HG2	31:YO:17:ARG:HH11	1.84	0.41
31:YO:92:GLU:O	31:YO:93:PRO:C	2.58	0.41
34:YR:28:LEU:C	34:YR:28:LEU:HD13	2.40	0.41
22:YA:1278:A:O3'	34:YR:34:ILE:HG23	2.20	0.41
34:YR:85:PRO:C	34:YR:87:TYR:N	2.73	0.41
37:YU:97:ASP:HA	37:YU:100:VAL:HG23	2.01	0.41

Continued on next page...

Continued from previous page...

Atom-1	Atom-2	Distance(Å)	Clash(Å)
37:YU:57:PHE:C	37:YU:59:ARG:N	2.74	0.41
37:YU:92:ARG:NH2	38:YV:11:GLN:O	2.53	0.41
1:QA:1285:A:H1'	1:QA:1286:A:OP2	2.20	0.41
1:QA:579:G:C6	1:QA:580:U:C4	3.09	0.41
1:QA:601:C:C2	1:QA:602:A:C8	3.08	0.41
2:QB:231:GLU:HG3	2:QB:233:SER:H	1.86	0.41
2:QB:5:ILE:HB	2:QB:221:LEU:HD23	2.01	0.41
4:QD:101:LEU:CD2	4:QD:121:VAL:HG11	2.50	0.41
1:QA:410:G:OP2	4:QD:25:ARG:HG3	2.21	0.41
4:QD:94:LEU:HA	4:QD:97:LEU:HD12	2.01	0.41
5:QE:26:PHE:CD1	5:QE:26:PHE:N	2.87	0.41
9:QI:8:GLY:CA	9:QI:79:LEU:HD12	2.50	0.41
11:QK:33:THR:HB	11:QK:37:GLY:C	2.40	0.41
14:QN:41:ARG:HG3	14:QN:42:ILE:N	2.35	0.41
16:QP:22:THR:HB	16:QP:32:TYR:HB3	2.03	0.41
16:QP:8:ARG:NH1	16:QP:8:ARG:HG2	2.31	0.41
17:QQ:74:LEU:HD13	17:QQ:74:LEU:O	2.20	0.41
20:QT:101:GLY:C	20:QT:103:GLY:N	2.73	0.41
20:QT:95:ALA:O	20:QT:97:ALA:N	2.54	0.41
51:R8:16:ILE:HD11	51:R8:57:ARG:CG	2.44	0.41
22:RA:31:C:O2'	22:RA:1238:G:H5'	2.19	0.41
22:RA:2150:U:H2'	22:RA:2151:G:H8	1.85	0.41
22:RA:2343:C:O2'	22:RA:2373:G:O2'	2.14	0.41
22:RA:2376:A:OP1	22:RA:2376:A:H8	2.03	0.41
22:RA:2600:A:O2'	22:RA:2601:C:H5'	2.21	0.41
22:RA:598:G:H2'	22:RA:599:G:O4'	2.21	0.41
24:RD:13:ARG:O	24:RD:13:ARG:HG2	2.20	0.41
25:RE:179:GLU:CB	25:RE:181:LEU:HD23	2.24	0.41
25:RE:35:GLN:HG3	25:RE:37:ARG:NH2	2.35	0.41
25:RE:94:GLU:C	25:RE:96:PHE:N	2.73	0.41
26:RF:53:THR:O	26:RF:55:GLY:N	2.53	0.41
29:RI:63:ALA:HA	29:RI:66:GLU:CD	2.41	0.41
29:RI:68:LEU:HA	29:RI:71:ILE:HG22	2.01	0.41
30:RN:114:ARG:C	30:RN:116:LEU:N	2.74	0.41
30:RN:52:VAL:CG1	30:RN:53:VAL:N	2.82	0.41
30:RN:62:VAL:CG1	30:RN:66:LYS:HB2	2.51	0.41
33:RQ:20:ALA:HA	33:RQ:98:LYS:HB3	2.02	0.41
34:RR:2:ARG:HG2	34:RR:5:LYS:HZ1	1.83	0.41
35:RS:42:ASP:C	35:RS:44:LYS:N	2.72	0.41
38:RV:38:LEU:CD1	38:RV:55:ALA:CB	2.98	0.41
38:RV:16:PRO:HB3	38:RV:97:LYS:O	2.20	0.41
1:XA:1245:A:H2'	1:XA:1246:C:C6	2.55	0.41

Continued on next page...

Continued from previous page...

Atom-1	Atom-2	Distance(Å)	Clash(Å)
1:XA:1336:C:O2	1:XA:1336:C:H2'	2.20	0.41
1:XA:148:G:H1	1:XA:174:C:H42	1.68	0.41
1:XA:644:G:H4'	8:XH:92:ARG:HH21	1.85	0.41
1:XA:874:G:C6	1:XA:875:C:C4	3.08	0.41
3:XC:128:PHE:O	3:XC:130:VAL:N	2.54	0.41
4:XD:198:VAL:CG1	4:XD:199:ASN:H	2.32	0.41
5:XE:51:VAL:CB	5:XE:52:PRO:HD3	2.38	0.41
5:XE:68:GLU:CG	5:XE:68:GLU:O	2.68	0.41
6:XF:67:MET:HB2	6:XF:68:PRO:CD	2.47	0.41
7:XG:87:VAL:HG11	7:XG:155:ARG:HA	2.03	0.41
7:XG:24:THR:HA	7:XG:27:ILE:HD13	2.02	0.41
9:XI:20:ARG:O	9:XI:21:PRO:C	2.59	0.41
11:XK:21:ILE:HD13	11:XK:84:VAL:HG12	2.02	0.41
11:XK:56:GLY:O	11:XK:89:ALA:HB3	2.20	0.41
16:XP:21:VAL:HG21	16:XP:59:TRP:NE1	2.35	0.41
19:XS:2:PRO:HB2	47:Y4:68:ARG:CZ	2.50	0.41
19:XS:41:VAL:HG13	19:XS:44:MET:CB	2.38	0.41
9:XI:128:ARG:NH2	53:XV:35:A:P	2.93	0.41
43:Y0:15:ASP:OD1	43:Y0:16:SER:N	2.53	0.41
22:YA:2271:G:H5''	43:Y0:18:ALA:HB1	2.02	0.41
47:Y4:38:LYS:HG3	47:Y4:44:THR:OG1	2.20	0.41
22:YA:1022:G:H4'	22:YA:1023:U:H5'	2.02	0.41
22:YA:1071:G:O5'	22:YA:1071:G:H8	2.03	0.41
22:YA:155:C:H5'	22:YA:161:U:OP2	2.19	0.41
22:YA:1417:C:H1'	22:YA:1586:A:H62	1.84	0.41
22:YA:1651:G:H2'	22:YA:1652:A:O4'	2.20	0.41
22:YA:1764:G:H2'	22:YA:1765:C:C6	2.56	0.41
22:YA:1843:C:H5'	24:YD:253:GLN:CD	2.40	0.41
22:YA:1929:G:C8	22:YA:1929:G:C3'	3.03	0.41
22:YA:2174:C:H2'	22:YA:2175:C:C6	2.55	0.41
22:YA:2316:C:H2'	22:YA:2317:C:C6	2.56	0.41
22:YA:2376:A:H2'	22:YA:2377:A:O4'	2.20	0.41
22:YA:412:A:N6	22:YA:2412:A:O4'	2.53	0.41
22:YA:2706:G:N2	22:YA:2707:G:H1'	2.35	0.41
22:YA:2860:A:C8	22:YA:2861:G:H1'	2.55	0.41
22:YA:582:G:H2'	22:YA:583:G:C8	2.55	0.41
22:YA:686:G:N2	22:YA:788:A:H61	2.18	0.41
22:YA:860:U:H5	22:YA:917:A:N1	2.18	0.41
22:YA:928:G:H5''	22:YA:929:G:OP2	2.19	0.41
29:YI:116:LEU:O	29:YI:118:LYS:N	2.53	0.41
30:YN:58:ASP:HB3	30:YN:95:PRO:HB3	2.02	0.41
22:YA:385:C:O2	32:YP:71:VAL:HG21	2.20	0.41

Continued on next page...

Continued from previous page...

Atom-1	Atom-2	Distance(Å)	Clash(Å)
36:YT:134:GLU:OE1	36:YT:135:ALA:N	2.53	0.41
38:YV:81:TYR:C	38:YV:82:ARG:CG	2.89	0.41
38:YV:16:PRO:HB3	38:YV:97:LYS:O	2.20	0.41
39:YW:1:MET:HG3	39:YW:2:GLU:N	2.36	0.41
39:YW:25:ARG:CB	39:YW:25:ARG:NH1	2.79	0.41
39:YW:8:ARG:HG3	39:YW:8:ARG:NH1	2.34	0.41
1:QA:189:U:C2	17:QQ:72:ARG:NH1	2.88	0.41
1:QA:56:U:H2'	1:QA:57:G:C8	2.55	0.41
1:QA:770:C:O2'	1:QA:771:G:H5'	2.21	0.41
1:QA:96:G:C6	1:QA:97:U:C4	3.08	0.41
2:QB:97:TRP:HZ3	2:QB:172:ILE:HG22	1.85	0.41
4:QD:198:VAL:CG1	4:QD:199:ASN:H	2.32	0.41
7:QG:118:VAL:HG23	7:QG:119:ARG:N	2.35	0.41
7:QG:92:SER:HB3	7:QG:95:ARG:HB2	2.03	0.41
10:QJ:45:ARG:HB2	10:QJ:65:LEU:HB3	2.03	0.41
10:QJ:45:ARG:HH11	10:QJ:45:ARG:HG3	1.86	0.41
10:QJ:84:GLN:HG3	10:QJ:84:GLN:H	1.50	0.41
11:QK:56:GLY:O	11:QK:89:ALA:HB3	2.21	0.41
11:QK:92:GLU:O	11:QK:95:ILE:N	2.54	0.41
12:QL:21:LYS:CD	12:QL:21:LYS:N	2.83	0.41
12:QL:89:ARG:HB3	12:QL:97:ARG:HA	2.02	0.41
13:QM:47:ASP:O	13:QM:48:LEU:HB3	2.20	0.41
43:R0:18:ALA:HB3	43:R0:20:ARG:NH1	2.35	0.41
45:R2:61:LEU:HD23	45:R2:64:LEU:HD12	2.03	0.41
27:RG:143:GLU:C	47:R4:28:LYS:HZ2	2.24	0.41
47:R4:64:GLY:C	47:R4:66:SER:N	2.73	0.41
22:RA:1258:C:C2	22:RA:1259:G:C8	3.09	0.41
22:RA:1682:G:OP2	22:RA:1699:G:N2	2.46	0.41
22:RA:181:A:H5''	50:R7:36:GLN:NE2	2.35	0.41
22:RA:2401:U:C2'	22:RA:2402:C:H5''	2.47	0.41
22:RA:2665:A:H2'	22:RA:2666:C:O4'	2.19	0.41
22:RA:396:G:H8	22:RA:396:G:O5'	2.03	0.41
22:RA:823:G:H2'	22:RA:824:A:C8	2.56	0.41
24:RD:269:PHE:N	24:RD:269:PHE:CD2	2.88	0.41
25:RE:7:VAL:CG2	25:RE:8:LYS:H	2.11	0.41
27:RG:53:LEU:CD1	27:RG:87:PRO:HB2	2.51	0.41
30:RN:21:LYS:O	30:RN:22:THR:O	2.39	0.41
32:RP:64:LYS:HG3	51:R8:25:MET:CE	2.50	0.41
33:RQ:34:LEU:HD23	33:RQ:104:PHE:CD1	2.55	0.41
35:RS:53:SER:HA	35:RS:56:LEU:CD2	2.50	0.41
35:RS:64:GLU:O	35:RS:68:GLN:HG3	2.19	0.41
36:RT:134:GLU:O	36:RT:135:ALA:CB	2.69	0.41

Continued on next page...

Continued from previous page...

Atom-1	Atom-2	Distance(Å)	Clash(Å)
37:RU:91:ASP:OD2	37:RU:96:ALA:CA	2.68	0.41
39:RW:55:ALA:O	39:RW:58:ALA:HB3	2.21	0.41
42:RZ:94:GLU:HB2	42:RZ:130:PRO:CD	2.45	0.41
1:XA:1239:A:H4'	1:XA:1240:U:H5''	2.03	0.41
1:XA:1306:A:N6	1:XA:1331:G:H1'	2.34	0.41
1:XA:25:C:H6	1:XA:25:C:O5'	2.02	0.41
1:XA:359:U:H2'	1:XA:360:A:C8	2.56	0.41
1:XA:44:G:N2	1:XA:399:G:C4	2.89	0.41
2:XB:130:ARG:HH22	2:XB:138:LEU:HD21	1.85	0.41
2:XB:178:ARG:NH2	8:XH:74:PRO:CB	2.80	0.41
2:XB:23:ARG:H	2:XB:23:ARG:CD	2.30	0.41
3:XC:76:VAL:CG2	3:XC:103:VAL:HG11	2.50	0.41
3:XC:108:ASN:CG	3:XC:111:LEU:HG	2.41	0.41
4:XD:33:MET:HE1	4:XD:37:PRO:O	2.20	0.41
4:XD:52:SER:O	4:XD:55:ALA:N	2.52	0.41
5:XE:68:GLU:HG3	5:XE:70:PRO:HD3	2.03	0.41
7:XG:141:VAL:CG1	7:XG:141:VAL:O	2.65	0.41
7:XG:44:TYR:O	7:XG:47:CYS:N	2.53	0.41
8:XH:38:ILE:CD1	8:XH:118:VAL:HG12	2.49	0.41
8:XH:122:ARG:HH11	8:XH:122:ARG:HG3	1.85	0.41
11:XK:20:TYR:N	11:XK:31:THR:O	2.54	0.41
14:YN:22:THR:HB	14:YN:33:VAL:CG1	2.50	0.41
14:YN:9:LYS:HE2	14:YN:9:LYS:HB3	1.85	0.41
17:XQ:11:VAL:HG23	17:XQ:12:SER:N	2.35	0.41
12:XL:11:VAL:HG21	17:XQ:34:LYS:HD3	2.02	0.41
17:XQ:77:VAL:O	17:XQ:77:VAL:HG12	2.20	0.41
17:XQ:82:MET:C	17:XQ:84:LEU:N	2.72	0.41
18:XR:76:LEU:N	18:XR:76:LEU:HD22	2.35	0.41
19:XS:39:THR:O	19:XS:40:ILE:HB	2.20	0.41
19:XS:39:THR:HG23	19:XS:68:GLY:O	2.21	0.41
22:YA:2494:G:OP1	43:Y0:3:HIS:HB2	2.20	0.41
46:Y3:37:LEU:N	46:Y3:37:LEU:HD23	2.35	0.41
22:YA:2372:G:O2'	49:Y6:46:HIS:NE2	2.35	0.41
22:YA:1156:A:C8	37:YU:51:LYS:HD2	2.54	0.41
22:YA:1382:G:H4'	22:YA:1573:G:C2	2.56	0.41
22:YA:1817:G:C6	22:YA:1818:U:C4	3.08	0.41
22:YA:1899:G:H21	22:YA:1902:C:H41	1.65	0.41
22:YA:2635:C:H5'	25:YE:77:ILE:CD1	2.51	0.41
22:YA:2688:U:H2'	22:YA:2719:G:N2	2.35	0.41
22:YA:388:G:C4	22:YA:390:A:C6	3.08	0.41
24:YD:145:VAL:CG1	24:YD:146:GLU:N	2.84	0.41
24:YD:158:ALA:O	24:YD:196:VAL:HG11	2.21	0.41

Continued on next page...

Continued from previous page...

Atom-1	Atom-2	Distance(Å)	Clash(Å)
24:YD:269:PHE:N	24:YD:269:PHE:CD2	2.88	0.41
25:YE:35:GLN:HG3	25:YE:37:ARG:NH2	2.35	0.41
25:YE:54:GLN:N	25:YE:54:GLN:CD	2.73	0.41
28:YH:169:VAL:HG22	28:YH:170:ARG:N	2.26	0.41
30:YN:114:ARG:C	30:YN:116:LEU:N	2.74	0.41
26:YF:34:TRP:CA	32:YP:6:LEU:HD12	2.46	0.41
35:YS:51:ALA:HB3	35:YS:73:LEU:HD23	2.01	0.41
35:YS:83:LYS:HE3	35:YS:84:GLN:CG	2.50	0.41
38:YV:21:ARG:HD2	38:YV:91:TYR:CE2	2.55	0.41
41:YY:95:LYS:HZ1	41:YY:95:LYS:HB2	1.86	0.41
1:QA:1103:C:H2'	1:QA:1104:G:O4'	2.20	0.41
1:QA:149:A:H4'	1:QA:1450:U:C4	2.56	0.41
1:QA:486:U:H2'	1:QA:487:A:C8	2.55	0.41
1:QA:518:C:H2'	1:QA:530:G:N3	2.35	0.41
1:QA:51:A:N7	1:QA:114:U:O2'	2.52	0.41
1:QA:64:G:H4'	1:QA:65:U:C5'	2.51	0.41
2:QB:166:ASP:O	2:QB:170:GLU:OE1	2.39	0.41
4:QD:30:LYS:HG3	4:QD:35:ARG:CZ	2.47	0.41
6:QF:92:LYS:CB	6:QF:92:LYS:NZ	2.84	0.41
8:QH:11:THR:HA	8:QH:14:ARG:NH1	2.35	0.41
9:QI:118:LYS:HB3	9:QI:118:LYS:NZ	2.35	0.41
9:QI:83:ARG:HA	9:QI:86:VAL:HG12	2.02	0.41
14:QN:48:ALA:HA	14:QN:53:LEU:HD12	2.02	0.41
1:QA:754:C:C5'	15:QO:72:ARG:HH22	2.23	0.41
17:QQ:89:LEU:HD23	17:QQ:89:LEU:HA	1.93	0.41
19:QS:4:SER:O	19:QS:5:LEU:HD13	2.20	0.41
13:QM:80:ARG:NH1	19:QS:65:ASN:O	2.51	0.41
47:R4:4:GLY:O	47:R4:5:ILE:C	2.59	0.41
49:R6:6:ARG:HA	49:R6:6:ARG:NE	2.36	0.41
22:RA:1449:A:H5'	22:RA:1449(A):G:OP2	2.19	0.41
22:RA:177:G:H5'	22:RA:178:G:C8	2.55	0.41
22:RA:2524:G:H2'	22:RA:2525:G:O4'	2.21	0.41
22:RA:470:A:H2'	22:RA:471:A:C8	2.55	0.41
22:RA:754:C:C2	22:RA:755:C:C5	3.08	0.41
22:RA:684:G:N2	22:RA:788:A:OP2	2.40	0.41
23:RB:52:A:O2'	23:RB:53:A:N7	2.44	0.41
24:RD:75:ILE:HG21	24:RD:99:ASP:HB2	2.02	0.41
22:RA:618(A):C:OP2	26:RF:103:LYS:HE2	2.20	0.41
26:RF:183:VAL:HG22	26:RF:184:TYR:N	2.35	0.41
27:RG:135:LEU:N	27:RG:135:LEU:CD1	2.84	0.41
23:RB:42:C:O2'	27:RG:67:LYS:O	2.31	0.41
34:RR:28:LEU:C	34:RR:28:LEU:HD13	2.40	0.41

Continued on next page...

Continued from previous page...

Atom-1	Atom-2	Distance(Å)	Clash(Å)
34:RR:28:LEU:HD12	34:RR:29:LEU:HD12	2.01	0.41
38:RV:61:VAL:O	38:RV:61:VAL:CG2	2.68	0.41
39:RW:17:VAL:O	39:RW:18:ARG:C	2.57	0.41
39:RW:1:MET:HG3	39:RW:2:GLU:N	2.35	0.41
42:RZ:20:ARG:O	42:RZ:20:ARG:HD3	2.20	0.41
1:XA:1036:G:H3'	1:XA:1037:C:C6	2.55	0.41
1:XA:346:G:H1'	1:XA:347:G:H5'	2.03	0.41
1:XA:974:A:OP2	14:YN:41:ARG:HG2	2.21	0.41
2:XB:231:GLU:HG3	2:XB:233:SER:H	1.86	0.41
3:XC:88:ARG:NH2	3:XC:101:LEU:O	2.53	0.41
4:XD:101:LEU:CD2	4:XD:121:VAL:HG11	2.50	0.41
4:XD:127:THR:HG23	4:XD:130:GLY:O	2.19	0.41
5:XE:26:PHE:N	5:XE:26:PHE:CD1	2.88	0.41
7:XG:103:TRP:O	7:XG:104:LEU:C	2.58	0.41
7:XG:126:ASP:N	7:XG:126:ASP:OD2	2.53	0.41
9:XI:118:LYS:NZ	9:XI:118:LYS:HB3	2.34	0.41
10:XJ:29:ARG:O	10:XJ:30:SER:HB3	2.20	0.41
10:XJ:40:LEU:HB3	10:XJ:41:PRO:HD2	2.02	0.41
12:XL:8:ASN:O	12:XL:11:VAL:HG23	2.20	0.41
12:XL:53:ARG:HH12	12:XL:92:ASP:HB3	1.85	0.41
12:XL:62:SER:HB2	12:XL:64:TYR:CD1	2.56	0.41
13:XM:110:ARG:HG3	13:XM:110:ARG:O	2.20	0.41
13:XM:13:LYS:HA	13:XM:44:ARG:CD	2.48	0.41
14:YN:15:LYS:HD3	14:YN:15:LYS:HA	1.86	0.41
16:XP:40:ASP:C	16:XP:42:ARG:N	2.73	0.41
18:XR:20:ALA:C	18:XR:21:LYS:HG3	2.41	0.41
19:XS:13:ASP:O	19:XS:14:HIS:O	2.38	0.41
20:XT:10:LEU:O	20:XT:12:ALA:N	2.53	0.41
53:XV:17:C:O2	53:XV:17:C:H2'	2.20	0.41
46:Y3:39:ASP:O	46:Y3:40:THR:C	2.59	0.41
47:Y4:61:ARG:C	47:Y4:63:TYR:N	2.73	0.41
51:Y8:14:VAL:CG1	51:Y8:60:LEU:HD11	2.50	0.41
22:YA:2418:A:C5	22:YA:2419:U:C4	3.09	0.41
22:YA:2509:G:C6	22:YA:2510:C:C4	3.08	0.41
22:YA:2873:A:N3	34:YR:5:LYS:HA	2.36	0.41
22:YA:806:C:OP2	32:YP:41:ARG:NE	2.54	0.41
23:YB:66:A:HO2'	23:YB:67:G:P	2.43	0.41
24:YD:134:ARG:HG3	24:YD:134:ARG:H	1.55	0.41
24:YD:145:VAL:O	24:YD:154:LYS:N	2.48	0.41
24:YD:215:LEU:HG	24:YD:215:LEU:H	1.59	0.41
24:YD:182:LEU:N	24:YD:272:ALA:HB3	2.32	0.41
26:YF:129:PHE:O	26:YF:142:TRP:HD1	2.03	0.41

Continued on next page...

Continued from previous page...

Atom-1	Atom-2	Distance(Å)	Clash(Å)
26:YF:176:LEU:HD11	26:YF:180:GLY:O	2.19	0.41
27:YG:51:ARG:CB	27:YG:51:ARG:NH1	2.83	0.41
30:YN:109:LYS:N	30:YN:109:LYS:CD	2.83	0.41
30:YN:27:ALA:O	30:YN:28:THR:C	2.57	0.41
30:YN:28:THR:O	30:YN:29:LYS:C	2.59	0.41
22:YA:2415:G:O3'	32:YP:66:GLY:HA3	2.21	0.41
33:YQ:27:VAL:HG22	33:YQ:105:GLU:CD	2.41	0.41
31:YO:71:ARG:HH11	36:YT:74:ARG:HH21	1.65	0.41
37:YU:39:LEU:O	37:YU:42:ALA:N	2.53	0.41
37:YU:83:LEU:HG	37:YU:88:ILE:HG13	2.03	0.41
39:YW:14:PRO:C	39:YW:16:LYS:N	2.73	0.41
40:YX:7:VAL:O	40:YX:30:VAL:CG1	2.67	0.41
40:YX:83:VAL:CG1	40:YX:87:GLN:HB2	2.50	0.41
41:YY:95:LYS:H	41:YY:95:LYS:CD	2.33	0.41
1:QA:298:A:H3'	1:QA:299:G:C8	2.55	0.41
3:QC:78:GLY:HA3	3:QC:83:ARG:HB2	2.03	0.41
5:QE:153:LYS:HD3	5:QE:153:LYS:C	2.40	0.41
6:QF:36:ARG:NH2	6:QF:38:GLU:HG2	2.35	0.41
7:QG:103:TRP:O	7:QG:104:LEU:C	2.58	0.41
7:QG:141:VAL:CG1	7:QG:141:VAL:O	2.65	0.41
1:QA:1292:U:OP1	7:QG:41:ARG:NH2	2.53	0.41
7:QG:79:ARG:CZ	7:QG:82:GLY:HA2	2.51	0.41
10:QJ:40:LEU:HB3	10:QJ:41:PRO:HD2	2.02	0.41
10:QJ:71:LEU:HD12	10:QJ:72:VAL:H	1.85	0.41
11:QK:22:HIS:HB3	11:QK:29:ILE:HG22	2.03	0.41
11:QK:20:TYR:N	11:QK:31:THR:O	2.54	0.41
12:QL:90:VAL:HG12	12:QL:92:ASP:H	1.85	0.41
18:QR:20:ALA:C	18:QR:21:LYS:HG3	2.41	0.41
19:QS:41:VAL:HG12	19:QS:45:VAL:H	1.84	0.41
21:QU:2:GLY:C	21:QU:4:GLY:H	2.23	0.41
12:QL:47:LYS:HZ2	54:QX:6:C:H5''	1.72	0.41
47:R4:12:ALA:HB1	47:R4:30:GLU:N	2.35	0.41
47:R4:14:ILE:HA	47:R4:31:ILE:O	2.21	0.41
22:RA:1115:G:C6	22:RA:1116:C:C4	3.08	0.41
22:RA:1582:C:O2'	22:RA:1586:A:C8	2.70	0.41
22:RA:2050:C:N4	22:RA:2051:A:C6	2.88	0.41
22:RA:2353:G:H2'	22:RA:2354:G:O4'	2.21	0.41
22:RA:2469:A:OP1	22:RA:2469:A:H4'	2.19	0.41
22:RA:2512:C:H2'	22:RA:2513:G:O4'	2.19	0.41
22:RA:2553:G:N2	56:Z6:76:PPU:N1	2.66	0.41
22:RA:2646:C:H2'	22:RA:2647:U:O4'	2.21	0.41
22:RA:2849:U:H4'	22:RA:2868:A:C2	2.55	0.41

Continued on next page...

Continued from previous page...

Atom-1	Atom-2	Distance(Å)	Clash(Å)
22:RA:817:C:H2'	22:RA:818:G:C8	2.54	0.41
23:RB:57:A:H1'	27:RG:29:TRP:HB2	2.01	0.41
24:RD:134:ARG:HD3	24:RD:135:PHE:HE2	1.82	0.41
24:RD:158:ALA:O	24:RD:196:VAL:HG11	2.21	0.41
24:RD:2:ALA:O	24:RD:3:VAL:CB	2.68	0.41
24:RD:68:LYS:HG3	24:RD:68:LYS:O	2.20	0.41
25:RE:111:ARG:NE	25:RE:160:TYR:CE1	2.76	0.41
25:RE:167:VAL:CG1	25:RE:189:PRO:HD3	2.50	0.41
25:RE:197:ILE:HD11	25:RE:199:ARG:NH1	2.30	0.41
26:RF:111:ALA:O	26:RF:112:MET:C	2.59	0.41
27:RG:117:PHE:CE1	27:RG:119:GLY:CA	3.03	0.41
31:RO:48:PRO:O	31:RO:50:GLY:N	2.54	0.41
32:RP:55:ARG:HG2	32:RP:55:ARG:NH2	2.36	0.41
34:RR:47:PHE:O	34:RR:51:LEU:HD23	2.21	0.41
38:RV:38:LEU:CD2	38:RV:39:LEU:N	2.82	0.41
41:RY:13:VAL:O	41:RY:24:VAL:HA	2.20	0.41
41:RY:2:ARG:O	41:RY:3:VAL:O	2.38	0.41
41:RY:97:ARG:HH21	41:RY:98:VAL:CG2	2.32	0.41
1:XA:1072:G:C2	1:XA:1104:G:C2	3.08	0.41
1:XA:1297:C:O2'	1:XA:1298:C:P	2.79	0.41
1:XA:1322:C:O2'	1:XA:1323:G:H5'	2.21	0.41
1:XA:222:U:H2'	1:XA:223:U:C6	2.56	0.41
1:XA:243:A:C2	1:XA:245:C:H2'	2.56	0.41
1:XA:266:G:H5''	1:XA:267:C:C5	2.56	0.41
1:XA:783:C:H2'	1:XA:784:C:H6	1.85	0.41
2:XB:62:ALA:O	2:XB:65:GLY:N	2.53	0.41
2:XB:75:LYS:C	2:XB:77:ALA:H	2.24	0.41
3:XC:19:GLU:HA	3:XC:54:ARG:NH1	2.14	0.41
3:XC:46:GLU:C	3:XC:48:TYR:H	2.24	0.41
3:XC:59:ARG:HH12	3:XC:97:LYS:CE	2.34	0.41
4:XD:93:PHE:CE1	4:XD:97:LEU:HD11	2.55	0.41
7:XG:17:VAL:HG12	7:XG:18:TYR:CD1	2.55	0.41
12:XL:44:THR:HA	12:XL:45:PRO:HD3	1.71	0.41
12:XL:25:PRO:HD2	12:XL:97:ARG:HH11	1.86	0.41
1:XA:1216:G:H5''	14:YN:5:ALA:CB	2.50	0.41
16:XP:20:VAL:CG2	16:XP:32:TYR:CD2	3.04	0.41
16:XP:22:THR:HB	16:XP:32:TYR:HB3	2.03	0.41
18:XR:84:LYS:H	18:XR:84:LYS:HG2	1.56	0.41
54:XX:4:C:O2'	54:XX:5:C:H5'	2.20	0.41
44:Y1:82:LEU:HD13	44:Y1:83:GLU:C	2.35	0.41
46:Y3:37:LEU:HD12	46:Y3:43:ILE:CG2	2.50	0.41
47:Y4:4:GLY:O	47:Y4:5:ILE:C	2.59	0.41

Continued on next page...

Continued from previous page...

Atom-1	Atom-2	Distance(Å)	Clash(Å)
51:Y8:25:MET:HB3	51:Y8:26:LYS:H	1.69	0.41
22:YA:1230:C:H2'	22:YA:1231:G:C8	2.56	0.41
22:YA:1846:G:N2	22:YA:1895:C:C2	2.88	0.41
22:YA:2450:A:C2'	53:XV:76:A:C2	3.03	0.41
22:YA:2467:C:OP1	52:Y9:6:SER:OG	2.26	0.41
22:YA:2545:G:N3	22:YA:2565:A:H2	2.18	0.41
22:YA:2636:U:H2'	22:YA:2637:U:C6	2.56	0.41
22:YA:2776:A:C2	22:YA:2778:A:C4	3.08	0.41
22:YA:2817:G:N2	22:YA:2830:G:H1'	2.35	0.41
22:YA:449:A:H2'	22:YA:450:G:H8	1.86	0.41
22:YA:851:U:H1'	46:Y3:46:ASN:HD21	1.86	0.41
24:YD:168:ARG:O	24:YD:169:GLU:HB2	2.19	0.41
25:YE:161:GLY:O	25:YE:162:ALA:HB3	2.20	0.41
27:YG:60:LEU:HD23	27:YG:60:LEU:C	2.41	0.41
27:YG:95:ARG:CA	27:YG:99:MET:HB3	2.50	0.41
28:YH:146:ALA:HB2	28:YH:164:TYR:OH	2.21	0.41
30:YN:9:VAL:HB	30:YN:10:GLU:H	1.70	0.41
30:YN:21:LYS:O	30:YN:22:THR:O	2.39	0.41
22:YA:2726:U:H6	31:YO:67:LYS:HZ3	1.63	0.41
22:YA:2816:C:O3'	34:YR:99:LYS:NZ	2.54	0.41
39:YW:14:PRO:HG3	39:YW:101:SER:OG	2.21	0.41
39:YW:14:PRO:C	39:YW:18:ARG:HD2	2.41	0.41
39:YW:29:LEU:HD23	39:YW:29:LEU:C	2.41	0.41
39:YW:68:ARG:O	39:YW:110:LYS:N	2.46	0.41
40:YX:31:HIS:HA	40:YX:32:PRO:HD3	1.88	0.41
40:YX:60:ARG:HA	40:YX:75:ASP:OD2	2.20	0.41
42:YZ:24:LEU:HD21	42:YZ:86:VAL:HG23	2.02	0.41
1:QA:1098:C:H2'	1:QA:1099:G:O4'	2.20	0.41
1:QA:376:G:O3'	16:QP:5:ARG:HD2	2.21	0.41
1:QA:401:C:H2'	1:QA:402:G:C8	2.56	0.41
1:QA:36:C:O2'	1:QA:501:C:OP1	2.38	0.41
2:QB:115:LEU:O	2:QB:119:GLU:N	2.54	0.41
2:QB:168:THR:CG2	2:QB:192:SER:HB2	2.51	0.41
3:QC:108:ASN:CG	3:QC:111:LEU:HG	2.41	0.41
3:QC:55:VAL:O	3:QC:55:VAL:HG12	2.20	0.41
3:QC:47:LEU:CD1	3:QC:76:VAL:HG12	2.42	0.41
7:QG:101:LEU:O	7:QG:104:LEU:HB2	2.20	0.41
7:QG:121:ALA:O	7:QG:125:MET:HG3	2.21	0.41
7:QG:24:THR:HA	7:QG:27:ILE:HD13	2.02	0.41
7:QG:78:ARG:NH1	7:QG:78:ARG:CG	2.84	0.41
14:QN:18:VAL:CG2	14:QN:19:ARG:H	2.32	0.41
18:QR:53:ARG:O	18:QR:55:ARG:N	2.53	0.41

Continued on next page...

Continued from previous page...

Atom-1	Atom-2	Distance(Å)	Clash(Å)
19:QS:39:THR:HG23	19:QS:68:GLY:O	2.21	0.41
53:QV:16:C:O2'	53:QV:17:C:OP1	2.39	0.41
53:QV:21:A:N6	53:QV:46:G:H2'	2.36	0.41
45:R2:18:PRO:C	45:R2:20:GLU:N	2.73	0.41
45:R2:41:ILE:HD12	45:R2:43:GLN:N	2.35	0.41
46:R3:7:LYS:HG2	46:R3:7:LYS:O	2.20	0.41
51:R8:14:VAL:CG1	51:R8:60:LEU:HD11	2.50	0.41
22:RA:1169:G:H1	22:RA:1180:C:N4	2.16	0.41
22:RA:146:G:H2'	22:RA:147:U:O4'	2.21	0.41
22:RA:1638:C:H5''	22:RA:2710:C:O2'	2.20	0.41
22:RA:1845:G:OP1	24:RD:258:LYS:NZ	2.43	0.41
22:RA:1952:A:C6	22:RA:1953:A:N1	2.88	0.41
22:RA:2250:G:C4	33:RQ:82:ARG:HG3	2.55	0.41
22:RA:2441:C:H2'	22:RA:2442:C:H6	1.85	0.41
22:RA:2527:C:H5''	52:R9:30:PRO:HB2	2.01	0.41
22:RA:702:G:C6	22:RA:703:U:C4	3.08	0.41
22:RA:921:G:H4'	22:RA:2269:A:C5	2.54	0.41
24:RD:177:LEU:C	24:RD:179:SER:H	2.23	0.41
25:RE:93:VAL:HG21	25:RE:180:ASN:HA	2.03	0.41
27:RG:44:GLY:C	27:RG:46:ALA:N	2.73	0.41
30:RN:133:GLN:CB	30:RN:135:PRO:HD3	2.42	0.41
33:RQ:139:GLU:CG	33:RQ:140:ALA:N	2.84	0.41
36:RT:76:PHE:HA	36:RT:77:PRO:HD3	1.75	0.41
37:RU:33:ARG:O	37:RU:37:GLU:HB2	2.21	0.41
37:RU:76:TYR:O	37:RU:80:ILE:HG12	2.21	0.41
38:RV:22:VAL:CG1	38:RV:23:GLU:H	2.32	0.41
39:RW:29:LEU:C	39:RW:29:LEU:HD23	2.41	0.41
1:XA:1220:G:O3'	19:XS:36:ARG:HD3	2.21	0.41
1:XA:1298:C:H4'	1:XA:1299:A:C8	2.55	0.41
1:XA:540:G:N2	1:XA:541:G:H1'	2.35	0.41
1:XA:662:G:H2'	1:XA:663:A:H8	1.84	0.41
1:XA:718:G:H1'	11:XK:116:HIS:HA	2.03	0.41
2:XB:172:ILE:CD1	2:XB:172:ILE:H	2.18	0.41
2:XB:200:ILE:CG2	2:XB:201:ILE:N	2.83	0.41
2:XB:95:GLN:O	2:XB:96:ARG:C	2.59	0.41
3:XC:129:ALA:C	3:XC:131:ARG:N	2.72	0.41
3:XC:70:VAL:HG12	3:XC:71:ALA:H	1.84	0.41
4:XD:111:ALA:HB3	4:XD:117:ALA:HB2	2.02	0.41
8:XH:1:MET:O	8:XH:2:LEU:HB2	2.21	0.41
9:XI:43:ALA:C	9:XI:45:ALA:N	2.73	0.41
9:XI:49:PRO:O	9:XI:85:LEU:HD21	2.20	0.41
10:XJ:45:ARG:HG3	10:XJ:45:ARG:HH11	1.86	0.41

Continued on next page...

Continued from previous page...

Atom-1	Atom-2	Distance(Å)	Clash(Å)
13:XM:15:VAL:O	13:XM:19:LEU:HD22	2.21	0.41
14:YN:34:TYR:CD1	14:YN:34:TYR:N	2.89	0.41
18:XR:53:ARG:O	18:XR:55:ARG:N	2.53	0.41
20:XT:101:GLY:C	20:XT:103:GLY:N	2.73	0.41
54:XX:4:C:C2	55:XY:37:1MG:C2	3.08	0.41
44:Y1:86:SER:O	44:Y1:89:GLU:HB2	2.21	0.41
50:Y7:24:THR:HB	50:Y7:25:PRO:HD2	2.03	0.41
22:YA:1087:G:C5	22:YA:1089:G:H1'	2.56	0.41
22:YA:1449:A:O2'	22:YA:1530:G:N2	2.35	0.41
22:YA:1514:U:C4	22:YA:1515:C:N4	2.89	0.41
22:YA:1349:A:N6	22:YA:1598:C:H42	2.18	0.41
22:YA:1949:G:H2'	22:YA:1950:G:O4'	2.20	0.41
22:YA:1769:G:O2'	22:YA:1958:C:OP1	2.32	0.41
22:YA:2451:A:O2'	53:XV:76:A:C2'	2.68	0.41
22:YA:667:U:H2'	22:YA:668:G:O4'	2.20	0.41
22:YA:738:G:C6	22:YA:739:G:C2	3.09	0.41
25:YE:63:LEU:CD1	25:YE:64:LYS:N	2.71	0.41
13:XM:3:ARG:NH2	27:YG:113:ARG:HH21	2.18	0.41
27:YG:44:GLY:C	27:YG:46:ALA:N	2.73	0.41
27:YG:67:LYS:NZ	47:Y4:6:HIS:CD2	2.89	0.41
28:YH:86:GLU:HG3	28:YH:165:ALA:CA	2.49	0.41
30:YN:62:VAL:CG1	30:YN:66:LYS:HB2	2.51	0.41
32:YP:12:ALA:C	32:YP:14:LYS:N	2.73	0.41
34:YR:55:ALA:HA	34:YR:80:PHE:CE2	2.55	0.41
35:YS:93:LYS:HE3	35:YS:93:LYS:HB2	1.93	0.41
36:YT:28:VAL:HG23	36:YT:87:ASP:O	2.21	0.41
37:YU:92:ARG:O	37:YU:92:ARG:CG	2.54	0.41
38:YV:38:LEU:O	38:YV:51:VAL:HA	2.21	0.41
42:YZ:158:PRO:HG2	42:YZ:161:VAL:HG21	2.03	0.41
42:YZ:5:LEU:O	42:YZ:6:LYS:HB2	2.20	0.41
1:QA:1152:A:H2'	1:QA:1153:C:C6	2.55	0.41
1:QA:1231:G:O3'	9:QI:126:SER:OG	2.36	0.41
1:QA:190:G:O2'	1:QA:191(A):G:P	2.78	0.41
1:QA:193:C:H5'	20:QT:57:ARG:HG3	2.02	0.41
1:QA:299:G:H2'	1:QA:300:A:C8	2.56	0.41
1:QA:596:C:N4	1:QA:644:G:H1	2.18	0.41
3:QC:108:ASN:HB3	3:QC:111:LEU:CG	2.51	0.41
3:QC:23:TYR:CD2	3:QC:24:ALA:N	2.88	0.41
5:QE:10:MET:CE	5:QE:13:ILE:HD13	2.51	0.41
5:QE:32:VAL:CG2	5:QE:58:ALA:HB1	2.51	0.41
5:QE:90:VAL:C	5:QE:91:LEU:HD12	2.41	0.41
7:QG:22:LEU:O	7:QG:25:ALA:HB3	2.21	0.41

Continued on next page...

Continued from previous page...

Atom-1	Atom-2	Distance(Å)	Clash(Å)
8:QH:18:ARG:HA	8:QH:18:ARG:HD2	1.92	0.41
8:QH:6:ILE:HB	8:QH:85:ARG:HH11	1.74	0.41
9:QI:71:SER:O	9:QI:72:GLY:C	2.58	0.41
12:QL:62:SER:HB2	12:QL:64:TYR:CD1	2.56	0.41
12:QL:53:ARG:HH12	12:QL:92:ASP:CB	2.33	0.41
1:QA:1228:C:OP1	13:QM:115:LYS:HE3	2.20	0.41
13:QM:82:MET:HG2	13:QM:93:ARG:HG3	2.03	0.41
13:QM:8:GLU:C	13:QM:9:ILE:CG2	2.89	0.41
15:QO:69:TYR:CZ	15:QO:73:GLU:HG3	2.56	0.41
15:QO:25:THR:CG2	15:QO:70:LEU:HB2	2.48	0.41
15:QO:74:ASP:C	15:QO:76:GLU:H	2.24	0.41
16:QP:6:LEU:N	16:QP:6:LEU:CD1	2.84	0.41
53:QV:37:A:N3	54:QX:1:A:C2	2.89	0.41
43:R0:26:TYR:HB2	43:R0:29:GLN:OE1	2.20	0.41
44:R1:18:ILE:HG22	44:R1:18:ILE:O	2.21	0.41
45:R2:48:HIS:O	45:R2:49:LYS:C	2.57	0.41
49:R6:8:LYS:O	49:R6:9:LEU:HB2	2.21	0.41
22:RA:110:G:C2	22:RA:111:A:C8	3.09	0.41
22:RA:1287:A:C5	22:RA:1288:U:C4	3.07	0.41
22:RA:1444(A):A:O2'	22:RA:1460:A:N3	2.52	0.41
22:RA:1849:G:C2	22:RA:1850:G:C5	3.09	0.41
22:RA:2116:G:H1	22:RA:2162:G:P	2.44	0.41
22:RA:2635:C:H5''	25:RE:78:LEU:HA	2.02	0.41
22:RA:2662:A:O5'	22:RA:2662:A:H8	2.04	0.41
22:RA:2712:U:O2'	22:RA:2712(A):A:P	2.78	0.41
22:RA:297:C:OP1	41:RY:85:VAL:HG21	2.21	0.41
22:RA:409:C:H2'	22:RA:410:G:H8	1.85	0.41
22:RA:596:G:C6	22:RA:597:U:C4	3.09	0.41
22:RA:805:G:O4'	32:RP:38:GLN:OE1	2.38	0.41
22:RA:910:A:C6	22:RA:911:A:C6	3.09	0.41
25:RE:9:VAL:HB	25:RE:10:GLY:H	1.71	0.41
23:RB:55:U:C4'	27:RG:28:VAL:HG21	2.46	0.41
23:RB:43:C:O5'	27:RG:67:LYS:HE3	2.20	0.41
27:RG:95:ARG:HA	27:RG:99:MET:HB3	2.03	0.41
28:RH:137:ASP:HB2	28:RH:140:LYS:CE	2.51	0.41
28:RH:45:VAL:O	28:RH:45:VAL:CG1	2.69	0.41
31:RO:10:VAL:HG21	31:RO:16:ALA:HB3	2.03	0.41
31:RO:2:ILE:HG12	31:RO:8:LEU:HD11	2.02	0.41
33:RQ:20:ALA:HB1	33:RQ:99:PRO:CG	2.51	0.41
34:RR:55:ALA:O	34:RR:58:GLY:HA3	2.21	0.41
35:RS:15:ARG:O	35:RS:19:LYS:HD3	2.20	0.41
35:RS:66:ALA:HA	35:RS:69:VAL:CG1	2.51	0.41

Continued on next page...

Continued from previous page...

Atom-1	Atom-2	Distance(Å)	Clash(Å)
37:RU:6:THR:HG21	37:RU:10:ARG:CZ	2.50	0.41
39:RW:14:PRO:C	39:RW:18:ARG:HD2	2.41	0.41
39:RW:96:ILE:O	39:RW:96:ILE:CG2	2.68	0.41
40:RX:83:VAL:CG1	40:RX:87:GLN:HB2	2.50	0.41
41:RY:43:ASN:O	41:RY:43:ASN:OD1	2.39	0.41
41:RY:86:ARG:HA	41:RY:86:ARG:HD2	1.92	0.41
1:XA:1070:U:H2'	1:XA:1071:C:H6	1.86	0.41
1:XA:113:G:H2'	1:XA:114:U:O4'	2.20	0.41
1:XA:1392:G:H21	1:XA:1502:A:H8	1.67	0.41
1:XA:477:G:H2'	1:XA:478:A:C8	2.56	0.41
1:XA:501:C:H2'	1:XA:502:G:H8	1.86	0.41
1:XA:538:G:H5''	12:XL:114:LYS:HB2	2.02	0.41
1:XA:504:C:C2	1:XA:542:G:C2	3.08	0.41
2:XB:115:LEU:O	2:XB:119:GLU:N	2.54	0.41
3:XC:47:LEU:CD1	3:XC:76:VAL:HG12	2.42	0.41
4:XD:209:ARG:NE	4:XD:209:ARG:HA	2.36	0.41
7:XG:80:VAL:CG1	7:XG:81:GLY:N	2.83	0.41
9:XI:105:ASP:C	9:XI:107:ARG:N	2.74	0.41
10:XJ:54:PHE:CZ	10:XJ:55:LYS:CE	3.04	0.41
13:XM:117:VAL:CG2	13:XM:118:ALA:H	2.31	0.41
15:XO:69:TYR:CZ	15:XO:73:GLU:HG3	2.55	0.41
17:XQ:11:VAL:HG23	17:XQ:12:SER:H	1.85	0.41
18:XR:74:ARG:HG2	18:XR:79:LEU:HB2	2.01	0.41
19:XS:7:LYS:CG	19:XS:8:GLY:N	2.83	0.41
20:XT:89:ARG:HH12	20:XT:106:ALA:CB	2.34	0.41
45:Y2:41:ILE:HD12	45:Y2:43:GLN:N	2.35	0.41
45:Y2:53:LEU:O	45:Y2:57:ILE:HG13	2.21	0.41
22:YA:747:U:N1	48:Y5:2:ALA:HB3	2.36	0.41
51:Y8:56:GLU:C	51:Y8:58:ILE:N	2.73	0.41
22:YA:1449:A:H5'	22:YA:1449(A):G:OP2	2.20	0.41
22:YA:1528:A:H2	22:YA:1542:G:C2	2.38	0.41
22:YA:2392:A:C2	22:YA:2429:G:N3	2.89	0.41
22:YA:608:A:C4	22:YA:621:A:C6	3.09	0.41
22:YA:817:C:H4'	22:YA:932:G:C5	2.56	0.41
22:YA:956:G:N2	22:YA:959:A:H3'	2.36	0.41
24:YD:117:VAL:HG22	24:YD:118:VAL:N	2.35	0.41
24:YD:197:GLY:O	24:YD:198:ASN:HB3	2.21	0.41
25:YE:24:THR:HB	25:YE:184:VAL:HG23	2.02	0.41
25:YE:36:ARG:O	25:YE:37:ARG:C	2.59	0.41
27:YG:22:ARG:HH22	27:YG:175:LEU:HD21	1.85	0.41
27:YG:47:LYS:HE3	27:YG:47:LYS:HB2	1.80	0.41
31:YO:10:VAL:HG21	31:YO:16:ALA:HB3	2.03	0.41

Continued on next page...

Continued from previous page...

Atom-1	Atom-2	Distance(Å)	Clash(Å)
31:YO:48:PRO:O	31:YO:50:GLY:N	2.54	0.41
32:YP:101:VAL:O	32:YP:103:ALA:N	2.53	0.41
34:YR:29:LEU:HD11	34:YR:48:VAL:CG1	2.50	0.41
35:YS:53:SER:HA	35:YS:56:LEU:CD2	2.50	0.41
35:YS:66:ALA:HA	35:YS:69:VAL:CG1	2.51	0.41
36:YT:39:ARG:HG2	36:YT:40:THR:N	2.25	0.41
37:YU:57:PHE:O	37:YU:60:LEU:N	2.54	0.41
41:YY:49:VAL:O	41:YY:50:ARG:C	2.59	0.41
1:QA:1069:C:O3'	5:QE:25:ARG:NH1	2.54	0.41
1:QA:198:G:H2'	1:QA:199:G:H8	1.86	0.41
2:QB:32:ILE:HD13	2:QB:190:THR:HG21	2.03	0.41
3:QC:92:ALA:HB2	3:QC:99:VAL:HG13	2.03	0.41
5:QE:132:ALA:O	5:QE:133:TYR:C	2.59	0.41
1:QA:1080:A:H4'	5:QE:16:THR:HB	2.03	0.41
5:QE:27:ARG:CG	5:QE:28:PHE:N	2.84	0.41
6:QF:3:ARG:HB3	6:QF:93:SER:CB	2.47	0.41
12:QL:53:ARG:HH12	12:QL:92:ASP:HB3	1.85	0.41
12:QL:43:VAL:HG13	12:QL:55:VAL:HG21	2.03	0.41
16:QP:50:LYS:C	16:QP:50:LYS:HD3	2.42	0.41
44:R1:94:LEU:HA	44:R1:94:LEU:HD23	1.81	0.41
22:RA:270(T):G:C5'	44:R1:97:LEU:HD22	2.50	0.41
45:R2:65:ASN:O	45:R2:66:GLU:C	2.59	0.41
22:RA:686:G:C2	50:R7:11:LYS:HE3	2.56	0.41
50:R7:24:THR:HB	50:R7:25:PRO:HD2	2.03	0.41
51:R8:3:LYS:HB3	51:R8:3:LYS:HE2	1.82	0.41
22:RA:1263:U:OP1	48:R5:16:ARG:NE	2.54	0.41
22:RA:1286:A:O2'	22:RA:1288:U:P	2.79	0.41
22:RA:1658:C:H2'	22:RA:1659:U:C6	2.56	0.41
22:RA:225:A:N6	22:RA:226:G:C2	2.89	0.41
22:RA:2283:C:OP1	49:R6:5:VAL:HG13	2.20	0.41
22:RA:2311:A:C1'	27:RG:82:LEU:HD11	2.50	0.41
22:RA:301:G:C6	22:RA:317:G:C6	3.09	0.41
22:RA:868:U:C4	22:RA:869:G:N7	2.88	0.41
24:RD:197:GLY:O	24:RD:198:ASN:HB3	2.21	0.41
24:RD:272:ALA:HB1	24:RD:273:ARG:H	1.58	0.41
26:RF:46:ARG:CG	26:RF:46:ARG:NH1	2.72	0.41
27:RG:61:ALA:CB	27:RG:67:LYS:HA	2.50	0.41
27:RG:67:LYS:NZ	47:R4:6:HIS:CD2	2.89	0.41
27:RG:77:ILE:H	27:RG:82:LEU:HB2	1.85	0.41
30:RN:10:GLU:OE2	30:RN:11:PRO:HD2	2.21	0.41
30:RN:133:GLN:C	30:RN:134:ARG:HG2	2.41	0.41
30:RN:58:ASP:HB3	30:RN:95:PRO:HB3	2.02	0.41

Continued on next page...

Continued from previous page...

Atom-1	Atom-2	Distance(Å)	Clash(Å)
32:RP:65:ARG:C	32:RP:66:GLY:O	2.59	0.41
32:RP:66:GLY:O	32:RP:67:MET:CB	2.63	0.41
33:RQ:139:GLU:HG2	33:RQ:140:ALA:N	2.36	0.41
33:RQ:39:PRO:HA	33:RQ:97:VAL:O	2.21	0.41
36:RT:84:GLN:HG2	36:RT:85:LYS:N	2.36	0.41
37:RU:83:LEU:CD1	37:RU:113:ALA:HB2	2.50	0.41
37:RU:57:PHE:O	37:RU:60:LEU:N	2.54	0.41
38:RV:67:GLY:O	38:RV:68:LYS:C	2.60	0.41
39:RW:50:VAL:O	39:RW:53:SER:N	2.50	0.41
1:XA:1164:G:C6	1:XA:1165:C:C4	3.09	0.41
1:XA:150:C:H6	1:XA:150:C:O5'	2.04	0.41
1:XA:346:G:N2	1:XA:347:G:C6	2.89	0.41
1:XA:452:A:H4'	16:XP:72:ARG:NH2	2.36	0.41
1:XA:877:C:OP1	8:XH:88:LYS:HD3	2.20	0.41
1:XA:953:G:N7	13:XM:104:ARG:NH2	2.62	0.41
2:XB:212:GLN:O	2:XB:212:GLN:NE2	2.54	0.41
2:XB:87:ARG:HH11	2:XB:223:ILE:HD11	1.82	0.41
2:XB:95:GLN:HB3	2:XB:148:TYR:HD1	1.84	0.41
1:XA:545:C:H5''	4:XD:72:GLU:HG2	2.02	0.41
7:XG:89:MET:HE1	7:XG:156:TRP:H	1.86	0.41
7:XG:92:SER:HB3	7:XG:95:ARG:HB2	2.03	0.41
1:XA:1152:A:P	10:XJ:68:HIS:HE2	2.40	0.41
12:XL:62:SER:O	12:XL:64:TYR:N	2.54	0.41
12:XL:90:VAL:HG12	12:XL:92:ASP:H	1.85	0.41
13:XM:117:VAL:O	13:XM:119:GLY:N	2.53	0.41
13:XM:65:LYS:HE3	47:Y4:50:VAL:HG13	2.03	0.41
45:Y2:61:LEU:HD23	45:Y2:61:LEU:HA	1.85	0.41
47:Y4:60:GLN:HB3	47:Y4:61:ARG:H	1.56	0.41
49:Y6:27:LYS:CB	49:Y6:27:LYS:NZ	2.73	0.41
49:Y6:8:LYS:O	49:Y6:9:LEU:HB2	2.21	0.41
22:YA:1815:A:C8	22:YA:1817:G:C4	3.09	0.41
22:YA:2126:A:H1'	22:YA:2127:G:OP2	2.21	0.41
22:YA:2230:G:C5	22:YA:2231:C:C5	3.08	0.41
22:YA:2702:U:OP1	22:YA:2702:U:H6	2.03	0.41
22:YA:2731:G:C6	22:YA:2732:G:O6	2.74	0.41
22:YA:299:A:C5	22:YA:322:A:C2	3.09	0.41
22:YA:353:G:H2'	22:YA:354:G:C8	2.54	0.41
22:YA:364:C:H5''	22:YA:364:C:H6	1.86	0.41
22:YA:520:G:H2'	22:YA:521:G:C8	2.55	0.41
22:YA:581:C:H2'	22:YA:582:G:C8	2.56	0.41
22:YA:695:G:C6	22:YA:768:G:C6	3.08	0.41
22:YA:995:C:C4	37:YU:57:PHE:CZ	3.08	0.41

Continued on next page...

Continued from previous page...

Atom-1	Atom-2	Distance(Å)	Clash(Å)
23:YB:89(A):A:C5	23:YB:90:C:H1'	2.56	0.41
24:YD:154:LYS:C	24:YD:155:LEU:HD12	2.41	0.41
25:YE:62:PRO:O	25:YE:63:LEU:C	2.59	0.41
26:YF:68:LYS:O	26:YF:69:HIS:HB2	2.21	0.41
27:YG:78:SER:O	27:YG:79:ASN:C	2.59	0.41
28:YH:145:ALA:O	28:YH:148:ILE:HB	2.21	0.41
22:YA:910:A:C5	33:YQ:13:GLN:HG3	2.56	0.41
34:YR:55:ALA:O	34:YR:58:GLY:HA3	2.21	0.41
36:YT:76:PHE:HA	36:YT:77:PRO:HD3	1.75	0.41
37:YU:91:ASP:OD2	37:YU:96:ALA:CA	2.69	0.41
39:YW:55:ALA:O	39:YW:58:ALA:HB3	2.21	0.41
1:QA:1157:A:O2'	1:QA:1158:C:H5''	2.21	0.41
1:QA:15:G:C2	1:QA:16:A:C4	3.08	0.41
1:QA:420:U:H4'	1:QA:421:U:H5	1.85	0.41
1:QA:475:G:H2'	1:QA:476:G:H8	1.86	0.41
1:QA:748:C:H1'	1:QA:749:C:H5	1.86	0.41
2:QB:223:ILE:O	2:QB:226:ARG:HB3	2.21	0.41
4:QD:30:LYS:HB3	4:QD:35:ARG:CG	2.36	0.41
4:QD:36:ARG:HA	4:QD:37:PRO:HD2	1.82	0.41
5:QE:41:VAL:O	5:QE:66:MET:HA	2.21	0.41
5:QE:64:ARG:CZ	5:QE:64:ARG:HB2	2.51	0.41
5:QE:68:GLU:CG	5:QE:68:GLU:O	2.68	0.41
6:QF:75:LEU:HD23	6:QF:75:LEU:C	2.41	0.41
9:QI:88:TYR:O	9:QI:89:ASN:HB2	2.20	0.41
10:QJ:8:LEU:HD11	10:QJ:23:ILE:CD1	2.37	0.41
12:QL:109:GLY:HA3	12:QL:121:GLY:O	2.20	0.41
13:QM:110:ARG:O	13:QM:110:ARG:HG3	2.20	0.41
13:QM:15:VAL:O	13:QM:19:LEU:HD22	2.21	0.41
1:QA:1329:A:H5''	13:QM:29:ARG:HG3	2.03	0.41
16:QP:20:VAL:HG22	16:QP:21:VAL:H	1.83	0.41
17:QQ:11:VAL:HG23	17:QQ:12:SER:H	1.85	0.41
17:QQ:67:LYS:O	17:QQ:68:ARG:HB3	2.21	0.41
17:QQ:86:GLU:O	17:QQ:87:LYS:C	2.59	0.41
20:QT:47:GLY:C	20:QT:49:ALA:N	2.72	0.41
43:R0:24:LYS:N	43:R0:37:LEU:O	2.40	0.41
22:RA:1569:A:H2'	22:RA:1570:A:O4'	2.20	0.41
22:RA:1408:C:C2	22:RA:1595:G:N2	2.89	0.41
22:RA:196:A:H2'	22:RA:196:A:N3	2.34	0.41
22:RA:2293:C:H2'	22:RA:2294:C:O4'	2.21	0.41
22:RA:2481:G:O2'	22:RA:2482:G:P	2.78	0.41
22:RA:2515:C:O2	22:RA:2570:G:C2	2.73	0.41
22:RA:2629:A:O2'	22:RA:2630:G:H5''	2.21	0.41

Continued on next page...

Continued from previous page...

Atom-1	Atom-2	Distance(Å)	Clash(Å)
22:RA:2633:G:H2'	22:RA:2634:G:O4'	2.21	0.41
22:RA:181:A:H1'	22:RA:435:C:H5'	2.02	0.41
22:RA:619:G:H3'	22:RA:620:G:H21	1.84	0.41
22:RA:671:C:H2'	22:RA:672:C:C6	2.55	0.41
22:RA:192:C:O2'	22:RA:802:A:N3	2.49	0.41
24:RD:147:LEU:CD1	24:RD:155:LEU:HD21	2.51	0.41
25:RE:4:ILE:HG22	25:RE:198:VAL:HB	2.02	0.41
27:RG:7:LEU:CD2	27:RG:176:LEU:HD22	2.45	0.41
27:RG:47:LYS:HE3	27:RG:47:LYS:HB2	1.80	0.41
28:RH:145:ALA:O	28:RH:148:ILE:HB	2.21	0.41
30:RN:56:ASN:ND2	30:RN:126:PRO:N	2.69	0.41
31:RO:20:MET:O	31:RO:41:ALA:CB	2.67	0.41
32:RP:101:VAL:HG23	32:RP:106:LEU:HB3	2.03	0.41
32:RP:9:ASN:HB2	32:RP:10:PRO:HD2	2.03	0.41
33:RQ:27:VAL:HG22	33:RQ:105:GLU:CD	2.41	0.41
34:RR:94:TYR:N	34:RR:94:TYR:CD2	2.87	0.41
36:RT:28:VAL:HG23	36:RT:87:ASP:O	2.21	0.41
1:XA:1153:C:N3	1:XA:1154:G:C8	2.89	0.41
1:XA:35:G:N2	1:XA:550:G:N3	2.69	0.41
1:XA:372:C:N4	1:XA:387:U:C2	2.88	0.41
1:XA:403:C:H4'	4:XD:122:ARG:NH2	2.35	0.41
1:XA:545:C:O2'	1:XA:549:C:OP1	2.39	0.41
1:XA:575:G:O2'	1:XA:821:G:H5'	2.21	0.41
1:XA:680:C:H2'	1:XA:681:C:C6	2.56	0.41
1:XA:574:A:N3	1:XA:883:C:H1'	2.36	0.41
4:XD:15:GLU:OE1	4:XD:15:GLU:N	2.54	0.41
8:XH:109:ILE:HG13	8:XH:120:THR:HB	2.03	0.41
8:XH:33:GLU:O	8:XH:36:LEU:N	2.53	0.41
9:XI:113:LYS:H	9:XI:113:LYS:CD	2.28	0.41
10:XJ:45:ARG:HB2	10:XJ:65:LEU:HB3	2.03	0.41
1:XA:518:C:O2	12:XL:50:SER:N	2.53	0.41
17:XQ:85:VAL:HG12	17:XQ:85:VAL:O	2.20	0.41
17:XQ:86:GLU:O	17:XQ:87:LYS:C	2.60	0.41
54:XX:6:C:H2'	54:XX:7:A:O5'	2.21	0.41
43:Y0:21:LEU:HD11	43:Y0:41:ARG:CZ	2.51	0.41
49:Y6:50:ARG:HG2	49:Y6:50:ARG:NH1	2.36	0.41
52:Y9:2:LYS:HD2	52:Y9:2:LYS:HA	1.96	0.41
22:YA:1027:A:C6	22:YA:1126:A:C5	3.09	0.41
22:YA:1184:G:C5	22:YA:1185:C:C5	3.09	0.41
22:YA:142:G:H2'	22:YA:143:C:C6	2.56	0.41
22:YA:1469:A:C6	22:YA:1470:G:C5	3.09	0.41
22:YA:2392:A:H1'	32:YP:60:MET:CG	2.50	0.41

Continued on next page...

Continued from previous page...

Atom-1	Atom-2	Distance(Å)	Clash(Å)
22:YA:2404:C:O3'	32:YP:77:ARG:NH2	2.53	0.41
22:YA:251:A:C5	22:YA:252:G:H1'	2.55	0.41
22:YA:2520:C:C6	22:YA:2567:G:H1'	2.55	0.41
22:YA:2776:A:C6	22:YA:2778:A:C6	3.09	0.41
22:YA:311:A:C6	22:YA:328:U:C4	3.08	0.41
22:YA:330:A:O2'	22:YA:331:A:H8	2.03	0.41
22:YA:445:C:H2'	22:YA:446:G:O4'	2.21	0.41
22:YA:534:U:H2'	22:YA:535:C:C6	2.56	0.41
24:YD:68:LYS:HG3	24:YD:68:LYS:O	2.20	0.41
26:YF:59:TYR:HB3	26:YF:60:SER:H	1.70	0.41
27:YG:18:GLU:OE2	27:YG:18:GLU:HA	2.21	0.41
27:YG:53:LEU:CD1	27:YG:87:PRO:HB2	2.51	0.41
28:YH:137:ASP:HB2	28:YH:140:LYS:CE	2.51	0.41
28:YH:146:ALA:HA	28:YH:164:TYR:OH	2.21	0.41
28:YH:45:VAL:O	28:YH:45:VAL:CG1	2.69	0.41
29:YI:97:ILE:HD12	29:YI:140:LEU:HD11	2.03	0.41
31:YO:31:LYS:HD3	31:YO:31:LYS:HA	1.92	0.41
32:YP:101:VAL:HG23	32:YP:106:LEU:HB3	2.03	0.41
32:YP:18:ARG:HD2	32:YP:27:HIS:CD2	2.56	0.41
33:YQ:90:VAL:C	33:YQ:92:GLY:N	2.71	0.41
38:YV:38:LEU:CD1	38:YV:55:ALA:CB	2.98	0.41
40:YX:54:VAL:C	40:YX:55:ASN:HD22	2.24	0.41
41:YY:13:VAL:O	41:YY:24:VAL:HA	2.20	0.41
41:YY:2:ARG:O	41:YY:3:VAL:O	2.38	0.41
41:YY:98:VAL:O	41:YY:99:CYS:HB3	2.21	0.41
42:YZ:157:LEU:HA	42:YZ:158:PRO:HD2	1.95	0.41
42:YZ:20:ARG:O	42:YZ:20:ARG:HD3	2.20	0.41
42:YZ:95:PRO:HB2	42:YZ:127:LYS:HG2	2.02	0.41
2:QB:143:GLU:O	2:QB:147:LYS:HB2	2.21	0.41
2:QB:71:VAL:HG23	2:QB:164:VAL:HG22	2.02	0.41
2:QB:17:PHE:HB2	2:QB:42:ILE:CG2	2.50	0.41
2:QB:95:GLN:O	2:QB:96:ARG:C	2.59	0.41
3:QC:46:GLU:C	3:QC:48:TYR:H	2.23	0.41
4:QD:14:ARG:HA	4:QD:14:ARG:HD3	1.89	0.41
4:QD:15:GLU:OE1	4:QD:15:GLU:N	2.54	0.41
4:QD:29:PRO:HD2	4:QD:30:LYS:HE2	2.03	0.41
5:QE:101:ILE:HD13	5:QE:118:ILE:O	2.21	0.41
5:QE:72:GLN:C	5:QE:74:GLY:H	2.23	0.41
8:QH:1:MET:O	8:QH:2:LEU:HB2	2.21	0.41
9:QI:13:ALA:H	9:QI:68:GLY:HA3	1.86	0.41
9:QI:49:PRO:O	9:QI:85:LEU:HD21	2.20	0.41
13:QM:117:VAL:O	13:QM:119:GLY:N	2.53	0.41

Continued on next page...

Continued from previous page...

Atom-1	Atom-2	Distance(Å)	Clash(Å)
13:QM:28:ALA:C	13:QM:30:ALA:H	2.25	0.41
13:QM:36:LYS:HE3	13:QM:59:TYR:CD1	2.56	0.41
14:QN:26:ARG:HB3	14:QN:27:CYS:H	1.64	0.41
10:QJ:65:LEU:HA	14:QN:55:GLY:O	2.21	0.41
14:QN:9:LYS:HB3	14:QN:9:LYS:HE2	1.85	0.41
15:QO:3:ILE:H	15:QO:3:ILE:CD1	2.20	0.41
15:QO:50:HIS:O	15:QO:53:HIS:HB3	2.20	0.41
17:QQ:51:TYR:HA	17:QQ:52:LYS:HZ2	1.85	0.41
17:QQ:60:ILE:HG23	17:QQ:60:ILE:O	2.21	0.41
19:QS:29:ARG:NH1	19:QS:29:ARG:HG2	2.36	0.41
43:R0:70:GLN:CD	43:R0:72:ARG:HD3	2.41	0.41
47:R4:63:TYR:O	47:R4:65:ASP:N	2.54	0.41
22:RA:686:G:O6	50:R7:12:ARG:HG3	2.21	0.41
51:R8:64:TYR:HB3	51:R8:65:GLU:H	1.40	0.41
22:RA:1191:G:H2'	22:RA:1192:G:O4'	2.21	0.41
22:RA:1303:G:C6	22:RA:1304:C:C4	3.09	0.41
22:RA:2335:A:C8	22:RA:2337:G:C5	3.09	0.41
22:RA:2414:G:H21	32:RP:67:MET:HE1	1.86	0.41
22:RA:2637:U:H5''	25:RE:82:ARG:NH2	2.36	0.41
22:RA:468:G:H2'	22:RA:469:G:O4'	2.21	0.41
22:RA:626:U:H5'	22:RA:627:A:H5'	2.03	0.41
22:RA:765:G:H2'	22:RA:766:C:C6	2.56	0.41
22:RA:94:G:N1	22:RA:95:G:C5	2.89	0.41
24:RD:145:VAL:CG1	24:RD:146:GLU:N	2.83	0.41
24:RD:154:LYS:C	24:RD:155:LEU:HD12	2.41	0.41
24:RD:263:ARG:CB	24:RD:263:ARG:NH1	2.75	0.41
24:RD:31:LYS:O	24:RD:32:SER:O	2.39	0.41
25:RE:147:PRO:HB2	25:RE:149:ARG:HG2	2.03	0.41
25:RE:161:GLY:O	25:RE:162:ALA:HB3	2.20	0.41
27:RG:95:ARG:CA	27:RG:99:MET:HB3	2.50	0.41
31:RO:31:LYS:C	31:RO:32:TYR:CD2	2.94	0.41
33:RQ:52:VAL:O	33:RQ:53:ALA:C	2.59	0.41
34:RR:22:ARG:O	34:RR:26:LYS:HG3	2.21	0.41
35:RS:100:ALA:CA	35:RS:103:GLU:HG2	2.49	0.41
35:RS:106:ARG:CZ	35:RS:106:ARG:HB2	2.49	0.41
35:RS:6:ALA:O	35:RS:10:ARG:HD3	2.21	0.41
36:RT:39:ARG:HG2	36:RT:40:THR:N	2.25	0.41
37:RU:27:LEU:C	37:RU:29:SER:N	2.74	0.41
39:RW:14:PRO:HG3	39:RW:101:SER:OG	2.21	0.41
22:RA:328:U:H4'	41:RY:68:HIS:CG	2.56	0.41
42:RZ:15:PRO:HA	42:RZ:18:LEU:HD13	2.03	0.41
1:XA:1129:C:C4'	1:XA:1130:A:H5'	2.47	0.41

Continued on next page...

Continued from previous page...

Atom-1	Atom-2	Distance(Å)	Clash(Å)
1:XA:1234:C:H2'	1:XA:1235:U:C6	2.55	0.41
1:XA:1520:G:C2	1:XA:1521:G:C8	3.08	0.41
1:XA:300:A:H1'	1:XA:565:U:O2	2.21	0.41
2:XB:204:ASN:HD22	2:XB:204:ASN:C	2.22	0.41
2:XB:37:ASN:C	2:XB:39:ILE:N	2.74	0.41
3:XC:47:LEU:HD11	3:XC:76:VAL:CG1	2.42	0.41
4:XD:110:PHE:HE2	4:XD:148:VAL:HG23	1.85	0.41
4:XD:170:VAL:CG2	4:XD:171:GLY:H	2.17	0.41
4:XD:178:VAL:HG12	4:XD:179:GLU:N	2.35	0.41
5:XE:132:ALA:O	5:XE:133:TYR:C	2.59	0.41
5:XE:10:MET:CE	5:XE:13:ILE:HD13	2.51	0.41
5:XE:90:VAL:C	5:XE:91:LEU:HD12	2.42	0.41
7:XG:118:VAL:HG23	7:XG:119:ARG:N	2.35	0.41
8:XH:33:GLU:C	8:XH:35:ILE:H	2.25	0.41
9:XI:10:ARG:CG	9:XI:105:ASP:HB2	2.51	0.41
11:XK:92:GLU:O	11:XK:95:ILE:N	2.54	0.41
12:XL:38:THR:HG22	12:XL:57:LYS:HB3	2.01	0.41
15:XO:11:VAL:O	15:XO:12:ILE:C	2.60	0.41
16:XP:8:ARG:HG2	16:XP:8:ARG:NH1	2.31	0.41
17:XQ:63:ARG:HG2	17:XQ:64:PRO:HD2	2.03	0.41
17:XQ:68:ARG:HG3	17:XQ:68:ARG:O	2.21	0.41
17:XQ:89:LEU:HD23	17:XQ:89:LEU:HA	1.93	0.41
19:XS:3:ARG:CG	19:XS:4:SER:N	2.83	0.41
20:XT:44:ALA:HB3	20:XT:91:LEU:HD12	2.03	0.41
53:XV:16:C:O2'	53:XV:17:C:OP1	2.39	0.41
53:XV:23:C:H2'	53:XV:24:U:C6	2.55	0.41
1:XA:1054:C:C4	55:XY:34:C:O4'	2.74	0.41
54:XX:4:C:N3	55:XY:37:1MG:C2	2.89	0.41
44:Y1:85:LEU:N	44:Y1:85:LEU:CD2	2.84	0.41
44:Y1:91:LYS:HG3	44:Y1:92:LYS:N	2.32	0.41
45:Y2:11:GLU:HA	45:Y2:14:ARG:HD2	2.02	0.41
45:Y2:18:PRO:C	45:Y2:20:GLU:N	2.74	0.41
45:Y2:65:ASN:O	45:Y2:66:GLU:C	2.59	0.41
47:Y4:26:SER:C	47:Y4:27:THR:O	2.58	0.41
47:Y4:63:TYR:O	47:Y4:65:ASP:N	2.53	0.41
49:Y6:6:ARG:NE	49:Y6:6:ARG:HA	2.36	0.41
51:Y8:40:GLU:O	51:Y8:42:ARG:N	2.54	0.41
22:YA:108:U:C2	22:YA:109:G:C8	3.09	0.41
22:YA:1410:G:C2	22:YA:1593:G:C2	3.09	0.41
22:YA:1655:A:H2'	22:YA:1656:C:O4'	2.21	0.41
22:YA:2238:G:H5'	22:YA:2239:G:N7	2.36	0.41
22:YA:2561:A:H2'	22:YA:2562:U:O4'	2.20	0.41

Continued on next page...

Continued from previous page...

Atom-1	Atom-2	Distance(Å)	Clash(Å)
22:YA:270(T):G:C6	22:YA:270(U):C:C4	3.08	0.41
22:YA:2712:U:H1'	22:YA:2712(A):A:N7	2.35	0.41
22:YA:278:A:H4'	22:YA:279:C:OP1	2.21	0.41
22:YA:449:A:H2'	22:YA:450:G:C8	2.56	0.41
22:YA:479:A:O2'	22:YA:481:G:H5'	2.21	0.41
22:YA:863:A:H2'	22:YA:864:G:H8	1.85	0.41
23:YB:105:G:C2	23:YB:106:G:C8	3.08	0.41
24:YD:13:ARG:HG2	24:YD:13:ARG:O	2.20	0.41
24:YD:147:LEU:CD1	24:YD:155:LEU:HD21	2.51	0.41
25:YE:101:ARG:C	25:YE:201:THR:OG1	2.58	0.41
28:YH:20:ALA:HB3	28:YH:23:ARG:HG2	2.03	0.41
29:YI:93:THR:O	29:YI:97:ILE:HG12	2.21	0.41
30:YN:101:HIS:HD2	30:YN:102:ALA:N	2.19	0.41
30:YN:10:GLU:OE2	30:YN:11:PRO:HD2	2.21	0.41
32:YP:84:ASN:HB2	32:YP:87:ASP:OD2	2.21	0.41
35:YS:89:ARG:HG2	35:YS:89:ARG:NH1	2.36	0.41
39:YW:71:VAL:HA	39:YW:107:LEU:HD12	2.02	0.41
42:YZ:108:PRO:HG3	42:YZ:117:LEU:HD22	2.03	0.41
1:QA:1178:G:C8	1:QA:1180:A:OP2	2.75	0.40
1:QA:1239:A:O2'	1:QA:1298:C:N4	2.54	0.40
1:QA:978:A:O2'	1:QA:1322:C:N3	2.47	0.40
1:QA:1516:G:H2'	1:QA:1518:A:OP2	2.21	0.40
1:QA:360:A:C6	1:QA:361:G:C6	3.09	0.40
1:QA:752:G:HO2'	1:QA:753:A:P	2.44	0.40
1:QA:922:G:C6	1:QA:923:A:C6	3.10	0.40
2:QB:130:ARG:HH22	2:QB:138:LEU:HD21	1.85	0.40
2:QB:62:ALA:O	2:QB:65:GLY:N	2.53	0.40
3:QC:178:LEU:CD2	3:QC:178:LEU:N	2.85	0.40
4:QD:199:ASN:OD1	4:QD:201:GLN:HB3	2.21	0.40
5:QE:6:PHE:HB2	5:QE:63:ARG:HH12	1.86	0.40
8:QH:38:ILE:CD1	8:QH:118:VAL:HG12	2.49	0.40
11:QK:83:ILE:HG12	11:QK:109:VAL:CG2	2.51	0.40
11:QK:25:TYR:H	11:QK:25:TYR:HD1	1.69	0.40
17:QQ:85:VAL:HG12	17:QQ:85:VAL:O	2.20	0.40
18:QR:52:PRO:HG2	18:QR:55:ARG:HG2	2.04	0.40
18:QR:74:ARG:HG2	18:QR:79:LEU:HB2	2.01	0.40
19:QS:31:ILE:HG23	19:QS:31:ILE:O	2.21	0.40
20:QT:44:ALA:HB3	20:QT:91:LEU:HD12	2.03	0.40
54:QX:6:C:O2'	54:QX:7:A:P	2.79	0.40
47:R4:42:PHE:CZ	47:R4:43:TYR:HB3	2.57	0.40
51:R8:53:PRO:HD2	51:R8:54:GLU:H	1.84	0.40
22:RA:1819:A:H3'	24:RD:178:PRO:HB2	2.02	0.40

Continued on next page...

Continued from previous page...

Atom-1	Atom-2	Distance(Å)	Clash(Å)
22:RA:1894:C:H2'	22:RA:1895:C:H6	1.86	0.40
22:RA:397:G:H1'	22:RA:2231:C:O2'	2.21	0.40
22:RA:2290:G:C6	22:RA:2291:U:C4	3.09	0.40
22:RA:2660:A:H2'	22:RA:2661:G:O4'	2.21	0.40
22:RA:2622:C:O2'	22:RA:2825:C:O2	2.34	0.40
22:RA:303:U:H2'	22:RA:304:G:C8	2.56	0.40
22:RA:443:A:OP1	26:RF:46:ARG:HB2	2.21	0.40
22:RA:871:U:H5'	22:RA:872:A:OP1	2.21	0.40
22:RA:900:A:C5	22:RA:901:A:C5	3.09	0.40
23:RB:31:C:H42	23:RB:51:G:H1	1.68	0.40
25:RE:51:PHE:CG	25:RE:52:LEU:N	2.90	0.40
26:RF:128:ALA:O	26:RF:129:PHE:CB	2.67	0.40
26:RF:13:SER:OG	26:RF:14:PRO:HD2	2.21	0.40
28:RH:26:VAL:HG12	28:RH:33:LEU:HB2	2.03	0.40
31:RO:47:ILE:HD12	31:RO:48:PRO:CD	2.43	0.40
33:RQ:76:LYS:HB3	33:RQ:90:VAL:CG1	2.51	0.40
38:RV:38:LEU:O	38:RV:51:VAL:HA	2.21	0.40
39:RW:14:PRO:C	39:RW:16:LYS:N	2.73	0.40
41:RY:49:VAL:O	41:RY:50:ARG:C	2.59	0.40
41:RY:87:LYS:HB2	41:RY:87:LYS:HZ2	1.85	0.40
1:XA:1217:C:H2'	1:XA:1218:C:O4'	2.20	0.40
1:XA:1465:C:H2'	1:XA:1466:C:O4'	2.20	0.40
1:XA:1508:G:H2'	1:XA:1509:C:H6	1.85	0.40
1:XA:254:G:H21	17:XQ:16:GLN:NE2	2.20	0.40
1:XA:266:G:O2'	1:XA:267:C:P	2.79	0.40
1:XA:716:A:N6	1:XA:717:C:N4	2.70	0.40
1:XA:791:G:H22	1:XA:1498:U:P	2.44	0.40
2:XB:114:ARG:O	2:XB:118:LEU:HG	2.21	0.40
2:XB:125:PRO:O	2:XB:126:GLU:HB2	2.21	0.40
2:XB:143:GLU:O	2:XB:147:LYS:HB2	2.22	0.40
2:XB:223:ILE:O	2:XB:226:ARG:HB3	2.20	0.40
3:XC:5:ILE:CD1	3:XC:5:ILE:H	2.35	0.40
4:XD:19:LEU:HG	4:XD:21:LEU:HG	2.03	0.40
7:XG:21:VAL:HG23	7:XG:22:LEU:N	2.32	0.40
8:XH:20:TYR:CD1	8:XH:65:TYR:CD2	2.98	0.40
12:XL:117:ARG:HB3	12:XL:122:THR:HB	2.02	0.40
13:XM:8:GLU:C	13:XM:9:ILE:CG2	2.90	0.40
14:XN:43:CYS:C	14:XN:45:ARG:N	2.73	0.40
14:XN:47:LEU:O	14:XN:50:LYS:N	2.52	0.40
14:XN:48:ALA:O	14:XN:51:GLY:N	2.53	0.40
17:XQ:83:ASP:O	17:XQ:87:LYS:HG2	2.21	0.40
18:XR:37:VAL:O	18:XR:40:LEU:N	2.54	0.40

Continued on next page...

Continued from previous page...

Atom-1	Atom-2	Distance(Å)	Clash(Å)
19:XS:10:PHE:CD2	19:XS:11:VAL:N	2.90	0.40
43:Y0:35:ASN:N	43:Y0:35:ASN:OD1	2.54	0.40
43:Y0:72:ARG:N	43:Y0:76:GLY:O	2.52	0.40
22:YA:1130:U:HO2'	22:YA:1131:G:P	2.45	0.40
22:YA:1439:A:C8	22:YA:1440:G:C8	3.09	0.40
22:YA:1839:G:C8	22:YA:1927:A:H1'	2.56	0.40
22:YA:221:A:H4'	22:YA:222:A:O5'	2.20	0.40
22:YA:2292:C:P	35:YS:17:ARG:HH22	2.43	0.40
22:YA:2322:A:H2'	22:YA:2323:G:C8	2.56	0.40
22:YA:2338:G:H2'	22:YA:2339:G:H8	1.86	0.40
22:YA:2689:U:H4'	22:YA:2690:C:O5'	2.21	0.40
22:YA:607:U:H5	22:YA:619:G:C5	2.39	0.40
22:YA:686:G:C2	50:Y7:11:LYS:HE3	2.56	0.40
22:YA:757:U:H2'	22:YA:758:C:C6	2.55	0.40
22:YA:761:A:H8	22:YA:761:A:O5'	2.04	0.40
22:YA:952:G:P	33:YQ:16:ARG:HH12	2.45	0.40
23:YB:116:G:H2'	23:YB:117:G:O4'	2.20	0.40
23:YB:16:G:C6	23:YB:69:G:C2	3.08	0.40
24:YD:228:PRO:HD3	24:YD:234:GLY:O	2.21	0.40
24:YD:31:LYS:O	24:YD:32:SER:O	2.39	0.40
25:YE:119:ARG:HG2	25:YE:160:TYR:HB2	2.03	0.40
25:YE:93:VAL:H	25:YE:95:ILE:CD1	2.22	0.40
26:YF:13:SER:OG	26:YF:14:PRO:HD2	2.21	0.40
26:YF:62:ARG:CZ	26:YF:62:ARG:HB3	2.51	0.40
29:YI:109:ILE:HB	29:YI:110:ASP:H	1.65	0.40
29:YI:114:LEU:HD12	29:YI:129:THR:O	2.21	0.40
29:YI:71:ILE:HG12	29:YI:71:ILE:O	2.22	0.40
30:YN:7:LYS:CG	30:YN:8:GLN:N	2.81	0.40
31:YO:13:ASN:HD21	31:YO:97:ARG:HB3	1.86	0.40
33:YQ:139:GLU:CG	33:YQ:140:ALA:N	2.84	0.40
33:YQ:52:VAL:O	33:YQ:53:ALA:C	2.59	0.40
34:YR:61:HIS:CE1	34:YR:65:LEU:HD11	2.56	0.40
36:YT:10:VAL:O	36:YT:11:GLU:C	2.60	0.40
37:YU:57:PHE:O	37:YU:58:ARG:C	2.59	0.40
37:YU:5:LYS:C	37:YU:7:GLY:N	2.74	0.40
37:YU:76:TYR:O	37:YU:80:ILE:HG12	2.21	0.40
41:YY:42:VAL:HG21	41:YY:67:LEU:CD1	2.52	0.40
41:YY:97:ARG:NH2	41:YY:98:VAL:CG2	2.85	0.40
1:QA:130:A:C8	17:QQ:63:ARG:HG3	2.56	0.40
1:QA:1525:G:OP1	11:QK:120:ARG:NH2	2.38	0.40
1:QA:236:G:C6	1:QA:237:C:C4	3.08	0.40
1:QA:376:G:H5''	16:QP:5:ARG:HD2	2.03	0.40

Continued on next page...

Continued from previous page...

Atom-1	Atom-2	Distance(Å)	Clash(Å)
1:QA:485:G:O2'	1:QA:486:U:H6	2.03	0.40
1:QA:560:U:H4'	1:QA:561:U:O5'	2.19	0.40
1:QA:793:U:C2	1:QA:1516:G:H4'	2.56	0.40
1:QA:858:G:O6	1:QA:869:G:H3'	2.21	0.40
2:QB:212:GLN:O	2:QB:212:GLN:NE2	2.54	0.40
3:QC:128:PHE:O	3:QC:130:VAL:N	2.54	0.40
3:QC:140:ARG:NH1	3:QC:140:ARG:HB2	2.36	0.40
4:QD:52:SER:HB3	4:QD:55:ALA:HB3	2.01	0.40
5:QE:48:ALA:C	5:QE:50:GLU:H	2.24	0.40
13:QM:39:ILE:CD1	13:QM:56:LEU:HB2	2.50	0.40
14:QN:34:TYR:CD1	14:QN:34:TYR:N	2.89	0.40
15:QO:11:VAL:O	15:QO:12:ILE:C	2.60	0.40
19:QS:32:LYS:HA	19:QS:50:ALA:HB3	2.03	0.40
1:QA:191:G:N9	20:QT:105:SER:HB3	2.36	0.40
44:R1:85:LEU:N	44:R1:85:LEU:CD2	2.84	0.40
44:R1:96:LYS:O	44:R1:96:LYS:HG2	2.21	0.40
45:R2:32:LEU:HD23	45:R2:32:LEU:O	2.21	0.40
49:R6:50:ARG:NH1	49:R6:50:ARG:HG2	2.36	0.40
40:RX:60:ARG:HH22	50:R7:47:ARG:HH12	1.68	0.40
52:R9:10:ILE:HD12	52:R9:32:HIS:CG	2.56	0.40
22:RA:1047:G:H2'	22:RA:1110:G:N1	2.36	0.40
22:RA:1204:A:HO2'	22:RA:1205:U:P	2.43	0.40
22:RA:1365:A:N6	22:RA:1366:A:C6	2.89	0.40
22:RA:1359:A:C6	22:RA:1372:U:O4	2.73	0.40
22:RA:154:G:C2	22:RA:173:G:C2	3.09	0.40
22:RA:1579:A:C2	22:RA:1580:A:C4	3.09	0.40
22:RA:392:C:H2'	22:RA:393:C:C6	2.57	0.40
22:RA:464:U:H2'	22:RA:465:G:O4'	2.21	0.40
22:RA:899:A:H8	22:RA:899:A:OP2	2.05	0.40
23:RB:5:C:OP1	23:RB:61:G:O2'	2.38	0.40
24:RD:117:VAL:HG22	24:RD:118:VAL:N	2.35	0.40
24:RD:228:PRO:HD3	24:RD:234:GLY:O	2.21	0.40
25:RE:119:ARG:HG2	25:RE:160:TYR:HB2	2.03	0.40
25:RE:62:PRO:O	25:RE:63:LEU:C	2.59	0.40
26:RF:144:LYS:C	26:RF:146:ALA:N	2.75	0.40
26:RF:62:ARG:HB3	26:RF:62:ARG:CZ	2.51	0.40
26:RF:80:ALA:O	26:RF:83:PHE:HB2	2.20	0.40
29:RI:49:ALA:O	29:RI:52:ARG:HG2	2.21	0.40
30:RN:137:LYS:HA	30:RN:137:LYS:HD2	1.89	0.40
30:RN:23:LEU:CD1	30:RN:99:LEU:HD23	2.51	0.40
32:RP:84:ASN:HB2	32:RP:87:ASP:OD2	2.22	0.40
35:RS:52:SER:HB2	35:RS:55:ALA:HB3	2.03	0.40

Continued on next page...

Continued from previous page...

Atom-1	Atom-2	Distance(Å)	Clash(Å)
37:RU:34:LYS:CA	37:RU:34:LYS:CE	2.96	0.40
39:RW:88:ARG:HD2	39:RW:88:ARG:HA	1.92	0.40
41:RY:57:GLN:O	41:RY:58:GLY:C	2.60	0.40
1:XA:1004:A:N1	1:XA:1024:G:H2'	2.37	0.40
1:XA:1153:C:C2	1:XA:1154:G:C8	3.09	0.40
1:XA:321:A:N6	1:XA:328:C:H1'	2.32	0.40
1:XA:96:G:C6	1:XA:97:U:C2	3.09	0.40
2:XB:168:THR:CG2	2:XB:192:SER:HB2	2.51	0.40
2:XB:17:PHE:HB2	2:XB:42:ILE:CG2	2.50	0.40
2:XB:47:THR:O	2:XB:51:LEU:N	2.32	0.40
2:XB:76:GLN:OE1	2:XB:206:ASP:HB3	2.21	0.40
3:XC:138:VAL:HG22	3:XC:151:VAL:HG23	2.03	0.40
3:XC:178:LEU:CD2	3:XC:178:LEU:N	2.85	0.40
3:XC:55:VAL:HG12	3:XC:55:VAL:O	2.20	0.40
3:XC:92:ALA:HB2	3:XC:99:VAL:HG13	2.03	0.40
5:XE:6:PHE:HB2	5:XE:63:ARG:HH12	1.86	0.40
9:XI:9:ARG:CG	9:XI:14:VAL:HG22	2.51	0.40
9:XI:56:LEU:HB3	9:XI:57:GLY:H	1.66	0.40
1:XA:1254:C:N4	10:XJ:43:ARG:HH22	2.19	0.40
11:XK:31:THR:HG23	11:XK:31:THR:O	2.21	0.40
14:XN:44:LEU:HD12	14:XN:53:LEU:HD12	1.94	0.40
16:XP:50:LYS:HD3	16:XP:51:VAL:O	2.21	0.40
18:XR:73:ALA:HB3	18:XR:79:LEU:CD1	2.47	0.40
19:XS:31:ILE:HG23	19:XS:31:ILE:O	2.21	0.40
27:YG:112:PRO:CA	47:Y4:37:SER:HB2	2.51	0.40
47:Y4:64:GLY:C	47:Y4:66:SER:N	2.73	0.40
22:YA:1262:A:N3	48:Y5:10:LYS:HE3	2.36	0.40
51:Y8:64:TYR:HB3	51:Y8:65:GLU:H	1.40	0.40
22:YA:1053:C:N4	22:YA:1106:G:H1	2.19	0.40
22:YA:1340:U:OP2	40:YX:78:LYS:NZ	2.50	0.40
22:YA:1371:G:O2'	22:YA:1372:U:H5	2.04	0.40
22:YA:1654:A:P	34:YR:2:ARG:HD2	2.62	0.40
22:YA:1872:A:H5'	22:YA:1878:G:OP2	2.21	0.40
22:YA:1918:A:C2	22:YA:1919:A:N6	2.89	0.40
22:YA:2063:C:O2	22:YA:2450:A:N1	2.53	0.40
22:YA:2327:A:H2'	22:YA:2328:A:C8	2.57	0.40
22:YA:2469:A:H5'	22:YA:2470:G:OP2	2.21	0.40
22:YA:2506:U:H6	56:Z8:76:PPU:N3'	2.18	0.40
22:YA:716:A:C2	22:YA:717:G:H1'	2.56	0.40
23:YB:3:C:H2'	23:YB:4:C:C6	2.56	0.40
23:YB:77:U:OP1	42:YZ:19:ARG:NH2	2.53	0.40
24:YD:35:LYS:CE	24:YD:64:ILE:C	2.89	0.40

Continued on next page...

Continued from previous page...

Atom-1	Atom-2	Distance(Å)	Clash(Å)
26:YF:118:ALA:HA	26:YF:123:LEU:HB3	2.02	0.40
22:YA:1093:G:H4'	28:YH:170:ARG:NH2	2.36	0.40
28:YH:26:VAL:HG12	28:YH:33:LEU:HB2	2.03	0.40
28:YH:66:GLY:O	28:YH:67:LEU:C	2.58	0.40
29:YI:8:PRO:HD3	29:YI:15:VAL:HG13	2.02	0.40
31:YO:106:LEU:HA	31:YO:106:LEU:HD23	1.88	0.40
31:YO:16:ALA:HA	31:YO:46:ALA:CB	2.50	0.40
31:YO:86:ILE:CD1	31:YO:86:ILE:N	2.83	0.40
22:YA:2277:G:C5'	33:YQ:85:LYS:HG3	2.50	0.40
35:YS:20:ARG:HE	35:YS:21:THR:HA	1.87	0.40
35:YS:59:LYS:CG	35:YS:60:GLY:N	2.80	0.40
36:YT:50:ILE:CG2	36:YT:62:THR:OG1	2.68	0.40
36:YT:20:PRO:HG2	36:YT:86:ILE:O	2.21	0.40
30:YN:1:MET:HE3	37:YU:95:LEU:HD21	1.98	0.40
39:YW:14:PRO:O	39:YW:15:ARG:C	2.58	0.40
39:YW:66:GLU:HG2	39:YW:67:ASP:N	2.37	0.40
41:YY:97:ARG:O	41:YY:97:ARG:CG	2.69	0.40
1:QA:1187:G:C6	1:QA:1188:A:C5	3.10	0.40
1:QA:457:C:H2'	1:QA:458:C:C6	2.57	0.40
1:QA:627:G:H2'	1:QA:628:G:H8	1.87	0.40
3:QC:129:ALA:C	3:QC:131:ARG:N	2.72	0.40
3:QC:59:ARG:NH1	3:QC:97:LYS:HE3	2.34	0.40
4:QD:110:PHE:HE2	4:QD:148:VAL:HG23	1.86	0.40
4:QD:206:PHE:CD2	4:QD:207:TYR:HD1	2.37	0.40
5:QE:31:LEU:HA	5:QE:31:LEU:HD22	1.86	0.40
7:QG:87:VAL:HG11	7:QG:155:ARG:HA	2.03	0.40
10:QJ:101:VAL:O	10:QJ:101:VAL:HG13	2.22	0.40
12:QL:8:ASN:O	12:QL:11:VAL:HG23	2.20	0.40
16:QP:26:ARG:HH21	16:QP:31:LYS:HG2	1.86	0.40
18:QR:37:VAL:O	18:QR:40:LEU:N	2.54	0.40
44:R1:82:LEU:HD13	44:R1:83:GLU:CA	2.49	0.40
45:R2:11:GLU:HA	45:R2:14:ARG:HD2	2.02	0.40
45:R2:53:LEU:O	45:R2:57:ILE:HG13	2.21	0.40
47:R4:21:VAL:O	47:R4:22:ILE:O	2.40	0.40
47:R4:26:SER:O	47:R4:27:THR:O	2.40	0.40
51:R8:53:PRO:CG	51:R8:54:GLU:N	2.84	0.40
22:RA:1503:U:H2'	22:RA:1504:C:C6	2.57	0.40
22:RA:1520:U:H2'	22:RA:1521:G:O4'	2.21	0.40
22:RA:1952:A:C2	31:RO:22:ILE:HG23	2.56	0.40
22:RA:579:G:O2'	22:RA:2019:A:OP1	2.35	0.40
22:RA:2086:U:H2'	22:RA:2087:G:H8	1.85	0.40
22:RA:234:C:H2'	22:RA:235:U:C6	2.56	0.40

Continued on next page...

Continued from previous page...

Atom-1	Atom-2	Distance(Å)	Clash(Å)
22:RA:2462:U:C2	22:RA:2489:G:N2	2.90	0.40
22:RA:299:A:N3	22:RA:319:C:O2'	2.52	0.40
22:RA:48:G:N2	22:RA:177:G:H21	2.20	0.40
25:RE:5:LEU:O	25:RE:28:ALA:HA	2.22	0.40
26:RF:36:VAL:HG11	26:RF:183:VAL:HG11	2.04	0.40
31:RO:92:GLU:O	31:RO:93:PRO:C	2.58	0.40
32:RP:19:VAL:HG22	32:RP:21:ARG:N	2.36	0.40
32:RP:65:ARG:HH21	51:R8:15:LYS:HB3	1.85	0.40
32:RP:65:ARG:O	32:RP:66:GLY:C	2.60	0.40
35:RS:62:LYS:HD3	35:RS:97:ARG:CZ	2.52	0.40
36:RT:54:ARG:HA	36:RT:59:THR:HG23	2.02	0.40
38:RV:55:ALA:O	38:RV:56:SER:OG	2.31	0.40
39:RW:1:MET:CE	39:RW:2:GLU:H	2.31	0.40
41:RY:95:LYS:HA	41:RY:101:LYS:CB	2.51	0.40
1:XA:1127:G:N1	1:XA:1145:C:C2	2.88	0.40
1:XA:1161:C:C2'	1:XA:1162:C:H5'	2.52	0.40
1:XA:160:A:H2'	1:XA:161:A:O4'	2.22	0.40
1:XA:60:A:H4'	1:XA:61:G:O5'	2.21	0.40
1:XA:721:G:C6	1:XA:733:A:C2	3.10	0.40
1:XA:728:A:H2'	1:XA:729:A:C8	2.56	0.40
2:XB:132:LYS:HA	2:XB:135:GLN:CG	2.52	0.40
2:XB:97:TRP:CH2	2:XB:176:GLU:HB2	2.54	0.40
3:XC:108:ASN:HB3	3:XC:111:LEU:CG	2.51	0.40
3:XC:140:ARG:HB2	3:XC:140:ARG:NH1	2.36	0.40
4:XD:68:TYR:OH	4:XD:196:LEU:HD21	2.22	0.40
5:XE:36:ASP:O	5:XE:37:ARG:HG2	2.22	0.40
7:XG:50:ILE:HA	7:XG:54:THR:CG2	2.52	0.40
8:XH:53:VAL:HG12	8:XH:54:ASP:OD2	2.20	0.40
8:XH:74:PRO:O	8:XH:75:ARG:C	2.58	0.40
8:XH:97:VAL:O	8:XH:100:ILE:HG13	2.21	0.40
11:XK:21:ILE:CD1	11:XK:82:VAL:HG13	2.51	0.40
3:QC:79:ARG:CZ	11:XK:99:GLN:HB2	2.51	0.40
12:XL:21:LYS:N	12:XL:21:LYS:CD	2.83	0.40
12:XL:43:VAL:HG13	12:XL:55:VAL:HG21	2.03	0.40
13:XM:28:ALA:C	13:XM:30:ALA:H	2.24	0.40
13:XM:54:VAL:HG12	13:XM:54:VAL:O	2.21	0.40
20:XT:50:GLU:HA	20:XT:100:ILE:HG22	2.02	0.40
53:XV:21:A:N6	53:XV:46:G:H2'	2.36	0.40
54:XX:4:C:N4	55:XY:37:1MG:CM1	2.74	0.40
44:Y1:94:LEU:HA	44:Y1:94:LEU:HD23	1.81	0.40
47:Y4:49:PHE:HD1	47:Y4:49:PHE:N	2.17	0.40
47:Y4:52:THR:O	47:Y4:53:GLU:CB	2.69	0.40

Continued on next page...

Continued from previous page...

Atom-1	Atom-2	Distance(Å)	Clash(Å)
51:Y8:17:THR:O	51:Y8:20:GLY:N	2.47	0.40
51:Y8:32:LEU:HA	51:Y8:32:LEU:HD23	1.94	0.40
22:YA:818:G:N7	22:YA:1187:G:C6	2.89	0.40
22:YA:1422:G:C6	22:YA:1423:G:C5	3.09	0.40
22:YA:1422:G:C1'	22:YA:1495:A:H61	2.35	0.40
22:YA:2081:C:H2'	22:YA:2082:A:H8	1.86	0.40
22:YA:2320:A:C2	22:YA:2333:A:C8	3.10	0.40
22:YA:2512:C:H2'	22:YA:2513:G:O4'	2.21	0.40
22:YA:272:G:H2'	22:YA:273:G:C8	2.54	0.40
22:YA:597:U:H2'	22:YA:598:G:C8	2.56	0.40
23:YB:78:A:C2	23:YB:99:A:C4	3.09	0.40
22:YA:2572:A:C4	25:YE:144:ARG:NH2	2.88	0.40
26:YF:198:ALA:HA	26:YF:201:VAL:CG1	2.41	0.40
22:YA:660:G:O3'	26:YF:38:ARG:NH2	2.54	0.40
28:YH:170:ARG:HB3	28:YH:171:LEU:H	1.47	0.40
30:YN:133:GLN:C	30:YN:134:ARG:HG2	2.41	0.40
31:YO:47:ILE:HD12	31:YO:48:PRO:CD	2.43	0.40
32:YP:126:VAL:HG12	32:YP:147:LEU:CD2	2.23	0.40
32:YP:85:LEU:HD23	32:YP:85:LEU:HA	1.92	0.40
33:YQ:139:GLU:HG2	33:YQ:140:ALA:N	2.36	0.40
35:YS:102:ALA:C	35:YS:104:GLY:N	2.73	0.40
36:YT:29:ARG:HB2	36:YT:29:ARG:NH1	2.36	0.40
37:YU:33:ARG:O	37:YU:37:GLU:HB2	2.21	0.40
42:YZ:157:LEU:HD23	42:YZ:157:LEU:HA	1.89	0.40
42:YZ:3:TYR:O	42:YZ:58:VAL:HG23	2.21	0.40
1:QA:1081:G:H2'	1:QA:1082:G:O4'	2.22	0.40
1:QA:109:A:H5'	1:QA:110:C:C5	2.57	0.40
1:QA:1385:G:C6	1:QA:1386:G:N7	2.89	0.40
1:QA:815:A:N6	1:QA:1509:C:H1'	2.36	0.40
1:QA:182:U:C4	1:QA:183:G:H1'	2.56	0.40
1:QA:186(F):C:H2'	1:QA:187:C:O4'	2.22	0.40
1:QA:229:U:H2'	1:QA:230:G:H8	1.87	0.40
1:QA:692:U:H2'	1:QA:694:A:OP2	2.21	0.40
1:QA:976:G:OP2	1:QA:1358:U:O2'	2.39	0.40
2:QB:5:ILE:CG2	2:QB:224:GLN:HG2	2.51	0.40
3:QC:13:GLY:O	3:QC:14:ILE:HB	2.21	0.40
4:QD:3:ARG:HB3	4:QD:69:GLY:O	2.22	0.40
4:QD:63:LYS:O	4:QD:67:ILE:HG13	2.21	0.40
4:QD:96:LEU:C	4:QD:98:GLU:N	2.72	0.40
6:QF:98:LEU:HD12	6:QF:98:LEU:C	2.41	0.40
7:QG:69:VAL:HG12	7:QG:100:ALA:HA	2.03	0.40
7:QG:122:HIS:ND1	7:QG:122:HIS:N	2.69	0.40

Continued on next page...

Continued from previous page...

Atom-1	Atom-2	Distance(Å)	Clash(Å)
8:QH:109:ILE:HG13	8:QH:120:THR:HB	2.03	0.40
10:QJ:22:LYS:CD	10:QJ:22:LYS:C	2.90	0.40
13:QM:122:LYS:HE2	13:QM:122:LYS:O	2.21	0.40
13:QM:54:VAL:HG12	13:QM:54:VAL:O	2.21	0.40
14:QN:41:ARG:NH1	14:QN:41:ARG:CG	2.83	0.40
14:QN:48:ALA:O	14:QN:51:GLY:N	2.53	0.40
16:QP:39:TYR:CD2	16:QP:41:PRO:HD3	2.56	0.40
19:QS:39:THR:O	19:QS:40:ILE:HB	2.20	0.40
20:QT:48:LYS:O	20:QT:49:ALA:C	2.59	0.40
53:QV:74:C:H2'	53:QV:75:C:H5'	2.03	0.40
27:RG:112:PRO:CA	47:R4:37:SER:HB2	2.51	0.40
48:R5:6:VAL:HA	48:R5:7:PRO:HD3	1.81	0.40
49:R6:24:GLU:HB3	49:R6:25:LYS:H	1.56	0.40
49:R6:36:LEU:CD1	49:R6:50:ARG:NH1	2.82	0.40
49:R6:7:ILE:CG1	49:R6:8:LYS:N	2.76	0.40
51:R8:32:LEU:HA	51:R8:32:LEU:HD23	1.94	0.40
22:RA:1061:U:H5'	22:RA:1070:A:O2'	2.22	0.40
22:RA:1434:A:H2'	22:RA:1435:G:C8	2.56	0.40
22:RA:1509:C:H3'	22:RA:1510:A:C5'	2.48	0.40
22:RA:1988:C:H2'	22:RA:1989:G:C8	2.55	0.40
22:RA:2257:U:H2'	22:RA:2258:C:C6	2.56	0.40
22:RA:2628:C:H1'	22:RA:2781:A:C4	2.57	0.40
22:RA:2693:A:H2'	22:RA:2694:G:C8	2.57	0.40
22:RA:701:G:N2	22:RA:702:G:H1'	2.35	0.40
22:RA:845:G:H5'	22:RA:846:C:OP1	2.22	0.40
23:RB:45:A:H2'	23:RB:46:A:O4'	2.20	0.40
23:RB:46:A:C5	23:RB:47:C:C4	3.09	0.40
24:RD:92:ILE:CD1	24:RD:104:TYR:CD2	3.05	0.40
24:RD:185:VAL:HG12	24:RD:186:HIS:N	2.37	0.40
24:RD:72:LYS:HG3	24:RD:97:TYR:CE2	2.56	0.40
25:RE:93:VAL:C	25:RE:95:ILE:N	2.75	0.40
26:RF:68:LYS:O	26:RF:69:HIS:HB2	2.21	0.40
27:RG:114:ILE:HG22	27:RG:117:PHE:HB2	2.01	0.40
27:RG:41:GLN:HB3	27:RG:43:LEU:CD1	2.51	0.40
28:RH:20:ALA:HB3	28:RH:23:ARG:HG2	2.03	0.40
29:RI:3:VAL:O	29:RI:18:VAL:HA	2.22	0.40
31:RO:13:ASN:HD21	31:RO:97:ARG:HB3	1.86	0.40
22:RA:911:A:H2'	33:RQ:9:TYR:OH	2.21	0.40
35:RS:12:PHE:HD2	35:RS:12:PHE:HA	1.80	0.40
35:RS:20:ARG:HE	35:RS:21:THR:HA	1.86	0.40
35:RS:24:LEU:HD22	35:RS:24:LEU:N	2.37	0.40
35:RS:92:TYR:HB2	35:RS:98:VAL:HG11	2.02	0.40

Continued on next page...

Continued from previous page...

Atom-1	Atom-2	Distance(Å)	Clash(Å)
36:RT:23:ARG:O	36:RT:49:VAL:HG11	2.21	0.40
39:RW:100:THR:O	39:RW:100:THR:HG23	2.22	0.40
42:RZ:166:SER:H	42:RZ:167:PRO:HA	1.86	0.40
1:XA:1129:C:H41	1:XA:1141:C:N4	2.20	0.40
1:XA:397:A:H5'	1:XA:398:C:OP1	2.21	0.40
2:XB:70:PHE:O	2:XB:92:TYR:HA	2.22	0.40
3:XC:120:VAL:O	3:XC:123:GLN:HB2	2.20	0.40
3:XC:13:GLY:O	3:XC:14:ILE:HB	2.22	0.40
4:XD:120:LEU:CD2	4:XD:125:HIS:HB2	2.46	0.40
4:XD:199:ASN:OD1	4:XD:201:GLN:HB3	2.21	0.40
5:XE:101:ILE:CD1	5:XE:119:LEU:HD23	2.36	0.40
6:XF:40:VAL:HA	6:XF:62:TRP:O	2.22	0.40
6:XF:75:LEU:C	6:XF:75:LEU:HD23	2.41	0.40
6:XF:8:ILE:HG22	6:XF:10:LEU:HD12	2.03	0.40
7:XG:121:ALA:O	7:XG:125:MET:HG3	2.21	0.40
9:XI:118:LYS:HZ2	9:XI:118:LYS:HB2	1.85	0.40
9:XI:71:SER:O	9:XI:72:GLY:C	2.58	0.40
11:XK:83:ILE:HG12	11:XK:109:VAL:CG2	2.51	0.40
13:XM:119:GLY:O	13:XM:120:LYS:O	2.38	0.40
13:XM:122:LYS:HE2	13:XM:122:LYS:O	2.22	0.40
13:XM:40:ASN:HA	13:XM:41:PRO:HD3	1.84	0.40
13:XM:47:ASP:O	13:XM:48:LEU:HB3	2.20	0.40
13:XM:88:ARG:HG2	13:XM:98:VAL:CG1	2.52	0.40
15:XO:70:LEU:HD23	15:XO:81:LEU:HD23	2.04	0.40
17:XQ:51:TYR:HA	17:XQ:52:LYS:HZ2	1.86	0.40
17:XQ:94:ASN:O	17:XQ:97:SER:N	2.53	0.40
19:XS:29:ARG:NH1	19:XS:29:ARG:HG2	2.37	0.40
20:XT:49:ALA:HA	20:XT:92:LEU:HD21	2.04	0.40
44:Y1:96:LYS:O	44:Y1:96:LYS:HG2	2.21	0.40
45:Y2:18:PRO:C	45:Y2:20:GLU:H	2.24	0.40
45:Y2:37:PHE:O	45:Y2:40:SER:HB3	2.22	0.40
45:Y2:47:ASN:N	45:Y2:47:ASN:HD22	1.99	0.40
47:Y4:21:VAL:O	47:Y4:22:ILE:O	2.40	0.40
22:YA:1380:G:O5'	22:YA:1380:G:H8	2.04	0.40
22:YA:1388:G:O2'	22:YA:1389:G:H5'	2.22	0.40
22:YA:1655:A:C8	22:YA:1656:C:C5	3.09	0.40
22:YA:2001:A:H2'	22:YA:2002:G:C8	2.56	0.40
22:YA:252:G:O2'	22:YA:253:C:H5'	2.21	0.40
22:YA:299:A:C4	22:YA:322:A:C6	3.10	0.40
22:YA:470:A:H2'	22:YA:471:A:O4'	2.21	0.40
22:YA:873:G:H1	22:YA:904:C:N4	2.16	0.40
23:YB:16:G:H1	23:YB:68:C:N4	2.20	0.40

Continued on next page...

Continued from previous page...

Atom-1	Atom-2	Distance(Å)	Clash(Å)
24:YD:230:ASP:OD2	24:YD:230:ASP:N	2.54	0.40
25:YE:93:VAL:HG21	25:YE:180:ASN:HA	2.03	0.40
26:YF:124:LEU:HD12	26:YF:125:LEU:O	2.22	0.40
26:YF:36:VAL:HG11	26:YF:183:VAL:HG11	2.04	0.40
26:YF:33:LEU:O	26:YF:37:VAL:HG23	2.21	0.40
27:YG:98:ARG:CA	27:YG:101:ILE:HG12	2.40	0.40
27:YG:61:ALA:CB	27:YG:67:LYS:HA	2.51	0.40
28:YH:128:PRO:CG	28:YH:129:THR:H	2.33	0.40
33:YQ:20:ALA:HB1	33:YQ:99:PRO:CG	2.51	0.40
33:YQ:39:PRO:HA	33:YQ:97:VAL:O	2.21	0.40
34:YR:31:HIS:C	34:YR:33:ARG:H	2.25	0.40
35:YS:24:LEU:HD22	35:YS:24:LEU:N	2.37	0.40
23:YB:52:A:N6	35:YS:33:LYS:HG3	2.29	0.40
35:YS:83:LYS:HE3	35:YS:84:GLN:HG3	2.02	0.40
36:YT:125:ARG:O	36:YT:128:GLU:N	2.50	0.40
37:YU:30:LYS:HA	37:YU:30:LYS:HD3	1.84	0.40
38:YV:70:ILE:HG22	38:YV:70:ILE:O	2.21	0.40
42:YZ:131:ARG:HG2	42:YZ:131:ARG:H	1.74	0.40
1:QA:643:C:H5'	8:QH:31:PHE:CD1	2.56	0.40
1:QA:665:A:H2'	1:QA:725:G:H22	1.86	0.40
2:QB:132:LYS:HA	2:QB:135:GLN:CG	2.52	0.40
2:QB:76:GLN:OE1	2:QB:206:ASP:HB3	2.21	0.40
3:QC:138:VAL:HG22	3:QC:151:VAL:HG23	2.03	0.40
3:QC:172:ARG:C	3:QC:173:VAL:HG23	2.42	0.40
3:QC:70:VAL:CG1	3:QC:71:ALA:H	2.35	0.40
4:QD:11:LEU:O	4:QD:12:CYS:C	2.60	0.40
4:QD:129:ASN:CA	4:QD:145:GLU:HB2	2.51	0.40
4:QD:68:TYR:OH	4:QD:196:LEU:HD21	2.21	0.40
1:QA:19:C:OP1	5:QE:127:ASN:HB2	2.21	0.40
8:QH:44:PHE:HA	8:QH:79:VAL:CG1	2.52	0.40
8:QH:36:LEU:O	8:QH:45:ILE:HD11	2.21	0.40
8:QH:97:VAL:O	8:QH:100:ILE:HG13	2.21	0.40
9:QI:105:ASP:C	9:QI:107:ARG:N	2.74	0.40
9:QI:9:ARG:CG	9:QI:14:VAL:HG22	2.51	0.40
10:QJ:54:PHE:CZ	10:QJ:55:LYS:CE	3.04	0.40
13:QM:4:ILE:O	13:QM:5:ALA:C	2.60	0.40
16:QP:20:VAL:CG2	16:QP:32:TYR:CD2	3.04	0.40
16:QP:22:THR:CA	16:QP:33:ILE:HG12	2.42	0.40
17:QQ:68:ARG:O	17:QQ:68:ARG:HG3	2.22	0.40
20:QT:82:SER:O	20:QT:86:ARG:CB	2.70	0.40
44:R1:86:SER:O	44:R1:89:GLU:HB2	2.21	0.40
49:R6:36:LEU:N	49:R6:36:LEU:HD23	2.37	0.40

Continued on next page...

Continued from previous page...

Atom-1	Atom-2	Distance(Å)	Clash(Å)
49:R6:37:ARG:O	49:R6:48:VAL:O	2.39	0.40
51:R8:40:GLU:O	51:R8:42:ARG:N	2.54	0.40
22:RA:1024:G:H1	22:RA:1140:C:H42	1.70	0.40
22:RA:1178:C:H2'	22:RA:1179:C:C6	2.56	0.40
22:RA:1473:G:H2'	22:RA:1474:C:O4'	2.21	0.40
22:RA:1800:C:H5	22:RA:1819:A:H62	1.70	0.40
22:RA:1946:U:H2'	22:RA:1947:C:C6	2.56	0.40
22:RA:1959:G:C2	22:RA:1960:A:C4	3.10	0.40
22:RA:2003:G:C6	22:RA:2004:G:C5	3.09	0.40
22:RA:2359:C:H2'	22:RA:2360:A:O4'	2.22	0.40
22:RA:2417:C:C4	22:RA:2418:A:N7	2.89	0.40
22:RA:2532:G:N2	22:RA:2663:G:O2'	2.54	0.40
22:RA:345:A:O2'	22:RA:347:A:N7	2.49	0.40
22:RA:631:A:H4'	32:RP:65:ARG:HA	2.03	0.40
22:RA:649:G:H2'	22:RA:650:C:C6	2.57	0.40
22:RA:728:G:C5	22:RA:730:C:C4	3.10	0.40
24:RD:117:VAL:HG21	24:RD:128:GLY:O	2.22	0.40
24:RD:25:THR:HG23	24:RD:27:THR:HB	2.01	0.40
25:RE:154:LYS:HD3	25:RE:154:LYS:C	2.42	0.40
25:RE:92:THR:HB	25:RE:93:VAL:H	1.57	0.40
26:RF:33:LEU:O	26:RF:37:VAL:HG23	2.21	0.40
26:RF:64:ILE:HD12	26:RF:64:ILE:HA	1.89	0.40
27:RG:78:SER:O	27:RG:79:ASN:C	2.59	0.40
30:RN:28:THR:O	30:RN:29:LYS:C	2.59	0.40
31:RO:112:MET:O	31:RO:115:VAL:HG23	2.22	0.40
32:RP:2:LYS:O	32:RP:5:ASP:CB	2.70	0.40
33:RQ:66:ILE:O	33:RQ:67:ARG:HB2	2.22	0.40
34:RR:34:ILE:HG22	34:RR:35:THR:N	2.35	0.40
34:RR:84:ALA:O	34:RR:85:PRO:C	2.59	0.40
35:RS:89:ARG:NH1	35:RS:89:ARG:HG2	2.36	0.40
36:RT:50:ILE:HD11	36:RT:102:ILE:CG1	2.52	0.40
36:RT:10:VAL:O	36:RT:11:GLU:C	2.59	0.40
36:RT:58:ASN:N	36:RT:58:ASN:ND2	2.70	0.40
36:RT:20:PRO:HG2	36:RT:86:ILE:O	2.21	0.40
41:RY:5:MET:CE	41:RY:32:PRO:HB3	2.51	0.40
22:RA:337:C:O3'	41:RY:4:LYS:HG3	2.22	0.40
41:RY:90:LEU:HB2	41:RY:91:GLU:H	1.53	0.40
42:RZ:100:VAL:HA	42:RZ:101:PRO:HD3	1.85	0.40
1:XA:1000:A:O2'	1:XA:1001:G:H5'	2.21	0.40
1:XA:1190:G:H5'	3:XC:176:HIS:NE2	2.37	0.40
1:XA:1229:A:OP1	13:XM:116:THR:HG23	2.21	0.40
1:XA:1321:C:C5'	1:XA:1322:C:H5''	2.50	0.40

Continued on next page...

Continued from previous page...

Atom-1	Atom-2	Distance(Å)	Clash(Å)
1:XA:345:C:OP2	36:YT:41:ARG:HG2	2.22	0.40
1:XA:406:G:H2'	1:XA:407:G:C8	2.56	0.40
1:XA:52:G:C6	1:XA:53:A:C5	3.10	0.40
1:XA:544:G:H2'	1:XA:545:C:H6	1.80	0.40
1:XA:690:G:N2	11:XK:55:LYS:HZ1	2.20	0.40
1:XA:768:A:C5	1:XA:769:G:C8	3.09	0.40
2:XB:201:ILE:HG21	2:XB:214:ILE:HG21	2.02	0.40
3:XC:108:ASN:HB3	3:XC:111:LEU:CD1	2.52	0.40
3:XC:172:ARG:C	3:XC:173:VAL:HG23	2.42	0.40
3:XC:70:VAL:CG1	3:XC:71:ALA:H	2.35	0.40
5:XE:75:THR:CG2	5:XE:76:ILE:N	2.80	0.40
9:XI:83:ARG:HG2	9:XI:83:ARG:H	1.64	0.40
10:XJ:65:LEU:HA	14:XN:55:GLY:O	2.21	0.40
10:XJ:84:GLN:H	10:XJ:84:GLN:HG3	1.50	0.40
12:XL:91:LYS:HE2	12:XL:91:LYS:HB2	1.76	0.40
12:XL:9:GLN:O	12:XL:13:LYS:N	2.55	0.40
15:XO:87:ILE:CG2	15:XO:88:ARG:N	2.71	0.40
16:XP:50:LYS:C	16:XP:50:LYS:HD3	2.41	0.40
18:XR:44:LEU:C	18:XR:45:SER:O	2.59	0.40
20:XT:98:PRO:O	20:XT:100:ILE:N	2.42	0.40
44:Y1:86:SER:O	44:Y1:89:GLU:N	2.54	0.40
47:Y4:42:PHE:CZ	47:Y4:43:TYR:HB3	2.57	0.40
47:Y4:51:ASP:CG	47:Y4:51:ASP:O	2.60	0.40
22:YA:2419:U:C5'	49:Y6:23:THR:HG22	2.43	0.40
51:Y8:39:LYS:O	51:Y8:39:LYS:HD2	2.22	0.40
22:YA:121:G:H4'	22:YA:148:C:H2'	2.04	0.40
22:YA:161:U:H3'	22:YA:162:U:C5'	2.51	0.40
22:YA:1750:G:O2'	22:YA:1751:C:H5'	2.22	0.40
22:YA:2857:G:H22	22:YA:2859:G:H3'	1.87	0.40
22:YA:51:G:N3	22:YA:119:A:C2	2.90	0.40
23:YB:50:G:H8	23:YB:50:G:O5'	2.04	0.40
24:YD:107:ALA:HA	24:YD:108:PRO:HD2	2.01	0.40
25:YE:154:LYS:C	25:YE:154:LYS:HD3	2.42	0.40
25:YE:5:LEU:O	25:YE:28:ALA:HA	2.22	0.40
26:YF:198:ALA:C	26:YF:200:GLU:H	2.25	0.40
26:YF:61:GLY:O	26:YF:62:ARG:C	2.57	0.40
28:YH:101:ARG:O	28:YH:117:PRO:HG3	2.21	0.40
31:YO:7:TYR:CE1	31:YO:20:MET:HE3	2.53	0.40
31:YO:31:LYS:C	31:YO:32:TYR:CD2	2.95	0.40
34:YR:22:ARG:O	34:YR:26:LYS:HG3	2.21	0.40
35:YS:99:LYS:HE2	35:YS:103:GLU:OE2	2.20	0.40
38:YV:35:LEU:C	38:YV:37:VAL:N	2.75	0.40

Continued on next page...

Continued from previous page...

Atom-1	Atom-2	Distance(Å)	Clash(Å)
38:YV:95:LEU:HD13	38:YV:95:LEU:C	2.42	0.40
39:YW:82:LEU:N	39:YW:98:LYS:O	2.42	0.40
40:YX:9:LEU:HA	45:Y2:36:ARG:HH21	1.86	0.40
41:YY:95:LYS:HA	41:YY:101:LYS:CB	2.51	0.40
42:YZ:140:ASP:OD2	42:YZ:140:ASP:N	2.53	0.40

All (5) symmetry-related close contacts are listed below. The label for Atom-2 includes the symmetry operator and encoded unit-cell translations to be applied.

Atom-1	Atom-2	Distance(Å)	Clash(Å)
28:YH:45:VAL:O	41:YY:24:VAL:N[4_445]	1.97	0.23
29:RI:91:SER:OG	1:XA:368:U:OP1[4_555]	2.05	0.15
28:YH:44:VAL:CG2	41:YY:23:ARG:CD[4_445]	2.08	0.12
6:QF:15:ASP:OD2	4:XD:27:TYR:OH[4_555]	2.14	0.06
28:YH:47:GLU:OE2	41:YY:79:CYS:CB[4_445]	2.18	0.02

5.3 Torsion angles

5.3.1 Protein backbone ⓘ

In the following table, the Percentiles column shows the percent Ramachandran outliers of the chain as a percentile score with respect to all X-ray entries followed by that with respect to entries of similar resolution.

The Analysed column shows the number of residues for which the backbone conformation was analysed, and the total number of residues.

Mol	Chain	Analysed	Favoured	Allowed	Outliers	Percentiles	
2	QB	235/256 (92%)	153 (65%)	52 (22%)	30 (13%)	0	13
2	XB	235/256 (92%)	153 (65%)	52 (22%)	30 (13%)	0	13
3	QC	203/239 (85%)	128 (63%)	56 (28%)	19 (9%)	1	23
3	XC	203/239 (85%)	129 (64%)	55 (27%)	19 (9%)	1	23
4	QD	206/209 (99%)	136 (66%)	50 (24%)	20 (10%)	1	21
4	XD	206/209 (99%)	135 (66%)	48 (23%)	23 (11%)	1	16
5	QE	149/162 (92%)	103 (69%)	31 (21%)	15 (10%)	1	19
5	XE	149/162 (92%)	103 (69%)	30 (20%)	16 (11%)	1	17
6	QF	99/101 (98%)	66 (67%)	24 (24%)	9 (9%)	1	24
6	XF	99/101 (98%)	66 (67%)	24 (24%)	9 (9%)	1	24

Continued on next page...

Continued from previous page...

Mol	Chain	Analysed	Favoured	Allowed	Outliers	Percentiles	
7	QG	153/156 (98%)	101 (66%)	37 (24%)	15 (10%)	1	21
7	XG	153/156 (98%)	103 (67%)	36 (24%)	14 (9%)	1	24
8	QH	136/138 (99%)	92 (68%)	29 (21%)	15 (11%)	1	16
8	XH	136/138 (99%)	92 (68%)	29 (21%)	15 (11%)	1	16
9	QI	125/128 (98%)	77 (62%)	32 (26%)	16 (13%)	0	13
9	XI	125/128 (98%)	77 (62%)	32 (26%)	16 (13%)	0	13
10	QJ	97/105 (92%)	68 (70%)	20 (21%)	9 (9%)	1	23
10	XJ	97/105 (92%)	68 (70%)	19 (20%)	10 (10%)	1	19
11	QK	117/129 (91%)	87 (74%)	22 (19%)	8 (7%)	2	34
11	XK	117/129 (91%)	87 (74%)	22 (19%)	8 (7%)	2	34
12	QL	123/132 (93%)	84 (68%)	23 (19%)	16 (13%)	0	12
12	XL	123/132 (93%)	84 (68%)	24 (20%)	15 (12%)	1	14
13	QM	119/126 (94%)	71 (60%)	29 (24%)	19 (16%)	0	7
13	XM	119/126 (94%)	71 (60%)	27 (23%)	21 (18%)	0	5
14	QN	58/61 (95%)	31 (53%)	15 (26%)	12 (21%)	0	3
14	XN	58/61 (95%)	33 (57%)	13 (22%)	12 (21%)	0	3
15	QO	86/89 (97%)	61 (71%)	19 (22%)	6 (7%)	2	33
15	XO	86/89 (97%)	61 (71%)	19 (22%)	6 (7%)	2	33
16	QP	82/88 (93%)	48 (58%)	23 (28%)	11 (13%)	0	11
16	XP	82/88 (93%)	48 (58%)	23 (28%)	11 (13%)	0	11
17	QQ	98/105 (93%)	75 (76%)	15 (15%)	8 (8%)	1	27
17	XQ	98/105 (93%)	75 (76%)	15 (15%)	8 (8%)	1	27
18	QR	68/88 (77%)	45 (66%)	15 (22%)	8 (12%)	1	14
18	XR	68/88 (77%)	46 (68%)	14 (21%)	8 (12%)	1	14
19	QS	82/93 (88%)	47 (57%)	17 (21%)	18 (22%)	0	2
19	XS	82/93 (88%)	46 (56%)	18 (22%)	18 (22%)	0	2
20	QT	97/106 (92%)	63 (65%)	16 (16%)	18 (19%)	0	4
20	XT	97/106 (92%)	63 (65%)	15 (16%)	19 (20%)	0	4
21	QU	23/27 (85%)	15 (65%)	4 (17%)	4 (17%)	0	6
21	XU	23/27 (85%)	15 (65%)	4 (17%)	4 (17%)	0	6
24	RD	270/276 (98%)	203 (75%)	48 (18%)	19 (7%)	2	33

Continued on next page...

Continued from previous page...

Mol	Chain	Analysed	Favoured	Allowed	Outliers	Percentiles	
24	YD	270/276 (98%)	204 (76%)	47 (17%)	19 (7%)	2	33
25	RE	203/206 (98%)	120 (59%)	41 (20%)	42 (21%)	0	3
25	YE	203/206 (98%)	120 (59%)	41 (20%)	42 (21%)	0	3
26	RF	200/210 (95%)	143 (72%)	37 (18%)	20 (10%)	1	20
26	YF	200/210 (95%)	143 (72%)	37 (18%)	20 (10%)	1	20
27	RG	179/182 (98%)	119 (66%)	39 (22%)	21 (12%)	1	14
27	YG	179/182 (98%)	119 (66%)	39 (22%)	21 (12%)	1	14
28	RH	168/180 (93%)	94 (56%)	36 (21%)	38 (23%)	0	2
28	YH	168/180 (93%)	94 (56%)	36 (21%)	38 (23%)	0	2
29	RI	144/148 (97%)	106 (74%)	21 (15%)	17 (12%)	1	14
29	YI	144/148 (97%)	100 (69%)	27 (19%)	17 (12%)	1	14
30	RN	136/140 (97%)	84 (62%)	30 (22%)	22 (16%)	0	7
30	YN	136/140 (97%)	84 (62%)	30 (22%)	22 (16%)	0	7
31	RO	120/122 (98%)	90 (75%)	21 (18%)	9 (8%)	2	30
31	YO	120/122 (98%)	90 (75%)	21 (18%)	9 (8%)	2	30
32	RP	148/150 (99%)	97 (66%)	19 (13%)	32 (22%)	0	3
32	YP	148/150 (99%)	97 (66%)	19 (13%)	32 (22%)	0	3
33	RQ	139/141 (99%)	95 (68%)	30 (22%)	14 (10%)	1	19
33	YQ	139/141 (99%)	97 (70%)	28 (20%)	14 (10%)	1	19
34	RR	116/118 (98%)	82 (71%)	20 (17%)	14 (12%)	1	14
34	YR	116/118 (98%)	82 (71%)	20 (17%)	14 (12%)	1	14
35	RS	109/112 (97%)	62 (57%)	28 (26%)	19 (17%)	0	6
35	YS	109/112 (97%)	62 (57%)	28 (26%)	19 (17%)	0	6
36	RT	135/146 (92%)	83 (62%)	32 (24%)	20 (15%)	0	9
36	YT	135/146 (92%)	83 (62%)	32 (24%)	20 (15%)	0	9
37	RU	115/118 (98%)	86 (75%)	20 (17%)	9 (8%)	1	29
37	YU	115/118 (98%)	86 (75%)	20 (17%)	9 (8%)	1	29
38	RV	99/101 (98%)	73 (74%)	16 (16%)	10 (10%)	1	19
38	YV	99/101 (98%)	73 (74%)	16 (16%)	10 (10%)	1	19
39	RW	111/113 (98%)	75 (68%)	22 (20%)	14 (13%)	0	13
39	YW	111/113 (98%)	75 (68%)	22 (20%)	14 (13%)	0	13

Continued on next page...

Continued from previous page...

Mol	Chain	Analysed	Favoured	Allowed	Outliers	Percentiles	
40	RX	90/96 (94%)	77 (86%)	8 (9%)	5 (6%)	3	40
40	YX	90/96 (94%)	77 (86%)	8 (9%)	5 (6%)	3	40
41	RY	100/110 (91%)	58 (58%)	16 (16%)	26 (26%)	0	2
41	YY	100/110 (91%)	57 (57%)	17 (17%)	26 (26%)	0	2
42	RZ	181/206 (88%)	131 (72%)	28 (16%)	22 (12%)	1	14
42	YZ	181/206 (88%)	128 (71%)	35 (19%)	18 (10%)	1	20
43	R0	80/85 (94%)	67 (84%)	12 (15%)	1 (1%)	18	75
43	Y0	80/85 (94%)	67 (84%)	11 (14%)	2 (2%)	9	62
44	R1	95/98 (97%)	64 (67%)	20 (21%)	11 (12%)	1	15
44	Y1	95/98 (97%)	64 (67%)	20 (21%)	11 (12%)	1	15
45	R2	67/72 (93%)	47 (70%)	11 (16%)	9 (13%)	0	11
45	Y2	67/72 (93%)	46 (69%)	12 (18%)	9 (13%)	0	11
46	R3	57/60 (95%)	45 (79%)	9 (16%)	3 (5%)	3	41
46	Y3	57/60 (95%)	45 (79%)	9 (16%)	3 (5%)	3	41
47	R4	69/71 (97%)	23 (33%)	20 (29%)	26 (38%)	0	0
47	Y4	69/71 (97%)	23 (33%)	20 (29%)	26 (38%)	0	0
48	R5	57/60 (95%)	33 (58%)	9 (16%)	15 (26%)	0	2
48	Y5	56/60 (93%)	32 (57%)	9 (16%)	15 (27%)	0	1
49	R6	47/54 (87%)	15 (32%)	18 (38%)	14 (30%)	0	1
49	Y6	47/54 (87%)	15 (32%)	18 (38%)	14 (30%)	0	1
50	R7	47/49 (96%)	37 (79%)	7 (15%)	3 (6%)	2	36
50	Y7	47/49 (96%)	37 (79%)	7 (15%)	3 (6%)	2	36
51	R8	62/65 (95%)	36 (58%)	15 (24%)	11 (18%)	0	5
51	Y8	62/65 (95%)	36 (58%)	15 (24%)	11 (18%)	0	5
52	R9	35/37 (95%)	31 (89%)	4 (11%)	0	100	100
52	Y9	35/37 (95%)	31 (89%)	4 (11%)	0	100	100
All	All	11469/12128 (95%)	7649 (67%)	2333 (20%)	1487 (13%)	0	12

All (1487) Ramachandran outliers are listed below:

Mol	Chain	Res	Type
2	QB	6	THR
2	QB	15	VAL

Continued on next page...

Continued from previous page...

Mol	Chain	Res	Type
2	QB	26	PRO
2	QB	84	GLU
2	QB	88	ALA
2	QB	126	GLU
2	QB	230	VAL
2	QB	233	SER
3	QC	4	LYS
3	QC	12	LEU
3	QC	14	ILE
3	QC	29	TYR
3	QC	61	ALA
3	QC	189	ALA
3	QC	190	ARG
4	QD	28	SER
4	QD	29	PRO
4	QD	51	PRO
4	QD	89	THR
4	QD	129	ASN
4	QD	154	ASN
4	QD	155	LEU
4	QD	178	VAL
5	QE	146	ALA
7	QG	5	ARG
7	QG	7	ALA
8	QH	50	ARG
8	QH	129	VAL
9	QI	23	ASN
9	QI	56	LEU
9	QI	95	LYS
9	QI	111	ARG
9	QI	117	HIS
10	QJ	30	SER
10	QJ	33	GLN
11	QK	91	ARG
12	QL	18	VAL
12	QL	27	LEU
12	QL	47	LYS
12	QL	51	ALA
12	QL	62	SER
12	QL	121	GLY
13	QM	67	GLU
13	QM	70	LEU

Continued on next page...

Continued from previous page...

Mol	Chain	Res	Type
13	QM	83	ASP
13	QM	106	ASN
13	QM	108	ARG
13	QM	118	ALA
14	QN	3	ARG
14	QN	16	PHE
14	QN	23	ARG
14	QN	24	CYS
14	QN	44	LEU
15	QO	88	ARG
16	QP	44	THR
16	QP	67	THR
17	QQ	34	LYS
17	QQ	49	GLU
18	QR	22	VAL
19	QS	3	ARG
19	QS	12	ASP
19	QS	14	HIS
19	QS	25	LYS
19	QS	26	GLY
19	QS	31	ILE
19	QS	41	VAL
19	QS	70	LYS
19	QS	78	ARG
19	QS	79	THR
20	QT	48	LYS
20	QT	49	ALA
20	QT	74	LYS
20	QT	95	ALA
20	QT	96	GLY
20	QT	100	ILE
21	QU	7	ARG
21	QU	9	ARG
21	QU	22	ARG
24	RD	26	LYS
24	RD	28	GLU
24	RD	123	ALA
24	RD	231	HIS
25	RE	4	ILE
25	RE	7	VAL
25	RE	9	VAL
25	RE	22	PRO

Continued on next page...

Continued from previous page...

Mol	Chain	Res	Type
25	RE	54	GLN
25	RE	57	LYS
25	RE	60	ASN
25	RE	63	LEU
25	RE	64	LYS
25	RE	68	ALA
25	RE	70	ALA
25	RE	73	GLU
25	RE	90	THR
25	RE	92	THR
25	RE	93	VAL
25	RE	169	ASN
25	RE	187	ALA
25	RE	189	PRO
26	RF	25	PRO
26	RF	66	PRO
26	RF	68	LYS
26	RF	73	ALA
26	RF	89	VAL
26	RF	128	ALA
26	RF	176	LEU
27	RG	4	ASP
27	RG	14	GLU
27	RG	79	ASN
27	RG	86	MET
28	RH	10	PRO
28	RH	12	PRO
28	RH	83	TYR
28	RH	85	LYS
28	RH	86	GLU
28	RH	87	LEU
28	RH	90	LYS
28	RH	92	ILE
28	RH	126	PRO
28	RH	127	GLU
28	RH	128	PRO
28	RH	137	ASP
28	RH	138	LYS
28	RH	153	LYS
28	RH	154	PRO
28	RH	155	SER
28	RH	169	VAL

Continued on next page...

Continued from previous page...

Mol	Chain	Res	Type
29	RI	15	VAL
29	RI	115	ALA
30	RN	6	PRO
30	RN	9	VAL
30	RN	22	THR
30	RN	36	GLY
30	RN	58	ASP
30	RN	95	PRO
30	RN	97	ARG
30	RN	119	ARG
30	RN	131	GLN
30	RN	133	GLN
30	RN	134	ARG
31	RO	49	ARG
32	RP	5	ASP
32	RP	10	PRO
32	RP	15	ARG
32	RP	19	VAL
32	RP	21	ARG
32	RP	25	SER
32	RP	27	HIS
32	RP	36	LYS
32	RP	38	GLN
32	RP	42	SER
32	RP	65	ARG
32	RP	95	VAL
32	RP	106	LEU
32	RP	107	LYS
32	RP	141	ALA
32	RP	148	LEU
33	RQ	6	ARG
33	RQ	18	LYS
33	RQ	22	LYS
33	RQ	27	VAL
33	RQ	81	VAL
33	RQ	90	VAL
33	RQ	134	ARG
34	RR	2	ARG
34	RR	3	HIS
34	RR	4	LEU
34	RR	14	SER
34	RR	58	GLY

Continued on next page...

Continued from previous page...

Mol	Chain	Res	Type
34	RR	86	ARG
34	RR	117	VAL
35	RS	4	LEU
35	RS	12	PHE
35	RS	14	VAL
35	RS	23	ARG
35	RS	56	LEU
35	RS	57	LYS
35	RS	88	ASP
35	RS	89	ARG
35	RS	90	GLY
35	RS	107	GLU
36	RT	2	ASN
36	RT	3	ARG
36	RT	39	ARG
36	RT	55	ASN
36	RT	58	ASN
36	RT	90	GLN
36	RT	94	ALA
36	RT	97	ALA
36	RT	106	SER
36	RT	107	ASP
38	RV	28	GLU
38	RV	31	ALA
38	RV	45	THR
38	RV	48	GLY
38	RV	49	THR
38	RV	50	PRO
38	RV	53	GLU
38	RV	79	VAL
39	RW	59	VAL
39	RW	67	ASP
39	RW	75	TYR
39	RW	111	HIS
40	RX	36	LYS
41	RY	3	VAL
41	RY	23	ARG
41	RY	48	ALA
41	RY	49	VAL
41	RY	50	ARG
41	RY	53	PRO
41	RY	58	GLY

Continued on next page...

Continued from previous page...

Mol	Chain	Res	Type
41	RY	63	LYS
41	RY	77	PRO
41	RY	78	ALA
41	RY	96	ILE
42	RZ	6	LYS
44	R1	30	VAL
44	R1	54	ALA
44	R1	81	LYS
44	R1	82	LEU
44	R1	95	LEU
45	R2	16	LEU
45	R2	43	GLN
45	R2	47	ASN
45	R2	48	HIS
45	R2	71	ASN
46	R3	3	ARG
47	R4	5	ILE
47	R4	14	ILE
47	R4	16	CYS
47	R4	22	ILE
47	R4	23	GLU
47	R4	36	CYS
47	R4	37	SER
47	R4	40	HIS
47	R4	42	PHE
47	R4	43	TYR
47	R4	49	PHE
47	R4	50	VAL
47	R4	51	ASP
47	R4	53	GLU
47	R4	62	ARG
47	R4	66	SER
47	R4	68	ARG
48	R5	3	LYS
48	R5	4	HIS
48	R5	35	GLU
48	R5	51	TYR
48	R5	53	ALA
49	R6	7	ILE
49	R6	14	THR
49	R6	15	GLU
49	R6	19	ARG

Continued on next page...

Continued from previous page...

Mol	Chain	Res	Type
49	R6	21	TYR
49	R6	33	LYS
49	R6	45	LYS
49	R6	48	VAL
51	R8	29	LYS
51	R8	31	HIS
51	R8	34	TRP
51	R8	52	LYS
51	R8	62	LEU
2	XB	6	THR
2	XB	15	VAL
2	XB	26	PRO
2	XB	84	GLU
2	XB	88	ALA
2	XB	126	GLU
2	XB	230	VAL
2	XB	233	SER
3	XC	4	LYS
3	XC	12	LEU
3	XC	14	ILE
3	XC	29	TYR
3	XC	61	ALA
3	XC	189	ALA
3	XC	190	ARG
4	XD	28	SER
4	XD	30	LYS
4	XD	51	PRO
4	XD	89	THR
4	XD	129	ASN
4	XD	154	ASN
4	XD	155	LEU
4	XD	178	VAL
5	XE	146	ALA
7	XG	5	ARG
7	XG	7	ALA
8	XH	50	ARG
8	XH	129	VAL
9	XI	23	ASN
9	XI	56	LEU
9	XI	95	LYS
9	XI	111	ARG
9	XI	117	HIS

Continued on next page...

Continued from previous page...

Mol	Chain	Res	Type
10	XJ	30	SER
10	XJ	33	GLN
11	XK	91	ARG
12	XL	18	VAL
12	XL	27	LEU
12	XL	46	LYS
12	XL	51	ALA
12	XL	62	SER
12	XL	121	GLY
13	XM	70	LEU
13	XM	83	ASP
13	XM	106	ASN
13	XM	108	ARG
13	XM	118	ALA
14	XN	3	ARG
14	XN	16	PHE
14	XN	23	ARG
14	XN	43	CYS
14	XN	44	LEU
15	XO	88	ARG
16	XP	44	THR
16	XP	67	THR
17	XQ	34	LYS
17	XQ	49	GLU
18	XR	22	VAL
19	XS	3	ARG
19	XS	12	ASP
19	XS	14	HIS
19	XS	25	LYS
19	XS	26	GLY
19	XS	31	ILE
19	XS	41	VAL
19	XS	70	LYS
19	XS	78	ARG
19	XS	79	THR
20	XT	48	LYS
20	XT	49	ALA
20	XT	74	LYS
20	XT	95	ALA
20	XT	96	GLY
20	XT	100	ILE
21	XU	7	ARG

Continued on next page...

Continued from previous page...

Mol	Chain	Res	Type
21	XU	9	ARG
21	XU	22	ARG
24	YD	26	LYS
24	YD	28	GLU
24	YD	123	ALA
24	YD	231	HIS
25	YE	4	ILE
25	YE	7	VAL
25	YE	9	VAL
25	YE	22	PRO
25	YE	54	GLN
25	YE	57	LYS
25	YE	60	ASN
25	YE	63	LEU
25	YE	64	LYS
25	YE	68	ALA
25	YE	70	ALA
25	YE	73	GLU
25	YE	90	THR
25	YE	92	THR
25	YE	93	VAL
25	YE	169	ASN
25	YE	187	ALA
25	YE	189	PRO
26	YF	25	PRO
26	YF	66	PRO
26	YF	68	LYS
26	YF	73	ALA
26	YF	89	VAL
26	YF	128	ALA
26	YF	176	LEU
27	YG	4	ASP
27	YG	14	GLU
27	YG	79	ASN
27	YG	86	MET
28	YH	10	PRO
28	YH	12	PRO
28	YH	83	TYR
28	YH	85	LYS
28	YH	86	GLU
28	YH	87	LEU
28	YH	90	LYS

Continued on next page...

Continued from previous page...

Mol	Chain	Res	Type
28	YH	92	ILE
28	YH	126	PRO
28	YH	127	GLU
28	YH	128	PRO
28	YH	137	ASP
28	YH	138	LYS
28	YH	153	LYS
28	YH	154	PRO
28	YH	155	SER
28	YH	169	VAL
29	YI	10	GLU
29	YI	87	LYS
29	YI	145	VAL
30	YN	6	PRO
30	YN	9	VAL
30	YN	22	THR
30	YN	36	GLY
30	YN	58	ASP
30	YN	95	PRO
30	YN	97	ARG
30	YN	119	ARG
30	YN	131	GLN
30	YN	133	GLN
30	YN	134	ARG
31	YO	49	ARG
32	YP	5	ASP
32	YP	10	PRO
32	YP	15	ARG
32	YP	19	VAL
32	YP	21	ARG
32	YP	25	SER
32	YP	27	HIS
32	YP	36	LYS
32	YP	38	GLN
32	YP	42	SER
32	YP	65	ARG
32	YP	95	VAL
32	YP	106	LEU
32	YP	107	LYS
32	YP	141	ALA
32	YP	148	LEU
33	YQ	6	ARG

Continued on next page...

Continued from previous page...

Mol	Chain	Res	Type
33	YQ	18	LYS
33	YQ	22	LYS
33	YQ	27	VAL
33	YQ	81	VAL
33	YQ	90	VAL
33	YQ	134	ARG
34	YR	2	ARG
34	YR	3	HIS
34	YR	4	LEU
34	YR	14	SER
34	YR	58	GLY
34	YR	86	ARG
34	YR	117	VAL
35	YS	4	LEU
35	YS	12	PHE
35	YS	14	VAL
35	YS	23	ARG
35	YS	56	LEU
35	YS	57	LYS
35	YS	88	ASP
35	YS	89	ARG
35	YS	90	GLY
35	YS	107	GLU
36	YT	2	ASN
36	YT	3	ARG
36	YT	39	ARG
36	YT	55	ASN
36	YT	58	ASN
36	YT	90	GLN
36	YT	94	ALA
36	YT	97	ALA
36	YT	106	SER
36	YT	107	ASP
38	YV	28	GLU
38	YV	31	ALA
38	YV	45	THR
38	YV	48	GLY
38	YV	49	THR
38	YV	50	PRO
38	YV	53	GLU
38	YV	79	VAL
39	YW	59	VAL

Continued on next page...

Continued from previous page...

Mol	Chain	Res	Type
39	YW	67	ASP
39	YW	75	TYR
39	YW	111	HIS
40	YX	36	LYS
41	YY	3	VAL
41	YY	23	ARG
41	YY	48	ALA
41	YY	49	VAL
41	YY	50	ARG
41	YY	58	GLY
41	YY	63	LYS
41	YY	77	PRO
41	YY	78	ALA
41	YY	96	ILE
42	YZ	81	ARG
42	YZ	146	ILE
42	YZ	152	ALA
42	YZ	159	PRO
42	YZ	166	SER
44	Y1	30	VAL
44	Y1	54	ALA
44	Y1	81	LYS
44	Y1	82	LEU
44	Y1	95	LEU
45	Y2	16	LEU
45	Y2	43	GLN
45	Y2	47	ASN
45	Y2	48	HIS
45	Y2	71	ASN
46	Y3	3	ARG
47	Y4	5	ILE
47	Y4	14	ILE
47	Y4	16	CYS
47	Y4	22	ILE
47	Y4	23	GLU
47	Y4	36	CYS
47	Y4	37	SER
47	Y4	40	HIS
47	Y4	42	PHE
47	Y4	43	TYR
47	Y4	49	PHE
47	Y4	50	VAL

Continued on next page...

Continued from previous page...

Mol	Chain	Res	Type
47	Y4	51	ASP
47	Y4	53	GLU
47	Y4	62	ARG
47	Y4	66	SER
47	Y4	68	ARG
48	Y5	3	LYS
48	Y5	4	HIS
48	Y5	35	GLU
48	Y5	51	TYR
48	Y5	53	ALA
49	Y6	7	ILE
49	Y6	14	THR
49	Y6	15	GLU
49	Y6	19	ARG
49	Y6	21	TYR
49	Y6	33	LYS
49	Y6	45	LYS
49	Y6	48	VAL
51	Y8	29	LYS
51	Y8	31	HIS
51	Y8	34	TRP
51	Y8	52	LYS
51	Y8	62	LEU
2	QB	18	GLY
2	QB	65	GLY
2	QB	208	ILE
2	QB	216	SER
2	QB	237	ALA
3	QC	60	ALA
3	QC	79	ARG
3	QC	129	ALA
3	QC	145	GLY
4	QD	7	PRO
4	QD	20	TYR
4	QD	164	ALA
4	QD	170	VAL
4	QD	179	GLU
4	QD	181	MET
4	QD	200	GLU
5	QE	21	ALA
5	QE	63	ARG
5	QE	108	ALA

Continued on next page...

Continued from previous page...

Mol	Chain	Res	Type
6	QF	70	ASP
7	QG	4	ARG
7	QG	63	LYS
7	QG	141	VAL
8	QH	68	ARG
8	QH	69	ARG
8	QH	76	PRO
8	QH	122	ARG
8	QH	128	GLY
9	QI	31	GLN
9	QI	41	VAL
9	QI	100	GLY
9	QI	109	VAL
10	QJ	36	GLY
10	QJ	68	HIS
11	QK	103	LEU
11	QK	107	SER
11	QK	124	LYS
11	QK	125	PHE
11	QK	126	ARG
12	QL	46	LYS
12	QL	48	PRO
12	QL	65	GLU
12	QL	110	VAL
12	QL	115	LYS
12	QL	116	SER
12	QL	128	ALA
13	QM	49	THR
13	QM	68	GLY
13	QM	120	LYS
14	QN	14	PRO
14	QN	15	LYS
14	QN	27	CYS
15	QO	77	ARG
16	QP	49	LEU
17	QQ	14	LYS
17	QQ	33	GLY
17	QQ	78	GLU
17	QQ	100	LYS
18	QR	27	GLY
18	QR	54	ARG
18	QR	64	ARG

Continued on next page...

Continued from previous page...

Mol	Chain	Res	Type
18	QR	65	ILE
19	QS	13	ASP
19	QS	45	VAL
20	QT	11	SER
20	QT	28	ALA
20	QT	62	LEU
20	QT	99	LEU
20	QT	102	GLY
20	QT	103	GLY
21	QU	3	LYS
24	RD	3	VAL
24	RD	32	SER
24	RD	58	HIS
24	RD	122	ASP
24	RD	169	GLU
25	RE	8	LYS
25	RE	20	ALA
25	RE	37	ARG
25	RE	53	PRO
25	RE	61	ARG
25	RE	78	LEU
25	RE	88	GLY
25	RE	186	GLY
25	RE	190	GLY
25	RE	204	ALA
26	RF	18	ARG
26	RF	107	LYS
26	RF	108	LYS
26	RF	111	ALA
26	RF	132	VAL
26	RF	134	GLY
26	RF	168	ARG
27	RG	36	LYS
27	RG	81	LYS
27	RG	82	LEU
27	RG	96	ARG
27	RG	110	ALA
27	RG	115	ARG
27	RG	126	ASP
27	RG	136	ARG
28	RH	3	ARG
28	RH	8	PRO

Continued on next page...

Continued from previous page...

Mol	Chain	Res	Type
28	RH	55	PRO
28	RH	59	ARG
28	RH	84	SER
28	RH	151	ILE
28	RH	156	ALA
28	RH	168	PRO
29	RI	10	GLU
29	RI	72	LEU
29	RI	133	HIS
29	RI	145	VAL
30	RN	23	LEU
30	RN	76	SER
31	RO	51	ALA
31	RO	56	ASP
31	RO	68	GLU
32	RP	6	LEU
32	RP	11	GLY
32	RP	12	ALA
32	RP	16	ARG
33	RQ	13	GLN
33	RQ	24	GLY
33	RQ	28	ALA
33	RQ	57	HIS
34	RR	11	ASN
35	RS	87	PHE
35	RS	96	GLY
35	RS	100	ALA
35	RS	109	GLY
35	RS	111	GLU
36	RT	4	GLY
36	RT	36	GLU
36	RT	43	GLN
36	RT	67	SER
36	RT	124	ASP
37	RU	9	VAL
37	RU	28	ARG
37	RU	73	GLY
37	RU	90	VAL
39	RW	63	ASP
39	RW	66	GLU
40	RX	67	GLY
41	RY	4	LYS

Continued on next page...

Continued from previous page...

Mol	Chain	Res	Type
41	RY	41	GLY
41	RY	56	PRO
41	RY	57	GLN
41	RY	99	CYS
42	RZ	59	LEU
42	RZ	108	PRO
42	RZ	111	VAL
42	RZ	112	ARG
42	RZ	116	VAL
42	RZ	177	PRO
44	R1	45	ASN
44	R1	55	GLY
44	R1	84	GLY
45	R2	24	LEU
45	R2	44	LEU
45	R2	70	GLN
47	R4	9	LEU
47	R4	24	THR
48	R5	43	HIS
48	R5	55	ARG
50	R7	39	ARG
2	XB	18	GLY
2	XB	65	GLY
2	XB	208	ILE
2	XB	216	SER
2	XB	237	ALA
3	XC	60	ALA
3	XC	79	ARG
3	XC	129	ALA
3	XC	145	GLY
4	XD	7	PRO
4	XD	20	TYR
4	XD	32	ALA
4	XD	164	ALA
4	XD	170	VAL
4	XD	179	GLU
4	XD	181	MET
4	XD	200	GLU
5	XE	21	ALA
5	XE	63	ARG
5	XE	108	ALA
6	XF	70	ASP

Continued on next page...

Continued from previous page...

Mol	Chain	Res	Type
7	XG	4	ARG
7	XG	63	LYS
7	XG	141	VAL
8	XH	68	ARG
8	XH	69	ARG
8	XH	76	PRO
8	XH	122	ARG
8	XH	128	GLY
9	XI	31	GLN
9	XI	41	VAL
9	XI	100	GLY
9	XI	109	VAL
10	XJ	36	GLY
10	XJ	68	HIS
11	XK	103	LEU
11	XK	107	SER
11	XK	124	LYS
11	XK	125	PHE
11	XK	126	ARG
12	XL	65	GLU
12	XL	110	VAL
12	XL	115	LYS
12	XL	116	SER
12	XL	128	ALA
13	XM	49	THR
13	XM	67	GLU
13	XM	68	GLY
13	XM	120	LYS
14	XN	14	PRO
14	XN	15	LYS
14	XN	40	CYS
15	XO	77	ARG
16	XP	49	LEU
17	XQ	14	LYS
17	XQ	33	GLY
17	XQ	78	GLU
17	XQ	100	LYS
18	XR	27	GLY
18	XR	54	ARG
18	XR	64	ARG
18	XR	65	ILE
19	XS	13	ASP

Continued on next page...

Continued from previous page...

Mol	Chain	Res	Type
19	XS	45	VAL
20	XT	11	SER
20	XT	28	ALA
20	XT	62	LEU
20	XT	99	LEU
20	XT	102	GLY
20	XT	103	GLY
21	XU	3	LYS
24	YD	3	VAL
24	YD	32	SER
24	YD	58	HIS
24	YD	122	ASP
24	YD	169	GLU
25	YE	8	LYS
25	YE	20	ALA
25	YE	37	ARG
25	YE	53	PRO
25	YE	61	ARG
25	YE	71	GLY
25	YE	78	LEU
25	YE	88	GLY
25	YE	186	GLY
25	YE	190	GLY
25	YE	204	ALA
26	YF	18	ARG
26	YF	107	LYS
26	YF	108	LYS
26	YF	111	ALA
26	YF	132	VAL
26	YF	134	GLY
26	YF	168	ARG
27	YG	36	LYS
27	YG	81	LYS
27	YG	82	LEU
27	YG	96	ARG
27	YG	110	ALA
27	YG	126	ASP
27	YG	136	ARG
28	YH	3	ARG
28	YH	8	PRO
28	YH	55	PRO
28	YH	59	ARG

Continued on next page...

Continued from previous page...

Mol	Chain	Res	Type
28	YH	84	SER
28	YH	151	ILE
28	YH	156	ALA
28	YH	168	PRO
29	YI	11	ASN
29	YI	114	LEU
29	YI	117	GLU
29	YI	133	HIS
30	YN	23	LEU
30	YN	76	SER
31	YO	51	ALA
31	YO	56	ASP
31	YO	68	GLU
32	YP	6	LEU
32	YP	11	GLY
32	YP	12	ALA
32	YP	16	ARG
33	YQ	13	GLN
33	YQ	24	GLY
33	YQ	28	ALA
34	YR	11	ASN
35	YS	61	ASN
35	YS	87	PHE
35	YS	96	GLY
35	YS	100	ALA
35	YS	109	GLY
35	YS	111	GLU
36	YT	4	GLY
36	YT	36	GLU
36	YT	43	GLN
36	YT	67	SER
36	YT	124	ASP
37	YU	9	VAL
37	YU	28	ARG
37	YU	73	GLY
37	YU	90	VAL
39	YW	63	ASP
39	YW	66	GLU
40	YX	67	GLY
41	YY	4	LYS
41	YY	41	GLY
41	YY	53	PRO

Continued on next page...

Continued from previous page...

Mol	Chain	Res	Type
41	YY	56	PRO
41	YY	57	GLN
41	YY	91	GLU
41	YY	99	CYS
42	YZ	6	LYS
42	YZ	51	ALA
42	YZ	113	ALA
43	Y0	18	ALA
44	Y1	45	ASN
44	Y1	55	GLY
44	Y1	84	GLY
45	Y2	24	LEU
45	Y2	44	LEU
45	Y2	70	GLN
47	Y4	9	LEU
47	Y4	24	THR
48	Y5	43	HIS
48	Y5	55	ARG
50	Y7	39	ARG
2	QB	155	LEU
2	QB	159	PRO
2	QB	175	ARG
3	QC	16	ARG
3	QC	45	LYS
3	QC	81	GLY
4	QD	26	CYS
4	QD	136	PRO
5	QE	37	ARG
6	QF	41	GLU
6	QF	87	ARG
7	QG	35	LYS
7	QG	62	PHE
7	QG	149	ARG
8	QH	2	LEU
9	QI	12	GLU
9	QI	13	ALA
10	QJ	57	LYS
12	QL	123	LYS
13	QM	12	ASN
13	QM	101	GLN
13	QM	121	LYS
14	QN	9	LYS

Continued on next page...

Continued from previous page...

Mol	Chain	Res	Type
15	QO	14	GLU
15	QO	23	GLY
16	QP	8	ARG
16	QP	83	GLU
17	QQ	30	PRO
17	QQ	99	SER
18	QR	55	ARG
19	QS	6	LYS
19	QS	27	GLU
19	QS	64	GLU
20	QT	82	SER
20	QT	98	PRO
24	RD	111	LEU
24	RD	242	ARG
24	RD	262	ARG
25	RE	62	PRO
25	RE	69	LYS
25	RE	71	GLY
25	RE	82	ARG
25	RE	117	MET
25	RE	130	GLY
25	RE	132	HIS
27	RG	5	VAL
27	RG	128	ARG
27	RG	174	GLU
28	RH	50	VAL
28	RH	81	GLU
28	RH	152	ARG
29	RI	11	ASN
29	RI	84	GLY
29	RI	102	SER
29	RI	118	LYS
30	RN	45	ASN
30	RN	130	HIS
30	RN	135	PRO
32	RP	7	ARG
32	RP	14	LYS
32	RP	43	GLY
32	RP	89	ALA
32	RP	102	ARG
32	RP	115	LEU
33	RQ	88	GLY

Continued on next page...

Continued from previous page...

Mol	Chain	Res	Type
33	RQ	91	GLU
34	RR	42	LYS
34	RR	45	ARG
34	RR	71	GLN
34	RR	107	ASP
35	RS	19	LYS
35	RS	61	ASN
35	RS	74	ALA
35	RS	75	GLU
36	RT	78	LEU
36	RT	112	ARG
37	RU	46	ALA
37	RU	58	ARG
37	RU	93	LYS
38	RV	54	GLY
39	RW	68	ARG
39	RW	93	ALA
40	RX	48	LYS
40	RX	87	GLN
41	RY	21	LYS
41	RY	39	VAL
41	RY	42	VAL
41	RY	69	ALA
41	RY	91	GLU
41	RY	102	CYS
42	RZ	13	GLU
42	RZ	51	ALA
42	RZ	81	ARG
42	RZ	92	SER
44	R1	74	VAL
44	R1	91	LYS
44	R1	93	GLU
47	R4	8	LYS
47	R4	27	THR
47	R4	46	GLN
49	R6	18	ARG
50	R7	32	LYS
51	R8	46	ARG
51	R8	47	LYS
2	XB	155	LEU
2	XB	159	PRO
2	XB	175	ARG

Continued on next page...

Continued from previous page...

Mol	Chain	Res	Type
3	XC	16	ARG
3	XC	45	LYS
3	XC	81	GLY
4	XD	29	PRO
4	XD	73	ARG
4	XD	136	PRO
5	XE	37	ARG
6	XF	41	GLU
6	XF	87	ARG
7	XG	62	PHE
7	XG	149	ARG
8	XH	2	LEU
9	XI	12	GLU
9	XI	13	ALA
12	XL	123	LYS
13	XM	12	ASN
13	XM	101	GLN
13	XM	121	LYS
14	XN	9	LYS
14	XN	48	ALA
15	XO	14	GLU
15	XO	23	GLY
16	XP	8	ARG
16	XP	83	GLU
17	XQ	30	PRO
17	XQ	99	SER
18	XR	55	ARG
19	XS	6	LYS
19	XS	27	GLU
20	XT	82	SER
20	XT	98	PRO
24	YD	111	LEU
24	YD	239	ARG
24	YD	242	ARG
24	YD	262	ARG
25	YE	62	PRO
25	YE	69	LYS
25	YE	82	ARG
25	YE	117	MET
25	YE	130	GLY
25	YE	132	HIS
27	YG	5	VAL

Continued on next page...

Continued from previous page...

Mol	Chain	Res	Type
27	YG	115	ARG
27	YG	128	ARG
27	YG	174	GLU
28	YH	50	VAL
28	YH	81	GLU
28	YH	152	ARG
28	YH	159	GLU
29	YI	72	LEU
29	YI	84	GLY
29	YI	118	LYS
29	YI	122	GLU
30	YN	45	ASN
30	YN	130	HIS
30	YN	135	PRO
32	YP	7	ARG
32	YP	14	LYS
32	YP	43	GLY
32	YP	89	ALA
32	YP	102	ARG
32	YP	115	LEU
33	YQ	57	HIS
33	YQ	88	GLY
33	YQ	91	GLU
34	YR	42	LYS
34	YR	45	ARG
34	YR	71	GLN
34	YR	107	ASP
35	YS	19	LYS
35	YS	74	ALA
35	YS	75	GLU
36	YT	78	LEU
36	YT	112	ARG
37	YU	46	ALA
37	YU	58	ARG
37	YU	93	LYS
38	YV	54	GLY
39	YW	68	ARG
39	YW	93	ALA
40	YX	48	LYS
40	YX	87	GLN
41	YY	21	LYS
41	YY	39	VAL

Continued on next page...

Continued from previous page...

Mol	Chain	Res	Type
41	YY	42	VAL
41	YY	69	ALA
41	YY	102	CYS
42	YZ	13	GLU
42	YZ	177	PRO
42	YZ	179	ASP
42	YZ	181	GLU
44	Y1	74	VAL
44	Y1	91	LYS
44	Y1	93	GLU
47	Y4	27	THR
47	Y4	46	GLN
49	Y6	18	ARG
50	Y7	32	LYS
51	Y8	46	ARG
51	Y8	47	LYS
2	QB	19	HIS
2	QB	131	PRO
2	QB	160	ASP
2	QB	177	ALA
3	QC	168	ALA
4	QD	151	LYS
5	QE	70	PRO
5	QE	72	GLN
5	QE	124	GLY
6	QF	13	ASN
6	QF	40	VAL
6	QF	42	GLU
7	QG	41	ARG
7	QG	116	ALA
7	QG	117	ALA
8	QH	27	PRO
8	QH	49	GLU
10	QJ	93	GLY
11	QK	105	VAL
12	QL	64	TYR
13	QM	4	ILE
13	QM	14	ARG
13	QM	69	GLU
13	QM	77	ASN
14	QN	26	ARG
14	QN	48	ALA

Continued on next page...

Continued from previous page...

Mol	Chain	Res	Type
15	QO	86	GLY
16	QP	26	ARG
16	QP	28	ARG
16	QP	48	TRP
19	QS	28	LYS
19	QS	44	MET
20	QT	40	ALA
20	QT	51	GLU
24	RD	12	SER
24	RD	73	VAL
24	RD	238	GLY
25	RE	66	HIS
25	RE	126	PRO
26	RF	43	LYS
26	RF	130	ALA
26	RF	145	GLU
27	RG	12	TYR
27	RG	117	PHE
27	RG	146	TYR
28	RH	13	LYS
28	RH	109	PHE
28	RH	159	GLU
29	RI	113	ARG
29	RI	114	LEU
30	RN	96	GLU
30	RN	132	ALA
31	RO	17	ARG
31	RO	97	ARG
32	RP	29	LYS
32	RP	47	ASP
32	RP	139	LYS
36	RT	37	GLY
36	RT	95	ARG
37	RU	74	LEU
39	RW	14	PRO
39	RW	48	ALA
42	RZ	53	ILE
42	RZ	62	PRO
42	RZ	119	GLU
43	R0	3	HIS
48	R5	14	ALA
48	R5	37	LYS

Continued on next page...

Continued from previous page...

Mol	Chain	Res	Type
48	R5	45	VAL
48	R5	48	GLU
49	R6	8	LYS
49	R6	9	LEU
49	R6	10	LEU
49	R6	49	HIS
51	R8	25	MET
51	R8	53	PRO
51	R8	57	ARG
2	XB	19	HIS
2	XB	131	PRO
2	XB	160	ASP
3	XC	168	ALA
4	XD	151	LYS
5	XE	70	PRO
5	XE	72	GLN
5	XE	124	GLY
6	XF	13	ASN
6	XF	40	VAL
6	XF	42	GLU
7	XG	35	LYS
7	XG	41	ARG
7	XG	116	ALA
7	XG	117	ALA
8	XH	27	PRO
8	XH	29	SER
8	XH	49	GLU
10	XJ	57	LYS
10	XJ	93	GLY
12	XL	64	TYR
13	XM	4	ILE
13	XM	14	ARG
13	XM	69	GLU
13	XM	77	ASN
14	XN	22	THR
15	XO	86	GLY
16	XP	26	ARG
16	XP	28	ARG
16	XP	48	TRP
19	XS	28	LYS
19	XS	44	MET
19	XS	64	GLU

Continued on next page...

Continued from previous page...

Mol	Chain	Res	Type
20	XT	40	ALA
20	XT	51	GLU
24	YD	12	SER
24	YD	73	VAL
25	YE	66	HIS
25	YE	126	PRO
26	YF	43	LYS
26	YF	130	ALA
26	YF	136	THR
26	YF	145	GLU
27	YG	12	TYR
27	YG	117	PHE
27	YG	146	TYR
28	YH	13	LYS
28	YH	109	PHE
29	YI	113	ARG
30	YN	96	GLU
30	YN	127	ASP
30	YN	132	ALA
31	YO	17	ARG
31	YO	97	ARG
32	YP	29	LYS
32	YP	47	ASP
32	YP	139	LYS
36	YT	37	GLY
36	YT	95	ARG
37	YU	74	LEU
39	YW	14	PRO
39	YW	48	ALA
42	YZ	7	ALA
42	YZ	59	LEU
42	YZ	61	LEU
47	Y4	8	LYS
48	Y5	14	ALA
48	Y5	37	LYS
48	Y5	45	VAL
48	Y5	48	GLU
49	Y6	8	LYS
49	Y6	9	LEU
49	Y6	10	LEU
49	Y6	49	HIS
51	Y8	25	MET

Continued on next page...

Continued from previous page...

Mol	Chain	Res	Type
51	Y8	53	PRO
2	QB	23	ARG
2	QB	25	ASN
2	QB	98	LEU
2	QB	129	GLU
2	QB	194	PRO
2	QB	229	VAL
2	QB	231	GLU
3	QC	125	GLU
5	QE	74	GLY
5	QE	77	PRO
5	QE	112	LEU
5	QE	128	PRO
5	QE	132	ALA
6	QF	12	PRO
6	QF	32	ASN
6	QF	96	PRO
7	QG	109	ASN
8	QH	29	SER
8	QH	34	GLU
8	QH	103	VAL
9	QI	44	VAL
9	QI	88	TYR
9	QI	89	ASN
10	QJ	53	PRO
10	QJ	59	SER
10	QJ	75	ILE
11	QK	64	ALA
12	QL	63	GLY
18	QR	58	LEU
19	QS	11	VAL
24	RD	33	LEU
25	RE	79	ARG
26	RF	47	GLY
26	RF	118	ALA
26	RF	136	THR
27	RG	181	ARG
28	RH	11	VAL
28	RH	27	LYS
28	RH	47	GLU
28	RH	77	LYS
28	RH	170	ARG

Continued on next page...

Continued from previous page...

Mol	Chain	Res	Type
30	RN	29	LYS
30	RN	104	LYS
30	RN	127	ASP
30	RN	128	HIS
31	RO	25	LEU
32	RP	50	ARG
32	RP	97	PRO
32	RP	108	LYS
34	RR	85	PRO
37	RU	91	ASP
39	RW	32	ALA
41	RY	7	VAL
42	RZ	61	LEU
42	RZ	66	SER
42	RZ	166	SER
42	RZ	179	ASP
46	R3	13	ILE
47	R4	30	GLU
47	R4	69	LYS
47	R4	70	GLY
48	R5	42	PRO
49	R6	35	GLU
51	R8	64	TYR
2	XB	23	ARG
2	XB	98	LEU
2	XB	129	GLU
2	XB	177	ALA
2	XB	194	PRO
2	XB	229	VAL
2	XB	231	GLU
3	XC	125	GLU
5	XE	74	GLY
5	XE	77	PRO
5	XE	112	LEU
5	XE	128	PRO
5	XE	132	ALA
6	XF	12	PRO
6	XF	96	PRO
7	XG	109	ASN
8	XH	34	GLU
8	XH	103	VAL
9	XI	44	VAL

Continued on next page...

Continued from previous page...

Mol	Chain	Res	Type
9	XI	88	TYR
9	XI	89	ASN
10	XJ	53	PRO
10	XJ	59	SER
10	XJ	75	ILE
11	XK	64	ALA
11	XK	105	VAL
12	XL	63	GLY
18	XR	58	LEU
19	XS	11	VAL
24	YD	33	LEU
25	YE	79	ARG
26	YF	47	GLY
26	YF	118	ALA
28	YH	11	VAL
28	YH	27	LYS
28	YH	47	GLU
28	YH	77	LYS
28	YH	170	ARG
29	YI	15	VAL
29	YI	18	VAL
30	YN	29	LYS
30	YN	104	LYS
30	YN	128	HIS
31	YO	25	LEU
32	YP	50	ARG
32	YP	97	PRO
32	YP	108	LYS
34	YR	85	PRO
36	YT	38	ASN
37	YU	91	ASP
39	YW	32	ALA
40	YX	19	ALA
41	YY	7	VAL
42	YZ	53	ILE
42	YZ	153	SER
46	Y3	13	ILE
47	Y4	30	GLU
47	Y4	33	VAL
47	Y4	70	GLY
48	Y5	42	PRO
49	Y6	35	GLU

Continued on next page...

Continued from previous page...

Mol	Chain	Res	Type
50	Y7	44	PRO
51	Y8	57	ARG
51	Y8	64	TYR
3	QC	51	GLY
5	QE	115	VAL
14	QN	20	ALA
16	QP	57	ARG
24	RD	178	PRO
27	RG	109	VAL
28	RH	7	LEU
28	RH	26	VAL
29	RI	13	GLY
29	RI	18	VAL
36	RT	38	ASN
38	RV	36	PRO
39	RW	11	ARG
39	RW	33	ARG
40	RX	19	ALA
42	RZ	165	VAL
47	R4	33	VAL
48	R5	57	VAL
50	R7	44	PRO
2	XB	25	ASN
3	XC	51	GLY
4	XD	72	GLU
5	XE	115	VAL
6	XF	32	ASN
10	XJ	85	LEU
13	XM	48	LEU
13	XM	109	THR
14	XN	20	ALA
16	XP	57	ARG
20	XT	70	SER
24	YD	178	PRO
24	YD	241	PRO
27	YG	109	VAL
27	YG	181	ARG
28	YH	7	LEU
28	YH	26	VAL
29	YI	13	GLY
29	YI	80	PRO
38	YV	36	PRO

Continued on next page...

Continued from previous page...

Mol	Chain	Res	Type
39	YW	11	ARG
39	YW	33	ARG
47	Y4	69	LYS
48	Y5	57	VAL
2	QB	202	PRO
2	QB	239	VAL
4	QD	88	VAL
5	QE	49	PRO
7	QG	55	GLY
7	QG	58	PRO
8	QH	106	GLY
18	QR	37	VAL
20	QT	63	ILE
25	RE	86	PRO
25	RE	184	VAL
33	RQ	86	GLY
34	RR	32	GLY
39	RW	35	ILE
2	XB	202	PRO
2	XB	239	VAL
3	XC	114	PRO
4	XD	88	VAL
5	XE	49	PRO
7	XG	55	GLY
7	XG	58	PRO
18	XR	37	VAL
20	XT	63	ILE
25	YE	86	PRO
25	YE	184	VAL
33	YQ	86	GLY
34	YR	32	GLY
39	YW	35	ILE
2	QB	227	GLY
3	QC	114	PRO
4	QD	90	GLY
9	QI	24	GLY
13	QM	60	VAL
15	QO	18	PHE
16	QP	53	VAL
24	RD	241	PRO
29	RI	80	PRO
41	RY	27	VAL

Continued on next page...

Continued from previous page...

Mol	Chain	Res	Type
41	RY	32	PRO
42	RZ	130	PRO
42	RZ	146	ILE
48	R5	46	CYS
2	XB	227	GLY
3	XC	134	ILE
4	XD	90	GLY
8	XH	106	GLY
9	XI	24	GLY
13	XM	60	VAL
15	XO	18	PHE
16	XP	53	VAL
27	YG	52	ILE
29	YI	71	ILE
41	YY	27	VAL
41	YY	32	PRO
42	YZ	143	GLY
48	Y5	46	CYS
3	QC	134	ILE
13	QM	84	ILE
24	RD	34	VAL
27	RG	52	ILE
29	RI	71	ILE
31	RO	114	ILE
41	RY	51	VAL
48	R5	34	PRO
12	XL	48	PRO
13	XM	84	ILE
24	YD	34	VAL
31	YO	114	ILE
41	YY	51	VAL
43	Y0	48	GLY
48	Y5	34	PRO
9	QI	21	PRO
13	QM	78	ILE
25	RE	52	LEU
25	RE	55	ASN
31	RO	27	GLY
46	R3	40	THR
5	XE	129	ILE
9	XI	21	PRO
13	XM	78	ILE

Continued on next page...

Continued from previous page...

Mol	Chain	Res	Type
25	YE	52	LEU
25	YE	55	ASN
31	YO	27	GLY
46	Y3	40	THR
7	QG	14	PRO
8	QH	51	VAL
16	QP	41	PRO
20	QT	97	ALA
29	RI	109	ILE
42	RZ	39	VAL
8	XH	51	VAL
16	XP	41	PRO
20	XT	97	ALA
45	R2	18	PRO
45	Y2	18	PRO

5.3.2 Protein sidechains ⓘ

In the following table, the Percentiles column shows the percent sidechain outliers of the chain as a percentile score with respect to all X-ray entries followed by that with respect to entries of similar resolution. The Analysed column shows the number of residues for which the sidechain conformation was analysed, and the total number of residues.

Mol	Chain	Analysed	Rotameric	Outliers	Percentiles	
2	QB	205/220 (93%)	181 (88%)	24 (12%)	8	43
2	XB	205/220 (93%)	181 (88%)	24 (12%)	8	43
3	QC	159/188 (85%)	143 (90%)	16 (10%)	11	51
3	XC	159/188 (85%)	143 (90%)	16 (10%)	11	51
4	QD	180/181 (99%)	160 (89%)	20 (11%)	9	46
4	XD	180/181 (99%)	165 (92%)	15 (8%)	16	62
5	QE	116/123 (94%)	107 (92%)	9 (8%)	18	64
5	XE	116/123 (94%)	107 (92%)	9 (8%)	18	64
6	QF	90/90 (100%)	76 (84%)	14 (16%)	4	28
6	XF	90/90 (100%)	76 (84%)	14 (16%)	4	28
7	QG	126/127 (99%)	114 (90%)	12 (10%)	12	54
7	XG	126/127 (99%)	115 (91%)	11 (9%)	15	59
8	QH	119/119 (100%)	106 (89%)	13 (11%)	9	47

Continued on next page...

Continued from previous page...

Mol	Chain	Analysed	Rotameric	Outliers	Percentiles	
8	XH	119/119 (100%)	106 (89%)	13 (11%)	9	47
9	QI	98/99 (99%)	87 (89%)	11 (11%)	9	45
9	XI	98/99 (99%)	87 (89%)	11 (11%)	9	45
10	QJ	89/92 (97%)	81 (91%)	8 (9%)	14	58
10	XJ	89/92 (97%)	81 (91%)	8 (9%)	14	58
11	QK	90/99 (91%)	81 (90%)	9 (10%)	11	52
11	XK	90/99 (91%)	81 (90%)	9 (10%)	11	52
12	QL	104/109 (95%)	88 (85%)	16 (15%)	4	29
12	XL	104/109 (95%)	89 (86%)	15 (14%)	5	32
13	QM	97/101 (96%)	81 (84%)	16 (16%)	3	25
13	XM	97/101 (96%)	81 (84%)	16 (16%)	3	25
14	QN	49/50 (98%)	40 (82%)	9 (18%)	2	18
14	XN	49/50 (98%)	44 (90%)	5 (10%)	11	51
15	QO	79/80 (99%)	73 (92%)	6 (8%)	19	66
15	XO	79/80 (99%)	73 (92%)	6 (8%)	19	66
16	QP	72/74 (97%)	63 (88%)	9 (12%)	7	40
16	XP	72/74 (97%)	63 (88%)	9 (12%)	7	40
17	QQ	95/97 (98%)	89 (94%)	6 (6%)	25	73
17	XQ	95/97 (98%)	89 (94%)	6 (6%)	25	73
18	QR	61/77 (79%)	54 (88%)	7 (12%)	8	44
18	XR	61/77 (79%)	54 (88%)	7 (12%)	8	44
19	QS	73/80 (91%)	62 (85%)	11 (15%)	4	30
19	XS	73/80 (91%)	62 (85%)	11 (15%)	4	30
20	QT	76/82 (93%)	68 (90%)	8 (10%)	10	49
20	XT	76/82 (93%)	69 (91%)	7 (9%)	13	56
21	QU	20/22 (91%)	19 (95%)	1 (5%)	34	80
21	XU	20/22 (91%)	19 (95%)	1 (5%)	34	80
24	RD	214/218 (98%)	177 (83%)	37 (17%)	3	22
24	YD	214/218 (98%)	178 (83%)	36 (17%)	3	24
25	RE	165/166 (99%)	127 (77%)	38 (23%)	1	10
25	YE	165/166 (99%)	127 (77%)	38 (23%)	1	10

Continued on next page...

Continued from previous page...

Mol	Chain	Analysed	Rotameric	Outliers	Percentiles	
26	RF	161/166 (97%)	140 (87%)	21 (13%)	6	38
26	YF	161/166 (97%)	140 (87%)	21 (13%)	6	38
27	RG	155/156 (99%)	130 (84%)	25 (16%)	3	27
27	YG	155/156 (99%)	131 (84%)	24 (16%)	4	28
28	RH	142/148 (96%)	114 (80%)	28 (20%)	2	15
28	YH	142/148 (96%)	114 (80%)	28 (20%)	2	15
29	RI	122/124 (98%)	100 (82%)	22 (18%)	2	19
29	YI	122/124 (98%)	101 (83%)	21 (17%)	3	22
30	RN	117/119 (98%)	98 (84%)	19 (16%)	3	26
30	YN	117/119 (98%)	98 (84%)	19 (16%)	3	26
31	RO	100/100 (100%)	90 (90%)	10 (10%)	11	52
31	YO	100/100 (100%)	90 (90%)	10 (10%)	11	52
32	RP	116/116 (100%)	89 (77%)	27 (23%)	1	9
32	YP	116/116 (100%)	89 (77%)	27 (23%)	1	9
33	RQ	111/111 (100%)	93 (84%)	18 (16%)	3	26
33	YQ	111/111 (100%)	93 (84%)	18 (16%)	3	26
34	RR	101/101 (100%)	84 (83%)	17 (17%)	3	24
34	YR	101/101 (100%)	84 (83%)	17 (17%)	3	24
35	RS	87/88 (99%)	74 (85%)	13 (15%)	4	31
35	YS	87/88 (99%)	74 (85%)	13 (15%)	4	31
36	RT	120/127 (94%)	97 (81%)	23 (19%)	2	16
36	YT	120/127 (94%)	97 (81%)	23 (19%)	2	16
37	RU	93/94 (99%)	80 (86%)	13 (14%)	5	34
37	YU	93/94 (99%)	80 (86%)	13 (14%)	5	34
38	RV	82/82 (100%)	71 (87%)	11 (13%)	6	36
38	YV	82/82 (100%)	71 (87%)	11 (13%)	6	36
39	RW	92/92 (100%)	77 (84%)	15 (16%)	3	26
39	YW	92/92 (100%)	77 (84%)	15 (16%)	3	26
40	RX	74/78 (95%)	63 (85%)	11 (15%)	4	31
40	YX	74/78 (95%)	63 (85%)	11 (15%)	4	31
41	RY	85/91 (93%)	70 (82%)	15 (18%)	3	21

Continued on next page...

Continued from previous page...

Mol	Chain	Analysed	Rotameric	Outliers	Percentiles	
41	YY	85/91 (93%)	70 (82%)	15 (18%)	3	21
42	RZ	162/179 (90%)	141 (87%)	21 (13%)	6	38
42	YZ	162/179 (90%)	139 (86%)	23 (14%)	5	34
43	R0	65/67 (97%)	57 (88%)	8 (12%)	7	41
43	Y0	65/67 (97%)	60 (92%)	5 (8%)	18	65
44	R1	82/83 (99%)	67 (82%)	15 (18%)	2	18
44	Y1	82/83 (99%)	67 (82%)	15 (18%)	2	18
45	R2	64/67 (96%)	57 (89%)	7 (11%)	9	47
45	Y2	64/67 (96%)	57 (89%)	7 (11%)	9	47
46	R3	51/52 (98%)	40 (78%)	11 (22%)	1	11
46	Y3	51/52 (98%)	40 (78%)	11 (22%)	1	11
47	R4	63/63 (100%)	44 (70%)	19 (30%)	0	5
47	Y4	63/63 (100%)	44 (70%)	19 (30%)	0	5
48	R5	51/52 (98%)	39 (76%)	12 (24%)	1	9
48	Y5	50/52 (96%)	38 (76%)	12 (24%)	1	8
49	R6	48/52 (92%)	38 (79%)	10 (21%)	2	13
49	Y6	48/52 (92%)	38 (79%)	10 (21%)	2	13
50	R7	42/42 (100%)	39 (93%)	3 (7%)	21	69
50	Y7	42/42 (100%)	39 (93%)	3 (7%)	21	69
51	R8	54/55 (98%)	39 (72%)	15 (28%)	0	6
51	Y8	54/55 (98%)	39 (72%)	15 (28%)	0	6
52	R9	34/34 (100%)	32 (94%)	2 (6%)	28	75
52	Y9	34/34 (100%)	32 (94%)	2 (6%)	28	75
All	All	9701/10066 (96%)	8295 (86%)	1406 (14%)	5	32

All (1406) residues with a non-rotameric sidechain are listed below:

Mol	Chain	Res	Type
2	QB	5	ILE
2	QB	8	LYS
2	QB	16	HIS
2	QB	23	ARG
2	QB	24	TRP
2	QB	33	TYR

Continued on next page...

Continued from previous page...

Mol	Chain	Res	Type
2	QB	36	ARG
2	QB	63	MET
2	QB	67	THR
2	QB	73	THR
2	QB	82	ARG
2	QB	92	TYR
2	QB	94	ASN
2	QB	121	LEU
2	QB	155	LEU
2	QB	163	PHE
2	QB	165	VAL
2	QB	168	THR
2	QB	172	ILE
2	QB	174	VAL
2	QB	178	ARG
2	QB	196	LEU
2	QB	204	ASN
2	QB	215	LEU
3	QC	3	ASN
3	QC	5	ILE
3	QC	12	LEU
3	QC	16	ARG
3	QC	21	ARG
3	QC	29	TYR
3	QC	56	ASP
3	QC	69	HIS
3	QC	94	LEU
3	QC	127	ARG
3	QC	131	ARG
3	QC	154	SER
3	QC	184	TYR
3	QC	192	THR
3	QC	193	TYR
3	QC	196	LEU
4	QD	3	ARG
4	QD	7	PRO
4	QD	9	CYS
4	QD	12	CYS
4	QD	13	ARG
4	QD	14	ARG
4	QD	30	LYS
4	QD	31	CYS

Continued on next page...

Continued from previous page...

Mol	Chain	Res	Type
4	QD	50	ARG
4	QD	53	ASP
4	QD	73	ARG
4	QD	79	PHE
4	QD	86	LYS
4	QD	94	LEU
4	QD	96	LEU
4	QD	114	ARG
4	QD	122	ARG
4	QD	131	ARG
4	QD	181	MET
4	QD	200	GLU
5	QE	10	MET
5	QE	13	ILE
5	QE	16	THR
5	QE	31	LEU
5	QE	53	LEU
5	QE	73	ASN
5	QE	79	GLU
5	QE	101	ILE
5	QE	153	LYS
6	QF	17	SER
6	QF	21	LEU
6	QF	27	GLN
6	QF	36	ARG
6	QF	55	ASP
6	QF	63	TYR
6	QF	69	GLU
6	QF	74	ASP
6	QF	77	ARG
6	QF	87	ARG
6	QF	92	LYS
6	QF	94	GLN
6	QF	97	PHE
6	QF	100	ASN
7	QG	8	GLU
7	QG	12	LEU
7	QG	38	LEU
7	QG	78	ARG
7	QG	84	ASN
7	QG	98	SER
7	QG	111	ARG

Continued on next page...

Continued from previous page...

Mol	Chain	Res	Type
7	QG	114	ARG
7	QG	124	LEU
7	QG	137	LYS
7	QG	148	ASN
7	QG	155	ARG
8	QH	1	MET
8	QH	10	LEU
8	QH	27	PRO
8	QH	41	ARG
8	QH	52	ASP
8	QH	63	LEU
8	QH	69	ARG
8	QH	81	HIS
8	QH	99	GLU
8	QH	119	LEU
8	QH	121	ASP
8	QH	129	VAL
8	QH	137	VAL
9	QI	7	THR
9	QI	9	ARG
9	QI	48	GLU
9	QI	65	VAL
9	QI	83	ARG
9	QI	95	LYS
9	QI	104	ARG
9	QI	113	LYS
9	QI	114	TYR
9	QI	121	ARG
9	QI	128	ARG
10	QJ	22	LYS
10	QJ	47	PHE
10	QJ	57	LYS
10	QJ	62	HIS
10	QJ	74	ILE
10	QJ	80	LYS
10	QJ	84	GLN
10	QJ	96	ILE
11	QK	26	ASN
11	QK	32	ILE
11	QK	63	LEU
11	QK	75	TYR
11	QK	92	GLU

Continued on next page...

Continued from previous page...

Mol	Chain	Res	Type
11	QK	109	VAL
11	QK	114	VAL
11	QK	116	HIS
11	QK	125	PHE
12	QL	17	LYS
12	QL	20	LYS
12	QL	27	LEU
12	QL	41	ARG
12	QL	46	LYS
12	QL	47	LYS
12	QL	53	ARG
12	QL	57	LYS
12	QL	60	LEU
12	QL	62	SER
12	QL	70	ILE
12	QL	73	GLU
12	QL	81	SER
12	QL	89	ARG
12	QL	112	ASP
12	QL	120	TYR
13	QM	3	ARG
13	QM	8	GLU
13	QM	13	LYS
13	QM	35	GLU
13	QM	47	ASP
13	QM	56	LEU
13	QM	57	ARG
13	QM	64	TRP
13	QM	66	LEU
13	QM	70	LEU
13	QM	88	ARG
13	QM	90	LEU
13	QM	101	GLN
13	QM	115	LYS
13	QM	116	THR
13	QM	122	LYS
14	QN	3	ARG
14	QN	12	ARG
14	QN	14	PRO
14	QN	16	PHE
14	QN	26	ARG
14	QN	29	ARG

Continued on next page...

Continued from previous page...

Mol	Chain	Res	Type
14	QN	41	ARG
14	QN	43	CYS
14	QN	44	LEU
15	QO	3	ILE
15	QO	8	LYS
15	QO	26	GLU
15	QO	39	LEU
15	QO	62	GLN
15	QO	65	ARG
16	QP	1	MET
16	QP	26	ARG
16	QP	28	ARG
16	QP	59	TRP
16	QP	62	VAL
16	QP	69	THR
16	QP	71	ARG
16	QP	72	ARG
16	QP	82	GLN
17	QQ	12	SER
17	QQ	48	GLU
17	QQ	52	LYS
17	QQ	59	ILE
17	QQ	68	ARG
17	QQ	74	LEU
18	QR	26	LEU
18	QR	29	PHE
18	QR	32	ARG
18	QR	36	ASN
18	QR	46	GLU
18	QR	54	ARG
18	QR	55	ARG
19	QS	5	LEU
19	QS	10	PHE
19	QS	12	ASP
19	QS	13	ASP
19	QS	15	LEU
19	QS	29	ARG
19	QS	30	LEU
19	QS	41	VAL
19	QS	63	THR
19	QS	65	ASN
19	QS	83	HIS

Continued on next page...

Continued from previous page...

Mol	Chain	Res	Type
20	QT	11	SER
20	QT	24	LEU
20	QT	26	ASN
20	QT	41	ILE
20	QT	62	LEU
20	QT	73	HIS
20	QT	75	ASN
20	QT	93	GLU
21	QU	6	ARG
24	RD	10	THR
24	RD	17	THR
24	RD	26	LYS
24	RD	33	LEU
24	RD	43	ARG
24	RD	44	ASN
24	RD	61	LEU
24	RD	65	ILE
24	RD	67	PHE
24	RD	71	ASP
24	RD	73	VAL
24	RD	94	LEU
24	RD	98	VAL
24	RD	105	ILE
24	RD	106	ILE
24	RD	131	LEU
24	RD	134	ARG
24	RD	135	PHE
24	RD	155	LEU
24	RD	157	ARG
24	RD	166	GLN
24	RD	173	VAL
24	RD	183	ARG
24	RD	192	THR
24	RD	198	ASN
24	RD	200	ASP
24	RD	215	LEU
24	RD	217	ARG
24	RD	218	ARG
24	RD	226	MET
24	RD	230	ASP
24	RD	237	GLU
24	RD	257	LEU

Continued on next page...

Continued from previous page...

Mol	Chain	Res	Type
24	RD	259	THR
24	RD	261	LYS
24	RD	262	ARG
24	RD	271	ILE
25	RE	2	LYS
25	RE	4	ILE
25	RE	13	ARG
25	RE	16	ARG
25	RE	17	ASP
25	RE	25	VAL
25	RE	26	ILE
25	RE	27	LEU
25	RE	33	VAL
25	RE	36	ARG
25	RE	37	ARG
25	RE	38	THR
25	RE	41	LYS
25	RE	45	THR
25	RE	54	GLN
25	RE	61	ARG
25	RE	62	PRO
25	RE	66	HIS
25	RE	73	GLU
25	RE	75	VAL
25	RE	77	ILE
25	RE	78	LEU
25	RE	79	ARG
25	RE	80	GLU
25	RE	101	ARG
25	RE	113	PHE
25	RE	117	MET
25	RE	119	ARG
25	RE	143	ASN
25	RE	146	THR
25	RE	154	LYS
25	RE	167	VAL
25	RE	179	GLU
25	RE	184	VAL
25	RE	196	VAL
25	RE	200	GLU
25	RE	202	LYS
25	RE	203	LYS

Continued on next page...

Continued from previous page...

Mol	Chain	Res	Type
26	RF	7	TYR
26	RF	9	ILE
26	RF	25	PRO
26	RF	32	LEU
26	RF	45	ARG
26	RF	46	ARG
26	RF	65	TRP
26	RF	66	PRO
26	RF	67	GLN
26	RF	70	THR
26	RF	82	ILE
26	RF	106	ARG
26	RF	108	LYS
26	RF	117	ARG
26	RF	124	LEU
26	RF	127	GLU
26	RF	145	GLU
26	RF	164	ARG
26	RF	181	LEU
26	RF	183	VAL
26	RF	206	ILE
27	RG	4	ASP
27	RG	22	ARG
27	RG	26	GLN
27	RG	33	ARG
27	RG	34	LEU
27	RG	35	GLU
27	RG	43	LEU
27	RG	45	GLU
27	RG	63	ILE
27	RG	67	LYS
27	RG	71	THR
27	RG	88	ILE
27	RG	94	LEU
27	RG	96	ARG
27	RG	97	ASP
27	RG	103	LEU
27	RG	115	ARG
27	RG	118	ARG
27	RG	133	LEU
27	RG	147	ASP
27	RG	155	MET

Continued on next page...

Continued from previous page...

Mol	Chain	Res	Type
27	RG	156	ASP
27	RG	159	VAL
27	RG	167	GLU
27	RG	174	GLU
28	RH	3	ARG
28	RH	4	ILE
28	RH	9	ILE
28	RH	10	PRO
28	RH	11	VAL
28	RH	16	SER
28	RH	27	LYS
28	RH	32	GLU
28	RH	37	VAL
28	RH	41	MET
28	RH	43	VAL
28	RH	59	ARG
28	RH	64	LEU
28	RH	77	LYS
28	RH	81	GLU
28	RH	85	LYS
28	RH	88	LEU
28	RH	89	ILE
28	RH	105	LEU
28	RH	132	ARG
28	RH	139	GLN
28	RH	143	GLN
28	RH	152	ARG
28	RH	153	LYS
28	RH	154	PRO
28	RH	155	SER
28	RH	158	HIS
28	RH	169	VAL
29	RI	2	LYS
29	RI	7	GLU
29	RI	10	GLU
29	RI	27	ARG
29	RI	33	ARG
29	RI	38	LEU
29	RI	40	THR
29	RI	56	LYS
29	RI	57	ARG
29	RI	67	ARG

Continued on next page...

Continued from previous page...

Mol	Chain	Res	Type
29	RI	70	GLU
29	RI	86	THR
29	RI	88	ILE
29	RI	92	VAL
29	RI	93	THR
29	RI	101	LEU
29	RI	113	ARG
29	RI	130	TYR
29	RI	135	GLU
29	RI	139	GLN
29	RI	142	VAL
29	RI	145	VAL
30	RN	2	LYS
30	RN	7	LYS
30	RN	43	THR
30	RN	48	MET
30	RN	60	ILE
30	RN	61	ARG
30	RN	65	LYS
30	RN	73	THR
30	RN	78	TYR
30	RN	90	MET
30	RN	93	THR
30	RN	94	HIS
30	RN	101	HIS
30	RN	109	LYS
30	RN	112	LEU
30	RN	120	LEU
30	RN	127	ASP
30	RN	131	GLN
30	RN	136	GLU
31	RO	8	LEU
31	RO	9	GLU
31	RO	17	ARG
31	RO	19	ILE
31	RO	23	ARG
31	RO	31	LYS
31	RO	39	ILE
31	RO	49	ARG
31	RO	53	LYS
31	RO	65	THR
32	RP	5	ASP

Continued on next page...

Continued from previous page...

Mol	Chain	Res	Type
32	RP	9	ASN
32	RP	10	PRO
32	RP	16	ARG
32	RP	21	ARG
32	RP	27	HIS
32	RP	29	LYS
32	RP	30	THR
32	RP	32	THR
32	RP	36	LYS
32	RP	38	GLN
32	RP	41	ARG
32	RP	50	ARG
32	RP	55	ARG
32	RP	61	ARG
32	RP	62	LEU
32	RP	64	LYS
32	RP	65	ARG
32	RP	75	ILE
32	RP	81	GLN
32	RP	88	LEU
32	RP	91	PHE
32	RP	99	LEU
32	RP	100	LEU
32	RP	108	LYS
32	RP	144	GLU
32	RP	146	VAL
33	RQ	2	LEU
33	RQ	25	ASP
33	RQ	26	TYR
33	RQ	27	VAL
33	RQ	45	GLN
33	RQ	46	GLN
33	RQ	54	MET
33	RQ	55	VAL
33	RQ	58	PHE
33	RQ	60	ARG
33	RQ	79	LEU
33	RQ	83	MET
33	RQ	89	ASN
33	RQ	90	VAL
33	RQ	91	GLU
33	RQ	130	LYS

Continued on next page...

Continued from previous page...

Mol	Chain	Res	Type
33	RQ	135	ASP
33	RQ	139	GLU
34	RR	14	SER
34	RR	31	HIS
34	RR	37	THR
34	RR	44	LEU
34	RR	51	LEU
34	RR	57	ARG
34	RR	66	VAL
34	RR	67	LEU
34	RR	71	GLN
34	RR	75	LEU
34	RR	76	VAL
34	RR	81	ASP
34	RR	95	THR
34	RR	104	ARG
34	RR	105	ARG
34	RR	107	ASP
34	RR	113	LEU
35	RS	4	LEU
35	RS	12	PHE
35	RS	17	ARG
35	RS	18	ILE
35	RS	20	ARG
35	RS	44	LYS
35	RS	56	LEU
35	RS	57	LYS
35	RS	89	ARG
35	RS	101	LEU
35	RS	103	GLU
35	RS	106	ARG
35	RS	111	GLU
36	RT	2	ASN
36	RT	14	TYR
36	RT	22	PHE
36	RT	23	ARG
36	RT	26	ASP
36	RT	27	THR
36	RT	42	ILE
36	RT	51	ARG
36	RT	58	ASN
36	RT	65	LYS

Continued on next page...

Continued from previous page...

Mol	Chain	Res	Type
36	RT	73	GLU
36	RT	78	LEU
36	RT	86	ILE
36	RT	87	ASP
36	RT	99	LEU
36	RT	100	TYR
36	RT	104	ASN
36	RT	107	ASP
36	RT	111	ARG
36	RT	112	ARG
36	RT	115	ARG
36	RT	128	GLU
36	RT	134	GLU
37	RU	5	LYS
37	RU	9	VAL
37	RU	31	SER
37	RU	52	ARG
37	RU	74	LEU
37	RU	76	TYR
37	RU	79	PHE
37	RU	88	ILE
37	RU	92	ARG
37	RU	98	LEU
37	RU	108	GLU
37	RU	114	LYS
37	RU	117	GLN
38	RV	13	ARG
38	RV	14	VAL
38	RV	18	LEU
38	RV	35	LEU
38	RV	38	LEU
38	RV	39	LEU
38	RV	40	LEU
38	RV	66	ARG
38	RV	75	PHE
38	RV	91	TYR
38	RV	99	ILE
39	RW	11	ARG
39	RW	14	PRO
39	RW	16	LYS
39	RW	18	ARG
39	RW	19	LEU

Continued on next page...

Continued from previous page...

Mol	Chain	Res	Type
39	RW	20	VAL
39	RW	63	ASP
39	RW	67	ASP
39	RW	69	LEU
39	RW	70	TYR
39	RW	87	PRO
39	RW	88	ARG
39	RW	92	ARG
39	RW	107	LEU
39	RW	109	GLU
40	RX	3	THR
40	RX	6	ASP
40	RX	15	GLU
40	RX	27	THR
40	RX	30	VAL
40	RX	55	ASN
40	RX	57	LEU
40	RX	65	ARG
40	RX	70	LEU
40	RX	80	ILE
40	RX	88	LYS
41	RY	7	VAL
41	RY	11	ASP
41	RY	27	VAL
41	RY	45	VAL
41	RY	57	GLN
41	RY	64	GLU
41	RY	75	ILE
41	RY	77	PRO
41	RY	79	CYS
41	RY	87	LYS
41	RY	88	LYS
41	RY	89	PHE
41	RY	90	LEU
41	RY	95	LYS
41	RY	97	ARG
42	RZ	2	GLU
42	RZ	8	TYR
42	RZ	20	ARG
42	RZ	52	SER
42	RZ	76	LEU
42	RZ	81	ARG

Continued on next page...

Continued from previous page...

Mol	Chain	Res	Type
42	RZ	87	ASP
42	RZ	93	ASP
42	RZ	94	GLU
42	RZ	112	ARG
42	RZ	117	LEU
42	RZ	121	HIS
42	RZ	128	VAL
42	RZ	145	GLU
42	RZ	150	LEU
42	RZ	151	HIS
42	RZ	168	GLU
42	RZ	174	VAL
42	RZ	179	ASP
42	RZ	182	LYS
42	RZ	183	LEU
43	R0	4	LYS
43	R0	7	LEU
43	R0	10	THR
43	R0	11	ARG
43	R0	36	ILE
43	R0	64	ASP
43	R0	66	VAL
43	R0	74	ARG
44	R1	2	SER
44	R1	11	ARG
44	R1	21	ARG
44	R1	30	VAL
44	R1	40	ARG
44	R1	41	ARG
44	R1	56	GLN
44	R1	76	ARG
44	R1	80	LEU
44	R1	81	LYS
44	R1	83	GLU
44	R1	87	PRO
44	R1	91	LYS
44	R1	92	LYS
44	R1	97	LEU
45	R2	7	ARG
45	R2	9	GLN
45	R2	16	LEU
45	R2	24	LEU

Continued on next page...

Continued from previous page...

Mol	Chain	Res	Type
45	R2	53	LEU
45	R2	62	THR
45	R2	64	LEU
46	R3	4	LEU
46	R3	8	LEU
46	R3	9	VAL
46	R3	10	LYS
46	R3	17	LYS
46	R3	30	ARG
46	R3	31	LEU
46	R3	32	GLN
46	R3	37	LEU
46	R3	40	THR
46	R3	44	ARG
47	R4	6	HIS
47	R4	15	ILE
47	R4	18	CYS
47	R4	21	VAL
47	R4	23	GLU
47	R4	39	CYS
47	R4	42	PHE
47	R4	48	ARG
47	R4	49	PHE
47	R4	50	VAL
47	R4	51	ASP
47	R4	53	GLU
47	R4	57	GLU
47	R4	61	ARG
47	R4	62	ARG
47	R4	63	TYR
47	R4	67	TYR
47	R4	68	ARG
47	R4	71	ARG
48	R5	3	LYS
48	R5	4	HIS
48	R5	6	VAL
48	R5	11	THR
48	R5	19	ARG
48	R5	25	LEU
48	R5	36	CYS
48	R5	37	LYS
48	R5	43	HIS

Continued on next page...

Continued from previous page...

Mol	Chain	Res	Type
48	R5	52	TYR
48	R5	56	LYS
48	R5	58	LEU
49	R6	6	ARG
49	R6	8	LYS
49	R6	18	ARG
49	R6	19	ARG
49	R6	28	ARG
49	R6	34	LEU
49	R6	37	ARG
49	R6	42	TRP
49	R6	44	ARG
49	R6	46	HIS
50	R7	1	MET
50	R7	9	ARG
50	R7	43	THR
51	R8	15	LYS
51	R8	16	ILE
51	R8	30	ARG
51	R8	35	GLN
51	R8	39	LYS
51	R8	43	GLN
51	R8	44	LYS
51	R8	47	LYS
51	R8	48	PHE
51	R8	49	VAL
51	R8	52	LYS
51	R8	53	PRO
51	R8	62	LEU
51	R8	63	PRO
51	R8	65	GLU
52	R9	1	MET
52	R9	17	ILE
2	XB	5	ILE
2	XB	8	LYS
2	XB	16	HIS
2	XB	23	ARG
2	XB	24	TRP
2	XB	33	TYR
2	XB	36	ARG
2	XB	63	MET
2	XB	67	THR

Continued on next page...

Continued from previous page...

Mol	Chain	Res	Type
2	XB	73	THR
2	XB	82	ARG
2	XB	92	TYR
2	XB	94	ASN
2	XB	121	LEU
2	XB	155	LEU
2	XB	163	PHE
2	XB	165	VAL
2	XB	168	THR
2	XB	172	ILE
2	XB	174	VAL
2	XB	178	ARG
2	XB	196	LEU
2	XB	204	ASN
2	XB	215	LEU
3	XC	3	ASN
3	XC	5	ILE
3	XC	12	LEU
3	XC	16	ARG
3	XC	21	ARG
3	XC	29	TYR
3	XC	56	ASP
3	XC	69	HIS
3	XC	94	LEU
3	XC	127	ARG
3	XC	131	ARG
3	XC	154	SER
3	XC	184	TYR
3	XC	192	THR
3	XC	193	TYR
3	XC	196	LEU
4	XD	3	ARG
4	XD	7	PRO
4	XD	9	CYS
4	XD	30	LYS
4	XD	50	ARG
4	XD	53	ASP
4	XD	79	PHE
4	XD	86	LYS
4	XD	94	LEU
4	XD	96	LEU
4	XD	114	ARG

Continued on next page...

Continued from previous page...

Mol	Chain	Res	Type
4	XD	122	ARG
4	XD	131	ARG
4	XD	181	MET
4	XD	200	GLU
5	XE	10	MET
5	XE	13	ILE
5	XE	16	THR
5	XE	31	LEU
5	XE	53	LEU
5	XE	73	ASN
5	XE	79	GLU
5	XE	101	ILE
5	XE	153	LYS
6	XF	17	SER
6	XF	21	LEU
6	XF	27	GLN
6	XF	36	ARG
6	XF	55	ASP
6	XF	63	TYR
6	XF	69	GLU
6	XF	74	ASP
6	XF	77	ARG
6	XF	87	ARG
6	XF	92	LYS
6	XF	94	GLN
6	XF	97	PHE
6	XF	100	ASN
7	XG	8	GLU
7	XG	12	LEU
7	XG	78	ARG
7	XG	84	ASN
7	XG	98	SER
7	XG	111	ARG
7	XG	114	ARG
7	XG	124	LEU
7	XG	137	LYS
7	XG	148	ASN
7	XG	155	ARG
8	XH	1	MET
8	XH	10	LEU
8	XH	27	PRO
8	XH	41	ARG

Continued on next page...

Continued from previous page...

Mol	Chain	Res	Type
8	XH	52	ASP
8	XH	63	LEU
8	XH	69	ARG
8	XH	81	HIS
8	XH	99	GLU
8	XH	119	LEU
8	XH	121	ASP
8	XH	129	VAL
8	XH	137	VAL
9	XI	7	THR
9	XI	9	ARG
9	XI	48	GLU
9	XI	65	VAL
9	XI	83	ARG
9	XI	95	LYS
9	XI	104	ARG
9	XI	113	LYS
9	XI	114	TYR
9	XI	121	ARG
9	XI	128	ARG
10	XJ	22	LYS
10	XJ	47	PHE
10	XJ	57	LYS
10	XJ	62	HIS
10	XJ	74	ILE
10	XJ	80	LYS
10	XJ	84	GLN
10	XJ	96	ILE
11	XK	26	ASN
11	XK	32	ILE
11	XK	63	LEU
11	XK	75	TYR
11	XK	92	GLU
11	XK	109	VAL
11	XK	114	VAL
11	XK	116	HIS
11	XK	125	PHE
12	XL	17	LYS
12	XL	20	LYS
12	XL	27	LEU
12	XL	41	ARG
12	XL	46	LYS

Continued on next page...

Continued from previous page...

Mol	Chain	Res	Type
12	XL	53	ARG
12	XL	57	LYS
12	XL	60	LEU
12	XL	62	SER
12	XL	70	ILE
12	XL	73	GLU
12	XL	81	SER
12	XL	89	ARG
12	XL	112	ASP
12	XL	120	TYR
13	XM	3	ARG
13	XM	8	GLU
13	XM	13	LYS
13	XM	35	GLU
13	XM	47	ASP
13	XM	56	LEU
13	XM	57	ARG
13	XM	64	TRP
13	XM	66	LEU
13	XM	70	LEU
13	XM	88	ARG
13	XM	90	LEU
13	XM	101	GLN
13	XM	115	LYS
13	XM	116	THR
13	XM	122	LYS
14	XN	3	ARG
14	XN	12	ARG
14	XN	14	PRO
14	XN	16	PHE
14	XN	41	ARG
15	XO	3	ILE
15	XO	8	LYS
15	XO	26	GLU
15	XO	39	LEU
15	XO	62	GLN
15	XO	65	ARG
16	XP	1	MET
16	XP	26	ARG
16	XP	28	ARG
16	XP	59	TRP
16	XP	62	VAL

Continued on next page...

Continued from previous page...

Mol	Chain	Res	Type
16	XP	69	THR
16	XP	71	ARG
16	XP	72	ARG
16	XP	82	GLN
17	XQ	12	SER
17	XQ	48	GLU
17	XQ	52	LYS
17	XQ	59	ILE
17	XQ	68	ARG
17	XQ	74	LEU
18	XR	26	LEU
18	XR	29	PHE
18	XR	32	ARG
18	XR	36	ASN
18	XR	46	GLU
18	XR	54	ARG
18	XR	55	ARG
19	XS	5	LEU
19	XS	10	PHE
19	XS	12	ASP
19	XS	13	ASP
19	XS	15	LEU
19	XS	29	ARG
19	XS	30	LEU
19	XS	41	VAL
19	XS	63	THR
19	XS	65	ASN
19	XS	83	HIS
20	XT	11	SER
20	XT	26	ASN
20	XT	41	ILE
20	XT	62	LEU
20	XT	73	HIS
20	XT	75	ASN
20	XT	93	GLU
21	XU	6	ARG
24	YD	10	THR
24	YD	17	THR
24	YD	26	LYS
24	YD	33	LEU
24	YD	43	ARG
24	YD	44	ASN

Continued on next page...

Continued from previous page...

Mol	Chain	Res	Type
24	YD	61	LEU
24	YD	65	ILE
24	YD	67	PHE
24	YD	71	ASP
24	YD	73	VAL
24	YD	94	LEU
24	YD	98	VAL
24	YD	105	ILE
24	YD	106	ILE
24	YD	131	LEU
24	YD	134	ARG
24	YD	135	PHE
24	YD	155	LEU
24	YD	157	ARG
24	YD	166	GLN
24	YD	173	VAL
24	YD	183	ARG
24	YD	192	THR
24	YD	198	ASN
24	YD	200	ASP
24	YD	215	LEU
24	YD	217	ARG
24	YD	218	ARG
24	YD	226	MET
24	YD	230	ASP
24	YD	237	GLU
24	YD	257	LEU
24	YD	259	THR
24	YD	261	LYS
24	YD	262	ARG
25	YE	2	LYS
25	YE	4	ILE
25	YE	13	ARG
25	YE	16	ARG
25	YE	17	ASP
25	YE	25	VAL
25	YE	26	ILE
25	YE	27	LEU
25	YE	33	VAL
25	YE	36	ARG
25	YE	37	ARG
25	YE	38	THR

Continued on next page...

Continued from previous page...

Mol	Chain	Res	Type
25	YE	41	LYS
25	YE	45	THR
25	YE	54	GLN
25	YE	61	ARG
25	YE	62	PRO
25	YE	66	HIS
25	YE	73	GLU
25	YE	75	VAL
25	YE	77	ILE
25	YE	78	LEU
25	YE	79	ARG
25	YE	80	GLU
25	YE	101	ARG
25	YE	113	PHE
25	YE	117	MET
25	YE	119	ARG
25	YE	143	ASN
25	YE	146	THR
25	YE	154	LYS
25	YE	167	VAL
25	YE	179	GLU
25	YE	184	VAL
25	YE	196	VAL
25	YE	200	GLU
25	YE	202	LYS
25	YE	203	LYS
26	YF	7	TYR
26	YF	9	ILE
26	YF	25	PRO
26	YF	32	LEU
26	YF	45	ARG
26	YF	46	ARG
26	YF	65	TRP
26	YF	66	PRO
26	YF	67	GLN
26	YF	70	THR
26	YF	82	ILE
26	YF	106	ARG
26	YF	108	LYS
26	YF	117	ARG
26	YF	124	LEU
26	YF	127	GLU

Continued on next page...

Continued from previous page...

Mol	Chain	Res	Type
26	YF	145	GLU
26	YF	164	ARG
26	YF	181	LEU
26	YF	183	VAL
26	YF	206	ILE
27	YG	4	ASP
27	YG	22	ARG
27	YG	26	GLN
27	YG	33	ARG
27	YG	34	LEU
27	YG	35	GLU
27	YG	43	LEU
27	YG	45	GLU
27	YG	63	ILE
27	YG	67	LYS
27	YG	71	THR
27	YG	88	ILE
27	YG	94	LEU
27	YG	96	ARG
27	YG	97	ASP
27	YG	103	LEU
27	YG	115	ARG
27	YG	118	ARG
27	YG	133	LEU
27	YG	147	ASP
27	YG	155	MET
27	YG	156	ASP
27	YG	159	VAL
27	YG	174	GLU
28	YH	3	ARG
28	YH	4	ILE
28	YH	9	ILE
28	YH	10	PRO
28	YH	11	VAL
28	YH	16	SER
28	YH	27	LYS
28	YH	32	GLU
28	YH	37	VAL
28	YH	41	MET
28	YH	43	VAL
28	YH	59	ARG
28	YH	64	LEU

Continued on next page...

Continued from previous page...

Mol	Chain	Res	Type
28	YH	77	LYS
28	YH	81	GLU
28	YH	85	LYS
28	YH	88	LEU
28	YH	89	ILE
28	YH	105	LEU
28	YH	132	ARG
28	YH	139	GLN
28	YH	143	GLN
28	YH	152	ARG
28	YH	153	LYS
28	YH	154	PRO
28	YH	155	SER
28	YH	158	HIS
28	YH	169	VAL
29	YI	1	MET
29	YI	2	LYS
29	YI	5	LEU
29	YI	27	ARG
29	YI	33	ARG
29	YI	35	LEU
29	YI	38	LEU
29	YI	56	LYS
29	YI	67	ARG
29	YI	70	GLU
29	YI	81	VAL
29	YI	96	ASP
29	YI	101	LEU
29	YI	113	ARG
29	YI	130	TYR
29	YI	131	LYS
29	YI	134	PRO
29	YI	135	GLU
29	YI	139	GLN
29	YI	140	LEU
29	YI	142	VAL
30	YN	2	LYS
30	YN	7	LYS
30	YN	43	THR
30	YN	48	MET
30	YN	60	ILE
30	YN	61	ARG

Continued on next page...

Continued from previous page...

Mol	Chain	Res	Type
30	YN	65	LYS
30	YN	73	THR
30	YN	78	TYR
30	YN	90	MET
30	YN	93	THR
30	YN	94	HIS
30	YN	101	HIS
30	YN	109	LYS
30	YN	112	LEU
30	YN	120	LEU
30	YN	127	ASP
30	YN	131	GLN
30	YN	136	GLU
31	YO	8	LEU
31	YO	9	GLU
31	YO	17	ARG
31	YO	19	ILE
31	YO	23	ARG
31	YO	31	LYS
31	YO	39	ILE
31	YO	49	ARG
31	YO	53	LYS
31	YO	65	THR
32	YP	5	ASP
32	YP	9	ASN
32	YP	10	PRO
32	YP	16	ARG
32	YP	21	ARG
32	YP	27	HIS
32	YP	29	LYS
32	YP	30	THR
32	YP	32	THR
32	YP	36	LYS
32	YP	38	GLN
32	YP	41	ARG
32	YP	50	ARG
32	YP	55	ARG
32	YP	61	ARG
32	YP	62	LEU
32	YP	64	LYS
32	YP	65	ARG
32	YP	75	ILE

Continued on next page...

Continued from previous page...

Mol	Chain	Res	Type
32	YP	81	GLN
32	YP	88	LEU
32	YP	91	PHE
32	YP	99	LEU
32	YP	100	LEU
32	YP	108	LYS
32	YP	144	GLU
32	YP	146	VAL
33	YQ	2	LEU
33	YQ	25	ASP
33	YQ	26	TYR
33	YQ	27	VAL
33	YQ	45	GLN
33	YQ	46	GLN
33	YQ	54	MET
33	YQ	55	VAL
33	YQ	59	ARG
33	YQ	60	ARG
33	YQ	79	LEU
33	YQ	83	MET
33	YQ	89	ASN
33	YQ	90	VAL
33	YQ	91	GLU
33	YQ	130	LYS
33	YQ	135	ASP
33	YQ	139	GLU
34	YR	14	SER
34	YR	31	HIS
34	YR	37	THR
34	YR	44	LEU
34	YR	51	LEU
34	YR	57	ARG
34	YR	66	VAL
34	YR	67	LEU
34	YR	71	GLN
34	YR	75	LEU
34	YR	76	VAL
34	YR	81	ASP
34	YR	95	THR
34	YR	104	ARG
34	YR	105	ARG
34	YR	107	ASP

Continued on next page...

Continued from previous page...

Mol	Chain	Res	Type
34	YR	113	LEU
35	YS	4	LEU
35	YS	12	PHE
35	YS	17	ARG
35	YS	18	ILE
35	YS	20	ARG
35	YS	44	LYS
35	YS	56	LEU
35	YS	57	LYS
35	YS	89	ARG
35	YS	101	LEU
35	YS	103	GLU
35	YS	106	ARG
35	YS	111	GLU
36	YT	2	ASN
36	YT	14	TYR
36	YT	22	PHE
36	YT	23	ARG
36	YT	26	ASP
36	YT	27	THR
36	YT	42	ILE
36	YT	51	ARG
36	YT	58	ASN
36	YT	65	LYS
36	YT	73	GLU
36	YT	78	LEU
36	YT	86	ILE
36	YT	87	ASP
36	YT	99	LEU
36	YT	100	TYR
36	YT	104	ASN
36	YT	107	ASP
36	YT	111	ARG
36	YT	112	ARG
36	YT	115	ARG
36	YT	128	GLU
36	YT	134	GLU
37	YU	5	LYS
37	YU	9	VAL
37	YU	31	SER
37	YU	52	ARG
37	YU	74	LEU

Continued on next page...

Continued from previous page...

Mol	Chain	Res	Type
37	YU	76	TYR
37	YU	79	PHE
37	YU	88	ILE
37	YU	92	ARG
37	YU	98	LEU
37	YU	108	GLU
37	YU	114	LYS
37	YU	117	GLN
38	YV	13	ARG
38	YV	14	VAL
38	YV	18	LEU
38	YV	35	LEU
38	YV	38	LEU
38	YV	39	LEU
38	YV	40	LEU
38	YV	66	ARG
38	YV	75	PHE
38	YV	91	TYR
38	YV	99	ILE
39	YW	11	ARG
39	YW	14	PRO
39	YW	16	LYS
39	YW	18	ARG
39	YW	19	LEU
39	YW	20	VAL
39	YW	63	ASP
39	YW	67	ASP
39	YW	69	LEU
39	YW	70	TYR
39	YW	87	PRO
39	YW	88	ARG
39	YW	92	ARG
39	YW	107	LEU
39	YW	109	GLU
40	YX	3	THR
40	YX	6	ASP
40	YX	15	GLU
40	YX	27	THR
40	YX	30	VAL
40	YX	55	ASN
40	YX	57	LEU
40	YX	65	ARG

Continued on next page...

Continued from previous page...

Mol	Chain	Res	Type
40	YX	70	LEU
40	YX	80	ILE
40	YX	88	LYS
41	YY	7	VAL
41	YY	11	ASP
41	YY	27	VAL
41	YY	45	VAL
41	YY	57	GLN
41	YY	64	GLU
41	YY	75	ILE
41	YY	77	PRO
41	YY	79	CYS
41	YY	87	LYS
41	YY	88	LYS
41	YY	89	PHE
41	YY	90	LEU
41	YY	95	LYS
41	YY	97	ARG
42	YZ	2	GLU
42	YZ	8	TYR
42	YZ	20	ARG
42	YZ	39	VAL
42	YZ	41	LEU
42	YZ	52	SER
42	YZ	66	SER
42	YZ	71	VAL
42	YZ	76	LEU
42	YZ	81	ARG
42	YZ	87	ASP
42	YZ	92	SER
42	YZ	94	GLU
42	YZ	111	VAL
42	YZ	123	ASP
42	YZ	139	VAL
42	YZ	140	ASP
42	YZ	141	VAL
42	YZ	144	LEU
42	YZ	150	LEU
42	YZ	151	HIS
42	YZ	156	LYS
42	YZ	182	LYS
43	Y0	12	ASN

Continued on next page...

Continued from previous page...

Mol	Chain	Res	Type
43	Y0	35	ASN
43	Y0	36	ILE
43	Y0	55	ARG
43	Y0	74	ARG
44	Y1	2	SER
44	Y1	11	ARG
44	Y1	21	ARG
44	Y1	30	VAL
44	Y1	40	ARG
44	Y1	41	ARG
44	Y1	56	GLN
44	Y1	76	ARG
44	Y1	80	LEU
44	Y1	81	LYS
44	Y1	83	GLU
44	Y1	87	PRO
44	Y1	91	LYS
44	Y1	92	LYS
44	Y1	97	LEU
45	Y2	7	ARG
45	Y2	9	GLN
45	Y2	16	LEU
45	Y2	24	LEU
45	Y2	53	LEU
45	Y2	62	THR
45	Y2	64	LEU
46	Y3	4	LEU
46	Y3	8	LEU
46	Y3	9	VAL
46	Y3	10	LYS
46	Y3	17	LYS
46	Y3	30	ARG
46	Y3	31	LEU
46	Y3	32	GLN
46	Y3	37	LEU
46	Y3	40	THR
46	Y3	44	ARG
47	Y4	6	HIS
47	Y4	15	ILE
47	Y4	18	CYS
47	Y4	21	VAL
47	Y4	23	GLU

Continued on next page...

Continued from previous page...

Mol	Chain	Res	Type
47	Y4	39	CYS
47	Y4	42	PHE
47	Y4	48	ARG
47	Y4	49	PHE
47	Y4	50	VAL
47	Y4	51	ASP
47	Y4	53	GLU
47	Y4	57	GLU
47	Y4	61	ARG
47	Y4	62	ARG
47	Y4	63	TYR
47	Y4	67	TYR
47	Y4	68	ARG
47	Y4	71	ARG
48	Y5	3	LYS
48	Y5	4	HIS
48	Y5	6	VAL
48	Y5	11	THR
48	Y5	19	ARG
48	Y5	25	LEU
48	Y5	36	CYS
48	Y5	37	LYS
48	Y5	43	HIS
48	Y5	52	TYR
48	Y5	56	LYS
48	Y5	58	LEU
49	Y6	6	ARG
49	Y6	8	LYS
49	Y6	18	ARG
49	Y6	19	ARG
49	Y6	28	ARG
49	Y6	34	LEU
49	Y6	37	ARG
49	Y6	42	TRP
49	Y6	44	ARG
49	Y6	46	HIS
50	Y7	1	MET
50	Y7	9	ARG
50	Y7	43	THR
51	Y8	15	LYS
51	Y8	16	ILE
51	Y8	30	ARG

Continued on next page...

Continued from previous page...

Mol	Chain	Res	Type
51	Y8	35	GLN
51	Y8	39	LYS
51	Y8	43	GLN
51	Y8	44	LYS
51	Y8	47	LYS
51	Y8	48	PHE
51	Y8	49	VAL
51	Y8	52	LYS
51	Y8	53	PRO
51	Y8	62	LEU
51	Y8	63	PRO
51	Y8	65	GLU
52	Y9	1	MET
52	Y9	17	ILE

Some sidechains can be flipped to improve hydrogen bonding and reduce clashes. All (112) such sidechains are listed below:

Mol	Chain	Res	Type
2	QB	95	GLN
2	QB	135	GLN
2	QB	204	ASN
2	QB	212	GLN
3	QC	181	ASN
5	QE	72	GLN
5	QE	73	ASN
5	QE	78	HIS
5	QE	127	ASN
6	QF	64	GLN
6	QF	100	ASN
7	QG	28	ASN
7	QG	37	ASN
7	QG	86	GLN
7	QG	148	ASN
10	QJ	78	ASN
11	QK	117	ASN
12	QL	9	GLN
13	QM	40	ASN
13	QM	101	GLN
15	QO	53	HIS
19	QS	47	HIS
19	QS	65	ASN
20	QT	26	ASN

Continued on next page...

Continued from previous page...

Mol	Chain	Res	Type
24	RD	44	ASN
24	RD	143	HIS
24	RD	166	GLN
24	RD	198	ASN
25	RE	48	GLN
28	RH	143	GLN
28	RH	147	ASN
30	RN	56	ASN
30	RN	131	GLN
31	RO	5	GLN
31	RO	82	ASN
32	RP	81	GLN
32	RP	84	ASN
34	RR	3	HIS
36	RT	55	ASN
36	RT	58	ASN
37	RU	94	ASN
38	RV	11	GLN
39	RW	61	ASN
40	RX	31	HIS
40	RX	55	ASN
40	RX	87	GLN
41	RY	57	GLN
43	R0	29	GLN
44	R1	56	GLN
45	R2	9	GLN
45	R2	47	ASN
46	R3	19	GLN
46	R3	32	GLN
49	R6	32	ASN
2	XB	95	GLN
2	XB	135	GLN
2	XB	204	ASN
2	XB	212	GLN
3	XC	181	ASN
5	XE	72	GLN
5	XE	73	ASN
5	XE	78	HIS
6	XF	64	GLN
6	XF	100	ASN
7	XG	28	ASN
7	XG	37	ASN

Continued on next page...

Continued from previous page...

Mol	Chain	Res	Type
7	XG	86	GLN
7	XG	148	ASN
10	XJ	78	ASN
11	XK	99	GLN
11	XK	117	ASN
12	XL	9	GLN
12	XL	49	ASN
13	XM	62	ASN
13	XM	77	ASN
13	XM	101	GLN
19	XS	47	HIS
19	XS	65	ASN
20	XT	26	ASN
24	YD	44	ASN
24	YD	143	HIS
24	YD	166	GLN
24	YD	198	ASN
25	YE	48	GLN
25	YE	135	HIS
28	YH	143	GLN
28	YH	147	ASN
30	YN	56	ASN
30	YN	101	HIS
30	YN	131	GLN
31	YO	5	GLN
31	YO	82	ASN
32	YP	81	GLN
32	YP	84	ASN
34	YR	3	HIS
36	YT	55	ASN
36	YT	58	ASN
37	YU	94	ASN
38	YV	11	GLN
39	YW	61	ASN
40	YX	55	ASN
40	YX	87	GLN
41	YY	57	GLN
42	YZ	32	HIS
43	Y0	29	GLN
44	Y1	56	GLN
45	Y2	9	GLN
45	Y2	47	ASN

Continued on next page...

Continued from previous page...

Mol	Chain	Res	Type
46	Y3	19	GLN
46	Y3	32	GLN
47	Y4	47	GLN
49	Y6	32	ASN

5.3.3 RNA ⓘ

Mol	Chain	Analysed	Backbone Outliers	Pucker Outliers
1	QA	1499/1522 (98%)	281 (18%)	47 (3%)
1	XA	1498/1522 (98%)	299 (19%)	52 (3%)
22	RA	2879/2916 (98%)	658 (22%)	65 (2%)
22	YA	2880/2916 (98%)	639 (22%)	65 (2%)
23	RB	119/122 (97%)	20 (16%)	2 (1%)
23	YB	119/122 (97%)	25 (21%)	1 (0%)
53	QV	76/77 (98%)	30 (39%)	1 (1%)
53	XV	76/77 (98%)	30 (39%)	1 (1%)
54	QX	7/25 (28%)	5 (71%)	2 (28%)
54	XX	7/25 (28%)	4 (57%)	1 (14%)
55	QY	13/18 (72%)	6 (46%)	2 (15%)
55	XY	13/18 (72%)	5 (38%)	1 (7%)
56	Z6	1/3 (33%)	0	0
56	Z8	1/3 (33%)	0	0
All	All	9188/9366 (98%)	2002 (21%)	240 (2%)

All (2002) RNA backbone outliers are listed below:

Mol	Chain	Res	Type
1	QA	6	G
1	QA	9	G
1	QA	22	G
1	QA	32	A
1	QA	39	G
1	QA	47	C
1	QA	48	C
1	QA	50	A
1	QA	51	A
1	QA	64	G
1	QA	65	U
1	QA	66	G
1	QA	76	G
1	QA	79	G

Continued on next page...

Continued from previous page...

Mol	Chain	Res	Type
1	QA	80	G
1	QA	90	C
1	QA	91	C
1	QA	92	G
1	QA	95	G
1	QA	101	A
1	QA	108	G
1	QA	116	A
1	QA	120	A
1	QA	121	C
1	QA	122	G
1	QA	129(A)	G
1	QA	144	G
1	QA	146	G
1	QA	147	G
1	QA	163	C
1	QA	171	A
1	QA	174	C
1	QA	182	U
1	QA	190	G
1	QA	191(A)	G
1	QA	195	A
1	QA	197	A
1	QA	209	U
1	QA	216	G
1	QA	231	G
1	QA	244	U
1	QA	245	C
1	QA	247	G
1	QA	251	G
1	QA	252	U
1	QA	266	G
1	QA	267	C
1	QA	281	G
1	QA	289	G
1	QA	316	G
1	QA	321	A
1	QA	328	C
1	QA	329	A
1	QA	332	G
1	QA	344	A
1	QA	346	G

Continued on next page...

Continued from previous page...

Mol	Chain	Res	Type
1	QA	347	G
1	QA	352	C
1	QA	353	A
1	QA	354	G
1	QA	356	A
1	QA	367	U
1	QA	388	G
1	QA	389	A
1	QA	397	A
1	QA	398	C
1	QA	406	G
1	QA	411	A
1	QA	412	A
1	QA	413	G
1	QA	419	C
1	QA	421	U
1	QA	422	C
1	QA	423	G
1	QA	424	G
1	QA	429	U
1	QA	430	A
1	QA	435	C
1	QA	440	A
1	QA	442	C
1	QA	452	A
1	QA	465	A
1	QA	466	C
1	QA	467	G
1	QA	482	A
1	QA	485	G
1	QA	486	U
1	QA	496	A
1	QA	497	U
1	QA	505	G
1	QA	509	A
1	QA	510	A
1	QA	511	C
1	QA	517	G
1	QA	518	C
1	QA	521	G
1	QA	527	G
1	QA	532	A

Continued on next page...

Continued from previous page...

Mol	Chain	Res	Type
1	QA	533	A
1	QA	534	U
1	QA	547	A
1	QA	559	A
1	QA	561	U
1	QA	564	C
1	QA	566	G
1	QA	572	A
1	QA	573	A
1	QA	576	G
1	QA	579	G
1	QA	596	C
1	QA	614	A
1	QA	615	C
1	QA	623	C
1	QA	630	G
1	QA	631	G
1	QA	633	G
1	QA	653	A
1	QA	665	A
1	QA	688	G
1	QA	701	C
1	QA	702	A
1	QA	703	G
1	QA	704	A
1	QA	723	U
1	QA	729	A
1	QA	731	G
1	QA	748	C
1	QA	749	C
1	QA	752	G
1	QA	753	A
1	QA	754	C
1	QA	755	G
1	QA	777	A
1	QA	792	A
1	QA	793	U
1	QA	794	A
1	QA	813	U
1	QA	817	C
1	QA	819	A
1	QA	821	G

Continued on next page...

Continued from previous page...

Mol	Chain	Res	Type
1	QA	828	A
1	QA	836	G
1	QA	841	U
1	QA	843	U
1	QA	848	C
1	QA	859	A
1	QA	871	U
1	QA	872	A
1	QA	885	G
1	QA	902	G
1	QA	914	A
1	QA	926	G
1	QA	927	G
1	QA	934	C
1	QA	935	A
1	QA	960	U
1	QA	961	U
1	QA	966	G
1	QA	968	A
1	QA	969	A
1	QA	971	G
1	QA	974	A
1	QA	976	G
1	QA	977	A
1	QA	978	A
1	QA	991	U
1	QA	992	U
1	QA	993	G
1	QA	994	A
1	QA	1001	G
1	QA	1002	G
1	QA	1004	A
1	QA	1006	C
1	QA	1008	C
1	QA	1009	G
1	QA	1020	U
1	QA	1021	G
1	QA	1024	G
1	QA	1025	U
1	QA	1028	C
1	QA	1029	G
1	QA	1032(A)	G

Continued on next page...

Continued from previous page...

Mol	Chain	Res	Type
1	QA	1036	G
1	QA	1040	U
1	QA	1054	C
1	QA	1055	A
1	QA	1064	G
1	QA	1065	U
1	QA	1066	C
1	QA	1094	G
1	QA	1095	U
1	QA	1101	A
1	QA	1124	G
1	QA	1125	U
1	QA	1126	U
1	QA	1127	G
1	QA	1130	A
1	QA	1131	G
1	QA	1136	U
1	QA	1137	C
1	QA	1138	G
1	QA	1139	G
1	QA	1146	A
1	QA	1157	A
1	QA	1158	C
1	QA	1159	U
1	QA	1160	G
1	QA	1163	C
1	QA	1171	G
1	QA	1178	G
1	QA	1181	G
1	QA	1182	G
1	QA	1183	A
1	QA	1187	G
1	QA	1196	U
1	QA	1197	G
1	QA	1200	C
1	QA	1201	A
1	QA	1202	G
1	QA	1212	U
1	QA	1213	A
1	QA	1224	G
1	QA	1225	A
1	QA	1227	A

Continued on next page...

Continued from previous page...

Mol	Chain	Res	Type
1	QA	1238	A
1	QA	1240	U
1	QA	1241	G
1	QA	1256	A
1	QA	1257	U
1	QA	1258	G
1	QA	1270	C
1	QA	1273	G
1	QA	1280	A
1	QA	1281	U
1	QA	1282	C
1	QA	1286	A
1	QA	1287	A
1	QA	1297	C
1	QA	1298	C
1	QA	1299	A
1	QA	1300	G
1	QA	1301	U
1	QA	1302	U
1	QA	1305	G
1	QA	1317	C
1	QA	1320	C
1	QA	1321	C
1	QA	1322	C
1	QA	1323	G
1	QA	1331	G
1	QA	1334	G
1	QA	1335	C
1	QA	1336	C
1	QA	1337	G
1	QA	1347	G
1	QA	1348	U
1	QA	1353	G
1	QA	1362(A)	C
1	QA	1363	A
1	QA	1364	U
1	QA	1370	G
1	QA	1397	C
1	QA	1401	G
1	QA	1419	G
1	QA	1442	G
1	QA	1446	A

Continued on next page...

Continued from previous page...

Mol	Chain	Res	Type
1	QA	1447	G
1	QA	1452	C
1	QA	1453	G
1	QA	1454	G
1	QA	1487	G
1	QA	1492	A
1	QA	1499	A
1	QA	1504	G
1	QA	1505	G
1	QA	1506	U
1	QA	1517	G
1	QA	1519	A
1	QA	1520	G
1	QA	1529	G
1	QA	1530	G
22	RA	9	U
22	RA	15	G
22	RA	27	G
22	RA	34	C
22	RA	35	G
22	RA	46	C
22	RA	49	A
22	RA	51	G
22	RA	55	G
22	RA	63	U
22	RA	72	U
22	RA	74	A
22	RA	75	G
22	RA	96	G
22	RA	97	C
22	RA	99	U
22	RA	101	G
22	RA	102	G
22	RA	103	A
22	RA	118	A
22	RA	120	U
22	RA	124	G
22	RA	131	G
22	RA	138	G
22	RA	161	U
22	RA	177	G
22	RA	181	A

Continued on next page...

Continued from previous page...

Mol	Chain	Res	Type
22	RA	196	A
22	RA	199	A
22	RA	205	G
22	RA	206	U
22	RA	215	G
22	RA	216	A
22	RA	221	A
22	RA	222	A
22	RA	223	A
22	RA	224	G
22	RA	228	A
22	RA	229	A
22	RA	230	U
22	RA	232	G
22	RA	233	A
22	RA	242	G
22	RA	243	U
22	RA	248	G
22	RA	249	C
22	RA	250	G
22	RA	252	G
22	RA	265	A
22	RA	266	G
22	RA	270(L)	U
22	RA	270(M)	U
22	RA	270(N)	G
22	RA	270(P)	C
22	RA	270(T)	G
22	RA	271(C)	U
22	RA	271	G
22	RA	275	G
22	RA	276	A
22	RA	277	C
22	RA	278	A
22	RA	299	A
22	RA	306	U
22	RA	311	A
22	RA	316	C
22	RA	323	G
22	RA	324	A
22	RA	327	G
22	RA	329	G

Continued on next page...

Continued from previous page...

Mol	Chain	Res	Type
22	RA	330	A
22	RA	331	A
22	RA	332	A
22	RA	335	C
22	RA	342	G
22	RA	343	C
22	RA	346	A
22	RA	347	A
22	RA	352	G
22	RA	364	C
22	RA	371	A
22	RA	372	G
22	RA	373	U
22	RA	386	G
22	RA	393	C
22	RA	395	U
22	RA	405	U
22	RA	411	G
22	RA	412	A
22	RA	428	A
22	RA	444	C
22	RA	448	U
22	RA	449	A
22	RA	451	C
22	RA	454	A
22	RA	457	A
22	RA	470	A
22	RA	481	G
22	RA	494	G
22	RA	504	U
22	RA	505	A
22	RA	509	C
22	RA	512	G
22	RA	513	A
22	RA	518	G
22	RA	519	U
22	RA	527	C
22	RA	529	A
22	RA	532	A
22	RA	533	G
22	RA	537	C
22	RA	539	G

Continued on next page...

Continued from previous page...

Mol	Chain	Res	Type
22	RA	540	G
22	RA	546	C
22	RA	547	A
22	RA	549	G
22	RA	563	G
22	RA	571	A
22	RA	573	G
22	RA	575	A
22	RA	588	U
22	RA	599	G
22	RA	603	A
22	RA	604	G
22	RA	607	U
22	RA	614	U
22	RA	615	G
22	RA	617	G
22	RA	621	A
22	RA	627	A
22	RA	637	A
22	RA	638	G
22	RA	645	C
22	RA	646	A
22	RA	651	G
22	RA	652	C
22	RA	654	A
22	RA	654(A)	G
22	RA	654(B)	C
22	RA	657	U
22	RA	668	G
22	RA	669	G
22	RA	686	G
22	RA	702	G
22	RA	705	A
22	RA	717	G
22	RA	722	A
22	RA	728	G
22	RA	730	C
22	RA	747	U
22	RA	753	C
22	RA	764	A
22	RA	765	G
22	RA	771	G

Continued on next page...

Continued from previous page...

Mol	Chain	Res	Type
22	RA	775	G
22	RA	776	G
22	RA	782	A
22	RA	784	A
22	RA	785	G
22	RA	789	A
22	RA	790	C
22	RA	792	G
22	RA	793	A
22	RA	800	A
22	RA	805	G
22	RA	806	C
22	RA	812	C
22	RA	818	G
22	RA	819	A
22	RA	822	U
22	RA	827	U
22	RA	828	U
22	RA	831	G
22	RA	833	U
22	RA	846	C
22	RA	847	U
22	RA	856	C
22	RA	857	C
22	RA	859	G
22	RA	860	U
22	RA	866	A
22	RA	869	G
22	RA	872	A
22	RA	880	G
22	RA	881	G
22	RA	882	G
22	RA	884	C
22	RA	885	C
22	RA	886	C
22	RA	888	C
22	RA	889	C
22	RA	893	C
22	RA	896	A
22	RA	897	C
22	RA	899	A
22	RA	900	A

Continued on next page...

Continued from previous page...

Mol	Chain	Res	Type
22	RA	901	A
22	RA	904	C
22	RA	906	G
22	RA	907	U
22	RA	910	A
22	RA	911	A
22	RA	917	A
22	RA	932	G
22	RA	938	G
22	RA	941	A
22	RA	944	G
22	RA	945	A
22	RA	946	G
22	RA	959	A
22	RA	961	C
22	RA	973	A
22	RA	974	G
22	RA	974(A)	C
22	RA	975	G
22	RA	980	A
22	RA	983	A
22	RA	989	G
22	RA	990	A
22	RA	991	C
22	RA	996	A
22	RA	1003	G
22	RA	1005	C
22	RA	1011	G
22	RA	1012	U
22	RA	1013	C
22	RA	1015	G
22	RA	1023	U
22	RA	1025	G
22	RA	1026	U
22	RA	1027	A
22	RA	1033	U
22	RA	1044	G
22	RA	1045	A
22	RA	1046	A
22	RA	1050	A
22	RA	1054	A
22	RA	1055	G

Continued on next page...

Continued from previous page...

Mol	Chain	Res	Type
22	RA	1057	A
22	RA	1059	G
22	RA	1060	U
22	RA	1061	U
22	RA	1066	U
22	RA	1067	A
22	RA	1068	G
22	RA	1070	A
22	RA	1071	G
22	RA	1076	C
22	RA	1077	A
22	RA	1078	U
22	RA	1079	C
22	RA	1082	U
22	RA	1083	U
22	RA	1084	A
22	RA	1085	A
22	RA	1086	A
22	RA	1087	G
22	RA	1088	A
22	RA	1091	G
22	RA	1093	G
22	RA	1095	A
22	RA	1096	A
22	RA	1099	G
22	RA	1104	C
22	RA	1110	G
22	RA	1111	A
22	RA	1112	G
22	RA	1122	G
22	RA	1126	A
22	RA	1130	U
22	RA	1131	G
22	RA	1135	C
22	RA	1136	G
22	RA	1142	U
22	RA	1142(A)	A
22	RA	1151	G
22	RA	1155	A
22	RA	1170	G
22	RA	1173	G
22	RA	1174	A

Continued on next page...

Continued from previous page...

Mol	Chain	Res	Type
22	RA	1175	U
22	RA	1176	G
22	RA	1178	C
22	RA	1179	C
22	RA	1180	C
22	RA	1183	G
22	RA	1190	G
22	RA	1191	G
22	RA	1195	G
22	RA	1204	A
22	RA	1205	U
22	RA	1206	G
22	RA	1210	A
22	RA	1211	U
22	RA	1212	G
22	RA	1220	A
22	RA	1221	C
22	RA	1236	G
22	RA	1238	G
22	RA	1247	A
22	RA	1248	G
22	RA	1253	A
22	RA	1256	G
22	RA	1265	A
22	RA	1271	G
22	RA	1272	A
22	RA	1282	U
22	RA	1300	U
22	RA	1301	A
22	RA	1302	A
22	RA	1303	G
22	RA	1306	C
22	RA	1309	G
22	RA	1312	U
22	RA	1313	U
22	RA	1314	C
22	RA	1319	G
22	RA	1321	A
22	RA	1329	U
22	RA	1332	G
22	RA	1349	A
22	RA	1352	U

Continued on next page...

Continued from previous page...

Mol	Chain	Res	Type
22	RA	1365	A
22	RA	1368	G
22	RA	1370	C
22	RA	1372	U
22	RA	1379	A
22	RA	1380	G
22	RA	1384	A
22	RA	1385	G
22	RA	1386	C
22	RA	1396	U
22	RA	1407	C
22	RA	1408	C
22	RA	1411	C
22	RA	1412	A
22	RA	1413	G
22	RA	1416	G
22	RA	1419	A
22	RA	1420	U
22	RA	1421	G
22	RA	1428	C
22	RA	1444(A)	A
22	RA	1445	C
22	RA	1449	A
22	RA	1449(A)	G
22	RA	1455	G
22	RA	1458	C
22	RA	1459	G
22	RA	1460	A
22	RA	1461	G
22	RA	1467	C
22	RA	1471	A
22	RA	1474	C
22	RA	1482	U
22	RA	1483	G
22	RA	1485	G
22	RA	1493	C
22	RA	1497	U
22	RA	1502	C
22	RA	1504	C
22	RA	1506	C
22	RA	1507	A
22	RA	1508	A

Continued on next page...

Continued from previous page...

Mol	Chain	Res	Type
22	RA	1510	A
22	RA	1514	U
22	RA	1522	G
22	RA	1525	G
22	RA	1534	G
22	RA	1535	U
22	RA	1536	A
22	RA	1537	C
22	RA	1538	G
22	RA	1543	A
22	RA	1544	C
22	RA	1545	A
22	RA	1547	C
22	RA	1558	A
22	RA	1559	G
22	RA	1566	A
22	RA	1569	A
22	RA	1578	U
22	RA	1579	A
22	RA	1581	G
22	RA	1585	C
22	RA	1586	A
22	RA	1591	G
22	RA	1598	C
22	RA	1608	A
22	RA	1609	A
22	RA	1610	A
22	RA	1616	A
22	RA	1617	C
22	RA	1618	A
22	RA	1622	G
22	RA	1630(A)	C
22	RA	1647	G
22	RA	1648	C
22	RA	1654	A
22	RA	1667	G
22	RA	1668	A
22	RA	1674	G
22	RA	1694	C
22	RA	1695	G
22	RA	1698	A
22	RA	1699	G

Continued on next page...

Continued from previous page...

Mol	Chain	Res	Type
22	RA	1701	A
22	RA	1725	G
22	RA	1729	A
22	RA	1730	U
22	RA	1731	G
22	RA	1733	G
22	RA	1742	C
22	RA	1743	G
22	RA	1754	C
22	RA	1756	G
22	RA	1763	G
22	RA	1764	G
22	RA	1769	G
22	RA	1773	A
22	RA	1780	A
22	RA	1787	A
22	RA	1791	A
22	RA	1799	G
22	RA	1800	C
22	RA	1801	G
22	RA	1811	G
22	RA	1816	G
22	RA	1820	U
22	RA	1829	A
22	RA	1835	G
22	RA	1847	A
22	RA	1848	A
22	RA	1858	G
22	RA	1869	G
22	RA	1870	C
22	RA	1872	A
22	RA	1878	G
22	RA	1882	C
22	RA	1888	G
22	RA	1889	A
22	RA	1896	G
22	RA	1903	G
22	RA	1906	G
22	RA	1926	U
22	RA	1927	A
22	RA	1930	G
22	RA	1931	U

Continued on next page...

Continued from previous page...

Mol	Chain	Res	Type
22	RA	1934	C
22	RA	1936	A
22	RA	1937	A
22	RA	1938	A
22	RA	1939	U
22	RA	1955	U
22	RA	1963	U
22	RA	1964	G
22	RA	1965	C
22	RA	1967	C
22	RA	1969	A
22	RA	1970	A
22	RA	1971	A
22	RA	1972	A
22	RA	1981	A
22	RA	1982	C
22	RA	1991	U
22	RA	1992	G
22	RA	1993	U
22	RA	1996	C
22	RA	2020	A
22	RA	2023	G
22	RA	2031	A
22	RA	2032	G
22	RA	2033	A
22	RA	2039	C
22	RA	2043	C
22	RA	2049	G
22	RA	2054	A
22	RA	2055	C
22	RA	2056	G
22	RA	2059	A
22	RA	2060	A
22	RA	2061	G
22	RA	2062	A
22	RA	2069	G
22	RA	2089	U
22	RA	2092	U
22	RA	2093	G
22	RA	2096	U
22	RA	2099	U
22	RA	2108	C

Continued on next page...

Continued from previous page...

Mol	Chain	Res	Type
22	RA	2111	C
22	RA	2113	U
22	RA	2114	A
22	RA	2115	G
22	RA	2116	G
22	RA	2117	A
22	RA	2120	G
22	RA	2126	A
22	RA	2127	G
22	RA	2128	C
22	RA	2131	G
22	RA	2132	U
22	RA	2133	G
22	RA	2136	C
22	RA	2146	C
22	RA	2148	G
22	RA	2157	G
22	RA	2158	A
22	RA	2161	C
22	RA	2166	G
22	RA	2168	G
22	RA	2169	A
22	RA	2173	A
22	RA	2176	A
22	RA	2190	G
22	RA	2192	G
22	RA	2198	A
22	RA	2199	A
22	RA	2210	G
22	RA	2211	G
22	RA	2212	A
22	RA	2213	U
22	RA	2215	G
22	RA	2225	A
22	RA	2238	G
22	RA	2239	G
22	RA	2243	U
22	RA	2268	A
22	RA	2275	C
22	RA	2283	C
22	RA	2287	A
22	RA	2288	A

Continued on next page...

Continued from previous page...

Mol	Chain	Res	Type
22	RA	2303	G
22	RA	2305	A
22	RA	2307	G
22	RA	2308	G
22	RA	2311	A
22	RA	2314	C
22	RA	2319	G
22	RA	2320	A
22	RA	2322	A
22	RA	2325	G
22	RA	2326	C
22	RA	2334	G
22	RA	2336	A
22	RA	2346	A
22	RA	2347	C
22	RA	2350	C
22	RA	2382	G
22	RA	2383	G
22	RA	2385	C
22	RA	2392	A
22	RA	2394	C
22	RA	2399	G
22	RA	2400	G
22	RA	2402	C
22	RA	2403	C
22	RA	2406	U
22	RA	2423	U
22	RA	2424	C
22	RA	2425	A
22	RA	2429	G
22	RA	2430	A
22	RA	2435	A
22	RA	2439	A
22	RA	2440	C
22	RA	2441	C
22	RA	2445	G
22	RA	2448	A
22	RA	2450	A
22	RA	2469	A
22	RA	2470	G
22	RA	2474	C
22	RA	2475	C

Continued on next page...

Continued from previous page...

Mol	Chain	Res	Type
22	RA	2476	A
22	RA	2482	G
22	RA	2483	C
22	RA	2484	G
22	RA	2494	G
22	RA	2502	G
22	RA	2505	G
22	RA	2506	U
22	RA	2507	C
22	RA	2519	U
22	RA	2529	G
22	RA	2535	G
22	RA	2542	A
22	RA	2543	G
22	RA	2554	U
22	RA	2566	A
22	RA	2567	G
22	RA	2569	G
22	RA	2573	C
22	RA	2574	G
22	RA	2581	G
22	RA	2582	G
22	RA	2586	C
22	RA	2601	C
22	RA	2602	A
22	RA	2609	U
22	RA	2611	U
22	RA	2612	C
22	RA	2614	A
22	RA	2623	G
22	RA	2629	A
22	RA	2646	C
22	RA	2655	G
22	RA	2665	A
22	RA	2673	G
22	RA	2681	C
22	RA	2682	U
22	RA	2689	U
22	RA	2690	C
22	RA	2691	C
22	RA	2702	U
22	RA	2703	C

Continued on next page...

Continued from previous page...

Mol	Chain	Res	Type
22	RA	2707	G
22	RA	2712	U
22	RA	2712(A)	A
22	RA	2713	A
22	RA	2714	G
22	RA	2724	C
22	RA	2726	U
22	RA	2733	A
22	RA	2734	A
22	RA	2748	A
22	RA	2750	A
22	RA	2751	G
22	RA	2752	C
22	RA	2758	A
22	RA	2761	G
22	RA	2764	A
22	RA	2765	A
22	RA	2777	G
22	RA	2778	A
22	RA	2779	U
22	RA	2780	G
22	RA	2790	A
22	RA	2791	C
22	RA	2797	U
22	RA	2807	G
22	RA	2810	A
22	RA	2818	G
22	RA	2820	A
22	RA	2821	A
22	RA	2823	A
22	RA	2833	G
22	RA	2834	G
22	RA	2835	A
22	RA	2846	G
22	RA	2849	U
22	RA	2867	G
22	RA	2868	A
22	RA	2872	G
22	RA	2879	C
22	RA	2880	C
22	RA	2891	G
22	RA	2892	A

Continued on next page...

Continued from previous page...

Mol	Chain	Res	Type
22	RA	2894	G
23	RB	8	U
23	RB	9	G
23	RB	13	A
23	RB	15	A
23	RB	16	G
23	RB	19	G
23	RB	21	G
23	RB	22	U
23	RB	25	A
23	RB	27	C
23	RB	32	C
23	RB	33	G
23	RB	42	C
23	RB	45	A
23	RB	52	A
23	RB	56	G
23	RB	67	G
23	RB	73	A
23	RB	81	G
23	RB	109	G
1	XA	6	G
1	XA	7	G
1	XA	32	A
1	XA	39	G
1	XA	47	C
1	XA	48	C
1	XA	50	A
1	XA	51	A
1	XA	61	G
1	XA	64	G
1	XA	65	U
1	XA	66	G
1	XA	76	G
1	XA	78	G
1	XA	79	G
1	XA	81	G
1	XA	89	U
1	XA	90	C
1	XA	91	C
1	XA	92	G
1	XA	95	G

Continued on next page...

Continued from previous page...

Mol	Chain	Res	Type
1	XA	101	A
1	XA	108	G
1	XA	116	A
1	XA	120	A
1	XA	121	C
1	XA	122	G
1	XA	129(A)	G
1	XA	130	A
1	XA	144	G
1	XA	147	G
1	XA	163	C
1	XA	172	A
1	XA	174	C
1	XA	182	U
1	XA	190	G
1	XA	195	A
1	XA	197	A
1	XA	201	C
1	XA	209	U
1	XA	216	G
1	XA	222	U
1	XA	244	U
1	XA	245	C
1	XA	247	G
1	XA	251	G
1	XA	262	A
1	XA	267	C
1	XA	270	A
1	XA	281	G
1	XA	289	G
1	XA	305	G
1	XA	315	A
1	XA	316	G
1	XA	328	C
1	XA	329	A
1	XA	332	G
1	XA	345	C
1	XA	346	G
1	XA	347	G
1	XA	348	G
1	XA	349	A
1	XA	352	C

Continued on next page...

Continued from previous page...

Mol	Chain	Res	Type
1	XA	353	A
1	XA	354	G
1	XA	356	A
1	XA	367	U
1	XA	371	G
1	XA	372	C
1	XA	373	A
1	XA	384	G
1	XA	388	G
1	XA	390	C
1	XA	397	A
1	XA	398	C
1	XA	406	G
1	XA	411	A
1	XA	412	A
1	XA	413	G
1	XA	414	A
1	XA	421	U
1	XA	422	C
1	XA	423	G
1	XA	424	G
1	XA	429	U
1	XA	430	A
1	XA	435	C
1	XA	440	A
1	XA	442	C
1	XA	452	A
1	XA	465	A
1	XA	466	C
1	XA	467	G
1	XA	482	A
1	XA	485	G
1	XA	486	U
1	XA	496	A
1	XA	497	U
1	XA	509	A
1	XA	510	A
1	XA	511	C
1	XA	518	C
1	XA	527	G
1	XA	531	U
1	XA	532	A

Continued on next page...

Continued from previous page...

Mol	Chain	Res	Type
1	XA	533	A
1	XA	547	A
1	XA	548	G
1	XA	559	A
1	XA	561	U
1	XA	563	A
1	XA	564	C
1	XA	568	G
1	XA	572	A
1	XA	573	A
1	XA	576	G
1	XA	577	G
1	XA	579	G
1	XA	595	G
1	XA	596	C
1	XA	630	G
1	XA	631	G
1	XA	633	G
1	XA	652	U
1	XA	653	A
1	XA	665	A
1	XA	688	G
1	XA	701	C
1	XA	702	A
1	XA	703	G
1	XA	704	A
1	XA	723	U
1	XA	731	G
1	XA	749	C
1	XA	752	G
1	XA	753	A
1	XA	754	C
1	XA	755	G
1	XA	774	G
1	XA	777	A
1	XA	784	C
1	XA	786	G
1	XA	792	A
1	XA	793	U
1	XA	794	A
1	XA	813	U
1	XA	815	A

Continued on next page...

Continued from previous page...

Mol	Chain	Res	Type
1	XA	816	A
1	XA	817	C
1	XA	819	A
1	XA	821	G
1	XA	828	A
1	XA	836	G
1	XA	841	U
1	XA	843	U
1	XA	848	C
1	XA	859	A
1	XA	871	U
1	XA	872	A
1	XA	885	G
1	XA	902	G
1	XA	914	A
1	XA	916	G
1	XA	922	G
1	XA	927	G
1	XA	934	C
1	XA	935	A
1	XA	936	C
1	XA	940	C
1	XA	942	G
1	XA	960	U
1	XA	961	U
1	XA	966	G
1	XA	968	A
1	XA	969	A
1	XA	972	C
1	XA	974	A
1	XA	975	A
1	XA	976	G
1	XA	977	A
1	XA	982	U
1	XA	991	U
1	XA	992	U
1	XA	993	G
1	XA	994	A
1	XA	1001	G
1	XA	1004	A
1	XA	1005	A
1	XA	1006	C

Continued on next page...

Continued from previous page...

Mol	Chain	Res	Type
1	XA	1008	C
1	XA	1009	G
1	XA	1021	G
1	XA	1024	G
1	XA	1025	U
1	XA	1028	C
1	XA	1029	G
1	XA	1032(A)	G
1	XA	1036	G
1	XA	1040	U
1	XA	1054	C
1	XA	1055	A
1	XA	1066	C
1	XA	1094	G
1	XA	1095	U
1	XA	1101	A
1	XA	1124	G
1	XA	1125	U
1	XA	1126	U
1	XA	1127	G
1	XA	1130	A
1	XA	1131	G
1	XA	1136	U
1	XA	1137	C
1	XA	1138	G
1	XA	1139	G
1	XA	1146	A
1	XA	1151	A
1	XA	1157	A
1	XA	1158	C
1	XA	1159	U
1	XA	1160	G
1	XA	1162	C
1	XA	1171	G
1	XA	1176	A
1	XA	1177	G
1	XA	1181	G
1	XA	1182	G
1	XA	1183	A
1	XA	1187	G
1	XA	1190	G
1	XA	1193	G

Continued on next page...

Continued from previous page...

Mol	Chain	Res	Type
1	XA	1196	U
1	XA	1200	C
1	XA	1201	A
1	XA	1202	G
1	XA	1212	U
1	XA	1214	C
1	XA	1225	A
1	XA	1227	A
1	XA	1238	A
1	XA	1240	U
1	XA	1241	G
1	XA	1256	A
1	XA	1257	U
1	XA	1258	G
1	XA	1270	C
1	XA	1273	G
1	XA	1280	A
1	XA	1281	U
1	XA	1282	C
1	XA	1286	A
1	XA	1287	A
1	XA	1297	C
1	XA	1298	C
1	XA	1299	A
1	XA	1300	G
1	XA	1301	U
1	XA	1302	U
1	XA	1305	G
1	XA	1317	C
1	XA	1320	C
1	XA	1321	C
1	XA	1322	C
1	XA	1323	G
1	XA	1331	G
1	XA	1334	G
1	XA	1335	C
1	XA	1336	C
1	XA	1337	G
1	XA	1347	G
1	XA	1348	U
1	XA	1349	A
1	XA	1353	G

Continued on next page...

Continued from previous page...

Mol	Chain	Res	Type
1	XA	1362(A)	C
1	XA	1363	A
1	XA	1364	U
1	XA	1365	G
1	XA	1397	C
1	XA	1398	A
1	XA	1419	G
1	XA	1442	G
1	XA	1446	A
1	XA	1447	G
1	XA	1452	C
1	XA	1453	G
1	XA	1454	G
1	XA	1487	G
1	XA	1492	A
1	XA	1497	G
1	XA	1499	A
1	XA	1502	A
1	XA	1503	A
1	XA	1504	G
1	XA	1505	G
1	XA	1506	U
1	XA	1517	G
1	XA	1520	G
1	XA	1529	G
1	XA	1530	G
22	YA	9	U
22	YA	11	G
22	YA	15	G
22	YA	27	G
22	YA	34	C
22	YA	46	C
22	YA	49	A
22	YA	55	G
22	YA	63	U
22	YA	72	U
22	YA	74	A
22	YA	75	G
22	YA	84	A
22	YA	97	C
22	YA	99	U
22	YA	101	G

Continued on next page...

Continued from previous page...

Mol	Chain	Res	Type
22	YA	102	G
22	YA	103	A
22	YA	118	A
22	YA	120	U
22	YA	124	G
22	YA	131	G
22	YA	161	U
22	YA	162	U
22	YA	181	A
22	YA	188	G
22	YA	196	A
22	YA	199	A
22	YA	206	U
22	YA	214	G
22	YA	215	G
22	YA	216	A
22	YA	221	A
22	YA	222	A
22	YA	223	A
22	YA	228	A
22	YA	229	A
22	YA	230	U
22	YA	232	G
22	YA	233	A
22	YA	242	G
22	YA	243	U
22	YA	245	G
22	YA	248	G
22	YA	252	G
22	YA	265	A
22	YA	266	G
22	YA	269	U
22	YA	270(L)	U
22	YA	270(M)	U
22	YA	270(P)	C
22	YA	271(B)	G
22	YA	271(C)	U
22	YA	271	G
22	YA	274	G
22	YA	275	G
22	YA	276	A
22	YA	278	A

Continued on next page...

Continued from previous page...

Mol	Chain	Res	Type
22	YA	279	C
22	YA	287	C
22	YA	299	A
22	YA	305	U
22	YA	311	A
22	YA	315	G
22	YA	323	G
22	YA	324	A
22	YA	329	G
22	YA	330	A
22	YA	332	A
22	YA	342	G
22	YA	352	G
22	YA	363	G
22	YA	364	C
22	YA	371	A
22	YA	372	G
22	YA	373	U
22	YA	386	G
22	YA	387	U
22	YA	396	G
22	YA	405	U
22	YA	406	G
22	YA	411	G
22	YA	412	A
22	YA	421	U
22	YA	428	A
22	YA	442	G
22	YA	443	A
22	YA	444	C
22	YA	448	U
22	YA	457	A
22	YA	470	A
22	YA	479	A
22	YA	481	G
22	YA	483	A
22	YA	504	U
22	YA	505	A
22	YA	509	C
22	YA	512	G
22	YA	518	G
22	YA	527	C

Continued on next page...

Continued from previous page...

Mol	Chain	Res	Type
22	YA	529	A
22	YA	531	C
22	YA	532	A
22	YA	533	G
22	YA	537	C
22	YA	539	G
22	YA	540	G
22	YA	546	C
22	YA	547	A
22	YA	549	G
22	YA	563	G
22	YA	573	G
22	YA	575	A
22	YA	586	A
22	YA	588	U
22	YA	603	A
22	YA	607	U
22	YA	613	U
22	YA	614	U
22	YA	615	G
22	YA	617	G
22	YA	620	G
22	YA	622	G
22	YA	624	C
22	YA	626	U
22	YA	627	A
22	YA	629	G
22	YA	631	A
22	YA	634	C
22	YA	637	A
22	YA	638	G
22	YA	645	C
22	YA	646	A
22	YA	648	G
22	YA	651	G
22	YA	654	A
22	YA	654(A)	G
22	YA	654(B)	C
22	YA	654(V)	A
22	YA	657	U
22	YA	664	C
22	YA	668	G

Continued on next page...

Continued from previous page...

Mol	Chain	Res	Type
22	YA	686	G
22	YA	702	G
22	YA	704	G
22	YA	708	C
22	YA	709	U
22	YA	717	G
22	YA	722	A
22	YA	730	C
22	YA	747	U
22	YA	753	C
22	YA	765	G
22	YA	775	G
22	YA	776	G
22	YA	782	A
22	YA	784	A
22	YA	785	G
22	YA	790	C
22	YA	791	C
22	YA	792	G
22	YA	805	G
22	YA	812	C
22	YA	817	C
22	YA	818	G
22	YA	819	A
22	YA	827	U
22	YA	828	U
22	YA	831	G
22	YA	833	U
22	YA	847	U
22	YA	856	C
22	YA	857	C
22	YA	860	U
22	YA	866	A
22	YA	872	A
22	YA	880	G
22	YA	881	G
22	YA	882	G
22	YA	884	C
22	YA	885	C
22	YA	886	C
22	YA	888	C
22	YA	889	C

Continued on next page...

Continued from previous page...

Mol	Chain	Res	Type
22	YA	890	A
22	YA	896	A
22	YA	899	A
22	YA	900	A
22	YA	901	A
22	YA	907	U
22	YA	910	A
22	YA	914	C
22	YA	915	C
22	YA	917	A
22	YA	918	A
22	YA	932	G
22	YA	938	G
22	YA	941	A
22	YA	945	A
22	YA	946	G
22	YA	959	A
22	YA	961	C
22	YA	965	C
22	YA	973	A
22	YA	974	G
22	YA	974(A)	C
22	YA	975	G
22	YA	980	A
22	YA	983	A
22	YA	990	A
22	YA	991	C
22	YA	996	A
22	YA	1003	G
22	YA	1005	C
22	YA	1008	C
22	YA	1011	G
22	YA	1012	U
22	YA	1013	C
22	YA	1020	A
22	YA	1022	G
22	YA	1023	U
22	YA	1024	G
22	YA	1025	G
22	YA	1026	U
22	YA	1027	A
22	YA	1033	U

Continued on next page...

Continued from previous page...

Mol	Chain	Res	Type
22	YA	1045	A
22	YA	1046	A
22	YA	1050	A
22	YA	1054	A
22	YA	1055	G
22	YA	1057	A
22	YA	1059	G
22	YA	1060	U
22	YA	1061	U
22	YA	1066	U
22	YA	1067	A
22	YA	1068	G
22	YA	1071	G
22	YA	1076	C
22	YA	1077	A
22	YA	1078	U
22	YA	1079	C
22	YA	1082	U
22	YA	1083	U
22	YA	1084	A
22	YA	1085	A
22	YA	1086	A
22	YA	1088	A
22	YA	1090	U
22	YA	1093	G
22	YA	1095	A
22	YA	1096	A
22	YA	1097	U
22	YA	1099	G
22	YA	1103	A
22	YA	1104	C
22	YA	1105	U
22	YA	1110	G
22	YA	1111	A
22	YA	1122	G
22	YA	1128	A
22	YA	1131	G
22	YA	1135	C
22	YA	1136	G
22	YA	1142	U
22	YA	1142(A)	A
22	YA	1151	G

Continued on next page...

Continued from previous page...

Mol	Chain	Res	Type
22	YA	1170	G
22	YA	1173	G
22	YA	1174	A
22	YA	1175	U
22	YA	1176	G
22	YA	1178	C
22	YA	1179	C
22	YA	1180	C
22	YA	1195	G
22	YA	1198	U
22	YA	1204	A
22	YA	1205	U
22	YA	1206	G
22	YA	1211	U
22	YA	1220	A
22	YA	1221	C
22	YA	1236	G
22	YA	1238	G
22	YA	1240	U
22	YA	1244	G
22	YA	1248	G
22	YA	1250	G
22	YA	1253	A
22	YA	1256	G
22	YA	1265	A
22	YA	1271	G
22	YA	1272	A
22	YA	1273	U
22	YA	1276	A
22	YA	1282	U
22	YA	1300	U
22	YA	1301	A
22	YA	1304	C
22	YA	1313	U
22	YA	1321	A
22	YA	1329	U
22	YA	1349	A
22	YA	1352	U
22	YA	1365	A
22	YA	1368	G
22	YA	1370	C
22	YA	1379	A

Continued on next page...

Continued from previous page...

Mol	Chain	Res	Type
22	YA	1384	A
22	YA	1385	G
22	YA	1386	C
22	YA	1389	G
22	YA	1391	U
22	YA	1398	C
22	YA	1402	C
22	YA	1407	C
22	YA	1411	C
22	YA	1412	A
22	YA	1416	G
22	YA	1419	A
22	YA	1420	U
22	YA	1421	G
22	YA	1428	C
22	YA	1444(A)	A
22	YA	1445	C
22	YA	1449	A
22	YA	1449(A)	G
22	YA	1455	G
22	YA	1458	C
22	YA	1460	A
22	YA	1461	G
22	YA	1467	C
22	YA	1471	A
22	YA	1482	U
22	YA	1483	G
22	YA	1485	G
22	YA	1490	A
22	YA	1493	C
22	YA	1494	A
22	YA	1497	U
22	YA	1505	C
22	YA	1506	C
22	YA	1507	A
22	YA	1508	A
22	YA	1510	A
22	YA	1511	A
22	YA	1513	C
22	YA	1514	U
22	YA	1522	G
22	YA	1534	G

Continued on next page...

Continued from previous page...

Mol	Chain	Res	Type
22	YA	1535	U
22	YA	1536	A
22	YA	1537	C
22	YA	1540	G
22	YA	1543	A
22	YA	1544	C
22	YA	1545	A
22	YA	1558	A
22	YA	1559	G
22	YA	1569	A
22	YA	1578	U
22	YA	1579	A
22	YA	1585	C
22	YA	1586	A
22	YA	1592	C
22	YA	1597	A
22	YA	1598	C
22	YA	1608	A
22	YA	1609	A
22	YA	1616	A
22	YA	1617	C
22	YA	1618	A
22	YA	1640	C
22	YA	1646	C
22	YA	1648	C
22	YA	1654	A
22	YA	1667	G
22	YA	1669	A
22	YA	1674	G
22	YA	1695	G
22	YA	1699	G
22	YA	1700	A
22	YA	1725	G
22	YA	1728	G
22	YA	1729	A
22	YA	1730	U
22	YA	1731	G
22	YA	1733	G
22	YA	1734	C
22	YA	1742	C
22	YA	1743	G
22	YA	1753	G

Continued on next page...

Continued from previous page...

Mol	Chain	Res	Type
22	YA	1754	C
22	YA	1756	G
22	YA	1762	A
22	YA	1763	G
22	YA	1764	G
22	YA	1772	G
22	YA	1773	A
22	YA	1780	A
22	YA	1781	C
22	YA	1784	A
22	YA	1787	A
22	YA	1791	A
22	YA	1799	G
22	YA	1800	C
22	YA	1801	G
22	YA	1815	A
22	YA	1816	G
22	YA	1819	A
22	YA	1820	U
22	YA	1829	A
22	YA	1835	G
22	YA	1836	C
22	YA	1839	G
22	YA	1847	A
22	YA	1848	A
22	YA	1850	G
22	YA	1858	G
22	YA	1869	G
22	YA	1872	A
22	YA	1878	G
22	YA	1882	C
22	YA	1884	A
22	YA	1889	A
22	YA	1896	G
22	YA	1903	G
22	YA	1906	G
22	YA	1913	A
22	YA	1923	U
22	YA	1924	C
22	YA	1930	G
22	YA	1931	U
22	YA	1936	A

Continued on next page...

Continued from previous page...

Mol	Chain	Res	Type
22	YA	1939	U
22	YA	1944	U
22	YA	1955	U
22	YA	1956	U
22	YA	1960	A
22	YA	1963	U
22	YA	1964	G
22	YA	1966	A
22	YA	1967	C
22	YA	1968	G
22	YA	1969	A
22	YA	1970	A
22	YA	1971	A
22	YA	1972	A
22	YA	1982	C
22	YA	1991	U
22	YA	1993	U
22	YA	2020	A
22	YA	2021	C
22	YA	2023	G
22	YA	2031	A
22	YA	2033	A
22	YA	2039	C
22	YA	2043	C
22	YA	2055	C
22	YA	2056	G
22	YA	2059	A
22	YA	2060	A
22	YA	2061	G
22	YA	2062	A
22	YA	2069	G
22	YA	2097	C
22	YA	2100	G
22	YA	2111	C
22	YA	2113	U
22	YA	2114	A
22	YA	2115	G
22	YA	2116	G
22	YA	2117	A
22	YA	2119	A
22	YA	2120	G
22	YA	2126	A

Continued on next page...

Continued from previous page...

Mol	Chain	Res	Type
22	YA	2127	G
22	YA	2128	C
22	YA	2131	G
22	YA	2132	U
22	YA	2133	G
22	YA	2136	C
22	YA	2146	C
22	YA	2148	G
22	YA	2157	G
22	YA	2158	A
22	YA	2166	G
22	YA	2168	G
22	YA	2173	A
22	YA	2176	A
22	YA	2190	G
22	YA	2192	G
22	YA	2198	A
22	YA	2199	A
22	YA	2205	C
22	YA	2210	G
22	YA	2211	G
22	YA	2212	A
22	YA	2213	U
22	YA	2215	G
22	YA	2225	A
22	YA	2238	G
22	YA	2246	G
22	YA	2275	C
22	YA	2280	G
22	YA	2283	C
22	YA	2287	A
22	YA	2288	A
22	YA	2304	G
22	YA	2307	G
22	YA	2308	G
22	YA	2310	A
22	YA	2311	A
22	YA	2319	G
22	YA	2320	A
22	YA	2325	G
22	YA	2326	C
22	YA	2334	G

Continued on next page...

Continued from previous page...

Mol	Chain	Res	Type
22	YA	2336	A
22	YA	2343	C
22	YA	2345	G
22	YA	2346	A
22	YA	2347	C
22	YA	2350	C
22	YA	2355	C
22	YA	2372	G
22	YA	2379	G
22	YA	2382	G
22	YA	2383	G
22	YA	2385	C
22	YA	2394	C
22	YA	2402	C
22	YA	2403	C
22	YA	2406	U
22	YA	2410	G
22	YA	2423	U
22	YA	2424	C
22	YA	2425	A
22	YA	2426	A
22	YA	2429	G
22	YA	2430	A
22	YA	2435	A
22	YA	2439	A
22	YA	2440	C
22	YA	2441	C
22	YA	2446	G
22	YA	2448	A
22	YA	2450	A
22	YA	2469	A
22	YA	2470	G
22	YA	2475	C
22	YA	2476	A
22	YA	2482	G
22	YA	2494	G
22	YA	2502	G
22	YA	2504	U
22	YA	2505	G
22	YA	2506	U
22	YA	2518	A
22	YA	2519	U

Continued on next page...

Continued from previous page...

Mol	Chain	Res	Type
22	YA	2524	G
22	YA	2525	G
22	YA	2529	G
22	YA	2542	A
22	YA	2543	G
22	YA	2554	U
22	YA	2562	U
22	YA	2567	G
22	YA	2569	G
22	YA	2573	C
22	YA	2602	A
22	YA	2609	U
22	YA	2611	U
22	YA	2612	C
22	YA	2621	A
22	YA	2623	G
22	YA	2629	A
22	YA	2632	A
22	YA	2641	G
22	YA	2646	C
22	YA	2655	G
22	YA	2656	U
22	YA	2665	A
22	YA	2673	G
22	YA	2682	U
22	YA	2689	U
22	YA	2690	C
22	YA	2691	C
22	YA	2702	U
22	YA	2703	C
22	YA	2707	G
22	YA	2712	U
22	YA	2712(A)	A
22	YA	2713	A
22	YA	2714	G
22	YA	2724	C
22	YA	2726	U
22	YA	2730	C
22	YA	2733	A
22	YA	2734	A
22	YA	2744	G
22	YA	2748	A

Continued on next page...

Continued from previous page...

Mol	Chain	Res	Type
22	YA	2752	C
22	YA	2758	A
22	YA	2761	G
22	YA	2765	A
22	YA	2766	G
22	YA	2770	G
22	YA	2777	G
22	YA	2778	A
22	YA	2779	U
22	YA	2789	C
22	YA	2790	A
22	YA	2791	C
22	YA	2797	U
22	YA	2807	G
22	YA	2808	U
22	YA	2818	G
22	YA	2820	A
22	YA	2821	A
22	YA	2823	A
22	YA	2833	G
22	YA	2834	G
22	YA	2835	A
22	YA	2846	G
22	YA	2847	U
22	YA	2849	U
22	YA	2859	G
22	YA	2867	G
22	YA	2868	A
22	YA	2872	G
22	YA	2874	C
22	YA	2880	C
22	YA	2891	G
22	YA	2892	A
22	YA	2893	G
22	YA	2894	G
23	YB	8	U
23	YB	9	G
23	YB	13	A
23	YB	15	A
23	YB	16	G
23	YB	19	G
23	YB	21	G

Continued on next page...

Continued from previous page...

Mol	Chain	Res	Type
23	YB	25	A
23	YB	26	A
23	YB	27	C
23	YB	33	G
23	YB	40	U
23	YB	41	U
23	YB	42	C
23	YB	44	G
23	YB	45	A
23	YB	52	A
23	YB	56	G
23	YB	67	G
23	YB	73	A
23	YB	82	G
23	YB	88	C
23	YB	89	G
23	YB	105	G
23	YB	109	G
53	QV	3	C
53	QV	4	G
53	QV	5	G
53	QV	7	G
53	QV	8	U
53	QV	14	A
53	QV	16	C
53	QV	17	C
53	QV	17(A)	U
53	QV	18	G
53	QV	19	G
53	QV	21	A
53	QV	22	G
53	QV	25	C
53	QV	31	G
53	QV	37	A
53	QV	42	G
53	QV	47	U
53	QV	48	C
53	QV	49	G
53	QV	50	U
53	QV	51	C
53	QV	52	G
53	QV	54	U

Continued on next page...

Continued from previous page...

Mol	Chain	Res	Type
53	QV	59	A
53	QV	63	G
53	QV	67	C
53	QV	72	A
53	QV	75	C
53	QV	76	A
54	QX	3	G
54	QX	4	C
54	QX	5	C
54	QX	7	A
54	QX	8	A
55	QY	31	G
55	QY	33	U
55	QY	36	G
55	QY	37	1MG
55	QY	39	C
55	QY	40	G
53	XV	3	C
53	XV	4	G
53	XV	5	G
53	XV	7	G
53	XV	8	U
53	XV	14	A
53	XV	16	C
53	XV	17	C
53	XV	17(A)	U
53	XV	18	G
53	XV	19	G
53	XV	21	A
53	XV	22	G
53	XV	25	C
53	XV	31	G
53	XV	37	A
53	XV	42	G
53	XV	47	U
53	XV	48	C
53	XV	49	G
53	XV	50	U
53	XV	51	C
53	XV	52	G
53	XV	54	U
53	XV	59	A

Continued on next page...

Continued from previous page...

Mol	Chain	Res	Type
53	XV	63	G
53	XV	67	C
53	XV	72	A
53	XV	75	C
53	XV	76	A
54	XX	3	G
54	XX	4	C
54	XX	7	A
54	XX	8	A
55	XY	31	G
55	XY	33	U
55	XY	36	G
55	XY	39	C
55	XY	40	G

All (240) RNA pucker outliers are listed below:

Mol	Chain	Res	Type
1	QA	5	U
1	QA	31	G
1	QA	64	G
1	QA	115	G
1	QA	119	A
1	QA	181	G
1	QA	190	G
1	QA	243	A
1	QA	244	U
1	QA	250	A
1	QA	251	G
1	QA	266	G
1	QA	328	C
1	QA	410	G
1	QA	412	A
1	QA	428	G
1	QA	429	U
1	QA	481	G
1	QA	484	G
1	QA	485	G
1	QA	509	A
1	QA	533	A
1	QA	560	U
1	QA	595	G

Continued on next page...

Continued from previous page...

Mol	Chain	Res	Type
1	QA	687	A
1	QA	701	C
1	QA	703	G
1	QA	753	A
1	QA	792	A
1	QA	812	C
1	QA	884	U
1	QA	913	A
1	QA	934	C
1	QA	960	U
1	QA	992	U
1	QA	1027	C
1	QA	1064	G
1	QA	1065	U
1	QA	1200	C
1	QA	1285	A
1	QA	1297	C
1	QA	1336	C
1	QA	1347	G
1	QA	1446	A
1	QA	1498	U
1	QA	1503	A
1	QA	1528	U
22	RA	74	A
22	RA	99	U
22	RA	102	G
22	RA	205	G
22	RA	221	A
22	RA	222	A
22	RA	227	A
22	RA	229	A
22	RA	241	A
22	RA	242	G
22	RA	271(B)	G
22	RA	271(C)	U
22	RA	277	C
22	RA	345	A
22	RA	372	G
22	RA	404	C
22	RA	503	A
22	RA	512	G
22	RA	587	C

Continued on next page...

Continued from previous page...

Mol	Chain	Res	Type
22	RA	637	A
22	RA	704	G
22	RA	752	A
22	RA	774	A
22	RA	846	C
22	RA	856	C
22	RA	859	G
22	RA	974(A)	C
22	RA	1012	U
22	RA	1022	G
22	RA	1026	U
22	RA	1045	A
22	RA	1078	U
22	RA	1085	A
22	RA	1130	U
22	RA	1178	C
22	RA	1204	A
22	RA	1210	A
22	RA	1312	U
22	RA	1427	A
22	RA	1543	A
22	RA	1558	A
22	RA	1653	G
22	RA	1694	C
22	RA	1698	A
22	RA	1799	G
22	RA	1819	A
22	RA	1929	G
22	RA	1930	G
22	RA	1936	A
22	RA	1980	G
22	RA	1992	G
22	RA	2060	A
22	RA	2126	A
22	RA	2405	G
22	RA	2439	A
22	RA	2481	G
22	RA	2518	A
22	RA	2566	A
22	RA	2610	C
22	RA	2689	U
22	RA	2712	U

Continued on next page...

Continued from previous page...

Mol	Chain	Res	Type
22	RA	2776	A
22	RA	2832	U
22	RA	2848	G
22	RA	2867	G
23	RB	24	G
23	RB	66	A
1	XA	31	G
1	XA	60	A
1	XA	64	G
1	XA	78	G
1	XA	89	U
1	XA	115	G
1	XA	181	G
1	XA	243	A
1	XA	244	U
1	XA	250	A
1	XA	266	G
1	XA	328	C
1	XA	345	C
1	XA	410	G
1	XA	412	A
1	XA	429	U
1	XA	481	G
1	XA	484	G
1	XA	485	G
1	XA	509	A
1	XA	530	G
1	XA	560	U
1	XA	575	G
1	XA	595	G
1	XA	687	A
1	XA	701	C
1	XA	703	G
1	XA	753	A
1	XA	792	A
1	XA	812	C
1	XA	815	A
1	XA	913	A
1	XA	934	C
1	XA	960	U
1	XA	992	U
1	XA	993	G

Continued on next page...

Continued from previous page...

Mol	Chain	Res	Type
1	XA	1027	C
1	XA	1065	U
1	XA	1094	G
1	XA	1200	C
1	XA	1201	A
1	XA	1224	G
1	XA	1285	A
1	XA	1297	C
1	XA	1301	U
1	XA	1319	A
1	XA	1336	C
1	XA	1347	G
1	XA	1364	U
1	XA	1446	A
1	XA	1498	U
1	XA	1503	A
22	YA	74	A
22	YA	83	G
22	YA	99	U
22	YA	102	G
22	YA	196	A
22	YA	205	G
22	YA	221	A
22	YA	222	A
22	YA	227	A
22	YA	229	A
22	YA	241	A
22	YA	242	G
22	YA	271(B)	G
22	YA	278	A
22	YA	372	G
22	YA	404	C
22	YA	503	A
22	YA	508	G
22	YA	587	C
22	YA	637	A
22	YA	653	A
22	YA	669	G
22	YA	752	A
22	YA	774	A
22	YA	846	C
22	YA	856	C

Continued on next page...

Continued from previous page...

Mol	Chain	Res	Type
22	YA	859	G
22	YA	974(A)	C
22	YA	1022	G
22	YA	1026	U
22	YA	1045	A
22	YA	1078	U
22	YA	1085	A
22	YA	1109	C
22	YA	1130	U
22	YA	1178	C
22	YA	1210	A
22	YA	1275	A
22	YA	1427	A
22	YA	1543	A
22	YA	1558	A
22	YA	1653	G
22	YA	1694	C
22	YA	1698	A
22	YA	1786	A
22	YA	1799	G
22	YA	1819	A
22	YA	1929	G
22	YA	1930	G
22	YA	1955	U
22	YA	1992	G
22	YA	2126	A
22	YA	2439	A
22	YA	2481	G
22	YA	2518	A
22	YA	2566	A
22	YA	2610	C
22	YA	2655	G
22	YA	2681	C
22	YA	2689	U
22	YA	2712	U
22	YA	2751	G
22	YA	2776	A
22	YA	2832	U
22	YA	2867	G
23	YB	66	A
53	QV	53	G
54	QX	4	C

Continued on next page...

Continued from previous page...

Mol	Chain	Res	Type
54	QX	6	C
55	QY	36	G
55	QY	39	C
53	XV	53	G
54	XX	6	C
55	XY	39	C

5.4 Non-standard residues in protein, DNA, RNA chains ⓘ

4 non-standard protein/DNA/RNA residues are modelled in this entry.

In the following table, the Counts columns list the number of bonds (or angles) for which Mogul statistics could be retrieved, the number of bonds (or angles) that are observed in the model and the number of bonds (or angles) that are defined in the chemical component dictionary. The Link column lists molecule types, if any, to which the group is linked. The Z score for a bond length (or angle) is the number of standard deviations the observed value is removed from the expected value. A bond length (or angle) with $|Z| > 2$ is considered an outlier worth inspection. RMSZ is the root-mean-square of all Z scores of the bond lengths (or angles).

Mol	Type	Chain	Res	Link	Bond lengths			Bond angles		
					Counts	RMSZ	$\# Z > 2$	Counts	RMSZ	$\# Z > 2$
55	1MG	QY	37	55	24,26,27	1.53	5 (20%)	34,39,42	7.99	7 (20%)
55	1MG	XY	37	55	24,26,27	3.00	6 (25%)	34,39,42	3.70	12 (35%)
56	PPU	Z6	76	56,22	38,40,41	2.43	9 (23%)	54,57,60	2.61	14 (25%)
56	PPU	Z8	76	56,22	38,40,41	2.42	9 (23%)	54,57,60	2.61	14 (25%)

In the following table, the Chirals column lists the number of chiral outliers, the number of chiral centers analysed, the number of these observed in the model and the number defined in the chemical component dictionary. Similar counts are reported in the Torsion and Rings columns. '-' means no outliers of that kind were identified.

Mol	Type	Chain	Res	Link	Chirals	Torsions	Rings
55	1MG	QY	37	55	-	0/8/25/26	0/3/3/3
55	1MG	XY	37	55	-	0/8/25/26	0/3/3/3
56	PPU	Z6	76	56,22	-	0/26/43/44	0/4/4/4
56	PPU	Z8	76	56,22	-	0/26/43/44	0/4/4/4

All (29) bond length outliers are listed below:

Mol	Chain	Res	Type	Atoms	Z	Observed(Å)	Ideal(Å)
56	Z6	76	PPU	O-C	9.24	1.41	1.23

Continued on next page...

Continued from previous page...

Mol	Chain	Res	Type	Atoms	Z	Observed(Å)	Ideal(Å)
56	Z8	76	PPU	O-C	9.22	1.41	1.23
55	XY	37	1MG	C4-N3	8.14	1.49	1.35
55	XY	37	1MG	C2-N1	7.35	1.47	1.37
55	XY	37	1MG	C2-N2	6.72	1.48	1.33
56	Z6	76	PPU	C9-N6	-5.49	1.31	1.45
56	Z8	76	PPU	C9-N6	-5.43	1.32	1.45
56	Z6	76	PPU	C-N3'	5.39	1.46	1.34
56	Z8	76	PPU	C-N3'	5.36	1.46	1.34
56	Z8	76	PPU	C10-N6	-5.14	1.32	1.45
56	Z6	76	PPU	C10-N6	-5.12	1.32	1.45
55	XY	37	1MG	P-OP1	4.78	1.52	1.46
55	QY	37	1MG	C4-N9	3.83	1.43	1.37
55	XY	37	1MG	C5-N7	-3.64	1.33	1.38
55	QY	37	1MG	C6-N1	3.24	1.43	1.38
56	Z6	76	PPU	C4-N9	-3.16	1.33	1.37
56	Z8	76	PPU	C4-N9	-3.13	1.33	1.37
56	Z8	76	PPU	C8-N9	-3.06	1.32	1.36
56	Z6	76	PPU	C8-N9	-3.00	1.32	1.36
56	Z6	76	PPU	O4'-C1'	2.95	1.44	1.41
56	Z8	76	PPU	O4'-C1'	2.87	1.44	1.41
55	QY	37	1MG	C5-N7	2.67	1.41	1.38
56	Z6	76	PPU	C6-C5	-2.57	1.40	1.44
56	Z8	76	PPU	C6-C5	-2.48	1.40	1.44
55	XY	37	1MG	C8-N9	-2.24	1.33	1.36
55	QY	37	1MG	C8-N9	-2.18	1.33	1.36
56	Z8	76	PPU	C5-N7	-2.02	1.32	1.39
56	Z6	76	PPU	C5-N7	-2.01	1.32	1.39
55	QY	37	1MG	P-OP1	2.01	1.49	1.46

All (47) bond angle outliers are listed below:

Mol	Chain	Res	Type	Atoms	Z	Observed(°)	Ideal(°)
55	QY	37	1MG	C6-C5-N7	-44.70	131.86	134.24
55	XY	37	1MG	C6-C5-N7	-14.92	133.44	134.24
55	XY	37	1MG	C6-N1-C2	11.94	123.98	120.71
55	QY	37	1MG	CM1-N1-C2	10.04	125.48	119.51
56	Z8	76	PPU	N3-C2-N1	-8.58	121.34	128.89
56	Z6	76	PPU	N3-C2-N1	-8.49	121.42	128.89
56	Z6	76	PPU	C3'-N3'-C	-8.16	110.20	123.19
56	Z8	76	PPU	C3'-N3'-C	-8.12	110.25	123.19
56	Z6	76	PPU	C5-C4-N3	-6.34	119.79	125.98
56	Z8	76	PPU	C5-C4-N3	-6.29	119.85	125.98

Continued on next page...

Continued from previous page...

Mol	Chain	Res	Type	Atoms	Z	Observed(°)	Ideal(°)
56	Z6	76	PPU	C2'-C1'-N9	-5.44	98.52	113.35
56	Z8	76	PPU	C2'-C1'-N9	-5.43	98.56	113.35
56	Z8	76	PPU	C2'-C3'-N3'	5.18	125.10	113.08
56	Z6	76	PPU	C2'-C3'-N3'	5.18	125.09	113.08
56	Z8	76	PPU	C2-N1-C6	4.74	121.78	111.52
56	Z6	76	PPU	C2-N1-C6	4.68	121.66	111.52
55	QY	37	1MG	C5-C6-N1	-4.39	112.91	118.30
56	Z6	76	PPU	C4'-O4'-C1'	-3.99	105.34	109.72
55	XY	37	1MG	N3-C4-N9	3.92	132.66	126.91
55	XY	37	1MG	N2-C2-N1	3.91	123.75	118.45
56	Z8	76	PPU	C4'-O4'-C1'	-3.91	105.43	109.72
56	Z6	76	PPU	N3-C4-N9	3.88	132.06	125.39
56	Z8	76	PPU	N3-C4-N9	3.88	132.05	125.39
55	QY	37	1MG	C6-N1-C2	3.70	121.72	120.71
56	Z6	76	PPU	C4-C5-N7	-3.60	105.93	109.41
56	Z8	76	PPU	C4-C5-N7	-3.52	106.01	109.41
55	XY	37	1MG	C8-N9-C4	3.42	109.74	106.96
55	XY	37	1MG	C5-C4-N3	-3.30	122.27	126.07
56	Z6	76	PPU	CM-OC-CZ	-3.20	110.09	117.54
56	Z8	76	PPU	CM-OC-CZ	-3.16	110.19	117.54
55	QY	37	1MG	C1'-N9-C4	-2.93	121.58	126.64
55	XY	37	1MG	C4-C5-N7	-2.73	106.77	109.41
56	Z6	76	PPU	C4'-C3'-N3'	-2.66	107.96	113.56
55	QY	37	1MG	C8-N9-C1'	2.66	131.16	126.15
56	Z6	76	PPU	O4'-C1'-N9	-2.65	102.33	108.10
56	Z8	76	PPU	O4'-C1'-N9	-2.64	102.36	108.10
56	Z6	76	PPU	C2-N3-C4	2.64	120.86	113.27
56	Z8	76	PPU	C2-N3-C4	2.63	120.85	113.27
56	Z8	76	PPU	C4'-C3'-N3'	-2.63	108.03	113.56
55	XY	37	1MG	N3-C2-N1	-2.62	119.12	123.84
55	XY	37	1MG	C1'-N9-C4	-2.49	122.34	126.64
55	XY	37	1MG	C8-N7-C5	2.35	110.88	103.58
55	QY	37	1MG	N2-C2-N1	-2.33	115.30	118.45
55	XY	37	1MG	C2-N3-C4	2.23	117.97	115.30
56	Z6	76	PPU	CA-C-N3'	2.06	121.74	115.94
56	Z8	76	PPU	CA-C-N3'	2.06	121.73	115.94
55	XY	37	1MG	N7-C8-N9	-2.05	107.55	112.20

There are no chirality outliers.

There are no torsion outliers.

There are no ring outliers.

5.5 Carbohydrates ⓘ

There are no carbohydrates in this entry.

5.6 Ligand geometry ⓘ

Of 684 ligands modelled in this entry, 682 are monoatomic - leaving 2 for Mogul analysis.

In the following table, the Counts columns list the number of bonds (or angles) for which Mogul statistics could be retrieved, the number of bonds (or angles) that are observed in the model and the number of bonds (or angles) that are defined in the chemical component dictionary. The Link column lists molecule types, if any, to which the group is linked. The Z score for a bond length (or angle) is the number of standard deviations the observed value is removed from the expected value. A bond length (or angle) with $|Z| > 2$ is considered an outlier worth inspection. RMSZ is the root-mean-square of all Z scores of the bond lengths (or angles).

Mol	Type	Chain	Res	Link	Bond lengths			Bond angles		
					Counts	RMSZ	$\# Z > 2$	Counts	RMSZ	$\# Z > 2$
58	PAR	QA	1666	-	45,45,45	1.31	7 (15%)	67,67,67	1.40	8 (11%)
58	PAR	XA	1673	-	45,45,45	1.36	6 (13%)	67,67,67	1.33	5 (7%)

In the following table, the Chirals column lists the number of chiral outliers, the number of chiral centers analysed, the number of these observed in the model and the number defined in the chemical component dictionary. Similar counts are reported in the Torsion and Rings columns. '-' means no outliers of that kind were identified.

Mol	Type	Chain	Res	Link	Chirals	Torsions	Rings
58	PAR	QA	1666	-	-	0/18/94/94	0/4/4/4
58	PAR	XA	1673	-	-	0/18/94/94	0/4/4/4

All (13) bond length outliers are listed below:

Mol	Chain	Res	Type	Atoms	Z	Observed(Å)	Ideal(Å)
58	QA	1666	PAR	C52-C42	3.18	1.58	1.52
58	XA	1673	PAR	C52-C42	3.06	1.58	1.52
58	XA	1673	PAR	O54-C14	2.92	1.49	1.41
58	QA	1666	PAR	C64-C54	2.91	1.59	1.51
58	QA	1666	PAR	O54-C14	2.88	1.49	1.41
58	XA	1673	PAR	C64-C54	2.81	1.58	1.51
58	XA	1673	PAR	C11-C21	2.76	1.57	1.52
58	XA	1673	PAR	O51-C11	2.63	1.48	1.41
58	QA	1666	PAR	O51-C11	2.31	1.47	1.41
58	XA	1673	PAR	C14-C24	2.22	1.56	1.52
58	QA	1666	PAR	C11-C21	2.20	1.56	1.52

Continued on next page...

Continued from previous page...

Mol	Chain	Res	Type	Atoms	Z	Observed(Å)	Ideal(Å)
58	QA	1666	PAR	C14-C24	2.07	1.56	1.52
58	QA	1666	PAR	C31-C21	2.05	1.56	1.53

All (13) bond angle outliers are listed below:

Mol	Chain	Res	Type	Atoms	Z	Observed(°)	Ideal(°)
58	QA	1666	PAR	O52-C13-C23	4.74	115.96	107.50
58	XA	1673	PAR	C14-O54-C54	4.35	122.15	113.73
58	XA	1673	PAR	O52-C13-C23	4.26	115.10	107.50
58	XA	1673	PAR	O33-C14-C24	4.19	116.36	108.08
58	QA	1666	PAR	C14-O54-C54	3.87	121.21	113.73
58	QA	1666	PAR	O33-C14-C24	3.33	114.67	108.08
58	QA	1666	PAR	O11-C42-C52	3.14	115.42	107.42
58	QA	1666	PAR	O11-C42-C32	-3.05	101.67	108.97
58	QA	1666	PAR	O54-C54-C64	2.95	111.59	105.97
58	XA	1673	PAR	O54-C54-C64	2.83	111.36	105.97
58	XA	1673	PAR	C11-O51-C51	2.62	118.80	113.73
58	QA	1666	PAR	C22-C32-C42	2.15	114.67	109.37
58	QA	1666	PAR	O54-C54-C44	-2.11	105.81	109.73

There are no chirality outliers.

There are no torsion outliers.

There are no ring outliers.

5.7 Other polymers ⓘ

There are no such residues in this entry.

5.8 Polymer linkage issues

There are no chain breaks in this entry.

6 Fit of model and data ⓘ

6.1 Protein, DNA and RNA chains ⓘ

In the following table, the column labelled ‘#RSRZ> 2’ contains the number (and percentage) of RSRZ outliers, followed by percent RSRZ outliers for the chain as percentile scores relative to all X-ray entries and entries of similar resolution. The OWAB column contains the minimum, median, 95th percentile and maximum values of the occupancy-weighted average B-factor per residue. The column labelled ‘Q< 0.9’ lists the number of (and percentage) of residues with an average occupancy less than 0.9.

Mol	Chain	Analysed	<RSRZ>	#RSRZ>2	OWAB(Å ²)	Q<0.9
1	QA	1500/1522 (98%)	-0.14	17 (1%) 77 61	22, 75, 152, 231	0
1	XA	1500/1522 (98%)	-0.30	9 (0%) 86 74	7, 55, 142, 232	0
2	QB	237/256 (92%)	0.56	12 (5%) 27 22	47, 109, 145, 182	0
2	XB	237/256 (92%)	0.33	8 (3%) 43 33	38, 88, 133, 159	0
3	QC	205/239 (85%)	0.29	3 (1%) 70 54	39, 98, 133, 150	0
3	XC	205/239 (85%)	0.03	1 (0%) 88 77	20, 67, 110, 138	0
4	QD	208/209 (99%)	0.35	2 (0%) 79 64	29, 79, 128, 167	0
4	XD	208/209 (99%)	0.29	1 (0%) 88 77	10, 72, 110, 139	0
5	QE	151/162 (93%)	0.42	5 (3%) 44 34	25, 85, 122, 159	0
5	XE	151/162 (93%)	0.18	2 (1%) 74 58	1, 62, 104, 134	0
6	QF	101/101 (100%)	0.29	1 (0%) 79 64	16, 74, 116, 131	0
6	XF	101/101 (100%)	0.18	0 100 100	16, 65, 110, 133	0
7	QG	155/156 (99%)	0.53	12 (7%) 13 13	30, 84, 125, 149	0
7	XG	155/156 (99%)	0.36	6 (3%) 37 29	20, 71, 109, 131	0
8	QH	138/138 (100%)	0.50	3 (2%) 59 44	45, 88, 124, 156	0
8	XH	138/138 (100%)	0.36	1 (0%) 84 71	19, 70, 102, 125	0
9	QI	127/128 (99%)	0.89	11 (8%) 10 12	46, 97, 137, 144	0
9	XI	127/128 (99%)	0.44	3 (2%) 56 42	16, 79, 119, 129	0
10	QJ	99/105 (94%)	1.03	13 (13%) 4 5	44, 108, 142, 161	0
10	XJ	99/105 (94%)	0.69	10 (10%) 7 9	9, 83, 129, 147	0
11	QK	119/129 (92%)	0.43	8 (6%) 17 17	18, 71, 123, 149	0
11	XK	119/129 (92%)	0.41	5 (4%) 35 27	15, 63, 110, 147	0
12	QL	125/132 (94%)	0.66	7 (5%) 24 20	20, 72, 108, 139	0
12	XL	125/132 (94%)	0.23	3 (2%) 56 42	0, 48, 91, 134	0

Continued on next page...

Continued from previous page...

Mol	Chain	Analysed	<RSRZ>	#RSRZ>2	OWAB(Å ²)	Q<0.9
13	QM	121/126 (96%)	0.73	10 (8%) 11 12	39, 96, 131, 170	0
13	XM	121/126 (96%)	0.30	3 (2%) 54 41	4, 68, 125, 149	0
14	QN	60/61 (98%)	0.80	6 (10%) 8 9	52, 98, 137, 146	0
14	XN	60/61 (98%)	0.19	0 100 100	4, 60, 100, 120	0
15	QO	88/89 (98%)	0.37	6 (6%) 17 16	30, 79, 120, 136	0
15	XO	88/89 (98%)	0.18	0 100 100	10, 64, 93, 107	0
16	QP	84/88 (95%)	0.55	2 (2%) 56 42	12, 68, 103, 138	0
16	XP	84/88 (95%)	0.72	3 (3%) 41 32	30, 70, 106, 135	0
17	QQ	100/105 (95%)	0.74	7 (7%) 16 15	33, 82, 115, 141	0
17	XQ	100/105 (95%)	0.53	2 (2%) 62 46	14, 64, 102, 124	0
18	QR	70/88 (79%)	0.64	6 (8%) 11 12	18, 78, 119, 147	0
18	XR	70/88 (79%)	0.48	4 (5%) 23 19	22, 67, 109, 135	0
19	QS	84/93 (90%)	0.77	8 (9%) 8 10	60, 102, 132, 147	0
19	XS	84/93 (90%)	0.37	2 (2%) 56 42	15, 73, 112, 164	0
20	QT	99/106 (93%)	0.42	3 (3%) 48 36	3, 77, 111, 131	0
20	XT	99/106 (93%)	0.55	2 (2%) 62 46	19, 77, 117, 126	0
21	QU	25/27 (92%)	1.98	11 (44%) 1 1	37, 85, 131, 145	0
21	XU	25/27 (92%)	1.21	3 (12%) 5 7	30, 75, 103, 134	0
22	RA	2882/2916 (98%)	-0.23	81 (2%) 50 38	2, 45, 174, 236	0
22	YA	2883/2916 (98%)	-0.31	56 (1%) 64 48	1, 35, 165, 227	0
23	RB	120/122 (98%)	-0.20	0 100 100	46, 89, 131, 153	0
23	YB	120/122 (98%)	-0.45	1 (0%) 83 69	18, 58, 93, 139	0
24	RD	272/276 (98%)	0.15	0 100 100	4, 41, 81, 123	0
24	YD	272/276 (98%)	0.18	1 (0%) 90 81	1, 33, 74, 140	0
25	RE	205/206 (99%)	0.28	4 (1%) 62 46	7, 62, 112, 141	0
25	YE	205/206 (99%)	0.28	2 (0%) 79 64	6, 56, 103, 125	0
26	RF	202/210 (96%)	0.19	1 (0%) 88 77	1, 64, 110, 129	0
26	YF	202/210 (96%)	0.16	2 (0%) 79 64	1, 47, 95, 112	0
27	RG	181/182 (99%)	0.51	6 (3%) 44 34	34, 99, 142, 166	0
27	YG	181/182 (99%)	0.15	1 (0%) 86 74	9, 66, 115, 163	0
28	RH	170/180 (94%)	1.01	22 (12%) 4 6	32, 108, 152, 170	0

Continued on next page...

Continued from previous page...

Mol	Chain	Analysed	<RSRZ>	#RSRZ>2	OWAB(Å ²)	Q<0.9
28	YH	170/180 (94%)	0.37	4 (2%) 56 42	14, 68, 110, 133	0
29	RI	146/148 (98%)	0.48	4 (2%) 52 39	16, 78, 122, 154	0
29	YI	146/148 (98%)	0.36	1 (0%) 84 71	8, 72, 119, 159	0
30	RN	138/140 (98%)	0.46	4 (2%) 49 37	14, 70, 110, 124	0
30	YN	138/140 (98%)	0.25	1 (0%) 84 71	8, 55, 103, 128	0
31	RO	122/122 (100%)	0.33	1 (0%) 83 69	5, 56, 97, 126	0
31	YO	122/122 (100%)	0.19	0 100 100	0, 42, 79, 94	0
32	RP	150/150 (100%)	0.63	11 (7%) 15 14	6, 65, 126, 159	0
32	YP	150/150 (100%)	0.29	0 100 100	5, 53, 105, 154	0
33	RQ	141/141 (100%)	0.39	4 (2%) 50 38	2, 62, 106, 142	0
33	YQ	141/141 (100%)	0.14	1 (0%) 84 71	3, 42, 94, 132	0
34	RR	118/118 (100%)	0.26	0 100 100	8, 50, 92, 118	0
34	YR	118/118 (100%)	0.24	0 100 100	7, 43, 89, 109	0
35	RS	111/112 (99%)	0.58	4 (3%) 41 32	35, 78, 114, 141	0
35	YS	111/112 (99%)	0.19	0 100 100	7, 61, 94, 111	0
36	RT	137/146 (93%)	0.32	3 (2%) 59 44	13, 64, 125, 165	0
36	YT	137/146 (93%)	0.17	1 (0%) 84 71	10, 58, 111, 158	0
37	RU	117/118 (99%)	0.15	2 (1%) 67 51	10, 61, 104, 147	0
37	YU	117/118 (99%)	0.11	2 (1%) 67 51	0, 44, 108, 129	0
38	RV	101/101 (100%)	0.25	0 100 100	20, 75, 116, 144	0
38	YV	101/101 (100%)	0.29	0 100 100	11, 65, 104, 156	0
39	RW	113/113 (100%)	0.31	0 100 100	3, 43, 93, 149	0
39	YW	113/113 (100%)	0.08	0 100 100	2, 42, 91, 144	0
40	RX	92/96 (95%)	0.30	1 (1%) 77 61	15, 52, 96, 125	0
40	YX	92/96 (95%)	0.21	0 100 100	3, 37, 76, 96	0
41	RY	102/110 (92%)	1.35	28 (27%) 1 2	26, 88, 132, 159	0
41	YY	102/110 (92%)	0.53	6 (5%) 22 19	9, 63, 120, 140	0
42	RZ	183/206 (88%)	0.57	6 (3%) 44 34	21, 88, 133, 152	0
42	YZ	183/206 (88%)	0.33	4 (2%) 59 44	20, 70, 123, 155	0
43	R0	82/85 (96%)	0.51	2 (2%) 56 42	14, 48, 79, 112	0
43	Y0	82/85 (96%)	0.35	0 100 100	3, 36, 66, 97	0

Continued on next page...

Continued from previous page...

Mol	Chain	Analysed	<RSRZ>	#RSRZ>2	OWAB(Å ²)	Q<0.9
44	R1	97/98 (98%)	0.64	5 (5%) 26 22	5, 53, 126, 159	0
44	Y1	97/98 (98%)	0.50	4 (4%) 35 28	5, 43, 104, 139	0
45	R2	69/72 (95%)	0.24	0 100 100	13, 72, 111, 129	0
45	Y2	69/72 (95%)	0.05	0 100 100	5, 50, 104, 121	0
46	R3	59/60 (98%)	1.14	8 (13%) 4 5	12, 63, 111, 139	0
46	Y3	59/60 (98%)	0.76	5 (8%) 11 12	2, 44, 101, 174	0
47	R4	71/71 (100%)	0.79	7 (9%) 8 10	75, 131, 170, 189	0
47	Y4	71/71 (100%)	0.44	3 (4%) 35 27	46, 102, 154, 161	0
48	R5	59/60 (98%)	0.37	3 (5%) 27 22	6, 55, 133, 141	0
48	Y5	58/60 (96%)	0.35	2 (3%) 43 33	10, 59, 143, 162	0
49	R6	49/54 (90%)	2.87	30 (61%) 0 1	83, 118, 150, 157	0
49	Y6	49/54 (90%)	2.17	23 (46%) 1 1	51, 109, 141, 149	0
50	R7	49/49 (100%)	0.24	2 (4%) 35 28	8, 35, 87, 146	0
50	Y7	49/49 (100%)	0.40	2 (4%) 35 28	1, 29, 71, 121	0
51	R8	64/65 (98%)	0.47	2 (3%) 47 36	1, 52, 96, 158	0
51	Y8	64/65 (98%)	0.31	0 100 100	5, 40, 81, 149	0
52	R9	37/37 (100%)	3.98	31 (83%) 0 1	66, 110, 156, 168	0
52	Y9	37/37 (100%)	4.20	36 (97%) 0 1	78, 107, 132, 166	0
53	QV	77/77 (100%)	0.06	2 (2%) 53 40	46, 99, 145, 169	0
53	XV	77/77 (100%)	-0.03	0 100 100	28, 72, 119, 180	0
54	QX	8/25 (32%)	2.96	6 (75%) 0 1	103, 130, 144, 183	0
54	XX	8/25 (32%)	1.57	2 (25%) 1 2	56, 75, 115, 190	0
55	QY	14/18 (77%)	1.56	4 (28%) 1 2	112, 161, 199, 206	0
55	XY	14/18 (77%)	1.07	2 (14%) 3 5	65, 116, 180, 193	0
56	Z6	3/3 (100%)	2.99	1 (33%) 1 2	51, 51, 52, 57	0
56	Z8	3/3 (100%)	3.13	1 (33%) 1 2	46, 46, 46, 48	0
All	All	20874/21494 (97%)	0.14	669 (3%) 45 35	0, 61, 135, 236	0

All (669) RSRZ outliers are listed below:

Mol	Chain	Res	Type	RSRZ
52	R9	11	CYS	13.3
52	R9	14	CYS	12.1

Continued on next page...

Continued from previous page...

Mol	Chain	Res	Type	RSRZ
56	Z8	76	PPU	8.3
22	RA	1095	A	8.2
56	Z6	76	PPU	8.2
52	Y9	34	GLN	8.1
52	Y9	1	MET	8.0
13	QM	121	LYS	7.9
22	RA	2145	C	7.9
52	R9	1	MET	7.8
49	R6	50	ARG	7.7
49	R6	22	ALA	7.4
52	R9	34	GLN	7.4
22	YA	1536	A	7.3
22	RA	1096	A	7.3
21	QU	26	LYS	7.1
49	R6	13	CYS	7.0
12	QL	129	ALA	7.0
22	RA	2799	A	6.7
22	YA	2799	A	6.6
22	RA	1536	A	6.5
52	Y9	32	HIS	6.4
52	Y9	4	ARG	6.3
52	Y9	14	CYS	6.3
22	RA	1068	G	6.3
22	RA	1094	U	6.3
54	QX	8	A	6.2
22	RA	1061	U	6.0
52	Y9	11	CYS	6.0
49	R6	6	ARG	5.9
22	RA	1059	G	5.9
22	RA	2147	G	5.9
22	YA	2167	U	5.8
22	YA	2121	G	5.7
22	RA	1060	U	5.7
25	YE	205	ALA	5.7
22	YA	1060	U	5.6
22	YA	2801	A	5.6
46	Y3	60	GLU	5.6
22	RA	1066	U	5.5
22	RA	1067	A	5.5
22	RA	1103	A	5.5
49	R6	49	HIS	5.5
1	XA	210	U	5.4

Continued on next page...

Continued from previous page...

Mol	Chain	Res	Type	RSRZ
22	RA	2801	A	5.2
49	R6	7	ILE	5.2
52	Y9	36	GLN	5.2
7	QG	82	GLY	5.1
22	RA	1176	G	5.1
11	XK	11	LYS	5.1
36	YT	1	MET	5.1
13	QM	120	LYS	5.1
49	R6	43	CYS	5.1
49	Y6	13	CYS	5.1
22	YA	2122	U	5.0
1	QA	81	G	5.0
52	Y9	27	CYS	5.0
22	YA	2112	G	5.0
52	Y9	35	ARG	5.0
22	RA	1082	U	5.0
22	RA	1093	G	4.9
7	QG	81	GLY	4.9
22	RA	1098	A	4.9
22	RA	1058	G	4.9
37	YU	117	GLN	4.9
54	XX	8	A	4.9
22	RA	1065	U	4.8
52	R9	35	ARG	4.8
22	RA	1057	A	4.7
11	QK	11	LYS	4.7
52	Y9	24	TYR	4.7
22	RA	1083	U	4.7
47	R4	71	ARG	4.7
1	QA	1032	A	4.7
22	RA	1084	A	4.7
49	Y6	43	CYS	4.7
52	R9	4	ARG	4.7
52	R9	36	GLN	4.6
52	Y9	10	ILE	4.6
52	Y9	9	ARG	4.5
52	Y9	18	ARG	4.5
52	Y9	29	ASN	4.5
1	XA	1451	A	4.5
1	QA	1531	A	4.5
52	R9	25	VAL	4.5
22	RA	2110	G	4.5

Continued on next page...

Continued from previous page...

Mol	Chain	Res	Type	RSRZ
21	QU	25	LYS	4.4
28	RH	32	GLU	4.4
52	R9	27	CYS	4.4
49	R6	24	GLU	4.4
52	R9	12	ASP	4.4
52	R9	13	LYS	4.4
22	RA	2894	G	4.4
11	XK	12	ARG	4.3
52	Y9	17	ILE	4.3
49	Y6	49	HIS	4.3
49	R6	14	THR	4.3
52	Y9	25	VAL	4.3
55	XY	32	U	4.3
22	RA	1070	A	4.3
49	Y6	53	LYS	4.3
22	RA	277	C	4.3
7	XG	85	TYR	4.3
42	YZ	113	ALA	4.2
52	Y9	23	VAL	4.2
21	XU	26	LYS	4.2
1	QA	1451	A	4.2
25	YE	204	ALA	4.2
49	R6	21	TYR	4.2
41	RY	87	LYS	4.2
22	RA	2798	C	4.2
49	R6	42	TRP	4.2
52	R9	24	TYR	4.1
41	RY	5	MET	4.1
22	RA	2146	C	4.1
22	RA	2797	U	4.1
55	QY	33	U	4.0
46	R3	3	ARG	4.0
52	R9	32	HIS	4.0
10	QJ	5	ARG	4.0
1	XA	208	U	4.0
13	QM	122	LYS	4.0
24	YD	26	LYS	4.0
7	QG	86	GLN	3.9
41	RY	103	GLY	3.9
52	R9	15	LYS	3.9
36	RT	1	MET	3.9
41	RY	86	ARG	3.9

Continued on next page...

Continued from previous page...

Mol	Chain	Res	Type	RSRZ
52	Y9	16	VAL	3.9
7	QG	156	TRP	3.9
49	R6	18	ARG	3.9
52	R9	19	ARG	3.9
47	Y4	67	TYR	3.9
32	RP	150	ALA	3.9
52	R9	37	GLY	3.8
52	R9	2	LYS	3.8
11	QK	127	LYS	3.8
52	R9	33	LYS	3.8
22	YA	2136	C	3.8
18	QR	88	LYS	3.8
44	Y1	96	LYS	3.8
47	R4	55	ARG	3.8
10	QJ	4	ILE	3.7
22	RA	2116	G	3.7
55	QY	32	U	3.7
21	XU	25	LYS	3.7
48	Y5	51	TYR	3.7
7	QG	78	ARG	3.7
52	R9	9	ARG	3.7
25	RE	205	ALA	3.7
32	RP	1	MET	3.7
22	YA	887	A	3.7
15	QO	2	PRO	3.7
22	YA	2178	C	3.7
52	R9	10	ILE	3.6
10	XJ	4	ILE	3.6
22	YA	2119	A	3.6
22	RA	1064	C	3.6
9	QI	127	LYS	3.6
22	YA	2125	G	3.6
22	RA	2802	G	3.6
49	R6	19	ARG	3.6
52	Y9	5	ALA	3.6
16	XP	35	LYS	3.6
52	Y9	12	ASP	3.6
49	R6	12	GLU	3.5
22	RA	1177	A	3.5
32	RP	88	LEU	3.5
47	R4	69	LYS	3.5
41	RY	79	CYS	3.5

Continued on next page...

Continued from previous page...

Mol	Chain	Res	Type	RSRZ
22	YA	2145	C	3.5
7	XG	156	TRP	3.5
22	RA	654	A	3.5
52	Y9	15	LYS	3.5
22	YA	2132	U	3.5
47	R4	68	ARG	3.5
52	Y9	26	ILE	3.5
7	XG	78	ARG	3.5
52	Y9	22	ARG	3.5
11	QK	12	ARG	3.5
49	R6	5	VAL	3.5
52	Y9	33	LYS	3.5
22	YA	2798	C	3.5
52	R9	3	VAL	3.5
19	QS	6	LYS	3.5
47	R4	67	TYR	3.5
9	QI	62	TYR	3.4
21	QU	18	TYR	3.4
41	RY	46	LYS	3.4
52	Y9	7	VAL	3.4
32	RP	108	LYS	3.4
52	Y9	31	LYS	3.4
22	YA	1177	A	3.4
11	QK	13	GLN	3.4
49	Y6	26	ASN	3.4
52	Y9	21	GLY	3.4
49	Y6	9	LEU	3.4
2	QB	4	GLU	3.4
41	RY	45	VAL	3.4
46	Y3	57	GLU	3.4
49	Y6	12	GLU	3.4
17	QQ	101	ARG	3.4
49	R6	52	VAL	3.4
52	R9	29	ASN	3.4
22	RA	2795	G	3.3
2	QB	114	ARG	3.3
11	QK	128	ALA	3.3
13	XM	121	LYS	3.3
10	XJ	33	GLN	3.3
49	R6	9	LEU	3.3
46	Y3	59	VAL	3.3
47	R4	70	GLY	3.3

Continued on next page...

Continued from previous page...

Mol	Chain	Res	Type	RSRZ
52	Y9	37	GLY	3.3
1	QA	1001	G	3.3
7	XG	84	ASN	3.3
37	RU	117	GLN	3.3
25	RE	204	ALA	3.3
22	RA	2112	G	3.3
22	RA	2174	C	3.3
22	RA	889	C	3.3
22	RA	2125	G	3.3
22	YA	1061	U	3.3
7	QG	83	ALA	3.2
54	QX	6	C	3.2
54	QX	7	A	3.2
28	YH	3	ARG	3.2
54	QX	5	C	3.2
44	R1	96	LYS	3.2
52	Y9	13	LYS	3.2
12	QL	127	GLU	3.2
22	YA	271(C)	U	3.2
46	R3	60	GLU	3.2
22	RA	1092	C	3.2
2	QB	130	ARG	3.2
49	Y6	40	CYS	3.2
1	QA	723	U	3.2
1	XA	723	U	3.2
22	RA	11	G	3.2
49	Y6	19	ARG	3.2
10	QJ	6	ILE	3.2
10	XJ	98	ILE	3.2
52	Y9	28	GLU	3.2
49	R6	40	CYS	3.2
35	RS	37	ALA	3.2
49	R6	23	THR	3.2
51	R8	65	GLU	3.2
49	Y6	33	LYS	3.2
52	Y9	2	LYS	3.2
11	XK	127	LYS	3.2
52	Y9	8	LYS	3.2
28	RH	43	VAL	3.2
28	RH	81	GLU	3.2
29	RI	83	ALA	3.2
50	Y7	48	LYS	3.2

Continued on next page...

Continued from previous page...

Mol	Chain	Res	Type	RSRZ
1	QA	1286	A	3.1
28	RH	3	ARG	3.1
41	RY	34	LYS	3.1
28	RH	101	ARG	3.1
12	QL	128	ALA	3.1
22	RA	1099	G	3.1
9	QI	27	THR	3.1
1	QA	980	C	3.1
22	YA	654	A	3.1
22	YA	2176	A	3.1
11	XK	128	ALA	3.1
22	RA	1026	U	3.1
22	RA	2804	C	3.1
22	RA	2144	U	3.1
27	RG	26	GLN	3.1
12	QL	64	TYR	3.1
2	XB	133	LYS	3.1
46	Y3	58	VAL	3.0
28	RH	30	LYS	3.0
32	RP	91	PHE	3.0
22	RA	1063	G	3.0
25	RE	1	MET	3.0
22	RA	1097	U	3.0
41	YY	50	ARG	3.0
13	XM	122	LYS	3.0
41	YY	99	CYS	3.0
49	R6	29	ASN	3.0
10	QJ	71	LEU	3.0
22	YA	1095	A	3.0
41	RY	22	GLY	3.0
5	QE	24	ARG	3.0
46	R3	15	TYR	3.0
37	YU	118	GLY	3.0
10	XJ	8	LEU	3.0
35	RS	57	LYS	3.0
49	R6	53	LYS	3.0
9	QI	36	TYR	3.0
23	YB	88	C	3.0
17	QQ	32	TYR	3.0
32	RP	135	LEU	3.0
41	RY	102	CYS	3.0
52	R9	16	VAL	3.0

Continued on next page...

Continued from previous page...

Mol	Chain	Res	Type	RSRZ
21	QU	24	ARG	3.0
10	QJ	99	LYS	3.0
8	XH	119	LEU	2.9
22	YA	1066	U	2.9
22	YA	1534	G	2.9
10	QJ	28	ARG	2.9
12	QL	19	ARG	2.9
41	RY	47	LYS	2.9
52	R9	5	ALA	2.9
1	XA	1453	G	2.9
13	QM	96	LEU	2.9
22	RA	2803	C	2.9
10	QJ	7	LYS	2.9
41	RY	35	TYR	2.9
22	RA	2175	C	2.9
49	Y6	14	THR	2.9
2	QB	133	LYS	2.9
18	XR	88	LYS	2.9
10	QJ	34	VAL	2.9
49	R6	33	LYS	2.9
22	YA	2116	G	2.9
19	QS	85	LYS	2.9
21	QU	22	ARG	2.9
18	QR	58	LEU	2.9
28	RH	161	GLY	2.9
27	RG	148	MET	2.8
22	YA	1075	C	2.8
9	XI	94	ALA	2.8
2	XB	130	ARG	2.8
27	YG	25	TYR	2.8
1	QA	210	U	2.8
22	RA	1104	C	2.8
52	R9	31	LYS	2.8
49	Y6	6	ARG	2.8
22	YA	2174	C	2.8
28	RH	24	VAL	2.8
2	QB	96	ARG	2.8
14	QN	25	VAL	2.8
25	RE	69	LYS	2.8
42	RZ	162	GLU	2.8
22	YA	9	U	2.8
33	RQ	5	ARG	2.8

Continued on next page...

Continued from previous page...

Mol	Chain	Res	Type	RSRZ
22	YA	2175	C	2.8
5	QE	80	ILE	2.8
14	QN	38	GLY	2.8
22	RA	10	G	2.8
42	RZ	163	LEU	2.7
22	RA	1847	A	2.7
22	YA	2804	C	2.7
44	R1	97	LEU	2.7
22	RA	2805	G	2.7
52	R9	18	ARG	2.7
9	QI	95	LYS	2.7
29	RI	12	LEU	2.7
41	RY	88	LYS	2.7
49	Y6	16	CYS	2.7
1	XA	87	A	2.7
12	XL	28	LYS	2.7
22	YA	2803	C	2.7
22	YA	2795	G	2.7
44	Y1	36	GLY	2.7
41	RY	94	LYS	2.7
22	RA	2179	C	2.7
55	QY	34	C	2.7
10	XJ	5	ARG	2.7
43	R0	76	GLY	2.7
1	XA	1032	A	2.7
22	RA	2154	G	2.7
41	RY	4	LYS	2.7
49	Y6	11	LEU	2.7
7	XG	154	TYR	2.7
16	QP	18	ARG	2.7
18	XR	31	LEU	2.7
22	RA	2139	C	2.7
27	RG	2	PRO	2.7
47	Y4	68	ARG	2.7
49	R6	25	LYS	2.7
10	XJ	34	VAL	2.7
22	RA	1100	C	2.6
52	R9	28	GLU	2.6
20	XT	106	ALA	2.6
41	YY	63	LYS	2.6
49	R6	34	LEU	2.6
40	RX	92	LEU	2.6

Continued on next page...

Continued from previous page...

Mol	Chain	Res	Type	RSRZ
13	QM	6	GLY	2.6
46	R3	2	PRO	2.6
52	Y9	3	VAL	2.6
22	YA	1076	C	2.6
28	RH	18	GLU	2.6
8	QH	87	SER	2.6
22	YA	654(A)	G	2.6
42	RZ	155	LEU	2.6
47	Y4	3	GLU	2.6
49	R6	20	ASN	2.6
49	R6	41	PRO	2.6
53	QV	1	C	2.6
42	YZ	112	ARG	2.6
54	QX	3	G	2.6
41	RY	41	GLY	2.6
17	XQ	42	TYR	2.6
22	RA	887	A	2.6
52	Y9	30	PRO	2.6
52	R9	22	ARG	2.6
28	YH	116	GLU	2.6
36	RT	115	ARG	2.6
22	YA	2177	C	2.6
49	R6	26	ASN	2.6
9	QI	47	LEU	2.6
2	QB	163	PHE	2.6
22	RA	1077	A	2.6
1	QA	995	C	2.6
37	RU	112	ARG	2.6
14	QN	8	GLU	2.6
28	RH	159	GLU	2.5
1	QA	979	C	2.5
9	QI	9	ARG	2.5
19	QS	64	GLU	2.5
52	Y9	19	ARG	2.5
5	XE	80	ILE	2.5
32	RP	106	LEU	2.5
22	YA	2896	C	2.5
22	YA	2797	U	2.5
55	QY	37	1MG	2.5
48	R5	59	GLU	2.5
9	QI	31	GLN	2.5
9	XI	8	GLY	2.5

Continued on next page...

Continued from previous page...

Mol	Chain	Res	Type	RSRZ
1	XA	1001	G	2.5
1	XA	1531	A	2.5
22	RA	101	G	2.5
22	YA	1067	A	2.5
33	RQ	1	MET	2.5
6	QF	101	ALA	2.5
21	QU	17	THR	2.5
22	RA	2121	G	2.5
30	RN	138	LEU	2.5
41	RY	74	PRO	2.5
2	QB	161	ALA	2.5
27	RG	182	LYS	2.5
35	RS	2	ALA	2.5
13	QM	7	VAL	2.5
18	QR	42	ARG	2.5
22	YA	654(U)	A	2.5
28	RH	103	LEU	2.5
22	YA	2118	U	2.5
28	RH	116	GLU	2.5
32	RP	109	GLY	2.5
2	QB	132	LYS	2.5
22	RA	654(A)	G	2.5
22	YA	2111	C	2.5
13	QM	97	PRO	2.4
17	QQ	8	GLY	2.4
41	YY	86	ARG	2.4
50	Y7	47	ARG	2.4
51	R8	64	TYR	2.4
28	RH	170	ARG	2.4
46	Y3	55	ARG	2.4
2	XB	4	GLU	2.4
21	XU	15	ARG	2.4
49	Y6	37	ARG	2.4
2	XB	134	GLU	2.4
7	QG	84	ASN	2.4
20	QT	104	LEU	2.4
14	QN	17	LYS	2.4
48	R5	54	GLY	2.4
48	R5	60	VAL	2.4
10	XJ	74	ILE	2.4
52	R9	26	ILE	2.4
20	QT	56	MET	2.4

Continued on next page...

Continued from previous page...

Mol	Chain	Res	Type	RSRZ
5	QE	14	ARG	2.4
54	QX	4	C	2.4
2	QB	6	THR	2.4
9	QI	128	ARG	2.4
22	RA	2111	C	2.4
32	RP	110	TYR	2.4
26	YF	8	GLN	2.4
22	RA	1537	C	2.4
9	QI	70	LYS	2.4
2	QB	214	ILE	2.4
22	RA	2118	U	2.4
44	R1	42	GLN	2.4
16	XP	32	TYR	2.4
52	Y9	20	HIS	2.4
22	RA	271(C)	U	2.4
43	R0	77	ARG	2.3
11	XK	129	SER	2.3
13	QM	8	GLU	2.3
12	QL	28	LYS	2.3
8	QH	86	ILE	2.3
4	QD	145	GLU	2.3
44	R1	21	ARG	2.3
7	XG	86	GLN	2.3
22	RA	2790	A	2.3
16	QP	19	ILE	2.3
5	QE	25	ARG	2.3
11	QK	129	SER	2.3
21	QU	9	ARG	2.3
19	QS	39	THR	2.3
29	RI	9	LEU	2.3
3	QC	190	ARG	2.3
3	QC	194	GLY	2.3
41	RY	57	GLN	2.3
49	R6	46	HIS	2.3
7	QG	5	ARG	2.3
10	QJ	98	ILE	2.3
17	QQ	24	GLU	2.3
29	YI	12	LEU	2.3
22	RA	2138	C	2.3
3	QC	148	GLY	2.3
15	QO	26	GLU	2.3
22	RA	1081	U	2.3

Continued on next page...

Continued from previous page...

Mol	Chain	Res	Type	RSRZ
33	RQ	80	GLU	2.3
42	RZ	156	LYS	2.3
52	R9	30	PRO	2.3
10	QJ	74	ILE	2.3
32	RP	149	GLU	2.3
5	QE	23	GLY	2.3
41	YY	46	LYS	2.3
10	QJ	100	THR	2.3
10	XJ	97	GLU	2.3
48	Y5	54	GLY	2.3
16	XP	18	ARG	2.3
11	QK	126	ARG	2.3
18	XR	54	ARG	2.3
18	QR	43	PHE	2.3
32	RP	118	GLY	2.3
54	XX	7	A	2.2
10	QJ	83	GLU	2.2
22	YA	2802	G	2.2
26	RF	56	GLU	2.2
44	Y1	93	GLU	2.2
12	XL	19	ARG	2.2
20	QT	9	ASN	2.2
42	RZ	113	ALA	2.2
10	XJ	77	PRO	2.2
19	QS	80	TYR	2.2
41	RY	58	GLY	2.2
21	QU	10	ARG	2.2
22	RA	2176	A	2.2
1	QA	82	U	2.2
2	XB	157	ARG	2.2
30	RN	9	VAL	2.2
21	QU	23	PRO	2.2
7	QG	146	GLU	2.2
49	Y6	35	GLU	2.2
31	RO	1	MET	2.2
22	YA	2123	G	2.2
41	RY	62	GLU	2.2
28	RH	123	PHE	2.2
41	RY	61	ILE	2.2
29	RI	4	ILE	2.2
49	Y6	7	ILE	2.2
27	RG	137	GLU	2.2

Continued on next page...

Continued from previous page...

Mol	Chain	Res	Type	RSRZ
41	RY	50	ARG	2.2
17	QQ	29	HIS	2.2
49	Y6	5	VAL	2.2
49	Y6	51	GLU	2.2
28	RH	5	GLY	2.2
2	QB	31	TYR	2.2
20	XT	56	MET	2.2
10	XJ	101	VAL	2.2
22	YA	1508	A	2.2
41	RY	6	HIS	2.2
19	QS	79	THR	2.2
55	XY	40	G	2.2
30	RN	8	GLN	2.2
5	XE	91	LEU	2.2
49	R6	8	LYS	2.2
41	RY	89	PHE	2.2
15	QO	7	GLU	2.2
22	RA	273(F)	C	2.2
9	QI	85	LEU	2.2
2	XB	61	LEU	2.2
12	QL	53	ARG	2.2
30	YN	133	GLN	2.1
44	R1	98	LEU	2.1
49	R6	11	LEU	2.1
8	QH	112	LEU	2.1
18	QR	31	LEU	2.1
22	RA	1508	A	2.1
50	R7	48	LYS	2.1
3	XC	179	ARG	2.1
21	QU	6	ARG	2.1
7	QG	79	ARG	2.1
28	YH	114	VAL	2.1
49	Y6	50	ARG	2.1
13	QM	112	GLY	2.1
28	RH	29	PRO	2.1
1	QA	994	A	2.1
2	XB	126	GLU	2.1
28	RH	25	LYS	2.1
2	QB	113	HIS	2.1
17	QQ	71	PHE	2.1
14	QN	13	THR	2.1
49	Y6	25	LYS	2.1

Continued on next page...

Continued from previous page...

Mol	Chain	Res	Type	RSRZ
28	RH	35	VAL	2.1
41	RY	16	ALA	2.1
28	YH	103	LEU	2.1
13	QM	5	ALA	2.1
1	QA	1000	A	2.1
22	RA	2173	A	2.1
22	YA	1096	A	2.1
1	QA	1047	G	2.1
2	XB	96	ARG	2.1
28	RH	52	VAL	2.1
19	QS	44	MET	2.1
22	YA	2146	C	2.1
42	RZ	55	HIS	2.1
9	XI	17	VAL	2.1
1	QA	1249	C	2.1
10	QJ	64	GLU	2.1
22	RA	2109	U	2.1
15	QO	15	PHE	2.1
44	Y1	21	ARG	2.1
7	QG	76	ARG	2.1
22	RA	2319	G	2.1
42	YZ	63	ASP	2.1
12	XL	129	ALA	2.1
41	RY	29	GLU	2.1
18	QR	22	VAL	2.1
19	XS	85	LYS	2.1
22	RA	2119	A	2.1
22	YA	2117	A	2.1
18	XR	22	VAL	2.1
22	RA	2128	C	2.1
41	YY	71	LYS	2.1
27	RG	34	LEU	2.1
22	YA	2169	A	2.1
22	YA	2790	A	2.1
19	QS	82	GLY	2.1
22	YA	2127	G	2.1
41	RY	52	SER	2.1
46	R3	28	LEU	2.1
11	QK	51	LYS	2.1
22	RA	1078	U	2.1
52	R9	8	LYS	2.1
22	RA	2167	U	2.0

Continued on next page...

Continued from previous page...

Mol	Chain	Res	Type	RSRZ
17	QQ	7	THR	2.0
1	QA	1110	A	2.0
4	QD	86	LYS	2.0
15	QO	3	ILE	2.0
28	RH	95	ARG	2.0
49	Y6	21	TYR	2.0
49	Y6	34	LEU	2.0
22	YA	2179	C	2.0
41	RY	91	GLU	2.0
42	YZ	162	GLU	2.0
15	QO	30	ALA	2.0
53	QV	34	C	2.0
50	R7	1	MET	2.0
7	QG	4	ARG	2.0
19	XS	27	GLU	2.0
46	R3	57	GLU	2.0
22	YA	2158	A	2.0
47	R4	13	ARG	2.0
21	QU	21	TYR	2.0
13	XM	120	LYS	2.0
22	YA	10	G	2.0
22	YA	2110	G	2.0
33	RQ	20	ALA	2.0
30	RN	69	GLN	2.0
14	QN	26	ARG	2.0
26	YF	17	ARG	2.0
35	RS	26	LEU	2.0
4	XD	24	GLU	2.0
17	XQ	78	GLU	2.0
28	RH	31	GLY	2.0
22	YA	2793	G	2.0
33	YQ	91	GLU	2.0
46	R3	38	GLU	2.0
28	RH	88	LEU	2.0
36	RT	3	ARG	2.0
22	YA	2126	A	2.0
46	R3	8	LEU	2.0

6.2 Non-standard residues in protein, DNA, RNA chains ⓘ

In the following table, the Atoms column lists the number of modelled atoms in the group and the number defined in the chemical component dictionary. LLDF column lists the quality of electron

density of the group with respect to its neighbouring residues in protein, DNA or RNA chains. The B-factors column lists the minimum, median, 95th percentile and maximum values of B factors of atoms in the group. The column labelled 'Q< 0.9' lists the number of atoms with occupancy less than 0.9.

Mol	Type	Chain	Res	Atoms	RSR	LLDF	B-factors(Å ²)	Q<0.9
56	PPU	Z8	76	37/38	0.31	-	48,48,48,48	0
56	PPU	Z6	76	37/38	0.30	-	51,51,51,51	0
55	1MG	QY	37	24/25	0.31	-	125,125,125,125	0
55	1MG	XY	37	24/25	0.20	-	64,64,64,64	0

6.3 Carbohydrates

There are no carbohydrates in this entry.

6.4 Ligands

In the following table, the Atoms column lists the number of modelled atoms in the group and the number defined in the chemical component dictionary. LLDF column lists the quality of electron density of the group with respect to its neighbouring residues in protein, DNA or RNA chains. The B-factors column lists the minimum, median, 95th percentile and maximum values of B factors of atoms in the group. The column labelled 'Q< 0.9' lists the number of atoms with occupancy less than 0.9.

Mol	Type	Chain	Res	Atoms	RSR	LLDF	B-factors(Å ²)	Q<0.9
57	MG	YA	3256	1/1	0.12	-	9,9,9,9	0
57	MG	RA	3233	1/1	1.53	-	50,50,50,50	0
57	MG	RA	3227	1/1	0.13	-	39,39,39,39	0
57	MG	YA	3060	1/1	0.15	-	9,9,9,9	0
57	MG	XA	1609	1/1	0.59	-	8,8,8,8	0
57	MG	YA	3018	1/1	0.84	-	50,50,50,50	0
57	MG	YA	3048	1/1	0.49	-	50,50,50,50	0
57	MG	YA	3200	1/1	0.13	-	35,35,35,35	0
57	MG	XA	1648	1/1	0.20	-	10,10,10,10	0
57	MG	RA	3202	1/1	0.37	-	2,2,2,2	0
57	MG	YA	3239	1/1	0.15	-	13,13,13,13	0
57	MG	RA	3095	1/1	0.43	-	24,24,24,24	0
57	MG	RA	3058	1/1	0.28	-	0,0,0,0	0
57	MG	YA	3067	1/1	0.43	-	7,7,7,7	0
57	MG	XA	1657	1/1	0.29	-	4,4,4,4	0
57	MG	RA	3157	1/1	0.27	-	39,39,39,39	0
57	MG	YA	3214	1/1	0.23	-	23,23,23,23	0
57	MG	YA	3223	1/1	1.00	-	11,11,11,11	0
57	MG	RA	3147	1/1	0.21	-	6,6,6,6	0

Continued on next page...

Continued from previous page...

Mol	Type	Chain	Res	Atoms	RSR	LLDF	B-factors(\AA^2)	Q<0.9
57	MG	QA	1628	1/1	0.42	-	21,21,21,21	0
57	MG	RA	3105	1/1	0.28	-	1,1,1,1	0
57	MG	YA	3190	1/1	0.52	-	17,17,17,17	0
57	MG	YA	3119	1/1	0.45	-	66,66,66,66	0
57	MG	R8	101	1/1	0.36	-	6,6,6,6	0
57	MG	RA	3029	1/1	0.26	-	5,5,5,5	0
57	MG	XA	1642	1/1	0.23	-	11,11,11,11	0
57	MG	RA	3037	1/1	0.45	-	0,0,0,0	0
57	MG	YA	3090	1/1	0.23	-	17,17,17,17	0
57	MG	XA	1601	1/1	1.08	-	50,50,50,50	0
57	MG	RA	3108	1/1	0.23	-	5,5,5,5	0
57	MG	YA	3077	1/1	0.19	-	0,0,0,0	0
57	MG	YA	3184	1/1	0.44	-	50,50,50,50	0
57	MG	RA	3199	1/1	0.17	-	1,1,1,1	0
57	MG	YA	3199	1/1	0.15	-	11,11,11,11	0
57	MG	YA	3131	1/1	0.56	-	17,17,17,17	0
57	MG	YA	3112	1/1	0.21	-	19,19,19,19	0
57	MG	YA	3115	1/1	0.29	-	15,15,15,15	0
57	MG	RA	3063	1/1	0.12	-	19,19,19,19	0
57	MG	RA	3032	1/1	0.65	-	50,50,50,50	0
57	MG	YA	3021	1/1	0.52	-	50,50,50,50	0
57	MG	RA	3215	1/1	0.29	-	14,14,14,14	0
57	MG	RA	3132	1/1	0.39	-	7,7,7,7	0
57	MG	YA	3087	1/1	0.38	-	6,6,6,6	0
57	MG	YA	3026	1/1	1.36	-	50,50,50,50	0
57	MG	XA	1653	1/1	0.16	-	29,29,29,29	0
57	MG	RA	3079	1/1	0.39	-	0,0,0,0	0
57	MG	YA	3253	1/1	1.87	-	50,50,50,50	0
57	MG	QA	1608	1/1	0.20	-	63,63,63,63	0
57	MG	XA	1655	1/1	0.22	-	7,7,7,7	0
57	MG	YA	3263	1/1	0.33	-	2,2,2,2	0
57	MG	RA	3078	1/1	0.89	-	50,50,50,50	0
57	MG	YA	3094	1/1	0.41	-	8,8,8,8	0
57	MG	RA	3232	1/1	0.30	-	5,5,5,5	0
57	MG	XA	1615	1/1	0.50	-	50,50,50,50	0
57	MG	QA	1633	1/1	0.39	-	1,1,1,1	0
57	MG	RA	3042	1/1	0.59	-	50,50,50,50	0
57	MG	YA	3022	1/1	0.77	-	50,50,50,50	0
57	MG	RA	3131	1/1	0.16	-	25,25,25,25	0
57	MG	QA	1627	1/1	0.15	-	1,1,1,1	0
57	MG	YA	3106	1/1	0.43	-	50,50,50,50	0
57	MG	YA	3232	1/1	0.24	-	15,15,15,15	0

Continued on next page...

Continued from previous page...

Mol	Type	Chain	Res	Atoms	RSR	LLDF	B-factors(\AA^2)	Q<0.9
57	MG	YE	301	1/1	0.21	-	1,1,1,1	0
57	MG	RA	3151	1/1	0.34	-	37,37,37,37	0
57	MG	YA	3202	1/1	0.42	-	13,13,13,13	0
57	MG	RA	3122	1/1	0.33	-	19,19,19,19	0
57	MG	RA	3044	1/1	0.23	-	8,8,8,8	0
57	MG	QA	1651	1/1	0.43	-	16,16,16,16	0
57	MG	RA	3096	1/1	0.47	-	11,11,11,11	0
57	MG	YA	3011	1/1	0.40	-	3,3,3,3	0
57	MG	RA	3114	1/1	0.17	-	3,3,3,3	0
57	MG	YA	3110	1/1	0.15	-	5,5,5,5	0
57	MG	QA	1614	1/1	0.27	-	21,21,21,21	0
57	MG	YA	3189	1/1	0.43	-	7,7,7,7	0
57	MG	YA	3104	1/1	0.14	-	11,11,11,11	0
57	MG	YA	3221	1/1	0.24	-	7,7,7,7	0
57	MG	RA	3046	1/1	0.45	-	0,0,0,0	0
57	MG	RA	3178	1/1	0.34	-	5,5,5,5	0
57	MG	RA	3145	1/1	0.40	-	3,3,3,3	0
57	MG	RA	3158	1/1	0.25	-	15,15,15,15	0
57	MG	QA	1649	1/1	0.10	-	19,19,19,19	0
57	MG	RA	3087	1/1	0.47	-	0,0,0,0	0
57	MG	RA	3028	1/1	0.22	-	23,23,23,23	0
57	MG	YA	3031	1/1	1.06	-	50,50,50,50	0
57	MG	YA	3234	1/1	0.09	-	2,2,2,2	0
57	MG	RA	3111	1/1	0.40	-	4,4,4,4	0
57	MG	YA	3178	1/1	0.52	-	32,32,32,32	0
57	MG	RA	3010	1/1	0.36	-	56,56,56,56	0
57	MG	RA	3224	1/1	0.16	-	16,16,16,16	0
57	MG	XA	1645	1/1	0.47	-	8,8,8,8	0
57	MG	RA	3099	1/1	0.40	-	20,20,20,20	0
57	MG	RA	3054	1/1	0.32	-	4,4,4,4	0
57	MG	RA	3119	1/1	0.24	-	88,88,88,88	0
57	MG	RA	3180	1/1	0.29	-	1,1,1,1	0
57	MG	RA	3039	1/1	0.64	-	50,50,50,50	0
57	MG	YA	3024	1/1	0.50	-	50,50,50,50	0
57	MG	RA	3107	1/1	0.29	-	9,9,9,9	0
57	MG	YA	3229	1/1	0.13	-	5,5,5,5	0
57	MG	XA	1659	1/1	0.17	-	15,15,15,15	0
57	MG	RA	3229	1/1	0.34	-	50,50,50,50	0
57	MG	RA	3214	1/1	0.17	-	43,43,43,43	0
57	MG	RA	3068	1/1	0.50	-	4,4,4,4	0
57	MG	YA	3176	1/1	0.34	-	11,11,11,11	0
57	MG	YA	3219	1/1	0.11	-	22,22,22,22	0

Continued on next page...

Continued from previous page...

Mol	Type	Chain	Res	Atoms	RSR	LLDF	B-factors(\AA^2)	Q<0.9
57	MG	YA	3014	1/1	0.38	-	1,1,1,1	0
57	MG	RA	3137	1/1	0.09	-	3,3,3,3	0
57	MG	QA	1647	1/1	0.16	-	55,55,55,55	0
57	MG	RA	3192	1/1	0.16	-	27,27,27,27	0
57	MG	YA	3109	1/1	0.21	-	9,9,9,9	0
57	MG	XA	1611	1/1	0.32	-	1,1,1,1	0
57	MG	YA	3152	1/1	0.34	-	7,7,7,7	0
57	MG	YA	3167	1/1	0.22	-	39,39,39,39	0
57	MG	YA	3244	1/1	0.48	-	6,6,6,6	0
57	MG	YA	3122	1/1	0.56	-	50,50,50,50	0
57	MG	YA	3030	1/1	0.94	-	50,50,50,50	0
57	MG	QA	1662	1/1	0.09	-	39,39,39,39	0
57	MG	XA	1628	1/1	0.13	-	2,2,2,2	0
57	MG	XA	1635	1/1	1.66	-	50,50,50,50	0
57	MG	YA	3074	1/1	0.65	-	4,4,4,4	0
57	MG	YA	3017	1/1	0.29	-	7,7,7,7	0
57	MG	RA	3142	1/1	0.46	-	8,8,8,8	0
57	MG	RA	3036	1/1	0.46	-	0,0,0,0	0
57	MG	RA	3162	1/1	0.25	-	18,18,18,18	0
57	MG	YA	3065	1/1	0.72	-	8,8,8,8	0
59	ZN	QD	301	1/1	0.17	-	12,12,12,12	0
57	MG	YA	3237	1/1	0.20	-	38,38,38,38	0
57	MG	QA	1638	1/1	0.19	-	8,8,8,8	0
57	MG	RA	3160	1/1	0.36	-	2,2,2,2	0
57	MG	RA	3228	1/1	0.16	-	7,7,7,7	0
57	MG	YA	3174	1/1	0.38	-	3,3,3,3	0
57	MG	YA	3038	1/1	0.25	-	5,5,5,5	0
57	MG	QA	1603	1/1	0.55	-	10,10,10,10	0
57	MG	RE	301	1/1	0.12	-	2,2,2,2	0
57	MG	YA	3117	1/1	0.81	-	50,50,50,50	0
57	MG	YA	3059	1/1	0.29	-	3,3,3,3	0
57	MG	YA	3002	1/1	0.75	-	50,50,50,50	0
57	MG	QA	1642	1/1	0.14	-	9,9,9,9	0
57	MG	RA	3074	1/1	0.23	-	20,20,20,20	0
57	MG	YA	3025	1/1	0.29	-	3,3,3,3	0
57	MG	YA	3209	1/1	0.19	-	9,9,9,9	0
57	MG	XA	1647	1/1	0.36	-	11,11,11,11	0
57	MG	YA	3186	1/1	0.19	-	10,10,10,10	0
57	MG	QA	1640	1/1	0.26	-	6,6,6,6	0
57	MG	YA	3262	1/1	0.32	-	9,9,9,9	0
57	MG	RA	3091	1/1	0.49	-	2,2,2,2	0
57	MG	QA	1621	1/1	0.18	-	35,35,35,35	0

Continued on next page...

Continued from previous page...

Mol	Type	Chain	Res	Atoms	RSR	LLDF	B-factors(\AA^2)	Q<0.9
57	MG	YA	3039	1/1	0.24	-	0,0,0,0	0
57	MG	YA	3062	1/1	0.22	-	0,0,0,0	0
57	MG	YA	3096	1/1	0.23	-	17,17,17,17	0
57	MG	XA	1627	1/1	0.39	-	9,9,9,9	0
57	MG	RA	3212	1/1	0.27	-	33,33,33,33	0
57	MG	QA	1661	1/1	0.08	-	44,44,44,44	0
57	MG	YA	3071	1/1	0.32	-	6,6,6,6	0
57	MG	XA	1624	1/1	0.62	-	8,8,8,8	0
57	MG	XA	1663	1/1	0.19	-	3,3,3,3	0
57	MG	QA	1658	1/1	0.43	-	46,46,46,46	0
57	MG	RA	3197	1/1	0.16	-	9,9,9,9	0
57	MG	Y7	101	1/1	0.25	-	14,14,14,14	0
57	MG	YA	3210	1/1	0.32	-	30,30,30,30	0
57	MG	YA	3027	1/1	0.18	-	1,1,1,1	0
57	MG	RA	3168	1/1	0.20	-	10,10,10,10	0
57	MG	RA	3006	1/1	1.07	-	50,50,50,50	0
57	MG	QA	1653	1/1	0.11	-	6,6,6,6	0
57	MG	YA	3016	1/1	0.21	-	8,8,8,8	0
57	MG	YA	3154	1/1	0.30	-	5,5,5,5	0
57	MG	RA	3066	1/1	0.26	-	23,23,23,23	0
57	MG	QA	1605	1/1	0.52	-	4,4,4,4	0
57	MG	XA	1652	1/1	0.27	-	50,50,50,50	0
57	MG	YA	3029	1/1	0.36	-	6,6,6,6	0
57	MG	YA	3185	1/1	0.15	-	74,74,74,74	0
57	MG	YA	3207	1/1	0.26	-	0,0,0,0	0
57	MG	XA	1632	1/1	0.41	-	2,2,2,2	0
57	MG	YA	3169	1/1	0.86	-	7,7,7,7	0
57	MG	RA	3154	1/1	0.46	-	6,6,6,6	0
57	MG	YA	3098	1/1	0.87	-	50,50,50,50	0
57	MG	YA	3164	1/1	0.84	-	97,97,97,97	0
57	MG	QA	1616	1/1	0.28	-	10,10,10,10	0
57	MG	QA	1625	1/1	0.07	-	74,74,74,74	0
57	MG	YA	3251	1/1	1.34	-	50,50,50,50	0
57	MG	RA	3117	1/1	0.34	-	4,4,4,4	0
57	MG	RA	3222	1/1	0.38	-	4,4,4,4	0
57	MG	YA	3081	1/1	0.33	-	7,7,7,7	0
57	MG	RA	3024	1/1	0.36	-	15,15,15,15	0
57	MG	QA	1622	1/1	0.47	-	52,52,52,52	0
57	MG	RA	3056	1/1	0.20	-	0,0,0,0	0
57	MG	YA	3243	1/1	0.83	-	50,50,50,50	0
57	MG	XA	1613	1/1	0.09	-	16,16,16,16	0
57	MG	YA	3023	1/1	0.42	-	5,5,5,5	0

Continued on next page...

Continued from previous page...

Mol	Type	Chain	Res	Atoms	RSR	LLDF	B-factors(\AA^2)	Q<0.9
57	MG	YA	3064	1/1	0.17	-	4,4,4,4	0
57	MG	RA	3051	1/1	0.88	-	50,50,50,50	0
57	MG	YA	3197	1/1	1.44	-	50,50,50,50	0
57	MG	RA	3218	1/1	0.34	-	10,10,10,10	0
57	MG	YA	3127	1/1	0.09	-	12,12,12,12	0
57	MG	QA	1609	1/1	0.15	-	10,10,10,10	0
57	MG	YA	3129	1/1	0.14	-	1,1,1,1	0
57	MG	RA	3206	1/1	0.23	-	11,11,11,11	0
57	MG	RA	3238	1/1	0.73	-	3,3,3,3	0
57	MG	RA	3191	1/1	0.26	-	38,38,38,38	0
57	MG	RA	3072	1/1	0.33	-	0,0,0,0	0
57	MG	YA	3054	1/1	0.63	-	50,50,50,50	0
57	MG	RA	3097	1/1	0.60	-	11,11,11,11	0
57	MG	YA	3224	1/1	0.73	-	50,50,50,50	0
57	MG	RA	3069	1/1	0.27	-	9,9,9,9	0
57	MG	XA	1666	1/1	0.25	-	34,34,34,34	0
57	MG	YA	3037	1/1	0.34	-	3,3,3,3	0
57	MG	YA	3236	1/1	0.21	-	12,12,12,12	0
57	MG	RA	3183	1/1	0.52	-	11,11,11,11	0
57	MG	XA	1604	1/1	1.12	-	50,50,50,50	0
57	MG	RA	3146	1/1	0.42	-	7,7,7,7	0
57	MG	RA	3172	1/1	0.32	-	17,17,17,17	0
57	MG	YA	3161	1/1	0.32	-	14,14,14,14	0
57	MG	YA	3212	1/1	0.24	-	8,8,8,8	0
57	MG	YA	3084	1/1	0.28	-	2,2,2,2	0
57	MG	RA	3242	1/1	0.63	-	8,8,8,8	0
57	MG	RA	3082	1/1	0.15	-	5,5,5,5	0
57	MG	RA	3141	1/1	0.44	-	5,5,5,5	0
57	MG	XA	1634	1/1	0.21	-	11,11,11,11	0
57	MG	YA	3141	1/1	0.09	-	18,18,18,18	0
57	MG	XA	1670	1/1	0.20	-	44,44,44,44	0
57	MG	RA	3208	1/1	0.15	-	50,50,50,50	0
57	MG	QA	1613	1/1	0.41	-	1,1,1,1	0
57	MG	RA	3121	1/1	0.17	-	0,0,0,0	0
57	MG	YA	3257	1/1	0.82	-	50,50,50,50	0
57	MG	YA	3194	1/1	0.19	-	15,15,15,15	0
59	ZN	QN	101	1/1	0.12	-	56,56,56,56	0
57	MG	RA	3118	1/1	0.22	-	1,1,1,1	0
57	MG	XA	1671	1/1	0.18	-	28,28,28,28	0
57	MG	YA	3192	1/1	0.15	-	15,15,15,15	0
57	MG	YA	3245	1/1	0.58	-	3,3,3,3	0
57	MG	QA	1663	1/1	0.09	-	19,19,19,19	0

Continued on next page...

Continued from previous page...

Mol	Type	Chain	Res	Atoms	RSR	LLDF	B-factors(\AA^2)	Q<0.9
57	MG	YA	3076	1/1	0.40	-	1,1,1,1	0
57	MG	YA	3173	1/1	0.17	-	14,14,14,14	0
57	MG	YA	3153	1/1	0.27	-	16,16,16,16	0
57	MG	YA	3242	1/1	0.20	-	5,5,5,5	0
57	MG	RA	3164	1/1	0.55	-	15,15,15,15	0
57	MG	RA	3167	1/1	0.10	-	26,26,26,26	0
57	MG	RA	3092	1/1	0.23	-	59,59,59,59	0
57	MG	QA	1606	1/1	0.07	-	23,23,23,23	0
57	MG	RA	3207	1/1	0.25	-	5,5,5,5	0
57	MG	YA	3088	1/1	0.26	-	3,3,3,3	0
57	MG	RA	3030	1/1	0.77	-	50,50,50,50	0
57	MG	QA	1630	1/1	0.14	-	14,14,14,14	0
57	MG	XA	1629	1/1	0.14	-	32,32,32,32	0
57	MG	YA	3036	1/1	0.18	-	3,3,3,3	0
57	MG	RA	3005	1/1	0.85	-	50,50,50,50	0
57	MG	RA	3059	1/1	0.56	-	50,50,50,50	0
57	MG	XA	1650	1/1	0.29	-	22,22,22,22	0
57	MG	RF	301	1/1	0.28	-	10,10,10,10	0
57	MG	YA	3004	1/1	0.45	-	5,5,5,5	0
57	MG	XA	1619	1/1	0.42	-	8,8,8,8	0
57	MG	YA	3068	1/1	0.24	-	1,1,1,1	0
57	MG	RA	3015	1/1	0.34	-	15,15,15,15	0
57	MG	YA	3235	1/1	0.40	-	34,34,34,34	0
57	MG	XA	1616	1/1	0.88	-	50,50,50,50	0
57	MG	RA	3130	1/1	0.16	-	19,19,19,19	0
57	MG	RA	3126	1/1	0.25	-	14,14,14,14	0
57	MG	YA	3144	1/1	0.53	-	6,6,6,6	0
57	MG	RA	3098	1/1	0.40	-	4,4,4,4	0
57	MG	YB	202	1/1	0.45	-	5,5,5,5	0
57	MG	YA	3052	1/1	0.35	-	5,5,5,5	0
57	MG	YA	3120	1/1	0.13	-	16,16,16,16	0
57	MG	RA	3153	1/1	0.48	-	36,36,36,36	0
57	MG	RA	3102	1/1	0.12	-	10,10,10,10	0
57	MG	XA	1621	1/1	0.57	-	6,6,6,6	0
57	MG	YA	3138	1/1	0.52	-	4,4,4,4	0
57	MG	RA	3112	1/1	0.38	-	2,2,2,2	0
57	MG	RA	3094	1/1	0.35	-	3,3,3,3	0
57	MG	XA	1672	1/1	0.26	-	5,5,5,5	0
57	MG	YQ	201	1/1	0.23	-	79,79,79,79	0
57	MG	YA	3160	1/1	0.36	-	4,4,4,4	0
57	MG	RA	3204	1/1	0.49	-	15,15,15,15	0
57	MG	RA	3149	1/1	0.58	-	17,17,17,17	0

Continued on next page...

Continued from previous page...

Mol	Type	Chain	Res	Atoms	RSR	LLDF	B-factors(\AA^2)	Q<0.9
57	MG	YA	3264	1/1	0.46	-	14,14,14,14	0
57	MG	QA	1652	1/1	0.20	-	24,24,24,24	0
57	MG	RA	3003	1/1	1.16	-	50,50,50,50	0
57	MG	YA	3083	1/1	0.22	-	16,16,16,16	0
57	MG	RA	3221	1/1	0.69	-	79,79,79,79	0
57	MG	RA	3196	1/1	0.30	-	22,22,22,22	0
57	MG	RA	3080	1/1	0.14	-	5,5,5,5	0
57	MG	RA	3216	1/1	0.29	-	1,1,1,1	0
57	MG	RA	3209	1/1	0.13	-	44,44,44,44	0
57	MG	YA	3102	1/1	0.80	-	6,6,6,6	0
57	MG	YA	3195	1/1	0.17	-	21,21,21,21	0
57	MG	YA	3008	1/1	0.20	-	1,1,1,1	0
57	MG	QF	201	1/1	0.34	-	40,40,40,40	0
57	MG	RA	3181	1/1	0.32	-	9,9,9,9	0
57	MG	QA	1643	1/1	0.16	-	20,20,20,20	0
57	MG	RA	3034	1/1	1.56	-	50,50,50,50	0
57	MG	XA	1633	1/1	0.18	-	13,13,13,13	0
57	MG	RA	3129	1/1	0.11	-	19,19,19,19	0
57	MG	RA	3089	1/1	0.37	-	0,0,0,0	0
57	MG	RA	3033	1/1	0.58	-	16,16,16,16	0
57	MG	RA	3170	1/1	0.33	-	2,2,2,2	0
57	MG	XA	1638	1/1	0.19	-	27,27,27,27	0
57	MG	YA	3191	1/1	0.41	-	14,14,14,14	0
57	MG	YA	3126	1/1	0.36	-	50,50,50,50	0
57	MG	YA	3058	1/1	0.20	-	13,13,13,13	0
57	MG	XA	1669	1/1	0.10	-	15,15,15,15	0
57	MG	QA	1623	1/1	0.53	-	13,13,13,13	0
57	MG	YA	3231	1/1	0.47	-	11,11,11,11	0
57	MG	YA	3139	1/1	0.23	-	13,13,13,13	0
57	MG	RA	3135	1/1	0.12	-	28,28,28,28	0
57	MG	RA	3120	1/1	0.23	-	31,31,31,31	0
57	MG	YA	3057	1/1	0.50	-	8,8,8,8	0
57	MG	XA	1665	1/1	0.24	-	18,18,18,18	0
57	MG	RA	3198	1/1	0.05	-	35,35,35,35	0
57	MG	RA	3086	1/1	0.32	-	50,50,50,50	0
57	MG	YA	3082	1/1	0.59	-	50,50,50,50	0
57	MG	RA	3043	1/1	0.73	-	50,50,50,50	0
57	MG	YA	3179	1/1	0.27	-	20,20,20,20	0
57	MG	RA	3193	1/1	0.14	-	17,17,17,17	0
57	MG	RA	3040	1/1	0.21	-	11,11,11,11	0
57	MG	RA	3237	1/1	0.25	-	4,4,4,4	0
57	MG	RA	3171	1/1	0.48	-	15,15,15,15	0

Continued on next page...

Continued from previous page...

Mol	Type	Chain	Res	Atoms	RSR	LLDF	B-factors(\AA^2)	Q<0.9
57	MG	RA	3081	1/1	0.31	-	10,10,10,10	0
57	MG	YA	3142	1/1	0.28	-	9,9,9,9	0
57	MG	YA	3187	1/1	0.19	-	47,47,47,47	0
57	MG	YA	3182	1/1	0.56	-	14,14,14,14	0
57	MG	RA	3161	1/1	0.16	-	8,8,8,8	0
57	MG	YA	3168	1/1	0.17	-	13,13,13,13	0
57	MG	QM	201	1/1	0.10	-	34,34,34,34	0
57	MG	RA	3235	1/1	0.12	-	2,2,2,2	0
57	MG	QA	1634	1/1	0.11	-	44,44,44,44	0
57	MG	RA	3014	1/1	1.01	-	50,50,50,50	0
57	MG	YA	3124	1/1	0.31	-	13,13,13,13	0
57	MG	RA	3115	1/1	0.18	-	8,8,8,8	0
57	MG	YA	3085	1/1	0.79	-	50,50,50,50	0
57	MG	QA	1615	1/1	0.21	-	54,54,54,54	0
59	ZN	Y9	101	1/1	0.65	-	158,158,158,158	0
57	MG	RA	3004	1/1	0.49	-	9,9,9,9	0
57	MG	RA	3159	1/1	0.17	-	18,18,18,18	0
57	MG	RA	3053	1/1	0.64	-	50,50,50,50	0
57	MG	QA	1664	1/1	0.36	-	10,10,10,10	0
57	MG	RA	3057	1/1	0.77	-	50,50,50,50	0
57	MG	XA	1656	1/1	0.95	-	12,12,12,12	0
57	MG	YA	3107	1/1	0.43	-	2,2,2,2	0
57	MG	YA	3137	1/1	0.28	-	22,22,22,22	0
57	MG	QA	1657	1/1	0.10	-	19,19,19,19	0
57	MG	RA	3075	1/1	0.36	-	37,37,37,37	0
57	MG	YA	3156	1/1	0.24	-	8,8,8,8	0
57	MG	QA	1612	1/1	0.36	-	4,4,4,4	0
57	MG	QA	1624	1/1	0.26	-	16,16,16,16	0
57	MG	YA	3201	1/1	0.19	-	10,10,10,10	0
57	MG	XA	1614	1/1	0.25	-	25,25,25,25	0
57	MG	RA	3021	1/1	1.06	-	50,50,50,50	0
57	MG	YA	3111	1/1	0.23	-	7,7,7,7	0
57	MG	RA	3009	1/1	0.55	-	7,7,7,7	0
57	MG	XA	1649	1/1	0.43	-	16,16,16,16	0
57	MG	QA	1626	1/1	0.17	-	17,17,17,17	0
57	MG	RA	3017	1/1	0.29	-	0,0,0,0	0
57	MG	YA	3047	1/1	1.04	-	50,50,50,50	0
57	MG	RA	3027	1/1	0.85	-	50,50,50,50	0
57	MG	RA	3103	1/1	0.22	-	8,8,8,8	0
57	MG	QA	1604	1/1	0.42	-	7,7,7,7	0
57	MG	RA	3211	1/1	0.24	-	11,11,11,11	0
57	MG	RA	3240	1/1	0.64	-	12,12,12,12	0

Continued on next page...

Continued from previous page...

Mol	Type	Chain	Res	Atoms	RSR	LLDF	B-factors(\AA^2)	Q<0.9
57	MG	YA	3177	1/1	0.06	-	92,92,92,92	0
57	MG	YA	3208	1/1	0.14	-	0,0,0,0	0
57	MG	YA	3007	1/1	0.20	-	1,1,1,1	0
57	MG	RA	3236	1/1	0.45	-	2,2,2,2	0
57	MG	XA	1608	1/1	0.17	-	50,50,50,50	0
57	MG	RA	3070	1/1	0.17	-	21,21,21,21	0
57	MG	RA	3016	1/1	0.66	-	50,50,50,50	0
57	MG	RA	3093	1/1	0.70	-	50,50,50,50	0
57	MG	RA	3213	1/1	0.31	-	10,10,10,10	0
57	MG	YA	3220	1/1	0.14	-	26,26,26,26	0
57	MG	RU	201	1/1	0.16	-	86,86,86,86	0
57	MG	RA	3128	1/1	0.23	-	10,10,10,10	0
57	MG	YA	3227	1/1	0.15	-	15,15,15,15	0
57	MG	RA	3052	1/1	0.49	-	50,50,50,50	0
57	MG	YA	3132	1/1	0.35	-	26,26,26,26	0
57	MG	XA	1639	1/1	0.08	-	11,11,11,11	0
57	MG	YA	3044	1/1	0.54	-	16,16,16,16	0
57	MG	YA	3146	1/1	0.20	-	6,6,6,6	0
57	MG	RP	201	1/1	0.46	-	85,85,85,85	0
57	MG	RA	3007	1/1	1.23	-	50,50,50,50	0
57	MG	XA	1623	1/1	0.23	-	23,23,23,23	0
57	MG	YA	3050	1/1	0.51	-	50,50,50,50	0
57	MG	YA	3205	1/1	0.19	-	40,40,40,40	0
57	MG	RA	3174	1/1	0.15	-	40,40,40,40	0
57	MG	R5	101	1/1	0.17	-	14,14,14,14	0
57	MG	YA	3121	1/1	0.21	-	8,8,8,8	0
57	MG	YA	3203	1/1	0.37	-	29,29,29,29	0
57	MG	YA	3151	1/1	0.54	-	50,50,50,50	0
57	MG	RA	3076	1/1	0.17	-	3,3,3,3	0
57	MG	RA	3136	1/1	0.24	-	14,14,14,14	0
59	ZN	XN	101	1/1	0.17	-	59,59,59,59	0
57	MG	RA	3156	1/1	0.16	-	7,7,7,7	0
57	MG	YA	3165	1/1	0.23	-	42,42,42,42	0
57	MG	YA	3093	1/1	0.47	-	4,4,4,4	0
57	MG	RA	3018	1/1	0.32	-	3,3,3,3	0
57	MG	YA	3238	1/1	0.08	-	33,33,33,33	0
57	MG	RA	3179	1/1	0.31	-	10,10,10,10	0
57	MG	XA	1664	1/1	0.42	-	27,27,27,27	0
57	MG	RA	3124	1/1	0.29	-	19,19,19,19	0
57	MG	RB	201	1/1	0.10	-	38,38,38,38	0
57	MG	QX	101	1/1	0.15	-	6,6,6,6	0
57	MG	RA	3031	1/1	0.75	-	50,50,50,50	0

Continued on next page...

Continued from previous page...

Mol	Type	Chain	Res	Atoms	RSR	LLDF	B-factors(\AA^2)	Q<0.9
57	MG	YA	3079	1/1	1.28	-	50,50,50,50	0
57	MG	RA	3194	1/1	0.15	-	82,82,82,82	0
57	MG	XA	1612	1/1	0.24	-	23,23,23,23	0
57	MG	YP	202	1/1	0.33	-	5,5,5,5	0
57	MG	XA	1654	1/1	0.42	-	17,17,17,17	0
57	MG	YA	3193	1/1	0.71	-	7,7,7,7	0
57	MG	XV	101	1/1	0.40	-	1,1,1,1	0
57	MG	YA	3134	1/1	0.62	-	50,50,50,50	0
57	MG	YA	3188	1/1	0.15	-	36,36,36,36	0
57	MG	XV	102	1/1	0.16	-	16,16,16,16	0
57	MG	RA	3226	1/1	0.28	-	29,29,29,29	0
57	MG	YA	3222	1/1	0.10	-	2,2,2,2	0
57	MG	YA	3061	1/1	0.50	-	9,9,9,9	0
57	MG	YA	3113	1/1	0.47	-	50,50,50,50	0
57	MG	RA	3140	1/1	0.25	-	61,61,61,61	0
57	MG	YA	3265	1/1	0.66	-	11,11,11,11	0
57	MG	QA	1619	1/1	0.17	-	29,29,29,29	0
57	MG	YA	3170	1/1	0.26	-	8,8,8,8	0
57	MG	RA	3189	1/1	0.16	-	16,16,16,16	0
57	MG	XA	1662	1/1	0.78	-	50,50,50,50	0
57	MG	YA	3045	1/1	0.55	-	0,0,0,0	0
57	MG	RA	3230	1/1	0.48	-	45,45,45,45	0
57	MG	YA	3181	1/1	0.60	-	5,5,5,5	0
57	MG	RA	3223	1/1	0.30	-	16,16,16,16	0
57	MG	RA	3219	1/1	0.60	-	40,40,40,40	0
57	MG	RA	3187	1/1	0.12	-	10,10,10,10	0
57	MG	RA	3116	1/1	0.33	-	0,0,0,0	0
57	MG	XA	1605	1/1	0.59	-	16,16,16,16	0
57	MG	YA	3175	1/1	0.14	-	2,2,2,2	0
57	MG	YA	3140	1/1	0.21	-	19,19,19,19	0
57	MG	RA	3048	1/1	1.20	-	50,50,50,50	0
57	MG	YA	3163	1/1	0.36	-	9,9,9,9	0
57	MG	RA	3239	1/1	0.82	-	10,10,10,10	0
57	MG	YP	201	1/1	0.06	-	83,83,83,83	0
57	MG	QA	1629	1/1	0.10	-	38,38,38,38	0
57	MG	XA	1618	1/1	0.30	-	4,4,4,4	0
57	MG	XA	1668	1/1	0.31	-	6,6,6,6	0
57	MG	YA	3147	1/1	0.19	-	0,0,0,0	0
57	MG	QA	1645	1/1	0.27	-	37,37,37,37	0
57	MG	YA	3217	1/1	0.56	-	52,52,52,52	0
57	MG	XX	101	1/1	0.17	-	88,88,88,88	0
57	MG	YA	3258	1/1	0.51	-	4,4,4,4	0

Continued on next page...

Continued from previous page...

Mol	Type	Chain	Res	Atoms	RSR	LLDF	B-factors(\AA^2)	Q<0.9
57	MG	RA	3045	1/1	0.30	-	0,0,0,0	0
57	MG	RA	3064	1/1	1.69	-	50,50,50,50	0
57	MG	YA	3056	1/1	0.90	-	50,50,50,50	0
57	MG	YA	3215	1/1	0.28	-	2,2,2,2	0
57	MG	RA	3026	1/1	0.16	-	13,13,13,13	0
57	MG	YA	3095	1/1	0.33	-	8,8,8,8	0
57	MG	YA	3162	1/1	0.28	-	30,30,30,30	0
57	MG	RA	3152	1/1	0.21	-	26,26,26,26	0
57	MG	YA	3260	1/1	0.55	-	50,50,50,50	0
57	MG	YA	3063	1/1	0.30	-	15,15,15,15	0
57	MG	RA	3020	1/1	0.71	-	50,50,50,50	0
57	MG	QA	1631	1/1	0.20	-	63,63,63,63	0
57	MG	YA	3033	1/1	0.71	-	50,50,50,50	0
57	MG	RA	3148	1/1	0.12	-	0,0,0,0	0
57	MG	YA	3250	1/1	1.17	-	50,50,50,50	0
57	MG	RA	3065	1/1	1.32	-	50,50,50,50	0
57	MG	YA	3247	1/1	0.56	-	16,16,16,16	0
57	MG	XA	1644	1/1	0.34	-	11,11,11,11	0
57	MG	YA	3089	1/1	0.27	-	13,13,13,13	0
57	MG	YA	3019	1/1	0.81	-	50,50,50,50	0
57	MG	Y5	101	1/1	0.14	-	2,2,2,2	0
57	MG	YA	3010	1/1	0.60	-	50,50,50,50	0
57	MG	RA	3241	1/1	0.38	-	0,0,0,0	0
57	MG	RA	3077	1/1	0.41	-	50,50,50,50	0
57	MG	RA	3182	1/1	0.42	-	10,10,10,10	0
57	MG	QA	1610	1/1	0.62	-	50,50,50,50	0
58	PAR	QA	1666	42/42	0.39	-	104,104,104,104	0
57	MG	XA	1661	1/1	0.09	-	14,14,14,14	0
57	MG	YA	3005	1/1	0.21	-	2,2,2,2	0
57	MG	RR	201	1/1	0.25	-	9,9,9,9	0
57	MG	YA	3198	1/1	0.27	-	2,2,2,2	0
57	MG	YA	3249	1/1	0.74	-	5,5,5,5	0
57	MG	XA	1602	1/1	0.92	-	50,50,50,50	0
57	MG	RA	3201	1/1	0.32	-	41,41,41,41	0
57	MG	QA	1654	1/1	0.12	-	17,17,17,17	0
57	MG	YA	3055	1/1	0.18	-	24,24,24,24	0
57	MG	YA	3145	1/1	0.21	-	25,25,25,25	0
57	MG	YB	203	1/1	0.18	-	17,17,17,17	0
57	MG	YA	3225	1/1	0.40	-	23,23,23,23	0
57	MG	RA	3073	1/1	0.28	-	36,36,36,36	0
57	MG	RA	3203	1/1	0.21	-	34,34,34,34	0
57	MG	XA	1631	1/1	0.19	-	10,10,10,10	0

Continued on next page...

Continued from previous page...

Mol	Type	Chain	Res	Atoms	RSR	LLDF	B-factors(\AA^2)	Q<0.9
57	MG	YA	3157	1/1	0.27	-	8,8,8,8	0
57	MG	YA	3042	1/1	0.46	-	50,50,50,50	0
57	MG	RA	3100	1/1	1.02	-	50,50,50,50	0
57	MG	RA	3185	1/1	0.21	-	3,3,3,3	0
57	MG	QA	1665	1/1	0.42	-	37,37,37,37	0
57	MG	YA	3246	1/1	0.49	-	2,2,2,2	0
57	MG	QH	201	1/1	0.27	-	27,27,27,27	0
57	MG	YA	3150	1/1	0.60	-	16,16,16,16	0
57	MG	YA	3133	1/1	0.08	-	12,12,12,12	0
57	MG	XA	1658	1/1	0.23	-	17,17,17,17	0
57	MG	RA	3134	1/1	0.08	-	23,23,23,23	0
57	MG	YA	3216	1/1	0.28	-	30,30,30,30	0
57	MG	YA	3073	1/1	0.28	-	4,4,4,4	0
57	MG	YA	3099	1/1	0.80	-	50,50,50,50	0
57	MG	RA	3011	1/1	0.41	-	7,7,7,7	0
57	MG	YA	3015	1/1	0.81	-	50,50,50,50	0
57	MG	XA	1625	1/1	0.53	-	50,50,50,50	0
57	MG	YA	3091	1/1	0.54	-	12,12,12,12	0
57	MG	YB	201	1/1	0.28	-	14,14,14,14	0
57	MG	RA	3055	1/1	0.24	-	12,12,12,12	0
57	MG	XA	1641	1/1	0.36	-	14,14,14,14	0
57	MG	YA	3204	1/1	0.17	-	11,11,11,11	0
57	MG	XA	1651	1/1	0.17	-	84,84,84,84	0
57	MG	RE	302	1/1	0.19	-	15,15,15,15	0
57	MG	RA	3139	1/1	0.47	-	18,18,18,18	0
57	MG	XA	1617	1/1	0.26	-	2,2,2,2	0
57	MG	RA	3085	1/1	0.21	-	27,27,27,27	0
57	MG	RA	3127	1/1	0.48	-	15,15,15,15	0
59	ZN	R9	101	1/1	0.90	-	177,177,177,177	0
57	MG	RA	3013	1/1	0.38	-	0,0,0,0	0
57	MG	RA	3061	1/1	0.84	-	50,50,50,50	0
57	MG	QA	1632	1/1	0.09	-	71,71,71,71	0
57	MG	RA	3088	1/1	0.25	-	10,10,10,10	0
57	MG	YA	3123	1/1	0.18	-	0,0,0,0	0
57	MG	YA	3180	1/1	0.71	-	5,5,5,5	0
57	MG	RA	3225	1/1	0.29	-	47,47,47,47	0
57	MG	RA	3231	1/1	0.34	-	3,3,3,3	0
57	MG	RA	3110	1/1	0.09	-	15,15,15,15	0
57	MG	RA	3184	1/1	0.34	-	40,40,40,40	0
57	MG	YA	3103	1/1	0.14	-	31,31,31,31	0
57	MG	YA	3034	1/1	0.36	-	7,7,7,7	0
57	MG	RA	3150	1/1	0.26	-	4,4,4,4	0

Continued on next page...

Continued from previous page...

Mol	Type	Chain	Res	Atoms	RSR	LLDF	B-factors(\AA^2)	Q<0.9
57	MG	QA	1611	1/1	0.29	-	4,4,4,4	0
57	MG	YA	3255	1/1	1.33	-	50,50,50,50	0
57	MG	YA	3240	1/1	0.14	-	15,15,15,15	0
57	MG	QA	1641	1/1	0.09	-	3,3,3,3	0
57	MG	RA	3205	1/1	0.51	-	33,33,33,33	0
57	MG	YA	3101	1/1	0.16	-	11,11,11,11	0
57	MG	RA	3106	1/1	0.28	-	3,3,3,3	0
57	MG	YA	3078	1/1	0.25	-	10,10,10,10	0
57	MG	YA	3155	1/1	0.23	-	8,8,8,8	0
57	MG	YA	3259	1/1	0.63	-	2,2,2,2	0
57	MG	YA	3108	1/1	0.14	-	10,10,10,10	0
57	MG	YA	3135	1/1	0.42	-	9,9,9,9	0
57	MG	XA	1630	1/1	0.35	-	1,1,1,1	0
57	MG	YA	3116	1/1	0.41	-	11,11,11,11	0
57	MG	YA	3230	1/1	0.15	-	19,19,19,19	0
57	MG	YA	3086	1/1	0.39	-	19,19,19,19	0
57	MG	YA	3080	1/1	0.85	-	50,50,50,50	0
57	MG	YA	3040	1/1	0.68	-	50,50,50,50	0
57	MG	XA	1660	1/1	0.10	-	19,19,19,19	0
57	MG	XA	1643	1/1	0.63	-	50,50,50,50	0
57	MG	YA	3171	1/1	0.20	-	7,7,7,7	0
57	MG	QA	1620	1/1	0.13	-	21,21,21,21	0
57	MG	RA	3143	1/1	0.07	-	12,12,12,12	0
57	MG	QA	1637	1/1	0.25	-	3,3,3,3	0
57	MG	YA	3148	1/1	0.22	-	38,38,38,38	0
57	MG	RA	3144	1/1	0.24	-	29,29,29,29	0
57	MG	RA	3084	1/1	0.37	-	6,6,6,6	0
57	MG	QA	1655	1/1	0.39	-	66,66,66,66	0
57	MG	RA	3195	1/1	0.15	-	23,23,23,23	0
57	MG	RA	3101	1/1	0.27	-	9,9,9,9	0
57	MG	RA	3035	1/1	0.80	-	50,50,50,50	0
57	MG	YA	3183	1/1	0.19	-	17,17,17,17	0
57	MG	YA	3049	1/1	1.09	-	50,50,50,50	0
57	MG	RA	3047	1/1	0.15	-	2,2,2,2	0
57	MG	RA	3217	1/1	0.88	-	16,16,16,16	0
57	MG	RA	3002	1/1	0.20	-	8,8,8,8	0
57	MG	YA	3172	1/1	0.14	-	19,19,19,19	0
57	MG	YA	3066	1/1	0.20	-	9,9,9,9	0
57	MG	YA	3125	1/1	0.43	-	15,15,15,15	0
57	MG	YA	3012	1/1	1.41	-	50,50,50,50	0
57	MG	RA	3038	1/1	0.84	-	50,50,50,50	0
57	MG	YA	3218	1/1	0.26	-	5,5,5,5	0

Continued on next page...

Continued from previous page...

Mol	Type	Chain	Res	Atoms	RSR	LLDF	B-factors(\AA^2)	Q<0.9
57	MG	RA	3176	1/1	0.30	-	30,30,30,30	0
57	MG	XA	1626	1/1	0.24	-	1,1,1,1	0
57	MG	RA	3023	1/1	0.47	-	50,50,50,50	0
57	MG	YA	3051	1/1	0.23	-	5,5,5,5	0
57	MG	YA	3233	1/1	0.11	-	3,3,3,3	0
57	MG	QA	1660	1/1	0.37	-	16,16,16,16	0
57	MG	QA	1659	1/1	0.21	-	4,4,4,4	0
57	MG	YA	3032	1/1	0.51	-	50,50,50,50	0
57	MG	YA	3053	1/1	1.02	-	50,50,50,50	0
57	MG	QA	1602	1/1	1.00	-	11,11,11,11	0
57	MG	YA	3261	1/1	0.95	-	50,50,50,50	0
57	MG	RA	3050	1/1	0.14	-	8,8,8,8	0
57	MG	YA	3035	1/1	0.80	-	50,50,50,50	0
57	MG	RA	3071	1/1	0.86	-	50,50,50,50	0
57	MG	YA	3128	1/1	0.24	-	0,0,0,0	0
57	MG	XA	1620	1/1	0.14	-	0,0,0,0	0
57	MG	XA	1603	1/1	1.02	-	50,50,50,50	0
57	MG	YA	3072	1/1	0.46	-	50,50,50,50	0
57	MG	YA	3028	1/1	0.24	-	8,8,8,8	0
57	MG	YA	3130	1/1	0.10	-	3,3,3,3	0
57	MG	YA	3149	1/1	0.76	-	7,7,7,7	0
57	MG	RA	3166	1/1	1.00	-	9,9,9,9	0
57	MG	RA	3210	1/1	0.17	-	11,11,11,11	0
57	MG	XA	1622	1/1	0.10	-	6,6,6,6	0
57	MG	RB	202	1/1	0.23	-	15,15,15,15	0
57	MG	YA	3166	1/1	0.13	-	14,14,14,14	0
57	MG	YA	3248	1/1	0.75	-	15,15,15,15	0
57	MG	YA	3241	1/1	0.28	-	13,13,13,13	0
57	MG	YA	3100	1/1	0.74	-	0,0,0,0	0
57	MG	RA	3175	1/1	0.26	-	12,12,12,12	0
57	MG	RA	3008	1/1	0.27	-	0,0,0,0	0
57	MG	YA	3143	1/1	0.22	-	11,11,11,11	0
57	MG	YA	3003	1/1	0.45	-	50,50,50,50	0
57	MG	YA	3206	1/1	0.26	-	20,20,20,20	0
57	MG	YA	3043	1/1	1.13	-	50,50,50,50	0
57	MG	YA	3211	1/1	0.15	-	3,3,3,3	0
57	MG	RA	3012	1/1	0.29	-	1,1,1,1	0
57	MG	QA	1639	1/1	0.24	-	27,27,27,27	0
57	MG	XA	1640	1/1	0.14	-	119,119,119,119	0
57	MG	YA	3020	1/1	0.58	-	6,6,6,6	0
57	MG	RA	3190	1/1	0.16	-	4,4,4,4	0
57	MG	RA	3155	1/1	0.20	-	9,9,9,9	0

Continued on next page...

Continued from previous page...

Mol	Type	Chain	Res	Atoms	RSR	LLDF	B-factors(\AA^2)	Q<0.9
57	MG	YA	3092	1/1	0.42	-	2,2,2,2	0
57	MG	RA	3083	1/1	0.38	-	3,3,3,3	0
59	ZN	XD	301	1/1	0.39	-	50,50,50,50	0
57	MG	RA	3200	1/1	0.26	-	31,31,31,31	0
57	MG	YA	3226	1/1	0.29	-	10,10,10,10	0
57	MG	YA	3252	1/1	0.17	-	4,4,4,4	0
57	MG	XA	1610	1/1	0.24	-	1,1,1,1	0
57	MG	RA	3025	1/1	0.27	-	7,7,7,7	0
57	MG	RA	3220	1/1	0.17	-	25,25,25,25	0
57	MG	YA	3136	1/1	0.10	-	1,1,1,1	0
57	MG	QA	1607	1/1	0.08	-	30,30,30,30	0
57	MG	YA	3069	1/1	0.11	-	8,8,8,8	0
57	MG	YA	3228	1/1	0.15	-	67,67,67,67	0
57	MG	YA	3070	1/1	0.26	-	33,33,33,33	0
57	MG	RA	3177	1/1	0.26	-	30,30,30,30	0
57	MG	QA	1636	1/1	0.18	-	11,11,11,11	0
57	MG	YA	3013	1/1	0.36	-	1,1,1,1	0
57	MG	RA	3104	1/1	0.11	-	5,5,5,5	0
57	MG	XA	1646	1/1	0.17	-	8,8,8,8	0
57	MG	RA	3234	1/1	0.86	-	50,50,50,50	0
57	MG	YA	3213	1/1	0.33	-	15,15,15,15	0
57	MG	QA	1648	1/1	0.23	-	16,16,16,16	0
57	MG	RA	3188	1/1	0.12	-	16,16,16,16	0
57	MG	RA	3060	1/1	0.72	-	13,13,13,13	0
57	MG	RA	3090	1/1	0.47	-	4,4,4,4	0
57	MG	YX	101	1/1	0.41	-	50,50,50,50	0
57	MG	XA	1606	1/1	0.61	-	13,13,13,13	0
57	MG	RA	3113	1/1	0.32	-	1,1,1,1	0
57	MG	YA	3046	1/1	0.27	-	12,12,12,12	0
57	MG	QA	1650	1/1	0.26	-	8,8,8,8	0
57	MG	RA	3067	1/1	0.17	-	6,6,6,6	0
57	MG	XM	201	1/1	0.18	-	78,78,78,78	0
57	MG	XA	1607	1/1	0.34	-	17,17,17,17	0
57	MG	QA	1656	1/1	0.10	-	63,63,63,63	0
57	MG	RP	202	1/1	0.31	-	75,75,75,75	0
57	MG	QA	1635	1/1	0.20	-	11,11,11,11	0
57	MG	RA	3022	1/1	0.26	-	5,5,5,5	0
57	MG	YA	3006	1/1	0.81	-	50,50,50,50	0
57	MG	YA	3105	1/1	0.76	-	8,8,8,8	0
57	MG	RA	3062	1/1	0.51	-	2,2,2,2	0
57	MG	RA	3173	1/1	0.32	-	3,3,3,3	0
57	MG	RA	3243	1/1	0.37	-	18,18,18,18	0

Continued on next page...

Continued from previous page...

Mol	Type	Chain	Res	Atoms	RSR	LLDF	B-factors(\AA^2)	Q<0.9
57	MG	RA	3138	1/1	0.34	-	8,8,8,8	0
57	MG	QA	1617	1/1	0.44	-	2,2,2,2	0
57	MG	XA	1637	1/1	0.31	-	13,13,13,13	0
57	MG	YA	3158	1/1	0.25	-	6,6,6,6	0
57	MG	RA	3244	1/1	0.17	-	9,9,9,9	0
57	MG	QA	1644	1/1	0.28	-	24,24,24,24	0
57	MG	YA	3118	1/1	0.45	-	12,12,12,12	0
57	MG	XA	1636	1/1	0.21	-	9,9,9,9	0
57	MG	RA	3133	1/1	0.16	-	4,4,4,4	0
57	MG	YA	3254	1/1	0.41	-	0,0,0,0	0
57	MG	RA	3186	1/1	0.87	-	51,51,51,51	0
57	MG	RA	3165	1/1	0.27	-	3,3,3,3	0
57	MG	YA	3001	1/1	1.15	-	50,50,50,50	0
57	MG	XA	1667	1/1	0.17	-	4,4,4,4	0
57	MG	YA	3196	1/1	0.22	-	76,76,76,76	0
57	MG	YA	3097	1/1	0.71	-	50,50,50,50	0
58	PAR	XA	1673	42/42	0.30	-	132,132,132,132	0
57	MG	RA	3169	1/1	0.16	-	19,19,19,19	0
57	MG	YA	3159	1/1	0.20	-	22,22,22,22	0
57	MG	RA	3123	1/1	0.96	-	50,50,50,50	0
57	MG	QA	1601	1/1	0.43	-	21,21,21,21	0
57	MG	QA	1618	1/1	0.35	-	8,8,8,8	0
57	MG	RA	3163	1/1	0.19	-	38,38,38,38	0
57	MG	RA	3001	1/1	0.75	-	1,1,1,1	0
57	MG	RA	3019	1/1	1.20	-	50,50,50,50	0
57	MG	RA	3125	1/1	0.08	-	14,14,14,14	0
57	MG	YA	3075	1/1	1.17	-	50,50,50,50	0
57	MG	RA	3109	1/1	0.25	-	11,11,11,11	0
57	MG	YA	3114	1/1	0.33	-	16,16,16,16	0
57	MG	RA	3041	1/1	0.63	-	50,50,50,50	0
57	MG	QA	1646	1/1	0.66	-	11,11,11,11	0
57	MG	YA	3041	1/1	0.84	-	50,50,50,50	0
57	MG	RD	301	1/1	0.30	-	15,15,15,15	0
57	MG	YA	3009	1/1	0.76	-	50,50,50,50	0
57	MG	RA	3049	1/1	0.31	-	1,1,1,1	0

6.5 Other polymers ⓘ

There are no such residues in this entry.