



Full wwPDB X-ray Structure Validation Report

Sep 18, 2014 – 03:32 AM EDT

PDB ID : 4LT8
Title : Crystal Structure of tRNA Proline (CGG) Bound to Codon CCC-G on the Ribosome
Authors : Maehigashi, T.; Dunkle, J.A.; Dunham, C.M.
Deposited on : 2013-07-23
Resolution : 3.14 Å(reported)

This is a full wwPDB validation report for a publicly released PDB entry.
We welcome your comments at validation@mail.wwpdb.org
A user guide is available at <http://wwpdb.org/ValidationPDFNotes.html>

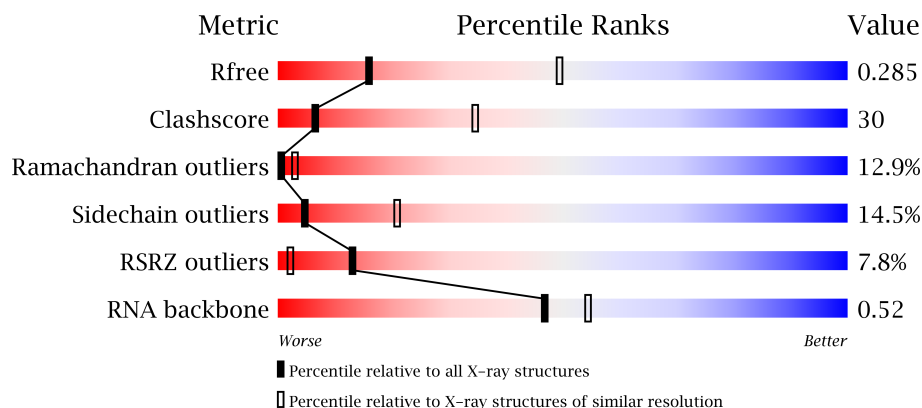
The following versions of software and data (see [references](#)) were used in the production of this report:

MolProbity : 4.02b-467
Mogul : 1.16 November 2013
Xtriage (Phenix) : dev-1439
EDS : stable23489
Percentile statistics : 21963
Refmac : 5.8.0049
CCP4 : 6.3.0 (Settle)
Ideal geometry (proteins) : Engh & Huber (2001)
Ideal geometry (DNA, RNA) : Parkinson et. al. (1996)
Validation Pipeline (wwPDB-VP) : stable23489

1 Overall quality at a glance

The reported resolution of this entry is 3.14 Å.

Percentile scores (ranging between 0-100) for global validation metrics of the entry are shown in the following graphic. The table shows the number of entries on which the scores are based.



Metric	Whole archive (#Entries)	Similar resolution (#Entries, resolution range(Å))
R_{free}	66092	1337 (3.20-3.08)
Clashscore	79885	1656 (3.20-3.08)
Ramachandran outliers	78287	1614 (3.20-3.08)
Sidechain outliers	78261	1613 (3.20-3.08)
RSRZ outliers	66119	1338 (3.20-3.08)
RNA backbone	1838	1002 (3.66-2.62)

The table below summarises the geometric issues observed across the polymeric chains and their fit to the electron density. The red, orange, yellow and green segments on the lower bar indicate the fraction of residues that contain outliers for ≥ 3 , 2, 1 and 0 types of geometric quality criteria. The upper red bar (where present) indicates the fraction of residues that have poor fit to the electron density.

Mol	Chain	Length	Quality of chain
1	QA	1522	
1	XA	1522	
2	QB	256	
2	XB	256	
3	QC	239	
3	XC	239	
4	QD	209	
4	XD	209	
5	QE	162	
5	XE	162	
6	QF	101	

Continued on next page...

Continued from previous page...

Mol	Chain	Length	Quality of chain
6	XF	101	
7	QG	156	
7	XG	156	
8	QH	138	
8	XH	138	
9	QI	128	
9	XI	128	
10	QJ	105	
10	XJ	105	
11	QK	129	
11	XK	129	
12	QL	132	
12	XL	132	
13	QM	126	
13	XM	126	
14	QN	61	
14	XN	61	
15	QO	89	
15	XO	89	
16	QP	88	
16	XP	88	
17	QQ	105	
17	XQ	105	
18	QR	88	
18	XR	88	
19	QS	93	
19	XS	93	
20	QT	106	
20	XT	106	
21	QU	27	
21	XU	27	
22	QV	77	
22	XV	77	
23	QY	17	
23	XY	17	
24	QX	25	
24	XX	25	
25	RA	2916	
25	YA	2916	
26	RB	122	
26	YB	122	
27	RD	276	

Continued on next page...

Continued from previous page...

Mol	Chain	Length	Quality of chain
27	YD	276	
28	RE	206	
28	YE	206	
29	RF	210	
29	YF	210	
30	RG	182	
30	YG	182	
31	RH	180	
31	YH	180	
32	RI	148	
32	YI	148	
33	RN	140	
33	YN	140	
34	RO	122	
34	YO	122	
35	RP	150	
35	YP	150	
36	RQ	141	
36	YQ	141	
37	RR	118	
37	YR	118	
38	RS	112	
38	YS	112	
39	RT	146	
39	YT	146	
40	RU	118	
40	YU	118	
41	RV	101	
41	YV	101	
42	RW	113	
42	YW	113	
43	RX	96	
43	YX	96	
44	RY	110	
44	YY	110	
45	RZ	206	
45	YZ	206	
46	R0	85	
46	Y0	85	
47	R1	98	
47	Y1	98	
48	R2	72	

Continued on next page...

Continued from previous page...

Mol	Chain	Length	Quality of chain
48	Y2	72	
49	R3	60	
49	Y3	60	
50	R4	71	
50	Y4	71	
51	R5	60	
51	Y5	60	
52	R6	54	
52	Y6	54	
53	R7	49	
53	Y7	49	
54	R8	65	
54	Y8	65	
55	R9	37	
55	Y9	37	
56	Z6	3	
56	Z8	3	

2 Entry composition

There are 59 unique types of molecules in this entry. The entry contains 291998 atoms, of which 0 are hydrogen and 0 are deuterium.

In the tables below, the ZeroOcc column contains the number of atoms modelled with zero occupancy, the AltConf column contains the number of residues with at least one atom in alternate conformation and the Trace column contains the number of residues modelled with at most 2 atoms.

- Molecule 1 is a RNA chain called 16S rRNA.

Mol	Chain	Residues	Atoms					ZeroOcc	AltConf	Trace
1	QA	1500	Total	C	N	O	P	0	0	0
			32247	14353	5981	10414	1499			
1	XA	1500	Total	C	N	O	P	0	0	0
			32249	14354	5984	10412	1499			

- Molecule 2 is a protein called 30S ribosomal protein S2.

Mol	Chain	Residues	Atoms					ZeroOcc	AltConf	Trace
2	QB	237	Total	C	N	O	S	0	0	0
			1924	1228	344	347	5			
2	XB	237	Total	C	N	O	S	0	0	0
			1924	1228	344	347	5			

- Molecule 3 is a protein called 30S ribosomal protein S3.

Mol	Chain	Residues	Atoms					ZeroOcc	AltConf	Trace
3	QC	205	Total	C	N	O	S	0	0	0
			1605	1011	313	280	1			
3	XC	205	Total	C	N	O	S	0	0	0
			1605	1011	313	280	1			

- Molecule 4 is a protein called 30S ribosomal protein S4.

Mol	Chain	Residues	Atoms					ZeroOcc	AltConf	Trace
4	QD	208	Total	C	N	O	S	0	0	0
			1703	1066	339	291	7			
4	XD	208	Total	C	N	O	S	0	0	0
			1703	1066	339	291	7			

- Molecule 5 is a protein called 30S ribosomal protein S5.

Mol	Chain	Residues	Atoms					ZeroOcc	AltConf	Trace
5	QE	151	Total	C	N	O	S	0	0	0
			1155	729	218	204	4			
5	XE	151	Total	C	N	O	S	0	0	0
			1155	729	218	204	4			

- Molecule 6 is a protein called 30S ribosomal protein S6.

Mol	Chain	Residues	Atoms					ZeroOcc	AltConf	Trace
6	QF	101	Total	C	N	O	S	0	0	0
			843	531	155	154	3			
6	XF	101	Total	C	N	O	S	0	0	0
			843	531	155	154	3			

- Molecule 7 is a protein called 30S ribosomal protein S7.

Mol	Chain	Residues	Atoms					ZeroOcc	AltConf	Trace
7	QG	155	Total	C	N	O	S	0	0	0
			1257	781	252	218	6			
7	XG	155	Total	C	N	O	S	0	0	0
			1257	781	252	218	6			

- Molecule 8 is a protein called 30S ribosomal protein S8.

Mol	Chain	Residues	Atoms					ZeroOcc	AltConf	Trace
8	QH	138	Total	C	N	O	S	0	0	0
			1116	705	215	193	3			
8	XH	138	Total	C	N	O	S	0	0	0
			1116	705	215	193	3			

- Molecule 9 is a protein called 30S ribosomal protein S9.

Mol	Chain	Residues	Atoms					ZeroOcc	AltConf	Trace
9	QI	127	Total	C	N	O		0	0	0
			1010	639	197	174				
9	XI	127	Total	C	N	O		0	0	0
			1010	639	197	174				

- Molecule 10 is a protein called 30S ribosomal protein S10.

Mol	Chain	Residues	Atoms					ZeroOcc	AltConf	Trace
10	QJ	99	Total	C	N	O	S	0	0	0
			801	504	157	139	1			

Continued on next page...

Continued from previous page...

Mol	Chain	Residues	Atoms					ZeroOcc	AltConf	Trace
10	XJ	99	Total	C	N	O	S	0	0	0
			801	504	157	139	1			

- Molecule 11 is a protein called 30S ribosomal protein S11.

Mol	Chain	Residues	Atoms					ZeroOcc	AltConf	Trace
11	QK	119	Total	C	N	O	S	0	0	0
			885	549	168	165	3			
11	XK	119	Total	C	N	O	S	0	0	0
			885	549	168	165	3			

- Molecule 12 is a protein called 30S ribosomal protein S12.

Mol	Chain	Residues	Atoms					ZeroOcc	AltConf	Trace
12	QL	125	Total	C	N	O	S	0	0	0
			975	614	196	164	1			
12	XL	125	Total	C	N	O	S	0	0	0
			975	614	196	164	1			

- Molecule 13 is a protein called 30S ribosomal protein S13.

Mol	Chain	Residues	Atoms					ZeroOcc	AltConf	Trace
13	QM	121	Total	C	N	O	S	0	0	0
			964	597	199	166	2			
13	XM	121	Total	C	N	O	S	0	0	0
			964	597	199	166	2			

- Molecule 14 is a protein called 30S ribosomal protein S14.

Mol	Chain	Residues	Atoms					ZeroOcc	AltConf	Trace
14	QN	60	Total	C	N	O	S	0	0	0
			492	312	104	72	4			
14	XN	60	Total	C	N	O	S	0	0	0
			492	312	104	72	4			

- Molecule 15 is a protein called 30S ribosomal protein S15.

Mol	Chain	Residues	Atoms					ZeroOcc	AltConf	Trace
15	QO	88	Total	C	N	O	S	0	0	0
			734	459	147	126	2			
15	XO	88	Total	C	N	O	S	0	0	0
			734	459	147	126	2			

- Molecule 16 is a protein called 30S ribosomal protein S16.

Mol	Chain	Residues	Atoms					ZeroOcc	AltConf	Trace
16	QP	84	Total	C	N	O	S	0	0	0
			705	446	140	118	1			
16	XP	84	Total	C	N	O	S	0	0	0
			705	446	140	118	1			

- Molecule 17 is a protein called 30S ribosomal protein S17.

Mol	Chain	Residues	Atoms					ZeroOcc	AltConf	Trace
17	QQ	100	Total	C	N	O	S	0	0	0
			834	534	155	143	2			
17	XQ	100	Total	C	N	O	S	0	0	0
			834	534	155	143	2			

- Molecule 18 is a protein called 30S ribosomal protein S18.

Mol	Chain	Residues	Atoms				ZeroOcc	AltConf	Trace
18	QR	70	Total	C	N	O	0	0	0
			574	367	112	95			
18	XR	70	Total	C	N	O	0	0	0
			574	367	112	95			

- Molecule 19 is a protein called 30S ribosomal protein S19.

Mol	Chain	Residues	Atoms					ZeroOcc	AltConf	Trace
19	QS	84	Total	C	N	O	S	0	0	0
			674	430	126	116	2			
19	XS	84	Total	C	N	O	S	0	0	0
			674	430	126	116	2			

- Molecule 20 is a protein called 30S ribosomal protein S20.

Mol	Chain	Residues	Atoms					ZeroOcc	AltConf	Trace
20	QT	99	Total	C	N	O	S	0	0	0
			763	470	162	129	2			
20	XT	99	Total	C	N	O	S	0	0	0
			763	470	162	129	2			

- Molecule 21 is a protein called 30S ribosomal protein S21.

Mol	Chain	Residues	Atoms				ZeroOcc	AltConf	Trace
21	QU	25	Total	C	N	O	0	0	0
			217	134	52	31			
21	XU	25	Total	C	N	O	0	0	0
			217	134	52	31			

- Molecule 22 is a RNA chain called P-site tRNA fMet.

Mol	Chain	Residues	Atoms					ZeroOcc	AltConf	Trace
22	QV	77	Total	C	N	O	P	0	0	0
			1644	732	297	538	77			
22	XV	77	Total	C	N	O	P	0	0	0
			1644	732	297	538	77			

- Molecule 23 is a RNA chain called messenger RNA.

Mol	Chain	Residues	Atoms					ZeroOcc	AltConf	Trace
23	QY	15	Total	C	N	O	P	0	0	0
			323	144	58	106	15			
23	XY	15	Total	C	N	O	P	0	0	0
			323	144	58	106	15			

- Molecule 24 is a RNA chain called A-site ASL Pro.

Mol	Chain	Residues	Atoms					ZeroOcc	AltConf	Trace
24	QX	8	Total	C	N	O	P	0	0	0
			170	76	31	55	8			
24	XX	8	Total	C	N	O	P	0	0	0
			170	76	31	55	8			

- Molecule 25 is a RNA chain called 23S rRNA.

Mol	Chain	Residues	Atoms					ZeroOcc	AltConf	Trace
25	RA	2882	Total	C	N	O	P	0	0	0
			62071	27627	11611	19952	2881			
25	YA	2883	Total	C	N	O	P	0	0	0
			62091	27636	11613	19960	2882			

- Molecule 26 is a RNA chain called 5S rRNA.

Mol	Chain	Residues	Atoms					ZeroOcc	AltConf	Trace
26	RB	120	Total	C	N	O	P	0	0	0
			2573	1146	476	832	119			

Continued on next page...

Continued from previous page...

Mol	Chain	Residues	Atoms					ZeroOcc	AltConf	Trace
26	YB	120	Total	C	N	O	P	0	0	0
			2573	1146	476	832	119			

- Molecule 27 is a protein called 50S ribosomal protein L2.

Mol	Chain	Residues	Atoms					ZeroOcc	AltConf	Trace
27	RD	272	Total	C	N	O	S	0	0	0
			2115	1335	420	357	3			
27	YD	272	Total	C	N	O	S	0	0	0
			2115	1335	420	357	3			

- Molecule 28 is a protein called 50S ribosomal protein L3.

Mol	Chain	Residues	Atoms					ZeroOcc	AltConf	Trace
28	RE	205	Total	C	N	O	S	0	0	0
			1568	991	300	271	6			
28	YE	205	Total	C	N	O	S	0	0	0
			1568	991	300	271	6			

- Molecule 29 is a protein called 50S ribosomal protein L4.

Mol	Chain	Residues	Atoms					ZeroOcc	AltConf	Trace
29	RF	202	Total	C	N	O	S	0	0	0
			1585	1011	297	275	2			
29	YF	202	Total	C	N	O	S	0	0	0
			1585	1011	297	275	2			

- Molecule 30 is a protein called 50S ribosomal protein L5.

Mol	Chain	Residues	Atoms					ZeroOcc	AltConf	Trace
30	RG	181	Total	C	N	O	S	0	0	0
			1474	942	268	260	4			
30	YG	181	Total	C	N	O	S	0	0	0
			1474	942	268	260	4			

- Molecule 31 is a protein called 50S ribosomal protein L6.

Mol	Chain	Residues	Atoms					ZeroOcc	AltConf	Trace
31	RH	170	Total	C	N	O	S	0	0	0
			1307	829	245	232	1			
31	YH	170	Total	C	N	O	S	0	0	0
			1307	829	245	232	1			

- Molecule 32 is a protein called 50S ribosomal protein L9.

Mol	Chain	Residues	Atoms					ZeroOcc	AltConf	Trace
32	RI	146	Total	C	N	O	S	0	0	0
			1136	726	201	208	1			
32	YI	146	Total	C	N	O	S	0	0	0
			1136	726	201	208	1			

- Molecule 33 is a protein called 50S ribosomal protein L11.

Mol	Chain	Residues	Atoms					ZeroOcc	AltConf	Trace
33	RN	138	Total	C	N	O	S	0	0	0
			1104	712	206	182	4			
33	YN	138	Total	C	N	O	S	0	0	0
			1104	712	206	182	4			

- Molecule 34 is a protein called 50S ribosomal protein L13.

Mol	Chain	Residues	Atoms					ZeroOcc	AltConf	Trace
34	RO	122	Total	C	N	O	S	0	0	0
			933	588	171	170	4			
34	YO	122	Total	C	N	O	S	0	0	0
			933	588	171	170	4			

- Molecule 35 is a protein called 50S ribosomal protein L14.

Mol	Chain	Residues	Atoms					ZeroOcc	AltConf	Trace
35	RP	150	Total	C	N	O	S	0	0	0
			1145	712	232	198	3			
35	YP	150	Total	C	N	O	S	0	0	0
			1145	712	232	198	3			

- Molecule 36 is a protein called 50S ribosomal protein L15.

Mol	Chain	Residues	Atoms					ZeroOcc	AltConf	Trace
36	RQ	141	Total	C	N	O	S	0	0	0
			1122	715	212	188	7			
36	YQ	141	Total	C	N	O	S	0	0	0
			1122	715	212	188	7			

- Molecule 37 is a protein called 50S ribosomal protein L16.

Mol	Chain	Residues	Atoms					ZeroOcc	AltConf	Trace
37	RR	118	Total	C	N	O	S	0	0	0
			968	604	203	160	1			
37	YR	118	Total	C	N	O	S	0	0	0
			968	604	203	160	1			

- Molecule 38 is a protein called 50S ribosomal protein L17.

Mol	Chain	Residues	Atoms					ZeroOcc	AltConf	Trace
38	RS	111	Total	C	N	O	S	0	0	0
			882	556	176	150				
38	YS	111	Total	C	N	O	S	0	0	0
			882	556	176	150				

- Molecule 39 is a protein called 50S ribosomal protein L18.

Mol	Chain	Residues	Atoms					ZeroOcc	AltConf	Trace
39	RT	137	Total	C	N	O	S	0	0	0
			1141	710	234	196	1			
39	YT	137	Total	C	N	O	S	0	0	0
			1141	710	234	196	1			

- Molecule 40 is a protein called 50S ribosomal protein L19.

Mol	Chain	Residues	Atoms					ZeroOcc	AltConf	Trace
40	RU	117	Total	C	N	O	S	0	0	0
			964	610	202	151	1			
40	YU	117	Total	C	N	O	S	0	0	0
			964	610	202	151	1			

- Molecule 41 is a protein called 50S ribosomal protein L20.

Mol	Chain	Residues	Atoms					ZeroOcc	AltConf	Trace
41	RV	101	Total	C	N	O	S	0	0	0
			779	501	142	135	1			
41	YV	101	Total	C	N	O	S	0	0	0
			779	501	142	135	1			

- Molecule 42 is a protein called 50S ribosomal protein L21.

Mol	Chain	Residues	Atoms					ZeroOcc	AltConf	Trace
42	RW	113	Total	C	N	O	S	0	0	0
			900	566	177	155	2			

Continued on next page...

Continued from previous page...

Mol	Chain	Residues	Atoms					ZeroOcc	AltConf	Trace
42	YW	113	Total	C	N	O	S	0	0	0
			900	566	177	155	2			

- Molecule 43 is a protein called 50S ribosomal protein L22.

Mol	Chain	Residues	Atoms					ZeroOcc	AltConf	Trace
43	RX	92	Total	C	N	O		0	0	0
			725	471	131	123				
43	YX	92	Total	C	N	O		0	0	0
			725	471	131	123				

- Molecule 44 is a protein called 50S ribosomal protein L23.

Mol	Chain	Residues	Atoms					ZeroOcc	AltConf	Trace
44	RY	102	Total	C	N	O	S	0	0	0
			785	505	150	125	5			
44	YY	102	Total	C	N	O	S	0	0	0
			785	505	150	125	5			

- Molecule 45 is a protein called 50S ribosomal protein L24.

Mol	Chain	Residues	Atoms					ZeroOcc	AltConf	Trace
45	RZ	183	Total	C	N	O	S	0	0	0
			1461	933	260	265	3			
45	YZ	183	Total	C	N	O	S	0	0	0
			1461	933	260	265	3			

- Molecule 46 is a protein called 50S ribosomal protein L25.

Mol	Chain	Residues	Atoms					ZeroOcc	AltConf	Trace
46	R0	82	Total	C	N	O	S	0	0	0
			648	401	138	108	1			
46	Y0	82	Total	C	N	O	S	0	0	0
			648	401	138	108	1			

- Molecule 47 is a protein called 50S ribosomal protein L27.

Mol	Chain	Residues	Atoms					ZeroOcc	AltConf	Trace
47	R1	97	Total	C	N	O	S	0	0	0
			763	481	150	131	1			
47	Y1	97	Total	C	N	O	S	0	0	0
			763	481	150	131	1			

- Molecule 48 is a protein called 50S ribosomal protein L28.

Mol	Chain	Residues	Atoms					ZeroOcc	AltConf	Trace
48	R2	69	Total	C	N	O	S	0	0	0
			581	358	118	104	1			
48	Y2	69	Total	C	N	O	S	0	0	0
			581	358	118	104	1			

- Molecule 49 is a protein called 50S ribosomal protein L29.

Mol	Chain	Residues	Atoms				ZeroOcc	AltConf	Trace
49	R3	59	Total	C	N	O	0	0	0
			469	298	90	81			
49	Y3	59	Total	C	N	O	0	0	0
			469	298	90	81			

- Molecule 50 is a protein called 50S ribosomal protein L30.

Mol	Chain	Residues	Atoms					ZeroOcc	AltConf	Trace
50	R4	71	Total	C	N	O	S	0	0	0
			581	364	108	104	5			
50	Y4	71	Total	C	N	O	S	0	0	0
			581	364	108	104	5			

- Molecule 51 is a protein called 50S ribosomal protein L32.

Mol	Chain	Residues	Atoms					ZeroOcc	AltConf	Trace
51	R5	59	Total	C	N	O	S	0	0	0
			459	288	90	76	5			
51	Y5	59	Total	C	N	O	S	0	0	0
			459	288	90	76	5			

- Molecule 52 is a protein called 50S ribosomal protein L33.

Mol	Chain	Residues	Atoms					ZeroOcc	AltConf	Trace
52	R6	49	Total	C	N	O	S	0	0	0
			424	264	87	69	4			
52	Y6	49	Total	C	N	O	S	0	0	0
			424	264	87	69	4			

- Molecule 53 is a protein called 50S ribosomal protein L34.

Mol	Chain	Residues	Atoms					ZeroOcc	AltConf	Trace
53	R7	49	Total	C	N	O	S	0	0	0
			430	263	108	57	2			
53	Y7	49	Total	C	N	O	S	0	0	0
			430	263	108	57	2			

- Molecule 54 is a protein called 50S ribosomal protein L35.

Mol	Chain	Residues	Atoms					ZeroOcc	AltConf	Trace
54	R8	64	Total	C	N	O	S	0	0	0
			517	331	102	82	2			
54	Y8	64	Total	C	N	O	S	0	0	0
			517	331	102	82	2			

- Molecule 55 is a protein called 50S ribosomal protein L36.

Mol	Chain	Residues	Atoms					ZeroOcc	AltConf	Trace
55	R9	37	Total	C	N	O	S	0	0	0
			307	188	68	47	4			
55	Y9	37	Total	C	N	O	S	0	0	0
			307	188	68	47	4			

- Molecule 56 is a RNA chain called tRNA acceptor end mimic.

Mol	Chain	Residues	Atoms					ZeroOcc	AltConf	Trace
56	Z6	3	Total	C	N	O	P	0	0	0
			74	40	13	19	2			
56	Z8	3	Total	C	N	O	P	0	0	0
			74	40	13	19	2			

- Molecule 57 is MAGNESIUM ION (three-letter code: MG) (formula: Mg).

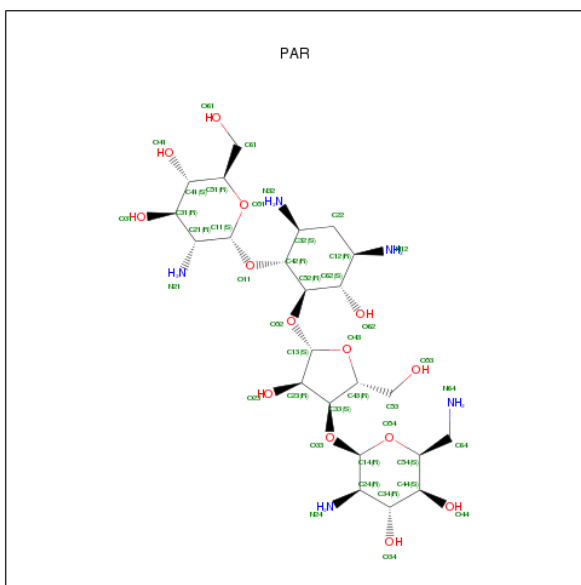
Mol	Chain	Residues	Atoms		ZeroOcc	AltConf
57	QA	69	Total	Mg	0	0
			69	69		
57	RP	1	Total	Mg	0	0
			1	1		
57	YA	265	Total	Mg	0	0
			265	265		
57	QM	1	Total	Mg	0	0
			1	1		
57	XX	1	Total	Mg	0	0
			1	1		

Continued on next page...

Continued from previous page...

Mol	Chain	Residues	Atoms		ZeroOcc	AltConf
57	QV	1	Total 1	Mg 1	0	0
57	XA	74	Total 74	Mg 74	0	0
57	R0	1	Total 1	Mg 1	0	0
57	QH	1	Total 1	Mg 1	0	0
57	YQ	1	Total 1	Mg 1	0	0
57	RR	2	Total 2	Mg 2	0	0
57	RD	1	Total 1	Mg 1	0	0
57	Y7	1	Total 1	Mg 1	0	0
57	QF	1	Total 1	Mg 1	0	0
57	R5	1	Total 1	Mg 1	0	0
57	Y0	1	Total 1	Mg 1	0	0
57	RA	240	Total 240	Mg 240	0	0
57	YP	1	Total 1	Mg 1	0	0
57	Y5	1	Total 1	Mg 1	0	0
57	RE	2	Total 2	Mg 2	0	0
57	YB	3	Total 3	Mg 3	0	0
57	XV	2	Total 2	Mg 2	0	0
57	RB	2	Total 2	Mg 2	0	0
57	RF	1	Total 1	Mg 1	0	0
57	YE	2	Total 2	Mg 2	0	0

- Molecule 58 is PAROMOMYCIN (three-letter code: PAR) (formula: $C_{23}H_{45}N_5O_{14}$).



Mol	Chain	Residues	Atoms				ZeroOcc	AltConf
58	QA	1	Total 42	C 23	N 5	O 14	0	0
58	XA	1	Total 42	C 23	N 5	O 14	0	0

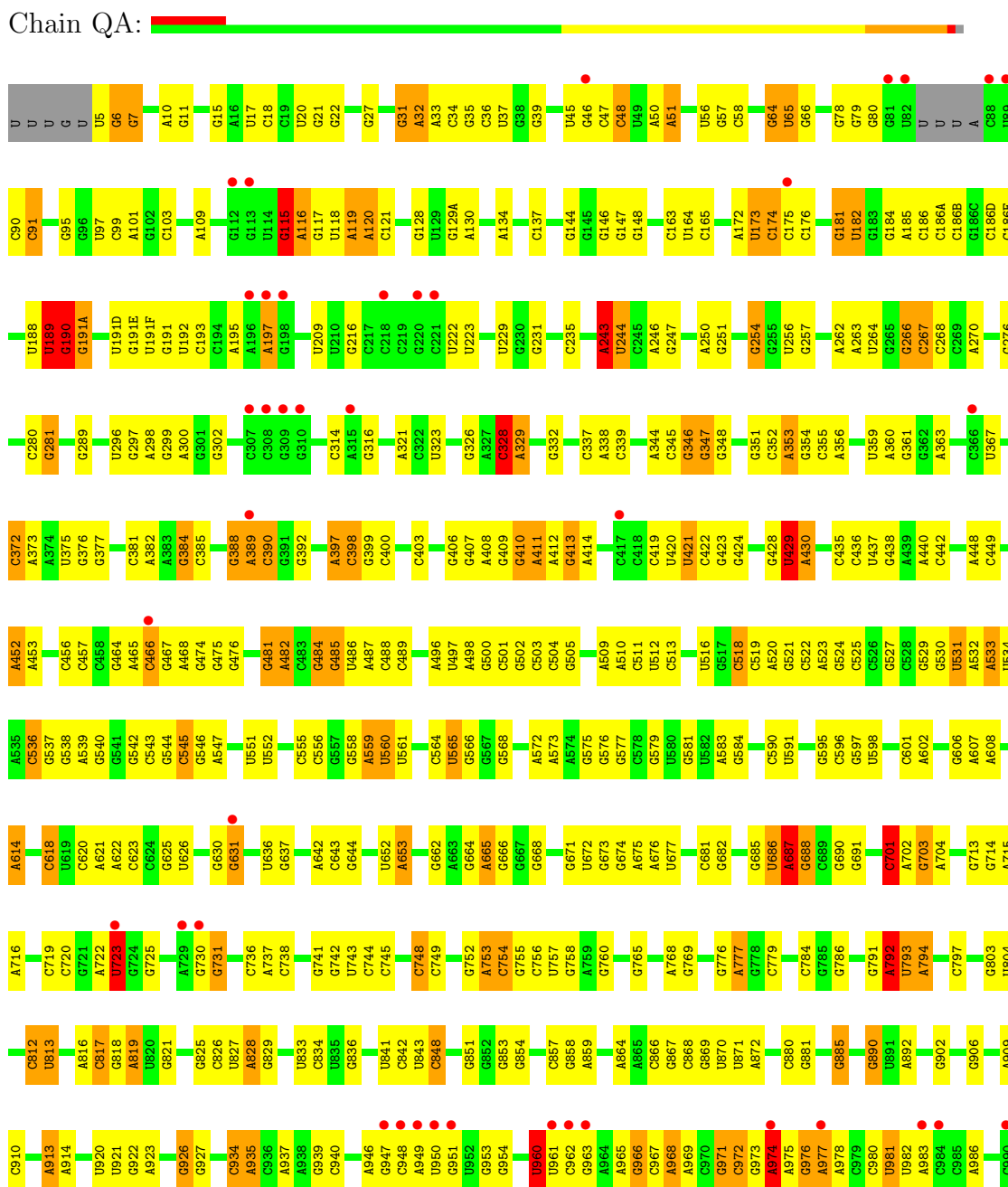
- Molecule 59 is ZINC ION (three-letter code: ZN) (formula: Zn).


Mol	Chain	Residues	Atoms	ZeroOcc	AltConf
59	XD	1	Total Zn 1 1	0	0
59	QD	1	Total Zn 1 1	0	0
59	QN	1	Total Zn 1 1	0	0
59	XN	1	Total Zn 1 1	0	0

3 Residue-property plots

These plots are drawn for all protein, RNA and DNA chains in the entry. The first graphic for a chain summarises the proportions of errors displayed in the second graphic. The second graphic shows the sequence view annotated by issues in geometry and electron density. Residues are color-coded according to the number of geometric quality criteria for which they contain at least one outlier: green = 0, yellow = 1, orange = 2 and red = 3 or more. A red dot above a residue indicates a poor fit to the electron density ($RSRZ > 2$). Stretches of 2 or more consecutive residues without any outlier are shown as a green connector. Residues present in the sample, but not in the model, are shown in grey.

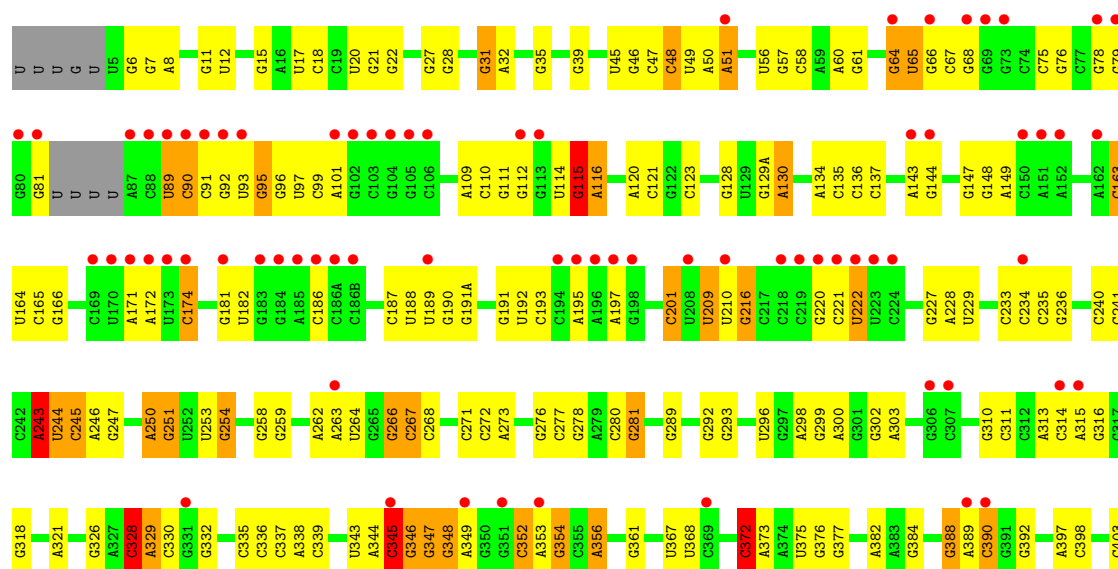
• Molecule 1: 16S rRNA

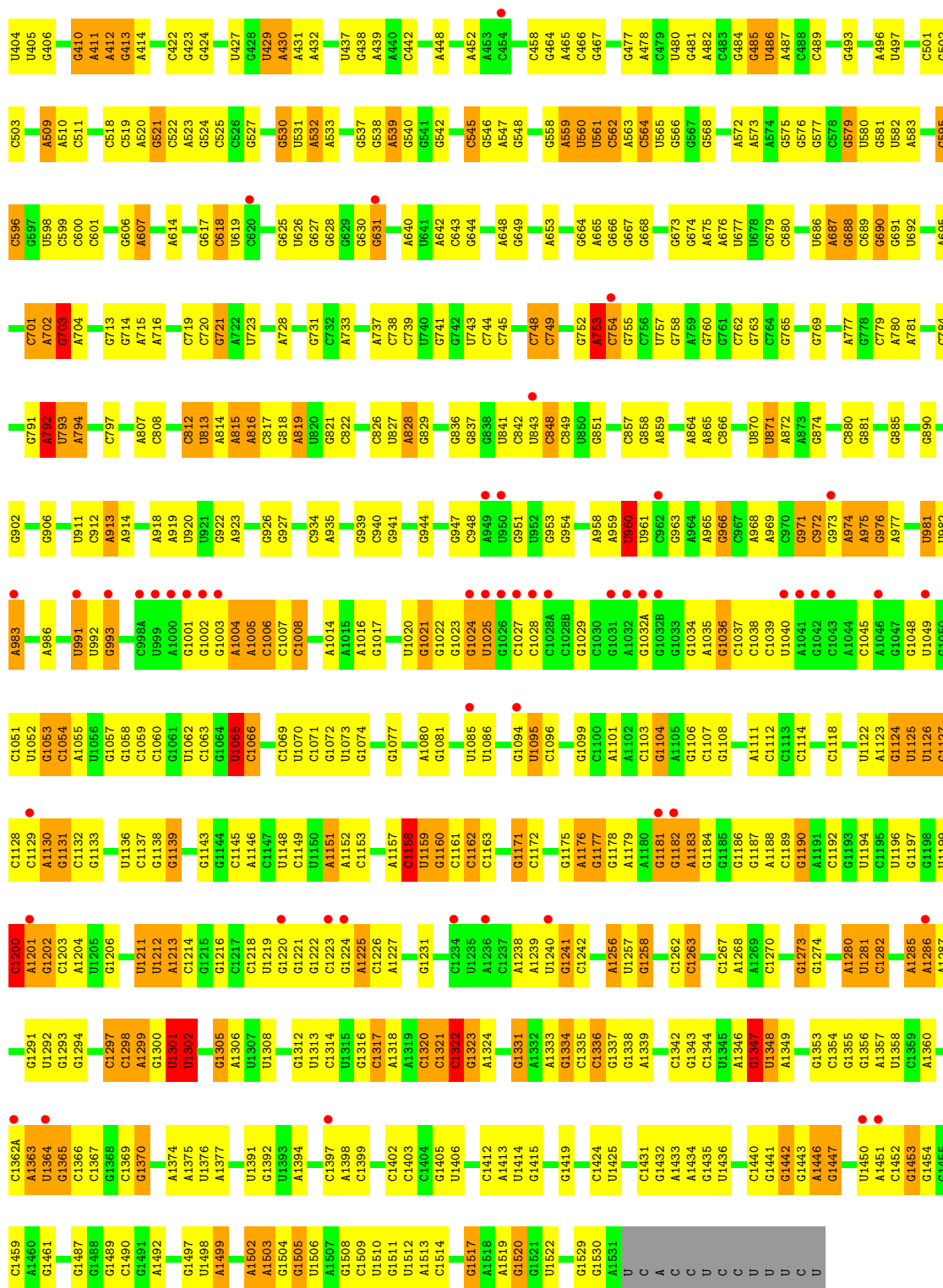


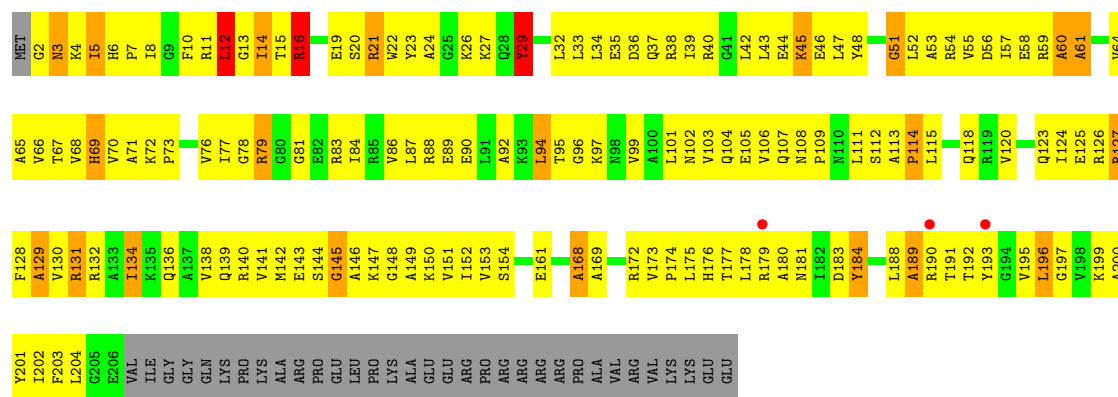


• Molecule 1: 16S rRNA

Chain XA:

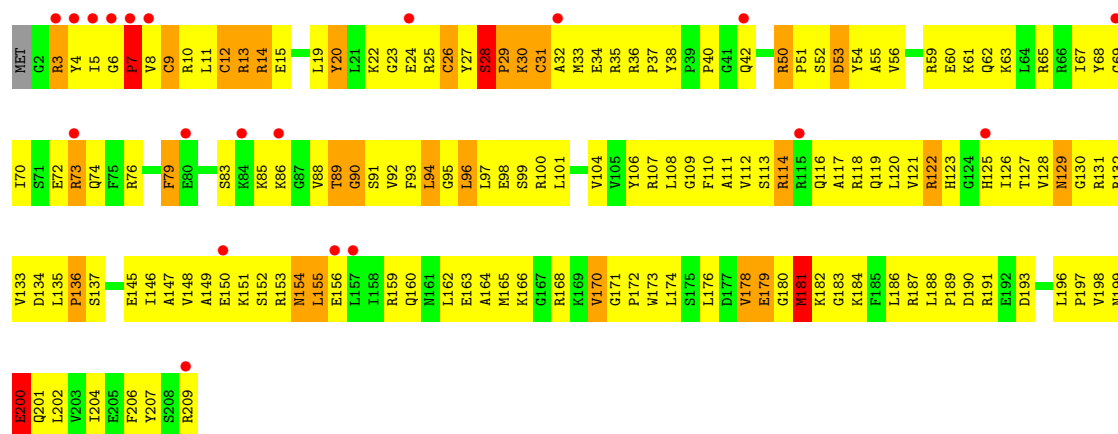






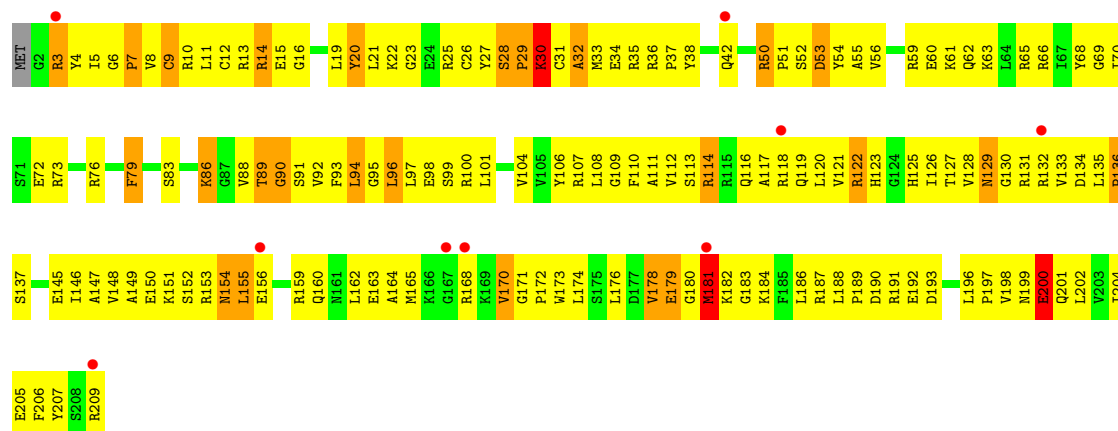
• Molecule 4: 30S ribosomal protein S4

Chain QD:



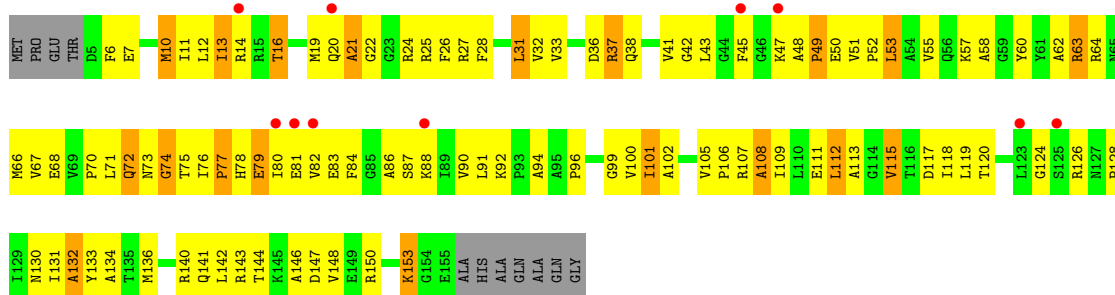
• Molecule 4: 30S ribosomal protein S4

Chain XD:



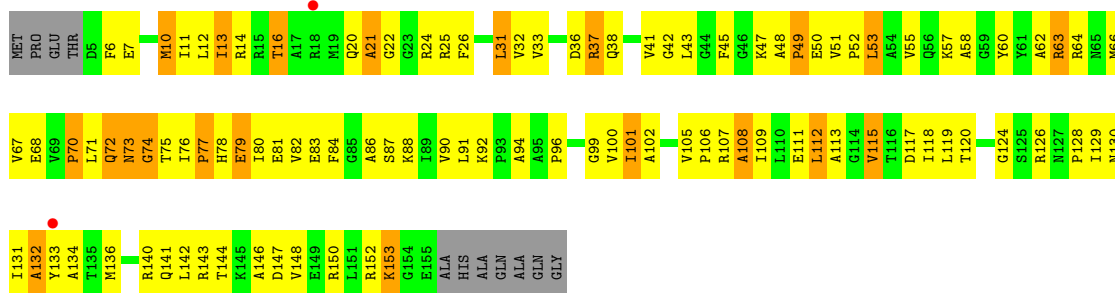
• Molecule 5: 30S ribosomal protein S5

Chain QE:



• Molecule 5: 30S ribosomal protein S5

Chain XE:



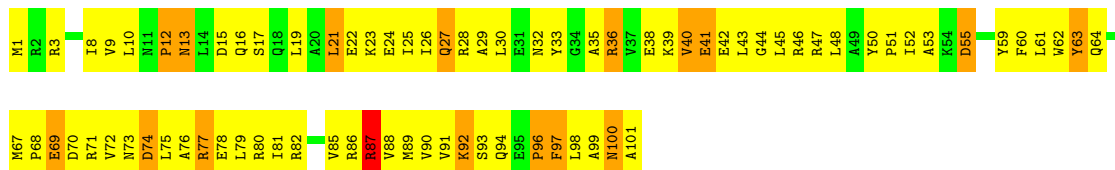
• Molecule 6: 30S ribosomal protein S6

Chain QF:



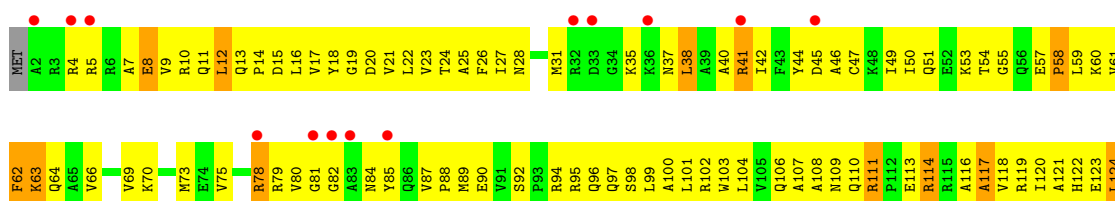
• Molecule 6: 30S ribosomal protein S6


Chain XF:



• Molecule 7: 30S ribosomal protein S7

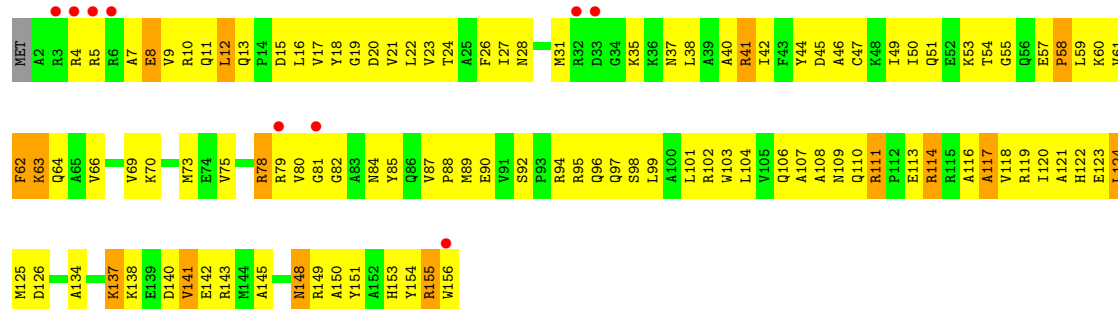
Chain QG:





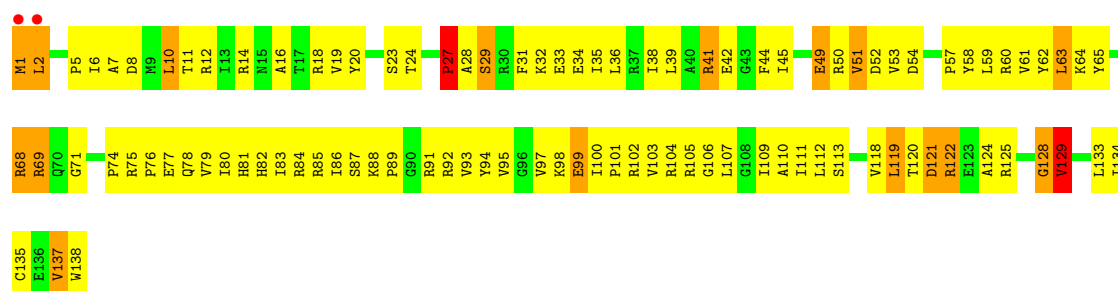
• Molecule 7: 30S ribosomal protein S7

Chain XG:



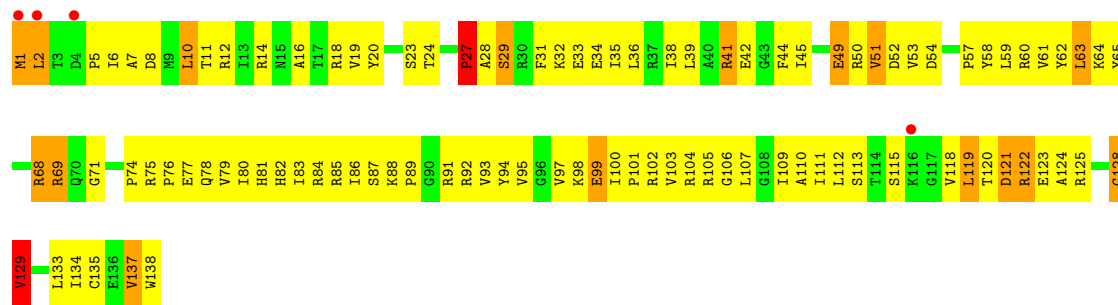
• Molecule 8: 30S ribosomal protein S8

Chain QH:



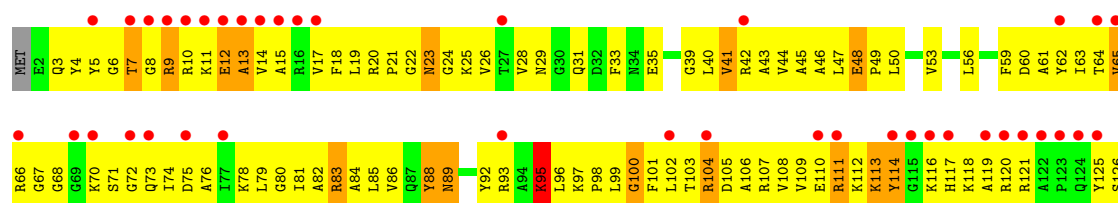
• Molecule 8: 30S ribosomal protein S8

Chain XH:



• Molecule 9: 30S ribosomal protein S9

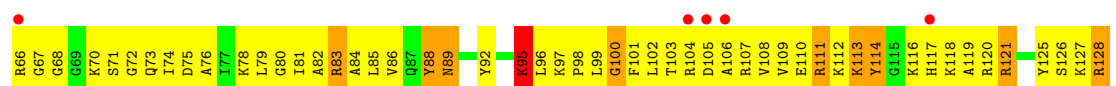
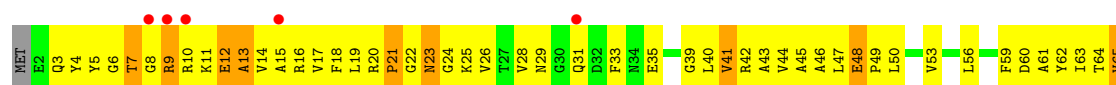
Chain QI:





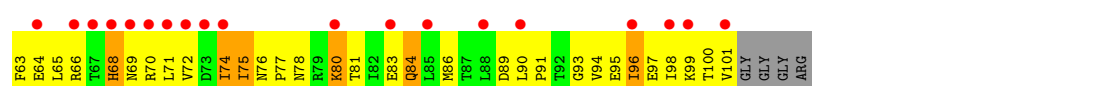
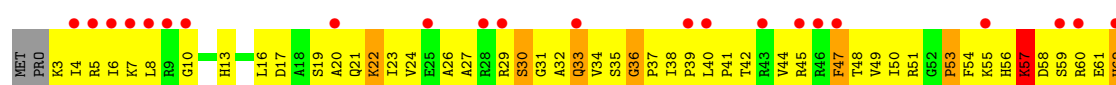
• Molecule 9: 30S ribosomal protein S9

Chain XI:



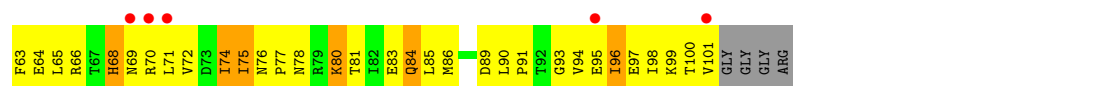
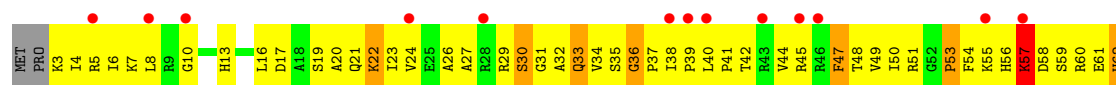
• Molecule 10: 30S ribosomal protein S10

Chain QJ:




• Molecule 10: 30S ribosomal protein S10

Chain XJ:



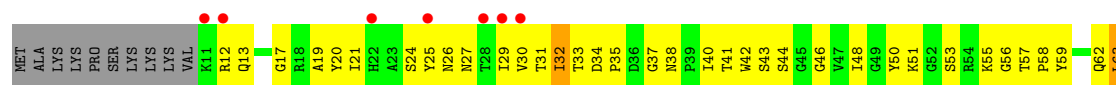
• Molecule 11: 30S ribosomal protein S11

Chain QK:



• Molecule 11: 30S ribosomal protein S11

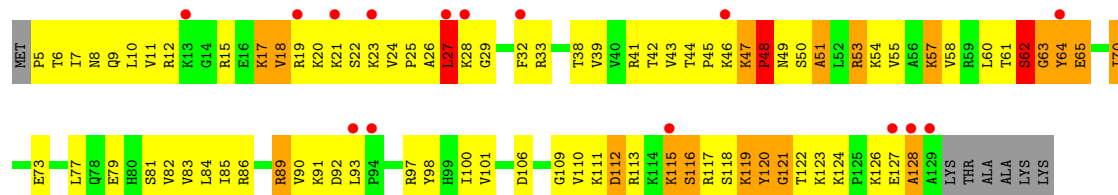
Chain XK:





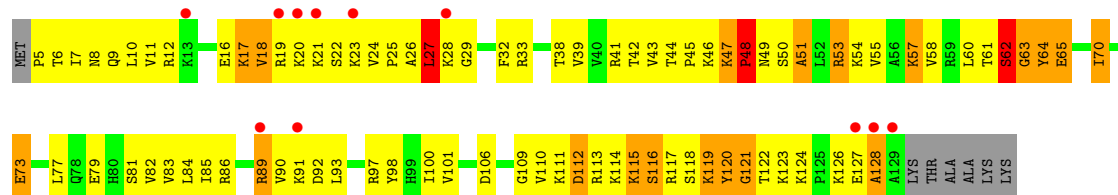
- Molecule 12: 30S ribosomal protein S12

Chain QL:



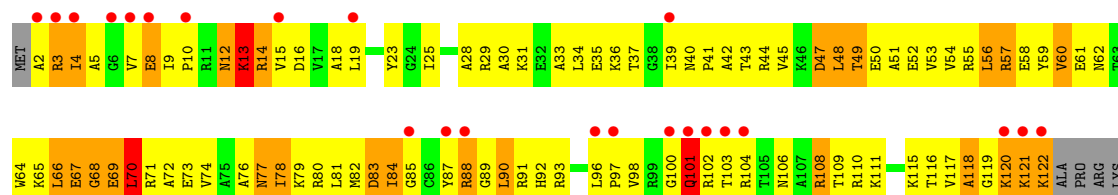
- Molecule 12: 30S ribosomal protein S12

Chain XL:



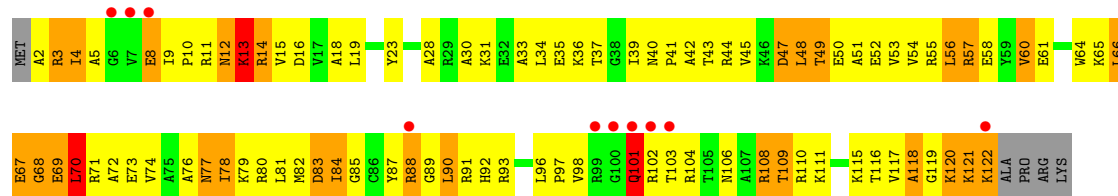
- Molecule 13: 30S ribosomal protein S13

Chain QM:



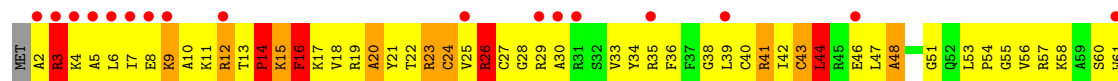
- Molecule 13: 30S ribosomal protein S13

Chain XM:



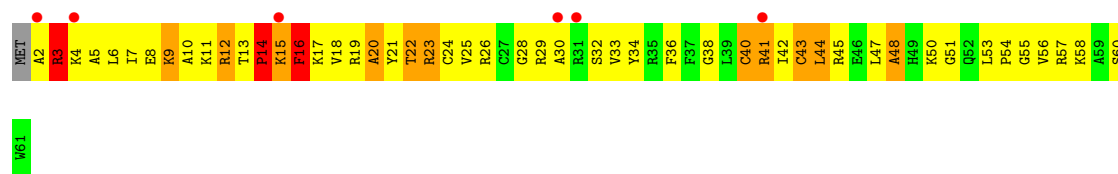
- Molecule 14: 30S ribosomal protein S14

Chain QN:



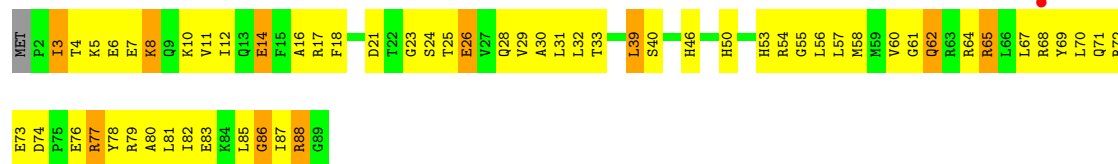
- Molecule 14: 30S ribosomal protein S14

Chain XN: 



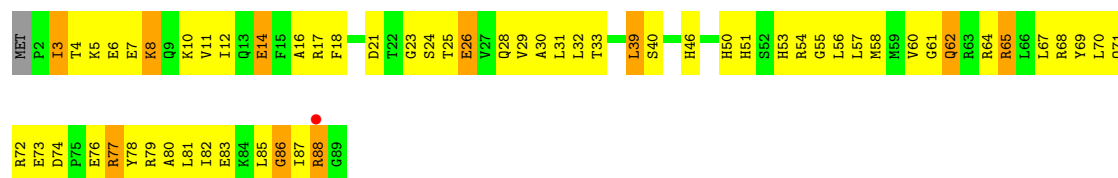
- Molecule 15: 30S ribosomal protein S15

Chain QO: 



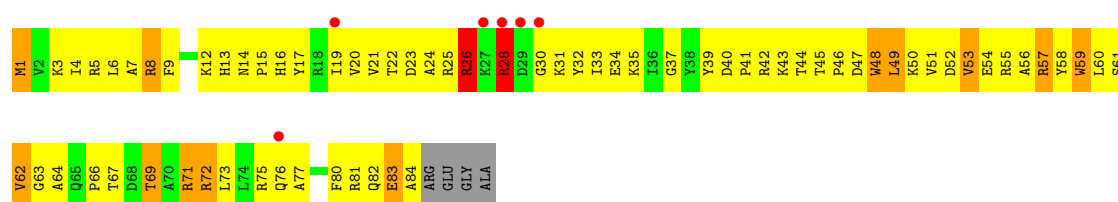
- Molecule 15: 30S ribosomal protein S15

Chain XO: 



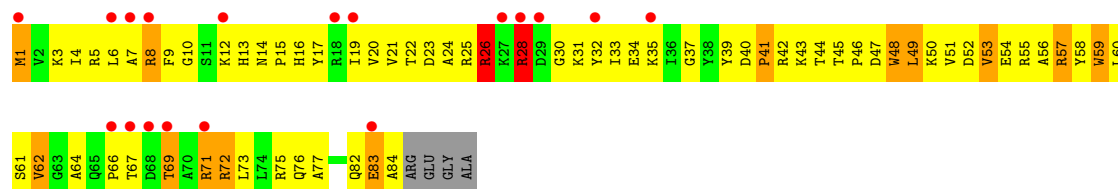
- Molecule 16: 30S ribosomal protein S16

Chain QP: 



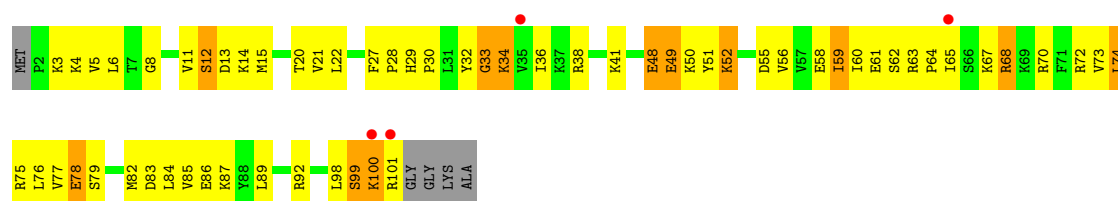
- Molecule 16: 30S ribosomal protein S16

Chain XP: 



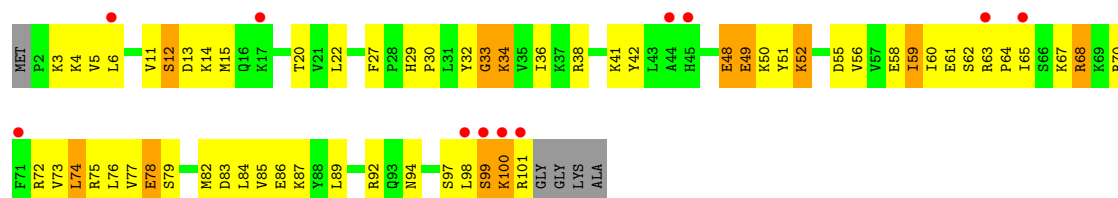
- Molecule 17: 30S ribosomal protein S17

Chain QQ: 



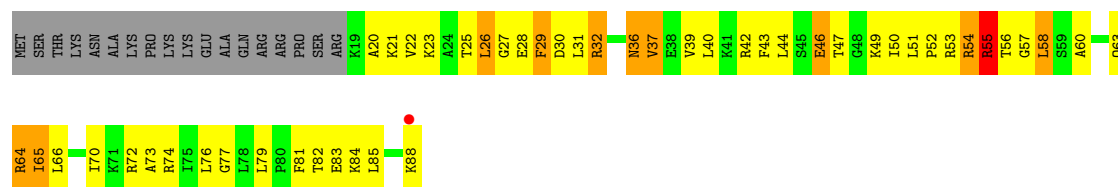
- Molecule 17: 30S ribosomal protein S17

Chain XQ:



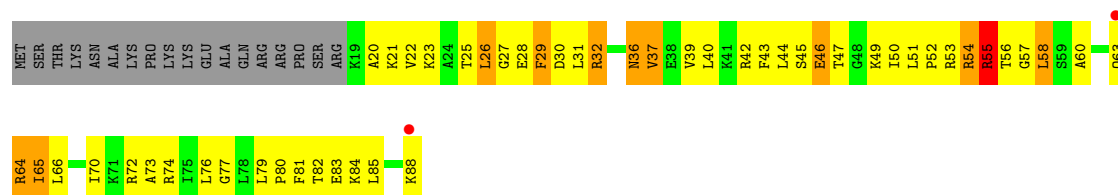
- Molecule 18: 30S ribosomal protein S18

Chain QR:



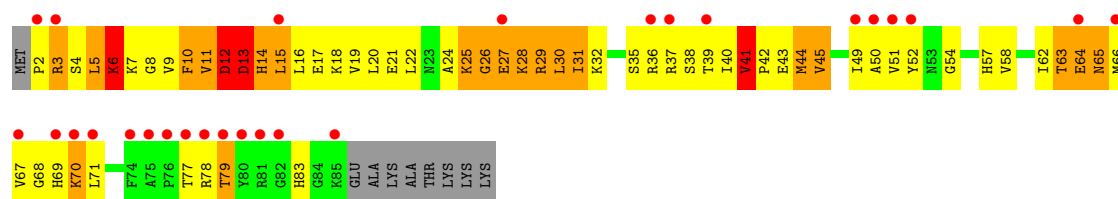
- Molecule 18: 30S ribosomal protein S18

Chain XR:



- Molecule 19: 30S ribosomal protein S19

Chain QS:



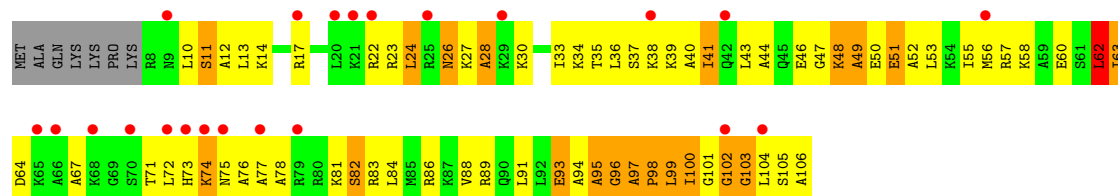
- Molecule 19: 30S ribosomal protein S19

Chain XS:



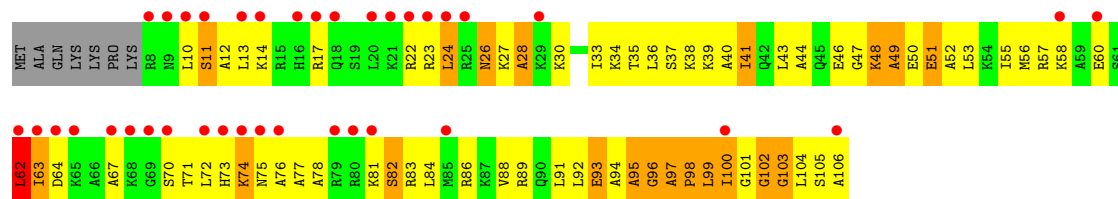
- Molecule 20: 30S ribosomal protein S20

Chain QT:



- Molecule 20: 30S ribosomal protein S20

Chain XT:



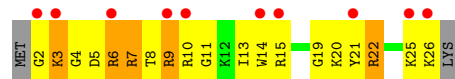
- Molecule 21: 30S ribosomal protein S21

Chain QU:



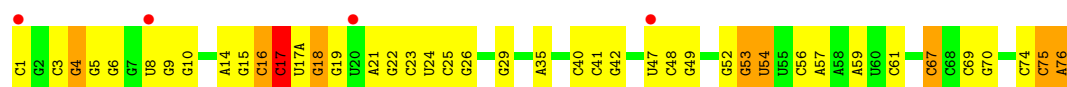
- Molecule 21: 30S ribosomal protein S21

Chain XU:



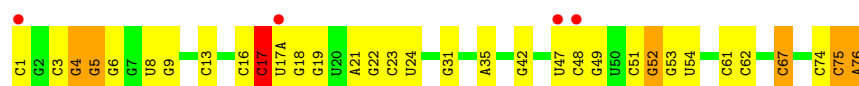
- Molecule 22: P-site tRNA fMet

Chain QV:



- Molecule 22: P-site tRNA fMet

Chain XV:



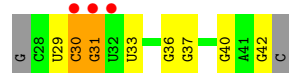
- Molecule 23: messenger RNA

Chain QY:




- Molecule 23: messenger RNA

Chain XY:



- Molecule 24: A-site ASL Pro

Chain QX: 



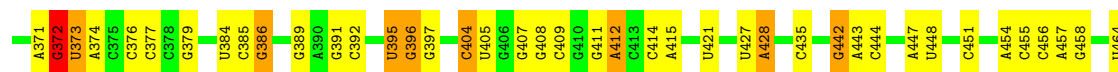
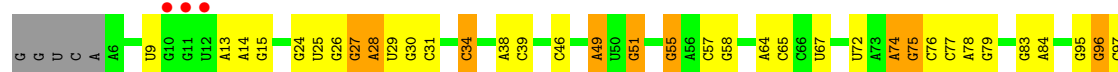
- Molecule 24: A-site ASL Pro

Chain XX:

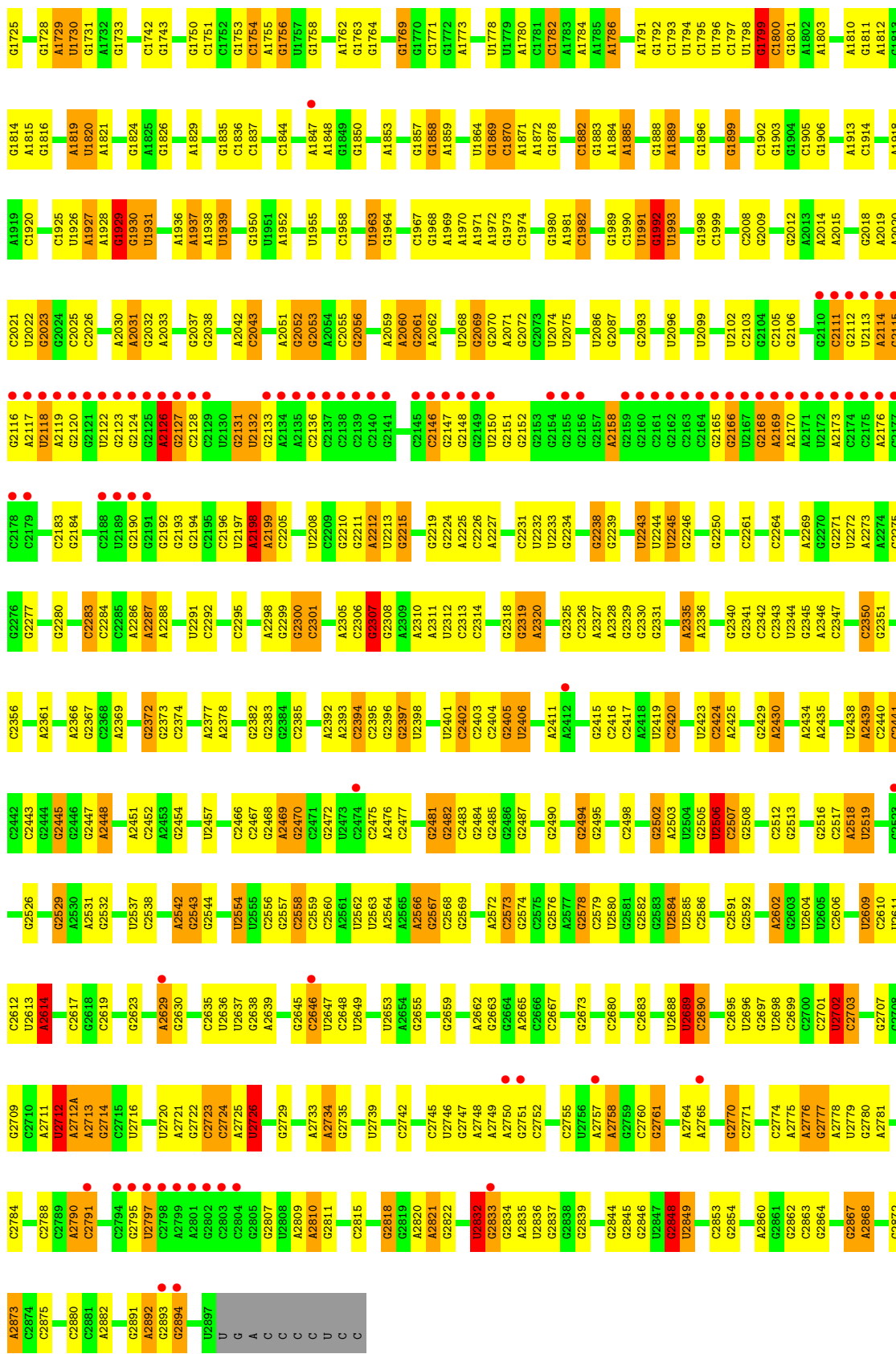


- Molecule 25: 23S rRNA

Chain RA: 

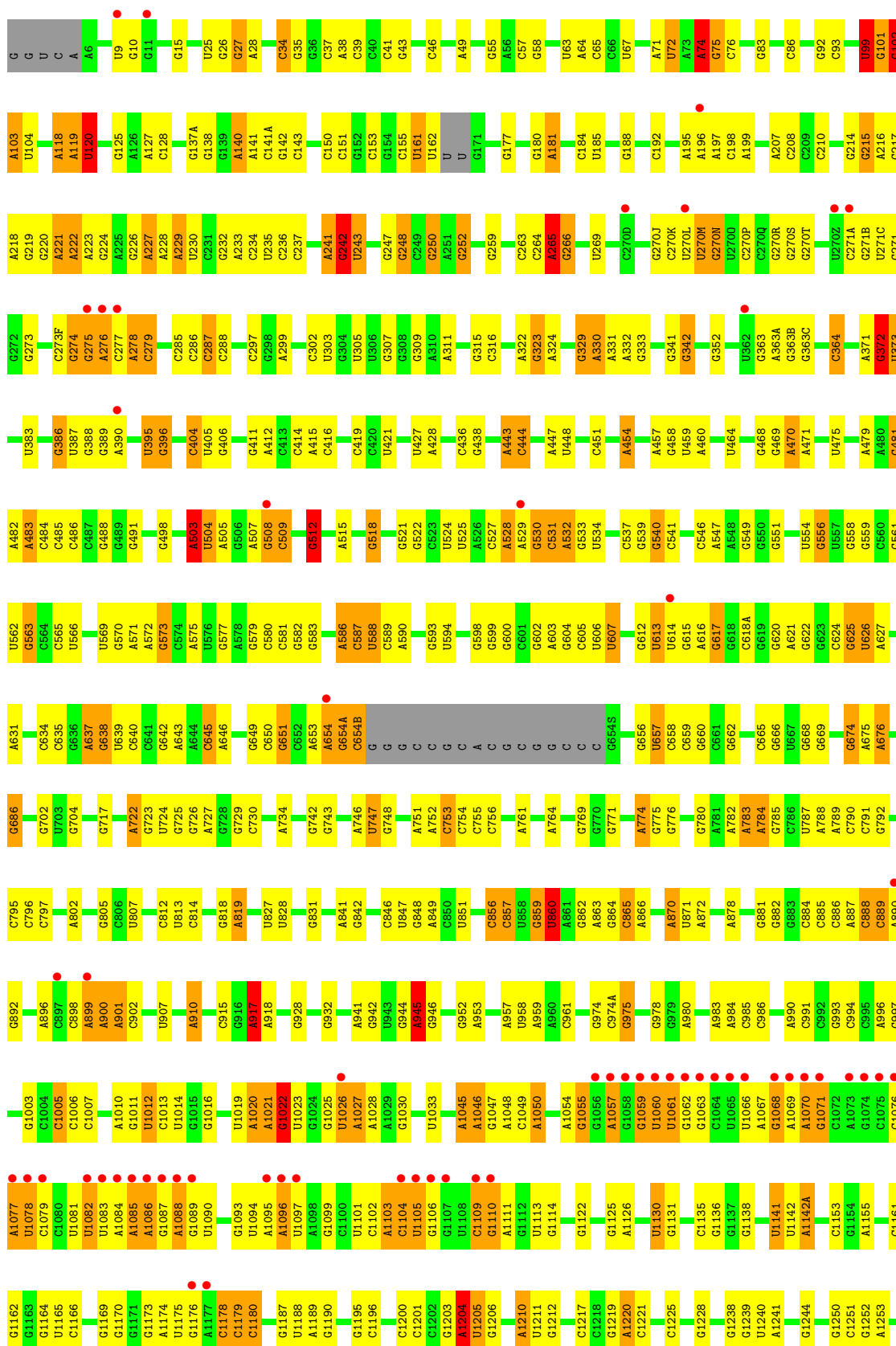




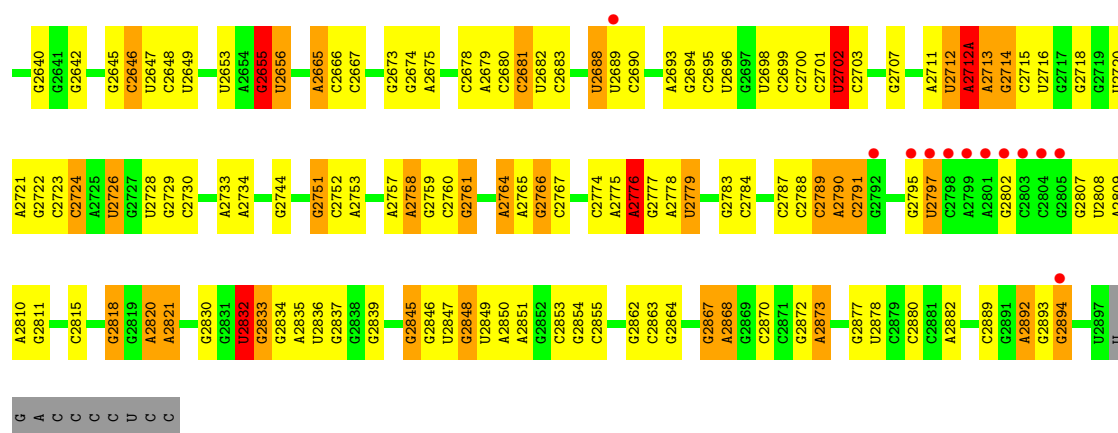


- Molecule 25: 23S rRNA

Chain YA:

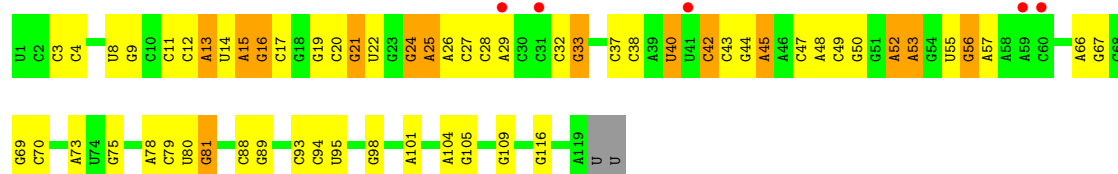


U2554	C2441	G2365	G2276	C2164	C2103	A1927	G1816	U1730	A1609	G1521	A1434	A1353	G1256
C2558	G2445	A2369	G2277	G2165	G2104	A1928	A1819	G1731	A1610	G1522	G1441	A1354	C1257
U2562	A2448	C2283	C2283	G2166	C2105	A1929	U1820	A1732	C1617	A1528	G1442	G1355	A1262
U2563	C2284	C2285	C2285	U2167	C2106	U1929	A1821	G1733	A1618	A1529	G1444	U1263	G1264
A2564	A2450	G2373	C2286	A2168	C2107	U1931	G1824	C1734	A1637	G1530	A1444A	A1265	A1266
A2565	A2451	A2376	A2287	A2170	U2109	A1932	G1825	G1742	C1640	C1532	G1448	G1363	G1267
A2566	C2452	A2377	A2288	A2171	C2110	G1933	G1826	G1743	C1641	C1533	A1449	G1364	A1268
G2567	A2453	A2378	U2291	A2173	U2112	A1936	A1829	G1750	G1647	U1535	G1454	A1269	A1270
G2568	G2454	G2379	C2292	C2174	U2113	A1937	A1830	G1751	C1648	G1536	U1454	G1369	G1271
G2569	G2455	G2379	C2293	A2175	A2114	A1938	A1831	C1752	C1648	U1537	G1455	G1370	A1272
G2570	C2456	G2382	C2294	C2176	G2115	U1939	G1835	G1753	G1653	C1537	U1454	G1371	U1273
G2571	G2383	G2383	C2295	C2177	G2116	A1940	G1836	C1754	A1654	G1538	G1458	U1372	G1279
G2572	C2466	C2296	C2296	C2178	A2117	U1950	G1837	G1755	G1657	G1542	G1459	A1373	G1280
G2573	C2467	C2297	C2297	C2179	U2118	U1951	G1842	A1756	C1657	A1543	G1460	A1379	G1281
G2574	G2468	C2298	C2298	U2180	G2120	A1953	C1843	A1759	C1658	A1544	G1461	G1384	U1282
G2575	A2469	A2298	G2299	G2181	G2121	G1954	C1844	U1659	U1659	A1545	C1462	G1385	G1283
G2576	G2470	U2390	G2303	G2182	U2122	U1955	G1845	A1762	G1667	A1546	C1463	G1386	U1284
G2577	C2471	G2391	C2304	C2183	U2123	U1956	G1846	G1763	A1668	C1547	C1464	G1387	A1287
G2578	C2472	G2392	C2305	C2184	G2124	C1957	A1847	G1764	A1669	C1547	C1467	U1291	U1292
G2579	U2473	A2393	C2306	G2185	G2125	C1958	A1848	G1765	G1674	C1550	A1471	G1388	C1293
U2580	C2474	C2394	C2307	C2186	A2126	G1959	G1858	G1769	G1674	C1551	C1474	U1390	U1300
U2581	A2475	G2395	G2308	G2187	G2127	A1960	A1859	C1771	C1875	A1554	C1477	U1391	A1301
U2582	C2476	G2396	A2309	G2188	C2128	U1961	U1864	A1772	A1676	A1558	A1477	A1394	A1302
U2583	C2477	U2401	A2310	G2189	U2129	U1962	C1869	A1773	G1678	G1559	G1478	A1395	U1309
U2584	G2478	C2402	A2311	G2190	U2130	G1963	C1870	U1778	G1681	A1567	G1479	U1396	A1308
U2585	G2479	C2403	G2318	U2191	U2131	C1964	C1871	U1779	U1688	G1568	G1480	U1397	G1309
U2586	G2480	C2404	G2319	U2192	U2132	A1965	C1872	A1780	U1689	G1569	G1481	C1398	G1309
U2587	G2481	G2405	G2320	U2193	U2133	C1966	A1871	U1781	A1689	G1570	G1482	C1399	U1313
U2588	G2482	G2406	A2321	U2194	U2134	C1967	A1872	A1781	C1782	A1571	G1483	G1401	C1314
U2589	G2483	U2407	G2322	U2195	U2135	C1968	A1873	A1782	U1693	C1594	G1484	G1402	G1319
U2590	G2484	G2408	G2323	U2196	U2136	U1969	C1874	A1783	C1694	C1577	A1490	C1403	C1320
U2591	G2485	G2409	G2324	U2197	U2137	A1970	C1875	A1784	G1695	A1578	G1491	C1404	A1321
U2592	G2486	G2410	G2325	U2198	U2138	C1971	C1882	A1785	G1696	A1579	G1492	U1405	A1322
U2593	G2487	G2411	G2326	U2199	U2139	C1972	C1883	A1786	A1698	A1580	C1493	U1406	U1329
U2594	G2488	G2412	G2327	U2200	U2140	G1973	A1884	A1787	C1790	G1581	A1496	C1407	C1330
U2595	G2489	G2413	G2328	U2201	U2141	U1980	G1888	A1788	A1699	C1585	U1497	C1411	A1331
U2596	G2490	G2414	G2329	U2202	U2142	C1981	A1889	A1789	G1697	A1586	G1500	U1415	C1332
U2597	G2491	G2415	G2330	U2203	U2143	C1982	C1890	A1790	A1698	C1587	C1505	G1416	C1333
U2598	G2492	G2416	G2331	U2204	U2144	C1983	G1891	C1791	A1700	C1588	C1506	U1417	U1335
U2599	G2493	G2417	G2332	U2205	U2145	C1984	G1892	A1791	A1701	C1589	C1507	G1418	A1336
U2600	G2494	G2418	G2333	U2206	U2146	C1985	G1893	C1792	A1702	C1592	A1508	A1419	G1337
U2601	G2495	G2419	G2334	U2207	U2147	C1986	G1894	A1793	G1703	C1592	A1509	U1420	G1338
U2602	G2496	G2420	G2335	U2208	U2148	C1987	G1895	A1794	A1704	C1592	A1510	G1421	G1339
U2603	G2497	G2421	G2336	U2209	U2149	C1988	G1896	A1795	G1705	C1592	A1511	U1340	U1341
U2604	G2498	G2422	G2337	U2210	U2150	C1989	G1897	C1796	U1706	C1592	A1512	A1427	C1428
U2605	G2499	G2423	G2338	U2211	U2151	C1990	G1898	A1797	U1707	C1592	A1513	C1429	A1349
U2606	G2500	G2424	G2339	U2212	U2152	C1991	G1899	A1798	G1708	C1592	A1514	U1431	U1352
U2607	G2501	G2425	G2340	U2213	U2153	C1992	G1900	A1799	U1709	C1592	A1515	C1430	U1353
U2608	G2502	G2426	G2341	U2214	U2154	C1993	G1901	A1800	U1710	C1592	A1516	C1431	U1354
U2609	G2503	G2427	G2342	U2215	U2155	C1994	G1902	A1801	C1710	C1592	A1517	C1432	U1355
U2610	G2504	G2428	G2343	U2216	U2156	C1995	G1903	A1802	C1711	C1592	A1518	C1433	U1356
U2611	G2505	G2429	G2344	U2217	U2157	C1996	G1904	A1803	C1712	C1592	A1519	C1434	U1357
U2612	G2506	G2430	G2345	U2218	U2158	C1997	G1905	A1804	C1713	C1592	A1520	C1435	U1358
U2613	G2507	G2431	G2346	U2219	U2159	C1998	G1906	A1805	C1714	C1592	A1521	C1436	U1359
U2614	G2508	G2432	G2347	U2220	U2160	C1999	G1907	A1806	C1715	C1592	A1522	C1437	U1360
U2615	G2509	G2433	G2348	U2221	U2161	C2000	G1908	A1807	C1716	C1592	A1523	C1438	U1361
U2616	G2510	G2434	G2349	U2222	U2162	C2001	G1909	A1808	C1717	C1592	A1524	C1439	U1362
U2617	G2511	G2435	G2350	U2223	U2163	C2002	G1910	A1809	C1718	C1592	A1525	C1440	U1363
U2618	G2512	G2436	G2351	U2224	U2164	C2003	G1911	A1810	C1719	C1592	A1526	C1441	U1364
U2619	G2513	G2437	G2352	U2225	U2165	C2004	G1912	A1811	C1720	C1592	A1527	C1442	U1365
U2620	G2514	G2438	G2353	U2226	U2166	C2005	G1913	A1812	C1721	C1592	A1528	C1443	U1366
U2621	G2515	G2439	G2354	U2227	U2167	C2006	G1914	A1813	C1722	C1592	A1529	C1444	U1367
U2622	G2516	G2440	G2355	U2228	U2168	C2007	G1915	A1814	C1723	C1592	A1530	C1445	U1368
U2623	G2517	G2441	G2356	U2229	U2169	C2008	G1916	A1815	C1724	C1592	A1531	C1446	U1369
U2624	G2518	G2442	G2357	U2230	U2170	C2009	G1917	A1816	C1725	C1592	A1532	C1447	U1370
U2625	G2519	G2443	G2358	U2231	U2171	C2010	G1918	A1817	C1726	C1592	A1533	C1448	U1371
U2626	G2520	G2444	G2359	U2232	U2172	C2011	G1919	A1818	C1727	C1592	A1534	C1449	U1372
U2627	G2521	G2445	G2360	U2233	U2173	C2012	G1920	A1819	C1728	C1592	A1535	C1450	U1373
U2628	G2522	G2446	G2361	U2234	U2174	C2013	G1921	A1820	C1729	C1592	A1536	C1451	U1374
U2629	G2523	G2447	G2362	U2235	U2175	C2014	G1922	A1821	C1730	C1592	A1537	C1452	U1375
U2630	G2524	G2448	G2363	U2236	U2176	C2015	G1923	A1822	C1731	C1592	A1538	C1453	U1376
U2631	G2525	G2449	G2364	U2237	U2177	C2016	G1924	A1823	C1732	C1592	A1539	C1454	U1377
U2632	G2526	G2450	G2365	U2238	U2178	C2017	G1925	A1824	C1733	C1592	A1540	C1455	U1378
U2633	G2527	G2451	G2366	U2239	U2179	C2018	G1926	A1825	C1734	C1592	A1541	C1456	U1379
U2634	G2528	G2452	G2367	U2240	U2180	C2019	G1927	A1826	C1735	C1592	A1542	C1457	U1380
U2635	G2529	G2453	G2368	U2241	U2181	C2020	G1928	A1827	C1736	C1592	A1543	C1458	U1381
U2636	G2530	G2454	G2369	U2242	U2182	C2021	G1929	A1828	C1737	C1592	A1544	C1459	U1382
U2637	G2531	G2455	G2370	U2243	U2183	C2022	G1930	A1829	C1738	C1592	A1545	C1460	U1383
U2638	G2532	G2456	G2371	U2244	U2184	C2023	G1931	A1830	C1739	C1592	A1546	C1461	U1384
U2639	G2533	G2457	G2372	U2245	U2185	C2024	G1932	A1831	C1740	C1592	A1547	C1462	U1385
U2640	G2534	G2458	G2373	U2246	U2186	C2025	G1933	A1832	C1741	C1592	A1548	C1463	U1386
U2641	G2535	G2459	G2374	U2247	U2187	C2026	G1934	A1833	C1742	C1592	A1549	C1464	U1387
U2642	G2536	G2460	G2375	U2248	U2188	C2027	G1935	A1834	C1743	C1592	A1550	C1465	U1388
U2643	G2537	G2461	G2376	U2249	U2189	C2028	G1936	A1835	C1744	C1592	A1551	C1466	U1389
U2644	G2538	G2462	G2377	U2250	U2190	C2029	G1937	A1836	C1745	C1592	A1552	C1467	U1390
U2645	G2539	G2463	G2378	U2251	U2191	C2030	G1938	A1837	C1746	C1592	A1553	C1468	U1391
U2646	G2540	G2464	G2379	U2252	U2192	C2031	G1939	A1838	C1747	C1592	A1554	C1469	U1392
U2647	G2541	G2465	G2380	U2253	U2193	C2032	G1940	A1839	C1748	C1592	A1555	C1470	U1393
U2648	G2542	G2466	G2381	U2254	U2194	C2033	G1941	A1840	C1749	C1592	A1556	C1471	U1394
U2649	G2543	G2467	G2382	U2255	U2195	C2034	G1942	A1841	C1750	C1592	A1557	C1472	U1395
U2650	G2544	G2468	G2383	U2256	U2196	C2035	G1943	A1842	C1751	C1592	A1558	C1473	U1396
U2651	G2545	G2469	G2384	U2257	U2197	C2036	G1944	A1843	C1752	C1592			



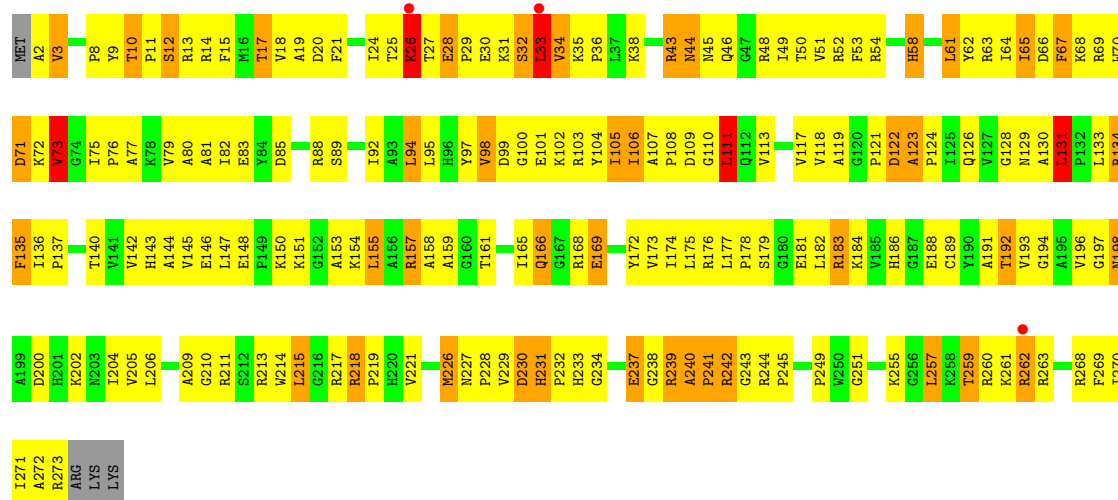
• Molecule 26: 5S rRNA

Chain RB:



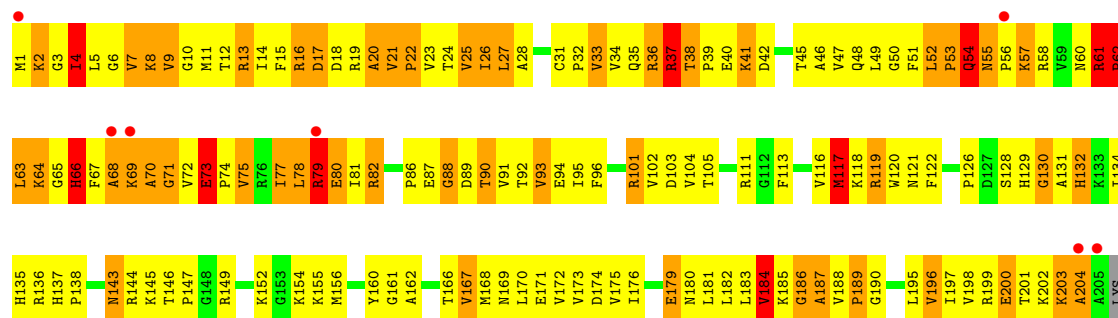
- Molecule 27: 50S ribosomal protein L2

Chain YD:



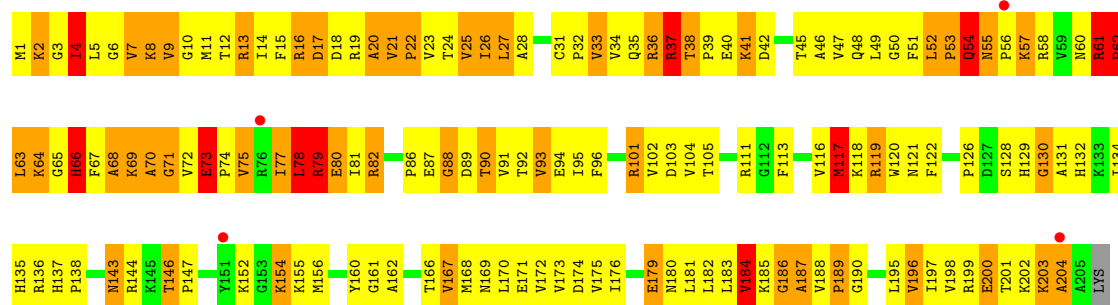
- Molecule 28: 50S ribosomal protein L3

Chain RE:




- Molecule 28: 50S ribosomal protein L3

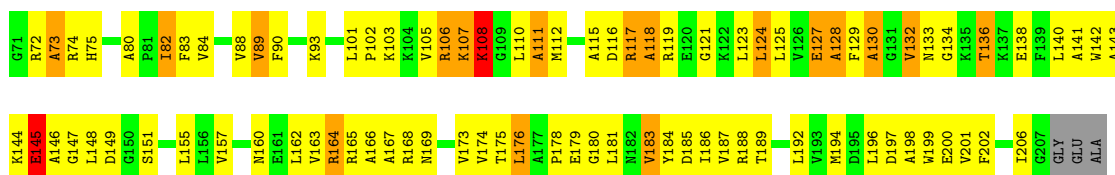
Chain YE:



- Molecule 29: 50S ribosomal protein L4


Chain RF:





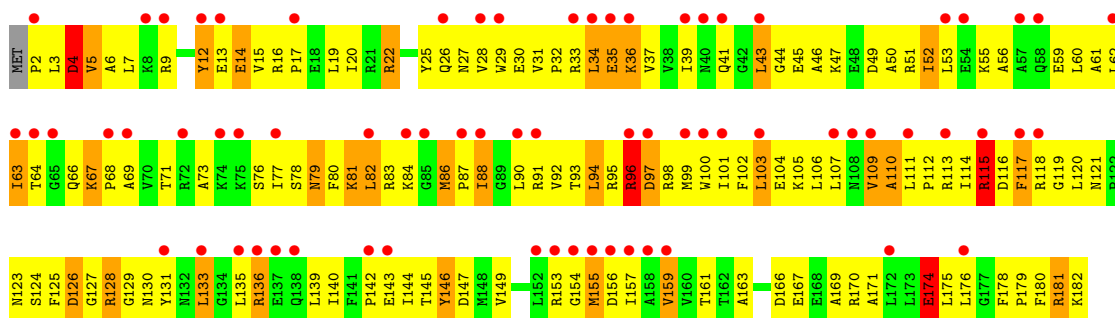
- Molecule 29: 50S ribosomal protein L4

Chain YF:



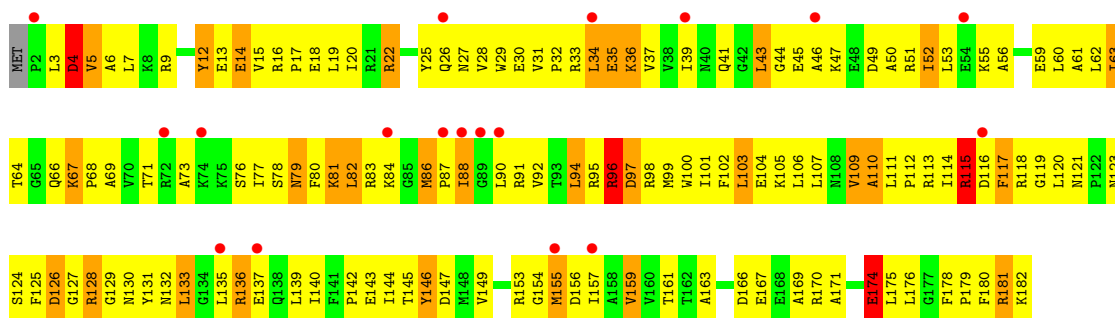
- Molecule 30: 50S ribosomal protein L5

Chain RG:



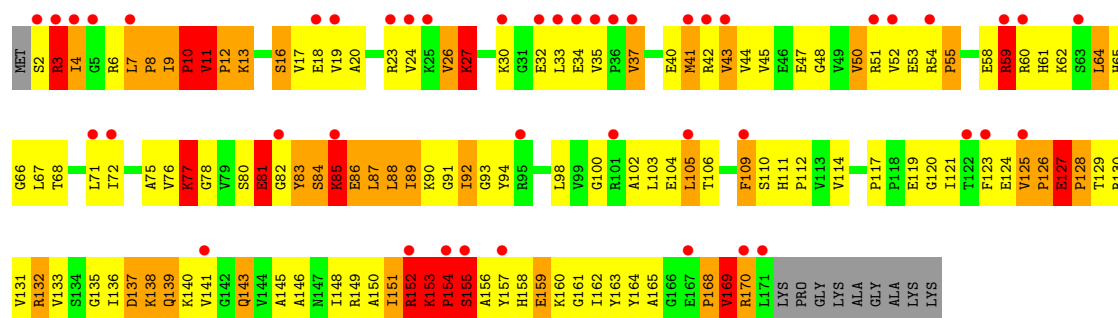
- Molecule 30: 50S ribosomal protein L5

Chain YG:



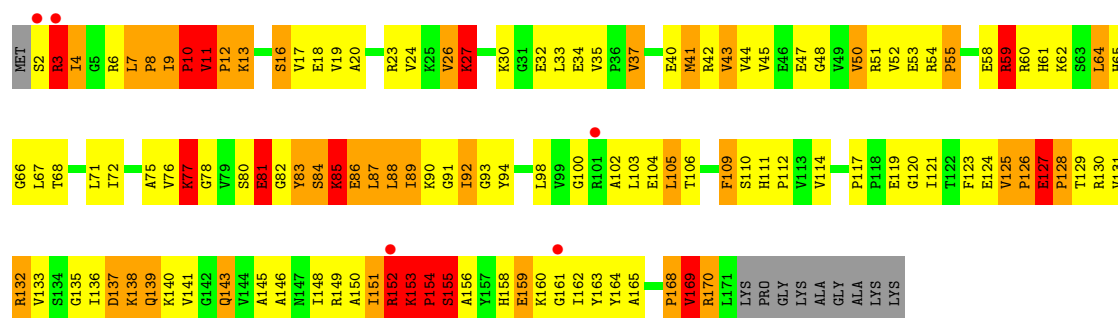
- Molecule 31: 50S ribosomal protein L6

Chain RH:



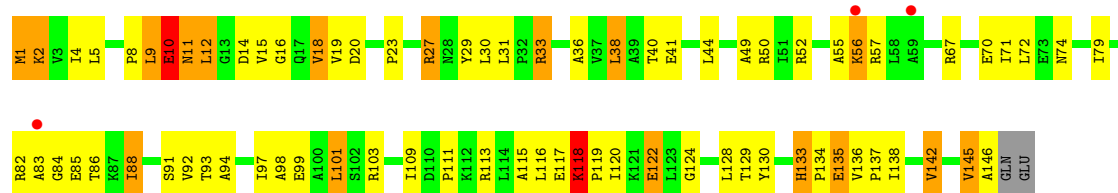
- Molecule 31: 50S ribosomal protein L6

Chain YH:



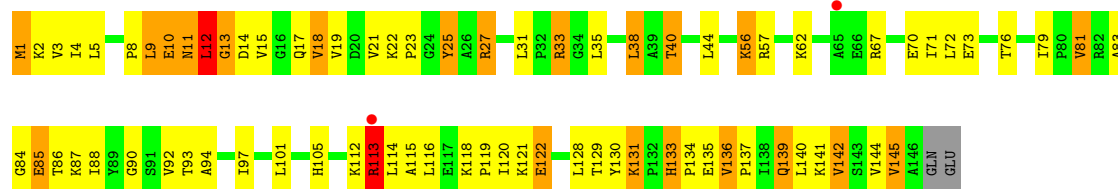
- Molecule 32: 50S ribosomal protein L9

Chain RI:



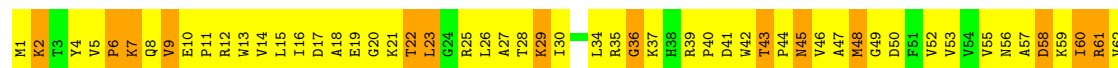
- Molecule 32: 50S ribosomal protein L9

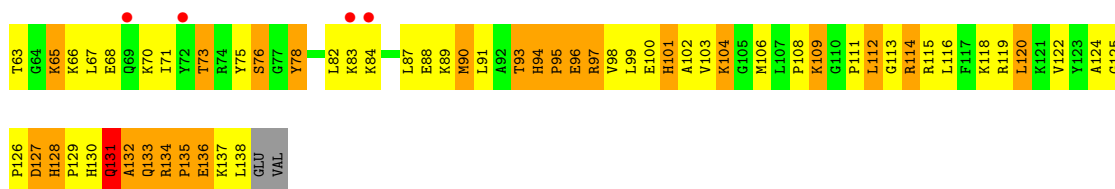
Chain YI:



- Molecule 33: 50S ribosomal protein L11

Chain RN:





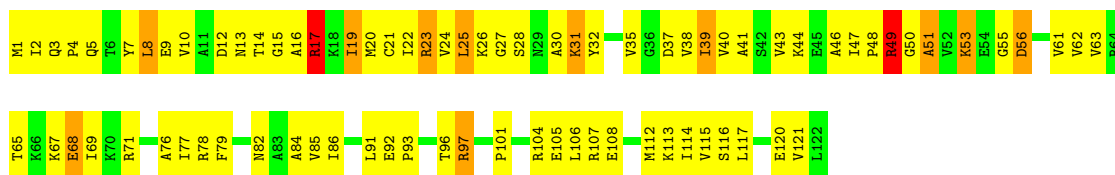
- Molecule 33: 50S ribosomal protein L11

Chain YN:



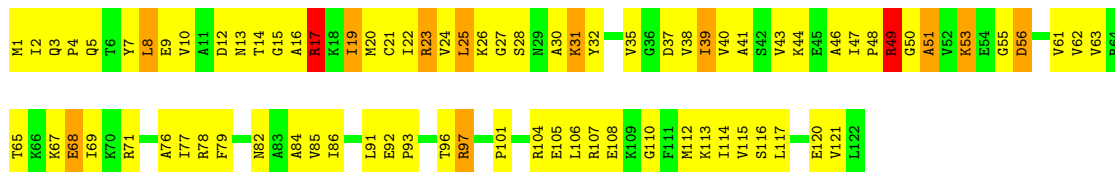
- Molecule 34: 50S ribosomal protein L13

Chain RO:



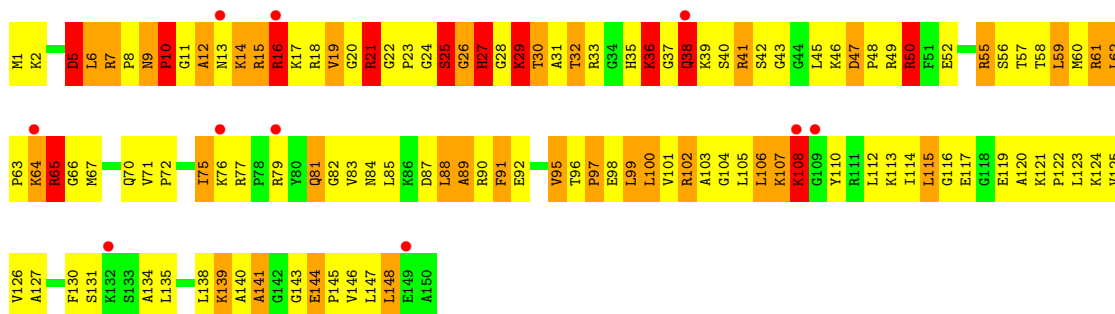
- Molecule 34: 50S ribosomal protein L13

Chain YO:

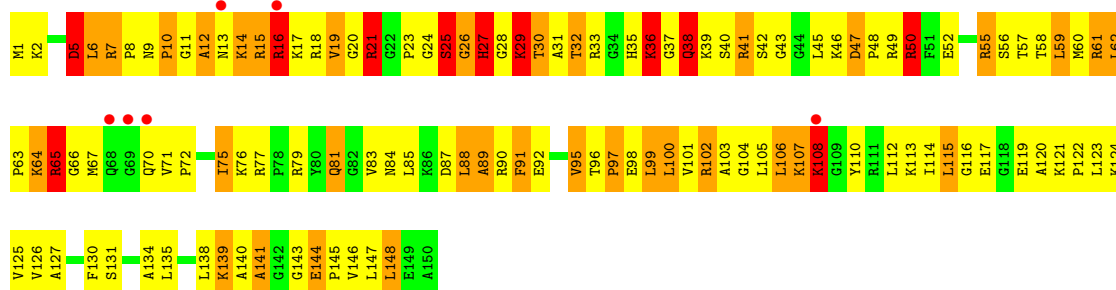


- Molecule 35: 50S ribosomal protein L14

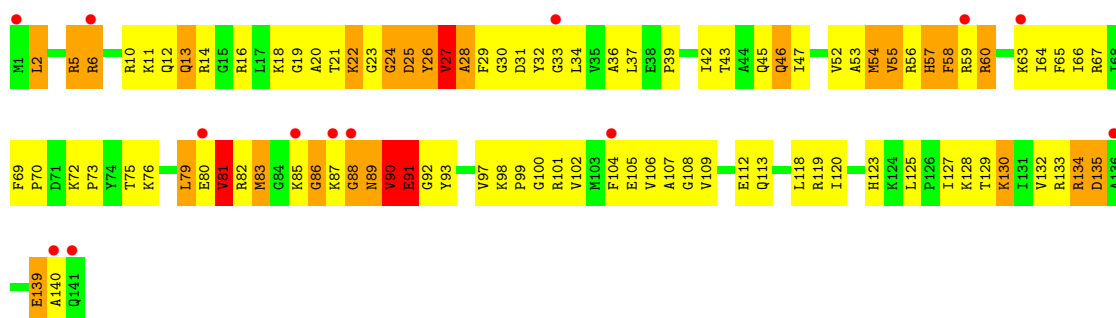
Chain RP:



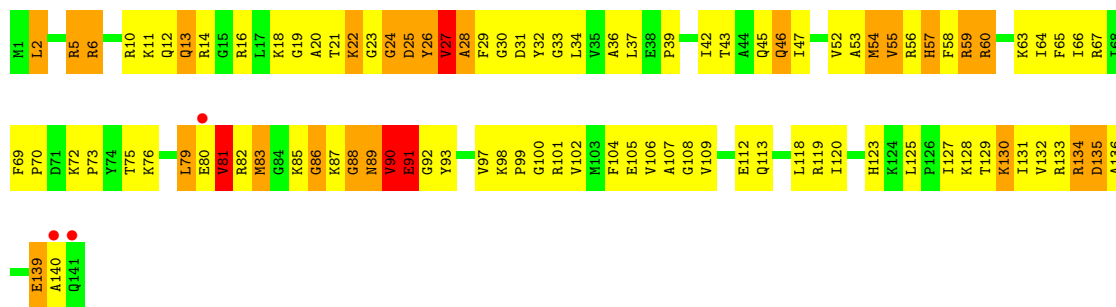
- Molecule 35: 50S ribosomal protein L14

Chain YP: 

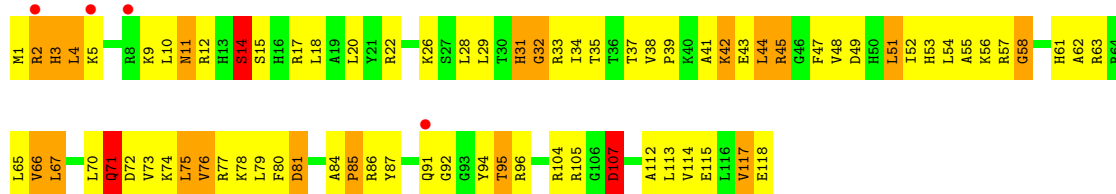
- Molecule 36: 50S ribosomal protein L15

Chain RQ: 

- Molecule 36: 50S ribosomal protein L15

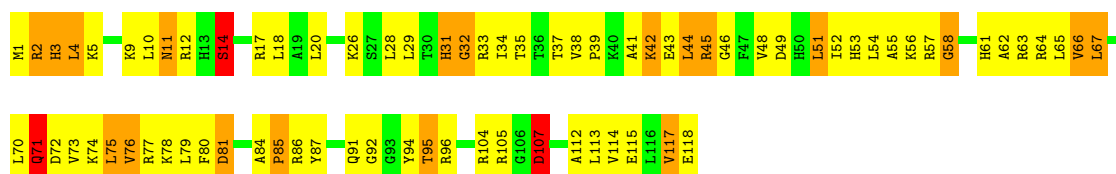
Chain YQ: 

- Molecule 37: 50S ribosomal protein L16

Chain RR: 

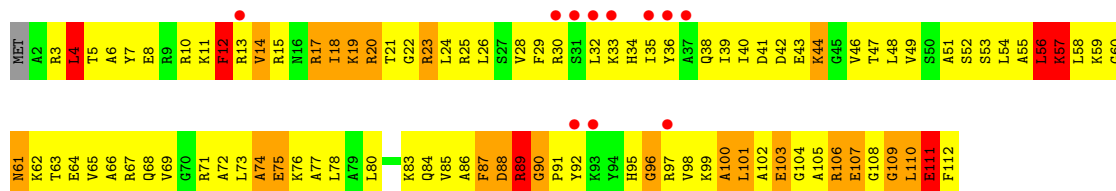
- Molecule 37: 50S ribosomal protein L16

Chain YR: 



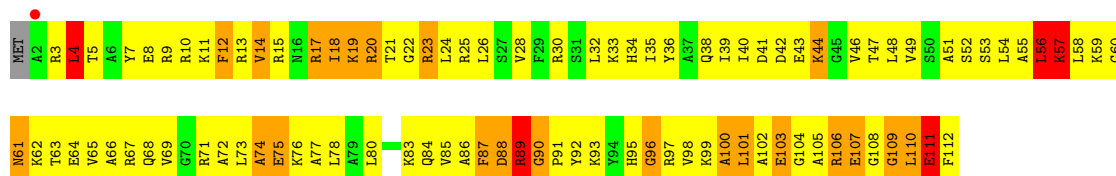
• Molecule 38: 50S ribosomal protein L17

Chain RS:



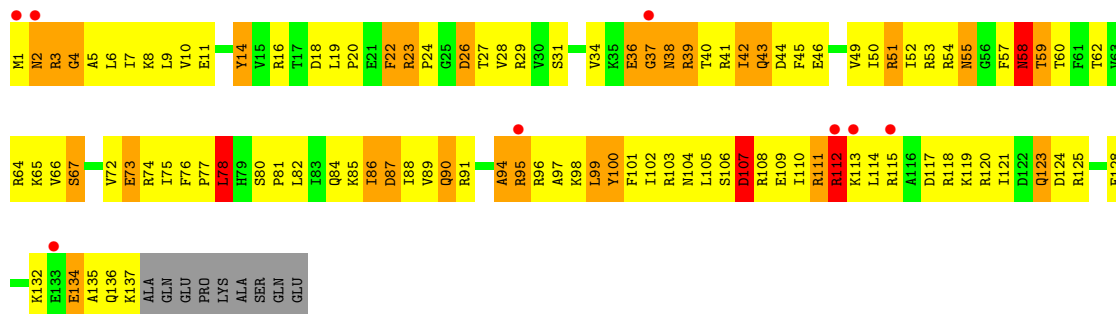
• Molecule 38: 50S ribosomal protein L17

Chain YS:



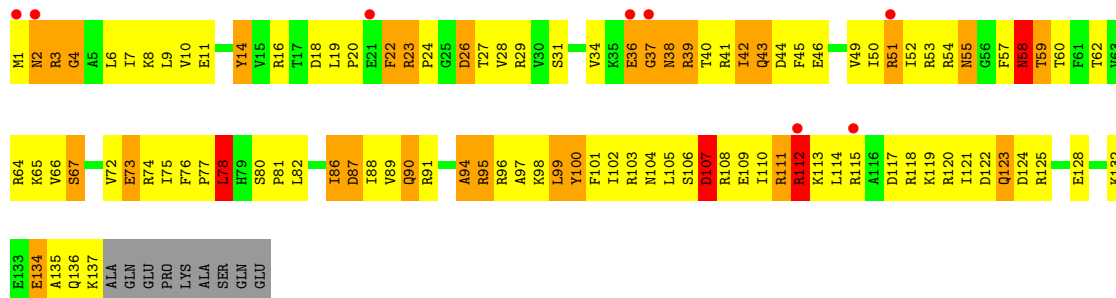
• Molecule 39: 50S ribosomal protein L18

Chain RT:



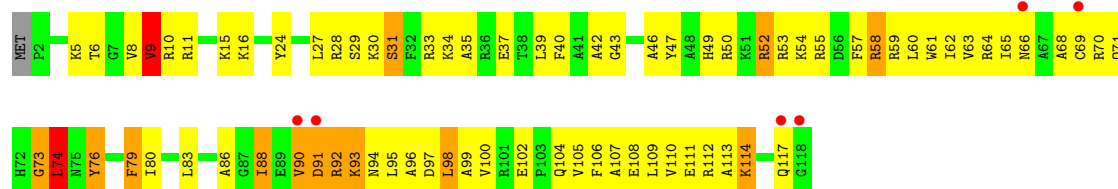
• Molecule 39: 50S ribosomal protein L18

Chain YT:



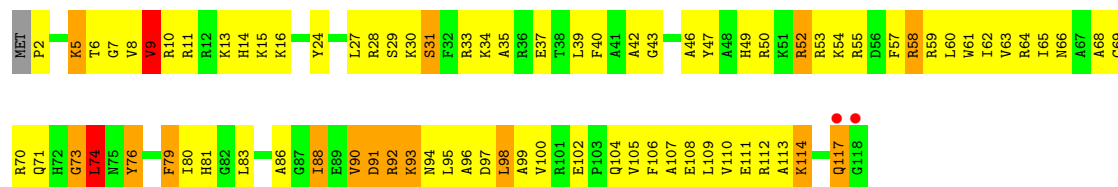
- Molecule 40: 50S ribosomal protein L19

Chain RU:



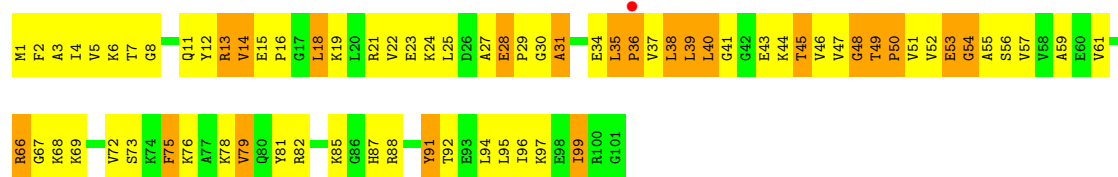
- Molecule 40: 50S ribosomal protein L19

Chain YU:



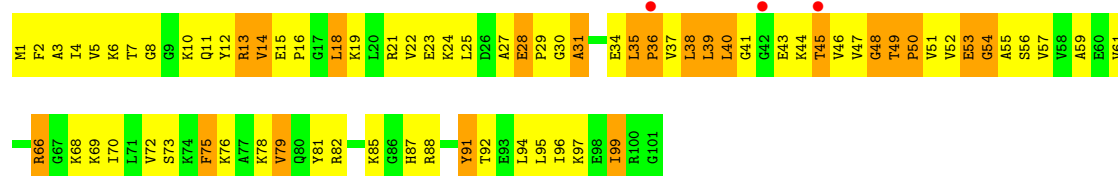
- Molecule 41: 50S ribosomal protein L20

Chain RV:



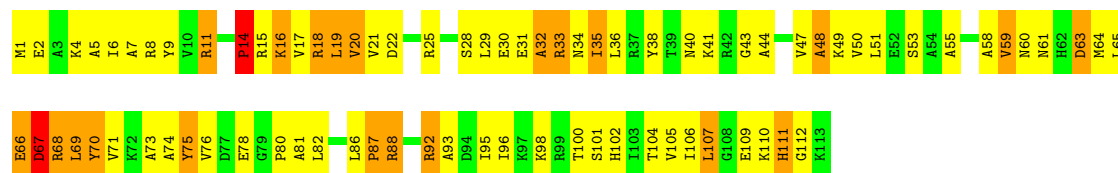
- Molecule 41: 50S ribosomal protein L20

Chain YV: 



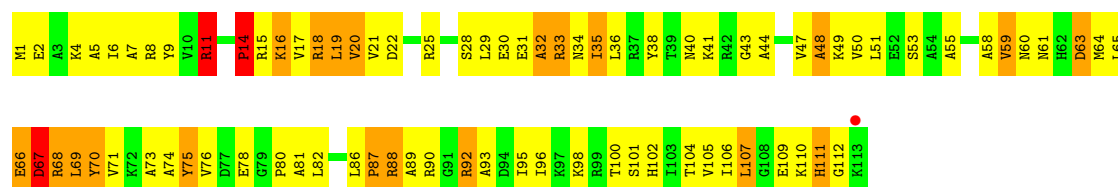
- Molecule 42: 50S ribosomal protein L21

Chain RW:



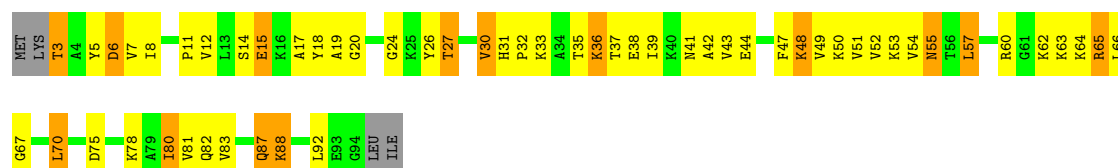
- Molecule 42: 50S ribosomal protein L21

Chain YW:



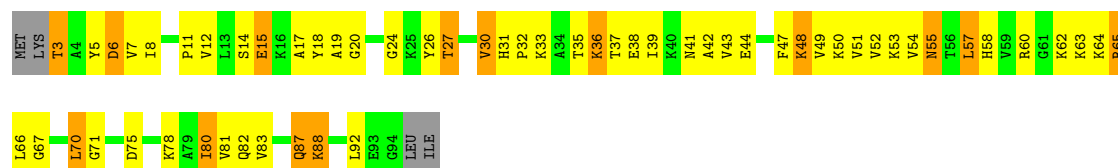
• Molecule 43: 50S ribosomal protein L22

Chain RX:



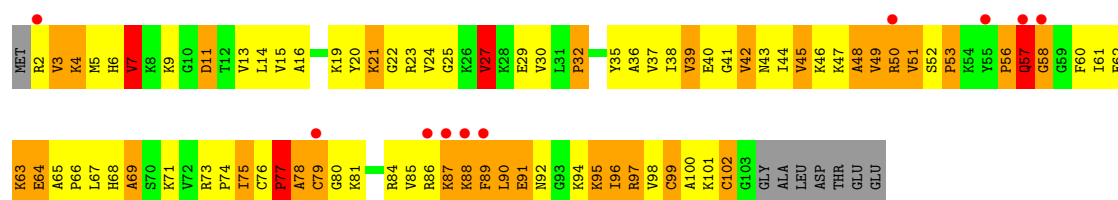
• Molecule 43: 50S ribosomal protein L22

Chain YX:



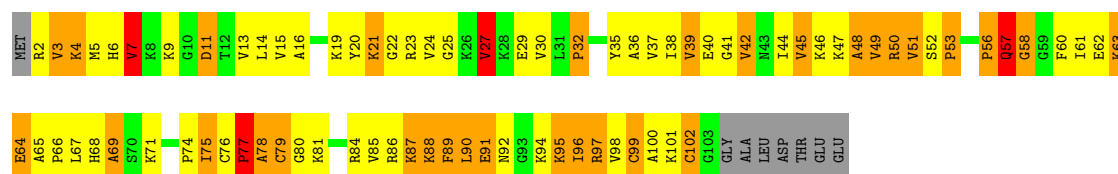
• Molecule 44: 50S ribosomal protein L23

Chain RY:



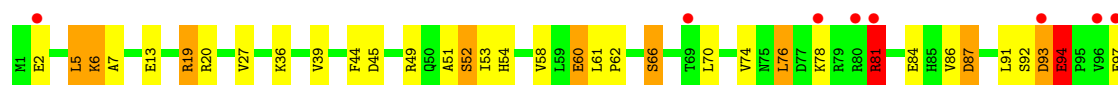
• Molecule 44: 50S ribosomal protein L23

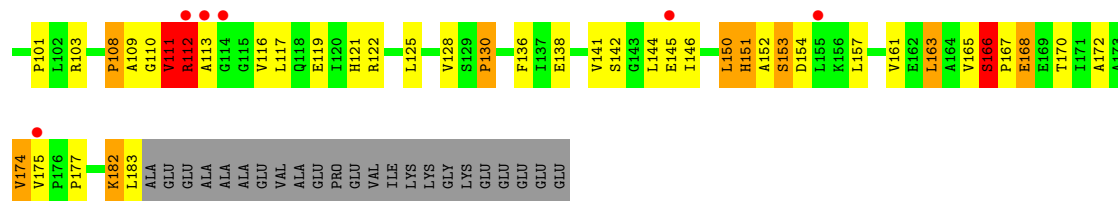
Chain YY:



• Molecule 45: 50S ribosomal protein L24

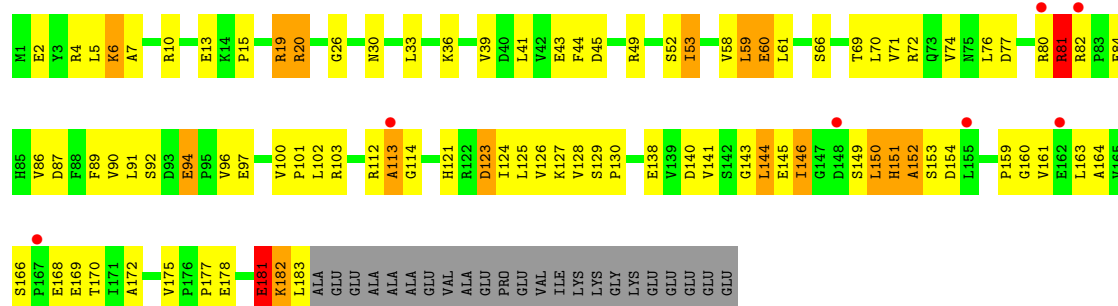
Chain RZ:





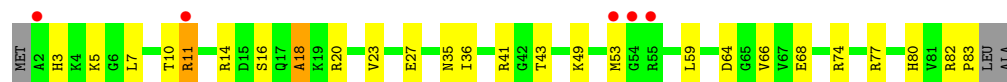
- Molecule 45: 50S ribosomal protein L24

Chain YZ:



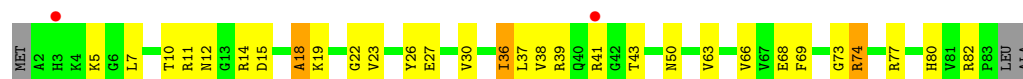
- Molecule 46: 50S ribosomal protein L25

Chain R0:



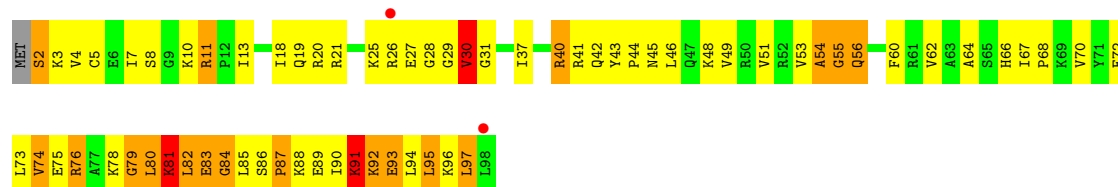
- Molecule 46: 50S ribosomal protein L25

Chain Y0:



- Molecule 47: 50S ribosomal protein L27

Chain R1:

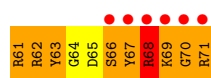


- Molecule 47: 50S ribosomal protein L27

Chain Y1:







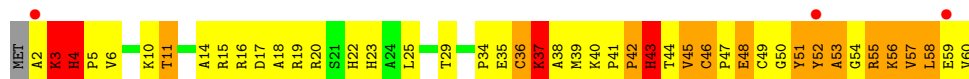
- Molecule 51: 50S ribosomal protein L32

Chain R5:



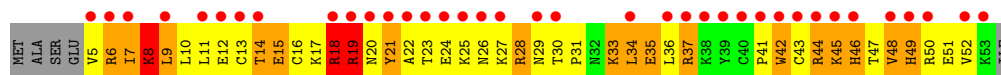
- Molecule 51: 50S ribosomal protein L32

Chain Y5:



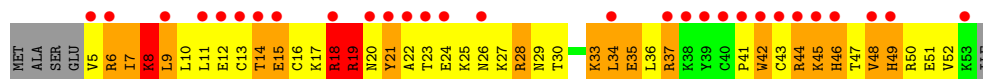
- Molecule 52: 50S ribosomal protein L33

Chain R6:



- Molecule 52: 50S ribosomal protein L33

Chain Y6:



- Molecule 53: 50S ribosomal protein L34

Chain R7:



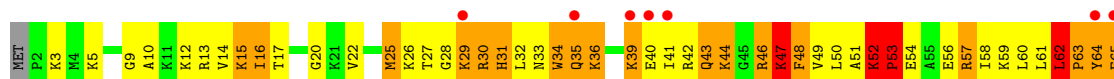
- Molecule 53: 50S ribosomal protein L34

Chain Y7:



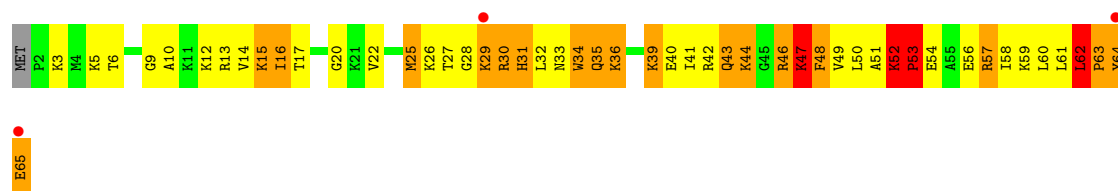
- Molecule 54: 50S ribosomal protein L35

Chain R8:



- Molecule 54: 50S ribosomal protein L35

Chain Y8: 



- Molecule 55: 50S ribosomal protein L36

Chain R9: 



- Molecule 55: 50S ribosomal protein L36

Chain Y9: 



- Molecule 56: tRNA acceptor end mimic

Chain Z6: 



- Molecule 56: tRNA acceptor end mimic

Chain Z8: 



4 Data and refinement statistics

Property	Value	Source
Space group	P 21 21 21	Depositor
Cell constants a, b, c, α , β , γ	209.21Å 448.45Å 619.86Å 90.00° 90.00° 90.00°	Depositor
Resolution (Å)	189.60 – 3.14 189.60 – 3.09	Depositor EDS
% Data completeness (in resolution range)	99.6 (189.60-3.14) 99.5 (189.60-3.09)	Depositor EDS
R_{merge}	0.27	Depositor
R_{sym}	(Not available)	Depositor
$\langle I/\sigma(I) \rangle$ ¹	1.51 (at 3.07Å)	Xtriage
Refinement program	PHENIX (phenix.refine: 1.8.2_1309)	Depositor
R, R_{free}	0.230 , 0.262 0.258 , 0.285	Depositor DCC
R_{free} test set	49008 reflections (4.91%)	DCC
Wilson B-factor (Å ²)	54.4	Xtriage
Anisotropy	0.278	Xtriage
Bulk solvent k_{sol} (e/Å ³), B_{sol} (Å ²)	0.28 , 28.5	EDS
Estimated twinning fraction	No twinning to report.	Xtriage
L-test for twinning	$\langle L \rangle = 0.44$, $\langle L^2 \rangle = 0.27$	Xtriage
Outliers	0 of 1047220 reflections	Xtriage
F_o, F_c correlation	0.79	EDS
Total number of atoms	291998	wwPDB-VP
Average B, all atoms (Å ²)	69.0	wwPDB-VP

Xtriage's analysis on translational NCS is as follows: *The largest off-origin peak in the Patterson function is 1.57% of the height of the origin peak. No significant pseudotranslation is detected.*

¹Intensities estimated from amplitudes.

5 Model quality ⓘ

5.1 Standard geometry ⓘ

Bond lengths and bond angles in the following residue types are not validated in this section: ZN, MG, PAR, 1MG, PPU

The Z score for a bond length (or angle) is the number of standard deviations the observed value is removed from the expected value. A bond length (or angle) with $|Z| > 5$ is considered an outlier worth inspection. RMSZ is the root-mean-square of all Z scores of the bond lengths (or angles).

Mol	Chain	Bond lengths		Bond angles	
		RMSZ	# $ Z > 5$	RMSZ	# $ Z > 5$
1	QA	0.37	0/36098	0.89	48/56341 (0.1%)
1	XA	0.37	0/36101	0.89	50/56346 (0.1%)
2	QB	0.35	0/1959	0.65	0/2642
2	XB	0.35	0/1959	0.65	0/2642
3	QC	0.36	0/1629	0.60	0/2195
3	XC	0.36	0/1629	0.60	0/2195
4	QD	0.41	0/1733	0.68	1/2318 (0.0%)
4	XD	0.44	0/1733	0.68	1/2318 (0.0%)
5	QE	0.38	0/1171	0.66	0/1576
5	XE	0.38	0/1171	0.66	0/1576
6	QF	0.43	0/856	0.68	0/1154
6	XF	0.43	0/856	0.68	0/1154
7	QG	0.37	0/1276	0.61	0/1709
7	XG	0.37	0/1276	0.60	0/1709
8	QH	0.40	0/1136	0.69	0/1527
8	XH	0.40	0/1136	0.69	0/1527
9	QI	0.36	0/1029	0.67	0/1379
9	XI	0.36	0/1029	0.67	0/1379
10	QJ	0.35	0/814	0.61	0/1095
10	XJ	0.36	0/814	0.61	0/1095
11	QK	0.40	0/900	0.67	0/1213
11	XK	0.40	0/900	0.67	0/1213
12	QL	0.45	0/991	1.00	4/1327 (0.3%)
12	XL	0.46	0/991	1.00	4/1327 (0.3%)
13	QM	0.34	0/974	0.66	0/1303
13	XM	0.35	0/974	0.66	0/1303
14	QN	0.42	0/501	0.68	0/664
14	XN	0.52	0/501	0.67	0/664
15	QO	0.39	0/745	0.67	0/992
15	XO	0.39	0/745	0.67	0/992
16	QP	0.36	0/721	0.67	0/970
16	XP	0.37	0/721	0.67	0/970

Mol	Chain	Bond lengths		Bond angles	
		RMSZ	# Z >5	RMSZ	# Z >5
17	QQ	0.37	0/847	0.68	0/1131
17	XQ	0.37	0/847	0.68	0/1131
18	QR	0.39	0/579	0.72	0/768
18	XR	0.39	0/579	0.72	0/768
19	QS	0.36	0/689	0.84	2/926 (0.2%)
19	XS	0.36	0/689	0.84	2/926 (0.2%)
20	QT	0.33	0/765	0.70	0/1007
20	XT	0.34	0/765	0.69	0/1007
21	QU	0.37	0/221	0.63	0/288
21	XU	0.37	0/221	0.63	0/288
22	QV	0.39	1/1836 (0.1%)	0.81	3/2859 (0.1%)
22	XV	0.42	1/1836 (0.1%)	0.84	4/2859 (0.1%)
23	QY	0.24	0/333	0.81	0/517
23	XY	0.24	0/333	0.74	0/517
24	QX	0.65	0/189	1.41	5/292 (1.7%)
24	XX	0.39	0/189	1.08	2/292 (0.7%)
25	RA	0.39	0/69521	0.88	70/108529 (0.1%)
25	YA	0.43	1/69543 (0.0%)	0.92	116/108563 (0.1%)
26	RB	0.32	0/2878	0.84	0/4490
26	YB	0.36	0/2878	0.88	1/4490 (0.0%)
27	RD	0.60	2/2165 (0.1%)	0.90	4/2919 (0.1%)
27	YD	0.56	0/2165	0.90	4/2919 (0.1%)
28	RE	0.52	0/1601	0.91	2/2160 (0.1%)
28	YE	0.52	0/1601	0.91	2/2160 (0.1%)
29	RF	0.50	0/1620	0.76	0/2194
29	YF	0.50	0/1620	0.76	0/2194
30	RG	0.40	0/1499	0.66	0/2016
30	YG	0.40	0/1499	0.66	0/2016
31	RH	0.45	0/1332	0.85	3/1802 (0.2%)
31	YH	0.45	0/1332	0.85	4/1802 (0.2%)
32	RI	0.28	0/1151	0.56	0/1558
32	YI	0.27	0/1151	0.58	0/1558
33	RN	0.46	0/1131	0.78	1/1525 (0.1%)
33	YN	0.46	0/1131	0.78	1/1525 (0.1%)
34	RO	0.54	0/943	0.71	0/1269
34	YO	0.53	0/943	0.71	0/1269
35	RP	0.50	0/1162	0.95	3/1544 (0.2%)
35	YP	0.50	0/1162	0.95	3/1544 (0.2%)
36	RQ	0.54	0/1143	0.91	3/1527 (0.2%)
36	YQ	0.54	0/1143	0.89	3/1527 (0.2%)
37	RR	0.45	0/982	0.80	1/1312 (0.1%)
37	YR	0.45	0/982	0.80	1/1312 (0.1%)
38	RS	0.46	0/892	0.82	1/1187 (0.1%)

Mol	Chain	Bond lengths		Bond angles	
		RMSZ	# Z >5	RMSZ	# Z >5
38	YS	0.45	0/892	0.83	1/1187 (0.1%)
39	RT	0.47	0/1155	0.73	2/1542 (0.1%)
39	YT	0.46	0/1155	0.73	2/1542 (0.1%)
40	RU	0.48	0/982	0.78	0/1306
40	YU	0.48	0/982	0.77	0/1306
41	RV	0.47	0/790	0.82	0/1057
41	YV	0.47	0/790	0.82	0/1057
42	RW	0.45	0/911	0.75	0/1220
42	YW	0.45	0/911	0.75	0/1220
43	RX	0.56	0/739	0.77	0/993
43	YX	0.56	0/739	0.77	0/993
44	RY	0.52	0/798	0.80	0/1064
44	YY	0.52	0/798	0.80	0/1064
45	RZ	0.27	0/1493	0.52	0/2026
45	YZ	0.28	0/1493	0.54	0/2026
46	R0	0.30	0/657	0.54	0/874
46	Y0	0.34	0/657	0.53	0/874
47	R1	0.49	0/770	0.85	1/1022 (0.1%)
47	Y1	0.49	0/770	0.85	1/1022 (0.1%)
48	R2	0.51	0/583	0.83	1/771 (0.1%)
48	Y2	0.50	0/583	0.83	1/771 (0.1%)
49	R3	0.47	0/474	0.72	0/635
49	Y3	0.43	0/474	0.71	0/635
50	R4	0.38	0/594	0.78	1/795 (0.1%)
50	Y4	0.38	0/594	0.78	1/795 (0.1%)
51	R5	0.51	0/473	0.74	0/639
51	Y5	0.51	0/473	0.74	0/639
52	R6	0.42	0/431	0.76	0/575
52	Y6	0.42	0/431	0.76	0/575
53	R7	0.56	0/438	0.76	0/575
53	Y7	0.56	0/438	0.76	0/575
54	R8	0.62	0/525	0.93	1/691 (0.1%)
54	Y8	0.62	0/525	0.93	1/691 (0.1%)
55	R9	0.35	0/310	0.59	0/407
55	Y9	0.37	0/310	0.61	0/407
56	Z6	0.79	0/40	1.81	1/60 (1.7%)
56	Z8	0.77	0/40	1.81	1/60 (1.7%)
All	All	0.41	5/316375 (0.0%)	0.86	364/472993 (0.1%)

All (5) bond length outliers are listed below:

Continued on next page...

Continued from previous page...

Mol	Chain	Res	Type	Atoms	Z	Observed(Å)	Ideal(Å)
22	QV	1	C	OP3-P	-10.56	1.48	1.61
22	XV	1	C	OP3-P	-10.53	1.48	1.61
27	RD	236	GLY	C-N	8.57	1.53	1.34
25	YA	774	A	N9-C4	-5.56	1.34	1.37
27	RD	241	PRO	N-CD	5.19	1.55	1.47

All (364) bond angle outliers are listed below:

Mol	Chain	Res	Type	Atoms	Z	Observed(°)	Ideal(°)
12	XL	47	LYS	C-N-CD	-20.45	75.61	120.60
12	QL	47	LYS	C-N-CD	-20.44	75.62	120.60
25	YA	2506	U	N3-C2-O2	-10.56	114.81	122.20
28	YE	21	VAL	C-N-CD	-10.11	98.35	120.60
28	RE	21	VAL	C-N-CD	-10.09	98.41	120.60
1	XA	254	G	O5'-P-OP1	-9.84	96.84	105.70
25	RA	2506	U	N3-C2-O2	-9.83	115.32	122.20
25	YA	528	A	N1-C2-N3	8.94	133.77	129.30
12	QL	47	LYS	C-N-CA	8.82	159.05	122.00
12	XL	47	LYS	C-N-CA	8.79	158.91	122.00
25	RA	2506	U	N1-C2-O2	8.71	128.90	122.80
36	YQ	81	VAL	CB-CA-C	-8.70	94.88	111.40
25	YA	528	A	C2-N3-C4	-8.67	106.27	110.60
36	RQ	81	VAL	CB-CA-C	-8.63	94.99	111.40
25	YA	1899	G	N3-C2-N2	8.52	125.86	119.90
25	YA	1929	G	C4-C5-N7	8.43	114.17	110.80
1	QA	1158	C	C2-N1-C1'	8.27	127.89	118.80
1	QA	254	G	O5'-P-OP1	-8.26	98.27	105.70
25	YA	1899	G	N1-C2-N2	-8.24	108.79	116.20
25	RA	2614	A	C6-N1-C2	-8.11	113.73	118.60
1	QA	1301	U	C2-N1-C1'	8.09	127.41	117.70
25	RA	1786	A	N7-C8-N9	8.09	117.84	113.80
1	QA	1158	C	N1-C2-O2	7.96	123.68	118.90
25	YA	2506	U	N1-C2-O2	7.95	128.36	122.80
47	R1	79	GLY	N-CA-C	-7.82	93.55	113.10
47	Y1	79	GLY	N-CA-C	-7.80	93.60	113.10
25	YA	1396	U	N1-C2-O2	7.72	128.20	122.80
1	XA	1301	U	C2-N1-C1'	7.71	126.95	117.70
25	YA	761	A	N1-C6-N6	7.67	123.20	118.60
1	XA	960	U	N1-C2-O2	7.64	128.15	122.80
25	YA	265	A	O4'-C1'-N9	7.55	114.24	108.20

Continued on next page...

Continued from previous page...

Mol	Chain	Res	Type	Atoms	Z	Observed(°)	Ideal(°)
1	XA	960	U	C2-N1-C1'	7.45	126.64	117.70
25	RA	774	A	C2-N3-C4	-7.40	106.90	110.60
1	XA	328	C	C2-N1-C1'	7.36	126.90	118.80
25	YA	774	A	C2-N3-C4	-7.36	106.92	110.60
1	QA	1301	U	N1-C2-O2	7.34	127.94	122.80
35	RP	59	LEU	N-CA-C	-7.27	91.36	111.00
35	YP	59	LEU	N-CA-C	-7.27	91.36	111.00
25	RA	1396	U	C2-N1-C1'	7.27	126.42	117.70
1	QA	372	C	C2-N1-C1'	7.26	126.78	118.80
22	XV	17	C	C2-N1-C1'	7.24	126.76	118.80
25	YA	1929	G	C5-C6-O6	-7.22	124.27	128.60
1	QA	372	C	N1-C2-O2	7.18	123.21	118.90
25	YA	1396	U	N3-C2-O2	-7.16	117.19	122.20
24	QX	7	G	N7-C8-N9	7.10	116.65	113.10
25	YA	2712(A)	A	N7-C8-N9	7.08	117.34	113.80
25	RA	1396	U	N1-C2-O2	7.08	127.76	122.80
1	XA	1158	C	C2-N1-C1'	7.08	126.58	118.80
25	YA	1950	G	C4-N9-C1'	7.06	135.68	126.50
36	YQ	81	VAL	N-CA-C	7.04	130.01	111.00
25	YA	654	A	C8-N9-C4	-7.03	102.99	105.80
25	RA	1396	U	N3-C2-O2	-7.02	117.28	122.20
36	RQ	81	VAL	N-CA-C	7.01	129.93	111.00
1	XA	960	U	N3-C2-O2	-6.95	117.33	122.20
22	XV	17	C	N1-C2-O2	6.93	123.06	118.90
25	RA	1786	A	C5-N7-C8	-6.91	100.44	103.90
22	QV	17	C	C2-N1-C1'	6.84	126.32	118.80
24	XX	3	G	P-O3'-C3'	6.83	127.90	119.70
25	RA	676	A	O4'-C1'-N9	6.83	113.66	108.20
1	XA	1065	U	P-O3'-C3'	6.81	127.87	119.70
25	YA	1130	U	P-O3'-C3'	6.81	127.87	119.70
25	YA	654(B)	C	C6-N1-C2	-6.77	117.59	120.30
56	Z6	74	C	N1-C2-O2	6.74	122.94	118.90
56	Z8	74	C	N1-C2-O2	6.74	122.94	118.90
1	XA	1301	U	N1-C2-O2	6.74	127.52	122.80
25	RA	2614	A	N1-C2-N3	6.70	132.65	129.30
1	XA	372	C	C2-N1-C1'	6.67	126.14	118.80
1	QA	1322	C	C2-N1-C1'	6.65	126.11	118.80
25	RA	1130	U	P-O3'-C3'	6.65	127.68	119.70
25	RA	205	G	P-O3'-C3'	6.60	127.62	119.70
1	XA	328	C	N1-C2-O2	6.59	122.85	118.90
1	QA	1301	U	N3-C2-O2	-6.56	117.61	122.20
27	YD	131	LEU	CA-CB-CG	6.55	130.36	115.30

Continued on next page...

Continued from previous page...

Mol	Chain	Res	Type	Atoms	Z	Observed(°)	Ideal(°)
27	RD	131	LEU	CA-CB-CG	6.52	130.31	115.30
25	YA	676	A	C2-N3-C4	-6.50	107.35	110.60
25	RA	2506	U	C2-N1-C1'	6.49	125.49	117.70
25	YA	1396	U	C2-N1-C1'	6.48	125.47	117.70
25	YA	774	A	N3-C4-C5	6.47	131.33	126.80
25	RA	1899	G	N3-C2-N2	6.46	124.42	119.90
25	RA	242	G	P-O3'-C3'	6.44	127.42	119.70
1	XA	1200	C	C5-C6-N1	6.43	124.22	121.00
12	XL	48	PRO	CA-N-CD	-6.42	102.51	111.50
12	QL	48	PRO	CA-N-CD	-6.42	102.52	111.50
25	YA	1313	U	C2-N1-C1'	6.41	125.39	117.70
25	YA	1021	A	C2-N3-C4	-6.41	107.40	110.60
25	YA	1950	G	O4'-C1'-N9	6.40	113.32	108.20
25	YA	74	A	P-O3'-C3'	6.37	127.35	119.70
25	YA	2031	A	O4'-C1'-N9	6.36	113.29	108.20
25	YA	654(A)	G	O5'-P-OP2	-6.36	99.98	105.70
25	RA	1543	A	O4'-C1'-N9	6.36	113.29	108.20
25	YA	2430	A	N1-C2-N3	6.35	132.48	129.30
25	RA	2060	A	P-O3'-C3'	6.35	127.32	119.70
25	YA	676	A	C5-N7-C8	-6.32	100.74	103.90
1	XA	1200	C	C2-N3-C4	6.27	123.04	119.90
1	QA	1158	C	N3-C2-O2	-6.27	117.51	121.90
1	XA	792	A	P-O3'-C3'	6.26	127.22	119.70
25	YA	1786	A	N7-C8-N9	6.26	116.93	113.80
1	QA	974	A	O4'-C1'-N9	6.26	113.20	108.20
25	YA	1929	G	C6-C5-N7	-6.24	126.66	130.40
1	QA	328	C	N1-C2-O2	6.24	122.64	118.90
25	YA	1929	G	OP1-P-O3'	6.24	118.92	105.20
4	QD	28	SER	C-N-CD	6.23	141.49	128.40
25	RA	2702	U	C2-N1-C1'	6.23	125.17	117.70
25	RA	2053	G	C5-N7-C8	-6.22	101.19	104.30
25	YA	1929	G	N9-C4-C5	-6.22	102.91	105.40
25	RA	205	G	OP2-P-O3'	6.21	118.87	105.20
1	XA	1200	C	P-O3'-C3'	6.19	127.12	119.70
1	XA	1301	U	N3-C2-O2	-6.18	117.88	122.20
25	RA	1899	G	N1-C2-N2	-6.15	110.67	116.20
1	XA	539	A	O5'-P-OP1	-6.13	100.19	105.70
25	YA	1332	G	C6-C5-N7	-6.12	126.73	130.40
1	XA	1065	U	OP2-P-O3'	6.08	118.58	105.20
1	QA	792	A	P-O3'-C3'	6.06	126.97	119.70
37	RR	9	LYS	N-CA-C	-6.04	94.69	111.00
22	XV	17	C	N3-C2-O2	-6.04	117.67	121.90

Continued on next page...

Continued from previous page...

Mol	Chain	Res	Type	Atoms	Z	Observed(°)	Ideal(°)
1	QA	1200	C	P-O3'-C3'	6.02	126.92	119.70
37	YR	9	LYS	N-CA-C	-6.01	94.76	111.00
25	YA	1313	U	C5-C6-N1	6.01	125.71	122.70
27	YD	240	ALA	C-N-CD	6.01	141.03	128.40
22	QV	17	C	N1-C2-O2	5.98	122.49	118.90
25	YA	242	G	P-O3'-C3'	5.97	126.86	119.70
25	YA	774	A	N3-C4-N9	-5.96	122.64	127.40
1	XA	792	A	N1-C6-N6	5.95	122.17	118.60
1	XA	971	G	O4'-C1'-N9	5.95	112.96	108.20
1	XA	372	C	C6-N1-C1'	-5.94	113.67	120.80
1	QA	812	C	P-O3'-C3'	5.94	126.83	119.70
27	RD	240	ALA	C-N-CD	5.93	140.86	128.40
1	XA	328	C	C6-N1-C2	-5.93	117.93	120.30
1	QA	372	C	C6-N1-C1'	-5.92	113.69	120.80
25	YA	783	A	N7-C8-N9	5.92	116.76	113.80
25	RA	2702	U	C5-C6-N1	5.91	125.65	122.70
25	YA	1786	A	C5-N7-C8	-5.90	100.95	103.90
31	RH	125	VAL	C-N-CD	-5.89	107.64	120.60
31	YH	125	VAL	C-N-CD	-5.89	107.64	120.60
25	YA	530	G	N1-C6-O6	-5.89	116.37	119.90
1	QA	190	G	P-O3'-C3'	5.88	126.76	119.70
25	YA	761	A	C5-C6-N6	-5.88	119.00	123.70
12	XL	119	LYS	N-CA-C	-5.87	95.15	111.00
25	YA	783	A	C5-N7-C8	-5.83	100.98	103.90
25	YA	1992	G	P-O3'-C3'	5.83	126.70	119.70
25	YA	2702	U	C2-N1-C1'	5.83	124.70	117.70
12	QL	119	LYS	N-CA-C	-5.83	95.26	111.00
28	RE	58	ARG	N-CA-C	-5.82	95.28	111.00
28	YE	58	ARG	N-CA-C	-5.82	95.29	111.00
25	RA	1929	G	OP1-P-O3'	5.82	118.00	105.20
25	RA	1786	A	C8-N9-C4	-5.82	103.47	105.80
35	YP	26	GLY	N-CA-C	-5.81	98.57	113.10
25	YA	676	A	O4'-C1'-N9	5.78	112.83	108.20
35	RP	26	GLY	N-CA-C	-5.78	98.66	113.10
25	YA	1929	G	N1-C6-O6	5.77	123.36	119.90
48	Y2	16	LEU	N-CA-C	-5.77	95.42	111.00
48	R2	16	LEU	N-CA-C	-5.75	95.47	111.00
1	QA	1301	U	C6-N1-C1'	-5.75	113.15	121.20
25	YA	1204	A	O4'-C1'-N9	5.74	112.79	108.20
1	XA	1302	U	C2-N1-C1'	5.73	124.58	117.70
1	QA	190	G	OP2-P-O3'	5.72	117.78	105.20
19	XS	6	LYS	N-CA-C	-5.72	95.56	111.00

Continued on next page...

Continued from previous page...

Mol	Chain	Res	Type	Atoms	Z	Observed(°)	Ideal(°)
25	RA	1950	G	O4'-C1'-N9	5.71	112.77	108.20
25	RA	774	A	N3-C4-N9	-5.71	122.83	127.40
1	XA	372	C	N1-C2-O2	5.70	122.32	118.90
1	QA	1158	C	C6-N1-C1'	-5.70	113.97	120.80
1	XA	913	A	P-O3'-C3'	5.69	126.53	119.70
25	YA	2430	A	C2-N3-C4	-5.69	107.76	110.60
25	RA	1694	C	P-O3'-C3'	5.68	126.52	119.70
25	YA	860	U	N3-C2-O2	-5.68	118.22	122.20
25	YA	1970	A	O5'-P-OP2	-5.68	100.59	105.70
25	YA	2832	U	P-O3'-C3'	5.67	126.51	119.70
25	YA	1528	A	N7-C8-N9	5.67	116.63	113.80
19	QS	6	LYS	N-CA-C	-5.66	95.71	111.00
25	YA	1950	G	C8-N9-C1'	-5.64	119.66	127.00
25	RA	140	A	N7-C8-N9	5.64	116.62	113.80
25	YA	530	G	N3-C2-N2	5.64	123.85	119.90
25	YA	783	A	C8-N9-C4	-5.63	103.55	105.80
25	RA	530	G	O4'-C1'-N9	5.62	112.69	108.20
25	RA	1899	G	C6-C5-N7	-5.62	127.03	130.40
1	QA	913	A	P-O3'-C3'	5.60	126.42	119.70
25	YA	120	U	N3-C2-O2	-5.59	118.29	122.20
25	YA	654	A	N7-C8-N9	5.59	116.60	113.80
1	XA	1054	C	C2-N1-C1'	5.57	124.93	118.80
1	XA	1503	A	P-O3'-C3'	5.57	126.38	119.70
25	RA	828	U	N3-C2-O2	-5.56	118.31	122.20
50	R4	39	CYS	N-CA-C	-5.56	95.99	111.00
25	YA	2688	U	N3-C2-O2	-5.56	118.31	122.20
33	RN	114	ARG	N-CA-C	-5.55	96.00	111.00
50	Y4	39	CYS	N-CA-C	-5.55	96.01	111.00
24	QX	6	C	P-O3'-C3'	5.55	126.36	119.70
25	YA	1950	G	N3-C2-N2	5.55	123.78	119.90
4	XD	14	ARG	C-N-CA	-5.55	107.83	121.70
25	RA	372	G	OP2-P-O3'	5.54	117.40	105.20
25	YA	1332	G	C4-C5-N7	5.54	113.02	110.80
25	RA	1654	A	O5'-P-OP1	-5.54	100.72	105.70
1	QA	328	C	P-O3'-C3'	5.53	126.34	119.70
1	QA	1065	U	P-O3'-C3'	5.53	126.33	119.70
25	YA	2335	A	O4'-C1'-N9	5.53	112.62	108.20
1	XA	115	G	P-O3'-C3'	5.53	126.33	119.70
1	QA	533	A	P-O3'-C3'	5.52	126.32	119.70
25	RA	2420	C	O5'-P-OP1	-5.51	100.74	105.70
25	YA	2584	U	N3-C2-O2	-5.51	118.34	122.20
33	YN	114	ARG	N-CA-C	-5.51	96.13	111.00

Continued on next page...

Continued from previous page...

Mol	Chain	Res	Type	Atoms	Z	Observed(°)	Ideal(°)
1	XA	328	C	N3-C2-O2	-5.50	118.05	121.90
25	YA	1314	C	C2-N1-C1'	5.50	124.85	118.80
1	XA	410	G	P-O3'-C3'	5.49	126.29	119.70
25	RA	2848	G	P-O3'-C3'	5.48	126.28	119.70
25	YA	99	U	P-O3'-C3'	5.48	126.28	119.70
25	YA	1955	U	P-O3'-C3'	5.48	126.27	119.70
1	XA	1158	C	N1-C2-O2	5.48	122.19	118.90
25	YA	74	A	C2-N3-C4	-5.48	107.86	110.60
1	XA	792	A	C6-C5-N7	-5.47	128.47	132.30
25	RA	227	A	P-O3'-C3'	5.47	126.27	119.70
27	RD	251	GLY	N-CA-C	5.47	126.78	113.10
31	YH	127	GLU	N-CA-C	-5.47	96.24	111.00
31	RH	127	GLU	N-CA-C	-5.46	96.25	111.00
25	RA	2053	G	C8-N9-C1'	5.46	134.10	127.00
25	YA	654(B)	C	C5-C6-N1	5.46	123.73	121.00
27	YD	251	GLY	N-CA-C	5.45	126.73	113.10
25	YA	2439	A	P-O3'-C3'	5.45	126.24	119.70
1	QA	1027	C	OP1-P-O3'	5.45	117.18	105.20
24	XX	3	G	OP2-P-O3'	5.44	117.17	105.20
25	YA	945	A	C6-C5-N7	-5.44	128.49	132.30
35	RP	25	SER	N-CA-C	-5.44	96.31	111.00
24	QX	7	G	C5-N7-C8	-5.44	101.58	104.30
25	RA	2335	A	O4'-C1'-N9	5.44	112.55	108.20
25	YA	1558	A	P-O3'-C3'	5.44	126.22	119.70
1	QA	687	A	P-O3'-C3'	5.43	126.22	119.70
1	QA	1158	C	C6-N1-C2	-5.43	118.13	120.30
25	RA	372	G	C4-N9-C1'	-5.43	119.44	126.50
25	YA	140	A	N7-C8-N9	5.43	116.51	113.80
25	YA	674	G	N9-C4-C5	-5.42	103.23	105.40
1	XA	687	A	P-O3'-C3'	5.42	126.21	119.70
1	XA	753	A	P-O3'-C3'	5.42	126.20	119.70
25	RA	1313	U	C2-N1-C1'	5.41	124.19	117.70
25	YA	2655	G	P-O3'-C3'	5.41	126.20	119.70
35	YP	25	SER	N-CA-C	-5.41	96.38	111.00
1	QA	372	C	C5-C6-N1	5.41	123.70	121.00
1	XA	703	G	C4-N9-C1'	5.40	133.53	126.50
25	YA	503	A	P-O3'-C3'	5.38	126.15	119.70
25	YA	2681	C	P-O3'-C3'	5.38	126.15	119.70
25	YA	860	U	C4-C5-C6	5.38	122.92	119.70
25	RA	2832	U	P-O3'-C3'	5.37	126.14	119.70
27	YD	111	LEU	CA-CB-CG	5.37	127.65	115.30
31	YH	100	GLY	N-CA-C	-5.36	99.69	113.10

Continued on next page...

Continued from previous page...

Mol	Chain	Res	Type	Atoms	Z	Observed(°)	Ideal(°)
22	XV	17	C	C6-N1-C2	-5.36	118.16	120.30
25	YA	1936	A	N9-C4-C5	-5.36	103.66	105.80
25	RA	1799	G	P-O3'-C3'	5.36	126.13	119.70
25	YA	654	A	N9-C4-C5	5.34	107.94	105.80
25	RA	1332	G	C2-N3-C4	-5.34	109.23	111.90
25	RA	2584	U	C2-N1-C1'	5.34	124.11	117.70
25	RA	1786	A	C6-C5-N7	-5.34	128.56	132.30
25	RA	774	A	N3-C4-C5	5.33	130.53	126.80
27	RD	111	LEU	CA-CB-CG	5.33	127.57	115.30
31	RH	100	GLY	N-CA-C	-5.33	99.78	113.10
25	RA	140	A	C8-N9-C4	-5.33	103.67	105.80
25	RA	1899	G	N3-C4-N9	5.32	129.19	126.00
1	XA	1336	C	C6-N1-C2	-5.31	118.17	120.30
1	XA	812	C	P-O3'-C3'	5.31	126.07	119.70
25	YA	512	G	O4'-C1'-N9	5.31	112.45	108.20
54	Y8	36	LYS	N-CA-C	-5.31	96.67	111.00
25	YA	2318	G	O4'-C1'-N9	5.30	112.44	108.20
25	RA	2198	A	P-O3'-C3'	5.30	126.06	119.70
25	RA	1653	G	P-O3'-C3'	5.30	126.06	119.70
25	YA	945	A	C4-C5-N7	5.30	113.35	110.70
54	R8	36	LYS	N-CA-C	-5.29	96.73	111.00
25	YA	859	G	P-O3'-C3'	5.28	126.04	119.70
25	YA	2610	C	P-O3'-C3'	5.28	126.04	119.70
1	XA	690	G	O4'-C1'-N9	5.28	112.43	108.20
25	YA	2439	A	C8-N9-C4	-5.28	103.69	105.80
25	RA	404	C	P-O3'-C3'	5.28	126.04	119.70
25	YA	2307	G	O4'-C1'-N9	5.28	112.42	108.20
1	QA	328	C	C2-N1-C1'	5.28	124.61	118.80
1	XA	243	A	P-O3'-C3'	5.28	126.03	119.70
25	RA	372	G	O4'-C1'-N9	5.26	112.41	108.20
25	YA	1950	G	N7-C8-N9	5.26	115.73	113.10
25	YA	917	A	C2-N3-C4	-5.26	107.97	110.60
1	QA	353	A	OP2-P-O3'	5.25	116.75	105.20
25	YA	1950	G	C6-C5-N7	-5.25	127.25	130.40
1	QA	1528	U	P-O3'-C3'	5.24	125.99	119.70
25	RA	2689	U	P-O3'-C3'	5.24	125.99	119.70
1	XA	345	C	P-O3'-C3'	5.24	125.99	119.70
38	RS	110	LEU	CA-CB-CG	5.24	127.35	115.30
25	YA	372	G	O4'-C1'-N9	5.22	112.38	108.20
25	YA	945	A	N1-C6-N6	5.22	121.73	118.60
36	YQ	5	ARG	N-CA-C	-5.22	96.90	111.00
25	YA	2506	U	C2-N1-C1'	5.22	123.96	117.70

Continued on next page...

Continued from previous page...

Mol	Chain	Res	Type	Atoms	Z	Observed(°)	Ideal(°)
1	QA	115	G	P-O3'-C3'	5.22	125.96	119.70
1	QA	1201	A	P-O3'-C3'	5.21	125.96	119.70
25	YA	383	U	O4'-C1'-N1	5.21	112.37	108.20
1	XA	1347	G	OP2-P-O3'	5.21	116.66	105.20
1	QA	429	U	OP1-P-O3'	5.20	116.65	105.20
1	QA	890	G	O4'-C1'-N9	5.20	112.36	108.20
1	QA	960	U	C2-N1-C1'	5.20	123.94	117.70
25	RA	1992	G	P-O3'-C3'	5.20	125.94	119.70
19	XS	79	THR	N-CA-C	-5.19	96.98	111.00
36	RQ	5	ARG	N-CA-C	-5.19	96.99	111.00
38	YS	110	LEU	CA-CB-CG	5.18	127.22	115.30
25	YA	1022	G	P-O3'-C3'	5.18	125.91	119.70
1	QA	243	A	P-O3'-C3'	5.18	125.91	119.70
25	RA	2447	G	C8-N9-C1'	5.18	133.73	127.00
24	QX	7	G	C6-N1-C2	5.17	128.20	125.10
1	XA	1301	U	C6-N1-C1'	-5.17	113.96	121.20
25	RA	1558	A	P-O3'-C3'	5.17	125.90	119.70
25	YA	2751	G	C8-N9-C4	-5.17	104.33	106.40
19	QS	79	THR	N-CA-C	-5.16	97.07	111.00
25	YA	2712(A)	A	C8-N9-C4	-5.15	103.74	105.80
25	YA	2726	U	O4'-C1'-N1	5.15	112.32	108.20
25	RA	2712	U	C2-N1-C1'	5.14	123.87	117.70
25	YA	860	U	C2-N1-C1'	5.14	123.87	117.70
25	YA	1012	U	OP2-P-O3'	5.14	116.51	105.20
25	YA	404	C	P-O3'-C3'	5.13	125.86	119.70
1	QA	723	U	C2-N1-C1'	5.12	123.85	117.70
1	QA	1200	C	OP2-P-O3'	5.12	116.47	105.20
25	YA	676	A	N7-C8-N9	5.12	116.36	113.80
1	QA	1027	C	P-O3'-C3'	5.12	125.85	119.70
1	QA	1065	U	OP2-P-O3'	5.12	116.46	105.20
25	YA	2481	G	P-O3'-C3'	5.12	125.84	119.70
25	YA	1899	G	C6-C5-N7	-5.11	127.33	130.40
1	XA	1336	C	C2-N1-C1'	5.11	124.42	118.80
1	QA	1374	A	N1-C2-N3	5.11	131.85	129.30
25	RA	1925	C	N1-C2-O2	-5.11	115.84	118.90
25	RA	1914	C	C2-N1-C1'	5.10	124.41	118.80
1	XA	1158	C	C6-N1-C2	-5.10	118.26	120.30
25	YA	2420	C	O5'-P-OP1	-5.09	101.12	105.70
39	YT	123	GLN	N-CA-C	-5.09	97.25	111.00
1	QA	449	C	N3-C2-O2	-5.09	118.34	121.90
26	YB	81	G	O4'-C1'-N9	5.08	112.26	108.20
25	RA	265	A	O4'-C1'-N9	5.08	112.26	108.20

Continued on next page...

Continued from previous page...

Mol	Chain	Res	Type	Atoms	Z	Observed(°)	Ideal(°)
25	YA	1535	U	C2-N1-C1'	5.07	123.79	117.70
25	YA	102	G	P-O3'-C3'	5.07	125.79	119.70
25	YA	856	C	C6-N1-C2	-5.07	118.27	120.30
25	YA	1005	C	N1-C2-O2	5.07	121.94	118.90
25	YA	2776	A	P-O3'-C3'	5.07	125.78	119.70
25	RA	2490	G	C4-N9-C1'	5.07	133.09	126.50
39	RT	123	GLN	N-CA-C	-5.07	97.32	111.00
25	YA	2751	G	N7-C8-N9	5.06	115.63	113.10
1	QA	1322	C	C6-N1-C1'	-5.06	114.73	120.80
1	XA	328	C	P-O3'-C3'	5.06	125.77	119.70
1	XA	1322	C	C2-N1-C1'	5.06	124.36	118.80
39	YT	59	THR	N-CA-C	-5.05	97.35	111.00
25	RA	2726	U	C2-N1-C1'	5.05	123.76	117.70
39	RT	59	THR	N-CA-C	-5.05	97.36	111.00
25	YA	2405	G	P-O3'-C3'	5.04	125.75	119.70
25	RA	1528	A	O4'-C1'-N9	5.04	112.23	108.20
25	YA	120	U	C4-C5-C6	5.04	122.72	119.70
25	YA	1929	G	C5-N7-C8	-5.04	101.78	104.30
25	YA	2126	A	P-O3'-C3'	5.04	125.75	119.70
25	YA	1528	A	O4'-C1'-N9	5.04	112.23	108.20
25	YA	2640	G	C8-N9-C4	-5.04	104.39	106.40
1	QA	189	U	P-O3'-C3'	5.03	125.74	119.70
25	RA	2307	G	O4'-C1'-N9	5.03	112.23	108.20
1	XA	960	U	C5-C6-N1	5.03	125.22	122.70
1	XA	530	G	P-O3'-C3'	5.03	125.73	119.70
25	RA	846	C	P-O3'-C3'	5.02	125.73	119.70
1	XA	1054	C	C6-N1-C1'	-5.02	114.77	120.80
1	QA	701	C	OP2-P-O3'	5.02	116.24	105.20
22	QV	17	C	C6-N1-C1'	-5.01	114.78	120.80
25	RA	2126	A	P-O3'-C3'	5.01	125.72	119.70
25	YA	654	A	C4-C5-C6	5.01	119.51	117.00
24	QX	7	G	C4-C5-N7	5.01	112.81	110.80
25	RA	222	A	P-O3'-C3'	5.01	125.71	119.70
31	YH	127	GLU	C-N-CD	-5.01	109.58	120.60
1	XA	1151	A	O4'-C1'-N9	5.01	112.20	108.20
25	RA	1314	C	N1-C2-O2	5.00	121.90	118.90
1	QA	960	U	N1-C2-O2	5.00	126.30	122.80
1	QA	1322	C	N1-C2-O2	5.00	121.90	118.90
25	RA	828	U	N1-C2-O2	5.00	126.30	122.80

There are no chirality outliers.

There are no planarity outliers.

5.2 Close contacts

In the following table, the Non-H and H(model) columns list the number of non-hydrogen atoms and hydrogen atoms in the chain respectively. The H(added) column lists the number of hydrogens added by MolProbity. The Clashes column lists the number of clashes within the asymmetric unit, and the number in parentheses is this value normalized per 1000 atoms of the molecule in the chain. The Symm-Clashes column gives symmetry related clashes, in the same way as for the Clashes column.

Mol	Chain	Non-H	H(model)	H(added)	Clashes	Symm-Clashes
1	QA	32247	0	16278	576	0
1	XA	32249	0	16279	575	1
2	QB	1924	0	1975	287	0
2	XB	1924	0	1975	293	0
3	QC	1605	0	1668	212	0
3	XC	1605	0	1668	215	2
4	QD	1703	0	1765	261	0
4	XD	1703	0	1764	217	0
5	QE	1155	0	1213	140	0
5	XE	1155	0	1213	141	0
6	QF	843	0	857	97	0
6	XF	843	0	857	101	0
7	QG	1257	0	1296	148	0
7	XG	1257	0	1296	143	0
8	QH	1116	0	1175	148	0
8	XH	1116	0	1177	154	0
9	QI	1010	0	1037	145	0
9	XI	1010	0	1037	153	0
10	QJ	801	0	849	152	0
10	XJ	801	0	849	141	0
11	QK	885	0	904	103	2
11	XK	885	0	904	109	0
12	QL	975	0	1062	107	0
12	XL	975	0	1062	110	0
13	QM	964	0	1034	163	0
13	XM	964	0	1034	150	0
14	QN	492	0	529	100	0
14	XN	492	0	529	94	0
15	QO	734	0	771	73	0
15	XO	734	0	771	72	0
16	QP	705	0	725	115	0
16	XP	705	0	725	113	0
17	QQ	834	0	904	85	0
17	XQ	834	0	904	78	0
18	QR	574	0	644	66	0

Continued on next page...

Continued from previous page...

Mol	Chain	Non-H	H(model)	H(added)	Clashes	Symm-Clashes
18	XR	574	0	644	69	0
19	QS	674	0	699	103	0
19	XS	674	0	699	136	0
20	QT	763	0	860	108	0
20	XT	763	0	861	103	0
21	QU	217	0	234	27	0
21	XU	217	0	234	28	0
22	QV	1644	0	836	22	0
22	XV	1644	0	836	15	0
23	QY	323	0	165	2	0
23	XY	323	0	165	6	0
24	QX	170	0	88	2	0
24	XX	170	0	88	1	0
25	RA	62071	0	31288	992	0
25	YA	62091	0	31296	935	0
26	RB	2573	0	1306	62	0
26	YB	2573	0	1306	26	0
27	RD	2115	0	2195	319	0
27	YD	2115	0	2195	332	0
28	RE	1568	0	1634	270	0
28	YE	1568	0	1634	265	0
29	RF	1585	0	1632	181	0
29	YF	1585	0	1632	180	0
30	RG	1474	0	1535	211	0
30	YG	1474	0	1535	193	0
31	RH	1307	0	1382	225	0
31	YH	1307	0	1382	221	0
32	RI	1136	0	1223	42	1
32	YI	1136	0	1223	40	0
33	RN	1104	0	1180	191	0
33	YN	1104	0	1180	183	0
34	RO	933	0	996	123	0
34	YO	933	0	996	123	0
35	RP	1145	0	1228	250	0
35	YP	1145	0	1228	245	0
36	RQ	1122	0	1179	159	0
36	YQ	1122	0	1179	158	0
37	RR	968	0	1033	113	0
37	YR	968	0	1033	113	0
38	RS	882	0	943	165	0
38	YS	882	0	943	159	0
39	RT	1141	0	1202	154	0

Continued on next page...

Continued from previous page...

Mol	Chain	Non-H	H(model)	H(added)	Clashes	Symm-Clashes
39	YT	1141	0	1202	153	0
40	RU	964	0	1022	131	0
40	YU	964	0	1022	137	0
41	RV	779	0	852	129	0
41	YV	779	0	852	136	3
42	RW	900	0	964	99	0
42	YW	900	0	964	100	0
43	RX	725	0	778	69	0
43	YX	725	0	778	74	0
44	RY	785	0	878	163	0
44	YY	785	0	878	151	0
45	RZ	1461	0	1493	46	0
45	YZ	1461	0	1493	57	0
46	R0	648	0	672	20	0
46	Y0	648	0	672	28	0
47	R1	763	0	848	146	0
47	Y1	763	0	848	142	0
48	R2	581	0	629	81	0
48	Y2	581	0	629	77	0
49	R3	469	0	518	41	0
49	Y3	469	0	518	41	0
50	R4	581	0	574	153	0
50	Y4	581	0	574	164	0
51	R5	459	0	480	77	0
51	Y5	459	0	480	75	3
52	R6	424	0	450	92	0
52	Y6	424	0	450	89	0
53	R7	430	0	480	43	0
53	Y7	430	0	480	44	0
54	R8	517	0	582	106	0
54	Y8	517	0	582	103	0
55	R9	307	0	338	18	0
55	Y9	307	0	338	18	0
56	Z6	74	0	51	6	0
56	Z8	74	0	51	7	0
57	QA	69	0	0	0	0
57	QF	1	0	0	0	0
57	QH	1	0	0	0	0
57	QM	1	0	0	0	0
57	QV	1	0	0	0	0
57	R0	1	0	0	0	0
57	R5	1	0	0	0	0

Continued on next page...

Continued from previous page...

Mol	Chain	Non-H	H(model)	H(added)	Clashes	Symm-Clashes
57	RA	240	0	0	0	0
57	RB	2	0	0	0	0
57	RD	1	0	0	0	0
57	RE	2	0	0	0	0
57	RF	1	0	0	0	0
57	RP	1	0	0	0	0
57	RR	2	0	0	0	0
57	XA	74	0	0	0	0
57	XV	2	0	0	0	0
57	XX	1	0	0	0	0
57	Y0	1	0	0	0	0
57	Y5	1	0	0	0	0
57	Y7	1	0	0	0	0
57	YA	265	0	0	0	0
57	YB	3	0	0	0	0
57	YE	2	0	0	0	0
57	YP	1	0	0	0	0
57	YQ	1	0	0	0	0
58	QA	42	0	45	3	0
58	XA	42	0	45	1	0
59	QD	1	0	0	0	0
59	QN	1	0	0	0	0
59	XD	1	0	0	0	0
59	XN	1	0	0	0	0
All	All	291998	0	198367	14453	6

Clashscore is defined as the number of clashes calculated for the entry per 1000 atoms (including hydrogens) of the entry. The overall clashscore for this entry is 30.

All (14453) close contacts within the same asymmetric unit are listed below.

Atom-1	Atom-2	Distance(Å)	Clash(Å)
14:YN:32:SER:CB	14:YN:41:ARG:HB3	1.23	1.55
14:YN:32:SER:HB3	14:YN:41:ARG:CB	1.28	1.54
31:RH:127:GLU:CG	31:RH:128:PRO:HD3	1.35	1.53
31:YH:127:GLU:CG	31:YH:128:PRO:HD3	1.35	1.52
4:XD:22:LYS:CG	4:XD:26:CYS:SG	2.01	1.49
10:QJ:49:VAL:HG21	14:QN:41:ARG:CB	1.49	1.42
4:XD:22:LYS:HB2	4:XD:26:CYS:SG	1.57	1.42
4:XD:22:LYS:CB	4:XD:26:CYS:SG	2.10	1.40
10:QJ:49:VAL:CG2	14:QN:41:ARG:CB	2.04	1.35
47:R1:81:LYS:HA	47:R1:81:LYS:NZ	1.43	1.34
47:Y1:81:LYS:HA	47:Y1:81:LYS:NZ	1.42	1.34

Continued on next page...

Continued from previous page...

Atom-1	Atom-2	Distance(Å)	Clash(Å)
4:QD:22:LYS:HG3	4:QD:26:CYS:SG	1.70	1.31
10:QJ:49:VAL:CG2	14:QN:41:ARG:HB2	1.62	1.29
47:Y1:81:LYS:HE2	47:Y1:81:LYS:N	1.50	1.26
4:XD:22:LYS:HG3	4:XD:26:CYS:SG	1.64	1.26
47:R1:81:LYS:N	47:R1:81:LYS:HE2	1.50	1.26
14:QN:25:VAL:HG23	14:QN:38:GLY:O	1.37	1.25
14:XN:40:CYS:SG	14:XN:43:CYS:N	2.11	1.23
36:RQ:59:ARG:O	36:RQ:60:ARG:HD2	1.38	1.22
31:YH:127:GLU:HG2	31:YH:128:PRO:CD	1.69	1.21
31:RH:127:GLU:HG2	31:RH:128:PRO:CD	1.69	1.20
31:YH:127:GLU:CB	31:YH:128:PRO:HD3	1.69	1.20
31:RH:127:GLU:CB	31:RH:128:PRO:HD3	1.69	1.19
44:RY:95:LYS:HB3	44:RY:100:ALA:HA	1.20	1.17
2:QB:101:MET:HA	2:QB:108:ILE:HG13	1.25	1.17
4:XD:12:CYS:HA	4:XD:19:LEU:CD2	1.75	1.17
47:Y1:82:LEU:HD12	47:Y1:82:LEU:C	1.66	1.16
44:YY:95:LYS:HB3	44:YY:100:ALA:HA	1.20	1.16
44:YY:76:CYS:HB3	44:YY:96:ILE:HD13	1.17	1.16
31:RH:132:ARG:HH11	31:RH:132:ARG:HB2	1.10	1.15
14:XN:42:ILE:O	14:XN:43:CYS:O	1.65	1.15
10:QJ:49:VAL:CG2	14:QN:41:ARG:HB3	1.71	1.14
19:QS:5:LEU:HD22	50:R4:67:TYR:CE2	1.83	1.14
35:RP:50:ARG:HB3	35:RP:50:ARG:HH21	1.13	1.14
19:QS:41:VAL:HB	19:QS:42:PRO:HA	1.25	1.14
2:XB:101:MET:HA	2:XB:108:ILE:HG13	1.25	1.13
10:QJ:6:ILE:HG22	10:QJ:98:ILE:HG13	1.30	1.13
47:R1:82:LEU:HD12	47:R1:82:LEU:C	1.66	1.13
4:XD:11:LEU:HD22	4:XD:66:ARG:HD3	1.28	1.13
14:XN:32:SER:CB	14:XN:41:ARG:CB	1.97	1.12
35:YP:50:ARG:HB3	35:YP:50:ARG:HH21	1.13	1.12
4:QD:12:CYS:HA	4:QD:19:LEU:HD21	1.24	1.12
47:Y1:82:LEU:CD1	47:Y1:83:GLU:O	1.97	1.12
28:YE:179:GLU:HB3	28:YE:181:LEU:HD23	1.31	1.12
47:R1:82:LEU:CD1	47:R1:83:GLU:O	1.97	1.11
40:RU:8:VAL:HG23	40:RU:11:ARG:HH21	1.14	1.11
29:RF:101:LEU:HD12	29:RF:102:PRO:HD2	1.21	1.11
40:YU:8:VAL:HG23	40:YU:11:ARG:HH21	1.14	1.11
27:YD:44:ASN:HB2	27:YD:48:ARG:O	1.51	1.11
47:Y1:82:LEU:HD12	47:Y1:83:GLU:N	1.66	1.11
31:YH:132:ARG:HB2	31:YH:132:ARG:HH11	1.10	1.11
27:RD:44:ASN:HB2	27:RD:48:ARG:O	1.50	1.11
47:R1:82:LEU:HD12	47:R1:83:GLU:N	1.66	1.10

Continued on next page...

Continued from previous page...

Atom-1	Atom-2	Distance(Å)	Clash(Å)
28:RE:179:GLU:HB3	28:RE:181:LEU:HD23	1.32	1.10
31:RH:86:GLU:HG3	31:RH:165:ALA:H	1.06	1.10
44:RY:76:CYS:HB3	44:RY:96:ILE:HD13	1.17	1.10
29:YF:101:LEU:HD12	29:YF:102:PRO:HD2	1.21	1.10
19:XS:5:LEU:HD11	50:Y4:66:SER:HB2	1.31	1.10
4:QD:22:LYS:CG	4:QD:26:CYS:SG	2.38	1.10
28:YE:50:GLY:HA2	28:YE:77:ILE:HA	1.31	1.10
10:XJ:6:ILE:HG22	10:XJ:98:ILE:HG13	1.30	1.09
19:XS:41:VAL:HB	19:XS:42:PRO:HA	1.26	1.08
31:YH:152:ARG:HG3	31:YH:153:LYS:HE2	1.33	1.08
3:QC:15:THR:HG23	3:QC:181:ASN:HA	1.35	1.08
35:RP:19:VAL:HG22	35:RP:20:GLY:H	1.15	1.08
15:XO:87:ILE:HG22	15:XO:88:ARG:H	1.18	1.08
11:QK:79:SER:HB2	11:QK:106:LYS:HD2	1.35	1.08
2:XB:80:ILE:HD11	2:XB:208:ILE:HG23	1.34	1.08
3:XC:15:THR:HG23	3:XC:181:ASN:HA	1.35	1.08
33:YN:134:ARG:H	33:YN:135:PRO:HD3	1.11	1.08
27:YD:131:LEU:HB2	27:YD:136:ILE:HD11	1.35	1.08
31:YH:86:GLU:HG3	31:YH:165:ALA:H	1.05	1.08
35:RP:126:VAL:HG12	35:RP:147:LEU:HD21	1.30	1.07
27:RD:131:LEU:HB2	27:RD:136:ILE:HD11	1.35	1.07
31:RH:152:ARG:HG3	31:RH:153:LYS:HE2	1.33	1.07
47:Y1:81:LYS:HZ3	47:Y1:81:LYS:CA	1.65	1.07
35:YP:126:VAL:HG12	35:YP:147:LEU:HD21	1.30	1.07
50:R4:71:ARG:HH11	50:R4:71:ARG:HG3	1.13	1.07
28:RE:50:GLY:HA2	28:RE:77:ILE:HA	1.31	1.07
15:QO:87:ILE:HG22	15:QO:88:ARG:H	1.18	1.07
3:QC:79:ARG:HE	11:XK:99:GLN:NE2	1.53	1.06
47:Y1:82:LEU:CD1	47:Y1:83:GLU:N	2.18	1.06
10:QJ:49:VAL:HG21	14:QN:41:ARG:HB3	1.24	1.06
35:RP:59:LEU:HA	35:RP:61:ARG:NH2	1.69	1.06
28:RE:21:VAL:HB	28:RE:22:PRO:HB3	1.37	1.06
50:Y4:71:ARG:HG3	50:Y4:71:ARG:HH11	1.13	1.06
54:Y8:52:LYS:H	54:Y8:53:PRO:CD	1.69	1.06
31:YH:153:LYS:HB3	31:YH:154:PRO:HD2	1.07	1.06
35:YP:59:LEU:HA	35:YP:61:ARG:NH2	1.69	1.06
10:QJ:49:VAL:CG1	14:QN:41:ARG:HD2	1.85	1.06
28:RE:63:LEU:HD12	28:RE:64:LYS:H	1.18	1.06
47:R1:82:LEU:CD1	47:R1:83:GLU:N	2.18	1.06
11:QK:51:LYS:HA	11:QK:55:LYS:HD3	1.36	1.06
29:RF:46:ARG:HH11	29:RF:46:ARG:HG2	1.20	1.06
4:XD:12:CYS:HA	4:XD:19:LEU:HD21	1.08	1.06

Continued on next page...

Continued from previous page...

Atom-1	Atom-2	Distance(Å)	Clash(Å)
13:QM:88:ARG:HB3	13:QM:88:ARG:HH11	1.19	1.05
2:XB:178:ARG:HH21	8:XH:74:PRO:HB3	1.20	1.05
28:YE:63:LEU:HD12	28:YE:64:LYS:H	1.18	1.05
13:QM:49:THR:HG22	13:QM:51:ALA:H	1.22	1.05
13:XM:88:ARG:HH11	13:XM:88:ARG:HB3	1.19	1.05
11:XK:51:LYS:HA	11:XK:55:LYS:HD3	1.36	1.05
35:YP:19:VAL:HG22	35:YP:20:GLY:H	1.15	1.05
13:QM:77:ASN:HA	50:R4:71:ARG:NH2	1.71	1.05
28:YE:21:VAL:HB	28:YE:22:PRO:HB3	1.37	1.05
5:QE:11:ILE:HD11	5:QE:31:LEU:HD12	1.38	1.05
13:XM:3:ARG:HA	13:XM:9:ILE:HG21	1.34	1.05
1:QA:1054:C:OP2	1:QA:1197:G:OP2	1.74	1.05
47:R1:81:LYS:CA	47:R1:81:LYS:HZ3	1.70	1.05
33:RN:134:ARG:H	33:RN:135:PRO:HD3	1.11	1.05
13:QM:3:ARG:HA	13:QM:9:ILE:HG21	1.35	1.05
36:RQ:59:ARG:O	36:RQ:60:ARG:CD	2.05	1.04
11:XK:79:SER:HB2	11:XK:106:LYS:HD2	1.35	1.04
31:RH:127:GLU:CB	31:RH:128:PRO:CD	2.35	1.04
40:RU:90:VAL:HG12	40:RU:91:ASP:H	1.18	1.04
41:YV:49:THR:HB	41:YV:50:PRO:HD2	1.39	1.04
25:YA:518:G:H4'	42:YW:18:ARG:HH12	1.14	1.04
25:RA:518:G:H4'	42:RW:18:ARG:HH12	1.23	1.04
25:YA:2701:C:H3'	25:YA:2702:U:H5''	1.38	1.04
2:QB:80:ILE:HD11	2:QB:208:ILE:HG23	1.34	1.04
37:RR:67:LEU:HD13	37:RR:76:VAL:HG21	1.39	1.04
40:YU:90:VAL:HG12	40:YU:91:ASP:H	1.18	1.04
2:QB:4:GLU:HG2	2:QB:5:ILE:H	1.19	1.04
38:RS:106:ARG:HA	38:RS:110:LEU:HD11	1.39	1.04
36:RQ:81:VAL:O	36:RQ:82:ARG:CD	2.06	1.03
31:YH:127:GLU:CG	31:YH:128:PRO:CD	2.31	1.03
2:QB:18:GLY:H	2:QB:42:ILE:HG22	1.21	1.03
2:XB:4:GLU:HG2	2:XB:5:ILE:H	1.19	1.03
14:XN:22:THR:O	14:XN:23:ARG:HB2	1.56	1.03
10:QJ:49:VAL:CG1	14:QN:41:ARG:HB2	1.88	1.03
38:RS:83:LYS:O	38:RS:109:GLY:HA3	1.57	1.03
4:QD:12:CYS:HA	4:QD:19:LEU:CD2	1.87	1.03
8:XH:29:SER:HB3	8:XH:32:LYS:HG3	1.39	1.03
38:YS:83:LYS:O	38:YS:109:GLY:HA3	1.57	1.03
31:YH:127:GLU:CB	31:YH:128:PRO:CD	2.35	1.03
38:YS:106:ARG:HA	38:YS:110:LEU:HD11	1.39	1.03
27:RD:35:LYS:HG2	27:RD:64:ILE:N	1.72	1.03
54:R8:52:LYS:H	54:R8:53:PRO:CD	1.69	1.03

Continued on next page...

Continued from previous page...

Atom-1	Atom-2	Distance(Å)	Clash(Å)
34:YO:53:LYS:HD2	34:YO:53:LYS:H	1.23	1.02
27:YD:35:LYS:HG2	27:YD:64:ILE:N	1.73	1.02
36:YQ:81:VAL:O	36:YQ:82:ARG:CD	2.06	1.02
36:RQ:80:GLU:O	36:RQ:81:VAL:HG13	1.60	1.02
36:YQ:65:PHE:O	36:YQ:66:ILE:HG12	1.59	1.02
29:RF:67:GLN:O	29:RF:67:GLN:HG3	1.58	1.02
2:XB:18:GLY:H	2:XB:42:ILE:HG22	1.21	1.02
29:YF:67:GLN:O	29:YF:68:LYS:HB2	1.56	1.02
36:YQ:12:GLN:HG2	36:YQ:73:PRO:HD2	1.42	1.02
29:YF:46:ARG:HG2	29:YF:46:ARG:HH11	1.20	1.02
29:RF:67:GLN:O	29:RF:68:LYS:HB2	1.56	1.02
36:RQ:12:GLN:HG2	36:RQ:73:PRO:HD2	1.42	1.02
34:RO:53:LYS:H	34:RO:53:LYS:HD2	1.23	1.02
31:RH:153:LYS:HB3	31:RH:154:PRO:HD2	1.06	1.02
5:XE:11:ILE:HD11	5:XE:31:LEU:HD12	1.38	1.02
30:YG:13:GLU:O	30:YG:14:GLU:HB2	1.60	1.01
44:YY:97:ARG:HH21	44:YY:98:VAL:HB	1.26	1.01
25:RA:2701:C:H3'	25:RA:2702:U:H5''	1.42	1.01
7:QG:78:ARG:HG3	7:QG:79:ARG:H	1.24	1.01
29:RF:185:ASP:HA	29:RF:188:ARG:HD3	1.41	1.01
13:XM:49:THR:HG22	13:XM:51:ALA:H	1.22	1.01
19:QS:41:VAL:HB	19:QS:42:PRO:CA	1.91	1.01
29:YF:67:GLN:O	29:YF:67:GLN:HG3	1.58	1.01
13:QM:77:ASN:HA	50:R4:71:ARG:HH22	1.25	1.01
10:QJ:49:VAL:HG13	14:QN:41:ARG:CD	1.90	1.01
38:RS:26:LEU:HD12	38:RS:39:ILE:HD11	1.40	1.01
19:XS:41:VAL:HB	19:XS:42:PRO:CA	1.91	1.00
19:QS:5:LEU:CD2	50:R4:67:TYR:CE2	2.44	1.00
41:RV:49:THR:HB	41:RV:50:PRO:HD2	1.39	1.00
33:YN:96:GLU:HG2	33:YN:97:ARG:H	1.26	1.00
37:YR:67:LEU:HD13	37:YR:76:VAL:HG21	1.39	1.00
27:RD:227:ASN:HB3	27:RD:228:PRO:HD2	1.44	1.00
50:R4:56:VAL:HA	50:R4:60:GLN:HB2	1.43	1.00
36:RQ:65:PHE:O	36:RQ:66:ILE:HG12	1.59	1.00
36:RQ:81:VAL:O	36:RQ:82:ARG:NE	1.94	1.00
44:RY:97:ARG:HH21	44:RY:98:VAL:HB	1.26	1.00
52:Y6:7:ILE:HG13	52:Y6:8:LYS:H	1.25	1.00
36:YQ:80:GLU:O	36:YQ:81:VAL:HG13	1.59	1.00
37:YR:54:LEU:HD23	37:YR:66:VAL:HG23	1.44	1.00
48:R2:50:ILE:HD12	48:R2:51:ARG:N	1.76	1.00
2:QB:178:ARG:HH21	8:QH:74:PRO:HB3	1.22	1.00
8:QH:29:SER:HB3	8:QH:32:LYS:HG3	1.39	1.00

Continued on next page...

Continued from previous page...

Atom-1	Atom-2	Distance(Å)	Clash(Å)
29:YF:185:ASP:HA	29:YF:188:ARG:HD3	1.41	1.00
31:RH:153:LYS:HB3	31:RH:154:PRO:CD	1.92	0.99
31:RH:77:LYS:HZ3	31:RH:77:LYS:HB3	1.22	0.99
25:YA:270(T):G:H5"	47:Y1:97:LEU:HD22	1.41	0.99
28:RE:201:THR:HG22	28:RE:203:LYS:H	1.26	0.99
38:RS:83:LYS:NZ	38:RS:109:GLY:HA2	1.78	0.99
38:YS:26:LEU:HD12	38:YS:39:ILE:HD11	1.40	0.99
31:YH:153:LYS:HB3	31:YH:154:PRO:CD	1.92	0.99
28:YE:201:THR:HG22	28:YE:203:LYS:H	1.26	0.99
31:RH:127:GLU:CG	31:RH:128:PRO:CD	2.31	0.99
3:QC:95:THR:HG22	3:QC:96:GLY:H	1.27	0.99
48:Y2:50:ILE:HD12	48:Y2:51:ARG:N	1.76	0.99
35:YP:105:LEU:O	35:YP:106:LEU:HB2	1.60	0.99
8:QH:23:SER:HA	8:QH:63:LEU:HD22	1.45	0.99
8:QH:84:ARG:HH12	8:QH:86:ILE:HD13	1.28	0.99
36:YQ:81:VAL:O	36:YQ:82:ARG:NE	1.94	0.99
10:QJ:6:ILE:HD11	10:QJ:72:VAL:HB	1.44	0.98
35:RP:50:ARG:CB	35:RP:50:ARG:HH21	1.76	0.98
10:XJ:6:ILE:HD11	10:XJ:72:VAL:HB	1.44	0.98
3:QC:181:ASN:HD21	3:QC:204:LEU:HD12	1.27	0.98
35:RP:105:LEU:O	35:RP:106:LEU:HB2	1.61	0.98
7:XG:78:ARG:HG3	7:XG:79:ARG:H	1.24	0.98
35:YP:50:ARG:HH21	35:YP:50:ARG:CB	1.76	0.98
42:RW:86:LEU:HD12	42:RW:87:PRO:HD2	1.45	0.98
30:RG:13:GLU:O	30:RG:14:GLU:HB2	1.60	0.98
2:QB:196:LEU:HD12	2:QB:197:VAL:HG23	1.45	0.98
36:RQ:79:LEU:HD22	36:RQ:79:LEU:O	1.64	0.98
4:XD:20:TYR:CD2	4:XD:27:TYR:CE2	2.51	0.98
4:QD:94:LEU:HD12	4:QD:94:LEU:H	1.28	0.98
31:YH:86:GLU:HG3	31:YH:165:ALA:N	1.79	0.98
3:QC:16:ARG:HD2	3:QC:54:ARG:HH21	1.28	0.97
3:QC:19:GLU:HA	3:QC:54:ARG:HH12	1.29	0.97
27:RD:44:ASN:HB3	27:RD:49:ILE:HA	1.46	0.97
8:XH:84:ARG:HH12	8:XH:86:ILE:HD13	1.28	0.97
36:YQ:79:LEU:HD13	36:YQ:79:LEU:O	1.63	0.97
28:RE:20:ALA:O	28:RE:21:VAL:HG22	1.64	0.97
48:Y2:50:ILE:HD12	48:Y2:51:ARG:H	1.24	0.97
39:YT:62:THR:HG22	39:YT:75:ILE:HG12	1.46	0.97
4:QD:29:PRO:HG2	4:QD:30:LYS:CD	1.94	0.97
52:Y6:41:PRO:HG2	52:Y6:45:LYS:H	1.30	0.97
27:YD:44:ASN:HB3	27:YD:49:ILE:HA	1.45	0.97
48:R2:50:ILE:HD12	48:R2:51:ARG:H	1.24	0.97

Continued on next page...

Continued from previous page...

Atom-1	Atom-2	Distance(Å)	Clash(Å)
3:XC:16:ARG:HB2	3:XC:16:ARG:HH11	1.30	0.97
36:YQ:79:LEU:HD22	36:YQ:79:LEU:O	1.64	0.97
38:YS:83:LYS:NZ	38:YS:109:GLY:HA2	1.78	0.97
33:RN:96:GLU:HG2	33:RN:97:ARG:H	1.26	0.97
3:XC:181:ASN:HD21	3:XC:204:LEU:HD12	1.27	0.97
7:XG:62:PHE:HA	7:XG:124:LEU:HD21	1.47	0.97
25:RA:1019:U:HO2'	25:RA:1021:A:H2	1.11	0.96
36:RQ:79:LEU:HD13	36:RQ:79:LEU:O	1.63	0.96
42:YW:86:LEU:HD12	42:YW:87:PRO:HD2	1.45	0.96
10:QJ:49:VAL:HG22	14:QN:41:ARG:CB	1.92	0.96
8:XH:23:SER:HA	8:XH:63:LEU:HD22	1.45	0.96
52:R6:7:ILE:HG13	52:R6:8:LYS:H	1.25	0.96
51:Y5:58:LEU:HD13	51:Y5:60:VAL:HG12	1.48	0.96
30:RG:112:PRO:HB3	50:R4:37:SER:HB2	1.47	0.96
25:YA:674:G:H1'	29:YF:74:ARG:HD3	1.46	0.96
2:QB:8:LYS:HD3	2:QB:8:LYS:H	1.30	0.96
4:QD:30:LYS:HG3	4:QD:35:ARG:NE	1.80	0.96
2:XB:7:VAL:HG21	2:XB:217:ARG:HH11	1.31	0.96
2:QB:7:VAL:HG21	2:QB:217:ARG:HH11	1.31	0.96
52:R6:47:THR:HG22	52:R6:48:VAL:HG12	1.45	0.96
44:YY:84:ARG:HH12	44:YY:97:ARG:HB2	1.28	0.96
4:QD:30:LYS:CB	4:QD:35:ARG:HG3	1.96	0.96
4:XD:30:LYS:C	4:XD:32:ALA:H	1.62	0.96
30:YG:112:PRO:HB3	50:Y4:37:SER:HB2	1.47	0.96
25:YA:1359:A:N6	25:YA:1372:U:O4	1.99	0.96
25:YA:1454:U:H5'	37:YR:63:ARG:HE	1.25	0.96
10:XJ:32:ALA:HB3	10:XJ:76:ASN:HB2	1.48	0.96
7:QG:62:PHE:HA	7:QG:124:LEU:HD21	1.47	0.96
1:XA:1286:A:H5''	21:XU:26:LYS:HD2	1.46	0.96
3:XC:95:THR:HG22	3:XC:96:GLY:H	1.27	0.96
51:Y5:56:LYS:H	51:Y5:56:LYS:HD2	1.30	0.96
28:YE:20:ALA:O	28:YE:21:VAL:HG22	1.65	0.96
3:XC:19:GLU:HA	3:XC:54:ARG:HH12	1.29	0.95
37:RR:54:LEU:HD23	37:RR:66:VAL:HG23	1.44	0.95
29:YF:101:LEU:HD12	29:YF:102:PRO:CD	1.96	0.95
10:QJ:32:ALA:HB3	10:QJ:76:ASN:HB2	1.47	0.95
10:QJ:75:ILE:HG13	10:QJ:76:ASN:H	1.31	0.95
16:QP:4:ILE:HD11	16:QP:64:ALA:HB1	1.46	0.95
12:QL:6:THR:H	12:QL:9:GLN:HE21	1.15	0.95
44:RY:84:ARG:HH12	44:RY:97:ARG:HB2	1.28	0.95
3:XC:16:ARG:HD2	3:XC:54:ARG:HH21	1.28	0.95
13:XM:57:ARG:HB2	13:XM:57:ARG:HH11	1.32	0.95

Continued on next page...

Continued from previous page...

Atom-1	Atom-2	Distance(Å)	Clash(Å)
29:YF:103:LYS:HA	29:YF:106:ARG:HG3	1.48	0.95
50:Y4:56:VAL:HA	50:Y4:60:GLN:HB2	1.44	0.95
27:YD:227:ASN:HB3	27:YD:228:PRO:HD2	1.44	0.95
4:QD:28:SER:HB2	4:QD:29:PRO:HD3	1.49	0.95
4:XD:22:LYS:CD	4:XD:26:CYS:SG	2.54	0.95
4:XD:94:LEU:HD12	4:XD:94:LEU:H	1.28	0.95
35:YP:62:LEU:HD22	35:YP:62:LEU:N	1.82	0.95
29:RF:101:LEU:HD12	29:RF:102:PRO:CD	1.96	0.95
6:XF:86:ARG:O	6:XF:87:ARG:HG2	1.66	0.95
47:Y1:81:LYS:N	47:Y1:81:LYS:CE	2.30	0.95
2:XB:196:LEU:HD12	2:XB:197:VAL:HG23	1.45	0.95
41:YV:99:ILE:HD13	41:YV:99:ILE:H	1.32	0.95
48:R2:13:ALA:HA	48:R2:16:LEU:HD23	1.48	0.94
31:RH:86:GLU:HG3	31:RH:165:ALA:N	1.79	0.94
47:Y1:81:LYS:CA	47:Y1:81:LYS:CE	2.45	0.94
16:XP:4:ILE:HD11	16:XP:64:ALA:HB1	1.46	0.94
48:Y2:13:ALA:HA	48:Y2:16:LEU:HD23	1.48	0.94
28:YE:78:LEU:HG	28:YE:79:ARG:HE	1.30	0.94
31:YH:153:LYS:CB	31:YH:154:PRO:HD2	1.98	0.94
35:RP:62:LEU:HD22	35:RP:62:LEU:N	1.82	0.94
25:RA:1454:U:H5'	37:RR:63:ARG:HE	1.31	0.94
6:QF:86:ARG:O	6:QF:87:ARG:HG2	1.66	0.94
34:RO:2:ILE:HD11	34:RO:82:ASN:HD22	1.33	0.94
44:RY:51:VAL:HG13	44:RY:52:SER:H	1.31	0.94
47:R1:81:LYS:CA	47:R1:81:LYS:CE	2.45	0.94
3:XC:11:ARG:HB3	3:XC:15:THR:HB	1.48	0.94
10:XJ:75:ILE:HG13	10:XJ:76:ASN:H	1.31	0.94
27:RD:28:GLU:HB2	27:RD:29:PRO:CD	1.98	0.94
44:YY:51:VAL:HG13	44:YY:52:SER:H	1.31	0.94
3:QC:16:ARG:HH11	3:QC:16:ARG:HB2	1.30	0.94
27:RD:108:PRO:HB3	27:RD:143:HIS:HE1	1.32	0.94
28:RE:78:LEU:HG	28:RE:79:ARG:HE	1.31	0.94
41:RV:35:LEU:HD21	41:RV:57:VAL:HG22	1.47	0.94
41:YV:35:LEU:HD21	41:YV:57:VAL:HG22	1.47	0.94
47:R1:81:LYS:CE	47:R1:81:LYS:N	2.30	0.94
39:RT:62:THR:HG22	39:RT:75:ILE:HG12	1.46	0.94
2:XB:8:LYS:H	2:XB:8:LYS:HD3	1.31	0.94
27:YD:28:GLU:HB2	27:YD:29:PRO:CD	1.98	0.94
7:QG:15:ASP:HB3	7:QG:20:ASP:H	1.31	0.94
35:RP:1:MET:HE2	35:RP:5:ASP:HB3	1.50	0.94
39:RT:11:GLU:CD	39:RT:11:GLU:H	1.71	0.94
43:RX:57:LEU:CD1	43:RX:78:LYS:HB2	1.98	0.94

Continued on next page...

Continued from previous page...

Atom-1	Atom-2	Distance(Å)	Clash(Å)
31:YH:77:LYS:NZ	31:YH:77:LYS:HB3	1.82	0.94
52:R6:41:PRO:HG2	52:R6:45:LYS:H	1.29	0.93
31:YH:77:LYS:HZ3	31:YH:77:LYS:HB3	1.31	0.93
13:QM:90:LEU:HA	13:QM:93:ARG:HD2	1.50	0.93
38:RS:59:LYS:HG2	38:RS:60:GLY:H	1.31	0.93
51:R5:56:LYS:H	51:R5:56:LYS:HD2	1.31	0.93
31:YH:127:GLU:HB3	31:YH:128:PRO:CD	1.99	0.93
39:YT:11:GLU:H	39:YT:11:GLU:CD	1.71	0.93
33:RN:134:ARG:H	33:RN:135:PRO:CD	1.81	0.93
3:XC:70:VAL:HG12	3:XC:72:LYS:H	1.34	0.93
52:Y6:47:THR:HG22	52:Y6:48:VAL:HG12	1.45	0.93
19:QS:40:ILE:HG12	19:QS:41:VAL:HG22	1.51	0.93
33:YN:134:ARG:H	33:YN:135:PRO:CD	1.81	0.93
20:QT:49:ALA:HB1	20:QT:99:LEU:HB2	1.51	0.93
36:RQ:59:ARG:O	36:RQ:60:ARG:CG	2.17	0.93
41:RV:99:ILE:H	41:RV:99:ILE:HD13	1.31	0.93
4:XD:12:CYS:CA	4:XD:19:LEU:HD21	1.98	0.93
13:QM:57:ARG:HH11	13:QM:57:ARG:HB2	1.32	0.93
51:R5:58:LEU:HD13	51:R5:60:VAL:HG12	1.48	0.93
6:XF:24:GLU:HA	6:XF:27:GLN:HG3	1.49	0.93
31:RH:127:GLU:HB3	31:RH:128:PRO:CD	1.99	0.93
14:XN:43:CYS:O	14:XN:45:ARG:N	2.01	0.93
36:RQ:34:LEU:HD11	36:RQ:129:THR:HB	1.50	0.93
27:YD:108:PRO:HB3	27:YD:143:HIS:CE1	2.05	0.93
27:YD:108:PRO:HB3	27:YD:143:HIS:HE1	1.32	0.93
43:YX:57:LEU:CD1	43:YX:78:LYS:HB2	1.98	0.93
17:XQ:4:LYS:HE3	17:XQ:6:LEU:HD21	1.51	0.92
37:YR:33:ARG:NH2	51:Y5:55:ARG:HG2	1.84	0.92
5:QE:53:LEU:HD12	5:QE:53:LEU:H	1.34	0.92
10:XJ:8:LEU:HD11	10:XJ:23:ILE:HD12	1.49	0.92
25:YA:676:A:H8	25:YA:2069:G:H21	1.13	0.92
35:YP:65:ARG:HG3	35:YP:65:ARG:HH11	1.35	0.92
28:YE:14:ILE:HG12	28:YE:15:PHE:H	1.33	0.92
27:RD:147:LEU:HD13	27:RD:155:LEU:HD11	1.52	0.92
27:RD:183:ARG:HH11	27:RD:183:ARG:HG2	1.34	0.92
15:XO:82:ILE:HD11	15:XO:88:ARG:HG3	1.51	0.92
5:XE:53:LEU:HD12	5:XE:53:LEU:H	1.34	0.92
25:YA:2712:U:HO2'	25:YA:2712(A):A:H8	0.94	0.92
38:YS:59:LYS:HG2	38:YS:60:GLY:H	1.31	0.92
14:XN:32:SER:CB	14:XN:41:ARG:HB2	2.00	0.92
19:XS:40:ILE:HG12	19:XS:41:VAL:HG22	1.51	0.92
25:YA:2015:A:H1'	51:Y5:2:ALA:HA	1.51	0.92

Continued on next page...

Continued from previous page...

Atom-1	Atom-2	Distance(Å)	Clash(Å)
14:YN:32:SER:OG	14:YN:41:ARG:HB2	1.70	0.92
8:QH:6:ILE:HB	8:QH:85:ARG:NH1	1.85	0.92
29:RF:103:LYS:HA	29:RF:106:ARG:HG3	1.49	0.92
30:RG:37:VAL:HG22	30:RG:159:VAL:HA	1.52	0.92
4:QD:30:LYS:HB3	4:QD:35:ARG:HG3	1.52	0.92
27:RD:108:PRO:HB3	27:RD:143:HIS:CE1	2.05	0.92
31:RH:153:LYS:CB	31:RH:154:PRO:HD2	1.97	0.92
5:XE:101:ILE:HD11	5:XE:119:LEU:HD23	1.51	0.92
7:XG:15:ASP:HB3	7:XG:20:ASP:H	1.31	0.92
8:XH:6:ILE:HB	8:XH:85:ARG:NH1	1.85	0.92
2:QB:32:ILE:HD11	2:QB:40:HIS:HB3	1.52	0.91
41:RV:24:LYS:HA	41:RV:92:THR:HG23	1.52	0.91
19:XS:68:GLY:HA3	50:Y4:68:ARG:HB2	1.51	0.91
4:QD:9:CYS:SG	4:QD:31:CYS:O	2.28	0.91
17:QQ:4:LYS:HE3	17:QQ:6:LEU:HD21	1.51	0.91
38:YS:67:ARG:NH1	38:YS:67:ARG:HB2	1.85	0.91
6:QF:24:GLU:HA	6:QF:27:GLN:HG3	1.49	0.91
3:XC:20:SER:HB2	3:XC:40:ARG:HH22	1.34	0.91
47:Y1:81:LYS:HA	47:Y1:81:LYS:CE	2.00	0.91
36:YQ:34:LEU:HD11	36:YQ:129:THR:HB	1.50	0.91
40:YU:92:ARG:HG2	40:YU:92:ARG:O	1.69	0.91
3:QC:70:VAL:HG12	3:QC:72:LYS:H	1.34	0.91
47:R1:81:LYS:CE	47:R1:81:LYS:HA	2.01	0.91
3:QC:11:ARG:HB3	3:QC:15:THR:HB	1.48	0.91
15:QO:82:ILE:HD11	15:QO:88:ARG:HG3	1.51	0.91
44:YY:30:VAL:HG22	44:YY:37:VAL:HG12	1.53	0.91
5:QE:100:VAL:HG22	5:QE:118:ILE:HG22	1.52	0.91
5:QE:101:ILE:HD11	5:QE:119:LEU:HD23	1.52	0.91
8:QH:6:ILE:HD12	8:QH:6:ILE:H	1.35	0.91
30:RG:101:ILE:HG13	30:RG:102:PHE:N	1.86	0.91
31:RH:77:LYS:NZ	31:RH:77:LYS:HB3	1.82	0.91
37:RR:33:ARG:NH2	51:R5:55:ARG:HG2	1.85	0.91
30:YG:37:VAL:HG22	30:YG:159:VAL:HA	1.52	0.91
10:QJ:8:LEU:HD11	10:QJ:23:ILE:HD12	1.50	0.91
2:XB:33:TYR:HB2	2:XB:43:ASP:HB2	1.53	0.91
27:YD:10:THR:HG23	27:YD:13:ARG:HB3	1.51	0.91
2:QB:33:TYR:HB2	2:QB:43:ASP:HB2	1.53	0.91
4:QD:29:PRO:HG2	4:QD:30:LYS:CE	2.01	0.91
47:Y1:80:LEU:O	47:Y1:81:LYS:HB2	1.71	0.91
25:YA:483:A:H4'	44:YY:49:VAL:HA	1.52	0.91
2:QB:77:ALA:HB2	2:QB:211:ILE:HD13	1.53	0.91
3:QC:20:SER:HB2	3:QC:40:ARG:HH22	1.34	0.91

Continued on next page...

Continued from previous page...

Atom-1	Atom-2	Distance(Å)	Clash(Å)
28:RE:14:ILE:HG12	28:RE:15:PHE:H	1.33	0.91
29:RF:7:TYR:HB3	29:RF:21:ALA:HB1	1.53	0.91
4:XD:170:VAL:HG22	4:XD:171:GLY:H	1.34	0.91
4:QD:170:VAL:HG22	4:QD:171:GLY:H	1.34	0.91
4:QD:29:PRO:HG2	4:QD:30:LYS:HD3	1.48	0.91
25:RA:242:G:H5'	54:R8:62:LEU:HD22	1.52	0.91
35:YP:1:MET:HE2	35:YP:5:ASP:HB3	1.51	0.91
22:QV:75:C:OP1	25:RA:2602:A:OP1	1.89	0.90
13:XM:90:LEU:HA	13:XM:93:ARG:HD2	1.50	0.90
25:YA:242:G:H5'	54:Y8:62:LEU:HD22	1.53	0.90
34:YO:2:ILE:HD11	34:YO:82:ASN:HD22	1.33	0.90
12:QL:10:LEU:HD13	17:QQ:32:TYR:CE2	2.06	0.90
25:RA:2015:A:H1'	51:R5:2:ALA:HA	1.51	0.90
38:RS:67:ARG:HB2	38:RS:67:ARG:NH1	1.85	0.90
8:XH:6:ILE:HD12	8:XH:6:ILE:H	1.34	0.90
1:XA:973:G:OP1	10:XJ:57:LYS:NZ	2.03	0.90
11:XK:99:GLN:HG2	11:XK:105:VAL:HG21	1.53	0.90
20:XT:49:ALA:HB1	20:XT:99:LEU:HB2	1.51	0.90
27:RD:10:THR:HG23	27:RD:13:ARG:HB3	1.51	0.90
44:YY:38:ILE:HG22	44:YY:66:PRO:HA	1.54	0.90
41:YV:24:LYS:HA	41:YV:92:THR:HG23	1.52	0.90
31:RH:4:ILE:HG13	31:RH:6:ARG:CZ	2.01	0.90
5:XE:100:VAL:HG22	5:XE:118:ILE:HG22	1.52	0.90
35:YP:106:LEU:O	35:YP:107:LYS:HB2	1.71	0.90
41:YV:44:LYS:O	41:YV:46:VAL:HG12	1.72	0.90
35:RP:58:THR:O	35:RP:61:ARG:NE	2.05	0.90
51:Y5:3:LYS:HA	51:Y5:3:LYS:HE3	1.54	0.90
31:YH:26:VAL:HG13	31:YH:27:LYS:H	1.35	0.90
48:Y2:65:ASN:HB3	48:Y2:69:ARG:HH12	1.34	0.90
31:YH:4:ILE:HG13	31:YH:6:ARG:CZ	2.01	0.90
48:R2:65:ASN:HB3	48:R2:69:ARG:HH12	1.34	0.90
36:RQ:59:ARG:O	36:RQ:60:ARG:HG3	1.72	0.90
14:XN:22:THR:O	14:XN:23:ARG:CB	2.16	0.90
27:YD:147:LEU:HD13	27:YD:155:LEU:HD11	1.51	0.90
42:YW:65:LEU:HD12	42:YW:68:ARG:HH11	1.36	0.90
27:RD:69:ARG:HH21	27:RD:130:ALA:HB2	1.37	0.89
27:YD:69:ARG:HH21	27:YD:130:ALA:HB2	1.37	0.89
2:QB:7:VAL:HG21	2:QB:217:ARG:NH1	1.87	0.89
47:R1:81:LYS:CA	47:R1:81:LYS:NZ	2.31	0.89
40:RU:92:ARG:O	40:RU:92:ARG:HG2	1.69	0.89
2:XB:7:VAL:HG21	2:XB:217:ARG:NH1	1.87	0.89
54:Y8:52:LYS:H	54:Y8:53:PRO:HD3	1.35	0.89

Continued on next page...

Continued from previous page...

Atom-1	Atom-2	Distance(Å)	Clash(Å)
27:YD:44:ASN:H	27:YD:44:ASN:HD22	1.19	0.89
31:RH:26:VAL:HG13	31:RH:27:LYS:H	1.36	0.89
31:RH:10:PRO:HD2	31:RH:50:VAL:O	1.72	0.89
19:XS:64:GLU:O	19:XS:67:VAL:HG23	1.73	0.89
4:QD:27:TYR:OH	6:XF:15:ASP:OD2	1.89	0.89
27:YD:183:ARG:HH11	27:YD:183:ARG:HG2	1.34	0.89
30:YG:116:ASP:O	30:YG:117:PHE:HB3	1.72	0.89
35:YP:88:LEU:HD12	35:YP:95:VAL:HG11	1.52	0.89
54:Y8:59:LYS:NZ	54:Y8:59:LYS:HB2	1.88	0.89
51:R5:3:LYS:HE3	51:R5:3:LYS:HA	1.54	0.89
25:RA:2712:U:HO2'	25:RA:2712(A):A:H8	1.15	0.89
44:RY:76:CYS:SG	44:RY:77:PRO:HD2	2.13	0.89
2:XB:126:GLU:HG3	2:XB:129:GLU:HG3	1.54	0.89
35:YP:58:THR:O	35:YP:61:ARG:NE	2.05	0.89
1:QA:411:A:H62	1:QA:413:G:H21	1.20	0.89
19:QS:64:GLU:O	19:QS:67:VAL:HG23	1.73	0.89
54:R8:52:LYS:H	54:R8:53:PRO:HD3	1.35	0.89
41:RV:44:LYS:O	41:RV:46:VAL:HG12	1.72	0.89
28:YE:63:LEU:HD12	28:YE:64:LYS:N	1.88	0.89
30:YG:88:ILE:O	30:YG:88:ILE:HD13	1.72	0.89
10:QJ:74:ILE:H	10:QJ:74:ILE:HD13	1.38	0.89
35:RP:88:LEU:HD12	35:RP:95:VAL:HG11	1.52	0.89
2:XB:32:ILE:HD11	2:XB:40:HIS:HB3	1.52	0.89
31:YH:10:PRO:HD2	31:YH:50:VAL:O	1.72	0.89
35:RP:65:ARG:HG3	35:RP:65:ARG:HH11	1.35	0.88
2:QB:126:GLU:HG3	2:QB:129:GLU:HG3	1.54	0.88
2:XB:18:GLY:N	2:XB:42:ILE:HG22	1.86	0.88
12:XL:6:THR:H	12:XL:9:GLN:HE21	1.15	0.88
51:Y5:40:LYS:HZ1	51:Y5:48:GLU:HB2	1.37	0.88
2:QB:18:GLY:N	2:QB:42:ILE:HG22	1.86	0.88
47:R1:80:LEU:O	47:R1:81:LYS:HB2	1.71	0.88
27:RD:27:THR:HG23	27:RD:28:GLU:H	1.38	0.88
44:RY:30:VAL:HG22	44:RY:37:VAL:HG12	1.53	0.88
35:YP:64:LYS:O	35:YP:66:GLY:N	2.06	0.88
44:YY:76:CYS:SG	44:YY:77:PRO:HD2	2.13	0.88
5:QE:41:VAL:HG11	5:QE:113:ALA:HB2	1.54	0.88
2:XB:77:ALA:HB2	2:XB:211:ILE:HD13	1.53	0.88
30:RG:88:ILE:HD13	30:RG:88:ILE:O	1.72	0.88
35:RP:106:LEU:O	35:RP:107:LYS:HB2	1.71	0.88
5:XE:71:LEU:O	5:XE:72:GLN:HG3	1.74	0.88
28:RE:63:LEU:HD12	28:RE:64:LYS:N	1.88	0.88
33:RN:22:THR:HG22	33:RN:23:LEU:N	1.88	0.88

Continued on next page...

Continued from previous page...

Atom-1	Atom-2	Distance(Å)	Clash(Å)
33:YN:22:THR:HG22	33:YN:23:LEU:N	1.88	0.88
8:QH:51:VAL:HG21	8:QH:60:ARG:HG2	1.55	0.88
1:XA:1086:U:H3	1:XA:1099:G:H22	1.21	0.88
29:YF:29:ASN:H	29:YF:112:MET:HE3	1.38	0.88
38:YS:106:ARG:NH1	38:YS:106:ARG:HB2	1.88	0.88
13:QM:97:PRO:HB2	13:QM:101:GLN:NE2	1.89	0.88
20:XT:23:ARG:HA	20:XT:26:ASN:HD21	1.36	0.88
25:YA:1021:A:OP2	33:YN:65:LYS:NZ	2.06	0.88
11:QK:99:GLN:HG2	11:QK:105:VAL:HG21	1.53	0.88
25:RA:1359:A:N6	25:RA:1372:U:O4	2.05	0.88
25:RA:674:G:H1'	29:RF:74:ARG:HD3	1.56	0.88
35:YP:49:ARG:HD2	54:Y8:58:ILE:HG22	1.54	0.88
51:R5:40:LYS:HZ1	51:R5:48:GLU:HB2	1.39	0.87
54:R8:59:LYS:NZ	54:R8:59:LYS:HB2	1.88	0.87
27:RD:28:GLU:HB2	27:RD:29:PRO:HD2	1.56	0.87
42:RW:65:LEU:HD12	42:RW:68:ARG:HH11	1.36	0.87
4:XD:114:ARG:HH11	4:XD:114:ARG:HG3	1.38	0.87
19:XS:8:GLY:O	19:XS:9:VAL:HG22	1.74	0.87
21:XU:6:ARG:HE	21:XU:15:ARG:CZ	1.87	0.87
47:Y1:82:LEU:HD13	47:Y1:83:GLU:O	1.74	0.87
27:YD:44:ASN:CB	27:YD:49:ILE:HA	2.04	0.87
28:YE:77:ILE:HD12	28:YE:78:LEU:N	1.89	0.87
28:RE:77:ILE:HD12	28:RE:78:LEU:N	1.89	0.87
41:RV:19:LYS:HD2	41:RV:95:LEU:HD23	1.55	0.87
19:XS:9:VAL:HG12	50:Y4:66:SER:O	1.74	0.87
19:QS:41:VAL:HG13	19:QS:44:MET:HB2	1.57	0.87
20:QT:23:ARG:HA	20:QT:26:ASN:HD21	1.37	0.87
38:RS:106:ARG:NH1	38:RS:106:ARG:HB2	1.88	0.87
25:YA:2451:A:C6	56:Z8:76:PPU:HE2	2.08	0.87
27:YD:27:THR:HG23	27:YD:28:GLU:H	1.38	0.87
36:YQ:64:ILE:HA	36:YQ:106:VAL:HG12	1.54	0.87
27:RD:181:GLU:HA	27:RD:272:ALA:HB3	1.57	0.87
35:RP:49:ARG:HD2	54:R8:58:ILE:HG22	1.54	0.87
1:QA:346:G:OP1	39:RT:41:ARG:NH2	2.06	0.87
44:RY:38:ILE:HG22	44:RY:66:PRO:HA	1.54	0.87
1:XA:664:G:H22	1:XA:741:G:H1	1.22	0.87
5:XE:41:VAL:HG11	5:XE:113:ALA:HB2	1.54	0.87
47:Y1:82:LEU:HD11	47:Y1:83:GLU:O	1.75	0.87
27:YD:181:GLU:HA	27:YD:272:ALA:HB3	1.57	0.87
2:QB:96:ARG:H	2:QB:96:ARG:HD2	1.38	0.87
21:QU:6:ARG:HE	21:QU:15:ARG:CZ	1.88	0.87
27:RD:44:ASN:HD22	27:RD:44:ASN:H	1.19	0.87

Continued on next page...

Continued from previous page...

Atom-1	Atom-2	Distance(Å)	Clash(Å)
35:RP:64:LYS:O	35:RP:66:GLY:N	2.07	0.87
36:RQ:64:ILE:HA	36:RQ:106:VAL:HG12	1.54	0.87
11:XK:32:ILE:HD12	11:XK:72:ALA:HB2	1.56	0.87
25:YA:67:U:H3	25:YA:74:A:H2	1.20	0.87
10:XJ:74:ILE:HD13	10:XJ:74:ILE:H	1.38	0.87
10:QJ:47:PHE:HE1	10:QJ:63:PHE:HB2	1.40	0.87
15:QO:56:LEU:O	15:QO:60:VAL:HG23	1.75	0.87
30:RG:116:ASP:O	30:RG:117:PHE:HB3	1.72	0.87
1:XA:971:G:HO2'	1:XA:1365:G:HO2'	1.22	0.87
13:XM:97:PRO:HB2	13:XM:101:GLN:NE2	1.89	0.87
13:XM:4:ILE:H	13:XM:9:ILE:CG2	1.88	0.87
19:QS:8:GLY:O	19:QS:9:VAL:HG22	1.75	0.86
8:XH:51:VAL:HG21	8:XH:60:ARG:HG2	1.55	0.86
30:YG:145:THR:HG23	50:Y4:28:LYS:HZ1	1.38	0.86
35:YP:18:ARG:O	35:YP:19:VAL:HB	1.75	0.86
25:RA:270(R):G:N3	47:R1:78:LYS:NZ	2.22	0.86
47:R1:92:LYS:HG3	47:R1:96:LYS:HB2	1.57	0.86
35:RP:75:ILE:HD13	35:RP:75:ILE:H	1.39	0.86
10:XJ:7:LYS:HB2	10:XJ:97:GLU:HB2	1.56	0.86
30:YG:161:THR:HG22	30:YG:163:ALA:H	1.39	0.86
38:RS:106:ARG:HH11	38:RS:106:ARG:HB2	1.39	0.86
19:XS:27:GLU:O	19:XS:28:LYS:HG2	1.74	0.86
30:YG:101:ILE:HG13	30:YG:102:PHE:N	1.86	0.86
40:YU:92:ARG:HD2	41:YV:11:GLN:NE2	1.90	0.86
29:RF:29:ASN:H	29:RF:112:MET:HE3	1.40	0.86
29:RF:82:ILE:HG13	29:RF:82:ILE:O	1.73	0.86
19:QS:27:GLU:O	19:QS:28:LYS:HG2	1.74	0.86
30:RG:161:THR:HG22	30:RG:163:ALA:H	1.39	0.86
29:YF:7:TYR:HB3	29:YF:21:ALA:HB1	1.53	0.86
11:QK:32:ILE:HD12	11:QK:72:ALA:HB2	1.56	0.86
31:YH:127:GLU:HG2	31:YH:128:PRO:HD3	0.86	0.86
4:QD:114:ARG:HH11	4:QD:114:ARG:HG3	1.39	0.86
5:QE:71:LEU:O	5:QE:72:GLN:HG3	1.73	0.86
27:RD:44:ASN:CB	27:RD:49:ILE:HA	2.04	0.86
2:XB:67:THR:HG21	2:XB:155:LEU:HD21	1.56	0.86
2:XB:96:ARG:H	2:XB:96:ARG:HD2	1.38	0.86
27:YD:35:LYS:HG2	27:YD:64:ILE:H	1.41	0.86
41:YV:19:LYS:HD2	41:YV:95:LEU:HD23	1.55	0.86
2:QB:67:THR:HG21	2:QB:155:LEU:HD21	1.57	0.86
44:RY:51:VAL:O	44:RY:56:PRO:HA	1.76	0.86
19:XS:41:VAL:HG13	19:XS:44:MET:HB2	1.56	0.86
4:QD:22:LYS:CB	4:QD:26:CYS:SG	2.64	0.86

Continued on next page...

Continued from previous page...

Atom-1	Atom-2	Distance(Å)	Clash(Å)
1:QA:1123:A:H4'	10:QJ:36:GLY:HA3	1.58	0.86
13:QM:4:ILE:H	13:QM:9:ILE:CG2	1.88	0.86
10:QJ:49:VAL:HG13	14:QN:41:ARG:HD2	0.94	0.86
3:QC:79:ARG:NE	11:XK:99:GLN:NE2	2.23	0.85
13:QM:14:ARG:H	13:QM:44:ARG:HD3	1.41	0.85
1:QA:1286:A:H5''	21:QU:26:LYS:HD2	1.58	0.85
40:RU:92:ARG:HD2	41:RV:11:GLN:NE2	1.90	0.85
28:RE:61:ARG:O	28:RE:63:LEU:HG	1.77	0.85
10:XJ:53:PRO:O	14:XN:41:ARG:NH2	2.09	0.85
38:YS:106:ARG:HB2	38:YS:106:ARG:HH11	1.39	0.85
1:QA:1305:G:H22	1:QA:1331:G:H2'	1.39	0.85
47:R1:82:LEU:HD13	47:R1:83:GLU:O	1.74	0.85
30:RG:179:PRO:HG3	50:R4:38:LYS:HZ1	1.40	0.85
36:RQ:75:THR:HA	36:RQ:88:GLY:O	1.76	0.85
36:YQ:75:THR:HA	36:YQ:88:GLY:O	1.76	0.85
45:YZ:151:HIS:HB3	45:YZ:170:THR:HA	1.59	0.85
20:QT:36:LEU:HD13	20:QT:39:LYS:HD3	1.57	0.85
51:R5:39:MET:O	51:R5:40:LYS:HG3	1.77	0.85
1:XA:1321:C:H5''	1:XA:1322:C:H5''	1.59	0.85
5:XE:51:VAL:HB	5:XE:52:PRO:HD3	1.59	0.85
15:XO:56:LEU:O	15:XO:60:VAL:HG23	1.75	0.85
35:YP:101:VAL:HG23	35:YP:107:LYS:H	1.41	0.85
40:RU:64:ARG:HH21	40:RU:64:ARG:HG2	1.42	0.85
19:XS:64:GLU:CD	50:Y4:55:ARG:HH22	1.80	0.85
35:YP:75:ILE:H	35:YP:75:ILE:HD13	1.39	0.85
39:YT:111:ARG:O	39:YT:112:ARG:HG3	1.76	0.85
44:YY:51:VAL:O	44:YY:56:PRO:HA	1.76	0.85
25:RA:2729:G:H1'	28:RE:187:ALA:HB2	1.57	0.85
29:RF:32:LEU:HD13	29:RF:105:VAL:HG13	1.59	0.85
28:RE:81:ILE:O	28:RE:82:ARG:HB2	1.75	0.85
28:RE:95:ILE:H	28:RE:95:ILE:HD12	1.41	0.85
7:XG:44:TYR:HA	7:XG:47:CYS:SG	2.17	0.85
20:XT:36:LEU:HD13	20:XT:39:LYS:HD3	1.58	0.85
30:YG:67:LYS:HE2	50:Y4:6:HIS:NE2	1.92	0.85
54:Y8:59:LYS:NZ	54:Y8:59:LYS:CB	2.39	0.85
31:YH:89:ILE:HD11	31:YH:129:THR:HB	1.59	0.85
27:RD:17:THR:HG22	27:RD:205:VAL:H	1.41	0.85
30:RG:67:LYS:HE2	50:R4:6:HIS:NE2	1.92	0.85
31:RH:127:GLU:HG2	31:RH:128:PRO:HD3	0.86	0.85
1:XA:686:U:H1'	11:XK:42:TRP:HE1	1.39	0.85
15:XO:3:ILE:HD13	15:XO:3:ILE:H	1.40	0.85
27:YD:28:GLU:HB2	27:YD:29:PRO:HD2	1.56	0.85

Continued on next page...

Continued from previous page...

Atom-1	Atom-2	Distance(Å)	Clash(Å)
29:YF:82:ILE:HG13	29:YF:82:ILE:O	1.73	0.85
1:QA:1494:G:N7	58:QA:1670:PAR:N32	2.23	0.84
10:QJ:7:LYS:HB2	10:QJ:97:GLU:HB2	1.57	0.84
13:XM:14:ARG:H	13:XM:44:ARG:HD3	1.41	0.84
38:YS:83:LYS:HG2	38:YS:109:GLY:CA	2.07	0.84
1:QA:448:A:OP2	1:QA:485:G:N2	2.10	0.84
54:R8:59:LYS:NZ	54:R8:59:LYS:CB	2.40	0.84
28:RE:24:THR:HG21	28:RE:188:VAL:HG11	1.59	0.84
31:RH:89:ILE:HD11	31:RH:129:THR:HB	1.58	0.84
27:YD:17:THR:HG22	27:YD:205:VAL:H	1.41	0.84
30:YG:98:ARG:HA	30:YG:101:ILE:HG12	1.59	0.84
41:YV:49:THR:HB	41:YV:50:PRO:CD	2.07	0.84
1:XA:1139:G:N2	1:XA:1143:G:O6	2.09	0.84
28:YE:95:ILE:H	28:YE:95:ILE:HD12	1.42	0.84
38:YS:106:ARG:HA	38:YS:110:LEU:CD1	2.07	0.84
10:QJ:49:VAL:CB	14:QN:41:ARG:HB2	2.08	0.84
15:QO:82:ILE:HD11	15:QO:88:ARG:CG	2.07	0.84
35:RP:18:ARG:O	35:RP:19:VAL:HB	1.75	0.84
34:YO:26:LYS:HB2	34:YO:30:ALA:HB2	1.59	0.84
7:QG:44:TYR:HA	7:QG:47:CYS:SG	2.17	0.84
14:QN:21:TYR:HE2	14:QN:23:ARG:HH21	1.24	0.84
14:QN:23:ARG:O	14:QN:24:CYS:O	1.95	0.84
10:QJ:49:VAL:HG21	14:QN:41:ARG:HB2	1.23	0.84
38:RS:89:ARG:HD2	38:RS:92:TYR:O	1.78	0.84
25:RA:2585:U:H5	56:Z6:76:PPU:HO2'	1.23	0.84
34:RO:26:LYS:HB2	34:RO:30:ALA:HB2	1.59	0.84
10:XJ:37:PRO:HA	10:XJ:72:VAL:HG22	1.59	0.84
13:XM:23:TYR:HB3	13:XM:67:GLU:HG2	1.59	0.84
28:YE:81:ILE:O	28:YE:82:ARG:HB2	1.76	0.84
31:YH:54:ARG:NH1	31:YH:62:LYS:HG2	1.92	0.84
44:YY:57:GLN:NE2	44:YY:58:GLY:H	1.76	0.84
4:QD:22:LYS:HB2	4:QD:26:CYS:SG	2.18	0.84
12:QL:8:ASN:OD1	17:QQ:34:LYS:HE2	1.76	0.84
17:QQ:59:ILE:HG22	17:QQ:73:VAL:HA	1.60	0.84
35:RP:62:LEU:CD2	54:R8:25:MET:HB2	2.08	0.84
38:RS:83:LYS:HG2	38:RS:109:GLY:CA	2.07	0.84
14:XM:32:SER:OG	14:XM:41:ARG:CB	2.24	0.84
35:YP:62:LEU:CD2	54:Y8:25:MET:HB2	2.08	0.84
28:YE:61:ARG:O	28:YE:63:LEU:HG	1.77	0.84
29:YF:53:THR:HG23	29:YF:56:GLU:OE1	1.77	0.84
36:YQ:30:GLY:HA2	36:YQ:107:ALA:HB2	1.60	0.84
47:R1:82:LEU:HD11	47:R1:83:GLU:O	1.75	0.84

Continued on next page...

Continued from previous page...

Atom-1	Atom-2	Distance(Å)	Clash(Å)
27:RD:35:LYS:HG2	27:RD:64:ILE:H	1.40	0.84
39:RT:111:ARG:O	39:RT:112:ARG:HG3	1.76	0.84
10:XJ:4:ILE:HB	10:XJ:74:ILE:HD11	1.60	0.84
51:Y5:40:LYS:HD3	51:Y5:46:CYS:HB3	1.60	0.84
1:QA:1316:G:H22	1:QA:1319:A:H5"	1.43	0.84
14:QN:8:GLU:OE2	14:QN:11:LYS:HD2	1.78	0.84
30:RG:98:ARG:HA	30:RG:101:ILE:HG12	1.59	0.84
41:RV:49:THR:HB	41:RV:50:PRO:CD	2.07	0.84
38:YS:89:ARG:HD2	38:YS:92:TYR:O	1.78	0.84
39:YT:3:ARG:HG3	39:YT:7:ILE:HG12	1.60	0.84
4:QD:25:ARG:NH1	4:QD:30:LYS:HE3	1.93	0.83
5:QE:51:VAL:HB	5:QE:52:PRO:HD3	1.59	0.83
5:QE:81:GLU:HB3	5:QE:90:VAL:HG22	1.60	0.83
31:RH:54:ARG:NH1	31:RH:62:LYS:HG2	1.92	0.83
1:XA:1192:C:O2	5:XE:25:ARG:NH2	2.10	0.83
26:YB:42:C:N4	30:YG:91:ARG:HH21	1.76	0.83
37:YR:117:VAL:HG22	37:YR:118:GLU:H	1.43	0.83
10:XJ:47:PHE:HE1	10:XJ:63:PHE:HB2	1.40	0.83
15:XO:82:ILE:HD11	15:XO:88:ARG:CG	2.07	0.83
47:Y1:92:LYS:HG3	47:Y1:96:LYS:HB2	1.58	0.83
4:QD:96:LEU:H	4:QD:96:LEU:HD22	1.43	0.83
13:QM:23:TYR:HB3	13:QM:67:GLU:HG2	1.59	0.83
44:RY:81:LYS:HD3	44:RY:97:ARG:HE	1.43	0.83
3:XC:15:THR:CG2	3:XC:181:ASN:HA	2.08	0.83
14:YN:8:GLU:OE2	14:YN:11:LYS:HD2	1.78	0.83
4:QD:166:LYS:HG2	27:YD:134:ARG:NH1	1.93	0.83
29:YF:32:LEU:HD13	29:YF:105:VAL:HG13	1.59	0.83
31:RH:105:LEU:H	31:RH:105:LEU:HD13	1.42	0.83
37:RR:117:VAL:HG22	37:RR:118:GLU:H	1.43	0.83
39:RT:24:PRO:HA	39:RT:49:VAL:HG13	1.59	0.83
52:Y6:27:LYS:HB2	52:Y6:27:LYS:NZ	1.94	0.83
31:YH:13:LYS:HE2	31:YH:13:LYS:HA	1.61	0.83
51:R5:40:LYS:HD3	51:R5:46:CYS:HB3	1.60	0.83
51:Y5:39:MET:O	51:Y5:40:LYS:HG3	1.77	0.83
35:YP:126:VAL:HG22	35:YP:145:PRO:HG2	1.61	0.83
1:QA:1330:U:OP1	13:QM:25:ILE:O	1.95	0.83
35:YP:59:LEU:HA	35:YP:61:ARG:HH21	1.44	0.83
19:QS:50:ALA:HB1	19:QS:57:HIS:HB3	1.60	0.83
25:RA:1689:A:H62	25:RA:1698:A:H2	1.23	0.83
28:RE:35:GLN:HG2	28:RE:37:ARG:HE	1.44	0.83
33:RN:133:GLN:HB2	33:RN:135:PRO:HD3	1.59	0.83
44:RY:57:GLN:NE2	44:RY:58:GLY:H	1.76	0.83

Continued on next page...

Continued from previous page...

Atom-1	Atom-2	Distance(Å)	Clash(Å)
14:YN:12:ARG:C	14:XN:14:PRO:HD2	1.98	0.83
28:YE:7:VAL:HG23	28:YE:8:LYS:H	1.44	0.83
33:YN:131:GLN:NE2	33:YN:132:ALA:H	1.75	0.83
10:QJ:37:PRO:HA	10:QJ:72:VAL:HG22	1.59	0.83
14:QN:12:ARG:C	14:QN:14:PRO:HD2	1.98	0.83
15:QO:3:ILE:H	15:QO:3:ILE:HD13	1.40	0.83
33:RN:131:GLN:NE2	33:RN:132:ALA:H	1.75	0.83
39:RT:3:ARG:HG3	39:RT:7:ILE:HG12	1.60	0.83
41:RV:66:ARG:NH1	41:RV:88:ARG:HD3	1.94	0.83
25:YA:270(R):G:N3	47:Y1:78:LYS:NZ	2.26	0.83
33:YN:133:GLN:HB2	33:YN:135:PRO:HD3	1.59	0.83
12:QL:38:THR:HG23	12:QL:39:VAL:HG23	1.60	0.83
50:R4:36:CYS:O	50:R4:39:CYS:HB2	1.79	0.83
4:XD:96:LEU:HD22	4:XD:96:LEU:H	1.43	0.83
7:QG:78:ARG:HG3	7:QG:79:ARG:N	1.93	0.83
25:RA:2056:G:N2	51:R5:4:HIS:O	2.12	0.83
29:RF:53:THR:HG23	29:RF:56:GLU:OE1	1.77	0.83
35:RP:101:VAL:HG23	35:RP:107:LYS:H	1.41	0.83
35:RP:65:ARG:HG3	35:RP:65:ARG:NH1	1.90	0.83
38:RS:88:ASP:O	38:RS:89:ARG:HB3	1.78	0.83
39:RT:53:ARG:O	39:RT:59:THR:HG23	1.78	0.83
7:XG:78:ARG:HG3	7:XG:79:ARG:N	1.93	0.83
39:YT:53:ARG:O	39:YT:59:THR:HG23	1.78	0.83
2:QB:193:ASP:OD2	2:QB:196:LEU:HG	1.78	0.82
36:RQ:30:GLY:HA2	36:RQ:107:ALA:HB2	1.60	0.82
2:XB:185:ILE:HG22	2:XB:199:TYR:HB2	1.60	0.82
2:XB:204:ASN:ND2	2:XB:206:ASP:H	1.77	0.82
2:QB:204:ASN:ND2	2:QB:206:ASP:H	1.77	0.82
1:XA:1123:A:H4'	10:XJ:36:GLY:HA3	1.60	0.82
27:YD:25:THR:CG2	27:YD:82:ILE:H	1.93	0.82
31:YH:105:LEU:H	31:YH:105:LEU:HD13	1.42	0.82
39:YT:24:PRO:HA	39:YT:49:VAL:HG13	1.59	0.82
1:XA:954:G:H4'	13:XM:121:LYS:HG3	1.61	0.82
1:XA:1318:A:H4'	19:XS:11:VAL:HG11	1.61	0.82
19:XS:50:ALA:HB1	19:XS:57:HIS:HB3	1.60	0.82
36:YQ:81:VAL:HG23	46:Y0:7:LEU:HD21	1.61	0.82
25:YA:2068:U:H3	25:YA:2430:A:H2	1.25	0.82
28:YE:15:PHE:CE1	28:YE:20:ALA:HB2	2.14	0.82
3:QC:113:ALA:HB3	3:QC:114:PRO:HD3	1.62	0.82
52:R6:27:LYS:HB2	52:R6:27:LYS:NZ	1.93	0.82
28:RE:15:PHE:CE1	28:RE:20:ALA:HB2	2.14	0.82
38:RS:106:ARG:HA	38:RS:110:LEU:CD1	2.08	0.82

Continued on next page...

Continued from previous page...

Atom-1	Atom-2	Distance(Å)	Clash(Å)
5:XE:81:GLU:HB3	5:XE:90:VAL:HG22	1.59	0.82
11:XK:124:LYS:HD2	11:XK:125:PHE:HE1	1.45	0.82
12:XL:38:THR:HG23	12:XL:39:VAL:HG23	1.60	0.82
14:XN:44:LEU:HD12	14:XN:53:LEU:CD1	2.08	0.82
40:YU:64:ARG:HG2	40:YU:64:ARG:HH21	1.42	0.82
2:XB:193:ASP:OD2	2:XB:196:LEU:HG	1.79	0.82
22:XV:6:G:H1	22:XV:67:C:H42	1.25	0.82
25:YA:631:A:OP2	54:Y8:46:ARG:NH2	2.11	0.82
44:YY:81:LYS:HD3	44:YY:97:ARG:HE	1.43	0.82
10:QJ:49:VAL:HG11	14:QN:41:ARG:HB2	1.58	0.82
27:RD:35:LYS:NZ	27:RD:104:TYR:HB2	1.93	0.82
28:RE:7:VAL:HG23	28:RE:8:LYS:H	1.44	0.82
31:YH:153:LYS:HG2	31:YH:162:ILE:HG13	1.61	0.82
40:YU:88:ILE:HD13	40:YU:88:ILE:H	1.44	0.82
50:R4:33:VAL:HG12	50:R4:34:GLU:H	1.44	0.82
48:Y2:16:LEU:O	48:Y2:16:LEU:HG	1.78	0.82
25:YA:265:A:N6	25:YA:427:U:O2'	2.13	0.82
39:YT:102:ILE:HA	39:YT:105:LEU:HD21	1.62	0.82
2:QB:185:ILE:HG22	2:QB:199:TYR:HB2	1.61	0.82
33:RN:22:THR:HG22	33:RN:23:LEU:H	1.44	0.82
40:RU:88:ILE:HD13	40:RU:88:ILE:H	1.44	0.82
2:XB:84:GLU:OE1	2:XB:216:SER:HA	1.80	0.82
16:XP:4:ILE:CD1	16:XP:64:ALA:HB1	2.08	0.82
50:Y4:36:CYS:O	50:Y4:39:CYS:HB2	1.80	0.82
27:YD:35:LYS:NZ	27:YD:104:TYR:HB2	1.93	0.82
1:QA:339:C:OP2	34:RO:97:ARG:NH1	2.13	0.82
17:XQ:59:ILE:HG22	17:XQ:73:VAL:HA	1.60	0.82
33:YN:22:THR:HG22	33:YN:23:LEU:H	1.45	0.82
38:YS:19:LYS:O	38:YS:20:ARG:HB3	1.80	0.82
2:QB:196:LEU:CD1	2:QB:197:VAL:HG23	2.10	0.82
29:RF:155:LEU:HD13	29:RF:174:VAL:HG13	1.62	0.82
32:RI:52:ARG:HB2	32:RI:56:LYS:HB3	1.62	0.82
34:YO:14:THR:HG21	34:YO:86:ILE:HB	1.62	0.82
12:QL:86:ARG:HB2	12:QL:101:VAL:HG22	1.62	0.81
14:QN:41:ARG:NH2	14:QN:42:ILE:HD11	1.94	0.81
30:YG:179:PRO:HG3	50:Y4:38:LYS:NZ	1.95	0.81
50:Y4:71:ARG:NH1	50:Y4:71:ARG:HG3	1.90	0.81
35:YP:39:LYS:HA	35:YP:45:LEU:CD1	2.10	0.81
2:QB:84:GLU:OE1	2:QB:216:SER:HA	1.80	0.81
10:QJ:63:PHE:HD1	14:QN:58:LYS:HA	1.43	0.81
25:RA:2580:U:H4'	28:RE:130:GLY:HA3	1.62	0.81
31:RH:8:PRO:C	31:RH:9:ILE:HG12	2.00	0.81

Continued on next page...

Continued from previous page...

Atom-1	Atom-2	Distance(Å)	Clash(Å)
38:YS:88:ASP:O	38:YS:89:ARG:HB3	1.78	0.81
16:QP:4:ILE:CD1	16:QP:64:ALA:HB1	2.09	0.81
48:R2:16:LEU:O	48:R2:16:LEU:HG	1.78	0.81
31:RH:132:ARG:NH1	31:RH:132:ARG:HB2	1.94	0.81
31:RH:153:LYS:HG2	31:RH:162:ILE:HG13	1.61	0.81
34:RO:53:LYS:N	34:RO:53:LYS:HD2	1.96	0.81
35:RP:126:VAL:HG22	35:RP:145:PRO:HG2	1.60	0.81
10:XJ:63:PHE:HD1	14:XN:58:LYS:HA	1.43	0.81
4:QD:166:LYS:CD	27:YD:134:ARG:NH1	2.44	0.81
28:YE:24:THR:HG21	28:YE:188:VAL:HG11	1.59	0.81
30:YG:67:LYS:HE2	50:Y4:6:HIS:CE1	2.14	0.81
31:YH:10:PRO:O	31:YH:11:VAL:HG13	1.80	0.81
41:YV:66:ARG:NH1	41:YV:88:ARG:HD3	1.94	0.81
25:YA:518:G:H4'	42:YW:18:ARG:NH1	1.92	0.81
7:QG:111:ARG:HH11	7:QG:111:ARG:HB3	1.45	0.81
1:QA:686:U:H1'	11:QK:42:TRP:HE1	1.43	0.81
54:R8:52:LYS:N	54:R8:53:PRO:CD	2.43	0.81
36:RQ:90:VAL:HG13	36:RQ:91:GLU:N	1.95	0.81
39:RT:102:ILE:HA	39:RT:105:LEU:HD21	1.62	0.81
10:XJ:6:ILE:HD12	10:XJ:6:ILE:O	1.81	0.81
36:YQ:90:VAL:HG13	36:YQ:91:GLU:N	1.95	0.81
10:QJ:4:ILE:HB	10:QJ:74:ILE:HD11	1.60	0.81
30:RG:179:PRO:HG3	50:R4:38:LYS:NZ	1.95	0.81
31:RH:152:ARG:O	31:RH:153:LYS:HB2	1.80	0.81
25:RA:1021:A:OP2	33:RN:65:LYS:NZ	2.14	0.81
35:RP:39:LYS:HA	35:RP:45:LEU:CD1	2.10	0.81
4:XD:108:LEU:HD11	4:XD:174:LEU:HD22	1.60	0.81
30:YG:47:LYS:HD3	30:YG:81:LYS:HB2	1.63	0.81
4:QD:108:LEU:HD11	4:QD:174:LEU:HD22	1.60	0.81
13:QM:50:GLU:OE1	50:R4:32:TYR:CE2	2.34	0.81
16:QP:51:VAL:HG12	16:QP:52:ASP:H	1.46	0.81
53:R7:48:LYS:HG2	53:R7:49:ARG:H	1.46	0.81
38:RS:36:TYR:HD2	38:RS:52:SER:HB3	1.46	0.81
3:QC:15:THR:CG2	3:QC:181:ASN:HA	2.08	0.81
48:R2:43:GLN:O	48:R2:44:LEU:HG	1.81	0.81
27:RD:27:THR:HG23	27:RD:28:GLU:N	1.96	0.81
28:RE:3:GLY:O	28:RE:4:ILE:HB	1.81	0.81
30:RG:67:LYS:HE2	50:R4:6:HIS:CE1	2.14	0.81
3:XC:113:ALA:HB3	3:XC:114:PRO:HD3	1.61	0.81
53:Y7:48:LYS:HG2	53:Y7:49:ARG:H	1.46	0.81
33:YN:35:ARG:HG3	33:YN:37:LYS:HG3	1.63	0.81
31:RH:26:VAL:HG13	31:RH:27:LYS:N	1.96	0.81

Continued on next page...

Continued from previous page...

Atom-1	Atom-2	Distance(Å)	Clash(Å)
33:RN:35:ARG:HG3	33:RN:37:LYS:HG3	1.63	0.81
38:RS:106:ARG:CA	38:RS:110:LEU:HD21	2.11	0.81
2:XB:122:PHE:HD1	2:XB:139:LYS:HZ1	1.29	0.81
48:Y2:43:GLN:O	48:Y2:44:LEU:HG	1.81	0.81
28:YE:50:GLY:CA	28:YE:77:ILE:HA	2.10	0.81
38:YS:36:TYR:HD2	38:YS:52:SER:HB3	1.46	0.81
3:QC:47:LEU:HD11	3:QC:76:VAL:HG12	1.62	0.81
30:RG:47:LYS:HD3	30:RG:81:LYS:HB2	1.63	0.81
3:XC:47:LEU:HD11	3:XC:76:VAL:HG12	1.61	0.81
28:YE:116:VAL:HG21	28:YE:122:PHE:CD2	2.16	0.81
33:YN:43:THR:HB	33:YN:46:VAL:HG12	1.63	0.81
39:YT:39:ARG:HG2	39:YT:40:THR:H	1.46	0.81
3:QC:52:LEU:H	3:QC:52:LEU:HD23	1.46	0.81
25:RA:631:A:OP2	54:R8:46:ARG:NH2	2.13	0.81
39:RT:39:ARG:HG2	39:RT:40:THR:H	1.46	0.81
39:RT:62:THR:CG2	39:RT:75:ILE:HG12	2.11	0.81
2:QB:4:GLU:HG2	2:QB:5:ILE:N	1.94	0.80
10:QJ:6:ILE:O	10:QJ:6:ILE:HD12	1.81	0.80
51:R5:4:HIS:HB3	51:R5:5:PRO:CD	2.11	0.80
25:RA:583:G:H5''	40:RU:10:ARG:HH12	1.46	0.80
16:XP:51:VAL:HG12	16:XP:52:ASP:H	1.46	0.80
19:XS:5:LEU:HD11	50:Y4:66:SER:CB	2.10	0.80
28:RE:116:VAL:HG21	28:RE:122:PHE:CD2	2.16	0.80
31:RH:13:LYS:HA	31:RH:13:LYS:HE2	1.60	0.80
44:RY:6:HIS:O	44:RY:7:VAL:HG13	1.81	0.80
25:YA:2056:G:N2	51:Y5:4:HIS:O	2.13	0.80
29:YF:155:LEU:HD13	29:YF:174:VAL:HG13	1.62	0.80
44:YY:6:HIS:O	44:YY:7:VAL:HG13	1.81	0.80
28:RE:52:LEU:HB2	28:RE:75:VAL:HG23	1.62	0.80
38:RS:19:LYS:O	38:RS:20:ARG:HB3	1.79	0.80
44:RY:76:CYS:HB3	44:RY:96:ILE:CD1	2.07	0.80
1:XA:1178:G:N2	1:XA:1181:G:N7	2.29	0.80
25:YA:2562:U:O2'	34:YO:23:ARG:NH1	2.14	0.80
27:YD:27:THR:HG23	27:YD:28:GLU:N	1.96	0.80
44:YY:76:CYS:HB3	44:YY:96:ILE:CD1	2.07	0.80
3:XC:52:LEU:H	3:XC:52:LEU:HD23	1.46	0.80
54:Y8:52:LYS:N	54:Y8:53:PRO:CD	2.43	0.80
28:RE:201:THR:CG2	28:RE:203:LYS:HB3	2.11	0.80
28:RE:50:GLY:CA	28:RE:77:ILE:HA	2.10	0.80
35:RP:47:ASP:OD2	35:RP:49:ARG:HG2	1.82	0.80
28:YE:52:LEU:HB2	28:YE:75:VAL:HG23	1.61	0.80
31:YH:8:PRO:C	31:YH:9:ILE:HG12	2.00	0.80

Continued on next page...

Continued from previous page...

Atom-1	Atom-2	Distance(Å)	Clash(Å)
36:YQ:80:GLU:O	36:YQ:81:VAL:CG1	2.30	0.80
2:XB:212:GLN:CD	2:XB:235:SER:HB2	2.02	0.80
3:XC:20:SER:HB2	3:XC:40:ARG:NH2	1.96	0.80
50:Y4:33:VAL:HG12	50:Y4:34:GLU:H	1.44	0.80
34:YO:31:LYS:HG3	34:YO:32:TYR:CE2	2.17	0.80
16:QP:51:VAL:HG12	16:QP:52:ASP:N	1.97	0.80
25:RA:1803:A:H4'	27:RD:259:THR:CG2	2.12	0.80
27:RD:121:PRO:HB3	27:RD:135:PHE:HE1	1.46	0.80
25:RA:338:G:OP1	44:RY:4:LYS:NZ	2.14	0.80
5:XE:50:GLU:HB3	5:XE:53:LEU:HD13	1.61	0.80
9:XI:19:LEU:HD23	9:XI:61:ALA:HB2	1.63	0.80
51:Y5:4:HIS:HB3	51:Y5:5:PRO:CD	2.11	0.80
28:YE:3:GLY:O	28:YE:4:ILE:HB	1.81	0.80
29:YF:198:ALA:HA	29:YF:201:VAL:HG12	1.62	0.80
38:YS:106:ARG:CA	38:YS:110:LEU:HD21	2.10	0.80
3:QC:20:SER:HB2	3:QC:40:ARG:NH2	1.96	0.80
16:QP:4:ILE:HG13	16:QP:21:VAL:HG12	1.64	0.80
27:RD:27:THR:HG21	27:RD:83:GLU:HB3	1.64	0.80
27:RD:25:THR:HG22	27:RD:82:ILE:H	1.47	0.80
2:XB:196:LEU:CD1	2:XB:197:VAL:HG23	2.10	0.80
7:XG:111:ARG:HH11	7:XG:111:ARG:HB3	1.46	0.80
8:XH:84:ARG:HG3	8:XH:84:ARG:HH11	1.45	0.80
16:XP:51:VAL:HG12	16:XP:52:ASP:N	1.97	0.80
28:YE:201:THR:CG2	28:YE:203:LYS:HB3	2.12	0.80
28:YE:35:GLN:HG2	28:YE:37:ARG:HE	1.44	0.80
5:QE:126:ARG:HG3	5:QE:126:ARG:HH11	1.47	0.80
5:QE:50:GLU:HB3	5:QE:53:LEU:HD13	1.61	0.80
27:RD:35:LYS:HZ1	27:RD:104:TYR:HB2	1.46	0.80
41:RV:99:ILE:HD13	41:RV:99:ILE:N	1.95	0.80
4:XD:28:SER:HB3	4:XD:29:PRO:CD	2.12	0.80
20:XT:50:GLU:HG3	20:XT:51:GLU:N	1.97	0.80
31:YH:152:ARG:O	31:YH:153:LYS:HB2	1.80	0.80
3:QC:138:VAL:HG13	3:QC:149:ALA:HB1	1.64	0.80
27:RD:34:VAL:HG13	27:RD:34:VAL:O	1.80	0.80
29:RF:198:ALA:HA	29:RF:201:VAL:HG12	1.62	0.80
34:RO:14:THR:HG21	34:RO:86:ILE:HB	1.62	0.80
2:XB:18:GLY:H	2:XB:42:ILE:CG2	1.95	0.80
2:XB:4:GLU:HG2	2:XB:5:ILE:N	1.95	0.80
5:XE:10:MET:HB3	5:XE:32:VAL:HG22	1.63	0.80
27:YD:121:PRO:HB3	27:YD:135:PHE:HE1	1.46	0.80
30:YG:61:ALA:HB2	30:YG:68:PRO:CD	2.12	0.80
41:YV:99:ILE:HD13	41:YV:99:ILE:N	1.95	0.80

Continued on next page...

Continued from previous page...

Atom-1	Atom-2	Distance(Å)	Clash(Å)
2:QB:35:GLU:O	2:QB:36:ARG:HD3	1.82	0.79
8:QH:84:ARG:HG3	8:QH:84:ARG:HH11	1.44	0.79
5:XE:126:ARG:HG3	5:XE:126:ARG:HH11	1.47	0.79
5:XE:78:HIS:CD2	8:XH:104:ARG:HG2	2.17	0.79
13:XM:4:ILE:H	13:XM:9:ILE:HG21	1.47	0.79
16:XP:4:ILE:HG13	16:XP:21:VAL:HG12	1.64	0.79
2:QB:178:ARG:NH2	8:QH:74:PRO:HB3	1.96	0.79
9:QI:19:LEU:HD23	9:QI:61:ALA:HB2	1.63	0.79
27:RD:25:THR:CG2	27:RD:82:ILE:H	1.93	0.79
29:RF:145:GLU:HG3	29:RF:145:GLU:O	1.81	0.79
30:RG:77:ILE:HD13	30:RG:82:LEU:HD12	1.64	0.79
1:XA:1152:A:H5''	10:XJ:13:HIS:CD2	2.17	0.79
8:XH:100:ILE:HB	8:XH:125:ARG:HH12	1.47	0.79
11:XK:32:ILE:CD1	11:XK:72:ALA:HB2	2.12	0.79
12:XL:48:PRO:HD2	12:XL:49:ASN:N	1.97	0.79
27:YD:68:LYS:HB2	27:YD:70:TRP:CH2	2.17	0.79
4:QD:12:CYS:CA	4:QD:19:LEU:HD21	2.10	0.79
14:QN:24:CYS:SG	14:QN:39:LEU:HA	2.22	0.79
35:RP:14:LYS:O	35:RP:16:ARG:HG2	1.83	0.79
2:XB:187:LEU:HA	2:XB:201:ILE:HB	1.65	0.79
2:XB:178:ARG:NH2	8:XH:74:PRO:HB3	1.96	0.79
2:QB:212:GLN:CD	2:QB:235:SER:HB2	2.02	0.79
27:RD:54:ARG:NH1	27:RD:54:ARG:HG3	1.98	0.79
28:RE:137:HIS:HB3	28:RE:138:PRO:HD2	1.65	0.79
29:RF:11:VAL:HB	29:RF:18:ARG:HG3	1.64	0.79
30:RG:61:ALA:HB2	30:RG:68:PRO:CD	2.12	0.79
35:RP:59:LEU:HA	35:RP:61:ARG:HH21	1.44	0.79
36:RQ:81:VAL:O	36:RQ:82:ARG:CG	2.31	0.79
8:XH:20:TYR:HA	8:XH:65:TYR:CE2	2.18	0.79
27:YD:34:VAL:HG13	27:YD:34:VAL:O	1.81	0.79
31:YH:126:PRO:CG	31:YH:127:GLU:H	1.95	0.79
31:YH:169:VAL:HG22	31:YH:170:ARG:H	1.48	0.79
39:YT:62:THR:CG2	39:YT:75:ILE:HG12	2.11	0.79
11:QK:124:LYS:HD2	11:QK:125:PHE:HE1	1.45	0.79
12:QL:48:PRO:HD2	12:QL:49:ASN:N	1.97	0.79
25:RA:1803:A:H4'	27:RD:259:THR:HG21	1.65	0.79
25:RA:2298:A:H62	25:RA:2318:G:H8	1.28	0.79
2:XB:35:GLU:O	2:XB:36:ARG:HD3	1.82	0.79
9:XI:15:ALA:HB2	9:XI:65:VAL:HG23	1.65	0.79
36:YQ:81:VAL:O	36:YQ:82:ARG:CG	2.31	0.79
40:YU:105:VAL:HG22	41:YV:44:LYS:HD2	1.65	0.79
25:YA:138:G:N2	43:YX:44:GLU:OE2	2.12	0.79

Continued on next page...

Continued from previous page...

Atom-1	Atom-2	Distance(Å)	Clash(Å)
20:QT:89:ARG:HH21	20:QT:104:LEU:HD21	1.47	0.79
25:RA:768:G:O2'	25:RA:1379:A:N6	2.15	0.79
31:RH:10:PRO:O	31:RH:11:VAL:HG13	1.80	0.79
31:RH:126:PRO:CG	31:RH:127:GLU:H	1.96	0.79
39:RT:102:ILE:HA	39:RT:105:LEU:CD2	2.13	0.79
39:YT:102:ILE:HA	39:YT:105:LEU:CD2	2.13	0.79
1:QA:1189:C:OP1	10:QJ:51:ARG:NH2	2.15	0.79
27:RD:68:LYS:HB2	27:RD:70:TRP:CH2	2.17	0.79
35:RP:97:PRO:O	35:RP:98:GLU:HB3	1.83	0.79
1:XA:1071:C:H5''	5:XE:49:PRO:HG2	1.65	0.79
1:XA:1348:U:H3	1:XA:1374:A:H2	1.30	0.79
4:XD:28:SER:HB3	4:XD:29:PRO:HD2	1.65	0.79
12:XL:86:ARG:HB2	12:XL:101:VAL:HG22	1.62	0.79
12:XL:6:THR:N	12:XL:9:GLN:HE21	1.80	0.79
14:XN:40:CYS:SG	14:XN:43:CYS:HB2	2.21	0.79
19:XS:41:VAL:HG12	19:XS:44:MET:N	1.98	0.79
20:XT:100:ILE:HG13	20:XT:102:GLY:H	1.48	0.79
49:Y3:56:VAL:HG12	49:Y3:57:GLU:H	1.48	0.79
27:YD:17:THR:CG2	27:YD:205:VAL:H	1.96	0.79
28:YE:24:THR:HG21	28:YE:188:VAL:CG1	2.13	0.79
35:YP:14:LYS:O	35:YP:16:ARG:HG2	1.83	0.79
5:QE:10:MET:HB3	5:QE:32:VAL:HG22	1.63	0.79
19:QS:41:VAL:HG12	19:QS:44:MET:N	1.98	0.79
25:RA:141:A:H8	25:RA:1595:G:H21	1.31	0.79
28:RE:111:ARG:HE	28:RE:160:TYR:HE1	1.31	0.79
31:RH:86:GLU:CG	31:RH:165:ALA:H	1.94	0.79
34:RO:31:LYS:HG3	34:RO:32:TYR:CE2	2.17	0.79
18:XR:43:PHE:HE2	18:XR:58:LEU:HD11	1.47	0.79
25:YA:2729:G:H1'	28:YE:187:ALA:HB2	1.63	0.79
31:YH:26:VAL:HG13	31:YH:27:LYS:N	1.96	0.79
44:YY:86:ARG:HB2	44:YY:95:LYS:HD2	1.64	0.79
8:QH:20:TYR:HA	8:QH:65:TYR:CE2	2.18	0.79
54:R8:59:LYS:HZ2	54:R8:59:LYS:HB2	1.47	0.79
25:YA:1490:A:O2'	27:YD:99:ASP:OD2	2.00	0.79
30:YG:77:ILE:HD13	30:YG:82:LEU:HD12	1.65	0.79
31:YH:153:LYS:CG	31:YH:162:ILE:H	1.96	0.79
35:YP:65:ARG:HG3	35:YP:65:ARG:NH1	1.90	0.79
25:RA:571:A:O2'	41:RV:78:LYS:NZ	2.16	0.79
18:XR:56:THR:HB	18:XR:58:LEU:CD1	2.13	0.79
19:XS:5:LEU:HD22	50:Y4:67:TYR:CZ	2.17	0.79
47:Y1:11:ARG:NH1	47:Y1:11:ARG:HB3	1.98	0.79
31:YH:150:ALA:O	31:YH:152:ARG:N	2.14	0.79

Continued on next page...

Continued from previous page...

Atom-1	Atom-2	Distance(Å)	Clash(Å)
35:YP:47:ASP:OD2	35:YP:49:ARG:HG2	1.82	0.79
10:QJ:80:LYS:HE2	1:XA:1162:C:O2'	1.82	0.78
18:QR:56:THR:HB	18:QR:58:LEU:CD1	2.13	0.78
33:RN:71:ILE:HG21	33:RN:84:LYS:HB3	1.65	0.78
1:XA:27:G:H4'	4:XD:209:ARG:HG3	1.64	0.78
13:XM:3:ARG:CA	13:XM:9:ILE:HG21	2.13	0.78
40:YU:90:VAL:HG12	40:YU:91:ASP:N	1.98	0.78
12:QL:6:THR:N	12:QL:9:GLN:HE21	1.80	0.78
33:RN:43:THR:HB	33:RN:46:VAL:HG12	1.63	0.78
35:RP:138:LEU:C	35:RP:140:ALA:H	1.85	0.78
40:RU:105:VAL:HG22	41:RV:44:LYS:HD2	1.65	0.78
9:XI:83:ARG:O	9:XI:86:VAL:HG12	1.84	0.78
50:Y4:58:ARG:O	50:Y4:63:TYR:HB2	1.84	0.78
34:YO:53:LYS:HD2	34:YO:53:LYS:N	1.96	0.78
4:QD:28:SER:HB2	4:QD:29:PRO:CD	2.14	0.78
4:QD:30:LYS:HD3	4:QD:30:LYS:N	1.98	0.78
25:RA:676:A:H8	25:RA:2069:G:H21	1.30	0.78
33:RN:62:VAL:HG12	33:RN:66:LYS:HD2	1.66	0.78
36:RQ:80:GLU:O	36:RQ:81:VAL:CG1	2.30	0.78
1:XA:1199:U:H4'	10:XJ:54:PHE:CZ	2.18	0.78
27:YD:27:THR:HG21	27:YD:83:GLU:HB3	1.63	0.78
9:QI:15:ALA:HB2	9:QI:65:VAL:HG23	1.65	0.78
13:QM:4:ILE:H	13:QM:9:ILE:HG21	1.47	0.78
20:QT:50:GLU:HG3	20:QT:51:GLU:N	1.97	0.78
47:R1:11:ARG:NH1	47:R1:11:ARG:HB3	1.98	0.78
27:RD:54:ARG:HH11	27:RD:54:ARG:HG3	1.49	0.78
30:RG:61:ALA:HB2	30:RG:68:PRO:HD3	1.65	0.78
36:YQ:59:ARG:HD3	36:YQ:59:ARG:H	1.48	0.78
10:QJ:40:LEU:HB2	10:QJ:69:ASN:HB3	1.65	0.78
11:QK:32:ILE:CD1	11:QK:72:ALA:HB2	2.12	0.78
1:QA:375:U:H4'	16:QP:17:TYR:HE2	1.48	0.78
26:RB:56:G:OP1	30:RG:27:ASN:ND2	2.16	0.78
36:RQ:119:ARG:HH11	36:RQ:119:ARG:HG2	1.48	0.78
36:RQ:20:ALA:HB1	36:RQ:99:PRO:HB2	1.65	0.78
25:RA:1279:G:H4'	37:RR:31:HIS:HD2	1.48	0.78
38:RS:106:ARG:HA	38:RS:110:LEU:HD21	1.64	0.78
30:YG:128:ARG:HG3	30:YG:128:ARG:HH21	1.48	0.78
34:YO:97:ARG:H	34:YO:117:LEU:HD22	1.48	0.78
43:YX:70:LEU:N	43:YX:70:LEU:HD23	1.99	0.78
2:QB:84:GLU:HB3	2:QB:219:VAL:HG21	1.66	0.78
3:QC:181:ASN:ND2	3:QC:204:LEU:HD12	1.99	0.78
18:QR:43:PHE:HE2	18:QR:58:LEU:HD11	1.47	0.78

Continued on next page...

Continued from previous page...

Atom-1	Atom-2	Distance(Å)	Clash(Å)
43:RX:70:LEU:HD23	43:RX:70:LEU:N	1.99	0.78
10:XJ:16:LEU:HD23	10:XJ:94:VAL:HG13	1.66	0.78
13:XM:88:ARG:CB	13:XM:88:ARG:HH11	1.95	0.78
19:XS:42:PRO:HD3	50:Y4:63:TYR:HE2	1.49	0.78
27:YD:54:ARG:HG3	27:YD:54:ARG:NH1	1.98	0.78
7:QG:113:GLU:HB2	7:QG:119:ARG:HG2	1.66	0.78
29:RF:20:LEU:HD12	29:RF:21:ALA:H	1.49	0.78
31:RH:153:LYS:CG	31:RH:162:ILE:H	1.96	0.78
1:XA:1002:G:H1	1:XA:1038:C:H42	1.31	0.78
3:XC:138:VAL:HG13	3:XC:149:ALA:HB1	1.64	0.78
27:YD:94:LEU:HD22	27:YD:95:LEU:N	1.98	0.78
28:YE:137:HIS:HB3	28:YE:138:PRO:HD2	1.64	0.78
35:YP:19:VAL:HG22	35:YP:20:GLY:N	1.97	0.78
41:YV:47:VAL:HG13	41:YV:48:GLY:H	1.49	0.78
25:RA:498:G:N3	44:RY:47:LYS:NZ	2.31	0.78
30:RG:145:THR:HG23	50:R4:28:LYS:HZ1	1.49	0.78
40:RU:90:VAL:HG12	40:RU:91:ASP:N	1.97	0.78
25:YA:602:G:HO2'	25:YA:604:G:HO2'	1.31	0.78
4:QD:166:LYS:CG	27:YD:134:ARG:NH1	2.47	0.78
28:YE:4:ILE:HD12	28:YE:28:ALA:HB1	1.66	0.78
29:YF:145:GLU:HG3	29:YF:145:GLU:O	1.81	0.78
49:R3:56:VAL:HG12	49:R3:57:GLU:H	1.48	0.78
27:RD:142:VAL:HG23	27:RD:193:VAL:HA	1.66	0.78
27:RD:94:LEU:HD22	27:RD:95:LEU:N	1.98	0.78
28:RE:24:THR:HG21	28:RE:188:VAL:CG1	2.13	0.78
34:RO:47:ILE:HD12	34:RO:48:PRO:HD2	1.66	0.78
44:RY:86:ARG:HB2	44:RY:95:LYS:HD2	1.64	0.78
1:XA:1152:A:OP1	10:XJ:68:HIS:NE2	2.17	0.78
1:XA:523:A:H61	12:XL:92:ASP:HB2	1.49	0.78
27:YD:34:VAL:HG21	27:YD:103:ARG:HA	1.66	0.78
2:QB:101:MET:CA	2:QB:108:ILE:HG13	2.11	0.78
2:QB:122:PHE:HD1	2:QB:139:LYS:HZ1	1.30	0.78
5:QE:11:ILE:CD1	5:QE:31:LEU:HD12	2.13	0.78
1:QA:1071:C:H5''	5:QE:49:PRO:HG2	1.66	0.78
10:QJ:16:LEU:HD23	10:QJ:94:VAL:HG13	1.66	0.78
25:RA:2810:A:O3'	28:RE:61:ARG:HG3	1.84	0.78
35:RP:19:VAL:HG22	35:RP:20:GLY:N	1.97	0.78
35:RP:75:ILE:HD13	35:RP:75:ILE:N	2.00	0.78
6:XF:24:GLU:HA	6:XF:27:GLN:CG	2.14	0.78
25:YA:890:A:HO2'	25:YA:892:G:H8	1.30	0.78
30:YG:97:ASP:H	30:YG:100:TRP:HD1	1.31	0.78
1:QA:559:A:H4'	1:QA:560:U:H3'	1.64	0.77

Continued on next page...

Continued from previous page...

Atom-1	Atom-2	Distance(Å)	Clash(Å)
29:RF:29:ASN:H	29:RF:112:MET:CE	1.97	0.77
30:RG:128:ARG:HG3	30:RG:128:ARG:HH21	1.48	0.77
7:XG:113:GLU:HB2	7:XG:119:ARG:HG2	1.65	0.77
13:XM:15:VAL:HG23	13:XM:43:THR:O	1.84	0.77
25:YA:1021:A:N6	25:YA:1141:U:O2	2.17	0.77
27:YD:25:THR:HG22	27:YD:82:ILE:H	1.46	0.77
31:YH:132:ARG:HB2	31:YH:132:ARG:NH1	1.94	0.77
34:YO:47:ILE:HD12	34:YO:48:PRO:HD2	1.66	0.77
25:YA:637:A:H2'	35:YP:117:GLU:OE2	1.84	0.77
40:YU:66:ASN:O	40:YU:70:ARG:HB2	1.84	0.77
1:QA:1139:G:N2	1:QA:1143:G:O6	2.16	0.77
2:QB:239:VAL:HG12	2:QB:240:GLN:NE2	1.99	0.77
2:QB:18:GLY:H	2:QB:42:ILE:CG2	1.95	0.77
20:QT:100:ILE:HG13	20:QT:102:GLY:H	1.48	0.77
25:RA:1332:G:H21	25:RA:1610:A:H8	1.32	0.77
25:RA:2068:U:H3	25:RA:2430:A:H2	1.31	0.77
27:RD:25:THR:O	27:RD:27:THR:N	2.18	0.77
28:RE:4:ILE:HD12	28:RE:28:ALA:HB1	1.67	0.77
30:RG:127:GLY:HA2	30:RG:166:ASP:CG	2.05	0.77
39:RT:43:GLN:HG2	39:RT:44:ASP:N	1.99	0.77
2:XB:21:ARG:HG3	2:XB:38:GLY:C	2.05	0.77
25:YA:958:U:OP2	36:YQ:14:ARG:NH1	2.16	0.77
31:YH:152:ARG:HG3	31:YH:153:LYS:CE	2.13	0.77
2:QB:44:LEU:HD12	2:QB:44:LEU:H	1.48	0.77
6:QF:24:GLU:HA	6:QF:27:GLN:CG	2.14	0.77
52:R6:15:GLU:CD	52:R6:41:PRO:HB3	2.04	0.77
25:RA:83:G:N2	25:RA:103:A:OP2	2.17	0.77
31:RH:150:ALA:O	31:RH:152:ARG:N	2.14	0.77
35:RP:62:LEU:CD2	35:RP:62:LEU:N	2.46	0.77
40:RU:66:ASN:O	40:RU:70:ARG:HB2	1.84	0.77
2:XB:239:VAL:HG12	2:XB:240:GLN:NE2	1.99	0.77
2:XB:84:GLU:HB3	2:XB:219:VAL:HG21	1.65	0.77
9:XI:53:VAL:HB	9:XI:95:LYS:HE3	1.66	0.77
25:YA:2404:C:H1'	35:YP:67:MET:HE1	1.66	0.77
30:YG:127:GLY:HA2	30:YG:166:ASP:CG	2.05	0.77
35:YP:84:ASN:ND2	35:YP:116:GLY:HA3	1.99	0.77
38:YS:106:ARG:HA	38:YS:110:LEU:HD21	1.64	0.77
6:QF:23:LYS:O	6:QF:27:GLN:HG2	1.84	0.77
50:R4:22:ILE:O	50:R4:24:THR:HG23	1.84	0.77
42:RW:65:LEU:CD1	42:RW:68:ARG:HH11	1.97	0.77
25:RA:483:A:H4'	44:RY:49:VAL:HA	1.66	0.77
25:YA:1728:G:N1	25:YA:1730:U:OP2	2.17	0.77

Continued on next page...

Continued from previous page...

Atom-1	Atom-2	Distance(Å)	Clash(Å)
29:YF:11:VAL:HB	29:YF:18:ARG:HG3	1.64	0.77
33:YN:71:ILE:HG21	33:YN:84:LYS:HB3	1.65	0.77
37:YR:74:LYS:O	37:YR:75:LEU:HB3	1.84	0.77
4:QD:9:CYS:SG	4:QD:22:LYS:HD2	2.25	0.77
17:QQ:41:LYS:NZ	17:QQ:92:ARG:HH22	1.82	0.77
27:RD:17:THR:CG2	27:RD:205:VAL:H	1.96	0.77
35:RP:84:ASN:ND2	35:RP:116:GLY:HA3	1.99	0.77
35:RP:114:ILE:HD11	35:RP:130:PHE:CE1	2.19	0.77
44:RY:97:ARG:HH21	44:RY:98:VAL:CB	1.98	0.77
4:XD:30:LYS:C	4:XD:32:ALA:N	2.36	0.77
27:YD:44:ASN:N	27:YD:44:ASN:HD22	1.79	0.77
2:QB:21:ARG:HG3	2:QB:38:GLY:C	2.05	0.77
8:QH:100:ILE:HB	8:QH:125:ARG:HH12	1.47	0.77
27:RD:146:GLU:HB2	27:RD:189:CYS:HB3	1.67	0.77
38:RS:60:GLY:O	38:RS:61:ASN:HB3	1.84	0.77
47:Y1:13:ILE:HD11	47:Y1:42:GLN:OE1	1.84	0.77
29:YF:20:LEU:HD12	29:YF:21:ALA:H	1.49	0.77
44:YY:79:CYS:SG	44:YY:80:GLY:N	2.57	0.77
17:QQ:59:ILE:HD13	17:QQ:59:ILE:H	1.50	0.77
34:RO:97:ARG:H	34:RO:117:LEU:HD22	1.48	0.77
1:XA:971:G:N2	1:XA:1363:A:OP2	2.18	0.77
50:Y4:22:ILE:O	50:Y4:24:THR:HG23	1.84	0.77
54:Y8:59:LYS:HZ3	54:Y8:59:LYS:CB	1.96	0.77
42:YW:65:LEU:CD1	42:YW:68:ARG:HH11	1.97	0.77
4:QD:76:ARG:HD2	4:QD:207:TYR:CE2	2.20	0.77
5:QE:12:LEU:HD23	5:QE:13:ILE:N	2.00	0.77
47:R1:13:ILE:HD11	47:R1:42:GLN:OE1	1.84	0.77
47:R1:86:SER:N	47:R1:87:PRO:CD	2.48	0.77
50:R4:58:ARG:O	50:R4:63:TYR:HB2	1.84	0.77
25:RA:2115:G:N2	25:RA:2165:G:N7	2.29	0.77
36:RQ:66:ILE:HG13	36:RQ:67:ARG:N	1.99	0.77
2:XB:44:LEU:H	2:XB:44:LEU:HD12	1.48	0.77
52:Y6:15:GLU:CD	52:Y6:41:PRO:HB3	2.05	0.77
25:YA:1190:G:OP1	35:YP:30:THR:OG1	2.02	0.77
25:YA:674:G:C1'	29:YF:74:ARG:HD3	2.14	0.77
16:QP:6:LEU:HB3	16:QP:17:TYR:HD2	1.50	0.77
50:R4:1:MET:HB2	50:R4:6:HIS:NE2	2.00	0.77
36:RQ:20:ALA:CB	36:RQ:99:PRO:HD2	2.14	0.77
44:RY:44:ILE:HG13	44:RY:45:VAL:N	2.00	0.77
19:XS:39:THR:HG22	19:XS:40:ILE:H	1.50	0.77
20:XT:89:ARG:HH21	20:XT:104:LEU:HD21	1.47	0.77
49:Y3:35:ARG:HB3	49:Y3:37:LEU:HD21	1.66	0.77

Continued on next page...

Continued from previous page...

Atom-1	Atom-2	Distance(Å)	Clash(Å)
51:Y5:40:LYS:CD	51:Y5:46:CYS:HB3	2.15	0.77
25:YA:259:G:H21	25:YA:621:A:H8	1.31	0.77
29:YF:183:VAL:O	29:YF:187:VAL:HG23	1.85	0.77
36:YQ:20:ALA:CB	36:YQ:99:PRO:HD2	2.14	0.77
27:RD:44:ASN:HD22	27:RD:44:ASN:N	1.79	0.77
29:RF:183:VAL:O	29:RF:187:VAL:HG23	1.85	0.77
31:RH:153:LYS:HA	31:RH:153:LYS:NZ	1.99	0.77
44:RY:79:CYS:SG	44:RY:80:GLY:N	2.57	0.77
5:XE:42:GLY:HA3	5:XE:66:MET:HG2	1.67	0.77
6:XF:23:LYS:O	6:XF:27:GLN:HG2	1.85	0.77
14:XN:25:VAL:HG22	14:XN:38:GLY:O	1.84	0.77
50:Y4:1:MET:HB2	50:Y4:6:HIS:NE2	2.00	0.77
27:YD:153:ALA:O	27:YD:154:LYS:HG3	1.85	0.77
27:YD:25:THR:O	27:YD:27:THR:N	2.17	0.77
36:YQ:119:ARG:HH11	36:YQ:119:ARG:HG2	1.48	0.77
7:QG:148:ASN:HD22	7:QG:148:ASN:N	1.82	0.76
20:QT:26:ASN:O	20:QT:30:LYS:HB2	1.86	0.76
5:XE:11:ILE:CD1	5:XE:31:LEU:HD12	2.13	0.76
20:XT:13:LEU:HD12	20:XT:14:LYS:N	2.00	0.76
48:Y2:47:ASN:H	48:Y2:47:ASN:HD22	1.33	0.76
36:YQ:59:ARG:H	36:YQ:59:ARG:CD	1.99	0.76
42:YW:18:ARG:HG3	42:YW:76:VAL:CG1	2.16	0.76
2:QB:187:LEU:HA	2:QB:201:ILE:HB	1.65	0.76
4:XD:76:ARG:HD2	4:XD:207:TYR:CE2	2.20	0.76
31:YH:153:LYS:HA	31:YH:153:LYS:NZ	2.00	0.76
33:YN:62:VAL:HG12	33:YN:66:LYS:HD2	1.65	0.76
35:YP:114:ILE:HD11	35:YP:130:PHE:CE1	2.19	0.76
36:YQ:20:ALA:HB1	36:YQ:99:PRO:HB2	1.65	0.76
38:YS:60:GLY:O	38:YS:61:ASN:HB3	1.83	0.76
13:QM:88:ARG:CB	13:QM:88:ARG:HH11	1.96	0.76
37:RR:33:ARG:HH22	51:R5:55:ARG:HG2	1.51	0.76
30:RG:127:GLY:O	30:RG:128:ARG:HG2	1.85	0.76
3:XC:59:ARG:HH22	3:XC:97:LYS:HE3	1.50	0.76
28:YE:111:ARG:HE	28:YE:160:TYR:HE1	1.31	0.76
36:YQ:66:ILE:HG13	36:YQ:67:ARG:N	1.99	0.76
44:YY:94:LYS:O	44:YY:101:LYS:HB3	1.85	0.76
5:QE:72:GLN:NE2	5:QE:144:THR:HG22	2.00	0.76
21:QU:10:ARG:HG2	21:QU:13:ILE:HD12	1.68	0.76
25:RA:530:G:C2	25:RA:2022:U:OP1	2.38	0.76
36:RQ:90:VAL:HG13	36:RQ:91:GLU:H	1.49	0.76
40:RU:88:ILE:HG22	40:RU:90:VAL:HG23	1.67	0.76
7:XG:79:ARG:HH22	7:XG:82:GLY:HA2	1.51	0.76

Continued on next page...

Continued from previous page...

Atom-1	Atom-2	Distance(Å)	Clash(Å)
9:QI:83:ARG:O	9:QI:86:VAL:HG12	1.84	0.76
20:QT:13:LEU:HD12	20:QT:14:LYS:N	2.00	0.76
49:R3:35:ARG:HB3	49:R3:37:LEU:HD21	1.66	0.76
27:RD:153:ALA:O	27:RD:154:LYS:HG3	1.85	0.76
44:RY:81:LYS:HD3	44:RY:97:ARG:NE	2.01	0.76
44:RY:97:ARG:NH2	44:RY:98:VAL:HB	2.01	0.76
4:XD:9:CYS:SG	4:XD:22:LYS:HD2	2.25	0.76
4:XD:20:TYR:CD2	4:XD:27:TYR:HE2	2.01	0.76
5:XE:53:LEU:CD1	5:XE:53:LEU:H	1.99	0.76
9:XI:113:LYS:HD2	9:XI:113:LYS:H	1.50	0.76
30:YG:142:PRO:HB2	50:Y4:31:ILE:HD13	1.68	0.76
29:YF:29:ASN:H	29:YF:112:MET:CE	1.97	0.76
34:YO:104:ARG:HH11	34:YO:104:ARG:HG2	1.50	0.76
35:YP:138:LEU:C	35:YP:140:ALA:H	1.85	0.76
4:QD:153:ARG:NH1	4:QD:181:MET:HG3	2.00	0.76
13:QM:15:VAL:HG23	13:QM:43:THR:O	1.84	0.76
27:RD:34:VAL:HG21	27:RD:103:ARG:HA	1.66	0.76
1:XA:411:A:H62	1:XA:413:G:H21	1.34	0.76
30:YG:127:GLY:O	30:YG:128:ARG:HG2	1.85	0.76
42:YW:73:ALA:HB3	42:YW:106:ILE:HG12	1.68	0.76
44:YY:81:LYS:HD3	44:YY:97:ARG:NE	2.00	0.76
16:QP:22:THR:HA	16:QP:33:ILE:HG12	1.66	0.76
47:R1:56:GLN:N	47:R1:56:GLN:NE2	2.34	0.76
52:R6:34:LEU:HD13	52:R6:34:LEU:H	1.50	0.76
30:RG:101:ILE:HG13	30:RG:102:PHE:H	1.49	0.76
25:RA:1754:C:OP1	39:RT:96:ARG:NH1	2.18	0.76
45:RZ:94:GLU:HB2	45:RZ:130:PRO:HD2	1.68	0.76
17:XQ:41:LYS:NZ	17:XQ:92:ARG:HH22	1.82	0.76
30:YG:61:ALA:HB2	30:YG:68:PRO:HD3	1.65	0.76
30:YG:76:SER:OG	30:YG:83:ARG:HA	1.85	0.76
36:YQ:90:VAL:HG13	36:YQ:91:GLU:H	1.49	0.76
5:QE:42:GLY:HA3	5:QE:66:MET:HG2	1.68	0.76
55:R9:1:MET:HB3	55:R9:4:ARG:NH1	2.01	0.76
7:XG:37:ASN:ND2	9:XI:40:LEU:HD23	2.00	0.76
10:XJ:38:ILE:HG12	10:XJ:71:LEU:O	1.86	0.76
31:YH:125:VAL:HA	31:YH:126:PRO:HB3	1.68	0.76
44:YY:95:LYS:HB3	44:YY:100:ALA:CA	2.10	0.76
3:QC:59:ARG:HH22	3:QC:97:LYS:HE3	1.50	0.76
5:QE:53:LEU:CD1	5:QE:53:LEU:H	1.99	0.76
8:QH:5:PRO:O	8:QH:8:ASP:HB3	1.85	0.76
25:RA:1019:U:H3	25:RA:1142(A):A:H62	1.34	0.76
25:RA:2451:A:C6	56:Z6:76:PPU:HE2	2.19	0.76

Continued on next page...

Continued from previous page...

Atom-1	Atom-2	Distance(Å)	Clash(Å)
27:RD:69:ARG:HH21	27:RD:130:ALA:CB	1.99	0.76
2:XB:117:GLU:O	2:XB:121:LEU:HB2	1.86	0.76
5:XE:12:LEU:HD23	5:XE:13:ILE:N	2.01	0.76
25:YA:1142(A):A:H4'	33:YN:25:ARG:HH22	1.48	0.76
39:YT:111:ARG:O	39:YT:113:LYS:N	2.17	0.76
1:QA:973:G:OP1	10:QJ:57:LYS:NZ	2.19	0.76
10:QJ:38:ILE:HG12	10:QJ:71:LEU:O	1.86	0.76
14:QN:22:THR:O	14:QN:23:ARG:HB2	1.85	0.76
31:RH:152:ARG:HG3	31:RH:153:LYS:CE	2.13	0.76
31:RH:169:VAL:HG22	31:RH:170:ARG:H	1.48	0.76
5:XE:36:ASP:OD2	5:XE:38:GLN:HB2	1.86	0.76
47:Y1:86:SER:N	47:Y1:87:PRO:CD	2.48	0.76
50:Y4:34:GLU:HG3	50:Y4:35:VAL:H	1.51	0.76
52:Y6:34:LEU:HD13	52:Y6:34:LEU:H	1.50	0.76
27:YD:69:ARG:HH21	27:YD:130:ALA:CB	1.99	0.76
29:YF:101:LEU:CD1	29:YF:102:PRO:HD2	2.11	0.76
6:QF:91:VAL:HG13	18:QR:72:ARG:HH12	1.51	0.75
50:R4:34:GLU:HG3	50:R4:35:VAL:H	1.51	0.75
51:R5:47:PRO:O	51:R5:48:GLU:HG3	1.86	0.75
25:RA:1187:G:H5''	41:RV:81:TYR:CE2	2.21	0.75
29:RF:129:PHE:HA	29:RF:142:TRP:NE1	2.02	0.75
34:RO:104:ARG:HG2	34:RO:104:ARG:HH11	1.50	0.75
37:RR:74:LYS:O	37:RR:75:LEU:HB3	1.84	0.75
10:XJ:40:LEU:HB2	10:XJ:69:ASN:HB3	1.65	0.75
28:YE:23:VAL:HG21	28:YE:183:LEU:HD23	1.68	0.75
28:YE:36:ARG:HH21	28:YE:88:GLY:HA2	1.51	0.75
30:YG:101:ILE:HG13	30:YG:102:PHE:H	1.48	0.75
35:YP:62:LEU:CD2	35:YP:62:LEU:N	2.46	0.75
35:YP:97:PRO:O	35:YP:98:GLU:HB3	1.83	0.75
39:YT:50:ILE:HD12	39:YT:102:ILE:HD11	1.68	0.75
9:QI:53:VAL:HB	9:QI:95:LYS:HE3	1.67	0.75
30:RG:76:SER:OG	30:RG:83:ARG:HA	1.85	0.75
54:Y8:59:LYS:HZ2	54:Y8:59:LYS:HB2	1.49	0.75
28:YE:63:LEU:CD1	28:YE:65:GLY:H	2.00	0.75
14:QN:43:CYS:O	14:QN:44:LEU:C	2.22	0.75
1:QA:377:G:OP1	16:QP:5:ARG:NH1	2.18	0.75
18:QR:53:ARG:HH21	18:QR:60:ALA:N	1.84	0.75
30:RG:142:PRO:HB2	50:R4:31:ILE:HD13	1.68	0.75
30:RG:3:LEU:HD12	30:RG:4:ASP:H	1.51	0.75
35:RP:62:LEU:HD21	54:R8:25:MET:HB2	1.69	0.75
40:RU:52:ARG:HG2	40:RU:52:ARG:HH11	1.51	0.75
1:XA:1305:G:N2	1:XA:1331:G:H2'	2.01	0.75

Continued on next page...

Continued from previous page...

Atom-1	Atom-2	Distance(Å)	Clash(Å)
8:XH:5:PRO:O	8:XH:8:ASP:HB3	1.85	0.75
16:XP:22:THR:HA	16:XP:33:ILE:HG12	1.66	0.75
16:XP:6:LEU:HB3	16:XP:17:TYR:HD2	1.50	0.75
47:Y1:81:LYS:CA	47:Y1:81:LYS:NZ	2.30	0.75
30:YG:3:LEU:HD12	30:YG:4:ASP:H	1.52	0.75
34:YO:47:ILE:CD1	34:YO:48:PRO:HD2	2.16	0.75
41:YV:52:VAL:HG21	41:YV:55:ALA:HB3	1.68	0.75
44:YY:44:ILE:HG13	44:YY:45:VAL:N	2.00	0.75
5:QE:11:ILE:HD11	5:QE:31:LEU:CD1	2.17	0.75
2:QB:178:ARG:HD2	8:QH:71:GLY:CA	2.17	0.75
8:QH:91:ARG:HG2	8:QH:91:ARG:HH11	1.52	0.75
7:QG:37:ASN:ND2	9:QL:40:LEU:HD23	2.00	0.75
20:QT:58:LYS:HE3	20:QT:62:LEU:HD11	1.68	0.75
51:R5:40:LYS:CD	51:R5:46:CYS:HB3	2.15	0.75
41:RV:15:GLU:O	41:RV:18:LEU:HB2	1.86	0.75
7:XG:148:ASN:N	7:XG:148:ASN:HD22	1.82	0.75
13:XM:49:THR:HG22	13:XM:51:ALA:N	2.01	0.75
18:XR:53:ARG:HH21	18:XR:60:ALA:N	1.84	0.75
55:Y9:1:MET:HB3	55:Y9:4:ARG:NH1	2.01	0.75
35:YP:62:LEU:HD21	54:Y8:25:MET:HB2	1.69	0.75
40:YU:88:ILE:HG22	40:YU:90:VAL:HG23	1.68	0.75
25:RA:2701:C:H3'	25:RA:2702:U:C5'	2.16	0.75
41:RV:47:VAL:HG13	41:RV:48:GLY:H	1.49	0.75
44:RY:94:LYS:O	44:RY:101:LYS:HB3	1.85	0.75
16:XP:43:LYS:HG2	16:XP:48:TRP:CE3	2.22	0.75
25:YA:1496:A:H8	25:YA:1577:C:HO2'	1.34	0.75
27:YD:142:VAL:HG23	27:YD:193:VAL:HA	1.67	0.75
40:YU:92:ARG:HH11	40:YU:95:LEU:CD1	2.00	0.75
44:YY:97:ARG:HH21	44:YY:98:VAL:CB	1.98	0.75
11:QK:48:ILE:HD11	11:QK:64:ALA:HA	1.67	0.75
12:QL:48:PRO:HD2	12:QL:49:ASN:H	1.52	0.75
19:QS:39:THR:HG22	19:QS:40:ILE:H	1.50	0.75
31:RH:150:ALA:C	31:RH:152:ARG:H	1.88	0.75
44:RY:90:LEU:N	44:RY:90:LEU:HD22	2.02	0.75
4:XD:153:ARG:NH1	4:XD:181:MET:HG3	2.00	0.75
47:Y1:56:GLN:N	47:Y1:56:GLN:NE2	2.34	0.75
37:YR:33:ARG:HH22	51:Y5:55:ARG:HG2	1.51	0.75
25:YA:1803:A:H4'	27:YD:259:THR:CG2	2.16	0.75
29:YF:29:ASN:HB3	29:YF:112:MET:HE1	1.69	0.75
41:YV:35:LEU:H	41:YV:35:LEU:HD22	1.51	0.75
43:YX:57:LEU:HD11	43:YX:78:LYS:HB2	1.68	0.75
2:QB:117:GLU:O	2:QB:121:LEU:HB2	1.86	0.75

Continued on next page...

Continued from previous page...

Atom-1	Atom-2	Distance(Å)	Clash(Å)
5:QE:45:PHE:CE2	5:QE:47:LYS:HD2	2.22	0.75
10:QJ:27:ALA:HB1	10:QJ:34:VAL:HG21	1.69	0.75
19:QS:41:VAL:HG12	19:QS:44:MET:H	1.50	0.75
20:QT:35:THR:O	20:QT:39:LYS:HG3	1.87	0.75
47:R1:3:LYS:HD3	47:R1:43:TYR:HD2	1.52	0.75
31:RH:153:LYS:HG2	31:RH:162:ILE:H	1.52	0.75
1:XA:1129:C:N4	1:XA:1133:G:O6	2.20	0.75
20:XT:26:ASN:O	20:XT:30:LYS:HB2	1.85	0.75
47:Y1:80:LEU:O	47:Y1:81:LYS:CB	2.35	0.75
25:YA:571:A:O2'	41:YV:78:LYS:NZ	2.19	0.75
27:YD:146:GLU:HB2	27:YD:189:CYS:HB3	1.67	0.75
39:YT:43:GLN:HG2	39:YT:44:ASP:N	1.99	0.75
4:QD:26:CYS:HA	4:QD:31:CYS:HB2	1.67	0.75
5:QE:78:HIS:CD2	8:QH:104:ARG:HG2	2.22	0.75
13:QM:3:ARG:CA	13:QM:9:ILE:HG21	2.13	0.75
37:RR:73:VAL:O	37:RR:76:VAL:HG12	1.87	0.75
8:XH:91:ARG:HH11	8:XH:91:ARG:HG2	1.51	0.75
11:XK:48:ILE:HD11	11:XK:64:ALA:HA	1.67	0.75
28:RE:63:LEU:CD1	28:RE:65:GLY:H	2.00	0.75
28:RE:36:ARG:HH21	28:RE:88:GLY:HA2	1.51	0.75
19:XS:41:VAL:HG12	19:XS:44:MET:H	1.50	0.75
25:YA:74:A:H4'	25:YA:75:G:O5'	1.87	0.75
31:YH:150:ALA:C	31:YH:152:ARG:H	1.88	0.75
35:YP:75:ILE:N	35:YP:75:ILE:HD13	2.00	0.75
41:YV:51:VAL:HG12	41:YV:52:VAL:H	1.52	0.75
44:YY:90:LEU:HD22	44:YY:90:LEU:N	2.02	0.75
25:RA:674:G:C1'	29:RF:74:ARG:HD3	2.17	0.74
30:RG:97:ASP:H	30:RG:100:TRP:HD1	1.31	0.74
33:RN:96:GLU:CG	33:RN:97:ARG:H	2.00	0.74
38:RS:62:LYS:HB3	38:RS:97:ARG:HD3	1.69	0.74
41:RV:52:VAL:HG21	41:RV:55:ALA:HB3	1.68	0.74
42:RW:18:ARG:HG3	42:RW:76:VAL:CG1	2.15	0.74
5:XE:72:GLN:NE2	5:XE:144:THR:HG22	2.00	0.74
7:XG:23:VAL:HG12	7:XG:27:ILE:HD11	1.69	0.74
7:XG:9:VAL:HG13	7:XG:94:ARG:HE	1.52	0.74
19:XS:3:ARG:HG3	19:XS:4:SER:H	1.52	0.74
20:XT:58:LYS:HE3	20:XT:62:LEU:HD11	1.69	0.74
25:YA:2419:U:H5'	52:Y6:23:THR:HG22	1.69	0.74
29:YF:7:TYR:HB3	29:YF:21:ALA:CB	2.16	0.74
37:YR:73:VAL:O	37:YR:76:VAL:HG12	1.87	0.74
42:YW:40:ASN:O	42:YW:41:LYS:HG2	1.86	0.74
44:YY:97:ARG:NH2	44:YY:98:VAL:HB	2.01	0.74

Continued on next page...

Continued from previous page...

Atom-1	Atom-2	Distance(Å)	Clash(Å)
13:QM:37:THR:HG21	13:QM:39:ILE:HD11	1.68	0.74
16:QP:43:LYS:HG2	16:QP:48:TRP:CE3	2.22	0.74
42:RW:40:ASN:O	42:RW:41:LYS:HG2	1.87	0.74
21:XU:10:ARG:HG2	21:XU:13:ILE:HD12	1.68	0.74
51:Y5:47:PRO:O	51:Y5:48:GLU:HG3	1.86	0.74
28:YE:61:ARG:HB2	28:YE:62:PRO:HD3	1.69	0.74
9:QI:113:LYS:H	9:QI:113:LYS:HD2	1.51	0.74
15:QO:70:LEU:O	15:QO:70:LEU:HD12	1.88	0.74
39:RT:111:ARG:O	39:RT:113:LYS:N	2.17	0.74
40:RU:92:ARG:HH11	40:RU:95:LEU:CD1	2.00	0.74
39:YT:78:LEU:HD13	39:YT:78:LEU:O	1.87	0.74
40:YU:52:ARG:HH11	40:YU:52:ARG:HG2	1.51	0.74
44:YY:51:VAL:HG13	44:YY:52:SER:N	2.03	0.74
47:R1:26:ARG:O	47:R1:26:ARG:HD2	1.86	0.74
50:R4:71:ARG:NH1	50:R4:71:ARG:HG3	1.90	0.74
29:RF:7:TYR:HB3	29:RF:21:ALA:CB	2.16	0.74
38:RS:83:LYS:HZ2	38:RS:109:GLY:HA2	1.49	0.74
43:RX:57:LEU:HD11	43:RX:78:LYS:HB2	1.68	0.74
2:XB:101:MET:CA	2:XB:108:ILE:HG13	2.11	0.74
5:XE:10:MET:CB	5:XE:32:VAL:HG22	2.18	0.74
25:YA:2563:U:H4'	34:YO:28:SER:HA	1.69	0.74
27:YD:54:ARG:HG3	27:YD:54:ARG:HH11	1.49	0.74
27:YD:30:GLU:HG3	27:YD:63:ARG:CZ	2.17	0.74
45:YZ:103:ARG:HB2	45:YZ:138:GLU:HG2	1.69	0.74
2:QB:47:THR:O	2:QB:51:LEU:HG	1.87	0.74
15:QO:87:ILE:HG22	15:QO:88:ARG:N	2.00	0.74
48:R2:47:ASN:HD22	48:R2:47:ASN:H	1.33	0.74
34:RO:26:LYS:HB2	34:RO:30:ALA:CB	2.18	0.74
1:XA:1189:C:OP1	10:XJ:51:ARG:NH2	2.21	0.74
17:XQ:59:ILE:HD13	17:XQ:59:ILE:H	1.50	0.74
47:Y1:26:ARG:O	47:Y1:26:ARG:HD2	1.86	0.74
49:Y3:7:LYS:HB2	49:Y3:34:GLU:HG2	1.69	0.74
25:YA:1826:G:H4'	27:YD:242:ARG:HH21	1.50	0.74
33:YN:96:GLU:HG2	33:YN:97:ARG:N	2.01	0.74
36:YQ:79:LEU:CD2	36:YQ:79:LEU:O	2.36	0.74
38:YS:36:TYR:CD2	38:YS:52:SER:HB3	2.23	0.74
39:YT:26:ASP:HB3	39:YT:91:ARG:HA	1.69	0.74
7:QG:9:VAL:HG13	7:QG:94:ARG:HE	1.53	0.74
25:RA:2245:U:H5''	25:RA:2246:G:H5'	1.67	0.74
29:RF:136:THR:HG22	29:RF:166:ALA:O	1.87	0.74
4:XD:25:ARG:HH12	4:XD:30:LYS:HG3	1.52	0.74
6:XF:19:LEU:HD23	6:XF:19:LEU:O	1.87	0.74

Continued on next page...

Continued from previous page...

Atom-1	Atom-2	Distance(Å)	Clash(Å)
20:XT:35:THR:O	20:XT:39:LYS:HG3	1.87	0.74
29:YF:129:PHE:HA	29:YF:142:TRP:NE1	2.02	0.74
1:QA:954:G:H21	1:QA:1227:A:H62	1.34	0.74
2:QB:168:THR:HB	2:QB:192:SER:HB2	1.70	0.74
4:QD:166:LYS:HD3	27:YD:188:GLU:OE2	1.88	0.74
10:QJ:33:GLN:O	10:QJ:75:ILE:HG12	1.87	0.74
39:RT:50:ILE:HD12	39:RT:102:ILE:HD11	1.68	0.74
6:XF:91:VAL:HG13	18:XR:72:ARG:HH12	1.51	0.74
10:XJ:33:GLN:O	10:XJ:75:ILE:HG12	1.88	0.74
16:XP:43:LYS:O	16:XP:45:THR:N	2.21	0.74
25:YA:1403:C:H5''	25:YA:1471:A:H1'	1.70	0.74
25:YA:583:G:H5''	40:YU:10:ARG:HH12	1.53	0.74
29:YF:136:THR:HG22	29:YF:166:ALA:O	1.87	0.74
31:YH:153:LYS:HG2	31:YH:162:ILE:H	1.52	0.74
25:YA:1279:G:H4'	37:YR:31:HIS:HD2	1.52	0.74
40:YU:64:ARG:HH21	40:YU:64:ARG:CG	2.00	0.74
27:RD:77:ALA:CB	27:RD:97:TYR:HA	2.18	0.74
28:RE:201:THR:HG22	28:RE:203:LYS:HB3	1.70	0.74
29:RF:29:ASN:HB3	29:RF:112:MET:HE1	1.68	0.74
41:RV:51:VAL:HG12	41:RV:52:VAL:H	1.51	0.74
5:XE:72:GLN:HE21	5:XE:144:THR:HG22	1.53	0.74
7:XG:78:ARG:HH12	7:XG:80:VAL:HG23	1.53	0.74
1:XA:973:G:O3'	14:XN:41:ARG:NH1	2.21	0.74
39:YT:54:ARG:HH11	39:YT:54:ARG:HG2	1.52	0.74
1:QA:1106:G:H5''	3:QC:172:ARG:HG2	1.70	0.74
4:QD:91:SER:HA	4:QD:94:LEU:HD13	1.70	0.74
5:QE:72:GLN:HE21	5:QE:144:THR:HG22	1.53	0.74
6:QF:19:LEU:HD23	6:QF:19:LEU:O	1.88	0.74
7:QG:23:VAL:HG12	7:QG:27:ILE:HD11	1.69	0.74
49:R3:29:ARG:HB2	49:R3:29:ARG:HH11	1.52	0.74
25:RA:602:G:HO2'	25:RA:604:G:HO2'	1.26	0.74
1:XA:375:U:H4'	16:XP:17:TYR:HE2	1.50	0.74
49:Y3:29:ARG:HH11	49:Y3:29:ARG:HB2	1.53	0.74
25:YA:1689:A:H62	25:YA:1698:A:H2	1.35	0.74
41:YV:15:GLU:O	41:YV:18:LEU:HB2	1.86	0.74
2:QB:115:LEU:HD13	2:QB:145:LEU:HB3	1.68	0.74
47:R1:80:LEU:O	47:R1:81:LYS:CB	2.35	0.74
44:RY:95:LYS:HB3	44:RY:100:ALA:CA	2.10	0.74
5:XE:45:PHE:CE2	5:XE:47:LYS:HD2	2.22	0.74
13:XM:37:THR:HG21	13:XM:39:ILE:HD11	1.68	0.74
15:XO:70:LEU:HD12	15:XO:70:LEU:O	1.88	0.74
28:YE:78:LEU:HG	28:YE:79:ARG:NE	2.03	0.74

Continued on next page...

Continued from previous page...

Atom-1	Atom-2	Distance(Å)	Clash(Å)
47:R1:76:ARG:HG2	47:R1:76:ARG:HH11	1.53	0.73
51:R5:2:ALA:O	51:R5:3:LYS:HB2	1.88	0.73
54:R8:59:LYS:HZ3	54:R8:59:LYS:CB	1.99	0.73
25:RA:221:A:H4'	25:RA:222:A:O5'	1.88	0.73
34:RO:47:ILE:CD1	34:RO:48:PRO:HD2	2.16	0.73
25:RA:637:A:H2'	35:RP:117:GLU:OE2	1.88	0.73
36:RQ:79:LEU:CD1	36:RQ:79:LEU:O	2.35	0.73
42:RW:70:TYR:HD2	42:RW:70:TYR:H	1.36	0.73
44:RY:52:SER:OG	44:RY:53:PRO:HD3	1.88	0.73
3:XC:181:ASN:ND2	3:XC:204:LEU:HD12	2.00	0.73
10:XJ:27:ALA:HB1	10:XJ:34:VAL:HG21	1.69	0.73
33:YN:1:MET:HE1	40:YU:95:LEU:HD21	1.70	0.73
3:QC:134:ILE:HD11	3:QC:153:VAL:HG21	1.70	0.73
3:QC:86:VAL:O	3:QC:89:GLU:HB3	1.88	0.73
10:QJ:3:LYS:HD2	10:QJ:77:PRO:HD3	1.70	0.73
14:QN:40:CYS:SG	14:QN:42:ILE:HB	2.27	0.73
33:RN:58:ASP:H	33:RN:60:ILE:HD11	1.53	0.73
38:RS:36:TYR:CD2	38:RS:52:SER:HB3	2.23	0.73
41:RV:35:LEU:H	41:RV:35:LEU:HD22	1.51	0.73
42:RW:73:ALA:HB3	42:RW:106:ILE:HG12	1.68	0.73
50:Y4:41:PRO:O	50:Y4:42:PHE:HB3	1.87	0.73
27:YD:131:LEU:HB2	27:YD:136:ILE:CD1	2.17	0.73
2:QB:178:ARG:NE	8:QH:71:GLY:O	2.21	0.73
25:RA:1667:G:O2'	25:RA:1669:A:N6	2.21	0.73
35:RP:50:ARG:NH2	35:RP:50:ARG:HB3	1.98	0.73
35:RP:62:LEU:HD22	35:RP:62:LEU:H	1.53	0.73
2:XB:47:THR:O	2:XB:51:LEU:HG	1.87	0.73
14:XN:44:LEU:CD1	14:XN:53:LEU:CD1	2.66	0.73
25:YA:1509:C:H3'	25:YA:1510:A:H5''	1.70	0.73
25:YA:1903:G:OP2	27:YD:241:PRO:HB2	1.88	0.73
31:YH:153:LYS:HG3	31:YH:161:GLY:CA	2.18	0.73
39:YT:102:ILE:HB	39:YT:110:ILE:CD1	2.19	0.73
25:RA:1286:A:O2'	25:RA:1288:U:OP2	2.06	0.73
25:RA:49:A:H5''	25:RA:51:G:H5'	1.70	0.73
27:RD:30:GLU:HG3	27:RD:63:ARG:CZ	2.17	0.73
28:RE:203:LYS:O	28:RE:203:LYS:HD2	1.88	0.73
28:RE:61:ARG:HB2	28:RE:62:PRO:HD3	1.69	0.73
28:RE:77:ILE:HD12	28:RE:78:LEU:H	1.52	0.73
29:RF:9:ILE:HD11	29:RF:125:LEU:HG	1.70	0.73
40:RU:64:ARG:CG	40:RU:64:ARG:HH21	2.00	0.73
2:XB:8:LYS:N	2:XB:8:LYS:HD3	2.03	0.73
3:XC:134:ILE:HD11	3:XC:153:VAL:HG21	1.70	0.73

Continued on next page...

Continued from previous page...

Atom-1	Atom-2	Distance(Å)	Clash(Å)
11:XK:17:GLY:HA3	11:XK:77:MET:HE3	1.71	0.73
14:XN:32:SER:O	14:XN:41:ARG:N	2.22	0.73
16:XP:60:LEU:HA	16:XP:64:ALA:HB3	1.71	0.73
34:YO:26:LYS:HB2	34:YO:30:ALA:CB	2.18	0.73
50:R4:41:PRO:O	50:R4:42:PHE:HB3	1.87	0.73
31:RH:153:LYS:HG3	31:RH:161:GLY:CA	2.18	0.73
33:RN:96:GLU:HG2	33:RN:97:ARG:N	2.01	0.73
39:RT:23:ARG:HB2	39:RT:24:PRO:HD2	1.70	0.73
15:XO:87:ILE:HG22	15:XO:88:ARG:N	2.00	0.73
48:Y2:29:LYS:HD3	48:Y2:57:ILE:HD13	1.71	0.73
25:YA:1454:U:OP1	37:YR:77:ARG:NH1	2.22	0.73
25:YA:2343:C:O2'	25:YA:2373:G:O2'	2.06	0.73
38:YS:62:LYS:HB3	38:YS:97:ARG:HD3	1.68	0.73
49:R3:7:LYS:HB2	49:R3:34:GLU:HG2	1.69	0.73
31:RH:125:VAL:HA	31:RH:126:PRO:HB3	1.68	0.73
31:RH:84:SER:O	31:RH:85:LYS:HB2	1.89	0.73
1:QA:1055:A:O2'	3:QC:161:GLU:OE2	2.06	0.73
16:QP:45:THR:HG23	16:QP:46:PRO:HD2	1.70	0.73
28:RE:23:VAL:HG21	28:RE:183:LEU:HD23	1.68	0.73
3:XC:86:VAL:O	3:XC:89:GLU:HB3	1.88	0.73
8:XH:20:TYR:HD1	8:XH:65:TYR:CD2	2.07	0.73
50:Y4:29:PRO:O	50:Y4:30:GLU:HB2	1.89	0.73
25:YA:2298:A:H62	25:YA:2318:G:H8	1.36	0.73
4:QD:30:LYS:HB2	4:QD:35:ARG:HG3	1.70	0.73
5:QE:10:MET:CB	5:QE:32:VAL:HG22	2.18	0.73
7:QG:79:ARG:HH22	7:QG:82:GLY:HA2	1.51	0.73
13:QM:121:LYS:HE2	13:QM:121:LYS:HA	1.71	0.73
16:QP:43:LYS:O	16:QP:45:THR:N	2.21	0.73
25:RA:1403:C:H5''	25:RA:1471:A:H1'	1.71	0.73
27:RD:131:LEU:HB2	27:RD:136:ILE:CD1	2.17	0.73
39:RT:26:ASP:HB3	39:RT:91:ARG:HA	1.69	0.73
2:XB:115:LEU:HD13	2:XB:145:LEU:HB3	1.69	0.73
51:Y5:40:LYS:CE	51:Y5:46:CYS:HB3	2.19	0.73
54:Y8:61:LEU:O	54:Y8:62:LEU:HB2	1.88	0.73
28:YE:203:LYS:HD2	28:YE:203:LYS:O	1.88	0.73
33:YN:58:ASP:H	33:YN:60:ILE:HD11	1.53	0.73
36:YQ:79:LEU:CD1	36:YQ:79:LEU:O	2.35	0.73
2:QB:132:LYS:HA	2:QB:135:GLN:HB2	1.71	0.73
19:QS:5:LEU:HD22	50:R4:67:TYR:HE2	1.46	0.73
28:RE:55:ASN:C	28:RE:57:LYS:H	1.91	0.73
4:XD:146:ILE:HD12	4:XD:146:ILE:N	2.04	0.73
3:XC:13:GLY:HA3	14:XN:57:ARG:NH2	2.04	0.73

Continued on next page...

Continued from previous page...

Atom-1	Atom-2	Distance(Å)	Clash(Å)
18:XR:56:THR:HB	18:XR:58:LEU:HD12	1.71	0.73
28:YE:77:ILE:HD12	28:YE:78:LEU:H	1.52	0.73
1:QA:1269:A:N1	1:QA:1312:G:O2'	2.22	0.73
1:QA:1305:G:N2	1:QA:1331:G:H2'	2.04	0.73
19:QS:3:ARG:HG3	19:QS:4:SER:H	1.52	0.73
48:R2:27:GLU:OE1	48:R2:27:GLU:N	2.19	0.73
25:RA:1542:G:O6	25:RA:1543:A:N6	2.22	0.73
28:RE:56:PRO:O	28:RE:57:LYS:HB2	1.89	0.73
29:RF:101:LEU:CD1	29:RF:102:PRO:HD2	2.11	0.73
36:RQ:90:VAL:CG1	36:RQ:91:GLU:H	2.02	0.73
40:RU:34:LYS:HA	40:RU:34:LYS:HE2	1.70	0.73
45:RZ:19:ARG:NH1	45:RZ:84:GLU:O	2.22	0.73
6:XF:77:ARG:HB2	6:XF:77:ARG:HH11	1.53	0.73
20:XT:47:GLY:O	20:XT:49:ALA:N	2.19	0.73
52:Y6:13:CYS:HA	52:Y6:50:ARG:O	1.89	0.73
54:Y8:16:ILE:HD11	54:Y8:57:ARG:HG2	1.69	0.73
25:YA:1803:A:H4'	27:YD:259:THR:HG21	1.70	0.73
30:YG:7:LEU:HD21	30:YG:176:LEU:HD22	1.70	0.73
37:YR:3:HIS:O	37:YR:5:LYS:N	2.22	0.73
3:QC:13:GLY:HA3	14:QN:57:ARG:NH2	2.04	0.72
6:QF:25:ILE:HD13	6:QF:28:ARG:NH1	2.04	0.72
20:QT:50:GLU:HG3	20:QT:51:GLU:H	1.54	0.72
29:RF:157:VAL:HB	29:RF:194:MET:HB3	1.70	0.72
30:RG:146:TYR:O	30:RG:149:VAL:HG22	1.88	0.72
25:RA:2562:U:O2'	34:RO:23:ARG:NH1	2.22	0.72
2:XB:75:LYS:O	2:XB:75:LYS:HD3	1.89	0.72
12:XL:11:VAL:HG21	17:XQ:34:LYS:HD3	1.70	0.72
25:YA:2392:A:H2	25:YA:2424:C:H42	1.37	0.72
27:YD:77:ALA:CB	27:YD:97:TYR:HA	2.18	0.72
35:YP:126:VAL:CG1	35:YP:147:LEU:HD21	2.17	0.72
36:YQ:79:LEU:C	36:YQ:79:LEU:HD22	2.07	0.72
38:YS:83:LYS:HZ2	38:YS:109:GLY:HA2	1.53	0.72
1:QA:1321:C:H5''	1:QA:1322:C:H5''	1.70	0.72
11:QK:48:ILE:HD12	11:QK:63:LEU:HB3	1.71	0.72
25:RA:265:A:N6	25:RA:427:U:O2'	2.21	0.72
31:RH:54:ARG:HH12	31:RH:62:LYS:HG2	1.54	0.72
31:RH:80:SER:O	31:RH:81:GLU:HB2	1.89	0.72
33:RN:1:MET:HE1	40:RU:95:LEU:HD21	1.71	0.72
51:Y5:58:LEU:CD1	51:Y5:60:VAL:HG12	2.19	0.72
28:YE:55:ASN:C	28:YE:57:LYS:H	1.91	0.72
12:QL:126:LYS:HB2	12:QL:126:LYS:NZ	2.04	0.72
1:QA:1318:A:H4'	19:QS:11:VAL:HG11	1.70	0.72

Continued on next page...

Continued from previous page...

Atom-1	Atom-2	Distance(Å)	Clash(Å)
25:RA:1543:A:O2'	25:RA:1544:C:H3'	1.90	0.72
28:RE:13:ARG:HA	28:RE:22:PRO:HA	1.71	0.72
4:XD:91:SER:HA	4:XD:94:LEU:HD13	1.70	0.72
16:XP:20:VAL:HG21	16:XP:32:TYR:CG	2.24	0.72
16:XP:72:ARG:HD3	16:XP:72:ARG:C	2.10	0.72
49:Y3:56:VAL:HG12	49:Y3:57:GLU:N	2.04	0.72
25:YA:2810:A:O3'	28:YE:61:ARG:HG3	1.90	0.72
30:YG:146:TYR:O	30:YG:149:VAL:HG22	1.89	0.72
31:YH:125:VAL:HG12	31:YH:126:PRO:HG3	1.71	0.72
31:YH:152:ARG:O	31:YH:153:LYS:HD2	1.90	0.72
33:YN:89:LYS:O	33:YN:93:THR:HG22	1.90	0.72
35:YP:88:LEU:C	35:YP:90:ARG:H	1.92	0.72
37:YR:117:VAL:HG22	37:YR:118:GLU:N	2.05	0.72
38:YS:26:LEU:O	38:YS:26:LEU:HD23	1.90	0.72
40:YU:98:LEU:HD23	40:YU:99:ALA:N	2.04	0.72
7:QG:78:ARG:HH12	7:QG:80:VAL:HG23	1.53	0.72
15:QO:71:GLN:HB2	15:QO:78:TYR:CD1	2.25	0.72
47:R1:80:LEU:HB2	47:R1:81:LYS:HE2	1.71	0.72
51:R5:40:LYS:CE	51:R5:46:CYS:HB3	2.19	0.72
26:RB:42:C:H41	30:RG:91:ARG:HH21	1.38	0.72
31:RH:30:LYS:HD2	31:RH:81:GLU:H	1.54	0.72
2:XB:21:ARG:O	2:XB:23:ARG:HD3	1.89	0.72
12:XL:48:PRO:HD2	12:XL:49:ASN:H	1.51	0.72
27:YD:35:LYS:HZ1	27:YD:65:ILE:HA	1.52	0.72
36:YQ:90:VAL:CG1	36:YQ:91:GLU:H	2.02	0.72
37:YR:85:PRO:O	37:YR:87:TYR:N	2.22	0.72
44:YY:52:SER:OG	44:YY:53:PRO:HD3	1.88	0.72
4:QD:30:LYS:HG3	4:QD:35:ARG:HE	1.52	0.72
5:QE:36:ASP:OD2	5:QE:38:GLN:HB2	1.87	0.72
16:QP:72:ARG:HD3	16:QP:72:ARG:C	2.10	0.72
25:RA:27:G:H22	25:RA:512:G:H2'	1.55	0.72
28:RE:78:LEU:HG	28:RE:79:ARG:NE	2.03	0.72
35:RP:127:ALA:C	35:RP:147:LEU:HD23	2.10	0.72
39:RT:117:ASP:O	39:RT:121:ILE:HG13	1.89	0.72
3:XC:16:ARG:NH1	3:XC:16:ARG:HB2	2.04	0.72
8:XH:41:ARG:HH11	8:XH:41:ARG:CB	2.03	0.72
48:Y2:27:GLU:OE1	48:Y2:27:GLU:N	2.19	0.72
54:Y8:29:LYS:HD3	54:Y8:44:LYS:HB2	1.71	0.72
32:YI:144:VAL:HG13	32:YI:145:VAL:HG13	1.71	0.72
38:YS:83:LYS:C	38:YS:109:GLY:HA3	2.10	0.72
40:YU:34:LYS:HE2	40:YU:34:LYS:HA	1.69	0.72
41:YV:39:LEU:O	41:YV:40:LEU:HD23	1.90	0.72

Continued on next page...

Continued from previous page...

Atom-1	Atom-2	Distance(Å)	Clash(Å)
6:QF:72:VAL:CG2	6:QF:90:VAL:HG11	2.20	0.72
12:QL:10:LEU:HD13	17:QQ:32:TYR:HE2	1.53	0.72
10:QJ:49:VAL:HG22	14:QN:41:ARG:HB3	1.59	0.72
20:QT:97:ALA:O	20:QT:99:LEU:HD13	1.89	0.72
51:R5:58:LEU:CD1	51:R5:60:VAL:HG12	2.19	0.72
25:RA:140:A:H8	25:RA:1408:C:HO2'	1.34	0.72
29:RF:124:LEU:HD12	29:RF:125:LEU:N	2.04	0.72
34:RO:113:LYS:HG2	34:RO:117:LEU:HD11	1.71	0.72
35:RP:29:LYS:HD2	35:RP:30:THR:HG22	1.72	0.72
35:RP:88:LEU:C	35:RP:90:ARG:H	1.92	0.72
38:RS:42:ASP:O	38:RS:43:GLU:HB2	1.90	0.72
39:RT:54:ARG:HG2	39:RT:54:ARG:HH11	1.52	0.72
39:RT:78:LEU:HD13	39:RT:78:LEU:O	1.87	0.72
25:YA:1798:U:H5''	27:YD:259:THR:HG22	1.71	0.72
28:YE:201:THR:HG22	28:YE:203:LYS:HB3	1.69	0.72
28:YE:21:VAL:HB	28:YE:22:PRO:CB	2.18	0.72
29:YF:124:LEU:HD12	29:YF:125:LEU:N	2.04	0.72
31:YH:132:ARG:CB	31:YH:132:ARG:HH11	1.97	0.72
4:QD:146:ILE:N	4:QD:146:ILE:HD12	2.04	0.72
8:QH:20:TYR:HD1	8:QH:65:TYR:CD2	2.07	0.72
28:RE:28:ALA:HB3	28:RE:93:VAL:HG22	1.72	0.72
5:XE:76:ILE:HB	5:XE:77:PRO:HD2	1.72	0.72
10:XJ:3:LYS:HD2	10:XJ:77:PRO:HD3	1.70	0.72
47:Y1:3:LYS:HD3	47:Y1:43:TYR:HD2	1.52	0.72
47:Y1:80:LEU:HB2	47:Y1:81:LYS:HE2	1.71	0.72
31:YH:54:ARG:HH12	31:YH:62:LYS:HG2	1.54	0.72
39:YT:117:ASP:O	39:YT:121:ILE:HG13	1.89	0.72
28:YE:14:ILE:HD11	39:YT:14:TYR:OH	1.90	0.72
15:QO:79:ARG:O	15:QO:82:ILE:HG22	1.90	0.72
20:QT:27:LYS:O	20:QT:30:LYS:HB3	1.89	0.72
49:R3:56:VAL:HG12	49:R3:57:GLU:N	2.04	0.72
52:R6:13:CYS:HA	52:R6:50:ARG:O	1.89	0.72
53:R7:10:ARG:O	53:R7:14:LYS:HB2	1.90	0.72
54:R8:16:ILE:HD11	54:R8:57:ARG:HG2	1.70	0.72
29:RF:32:LEU:O	29:RF:32:LEU:HD12	1.90	0.72
35:RP:114:ILE:HD13	35:RP:125:VAL:HG21	1.72	0.72
36:RQ:79:LEU:HD22	36:RQ:79:LEU:C	2.07	0.72
38:RS:103:GLU:O	38:RS:106:ARG:HG3	1.90	0.72
39:RT:57:PHE:C	39:RT:58:ASN:HD22	1.93	0.72
40:RU:69:CYS:HB3	40:RU:106:PHE:HZ	1.55	0.72
10:XJ:98:ILE:H	10:XJ:98:ILE:HD12	1.55	0.72
53:Y7:10:ARG:O	53:Y7:14:LYS:HB2	1.89	0.72

Continued on next page...

Continued from previous page...

Atom-1	Atom-2	Distance(Å)	Clash(Å)
25:YA:780:G:H21	25:YA:783:A:H62	1.36	0.72
29:YF:32:LEU:HD12	29:YF:32:LEU:O	1.90	0.72
6:QF:77:ARG:HB2	6:QF:77:ARG:HH11	1.53	0.72
16:QP:60:LEU:HA	16:QP:64:ALA:HB3	1.71	0.72
31:RH:26:VAL:CG1	31:RH:27:LYS:H	2.02	0.72
31:RH:89:ILE:CD1	31:RH:129:THR:HB	2.19	0.72
20:XT:97:ALA:O	20:XT:99:LEU:HD13	1.89	0.72
25:YA:2131:G:H4'	25:YA:2132:U:H4'	1.72	0.72
28:YE:197:ILE:HD11	28:YE:199:ARG:HH12	1.55	0.72
28:YE:13:ARG:HA	28:YE:22:PRO:HA	1.71	0.72
29:YF:157:VAL:HB	29:YF:194:MET:HB3	1.70	0.72
31:YH:30:LYS:HD2	31:YH:81:GLU:H	1.54	0.72
35:YP:127:ALA:C	35:YP:147:LEU:HD23	2.10	0.72
44:YY:57:GLN:HE21	44:YY:58:GLY:H	1.37	0.72
2:QB:21:ARG:O	2:QB:23:ARG:HD3	1.90	0.72
10:QJ:75:ILE:HG13	10:QJ:76:ASN:N	2.05	0.72
10:QJ:98:ILE:H	10:QJ:98:ILE:HD12	1.55	0.72
53:R7:5:TRP:NE1	53:R7:7:PRO:HG3	2.04	0.72
54:R8:61:LEU:O	54:R8:62:LEU:HB2	1.88	0.72
25:RA:2114:A:N6	25:RA:2119:A:N7	2.38	0.72
29:RF:32:LEU:HD12	29:RF:32:LEU:C	2.10	0.72
30:RG:7:LEU:HD21	30:RG:176:LEU:HD22	1.70	0.72
31:RH:152:ARG:O	31:RH:153:LYS:HD2	1.90	0.72
37:RR:3:HIS:O	37:RR:5:LYS:N	2.22	0.72
38:RS:26:LEU:HD23	38:RS:26:LEU:O	1.90	0.72
40:RU:66:ASN:HB2	40:RU:76:TYR:HB2	1.72	0.72
40:RU:98:LEU:HD23	40:RU:99:ALA:N	2.04	0.72
10:XJ:5:ARG:HG3	10:XJ:71:LEU:HD11	1.72	0.72
12:XL:126:LYS:NZ	12:XL:126:LYS:HB2	2.04	0.72
24:XX:3:G:O2'	24:XX:4:C:OP2	2.07	0.72
47:Y1:76:ARG:HH11	47:Y1:76:ARG:HG2	1.53	0.72
54:Y8:60:LEU:C	54:Y8:63:PRO:HD2	2.11	0.72
29:YF:32:LEU:HD12	29:YF:32:LEU:C	2.10	0.72
31:YH:128:PRO:HD2	31:YH:129:THR:H	1.55	0.72
31:YH:26:VAL:CG1	31:YH:27:LYS:H	2.02	0.72
38:YS:83:LYS:HG2	38:YS:109:GLY:N	2.04	0.72
42:YW:70:TYR:H	42:YW:70:TYR:HD2	1.37	0.72
8:QH:10:LEU:N	8:QH:10:LEU:HD23	2.04	0.71
13:QM:49:THR:HG22	13:QM:51:ALA:N	2.01	0.71
28:RE:197:ILE:HD11	28:RE:199:ARG:HH12	1.55	0.71
36:RQ:79:LEU:O	36:RQ:79:LEU:CD2	2.36	0.71
37:RR:117:VAL:HG22	37:RR:118:GLU:N	2.05	0.71

Continued on next page...

Continued from previous page...

Atom-1	Atom-2	Distance(Å)	Clash(Å)
37:RR:85:PRO:O	37:RR:87:TYR:N	2.22	0.71
44:RY:51:VAL:HG13	44:RY:52:SER:N	2.03	0.71
2:XB:168:THR:HB	2:XB:192:SER:HB2	1.69	0.71
6:XF:25:ILE:HD13	6:XF:28:ARG:NH1	2.05	0.71
15:XO:79:ARG:O	15:XO:82:ILE:HG22	1.90	0.71
47:Y1:80:LEU:C	47:Y1:81:LYS:HE2	2.10	0.71
51:Y5:2:ALA:O	51:Y5:3:LYS:HB2	1.88	0.71
25:YA:482:A:O2'	44:YY:47:LYS:NZ	2.22	0.71
28:YE:56:PRO:O	28:YE:57:LYS:HB2	1.89	0.71
31:YH:84:SER:O	31:YH:85:LYS:HB2	1.89	0.71
38:YS:103:GLU:O	38:YS:106:ARG:HG3	1.90	0.71
25:YA:1754:C:OP1	39:YT:96:ARG:NH1	2.21	0.71
4:QD:25:ARG:HH12	4:QD:30:LYS:HE3	1.55	0.71
17:QQ:41:LYS:HZ1	17:QQ:92:ARG:HH22	1.36	0.71
20:QT:57:ARG:HD3	20:QT:102:GLY:O	1.90	0.71
54:R8:60:LEU:O	54:R8:63:PRO:HD2	1.90	0.71
25:RA:2198:A:O2'	25:RA:2199:A:O5'	2.07	0.71
25:RA:2680:C:H5'	28:RE:189:PRO:HA	1.71	0.71
28:RE:93:VAL:H	28:RE:95:ILE:HD12	1.54	0.71
35:RP:85:LEU:HA	35:RP:88:LEU:HD22	1.71	0.71
39:RT:102:ILE:HB	39:RT:110:ILE:CD1	2.19	0.71
1:XA:8:A:N6	4:XD:205:GLU:O	2.23	0.71
8:XH:10:LEU:HD23	8:XH:10:LEU:N	2.04	0.71
16:XP:45:THR:HG23	16:XP:46:PRO:HD2	1.70	0.71
20:XT:83:ARG:HA	20:XT:86:ARG:HB3	1.71	0.71
25:YA:2245:U:H5'	25:YA:2246:G:H5'	1.70	0.71
29:YF:9:ILE:HD11	29:YF:125:LEU:HG	1.70	0.71
13:XM:8:GLU:OE2	30:YG:115:ARG:NH1	2.23	0.71
38:YS:67:ARG:O	38:YS:71:ARG:HG3	1.89	0.71
40:YU:69:CYS:HB3	40:YU:106:PHE:HZ	1.55	0.71
1:QA:1298:C:OP2	7:QG:114:ARG:NH2	2.23	0.71
1:QA:1395:C:HO2'	1:QA:1401:G:HO2'	1.36	0.71
19:QS:40:ILE:HG13	19:QS:44:MET:SD	2.30	0.71
48:R2:29:LYS:HD3	48:R2:57:ILE:HD13	1.71	0.71
25:RA:1012:U:H3	33:RN:25:ARG:HH11	1.38	0.71
25:RA:620:G:H4'	25:RA:621:A:H5''	1.73	0.71
34:RO:3:GLN:HB2	34:RO:4:PRO:HD2	1.72	0.71
38:RS:83:LYS:HG2	38:RS:109:GLY:N	2.04	0.71
40:RU:8:VAL:HG23	40:RU:11:ARG:NH2	1.99	0.71
42:RW:1:MET:HE2	42:RW:2:GLU:H	1.55	0.71
1:XA:1005:A:HO2'	1:XA:1037:C:HO2'	1.36	0.71
19:XS:42:PRO:HD3	50:Y4:63:TYR:CE2	2.25	0.71

Continued on next page...

Continued from previous page...

Atom-1	Atom-2	Distance(Å)	Clash(Å)
25:YA:2014:A:O2'	51:Y5:2:ALA:HB2	1.91	0.71
52:Y6:28:ARG:HB3	52:Y6:30:THR:H	1.55	0.71
53:Y7:5:TRP:NE1	53:Y7:7:PRO:HG3	2.04	0.71
54:Y8:58:ILE:HD13	54:Y8:61:LEU:HD11	1.72	0.71
29:YF:185:ASP:OD1	29:YF:188:ARG:NH1	2.23	0.71
34:YO:3:GLN:HB2	34:YO:4:PRO:HD2	1.72	0.71
35:YP:85:LEU:HA	35:YP:88:LEU:HD22	1.71	0.71
2:QB:187:LEU:HD11	2:QB:204:ASN:O	1.91	0.71
28:RE:21:VAL:HB	28:RE:22:PRO:CB	2.18	0.71
35:RP:49:ARG:HD2	54:R8:58:ILE:CG2	2.20	0.71
1:XA:677:U:H3	1:XA:713:G:H22	1.38	0.71
3:XC:16:ARG:HD2	3:XC:54:ARG:NH2	2.03	0.71
19:XS:40:ILE:HG13	19:XS:44:MET:SD	2.31	0.71
20:XT:63:ILE:HG22	20:XT:77:ALA:HB1	1.73	0.71
48:Y2:41:ILE:C	48:Y2:41:ILE:HD12	2.10	0.71
54:Y8:60:LEU:O	54:Y8:63:PRO:HD2	1.90	0.71
29:YF:185:ASP:HA	29:YF:188:ARG:CD	2.20	0.71
35:YP:58:THR:O	35:YP:61:ARG:CZ	2.38	0.71
2:QB:178:ARG:HD2	8:QH:71:GLY:HA2	1.73	0.71
1:QA:1348:U:H4'	9:QI:120:ARG:HD2	1.72	0.71
10:QJ:49:VAL:O	10:QJ:60:ARG:HB3	1.90	0.71
27:RD:244:ARG:HB2	27:RD:245:PRO:HD2	1.71	0.71
38:RS:67:ARG:O	38:RS:71:ARG:HG3	1.89	0.71
41:RV:39:LEU:O	41:RV:40:LEU:HD23	1.90	0.71
2:XB:214:ILE:HA	2:XB:217:ARG:HH21	1.55	0.71
1:QA:1073:U:O2'	2:QB:104:ASN:OD1	2.08	0.71
8:QH:41:ARG:HH11	8:QH:41:ARG:CB	2.03	0.71
11:QK:17:GLY:HA3	11:QK:77:MET:CE	2.20	0.71
20:QT:83:ARG:HA	20:QT:86:ARG:HB3	1.72	0.71
52:R6:25:LYS:HD2	54:R8:34:TRP:HZ2	1.56	0.71
31:RH:125:VAL:HG12	31:RH:126:PRO:HG3	1.70	0.71
33:RN:1:MET:CE	40:RU:95:LEU:HD21	2.21	0.71
38:RS:106:ARG:CA	38:RS:110:LEU:HD11	2.19	0.71
43:RX:12:VAL:HG12	43:RX:27:THR:O	1.91	0.71
7:XG:78:ARG:HH12	7:XG:80:VAL:CG2	2.04	0.71
20:XT:27:LYS:O	20:XT:30:LYS:HB3	1.89	0.71
52:Y6:36:LEU:HD13	52:Y6:50:ARG:NH1	2.05	0.71
27:YD:263:ARG:HB2	27:YD:263:ARG:NH1	2.06	0.71
33:YN:1:MET:CE	40:YU:95:LEU:HD21	2.21	0.71
2:QB:75:LYS:HD3	2:QB:75:LYS:O	1.89	0.71
16:QP:20:VAL:HG21	16:QP:32:TYR:CG	2.25	0.71
50:R4:29:PRO:O	50:R4:30:GLU:HB2	1.89	0.71

Continued on next page...

Continued from previous page...

Atom-1	Atom-2	Distance(Å)	Clash(Å)
32:RI:4:ILE:HD11	32:RI:44:LEU:HD12	1.71	0.71
28:RE:14:ILE:HD11	39:RT:14:TYR:OH	1.90	0.71
11:XK:124:LYS:HD2	11:XK:125:PHE:CE1	2.25	0.71
15:XO:71:GLN:HB2	15:XO:78:TYR:CD1	2.24	0.71
20:XT:57:ARG:HD3	20:XT:102:GLY:O	1.90	0.71
43:YX:12:VAL:HG12	43:YX:27:THR:O	1.90	0.71
2:QB:59:GLU:O	2:QB:62:ALA:HB3	1.90	0.71
8:QH:84:ARG:HH12	8:QH:86:ILE:CD1	2.02	0.71
10:QJ:5:ARG:HG3	10:QJ:71:LEU:HD11	1.72	0.71
54:R8:58:ILE:HD13	54:R8:61:LEU:HD11	1.72	0.71
54:R8:60:LEU:C	54:R8:63:PRO:HD2	2.11	0.71
25:RA:299:A:H5'	44:RY:84:ARG:HH21	1.54	0.71
29:RF:66:PRO:O	29:RF:67:GLN:HB3	1.89	0.71
35:RP:83:VAL:CG1	35:RP:112:LEU:HD21	2.21	0.71
1:XA:448:A:OP2	1:XA:485:G:N2	2.18	0.71
2:XB:172:ILE:HD12	2:XB:172:ILE:H	1.56	0.71
4:XD:20:TYR:CE2	4:XD:27:TYR:HE2	2.09	0.71
25:YA:528:A:C2	25:YA:2042:A:H2'	2.25	0.71
35:YP:49:ARG:HD2	54:Y8:58:ILE:CG2	2.20	0.71
39:YT:23:ARG:HB2	39:YT:24:PRO:HD2	1.71	0.71
1:QA:1312:G:H5''	50:R4:67:TYR:OH	1.90	0.71
2:QB:8:LYS:HD3	2:QB:8:LYS:N	2.02	0.71
3:QC:16:ARG:HB2	3:QC:16:ARG:NH1	2.04	0.71
4:QD:190:ASP:HB3	4:QD:193:ASP:OD1	1.91	0.71
11:QK:124:LYS:HD2	11:QK:125:PHE:CE1	2.25	0.71
13:QM:121:LYS:HE2	13:QM:121:LYS:CA	2.21	0.71
20:QT:23:ARG:CA	20:QT:26:ASN:HD21	2.04	0.71
52:R6:36:LEU:HD13	52:R6:50:ARG:NH1	2.05	0.71
25:RA:1332:G:N2	25:RA:1609:A:O2'	2.24	0.71
29:RF:178:PRO:HB2	29:RF:201:VAL:HG11	1.73	0.71
29:RF:185:ASP:OD1	29:RF:188:ARG:NH1	2.23	0.71
25:RA:2713:A:OP1	37:RR:14:SER:OG	2.09	0.71
2:XB:59:GLU:O	2:XB:62:ALA:HB3	1.90	0.71
3:XC:123:GLN:O	3:XC:128:PHE:HB2	1.90	0.71
48:Y2:7:ARG:HH11	48:Y2:7:ARG:HG3	1.55	0.71
51:Y5:40:LYS:HE2	51:Y5:47:PRO:HD2	1.73	0.71
52:Y6:29:ASN:OD1	52:Y6:30:THR:HG22	1.91	0.71
28:YE:93:VAL:H	28:YE:95:ILE:HD12	1.54	0.71
38:YS:83:LYS:HZ1	38:YS:109:GLY:HA2	1.52	0.71
42:YW:6:ILE:HG12	42:YW:104:THR:HG23	1.73	0.71
18:QR:56:THR:HB	18:QR:58:LEU:HD12	1.71	0.71
25:RA:1490:A:O2'	27:RD:99:ASP:OD2	2.09	0.71

Continued on next page...

Continued from previous page...

Atom-1	Atom-2	Distance(Å)	Clash(Å)
27:RD:263:ARG:HB2	27:RD:263:ARG:NH1	2.05	0.71
38:RS:83:LYS:C	38:RS:109:GLY:HA3	2.10	0.71
41:RV:51:VAL:HG12	41:RV:52:VAL:N	2.06	0.71
1:XA:439:A:OP2	1:XA:493:G:N1	2.21	0.71
2:XB:126:GLU:CG	2:XB:129:GLU:HG3	2.20	0.71
2:XB:132:LYS:HA	2:XB:135:GLN:HB2	1.71	0.71
12:XL:24:VAL:HG12	12:XL:24:VAL:O	1.90	0.71
48:R2:41:ILE:HD12	48:R2:41:ILE:C	2.10	0.70
25:RA:2438:U:O3'	25:RA:2439:A:H3'	1.91	0.70
27:RD:43:ARG:HB3	27:RD:54:ARG:HB2	1.73	0.70
29:RF:164:ARG:HG3	29:RF:175:THR:OG1	1.91	0.70
31:RH:132:ARG:CB	31:RH:132:ARG:HH11	1.97	0.70
3:XC:152:ILE:HB	3:XC:199:LYS:HB2	1.73	0.70
11:XK:48:ILE:HD12	11:XK:63:LEU:HB3	1.71	0.70
20:XT:23:ARG:CA	20:XT:26:ASN:HD21	2.03	0.70
25:YA:1479:G:N7	25:YA:1510:A:N6	2.39	0.70
25:YA:2287:A:H62	25:YA:2344:U:H3	1.39	0.70
31:YH:59:ARG:HG3	31:YH:59:ARG:HH11	1.56	0.70
31:YH:80:SER:O	31:YH:81:GLU:HB2	1.89	0.70
20:QT:63:ILE:HG22	20:QT:77:ALA:HB1	1.73	0.70
25:RA:2014:A:O2'	51:R5:2:ALA:HB2	1.90	0.70
35:RP:58:THR:O	35:RP:61:ARG:CZ	2.38	0.70
5:XE:11:ILE:HD11	5:XE:31:LEU:CD1	2.17	0.70
6:XF:72:VAL:CG2	6:XF:90:VAL:HG11	2.20	0.70
9:XI:15:ALA:HA	9:XI:64:THR:O	1.91	0.70
9:XI:62:TYR:C	9:XI:63:ILE:HD12	2.12	0.70
13:XM:4:ILE:N	13:XM:9:ILE:HG21	2.06	0.70
15:XO:65:ARG:HB2	15:XO:65:ARG:HH11	1.57	0.70
27:YD:244:ARG:HB2	27:YD:245:PRO:HD2	1.71	0.70
29:YF:66:PRO:O	29:YF:67:GLN:HB3	1.90	0.70
35:YP:20:GLY:HA2	35:YP:27:HIS:O	1.91	0.70
29:RF:101:LEU:O	29:RF:106:ARG:NH1	2.23	0.70
38:RS:54:LEU:HD13	38:RS:54:LEU:O	1.91	0.70
1:XA:1200:C:H4'	1:XA:1201:A:H5'	1.72	0.70
10:XJ:6:ILE:HG13	10:XJ:72:VAL:O	1.91	0.70
13:XM:121:LYS:HA	13:XM:121:LYS:HE2	1.71	0.70
47:Y1:81:LYS:CA	47:Y1:81:LYS:HE2	2.13	0.70
28:YE:28:ALA:HB3	28:YE:93:VAL:HG22	1.72	0.70
29:YF:178:PRO:HG2	29:YF:179:GLU:OE2	1.90	0.70
34:YO:113:LYS:HG2	34:YO:117:LEU:HD11	1.71	0.70
47:R1:80:LEU:C	47:R1:81:LYS:HE2	2.10	0.70
13:QM:77:ASN:CG	50:R4:71:ARG:NH1	2.45	0.70

Continued on next page...

Continued from previous page...

Atom-1	Atom-2	Distance(Å)	Clash(Å)
52:R6:29:ASN:OD1	52:R6:30:THR:HG22	1.90	0.70
31:RH:154:PRO:O	31:RH:155:SER:HB2	1.91	0.70
38:RS:83:LYS:HZ1	38:RS:109:GLY:HA2	1.56	0.70
44:RY:48:ALA:O	44:RY:49:VAL:C	2.30	0.70
1:XA:1002:G:H2'	1:XA:1003:G:H8	1.56	0.70
2:XB:187:LEU:HD11	2:XB:204:ASN:O	1.90	0.70
5:XE:82:VAL:HG12	5:XE:83:GLU:N	2.06	0.70
12:XL:8:ASN:OD1	17:XQ:34:LYS:HE2	1.92	0.70
47:Y1:80:LEU:C	47:Y1:81:LYS:HD2	2.12	0.70
25:YA:1113:U:OP1	31:YH:2:SER:N	2.24	0.70
25:YA:1187:G:H5''	41:YV:81:TYR:CE2	2.26	0.70
31:YH:103:LEU:HD12	31:YH:131:VAL:HG21	1.73	0.70
31:YH:152:ARG:O	31:YH:153:LYS:CB	2.39	0.70
40:YU:65:ILE:HG12	40:YU:96:ALA:HB1	1.73	0.70
41:YV:22:VAL:HG12	41:YV:23:GLU:N	2.06	0.70
2:QB:126:GLU:CG	2:QB:129:GLU:HG3	2.20	0.70
9:QI:15:ALA:HA	9:QI:64:THR:O	1.91	0.70
48:R2:7:ARG:HH11	48:R2:7:ARG:HG3	1.55	0.70
54:R8:29:LYS:HD3	54:R8:44:LYS:HB2	1.71	0.70
25:RA:2306:C:H3'	25:RA:2307:G:H5''	1.72	0.70
44:RY:45:VAL:HG12	44:RY:60:PHE:CD1	2.27	0.70
52:Y6:25:LYS:HD2	54:Y8:34:TRP:HZ2	1.56	0.70
25:YA:49:A:N7	25:YA:120:U:H5	1.89	0.70
26:YB:45:A:O4'	30:YG:95:ARG:NH1	2.25	0.70
28:YE:14:ILE:HG12	28:YE:15:PHE:N	2.07	0.70
29:YF:101:LEU:O	29:YF:106:ARG:NH1	2.23	0.70
31:YH:89:ILE:CD1	31:YH:129:THR:HB	2.20	0.70
39:YT:41:ARG:NH2	39:YT:43:GLN:HB2	2.06	0.70
1:QA:457:C:H42	1:QA:475:G:H1	1.39	0.70
5:QE:78:HIS:HE1	5:QE:143:ARG:H	1.38	0.70
5:QE:82:VAL:HG12	5:QE:83:GLU:N	2.06	0.70
8:QH:87:SER:HB2	8:QH:93:VAL:HB	1.73	0.70
10:QJ:6:ILE:HG13	10:QJ:72:VAL:O	1.91	0.70
51:R5:40:LYS:HE2	51:R5:47:PRO:HD2	1.73	0.70
25:RA:1332:G:N2	25:RA:1609:A:HO2'	1.90	0.70
33:RN:89:LYS:O	33:RN:93:THR:HG22	1.90	0.70
36:RQ:32:TYR:CD1	36:RQ:133:ARG:HA	2.27	0.70
47:Y1:7:ILE:CD1	47:Y1:70:VAL:HG22	2.21	0.70
25:YA:2467:C:H4'	36:YQ:123:HIS:CD2	2.27	0.70
31:YH:86:GLU:CG	31:YH:165:ALA:H	1.94	0.70
36:YQ:32:TYR:CD1	36:YQ:133:ARG:HA	2.27	0.70
40:YU:66:ASN:HB2	40:YU:76:TYR:HB2	1.72	0.70

Continued on next page...

Continued from previous page...

Atom-1	Atom-2	Distance(Å)	Clash(Å)
42:YW:29:LEU:HD21	42:YW:33:ARG:CZ	2.22	0.70
2:QB:214:ILE:HA	2:QB:217:ARG:HH21	1.55	0.70
3:QC:79:ARG:HE	11:XK:99:GLN:HE22	1.37	0.70
47:R1:7:ILE:CD1	47:R1:70:VAL:HG22	2.21	0.70
29:RF:178:PRO:HG2	29:RF:179:GLU:OE2	1.90	0.70
29:RF:65:TRP:HZ3	29:RF:73:ALA:O	1.74	0.70
31:RH:152:ARG:O	31:RH:153:LYS:CB	2.40	0.70
31:RH:154:PRO:HG2	31:RH:162:ILE:O	1.92	0.70
25:RA:957:A:H5'	36:RQ:76:LYS:HD2	1.74	0.70
2:XB:101:MET:HA	2:XB:108:ILE:CG1	2.14	0.70
4:XD:190:ASP:HB3	4:XD:193:ASP:OD1	1.91	0.70
8:XH:49:GLU:HG3	8:XH:51:VAL:HG13	1.74	0.70
13:XM:121:LYS:HE2	13:XM:121:LYS:CA	2.21	0.70
27:YD:43:ARG:HB3	27:YD:54:ARG:HB2	1.73	0.70
28:YE:103:ASP:OD1	28:YE:201:THR:HA	1.92	0.70
29:YF:164:ARG:HG3	29:YF:175:THR:OG1	1.92	0.70
38:YS:42:ASP:O	38:YS:43:GLU:HB2	1.90	0.70
1:QA:1177:G:OP2	9:QI:97:LYS:NZ	2.25	0.70
6:QF:60:PHE:C	6:QF:61:LEU:HD12	2.12	0.70
15:QO:74:ASP:CG	15:QO:77:ARG:HG2	2.12	0.70
16:QP:14:ASN:N	16:QP:15:PRO:HD3	2.07	0.70
47:R1:82:LEU:HD13	47:R1:83:GLU:N	2.05	0.70
27:RD:65:ILE:O	27:RD:65:ILE:HD13	1.91	0.70
38:RS:106:ARG:N	38:RS:110:LEU:HD21	2.07	0.70
40:RU:65:ILE:HG12	40:RU:96:ALA:HB1	1.73	0.70
43:RX:57:LEU:HD11	43:RX:78:LYS:HD2	1.73	0.70
25:RA:297:C:H5''	44:RY:85:VAL:HG21	1.74	0.70
2:XB:162:ILE:HD11	2:XB:184:VAL:HG13	1.74	0.70
17:XQ:4:LYS:CE	17:XQ:6:LEU:HD21	2.20	0.70
51:Y5:40:LYS:HE2	51:Y5:47:PRO:CD	2.21	0.70
29:YF:178:PRO:HB2	29:YF:201:VAL:HG11	1.73	0.70
31:YH:154:PRO:HG2	31:YH:162:ILE:O	1.92	0.70
34:YO:63:VAL:HG13	34:YO:84:ALA:HA	1.73	0.70
39:YT:57:PHE:C	39:YT:58:ASN:HD22	1.93	0.70
13:QM:93:ARG:NH1	25:RA:887:A:OP1	2.24	0.70
17:QQ:52:LYS:HD2	17:QQ:55:ASP:OD1	1.91	0.70
19:QS:51:VAL:O	19:QS:57:HIS:HA	1.92	0.70
13:QM:50:GLU:OE1	50:R4:32:TYR:HE2	1.72	0.70
30:RG:131:TYR:O	30:RG:159:VAL:HG13	1.92	0.70
31:RH:128:PRO:HD2	31:RH:129:THR:H	1.55	0.70
42:RW:29:LEU:HD21	42:RW:33:ARG:CZ	2.22	0.70
8:XH:87:SER:HB2	8:XH:93:VAL:HB	1.73	0.70

Continued on next page...

Continued from previous page...

Atom-1	Atom-2	Distance(Å)	Clash(Å)
15:XO:74:ASP:CG	15:XO:77:ARG:HG2	2.12	0.70
47:Y1:82:LEU:HD12	47:Y1:83:GLU:CA	2.21	0.70
25:YA:1019:U:H3	25:YA:1142(A):A:H62	1.38	0.70
3:QC:152:ILE:HB	3:QC:199:LYS:HB2	1.73	0.70
15:QO:65:ARG:HH11	15:QO:65:ARG:HB2	1.56	0.70
25:RA:1190:G:OP1	35:RP:30:THR:OG1	2.10	0.70
27:RD:65:ILE:HD11	27:RD:67:PHE:CD1	2.27	0.70
44:RY:57:GLN:HE21	44:RY:58:GLY:H	1.37	0.70
1:XA:1124:G:H3'	1:XA:1145:C:H41	1.57	0.70
1:XA:1346:A:H5'	9:XI:120:ARG:HH12	1.57	0.70
10:XJ:49:VAL:O	10:XJ:60:ARG:HB3	1.90	0.70
20:XT:50:GLU:HG3	20:XT:51:GLU:H	1.54	0.70
47:Y1:7:ILE:HD12	47:Y1:70:VAL:HG22	1.73	0.70
25:YA:2701:C:H3'	25:YA:2702:U:C5'	2.17	0.70
27:YD:65:ILE:HD13	27:YD:65:ILE:O	1.91	0.70
30:YG:131:TYR:O	30:YG:159:VAL:HG13	1.92	0.70
36:YQ:43:THR:OG1	36:YQ:46:GLN:HB2	1.91	0.70
1:QA:184:G:H2'	1:QA:185:A:H8	1.57	0.69
3:QC:16:ARG:HD2	3:QC:54:ARG:NH2	2.03	0.69
5:QE:76:ILE:HB	5:QE:77:PRO:HD2	1.72	0.69
9:QI:113:LYS:N	9:QI:113:LYS:HD2	2.07	0.69
9:QI:62:TYR:C	9:QI:63:ILE:HD12	2.12	0.69
13:QM:4:ILE:N	13:QM:9:ILE:HG21	2.06	0.69
47:R1:7:ILE:HD12	47:R1:70:VAL:HG22	1.73	0.69
48:R2:47:ASN:O	48:R2:49:LYS:N	2.25	0.69
25:RA:2392:A:C8	35:RP:60:MET:HG3	2.27	0.69
35:RP:64:LYS:C	35:RP:66:GLY:H	1.94	0.69
3:XC:105:GLU:HG2	3:XC:106:VAL:H	1.57	0.69
11:XK:17:GLY:HA3	11:XK:77:MET:CE	2.21	0.69
46:Y0:12:ASN:HA	46:Y0:14:ARG:HH21	1.56	0.69
35:YP:114:ILE:HD13	35:YP:125:VAL:HG21	1.72	0.69
35:YP:64:LYS:C	35:YP:66:GLY:H	1.94	0.69
35:YP:83:VAL:CG1	35:YP:112:LEU:HD21	2.21	0.69
38:YS:54:LEU:HD13	38:YS:54:LEU:O	1.91	0.69
41:YV:51:VAL:HG12	41:YV:52:VAL:N	2.06	0.69
2:QB:162:ILE:O	2:QB:162:ILE:HG13	1.92	0.69
3:QC:147:LYS:O	3:QC:203:PHE:HB3	1.92	0.69
4:QD:120:LEU:HD22	4:QD:125:HIS:HB2	1.73	0.69
7:QG:78:ARG:HH12	7:QG:80:VAL:CG2	2.04	0.69
47:R1:74:VAL:O	47:R1:74:VAL:HG12	1.92	0.69
32:RI:88:ILE:HG12	32:RI:122:GLU:H	1.57	0.69
44:RY:2:ARG:HH11	44:RY:2:ARG:HG2	1.57	0.69

Continued on next page...

Continued from previous page...

Atom-1	Atom-2	Distance(Å)	Clash(Å)
1:XA:642:A:N3	8:XH:113:SER:OG	2.22	0.69
19:XS:51:VAL:O	19:XS:57:HIS:HA	1.92	0.69
41:YV:41:GLY:HA3	41:YV:46:VAL:HG11	1.74	0.69
43:YX:57:LEU:HD11	43:YX:78:LYS:HD2	1.73	0.69
10:QJ:38:ILE:O	10:QJ:38:ILE:HG13	1.92	0.69
27:RD:76:PRO:O	27:RD:98:VAL:HG23	1.91	0.69
28:RE:103:ASP:OD1	28:RE:201:THR:HA	1.92	0.69
31:RH:59:ARG:HH11	31:RH:59:ARG:HG3	1.56	0.69
35:RP:126:VAL:CG1	35:RP:147:LEU:HD21	2.16	0.69
6:XF:67:MET:HB2	6:XF:68:PRO:HD2	1.75	0.69
16:XP:14:ASN:N	16:XP:15:PRO:HD3	2.07	0.69
47:Y1:53:VAL:HG22	47:Y1:74:VAL:HG13	1.74	0.69
48:Y2:47:ASN:O	48:Y2:49:LYS:N	2.25	0.69
35:YP:64:LYS:HB2	54:Y8:25:MET:CG	2.22	0.69
25:YA:1794:U:H2'	25:YA:1795:C:H6	1.57	0.69
2:QB:95:GLN:HE21	2:QB:147:LYS:HE2	1.56	0.69
3:QC:123:GLN:O	3:QC:128:PHE:HB2	1.91	0.69
47:R1:82:LEU:HD12	47:R1:83:GLU:CA	2.21	0.69
29:RF:103:LYS:HA	29:RF:106:ARG:CG	2.21	0.69
33:RN:120:LEU:HD11	33:RN:122:VAL:HG23	1.74	0.69
34:RO:63:VAL:HG13	34:RO:84:ALA:HA	1.72	0.69
35:RP:20:GLY:HA2	35:RP:27:HIS:O	1.92	0.69
2:XB:95:GLN:HE21	2:XB:147:LYS:HE2	1.56	0.69
14:XN:6:LEU:HD23	14:XN:6:LEU:O	1.93	0.69
34:YO:8:LEU:N	34:YO:8:LEU:HD22	2.07	0.69
42:YW:86:LEU:HD12	42:YW:87:PRO:CD	2.23	0.69
1:QA:973:G:H3'	1:QA:974:A:H5''	1.73	0.69
4:QD:30:LYS:H	4:QD:30:LYS:HD3	1.57	0.69
8:QH:31:PHE:CE2	8:QH:35:ILE:HD11	2.27	0.69
12:QL:24:VAL:HG12	12:QL:24:VAL:O	1.90	0.69
17:QQ:4:LYS:CE	17:QQ:6:LEU:HD21	2.20	0.69
21:QU:6:ARG:HE	21:QU:15:ARG:NE	1.91	0.69
47:R1:4:VAL:HG23	47:R1:10:LYS:O	1.93	0.69
30:RG:56:ALA:HB2	30:RG:153:ARG:HE	1.57	0.69
31:RH:103:LEU:HD12	31:RH:131:VAL:HG21	1.73	0.69
31:RH:4:ILE:HG13	31:RH:6:ARG:NE	2.08	0.69
33:RN:46:VAL:O	33:RN:47:ALA:HB3	1.92	0.69
36:RQ:43:THR:OG1	36:RQ:46:GLN:HB2	1.91	0.69
2:XB:162:ILE:O	2:XB:162:ILE:HG13	1.92	0.69
3:XC:195:VAL:HG12	3:XC:196:LEU:N	2.08	0.69
6:XF:60:PHE:C	6:XF:61:LEU:HD12	2.12	0.69
10:XJ:38:ILE:HG13	10:XJ:38:ILE:O	1.92	0.69

Continued on next page...

Continued from previous page...

Atom-1	Atom-2	Distance(Å)	Clash(Å)
17:XQ:52:LYS:HD2	17:XQ:55:ASP:OD1	1.91	0.69
27:YD:65:ILE:HD11	27:YD:67:PHE:CD1	2.27	0.69
29:YF:65:TRP:HZ3	29:YF:73:ALA:O	1.74	0.69
35:YP:50:ARG:HB3	35:YP:50:ARG:NH2	1.98	0.69
41:YV:66:ARG:HH12	41:YV:88:ARG:NH1	1.90	0.69
2:QB:126:GLU:O	2:QB:126:GLU:HG2	1.92	0.69
2:QB:212:GLN:NE2	2:QB:216:SER:HB2	2.08	0.69
6:QF:3:ARG:HB3	6:QF:93:SER:HB2	1.74	0.69
8:QH:6:ILE:N	8:QH:6:ILE:HD12	2.08	0.69
25:RA:2563:U:H4'	34:RO:28:SER:HA	1.75	0.69
28:RE:65:GLY:HA2	28:RE:70:ALA:CB	2.23	0.69
28:RE:7:VAL:HG23	28:RE:8:LYS:N	2.07	0.69
1:XA:1314:C:OP1	19:XS:6:LYS:HE3	1.92	0.69
10:XJ:48:THR:HA	10:XJ:62:HIS:HB3	1.75	0.69
16:XP:1:MET:O	16:XP:24:ALA:HB2	1.92	0.69
47:Y1:64:ALA:HA	47:Y1:67:ILE:HG13	1.75	0.69
51:Y5:40:LYS:HG2	51:Y5:47:PRO:HD2	1.75	0.69
28:YE:7:VAL:HG23	28:YE:8:LYS:N	2.06	0.69
31:YH:89:ILE:HG12	31:YH:89:ILE:O	1.92	0.69
35:YP:61:ARG:HD2	35:YP:61:ARG:H	1.58	0.69
1:QA:1502:A:H2	1:QA:1505:G:H1	1.41	0.69
2:QB:101:MET:HA	2:QB:108:ILE:CG1	2.14	0.69
4:QD:188:LEU:HD23	4:QD:189:PRO:HD2	1.75	0.69
51:R5:4:HIS:HB3	51:R5:5:PRO:HD3	1.75	0.69
27:RD:89:SER:HB2	27:RD:159:ALA:HB2	1.74	0.69
35:RP:39:LYS:CA	35:RP:45:LEU:HD11	2.23	0.69
41:RV:41:GLY:HA3	41:RV:46:VAL:HG11	1.74	0.69
41:RV:66:ARG:HH12	41:RV:88:ARG:NH1	1.90	0.69
1:XA:538:G:OP1	12:XL:113:ARG:HD2	1.92	0.69
52:Y6:14:THR:HG21	52:Y6:19:ARG:HH21	1.58	0.69
25:YA:704:G:H2'	25:YA:726:G:H22	1.57	0.69
27:YD:89:SER:HB2	27:YD:159:ALA:HB2	1.75	0.69
31:YH:150:ALA:C	31:YH:152:ARG:N	2.44	0.69
31:YH:154:PRO:O	31:YH:155:SER:HB2	1.91	0.69
33:YN:120:LEU:HD11	33:YN:122:VAL:HG23	1.74	0.69
33:YN:56:ASN:HD22	33:YN:125:GLY:C	1.96	0.69
38:YS:106:ARG:N	38:YS:110:LEU:HD21	2.07	0.69
44:YY:45:VAL:HG12	44:YY:60:PHE:CD1	2.27	0.69
1:QA:489:C:OP1	4:QD:132:ARG:NH2	2.25	0.69
2:QB:172:ILE:HD12	2:QB:172:ILE:H	1.56	0.69
51:R5:40:LYS:HE2	51:R5:47:PRO:CD	2.21	0.69
33:RN:68:GLU:HG2	33:RN:88:GLU:OE1	1.92	0.69

Continued on next page...

Continued from previous page...

Atom-1	Atom-2	Distance(Å)	Clash(Å)
33:RN:7:LYS:HD3	33:RN:9:VAL:HA	1.75	0.69
39:RT:41:ARG:NH2	39:RT:43:GLN:HB2	2.06	0.69
8:XH:84:ARG:HH12	8:XH:86:ILE:CD1	2.02	0.69
47:Y1:82:LEU:HD13	47:Y1:83:GLU:N	2.05	0.69
19:XS:5:LEU:HD22	50:Y4:67:TYR:CE2	2.28	0.69
27:YD:76:PRO:O	27:YD:98:VAL:HG23	1.91	0.69
30:YG:28:VAL:HG23	30:YG:29:TRP:CD1	2.28	0.69
33:YN:68:GLU:HG2	33:YN:88:GLU:OE1	1.92	0.69
1:QA:1002:G:H2'	1:QA:1003:G:H8	1.57	0.69
3:QC:105:GLU:HG2	3:QC:106:VAL:H	1.58	0.69
8:QH:49:GLU:HG3	8:QH:51:VAL:HG13	1.74	0.69
10:QJ:54:PHE:CZ	10:QJ:55:LYS:NZ	2.61	0.69
1:QA:951:G:OP2	13:QM:102:ARG:NH2	2.26	0.69
16:QP:1:MET:O	16:QP:24:ALA:HB2	1.92	0.69
1:QA:191:G:C4	20:QT:105:SER:HB3	2.28	0.69
47:R1:81:LYS:CA	47:R1:81:LYS:HE2	2.13	0.69
51:R5:40:LYS:HG2	51:R5:47:PRO:HD2	1.75	0.69
52:R6:28:ARG:HB3	52:R6:30:THR:H	1.55	0.69
27:RD:35:LYS:HB3	27:RD:63:ARG:HA	1.75	0.69
30:RG:171:ALA:O	30:RG:175:LEU:HG	1.93	0.69
35:RP:61:ARG:H	35:RP:61:ARG:HD2	1.58	0.69
25:RA:2393:A:H4'	35:RP:61:ARG:O	1.93	0.69
35:RP:64:LYS:HB2	54:R8:25:MET:CG	2.22	0.69
38:RS:52:SER:O	38:RS:56:LEU:HD22	1.93	0.69
40:RU:90:VAL:O	40:RU:92:ARG:N	2.26	0.69
4:XD:20:TYR:CE2	4:XD:27:TYR:CE2	2.80	0.69
8:XH:31:PHE:CE2	8:XH:35:ILE:HD11	2.27	0.69
9:XI:113:LYS:HD2	9:XI:113:LYS:N	2.07	0.69
46:Y0:27:GLU:HG3	46:Y0:68:GLU:HA	1.74	0.69
27:YD:17:THR:HG22	27:YD:205:VAL:N	2.08	0.69
29:YF:67:GLN:O	29:YF:68:LYS:CB	2.39	0.69
33:YN:7:LYS:HD3	33:YN:9:VAL:HA	1.75	0.69
35:YP:29:LYS:HD2	35:YP:30:THR:HG22	1.72	0.69
35:YP:62:LEU:H	35:YP:62:LEU:HD22	1.53	0.69
25:YA:957:A:H5'	36:YQ:76:LYS:HD2	1.75	0.69
1:QA:1277:C:HO2'	1:QA:1279:A:H8	1.41	0.69
47:R1:53:VAL:HG22	47:R1:74:VAL:HG13	1.74	0.69
30:RG:28:VAL:HG23	30:RG:29:TRP:CD1	2.28	0.69
36:RQ:80:GLU:HG3	36:RQ:81:VAL:H	1.58	0.69
44:RY:29:GLU:HB3	44:RY:38:ILE:HG12	1.75	0.69
4:XD:13:ARG:HA	4:XD:33:MET:HE3	1.74	0.69
14:XN:23:ARG:CZ	14:XN:30:ALA:HB2	2.22	0.69

Continued on next page...

Continued from previous page...

Atom-1	Atom-2	Distance(Å)	Clash(Å)
14:YN:44:LEU:CD1	14:YN:53:LEU:HD13	2.23	0.69
35:YP:62:LEU:HD23	54:Y8:25:MET:HB2	1.74	0.69
30:YG:16:ARG:HH21	30:YG:31:VAL:CG1	2.05	0.69
37:YR:29:LEU:HD23	37:YR:79:LEU:HD12	1.75	0.69
43:YX:12:VAL:HG11	43:YX:27:THR:OG1	1.93	0.69
8:QH:112:LEU:HA	8:QH:134:ILE:HG12	1.75	0.69
25:RA:1080:C:N4	25:RA:1088:A:OP2	2.26	0.69
25:RA:2502:G:H5''	25:RA:2503:A:H5''	1.74	0.69
41:RV:22:VAL:HG12	41:RV:23:GLU:N	2.06	0.69
45:RZ:60:GLU:HA	45:RZ:66:SER:HA	1.75	0.69
2:XB:212:GLN:NE2	2:XB:216:SER:HB2	2.08	0.69
7:XG:155:ARG:N	7:XG:155:ARG:HD3	2.07	0.69
13:XM:117:VAL:HG22	13:XM:118:ALA:H	1.58	0.69
6:XF:100:ASN:ND2	18:XR:23:LYS:HE3	2.08	0.69
25:YA:2404:C:H1'	35:YP:67:MET:CE	2.22	0.69
25:YA:2632:A:HO2'	25:YA:2811:G:HO2'	1.35	0.69
27:YD:17:THR:CG2	27:YD:204:ILE:HA	2.23	0.69
40:YU:65:ILE:HD11	40:YU:93:LYS:HA	1.74	0.69
40:YU:8:VAL:HG23	40:YU:11:ARG:NH2	1.99	0.69
3:QC:195:VAL:HG12	3:QC:196:LEU:N	2.08	0.68
7:QG:155:ARG:HD3	7:QG:155:ARG:N	2.07	0.68
9:QI:46:ALA:HA	9:QI:78:LYS:HB2	1.75	0.68
20:QT:47:GLY:O	20:QT:49:ALA:N	2.20	0.68
48:R2:23:LYS:O	48:R2:27:GLU:OE1	2.11	0.68
52:R6:14:THR:HG21	52:R6:19:ARG:HH21	1.58	0.68
30:RG:16:ARG:HH21	30:RG:31:VAL:CG1	2.06	0.68
40:RU:65:ILE:HD11	40:RU:93:LYS:HA	1.74	0.68
1:XA:235:C:H5'	17:XQ:70:ARG:HG2	1.74	0.68
4:XD:96:LEU:HD22	4:XD:96:LEU:N	2.08	0.68
7:XG:8:GLU:H	7:XG:8:GLU:CD	1.96	0.68
19:XS:31:ILE:HG23	19:XS:49:ILE:HA	1.75	0.68
20:XT:64:ASP:HA	20:XT:67:ALA:HB3	1.74	0.68
27:YD:35:LYS:HB3	27:YD:63:ARG:HA	1.75	0.68
45:YZ:60:GLU:HA	45:YZ:66:SER:HA	1.75	0.68
12:QL:11:VAL:HG13	17:QQ:29:HIS:HD2	1.58	0.68
6:QF:100:ASN:ND2	18:QR:23:LYS:HE3	2.08	0.68
20:QT:64:ASP:HA	20:QT:67:ALA:HB3	1.74	0.68
47:R1:80:LEU:C	47:R1:81:LYS:HD2	2.12	0.68
52:R6:41:PRO:CG	52:R6:45:LYS:H	2.05	0.68
42:RW:6:ILE:HG12	42:RW:104:THR:HG23	1.73	0.68
25:YA:2789:C:H1'	25:YA:2892:A:H2	1.58	0.68
25:YA:482:A:H4'	44:YY:47:LYS:HD2	1.74	0.68

Continued on next page...

Continued from previous page...

Atom-1	Atom-2	Distance(Å)	Clash(Å)
28:YE:65:GLY:HA2	28:YE:70:ALA:CB	2.23	0.68
30:YG:56:ALA:HB2	30:YG:153:ARG:HE	1.57	0.68
38:YS:106:ARG:CA	38:YS:110:LEU:HD11	2.19	0.68
38:YS:57:LYS:H	38:YS:57:LYS:HD3	1.58	0.68
44:YY:2:ARG:HH11	44:YY:2:ARG:HG2	1.57	0.68
20:QT:97:ALA:O	20:QT:99:LEU:N	2.27	0.68
25:RA:1138:G:H21	33:RN:106:MET:HE3	1.57	0.68
25:RA:2111:C:N3	25:RA:2118:U:O2'	2.26	0.68
27:RD:17:THR:HG22	27:RD:205:VAL:N	2.08	0.68
29:RF:185:ASP:HA	29:RF:188:ARG:CD	2.20	0.68
38:RS:100:ALA:HA	38:RS:103:GLU:HG2	1.75	0.68
3:XC:107:GLN:CD	3:XC:107:GLN:H	1.97	0.68
4:XD:30:LYS:HA	4:XD:34:GLU:HB2	1.75	0.68
10:XJ:75:ILE:HG13	10:XJ:76:ASN:N	2.05	0.68
17:XQ:41:LYS:HZ1	17:XQ:92:ARG:HH22	1.40	0.68
52:Y6:41:PRO:CG	52:Y6:45:LYS:H	2.05	0.68
25:YA:2723:C:H5"	37:YR:1:MET:HG2	1.75	0.68
38:YS:100:ALA:HA	38:YS:103:GLU:HG2	1.75	0.68
44:YY:61:ILE:CG2	44:YY:62:GLU:N	2.56	0.68
2:QB:165:VAL:HG23	2:QB:166:ASP:H	1.57	0.68
2:QB:162:ILE:HD11	2:QB:184:VAL:HG13	1.74	0.68
9:QI:28:VAL:HG13	9:QI:63:ILE:CG2	2.24	0.68
13:QM:90:LEU:CA	13:QM:93:ARG:HD2	2.23	0.68
16:QP:3:LYS:C	16:QP:4:ILE:HD12	2.14	0.68
25:RA:1814:G:H4'	27:RD:51:VAL:HG21	1.75	0.68
30:RG:112:PRO:CB	50:R4:37:SER:HB2	2.22	0.68
34:RO:8:LEU:HD22	34:RO:8:LEU:N	2.08	0.68
8:XH:6:ILE:H	8:XH:6:ILE:CD1	2.07	0.68
25:YA:784:A:N7	27:YD:229:VAL:HG21	2.09	0.68
32:YI:73:GLU:HG3	32:YI:136:VAL:HG23	1.76	0.68
39:YT:109:GLU:O	39:YT:113:LYS:HB2	1.94	0.68
44:YY:29:GLU:HB3	44:YY:38:ILE:HG12	1.74	0.68
44:YY:48:ALA:O	44:YY:49:VAL:C	2.30	0.68
14:QN:26:ARG:NH1	14:QN:43:CYS:SG	2.67	0.68
50:R4:15:ILE:HD13	50:R4:15:ILE:N	2.09	0.68
52:R6:7:ILE:HG13	52:R6:8:LYS:N	2.06	0.68
35:RP:15:ARG:O	35:RP:16:ARG:C	2.32	0.68
35:RP:62:LEU:HD23	54:R8:25:MET:HB2	1.74	0.68
41:RV:18:LEU:O	41:RV:95:LEU:HA	1.94	0.68
42:RW:86:LEU:HD12	42:RW:87:PRO:CD	2.23	0.68
44:RY:40:GLU:HA	44:RY:64:GLU:OE1	1.94	0.68
4:XD:188:LEU:HD23	4:XD:189:PRO:HD2	1.75	0.68

Continued on next page...

Continued from previous page...

Atom-1	Atom-2	Distance(Å)	Clash(Å)
5:XE:78:HIS:HE1	5:XE:143:ARG:H	1.38	0.68
7:XG:50:ILE:HB	7:XG:58:PRO:HB3	1.75	0.68
8:XH:6:ILE:N	8:XH:6:ILE:HD12	2.08	0.68
11:XK:124:LYS:HB3	11:XK:125:PHE:HD1	1.58	0.68
19:XS:64:GLU:HB2	50:Y4:55:ARG:HH12	1.58	0.68
21:XU:6:ARG:HE	21:XU:15:ARG:NE	1.90	0.68
30:YG:112:PRO:CB	50:Y4:37:SER:HB2	2.22	0.68
25:YA:857:C:OP2	46:Y0:77:ARG:NH2	2.26	0.68
31:YH:126:PRO:HB2	31:YH:130:ARG:O	1.93	0.68
42:YW:29:LEU:HD21	42:YW:33:ARG:NE	2.08	0.68
1:QA:266:G:H5"	1:QA:267:C:C5	2.29	0.68
3:QC:150:LYS:HB3	3:QC:201:TYR:HB2	1.75	0.68
4:QD:198:VAL:HG12	4:QD:199:ASN:N	2.09	0.68
5:QE:53:LEU:HD12	5:QE:53:LEU:N	2.09	0.68
11:QK:124:LYS:HB3	11:QK:125:PHE:HD1	1.58	0.68
47:R1:64:ALA:HA	47:R1:67:ILE:HG13	1.75	0.68
47:R1:83:GLU:HG2	47:R1:84:GLY:N	2.09	0.68
27:RD:17:THR:CG2	27:RD:204:ILE:HA	2.23	0.68
31:RH:126:PRO:HB2	31:RH:130:ARG:O	1.93	0.68
33:RN:134:ARG:N	33:RN:135:PRO:HD3	1.97	0.68
34:RO:25:LEU:HB2	34:RO:38:VAL:HG13	1.74	0.68
35:RP:26:GLY:O	35:RP:28:GLY:N	2.27	0.68
6:XF:3:ARG:HB3	6:XF:93:SER:HB2	1.75	0.68
5:XE:148:VAL:HG21	8:XH:107:LEU:HD13	1.75	0.68
8:XH:112:LEU:HA	8:XH:134:ILE:HG12	1.75	0.68
48:Y2:23:LYS:O	48:Y2:27:GLU:OE1	2.11	0.68
28:YE:16:ARG:HG3	28:YE:16:ARG:O	1.92	0.68
31:YH:4:ILE:HG13	31:YH:6:ARG:NE	2.08	0.68
33:YN:46:VAL:O	33:YN:47:ALA:HB3	1.92	0.68
25:YA:1252:G:N3	40:YU:33:ARG:HD2	2.08	0.68
41:YV:18:LEU:O	41:YV:95:LEU:HA	1.94	0.68
42:YW:1:MET:HE2	42:YW:2:GLU:H	1.58	0.68
45:YZ:145:GLU:HG3	45:YZ:146:ILE:HG12	1.76	0.68
20:QT:89:ARG:NH2	20:QT:104:LEU:HD21	2.09	0.68
51:R5:20:ARG:HA	51:R5:23:HIS:ND1	2.09	0.68
25:RA:242:G:H5'	54:R8:62:LEU:CD2	2.23	0.68
38:RS:57:LYS:HD3	38:RS:57:LYS:H	1.58	0.68
39:RT:108:ARG:HA	39:RT:111:ARG:CZ	2.23	0.68
39:RT:109:GLU:O	39:RT:113:LYS:HB2	1.94	0.68
39:RT:50:ILE:HG22	39:RT:62:THR:OG1	1.94	0.68
43:RX:12:VAL:HG11	43:RX:27:THR:OG1	1.93	0.68
2:XB:126:GLU:O	2:XB:126:GLU:HG2	1.92	0.68

Continued on next page...

Continued from previous page...

Atom-1	Atom-2	Distance(Å)	Clash(Å)
4:XD:165:MET:HE3	4:XD:165:MET:HA	1.76	0.68
10:XJ:96:ILE:HD13	10:XJ:96:ILE:N	2.09	0.68
13:XM:78:ILE:HG23	13:XM:92:HIS:ND1	2.09	0.68
17:XQ:59:ILE:N	17:XQ:59:ILE:HD13	2.09	0.68
51:Y5:20:ARG:HA	51:Y5:23:HIS:ND1	2.08	0.68
31:YH:126:PRO:CD	31:YH:127:GLU:H	2.07	0.68
31:YH:126:PRO:HG2	31:YH:127:GLU:H	1.58	0.68
36:YQ:80:GLU:HG3	36:YQ:81:VAL:H	1.58	0.68
44:YY:40:GLU:HA	44:YY:64:GLU:OE1	1.94	0.68
1:QA:501:C:H2'	1:QA:502:G:H8	1.59	0.68
9:QI:48:GLU:N	9:QI:49:PRO:HD2	2.09	0.68
14:QN:6:LEU:HD23	14:QN:6:LEU:O	1.93	0.68
25:RA:2392:A:H8	35:RP:60:MET:HG3	1.58	0.68
25:RA:270(T):G:OP1	47:R1:97:LEU:HD13	1.93	0.68
25:RA:2867:G:O2'	25:RA:2868:A:H8	1.76	0.68
29:RF:67:GLN:O	29:RF:67:GLN:CG	2.32	0.68
31:RH:126:PRO:HG2	31:RH:127:GLU:H	1.59	0.68
36:RQ:12:GLN:CG	36:RQ:73:PRO:HD2	2.21	0.68
37:RR:29:LEU:HD23	37:RR:79:LEU:HD12	1.75	0.68
1:XA:951:G:OP2	13:XM:102:ARG:NH2	2.27	0.68
4:XD:198:VAL:HG12	4:XD:199:ASN:N	2.09	0.68
8:XH:20:TYR:HE2	8:XH:75:ARG:HD2	1.59	0.68
47:Y1:4:VAL:HG23	47:Y1:10:LYS:O	1.93	0.68
25:YA:2864:G:OP1	39:YT:119:LYS:HD2	1.93	0.68
27:YD:241:PRO:O	27:YD:243:GLY:N	2.27	0.68
28:YE:9:VAL:HB	28:YE:25:VAL:HG23	1.76	0.68
30:YG:171:ALA:O	30:YG:175:LEU:HG	1.93	0.68
31:YH:4:ILE:HG13	31:YH:6:ARG:NH1	2.09	0.68
35:YP:39:LYS:CA	35:YP:45:LEU:HD11	2.23	0.68
39:YT:50:ILE:HG22	39:YT:62:THR:OG1	1.94	0.68
25:YA:64:A:C4	43:YX:66:LEU:HD13	2.29	0.68
4:QD:96:LEU:N	4:QD:96:LEU:HD22	2.07	0.68
10:QJ:48:THR:HA	10:QJ:62:HIS:HB3	1.75	0.68
17:QQ:59:ILE:N	17:QQ:59:ILE:HD13	2.09	0.68
47:R1:20:ARG:HH11	47:R1:20:ARG:HG2	1.58	0.68
25:RA:643:A:N1	25:RA:2369:A:O2'	2.26	0.68
31:RH:88:LEU:HD22	31:RH:88:LEU:H	1.58	0.68
25:RA:1142(A):A:H4'	33:RN:25:ARG:HH22	1.58	0.68
44:RY:49:VAL:O	44:RY:51:VAL:N	2.27	0.68
1:XA:1151:A:H1'	10:XJ:39:PRO:HB2	1.76	0.68
7:XG:138:LYS:HE2	7:XG:142:GLU:OE2	1.94	0.68
7:XG:79:ARG:NH2	7:XG:82:GLY:HA2	2.09	0.68

Continued on next page...

Continued from previous page...

Atom-1	Atom-2	Distance(Å)	Clash(Å)
10:XJ:6:ILE:HG22	10:XJ:98:ILE:CG1	2.16	0.68
13:XM:90:LEU:CA	13:XM:93:ARG:HD2	2.23	0.68
47:Y1:20:ARG:HH11	47:Y1:20:ARG:HG2	1.58	0.68
47:Y1:74:VAL:HG12	47:Y1:74:VAL:O	1.93	0.68
48:Y2:64:LEU:HD22	48:Y2:68:ARG:HD2	1.76	0.68
33:YN:96:GLU:CG	33:YN:97:ARG:H	2.00	0.68
36:YQ:66:ILE:HG13	36:YQ:67:ARG:H	1.58	0.68
2:QB:215:LEU:O	2:QB:219:VAL:HG23	1.94	0.68
3:QC:107:GLN:CD	3:QC:107:GLN:H	1.97	0.68
1:QA:1226:C:O2'	13:QM:103:THR:O	2.06	0.68
16:QP:66:PRO:HG2	16:QP:71:ARG:NH1	2.09	0.68
29:RF:184:TYR:O	29:RF:188:ARG:HG3	1.93	0.68
36:RQ:104:PHE:HE1	36:RQ:125:LEU:HD11	1.59	0.68
9:XI:48:GLU:N	9:XI:49:PRO:HD2	2.09	0.68
16:XP:3:LYS:C	16:XP:4:ILE:HD12	2.14	0.68
50:Y4:15:ILE:N	50:Y4:15:ILE:HD13	2.09	0.68
27:YD:35:LYS:HZ1	27:YD:104:TYR:HB2	1.56	0.68
36:YQ:133:ARG:O	36:YQ:134:ARG:HB2	1.94	0.68
10:QJ:96:ILE:N	10:QJ:96:ILE:HD13	2.09	0.67
14:QN:25:VAL:CG2	14:QN:38:GLY:O	2.31	0.67
25:RA:1820:U:C2	27:RD:202:LYS:HB3	2.29	0.67
28:RE:116:VAL:O	28:RE:117:MET:HB3	1.94	0.67
36:RQ:20:ALA:HB1	36:RQ:99:PRO:HD2	1.76	0.67
1:XA:1014:A:H4'	19:XS:14:HIS:HE2	1.60	0.67
3:XC:147:LYS:O	3:XC:203:PHE:HB3	1.92	0.67
34:YO:14:THR:O	34:YO:51:ALA:HB3	1.94	0.67
35:YP:15:ARG:O	35:YP:16:ARG:C	2.32	0.67
36:YQ:90:VAL:CG1	36:YQ:91:GLU:N	2.57	0.67
38:YS:35:ILE:HD13	38:YS:101:LEU:HD23	1.76	0.67
44:YY:21:LYS:HG3	44:YY:22:GLY:N	2.09	0.67
45:YZ:182:LYS:HG3	45:YZ:183:LEU:HD23	1.75	0.67
4:QD:173:TRP:CD2	4:QD:189:PRO:HB3	2.29	0.67
7:QG:79:ARG:NH2	7:QG:82:GLY:HA2	2.09	0.67
7:QG:8:GLU:H	7:QG:8:GLU:CD	1.97	0.67
17:QQ:74:LEU:HD12	17:QQ:75:ARG:HG2	1.76	0.67
25:RA:993:G:OP1	40:RU:50:ARG:NH2	2.22	0.67
28:RE:13:ARG:CB	28:RE:13:ARG:HH11	2.07	0.67
36:RQ:133:ARG:O	36:RQ:134:ARG:HB2	1.94	0.67
36:RQ:90:VAL:CG1	36:RQ:91:GLU:N	2.57	0.67
3:XC:150:LYS:HB3	3:XC:201:TYR:HB2	1.75	0.67
25:YA:2277:G:H5'	36:YQ:85:LYS:HG3	1.75	0.67
31:YH:77:LYS:HG2	31:YH:77:LYS:O	1.94	0.67

Continued on next page...

Continued from previous page...

Atom-1	Atom-2	Distance(Å)	Clash(Å)
35:YP:65:ARG:CG	35:YP:65:ARG:HH11	2.06	0.67
36:YQ:12:GLN:CG	36:YQ:73:PRO:HD2	2.21	0.67
2:QB:7:VAL:HG22	2:QB:8:LYS:HD3	1.76	0.67
4:QD:165:MET:HA	4:QD:165:MET:HE3	1.77	0.67
6:QF:67:MET:HB2	6:QF:68:PRO:HD2	1.75	0.67
8:QH:100:ILE:HB	8:QH:125:ARG:NH1	2.10	0.67
8:QH:14:ARG:O	8:QH:18:ARG:HD3	1.94	0.67
52:R6:48:VAL:HG13	52:R6:49:HIS:H	1.60	0.67
25:RA:518:G:H4'	42:RW:18:ARG:NH1	2.03	0.67
31:RH:89:ILE:O	31:RH:89:ILE:HG12	1.93	0.67
33:RN:56:ASN:HD22	33:RN:125:GLY:C	1.96	0.67
4:XD:29:PRO:O	4:XD:30:LYS:HD3	1.94	0.67
9:XI:28:VAL:HG13	9:XI:63:ILE:CG2	2.24	0.67
16:XP:66:PRO:HG2	16:XP:71:ARG:NH1	2.09	0.67
19:XS:5:LEU:CD1	50:Y4:66:SER:HB2	2.18	0.67
27:YD:44:ASN:N	27:YD:44:ASN:ND2	2.42	0.67
28:YE:116:VAL:O	28:YE:117:MET:HB3	1.94	0.67
38:YS:26:LEU:HD12	38:YS:39:ILE:CD1	2.23	0.67
39:YT:50:ILE:CD1	39:YT:102:ILE:HD11	2.25	0.67
2:QB:24:TRP:H	2:QB:24:TRP:HD1	1.43	0.67
10:QJ:6:ILE:HG22	10:QJ:98:ILE:CG1	2.16	0.67
13:QM:23:TYR:CB	13:QM:67:GLU:HG2	2.25	0.67
13:QM:62:ASN:ND2	50:R4:49:PHE:HD2	1.91	0.67
25:RA:1300:U:H4'	25:RA:1301:A:H5''	1.77	0.67
27:RD:135:PHE:N	27:RD:135:PHE:CD2	2.62	0.67
36:RQ:104:PHE:CE1	36:RQ:125:LEU:HD11	2.29	0.67
38:RS:35:ILE:HD13	38:RS:101:LEU:HD23	1.76	0.67
40:RU:92:ARG:O	40:RU:94:ASN:N	2.25	0.67
41:RV:25:LEU:H	41:RV:92:THR:HG21	1.60	0.67
2:XB:165:VAL:HG23	2:XB:166:ASP:H	1.57	0.67
2:XB:71:VAL:CG2	2:XB:164:VAL:HG22	2.25	0.67
4:XD:120:LEU:HD22	4:XD:125:HIS:HB2	1.74	0.67
47:Y1:51:VAL:HG11	47:Y1:74:VAL:HG21	1.76	0.67
19:XS:64:GLU:OE2	50:Y4:55:ARG:NH2	2.26	0.67
25:YA:1899:G:H21	25:YA:1902:C:N4	1.92	0.67
32:YI:92:VAL:HG13	32:YI:120:ILE:HG23	1.75	0.67
34:YO:25:LEU:HB2	34:YO:38:VAL:HG13	1.74	0.67
35:YP:26:GLY:O	35:YP:28:GLY:N	2.26	0.67
36:YQ:104:PHE:CE1	36:YQ:125:LEU:HD11	2.29	0.67
36:YQ:33:GLY:HA2	36:YQ:105:GLU:HA	1.76	0.67
36:YQ:90:VAL:O	36:YQ:92:GLY:N	2.25	0.67
38:YS:52:SER:O	38:YS:56:LEU:HD22	1.93	0.67

Continued on next page...

Continued from previous page...

Atom-1	Atom-2	Distance(Å)	Clash(Å)
38:YS:67:ARG:CZ	38:YS:67:ARG:HB2	2.24	0.67
1:QA:1151:A:H1'	10:QJ:39:PRO:HB2	1.76	0.67
1:QA:581:G:N2	1:QA:760:G:N7	2.43	0.67
7:QG:50:ILE:HB	7:QG:58:PRO:HB3	1.75	0.67
11:QK:95:ILE:HD12	11:QK:108:ILE:HD13	1.77	0.67
26:RB:80:U:H2'	26:RB:81:G:H21	1.59	0.67
28:RE:14:ILE:HG12	28:RE:15:PHE:N	2.06	0.67
28:RE:10:GLY:H	28:RE:25:VAL:HG23	1.60	0.67
4:XD:11:LEU:CD2	4:XD:66:ARG:HD3	2.17	0.67
7:XG:120:ILE:O	7:XG:124:LEU:HB2	1.95	0.67
8:XH:14:ARG:O	8:XH:18:ARG:HD3	1.94	0.67
11:XK:95:ILE:HD12	11:XK:108:ILE:HD13	1.76	0.67
20:XT:83:ARG:HA	20:XT:86:ARG:HD3	1.76	0.67
51:Y5:4:HIS:HB3	51:Y5:5:PRO:HD3	1.75	0.67
25:YA:2250:G:C6	36:YQ:82:ARG:HD2	2.29	0.67
44:YY:14:LEU:HD23	44:YY:15:VAL:N	2.10	0.67
44:YY:49:VAL:O	44:YY:51:VAL:N	2.27	0.67
50:R4:33:VAL:HG12	50:R4:34:GLU:N	2.10	0.67
52:R6:43:CYS:SG	52:R6:44:ARG:HD3	2.35	0.67
25:RA:1252:G:N3	40:RU:33:ARG:HD2	2.09	0.67
25:RA:1980:G:O2'	25:RA:1982:C:OP2	2.13	0.67
25:RA:483:A:H3'	25:RA:484:C:H6	1.59	0.67
25:RA:27:G:N2	25:RA:512:G:H2'	2.10	0.67
31:RH:4:ILE:HG13	31:RH:6:ARG:NH1	2.09	0.67
34:RO:13:ASN:ND2	34:RO:96:THR:O	2.28	0.67
42:RW:29:LEU:HD21	42:RW:33:ARG:NE	2.09	0.67
44:RY:61:ILE:CG2	44:RY:62:GLU:N	2.56	0.67
16:XP:21:VAL:HG11	16:XP:59:TRP:CD1	2.30	0.67
50:Y4:33:VAL:HG12	50:Y4:34:GLU:N	2.10	0.67
52:Y6:48:VAL:HG13	52:Y6:49:HIS:H	1.60	0.67
25:YA:1980:G:O2'	25:YA:1982:C:OP2	2.12	0.67
28:YE:26:ILE:HD13	28:YE:27:LEU:N	2.10	0.67
39:YT:108:ARG:HA	39:YT:111:ARG:CZ	2.24	0.67
7:QG:120:ILE:O	7:QG:124:LEU:HB2	1.95	0.67
7:QG:28:ASN:O	7:QG:31:MET:HB3	1.95	0.67
20:QT:83:ARG:HA	20:QT:86:ARG:HD3	1.76	0.67
35:RP:90:ARG:NE	35:RP:91:PHE:HD1	1.93	0.67
37:RR:26:LYS:HE2	37:RR:70:LEU:O	1.95	0.67
9:XI:33:PHE:CZ	9:XI:47:LEU:HD21	2.30	0.67
10:XJ:54:PHE:CZ	10:XJ:55:LYS:NZ	2.61	0.67
25:YA:2610:C:H4'	25:YA:2611:U:OP2	1.93	0.67
25:YA:2580:U:H4'	28:YE:130:GLY:HA3	1.75	0.67

Continued on next page...

Continued from previous page...

Atom-1	Atom-2	Distance(Å)	Clash(Å)
28:YE:13:ARG:HH11	28:YE:13:ARG:CB	2.07	0.67
41:YV:25:LEU:H	41:YV:92:THR:HG21	1.60	0.67
13:QM:78:ILE:HG23	13:QM:92:HIS:ND1	2.09	0.67
6:QF:96:PRO:HB3	18:QR:30:ASP:OD2	1.95	0.67
19:QS:31:ILE:HG23	19:QS:49:ILE:HA	1.75	0.67
48:R2:47:ASN:ND2	48:R2:47:ASN:H	1.92	0.67
26:RB:42:C:N4	30:RG:91:ARG:HH21	1.91	0.67
31:RH:126:PRO:CD	31:RH:127:GLU:H	2.07	0.67
36:RQ:66:ILE:HG13	36:RQ:67:ARG:H	1.57	0.67
36:RQ:81:VAL:C	36:RQ:82:ARG:HG2	2.15	0.67
1:XA:532:A:H2	1:XA:1206:G:H21	1.42	0.67
2:XB:164:VAL:HB	2:XB:186:ALA:CB	2.25	0.67
4:XD:173:TRP:CD2	4:XD:189:PRO:HB3	2.30	0.67
9:XI:46:ALA:HA	9:XI:78:LYS:HB2	1.75	0.67
17:XQ:56:VAL:HB	17:XQ:78:GLU:HB3	1.75	0.67
47:Y1:86:SER:N	47:Y1:87:PRO:HD2	2.10	0.67
49:Y3:29:ARG:NH1	49:Y3:29:ARG:HB2	2.10	0.67
26:YB:15:A:H5'	26:YB:16:G:C8	2.30	0.67
28:YE:62:PRO:O	28:YE:64:LYS:N	2.28	0.67
29:YF:184:TYR:O	29:YF:188:ARG:HG3	1.94	0.67
29:YF:34:TRP:HA	35:YP:6:LEU:HD12	1.77	0.67
36:YQ:81:VAL:C	36:YQ:82:ARG:HG2	2.15	0.67
40:YU:90:VAL:O	40:YU:92:ARG:N	2.26	0.67
45:YZ:19:ARG:NH1	45:YZ:84:GLU:O	2.24	0.67
1:QA:686:U:O4	1:QA:703:G:H1'	1.94	0.67
2:QB:71:VAL:CG2	2:QB:164:VAL:HG22	2.25	0.67
9:QI:33:PHE:CZ	9:QI:47:LEU:HD21	2.30	0.67
13:QM:3:ARG:HD2	13:QM:9:ILE:HG12	1.77	0.67
52:R6:7:ILE:C	52:R6:9:LEU:H	1.98	0.67
25:RA:468:G:N7	53:R7:39:ARG:NH2	2.42	0.67
28:RE:16:ARG:HG3	28:RE:16:ARG:O	1.93	0.67
31:RH:124:GLU:HB3	31:RH:132:ARG:HD2	1.77	0.67
31:RH:125:VAL:CG1	31:RH:126:PRO:HG3	2.25	0.67
36:RQ:32:TYR:HD1	36:RQ:133:ARG:HA	1.60	0.67
1:XA:1112:C:H1'	3:XC:179:ARG:HH11	1.59	0.67
7:XG:28:ASN:O	7:XG:31:MET:HB3	1.95	0.67
50:Y4:16:CYS:SG	50:Y4:33:VAL:HB	2.35	0.67
25:YA:1434:A:H61	25:YA:1558:A:N6	1.91	0.67
25:YA:2306:C:H3'	25:YA:2307:G:H5''	1.77	0.67
31:YH:88:LEU:H	31:YH:88:LEU:HD22	1.59	0.67
36:YQ:104:PHE:HE1	36:YQ:125:LEU:HD11	1.58	0.67
41:YV:44:LYS:O	41:YV:46:VAL:N	2.28	0.67

Continued on next page...

Continued from previous page...

Atom-1	Atom-2	Distance(Å)	Clash(Å)
1:QA:186:C:H5'	20:QT:78:ALA:HB1	1.77	0.67
4:QD:52:SER:HB3	4:QD:55:ALA:HB2	1.77	0.67
8:QH:20:TYR:HE2	8:QH:75:ARG:HD2	1.60	0.67
18:QR:70:ILE:O	18:QR:74:ARG:HG3	1.95	0.67
20:QT:36:LEU:HD12	20:QT:55:ILE:HG23	1.76	0.67
25:RA:2131:G:H4'	25:RA:2132:U:H4'	1.77	0.67
35:RP:122:PRO:HA	35:RP:141:ALA:O	1.95	0.67
36:RQ:90:VAL:O	36:RQ:92:GLY:N	2.25	0.67
1:XA:1450:U:O2'	1:XA:1451:A:N7	2.28	0.67
1:XA:35:G:N2	12:XL:118:SER:OG	2.27	0.67
3:XC:73:PRO:O	3:XC:76:VAL:HG22	1.95	0.67
47:Y1:83:GLU:HG2	47:Y1:84:GLY:N	2.09	0.67
27:YD:35:LYS:CA	27:YD:64:ILE:HG22	2.25	0.67
29:YF:103:LYS:HA	29:YF:106:ARG:CG	2.21	0.67
35:YP:122:PRO:HA	35:YP:141:ALA:O	1.95	0.67
1:QA:864:A:H5'	5:QE:86:ALA:HB2	1.77	0.66
2:QB:164:VAL:HB	2:QB:186:ALA:CB	2.25	0.66
7:QG:138:LYS:HE2	7:QG:142:GLU:OE2	1.94	0.66
8:QH:10:LEU:HD23	8:QH:10:LEU:H	1.60	0.66
9:QI:112:LYS:HA	9:QI:119:ALA:HB2	1.77	0.66
13:QM:13:LYS:HA	13:QM:44:ARG:HD2	1.78	0.66
47:R1:80:LEU:HD23	47:R1:80:LEU:N	2.10	0.66
49:R3:29:ARG:HB2	49:R3:29:ARG:NH1	2.10	0.66
25:RA:2343:C:O2'	25:RA:2373:G:O2'	2.12	0.66
27:RD:35:LYS:CG	27:RD:64:ILE:N	2.56	0.66
31:RH:77:LYS:HG2	31:RH:77:LYS:O	1.94	0.66
38:RS:107:GLU:H	38:RS:110:LEU:HD11	1.60	0.66
43:RX:57:LEU:HD12	43:RX:78:LYS:HB2	1.77	0.66
44:RY:21:LYS:HG3	44:RY:22:GLY:N	2.09	0.66
1:XA:1112:C:H1'	3:XC:179:ARG:NH1	2.10	0.66
8:XH:100:ILE:HB	8:XH:125:ARG:NH1	2.09	0.66
1:XA:797:C:OP1	11:XK:124:LYS:HE2	1.94	0.66
52:Y6:43:CYS:SG	52:Y6:44:ARG:HD3	2.35	0.66
25:YA:2680:C:H5'	28:YE:189:PRO:HA	1.76	0.66
29:YF:46:ARG:HH11	29:YF:46:ARG:CG	2.04	0.66
33:YN:57:ALA:HA	33:YN:60:ILE:HD11	1.78	0.66
34:YO:13:ASN:ND2	34:YO:96:THR:O	2.28	0.66
35:YP:61:ARG:H	35:YP:61:ARG:CD	2.09	0.66
36:YQ:88:GLY:C	36:YQ:90:VAL:N	2.47	0.66
41:YV:53:GLU:O	41:YV:53:GLU:HG2	1.94	0.66
25:YA:518:G:C4'	42:YW:18:ARG:HH12	1.99	0.66
25:YA:2452:C:O4'	56:Z8:76:PPU:HB2	1.95	0.66

Continued on next page...

Continued from previous page...

Atom-1	Atom-2	Distance(Å)	Clash(Å)
7:QG:141:VAL:O	7:QG:141:VAL:HG12	1.96	0.66
19:QS:65:ASN:N	19:QS:65:ASN:HD22	1.93	0.66
25:RA:1939:U:OP1	25:RA:2604:U:O2'	2.12	0.66
25:RA:2864:G:OP1	39:RT:119:LYS:HD2	1.96	0.66
27:RD:241:PRO:O	27:RD:243:GLY:N	2.28	0.66
27:RD:80:ALA:HB3	27:RD:94:LEU:CD1	2.25	0.66
28:RE:36:ARG:HB3	28:RE:36:ARG:HH11	1.60	0.66
32:RI:93:THR:HG22	32:RI:119:PRO:HB3	1.77	0.66
35:RP:66:GLY:O	35:RP:67:MET:HB3	1.94	0.66
4:XD:52:SER:O	4:XD:56:VAL:HG23	1.95	0.66
10:XJ:6:ILE:HD11	10:XJ:72:VAL:CB	2.24	0.66
48:Y2:65:ASN:HB3	48:Y2:69:ARG:NH1	2.10	0.66
32:YI:3:VAL:HG12	32:YI:38:LEU:HA	1.77	0.66
36:YQ:32:TYR:HD1	36:YQ:133:ARG:HA	1.60	0.66
44:YY:60:PHE:O	44:YY:61:ILE:HD12	1.95	0.66
44:YY:75:ILE:HG12	44:YY:76:CYS:N	2.10	0.66
1:QA:1152:A:OP1	10:QJ:68:HIS:NE2	2.29	0.66
8:QH:6:ILE:H	8:QH:6:ILE:CD1	2.07	0.66
16:QP:21:VAL:HG11	16:QP:59:TRP:CD1	2.30	0.66
25:RA:2112:G:O6	25:RA:2169:A:N6	2.29	0.66
30:RG:136:ARG:O	30:RG:154:GLY:HA3	1.94	0.66
32:RI:5:LEU:HD11	32:RI:19:VAL:HG12	1.78	0.66
34:RO:86:ILE:HD12	34:RO:86:ILE:H	1.60	0.66
44:RY:42:VAL:CG1	44:RY:65:ALA:HB3	2.25	0.66
2:XB:215:LEU:O	2:XB:219:VAL:HG23	1.94	0.66
4:XD:14:ARG:HD3	4:XD:14:ARG:O	1.95	0.66
8:XH:29:SER:HB3	8:XH:32:LYS:CG	2.22	0.66
10:XJ:34:VAL:HG22	10:XJ:74:ILE:HG22	1.78	0.66
18:XR:70:ILE:O	18:XR:74:ARG:HG3	1.95	0.66
20:XT:89:ARG:NH2	20:XT:104:LEU:HD21	2.09	0.66
47:Y1:56:GLN:N	47:Y1:56:GLN:HE21	1.93	0.66
51:Y5:56:LYS:H	51:Y5:56:LYS:CD	2.07	0.66
28:YE:28:ALA:O	28:YE:93:VAL:HG23	1.96	0.66
40:YU:88:ILE:N	40:YU:88:ILE:HD13	2.10	0.66
42:YW:18:ARG:HG3	42:YW:76:VAL:HG13	1.77	0.66
44:YY:89:PHE:C	44:YY:90:LEU:HD13	2.15	0.66
1:QA:1014:A:H4'	19:QS:14:HIS:HE2	1.61	0.66
1:QA:677:U:H3	1:QA:713:G:H22	1.40	0.66
13:QM:117:VAL:HG22	13:QM:118:ALA:H	1.59	0.66
50:R4:37:SER:C	50:R4:39:CYS:H	1.98	0.66
27:RD:145:VAL:HG12	27:RD:146:GLU:O	1.95	0.66
27:RD:68:LYS:HB2	27:RD:70:TRP:CZ3	2.31	0.66

Continued on next page...

Continued from previous page...

Atom-1	Atom-2	Distance(Å)	Clash(Å)
29:RF:34:TRP:HA	35:RP:6:LEU:HD12	1.77	0.66
25:RA:660:G:O3'	29:RF:38:ARG:NH2	2.29	0.66
34:RO:14:THR:O	34:RO:51:ALA:HB3	1.95	0.66
36:RQ:33:GLY:HA2	36:RQ:105:GLU:HA	1.76	0.66
38:RS:67:ARG:HB2	38:RS:67:ARG:CZ	2.25	0.66
39:RT:11:GLU:CD	39:RT:11:GLU:N	2.47	0.66
44:RY:89:PHE:C	44:RY:90:LEU:HD13	2.15	0.66
1:XA:963:G:N3	10:XJ:55:LYS:NZ	2.38	0.66
3:XC:140:ARG:CZ	3:XC:140:ARG:HB2	2.25	0.66
30:YG:179:PRO:HG3	50:Y4:38:LYS:HZ2	1.59	0.66
33:YN:58:ASP:H	33:YN:60:ILE:CD1	2.09	0.66
25:YA:2713:A:OP1	37:YR:14:SER:OG	2.13	0.66
38:YS:106:ARG:HA	38:YS:110:LEU:CD2	2.25	0.66
3:QC:101:LEU:HD23	3:QC:102:ASN:N	2.11	0.66
17:QQ:56:VAL:HB	17:QQ:78:GLU:HB3	1.76	0.66
35:RP:1:MET:CE	35:RP:5:ASP:HB3	2.24	0.66
36:RQ:88:GLY:C	36:RQ:90:VAL:N	2.47	0.66
39:RT:50:ILE:CD1	39:RT:102:ILE:HD11	2.25	0.66
2:XB:24:TRP:HD1	2:XB:24:TRP:H	1.43	0.66
20:XT:97:ALA:O	20:XT:99:LEU:N	2.27	0.66
35:YP:66:GLY:O	35:YP:67:MET:HB3	1.94	0.66
2:QB:25:ASN:O	2:QB:27:LYS:N	2.28	0.66
3:QC:73:PRO:O	3:QC:76:VAL:HG22	1.96	0.66
13:QM:81:LEU:O	13:QM:84:ILE:HG22	1.95	0.66
14:QN:40:CYS:SG	14:QN:43:CYS:N	2.67	0.66
47:R1:86:SER:N	47:R1:87:PRO:HD2	2.10	0.66
28:RE:174:ASP:CG	28:RE:175:VAL:H	1.98	0.66
28:RE:9:VAL:HB	28:RE:25:VAL:HG23	1.76	0.66
31:RH:168:PRO:O	31:RH:169:VAL:HG12	1.96	0.66
35:RP:81:GLN:NE2	35:RP:106:LEU:O	2.29	0.66
41:RV:44:LYS:O	41:RV:46:VAL:N	2.28	0.66
44:RY:94:LYS:HE3	44:RY:101:LYS:NZ	2.11	0.66
1:XA:973:G:H3'	1:XA:974:A:H5''	1.78	0.66
7:XG:141:VAL:O	7:XG:141:VAL:HG12	1.95	0.66
13:XM:3:ARG:HD2	13:XM:9:ILE:HG12	1.77	0.66
48:Y2:47:ASN:H	48:Y2:47:ASN:ND2	1.92	0.66
51:Y5:40:LYS:NZ	51:Y5:48:GLU:HB2	2.10	0.66
25:YA:498:G:N3	44:YY:47:LYS:NZ	2.35	0.66
27:YD:172:TYR:HB3	27:YD:184:LYS:HG2	1.77	0.66
27:YD:68:LYS:HB2	27:YD:70:TRP:CZ3	2.31	0.66
28:YE:174:ASP:CG	28:YE:175:VAL:H	1.98	0.66
2:QB:87:ARG:HH11	2:QB:223:ILE:CD1	2.09	0.66

Continued on next page...

Continued from previous page...

Atom-1	Atom-2	Distance(Å)	Clash(Å)
5:QE:75:THR:HG23	5:QE:76:ILE:N	2.11	0.66
7:QG:78:ARG:NH1	7:QG:80:VAL:HG23	2.11	0.66
5:QE:79:GLU:OE2	8:QH:104:ARG:HA	1.96	0.66
47:R1:51:VAL:HG11	47:R1:74:VAL:HG21	1.75	0.66
25:RA:1026:U:H4'	25:RA:1027:A:OP1	1.96	0.66
27:RD:44:ASN:HB3	27:RD:49:ILE:HG22	1.78	0.66
27:RD:35:LYS:CA	27:RD:64:ILE:HG22	2.25	0.66
28:RE:101:ARG:CZ	28:RE:171:GLU:HB2	2.25	0.66
28:RE:62:PRO:O	28:RE:64:LYS:N	2.28	0.66
29:RF:175:THR:O	29:RF:176:LEU:HB2	1.96	0.66
38:RS:106:ARG:HA	38:RS:110:LEU:CD2	2.26	0.66
38:RS:88:ASP:OD2	38:RS:90:GLY:N	2.28	0.66
40:RU:88:ILE:N	40:RU:88:ILE:HD13	2.10	0.66
44:RY:14:LEU:HD23	44:RY:15:VAL:N	2.10	0.66
44:RY:47:LYS:HG2	44:RY:60:PHE:CE1	2.31	0.66
5:XE:75:THR:HG23	5:XE:76:ILE:N	2.11	0.66
7:XG:69:VAL:O	7:XG:69:VAL:HG12	1.95	0.66
8:XH:84:ARG:NH1	8:XH:84:ARG:HG3	2.10	0.66
10:XJ:81:THR:C	10:XJ:83:GLU:H	1.99	0.66
13:XM:81:LEU:O	13:XM:84:ILE:HG22	1.95	0.66
19:XS:35:SER:O	19:XS:71:LEU:HD12	1.96	0.66
50:Y4:71:ARG:CG	50:Y4:71:ARG:HH11	1.98	0.66
54:Y8:30:ARG:O	54:Y8:31:HIS:HB2	1.96	0.66
25:YA:860:U:H5	25:YA:917:A:C2	2.13	0.66
27:YD:135:PHE:N	27:YD:135:PHE:CD2	2.62	0.66
28:YE:37:ARG:HA	28:YE:37:ARG:NE	2.11	0.66
30:YG:136:ARG:O	30:YG:154:GLY:HA3	1.95	0.66
35:YP:81:GLN:NE2	35:YP:106:LEU:O	2.29	0.66
43:YX:11:PRO:HB3	43:YX:92:LEU:HD21	1.78	0.66
7:QG:69:VAL:HG12	7:QG:69:VAL:O	1.95	0.66
8:QH:23:SER:HA	8:QH:63:LEU:CD2	2.24	0.66
1:QA:926:G:N2	24:QX:1:A:OP1	2.28	0.66
33:RN:58:ASP:H	33:RN:60:ILE:CD1	2.08	0.66
12:XL:26:ALA:O	12:XL:27:LEU:O	2.14	0.66
47:Y1:11:ARG:HH11	47:Y1:11:ARG:HB3	1.61	0.66
33:YN:134:ARG:N	33:YN:135:PRO:HD3	1.97	0.66
35:YP:61:ARG:NH2	54:Y8:13:ARG:HD2	2.10	0.66
36:YQ:20:ALA:HB1	36:YQ:99:PRO:HD2	1.77	0.66
40:YU:65:ILE:HG12	40:YU:96:ALA:CB	2.26	0.66
10:QJ:99:LYS:O	10:QJ:100:THR:HG23	1.96	0.66
50:R4:16:CYS:SG	50:R4:33:VAL:HB	2.35	0.66
25:RA:1464:C:HO2'	25:RA:1528:A:H8	1.44	0.66

Continued on next page...

Continued from previous page...

Atom-1	Atom-2	Distance(Å)	Clash(Å)
27:RD:121:PRO:HB3	27:RD:135:PHE:CE1	2.29	0.66
28:RE:26:ILE:HD13	28:RE:27:LEU:N	2.10	0.66
13:XM:74:VAL:O	13:XM:78:ILE:HG13	1.96	0.66
19:XS:15:LEU:O	19:XS:19:VAL:N	2.26	0.66
47:Y1:80:LEU:HD23	47:Y1:80:LEU:N	2.10	0.66
25:YA:1454:U:H5'	37:YR:63:ARG:NE	2.07	0.66
25:YA:2585:U:H5	56:Z8:76:PPU:HO2'	1.42	0.66
25:YA:593:G:O3'	54:Y8:61:LEU:HD22	1.95	0.66
30:YG:145:THR:HG23	50:Y4:28:LYS:NZ	2.11	0.66
31:YH:125:VAL:CG1	31:YH:126:PRO:HG3	2.25	0.66
38:YS:107:GLU:H	38:YS:110:LEU:HD11	1.60	0.66
15:QO:25:THR:HG21	15:QO:70:LEU:HB2	1.77	0.66
48:R2:64:LEU:HD22	48:R2:68:ARG:HD2	1.76	0.66
27:RD:183:ARG:HH11	27:RD:183:ARG:CG	2.07	0.66
27:RD:237:GLU:OE1	27:RD:237:GLU:N	2.29	0.66
25:RA:1826:G:H4'	27:RD:242:ARG:HH21	1.61	0.66
44:RY:99:CYS:SG	44:RY:100:ALA:N	2.69	0.66
44:RY:75:ILE:HG12	44:RY:76:CYS:N	2.10	0.66
1:XA:1446:A:O2'	1:XA:1447:G:O5'	2.14	0.66
12:XL:48:PRO:CD	12:XL:49:ASN:N	2.57	0.66
52:Y6:7:ILE:C	52:Y6:9:LEU:H	1.98	0.66
27:YD:183:ARG:HH11	27:YD:183:ARG:CG	2.07	0.66
38:YS:88:ASP:OD2	38:YS:90:GLY:N	2.28	0.66
44:YY:47:LYS:HG2	44:YY:60:PHE:CE1	2.31	0.66
3:QC:140:ARG:CZ	3:QC:140:ARG:HB2	2.25	0.65
6:QF:41:GLU:O	6:QF:43:LEU:HD12	1.96	0.65
12:QL:25:PRO:C	12:QL:27:LEU:H	1.98	0.65
17:QQ:27:PHE:CZ	17:QQ:36:ILE:HD11	2.31	0.65
35:RP:61:ARG:NH2	54:R8:13:ARG:HD2	2.10	0.65
25:RA:942:G:O2'	25:RA:1189:A:N3	2.25	0.65
39:RT:22:PHE:N	39:RT:22:PHE:CD2	2.63	0.65
41:RV:53:GLU:O	41:RV:53:GLU:HG2	1.94	0.65
7:XG:78:ARG:NH1	7:XG:80:VAL:HG23	2.11	0.65
25:YA:2815:C:H5'	51:Y5:29:THR:HG21	1.76	0.65
27:YD:121:PRO:HB3	27:YD:135:PHE:CE1	2.30	0.65
34:YO:113:LYS:O	34:YO:117:LEU:HD12	1.96	0.65
42:YW:65:LEU:HD12	42:YW:68:ARG:NH1	2.10	0.65
44:YY:94:LYS:HE3	44:YY:101:LYS:NZ	2.11	0.65
44:YY:35:TYR:CE1	44:YY:69:ALA:HB3	2.31	0.65
1:QA:664:G:H22	1:QA:741:G:H1	1.44	0.65
9:QI:28:VAL:HA	9:QI:63:ILE:HB	1.79	0.65
10:QJ:38:ILE:HD11	10:QJ:71:LEU:HB3	1.78	0.65

Continued on next page...

Continued from previous page...

Atom-1	Atom-2	Distance(Å)	Clash(Å)
54:R8:30:ARG:O	54:R8:31:HIS:HB2	1.96	0.65
25:RA:270(L):U:H2'	32:RI:50:ARG:HD2	1.77	0.65
35:RP:138:LEU:HD11	35:RP:144:GLU:HG3	1.78	0.65
44:RY:60:PHE:O	44:RY:61:ILE:HD12	1.95	0.65
4:XD:52:SER:HB3	4:XD:55:ALA:HB2	1.77	0.65
9:XI:53:VAL:HG21	9:XI:92:TYR:CE1	2.32	0.65
10:XJ:39:PRO:HB3	10:XJ:70:ARG:HH12	1.61	0.65
1:XA:501:C:OP1	12:XL:117:ARG:NH2	2.29	0.65
17:XQ:27:PHE:CZ	17:XQ:36:ILE:HD11	2.31	0.65
28:YE:13:ARG:NH1	28:YE:21:VAL:HG12	2.11	0.65
31:YH:124:GLU:HB3	31:YH:132:ARG:HD2	1.77	0.65
37:YR:26:LYS:HE2	37:YR:70:LEU:O	1.95	0.65
34:YO:71:ARG:NH1	39:YT:74:ARG:HH21	1.94	0.65
2:QB:164:VAL:HB	2:QB:186:ALA:HB2	1.78	0.65
2:QB:87:ARG:O	2:QB:87:ARG:HD2	1.95	0.65
4:QD:122:ARG:HD3	4:QD:122:ARG:O	1.97	0.65
4:QD:28:SER:CB	4:QD:29:PRO:HD3	2.25	0.65
4:QD:94:LEU:H	4:QD:94:LEU:CD1	2.08	0.65
12:QL:115:LYS:O	12:QL:117:ARG:HG3	1.96	0.65
19:QS:3:ARG:CZ	19:QS:8:GLY:HA2	2.26	0.65
21:QU:25:LYS:HE2	21:QU:26:LYS:O	1.96	0.65
25:RA:443:A:N7	29:RF:45:ARG:HD2	2.11	0.65
31:RH:150:ALA:C	31:RH:152:ARG:N	2.44	0.65
34:RO:113:LYS:O	34:RO:117:LEU:HD12	1.96	0.65
41:RV:76:LYS:HB2	41:RV:81:TYR:HB3	1.79	0.65
42:RW:25:ARG:HB2	42:RW:25:ARG:NH1	2.11	0.65
1:XA:1392:G:H21	1:XA:1502:A:H8	1.42	0.65
2:XB:14:GLY:O	2:XB:15:VAL:HG13	1.96	0.65
2:XB:87:ARG:HH11	2:XB:223:ILE:CD1	2.09	0.65
2:XB:87:ARG:O	2:XB:87:ARG:HD2	1.95	0.65
14:XN:23:ARG:NH1	14:XN:30:ALA:HB2	2.11	0.65
20:XT:36:LEU:HD12	20:XT:55:ILE:HG23	1.76	0.65
28:YE:101:ARG:CZ	28:YE:171:GLU:HB2	2.26	0.65
31:YH:168:PRO:O	31:YH:169:VAL:HG12	1.96	0.65
35:YP:90:ARG:NE	35:YP:91:PHE:HD1	1.93	0.65
43:YX:65:ARG:HD3	43:YX:65:ARG:N	2.12	0.65
45:YZ:58:VAL:O	45:YZ:60:GLU:N	2.29	0.65
2:QB:17:PHE:HD2	2:QB:44:LEU:HD21	1.61	0.65
4:QD:52:SER:O	4:QD:56:VAL:HG23	1.95	0.65
8:QH:20:TYR:HA	8:QH:65:TYR:HE2	1.59	0.65
16:QP:45:THR:HG22	16:QP:47:ASP:H	1.60	0.65
27:RD:27:THR:CG2	27:RD:28:GLU:H	2.09	0.65

Continued on next page...

Continued from previous page...

Atom-1	Atom-2	Distance(Å)	Clash(Å)
25:RA:586:A:H5'	29:RF:89:VAL:HG21	1.78	0.65
40:RU:90:VAL:CG1	40:RU:91:ASP:H	2.00	0.65
41:RV:43:GLU:HA	41:RV:43:GLU:OE2	1.95	0.65
42:RW:18:ARG:HG3	42:RW:76:VAL:HG13	1.77	0.65
43:RX:65:ARG:N	43:RX:65:ARG:HD3	2.12	0.65
6:XF:96:PRO:HB3	18:XR:30:ASP:OD2	1.95	0.65
8:XH:10:LEU:H	8:XH:10:LEU:HD23	1.60	0.65
10:XJ:99:LYS:O	10:XJ:100:THR:HG23	1.96	0.65
1:XA:1226:C:O2'	13:XM:111:LYS:NZ	2.30	0.65
15:XO:8:LYS:O	15:XO:12:ILE:HG13	1.96	0.65
19:XS:10:PHE:CG	19:XS:11:VAL:N	2.64	0.65
27:YD:27:THR:CG2	27:YD:28:GLU:H	2.08	0.65
27:YD:80:ALA:HB3	27:YD:94:LEU:CD1	2.26	0.65
28:YE:36:ARG:HH11	28:YE:36:ARG:HB3	1.60	0.65
34:YO:86:ILE:HD12	34:YO:86:ILE:H	1.61	0.65
44:YY:42:VAL:CG1	44:YY:65:ALA:HB3	2.26	0.65
45:YZ:97:GLU:HB3	45:YZ:125:LEU:HD11	1.78	0.65
1:QA:542:G:OP1	4:QD:10:ARG:NH2	2.29	0.65
4:QD:13:ARG:HD3	4:QD:38:TYR:O	1.97	0.65
7:QG:11:GLN:O	7:QG:12:LEU:HD13	1.97	0.65
13:QM:74:VAL:O	13:QM:78:ILE:HG13	1.96	0.65
16:QP:6:LEU:HD23	16:QP:17:TYR:CD2	2.32	0.65
19:QS:21:GLU:O	19:QS:25:LYS:HB3	1.97	0.65
46:R0:68:GLU:HG2	46:R0:80:HIS:HB2	1.78	0.65
25:RA:857:C:H4'	46:R0:23:VAL:HG21	1.78	0.65
26:RB:45:A:H1'	30:RG:95:ARG:HH22	1.62	0.65
36:RQ:59:ARG:C	36:RQ:60:ARG:HG3	2.17	0.65
2:XB:67:THR:HG21	2:XB:155:LEU:CD2	2.26	0.65
3:XC:70:VAL:HG12	3:XC:71:ALA:N	2.10	0.65
4:XD:52:SER:HB3	4:XD:55:ALA:CB	2.27	0.65
7:XG:21:VAL:HG23	7:XG:22:LEU:H	1.61	0.65
10:XJ:38:ILE:HD11	10:XJ:71:LEU:HB3	1.78	0.65
16:XP:21:VAL:HG23	16:XP:33:ILE:HB	1.77	0.65
16:XP:45:THR:HG22	16:XP:47:ASP:H	1.60	0.65
25:YA:1021:A:H8	25:YA:1022:G:H5''	1.61	0.65
27:YD:145:VAL:HG12	27:YD:146:GLU:O	1.96	0.65
35:YP:39:LYS:HA	35:YP:45:LEU:HD13	1.79	0.65
25:YA:2393:A:H4'	35:YP:61:ARG:O	1.96	0.65
6:QF:50:TYR:CE1	18:QR:77:GLY:HA2	2.32	0.65
12:QL:21:LYS:HD2	12:QL:21:LYS:N	2.11	0.65
12:QL:39:VAL:HB	12:QL:57:LYS:HB2	1.79	0.65
19:QS:15:LEU:O	19:QS:19:VAL:N	2.26	0.65

Continued on next page...

Continued from previous page...

Atom-1	Atom-2	Distance(Å)	Clash(Å)
20:QT:44:ALA:HB2	20:QT:88:VAL:HG13	1.78	0.65
50:R4:49:PHE:O	50:R4:50:VAL:HG23	1.97	0.65
27:RD:176:ARG:HH11	27:RD:176:ARG:HG2	1.61	0.65
28:RE:28:ALA:O	28:RE:93:VAL:HG23	1.95	0.65
29:RF:155:LEU:HD13	29:RF:174:VAL:CG1	2.27	0.65
31:RH:128:PRO:CD	31:RH:129:THR:H	2.09	0.65
34:RO:12:ASP:OD1	34:RO:14:THR:HG23	1.97	0.65
34:RO:7:TYR:CE1	34:RO:20:MET:HB2	2.32	0.65
34:RO:71:ARG:NH1	39:RT:74:ARG:HH21	1.94	0.65
35:RP:39:LYS:HA	35:RP:45:LEU:HD13	1.79	0.65
1:XA:1502:A:H2	1:XA:1505:G:H1	1.45	0.65
1:XA:356:A:N3	1:XA:368:U:O2'	2.25	0.65
2:XB:17:PHE:HD2	2:XB:44:LEU:HD21	1.61	0.65
6:XF:41:GLU:O	6:XF:43:LEU:HD12	1.96	0.65
7:XG:11:GLN:O	7:XG:12:LEU:HD13	1.96	0.65
12:XL:115:LYS:O	12:XL:117:ARG:HG3	1.96	0.65
12:XL:48:PRO:CD	12:XL:49:ASN:H	2.10	0.65
17:XQ:74:LEU:HD12	17:XQ:75:ARG:HG2	1.76	0.65
20:XT:83:ARG:CA	20:XT:86:ARG:HB3	2.27	0.65
48:Y2:42:GLY:O	48:Y2:44:LEU:N	2.30	0.65
28:YE:201:THR:HG22	28:YE:203:LYS:N	2.07	0.65
1:QA:618:C:N3	1:QA:622:A:N6	2.44	0.65
3:QC:70:VAL:HG12	3:QC:71:ALA:N	2.10	0.65
10:QJ:6:ILE:HD11	10:QJ:72:VAL:CB	2.24	0.65
10:QJ:34:VAL:HG22	10:QJ:74:ILE:HG22	1.77	0.65
15:QO:74:ASP:OD1	15:QO:77:ARG:N	2.30	0.65
47:R1:11:ARG:HH11	47:R1:11:ARG:HB3	1.61	0.65
50:R4:36:CYS:O	50:R4:37:SER:O	2.14	0.65
51:R5:40:LYS:NZ	51:R5:48:GLU:HB2	2.10	0.65
1:XA:538:G:H5"	12:XL:114:LYS:HB2	1.77	0.65
2:XB:7:VAL:HG22	2:XB:8:LYS:HD3	1.76	0.65
12:XL:25:PRO:C	12:XL:27:LEU:H	1.98	0.65
12:XL:39:VAL:HB	12:XL:57:LYS:HB2	1.78	0.65
6:XF:98:LEU:HB3	18:XR:30:ASP:HA	1.78	0.65
19:XS:21:GLU:HG3	19:XS:22:LEU:N	2.11	0.65
54:Y8:52:LYS:O	54:Y8:52:LYS:HG3	1.97	0.65
25:YA:227:A:OP1	35:YP:76:LYS:HE3	1.97	0.65
35:YP:113:LYS:HG2	35:YP:115:LEU:HD23	1.79	0.65
45:YZ:94:GLU:HB2	45:YZ:130:PRO:HD2	1.78	0.65
5:QE:83:GLU:HG2	5:QE:88:LYS:HG3	1.78	0.65
7:QG:21:VAL:HG23	7:QG:22:LEU:H	1.60	0.65
10:QJ:27:ALA:CB	10:QJ:34:VAL:HG21	2.26	0.65

Continued on next page...

Continued from previous page...

Atom-1	Atom-2	Distance(Å)	Clash(Å)
18:QR:43:PHE:CE2	18:QR:58:LEU:HD11	2.31	0.65
47:R1:29:GLY:O	47:R1:30:VAL:HG23	1.97	0.65
47:R1:56:GLN:N	47:R1:56:GLN:HE21	1.93	0.65
51:R5:56:LYS:H	51:R5:56:LYS:CD	2.07	0.65
25:RA:270(T):G:H5''	47:R1:97:LEU:HD22	1.79	0.65
27:RD:122:ASP:CG	27:RD:123:ALA:H	2.00	0.65
30:RG:145:THR:HG23	50:R4:28:LYS:NZ	2.11	0.65
44:RY:35:TYR:CE1	44:RY:69:ALA:HB3	2.31	0.65
13:XM:51:ALA:O	13:XM:55:ARG:HG3	1.97	0.65
14:YN:40:CYS:SG	14:YN:43:CYS:CB	2.83	0.65
16:XP:6:LEU:HD23	16:XP:17:TYR:CD2	2.32	0.65
1:XA:1014:A:H4'	19:XS:14:HIS:NE2	2.12	0.65
48:Y2:69:ARG:NH1	48:Y2:69:ARG:HB2	2.11	0.65
28:YE:10:GLY:H	28:YE:25:VAL:HG23	1.60	0.65
35:YP:6:LEU:O	35:YP:7:ARG:HG2	1.97	0.65
8:QH:20:TYR:CE2	8:QH:75:ARG:HD2	2.32	0.65
10:QJ:81:THR:C	10:QJ:83:GLU:H	1.99	0.65
16:QP:51:VAL:HG21	16:QP:77:ALA:HB2	1.78	0.65
12:QL:11:VAL:HG13	17:QQ:29:HIS:CD2	2.31	0.65
20:QT:83:ARG:CA	20:QT:86:ARG:HB3	2.27	0.65
47:R1:82:LEU:CD1	47:R1:83:GLU:C	2.64	0.65
19:QS:5:LEU:HD21	50:R4:67:TYR:CE2	2.30	0.65
28:RE:37:ARG:HA	28:RE:37:ARG:NE	2.11	0.65
29:RF:45:ARG:CG	29:RF:45:ARG:HH11	2.09	0.65
35:RP:6:LEU:O	35:RP:7:ARG:HG2	1.97	0.65
40:RU:74:LEU:HD23	40:RU:114:LYS:HD3	1.78	0.65
2:XB:80:ILE:CD1	2:XB:208:ILE:HG23	2.22	0.65
3:XC:34:LEU:HD21	3:XC:38:ARG:HD2	1.79	0.65
11:XK:103:LEU:HD22	11:XK:103:LEU:H	1.62	0.65
15:XO:74:ASP:OD1	15:XO:77:ARG:N	2.30	0.65
19:XS:3:ARG:CZ	19:XS:8:GLY:HA2	2.26	0.65
54:Y8:56:GLU:N	54:Y8:56:GLU:OE1	2.30	0.65
25:YA:2394:C:OP1	35:YP:63:PRO:HD2	1.96	0.65
27:YD:176:ARG:HG2	27:YD:176:ARG:HH11	1.61	0.65
33:YN:43:THR:HB	33:YN:46:VAL:CG1	2.27	0.65
35:YP:97:PRO:HD3	35:YP:126:VAL:O	1.97	0.65
39:YT:11:GLU:OE1	39:YT:11:GLU:N	2.27	0.65
40:YU:74:LEU:HD23	40:YU:114:LYS:HD3	1.78	0.65
44:YY:99:CYS:SG	44:YY:100:ALA:N	2.69	0.65
1:QA:939:G:H5''	7:QG:102:ARG:HH12	1.62	0.65
2:QB:155:LEU:HD12	2:QB:157:ARG:O	1.97	0.65
4:QD:52:SER:HB3	4:QD:55:ALA:CB	2.27	0.65

Continued on next page...

Continued from previous page...

Atom-1	Atom-2	Distance(Å)	Clash(Å)
5:QE:41:VAL:CG1	5:QE:113:ALA:HB2	2.25	0.65
15:QO:8:LYS:O	15:QO:12:ILE:HG13	1.97	0.65
6:QF:98:LEU:HB3	18:QR:30:ASP:HA	1.79	0.65
48:R2:69:ARG:HB2	48:R2:69:ARG:NH1	2.11	0.65
25:RA:2286:A:OP1	52:R6:28:ARG:NE	2.30	0.65
25:RA:227:A:OP1	35:RP:76:LYS:HE3	1.97	0.65
27:RD:172:TYR:HB3	27:RD:184:LYS:HG2	1.77	0.65
1:XA:1342:C:H4'	9:XI:125:TYR:HB3	1.78	0.65
3:XC:101:LEU:HD23	3:XC:102:ASN:N	2.11	0.65
9:XI:112:LYS:HA	9:XI:119:ALA:HB2	1.77	0.65
10:XJ:54:PHE:C	10:XJ:55:LYS:HG3	2.17	0.65
47:Y1:82:LEU:CD1	47:Y1:83:GLU:C	2.64	0.65
13:XM:77:ASN:HA	50:Y4:71:ARG:NH2	2.11	0.65
25:YA:210:C:OP2	53:Y7:29:LYS:NZ	2.30	0.65
25:YA:2415:G:H4'	35:YP:67:MET:N	2.12	0.65
25:YA:530:G:O2'	25:YA:532:A:N7	2.30	0.65
35:YP:138:LEU:HD11	35:YP:144:GLU:HG3	1.78	0.65
36:YQ:23:GLY:HA3	36:YQ:101:ARG:NH1	2.12	0.65
39:YT:22:PHE:CD2	39:YT:22:PHE:N	2.63	0.65
41:YV:43:GLU:OE2	41:YV:43:GLU:HA	1.95	0.65
42:YW:25:ARG:HB2	42:YW:25:ARG:NH1	2.11	0.65
2:QB:14:GLY:O	2:QB:15:VAL:HG13	1.96	0.64
19:QS:10:PHE:CG	19:QS:11:VAL:N	2.65	0.64
1:QA:192:U:H4'	20:QT:102:GLY:O	1.97	0.64
52:R6:27:LYS:HZ3	52:R6:27:LYS:HB2	1.60	0.64
28:RE:13:ARG:NH1	28:RE:21:VAL:HG12	2.11	0.64
26:RB:42:C:C6	30:RG:69:ALA:HB2	2.31	0.64
31:RH:51:ARG:HG3	31:RH:51:ARG:HH11	1.61	0.64
35:RP:97:PRO:HD3	35:RP:126:VAL:O	1.97	0.64
40:RU:65:ILE:HG12	40:RU:96:ALA:CB	2.26	0.64
2:XB:4:GLU:CG	2:XB:5:ILE:H	1.99	0.64
5:XE:41:VAL:HG12	5:XE:112:LEU:O	1.97	0.64
5:XE:50:GLU:HG3	5:XE:52:PRO:HD2	1.79	0.64
8:XH:20:TYR:CE2	8:XH:75:ARG:HD2	2.31	0.64
12:XL:21:LYS:N	12:XL:21:LYS:HD2	2.11	0.64
13:XM:23:TYR:CB	13:XM:67:GLU:HG2	2.25	0.64
15:XO:25:THR:HG21	15:XO:70:LEU:HB2	1.77	0.64
19:XS:65:ASN:N	19:XS:65:ASN:HD22	1.94	0.64
19:XS:64:GLU:CB	50:Y4:55:ARG:HH12	2.09	0.64
25:YA:1138:G:H21	33:YN:106:MET:HE3	1.61	0.64
27:YD:44:ASN:HB3	27:YD:49:ILE:HG22	1.78	0.64
27:YD:77:ALA:HB2	27:YD:97:TYR:HA	1.77	0.64

Continued on next page...

Continued from previous page...

Atom-1	Atom-2	Distance(Å)	Clash(Å)
32:YI:129:THR:HA	32:YI:137:PRO:HA	1.80	0.64
25:YA:2392:A:C8	35:YP:60:MET:HG3	2.31	0.64
40:YU:102:GLU:HG3	41:YV:2:PHE:HE2	1.62	0.64
42:YW:59:VAL:HG12	42:YW:60:ASN:N	2.11	0.64
4:QD:79:PHE:HD2	4:QD:79:PHE:C	2.00	0.64
10:QJ:39:PRO:HB3	10:QJ:70:ARG:HH12	1.61	0.64
19:QS:35:SER:O	19:QS:71:LEU:HD12	1.96	0.64
28:RE:104:VAL:HG11	28:RE:188:VAL:CG2	2.27	0.64
28:RE:50:GLY:HA3	28:RE:74:PRO:HG3	1.79	0.64
25:RA:443:A:C5	29:RF:45:ARG:HD2	2.32	0.64
31:RH:105:LEU:H	31:RH:105:LEU:CD1	2.09	0.64
2:XB:164:VAL:HB	2:XB:186:ALA:HB2	1.78	0.64
4:XD:122:ARG:HD3	4:XD:122:ARG:O	1.97	0.64
5:XE:41:VAL:CG1	5:XE:113:ALA:HB2	2.25	0.64
8:XH:42:GLU:HG3	8:XH:109:ILE:HD12	1.80	0.64
19:XS:21:GLU:O	19:XS:25:LYS:HB3	1.97	0.64
29:YF:175:THR:O	29:YF:176:LEU:HB2	1.95	0.64
31:YH:105:LEU:H	31:YH:105:LEU:CD1	2.09	0.64
31:YH:128:PRO:CD	31:YH:129:THR:H	2.09	0.64
25:YA:1190:G:H5'	35:YP:32:THR:HA	1.79	0.64
35:YP:98:GLU:O	35:YP:101:VAL:HG12	1.98	0.64
37:YR:28:LEU:HD21	37:YR:114:VAL:HG12	1.80	0.64
1:QA:1095:U:P	1:QA:1108:G:H1	2.20	0.64
3:QC:138:VAL:HG13	3:QC:149:ALA:CB	2.27	0.64
6:QF:12:PRO:HG2	6:QF:13:ASN:H	1.62	0.64
12:QL:26:ALA:O	12:QL:27:LEU:O	2.14	0.64
16:QP:58:TYR:O	16:QP:62:VAL:HG22	1.96	0.64
47:R1:80:LEU:HD12	47:R1:81:LYS:HE3	1.78	0.64
51:R5:40:LYS:HD3	51:R5:46:CYS:CB	2.26	0.64
28:RE:35:GLN:CG	28:RE:37:ARG:HE	2.11	0.64
31:RH:148:ILE:O	31:RH:151:ILE:HG12	1.98	0.64
36:RQ:81:VAL:O	36:RQ:82:ARG:HG2	1.97	0.64
40:RU:102:GLU:HG3	41:RV:2:PHE:HE2	1.62	0.64
1:XA:765:G:N2	1:XA:813:U:OP2	2.31	0.64
5:XE:78:HIS:HA	8:XH:105:ARG:HB2	1.79	0.64
14:YN:7:ILE:HG13	14:YN:8:GLU:N	2.11	0.64
20:XT:44:ALA:HB2	20:XT:88:VAL:HG13	1.78	0.64
48:Y2:40:SER:C	48:Y2:42:GLY:H	2.01	0.64
50:Y4:36:CYS:O	50:Y4:37:SER:O	2.14	0.64
50:Y4:37:SER:C	50:Y4:39:CYS:H	1.99	0.64
51:Y5:40:LYS:HD3	51:Y5:46:CYS:CB	2.26	0.64
4:QD:166:LYS:HG3	27:YD:135:PHE:HZ	1.61	0.64

Continued on next page...

Continued from previous page...

Atom-1	Atom-2	Distance(Å)	Clash(Å)
32:YI:5:LEU:HD21	32:YI:12:LEU:HB3	1.79	0.64
36:YQ:81:VAL:O	36:YQ:82:ARG:HG2	1.97	0.64
39:YT:11:GLU:CD	39:YT:11:GLU:N	2.47	0.64
1:QA:1305:G:H5'	21:QU:4:GLY:HA3	1.79	0.64
2:QB:158:LEU:O	2:QB:158:LEU:HD12	1.97	0.64
9:QI:53:VAL:HG21	9:QI:92:TYR:CE1	2.32	0.64
16:QP:21:VAL:HG23	16:QP:33:ILE:HB	1.78	0.64
18:QR:73:ALA:HB3	18:QR:79:LEU:HD12	1.78	0.64
50:R4:71:ARG:HH11	50:R4:71:ARG:CG	1.98	0.64
54:R8:52:LYS:HG3	54:R8:52:LYS:O	1.97	0.64
25:RA:1153:C:OP1	40:RU:76:TYR:OH	2.15	0.64
25:RA:530:G:O2'	25:RA:532:A:N7	2.29	0.64
26:RB:15:A:H5'	26:RB:16:G:C8	2.32	0.64
39:RT:11:GLU:OE1	39:RT:11:GLU:N	2.27	0.64
4:XD:61:LYS:HD2	4:XD:206:PHE:CE2	2.32	0.64
18:XR:73:ALA:HB3	18:XR:79:LEU:HD12	1.78	0.64
21:XU:25:LYS:HE2	21:XU:26:LYS:O	1.97	0.64
50:Y4:35:VAL:O	50:Y4:37:SER:N	2.26	0.64
25:YA:1530:G:O6	25:YA:1542:G:N2	2.30	0.64
25:YA:675:A:OP1	29:YF:63:LYS:NZ	2.30	0.64
30:YG:114:ILE:CG2	30:YG:117:PHE:HB2	2.27	0.64
31:YH:117:PRO:HB3	31:YH:123:PHE:CE1	2.33	0.64
33:YN:15:LEU:HD12	33:YN:136:GLU:HB2	1.79	0.64
36:YQ:81:VAL:O	36:YQ:82:ARG:HD3	1.97	0.64
41:YV:76:LYS:HB2	41:YV:81:TYR:HB3	1.79	0.64
2:QB:67:THR:HG21	2:QB:155:LEU:CD2	2.27	0.64
3:QC:58:GLU:O	3:QC:64:VAL:HA	1.98	0.64
10:QJ:54:PHE:C	10:QJ:55:LYS:HG3	2.18	0.64
14:QN:7:ILE:HG13	14:QN:8:GLU:N	2.12	0.64
25:RA:95:G:O2'	48:R2:48:HIS:ND1	2.26	0.64
25:RA:2394:C:OP1	35:RP:63:PRO:HD2	1.97	0.64
30:RG:83:ARG:HG3	30:RG:86:MET:HE1	1.78	0.64
33:RN:15:LEU:HD12	33:RN:136:GLU:HB2	1.79	0.64
33:RN:57:ALA:HA	33:RN:60:ILE:HD11	1.78	0.64
25:RA:1251:C:OP1	40:RU:10:ARG:HG3	1.96	0.64
44:RY:56:PRO:HG2	44:RY:57:GLN:OE1	1.98	0.64
1:XA:1320:C:N4	19:XS:36:ARG:HG3	2.12	0.64
2:XB:187:LEU:HD12	2:XB:205:ASP:HA	1.79	0.64
17:XQ:11:VAL:HG23	17:XQ:20:THR:HB	1.79	0.64
28:YE:69:LYS:O	28:YE:71:GLY:N	2.27	0.64
29:YF:11:VAL:HG12	29:YF:12:LEU:N	2.13	0.64
29:YF:155:LEU:HD13	29:YF:174:VAL:CG1	2.27	0.64

Continued on next page...

Continued from previous page...

Atom-1	Atom-2	Distance(Å)	Clash(Å)
30:YG:81:LYS:O	30:YG:82:LEU:HB2	1.96	0.64
30:YG:82:LEU:HA	30:YG:86:MET:SD	2.38	0.64
34:YO:12:ASP:OD1	34:YO:14:THR:HG23	1.97	0.64
25:YA:2392:A:H8	35:YP:60:MET:HG3	1.60	0.64
38:YS:78:LEU:HD11	38:YS:107:GLU:O	1.98	0.64
44:YY:56:PRO:HG2	44:YY:57:GLN:OE1	1.98	0.64
44:YY:86:ARG:O	44:YY:92:ASN:HB2	1.97	0.64
4:QD:29:PRO:HG2	4:QD:30:LYS:NZ	2.12	0.64
4:QD:61:LYS:HD2	4:QD:206:PHE:CE2	2.32	0.64
54:R8:56:GLU:OE1	54:R8:56:GLU:N	2.30	0.64
25:RA:2208:U:H1'	27:RD:151:LYS:HE2	1.79	0.64
27:RD:77:ALA:HB2	27:RD:97:TYR:HA	1.77	0.64
30:RG:81:LYS:O	30:RG:82:LEU:HB2	1.96	0.64
30:RG:82:LEU:HA	30:RG:86:MET:SD	2.38	0.64
36:RQ:10:ARG:O	36:RQ:11:LYS:HB2	1.98	0.64
37:RR:2:ARG:HG2	37:RR:5:LYS:NZ	2.13	0.64
42:RW:59:VAL:HG12	42:RW:60:ASN:N	2.11	0.64
43:RX:11:PRO:HB3	43:RX:92:LEU:HD21	1.78	0.64
4:XD:13:ARG:HD2	4:XD:38:TYR:O	1.98	0.64
4:XD:79:PHE:HD2	4:XD:79:PHE:C	1.99	0.64
5:XE:83:GLU:HG2	5:XE:88:LYS:HG3	1.78	0.64
10:XJ:27:ALA:CB	10:XJ:34:VAL:HG21	2.26	0.64
11:XK:48:ILE:HD11	11:XK:64:ALA:CA	2.27	0.64
13:XM:13:LYS:HA	13:XM:44:ARG:HD2	1.77	0.64
16:XP:58:TYR:O	16:XP:62:VAL:HG22	1.96	0.64
47:Y1:29:GLY:O	47:Y1:30:VAL:HG23	1.97	0.64
25:YA:259:G:N2	25:YA:621:A:H8	1.95	0.64
28:YE:104:VAL:HG11	28:YE:188:VAL:CG2	2.27	0.64
29:YF:45:ARG:CG	29:YF:45:ARG:HH11	2.09	0.64
29:YF:46:ARG:NH1	29:YF:46:ARG:HG2	2.00	0.64
31:YH:51:ARG:HG3	31:YH:51:ARG:HH11	1.61	0.64
2:QB:60:ASP:HB3	2:QB:64:ARG:NH1	2.13	0.64
3:QC:34:LEU:HD21	3:QC:38:ARG:HD2	1.79	0.64
6:QF:92:LYS:HZ2	6:QF:92:LYS:HB2	1.62	0.64
13:QM:4:ILE:H	13:QM:9:ILE:HG22	1.62	0.64
46:R0:18:ALA:O	46:R0:20:ARG:NH1	2.31	0.64
6:XF:12:PRO:HG2	6:XF:13:ASN:H	1.62	0.64
47:Y1:80:LEU:HD12	47:Y1:81:LYS:HE3	1.78	0.64
25:YA:1796:U:H2'	25:YA:1797:C:C6	2.32	0.64
25:YA:242:G:H5'	54:Y8:62:LEU:CD2	2.27	0.64
31:YH:92:ILE:HD12	31:YH:92:ILE:H	1.63	0.64
41:YV:36:PRO:HA	41:YV:56:SER:OG	1.98	0.64

Continued on next page...

Continued from previous page...

Atom-1	Atom-2	Distance(Å)	Clash(Å)
1:QA:235:C:H5'	17:QQ:70:ARG:HG2	1.80	0.64
1:QA:922:G:H4'	5:QE:20:GLN:HA	1.79	0.64
10:QJ:42:THR:HG23	10:QJ:68:HIS:HA	1.80	0.64
11:QK:103:LEU:HD22	11:QK:103:LEU:H	1.62	0.64
14:QN:53:LEU:HB3	14:QN:56:VAL:HG21	1.80	0.64
27:RD:182:LEU:H	27:RD:272:ALA:HB3	1.63	0.64
36:RQ:23:GLY:HA3	36:RQ:101:ARG:NH1	2.12	0.64
3:XC:138:VAL:HG13	3:XC:149:ALA:CB	2.28	0.64
3:XC:181:ASN:ND2	3:XC:204:LEU:HB2	2.13	0.64
7:XG:113:GLU:CG	7:XG:119:ARG:HG2	2.28	0.64
9:XI:28:VAL:HA	9:XI:63:ILE:HB	1.79	0.64
9:XI:5:TYR:O	9:XI:84:ALA:HA	1.98	0.64
16:XP:51:VAL:HG21	16:XP:77:ALA:HB2	1.78	0.64
50:Y4:49:PHE:O	50:Y4:50:VAL:HG23	1.97	0.64
27:YD:122:ASP:CG	27:YD:123:ALA:H	2.00	0.64
31:YH:148:ILE:O	31:YH:151:ILE:HG12	1.97	0.64
31:YH:3:ARG:HA	31:YH:3:ARG:NE	2.12	0.64
34:YO:7:TYR:CE1	34:YO:20:MET:HB2	2.32	0.64
2:QB:134:GLU:HA	2:QB:137:ARG:HB3	1.80	0.64
9:QI:62:TYR:O	9:QI:63:ILE:HD12	1.98	0.64
47:R1:91:LYS:HG3	47:R1:92:LYS:H	1.63	0.64
25:RA:242:G:H5''	54:R8:3:LYS:HE3	1.80	0.64
25:RA:2405:G:O2'	25:RA:2411:A:N6	2.31	0.64
31:RH:92:ILE:H	31:RH:92:ILE:HD12	1.63	0.64
33:RN:131:GLN:CD	33:RN:132:ALA:H	2.01	0.64
36:RQ:30:GLY:HA3	36:RQ:106:VAL:O	1.98	0.64
2:XB:134:GLU:HA	2:XB:137:ARG:HB3	1.80	0.64
2:XB:8:LYS:CD	2:XB:8:LYS:H	2.09	0.64
6:XF:50:TYR:CE1	18:XR:77:GLY:HA2	2.32	0.64
2:XB:178:ARG:NE	8:XH:71:GLY:O	2.30	0.64
11:XK:19:ALA:HA	11:XK:32:ILE:HG22	1.80	0.64
15:XO:87:ILE:CG2	15:XO:88:ARG:H	2.00	0.64
32:YI:129:THR:HG22	32:YI:137:PRO:HB3	1.80	0.64
32:YI:130:TYR:HB3	32:YI:136:VAL:HG13	1.79	0.64
37:YR:2:ARG:HG2	37:YR:5:LYS:NZ	2.13	0.64
5:QE:41:VAL:HG12	5:QE:112:LEU:O	1.97	0.64
11:QK:17:GLY:HA3	11:QK:77:MET:HE3	1.78	0.64
12:QL:18:VAL:HG23	12:QL:19:ARG:H	1.63	0.64
15:QO:8:LYS:NZ	15:QO:8:LYS:HB2	2.13	0.64
28:RE:201:THR:HG21	28:RE:203:LYS:HB3	1.80	0.64
1:XA:1218:C:H2'	1:XA:1219:U:C6	2.33	0.64
3:XC:95:THR:HG22	3:XC:96:GLY:N	2.06	0.64

Continued on next page...

Continued from previous page...

Atom-1	Atom-2	Distance(Å)	Clash(Å)
8:XH:28:ALA:HB3	8:XH:57:PRO:HB2	1.79	0.64
8:XH:97:VAL:HG13	8:XH:98:LYS:N	2.13	0.64
11:XK:12:ARG:HG2	11:XK:13:GLN:H	1.63	0.64
47:Y1:82:LEU:CD1	47:Y1:83:GLU:CA	2.76	0.64
25:YA:270(T):G:OP1	47:Y1:97:LEU:HD13	1.98	0.64
25:YA:2114:A:N6	25:YA:2119:A:N7	2.45	0.64
25:YA:620:G:H4'	25:YA:621:A:C5'	2.28	0.64
1:QA:1205:U:H5'	3:QC:190:ARG:NH2	2.13	0.63
7:QG:148:ASN:N	7:QG:148:ASN:ND2	2.46	0.63
9:QI:97:LYS:HB3	9:QI:98:PRO:HD3	1.79	0.63
16:QP:51:VAL:CG1	16:QP:52:ASP:H	2.11	0.63
1:QA:1014:A:H4'	19:QS:14:HIS:NE2	2.12	0.63
20:QT:26:ASN:HB2	20:QT:71:THR:HG23	1.79	0.63
21:QU:15:ARG:HH11	21:QU:15:ARG:HG2	1.63	0.63
25:RA:2832:U:H4'	25:RA:2833:G:H5''	1.79	0.63
30:RG:114:ILE:CG2	30:RG:117:PHE:HB2	2.28	0.63
34:RO:86:ILE:N	34:RO:86:ILE:HD12	2.13	0.63
35:RP:105:LEU:O	35:RP:106:LEU:CB	2.42	0.63
35:RP:113:LYS:HG2	35:RP:115:LEU:HD23	1.79	0.63
35:RP:98:GLU:O	35:RP:101:VAL:HG12	1.98	0.63
41:RV:52:VAL:CG2	41:RV:55:ALA:HB3	2.28	0.63
2:XB:21:ARG:HB2	2:XB:39:ILE:HA	1.80	0.63
9:XI:62:TYR:O	9:XI:63:ILE:HD12	1.98	0.63
12:XL:18:VAL:HG23	12:XL:19:ARG:H	1.62	0.63
54:Y8:48:PHE:N	54:Y8:48:PHE:CD1	2.66	0.63
27:YD:135:PHE:HD2	27:YD:135:PHE:N	1.96	0.63
28:YE:14:ILE:CG1	28:YE:15:PHE:H	2.08	0.63
38:YS:26:LEU:HD22	38:YS:87:PHE:HD1	1.63	0.63
40:YU:92:ARG:O	40:YU:94:ASN:N	2.25	0.63
43:YX:57:LEU:HD12	43:YX:78:LYS:HB2	1.77	0.63
45:YZ:182:LYS:HG3	45:YZ:183:LEU:HA	1.80	0.63
1:QA:1104:G:H4'	2:QB:111:ARG:NH1	2.13	0.63
8:QH:97:VAL:HG13	8:QH:98:LYS:N	2.13	0.63
9:QI:47:LEU:N	9:QI:47:LEU:HD22	2.14	0.63
13:QM:51:ALA:O	13:QM:55:ARG:HG3	1.97	0.63
19:QS:21:GLU:HG3	19:QS:22:LEU:N	2.11	0.63
19:QS:39:THR:HG22	19:QS:40:ILE:N	2.14	0.63
20:QT:14:LYS:HA	20:QT:17:ARG:NH1	2.14	0.63
22:QV:6:G:H1	22:QV:67:C:H42	1.44	0.63
25:RA:2419:U:H5'	52:R6:23:THR:HG22	1.80	0.63
25:RA:635:C:O2'	25:RA:639:U:OP1	2.16	0.63
33:RN:43:THR:HB	33:RN:46:VAL:CG1	2.27	0.63

Continued on next page...

Continued from previous page...

Atom-1	Atom-2	Distance(Å)	Clash(Å)
36:RQ:104:PHE:O	36:RQ:105:GLU:HB3	1.98	0.63
37:RR:28:LEU:HD21	37:RR:114:VAL:HG12	1.79	0.63
42:RW:74:ALA:O	42:RW:75:TYR:HB3	1.98	0.63
3:XC:58:GLU:O	3:XC:64:VAL:HA	1.98	0.63
5:XE:53:LEU:HD12	5:XE:53:LEU:N	2.09	0.63
12:XL:62:SER:O	12:XL:64:TYR:HD1	1.82	0.63
25:YA:1814:G:H4'	27:YD:51:VAL:HG21	1.79	0.63
27:YD:18:VAL:HG12	27:YD:19:ALA:O	1.99	0.63
33:YN:39:ARG:HB3	33:YN:41:ASP:OD1	1.98	0.63
34:YO:104:ARG:HG2	34:YO:104:ARG:NH1	2.14	0.63
39:YT:111:ARG:C	39:YT:113:LYS:H	2.01	0.63
42:YW:110:LYS:HG3	42:YW:111:HIS:ND1	2.12	0.63
1:QA:355:C:H1'	1:QA:388:G:H2'	1.79	0.63
2:QB:8:LYS:H	2:QB:8:LYS:CD	2.09	0.63
3:QC:181:ASN:ND2	3:QC:204:LEU:HB2	2.13	0.63
3:QC:95:THR:HG22	3:QC:96:GLY:N	2.07	0.63
11:QK:48:ILE:HD11	11:QK:64:ALA:CA	2.27	0.63
27:RD:135:PHE:HD2	27:RD:135:PHE:N	1.96	0.63
27:RD:35:LYS:HZ1	27:RD:65:ILE:HA	1.62	0.63
29:RF:11:VAL:HG12	29:RF:12:LEU:N	2.13	0.63
29:RF:132:VAL:HG23	29:RF:133:ASN:N	2.14	0.63
31:RH:117:PRO:HB3	31:RH:123:PHE:CE1	2.33	0.63
32:RI:1:MET:HG3	32:RI:23:PRO:HB3	1.80	0.63
36:RQ:81:VAL:O	36:RQ:82:ARG:HD3	1.98	0.63
43:RX:63:LYS:O	43:RX:64:LYS:HD2	1.98	0.63
2:XB:25:ASN:O	2:XB:27:LYS:N	2.28	0.63
14:XN:18:VAL:HG23	14:XN:19:ARG:H	1.63	0.63
47:Y1:91:LYS:HG3	47:Y1:92:LYS:H	1.62	0.63
25:YA:2335:A:O2'	25:YA:2336:A:O5'	2.15	0.63
28:YE:201:THR:HG21	28:YE:203:LYS:HB3	1.80	0.63
29:YF:67:GLN:O	29:YF:67:GLN:CG	2.32	0.63
36:YQ:104:PHE:O	36:YQ:105:GLU:HB3	1.98	0.63
37:YR:117:VAL:O	37:YR:118:GLU:HB3	1.99	0.63
1:QA:1124:G:H3'	1:QA:1145:C:N4	2.13	0.63
8:QH:112:LEU:HD12	8:QH:112:LEU:O	1.98	0.63
1:QA:1314:C:OP1	19:QS:6:LYS:HE3	1.97	0.63
27:RD:147:LEU:CD1	27:RD:155:LEU:HD11	2.26	0.63
27:RD:18:VAL:HG12	27:RD:19:ALA:O	1.99	0.63
31:RH:3:ARG:HA	31:RH:3:ARG:NE	2.12	0.63
33:RN:61:ARG:HA	33:RN:61:ARG:HE	1.63	0.63
35:RP:112:LEU:HD11	35:RP:114:ILE:HG23	1.80	0.63
2:XB:158:LEU:HD12	2:XB:158:LEU:O	1.97	0.63

Continued on next page...

Continued from previous page...

Atom-1	Atom-2	Distance(Å)	Clash(Å)
10:XJ:42:THR:HG23	10:XJ:68:HIS:HA	1.80	0.63
11:XK:50:TYR:HH	11:XK:59:TYR:HE2	1.47	0.63
18:XR:43:PHE:CE2	18:XR:58:LEU:HD11	2.31	0.63
20:XT:26:ASN:HB2	20:XT:71:THR:HG23	1.79	0.63
27:YD:230:ASP:O	27:YD:231:HIS:HB2	1.98	0.63
28:YE:50:GLY:HA3	28:YE:74:PRO:HG3	1.79	0.63
25:YA:588:U:H1'	29:YF:90:PHE:CD1	2.34	0.63
33:YN:131:GLN:CD	33:YN:132:ALA:H	2.01	0.63
35:YP:106:LEU:O	35:YP:107:LYS:CB	2.46	0.63
43:YX:18:TYR:C	43:YX:20:GLY:H	2.02	0.63
1:QA:1114:C:H1'	14:QN:60:SER:HB2	1.79	0.63
9:QI:5:TYR:O	9:QI:84:ALA:HA	1.98	0.63
48:R2:42:GLY:O	48:R2:44:LEU:N	2.30	0.63
25:RA:1059:G:O6	25:RA:1079:C:N4	2.29	0.63
26:RB:52:A:O2'	26:RB:53:A:N7	2.32	0.63
27:RD:230:ASP:O	27:RD:231:HIS:HB2	1.98	0.63
31:RH:153:LYS:HG3	31:RH:161:GLY:HA3	1.80	0.63
39:RT:49:VAL:HG13	39:RT:49:VAL:O	1.99	0.63
43:RX:18:TYR:C	43:RX:20:GLY:H	2.02	0.63
15:XO:8:LYS:HB2	15:XO:8:LYS:NZ	2.13	0.63
25:YA:242:G:C8	54:Y8:5:LYS:HG2	2.33	0.63
25:YA:1077:A:H5'	25:YA:1078:U:H5''	1.80	0.63
25:YA:1030:G:OP2	36:YQ:128:LYS:HE2	1.98	0.63
39:YT:60:THR:HG22	39:YT:77:PRO:HA	1.80	0.63
1:QA:474:G:H5'	16:QP:81:ARG:HG3	1.81	0.63
2:QB:20:GLU:HB2	2:QB:190:THR:OG1	1.99	0.63
4:QD:30:LYS:CG	4:QD:35:ARG:HE	2.11	0.63
28:RE:131:ALA:HB1	28:RE:135:HIS:CE1	2.34	0.63
33:RN:22:THR:CG2	33:RN:23:LEU:N	2.61	0.63
33:RN:39:ARG:HB3	33:RN:41:ASP:OD1	1.99	0.63
25:RA:1190:G:H5'	35:RP:32:THR:HA	1.79	0.63
25:RA:2415:G:H4'	35:RP:67:MET:N	2.14	0.63
36:RQ:66:ILE:CG1	36:RQ:67:ARG:H	2.12	0.63
38:RS:78:LEU:HD11	38:RS:107:GLU:O	1.98	0.63
40:RU:102:GLU:HG3	41:RV:2:PHE:CE2	2.34	0.63
42:RW:110:LYS:HG3	42:RW:111:HIS:ND1	2.12	0.63
2:XB:60:ASP:HB3	2:XB:64:ARG:NH1	2.13	0.63
12:XL:86:ARG:HB2	12:XL:101:VAL:CG2	2.28	0.63
19:XS:15:LEU:O	19:XS:19:VAL:HG23	1.98	0.63
48:Y2:40:SER:C	48:Y2:42:GLY:N	2.51	0.63
48:Y2:46:GLN:HA	48:Y2:46:GLN:OE1	1.97	0.63
25:YA:1291:C:H5'	25:YA:1536:A:H5'	1.81	0.63

Continued on next page...

Continued from previous page...

Atom-1	Atom-2	Distance(Å)	Clash(Å)
25:YA:443:A:C5	29:YF:45:ARG:HD2	2.32	0.63
25:YA:666:G:H4'	35:YP:49:ARG:NH1	2.14	0.63
30:YG:68:PRO:HB2	30:YG:90:LEU:HD12	1.80	0.63
1:QA:78:G:O6	1:QA:91:C:N4	2.30	0.63
1:QA:954:G:H4'	13:QM:121:LYS:HG3	1.80	0.63
4:QD:30:LYS:HA	4:QD:34:GLU:HB2	1.79	0.63
7:QG:9:VAL:CG1	7:QG:94:ARG:HE	2.12	0.63
8:QH:28:ALA:HB3	8:QH:57:PRO:HB2	1.79	0.63
8:QH:6:ILE:HB	8:QH:85:ARG:HH12	1.62	0.63
12:QL:85:ILE:HD11	12:QL:98:TYR:HB2	1.81	0.63
14:QN:18:VAL:HG23	14:QN:19:ARG:H	1.63	0.63
15:QO:61:GLY:C	15:QO:65:ARG:HH12	2.02	0.63
48:R2:40:SER:C	48:R2:42:GLY:H	2.00	0.63
48:R2:46:GLN:HA	48:R2:46:GLN:OE1	1.98	0.63
54:R8:48:PHE:CD1	54:R8:48:PHE:N	2.66	0.63
25:RA:2287:A:N6	25:RA:2344:U:H3	1.97	0.63
25:RA:278:A:H61	25:RA:362:U:H3	1.47	0.63
29:RF:28:ILE:HG22	29:RF:112:MET:HB3	1.80	0.63
36:RQ:20:ALA:HB1	36:RQ:99:PRO:CB	2.29	0.63
43:RX:49:VAL:HG13	43:RX:83:VAL:HG13	1.80	0.63
44:RY:95:LYS:CB	44:RY:100:ALA:HA	2.13	0.63
1:XA:1298:C:O2'	1:XA:1299:A:OP2	2.14	0.63
5:XE:51:VAL:O	5:XE:55:VAL:HG23	1.99	0.63
9:XI:97:LYS:HB3	9:XI:98:PRO:HD3	1.79	0.63
13:XM:36:LYS:HD3	13:XM:36:LYS:C	2.19	0.63
25:YA:1348:G:H2'	25:YA:1349:A:H5''	1.80	0.63
27:YD:72:LYS:HG2	27:YD:103:ARG:NH2	2.13	0.63
30:YG:61:ALA:HB2	30:YG:68:PRO:HD2	1.81	0.63
33:YN:61:ARG:HE	33:YN:61:ARG:HA	1.63	0.63
33:YN:7:LYS:H	33:YN:7:LYS:HD2	1.64	0.63
34:YO:86:ILE:HD12	34:YO:86:ILE:N	2.13	0.63
35:YP:83:VAL:HG12	35:YP:112:LEU:HD21	1.81	0.63
36:YQ:20:ALA:HB1	36:YQ:99:PRO:CB	2.28	0.63
36:YQ:30:GLY:HA3	36:YQ:106:VAL:O	1.98	0.63
3:QC:34:LEU:CD2	3:QC:38:ARG:HD2	2.29	0.63
3:QC:3:ASN:N	3:QC:3:ASN:HD22	1.96	0.63
3:QC:70:VAL:HG12	3:QC:72:LYS:N	2.10	0.63
11:QK:19:ALA:HA	11:QK:32:ILE:HG22	1.80	0.63
12:QL:62:SER:O	12:QL:64:TYR:HD1	1.82	0.63
19:QS:15:LEU:O	19:QS:19:VAL:HG23	1.98	0.63
47:R1:82:LEU:CD1	47:R1:83:GLU:CA	2.76	0.63
52:R6:13:CYS:HB2	52:R6:22:ALA:HB3	1.80	0.63

Continued on next page...

Continued from previous page...

Atom-1	Atom-2	Distance(Å)	Clash(Å)
25:RA:1798:U:H5''	27:RD:259:THR:HG22	1.81	0.63
29:RF:119:ARG:HH11	29:RF:119:ARG:HG2	1.64	0.63
37:RR:63:ARG:NH1	37:RR:80:PHE:CD1	2.67	0.63
4:XD:153:ARG:HD3	4:XD:181:MET:SD	2.39	0.63
5:XE:91:LEU:HA	5:XE:120:THR:HG22	1.81	0.63
9:XI:118:LYS:O	9:XI:119:ALA:HB3	1.99	0.63
9:XI:17:VAL:HG21	9:XI:81:ILE:N	2.14	0.63
11:XK:12:ARG:HG2	11:XK:13:GLN:N	2.14	0.63
16:XP:66:PRO:HG2	16:XP:71:ARG:HH12	1.64	0.63
1:XA:1314:C:N4	19:XS:3:ARG:O	2.23	0.63
25:YA:1006:C:H1'	33:YN:106:MET:HE3	1.81	0.63
35:YP:114:ILE:HD11	35:YP:130:PHE:CD1	2.34	0.63
39:YT:16:ARG:HE	39:YT:19:LEU:HD21	1.62	0.63
2:QB:178:ARG:HD2	8:QH:71:GLY:C	2.20	0.63
2:QB:187:LEU:HD12	2:QB:205:ASP:HA	1.79	0.63
2:QB:21:ARG:HB2	2:QB:39:ILE:HA	1.80	0.63
3:QC:189:ALA:O	3:QC:191:THR:HG23	1.99	0.63
12:QL:86:ARG:HB2	12:QL:101:VAL:CG2	2.28	0.63
36:RQ:83:MET:HB2	46:R0:7:LEU:HD12	1.79	0.63
47:R1:87:PRO:O	47:R1:88:LYS:C	2.37	0.63
27:RD:133:LEU:HD21	27:RD:191:ALA:CB	2.29	0.63
35:RP:108:LYS:H	35:RP:108:LYS:HD2	1.64	0.63
36:RQ:20:ALA:HB1	36:RQ:99:PRO:CD	2.29	0.63
39:RT:111:ARG:C	39:RT:113:LYS:H	2.01	0.63
39:RT:16:ARG:HE	39:RT:19:LEU:HD21	1.63	0.63
40:RU:34:LYS:HA	40:RU:34:LYS:CE	2.29	0.63
44:RY:86:ARG:O	44:RY:92:ASN:HB2	1.97	0.63
2:XB:155:LEU:HD12	2:XB:157:ARG:O	1.98	0.63
3:XC:34:LEU:CD2	3:XC:38:ARG:HD2	2.29	0.63
8:XH:20:TYR:HA	8:XH:65:TYR:HE2	1.60	0.63
9:XI:47:LEU:HD22	9:XI:47:LEU:N	2.13	0.63
35:YP:64:LYS:HB2	54:Y8:25:MET:HG3	1.81	0.63
54:Y8:59:LYS:HB3	54:Y8:59:LYS:HZ3	1.62	0.63
28:YE:35:GLN:CG	28:YE:37:ARG:NE	2.62	0.63
31:YH:153:LYS:HG3	31:YH:161:GLY:HA3	1.80	0.63
31:YH:86:GLU:O	31:YH:87:LEU:HB2	1.99	0.63
36:YQ:10:ARG:O	36:YQ:11:LYS:HB2	1.98	0.63
38:YS:22:GLY:O	38:YS:23:ARG:O	2.17	0.63
39:YT:49:VAL:O	39:YT:49:VAL:HG13	1.99	0.63
43:YX:31:HIS:CE1	43:YX:33:LYS:HB2	2.34	0.63
44:YY:87:LYS:O	44:YY:88:LYS:NZ	2.32	0.63
7:QG:113:GLU:CG	7:QG:119:ARG:HG2	2.28	0.62

Continued on next page...

Continued from previous page...

Atom-1	Atom-2	Distance(Å)	Clash(Å)
9:QI:118:LYS:O	9:QI:119:ALA:HB3	1.99	0.62
9:QI:59:PHE:HZ	9:QI:88:TYR:CE1	2.17	0.62
11:QK:12:ARG:HG2	11:QK:13:GLN:N	2.14	0.62
13:QM:40:ASN:HD21	13:QM:42:ALA:HB3	1.64	0.62
47:R1:76:ARG:HD2	47:R1:76:ARG:H	1.64	0.62
48:R2:65:ASN:HB3	48:R2:69:ARG:NH1	2.10	0.62
29:RF:107:LYS:O	29:RF:108:LYS:C	2.36	0.62
37:RR:117:VAL:O	37:RR:118:GLU:HB3	1.98	0.62
39:RT:60:THR:HG22	39:RT:77:PRO:HA	1.80	0.62
1:XA:598:U:H4'	8:XH:94:TYR:CD2	2.34	0.62
1:XA:1073:U:O2'	2:XB:104:ASN:OD1	2.14	0.62
2:XB:214:ILE:HD13	2:XB:217:ARG:NH2	2.14	0.62
2:XB:236:TYR:CD2	2:XB:239:VAL:HG21	2.34	0.62
2:XB:66:GLY:O	2:XB:67:THR:HG23	1.99	0.62
4:XD:33:MET:HE2	4:XD:37:PRO:HA	1.80	0.62
11:XK:99:GLN:HG2	11:XK:105:VAL:CG2	2.28	0.62
16:XP:8:ARG:HG2	16:XP:8:ARG:HH11	1.64	0.62
47:Y1:18:ILE:HG12	47:Y1:37:ILE:HG12	1.81	0.62
25:YA:1068:G:O2'	25:YA:1096:A:N3	2.32	0.62
25:YA:562:U:O2'	25:YA:572:A:O4'	2.14	0.62
28:YE:13:ARG:HH12	28:YE:21:VAL:HG12	1.64	0.62
28:YE:4:ILE:CD1	28:YE:28:ALA:HB1	2.29	0.62
29:YF:129:PHE:O	29:YF:130:ALA:HB3	1.99	0.62
33:YN:87:LEU:O	33:YN:87:LEU:HD23	1.99	0.62
42:YW:74:ALA:O	42:YW:75:TYR:HB3	1.98	0.62
1:QA:752:G:H1'	1:QA:754:C:H41	1.63	0.62
2:QB:214:ILE:HD13	2:QB:217:ARG:NH2	2.14	0.62
2:QB:236:TYR:CD2	2:QB:239:VAL:HG21	2.34	0.62
7:QG:140:ASP:HA	7:QG:143:ARG:NH1	2.14	0.62
8:QH:42:GLU:HG3	8:QH:109:ILE:HD12	1.80	0.62
11:QK:58:PRO:HD3	11:QK:89:ALA:HB1	1.81	0.62
54:R8:59:LYS:HZ3	54:R8:59:LYS:HB3	1.64	0.62
25:RA:483:A:H3'	25:RA:484:C:C6	2.33	0.62
31:RH:136:ILE:HD12	31:RH:136:ILE:H	1.64	0.62
34:RO:8:LEU:HB2	34:RO:19:ILE:HD11	1.81	0.62
38:RS:48:LEU:HD12	38:RS:48:LEU:N	2.14	0.62
1:XA:1074:G:H4'	2:XB:104:ASN:HB2	1.81	0.62
4:XD:170:VAL:HG22	4:XD:171:GLY:N	2.12	0.62
4:QD:170:VAL:O	6:XF:21:LEU:HD21	1.99	0.62
7:XG:140:ASP:HA	7:XG:143:ARG:NH1	2.14	0.62
14:XN:18:VAL:HG23	14:XN:19:ARG:N	2.14	0.62
29:YF:132:VAL:HG23	29:YF:133:ASN:N	2.14	0.62

Continued on next page...

Continued from previous page...

Atom-1	Atom-2	Distance(Å)	Clash(Å)
43:YX:49:VAL:HG13	43:YX:83:VAL:HG13	1.80	0.62
25:YA:297:C:H5"	44:YY:85:VAL:HG21	1.80	0.62
5:QE:51:VAL:O	5:QE:55:VAL:HG23	1.99	0.62
6:QF:8:ILE:HD11	6:QF:79:LEU:HD13	1.81	0.62
7:QG:140:ASP:C	7:QG:142:GLU:H	2.03	0.62
9:QI:17:VAL:HG21	9:QI:81:ILE:N	2.14	0.62
17:QQ:11:VAL:HG23	17:QQ:20:THR:HB	1.79	0.62
18:QR:82:THR:HG22	18:QR:83:GLU:N	2.15	0.62
48:R2:40:SER:C	48:R2:42:GLY:N	2.50	0.62
52:R6:41:PRO:HG2	52:R6:45:LYS:N	2.10	0.62
27:RD:44:ASN:HB3	27:RD:49:ILE:CA	2.27	0.62
39:RT:24:PRO:O	39:RT:94:ALA:HB2	2.00	0.62
4:XD:29:PRO:C	4:XD:30:LYS:HD3	2.19	0.62
7:XG:9:VAL:CG1	7:XG:94:ARG:HE	2.12	0.62
8:XH:112:LEU:HD12	8:XH:112:LEU:O	1.98	0.62
1:XA:1347:G:C8	9:XI:107:ARG:HB3	2.34	0.62
11:XK:58:PRO:HD3	11:XK:89:ALA:HB1	1.81	0.62
16:XP:51:VAL:CG1	16:XP:52:ASP:H	2.10	0.62
25:YA:2485:G:OP1	36:YQ:46:GLN:NE2	2.32	0.62
25:YA:2311:A:C8	30:YG:82:LEU:HD11	2.34	0.62
35:YP:1:MET:CE	35:YP:5:ASP:HB3	2.25	0.62
37:YR:63:ARG:NH1	37:YR:80:PHE:CD1	2.67	0.62
39:YT:22:PHE:HD2	39:YT:22:PHE:N	1.97	0.62
40:YU:34:LYS:CE	40:YU:34:LYS:HA	2.29	0.62
2:QB:23:ARG:HD3	2:QB:23:ARG:H	1.64	0.62
9:QI:13:ALA:HB2	9:QI:67:GLY:O	2.00	0.62
18:QR:25:THR:O	18:QR:25:THR:HG22	2.00	0.62
25:RA:1795:C:O2	27:RD:255:LYS:HE2	1.99	0.62
27:RD:72:LYS:HG2	27:RD:103:ARG:NH2	2.13	0.62
29:RF:28:ILE:HD13	29:RF:30:PRO:HD3	1.80	0.62
25:RA:2667:C:H1'	31:RH:109:PHE:HD2	1.63	0.62
35:RP:61:ARG:H	35:RP:61:ARG:CD	2.09	0.62
38:RS:22:GLY:O	38:RS:23:ARG:O	2.17	0.62
39:RT:96:ARG:NH1	39:RT:96:ARG:HB2	2.14	0.62
3:XC:3:ASN:N	3:XC:3:ASN:HD22	1.97	0.62
4:XD:96:LEU:CD2	4:XD:96:LEU:H	2.11	0.62
10:XJ:29:ARG:O	10:XJ:29:ARG:HG2	2.00	0.62
18:XR:82:THR:HG22	18:XR:83:GLU:N	2.15	0.62
30:YG:94:LEU:HD23	30:YG:94:LEU:H	1.64	0.62
31:YH:136:ILE:HD12	31:YH:136:ILE:H	1.64	0.62
35:YP:105:LEU:O	35:YP:106:LEU:CB	2.42	0.62
38:YS:48:LEU:N	38:YS:48:LEU:HD12	2.14	0.62

Continued on next page...

Continued from previous page...

Atom-1	Atom-2	Distance(Å)	Clash(Å)
41:YV:52:VAL:CG2	41:YV:55:ALA:HB3	2.28	0.62
1:QA:299:G:H2'	1:QA:300:A:C8	2.34	0.62
2:QB:66:GLY:O	2:QB:67:THR:HG23	2.00	0.62
8:QH:84:ARG:NH1	8:QH:84:ARG:HG3	2.10	0.62
9:QI:116:LYS:O	9:QI:118:LYS:N	2.33	0.62
9:QI:65:VAL:HG21	9:QI:73:GLN:HB3	1.81	0.62
25:RA:259:G:H21	25:RA:621:A:H8	1.46	0.62
30:RG:94:LEU:N	30:RG:94:LEU:HD23	2.14	0.62
33:RN:133:GLN:O	33:RN:134:ARG:HB3	1.99	0.62
33:RN:96:GLU:O	33:RN:98:VAL:N	2.33	0.62
35:RP:83:VAL:HG12	35:RP:112:LEU:HD21	1.80	0.62
42:RW:60:ASN:C	42:RW:61:ASN:HD22	2.03	0.62
1:XA:1049:U:HO2'	14:XN:2:ALA:N	1.97	0.62
1:XA:1106:G:H5''	3:XC:172:ARG:HG2	1.81	0.62
8:XH:16:ALA:HB2	8:XH:24:THR:HG21	1.82	0.62
11:XK:51:LYS:CA	11:XK:55:LYS:HD3	2.22	0.62
48:Y2:41:ILE:HG12	48:Y2:44:LEU:HD12	1.82	0.62
52:Y6:44:ARG:O	52:Y6:45:LYS:HB2	2.00	0.62
27:YD:35:LYS:HA	27:YD:64:ILE:HG22	1.81	0.62
29:YF:107:LYS:O	29:YF:108:LYS:C	2.36	0.62
33:YN:26:LEU:O	33:YN:30:ILE:HG13	1.99	0.62
39:YT:96:ARG:NH1	39:YT:96:ARG:HB2	2.14	0.62
43:YX:63:LYS:O	43:YX:64:LYS:HD2	1.99	0.62
11:QK:57:THR:HG22	11:QK:59:TYR:H	1.64	0.62
25:RA:307:G:H21	25:RA:330:A:H62	1.46	0.62
28:RE:35:GLN:CG	28:RE:37:ARG:NE	2.62	0.62
30:RG:68:PRO:HB2	30:RG:90:LEU:HD12	1.80	0.62
30:RG:77:ILE:HD13	30:RG:82:LEU:CD1	2.29	0.62
31:RH:137:ASP:HB3	31:RH:140:LYS:HB2	1.81	0.62
35:RP:65:ARG:CG	35:RP:65:ARG:HH11	2.06	0.62
39:RT:108:ARG:O	39:RT:111:ARG:HG3	2.00	0.62
41:RV:36:PRO:HA	41:RV:56:SER:OG	1.98	0.62
2:XB:20:GLU:HB2	2:XB:190:THR:OG1	1.99	0.62
2:XB:23:ARG:H	2:XB:23:ARG:HD3	1.64	0.62
19:XS:12:ASP:OD1	19:XS:37:ARG:HD2	2.00	0.62
48:Y2:69:ARG:HB2	48:Y2:69:ARG:CZ	2.29	0.62
52:Y6:27:LYS:HB2	52:Y6:27:LYS:HZ3	1.65	0.62
25:YA:2723:C:O3'	37:YR:1:MET:HE2	1.99	0.62
27:YD:133:LEU:HD21	27:YD:191:ALA:CB	2.29	0.62
33:YN:133:GLN:O	33:YN:134:ARG:HB3	1.99	0.62
35:YP:65:ARG:HE	54:Y8:15:LYS:HB2	1.65	0.62
39:YT:108:ARG:O	39:YT:111:ARG:HG3	1.99	0.62

Continued on next page...

Continued from previous page...

Atom-1	Atom-2	Distance(Å)	Clash(Å)
44:YY:48:ALA:HB2	44:YY:61:ILE:HD13	1.82	0.62
3:QC:127:ARG:HG2	3:QC:127:ARG:HH11	1.64	0.62
4:QD:106:TYR:HE1	4:QD:112:VAL:O	1.82	0.62
4:QD:153:ARG:HD3	4:QD:181:MET:SD	2.39	0.62
5:QE:50:GLU:HG3	5:QE:52:PRO:HD2	1.79	0.62
13:QM:97:PRO:HB2	13:QM:101:GLN:HE22	1.65	0.62
27:RD:70:TRP:CH2	27:RD:150:LYS:HA	2.35	0.62
28:RE:13:ARG:HH12	28:RE:21:VAL:HG12	1.64	0.62
33:RN:26:LEU:O	33:RN:30:ILE:HG13	1.99	0.62
33:RN:7:LYS:HD2	33:RN:7:LYS:H	1.64	0.62
38:RS:26:LEU:HD22	38:RS:87:PHE:HD1	1.63	0.62
43:RX:31:HIS:CE1	43:RX:33:LYS:HB2	2.34	0.62
44:RY:87:LYS:O	44:RY:88:LYS:NZ	2.31	0.62
1:XA:1158:C:H4'	2:XB:133:LYS:NZ	2.14	0.62
2:XB:115:LEU:CD2	2:XB:153:ARG:HD3	2.30	0.62
5:XE:42:GLY:HA2	5:XE:136:MET:HE1	1.82	0.62
11:XK:57:THR:HG22	11:XK:59:TYR:H	1.65	0.62
13:XM:69:GLU:O	13:XM:72:ALA:N	2.32	0.62
14:XN:53:LEU:HB3	14:XN:56:VAL:HG21	1.80	0.62
17:XQ:65:ILE:HD12	17:XQ:65:ILE:N	2.15	0.62
19:XS:39:THR:HG22	19:XS:40:ILE:N	2.14	0.62
20:XT:14:LYS:HA	20:XT:17:ARG:NH1	2.14	0.62
25:YA:2219:G:OP1	27:YD:172:TYR:OH	2.17	0.62
25:YA:928:G:O2'	49:Y3:43:ILE:HD11	1.99	0.62
28:YE:131:ALA:HB1	28:YE:135:HIS:CE1	2.34	0.62
29:YF:28:ILE:HD13	29:YF:30:PRO:HD3	1.80	0.62
25:YA:443:A:N7	29:YF:45:ARG:HD2	2.15	0.62
30:YG:94:LEU:HD23	30:YG:94:LEU:N	2.14	0.62
35:YP:112:LEU:HD11	35:YP:114:ILE:HG23	1.80	0.62
38:YS:100:ALA:HA	38:YS:103:GLU:CG	2.30	0.62
47:R1:18:ILE:HG12	47:R1:37:ILE:HG12	1.81	0.62
25:RA:1043:C:N3	25:RA:1112:G:N2	2.39	0.62
27:RD:134:ARG:HD3	27:RD:135:PHE:CE2	2.35	0.62
27:RD:27:THR:O	27:RD:29:PRO:HD2	1.99	0.62
29:RF:32:LEU:CD1	29:RF:105:VAL:HG13	2.29	0.62
29:RF:129:PHE:O	29:RF:130:ALA:HB3	2.00	0.62
33:RN:87:LEU:HD23	33:RN:87:LEU:O	1.99	0.62
36:RQ:86:GLY:C	36:RQ:88:GLY:H	2.03	0.62
39:RT:57:PHE:CD2	39:RT:58:ASN:N	2.66	0.62
2:XB:194:PRO:HG2	2:XB:195:ASP:H	1.64	0.62
9:XI:116:LYS:O	9:XI:118:LYS:N	2.33	0.62
13:XM:66:LEU:HA	13:XM:70:LEU:HD23	1.81	0.62

Continued on next page...

Continued from previous page...

Atom-1	Atom-2	Distance(Å)	Clash(Å)
47:Y1:91:LYS:HE3	47:Y1:91:LYS:HA	1.82	0.62
50:Y4:61:ARG:O	50:Y4:63:TYR:N	2.33	0.62
52:Y6:13:CYS:HB2	52:Y6:22:ALA:HB3	1.81	0.62
30:YG:112:PRO:HB3	50:Y4:37:SER:CB	2.25	0.62
34:YO:104:ARG:CZ	39:YT:34:VAL:HG11	2.29	0.62
1:QA:1459:C:OP1	20:QT:27:LYS:NZ	2.32	0.62
4:QD:196:LEU:C	4:QD:198:VAL:H	2.02	0.62
5:QE:51:VAL:HB	5:QE:52:PRO:CD	2.30	0.62
6:QF:10:LEU:HD13	6:QF:61:LEU:CD1	2.30	0.62
14:QN:41:ARG:HH21	14:QN:42:ILE:HD11	1.62	0.62
25:RA:210:C:OP2	53:R7:29:LYS:NZ	2.33	0.62
25:RA:2745:C:O2	31:RH:139:GLN:NE2	2.28	0.62
27:RD:72:LYS:HE3	27:RD:75:ILE:HD12	1.82	0.62
38:RS:100:ALA:HA	38:RS:103:GLU:CG	2.29	0.62
38:RS:26:LEU:HD12	38:RS:39:ILE:CD1	2.23	0.62
34:RO:78:ARG:HH21	39:RT:103:ARG:NH2	1.98	0.62
39:RT:22:PHE:N	39:RT:22:PHE:HD2	1.97	0.62
39:RT:31:SER:HA	39:RT:44:ASP:OD2	2.00	0.62
1:XA:452:A:H62	1:XA:480:U:H3	1.48	0.62
4:XD:79:PHE:CD2	4:XD:79:PHE:C	2.71	0.62
5:XE:51:VAL:HB	5:XE:52:PRO:CD	2.30	0.62
6:XF:8:ILE:HD11	6:XF:79:LEU:HD13	1.81	0.62
8:XH:58:TYR:O	8:XH:59:LEU:HD23	2.00	0.62
9:XI:65:VAL:HG21	9:XI:73:GLN:HB3	1.81	0.62
16:XP:4:ILE:HG13	16:XP:21:VAL:CG1	2.29	0.62
48:Y2:70:GLN:O	48:Y2:71:ASN:HB2	2.00	0.62
30:YG:170:ARG:O	30:YG:174:GLU:HB2	2.00	0.62
32:YI:21:VAL:HG21	32:YI:25:TYR:HD1	1.63	0.62
35:YP:50:ARG:NH2	35:YP:50:ARG:CB	2.58	0.62
1:QA:411:A:N6	1:QA:413:G:H21	1.96	0.62
13:QM:69:GLU:O	13:QM:72:ALA:N	2.32	0.62
14:QN:23:ARG:NH1	14:QN:30:ALA:HB2	2.14	0.62
47:R1:3:LYS:HD3	47:R1:43:TYR:CD2	2.35	0.62
47:R1:91:LYS:HA	47:R1:91:LYS:HE3	1.82	0.62
25:RA:76:C:O2'	48:R2:62:THR:HG21	1.98	0.62
48:R2:69:ARG:CZ	48:R2:69:ARG:HB2	2.30	0.62
50:R4:61:ARG:O	50:R4:63:TYR:N	2.33	0.62
52:R6:18:ARG:HD2	52:R6:18:ARG:O	2.00	0.62
35:RP:64:LYS:HB2	54:R8:25:MET:HG3	1.80	0.62
28:RE:35:GLN:HG2	28:RE:37:ARG:NE	2.14	0.62
30:RG:9:ARG:HG2	30:RG:13:GLU:OE1	2.00	0.62
38:RS:17:ARG:HG3	38:RS:18:ILE:N	2.14	0.62

Continued on next page...

Continued from previous page...

Atom-1	Atom-2	Distance(Å)	Clash(Å)
1:XA:1305:G:H22	1:XA:1331:G:H2'	1.62	0.62
9:XI:59:PHE:HZ	9:XI:88:TYR:CE1	2.17	0.62
1:XA:503:C:OP2	12:XL:116:SER:HB3	1.99	0.62
47:Y1:87:PRO:O	47:Y1:88:LYS:C	2.37	0.62
48:Y2:17:SER:HB2	48:Y2:18:PRO:CA	2.30	0.62
27:YD:134:ARG:HD3	27:YD:135:PHE:CE2	2.35	0.62
27:YD:182:LEU:H	27:YD:272:ALA:HB3	1.63	0.62
28:YE:51:PHE:O	28:YE:52:LEU:C	2.38	0.62
29:YF:28:ILE:HG22	29:YF:112:MET:HB3	1.80	0.62
42:YW:60:ASN:C	42:YW:61:ASN:HD22	2.03	0.62
2:QB:108:ILE:O	2:QB:111:ARG:HB2	2.00	0.61
6:QF:77:ARG:HB2	6:QF:77:ARG:NH1	2.15	0.61
8:QH:16:ALA:HB2	8:QH:24:THR:HG21	1.82	0.61
13:QM:117:VAL:HG22	13:QM:118:ALA:N	2.15	0.61
15:QO:26:GLU:CD	15:QO:77:ARG:HH12	2.03	0.61
16:QP:66:PRO:HG2	16:QP:71:ARG:HH12	1.64	0.61
48:R2:17:SER:HB2	48:R2:18:PRO:CA	2.30	0.61
30:RG:6:ALA:HB2	50:R4:23:GLU:OE2	2.00	0.61
50:R4:71:ARG:NH1	50:R4:71:ARG:CG	2.60	0.61
52:R6:44:ARG:O	52:R6:45:LYS:HB2	2.00	0.61
25:RA:242:G:C8	54:R8:5:LYS:HG2	2.34	0.61
25:RA:1318:C:H2'	25:RA:1319:G:H5''	1.82	0.61
25:RA:1348:G:H2'	25:RA:1349:A:H5''	1.82	0.61
25:RA:2392:A:H2	25:RA:2424:C:H42	1.46	0.61
28:RE:201:THR:HG22	28:RE:203:LYS:N	2.07	0.61
30:RG:170:ARG:O	30:RG:174:GLU:HB2	2.00	0.61
44:RY:101:LYS:HE3	44:RY:102:CYS:SG	2.40	0.61
1:XA:673:G:H2'	1:XA:674:G:C8	2.35	0.61
3:XC:111:LEU:HD21	3:XC:144:SER:O	2.00	0.61
3:XC:127:ARG:HH11	3:XC:127:ARG:HG2	1.64	0.61
3:XC:189:ALA:O	3:XC:191:THR:HG23	1.99	0.61
1:XA:1346:A:C5'	9:XI:120:ARG:HH12	2.12	0.61
14:XN:32:SER:O	14:XN:40:CYS:C	2.37	0.61
16:XP:20:VAL:HG21	16:XP:32:TYR:CD2	2.35	0.61
47:Y1:76:ARG:HD2	47:Y1:76:ARG:H	1.64	0.61
28:YE:104:VAL:HG11	28:YE:188:VAL:HG23	1.82	0.61
30:YG:142:PRO:HB2	50:Y4:31:ILE:CD1	2.30	0.61
35:YP:108:LYS:H	35:YP:108:LYS:HD2	1.64	0.61
40:YU:102:GLU:HG3	41:YV:2:PHE:CE2	2.34	0.61
3:QC:111:LEU:HD21	3:QC:144:SER:O	2.00	0.61
5:QE:91:LEU:HA	5:QE:120:THR:HG22	1.81	0.61
8:QH:29:SER:HB3	8:QH:32:LYS:CG	2.22	0.61

Continued on next page...

Continued from previous page...

Atom-1	Atom-2	Distance(Å)	Clash(Å)
10:QJ:53:PRO:HA	14:QN:42:ILE:HD12	1.82	0.61
13:QM:66:LEU:HA	13:QM:70:LEU:HD23	1.81	0.61
15:QO:68:ARG:O	15:QO:72:ARG:HB2	2.00	0.61
50:R4:23:GLU:O	50:R4:25:TYR:N	2.33	0.61
30:RG:112:PRO:HB3	50:R4:37:SER:CB	2.25	0.61
27:RD:137:PRO:HB2	27:RD:140:THR:HG23	1.81	0.61
27:RD:237:GLU:OE1	27:RD:237:GLU:CA	2.48	0.61
30:RG:111:LEU:HB2	30:RG:112:PRO:HD3	1.82	0.61
31:RH:152:ARG:O	31:RH:153:LYS:CD	2.48	0.61
34:RO:97:ARG:N	34:RO:117:LEU:HD22	2.15	0.61
35:RP:114:ILE:HD11	35:RP:130:PHE:CD1	2.34	0.61
35:RP:50:ARG:CB	35:RP:50:ARG:NH2	2.57	0.61
1:XA:1023:G:H3'	1:XA:1024:G:H5''	1.81	0.61
1:XA:489:C:OP1	4:XD:132:ARG:NH2	2.33	0.61
1:XA:595:G:H1'	1:XA:596:C:H5	1.65	0.61
15:XO:61:GLY:C	15:XO:65:ARG:HH12	2.02	0.61
47:Y1:73:LEU:C	47:Y1:75:GLU:H	2.03	0.61
25:YA:1026:U:H4'	25:YA:1027:A:OP1	2.00	0.61
25:YA:898:C:H2'	25:YA:899:A:H5'	1.81	0.61
29:YF:32:LEU:CD1	29:YF:105:VAL:HG13	2.29	0.61
38:YS:17:ARG:HG3	38:YS:18:ILE:N	2.14	0.61
39:YT:31:SER:HA	39:YT:44:ASP:OD2	2.00	0.61
26:YB:75:G:H5''	45:YZ:36:LYS:HE2	1.82	0.61
14:QN:18:VAL:HG23	14:QN:19:ARG:N	2.14	0.61
25:RA:859:G:O2'	25:RA:860:U:O2	2.10	0.61
26:RB:55:U:H4'	30:RG:29:TRP:HE1	1.65	0.61
27:RD:133:LEU:HD21	27:RD:191:ALA:HB2	1.82	0.61
40:RU:92:ARG:HD3	40:RU:94:ASN:HB3	1.82	0.61
2:XB:108:ILE:O	2:XB:111:ARG:HB2	2.00	0.61
7:XG:15:ASP:O	7:XG:19:GLY:HA2	2.00	0.61
9:XI:28:VAL:HG13	9:XI:63:ILE:HG22	1.83	0.61
15:XO:74:ASP:OD1	15:XO:77:ARG:HG2	2.00	0.61
36:YQ:54:MET:O	36:YQ:57:HIS:HB3	2.00	0.61
36:YQ:88:GLY:C	36:YQ:90:VAL:H	2.02	0.61
36:YQ:86:GLY:C	36:YQ:88:GLY:N	2.52	0.61
40:YU:88:ILE:CD1	40:YU:88:ILE:H	2.05	0.61
42:YW:5:ALA:O	42:YW:50:VAL:HG13	2.00	0.61
44:YY:44:ILE:HG13	44:YY:45:VAL:H	1.64	0.61
1:QA:503:C:OP2	12:QL:116:SER:HB3	2.01	0.61
4:QD:162:LEU:CD1	4:QD:181:MET:HB3	2.31	0.61
7:QG:15:ASP:O	7:QG:19:GLY:HA2	2.00	0.61
11:QK:121:PRO:HD2	11:QK:126:ARG:HD3	1.82	0.61

Continued on next page...

Continued from previous page...

Atom-1	Atom-2	Distance(Å)	Clash(Å)
14:QN:23:ARG:CD	14:QN:28:GLY:O	2.49	0.61
19:QS:11:VAL:O	19:QS:12:ASP:HB2	2.00	0.61
26:RB:55:U:C4'	30:RG:29:TRP:HE1	2.13	0.61
31:RH:86:GLU:O	31:RH:87:LEU:HB2	1.99	0.61
33:RN:62:VAL:CG1	33:RN:66:LYS:HD2	2.30	0.61
37:RR:38:VAL:HB	37:RR:39:PRO:HD3	1.81	0.61
44:RY:48:ALA:HB2	44:RY:61:ILE:HD13	1.82	0.61
2:XB:178:ARG:HD2	8:XH:71:GLY:CA	2.29	0.61
3:XC:3:ASN:N	3:XC:3:ASN:ND2	2.48	0.61
5:XE:131:ILE:O	5:XE:134:ALA:HB3	2.01	0.61
6:XF:77:ARG:NH1	6:XF:77:ARG:HB2	2.15	0.61
50:Y4:23:GLU:O	50:Y4:25:TYR:N	2.33	0.61
25:YA:2335:A:O2'	25:YA:2336:A:H2'	2.00	0.61
25:YA:2850:A:N7	25:YA:2868:A:O2'	2.30	0.61
27:YD:227:ASN:CB	27:YD:228:PRO:HD2	2.24	0.61
27:YD:27:THR:O	27:YD:29:PRO:HD2	1.99	0.61
30:YG:6:ALA:HB2	50:Y4:23:GLU:OE2	1.99	0.61
31:YH:6:ARG:HG3	31:YH:7:LEU:N	2.15	0.61
33:YN:62:VAL:CG1	33:YN:66:LYS:HD2	2.29	0.61
36:YQ:66:ILE:CG1	36:YQ:67:ARG:H	2.12	0.61
39:YT:24:PRO:O	39:YT:94:ALA:HB2	2.00	0.61
43:YX:15:GLU:OE1	43:YX:15:GLU:N	2.34	0.61
10:QJ:98:ILE:N	10:QJ:98:ILE:HD12	2.16	0.61
11:QK:12:ARG:HG2	11:QK:13:GLN:H	1.63	0.61
12:QL:126:LYS:C	12:QL:128:ALA:H	2.03	0.61
17:QQ:67:LYS:HA	17:QQ:70:ARG:NH1	2.15	0.61
49:R3:29:ARG:CB	49:R3:29:ARG:HH11	2.13	0.61
30:RG:142:PRO:HB2	50:R4:31:ILE:CD1	2.30	0.61
13:QM:3:ARG:HG2	50:R4:34:GLU:OE1	2.01	0.61
50:R4:35:VAL:O	50:R4:37:SER:N	2.26	0.61
52:R6:25:LYS:HD2	54:R8:34:TRP:CZ2	2.36	0.61
25:RA:2439:A:H5'	25:RA:2439:A:C8	2.35	0.61
25:RA:65:C:O2'	25:RA:456:C:N3	2.33	0.61
26:RB:75:G:H5''	45:RZ:36:LYS:HE2	1.83	0.61
26:RB:116:G:H4'	38:RS:54:LEU:HD13	1.82	0.61
38:RS:88:ASP:O	38:RS:89:ARG:CB	2.49	0.61
42:RW:5:ALA:O	42:RW:50:VAL:HG13	2.00	0.61
42:RW:82:LEU:HB2	42:RW:98:LYS:HB2	1.82	0.61
43:RX:66:LEU:O	43:RX:66:LEU:HD23	2.01	0.61
1:XA:1114:C:H1'	14:YN:60:SER:HB2	1.82	0.61
1:XA:826:C:H2'	1:XA:827:U:O2	2.00	0.61
4:XD:149:ALA:HB3	4:XD:152:SER:HB2	1.82	0.61

Continued on next page...

Continued from previous page...

Atom-1	Atom-2	Distance(Å)	Clash(Å)
11:XK:121:PRO:HD2	11:XK:126:ARG:HD3	1.82	0.61
20:XT:34:LYS:O	20:XT:38:LYS:HB2	2.01	0.61
25:YA:127:A:H5'	25:YA:128:C:C6	2.36	0.61
31:YH:152:ARG:O	31:YH:153:LYS:CD	2.48	0.61
34:YO:8:LEU:HB2	34:YO:19:ILE:HD11	1.81	0.61
36:YQ:2:LEU:HD23	36:YQ:2:LEU:H	1.65	0.61
1:QA:128:G:O2'	17:QQ:3:LYS:NZ	2.34	0.61
1:QA:671:G:H2'	1:QA:672:U:H6	1.64	0.61
4:QD:11:LEU:HA	4:QD:14:ARG:HB2	1.82	0.61
8:QH:39:LEU:O	8:QH:45:ILE:HG12	2.01	0.61
10:QJ:34:VAL:CG2	10:QJ:74:ILE:HG22	2.30	0.61
12:QL:48:PRO:CD	12:QL:49:ASN:H	2.10	0.61
16:QP:4:ILE:HG13	16:QP:21:VAL:CG1	2.30	0.61
25:RA:2815:C:H5'	51:R5:29:THR:HG21	1.82	0.61
25:RA:49:A:N7	25:RA:120:U:H5	1.98	0.61
27:RD:35:LYS:HA	27:RD:64:ILE:HG22	1.82	0.61
31:RH:6:ARG:HG3	31:RH:7:LEU:N	2.15	0.61
35:RP:65:ARG:HE	54:R8:15:LYS:HB2	1.64	0.61
34:RO:104:ARG:CZ	39:RT:34:VAL:HG11	2.29	0.61
1:XA:953:G:H5'	1:XA:965:A:H61	1.65	0.61
2:XB:21:ARG:HG3	2:XB:38:GLY:O	2.01	0.61
2:XB:17:PHE:CD2	2:XB:44:LEU:HD11	2.36	0.61
6:XF:10:LEU:HD13	6:XF:61:LEU:CD1	2.30	0.61
6:XF:69:GLU:O	6:XF:72:VAL:HG12	2.01	0.61
13:XM:117:VAL:HG22	13:XM:118:ALA:N	2.15	0.61
15:XO:68:ARG:O	15:XO:72:ARG:HB2	2.00	0.61
19:XS:11:VAL:O	19:XS:12:ASP:HB2	1.99	0.61
21:XU:15:ARG:HG2	21:XU:15:ARG:HH11	1.63	0.61
52:Y6:18:ARG:O	52:Y6:18:ARG:HD2	2.00	0.61
25:YA:2529:G:O6	55:Y9:31:LYS:NZ	2.34	0.61
27:YD:133:LEU:HD21	27:YD:191:ALA:HB2	1.82	0.61
27:YD:137:PRO:HB2	27:YD:140:THR:HG23	1.81	0.61
27:YD:25:THR:HG21	27:YD:81:ALA:CA	2.31	0.61
27:YD:70:TRP:CH2	27:YD:150:LYS:HA	2.35	0.61
28:YE:35:GLN:HG2	28:YE:37:ARG:NE	2.14	0.61
28:YE:95:ILE:N	28:YE:95:ILE:HD12	2.15	0.61
30:YG:77:ILE:HD13	30:YG:82:LEU:CD1	2.29	0.61
33:YN:96:GLU:O	33:YN:98:VAL:N	2.33	0.61
38:YS:49:VAL:HG22	38:YS:80:LEU:HD12	1.83	0.61
41:YV:46:VAL:HG13	41:YV:46:VAL:O	2.01	0.61
1:QA:189:U:O2'	1:QA:190:G:OP1	2.19	0.61
1:QA:346:G:H1'	1:QA:347:G:H5'	1.81	0.61

Continued on next page...

Continued from previous page...

Atom-1	Atom-2	Distance(Å)	Clash(Å)
2:QB:115:LEU:CD2	2:QB:153:ARG:HD3	2.30	0.61
47:R1:80:LEU:O	47:R1:81:LYS:HD2	2.01	0.61
54:R8:29:LYS:HD3	54:R8:44:LYS:CB	2.30	0.61
25:RA:1454:U:OP1	37:RR:77:ARG:NH1	2.34	0.61
25:RA:1794:U:H2'	25:RA:1795:C:H6	1.66	0.61
25:RA:27:G:HO2'	25:RA:28:A:H8	1.46	0.61
27:RD:21:PHE:HB3	27:RD:24:ILE:HG13	1.83	0.61
33:RN:7:LYS:CD	33:RN:9:VAL:H	2.14	0.61
41:RV:46:VAL:HG13	41:RV:46:VAL:O	2.01	0.61
1:XA:522:C:H41	12:XL:53:ARG:HH22	1.46	0.61
1:XA:668:G:O2'	15:XO:46:HIS:HB3	2.00	0.61
4:XD:162:LEU:CD1	4:XD:181:MET:HB3	2.31	0.61
4:XD:196:LEU:C	4:XD:198:VAL:H	2.02	0.61
7:XG:140:ASP:C	7:XG:142:GLU:H	2.03	0.61
19:XS:68:GLY:N	50:Y4:59:PHE:CE1	2.68	0.61
49:Y3:5:LYS:HB2	49:Y3:36:VAL:HG12	1.82	0.61
54:Y8:22:VAL:HG21	54:Y8:53:PRO:HB2	1.83	0.61
25:YA:2361:A:O5'	54:Y8:27:THR:OG1	2.17	0.61
54:Y8:29:LYS:HD3	54:Y8:44:LYS:CB	2.30	0.61
29:YF:164:ARG:HG2	29:YF:164:ARG:HH11	1.66	0.61
31:YH:137:ASP:HB3	31:YH:140:LYS:HB2	1.81	0.61
34:YO:78:ARG:HH21	39:YT:103:ARG:NH2	1.98	0.61
37:YR:44:LEU:HD22	37:YR:48:VAL:HG23	1.82	0.61
42:YW:28:SER:O	42:YW:31:GLU:N	2.34	0.61
44:YY:19:LYS:HG3	44:YY:19:LYS:O	2.01	0.61
4:QD:90:GLY:CA	4:QD:204:ILE:HD11	2.31	0.61
4:QD:29:PRO:CG	4:QD:30:LYS:HD3	2.28	0.61
6:QF:98:LEU:HD12	6:QF:98:LEU:O	2.01	0.61
7:QG:113:GLU:CB	7:QG:119:ARG:HG2	2.30	0.61
13:QM:9:ILE:O	13:QM:9:ILE:HD12	2.01	0.61
25:RA:2311:A:H1'	30:RG:82:LEU:HD11	1.81	0.61
27:RD:174:ILE:N	27:RD:174:ILE:HD12	2.16	0.61
27:RD:35:LYS:HG2	27:RD:64:ILE:CG2	2.31	0.61
36:RQ:2:LEU:HD23	36:RQ:2:LEU:H	1.65	0.61
42:RW:65:LEU:HD12	42:RW:68:ARG:NH1	2.10	0.61
1:XA:243:A:H4'	1:XA:244:U:O5'	2.01	0.61
1:XA:15:G:H4'	5:XE:24:ARG:NH1	2.16	0.61
8:XH:102:ARG:HH11	8:XH:105:ARG:NH2	1.99	0.61
9:XI:13:ALA:HB2	9:XI:67:GLY:O	1.99	0.61
10:XJ:34:VAL:CG2	10:XJ:74:ILE:HG22	2.30	0.61
12:XL:126:LYS:C	12:XL:128:ALA:H	2.04	0.61
12:XL:85:ILE:HD11	12:XL:98:TYR:HB2	1.81	0.61

Continued on next page...

Continued from previous page...

Atom-1	Atom-2	Distance(Å)	Clash(Å)
13:XM:96:LEU:HB3	13:XM:97:PRO:HD2	1.82	0.61
48:Y2:41:ILE:HD11	48:Y2:44:LEU:HG	1.83	0.61
27:YD:147:LEU:CD1	27:YD:155:LEU:HD11	2.26	0.61
27:YD:35:LYS:HE3	27:YD:64:ILE:C	2.21	0.61
28:YE:52:LEU:HB3	28:YE:54:GLN:OE1	2.00	0.61
29:YF:119:ARG:HH11	29:YF:119:ARG:HG2	1.64	0.61
33:YN:7:LYS:CD	33:YN:9:VAL:H	2.14	0.61
34:YO:91:LEU:HD22	34:YO:91:LEU:N	2.16	0.61
35:YP:96:THR:HG22	35:YP:126:VAL:HB	1.82	0.61
25:YA:662:G:H5''	35:YP:15:ARG:O	2.00	0.61
36:YQ:20:ALA:HB1	36:YQ:99:PRO:CD	2.30	0.61
42:YW:1:MET:HA	42:YW:1:MET:HE3	1.83	0.61
1:QA:375:U:H4'	16:QP:17:TYR:CE2	2.35	0.61
3:QC:70:VAL:O	3:QC:106:VAL:HG23	2.01	0.61
4:QD:129:ASN:HA	4:QD:145:GLU:HB2	1.82	0.61
11:QK:99:GLN:HG2	11:QK:105:VAL:CG2	2.29	0.61
13:QM:36:LYS:C	13:QM:36:LYS:HD3	2.20	0.61
1:QA:280:C:C2	17:QQ:38:ARG:HG3	2.36	0.61
17:QQ:65:ILE:HD12	17:QQ:65:ILE:N	2.15	0.61
20:QT:34:LYS:O	20:QT:38:LYS:HB2	2.01	0.61
52:R6:41:PRO:HD2	52:R6:46:HIS:N	2.16	0.61
25:RA:900:A:H3'	25:RA:901:A:H8	1.64	0.61
26:RB:38:C:H42	26:RB:44:G:H1	1.47	0.61
29:RF:63:LYS:HE2	29:RF:67:GLN:HB3	1.83	0.61
40:RU:69:CYS:HB3	40:RU:106:PHE:CZ	2.36	0.61
43:RX:14:SER:O	43:RX:17:ALA:N	2.34	0.61
6:XF:98:LEU:HD12	6:XF:98:LEU:O	2.01	0.61
15:XO:26:GLU:CD	15:XO:77:ARG:HH12	2.03	0.61
25:YA:247:G:H4'	25:YA:386:G:C5	2.35	0.61
25:YA:468:G:N7	53:Y7:39:ARG:NH2	2.49	0.61
27:YD:2:ALA:HB3	27:YD:20:ASP:HB3	1.83	0.61
28:YE:35:GLN:CG	28:YE:37:ARG:HE	2.11	0.61
30:YG:44:GLY:HA2	30:YG:88:ILE:CG1	2.31	0.61
37:YR:38:VAL:HB	37:YR:39:PRO:HD3	1.81	0.61
43:YX:14:SER:O	43:YX:17:ALA:N	2.34	0.61
43:YX:66:LEU:O	43:YX:66:LEU:HD23	2.01	0.61
2:QB:194:PRO:HG2	2:QB:195:ASP:H	1.64	0.61
2:QB:60:ASP:O	2:QB:64:ARG:HG2	2.01	0.61
3:QC:3:ASN:N	3:QC:3:ASN:ND2	2.48	0.61
16:QP:20:VAL:HG21	16:QP:32:TYR:CD2	2.35	0.61
20:QT:84:LEU:O	20:QT:88:VAL:HG23	2.01	0.61
48:R2:41:ILE:HD11	48:R2:44:LEU:HG	1.82	0.61

Continued on next page...

Continued from previous page...

Atom-1	Atom-2	Distance(Å)	Clash(Å)
49:R3:59:VAL:HG12	49:R3:60:GLU:N	2.16	0.61
49:R3:5:LYS:HB2	49:R3:36:VAL:HG12	1.82	0.61
25:RA:247:G:H4'	25:RA:386:G:C5	2.35	0.61
25:RA:25:U:H5''	42:RW:80:PRO:HD3	1.83	0.61
28:RE:52:LEU:HB3	28:RE:54:GLN:OE1	2.00	0.61
30:RG:28:VAL:O	30:RG:31:VAL:HG12	2.01	0.61
33:RN:23:LEU:HD12	33:RN:99:LEU:HD23	1.82	0.61
33:RN:6:PRO:HG3	33:RN:41:ASP:HB2	1.83	0.61
36:RQ:88:GLY:C	36:RQ:90:VAL:H	2.02	0.61
38:RS:49:VAL:HG22	38:RS:80:LEU:HD12	1.82	0.61
41:RV:15:GLU:HG3	41:RV:16:PRO:HD2	1.83	0.61
4:XD:196:LEU:N	4:XD:196:LEU:HD12	2.15	0.61
6:XF:45:LEU:HD12	6:XF:59:TYR:HD1	1.66	0.61
3:XC:13:GLY:HA3	14:YN:57:ARG:CZ	2.31	0.61
17:XQ:67:LYS:HA	17:XQ:70:ARG:NH1	2.15	0.61
18:XR:25:THR:HG22	18:XR:25:THR:O	2.00	0.61
32:YI:27:ARG:HD3	47:Y1:71:TYR:HE1	1.66	0.61
49:Y3:59:VAL:HG12	49:Y3:60:GLU:N	2.16	0.61
52:Y6:7:ILE:HG13	52:Y6:8:LYS:N	2.06	0.61
25:YA:1057:A:H62	25:YA:1086:A:H2'	1.66	0.61
25:YA:1820:U:C2	27:YD:202:LYS:HB3	2.35	0.61
27:YD:54:ARG:HH11	27:YD:54:ARG:CG	2.14	0.61
28:YE:131:ALA:HB1	28:YE:135:HIS:HE1	1.65	0.61
33:YN:17:ASP:O	33:YN:18:ALA:HB3	2.01	0.61
35:YP:27:HIS:N	35:YP:27:HIS:ND1	2.49	0.61
38:YS:89:ARG:O	38:YS:90:GLY:O	2.19	0.61
1:QA:1226:C:OP2	13:QM:103:THR:OG1	2.12	0.60
2:QB:141:GLU:O	2:QB:145:LEU:HD23	2.01	0.60
2:QB:80:ILE:CD1	2:QB:208:ILE:HG23	2.22	0.60
3:QC:47:LEU:O	3:QC:52:LEU:HD22	2.01	0.60
15:QO:5:LYS:O	15:QO:8:LYS:HG2	2.01	0.60
51:R5:52:TYR:O	51:R5:53:ALA:HB3	2.01	0.60
25:RA:1292:U:H2'	25:RA:1293:C:C6	2.37	0.60
25:RA:395:U:H2'	25:RA:396:G:N7	2.16	0.60
29:RF:175:THR:O	29:RF:176:LEU:CB	2.49	0.60
33:RN:58:ASP:N	33:RN:60:ILE:HD11	2.16	0.60
34:RO:91:LEU:N	34:RO:91:LEU:HD22	2.16	0.60
37:RR:52:ILE:O	37:RR:55:ALA:HB3	2.01	0.60
42:RW:28:SER:O	42:RW:31:GLU:N	2.34	0.60
3:XC:141:VAL:O	3:XC:146:ALA:HB3	2.01	0.60
4:XD:106:TYR:HE1	4:XD:112:VAL:O	1.82	0.60
5:XE:43:LEU:HD21	5:XE:132:ALA:HB1	1.83	0.60

Continued on next page...

Continued from previous page...

Atom-1	Atom-2	Distance(Å)	Clash(Å)
7:XG:79:ARG:HH11	7:XG:79:ARG:HG2	1.66	0.60
8:XH:118:VAL:C	8:XH:119:LEU:HD23	2.22	0.60
8:XH:23:SER:HA	8:XH:63:LEU:CD2	2.24	0.60
8:XH:6:ILE:HB	8:XH:85:ARG:HH12	1.62	0.60
9:XI:3:GLN:HB3	9:XI:20:ARG:HG2	1.82	0.60
13:XM:40:ASN:HD21	13:XM:42:ALA:HB3	1.64	0.60
16:XP:40:ASP:OD2	16:XP:42:ARG:HB2	2.01	0.60
19:XS:16:LEU:O	19:XS:20:LEU:HG	2.01	0.60
52:Y6:41:PRO:HD2	52:Y6:46:HIS:N	2.16	0.60
25:YA:2212:A:H1'	25:YA:2215:G:C5	2.37	0.60
25:YA:503:A:H4'	25:YA:504:U:H5'	1.83	0.60
42:YW:82:LEU:HB2	42:YW:98:LYS:HB2	1.82	0.60
1:QA:1053:G:H5'	1:QA:1054:C:H5'	1.82	0.60
1:QA:1192:C:O2	5:QE:25:ARG:NH2	2.34	0.60
4:QD:90:GLY:HA2	4:QD:204:ILE:HD11	1.83	0.60
8:QH:49:GLU:O	8:QH:51:VAL:HG13	2.02	0.60
11:QK:78:GLN:O	11:QK:103:LEU:HA	2.01	0.60
11:QK:41:THR:HG21	11:QK:71:LYS:HB2	1.83	0.60
31:RH:44:VAL:O	31:RH:44:VAL:HG22	2.01	0.60
35:RP:96:THR:HG22	35:RP:126:VAL:HB	1.83	0.60
36:RQ:66:ILE:CG1	36:RQ:67:ARG:N	2.64	0.60
36:RQ:86:GLY:C	36:RQ:88:GLY:N	2.52	0.60
41:RV:66:ARG:HH12	41:RV:88:ARG:HH11	1.49	0.60
1:XA:1499:A:H1'	1:XA:1520:G:H5'	1.82	0.60
2:XB:132:LYS:HA	2:XB:135:GLN:CD	2.22	0.60
3:XC:88:ARG:NH1	3:XC:101:LEU:H	1.99	0.60
13:XM:4:ILE:H	13:XM:9:ILE:HG22	1.62	0.60
16:XP:20:VAL:HG22	16:XP:21:VAL:N	2.16	0.60
25:YA:1019:U:HO2'	25:YA:1021:A:H2	1.49	0.60
28:YE:53:PRO:HG2	28:YE:54:GLN:NE2	2.16	0.60
36:YQ:66:ILE:CG1	36:YQ:67:ARG:N	2.64	0.60
39:YT:34:VAL:HG12	39:YT:36:GLU:HG2	1.83	0.60
41:YV:41:GLY:H	41:YV:46:VAL:HG13	1.66	0.60
2:QB:114:ARG:O	2:QB:117:GLU:HB2	2.01	0.60
2:QB:132:LYS:HA	2:QB:135:GLN:CD	2.22	0.60
3:QC:88:ARG:NH1	3:QC:101:LEU:H	1.98	0.60
4:QD:196:LEU:HD12	4:QD:196:LEU:N	2.15	0.60
6:QF:69:GLU:O	6:QF:72:VAL:HG12	2.01	0.60
8:QH:118:VAL:C	8:QH:119:LEU:HD23	2.22	0.60
9:QI:28:VAL:HG13	9:QI:63:ILE:HG22	1.83	0.60
16:QP:8:ARG:HG2	16:QP:8:ARG:HH11	1.64	0.60
19:QS:12:ASP:OD1	19:QS:37:ARG:HD2	2.00	0.60

Continued on next page...

Continued from previous page...

Atom-1	Atom-2	Distance(Å)	Clash(Å)
20:QT:101:GLY:O	20:QT:103:GLY:N	2.35	0.60
47:R1:80:LEU:C	47:R1:81:LYS:CD	2.69	0.60
48:R2:70:GLN:O	48:R2:71:ASN:HB2	2.00	0.60
25:RA:2131:G:N2	25:RA:2158:A:N7	2.49	0.60
27:RD:263:ARG:CB	27:RD:263:ARG:HH11	2.14	0.60
28:RE:104:VAL:HG11	28:RE:188:VAL:HG23	1.82	0.60
30:RG:50:ALA:O	30:RG:53:LEU:HB3	2.01	0.60
31:RH:126:PRO:CD	31:RH:127:GLU:N	2.65	0.60
40:RU:96:ALA:C	40:RU:98:LEU:H	2.04	0.60
41:RV:35:LEU:HD23	41:RV:35:LEU:O	2.01	0.60
2:XB:69:LEU:O	2:XB:162:ILE:HA	2.02	0.60
4:XD:90:GLY:CA	4:XD:204:ILE:HD11	2.31	0.60
8:XH:49:GLU:O	8:XH:51:VAL:HG13	2.02	0.60
13:XM:9:ILE:HD12	13:XM:9:ILE:O	2.01	0.60
25:YA:2068:U:N3	25:YA:2430:A:H2	1.97	0.60
25:YA:551:G:H5'	25:YA:1220:A:H1'	1.82	0.60
27:YD:35:LYS:HG2	27:YD:64:ILE:CG2	2.31	0.60
27:YD:35:LYS:NZ	27:YD:65:ILE:HA	2.15	0.60
28:YE:63:LEU:CD1	28:YE:64:LYS:H	2.04	0.60
33:YN:99:LEU:O	33:YN:103:VAL:HG23	2.02	0.60
35:YP:13:ASN:O	35:YP:15:ARG:N	2.34	0.60
38:YS:99:LYS:O	38:YS:102:ALA:N	2.34	0.60
40:YU:90:VAL:CG1	40:YU:91:ASP:H	2.00	0.60
44:YY:101:LYS:HE3	44:YY:102:CYS:SG	2.40	0.60
1:QA:1074:G:H4'	2:QB:104:ASN:HB2	1.83	0.60
2:QB:17:PHE:CD2	2:QB:44:LEU:HD11	2.36	0.60
3:QC:88:ARG:O	3:QC:99:VAL:HG21	2.01	0.60
4:QD:76:ARG:HD2	4:QD:207:TYR:HE2	1.66	0.60
10:QJ:32:ALA:H	10:QJ:78:ASN:HD21	1.49	0.60
15:QO:74:ASP:OD1	15:QO:77:ARG:HG2	2.00	0.60
16:QP:20:VAL:HG22	16:QP:21:VAL:N	2.16	0.60
16:QP:40:ASP:OD2	16:QP:42:ARG:HB2	2.02	0.60
25:RA:2562:U:H1'	34:RO:23:ARG:NH1	2.17	0.60
25:RA:612:G:H2'	25:RA:613:U:O2	2.01	0.60
27:RD:35:LYS:NZ	27:RD:65:ILE:HA	2.15	0.60
25:RA:2636:U:OP1	28:RE:79:ARG:HA	2.01	0.60
26:RB:56:G:H5'	30:RG:27:ASN:ND2	2.17	0.60
30:RG:94:LEU:HD23	30:RG:94:LEU:H	1.64	0.60
2:XB:60:ASP:O	2:XB:64:ARG:HG2	2.01	0.60
3:XC:130:VAL:O	3:XC:134:ILE:HG12	2.01	0.60
3:XC:47:LEU:O	3:XC:52:LEU:HD22	2.01	0.60
3:XC:70:VAL:O	3:XC:106:VAL:HG23	2.01	0.60

Continued on next page...

Continued from previous page...

Atom-1	Atom-2	Distance(Å)	Clash(Å)
6:XF:61:LEU:HB3	6:XF:63:TYR:HE2	1.67	0.60
8:XH:39:LEU:O	8:XH:45:ILE:HG12	2.01	0.60
47:Y1:3:LYS:HD3	47:Y1:43:TYR:CD2	2.35	0.60
51:Y5:52:TYR:O	51:Y5:53:ALA:HB3	2.01	0.60
52:Y6:13:CYS:O	52:Y6:21:TYR:HA	2.02	0.60
25:YA:1210:A:H5'	25:YA:1210:A:H8	1.67	0.60
25:YA:994:C:H3'	40:YU:54:LYS:HE3	1.83	0.60
27:YD:263:ARG:CB	27:YD:263:ARG:HH11	2.15	0.60
28:YE:37:ARG:CA	28:YE:37:ARG:NE	2.64	0.60
25:YA:586:A:H5'	29:YF:89:VAL:HG21	1.84	0.60
30:YG:28:VAL:O	30:YG:31:VAL:HG12	2.01	0.60
31:YH:44:VAL:O	31:YH:44:VAL:HG22	2.01	0.60
33:YN:16:ILE:O	33:YN:55:VAL:HG22	2.01	0.60
29:YF:34:TRP:CZ3	35:YP:8:PRO:HB3	2.37	0.60
1:QA:1002:G:H2'	1:QA:1003:G:C8	2.36	0.60
1:QA:22:G:H4'	1:QA:885:G:C8	2.36	0.60
4:QD:146:ILE:H	4:QD:146:ILE:HD12	1.66	0.60
4:QD:149:ALA:HB3	4:QD:152:SER:HB2	1.83	0.60
4:QD:79:PHE:C	4:QD:79:PHE:CD2	2.71	0.60
6:QF:1:MET:HA	6:QF:67:MET:O	2.02	0.60
8:QH:86:ILE:HG22	8:QH:93:VAL:HG21	1.84	0.60
14:QN:23:ARG:HD2	14:QN:28:GLY:O	2.00	0.60
1:QA:192:U:H4'	20:QT:103:GLY:HA2	1.84	0.60
25:RA:1582:C:HO2'	25:RA:1586:A:H8	1.48	0.60
25:RA:2543:G:H2'	25:RA:2544:G:C8	2.36	0.60
25:RA:77:C:O3'	48:R2:14:ARG:NH2	2.34	0.60
28:RE:51:PHE:O	28:RE:52:LEU:C	2.38	0.60
32:RI:4:ILE:HG12	32:RI:18:VAL:HG22	1.82	0.60
33:RN:17:ASP:O	33:RN:18:ALA:HB3	2.01	0.60
34:RO:104:ARG:HG2	34:RO:104:ARG:NH1	2.14	0.60
36:RQ:54:MET:O	36:RQ:57:HIS:HB3	2.00	0.60
43:RX:43:VAL:CG1	43:RX:51:VAL:HG21	2.32	0.60
44:RY:19:LYS:HG3	44:RY:19:LYS:O	2.01	0.60
2:XB:221:LEU:HD13	2:XB:221:LEU:O	2.02	0.60
3:XC:70:VAL:HG12	3:XC:72:LYS:N	2.11	0.60
9:XI:96:LEU:HD23	9:XI:102:LEU:HD12	1.84	0.60
14:XN:44:LEU:HD12	14:XN:48:ALA:HB2	1.83	0.60
47:Y1:80:LEU:O	47:Y1:81:LYS:HD2	2.00	0.60
25:YA:2306:C:H2'	25:YA:2307:G:H21	1.66	0.60
4:QD:166:LYS:HD2	27:YD:134:ARG:NH1	2.16	0.60
29:YF:175:THR:O	29:YF:176:LEU:CB	2.48	0.60
25:YA:389:G:H1	35:YP:71:VAL:HG12	1.64	0.60

Continued on next page...

Continued from previous page...

Atom-1	Atom-2	Distance(Å)	Clash(Å)
37:YR:52:ILE:O	37:YR:55:ALA:HB3	2.01	0.60
40:YU:69:CYS:HB3	40:YU:106:PHE:CZ	2.36	0.60
2:QB:221:LEU:O	2:QB:221:LEU:HD13	2.02	0.60
2:QB:4:GLU:CG	2:QB:5:ILE:H	1.99	0.60
3:QC:141:VAL:O	3:QC:146:ALA:HB3	2.01	0.60
6:QF:61:LEU:HB3	6:QF:63:TYR:HE2	1.67	0.60
8:QH:58:TYR:O	8:QH:59:LEU:HD23	2.00	0.60
9:QI:114:TYR:O	9:QI:114:TYR:HD2	1.85	0.60
9:QI:3:GLN:HB3	9:QI:20:ARG:HG2	1.82	0.60
9:QI:9:ARG:CB	9:QI:14:VAL:HG22	2.31	0.60
48:R2:41:ILE:HG12	48:R2:44:LEU:HD12	1.81	0.60
25:RA:1262:A:N3	51:R5:10:LYS:HE3	2.16	0.60
25:RA:2723:C:H5''	37:RR:1:MET:HG2	1.82	0.60
28:RE:4:ILE:CD1	28:RE:28:ALA:HB1	2.29	0.60
28:RE:4:ILE:C	28:RE:5:LEU:HD23	2.22	0.60
30:RG:44:GLY:HA2	30:RG:88:ILE:CG1	2.30	0.60
35:RP:55:ARG:HD2	35:RP:56:SER:O	2.01	0.60
36:RQ:80:GLU:C	36:RQ:81:VAL:HG13	2.22	0.60
1:XA:67:C:H2'	1:XA:68:G:C8	2.36	0.60
2:XB:141:GLU:O	2:XB:145:LEU:HD23	2.01	0.60
4:XD:146:ILE:H	4:XD:146:ILE:HD12	1.66	0.60
5:XE:33:VAL:HG11	5:XE:109:ILE:HA	1.83	0.60
5:XE:74:GLY:O	5:XE:115:VAL:HA	2.01	0.60
5:XE:79:GLU:HB3	5:XE:92:LYS:HA	1.84	0.60
11:XK:78:GLN:O	11:XK:103:LEU:HA	2.01	0.60
13:XM:37:THR:CG2	13:XM:39:ILE:HD11	2.32	0.60
13:XM:3:ARG:HA	13:XM:9:ILE:CG2	2.21	0.60
27:YD:166:GLN:CA	27:YD:166:GLN:HE21	2.14	0.60
27:YD:72:LYS:HE3	27:YD:75:ILE:HD12	1.82	0.60
38:YS:11:LYS:HB2	38:YS:91:PRO:HD3	1.84	0.60
41:YV:35:LEU:O	41:YV:35:LEU:HD23	2.01	0.60
42:YW:36:LEU:HD11	42:YW:47:VAL:HG12	1.83	0.60
19:QS:25:LYS:O	19:QS:26:GLY:O	2.20	0.60
47:R1:73:LEU:C	47:R1:75:GLU:H	2.03	0.60
25:RA:1952:A:OP1	34:RO:44:LYS:NZ	2.21	0.60
30:RG:64:THR:HG23	30:RG:66:GLN:H	1.67	0.60
30:RG:61:ALA:HB2	30:RG:68:PRO:HD2	1.81	0.60
33:RN:99:LEU:O	33:RN:103:VAL:HG23	2.02	0.60
43:RX:15:GLU:OE1	43:RX:15:GLU:N	2.34	0.60
44:RY:44:ILE:HG13	44:RY:45:VAL:H	1.65	0.60
1:XA:1152:A:H5''	10:XJ:13:HIS:HD2	1.64	0.60
1:XA:745:C:OP1	1:XA:851:G:O2'	2.19	0.60

Continued on next page...

Continued from previous page...

Atom-1	Atom-2	Distance(Å)	Clash(Å)
6:XF:97:PHE:HD2	6:XF:97:PHE:C	2.05	0.60
7:XG:113:GLU:CB	7:XG:119:ARG:HG2	2.29	0.60
7:XG:148:ASN:N	7:XG:148:ASN:ND2	2.46	0.60
9:XI:85:LEU:O	9:XI:85:LEU:HD12	2.02	0.60
10:XJ:5:ARG:O	10:XJ:98:ILE:HA	2.01	0.60
12:XL:5:PRO:HA	12:XL:9:GLN:NE2	2.17	0.60
1:XA:377:G:OP1	16:XP:5:ARG:NH1	2.35	0.60
20:XT:104:LEU:HD12	20:XT:105:SER:H	1.66	0.60
23:XY:30:C:H2'	23:XY:31:G:H8	1.67	0.60
25:YA:1952:A:OP1	34:YO:44:LYS:NZ	2.19	0.60
25:YA:558:G:P	33:YN:111:PRO:HD2	2.42	0.60
25:YA:1812:A:O2'	27:YD:45:ASN:HB2	2.00	0.60
27:YD:35:LYS:NZ	27:YD:64:ILE:O	2.32	0.60
27:YD:25:THR:HG21	27:YD:81:ALA:HA	1.84	0.60
33:YN:23:LEU:HD12	33:YN:99:LEU:HD23	1.82	0.60
41:YV:99:ILE:CD1	41:YV:99:ILE:N	2.65	0.60
43:YX:43:VAL:CG1	43:YX:51:VAL:HG21	2.31	0.60
1:QA:1086:U:H3	1:QA:1099:G:H22	1.48	0.60
1:QA:119:A:H4'	1:QA:120:A:O5'	2.00	0.60
4:QD:11:LEU:O	4:QD:14:ARG:N	2.35	0.60
4:QD:96:LEU:H	4:QD:96:LEU:CD2	2.11	0.60
5:QE:42:GLY:HA2	5:QE:136:MET:HE1	1.82	0.60
10:QJ:29:ARG:O	10:QJ:29:ARG:HG2	2.00	0.60
13:QM:37:THR:CG2	13:QM:39:ILE:HD11	2.31	0.60
20:QT:104:LEU:HD12	20:QT:105:SER:H	1.66	0.60
46:R0:68:GLU:OE1	46:R0:82:ARG:NH1	2.34	0.60
25:RA:1398:C:OP1	43:RX:53:LYS:NZ	2.34	0.60
25:RA:1509:C:H3'	25:RA:1510:A:H5''	1.83	0.60
27:RD:2:ALA:HB3	27:RD:20:ASP:HB3	1.83	0.60
28:RE:53:PRO:HG2	28:RE:54:GLN:NE2	2.16	0.60
29:RF:164:ARG:HG2	29:RF:164:ARG:HH11	1.66	0.60
29:RF:34:TRP:CZ3	35:RP:8:PRO:HB3	2.37	0.60
29:RF:46:ARG:HH11	29:RF:46:ARG:CG	2.04	0.60
31:RH:89:ILE:O	31:RH:91:GLY:N	2.35	0.60
37:RR:44:LEU:HD22	37:RR:48:VAL:HG23	1.82	0.60
37:RR:92:GLY:H	37:RR:94:TYR:HE2	1.49	0.60
41:RV:18:LEU:HB3	41:RV:96:ILE:HG12	1.83	0.60
1:XA:1059:C:H2'	1:XA:1060:C:H6	1.67	0.60
1:XA:842:C:O2'	1:XA:848:C:N4	2.35	0.60
2:XB:114:ARG:O	2:XB:117:GLU:HB2	2.02	0.60
6:XF:1:MET:HA	6:XF:67:MET:O	2.02	0.60
9:XI:9:ARG:CB	9:XI:14:VAL:HG22	2.31	0.60

Continued on next page...

Continued from previous page...

Atom-1	Atom-2	Distance(Å)	Clash(Å)
16:XP:51:VAL:CG1	16:XP:52:ASP:N	2.65	0.60
54:Y8:53:PRO:CD	54:Y8:54:GLU:H	2.15	0.60
26:YB:40:U:O2'	26:YB:45:A:N6	2.31	0.60
27:YD:147:LEU:HD13	27:YD:155:LEU:CD1	2.29	0.60
27:YD:21:PHE:HB3	27:YD:24:ILE:HG13	1.83	0.60
27:YD:35:LYS:HD3	27:YD:63:ARG:CB	2.32	0.60
28:YE:93:VAL:N	28:YE:95:ILE:HD12	2.17	0.60
34:YO:7:TYR:HE1	34:YO:20:MET:HE3	1.67	0.60
34:YO:97:ARG:N	34:YO:117:LEU:HD22	2.15	0.60
36:YQ:63:LYS:HE2	36:YQ:65:PHE:CE1	2.37	0.60
40:YU:92:ARG:NH1	40:YU:95:LEU:CD1	2.65	0.60
3:QC:130:VAL:O	3:QC:134:ILE:HG12	2.01	0.60
4:QD:114:ARG:NH1	4:QD:114:ARG:HG3	2.13	0.60
5:QE:131:ILE:O	5:QE:134:ALA:HB3	2.01	0.60
5:QE:43:LEU:HD21	5:QE:132:ALA:HB1	1.83	0.60
12:QL:54:LYS:N	12:QL:54:LYS:CD	2.65	0.60
20:QT:96:GLY:O	20:QT:97:ALA:HB3	2.02	0.60
27:RD:25:THR:HG21	27:RD:81:ALA:CA	2.31	0.60
28:RE:131:ALA:HB1	28:RE:135:HIS:HE1	1.65	0.60
28:RE:37:ARG:CA	28:RE:37:ARG:NE	2.64	0.60
30:RG:126:ASP:OD1	30:RG:130:ASN:HB2	2.02	0.60
31:RH:117:PRO:HB3	31:RH:123:PHE:CD1	2.37	0.60
31:RH:30:LYS:CD	31:RH:81:GLU:H	2.15	0.60
35:RP:138:LEU:C	35:RP:140:ALA:N	2.55	0.60
37:RR:44:LEU:O	37:RR:48:VAL:HG23	2.02	0.60
40:RU:76:TYR:CZ	40:RU:80:ILE:HG13	2.37	0.60
1:XA:674:G:H2'	1:XA:675:A:H8	1.67	0.60
4:XD:90:GLY:HA2	4:XD:204:ILE:HD11	1.83	0.60
7:XG:150:ALA:HA	11:XK:59:TYR:CD2	2.36	0.60
14:XN:19:ARG:O	14:XN:20:ALA:C	2.40	0.60
47:Y1:80:LEU:C	47:Y1:81:LYS:CD	2.69	0.60
25:YA:1049:C:H2'	25:YA:1050:A:H5''	1.84	0.60
28:YE:93:VAL:N	28:YE:95:ILE:CD1	2.65	0.60
30:YG:9:ARG:HG2	30:YG:13:GLU:OE1	2.01	0.60
37:YR:75:LEU:HD13	37:YR:75:LEU:C	2.22	0.60
45:YZ:80:ARG:HH21	45:YZ:82:ARG:HH22	1.49	0.60
1:QA:1118:C:H1'	1:QA:1179:A:C4	2.36	0.60
1:QA:1347:G:N2	1:QA:1374:A:OP2	2.30	0.60
6:QF:97:PHE:HD2	6:QF:97:PHE:C	2.05	0.60
9:QI:85:LEU:O	9:QI:85:LEU:HD12	2.02	0.60
14:QN:15:LYS:HD2	14:QN:16:PHE:CZ	2.37	0.60
15:QO:4:THR:HB	15:QO:6:GLU:OE2	2.02	0.60

Continued on next page...

Continued from previous page...

Atom-1	Atom-2	Distance(Å)	Clash(Å)
17:QQ:76:LEU:HD12	17:QQ:77:VAL:H	1.66	0.60
48:R2:32:LEU:HD11	48:R2:54:LYS:HG3	1.84	0.60
27:RD:165:ILE:HA	27:RD:175:LEU:HD23	1.83	0.60
27:RD:35:LYS:HD3	27:RD:63:ARG:CB	2.32	0.60
28:RE:63:LEU:CD1	28:RE:64:LYS:H	2.04	0.60
28:RE:95:ILE:HD12	28:RE:95:ILE:N	2.15	0.60
30:RG:128:ARG:HG3	30:RG:128:ARG:NH2	2.17	0.60
25:RA:1007:C:O3'	33:RN:108:PRO:HB3	2.02	0.60
35:RP:13:ASN:O	35:RP:15:ARG:N	2.34	0.60
35:RP:27:HIS:N	35:RP:27:HIS:ND1	2.49	0.60
37:RR:75:LEU:C	37:RR:75:LEU:HD13	2.22	0.60
38:RS:11:LYS:HB2	38:RS:91:PRO:HD3	1.84	0.60
39:RT:34:VAL:HG12	39:RT:36:GLU:HG2	1.83	0.60
1:XA:545:C:OP2	4:XD:62:GLN:NE2	2.32	0.60
3:XC:88:ARG:O	3:XC:99:VAL:HG21	2.01	0.60
4:XD:129:ASN:HA	4:XD:145:GLU:HB2	1.82	0.60
10:XJ:98:ILE:N	10:XJ:98:ILE:HD12	2.15	0.60
13:XM:97:PRO:HB2	13:XM:101:GLN:HE22	1.65	0.60
22:XV:61:C:H2'	22:XV:62:C:H6	1.67	0.60
25:YA:566:U:OP1	35:YP:29:LYS:HE2	2.01	0.60
27:YD:35:LYS:CG	27:YD:64:ILE:N	2.56	0.60
28:YE:68:ALA:O	28:YE:69:LYS:HG3	2.02	0.60
30:YG:111:LEU:HB2	30:YG:112:PRO:HD3	1.82	0.60
30:YG:50:ALA:O	30:YG:53:LEU:HB3	2.01	0.60
35:YP:79:ARG:HD3	35:YP:110:TYR:HE1	1.67	0.60
35:YP:138:LEU:C	35:YP:140:ALA:N	2.55	0.60
40:YU:96:ALA:C	40:YU:98:LEU:H	2.04	0.60
41:YV:66:ARG:HH12	41:YV:88:ARG:HH11	1.49	0.60
3:QC:189:ALA:HB3	3:QC:196:LEU:HB2	1.84	0.59
5:QE:74:GLY:O	5:QE:115:VAL:HA	2.02	0.59
10:QJ:5:ARG:O	10:QJ:98:ILE:HA	2.01	0.59
13:QM:96:LEU:HB3	13:QM:97:PRO:HD2	1.83	0.59
3:QC:13:GLY:HA3	14:QN:57:ARG:CZ	2.31	0.59
25:RA:1826:G:OP1	27:RD:224:ALA:N	2.32	0.59
28:RE:116:VAL:O	28:RE:117:MET:CB	2.49	0.59
28:RE:68:ALA:O	28:RE:69:LYS:HG3	2.02	0.59
31:RH:4:ILE:N	31:RH:4:ILE:HD13	2.17	0.59
33:RN:41:ASP:O	33:RN:48:MET:HE3	2.01	0.59
35:RP:95:VAL:HG13	35:RP:100:LEU:HD21	1.83	0.59
36:RQ:81:VAL:HG23	36:RQ:82:ARG:H	1.67	0.59
38:RS:99:LYS:O	38:RS:102:ALA:N	2.34	0.59
39:RT:107:ASP:O	39:RT:110:ILE:HG22	2.02	0.59

Continued on next page...

Continued from previous page...

Atom-1	Atom-2	Distance(Å)	Clash(Å)
44:RY:4:LYS:O	44:RY:5:MET:HB2	2.01	0.59
6:XF:44:GLY:HA2	6:XF:59:TYR:CZ	2.37	0.59
9:XI:111:ARG:HG2	9:XI:112:LYS:N	2.16	0.59
10:XJ:32:ALA:H	10:XJ:78:ASN:HD21	1.49	0.59
12:XL:54:LYS:CD	12:XL:54:LYS:N	2.64	0.59
19:XS:25:LYS:O	19:XS:26:GLY:O	2.20	0.59
20:XT:58:LYS:O	20:XT:62:LEU:HD12	2.01	0.59
52:Y6:25:LYS:HD2	54:Y8:34:TRP:CZ2	2.36	0.59
54:Y8:22:VAL:CG2	54:Y8:53:PRO:HB2	2.32	0.59
25:YA:2168:G:N2	25:YA:2170:A:N7	2.50	0.59
29:YF:63:LYS:HE2	29:YF:67:GLN:HB3	1.83	0.59
31:YH:30:LYS:CD	31:YH:81:GLU:H	2.15	0.59
38:YS:59:LYS:HG2	38:YS:60:GLY:N	2.13	0.59
39:YT:107:ASP:O	39:YT:110:ILE:HG22	2.02	0.59
40:YU:92:ARG:HD3	40:YU:94:ASN:HB3	1.82	0.59
41:YV:1:MET:CE	41:YV:43:GLU:HG2	2.32	0.59
44:YY:96:ILE:CD1	44:YY:98:VAL:HG12	2.32	0.59
45:YZ:144:LEU:HD11	45:YZ:149:SER:HA	1.83	0.59
1:QA:1152:A:H5''	10:QJ:13:HIS:HD2	1.67	0.59
1:QA:1238:A:H62	1:QA:1299:A:H61	1.48	0.59
3:QC:60:ALA:O	3:QC:61:ALA:CB	2.50	0.59
7:QG:79:ARG:HH11	7:QG:79:ARG:HG2	1.66	0.59
13:QM:45:VAL:O	13:QM:45:VAL:HG22	2.02	0.59
47:R1:91:LYS:CG	47:R1:92:LYS:H	2.15	0.59
25:RA:270(R):G:H1'	47:R1:78:LYS:HZ1	1.65	0.59
27:RD:236:GLY:C	27:RD:237:GLU:OE1	2.39	0.59
27:RD:35:LYS:HE3	27:RD:64:ILE:C	2.21	0.59
28:RE:69:LYS:O	28:RE:71:GLY:N	2.27	0.59
29:RF:155:LEU:CD1	29:RF:174:VAL:HG13	2.32	0.59
35:RP:37:GLY:HA2	35:RP:41:ARG:HE	1.67	0.59
25:RA:2250:G:C6	36:RQ:82:ARG:HD2	2.37	0.59
25:RA:1287:A:N7	37:RR:107:ASP:HB2	2.17	0.59
41:RV:35:LEU:HB2	41:RV:37:VAL:HG23	1.85	0.59
1:XA:1391:U:H2'	1:XA:1392:G:C8	2.37	0.59
1:XA:677:U:H1'	11:XK:119:CYS:SG	2.42	0.59
4:XD:173:TRP:O	4:XD:186:LEU:HB2	2.02	0.59
9:XI:66:ARG:HG2	9:XI:66:ARG:HH11	1.68	0.59
18:XR:31:LEU:H	18:XR:31:LEU:HD23	1.67	0.59
47:Y1:81:LYS:HZ3	47:Y1:81:LYS:HA	0.70	0.59
27:YD:172:TYR:CD1	27:YD:186:HIS:HA	2.37	0.59
33:YN:18:ALA:HB3	33:YN:55:VAL:O	2.02	0.59
35:YP:121:LYS:HG3	35:YP:122:PRO:HD2	1.84	0.59

Continued on next page...

Continued from previous page...

Atom-1	Atom-2	Distance(Å)	Clash(Å)
36:YQ:80:GLU:C	36:YQ:81:VAL:HG13	2.22	0.59
36:YQ:86:GLY:C	36:YQ:88:GLY:H	2.03	0.59
39:YT:102:ILE:HB	39:YT:110:ILE:HD13	1.84	0.59
1:QA:1172:C:H2'	1:QA:1173:G:C8	2.36	0.59
6:QF:44:GLY:HA2	6:QF:59:TYR:CZ	2.37	0.59
8:QH:41:ARG:HH11	8:QH:41:ARG:HB3	1.65	0.59
8:QH:86:ILE:HG13	8:QH:133:LEU:HD22	1.84	0.59
10:QJ:31:GLY:HA3	10:QJ:78:ASN:ND2	2.18	0.59
11:QK:34:ASP:HB3	11:QK:40:ILE:HD11	1.84	0.59
25:RA:2292:C:P	38:RS:17:ARG:HH22	2.25	0.59
25:RA:2287:A:H62	25:RA:2344:U:H3	1.50	0.59
25:RA:414:C:O2	25:RA:1864:U:O2'	2.18	0.59
27:RD:166:GLN:HE21	27:RD:166:GLN:CA	2.14	0.59
27:RD:172:TYR:CD1	27:RD:186:HIS:HA	2.37	0.59
27:RD:25:THR:HG21	27:RD:81:ALA:HA	1.84	0.59
28:RE:61:ARG:HB2	28:RE:62:PRO:CD	2.33	0.59
30:RG:13:GLU:O	30:RG:14:GLU:CB	2.44	0.59
31:RH:153:LYS:HZ2	31:RH:153:LYS:HA	1.67	0.59
33:RN:16:ILE:O	33:RN:55:VAL:HG22	2.01	0.59
2:XB:188:ALA:HB3	2:XB:200:ILE:HG23	1.84	0.59
5:XE:72:GLN:O	5:XE:73:ASN:HB3	2.02	0.59
11:XK:41:THR:HG21	11:XK:71:LYS:HB2	1.83	0.59
54:Y8:56:GLU:O	54:Y8:59:LYS:N	2.35	0.59
25:YA:2292:C:P	38:YS:17:ARG:HH22	2.26	0.59
25:YA:2469:A:H5''	25:YA:2470:G:C8	2.37	0.59
28:YE:116:VAL:O	28:YE:117:MET:CB	2.49	0.59
28:YE:51:PHE:HD1	28:YE:52:LEU:HG	1.67	0.59
29:YF:123:LEU:HD12	29:YF:124:LEU:N	2.17	0.59
35:YP:127:ALA:O	35:YP:147:LEU:HD23	2.02	0.59
35:YP:55:ARG:HD2	35:YP:56:SER:O	2.01	0.59
39:YT:57:PHE:CD2	39:YT:58:ASN:N	2.66	0.59
40:YU:76:TYR:CZ	40:YU:80:ILE:HG13	2.37	0.59
41:YV:35:LEU:HB2	41:YV:37:VAL:HG23	1.85	0.59
44:YY:4:LYS:O	44:YY:5:MET:HB2	2.01	0.59
1:QA:1329:A:P	13:QM:28:ALA:HB3	2.43	0.59
2:QB:124:SER:HB2	2:QB:125:PRO:HD2	1.85	0.59
2:QB:188:ALA:HB3	2:QB:200:ILE:HG23	1.83	0.59
5:QE:33:VAL:HG11	5:QE:109:ILE:HA	1.83	0.59
5:QE:72:GLN:O	5:QE:73:ASN:HB3	2.02	0.59
7:QG:23:VAL:HG12	7:QG:27:ILE:CD1	2.32	0.59
7:QG:66:VAL:O	7:QG:70:LYS:HG3	2.02	0.59
9:QI:111:ARG:HG2	9:QI:112:LYS:N	2.16	0.59

Continued on next page...

Continued from previous page...

Atom-1	Atom-2	Distance(Å)	Clash(Å)
14:QN:44:LEU:HD12	14:QN:48:ALA:HB2	1.84	0.59
11:QK:91:ARG:HH22	18:QR:88:LYS:HZ3	1.50	0.59
19:QS:16:LEU:O	19:QS:20:LEU:HG	2.01	0.59
20:QT:58:LYS:O	20:QT:62:LEU:HD12	2.02	0.59
47:R1:87:PRO:O	47:R1:91:LYS:N	2.31	0.59
52:R6:13:CYS:O	52:R6:21:TYR:HA	2.02	0.59
54:R8:22:VAL:CG2	54:R8:53:PRO:HB2	2.32	0.59
25:RA:558:G:P	33:RN:111:PRO:HD2	2.43	0.59
31:RH:82:GLY:O	31:RH:135:GLY:O	2.20	0.59
35:RP:106:LEU:O	35:RP:107:LYS:CB	2.46	0.59
36:RQ:63:LYS:HE2	36:RQ:65:PHE:CE1	2.37	0.59
1:XA:939:G:H5''	7:XG:102:ARG:HH22	1.67	0.59
3:XC:60:ALA:O	3:XC:61:ALA:CB	2.50	0.59
7:XG:23:VAL:HG12	7:XG:27:ILE:CD1	2.32	0.59
15:XO:5:LYS:O	15:XO:8:LYS:HG2	2.02	0.59
19:XS:5:LEU:CD2	50:Y4:67:TYR:CZ	2.85	0.59
19:XS:40:ILE:HD11	19:XS:62:ILE:HG21	1.85	0.59
52:Y6:41:PRO:HG2	52:Y6:45:LYS:N	2.10	0.59
27:YD:174:ILE:N	27:YD:174:ILE:HD12	2.16	0.59
29:YF:11:VAL:HG11	29:YF:18:ARG:HE	1.67	0.59
31:YH:4:ILE:N	31:YH:4:ILE:HD13	2.17	0.59
33:YN:42:TRP:O	40:YU:64:ARG:NH2	2.35	0.59
4:QD:173:TRP:O	4:QD:186:LEU:HB2	2.02	0.59
9:QI:9:ARG:HB3	9:QI:14:VAL:HG13	1.85	0.59
11:QK:51:LYS:CA	11:QK:55:LYS:HD3	2.21	0.59
12:QL:48:PRO:CD	12:QL:49:ASN:N	2.57	0.59
25:RA:654(A):G:OP2	25:RA:654(A):G:H3'	2.03	0.59
27:RD:54:ARG:HH11	27:RD:54:ARG:CG	2.14	0.59
33:RN:9:VAL:HG21	33:RN:48:MET:HB3	1.85	0.59
35:RP:79:ARG:HD3	35:RP:110:TYR:HE1	1.67	0.59
40:RU:58:ARG:HA	40:RU:61:TRP:CE3	2.37	0.59
25:RA:24:G:O2'	42:RW:78:GLU:O	2.19	0.59
45:RZ:5:LEU:HD11	45:RZ:39:VAL:HB	1.84	0.59
6:XF:26:ILE:O	6:XF:30:LEU:HG	2.02	0.59
8:XH:41:ARG:HB3	8:XH:41:ARG:HH11	1.66	0.59
8:XH:86:ILE:HG22	8:XH:93:VAL:HG21	1.84	0.59
1:XA:1226:C:H2'	13:XM:103:THR:HB	1.84	0.59
17:XQ:76:LEU:HD12	17:XQ:77:VAL:H	1.67	0.59
20:XT:96:GLY:O	20:XT:97:ALA:HB3	2.02	0.59
23:XY:30:C:H2'	23:XY:31:G:C8	2.38	0.59
46:Y0:50:ASN:HB3	46:Y0:63:VAL:HG22	1.83	0.59
25:YA:2031:A:N3	25:YA:2455:G:O2'	2.31	0.59

Continued on next page...

Continued from previous page...

Atom-1	Atom-2	Distance(Å)	Clash(Å)
25:YA:2287:A:N6	25:YA:2344:U:H3	2.00	0.59
13:XM:93:ARG:NH1	25:YA:887:A:OP1	2.35	0.59
31:YH:86:GLU:O	31:YH:131:VAL:O	2.20	0.59
37:YR:92:GLY:H	37:YR:94:TYR:HE2	1.49	0.59
40:YU:58:ARG:HA	40:YU:61:TRP:CE3	2.37	0.59
1:QA:475:G:H2'	1:QA:476:G:H8	1.67	0.59
1:QA:501:C:H2'	1:QA:502:G:C8	2.37	0.59
1:QA:690:G:H2'	1:QA:691:G:O4'	2.03	0.59
2:QB:69:LEU:O	2:QB:162:ILE:HA	2.02	0.59
3:QC:149:ALA:O	3:QC:169:ALA:HA	2.02	0.59
5:QE:68:GLU:HG3	5:QE:68:GLU:O	2.02	0.59
6:QF:26:ILE:O	6:QF:30:LEU:HG	2.02	0.59
10:QJ:13:HIS:HB3	10:QJ:68:HIS:CE1	2.37	0.59
14:QN:19:ARG:O	14:QN:20:ALA:C	2.40	0.59
20:QT:104:LEU:HD12	20:QT:105:SER:N	2.18	0.59
51:R5:40:LYS:NZ	51:R5:46:CYS:HB3	2.18	0.59
54:R8:22:VAL:HG21	54:R8:53:PRO:HB2	1.83	0.59
25:RA:2635:C:H5''	28:RE:78:LEU:HA	1.85	0.59
25:RA:384:U:H2'	25:RA:385:C:H6	1.67	0.59
26:RB:44:G:H1'	26:RB:47:C:H42	1.68	0.59
28:RE:36:ARG:H	28:RE:37:ARG:HH21	1.49	0.59
29:RF:123:LEU:HD12	29:RF:124:LEU:N	2.17	0.59
33:RN:78:TYR:N	33:RN:78:TYR:CD1	2.70	0.59
42:RW:66:GLU:O	42:RW:68:ARG:N	2.33	0.59
2:XB:124:SER:HB2	2:XB:125:PRO:HD2	1.85	0.59
7:XG:85:TYR:HE1	7:XG:154:TYR:CE1	2.21	0.59
10:XJ:31:GLY:HA3	10:XJ:78:ASN:ND2	2.18	0.59
14:YN:15:LYS:HD2	14:YN:16:PHE:CZ	2.36	0.59
16:XP:43:LYS:HA	16:XP:48:TRP:HB2	1.84	0.59
17:XQ:92:ARG:HG3	17:XQ:92:ARG:HH11	1.68	0.59
20:XT:101:GLY:O	20:XT:103:GLY:N	2.35	0.59
20:XT:104:LEU:HD12	20:XT:105:SER:N	2.18	0.59
49:Y3:29:ARG:HH11	49:Y3:29:ARG:CB	2.13	0.59
50:Y4:22:ILE:HG22	50:Y4:23:GLU:N	2.18	0.59
25:YA:1939:U:OP1	25:YA:2604:U:O2'	2.18	0.59
27:YD:12:SER:C	27:YD:14:ARG:H	2.06	0.59
30:YG:16:ARG:NH2	30:YG:31:VAL:HG11	2.17	0.59
31:YH:159:GLU:O	31:YH:160:LYS:HG2	2.03	0.59
31:YH:55:PRO:HG2	31:YH:61:HIS:CE1	2.37	0.59
33:YN:41:ASP:O	33:YN:48:MET:HE3	2.02	0.59
33:YN:6:PRO:HG3	33:YN:41:ASP:HB2	1.83	0.59
35:YP:39:LYS:CA	35:YP:45:LEU:CD1	2.80	0.59

Continued on next page...

Continued from previous page...

Atom-1	Atom-2	Distance(Å)	Clash(Å)
35:YP:95:VAL:HG13	35:YP:100:LEU:HD21	1.84	0.59
40:YU:92:ARG:HH11	40:YU:95:LEU:HD12	1.67	0.59
41:YV:15:GLU:HG3	41:YV:16:PRO:HD2	1.83	0.59
44:YY:95:LYS:HD3	44:YY:95:LYS:H	1.67	0.59
1:QA:1053:G:H2'	1:QA:1199:U:H5	1.67	0.59
1:QA:1239:A:O2'	1:QA:1298:C:N4	2.35	0.59
1:QA:939:G:H5''	7:QG:102:ARG:NH1	2.18	0.59
2:QB:115:LEU:HD23	2:QB:153:ARG:HD3	1.84	0.59
3:QC:127:ARG:CG	3:QC:127:ARG:HH11	2.15	0.59
12:QL:46:LYS:HG2	12:QL:47:LYS:H	1.67	0.59
25:RA:2283:C:P	52:R6:5:VAL:HG13	2.43	0.59
27:RD:137:PRO:HB2	27:RD:140:THR:CG2	2.33	0.59
28:RE:116:VAL:CG2	28:RE:122:PHE:CD2	2.86	0.59
39:RT:102:ILE:HB	39:RT:110:ILE:HD13	1.84	0.59
42:RW:36:LEU:HD11	42:RW:47:VAL:HG12	1.83	0.59
44:RY:51:VAL:CG1	44:RY:52:SER:H	2.11	0.59
3:XC:127:ARG:HH11	3:XC:127:ARG:CG	2.15	0.59
4:XD:22:LYS:O	4:XD:113:SER:HB3	2.03	0.59
7:XG:66:VAL:O	7:XG:70:LYS:HG3	2.02	0.59
11:XK:30:VAL:HG21	11:XK:65:ALA:HA	1.85	0.59
1:XA:501:C:O3'	12:XL:118:SER:HB2	2.03	0.59
50:Y4:48:ARG:NH1	50:Y4:52:THR:H	2.01	0.59
19:XS:67:VAL:HG11	50:Y4:59:PHE:O	2.03	0.59
25:YA:1430:C:H2'	25:YA:1431:U:C6	2.38	0.59
25:YA:2469:A:H5''	25:YA:2470:G:H8	1.68	0.59
27:YD:27:THR:CG2	27:YD:83:GLU:HB3	2.33	0.59
31:YH:82:GLY:O	31:YH:135:GLY:O	2.20	0.59
32:YI:5:LEU:HD11	32:YI:19:VAL:HG12	1.84	0.59
32:YI:40:THR:O	32:YI:44:LEU:HB2	2.03	0.59
33:YN:58:ASP:N	33:YN:60:ILE:HD11	2.16	0.59
33:YN:78:TYR:N	33:YN:78:TYR:CD1	2.70	0.59
34:YO:107:ARG:O	34:YO:112:MET:HE3	2.02	0.59
25:YA:2723:C:OP1	37:YR:3:HIS:HD2	1.86	0.59
37:YR:72:ASP:O	37:YR:76:VAL:HB	2.03	0.59
38:YS:88:ASP:O	38:YS:89:ARG:CB	2.48	0.59
43:YX:49:VAL:CG1	43:YX:83:VAL:HG13	2.33	0.59
2:QB:19:HIS:NE2	2:QB:206:ASP:HB2	2.18	0.59
3:QC:36:ASP:HB3	3:QC:40:ARG:HH12	1.68	0.59
4:QD:163:GLU:C	4:QD:165:MET:H	2.03	0.59
4:QD:170:VAL:HG22	4:QD:171:GLY:N	2.12	0.59
5:QE:102:ALA:HB2	5:QE:120:THR:OG1	2.03	0.59
1:QA:1078:U:O2'	5:QE:130:ASN:OD1	2.12	0.59

Continued on next page...

Continued from previous page...

Atom-1	Atom-2	Distance(Å)	Clash(Å)
5:QE:79:GLU:HB3	5:QE:92:LYS:HA	1.84	0.59
8:QH:41:ARG:HH11	8:QH:41:ARG:CG	2.16	0.59
9:QI:96:LEU:HD23	9:QI:102:LEU:HD12	1.84	0.59
9:QI:17:VAL:HG13	9:QI:81:ILE:HD13	1.85	0.59
9:QI:66:ARG:HH11	9:QI:66:ARG:HG2	1.68	0.59
12:QL:70:ILE:HD13	12:QL:77:LEU:HD12	1.83	0.59
14:QN:24:CYS:SG	14:QN:40:CYS:N	2.76	0.59
16:QP:43:LYS:HA	16:QP:48:TRP:HB2	1.84	0.59
25:RA:1903:G:OP2	27:RD:241:PRO:HB2	2.03	0.59
28:RE:93:VAL:N	28:RE:95:ILE:CD1	2.65	0.59
37:RR:79:LEU:C	37:RR:79:LEU:HD23	2.23	0.59
38:RS:42:ASP:C	38:RS:44:LYS:H	2.06	0.59
38:RS:89:ARG:O	38:RS:90:GLY:O	2.19	0.59
3:XC:149:ALA:O	3:XC:169:ALA:HA	2.02	0.59
8:XH:12:ARG:HH12	8:XH:27:PRO:HD2	1.67	0.59
11:XK:69:ALA:HB1	11:XK:103:LEU:HD21	1.85	0.59
12:XL:46:LYS:HG2	12:XL:47:LYS:H	1.67	0.59
13:XM:8:GLU:OE1	30:YG:115:ARG:NH2	2.35	0.59
48:Y2:64:LEU:CD2	48:Y2:68:ARG:HD2	2.33	0.59
50:Y4:15:ILE:HG22	50:Y4:19:GLY:O	2.03	0.59
25:YA:1341:U:OP2	25:YA:1394:U:O2'	2.15	0.59
31:YH:124:GLU:HB3	31:YH:132:ARG:HG3	1.85	0.59
36:YQ:81:VAL:HG23	36:YQ:82:ARG:H	1.67	0.59
1:QA:1175:G:H2'	1:QA:1176:A:C8	2.37	0.59
6:QF:45:LEU:HD12	6:QF:59:TYR:HD1	1.66	0.59
50:R4:63:TYR:C	50:R4:65:ASP:H	2.05	0.59
25:RA:747:U:N3	51:R5:2:ALA:N	2.51	0.59
25:RA:2344:U:C2	52:R6:37:ARG:HD3	2.38	0.59
27:RD:12:SER:C	27:RD:14:ARG:H	2.06	0.59
27:RD:44:ASN:ND2	27:RD:44:ASN:N	2.42	0.59
27:RD:71:ASP:HB3	27:RD:103:ARG:HH22	1.68	0.59
29:RF:89:VAL:HG12	29:RF:90:PHE:N	2.18	0.59
31:RH:127:GLU:HG2	31:RH:128:PRO:CG	2.33	0.59
31:RH:55:PRO:HG2	31:RH:61:HIS:CE1	2.37	0.59
33:RN:18:ALA:HB3	33:RN:55:VAL:O	2.03	0.59
35:RP:71:VAL:HG13	35:RP:72:PRO:HD3	1.85	0.59
40:RU:52:ARG:NH1	40:RU:52:ARG:HG2	2.18	0.59
1:XA:1014:A:H4'	19:XS:14:HIS:CD2	2.38	0.59
4:XD:11:LEU:HD22	4:XD:66:ARG:CD	2.19	0.59
5:XE:153:LYS:NZ	5:XE:153:LYS:HB2	2.18	0.59
12:XL:70:ILE:HD13	12:XL:77:LEU:HD12	1.83	0.59
1:XA:276:G:O3'	17:XQ:68:ARG:NH1	2.36	0.59

Continued on next page...

Continued from previous page...

Atom-1	Atom-2	Distance(Å)	Clash(Å)
50:Y4:3:GLU:HG3	50:Y4:4:GLY:N	2.18	0.59
51:Y5:40:LYS:NZ	51:Y5:46:CYS:HB3	2.18	0.59
25:YA:2111:C:N3	25:YA:2118:U:O2'	2.36	0.59
25:YA:888:C:H3'	25:YA:889:C:H4'	1.85	0.59
27:YD:177:LEU:HD11	27:YD:183:ARG:HB2	1.85	0.59
28:YE:4:ILE:C	28:YE:5:LEU:HD23	2.22	0.59
1:QA:1238:A:H62	1:QA:1299:A:N6	2.00	0.59
2:QB:187:LEU:CD1	2:QB:205:ASP:HA	2.33	0.59
5:QE:42:GLY:CA	5:QE:66:MET:HG2	2.33	0.59
8:QH:12:ARG:HH12	8:QH:27:PRO:HD2	1.67	0.59
12:QL:54:LYS:N	12:QL:54:LYS:HD2	2.18	0.59
18:QR:31:LEU:H	18:QR:31:LEU:HD23	1.67	0.59
25:RA:1022:G:H22	25:RA:1142(A):A:H2	1.50	0.59
25:RA:2689:U:H4'	25:RA:2690:C:O5'	2.03	0.59
25:RA:483:A:H4'	44:RY:49:VAL:HG13	1.84	0.59
31:RH:92:ILE:HG22	31:RH:93:GLY:N	2.18	0.59
35:RP:138:LEU:O	35:RP:140:ALA:N	2.33	0.59
37:RR:72:ASP:O	37:RR:76:VAL:HB	2.02	0.59
41:RV:1:MET:CE	41:RV:43:GLU:HG2	2.32	0.59
43:RX:49:VAL:CG1	43:RX:83:VAL:HG13	2.33	0.59
1:XA:1104:G:H4'	2:XB:111:ARG:NH1	2.18	0.59
1:XA:565:U:H5''	1:XA:566:G:H2'	1.84	0.59
4:XD:114:ARG:NH1	4:XD:114:ARG:HG3	2.13	0.59
5:XE:42:GLY:CA	5:XE:66:MET:HG2	2.32	0.59
6:XF:97:PHE:CD2	6:XF:97:PHE:C	2.76	0.59
9:XI:9:ARG:HB3	9:XI:14:VAL:HG13	1.85	0.59
20:XT:84:LEU:O	20:XT:88:VAL:HG23	2.01	0.59
25:YA:1667:G:O2'	25:YA:1669:A:N6	2.35	0.59
27:YD:137:PRO:HB2	27:YD:140:THR:CG2	2.33	0.59
28:YE:36:ARG:H	28:YE:37:ARG:HH21	1.49	0.59
29:YF:174:VAL:HG13	29:YF:174:VAL:O	2.03	0.59
30:YG:126:ASP:OD1	30:YG:130:ASN:HB2	2.02	0.59
31:YH:126:PRO:CD	31:YH:127:GLU:N	2.64	0.59
35:YP:138:LEU:O	35:YP:140:ALA:N	2.33	0.59
39:YT:102:ILE:HB	39:YT:110:ILE:HD11	1.84	0.59
39:YT:66:VAL:HG12	39:YT:67:SER:H	1.67	0.59
41:YV:49:THR:CB	41:YV:50:PRO:HD2	2.25	0.59
41:YV:18:LEU:HB3	41:YV:96:ILE:HG12	1.84	0.59
2:QB:47:THR:HG22	2:QB:51:LEU:HG	1.85	0.58
4:QD:196:LEU:O	4:QD:198:VAL:N	2.31	0.58
4:QD:13:ARG:HA	4:QD:33:MET:HE3	1.85	0.58
6:QF:62:TRP:C	6:QF:63:TYR:HD2	2.06	0.58

Continued on next page...

Continued from previous page...

Atom-1	Atom-2	Distance(Å)	Clash(Å)
9:QI:40:LEU:HD11	9:QI:70:LYS:HG2	1.84	0.58
13:QM:84:ILE:HG23	13:QM:85:GLY:N	2.18	0.58
16:QP:53:VAL:HG23	16:QP:54:GLU:N	2.18	0.58
17:QQ:92:ARG:HH11	17:QQ:92:ARG:HG3	1.68	0.58
50:R4:65:ASP:O	50:R4:66:SER:CB	2.51	0.58
25:RA:994:C:H3'	40:RU:54:LYS:HE3	1.83	0.58
28:RE:93:VAL:N	28:RE:95:ILE:HD12	2.17	0.58
29:RF:63:LYS:HE2	29:RF:67:GLN:CB	2.32	0.58
32:RI:2:LYS:HA	32:RI:20:ASP:HA	1.85	0.58
33:RN:114:ARG:O	33:RN:115:ARG:HB3	2.03	0.58
35:RP:121:LYS:HG3	35:RP:122:PRO:HD2	1.84	0.58
38:RS:88:ASP:CG	38:RS:90:GLY:H	2.06	0.58
39:RT:36:GLU:HG3	39:RT:41:ARG:HD3	1.85	0.58
39:RT:66:VAL:HG12	39:RT:67:SER:H	1.67	0.58
4:XD:163:GLU:C	4:XD:165:MET:H	2.03	0.58
10:XJ:13:HIS:HB3	10:XJ:68:HIS:CE1	2.37	0.58
11:XK:34:ASP:HB3	11:XK:40:ILE:HD11	1.83	0.58
48:Y2:32:LEU:HD11	48:Y2:54:LYS:HG3	1.84	0.58
50:Y4:39:CYS:O	50:Y4:40:HIS:HB2	2.03	0.58
27:YD:27:THR:CG2	27:YD:28:GLU:N	2.66	0.58
28:YE:61:ARG:HB2	28:YE:62:PRO:CD	2.33	0.58
29:YF:63:LYS:HE2	29:YF:67:GLN:CB	2.32	0.58
30:YG:16:ARG:HB3	30:YG:17:PRO:CD	2.33	0.58
31:YH:4:ILE:HG13	31:YH:6:ARG:CD	2.33	0.58
35:YP:37:GLY:HA2	35:YP:41:ARG:HE	1.68	0.58
37:YR:44:LEU:O	37:YR:48:VAL:HG23	2.02	0.58
37:YR:63:ARG:HG3	37:YR:63:ARG:HH11	1.68	0.58
1:QA:1510:U:H2'	1:QA:1511:G:C8	2.38	0.58
7:QG:85:TYR:HE1	7:QG:154:TYR:CE1	2.20	0.58
12:QL:5:PRO:HA	12:QL:9:GLN:NE2	2.17	0.58
20:QT:37:SER:HB3	20:QT:84:LEU:HD23	1.85	0.58
48:R2:64:LEU:CD2	48:R2:68:ARG:HD2	2.33	0.58
50:R4:12:ALA:CB	50:R4:29:PRO:HA	2.33	0.58
50:R4:42:PHE:CG	50:R4:43:TYR:N	2.71	0.58
25:RA:1342:A:OP1	43:RX:36:LYS:NZ	2.35	0.58
25:RA:2314:C:OP1	30:RG:91:ARG:NH1	2.36	0.58
28:RE:72:VAL:O	28:RE:73:GLU:O	2.21	0.58
25:RA:2635:C:OP1	28:RE:78:LEU:HD12	2.03	0.58
33:RN:13:TRP:O	33:RN:135:PRO:HD2	2.03	0.58
35:RP:127:ALA:O	35:RP:147:LEU:HD23	2.02	0.58
39:RT:102:ILE:HB	39:RT:110:ILE:HD11	1.84	0.58
44:RY:96:ILE:CD1	44:RY:98:VAL:HG12	2.32	0.58

Continued on next page...

Continued from previous page...

Atom-1	Atom-2	Distance(Å)	Clash(Å)
44:RY:81:LYS:HD3	44:RY:97:ARG:CD	2.33	0.58
2:XB:47:THR:HG22	2:XB:51:LEU:HG	1.85	0.58
8:XH:41:ARG:HH11	8:XH:41:ARG:CG	2.16	0.58
12:XL:18:VAL:O	12:XL:19:ARG:HB2	2.03	0.58
13:XM:19:LEU:HD22	13:XM:19:LEU:H	1.68	0.58
50:Y4:63:TYR:C	50:Y4:65:ASP:H	2.05	0.58
31:YH:89:ILE:O	31:YH:91:GLY:N	2.35	0.58
31:YH:92:ILE:HG22	31:YH:93:GLY:N	2.18	0.58
39:YT:36:GLU:HG3	39:YT:41:ARG:HD3	1.85	0.58
5:QE:111:GLU:C	5:QE:113:ALA:H	2.06	0.58
1:QA:1152:A:H5"	10:QJ:13:HIS:CD2	2.37	0.58
16:QP:28:ARG:HH11	16:QP:28:ARG:HG2	1.68	0.58
18:QR:36:ASN:ND2	18:QR:36:ASN:O	2.32	0.58
48:R2:17:SER:CB	48:R2:18:PRO:HA	2.33	0.58
25:RA:2404:C:H1'	35:RP:67:MET:CE	2.32	0.58
25:RA:288:C:H2'	25:RA:289:A:H8	1.68	0.58
31:RH:86:GLU:O	31:RH:131:VAL:O	2.21	0.58
33:RN:14:VAL:HG12	33:RN:15:LEU:N	2.18	0.58
41:RV:41:GLY:H	41:RV:46:VAL:HG13	1.67	0.58
45:RZ:45:ASP:OD1	45:RZ:49:ARG:NE	2.36	0.58
51:Y5:50:GLY:O	51:Y5:51:TYR:HB2	2.02	0.58
25:YA:1309:G:H4'	53:Y7:7:PRO:HB2	1.84	0.58
35:YP:65:ARG:HH21	54:Y8:15:LYS:CB	2.17	0.58
36:YQ:63:LYS:HD2	45:YZ:175:VAL:HG21	1.85	0.58
1:QA:1023:G:H3'	1:QA:1024:G:H5"	1.84	0.58
2:QB:80:ILE:HD11	2:QB:208:ILE:CG2	2.23	0.58
3:QC:77:ILE:O	3:QC:84:ILE:HG22	2.02	0.58
6:QF:97:PHE:O	18:QR:31:LEU:HD23	2.04	0.58
1:QA:1347:G:C8	9:QI:107:ARG:HB3	2.38	0.58
1:QA:1204:A:OP1	14:QN:3:ARG:NH2	2.36	0.58
48:R2:69:ARG:CB	48:R2:69:ARG:NH1	2.67	0.58
25:RA:958:U:OP2	36:RQ:14:ARG:NH1	2.28	0.58
27:RD:92:ILE:HD12	27:RD:104:TYR:CD2	2.39	0.58
27:RD:242:ARG:HD2	27:RD:242:ARG:N	2.18	0.58
34:RO:20:MET:O	34:RO:41:ALA:HB1	2.04	0.58
40:RU:92:ARG:NH1	40:RU:95:LEU:CD1	2.65	0.58
2:XB:212:GLN:NE2	2:XB:235:SER:HB2	2.18	0.58
12:XL:82:VAL:HG23	12:XL:106:ASP:OD2	2.04	0.58
12:XL:45:PRO:HD3	12:XL:51:ALA:O	2.03	0.58
13:XM:45:VAL:HG22	13:XM:45:VAL:O	2.02	0.58
48:Y2:51:ARG:HA	48:Y2:54:LYS:HB2	1.86	0.58
52:Y6:27:LYS:HB2	52:Y6:27:LYS:HZ2	1.66	0.58

Continued on next page...

Continued from previous page...

Atom-1	Atom-2	Distance(Å)	Clash(Å)
25:YA:2506:U:O2	25:YA:2506:U:H2'	2.01	0.58
31:YH:126:PRO:CG	31:YH:127:GLU:N	2.65	0.58
32:YI:62:LYS:HE3	32:YI:134:PRO:HG2	1.85	0.58
36:YQ:66:ILE:HA	36:YQ:104:PHE:HA	1.85	0.58
37:YR:2:ARG:HG2	37:YR:5:LYS:HZ1	1.68	0.58
42:YW:80:PRO:O	42:YW:100:THR:HG22	2.04	0.58
7:QG:49:ILE:O	7:QG:53:LYS:HB3	2.04	0.58
14:QN:23:ARG:CZ	14:QN:30:ALA:HB2	2.32	0.58
14:QN:23:ARG:H	14:QN:33:VAL:HG11	1.67	0.58
19:QS:40:ILE:HD11	19:QS:62:ILE:HG21	1.85	0.58
48:R2:16:LEU:O	48:R2:17:SER:HB3	2.04	0.58
50:R4:48:ARG:NH1	50:R4:52:THR:H	2.01	0.58
51:R5:60:VAL:OXT	51:R5:60:VAL:HG13	2.03	0.58
25:RA:2848:G:HO2'	25:RA:2849:U:P	2.26	0.58
25:RA:704:G:H1'	25:RA:727:A:N6	2.18	0.58
26:RB:45:A:O4'	30:RG:95:ARG:NH1	2.36	0.58
27:RD:35:LYS:CG	27:RD:64:ILE:H	2.14	0.58
30:RG:16:ARG:NH2	30:RG:31:VAL:HG11	2.17	0.58
32:RI:124:GLY:H	32:RI:142:VAL:HG23	1.69	0.58
34:RO:71:ARG:HH11	34:RO:71:ARG:HG3	1.69	0.58
34:RO:7:TYR:HE1	34:RO:20:MET:HE3	1.68	0.58
42:RW:95:ILE:O	42:RW:95:ILE:HD12	2.04	0.58
1:XA:1048:G:OP1	14:XN:3:ARG:HB3	2.04	0.58
1:XA:521:G:H4'	12:XL:73:GLU:HG3	1.86	0.58
2:XB:115:LEU:HD23	2:XB:153:ARG:HD3	1.84	0.58
2:XB:80:ILE:HG21	2:XB:212:GLN:HA	1.84	0.58
3:XC:36:ASP:HB3	3:XC:40:ARG:HH12	1.68	0.58
5:XE:68:GLU:HG3	5:XE:68:GLU:O	2.03	0.58
9:XI:114:TYR:O	9:XI:114:TYR:HD2	1.85	0.58
9:XI:40:LEU:HD11	9:XI:70:LYS:HG2	1.84	0.58
9:XI:79:LEU:O	9:XI:82:ALA:HB3	2.03	0.58
14:XN:42:ILE:C	14:XN:43:CYS:O	2.40	0.58
14:XN:44:LEU:HD13	14:XN:53:LEU:HD13	1.84	0.58
16:XP:28:ARG:HG2	16:XP:28:ARG:HH11	1.68	0.58
50:Y4:65:ASP:O	50:Y4:66:SER:CB	2.51	0.58
25:YA:1094:U:O2'	25:YA:1096:A:OP1	2.16	0.58
25:YA:565:C:OP1	41:YV:82:ARG:NH2	2.37	0.58
27:YD:165:ILE:HA	27:YD:175:LEU:HD23	1.83	0.58
27:YD:44:ASN:HB3	27:YD:49:ILE:CA	2.27	0.58
30:YG:64:THR:HG23	30:YG:66:GLN:H	1.67	0.58
31:YH:117:PRO:HB3	31:YH:123:PHE:CD1	2.37	0.58
33:YN:9:VAL:HG21	33:YN:48:MET:HB3	1.85	0.58

Continued on next page...

Continued from previous page...

Atom-1	Atom-2	Distance(Å)	Clash(Å)
34:YO:40:VAL:HG12	34:YO:41:ALA:N	2.19	0.58
36:YQ:55:VAL:HG22	36:YQ:56:ARG:N	2.18	0.58
36:YQ:79:LEU:HD12	46:Y0:5:LYS:HD3	1.86	0.58
41:YV:38:LEU:HD23	41:YV:39:LEU:N	2.19	0.58
42:YW:66:GLU:O	42:YW:68:ARG:N	2.33	0.58
1:QA:673:G:H2'	1:QA:674:G:C8	2.38	0.58
9:QI:79:LEU:O	9:QI:82:ALA:HB3	2.03	0.58
17:QQ:32:TYR:O	17:QQ:34:LYS:N	2.37	0.58
48:R2:16:LEU:CG	48:R2:16:LEU:O	2.49	0.58
54:R8:46:ARG:O	54:R8:47:LYS:HB3	2.03	0.58
25:RA:1030:G:OP2	36:RQ:128:LYS:HE2	2.03	0.58
28:RE:6:GLY:HA3	28:RE:26:ILE:HD11	1.85	0.58
29:RF:11:VAL:HG11	29:RF:18:ARG:HE	1.67	0.58
29:RF:160:ASN:OD1	29:RF:162:LEU:HB2	2.04	0.58
29:RF:174:VAL:HG13	29:RF:174:VAL:O	2.03	0.58
40:RU:92:ARG:HH11	40:RU:95:LEU:HD12	1.67	0.58
44:RY:95:LYS:H	44:RY:95:LYS:HD3	1.67	0.58
1:XA:272:C:H2'	1:XA:273:A:H8	1.68	0.58
2:XB:37:ASN:C	2:XB:39:ILE:H	2.07	0.58
3:XC:181:ASN:HD22	3:XC:204:LEU:HB2	1.68	0.58
3:XC:77:ILE:O	3:XC:84:ILE:HG22	2.02	0.58
8:XH:84:ARG:NH1	8:XH:86:ILE:HD13	2.11	0.58
19:XS:68:GLY:HA3	50:Y4:68:ARG:CB	2.29	0.58
22:XV:75:C:OP1	25:YA:2602:A:OP1	2.20	0.58
48:Y2:17:SER:CB	48:Y2:18:PRO:HA	2.33	0.58
25:YA:1264:G:H5'	51:Y5:11:THR:HG21	1.85	0.58
28:YE:78:LEU:HD23	28:YE:79:ARG:HD2	1.86	0.58
35:YP:13:ASN:C	35:YP:15:ARG:N	2.54	0.58
35:YP:71:VAL:HG13	35:YP:72:PRO:HD3	1.85	0.58
38:YS:88:ASP:CG	38:YS:90:GLY:H	2.06	0.58
43:YX:7:VAL:O	43:YX:30:VAL:HG12	2.04	0.58
44:YY:51:VAL:CG1	44:YY:52:SER:H	2.11	0.58
1:QA:1081:G:OP1	5:QE:16:THR:OG1	2.21	0.58
2:QB:212:GLN:NE2	2:QB:235:SER:HB2	2.18	0.58
19:QS:9:VAL:HG23	19:QS:9:VAL:O	2.04	0.58
26:RB:40:U:O2'	26:RB:45:A:N6	2.31	0.58
31:RH:159:GLU:O	31:RH:160:LYS:HG2	2.03	0.58
1:XA:191:G:C4	20:XT:105:SER:HB3	2.39	0.58
2:XB:140:HIS:HA	2:XB:143:GLU:OE1	2.04	0.58
4:XD:191:ARG:NH1	4:XD:200:GLU:OE1	2.37	0.58
5:XE:102:ALA:HB2	5:XE:120:THR:OG1	2.03	0.58
16:XP:14:ASN:N	16:XP:15:PRO:CD	2.67	0.58

Continued on next page...

Continued from previous page...

Atom-1	Atom-2	Distance(Å)	Clash(Å)
16:XP:53:VAL:HG23	16:XP:54:GLU:N	2.18	0.58
27:YD:242:ARG:HD2	27:YD:242:ARG:N	2.18	0.58
28:YE:51:PHE:CD1	28:YE:52:LEU:HG	2.38	0.58
29:YF:89:VAL:HG12	29:YF:90:PHE:N	2.18	0.58
31:YH:85:LYS:HA	31:YH:86:GLU:OE1	2.03	0.58
35:YP:71:VAL:CG1	35:YP:72:PRO:HD3	2.33	0.58
36:YQ:47:ILE:CD1	36:YQ:70:PRO:HD3	2.34	0.58
36:YQ:90:VAL:C	36:YQ:92:GLY:H	2.07	0.58
38:YS:42:ASP:C	38:YS:44:LYS:H	2.06	0.58
43:YX:36:LYS:HE3	43:YX:54:VAL:O	2.04	0.58
44:YY:81:LYS:HD3	44:YY:97:ARG:CD	2.33	0.58
45:YZ:72:ARG:NH2	45:YZ:97:GLU:O	2.27	0.58
1:QA:939:G:H5"	7:QG:102:ARG:HH22	1.68	0.58
3:QC:105:GLU:HG2	3:QC:106:VAL:N	2.18	0.58
4:QD:156:GLU:O	4:QD:160:GLN:HG3	2.03	0.58
4:QD:22:LYS:O	4:QD:113:SER:HB3	2.03	0.58
5:QE:78:HIS:CE1	5:QE:143:ARG:H	2.20	0.58
10:QJ:3:LYS:O	10:QJ:100:THR:HG22	2.04	0.58
12:QL:33:ARG:O	12:QL:85:ILE:HG22	2.03	0.58
50:R4:15:ILE:HG22	50:R4:19:GLY:O	2.03	0.58
50:R4:38:LYS:C	50:R4:40:HIS:N	2.52	0.58
54:R8:56:GLU:O	54:R8:59:LYS:N	2.35	0.58
25:RA:1899:G:H21	25:RA:1902:C:N4	2.01	0.58
28:RE:51:PHE:CD1	28:RE:52:LEU:HG	2.39	0.58
31:RH:125:VAL:HG12	31:RH:126:PRO:CG	2.34	0.58
31:RH:4:ILE:HG13	31:RH:6:ARG:CD	2.33	0.58
38:RS:67:ARG:HH11	38:RS:67:ARG:HB2	1.65	0.58
45:RZ:150:LEU:HD21	45:RZ:172:ALA:HB3	1.86	0.58
1:XA:1112:C:N3	3:XC:178:LEU:HD23	2.19	0.58
1:XA:376:G:OP1	16:XP:5:ARG:HB2	2.03	0.58
2:XB:111:ARG:NE	2:XB:111:ARG:HA	2.18	0.58
3:XC:33:LEU:O	3:XC:37:GLN:HG2	2.04	0.58
7:XG:49:ILE:O	7:XG:53:LYS:HB3	2.04	0.58
8:XH:86:ILE:HG13	8:XH:133:LEU:HD22	1.84	0.58
14:XN:21:TYR:HE2	14:XN:23:ARG:HH21	1.52	0.58
48:Y2:69:ARG:CB	48:Y2:69:ARG:NH1	2.67	0.58
49:Y3:22:ALA:O	49:Y3:25:ALA:HB3	2.04	0.58
25:YA:1266:G:O4'	42:YW:15:ARG:NH2	2.36	0.58
25:YA:1728:G:H8	25:YA:1732:A:H62	1.51	0.58
25:YA:307:G:H21	25:YA:330:A:H62	1.51	0.58
28:YE:111:ARG:NE	28:YE:160:TYR:HE1	2.01	0.58
29:YF:138:GLU:O	29:YF:141:ALA:HB3	2.03	0.58

Continued on next page...

Continued from previous page...

Atom-1	Atom-2	Distance(Å)	Clash(Å)
33:YN:13:TRP:O	33:YN:135:PRO:HD2	2.03	0.58
42:YW:95:ILE:HD12	42:YW:95:ILE:O	2.04	0.58
2:QB:21:ARG:HG3	2:QB:38:GLY:O	2.01	0.58
5:QE:78:HIS:HA	8:QH:105:ARG:HB2	1.84	0.58
7:QG:69:VAL:HG11	7:QG:104:LEU:CD2	2.33	0.58
13:QM:19:LEU:H	13:QM:19:LEU:HD22	1.68	0.58
13:QM:56:LEU:HD13	13:QM:60:VAL:HG23	1.86	0.58
16:QP:51:VAL:CG1	16:QP:52:ASP:N	2.65	0.58
19:QS:17:GLU:HA	19:QS:20:LEU:HD12	1.86	0.58
46:R0:53:MET:HB3	46:R0:59:LEU:HD23	1.85	0.58
50:R4:22:ILE:HG22	50:R4:23:GLU:N	2.18	0.58
50:R4:27:THR:O	50:R4:28:LYS:HB3	2.04	0.58
25:RA:2306:C:H2'	25:RA:2307:G:H21	1.68	0.58
25:RA:2645:G:H3'	25:RA:2646:C:H5'	1.84	0.58
35:RP:71:VAL:CG1	35:RP:72:PRO:HD3	2.33	0.58
37:RR:117:VAL:CG2	37:RR:118:GLU:H	2.15	0.58
43:RX:27:THR:HB	43:RX:80:ILE:HB	1.84	0.58
43:RX:7:VAL:O	43:RX:30:VAL:HG12	2.04	0.58
1:XA:1177:G:OP2	9:XI:97:LYS:NZ	2.37	0.58
1:XA:828:A:H2'	1:XA:829:G:O4'	2.04	0.58
2:XB:19:HIS:NE2	2:XB:206:ASP:HB2	2.18	0.58
3:XC:76:VAL:HG21	3:XC:103:VAL:CG1	2.34	0.58
3:XC:189:ALA:HB3	3:XC:196:LEU:HB2	1.84	0.58
6:XF:62:TRP:C	6:XF:63:TYR:HD2	2.06	0.58
48:Y2:15:LYS:H	48:Y2:67:LYS:CE	2.17	0.58
50:Y4:12:ALA:CB	50:Y4:29:PRO:HA	2.34	0.58
51:Y5:60:VAL:HG13	51:Y5:60:VAL:OXT	2.03	0.58
25:YA:1007:C:O3'	33:YN:108:PRO:HB3	2.03	0.58
25:YA:1338:G:N7	43:YX:62:LYS:NZ	2.46	0.58
25:YA:2401:U:H2'	25:YA:2402:C:H5''	1.85	0.58
31:YH:4:ILE:H	31:YH:4:ILE:HD13	1.68	0.58
45:YZ:126:VAL:HG12	45:YZ:163:LEU:HA	1.86	0.58
1:QA:1053:G:N7	1:QA:1199:U:H3'	2.19	0.58
1:QA:1199:U:H4'	10:QJ:54:PHE:CZ	2.39	0.58
1:QA:963:G:H21	10:QJ:55:LYS:HD3	1.68	0.58
11:QK:21:ILE:HG13	11:QK:30:VAL:HG12	1.86	0.58
11:QK:30:VAL:HG21	11:QK:65:ALA:HA	1.85	0.58
50:R4:15:ILE:HG22	50:R4:20:ASN:HA	1.86	0.58
50:R4:3:GLU:HG3	50:R4:4:GLY:N	2.19	0.58
51:R5:50:GLY:O	51:R5:51:TYR:HB2	2.03	0.58
25:RA:2331:G:O2'	46:R0:43:THR:HG22	2.03	0.58
27:RD:27:THR:CG2	27:RD:83:GLU:HB3	2.33	0.58

Continued on next page...

Continued from previous page...

Atom-1	Atom-2	Distance(Å)	Clash(Å)
29:RF:138:GLU:O	29:RF:141:ALA:HB3	2.04	0.58
31:RH:4:ILE:H	31:RH:4:ILE:HD13	1.68	0.58
31:RH:85:LYS:HA	31:RH:86:GLU:OE1	2.04	0.58
40:RU:24:TYR:HE1	40:RU:39:LEU:HD23	1.69	0.58
41:RV:78:LYS:O	41:RV:79:VAL:HB	2.04	0.58
1:XA:31:G:O2'	1:XA:48:C:N4	2.36	0.58
1:XA:737:A:H2'	1:XA:738:C:C6	2.39	0.58
7:XG:69:VAL:HG11	7:XG:104:LEU:CD2	2.34	0.58
8:XH:19:VAL:O	8:XH:20:TYR:HB2	2.04	0.58
28:YE:72:VAL:O	28:YE:73:GLU:O	2.21	0.58
29:YF:160:ASN:OD1	29:YF:162:LEU:HB2	2.04	0.58
30:YG:39:ILE:HG23	30:YG:155:MET:HG3	1.86	0.58
37:YR:117:VAL:CG2	37:YR:118:GLU:H	2.15	0.58
38:YS:67:ARG:NH1	38:YS:67:ARG:CB	2.64	0.58
43:YX:27:THR:HB	43:YX:80:ILE:HB	1.84	0.58
1:QA:620:C:H2'	1:QA:621:A:O4'	2.04	0.57
2:QB:37:ASN:C	2:QB:39:ILE:H	2.07	0.57
13:QM:81:LEU:HB3	13:QM:89:GLY:CA	2.34	0.57
47:R1:81:LYS:HZ3	47:R1:81:LYS:HA	0.74	0.57
50:R4:39:CYS:O	50:R4:40:HIS:HB2	2.03	0.57
25:RA:2219:G:OP1	27:RD:172:TYR:OH	2.20	0.57
25:RA:2277:G:OP1	36:RQ:85:LYS:HB2	2.04	0.57
25:RA:774:A:H2	25:RA:787:U:HO2'	1.50	0.57
30:RG:53:LEU:HD23	30:RG:53:LEU:C	2.25	0.57
36:RQ:47:ILE:CD1	36:RQ:70:PRO:HD3	2.34	0.57
36:RQ:90:VAL:C	36:RQ:92:GLY:H	2.07	0.57
38:RS:95:HIS:CG	38:RS:96:GLY:H	2.21	0.57
39:RT:82:LEU:HD12	39:RT:82:LEU:N	2.19	0.57
41:RV:35:LEU:HD21	41:RV:57:VAL:CG2	2.30	0.57
42:RW:1:MET:HE3	42:RW:1:MET:HA	1.85	0.57
1:XA:688:G:H2'	1:XA:689:C:H6	1.69	0.57
2:XB:12:GLU:O	2:XB:16:HIS:ND1	2.36	0.57
12:XL:54:LYS:HD2	12:XL:54:LYS:N	2.18	0.57
15:XO:4:THR:HB	15:XO:6:GLU:OE2	2.02	0.57
16:XP:76:GLN:HG2	16:XP:76:GLN:O	2.04	0.57
48:Y2:21:LEU:O	48:Y2:25:VAL:HG23	2.04	0.57
25:YA:1103:A:H5'	25:YA:1104:C:H5	1.69	0.57
25:YA:1859:A:N6	25:YA:1883:G:O2'	2.37	0.57
27:YD:71:ASP:HB3	27:YD:103:ARG:HH22	1.68	0.57
28:YE:63:LEU:HD13	28:YE:65:GLY:H	1.68	0.57
31:YH:127:GLU:HG2	31:YH:128:PRO:CG	2.32	0.57
33:YN:35:ARG:O	33:YN:37:LYS:N	2.37	0.57

Continued on next page...

Continued from previous page...

Atom-1	Atom-2	Distance(Å)	Clash(Å)
39:YT:82:LEU:N	39:YT:82:LEU:HD12	2.19	0.57
41:YV:78:LYS:O	41:YV:79:VAL:HB	2.03	0.57
1:QA:720:C:H5''	18:QR:52:PRO:HA	1.85	0.57
2:QB:140:HIS:HA	2:QB:143:GLU:OE1	2.04	0.57
2:QB:80:ILE:HG21	2:QB:212:GLN:HA	1.84	0.57
2:QB:97:TRP:HH2	2:QB:176:GLU:HB2	1.69	0.57
3:QC:14:ILE:HG12	3:QC:15:THR:N	2.19	0.57
15:QO:26:GLU:CD	15:QO:77:ARG:NH1	2.58	0.57
16:QP:21:VAL:HG22	16:QP:34:GLU:O	2.04	0.57
48:R2:15:LYS:H	48:R2:67:LYS:NZ	2.02	0.57
48:R2:21:LEU:O	48:R2:25:VAL:HG23	2.04	0.57
25:RA:1340:U:OP2	43:RX:78:LYS:NZ	2.35	0.57
25:RA:2485:G:OP1	36:RQ:46:GLN:NE2	2.36	0.57
27:RD:147:LEU:HD13	27:RD:155:LEU:CD1	2.29	0.57
27:RD:177:LEU:HD11	27:RD:183:ARG:HB2	1.85	0.57
27:RD:263:ARG:HB2	27:RD:263:ARG:HH11	1.67	0.57
27:RD:35:LYS:HG2	27:RD:64:ILE:CA	2.34	0.57
28:RE:111:ARG:NE	28:RE:160:TYR:HE1	2.01	0.57
30:RG:39:ILE:HG23	30:RG:155:MET:HG3	1.86	0.57
31:RH:84:SER:O	31:RH:133:VAL:O	2.22	0.57
36:RQ:66:ILE:HA	36:RQ:104:PHE:HA	1.85	0.57
38:RS:106:ARG:O	38:RS:107:GLU:HB2	2.04	0.57
38:RS:26:LEU:CD2	38:RS:87:PHE:HD1	2.17	0.57
38:RS:67:ARG:HH11	38:RS:67:ARG:CB	2.17	0.57
42:RW:80:PRO:O	42:RW:100:THR:HG22	2.03	0.57
2:XB:106:LYS:O	2:XB:110:GLN:HG3	2.04	0.57
2:XB:97:TRP:HH2	2:XB:176:GLU:HB2	1.69	0.57
4:XD:13:ARG:O	4:XD:16:GLY:N	2.29	0.57
4:XD:156:GLU:O	4:XD:160:GLN:HG3	2.03	0.57
9:XI:17:VAL:HG13	9:XI:81:ILE:HD13	1.85	0.57
10:XJ:94:VAL:HG12	10:XJ:95:GLU:N	2.19	0.57
12:XL:33:ARG:O	12:XL:85:ILE:HG22	2.03	0.57
12:XL:83:VAL:HG22	12:XL:84:LEU:H	1.69	0.57
20:XT:37:SER:HB3	20:XT:84:LEU:HD23	1.85	0.57
25:YA:2233:U:H2'	25:YA:2234:G:C8	2.39	0.57
28:YE:203:LYS:HE3	28:YE:204:ALA:HB2	1.86	0.57
28:YE:6:GLY:HA3	28:YE:26:ILE:HD11	1.85	0.57
38:YS:95:HIS:CG	38:YS:96:GLY:H	2.21	0.57
40:YU:92:ARG:C	40:YU:94:ASN:H	2.05	0.57
1:QA:1080:A:H5''	5:QE:16:THR:HG21	1.86	0.57
1:QA:10:A:H2'	1:QA:11:G:H8	1.70	0.57
1:QA:920:U:H2'	1:QA:921:U:C6	2.40	0.57

Continued on next page...

Continued from previous page...

Atom-1	Atom-2	Distance(Å)	Clash(Å)
4:QD:100:ARG:HH22	4:QD:137:SER:HB3	1.70	0.57
5:QE:153:LYS:NZ	5:QE:153:LYS:HB2	2.18	0.57
11:QK:32:ILE:O	11:QK:40:ILE:HG12	2.04	0.57
47:R1:81:LYS:H	47:R1:81:LYS:HE2	1.62	0.57
50:R4:37:SER:HB3	50:R4:42:PHE:CE1	2.38	0.57
51:R5:55:ARG:NH1	51:R5:58:LEU:HD11	2.19	0.57
25:RA:479:A:N3	25:RA:481:G:H5''	2.19	0.57
25:RA:747:U:C4	51:R5:2:ALA:N	2.72	0.57
27:RD:25:THR:HG21	27:RD:81:ALA:HB1	1.86	0.57
13:QM:7:VAL:CG1	30:RG:115:ARG:HH12	2.17	0.57
35:RP:59:LEU:HA	35:RP:61:ARG:CZ	2.35	0.57
40:RU:92:ARG:C	40:RU:94:ASN:H	2.05	0.57
1:XA:1175:G:H2'	1:XA:1176:A:C8	2.40	0.57
1:XA:1414:U:H2'	1:XA:1415:G:H8	1.69	0.57
1:XA:674:G:H2'	1:XA:675:A:C8	2.38	0.57
7:XG:62:PHE:HA	7:XG:124:LEU:CD2	2.27	0.57
11:XK:21:ILE:N	11:XK:21:ILE:HD12	2.19	0.57
46:Y0:10:THR:HG22	46:Y0:12:ASN:H	1.70	0.57
49:Y3:4:LEU:O	49:Y3:36:VAL:HA	2.04	0.57
25:YA:747:U:C4	51:Y5:2:ALA:N	2.73	0.57
27:YD:35:LYS:HG2	27:YD:64:ILE:CA	2.34	0.57
28:YE:63:LEU:HD12	28:YE:65:GLY:H	1.69	0.57
30:YG:63:ILE:HD11	30:YG:102:PHE:HE2	1.69	0.57
33:YN:114:ARG:O	33:YN:115:ARG:HB3	2.03	0.57
33:YN:14:VAL:HG12	33:YN:15:LEU:H	1.69	0.57
34:YO:71:ARG:HH11	34:YO:71:ARG:HG3	1.69	0.57
40:YU:24:TYR:HE1	40:YU:39:LEU:HD23	1.70	0.57
1:QA:1224:G:C6	1:QA:1322:C:H1'	2.39	0.57
2:QB:111:ARG:NE	2:QB:111:ARG:HA	2.19	0.57
2:QB:12:GLU:O	2:QB:16:HIS:ND1	2.36	0.57
3:QC:181:ASN:HD22	3:QC:204:LEU:HB2	1.68	0.57
3:QC:57:ILE:HG23	3:QC:64:VAL:HG13	1.86	0.57
11:QK:69:ALA:HB1	11:QK:103:LEU:HD21	1.85	0.57
12:QL:126:LYS:HB2	12:QL:126:LYS:HZ2	1.69	0.57
13:QM:82:MET:O	13:QM:84:ILE:N	2.38	0.57
19:QS:65:ASN:N	19:QS:65:ASN:ND2	2.51	0.57
25:RA:2477:C:H2'	55:R9:1:MET:HG3	1.85	0.57
25:RA:2466:C:OP1	55:R9:4:ARG:HB2	2.04	0.57
25:RA:1085:A:O2'	25:RA:1086:A:OP1	2.22	0.57
31:RH:41:MET:HE1	31:RH:64:LEU:HB3	1.86	0.57
33:RN:35:ARG:O	33:RN:37:LYS:N	2.37	0.57
36:RQ:55:VAL:HG22	36:RQ:56:ARG:N	2.18	0.57

Continued on next page...

Continued from previous page...

Atom-1	Atom-2	Distance(Å)	Clash(Å)
37:RR:63:ARG:HG3	37:RR:63:ARG:HH11	1.68	0.57
1:XA:1298:C:OP2	7:XG:114:ARG:NH2	2.37	0.57
1:XA:1313:U:OP2	50:Y4:67:TYR:OH	2.13	0.57
6:XF:39:LYS:HD2	6:XF:64:GLN:NE2	2.19	0.57
7:XG:121:ALA:O	7:XG:125:MET:N	2.37	0.57
13:XM:4:ILE:HG22	13:XM:5:ALA:N	2.20	0.57
13:XM:81:LEU:HB3	13:XM:89:GLY:CA	2.34	0.57
11:XK:91:ARG:HH22	18:XR:88:LYS:HZ3	1.50	0.57
47:Y1:86:SER:H	47:Y1:87:PRO:CD	2.16	0.57
50:Y4:37:SER:HB3	50:Y4:42:PHE:CE1	2.38	0.57
25:YA:593:G:O2'	54:Y8:61:LEU:HD13	2.04	0.57
25:YA:1695:G:H1'	27:YD:8:PRO:O	2.04	0.57
25:YA:1799:G:O2'	27:YD:270:ILE:HD11	2.04	0.57
25:YA:2477:C:H2'	55:Y9:1:MET:HG3	1.86	0.57
25:YA:2698:U:H2'	25:YA:2699:C:C6	2.39	0.57
25:YA:993:G:OP1	40:YU:50:ARG:NH2	2.35	0.57
28:YE:116:VAL:CG2	28:YE:122:PHE:CD2	2.86	0.57
28:YE:41:LYS:HA	28:YE:41:LYS:HE2	1.86	0.57
29:YF:192:LEU:HD21	29:YF:194:MET:CE	2.35	0.57
33:YN:14:VAL:HG12	33:YN:15:LEU:N	2.18	0.57
28:YE:152:LYS:HG2	33:YN:78:TYR:CE1	2.39	0.57
34:YO:20:MET:O	34:YO:41:ALA:HB1	2.04	0.57
37:YR:32:GLY:O	37:YR:115:GLU:HA	2.04	0.57
37:YR:79:LEU:HD23	37:YR:79:LEU:C	2.23	0.57
1:XA:1432:G:OP1	39:YT:107:ASP:HB2	2.04	0.57
4:QD:50:ARG:O	4:QD:50:ARG:HD2	2.05	0.57
6:QF:99:ALA:O	6:QF:100:ASN:HB2	2.04	0.57
10:QJ:22:LYS:HD2	10:QJ:22:LYS:C	2.25	0.57
49:R3:22:ALA:O	49:R3:25:ALA:HB3	2.04	0.57
52:R6:6:ARG:O	52:R6:8:LYS:HD2	2.05	0.57
55:R9:25:VAL:HB	55:R9:34:GLN:HB2	1.86	0.57
25:RA:2404:C:O3'	35:RP:77:ARG:NH2	2.38	0.57
25:RA:997:G:OP1	40:RU:93:LYS:HD3	2.05	0.57
28:RE:74:PRO:HG2	28:RE:77:ILE:HG23	1.86	0.57
30:RG:39:ILE:CG2	30:RG:155:MET:HG3	2.35	0.57
30:RG:107:LEU:HD11	30:RG:178:PHE:CE1	2.39	0.57
30:RG:16:ARG:HB3	30:RG:17:PRO:CD	2.33	0.57
34:RO:20:MET:HG2	34:RO:21:CYS:N	2.20	0.57
34:RO:40:VAL:HG12	34:RO:41:ALA:N	2.19	0.57
33:RN:42:TRP:O	40:RU:64:ARG:NH2	2.35	0.57
1:XA:192:U:H4'	20:XT:102:GLY:O	2.03	0.57
2:XB:30:ARG:HH21	2:XB:194:PRO:CG	2.17	0.57

Continued on next page...

Continued from previous page...

Atom-1	Atom-2	Distance(Å)	Clash(Å)
2:XB:77:ALA:CB	2:XB:211:ILE:HG21	2.35	0.57
3:XC:14:ILE:HG12	3:XC:15:THR:N	2.19	0.57
4:XD:196:LEU:O	4:XD:198:VAL:N	2.31	0.57
7:XG:37:ASN:HD21	9:XI:40:LEU:HD23	1.69	0.57
11:XK:29:ILE:HG13	11:XK:43:SER:O	2.04	0.57
13:XM:84:ILE:HG23	13:XM:85:GLY:N	2.18	0.57
48:Y2:16:LEU:O	48:Y2:17:SER:HB3	2.04	0.57
51:Y5:55:ARG:NH1	51:Y5:58:LEU:HD11	2.19	0.57
25:YA:2600:A:N7	27:YD:237:GLU:OE2	2.38	0.57
25:YA:704:G:H2'	25:YA:726:G:N2	2.18	0.57
33:YN:133:GLN:O	33:YN:134:ARG:CB	2.53	0.57
38:YS:106:ARG:O	38:YS:107:GLU:HB2	2.04	0.57
38:YS:26:LEU:CD2	38:YS:87:PHE:HD1	2.17	0.57
45:YZ:52:SER:OG	45:YZ:52:SER:O	2.17	0.57
45:YZ:89:PHE:HE1	45:YZ:96:VAL:HG21	1.69	0.57
1:QA:1053:G:H2'	1:QA:1199:U:C5	2.39	0.57
1:QA:1435:G:H2'	1:QA:1436:U:C6	2.39	0.57
1:QA:266:G:O2'	1:QA:267:C:OP2	2.22	0.57
1:QA:976:G:H5''	1:QA:1358:U:O2'	2.04	0.57
3:QC:77:ILE:O	3:QC:83:ARG:HB3	2.05	0.57
1:QA:15:G:H4'	5:QE:24:ARG:NH1	2.20	0.57
6:QF:39:LYS:HD2	6:QF:64:GLN:NE2	2.19	0.57
7:QG:16:LEU:CD1	9:QI:45:ALA:HB2	2.34	0.57
10:QJ:64:GLU:OE2	10:QJ:66:ARG:HD2	2.05	0.57
16:QP:76:GLN:O	16:QP:76:GLN:HG2	2.05	0.57
20:QT:10:LEU:HG	20:QT:12:ALA:H	1.70	0.57
54:R8:53:PRO:CD	54:R8:54:GLU:H	2.15	0.57
25:RA:630:G:N2	25:RA:633:A:OP2	2.34	0.57
25:RA:709:U:H2'	25:RA:710:G:C8	2.40	0.57
28:RE:102:VAL:HG13	28:RE:172:VAL:CG2	2.34	0.57
28:RE:51:PHE:HD1	28:RE:52:LEU:HG	1.68	0.57
30:RG:63:ILE:HD11	30:RG:102:PHE:HE2	1.69	0.57
31:RH:124:GLU:HB3	31:RH:132:ARG:HG3	1.84	0.57
31:RH:125:VAL:HA	31:RH:126:PRO:CB	2.29	0.57
33:RN:133:GLN:O	33:RN:134:ARG:CB	2.53	0.57
36:RQ:22:LYS:HA	45:RZ:78:LYS:HD2	1.86	0.57
38:RS:103:GLU:O	38:RS:106:ARG:CG	2.53	0.57
43:RX:36:LYS:HE3	43:RX:54:VAL:O	2.04	0.57
2:XB:187:LEU:CD1	2:XB:205:ASP:HA	2.33	0.57
5:XE:140:ARG:CB	5:XE:140:ARG:HH11	2.17	0.57
5:XE:140:ARG:HB2	5:XE:140:ARG:HH11	1.69	0.57
1:XA:1226:C:O2'	13:XM:103:THR:O	2.10	0.57

Continued on next page...

Continued from previous page...

Atom-1	Atom-2	Distance(Å)	Clash(Å)
19:XS:15:LEU:HD23	19:XS:15:LEU:N	2.19	0.57
54:Y8:46:ARG:O	54:Y8:47:LYS:HB3	2.03	0.57
25:YA:2396:G:H4'	47:Y1:30:VAL:HA	1.87	0.57
28:YE:7:VAL:HG11	39:YT:1:MET:HE3	1.85	0.57
30:YG:53:LEU:HD23	30:YG:53:LEU:C	2.25	0.57
31:YH:3:ARG:HA	31:YH:3:ARG:HE	1.69	0.57
38:YS:5:THR:HG23	38:YS:8:GLU:OE2	2.05	0.57
40:YU:52:ARG:NH1	40:YU:52:ARG:HG2	2.18	0.57
45:YZ:181:GLU:HG2	45:YZ:183:LEU:HG	1.85	0.57
1:QA:1356:G:H2'	1:QA:1357:A:C8	2.39	0.57
1:QA:243:A:H4'	1:QA:244:U:O5'	2.03	0.57
3:QC:90:GLU:O	3:QC:94:LEU:HG	2.05	0.57
14:QN:44:LEU:C	14:QN:44:LEU:HD12	2.24	0.57
18:QR:85:LEU:HD23	18:QR:88:LYS:HD2	1.86	0.57
25:RA:2232:U:P	47:R1:40:ARG:HH12	2.27	0.57
47:R1:70:VAL:O	47:R1:74:VAL:HG23	2.05	0.57
48:R2:31:GLU:O	48:R2:35:LEU:HG	2.05	0.57
48:R2:15:LYS:H	48:R2:67:LYS:CE	2.17	0.57
54:R8:33:ASN:O	54:R8:34:TRP:C	2.42	0.57
25:RA:184:C:H2'	25:RA:185:U:C6	2.39	0.57
25:RA:2420:C:N4	54:R8:30:ARG:HD2	2.20	0.57
25:RA:2494:G:H2'	25:RA:2495:G:H8	1.69	0.57
28:RE:63:LEU:HD13	28:RE:65:GLY:H	1.68	0.57
33:RN:131:GLN:CG	33:RN:132:ALA:N	2.68	0.57
33:RN:7:LYS:HG2	33:RN:8:GLN:N	2.20	0.57
34:RO:96:THR:O	34:RO:97:ARG:HB3	2.03	0.57
40:RU:96:ALA:O	40:RU:100:VAL:HG23	2.05	0.57
6:XF:99:ALA:O	6:XF:100:ASN:HB2	2.04	0.57
7:XG:16:LEU:CD1	9:XI:45:ALA:HB2	2.34	0.57
10:XJ:3:LYS:O	10:XJ:100:THR:HG22	2.04	0.57
12:XL:10:LEU:HB3	17:XQ:32:TYR:CE2	2.40	0.57
50:Y4:42:PHE:CG	50:Y4:43:TYR:N	2.72	0.57
26:YB:50:G:OP1	38:YS:63:THR:HG23	2.04	0.57
28:YE:102:VAL:HG13	28:YE:172:VAL:CG2	2.34	0.57
30:YG:107:LEU:HD11	30:YG:178:PHE:CE1	2.40	0.57
33:YN:63:THR:HG22	33:YN:66:LYS:NZ	2.20	0.57
38:YS:67:ARG:CB	38:YS:67:ARG:HH11	2.17	0.57
44:YY:94:LYS:HE3	44:YY:101:LYS:HZ3	1.69	0.57
2:QB:106:LYS:O	2:QB:110:GLN:HG3	2.05	0.57
3:QC:76:VAL:HG21	3:QC:103:VAL:CG1	2.34	0.57
4:QD:191:ARG:NH1	4:QD:200:GLU:OE1	2.37	0.57
5:QE:140:ARG:HH11	5:QE:140:ARG:HB2	1.69	0.57

Continued on next page...

Continued from previous page...

Atom-1	Atom-2	Distance(Å)	Clash(Å)
14:QN:13:THR:N	14:QN:14:PRO:CD	2.68	0.57
1:QA:1014:A:H4'	19:QS:14:HIS:CD2	2.39	0.57
47:R1:86:SER:H	47:R1:87:PRO:CD	2.16	0.57
48:R2:17:SER:HB2	48:R2:18:PRO:HA	1.86	0.57
49:R3:31:LEU:O	49:R3:32:GLN:HB2	2.04	0.57
52:R6:11:LEU:HD23	52:R6:26:ASN:HB3	1.87	0.57
25:RA:1309:G:H4'	53:R7:7:PRO:HB2	1.87	0.57
26:RB:52:A:H62	38:RS:33:LYS:HG3	1.69	0.57
31:RH:126:PRO:CG	31:RH:127:GLU:N	2.65	0.57
33:RN:40:PRO:HB3	40:RU:68:ALA:HB2	1.87	0.57
37:RR:32:GLY:O	37:RR:115:GLU:HA	2.04	0.57
1:XA:1069:C:O3'	5:XE:25:ARG:NH1	2.37	0.57
1:XA:974:A:OP2	14:XN:41:ARG:HG2	2.05	0.57
10:XJ:64:GLU:OE2	10:XJ:66:ARG:HD2	2.05	0.57
17:XQ:32:TYR:O	17:XQ:34:LYS:N	2.37	0.57
47:Y1:70:VAL:O	47:Y1:74:VAL:HG23	2.04	0.57
49:Y3:31:LEU:O	49:Y3:32:GLN:HB2	2.04	0.57
53:Y7:31:LEU:O	53:Y7:32:LYS:C	2.43	0.57
23:XY:37:1MG:O2'	25:YA:1913:A:N1	2.35	0.57
27:YD:34:VAL:CG1	27:YD:34:VAL:O	2.51	0.57
27:YD:25:THR:HG21	27:YD:82:ILE:H	1.70	0.57
29:YF:32:LEU:HD13	29:YF:105:VAL:CG1	2.33	0.57
38:YS:72:ALA:O	38:YS:76:LYS:HG3	2.04	0.57
44:YY:21:LYS:HG3	44:YY:22:GLY:H	1.69	0.57
44:YY:97:ARG:O	44:YY:97:ARG:HG2	2.05	0.57
1:QA:1391:U:H2'	1:QA:1392:G:C8	2.38	0.57
1:QA:1446:A:O2'	1:QA:1447:G:O5'	2.22	0.57
1:QA:1453:G:H8	20:QT:39:LYS:HZ1	1.52	0.57
4:QD:119:GLN:HG3	4:QD:123:HIS:CD2	2.40	0.57
7:QG:113:GLU:HB2	7:QG:119:ARG:CG	2.35	0.57
9:QI:17:VAL:CG1	9:QI:81:ILE:HD13	2.35	0.57
10:QJ:74:ILE:HD13	10:QJ:74:ILE:N	2.16	0.57
10:QJ:94:VAL:HG12	10:QJ:95:GLU:N	2.19	0.57
13:QM:69:GLU:O	13:QM:71:ARG:N	2.38	0.57
52:R6:48:VAL:HG13	52:R6:49:HIS:N	2.20	0.57
25:RA:1006:C:H1'	33:RN:106:MET:HE3	1.87	0.57
25:RA:1695:G:H1'	27:RD:8:PRO:O	2.05	0.57
25:RA:1678:G:H22	25:RA:1989:G:H22	1.53	0.57
25:RA:2452:C:O4'	56:Z6:76:PPU:HB2	2.05	0.57
27:RD:239:ARG:O	27:RD:240:ALA:HB2	2.05	0.57
28:RE:41:LYS:HA	28:RE:41:LYS:HE2	1.87	0.57
28:RE:63:LEU:HD12	28:RE:65:GLY:H	1.69	0.57

Continued on next page...

Continued from previous page...

Atom-1	Atom-2	Distance(Å)	Clash(Å)
26:RB:42:C:O4'	30:RG:69:ALA:HB2	2.04	0.57
25:RA:2311:A:C1'	30:RG:82:LEU:HD11	2.34	0.57
33:RN:14:VAL:HG12	33:RN:15:LEU:H	1.69	0.57
33:RN:63:THR:HG22	33:RN:66:LYS:NZ	2.20	0.57
40:RU:79:PHE:C	40:RU:79:PHE:CD2	2.78	0.57
13:XM:69:GLU:O	13:XM:71:ARG:N	2.38	0.57
13:XM:82:MET:O	13:XM:84:ILE:N	2.38	0.57
15:XO:26:GLU:CD	15:XO:77:ARG:NH1	2.58	0.57
25:YA:1688:U:O2	25:YA:1700:A:H5''	2.05	0.57
25:YA:221:A:H4'	25:YA:222:A:O5'	2.05	0.57
27:YD:25:THR:HG21	27:YD:81:ALA:HB1	1.86	0.57
27:YD:36:PRO:HB2	27:YD:61:LEU:HG	1.87	0.57
27:YD:69:ARG:C	27:YD:71:ASP:H	2.08	0.57
33:YN:7:LYS:HG2	33:YN:8:GLN:N	2.20	0.57
34:YO:96:THR:O	34:YO:97:ARG:HB3	2.04	0.57
35:YP:64:LYS:C	35:YP:66:GLY:N	2.56	0.57
37:YR:45:ARG:HA	37:YR:95:THR:HG21	1.87	0.57
40:YU:79:PHE:CD2	40:YU:79:PHE:C	2.78	0.57
1:QA:719:C:O2'	18:QR:49:LYS:HB3	2.04	0.57
2:QB:30:ARG:HH21	2:QB:194:PRO:CG	2.17	0.57
3:QC:59:ARG:NH2	3:QC:97:LYS:HE3	2.20	0.57
8:QH:84:ARG:NH1	8:QH:86:ILE:HD13	2.11	0.57
11:QK:69:ALA:HB1	11:QK:103:LEU:CD2	2.35	0.57
11:QK:21:ILE:HD12	11:QK:21:ILE:N	2.19	0.57
11:QK:29:ILE:HG13	11:QK:43:SER:O	2.04	0.57
16:QP:14:ASN:N	16:QP:15:PRO:CD	2.67	0.57
47:R1:89:GLU:O	47:R1:93:GLU:HB2	2.05	0.57
25:RA:102:G:H4'	25:RA:103:A:O5'	2.05	0.57
25:RA:118:A:N3	25:RA:178:G:H1'	2.20	0.57
33:RN:82:LEU:HD12	33:RN:83:LYS:H	1.70	0.57
38:RS:32:LEU:O	38:RS:62:LYS:HE2	2.05	0.57
40:RU:68:ALA:O	40:RU:71:GLN:HB2	2.04	0.57
44:RY:89:PHE:O	44:RY:90:LEU:HD13	2.05	0.57
1:XA:1305:G:OP1	21:XU:2:GLY:HA2	2.03	0.57
1:XA:1055:A:H4'	3:XC:161:GLU:OE2	2.05	0.57
4:XD:100:ARG:HH22	4:XD:137:SER:HB3	1.70	0.57
5:XE:111:GLU:C	5:XE:113:ALA:H	2.07	0.57
14:XM:13:THR:N	14:XM:14:PRO:CD	2.68	0.57
14:XM:29:ARG:HG3	14:XM:29:ARG:HH11	1.70	0.57
16:XP:7:ALA:O	16:XP:9:PHE:CD2	2.58	0.57
54:Y8:33:ASN:O	54:Y8:34:TRP:C	2.42	0.57
29:YF:118:ALA:O	29:YF:121:GLY:N	2.33	0.57

Continued on next page...

Continued from previous page...

Atom-1	Atom-2	Distance(Å)	Clash(Å)
30:YG:60:LEU:O	30:YG:64:THR:HG22	2.05	0.57
35:YP:59:LEU:HA	35:YP:61:ARG:CZ	2.34	0.57
3:QC:7:PRO:O	3:QC:11:ARG:HG2	2.05	0.56
7:QG:121:ALA:O	7:QG:125:MET:N	2.37	0.56
15:QO:53:HIS:CE1	15:QO:57:LEU:HD11	2.40	0.56
16:QP:7:ALA:O	16:QP:9:PHE:CD2	2.58	0.56
18:QR:57:GLY:O	18:QR:58:LEU:C	2.44	0.56
19:QS:5:LEU:HD21	50:R4:66:SER:HB2	1.87	0.56
55:R9:1:MET:HB3	55:R9:4:ARG:CZ	2.35	0.56
25:RA:1266:G:C5	42:RW:15:ARG:NH1	2.72	0.56
25:RA:2638:G:HO2'	25:RA:2639:A:H8	1.53	0.56
27:RD:35:LYS:CE	27:RD:104:TYR:HB2	2.35	0.56
25:RA:1812:A:O2'	27:RD:45:ASN:HB2	2.05	0.56
33:RN:112:LEU:O	33:RN:114:ARG:O	2.23	0.56
33:RN:56:ASN:N	33:RN:125:GLY:O	2.35	0.56
25:RA:871:U:H4'	36:RQ:69:PHE:CE2	2.39	0.56
36:RQ:80:GLU:OE1	46:R0:7:LEU:HB3	2.05	0.56
45:RZ:111:VAL:HG22	45:RZ:112:ARG:H	1.70	0.56
1:XA:792:A:H4'	1:XA:793:U:O5'	2.04	0.56
3:XC:11:ARG:HH21	3:XC:180:ALA:HB3	1.70	0.56
4:XD:50:ARG:O	4:XD:50:ARG:HD2	2.05	0.56
13:XM:49:THR:HB	13:XM:52:GLU:HG3	1.86	0.56
16:XP:21:VAL:HG22	16:XP:34:GLU:O	2.04	0.56
19:XS:9:VAL:O	19:XS:9:VAL:HG23	2.04	0.56
50:Y4:27:THR:O	50:Y4:28:LYS:HB3	2.04	0.56
52:Y6:14:THR:O	52:Y6:49:HIS:HA	2.05	0.56
53:Y7:48:LYS:HG2	53:Y7:49:ARG:N	2.19	0.56
25:YA:2438:U:O3'	25:YA:2439:A:H3'	2.04	0.56
31:YH:84:SER:O	31:YH:133:VAL:O	2.22	0.56
39:YT:105:LEU:C	39:YT:107:ASP:H	2.08	0.56
1:QA:1316:G:N2	1:QA:1319:A:H5''	2.19	0.56
2:QB:77:ALA:CB	2:QB:211:ILE:HG21	2.35	0.56
7:QG:18:TYR:HD2	7:QG:59:LEU:HD22	1.70	0.56
8:QH:119:LEU:HD12	8:QH:124:ALA:HA	1.87	0.56
12:QL:45:PRO:HD3	12:QL:51:ALA:O	2.04	0.56
12:QL:58:VAL:O	12:QL:65:GLU:HA	2.06	0.56
17:QQ:6:LEU:O	17:QQ:58:GLU:HA	2.05	0.56
19:QS:40:ILE:HG12	19:QS:41:VAL:N	2.20	0.56
20:QT:47:GLY:C	20:QT:49:ALA:H	2.07	0.56
20:QT:53:LEU:HA	20:QT:56:MET:HB3	1.87	0.56
19:QS:5:LEU:CD2	50:R4:67:TYR:CZ	2.88	0.56
53:R7:19:ARG:HH11	53:R7:19:ARG:HG2	1.70	0.56

Continued on next page...

Continued from previous page...

Atom-1	Atom-2	Distance(Å)	Clash(Å)
29:RF:24:LEU:HB3	29:RF:115:ALA:HB2	1.87	0.56
37:RR:70:LEU:HD13	37:RR:75:LEU:HD11	1.88	0.56
38:RS:72:ALA:O	38:RS:76:LYS:HG3	2.04	0.56
1:XA:991:U:O4	1:XA:1212:U:O2'	2.18	0.56
2:XB:60:ASP:HB3	2:XB:64:ARG:CZ	2.34	0.56
4:XD:76:ARG:HD2	4:XD:207:TYR:HE2	1.66	0.56
1:XA:864:A:H5'	5:XE:86:ALA:HB2	1.87	0.56
8:XH:49:GLU:HG3	8:XH:51:VAL:CG1	2.35	0.56
1:XA:719:C:C2	18:XR:50:ILE:HD13	2.40	0.56
21:XU:6:ARG:HH21	21:XU:15:ARG:HE	1.52	0.56
21:XU:7:ARG:O	21:XU:8:THR:HG23	2.05	0.56
48:Y2:17:SER:HB2	48:Y2:18:PRO:HA	1.86	0.56
49:Y3:7:LYS:NZ	49:Y3:32:GLN:HE21	2.03	0.56
50:Y4:15:ILE:HG22	50:Y4:20:ASN:HA	1.86	0.56
25:YA:1204:A:H1'	25:YA:1206:G:C8	2.40	0.56
27:YD:92:ILE:HD12	27:YD:104:TYR:CD2	2.39	0.56
27:YD:69:ARG:HD3	27:YD:105:ILE:HD11	1.87	0.56
31:YH:77:LYS:HZ3	31:YH:77:LYS:CB	2.11	0.56
25:YA:910:A:C5	36:YQ:13:GLN:HG3	2.41	0.56
40:YU:83:LEU:HD12	40:YU:113:ALA:HB2	1.86	0.56
1:QA:671:G:H2'	1:QA:672:U:C6	2.40	0.56
1:QA:963:G:N3	10:QJ:55:LYS:NZ	2.50	0.56
3:QC:188:LEU:O	3:QC:189:ALA:HB2	2.05	0.56
3:QC:59:ARG:HH12	3:QC:97:LYS:HE3	1.70	0.56
13:QM:73:GLU:O	13:QM:77:ASN:N	2.33	0.56
13:QM:84:ILE:CG2	13:QM:85:GLY:N	2.68	0.56
48:R2:51:ARG:HA	48:R2:54:LYS:HB2	1.86	0.56
49:R3:4:LEU:O	49:R3:36:VAL:HA	2.04	0.56
52:R6:42:TRP:CD1	52:R6:42:TRP:N	2.73	0.56
53:R7:13:ALA:O	53:R7:17:GLY:HA3	2.05	0.56
25:RA:1496:A:H8	25:RA:1577:C:HO2'	1.52	0.56
25:RA:2451:A:N6	56:Z6:76:PPU:HE2	2.20	0.56
25:RA:328:U:H4'	44:RY:68:HIS:CD2	2.40	0.56
25:RA:796:C:H2'	25:RA:797:C:C6	2.40	0.56
27:RD:236:GLY:O	27:RD:237:GLU:OE1	2.23	0.56
28:RE:78:LEU:HD23	28:RE:79:ARG:HD2	1.86	0.56
29:RF:192:LEU:HD21	29:RF:194:MET:CE	2.35	0.56
28:RE:152:LYS:HG2	33:RN:78:TYR:CE1	2.40	0.56
35:RP:31:ALA:O	35:RP:32:THR:HG23	2.05	0.56
41:RV:38:LEU:HD23	41:RV:39:LEU:N	2.19	0.56
1:XA:188:U:H2'	1:XA:189:U:H5''	1.87	0.56
2:XB:55:PHE:HA	2:XB:58:ILE:HB	1.88	0.56

Continued on next page...

Continued from previous page...

Atom-1	Atom-2	Distance(Å)	Clash(Å)
3:XC:105:GLU:HG2	3:XC:106:VAL:N	2.18	0.56
3:XC:57:ILE:HG23	3:XC:64:VAL:HG13	1.86	0.56
3:XC:59:ARG:HH12	3:XC:97:LYS:HE3	1.70	0.56
7:XG:148:ASN:C	7:XG:150:ALA:H	2.08	0.56
7:XG:42:ILE:O	7:XG:117:ALA:HB2	2.05	0.56
8:XH:38:ILE:HD12	8:XH:118:VAL:HG12	1.87	0.56
8:XH:82:HIS:HD2	8:XH:83:ILE:N	2.03	0.56
11:XK:34:ASP:N	11:XK:40:ILE:HD11	2.20	0.56
16:XP:4:ILE:HA	16:XP:20:VAL:O	2.05	0.56
1:XA:390:C:O3'	16:XP:28:ARG:NH2	2.36	0.56
25:YA:83:G:N2	25:YA:103:A:OP2	2.31	0.56
25:YA:263:C:H2'	25:YA:264:C:O4'	2.04	0.56
25:YA:593:G:H2'	25:YA:594:U:C6	2.41	0.56
28:YE:69:LYS:C	28:YE:71:GLY:H	2.08	0.56
30:YG:39:ILE:CG2	30:YG:155:MET:HG3	2.35	0.56
33:YN:82:LEU:HD12	33:YN:83:LYS:H	1.70	0.56
36:YQ:37:LEU:HD21	36:YQ:130:LYS:HE3	1.87	0.56
39:YT:134:GLU:O	39:YT:135:ALA:HB3	2.05	0.56
40:YU:68:ALA:O	40:YU:71:GLN:HB2	2.05	0.56
41:YV:76:LYS:O	41:YV:79:VAL:HG12	2.05	0.56
43:YX:35:THR:HG22	43:YX:38:GLU:OE1	2.05	0.56
1:QA:1224:G:O2'	1:QA:1322:C:OP2	2.23	0.56
2:QB:60:ASP:HB3	2:QB:64:ARG:CZ	2.35	0.56
8:QH:77:GLU:HG2	8:QH:78:GLN:H	1.70	0.56
9:QI:10:ARG:CD	9:QI:105:ASP:HB2	2.35	0.56
1:QA:1231:G:O3'	9:QI:126:SER:OG	2.23	0.56
12:QL:82:VAL:HG23	12:QL:106:ASP:OD2	2.04	0.56
13:QM:4:ILE:HG22	13:QM:5:ALA:N	2.19	0.56
20:QT:82:SER:O	20:QT:86:ARG:HB2	2.06	0.56
21:QU:7:ARG:O	21:QU:8:THR:HG23	2.05	0.56
52:R6:14:THR:O	52:R6:49:HIS:HA	2.06	0.56
54:R8:52:LYS:H	54:R8:53:PRO:HD2	1.66	0.56
28:RE:37:ARG:NE	28:RE:37:ARG:N	2.53	0.56
29:RF:198:ALA:CA	29:RF:201:VAL:HG12	2.35	0.56
29:RF:46:ARG:NH1	29:RF:46:ARG:HG2	2.00	0.56
30:RG:41:GLN:HB3	30:RG:43:LEU:HD13	1.87	0.56
31:RH:3:ARG:HA	31:RH:3:ARG:HE	1.69	0.56
35:RP:65:ARG:HH21	54:R8:15:LYS:CB	2.17	0.56
36:RQ:59:ARG:C	36:RQ:60:ARG:CG	2.74	0.56
42:RW:65:LEU:O	42:RW:66:GLU:C	2.43	0.56
1:XA:1348:U:H4'	9:XI:120:ARG:HD2	1.87	0.56
2:XB:80:ILE:CG2	2:XB:212:GLN:HA	2.36	0.56

Continued on next page...

Continued from previous page...

Atom-1	Atom-2	Distance(Å)	Clash(Å)
4:XD:42:GLN:O	4:XD:42:GLN:HG2	2.05	0.56
5:XE:78:HIS:CE1	5:XE:143:ARG:H	2.20	0.56
7:XG:18:TYR:HD2	7:XG:59:LEU:HD22	1.70	0.56
9:XI:10:ARG:CD	9:XI:105:ASP:HB2	2.35	0.56
11:XK:32:ILE:O	11:XK:40:ILE:HG12	2.04	0.56
47:Y1:89:GLU:O	47:Y1:93:GLU:HB2	2.05	0.56
48:Y2:31:GLU:O	48:Y2:35:LEU:HG	2.05	0.56
50:Y4:38:LYS:C	50:Y4:40:HIS:N	2.52	0.56
55:Y9:2:LYS:HD2	55:Y9:33:LYS:O	2.05	0.56
25:YA:1932:A:H2'	25:YA:1933:G:O4'	2.05	0.56
27:YD:183:ARG:HD2	27:YD:270:ILE:HG12	1.88	0.56
31:YH:125:VAL:HG12	31:YH:126:PRO:CG	2.34	0.56
31:YH:41:MET:HE1	31:YH:64:LEU:HB3	1.87	0.56
33:YN:56:ASN:N	33:YN:125:GLY:O	2.35	0.56
38:YS:103:GLU:O	38:YS:106:ARG:CG	2.52	0.56
38:YS:32:LEU:O	38:YS:62:LYS:HE2	2.05	0.56
1:QA:1219:U:OP1	14:QN:19:ARG:NH2	2.25	0.56
3:QC:77:ILE:C	3:QC:83:ARG:HB3	2.26	0.56
4:QD:42:GLN:O	4:QD:42:GLN:HG2	2.05	0.56
5:QE:82:VAL:CG1	5:QE:83:GLU:N	2.68	0.56
6:QF:97:PHE:CD2	6:QF:97:PHE:C	2.76	0.56
12:QL:18:VAL:O	12:QL:19:ARG:HB2	2.04	0.56
14:QN:25:VAL:N	14:QN:38:GLY:O	2.38	0.56
15:QO:24:SER:O	15:QO:28:GLN:HG3	2.06	0.56
16:QP:4:ILE:HA	16:QP:20:VAL:O	2.05	0.56
17:QQ:50:LYS:HG3	17:QQ:51:TYR:CE1	2.40	0.56
47:R1:53:VAL:HG12	47:R1:54:ALA:N	2.21	0.56
28:RE:174:ASP:CG	28:RE:175:VAL:N	2.58	0.56
28:RE:183:LEU:N	28:RE:183:LEU:HD12	2.20	0.56
31:RH:77:LYS:HZ3	31:RH:77:LYS:CB	2.03	0.56
38:RS:5:THR:HG23	38:RS:8:GLU:OE2	2.05	0.56
44:RY:97:ARG:HG2	44:RY:97:ARG:O	2.05	0.56
1:XA:1016:A:H2'	1:XA:1017:G:O4'	2.05	0.56
1:XA:1219:U:OP1	14:YN:19:ARG:NH2	2.30	0.56
1:XA:339:C:H5	34:YO:97:ARG:HH12	1.52	0.56
2:XB:102:LEU:HB3	2:XB:180:LEU:CD1	2.36	0.56
3:XC:7:PRO:O	3:XC:11:ARG:HG2	2.05	0.56
6:XF:91:VAL:CG1	18:XR:72:ARG:HH12	2.18	0.56
6:XF:92:LYS:HZ2	6:XF:92:LYS:HB2	1.70	0.56
9:XI:33:PHE:CE2	9:XI:47:LEU:HD21	2.40	0.56
10:XJ:22:LYS:HD2	10:XJ:22:LYS:C	2.25	0.56
17:XQ:84:LEU:C	17:XQ:86:GLU:H	2.08	0.56

Continued on next page...

Continued from previous page...

Atom-1	Atom-2	Distance(Å)	Clash(Å)
20:XT:82:SER:O	20:XT:86:ARG:HB2	2.05	0.56
55:Y9:25:VAL:HB	55:Y9:34:GLN:HB2	1.87	0.56
25:YA:1364:G:N7	47:Y1:2:SER:N	2.52	0.56
25:YA:1796:U:H2'	25:YA:1797:C:H6	1.70	0.56
25:YA:330:A:HO2'	25:YA:331:A:H8	1.53	0.56
25:YA:99:U:H4'	25:YA:101:G:C5'	2.35	0.56
27:YD:2:ALA:O	27:YD:3:VAL:HB	2.06	0.56
28:YE:32:PRO:O	28:YE:34:VAL:HG13	2.06	0.56
34:YO:3:GLN:CB	34:YO:4:PRO:HD2	2.35	0.56
35:YP:115:LEU:HD12	35:YP:116:GLY:N	2.21	0.56
36:YQ:79:LEU:CG	36:YQ:79:LEU:O	2.52	0.56
39:YT:26:ASP:CB	39:YT:91:ARG:HA	2.36	0.56
40:YU:104:GLN:N	40:YU:104:GLN:OE1	2.35	0.56
1:QA:372:C:H42	1:QA:389:A:H62	1.53	0.56
3:QC:114:PRO:O	3:QC:118:GLN:HG3	2.06	0.56
5:QE:99:GLY:O	5:QE:117:ASP:HA	2.06	0.56
1:QA:1297:C:O2'	7:QG:114:ARG:NH2	2.39	0.56
9:QL:9:ARG:HB2	9:QL:14:VAL:HG22	1.88	0.56
1:QA:501:C:OP1	12:QL:117:ARG:NH2	2.35	0.56
15:QO:76:GLU:C	15:QO:78:TYR:H	2.08	0.56
17:QQ:84:LEU:C	17:QQ:86:GLU:H	2.08	0.56
50:R4:48:ARG:O	50:R4:50:VAL:N	2.38	0.56
50:R4:64:GLY:C	50:R4:66:SER:H	2.08	0.56
51:R5:55:ARG:HD3	51:R5:56:LYS:N	2.21	0.56
54:R8:50:LEU:HD12	54:R8:51:ALA:H	1.70	0.56
27:RD:183:ARG:HD2	27:RD:270:ILE:HG12	1.88	0.56
27:RD:80:ALA:HB3	27:RD:94:LEU:HD13	1.87	0.56
28:RE:117:MET:HG3	28:RE:117:MET:O	2.06	0.56
30:RG:180:PHE:C	30:RG:182:LYS:H	2.09	0.56
31:RH:153:LYS:CB	31:RH:154:PRO:CD	2.69	0.56
25:RA:587:C:OP2	35:RP:21:ARG:NH2	2.38	0.56
36:RQ:79:LEU:O	36:RQ:79:LEU:CG	2.52	0.56
25:RA:2250:G:C2	36:RQ:82:ARG:HB3	2.40	0.56
37:RR:84:ALA:HB3	37:RR:85:PRO:HD3	1.87	0.56
39:RT:26:ASP:CB	39:RT:91:ARG:HA	2.36	0.56
41:RV:1:MET:HE2	41:RV:43:GLU:HG2	1.87	0.56
1:XA:280:C:C2	17:XQ:38:ARG:HG3	2.40	0.56
3:XC:90:GLU:O	3:XC:94:LEU:HG	2.05	0.56
8:XH:7:ALA:HB2	8:XH:85:ARG:HD3	1.87	0.56
12:XL:111:LYS:O	12:XL:112:ASP:HB2	2.05	0.56
15:XO:53:HIS:CE1	15:XO:57:LEU:HD11	2.40	0.56
15:XO:76:GLU:C	15:XO:78:TYR:H	2.08	0.56

Continued on next page...

Continued from previous page...

Atom-1	Atom-2	Distance(Å)	Clash(Å)
1:XA:186:C:H5'	20:XT:78:ALA:HB1	1.88	0.56
47:Y1:76:ARG:NH1	47:Y1:76:ARG:HG2	2.20	0.56
50:Y4:64:GLY:C	50:Y4:66:SER:H	2.08	0.56
28:YE:37:ARG:NE	28:YE:37:ARG:N	2.54	0.56
28:YE:74:PRO:HG2	28:YE:77:ILE:HG23	1.87	0.56
38:YS:14:VAL:HG13	38:YS:15:ARG:N	2.21	0.56
25:YA:559:G:H22	40:YU:49:HIS:CE1	2.24	0.56
1:QA:1288:A:N3	1:QA:1352:C:O2'	2.37	0.56
3:QC:134:ILE:CD1	3:QC:153:VAL:HG21	2.35	0.56
3:QC:6:HIS:CD2	3:QC:7:PRO:HD2	2.41	0.56
8:QH:7:ALA:HB2	8:QH:85:ARG:HD3	1.87	0.56
10:QJ:24:VAL:HG21	10:QJ:37:PRO:HG3	1.86	0.56
1:QA:668:G:O2'	15:QO:46:HIS:HB3	2.04	0.56
20:QT:94:ALA:O	20:QT:95:ALA:CB	2.54	0.56
50:R4:41:PRO:O	50:R4:42:PHE:CB	2.54	0.56
55:R9:2:LYS:HD2	55:R9:33:LYS:O	2.04	0.56
25:RA:1857:G:O2'	25:RA:1885:A:N6	2.37	0.56
28:RE:69:LYS:C	28:RE:71:GLY:H	2.09	0.56
25:RA:323:G:H2'	29:RF:169:ASN:OD1	2.04	0.56
29:RF:32:LEU:HD13	29:RF:105:VAL:CG1	2.33	0.56
30:RG:60:LEU:O	30:RG:64:THR:HG22	2.05	0.56
32:RI:98:ALA:HB2	32:RI:111:PRO:HB3	1.87	0.56
34:RO:19:ILE:O	34:RO:19:ILE:HD13	2.06	0.56
35:RP:14:LYS:O	35:RP:16:ARG:N	2.39	0.56
39:RT:134:GLU:O	39:RT:135:ALA:HB3	2.05	0.56
41:RV:76:LYS:O	41:RV:79:VAL:HG12	2.05	0.56
1:XA:1002:G:H2'	1:XA:1003:G:C8	2.39	0.56
3:XC:180:ALA:O	3:XC:181:ASN:HB3	2.06	0.56
3:XC:188:LEU:O	3:XC:189:ALA:HB2	2.05	0.56
4:XD:119:GLN:HG3	4:XD:123:HIS:CD2	2.40	0.56
11:XK:69:ALA:HB1	11:XK:103:LEU:CD2	2.35	0.56
11:XK:21:ILE:HG13	11:XK:30:VAL:HG12	1.86	0.56
18:XR:85:LEU:HD23	18:XR:88:LYS:HD2	1.86	0.56
19:XS:17:GLU:HA	19:XS:20:LEU:HD12	1.86	0.56
53:Y7:12:ARG:NH2	53:Y7:44:PRO:HB3	2.21	0.56
54:Y8:50:LEU:HD12	54:Y8:51:ALA:H	1.70	0.56
25:YA:395:U:H2'	25:YA:396:G:N7	2.21	0.56
27:YD:35:LYS:CE	27:YD:104:TYR:HB2	2.35	0.56
25:YA:451:C:H4'	29:YF:52:LYS:NZ	2.21	0.56
33:YN:112:LEU:O	33:YN:114:ARG:O	2.23	0.56
33:YN:40:PRO:HB3	40:YU:68:ALA:HB2	1.86	0.56
1:QA:1348:U:C4	1:QA:1374:A:H2	2.23	0.56

Continued on next page...

Continued from previous page...

Atom-1	Atom-2	Distance(Å)	Clash(Å)
4:QD:165:MET:HA	4:QD:165:MET:CE	2.36	0.56
1:QA:1069:C:O2'	5:QE:25:ARG:NH1	2.38	0.56
1:QA:1292:U:OP1	7:QG:41:ARG:NH2	2.39	0.56
9:QI:33:PHE:CE2	9:QI:47:LEU:HD21	2.40	0.56
14:QN:15:LYS:O	14:QN:16:PHE:O	2.24	0.56
19:QS:15:LEU:HD23	19:QS:15:LEU:N	2.20	0.56
53:R7:12:ARG:NH2	53:R7:44:PRO:HB3	2.21	0.56
25:RA:1454:U:H5'	37:RR:63:ARG:NE	2.12	0.56
25:RA:1678:G:N2	25:RA:1989:G:H22	2.03	0.56
25:RA:2377:A:H2	38:RS:18:ILE:HD11	1.70	0.56
25:RA:857:C:OP2	46:R0:77:ARG:NH2	2.39	0.56
28:RE:32:PRO:O	28:RE:34:VAL:HG13	2.06	0.56
32:RI:92:VAL:HG13	32:RI:120:ILE:HG23	1.86	0.56
34:RO:107:ARG:O	34:RO:112:MET:HE3	2.05	0.56
41:RV:27:ALA:O	41:RV:28:GLU:O	2.24	0.56
44:RY:95:LYS:O	44:RY:95:LYS:HE3	2.06	0.56
45:RZ:110:GLY:HA2	45:RZ:111:VAL:O	2.05	0.56
2:XB:178:ARG:HD2	8:XH:71:GLY:C	2.25	0.56
2:XB:7:VAL:HG22	2:XB:8:LYS:N	2.21	0.56
4:XD:110:PHE:CE2	4:XD:148:VAL:HG23	2.41	0.56
5:XE:82:VAL:CG1	5:XE:83:GLU:N	2.68	0.56
7:XG:62:PHE:O	7:XG:66:VAL:HG23	2.06	0.56
10:XJ:35:SER:O	10:XJ:72:VAL:HG13	2.05	0.56
12:XL:79:GLU:HG2	12:XL:79:GLU:O	2.05	0.56
13:XM:56:LEU:HD13	13:XM:60:VAL:HG23	1.86	0.56
13:XM:84:ILE:CG2	13:XM:85:GLY:N	2.68	0.56
13:XM:89:GLY:O	13:XM:92:HIS:HB2	2.06	0.56
14:XN:23:ARG:H	14:XN:33:VAL:HG11	1.71	0.56
16:XP:47:ASP:C	16:XP:49:LEU:H	2.09	0.56
48:Y2:41:ILE:HD11	48:Y2:44:LEU:CG	2.36	0.56
52:Y6:11:LEU:HD23	52:Y6:26:ASN:HB3	1.87	0.56
52:Y6:6:ARG:O	52:Y6:8:LYS:HD2	2.05	0.56
53:Y7:13:ALA:O	53:Y7:17:GLY:HA3	2.05	0.56
25:YA:2469:A:H2	25:YA:2481:G:H21	1.54	0.56
25:YA:2787:C:HO2'	25:YA:2810:A:HO2'	1.53	0.56
28:YE:183:LEU:HD12	28:YE:183:LEU:N	2.20	0.56
25:YA:2636:U:OP1	28:YE:79:ARG:HA	2.06	0.56
29:YF:197:ASP:O	29:YF:199:TRP:N	2.38	0.56
30:YG:128:ARG:HG3	30:YG:128:ARG:NH2	2.17	0.56
35:YP:19:VAL:CG2	35:YP:20:GLY:H	1.98	0.56
35:YP:59:LEU:HD23	35:YP:59:LEU:O	2.06	0.56
1:QA:1158:C:H4'	2:QB:133:LYS:HZ1	1.71	0.56

Continued on next page...

Continued from previous page...

Atom-1	Atom-2	Distance(Å)	Clash(Å)
2:QB:7:VAL:HG22	2:QB:8:LYS:N	2.21	0.56
3:QC:33:LEU:O	3:QC:37:GLN:HG2	2.04	0.56
3:QC:45:LYS:HD2	3:QC:46:GLU:HG3	1.87	0.56
3:QC:95:THR:CG2	3:QC:96:GLY:H	2.10	0.56
4:QD:110:PHE:CE2	4:QD:148:VAL:HG23	2.41	0.56
5:QE:140:ARG:HH11	5:QE:140:ARG:CB	2.18	0.56
6:QF:33:TYR:HE2	6:QF:74:ASP:HB3	1.71	0.56
8:QH:38:ILE:HD12	8:QH:118:VAL:HG12	1.87	0.56
9:QI:114:TYR:CD2	9:QI:114:TYR:O	2.58	0.56
12:QL:83:VAL:HG22	12:QL:84:LEU:H	1.70	0.56
13:QM:89:GLY:O	13:QM:92:HIS:HB2	2.06	0.56
49:R3:59:VAL:CG1	49:R3:60:GLU:N	2.69	0.56
50:R4:48:ARG:HH12	50:R4:52:THR:HG22	1.71	0.56
25:RA:2198:A:HO2'	25:RA:2199:A:P	2.29	0.56
25:RA:588:U:H2'	25:RA:589:C:C6	2.40	0.56
29:RF:9:ILE:HD11	29:RF:125:LEU:CG	2.36	0.56
38:RS:5:THR:OG1	38:RS:7:TYR:HB3	2.06	0.56
43:RX:35:THR:HG22	43:RX:38:GLU:OE1	2.05	0.56
2:XB:169:LYS:HD3	2:XB:169:LYS:O	2.05	0.56
3:XC:77:ILE:C	3:XC:83:ARG:HB3	2.26	0.56
4:XD:25:ARG:NH1	4:XD:30:LYS:HG3	2.20	0.56
6:XF:97:PHE:O	18:XR:31:LEU:HD23	2.04	0.56
19:XS:67:VAL:N	50:Y4:59:PHE:CZ	2.74	0.56
50:Y4:48:ARG:O	50:Y4:50:VAL:N	2.38	0.56
25:YA:1600:C:H4'	53:Y7:49:ARG:HE	1.69	0.56
27:YD:239:ARG:O	27:YD:240:ALA:HB2	2.05	0.56
28:YE:195:LEU:HD12	28:YE:196:VAL:H	1.71	0.56
44:YY:95:LYS:O	44:YY:95:LYS:HE3	2.06	0.56
1:QA:17:U:H2'	1:QA:18:C:C6	2.40	0.56
2:QB:102:LEU:HB3	2:QB:180:LEU:CD1	2.36	0.56
7:QG:73:MET:HG2	7:QG:90:GLU:HA	1.87	0.56
10:QJ:89:ASP:C	10:QJ:90:LEU:HD12	2.26	0.56
11:QK:50:TYR:HH	11:QK:59:TYR:HE2	1.54	0.56
13:QM:49:THR:HB	13:QM:52:GLU:HG3	1.87	0.56
17:QQ:84:LEU:C	17:QQ:86:GLU:N	2.60	0.56
20:QT:74:LYS:C	20:QT:76:ALA:H	2.09	0.56
48:R2:50:ILE:CD1	48:R2:51:ARG:N	2.61	0.56
27:RD:221:VAL:HG22	27:RD:226:MET:HE2	1.88	0.56
30:RG:120:LEU:HB3	30:RG:131:TYR:OH	2.05	0.56
25:RA:2415:G:H4'	35:RP:66:GLY:C	2.27	0.56
36:RQ:12:GLN:OE1	36:RQ:72:LYS:HD2	2.06	0.56
4:XD:165:MET:HA	4:XD:165:MET:CE	2.36	0.56

Continued on next page...

Continued from previous page...

Atom-1	Atom-2	Distance(Å)	Clash(Å)
7:XG:20:ASP:HB3	7:XG:23:VAL:HG23	1.88	0.56
9:XI:17:VAL:CG1	9:XI:81:ILE:HD13	2.35	0.56
10:XJ:24:VAL:HG21	10:XJ:37:PRO:HG3	1.86	0.56
50:Y4:41:PRO:O	50:Y4:42:PHE:CB	2.54	0.56
25:YA:1287:A:N7	37:YR:107:ASP:HB2	2.20	0.56
29:YF:155:LEU:CD1	29:YF:174:VAL:HG13	2.32	0.56
38:YS:5:THR:OG1	38:YS:7:TYR:HB3	2.06	0.56
40:YU:96:ALA:O	40:YU:100:VAL:HG23	2.05	0.56
7:QG:148:ASN:C	7:QG:150:ALA:H	2.08	0.56
7:QG:42:ILE:O	7:QG:117:ALA:HB2	2.05	0.56
8:QH:49:GLU:HG3	8:QH:51:VAL:CG1	2.35	0.56
10:QJ:35:SER:O	10:QJ:72:VAL:HG13	2.06	0.56
11:QK:125:PHE:N	11:QK:125:PHE:CD1	2.74	0.56
11:QK:41:THR:HG21	11:QK:71:LYS:CB	2.36	0.56
1:QA:501:C:O3'	12:QL:118:SER:HB2	2.06	0.56
13:QM:80:ARG:O	13:QM:84:ILE:HB	2.06	0.56
16:QP:48:TRP:O	16:QP:49:LEU:HB2	2.06	0.56
54:R8:30:ARG:O	54:R8:31:HIS:CB	2.54	0.56
25:RA:1428:C:N4	25:RA:1570:A:OP2	2.33	0.56
27:RD:69:ARG:C	27:RD:71:ASP:H	2.08	0.56
27:RD:94:LEU:HD22	27:RD:95:LEU:H	1.69	0.56
28:RE:203:LYS:HE3	28:RE:204:ALA:HB2	1.86	0.56
29:RF:108:LYS:HZ3	29:RF:108:LYS:HA	1.71	0.56
31:RH:59:ARG:HH11	31:RH:59:ARG:CG	2.19	0.56
34:RO:3:GLN:CB	34:RO:4:PRO:HD2	2.35	0.56
35:RP:15:ARG:O	35:RP:17:LYS:N	2.39	0.56
36:RQ:37:LEU:HD21	36:RQ:130:LYS:HE3	1.87	0.56
38:RS:18:ILE:C	38:RS:19:LYS:O	2.44	0.56
40:RU:105:VAL:HA	41:RV:44:LYS:HE3	1.88	0.56
43:RX:65:ARG:HD3	43:RX:65:ARG:H	1.71	0.56
44:RY:62:GLU:O	44:RY:63:LYS:O	2.24	0.56
1:XA:695:A:H61	1:XA:797:C:H1'	1.70	0.56
2:XB:217:ARG:HA	2:XB:220:ASP:OD2	2.06	0.56
3:XC:114:PRO:O	3:XC:118:GLN:HG3	2.05	0.56
5:XE:92:LYS:O	5:XE:118:ILE:HD12	2.06	0.56
6:XF:41:GLU:HG2	6:XF:43:LEU:HD11	1.88	0.56
8:XH:49:GLU:O	8:XH:51:VAL:N	2.39	0.56
13:XM:8:GLU:OE1	30:YG:115:ARG:CZ	2.53	0.56
19:XS:65:ASN:N	19:XS:65:ASN:ND2	2.52	0.56
49:Y3:59:VAL:CG1	49:Y3:60:GLU:N	2.69	0.56
52:Y6:48:VAL:HG13	52:Y6:49:HIS:N	2.20	0.56
25:YA:2291:U:H2'	25:YA:2292:C:C6	2.40	0.56

Continued on next page...

Continued from previous page...

Atom-1	Atom-2	Distance(Å)	Clash(Å)
28:YE:117:MET:O	28:YE:117:MET:HG3	2.06	0.56
35:YP:14:LYS:O	35:YP:16:ARG:N	2.39	0.56
1:QA:833:U:H2'	1:QA:834:C:C6	2.42	0.55
7:QG:62:PHE:HA	7:QG:124:LEU:CD2	2.27	0.55
8:QH:128:GLY:O	8:QH:129:VAL:HG13	2.06	0.55
10:QJ:26:ALA:HA	10:QJ:29:ARG:NH2	2.21	0.55
12:QL:111:LYS:O	12:QL:112:ASP:HB2	2.05	0.55
13:QM:81:LEU:HB3	13:QM:89:GLY:HA2	1.89	0.55
14:QN:44:LEU:CD1	14:QN:48:ALA:HB2	2.36	0.55
19:QS:18:LYS:O	19:QS:22:LEU:HD13	2.06	0.55
21:QU:6:ARG:HH21	21:QU:15:ARG:HE	1.53	0.55
49:R3:7:LYS:NZ	49:R3:32:GLN:HE21	2.03	0.55
26:RB:42:C:O2	30:RG:92:VAL:HA	2.06	0.55
27:RD:155:LEU:HD23	27:RD:177:LEU:CD2	2.36	0.55
32:RI:30:LEU:HB3	32:RI:36:ALA:HB3	1.88	0.55
25:RA:558:G:OP1	33:RN:111:PRO:HD2	2.06	0.55
39:RT:105:LEU:C	39:RT:107:ASP:H	2.08	0.55
2:XB:204:ASN:HD22	2:XB:205:ASP:N	2.04	0.55
3:XC:77:ILE:O	3:XC:83:ARG:HB3	2.05	0.55
8:XH:102:ARG:NH1	8:XH:105:ARG:NH2	2.54	0.55
11:XK:41:THR:HG21	11:XK:71:LYS:CB	2.36	0.55
12:XL:58:VAL:O	12:XL:65:GLU:HA	2.05	0.55
12:XL:83:VAL:HG22	12:XL:84:LEU:N	2.21	0.55
15:XO:24:SER:O	15:XO:28:GLN:HG3	2.06	0.55
16:XP:48:TRP:O	16:XP:49:LEU:HB2	2.06	0.55
48:Y2:43:GLN:O	48:Y2:44:LEU:CG	2.54	0.55
49:Y3:4:LEU:HD21	49:Y3:39:ASP:OD1	2.06	0.55
29:YF:198:ALA:CA	29:YF:201:VAL:HG12	2.34	0.55
30:YG:120:LEU:HB3	30:YG:131:TYR:OH	2.05	0.55
30:YG:135:LEU:HD12	30:YG:135:LEU:N	2.21	0.55
35:YP:15:ARG:O	35:YP:17:LYS:N	2.39	0.55
40:YU:105:VAL:HA	41:YV:44:LYS:HE3	1.88	0.55
44:YY:48:ALA:H	44:YY:60:PHE:HA	1.71	0.55
44:YY:62:GLU:O	44:YY:63:LYS:O	2.24	0.55
45:YZ:125:LEU:HG	45:YZ:164:ALA:HB3	1.87	0.55
2:QB:46:LYS:HA	2:QB:49:GLU:OE1	2.05	0.55
3:QC:180:ALA:O	3:QC:181:ASN:HB3	2.06	0.55
5:QE:126:ARG:HG3	5:QE:126:ARG:NH1	2.19	0.55
8:QH:19:VAL:O	8:QH:20:TYR:HB2	2.05	0.55
10:QJ:6:ILE:CG2	10:QJ:98:ILE:HG13	2.21	0.55
16:QP:59:TRP:CE3	16:QP:59:TRP:HA	2.42	0.55
25:RA:2361:A:O5'	54:R8:27:THR:OG1	2.24	0.55

Continued on next page...

Continued from previous page...

Atom-1	Atom-2	Distance(Å)	Clash(Å)
27:RD:31:LYS:O	27:RD:35:LYS:O	2.24	0.55
27:RD:35:LYS:NZ	27:RD:64:ILE:O	2.32	0.55
32:RI:116:LEU:O	32:RI:118:LYS:N	2.39	0.55
35:RP:39:LYS:CA	35:RP:45:LEU:CD1	2.80	0.55
38:RS:14:VAL:HG13	38:RS:15:ARG:N	2.21	0.55
40:RU:83:LEU:HD12	40:RU:113:ALA:HB2	1.86	0.55
42:RW:14:PRO:HG2	42:RW:78:GLU:OE2	2.07	0.55
1:XA:452:A:H4'	16:XP:72:ARG:NH2	2.21	0.55
2:XB:178:ARG:HH21	8:XH:74:PRO:CB	2.07	0.55
2:XB:68:ILE:HD12	2:XB:68:ILE:N	2.21	0.55
2:XB:96:ARG:H	2:XB:96:ARG:CD	2.16	0.55
3:XC:45:LYS:HD2	3:XC:46:GLU:HG3	1.87	0.55
3:XC:59:ARG:NH2	3:XC:97:LYS:HE3	2.20	0.55
8:XH:77:GLU:HG2	8:XH:78:GLN:H	1.71	0.55
10:XJ:26:ALA:HA	10:XJ:29:ARG:NH2	2.21	0.55
10:XJ:89:ASP:C	10:XJ:90:LEU:HD12	2.26	0.55
16:XP:53:VAL:HG23	16:XP:54:GLU:H	1.71	0.55
18:XR:57:GLY:O	18:XR:58:LEU:C	2.43	0.55
19:XS:40:ILE:HG12	19:XS:41:VAL:N	2.20	0.55
47:Y1:91:LYS:CG	47:Y1:92:LYS:H	2.15	0.55
48:Y2:15:LYS:H	48:Y2:67:LYS:NZ	2.02	0.55
49:Y3:35:ARG:HB3	49:Y3:37:LEU:CD2	2.37	0.55
49:Y3:8:LEU:HD22	49:Y3:31:LEU:CD2	2.37	0.55
25:YA:1464:C:HO2'	25:YA:1528:A:H8	1.53	0.55
25:YA:565:C:H2'	25:YA:566:U:O4'	2.06	0.55
25:YA:612:G:H2'	25:YA:613:U:O2	2.06	0.55
28:YE:174:ASP:CG	28:YE:175:VAL:N	2.58	0.55
33:YN:101:HIS:C	33:YN:101:HIS:CD2	2.79	0.55
36:YQ:12:GLN:OE1	36:YQ:72:LYS:HD2	2.06	0.55
42:YW:20:VAL:C	42:YW:22:ASP:N	2.60	0.55
42:YW:1:MET:C	42:YW:64:MET:HE1	2.27	0.55
44:YY:84:ARG:NH1	44:YY:97:ARG:HB2	2.11	0.55
45:YZ:121:HIS:ND1	45:YZ:123:ASP:O	2.39	0.55
1:QA:966:G:O2'	9:QI:127:LYS:O	2.24	0.55
2:QB:204:ASN:HD22	2:QB:205:ASP:N	2.04	0.55
5:QE:144:THR:O	5:QE:148:VAL:HG23	2.06	0.55
15:QO:65:ARG:NH1	15:QO:65:ARG:HB2	2.20	0.55
16:QP:53:VAL:HG23	16:QP:54:GLU:H	1.70	0.55
9:QI:128:ARG:NH2	22:QV:35:A:OP2	2.39	0.55
50:R4:9:LEU:H	50:R4:27:THR:HG22	1.71	0.55
25:RA:1264:G:H3'	25:RA:1265:A:H5''	1.87	0.55
25:RA:1771:C:HO2'	25:RA:1786:A:H8	1.54	0.55

Continued on next page...

Continued from previous page...

Atom-1	Atom-2	Distance(Å)	Clash(Å)
27:RD:69:ARG:HD3	27:RD:105:ILE:HD11	1.87	0.55
28:RE:26:ILE:C	28:RE:26:ILE:HD13	2.26	0.55
35:RP:13:ASN:C	35:RP:15:ARG:N	2.54	0.55
36:RQ:63:LYS:HD2	45:RZ:175:VAL:HG21	1.88	0.55
41:RV:49:THR:CB	41:RV:50:PRO:HD2	2.25	0.55
44:RY:95:LYS:NZ	44:RY:95:LYS:HB2	2.21	0.55
1:XA:1129:C:H4'	1:XA:1130:A:H5'	1.88	0.55
1:XA:458:C:H2'	1:XA:464:G:H8	1.70	0.55
3:XC:6:HIS:CD2	3:XC:7:PRO:HD2	2.41	0.55
4:XD:28:SER:CB	4:XD:29:PRO:CD	2.84	0.55
5:XE:144:THR:O	5:XE:148:VAL:HG23	2.06	0.55
8:XH:128:GLY:O	8:XH:129:VAL:HG13	2.06	0.55
11:XK:20:TYR:HB2	11:XK:31:THR:O	2.06	0.55
17:XQ:6:LEU:O	17:XQ:58:GLU:HA	2.05	0.55
19:XS:18:LYS:O	19:XS:22:LEU:HD13	2.06	0.55
20:XT:43:LEU:HA	20:XT:46:GLU:HB3	1.88	0.55
20:XT:94:ALA:O	20:XT:95:ALA:CB	2.54	0.55
21:XU:6:ARG:O	21:XU:8:THR:N	2.39	0.55
25:YA:278:A:O2'	25:YA:279:C:O4'	2.25	0.55
25:YA:67:U:N3	25:YA:74:A:H2	1.98	0.55
27:YD:221:VAL:HG22	27:YD:226:MET:HE2	1.88	0.55
30:YG:180:PHE:C	30:YG:182:LYS:H	2.09	0.55
35:YP:39:LYS:N	35:YP:45:LEU:HD11	2.21	0.55
36:YQ:25:ASP:N	36:YQ:102:VAL:HG23	2.22	0.55
38:YS:59:LYS:CG	38:YS:60:GLY:H	2.11	0.55
39:YT:107:ASP:O	39:YT:111:ARG:NH1	2.39	0.55
40:YU:73:GLY:O	40:YU:74:LEU:HB3	2.07	0.55
44:YY:89:PHE:O	44:YY:90:LEU:HD13	2.05	0.55
1:QA:826:C:H2'	1:QA:827:U:O2	2.06	0.55
2:QB:169:LYS:O	2:QB:169:LYS:HD3	2.05	0.55
2:QB:217:ARG:HA	2:QB:220:ASP:OD2	2.06	0.55
8:QH:82:HIS:HD2	8:QH:83:ILE:N	2.03	0.55
16:QP:47:ASP:C	16:QP:49:LEU:H	2.09	0.55
54:R8:63:PRO:O	54:R8:64:TYR:HB2	2.07	0.55
25:RA:666:G:H4'	35:RP:49:ARG:NH1	2.21	0.55
25:RA:898:C:H2'	25:RA:899:A:H5'	1.88	0.55
27:RD:36:PRO:HB2	27:RD:61:LEU:HG	1.87	0.55
28:RE:14:ILE:HD11	39:RT:14:TYR:CZ	2.42	0.55
28:RE:4:ILE:HD13	28:RE:5:LEU:H	1.71	0.55
44:RY:21:LYS:HG3	44:RY:22:GLY:H	1.69	0.55
1:XA:1399:C:C2	1:XA:1502:A:N6	2.74	0.55
2:XB:46:LYS:HA	2:XB:49:GLU:OE1	2.05	0.55

Continued on next page...

Continued from previous page...

Atom-1	Atom-2	Distance(Å)	Clash(Å)
3:XC:112:SER:OG	3:XC:115:LEU:HG	2.06	0.55
7:XG:50:ILE:CB	7:XG:58:PRO:HB3	2.37	0.55
25:YA:76:C:O2'	48:Y2:62:THR:HG21	2.06	0.55
25:YA:1903:G:OP1	27:YD:241:PRO:HG2	2.07	0.55
33:YN:131:GLN:CG	33:YN:132:ALA:N	2.68	0.55
35:YP:31:ALA:O	35:YP:32:THR:HG23	2.05	0.55
25:YA:807:U:OP2	35:YP:41:ARG:NH1	2.39	0.55
40:YU:92:ARG:NH1	41:YV:11:GLN:HB2	2.22	0.55
42:YW:65:LEU:O	42:YW:66:GLU:C	2.43	0.55
42:YW:14:PRO:HG2	42:YW:78:GLU:OE2	2.07	0.55
3:QC:112:SER:OG	3:QC:115:LEU:HG	2.06	0.55
3:QC:20:SER:CB	3:QC:40:ARG:HH22	2.14	0.55
8:QH:49:GLU:O	8:QH:51:VAL:N	2.39	0.55
11:QK:34:ASP:N	11:QK:40:ILE:HD11	2.20	0.55
49:R3:4:LEU:HD21	49:R3:39:ASP:OD1	2.06	0.55
25:RA:1329:U:H5''	25:RA:1330:C:H5	1.71	0.55
25:RA:1338:G:N7	43:RX:62:LYS:NZ	2.50	0.55
25:RA:1858:G:O2'	25:RA:1884:A:N6	2.39	0.55
25:RA:2848:G:O2'	25:RA:2849:U:OP2	2.20	0.55
25:RA:587:C:H4'	25:RA:588:U:O5'	2.06	0.55
27:RD:118:VAL:HG22	27:RD:119:ALA:H	1.72	0.55
28:RE:67:PHE:O	28:RE:69:LYS:N	2.39	0.55
29:RF:28:ILE:HD12	29:RF:28:ILE:O	2.06	0.55
34:RO:79:PHE:HD2	39:RT:72:VAL:HG22	1.72	0.55
35:RP:115:LEU:HD12	35:RP:116:GLY:N	2.21	0.55
40:RU:27:LEU:O	40:RU:29:SER:N	2.40	0.55
41:RV:52:VAL:O	41:RV:54:GLY:N	2.39	0.55
42:RW:88:ARG:HB3	42:RW:92:ARG:HB3	1.88	0.55
1:XA:1211:U:H4'	1:XA:1213:A:H1'	1.88	0.55
1:XA:542:G:OP1	4:XD:10:ARG:NH2	2.33	0.55
1:XA:791:G:H2'	1:XA:792:A:H5'	1.89	0.55
5:XE:99:GLY:O	5:XE:117:ASP:HA	2.06	0.55
9:XI:82:ALA:O	9:XI:86:VAL:HB	2.06	0.55
11:XK:125:PHE:HD1	11:XK:125:PHE:H	1.54	0.55
17:XQ:50:LYS:HG3	17:XQ:51:TYR:CE1	2.41	0.55
20:XT:53:LEU:HA	20:XT:56:MET:HB3	1.87	0.55
20:XT:74:LYS:C	20:XT:76:ALA:H	2.10	0.55
52:Y6:42:TRP:CD1	52:Y6:42:TRP:N	2.74	0.55
25:YA:1062:G:H2'	25:YA:1063:G:C8	2.42	0.55
25:YA:848:G:H2'	25:YA:849:A:C8	2.42	0.55
27:YD:43:ARG:CB	27:YD:54:ARG:HB2	2.37	0.55
28:YE:3:GLY:HA3	28:YE:81:ILE:HD12	1.88	0.55

Continued on next page...

Continued from previous page...

Atom-1	Atom-2	Distance(Å)	Clash(Å)
36:YQ:64:ILE:HA	36:YQ:106:VAL:CG1	2.33	0.55
37:YR:84:ALA:HB3	37:YR:85:PRO:HD3	1.88	0.55
41:YV:29:PRO:HA	41:YV:61:VAL:CG2	2.37	0.55
25:YA:2009:G:OP1	42:YW:41:LYS:HE2	2.07	0.55
44:YY:61:ILE:HG23	44:YY:62:GLU:H	1.71	0.55
1:QA:1118:C:OP1	9:QI:9:ARG:HD3	2.06	0.55
1:QA:420:U:H4'	1:QA:421:U:H5	1.71	0.55
1:QA:6:G:H4'	1:QA:298:A:H4'	1.88	0.55
1:QA:980:C:H5'	1:QA:981:U:OP2	2.07	0.55
7:QG:46:ALA:HB2	7:QG:117:ALA:HB1	1.88	0.55
7:QG:20:ASP:HB3	7:QG:23:VAL:HG23	1.88	0.55
9:QI:82:ALA:O	9:QI:86:VAL:HB	2.07	0.55
11:QK:125:PHE:H	11:QK:125:PHE:HD1	1.54	0.55
14:QN:25:VAL:HG23	14:QN:38:GLY:C	2.21	0.55
19:QS:7:LYS:HG3	19:QS:8:GLY:N	2.22	0.55
25:RA:1043:C:H42	25:RA:1112:G:H1	1.54	0.55
25:RA:1149:G:H2'	25:RA:1150:C:C6	2.42	0.55
25:RA:1794:U:H2'	25:RA:1795:C:C6	2.41	0.55
25:RA:593:G:H2'	25:RA:594:U:C6	2.42	0.55
28:RE:195:LEU:HD12	28:RE:196:VAL:H	1.71	0.55
29:RF:118:ALA:O	29:RF:121:GLY:N	2.33	0.55
29:RF:129:PHE:O	29:RF:130:ALA:CB	2.55	0.55
30:RG:114:ILE:HD11	30:RG:140:ILE:HD12	1.89	0.55
35:RP:88:LEU:C	35:RP:90:ARG:N	2.60	0.55
36:RQ:25:ASP:N	36:RQ:102:VAL:HG23	2.21	0.55
39:RT:6:LEU:O	39:RT:7:ILE:C	2.44	0.55
40:RU:104:GLN:N	40:RU:104:GLN:OE1	2.35	0.55
42:RW:1:MET:C	42:RW:64:MET:HE1	2.27	0.55
2:XB:142:LEU:HD23	2:XB:142:LEU:C	2.27	0.55
2:XB:214:ILE:HA	2:XB:217:ARG:NH2	2.22	0.55
3:XC:188:LEU:N	3:XC:188:LEU:HD22	2.22	0.55
6:XF:33:TYR:HE2	6:XF:74:ASP:HB3	1.71	0.55
7:XG:73:MET:HG2	7:XG:90:GLU:HA	1.88	0.55
11:XK:125:PHE:N	11:XK:125:PHE:CD1	2.74	0.55
16:XP:59:TRP:HA	16:XP:59:TRP:CE3	2.42	0.55
25:YA:1416:G:H2'	25:YA:1417:C:C6	2.41	0.55
25:YA:851:U:H1'	49:Y3:46:ASN:HD21	1.71	0.55
28:YE:20:ALA:O	28:YE:21:VAL:CG2	2.49	0.55
28:YE:26:ILE:HD13	28:YE:26:ILE:C	2.26	0.55
28:YE:4:ILE:HD13	28:YE:5:LEU:H	1.71	0.55
33:YN:44:PRO:HG2	33:YN:45:ASN:H	1.71	0.55
35:YP:49:ARG:NE	54:Y8:59:LYS:HG2	2.22	0.55

Continued on next page...

Continued from previous page...

Atom-1	Atom-2	Distance(Å)	Clash(Å)
38:YS:111:GLU:HA	38:YS:111:GLU:OE1	2.07	0.55
44:YY:91:GLU:HG3	44:YY:92:ASN:H	1.72	0.55
4:QD:126:ILE:HG22	4:QD:127:THR:N	2.22	0.55
5:QE:7:GLU:HG2	5:QE:112:LEU:HD22	1.88	0.55
7:QG:37:ASN:HD21	9:QI:40:LEU:HD23	1.69	0.55
8:QH:23:SER:HB2	8:QH:61:VAL:O	2.07	0.55
9:QI:45:ALA:O	9:QI:48:GLU:HG2	2.07	0.55
17:QQ:62:SER:HB3	17:QQ:72:ARG:HH21	1.72	0.55
19:QS:41:VAL:CB	19:QS:42:PRO:CA	2.76	0.55
52:R6:20:ASN:CG	52:R6:21:TYR:H	2.09	0.55
25:RA:2313:C:H2'	25:RA:2314:C:C6	2.41	0.55
25:RA:270(T):G:C5'	47:R1:97:LEU:HD22	2.36	0.55
27:RD:28:GLU:O	27:RD:29:PRO:C	2.45	0.55
32:RI:31:LEU:HD21	32:RI:38:LEU:HG	1.88	0.55
34:RO:1:MET:HE2	34:RO:67:LYS:HG2	1.88	0.55
34:RO:68:GLU:HA	34:RO:78:ARG:HB3	1.89	0.55
35:RP:2:LYS:O	35:RP:5:ASP:HB2	2.06	0.55
38:RS:36:TYR:HD2	38:RS:52:SER:CB	2.18	0.55
2:XB:41:ILE:HD12	2:XB:41:ILE:N	2.22	0.55
4:XD:126:ILE:HG22	4:XD:127:THR:N	2.22	0.55
4:XD:31:CYS:O	4:XD:32:ALA:HB3	2.07	0.55
4:XD:94:LEU:CD1	4:XD:94:LEU:H	2.08	0.55
9:XI:126:SER:O	9:XI:128:ARG:N	2.35	0.55
10:XJ:4:ILE:CB	10:XJ:74:ILE:HD11	2.36	0.55
13:XM:81:LEU:HB3	13:XM:89:GLY:HA2	1.88	0.55
15:XO:65:ARG:NH1	15:XO:65:ARG:HB2	2.20	0.55
17:XQ:84:LEU:C	17:XQ:86:GLU:N	2.59	0.55
25:YA:607:U:OP1	29:YF:102:PRO:HA	2.06	0.55
27:YD:94:LEU:HD22	27:YD:95:LEU:H	1.69	0.55
29:YF:28:ILE:O	29:YF:28:ILE:HD12	2.06	0.55
33:YN:109:LYS:N	33:YN:109:LYS:HD2	2.22	0.55
34:YO:4:PRO:O	34:YO:5:GLN:HB2	2.06	0.55
38:YS:107:GLU:N	38:YS:110:LEU:HD11	2.22	0.55
34:YO:79:PHE:HD2	39:YT:72:VAL:HG22	1.72	0.55
40:YU:6:THR:O	40:YU:9:VAL:HG23	2.07	0.55
42:YW:20:VAL:C	42:YW:22:ASP:H	2.10	0.55
1:QA:652:U:H1'	1:QA:653:A:H2	1.71	0.55
10:QJ:16:LEU:O	10:QJ:16:LEU:HD13	2.07	0.55
10:QJ:32:ALA:O	10:QJ:33:GLN:O	2.25	0.55
1:QA:522:C:H41	12:QL:53:ARG:HH22	1.54	0.55
48:R2:41:ILE:HD11	48:R2:44:LEU:CG	2.36	0.55
50:R4:65:ASP:O	50:R4:66:SER:HB3	2.07	0.55

Continued on next page...

Continued from previous page...

Atom-1	Atom-2	Distance(Å)	Clash(Å)
25:RA:1782:C:H1'	25:RA:2609:U:H5''	1.89	0.55
25:RA:2023:G:H5'	25:RA:2617:C:H4'	1.87	0.55
28:RE:3:GLY:HA3	28:RE:81:ILE:HD12	1.88	0.55
30:RG:3:LEU:HD12	30:RG:4:ASP:N	2.19	0.55
33:RN:109:LYS:HD2	33:RN:109:LYS:N	2.22	0.55
38:RS:13:ARG:O	38:RS:13:ARG:HD2	2.06	0.55
26:RB:50:G:OP1	38:RS:63:THR:HG23	2.07	0.55
40:RU:74:LEU:HD13	40:RU:79:PHE:HB2	1.89	0.55
40:RU:92:ARG:NH1	41:RV:11:GLN:HB2	2.22	0.55
44:RY:48:ALA:H	44:RY:60:PHE:HA	1.72	0.55
1:XA:1226:C:OP2	13:XM:103:THR:OG1	2.20	0.55
4:XD:10:ARG:HH11	4:XD:10:ARG:HG3	1.72	0.55
6:XF:52:ILE:O	6:XF:53:ALA:HB3	2.07	0.55
8:XH:102:ARG:NH1	8:XH:105:ARG:NH1	2.55	0.55
8:XH:23:SER:HB2	8:XH:61:VAL:O	2.07	0.55
10:XJ:16:LEU:O	10:XJ:16:LEU:HD13	2.07	0.55
18:XR:58:LEU:H	18:XR:58:LEU:HD12	1.72	0.55
9:XI:128:ARG:NH2	22:XV:35:A:OP2	2.40	0.55
50:Y4:9:LEU:H	50:Y4:27:THR:HG22	1.71	0.55
51:Y5:55:ARG:HD3	51:Y5:56:LYS:N	2.21	0.55
53:Y7:19:ARG:HH11	53:Y7:19:ARG:HG2	1.71	0.55
25:YA:1309:G:OP1	53:Y7:9:ARG:HD3	2.06	0.55
25:YA:2445:G:OP1	29:YF:74:ARG:NH2	2.40	0.55
25:YA:2656:U:H3	25:YA:2665:A:H2	1.55	0.55
25:YA:617:G:OP1	29:YF:40:GLN:NE2	2.39	0.55
28:YE:21:VAL:HG23	28:YE:22:PRO:HD3	1.89	0.55
28:YE:53:PRO:O	28:YE:74:PRO:HA	2.07	0.55
28:YE:67:PHE:O	28:YE:69:LYS:N	2.39	0.55
29:YF:24:LEU:HB3	29:YF:115:ALA:HB2	1.87	0.55
39:YT:123:GLN:O	39:YT:125:ARG:N	2.40	0.55
39:YT:16:ARG:HG2	39:YT:18:ASP:OD1	2.06	0.55
40:YU:58:ARG:O	40:YU:62:ILE:HG13	2.06	0.55
42:YW:88:ARG:HB3	42:YW:92:ARG:HB3	1.88	0.55
44:YY:95:LYS:HA	44:YY:101:LYS:H	1.72	0.55
1:QA:1266:G:N2	1:QA:1269:A:OP2	2.30	0.55
3:QC:188:LEU:HD22	3:QC:188:LEU:N	2.21	0.55
5:QE:92:LYS:O	5:QE:118:ILE:HD12	2.06	0.55
9:QI:40:LEU:HD11	9:QI:70:LYS:CG	2.37	0.55
12:QL:79:GLU:HG2	12:QL:79:GLU:O	2.06	0.55
15:QO:29:VAL:HG11	15:QO:67:LEU:HD21	1.89	0.55
25:RA:1264:G:H5'	51:R5:11:THR:HG21	1.89	0.55
25:RA:922:U:H2'	25:RA:923:C:C6	2.42	0.55

Continued on next page...

Continued from previous page...

Atom-1	Atom-2	Distance(Å)	Clash(Å)
27:RD:2:ALA:O	27:RD:3:VAL:HB	2.06	0.55
28:RE:21:VAL:HG23	28:RE:22:PRO:HD3	1.89	0.55
29:RF:147:GLY:O	29:RF:148:LEU:HD23	2.07	0.55
26:RB:55:U:C5'	30:RG:28:VAL:HG21	2.36	0.55
31:RH:12:PRO:O	31:RH:13:LYS:HB2	2.07	0.55
35:RP:39:LYS:N	35:RP:45:LEU:HD11	2.21	0.55
37:RR:12:ARG:HG3	37:RR:12:ARG:HH11	1.71	0.55
38:RS:74:ALA:HB1	38:RS:107:GLU:HB3	1.89	0.55
40:RU:73:GLY:O	40:RU:74:LEU:HB3	2.07	0.55
1:XA:1186:G:O3'	9:XI:113:LYS:NZ	2.36	0.55
1:XA:1301:U:H3'	1:XA:1302:U:H5'	1.87	0.55
2:XB:187:LEU:HD22	2:XB:201:ILE:O	2.07	0.55
2:XB:16:HIS:CE1	2:XB:209:ARG:HH21	2.25	0.55
3:XC:107:GLN:CD	3:XC:107:GLN:N	2.61	0.55
5:XE:7:GLU:HG2	5:XE:112:LEU:HD22	1.88	0.55
6:XF:92:LYS:HB2	6:XF:92:LYS:NZ	2.22	0.55
9:XI:45:ALA:O	9:XI:48:GLU:HG2	2.07	0.55
13:XM:80:ARG:O	13:XM:84:ILE:HB	2.06	0.55
16:XP:21:VAL:O	16:XP:33:ILE:N	2.39	0.55
20:XT:47:GLY:C	20:XT:49:ALA:H	2.08	0.55
48:Y2:31:GLU:HB2	48:Y2:53:LEU:HD11	1.89	0.55
50:Y4:48:ARG:HH12	50:Y4:52:THR:HG22	1.71	0.55
50:Y4:51:ASP:O	50:Y4:51:ASP:OD1	2.25	0.55
50:Y4:71:ARG:CG	50:Y4:71:ARG:NH1	2.61	0.55
25:YA:2349:G:OP2	54:Y8:42:ARG:HD3	2.07	0.55
25:YA:207:A:H2'	25:YA:208:C:O4'	2.06	0.55
25:YA:2724:C:OP1	28:YE:118:LYS:NZ	2.34	0.55
34:YO:19:ILE:HD13	34:YO:19:ILE:O	2.06	0.55
34:YO:20:MET:HG2	34:YO:21:CYS:N	2.20	0.55
25:YA:389:G:N1	35:YP:71:VAL:HG12	2.21	0.55
36:YQ:21:THR:O	36:YQ:22:LYS:O	2.25	0.55
38:YS:18:ILE:C	38:YS:19:LYS:O	2.44	0.55
39:YT:29:ARG:HB2	39:YT:29:ARG:HH11	1.72	0.55
42:YW:25:ARG:HH11	42:YW:25:ARG:CB	2.20	0.55
44:YY:95:LYS:CB	44:YY:100:ALA:HA	2.13	0.55
1:QA:792:A:H4'	1:QA:793:U:O5'	2.06	0.55
3:QC:11:ARG:HH21	3:QC:180:ALA:HB3	1.70	0.55
1:QA:939:G:H5''	7:QG:102:ARG:NH2	2.22	0.55
7:QG:50:ILE:CB	7:QG:58:PRO:HB3	2.37	0.55
8:QH:102:ARG:HH11	8:QH:105:ARG:CZ	2.19	0.55
9:QI:66:ARG:NH1	9:QI:66:ARG:HG2	2.22	0.55
14:QN:22:THR:HB	14:QN:33:VAL:HG11	1.89	0.55

Continued on next page...

Continued from previous page...

Atom-1	Atom-2	Distance(Å)	Clash(Å)
48:R2:47:ASN:ND2	48:R2:47:ASN:N	2.54	0.55
25:RA:1309:G:OP1	53:R7:9:ARG:HD3	2.07	0.55
26:RB:42:C:H2'	26:RB:43:C:O4'	2.06	0.55
30:RG:7:LEU:HD12	30:RG:104:GLU:HA	1.88	0.55
31:RH:8:PRO:O	31:RH:9:ILE:HG23	2.07	0.55
33:RN:101:HIS:C	33:RN:101:HIS:CD2	2.79	0.55
35:RP:24:GLY:O	35:RP:25:SER:HB3	2.06	0.55
35:RP:59:LEU:HD23	35:RP:59:LEU:O	2.06	0.55
36:RQ:79:LEU:HD12	46:R0:5:LYS:HD3	1.89	0.55
41:RV:99:ILE:CD1	41:RV:99:ILE:N	2.65	0.55
42:RW:25:ARG:HH11	42:RW:25:ARG:CB	2.20	0.55
1:XA:976:G:H5''	1:XA:1358:U:O2'	2.06	0.55
2:XB:170:GLU:HA	2:XB:172:ILE:HD12	1.89	0.55
10:XJ:19:SER:O	10:XJ:23:ILE:HG13	2.07	0.55
16:XP:43:LYS:HA	16:XP:48:TRP:CB	2.37	0.55
21:XU:21:TYR:O	21:XU:22:ARG:HB2	2.06	0.55
47:Y1:83:GLU:OE1	47:Y1:85:LEU:HD23	2.07	0.55
52:Y6:20:ASN:CG	52:Y6:21:TYR:H	2.09	0.55
25:YA:242:G:H5''	54:Y8:3:LYS:HE3	1.89	0.55
25:YA:2811:G:O6	25:YA:2889:C:N4	2.29	0.55
25:YA:1354:A:OP1	27:YD:38:LYS:HE2	2.07	0.55
28:YE:54:GLN:NE2	28:YE:54:GLN:N	2.55	0.55
29:YF:32:LEU:HD12	29:YF:36:VAL:HG23	1.89	0.55
30:YG:114:ILE:HD11	30:YG:140:ILE:HD12	1.89	0.55
35:YP:2:LYS:O	35:YP:5:ASP:HB2	2.06	0.55
35:YP:88:LEU:C	35:YP:90:ARG:N	2.60	0.55
38:YS:36:TYR:HD2	38:YS:52:SER:CB	2.18	0.55
1:QA:429:U:H4'	1:QA:430:A:OP1	2.06	0.54
2:QB:80:ILE:CG2	2:QB:212:GLN:HA	2.35	0.54
2:QB:41:ILE:N	2:QB:41:ILE:HD12	2.21	0.54
2:QB:68:ILE:HD12	2:QB:68:ILE:N	2.21	0.54
3:QC:134:ILE:HG21	3:QC:168:ALA:HB3	1.89	0.54
7:QG:50:ILE:O	7:QG:50:ILE:HG22	2.07	0.54
12:QL:83:VAL:HG22	12:QL:84:LEU:N	2.21	0.54
15:QO:77:ARG:HA	15:QO:80:ALA:CB	2.36	0.54
17:QQ:33:GLY:O	17:QQ:34:LYS:O	2.25	0.54
1:QA:192:U:C4'	20:QT:103:GLY:HA2	2.37	0.54
25:RA:1364:G:N7	47:R1:2:SER:N	2.56	0.54
49:R3:8:LEU:HD22	49:R3:31:LEU:CD2	2.36	0.54
53:R7:48:LYS:HG2	53:R7:49:ARG:N	2.19	0.54
25:RA:1007:C:OP1	33:RN:35:ARG:NH1	2.40	0.54
25:RA:1049:C:H2'	25:RA:1050:A:H5''	1.88	0.54

Continued on next page...

Continued from previous page...

Atom-1	Atom-2	Distance(Å)	Clash(Å)
25:RA:1203:G:H3'	25:RA:1204:A:H5''	1.89	0.54
25:RA:2790:A:H2'	25:RA:2791:C:H5''	1.88	0.54
25:RA:695:G:OP1	25:RA:1380:G:H4'	2.07	0.54
25:RA:878:A:N6	25:RA:899:A:O2'	2.40	0.54
27:RD:43:ARG:CB	27:RD:54:ARG:HB2	2.37	0.54
30:RG:135:LEU:N	30:RG:135:LEU:HD12	2.21	0.54
35:RP:106:LEU:O	35:RP:107:LYS:HD3	2.07	0.54
35:RP:49:ARG:NE	54:R8:59:LYS:HG2	2.22	0.54
39:RT:107:ASP:O	39:RT:111:ARG:NH1	2.40	0.54
40:RU:58:ARG:O	40:RU:62:ILE:HG13	2.07	0.54
40:RU:6:THR:O	40:RU:9:VAL:HG23	2.07	0.54
41:RV:49:THR:CB	41:RV:50:PRO:CD	2.83	0.54
42:RW:70:TYR:N	42:RW:70:TYR:CD2	2.75	0.54
42:RW:80:PRO:O	42:RW:100:THR:CG2	2.55	0.54
43:RX:5:TYR:HE2	48:R2:30:ARG:HH11	1.55	0.54
1:XA:1431:C:H2'	1:XA:1432:G:O4'	2.07	0.54
3:XC:43:LEU:O	3:XC:47:LEU:HB3	2.07	0.54
8:XH:102:ARG:HH11	8:XH:105:ARG:CZ	2.19	0.54
9:XI:40:LEU:HD11	9:XI:70:LYS:CG	2.37	0.54
1:XA:1320:C:H42	19:XS:36:ARG:HG3	1.70	0.54
20:XT:10:LEU:HG	20:XT:12:ALA:H	1.70	0.54
46:Y0:22:GLY:N	46:Y0:39:ARG:O	2.35	0.54
54:Y8:30:ARG:O	54:Y8:31:HIS:CB	2.55	0.54
25:YA:1359:A:N6	25:YA:1372:U:C4	2.74	0.54
28:YE:176:ILE:HG22	28:YE:179:GLU:H	1.72	0.54
30:YG:41:GLN:HB3	30:YG:43:LEU:HD13	1.87	0.54
32:YI:21:VAL:HG22	32:YI:22:LYS:H	1.71	0.54
25:YA:587:C:OP2	35:YP:21:ARG:NH2	2.40	0.54
25:YA:2250:G:C5	36:YQ:82:ARG:HD2	2.42	0.54
37:YR:12:ARG:HH11	37:YR:12:ARG:HG3	1.71	0.54
41:YV:49:THR:CB	41:YV:50:PRO:CD	2.83	0.54
43:YX:65:ARG:HD3	43:YX:65:ARG:H	1.70	0.54
44:YY:95:LYS:HD3	44:YY:95:LYS:N	2.23	0.54
2:QB:214:ILE:HA	2:QB:217:ARG:NH2	2.22	0.54
3:QC:43:LEU:O	3:QC:47:LEU:HB3	2.08	0.54
6:QF:52:ILE:O	6:QF:53:ALA:HB3	2.07	0.54
9:QI:70:LYS:O	9:QI:74:ILE:HG13	2.07	0.54
11:QK:125:PHE:N	11:QK:125:PHE:HD1	2.05	0.54
16:QP:43:LYS:HA	16:QP:48:TRP:CB	2.37	0.54
25:RA:1567:A:H5'	27:RD:58:HIS:ND1	2.22	0.54
27:RD:25:THR:HG21	27:RD:81:ALA:CB	2.38	0.54
29:RF:197:ASP:O	29:RF:198:ALA:HB3	2.06	0.54

Continued on next page...

Continued from previous page...

Atom-1	Atom-2	Distance(Å)	Clash(Å)
31:RH:128:PRO:CD	31:RH:129:THR:N	2.71	0.54
32:RI:99:GLU:OE2	32:RI:103:ARG:NH2	2.38	0.54
33:RN:44:PRO:HG2	33:RN:45:ASN:H	1.71	0.54
35:RP:84:ASN:ND2	35:RP:115:LEU:HD12	2.22	0.54
36:RQ:58:PHE:O	36:RQ:59:ARG:C	2.43	0.54
40:RU:58:ARG:NH1	40:RU:93:LYS:HE2	2.22	0.54
4:XD:19:LEU:HD23	4:XD:19:LEU:N	2.23	0.54
8:XH:97:VAL:CG1	8:XH:98:LYS:N	2.70	0.54
9:XI:9:ARG:HB2	9:XI:14:VAL:HG22	1.88	0.54
9:XI:66:ARG:HG2	9:XI:66:ARG:NH1	2.21	0.54
10:XJ:32:ALA:O	10:XJ:33:GLN:O	2.25	0.54
16:XP:28:ARG:HG2	16:XP:28:ARG:NH1	2.22	0.54
47:Y1:53:VAL:O	47:Y1:54:ALA:C	2.45	0.54
25:YA:26:G:H1'	25:YA:515:A:H61	1.72	0.54
27:YD:31:LYS:O	27:YD:35:LYS:O	2.24	0.54
31:YH:26:VAL:CG1	31:YH:27:LYS:N	2.63	0.54
34:YO:53:LYS:HD2	34:YO:56:ASP:OD1	2.08	0.54
35:YP:106:LEU:O	35:YP:107:LYS:HD3	2.07	0.54
39:YT:6:LEU:O	39:YT:7:ILE:C	2.44	0.54
39:YT:98:LYS:HB3	39:YT:100:TYR:CE1	2.43	0.54
40:YU:27:LEU:O	40:YU:29:SER:N	2.40	0.54
40:YU:58:ARG:NH1	40:YU:93:LYS:HE2	2.22	0.54
40:YU:95:LEU:HD12	41:YV:11:GLN:HE21	1.72	0.54
42:YW:9:TYR:H	42:YW:102:HIS:CE1	2.25	0.54
44:YY:2:ARG:NH1	44:YY:2:ARG:HG2	2.22	0.54
1:QA:1053:G:N7	1:QA:1200:C:H5''	2.22	0.54
1:QA:1129:C:H4'	1:QA:1130:A:H5'	1.90	0.54
1:QA:243:A:N6	1:QA:281:G:O2'	2.40	0.54
3:QC:181:ASN:HD21	3:QC:204:LEU:CD1	2.11	0.54
4:QD:13:ARG:HD2	4:QD:40:PRO:HD3	1.89	0.54
10:QJ:19:SER:O	10:QJ:23:ILE:HG13	2.07	0.54
13:QM:121:LYS:N	13:QM:121:LYS:HE2	2.22	0.54
16:QP:21:VAL:O	16:QP:33:ILE:N	2.39	0.54
16:QP:28:ARG:HG2	16:QP:28:ARG:NH1	2.22	0.54
6:QF:91:VAL:CG1	18:QR:72:ARG:HH12	2.18	0.54
47:R1:53:VAL:O	47:R1:54:ALA:C	2.45	0.54
53:R7:18:PHE:CD2	53:R7:18:PHE:C	2.81	0.54
35:RP:65:ARG:HH21	54:R8:15:LYS:HB2	1.72	0.54
25:RA:1434:A:H61	25:RA:1558:A:N6	2.04	0.54
25:RA:1444(A):A:H4'	25:RA:1460:A:O2'	2.06	0.54
29:RF:197:ASP:O	29:RF:199:TRP:N	2.38	0.54
29:RF:62:ARG:NH1	29:RF:62:ARG:HB3	2.22	0.54

Continued on next page...

Continued from previous page...

Atom-1	Atom-2	Distance(Å)	Clash(Å)
34:RO:53:LYS:HD2	34:RO:56:ASP:OD1	2.08	0.54
38:RS:107:GLU:N	38:RS:110:LEU:HD11	2.22	0.54
39:RT:16:ARG:HG2	39:RT:18:ASP:OD1	2.06	0.54
41:RV:22:VAL:CG1	41:RV:23:GLU:N	2.71	0.54
1:XA:1053:G:N7	1:XA:1199:U:H3'	2.21	0.54
1:XA:258:G:H2'	1:XA:259:G:H8	1.73	0.54
2:XB:134:GLU:O	2:XB:138:LEU:HD12	2.07	0.54
9:XI:114:TYR:CD2	9:XI:114:TYR:O	2.59	0.54
9:XI:70:LYS:O	9:XI:74:ILE:HG13	2.07	0.54
13:XM:121:LYS:N	13:XM:121:LYS:HE2	2.23	0.54
13:XM:73:GLU:O	13:XM:77:ASN:N	2.33	0.54
47:Y1:92:LYS:O	47:Y1:94:LEU:N	2.41	0.54
51:Y5:55:ARG:HD3	51:Y5:56:LYS:H	1.73	0.54
25:YA:573:G:N1	25:YA:2031:A:OP2	2.26	0.54
31:YH:86:GLU:HG3	31:YH:165:ALA:CB	2.38	0.54
32:YI:33:ARG:HB3	32:YI:35:LEU:HG	1.89	0.54
33:YN:42:TRP:CD1	40:YU:63:VAL:HG11	2.42	0.54
35:YP:65:ARG:HH21	54:Y8:15:LYS:HB2	1.72	0.54
41:YV:52:VAL:O	41:YV:54:GLY:N	2.39	0.54
44:YY:97:ARG:NH2	44:YY:98:VAL:CB	2.65	0.54
1:QA:1053:G:O6	1:QA:1199:U:H2'	2.08	0.54
2:QB:83:MET:O	2:QB:85:ALA:N	2.41	0.54
4:QD:197:PRO:HD3	6:XF:16:GLN:CG	2.37	0.54
8:QH:51:VAL:HG11	8:QH:60:ARG:CG	2.37	0.54
14:QN:24:CYS:SG	14:QN:39:LEU:CA	2.94	0.54
16:QP:4:ILE:N	16:QP:4:ILE:HD12	2.23	0.54
21:QU:21:TYR:O	21:QU:22:ARG:HB2	2.05	0.54
22:QV:17:C:OP1	22:QV:61:C:H5'	2.07	0.54
47:R1:91:LYS:CE	47:R1:91:LYS:HA	2.38	0.54
50:R4:37:SER:HB3	50:R4:42:PHE:CD1	2.43	0.54
25:RA:2150:U:H2'	25:RA:2151:G:C8	2.42	0.54
25:RA:2327:A:H2'	25:RA:2328:A:C8	2.43	0.54
25:RA:1902:C:H5'	27:RD:246:PRO:HD3	1.90	0.54
29:RF:67:GLN:O	29:RF:68:LYS:CB	2.39	0.54
30:RG:116:ASP:O	30:RG:117:PHE:CB	2.50	0.54
31:RH:86:GLU:HG3	31:RH:165:ALA:CB	2.38	0.54
36:RQ:21:THR:O	36:RQ:22:LYS:O	2.25	0.54
39:RT:3:ARG:HG3	39:RT:7:ILE:CG1	2.36	0.54
41:RV:29:PRO:HA	41:RV:61:VAL:CG2	2.37	0.54
42:RW:20:VAL:C	42:RW:22:ASP:H	2.10	0.54
44:RY:91:GLU:HG3	44:RY:92:ASN:H	1.72	0.54
44:RY:95:LYS:N	44:RY:95:LYS:HD3	2.23	0.54

Continued on next page...

Continued from previous page...

Atom-1	Atom-2	Distance(Å)	Clash(Å)
3:XC:92:ALA:HB2	3:XC:99:VAL:CG1	2.37	0.54
4:XD:153:ARG:NH1	4:XD:181:MET:CG	2.71	0.54
1:XA:966:G:O2'	9:XI:127:LYS:O	2.25	0.54
12:XL:10:LEU:HD13	17:XQ:32:TYR:CE2	2.42	0.54
14:YN:15:LYS:O	14:YN:16:PHE:O	2.24	0.54
50:Y4:47:GLN:O	50:Y4:48:ARG:HB2	2.07	0.54
53:Y7:18:PHE:CD2	53:Y7:18:PHE:C	2.81	0.54
25:YA:2757:A:OP1	55:Y9:19:ARG:HA	2.07	0.54
27:YD:155:LEU:HD23	27:YD:177:LEU:CD2	2.36	0.54
28:YE:14:ILE:HG23	28:YE:15:PHE:N	2.22	0.54
29:YF:129:PHE:O	29:YF:130:ALA:CB	2.55	0.54
31:YH:8:PRO:O	31:YH:9:ILE:HG23	2.08	0.54
25:YA:2415:G:O3'	35:YP:66:GLY:HA3	2.07	0.54
37:YR:28:LEU:HD13	37:YR:28:LEU:O	2.08	0.54
41:YV:27:ALA:O	41:YV:28:GLU:O	2.24	0.54
44:YY:95:LYS:NZ	44:YY:95:LYS:HB2	2.21	0.54
3:QC:107:GLN:N	3:QC:107:GLN:CD	2.61	0.54
4:QD:166:LYS:CD	27:YD:134:ARG:HH11	2.18	0.54
4:QD:19:LEU:HD23	4:QD:19:LEU:N	2.23	0.54
4:QD:33:MET:HE1	4:QD:37:PRO:HA	1.88	0.54
7:QG:62:PHE:O	7:QG:66:VAL:HG23	2.06	0.54
8:QH:101:PRO:HG2	8:QH:133:LEU:HD11	1.89	0.54
8:QH:97:VAL:CG1	8:QH:98:LYS:N	2.70	0.54
15:QO:21:ASP:OD1	15:QO:24:SER:HB2	2.07	0.54
18:QR:39:VAL:HA	18:QR:42:ARG:NH1	2.23	0.54
20:QT:43:LEU:HA	20:QT:46:GLU:HB3	1.88	0.54
47:R1:83:GLU:CG	47:R1:84:GLY:N	2.71	0.54
49:R3:35:ARG:HB3	49:R3:37:LEU:CD2	2.37	0.54
53:R7:31:LEU:O	53:R7:32:LYS:C	2.43	0.54
25:RA:2853:C:H2'	25:RA:2854:G:H8	1.71	0.54
27:RD:227:ASN:HB3	27:RD:228:PRO:CD	2.30	0.54
27:RD:233:HIS:CD2	27:RD:233:HIS:N	2.75	0.54
28:RE:186:GLY:O	28:RE:188:VAL:N	2.41	0.54
36:RQ:39:PRO:HB3	36:RQ:99:PRO:HD3	1.90	0.54
39:RT:29:ARG:HB2	39:RT:29:ARG:HH11	1.72	0.54
44:RY:47:LYS:O	44:RY:49:VAL:HG23	2.08	0.54
44:RY:61:ILE:HG23	44:RY:62:GLU:H	1.71	0.54
1:XA:302:G:O3'	12:XL:17:LYS:HE2	2.06	0.54
3:XC:195:VAL:CG1	3:XC:196:LEU:N	2.71	0.54
8:XH:119:LEU:HD12	8:XH:124:ALA:HA	1.88	0.54
12:XL:6:THR:OG1	12:XL:9:GLN:HG3	2.08	0.54
14:YN:6:LEU:CD2	14:YN:23:ARG:NH2	2.70	0.54

Continued on next page...

Continued from previous page...

Atom-1	Atom-2	Distance(Å)	Clash(Å)
15:XO:21:ASP:OD1	15:XO:24:SER:HB2	2.07	0.54
16:XP:3:LYS:O	16:XP:21:VAL:HA	2.08	0.54
47:Y1:53:VAL:HG12	47:Y1:54:ALA:N	2.21	0.54
13:XM:65:LYS:CE	50:Y4:50:VAL:HG11	2.37	0.54
54:Y8:32:LEU:O	54:Y8:36:LYS:HE3	2.07	0.54
25:YA:2543:G:H2'	25:YA:2544:G:C8	2.43	0.54
30:YG:3:LEU:HD12	30:YG:4:ASP:N	2.19	0.54
30:YG:7:LEU:HD12	30:YG:104:GLU:HA	1.88	0.54
30:YG:83:ARG:HG3	30:YG:86:MET:HE1	1.89	0.54
31:YH:153:LYS:CE	31:YH:153:LYS:HA	2.38	0.54
35:YP:140:ALA:O	35:YP:141:ALA:HB2	2.08	0.54
42:YW:80:PRO:O	42:YW:100:THR:CG2	2.55	0.54
44:YY:47:LYS:O	44:YY:49:VAL:HG23	2.07	0.54
1:QA:1226:C:O2'	13:QM:111:LYS:NZ	2.40	0.54
1:QA:31:G:O2'	1:QA:48:C:N4	2.39	0.54
10:QJ:101:VAL:O	10:QJ:101:VAL:HG22	2.07	0.54
1:QA:103:C:P	20:QT:17:ARG:HH21	2.30	0.54
48:R2:31:GLU:HB2	48:R2:53:LEU:HD11	1.89	0.54
42:RW:38:TYR:OH	51:R5:47:PRO:HG3	2.08	0.54
52:R6:12:GLU:HG2	52:R6:52:VAL:O	2.07	0.54
25:RA:1693:U:H1'	27:RD:14:ARG:NH2	2.22	0.54
27:RD:183:ARG:NH1	27:RD:183:ARG:HG2	2.11	0.54
30:RG:139:LEU:HD22	30:RG:146:TYR:HD1	1.73	0.54
35:RP:125:VAL:O	35:RP:145:PRO:HD2	2.08	0.54
38:RS:111:GLU:OE1	38:RS:111:GLU:HA	2.06	0.54
39:RT:123:GLN:O	39:RT:125:ARG:N	2.40	0.54
40:RU:95:LEU:HD12	41:RV:11:GLN:HE21	1.72	0.54
42:RW:9:TYR:H	42:RW:102:HIS:CE1	2.26	0.54
45:RZ:108:PRO:HA	45:RZ:142:SER:HA	1.90	0.54
1:XA:272:C:H2'	1:XA:273:A:C8	2.43	0.54
7:XG:46:ALA:HB2	7:XG:117:ALA:HB1	1.88	0.54
8:XH:77:GLU:HG2	8:XH:78:GLN:N	2.22	0.54
14:XN:13:THR:N	14:XN:14:PRO:HD2	2.22	0.54
19:XS:15:LEU:H	19:XS:15:LEU:CD2	2.21	0.54
1:XA:1314:C:OP2	19:XS:4:SER:OG	2.25	0.54
51:Y5:44:THR:O	51:Y5:46:CYS:N	2.41	0.54
52:Y6:17:LYS:O	52:Y6:18:ARG:HB2	2.08	0.54
25:YA:1061:U:H3'	25:YA:1062:G:H5''	1.90	0.54
25:YA:2466:C:H5'	55:Y9:5:ALA:HB3	1.90	0.54
27:YD:118:VAL:HG22	27:YD:119:ALA:H	1.72	0.54
27:YD:206:LEU:O	27:YD:211:ARG:NH1	2.38	0.54
27:YD:211:ARG:HD2	27:YD:214:TRP:CZ3	2.43	0.54

Continued on next page...

Continued from previous page...

Atom-1	Atom-2	Distance(Å)	Clash(Å)
29:YF:62:ARG:NH1	29:YF:62:ARG:HB3	2.22	0.54
35:YP:114:ILE:HD11	35:YP:130:PHE:HE1	1.70	0.54
35:YP:24:GLY:O	35:YP:25:SER:HB3	2.06	0.54
1:QA:601:C:H2'	1:QA:602:A:C8	2.43	0.54
2:QB:142:LEU:HD23	2:QB:142:LEU:C	2.27	0.54
13:QM:34:LEU:CD1	13:QM:41:PRO:HG3	2.38	0.54
21:QU:6:ARG:O	21:QU:8:THR:N	2.39	0.54
22:QV:10:G:N2	22:QV:26:G:H1'	2.23	0.54
47:R1:60:PHE:HE2	47:R1:91:LYS:HZ1	1.54	0.54
25:RA:1056:G:O2'	25:RA:1086:A:O2'	2.26	0.54
25:RA:2867:G:O2'	25:RA:2868:A:O5'	2.26	0.54
28:RE:176:ILE:HG22	28:RE:179:GLU:H	1.72	0.54
25:RA:320:A:N3	29:RF:169:ASN:ND2	2.55	0.54
32:RI:133:HIS:HB2	32:RI:134:PRO:HD2	1.90	0.54
35:RP:124:LYS:HA	35:RP:143:GLY:O	2.08	0.54
25:RA:2404:C:H1'	35:RP:67:MET:HE1	1.88	0.54
1:XA:986:A:H1'	19:XS:54:GLY:O	2.07	0.54
3:XC:109:PRO:O	3:XC:115:LEU:HD12	2.08	0.54
7:XG:102:ARG:O	7:XG:106:GLN:HG3	2.08	0.54
8:XH:101:PRO:HG2	8:XH:133:LEU:HD11	1.89	0.54
9:XI:13:ALA:HB2	9:XI:67:GLY:C	2.28	0.54
10:XJ:101:VAL:HG22	10:XJ:101:VAL:O	2.07	0.54
11:XK:24:SER:HB3	11:XK:27:ASN:O	2.08	0.54
18:XR:29:PHE:CD2	18:XR:29:PHE:N	2.76	0.54
18:XR:51:LEU:HD22	18:XR:55:ARG:HD2	1.89	0.54
49:Y3:2:PRO:O	49:Y3:3:ARG:O	2.25	0.54
25:YA:747:U:N3	51:Y5:2:ALA:N	2.56	0.54
25:YA:469:G:O6	53:Y7:37:LYS:HE2	2.07	0.54
25:YA:1085:A:O2'	25:YA:1086:A:OP1	2.22	0.54
25:YA:1678:G:H22	25:YA:1989:G:H22	1.55	0.54
25:YA:1899:G:H21	25:YA:1902:C:H41	1.53	0.54
25:YA:264:C:C2'	25:YA:265:A:H5''	2.37	0.54
25:YA:265:A:O2'	25:YA:266:G:H4'	2.08	0.54
27:YD:124:PRO:HB2	27:YD:126:GLN:NE2	2.22	0.54
27:YD:183:ARG:HG2	27:YD:183:ARG:NH1	2.12	0.54
27:YD:25:THR:HG23	27:YD:25:THR:O	2.07	0.54
28:YE:134:ILE:HD12	28:YE:134:ILE:C	2.28	0.54
29:YF:127:GLU:O	29:YF:129:PHE:N	2.39	0.54
31:YH:126:PRO:HD2	31:YH:127:GLU:H	1.72	0.54
33:YN:7:LYS:HD3	33:YN:9:VAL:CA	2.38	0.54
35:YP:124:LYS:HA	35:YP:143:GLY:O	2.08	0.54
36:YQ:60:ARG:HH11	45:YZ:113:ALA:HB3	1.73	0.54

Continued on next page...

Continued from previous page...

Atom-1	Atom-2	Distance(Å)	Clash(Å)
38:YS:13:ARG:HD2	38:YS:13:ARG:O	2.06	0.54
40:YU:24:TYR:O	40:YU:29:SER:HB3	2.08	0.54
40:YU:86:ALA:HB1	40:YU:88:ILE:HD11	1.90	0.54
2:QB:16:HIS:CE1	2:QB:209:ARG:HH21	2.25	0.54
2:QB:55:PHE:HA	2:QB:58:ILE:HB	1.88	0.54
3:QC:109:PRO:O	3:QC:115:LEU:HD12	2.08	0.54
4:QD:23:GLY:HA3	4:QD:112:VAL:CG2	2.38	0.54
6:QF:78:GLU:OE2	6:QF:81:ILE:HD12	2.08	0.54
12:QL:83:VAL:CG2	12:QL:100:ILE:HG23	2.38	0.54
12:QL:10:LEU:HD13	17:QQ:32:TYR:CD2	2.41	0.54
15:QO:87:ILE:CG2	15:QO:88:ARG:H	2.00	0.54
16:QP:3:LYS:O	16:QP:21:VAL:HA	2.08	0.54
22:QV:40:C:H2'	22:QV:41:C:H6	1.73	0.54
54:R8:32:LEU:O	54:R8:36:LYS:HE3	2.07	0.54
25:RA:2074:U:H2'	25:RA:2075:U:C6	2.43	0.54
25:RA:2208:U:O2'	27:RD:151:LYS:HG2	2.08	0.54
27:RD:158:ALA:HB3	27:RD:161:THR:HG21	1.90	0.54
28:RE:101:ARG:HB3	28:RE:201:THR:OG1	2.08	0.54
29:RF:179:GLU:CD	29:RF:179:GLU:H	2.11	0.54
34:RO:4:PRO:O	34:RO:5:GLN:HB2	2.06	0.54
37:RR:1:MET:O	37:RR:2:ARG:HG3	2.08	0.54
33:RN:42:TRP:CD1	40:RU:63:VAL:HG11	2.42	0.54
41:RV:45:THR:O	41:RV:45:THR:HG22	2.08	0.54
1:XA:1364:U:HO2'	1:XA:1365:G:P	2.30	0.54
2:XB:83:MET:O	2:XB:85:ALA:N	2.41	0.54
3:XC:134:ILE:CD1	3:XC:153:VAL:HG21	2.35	0.54
7:XG:137:LYS:O	7:XG:141:VAL:HG23	2.08	0.54
8:XH:51:VAL:HG11	8:XH:60:ARG:CG	2.38	0.54
10:XJ:61:GLU:HG3	14:YN:58:LYS:HE2	1.90	0.54
13:XM:66:LEU:O	13:XM:67:GLU:C	2.46	0.54
49:Y3:56:VAL:CG1	49:Y3:57:GLU:H	2.20	0.54
1:XA:1312:G:P	50:Y4:58:ARG:HH12	2.30	0.54
50:Y4:65:ASP:O	50:Y4:66:SER:HB3	2.07	0.54
25:YA:2327:A:H2'	25:YA:2328:A:C8	2.43	0.54
28:YE:51:PHE:O	28:YE:74:PRO:HB3	2.08	0.54
30:YG:81:LYS:O	30:YG:82:LEU:CB	2.56	0.54
34:YO:68:GLU:HA	34:YO:78:ARG:HB3	1.88	0.54
35:YP:112:LEU:HD13	35:YP:112:LEU:C	2.29	0.54
36:YQ:39:PRO:HB3	36:YQ:99:PRO:HD3	1.90	0.54
37:YR:38:VAL:HG22	37:YR:112:ALA:HB2	1.90	0.54
25:YA:2683:C:OP1	39:YT:53:ARG:NH2	2.40	0.54
41:YV:66:ARG:HH11	41:YV:66:ARG:CB	2.20	0.54

Continued on next page...

Continued from previous page...

Atom-1	Atom-2	Distance(Å)	Clash(Å)
1:QA:719:C:C2	18:QR:50:ILE:HD13	2.43	0.54
1:QA:986:A:H1'	19:QS:54:GLY:O	2.08	0.54
6:QF:92:LYS:NZ	6:QF:92:LYS:HB2	2.22	0.54
8:QH:102:ARG:NH1	8:QH:105:ARG:NH1	2.55	0.54
9:QI:99:LEU:O	9:QI:101:PHE:N	2.41	0.54
11:QK:24:SER:HB3	11:QK:27:ASN:O	2.08	0.54
47:R1:83:GLU:OE1	47:R1:85:LEU:HD23	2.07	0.54
50:R4:51:ASP:O	50:R4:51:ASP:OD1	2.25	0.54
51:R5:55:ARG:HD3	51:R5:56:LYS:H	1.73	0.54
52:R6:17:LYS:O	52:R6:18:ARG:HB2	2.08	0.54
35:RP:64:LYS:HG3	54:R8:25:MET:SD	2.48	0.54
25:RA:2022:U:O2'	25:RA:2617:C:H5'	2.07	0.54
25:RA:2212:A:H1'	25:RA:2215:G:C5	2.42	0.54
27:RD:227:ASN:CB	27:RD:228:PRO:HD2	2.24	0.54
28:RE:53:PRO:O	28:RE:74:PRO:HA	2.07	0.54
31:RH:26:VAL:CG1	31:RH:27:LYS:N	2.64	0.54
31:RH:91:GLY:O	31:RH:94:TYR:HB2	2.08	0.54
35:RP:112:LEU:C	35:RP:112:LEU:HD13	2.29	0.54
36:RQ:60:ARG:HH12	36:RQ:113:GLN:HE22	1.55	0.54
37:RR:38:VAL:HG22	37:RR:112:ALA:HB2	1.90	0.54
37:RR:45:ARG:HA	37:RR:95:THR:HG21	1.87	0.54
38:RS:67:ARG:NH1	38:RS:67:ARG:CB	2.64	0.54
39:RT:14:TYR:H	39:RT:14:TYR:HD1	1.56	0.54
25:RA:2845:G:H5''	39:RT:55:ASN:HA	1.88	0.54
44:RY:87:LYS:HB2	44:RY:87:LYS:NZ	2.23	0.54
1:XA:1095:U:P	1:XA:1108:G:H1	2.30	0.54
1:XA:22:G:H4'	1:XA:885:G:C8	2.42	0.54
1:XA:607:A:C2	16:XP:31:LYS:HB2	2.43	0.54
1:XA:993:G:O6	1:XA:1045:C:N4	2.27	0.54
2:XB:102:LEU:HB3	2:XB:180:LEU:HD12	1.90	0.54
6:XF:89:MET:HG2	6:XF:89:MET:O	2.08	0.54
7:XG:113:GLU:HB2	7:XG:119:ARG:CG	2.35	0.54
7:XG:12:LEU:N	7:XG:12:LEU:HD22	2.23	0.54
7:XG:13:GLN:O	7:XG:24:THR:HG21	2.08	0.54
7:XG:50:ILE:O	7:XG:50:ILE:HG22	2.07	0.54
8:XH:20:TYR:HD1	8:XH:65:TYR:HD2	1.55	0.54
10:XJ:16:LEU:O	10:XJ:20:ALA:HB2	2.08	0.54
12:XL:83:VAL:CG2	12:XL:100:ILE:HG23	2.38	0.54
14:XN:22:THR:HB	14:XN:33:VAL:HG11	1.88	0.54
18:XR:39:VAL:HA	18:XR:42:ARG:NH1	2.23	0.54
48:Y2:41:ILE:HD11	48:Y2:44:LEU:HB2	1.90	0.54
52:Y6:12:GLU:HG2	52:Y6:52:VAL:O	2.07	0.54

Continued on next page...

Continued from previous page...

Atom-1	Atom-2	Distance(Å)	Clash(Å)
55:Y9:1:MET:HB3	55:Y9:4:ARG:CZ	2.37	0.54
25:YA:918:A:N3	26:YB:80:U:O2'	2.35	0.54
27:YD:158:ALA:HB3	27:YD:161:THR:HG21	1.90	0.54
28:YE:186:GLY:O	28:YE:188:VAL:N	2.40	0.54
25:YA:2642:G:H4'	33:YN:78:TYR:CE2	2.43	0.54
34:YO:49:ARG:NH1	34:YO:49:ARG:HB3	2.23	0.54
35:YP:37:GLY:C	35:YP:41:ARG:HD3	2.29	0.54
37:YR:91:GLN:O	37:YR:91:GLN:HG2	2.08	0.54
28:YE:25:VAL:HG11	39:YT:11:GLU:HG2	1.90	0.54
39:YT:55:ASN:O	39:YT:57:PHE:O	2.26	0.54
34:YO:78:ARG:O	39:YT:73:GLU:HG3	2.08	0.54
2:QB:170:GLU:HA	2:QB:172:ILE:HD12	1.90	0.54
3:QC:92:ALA:HB2	3:QC:99:VAL:CG1	2.38	0.54
4:QD:79:PHE:CE2	4:QD:83:SER:HB2	2.43	0.54
6:QF:41:GLU:HG2	6:QF:43:LEU:HD11	1.88	0.54
7:QG:12:LEU:HD22	7:QG:12:LEU:N	2.22	0.54
7:QG:13:GLN:O	7:QG:24:THR:HG21	2.08	0.54
12:QL:6:THR:OG1	12:QL:9:GLN:HG3	2.08	0.54
47:R1:92:LYS:O	47:R1:94:LEU:N	2.41	0.54
52:R6:27:LYS:HZ2	52:R6:27:LYS:HB2	1.71	0.54
25:RA:1636:C:H2'	25:RA:1637:A:C8	2.43	0.54
25:RA:2573:C:N4	56:Z6:75:C:O2'	2.38	0.54
25:RA:623:G:H2'	25:RA:624:C:C6	2.43	0.54
27:RD:25:THR:CG2	27:RD:81:ALA:HB1	2.38	0.54
28:RE:51:PHE:O	28:RE:74:PRO:HB3	2.08	0.54
28:RE:54:GLN:N	28:RE:54:GLN:NE2	2.55	0.54
33:RN:70:LYS:C	33:RN:71:ILE:HD13	2.27	0.54
35:RP:37:GLY:HA2	35:RP:41:ARG:NE	2.23	0.54
36:RQ:81:VAL:C	36:RQ:82:ARG:CG	2.76	0.54
1:XA:1435:G:H2'	1:XA:1436:U:C6	2.43	0.54
3:XC:134:ILE:HG21	3:XC:168:ALA:HB3	1.89	0.54
9:XI:99:LEU:O	9:XI:101:PHE:N	2.41	0.54
9:XI:47:LEU:HB3	9:XI:50:LEU:HD12	1.90	0.54
25:YA:813:U:H2'	25:YA:814:C:C6	2.43	0.54
27:YD:28:GLU:O	27:YD:29:PRO:C	2.45	0.54
27:YD:34:VAL:C	27:YD:35:LYS:HG3	2.28	0.54
27:YD:80:ALA:HB3	27:YD:94:LEU:HD13	1.88	0.54
29:YF:53:THR:C	29:YF:55:GLY:H	2.11	0.54
31:YH:91:GLY:O	31:YH:94:TYR:HB2	2.08	0.54
34:YO:1:MET:HE2	34:YO:67:LYS:HG2	1.89	0.54
35:YP:84:ASN:ND2	35:YP:115:LEU:HD12	2.22	0.54
35:YP:92:GLU:HA	35:YP:123:LEU:CD2	2.38	0.54

Continued on next page...

Continued from previous page...

Atom-1	Atom-2	Distance(Å)	Clash(Å)
41:YV:45:THR:O	41:YV:45:THR:HG22	2.08	0.54
44:YY:87:LYS:NZ	44:YY:87:LYS:HB2	2.23	0.54
1:QA:45:U:H2'	1:QA:46:G:C8	2.43	0.53
3:QC:195:VAL:CG1	3:QC:196:LEU:N	2.71	0.53
3:QC:51:GLY:O	3:QC:70:VAL:HG13	2.08	0.53
7:QG:102:ARG:O	7:QG:106:GLN:HG3	2.08	0.53
8:QH:77:GLU:HG2	8:QH:78:GLN:N	2.22	0.53
12:QL:10:LEU:HB3	17:QQ:32:TYR:CE2	2.44	0.53
14:QN:13:THR:N	14:QN:14:PRO:HD2	2.22	0.53
10:QJ:61:GLU:HG3	14:QN:58:LYS:HE2	1.90	0.53
16:QP:75:ARG:C	16:QP:77:ALA:H	2.11	0.53
13:QM:77:ASN:OD1	50:R4:71:ARG:CZ	2.55	0.53
25:RA:2146:C:H4'	25:RA:2147:G:C8	2.44	0.53
25:RA:2166:G:N2	25:RA:2168:G:OP1	2.41	0.53
25:RA:2506:U:O2	25:RA:2506:U:H2'	2.07	0.53
25:RA:263:C:H2'	25:RA:264:C:O4'	2.08	0.53
27:RD:211:ARG:HD2	27:RD:214:TRP:CZ3	2.43	0.53
28:RE:14:ILE:CG1	28:RE:15:PHE:H	2.08	0.53
31:RH:139:GLN:O	31:RH:143:GLN:HB2	2.09	0.53
33:RN:109:LYS:HD2	33:RN:109:LYS:H	1.73	0.53
33:RN:137:LYS:HG3	33:RN:138:LEU:N	2.23	0.53
34:RO:113:LYS:HG2	34:RO:117:LEU:CD1	2.38	0.53
39:RT:88:ILE:C	39:RT:88:ILE:HD12	2.29	0.53
40:RU:47:TYR:CD2	40:RU:47:TYR:C	2.81	0.53
9:XI:53:VAL:CB	9:XI:95:LYS:HE3	2.36	0.53
1:XA:1459:C:OP1	20:XT:27:LYS:NZ	2.41	0.53
48:Y2:47:ASN:N	48:Y2:47:ASN:ND2	2.54	0.53
50:Y4:63:TYR:C	50:Y4:65:ASP:N	2.61	0.53
25:YA:229:A:OP1	25:YA:229:A:H4'	2.07	0.53
25:YA:2567:G:H2'	25:YA:2568:C:C6	2.43	0.53
27:YD:85:ASP:OD2	27:YD:88:ARG:HG2	2.07	0.53
28:YE:14:ILE:HD11	39:YT:14:TYR:CZ	2.42	0.53
28:YE:101:ARG:HB3	28:YE:201:THR:OG1	2.08	0.53
39:YT:88:ILE:HD12	39:YT:88:ILE:C	2.29	0.53
43:YX:5:TYR:HE2	48:Y2:30:ARG:HH11	1.56	0.53
1:QA:266:G:H5''	1:QA:267:C:H5	1.71	0.53
2:QB:187:LEU:HD22	2:QB:201:ILE:O	2.07	0.53
3:QC:53:ALA:HB2	3:QC:115:LEU:HD21	1.90	0.53
9:QI:13:ALA:HA	9:QI:66:ARG:O	2.08	0.53
17:QQ:5:VAL:O	17:QQ:6:LEU:HD23	2.09	0.53
19:QS:15:LEU:CD2	19:QS:15:LEU:H	2.21	0.53
48:R2:43:GLN:O	48:R2:44:LEU:CG	2.54	0.53

Continued on next page...

Continued from previous page...

Atom-1	Atom-2	Distance(Å)	Clash(Å)
51:R5:60:VAL:CG1	51:R5:60:VAL:OXT	2.56	0.53
25:RA:2277:G:H5'	36:RQ:85:LYS:HG3	1.89	0.53
25:RA:2844:G:H3'	25:RA:2845:G:H8	1.73	0.53
25:RA:593:G:O3'	54:R8:61:LEU:HD22	2.08	0.53
25:RA:864:G:H1'	25:RA:914:C:H42	1.74	0.53
34:RO:78:ARG:O	39:RT:73:GLU:HG3	2.08	0.53
35:RP:140:ALA:O	35:RP:141:ALA:HB2	2.08	0.53
37:RR:53:HIS:HA	37:RR:56:LYS:HD3	1.90	0.53
3:XC:53:ALA:HB2	3:XC:115:LEU:HD21	1.90	0.53
1:XA:1190:G:OP1	3:XC:5:ILE:HD12	2.08	0.53
4:XD:120:LEU:HD22	4:XD:125:HIS:CB	2.38	0.53
5:XE:101:ILE:O	5:XE:101:ILE:HG12	2.08	0.53
12:XL:42:THR:HA	12:XL:53:ARG:O	2.08	0.53
13:XM:39:ILE:HD11	13:XM:56:LEU:HB2	1.90	0.53
15:XO:77:ARG:HA	15:XO:80:ALA:CB	2.37	0.53
17:XQ:65:ILE:HD12	17:XQ:65:ILE:H	1.73	0.53
47:Y1:87:PRO:O	47:Y1:91:LYS:N	2.31	0.53
13:XM:57:ARG:HH21	50:Y4:34:GLU:HA	1.74	0.53
51:Y5:16:ARG:NH1	51:Y5:17:ASP:OD1	2.41	0.53
52:Y6:11:LEU:CD1	52:Y6:51:GLU:HG3	2.39	0.53
52:Y6:13:CYS:O	52:Y6:14:THR:HB	2.08	0.53
53:Y7:10:ARG:NH1	53:Y7:14:LYS:HE3	2.23	0.53
25:YA:1678:G:N2	25:YA:1989:G:H22	2.06	0.53
25:YA:746:A:C5	25:YA:2611:U:H5''	2.43	0.53
29:YF:147:GLY:O	29:YF:148:LEU:HD23	2.08	0.53
29:YF:197:ASP:O	29:YF:198:ALA:HB3	2.06	0.53
31:YH:12:PRO:O	31:YH:13:LYS:HB2	2.07	0.53
32:YI:4:ILE:HG12	32:YI:18:VAL:HG22	1.90	0.53
33:YN:70:LYS:C	33:YN:71:ILE:HD13	2.28	0.53
34:YO:12:ASP:CG	34:YO:14:THR:HG23	2.29	0.53
34:YO:12:ASP:OD1	34:YO:85:VAL:HG13	2.08	0.53
39:YT:105:LEU:O	39:YT:107:ASP:N	2.41	0.53
40:YU:74:LEU:HD13	40:YU:79:PHE:HB2	1.89	0.53
44:YY:5:MET:HE1	44:YY:32:PRO:HB3	1.91	0.53
1:QA:266:G:H5'	1:QA:268:C:H41	1.72	0.53
1:QA:842:C:O2'	1:QA:848:C:N4	2.42	0.53
2:QB:134:GLU:HB3	2:QB:138:LEU:CD1	2.39	0.53
2:QB:134:GLU:O	2:QB:138:LEU:HD12	2.07	0.53
3:QC:3:ASN:H	3:QC:3:ASN:ND2	2.05	0.53
1:QA:590:C:OP1	8:QH:29:SER:HA	2.08	0.53
13:QM:66:LEU:O	13:QM:67:GLU:C	2.46	0.53
13:QM:76:ALA:O	13:QM:79:LYS:HB3	2.09	0.53

Continued on next page...

Continued from previous page...

Atom-1	Atom-2	Distance(Å)	Clash(Å)
14:QN:23:ARG:O	14:QN:24:CYS:C	2.46	0.53
15:QO:7:GLU:O	15:QO:11:VAL:HG23	2.08	0.53
18:QR:25:THR:C	18:QR:26:LEU:HD23	2.29	0.53
50:R4:37:SER:C	50:R4:39:CYS:N	2.62	0.53
52:R6:13:CYS:O	52:R6:14:THR:HB	2.08	0.53
53:R7:10:ARG:NH1	53:R7:14:LYS:HE3	2.23	0.53
54:R8:29:LYS:HB2	54:R8:44:LYS:HG2	1.90	0.53
54:R8:58:ILE:O	54:R8:61:LEU:HG	2.08	0.53
25:RA:222:A:H3'	25:RA:421:U:H5''	1.91	0.53
25:RA:524:U:H2'	25:RA:525:U:C6	2.44	0.53
27:RD:124:PRO:HB2	27:RD:126:GLN:NE2	2.22	0.53
27:RD:206:LEU:O	27:RD:211:ARG:NH1	2.38	0.53
27:RD:85:ASP:OD2	27:RD:88:ARG:HG2	2.07	0.53
29:RF:116:ASP:OD1	29:RF:119:ARG:NH2	2.41	0.53
29:RF:53:THR:C	29:RF:55:GLY:H	2.10	0.53
30:RG:81:LYS:O	30:RG:82:LEU:CB	2.56	0.53
31:RH:153:LYS:HA	31:RH:153:LYS:CE	2.37	0.53
35:RP:37:GLY:C	35:RP:41:ARG:HD3	2.29	0.53
37:RR:28:LEU:HD13	37:RR:28:LEU:O	2.08	0.53
40:RU:24:TYR:O	40:RU:29:SER:HB3	2.08	0.53
43:RX:53:LYS:NZ	43:RX:55:ASN:HD21	2.06	0.53
1:XA:347:G:O2'	1:XA:348:G:H5''	2.08	0.53
1:XA:963:G:H21	10:XJ:55:LYS:CE	2.21	0.53
3:XC:3:ASN:H	3:XC:3:ASN:ND2	2.05	0.53
9:XI:13:ALA:HA	9:XI:66:ARG:O	2.08	0.53
13:XM:34:LEU:CD1	13:XM:41:PRO:HG3	2.38	0.53
1:XA:134:A:H61	16:XP:25:ARG:NH1	2.05	0.53
21:XU:14:TRP:CZ3	21:XU:15:ARG:HD3	2.43	0.53
47:Y1:91:LYS:CE	47:Y1:91:LYS:HA	2.38	0.53
54:Y8:63:PRO:O	54:Y8:64:TYR:HB2	2.07	0.53
25:YA:1998:G:OP2	28:YE:136:ARG:NH2	2.37	0.53
25:YA:2633:G:H1'	28:YE:62:PRO:HG2	1.90	0.53
25:YA:540:G:H5'	25:YA:541:C:OP2	2.09	0.53
30:YG:139:LEU:HD22	30:YG:146:TYR:HD1	1.73	0.53
34:YO:7:TYR:C	34:YO:8:LEU:HD22	2.29	0.53
37:YR:70:LEU:HD13	37:YR:75:LEU:HD11	1.88	0.53
38:YS:74:ALA:HB1	38:YS:107:GLU:HB3	1.89	0.53
39:YT:110:ILE:HG23	39:YT:111:ARG:N	2.24	0.53
40:YU:47:TYR:C	40:YU:47:TYR:CD2	2.81	0.53
41:YV:81:TYR:C	41:YV:82:ARG:HG3	2.27	0.53
2:QB:24:TRP:CE2	2:QB:26:PRO:HD3	2.44	0.53
2:QB:75:LYS:C	2:QB:75:LYS:HD3	2.28	0.53

Continued on next page...

Continued from previous page...

Atom-1	Atom-2	Distance(Å)	Clash(Å)
4:QD:173:TRP:CD1	4:QD:174:LEU:HG	2.44	0.53
4:QD:198:VAL:HG12	4:QD:199:ASN:H	1.74	0.53
9:QI:4:TYR:CE2	9:QI:88:TYR:HB2	2.44	0.53
9:QI:28:VAL:HG13	9:QI:63:ILE:HG21	1.89	0.53
12:QL:42:THR:HA	12:QL:53:ARG:O	2.08	0.53
18:QR:58:LEU:H	18:QR:58:LEU:HD12	1.72	0.53
49:R3:2:PRO:O	49:R3:3:ARG:O	2.25	0.53
51:R5:16:ARG:NH1	51:R5:17:ASP:OD1	2.41	0.53
51:R5:44:THR:O	51:R5:46:CYS:N	2.41	0.53
25:RA:1588:C:H2'	25:RA:1589:C:C6	2.44	0.53
25:RA:2758:A:C4	31:RH:67:LEU:HD21	2.43	0.53
25:RA:458:G:O2'	25:RA:469:G:O6	2.23	0.53
25:RA:639:U:H2'	25:RA:640:C:C6	2.44	0.53
27:RD:25:THR:HG23	27:RD:25:THR:O	2.07	0.53
34:RO:49:ARG:HB3	34:RO:49:ARG:NH1	2.23	0.53
34:RO:7:TYR:C	34:RO:8:LEU:HD22	2.29	0.53
29:RF:34:TRP:CH2	35:RP:8:PRO:HB3	2.43	0.53
37:RR:91:GLN:O	37:RR:91:GLN:HG2	2.08	0.53
44:RY:44:ILE:CG1	44:RY:45:VAL:N	2.70	0.53
1:XA:1513:A:H2'	1:XA:1514:C:C6	2.43	0.53
1:XA:7:G:H5'	1:XA:298:A:O4'	2.08	0.53
4:XD:173:TRP:CD1	4:XD:174:LEU:HG	2.44	0.53
2:XB:178:ARG:HD2	8:XH:71:GLY:HA2	1.89	0.53
48:Y2:16:LEU:CG	48:Y2:16:LEU:O	2.49	0.53
50:Y4:37:SER:C	50:Y4:39:CYS:N	2.62	0.53
25:YA:2224:G:OP1	27:YD:268:ARG:HD3	2.09	0.53
25:YA:307:G:H21	25:YA:330:A:N6	2.07	0.53
27:YD:35:LYS:CG	27:YD:64:ILE:H	2.15	0.53
29:YF:179:GLU:H	29:YF:179:GLU:CD	2.11	0.53
31:YH:59:ARG:CG	31:YH:59:ARG:HH11	2.20	0.53
41:YV:22:VAL:CG1	41:YV:23:GLU:N	2.71	0.53
42:YW:28:SER:HB3	42:YW:31:GLU:HB2	1.91	0.53
44:YY:90:LEU:HD22	44:YY:90:LEU:H	1.73	0.53
45:YZ:124:ILE:HG22	45:YZ:126:VAL:HG13	1.90	0.53
2:QB:5:ILE:N	2:QB:5:ILE:HD13	2.24	0.53
3:QC:173:VAL:O	3:QC:173:VAL:HG12	2.08	0.53
4:QD:153:ARG:NH1	4:QD:181:MET:CG	2.71	0.53
5:QE:12:LEU:O	5:QE:13:ILE:HD12	2.08	0.53
5:QE:140:ARG:NH1	5:QE:140:ARG:HB2	2.23	0.53
22:QV:69:C:H2'	22:QV:70:G:C8	2.44	0.53
25:RA:2466:C:H5'	55:R9:5:ALA:HB3	1.90	0.53
25:RA:1081:U:H3'	25:RA:1082:U:H4'	1.91	0.53

Continued on next page...

Continued from previous page...

Atom-1	Atom-2	Distance(Å)	Clash(Å)
25:RA:469:G:O6	53:R7:37:LYS:HE2	2.07	0.53
25:RA:74:A:H4'	25:RA:75:G:O5'	2.07	0.53
25:RA:784:A:N7	27:RD:229:VAL:HG21	2.23	0.53
26:RB:44:G:H1'	26:RB:47:C:N4	2.24	0.53
29:RF:32:LEU:HD12	29:RF:36:VAL:HG23	1.89	0.53
34:RO:12:ASP:OD1	34:RO:85:VAL:HG13	2.08	0.53
25:RA:662:G:H5''	35:RP:15:ARG:O	2.08	0.53
38:RS:10:ARG:O	38:RS:14:VAL:HG12	2.09	0.53
38:RS:25:ARG:CB	38:RS:25:ARG:HH11	2.22	0.53
41:RV:66:ARG:HH11	41:RV:66:ARG:CB	2.20	0.53
41:RV:7:THR:CG2	41:RV:22:VAL:HG11	2.39	0.53
43:RX:36:LYS:HA	43:RX:39:ILE:HD12	1.90	0.53
44:RY:84:ARG:NH1	44:RY:97:ARG:HB2	2.11	0.53
9:XI:28:VAL:HG13	9:XI:63:ILE:HG21	1.89	0.53
14:XN:40:CYS:SG	14:XN:42:ILE:N	2.81	0.53
15:XO:29:VAL:HG11	15:XO:67:LEU:HD21	1.89	0.53
17:XQ:33:GLY:O	17:XQ:34:LYS:O	2.26	0.53
19:XS:63:THR:O	19:XS:66:MET:HG2	2.09	0.53
20:XT:30:LYS:HE2	20:XT:72:LEU:HD12	1.91	0.53
25:YA:1417:C:H2'	25:YA:1418:G:O4'	2.09	0.53
25:YA:1600:C:OP1	43:YX:58:HIS:NE2	2.33	0.53
25:YA:1769:G:O2'	25:YA:1958:C:OP1	2.24	0.53
25:YA:2286:A:H4'	25:YA:2287:A:O4'	2.07	0.53
25:YA:2466:C:OP1	55:Y9:4:ARG:HB2	2.08	0.53
25:YA:2758:A:C4	31:YH:67:LEU:HD21	2.44	0.53
33:YN:137:LYS:HG3	33:YN:138:LEU:N	2.23	0.53
35:YP:88:LEU:HD23	35:YP:89:ALA:N	2.24	0.53
41:YV:41:GLY:HA3	41:YV:46:VAL:CG1	2.38	0.53
1:QA:1336:C:H1'	1:QA:1337:G:C2	2.44	0.53
3:QC:78:GLY:HA3	3:QC:83:ARG:CB	2.38	0.53
4:QD:166:LYS:HD2	27:YD:134:ARG:HH12	1.72	0.53
5:QE:101:ILE:HG12	5:QE:101:ILE:O	2.08	0.53
10:QJ:16:LEU:O	10:QJ:20:ALA:HB2	2.08	0.53
11:QK:20:TYR:HB2	11:QK:31:THR:O	2.07	0.53
13:QM:39:ILE:HD11	13:QM:56:LEU:HB2	1.90	0.53
16:QP:72:ARG:HD3	16:QP:73:LEU:HD23	1.91	0.53
43:RX:60:ARG:NH1	53:R7:47:ARG:HH22	2.07	0.53
25:RA:1268:A:H2'	25:RA:1269:A:O4'	2.08	0.53
25:RA:1600:C:H4'	53:R7:49:ARG:HE	1.73	0.53
25:RA:859:G:N2	25:RA:917:A:OP2	2.33	0.53
26:RB:55:U:H2'	26:RB:56:G:C8	2.43	0.53
28:RE:134:ILE:HD12	28:RE:134:ILE:C	2.28	0.53

Continued on next page...

Continued from previous page...

Atom-1	Atom-2	Distance(Å)	Clash(Å)
32:RI:11:ASN:O	32:RI:12:LEU:HB2	2.09	0.53
33:RN:120:LEU:CD1	33:RN:122:VAL:HG23	2.38	0.53
33:RN:78:TYR:N	33:RN:78:TYR:HD1	2.07	0.53
34:RO:12:ASP:CG	34:RO:14:THR:HG23	2.29	0.53
34:RO:14:THR:HG21	34:RO:86:ILE:HD13	1.91	0.53
36:RQ:119:ARG:NH1	36:RQ:119:ARG:HG2	2.20	0.53
39:RT:98:LYS:HB3	39:RT:100:TYR:CE1	2.43	0.53
39:RT:105:LEU:O	39:RT:107:ASP:N	2.41	0.53
41:RV:81:TYR:C	41:RV:82:ARG:HG3	2.27	0.53
42:RW:43:GLY:O	42:RW:44:ALA:C	2.46	0.53
45:RZ:117:LEU:HA	45:RZ:174:VAL:HA	1.91	0.53
45:RZ:27:VAL:HG13	45:RZ:87:ASP:HB3	1.91	0.53
2:XB:24:TRP:CE2	2:XB:26:PRO:HD3	2.43	0.53
7:XG:85:TYR:HE1	7:XG:154:TYR:HE1	1.56	0.53
7:XG:95:ARG:CZ	7:XG:99:LEU:HD11	2.38	0.53
11:XK:125:PHE:N	11:XK:125:PHE:HD1	2.05	0.53
13:XM:76:ALA:O	13:XM:79:LYS:HB3	2.09	0.53
13:XM:81:LEU:HD13	13:XM:88:ARG:HD2	1.90	0.53
14:YN:41:ARG:HE	14:YN:42:ILE:CG1	2.22	0.53
15:XO:8:LYS:HZ2	15:XO:8:LYS:HB2	1.73	0.53
17:XQ:11:VAL:HG22	17:XQ:20:THR:O	2.09	0.53
19:XS:7:LYS:HG3	19:XS:8:GLY:N	2.22	0.53
50:Y4:49:PHE:CD1	50:Y4:49:PHE:N	2.77	0.53
54:Y8:58:ILE:O	54:Y8:61:LEU:HG	2.08	0.53
25:YA:1404:C:O2'	25:YA:1405:U:H5'	2.08	0.53
25:YA:2059:A:H5'	25:YA:2060:A:OP2	2.09	0.53
27:YD:25:THR:HG21	27:YD:81:ALA:CB	2.38	0.53
33:YN:134:ARG:N	33:YN:135:PRO:CD	2.58	0.53
35:YP:79:ARG:HD3	35:YP:110:TYR:CE1	2.43	0.53
36:YQ:76:LYS:O	36:YQ:88:GLY:HA3	2.09	0.53
37:YR:67:LEU:HD13	37:YR:76:VAL:CG2	2.27	0.53
1:QA:129(A):G:N2	1:QA:188:U:O2'	2.42	0.53
2:QB:87:ARG:HH11	2:QB:223:ILE:HD12	1.73	0.53
2:QB:233:SER:OG	2:QB:234:PRO:HD2	2.09	0.53
1:QA:1111:A:N1	3:QC:177:THR:HG23	2.23	0.53
4:QD:147:ALA:HA	4:QD:182:LYS:HA	1.91	0.53
5:QE:36:ASP:OD1	5:QE:37:ARG:N	2.42	0.53
6:QF:75:LEU:HD23	6:QF:79:LEU:HG	1.91	0.53
7:QG:137:LYS:O	7:QG:141:VAL:HG23	2.07	0.53
13:QM:3:ARG:HA	13:QM:9:ILE:CG2	2.22	0.53
17:QQ:11:VAL:HG22	17:QQ:20:THR:O	2.09	0.53
18:QR:51:LEU:HD22	18:QR:55:ARG:HD2	1.89	0.53

Continued on next page...

Continued from previous page...

Atom-1	Atom-2	Distance(Å)	Clash(Å)
48:R2:41:ILE:HD11	48:R2:44:LEU:HB2	1.90	0.53
50:R4:15:ILE:HD13	50:R4:15:ILE:H	1.74	0.53
52:R6:11:LEU:CD1	52:R6:51:GLU:HG3	2.39	0.53
52:R6:9:LEU:HD13	52:R6:26:ASN:ND2	2.24	0.53
25:RA:249:C:O2	54:R8:12:LYS:HE3	2.09	0.53
25:RA:155:C:H42	25:RA:171:G:H1	1.57	0.53
25:RA:1952:A:N3	25:RA:2560:C:O2'	2.37	0.53
25:RA:2261:C:C6	46:R0:16:SER:HB3	2.43	0.53
27:RD:34:VAL:C	27:RD:35:LYS:HG3	2.28	0.53
28:RE:14:ILE:HG23	28:RE:15:PHE:N	2.22	0.53
28:RE:25:VAL:HG11	39:RT:11:GLU:HG2	1.90	0.53
40:RU:86:ALA:HB1	40:RU:88:ILE:HD11	1.90	0.53
41:RV:48:GLY:O	41:RV:49:THR:O	2.26	0.53
44:RY:97:ARG:NH2	44:RY:98:VAL:CB	2.66	0.53
1:XA:981:U:H5	1:XA:982:U:HO2'	1.55	0.53
2:XB:206:ASP:O	2:XB:207:ALA:HB3	2.08	0.53
4:XD:172:PRO:HB2	4:XD:193:ASP:OD2	2.08	0.53
4:XD:23:GLY:HA3	4:XD:112:VAL:CG2	2.38	0.53
4:XD:79:PHE:CE2	4:XD:83:SER:HB2	2.44	0.53
46:Y0:11:ARG:O	46:Y0:14:ARG:NH2	2.42	0.53
47:Y1:20:ARG:NH1	47:Y1:20:ARG:HG2	2.24	0.53
50:Y4:37:SER:HB3	50:Y4:42:PHE:CD1	2.43	0.53
51:Y5:60:VAL:OXT	51:Y5:60:VAL:CG1	2.56	0.53
43:YX:60:ARG:NH1	53:Y7:47:ARG:HH22	2.07	0.53
25:YA:1448:G:H5'	25:YA:1543:A:OP1	2.08	0.53
27:YD:25:THR:CG2	27:YD:81:ALA:HB1	2.38	0.53
27:YD:77:ALA:HB2	27:YD:97:TYR:CG	2.44	0.53
30:YG:125:PHE:C	30:YG:127:GLY:H	2.12	0.53
31:YH:40:GLU:O	31:YH:41:MET:HB2	2.09	0.53
34:YO:2:ILE:HD12	34:YO:2:ILE:N	2.24	0.53
41:YV:48:GLY:O	41:YV:49:THR:O	2.26	0.53
42:YW:43:GLY:O	42:YW:44:ALA:C	2.46	0.53
2:QB:96:ARG:H	2:QB:96:ARG:CD	2.16	0.53
21:QU:14:TRP:CZ3	21:QU:15:ARG:HD3	2.43	0.53
46:R0:11:ARG:O	46:R0:14:ARG:NH2	2.42	0.53
13:QM:65:LYS:HZ3	50:R4:52:THR:HG21	1.72	0.53
26:RB:42:C:H41	30:RG:91:ARG:NH2	2.06	0.53
27:RD:36:PRO:HA	27:RD:62:TYR:O	2.09	0.53
28:RE:20:ALA:O	28:RE:21:VAL:CG2	2.48	0.53
29:RF:129:PHE:O	29:RF:142:TRP:CD1	2.62	0.53
33:RN:19:GLU:HA	33:RN:59:LYS:HB2	1.91	0.53
41:RV:51:VAL:CG1	41:RV:52:VAL:H	2.22	0.53

Continued on next page...

Continued from previous page...

Atom-1	Atom-2	Distance(Å)	Clash(Å)
42:RW:14:PRO:O	42:RW:17:VAL:N	2.42	0.53
45:RZ:163:LEU:H	45:RZ:163:LEU:HD12	1.72	0.53
1:XA:953:G:N7	13:XM:104:ARG:NH2	2.55	0.53
3:XC:78:GLY:HA3	3:XC:83:ARG:CB	2.38	0.53
9:XI:4:TYR:CE2	9:XI:88:TYR:HB2	2.44	0.53
1:XA:690:G:H22	11:XK:55:LYS:NZ	2.07	0.53
15:XO:26:GLU:HA	15:XO:81:LEU:HD22	1.90	0.53
17:XQ:5:VAL:O	17:XQ:6:LEU:HD23	2.08	0.53
23:XY:29:U:H2'	23:XY:30:C:H6	1.74	0.53
50:Y4:56:VAL:HA	50:Y4:60:GLN:CB	2.28	0.53
52:Y6:9:LEU:HD13	52:Y6:26:ASN:ND2	2.24	0.53
25:YA:25:U:H5''	42:YW:80:PRO:HD3	1.90	0.53
28:YE:64:LYS:C	28:YE:66:HIS:H	2.12	0.53
29:YF:116:ASP:OD1	29:YF:119:ARG:NH2	2.41	0.53
31:YH:125:VAL:HA	31:YH:126:PRO:CB	2.29	0.53
31:YH:12:PRO:HG3	31:YH:48:GLY:O	2.09	0.53
33:YN:19:GLU:HA	33:YN:59:LYS:HB2	1.91	0.53
33:YN:22:THR:CG2	33:YN:23:LEU:N	2.61	0.53
35:YP:125:VAL:O	35:YP:145:PRO:HD2	2.08	0.53
35:YP:64:LYS:HG3	54:Y8:25:MET:SD	2.48	0.53
37:YR:1:MET:O	37:YR:2:ARG:HG3	2.08	0.53
38:YS:10:ARG:O	38:YS:14:VAL:HG12	2.09	0.53
40:YU:39:LEU:O	40:YU:40:PHE:C	2.48	0.53
1:QA:246:A:N6	1:QA:281:G:H1'	2.24	0.53
1:QA:757:U:H2'	1:QA:758:G:O4'	2.09	0.53
1:QA:7:G:H5'	1:QA:298:A:O4'	2.09	0.53
1:QA:816:A:OP1	1:QA:1526:G:O2'	2.26	0.53
4:QD:108:LEU:HD11	4:QD:174:LEU:CD2	2.37	0.53
4:QD:206:PHE:HD2	4:QD:207:TYR:CD1	2.27	0.53
9:QI:53:VAL:CB	9:QI:95:LYS:HE3	2.36	0.53
13:QM:92:HIS:CD2	13:QM:98:VAL:HG21	2.43	0.53
20:QT:30:LYS:HE2	20:QT:72:LEU:HD12	1.91	0.53
50:R4:54:GLY:O	50:R4:71:ARG:HA	2.08	0.53
51:R5:55:ARG:HG3	51:R5:57:VAL:H	1.73	0.53
54:R8:52:LYS:N	54:R8:53:PRO:HD2	2.22	0.53
25:RA:678:C:H2'	25:RA:679:C:C6	2.44	0.53
27:RD:155:LEU:CD1	27:RD:155:LEU:N	2.71	0.53
27:RD:25:THR:HG21	27:RD:82:ILE:H	1.70	0.53
31:RH:40:GLU:O	31:RH:41:MET:HB2	2.08	0.53
38:RS:56:LEU:O	38:RS:58:LEU:HD22	2.08	0.53
42:RW:8:ARG:HH11	42:RW:8:ARG:HG3	1.73	0.53
44:RY:95:LYS:HA	44:RY:101:LYS:H	1.72	0.53

Continued on next page...

Continued from previous page...

Atom-1	Atom-2	Distance(Å)	Clash(Å)
1:XA:116:A:HB1	1:XA:313:A:H1'	1.74	0.53
1:XA:1200:C:O2'	1:XA:1201:A:OP2	2.20	0.53
2:XB:75:LYS:C	2:XB:75:LYS:HD3	2.29	0.53
3:XC:51:GLY:O	3:XC:70:VAL:HG13	2.09	0.53
5:XE:87:SER:HB3	5:XE:131:ILE:CD1	2.39	0.53
6:XF:69:GLU:C	6:XF:71:ARG:H	2.13	0.53
8:XH:87:SER:HA	8:XH:93:VAL:HG23	1.91	0.53
10:XJ:74:ILE:HD13	10:XJ:74:ILE:N	2.16	0.53
15:XO:7:GLU:O	15:XO:11:VAL:HG23	2.08	0.53
15:XO:62:GLN:N	15:XO:65:ARG:HH12	2.06	0.53
19:XS:11:VAL:O	19:XS:11:VAL:HG13	2.09	0.53
26:YB:12:C:O2'	46:Y0:74:ARG:HG3	2.08	0.53
25:YA:2250:G:C2	36:YQ:82:ARG:HB3	2.43	0.53
25:YA:2776:A:H3'	25:YA:2776:A:OP1	2.08	0.53
25:YA:747:U:N1	51:Y5:2:ALA:HB3	2.24	0.53
25:YA:900:A:H5'	25:YA:901:A:OP2	2.09	0.53
27:YD:263:ARG:HB2	27:YD:263:ARG:HH11	1.68	0.53
28:YE:119:ARG:HD3	28:YE:160:TYR:HB2	1.91	0.53
31:YH:128:PRO:CD	31:YH:129:THR:N	2.71	0.53
31:YH:139:GLN:O	31:YH:143:GLN:HB2	2.09	0.53
35:YP:125:VAL:O	35:YP:125:VAL:HG13	2.09	0.53
39:YT:34:VAL:CG1	39:YT:36:GLU:HG2	2.39	0.53
39:YT:3:ARG:HG3	39:YT:7:ILE:CG1	2.36	0.53
41:YV:7:THR:CG2	41:YV:22:VAL:HG11	2.39	0.53
43:YX:53:LYS:NZ	43:YX:55:ASN:HD21	2.06	0.53
2:QB:102:LEU:HB3	2:QB:180:LEU:HD12	1.90	0.53
2:QB:200:ILE:HG22	2:QB:201:ILE:N	2.24	0.53
2:QB:206:ASP:O	2:QB:207:ALA:HB3	2.08	0.53
4:QD:120:LEU:HD22	4:QD:125:HIS:CB	2.38	0.53
4:QD:172:PRO:HB2	4:QD:193:ASP:OD2	2.08	0.53
9:QI:47:LEU:HB3	9:QI:50:LEU:HD12	1.90	0.53
1:QA:690:G:H22	11:QK:55:LYS:NZ	2.07	0.53
15:QO:6:GLU:H	15:QO:6:GLU:CD	2.12	0.53
18:QR:29:PHE:N	18:QR:29:PHE:CD2	2.76	0.53
19:QS:29:ARG:HD3	19:QS:30:LEU:HD13	1.91	0.53
19:QS:65:ASN:H	19:QS:65:ASN:ND2	2.07	0.53
50:R4:47:GLN:O	50:R4:48:ARG:HB2	2.07	0.53
52:R6:25:LYS:HE2	52:R6:27:LYS:HE3	1.91	0.53
25:RA:2126:A:H4'	25:RA:2127:G:O5'	2.09	0.53
27:RD:34:VAL:CG1	27:RD:34:VAL:O	2.50	0.53
27:RD:43:ARG:NH1	27:RD:44:ASN:OD1	2.42	0.53
30:RG:125:PHE:C	30:RG:127:GLY:H	2.12	0.53

Continued on next page...

Continued from previous page...

Atom-1	Atom-2	Distance(Å)	Clash(Å)
31:RH:126:PRO:HD2	31:RH:127:GLU:H	1.72	0.53
35:RP:125:VAL:O	35:RP:125:VAL:HG13	2.09	0.53
37:RR:33:ARG:NH2	51:R5:55:ARG:CG	2.66	0.53
1:XA:719:C:O2'	18:XR:49:LYS:HB3	2.09	0.53
3:XC:134:ILE:CG2	3:XC:168:ALA:HB3	2.39	0.53
6:XF:75:LEU:HD21	6:XF:79:LEU:HD11	1.91	0.53
6:XF:78:GLU:OE2	6:XF:81:ILE:HD12	2.08	0.53
8:XH:100:ILE:CB	8:XH:125:ARG:HH12	2.20	0.53
9:XI:113:LYS:HD3	9:XI:119:ALA:O	2.09	0.53
12:XL:32:PHE:HE1	12:XL:86:ARG:HG3	1.73	0.53
15:XO:6:GLU:H	15:XO:6:GLU:CD	2.12	0.53
18:XR:36:ASN:ND2	18:XR:36:ASN:O	2.32	0.53
19:XS:27:GLU:O	19:XS:28:LYS:CG	2.53	0.53
19:XS:29:ARG:HD3	19:XS:30:LEU:HD13	1.91	0.53
13:XM:65:LYS:HE2	50:Y4:50:VAL:HG11	1.89	0.53
25:YA:2015:A:N3	51:Y5:2:ALA:N	2.57	0.53
52:Y6:7:ILE:CG1	52:Y6:8:LYS:H	2.07	0.53
25:YA:248:G:H5'	25:YA:250:G:N7	2.24	0.53
27:YD:233:HIS:N	27:YD:233:HIS:CD2	2.75	0.53
29:YF:9:ILE:HD11	29:YF:125:LEU:CG	2.36	0.53
33:YN:109:LYS:H	33:YN:109:LYS:HD2	1.73	0.53
35:YP:147:LEU:O	35:YP:148:LEU:CB	2.57	0.53
38:YS:56:LEU:O	38:YS:58:LEU:HD22	2.09	0.53
40:YU:92:ARG:NH2	40:YU:94:ASN:HD22	2.07	0.53
41:YV:38:LEU:HD13	41:YV:55:ALA:HB3	1.91	0.53
1:QA:1159:U:O2'	1:QA:1160:G:N7	2.43	0.52
6:QF:89:MET:HG2	6:QF:89:MET:O	2.09	0.52
7:QG:95:ARG:CZ	7:QG:99:LEU:HD11	2.38	0.52
13:QM:73:GLU:O	13:QM:76:ALA:N	2.42	0.52
3:QC:29:TYR:OH	14:QN:54:PRO:HD2	2.09	0.52
17:QQ:65:ILE:H	17:QQ:65:ILE:HD12	1.74	0.52
25:RA:270(R):G:H2'	25:RA:270(S):G:H8	1.73	0.52
25:RA:1050:A:H8	25:RA:2751:G:HO2'	1.57	0.52
35:RP:92:GLU:HA	35:RP:123:LEU:CD2	2.38	0.52
36:RQ:76:LYS:O	36:RQ:88:GLY:HA3	2.09	0.52
39:RT:55:ASN:O	39:RT:57:PHE:O	2.26	0.52
25:RA:583:G:OP2	40:RU:10:ARG:NH1	2.42	0.52
1:XA:250:A:H4'	1:XA:251:G:O5'	2.07	0.52
2:XB:188:ALA:HB3	2:XB:200:ILE:CG2	2.40	0.52
2:XB:9:GLU:N	2:XB:9:GLU:OE2	2.42	0.52
3:XC:48:TYR:O	3:XC:51:GLY:N	2.41	0.52
5:XE:12:LEU:O	5:XE:13:ILE:HD12	2.08	0.52

Continued on next page...

Continued from previous page...

Atom-1	Atom-2	Distance(Å)	Clash(Å)
1:XA:939:G:H5''	7:XG:102:ARG:NH2	2.24	0.52
14:YN:7:ILE:CG1	14:YN:8:GLU:N	2.72	0.52
16:XP:75:ARG:C	16:XP:77:ALA:H	2.11	0.52
18:XR:25:THR:C	18:XR:26:LEU:HD23	2.29	0.52
49:Y3:6:VAL:HG12	49:Y3:56:VAL:HG22	1.92	0.52
30:YG:111:LEU:HB2	50:Y4:38:LYS:HZ3	1.72	0.52
52:Y6:25:LYS:HE2	52:Y6:27:LYS:HE3	1.91	0.52
25:YA:247:G:O6	54:Y8:12:LYS:NZ	2.25	0.52
25:YA:534:U:H5'	40:YU:42:ALA:HB1	1.92	0.52
27:YD:35:LYS:HD3	27:YD:63:ARG:CA	2.39	0.52
28:YE:7:VAL:O	28:YE:196:VAL:HG13	2.09	0.52
29:YF:129:PHE:O	29:YF:142:TRP:CD1	2.62	0.52
29:YF:34:TRP:CH2	35:YP:8:PRO:HB3	2.43	0.52
31:YH:44:VAL:CG2	31:YH:44:VAL:O	2.57	0.52
31:YH:76:VAL:C	31:YH:78:GLY:H	2.13	0.52
32:YI:1:MET:HG3	32:YI:23:PRO:HB3	1.90	0.52
33:YN:131:GLN:CG	33:YN:132:ALA:H	2.20	0.52
37:YR:70:LEU:O	37:YR:72:ASP:N	2.43	0.52
42:YW:7:ALA:HB2	42:YW:50:VAL:CG2	2.40	0.52
3:QC:134:ILE:CG2	3:QC:168:ALA:HB3	2.39	0.52
13:QM:87:TYR:CE1	13:QM:91:ARG:HD3	2.44	0.52
16:QP:1:MET:SD	16:QP:3:LYS:HE3	2.49	0.52
47:R1:85:LEU:HA	47:R1:87:PRO:HD2	1.91	0.52
25:RA:1824:G:O3'	27:RD:249:PRO:HD3	2.09	0.52
28:RE:61:ARG:O	28:RE:63:LEU:N	2.42	0.52
28:RE:7:VAL:O	28:RE:196:VAL:HG13	2.09	0.52
29:RF:125:LEU:HA	29:RF:194:MET:O	2.10	0.52
31:RH:12:PRO:HG3	31:RH:48:GLY:O	2.09	0.52
31:RH:44:VAL:O	31:RH:44:VAL:CG2	2.57	0.52
31:RH:76:VAL:C	31:RH:78:GLY:H	2.13	0.52
33:RN:12:ARG:NH1	33:RN:50:ASP:OD2	2.40	0.52
35:RP:79:ARG:HD3	35:RP:110:TYR:CE1	2.43	0.52
38:RS:106:ARG:HA	38:RS:110:LEU:CG	2.39	0.52
39:RT:100:TYR:HB3	39:RT:103:ARG:NH1	2.25	0.52
1:XA:1055:A:O2'	3:XC:161:GLU:OE2	2.13	0.52
6:XF:86:ARG:O	6:XF:87:ARG:CG	2.50	0.52
7:XG:106:GLN:O	7:XG:110:GLN:HG3	2.10	0.52
13:XM:87:TYR:CE1	13:XM:91:ARG:HD3	2.44	0.52
25:YA:2277:G:OP2	46:Y0:10:THR:HG21	2.10	0.52
50:Y4:54:GLY:O	50:Y4:71:ARG:HA	2.08	0.52
25:YA:1441:G:H2'	25:YA:1442:G:H8	1.74	0.52
25:YA:2693:A:H2'	25:YA:2694:G:H8	1.74	0.52

Continued on next page...

Continued from previous page...

Atom-1	Atom-2	Distance(Å)	Clash(Å)
25:YA:620:G:H4'	25:YA:621:A:H5''	1.91	0.52
27:YD:155:LEU:CD1	27:YD:155:LEU:N	2.71	0.52
28:YE:39:PRO:HG2	28:YE:40:GLU:OE1	2.09	0.52
28:YE:7:VAL:CG2	28:YE:8:LYS:H	2.10	0.52
29:YF:140:LEU:O	29:YF:143:ALA:HB3	2.09	0.52
31:YH:2:SER:O	31:YH:3:ARG:C	2.47	0.52
31:YH:89:ILE:CG1	31:YH:89:ILE:O	2.57	0.52
36:YQ:29:PHE:HB3	36:YQ:65:PHE:CZ	2.44	0.52
37:YR:56:LYS:C	37:YR:58:GLY:N	2.62	0.52
39:YT:94:ALA:O	39:YT:95:ARG:HB3	2.09	0.52
42:YW:38:TYR:OH	51:Y5:47:PRO:HG3	2.08	0.52
1:QA:1224:G:N1	1:QA:1322:C:H1'	2.23	0.52
1:QA:1346:A:C5'	9:QI:120:ARG:HH12	2.22	0.52
1:QA:1499:A:H1'	1:QA:1520:G:H5'	1.92	0.52
4:QD:176:LEU:HD12	4:QD:182:LYS:O	2.10	0.52
4:QD:13:ARG:HB3	4:QD:33:MET:HE2	1.91	0.52
1:QA:921:U:O2'	5:QE:19:MET:O	2.17	0.52
15:QO:26:GLU:HA	15:QO:81:LEU:HD22	1.90	0.52
18:QR:44:LEU:HD12	18:QR:44:LEU:N	2.24	0.52
19:QS:11:VAL:O	19:QS:11:VAL:HG13	2.09	0.52
47:R1:20:ARG:NH1	47:R1:20:ARG:HG2	2.24	0.52
49:R3:9:VAL:HG12	49:R3:32:GLN:HE22	1.74	0.52
50:R4:49:PHE:CD1	50:R4:49:PHE:N	2.76	0.52
54:R8:61:LEU:O	54:R8:62:LEU:CB	2.57	0.52
25:RA:140:A:H8	25:RA:1408:C:O2'	1.91	0.52
25:RA:1859:A:N6	25:RA:1883:G:O2'	2.42	0.52
25:RA:2306:C:H2'	25:RA:2307:G:N2	2.24	0.52
25:RA:814:C:H41	35:RP:25:SER:HA	1.74	0.52
29:RF:192:LEU:HD21	29:RF:194:MET:HE2	1.90	0.52
33:RN:94:HIS:O	33:RN:95:PRO:O	2.27	0.52
33:RN:7:LYS:HD3	33:RN:9:VAL:CA	2.38	0.52
38:RS:89:ARG:HG2	38:RS:89:ARG:HH11	1.74	0.52
39:RT:110:ILE:HG23	39:RT:111:ARG:N	2.24	0.52
39:RT:14:TYR:CD1	39:RT:14:TYR:N	2.77	0.52
2:XB:92:TYR:CE1	2:XB:151:GLY:HA3	2.45	0.52
2:XB:232:PRO:O	2:XB:233:SER:O	2.27	0.52
3:XC:173:VAL:O	3:XC:173:VAL:HG12	2.08	0.52
4:XD:206:PHE:HD2	4:XD:207:TYR:CD1	2.27	0.52
5:XE:140:ARG:NH1	5:XE:140:ARG:HB2	2.23	0.52
5:XE:36:ASP:OD1	5:XE:37:ARG:N	2.42	0.52
22:XV:3:C:H2'	22:XV:4:G:H5'	1.92	0.52
50:Y4:15:ILE:H	50:Y4:15:ILE:HD13	1.73	0.52

Continued on next page...

Continued from previous page...

Atom-1	Atom-2	Distance(Å)	Clash(Å)
52:Y6:14:THR:OG1	52:Y6:19:ARG:NE	2.41	0.52
25:YA:1681:G:H8	25:YA:1681:G:OP2	1.93	0.52
25:YA:1797:C:C2'	25:YA:1798:U:H5'	2.39	0.52
25:YA:2126:A:H4'	25:YA:2127:G:O5'	2.09	0.52
25:YA:747:U:C2	51:Y5:2:ALA:HB3	2.45	0.52
25:YA:860:U:H5	25:YA:917:A:H2	1.56	0.52
25:YA:1795:C:O2	27:YD:255:LYS:HE2	2.08	0.52
30:YG:16:ARG:HH11	30:YG:16:ARG:HG2	1.74	0.52
30:YG:179:PRO:HG3	50:Y4:38:LYS:HZ1	1.74	0.52
35:YP:37:GLY:HA2	35:YP:41:ARG:NE	2.23	0.52
25:YA:1252:G:O4'	40:YU:33:ARG:HD3	2.10	0.52
42:YW:8:ARG:HH11	42:YW:8:ARG:HG3	1.73	0.52
44:YY:61:ILE:HG23	44:YY:62:GLU:N	2.24	0.52
1:QA:1241:G:H2'	1:QA:1242:C:C6	2.44	0.52
7:QG:89:MET:CE	7:QG:156:TRP:H	2.22	0.52
8:QH:87:SER:HA	8:QH:93:VAL:HG23	1.91	0.52
15:QO:62:GLN:N	15:QO:65:ARG:HH12	2.06	0.52
11:QK:91:ARG:NH2	18:QR:88:LYS:NZ	2.58	0.52
50:R4:48:ARG:CZ	50:R4:51:ASP:HA	2.40	0.52
25:RA:1028:A:N6	25:RA:1125:G:H2'	2.24	0.52
25:RA:1113:U:OP1	31:RH:2:SER:N	2.42	0.52
25:RA:2591:C:OP2	27:RD:238:GLY:HA3	2.09	0.52
27:RD:35:LYS:HG2	27:RD:64:ILE:HG22	1.91	0.52
27:RD:77:ALA:HB2	27:RD:97:TYR:CG	2.44	0.52
25:RA:2619:C:H1'	28:RE:156:MET:HE1	1.92	0.52
36:RQ:29:PHE:HB3	36:RQ:65:PHE:CZ	2.44	0.52
1:XA:64:G:N2	1:XA:68:G:O6	2.34	0.52
2:XB:87:ARG:HH11	2:XB:223:ILE:HD12	1.72	0.52
10:XJ:39:PRO:HB3	10:XJ:70:ARG:NH1	2.24	0.52
11:XK:91:ARG:NH2	18:XR:88:LYS:NZ	2.57	0.52
47:Y1:4:VAL:HG22	47:Y1:5:CYS:N	2.25	0.52
50:Y4:40:HIS:N	50:Y4:41:PRO:CD	2.73	0.52
25:YA:774:A:H2	25:YA:787:U:HO2'	1.56	0.52
27:YD:66:ASP:OD2	27:YD:69:ARG:HG2	2.09	0.52
28:YE:137:HIS:HB3	28:YE:138:PRO:CD	2.37	0.52
31:YH:121:ILE:HG12	31:YH:135:GLY:HA3	1.91	0.52
33:YN:57:ALA:O	33:YN:58:ASP:HB3	2.09	0.52
37:YR:52:ILE:CG2	37:YR:94:TYR:HD1	2.22	0.52
37:YR:53:HIS:HA	37:YR:56:LYS:HD3	1.90	0.52
38:YS:25:ARG:HH11	38:YS:25:ARG:CB	2.22	0.52
41:YV:35:LEU:HD21	41:YV:57:VAL:CG2	2.30	0.52
42:YW:25:ARG:HH11	42:YW:25:ARG:HB2	1.74	0.52

Continued on next page...

Continued from previous page...

Atom-1	Atom-2	Distance(Å)	Clash(Å)
1:QA:523:A:H61	12:QL:92:ASP:HB2	1.73	0.52
2:QB:188:ALA:HB3	2:QB:200:ILE:CG2	2.40	0.52
2:QB:9:GLU:N	2:QB:9:GLU:OE2	2.42	0.52
3:QC:140:ARG:HG3	3:QC:140:ARG:HH11	1.75	0.52
8:QH:100:ILE:CB	8:QH:125:ARG:HH12	2.21	0.52
9:QI:113:LYS:HD3	9:QI:119:ALA:O	2.09	0.52
9:QI:13:ALA:HB2	9:QI:68:GLY:HA3	1.91	0.52
19:QS:50:ALA:CB	19:QS:57:HIS:HB3	2.37	0.52
20:QT:89:ARG:HH22	20:QT:106:ALA:HB2	1.75	0.52
47:R1:4:VAL:HG22	47:R1:5:CYS:N	2.25	0.52
49:R3:21:ALA:O	49:R3:25:ALA:N	2.41	0.52
25:RA:2439:A:H5'	25:RA:2439:A:H8	1.74	0.52
27:RD:134:ARG:HB2	27:RD:135:PHE:HD2	1.75	0.52
27:RD:210:GLY:O	27:RD:213:ARG:N	2.43	0.52
29:RF:140:LEU:O	29:RF:143:ALA:HB3	2.09	0.52
30:RG:124:SER:HB2	30:RG:131:TYR:CE1	2.44	0.52
26:RB:56:G:P	30:RG:27:ASN:HD21	2.32	0.52
36:RQ:132:VAL:HG11	45:RZ:81:ARG:CZ	2.39	0.52
39:RT:23:ARG:HG2	39:RT:120:ARG:HH12	1.75	0.52
39:RT:94:ALA:O	39:RT:95:ARG:HB3	2.09	0.52
40:RU:88:ILE:CD1	40:RU:88:ILE:H	2.05	0.52
1:XA:1322:C:O2'	1:XA:1323:G:H5'	2.10	0.52
2:XB:233:SER:OG	2:XB:234:PRO:HD2	2.09	0.52
4:XD:26:CYS:HB3	4:XD:31:CYS:SG	2.49	0.52
10:XJ:4:ILE:HB	10:XJ:74:ILE:CD1	2.36	0.52
10:XJ:6:ILE:CG2	10:XJ:98:ILE:HG13	2.21	0.52
16:XP:4:ILE:N	16:XP:4:ILE:HD12	2.23	0.52
17:XQ:62:SER:HB3	17:XQ:72:ARG:HH21	1.72	0.52
19:XS:65:ASN:ND2	19:XS:65:ASN:H	2.08	0.52
48:Y2:50:ILE:CD1	48:Y2:51:ARG:N	2.61	0.52
48:Y2:7:ARG:NH1	48:Y2:7:ARG:HG3	2.25	0.52
25:YA:2372:G:H4'	52:Y6:46:HIS:NE2	2.25	0.52
54:Y8:61:LEU:O	54:Y8:62:LEU:CB	2.57	0.52
25:YA:1203:G:H3'	25:YA:1204:A:H5''	1.92	0.52
25:YA:1251:C:OP1	40:YU:10:ARG:HG3	2.09	0.52
27:YD:36:PRO:HA	27:YD:62:TYR:O	2.09	0.52
29:YF:162:LEU:HD23	29:YF:165:ARG:NH2	2.25	0.52
30:YG:124:SER:HB2	30:YG:131:TYR:CE1	2.44	0.52
33:YN:103:VAL:O	33:YN:106:MET:N	2.42	0.52
33:YN:114:ARG:C	33:YN:116:LEU:H	2.13	0.52
34:YO:79:PHE:CD2	39:YT:72:VAL:HG22	2.45	0.52
26:YB:52:A:H62	38:YS:33:LYS:HG3	1.75	0.52

Continued on next page...

Continued from previous page...

Atom-1	Atom-2	Distance(Å)	Clash(Å)
38:YS:62:LYS:HB3	38:YS:97:ARG:CD	2.39	0.52
39:YT:100:TYR:HB3	39:YT:103:ARG:NH1	2.25	0.52
41:YV:34:GLU:O	41:YV:36:PRO:HD3	2.10	0.52
1:QA:1119:C:H2'	1:QA:1120:G:C8	2.45	0.52
1:QA:1112:C:H1'	3:QC:179:ARG:HH11	1.73	0.52
4:QD:10:ARG:O	4:QD:14:ARG:HB2	2.08	0.52
7:QG:85:TYR:HE1	7:QG:154:TYR:HE1	1.56	0.52
10:QJ:4:ILE:HB	10:QJ:74:ILE:CD1	2.37	0.52
16:QP:34:GLU:OE1	16:QP:55:ARG:HD3	2.10	0.52
49:R3:56:VAL:CG1	49:R3:57:GLU:H	2.20	0.52
50:R4:63:TYR:C	50:R4:65:ASP:N	2.62	0.52
25:RA:1289:C:H2'	25:RA:1290:C:H6	1.73	0.52
25:RA:2723:C:OP1	37:RR:3:HIS:HD2	1.92	0.52
25:RA:2853:C:H2'	25:RA:2854:G:C8	2.45	0.52
25:RA:675:A:N3	25:RA:2443:C:O2'	2.38	0.52
28:RE:39:PRO:HG2	28:RE:40:GLU:OE1	2.09	0.52
31:RH:24:VAL:O	31:RH:24:VAL:HG23	2.09	0.52
33:RN:103:VAL:O	33:RN:106:MET:N	2.42	0.52
38:RS:83:LYS:O	38:RS:109:GLY:CA	2.46	0.52
38:RS:86:ALA:O	38:RS:87:PHE:HB3	2.10	0.52
39:RT:16:ARG:HD3	39:RT:19:LEU:HG	1.92	0.52
40:RU:92:ARG:NH2	40:RU:94:ASN:HD22	2.07	0.52
41:RV:34:GLU:O	41:RV:36:PRO:HD3	2.10	0.52
41:RV:41:GLY:HA3	41:RV:46:VAL:CG1	2.38	0.52
1:XA:1126:U:H5	1:XA:1127:G:C4	2.27	0.52
1:XA:960:U:H1'	1:XA:1223:C:H5'	1.92	0.52
3:XC:112:SER:HB3	3:XC:115:LEU:HD12	1.92	0.52
4:XD:176:LEU:HD12	4:XD:182:LYS:O	2.10	0.52
9:XI:13:ALA:HB2	9:XI:68:GLY:HA3	1.91	0.52
13:XM:34:LEU:HD12	13:XM:41:PRO:HG3	1.92	0.52
13:XM:73:GLU:O	13:XM:76:ALA:N	2.42	0.52
13:XM:92:HIS:CD2	13:XM:98:VAL:HG21	2.43	0.52
16:XP:1:MET:SD	16:XP:3:LYS:HE3	2.49	0.52
16:XP:34:GLU:OE1	16:XP:55:ARG:HD3	2.10	0.52
18:XR:44:LEU:N	18:XR:44:LEU:HD12	2.24	0.52
49:Y3:9:VAL:HG12	49:Y3:32:GLN:HE22	1.74	0.52
52:Y6:30:THR:HG23	52:Y6:30:THR:O	2.09	0.52
25:YA:1169:G:H1	25:YA:1180:C:H42	1.57	0.52
25:YA:1681:G:O2'	25:YA:1762:A:O2'	2.16	0.52
27:YD:174:ILE:CD1	27:YD:174:ILE:N	2.73	0.52
31:YH:24:VAL:O	31:YH:24:VAL:HG23	2.09	0.52
32:YI:83:ALA:O	32:YI:85:GLU:N	2.43	0.52

Continued on next page...

Continued from previous page...

Atom-1	Atom-2	Distance(Å)	Clash(Å)
36:YQ:81:VAL:C	36:YQ:82:ARG:CG	2.76	0.52
39:YT:42:ILE:N	39:YT:42:ILE:HD12	2.25	0.52
42:YW:9:TYR:CD2	42:YW:102:HIS:HE1	2.28	0.52
44:YY:91:GLU:HG3	44:YY:92:ASN:N	2.25	0.52
1:QA:972:C:H4'	10:QJ:57:LYS:HG3	1.90	0.52
4:QD:106:TYR:CE1	4:QD:112:VAL:O	2.62	0.52
4:QD:29:PRO:CG	4:QD:30:LYS:NZ	2.73	0.52
4:QD:31:CYS:O	4:QD:32:ALA:HB3	2.10	0.52
5:QE:87:SER:HB3	5:QE:131:ILE:CD1	2.38	0.52
6:QF:10:LEU:HD13	6:QF:61:LEU:HD11	1.92	0.52
1:QA:1342:C:H4'	9:QI:125:TYR:HB3	1.91	0.52
12:QL:32:PHE:HE1	12:QL:86:ARG:HG3	1.73	0.52
13:QM:77:ASN:ND2	50:R4:71:ARG:NH1	2.57	0.52
13:QM:81:LEU:HD13	13:QM:88:ARG:HD2	1.91	0.52
49:R3:7:LYS:HE2	49:R3:32:GLN:NE2	2.25	0.52
49:R3:6:VAL:HG12	49:R3:56:VAL:HG22	1.91	0.52
52:R6:30:THR:HG23	52:R6:30:THR:O	2.09	0.52
25:RA:1416:G:H2'	25:RA:1417:C:C6	2.45	0.52
25:RA:2061:G:OP2	25:RA:2502:G:H5'	2.10	0.52
25:RA:2300:G:H2'	25:RA:2301:C:C6	2.45	0.52
25:RA:247:G:O6	54:R8:12:LYS:NZ	2.28	0.52
25:RA:2507:C:H2'	25:RA:2508:G:O4'	2.09	0.52
25:RA:2564:A:OP1	25:RA:2648:C:H4'	2.10	0.52
25:RA:270(R):G:H2'	25:RA:270(S):G:C8	2.45	0.52
27:RD:133:LEU:HG	27:RD:189:CYS:O	2.10	0.52
27:RD:35:LYS:HD3	27:RD:63:ARG:CA	2.39	0.52
27:RD:66:ASP:OD2	27:RD:69:ARG:HG2	2.09	0.52
28:RE:116:VAL:HG22	28:RE:122:PHE:HB2	1.91	0.52
28:RE:170:LEU:CD2	28:RE:185:LYS:HB2	2.40	0.52
28:RE:55:ASN:C	28:RE:57:LYS:N	2.62	0.52
31:RH:4:ILE:O	31:RH:6:ARG:N	2.43	0.52
35:RP:13:ASN:O	35:RP:14:LYS:C	2.49	0.52
37:RR:56:LYS:C	37:RR:58:GLY:N	2.62	0.52
25:RA:2319:G:N7	38:RS:3:ARG:HB3	2.24	0.52
1:XA:1132:C:H2'	1:XA:1133:G:H8	1.75	0.52
1:XA:1273:G:H3'	1:XA:1274:G:H8	1.74	0.52
1:XA:1305:G:H5'	21:XU:4:GLY:HA3	1.92	0.52
1:XA:246:A:N6	1:XA:281:G:H1'	2.24	0.52
2:XB:200:ILE:HG22	2:XB:201:ILE:N	2.24	0.52
4:XD:155:LEU:O	4:XD:159:ARG:HG2	2.10	0.52
9:XI:3:GLN:HB3	9:XI:20:ARG:CG	2.40	0.52
19:XS:3:ARG:HG3	19:XS:4:SER:N	2.24	0.52

Continued on next page...

Continued from previous page...

Atom-1	Atom-2	Distance(Å)	Clash(Å)
50:Y4:48:ARG:CZ	50:Y4:51:ASP:HA	2.40	0.52
25:YA:2753:A:O2'	55:Y9:15:LYS:NZ	2.43	0.52
25:YA:878:A:N6	25:YA:899:A:O2'	2.42	0.52
27:YD:133:LEU:HG	27:YD:189:CYS:O	2.10	0.52
28:YE:176:ILE:HG22	28:YE:176:ILE:O	2.10	0.52
33:YN:112:LEU:C	33:YN:112:LEU:HD23	2.30	0.52
33:YN:12:ARG:NH1	33:YN:50:ASP:OD1	2.43	0.52
33:YN:7:LYS:HD3	33:YN:9:VAL:N	2.25	0.52
34:YO:2:ILE:CD1	34:YO:82:ASN:HD22	2.14	0.52
38:YS:106:ARG:HA	38:YS:110:LEU:CG	2.39	0.52
38:YS:67:ARG:HH11	38:YS:67:ARG:HB2	1.65	0.52
39:YT:99:LEU:HB2	39:YT:101:PHE:CE1	2.45	0.52
39:YT:23:ARG:HG2	39:YT:120:ARG:HH12	1.75	0.52
1:QA:1395:C:O2'	1:QA:1401:G:O2'	2.14	0.52
1:QA:551:U:H2'	1:QA:552:U:C6	2.45	0.52
2:QB:92:TYR:CE1	2:QB:151:GLY:HA3	2.45	0.52
3:QC:150:LYS:HG3	3:QC:169:ALA:HB2	1.92	0.52
3:QC:22:TRP:CZ3	3:QC:32:LEU:HD12	2.45	0.52
7:QG:106:GLN:O	7:QG:110:GLN:HG3	2.09	0.52
7:QG:151:TYR:HA	7:QG:153:HIS:CE1	2.45	0.52
9:QI:13:ALA:HB2	9:QI:67:GLY:C	2.28	0.52
12:QL:127:GLU:O	12:QL:128:ALA:HB3	2.10	0.52
14:QN:7:ILE:CG1	14:QN:8:GLU:N	2.72	0.52
19:QS:63:THR:O	19:QS:66:MET:HG2	2.09	0.52
50:R4:50:VAL:O	50:R4:51:ASP:C	2.48	0.52
50:R4:54:GLY:HA2	50:R4:57:GLU:HG2	1.92	0.52
53:R7:38:GLY:O	53:R7:39:ARG:C	2.48	0.52
25:RA:593:G:O2'	54:R8:61:LEU:HD13	2.10	0.52
55:R9:27:CYS:SG	55:R9:28:GLU:N	2.83	0.52
25:RA:2572:A:OP1	25:RA:2574:G:O2'	2.26	0.52
25:RA:270(S):G:C2'	25:RA:270(T):G:H5'	2.40	0.52
25:RA:2893:G:H5''	25:RA:2894:G:H5'	1.91	0.52
25:RA:336:C:O2'	44:RY:35:TYR:OH	2.27	0.52
30:RG:97:ASP:N	30:RG:100:TRP:HD1	2.05	0.52
30:RG:16:ARG:HH11	30:RG:16:ARG:HG2	1.74	0.52
31:RH:121:ILE:HG12	31:RH:135:GLY:HA3	1.91	0.52
31:RH:2:SER:O	31:RH:3:ARG:C	2.47	0.52
33:RN:112:LEU:HD23	33:RN:112:LEU:C	2.30	0.52
38:RS:95:HIS:CG	38:RS:96:GLY:N	2.77	0.52
41:RV:3:ALA:HB3	41:RV:14:VAL:HG23	1.92	0.52
44:RY:91:GLU:HG3	44:RY:92:ASN:N	2.25	0.52
1:XA:1034:G:H2'	1:XA:1035:A:C8	2.44	0.52

Continued on next page...

Continued from previous page...

Atom-1	Atom-2	Distance(Å)	Clash(Å)
11:XK:46:GLY:HA2	11:XK:50:TYR:O	2.10	0.52
13:XM:98:VAL:HG12	13:XM:98:VAL:O	2.10	0.52
15:XO:26:GLU:OE2	15:XO:77:ARG:NH1	2.43	0.52
16:XP:45:THR:HG23	16:XP:46:PRO:CD	2.40	0.52
6:XF:99:ALA:HB1	18:XR:23:LYS:NZ	2.25	0.52
47:Y1:83:GLU:CG	47:Y1:84:GLY:N	2.71	0.52
53:Y7:38:GLY:O	53:Y7:39:ARG:C	2.48	0.52
27:YD:35:LYS:HG2	27:YD:64:ILE:HG22	1.92	0.52
29:YF:108:LYS:O	29:YF:112:MET:HG3	2.10	0.52
34:YO:113:LYS:HG2	34:YO:117:LEU:CD1	2.38	0.52
34:YO:43:VAL:HG23	34:YO:56:ASP:O	2.10	0.52
38:YS:89:ARG:HG2	38:YS:89:ARG:HH11	1.74	0.52
2:QB:232:PRO:O	2:QB:233:SER:O	2.27	0.52
10:QJ:39:PRO:HB3	10:QJ:70:ARG:NH1	2.23	0.52
13:QM:34:LEU:HD12	13:QM:41:PRO:HG3	1.92	0.52
15:QO:16:ALA:HB1	15:QO:21:ASP:HB3	1.92	0.52
18:QR:64:ARG:O	18:QR:66:LEU:N	2.43	0.52
48:R2:9:GLN:O	48:R2:12:GLU:HB3	2.10	0.52
25:RA:443:A:H1'	25:RA:1201:C:O4'	2.08	0.52
25:RA:1796:U:H2'	25:RA:1797:C:C6	2.45	0.52
25:RA:2335:A:HO2'	25:RA:2336:A:P	2.32	0.52
25:RA:38:A:H2'	25:RA:39:C:C6	2.44	0.52
28:RE:179:GLU:HA	28:RE:179:GLU:OE1	2.10	0.52
28:RE:54:GLN:H	28:RE:54:GLN:NE2	2.08	0.52
33:RN:114:ARG:C	33:RN:116:LEU:H	2.13	0.52
33:RN:57:ALA:O	33:RN:58:ASP:HB3	2.09	0.52
34:RO:4:PRO:O	34:RO:5:GLN:CB	2.58	0.52
37:RR:41:ALA:O	37:RR:43:GLU:N	2.43	0.52
1:XA:1008:C:H42	1:XA:1021:G:H1	1.57	0.52
1:XA:1080:A:H5''	5:XE:16:THR:HG21	1.91	0.52
2:XB:170:GLU:HA	2:XB:172:ILE:CD1	2.40	0.52
2:XB:53:ARG:O	2:XB:56:ARG:HB2	2.10	0.52
2:XB:80:ILE:HD11	2:XB:208:ILE:CG2	2.23	0.52
3:XC:140:ARG:HH11	3:XC:140:ARG:HG3	1.75	0.52
12:XL:127:GLU:O	12:XL:128:ALA:HB3	2.10	0.52
20:XT:83:ARG:O	20:XT:86:ARG:HB3	2.09	0.52
51:Y5:55:ARG:HG3	51:Y5:57:VAL:H	1.74	0.52
25:YA:2096:U:H3	25:YA:2193:G:H1	1.57	0.52
25:YA:2645:G:H3'	25:YA:2646:C:H5'	1.92	0.52
25:YA:583:G:OP2	40:YU:10:ARG:NH1	2.43	0.52
26:YB:89:G:C6	26:YB:89(A):A:C6	2.98	0.52
27:YD:43:ARG:NH1	27:YD:44:ASN:OD1	2.42	0.52

Continued on next page...

Continued from previous page...

Atom-1	Atom-2	Distance(Å)	Clash(Å)
28:YE:170:LEU:CD2	28:YE:185:LYS:HB2	2.40	0.52
28:YE:55:ASN:C	28:YE:57:LYS:N	2.62	0.52
28:YE:61:ARG:O	28:YE:63:LEU:N	2.42	0.52
39:YT:16:ARG:HD3	39:YT:19:LEU:HG	1.92	0.52
40:YU:107:ALA:O	40:YU:111:GLU:OE1	2.28	0.52
40:YU:59:ARG:O	40:YU:63:VAL:HG23	2.10	0.52
1:QA:10:A:H2'	1:QA:11:G:C8	2.44	0.52
1:QA:1292:U:H2'	1:QA:1293:G:H8	1.74	0.52
1:QA:1494:G:O6	58:QA:1670:PAR:H42	2.10	0.52
1:QA:687:A:H4'	1:QA:688:G:O5'	2.10	0.52
1:QA:745:C:OP1	1:QA:851:G:O2'	2.28	0.52
1:QA:880:C:OP1	12:QL:8:ASN:ND2	2.34	0.52
6:QF:99:ALA:HB1	18:QR:23:LYS:NZ	2.25	0.52
47:R1:76:ARG:NH1	47:R1:76:ARG:HG2	2.19	0.52
50:R4:40:HIS:N	50:R4:41:PRO:CD	2.73	0.52
25:RA:1068:G:O2'	25:RA:1096:A:N3	2.43	0.52
25:RA:330:A:H2	25:RA:1210:A:H2'	1.75	0.52
25:RA:2543:G:H21	25:RA:2646:C:H5''	1.73	0.52
25:RA:747:U:C4	25:RA:2613:U:C4	2.98	0.52
25:RA:2776:A:OP1	25:RA:2776:A:H3'	2.10	0.52
25:RA:531:C:H4'	25:RA:532:A:H5''	1.91	0.52
28:RE:54:GLN:O	28:RE:55:ASN:HB2	2.09	0.52
28:RE:64:LYS:C	28:RE:66:HIS:H	2.12	0.52
29:RF:108:LYS:O	29:RF:112:MET:HG3	2.10	0.52
34:RO:23:ARG:O	34:RO:39:ILE:HB	2.10	0.52
34:RO:2:ILE:N	34:RO:2:ILE:HD12	2.24	0.52
35:RP:147:LEU:O	35:RP:148:LEU:CB	2.57	0.52
40:RU:107:ALA:O	40:RU:111:GLU:OE1	2.28	0.52
40:RU:39:LEU:O	40:RU:40:PHE:C	2.48	0.52
1:XA:430:A:OP1	4:XD:9:CYS:N	2.37	0.52
1:XA:737:A:H2'	1:XA:738:C:H6	1.75	0.52
2:XB:5:ILE:HD13	2:XB:5:ILE:N	2.25	0.52
3:XC:40:ARG:O	3:XC:44:GLU:HG3	2.10	0.52
4:XD:162:LEU:HD11	4:XD:181:MET:HB3	1.92	0.52
4:XD:65:ARG:NH1	4:XD:70:ILE:O	2.43	0.52
5:XE:101:ILE:HD13	5:XE:101:ILE:N	2.25	0.52
8:XH:102:ARG:NH1	8:XH:105:ARG:HH22	2.08	0.52
13:XM:66:LEU:O	13:XM:68:GLY:N	2.43	0.52
13:XM:90:LEU:CB	13:XM:93:ARG:HD2	2.40	0.52
47:Y1:91:LYS:HE3	47:Y1:91:LYS:CA	2.40	0.52
52:Y6:34:LEU:HD23	52:Y6:36:LEU:HD22	1.92	0.52
25:YA:2818:G:OP2	37:YR:42:LYS:NZ	2.41	0.52

Continued on next page...

Continued from previous page...

Atom-1	Atom-2	Distance(Å)	Clash(Å)
25:YA:524:U:H2'	25:YA:525:U:C6	2.45	0.52
30:YG:34:LEU:HD13	30:YG:34:LEU:C	2.30	0.52
31:YH:153:LYS:HG3	31:YH:161:GLY:HA2	1.91	0.52
34:YO:14:THR:HG21	34:YO:86:ILE:HD13	1.91	0.52
25:YA:2250:G:C4	36:YQ:82:ARG:HG3	2.45	0.52
37:YR:41:ALA:O	37:YR:43:GLU:N	2.43	0.52
39:YT:111:ARG:O	39:YT:112:ARG:CG	2.55	0.52
43:YX:52:VAL:HG12	43:YX:52:VAL:O	2.09	0.52
44:YY:9:LYS:O	44:YY:9:LYS:HG2	2.10	0.52
2:QB:53:ARG:O	2:QB:56:ARG:HB2	2.10	0.51
3:QC:35:GLU:OE2	3:QC:95:THR:HG23	2.10	0.51
13:QM:98:VAL:O	13:QM:98:VAL:HG12	2.10	0.51
16:QP:21:VAL:O	16:QP:33:ILE:HG12	2.11	0.51
17:QQ:48:GLU:O	17:QQ:49:GLU:C	2.48	0.51
19:QS:40:ILE:HG23	19:QS:67:VAL:O	2.11	0.51
49:R3:49:LYS:HG2	49:R3:49:LYS:O	2.10	0.51
50:R4:14:ILE:HG23	50:R4:14:ILE:O	2.10	0.51
25:RA:1289:C:H2'	25:RA:1290:C:C6	2.45	0.51
25:RA:2150:U:H2'	25:RA:2151:G:H8	1.73	0.51
25:RA:389:G:H1	35:RP:71:VAL:HG12	1.76	0.51
25:RA:833:U:H2'	25:RA:834:C:C6	2.45	0.51
26:RB:37:C:O2	38:RS:95:HIS:NE2	2.39	0.51
27:RD:174:ILE:N	27:RD:174:ILE:CD1	2.73	0.51
30:RG:34:LEU:HD13	30:RG:34:LEU:C	2.30	0.51
31:RH:55:PRO:HG2	31:RH:61:HIS:ND1	2.26	0.51
33:RN:108:PRO:O	33:RN:113:GLY:HA3	2.10	0.51
34:RO:24:VAL:HG21	34:RO:32:TYR:O	2.10	0.51
35:RP:88:LEU:HD23	35:RP:89:ALA:N	2.24	0.51
37:RR:52:ILE:CG2	37:RR:94:TYR:HD1	2.22	0.51
40:RU:59:ARG:O	40:RU:63:VAL:HG23	2.10	0.51
42:RW:28:SER:HB3	42:RW:31:GLU:HB2	1.91	0.51
43:RX:47:PHE:CD1	43:RX:47:PHE:N	2.78	0.51
43:RX:52:VAL:O	43:RX:52:VAL:HG12	2.09	0.51
44:RY:75:ILE:C	44:RY:75:ILE:HD13	2.30	0.51
44:RY:9:LYS:HG2	44:RY:9:LYS:O	2.10	0.51
1:XA:618:C:H5'	1:XA:619:U:H5''	1.92	0.51
2:XB:134:GLU:HB3	2:XB:138:LEU:CD1	2.39	0.51
3:XC:175:LEU:HD12	3:XC:175:LEU:H	1.75	0.51
4:XD:106:TYR:CE1	4:XD:112:VAL:O	2.62	0.51
4:XD:127:THR:CG2	4:XD:128:VAL:N	2.73	0.51
7:XG:89:MET:CE	7:XG:156:TRP:H	2.22	0.51
7:XG:16:LEU:HD11	9:XI:45:ALA:HB2	1.92	0.51

Continued on next page...

Continued from previous page...

Atom-1	Atom-2	Distance(Å)	Clash(Å)
9:XI:88:TYR:O	9:XI:89:ASN:CB	2.58	0.51
12:XL:23:LYS:O	12:XL:24:VAL:HG23	2.10	0.51
1:XA:522:C:H41	12:XL:53:ARG:NH2	2.08	0.51
16:XP:21:VAL:O	16:XP:33:ILE:HG12	2.11	0.51
49:Y3:49:LYS:O	49:Y3:49:LYS:HG2	2.10	0.51
50:Y4:14:ILE:O	50:Y4:14:ILE:HG23	2.10	0.51
50:Y4:68:ARG:HD3	50:Y4:69:LYS:HG2	1.92	0.51
25:YA:1020:A:N1	25:YA:1141:U:H2'	2.25	0.51
25:YA:1200:C:H1'	40:YU:2:PRO:HG2	1.92	0.51
25:YA:1265:A:H8	25:YA:1265:A:OP1	1.92	0.51
25:YA:2832:U:O2'	25:YA:2833:G:OP2	2.24	0.51
29:YF:125:LEU:HA	29:YF:194:MET:O	2.10	0.51
33:YN:94:HIS:O	33:YN:95:PRO:O	2.28	0.51
25:YA:2562:U:H1'	34:YO:23:ARG:NH1	2.25	0.51
34:YO:16:ALA:HA	34:YO:46:ALA:HB2	1.92	0.51
35:YP:112:LEU:HD22	35:YP:113:LYS:H	1.74	0.51
36:YQ:119:ARG:HG2	36:YQ:119:ARG:NH1	2.20	0.51
25:YA:64:A:C5	43:YX:66:LEU:HD13	2.45	0.51
44:YY:101:LYS:O	44:YY:102:CYS:SG	2.66	0.51
44:YY:74:PRO:O	44:YY:80:GLY:HA2	2.10	0.51
1:QA:923:A:N6	1:QA:1392:G:O6	2.43	0.51
1:QA:34:C:H2'	1:QA:35:G:C8	2.45	0.51
3:QC:22:TRP:CH2	3:QC:32:LEU:HB2	2.45	0.51
3:QC:40:ARG:O	3:QC:44:GLU:HG3	2.11	0.51
4:QD:65:ARG:NH1	4:QD:70:ILE:O	2.43	0.51
5:QE:60:TYR:CE1	5:QE:64:ARG:NH2	2.77	0.51
6:QF:10:LEU:HD13	6:QF:61:LEU:HD13	1.93	0.51
7:QG:15:ASP:CB	7:QG:20:ASP:H	2.13	0.51
13:QM:66:LEU:O	13:QM:68:GLY:N	2.43	0.51
49:R3:17:LYS:HA	49:R3:20:LYS:HD2	1.93	0.51
25:RA:1462:C:H4'	25:RA:2703:C:H5'	1.91	0.51
25:RA:2008:C:H2'	25:RA:2009:G:H8	1.76	0.51
29:RF:162:LEU:HD23	29:RF:165:ARG:NH2	2.25	0.51
30:RG:97:ASP:O	30:RG:101:ILE:HG23	2.10	0.51
35:RP:112:LEU:HD22	35:RP:113:LYS:N	2.25	0.51
35:RP:31:ALA:C	35:RP:32:THR:HG23	2.31	0.51
36:RQ:134:ARG:HH12	45:RZ:119:GLU:HG3	1.74	0.51
36:RQ:64:ILE:HA	36:RQ:106:VAL:CG1	2.33	0.51
39:RT:20:PRO:HD2	39:RT:86:ILE:HG23	1.92	0.51
43:RX:65:ARG:H	43:RX:65:ARG:CD	2.23	0.51
44:RY:61:ILE:HG23	44:RY:62:GLU:N	2.24	0.51
1:XA:15:G:H4'	5:XE:24:ARG:HH12	1.75	0.51

Continued on next page...

Continued from previous page...

Atom-1	Atom-2	Distance(Å)	Clash(Å)
1:XA:271:C:H2'	1:XA:272:C:H6	1.74	0.51
3:XC:20:SER:CB	3:XC:40:ARG:HH22	2.14	0.51
3:XC:35:GLU:OE2	3:XC:95:THR:HG23	2.10	0.51
4:XD:147:ALA:HA	4:XD:182:LYS:HA	1.91	0.51
4:XD:196:LEU:HD12	4:XD:196:LEU:H	1.75	0.51
6:XF:101:ALA:HA	18:XR:28:GLU:OE1	2.10	0.51
6:XF:75:LEU:HD23	6:XF:79:LEU:HG	1.91	0.51
7:XG:151:TYR:HA	7:XG:153:HIS:CE1	2.45	0.51
8:XH:51:VAL:HG11	8:XH:60:ARG:HG3	1.92	0.51
19:XS:40:ILE:HG23	19:XS:67:VAL:O	2.11	0.51
48:Y2:15:LYS:H	48:Y2:67:LYS:HE2	1.73	0.51
25:YA:1929:G:H4'	25:YA:1930:G:OP1	2.09	0.51
25:YA:819:A:OP2	25:YA:1187:G:N2	2.40	0.51
27:YD:67:PHE:CE1	27:YD:157:ARG:NH2	2.79	0.51
28:YE:54:GLN:O	28:YE:55:ASN:HB2	2.09	0.51
28:YE:77:ILE:O	28:YE:78:LEU:C	2.47	0.51
30:YG:97:ASP:O	30:YG:101:ILE:HG23	2.10	0.51
31:YH:6:ARG:C	31:YH:8:PRO:HD2	2.30	0.51
33:YN:134:ARG:O	33:YN:136:GLU:N	2.43	0.51
34:YO:23:ARG:O	34:YO:39:ILE:HB	2.09	0.51
41:YV:14:VAL:HA	41:YV:18:LEU:HD12	1.93	0.51
42:YW:14:PRO:O	42:YW:17:VAL:N	2.42	0.51
25:YA:2451:A:N1	56:Z8:76:PPU:HE2	2.25	0.51
1:QA:475:G:H2'	1:QA:476:G:C8	2.45	0.51
1:QA:503:C:H2'	1:QA:504:C:H6	1.74	0.51
1:QA:537:G:H5''	12:QL:113:ARG:HH12	1.73	0.51
1:QA:64:G:H4'	1:QA:65:U:O5'	2.11	0.51
3:QC:11:ARG:O	3:QC:13:GLY:N	2.43	0.51
3:QC:195:VAL:HG12	3:QC:196:LEU:H	1.75	0.51
4:QD:127:THR:CG2	4:QD:128:VAL:N	2.73	0.51
4:QD:196:LEU:HD12	4:QD:196:LEU:H	1.75	0.51
5:QE:107:ARG:O	5:QE:108:ALA:C	2.49	0.51
6:QF:63:TYR:N	6:QF:63:TYR:HD2	2.09	0.51
6:QF:69:GLU:C	6:QF:71:ARG:H	2.13	0.51
1:QA:598:U:H4'	8:QH:94:TYR:CD2	2.45	0.51
13:QM:90:LEU:CB	13:QM:93:ARG:HD2	2.41	0.51
51:R5:40:LYS:HD3	51:R5:46:CYS:SG	2.50	0.51
25:RA:2420:C:H41	54:R8:30:ARG:HD2	1.75	0.51
25:RA:2224:G:OP1	27:RD:268:ARG:HD3	2.09	0.51
25:RA:270(U):C:H2'	25:RA:270(V):G:H8	1.76	0.51
25:RA:507:A:C5'	25:RA:508:G:H5'	2.40	0.51
25:RA:813:U:H2'	25:RA:814:C:C6	2.46	0.51

Continued on next page...

Continued from previous page...

Atom-1	Atom-2	Distance(Å)	Clash(Å)
25:RA:84:A:N1	25:RA:98:G:O2'	2.30	0.51
28:RE:105:THR:HB	28:RE:197:ILE:HG12	1.92	0.51
28:RE:105:THR:HG23	28:RE:166:THR:OG1	2.10	0.51
31:RH:126:PRO:HD2	31:RH:127:GLU:N	2.26	0.51
31:RH:89:ILE:O	31:RH:89:ILE:CG1	2.57	0.51
33:RN:16:ILE:HG22	33:RN:17:ASP:N	2.26	0.51
33:RN:12:ARG:NH1	33:RN:50:ASP:OD1	2.43	0.51
34:RO:43:VAL:HG23	34:RO:56:ASP:O	2.10	0.51
35:RP:112:LEU:HD11	35:RP:114:ILE:CG2	2.40	0.51
36:RQ:25:ASP:HA	36:RQ:100:GLY:O	2.11	0.51
39:RT:99:LEU:HB2	39:RT:101:PHE:CE1	2.45	0.51
41:RV:75:PHE:CD1	41:RV:75:PHE:C	2.83	0.51
1:XA:1313:U:OP1	19:XS:5:LEU:HB2	2.10	0.51
1:XA:346:G:H1'	1:XA:347:G:H5'	1.92	0.51
1:XA:1111:A:N1	3:XC:177:THR:HG23	2.25	0.51
3:XC:22:TRP:CZ3	3:XC:32:LEU:HD12	2.45	0.51
4:XD:83:SER:HA	4:XD:89:THR:HG23	1.92	0.51
6:XF:30:LEU:O	6:XF:35:ALA:HB3	2.10	0.51
7:XG:11:GLN:C	7:XG:12:LEU:HD22	2.31	0.51
12:XL:24:VAL:CG1	12:XL:24:VAL:O	2.58	0.51
19:XS:15:LEU:HD23	19:XS:15:LEU:H	1.75	0.51
1:XA:1220:G:O3'	19:XS:36:ARG:HD3	2.10	0.51
21:XU:3:LYS:HB3	21:XU:14:TRP:CD1	2.46	0.51
23:XY:29:U:H2'	23:XY:30:C:C6	2.45	0.51
51:Y5:40:LYS:HD3	51:Y5:46:CYS:SG	2.50	0.51
25:YA:1728:G:H3'	25:YA:1729:A:H5''	1.92	0.51
25:YA:1778:U:H2'	25:YA:1784:A:N6	2.25	0.51
25:YA:363(A):A:H2'	25:YA:363(B):G:H8	1.76	0.51
25:YA:414:C:O2	25:YA:1864:U:O2'	2.27	0.51
27:YD:30:GLU:HG3	27:YD:63:ARG:NH2	2.26	0.51
28:YE:203:LYS:HE3	28:YE:204:ALA:CB	2.40	0.51
28:YE:95:ILE:H	28:YE:95:ILE:CD1	2.19	0.51
30:YG:44:GLY:CA	30:YG:88:ILE:HD11	2.40	0.51
33:YN:12:ARG:NH1	33:YN:50:ASP:OD2	2.40	0.51
35:YP:112:LEU:HD11	35:YP:114:ILE:CG2	2.40	0.51
41:YV:35:LEU:CD2	41:YV:57:VAL:HG22	2.32	0.51
41:YV:75:PHE:CD1	41:YV:75:PHE:C	2.83	0.51
44:YY:75:ILE:C	44:YY:75:ILE:HD13	2.31	0.51
1:QA:537:G:H5''	12:QL:113:ARG:NH1	2.25	0.51
3:QC:112:SER:HB3	3:QC:115:LEU:HD12	1.92	0.51
3:QC:36:ASP:HB3	3:QC:40:ARG:NH1	2.26	0.51
4:QD:12:CYS:HA	4:QD:19:LEU:HD23	1.83	0.51

Continued on next page...

Continued from previous page...

Atom-1	Atom-2	Distance(Å)	Clash(Å)
4:QD:162:LEU:HD11	4:QD:181:MET:HB3	1.92	0.51
1:QA:1069:C:O3'	5:QE:25:ARG:NH1	2.44	0.51
6:QF:30:LEU:O	6:QF:35:ALA:HB3	2.10	0.51
6:QF:75:LEU:HD21	6:QF:79:LEU:HD11	1.91	0.51
6:QF:86:ARG:O	6:QF:87:ARG:CG	2.50	0.51
9:QI:126:SER:O	9:QI:128:ARG:N	2.35	0.51
10:QJ:17:ASP:HA	10:QJ:20:ALA:HB3	1.93	0.51
13:QM:2:ALA:O	13:QM:9:ILE:HB	2.11	0.51
15:QO:17:ARG:NH1	15:QO:77:ARG:NH1	2.59	0.51
19:QS:3:ARG:HG3	19:QS:4:SER:N	2.24	0.51
1:QA:1305:G:OP1	21:QU:2:GLY:HA2	2.09	0.51
25:RA:1331:A:O2'	25:RA:1332:G:H8	1.93	0.51
25:RA:1434:A:H61	25:RA:1558:A:H62	1.58	0.51
25:RA:747:U:N1	51:R5:2:ALA:HB3	2.25	0.51
29:RF:198:ALA:C	29:RF:200:GLU:N	2.62	0.51
33:RN:131:GLN:CG	33:RN:132:ALA:H	2.20	0.51
34:RO:79:PHE:CD2	39:RT:72:VAL:HG22	2.45	0.51
35:RP:112:LEU:HD22	35:RP:113:LYS:H	1.75	0.51
37:RR:28:LEU:CD2	37:RR:114:VAL:HG12	2.41	0.51
39:RT:42:ILE:N	39:RT:42:ILE:HD12	2.25	0.51
41:RV:29:PRO:O	41:RV:61:VAL:O	2.29	0.51
42:RW:20:VAL:C	42:RW:22:ASP:N	2.59	0.51
42:RW:25:ARG:HB2	42:RW:25:ARG:HH11	1.74	0.51
45:RZ:110:GLY:HA2	45:RZ:111:VAL:C	2.29	0.51
1:XA:243:A:H4'	1:XA:244:U:H3'	1.93	0.51
3:XC:29:TYR:OH	14:XN:54:PRO:HD2	2.09	0.51
8:XH:12:ARG:NH1	8:XH:27:PRO:HD2	2.25	0.51
10:XJ:17:ASP:HA	10:XJ:20:ALA:HB3	1.93	0.51
21:XU:6:ARG:HE	21:XU:15:ARG:NH2	2.08	0.51
50:Y4:50:VAL:O	50:Y4:51:ASP:C	2.48	0.51
54:Y8:29:LYS:HB2	54:Y8:44:LYS:HG2	1.90	0.51
25:YA:1093:G:OP1	31:YH:170:ARG:HD2	2.10	0.51
25:YA:1055:G:H1	25:YA:1104:C:H42	1.58	0.51
27:YD:259:THR:O	27:YD:260:ARG:C	2.49	0.51
27:YD:35:LYS:HD2	27:YD:104:TYR:CD1	2.45	0.51
29:YF:65:TRP:HZ2	29:YF:72:ARG:NH2	2.09	0.51
30:YG:37:VAL:HG22	30:YG:159:VAL:CA	2.34	0.51
33:YN:120:LEU:CD1	33:YN:122:VAL:HG23	2.38	0.51
2:QB:134:GLU:HB3	2:QB:138:LEU:HD12	1.93	0.51
2:QB:24:TRP:CE3	2:QB:26:PRO:HA	2.45	0.51
1:QA:438:G:H4'	4:QD:123:HIS:CE1	2.45	0.51
13:QM:87:TYR:C	13:QM:89:GLY:N	2.64	0.51

Continued on next page...

Continued from previous page...

Atom-1	Atom-2	Distance(Å)	Clash(Å)
20:QT:83:ARG:O	20:QT:86:ARG:HB3	2.10	0.51
47:R1:87:PRO:O	47:R1:91:LYS:HB2	2.10	0.51
48:R2:15:LYS:H	48:R2:67:LYS:HE2	1.73	0.51
50:R4:36:CYS:O	50:R4:39:CYS:CB	2.55	0.51
25:RA:2746:U:H5''	31:RH:138:LYS:HE2	1.91	0.51
27:RD:67:PHE:CE1	27:RD:157:ARG:NH2	2.78	0.51
29:RF:127:GLU:O	29:RF:129:PHE:N	2.40	0.51
30:RG:114:ILE:CG2	30:RG:115:ARG:N	2.73	0.51
30:RG:44:GLY:CA	30:RG:88:ILE:HD11	2.40	0.51
32:RI:93:THR:O	32:RI:97:ILE:HG12	2.10	0.51
37:RR:117:VAL:CG2	37:RR:118:GLU:N	2.74	0.51
38:RS:87:PHE:O	38:RS:88:ASP:O	2.29	0.51
41:RV:38:LEU:HD13	41:RV:55:ALA:HB3	1.91	0.51
42:RW:9:TYR:CD2	42:RW:102:HIS:HE1	2.28	0.51
44:RY:95:LYS:O	44:RY:96:ILE:O	2.28	0.51
1:XA:1281:U:H5'	1:XA:1282:C:OP2	2.10	0.51
3:XC:113:ALA:C	3:XC:115:LEU:H	2.14	0.51
3:XC:11:ARG:O	3:XC:13:GLY:N	2.43	0.51
3:XC:22:TRP:CH2	3:XC:32:LEU:HB2	2.45	0.51
7:XG:15:ASP:CB	7:XG:20:ASP:H	2.13	0.51
18:XR:64:ARG:O	18:XR:66:LEU:N	2.43	0.51
20:XT:89:ARG:HH22	20:XT:106:ALA:HB2	1.75	0.51
50:Y4:42:PHE:O	50:Y4:44:THR:N	2.44	0.51
54:Y8:52:LYS:N	54:Y8:53:PRO:HD2	2.22	0.51
25:YA:2619:C:H1'	28:YE:156:MET:HE1	1.93	0.51
32:YI:56:LYS:HE3	32:YI:57:ARG:HG2	1.91	0.51
34:YO:4:PRO:O	34:YO:5:GLN:CB	2.58	0.51
35:YP:101:VAL:HA	35:YP:105:LEU:O	2.10	0.51
2:QB:178:ARG:CD	8:QH:71:GLY:C	2.79	0.51
4:QD:54:TYR:CE1	4:QD:206:PHE:HE1	2.29	0.51
8:QH:102:ARG:NH1	8:QH:105:ARG:HH12	2.09	0.51
9:QI:3:GLN:HB3	9:QI:20:ARG:CG	2.40	0.51
13:QM:9:ILE:C	13:QM:9:ILE:HD12	2.31	0.51
19:QS:15:LEU:H	19:QS:15:LEU:HD23	1.75	0.51
21:QU:3:LYS:HB3	21:QU:14:TRP:CD1	2.45	0.51
47:R1:8:SER:HB3	47:R1:66:HIS:CE1	2.46	0.51
52:R6:9:LEU:HB3	52:R6:26:ASN:O	2.11	0.51
25:RA:102:G:OP2	48:R2:7:ARG:NH2	2.43	0.51
25:RA:1204:A:H2	25:RA:1241:A:N1	2.07	0.51
25:RA:1786:A:C2	25:RA:2606:C:H1'	2.46	0.51
25:RA:2068:U:N3	25:RA:2430:A:H2	2.04	0.51
25:RA:298:G:P	44:RY:85:VAL:HG22	2.50	0.51

Continued on next page...

Continued from previous page...

Atom-1	Atom-2	Distance(Å)	Clash(Å)
25:RA:566:U:OP1	35:RP:29:LYS:HE2	2.10	0.51
27:RD:259:THR:O	27:RD:260:ARG:C	2.49	0.51
28:RE:77:ILE:O	28:RE:78:LEU:C	2.48	0.51
29:RF:127:GLU:HA	29:RF:127:GLU:OE1	2.07	0.51
25:RA:2745:C:H1'	31:RH:143:GLN:HG2	1.93	0.51
32:RI:94:ALA:H	32:RI:116:LEU:HD13	1.74	0.51
33:RN:134:ARG:O	33:RN:136:GLU:N	2.43	0.51
39:RT:34:VAL:CG1	39:RT:36:GLU:HG2	2.39	0.51
25:RA:2012:G:H4'	42:RW:96:ILE:HD11	1.92	0.51
1:XA:1318:A:H4'	19:XS:11:VAL:CG1	2.37	0.51
1:XA:148:G:H1	1:XA:174:C:H42	1.57	0.51
1:XA:45:U:H2'	1:XA:46:G:C8	2.45	0.51
1:XA:857:C:H2'	1:XA:858:G:O4'	2.10	0.51
3:XC:181:ASN:HD21	3:XC:204:LEU:CD1	2.12	0.51
3:XC:70:VAL:CG1	3:XC:71:ALA:N	2.73	0.51
14:XN:44:LEU:O	14:XN:48:ALA:N	2.41	0.51
19:XS:41:VAL:CG1	19:XS:45:VAL:N	2.74	0.51
47:Y1:92:LYS:C	47:Y1:94:LEU:N	2.63	0.51
25:YA:2064:C:H2'	25:YA:2065:C:C6	2.45	0.51
25:YA:625:G:OP1	54:Y8:64:TYR:HD1	1.94	0.51
27:YD:94:LEU:C	27:YD:94:LEU:HD13	2.30	0.51
28:YE:51:PHE:CD1	28:YE:52:LEU:N	2.76	0.51
30:YG:114:ILE:CG2	30:YG:115:ARG:N	2.73	0.51
32:YI:88:ILE:HG12	32:YI:122:GLU:N	2.25	0.51
25:YA:2295:C:OP1	38:YS:10:ARG:HD2	2.11	0.51
42:YW:70:TYR:HD2	42:YW:70:TYR:N	2.06	0.51
43:YX:36:LYS:HA	43:YX:39:ILE:HD12	1.90	0.51
44:YY:77:PRO:O	44:YY:78:ALA:HB2	2.10	0.51
1:QA:192:U:H2'	1:QA:193:C:C6	2.46	0.51
1:QA:713:G:H2'	1:QA:714:G:C8	2.46	0.51
2:QB:187:LEU:O	2:QB:187:LEU:HD13	2.11	0.51
4:QD:112:VAL:HG12	4:QD:116:GLN:OE1	2.11	0.51
4:QD:52:SER:O	4:QD:53:ASP:C	2.49	0.51
5:QE:101:ILE:HD13	5:QE:101:ILE:N	2.25	0.51
7:QG:16:LEU:HD11	9:QI:45:ALA:HB2	1.92	0.51
50:R4:12:ALA:HB1	50:R4:30:GLU:H	1.76	0.51
25:RA:1048:A:H2	25:RA:1112:G:H21	1.58	0.51
25:RA:288:C:H2'	25:RA:289:A:C8	2.45	0.51
28:RE:119:ARG:HD3	28:RE:160:TYR:HB2	1.92	0.51
29:RF:32:LEU:O	29:RF:36:VAL:HG23	2.11	0.51
34:RO:113:LYS:O	34:RO:116:SER:HB3	2.11	0.51
41:RV:5:VAL:HG22	41:RV:14:VAL:HG22	1.93	0.51

Continued on next page...

Continued from previous page...

Atom-1	Atom-2	Distance(Å)	Clash(Å)
42:RW:7:ALA:HB2	42:RW:50:VAL:CG2	2.40	0.51
44:RY:75:ILE:CG1	44:RY:76:CYS:N	2.74	0.51
45:RZ:182:LYS:H	45:RZ:182:LYS:HD3	1.75	0.51
1:XA:143:A:H2	1:XA:220:G:H1	1.58	0.51
3:XC:150:LYS:HG3	3:XC:169:ALA:HB2	1.92	0.51
6:XF:10:LEU:HD13	6:XF:61:LEU:HD11	1.92	0.51
8:XH:29:SER:CB	8:XH:32:LYS:HG3	2.28	0.51
13:XM:4:ILE:HG22	13:XM:5:ALA:H	1.76	0.51
16:XP:39:TYR:OH	16:XP:41:PRO:HB3	2.11	0.51
16:XP:72:ARG:HD3	16:XP:73:LEU:HD23	1.91	0.51
43:YX:5:TYR:CE2	48:Y2:30:ARG:HG3	2.45	0.51
19:XS:42:PRO:HB3	50:Y4:60:GLN:OE1	2.10	0.51
51:Y5:20:ARG:C	51:Y5:22:HIS:H	2.14	0.51
25:YA:1429:G:H2'	25:YA:1430:C:C6	2.46	0.51
25:YA:2563:U:H1'	25:YA:2566:A:N6	2.26	0.51
27:YD:134:ARG:HB2	27:YD:135:PHE:HD2	1.75	0.51
27:YD:210:GLY:O	27:YD:213:ARG:N	2.43	0.51
30:YG:109:VAL:O	30:YG:113:ARG:HG3	2.10	0.51
31:YH:72:ILE:O	31:YH:75:ALA:HB3	2.11	0.51
33:YN:108:PRO:O	33:YN:113:GLY:HA3	2.10	0.51
37:YR:118:GLU:HG3	37:YR:118:GLU:OXT	2.11	0.51
39:YT:14:TYR:H	39:YT:14:TYR:HD1	1.56	0.51
39:YT:14:TYR:N	39:YT:14:TYR:CD1	2.78	0.51
41:YV:1:MET:HE2	41:YV:43:GLU:HG2	1.92	0.51
45:YZ:10:ARG:NH2	45:YZ:26:GLY:O	2.44	0.51
1:QA:642:A:N3	8:QH:113:SER:OG	2.38	0.51
2:QB:82:ARG:HA	2:QB:92:TYR:CE2	2.45	0.51
3:QC:113:ALA:C	3:QC:115:LEU:H	2.14	0.51
3:QC:175:LEU:HD12	3:QC:175:LEU:H	1.75	0.51
9:QI:88:TYR:O	9:QI:89:ASN:CB	2.58	0.51
47:R1:94:LEU:O	47:R1:95:LEU:HG	2.11	0.51
50:R4:61:ARG:C	50:R4:63:TYR:H	2.14	0.51
13:QM:77:ASN:OD1	50:R4:71:ARG:NH1	2.44	0.51
53:R7:36:GLN:HG2	53:R7:36:GLN:O	2.10	0.51
54:R8:10:ALA:O	54:R8:14:VAL:HG12	2.11	0.51
25:RA:2271:G:OP1	46:R0:18:ALA:HB1	2.11	0.51
25:RA:2518:A:H4'	25:RA:2519:U:OP1	2.11	0.51
31:RH:131:VAL:CG1	31:RH:132:ARG:N	2.74	0.51
33:RN:26:LEU:HG	33:RN:30:ILE:HD11	1.93	0.51
33:RN:6:PRO:HG2	33:RN:43:THR:OG1	2.11	0.51
34:RO:16:ALA:HA	34:RO:46:ALA:HB2	1.92	0.51
34:RO:15:GLY:O	34:RO:46:ALA:HB1	2.10	0.51

Continued on next page...

Continued from previous page...

Atom-1	Atom-2	Distance(Å)	Clash(Å)
25:RA:1279:G:C4'	37:RR:31:HIS:HD2	2.21	0.51
1:XA:1065:U:O2'	1:XA:1066:C:OP2	2.25	0.51
1:XA:539:A:H2'	1:XA:540:G:C8	2.45	0.51
3:XC:21:ARG:CD	3:XC:21:ARG:N	2.74	0.51
4:XD:206:PHE:CD2	4:XD:207:TYR:CD1	2.99	0.51
6:XF:10:LEU:HD13	6:XF:61:LEU:HD13	1.93	0.51
6:XF:63:TYR:N	6:XF:63:TYR:CD2	2.79	0.51
1:XA:939:G:H5''	7:XG:102:ARG:HH12	1.76	0.51
11:XK:29:ILE:HG13	11:XK:44:SER:HB3	1.93	0.51
13:XM:2:ALA:O	13:XM:9:ILE:HB	2.10	0.51
13:XM:87:TYR:C	13:XM:89:GLY:N	2.64	0.51
21:XU:10:ARG:HH11	21:XU:10:ARG:HG3	1.75	0.51
22:XV:23:C:H2'	22:XV:24:U:C6	2.45	0.51
36:YQ:80:GLU:OE1	46:Y0:7:LEU:HG	2.11	0.51
49:Y3:56:VAL:CG1	49:Y3:57:GLU:N	2.74	0.51
50:Y4:54:GLY:HA2	50:Y4:57:GLU:HG2	1.92	0.51
25:YA:102:G:OP2	48:Y2:7:ARG:NH2	2.44	0.51
25:YA:270(T):G:H5''	47:Y1:97:LEU:CD2	2.28	0.51
25:YA:1759:A:H1'	25:YA:2711:A:C2	2.46	0.51
25:YA:287:C:H2'	25:YA:288:C:C6	2.45	0.51
25:YA:309:G:N3	25:YA:329:G:O2'	2.42	0.51
31:YH:19:VAL:HG13	31:YH:43:VAL:CG2	2.41	0.51
31:YH:55:PRO:HG2	31:YH:61:HIS:ND1	2.26	0.51
25:YA:558:G:OP1	33:YN:111:PRO:HD2	2.11	0.51
35:YP:95:VAL:HG13	35:YP:100:LEU:CD2	2.41	0.51
35:YP:31:ALA:C	35:YP:32:THR:HG23	2.31	0.51
36:YQ:58:PHE:O	36:YQ:58:PHE:HD1	1.94	0.51
41:YV:41:GLY:N	41:YV:46:VAL:HG13	2.26	0.51
43:YX:18:TYR:C	43:YX:20:GLY:N	2.64	0.51
43:YX:47:PHE:N	43:YX:47:PHE:CD1	2.78	0.51
43:YX:65:ARG:CD	43:YX:65:ARG:H	2.23	0.51
1:QA:1064:G:O2'	1:QA:1065:U:O5'	2.25	0.51
1:QA:1346:A:C4	7:QG:10:ARG:NH1	2.79	0.51
1:QA:56:U:H2'	1:QA:57:G:C8	2.46	0.51
3:QC:21:ARG:CD	3:QC:21:ARG:N	2.74	0.51
4:QD:155:LEU:O	4:QD:159:ARG:HG2	2.10	0.51
4:QD:197:PRO:HD3	6:XF:16:GLN:HG3	1.91	0.51
4:QD:22:LYS:HB2	4:QD:26:CYS:CB	2.41	0.51
8:QH:104:ARG:HD2	8:QH:138:TRP:CD2	2.46	0.51
9:QI:29:ASN:OD1	9:QI:64:THR:HA	2.11	0.51
10:QJ:54:PHE:O	10:QJ:55:LYS:HG3	2.11	0.51
10:QJ:81:THR:C	10:QJ:83:GLU:N	2.64	0.51

Continued on next page...

Continued from previous page...

Atom-1	Atom-2	Distance(Å)	Clash(Å)
11:QK:46:GLY:HA2	11:QK:50:TYR:O	2.10	0.51
12:QL:23:LYS:O	12:QL:24:VAL:HG23	2.10	0.51
13:QM:16:ASP:HB3	13:QM:34:LEU:HD11	1.93	0.51
16:QP:45:THR:HG23	16:QP:46:PRO:CD	2.39	0.51
21:QU:10:ARG:HH11	21:QU:10:ARG:HG3	1.76	0.51
43:RX:5:TYR:CE2	48:R2:30:ARG:HG3	2.45	0.51
48:R2:36:ARG:O	48:R2:40:SER:HB2	2.10	0.51
50:R4:42:PHE:O	50:R4:44:THR:N	2.44	0.51
25:RA:1939:U:H5''	25:RA:1939:U:H6	1.75	0.51
28:RE:37:ARG:HE	28:RE:37:ARG:N	2.09	0.51
31:RH:6:ARG:C	31:RH:8:PRO:HD2	2.30	0.51
34:RO:23:ARG:HH11	34:RO:23:ARG:HG2	1.76	0.51
34:RO:35:VAL:O	34:RO:35:VAL:HG23	2.11	0.51
38:RS:89:ARG:O	38:RS:89:ARG:HD2	2.11	0.51
1:XA:1343:G:H2'	1:XA:1344:C:C6	2.46	0.51
1:XA:1510:U:H2'	1:XA:1511:G:C8	2.46	0.51
2:XB:187:LEU:HD13	2:XB:187:LEU:O	2.11	0.51
3:XC:139:GLN:O	3:XC:143:GLU:HB2	2.11	0.51
4:XD:112:VAL:HG12	4:XD:116:GLN:OE1	2.11	0.51
4:XD:52:SER:O	4:XD:53:ASP:C	2.49	0.51
5:XE:107:ARG:O	5:XE:108:ALA:C	2.49	0.51
6:XF:63:TYR:HD2	6:XF:63:TYR:N	2.09	0.51
12:XL:27:LEU:C	12:XL:29:GLY:N	2.64	0.51
15:XO:16:ALA:HB1	15:XO:21:ASP:HB3	1.92	0.51
16:XP:1:MET:O	16:XP:3:LYS:HG3	2.11	0.51
48:Y2:36:ARG:O	48:Y2:40:SER:HB2	2.10	0.51
50:Y4:12:ALA:HB1	50:Y4:30:GLU:H	1.76	0.51
51:Y5:56:LYS:N	51:Y5:56:LYS:HD2	2.13	0.51
52:Y6:20:ASN:O	52:Y6:21:TYR:CB	2.59	0.51
25:YA:1103:A:H5'	25:YA:1104:C:C5	2.46	0.51
25:YA:1264:G:H3'	25:YA:1265:A:H5''	1.92	0.51
25:YA:2022:U:O2'	25:YA:2617:C:H5'	2.11	0.51
25:YA:2414:G:H21	35:YP:67:MET:HE1	1.76	0.51
22:XV:76:A:H2'	25:YA:2602:A:N6	2.26	0.51
27:YD:28:GLU:OE1	27:YD:29:PRO:HD2	2.11	0.51
28:YE:37:ARG:HE	28:YE:37:ARG:N	2.09	0.51
28:YE:54:GLN:NE2	28:YE:54:GLN:H	2.08	0.51
29:YF:192:LEU:HD21	29:YF:194:MET:HE2	1.92	0.51
29:YF:198:ALA:C	29:YF:200:GLU:N	2.62	0.51
30:YG:51:ARG:HB3	30:YG:51:ARG:HH11	1.76	0.51
33:YN:16:ILE:HG22	33:YN:17:ASP:N	2.26	0.51
34:YO:24:VAL:HG13	34:YO:24:VAL:O	2.11	0.51

Continued on next page...

Continued from previous page...

Atom-1	Atom-2	Distance(Å)	Clash(Å)
34:YO:24:VAL:HG21	34:YO:32:TYR:O	2.11	0.51
35:YP:49:ARG:HE	54:Y8:59:LYS:HG2	1.76	0.51
36:YQ:133:ARG:HG2	36:YQ:134:ARG:N	2.26	0.51
38:YS:95:HIS:CG	38:YS:96:GLY:N	2.77	0.51
44:YY:95:LYS:O	44:YY:96:ILE:O	2.28	0.51
1:QA:464:G:O6	1:QA:466:C:H5'	2.11	0.51
2:QB:23:ARG:HH11	2:QB:23:ARG:HG2	1.76	0.51
3:QC:99:VAL:HG23	3:QC:99:VAL:O	2.11	0.51
4:QD:83:SER:HA	4:QD:89:THR:HG23	1.92	0.51
5:QE:83:GLU:HG2	5:QE:88:LYS:CG	2.41	0.51
8:QH:10:LEU:N	8:QH:10:LEU:CD2	2.70	0.51
9:QI:79:LEU:HD22	9:QI:101:PHE:O	2.11	0.51
13:QM:57:ARG:CB	13:QM:57:ARG:HH11	2.14	0.51
14:QN:8:GLU:C	14:QN:10:ALA:H	2.13	0.51
16:QP:1:MET:O	16:QP:3:LYS:HG3	2.11	0.51
6:QF:101:ALA:HA	18:QR:28:GLU:OE1	2.10	0.51
19:QS:26:GLY:O	19:QS:27:GLU:HB2	2.11	0.51
46:R0:27:GLU:HG3	46:R0:68:GLU:HA	1.92	0.51
47:R1:92:LYS:C	47:R1:94:LEU:N	2.62	0.51
25:RA:2396:G:OP1	47:R1:25:LYS:NZ	2.41	0.51
25:RA:2591:C:H2'	25:RA:2592:G:C8	2.46	0.51
27:RD:76:PRO:HA	27:RD:118:VAL:HG23	1.93	0.51
29:RF:65:TRP:HZ2	29:RF:72:ARG:NH2	2.09	0.51
30:RG:51:ARG:HB3	30:RG:51:ARG:HH11	1.76	0.51
31:RH:72:ILE:O	31:RH:75:ALA:HB3	2.11	0.51
33:RN:112:LEU:HD23	33:RN:113:GLY:N	2.26	0.51
34:RO:20:MET:HG2	34:RO:21:CYS:O	2.11	0.51
36:RQ:36:ALA:HB1	36:RQ:127:ILE:HD12	1.93	0.51
37:RR:1:MET:O	37:RR:2:ARG:CB	2.59	0.51
44:RY:2:ARG:NH1	44:RY:2:ARG:HG2	2.22	0.51
2:XB:15:VAL:H	2:XB:16:HIS:HD1	1.59	0.51
2:XB:53:ARG:HA	2:XB:56:ARG:HG3	1.93	0.51
4:XD:178:VAL:O	4:XD:180:GLY:N	2.44	0.51
8:XH:104:ARG:HD2	8:XH:138:TRP:CD2	2.46	0.51
16:XP:20:VAL:HG23	16:XP:34:GLU:O	2.11	0.51
16:XP:43:LYS:C	16:XP:45:THR:H	2.14	0.51
21:XU:14:TRP:CE3	21:XU:15:ARG:HD3	2.46	0.51
25:YA:1844:C:H2'	25:YA:1845:G:H8	1.74	0.51
25:YA:2031:A:C6	25:YA:2498:C:H1'	2.46	0.51
25:YA:2331:G:H4'	46:Y0:43:THR:H	1.77	0.51
31:YH:103:LEU:CD1	31:YH:131:VAL:HG21	2.41	0.51
31:YH:4:ILE:O	31:YH:6:ARG:N	2.43	0.51

Continued on next page...

Continued from previous page...

Atom-1	Atom-2	Distance(Å)	Clash(Å)
33:YN:118:LYS:O	33:YN:120:LEU:N	2.43	0.51
36:YQ:25:ASP:HA	36:YQ:100:GLY:O	2.11	0.51
37:YR:92:GLY:N	37:YR:94:TYR:HE2	2.09	0.51
38:YS:83:LYS:HG2	38:YS:109:GLY:H	1.76	0.51
38:YS:86:ALA:O	38:YS:87:PHE:HB3	2.09	0.51
39:YT:20:PRO:HD2	39:YT:86:ILE:HG23	1.92	0.51
39:YT:51:ARG:HG3	39:YT:98:LYS:HG3	1.93	0.51
41:YV:5:VAL:HG22	41:YV:14:VAL:HG22	1.93	0.51
1:QA:677:U:H1'	11:QK:119:CYS:SG	2.51	0.50
3:QC:48:TYR:O	3:QC:51:GLY:N	2.41	0.50
4:QD:206:PHE:CD2	4:QD:207:TYR:CD1	2.99	0.50
4:QD:7:PRO:HB2	4:QD:10:ARG:HD2	1.92	0.50
7:QG:23:VAL:O	7:QG:27:ILE:CD1	2.59	0.50
9:QI:10:ARG:HG3	9:QI:105:ASP:HB2	1.92	0.50
13:QM:30:ALA:O	13:QM:31:LYS:C	2.49	0.50
47:R1:4:VAL:HG23	47:R1:10:LYS:C	2.32	0.50
47:R1:91:LYS:CA	47:R1:91:LYS:HE3	2.40	0.50
25:RA:2286:A:H4'	25:RA:2287:A:O4'	2.11	0.50
25:RA:2416:C:H5''	35:RP:64:LYS:HE3	1.92	0.50
25:RA:270(F):U:H2'	25:RA:270(G):C:C6	2.46	0.50
31:RH:152:ARG:C	31:RH:153:LYS:HE2	2.32	0.50
33:RN:7:LYS:HD3	33:RN:9:VAL:N	2.25	0.50
34:RO:2:ILE:CD1	34:RO:82:ASN:HD22	2.14	0.50
36:RQ:133:ARG:HG2	36:RQ:134:ARG:N	2.26	0.50
38:RS:83:LYS:HG2	38:RS:109:GLY:H	1.76	0.50
41:RV:14:VAL:HA	41:RV:18:LEU:HD12	1.92	0.50
42:RW:88:ARG:HB3	42:RW:92:ARG:CB	2.41	0.50
44:RY:46:LYS:HE3	44:RY:63:LYS:HB3	1.93	0.50
1:XA:1118:C:H1'	1:XA:1179:A:C4	2.46	0.50
1:XA:1241:G:H2'	1:XA:1242:C:C6	2.45	0.50
1:XA:299:G:H2'	1:XA:300:A:C8	2.47	0.50
1:XA:644:G:H4'	8:XH:92:ARG:HH21	1.75	0.50
1:XA:691:G:H2'	1:XA:692:U:C6	2.46	0.50
1:XA:96:G:H2'	1:XA:97:U:O4'	2.11	0.50
3:XC:99:VAL:O	3:XC:99:VAL:HG23	2.11	0.50
9:XI:10:ARG:HG3	9:XI:105:ASP:HB2	1.92	0.50
1:XA:1231:G:O3'	9:XI:126:SER:OG	2.29	0.50
12:XL:126:LYS:HB2	12:XL:126:LYS:HZ2	1.74	0.50
13:XM:9:ILE:HD12	13:XM:9:ILE:C	2.31	0.50
47:Y1:83:GLU:CD	47:Y1:85:LEU:H	2.15	0.50
47:Y1:85:LEU:HA	47:Y1:87:PRO:HD2	1.91	0.50
49:Y3:7:LYS:HE2	49:Y3:32:GLN:NE2	2.25	0.50

Continued on next page...

Continued from previous page...

Atom-1	Atom-2	Distance(Å)	Clash(Å)
25:YA:102:G:H4'	25:YA:103:A:O5'	2.09	0.50
28:YE:116:VAL:HG22	28:YE:122:PHE:HB2	1.91	0.50
29:YF:108:LYS:HA	29:YF:108:LYS:NZ	2.27	0.50
33:YN:26:LEU:HG	33:YN:30:ILE:HD11	1.93	0.50
33:YN:78:TYR:HD1	33:YN:78:TYR:N	2.07	0.50
33:YN:73:THR:HG22	33:YN:82:LEU:HD11	1.93	0.50
34:YO:113:LYS:O	34:YO:116:SER:HB3	2.11	0.50
35:YP:114:ILE:HD13	35:YP:125:VAL:CG2	2.41	0.50
35:YP:13:ASN:O	35:YP:14:LYS:C	2.49	0.50
35:YP:62:LEU:CD2	35:YP:62:LEU:H	2.19	0.50
38:YS:83:LYS:HG2	38:YS:109:GLY:HA2	1.90	0.50
2:QB:53:ARG:HA	2:QB:56:ARG:HG3	1.93	0.50
3:QC:132:ARG:O	3:QC:136:GLN:HB2	2.11	0.50
4:QD:13:ARG:CB	4:QD:33:MET:CE	2.89	0.50
5:QE:45:PHE:CD2	5:QE:47:LYS:HD2	2.47	0.50
8:QH:12:ARG:NH1	8:QH:27:PRO:HD2	2.25	0.50
11:QK:91:ARG:HH22	18:QR:88:LYS:NZ	2.09	0.50
13:QM:120:LYS:O	13:QM:121:LYS:HB2	2.11	0.50
13:QM:66:LEU:O	13:QM:70:LEU:HB2	2.11	0.50
16:QP:83:GLU:HG3	16:QP:84:ALA:H	1.76	0.50
1:QA:191:G:O2'	20:QT:101:GLY:O	2.28	0.50
21:QU:14:TRP:CE3	21:QU:15:ARG:HD3	2.46	0.50
23:QY:30:C:H2'	23:QY:31:G:C8	2.46	0.50
25:RA:2030:A:H4'	25:RA:2031:A:C8	2.47	0.50
25:RA:1750:G:O2'	25:RA:2860:A:N1	2.42	0.50
25:RA:669:G:H2'	25:RA:669:G:N3	2.27	0.50
26:RB:42:C:N4	30:RG:91:ARG:NH2	2.58	0.50
27:RD:94:LEU:C	27:RD:94:LEU:HD13	2.31	0.50
28:RE:137:HIS:HB3	28:RE:138:PRO:CD	2.37	0.50
28:RE:37:ARG:H	28:RE:37:ARG:HE	1.59	0.50
30:RG:92:VAL:HG13	30:RG:92:VAL:O	2.12	0.50
31:RH:153:LYS:HG3	31:RH:161:GLY:HA2	1.91	0.50
34:RO:47:ILE:CG1	34:RO:48:PRO:HD2	2.42	0.50
35:RP:95:VAL:HG13	35:RP:100:LEU:CD2	2.40	0.50
35:RP:101:VAL:HA	35:RP:105:LEU:O	2.10	0.50
35:RP:104:GLY:C	35:RP:105:LEU:HD12	2.31	0.50
38:RS:35:ILE:CD1	38:RS:101:LEU:HD23	2.41	0.50
25:RA:2849:U:O4	39:RT:23:ARG:NH2	2.44	0.50
41:RV:35:LEU:CD2	41:RV:57:VAL:HG22	2.32	0.50
1:XA:137:C:O2'	16:XP:61:SER:O	2.28	0.50
2:XB:103:THR:N	2:XB:180:LEU:HD11	2.26	0.50
2:XB:24:TRP:CE3	2:XB:26:PRO:HA	2.45	0.50

Continued on next page...

Continued from previous page...

Atom-1	Atom-2	Distance(Å)	Clash(Å)
4:XD:162:LEU:HD13	4:XD:181:MET:HB3	1.92	0.50
5:XE:126:ARG:CG	5:XE:126:ARG:HH11	2.21	0.50
13:XM:66:LEU:O	13:XM:70:LEU:HB2	2.11	0.50
47:Y1:80:LEU:HB2	47:Y1:81:LYS:CE	2.41	0.50
50:Y4:10:VAL:HG23	50:Y4:11:PRO:HD2	1.93	0.50
53:Y7:36:GLN:O	53:Y7:36:GLN:HG2	2.09	0.50
25:YA:2832:U:H4'	25:YA:2833:G:C5'	2.41	0.50
25:YA:2853:C:H2'	25:YA:2854:G:C8	2.46	0.50
28:YE:105:THR:HG23	28:YE:166:THR:OG1	2.10	0.50
29:YF:32:LEU:O	29:YF:36:VAL:HG23	2.11	0.50
38:YS:87:PHE:O	38:YS:88:ASP:O	2.29	0.50
42:YW:22:ASP:HA	42:YW:25:ARG:HH12	1.75	0.50
56:Z6:76:PPU:HN2	56:Z6:76:PPU:HD2	1.76	0.50
1:QA:520:A:N1	1:QA:536:C:H1'	2.26	0.50
4:QD:162:LEU:HD13	4:QD:181:MET:HB3	1.92	0.50
5:QE:12:LEU:HD23	5:QE:13:ILE:H	1.76	0.50
7:QG:50:ILE:HA	7:QG:54:THR:HG22	1.94	0.50
8:QH:83:ILE:HB	8:QH:137:VAL:HG13	1.93	0.50
8:QH:51:VAL:HG11	8:QH:60:ARG:HG3	1.92	0.50
13:QM:82:MET:O	13:QM:83:ASP:C	2.49	0.50
19:QS:43:GLU:OE2	19:QS:43:GLU:N	2.44	0.50
51:R5:37:LYS:HD2	51:R5:37:LYS:O	2.12	0.50
25:RA:2867:G:HO2'	25:RA:2868:A:P	2.34	0.50
25:RA:307:G:N2	25:RA:309:G:H3'	2.26	0.50
29:RF:45:ARG:NH1	29:RF:45:ARG:CG	2.71	0.50
34:RO:24:VAL:O	34:RO:24:VAL:HG13	2.11	0.50
39:RT:57:PHE:CG	39:RT:58:ASN:N	2.79	0.50
44:RY:44:ILE:CG1	44:RY:45:VAL:H	2.25	0.50
44:RY:74:PRO:O	44:RY:80:GLY:HA2	2.10	0.50
1:XA:1354:C:H2'	1:XA:1355:G:H8	1.75	0.50
1:XA:1376:U:H2'	1:XA:1377:A:C8	2.47	0.50
1:XA:258:G:H2'	1:XA:259:G:C8	2.47	0.50
1:XA:328:C:H4'	1:XA:329:A:H5'	1.93	0.50
2:XB:82:ARG:HA	2:XB:92:TYR:CE2	2.45	0.50
3:XC:184:TYR:HA	3:XC:200:ALA:O	2.12	0.50
4:XD:108:LEU:HD11	4:XD:174:LEU:CD2	2.37	0.50
9:XI:79:LEU:HD22	9:XI:101:PHE:O	2.10	0.50
9:XI:48:GLU:N	9:XI:49:PRO:CD	2.74	0.50
9:XI:53:VAL:HG21	9:XI:92:TYR:CZ	2.45	0.50
14:XN:41:ARG:HE	14:XN:42:ILE:HG13	1.75	0.50
14:XN:8:GLU:C	14:XN:10:ALA:H	2.14	0.50
15:XO:17:ARG:NH1	15:XO:77:ARG:NH1	2.59	0.50

Continued on next page...

Continued from previous page...

Atom-1	Atom-2	Distance(Å)	Clash(Å)
1:XA:110:C:O2'	16:XP:25:ARG:O	2.26	0.50
50:Y4:61:ARG:C	50:Y4:63:TYR:H	2.14	0.50
25:YA:2645:G:N2	25:YA:2767:C:OP2	2.44	0.50
25:YA:27:G:H22	25:YA:512:G:H2'	1.76	0.50
25:YA:639:U:H2'	25:YA:640:C:C6	2.45	0.50
25:YA:2208:U:H1'	27:YD:151:LYS:HE2	1.93	0.50
31:YH:126:PRO:HD2	31:YH:127:GLU:N	2.26	0.50
31:YH:152:ARG:C	31:YH:153:LYS:HE2	2.32	0.50
33:YN:112:LEU:HD23	33:YN:113:GLY:N	2.26	0.50
34:YO:23:ARG:HG2	34:YO:23:ARG:HH11	1.76	0.50
38:YS:26:LEU:CD2	38:YS:87:PHE:CD1	2.94	0.50
38:YS:89:ARG:O	38:YS:89:ARG:HD2	2.11	0.50
40:YU:112:ARG:HG2	40:YU:112:ARG:HH11	1.76	0.50
44:YY:46:LYS:HE3	44:YY:63:LYS:HB3	1.93	0.50
44:YY:75:ILE:CG1	44:YY:76:CYS:N	2.73	0.50
1:QA:946:A:H61	1:QA:1234:C:H42	1.57	0.50
1:QA:524:G:H2'	1:QA:525:C:C6	2.46	0.50
2:QB:15:VAL:H	2:QB:16:HIS:HD1	1.59	0.50
2:QB:200:ILE:O	2:QB:201:ILE:HD13	2.12	0.50
4:QD:107:ARG:C	4:QD:109:GLY:H	2.14	0.50
6:QF:63:TYR:CD2	6:QF:63:TYR:N	2.79	0.50
1:QA:597:G:N2	8:QH:94:TYR:OH	2.43	0.50
8:QH:95:VAL:HB	8:QH:99:GLU:O	2.12	0.50
1:QA:302:G:O3'	12:QL:17:LYS:HE2	2.12	0.50
16:QP:20:VAL:HG23	16:QP:34:GLU:O	2.11	0.50
25:RA:153:C:P	47:R1:88:LYS:HE2	2.51	0.50
25:RA:1579:A:H2'	25:RA:1580:A:C8	2.47	0.50
25:RA:507:A:H5''	25:RA:508:G:H5'	1.93	0.50
27:RD:30:GLU:HG3	27:RD:63:ARG:NH2	2.26	0.50
29:RF:108:LYS:NZ	29:RF:108:LYS:HA	2.27	0.50
31:RH:151:ILE:C	31:RH:152:ARG:O	2.49	0.50
31:RH:16:SER:O	31:RH:17:VAL:HG23	2.12	0.50
25:RA:2495:G:H5''	36:RQ:81:VAL:CG1	2.41	0.50
37:RR:70:LEU:O	37:RR:72:ASP:N	2.42	0.50
38:RS:62:LYS:HB3	38:RS:97:ARG:CD	2.39	0.50
39:RT:54:ARG:HG2	39:RT:54:ARG:NH1	2.24	0.50
39:RT:51:ARG:HG3	39:RT:98:LYS:HG3	1.93	0.50
40:RU:112:ARG:HH11	40:RU:112:ARG:HG2	1.77	0.50
1:XA:1370:G:O3'	9:XI:12:GLU:HG3	2.12	0.50
1:XA:1511:G:H2'	1:XA:1512:U:O4'	2.12	0.50
2:XB:200:ILE:O	2:XB:201:ILE:HD13	2.12	0.50
9:XI:83:ARG:HA	9:XI:86:VAL:CG1	2.42	0.50

Continued on next page...

Continued from previous page...

Atom-1	Atom-2	Distance(Å)	Clash(Å)
10:XJ:84:GLN:C	10:XJ:86:MET:H	2.14	0.50
15:XO:39:LEU:O	15:XO:40:SER:C	2.50	0.50
19:XS:50:ALA:CB	19:XS:57:HIS:HB3	2.37	0.50
47:Y1:94:LEU:O	47:Y1:95:LEU:HG	2.11	0.50
52:Y6:9:LEU:HB3	52:Y6:26:ASN:O	2.11	0.50
25:YA:83:G:N1	25:YA:102:G:H1'	2.27	0.50
25:YA:1142(A):A:H4'	33:YN:25:ARG:NH2	2.23	0.50
25:YA:443:A:H1'	25:YA:1201:C:O4'	2.11	0.50
25:YA:1204:A:O2'	25:YA:1205:U:O5'	2.30	0.50
25:YA:1332:G:H21	25:YA:1610:A:H8	1.54	0.50
25:YA:1728:G:H5'	25:YA:1729:A:OP2	2.11	0.50
25:YA:1826:G:H4'	27:YD:242:ARG:NH2	2.23	0.50
25:YA:1937:A:N7	25:YA:1939:U:H2'	2.26	0.50
25:YA:2636:U:H2'	25:YA:2637:U:H6	1.76	0.50
25:YA:2839:G:H21	37:YR:92:GLY:HA3	1.76	0.50
25:YA:2882:A:OP1	37:YR:96:ARG:NH1	2.45	0.50
27:YD:10:THR:HG23	27:YD:13:ARG:CB	2.34	0.50
31:YH:131:VAL:CG1	31:YH:132:ARG:N	2.74	0.50
31:YH:133:VAL:HG12	31:YH:141:VAL:HG13	1.93	0.50
31:YH:143:GLN:HE21	31:YH:143:GLN:C	2.15	0.50
31:YH:169:VAL:HG13	31:YH:170:ARG:N	2.26	0.50
39:YT:57:PHE:CG	39:YT:58:ASN:N	2.79	0.50
1:QA:1301:U:H3'	1:QA:1302:U:H5'	1.92	0.50
1:QA:164:U:H2'	1:QA:165:C:H6	1.76	0.50
1:QA:181:G:O2'	1:QA:182:U:O5'	2.28	0.50
1:QA:701:C:O2	1:QA:703:G:N1	2.44	0.50
3:QC:139:GLN:O	3:QC:143:GLU:HB2	2.11	0.50
3:QC:34:LEU:O	3:QC:38:ARG:HG3	2.11	0.50
3:QC:52:LEU:H	3:QC:52:LEU:CD2	2.20	0.50
4:QD:178:VAL:O	4:QD:180:GLY:N	2.44	0.50
8:QH:20:TYR:HD1	8:QH:65:TYR:HD2	1.55	0.50
9:QI:5:TYR:HA	9:QI:17:VAL:O	2.12	0.50
9:QI:53:VAL:HG21	9:QI:92:TYR:CZ	2.45	0.50
10:QJ:98:ILE:H	10:QJ:98:ILE:CD1	2.24	0.50
16:QP:59:TRP:HA	16:QP:59:TRP:HE3	1.77	0.50
25:RA:270(R):G:H1'	47:R1:78:LYS:NZ	2.27	0.50
30:RG:111:LEU:HB2	50:R4:38:LYS:HZ3	1.76	0.50
51:R5:48:GLU:HA	51:R5:59:GLU:HG2	1.94	0.50
25:RA:1588:C:H2'	25:RA:1589:C:H6	1.77	0.50
25:RA:1991:U:H2'	25:RA:1992:G:H5''	1.94	0.50
25:RA:2283:C:H2'	25:RA:2284:C:O4'	2.11	0.50
25:RA:2328:A:H2'	25:RA:2329:G:C8	2.47	0.50

Continued on next page...

Continued from previous page...

Atom-1	Atom-2	Distance(Å)	Clash(Å)
22:QV:76:A:H2'	25:RA:2602:A:N6	2.27	0.50
25:RA:2836:U:H2'	25:RA:2837:G:C8	2.47	0.50
26:RB:48:A:H2'	26:RB:49:C:C6	2.46	0.50
30:RG:43:LEU:O	30:RG:88:ILE:HG12	2.12	0.50
31:RH:133:VAL:HG12	31:RH:141:VAL:HG13	1.93	0.50
31:RH:143:GLN:HE21	31:RH:143:GLN:C	2.15	0.50
31:RH:169:VAL:HG13	31:RH:170:ARG:N	2.26	0.50
38:RS:26:LEU:CD2	38:RS:87:PHE:CD1	2.94	0.50
40:RU:92:ARG:NH1	40:RU:95:LEU:HD11	2.26	0.50
1:XA:1125:U:OP2	1:XA:1145:C:N4	2.44	0.50
1:XA:664:G:N2	1:XA:741:G:H1	2.00	0.50
1:XA:89:U:O2'	1:XA:90:C:OP1	2.27	0.50
7:XG:50:ILE:HA	7:XG:54:THR:HG22	1.94	0.50
10:XJ:81:THR:C	10:XJ:83:GLU:N	2.64	0.50
12:XL:28:LYS:O	12:XL:29:GLY:C	2.50	0.50
13:XM:120:LYS:O	13:XM:121:LYS:HB2	2.10	0.50
17:XQ:48:GLU:O	17:XQ:49:GLU:C	2.48	0.50
21:XU:6:ARG:HH21	21:XU:15:ARG:NE	2.09	0.50
47:Y1:4:VAL:HG23	47:Y1:10:LYS:C	2.32	0.50
47:Y1:87:PRO:O	47:Y1:91:LYS:HB2	2.10	0.50
48:Y2:41:ILE:HD11	48:Y2:44:LEU:CB	2.42	0.50
49:Y3:17:LYS:HA	49:Y3:20:LYS:HD2	1.92	0.50
50:Y4:57:GLU:O	50:Y4:61:ARG:O	2.30	0.50
25:YA:1204:A:H2	25:YA:1241:A:N1	2.09	0.50
25:YA:1914:C:H2'	25:YA:1915:U:O4'	2.12	0.50
25:YA:528:A:O2'	25:YA:529:A:H5'	2.11	0.50
30:YG:6:ALA:H	50:Y4:23:GLU:CG	2.25	0.50
34:YO:35:VAL:O	34:YO:35:VAL:HG23	2.11	0.50
36:YQ:132:VAL:HG12	36:YQ:133:ARG:N	2.27	0.50
41:YV:51:VAL:CG1	41:YV:52:VAL:H	2.22	0.50
41:YV:29:PRO:O	41:YV:61:VAL:O	2.29	0.50
42:YW:70:TYR:N	42:YW:70:TYR:CD2	2.75	0.50
1:QA:1055:A:N7	1:QA:1200:C:N4	2.59	0.50
1:QA:1305:G:O2'	1:QA:1306:A:H8	1.94	0.50
1:QA:768:A:N3	1:QA:1512:U:O2'	2.43	0.50
1:QA:890:G:O2'	1:QA:906:G:O6	2.23	0.50
2:QB:170:GLU:HA	2:QB:172:ILE:CD1	2.41	0.50
3:QC:70:VAL:CG1	3:QC:71:ALA:N	2.73	0.50
7:QG:50:ILE:HG21	7:QG:58:PRO:HA	1.93	0.50
8:QH:84:ARG:O	8:QH:135:CYS:HB2	2.12	0.50
10:QJ:56:HIS:O	10:QJ:58:ASP:O	2.30	0.50
15:QO:26:GLU:OE2	15:QO:77:ARG:NH1	2.43	0.50

Continued on next page...

Continued from previous page...

Atom-1	Atom-2	Distance(Å)	Clash(Å)
50:R4:1:MET:O	50:R4:1:MET:HG3	2.12	0.50
13:QM:65:LYS:NZ	50:R4:52:THR:HG21	2.26	0.50
52:R6:9:LEU:HD13	52:R6:26:ASN:HD22	1.76	0.50
54:R8:56:GLU:O	54:R8:57:ARG:C	2.50	0.50
25:RA:323:G:HO2'	25:RA:1205:U:H3	1.60	0.50
25:RA:1637:A:H4'	25:RA:2711:A:O2'	2.11	0.50
25:RA:530:G:O2'	25:RA:2021:C:O2'	2.29	0.50
25:RA:2053:G:O6	25:RA:2614:A:H2	1.95	0.50
27:RD:2:ALA:CB	27:RD:20:ASP:CB	2.89	0.50
27:RD:32:SER:O	27:RD:33:LEU:CB	2.60	0.50
28:RE:176:ILE:O	28:RE:176:ILE:HG22	2.10	0.50
28:RE:203:LYS:HE3	28:RE:204:ALA:CB	2.40	0.50
28:RE:61:ARG:CB	28:RE:62:PRO:HD3	2.41	0.50
26:RB:45:A:H1'	30:RG:95:ARG:NH2	2.26	0.50
33:RN:87:LEU:C	33:RN:87:LEU:HD23	2.32	0.50
34:RO:107:ARG:HA	34:RO:112:MET:HE1	1.94	0.50
35:RP:114:ILE:HD13	35:RP:125:VAL:CG2	2.41	0.50
36:RQ:108:GLY:O	36:RQ:109:VAL:HG23	2.12	0.50
37:RR:92:GLY:N	37:RR:94:TYR:HE2	2.09	0.50
42:RW:22:ASP:HA	42:RW:25:ARG:HH12	1.75	0.50
1:XA:1347:G:N2	1:XA:1374:A:OP2	2.37	0.50
3:XC:132:ARG:O	3:XC:136:GLN:HB2	2.11	0.50
3:XC:11:ARG:HG3	3:XC:15:THR:HG21	1.93	0.50
4:XD:20:TYR:CD2	4:XD:27:TYR:CD2	3.00	0.50
9:XI:105:ASP:C	9:XI:107:ARG:H	2.14	0.50
10:XJ:40:LEU:HB2	10:XJ:69:ASN:CB	2.40	0.50
12:XL:62:SER:C	12:XL:64:TYR:H	2.14	0.50
13:XM:102:ARG:O	13:XM:102:ARG:HG3	2.11	0.50
13:XM:57:ARG:CB	13:XM:57:ARG:HH11	2.13	0.50
14:XN:48:ALA:CA	14:XN:53:LEU:HD12	2.42	0.50
15:XO:17:ARG:NH1	15:XO:77:ARG:CZ	2.74	0.50
16:XP:83:GLU:HG3	16:XP:84:ALA:H	1.77	0.50
17:XQ:13:ASP:C	17:XQ:15:MET:H	2.15	0.50
25:YA:1081:U:H3'	25:YA:1082:U:H4'	1.93	0.50
25:YA:1496:A:H8	25:YA:1577:C:O2'	1.93	0.50
27:YD:233:HIS:H	27:YD:233:HIS:CD2	2.29	0.50
27:YD:182:LEU:H	27:YD:272:ALA:CB	2.25	0.50
30:YG:111:LEU:N	30:YG:112:PRO:CD	2.75	0.50
30:YG:43:LEU:O	30:YG:88:ILE:HG12	2.12	0.50
32:YI:79:ILE:HB	32:YI:142:VAL:HA	1.93	0.50
33:YN:87:LEU:HD23	33:YN:87:LEU:C	2.32	0.50
34:YO:15:GLY:O	34:YO:46:ALA:HB1	2.10	0.50

Continued on next page...

Continued from previous page...

Atom-1	Atom-2	Distance(Å)	Clash(Å)
35:YP:104:GLY:C	35:YP:105:LEU:HD12	2.31	0.50
35:YP:147:LEU:O	35:YP:148:LEU:HB2	2.11	0.50
38:YS:26:LEU:HD22	38:YS:87:PHE:CD1	2.46	0.50
1:QA:1095:U:OP2	1:QA:1108:G:N1	2.30	0.50
1:QA:1311:G:N2	1:QA:1326:C:O2	2.44	0.50
1:QA:953:G:H5'	1:QA:965:A:H61	1.76	0.50
3:QC:184:TYR:HA	3:QC:200:ALA:O	2.12	0.50
7:QG:11:GLN:C	7:QG:12:LEU:HD22	2.31	0.50
9:QI:48:GLU:N	9:QI:49:PRO:CD	2.74	0.50
10:QJ:22:LYS:NZ	10:QJ:23:ILE:HG12	2.27	0.50
10:QJ:84:GLN:C	10:QJ:86:MET:H	2.15	0.50
14:QN:22:THR:O	14:QN:23:ARG:CB	2.59	0.50
14:QN:48:ALA:CA	14:QN:53:LEU:HD12	2.42	0.50
16:QP:39:TYR:OH	16:QP:41:PRO:HB3	2.11	0.50
18:QR:30:ASP:C	18:QR:32:ARG:H	2.15	0.50
19:QS:41:VAL:CG1	19:QS:45:VAL:N	2.74	0.50
47:R1:80:LEU:HB2	47:R1:81:LYS:CE	2.41	0.50
50:R4:10:VAL:HG23	50:R4:11:PRO:HD2	1.93	0.50
25:RA:28:A:N6	25:RA:512:G:H1'	2.26	0.50
25:RA:873:G:H1	25:RA:904:C:H42	1.58	0.50
27:RD:28:GLU:OE1	27:RD:29:PRO:HD2	2.11	0.50
27:RD:35:LYS:HD2	27:RD:104:TYR:CD1	2.45	0.50
31:RH:19:VAL:HG13	31:RH:43:VAL:HG23	1.93	0.50
33:RN:46:VAL:O	33:RN:47:ALA:CB	2.57	0.50
37:RR:96:ARG:NH2	37:RR:117:VAL:HG23	2.27	0.50
38:RS:83:LYS:HG2	38:RS:109:GLY:HA2	1.90	0.50
39:RT:38:ASN:O	39:RT:39:ARG:O	2.30	0.50
44:RY:48:ALA:HB2	44:RY:61:ILE:CD1	2.41	0.50
44:RY:88:LYS:HA	44:RY:88:LYS:NZ	2.27	0.50
44:RY:94:LYS:HE3	44:RY:101:LYS:HZ1	1.76	0.50
1:XA:1225:A:N3	1:XA:1225:A:H2'	2.27	0.50
1:XA:947:G:H2'	1:XA:948:C:C6	2.46	0.50
4:XD:54:TYR:CE1	4:XD:206:PHE:HE1	2.29	0.50
8:XH:102:ARG:NH1	8:XH:105:ARG:HH12	2.09	0.50
11:XK:106:LYS:O	11:XK:107:SER:HB3	2.12	0.50
11:XK:25:TYR:CD1	11:XK:25:TYR:N	2.80	0.50
19:XS:26:GLY:O	19:XS:27:GLU:HB2	2.11	0.50
20:XT:49:ALA:CB	20:XT:99:LEU:HD22	2.42	0.50
53:Y7:9:ARG:HH12	53:Y7:47:ARG:HG3	1.76	0.50
25:YA:1916:A:H2'	25:YA:1917:U:O4'	2.12	0.50
28:YE:105:THR:HB	28:YE:197:ILE:HG12	1.93	0.50
28:YE:2:LYS:HG2	28:YE:95:ILE:CG2	2.42	0.50

Continued on next page...

Continued from previous page...

Atom-1	Atom-2	Distance(Å)	Clash(Å)
30:YG:16:ARG:HB3	30:YG:17:PRO:HD3	1.94	0.50
30:YG:35:GLU:CD	30:YG:35:GLU:C	2.71	0.50
35:YP:138:LEU:HD11	35:YP:144:GLU:CG	2.42	0.50
36:YQ:36:ALA:HB1	36:YQ:127:ILE:HD12	1.93	0.50
25:YA:2377:A:H2	38:YS:18:ILE:HD11	1.77	0.50
44:YY:48:ALA:HB2	44:YY:61:ILE:CD1	2.41	0.50
45:YZ:152:ALA:O	45:YZ:154:ASP:N	2.41	0.50
1:QA:347:G:O2'	1:QA:348:G:OP2	2.27	0.50
1:QA:833:U:H2'	1:QA:834:C:H6	1.77	0.50
3:QC:11:ARG:HG3	3:QC:15:THR:HG21	1.94	0.50
3:QC:36:ASP:HA	3:QC:39:ILE:HD12	1.94	0.50
4:QD:128:VAL:O	4:QD:130:GLY:N	2.45	0.50
4:QD:13:ARG:HH22	4:QD:36:ARG:CZ	2.24	0.50
17:QQ:13:ASP:C	17:QQ:15:MET:H	2.15	0.50
20:QT:49:ALA:CB	20:QT:99:LEU:HD22	2.42	0.50
21:QU:2:GLY:O	21:QU:4:GLY:N	2.45	0.50
51:R5:50:GLY:O	51:R5:51:TYR:CB	2.59	0.50
52:R6:34:LEU:HD23	52:R6:36:LEU:HD22	1.92	0.50
52:R6:41:PRO:HD2	52:R6:46:HIS:H	1.77	0.50
53:R7:46:VAL:HG12	53:R7:47:ARG:N	2.27	0.50
25:RA:392:C:H5''	25:RA:409:C:H5''	1.94	0.50
27:RD:237:GLU:OE1	27:RD:237:GLU:HA	2.12	0.50
33:RN:137:LYS:HG3	33:RN:138:LEU:H	1.77	0.50
35:RP:6:LEU:CD2	35:RP:6:LEU:N	2.75	0.50
36:RQ:2:LEU:N	36:RQ:2:LEU:HD23	2.27	0.50
39:RT:23:ARG:CB	39:RT:24:PRO:HD2	2.40	0.50
44:RY:16:ALA:O	44:RY:21:LYS:HD3	2.11	0.50
44:RY:90:LEU:H	44:RY:90:LEU:HD22	1.73	0.50
1:XA:254:G:OP1	17:XQ:67:LYS:O	2.29	0.50
2:XB:23:ARG:HH11	2:XB:23:ARG:HG2	1.76	0.50
4:XD:107:ARG:C	4:XD:109:GLY:H	2.14	0.50
5:XE:32:VAL:O	5:XE:43:LEU:HD12	2.12	0.50
8:XH:84:ARG:O	8:XH:135:CYS:HB2	2.12	0.50
8:XH:95:VAL:HB	8:XH:99:GLU:O	2.12	0.50
10:XJ:54:PHE:O	10:XJ:55:LYS:HG3	2.10	0.50
13:XM:117:VAL:O	13:XM:118:ALA:C	2.51	0.50
49:Y3:7:LYS:CB	49:Y3:34:GLU:HG2	2.41	0.50
51:Y5:37:LYS:HD2	51:Y5:37:LYS:O	2.12	0.50
53:Y7:46:VAL:HG12	53:Y7:47:ARG:N	2.27	0.50
25:YA:1228:G:OP2	40:YU:16:LYS:NZ	2.22	0.50
25:YA:747:U:C4	25:YA:2613:U:C4	3.00	0.50
25:YA:796:C:H2'	25:YA:797:C:C6	2.46	0.50

Continued on next page...

Continued from previous page...

Atom-1	Atom-2	Distance(Å)	Clash(Å)
27:YD:35:LYS:HE2	27:YD:104:TYR:HB2	1.94	0.50
30:YG:103:LEU:HD21	30:YG:178:PHE:CZ	2.47	0.50
31:YH:24:VAL:HG21	31:YH:72:ILE:HG12	1.94	0.50
34:YO:105:GLU:O	34:YO:108:GLU:HB2	2.12	0.50
36:YQ:108:GLY:O	36:YQ:109:VAL:HG23	2.12	0.50
38:YS:35:ILE:CD1	38:YS:101:LEU:HD23	2.41	0.50
40:YU:92:ARG:CD	40:YU:94:ASN:HB3	2.42	0.50
41:YV:51:VAL:CG1	41:YV:52:VAL:N	2.75	0.50
1:QA:946:A:O2'	1:QA:1333:A:N3	2.34	0.50
1:QA:134:A:H61	16:QP:25:ARG:NH1	2.10	0.50
1:QA:186(A):C:H2'	1:QA:186(B):C:C6	2.47	0.50
1:QA:411:A:C4	1:QA:413:G:H1'	2.46	0.50
2:QB:16:HIS:HB3	2:QB:210:SER:CB	2.42	0.50
1:QA:1256:A:P	3:QC:26:LYS:HZ3	2.34	0.50
4:QD:28:SER:CB	4:QD:29:PRO:CD	2.85	0.50
5:QE:148:VAL:HG21	8:QH:107:LEU:HD13	1.93	0.50
1:QA:1346:A:H5'	9:QI:120:ARG:HH12	1.77	0.50
1:QA:538:G:OP1	12:QL:113:ARG:HD2	2.12	0.50
12:QL:28:LYS:O	12:QL:29:GLY:C	2.50	0.50
48:R2:16:LEU:O	48:R2:17:SER:CB	2.56	0.50
55:R9:7:VAL:HG12	55:R9:25:VAL:HG21	1.94	0.50
25:RA:1061:U:H3'	25:RA:1062:G:H5''	1.94	0.50
25:RA:1728:G:H3'	25:RA:1729:A:H5''	1.94	0.50
25:RA:389:G:H1	35:RP:70:GLN:HB3	1.77	0.50
27:RD:35:LYS:HE2	27:RD:104:TYR:HB2	1.94	0.50
27:RD:35:LYS:CG	27:RD:64:ILE:HG22	2.42	0.50
28:RE:119:ARG:HD3	28:RE:160:TYR:CD2	2.47	0.50
28:RE:2:LYS:HG2	28:RE:95:ILE:CG2	2.42	0.50
30:RG:109:VAL:O	30:RG:113:ARG:HG3	2.10	0.50
31:RH:103:LEU:CD1	31:RH:131:VAL:HG21	2.41	0.50
34:RO:104:ARG:NE	39:RT:34:VAL:HG11	2.26	0.50
1:XA:1365:G:H2'	1:XA:1366:C:C6	2.46	0.50
2:XB:172:ILE:CD1	2:XB:172:ILE:H	2.18	0.50
3:XC:36:ASP:HB3	3:XC:40:ARG:NH1	2.25	0.50
3:XC:34:LEU:O	3:XC:38:ARG:HG3	2.11	0.50
7:XG:50:ILE:HG21	7:XG:58:PRO:HA	1.93	0.50
9:XI:33:PHE:HZ	9:XI:47:LEU:HD21	1.76	0.50
13:XM:14:ARG:HG3	13:XM:16:ASP:OD2	2.12	0.50
13:XM:82:MET:O	13:XM:83:ASP:C	2.49	0.50
48:Y2:69:ARG:CB	48:Y2:69:ARG:HH11	2.25	0.50
48:Y2:9:GLN:O	48:Y2:12:GLU:HB3	2.10	0.50
50:Y4:22:ILE:HD12	50:Y4:22:ILE:H	1.77	0.50

Continued on next page...

Continued from previous page...

Atom-1	Atom-2	Distance(Å)	Clash(Å)
51:Y5:50:GLY:O	51:Y5:51:TYR:CB	2.59	0.50
53:Y7:12:ARG:HG3	53:Y7:12:ARG:NH1	2.27	0.50
25:YA:86:C:H4'	25:YA:104:U:H1'	1.94	0.50
25:YA:1048:A:P	25:YA:1110:G:H22	2.34	0.50
25:YA:2688:U:H5	25:YA:2720:U:OP2	1.95	0.50
25:YA:483:A:H3'	25:YA:484:C:H6	1.77	0.50
25:YA:83:G:H1	25:YA:102:G:H1'	1.77	0.50
25:YA:900:A:H3'	25:YA:901:A:H8	1.77	0.50
25:YA:1500:G:H21	27:YD:100:GLY:HA3	1.77	0.50
27:YD:218:ARG:HB3	27:YD:219:PRO:HD2	1.94	0.50
27:YD:65:ILE:HD13	27:YD:65:ILE:C	2.32	0.50
28:YE:46:ALA:HB1	28:YE:80:GLU:HB2	1.94	0.50
30:YG:49:ASP:OD1	30:YG:51:ARG:HG3	2.12	0.50
31:YH:16:SER:O	31:YH:17:VAL:HG23	2.12	0.50
35:YP:112:LEU:HD22	35:YP:113:LYS:N	2.25	0.50
37:YR:28:LEU:CD2	37:YR:114:VAL:HG12	2.41	0.50
1:XA:1446:A:H5''	39:YT:122:ASP:OD1	2.12	0.50
34:YO:104:ARG:NE	39:YT:34:VAL:HG11	2.26	0.50
44:YY:16:ALA:O	44:YY:21:LYS:HD3	2.11	0.50
44:YY:19:LYS:O	44:YY:19:LYS:CG	2.60	0.50
3:QC:35:GLU:O	3:QC:39:ILE:HG13	2.12	0.49
11:QK:32:ILE:HD12	11:QK:72:ALA:CB	2.36	0.49
12:QL:24:VAL:CG1	12:QL:24:VAL:O	2.58	0.49
15:QO:17:ARG:NH1	15:QO:77:ARG:CZ	2.74	0.49
21:QU:6:ARG:HE	21:QU:15:ARG:NH2	2.09	0.49
50:R4:23:GLU:C	50:R4:24:THR:HG1	2.16	0.49
50:R4:9:LEU:H	50:R4:27:THR:CG2	2.25	0.49
52:R6:20:ASN:O	52:R6:21:TYR:CB	2.59	0.49
25:RA:2469:A:H5''	25:RA:2470:G:C8	2.46	0.49
25:RA:642:G:H21	25:RA:646:A:H2	1.59	0.49
27:RD:72:LYS:O	27:RD:73:VAL:C	2.50	0.49
28:RE:61:ARG:O	28:RE:62:PRO:C	2.50	0.49
29:RF:11:VAL:CG1	29:RF:12:LEU:N	2.75	0.49
30:RG:103:LEU:HD21	30:RG:178:PHE:CZ	2.47	0.49
30:RG:111:LEU:N	30:RG:112:PRO:CD	2.75	0.49
31:RH:153:LYS:O	31:RH:154:PRO:O	2.30	0.49
32:RI:5:LEU:HD12	32:RI:5:LEU:H	1.76	0.49
33:RN:73:THR:HG22	33:RN:82:LEU:HD11	1.93	0.49
36:RQ:80:GLU:HG3	36:RQ:81:VAL:N	2.27	0.49
25:RA:2377:A:H4'	38:RS:111:GLU:O	2.12	0.49
41:RV:41:GLY:N	41:RV:46:VAL:HG13	2.26	0.49
1:XA:757:U:H2'	1:XA:758:G:O4'	2.12	0.49

Continued on next page...

Continued from previous page...

Atom-1	Atom-2	Distance(Å)	Clash(Å)
8:XH:91:ARG:NH1	8:XH:91:ARG:HG2	2.25	0.49
8:XH:91:ARG:HH11	8:XH:91:ARG:CG	2.22	0.49
9:XI:29:ASN:OD1	9:XI:64:THR:HA	2.12	0.49
13:XM:120:LYS:O	13:XM:121:LYS:CB	2.60	0.49
47:Y1:93:GLU:O	47:Y1:97:LEU:HD11	2.12	0.49
49:Y3:21:ALA:O	49:Y3:25:ALA:N	2.41	0.49
50:Y4:9:LEU:H	50:Y4:27:THR:CG2	2.25	0.49
25:YA:1125:G:OP2	25:YA:1126:A:O2'	2.20	0.49
25:YA:1537:C:H2'	25:YA:1538:G:C8	2.47	0.49
25:YA:2728:U:H2'	25:YA:2729:G:C8	2.47	0.49
25:YA:363(B):G:H2'	25:YA:363(C):G:H8	1.77	0.49
27:YD:76:PRO:HA	27:YD:118:VAL:HG23	1.93	0.49
29:YF:11:VAL:CG1	29:YF:12:LEU:N	2.75	0.49
30:YG:114:ILE:HG21	30:YG:117:PHE:HB2	1.93	0.49
30:YG:83:ARG:HH11	30:YG:83:ARG:HG2	1.76	0.49
32:YI:115:ALA:HB3	32:YI:128:LEU:HD12	1.94	0.49
33:YN:137:LYS:HG3	33:YN:138:LEU:H	1.77	0.49
35:YP:36:LYS:HB2	35:YP:40:SER:HB3	1.94	0.49
38:YS:52:SER:O	38:YS:56:LEU:CD2	2.60	0.49
1:QA:190:G:H4'	1:QA:191(A):G:OP2	2.11	0.49
6:QF:72:VAL:HG13	6:QF:73:ASN:N	2.27	0.49
8:QH:29:SER:CB	8:QH:32:LYS:HG3	2.28	0.49
9:QI:83:ARG:HA	9:QI:86:VAL:CG1	2.41	0.49
13:QM:108:ARG:O	13:QM:109:THR:C	2.50	0.49
16:QP:39:TYR:CE2	16:QP:41:PRO:HD3	2.48	0.49
1:QA:276:G:O3'	17:QQ:68:ARG:NH1	2.43	0.49
49:R3:7:LYS:CB	49:R3:34:GLU:HG2	2.41	0.49
53:R7:12:ARG:HG3	53:R7:12:ARG:NH1	2.27	0.49
35:RP:61:ARG:HH21	54:R8:13:ARG:HD2	1.77	0.49
27:RD:218:ARG:HB3	27:RD:219:PRO:HD2	1.94	0.49
26:RB:55:U:H4'	30:RG:28:VAL:HG21	1.93	0.49
31:RH:19:VAL:HG13	31:RH:43:VAL:CG2	2.41	0.49
43:RX:18:TYR:C	43:RX:20:GLY:N	2.64	0.49
44:RY:81:LYS:HD3	44:RY:97:ARG:HD3	1.94	0.49
1:XA:375:U:H4'	16:XP:17:TYR:CE2	2.40	0.49
1:XA:56:U:H2'	1:XA:57:G:C8	2.46	0.49
2:XB:16:HIS:HB3	2:XB:210:SER:CB	2.42	0.49
3:XC:35:GLU:O	3:XC:39:ILE:HG13	2.13	0.49
5:XE:41:VAL:CG1	5:XE:112:LEU:O	2.60	0.49
5:XE:126:ARG:NH1	5:XE:126:ARG:HG3	2.19	0.49
13:XM:108:ARG:O	13:XM:109:THR:C	2.50	0.49
14:XN:44:LEU:HD12	14:XN:53:LEU:HD12	1.94	0.49

Continued on next page...

Continued from previous page...

Atom-1	Atom-2	Distance(Å)	Clash(Å)
19:XS:65:ASN:HA	50:Y4:55:ARG:HH11	1.77	0.49
47:Y1:8:SER:HB3	47:Y1:66:HIS:CE1	2.46	0.49
47:Y1:67:ILE:N	47:Y1:68:PRO:CD	2.76	0.49
47:Y1:81:LYS:O	47:Y1:82:LEU:O	2.30	0.49
52:Y6:44:ARG:O	52:Y6:45:LYS:CB	2.60	0.49
54:Y8:10:ALA:O	54:Y8:14:VAL:HG12	2.11	0.49
54:Y8:56:GLU:O	54:Y8:57:ARG:C	2.50	0.49
25:YA:2074:U:H2'	25:YA:2075:U:C6	2.47	0.49
25:YA:2591:C:OP2	27:YD:238:GLY:HA3	2.11	0.49
25:YA:753:C:O5'	25:YA:753:C:H6	1.94	0.49
25:YA:780:G:N2	25:YA:783:A:H62	2.07	0.49
27:YD:2:ALA:CB	27:YD:20:ASP:HB3	2.42	0.49
28:YE:37:ARG:H	28:YE:37:ARG:HE	1.59	0.49
33:YN:6:PRO:HG2	33:YN:43:THR:OG1	2.11	0.49
33:YN:82:LEU:HD12	33:YN:83:LYS:N	2.27	0.49
34:YO:55:GLY:O	34:YO:56:ASP:C	2.50	0.49
44:YY:44:ILE:CG1	44:YY:45:VAL:H	2.24	0.49
44:YY:88:LYS:HA	44:YY:88:LYS:NZ	2.27	0.49
44:YY:81:LYS:CD	44:YY:97:ARG:HE	2.20	0.49
56:Z8:76:PPU:HN2	56:Z8:76:PPU:HD2	1.76	0.49
1:QA:1126:U:H1'	1:QA:1280:A:N7	2.27	0.49
4:QD:13:ARG:CA	4:QD:33:MET:HE3	2.43	0.49
4:QD:206:PHE:HD2	4:QD:207:TYR:CE1	2.30	0.49
5:QE:11:ILE:CG1	5:QE:31:LEU:HD12	2.41	0.49
5:QE:82:VAL:HG12	5:QE:83:GLU:H	1.77	0.49
8:QH:14:ARG:HG2	8:QH:14:ARG:O	2.12	0.49
11:QK:29:ILE:HG13	11:QK:44:SER:HB3	1.93	0.49
20:QT:97:ALA:HB3	20:QT:99:LEU:CD1	2.43	0.49
21:QU:6:ARG:HH21	21:QU:15:ARG:NE	2.09	0.49
50:R4:57:GLU:O	50:R4:61:ARG:O	2.30	0.49
27:RD:123:ALA:HB3	27:RD:131:LEU:HG	1.94	0.49
27:RD:25:THR:O	27:RD:27:THR:HG22	2.12	0.49
28:RE:179:GLU:O	28:RE:180:ASN:HB2	2.12	0.49
28:RE:23:VAL:HG12	28:RE:173:VAL:HG21	1.94	0.49
32:RI:129:THR:HA	32:RI:137:PRO:HA	1.94	0.49
33:RN:42:TRP:HA	33:RN:48:MET:CE	2.42	0.49
35:RP:114:ILE:HD11	35:RP:130:PHE:HE1	1.70	0.49
35:RP:147:LEU:O	35:RP:148:LEU:HB2	2.11	0.49
37:RR:67:LEU:HD13	37:RR:76:VAL:CG2	2.27	0.49
38:RS:60:GLY:O	38:RS:61:ASN:CB	2.56	0.49
43:RX:70:LEU:N	43:RX:70:LEU:CD2	2.72	0.49
44:RY:77:PRO:O	44:RY:78:ALA:HB2	2.11	0.49

Continued on next page...

Continued from previous page...

Atom-1	Atom-2	Distance(Å)	Clash(Å)
1:XA:115:G:H4'	1:XA:116:A:O5'	2.12	0.49
1:XA:1297:C:O2'	1:XA:1298:C:O5'	2.27	0.49
1:XA:880:C:OP1	12:XL:8:ASN:ND2	2.40	0.49
1:XA:1158:C:H4'	2:XB:133:LYS:HZ3	1.77	0.49
2:XB:207:ALA:O	2:XB:209:ARG:N	2.45	0.49
4:XD:196:LEU:C	4:XD:198:VAL:N	2.65	0.49
8:XH:83:ILE:HB	8:XH:137:VAL:HG13	1.93	0.49
9:XI:113:LYS:H	9:XI:119:ALA:HA	1.77	0.49
9:XI:43:ALA:HA	9:XI:74:ILE:HD13	1.94	0.49
15:XO:32:LEU:O	15:XO:33:THR:C	2.51	0.49
20:XT:26:ASN:CB	20:XT:71:THR:HG23	2.43	0.49
47:Y1:19:GLN:OE1	47:Y1:19:GLN:HA	2.12	0.49
50:Y4:36:CYS:O	50:Y4:39:CYS:CB	2.55	0.49
25:YA:1165:U:H2'	25:YA:1166:C:C6	2.47	0.49
25:YA:140:A:H8	25:YA:1408:C:HO2'	1.56	0.49
25:YA:241:A:H4'	25:YA:242:G:OP1	2.12	0.49
25:YA:975:G:H1'	25:YA:990:A:C2	2.47	0.49
25:YA:1693:U:H1'	27:YD:14:ARG:NH2	2.27	0.49
27:YD:2:ALA:CB	27:YD:20:ASP:CB	2.90	0.49
28:YE:61:ARG:CB	28:YE:62:PRO:CD	2.90	0.49
25:YA:588:U:C2	29:YF:90:PHE:CE1	3.00	0.49
33:YN:73:THR:CG2	33:YN:82:LEU:HD11	2.43	0.49
34:YO:47:ILE:CG1	34:YO:48:PRO:HD2	2.42	0.49
34:YO:69:ILE:O	34:YO:76:ALA:HA	2.12	0.49
36:YQ:29:PHE:N	36:YQ:105:GLU:OE2	2.41	0.49
36:YQ:2:LEU:HD23	36:YQ:2:LEU:N	2.27	0.49
37:YR:18:LEU:C	37:YR:18:LEU:HD13	2.33	0.49
41:YV:91:TYR:HD1	41:YV:91:TYR:C	2.16	0.49
42:YW:29:LEU:O	42:YW:29:LEU:HD23	2.13	0.49
1:QA:1218:C:H2'	1:QA:1219:U:C6	2.47	0.49
1:QA:34:C:H2'	1:QA:35:G:H8	1.76	0.49
1:QA:360:A:H2'	1:QA:361:G:C8	2.47	0.49
1:QA:583:A:H2'	1:QA:584:G:O4'	2.12	0.49
2:QB:103:THR:N	2:QB:180:LEU:HD11	2.27	0.49
3:QC:178:LEU:N	3:QC:178:LEU:HD22	2.27	0.49
4:QD:30:LYS:CG	4:QD:35:ARG:NE	2.64	0.49
5:QE:32:VAL:O	5:QE:43:LEU:HD12	2.12	0.49
9:QI:105:ASP:C	9:QI:107:ARG:H	2.14	0.49
12:QL:6:THR:O	12:QL:7:ILE:C	2.51	0.49
16:QP:83:GLU:HA	16:QP:83:GLU:OE2	2.12	0.49
20:QT:37:SER:O	20:QT:41:ILE:HG12	2.12	0.49
47:R1:83:GLU:CD	47:R1:85:LEU:H	2.15	0.49

Continued on next page...

Continued from previous page...

Atom-1	Atom-2	Distance(Å)	Clash(Å)
48:R2:41:ILE:HD11	48:R2:44:LEU:CB	2.42	0.49
25:RA:2283:C:OP1	52:R6:5:VAL:HG13	2.12	0.49
25:RA:2862:G:H2'	25:RA:2863:C:H6	1.76	0.49
27:RD:10:THR:HG23	27:RD:13:ARG:CB	2.34	0.49
28:RE:55:ASN:O	28:RE:57:LYS:N	2.44	0.49
28:RE:7:VAL:HG11	39:RT:1:MET:HE3	1.94	0.49
29:RF:196:LEU:C	29:RF:197:ASP:O	2.50	0.49
30:RG:49:ASP:OD1	30:RG:51:ARG:HG3	2.12	0.49
30:RG:83:ARG:HG2	30:RG:83:ARG:HH11	1.76	0.49
31:RH:120:GLY:HA3	31:RH:140:LYS:NZ	2.28	0.49
34:RO:69:ILE:O	34:RO:76:ALA:HA	2.12	0.49
37:RR:118:GLU:OXT	37:RR:118:GLU:HG3	2.11	0.49
37:RR:18:LEU:C	37:RR:18:LEU:HD13	2.33	0.49
40:RU:79:PHE:HE2	40:RU:83:LEU:HD22	1.78	0.49
41:RV:76:LYS:HG3	41:RV:81:TYR:CD1	2.48	0.49
41:RV:91:TYR:C	41:RV:91:TYR:HD1	2.16	0.49
42:RW:29:LEU:O	42:RW:29:LEU:HD23	2.13	0.49
45:RZ:166:SER:HB2	45:RZ:168:GLU:N	2.27	0.49
1:XA:720:C:H5''	18:XR:52:PRO:HA	1.93	0.49
2:XB:68:ILE:O	2:XB:91:PRO:HD2	2.13	0.49
9:XI:5:TYR:HA	9:XI:17:VAL:O	2.12	0.49
10:XJ:22:LYS:NZ	10:XJ:23:ILE:HG12	2.28	0.49
17:XQ:3:LYS:HD2	17:XQ:60:ILE:HD11	1.95	0.49
19:XS:62:ILE:C	19:XS:63:THR:HG22	2.32	0.49
21:XU:2:GLY:O	21:XU:4:GLY:N	2.45	0.49
52:Y6:7:ILE:C	52:Y6:9:LEU:N	2.65	0.49
31:YH:103:LEU:H	31:YH:103:LEU:HD23	1.77	0.49
31:YH:19:VAL:HG13	31:YH:43:VAL:HG23	1.93	0.49
33:YN:68:GLU:HG2	33:YN:88:GLU:CD	2.33	0.49
38:YS:60:GLY:O	38:YS:61:ASN:CB	2.55	0.49
25:YA:1228:G:OP1	40:YU:13:LYS:HG2	2.12	0.49
41:YV:3:ALA:HB3	41:YV:14:VAL:HG23	1.92	0.49
2:QB:181:PHE:O	2:QB:183:PRO:HD3	2.12	0.49
5:QE:41:VAL:CG1	5:QE:112:LEU:O	2.60	0.49
6:QF:51:PRO:HA	6:QF:55:ASP:O	2.12	0.49
9:QI:79:LEU:HD13	9:QI:79:LEU:O	2.12	0.49
12:QL:62:SER:C	12:QL:64:TYR:H	2.14	0.49
14:QN:8:GLU:O	14:QN:10:ALA:N	2.45	0.49
48:R2:33:MET:O	48:R2:37:PHE:HD1	1.95	0.49
50:R4:68:ARG:HD3	50:R4:69:LYS:HG2	1.92	0.49
52:R6:37:ARG:HA	52:R6:37:ARG:HE	1.77	0.49
53:R7:9:ARG:HH12	53:R7:47:ARG:HG3	1.76	0.49

Continued on next page...

Continued from previous page...

Atom-1	Atom-2	Distance(Å)	Clash(Å)
35:RP:49:ARG:HE	54:R8:59:LYS:HG2	1.76	0.49
25:RA:1508:A:O2'	25:RA:1509:C:O4'	2.30	0.49
25:RA:1786:A:H2	25:RA:2606:C:H1'	1.77	0.49
25:RA:2749:A:H3'	25:RA:2750:A:H2'	1.92	0.49
25:RA:706:A:H2'	25:RA:707:G:O4'	2.13	0.49
25:RA:760:G:H2'	25:RA:761:A:O4'	2.12	0.49
25:RA:896:A:C2	45:RZ:146:ILE:HD11	2.48	0.49
31:RH:23:ARG:HD2	31:RH:34:GLU:OE2	2.12	0.49
33:RN:120:LEU:HD11	33:RN:122:VAL:CG2	2.42	0.49
36:RQ:132:VAL:HG12	36:RQ:133:ARG:N	2.27	0.49
37:RR:2:ARG:HG2	37:RR:5:LYS:HZ2	1.75	0.49
44:RY:35:TYR:CD1	44:RY:69:ALA:HB3	2.48	0.49
1:XA:337:C:H2'	1:XA:338:A:C8	2.47	0.49
1:XA:57:G:H2'	1:XA:58:C:C6	2.48	0.49
2:XB:178:ARG:NH2	8:XH:74:PRO:CB	2.72	0.49
3:XC:178:LEU:N	3:XC:178:LEU:HD22	2.28	0.49
3:XC:195:VAL:HG12	3:XC:196:LEU:H	1.75	0.49
4:XD:118:ARG:NH2	4:XD:136:PRO:HB2	2.28	0.49
6:XF:72:VAL:HG13	6:XF:73:ASN:N	2.27	0.49
8:XH:14:ARG:O	8:XH:14:ARG:HG2	2.12	0.49
8:XH:61:VAL:HG12	8:XH:63:LEU:HD13	1.94	0.49
9:XI:43:ALA:C	9:XI:45:ALA:H	2.16	0.49
13:XM:90:LEU:HA	13:XM:93:ARG:CD	2.34	0.49
14:XN:8:GLU:O	14:XN:10:ALA:N	2.45	0.49
16:XP:59:TRP:HE3	16:XP:59:TRP:HA	1.76	0.49
47:Y1:40:ARG:NH2	47:Y1:42:GLN:HG2	2.27	0.49
47:Y1:60:PHE:HE2	47:Y1:91:LYS:HZ1	1.58	0.49
50:Y4:1:MET:O	50:Y4:1:MET:HG3	2.12	0.49
25:YA:1550:C:H2'	25:YA:1551:C:H6	1.77	0.49
25:YA:1697:G:OP2	25:YA:1698:A:O2'	2.17	0.49
25:YA:2396:G:OP1	47:Y1:25:LYS:NZ	2.33	0.49
25:YA:2712:U:O2'	25:YA:2712(A):A:P	2.71	0.49
26:YB:77:U:P	45:YZ:19:ARG:HH22	2.36	0.49
27:YD:227:ASN:HB3	27:YD:228:PRO:CD	2.30	0.49
27:YD:35:LYS:CG	27:YD:64:ILE:HG22	2.42	0.49
27:YD:72:LYS:O	27:YD:73:VAL:C	2.51	0.49
28:YE:17:ASP:N	28:YE:17:ASP:OD2	2.46	0.49
30:YG:107:LEU:HD11	30:YG:178:PHE:CD1	2.48	0.49
31:YH:153:LYS:HA	31:YH:153:LYS:HZ3	1.75	0.49
31:YH:153:LYS:O	31:YH:154:PRO:O	2.29	0.49
32:YI:133:HIS:HB2	32:YI:134:PRO:HD2	1.95	0.49
33:YN:46:VAL:O	33:YN:47:ALA:CB	2.57	0.49

Continued on next page...

Continued from previous page...

Atom-1	Atom-2	Distance(Å)	Clash(Å)
33:YN:95:PRO:O	33:YN:97:ARG:N	2.46	0.49
38:YS:99:LYS:O	38:YS:101:LEU:N	2.45	0.49
39:YT:39:ARG:CG	39:YT:40:THR:H	2.22	0.49
39:YT:57:PHE:O	39:YT:59:THR:N	2.46	0.49
40:YU:81:HIS:CE1	40:YU:117:GLN:HG3	2.48	0.49
40:YU:92:ARG:NH1	40:YU:95:LEU:HD11	2.27	0.49
41:YV:29:PRO:O	41:YV:61:VAL:HG22	2.12	0.49
42:YW:51:LEU:HD23	42:YW:105:VAL:HG11	1.95	0.49
45:YZ:5:LEU:HB3	45:YZ:59:LEU:HA	1.94	0.49
1:QA:1127:G:H21	1:QA:1147:C:H41	1.61	0.49
1:QA:411:A:C5	1:QA:413:G:H1'	2.47	0.49
1:QA:1158:C:H4'	2:QB:133:LYS:NZ	2.28	0.49
4:QD:9:CYS:SG	4:QD:22:LYS:CE	3.01	0.49
4:QD:9:CYS:SG	4:QD:22:LYS:CD	2.98	0.49
11:QK:62:GLN:O	11:QK:63:LEU:C	2.51	0.49
13:QM:14:ARG:HG3	13:QM:16:ASP:OD2	2.13	0.49
19:QS:62:ILE:C	19:QS:63:THR:HG22	2.32	0.49
47:R1:67:ILE:N	47:R1:68:PRO:CD	2.76	0.49
50:R4:22:ILE:HD12	50:R4:22:ILE:H	1.77	0.49
50:R4:42:PHE:O	50:R4:44:THR:O	2.31	0.49
51:R5:20:ARG:C	51:R5:22:HIS:H	2.14	0.49
25:RA:2372:G:O2'	52:R6:46:HIS:NE2	2.24	0.49
25:RA:1021:A:H8	25:RA:1022:G:H5''	1.76	0.49
25:RA:1257:C:O2'	29:RF:84:VAL:HG12	2.12	0.49
25:RA:1266:G:OP2	51:R5:20:ARG:NE	2.45	0.49
25:RA:1853:A:N1	25:RA:2087:G:H1'	2.26	0.49
25:RA:1889:A:N1	25:RA:2234:G:H1'	2.27	0.49
25:RA:262:A:H2'	25:RA:263:C:O4'	2.11	0.49
25:RA:345:A:H2'	25:RA:347:A:H62	1.77	0.49
25:RA:482:A:H4'	44:RY:47:LYS:HD2	1.95	0.49
25:RA:64:A:C4	43:RX:66:LEU:HD13	2.47	0.49
27:RD:2:ALA:CB	27:RD:20:ASP:HB3	2.42	0.49
30:RG:107:LEU:HD11	30:RG:178:PHE:CD1	2.48	0.49
30:RG:35:GLU:C	30:RG:35:GLU:CD	2.71	0.49
31:RH:103:LEU:H	31:RH:103:LEU:HD23	1.77	0.49
31:RH:128:PRO:HD2	31:RH:129:THR:N	2.25	0.49
33:RN:30:ILE:O	33:RN:34:LEU:HD23	2.13	0.49
34:RO:105:GLU:O	34:RO:108:GLU:HB2	2.12	0.49
34:RO:8:LEU:CD2	34:RO:8:LEU:N	2.76	0.49
35:RP:101:VAL:CG1	35:RP:102:ARG:N	2.75	0.49
35:RP:64:LYS:C	35:RP:66:GLY:N	2.56	0.49
39:RT:94:ALA:O	39:RT:95:ARG:CB	2.61	0.49

Continued on next page...

Continued from previous page...

Atom-1	Atom-2	Distance(Å)	Clash(Å)
40:RU:92:ARG:CD	40:RU:94:ASN:HB3	2.42	0.49
45:RZ:70:LEU:HB2	45:RZ:91:LEU:HD21	1.95	0.49
1:XA:192:U:H2'	1:XA:193:C:C6	2.47	0.49
1:XA:971:G:C5	1:XA:1365:G:H5'	2.47	0.49
1:XA:438:G:H4'	4:XD:123:HIS:CE1	2.47	0.49
4:XD:198:VAL:HG12	4:XD:199:ASN:H	1.74	0.49
8:XH:109:ILE:HG12	8:XH:110:ALA:N	2.27	0.49
9:XI:110:GLU:HG3	9:XI:110:GLU:O	2.12	0.49
13:XM:30:ALA:O	13:XM:31:LYS:C	2.49	0.49
47:Y1:80:LEU:C	47:Y1:81:LYS:CE	2.77	0.49
50:Y4:42:PHE:O	50:Y4:43:TYR:C	2.51	0.49
50:Y4:47:GLN:O	50:Y4:48:ARG:CB	2.60	0.49
19:XS:64:GLU:CG	50:Y4:55:ARG:HH12	2.25	0.49
54:Y8:16:ILE:CD1	54:Y8:57:ARG:HG2	2.42	0.49
25:YA:1371:G:HO2'	25:YA:1372:U:H5	1.58	0.49
25:YA:1798:U:H5''	27:YD:259:THR:CG2	2.42	0.49
25:YA:2853:C:H2'	25:YA:2854:G:H8	1.77	0.49
25:YA:49:A:N7	25:YA:120:U:C5	2.76	0.49
26:YB:42:C:N4	30:YG:91:ARG:NH2	2.55	0.49
27:YD:130:ALA:C	27:YD:131:LEU:HD12	2.33	0.49
28:YE:179:GLU:O	28:YE:180:ASN:HB2	2.12	0.49
29:YF:51:THR:O	29:YF:93:LYS:NZ	2.38	0.49
31:YH:151:ILE:C	31:YH:152:ARG:O	2.49	0.49
34:YO:20:MET:HG2	34:YO:21:CYS:O	2.11	0.49
39:YT:38:ASN:O	39:YT:39:ARG:O	2.30	0.49
44:YY:61:ILE:HG22	44:YY:62:GLU:N	2.27	0.49
4:QD:166:LYS:CD	27:YD:134:ARG:HH12	2.23	0.49
4:QD:23:GLY:H	4:QD:26:CYS:HB2	1.77	0.49
6:QF:100:ASN:HD22	6:QF:100:ASN:HA	1.47	0.49
6:QF:101:ALA:HA	18:QR:28:GLU:HG2	1.95	0.49
9:QI:110:GLU:HG3	9:QI:110:GLU:O	2.12	0.49
9:QI:43:ALA:HA	9:QI:74:ILE:HD13	1.94	0.49
9:QI:43:ALA:C	9:QI:45:ALA:H	2.16	0.49
11:QK:110:ASP:HB2	18:QR:88:LYS:HD3	1.95	0.49
13:QM:102:ARG:HG3	13:QM:102:ARG:O	2.12	0.49
13:QM:120:LYS:O	13:QM:121:LYS:CB	2.60	0.49
17:QQ:74:LEU:HD12	17:QQ:75:ARG:NE	2.28	0.49
20:QT:60:GLU:HG3	20:QT:81:LYS:HE3	1.94	0.49
47:R1:40:ARG:NH2	47:R1:42:GLN:HG2	2.27	0.49
50:R4:10:VAL:CG2	50:R4:11:PRO:HD2	2.43	0.49
25:RA:2015:A:N3	51:R5:2:ALA:N	2.60	0.49
52:R6:7:ILE:C	52:R6:9:LEU:N	2.65	0.49

Continued on next page...

Continued from previous page...

Atom-1	Atom-2	Distance(Å)	Clash(Å)
25:RA:486:C:H4'	42:RW:60:ASN:OD1	2.12	0.49
25:RA:626:U:H5''	25:RA:627:A:H5'	1.95	0.49
28:RE:95:ILE:H	28:RE:95:ILE:CD1	2.19	0.49
30:RG:113:ARG:HD2	50:R4:33:VAL:CG1	2.43	0.49
30:RG:143:GLU:HA	50:R4:28:LYS:HD3	1.95	0.49
31:RH:98:LEU:HD12	31:RH:102:ALA:O	2.13	0.49
31:RH:54:ARG:HD3	31:RH:65:HIS:ND1	2.27	0.49
33:RN:95:PRO:O	33:RN:97:ARG:N	2.46	0.49
36:RQ:23:GLY:O	36:RQ:24:GLY:O	2.30	0.49
36:RQ:29:PHE:N	36:RQ:105:GLU:OE2	2.41	0.49
38:RS:18:ILE:O	38:RS:19:LYS:O	2.31	0.49
39:RT:16:ARG:NE	39:RT:19:LEU:HD21	2.28	0.49
44:RY:84:ARG:HD3	44:RY:86:ARG:NH1	2.28	0.49
1:XA:1129:C:H5'	1:XA:1130:A:OP1	2.13	0.49
1:XA:376:G:H5''	16:XP:5:ARG:HD2	1.94	0.49
1:XA:890:G:O2'	1:XA:906:G:O6	2.20	0.49
1:XA:975:A:H8	1:XA:975:A:H5'	1.77	0.49
2:XB:15:VAL:H	2:XB:16:HIS:CE1	2.30	0.49
4:XD:128:VAL:O	4:XD:130:GLY:N	2.45	0.49
4:XD:206:PHE:HD2	4:XD:207:TYR:CE1	2.30	0.49
19:XS:9:VAL:O	19:XS:10:PHE:HB3	2.13	0.49
20:XT:60:GLU:HG3	20:XT:81:LYS:HE3	1.94	0.49
51:Y5:2:ALA:O	51:Y5:3:LYS:CB	2.60	0.49
52:Y6:20:ASN:CG	52:Y6:21:TYR:N	2.66	0.49
54:Y8:58:ILE:O	54:Y8:61:LEU:HD12	2.13	0.49
25:YA:1164:G:H2'	25:YA:1165:U:C6	2.47	0.49
25:YA:1689:A:N6	25:YA:1698:A:H2	2.08	0.49
25:YA:2795:G:H3'	25:YA:2797:U:C5'	2.43	0.49
25:YA:531:C:OP1	25:YA:561:G:N1	2.45	0.49
25:YA:704:G:H1'	25:YA:727:A:H61	1.78	0.49
27:YD:123:ALA:HB3	27:YD:131:LEU:HG	1.94	0.49
28:YE:179:GLU:HA	28:YE:179:GLU:OE1	2.10	0.49
30:YG:143:GLU:HA	50:Y4:28:LYS:HD3	1.95	0.49
31:YH:98:LEU:HD12	31:YH:102:ALA:O	2.13	0.49
32:YI:93:THR:HG22	32:YI:119:PRO:HB3	1.94	0.49
25:YA:1007:C:OP1	33:YN:35:ARG:NH1	2.45	0.49
35:YP:30:THR:O	35:YP:33:ARG:HB2	2.12	0.49
25:YA:389:G:H1	35:YP:70:GLN:HB3	1.78	0.49
37:YR:1:MET:O	37:YR:2:ARG:CB	2.60	0.49
38:YS:25:ARG:HH12	38:YS:42:ASP:CG	2.16	0.49
41:YV:79:VAL:O	41:YV:79:VAL:HG22	2.12	0.49
43:YX:51:VAL:HG13	43:YX:81:VAL:HG23	1.93	0.49

Continued on next page...

Continued from previous page...

Atom-1	Atom-2	Distance(Å)	Clash(Å)
44:YY:84:ARG:HD3	44:YY:86:ARG:NH1	2.28	0.49
1:QA:1316:G:N2	1:QA:1319:A:OP2	2.45	0.49
1:QA:769:G:H4'	1:QA:1513:A:H4'	1.95	0.49
3:QC:173:VAL:N	3:QC:174:PRO:HD3	2.28	0.49
4:QD:30:LYS:HD2	4:QD:35:ARG:HH21	1.78	0.49
10:QJ:49:VAL:HG22	14:QN:41:ARG:CG	2.42	0.49
11:QK:82:VAL:O	11:QK:108:ILE:HA	2.13	0.49
15:QO:77:ARG:HA	15:QO:80:ALA:HB3	1.95	0.49
6:QF:97:PHE:CD2	18:QR:31:LEU:HD21	2.48	0.49
51:R5:45:VAL:O	51:R5:45:VAL:HG12	2.13	0.49
51:R5:48:GLU:HA	51:R5:59:GLU:CG	2.43	0.49
54:R8:33:ASN:O	54:R8:35:GLN:N	2.46	0.49
54:R8:41:ILE:HG13	54:R8:42:ARG:N	2.28	0.49
25:RA:137(A):G:H2'	25:RA:139:G:N7	2.28	0.49
25:RA:2721:A:H1'	25:RA:2873:A:O2'	2.12	0.49
25:RA:774:A:H2	25:RA:787:U:O2'	1.96	0.49
27:RD:182:LEU:H	27:RD:272:ALA:CB	2.25	0.49
28:RE:119:ARG:HD3	28:RE:160:TYR:HD2	1.78	0.49
29:RF:45:ARG:HG2	29:RF:45:ARG:NH1	2.28	0.49
31:RH:124:GLU:HB3	31:RH:132:ARG:CG	2.42	0.49
33:RN:73:THR:CG2	33:RN:82:LEU:HD11	2.42	0.49
37:RR:71:GLN:HE21	37:RR:71:GLN:HA	1.77	0.49
38:RS:99:LYS:O	38:RS:101:LEU:N	2.45	0.49
39:RT:16:ARG:HD3	39:RT:19:LEU:CG	2.43	0.49
41:RV:7:THR:HG23	41:RV:22:VAL:HG11	1.94	0.49
42:RW:30:GLU:O	42:RW:34:ASN:ND2	2.46	0.49
43:RX:51:VAL:HG13	43:RX:81:VAL:HG23	1.93	0.49
44:RY:19:LYS:CG	44:RY:19:LYS:O	2.60	0.49
1:XA:17:U:H2'	1:XA:18:C:C6	2.47	0.49
1:XA:244:U:H4'	1:XA:245:C:O5'	2.12	0.49
1:XA:537:G:H5''	12:XL:113:ARG:NH1	2.27	0.49
2:XB:134:GLU:HB3	2:XB:138:LEU:HD12	1.92	0.49
2:XB:7:VAL:CG2	2:XB:8:LYS:HD3	2.43	0.49
3:XC:76:VAL:HG21	3:XC:103:VAL:HG11	1.95	0.49
4:XD:163:GLU:O	4:XD:165:MET:N	2.46	0.49
4:XD:9:CYS:SG	4:XD:22:LYS:CD	2.98	0.49
5:XE:45:PHE:CD2	5:XE:47:LYS:HD2	2.47	0.49
3:QC:79:ARG:NE	11:XK:99:GLN:CD	2.66	0.49
12:XL:85:ILE:HD11	12:XL:98:TYR:CB	2.42	0.49
13:XM:16:ASP:HB3	13:XM:34:LEU:HD11	1.93	0.49
13:XM:3:ARG:HA	13:XM:9:ILE:HG12	1.94	0.49
6:XF:101:ALA:HA	18:XR:28:GLU:HG2	1.95	0.49

Continued on next page...

Continued from previous page...

Atom-1	Atom-2	Distance(Å)	Clash(Å)
55:Y9:7:VAL:HG12	55:Y9:25:VAL:HG21	1.94	0.49
25:YA:1178:C:H2'	25:YA:1179:C:C6	2.47	0.49
28:YE:61:ARG:O	28:YE:62:PRO:C	2.51	0.49
25:YA:322:A:OP2	29:YF:169:ASN:HB2	2.13	0.49
30:YG:115:ARG:HG2	30:YG:115:ARG:HH11	1.77	0.49
31:YH:124:GLU:HB3	31:YH:132:ARG:CG	2.43	0.49
25:YA:2722:G:H4'	37:YR:4:LEU:HB2	1.94	0.49
41:YV:91:TYR:CD1	41:YV:91:TYR:C	2.86	0.49
44:YY:95:LYS:N	44:YY:95:LYS:CD	2.76	0.49
1:QA:1347:G:H22	1:QA:1374:A:P	2.35	0.49
1:QA:35:G:H2'	1:QA:36:C:C6	2.48	0.49
2:QB:16:HIS:HB3	2:QB:210:SER:HB2	1.95	0.49
2:QB:170:GLU:C	2:QB:172:ILE:HD12	2.33	0.49
2:QB:42:ILE:HD11	2:QB:202:PRO:HB2	1.95	0.49
8:QH:61:VAL:HG12	8:QH:63:LEU:HD13	1.94	0.49
1:QA:644:G:H4'	8:QH:92:ARG:HH21	1.78	0.49
9:QI:18:PHE:O	9:QI:61:ALA:HA	2.13	0.49
9:QI:79:LEU:O	9:QI:83:ARG:HG2	2.13	0.49
10:QJ:49:VAL:CG1	10:QJ:50:ILE:N	2.76	0.49
10:QJ:94:VAL:CG1	10:QJ:95:GLU:N	2.76	0.49
11:QK:25:TYR:N	11:QK:25:TYR:CD1	2.80	0.49
10:QJ:49:VAL:HG23	14:QN:34:TYR:OH	2.13	0.49
15:QO:8:LYS:HZ2	15:QO:8:LYS:HB2	1.75	0.49
16:QP:43:LYS:HE2	16:QP:48:TRP:CZ3	2.47	0.49
20:QT:53:LEU:HA	20:QT:56:MET:CB	2.43	0.49
47:R1:19:GLN:OE1	47:R1:19:GLN:HA	2.12	0.49
47:R1:25:LYS:C	47:R1:27:GLU:H	2.16	0.49
30:RG:6:ALA:H	50:R4:23:GLU:CG	2.25	0.49
51:R5:2:ALA:O	51:R5:3:LYS:CB	2.60	0.49
52:R6:8:LYS:O	52:R6:27:LYS:HA	2.13	0.49
52:R6:27:LYS:CB	52:R6:27:LYS:NZ	2.73	0.49
52:R6:44:ARG:O	52:R6:45:LYS:CB	2.60	0.49
52:R6:7:ILE:O	52:R6:9:LEU:N	2.46	0.49
25:RA:1291:C:H2'	25:RA:1292:U:C6	2.47	0.49
25:RA:137(A):G:H1'	43:RX:41:ASN:ND2	2.27	0.49
25:RA:848:G:H2'	25:RA:849:A:C8	2.48	0.49
25:RA:928:G:O2'	49:R3:43:ILE:HD11	2.12	0.49
27:RD:233:HIS:CD2	27:RD:233:HIS:H	2.29	0.49
13:QM:7:VAL:HG11	30:RG:115:ARG:HH12	1.77	0.49
31:RH:12:PRO:HD3	31:RH:48:GLY:O	2.13	0.49
36:RQ:86:GLY:O	36:RQ:88:GLY:N	2.46	0.49
37:RR:52:ILE:CG2	37:RR:94:TYR:CD1	2.96	0.49

Continued on next page...

Continued from previous page...

Atom-1	Atom-2	Distance(Å)	Clash(Å)
25:RA:2882:A:OP1	37:RR:96:ARG:NH1	2.43	0.49
39:RT:111:ARG:O	39:RT:112:ARG:CG	2.55	0.49
44:RY:95:LYS:CD	44:RY:95:LYS:N	2.76	0.49
45:RZ:152:ALA:O	45:RZ:154:ASP:N	2.41	0.49
1:XA:1221:G:O3'	19:XS:77:THR:HG21	2.13	0.49
1:XA:738:C:H5''	6:XF:69:GLU:HB2	1.95	0.49
2:XB:69:LEU:HB3	2:XB:162:ILE:HG22	1.95	0.49
3:XC:188:LEU:CD2	3:XC:188:LEU:N	2.76	0.49
3:XC:87:LEU:C	3:XC:89:GLU:N	2.65	0.49
7:XG:23:VAL:O	7:XG:27:ILE:CD1	2.60	0.49
7:XG:63:LYS:HD2	7:XG:63:LYS:O	2.13	0.49
9:XI:22:GLY:HA3	9:XI:60:ASP:OD2	2.13	0.49
11:XK:41:THR:HG22	11:XK:42:TRP:N	2.28	0.49
11:XK:13:GLN:HG3	11:XK:75:TYR:O	2.13	0.49
11:XK:91:ARG:HH22	18:XR:88:LYS:NZ	2.09	0.49
19:XS:11:VAL:O	19:XS:12:ASP:CB	2.61	0.49
20:XT:37:SER:O	20:XT:41:ILE:HG12	2.12	0.49
52:Y6:37:ARG:HA	52:Y6:37:ARG:HE	1.77	0.49
52:Y6:9:LEU:HD13	52:Y6:26:ASN:HD22	1.76	0.49
25:YA:1336:A:H2'	25:YA:1337:G:H8	1.77	0.49
25:YA:1434:A:H61	25:YA:1558:A:H62	1.60	0.49
25:YA:2212:A:H1'	25:YA:2215:G:C4	2.47	0.49
25:YA:2298:A:H2'	25:YA:2299:G:O4'	2.13	0.49
25:YA:277:C:H3'	25:YA:278:A:C5'	2.43	0.49
25:YA:2790:A:H2'	25:YA:2791:C:H5''	1.94	0.49
25:YA:606:U:H4'	25:YA:658:C:H4'	1.94	0.49
30:YG:3:LEU:HD21	50:Y4:25:TYR:CE1	2.48	0.49
30:YG:77:ILE:O	30:YG:81:LYS:O	2.31	0.49
33:YN:56:ASN:ND2	33:YN:125:GLY:C	2.65	0.49
35:YP:14:LYS:O	35:YP:15:ARG:C	2.51	0.49
35:YP:47:ASP:OD1	35:YP:49:ARG:NH1	2.46	0.49
37:YR:96:ARG:NH2	37:YR:117:VAL:HG23	2.27	0.49
38:YS:11:LYS:HG2	38:YS:11:LYS:O	2.12	0.49
40:YU:64:ARG:NH2	40:YU:64:ARG:CG	2.70	0.49
1:QA:267:C:OP2	17:QQ:67:LYS:HD2	2.12	0.49
2:QB:180:LEU:O	2:QB:181:PHE:HB2	2.12	0.49
2:QB:207:ALA:O	2:QB:209:ARG:N	2.45	0.49
2:QB:39:ILE:O	2:QB:41:ILE:HD12	2.12	0.49
2:QB:68:ILE:O	2:QB:91:PRO:HD2	2.13	0.49
5:QE:51:VAL:CB	5:QE:52:PRO:HD3	2.38	0.49
5:QE:78:HIS:CE1	5:QE:142:LEU:HD23	2.48	0.49
10:QJ:33:GLN:HB2	10:QJ:75:ILE:CD1	2.43	0.49

Continued on next page...

Continued from previous page...

Atom-1	Atom-2	Distance(Å)	Clash(Å)
17:QQ:63:ARG:HG2	17:QQ:64:PRO:N	2.28	0.49
47:R1:81:LYS:O	47:R1:82:LEU:O	2.30	0.49
51:R5:52:TYR:O	51:R5:53:ALA:CB	2.60	0.49
52:R6:20:ASN:CG	52:R6:21:TYR:N	2.66	0.49
54:R8:58:ILE:O	54:R8:61:LEU:HD12	2.13	0.49
25:RA:1657:C:H2'	25:RA:1658:C:C6	2.48	0.49
25:RA:2537:U:H2'	25:RA:2538:C:C6	2.48	0.49
25:RA:414:C:H2'	25:RA:415:A:H8	1.78	0.49
25:RA:851:U:H1'	49:R3:46:ASN:HD21	1.78	0.49
28:RE:38:THR:O	28:RE:42:ASP:HB2	2.13	0.49
28:RE:46:ALA:HB1	28:RE:80:GLU:HB2	1.94	0.49
29:RF:129:PHE:CD2	29:RF:163:VAL:HG21	2.48	0.49
26:RB:55:U:H4'	30:RG:29:TRP:NE1	2.27	0.49
31:RH:137:ASP:CB	31:RH:140:LYS:HB2	2.43	0.49
31:RH:24:VAL:HG21	31:RH:72:ILE:HG12	1.94	0.49
35:RP:30:THR:O	35:RP:33:ARG:HB2	2.12	0.49
35:RP:47:ASP:OD1	35:RP:49:ARG:NH1	2.46	0.49
37:RR:44:LEU:HD22	37:RR:48:VAL:CG2	2.43	0.49
41:RV:18:LEU:HB3	41:RV:96:ILE:CG1	2.43	0.49
43:RX:44:GLU:OE1	43:RX:50:LYS:HD2	2.13	0.49
44:RY:101:LYS:O	44:RY:102:CYS:SG	2.66	0.49
1:XA:1126:U:H1'	1:XA:1280:A:C5	2.47	0.49
1:XA:148:G:H2'	1:XA:149:A:H8	1.78	0.49
2:XB:95:GLN:NE2	2:XB:147:LYS:HE2	2.27	0.49
5:XE:42:GLY:CA	5:XE:136:MET:HE1	2.42	0.49
9:XI:79:LEU:HD13	9:XI:79:LEU:O	2.12	0.49
10:XJ:3:LYS:O	10:XJ:100:THR:HA	2.13	0.49
10:XJ:63:PHE:CD1	14:YN:58:LYS:HA	2.35	0.49
16:XP:57:ARG:HG3	16:XP:57:ARG:HH11	1.78	0.49
16:XP:83:GLU:OE2	16:XP:83:GLU:HA	2.13	0.49
20:XT:97:ALA:HB3	20:XT:99:LEU:CD1	2.43	0.49
21:XU:9:ARG:HH11	21:XU:9:ARG:HG2	1.78	0.49
50:Y4:53:GLU:O	50:Y4:57:GLU:HG3	2.13	0.49
25:YA:1797:C:H2'	25:YA:1798:U:H5'	1.94	0.49
25:YA:2151:G:H2'	25:YA:2152:G:H8	1.78	0.49
28:YE:119:ARG:HD3	28:YE:160:TYR:CD2	2.47	0.49
31:YH:153:LYS:CB	31:YH:154:PRO:CD	2.69	0.49
33:YN:4:TYR:OH	33:YN:7:LYS:NZ	2.46	0.49
35:YP:101:VAL:CG1	35:YP:102:ARG:N	2.75	0.49
35:YP:52:GLU:OE2	35:YP:57:THR:HA	2.13	0.49
36:YQ:23:GLY:O	36:YQ:24:GLY:O	2.30	0.49
36:YQ:86:GLY:O	36:YQ:88:GLY:N	2.46	0.49

Continued on next page...

Continued from previous page...

Atom-1	Atom-2	Distance(Å)	Clash(Å)
37:YR:33:ARG:NH2	51:Y5:55:ARG:CG	2.66	0.49
37:YR:71:GLN:HA	37:YR:71:GLN:HE21	1.77	0.49
25:YA:2319:G:N7	38:YS:3:ARG:HB3	2.28	0.49
41:YV:76:LYS:HG3	41:YV:81:TYR:CD1	2.48	0.49
42:YW:88:ARG:HB3	42:YW:92:ARG:CB	2.42	0.49
44:YY:81:LYS:HD3	44:YY:97:ARG:HD3	1.94	0.49
45:YZ:5:LEU:HD11	45:YZ:39:VAL:HB	1.95	0.49
1:QA:1162:C:H2'	1:QA:1163:C:O4'	2.13	0.48
1:QA:662:G:O2'	1:QA:836:G:OP1	2.26	0.48
8:QH:122:ARG:O	8:QH:125:ARG:N	2.46	0.48
9:QI:112:LYS:HD3	9:QI:113:LYS:O	2.13	0.48
12:QL:119:LYS:C	12:QL:120:TYR:HD1	2.16	0.48
13:QM:4:ILE:HG22	13:QM:5:ALA:H	1.75	0.48
14:QN:23:ARG:HD3	14:QN:28:GLY:O	2.13	0.48
17:QQ:67:LYS:HA	17:QQ:70:ARG:HH12	1.76	0.48
20:QT:26:ASN:CB	20:QT:71:THR:HG23	2.43	0.48
50:R4:47:GLN:O	50:R4:48:ARG:CB	2.61	0.48
25:RA:1041:C:H2'	25:RA:1042:G:H8	1.78	0.48
25:RA:1525:G:H2'	25:RA:1526:G:C8	2.48	0.48
25:RA:1792:G:H2'	25:RA:1793:C:H6	1.77	0.48
25:RA:2286:A:H2'	52:R6:31:PRO:HG2	1.94	0.48
25:RA:2698:U:H2'	25:RA:2699:C:C6	2.48	0.48
25:RA:277:C:H4'	25:RA:278:A:OP2	2.13	0.48
25:RA:605:C:O2	25:RA:657:U:O2'	2.30	0.48
25:RA:691:C:H2'	25:RA:692:C:H6	1.77	0.48
29:RF:155:LEU:HD23	29:RF:186:ILE:HA	1.95	0.48
30:RG:115:ARG:HG2	30:RG:115:ARG:NH1	2.27	0.48
30:RG:114:ILE:HG21	30:RG:117:PHE:HB2	1.93	0.48
31:RH:42:ARG:O	31:RH:52:VAL:HA	2.12	0.48
34:RO:55:GLY:O	34:RO:56:ASP:C	2.51	0.48
35:RP:36:LYS:HB2	35:RP:40:SER:HB3	1.94	0.48
36:RQ:31:ASP:O	36:RQ:32:TYR:CG	2.66	0.48
38:RS:48:LEU:CD1	38:RS:48:LEU:N	2.76	0.48
34:RO:107:ARG:NH1	39:RT:36:GLU:OE1	2.46	0.48
41:RV:35:LEU:HD22	41:RV:57:VAL:O	2.13	0.48
41:RV:29:PRO:O	41:RV:61:VAL:HG22	2.12	0.48
41:RV:79:VAL:HG22	41:RV:79:VAL:O	2.12	0.48
25:RA:565:C:OP1	41:RV:82:ARG:NH2	2.46	0.48
41:RV:91:TYR:CD1	41:RV:91:TYR:C	2.87	0.48
42:RW:51:LEU:HD23	42:RW:105:VAL:HG11	1.95	0.48
43:RX:11:PRO:HB3	43:RX:92:LEU:CD2	2.43	0.48
44:RY:6:HIS:O	44:RY:7:VAL:CG1	2.59	0.48

Continued on next page...

Continued from previous page...

Atom-1	Atom-2	Distance(Å)	Clash(Å)
1:XA:1190:G:H5'	3:XC:176:HIS:NE2	2.28	0.48
1:XA:918:A:H2'	1:XA:919:A:C8	2.48	0.48
2:XB:154:LEU:O	2:XB:155:LEU:HB2	2.13	0.48
2:XB:206:ASP:HA	2:XB:211:ILE:HD11	1.94	0.48
5:XE:12:LEU:HD23	5:XE:13:ILE:H	1.77	0.48
6:XF:51:PRO:HA	6:XF:55:ASP:O	2.12	0.48
8:XH:45:ILE:O	8:XH:45:ILE:HG13	2.13	0.48
1:XA:1291:G:H4'	9:XI:39:GLY:HA3	1.95	0.48
9:XI:79:LEU:O	9:XI:83:ARG:HG2	2.13	0.48
10:XJ:33:GLN:HB2	10:XJ:75:ILE:CD1	2.43	0.48
12:XL:6:THR:O	12:XL:7:ILE:C	2.51	0.48
13:XM:12:ASN:O	13:XM:13:LYS:HB2	2.13	0.48
13:XM:23:TYR:HB3	13:XM:67:GLU:CG	2.39	0.48
13:XM:73:GLU:O	13:XM:76:ALA:HB3	2.13	0.48
16:XP:39:TYR:CE2	16:XP:41:PRO:HD3	2.47	0.48
16:XP:43:LYS:HE2	16:XP:48:TRP:CZ3	2.47	0.48
51:Y5:49:CYS:SG	51:Y5:58:LEU:HB2	2.53	0.48
52:Y6:7:ILE:O	52:Y6:9:LEU:N	2.46	0.48
54:Y8:33:ASN:O	54:Y8:35:GLN:N	2.46	0.48
54:Y8:52:LYS:H	54:Y8:53:PRO:HD2	1.66	0.48
25:YA:226:G:O2'	25:YA:227:A:O5'	2.25	0.48
25:YA:589:C:H2'	25:YA:590:A:C8	2.48	0.48
27:YD:198:ASN:C	27:YD:198:ASN:HD22	2.16	0.48
27:YD:25:THR:O	27:YD:27:THR:HG22	2.12	0.48
25:YA:660:G:O3'	29:YF:38:ARG:NH2	2.46	0.48
30:YG:113:ARG:HD2	50:Y4:33:VAL:CG1	2.43	0.48
31:YH:54:ARG:HD3	31:YH:65:HIS:ND1	2.27	0.48
35:YP:144:GLU:O	35:YP:144:GLU:OE1	2.31	0.48
35:YP:6:LEU:O	35:YP:7:ARG:O	2.31	0.48
36:YQ:34:LEU:HD23	36:YQ:104:PHE:HD1	1.77	0.48
38:YS:48:LEU:CD1	38:YS:48:LEU:N	2.76	0.48
41:YV:7:THR:HG23	41:YV:22:VAL:HG11	1.94	0.48
41:YV:35:LEU:HD22	41:YV:57:VAL:O	2.13	0.48
44:YY:97:ARG:HG2	44:YY:97:ARG:NH1	2.28	0.48
1:QA:1450:U:O2'	1:QA:1451:A:N7	2.44	0.48
2:QB:193:ASP:OD2	2:QB:196:LEU:CG	2.57	0.48
3:QC:188:LEU:CD2	3:QC:188:LEU:N	2.76	0.48
5:QE:10:MET:HB2	5:QE:32:VAL:HG22	1.93	0.48
9:QI:113:LYS:H	9:QI:119:ALA:HA	1.77	0.48
11:QK:106:LYS:O	11:QK:107:SER:HB3	2.11	0.48
47:R1:93:GLU:O	47:R1:97:LEU:HD11	2.12	0.48
25:RA:1292:U:H2'	25:RA:1293:C:H6	1.76	0.48

Continued on next page...

Continued from previous page...

Atom-1	Atom-2	Distance(Å)	Clash(Å)
25:RA:2123:G:H2'	25:RA:2124:G:H8	1.77	0.48
25:RA:2821:A:OP2	25:RA:2822:G:OP2	2.31	0.48
25:RA:817:C:H4'	25:RA:932:G:C5	2.49	0.48
30:RG:77:ILE:O	30:RG:81:LYS:O	2.31	0.48
30:RG:36:LYS:HA	30:RG:95:ARG:HG2	1.95	0.48
31:RH:123:PHE:O	31:RH:125:VAL:HG23	2.13	0.48
35:RP:35:HIS:O	35:RP:36:LYS:O	2.31	0.48
35:RP:52:GLU:OE2	35:RP:57:THR:HA	2.13	0.48
37:RR:70:LEU:C	37:RR:72:ASP:H	2.16	0.48
38:RS:11:LYS:O	38:RS:11:LYS:HG2	2.12	0.48
44:RY:47:LYS:C	44:RY:49:VAL:H	2.16	0.48
44:RY:5:MET:HE1	44:RY:32:PRO:HB3	1.94	0.48
44:RY:81:LYS:HZ2	44:RY:98:VAL:CG1	2.25	0.48
1:XA:1365:G:H2'	1:XA:1366:C:H6	1.79	0.48
1:XA:1442:G:C5	1:XA:1446:A:C6	3.00	0.48
1:XA:148:G:H2'	1:XA:149:A:C8	2.47	0.48
1:XA:411:A:C4	1:XA:413:G:H1'	2.47	0.48
1:XA:259:G:OP2	20:XT:83:ARG:NH1	2.45	0.48
46:Y0:23:VAL:HG22	46:Y0:38:VAL:HG22	1.94	0.48
25:YA:2232:U:P	47:Y1:40:ARG:HH12	2.36	0.48
48:Y2:16:LEU:O	48:Y2:17:SER:CB	2.56	0.48
54:Y8:35:GLN:HA	54:Y8:35:GLN:OE1	2.13	0.48
25:YA:1657:C:H2'	25:YA:1658:C:C6	2.47	0.48
25:YA:1786:A:H1'	25:YA:1938:A:N6	2.28	0.48
25:YA:1782:C:H1'	25:YA:2609:U:H5''	1.94	0.48
25:YA:2635:C:H5''	28:YE:78:LEU:HA	1.93	0.48
25:YA:620:G:H4'	25:YA:621:A:H5'	1.94	0.48
25:YA:860:U:C5	25:YA:917:A:H2	2.31	0.48
30:YG:115:ARG:HG2	30:YG:115:ARG:NH1	2.26	0.48
25:YA:2310:A:N6	30:YG:79:ASN:HB2	2.27	0.48
30:YG:92:VAL:O	30:YG:92:VAL:HG13	2.12	0.48
31:YH:13:LYS:HE2	31:YH:13:LYS:CA	2.40	0.48
31:YH:137:ASP:CB	31:YH:140:LYS:HB2	2.43	0.48
36:YQ:112:GLU:CD	36:YQ:112:GLU:H	2.17	0.48
37:YR:52:ILE:CG2	37:YR:94:TYR:CD1	2.95	0.48
39:YT:58:ASN:N	39:YT:58:ASN:HD22	2.10	0.48
41:YV:18:LEU:HB3	41:YV:96:ILE:CG1	2.43	0.48
25:YA:486:C:H4'	42:YW:60:ASN:OD1	2.13	0.48
1:QA:1226:C:H2'	13:QM:103:THR:HB	1.94	0.48
1:QA:519:C:H2'	1:QA:520:A:O4'	2.12	0.48
2:QB:214:ILE:O	2:QB:218:ALA:HB2	2.13	0.48
4:QD:118:ARG:NH2	4:QD:136:PRO:HB2	2.28	0.48

Continued on next page...

Continued from previous page...

Atom-1	Atom-2	Distance(Å)	Clash(Å)
5:QE:100:VAL:O	5:QE:107:ARG:NH2	2.47	0.48
9:QI:18:PHE:HB2	9:QI:62:TYR:HB3	1.96	0.48
13:QM:3:ARG:HA	13:QM:9:ILE:HG12	1.94	0.48
19:QS:27:GLU:O	19:QS:28:LYS:CG	2.53	0.48
22:QV:56:C:O2'	30:RG:78:SER:HB2	2.13	0.48
48:R2:69:ARG:HH11	48:R2:69:ARG:HB3	1.79	0.48
52:R6:14:THR:OG1	52:R6:19:ARG:NE	2.40	0.48
25:RA:1204:A:H1'	25:RA:1206:G:C4	2.48	0.48
25:RA:1285:G:N2	25:RA:1329:U:OP1	2.40	0.48
25:RA:1496:A:H8	25:RA:1577:C:O2'	1.95	0.48
25:RA:2576:G:O2'	25:RA:2579:C:OP2	2.26	0.48
25:RA:675:A:OP1	29:RF:63:LYS:NZ	2.44	0.48
28:RE:78:LEU:CD2	28:RE:79:ARG:HD2	2.43	0.48
25:RA:588:U:H1'	29:RF:90:PHE:CD1	2.48	0.48
30:RG:125:PHE:HB3	30:RG:166:ASP:HB2	1.95	0.48
31:RH:10:PRO:C	31:RH:11:VAL:HG22	2.34	0.48
33:RN:95:PRO:O	33:RN:96:GLU:C	2.51	0.48
36:RQ:112:GLU:CD	36:RQ:112:GLU:H	2.17	0.48
37:RR:42:LYS:HA	37:RR:45:ARG:HD2	1.96	0.48
38:RS:33:LYS:HB3	38:RS:34:HIS:CD2	2.48	0.48
41:RV:22:VAL:HG12	41:RV:23:GLU:H	1.76	0.48
42:RW:36:LEU:CD1	42:RW:47:VAL:HG12	2.44	0.48
1:XA:411:A:N6	1:XA:413:G:H21	2.06	0.48
1:XA:973:G:O4'	10:XJ:55:LYS:HG2	2.12	0.48
2:XB:181:PHE:O	2:XB:183:PRO:HD3	2.12	0.48
2:XB:5:ILE:HG21	2:XB:224:GLN:HG2	1.95	0.48
2:XB:39:ILE:O	2:XB:41:ILE:HD12	2.13	0.48
4:XD:121:VAL:O	4:XD:134:ASP:HA	2.13	0.48
7:XG:80:VAL:HG12	7:XG:81:GLY:N	2.28	0.48
10:XJ:94:VAL:CG1	10:XJ:95:GLU:N	2.76	0.48
17:XQ:67:LYS:HA	17:XQ:70:ARG:HH12	1.76	0.48
25:YA:1262:A:N3	51:Y5:10:LYS:HE3	2.29	0.48
52:Y6:27:LYS:O	52:Y6:28:ARG:HG2	2.13	0.48
25:YA:1196:C:HO2'	25:YA:1228:G:HO2'	1.55	0.48
25:YA:2636:U:OP1	28:YE:79:ARG:HG3	2.13	0.48
25:YA:2820:A:O2'	25:YA:2821:A:OP1	2.28	0.48
25:YA:372:G:O2'	25:YA:373:U:P	2.71	0.48
25:YA:1824:G:O3'	27:YD:249:PRO:HD3	2.14	0.48
27:YD:44:ASN:H	27:YD:44:ASN:ND2	1.97	0.48
27:YD:48:ARG:HH11	27:YD:48:ARG:HG3	1.78	0.48
25:YA:618(A):C:OP2	29:YF:103:LYS:HE2	2.12	0.48
31:YH:23:ARG:HD2	31:YH:34:GLU:OE2	2.12	0.48

Continued on next page...

Continued from previous page...

Atom-1	Atom-2	Distance(Å)	Clash(Å)
31:YH:42:ARG:O	31:YH:52:VAL:HA	2.13	0.48
35:YP:6:LEU:N	35:YP:6:LEU:CD2	2.75	0.48
38:YS:33:LYS:HB3	38:YS:34:HIS:CD2	2.48	0.48
38:YS:55:ALA:O	38:YS:56:LEU:HB3	2.14	0.48
40:YU:91:ASP:O	40:YU:95:LEU:N	2.42	0.48
25:YA:1225:C:O2'	41:YV:85:LYS:HA	2.13	0.48
44:YY:47:LYS:C	44:YY:49:VAL:H	2.16	0.48
1:QA:222:U:H2'	1:QA:223:U:H6	1.77	0.48
1:QA:857:C:H2'	1:QA:858:G:O4'	2.13	0.48
2:QB:16:HIS:HD2	2:QB:210:SER:HA	1.77	0.48
2:QB:5:ILE:HG21	2:QB:224:GLN:HG2	1.95	0.48
2:QB:7:VAL:CG2	2:QB:8:LYS:HD3	2.43	0.48
4:QD:121:VAL:O	4:QD:134:ASP:HA	2.14	0.48
4:QD:196:LEU:HB3	4:QD:197:PRO:HD2	1.95	0.48
9:QI:118:LYS:NZ	9:QI:118:LYS:CB	2.76	0.48
11:QK:19:ALA:CB	11:QK:32:ILE:HG22	2.43	0.48
11:QK:34:ASP:HB2	11:QK:35:PRO:HD2	1.95	0.48
12:QL:38:THR:CG2	12:QL:57:LYS:HB3	2.44	0.48
15:QO:32:LEU:O	15:QO:33:THR:C	2.51	0.48
16:QP:43:LYS:C	16:QP:45:THR:H	2.14	0.48
25:RA:2419:U:O4	54:R8:30:ARG:NE	2.46	0.48
54:R8:35:GLN:HA	54:R8:35:GLN:OE1	2.12	0.48
25:RA:1178:C:H2'	25:RA:1179:C:C6	2.48	0.48
25:RA:1430:C:H2'	25:RA:1431:U:C6	2.49	0.48
25:RA:1638:C:O3'	25:RA:2709:G:N2	2.47	0.48
25:RA:1903:G:OP1	27:RD:241:PRO:HG2	2.13	0.48
33:RN:12:ARG:NH1	33:RN:50:ASP:CG	2.67	0.48
35:RP:112:LEU:HD12	35:RP:127:ALA:CB	2.44	0.48
38:RS:46:VAL:HG12	38:RS:47:THR:N	2.28	0.48
38:RS:59:LYS:HG2	38:RS:60:GLY:N	2.13	0.48
43:RX:35:THR:O	43:RX:37:THR:N	2.47	0.48
1:XA:1059:C:H2'	1:XA:1060:C:C6	2.48	0.48
2:XB:140:HIS:C	2:XB:142:LEU:H	2.16	0.48
2:XB:180:LEU:O	2:XB:181:PHE:HB2	2.13	0.48
2:XB:42:ILE:HD11	2:XB:202:PRO:HB2	1.95	0.48
5:XE:60:TYR:CE1	5:XE:64:ARG:NH2	2.77	0.48
5:XE:83:GLU:HG2	5:XE:88:LYS:CG	2.42	0.48
8:XH:86:ILE:HG13	8:XH:133:LEU:CD2	2.44	0.48
9:XI:112:LYS:HD3	9:XI:113:LYS:O	2.13	0.48
9:XI:118:LYS:CB	9:XI:118:LYS:NZ	2.75	0.48
10:XJ:56:HIS:O	10:XJ:58:ASP:O	2.30	0.48
10:XJ:98:ILE:H	10:XJ:98:ILE:CD1	2.24	0.48

Continued on next page...

Continued from previous page...

Atom-1	Atom-2	Distance(Å)	Clash(Å)
12:XL:119:LYS:C	12:XL:120:TYR:HD1	2.16	0.48
19:XS:43:GLU:OE2	19:XS:43:GLU:N	2.44	0.48
20:XT:53:LEU:HA	20:XT:56:MET:CB	2.43	0.48
47:Y1:56:GLN:H	47:Y1:56:GLN:NE2	2.10	0.48
51:Y5:48:GLU:HA	51:Y5:59:GLU:HG2	1.94	0.48
51:Y5:52:TYR:O	51:Y5:53:ALA:CB	2.61	0.48
53:Y7:48:LYS:CG	53:Y7:49:ARG:H	2.23	0.48
25:YA:1336:A:H2'	25:YA:1337:G:C8	2.49	0.48
25:YA:1972:A:H2'	25:YA:1973:G:H8	1.78	0.48
25:YA:2420:C:OP1	54:Y8:34:TRP:HB2	2.13	0.48
25:YA:415:A:H2'	25:YA:416:C:C6	2.48	0.48
28:YE:47:VAL:O	28:YE:48:GLN:C	2.52	0.48
29:YF:107:LYS:O	29:YF:110:LEU:N	2.47	0.48
29:YF:155:LEU:HD23	29:YF:186:ILE:HA	1.95	0.48
29:YF:198:ALA:O	29:YF:201:VAL:HG12	2.13	0.48
31:YH:12:PRO:HD3	31:YH:48:GLY:O	2.13	0.48
33:YN:30:ILE:O	33:YN:34:LEU:HD23	2.13	0.48
25:YA:2406:U:C2	35:YP:72:PRO:HB2	2.49	0.48
39:YT:135:ALA:C	39:YT:137:LYS:H	2.16	0.48
39:YT:16:ARG:HD3	39:YT:19:LEU:CG	2.43	0.48
44:YY:11:ASP:HB2	44:YY:27:VAL:HG11	1.94	0.48
44:YY:35:TYR:CD1	44:YY:69:ALA:HB3	2.48	0.48
45:YZ:69:THR:HG22	45:YZ:90:VAL:HG22	1.96	0.48
1:QA:264:U:O2'	17:QQ:64:PRO:HD2	2.14	0.48
2:QB:15:VAL:H	2:QB:16:HIS:CE1	2.30	0.48
4:QD:100:ARG:CZ	4:QD:137:SER:HA	2.43	0.48
4:QD:183:GLY:C	4:QD:184:LYS:HG3	2.34	0.48
5:QE:42:GLY:CA	5:QE:136:MET:HE1	2.42	0.48
5:QE:84:PHE:HD2	5:QE:130:ASN:O	1.97	0.48
12:QL:27:LEU:C	12:QL:29:GLY:N	2.64	0.48
13:QM:73:GLU:O	13:QM:76:ALA:HB3	2.13	0.48
15:QO:50:HIS:O	15:QO:53:HIS:N	2.47	0.48
19:QS:24:ALA:O	19:QS:25:LYS:HB2	2.13	0.48
48:R2:69:ARG:CB	48:R2:69:ARG:HH11	2.25	0.48
52:R6:27:LYS:O	52:R6:28:ARG:HG2	2.13	0.48
54:R8:56:GLU:O	54:R8:58:ILE:N	2.47	0.48
25:RA:2335:A:O2'	25:RA:2336:A:H2'	2.13	0.48
25:RA:2795:G:H3'	25:RA:2797:U:C5'	2.44	0.48
25:RA:704:G:C2'	25:RA:726:G:H22	2.26	0.48
25:RA:828:U:H4'	25:RA:831:G:N1	2.28	0.48
25:RA:859:G:O2'	25:RA:860:U:P	2.72	0.48
28:RE:77:ILE:CD1	28:RE:78:LEU:N	2.70	0.48

Continued on next page...

Continued from previous page...

Atom-1	Atom-2	Distance(Å)	Clash(Å)
29:RF:128:ALA:O	29:RF:129:PHE:HB2	2.13	0.48
29:RF:198:ALA:O	29:RF:201:VAL:HG12	2.13	0.48
25:RA:588:U:C2	29:RF:90:PHE:CE1	3.01	0.48
30:RG:115:ARG:HH11	30:RG:115:ARG:HG2	1.77	0.48
30:RG:136:ARG:O	30:RG:154:GLY:CA	2.62	0.48
31:RH:104:GLU:HG3	31:RH:114:VAL:HG22	1.96	0.48
35:RP:101:VAL:C	35:RP:103:ALA:H	2.17	0.48
36:RQ:34:LEU:HD23	36:RQ:104:PHE:HD1	1.77	0.48
39:RT:132:LYS:O	39:RT:136:GLN:HG3	2.14	0.48
43:RX:53:LYS:HZ2	43:RX:55:ASN:HD21	1.62	0.48
45:RZ:45:ASP:O	45:RZ:49:ARG:HG2	2.13	0.48
1:XA:1354:C:H2'	1:XA:1355:G:C8	2.48	0.48
1:XA:210:U:O2'	1:XA:216:G:N7	2.43	0.48
1:XA:688:G:H2'	1:XA:689:C:C6	2.48	0.48
1:XA:837:G:H1	1:XA:849:C:H42	1.59	0.48
1:XA:881:G:OP2	12:XL:12:ARG:NH2	2.46	0.48
2:XB:16:HIS:HD2	2:XB:210:SER:HA	1.77	0.48
2:XB:193:ASP:OD2	2:XB:196:LEU:CG	2.58	0.48
2:XB:16:HIS:HB3	2:XB:210:SER:HB2	1.95	0.48
3:XC:173:VAL:N	3:XC:174:PRO:HD3	2.28	0.48
4:XD:154:ASN:O	4:XD:155:LEU:O	2.32	0.48
4:XD:196:LEU:HB3	4:XD:197:PRO:HD2	1.95	0.48
4:XD:3:ARG:O	4:XD:5:ILE:HG13	2.14	0.48
4:XD:6:GLY:O	4:XD:8:VAL:HG23	2.14	0.48
4:XD:9:CYS:SG	4:XD:22:LYS:CE	3.01	0.48
5:XE:96:PRO:HA	5:XE:117:ASP:OD2	2.14	0.48
7:XG:107:ALA:CB	7:XG:134:ALA:HB2	2.44	0.48
1:XA:963:G:H21	10:XJ:55:LYS:HD3	1.78	0.48
11:XK:34:ASP:HB2	11:XK:35:PRO:HD2	1.95	0.48
16:XP:69:THR:O	16:XP:73:LEU:HG	2.14	0.48
25:YA:181:A:H5''	53:Y7:36:GLN:NE2	2.28	0.48
25:YA:1162:G:H1'	41:YV:23:GLU:OE2	2.14	0.48
25:YA:2712:U:OP1	25:YA:2714:G:H4'	2.13	0.48
25:YA:676:A:H8	25:YA:2069:G:N2	1.96	0.48
4:QD:166:LYS:CG	27:YD:135:PHE:HZ	2.26	0.48
28:YE:38:THR:O	28:YE:42:ASP:HB2	2.13	0.48
29:YF:128:ALA:O	29:YF:129:PHE:HB2	2.13	0.48
35:YP:71:VAL:HG13	35:YP:72:PRO:CD	2.43	0.48
40:YU:52:ARG:NH1	40:YU:52:ARG:CG	2.76	0.48
1:QA:1292:U:H2'	1:QA:1293:G:C8	2.48	0.48
1:QA:752:G:H1'	1:QA:754:C:N4	2.28	0.48
2:QB:200:ILE:H	2:QB:200:ILE:HD12	1.79	0.48

Continued on next page...

Continued from previous page...

Atom-1	Atom-2	Distance(Å)	Clash(Å)
4:QD:163:GLU:O	4:QD:165:MET:N	2.46	0.48
4:QD:196:LEU:C	4:QD:198:VAL:N	2.66	0.48
7:QG:78:ARG:HH11	7:QG:78:ARG:HG3	1.79	0.48
5:QE:78:HIS:CG	8:QH:104:ARG:HG2	2.49	0.48
8:QH:45:ILE:O	8:QH:45:ILE:HG13	2.13	0.48
10:QJ:3:LYS:O	10:QJ:100:THR:HA	2.14	0.48
19:QS:36:ARG:NH1	19:QS:36:ARG:HB3	2.28	0.48
50:R4:42:PHE:O	50:R4:43:TYR:C	2.51	0.48
51:R5:56:LYS:HD2	51:R5:56:LYS:N	2.13	0.48
53:R7:12:ARG:HG3	53:R7:12:ARG:HH11	1.78	0.48
25:RA:2529:G:O6	55:R9:31:LYS:NZ	2.40	0.48
25:RA:181:A:H1'	25:RA:435:C:H5'	1.94	0.48
27:RD:35:LYS:HD2	27:RD:104:TYR:CE1	2.49	0.48
25:RA:2729:G:C1'	28:RE:187:ALA:HB2	2.37	0.48
29:RF:107:LYS:O	29:RF:110:LEU:N	2.47	0.48
29:RF:51:THR:O	29:RF:93:LYS:NZ	2.38	0.48
32:RI:49:ALA:O	32:RI:52:ARG:HG2	2.13	0.48
35:RP:138:LEU:HD11	35:RP:144:GLU:CG	2.42	0.48
1:QA:1446:A:N3	39:RT:118:ARG:HD2	2.29	0.48
41:RV:6:LYS:HD3	41:RV:11:GLN:HG2	1.96	0.48
44:RY:57:GLN:O	44:RY:58:GLY:O	2.32	0.48
1:XA:1132:C:H2'	1:XA:1133:G:C8	2.48	0.48
1:XA:865:A:C2	1:XA:918:A:H4'	2.48	0.48
2:XB:97:TRP:HZ2	2:XB:102:LEU:HD13	1.78	0.48
3:XC:153:VAL:HA	3:XC:197:GLY:O	2.14	0.48
5:XE:100:VAL:O	5:XE:107:ARG:NH2	2.47	0.48
5:XE:78:HIS:CE1	5:XE:142:LEU:HD23	2.48	0.48
9:XI:18:PHE:O	9:XI:61:ALA:HA	2.13	0.48
9:XI:59:PHE:CZ	9:XI:88:TYR:CE1	3.01	0.48
10:XJ:49:VAL:CG1	10:XJ:50:ILE:N	2.76	0.48
12:XL:38:THR:CG2	12:XL:57:LYS:HB3	2.44	0.48
13:XM:50:GLU:O	13:XM:54:VAL:HG23	2.13	0.48
1:XA:310:G:H4'	16:XP:31:LYS:HD3	1.95	0.48
16:XP:40:ASP:C	16:XP:42:ARG:H	2.17	0.48
20:XT:37:SER:HB3	20:XT:84:LEU:CD2	2.43	0.48
48:Y2:33:MET:O	48:Y2:37:PHE:HD1	1.95	0.48
50:Y4:10:VAL:CG2	50:Y4:11:PRO:HD2	2.43	0.48
50:Y4:42:PHE:O	50:Y4:44:THR:O	2.31	0.48
25:YA:1365:A:OP2	47:Y1:3:LYS:HB2	2.13	0.48
25:YA:570:G:H2'	25:YA:2030:A:C5	2.48	0.48
25:YA:2283:C:P	52:Y6:5:VAL:HG13	2.54	0.48
27:YD:35:LYS:HD2	27:YD:104:TYR:CE1	2.49	0.48

Continued on next page...

Continued from previous page...

Atom-1	Atom-2	Distance(Å)	Clash(Å)
28:YE:174:ASP:O	28:YE:182:LEU:HD12	2.14	0.48
31:YH:82:GLY:O	31:YH:83:TYR:O	2.32	0.48
31:YH:7:LEU:N	31:YH:8:PRO:CD	2.77	0.48
32:YI:13:GLY:HA3	32:YI:17:GLN:OE1	2.14	0.48
32:YI:23:PRO:O	32:YI:27:ARG:HG2	2.14	0.48
33:YN:42:TRP:HA	33:YN:48:MET:CE	2.42	0.48
36:YQ:31:ASP:O	36:YQ:32:TYR:CG	2.66	0.48
38:YS:18:ILE:O	38:YS:19:LYS:O	2.30	0.48
1:QA:1392:G:H21	1:QA:1502:A:H8	1.60	0.48
1:QA:1399:C:C2	1:QA:1502:A:N6	2.81	0.48
1:QA:565:U:H5''	1:QA:566:G:H2'	1.96	0.48
2:QB:154:LEU:O	2:QB:155:LEU:HB2	2.13	0.48
3:QC:71:ALA:HA	3:QC:106:VAL:HB	1.95	0.48
3:QC:87:LEU:C	3:QC:89:GLU:N	2.65	0.48
4:QD:165:MET:CE	4:QD:168:ARG:HD2	2.44	0.48
7:QG:79:ARG:O	7:QG:80:VAL:HG23	2.14	0.48
11:QK:19:ALA:CA	11:QK:32:ILE:HG22	2.43	0.48
11:QK:41:THR:HG22	11:QK:42:TRP:N	2.28	0.48
15:QO:61:GLY:C	15:QO:65:ARG:NH1	2.67	0.48
1:QA:191:G:N9	20:QT:105:SER:HB3	2.28	0.48
47:R1:56:GLN:H	47:R1:56:GLN:NE2	2.10	0.48
51:R5:49:CYS:SG	51:R5:58:LEU:HB2	2.53	0.48
25:RA:1274:A:N3	25:RA:1297:C:H1'	2.28	0.48
25:RA:1578:U:H2'	25:RA:1579:A:H5'	1.95	0.48
25:RA:2119:A:N6	25:RA:2170:A:N7	2.62	0.48
25:RA:478:A:N1	25:RA:500:G:H4'	2.28	0.48
25:RA:910:A:N3	25:RA:2264:C:O2'	2.39	0.48
25:RA:974(A):C:H4'	25:RA:975:G:O5'	2.14	0.48
27:RD:130:ALA:HA	27:RD:192:THR:HA	1.95	0.48
27:RD:198:ASN:HD22	27:RD:198:ASN:C	2.17	0.48
30:RG:16:ARG:HB3	30:RG:17:PRO:HD3	1.94	0.48
31:RH:7:LEU:N	31:RH:8:PRO:CD	2.77	0.48
33:RN:10:GLU:HA	33:RN:11:PRO:HD3	1.73	0.48
33:RN:75:TYR:C	33:RN:76:SER:O	2.52	0.48
35:RP:14:LYS:O	35:RP:15:ARG:C	2.51	0.48
35:RP:71:VAL:HG13	35:RP:72:PRO:CD	2.44	0.48
36:RQ:21:THR:HB	36:RQ:22:LYS:H	1.42	0.48
36:RQ:87:LYS:O	36:RQ:89:ASN:N	2.43	0.48
36:RQ:19:GLY:O	36:RQ:98:LYS:HD3	2.14	0.48
37:RR:61:HIS:O	37:RR:65:LEU:HD13	2.14	0.48
39:RT:57:PHE:O	39:RT:59:THR:N	2.46	0.48
44:RY:44:ILE:O	44:RY:62:GLU:O	2.32	0.48

Continued on next page...

Continued from previous page...

Atom-1	Atom-2	Distance(Å)	Clash(Å)
45:RZ:111:VAL:O	45:RZ:113:ALA:N	2.46	0.48
1:XA:135:C:H2'	1:XA:136:C:H5'	1.96	0.48
2:XB:214:ILE:O	2:XB:218:ALA:HB2	2.13	0.48
2:XB:5:ILE:O	2:XB:6:THR:O	2.32	0.48
4:XD:33:MET:CE	4:XD:37:PRO:HA	2.43	0.48
11:XK:82:VAL:O	11:XK:108:ILE:HA	2.13	0.48
15:XO:24:SER:OG	15:XO:25:THR:N	2.47	0.48
20:XT:30:LYS:O	20:XT:33:ILE:HG12	2.14	0.48
22:XV:74:C:C2'	22:XV:75:C:H5'	2.44	0.48
48:Y2:69:ARG:HH11	48:Y2:69:ARG:HB3	1.79	0.48
25:YA:1535:U:H5''	25:YA:1537:C:C4	2.49	0.48
25:YA:218:A:C2	25:YA:235:U:H4'	2.49	0.48
25:YA:2306:C:H2'	25:YA:2307:G:N2	2.29	0.48
25:YA:2854:G:H2'	25:YA:2855:C:C6	2.48	0.48
27:YD:25:THR:O	27:YD:26:LYS:C	2.52	0.48
28:YE:23:VAL:HG12	28:YE:173:VAL:HG21	1.94	0.48
30:YG:125:PHE:HB3	30:YG:166:ASP:HB2	1.95	0.48
13:XM:3:ARG:HH21	30:YG:139:LEU:HD13	1.78	0.48
31:YH:124:GLU:HB3	31:YH:132:ARG:CD	2.44	0.48
32:YI:97:ILE:HD12	32:YI:140:LEU:HD11	1.95	0.48
33:YN:34:LEU:O	33:YN:49:GLY:HA3	2.13	0.48
33:YN:95:PRO:O	33:YN:96:GLU:C	2.51	0.48
35:YP:101:VAL:C	35:YP:103:ALA:H	2.17	0.48
36:YQ:19:GLY:O	36:YQ:98:LYS:HD3	2.14	0.48
37:YR:107:ASP:C	37:YR:107:ASP:OD2	2.52	0.48
39:YT:96:ARG:CB	39:YT:96:ARG:NH1	2.77	0.48
43:YX:44:GLU:OE1	43:YX:50:LYS:HD2	2.13	0.48
45:YZ:10:ARG:HH21	45:YZ:26:GLY:H	1.61	0.48
2:QB:140:HIS:C	2:QB:142:LEU:H	2.16	0.48
4:QD:13:ARG:HA	4:QD:33:MET:CE	2.44	0.48
7:QG:80:VAL:HG12	7:QG:81:GLY:N	2.28	0.48
9:QI:17:VAL:HG11	9:QI:81:ILE:HA	1.96	0.48
11:QK:48:ILE:HG21	11:QK:63:LEU:HD13	1.96	0.48
16:QP:57:ARG:HH11	16:QP:57:ARG:HG3	1.79	0.48
16:QP:60:LEU:CA	16:QP:64:ALA:HB3	2.43	0.48
19:QS:9:VAL:O	19:QS:10:PHE:HB3	2.13	0.48
21:QU:9:ARG:HH11	21:QU:9:ARG:HG2	1.78	0.48
50:R4:60:GLN:O	50:R4:63:TYR:HB3	2.14	0.48
25:RA:2401:U:H2'	25:RA:2402:C:H5''	1.96	0.48
25:RA:250:G:C6	25:RA:251:A:C6	3.02	0.48
25:RA:2867:G:O2'	25:RA:2868:A:P	2.72	0.48
27:RD:130:ALA:C	27:RD:131:LEU:HD12	2.33	0.48

Continued on next page...

Continued from previous page...

Atom-1	Atom-2	Distance(Å)	Clash(Å)
27:RD:65:ILE:C	27:RD:65:ILE:HD13	2.32	0.48
28:RE:61:ARG:CB	28:RE:62:PRO:CD	2.90	0.48
29:RF:34:TRP:HD1	35:RP:6:LEU:HB3	1.79	0.48
31:RH:131:VAL:HG12	31:RH:132:ARG:N	2.29	0.48
33:RN:34:LEU:O	33:RN:49:GLY:HA3	2.13	0.48
35:RP:144:GLU:OE1	35:RP:144:GLU:O	2.31	0.48
1:XA:1308:U:OP1	13:XM:98:VAL:N	2.31	0.48
3:XC:195:VAL:CG1	3:XC:196:LEU:H	2.27	0.48
3:XC:148:GLY:O	3:XC:202:ILE:HA	2.14	0.48
5:XE:11:ILE:CG1	5:XE:31:LEU:HD12	2.42	0.48
5:XE:84:PHE:HD2	5:XE:130:ASN:O	1.97	0.48
9:XI:7:THR:O	9:XI:83:ARG:HD2	2.14	0.48
10:XJ:74:ILE:HG12	10:XJ:74:ILE:O	2.13	0.48
11:XK:115:PRO:C	11:XK:117:ASN:H	2.17	0.48
11:XK:19:ALA:CB	11:XK:32:ILE:HG22	2.42	0.48
13:XM:8:GLU:C	13:XM:9:ILE:HG23	2.34	0.48
14:XN:15:LYS:HD2	14:XN:16:PHE:CE2	2.49	0.48
16:XP:34:GLU:HG2	16:XP:35:LYS:N	2.29	0.48
1:XA:760:G:O2'	17:XQ:98:LEU:HD23	2.14	0.48
22:XV:61:C:H2'	22:XV:62:C:C6	2.47	0.48
47:Y1:8:SER:OG	47:Y1:10:LYS:HG3	2.14	0.48
47:Y1:76:ARG:HD2	47:Y1:76:ARG:N	2.29	0.48
50:Y4:36:CYS:O	50:Y4:37:SER:C	2.52	0.48
50:Y4:8:LYS:O	50:Y4:9:LEU:CB	2.62	0.48
52:Y6:8:LYS:O	52:Y6:27:LYS:HA	2.13	0.48
52:Y6:41:PRO:HD2	52:Y6:46:HIS:H	1.77	0.48
25:YA:942:G:O2'	25:YA:1189:A:N3	2.41	0.48
25:YA:1264:G:H5'	51:Y5:11:THR:CG2	2.44	0.48
25:YA:1588:C:H2'	25:YA:1589:C:H6	1.79	0.48
25:YA:2151:G:H2'	25:YA:2152:G:C8	2.48	0.48
25:YA:2760:C:H2'	25:YA:2761:G:H5''	1.94	0.48
25:YA:2867:G:O2'	25:YA:2868:A:P	2.72	0.48
25:YA:459:U:H2'	25:YA:460:A:C8	2.48	0.48
27:YD:130:ALA:HA	27:YD:192:THR:HA	1.95	0.48
27:YD:35:LYS:CG	27:YD:64:ILE:CG2	2.92	0.48
28:YE:55:ASN:O	28:YE:57:LYS:N	2.44	0.48
28:YE:93:VAL:C	28:YE:95:ILE:H	2.17	0.48
29:YF:129:PHE:CD2	29:YF:163:VAL:HG21	2.48	0.48
29:YF:34:TRP:HD1	35:YP:6:LEU:HB3	1.79	0.48
29:YF:45:ARG:HG2	29:YF:45:ARG:NH1	2.28	0.48
31:YH:10:PRO:C	31:YH:11:VAL:HG22	2.34	0.48
31:YH:120:GLY:HA3	31:YH:140:LYS:NZ	2.27	0.48

Continued on next page...

Continued from previous page...

Atom-1	Atom-2	Distance(Å)	Clash(Å)
35:YP:35:HIS:O	35:YP:36:LYS:O	2.31	0.48
36:YQ:42:ILE:HD12	36:YQ:42:ILE:N	2.29	0.48
37:YR:42:LYS:HA	37:YR:45:ARG:HD2	1.95	0.48
37:YR:44:LEU:HD22	37:YR:48:VAL:CG2	2.42	0.48
38:YS:56:LEU:HD23	38:YS:56:LEU:C	2.34	0.48
38:YS:66:ALA:HA	38:YS:69:VAL:HG12	1.96	0.48
1:QA:1072:G:H2'	1:QA:1073:U:C6	2.49	0.48
1:QA:1297:C:HO2'	1:QA:1298:C:P	2.36	0.48
1:QA:1376:U:OP1	7:QG:94:ARG:NH1	2.38	0.48
1:QA:186:C:O3'	20:QT:82:SER:HB3	2.14	0.48
1:QA:191(F):U:O2	20:QT:105:SER:HB2	2.14	0.48
1:QA:686:U:O2'	1:QA:687:A:O5'	2.29	0.48
3:QC:153:VAL:HA	3:QC:197:GLY:O	2.13	0.48
5:QE:75:THR:HG23	5:QE:76:ILE:O	2.14	0.48
6:QF:89:MET:O	6:QF:90:VAL:C	2.51	0.48
7:QG:97:GLN:O	7:QG:101:LEU:HG	2.14	0.48
8:QH:109:ILE:HG12	8:QH:110:ALA:N	2.28	0.48
16:QP:71:ARG:HB2	16:QP:71:ARG:HH11	1.79	0.48
18:QR:31:LEU:HD23	18:QR:31:LEU:N	2.29	0.48
54:R8:43:GLN:C	54:R8:44:LYS:HD2	2.34	0.48
25:RA:1771:C:H1'	25:RA:1786:A:C8	2.48	0.48
25:RA:1869:G:H5'	25:RA:1870:C:OP2	2.13	0.48
25:RA:807:U:OP2	35:RP:41:ARG:NH1	2.46	0.48
26:RB:33:G:O5'	30:RG:2:PRO:HG3	2.13	0.48
27:RD:25:THR:O	27:RD:26:LYS:C	2.52	0.48
27:RD:48:ARG:HG3	27:RD:48:ARG:HH11	1.78	0.48
28:RE:64:LYS:C	28:RE:66:HIS:N	2.67	0.48
25:RA:442:G:H1'	29:RF:48:THR:HG21	1.96	0.48
33:RN:18:ALA:O	33:RN:19:GLU:C	2.53	0.48
33:RN:82:LEU:HD12	33:RN:83:LYS:N	2.27	0.48
36:RQ:119:ARG:O	36:RQ:123:HIS:HD2	1.97	0.48
37:RR:63:ARG:NH1	37:RR:63:ARG:HG3	2.29	0.48
39:RT:135:ALA:C	39:RT:137:LYS:H	2.16	0.48
44:RY:11:ASP:HB2	44:RY:27:VAL:HG11	1.94	0.48
4:XD:60:GLU:O	4:XD:63:LYS:HB3	2.14	0.48
6:XF:79:LEU:O	6:XF:85:VAL:HG11	2.14	0.48
7:XG:97:GLN:O	7:XG:101:LEU:HG	2.14	0.48
7:XG:79:ARG:O	7:XG:80:VAL:HG23	2.14	0.48
10:XJ:47:PHE:CE1	10:XJ:63:PHE:HB2	2.32	0.48
11:XK:110:ASP:HB2	18:XR:88:LYS:HD3	1.95	0.48
46:Y0:68:GLU:HG2	46:Y0:80:HIS:HB2	1.95	0.48
53:Y7:12:ARG:HG3	53:Y7:12:ARG:HH11	1.79	0.48

Continued on next page...

Continued from previous page...

Atom-1	Atom-2	Distance(Å)	Clash(Å)
25:YA:1266:G:C5	42:YW:15:ARG:NH1	2.82	0.48
25:YA:2051:A:H5'	25:YA:2578:G:O4'	2.13	0.48
1:XA:1443:G:N2	25:YA:2864:G:OP1	2.38	0.48
25:YA:2870:C:C5'	37:YR:65:LEU:HD21	2.44	0.48
25:YA:862:G:H2'	25:YA:863:A:O4'	2.14	0.48
28:YE:119:ARG:HD3	28:YE:160:TYR:HD2	1.78	0.48
28:YE:15:PHE:CD1	28:YE:20:ALA:HB2	2.49	0.48
28:YE:64:LYS:C	28:YE:66:HIS:N	2.67	0.48
31:YH:41:MET:HG3	31:YH:54:ARG:HA	1.96	0.48
33:YN:137:LYS:CG	33:YN:138:LEU:H	2.27	0.48
39:YT:16:ARG:NE	39:YT:19:LEU:HD21	2.27	0.48
39:YT:94:ALA:O	39:YT:95:ARG:CB	2.61	0.48
40:YU:79:PHE:HE2	40:YU:83:LEU:CD2	2.27	0.48
41:YV:21:ARG:HD2	41:YV:91:TYR:CZ	2.49	0.48
43:YX:6:ASP:OD1	48:Y2:29:LYS:NZ	2.47	0.48
1:QA:1074:G:C4'	2:QB:104:ASN:HB2	2.44	0.48
1:QA:1200:C:O2'	1:QA:1201:A:OP2	2.23	0.48
1:QA:347:G:O2'	1:QA:348:G:H5''	2.14	0.48
1:QA:544:G:OP1	4:QD:59:ARG:NH2	2.30	0.48
2:QB:24:TRP:CZ3	2:QB:26:PRO:HA	2.49	0.48
4:QD:153:ARG:CZ	4:QD:181:MET:HG3	2.44	0.48
4:QD:163:GLU:C	4:QD:165:MET:N	2.66	0.48
4:QD:6:GLY:O	4:QD:8:VAL:HG23	2.14	0.48
7:QG:8:GLU:N	7:QG:8:GLU:CD	2.67	0.48
8:QH:6:ILE:O	8:QH:10:LEU:HG	2.14	0.48
9:QI:33:PHE:HZ	9:QI:47:LEU:HD21	1.76	0.48
11:QK:115:PRO:C	11:QK:117:ASN:H	2.17	0.48
15:QO:39:LEU:O	15:QO:40:SER:C	2.50	0.48
1:QA:760:G:O2'	17:QQ:98:LEU:HD23	2.14	0.48
20:QT:37:SER:HB3	20:QT:84:LEU:CD2	2.44	0.48
30:RG:3:LEU:HD21	50:R4:25:TYR:CE1	2.48	0.48
25:RA:1728:G:H5'	25:RA:1729:A:OP2	2.14	0.48
25:RA:1990:C:H2'	25:RA:1991:U:C6	2.49	0.48
25:RA:2445:G:OP1	29:RF:74:ARG:NH2	2.46	0.48
25:RA:2563:U:H1'	25:RA:2566:A:N6	2.29	0.48
25:RA:530:G:N1	25:RA:2022:U:OP1	2.47	0.48
25:RA:579:G:H2'	25:RA:580:C:C6	2.49	0.48
26:RB:43:C:O5'	30:RG:67:LYS:HE3	2.14	0.48
27:RD:35:LYS:CG	27:RD:64:ILE:CG2	2.92	0.48
28:RE:93:VAL:H	28:RE:95:ILE:CD1	2.23	0.48
28:RE:93:VAL:C	28:RE:95:ILE:H	2.17	0.48
29:RF:155:LEU:HA	29:RF:174:VAL:HG12	1.95	0.48

Continued on next page...

Continued from previous page...

Atom-1	Atom-2	Distance(Å)	Clash(Å)
30:RG:106:LEU:HA	30:RG:110:ALA:HB3	1.95	0.48
30:RG:12:TYR:O	30:RG:16:ARG:HB3	2.14	0.48
26:RB:55:U:H4'	30:RG:28:VAL:CG2	2.44	0.48
33:RN:56:ASN:ND2	33:RN:125:GLY:C	2.66	0.48
36:RQ:42:ILE:N	36:RQ:42:ILE:HD12	2.29	0.48
37:RR:107:ASP:C	37:RR:107:ASP:OD2	2.52	0.48
38:RS:56:LEU:C	38:RS:56:LEU:HD23	2.34	0.48
40:RU:79:PHE:HE2	40:RU:83:LEU:CD2	2.27	0.48
41:RV:35:LEU:O	41:RV:37:VAL:N	2.47	0.48
44:RY:56:PRO:O	44:RY:58:GLY:N	2.47	0.48
1:XA:1074:G:C4'	2:XB:104:ASN:HB2	2.43	0.48
1:XA:1124:G:H3'	1:XA:1145:C:N4	2.27	0.48
1:XA:201:C:N4	1:XA:209:U:O2	2.47	0.48
2:XB:24:TRP:CD1	2:XB:26:PRO:HD3	2.49	0.48
4:XD:100:ARG:CZ	4:XD:137:SER:HA	2.44	0.48
7:XG:51:GLN:HA	7:XG:51:GLN:OE1	2.14	0.48
5:XE:78:HIS:CG	8:XH:104:ARG:HG2	2.49	0.48
8:XH:44:PHE:CD1	8:XH:80:ILE:HG12	2.49	0.48
8:XH:86:ILE:HG22	8:XH:87:SER:N	2.29	0.48
12:XL:61:THR:O	12:XL:63:GLY:N	2.45	0.48
17:XQ:74:LEU:HD12	17:XQ:75:ARG:NE	2.28	0.48
46:Y0:68:GLU:OE1	46:Y0:82:ARG:NH1	2.47	0.48
25:YA:2067:G:O2'	25:YA:2069:G:H5''	2.14	0.48
25:YA:2364:C:H2'	25:YA:2365:G:O4'	2.14	0.48
25:YA:2389:G:H5''	25:YA:2390:U:O4'	2.14	0.48
25:YA:2724:C:OP1	37:YR:1:MET:HE3	2.14	0.48
25:YA:507:A:C5'	25:YA:508:G:H5'	2.43	0.48
26:YB:24:G:H1'	26:YB:27:C:N4	2.29	0.48
27:YD:27:THR:O	27:YD:29:PRO:CD	2.62	0.48
28:YE:77:ILE:CD1	28:YE:78:LEU:N	2.70	0.48
30:YG:97:ASP:N	30:YG:100:TRP:HD1	2.05	0.48
34:YO:107:ARG:NH1	39:YT:36:GLU:OE1	2.46	0.48
41:YV:38:LEU:HD23	41:YV:39:LEU:H	1.79	0.48
43:YX:11:PRO:HB3	43:YX:92:LEU:CD2	2.43	0.48
44:YY:81:LYS:HZ2	44:YY:98:VAL:CG1	2.27	0.48
1:QA:1095:U:H5''	1:QA:1109:C:O2	2.14	0.47
2:QB:87:ARG:NH1	2:QB:220:ASP:OD1	2.46	0.47
2:QB:24:TRP:CD1	2:QB:26:PRO:HD3	2.49	0.47
2:QB:97:TRP:HZ2	2:QB:102:LEU:HD13	1.78	0.47
4:QD:3:ARG:O	4:QD:5:ILE:HG13	2.14	0.47
7:QG:51:GLN:OE1	7:QG:51:GLN:HA	2.14	0.47
8:QH:86:ILE:HG12	8:QH:135:CYS:HA	1.96	0.47

Continued on next page...

Continued from previous page...

Atom-1	Atom-2	Distance(Å)	Clash(Å)
8:QH:44:PHE:CD1	8:QH:80:ILE:HG12	2.49	0.47
10:QJ:39:PRO:CB	10:QJ:70:ARG:HH12	2.27	0.47
10:QJ:4:ILE:CB	10:QJ:74:ILE:HD11	2.36	0.47
13:QM:117:VAL:O	13:QM:118:ALA:C	2.51	0.47
13:QM:12:ASN:O	13:QM:13:LYS:HB2	2.13	0.47
16:QP:21:VAL:HG23	16:QP:34:GLU:H	1.79	0.47
17:QQ:3:LYS:HD2	17:QQ:60:ILE:HD11	1.95	0.47
19:QS:11:VAL:O	19:QS:12:ASP:CB	2.61	0.47
20:QT:13:LEU:HD12	20:QT:13:LEU:C	2.34	0.47
20:QT:30:LYS:O	20:QT:33:ILE:HG12	2.14	0.47
20:QT:50:GLU:HA	20:QT:100:ILE:CG2	2.44	0.47
20:QT:64:ASP:O	20:QT:67:ALA:N	2.47	0.47
25:RA:2351:G:O6	54:R8:39:LYS:HG2	2.14	0.47
54:R8:53:PRO:CD	54:R8:54:GLU:N	2.77	0.47
25:RA:1079:C:H2'	25:RA:1080:C:O4'	2.14	0.47
25:RA:372:G:O2'	25:RA:373:U:P	2.72	0.47
27:RD:145:VAL:O	27:RD:153:ALA:HA	2.14	0.47
29:RF:53:THR:C	29:RF:55:GLY:N	2.67	0.47
31:RH:154:PRO:CG	31:RH:162:ILE:O	2.61	0.47
33:RN:57:ALA:O	33:RN:58:ASP:CB	2.61	0.47
33:RN:4:TYR:OH	33:RN:7:LYS:NZ	2.46	0.47
33:RN:67:LEU:O	33:RN:88:GLU:HG3	2.14	0.47
34:RO:8:LEU:HB2	34:RO:19:ILE:CD1	2.43	0.47
35:RP:126:VAL:HA	35:RP:145:PRO:HD2	1.95	0.47
35:RP:47:ASP:OD1	35:RP:50:ARG:NH2	2.47	0.47
35:RP:75:ILE:CD1	35:RP:75:ILE:H	2.14	0.47
38:RS:55:ALA:O	38:RS:56:LEU:HB3	2.13	0.47
40:RU:92:ARG:CZ	40:RU:94:ASN:HD22	2.27	0.47
41:RV:48:GLY:O	41:RV:49:THR:C	2.52	0.47
42:RW:32:ALA:O	42:RW:33:ARG:C	2.52	0.47
44:RY:97:ARG:NH1	44:RY:97:ARG:HG2	2.28	0.47
1:XA:128:G:O2'	17:XQ:3:LYS:NZ	2.46	0.47
1:XA:690:G:H2'	1:XA:691:G:O4'	2.13	0.47
1:XA:738:C:H2'	1:XA:739:C:H6	1.79	0.47
1:XA:953:G:H2'	1:XA:954:G:O4'	2.14	0.47
2:XB:170:GLU:C	2:XB:172:ILE:HD12	2.33	0.47
4:XD:163:GLU:C	4:XD:165:MET:N	2.66	0.47
5:XE:153:LYS:HB2	5:XE:153:LYS:HZ3	1.79	0.47
5:XE:87:SER:HB3	5:XE:131:ILE:HD13	1.95	0.47
8:XH:86:ILE:HG12	8:XH:135:CYS:HA	1.96	0.47
13:XM:72:ALA:O	13:XM:76:ALA:HB2	2.14	0.47
16:XP:25:ARG:HH11	16:XP:25:ARG:HG3	1.79	0.47

Continued on next page...

Continued from previous page...

Atom-1	Atom-2	Distance(Å)	Clash(Å)
18:XR:30:ASP:C	18:XR:32:ARG:H	2.15	0.47
19:XS:24:ALA:O	19:XS:25:LYS:HB2	2.13	0.47
19:XS:36:ARG:NH1	19:XS:36:ARG:HB3	2.29	0.47
21:XU:15:ARG:HG2	21:XU:15:ARG:NH1	2.29	0.47
47:Y1:94:LEU:O	47:Y1:95:LEU:CB	2.62	0.47
53:Y7:25:PRO:HA	53:Y7:28:ARG:CZ	2.44	0.47
54:Y8:53:PRO:CD	54:Y8:54:GLU:N	2.77	0.47
25:YA:185:U:H4'	25:YA:218:A:H4'	1.96	0.47
27:YD:33:LEU:HB3	27:YD:34:VAL:H	1.49	0.47
30:YG:111:LEU:HD22	30:YG:120:LEU:HD21	1.96	0.47
31:YH:127:GLU:HB3	31:YH:128:PRO:HD2	1.92	0.47
31:YH:45:VAL:HG13	31:YH:45:VAL:O	2.14	0.47
25:YA:1006:C:H1'	33:YN:106:MET:CE	2.43	0.47
33:YN:75:TYR:C	33:YN:76:SER:O	2.52	0.47
34:YO:8:LEU:HB2	34:YO:19:ILE:CD1	2.43	0.47
36:YQ:135:ASP:OD2	45:YZ:49:ARG:NH1	2.46	0.47
36:YQ:60:ARG:HB2	36:YQ:60:ARG:NH2	2.28	0.47
37:YR:70:LEU:C	37:YR:72:ASP:H	2.16	0.47
44:YY:57:GLN:O	44:YY:58:GLY:O	2.32	0.47
45:YZ:15:PRO:O	45:YZ:19:ARG:HB2	2.13	0.47
1:QA:487:A:H2'	1:QA:488:C:O4'	2.14	0.47
1:QA:784:C:H4'	25:RA:1837:C:OP1	2.14	0.47
2:QB:206:ASP:HA	2:QB:211:ILE:HD11	1.94	0.47
3:QC:16:ARG:NH2	3:QC:183:ASP:OD2	2.47	0.47
5:QE:87:SER:HB3	5:QE:131:ILE:HD13	1.95	0.47
7:QG:63:LYS:HD2	7:QG:63:LYS:O	2.13	0.47
7:QG:69:VAL:O	7:QG:69:VAL:CG1	2.62	0.47
9:QI:22:GLY:HA3	9:QI:60:ASP:OD2	2.13	0.47
11:QK:13:GLN:HG3	11:QK:75:TYR:O	2.14	0.47
12:QL:127:GLU:O	12:QL:128:ALA:CB	2.62	0.47
13:QM:30:ALA:O	13:QM:33:ALA:N	2.47	0.47
13:QM:50:GLU:O	13:QM:54:VAL:HG23	2.13	0.47
13:QM:90:LEU:HA	13:QM:93:ARG:CD	2.34	0.47
14:QN:6:LEU:CD2	14:QN:23:ARG:NH2	2.77	0.47
47:R1:7:ILE:HD12	47:R1:62:VAL:HG11	1.96	0.47
50:R4:36:CYS:O	50:R4:37:SER:C	2.52	0.47
25:RA:1709:U:H2'	25:RA:1710:C:C6	2.49	0.47
25:RA:1815:A:OP2	27:RD:54:ARG:NH2	2.47	0.47
25:RA:2526:G:H5'	25:RA:2742:C:O2'	2.14	0.47
25:RA:2760:C:H2'	25:RA:2761:G:H5''	1.95	0.47
28:RE:120:TRP:O	28:RE:121:ASN:HB2	2.15	0.47
31:RH:124:GLU:HB3	31:RH:132:ARG:CD	2.44	0.47

Continued on next page...

Continued from previous page...

Atom-1	Atom-2	Distance(Å)	Clash(Å)
31:RH:45:VAL:O	31:RH:45:VAL:HG13	2.14	0.47
33:RN:113:GLY:O	33:RN:116:LEU:HB2	2.14	0.47
33:RN:131:GLN:HE21	33:RN:132:ALA:H	1.58	0.47
33:RN:137:LYS:CG	33:RN:138:LEU:N	2.78	0.47
35:RP:19:VAL:CG2	35:RP:20:GLY:H	1.98	0.47
35:RP:6:LEU:O	35:RP:7:ARG:O	2.31	0.47
40:RU:107:ALA:O	40:RU:110:VAL:HB	2.14	0.47
41:RV:4:ILE:HA	41:RV:12:TYR:O	2.14	0.47
41:RV:21:ARG:HD2	41:RV:91:TYR:CZ	2.49	0.47
41:RV:66:ARG:NH1	41:RV:88:ARG:NH1	2.61	0.47
25:RA:1266:G:O5'	42:RW:15:ARG:NH2	2.44	0.47
42:RW:66:GLU:O	42:RW:69:LEU:HG	2.14	0.47
44:RY:81:LYS:NZ	44:RY:98:VAL:HB	2.29	0.47
2:XB:96:ARG:HD2	2:XB:96:ARG:N	2.20	0.47
3:XC:71:ALA:HA	3:XC:106:VAL:HB	1.95	0.47
3:XC:36:ASP:HA	3:XC:39:ILE:HD12	1.94	0.47
4:XD:198:VAL:CG1	4:XD:199:ASN:N	2.75	0.47
4:XD:79:PHE:HE2	4:XD:83:SER:HB2	1.79	0.47
5:XE:75:THR:HG23	5:XE:76:ILE:O	2.14	0.47
6:XF:89:MET:O	6:XF:90:VAL:C	2.51	0.47
11:XK:48:ILE:HG21	11:XK:63:LEU:HD13	1.96	0.47
12:XL:50:SER:O	12:XL:51:ALA:HB2	2.14	0.47
14:XN:26:ARG:NH1	14:XN:43:CYS:SG	2.86	0.47
47:Y1:25:LYS:C	47:Y1:27:GLU:H	2.17	0.47
50:Y4:38:LYS:C	50:Y4:40:HIS:H	2.07	0.47
50:Y4:60:GLN:O	50:Y4:63:TYR:HB3	2.14	0.47
52:Y6:20:ASN:ND2	52:Y6:42:TRP:CZ2	2.82	0.47
54:Y8:41:ILE:HG13	54:Y8:42:ARG:N	2.28	0.47
54:Y8:56:GLU:O	54:Y8:58:ILE:N	2.47	0.47
25:YA:769:G:H5'	25:YA:1379:A:N6	2.29	0.47
25:YA:137(A):G:H1'	43:YX:41:ASN:ND2	2.28	0.47
25:YA:1637:A:H4'	25:YA:2711:A:O2'	2.14	0.47
29:YF:132:VAL:O	29:YF:133:ASN:C	2.52	0.47
29:YF:196:LEU:C	29:YF:197:ASP:O	2.50	0.47
30:YG:83:ARG:HB2	30:YG:86:MET:HE3	1.97	0.47
33:YN:18:ALA:O	33:YN:19:GLU:C	2.53	0.47
35:YP:47:ASP:OD1	35:YP:50:ARG:NH2	2.47	0.47
37:YR:10:LEU:O	37:YR:12:ARG:HG3	2.14	0.47
37:YR:117:VAL:O	37:YR:118:GLU:CB	2.62	0.47
37:YR:63:ARG:NH1	37:YR:63:ARG:HG3	2.29	0.47
39:YT:132:LYS:O	39:YT:136:GLN:HG3	2.13	0.47
40:YU:79:PHE:HE2	40:YU:83:LEU:HD22	1.78	0.47

Continued on next page...

Continued from previous page...

Atom-1	Atom-2	Distance(Å)	Clash(Å)
42:YW:30:GLU:O	42:YW:34:ASN:ND2	2.46	0.47
1:QA:1135:U:H4'	1:QA:1136:U:H5	1.78	0.47
1:QA:164:U:H2'	1:QA:165:C:C6	2.48	0.47
1:QA:737:A:H2'	1:QA:738:C:C6	2.49	0.47
3:QC:76:VAL:HG21	3:QC:103:VAL:HG11	1.95	0.47
4:QD:198:VAL:CG1	4:QD:199:ASN:N	2.75	0.47
5:QE:141:GLN:HA	5:QE:143:ARG:HH12	1.79	0.47
5:QE:82:VAL:CG1	5:QE:83:GLU:H	2.27	0.47
6:QF:22:GLU:CD	6:QF:82:ARG:HH21	2.18	0.47
7:QG:44:TYR:C	7:QG:46:ALA:N	2.66	0.47
9:QI:9:ARG:HA	9:QI:76:ALA:HB1	1.96	0.47
9:QI:7:THR:O	9:QI:83:ARG:HD2	2.14	0.47
10:QJ:24:VAL:HG21	10:QJ:37:PRO:CG	2.43	0.47
12:QL:85:ILE:HD11	12:QL:98:TYR:CB	2.43	0.47
25:RA:2396:G:H1'	47:R1:30:VAL:HG13	1.96	0.47
47:R1:8:SER:OG	47:R1:10:LYS:HG3	2.13	0.47
50:R4:50:VAL:CG1	50:R4:50:VAL:O	2.63	0.47
51:R5:57:VAL:O	51:R5:57:VAL:HG13	2.14	0.47
25:RA:1427:A:H4'	25:RA:1428:C:O5'	2.13	0.47
25:RA:1820:U:H4'	25:RA:1821:A:OP2	2.14	0.47
25:RA:1998:G:OP2	28:RE:136:ARG:NH2	2.37	0.47
25:RA:2243:U:H2'	25:RA:2244:U:C6	2.49	0.47
25:RA:2331:G:H4'	46:R0:43:THR:H	1.79	0.47
25:RA:620:G:H4'	25:RA:621:A:C5'	2.41	0.47
26:RB:94:C:H2'	26:RB:95:U:C6	2.49	0.47
28:RE:174:ASP:O	28:RE:182:LEU:HD12	2.14	0.47
28:RE:195:LEU:HD12	28:RE:196:VAL:N	2.29	0.47
28:RE:56:PRO:O	28:RE:57:LYS:CB	2.61	0.47
30:RG:106:LEU:HA	30:RG:110:ALA:CB	2.44	0.47
31:RH:82:GLY:O	31:RH:83:TYR:O	2.32	0.47
33:RN:68:GLU:HG2	33:RN:88:GLU:CD	2.33	0.47
36:RQ:57:HIS:ND1	36:RQ:58:PHE:N	2.62	0.47
38:RS:40:ILE:HG22	38:RS:41:ASP:N	2.29	0.47
39:RT:96:ARG:CB	39:RT:96:ARG:NH1	2.76	0.47
40:RU:91:ASP:O	40:RU:92:ARG:C	2.53	0.47
1:XA:1077:G:N2	1:XA:1080:A:OP2	2.44	0.47
1:XA:1224:G:C6	1:XA:1322:C:H1'	2.49	0.47
1:XA:1366:C:O2'	10:XJ:60:ARG:NH1	2.48	0.47
1:XA:67:C:H2'	1:XA:68:G:H8	1.75	0.47
2:XB:24:TRP:CZ3	2:XB:26:PRO:HA	2.49	0.47
4:XD:22:LYS:HD3	4:XD:26:CYS:SG	2.49	0.47
10:XJ:24:VAL:HG21	10:XJ:37:PRO:CG	2.43	0.47

Continued on next page...

Continued from previous page...

Atom-1	Atom-2	Distance(Å)	Clash(Å)
11:XK:19:ALA:CA	11:XK:32:ILE:HG22	2.43	0.47
11:XK:62:GLN:O	11:XK:63:LEU:C	2.51	0.47
13:XM:30:ALA:O	13:XM:33:ALA:N	2.46	0.47
14:XN:6:LEU:HD22	14:XN:23:ARG:NH2	2.29	0.47
20:XT:64:ASP:O	20:XT:67:ALA:N	2.47	0.47
25:YA:1045:A:N3	25:YA:1047:G:N2	2.62	0.47
25:YA:1993:U:H4'	28:YE:128:SER:OG	2.14	0.47
25:YA:2415:G:H4'	35:YP:66:GLY:C	2.35	0.47
25:YA:2645:G:C3'	25:YA:2646:C:H5'	2.44	0.47
25:YA:704:G:H1'	25:YA:727:A:N6	2.29	0.47
25:YA:754:C:H2'	25:YA:755:C:C6	2.49	0.47
28:YE:61:ARG:CB	28:YE:62:PRO:HD3	2.41	0.47
29:YF:155:LEU:HA	29:YF:174:VAL:HG12	1.95	0.47
31:YH:123:PHE:O	31:YH:125:VAL:HG23	2.13	0.47
33:YN:120:LEU:HD11	33:YN:122:VAL:CG2	2.42	0.47
33:YN:12:ARG:NH1	33:YN:50:ASP:CG	2.67	0.47
33:YN:57:ALA:O	33:YN:58:ASP:CB	2.62	0.47
35:YP:112:LEU:HD12	35:YP:127:ALA:CB	2.44	0.47
35:YP:147:LEU:HD22	35:YP:147:LEU:N	2.29	0.47
25:YA:389:G:N1	35:YP:70:GLN:HB3	2.28	0.47
37:YR:41:ALA:C	37:YR:43:GLU:N	2.68	0.47
37:YR:56:LYS:HE2	37:YR:94:TYR:OH	2.14	0.47
38:YS:40:ILE:HG22	38:YS:41:ASP:N	2.28	0.47
41:YV:2:PHE:CD2	41:YV:13:ARG:NH2	2.83	0.47
41:YV:35:LEU:O	41:YV:37:VAL:N	2.47	0.47
41:YV:36:PRO:HA	41:YV:56:SER:CB	2.44	0.47
42:YW:32:ALA:O	42:YW:33:ARG:C	2.52	0.47
25:YA:64:A:O3'	43:YX:71:GLY:HA3	2.14	0.47
1:QA:1432:G:OP1	39:RT:107:ASP:HB2	2.15	0.47
1:QA:973:G:O4'	10:QJ:55:LYS:HG2	2.14	0.47
2:QB:164:VAL:HB	2:QB:186:ALA:HB1	1.95	0.47
2:QB:69:LEU:HB3	2:QB:162:ILE:HG22	1.95	0.47
4:QD:135:LEU:O	4:QD:137:SER:N	2.48	0.47
5:QE:96:PRO:HA	5:QE:117:ASP:OD2	2.14	0.47
7:QG:79:ARG:NH1	7:QG:79:ARG:HG2	2.29	0.47
9:QI:42:ARG:NH2	9:QI:75:ASP:OD2	2.47	0.47
10:QJ:40:LEU:HB2	10:QJ:69:ASN:CB	2.40	0.47
11:QK:124:LYS:O	11:QK:126:ARG:N	2.40	0.47
14:QN:15:LYS:HD2	14:QN:16:PHE:CE2	2.49	0.47
15:QO:24:SER:OG	15:QO:25:THR:N	2.47	0.47
17:QQ:98:LEU:O	17:QQ:99:SER:C	2.53	0.47
18:QR:31:LEU:H	18:QR:31:LEU:CD2	2.27	0.47

Continued on next page...

Continued from previous page...

Atom-1	Atom-2	Distance(Å)	Clash(Å)
22:QV:74:C:C2'	22:QV:75:C:H5'	2.44	0.47
47:R1:29:GLY:C	47:R1:30:VAL:CG2	2.82	0.47
25:RA:1184:G:OP1	49:R3:29:ARG:NH1	2.48	0.47
52:R6:8:LYS:O	52:R6:27:LYS:HG2	2.14	0.47
25:RA:1354:A:OP1	27:RD:38:LYS:HE2	2.14	0.47
25:RA:590:A:H2'	25:RA:591:C:C6	2.49	0.47
25:RA:900:A:H5'	25:RA:901:A:OP2	2.14	0.47
26:RB:24:G:H5''	26:RB:25:A:OP1	2.14	0.47
27:RD:134:ARG:HB2	27:RD:135:PHE:CD2	2.49	0.47
33:RN:97:ARG:HA	33:RN:100:GLU:HB3	1.97	0.47
37:RR:10:LEU:O	37:RR:12:ARG:HG3	2.14	0.47
37:RR:41:ALA:C	37:RR:43:GLU:N	2.68	0.47
41:RV:2:PHE:CD2	41:RV:13:ARG:NH2	2.83	0.47
41:RV:16:PRO:HA	41:RV:96:ILE:O	2.14	0.47
44:RY:94:LYS:HE3	44:RY:101:LYS:HZ3	1.77	0.47
44:RY:19:LYS:HE3	44:RY:20:TYR:CE1	2.49	0.47
1:XA:1022:G:H2'	1:XA:1023:G:C8	2.50	0.47
1:XA:986:A:N3	19:XS:52:TYR:OH	2.47	0.47
3:XC:95:THR:CG2	3:XC:96:GLY:H	2.09	0.47
4:XD:165:MET:CE	4:XD:168:ARG:HD2	2.44	0.47
4:XD:29:PRO:O	4:XD:30:LYS:HB3	2.15	0.47
4:XD:9:CYS:SG	4:XD:22:LYS:HE3	2.55	0.47
5:XE:141:GLN:HA	5:XE:143:ARG:HH12	1.79	0.47
1:XA:1081:G:P	5:XE:16:THR:OG1	2.72	0.47
5:XE:82:VAL:CG1	5:XE:83:GLU:H	2.27	0.47
7:XG:44:TYR:C	7:XG:46:ALA:N	2.66	0.47
8:XH:39:LEU:HD11	8:XH:111:ILE:HD11	1.96	0.47
9:XI:42:ARG:NH2	9:XI:75:ASP:OD2	2.47	0.47
12:XL:115:LYS:O	12:XL:117:ARG:N	2.47	0.47
12:XL:43:VAL:HG23	12:XL:93:LEU:HD22	1.97	0.47
1:XA:1227:A:OP2	13:XM:111:LYS:HE3	2.14	0.47
17:XQ:63:ARG:HG2	17:XQ:64:PRO:N	2.28	0.47
6:XF:97:PHE:CD2	18:XR:31:LEU:HD21	2.48	0.47
19:XS:41:VAL:CB	19:XS:42:PRO:CA	2.76	0.47
20:XT:26:ASN:ND2	20:XT:26:ASN:N	2.62	0.47
20:XT:50:GLU:CG	20:XT:51:GLU:N	2.76	0.47
47:Y1:7:ILE:HD12	47:Y1:62:VAL:HG11	1.96	0.47
48:Y2:17:SER:CB	48:Y2:18:PRO:CA	2.92	0.47
55:Y9:27:CYS:SG	55:Y9:28:GLU:N	2.87	0.47
25:YA:1292:U:H2'	25:YA:1293:C:C6	2.48	0.47
25:YA:141:A:C8	25:YA:1408:C:H1'	2.49	0.47
25:YA:10:G:N2	25:YA:2802:G:OP1	2.48	0.47

Continued on next page...

Continued from previous page...

Atom-1	Atom-2	Distance(Å)	Clash(Å)
26:YB:27:C:H5'	26:YB:28:C:OP2	2.15	0.47
28:YE:52:LEU:HB2	28:YE:75:VAL:CG2	2.40	0.47
28:YE:65:GLY:HA2	28:YE:70:ALA:HB3	1.95	0.47
29:YF:53:THR:C	29:YF:55:GLY:N	2.68	0.47
30:YG:12:TYR:O	30:YG:16:ARG:HB3	2.15	0.47
30:YG:5:VAL:HG22	50:Y4:25:TYR:CE2	2.50	0.47
33:YN:137:LYS:CG	33:YN:138:LEU:N	2.77	0.47
33:YN:57:ALA:HA	33:YN:60:ILE:CD1	2.43	0.47
33:YN:67:LEU:O	33:YN:88:GLU:HG3	2.14	0.47
33:YN:9:VAL:HG21	33:YN:48:MET:CB	2.45	0.47
35:YP:61:ARG:HH21	54:Y8:13:ARG:HD2	1.77	0.47
39:YT:36:GLU:O	39:YT:37:GLY:C	2.53	0.47
41:YV:59:ALA:HB2	41:YV:96:ILE:HD13	1.97	0.47
44:YY:44:ILE:CG1	44:YY:45:VAL:N	2.70	0.47
1:QA:1152:A:H2'	1:QA:1153:C:C6	2.49	0.47
1:QA:1521:G:H2'	1:QA:1522:U:C6	2.49	0.47
1:QA:512:U:H2'	1:QA:513:C:C6	2.49	0.47
1:QA:792:A:O2'	1:QA:794:A:N7	2.34	0.47
1:QA:939:G:H2'	1:QA:940:C:C6	2.50	0.47
2:QB:116:GLU:HA	2:QB:119:GLU:HB3	1.96	0.47
4:QD:60:GLU:O	4:QD:63:LYS:HB3	2.14	0.47
6:QF:79:LEU:O	6:QF:85:VAL:HG11	2.14	0.47
7:QG:107:ALA:CB	7:QG:134:ALA:HB2	2.44	0.47
8:QH:39:LEU:HD11	8:QH:111:ILE:HD11	1.96	0.47
1:QA:972:C:H4'	10:QJ:57:LYS:CG	2.44	0.47
12:QL:50:SER:O	12:QL:51:ALA:HB2	2.14	0.47
14:QN:43:CYS:O	14:QN:46:GLU:N	2.43	0.47
14:QN:8:GLU:C	14:QN:10:ALA:N	2.68	0.47
16:QP:34:GLU:HG2	16:QP:35:LYS:N	2.29	0.47
20:QT:28:ALA:C	20:QT:30:LYS:N	2.67	0.47
25:RA:96:G:H4'	48:R2:48:HIS:NE2	2.30	0.47
30:RG:5:VAL:HG22	50:R4:25:TYR:CE2	2.50	0.47
50:R4:55:ARG:C	50:R4:59:PHE:HB3	2.35	0.47
25:RA:2238:G:H2'	25:RA:2238:G:N3	2.30	0.47
25:RA:2636:U:OP1	28:RE:79:ARG:HG3	2.14	0.47
25:RA:2638:G:P	28:RE:82:ARG:HH22	2.38	0.47
25:RA:690:G:H2'	25:RA:691:C:C6	2.50	0.47
26:RB:13:A:O2'	26:RB:14:U:H3'	2.14	0.47
27:RD:72:LYS:CG	27:RD:103:ARG:NH2	2.77	0.47
28:RE:129:HIS:O	28:RE:130:GLY:C	2.53	0.47
30:RG:13:GLU:O	30:RG:13:GLU:HG3	2.14	0.47
31:RH:67:LEU:O	31:RH:71:LEU:HB2	2.14	0.47

Continued on next page...

Continued from previous page...

Atom-1	Atom-2	Distance(Å)	Clash(Å)
33:RN:118:LYS:O	33:RN:120:LEU:N	2.43	0.47
41:RV:38:LEU:HD23	41:RV:39:LEU:H	1.79	0.47
43:RX:6:ASP:OD1	48:R2:29:LYS:NZ	2.47	0.47
1:XA:1158:C:H4'	2:XB:133:LYS:HZ1	1.79	0.47
2:XB:200:ILE:H	2:XB:200:ILE:HD12	1.79	0.47
3:XC:16:ARG:NH2	3:XC:183:ASP:OD2	2.47	0.47
4:XD:183:GLY:C	4:XD:184:LYS:HG3	2.34	0.47
5:XE:13:ILE:O	5:XE:13:ILE:HG22	2.14	0.47
6:XF:19:LEU:C	6:XF:19:LEU:HD23	2.35	0.47
8:XH:16:ALA:HB2	8:XH:24:THR:CG2	2.44	0.47
10:XJ:49:VAL:HG23	14:XN:34:TYR:OH	2.13	0.47
11:XK:32:ILE:HD11	11:XK:68:ALA:O	2.14	0.47
15:XO:61:GLY:C	15:XO:65:ARG:NH1	2.67	0.47
16:XP:21:VAL:HG23	16:XP:34:GLU:H	1.79	0.47
20:XT:50:GLU:HA	20:XT:100:ILE:CG2	2.44	0.47
20:XT:13:LEU:HD12	20:XT:13:LEU:C	2.34	0.47
20:XT:49:ALA:HB2	20:XT:99:LEU:HD22	1.97	0.47
51:Y5:48:GLU:HA	51:Y5:59:GLU:CG	2.43	0.47
25:YA:2566:A:H4'	25:YA:2567:G:O5'	2.13	0.47
25:YA:2564:A:C2	25:YA:2647:U:H4'	2.50	0.47
28:YE:56:PRO:O	28:YE:57:LYS:CB	2.61	0.47
31:YH:127:GLU:OE2	31:YH:130:ARG:NH2	2.48	0.47
31:YH:154:PRO:CG	31:YH:162:ILE:O	2.61	0.47
36:YQ:59:ARG:CD	36:YQ:59:ARG:N	2.72	0.47
38:YS:56:LEU:O	38:YS:57:LYS:C	2.53	0.47
40:YU:106:PHE:O	40:YU:109:LEU:HB2	2.15	0.47
40:YU:92:ARG:CZ	40:YU:94:ASN:HD22	2.27	0.47
41:YV:36:PRO:HA	41:YV:56:SER:HG	1.79	0.47
43:YX:35:THR:O	43:YX:37:THR:N	2.47	0.47
44:YY:19:LYS:HE3	44:YY:20:TYR:CE1	2.49	0.47
1:QA:1060:C:C5	3:QC:2:GLY:HA2	2.49	0.47
1:QA:1119:C:H2'	1:QA:1120:G:H8	1.80	0.47
1:QA:15:G:H4'	5:QE:24:ARG:HH12	1.79	0.47
1:QA:399:G:H2'	1:QA:400:C:C6	2.50	0.47
1:QA:715:A:H2'	1:QA:716:A:C8	2.49	0.47
3:QC:148:GLY:O	3:QC:202:ILE:HA	2.14	0.47
9:QI:112:LYS:HD3	9:QI:112:LYS:C	2.35	0.47
13:QM:72:ALA:O	13:QM:76:ALA:HB2	2.14	0.47
14:QN:36:PHE:CD1	14:QN:36:PHE:C	2.88	0.47
18:QR:82:THR:HG22	18:QR:83:GLU:H	1.79	0.47
47:R1:94:LEU:O	47:R1:95:LEU:CB	2.62	0.47
54:R8:44:LYS:HD2	54:R8:44:LYS:N	2.30	0.47

Continued on next page...

Continued from previous page...

Atom-1	Atom-2	Distance(Å)	Clash(Å)
55:R9:1:MET:SD	55:R9:31:LYS:O	2.73	0.47
25:RA:1062:G:H2'	25:RA:1063:G:C8	2.50	0.47
28:RE:3:GLY:HA3	28:RE:81:ILE:HG21	1.97	0.47
29:RF:162:LEU:HD23	29:RF:165:ARG:HH21	1.80	0.47
30:RG:56:ALA:HB2	30:RG:153:ARG:NE	2.28	0.47
35:RP:147:LEU:N	35:RP:147:LEU:HD22	2.29	0.47
36:RQ:66:ILE:H	36:RQ:104:PHE:HA	1.80	0.47
38:RS:108:GLY:O	38:RS:110:LEU:N	2.48	0.47
38:RS:25:ARG:HH12	38:RS:42:ASP:CG	2.16	0.47
2:XB:172:ILE:O	2:XB:175:ARG:CB	2.63	0.47
7:XG:78:ARG:HG3	7:XG:78:ARG:HH11	1.78	0.47
17:XQ:29:HIS:N	17:XQ:33:GLY:O	2.48	0.47
47:Y1:29:GLY:C	47:Y1:30:VAL:CG2	2.82	0.47
54:Y8:43:GLN:C	54:Y8:44:LYS:HD2	2.34	0.47
25:YA:1045:A:O2'	25:YA:1046:A:OP2	2.31	0.47
25:YA:1385:G:H1'	25:YA:1386:C:C6	2.49	0.47
27:YD:134:ARG:HB2	27:YD:135:PHE:CD2	2.49	0.47
27:YD:35:LYS:HD3	27:YD:63:ARG:HB3	1.96	0.47
30:YG:88:ILE:O	30:YG:88:ILE:CD1	2.54	0.47
31:YH:131:VAL:HG12	31:YH:132:ARG:N	2.29	0.47
37:YR:1:MET:SD	37:YR:1:MET:N	2.75	0.47
39:YT:29:ARG:NH1	39:YT:46:GLU:OE1	2.48	0.47
2:QB:223:ILE:HA	2:QB:226:ARG:HB3	1.97	0.47
2:QB:220:ASP:O	2:QB:223:ILE:N	2.48	0.47
3:QC:11:ARG:HH11	3:QC:11:ARG:HG2	1.79	0.47
4:QD:173:TRP:C	4:QD:186:LEU:HB2	2.35	0.47
6:QF:40:VAL:HG22	6:QF:41:GLU:N	2.30	0.47
8:QH:33:GLU:C	8:QH:35:ILE:N	2.65	0.47
8:QH:82:HIS:CD2	8:QH:83:ILE:N	2.82	0.47
1:QA:690:G:H22	11:QK:55:LYS:HZ1	1.62	0.47
50:R4:8:LYS:O	50:R4:9:LEU:CB	2.62	0.47
52:R6:20:ASN:ND2	52:R6:42:TRP:CZ2	2.82	0.47
25:RA:177:G:N3	25:RA:177:G:H5''	2.28	0.47
25:RA:2721:A:H2'	25:RA:2722:G:O4'	2.15	0.47
25:RA:57:C:H2'	25:RA:58:G:O4'	2.14	0.47
25:RA:635:C:H2'	25:RA:636:G:O4'	2.15	0.47
25:RA:872:A:H4'	36:RQ:66:ILE:HD11	1.97	0.47
28:RE:197:ILE:CD1	28:RE:199:ARG:HH12	2.26	0.47
34:RO:120:GLU:OE1	39:RT:67:SER:OG	2.24	0.47
34:RO:37:ASP:O	34:RO:62:VAL:HG23	2.15	0.47
35:RP:12:ALA:C	35:RP:14:LYS:H	2.17	0.47
37:RR:117:VAL:O	37:RR:118:GLU:CB	2.62	0.47

Continued on next page...

Continued from previous page...

Atom-1	Atom-2	Distance(Å)	Clash(Å)
37:RR:74:LYS:O	37:RR:76:VAL:N	2.45	0.47
41:RV:2:PHE:C	41:RV:2:PHE:CD1	2.88	0.47
41:RV:36:PRO:HA	41:RV:56:SER:CB	2.44	0.47
44:RY:39:VAL:O	44:RY:40:GLU:OE2	2.32	0.47
44:RY:61:ILE:HG22	44:RY:62:GLU:N	2.27	0.47
1:XA:1203:C:H2'	1:XA:1204:A:H8	1.78	0.47
1:XA:1402:C:H2'	1:XA:1403:C:O4'	2.15	0.47
2:XB:168:THR:CB	2:XB:192:SER:HB2	2.41	0.47
2:XB:220:ASP:O	2:XB:223:ILE:N	2.48	0.47
2:XB:223:ILE:HA	2:XB:226:ARG:HB3	1.97	0.47
3:XC:127:ARG:NH1	3:XC:127:ARG:CG	2.74	0.47
3:XC:203:PHE:O	3:XC:204:LEU:HD23	2.14	0.47
4:XD:153:ARG:CZ	4:XD:181:MET:HG3	2.44	0.47
4:XD:94:LEU:HD12	4:XD:94:LEU:N	2.13	0.47
8:XH:33:GLU:C	8:XH:35:ILE:N	2.65	0.47
5:XE:152:ARG:HD3	8:XH:44:PHE:CZ	2.50	0.47
8:XH:82:HIS:CD2	8:XH:83:ILE:N	2.82	0.47
9:XI:5:TYR:OH	9:XI:7:THR:HG23	2.15	0.47
9:XI:18:PHE:HB2	9:XI:62:TYR:HB3	1.96	0.47
11:XK:102:GLY:O	11:XK:103:LEU:C	2.53	0.47
13:XM:23:TYR:HB2	13:XM:67:GLU:OE1	2.15	0.47
50:Y4:50:VAL:O	50:Y4:50:VAL:CG1	2.62	0.47
25:YA:458:G:O2'	53:Y7:39:ARG:HD3	2.14	0.47
25:YA:1937:A:C8	25:YA:1939:U:H2'	2.50	0.47
25:YA:278:A:H2'	25:YA:279:C:C6	2.50	0.47
25:YA:389:G:H22	35:YP:72:PRO:CG	2.27	0.47
27:YD:32:SER:O	27:YD:33:LEU:CB	2.60	0.47
28:YE:36:ARG:HH11	28:YE:36:ARG:CB	2.28	0.47
28:YE:78:LEU:CD2	28:YE:79:ARG:HD2	2.43	0.47
28:YE:89:ASP:O	28:YE:90:THR:O	2.33	0.47
30:YG:106:LEU:HA	30:YG:110:ALA:CB	2.44	0.47
30:YG:16:ARG:NH2	30:YG:28:VAL:O	2.48	0.47
31:YH:67:LEU:O	31:YH:71:LEU:HB2	2.15	0.47
38:YS:46:VAL:HG12	38:YS:47:THR:N	2.28	0.47
34:YO:104:ARG:HD3	39:YT:36:GLU:OE2	2.15	0.47
39:YT:51:ARG:CG	39:YT:98:LYS:HG3	2.44	0.47
43:YX:43:VAL:HG11	43:YX:51:VAL:HG21	1.97	0.47
44:YY:39:VAL:O	44:YY:40:GLU:OE2	2.32	0.47
1:QA:1179:A:O3'	9:QI:103:THR:HG23	2.15	0.47
1:QA:1065:U:O5'	1:QA:1190:G:N2	2.47	0.47
2:QB:95:GLN:NE2	2:QB:147:LYS:HE2	2.27	0.47
2:QB:168:THR:CB	2:QB:192:SER:HB2	2.41	0.47

Continued on next page...

Continued from previous page...

Atom-1	Atom-2	Distance(Å)	Clash(Å)
2:QB:5:ILE:O	2:QB:6:THR:O	2.32	0.47
2:QB:71:VAL:HG23	2:QB:164:VAL:HG13	1.97	0.47
3:QC:23:TYR:CG	3:QC:24:ALA:N	2.83	0.47
1:QA:403:C:H4'	4:QD:122:ARG:NH2	2.30	0.47
4:QD:154:ASN:O	4:QD:155:LEU:O	2.32	0.47
4:QD:165:MET:HE3	4:QD:168:ARG:HD2	1.97	0.47
1:QA:430:A:P	4:QD:9:CYS:H	2.38	0.47
6:QF:19:LEU:HD23	6:QF:19:LEU:C	2.35	0.47
8:QH:80:ILE:HG23	8:QH:137:VAL:HG12	1.97	0.47
11:QK:32:ILE:HD11	11:QK:68:ALA:O	2.14	0.47
16:QP:40:ASP:C	16:QP:42:ARG:H	2.17	0.47
16:QP:69:THR:O	16:QP:73:LEU:HG	2.14	0.47
17:QQ:76:LEU:HD11	17:QQ:79:SER:H	1.80	0.47
18:QR:32:ARG:HH11	18:QR:65:ILE:HD13	1.80	0.47
50:R4:3:GLU:HG3	50:R4:4:GLY:H	1.79	0.47
25:RA:2372:G:H4'	52:R6:46:HIS:NE2	2.30	0.47
25:RA:307:G:H22	25:RA:310:A:P	2.37	0.47
27:RD:102:LYS:O	27:RD:103:ARG:HG3	2.15	0.47
28:RE:17:ASP:OD2	28:RE:17:ASP:N	2.46	0.47
28:RE:65:GLY:HA2	28:RE:70:ALA:HB3	1.95	0.47
29:RF:184:TYR:CD2	29:RF:188:ARG:HD2	2.50	0.47
30:RG:44:GLY:HA2	30:RG:88:ILE:HG12	1.96	0.47
33:RN:137:LYS:CG	33:RN:138:LEU:H	2.27	0.47
35:RP:37:GLY:O	35:RP:41:ARG:HD3	2.15	0.47
40:RU:8:VAL:O	40:RU:9:VAL:C	2.53	0.47
44:RY:75:ILE:HG12	44:RY:76:CYS:H	1.79	0.47
1:XA:580:U:H2'	1:XA:581:G:O4'	2.14	0.47
1:XA:686:U:O4	1:XA:703:G:H1'	2.15	0.47
2:XB:116:GLU:HA	2:XB:119:GLU:HB3	1.96	0.47
2:XB:224:GLN:HA	2:XB:229:VAL:HG23	1.97	0.47
4:XD:173:TRP:C	4:XD:186:LEU:HB2	2.35	0.47
4:XD:31:CYS:O	4:XD:32:ALA:CB	2.62	0.47
6:XF:40:VAL:HG22	6:XF:41:GLU:N	2.30	0.47
7:XG:70:LYS:O	7:XG:138:LYS:HE3	2.15	0.47
7:XG:92:SER:HB3	7:XG:95:ARG:CB	2.45	0.47
8:XH:10:LEU:H	8:XH:10:LEU:CD2	2.15	0.47
8:XH:68:ARG:HG2	8:XH:68:ARG:HH11	1.80	0.47
9:XI:106:ALA:O	9:XI:108:VAL:HG13	2.15	0.47
15:XO:76:GLU:O	15:XO:78:TYR:N	2.48	0.47
1:XA:1221:G:OP1	19:XS:36:ARG:HD3	2.15	0.47
50:Y4:33:VAL:CG1	50:Y4:34:GLU:H	2.22	0.47
50:Y4:50:VAL:O	50:Y4:50:VAL:HG13	2.15	0.47

Continued on next page...

Continued from previous page...

Atom-1	Atom-2	Distance(Å)	Clash(Å)
25:YA:99:U:O2'	25:YA:101:G:OP2	2.30	0.47
25:YA:870:A:OP1	36:YQ:6:ARG:NH2	2.47	0.47
27:YD:72:LYS:CG	27:YD:103:ARG:NH2	2.76	0.47
28:YE:22:PRO:O	28:YE:22:PRO:CG	2.63	0.47
30:YG:14:GLU:O	30:YG:17:PRO:HG2	2.15	0.47
33:YN:57:ALA:CA	33:YN:60:ILE:HD11	2.44	0.47
35:YP:81:GLN:HB3	35:YP:110:TYR:HB3	1.97	0.47
35:YP:115:LEU:CD1	35:YP:116:GLY:N	2.78	0.47
35:YP:126:VAL:HA	35:YP:145:PRO:HD2	1.95	0.47
36:YQ:80:GLU:HG3	36:YQ:81:VAL:N	2.27	0.47
26:YB:52:A:N6	38:YS:33:LYS:HG3	2.29	0.47
40:YU:91:ASP:O	40:YU:92:ARG:C	2.53	0.47
41:YV:48:GLY:O	41:YV:49:THR:C	2.52	0.47
42:YW:66:GLU:O	42:YW:69:LEU:HG	2.15	0.47
43:YX:53:LYS:HZ2	43:YX:55:ASN:HD21	1.62	0.47
1:QA:1224:G:H1	1:QA:1322:C:HO2'	1.63	0.47
1:QA:1412:C:H2'	1:QA:1413:A:C8	2.50	0.47
1:QA:173:U:H5''	1:QA:197:A:O4'	2.14	0.47
3:QC:203:PHE:O	3:QC:204:LEU:HD23	2.15	0.47
4:QD:110:PHE:H	4:QD:110:PHE:HD1	1.63	0.47
4:QD:135:LEU:C	4:QD:137:SER:H	2.18	0.47
4:QD:30:LYS:CD	4:QD:30:LYS:H	2.24	0.47
7:QG:70:LYS:O	7:QG:138:LYS:HE3	2.15	0.47
8:QH:86:ILE:HG22	8:QH:87:SER:N	2.30	0.47
10:QJ:74:ILE:HG12	10:QJ:74:ILE:O	2.14	0.47
13:QM:23:TYR:HB3	13:QM:67:GLU:CG	2.39	0.47
14:QN:41:ARG:HH11	14:QN:41:ARG:CG	2.28	0.47
25:RA:1020:A:N6	25:RA:1141:U:O2'	2.47	0.47
25:RA:1264:G:H5'	51:R5:11:THR:CG2	2.45	0.47
25:RA:153:C:OP2	47:R1:88:LYS:HE2	2.15	0.47
25:RA:964:C:O2'	25:RA:2273:A:N3	2.43	0.47
25:RA:2468:G:H5''	36:RQ:120:ILE:HD12	1.97	0.47
25:RA:270(T):G:H5''	47:R1:97:LEU:CD2	2.43	0.47
25:RA:583:G:H5''	40:RU:10:ARG:NH1	2.21	0.47
25:RA:67:U:H3	25:RA:74:A:H2	1.58	0.47
25:RA:717:G:H2'	25:RA:718:A:O4'	2.15	0.47
25:RA:78:A:H2'	25:RA:79:G:H8	1.79	0.47
27:RD:165:ILE:C	27:RD:166:GLN:HE21	2.18	0.47
33:RN:57:ALA:CA	33:RN:60:ILE:HD11	2.44	0.47
25:RA:806:C:OP2	35:RP:41:ARG:NE	2.47	0.47
37:RR:56:LYS:C	37:RR:58:GLY:H	2.18	0.47
43:RX:26:TYR:HB3	43:RX:92:LEU:HD12	1.97	0.47

Continued on next page...

Continued from previous page...

Atom-1	Atom-2	Distance(Å)	Clash(Å)
1:XA:1182:G:H4'	1:XA:1183:A:H5''	1.96	0.47
1:XA:1346:A:C5	7:XG:10:ARG:NH1	2.83	0.47
2:XB:71:VAL:HG23	2:XB:164:VAL:HG13	1.97	0.47
2:XB:86:GLU:C	2:XB:88:ALA:H	2.17	0.47
2:XB:92:TYR:CD1	2:XB:92:TYR:C	2.88	0.47
3:XC:52:LEU:H	3:XC:52:LEU:CD2	2.20	0.47
4:XD:114:ARG:CG	4:XD:114:ARG:NH1	2.77	0.47
6:XF:9:VAL:HB	6:XF:87:ARG:HB2	1.97	0.47
7:XG:50:ILE:CG2	7:XG:61:VAL:HG21	2.45	0.47
7:XG:50:ILE:HG21	7:XG:61:VAL:HG21	1.97	0.47
8:XH:6:ILE:O	8:XH:10:LEU:HG	2.14	0.47
11:XK:32:ILE:HD12	11:XK:72:ALA:CB	2.36	0.47
13:XM:87:TYR:C	13:XM:89:GLY:H	2.18	0.47
14:XN:8:GLU:C	14:XN:10:ALA:N	2.68	0.47
14:XN:41:ARG:NE	14:XN:42:ILE:HG13	2.29	0.47
17:XQ:63:ARG:HG2	17:XQ:64:PRO:CD	2.45	0.47
17:XQ:98:LEU:O	17:XQ:99:SER:C	2.53	0.47
18:XR:31:LEU:H	18:XR:31:LEU:CD2	2.28	0.47
47:Y1:81:LYS:HE2	47:Y1:81:LYS:H	1.62	0.47
25:YA:1340:U:OP2	43:YX:78:LYS:NZ	2.48	0.47
25:YA:27:G:HO2'	25:YA:28:A:H8	1.59	0.47
27:YD:205:VAL:O	27:YD:206:LEU:C	2.52	0.47
29:YF:127:GLU:OE1	29:YF:127:GLU:HA	2.07	0.47
32:YI:113:ARG:HB3	32:YI:131:LYS:HD3	1.97	0.47
33:YN:73:THR:HA	33:YN:83:LYS:O	2.15	0.47
25:YA:2839:G:H5''	37:YR:46:GLY:HA2	1.97	0.47
40:YU:66:ASN:CB	40:YU:76:TYR:HB2	2.44	0.47
41:YV:4:ILE:HA	41:YV:12:TYR:O	2.14	0.47
44:YY:81:LYS:NZ	44:YY:98:VAL:HB	2.30	0.47
1:QA:1296:C:HO2'	1:QA:1302:U:H5	1.63	0.47
1:QA:1513:A:H2'	1:QA:1514:C:C6	2.50	0.47
4:QD:146:ILE:HG22	4:QD:146:ILE:O	2.15	0.47
4:QD:9:CYS:SG	4:QD:22:LYS:HE3	2.55	0.47
15:QO:76:GLU:O	15:QO:78:TYR:N	2.48	0.47
21:QU:15:ARG:HG2	21:QU:15:ARG:NH1	2.29	0.47
21:QU:14:TRP:CE3	21:QU:15:ARG:NH1	2.83	0.47
25:RA:2356:C:O3'	46:R0:20:ARG:HD3	2.15	0.47
48:R2:17:SER:CB	48:R2:18:PRO:CA	2.92	0.47
25:RA:184:C:H2'	25:RA:185:U:H6	1.79	0.47
25:RA:2467:C:H4'	36:RQ:123:HIS:ND1	2.30	0.47
25:RA:265:A:O2'	25:RA:266:G:H4'	2.13	0.47
27:RD:205:VAL:O	27:RD:206:LEU:C	2.52	0.47

Continued on next page...

Continued from previous page...

Atom-1	Atom-2	Distance(Å)	Clash(Å)
28:RE:63:LEU:O	28:RE:64:LYS:CB	2.62	0.47
29:RF:65:TRP:CH2	29:RF:72:ARG:HB3	2.50	0.47
31:RH:41:MET:HG3	31:RH:54:ARG:HA	1.96	0.47
34:RO:53:LYS:CD	34:RO:56:ASP:OD1	2.63	0.47
38:RS:61:ASN:O	38:RS:65:VAL:HG23	2.15	0.47
1:XA:1072:G:H2'	1:XA:1073:U:C6	2.50	0.47
1:XA:701:C:O2'	1:XA:702:A:OP2	2.26	0.47
5:XE:77:PRO:HG2	5:XE:142:LEU:HD22	1.97	0.47
6:XF:40:VAL:HG22	6:XF:41:GLU:H	1.80	0.47
1:XA:1292:U:OP1	7:XG:41:ARG:NH2	2.48	0.47
20:XT:93:GLU:HG2	20:XT:93:GLU:O	2.15	0.47
9:XI:128:ARG:HH21	22:XV:35:A:P	2.38	0.47
47:Y1:83:GLU:OE1	47:Y1:85:LEU:HB2	2.15	0.47
50:Y4:55:ARG:C	50:Y4:59:PHE:HB3	2.35	0.47
51:Y5:57:VAL:O	51:Y5:57:VAL:HG13	2.14	0.47
25:YA:2420:C:H41	54:Y8:30:ARG:HD2	1.79	0.47
25:YA:2636:U:OP2	28:YE:79:ARG:NH1	2.47	0.47
27:YD:136:ILE:HD12	27:YD:136:ILE:N	2.30	0.47
27:YD:145:VAL:O	27:YD:153:ALA:HA	2.14	0.47
27:YD:231:HIS:ND1	27:YD:232:PRO:HD2	2.30	0.47
28:YE:120:TRP:O	28:YE:121:ASN:HB2	2.14	0.47
30:YG:106:LEU:HA	30:YG:110:ALA:HB3	1.95	0.47
30:YG:36:LYS:HA	30:YG:95:ARG:HG2	1.95	0.47
32:YI:8:PRO:HG3	32:YI:14:ASP:HB2	1.97	0.47
34:YO:37:ASP:O	34:YO:62:VAL:HG23	2.14	0.47
40:YU:107:ALA:O	40:YU:110:VAL:HB	2.14	0.47
40:YU:27:LEU:O	40:YU:30:LYS:N	2.41	0.47
42:YW:4:LYS:HA	42:YW:106:ILE:HA	1.97	0.47
44:YY:44:ILE:O	44:YY:62:GLU:O	2.32	0.47
44:YY:56:PRO:O	44:YY:57:GLN:C	2.53	0.47
44:YY:56:PRO:O	44:YY:58:GLY:N	2.48	0.47
1:QA:1306:A:N6	1:QA:1331:G:H1'	2.30	0.47
1:QA:1321:C:H3'	1:QA:1322:C:H5''	1.96	0.47
1:QA:606:G:H22	1:QA:631:G:H5'	1.80	0.47
2:QB:172:ILE:O	2:QB:175:ARG:CB	2.63	0.47
2:QB:86:GLU:C	2:QB:88:ALA:H	2.17	0.47
3:QC:195:VAL:CG1	3:QC:196:LEU:H	2.27	0.47
4:QD:7:PRO:O	4:QD:10:ARG:HG2	2.15	0.47
6:QF:41:GLU:HG2	6:QF:43:LEU:CD1	2.44	0.47
9:QI:106:ALA:O	9:QI:108:VAL:HG13	2.15	0.47
11:QK:104:GLN:O	11:QK:106:LYS:HG3	2.15	0.47
13:QM:8:GLU:C	13:QM:9:ILE:HG23	2.34	0.47

Continued on next page...

Continued from previous page...

Atom-1	Atom-2	Distance(Å)	Clash(Å)
15:QO:82:ILE:O	15:QO:86:GLY:N	2.48	0.47
17:QQ:63:ARG:HG2	17:QQ:64:PRO:CD	2.45	0.47
22:QV:53:G:H4'	22:QV:54:U:OP1	2.14	0.47
50:R4:53:GLU:O	50:R4:57:GLU:HG3	2.14	0.47
51:R5:20:ARG:C	51:R5:22:HIS:N	2.68	0.47
52:R6:48:VAL:O	52:R6:49:HIS:HB2	2.15	0.47
53:R7:25:PRO:HA	53:R7:28:ARG:CZ	2.45	0.47
55:R9:19:ARG:NH2	55:R9:26:ILE:HD11	2.29	0.47
25:RA:1005:C:O2'	33:RN:28:THR:HG21	2.15	0.47
25:RA:1930:G:HO2'	25:RA:1931:U:P	2.37	0.47
25:RA:2250:G:C4	36:RQ:82:ARG:HG3	2.50	0.47
25:RA:29:U:H2'	25:RA:30:G:C8	2.50	0.47
27:RD:18:VAL:CG1	27:RD:19:ALA:N	2.78	0.47
27:RD:231:HIS:ND1	27:RD:232:PRO:HD2	2.30	0.47
30:RG:16:ARG:NH2	30:RG:28:VAL:O	2.48	0.47
32:RI:14:ASP:O	32:RI:16:GLY:N	2.48	0.47
33:RN:134:ARG:N	33:RN:135:PRO:CD	2.58	0.47
35:RP:98:GLU:HG2	35:RP:99:LEU:N	2.30	0.47
36:RQ:34:LEU:HD11	36:RQ:129:THR:CB	2.35	0.47
38:RS:66:ALA:HA	38:RS:69:VAL:HG12	1.96	0.47
44:RY:68:HIS:O	44:RY:71:LYS:HB2	2.15	0.47
1:XA:1161:C:H2'	1:XA:1162:C:C6	2.50	0.47
1:XA:676:A:H1'	11:XK:115:PRO:HB3	1.96	0.47
1:XA:713:G:H2'	1:XA:714:G:C8	2.50	0.47
4:XD:135:LEU:C	4:XD:137:SER:H	2.18	0.47
4:XD:135:LEU:O	4:XD:137:SER:N	2.47	0.47
5:XE:96:PRO:HA	5:XE:117:ASP:CG	2.35	0.47
6:XF:69:GLU:O	6:XF:71:ARG:N	2.48	0.47
7:XG:140:ASP:HA	7:XG:143:ARG:HH11	1.79	0.47
15:XO:76:GLU:C	15:XO:78:TYR:N	2.69	0.47
18:XR:46:GLU:HG3	18:XR:47:THR:N	2.29	0.47
51:Y5:45:VAL:HG12	51:Y5:45:VAL:O	2.13	0.47
52:Y6:20:ASN:O	52:Y6:21:TYR:HB2	2.15	0.47
54:Y8:9:GLY:O	54:Y8:13:ARG:HG2	2.15	0.47
25:YA:1268:A:H2'	25:YA:1269:A:O4'	2.15	0.47
25:YA:1506:C:H3'	25:YA:1507:A:H5"	1.96	0.47
25:YA:2469:A:H2	25:YA:2481:G:N2	2.13	0.47
28:YE:101:ARG:HD2	28:YE:171:GLU:HA	1.97	0.47
28:YE:103:ASP:OD2	28:YE:168:MET:HG2	2.15	0.47
29:YF:162:LEU:HD23	29:YF:165:ARG:HH21	1.79	0.47
30:YG:52:ILE:HG22	30:YG:52:ILE:O	2.15	0.47
31:YH:104:GLU:HG3	31:YH:114:VAL:HG22	1.96	0.47

Continued on next page...

Continued from previous page...

Atom-1	Atom-2	Distance(Å)	Clash(Å)
31:YH:18:GLU:HA	31:YH:18:GLU:OE2	2.15	0.47
31:YH:86:GLU:O	31:YH:132:ARG:HA	2.15	0.47
33:YN:35:ARG:O	33:YN:35:ARG:HG3	2.15	0.47
34:YO:53:LYS:CD	34:YO:56:ASP:OD1	2.63	0.47
37:YR:61:HIS:O	37:YR:65:LEU:HD13	2.14	0.47
1:QA:1001:G:H2'	1:QA:1002:G:O4'	2.15	0.46
2:QB:174:VAL:O	2:QB:178:ARG:HB3	2.16	0.46
3:QC:58:GLU:O	3:QC:59:ARG:HG3	2.15	0.46
4:QD:30:LYS:CD	4:QD:30:LYS:N	2.73	0.46
10:QJ:80:LYS:NZ	10:QJ:80:LYS:HB2	2.30	0.46
17:QQ:29:HIS:N	17:QQ:33:GLY:O	2.47	0.46
17:QQ:59:ILE:N	17:QQ:59:ILE:CD1	2.78	0.46
19:QS:24:ALA:O	19:QS:25:LYS:CB	2.63	0.46
20:QT:53:LEU:HD12	20:QT:100:ILE:HG23	1.97	0.46
20:QT:99:LEU:O	20:QT:100:ILE:HB	2.15	0.46
51:R5:43:HIS:N	51:R5:43:HIS:ND1	2.63	0.46
53:R7:2:LYS:HG2	53:R7:3:ARG:N	2.31	0.46
25:RA:458:G:O2'	53:R7:39:ARG:HD3	2.14	0.46
54:R8:29:LYS:HE3	54:R8:41:ILE:O	2.15	0.46
25:RA:1188:U:O2'	25:RA:1189:A:H5'	2.15	0.46
25:RA:1677:A:H2'	25:RA:1678:G:O4'	2.15	0.46
25:RA:389:G:H22	35:RP:72:PRO:CG	2.28	0.46
25:RA:780:G:H21	25:RA:783:A:H62	1.62	0.46
25:RA:2052:G:H4'	28:RE:143:ASN:O	2.14	0.46
31:RH:18:GLU:HA	31:RH:18:GLU:OE2	2.15	0.46
31:RH:4:ILE:H	31:RH:4:ILE:CD1	2.25	0.46
38:RS:52:SER:O	38:RS:56:LEU:CD2	2.60	0.46
39:RT:57:PHE:O	39:RT:58:ASN:C	2.53	0.46
1:XA:1297:C:HO2'	1:XA:1298:C:P	2.39	0.46
1:XA:136:C:H42	1:XA:227:G:H1	1.63	0.46
1:XA:939:G:H5''	7:XG:102:ARG:NH1	2.30	0.46
3:XC:124:ILE:C	3:XC:126:ARG:H	2.19	0.46
4:XD:126:ILE:HG22	4:XD:127:THR:H	1.80	0.46
4:XD:146:ILE:CD1	4:XD:146:ILE:N	2.73	0.46
9:XI:112:LYS:C	9:XI:112:LYS:HD3	2.35	0.46
20:XT:99:LEU:O	20:XT:100:ILE:HB	2.14	0.46
50:Y4:15:ILE:HG22	50:Y4:20:ASN:CA	2.45	0.46
52:Y6:8:LYS:O	52:Y6:27:LYS:HG2	2.15	0.46
25:YA:1217:C:OP1	40:YU:15:LYS:NZ	2.39	0.46
25:YA:2432:A:C8	47:Y1:33:LYS:HE2	2.50	0.46
25:YA:415:A:H2'	25:YA:416:C:H6	1.79	0.46
25:YA:2729:G:C1'	28:YE:187:ALA:HB2	2.38	0.46

Continued on next page...

Continued from previous page...

Atom-1	Atom-2	Distance(Å)	Clash(Å)
28:YE:61:ARG:O	28:YE:63:LEU:CG	2.57	0.46
30:YG:104:GLU:OE1	50:Y4:23:GLU:HB3	2.15	0.46
30:YG:135:LEU:HD11	30:YG:157:ILE:HD12	1.98	0.46
13:XM:11:ARG:HH21	30:YG:146:TYR:HD2	1.61	0.46
25:YA:2653:U:O2'	31:YH:110:SER:HB2	2.14	0.46
31:YH:89:ILE:HD13	31:YH:89:ILE:H	1.80	0.46
31:YH:9:ILE:O	31:YH:10:PRO:O	2.33	0.46
33:YN:46:VAL:HG13	33:YN:47:ALA:N	2.31	0.46
35:YP:46:LYS:O	35:YP:48:PRO:N	2.48	0.46
36:YQ:34:LEU:HD11	36:YQ:129:THR:CB	2.35	0.46
37:YR:56:LYS:C	37:YR:58:GLY:H	2.18	0.46
38:YS:24:LEU:HB2	38:YS:85:VAL:HG12	1.97	0.46
41:YV:6:LYS:HD3	41:YV:11:GLN:HG2	1.96	0.46
45:YZ:128:VAL:HB	45:YZ:161:VAL:HG13	1.96	0.46
1:QA:189:U:HO2'	1:QA:190:G:P	2.38	0.46
3:QC:172:ARG:O	3:QC:173:VAL:HG23	2.15	0.46
1:QA:429:U:H3'	4:QD:9:CYS:HB2	1.97	0.46
7:QG:50:ILE:CG2	7:QG:61:VAL:HG21	2.45	0.46
10:QJ:47:PHE:CE1	10:QJ:63:PHE:HB2	2.32	0.46
11:QK:96:ARG:O	11:QK:97:ALA:C	2.54	0.46
13:QM:23:TYR:HB2	13:QM:67:GLU:OE1	2.15	0.46
19:QS:40:ILE:CG1	19:QS:41:VAL:N	2.78	0.46
20:QT:26:ASN:ND2	20:QT:26:ASN:N	2.62	0.46
48:R2:7:ARG:NH1	48:R2:7:ARG:HG3	2.25	0.46
25:RA:1425:G:H2'	25:RA:1426:G:C8	2.50	0.46
27:RD:27:THR:O	27:RD:29:PRO:CD	2.62	0.46
28:RE:188:VAL:HG13	28:RE:188:VAL:O	2.15	0.46
28:RE:87:GLU:O	28:RE:89:ASP:N	2.49	0.46
30:RG:95:ARG:O	30:RG:96:ARG:C	2.54	0.46
31:RH:9:ILE:O	31:RH:10:PRO:O	2.33	0.46
33:RN:9:VAL:HG21	33:RN:48:MET:CB	2.45	0.46
35:RP:23:PRO:HG2	35:RP:23:PRO:O	2.15	0.46
37:RR:56:LYS:HE2	37:RR:94:TYR:OH	2.15	0.46
25:RA:2295:C:OP1	38:RS:10:ARG:HD2	2.16	0.46
33:RN:1:MET:HE3	40:RU:95:LEU:HD21	1.97	0.46
41:RV:30:GLY:O	41:RV:31:ALA:O	2.34	0.46
42:RW:4:LYS:HA	42:RW:106:ILE:HA	1.97	0.46
1:XA:1267:C:O2	21:XU:20:LYS:HD2	2.15	0.46
1:XA:486:U:H2'	1:XA:487:A:C8	2.49	0.46
1:XA:486:U:H2'	1:XA:487:A:H8	1.80	0.46
1:XA:865:A:H2	1:XA:918:A:H4'	1.80	0.46
1:XA:926:G:C6	1:XA:1505:G:C6	3.04	0.46

Continued on next page...

Continued from previous page...

Atom-1	Atom-2	Distance(Å)	Clash(Å)
3:XC:6:HIS:C	3:XC:8:ILE:H	2.18	0.46
8:XH:39:LEU:C	8:XH:45:ILE:HG12	2.35	0.46
9:XI:17:VAL:HG11	9:XI:81:ILE:HA	1.96	0.46
10:XJ:80:LYS:HB2	10:XJ:80:LYS:NZ	2.30	0.46
14:XN:36:PHE:C	14:XN:36:PHE:CD1	2.88	0.46
16:XP:13:HIS:C	16:XP:15:PRO:HD3	2.36	0.46
16:XP:30:GLY:O	16:XP:31:LYS:C	2.54	0.46
18:XR:31:LEU:HD23	18:XR:31:LEU:N	2.29	0.46
19:XS:40:ILE:CG1	19:XS:41:VAL:N	2.78	0.46
25:YA:1771:C:H1'	25:YA:1786:A:C8	2.50	0.46
25:YA:1888:G:H5'	25:YA:1889:A:OP1	2.16	0.46
25:YA:224:G:O6	25:YA:419:C:O2'	2.33	0.46
25:YA:458:G:O2'	25:YA:469:G:O6	2.20	0.46
25:YA:860:U:C5	25:YA:917:A:C2	2.98	0.46
27:YD:198:ASN:ND2	27:YD:198:ASN:C	2.69	0.46
28:YE:188:VAL:O	28:YE:188:VAL:HG13	2.15	0.46
28:YE:20:ALA:C	28:YE:21:VAL:HG13	2.35	0.46
25:YA:443:A:H3'	29:YF:45:ARG:HH12	1.79	0.46
30:YG:13:GLU:O	30:YG:13:GLU:HG3	2.14	0.46
30:YG:20:ILE:HD13	30:YG:25:TYR:HB2	1.98	0.46
35:YP:37:GLY:O	35:YP:41:ARG:HD3	2.15	0.46
36:YQ:87:LYS:O	36:YQ:89:ASN:N	2.43	0.46
37:YR:1:MET:O	37:YR:2:ARG:HB2	2.15	0.46
38:YS:28:VAL:HG11	38:YS:98:VAL:HG12	1.97	0.46
43:YX:26:TYR:HB3	43:YX:92:LEU:HD12	1.97	0.46
44:YY:68:HIS:O	44:YY:71:LYS:HB2	2.14	0.46
1:QA:546:G:P	4:QD:72:GLU:HB3	2.55	0.46
2:QB:224:GLN:HA	2:QB:229:VAL:HG23	1.97	0.46
5:QE:96:PRO:HA	5:QE:117:ASP:CG	2.35	0.46
7:QG:92:SER:HB3	7:QG:95:ARG:CB	2.45	0.46
10:QJ:44:VAL:HG12	10:QJ:45:ARG:N	2.30	0.46
11:QK:102:GLY:O	11:QK:103:LEU:C	2.53	0.46
11:QK:34:ASP:HB2	11:QK:35:PRO:CD	2.45	0.46
12:QL:115:LYS:O	12:QL:117:ARG:N	2.47	0.46
13:QM:65:LYS:NZ	13:QM:69:GLU:HG2	2.31	0.46
13:QM:80:ARG:O	13:QM:82:MET:O	2.34	0.46
16:QP:25:ARG:HG3	16:QP:25:ARG:HH11	1.79	0.46
18:QR:46:GLU:HG3	18:QR:47:THR:N	2.29	0.46
20:QT:49:ALA:HB2	20:QT:99:LEU:HD22	1.97	0.46
47:R1:49:VAL:HG12	47:R1:51:VAL:CG2	2.45	0.46
47:R1:76:ARG:HD2	47:R1:76:ARG:N	2.29	0.46
25:RA:1025:G:C4	25:RA:1135:C:H1'	2.51	0.46

Continued on next page...

Continued from previous page...

Atom-1	Atom-2	Distance(Å)	Clash(Å)
25:RA:1179:C:H2'	25:RA:1180:C:O4'	2.15	0.46
25:RA:1657:C:H2'	25:RA:1658:C:H6	1.81	0.46
27:RD:183:ARG:NH1	27:RD:183:ARG:CG	2.69	0.46
25:RA:2572:A:N3	28:RE:144:ARG:NH2	2.62	0.46
28:RE:33:VAL:HG12	28:RE:90:THR:H	1.81	0.46
30:RG:98:ARG:CA	30:RG:101:ILE:HG12	2.40	0.46
34:RO:112:MET:O	34:RO:115:VAL:CG2	2.64	0.46
37:RR:29:LEU:CD1	37:RR:29:LEU:N	2.78	0.46
37:RR:78:LYS:HG2	37:RR:78:LYS:O	2.15	0.46
38:RS:26:LEU:HD22	38:RS:87:PHE:CD1	2.46	0.46
39:RT:29:ARG:NH1	39:RT:46:GLU:OE1	2.48	0.46
34:RO:104:ARG:HD3	39:RT:36:GLU:OE2	2.15	0.46
43:RX:12:VAL:HG13	43:RX:12:VAL:O	2.15	0.46
44:RY:15:VAL:O	44:RY:21:LYS:HA	2.15	0.46
1:XA:1356:G:H2'	1:XA:1357:A:C8	2.50	0.46
1:XA:779:C:H4'	11:XK:121:PRO:O	2.15	0.46
2:XB:15:VAL:HG23	2:XB:209:ARG:HE	1.80	0.46
2:XB:174:VAL:O	2:XB:178:ARG:HB3	2.16	0.46
2:XB:77:ALA:HB1	2:XB:211:ILE:HG21	1.97	0.46
3:XC:11:ARG:HG2	3:XC:11:ARG:HH11	1.79	0.46
3:XC:134:ILE:HG23	3:XC:151:VAL:HB	1.98	0.46
3:XC:172:ARG:O	3:XC:173:VAL:CG2	2.63	0.46
3:XC:23:TYR:CG	3:XC:24:ALA:N	2.83	0.46
3:XC:42:LEU:HD12	3:XC:45:LYS:HZ3	1.80	0.46
3:XC:73:PRO:O	3:XC:77:ILE:HG13	2.16	0.46
4:XD:110:PHE:H	4:XD:110:PHE:HD1	1.62	0.46
8:XH:86:ILE:CG1	8:XH:133:LEU:HD22	2.46	0.46
8:XH:80:ILE:HG23	8:XH:137:VAL:HG12	1.97	0.46
9:XI:9:ARG:HA	9:XI:76:ALA:HB1	1.96	0.46
11:XK:80:VAL:O	11:XK:106:LYS:HD3	2.16	0.46
12:XL:127:GLU:O	12:XL:128:ALA:CB	2.62	0.46
16:XP:60:LEU:CA	16:XP:64:ALA:HB3	2.43	0.46
47:Y1:76:ARG:CD	47:Y1:76:ARG:H	2.29	0.46
54:Y8:29:LYS:HE3	54:Y8:41:ILE:O	2.15	0.46
54:Y8:40:GLU:C	54:Y8:42:ARG:N	2.68	0.46
25:YA:1059:G:H3'	25:YA:1060:U:H5''	1.96	0.46
25:YA:2283:C:OP1	52:Y6:5:VAL:HG13	2.15	0.46
25:YA:2636:U:H2'	25:YA:2637:U:C6	2.51	0.46
25:YA:2695:C:H2'	25:YA:2696:U:C6	2.51	0.46
25:YA:479:A:N3	25:YA:481:G:H5''	2.31	0.46
25:YA:755:C:H2'	25:YA:756:C:C6	2.51	0.46
25:YA:192:C:O2'	25:YA:802:A:N3	2.41	0.46

Continued on next page...

Continued from previous page...

Atom-1	Atom-2	Distance(Å)	Clash(Å)
29:YF:108:LYS:HA	29:YF:108:LYS:HZ3	1.79	0.46
29:YF:46:ARG:NH1	29:YF:46:ARG:CG	2.71	0.46
30:YG:116:ASP:O	30:YG:117:PHE:CB	2.51	0.46
31:YH:94:TYR:N	31:YH:94:TYR:CD1	2.82	0.46
32:YI:31:LEU:HD21	32:YI:38:LEU:HG	1.97	0.46
34:YO:104:ARG:HG2	34:YO:121:VAL:HG12	1.97	0.46
34:YO:61:VAL:O	34:YO:84:ALA:HB1	2.16	0.46
25:YA:814:C:H41	35:YP:25:SER:HA	1.81	0.46
36:YQ:109:VAL:HG13	36:YQ:113:GLN:OE1	2.16	0.46
39:YT:111:ARG:C	39:YT:113:LYS:N	2.64	0.46
40:YU:98:LEU:HD23	40:YU:98:LEU:C	2.36	0.46
40:YU:8:VAL:O	40:YU:9:VAL:C	2.53	0.46
41:YV:2:PHE:CD1	41:YV:2:PHE:C	2.88	0.46
41:YV:5:VAL:HG13	41:YV:14:VAL:HG21	1.98	0.46
42:YW:36:LEU:CD1	42:YW:47:VAL:HG12	2.44	0.46
43:YX:12:VAL:O	43:YX:12:VAL:HG13	2.15	0.46
1:QA:502:G:C2	1:QA:503:C:C2	3.03	0.46
1:QA:921:U:O2	5:QE:19:MET:HB2	2.16	0.46
2:QB:17:PHE:CD2	2:QB:44:LEU:HD21	2.47	0.46
3:QC:108:ASN:HB3	3:QC:111:LEU:HG	1.98	0.46
1:QA:1190:G:OP1	3:QC:5:ILE:HD12	2.16	0.46
5:QE:12:LEU:HD21	5:QE:14:ARG:HB3	1.98	0.46
7:QG:89:MET:HE1	7:QG:156:TRP:H	1.80	0.46
8:QH:39:LEU:C	8:QH:45:ILE:HG12	2.35	0.46
8:QH:28:ALA:CB	8:QH:57:PRO:HB2	2.45	0.46
1:QA:1372:U:OP1	9:QI:71:SER:HB3	2.14	0.46
10:QJ:95:GLU:HA	10:QJ:95:GLU:OE2	2.16	0.46
12:QL:43:VAL:HG23	12:QL:93:LEU:HD22	1.97	0.46
1:QA:377:G:P	16:QP:5:ARG:HH11	2.37	0.46
12:QL:10:LEU:CD1	17:QQ:32:TYR:CE2	2.91	0.46
47:R1:79:GLY:N	47:R1:80:LEU:HD23	2.30	0.46
49:R3:56:VAL:CG1	49:R3:57:GLU:N	2.74	0.46
25:RA:1582:C:O2'	25:RA:1586:A:H8	1.97	0.46
25:RA:195:A:H61	25:RA:198:C:H3'	1.80	0.46
25:RA:2532:G:H1'	25:RA:2663:G:N2	2.30	0.46
25:RA:2646:C:H2'	25:RA:2647:U:O4'	2.15	0.46
25:RA:384:U:H2'	25:RA:385:C:C6	2.48	0.46
27:RD:35:LYS:HD3	27:RD:63:ARG:HB3	1.96	0.46
29:RF:132:VAL:O	29:RF:133:ASN:C	2.52	0.46
29:RF:31:HIS:O	29:RF:34:TRP:HB3	2.15	0.46
31:RH:127:GLU:OE2	31:RH:130:ARG:NH2	2.47	0.46
31:RH:153:LYS:HG3	31:RH:162:ILE:H	1.79	0.46

Continued on next page...

Continued from previous page...

Atom-1	Atom-2	Distance(Å)	Clash(Å)
36:RQ:133:ARG:CG	36:RQ:134:ARG:N	2.78	0.46
37:RR:75:LEU:HA	37:RR:78:LYS:HB3	1.97	0.46
38:RS:28:VAL:HG11	38:RS:98:VAL:HG12	1.98	0.46
44:RY:35:TYR:O	44:RY:35:TYR:CD1	2.69	0.46
1:XA:1034:G:H2'	1:XA:1035:A:H8	1.79	0.46
1:XA:233:C:H2'	1:XA:234:C:H6	1.80	0.46
1:XA:560:U:O2'	1:XA:561:U:OP2	2.25	0.46
1:XA:679:C:H2'	1:XA:680:C:C6	2.51	0.46
3:XC:113:ALA:O	3:XC:115:LEU:N	2.48	0.46
7:XG:108:ALA:C	7:XG:110:GLN:H	2.19	0.46
10:XJ:38:ILE:CD1	10:XJ:71:LEU:HB3	2.46	0.46
15:XO:50:HIS:O	15:XO:53:HIS:N	2.46	0.46
15:XO:77:ARG:HA	15:XO:80:ALA:HB3	1.96	0.46
17:XQ:100:LYS:O	17:XQ:101:ARG:HB2	2.15	0.46
17:XQ:92:ARG:NH1	17:XQ:92:ARG:HG3	2.30	0.46
18:XR:43:PHE:C	18:XR:44:LEU:HD12	2.36	0.46
20:XT:28:ALA:C	20:XT:30:LYS:N	2.67	0.46
48:Y2:4:SER:OG	48:Y2:5:GLU:OE2	2.26	0.46
52:Y6:15:GLU:HB3	52:Y6:16:CYS:H	1.46	0.46
55:Y9:19:ARG:NH2	55:Y9:26:ILE:HD11	2.31	0.46
25:YA:275:G:H21	25:YA:276:A:H62	1.62	0.46
25:YA:443:A:H5''	25:YA:444:C:OP1	2.15	0.46
25:YA:459:U:H2'	25:YA:460:A:H8	1.81	0.46
27:YD:117:VAL:CG2	27:YD:128:GLY:C	2.84	0.46
4:QD:166:LYS:HD3	27:YD:134:ARG:HH11	1.80	0.46
27:YD:165:ILE:C	27:YD:166:GLN:HE21	2.18	0.46
29:YF:184:TYR:CD2	29:YF:188:ARG:HD2	2.50	0.46
30:YG:102:PHE:HA	30:YG:105:LYS:HE3	1.98	0.46
30:YG:36:LYS:O	30:YG:37:VAL:HG23	2.15	0.46
31:YH:4:ILE:HG13	31:YH:6:ARG:HD3	1.97	0.46
32:YI:76:THR:OG1	32:YI:139:GLN:OE1	2.32	0.46
34:YO:7:TYR:CD1	34:YO:20:MET:HB2	2.50	0.46
35:YP:144:GLU:N	35:YP:144:GLU:OE1	2.48	0.46
37:YR:78:LYS:HG2	37:YR:78:LYS:O	2.15	0.46
37:YR:79:LEU:HD23	37:YR:79:LEU:O	2.16	0.46
39:YT:6:LEU:O	39:YT:10:VAL:HG23	2.16	0.46
40:YU:73:GLY:O	40:YU:74:LEU:CB	2.63	0.46
6:QF:3:ARG:HH11	6:QF:3:ARG:HG3	1.80	0.46
9:QI:40:LEU:C	9:QI:42:ARG:H	2.18	0.46
12:QL:126:LYS:C	12:QL:128:ALA:N	2.69	0.46
14:QN:41:ARG:HH11	14:QN:41:ARG:HG2	1.79	0.46
48:R2:15:LYS:H	48:R2:67:LYS:HZ3	1.63	0.46

Continued on next page...

Continued from previous page...

Atom-1	Atom-2	Distance(Å)	Clash(Å)
52:R6:18:ARG:O	52:R6:19:ARG:O	2.33	0.46
54:R8:52:LYS:O	54:R8:52:LYS:CG	2.64	0.46
25:RA:1140:C:P	33:RN:66:LYS:HZ3	2.39	0.46
25:RA:1266:G:O4'	42:RW:15:ARG:NH2	2.47	0.46
25:RA:2313:C:H2'	25:RA:2314:C:H6	1.78	0.46
25:RA:270(S):G:O2'	25:RA:270(T):G:H5'	2.15	0.46
25:RA:483:A:H4'	44:RY:49:VAL:CA	2.42	0.46
25:RA:605:C:H1'	25:RA:657:U:O2'	2.15	0.46
25:RA:947:G:H2'	25:RA:948:G:C8	2.51	0.46
27:RD:69:ARG:C	27:RD:71:ASP:N	2.69	0.46
28:RE:20:ALA:C	28:RE:21:VAL:HG13	2.35	0.46
28:RE:47:VAL:O	28:RE:48:GLN:C	2.52	0.46
28:RE:54:GLN:CA	28:RE:54:GLN:HE21	2.27	0.46
28:RE:89:ASP:O	28:RE:90:THR:O	2.33	0.46
33:RN:30:ILE:O	33:RN:34:LEU:CD2	2.63	0.46
33:RN:46:VAL:HG13	33:RN:47:ALA:N	2.31	0.46
34:RO:101:PRO:HA	34:RO:120:GLU:O	2.16	0.46
35:RP:45:LEU:CD1	35:RP:45:LEU:N	2.79	0.46
25:RA:2277:G:P	36:RQ:85:LYS:HB2	2.56	0.46
37:RR:85:PRO:C	37:RR:87:TYR:H	2.19	0.46
39:RT:36:GLU:O	39:RT:37:GLY:C	2.53	0.46
39:RT:96:ARG:CB	39:RT:96:ARG:HH11	2.29	0.46
43:RX:24:GLY:O	43:RX:82:GLN:HA	2.16	0.46
1:XA:1316:G:N2	1:XA:1318:A:H3'	2.30	0.46
1:XA:1348:U:N3	1:XA:1374:A:H2	2.06	0.46
1:XA:1414:U:H2'	1:XA:1415:G:C8	2.50	0.46
1:XA:51:A:N7	1:XA:114:U:O2'	2.45	0.46
1:XA:581:G:N2	1:XA:760:G:N7	2.62	0.46
3:XC:58:GLU:O	3:XC:59:ARG:HG3	2.15	0.46
6:XF:41:GLU:HG2	6:XF:43:LEU:CD1	2.44	0.46
8:XH:122:ARG:O	8:XH:125:ARG:N	2.46	0.46
11:XK:34:ASP:HB2	11:XK:35:PRO:CD	2.45	0.46
20:XT:96:GLY:O	20:XT:99:LEU:HD13	2.16	0.46
21:XU:14:TRP:CE3	21:XU:15:ARG:NH1	2.83	0.46
49:Y3:28:LEU:HA	49:Y3:33:GLN:OE1	2.16	0.46
51:Y5:36:CYS:C	51:Y5:38:ALA:H	2.19	0.46
51:Y5:54:GLY:O	51:Y5:55:ARG:C	2.53	0.46
25:YA:1021:A:C8	25:YA:1022:G:H5''	2.47	0.46
25:YA:1028:A:N6	25:YA:1125:G:H2'	2.30	0.46
25:YA:220:G:O2'	25:YA:233:A:N3	2.39	0.46
25:YA:2405:G:O2'	25:YA:2411:A:N6	2.49	0.46
25:YA:273(F):C:H2'	25:YA:274:G:H5''	1.97	0.46

Continued on next page...

Continued from previous page...

Atom-1	Atom-2	Distance(Å)	Clash(Å)
27:YD:102:LYS:O	27:YD:103:ARG:HG3	2.15	0.46
27:YD:183:ARG:CG	27:YD:183:ARG:NH1	2.69	0.46
27:YD:18:VAL:CG1	27:YD:19:ALA:N	2.78	0.46
27:YD:211:ARG:HG2	27:YD:211:ARG:HH11	1.80	0.46
27:YD:61:LEU:HB3	27:YD:63:ARG:NH1	2.31	0.46
28:YE:3:GLY:HA3	28:YE:81:ILE:HG21	1.97	0.46
28:YE:54:GLN:CA	28:YE:54:GLN:HE21	2.27	0.46
28:YE:63:LEU:O	28:YE:64:LYS:CB	2.62	0.46
31:YH:106:THR:HG22	31:YH:112:PRO:HB3	1.97	0.46
31:YH:53:GLU:HA	31:YH:53:GLU:OE1	2.16	0.46
31:YH:86:GLU:O	31:YH:87:LEU:CB	2.64	0.46
33:YN:131:GLN:HE21	33:YN:132:ALA:H	1.58	0.46
33:YN:36:GLY:O	33:YN:42:TRP:HE3	1.98	0.46
35:YP:12:ALA:C	35:YP:14:LYS:H	2.17	0.46
35:YP:144:GLU:HA	35:YP:145:PRO:HD3	1.76	0.46
35:YP:1:MET:O	35:YP:2:LYS:HG3	2.16	0.46
37:YR:75:LEU:HA	37:YR:78:LYS:HB3	1.97	0.46
38:YS:13:ARG:O	38:YS:14:VAL:HB	2.15	0.46
38:YS:61:ASN:O	38:YS:65:VAL:HG23	2.15	0.46
39:YT:118:ARG:NH2	39:YT:121:ILE:HD12	2.31	0.46
39:YT:96:ARG:CB	39:YT:96:ARG:HH11	2.29	0.46
43:YX:65:ARG:N	43:YX:65:ARG:CD	2.79	0.46
25:YA:483:A:C4'	44:YY:49:VAL:HA	2.36	0.46
1:QA:1034:G:H2'	1:QA:1035:A:C8	2.51	0.46
1:QA:1203:C:H2'	1:QA:1204:A:C8	2.51	0.46
1:QA:971:G:N2	1:QA:1363:A:OP2	2.29	0.46
1:QA:1446:A:C5	39:RT:118:ARG:NH1	2.84	0.46
2:QB:162:ILE:CD1	2:QB:184:VAL:HG13	2.44	0.46
2:QB:92:TYR:C	2:QB:92:TYR:CD1	2.88	0.46
3:QC:113:ALA:O	3:QC:115:LEU:N	2.48	0.46
5:QE:55:VAL:O	5:QE:58:ALA:HB3	2.16	0.46
6:QF:68:PRO:HG3	6:QF:71:ARG:NH2	2.31	0.46
7:QG:57:GLU:O	7:QG:59:LEU:N	2.49	0.46
7:QG:95:ARG:NE	7:QG:99:LEU:HD11	2.31	0.46
8:QH:49:GLU:O	8:QH:49:GLU:HG3	2.14	0.46
8:QH:86:ILE:HG13	8:QH:133:LEU:CD2	2.44	0.46
9:QI:28:VAL:O	9:QI:29:ASN:C	2.53	0.46
10:QJ:49:VAL:HG22	14:QN:41:ARG:CD	2.45	0.46
18:QR:43:PHE:C	18:QR:51:LEU:HD12	2.36	0.46
20:QT:44:ALA:O	20:QT:91:LEU:HB3	2.16	0.46
25:RA:2396:G:H4'	47:R1:30:VAL:HA	1.96	0.46
47:R1:83:GLU:OE1	47:R1:85:LEU:HB2	2.15	0.46

Continued on next page...

Continued from previous page...

Atom-1	Atom-2	Distance(Å)	Clash(Å)
49:R3:18:ASP:O	49:R3:21:ALA:N	2.49	0.46
50:R4:15:ILE:HG22	50:R4:20:ASN:CA	2.45	0.46
50:R4:38:LYS:C	50:R4:40:HIS:H	2.07	0.46
25:RA:1309:G:P	53:R7:9:ARG:HD3	2.55	0.46
25:RA:1021:A:H3'	25:RA:1022:G:H5''	1.97	0.46
25:RA:1538:G:H2'	25:RA:1539:G:H8	1.81	0.46
25:RA:1332:G:N2	25:RA:1610:A:C8	2.80	0.46
25:RA:2233:U:H2'	25:RA:2234:G:C8	2.51	0.46
25:RA:13:A:N1	25:RA:525:U:H2'	2.31	0.46
28:RE:103:ASP:OD2	28:RE:168:MET:HG2	2.15	0.46
28:RE:50:GLY:CA	28:RE:74:PRO:HG3	2.45	0.46
25:RA:451:C:H4'	29:RF:52:LYS:NZ	2.31	0.46
31:RH:86:GLU:O	31:RH:132:ARG:HA	2.15	0.46
35:RP:81:GLN:HB3	35:RP:110:TYR:HB3	1.97	0.46
35:RP:6:LEU:HD22	35:RP:6:LEU:N	2.31	0.46
36:RQ:66:ILE:O	36:RQ:104:PHE:N	2.49	0.46
36:RQ:109:VAL:HG13	36:RQ:113:GLN:OE1	2.16	0.46
38:RS:13:ARG:O	38:RS:14:VAL:HB	2.16	0.46
39:RT:118:ARG:NH2	39:RT:121:ILE:HD12	2.31	0.46
39:RT:58:ASN:N	39:RT:58:ASN:HD22	2.10	0.46
39:RT:51:ARG:CG	39:RT:98:LYS:HG3	2.44	0.46
43:RX:35:THR:HG23	43:RX:35:THR:O	2.16	0.46
44:RY:56:PRO:O	44:RY:57:GLN:C	2.53	0.46
1:XA:1221:G:P	19:XS:36:ARG:HD3	2.56	0.46
6:XF:22:GLU:CD	6:XF:82:ARG:HH21	2.18	0.46
9:XI:28:VAL:O	9:XI:29:ASN:C	2.53	0.46
12:XL:126:LYS:HB2	12:XL:126:LYS:HZ3	1.80	0.46
54:Y8:44:LYS:HD2	54:Y8:44:LYS:N	2.30	0.46
54:Y8:48:PHE:N	54:Y8:48:PHE:HD1	2.14	0.46
25:YA:1188:U:O2'	25:YA:1189:A:H5'	2.16	0.46
25:YA:2159:G:H2'	25:YA:2160:G:C8	2.51	0.46
25:YA:527:C:OP2	25:YA:2779:U:H5	1.98	0.46
27:YD:148:GLU:HB2	27:YD:151:LYS:HD2	1.98	0.46
27:YD:48:ARG:NH1	27:YD:48:ARG:HG3	2.31	0.46
27:YD:35:LYS:HE3	27:YD:65:ILE:N	2.31	0.46
25:YA:2572:A:C8	28:YE:144:ARG:HB3	2.51	0.46
28:YE:21:VAL:HG23	28:YE:22:PRO:CD	2.46	0.46
31:YH:151:ILE:O	31:YH:152:ARG:O	2.34	0.46
33:YN:97:ARG:HA	33:YN:100:GLU:HB3	1.97	0.46
33:YN:30:ILE:O	33:YN:34:LEU:CD2	2.64	0.46
34:YO:101:PRO:HA	34:YO:120:GLU:O	2.16	0.46
35:YP:23:PRO:O	35:YP:23:PRO:HG2	2.15	0.46

Continued on next page...

Continued from previous page...

Atom-1	Atom-2	Distance(Å)	Clash(Å)
36:YQ:66:ILE:H	36:YQ:104:PHE:HA	1.79	0.46
36:YQ:63:LYS:HE2	36:YQ:65:PHE:CZ	2.51	0.46
41:YV:22:VAL:HG12	41:YV:23:GLU:H	1.76	0.46
41:YV:61:VAL:HA	41:YV:94:LEU:HD23	1.97	0.46
41:YV:16:PRO:HA	41:YV:96:ILE:O	2.14	0.46
42:YW:48:ALA:O	42:YW:49:LYS:C	2.53	0.46
1:QA:1112:C:H1'	3:QC:179:ARG:NH1	2.30	0.46
1:QA:828:A:H2'	1:QA:829:G:O4'	2.15	0.46
1:QA:892:A:O2'	1:QA:1415:G:H4'	2.16	0.46
2:QB:170:GLU:CA	2:QB:172:ILE:HD12	2.46	0.46
2:QB:95:GLN:OE1	2:QB:95:GLN:HA	2.16	0.46
3:QC:124:ILE:C	3:QC:126:ARG:H	2.19	0.46
4:QD:187:ARG:HG2	4:QD:187:ARG:HH11	1.81	0.46
4:QD:13:ARG:NH2	4:QD:36:ARG:NH2	2.64	0.46
5:QE:150:ARG:HG2	5:QE:150:ARG:O	2.16	0.46
5:QE:12:LEU:HB3	5:QE:31:LEU:HB2	1.98	0.46
7:QG:54:THR:HG23	7:QG:54:THR:O	2.16	0.46
8:QH:110:ALA:HB3	8:QH:121:ASP:HB3	1.98	0.46
9:QI:59:PHE:CZ	9:QI:88:TYR:CE1	3.01	0.46
11:QK:41:THR:CG2	11:QK:42:TRP:N	2.79	0.46
13:QM:3:ARG:O	13:QM:4:ILE:HD13	2.16	0.46
13:QM:87:TYR:C	13:QM:89:GLY:H	2.19	0.46
16:QP:30:GLY:O	16:QP:31:LYS:C	2.54	0.46
1:QA:137:C:O4'	16:QP:63:GLY:HA2	2.16	0.46
20:QT:22:ARG:O	20:QT:26:ASN:ND2	2.49	0.46
20:QT:98:PRO:O	20:QT:100:ILE:N	2.42	0.46
49:R3:59:VAL:CG1	49:R3:60:GLU:H	2.28	0.46
25:RA:108:U:H2'	25:RA:109:G:C8	2.51	0.46
25:RA:2788:C:O2'	25:RA:2809:A:N3	2.45	0.46
25:RA:612:G:O2'	25:RA:616:A:N1	2.45	0.46
25:RA:741:G:H2'	25:RA:742:G:H8	1.81	0.46
27:RD:117:VAL:CG2	27:RD:128:GLY:C	2.84	0.46
27:RD:27:THR:CG2	27:RD:28:GLU:N	2.66	0.46
27:RD:61:LEU:HB3	27:RD:63:ARG:NH1	2.31	0.46
30:RG:111:LEU:HD22	30:RG:120:LEU:HD21	1.97	0.46
30:RG:135:LEU:HD11	30:RG:157:ILE:HD12	1.97	0.46
30:RG:88:ILE:CD1	30:RG:88:ILE:O	2.54	0.46
31:RH:59:ARG:CG	31:RH:59:ARG:NH1	2.79	0.46
35:RP:90:ARG:HB3	35:RP:91:PHE:H	1.60	0.46
36:RQ:23:GLY:O	36:RQ:24:GLY:C	2.54	0.46
40:RU:27:LEU:HD12	40:RU:31:SER:HB3	1.98	0.46
41:RV:47:VAL:O	41:RV:48:GLY:O	2.34	0.46

Continued on next page...

Continued from previous page...

Atom-1	Atom-2	Distance(Å)	Clash(Å)
43:RX:8:ILE:CD1	43:RX:42:ALA:HB1	2.46	0.46
45:RZ:54:HIS:CD2	45:RZ:101:PRO:HG3	2.50	0.46
1:XA:1216:G:H5''	14:YN:5:ALA:CB	2.46	0.46
2:XB:24:TRP:CZ2	2:XB:26:PRO:HB3	2.51	0.46
2:XB:17:PHE:CD2	2:XB:44:LEU:HD21	2.47	0.46
7:XG:57:GLU:O	7:XG:59:LEU:N	2.49	0.46
8:XH:49:GLU:O	8:XH:49:GLU:HG3	2.14	0.46
9:XI:40:LEU:C	9:XI:42:ARG:H	2.18	0.46
9:XI:42:ARG:O	9:XI:45:ALA:HB3	2.16	0.46
10:XJ:32:ALA:HB3	10:XJ:76:ASN:CB	2.34	0.46
49:Y3:43:ILE:O	49:Y3:47:VAL:HG23	2.16	0.46
51:Y5:20:ARG:C	51:Y5:22:HIS:N	2.68	0.46
25:YA:142:G:O3'	43:YX:35:THR:HG21	2.15	0.46
25:YA:1597:A:H5''	25:YA:1598:C:OP1	2.16	0.46
25:YA:2086:U:H2'	25:YA:2087:G:C8	2.51	0.46
25:YA:286:C:H2'	25:YA:287:C:C6	2.50	0.46
25:YA:330:A:O2'	25:YA:331:A:H8	1.98	0.46
27:YD:105:ILE:HG23	27:YD:106:ILE:O	2.15	0.46
27:YD:206:LEU:HD23	27:YD:206:LEU:HA	1.49	0.46
27:YD:79:VAL:HG21	27:YD:111:LEU:HD21	1.98	0.46
28:YE:129:HIS:O	28:YE:130:GLY:C	2.53	0.46
28:YE:137:HIS:CB	28:YE:138:PRO:HD2	2.42	0.46
28:YE:195:LEU:HD12	28:YE:196:VAL:N	2.29	0.46
28:YE:7:VAL:HG11	39:YT:1:MET:CE	2.45	0.46
31:YH:88:LEU:HD22	31:YH:163:TYR:O	2.16	0.46
33:YN:128:HIS:HB2	33:YN:129:PRO:CD	2.46	0.46
34:YO:8:LEU:N	34:YO:8:LEU:CD2	2.76	0.46
35:YP:36:LYS:HG3	35:YP:36:LYS:HZ3	1.39	0.46
35:YP:85:LEU:HD23	35:YP:88:LEU:HD22	1.97	0.46
44:YY:15:VAL:O	44:YY:21:LYS:HA	2.16	0.46
1:QA:1511:G:H2'	1:QA:1512:U:O4'	2.16	0.46
1:QA:564:C:H5'	17:QQ:32:TYR:CE2	2.51	0.46
2:QB:163:PHE:CE1	2:QB:215:LEU:HD22	2.50	0.46
3:QC:127:ARG:NH1	3:QC:127:ARG:CG	2.74	0.46
3:QC:15:THR:HG22	3:QC:15:THR:O	2.15	0.46
3:QC:53:ALA:O	3:QC:54:ARG:HB2	2.16	0.46
3:QC:6:HIS:C	3:QC:8:ILE:H	2.18	0.46
5:QE:13:ILE:HG22	5:QE:13:ILE:O	2.14	0.46
6:QF:101:ALA:HA	18:QR:28:GLU:CG	2.46	0.46
9:QI:11:LYS:O	9:QI:12:GLU:HB2	2.16	0.46
9:QI:5:TYR:OH	9:QI:7:THR:HG23	2.15	0.46
10:QJ:63:PHE:CD1	14:QN:58:LYS:HA	2.35	0.46

Continued on next page...

Continued from previous page...

Atom-1	Atom-2	Distance(Å)	Clash(Å)
1:QA:1187:G:H21	14:QN:60:SER:HB3	1.80	0.46
15:QO:76:GLU:C	15:QO:78:TYR:N	2.68	0.46
20:QT:56:MET:HG3	20:QT:88:VAL:HG21	1.98	0.46
50:R4:50:VAL:O	50:R4:50:VAL:HG13	2.15	0.46
51:R5:41:PRO:HA	51:R5:42:PRO:HD3	1.82	0.46
25:RA:1003:G:O2'	25:RA:1010:A:N1	2.37	0.46
25:RA:198:C:O2'	25:RA:199:A:H5'	2.16	0.46
27:RD:136:ILE:N	27:RD:136:ILE:HD12	2.30	0.46
28:RE:172:VAL:HG13	28:RE:182:LEU:HD11	1.98	0.46
28:RE:7:VAL:HG11	39:RT:1:MET:CE	2.45	0.46
30:RG:104:GLU:OE1	50:R4:23:GLU:HB3	2.15	0.46
30:RG:37:VAL:HG22	30:RG:159:VAL:CA	2.34	0.46
31:RH:37:VAL:HG11	31:RH:68:THR:HG23	1.98	0.46
32:RI:101:LEU:HD13	32:RI:109:ILE:HD13	1.97	0.46
33:RN:73:THR:HA	33:RN:83:LYS:O	2.15	0.46
35:RP:1:MET:O	35:RP:2:LYS:HG3	2.16	0.46
38:RS:56:LEU:O	38:RS:57:LYS:C	2.53	0.46
38:RS:24:LEU:HB2	38:RS:85:VAL:HG12	1.98	0.46
43:RX:43:VAL:HG11	43:RX:51:VAL:HG21	1.97	0.46
45:RZ:74:VAL:HG13	45:RZ:86:VAL:HG22	1.98	0.46
1:XA:1129:C:O2'	1:XA:1131:G:N7	2.45	0.46
1:XA:1306:A:N6	1:XA:1331:G:O2'	2.49	0.46
1:XA:437:U:H2'	1:XA:438:G:O4'	2.14	0.46
1:XA:75:C:H2'	1:XA:76:G:O4'	2.16	0.46
2:XB:162:ILE:CD1	2:XB:184:VAL:HG13	2.44	0.46
2:XB:163:PHE:CE1	2:XB:215:LEU:HD22	2.50	0.46
3:XC:53:ALA:O	3:XC:54:ARG:HB2	2.16	0.46
3:XC:78:GLY:HA3	3:XC:83:ARG:HB3	1.98	0.46
4:XD:30:LYS:O	4:XD:32:ALA:N	2.49	0.46
1:XA:546:G:P	4:XD:72:GLU:HB3	2.56	0.46
7:XG:140:ASP:C	7:XG:142:GLU:N	2.69	0.46
7:XG:8:GLU:N	7:XG:8:GLU:CD	2.67	0.46
1:XA:1148:U:OP1	9:XI:7:THR:HG21	2.16	0.46
9:XI:83:ARG:C	9:XI:86:VAL:HG12	2.36	0.46
10:XJ:21:GLN:O	10:XJ:21:GLN:HG2	2.16	0.46
1:XA:667:G:H4'	15:XO:51:HIS:CE1	2.51	0.46
17:XQ:76:LEU:HD11	17:XQ:79:SER:H	1.80	0.46
25:YA:1930:G:HO2'	25:YA:1931:U:P	2.39	0.46
25:YA:2271:G:OP1	46:Y0:18:ALA:HB1	2.15	0.46
25:YA:2468:G:H5''	36:YQ:120:ILE:HD12	1.97	0.46
28:YE:111:ARG:NE	28:YE:160:TYR:CE1	2.76	0.46
28:YE:87:GLU:O	28:YE:89:ASP:N	2.48	0.46

Continued on next page...

Continued from previous page...

Atom-1	Atom-2	Distance(Å)	Clash(Å)
30:YG:14:GLU:O	30:YG:17:PRO:HD2	2.16	0.46
30:YG:95:ARG:O	30:YG:96:ARG:C	2.54	0.46
36:YQ:136:ALA:HB1	45:YZ:52:SER:HB2	1.98	0.46
36:YQ:87:LYS:HG2	36:YQ:87:LYS:O	2.15	0.46
38:YS:74:ALA:O	38:YS:75:GLU:C	2.54	0.46
40:YU:69:CYS:O	40:YU:74:LEU:HD12	2.16	0.46
42:YW:28:SER:C	42:YW:30:GLU:N	2.69	0.46
43:YX:35:THR:O	43:YX:35:THR:HG23	2.16	0.46
44:YY:11:ASP:HB2	44:YY:27:VAL:CG1	2.46	0.46
1:QA:109:A:C6	1:QA:326:G:C6	3.04	0.46
2:QB:77:ALA:HB1	2:QB:211:ILE:HG21	1.97	0.46
3:QC:87:LEU:C	3:QC:89:GLU:H	2.20	0.46
4:QD:29:PRO:CD	4:QD:30:LYS:H	2.29	0.46
5:QE:64:ARG:HG3	5:QE:64:ARG:HH11	1.81	0.46
6:QF:72:VAL:HG23	6:QF:90:VAL:HG11	1.98	0.46
7:QG:107:ALA:O	7:QG:110:GLN:HB2	2.15	0.46
11:QK:80:VAL:O	11:QK:106:LYS:HD3	2.15	0.46
1:QA:779:C:H4'	11:QK:121:PRO:O	2.16	0.46
13:QM:10:PRO:HG3	13:QM:18:ALA:O	2.16	0.46
17:QQ:84:LEU:O	17:QQ:86:GLU:N	2.49	0.46
20:QT:98:PRO:C	20:QT:100:ILE:H	2.18	0.46
20:QT:93:GLU:O	20:QT:93:GLU:HG2	2.15	0.46
47:R1:80:LEU:C	47:R1:81:LYS:CE	2.77	0.46
47:R1:60:PHE:CE2	47:R1:91:LYS:NZ	2.84	0.46
25:RA:1999:C:H4'	25:RA:2723:C:O2	2.16	0.46
25:RA:99:U:H4'	25:RA:101:G:O5'	2.15	0.46
27:RD:35:LYS:HE3	27:RD:65:ILE:N	2.30	0.46
28:RE:61:ARG:O	28:RE:63:LEU:CG	2.57	0.46
30:RG:14:GLU:O	30:RG:17:PRO:HD2	2.16	0.46
30:RG:14:GLU:O	30:RG:17:PRO:HG2	2.15	0.46
30:RG:52:ILE:O	30:RG:52:ILE:HG22	2.15	0.46
33:RN:112:LEU:O	33:RN:116:LEU:HG	2.16	0.46
33:RN:36:GLY:O	33:RN:42:TRP:HE3	1.98	0.46
34:RO:7:TYR:CD1	34:RO:20:MET:HB2	2.50	0.46
35:RP:46:LYS:O	35:RP:48:PRO:N	2.48	0.46
36:RQ:26:TYR:O	36:RQ:27:VAL:O	2.34	0.46
36:RQ:63:LYS:HE2	36:RQ:65:PHE:CZ	2.50	0.46
38:RS:89:ARG:O	38:RS:90:GLY:C	2.54	0.46
40:RU:106:PHE:O	40:RU:109:LEU:HB2	2.15	0.46
1:XA:1405:G:OP2	58:XA:1675:PAR:O34	2.32	0.46
5:XE:12:LEU:HB3	5:XE:31:LEU:HB2	1.97	0.46
7:XG:40:ALA:O	7:XG:41:ARG:C	2.54	0.46

Continued on next page...

Continued from previous page...

Atom-1	Atom-2	Distance(Å)	Clash(Å)
10:XJ:44:VAL:HG12	10:XJ:45:ARG:N	2.30	0.46
13:XM:23:TYR:HB3	13:XM:67:GLU:HA	1.98	0.46
15:XO:82:ILE:HD11	15:XO:88:ARG:HG2	1.95	0.46
16:XP:19:ILE:HB	16:XP:37:GLY:O	2.16	0.46
19:XS:24:ALA:O	19:XS:25:LYS:CB	2.63	0.46
47:Y1:80:LEU:CB	47:Y1:81:LYS:HE2	2.43	0.46
49:Y3:59:VAL:CG1	49:Y3:60:GLU:H	2.29	0.46
52:Y6:11:LEU:HD11	52:Y6:51:GLU:HG3	1.98	0.46
52:Y6:45:LYS:HD3	52:Y6:45:LYS:HA	1.79	0.46
25:YA:1300:U:H4'	25:YA:1301:A:H5''	1.98	0.46
25:YA:184:C:H2'	25:YA:185:U:C6	2.51	0.46
25:YA:2168:G:N3	25:YA:2168:G:H2'	2.31	0.46
25:YA:2491:U:O2'	25:YA:2570:G:OP1	2.25	0.46
25:YA:372:G:H5''	47:Y1:66:HIS:CD2	2.50	0.46
25:YA:470:A:H2'	25:YA:471:A:O4'	2.16	0.46
25:YA:587:C:H4'	25:YA:588:U:O5'	2.16	0.46
27:YD:14:ARG:HG3	27:YD:15:PHE:N	2.31	0.46
27:YD:2:ALA:HB1	27:YD:20:ASP:CB	2.46	0.46
27:YD:36:PRO:HB3	27:YD:62:TYR:O	2.16	0.46
33:YN:36:GLY:O	33:YN:42:TRP:CE3	2.69	0.46
36:YQ:11:LYS:HE2	36:YQ:87:LYS:HA	1.98	0.46
1:QA:1298:C:H4'	1:QA:1299:A:C4	2.50	0.46
1:QA:1343:G:H2'	1:QA:1344:C:C6	2.51	0.46
3:QC:68:VAL:HG12	3:QC:70:VAL:HG23	1.98	0.46
4:QD:180:GLY:O	4:QD:181:MET:C	2.54	0.46
4:QD:79:PHE:HE2	4:QD:83:SER:HB2	1.79	0.46
6:QF:44:GLY:HA2	6:QF:59:TYR:CE2	2.51	0.46
17:QQ:100:LYS:O	17:QQ:101:ARG:HB2	2.15	0.46
49:R3:7:LYS:HE2	49:R3:32:GLN:HA	1.98	0.46
30:RG:179:PRO:CG	50:R4:38:LYS:HZ1	2.22	0.46
52:R6:15:GLU:OE2	52:R6:44:ARG:NH1	2.49	0.46
52:R6:7:ILE:O	52:R6:8:LYS:HG2	2.16	0.46
54:R8:40:GLU:C	54:R8:42:ARG:N	2.68	0.46
25:RA:1534:G:H2'	25:RA:1534:G:N3	2.31	0.46
25:RA:2025:C:H2'	25:RA:2026:C:C6	2.51	0.46
25:RA:2469:A:H5'	25:RA:2470:G:OP2	2.16	0.46
25:RA:900:A:H3'	25:RA:901:A:C8	2.47	0.46
25:RA:1993:U:H4'	28:RE:128:SER:OG	2.16	0.46
28:RE:47:VAL:HG23	28:RE:47:VAL:O	2.16	0.46
28:RE:95:ILE:O	28:RE:95:ILE:HG22	2.16	0.46
30:RG:121:ASN:C	30:RG:123:ASN:H	2.19	0.46
31:RH:13:LYS:HE2	31:RH:13:LYS:CA	2.40	0.46

Continued on next page...

Continued from previous page...

Atom-1	Atom-2	Distance(Å)	Clash(Å)
31:RH:4:ILE:HG13	31:RH:6:ARG:HD3	1.97	0.46
31:RH:88:LEU:HD22	31:RH:163:TYR:O	2.17	0.46
35:RP:21:ARG:HB3	35:RP:22:GLY:H	1.65	0.46
35:RP:85:LEU:HD23	35:RP:88:LEU:HD22	1.97	0.46
38:RS:109:GLY:O	38:RS:110:LEU:HB2	2.16	0.46
40:RU:69:CYS:O	40:RU:74:LEU:HD12	2.16	0.46
40:RU:79:PHE:CE2	40:RU:83:LEU:HD13	2.51	0.46
1:XA:562:C:H4'	1:XA:563:A:O5'	2.15	0.46
1:XA:562:C:N4	12:XL:16:GLU:OE1	2.49	0.46
1:XA:791:G:C2'	1:XA:792:A:H5'	2.45	0.46
2:XB:95:GLN:OE1	2:XB:95:GLN:HA	2.16	0.46
3:XC:15:THR:HG22	3:XC:15:THR:O	2.15	0.46
4:XD:173:TRP:NE1	4:XD:174:LEU:HG	2.31	0.46
4:XD:92:VAL:O	4:XD:96:LEU:CD2	2.64	0.46
5:XE:150:ARG:O	5:XE:150:ARG:HG2	2.16	0.46
6:XF:3:ARG:HH11	6:XF:3:ARG:HG3	1.80	0.46
7:XG:54:THR:HG23	7:XG:54:THR:O	2.16	0.46
8:XH:33:GLU:O	8:XH:35:ILE:N	2.49	0.46
8:XH:64:LYS:HB3	8:XH:79:VAL:HG21	1.97	0.46
10:XJ:29:ARG:HH11	10:XJ:29:ARG:HG2	1.81	0.46
10:XJ:4:ILE:O	10:XJ:74:ILE:HD13	2.16	0.46
13:XM:3:ARG:O	13:XM:4:ILE:HD13	2.16	0.46
15:XO:82:ILE:O	15:XO:86:GLY:N	2.49	0.46
16:XP:40:ASP:O	16:XP:42:ARG:N	2.49	0.46
16:XP:71:ARG:HH11	16:XP:71:ARG:HB2	1.79	0.46
17:XQ:84:LEU:O	17:XQ:86:GLU:N	2.49	0.46
47:Y1:79:GLY:N	47:Y1:80:LEU:HD23	2.30	0.46
49:Y3:18:ASP:O	49:Y3:21:ALA:N	2.49	0.46
50:Y4:3:GLU:HG3	50:Y4:4:GLY:H	1.79	0.46
51:Y5:43:HIS:N	51:Y5:43:HIS:ND1	2.63	0.46
25:YA:195:A:N7	25:YA:197:A:OP1	2.49	0.46
25:YA:2030:A:H4'	25:YA:2031:A:H8	1.81	0.46
25:YA:34:C:H5	25:YA:454:A:H1'	1.80	0.46
25:YA:521:G:H2'	25:YA:522:G:H8	1.81	0.46
30:YG:6:ALA:HB3	30:YG:104:GLU:OE2	2.16	0.46
30:YG:129:GLY:O	30:YG:130:ASN:OD1	2.34	0.46
35:YP:98:GLU:HG2	35:YP:99:LEU:N	2.30	0.46
37:YR:3:HIS:C	37:YR:5:LYS:H	2.17	0.46
38:YS:108:GLY:O	38:YS:110:LEU:N	2.48	0.46
39:YT:107:ASP:HB2	39:YT:108:ARG:H	1.48	0.46
39:YT:54:ARG:HG2	39:YT:54:ARG:NH1	2.23	0.46
44:YY:35:TYR:O	44:YY:35:TYR:CD1	2.69	0.46

Continued on next page...

Continued from previous page...

Atom-1	Atom-2	Distance(Å)	Clash(Å)
1:QA:1064:G:HO2'	1:QA:1065:U:P	2.38	0.45
1:QA:1103:C:H2'	1:QA:1104:G:O4'	2.16	0.45
1:QA:967:C:H2'	1:QA:968:A:N7	2.31	0.45
3:QC:172:ARG:O	3:QC:173:VAL:CG2	2.63	0.45
3:QC:43:LEU:HD22	3:QC:47:LEU:CD2	2.46	0.45
3:QC:8:ILE:C	3:QC:10:PHE:N	2.69	0.45
8:QH:68:ARG:HH11	8:QH:68:ARG:HG2	1.81	0.45
8:QH:91:ARG:NH1	8:QH:91:ARG:HG2	2.25	0.45
10:QJ:4:ILE:O	10:QJ:74:ILE:HD13	2.16	0.45
12:QL:27:LEU:HD13	12:QL:28:LYS:N	2.30	0.45
13:QM:28:ALA:C	13:QM:30:ALA:N	2.70	0.45
15:QO:82:ILE:HD11	15:QO:88:ARG:HG2	1.95	0.45
19:QS:63:THR:HG23	19:QS:66:MET:CE	2.46	0.45
20:QT:71:THR:HG22	20:QT:72:LEU:N	2.31	0.45
47:R1:85:LEU:N	47:R1:85:LEU:HD22	2.31	0.45
25:RA:1928:A:C2'	25:RA:1929:G:H5'	2.46	0.45
25:RA:207:A:H2'	25:RA:208:C:O4'	2.17	0.45
25:RA:2416:C:H2'	25:RA:2417:C:C6	2.52	0.45
27:RD:105:ILE:HG23	27:RD:106:ILE:O	2.15	0.45
27:RD:211:ARG:HH11	27:RD:211:ARG:HG2	1.80	0.45
27:RD:80:ALA:O	27:RD:113:VAL:HG13	2.16	0.45
35:RP:115:LEU:CD1	35:RP:116:GLY:N	2.78	0.45
36:RQ:85:LYS:HD3	36:RQ:86:GLY:H	1.80	0.45
36:RQ:87:LYS:O	36:RQ:87:LYS:HG2	2.15	0.45
37:RR:1:MET:O	37:RR:2:ARG:HB2	2.15	0.45
40:RU:98:LEU:HD23	40:RU:98:LEU:C	2.36	0.45
42:RW:28:SER:C	42:RW:30:GLU:N	2.69	0.45
44:RY:90:LEU:N	44:RY:90:LEU:CD2	2.73	0.45
1:XA:769:G:H4'	1:XA:1513:A:H4'	1.98	0.45
2:XB:122:PHE:HD1	2:XB:139:LYS:NZ	2.09	0.45
2:XB:87:ARG:NH1	2:XB:220:ASP:OD1	2.46	0.45
3:XC:108:ASN:HB3	3:XC:111:LEU:HG	1.98	0.45
3:XC:172:ARG:O	3:XC:173:VAL:HG23	2.15	0.45
4:XD:146:ILE:HG22	4:XD:146:ILE:O	2.15	0.45
4:XD:199:ASN:O	4:XD:201:GLN:N	2.49	0.45
11:XK:104:GLN:O	11:XK:106:LYS:HG3	2.16	0.45
12:XL:126:LYS:C	12:XL:128:ALA:N	2.69	0.45
12:XL:27:LEU:HD13	12:XL:28:LYS:N	2.30	0.45
17:XQ:3:LYS:HD3	17:XQ:61:GLU:O	2.16	0.45
19:XS:15:LEU:N	19:XS:15:LEU:CD2	2.79	0.45
20:XT:22:ARG:O	20:XT:26:ASN:ND2	2.49	0.45
47:Y1:49:VAL:HG12	47:Y1:51:VAL:CG2	2.45	0.45

Continued on next page...

Continued from previous page...

Atom-1	Atom-2	Distance(Å)	Clash(Å)
49:Y3:7:LYS:HE2	49:Y3:32:GLN:HA	1.98	0.45
51:Y5:16:ARG:O	51:Y5:20:ARG:HG3	2.16	0.45
52:Y6:17:LYS:O	52:Y6:18:ARG:CB	2.64	0.45
55:Y9:1:MET:SD	55:Y9:31:LYS:O	2.74	0.45
25:YA:2035:G:H4'	25:YA:2036:C:OP2	2.16	0.45
25:YA:2636:U:H1'	25:YA:2783:G:N2	2.32	0.45
25:YA:1659:U:O2'	25:YA:2712(A):A:N1	2.39	0.45
25:YA:222:A:H3'	25:YA:421:U:H5''	1.98	0.45
25:YA:484:C:H2'	25:YA:485:C:C6	2.52	0.45
27:YD:11:PRO:O	27:YD:12:SER:CB	2.65	0.45
29:YF:31:HIS:O	29:YF:34:TRP:HB3	2.15	0.45
29:YF:65:TRP:CH2	29:YF:72:ARG:HB3	2.50	0.45
30:YG:14:GLU:HB3	30:YG:15:VAL:H	1.56	0.45
30:YG:76:SER:CB	30:YG:83:ARG:HA	2.47	0.45
31:YH:51:ARG:NH1	31:YH:51:ARG:HG3	2.30	0.45
32:YI:9:LEU:O	32:YI:10:GLU:HG3	2.17	0.45
34:YO:86:ILE:CD1	34:YO:86:ILE:H	2.28	0.45
35:YP:115:LEU:HA	35:YP:134:ALA:CB	2.46	0.45
36:YQ:85:LYS:HD3	36:YQ:86:GLY:H	1.80	0.45
40:YU:92:ARG:C	40:YU:94:ASN:N	2.69	0.45
43:YX:8:ILE:CD1	43:YX:42:ALA:HB1	2.46	0.45
44:YY:48:ALA:CB	44:YY:61:ILE:HD13	2.45	0.45
2:QB:24:TRP:CZ2	2:QB:26:PRO:HB3	2.51	0.45
2:QB:96:ARG:N	2:QB:96:ARG:HD2	2.20	0.45
4:QD:126:ILE:HG22	4:QD:127:THR:H	1.80	0.45
4:QD:133:VAL:HG12	4:QD:135:LEU:H	1.82	0.45
4:QD:100:ARG:NH2	4:QD:137:SER:HA	2.31	0.45
4:QD:173:TRP:NE1	4:QD:174:LEU:HG	2.31	0.45
4:QD:52:SER:N	4:QD:55:ALA:HB3	2.32	0.45
4:QD:93:PHE:CZ	4:QD:97:LEU:HD11	2.52	0.45
4:QD:92:VAL:O	4:QD:96:LEU:CD2	2.64	0.45
6:QF:40:VAL:HG22	6:QF:41:GLU:H	1.80	0.45
10:QJ:96:ILE:CD1	10:QJ:96:ILE:N	2.79	0.45
12:QL:113:ARG:NH2	12:QL:120:TYR:CE2	2.85	0.45
14:QN:26:ARG:NE	14:QN:47:LEU:HD21	2.30	0.45
18:QR:43:PHE:C	18:QR:44:LEU:HD12	2.36	0.45
22:QV:40:C:H2'	22:QV:41:C:C6	2.50	0.45
50:R4:56:VAL:HA	50:R4:60:GLN:CB	2.28	0.45
51:R5:36:CYS:C	51:R5:38:ALA:H	2.19	0.45
51:R5:54:GLY:O	51:R5:55:ARG:C	2.54	0.45
52:R6:20:ASN:O	52:R6:21:TYR:HB2	2.15	0.45
55:R9:25:VAL:HG11	55:R9:34:GLN:HE21	1.80	0.45

Continued on next page...

Continued from previous page...

Atom-1	Atom-2	Distance(Å)	Clash(Å)
25:RA:1165:U:H2'	25:RA:1166:C:C6	2.51	0.45
25:RA:31:C:O2'	25:RA:1238:G:H5'	2.16	0.45
25:RA:1263:U:O2'	51:R5:11:THR:HG23	2.16	0.45
25:RA:1607:C:N4	25:RA:1622:G:OP2	2.46	0.45
25:RA:2335:A:O2'	25:RA:2336:A:O5'	2.30	0.45
25:RA:2366:A:H2'	25:RA:2367:G:O4'	2.16	0.45
25:RA:2558:C:H2'	25:RA:2559:C:O4'	2.16	0.45
25:RA:2712:U:O2'	25:RA:2712(A):A:OP1	2.35	0.45
25:RA:2712:U:OP1	25:RA:2714:G:H4'	2.16	0.45
25:RA:2724:C:OP1	28:RE:118:LYS:NZ	2.46	0.45
25:RA:747:U:C2	51:R5:2:ALA:HB3	2.51	0.45
25:RA:959:A:N3	25:RA:2457:U:O2'	2.43	0.45
25:RA:917:A:O2'	26:RB:98:G:H4'	2.16	0.45
27:RD:198:ASN:C	27:RD:198:ASN:ND2	2.69	0.45
28:RE:15:PHE:CD1	28:RE:20:ALA:HB2	2.50	0.45
31:RH:137:ASP:HB2	31:RH:140:LYS:HE3	1.98	0.45
31:RH:89:ILE:HD13	31:RH:89:ILE:H	1.81	0.45
33:RN:17:ASP:O	33:RN:55:VAL:O	2.34	0.45
36:RQ:104:PHE:O	36:RQ:105:GLU:CB	2.65	0.45
36:RQ:81:VAL:HG23	36:RQ:82:ARG:N	2.32	0.45
39:RT:24:PRO:HD3	39:RT:52:ILE:HD12	1.98	0.45
40:RU:57:PHE:O	40:RU:59:ARG:N	2.50	0.45
40:RU:73:GLY:O	40:RU:74:LEU:CB	2.63	0.45
44:RY:47:LYS:O	44:RY:49:VAL:N	2.48	0.45
44:RY:81:LYS:CD	44:RY:97:ARG:HE	2.20	0.45
1:XA:1256:A:OP1	3:XC:26:LYS:NZ	2.45	0.45
1:XA:1347:G:N7	9:XI:11:LYS:NZ	2.65	0.45
9:XI:11:LYS:O	9:XI:12:GLU:HB2	2.16	0.45
1:XA:1344:C:H5'	9:XI:120:ARG:O	2.16	0.45
10:XJ:95:GLU:HA	10:XJ:95:GLU:OE2	2.16	0.45
11:XK:41:THR:CG2	11:XK:42:TRP:N	2.79	0.45
11:XK:32:ILE:HD11	11:XK:72:ALA:HB2	1.95	0.45
13:XM:10:PRO:HG3	13:XM:18:ALA:O	2.16	0.45
13:XM:80:ARG:O	13:XM:82:MET:O	2.34	0.45
15:XO:5:LYS:O	15:XO:8:LYS:CG	2.63	0.45
18:XR:32:ARG:HH11	18:XR:65:ILE:HD13	1.80	0.45
19:XS:63:THR:HG23	19:XS:66:MET:CE	2.46	0.45
22:XV:3:C:C2'	22:XV:4:G:H5'	2.47	0.45
50:Y4:42:PHE:CD1	50:Y4:42:PHE:C	2.90	0.45
55:Y9:25:VAL:HG11	55:Y9:34:GLN:HE21	1.81	0.45
25:YA:1331:A:H2'	25:YA:1333:C:C5	2.51	0.45
25:YA:141:A:H8	25:YA:1408:C:H1'	1.82	0.45

Continued on next page...

Continued from previous page...

Atom-1	Atom-2	Distance(Å)	Clash(Å)
25:YA:2695:C:H2'	25:YA:2696:U:H6	1.81	0.45
25:YA:2774:C:H2'	25:YA:2775:A:O4'	2.16	0.45
25:YA:598:G:H2'	25:YA:599:G:O4'	2.15	0.45
25:YA:898:C:C2'	25:YA:899:A:H5'	2.45	0.45
27:YD:118:VAL:O	27:YD:129:ASN:HA	2.16	0.45
27:YD:241:PRO:O	27:YD:242:ARG:C	2.53	0.45
28:YE:77:ILE:O	28:YE:78:LEU:O	2.35	0.45
29:YF:7:TYR:CD1	29:YF:7:TYR:N	2.84	0.45
31:YH:128:PRO:HD2	31:YH:129:THR:N	2.25	0.45
31:YH:109:PHE:CE1	31:YH:152:ARG:NH1	2.84	0.45
33:YN:113:GLY:O	33:YN:116:LEU:HB2	2.14	0.45
33:YN:120:LEU:C	33:YN:120:LEU:HD13	2.37	0.45
37:YR:85:PRO:C	37:YR:87:TYR:H	2.18	0.45
38:YS:109:GLY:O	38:YS:110:LEU:HB2	2.16	0.45
41:YV:47:VAL:O	41:YV:48:GLY:O	2.34	0.45
41:YV:5:VAL:HG22	41:YV:14:VAL:CG2	2.46	0.45
43:YX:24:GLY:O	43:YX:82:GLN:HA	2.15	0.45
45:YZ:149:SER:HB2	45:YZ:172:ALA:O	2.16	0.45
1:QA:1024:G:OP1	1:QA:1024:G:H4'	2.16	0.45
1:QA:1067:A:N1	1:QA:1108:G:O2'	2.38	0.45
1:QA:1465:C:H2'	1:QA:1466:C:O4'	2.15	0.45
1:QA:175:C:H2'	1:QA:176:C:H6	1.81	0.45
1:QA:967:C:H2'	1:QA:968:A:C8	2.52	0.45
3:QC:34:LEU:C	3:QC:34:LEU:HD23	2.37	0.45
4:QD:29:PRO:HD2	4:QD:30:LYS:H	1.80	0.45
4:QD:52:SER:H	4:QD:55:ALA:HB3	1.82	0.45
6:QF:69:GLU:O	6:QF:71:ARG:N	2.48	0.45
11:QK:121:PRO:HD2	11:QK:126:ARG:CD	2.47	0.45
12:QL:64:TYR:O	12:QL:65:GLU:HB2	2.16	0.45
15:QO:30:ALA:HA	15:QO:85:LEU:HD11	1.97	0.45
16:QP:13:HIS:C	16:QP:15:PRO:HD3	2.36	0.45
16:QP:19:ILE:HB	16:QP:37:GLY:O	2.16	0.45
16:QP:40:ASP:O	16:QP:42:ARG:N	2.50	0.45
12:QL:11:VAL:HG21	17:QQ:34:LYS:HD3	1.98	0.45
19:QS:10:PHE:CD1	19:QS:38:SER:HB2	2.52	0.45
23:QY:30:C:H2'	23:QY:31:G:H8	1.81	0.45
49:R3:43:ILE:O	49:R3:47:VAL:HG23	2.16	0.45
49:R3:60:GLU:HG2	49:R3:60:GLU:O	2.16	0.45
51:R5:16:ARG:O	51:R5:20:ARG:HG3	2.16	0.45
25:RA:2284:C:C5	52:R6:27:LYS:HE2	2.52	0.45
54:R8:48:PHE:HD1	54:R8:48:PHE:N	2.14	0.45
25:RA:1636:C:H2'	25:RA:1637:A:H8	1.82	0.45

Continued on next page...

Continued from previous page...

Atom-1	Atom-2	Distance(Å)	Clash(Å)
25:RA:483:A:C5'	44:RY:49:VAL:HG13	2.46	0.45
25:RA:551:G:H5'	25:RA:1220:A:H1'	1.97	0.45
25:RA:898:C:C2'	25:RA:899:A:H5'	2.46	0.45
27:RD:145:VAL:HB	27:RD:155:LEU:HB2	1.99	0.45
27:RD:2:ALA:HB1	27:RD:20:ASP:CB	2.46	0.45
28:RE:1:MET:HA	28:RE:200:GLU:OE2	2.16	0.45
28:RE:21:VAL:HG23	28:RE:22:PRO:CD	2.46	0.45
30:RG:76:SER:CB	30:RG:83:ARG:HA	2.46	0.45
31:RH:106:THR:HG22	31:RH:112:PRO:HB3	1.97	0.45
32:RI:74:ASN:OD1	32:RI:74:ASN:N	2.49	0.45
33:RN:129:PRO:C	33:RN:131:GLN:H	2.20	0.45
34:RO:104:ARG:HG2	34:RO:121:VAL:HG12	1.97	0.45
34:RO:61:VAL:O	34:RO:84:ALA:HB1	2.16	0.45
36:RQ:30:GLY:CA	36:RQ:107:ALA:HB2	2.39	0.45
36:RQ:5:ARG:O	36:RQ:6:ARG:O	2.35	0.45
38:RS:5:THR:OG1	38:RS:8:GLU:HG3	2.17	0.45
39:RT:6:LEU:O	39:RT:10:VAL:HG23	2.16	0.45
40:RU:92:ARG:C	40:RU:94:ASN:N	2.69	0.45
42:RW:48:ALA:O	42:RW:49:LYS:C	2.53	0.45
43:RX:35:THR:O	43:RX:36:LYS:C	2.55	0.45
44:RY:75:ILE:HA	44:RY:80:GLY:HA2	1.99	0.45
45:RZ:108:PRO:HB2	45:RZ:109:ALA:H	1.62	0.45
1:XA:49:U:C2	1:XA:361:G:N2	2.84	0.45
1:XA:595:G:H1'	1:XA:596:C:C5	2.49	0.45
2:XB:51:LEU:O	2:XB:55:PHE:HD2	2.00	0.45
4:XD:101:LEU:HD21	4:XD:121:VAL:HG13	1.99	0.45
6:XF:100:ASN:HA	6:XF:100:ASN:HD22	1.48	0.45
9:XI:80:GLY:C	9:XI:82:ALA:N	2.70	0.45
1:XA:538:G:O3'	12:XL:114:LYS:HD3	2.15	0.45
20:XT:96:GLY:O	20:XT:97:ALA:CB	2.64	0.45
52:Y6:11:LEU:H	52:Y6:25:LYS:HA	1.81	0.45
55:Y9:1:MET:HE2	55:Y9:10:ILE:HD13	1.98	0.45
25:YA:1019:U:O2'	25:YA:1021:A:H2	1.99	0.45
25:YA:2032:G:H21	28:YE:146:THR:HG23	1.82	0.45
25:YA:2308:G:N2	25:YA:2311:A:H2	2.15	0.45
25:YA:2505:G:O6	25:YA:2576:G:H2'	2.16	0.45
25:YA:264:C:H2'	25:YA:265:A:H5''	1.97	0.45
25:YA:302:C:H2'	25:YA:303:U:C6	2.50	0.45
27:YD:65:ILE:HD11	27:YD:67:PHE:CE1	2.51	0.45
28:YE:1:MET:HA	28:YE:200:GLU:OE2	2.16	0.45
29:YF:167:ALA:HB1	29:YF:173:VAL:HG11	1.98	0.45
30:YG:44:GLY:HA2	30:YG:88:ILE:HG12	1.97	0.45

Continued on next page...

Continued from previous page...

Atom-1	Atom-2	Distance(Å)	Clash(Å)
34:YO:112:MET:O	34:YO:115:VAL:CG2	2.64	0.45
40:YU:95:LEU:HD13	41:YV:4:ILE:HD12	1.98	0.45
42:YW:40:ASN:C	42:YW:41:LYS:HG2	2.36	0.45
1:QA:452:A:H2'	1:QA:453:A:C8	2.52	0.45
2:QB:22:LYS:O	2:QB:24:TRP:N	2.50	0.45
3:QC:78:GLY:HA3	3:QC:83:ARG:HB3	1.98	0.45
4:QD:101:LEU:HD21	4:QD:121:VAL:HG13	1.98	0.45
4:QD:13:ARG:CB	4:QD:33:MET:HE2	2.47	0.45
6:QF:9:VAL:HB	6:QF:87:ARG:HB2	1.97	0.45
7:QG:50:ILE:HG21	7:QG:61:VAL:HG21	1.97	0.45
8:QH:33:GLU:O	8:QH:35:ILE:N	2.49	0.45
12:QL:6:THR:H	12:QL:9:GLN:NE2	1.97	0.45
15:QO:5:LYS:O	15:QO:8:LYS:CG	2.63	0.45
16:QP:58:TYR:O	16:QP:61:SER:OG	2.27	0.45
46:R0:41:ARG:NE	46:R0:41:ARG:HA	2.31	0.45
25:RA:412:A:N7	25:RA:2411:A:H2	2.13	0.45
25:RA:2572:A:C4	28:RE:144:ARG:NH2	2.84	0.45
25:RA:2584:U:H2'	25:RA:2585:U:C6	2.51	0.45
25:RA:2712:U:O2'	25:RA:2712(A):A:P	2.73	0.45
25:RA:923:C:H2'	25:RA:924:C:C6	2.52	0.45
26:RB:13:A:N1	26:RB:69:G:O2'	2.45	0.45
27:RD:148:GLU:HB2	27:RD:151:LYS:HD2	1.98	0.45
27:RD:31:LYS:C	27:RD:32:SER:O	2.54	0.45
25:RA:1824:G:OP1	27:RD:52:ARG:HD3	2.16	0.45
28:RE:22:PRO:O	28:RE:22:PRO:CG	2.63	0.45
30:RG:14:GLU:HB3	30:RG:15:VAL:H	1.56	0.45
31:RH:109:PHE:CE1	31:RH:152:ARG:NH1	2.84	0.45
31:RH:151:ILE:O	31:RH:152:ARG:O	2.34	0.45
31:RH:94:TYR:N	31:RH:94:TYR:CD1	2.82	0.45
33:RN:22:THR:O	33:RN:60:ILE:HG22	2.16	0.45
35:RP:92:GLU:HA	35:RP:123:LEU:HD23	1.98	0.45
38:RS:74:ALA:O	38:RS:75:GLU:C	2.54	0.45
42:RW:34:ASN:O	42:RW:35:ILE:C	2.55	0.45
25:RA:2009:G:OP1	42:RW:41:LYS:HE2	2.17	0.45
1:XA:335:C:O2'	1:XA:1433:A:N3	2.42	0.45
1:XA:403:C:O2'	4:XD:122:ARG:NH2	2.47	0.45
1:XA:582:U:H2'	1:XA:583:A:C8	2.51	0.45
1:XA:923:A:OP1	5:XE:21:ALA:HB2	2.17	0.45
2:XB:214:ILE:HD13	2:XB:217:ARG:HH22	1.81	0.45
3:XC:8:ILE:C	3:XC:10:PHE:N	2.69	0.45
4:XD:100:ARG:NH2	4:XD:137:SER:HA	2.32	0.45
4:XD:178:VAL:O	4:XD:181:MET:N	2.50	0.45

Continued on next page...

Continued from previous page...

Atom-1	Atom-2	Distance(Å)	Clash(Å)
4:XD:192:GLU:HG3	4:XD:192:GLU:H	1.57	0.45
4:XD:52:SER:H	4:XD:55:ALA:HB3	1.82	0.45
6:XF:44:GLY:HA2	6:XF:59:TYR:CE2	2.51	0.45
7:XG:95:ARG:HG2	7:XG:99:LEU:HD12	1.98	0.45
7:XG:95:ARG:NE	7:XG:99:LEU:HD11	2.30	0.45
5:XE:148:VAL:CG2	8:XH:107:LEU:HD13	2.45	0.45
10:XJ:39:PRO:CB	10:XJ:70:ARG:HH12	2.27	0.45
1:XA:686:U:O2'	11:XK:42:TRP:NE1	2.50	0.45
12:XL:113:ARG:NH2	12:XL:120:TYR:CE2	2.85	0.45
13:XM:65:LYS:NZ	13:XM:69:GLU:HG2	2.31	0.45
1:XA:1222:G:P	19:XS:77:THR:HG21	2.57	0.45
20:XT:24:LEU:O	20:XT:24:LEU:HD13	2.16	0.45
20:XT:71:THR:HG22	20:XT:72:LEU:N	2.31	0.45
46:Y0:27:GLU:HB2	46:Y0:69:PHE:HD1	1.81	0.45
47:Y1:60:PHE:CE2	47:Y1:91:LYS:NZ	2.84	0.45
53:Y7:24:THR:O	53:Y7:28:ARG:HG3	2.16	0.45
25:YA:1794:U:H2'	25:YA:1795:C:C6	2.45	0.45
25:YA:180:G:N2	25:YA:215:G:O6	2.50	0.45
25:YA:2115:G:N2	25:YA:2165:G:N7	2.55	0.45
25:YA:273:G:H1	25:YA:364:C:H42	1.64	0.45
25:YA:579:G:H2'	25:YA:580:C:C6	2.51	0.45
27:YD:69:ARG:C	27:YD:71:ASP:N	2.69	0.45
25:YA:2784:C:H5''	28:YE:41:LYS:NZ	2.32	0.45
28:YE:47:VAL:O	28:YE:47:VAL:HG23	2.16	0.45
28:YE:51:PHE:HD1	28:YE:52:LEU:H	1.59	0.45
29:YF:117:ARG:NH2	29:YF:189:THR:O	2.50	0.45
31:YH:16:SER:OG	31:YH:17:VAL:N	2.50	0.45
36:YQ:132:VAL:HG11	45:YZ:81:ARG:CZ	2.47	0.45
37:YR:10:LEU:O	37:YR:11:ASN:C	2.55	0.45
38:YS:5:THR:HG1	38:YS:7:TYR:HB3	1.80	0.45
38:YS:5:THR:OG1	38:YS:8:GLU:HG3	2.17	0.45
41:YV:4:ILE:HG22	41:YV:39:LEU:HD23	1.98	0.45
44:YY:2:ARG:O	44:YY:3:VAL:C	2.55	0.45
45:YZ:141:VAL:HG23	45:YZ:144:LEU:HB2	1.98	0.45
1:QA:1291:G:H4'	9:QI:39:GLY:HA3	1.99	0.45
1:QA:748:C:H1'	1:QA:749:C:H5	1.81	0.45
2:QB:24:TRP:CD2	2:QB:26:PRO:HD3	2.52	0.45
2:QB:30:ARG:O	2:QB:31:TYR:HD2	2.00	0.45
3:QC:108:ASN:HB3	3:QC:111:LEU:HD12	1.99	0.45
4:QD:114:ARG:NH1	4:QD:114:ARG:CG	2.77	0.45
4:QD:150:GLU:C	4:QD:152:SER:H	2.20	0.45
7:QG:95:ARG:HG2	7:QG:99:LEU:HD12	1.98	0.45

Continued on next page...

Continued from previous page...

Atom-1	Atom-2	Distance(Å)	Clash(Å)
8:QH:97:VAL:CG1	8:QH:98:LYS:H	2.30	0.45
9:QI:80:GLY:C	9:QI:82:ALA:N	2.70	0.45
10:QJ:21:GLN:O	10:QJ:21:GLN:HG2	2.16	0.45
1:QA:1125:U:O4	10:QJ:5:ARG:HD3	2.16	0.45
13:QM:23:TYR:HB3	13:QM:67:GLU:HA	1.98	0.45
25:RA:1728:G:N1	25:RA:1730:U:OP2	2.49	0.45
25:RA:1756:G:H4'	25:RA:1758:G:O4'	2.16	0.45
25:RA:1769:G:O2'	25:RA:1958:C:OP1	2.30	0.45
25:RA:2507:C:H5''	25:RA:2573:C:N4	2.32	0.45
25:RA:2630:G:O4'	25:RA:2894:G:H1'	2.16	0.45
25:RA:78:A:H2'	25:RA:79:G:C8	2.52	0.45
27:RD:166:GLN:NE2	27:RD:166:GLN:CA	2.78	0.45
27:RD:213:ARG:HA	27:RD:213:ARG:HD2	1.60	0.45
27:RD:65:ILE:HD11	27:RD:67:PHE:CE1	2.51	0.45
30:RG:20:ILE:HD13	30:RG:25:TYR:HB2	1.98	0.45
30:RG:51:ARG:NH2	30:RG:52:ILE:HD11	2.32	0.45
33:RN:128:HIS:HB2	33:RN:129:PRO:CD	2.46	0.45
33:RN:5:VAL:O	33:RN:5:VAL:HG13	2.16	0.45
33:RN:96:GLU:O	33:RN:99:LEU:N	2.34	0.45
35:RP:31:ALA:C	35:RP:32:THR:CG2	2.85	0.45
36:RQ:93:TYR:N	36:RQ:93:TYR:CD1	2.84	0.45
39:RT:36:GLU:CG	39:RT:41:ARG:HD3	2.46	0.45
40:RU:76:TYR:CD2	40:RU:76:TYR:C	2.90	0.45
42:RW:40:ASN:C	42:RW:41:LYS:HG2	2.37	0.45
25:RA:138:G:N2	43:RX:44:GLU:OE2	2.34	0.45
1:XA:266:G:O2'	1:XA:267:C:OP2	2.29	0.45
2:XB:240:GLN:O	2:XB:240:GLN:HG2	2.16	0.45
2:XB:25:ASN:HA	2:XB:26:PRO:HD2	1.86	0.45
3:XC:43:LEU:HD22	3:XC:47:LEU:CD2	2.46	0.45
4:XD:104:VAL:O	4:XD:107:ARG:N	2.49	0.45
4:XD:133:VAL:HG12	4:XD:135:LEU:H	1.82	0.45
5:XE:7:GLU:HB3	5:XE:112:LEU:HD13	1.99	0.45
7:XG:107:ALA:O	7:XG:110:GLN:HB2	2.15	0.45
7:XG:79:ARG:HG2	7:XG:79:ARG:NH1	2.30	0.45
5:XE:152:ARG:HD3	8:XH:44:PHE:CE1	2.52	0.45
12:XL:64:TYR:O	12:XL:65:GLU:HB2	2.16	0.45
13:XM:57:ARG:HD2	13:XM:61:GLU:OE2	2.17	0.45
13:XM:8:GLU:OE2	30:YG:115:ARG:CZ	2.65	0.45
14:XN:43:CYS:HB3	14:XN:44:LEU:H	1.66	0.45
18:XR:43:PHE:C	18:XR:51:LEU:HD12	2.36	0.45
47:Y1:54:ALA:O	47:Y1:55:GLY:O	2.35	0.45
47:Y1:85:LEU:N	47:Y1:85:LEU:HD22	2.31	0.45

Continued on next page...

Continued from previous page...

Atom-1	Atom-2	Distance(Å)	Clash(Å)
52:Y6:9:LEU:CD1	52:Y6:26:ASN:ND2	2.80	0.45
25:YA:1105:U:H2'	25:YA:1106:G:H8	1.81	0.45
25:YA:2286:A:OP1	52:Y6:28:ARG:NE	2.50	0.45
25:YA:2788:C:O2'	25:YA:2809:A:N3	2.43	0.45
25:YA:34:C:N4	25:YA:447:A:H61	2.14	0.45
25:YA:580:C:H2'	25:YA:581:C:C6	2.51	0.45
26:YB:104:A:H5'	45:YZ:72:ARG:HD3	1.96	0.45
27:YD:109:ASP:HB2	27:YD:197:GLY:CA	2.46	0.45
27:YD:198:ASN:ND2	27:YD:198:ASN:O	2.50	0.45
28:YE:13:ARG:HH11	28:YE:13:ARG:HB3	1.82	0.45
28:YE:33:VAL:HG12	28:YE:90:THR:H	1.81	0.45
28:YE:95:ILE:HG22	28:YE:95:ILE:O	2.16	0.45
29:YF:196:LEU:O	29:YF:200:GLU:HG2	2.17	0.45
32:YI:81:VAL:HG21	32:YI:88:ILE:HD12	1.98	0.45
33:YN:114:ARG:O	33:YN:115:ARG:CB	2.65	0.45
33:YN:10:GLU:HA	33:YN:11:PRO:HD3	1.73	0.45
36:YQ:104:PHE:O	36:YQ:105:GLU:CB	2.65	0.45
36:YQ:26:TYR:O	36:YQ:27:VAL:O	2.34	0.45
38:YS:78:LEU:HD21	38:YS:108:GLY:HA2	1.99	0.45
40:YU:27:LEU:HD12	40:YU:31:SER:HB3	1.98	0.45
41:YV:30:GLY:O	41:YV:31:ALA:O	2.34	0.45
45:YZ:128:VAL:HG22	45:YZ:129:SER:H	1.82	0.45
1:QA:1095:U:H2'	1:QA:1096:C:C6	2.52	0.45
3:QC:134:ILE:HG23	3:QC:151:VAL:HB	1.98	0.45
5:QE:77:PRO:HG2	5:QE:142:LEU:HD22	1.98	0.45
6:QF:35:ALA:HA	6:QF:67:MET:HB3	1.99	0.45
1:QA:1292:U:P	7:QG:41:ARG:HH21	2.40	0.45
8:QH:41:ARG:NH1	8:QH:41:ARG:CG	2.76	0.45
1:QA:1187:G:P	9:QI:113:LYS:NZ	2.89	0.45
1:QA:539:A:OP2	12:QL:115:LYS:HE3	2.16	0.45
12:QL:61:THR:O	12:QL:63:GLY:N	2.45	0.45
1:QA:390:C:H4'	16:QP:28:ARG:NH2	2.32	0.45
20:QT:96:GLY:O	20:QT:99:LEU:HD13	2.16	0.45
25:RA:372:G:H5''	47:R1:66:HIS:CD2	2.52	0.45
48:R2:28:LYS:HB3	48:R2:57:ILE:HG12	1.98	0.45
25:RA:769:G:H5'	25:RA:1379:A:H61	1.80	0.45
25:RA:1754:C:N3	25:RA:2716:U:O2'	2.49	0.45
25:RA:177:G:H3'	25:RA:178:G:H8	1.82	0.45
25:RA:709:U:H2'	25:RA:710:G:H8	1.80	0.45
25:RA:868:U:C4	25:RA:869:G:N7	2.85	0.45
27:RD:14:ARG:HG3	27:RD:15:PHE:N	2.31	0.45
29:RF:123:LEU:HD12	29:RF:124:LEU:H	1.82	0.45

Continued on next page...

Continued from previous page...

Atom-1	Atom-2	Distance(Å)	Clash(Å)
31:RH:86:GLU:O	31:RH:87:LEU:CB	2.64	0.45
32:RI:83:ALA:HA	32:RI:88:ILE:HA	1.97	0.45
33:RN:35:ARG:O	33:RN:35:ARG:HG3	2.15	0.45
34:RO:40:VAL:CG1	34:RO:41:ALA:N	2.80	0.45
34:RO:47:ILE:HG13	34:RO:48:PRO:HD2	1.99	0.45
35:RP:21:ARG:HE	35:RP:21:ARG:HA	1.82	0.45
35:RP:88:LEU:O	35:RP:90:ARG:N	2.50	0.45
40:RU:79:PHE:C	40:RU:79:PHE:HD2	2.18	0.45
42:RW:14:PRO:O	42:RW:16:LYS:N	2.50	0.45
1:XA:1004:A:O5'	1:XA:1025:U:N3	2.50	0.45
1:XA:1424:C:H2'	1:XA:1425:U:O4'	2.17	0.45
1:XA:429:U:H1'	1:XA:430:A:H5''	1.97	0.45
1:XA:560:U:H4'	1:XA:561:U:H5''	1.97	0.45
1:XA:600:C:H2'	1:XA:601:C:C6	2.52	0.45
1:XA:757:U:OP1	1:XA:822:C:O2'	2.31	0.45
1:XA:814:A:O2'	1:XA:815:A:H3'	2.15	0.45
1:XA:939:G:H2'	1:XA:940:C:C6	2.52	0.45
2:XB:95:GLN:NE2	2:XB:96:ARG:NH1	2.65	0.45
3:XC:34:LEU:HD23	3:XC:34:LEU:C	2.37	0.45
3:XC:22:TRP:HB3	3:XC:59:ARG:HB2	1.99	0.45
3:XC:92:ALA:HB2	3:XC:99:VAL:HG11	1.99	0.45
4:XD:52:SER:N	4:XD:55:ALA:HB3	2.32	0.45
5:XE:101:ILE:H	5:XE:101:ILE:HD13	1.82	0.45
5:XE:12:LEU:HB3	5:XE:31:LEU:CB	2.47	0.45
5:XE:55:VAL:O	5:XE:58:ALA:HB3	2.16	0.45
6:XF:61:LEU:HD23	6:XF:63:TYR:OH	2.17	0.45
6:XF:68:PRO:HG3	6:XF:71:ARG:NH2	2.31	0.45
7:XG:148:ASN:C	7:XG:150:ALA:N	2.69	0.45
8:XH:102:ARG:NH1	8:XH:105:ARG:CZ	2.80	0.45
11:XK:48:ILE:HD11	11:XK:64:ALA:N	2.32	0.45
13:XM:15:VAL:O	13:XM:19:LEU:CD2	2.64	0.45
15:XO:77:ARG:HA	15:XO:80:ALA:HB2	1.99	0.45
19:XS:69:HIS:O	19:XS:70:LYS:O	2.34	0.45
20:XT:53:LEU:HD12	20:XT:100:ILE:HG23	1.98	0.45
20:XT:84:LEU:HD13	20:XT:84:LEU:C	2.37	0.45
46:Y0:19:LYS:HA	46:Y0:19:LYS:HD3	1.54	0.45
25:YA:530:G:C5	25:YA:2022:U:H5''	2.51	0.45
25:YA:2087:G:C2'	25:YA:2088:G:H5'	2.47	0.45
25:YA:2105:C:H2'	25:YA:2106:G:H8	1.82	0.45
25:YA:2114:A:N6	25:YA:2119:A:H62	2.15	0.45
25:YA:2467:C:N4	25:YA:2468:G:O6	2.50	0.45
25:YA:2579:C:H2'	25:YA:2580:U:O4'	2.16	0.45

Continued on next page...

Continued from previous page...

Atom-1	Atom-2	Distance(Å)	Clash(Å)
25:YA:2655:G:O2'	25:YA:2656:U:OP2	2.34	0.45
25:YA:38:A:H2'	25:YA:39:C:C6	2.51	0.45
25:YA:64:A:H1'	43:YX:66:LEU:HB2	1.98	0.45
25:YA:1797:C:H4'	27:YD:257:LEU:O	2.17	0.45
27:YD:68:LYS:HD2	27:YD:70:TRP:CZ2	2.52	0.45
28:YE:2:LYS:O	28:YE:199:ARG:HA	2.17	0.45
29:YF:155:LEU:HA	29:YF:174:VAL:CG1	2.46	0.45
30:YG:51:ARG:NH2	30:YG:52:ILE:HD11	2.32	0.45
36:YQ:23:GLY:O	36:YQ:24:GLY:C	2.54	0.45
42:YW:21:VAL:HG12	42:YW:21:VAL:O	2.17	0.45
42:YW:88:ARG:CB	42:YW:92:ARG:HB3	2.47	0.45
43:YX:47:PHE:O	43:YX:48:LYS:C	2.55	0.45
44:YY:75:ILE:HA	44:YY:80:GLY:HA2	1.99	0.45
44:YY:97:ARG:HG2	44:YY:97:ARG:HH11	1.82	0.45
1:QA:1049:U:HO2'	14:QN:2:ALA:N	2.14	0.45
1:QA:1316:G:H2'	1:QA:1318:A:OP2	2.16	0.45
1:QA:1320:C:N4	19:QS:36:ARG:HG3	2.32	0.45
1:QA:503:C:H2'	1:QA:504:C:C6	2.51	0.45
1:QA:516:U:O2'	1:QA:519:C:N3	2.46	0.45
2:QB:15:VAL:HG23	2:QB:209:ARG:HE	1.80	0.45
2:QB:214:ILE:HD13	2:QB:217:ARG:HH22	1.81	0.45
2:QB:240:GLN:HG2	2:QB:240:GLN:O	2.16	0.45
2:QB:33:TYR:O	2:QB:33:TYR:HD1	2.00	0.45
3:QC:92:ALA:HB2	3:QC:99:VAL:HG11	1.99	0.45
4:QD:104:VAL:O	4:QD:107:ARG:N	2.49	0.45
4:QD:199:ASN:O	4:QD:201:GLN:N	2.49	0.45
5:QE:52:PRO:HB2	5:QE:53:LEU:HD12	1.98	0.45
5:QE:80:ILE:HG13	5:QE:82:VAL:HG23	1.99	0.45
7:QG:108:ALA:C	7:QG:110:GLN:H	2.19	0.45
7:QG:148:ASN:C	7:QG:150:ALA:N	2.69	0.45
7:QG:95:ARG:HG3	7:QG:95:ARG:HH11	1.82	0.45
8:QH:86:ILE:CG1	8:QH:133:LEU:HD22	2.46	0.45
9:QI:42:ARG:O	9:QI:45:ALA:HB3	2.16	0.45
10:QJ:51:ARG:HG2	10:QJ:51:ARG:HH11	1.81	0.45
11:QK:83:ILE:HG12	11:QK:109:VAL:HG23	1.98	0.45
18:QR:63:GLN:HA	18:QR:63:GLN:OE1	2.17	0.45
20:QT:10:LEU:C	20:QT:12:ALA:H	2.20	0.45
20:QT:24:LEU:HD13	20:QT:24:LEU:O	2.16	0.45
49:R3:28:LEU:HA	49:R3:33:GLN:OE1	2.16	0.45
51:R5:15:ARG:HA	51:R5:18:ALA:HB3	1.99	0.45
54:R8:16:ILE:CD1	54:R8:57:ARG:HG2	2.42	0.45
25:RA:1217:C:OP1	40:RU:15:LYS:NZ	2.45	0.45

Continued on next page...

Continued from previous page...

Atom-1	Atom-2	Distance(Å)	Clash(Å)
25:RA:1672:C:H5''	25:RA:2554:U:OP1	2.17	0.45
25:RA:2168:G:N3	25:RA:2168:G:H2'	2.31	0.45
25:RA:2404:C:H1'	35:RP:67:MET:HE2	1.99	0.45
25:RA:2777:G:OP2	25:RA:2781:A:O2'	2.18	0.45
25:RA:451:C:H4'	29:RF:52:LYS:HZ2	1.81	0.45
25:RA:515:A:H1'	25:RA:581:C:H1'	1.98	0.45
25:RA:519:U:H2'	25:RA:520:G:H8	1.79	0.45
25:RA:686:G:N2	25:RA:788:A:H61	2.15	0.45
27:RD:109:ASP:HB2	27:RD:197:GLY:CA	2.46	0.45
25:RA:1693:U:H1'	27:RD:14:ARG:HH22	1.80	0.45
28:RE:2:LYS:O	28:RE:199:ARG:HA	2.17	0.45
29:RF:119:ARG:CG	29:RF:119:ARG:HH11	2.29	0.45
25:RA:1257:C:H4'	29:RF:83:PHE:CE2	2.52	0.45
40:RU:53:ARG:C	40:RU:55:ARG:H	2.19	0.45
41:RV:59:ALA:HB2	41:RV:96:ILE:HD13	1.97	0.45
25:RA:1225:C:O2'	41:RV:85:LYS:HA	2.17	0.45
42:RW:65:LEU:CD1	42:RW:68:ARG:NH1	2.75	0.45
44:RY:2:ARG:O	44:RY:3:VAL:C	2.55	0.45
1:XA:1130:A:N6	1:XA:1131:G:O6	2.50	0.45
1:XA:1338:G:C6	1:XA:1339:A:C6	3.05	0.45
3:XC:42:LEU:HD12	3:XC:45:LYS:NZ	2.32	0.45
4:XD:187:ARG:HH11	4:XD:187:ARG:HG2	1.82	0.45
9:XI:47:LEU:HD22	9:XI:47:LEU:H	1.81	0.45
17:XQ:48:GLU:O	17:XQ:50:LYS:N	2.50	0.45
48:Y2:28:LYS:HB3	48:Y2:57:ILE:HG12	1.98	0.45
52:Y6:48:VAL:O	52:Y6:49:HIS:HB2	2.15	0.45
54:Y8:52:LYS:CG	54:Y8:52:LYS:O	2.64	0.45
25:YA:1101:U:H2'	25:YA:1102:C:C6	2.52	0.45
25:YA:1210:A:H5''	25:YA:1212:G:O4'	2.17	0.45
25:YA:1508:A:O2'	25:YA:1509:C:O4'	2.32	0.45
25:YA:2439:A:H5'	25:YA:2439:A:C8	2.51	0.45
25:YA:2023:G:H5'	25:YA:2617:C:H4'	1.98	0.45
25:YA:451:C:H4'	29:YF:52:LYS:HZ2	1.82	0.45
25:YA:26:G:H1'	25:YA:515:A:N6	2.31	0.45
25:YA:71:A:H5''	25:YA:72:U:H3'	1.98	0.45
27:YD:25:THR:CG2	27:YD:25:THR:O	2.65	0.45
27:YD:92:ILE:HD12	27:YD:104:TYR:HD2	1.82	0.45
28:YE:199:ARG:HH11	28:YE:199:ARG:HG3	1.82	0.45
31:YH:7:LEU:HD12	31:YH:7:LEU:C	2.37	0.45
32:YI:88:ILE:HG12	32:YI:122:GLU:H	1.82	0.45
33:YN:20:GLY:HA2	33:YN:61:ARG:HD2	1.99	0.45
34:YO:22:ILE:HG12	34:YO:41:ALA:HA	1.98	0.45

Continued on next page...

Continued from previous page...

Atom-1	Atom-2	Distance(Å)	Clash(Å)
36:YQ:30:GLY:CA	36:YQ:107:ALA:HB2	2.39	0.45
36:YQ:34:LEU:HB2	36:YQ:118:LEU:HD22	1.99	0.45
25:YA:871:U:H4'	36:YQ:69:PHE:CE2	2.52	0.45
37:YR:29:LEU:CD1	37:YR:29:LEU:N	2.79	0.45
25:YA:2377:A:H4'	38:YS:111:GLU:O	2.17	0.45
39:YT:24:PRO:HD3	39:YT:52:ILE:HD12	1.98	0.45
40:YU:79:PHE:CE2	40:YU:83:LEU:HD13	2.51	0.45
1:QA:741:G:H2'	1:QA:742:G:O4'	2.17	0.45
3:QC:42:LEU:HD12	3:QC:45:LYS:HZ3	1.82	0.45
4:QD:120:LEU:CD2	4:QD:125:HIS:HB2	2.45	0.45
9:QI:83:ARG:C	9:QI:86:VAL:HG12	2.36	0.45
13:QM:108:ARG:O	13:QM:111:LYS:N	2.48	0.45
13:QM:3:ARG:HD2	13:QM:9:ILE:CG1	2.45	0.45
13:QM:66:LEU:HB2	13:QM:67:GLU:H	1.61	0.45
14:QN:23:ARG:C	14:QN:24:CYS:O	2.54	0.45
10:QJ:63:PHE:HB3	14:QN:57:ARG:O	2.17	0.45
16:QP:50:LYS:O	16:QP:50:LYS:HD3	2.16	0.45
22:QV:15:G:H2'	22:QV:59:A:N1	2.31	0.45
47:R1:73:LEU:C	47:R1:75:GLU:N	2.70	0.45
47:R1:80:LEU:CB	47:R1:81:LYS:HE2	2.44	0.45
47:R1:82:LEU:HD13	47:R1:83:GLU:C	2.36	0.45
52:R6:17:LYS:O	52:R6:18:ARG:CB	2.64	0.45
52:R6:11:LEU:H	52:R6:25:LYS:HA	1.81	0.45
25:RA:1113:U:H2'	25:RA:1114:G:C8	2.51	0.45
25:RA:1328:G:H2'	25:RA:1330:C:C5	2.52	0.45
25:RA:1291:C:H5'	25:RA:1536:A:H5'	1.99	0.45
25:RA:1796:U:H2'	25:RA:1797:C:H6	1.80	0.45
26:RB:80:U:O2'	26:RB:81:G:H5''	2.16	0.45
27:RD:118:VAL:O	27:RD:129:ASN:HA	2.16	0.45
27:RD:36:PRO:HB3	27:RD:62:TYR:O	2.16	0.45
30:RG:102:PHE:HA	30:RG:105:LYS:HE3	1.98	0.45
30:RG:36:LYS:O	30:RG:37:VAL:HG23	2.16	0.45
33:RN:57:ALA:HA	33:RN:60:ILE:CD1	2.43	0.45
34:RO:2:ILE:HD11	34:RO:82:ASN:ND2	2.16	0.45
34:RO:22:ILE:HG12	34:RO:41:ALA:HA	1.98	0.45
35:RP:144:GLU:OE1	35:RP:144:GLU:N	2.48	0.45
35:RP:62:LEU:CD2	35:RP:62:LEU:H	2.19	0.45
35:RP:81:GLN:CD	35:RP:106:LEU:O	2.55	0.45
37:RR:17:ARG:O	37:RR:20:LEU:HB3	2.17	0.45
40:RU:97:ASP:HA	40:RU:100:VAL:CG2	2.47	0.45
44:RY:36:ALA:HB1	44:RY:67:LEU:O	2.16	0.45
1:XA:1305:G:HO2'	1:XA:1306:A:H8	1.61	0.45

Continued on next page...

Continued from previous page...

Atom-1	Atom-2	Distance(Å)	Clash(Å)
1:XA:1346:A:N6	1:XA:1375:A:OP2	2.47	0.45
1:XA:58:C:O2'	1:XA:388:G:N7	2.30	0.45
2:XB:170:GLU:CA	2:XB:172:ILE:HD12	2.46	0.45
5:XE:12:LEU:HD21	5:XE:14:ARG:HB3	1.98	0.45
7:XG:45:ASP:O	7:XG:49:ILE:HG12	2.17	0.45
7:XG:95:ARG:HG3	7:XG:95:ARG:HH11	1.82	0.45
10:XJ:6:ILE:O	10:XJ:71:LEU:HD12	2.17	0.45
11:XK:124:LYS:O	11:XK:126:ARG:N	2.40	0.45
13:XM:108:ARG:O	13:XM:111:LYS:N	2.47	0.45
13:XM:28:ALA:C	13:XM:30:ALA:N	2.70	0.45
15:XO:30:ALA:HA	15:XO:85:LEU:HD11	1.97	0.45
17:XQ:33:GLY:O	17:XQ:34:LYS:C	2.56	0.45
18:XR:63:GLN:OE1	18:XR:63:GLN:HA	2.17	0.45
50:Y4:68:ARG:O	50:Y4:69:LYS:HB2	2.17	0.45
52:Y6:15:GLU:OE2	52:Y6:44:ARG:NH1	2.49	0.45
25:YA:153:C:P	47:Y1:88:LYS:HE2	2.57	0.45
25:YA:2723:C:O3'	37:YR:1:MET:CE	2.65	0.45
25:YA:363(B):G:H2'	25:YA:363(C):G:C8	2.51	0.45
25:YA:436:C:H2'	25:YA:438:G:H8	1.81	0.45
25:YA:508:G:HO2'	25:YA:509:C:P	2.40	0.45
28:YE:4:ILE:HG12	28:YE:91:VAL:HG11	1.99	0.45
33:YN:5:VAL:HG13	33:YN:5:VAL:O	2.16	0.45
33:YN:7:LYS:HD3	33:YN:9:VAL:H	1.80	0.45
34:YO:97:ARG:H	34:YO:117:LEU:CD2	2.24	0.45
25:YA:1250:G:OP2	35:YP:21:ARG:HD3	2.16	0.45
35:YP:21:ARG:HA	35:YP:21:ARG:HE	1.82	0.45
35:YP:45:LEU:CD1	35:YP:45:LEU:N	2.79	0.45
35:YP:88:LEU:HD23	35:YP:88:LEU:C	2.37	0.45
36:YQ:65:PHE:O	36:YQ:66:ILE:CG1	2.48	0.45
39:YT:57:PHE:O	39:YT:58:ASN:C	2.53	0.45
40:YU:76:TYR:CD2	40:YU:76:TYR:C	2.90	0.45
1:QA:1113:C:H2'	1:QA:1114:C:C6	2.52	0.45
1:QA:1129:C:H5'	1:QA:1130:A:OP1	2.16	0.45
1:QA:1226:C:N4	13:QM:104:ARG:HD2	2.32	0.45
4:QD:166:LYS:HG2	27:YD:134:ARG:CZ	2.45	0.45
4:QD:94:LEU:O	4:QD:98:GLU:N	2.50	0.45
7:QG:111:ARG:HD2	7:QG:123:GLU:HB2	1.99	0.45
10:QJ:38:ILE:CD1	10:QJ:71:LEU:HB3	2.46	0.45
13:QM:110:ARG:HH11	13:QM:110:ARG:HG3	1.82	0.45
13:QM:15:VAL:O	13:QM:19:LEU:CD2	2.64	0.45
15:QO:82:ILE:CG2	15:QO:83:GLU:N	2.79	0.45
1:QA:323:U:H5'	20:QT:23:ARG:HB2	1.98	0.45

Continued on next page...

Continued from previous page...

Atom-1	Atom-2	Distance(Å)	Clash(Å)
47:R1:49:VAL:HG12	47:R1:51:VAL:HG23	1.99	0.45
54:R8:36:LYS:HB3	54:R8:40:GLU:HG2	1.99	0.45
25:RA:49:A:H61	25:RA:177:G:H2'	1.81	0.45
25:RA:2712:U:O2'	25:RA:2712(A):A:H8	1.88	0.45
25:RA:376:C:H2'	25:RA:377:C:C6	2.51	0.45
25:RA:1567:A:H4'	27:RD:58:HIS:CE1	2.51	0.45
28:RE:77:ILE:O	28:RE:78:LEU:O	2.34	0.45
29:RF:196:LEU:O	29:RF:200:GLU:HG2	2.17	0.45
30:RG:129:GLY:O	30:RG:130:ASN:OD1	2.34	0.45
25:RA:2531:A:H4'	31:RH:157:TYR:CE2	2.52	0.45
33:RN:118:LYS:C	33:RN:120:LEU:H	2.20	0.45
35:RP:88:LEU:HD23	35:RP:88:LEU:C	2.37	0.45
35:RP:96:THR:HG22	35:RP:126:VAL:CB	2.47	0.45
41:RV:5:VAL:HG13	41:RV:14:VAL:HG21	1.98	0.45
41:RV:4:ILE:HG22	41:RV:39:LEU:HD23	1.98	0.45
41:RV:61:VAL:HA	41:RV:94:LEU:HD23	1.97	0.45
43:RX:47:PHE:O	43:RX:48:LYS:C	2.55	0.45
44:RY:84:ARG:HD3	44:RY:86:ARG:HH11	1.82	0.45
1:XA:1179:A:O3'	9:XI:103:THR:HG23	2.17	0.45
2:XB:164:VAL:HB	2:XB:186:ALA:HB1	1.95	0.45
2:XB:77:ALA:HB2	2:XB:211:ILE:HG21	1.99	0.45
2:XB:22:LYS:O	2:XB:24:TRP:N	2.50	0.45
2:XB:68:ILE:HB	2:XB:70:PHE:HE1	1.82	0.45
4:XD:150:GLU:C	4:XD:152:SER:H	2.20	0.45
4:XD:165:MET:HE3	4:XD:168:ARG:HD2	1.98	0.45
6:XF:22:GLU:OE1	6:XF:82:ARG:NH2	2.46	0.45
8:XH:97:VAL:CG1	8:XH:98:LYS:H	2.30	0.45
10:XJ:63:PHE:HB3	14:XN:57:ARG:O	2.17	0.45
12:XL:117:ARG:NH2	12:XL:124:LYS:HD3	2.32	0.45
13:XM:56:LEU:HD13	13:XM:56:LEU:O	2.17	0.45
15:XO:25:THR:HG22	15:XO:70:LEU:HD22	1.99	0.45
16:XP:22:THR:CA	16:XP:33:ILE:HG12	2.41	0.45
17:XQ:59:ILE:N	17:XQ:59:ILE:CD1	2.78	0.45
19:XS:45:VAL:O	19:XS:62:ILE:O	2.35	0.45
20:XT:10:LEU:C	20:XT:12:ALA:H	2.21	0.45
52:Y6:18:ARG:O	52:Y6:19:ARG:O	2.33	0.45
52:Y6:7:ILE:HG23	52:Y6:8:LYS:N	2.32	0.45
25:YA:1535:U:N3	25:YA:1537:C:H1'	2.32	0.45
25:YA:1607:C:H4'	25:YA:1608:A:O5'	2.17	0.45
25:YA:582:G:OP1	40:YU:14:HIS:ND1	2.41	0.45
25:YA:795:C:H2'	25:YA:796:C:C6	2.52	0.45
27:YD:226:MET:H	27:YD:226:MET:HG2	1.53	0.45

Continued on next page...

Continued from previous page...

Atom-1	Atom-2	Distance(Å)	Clash(Å)
25:YA:2635:C:OP1	28:YE:78:LEU:HD12	2.16	0.45
30:YG:121:ASN:C	30:YG:123:ASN:H	2.20	0.45
32:YI:79:ILE:N	32:YI:141:LYS:O	2.50	0.45
33:YN:22:THR:O	33:YN:60:ILE:HG22	2.16	0.45
34:YO:53:LYS:CD	34:YO:53:LYS:N	2.69	0.45
25:YA:195:A:OP1	35:YP:46:LYS:HE2	2.17	0.45
35:YP:81:GLN:CD	35:YP:106:LEU:O	2.55	0.45
36:YQ:58:PHE:O	36:YQ:58:PHE:CD1	2.70	0.45
36:YQ:5:ARG:O	36:YQ:6:ARG:O	2.35	0.45
36:YQ:93:TYR:N	36:YQ:93:TYR:CD1	2.85	0.45
37:YR:12:ARG:HG3	37:YR:12:ARG:NH1	2.32	0.45
37:YR:17:ARG:O	37:YR:20:LEU:HB3	2.17	0.45
39:YT:23:ARG:CB	39:YT:24:PRO:HD2	2.40	0.45
34:YO:104:ARG:NH2	39:YT:34:VAL:HG11	2.32	0.45
42:YW:14:PRO:O	42:YW:16:LYS:N	2.50	0.45
44:YY:25:GLY:HA3	44:YY:39:VAL:CG1	2.47	0.45
1:QA:97:U:H2'	1:QA:99:C:C6	2.52	0.45
1:QA:430:A:O5'	4:QD:7:PRO:HA	2.17	0.45
7:QG:26:PHE:HZ	7:QG:120:ILE:HG23	1.82	0.45
8:QH:64:LYS:HB3	8:QH:79:VAL:HG21	1.98	0.45
10:QJ:29:ARG:HH11	10:QJ:29:ARG:HG2	1.81	0.45
10:QJ:62:HIS:CD2	10:QJ:62:HIS:N	2.85	0.45
11:QK:32:ILE:HD11	11:QK:72:ALA:HB2	1.96	0.45
13:QM:101:GLN:HB2	13:QM:101:GLN:HE21	1.66	0.45
13:QM:39:ILE:HD12	13:QM:56:LEU:HD23	1.99	0.45
13:QM:57:ARG:HD2	13:QM:61:GLU:OE2	2.17	0.45
16:QP:39:TYR:CZ	16:QP:41:PRO:HB3	2.52	0.45
18:QR:82:THR:CG2	18:QR:83:GLU:N	2.79	0.45
19:QS:69:HIS:O	19:QS:70:LYS:O	2.34	0.45
47:R1:60:PHE:HZ	47:R1:90:ILE:HG21	1.82	0.45
52:R6:11:LEU:HD11	52:R6:51:GLU:HG3	1.98	0.45
52:R6:9:LEU:CD1	52:R6:26:ASN:ND2	2.79	0.45
25:RA:108:U:H2'	25:RA:109:G:H8	1.82	0.45
25:RA:1510:A:O2'	25:RA:1511:A:N7	2.50	0.45
25:RA:1470:G:N2	25:RA:1522:G:OP2	2.50	0.45
25:RA:1797:C:H4'	27:RD:257:LEU:O	2.17	0.45
25:RA:2037:G:H2'	25:RA:2038:G:C8	2.51	0.45
25:RA:324:A:N6	25:RA:338:G:O2'	2.47	0.45
26:RB:20:C:H2'	26:RB:21:G:O4'	2.17	0.45
27:RD:198:ASN:ND2	27:RD:198:ASN:O	2.50	0.45
27:RD:44:ASN:HB2	27:RD:49:ILE:HA	1.93	0.45
27:RD:68:LYS:HD2	27:RD:70:TRP:CZ2	2.52	0.45

Continued on next page...

Continued from previous page...

Atom-1	Atom-2	Distance(Å)	Clash(Å)
27:RD:79:VAL:HG21	27:RD:111:LEU:HD21	1.98	0.45
28:RE:2:LYS:HG2	28:RE:95:ILE:HG22	1.99	0.45
29:RF:184:TYR:CE2	29:RF:188:ARG:HD2	2.52	0.45
31:RH:149:ARG:HA	31:RH:162:ILE:HG21	1.99	0.45
34:RO:78:ARG:HH21	39:RT:103:ARG:HH22	1.64	0.45
35:RP:115:LEU:HA	35:RP:134:ALA:CB	2.47	0.45
35:RP:115:LEU:CB	35:RP:131:SER:HB2	2.47	0.45
36:RQ:10:ARG:O	36:RQ:11:LYS:CB	2.64	0.45
36:RQ:119:ARG:CG	36:RQ:119:ARG:HH11	2.25	0.45
36:RQ:11:LYS:HE2	36:RQ:87:LYS:HA	1.98	0.45
36:RQ:90:VAL:C	36:RQ:92:GLY:N	2.70	0.45
41:RV:5:VAL:HG22	41:RV:14:VAL:CG2	2.46	0.45
41:RV:69:LYS:HG3	41:RV:87:HIS:O	2.17	0.45
42:RW:21:VAL:O	42:RW:21:VAL:HG12	2.17	0.45
45:RZ:58:VAL:O	45:RZ:60:GLU:N	2.47	0.45
1:XA:1060:C:C5	3:XC:2:GLY:HA2	2.52	0.45
1:XA:1199:U:H4'	10:XJ:54:PHE:CE1	2.50	0.45
1:XA:1239:A:H62	1:XA:1299:A:N6	2.14	0.45
1:XA:944:G:N1	1:XA:1338:G:OP2	2.46	0.45
1:XA:164:U:H2'	1:XA:165:C:C6	2.52	0.45
1:XA:240:C:H2'	1:XA:241:C:C6	2.51	0.45
1:XA:748:C:H1'	1:XA:749:C:H5	1.81	0.45
2:XB:98:LEU:O	2:XB:101:MET:HG3	2.17	0.45
4:XD:68:TYR:O	4:XD:69:GLY:C	2.55	0.45
6:XF:23:LYS:HG2	6:XF:27:GLN:OE1	2.17	0.45
7:XG:111:ARG:HD2	7:XG:123:GLU:HB2	1.99	0.45
7:XG:26:PHE:HZ	7:XG:120:ILE:HG23	1.82	0.45
7:XG:16:LEU:HD13	9:XI:45:ALA:HB2	1.99	0.45
9:XI:7:THR:O	9:XI:83:ARG:CD	2.65	0.45
11:XK:75:TYR:N	11:XK:75:TYR:CD1	2.85	0.45
6:XF:101:ALA:HA	18:XR:28:GLU:CG	2.46	0.45
20:XT:36:LEU:C	20:XT:38:LYS:N	2.71	0.45
21:XU:6:ARG:C	21:XU:8:THR:H	2.20	0.45
52:Y6:7:ILE:O	52:Y6:8:LYS:HG2	2.17	0.45
53:Y7:2:LYS:HG2	53:Y7:3:ARG:N	2.31	0.45
54:Y8:36:LYS:HB3	54:Y8:40:GLU:HG2	1.99	0.45
25:YA:1020:A:N6	25:YA:1141:U:O2'	2.50	0.45
25:YA:1771:C:O2'	25:YA:1786:A:H8	2.00	0.45
25:YA:1992:G:H5'	25:YA:1994:C:H41	1.82	0.45
25:YA:2346:A:H5''	25:YA:2383:G:H1'	1.99	0.45
25:YA:2693:A:H2'	25:YA:2694:G:C8	2.52	0.45
25:YA:686:G:N2	25:YA:788:A:H61	2.13	0.45

Continued on next page...

Continued from previous page...

Atom-1	Atom-2	Distance(Å)	Clash(Å)
27:YD:145:VAL:HG12	27:YD:146:GLU:N	2.32	0.45
27:YD:45:ASN:CG	27:YD:46:GLN:N	2.68	0.45
28:YE:18:ASP:O	28:YE:19:ARG:C	2.56	0.45
30:YG:83:ARG:HG3	30:YG:86:MET:CE	2.46	0.45
35:YP:112:LEU:CD1	35:YP:114:ILE:HG23	2.47	0.45
35:YP:92:GLU:HA	35:YP:123:LEU:HD23	1.99	0.45
36:YQ:133:ARG:CG	36:YQ:134:ARG:N	2.78	0.45
38:YS:3:ARG:O	38:YS:4:LEU:O	2.35	0.45
41:YV:61:VAL:O	41:YV:61:VAL:HG22	2.16	0.45
41:YV:69:LYS:HG3	41:YV:87:HIS:O	2.17	0.45
45:YZ:100:VAL:HA	45:YZ:101:PRO:HD3	1.87	0.45
1:QA:614:A:OP1	4:QD:85:LYS:NZ	2.50	0.44
1:QA:681:C:H2'	1:QA:682:G:H8	1.82	0.44
1:QA:791:G:H2'	1:QA:792:A:H5'	1.99	0.44
2:QB:30:ARG:HH21	2:QB:194:PRO:HG2	1.82	0.44
2:QB:95:GLN:NE2	2:QB:96:ARG:NH1	2.65	0.44
3:QC:43:LEU:HD11	3:QC:66:VAL:HG11	1.98	0.44
3:QC:73:PRO:O	3:QC:77:ILE:HG13	2.16	0.44
4:QD:3:ARG:O	4:QD:4:TYR:C	2.55	0.44
5:QE:36:ASP:C	5:QE:37:ARG:HG2	2.38	0.44
8:QH:82:HIS:CD2	8:QH:82:HIS:C	2.91	0.44
1:QA:375:U:C4'	16:QP:17:TYR:HE2	2.24	0.44
20:QT:84:LEU:HD13	20:QT:84:LEU:C	2.36	0.44
20:QT:89:ARG:HH12	20:QT:106:ALA:HB1	1.82	0.44
47:R1:48:LYS:HA	47:R1:60:PHE:O	2.17	0.44
30:RG:67:LYS:CE	50:R4:6:HIS:NE2	2.74	0.44
53:R7:24:THR:O	53:R7:28:ARG:HG3	2.16	0.44
54:R8:9:GLY:O	54:R8:13:ARG:HG2	2.16	0.44
54:R8:15:LYS:HD3	54:R8:15:LYS:C	2.37	0.44
25:RA:242:G:C5'	54:R8:3:LYS:HE3	2.46	0.44
25:RA:1405:U:H2'	25:RA:1406:U:C6	2.52	0.44
25:RA:2567:G:H2'	25:RA:2568:C:C6	2.51	0.44
27:RD:143:HIS:HD2	27:RD:144:ALA:HB2	1.82	0.44
27:RD:145:VAL:HG12	27:RD:146:GLU:N	2.32	0.44
27:RD:166:GLN:NE2	27:RD:166:GLN:HA	2.32	0.44
28:RE:101:ARG:HD2	28:RE:171:GLU:HA	1.98	0.44
28:RE:36:ARG:CB	28:RE:36:ARG:HH11	2.28	0.44
31:RH:51:ARG:HG3	31:RH:51:ARG:NH1	2.30	0.44
31:RH:7:LEU:C	31:RH:7:LEU:HD12	2.37	0.44
33:RN:7:LYS:HD3	33:RN:9:VAL:H	1.80	0.44
34:RO:19:ILE:H	34:RO:19:ILE:HD13	1.82	0.44
25:RA:2415:G:O3'	35:RP:66:GLY:HA3	2.17	0.44

Continued on next page...

Continued from previous page...

Atom-1	Atom-2	Distance(Å)	Clash(Å)
34:RO:104:ARG:NH2	39:RT:34:VAL:HG11	2.32	0.44
40:RU:86:ALA:CB	40:RU:88:ILE:HD11	2.48	0.44
42:RW:67:ASP:OD2	42:RW:67:ASP:N	2.50	0.44
44:RY:73:ARG:HE	44:RY:73:ARG:HB3	1.51	0.44
1:XA:109:A:C6	1:XA:326:G:C6	3.05	0.44
1:XA:1412:C:H2'	1:XA:1413:A:C8	2.52	0.44
1:XA:253:U:H2'	1:XA:254:G:C8	2.52	0.44
2:XB:188:ALA:CB	2:XB:200:ILE:HG23	2.47	0.44
2:XB:30:ARG:HH21	2:XB:194:PRO:HG2	1.81	0.44
2:XB:30:ARG:O	2:XB:31:TYR:HD2	2.00	0.44
3:XC:87:LEU:C	3:XC:89:GLU:H	2.19	0.44
9:XI:13:ALA:HB2	9:XI:68:GLY:CA	2.47	0.44
10:XJ:51:ARG:HG2	10:XJ:51:ARG:HH11	1.82	0.44
10:XJ:54:PHE:CE2	10:XJ:55:LYS:HD2	2.52	0.44
13:XM:110:ARG:HG3	13:XM:110:ARG:HH11	1.82	0.44
15:XO:83:GLU:C	15:XO:85:LEU:N	2.70	0.44
15:XO:82:ILE:CG2	15:XO:83:GLU:N	2.79	0.44
16:XP:72:ARG:O	16:XP:72:ARG:HD3	2.17	0.44
20:XT:44:ALA:O	20:XT:91:LEU:HB3	2.16	0.44
25:YA:1400:G:H2'	25:YA:1401:G:C8	2.52	0.44
25:YA:528:A:H2	25:YA:2043:C:C5'	2.30	0.44
26:YB:20:C:H2'	26:YB:21:G:O4'	2.17	0.44
27:YD:166:GLN:CA	27:YD:166:GLN:NE2	2.78	0.44
27:YD:52:ARG:HB2	27:YD:53:PHE:CD2	2.52	0.44
29:YF:144:LYS:C	29:YF:146:ALA:H	2.21	0.44
32:YI:94:ALA:HB2	32:YI:116:LEU:HD13	1.99	0.44
34:YO:19:ILE:HD13	34:YO:19:ILE:H	1.83	0.44
35:YP:75:ILE:HG12	35:YP:77:ARG:NH1	2.32	0.44
35:YP:75:ILE:HG12	35:YP:77:ARG:HH12	1.82	0.44
36:YQ:66:ILE:O	36:YQ:104:PHE:N	2.49	0.44
25:YA:870:A:H5''	36:YQ:6:ARG:O	2.16	0.44
38:YS:78:LEU:HD21	38:YS:108:GLY:CA	2.47	0.44
38:YS:83:LYS:CE	38:YS:109:GLY:HA2	2.47	0.44
38:YS:89:ARG:O	38:YS:90:GLY:C	2.55	0.44
39:YT:36:GLU:CG	39:YT:41:ARG:HD3	2.46	0.44
1:QA:1127:G:H21	1:QA:1147:C:N4	2.15	0.44
2:QB:98:LEU:O	2:QB:101:MET:HG3	2.17	0.44
2:QB:189:ASP:OD2	2:QB:205:ASP:OD1	2.35	0.44
3:QC:22:TRP:HB3	3:QC:59:ARG:HB2	1.99	0.44
4:QD:25:ARG:CZ	4:QD:30:LYS:HE3	2.46	0.44
4:QD:13:ARG:CB	4:QD:33:MET:HE3	2.47	0.44
5:QE:7:GLU:HB3	5:QE:112:LEU:HD13	1.99	0.44

Continued on next page...

Continued from previous page...

Atom-1	Atom-2	Distance(Å)	Clash(Å)
10:QJ:33:GLN:HB2	10:QJ:75:ILE:HD11	1.99	0.44
12:QL:120:TYR:CD1	12:QL:120:TYR:N	2.86	0.44
15:QO:54:ARG:O	15:QO:55:GLY:C	2.55	0.44
17:QQ:3:LYS:HD3	17:QQ:61:GLU:O	2.17	0.44
19:QS:41:VAL:HG13	19:QS:44:MET:CB	2.38	0.44
20:QT:28:ALA:O	20:QT:30:LYS:N	2.50	0.44
48:R2:41:ILE:O	48:R2:41:ILE:HD12	2.16	0.44
50:R4:15:ILE:CG2	50:R4:20:ASN:ND2	2.81	0.44
51:R5:56:LYS:O	51:R5:58:LEU:N	2.50	0.44
54:R8:17:THR:O	54:R8:20:GLY:N	2.46	0.44
25:RA:1155:A:O3'	40:RU:55:ARG:NH1	2.50	0.44
25:RA:1927:A:H2'	25:RA:1928:A:C8	2.53	0.44
25:RA:234:C:H2'	25:RA:235:U:C6	2.52	0.44
25:RA:241:A:H4'	25:RA:242:G:OP1	2.17	0.44
25:RA:2659:G:N2	25:RA:2662:A:OP2	2.50	0.44
25:RA:567:A:OP2	35:RP:29:LYS:NZ	2.51	0.44
27:RD:176:ARG:HH11	27:RD:176:ARG:CG	2.30	0.44
27:RD:241:PRO:O	27:RD:242:ARG:C	2.55	0.44
27:RD:92:ILE:HD12	27:RD:104:TYR:HD2	1.81	0.44
28:RE:4:ILE:HG12	28:RE:91:VAL:HG11	1.99	0.44
29:RF:132:VAL:HG23	29:RF:133:ASN:H	1.82	0.44
29:RF:7:TYR:CD1	29:RF:7:TYR:N	2.85	0.44
30:RG:16:ARG:CZ	30:RG:31:VAL:HG11	2.47	0.44
30:RG:44:GLY:HA2	30:RG:88:ILE:HD11	1.99	0.44
30:RG:6:ALA:HB3	30:RG:104:GLU:OE2	2.16	0.44
31:RH:53:GLU:OE1	31:RH:53:GLU:HA	2.16	0.44
35:RP:75:ILE:HG12	35:RP:77:ARG:HH12	1.82	0.44
37:RR:10:LEU:O	37:RR:11:ASN:C	2.55	0.44
38:RS:78:LEU:HD21	38:RS:108:GLY:CA	2.47	0.44
38:RS:5:THR:HG1	38:RS:7:TYR:HB3	1.82	0.44
2:XB:229:VAL:O	2:XB:229:VAL:HG12	2.17	0.44
4:XD:206:PHE:CD2	4:XD:207:TYR:CE1	3.05	0.44
4:XD:94:LEU:O	4:XD:98:GLU:N	2.49	0.44
5:XE:52:PRO:HB2	5:XE:53:LEU:HD12	1.97	0.44
8:XH:110:ALA:HB3	8:XH:121:ASP:HB3	1.98	0.44
9:XI:118:LYS:O	9:XI:119:ALA:CB	2.65	0.44
9:XI:5:TYR:CD2	9:XI:6:GLY:N	2.85	0.44
10:XJ:54:PHE:CD2	10:XJ:55:LYS:HD2	2.53	0.44
10:XJ:61:GLU:CG	14:XN:58:LYS:HE2	2.47	0.44
12:XL:120:TYR:CD1	12:XL:120:TYR:N	2.86	0.44
13:XM:66:LEU:C	13:XM:70:LEU:HB2	2.38	0.44
16:XP:72:ARG:CD	16:XP:73:LEU:HD23	2.47	0.44

Continued on next page...

Continued from previous page...

Atom-1	Atom-2	Distance(Å)	Clash(Å)
20:XT:56:MET:HG3	20:XT:88:VAL:HG21	1.98	0.44
48:Y2:41:ILE:HD12	48:Y2:41:ILE:O	2.16	0.44
50:Y4:15:ILE:CG2	50:Y4:20:ASN:ND2	2.81	0.44
51:Y5:56:LYS:O	51:Y5:58:LEU:N	2.50	0.44
22:XV:13:C:O2'	25:YA:1924:C:H4'	2.18	0.44
25:YA:414:C:H2'	25:YA:415:A:C8	2.52	0.44
27:YD:166:GLN:NE2	27:YD:166:GLN:HA	2.32	0.44
27:YD:177:LEU:O	27:YD:179:SER:N	2.51	0.44
30:YG:129:GLY:HA2	30:YG:169:ALA:HB2	1.99	0.44
30:YG:16:ARG:CZ	30:YG:31:VAL:HG11	2.47	0.44
26:YB:42:C:C6	30:YG:69:ALA:HB2	2.52	0.44
31:YH:137:ASP:HB2	31:YH:140:LYS:HE3	1.98	0.44
33:YN:112:LEU:O	33:YN:116:LEU:HG	2.16	0.44
34:YO:120:GLU:OE1	39:YT:67:SER:OG	2.24	0.44
34:YO:104:ARG:NH1	39:YT:36:GLU:CD	2.71	0.44
1:QA:1131:G:H2'	1:QA:1132:C:H6	1.82	0.44
1:QA:1225:A:N3	1:QA:1225:A:H2'	2.31	0.44
1:QA:1384:C:H2'	1:QA:1385:G:H8	1.82	0.44
1:QA:1496:C:H2'	1:QA:1497:G:O4'	2.17	0.44
3:QC:140:ARG:CG	3:QC:140:ARG:HH11	2.30	0.44
3:QC:69:HIS:N	3:QC:69:HIS:ND1	2.66	0.44
4:QD:122:ARG:HA	4:QD:134:ASP:HB2	2.00	0.44
4:QD:178:VAL:O	4:QD:181:MET:N	2.50	0.44
4:QD:72:GLU:O	4:QD:73:ARG:C	2.52	0.44
5:QE:101:ILE:HD13	5:QE:101:ILE:H	1.81	0.44
5:QE:147:ASP:OD2	5:QE:147:ASP:N	2.50	0.44
5:QE:12:LEU:HB3	5:QE:31:LEU:CB	2.47	0.44
6:QF:76:ALA:HB1	6:QF:80:ARG:HH21	1.82	0.44
7:QG:15:ASP:HB3	7:QG:20:ASP:N	2.15	0.44
7:QG:45:ASP:O	7:QG:49:ILE:HG12	2.17	0.44
12:QL:120:TYR:O	12:QL:121:GLY:O	2.36	0.44
13:QM:66:LEU:C	13:QM:70:LEU:HB2	2.38	0.44
15:QO:29:VAL:HB	15:QO:81:LEU:HD21	1.99	0.44
16:QP:15:PRO:O	16:QP:16:HIS:ND1	2.50	0.44
17:QQ:33:GLY:O	17:QQ:34:LYS:C	2.55	0.44
20:QT:44:ALA:HB1	20:QT:91:LEU:HB2	2.00	0.44
47:R1:54:ALA:O	47:R1:55:GLY:O	2.35	0.44
47:R1:10:LYS:HD2	47:R1:66:HIS:HE1	1.82	0.44
47:R1:94:LEU:O	47:R1:95:LEU:HB2	2.18	0.44
53:R7:32:LYS:O	53:R7:33:ARG:C	2.55	0.44
25:RA:1228:G:OP2	40:RU:16:LYS:NZ	2.34	0.44
25:RA:1436:G:HI'	25:RA:1477:A:O2'	2.17	0.44

Continued on next page...

Continued from previous page...

Atom-1	Atom-2	Distance(Å)	Clash(Å)
25:RA:2271:G:H2'	25:RA:2272:U:C6	2.52	0.44
25:RA:229:A:OP1	25:RA:229:A:H4'	2.15	0.44
25:RA:26:G:H1'	25:RA:515:A:H61	1.81	0.44
25:RA:271:G:H2'	25:RA:272:G:H8	1.82	0.44
25:RA:2747:G:H21	25:RA:2757:A:H62	1.64	0.44
25:RA:30:G:H2'	25:RA:31:C:C6	2.52	0.44
26:RB:33:G:H5''	26:RB:33:G:H8	1.82	0.44
26:RB:78:A:H2'	26:RB:79:C:O4'	2.17	0.44
29:RF:155:LEU:HA	29:RF:174:VAL:CG1	2.46	0.44
25:RA:1258:C:O4'	29:RF:84:VAL:HG11	2.18	0.44
32:RI:41:GLU:HA	32:RI:44:LEU:HB2	1.99	0.44
33:RN:120:LEU:HD13	33:RN:120:LEU:C	2.37	0.44
33:RN:36:GLY:O	33:RN:42:TRP:CE3	2.69	0.44
33:RN:67:LEU:HA	33:RN:87:LEU:HD13	2.00	0.44
35:RP:45:LEU:HD12	35:RP:45:LEU:N	2.32	0.44
25:RA:389:G:N1	35:RP:70:GLN:HB3	2.33	0.44
39:RT:49:VAL:CG1	39:RT:49:VAL:O	2.64	0.44
42:RW:74:ALA:O	42:RW:75:TYR:CB	2.65	0.44
42:RW:88:ARG:HG2	42:RW:88:ARG:HH11	1.82	0.44
25:RA:328:U:H4'	44:RY:68:HIS:CE1	2.52	0.44
25:RA:335:C:H4'	44:RY:73:ARG:CZ	2.47	0.44
44:RY:97:ARG:HG2	44:RY:97:ARG:HH11	1.82	0.44
44:RY:95:LYS:HB2	44:RY:99:CYS:O	2.18	0.44
1:XA:1333:A:H2'	1:XA:1334:G:O4'	2.17	0.44
1:XA:292:G:N7	1:XA:293:G:H1'	2.32	0.44
1:XA:392:G:P	16:XP:12:LYS:HG3	2.56	0.44
1:XA:411:A:C6	1:XA:429:U:C4	3.05	0.44
1:XA:627:G:H2'	1:XA:628:G:H8	1.82	0.44
1:XA:818:G:H3'	1:XA:819:A:H5''	1.99	0.44
2:XB:189:ASP:OD2	2:XB:205:ASP:OD1	2.35	0.44
3:XC:140:ARG:HH11	3:XC:140:ARG:CG	2.30	0.44
4:XD:76:ARG:O	4:XD:79:PHE:HB3	2.17	0.44
5:XE:147:ASP:N	5:XE:147:ASP:OD2	2.50	0.44
5:XE:10:MET:HB2	5:XE:32:VAL:HG22	1.94	0.44
5:XE:82:VAL:HG12	5:XE:83:GLU:H	1.77	0.44
7:XG:38:LEU:O	7:XG:42:ILE:HG13	2.17	0.44
8:XH:1:MET:CE	8:XH:1:MET:H3	2.31	0.44
10:XJ:33:GLN:HB2	10:XJ:75:ILE:HD11	1.99	0.44
11:XK:13:GLN:HG3	11:XK:75:TYR:CA	2.48	0.44
13:XM:53:VAL:HG12	13:XM:57:ARG:HH12	1.82	0.44
15:XO:29:VAL:HB	15:XO:81:LEU:HD21	1.99	0.44
15:XO:54:ARG:O	15:XO:55:GLY:C	2.55	0.44

Continued on next page...

Continued from previous page...

Atom-1	Atom-2	Distance(Å)	Clash(Å)
18:XR:82:THR:HG22	18:XR:83:GLU:H	1.79	0.44
47:Y1:60:PHE:HE2	47:Y1:91:LYS:NZ	2.16	0.44
47:Y1:10:LYS:HD2	47:Y1:66:HIS:HE1	1.82	0.44
49:Y3:60:GLU:HG2	49:Y3:60:GLU:O	2.16	0.44
50:Y4:33:VAL:CG1	50:Y4:34:GLU:N	2.80	0.44
54:Y8:47:LYS:HD2	54:Y8:48:PHE:N	2.33	0.44
25:YA:1301:A:O2'	25:YA:1302:A:H3'	2.17	0.44
25:YA:2009:G:H1'	37:YR:107:ASP:O	2.18	0.44
25:YA:2715:C:H2'	25:YA:2716:U:H6	1.82	0.44
25:YA:28:A:N6	25:YA:512:G:H1'	2.32	0.44
27:YD:80:ALA:O	27:YD:113:VAL:HG13	2.16	0.44
28:YE:50:GLY:CA	28:YE:74:PRO:HG3	2.46	0.44
29:YF:149:ASP:OD2	29:YF:151:SER:HB3	2.17	0.44
30:YG:63:ILE:HG12	30:YG:64:THR:N	2.33	0.44
33:YN:109:LYS:H	33:YN:109:LYS:CD	2.26	0.44
34:YO:40:VAL:CG1	34:YO:41:ALA:N	2.80	0.44
34:YO:97:ARG:HA	34:YO:117:LEU:HD22	1.99	0.44
39:YT:135:ALA:C	39:YT:137:LYS:N	2.71	0.44
40:YU:53:ARG:C	40:YU:55:ARG:H	2.20	0.44
40:YU:57:PHE:O	40:YU:59:ARG:N	2.50	0.44
42:YW:28:SER:O	42:YW:30:GLU:N	2.51	0.44
1:QA:1113:C:H2'	1:QA:1114:C:H6	1.81	0.44
1:QA:189:U:C2	17:QQ:72:ARG:NH1	2.86	0.44
1:QA:397:A:H5'	1:QA:398:C:OP1	2.17	0.44
2:QB:51:LEU:O	2:QB:55:PHE:HD2	2.00	0.44
3:QC:42:LEU:HD12	3:QC:45:LYS:NZ	2.32	0.44
5:QE:31:LEU:HD23	5:QE:45:PHE:CD1	2.53	0.44
6:QF:3:ARG:HG2	6:QF:93:SER:OG	2.17	0.44
7:QG:40:ALA:O	7:QG:41:ARG:C	2.55	0.44
9:QL:5:TYR:CD2	9:QL:6:GLY:N	2.85	0.44
9:QL:4:TYR:CZ	9:QL:88:TYR:HB2	2.51	0.44
12:QL:117:ARG:NH2	12:QL:124:LYS:HD3	2.32	0.44
13:QM:16:ASP:O	13:QM:19:LEU:HD23	2.17	0.44
13:QM:56:LEU:O	13:QM:56:LEU:HD13	2.17	0.44
17:QQ:48:GLU:O	17:QQ:50:LYS:N	2.50	0.44
20:QT:48:LYS:HB3	20:QT:51:GLU:CG	2.48	0.44
20:QT:83:ARG:C	20:QT:86:ARG:HB3	2.38	0.44
50:R4:15:ILE:N	50:R4:15:ILE:CD1	2.78	0.44
19:QS:2:PRO:HB2	50:R4:68:ARG:HH22	1.81	0.44
25:RA:1138:G:H21	33:RN:106:MET:CE	2.29	0.44
25:RA:1161:C:O2'	41:RV:8:GLY:HA2	2.17	0.44
25:RA:2862:G:H2'	25:RA:2863:C:C6	2.52	0.44

Continued on next page...

Continued from previous page...

Atom-1	Atom-2	Distance(Å)	Clash(Å)
25:RA:27:G:O2'	25:RA:28:A:H8	2.00	0.44
25:RA:373:U:H2'	25:RA:374:A:H8	1.82	0.44
25:RA:38:A:N3	29:RF:48:THR:OG1	2.48	0.44
25:RA:792:G:N3	25:RA:2072:G:O2'	2.40	0.44
27:RD:155:LEU:HD12	27:RD:155:LEU:N	2.32	0.44
27:RD:30:GLU:HG3	27:RD:63:ARG:NE	2.32	0.44
27:RD:48:ARG:HG3	27:RD:48:ARG:NH1	2.31	0.44
29:RF:117:ARG:NH2	29:RF:189:THR:O	2.50	0.44
30:RG:129:GLY:HA2	30:RG:169:ALA:HB2	1.99	0.44
33:RN:20:GLY:HA2	33:RN:61:ARG:HD2	1.99	0.44
35:RP:101:VAL:HA	35:RP:106:LEU:HB2	1.99	0.44
37:RR:3:HIS:C	37:RR:5:LYS:H	2.16	0.44
38:RS:3:ARG:O	38:RS:4:LEU:O	2.35	0.44
40:RU:66:ASN:CB	40:RU:76:TYR:HB2	2.44	0.44
41:RV:61:VAL:O	41:RV:61:VAL:HG22	2.16	0.44
43:RX:87:GLN:HB2	43:RX:87:GLN:HE21	1.55	0.44
44:RY:88:LYS:HB3	44:RY:90:LEU:CD2	2.48	0.44
1:XA:253:U:H2'	1:XA:254:G:H8	1.83	0.44
3:XC:108:ASN:HB3	3:XC:111:LEU:HD12	1.99	0.44
3:XC:43:LEU:HD11	3:XC:66:VAL:HG11	1.98	0.44
10:XJ:38:ILE:CG1	10:XJ:71:LEU:HB3	2.48	0.44
13:XM:121:LYS:NZ	23:XY:40:G:O2'	2.51	0.44
16:XP:50:LYS:O	16:XP:50:LYS:HD3	2.17	0.44
20:XT:89:ARG:HH12	20:XT:106:ALA:HB1	1.82	0.44
47:Y1:48:LYS:HA	47:Y1:60:PHE:O	2.17	0.44
54:Y8:15:LYS:HD3	54:Y8:15:LYS:C	2.37	0.44
25:YA:2182:G:H2'	25:YA:2183:C:C6	2.52	0.44
25:YA:2243:U:H2'	25:YA:2244:U:C6	2.51	0.44
25:YA:2630:G:O4'	25:YA:2894:G:H1'	2.18	0.44
25:YA:389:G:H22	35:YP:72:PRO:CD	2.29	0.44
25:YA:389:G:H22	35:YP:72:PRO:HD3	1.81	0.44
25:YA:888:C:H3'	25:YA:889:C:C4'	2.46	0.44
26:YB:44:G:H1'	26:YB:47:C:N4	2.32	0.44
29:YF:201:VAL:HG13	29:YF:202:PHE:N	2.33	0.44
30:YG:19:LEU:HA	30:YG:22:ARG:HB2	1.99	0.44
35:YP:45:LEU:HD12	35:YP:45:LEU:N	2.32	0.44
35:YP:6:LEU:HD22	35:YP:6:LEU:N	2.31	0.44
25:YA:2495:G:H5"	36:YQ:81:VAL:CG1	2.47	0.44
38:YS:56:LEU:O	38:YS:57:LYS:O	2.36	0.44
1:XA:345:C:O3'	39:YT:41:ARG:NH2	2.50	0.44
25:YA:1153:C:OP1	40:YU:76:TYR:OH	2.34	0.44
1:QA:1306:A:C6	1:QA:1307:U:C2	3.05	0.44

Continued on next page...

Continued from previous page...

Atom-1	Atom-2	Distance(Å)	Clash(Å)
1:QA:555:C:H2'	1:QA:556:C:C6	2.52	0.44
1:QA:636:U:H2'	1:QA:637:G:H8	1.83	0.44
2:QB:77:ALA:HB2	2:QB:211:ILE:HG21	1.99	0.44
4:QD:206:PHE:CD2	4:QD:207:TYR:CE1	3.06	0.44
4:QD:68:TYR:O	4:QD:69:GLY:C	2.55	0.44
4:QD:76:ARG:O	4:QD:79:PHE:HB3	2.17	0.44
8:QH:88:LYS:HB3	8:QH:89:PRO:HD2	2.00	0.44
9:QI:128:ARG:HH21	22:QV:35:A:P	2.41	0.44
9:QI:7:THR:O	9:QI:83:ARG:CD	2.66	0.44
11:QK:48:ILE:HD11	11:QK:64:ALA:N	2.32	0.44
13:QM:90:LEU:HD12	13:QM:91:ARG:N	2.33	0.44
17:QQ:13:ASP:O	17:QQ:15:MET:N	2.51	0.44
54:R8:47:LYS:HD2	54:R8:48:PHE:N	2.33	0.44
25:RA:2122:U:H2'	25:RA:2123:G:H8	1.82	0.44
25:RA:2688:U:H5	25:RA:2720:U:OP2	2.01	0.44
25:RA:675:A:H4'	29:RF:67:GLN:OE1	2.17	0.44
25:RA:956:G:H2'	25:RA:957:A:H2'	1.99	0.44
26:RB:57:A:H4'	30:RG:30:GLU:HG2	1.98	0.44
28:RE:11:MET:O	28:RE:12:THR:HB	2.18	0.44
28:RE:143:ASN:N	28:RE:143:ASN:ND2	2.65	0.44
29:RF:174:VAL:O	29:RF:174:VAL:CG1	2.65	0.44
33:RN:57:ALA:O	33:RN:124:ALA:HA	2.18	0.44
35:RP:83:VAL:HG11	35:RP:112:LEU:HD21	1.97	0.44
39:RT:135:ALA:C	39:RT:137:LYS:N	2.71	0.44
42:RW:29:LEU:HD11	42:RW:55:ALA:HB2	1.98	0.44
43:RX:70:LEU:HD23	43:RX:70:LEU:H	1.77	0.44
45:RZ:110:GLY:N	45:RZ:111:VAL:HG12	2.33	0.44
1:XA:1024:G:H4'	1:XA:1024:G:OP1	2.18	0.44
1:XA:1062:U:H2'	1:XA:1063:C:C6	2.52	0.44
1:XA:1171:G:H2'	1:XA:1172:C:C6	2.52	0.44
2:XB:24:TRP:CD2	2:XB:26:PRO:HD3	2.52	0.44
5:XE:62:ALA:C	5:XE:64:ARG:H	2.21	0.44
9:XI:4:TYR:CZ	9:XI:88:TYR:HB2	2.52	0.44
10:XJ:16:LEU:HD13	10:XJ:16:LEU:C	2.38	0.44
10:XJ:62:HIS:N	10:XJ:62:HIS:CD2	2.85	0.44
11:XK:83:ILE:HG12	11:XK:109:VAL:HG23	1.99	0.44
11:XK:121:PRO:HD2	11:XK:126:ARG:CD	2.46	0.44
11:XK:53:SER:C	11:XK:55:LYS:H	2.21	0.44
13:XM:16:ASP:O	13:XM:19:LEU:HD23	2.17	0.44
46:Y0:36:ILE:HD11	46:Y0:39:ARG:HG2	2.00	0.44
25:YA:155:C:H5'	25:YA:161:U:OP2	2.18	0.44
25:YA:658:C:H2'	25:YA:659:C:C6	2.52	0.44

Continued on next page...

Continued from previous page...

Atom-1	Atom-2	Distance(Å)	Clash(Å)
25:YA:910:A:N1	25:YA:2277:G:H1'	2.32	0.44
26:YB:78:A:H2'	26:YB:79:C:O4'	2.18	0.44
27:YD:12:SER:C	27:YD:14:ARG:N	2.70	0.44
25:YA:1844:C:OP1	27:YD:257:LEU:HD23	2.18	0.44
28:YE:172:VAL:HG13	28:YE:182:LEU:HD11	1.98	0.44
25:YA:443:A:H3'	29:YF:45:ARG:NH1	2.33	0.44
32:YI:90:GLY:O	32:YI:121:LYS:HE2	2.17	0.44
33:YN:63:THR:HG23	33:YN:66:LYS:HE3	2.00	0.44
35:YP:115:LEU:CB	35:YP:131:SER:HB2	2.47	0.44
35:YP:31:ALA:C	35:YP:32:THR:CG2	2.85	0.44
36:YQ:60:ARG:HH21	36:YQ:60:ARG:HB2	1.82	0.44
39:YT:80:SER:HA	39:YT:81:PRO:HD3	1.73	0.44
1:QA:392:G:OP1	16:QP:13:HIS:N	2.39	0.44
1:QA:484:G:H4'	1:QA:485:G:O5'	2.18	0.44
1:QA:652:U:H1'	1:QA:653:A:C2	2.51	0.44
1:QA:756:C:H2'	1:QA:757:U:O4'	2.17	0.44
1:QA:765:G:N2	1:QA:813:U:OP2	2.42	0.44
2:QB:192:SER:OG	2:QB:193:ASP:N	2.50	0.44
2:QB:229:VAL:O	2:QB:229:VAL:HG12	2.18	0.44
7:QG:62:PHE:O	7:QG:64:GLN:N	2.51	0.44
10:QJ:61:GLU:CG	14:QN:58:LYS:HE2	2.47	0.44
11:QK:77:MET:HE3	11:QK:80:VAL:HG12	1.98	0.44
12:QL:91:LYS:HB2	12:QL:91:LYS:HE2	1.76	0.44
1:QA:1329:A:H5''	13:QM:29:ARG:HG3	1.98	0.44
16:QP:83:GLU:HG3	16:QP:84:ALA:N	2.33	0.44
22:QV:9:G:O2'	22:QV:10:G:N7	2.42	0.44
47:R1:8:SER:CB	47:R1:66:HIS:CE1	3.01	0.44
48:R2:4:SER:OG	48:R2:5:GLU:OE2	2.26	0.44
50:R4:68:ARG:HH11	50:R4:69:LYS:HG2	1.82	0.44
52:R6:34:LEU:O	52:R6:36:LEU:HD22	2.17	0.44
53:R7:48:LYS:CG	53:R7:49:ARG:H	2.23	0.44
25:RA:1086:A:N3	25:RA:1086:A:H3'	2.33	0.44
25:RA:1366:A:H2'	25:RA:1367:A:O4'	2.17	0.44
25:RA:1870:C:H2'	25:RA:1871:A:O4'	2.17	0.44
25:RA:1889:A:O2'	25:RA:2087:G:H5'	2.17	0.44
25:RA:464:U:H4'	53:R7:5:TRP:CZ3	2.52	0.44
25:RA:921:G:H4'	25:RA:2269:A:C5	2.52	0.44
27:RD:12:SER:C	27:RD:14:ARG:N	2.70	0.44
27:RD:30:GLU:CD	27:RD:63:ARG:HE	2.21	0.44
31:RH:84:SER:OG	31:RH:85:LYS:N	2.51	0.44
32:RI:29:TYR:O	32:RI:33:ARG:HB2	2.18	0.44
34:RO:77:ILE:O	34:RO:77:ILE:HG23	2.17	0.44

Continued on next page...

Continued from previous page...

Atom-1	Atom-2	Distance(Å)	Clash(Å)
34:RO:91:LEU:N	34:RO:91:LEU:CD2	2.80	0.44
41:RV:35:LEU:N	41:RV:35:LEU:HD22	2.23	0.44
1:XA:1106:G:H2'	1:XA:1107:C:C6	2.53	0.44
1:XA:345:C:OP2	39:YT:41:ARG:NH1	2.49	0.44
1:XA:431:A:H2'	1:XA:432:A:O4'	2.18	0.44
1:XA:93:U:H2'	1:XA:95:G:O4'	2.18	0.44
1:XA:963:G:H21	10:XJ:55:LYS:HE2	1.81	0.44
1:XA:973:G:C1'	10:XJ:55:LYS:HG2	2.47	0.44
2:XB:54:THR:HG21	2:XB:201:ILE:HD11	2.00	0.44
3:XC:188:LEU:HD12	3:XC:195:VAL:CG1	2.48	0.44
4:XD:132:ARG:HG2	4:XD:132:ARG:HH11	1.83	0.44
4:XD:3:ARG:O	4:XD:4:TYR:C	2.55	0.44
4:XD:52:SER:HB3	4:XD:55:ALA:HB3	2.00	0.44
4:XD:9:CYS:SG	4:XD:32:ALA:HB2	2.58	0.44
5:XE:80:ILE:HG13	5:XE:82:VAL:HG23	1.99	0.44
6:XF:27:GLN:HG2	6:XF:27:GLN:H	1.65	0.44
8:XH:28:ALA:O	8:XH:29:SER:HB2	2.18	0.44
11:XK:106:LYS:O	11:XK:107:SER:CB	2.65	0.44
19:XS:8:GLY:O	19:XS:9:VAL:CG2	2.57	0.44
1:XA:1268:A:H4'	21:XU:19:GLY:C	2.38	0.44
50:Y4:23:GLU:O	50:Y4:24:THR:OG1	2.34	0.44
50:Y4:39:CYS:HB3	50:Y4:41:PRO:HD2	2.00	0.44
25:YA:2335:A:HO2'	25:YA:2336:A:C5'	2.30	0.44
27:YD:145:VAL:HB	27:YD:155:LEU:HB2	1.99	0.44
27:YD:155:LEU:N	27:YD:155:LEU:HD12	2.32	0.44
29:YF:184:TYR:CE2	29:YF:188:ARG:HD2	2.52	0.44
29:YF:24:LEU:N	29:YF:24:LEU:HD12	2.33	0.44
31:YH:153:LYS:HG3	31:YH:162:ILE:H	1.78	0.44
31:YH:6:ARG:CG	31:YH:7:LEU:N	2.81	0.44
35:YP:107:LYS:HB2	35:YP:110:TYR:HD2	1.83	0.44
38:YS:110:LEU:HA	38:YS:112:PHE:CZ	2.53	0.44
41:YV:72:VAL:HG13	41:YV:85:LYS:HB3	2.00	0.44
43:YX:35:THR:O	43:YX:36:LYS:C	2.55	0.44
44:YY:36:ALA:HB1	44:YY:67:LEU:O	2.16	0.44
1:QA:1305:G:O2'	1:QA:1306:A:O4'	2.35	0.44
1:QA:148:G:H1	1:QA:174:C:H42	1.66	0.44
1:QA:868:C:H2'	1:QA:869:G:O4'	2.17	0.44
2:QB:29:ALA:O	2:QB:32:ILE:HG22	2.17	0.44
4:QD:60:GLU:HG2	4:QD:202:LEU:HD12	2.00	0.44
7:QG:140:ASP:HA	7:QG:143:ARG:HH11	1.79	0.44
9:QI:13:ALA:HB2	9:QI:68:GLY:CA	2.47	0.44
10:QJ:100:THR:O	10:QJ:101:VAL:HB	2.16	0.44

Continued on next page...

Continued from previous page...

Atom-1	Atom-2	Distance(Å)	Clash(Å)
10:QJ:54:PHE:CD2	10:QJ:55:LYS:HD2	2.53	0.44
10:QJ:70:ARG:HH11	10:QJ:70:ARG:HG3	1.83	0.44
12:QL:44:THR:HA	12:QL:45:PRO:HD3	1.70	0.44
15:QO:10:LYS:O	15:QO:14:GLU:HB2	2.18	0.44
1:QA:229:U:O2'	16:QP:23:ASP:OD2	2.35	0.44
20:QT:36:LEU:C	20:QT:38:LYS:N	2.71	0.44
20:QT:50:GLU:O	20:QT:52:ALA:N	2.51	0.44
50:R4:33:VAL:CG1	50:R4:34:GLU:H	2.22	0.44
50:R4:39:CYS:HB3	50:R4:41:PRO:HD2	2.00	0.44
52:R6:15:GLU:HB3	52:R6:16:CYS:H	1.46	0.44
52:R6:11:LEU:HD12	52:R6:51:GLU:HG3	2.00	0.44
25:RA:1093:G:OP1	31:RH:170:ARG:HD2	2.17	0.44
25:RA:1771:C:O2'	25:RA:1786:A:H8	2.00	0.44
25:RA:1930:G:H2'	25:RA:1968:G:H1	1.83	0.44
25:RA:2227:A:H5''	27:RD:263:ARG:NH1	2.32	0.44
25:RA:944:G:H5''	25:RA:945:A:O5'	2.17	0.44
26:RB:43:C:O2	30:RG:93:THR:HB	2.18	0.44
26:RB:48:A:H4'	38:RS:95:HIS:HD2	1.82	0.44
27:RD:12:SER:O	27:RD:14:ARG:N	2.51	0.44
27:RD:237:GLU:HB3	27:RD:238:GLY:H	1.49	0.44
27:RD:45:ASN:CG	27:RD:46:GLN:N	2.68	0.44
27:RD:52:ARG:HB2	27:RD:53:PHE:CD2	2.53	0.44
27:RD:95:LEU:HD12	27:RD:95:LEU:O	2.17	0.44
32:RI:9:LEU:O	32:RI:10:GLU:HG3	2.18	0.44
32:RI:29:TYR:HD2	32:RI:30:LEU:HD23	1.82	0.44
33:RN:96:GLU:CG	33:RN:97:ARG:N	2.72	0.44
35:RP:81:GLN:HG3	35:RP:82:GLY:N	2.33	0.44
38:RS:78:LEU:HD21	38:RS:108:GLY:HA2	1.98	0.44
39:RT:114:LEU:HA	39:RT:114:LEU:HD23	1.74	0.44
41:RV:72:VAL:HG13	41:RV:85:LYS:HB3	2.00	0.44
1:XA:352:C:O2'	1:XA:354:G:OP1	2.22	0.44
2:XB:192:SER:OG	2:XB:193:ASP:N	2.50	0.44
3:XC:69:HIS:ND1	3:XC:69:HIS:N	2.66	0.44
3:XC:68:VAL:HG12	3:XC:70:VAL:HG23	1.98	0.44
8:XH:109:ILE:HD11	8:XH:120:THR:HG22	2.00	0.44
8:XH:23:SER:HB3	8:XH:62:TYR:HA	2.00	0.44
10:XJ:100:THR:O	10:XJ:101:VAL:HB	2.17	0.44
14:YN:24:CYS:HB3	14:YN:28:GLY:H	1.83	0.44
10:XJ:53:PRO:C	14:YN:41:ARG:NH2	2.71	0.44
14:YN:47:LEU:O	14:YN:48:ALA:C	2.56	0.44
16:XP:15:PRO:O	16:XP:16:HIS:ND1	2.51	0.44
19:XS:3:ARG:CG	19:XS:4:SER:H	2.20	0.44

Continued on next page...

Continued from previous page...

Atom-1	Atom-2	Distance(Å)	Clash(Å)
20:XT:98:PRO:C	20:XT:100:ILE:H	2.19	0.44
20:XT:83:ARG:C	20:XT:86:ARG:HB3	2.38	0.44
52:Y6:34:LEU:O	52:Y6:36:LEU:HD22	2.17	0.44
25:YA:1586:A:H3'	25:YA:1587:A:H8	1.83	0.44
25:YA:1930:G:H2'	25:YA:1968:G:N1	2.33	0.44
25:YA:234:C:H2'	25:YA:235:U:H6	1.82	0.44
25:YA:2372:G:HO2'	52:Y6:46:HIS:CE1	2.28	0.44
25:YA:2545:G:H2'	25:YA:2546:U:O4'	2.18	0.44
25:YA:483:A:H3'	25:YA:484:C:C6	2.53	0.44
25:YA:600:G:N2	25:YA:605:C:O3'	2.51	0.44
27:YD:44:ASN:CB	27:YD:49:ILE:HG22	2.46	0.44
28:YE:120:TRP:CE3	28:YE:155:LYS:HD3	2.53	0.44
28:YE:2:LYS:HG2	28:YE:95:ILE:HG22	1.99	0.44
30:YG:51:ARG:HB3	30:YG:51:ARG:NH1	2.33	0.44
25:YA:1006:C:H5'	33:YN:28:THR:HG23	2.00	0.44
34:YO:47:ILE:HG13	34:YO:48:PRO:HD2	1.99	0.44
35:YP:13:ASN:C	35:YP:15:ARG:H	2.21	0.44
35:YP:88:LEU:O	35:YP:90:ARG:N	2.50	0.44
36:YQ:27:VAL:HG13	36:YQ:28:ALA:N	2.32	0.44
37:YR:41:ALA:C	37:YR:43:GLU:H	2.21	0.44
38:YS:110:LEU:HA	38:YS:112:PHE:CE1	2.53	0.44
40:YU:97:ASP:HA	40:YU:100:VAL:CG2	2.47	0.44
40:YU:79:PHE:CE2	40:YU:83:LEU:CD1	3.00	0.44
40:YU:86:ALA:CB	40:YU:88:ILE:HD11	2.48	0.44
42:YW:14:PRO:HB3	42:YW:18:ARG:HE	1.83	0.44
42:YW:67:ASP:N	42:YW:67:ASP:OD2	2.50	0.44
1:QA:625:G:H2'	1:QA:626:U:H6	1.83	0.44
1:QA:701:C:H1'	1:QA:703:G:C2	2.53	0.44
2:QB:115:LEU:HD21	2:QB:153:ARG:HD3	1.99	0.44
2:QB:47:THR:HG22	2:QB:51:LEU:CG	2.48	0.44
8:QH:16:ALA:HB2	8:QH:24:THR:CG2	2.45	0.44
8:QH:28:ALA:O	8:QH:29:SER:HB2	2.18	0.44
9:QI:47:LEU:H	9:QI:47:LEU:HD22	1.81	0.44
11:QK:13:GLN:HG3	11:QK:75:TYR:CA	2.48	0.44
11:QK:53:SER:C	11:QK:55:LYS:H	2.20	0.44
13:QM:53:VAL:HG12	13:QM:57:ARG:HH12	1.82	0.44
16:QP:72:ARG:CD	16:QP:73:LEU:HD23	2.48	0.44
18:QR:20:ALA:O	18:QR:21:LYS:HG3	2.18	0.44
49:R3:50:VAL:HB	49:R3:53:LEU:HD12	2.00	0.44
51:R5:52:TYR:CD1	51:R5:52:TYR:N	2.85	0.44
25:RA:1937:A:C8	25:RA:1939:U:H2'	2.52	0.44
25:RA:194:G:H2'	25:RA:195:A:O4'	2.17	0.44

Continued on next page...

Continued from previous page...

Atom-1	Atom-2	Distance(Å)	Clash(Å)
25:RA:2106:G:H1	25:RA:2183:C:H42	1.66	0.44
25:RA:222:A:HO2'	25:RA:223:A:P	2.41	0.44
25:RA:2629:A:O2'	25:RA:2630:G:H5''	2.18	0.44
25:RA:2637:U:H5''	28:RE:82:ARG:HH21	1.82	0.44
25:RA:704:G:O2'	25:RA:726:G:N2	2.50	0.44
25:RA:860:U:H5	25:RA:917:A:N1	2.16	0.44
27:RD:10:THR:O	27:RD:11:PRO:C	2.56	0.44
27:RD:25:THR:CG2	27:RD:25:THR:O	2.65	0.44
28:RE:13:ARG:HB3	28:RE:13:ARG:HH11	1.82	0.44
28:RE:199:ARG:HG3	28:RE:199:ARG:HH11	1.82	0.44
30:RG:67:LYS:N	30:RG:67:LYS:HD2	2.33	0.44
31:RH:119:GLU:CD	31:RH:120:GLY:H	2.22	0.44
33:RN:114:ARG:O	33:RN:115:ARG:CB	2.65	0.44
36:RQ:34:LEU:HB2	36:RQ:118:LEU:HD22	1.99	0.44
37:RR:33:ARG:HA	37:RR:114:VAL:O	2.18	0.44
37:RR:12:ARG:HG3	37:RR:12:ARG:NH1	2.32	0.44
37:RR:79:LEU:O	37:RR:79:LEU:HD23	2.16	0.44
40:RU:52:ARG:NH1	40:RU:52:ARG:CG	2.76	0.44
41:RV:66:ARG:NH1	41:RV:88:ARG:CD	2.74	0.44
42:RW:14:PRO:HB3	42:RW:18:ARG:HE	1.83	0.44
43:RX:14:SER:HB2	43:RX:15:GLU:OE1	2.18	0.44
43:RX:31:HIS:HA	43:RX:32:PRO:HD3	1.88	0.44
1:XA:1301:U:H2'	1:XA:1301:U:O2	2.16	0.44
1:XA:336:C:H2'	1:XA:337:C:H6	1.83	0.44
3:XC:14:ILE:C	3:XC:16:ARG:H	2.21	0.44
4:XD:180:GLY:O	4:XD:181:MET:C	2.54	0.44
5:XE:31:LEU:HD23	5:XE:45:PHE:CD1	2.53	0.44
5:XE:48:ALA:HB2	5:XE:57:LYS:HD3	2.00	0.44
6:XF:35:ALA:HA	6:XF:67:MET:HB3	1.99	0.44
7:XG:69:VAL:CG1	7:XG:69:VAL:O	2.62	0.44
8:XH:6:ILE:HB	8:XH:85:ARG:HH11	1.75	0.44
13:XM:80:ARG:NH1	19:XS:65:ASN:O	2.51	0.44
20:XT:48:LYS:HB3	20:XT:51:GLU:CG	2.48	0.44
47:Y1:49:VAL:HG12	47:Y1:51:VAL:HG23	1.99	0.44
50:Y4:39:CYS:O	50:Y4:40:HIS:CB	2.66	0.44
19:XS:68:GLY:CA	50:Y4:68:ARG:HB2	2.36	0.44
30:YG:67:LYS:CE	50:Y4:6:HIS:NE2	2.74	0.44
25:YA:1026:U:H1'	25:YA:1027:A:O5'	2.18	0.44
25:YA:1448:G:O2'	25:YA:1529:A:N1	2.36	0.44
25:YA:2032:G:OP2	25:YA:2454:G:O2'	2.29	0.44
25:YA:2311:A:N9	30:YG:82:LEU:HD11	2.33	0.44
25:YA:2469:A:H5'	25:YA:2470:G:OP2	2.17	0.44

Continued on next page...

Continued from previous page...

Atom-1	Atom-2	Distance(Å)	Clash(Å)
25:YA:2567:G:H2'	25:YA:2568:C:H6	1.81	0.44
27:YD:143:HIS:HD2	27:YD:144:ALA:HB2	1.82	0.44
27:YD:17:THR:HG21	27:YD:204:ILE:HA	1.99	0.44
25:YA:729:G:N7	27:YD:209:ALA:HB3	2.33	0.44
27:YD:213:ARG:HA	27:YD:213:ARG:HD2	1.60	0.44
27:YD:44:ASN:HB2	27:YD:49:ILE:HA	1.93	0.44
27:YD:30:GLU:HG3	27:YD:63:ARG:NE	2.32	0.44
29:YF:65:TRP:CZ2	29:YF:72:ARG:NH2	2.86	0.44
30:YG:16:ARG:NH2	30:YG:31:VAL:CG1	2.75	0.44
31:YH:109:PHE:C	31:YH:111:HIS:H	2.21	0.44
33:YN:67:LEU:HA	33:YN:87:LEU:HD13	2.00	0.44
34:YO:77:ILE:HG23	34:YO:77:ILE:O	2.17	0.44
36:YQ:81:VAL:HG23	36:YQ:82:ARG:N	2.32	0.44
39:YT:99:LEU:CD1	39:YT:99:LEU:O	2.65	0.44
42:YW:88:ARG:HG2	42:YW:88:ARG:HH11	1.82	0.44
1:QA:1129:C:O2	1:QA:1132:C:N4	2.50	0.44
1:QA:1172:C:H2'	1:QA:1173:G:H8	1.80	0.44
1:QA:1326:C:H2'	1:QA:1327:C:C6	2.52	0.44
1:QA:359:U:H2'	1:QA:360:A:C8	2.52	0.44
1:QA:972:C:OP2	10:QJ:57:LYS:HE2	2.18	0.44
2:QB:132:LYS:HA	2:QB:135:GLN:CB	2.43	0.44
2:QB:178:ARG:NH2	8:QH:74:PRO:CB	2.76	0.44
8:QH:118:VAL:O	8:QH:119:LEU:HD23	2.18	0.44
10:QJ:10:GLY:O	10:QJ:68:HIS:N	2.51	0.44
10:QJ:38:ILE:CG1	10:QJ:71:LEU:HB3	2.48	0.44
11:QK:106:LYS:O	11:QK:107:SER:CB	2.65	0.44
11:QK:34:ASP:OD1	11:QK:38:ASN:HB2	2.18	0.44
17:QQ:92:ARG:NH1	17:QQ:92:ARG:HG3	2.30	0.44
19:QS:51:VAL:HG12	19:QS:52:TYR:N	2.33	0.44
46:R0:53:MET:CB	46:R0:59:LEU:HD23	2.48	0.44
51:R5:3:LYS:O	51:R5:4:HIS:C	2.56	0.44
25:RA:2372:G:H4'	52:R6:46:HIS:CD2	2.52	0.44
54:R8:58:ILE:O	54:R8:61:LEU:CG	2.66	0.44
25:RA:1078:U:O2'	25:RA:1079:C:OP2	2.25	0.44
25:RA:1161:C:O2'	41:RV:23:GLU:HG2	2.18	0.44
25:RA:2008:C:H2'	25:RA:2009:G:C8	2.51	0.44
25:RA:2023:G:H4'	25:RA:2617:C:O3'	2.18	0.44
25:RA:2086:U:H2'	25:RA:2087:G:C8	2.53	0.44
25:RA:2298:A:C2	25:RA:2299:G:H1'	2.52	0.44
25:RA:2377:A:H2'	25:RA:2378:A:C8	2.53	0.44
27:RD:206:LEU:HA	27:RD:206:LEU:HD23	1.49	0.44
27:RD:227:ASN:CB	27:RD:228:PRO:CD	2.93	0.44

Continued on next page...

Continued from previous page...

Atom-1	Atom-2	Distance(Å)	Clash(Å)
27:RD:44:ASN:ND2	27:RD:44:ASN:H	1.97	0.44
28:RE:52:LEU:HB2	28:RE:75:VAL:CG2	2.40	0.44
29:RF:65:TRP:CZ2	29:RF:72:ARG:NH2	2.86	0.44
31:RH:109:PHE:C	31:RH:111:HIS:H	2.21	0.44
34:RO:63:VAL:HG23	34:RO:63:VAL:O	2.18	0.44
34:RO:86:ILE:CD1	34:RO:86:ILE:H	2.28	0.44
37:RR:41:ALA:C	37:RR:43:GLU:H	2.21	0.44
39:RT:105:LEU:C	39:RT:107:ASP:OD1	2.56	0.44
34:RO:104:ARG:NH1	39:RT:36:GLU:CD	2.71	0.44
39:RT:29:ARG:HA	39:RT:45:PHE:O	2.17	0.44
39:RT:99:LEU:O	39:RT:99:LEU:CD1	2.65	0.44
40:RU:79:PHE:CE2	40:RU:83:LEU:CD1	3.01	0.44
42:RW:70:TYR:HD2	42:RW:70:TYR:N	2.06	0.44
43:RX:3:THR:HA	43:RX:6:ASP:OD2	2.18	0.44
44:RY:15:VAL:HB	44:RY:20:TYR:O	2.17	0.44
45:RZ:151:HIS:HA	45:RZ:170:THR:HA	1.99	0.44
45:RZ:157:LEU:HD23	45:RZ:161:VAL:HG12	1.98	0.44
1:XA:236:G:H5''	17:XQ:42:TYR:OH	2.18	0.44
1:XA:302:G:C6	1:XA:303:A:C5	3.06	0.44
1:XA:606:G:H1	1:XA:631:G:H5''	1.82	0.44
1:XA:701:C:H1'	1:XA:703:G:C5	2.53	0.44
1:XA:836:G:C6	1:XA:851:G:C6	3.06	0.44
2:XB:178:ARG:NH2	8:XH:68:ARG:HH22	2.16	0.44
2:XB:33:TYR:O	2:XB:33:TYR:HD1	2.00	0.44
5:XE:20:GLN:O	5:XE:21:ALA:C	2.56	0.44
5:XE:62:ALA:O	5:XE:64:ARG:N	2.51	0.44
6:XF:3:ARG:HG2	6:XF:93:SER:OG	2.17	0.44
7:XG:75:VAL:HG13	7:XG:145:ALA:HA	2.00	0.44
1:XA:1343:G:H1'	9:XI:121:ARG:NH1	2.32	0.44
9:XI:29:ASN:OD1	9:XI:65:VAL:N	2.48	0.44
10:XJ:51:ARG:NH1	10:XJ:51:ARG:HG2	2.33	0.44
18:XR:82:THR:CG2	18:XR:83:GLU:N	2.79	0.44
20:XT:28:ALA:O	20:XT:30:LYS:N	2.50	0.44
25:YA:150:C:H2'	25:YA:151:C:C6	2.53	0.44
25:YA:2699:C:H2'	25:YA:2700:C:O4'	2.18	0.44
25:YA:464:U:H4'	53:Y7:5:TRP:CZ3	2.53	0.44
27:YD:102:LYS:O	27:YD:103:ARG:CG	2.66	0.44
27:YD:272:ALA:HB1	27:YD:273:ARG:H	1.58	0.44
29:YF:174:VAL:CG1	29:YF:174:VAL:O	2.65	0.44
29:YF:42:ALA:O	29:YF:45:ARG:HB2	2.18	0.44
31:YH:37:VAL:HG11	31:YH:68:THR:HG23	1.98	0.44
32:YI:144:VAL:HG22	32:YI:145:VAL:H	1.83	0.44

Continued on next page...

Continued from previous page...

Atom-1	Atom-2	Distance(Å)	Clash(Å)
33:YN:129:PRO:C	33:YN:131:GLN:H	2.20	0.44
35:YP:19:VAL:HG22	35:YP:21:ARG:H	1.83	0.44
36:YQ:21:THR:HB	36:YQ:22:LYS:H	1.42	0.44
38:YS:14:VAL:CG1	38:YS:15:ARG:N	2.81	0.44
38:YS:83:LYS:O	38:YS:109:GLY:CA	2.46	0.44
44:YY:15:VAL:HB	44:YY:20:TYR:O	2.17	0.44
44:YY:88:LYS:HB3	44:YY:90:LEU:CD2	2.48	0.44
1:QA:1222:G:OP1	19:QS:77:THR:HG21	2.18	0.43
1:QA:1336:C:O2'	1:QA:1337:G:O5'	2.36	0.43
1:QA:376:G:H5''	16:QP:5:ARG:HD2	1.99	0.43
1:QA:437:U:H2'	1:QA:438:G:O4'	2.18	0.43
1:QA:946:A:H61	1:QA:1234:C:N4	2.16	0.43
2:QB:87:ARG:NH1	2:QB:223:ILE:HD12	2.33	0.43
2:QB:17:PHE:CG	2:QB:44:LEU:HD11	2.53	0.43
2:QB:47:THR:O	2:QB:51:LEU:N	2.32	0.43
5:QE:67:VAL:HG22	5:QE:68:GLU:N	2.33	0.43
8:QH:23:SER:HB3	8:QH:62:TYR:HA	2.00	0.43
9:QI:43:ALA:O	9:QI:45:ALA:N	2.51	0.43
13:QM:36:LYS:C	13:QM:36:LYS:CD	2.86	0.43
22:QV:23:C:H2'	22:QV:24:U:C6	2.53	0.43
50:R4:39:CYS:O	50:R4:40:HIS:CB	2.66	0.43
54:R8:40:GLU:O	54:R8:43:GLN:N	2.50	0.43
25:RA:1930:G:H2'	25:RA:1968:G:N1	2.33	0.43
25:RA:2031:A:O2'	25:RA:2454:G:N2	2.49	0.43
25:RA:2340:G:H2'	25:RA:2341:G:H8	1.83	0.43
25:RA:2645:G:C3'	25:RA:2646:C:H5'	2.47	0.43
25:RA:2811:G:H8	25:RA:2811:G:OP2	2.00	0.43
25:RA:389:G:H22	35:RP:72:PRO:HD3	1.83	0.43
25:RA:852:G:H2'	25:RA:853:G:C8	2.53	0.43
27:RD:102:LYS:O	27:RD:103:ARG:CG	2.66	0.43
27:RD:11:PRO:O	27:RD:12:SER:CB	2.65	0.43
27:RD:155:LEU:HD23	27:RD:177:LEU:HD21	2.00	0.43
27:RD:17:THR:HG22	27:RD:204:ILE:HA	1.98	0.43
28:RE:3:GLY:CA	28:RE:81:ILE:HG21	2.48	0.43
29:RF:144:LYS:C	29:RF:146:ALA:H	2.20	0.43
29:RF:167:ALA:HB1	29:RF:173:VAL:HG11	1.98	0.43
29:RF:24:LEU:N	29:RF:24:LEU:HD12	2.33	0.43
29:RF:63:LYS:CE	29:RF:67:GLN:HB2	2.48	0.43
31:RH:125:VAL:CG1	31:RH:126:PRO:CG	2.94	0.43
32:RI:130:TYR:HB3	32:RI:136:VAL:HG13	2.00	0.43
33:RN:30:ILE:HG22	33:RN:34:LEU:CD2	2.48	0.43
38:RS:110:LEU:HA	38:RS:112:PHE:CE1	2.53	0.43

Continued on next page...

Continued from previous page...

Atom-1	Atom-2	Distance(Å)	Clash(Å)
44:RY:11:ASP:HB2	44:RY:27:VAL:CG1	2.46	0.43
44:RY:48:ALA:CB	44:RY:61:ILE:HD13	2.45	0.43
1:XA:110:C:H2'	1:XA:111:G:O4'	2.18	0.43
1:XA:123:C:OP1	1:XA:311:C:O2'	2.28	0.43
1:XA:1446:A:C5	39:YT:118:ARG:NH1	2.86	0.43
1:XA:345:C:H4'	1:XA:346:G:O5'	2.18	0.43
2:XB:77:ALA:HB1	2:XB:165:VAL:HG11	2.00	0.43
2:XB:47:THR:HG22	2:XB:51:LEU:CG	2.48	0.43
1:XA:1256:A:P	3:XC:26:LYS:HZ3	2.39	0.43
3:XC:59:ARG:HH12	3:XC:97:LYS:CD	2.31	0.43
4:XD:93:PHE:CZ	4:XD:97:LEU:HD11	2.52	0.43
5:XE:94:ALA:HB2	5:XE:119:LEU:HG	2.00	0.43
6:XF:72:VAL:HG23	6:XF:90:VAL:HG11	1.98	0.43
9:XI:10:ARG:NE	9:XI:105:ASP:CB	2.81	0.43
12:XL:120:TYR:O	12:XL:121:GLY:O	2.36	0.43
14:XN:17:LYS:HG3	14:XN:18:VAL:N	2.33	0.43
17:XQ:13:ASP:O	17:XQ:15:MET:N	2.51	0.43
1:XA:189:U:H3	17:XQ:63:ARG:CB	2.30	0.43
20:XT:36:LEU:HD13	20:XT:36:LEU:HA	1.82	0.43
46:Y0:36:ILE:HG12	46:Y0:37:LEU:N	2.32	0.43
25:YA:396:G:O3'	47:Y1:44:PRO:HA	2.17	0.43
47:Y1:82:LEU:HD12	47:Y1:82:LEU:O	2.10	0.43
50:Y4:68:ARG:HH11	50:Y4:69:LYS:HG2	1.82	0.43
52:Y6:19:ARG:HA	52:Y6:19:ARG:HD2	1.77	0.43
25:YA:1677:A:H2'	25:YA:1678:G:O4'	2.18	0.43
25:YA:1858:G:O2'	25:YA:1884:A:N6	2.51	0.43
25:YA:2667:C:H1'	31:YH:109:PHE:HD2	1.83	0.43
25:YA:2845:G:O2'	25:YA:2846:G:H5'	2.18	0.43
25:YA:742:G:H2'	25:YA:743:G:H8	1.82	0.43
25:YA:795:C:H2'	25:YA:796:C:H6	1.83	0.43
28:YE:48:GLN:HB3	28:YE:48:GLN:HE21	1.55	0.43
31:YH:137:ASP:OD1	31:YH:138:LYS:N	2.51	0.43
34:YO:91:LEU:CD2	34:YO:91:LEU:N	2.80	0.43
35:YP:70:GLN:OE1	35:YP:70:GLN:N	2.51	0.43
38:YS:38:GLN:CG	38:YS:47:THR:HG21	2.48	0.43
39:YT:29:ARG:HA	39:YT:45:PHE:O	2.17	0.43
43:YX:3:THR:HA	43:YX:6:ASP:OD2	2.18	0.43
1:QA:1186:G:O3'	9:QI:113:LYS:NZ	2.45	0.43
1:QA:1347:G:O2'	1:QA:1348:U:P	2.76	0.43
1:QA:191(D):U:H2'	1:QA:191(E):G:C8	2.53	0.43
1:QA:456:C:H2'	1:QA:457:C:C6	2.53	0.43
1:QA:564:C:OP1	12:QL:15:ARG:NE	2.50	0.43

Continued on next page...

Continued from previous page...

Atom-1	Atom-2	Distance(Å)	Clash(Å)
2:QB:136:VAL:O	2:QB:140:HIS:N	2.44	0.43
2:QB:87:ARG:HH11	2:QB:223:ILE:HD11	1.83	0.43
3:QC:106:VAL:HG11	3:QC:109:PRO:HA	2.00	0.43
4:QD:146:ILE:H	4:QD:146:ILE:CD1	2.30	0.43
1:QA:430:A:H4'	4:QD:7:PRO:HG3	1.99	0.43
5:QE:62:ALA:C	5:QE:64:ARG:H	2.21	0.43
7:QG:150:ALA:HA	11:QK:59:TYR:CD2	2.53	0.43
7:QG:16:LEU:HD13	9:QI:45:ALA:HB2	1.99	0.43
9:QI:10:ARG:NE	9:QI:105:ASP:CB	2.81	0.43
1:QA:1370:G:O3'	9:QI:12:GLU:HG3	2.18	0.43
10:QJ:54:PHE:CE2	10:QJ:55:LYS:HD2	2.52	0.43
10:QJ:6:ILE:O	10:QJ:71:LEU:HD12	2.18	0.43
13:QM:69:GLU:O	13:QM:70:LEU:C	2.56	0.43
16:QP:23:ASP:O	16:QP:26:ARG:HB2	2.18	0.43
12:QL:10:LEU:HB3	17:QQ:32:TYR:CZ	2.53	0.43
19:QS:45:VAL:O	19:QS:62:ILE:O	2.35	0.43
20:QT:101:GLY:C	20:QT:103:GLY:H	2.22	0.43
22:QV:3:C:C2'	22:QV:4:G:H5'	2.48	0.43
47:R1:80:LEU:O	47:R1:81:LYS:CD	2.65	0.43
50:R4:48:ARG:C	50:R4:49:PHE:HD1	2.22	0.43
54:R8:58:ILE:O	54:R8:61:LEU:CD1	2.67	0.43
25:RA:1090:U:H3	25:RA:1102:C:H1'	1.83	0.43
25:RA:1278:A:O3'	37:RR:34:ILE:HG23	2.18	0.43
25:RA:2126:A:H1'	25:RA:2127:G:OP2	2.18	0.43
25:RA:2441:C:OP2	25:RA:2586:C:O2'	2.30	0.43
29:RF:201:VAL:HG13	29:RF:202:PHE:N	2.33	0.43
30:RG:131:TYR:HE2	30:RG:133:LEU:HD22	1.83	0.43
34:RO:97:ARG:HA	34:RO:117:LEU:HD22	2.00	0.43
35:RP:101:VAL:HG13	35:RP:102:ARG:N	2.33	0.43
35:RP:75:ILE:HG12	35:RP:77:ARG:NH1	2.32	0.43
37:RR:81:ASP:OD2	37:RR:81:ASP:N	2.50	0.43
25:RA:2377:A:C2	38:RS:18:ILE:HD11	2.52	0.43
39:RT:111:ARG:C	39:RT:113:LYS:N	2.64	0.43
25:RA:994:C:OP1	40:RU:53:ARG:NH2	2.51	0.43
40:RU:64:ARG:CG	40:RU:64:ARG:NH2	2.70	0.43
43:RX:65:ARG:N	43:RX:65:ARG:CD	2.79	0.43
43:RX:7:VAL:O	43:RX:30:VAL:CG1	2.67	0.43
44:RY:88:LYS:HA	44:RY:88:LYS:HZ2	1.83	0.43
1:XA:1004:A:H1'	1:XA:1036:G:N1	2.33	0.43
1:XA:1122:U:O4	1:XA:1123:A:N6	2.51	0.43
1:XA:1297:C:O2'	7:XG:114:ARG:NH2	2.51	0.43
1:XA:28:G:O2'	1:XA:296:U:OP1	2.33	0.43

Continued on next page...

Continued from previous page...

Atom-1	Atom-2	Distance(Å)	Clash(Å)
1:XA:430:A:OP1	4:XD:9:CYS:HB2	2.17	0.43
1:XA:625:G:H2'	1:XA:626:U:C6	2.53	0.43
1:XA:715:A:H2'	1:XA:716:A:C8	2.53	0.43
1:XA:96:G:C6	1:XA:97:U:C2	3.06	0.43
3:XC:106:VAL:HG11	3:XC:109:PRO:HA	2.00	0.43
7:XG:150:ALA:HA	11:XK:59:TYR:HD2	1.81	0.43
8:XH:88:LYS:HB3	8:XH:89:PRO:HD2	2.00	0.43
1:XA:972:C:O3'	10:XJ:57:LYS:HG2	2.17	0.43
10:XJ:96:ILE:H	10:XJ:96:ILE:HD13	1.83	0.43
10:XJ:96:ILE:N	10:XJ:96:ILE:CD1	2.79	0.43
11:XK:124:LYS:HB3	11:XK:125:PHE:H	1.67	0.43
11:XK:70:LYS:HA	11:XK:73:MET:HE2	1.99	0.43
11:XK:96:ARG:O	11:XK:97:ALA:C	2.54	0.43
13:XM:36:LYS:CD	13:XM:36:LYS:C	2.85	0.43
13:XM:39:ILE:HD12	13:XM:56:LEU:HD23	1.99	0.43
16:XP:20:VAL:HG22	16:XP:21:VAL:H	1.83	0.43
18:XR:20:ALA:O	18:XR:21:LYS:HG3	2.18	0.43
19:XS:10:PHE:CD1	19:XS:38:SER:HB2	2.52	0.43
19:XS:63:THR:HG23	19:XS:66:MET:HE3	2.00	0.43
50:Y4:2:LYS:HD2	50:Y4:2:LYS:HA	1.61	0.43
50:Y4:59:PHE:CE1	50:Y4:70:GLY:N	2.87	0.43
52:Y6:11:LEU:HD12	52:Y6:51:GLU:HG3	2.00	0.43
25:YA:2422:A:N7	54:Y8:31:HIS:HE1	2.16	0.43
54:Y8:40:GLU:O	54:Y8:43:GLN:N	2.50	0.43
54:Y8:58:ILE:O	54:Y8:61:LEU:CG	2.66	0.43
25:YA:1022:G:H22	25:YA:1142(A):A:H2	1.61	0.43
25:YA:1239:G:H2'	25:YA:1240:U:O4'	2.17	0.43
25:YA:1532:C:H2'	25:YA:1533:C:O4'	2.18	0.43
25:YA:1717:G:H1	25:YA:1742:C:H42	1.66	0.43
25:YA:1790:C:H5''	25:YA:1791:A:OP1	2.17	0.43
25:YA:2105:C:H2'	25:YA:2106:G:C8	2.53	0.43
25:YA:2648:C:H2'	25:YA:2649:U:C6	2.53	0.43
25:YA:436:C:H2'	25:YA:438:G:C8	2.53	0.43
25:YA:612:G:O2'	25:YA:616:A:N1	2.37	0.43
27:YD:10:THR:O	27:YD:11:PRO:C	2.56	0.43
27:YD:11:PRO:O	27:YD:12:SER:OG	2.30	0.43
27:YD:35:LYS:HB3	27:YD:36:PRO:HA	2.00	0.43
27:YD:95:LEU:HD12	27:YD:95:LEU:O	2.17	0.43
30:YG:44:GLY:HA2	30:YG:88:ILE:HD11	1.99	0.43
31:YH:136:ILE:N	31:YH:136:ILE:HD12	2.31	0.43
37:YR:33:ARG:HA	37:YR:114:VAL:O	2.18	0.43
37:YR:74:LYS:O	37:YR:76:VAL:N	2.45	0.43

Continued on next page...

Continued from previous page...

Atom-1	Atom-2	Distance(Å)	Clash(Å)
38:YS:57:LYS:O	38:YS:58:LEU:HB3	2.18	0.43
38:YS:86:ALA:O	38:YS:87:PHE:CB	2.65	0.43
39:YT:114:LEU:HD23	39:YT:114:LEU:HA	1.74	0.43
41:YV:66:ARG:NH1	41:YV:88:ARG:CD	2.74	0.43
43:YX:14:SER:HB2	43:YX:15:GLU:OE1	2.18	0.43
44:YY:75:ILE:HG12	44:YY:76:CYS:H	1.79	0.43
44:YY:95:LYS:HB2	44:YY:99:CYS:O	2.17	0.43
1:QA:115:G:H4'	1:QA:116:A:O5'	2.17	0.43
1:QA:976:G:N2	1:QA:1362(A):C:OP2	2.42	0.43
1:QA:664:G:H2'	1:QA:666:G:OP1	2.17	0.43
1:QA:939:G:H5''	7:QG:102:ARG:CZ	2.48	0.43
1:QA:991:U:O4	1:QA:1212:U:O2'	2.23	0.43
2:QB:100:GLY:N	2:QB:176:GLU:OE2	2.51	0.43
2:QB:90:MET:HA	2:QB:91:PRO:HD3	1.82	0.43
4:QD:90:GLY:HA3	4:QD:204:ILE:HD11	2.01	0.43
4:QD:25:ARG:C	4:QD:27:TYR:H	2.21	0.43
7:QG:38:LEU:O	7:QG:42:ILE:HG13	2.17	0.43
9:QI:95:LYS:HD3	9:QI:95:LYS:C	2.39	0.43
11:QK:105:VAL:HG23	11:QK:105:VAL:O	2.18	0.43
11:QK:20:TYR:C	11:QK:21:ILE:HD12	2.38	0.43
11:QK:75:TYR:N	11:QK:75:TYR:CD1	2.86	0.43
15:QO:25:THR:HG22	15:QO:70:LEU:HD22	1.99	0.43
19:QS:36:ARG:NH1	19:QS:52:TYR:O	2.51	0.43
22:QV:69:C:H2'	22:QV:70:G:H8	1.82	0.43
47:R1:53:VAL:CG1	47:R1:54:ALA:N	2.81	0.43
50:R4:42:PHE:CD1	50:R4:42:PHE:C	2.90	0.43
52:R6:20:ASN:O	52:R6:21:TYR:CG	2.72	0.43
52:R6:7:ILE:HG23	52:R6:8:LYS:N	2.32	0.43
25:RA:686:G:O6	53:R7:12:ARG:HG3	2.18	0.43
53:R7:5:TRP:CD1	53:R7:7:PRO:HG3	2.53	0.43
25:RA:1047:G:H2'	25:RA:1110:G:N1	2.32	0.43
25:RA:1113:U:H2'	25:RA:1114:G:H8	1.83	0.43
25:RA:1810:A:H2'	25:RA:1811:G:O4'	2.18	0.43
25:RA:2653:U:O2'	31:RH:110:SER:HB2	2.18	0.43
25:RA:271:G:H2'	25:RA:272:G:C8	2.53	0.43
25:RA:586:A:N1	25:RA:809:G:O2'	2.31	0.43
25:RA:629:G:H5'	25:RA:650:C:O2'	2.18	0.43
25:RA:952:G:P	36:RQ:16:ARG:HH12	2.41	0.43
27:RD:69:ARG:NH2	27:RD:130:ALA:HB2	2.19	0.43
25:RA:1844:C:OP1	27:RD:257:LEU:HD23	2.19	0.43
28:RE:36:ARG:HB3	28:RE:36:ARG:NH1	2.30	0.43
28:RE:31:CYS:HB3	28:RE:49:LEU:HG	2.01	0.43

Continued on next page...

Continued from previous page...

Atom-1	Atom-2	Distance(Å)	Clash(Å)
28:RE:51:PHE:CD1	28:RE:52:LEU:N	2.76	0.43
29:RF:101:LEU:HD12	29:RF:102:PRO:N	2.33	0.43
29:RF:149:ASP:OD2	29:RF:151:SER:HB3	2.17	0.43
30:RG:19:LEU:HA	30:RG:22:ARG:HB2	1.99	0.43
31:RH:136:ILE:HD12	31:RH:136:ILE:N	2.31	0.43
31:RH:137:ASP:OD1	31:RH:138:LYS:N	2.51	0.43
32:RI:82:ARG:HD3	32:RI:146:ALA:HB3	1.99	0.43
35:RP:81:GLN:HE21	35:RP:81:GLN:HB2	1.59	0.43
36:RQ:27:VAL:HG13	36:RQ:28:ALA:N	2.32	0.43
38:RS:14:VAL:CG1	38:RS:15:ARG:N	2.81	0.43
38:RS:38:GLN:CG	38:RS:47:THR:HG21	2.48	0.43
38:RS:86:ALA:O	38:RS:87:PHE:CB	2.65	0.43
25:RA:559:G:H22	40:RU:49:HIS:CE1	2.36	0.43
41:RV:25:LEU:H	41:RV:92:THR:CG2	2.28	0.43
43:RX:14:SER:O	43:RX:15:GLU:C	2.57	0.43
44:RY:95:LYS:HA	44:RY:101:LYS:N	2.33	0.43
44:RY:25:GLY:HA3	44:RY:39:VAL:CG1	2.47	0.43
1:XA:1130:A:O2'	9:XI:3:GLN:NE2	2.49	0.43
1:XA:1347:G:H22	1:XA:1374:A:P	2.39	0.43
1:XA:1446:A:N3	1:XA:1446:A:H5'	2.33	0.43
1:XA:524:G:H2'	1:XA:525:C:C6	2.53	0.43
1:XA:753:A:H4'	1:XA:754:C:O5'	2.18	0.43
1:XA:792:A:O2'	1:XA:794:A:N7	2.44	0.43
5:XE:36:ASP:C	5:XE:37:ARG:HG2	2.38	0.43
5:XE:64:ARG:HH11	5:XE:64:ARG:HG3	1.81	0.43
7:XG:60:LYS:O	7:XG:61:VAL:C	2.57	0.43
1:XA:377:G:P	16:XP:5:ARG:HH11	2.40	0.43
47:Y1:60:PHE:HZ	47:Y1:90:ILE:HG21	1.82	0.43
54:Y8:58:ILE:O	54:Y8:61:LEU:CD1	2.67	0.43
25:YA:1078:U:HO2'	25:YA:1088:A:H2	1.60	0.43
25:YA:1520:U:H2'	25:YA:1521:G:O4'	2.18	0.43
25:YA:1820:U:H4'	25:YA:1821:A:OP2	2.19	0.43
28:YE:3:GLY:HA3	28:YE:81:ILE:CD1	2.48	0.43
28:YE:69:LYS:C	28:YE:71:GLY:N	2.71	0.43
30:YG:136:ARG:O	30:YG:154:GLY:CA	2.62	0.43
30:YG:31:VAL:HG13	30:YG:31:VAL:O	2.18	0.43
31:YH:149:ARG:HA	31:YH:162:ILE:HG21	1.99	0.43
31:YH:53:GLU:CD	31:YH:54:ARG:H	2.21	0.43
33:YN:103:VAL:O	33:YN:104:LYS:C	2.56	0.43
33:YN:87:LEU:CD2	33:YN:87:LEU:C	2.87	0.43
35:YP:101:VAL:HA	35:YP:106:LEU:HB2	1.99	0.43
39:YT:105:LEU:C	39:YT:107:ASP:OD1	2.56	0.43

Continued on next page...

Continued from previous page...

Atom-1	Atom-2	Distance(Å)	Clash(Å)
39:YT:107:ASP:OD2	39:YT:109:GLU:HB2	2.19	0.43
39:YT:49:VAL:CG1	39:YT:49:VAL:O	2.64	0.43
41:YV:1:MET:HE1	41:YV:43:GLU:HG2	2.00	0.43
41:YV:66:ARG:NH1	41:YV:88:ARG:NH1	2.61	0.43
42:YW:111:HIS:CG	42:YW:112:GLY:H	2.37	0.43
42:YW:50:VAL:O	42:YW:53:SER:N	2.50	0.43
42:YW:29:LEU:HD11	42:YW:55:ALA:HB2	1.98	0.43
25:YA:2012:G:H4'	42:YW:96:ILE:HD11	1.99	0.43
6:QF:91:VAL:CG1	18:QR:72:ARG:NH1	2.82	0.43
7:QG:155:ARG:HD3	7:QG:155:ARG:H	1.83	0.43
7:QG:15:ASP:OD1	7:QG:23:VAL:HG11	2.19	0.43
10:QJ:51:ARG:HG2	10:QJ:51:ARG:NH1	2.33	0.43
10:QJ:90:LEU:N	10:QJ:91:PRO:CD	2.81	0.43
1:QA:685:G:H5'	11:QK:39:PRO:O	2.18	0.43
12:QL:119:LYS:HB2	12:QL:120:TYR:HD1	1.83	0.43
12:QL:27:LEU:HD13	12:QL:28:LYS:H	1.83	0.43
1:QA:1221:G:OP1	19:QS:36:ARG:HD3	2.18	0.43
50:R4:49:PHE:HD1	50:R4:49:PHE:N	2.17	0.43
25:RA:1220:A:H5'	25:RA:1221:C:OP2	2.17	0.43
25:RA:2123:G:H2'	25:RA:2124:G:C8	2.54	0.43
25:RA:185:U:H4'	25:RA:218:A:H4'	1.99	0.43
25:RA:2329:G:H2'	25:RA:2330:G:C8	2.54	0.43
25:RA:2350:C:C5	54:R8:42:ARG:NH1	2.87	0.43
25:RA:2543:G:H2'	25:RA:2544:G:H8	1.83	0.43
25:RA:34:C:H41	25:RA:447:A:H61	1.66	0.43
28:RE:16:ARG:O	28:RE:18:ASP:O	2.36	0.43
28:RE:52:LEU:O	28:RE:74:PRO:HA	2.18	0.43
25:RA:1257:C:H5'	29:RF:75:HIS:CE1	2.52	0.43
30:RG:139:LEU:HA	30:RG:144:ILE:HG21	2.00	0.43
30:RG:83:ARG:HG3	30:RG:86:MET:CE	2.46	0.43
31:RH:92:ILE:CD1	31:RH:160:LYS:HD3	2.48	0.43
35:RP:107:LYS:HB2	35:RP:110:TYR:HD2	1.83	0.43
39:RT:105:LEU:O	39:RT:105:LEU:HG	2.19	0.43
41:RV:15:GLU:O	41:RV:96:ILE:HB	2.19	0.43
44:RY:81:LYS:HZ2	44:RY:98:VAL:HB	1.83	0.43
1:XA:1152:A:H2'	1:XA:1153:C:H6	1.83	0.43
1:XA:191:G:N9	20:XT:105:SER:HB3	2.33	0.43
1:XA:922:G:H4'	5:XE:20:GLN:HA	1.99	0.43
2:XB:163:PHE:HD2	2:XB:163:PHE:HA	1.69	0.43
2:XB:162:ILE:O	2:XB:185:ILE:HG13	2.18	0.43
2:XB:95:GLN:HE21	2:XB:147:LYS:CE	2.28	0.43
3:XC:22:TRP:CB	3:XC:59:ARG:HB2	2.49	0.43

Continued on next page...

Continued from previous page...

Atom-1	Atom-2	Distance(Å)	Clash(Å)
3:XC:69:HIS:HA	3:XC:104:GLN:HB2	2.00	0.43
4:XD:95:GLY:O	4:XD:99:SER:N	2.51	0.43
5:XE:67:VAL:HG22	5:XE:68:GLU:N	2.33	0.43
6:XF:76:ALA:HB1	6:XF:80:ARG:HH21	1.82	0.43
6:XF:91:VAL:CG1	18:XR:72:ARG:NH1	2.82	0.43
7:XG:148:ASN:O	7:XG:150:ALA:N	2.51	0.43
7:XG:62:PHE:O	7:XG:64:GLN:N	2.51	0.43
7:XG:78:ARG:CG	7:XG:78:ARG:HH11	2.31	0.43
11:XK:108:ILE:HG21	18:XR:88:LYS:OXT	2.19	0.43
12:XL:22:SER:C	12:XL:24:VAL:H	2.21	0.43
15:XO:83:GLU:HA	15:XO:83:GLU:OE1	2.19	0.43
19:XS:3:ARG:HB3	50:Y4:67:TYR:CD2	2.53	0.43
20:XT:50:GLU:O	20:XT:52:ALA:N	2.51	0.43
47:Y1:94:LEU:O	47:Y1:95:LEU:HB2	2.17	0.43
50:Y4:48:ARG:NH1	50:Y4:51:ASP:HA	2.34	0.43
52:Y6:20:ASN:O	52:Y6:21:TYR:CG	2.71	0.43
53:Y7:19:ARG:NH1	53:Y7:19:ARG:HG2	2.34	0.43
53:Y7:17:GLY:O	53:Y7:20:ALA:HB3	2.18	0.43
25:YA:1309:G:P	53:Y7:9:ARG:HD3	2.58	0.43
25:YA:1368:G:C2	25:YA:1369:G:C8	3.07	0.43
25:YA:1478:G:H2'	25:YA:1479:G:H8	1.83	0.43
25:YA:2377:A:C2	38:YS:18:ILE:HD11	2.54	0.43
25:YA:2471:C:H5'	25:YA:2472:G:OP2	2.19	0.43
25:YA:2611:U:H6	25:YA:2611:U:OP2	2.01	0.43
25:YA:2712:U:O2'	25:YA:2712(A):A:OP1	2.37	0.43
26:YB:40:U:HO2'	26:YB:43:C:H5	1.66	0.43
25:YA:1820:U:O2	27:YD:202:LYS:HB3	2.18	0.43
27:YD:43:ARG:CZ	27:YD:49:ILE:HG21	2.49	0.43
28:YE:11:MET:O	28:YE:12:THR:HB	2.18	0.43
25:YA:2572:A:C4	28:YE:144:ARG:NH2	2.86	0.43
31:YH:35:VAL:CG2	31:YH:75:ALA:HB2	2.48	0.43
33:YN:131:GLN:HE21	33:YN:131:GLN:HB3	1.57	0.43
33:YN:17:ASP:O	33:YN:55:VAL:O	2.34	0.43
34:YO:61:VAL:O	34:YO:61:VAL:HG13	2.18	0.43
35:YP:96:THR:HG22	35:YP:126:VAL:CB	2.47	0.43
25:YA:952:G:P	36:YQ:16:ARG:HH12	2.41	0.43
37:YR:48:VAL:O	37:YR:49:ASP:C	2.57	0.43
38:YS:110:LEU:HD23	38:YS:112:PHE:CE2	2.54	0.43
40:YU:79:PHE:HD2	40:YU:79:PHE:C	2.18	0.43
42:YW:34:ASN:O	42:YW:35:ILE:C	2.55	0.43
1:QA:797:C:OP1	11:QK:124:LYS:HE2	2.17	0.43
2:QB:142:LEU:HD23	2:QB:142:LEU:O	2.19	0.43

Continued on next page...

Continued from previous page...

Atom-1	Atom-2	Distance(Å)	Clash(Å)
3:QC:67:THR:O	3:QC:69:HIS:CE1	2.72	0.43
4:QD:132:ARG:HH11	4:QD:132:ARG:HG2	1.83	0.43
4:QD:163:GLU:OE2	4:QD:163:GLU:HA	2.19	0.43
4:QD:166:LYS:CG	27:YD:134:ARG:HH12	2.29	0.43
4:QD:95:GLY:O	4:QD:99:SER:N	2.51	0.43
5:QE:62:ALA:O	5:QE:64:ARG:N	2.51	0.43
6:QF:61:LEU:HD23	6:QF:63:TYR:OH	2.17	0.43
6:QF:88:VAL:HG12	6:QF:89:MET:N	2.34	0.43
7:QG:23:VAL:O	7:QG:27:ILE:HD12	2.19	0.43
7:QG:60:LYS:O	7:QG:61:VAL:C	2.57	0.43
7:QG:78:ARG:HH11	7:QG:78:ARG:CG	2.31	0.43
9:QI:100:GLY:C	9:QI:102:LEU:N	2.72	0.43
9:QI:41:VAL:O	9:QI:41:VAL:HG12	2.18	0.43
1:QA:1199:U:H4'	10:QJ:54:PHE:CE2	2.53	0.43
12:QL:22:SER:C	12:QL:24:VAL:H	2.22	0.43
13:QM:19:LEU:HD22	13:QM:19:LEU:N	2.33	0.43
15:QO:83:GLU:C	15:QO:85:LEU:N	2.71	0.43
16:QP:21:VAL:HG23	16:QP:34:GLU:N	2.34	0.43
25:RA:270(S):G:H1'	47:R1:78:LYS:HD2	2.00	0.43
47:R1:92:LYS:O	47:R1:93:GLU:C	2.56	0.43
25:RA:1357:U:H2'	25:RA:1358:G:O4'	2.19	0.43
25:RA:1578:U:C2'	25:RA:1579:A:H5'	2.48	0.43
25:RA:428:A:H8	25:RA:428:A:OP2	2.02	0.43
25:RA:593:G:H2'	25:RA:594:U:H6	1.83	0.43
25:RA:724:U:H2'	25:RA:725:G:O4'	2.18	0.43
28:RE:69:LYS:C	28:RE:71:GLY:N	2.71	0.43
30:RG:59:GLU:O	30:RG:62:LEU:HB3	2.18	0.43
32:RI:52:ARG:HA	32:RI:55:ALA:HB3	2.00	0.43
34:RO:51:ALA:O	34:RO:53:LYS:HE3	2.19	0.43
25:RA:2722:G:H4'	37:RR:4:LEU:HB2	1.99	0.43
38:RS:56:LEU:O	38:RS:57:LYS:O	2.36	0.43
39:RT:89:VAL:O	39:RT:90:GLN:HB2	2.19	0.43
44:RY:6:HIS:N	44:RY:6:HIS:ND1	2.66	0.43
45:RZ:153:SER:HB2	45:RZ:167:PRO:HB3	2.00	0.43
1:XA:338:A:C6	1:XA:339:C:C4	3.07	0.43
1:XA:640:A:O2'	8:XH:115:SER:HB3	2.18	0.43
2:XB:132:LYS:HA	2:XB:135:GLN:CB	2.43	0.43
3:XC:27:LYS:NZ	3:XC:27:LYS:HB3	2.34	0.43
6:XF:48:LEU:HA	6:XF:48:LEU:HD23	1.85	0.43
6:XF:73:ASN:O	6:XF:76:ALA:HB3	2.19	0.43
7:XG:122:HIS:HA	7:XG:125:MET:HB2	2.00	0.43
9:XI:41:VAL:HG12	9:XI:41:VAL:O	2.18	0.43

Continued on next page...

Continued from previous page...

Atom-1	Atom-2	Distance(Å)	Clash(Å)
10:XJ:70:ARG:HG3	10:XJ:70:ARG:HH11	1.83	0.43
12:XL:27:LEU:HD13	12:XL:28:LYS:H	1.84	0.43
13:XM:87:TYR:HA	13:XM:90:LEU:HG	2.01	0.43
18:XR:63:GLN:O	18:XR:66:LEU:HB3	2.19	0.43
19:XS:36:ARG:NH1	19:XS:52:TYR:O	2.51	0.43
19:XS:64:GLU:HB2	50:Y4:55:ARG:NH1	2.29	0.43
26:YB:12:C:H2'	46:Y0:73:GLY:HA3	2.00	0.43
47:Y1:92:LYS:O	47:Y1:93:GLU:C	2.56	0.43
48:Y2:59:ARG:O	48:Y2:62:THR:HG23	2.18	0.43
51:Y5:15:ARG:HA	51:Y5:18:ALA:HB3	1.99	0.43
51:Y5:40:LYS:HZ1	51:Y5:48:GLU:CB	2.20	0.43
25:YA:142:G:H2'	25:YA:143:C:C6	2.53	0.43
25:YA:270(R):G:H2'	25:YA:270(S):G:C8	2.53	0.43
25:YA:841:A:H2'	25:YA:842:G:C8	2.54	0.43
27:YD:44:ASN:HB3	27:YD:49:ILE:CG2	2.47	0.43
28:YE:143:ASN:ND2	28:YE:143:ASN:N	2.65	0.43
28:YE:3:GLY:CA	28:YE:81:ILE:HG21	2.49	0.43
29:YF:192:LEU:HD21	29:YF:194:MET:HE3	2.00	0.43
30:YG:114:ILE:O	30:YG:116:ASP:N	2.51	0.43
30:YG:67:LYS:N	30:YG:67:LYS:HD2	2.33	0.43
31:YH:92:ILE:CD1	31:YH:160:LYS:HD3	2.48	0.43
34:YO:51:ALA:O	34:YO:53:LYS:HE3	2.19	0.43
34:YO:63:VAL:HG23	34:YO:63:VAL:O	2.17	0.43
40:YU:99:ALA:HA	40:YU:106:PHE:HB2	2.01	0.43
41:YV:35:LEU:HD22	41:YV:35:LEU:N	2.23	0.43
43:YX:70:LEU:H	43:YX:70:LEU:HD23	1.78	0.43
2:QB:109:SER:C	2:QB:111:ARG:H	2.21	0.43
2:QB:32:ILE:HD13	2:QB:190:THR:CG2	2.49	0.43
3:QC:14:ILE:C	3:QC:16:ARG:H	2.21	0.43
1:QA:1205:U:O2'	3:QC:195:VAL:HG23	2.18	0.43
3:QC:27:LYS:NZ	3:QC:27:LYS:HB3	2.34	0.43
3:QC:59:ARG:HH12	3:QC:97:LYS:CD	2.31	0.43
4:QD:25:ARG:NH1	4:QD:30:LYS:CE	2.75	0.43
7:QG:111:ARG:HH11	7:QG:111:ARG:CB	2.23	0.43
12:QL:27:LEU:C	12:QL:29:GLY:H	2.20	0.43
18:QR:29:PHE:HD2	18:QR:29:PHE:N	2.17	0.43
47:R1:44:PRO:O	47:R1:46:LEU:N	2.51	0.43
54:R8:40:GLU:O	54:R8:41:ILE:C	2.56	0.43
55:R9:7:VAL:HG21	55:R9:36:GLN:HB2	2.00	0.43
25:RA:2193:G:H2'	25:RA:2194:G:O4'	2.18	0.43
25:RA:249:C:H4'	25:RA:250:G:O5'	2.18	0.43
25:RA:2749:A:H4'	31:RH:62:LYS:HB3	1.99	0.43

Continued on next page...

Continued from previous page...

Atom-1	Atom-2	Distance(Å)	Clash(Å)
25:RA:2875:C:H4'	39:RT:5:ALA:HB2	2.01	0.43
25:RA:500:G:N2	25:RA:502:A:H3'	2.33	0.43
26:RB:11:C:H3'	26:RB:12:C:H6	1.83	0.43
27:RD:177:LEU:O	27:RD:179:SER:N	2.51	0.43
28:RE:120:TRP:CE3	28:RE:155:LYS:HD3	2.53	0.43
28:RE:51:PHE:O	28:RE:74:PRO:CB	2.67	0.43
29:RF:62:ARG:NH1	29:RF:62:ARG:CB	2.82	0.43
33:RN:103:VAL:O	33:RN:104:LYS:C	2.57	0.43
33:RN:61:ARG:HA	33:RN:61:ARG:NE	2.33	0.43
33:RN:96:GLU:O	33:RN:97:ARG:C	2.57	0.43
38:RS:110:LEU:HD23	38:RS:112:PHE:CE2	2.54	0.43
38:RS:57:LYS:O	38:RS:58:LEU:HB3	2.18	0.43
39:RT:107:ASP:OD2	39:RT:109:GLU:HB2	2.18	0.43
40:RU:88:ILE:HG22	40:RU:90:VAL:CG2	2.44	0.43
40:RU:95:LEU:HD13	41:RV:4:ILE:HD12	1.98	0.43
1:XA:1321:C:H3'	1:XA:1322:C:H5''	1.99	0.43
1:XA:266:G:H5''	1:XA:267:C:C5	2.53	0.43
2:XB:115:LEU:HD21	2:XB:153:ARG:HD3	2.00	0.43
2:XB:29:ALA:O	2:XB:32:ILE:HG22	2.17	0.43
2:XB:32:ILE:HD13	2:XB:190:THR:CG2	2.48	0.43
4:XD:59:ARG:NE	4:XD:59:ARG:HA	2.34	0.43
4:XD:60:GLU:HG2	4:XD:202:LEU:HD12	2.00	0.43
1:XA:1346:A:N6	7:XG:10:ARG:HD2	2.33	0.43
11:XK:20:TYR:C	11:XK:21:ILE:HD12	2.38	0.43
12:XL:27:LEU:C	12:XL:29:GLY:H	2.20	0.43
13:XM:69:GLU:O	13:XM:70:LEU:C	2.56	0.43
15:XO:17:ARG:HD3	15:XO:26:GLU:HG3	2.01	0.43
15:XO:25:THR:O	15:XO:29:VAL:HG23	2.18	0.43
15:XO:71:GLN:HB2	15:XO:78:TYR:CE1	2.54	0.43
1:XA:564:C:H5'	17:XQ:32:TYR:CE2	2.54	0.43
20:XT:101:GLY:C	20:XT:103:GLY:H	2.22	0.43
20:XT:44:ALA:C	20:XT:91:LEU:HB3	2.39	0.43
47:Y1:44:PRO:O	47:Y1:46:LEU:N	2.51	0.43
50:Y4:48:ARG:C	50:Y4:49:PHE:HD1	2.22	0.43
25:YA:2150:U:H2'	25:YA:2151:G:C8	2.54	0.43
25:YA:236:C:H2'	25:YA:237:C:C6	2.54	0.43
25:YA:2585:U:H5	56:Z8:76:PPU:O2'	2.00	0.43
25:YA:2729:G:H2'	25:YA:2730:C:C6	2.53	0.43
25:YA:323:G:H2'	29:YF:169:ASN:OD1	2.18	0.43
25:YA:483:A:H4'	44:YY:49:VAL:CA	2.37	0.43
25:YA:722:A:H3'	25:YA:723:G:H8	1.83	0.43
27:YD:181:GLU:HA	27:YD:272:ALA:CB	2.38	0.43

Continued on next page...

Continued from previous page...

Atom-1	Atom-2	Distance(Å)	Clash(Å)
27:YD:30:GLU:CD	27:YD:63:ARG:HE	2.21	0.43
28:YE:155:LYS:O	28:YE:156:MET:HG3	2.19	0.43
28:YE:16:ARG:O	28:YE:18:ASP:O	2.36	0.43
28:YE:51:PHE:O	28:YE:74:PRO:CB	2.67	0.43
30:YG:145:THR:O	30:YG:146:TYR:HB3	2.19	0.43
38:YS:42:ASP:C	38:YS:44:LYS:N	2.72	0.43
39:YT:64:ARG:HG2	39:YT:64:ARG:HH11	1.84	0.43
28:YE:25:VAL:HG21	39:YT:8:LYS:HG3	2.00	0.43
1:QA:1032(A):G:H2'	1:QA:1032(B):G:C8	2.53	0.43
1:QA:1004:A:H1'	1:QA:1036:G:N2	2.33	0.43
1:QA:1344:C:H5'	9:QL:120:ARG:O	2.19	0.43
1:QA:1405:G:P	58:QA:1670:PAR:HO34	2.41	0.43
1:QA:520:A:OP2	12:QL:51:ALA:HB1	2.19	0.43
1:QA:946:A:H2'	1:QA:947:G:C8	2.53	0.43
2:QB:200:ILE:N	2:QB:200:ILE:HD12	2.34	0.43
2:QB:33:TYR:CD1	2:QB:33:TYR:C	2.92	0.43
2:QB:92:TYR:HD1	2:QB:92:TYR:C	2.21	0.43
3:QC:69:HIS:HA	3:QC:104:GLN:HB2	2.01	0.43
4:QD:90:GLY:O	4:QD:93:PHE:HB3	2.19	0.43
5:QE:94:ALA:HB2	5:QE:119:LEU:HG	2.00	0.43
7:QG:122:HIS:HA	7:QG:125:MET:HB2	2.00	0.43
8:QH:64:LYS:CB	8:QH:79:VAL:HG21	2.49	0.43
10:QJ:16:LEU:C	10:QJ:16:LEU:HD13	2.38	0.43
11:QK:62:GLN:O	11:QK:64:ALA:N	2.52	0.43
15:QO:64:ARG:CD	15:QO:68:ARG:NH2	2.82	0.43
15:QO:77:ARG:HA	15:QO:80:ALA:HB2	1.99	0.43
16:QP:72:ARG:O	16:QP:72:ARG:HD3	2.18	0.43
20:QT:44:ALA:C	20:QT:91:LEU:HB3	2.39	0.43
46:R0:82:ARG:HA	46:R0:83:PRO:HD2	1.87	0.43
50:R4:59:PHE:CE1	50:R4:70:GLY:N	2.86	0.43
50:R4:68:ARG:O	50:R4:69:LYS:HB2	2.17	0.43
25:RA:116:C:H2'	25:RA:117:G:O4'	2.19	0.43
25:RA:1331:A:H2'	25:RA:1333:C:H5	1.84	0.43
25:RA:2102:U:H2'	25:RA:2103:C:C6	2.54	0.43
25:RA:2439:A:P	25:RA:2439:A:H3'	2.59	0.43
25:RA:2695:C:H2'	25:RA:2696:U:C6	2.54	0.43
25:RA:488:G:O2'	25:RA:491:G:N7	2.47	0.43
26:RB:40:U:H3	26:RB:43:C:H5''	1.84	0.43
28:RE:203:LYS:C	28:RE:203:LYS:HD2	2.39	0.43
28:RE:48:GLN:HB3	28:RE:48:GLN:HE21	1.55	0.43
31:RH:6:ARG:CG	31:RH:7:LEU:N	2.81	0.43
33:RN:63:THR:HG23	33:RN:66:LYS:HE3	2.00	0.43

Continued on next page...

Continued from previous page...

Atom-1	Atom-2	Distance(Å)	Clash(Å)
35:RP:135:LEU:HD13	35:RP:139:LYS:HE3	2.01	0.43
35:RP:70:GLN:OE1	35:RP:70:GLN:N	2.51	0.43
37:RR:54:LEU:O	37:RR:62:ALA:HB1	2.19	0.43
38:RS:105:ALA:C	38:RS:110:LEU:HD21	2.38	0.43
42:RW:19:LEU:O	42:RW:22:ASP:HB2	2.19	0.43
25:RA:336:C:H5''	44:RY:6:HIS:CD2	2.53	0.43
45:RZ:141:VAL:HA	45:RZ:144:LEU:HD23	2.00	0.43
1:XA:1222:G:H5''	19:XS:78:ARG:NH1	2.33	0.43
1:XA:313:A:H2'	1:XA:314:C:C6	2.54	0.43
1:XA:963:G:H21	10:XJ:55:LYS:CD	2.32	0.43
3:XC:129:ALA:C	3:XC:131:ARG:N	2.72	0.43
4:XD:122:ARG:HA	4:XD:134:ASP:HB2	2.00	0.43
4:XD:163:GLU:HA	4:XD:163:GLU:OE2	2.19	0.43
4:XD:90:GLY:O	4:XD:93:PHE:HB3	2.19	0.43
5:XE:72:GLN:C	5:XE:74:GLY:H	2.22	0.43
9:XI:43:ALA:O	9:XI:45:ALA:N	2.51	0.43
10:XJ:90:LEU:N	10:XJ:91:PRO:CD	2.82	0.43
16:XP:21:VAL:HG23	16:XP:34:GLU:N	2.34	0.43
16:XP:39:TYR:CZ	16:XP:41:PRO:HB3	2.52	0.43
19:XS:29:ARG:HG2	19:XS:29:ARG:HH11	1.84	0.43
48:Y2:62:THR:O	48:Y2:65:ASN:HB2	2.18	0.43
50:Y4:15:ILE:CD1	50:Y4:15:ILE:N	2.78	0.43
50:Y4:43:TYR:O	50:Y4:46:GLN:HA	2.19	0.43
53:Y7:32:LYS:O	53:Y7:33:ARG:C	2.56	0.43
25:YA:1102:C:H2'	25:YA:1103:A:H5''	2.00	0.43
25:YA:1842:G:H2'	25:YA:1843:C:C6	2.53	0.43
25:YA:195:A:H2'	25:YA:198:C:N4	2.33	0.43
25:YA:2210:G:N3	25:YA:2210:G:H2'	2.33	0.43
25:YA:583:G:H5''	40:YU:10:ARG:NH1	2.29	0.43
25:YA:984:A:H5''	25:YA:985:C:H5	1.83	0.43
25:YA:994:C:O2	41:YV:10:LYS:HE2	2.19	0.43
30:YG:131:TYR:HE2	30:YG:133:LEU:HD22	1.83	0.43
33:YN:118:LYS:C	33:YN:120:LEU:H	2.20	0.43
33:YN:26:LEU:HG	33:YN:30:ILE:CD1	2.49	0.43
33:YN:30:ILE:HG22	33:YN:34:LEU:CD2	2.48	0.43
33:YN:90:MET:O	33:YN:91:LEU:C	2.57	0.43
37:YR:54:LEU:O	37:YR:62:ALA:HB1	2.19	0.43
37:YR:51:LEU:HD13	37:YR:66:VAL:HG22	2.01	0.43
38:YS:30:ARG:NH2	38:YS:92:TYR:HD1	2.17	0.43
39:YT:89:VAL:O	39:YT:90:GLN:HB2	2.19	0.43
40:YU:43:GLY:HA3	41:YV:73:SER:OG	2.19	0.43
44:YY:6:HIS:ND1	44:YY:6:HIS:N	2.66	0.43

Continued on next page...

Continued from previous page...

Atom-1	Atom-2	Distance(Å)	Clash(Å)
44:YY:84:ARG:HD3	44:YY:86:ARG:HH11	1.83	0.43
45:YZ:30:ASN:OD1	45:YZ:33:LEU:N	2.49	0.43
1:QA:20:U:H2'	1:QA:21:G:O4'	2.19	0.43
1:QA:377:G:P	16:QP:5:ARG:NH1	2.91	0.43
1:QA:836:G:C6	1:QA:851:G:C6	3.07	0.43
1:QA:960:U:O2	1:QA:960:U:H2'	2.18	0.43
2:QB:77:ALA:HB1	2:QB:165:VAL:HG11	2.00	0.43
2:QB:231:GLU:HA	2:QB:232:PRO:HD3	1.83	0.43
2:QB:95:GLN:HE21	2:QB:147:LYS:CE	2.28	0.43
6:QF:22:GLU:OE1	6:QF:82:ARG:NH2	2.46	0.43
6:QF:73:ASN:O	6:QF:76:ALA:HB3	2.19	0.43
7:QG:88:PRO:HB3	7:QG:145:ALA:HA	2.01	0.43
8:QH:20:TYR:CD1	8:QH:65:TYR:HD2	2.35	0.43
14:QN:12:ARG:C	14:QN:14:PRO:CD	2.81	0.43
1:QA:1216:G:H5''	14:QN:5:ALA:CB	2.49	0.43
15:QO:83:GLU:OE1	15:QO:83:GLU:HA	2.18	0.43
18:QR:43:PHE:HA	18:QR:51:LEU:HD12	2.01	0.43
18:QR:53:ARG:C	18:QR:55:ARG:H	2.22	0.43
19:QS:21:GLU:HG3	19:QS:22:LEU:CD1	2.49	0.43
19:QS:29:ARG:HG2	19:QS:29:ARG:HH11	1.83	0.43
25:RA:1265:A:OP1	25:RA:1265:A:H8	2.01	0.43
25:RA:1348:G:C2'	25:RA:1349:A:H5''	2.48	0.43
25:RA:1651:G:H2'	25:RA:1652:A:O4'	2.18	0.43
25:RA:827:U:H1'	25:RA:2246:G:O2'	2.18	0.43
25:RA:560:C:H2'	25:RA:561:G:O4'	2.18	0.43
26:RB:16:G:H2'	26:RB:17:C:H6	1.84	0.43
27:RD:44:ASN:HB3	27:RD:49:ILE:CG2	2.47	0.43
27:RD:44:ASN:CB	27:RD:49:ILE:HG22	2.46	0.43
27:RD:76:PRO:O	27:RD:98:VAL:CG2	2.65	0.43
31:RH:35:VAL:CG2	31:RH:75:ALA:HB2	2.48	0.43
32:RI:79:ILE:HB	32:RI:142:VAL:HA	2.00	0.43
32:RI:12:LEU:HG	32:RI:19:VAL:HG11	2.00	0.43
33:RN:1:MET:O	33:RN:1:MET:HG3	2.19	0.43
33:RN:7:LYS:N	33:RN:7:LYS:HD2	2.29	0.43
34:RO:61:VAL:O	34:RO:61:VAL:HG13	2.18	0.43
37:RR:48:VAL:O	37:RR:49:ASP:C	2.57	0.43
42:RW:28:SER:O	42:RW:30:GLU:N	2.50	0.43
1:XA:1161:C:H2'	1:XA:1162:C:H6	1.83	0.43
1:XA:187:C:H2'	1:XA:188:U:O4'	2.19	0.43
1:XA:264:U:O2'	17:XQ:64:PRO:HD2	2.19	0.43
1:XA:427:U:OP1	4:XD:13:ARG:NH2	2.52	0.43
1:XA:532:A:H2	1:XA:1206:G:N2	2.12	0.43

Continued on next page...

Continued from previous page...

Atom-1	Atom-2	Distance(Å)	Clash(Å)
2:XB:100:GLY:N	2:XB:176:GLU:OE2	2.51	0.43
2:XB:127:ILE:HG23	2:XB:128:GLU:N	2.34	0.43
2:XB:87:ARG:NH1	2:XB:223:ILE:HD12	2.33	0.43
2:XB:33:TYR:CD1	2:XB:33:TYR:C	2.92	0.43
5:XE:126:ARG:NH1	5:XE:126:ARG:CG	2.79	0.43
6:XF:85:VAL:HG12	6:XF:85:VAL:O	2.18	0.43
7:XG:23:VAL:O	7:XG:27:ILE:HD12	2.19	0.43
7:XG:88:PRO:HB3	7:XG:145:ALA:HA	2.01	0.43
8:XH:118:VAL:O	8:XH:119:LEU:HD23	2.18	0.43
8:XH:64:LYS:CB	8:XH:79:VAL:HG21	2.48	0.43
9:XI:26:VAL:CG1	9:XI:63:ILE:HD13	2.48	0.43
10:XJ:30:SER:OG	10:XJ:81:THR:HG22	2.19	0.43
1:XA:520:A:O2'	12:XL:73:GLU:HG2	2.19	0.43
13:XM:90:LEU:HD12	13:XM:91:ARG:N	2.33	0.43
14:XN:12:ARG:C	14:XN:14:PRO:CD	2.81	0.43
19:XS:68:GLY:CA	50:Y4:68:ARG:CB	2.97	0.43
20:XT:44:ALA:HB1	20:XT:91:LEU:HB2	2.00	0.43
36:YQ:81:VAL:CG2	46:Y0:7:LEU:HD21	2.39	0.43
47:Y1:29:GLY:O	47:Y1:31:GLY:N	2.49	0.43
49:Y3:50:VAL:HB	49:Y3:53:LEU:HD12	2.00	0.43
51:Y5:40:LYS:HE2	51:Y5:47:PRO:CG	2.49	0.43
25:YA:1161:C:O2'	41:YV:8:GLY:HA2	2.19	0.43
25:YA:1728:G:H8	25:YA:1732:A:N6	2.16	0.43
25:YA:1751:C:H2'	25:YA:1752:C:H6	1.83	0.43
25:YA:1930:G:H2'	25:YA:1968:G:C6	2.54	0.43
25:YA:2131:G:N2	25:YA:2158:A:N7	2.66	0.43
25:YA:2275:C:O2	36:YQ:83:MET:HG3	2.19	0.43
25:YA:2285:C:H5	52:Y6:27:LYS:HE2	1.83	0.43
25:YA:2414:G:H21	35:YP:67:MET:CE	2.31	0.43
25:YA:241:A:H5'	25:YA:243:U:O4'	2.19	0.43
25:YA:559:G:N2	40:YU:49:HIS:CE1	2.86	0.43
25:YA:675:A:H4'	29:YF:67:GLN:OE1	2.19	0.43
28:YE:13:ARG:HH11	28:YE:13:ARG:HB2	1.81	0.43
28:YE:179:GLU:CB	28:YE:181:LEU:HD23	2.23	0.43
31:YH:120:GLY:O	31:YH:136:ILE:HD12	2.19	0.43
25:YA:2469:A:O2'	36:YQ:56:ARG:HG2	2.18	0.43
39:YT:19:LEU:HA	39:YT:20:PRO:HD3	1.88	0.43
39:YT:89:VAL:O	39:YT:90:GLN:CB	2.67	0.43
45:YZ:112:ARG:O	45:YZ:114:GLY:N	2.51	0.43
1:QA:481:G:O2'	1:QA:482:A:P	2.77	0.43
1:QA:818:G:C3'	1:QA:819:A:H5''	2.49	0.43
2:QB:188:ALA:CB	2:QB:200:ILE:HG23	2.47	0.43

Continued on next page...

Continued from previous page...

Atom-1	Atom-2	Distance(Å)	Clash(Å)
2:QB:54:THR:HG21	2:QB:201:ILE:HD11	2.00	0.43
2:QB:68:ILE:HB	2:QB:70:PHE:HE1	1.82	0.43
3:QC:101:LEU:C	3:QC:101:LEU:HD23	2.38	0.43
3:QC:12:LEU:C	3:QC:14:ILE:H	2.22	0.43
4:QD:52:SER:O	4:QD:55:ALA:N	2.52	0.43
6:QF:85:VAL:O	6:QF:85:VAL:HG12	2.18	0.43
7:QG:148:ASN:O	7:QG:150:ALA:N	2.51	0.43
11:QK:44:SER:O	11:QK:48:ILE:HG12	2.18	0.43
11:QK:75:TYR:N	11:QK:75:TYR:HD1	2.17	0.43
12:QL:120:TYR:O	12:QL:121:GLY:C	2.57	0.43
25:RA:1799:G:H4'	25:RA:1800:C:O5'	2.18	0.43
25:RA:1882:C:H5'	25:RA:1883:G:OP2	2.18	0.43
25:RA:2224:G:H4'	25:RA:2226:C:C2	2.53	0.43
25:RA:2277:G:C5'	36:RQ:85:LYS:HG3	2.49	0.43
25:RA:2556:C:H2'	25:RA:2557:G:O4'	2.17	0.43
25:RA:298:G:O2'	25:RA:322:A:N1	2.43	0.43
28:RE:18:ASP:O	28:RE:19:ARG:C	2.55	0.43
29:RF:183:VAL:O	29:RF:184:TYR:C	2.57	0.43
30:RG:31:VAL:O	30:RG:31:VAL:HG13	2.18	0.43
30:RG:4:ASP:O	30:RG:5:VAL:HB	2.19	0.43
33:RN:42:TRP:HA	33:RN:48:MET:HE1	1.99	0.43
35:RP:120:ALA:HB1	35:RP:138:LEU:CB	2.49	0.43
35:RP:13:ASN:C	35:RP:15:ARG:H	2.21	0.43
35:RP:18:ARG:O	35:RP:19:VAL:CB	2.52	0.43
35:RP:19:VAL:HG22	35:RP:21:ARG:H	1.83	0.43
37:RR:10:LEU:O	37:RR:12:ARG:N	2.52	0.43
37:RR:2:ARG:HG2	37:RR:5:LYS:HZ1	1.82	0.43
38:RS:52:SER:HB2	38:RS:55:ALA:CB	2.49	0.43
39:RT:6:LEU:HD12	39:RT:9:LEU:HD12	2.01	0.43
42:RW:111:HIS:CG	42:RW:112:GLY:H	2.37	0.43
44:RY:95:LYS:HB2	44:RY:95:LYS:HZ1	1.82	0.43
45:RZ:5:LEU:HD21	45:RZ:44:PHE:HA	2.01	0.43
1:XA:1070:U:P	5:XE:25:ARG:NH1	2.91	0.43
1:XA:1222:G:OP1	19:XS:77:THR:HG21	2.19	0.43
1:XA:1225:A:H5''	1:XA:1226:C:OP2	2.18	0.43
1:XA:1366:C:H2'	1:XA:1367:C:H6	1.84	0.43
1:XA:1405:G:O4'	1:XA:1519:A:H4'	2.19	0.43
2:XB:130:ARG:NH2	2:XB:138:LEU:HD21	2.34	0.43
2:XB:197:VAL:CG1	2:XB:198:ASP:N	2.82	0.43
3:XC:12:LEU:C	3:XC:14:ILE:H	2.21	0.43
6:XF:3:ARG:HB3	6:XF:93:SER:CB	2.48	0.43
7:XG:89:MET:HE3	7:XG:156:TRP:H	1.83	0.43

Continued on next page...

Continued from previous page...

Atom-1	Atom-2	Distance(Å)	Clash(Å)
7:XG:79:ARG:NH1	7:XG:82:GLY:HA2	2.34	0.43
8:XH:86:ILE:CB	8:XH:133:LEU:HD22	2.49	0.43
10:XJ:10:GLY:O	10:XJ:68:HIS:N	2.51	0.43
11:XK:34:ASP:OD1	11:XK:38:ASN:HB2	2.18	0.43
11:XK:75:TYR:N	11:XK:75:TYR:HD1	2.16	0.43
13:XM:54:VAL:O	13:XM:58:GLU:OE2	2.37	0.43
16:XP:75:ARG:C	16:XP:77:ALA:N	2.72	0.43
19:XS:51:VAL:HG12	19:XS:52:TYR:N	2.33	0.43
22:XV:51:C:H2'	22:XV:52:G:O4'	2.19	0.43
46:Y0:41:ARG:HA	46:Y0:41:ARG:NE	2.34	0.43
51:Y5:3:LYS:O	51:Y5:4:HIS:C	2.56	0.43
51:Y5:56:LYS:O	51:Y5:57:VAL:C	2.57	0.43
53:Y7:5:TRP:CD1	53:Y7:7:PRO:HG3	2.53	0.43
25:YA:140:A:C8	25:YA:1408:C:O2'	2.70	0.43
25:YA:2629:A:O2'	25:YA:2630:G:H5''	2.19	0.43
27:YD:17:THR:HG22	27:YD:204:ILE:HA	1.98	0.43
28:YE:23:VAL:HG12	28:YE:184:VAL:O	2.19	0.43
29:YF:45:ARG:HH11	29:YF:45:ARG:HG2	1.82	0.43
30:YG:56:ALA:HB2	30:YG:153:ARG:NE	2.28	0.43
31:YH:125:VAL:CG1	31:YH:126:PRO:CG	2.94	0.43
33:YN:57:ALA:O	33:YN:124:ALA:HA	2.18	0.43
36:YQ:57:HIS:ND1	36:YQ:58:PHE:N	2.67	0.43
34:YO:78:ARG:HH21	39:YT:103:ARG:HH22	1.64	0.43
44:YY:47:LYS:O	44:YY:49:VAL:N	2.48	0.43
1:QA:1006:C:H2'	1:QA:1007:C:C6	2.54	0.43
1:QA:1178:G:H5''	9:QI:93:ARG:HH21	1.84	0.43
2:QB:127:ILE:HG23	2:QB:128:GLU:N	2.34	0.43
3:QC:188:LEU:HD12	3:QC:195:VAL:CG1	2.48	0.43
5:QE:105:VAL:HB	5:QE:106:PRO:CD	2.49	0.43
5:QE:48:ALA:HB2	5:QE:57:LYS:HD3	2.00	0.43
7:QG:79:ARG:HH12	7:QG:82:GLY:HA2	1.84	0.43
9:QI:118:LYS:HZ2	9:QI:118:LYS:HB2	1.84	0.43
9:QI:26:VAL:CG1	9:QI:63:ILE:HD13	2.49	0.43
10:QJ:30:SER:OG	10:QJ:81:THR:HG22	2.19	0.43
1:QA:1227:A:OP2	13:QM:111:LYS:HE3	2.18	0.43
19:QS:8:GLY:O	19:QS:9:VAL:CG2	2.57	0.43
1:QA:1305:G:C5'	21:QU:4:GLY:HA3	2.47	0.43
48:R2:6:VAL:O	48:R2:7:ARG:C	2.57	0.43
52:R6:50:ARG:HH11	52:R6:50:ARG:HG2	1.84	0.43
53:R7:19:ARG:NH1	53:R7:19:ARG:HG2	2.33	0.43
53:R7:17:GLY:O	53:R7:20:ALA:HB3	2.19	0.43
54:R8:28:GLY:O	54:R8:29:LYS:O	2.37	0.43

Continued on next page...

Continued from previous page...

Atom-1	Atom-2	Distance(Å)	Clash(Å)
25:RA:1050:A:H8	25:RA:2751:G:O2'	2.02	0.43
25:RA:2481:G:O2'	25:RA:2482:G:P	2.77	0.43
27:RD:71:ASP:CB	27:RD:103:ARG:HH22	2.32	0.43
30:RG:25:TYR:CZ	30:RG:32:PRO:HD3	2.54	0.43
30:RG:51:ARG:HB3	30:RG:51:ARG:NH1	2.33	0.43
31:RH:16:SER:OG	31:RH:17:VAL:N	2.50	0.43
31:RH:53:GLU:CD	31:RH:54:ARG:H	2.21	0.43
33:RN:87:LEU:C	33:RN:87:LEU:CD2	2.86	0.43
33:RN:90:MET:O	33:RN:91:LEU:C	2.57	0.43
34:RO:31:LYS:O	34:RO:32:TYR:HD2	2.02	0.43
35:RP:52:GLU:OE2	35:RP:58:THR:N	2.52	0.43
38:RS:29:PHE:HD2	38:RS:92:TYR:HH	1.66	0.43
39:RT:64:ARG:HH11	39:RT:64:ARG:HG2	1.84	0.43
40:RU:27:LEU:O	40:RU:30:LYS:N	2.41	0.43
41:RV:72:VAL:HG13	41:RV:72:VAL:O	2.19	0.43
45:RZ:52:SER:OG	45:RZ:52:SER:O	2.33	0.43
1:XA:1298:C:H4'	1:XA:1299:A:N9	2.34	0.43
1:XA:1369:C:H2'	1:XA:1370:G:C8	2.54	0.43
1:XA:501:C:H2'	1:XA:502:G:H8	1.82	0.43
1:XA:721:G:C6	1:XA:733:A:C2	3.07	0.43
1:XA:781:A:H4'	1:XA:1522:U:O2'	2.19	0.43
2:XB:17:PHE:CG	2:XB:44:LEU:HD11	2.53	0.43
3:XC:101:LEU:C	3:XC:101:LEU:HD23	2.39	0.43
3:XC:67:THR:O	3:XC:69:HIS:CE1	2.72	0.43
4:XD:36:ARG:HA	4:XD:37:PRO:HD2	1.82	0.43
5:XE:105:VAL:HB	5:XE:106:PRO:CD	2.49	0.43
6:XF:45:LEU:CD1	6:XF:59:TYR:HD1	2.30	0.43
11:XK:105:VAL:O	11:XK:105:VAL:HG23	2.19	0.43
12:XL:6:THR:H	12:XL:9:GLN:NE2	1.97	0.43
13:XM:3:ARG:HD2	13:XM:9:ILE:CG1	2.45	0.43
15:XO:10:LYS:O	15:XO:14:GLU:HB2	2.18	0.43
47:Y1:8:SER:CB	47:Y1:66:HIS:CE1	3.01	0.43
25:YA:1889:A:N1	25:YA:2234:G:H1'	2.34	0.43
25:YA:217:G:H2'	25:YA:218:A:O4'	2.19	0.43
25:YA:2492:U:H2'	25:YA:2493:U:C6	2.54	0.43
25:YA:2507:C:H2'	25:YA:2508:G:O4'	2.18	0.43
25:YA:634:C:H2'	25:YA:635:C:C6	2.54	0.43
28:YE:52:LEU:O	28:YE:74:PRO:HA	2.19	0.43
30:YG:139:LEU:HA	30:YG:144:ILE:HG21	2.00	0.43
30:YG:25:TYR:CZ	30:YG:32:PRO:HD3	2.54	0.43
30:YG:59:GLU:O	30:YG:62:LEU:HB3	2.18	0.43
31:YH:125:VAL:HG12	31:YH:126:PRO:CD	2.49	0.43

Continued on next page...

Continued from previous page...

Atom-1	Atom-2	Distance(Å)	Clash(Å)
35:YP:101:VAL:HG13	35:YP:102:ARG:N	2.33	0.43
37:YR:81:ASP:N	37:YR:81:ASP:OD2	2.51	0.43
37:YR:94:TYR:CD2	37:YR:94:TYR:N	2.87	0.43
38:YS:105:ALA:C	38:YS:110:LEU:HD21	2.38	0.43
42:YW:65:LEU:CD1	42:YW:68:ARG:NH1	2.75	0.43
45:YZ:102:LEU:HG	45:YZ:123:ASP:HA	2.01	0.43
1:QA:1059:C:H2'	1:QA:1060:C:H6	1.84	0.42
1:QA:1347:G:N2	1:QA:1373:G:H2'	2.34	0.42
1:QA:1402:C:H2'	1:QA:1403:C:O4'	2.19	0.42
1:QA:920:U:H2'	1:QA:921:U:H6	1.83	0.42
2:QB:95:GLN:HB3	2:QB:148:TYR:HD1	1.84	0.42
2:QB:211:ILE:O	2:QB:215:LEU:HB2	2.19	0.42
2:QB:33:TYR:HD1	2:QB:33:TYR:C	2.23	0.42
3:QC:76:VAL:CG2	3:QC:103:VAL:HG11	2.49	0.42
4:QD:22:LYS:CD	4:QD:26:CYS:SG	3.05	0.42
1:QA:1081:G:P	5:QE:16:THR:OG1	2.77	0.42
5:QE:20:GLN:O	5:QE:21:ALA:C	2.57	0.42
6:QF:27:GLN:H	6:QF:27:GLN:HG2	1.65	0.42
8:QH:91:ARG:CG	8:QH:91:ARG:HH11	2.23	0.42
11:QK:108:ILE:HG21	18:QR:88:LYS:OXT	2.19	0.42
14:QN:17:LYS:HG3	14:QN:18:VAL:N	2.33	0.42
15:QO:8:LYS:NZ	15:QO:31:LEU:HD11	2.34	0.42
16:QP:20:VAL:CG2	16:QP:21:VAL:N	2.81	0.42
16:QP:40:ASP:C	16:QP:42:ARG:N	2.73	0.42
16:QP:55:ARG:O	16:QP:56:ALA:C	2.57	0.42
16:QP:75:ARG:C	16:QP:77:ALA:N	2.72	0.42
17:QQ:22:LEU:HD13	17:QQ:41:LYS:HG2	2.01	0.42
17:QQ:77:VAL:O	17:QQ:78:GLU:HB2	2.18	0.42
18:QR:73:ALA:HB3	18:QR:79:LEU:CD1	2.47	0.42
19:QS:29:ARG:HD3	19:QS:30:LEU:H	1.83	0.42
21:QU:6:ARG:C	21:QU:8:THR:H	2.20	0.42
47:R1:13:ILE:CG1	47:R1:42:GLN:HB2	2.49	0.42
50:R4:22:ILE:CG2	50:R4:23:GLU:N	2.81	0.42
51:R5:3:LYS:CE	51:R5:3:LYS:HA	2.36	0.42
25:RA:1210:A:H4'	25:RA:1211:U:O5'	2.17	0.42
25:RA:1754:C:H2'	25:RA:1755:A:O4'	2.19	0.42
25:RA:795:C:H2'	25:RA:796:C:C6	2.54	0.42
25:RA:861:A:H2'	25:RA:862:G:O4'	2.19	0.42
28:RE:23:VAL:HG12	28:RE:184:VAL:O	2.19	0.42
28:RE:25:VAL:HG21	39:RT:8:LYS:HG3	2.00	0.42
29:RF:176:LEU:HD11	29:RF:180:GLY:O	2.19	0.42
29:RF:20:LEU:HD12	29:RF:21:ALA:N	2.26	0.42

Continued on next page...

Continued from previous page...

Atom-1	Atom-2	Distance(Å)	Clash(Å)
29:RF:64:ILE:HG23	29:RF:65:TRP:CD1	2.54	0.42
34:RO:17:ARG:HH11	34:RO:17:ARG:HG2	1.84	0.42
38:RS:110:LEU:HA	38:RS:112:PHE:CZ	2.53	0.42
42:RW:88:ARG:CB	42:RW:92:ARG:HB3	2.47	0.42
45:RZ:111:VAL:HG13	45:RZ:112:ARG:N	2.34	0.42
45:RZ:5:LEU:HB3	45:RZ:6:LYS:H	1.55	0.42
1:XA:1297:C:O2'	1:XA:1298:C:P	2.77	0.42
1:XA:67:C:O2'	1:XA:171:A:N3	2.42	0.42
1:XA:477:G:H2'	1:XA:478:A:C8	2.54	0.42
1:XA:537:G:H5''	12:XL:113:ARG:HH12	1.84	0.42
2:XB:142:LEU:HD23	2:XB:142:LEU:O	2.18	0.42
4:XD:10:ARG:NH1	4:XD:10:ARG:HG3	2.33	0.42
5:XE:31:LEU:HD22	5:XE:31:LEU:HA	1.86	0.42
7:XG:79:ARG:HH12	7:XG:82:GLY:HA2	1.84	0.42
8:XH:20:TYR:CD1	8:XH:65:TYR:HD2	2.35	0.42
8:XH:82:HIS:CD2	8:XH:82:HIS:C	2.91	0.42
9:XI:22:GLY:O	9:XI:23:ASN:C	2.57	0.42
9:XI:88:TYR:O	9:XI:89:ASN:HB2	2.19	0.42
9:XI:95:LYS:HD3	9:XI:95:LYS:C	2.39	0.42
10:XJ:74:ILE:CD1	10:XJ:74:ILE:H	2.21	0.42
17:XQ:77:VAL:O	17:XQ:78:GLU:HB2	2.18	0.42
19:XS:39:THR:CG2	19:XS:40:ILE:H	2.23	0.42
20:XT:96:GLY:O	20:XT:99:LEU:CD1	2.67	0.42
47:Y1:53:VAL:CG1	47:Y1:54:ALA:N	2.81	0.42
47:Y1:73:LEU:C	47:Y1:75:GLU:N	2.70	0.42
52:Y6:33:LYS:C	52:Y6:35:GLU:H	2.22	0.42
25:YA:1087:G:C5	25:YA:1089:G:H1'	2.54	0.42
25:YA:1251:C:P	40:YU:10:ARG:HG3	2.59	0.42
25:YA:1322:A:OP1	42:YW:11:ARG:HG3	2.19	0.42
25:YA:2836:U:H2'	25:YA:2837:G:C8	2.54	0.42
25:YA:92:G:H2'	25:YA:93:C:C6	2.54	0.42
27:YD:31:LYS:C	27:YD:32:SER:O	2.54	0.42
29:YF:63:LYS:CE	29:YF:67:GLN:HB2	2.49	0.42
30:YG:16:ARG:NE	30:YG:31:VAL:HG11	2.34	0.42
30:YG:34:LEU:HD11	30:YG:99:MET:CE	2.49	0.42
33:YN:62:VAL:HG12	33:YN:66:LYS:HB2	2.01	0.42
35:YP:107:LYS:O	35:YP:108:LYS:C	2.58	0.42
36:YQ:25:ASP:H	36:YQ:102:VAL:HG23	1.84	0.42
37:YR:10:LEU:O	37:YR:12:ARG:N	2.52	0.42
41:YV:38:LEU:CD2	41:YV:39:LEU:N	2.82	0.42
44:YY:97:ARG:HH21	44:YY:98:VAL:CG2	2.32	0.42
45:YZ:74:VAL:HG13	45:YZ:86:VAL:HG22	2.00	0.42

Continued on next page...

Continued from previous page...

Atom-1	Atom-2	Distance(Å)	Clash(Å)
1:QA:1131:G:H2'	1:QA:1132:C:C6	2.54	0.42
1:QA:1374:A:O2'	7:QG:28:ASN:HB3	2.18	0.42
1:QA:376:G:O3'	16:QP:5:ARG:HD2	2.19	0.42
1:QA:543:C:OP1	4:QD:14:ARG:NE	2.52	0.42
2:QB:162:ILE:O	2:QB:185:ILE:HG13	2.19	0.42
2:QB:16:HIS:CD2	2:QB:213:LEU:HD13	2.54	0.42
3:QC:22:TRP:CB	3:QC:59:ARG:HB2	2.49	0.42
4:QD:24:GLU:O	4:QD:28:SER:OG	2.21	0.42
7:QG:79:ARG:NH1	7:QG:82:GLY:HA2	2.34	0.42
8:QH:109:ILE:HD11	8:QH:120:THR:HG22	2.00	0.42
13:QM:119:GLY:HA3	22:QV:29:G:OP1	2.19	0.42
13:QM:87:TYR:HA	13:QM:90:LEU:HG	2.01	0.42
14:QN:47:LEU:O	14:QN:48:ALA:C	2.56	0.42
19:QS:62:ILE:HG22	19:QS:63:THR:N	2.34	0.42
19:QS:66:MET:O	19:QS:66:MET:HG3	2.19	0.42
48:R2:62:THR:O	48:R2:65:ASN:HB2	2.19	0.42
50:R4:43:TYR:O	50:R4:46:GLN:HA	2.19	0.42
50:R4:48:ARG:NH1	50:R4:51:ASP:HA	2.34	0.42
25:RA:1417:C:H2'	25:RA:1418:G:O4'	2.19	0.42
25:RA:1937:A:O2'	25:RA:1939:U:OP2	2.34	0.42
25:RA:2298:A:H2'	25:RA:2299:G:O4'	2.19	0.42
25:RA:2723:C:O3'	37:RR:1:MET:HE2	2.18	0.42
25:RA:345:A:H1'	25:RA:346:A:N7	2.35	0.42
27:RD:108:PRO:HG2	27:RD:111:LEU:HB2	2.01	0.42
27:RD:134:ARG:HG3	27:RD:134:ARG:H	1.55	0.42
28:RE:155:LYS:O	28:RE:156:MET:HG3	2.19	0.42
28:RE:188:VAL:HA	28:RE:189:PRO:HD2	1.79	0.42
31:RH:26:VAL:CG1	31:RH:33:LEU:HB2	2.49	0.42
33:RN:15:LEU:HD13	33:RN:15:LEU:C	2.40	0.42
33:RN:30:ILE:HG22	33:RN:34:LEU:HD21	2.01	0.42
35:RP:112:LEU:CD1	35:RP:114:ILE:HG23	2.47	0.42
35:RP:119:GLU:OE1	35:RP:119:GLU:HA	2.19	0.42
35:RP:49:ARG:HG2	35:RP:49:ARG:HH11	1.84	0.42
36:RQ:135:ASP:CG	45:RZ:81:ARG:HH12	2.23	0.42
37:RR:10:LEU:C	37:RR:12:ARG:N	2.72	0.42
37:RR:51:LEU:HD13	37:RR:66:VAL:HG22	2.01	0.42
40:RU:91:ASP:O	40:RU:95:LEU:N	2.42	0.42
40:RU:98:LEU:O	40:RU:102:GLU:N	2.49	0.42
1:XA:1057:G:H2'	1:XA:1058:G:O4'	2.19	0.42
1:XA:1152:A:H2'	1:XA:1153:C:C6	2.54	0.42
1:XA:201:C:H42	1:XA:216:G:H1	1.67	0.42
2:XB:44:LEU:CD1	2:XB:44:LEU:H	2.26	0.42

Continued on next page...

Continued from previous page...

Atom-1	Atom-2	Distance(Å)	Clash(Å)
2:XB:69:LEU:HD12	2:XB:91:PRO:O	2.19	0.42
1:XA:614:A:OP1	4:XD:86:LYS:HE3	2.19	0.42
6:XF:36:ARG:CZ	6:XF:38:GLU:HG2	2.50	0.42
11:XK:44:SER:O	11:XK:48:ILE:HG12	2.18	0.42
11:XK:62:GLN:O	11:XK:64:ALA:N	2.52	0.42
12:XL:11:VAL:HG13	17:XQ:29:HIS:CD2	2.54	0.42
14:XN:44:LEU:CD1	14:XN:48:ALA:HB2	2.47	0.42
15:XO:8:LYS:NZ	15:XO:31:LEU:HD11	2.34	0.42
16:XP:20:VAL:CG2	16:XP:21:VAL:N	2.82	0.42
19:XS:41:VAL:HG12	19:XS:45:VAL:H	1.85	0.42
20:XT:13:LEU:CD1	20:XT:17:ARG:NH1	2.82	0.42
48:Y2:6:VAL:O	48:Y2:7:ARG:C	2.57	0.42
49:Y3:46:ASN:O	49:Y3:50:VAL:HG22	2.19	0.42
53:Y7:47:ARG:HB2	53:Y7:48:LYS:H	1.64	0.42
25:YA:242:G:C5'	54:Y8:3:LYS:HE3	2.49	0.42
54:Y8:53:PRO:HD2	54:Y8:54:GLU:H	1.84	0.42
25:YA:1204:A:H1'	25:YA:1206:G:C4	2.54	0.42
25:YA:1319:G:C6	25:YA:1320:C:N4	2.87	0.42
25:YA:2283:C:H2'	25:YA:2284:C:O4'	2.19	0.42
25:YA:27:G:O2'	25:YA:28:A:C8	2.72	0.42
25:YA:978:G:C2	25:YA:986:C:C2	3.07	0.42
27:YD:33:LEU:O	27:YD:35:LYS:N	2.52	0.42
28:YE:203:LYS:C	28:YE:203:LYS:HD2	2.39	0.42
30:YG:121:ASN:HA	30:YG:181:ARG:NH2	2.34	0.42
33:YN:43:THR:HA	33:YN:44:PRO:HD2	1.92	0.42
35:YP:120:ALA:HB1	35:YP:138:LEU:CB	2.49	0.42
38:YS:64:GLU:O	38:YS:68:GLN:HG3	2.19	0.42
36:YQ:60:ARG:NH1	45:YZ:114:GLY:N	2.67	0.42
1:QA:1067:A:H4'	1:QA:1068:G:O5'	2.18	0.42
1:QA:1366:C:H2'	1:QA:1367:C:C6	2.54	0.42
1:QA:1388:C:H2'	1:QA:1389:C:H6	1.83	0.42
1:QA:753:A:H4'	1:QA:754:C:O5'	2.19	0.42
2:QB:99:GLY:O	2:QB:108:ILE:HD11	2.20	0.42
3:QC:149:ALA:O	3:QC:169:ALA:CA	2.67	0.42
3:QC:83:ARG:O	3:QC:86:VAL:HG22	2.20	0.42
4:QD:127:THR:HG23	4:QD:130:GLY:O	2.20	0.42
4:QD:19:LEU:O	4:QD:20:TYR:C	2.57	0.42
5:QE:126:ARG:CG	5:QE:126:ARG:NH1	2.79	0.42
6:QF:23:LYS:HG2	6:QF:27:GLN:OE1	2.18	0.42
7:QG:126:ASP:OD2	7:QG:126:ASP:N	2.53	0.42
2:QB:195:ASP:O	8:QH:68:ARG:NH2	2.53	0.42
9:QI:29:ASN:OD1	9:QI:65:VAL:N	2.48	0.42

Continued on next page...

Continued from previous page...

Atom-1	Atom-2	Distance(Å)	Clash(Å)
10:QJ:49:VAL:HG13	10:QJ:50:ILE:N	2.35	0.42
15:QO:17:ARG:HD3	15:QO:26:GLU:HG3	2.01	0.42
15:QO:25:THR:O	15:QO:29:VAL:HG23	2.18	0.42
16:QP:12:LYS:HB3	16:QP:12:LYS:HE2	1.73	0.42
19:QS:41:VAL:CG1	19:QS:45:VAL:H	2.32	0.42
52:R6:7:ILE:O	52:R6:8:LYS:CG	2.68	0.42
53:R7:47:ARG:HB2	53:R7:48:LYS:H	1.64	0.42
25:RA:1042:G:H2'	25:RA:1043:C:C6	2.54	0.42
25:RA:1629:U:H2'	25:RA:1630:G:C8	2.55	0.42
25:RA:244:A:H2'	25:RA:245:G:O4'	2.20	0.42
26:RB:88:C:H2'	26:RB:89:G:O4'	2.19	0.42
27:RD:14:ARG:CG	27:RD:15:PHE:N	2.83	0.42
27:RD:17:THR:HG21	27:RD:204:ILE:HA	2.00	0.42
27:RD:33:LEU:O	27:RD:35:LYS:N	2.52	0.42
28:RE:3:GLY:HA3	28:RE:81:ILE:CD1	2.47	0.42
28:RE:54:GLN:N	28:RE:54:GLN:CD	2.73	0.42
30:RG:114:ILE:O	30:RG:116:ASP:N	2.51	0.42
30:RG:41:GLN:NE2	30:RG:154:GLY:O	2.52	0.42
30:RG:27:ASN:HB3	30:RG:30:GLU:OE2	2.19	0.42
31:RH:120:GLY:O	31:RH:136:ILE:HD12	2.19	0.42
31:RH:58:GLU:O	31:RH:60:ARG:N	2.53	0.42
34:RO:2:ILE:N	34:RO:2:ILE:CD1	2.82	0.42
35:RP:114:ILE:CD1	35:RP:130:PHE:CE1	2.98	0.42
37:RR:44:LEU:HD23	37:RR:44:LEU:HA	1.79	0.42
39:RT:50:ILE:HD11	39:RT:102:ILE:HG12	2.01	0.42
41:RV:44:LYS:HB3	41:RV:45:THR:H	1.56	0.42
42:RW:8:ARG:NH1	42:RW:8:ARG:HG3	2.34	0.42
1:XA:983:A:H1'	1:XA:1049:U:O2	2.18	0.42
2:XB:142:LEU:O	2:XB:145:LEU:HB2	2.19	0.42
4:XD:146:ILE:CD1	4:XD:146:ILE:H	2.30	0.42
4:XD:90:GLY:HA3	4:XD:204:ILE:HD11	2.01	0.42
9:XI:25:LYS:O	9:XI:60:ASP:OD1	2.37	0.42
1:XA:1189:C:P	10:XJ:51:ARG:NH2	2.92	0.42
12:XL:120:TYR:O	12:XL:121:GLY:C	2.57	0.42
1:XA:667:G:H4'	15:XO:51:HIS:ND1	2.35	0.42
15:XO:64:ARG:CD	15:XO:68:ARG:NH2	2.82	0.42
16:XP:23:ASP:O	16:XP:26:ARG:HB2	2.18	0.42
18:XR:43:PHE:HA	18:XR:51:LEU:HD12	2.01	0.42
19:XS:21:GLU:HG3	19:XS:22:LEU:CD1	2.49	0.42
47:Y1:13:ILE:CG1	47:Y1:42:GLN:HB2	2.49	0.42
47:Y1:72:GLU:O	47:Y1:75:GLU:HB2	2.19	0.42
48:Y2:48:HIS:O	48:Y2:49:LYS:C	2.57	0.42

Continued on next page...

Continued from previous page...

Atom-1	Atom-2	Distance(Å)	Clash(Å)
52:Y6:50:ARG:HH11	52:Y6:50:ARG:HG2	1.84	0.42
25:YA:1109:C:O2'	25:YA:1110:G:OP1	2.33	0.42
25:YA:1113:U:H2'	25:YA:1114:G:C8	2.54	0.42
25:YA:330:A:H2	25:YA:1210:A:O2'	2.02	0.42
25:YA:1533:C:H42	25:YA:1538:G:H1	1.66	0.42
25:YA:2133:G:H2'	25:YA:2157:G:N2	2.33	0.42
25:YA:2409:G:H2'	25:YA:2410:G:O4'	2.18	0.42
25:YA:2584:U:H2'	25:YA:2585:U:C6	2.54	0.42
25:YA:2655:G:O2'	25:YA:2656:U:P	2.76	0.42
25:YA:952:G:C6	25:YA:953:A:N7	2.87	0.42
27:YD:108:PRO:HG2	27:YD:111:LEU:HB2	2.01	0.42
30:YG:114:ILE:HG22	30:YG:117:PHE:HB2	2.01	0.42
30:YG:7:LEU:CD2	30:YG:176:LEU:HD22	2.45	0.42
30:YG:77:ILE:H	30:YG:82:LEU:HB2	1.84	0.42
33:YN:15:LEU:C	33:YN:15:LEU:HD13	2.39	0.42
35:YP:52:GLU:OE2	35:YP:58:THR:N	2.52	0.42
35:YP:81:GLN:HB2	35:YP:81:GLN:HE21	1.59	0.42
36:YQ:20:ALA:HA	36:YQ:98:LYS:HB3	2.02	0.42
38:YS:99:LYS:C	38:YS:101:LEU:N	2.72	0.42
39:YT:110:ILE:CG2	39:YT:111:ARG:N	2.82	0.42
42:YW:19:LEU:O	42:YW:22:ASP:HB2	2.19	0.42
45:YZ:150:LEU:HB2	45:YZ:154:ASP:OD1	2.19	0.42
45:YZ:20:ARG:O	45:YZ:20:ARG:HD3	2.18	0.42
1:QA:1297:C:HO2'	1:QA:1298:C:C5'	2.32	0.42
1:QA:1326:C:H2'	1:QA:1327:C:H6	1.84	0.42
2:QB:204:ASN:C	2:QB:204:ASN:HD22	2.22	0.42
2:QB:60:ASP:C	2:QB:62:ALA:N	2.71	0.42
1:QA:1190:G:OP1	3:QC:4:LYS:HA	2.19	0.42
7:QG:75:VAL:HG13	7:QG:145:ALA:HA	2.00	0.42
18:QR:74:ARG:NH2	18:QR:81:PHE:HA	2.35	0.42
49:R3:46:ASN:O	49:R3:50:VAL:HG22	2.19	0.42
51:R5:20:ARG:HA	51:R5:23:HIS:CE1	2.54	0.42
25:RA:1020:A:N1	25:RA:1141:U:H2'	2.34	0.42
25:RA:111:A:O3'	48:R2:69:ARG:NH2	2.52	0.42
25:RA:2105:C:H2'	25:RA:2106:G:H8	1.84	0.42
25:RA:2892:A:H2'	25:RA:2893:G:O4'	2.19	0.42
25:RA:311:A:C6	25:RA:328:U:C4	3.07	0.42
27:RD:43:ARG:CZ	27:RD:49:ILE:HG21	2.49	0.42
28:RE:28:ALA:HB3	28:RE:93:VAL:CG2	2.46	0.42
29:RF:63:LYS:HE2	29:RF:67:GLN:HB2	2.00	0.42
30:RG:145:THR:O	30:RG:146:TYR:HB3	2.19	0.42
30:RG:63:ILE:HG12	30:RG:64:THR:N	2.32	0.42

Continued on next page...

Continued from previous page...

Atom-1	Atom-2	Distance(Å)	Clash(Å)
33:RN:10:GLU:OE2	33:RN:11:PRO:CD	2.67	0.42
38:RS:95:HIS:O	38:RS:96:GLY:C	2.57	0.42
39:RT:24:PRO:HA	39:RT:49:VAL:CG1	2.39	0.42
40:RU:92:ARG:NH2	41:RV:11:GLN:O	2.53	0.42
44:RY:42:VAL:HG11	44:RY:65:ALA:HB3	2.02	0.42
45:RZ:136:PHE:HE1	45:RZ:138:GLU:HB3	1.83	0.42
1:XA:1440:C:H2'	1:XA:1441:G:O4'	2.19	0.42
1:XA:784:C:H4'	25:YA:1837:C:OP1	2.20	0.42
2:XB:200:ILE:N	2:XB:200:ILE:HD12	2.34	0.42
2:XB:60:ASP:C	2:XB:62:ALA:N	2.72	0.42
3:XC:83:ARG:O	3:XC:86:VAL:HG22	2.20	0.42
4:XD:120:LEU:HA	4:XD:120:LEU:HD23	1.83	0.42
4:XD:206:PHE:CD2	4:XD:207:TYR:HD1	2.37	0.42
7:XG:11:GLN:HG3	7:XG:12:LEU:H	1.85	0.42
7:XG:15:ASP:OD1	7:XG:23:VAL:HG11	2.18	0.42
9:XI:8:GLY:CA	9:XI:79:LEU:HD12	2.49	0.42
19:XS:18:LYS:O	19:XS:18:LYS:HD2	2.19	0.42
19:XS:29:ARG:HD3	19:XS:30:LEU:H	1.84	0.42
19:XS:41:VAL:CG1	19:XS:45:VAL:H	2.32	0.42
48:Y2:27:GLU:CD	48:Y2:27:GLU:H	2.17	0.42
50:Y4:23:GLU:C	50:Y4:24:THR:HG1	2.22	0.42
25:YA:1257:C:H5'	29:YF:75:HIS:CE1	2.54	0.42
25:YA:1354:A:H2'	25:YA:1355:G:O4'	2.19	0.42
25:YA:1359:A:H61	25:YA:1372:U:H3	1.67	0.42
25:YA:1742:C:H5'	25:YA:1743:G:OP2	2.19	0.42
25:YA:2418:A:H2'	25:YA:2419:U:C6	2.54	0.42
25:YA:784:A:C5	27:YD:229:VAL:HG21	2.55	0.42
28:YE:197:ILE:CD1	28:YE:199:ARG:HH12	2.26	0.42
28:YE:28:ALA:HB3	28:YE:93:VAL:CG2	2.47	0.42
28:YE:94:GLU:C	28:YE:96:PHE:N	2.73	0.42
29:YF:128:ALA:O	29:YF:129:PHE:CB	2.67	0.42
30:YG:73:ALA:O	30:YG:84:LYS:O	2.38	0.42
31:YH:26:VAL:CG1	31:YH:33:LEU:HB2	2.50	0.42
34:YO:1:MET:HG2	34:YO:67:LYS:HG2	2.01	0.42
35:YP:119:GLU:OE1	35:YP:119:GLU:HA	2.18	0.42
35:YP:98:GLU:O	35:YP:99:LEU:C	2.57	0.42
38:YS:15:ARG:O	38:YS:19:LYS:HD3	2.20	0.42
39:YT:96:ARG:CZ	39:YT:96:ARG:HB2	2.49	0.42
40:YU:91:ASP:OD2	40:YU:96:ALA:HB2	2.19	0.42
25:YA:1398:C:OP1	43:YX:53:LYS:NZ	2.52	0.42
44:YY:60:PHE:CD2	44:YY:60:PHE:N	2.87	0.42
45:YZ:169:GLU:HG2	45:YZ:170:THR:N	2.34	0.42

Continued on next page...

Continued from previous page...

Atom-1	Atom-2	Distance(Å)	Clash(Å)
1:QA:1327:C:H2'	1:QA:1328:C:C6	2.55	0.42
1:QA:65:U:H5''	1:QA:65:U:H6	1.85	0.42
1:QA:866:C:C4	1:QA:867:G:H1'	2.55	0.42
1:QA:977:A:O2'	1:QA:981:U:N3	2.50	0.42
3:QC:113:ALA:C	3:QC:115:LEU:N	2.73	0.42
5:QE:71:LEU:HD11	5:QE:113:ALA:O	2.20	0.42
6:QF:45:LEU:O	6:QF:46:ARG:HB2	2.19	0.42
9:QL:25:LYS:O	9:QL:60:ASP:OD1	2.37	0.42
10:QJ:75:ILE:CG1	10:QJ:76:ASN:H	2.17	0.42
13:QM:4:ILE:CG2	13:QM:5:ALA:H	2.30	0.42
13:QM:54:VAL:O	13:QM:58:GLU:OE2	2.37	0.42
18:QR:63:GLN:O	18:QR:66:LEU:HB3	2.18	0.42
20:QT:96:GLY:O	20:QT:99:LEU:CD1	2.67	0.42
22:QV:16:C:O2'	22:QV:61:C:OP1	2.37	0.42
47:R1:74:VAL:O	47:R1:74:VAL:CG1	2.64	0.42
48:R2:59:ARG:O	48:R2:62:THR:HG23	2.18	0.42
50:R4:54:GLY:HA2	50:R4:57:GLU:CG	2.50	0.42
52:R6:33:LYS:C	52:R6:35:GLU:H	2.22	0.42
25:RA:1301:A:O2'	25:RA:1302:A:H3'	2.19	0.42
25:RA:565:C:H2'	25:RA:566:U:O4'	2.20	0.42
28:RE:121:ASN:O	28:RE:122:PHE:C	2.57	0.42
28:RE:137:HIS:CB	28:RE:138:PRO:HD2	2.42	0.42
28:RE:104:VAL:CG1	28:RE:188:VAL:HG23	2.49	0.42
28:RE:35:GLN:HB3	28:RE:48:GLN:HB2	2.01	0.42
30:RG:109:VAL:C	30:RG:112:PRO:HD2	2.40	0.42
30:RG:121:ASN:HA	30:RG:181:ARG:NH2	2.34	0.42
30:RG:55:LYS:O	30:RG:59:GLU:HB2	2.19	0.42
31:RH:125:VAL:HG12	31:RH:126:PRO:CD	2.49	0.42
31:RH:89:ILE:H	31:RH:89:ILE:CD1	2.32	0.42
33:RN:75:TYR:HA	33:RN:82:LEU:HA	2.01	0.42
37:RR:29:LEU:HD11	37:RR:48:VAL:CG1	2.50	0.42
39:RT:80:SER:HA	39:RT:81:PRO:HD3	1.73	0.42
40:RU:79:PHE:CD2	40:RU:83:LEU:HD13	2.54	0.42
45:RZ:93:ASP:N	45:RZ:93:ASP:OD1	2.53	0.42
1:XA:1006:C:H2'	1:XA:1007:C:C6	2.55	0.42
1:XA:109:A:H2'	1:XA:326:G:N2	2.34	0.42
1:XA:881:G:P	12:XL:12:ARG:HH22	2.43	0.42
2:XB:163:PHE:CD2	2:XB:185:ILE:HD12	2.54	0.42
2:XB:33:TYR:HD1	2:XB:33:TYR:C	2.23	0.42
3:XC:143:GLU:C	3:XC:145:GLY:H	2.23	0.42
9:XI:35:GLU:O	9:XI:35:GLU:HG2	2.19	0.42
9:XI:71:SER:O	9:XI:74:ILE:N	2.52	0.42

Continued on next page...

Continued from previous page...

Atom-1	Atom-2	Distance(Å)	Clash(Å)
9:XI:6:GLY:HA3	9:XI:84:ALA:HB2	2.01	0.42
11:XK:17:GLY:CA	11:XK:77:MET:HE3	2.45	0.42
14:YN:48:ALA:HA	14:YN:53:LEU:HD12	2.02	0.42
18:XR:29:PHE:N	18:XR:29:PHE:HD2	2.17	0.42
19:XS:62:ILE:HG22	19:XS:63:THR:N	2.34	0.42
51:Y5:20:ARG:HA	51:Y5:23:HIS:CE1	2.54	0.42
52:Y6:25:LYS:HE2	52:Y6:27:LYS:CD	2.49	0.42
52:Y6:24:GLU:HB3	52:Y6:25:LYS:H	1.56	0.42
52:Y6:36:LEU:HD13	52:Y6:50:ARG:HH12	1.81	0.42
35:YP:64:LYS:HG3	54:Y8:25:MET:CE	2.50	0.42
25:YA:1069:A:H4'	25:YA:1070:A:H5''	2.01	0.42
25:YA:1188:U:H4'	41:YV:79:VAL:CG2	2.49	0.42
25:YA:270(J):G:H2'	25:YA:270(K):C:O4'	2.19	0.42
25:YA:2729:G:H2'	25:YA:2730:C:H6	1.85	0.42
25:YA:771:G:OP1	53:Y7:10:ARG:NH1	2.53	0.42
25:YA:1491:G:O2'	27:YD:101:GLU:HB2	2.19	0.42
27:YD:177:LEU:C	27:YD:179:SER:H	2.23	0.42
27:YD:155:LEU:HD23	27:YD:177:LEU:HD21	2.00	0.42
27:YD:75:ILE:HG21	27:YD:99:ASP:HB2	2.02	0.42
28:YE:117:MET:HA	28:YE:122:PHE:N	2.35	0.42
28:YE:104:VAL:CG1	28:YE:188:VAL:HG23	2.49	0.42
30:YG:109:VAL:C	30:YG:112:PRO:HD2	2.40	0.42
30:YG:117:PHE:CE1	30:YG:119:GLY:CA	3.03	0.42
35:YP:125:VAL:C	35:YP:145:PRO:HD2	2.39	0.42
35:YP:37:GLY:O	35:YP:38:GLN:C	2.58	0.42
37:YR:10:LEU:C	37:YR:12:ARG:N	2.72	0.42
39:YT:54:ARG:HA	39:YT:59:THR:HG23	2.02	0.42
41:YV:38:LEU:CD1	41:YV:55:ALA:HB1	2.50	0.42
42:YW:81:ALA:C	42:YW:82:LEU:HD12	2.40	0.42
1:QA:1221:G:O3'	19:QS:77:THR:HG21	2.20	0.42
1:QA:1327:C:H2'	1:QA:1328:C:H6	1.83	0.42
1:QA:1388:C:H2'	1:QA:1389:C:C6	2.55	0.42
2:QB:158:LEU:HD12	2:QB:158:LEU:C	2.38	0.42
2:QB:69:LEU:HD12	2:QB:91:PRO:O	2.19	0.42
3:QC:142:MET:HG2	3:QC:149:ALA:HB2	2.02	0.42
1:QA:1112:C:C4	3:QC:178:LEU:HD23	2.55	0.42
3:QC:35:GLU:O	3:QC:38:ARG:N	2.53	0.42
4:QD:150:GLU:O	4:QD:152:SER:N	2.53	0.42
7:QG:11:GLN:HG3	7:QG:12:LEU:H	1.85	0.42
7:QG:18:TYR:CD2	7:QG:59:LEU:HD13	2.55	0.42
8:QH:33:GLU:O	8:QH:36:LEU:N	2.53	0.42
9:QI:71:SER:O	9:QI:74:ILE:N	2.52	0.42

Continued on next page...

Continued from previous page...

Atom-1	Atom-2	Distance(Å)	Clash(Å)
11:QK:21:ILE:HD13	11:QK:84:VAL:HG12	2.02	0.42
1:QA:254:G:OP1	17:QQ:67:LYS:O	2.37	0.42
17:QQ:77:VAL:HG12	17:QQ:77:VAL:O	2.20	0.42
19:QS:18:LYS:O	19:QS:18:LYS:HD2	2.19	0.42
19:QS:30:LEU:O	19:QS:31:ILE:HB	2.19	0.42
55:R9:1:MET:HE2	55:R9:10:ILE:HD13	2.01	0.42
25:RA:1412:A:H2'	25:RA:1413:G:O4'	2.20	0.42
25:RA:1778:U:H2'	25:RA:1784:A:N6	2.34	0.42
25:RA:1926:U:H5'	25:RA:1927:A:OP2	2.20	0.42
25:RA:2183:C:H2'	25:RA:2184:G:H8	1.84	0.42
25:RA:2291:U:H2'	25:RA:2292:C:C6	2.55	0.42
25:RA:244:A:C2	25:RA:255:A:C4	3.08	0.42
25:RA:2494:G:H2'	25:RA:2495:G:C8	2.53	0.42
27:RD:33:LEU:HB3	27:RD:34:VAL:H	1.48	0.42
28:RE:24:THR:HB	28:RE:184:VAL:HG23	2.02	0.42
31:RH:136:ILE:O	31:RH:137:ASP:O	2.38	0.42
32:RI:135:GLU:HB2	32:RI:136:VAL:H	1.67	0.42
33:RN:26:LEU:HG	33:RN:30:ILE:CD1	2.49	0.42
34:RO:1:MET:HG2	34:RO:67:LYS:HG2	2.01	0.42
34:RO:50:GLY:O	34:RO:51:ALA:C	2.57	0.42
35:RP:37:GLY:O	35:RP:38:GLN:C	2.58	0.42
35:RP:98:GLU:O	35:RP:99:LEU:C	2.57	0.42
39:RT:3:ARG:O	39:RT:4:GLY:C	2.58	0.42
41:RV:59:ALA:HA	41:RV:95:LEU:O	2.19	0.42
42:RW:14:PRO:O	42:RW:15:ARG:C	2.58	0.42
42:RW:71:VAL:HA	42:RW:107:LEU:HD12	2.02	0.42
1:XA:347:G:O2'	1:XA:348:G:OP2	2.32	0.42
1:XA:814:A:N7	1:XA:816:A:C4	2.88	0.42
2:XB:109:SER:C	2:XB:111:ARG:H	2.21	0.42
2:XB:16:HIS:CD2	2:XB:213:LEU:HD13	2.54	0.42
4:XD:19:LEU:O	4:XD:20:TYR:C	2.57	0.42
5:XE:71:LEU:HD11	5:XE:113:ALA:O	2.20	0.42
5:XE:31:LEU:HD23	5:XE:45:PHE:HD1	1.85	0.42
8:XH:85:ARG:HA	8:XH:135:CYS:HB3	2.02	0.42
9:XI:100:GLY:C	9:XI:102:LEU:N	2.71	0.42
10:XJ:49:VAL:HG13	10:XJ:50:ILE:N	2.35	0.42
11:XK:33:THR:HB	11:XK:37:GLY:C	2.40	0.42
12:XL:119:LYS:HB2	12:XL:120:TYR:HD1	1.83	0.42
13:XM:19:LEU:HD22	13:XM:19:LEU:N	2.33	0.42
13:XM:88:ARG:HD2	13:XM:88:ARG:O	2.19	0.42
14:XN:9:LYS:O	14:XN:9:LYS:HG2	2.19	0.42
16:XP:55:ARG:O	16:XP:56:ALA:C	2.57	0.42

Continued on next page...

Continued from previous page...

Atom-1	Atom-2	Distance(Å)	Clash(Å)
16:XP:83:GLU:HG3	16:XP:84:ALA:N	2.33	0.42
18:XR:74:ARG:NH2	18:XR:81:PHE:HA	2.35	0.42
19:XS:30:LEU:O	19:XS:31:ILE:HB	2.19	0.42
19:XS:4:SER:O	19:XS:5:LEU:HD13	2.20	0.42
50:Y4:12:ALA:HB1	50:Y4:30:GLU:N	2.35	0.42
54:Y8:28:GLY:O	54:Y8:29:LYS:O	2.37	0.42
25:YA:1332:G:H5'	25:YA:1332:G:C8	2.54	0.42
25:YA:2789:C:H1'	25:YA:2892:A:C2	2.47	0.42
25:YA:656:G:H2'	25:YA:657:U:O4'	2.19	0.42
27:YD:71:ASP:CB	27:YD:103:ARG:HH22	2.32	0.42
27:YD:2:ALA:O	27:YD:3:VAL:CB	2.68	0.42
28:YE:176:ILE:N	28:YE:176:ILE:HD12	2.35	0.42
29:YF:11:VAL:HG12	29:YF:12:LEU:H	1.84	0.42
29:YF:62:ARG:NH1	29:YF:62:ARG:CB	2.82	0.42
30:YG:4:ASP:O	30:YG:5:VAL:HB	2.19	0.42
26:YB:42:C:H42	30:YG:91:ARG:HH21	1.62	0.42
31:YH:119:GLU:CD	31:YH:120:GLY:H	2.22	0.42
31:YH:136:ILE:O	31:YH:137:ASP:O	2.38	0.42
31:YH:58:GLU:O	31:YH:60:ARG:N	2.53	0.42
31:YH:89:ILE:CD1	31:YH:89:ILE:H	2.32	0.42
25:YA:626:U:O4	35:YP:107:LYS:HE2	2.20	0.42
36:YQ:27:VAL:HG11	36:YQ:134:ARG:HG3	2.00	0.42
39:YT:3:ARG:O	39:YT:4:GLY:C	2.58	0.42
40:YU:79:PHE:CD2	40:YU:83:LEU:HD13	2.54	0.42
41:YV:59:ALA:HA	41:YV:95:LEU:O	2.19	0.42
44:YY:95:LYS:HA	44:YY:101:LYS:N	2.33	0.42
25:YA:2451:A:N6	56:Z8:76:PPU:HE2	2.34	0.42
1:QA:1004:A:P	1:QA:1025:U:H3	2.42	0.42
1:QA:1297:C:O2'	1:QA:1298:C:O5'	2.33	0.42
1:QA:1346:A:N6	7:QG:10:ARG:HD2	2.35	0.42
1:QA:881:G:P	12:QL:12:ARG:HH22	2.43	0.42
2:QB:130:ARG:NH2	2:QB:138:LEU:HD21	2.34	0.42
2:QB:67:THR:C	2:QB:68:ILE:HD12	2.40	0.42
3:QC:143:GLU:C	3:QC:145:GLY:H	2.23	0.42
3:QC:88:ARG:NH2	3:QC:101:LEU:O	2.53	0.42
4:QD:29:PRO:CG	4:QD:30:LYS:CE	2.86	0.42
4:QD:93:PHE:CE1	4:QD:97:LEU:HD11	2.55	0.42
6:QF:36:ARG:CZ	6:QF:38:GLU:HG2	2.49	0.42
8:QH:86:ILE:CB	8:QH:133:LEU:HD22	2.49	0.42
8:QH:95:VAL:HG23	8:QH:95:VAL:O	2.20	0.42
11:QK:124:LYS:HB3	11:QK:125:PHE:H	1.67	0.42
12:QL:38:THR:HG22	12:QL:57:LYS:HB3	2.01	0.42

Continued on next page...

Continued from previous page...

Atom-1	Atom-2	Distance(Å)	Clash(Å)
18:QR:64:ARG:O	18:QR:65:ILE:C	2.58	0.42
19:QS:41:VAL:HG11	19:QS:45:VAL:HG13	2.02	0.42
19:QS:7:LYS:CG	19:QS:8:GLY:N	2.83	0.42
20:QT:10:LEU:O	20:QT:12:ALA:N	2.53	0.42
20:QT:13:LEU:CD1	20:QT:17:ARG:NH1	2.82	0.42
21:QU:5:ASP:O	21:QU:11:GLY:HA3	2.19	0.42
47:R1:60:PHE:HE2	47:R1:91:LYS:NZ	2.16	0.42
55:R9:2:LYS:HD2	55:R9:2:LYS:HA	1.93	0.42
25:RA:1222:C:C2	25:RA:1229(A):G:C2	3.08	0.42
25:RA:1250:G:OP2	35:RP:21:ARG:HD3	2.20	0.42
25:RA:1459:G:H2'	25:RA:1460:A:H5''	2.01	0.42
25:RA:2832:U:HO2'	25:RA:2833:G:P	2.43	0.42
25:RA:389:G:N1	35:RP:71:VAL:HG12	2.34	0.42
25:RA:414:C:H2'	25:RA:415:A:C8	2.54	0.42
25:RA:528:A:C2	25:RA:2042:A:H2'	2.54	0.42
25:RA:565:C:H4'	25:RA:1253:A:C6	2.54	0.42
25:RA:730:C:OP2	25:RA:731:C:OP2	2.38	0.42
26:RB:15:A:H5'	26:RB:16:G:H8	1.83	0.42
27:RD:9:TYR:CZ	27:RD:13:ARG:HD3	2.54	0.42
27:RD:168:ARG:O	27:RD:169:GLU:HB2	2.19	0.42
27:RD:182:LEU:N	27:RD:272:ALA:HB3	2.32	0.42
28:RE:101:ARG:C	28:RE:201:THR:OG1	2.58	0.42
28:RE:117:MET:HA	28:RE:122:PHE:N	2.35	0.42
28:RE:143:ASN:HB2	28:RE:147:PRO:HD2	2.01	0.42
29:RF:132:VAL:CG2	29:RF:133:ASN:N	2.79	0.42
29:RF:164:ARG:HG2	29:RF:164:ARG:NH1	2.34	0.42
29:RF:198:ALA:HA	29:RF:201:VAL:CG1	2.41	0.42
30:RG:99:MET:O	30:RG:103:LEU:HB2	2.20	0.42
31:RH:169:VAL:HG22	31:RH:170:ARG:N	2.26	0.42
33:RN:43:THR:HA	33:RN:44:PRO:HD2	1.92	0.42
34:RO:97:ARG:CA	34:RO:117:LEU:HD22	2.50	0.42
36:RQ:27:VAL:HG11	36:RQ:134:ARG:HG3	2.00	0.42
25:RA:2839:G:H21	37:RR:92:GLY:HA3	1.85	0.42
39:RT:110:ILE:CG2	39:RT:111:ARG:N	2.82	0.42
40:RU:99:ALA:HA	40:RU:106:PHE:HB2	2.01	0.42
25:RA:2020:A:OP1	40:RU:27:LEU:HD23	2.20	0.42
40:RU:91:ASP:OD2	40:RU:96:ALA:HB2	2.19	0.42
42:RW:81:ALA:C	42:RW:82:LEU:HD12	2.40	0.42
44:RY:20:TYR:CE1	44:RY:42:VAL:HA	2.55	0.42
1:XA:1103:C:H2'	1:XA:1104:G:O4'	2.19	0.42
1:XA:501:C:H2'	1:XA:502:G:C8	2.53	0.42
1:XA:870:U:H4'	1:XA:871:U:H5''	2.01	0.42

Continued on next page...

Continued from previous page...

Atom-1	Atom-2	Distance(Å)	Clash(Å)
1:XA:958:A:C6	1:XA:959:A:C6	3.08	0.42
2:XB:99:GLY:O	2:XB:108:ILE:HD11	2.19	0.42
2:XB:109:SER:C	2:XB:111:ARG:N	2.73	0.42
2:XB:92:TYR:C	2:XB:92:TYR:HD1	2.22	0.42
3:XC:23:TYR:CD2	3:XC:24:ALA:N	2.88	0.42
4:XD:150:GLU:O	4:XD:152:SER:N	2.53	0.42
6:XF:88:VAL:HG12	6:XF:89:MET:N	2.33	0.42
7:XG:140:ASP:O	7:XG:142:GLU:N	2.52	0.42
8:XH:11:THR:HA	8:XH:14:ARG:NH1	2.35	0.42
13:XM:16:ASP:HB3	13:XM:34:LEU:CD1	2.49	0.42
19:XS:66:MET:HG3	19:XS:66:MET:O	2.19	0.42
20:XT:99:LEU:O	20:XT:100:ILE:CB	2.68	0.42
21:XU:5:ASP:O	21:XU:11:GLY:HA3	2.20	0.42
50:Y4:54:GLY:HA2	50:Y4:57:GLU:CG	2.50	0.42
53:Y7:12:ARG:HH21	53:Y7:44:PRO:HB3	1.85	0.42
25:YA:37:C:H2'	25:YA:38:A:C8	2.54	0.42
25:YA:41:C:H2'	25:YA:43:G:O4'	2.20	0.42
27:YD:25:THR:HG23	27:YD:27:THR:HB	2.02	0.42
28:YE:143:ASN:HB2	28:YE:147:PRO:HD2	2.00	0.42
28:YE:152:LYS:HG2	33:YN:78:TYR:CD1	2.55	0.42
28:YE:31:CYS:HB3	28:YE:49:LEU:HG	2.01	0.42
28:YE:35:GLN:HB3	28:YE:48:GLN:HB2	2.01	0.42
29:YF:109:GLY:O	29:YF:110:LEU:C	2.58	0.42
29:YF:183:VAL:HG22	29:YF:184:TYR:N	2.35	0.42
30:YG:55:LYS:O	30:YG:59:GLU:HB2	2.19	0.42
31:YH:84:SER:O	31:YH:85:LYS:CB	2.64	0.42
33:YN:75:TYR:HA	33:YN:82:LEU:HA	2.01	0.42
33:YN:96:GLU:O	33:YN:97:ARG:C	2.57	0.42
34:YO:20:MET:O	34:YO:41:ALA:CB	2.67	0.42
35:YP:83:VAL:HG11	35:YP:112:LEU:HD21	1.97	0.42
35:YP:114:ILE:CD1	35:YP:130:PHE:CE1	2.98	0.42
38:YS:52:SER:HB2	38:YS:55:ALA:CB	2.49	0.42
41:YV:55:ALA:O	41:YV:56:SER:OG	2.31	0.42
43:YX:87:GLN:C	43:YX:88:LYS:HG3	2.40	0.42
44:YY:91:GLU:CG	44:YY:92:ASN:N	2.83	0.42
1:QA:328:C:H4'	1:QA:329:A:H5'	2.00	0.42
1:QA:407:G:O2'	4:QD:116:GLN:HG3	2.20	0.42
2:QB:109:SER:C	2:QB:111:ARG:N	2.73	0.42
2:QB:162:ILE:O	2:QB:185:ILE:CG1	2.67	0.42
2:QB:200:ILE:CG2	2:QB:201:ILE:N	2.83	0.42
3:QC:58:GLU:HB2	3:QC:65:ALA:HB3	2.01	0.42
1:QA:27:G:H4'	4:QD:209:ARG:HG3	2.01	0.42

Continued on next page...

Continued from previous page...

Atom-1	Atom-2	Distance(Å)	Clash(Å)
4:QD:59:ARG:NE	4:QD:59:ARG:HA	2.35	0.42
6:QF:46:ARG:HG3	6:QF:47:ARG:N	2.34	0.42
9:QI:35:GLU:HG2	9:QI:35:GLU:O	2.19	0.42
13:QM:13:LYS:HA	13:QM:44:ARG:CD	2.48	0.42
16:QP:21:VAL:HG21	16:QP:59:TRP:NE1	2.35	0.42
17:QQ:27:PHE:HA	17:QQ:28:PRO:HD3	1.92	0.42
17:QQ:82:MET:C	17:QQ:84:LEU:N	2.72	0.42
47:R1:72:GLU:O	47:R1:75:GLU:HB2	2.20	0.42
49:R3:37:LEU:HD12	49:R3:43:ILE:CG2	2.50	0.42
52:R6:19:ARG:HD2	52:R6:19:ARG:HA	1.76	0.42
25:RA:1162:G:H1'	41:RV:23:GLU:OE2	2.19	0.42
25:RA:1421:G:C2	25:RA:1422:G:C8	3.07	0.42
25:RA:2695:C:H2'	25:RA:2696:U:H6	1.85	0.42
27:RD:158:ALA:HB3	27:RD:161:THR:CG2	2.49	0.42
28:RE:128:SER:O	28:RE:129:HIS:HB2	2.20	0.42
28:RE:176:ILE:N	28:RE:176:ILE:HD12	2.35	0.42
29:RF:61:GLY:O	29:RF:62:ARG:C	2.57	0.42
31:RH:86:GLU:H	31:RH:86:GLU:CD	2.16	0.42
35:RP:107:LYS:O	35:RP:108:LYS:C	2.57	0.42
35:RP:115:LEU:HB3	35:RP:131:SER:HB2	2.02	0.42
36:RQ:65:PHE:O	36:RQ:66:ILE:CG1	2.48	0.42
38:RS:102:ALA:C	38:RS:104:GLY:N	2.73	0.42
39:RT:134:GLU:OE1	39:RT:135:ALA:N	2.53	0.42
34:RO:71:ARG:HH11	39:RT:74:ARG:HH21	1.65	0.42
39:RT:89:VAL:O	39:RT:90:GLN:CB	2.67	0.42
40:RU:97:ASP:HA	40:RU:100:VAL:HG23	2.02	0.42
44:RY:60:PHE:CD2	44:RY:60:PHE:N	2.87	0.42
10:QJ:80:LYS:HD2	1:XA:1163:C:H1'	2.01	0.42
1:XA:971:G:O2'	1:XA:1365:G:O2'	2.11	0.42
1:XA:165:C:H2'	1:XA:166:G:C8	2.54	0.42
1:XA:191:G:H1'	20:XT:105:SER:HB3	2.02	0.42
1:XA:271:C:H2'	1:XA:272:C:C6	2.53	0.42
1:XA:412:A:OP2	4:XD:35:ARG:NH2	2.53	0.42
1:XA:701:C:H1'	1:XA:703:G:C6	2.55	0.42
1:XA:940:C:H2'	1:XA:941:G:C8	2.55	0.42
2:XB:158:LEU:HD12	2:XB:158:LEU:C	2.39	0.42
2:XB:97:TRP:HZ3	2:XB:172:ILE:HG22	1.85	0.42
2:XB:211:ILE:O	2:XB:215:LEU:HB2	2.20	0.42
2:XB:5:ILE:HB	2:XB:221:LEU:HD23	2.01	0.42
2:XB:67:THR:C	2:XB:68:ILE:HD12	2.40	0.42
6:XF:45:LEU:O	6:XF:46:ARG:HB2	2.19	0.42
7:XG:79:ARG:CZ	7:XG:82:GLY:HA2	2.50	0.42

Continued on next page...

Continued from previous page...

Atom-1	Atom-2	Distance(Å)	Clash(Å)
1:XA:1128:C:H5'	9:XI:16:ARG:NH2	2.34	0.42
12:XL:53:ARG:HH12	12:XL:92:ASP:CB	2.33	0.42
18:XR:64:ARG:O	18:XR:65:ILE:C	2.58	0.42
19:XS:58:VAL:HG23	19:XS:58:VAL:O	2.20	0.42
25:YA:270(R):G:H1'	47:Y1:78:LYS:HZ1	1.85	0.42
51:Y5:40:LYS:HE2	51:Y5:47:PRO:HG2	2.02	0.42
52:Y6:7:ILE:O	52:Y6:8:LYS:CG	2.68	0.42
53:Y7:9:ARG:NH1	53:Y7:47:ARG:HG3	2.35	0.42
55:Y9:17:ILE:CG2	55:Y9:18:ARG:N	2.82	0.42
25:YA:1394:U:H4'	25:YA:1603:A:H4'	2.02	0.42
25:YA:1709:U:H2'	25:YA:1710:C:C6	2.54	0.42
25:YA:1813:G:H1'	27:YD:50:THR:OG1	2.20	0.42
25:YA:2126:A:H1'	25:YA:2127:G:OP2	2.20	0.42
25:YA:2331:G:O2'	46:Y0:43:THR:HG22	2.20	0.42
25:YA:2505:G:O2'	25:YA:2506:U:H5'	2.19	0.42
25:YA:612:G:N3	25:YA:613:U:O2	2.53	0.42
25:YA:724:U:H2'	25:YA:725:G:O4'	2.20	0.42
27:YD:158:ALA:HB3	27:YD:161:THR:CG2	2.49	0.42
27:YD:196:VAL:CG1	27:YD:196:VAL:O	2.68	0.42
27:YD:263:ARG:CB	27:YD:263:ARG:NH1	2.75	0.42
28:YE:128:SER:O	28:YE:129:HIS:HB2	2.19	0.42
29:YF:123:LEU:HD12	29:YF:124:LEU:H	1.82	0.42
30:YG:99:MET:O	30:YG:103:LEU:HB2	2.20	0.42
32:YI:93:THR:O	32:YI:97:ILE:HG12	2.19	0.42
35:YP:115:LEU:HB3	35:YP:131:SER:HB2	2.02	0.42
35:YP:135:LEU:HD13	35:YP:139:LYS:HE3	2.01	0.42
25:YA:2406:U:N3	35:YP:72:PRO:HB2	2.33	0.42
36:YQ:20:ALA:HB2	36:YQ:99:PRO:HD2	1.99	0.42
39:YT:24:PRO:HA	39:YT:49:VAL:CG1	2.39	0.42
39:YT:6:LEU:HD12	39:YT:9:LEU:HD12	2.01	0.42
41:YV:25:LEU:H	41:YV:92:THR:CG2	2.29	0.42
1:QA:676:A:H1'	11:QK:115:PRO:HB3	2.01	0.42
1:QA:681:C:H2'	1:QA:682:G:C8	2.55	0.42
1:QA:575:G:N2	1:QA:880:C:O2	2.44	0.42
1:QA:934:C:HO2'	1:QA:935:A:P	2.42	0.42
2:QB:197:VAL:CG1	2:QB:198:ASP:N	2.82	0.42
3:QC:47:LEU:HD11	3:QC:76:VAL:CG1	2.42	0.42
4:QD:111:ALA:HB3	4:QD:117:ALA:HB2	2.02	0.42
9:QI:22:GLY:O	9:QI:23:ASN:C	2.57	0.42
9:QI:6:GLY:HA3	9:QI:84:ALA:HB2	2.01	0.42
10:QJ:29:ARG:O	10:QJ:30:SER:HB3	2.20	0.42
1:QA:1359:C:H3'	14:QN:35:ARG:HH12	1.85	0.42

Continued on next page...

Continued from previous page...

Atom-1	Atom-2	Distance(Å)	Clash(Å)
1:QA:1048:G:OP1	14:QN:3:ARG:HB3	2.19	0.42
15:QO:71:GLN:HB2	15:QO:78:TYR:CE1	2.54	0.42
16:QP:45:THR:CG2	16:QP:46:PRO:HD2	2.46	0.42
17:QQ:11:VAL:HG23	17:QQ:12:SER:N	2.35	0.42
17:QQ:76:LEU:HD21	17:QQ:79:SER:HB2	2.01	0.42
18:QR:76:LEU:HD22	18:QR:76:LEU:N	2.35	0.42
19:QS:15:LEU:CD2	19:QS:15:LEU:N	2.79	0.42
20:QT:96:GLY:O	20:QT:97:ALA:CB	2.64	0.42
20:QT:99:LEU:O	20:QT:100:ILE:CB	2.68	0.42
48:R2:50:ILE:H	48:R2:50:ILE:HG13	1.64	0.42
51:R5:40:LYS:HE2	51:R5:47:PRO:HG2	2.02	0.42
51:R5:56:LYS:O	51:R5:57:VAL:C	2.57	0.42
53:R7:9:ARG:NH1	53:R7:47:ARG:HG3	2.35	0.42
54:R8:56:GLU:C	54:R8:58:ILE:N	2.73	0.42
25:RA:55:G:C2	25:RA:116:C:C2	3.08	0.42
25:RA:265:A:C6	25:RA:428:A:C4	3.08	0.42
27:RD:196:VAL:CG1	27:RD:196:VAL:O	2.68	0.42
28:RE:10:GLY:HA3	39:RT:8:LYS:HD3	2.02	0.42
28:RE:144:ARG:HB3	28:RE:145:LYS:H	1.58	0.42
29:RF:192:LEU:HD21	29:RF:194:MET:HE3	2.02	0.42
30:RG:16:ARG:NE	30:RG:31:VAL:HG11	2.34	0.42
30:RG:78:SER:O	30:RG:80:PHE:N	2.53	0.42
30:RG:34:LEU:HD11	30:RG:99:MET:CE	2.49	0.42
33:RN:62:VAL:HG12	33:RN:66:LYS:HB2	2.01	0.42
34:RO:31:LYS:HA	34:RO:31:LYS:HD3	1.92	0.42
36:RQ:118:LEU:HD23	36:RQ:118:LEU:HA	1.87	0.42
37:RR:55:ALA:HA	37:RR:80:PHE:CE2	2.55	0.42
38:RS:99:LYS:C	38:RS:101:LEU:N	2.72	0.42
38:RS:30:ARG:NH2	38:RS:92:TYR:HD1	2.17	0.42
38:RS:49:VAL:HG21	38:RS:77:ALA:HA	2.02	0.42
40:RU:39:LEU:O	40:RU:42:ALA:N	2.53	0.42
41:RV:21:ARG:HD2	41:RV:91:TYR:CE2	2.55	0.42
43:RX:54:VAL:C	43:RX:55:ASN:HD22	2.24	0.42
2:XB:162:ILE:O	2:XB:185:ILE:CG1	2.67	0.42
3:XC:113:ALA:C	3:XC:115:LEU:N	2.72	0.42
3:XC:35:GLU:O	3:XC:38:ARG:N	2.53	0.42
5:XE:153:LYS:C	5:XE:153:LYS:HD3	2.41	0.42
6:XF:36:ARG:NH2	6:XF:38:GLU:HG2	2.35	0.42
6:XF:46:ARG:HG3	6:XF:47:ARG:N	2.34	0.42
8:XH:28:ALA:CB	8:XH:57:PRO:HB2	2.45	0.42
12:XL:109:GLY:HA3	12:XL:121:GLY:O	2.20	0.42
1:XA:35:G:O2'	12:XL:121:GLY:HA2	2.20	0.42

Continued on next page...

Continued from previous page...

Atom-1	Atom-2	Distance(Å)	Clash(Å)
17:XQ:74:LEU:HD13	17:XQ:74:LEU:O	2.20	0.42
19:XS:41:VAL:HG11	19:XS:45:VAL:HG13	2.02	0.42
22:XV:17:C:O2	22:XV:17:C:H2'	2.19	0.42
47:Y1:56:GLN:HB2	47:Y1:57:GLU:H	1.48	0.42
49:Y3:7:LYS:O	49:Y3:7:LYS:HG2	2.19	0.42
53:Y7:25:PRO:HA	53:Y7:28:ARG:NH2	2.35	0.42
43:YX:60:ARG:HH12	53:Y7:47:ARG:HH22	1.67	0.42
25:YA:1308:A:H2'	25:YA:1309:G:O4'	2.19	0.42
25:YA:1467:C:C5	25:YA:1546:C:H2'	2.55	0.42
25:YA:195:A:C8	25:YA:197:A:OP1	2.72	0.42
25:YA:563:G:C6	25:YA:2018:G:C5	3.08	0.42
25:YA:219:G:N3	25:YA:234:C:O2'	2.49	0.42
25:YA:2626:C:H2'	25:YA:2627:G:C8	2.54	0.42
27:YD:12:SER:O	27:YD:14:ARG:N	2.51	0.42
29:YF:132:VAL:HG23	29:YF:133:ASN:H	1.83	0.42
31:YH:105:LEU:N	31:YH:105:LEU:CD1	2.81	0.42
31:YH:77:LYS:HB3	31:YH:77:LYS:HZ2	1.78	0.42
31:YH:84:SER:OG	31:YH:85:LYS:N	2.51	0.42
32:YI:11:ASN:O	32:YI:12:LEU:HB2	2.19	0.42
33:YN:10:GLU:OE2	33:YN:11:PRO:CD	2.68	0.42
33:YN:30:ILE:HG22	33:YN:34:LEU:HD21	2.01	0.42
34:YO:50:GLY:O	34:YO:51:ALA:C	2.57	0.42
35:YP:49:ARG:HG2	35:YP:49:ARG:HH11	1.84	0.42
35:YP:65:ARG:HH21	54:Y8:15:LYS:HB3	1.84	0.42
37:YR:28:LEU:HD12	37:YR:29:LEU:HD12	2.02	0.42
37:YR:34:ILE:HG22	37:YR:35:THR:N	2.35	0.42
25:YA:1454:U:P	37:YR:77:ARG:NH1	2.93	0.42
38:YS:49:VAL:HG21	38:YS:77:ALA:HA	2.02	0.42
38:YS:95:HIS:O	38:YS:96:GLY:C	2.58	0.42
28:YE:25:VAL:CG1	39:YT:11:GLU:HG2	2.50	0.42
39:YT:50:ILE:HD11	39:YT:102:ILE:HG12	2.01	0.42
40:YU:6:THR:HG21	40:YU:10:ARG:CZ	2.50	0.42
40:YU:27:LEU:C	40:YU:29:SER:N	2.74	0.42
41:YV:15:GLU:O	41:YV:96:ILE:HB	2.19	0.42
42:YW:96:ILE:O	42:YW:96:ILE:CG2	2.68	0.42
44:YY:20:TYR:CE1	44:YY:42:VAL:HA	2.55	0.42
44:YY:51:VAL:CG1	44:YY:52:SER:N	2.74	0.42
1:QA:1186:G:H21	14:QN:61:TRP:C	2.22	0.42
1:QA:1446:A:H5'	1:QA:1446:A:N3	2.35	0.42
1:QA:130:A:H5''	1:QA:190:G:H2'	2.02	0.42
1:QA:817:C:H1'	1:QA:819:A:H5'	2.02	0.42
2:QB:159:PRO:HB2	2:QB:160:ASP:H	1.74	0.42

Continued on next page...

Continued from previous page...

Atom-1	Atom-2	Distance(Å)	Clash(Å)
3:QC:120:VAL:O	3:QC:123:GLN:HB2	2.20	0.42
4:QD:178:VAL:HG12	4:QD:179:GLU:N	2.35	0.42
1:QA:410:G:OP2	4:QD:25:ARG:HG3	2.19	0.42
7:QG:140:ASP:O	7:QG:142:GLU:N	2.52	0.42
7:QG:44:TYR:O	7:QG:47:CYS:N	2.53	0.42
8:QH:102:ARG:NH1	8:QH:105:ARG:CZ	2.80	0.42
8:QH:74:PRO:O	8:QH:75:ARG:C	2.59	0.42
11:QK:33:THR:HB	11:QK:37:GLY:C	2.39	0.42
11:QK:72:ALA:HB1	11:QK:77:MET:HG2	2.02	0.42
14:QN:9:LYS:O	14:QN:9:LYS:HG2	2.19	0.42
15:QO:3:ILE:HD13	15:QO:3:ILE:N	2.22	0.42
19:QS:58:VAL:HG23	19:QS:58:VAL:O	2.20	0.42
47:R1:76:ARG:CD	47:R1:76:ARG:H	2.29	0.42
49:R3:37:LEU:N	49:R3:37:LEU:HD23	2.35	0.42
50:R4:26:SER:C	50:R4:27:THR:O	2.58	0.42
50:R4:2:LYS:HD2	50:R4:2:LYS:HA	1.61	0.42
50:R4:61:ARG:C	50:R4:63:TYR:N	2.73	0.42
53:R7:25:PRO:HA	53:R7:28:ARG:NH2	2.35	0.42
25:RA:1061:U:H5'	25:RA:1070:A:H1'	2.01	0.42
25:RA:1464:C:O2'	25:RA:1528:A:H8	2.01	0.42
25:RA:1570:A:H2'	25:RA:1571:A:C8	2.55	0.42
25:RA:1792:G:H2'	25:RA:1793:C:C6	2.55	0.42
25:RA:1918:A:O2'	25:RA:1920:C:N4	2.53	0.42
25:RA:528:A:H2	25:RA:2043:C:C5'	2.33	0.42
25:RA:2696:U:H2'	25:RA:2697:G:C8	2.55	0.42
25:RA:270(S):G:C1'	47:R1:78:LYS:HD2	2.50	0.42
25:RA:2784:C:H5''	28:RE:41:LYS:NZ	2.35	0.42
25:RA:2818:G:OP2	37:RR:42:LYS:NZ	2.50	0.42
25:RA:589:C:H2'	25:RA:590:A:C8	2.54	0.42
25:RA:634:C:H2'	25:RA:635:C:C6	2.55	0.42
25:RA:702:G:C2	25:RA:731:C:C2	3.08	0.42
27:RD:110:GLY:O	27:RD:111:LEU:C	2.59	0.42
27:RD:165:ILE:O	27:RD:166:GLN:NE2	2.53	0.42
28:RE:7:VAL:CG2	28:RE:8:LYS:H	2.11	0.42
30:RG:22:ARG:HH22	30:RG:175:LEU:HD21	1.85	0.42
30:RG:51:ARG:CB	30:RG:51:ARG:NH1	2.83	0.42
31:RH:66:GLY:O	31:RH:67:LEU:C	2.58	0.42
33:RN:27:ALA:O	33:RN:28:THR:C	2.57	0.42
35:RP:144:GLU:HA	35:RP:145:PRO:HD3	1.76	0.42
38:RS:99:LYS:HE2	38:RS:103:GLU:OE2	2.20	0.42
38:RS:51:ALA:HB3	38:RS:73:LEU:HD23	2.01	0.42
40:RU:43:GLY:HA3	41:RV:73:SER:OG	2.19	0.42

Continued on next page...

Continued from previous page...

Atom-1	Atom-2	Distance(Å)	Clash(Å)
43:RX:57:LEU:HD12	43:RX:57:LEU:H	1.85	0.42
44:RY:91:GLU:CG	44:RY:92:ASN:N	2.83	0.42
1:XA:404:U:H2'	1:XA:405:U:C6	2.54	0.42
1:XA:1060:C:C4	3:XC:2:GLY:HA2	2.54	0.42
4:XD:150:GLU:C	4:XD:152:SER:N	2.73	0.42
4:XD:94:LEU:HA	4:XD:97:LEU:HD12	2.01	0.42
7:XG:18:TYR:CD2	7:XG:59:LEU:HD13	2.55	0.42
7:XG:95:ARG:O	7:XG:96:GLN:C	2.58	0.42
8:XH:105:ARG:O	8:XH:107:LEU:N	2.47	0.42
8:XH:95:VAL:O	8:XH:95:VAL:HG23	2.20	0.42
11:XK:72:ALA:HB1	11:XK:77:MET:HG2	2.02	0.42
1:XA:1202:G:O4'	14:XN:29:ARG:HD2	2.19	0.42
16:XP:9:PHE:HB3	16:XP:10:GLY:H	1.64	0.42
17:XQ:76:LEU:HD21	17:XQ:79:SER:HB2	2.01	0.42
18:XR:53:ARG:C	18:XR:55:ARG:H	2.22	0.42
21:XU:2:GLY:C	21:XU:4:GLY:H	2.23	0.42
52:Y6:41:PRO:HG3	52:Y6:44:ARG:HB2	2.01	0.42
25:YA:1085:A:HO2'	25:YA:1086:A:P	2.40	0.42
25:YA:1055:G:O2'	25:YA:1085:A:N1	2.35	0.42
25:YA:234:C:H2'	25:YA:235:U:C6	2.55	0.42
25:YA:665:C:H2'	25:YA:666:G:H8	1.85	0.42
27:YD:165:ILE:O	27:YD:166:GLN:NE2	2.53	0.42
27:YD:215:LEU:HG	27:YD:215:LEU:H	1.59	0.42
28:YE:36:ARG:HB3	28:YE:36:ARG:NH1	2.31	0.42
29:YF:101:LEU:HD12	29:YF:102:PRO:N	2.33	0.42
29:YF:20:LEU:HD12	29:YF:21:ALA:N	2.26	0.42
30:YG:27:ASN:HB3	30:YG:30:GLU:OE2	2.20	0.42
33:YN:52:VAL:CG1	33:YN:53:VAL:N	2.82	0.42
34:YO:2:ILE:CD1	34:YO:2:ILE:N	2.82	0.42
34:YO:2:ILE:HG12	34:YO:8:LEU:HD11	2.02	0.42
25:YA:2818:G:P	37:YR:42:LYS:HZ3	2.43	0.42
38:YS:51:ALA:HB3	38:YS:73:LEU:HD23	2.01	0.42
26:YB:116:G:H4'	38:YS:54:LEU:HD13	2.01	0.42
39:YT:105:LEU:HG	39:YT:105:LEU:O	2.18	0.42
40:YU:35:ALA:O	40:YU:39:LEU:HG	2.19	0.42
42:YW:74:ALA:O	42:YW:75:TYR:CB	2.65	0.42
43:YX:14:SER:O	43:YX:15:GLU:C	2.57	0.42
44:YY:90:LEU:HB2	44:YY:91:GLU:H	1.53	0.42
1:QA:1451:A:H2'	1:QA:1451:A:N3	2.35	0.41
1:QA:530:G:O6	24:QX:6:C:H1'	2.20	0.41
4:QD:101:LEU:CD2	4:QD:121:VAL:HG11	2.50	0.41
4:QD:31:CYS:SG	4:QD:31:CYS:O	2.78	0.41

Continued on next page...

Continued from previous page...

Atom-1	Atom-2	Distance(Å)	Clash(Å)
4:QD:13:ARG:NH2	4:QD:36:ARG:CZ	2.83	0.41
5:QE:31:LEU:HD23	5:QE:45:PHE:HD1	1.85	0.41
6:QF:45:LEU:CD1	6:QF:59:TYR:HD1	2.31	0.41
7:QG:95:ARG:O	7:QG:96:GLN:C	2.58	0.41
8:QH:85:ARG:HA	8:QH:135:CYS:HB3	2.02	0.41
8:QH:53:VAL:HG12	8:QH:54:ASP:OD2	2.20	0.41
13:QM:16:ASP:HB3	13:QM:34:LEU:CD1	2.49	0.41
12:QL:10:LEU:CD1	17:QQ:32:TYR:CD2	3.03	0.41
20:QT:36:LEU:HD13	20:QT:36:LEU:HA	1.82	0.41
47:R1:29:GLY:O	47:R1:31:GLY:N	2.49	0.41
25:RA:379:G:N2	47:R1:42:GLN:OE1	2.43	0.41
47:R1:81:LYS:CD	47:R1:81:LYS:N	2.83	0.41
48:R2:41:ILE:CD1	48:R2:41:ILE:C	2.81	0.41
50:R4:38:LYS:HG3	50:R4:44:THR:OG1	2.20	0.41
51:R5:40:LYS:HE2	51:R5:47:PRO:CG	2.49	0.41
52:R6:25:LYS:HE2	52:R6:27:LYS:CD	2.49	0.41
25:RA:1068:G:N2	25:RA:1095:A:O2'	2.53	0.41
25:RA:1204:A:O2'	25:RA:1205:U:O5'	2.38	0.41
25:RA:2021:C:OP1	51:R5:12:SER:OG	2.31	0.41
25:RA:2405:G:O2'	25:RA:2406:U:P	2.78	0.41
25:RA:2667:C:H1'	31:RH:109:PHE:CD2	2.51	0.41
25:RA:407:G:H2'	25:RA:408:G:C8	2.55	0.41
25:RA:521:G:H2'	25:RA:522:G:H8	1.85	0.41
25:RA:556:G:H2'	25:RA:557:U:C6	2.55	0.41
25:RA:691:C:H2'	25:RA:692:C:C6	2.54	0.41
25:RA:817:C:H4'	25:RA:932:G:C6	2.54	0.41
29:RF:118:ALA:HA	29:RF:123:LEU:HB3	2.02	0.41
30:RG:60:LEU:C	30:RG:60:LEU:HD23	2.41	0.41
30:RG:73:ALA:O	30:RG:84:LYS:O	2.38	0.41
31:RH:128:PRO:CG	31:RH:129:THR:H	2.33	0.41
33:RN:63:THR:HG22	33:RN:66:LYS:HZ1	1.84	0.41
34:RO:16:ALA:HA	34:RO:46:ALA:CB	2.50	0.41
34:RO:86:ILE:N	34:RO:86:ILE:CD1	2.83	0.41
35:RP:125:VAL:C	35:RP:145:PRO:HD2	2.39	0.41
29:RF:34:TRP:CA	35:RP:6:LEU:HD12	2.46	0.41
38:RS:83:LYS:HE3	38:RS:84:GLN:CG	2.50	0.41
38:RS:83:LYS:HE3	38:RS:84:GLN:HG3	2.02	0.41
39:RT:96:ARG:HB2	39:RT:96:ARG:CZ	2.49	0.41
40:RU:35:ALA:O	40:RU:39:LEU:HG	2.19	0.41
41:RV:35:LEU:HB2	41:RV:37:VAL:CG2	2.49	0.41
43:RX:60:ARG:HA	43:RX:75:ASP:OD2	2.20	0.41
43:RX:87:GLN:C	43:RX:88:LYS:HG3	2.40	0.41

Continued on next page...

Continued from previous page...

Atom-1	Atom-2	Distance(Å)	Clash(Å)
45:RZ:97:GLU:HB3	45:RZ:125:LEU:HD11	2.02	0.41
1:XA:328:C:H4'	1:XA:329:A:C5'	2.50	0.41
3:XC:113:ALA:HB3	3:XC:114:PRO:CD	2.43	0.41
7:XG:141:VAL:CG1	7:XG:141:VAL:O	2.65	0.41
14:XN:3:ARG:CG	14:XN:4:LYS:N	2.83	0.41
15:XO:50:HIS:O	15:XO:53:HIS:HB3	2.20	0.41
15:XO:54:ARG:NH1	15:XO:58:MET:SD	2.93	0.41
16:XP:45:THR:CG2	16:XP:46:PRO:HD2	2.47	0.41
17:XQ:22:LEU:HD13	17:XQ:41:LYS:HG2	2.01	0.41
54:Y8:40:GLU:O	54:Y8:41:ILE:C	2.56	0.41
25:YA:1372:U:H2'	25:YA:1373:A:H5'	2.01	0.41
25:YA:2210:G:H5'	25:YA:2211:G:C5	2.55	0.41
25:YA:2336:A:H61	46:Y0:43:THR:CG2	2.33	0.41
25:YA:2378:A:C5	25:YA:2379:G:H1'	2.55	0.41
25:YA:270(M):U:H1'	25:YA:270(N):G:C6	2.55	0.41
25:YA:643:A:N1	25:YA:2369:A:O2'	2.46	0.41
27:YD:110:GLY:O	27:YD:111:LEU:C	2.58	0.41
28:YE:10:GLY:HA3	39:YT:8:LYS:HD3	2.02	0.41
29:YF:183:VAL:O	29:YF:184:TYR:C	2.57	0.41
29:YF:53:THR:O	29:YF:55:GLY:N	2.53	0.41
30:YG:41:GLN:NE2	30:YG:154:GLY:O	2.52	0.41
30:YG:78:SER:O	30:YG:80:PHE:N	2.53	0.41
25:YA:1093:G:H4'	31:YH:170:ARG:NH2	2.34	0.41
33:YN:58:ASP:HB3	33:YN:95:PRO:HB3	2.02	0.41
34:YO:17:ARG:HG2	34:YO:17:ARG:HH11	1.84	0.41
34:YO:97:ARG:CA	34:YO:117:LEU:HD22	2.50	0.41
35:YP:39:LYS:HA	35:YP:45:LEU:HD11	1.83	0.41
36:YQ:34:LEU:HD23	36:YQ:104:PHE:CD1	2.55	0.41
36:YQ:64:ILE:HG13	45:YZ:178:GLU:OE1	2.20	0.41
37:YR:28:LEU:C	37:YR:28:LEU:HD13	2.40	0.41
37:YR:85:PRO:C	37:YR:87:TYR:N	2.73	0.41
38:YS:26:LEU:HB3	38:YS:87:PHE:HA	2.02	0.41
42:YW:25:ARG:CB	42:YW:25:ARG:NH1	2.79	0.41
42:YW:73:ALA:HB3	42:YW:106:ILE:CG1	2.46	0.41
1:QA:954:G:N2	1:QA:1227:A:H62	2.11	0.41
1:QA:1268:A:H4'	21:QU:19:GLY:C	2.40	0.41
1:QA:937:A:N6	1:QA:1345:U:O4	2.51	0.41
1:QA:962:C:H2'	1:QA:963:G:O4'	2.20	0.41
2:QB:125:PRO:O	2:QB:126:GLU:HB2	2.21	0.41
2:QB:142:LEU:O	2:QB:145:LEU:HB2	2.19	0.41
2:QB:155:LEU:C	2:QB:157:ARG:H	2.23	0.41
2:QB:178:ARG:O	8:QH:71:GLY:HA2	2.20	0.41

Continued on next page...

Continued from previous page...

Atom-1	Atom-2	Distance(Å)	Clash(Å)
2:QB:231:GLU:HG3	2:QB:233:SER:H	1.86	0.41
2:QB:97:TRP:HZ3	2:QB:172:ILE:HG22	1.85	0.41
4:QD:150:GLU:C	4:QD:152:SER:N	2.73	0.41
4:QD:198:VAL:CG1	4:QD:199:ASN:H	2.32	0.41
5:QE:26:PHE:CD1	5:QE:26:PHE:N	2.87	0.41
7:QG:17:VAL:HG12	7:QG:18:TYR:CD1	2.55	0.41
8:QH:122:ARG:HG3	8:QH:122:ARG:HH11	1.85	0.41
9:QI:43:ALA:C	9:QI:45:ALA:N	2.73	0.41
13:QM:88:ARG:O	13:QM:88:ARG:HD2	2.19	0.41
14:QN:3:ARG:CG	14:QN:4:LYS:N	2.83	0.41
14:QN:41:ARG:HG3	14:QN:42:ILE:N	2.35	0.41
15:QO:54:ARG:NH1	15:QO:58:MET:SD	2.93	0.41
17:QQ:11:VAL:CG2	17:QQ:20:THR:HB	2.50	0.41
52:R6:41:PRO:HG3	52:R6:44:ARG:HB2	2.01	0.41
43:RX:60:ARG:HH12	53:R7:47:ARG:HH22	1.67	0.41
25:RA:1006:C:H1'	33:RN:106:MET:CE	2.49	0.41
25:RA:1317:A:H2'	25:RA:1318:C:C6	2.55	0.41
25:RA:1819:A:H5''	27:RD:158:ALA:CB	2.50	0.41
25:RA:1819:A:H4'	25:RA:1820:U:O5'	2.20	0.41
25:RA:2105:C:H2'	25:RA:2106:G:C8	2.55	0.41
25:RA:2420:C:H6	25:RA:2420:C:O5'	2.03	0.41
25:RA:2420:C:OP1	54:R8:34:TRP:HB2	2.20	0.41
25:RA:830:G:N2	25:RA:2445:G:O2'	2.51	0.41
25:RA:2683:C:OP1	39:RT:53:ARG:NH2	2.47	0.41
25:RA:270(U):C:H2'	25:RA:270(V):G:C8	2.55	0.41
25:RA:601:C:O2'	25:RA:605:C:H5''	2.20	0.41
26:RB:93:C:H2'	26:RB:94:C:H6	1.86	0.41
27:RD:35:LYS:HB3	27:RD:36:PRO:HA	2.00	0.41
28:RE:94:GLU:C	28:RE:96:PHE:N	2.73	0.41
29:RF:42:ALA:O	29:RF:45:ARG:HB2	2.18	0.41
25:RA:1248:G:N2	29:RF:88:VAL:HG22	2.35	0.41
31:RH:146:ALA:HA	31:RH:164:TYR:OH	2.21	0.41
33:RN:131:GLN:HB3	33:RN:131:GLN:HE21	1.57	0.41
28:RE:152:LYS:HG2	33:RN:78:TYR:CD1	2.55	0.41
35:RP:18:ARG:HD2	35:RP:27:HIS:CD2	2.56	0.41
35:RP:64:LYS:HG3	54:R8:25:MET:CE	2.50	0.41
36:RQ:20:ALA:HA	36:RQ:98:LYS:HB3	2.02	0.41
39:RT:39:ARG:CG	39:RT:40:THR:H	2.22	0.41
25:RA:1252:G:O4'	40:RU:33:ARG:HD3	2.20	0.41
40:RU:83:LEU:HG	40:RU:88:ILE:HG13	2.02	0.41
41:RV:16:PRO:HB3	41:RV:97:LYS:O	2.20	0.41
1:XA:1360:A:OP1	1:XA:1360:A:H8	2.03	0.41

Continued on next page...

Continued from previous page...

Atom-1	Atom-2	Distance(Å)	Clash(Å)
1:XA:1394:A:OP1	1:XA:1394:A:H8	2.03	0.41
1:XA:1489:G:H2'	1:XA:1490:C:O4'	2.20	0.41
1:XA:221:C:H2'	1:XA:222:U:H6	1.85	0.41
1:XA:64:G:H4'	1:XA:65:U:O5'	2.20	0.41
1:XA:865:A:H2'	1:XA:866:C:C6	2.55	0.41
2:XB:166:ASP:O	2:XB:170:GLU:OE1	2.39	0.41
3:XC:58:GLU:HB2	3:XC:65:ALA:HB3	2.01	0.41
3:XC:59:ARG:NH1	3:XC:97:LYS:HE3	2.34	0.41
6:XF:67:MET:HB2	6:XF:68:PRO:CD	2.47	0.41
7:XG:87:VAL:HG11	7:XG:155:ARG:HA	2.02	0.41
7:XG:44:TYR:O	7:XG:47:CYS:N	2.53	0.41
8:XH:38:ILE:CD1	8:XH:118:VAL:HG12	2.49	0.41
14:YN:15:LYS:HD3	14:YN:15:LYS:HA	1.86	0.41
16:XP:21:VAL:HG21	16:XP:59:TRP:NE1	2.35	0.41
47:Y1:80:LEU:O	47:Y1:81:LYS:CD	2.65	0.41
51:Y5:39:MET:C	51:Y5:40:LYS:HG3	2.39	0.41
54:Y8:25:MET:HB3	54:Y8:26:LYS:H	1.69	0.41
25:YA:1021:A:H61	25:YA:1142(A):A:H61	1.67	0.41
25:YA:1386:C:H2'	25:YA:1387:C:C6	2.55	0.41
25:YA:1363:C:O2'	25:YA:1809:A:N3	2.43	0.41
25:YA:2308:G:N1	25:YA:2311:A:C2	2.88	0.41
25:YA:2439:A:O2'	25:YA:2440:C:OP2	2.32	0.41
27:YD:109:ASP:HB2	27:YD:197:GLY:HA2	2.03	0.41
27:YD:9:TYR:CZ	27:YD:13:ARG:HD3	2.54	0.41
27:YD:145:VAL:O	27:YD:154:LYS:N	2.48	0.41
27:YD:14:ARG:CG	27:YD:15:PHE:N	2.83	0.41
28:YE:167:VAL:CG1	28:YE:189:PRO:HD3	2.50	0.41
28:YE:4:ILE:HG22	28:YE:198:VAL:HB	2.02	0.41
29:YF:80:ALA:O	29:YF:83:PHE:HB2	2.20	0.41
31:YH:169:VAL:HG22	31:YH:170:ARG:N	2.26	0.41
33:YN:1:MET:HG3	33:YN:1:MET:O	2.19	0.41
36:YQ:118:LEU:HD13	36:YQ:131:ILE:HG23	2.02	0.41
38:YS:92:TYR:HB2	38:YS:98:VAL:HG11	2.02	0.41
39:YT:76:PHE:HA	39:YT:77:PRO:HD3	1.75	0.41
40:YU:57:PHE:C	40:YU:59:ARG:N	2.74	0.41
41:YV:35:LEU:HB2	41:YV:37:VAL:CG2	2.49	0.41
41:YV:47:VAL:HG13	41:YV:48:GLY:N	2.27	0.41
41:YV:72:VAL:HG13	41:YV:72:VAL:O	2.19	0.41
41:YV:81:TYR:C	41:YV:82:ARG:CG	2.89	0.41
41:YV:16:PRO:HB3	41:YV:97:LYS:O	2.20	0.41
42:YW:1:MET:HG3	42:YW:2:GLU:N	2.36	0.41
43:YX:60:ARG:HH22	53:Y7:47:ARG:HH12	1.68	0.41

Continued on next page...

Continued from previous page...

Atom-1	Atom-2	Distance(Å)	Clash(Å)
1:QA:1118:C:OP1	9:QI:104:ARG:NH1	2.49	0.41
1:QA:1194:U:H4'	5:QE:22:GLY:O	2.20	0.41
1:QA:1228:C:H2'	1:QA:1229:A:H8	1.86	0.41
1:QA:1371:G:C6	1:QA:1372:U:C4	3.08	0.41
1:QA:1386:G:C2	1:QA:1387:G:C8	3.09	0.41
1:QA:32:A:C2	1:QA:33:A:C4	3.08	0.41
1:QA:381:C:H2'	1:QA:382:A:O4'	2.20	0.41
1:QA:468:A:H4'	16:QP:80:PHE:O	2.19	0.41
1:QA:665:A:H2'	1:QA:725:G:N2	2.35	0.41
1:QA:909:A:H2'	1:QA:910:C:O4'	2.19	0.41
4:QD:94:LEU:HA	4:QD:97:LEU:HD12	2.01	0.41
7:QG:118:VAL:HG23	7:QG:119:ARG:N	2.35	0.41
7:QG:80:VAL:CG1	7:QG:81:GLY:N	2.83	0.41
8:QH:6:ILE:HB	8:QH:85:ARG:HH11	1.74	0.41
11:QK:92:GLU:O	11:QK:95:ILE:N	2.54	0.41
12:QL:117:ARG:HB3	12:QL:122:THR:HB	2.02	0.41
13:QM:119:GLY:O	13:QM:120:LYS:O	2.39	0.41
13:QM:47:ASP:O	13:QM:48:LEU:HB3	2.20	0.41
14:QN:22:THR:HB	14:QN:33:VAL:CG1	2.50	0.41
17:QQ:74:LEU:HD13	17:QQ:74:LEU:O	2.20	0.41
18:QR:20:ALA:C	18:QR:21:LYS:HG3	2.41	0.41
20:QT:101:GLY:C	20:QT:103:GLY:N	2.73	0.41
20:QT:95:ALA:O	20:QT:97:ALA:N	2.54	0.41
30:RG:143:GLU:C	50:R4:28:LYS:HZ2	2.24	0.41
50:R4:68:ARG:HB2	50:R4:69:LYS:H	1.35	0.41
54:R8:16:ILE:HD11	54:R8:57:ARG:CG	2.44	0.41
25:RA:139:G:N2	25:RA:1596:A:H4'	2.35	0.41
25:RA:1936:A:H61	25:RA:1963:U:H3	1.69	0.41
25:RA:2009:G:H1'	37:RR:107:ASP:O	2.19	0.41
25:RA:264:C:C2'	25:RA:265:A:H5''	2.50	0.41
25:RA:2734:A:H5'	25:RA:2735:G:OP2	2.20	0.41
25:RA:2747:G:O6	25:RA:2755:C:H5''	2.21	0.41
25:RA:297:C:H5''	44:RY:85:VAL:CG2	2.46	0.41
25:RA:727:A:H2	27:RD:9:TYR:CD2	2.38	0.41
27:RD:13:ARG:O	27:RD:13:ARG:HG2	2.20	0.41
27:RD:269:PHE:N	27:RD:269:PHE:CD2	2.88	0.41
29:RF:53:THR:O	29:RF:55:GLY:N	2.53	0.41
30:RG:53:LEU:CD1	30:RG:87:PRO:HB2	2.51	0.41
31:RH:105:LEU:N	31:RH:105:LEU:CD1	2.81	0.41
32:RI:8:PRO:HG3	32:RI:14:ASP:HB2	2.01	0.41
33:RN:114:ARG:C	33:RN:116:LEU:N	2.74	0.41
33:RN:62:VAL:CG1	33:RN:66:LYS:HB2	2.51	0.41

Continued on next page...

Continued from previous page...

Atom-1	Atom-2	Distance(Å)	Clash(Å)
38:RS:53:SER:HA	38:RS:56:LEU:CD2	2.50	0.41
28:RE:25:VAL:CG1	39:RT:11:GLU:HG2	2.50	0.41
39:RT:134:GLU:O	39:RT:135:ALA:CB	2.69	0.41
41:RV:81:TYR:C	41:RV:82:ARG:CG	2.89	0.41
42:RW:19:LEU:HD12	42:RW:19:LEU:HA	1.79	0.41
42:RW:55:ALA:O	42:RW:58:ALA:HB3	2.20	0.41
25:RA:896:A:H2	45:RZ:146:ILE:HD11	1.86	0.41
1:XA:1051:C:H2'	1:XA:1052:U:C6	2.55	0.41
1:XA:1162:C:O2'	1:XA:1163:C:O5'	2.37	0.41
1:XA:11:G:C6	1:XA:12:U:C4	3.09	0.41
1:XA:1366:C:O2'	10:XJ:60:ARG:NH2	2.52	0.41
1:XA:1508:G:H2'	1:XA:1509:C:C6	2.55	0.41
2:XB:23:ARG:H	2:XB:23:ARG:CD	2.30	0.41
3:XC:76:VAL:CG2	3:XC:103:VAL:HG11	2.49	0.41
3:XC:142:MET:HG2	3:XC:149:ALA:HB2	2.01	0.41
4:XD:127:THR:HG23	4:XD:130:GLY:O	2.19	0.41
4:XD:198:VAL:CG1	4:XD:199:ASN:H	2.32	0.41
4:XD:33:MET:HE1	4:XD:37:PRO:O	2.20	0.41
7:XG:101:LEU:O	7:XG:104:LEU:HB2	2.20	0.41
7:XG:111:ARG:HH11	7:XG:111:ARG:CB	2.23	0.41
7:XG:24:THR:HA	7:XG:27:ILE:HD13	2.02	0.41
9:XI:118:LYS:NZ	9:XI:118:LYS:HB3	2.34	0.41
11:XK:124:LYS:HB3	11:XK:125:PHE:CD1	2.47	0.41
12:XL:89:ARG:HB3	12:XL:97:ARG:HA	2.02	0.41
13:XM:13:LYS:HA	13:XM:44:ARG:CD	2.48	0.41
14:XN:18:VAL:CG2	14:XN:19:ARG:N	2.82	0.41
14:XN:9:LYS:HE2	14:XN:9:LYS:HB3	1.85	0.41
17:XQ:82:MET:C	17:XQ:84:LEU:N	2.72	0.41
20:XT:48:LYS:O	20:XT:49:ALA:C	2.59	0.41
49:Y3:39:ASP:O	49:Y3:40:THR:C	2.59	0.41
25:YA:1348:G:C2'	25:YA:1349:A:H5''	2.49	0.41
25:YA:1454:U:O2'	25:YA:1455:G:N7	2.46	0.41
25:YA:1545(A):A:H2'	25:YA:1546:C:O4'	2.20	0.41
25:YA:341:G:H2'	25:YA:342:G:O4'	2.20	0.41
25:YA:638:G:C5	25:YA:651:G:C2	3.09	0.41
28:YE:9:VAL:HB	28:YE:10:GLY:H	1.70	0.41
29:YF:176:LEU:HD11	29:YF:180:GLY:O	2.19	0.41
29:YF:64:ILE:HG23	29:YF:65:TRP:CD1	2.54	0.41
30:YG:47:LYS:HE3	30:YG:47:LYS:HB2	1.80	0.41
33:YN:109:LYS:N	33:YN:109:LYS:CD	2.83	0.41
34:YO:31:LYS:O	34:YO:32:TYR:HD2	2.03	0.41
34:YO:92:GLU:O	34:YO:93:PRO:C	2.58	0.41

Continued on next page...

Continued from previous page...

Atom-1	Atom-2	Distance(Å)	Clash(Å)
29:YF:34:TRP:CA	35:YP:6:LEU:HD12	2.47	0.41
39:YT:134:GLU:OE1	39:YT:135:ALA:N	2.53	0.41
40:YU:83:LEU:HG	40:YU:88:ILE:HG13	2.02	0.41
42:YW:17:VAL:O	42:YW:18:ARG:C	2.57	0.41
42:YW:8:ARG:NH1	42:YW:8:ARG:HG3	2.34	0.41
43:YX:57:LEU:H	43:YX:57:LEU:HD12	1.85	0.41
43:YX:7:VAL:O	43:YX:30:VAL:CG1	2.67	0.41
1:QA:117:G:H2'	1:QA:118:U:O4'	2.21	0.41
1:QA:1338:G:C6	1:QA:1339:A:C6	3.08	0.41
1:QA:37:U:O2'	1:QA:500:G:H4'	2.20	0.41
1:QA:384:G:H2'	1:QA:385:C:C6	2.55	0.41
1:QA:675:A:H1'	11:QK:116:HIS:CG	2.55	0.41
1:QA:743:U:H2'	1:QA:744:C:C6	2.55	0.41
2:QB:163:PHE:CD2	2:QB:185:ILE:HD12	2.54	0.41
2:QB:5:ILE:HB	2:QB:221:LEU:HD23	2.01	0.41
7:QG:79:ARG:CZ	7:QG:82:GLY:HA2	2.51	0.41
8:QH:11:THR:HA	8:QH:14:ARG:NH1	2.35	0.41
9:QI:118:LYS:HB3	9:QI:118:LYS:NZ	2.34	0.41
9:QI:8:GLY:CA	9:QI:79:LEU:HD12	2.50	0.41
9:QI:83:ARG:HA	9:QI:86:VAL:HG12	2.02	0.41
12:QL:90:VAL:HG12	12:QL:92:ASP:H	1.85	0.41
16:QP:22:THR:HB	16:QP:32:TYR:HB3	2.03	0.41
16:QP:8:ARG:NH1	16:QP:8:ARG:HG2	2.31	0.41
19:QS:4:SER:O	19:QS:5:LEU:HD13	2.20	0.41
20:QT:50:GLU:HA	20:QT:100:ILE:HG22	2.02	0.41
50:R4:64:GLY:C	50:R4:66:SER:N	2.73	0.41
52:R6:6:ARG:HA	52:R6:6:ARG:NE	2.35	0.41
25:RA:2392:A:H2	25:RA:2424:C:N4	2.15	0.41
25:RA:2031:A:C6	25:RA:2498:C:H1'	2.55	0.41
25:RA:2774:C:H2'	25:RA:2775:A:O4'	2.20	0.41
25:RA:686:G:H21	25:RA:788:A:H61	1.69	0.41
25:RA:784:A:O2'	25:RA:785:G:H5''	2.21	0.41
25:RA:890:A:O2'	25:RA:892:G:H8	2.04	0.41
27:RD:75:ILE:HG21	27:RD:99:ASP:HB2	2.02	0.41
28:RE:13:ARG:HH11	28:RE:13:ARG:HB2	1.81	0.41
28:RE:111:ARG:NE	28:RE:160:TYR:CE1	2.76	0.41
33:RN:52:VAL:CG1	33:RN:53:VAL:N	2.82	0.41
36:RQ:34:LEU:HD23	36:RQ:104:PHE:CD1	2.55	0.41
37:RR:28:LEU:C	37:RR:28:LEU:HD13	2.40	0.41
26:RB:52:A:N6	38:RS:33:LYS:HG3	2.35	0.41
40:RU:91:ASP:OD2	40:RU:96:ALA:CA	2.68	0.41
41:RV:38:LEU:CD2	41:RV:39:LEU:N	2.82	0.41

Continued on next page...

Continued from previous page...

Atom-1	Atom-2	Distance(Å)	Clash(Å)
41:RV:38:LEU:CD1	41:RV:55:ALA:CB	2.99	0.41
41:RV:38:LEU:CD1	41:RV:55:ALA:HB1	2.50	0.41
1:XA:1106:G:H2'	1:XA:1107:C:H6	1.85	0.41
1:XA:1126:U:C5	1:XA:1127:G:C4	3.08	0.41
1:XA:1293:G:H2'	1:XA:1294:G:O4'	2.20	0.41
1:XA:1442:G:H1	1:XA:1461:G:H21	1.67	0.41
1:XA:277:C:H2'	1:XA:278:G:H8	1.85	0.41
2:XB:178:ARG:O	8:XH:71:GLY:HA2	2.21	0.41
2:XB:231:GLU:HG3	2:XB:233:SER:H	1.86	0.41
3:XC:88:ARG:NH2	3:XC:101:LEU:O	2.53	0.41
3:XC:128:PHE:O	3:XC:130:VAL:N	2.54	0.41
3:XC:59:ARG:HH12	3:XC:97:LYS:CE	2.33	0.41
4:XD:52:SER:O	4:XD:55:ALA:N	2.52	0.41
7:XG:17:VAL:HG12	7:XG:18:TYR:CD1	2.55	0.41
11:XK:56:GLY:O	11:XK:89:ALA:HB3	2.21	0.41
12:XL:8:ASN:O	12:XL:11:VAL:HG23	2.20	0.41
12:XL:53:ARG:HH12	12:XL:92:ASP:HB3	1.85	0.41
12:XL:62:SER:HB2	12:XL:64:TYR:CD1	2.56	0.41
14:XN:22:THR:HB	14:XN:33:VAL:CG1	2.50	0.41
17:XQ:11:VAL:HG23	17:XQ:12:SER:N	2.35	0.41
17:XQ:77:VAL:O	17:XQ:77:VAL:HG12	2.20	0.41
18:XR:20:ALA:C	18:XR:21:LYS:HG3	2.41	0.41
18:XR:76:LEU:N	18:XR:76:LEU:HD22	2.35	0.41
18:XR:74:ARG:NE	18:XR:80:PRO:O	2.48	0.41
1:XA:1312:G:N7	19:XS:2:PRO:HD2	2.36	0.41
49:Y3:37:LEU:N	49:Y3:37:LEU:HD23	2.35	0.41
54:Y8:26:LYS:HD3	54:Y8:26:LYS:HA	1.86	0.41
25:YA:1329:U:H5''	25:YA:1330:C:H5	1.85	0.41
25:YA:1478:G:O2'	25:YA:1479:G:H5'	2.19	0.41
25:YA:1266:G:O2'	25:YA:2012:G:O6	2.32	0.41
25:YA:2057:A:H2'	25:YA:2058:A:O4'	2.20	0.41
25:YA:2758:A:C2	25:YA:2759:G:H1'	2.55	0.41
25:YA:2862:G:H2'	25:YA:2863:C:H6	1.84	0.41
25:YA:27:G:O2'	25:YA:28:A:H8	2.02	0.41
25:YA:742:G:H2'	25:YA:743:G:C8	2.55	0.41
27:YD:145:VAL:CG1	27:YD:146:GLU:N	2.84	0.41
27:YD:269:PHE:N	27:YD:269:PHE:CD2	2.88	0.41
28:YE:35:GLN:HG3	28:YE:37:ARG:NH2	2.35	0.41
28:YE:54:GLN:N	28:YE:54:GLN:CD	2.73	0.41
30:YG:51:ARG:CB	30:YG:51:ARG:NH1	2.83	0.41
33:YN:114:ARG:C	33:YN:116:LEU:N	2.74	0.41
33:YN:21:LYS:O	33:YN:22:THR:O	2.39	0.41

Continued on next page...

Continued from previous page...

Atom-1	Atom-2	Distance(Å)	Clash(Å)
33:YN:28:THR:O	33:YN:29:LYS:C	2.59	0.41
33:YN:42:TRP:HA	33:YN:48:MET:HE1	2.02	0.41
34:YO:107:ARG:HA	34:YO:112:MET:HE1	2.01	0.41
34:YO:31:LYS:HD3	34:YO:31:LYS:HA	1.92	0.41
38:YS:83:LYS:HE3	38:YS:84:GLN:CG	2.49	0.41
40:YU:97:ASP:HA	40:YU:100:VAL:HG23	2.01	0.41
40:YU:92:ARG:NH2	41:YV:11:GLN:O	2.53	0.41
44:YY:6:HIS:O	44:YY:7:VAL:CG1	2.59	0.41
1:QA:1501:C:OP2	1:QA:1504:G:O2'	2.31	0.41
1:QA:345:C:O2	1:QA:346:G:N2	2.52	0.41
1:QA:607:A:H2'	1:QA:608:A:O4'	2.20	0.41
1:QA:853:G:H2'	1:QA:854:G:H8	1.86	0.41
7:QG:141:VAL:CG1	7:QG:141:VAL:O	2.65	0.41
10:QJ:45:ARG:HB2	10:QJ:65:LEU:HB3	2.03	0.41
11:QK:56:GLY:O	11:QK:89:ALA:HB3	2.21	0.41
12:QL:21:LYS:CD	12:QL:21:LYS:N	2.83	0.41
14:QN:48:ALA:HA	14:QN:53:LEU:HD12	2.02	0.41
18:QR:84:LYS:HG2	18:QR:84:LYS:H	1.56	0.41
47:R1:94:LEU:HA	47:R1:94:LEU:HD23	1.81	0.41
48:R2:61:LEU:HD23	48:R2:64:LEU:HD12	2.03	0.41
49:R3:7:LYS:HG2	49:R3:7:LYS:O	2.20	0.41
25:RA:1045:A:N3	25:RA:1047:G:N2	2.68	0.41
25:RA:1057:A:H62	25:RA:1086:A:H2'	1.84	0.41
25:RA:1190:G:H2'	25:RA:1191:G:H8	1.84	0.41
25:RA:196:A:O5'	35:RP:46:LYS:NZ	2.38	0.41
25:RA:1973:G:H2'	25:RA:1974:C:C6	2.55	0.41
25:RA:2018:G:H2'	25:RA:2019:A:O4'	2.20	0.41
25:RA:2397:G:H5''	47:R1:28:GLY:HA2	2.02	0.41
25:RA:2566:A:H4'	25:RA:2567:G:O5'	2.21	0.41
25:RA:26:G:H1'	25:RA:515:A:N6	2.35	0.41
25:RA:825:C:H2'	25:RA:826:U:O4'	2.21	0.41
25:RA:932:G:H4'	25:RA:933:A:O5'	2.21	0.41
26:RB:28:C:OP2	38:RS:33:LYS:HE3	2.20	0.41
27:RD:2:ALA:O	27:RD:3:VAL:CB	2.68	0.41
28:RE:167:VAL:CG1	28:RE:189:PRO:HD3	2.50	0.41
28:RE:179:GLU:CB	28:RE:181:LEU:HD23	2.24	0.41
28:RE:197:ILE:HD11	28:RE:199:ARG:NH1	2.30	0.41
28:RE:35:GLN:HG3	28:RE:37:ARG:NH2	2.36	0.41
29:RF:111:ALA:O	29:RF:112:MET:C	2.59	0.41
30:RG:117:PHE:CE1	30:RG:119:GLY:CA	3.03	0.41
31:RH:86:GLU:HG3	31:RH:165:ALA:CA	2.49	0.41
33:RN:21:LYS:O	33:RN:22:THR:O	2.39	0.41

Continued on next page...

Continued from previous page...

Atom-1	Atom-2	Distance(Å)	Clash(Å)
36:RQ:134:ARG:HD3	45:RZ:122:ARG:NH1	2.36	0.41
38:RS:64:GLU:O	38:RS:68:GLN:HG3	2.19	0.41
41:RV:22:VAL:CG1	41:RV:23:GLU:H	2.32	0.41
42:RW:17:VAL:O	42:RW:18:ARG:C	2.57	0.41
44:RY:2:ARG:O	44:RY:3:VAL:O	2.38	0.41
25:RA:328:U:H4'	44:RY:68:HIS:CG	2.55	0.41
44:RY:97:ARG:HH21	44:RY:98:VAL:CG2	2.32	0.41
2:XB:130:ARG:HH22	2:XB:138:LEU:HD21	1.85	0.41
2:XB:155:LEU:C	2:XB:157:ARG:H	2.23	0.41
2:XB:95:GLN:O	2:XB:96:ARG:C	2.59	0.41
3:XC:108:ASN:CG	3:XC:111:LEU:HG	2.41	0.41
3:XC:46:GLU:C	3:XC:48:TYR:H	2.23	0.41
4:XD:111:ALA:HB3	4:XD:117:ALA:HB2	2.02	0.41
5:XE:78:HIS:HE1	5:XE:143:ARG:N	2.12	0.41
8:XH:122:ARG:HH11	8:XH:122:ARG:HG3	1.85	0.41
9:XI:20:ARG:O	9:XI:21:PRO:C	2.59	0.41
9:XI:49:PRO:O	9:XI:85:LEU:HD21	2.20	0.41
10:XJ:45:ARG:HG3	10:XJ:45:ARG:HH11	1.86	0.41
11:XK:20:TYR:N	11:XK:31:THR:O	2.54	0.41
13:XM:110:ARG:HG3	13:XM:110:ARG:O	2.20	0.41
16:XP:22:THR:HB	16:XP:32:TYR:HB3	2.02	0.41
19:XS:13:ASP:O	19:XS:14:HIS:O	2.39	0.41
19:XS:41:VAL:HG13	19:XS:44:MET:CB	2.38	0.41
19:XS:39:THR:HG23	19:XS:68:GLY:O	2.21	0.41
20:XT:10:LEU:O	20:XT:12:ALA:N	2.53	0.41
46:Y0:30:VAL:HG22	46:Y0:66:VAL:HG12	2.02	0.41
50:Y4:38:LYS:HG3	50:Y4:44:THR:OG1	2.20	0.41
50:Y4:61:ARG:C	50:Y4:63:TYR:N	2.73	0.41
25:YA:1550:C:H2'	25:YA:1551:C:C6	2.55	0.41
25:YA:1570:A:H2'	25:YA:1571:A:C8	2.55	0.41
25:YA:1579:A:H2'	25:YA:1580:A:C8	2.55	0.41
25:YA:1676:A:H2'	25:YA:1677:A:O4'	2.20	0.41
25:YA:1870:C:H2'	25:YA:1871:A:O4'	2.20	0.41
25:YA:2850:A:C2	25:YA:2851:A:C4	3.09	0.41
25:YA:99:U:H4'	25:YA:101:G:H5'	2.03	0.41
27:YD:158:ALA:O	27:YD:196:VAL:HG11	2.21	0.41
27:YD:182:LEU:N	27:YD:272:ALA:HB3	2.32	0.41
30:YG:60:LEU:HD23	30:YG:60:LEU:C	2.41	0.41
31:YH:146:ALA:HB2	31:YH:164:TYR:OH	2.21	0.41
31:YH:86:GLU:HG3	31:YH:165:ALA:CA	2.49	0.41
33:YN:9:VAL:HB	33:YN:10:GLU:H	1.70	0.41
33:YN:27:ALA:O	33:YN:28:THR:C	2.57	0.41

Continued on next page...

Continued from previous page...

Atom-1	Atom-2	Distance(Å)	Clash(Å)
36:YQ:27:VAL:HG22	36:YQ:105:GLU:CD	2.41	0.41
41:YV:21:ARG:HD2	41:YV:91:TYR:CE2	2.55	0.41
25:YA:1221:C:OP1	41:YV:68:LYS:HE2	2.20	0.41
42:YW:14:PRO:C	42:YW:16:LYS:N	2.73	0.41
44:YY:95:LYS:H	44:YY:95:LYS:CD	2.33	0.41
45:YZ:6:LYS:NZ	45:YZ:43:GLU:HG3	2.36	0.41
1:QA:1151:A:H2'	1:QA:1152:A:H8	1.86	0.41
1:QA:1316:G:N2	1:QA:1318:A:H3'	2.36	0.41
1:QA:408:A:H2'	1:QA:409:G:O4'	2.20	0.41
1:QA:436:C:H2'	1:QA:437:U:H6	1.86	0.41
2:QB:166:ASP:O	2:QB:170:GLU:OE1	2.38	0.41
4:QD:36:ARG:HA	4:QD:37:PRO:HD2	1.82	0.41
5:QE:10:MET:CE	5:QE:13:ILE:HD13	2.51	0.41
6:QF:36:ARG:NH2	6:QF:38:GLU:HG2	2.35	0.41
6:QF:92:LYS:CB	6:QF:92:LYS:NZ	2.84	0.41
7:QG:24:THR:HA	7:QG:27:ILE:HD13	2.02	0.41
10:QJ:40:LEU:HB3	10:QJ:41:PRO:HD2	2.02	0.41
11:QK:20:TYR:N	11:QK:31:THR:O	2.54	0.41
1:QA:529:G:O6	12:QL:49:ASN:HA	2.19	0.41
18:QR:53:ARG:O	18:QR:55:ARG:N	2.53	0.41
19:QS:41:VAL:HG12	19:QS:45:VAL:H	1.85	0.41
13:QM:80:ARG:NH1	19:QS:65:ASN:O	2.51	0.41
21:QU:2:GLY:C	21:QU:4:GLY:H	2.23	0.41
22:QV:18:G:C6	22:QV:57:A:C6	3.08	0.41
50:R4:4:GLY:O	50:R4:5:ILE:C	2.59	0.41
52:R6:8:LYS:O	52:R6:9:LEU:HB2	2.20	0.41
54:R8:26:LYS:HD3	54:R8:26:LYS:HA	1.86	0.41
25:RA:1331:A:H2'	25:RA:1333:C:C5	2.56	0.41
25:RA:1678:G:N2	25:RA:1989:G:N2	2.67	0.41
25:RA:2512:C:H2'	25:RA:2513:G:O4'	2.21	0.41
25:RA:2648:C:H2'	25:RA:2649:U:C6	2.55	0.41
25:RA:637:A:N3	25:RA:638:G:H1'	2.36	0.41
25:RA:741:G:H2'	25:RA:742:G:C8	2.55	0.41
25:RA:744:G:OP1	28:RE:132:HIS:ND1	2.54	0.41
27:RD:158:ALA:O	27:RD:196:VAL:HG11	2.21	0.41
28:RE:93:VAL:HG21	28:RE:180:ASN:HA	2.03	0.41
30:RG:135:LEU:N	30:RG:135:LEU:CD1	2.84	0.41
30:RG:44:GLY:C	30:RG:46:ALA:N	2.73	0.41
38:RS:42:ASP:C	38:RS:44:LYS:N	2.72	0.41
39:RT:76:PHE:HA	39:RT:77:PRO:HD3	1.75	0.41
41:RV:61:VAL:O	41:RV:61:VAL:CG2	2.68	0.41
42:RW:1:MET:HG3	42:RW:2:GLU:N	2.36	0.41

Continued on next page...

Continued from previous page...

Atom-1	Atom-2	Distance(Å)	Clash(Å)
43:RX:83:VAL:CG1	43:RX:87:GLN:HB2	2.50	0.41
44:RY:13:VAL:O	44:RY:24:VAL:HA	2.20	0.41
1:XA:743:U:H2'	1:XA:744:C:C6	2.56	0.41
4:XD:209:ARG:NE	4:XD:209:ARG:HA	2.36	0.41
5:XE:26:PHE:N	5:XE:26:PHE:CD1	2.87	0.41
5:XE:68:GLU:CG	5:XE:68:GLU:O	2.68	0.41
5:XE:68:GLU:HG3	5:XE:70:PRO:HD3	2.03	0.41
7:XG:103:TRP:O	7:XG:104:LEU:C	2.59	0.41
7:XG:126:ASP:N	7:XG:126:ASP:OD2	2.53	0.41
10:XJ:40:LEU:HB3	10:XJ:41:PRO:HD2	2.02	0.41
11:XK:21:ILE:HD13	11:XK:84:VAL:HG12	2.02	0.41
12:XL:25:PRO:HD2	12:XL:97:ARG:HH11	1.86	0.41
14:YN:34:TYR:CD1	14:YN:34:TYR:N	2.89	0.41
48:Y2:61:LEU:HD23	48:Y2:61:LEU:HA	1.85	0.41
49:Y3:37:LEU:HD12	49:Y3:43:ILE:CG2	2.50	0.41
50:Y4:4:GLY:O	50:Y4:5:ILE:C	2.59	0.41
54:Y8:14:VAL:CG1	54:Y8:60:LEU:HD11	2.50	0.41
25:YA:242:G:O3'	54:Y8:6:THR:HG23	2.21	0.41
25:YA:1279:G:H2'	25:YA:1280:G:O4'	2.21	0.41
25:YA:1608:A:H1'	25:YA:1610:A:OP2	2.20	0.41
25:YA:1965:C:H3'	25:YA:1966:A:H2'	2.03	0.41
25:YA:2328:A:H2'	25:YA:2329:G:C8	2.56	0.41
25:YA:748:G:C8	42:YW:89:ALA:HB1	2.55	0.41
25:YA:944:G:H5''	25:YA:945:A:O5'	2.20	0.41
26:YB:12:C:O4'	26:YB:15:A:N6	2.53	0.41
27:YD:168:ARG:O	27:YD:169:GLU:HB2	2.19	0.41
28:YE:63:LEU:CD1	28:YE:64:LYS:N	2.71	0.41
29:YF:129:PHE:O	29:YF:142:TRP:HD1	2.04	0.41
34:YO:71:ARG:HH11	39:YT:74:ARG:HH21	1.65	0.41
40:YU:39:LEU:O	40:YU:42:ALA:N	2.53	0.41
42:YW:14:PRO:C	42:YW:18:ARG:HD2	2.41	0.41
25:YA:1335:U:OP1	43:YX:65:ARG:NE	2.54	0.41
44:YY:95:LYS:HZ1	44:YY:95:LYS:HB2	1.86	0.41
45:YZ:77:ASP:OD2	45:YZ:80:ARG:HD3	2.21	0.41
1:QA:1065:U:O2'	1:QA:1066:C:OP2	2.30	0.41
1:QA:1318:A:H4'	19:QS:11:VAL:CG1	2.46	0.41
1:QA:262:A:C6	1:QA:263:A:C6	3.09	0.41
1:QA:539:A:H2'	1:QA:540:G:C8	2.55	0.41
1:QA:803:G:C6	1:QA:804:U:C4	3.09	0.41
2:QB:168:THR:CG2	2:QB:192:SER:HB2	2.51	0.41
3:QC:108:ASN:CG	3:QC:111:LEU:HG	2.41	0.41
3:QC:108:ASN:HB3	3:QC:111:LEU:CG	2.51	0.41

Continued on next page...

Continued from previous page...

Atom-1	Atom-2	Distance(Å)	Clash(Å)
4:QD:30:LYS:HG3	4:QD:35:ARG:CZ	2.47	0.41
5:QE:27:ARG:CG	5:QE:28:PHE:N	2.84	0.41
6:QF:3:ARG:HB3	6:QF:93:SER:CB	2.47	0.41
7:QG:103:TRP:O	7:QG:104:LEU:C	2.59	0.41
7:QG:121:ALA:O	7:QG:125:MET:HG3	2.21	0.41
7:QG:22:LEU:O	7:QG:25:ALA:HB3	2.21	0.41
7:QG:78:ARG:NH1	7:QG:78:ARG:CG	2.84	0.41
7:QG:92:SER:HB3	7:QG:95:ARG:HB2	2.03	0.41
9:QI:71:SER:O	9:QI:72:GLY:C	2.58	0.41
10:QJ:45:ARG:HH11	10:QJ:45:ARG:HG3	1.86	0.41
10:QJ:71:LEU:HD12	10:QJ:72:VAL:H	1.85	0.41
11:QK:22:HIS:HB3	11:QK:29:ILE:HG22	2.03	0.41
12:QL:53:ARG:HH12	12:QL:92:ASP:CB	2.33	0.41
15:QO:74:ASP:C	15:QO:76:GLU:H	2.24	0.41
1:QA:468:A:O3'	16:QP:80:PHE:O	2.39	0.41
48:R2:18:PRO:C	48:R2:20:GLU:N	2.73	0.41
48:R2:41:ILE:HD12	48:R2:43:GLN:N	2.35	0.41
50:R4:12:ALA:HB1	50:R4:30:GLU:N	2.35	0.41
50:R4:14:ILE:HA	50:R4:31:ILE:O	2.21	0.41
54:R8:14:VAL:CG1	54:R8:60:LEU:HD11	2.51	0.41
25:RA:1153:C:H2'	25:RA:1154:G:O4'	2.20	0.41
25:RA:2196:C:N4	25:RA:2197:U:O4	2.54	0.41
25:RA:2320:A:N3	25:RA:2320:A:H2'	2.35	0.41
25:RA:2516:G:C5	25:RA:2517:C:C4	3.09	0.41
25:RA:2517:C:C2	25:RA:2542:A:N6	2.89	0.41
25:RA:675:A:N6	25:RA:676:A:N6	2.68	0.41
25:RA:754:C:H2'	25:RA:755:C:C6	2.55	0.41
27:RD:68:LYS:HG3	27:RD:68:LYS:O	2.20	0.41
25:RA:607:U:OP1	29:RF:102:PRO:HA	2.21	0.41
29:RF:183:VAL:HG22	29:RF:184:TYR:N	2.35	0.41
30:RG:77:ILE:H	30:RG:82:LEU:HB2	1.84	0.41
31:RH:137:ASP:HB2	31:RH:140:LYS:CE	2.51	0.41
31:RH:45:VAL:O	31:RH:45:VAL:CG1	2.69	0.41
37:RR:1:MET:SD	37:RR:1:MET:N	2.75	0.41
37:RR:28:LEU:HD12	37:RR:29:LEU:HD12	2.01	0.41
37:RR:47:PHE:O	37:RR:51:LEU:HD23	2.21	0.41
38:RS:66:ALA:HA	38:RS:69:VAL:CG1	2.51	0.41
40:RU:6:THR:HG21	40:RU:10:ARG:CZ	2.50	0.41
40:RU:76:TYR:O	40:RU:80:ILE:HG12	2.21	0.41
42:RW:14:PRO:HG3	42:RW:101:SER:OG	2.21	0.41
42:RW:14:PRO:C	42:RW:18:ARG:HD2	2.41	0.41
42:RW:96:ILE:O	42:RW:96:ILE:CG2	2.68	0.41

Continued on next page...

Continued from previous page...

Atom-1	Atom-2	Distance(Å)	Clash(Å)
1:XA:1194:U:H4'	5:XE:22:GLY:O	2.20	0.41
1:XA:266:G:H5'	1:XA:268:C:H41	1.85	0.41
1:XA:372:C:H42	1:XA:389:A:H62	1.68	0.41
1:XA:558:G:H2'	1:XA:559:A:H2	1.85	0.41
1:XA:779:C:H2'	1:XA:780:A:O4'	2.20	0.41
1:XA:807:A:H2'	1:XA:808:C:C6	2.56	0.41
2:XB:200:ILE:CG2	2:XB:201:ILE:N	2.83	0.41
2:XB:75:LYS:C	2:XB:77:ALA:H	2.24	0.41
3:XC:19:GLU:HA	3:XC:54:ARG:NH1	2.14	0.41
3:XC:70:VAL:HG12	3:XC:71:ALA:H	1.84	0.41
4:XD:101:LEU:CD2	4:XD:121:VAL:HG11	2.50	0.41
8:XH:1:MET:O	8:XH:2:LEU:HB2	2.21	0.41
2:XB:178:ARG:CD	8:XH:71:GLY:C	2.89	0.41
1:XA:562:C:O2'	12:XL:16:GLU:O	2.16	0.41
12:XL:44:THR:HA	12:XL:45:PRO:HD3	1.71	0.41
15:XO:69:TYR:CZ	15:XO:73:GLU:HG3	2.55	0.41
16:XP:20:VAL:CG2	16:XP:32:TYR:CD2	3.04	0.41
16:XP:40:ASP:C	16:XP:42:ARG:N	2.73	0.41
18:XR:53:ARG:O	18:XR:55:ARG:N	2.53	0.41
18:XR:74:ARG:HG2	18:XR:79:LEU:HB2	2.01	0.41
19:XS:39:THR:O	19:XS:40:ILE:HB	2.20	0.41
20:XT:101:GLY:C	20:XT:103:GLY:N	2.73	0.41
47:Y1:82:LEU:HD13	47:Y1:83:GLU:C	2.36	0.41
47:Y1:86:SER:O	47:Y1:89:GLU:HB2	2.21	0.41
52:Y6:8:LYS:O	52:Y6:9:LEU:HB2	2.20	0.41
54:Y8:56:GLU:C	54:Y8:58:ILE:N	2.73	0.41
25:YA:1693:U:H1'	27:YD:14:ARG:HH22	1.85	0.41
25:YA:2360:A:H2'	25:YA:2361:A:O4'	2.21	0.41
25:YA:26:G:C6	25:YA:27:G:N1	2.89	0.41
25:YA:581:C:H2'	25:YA:582:G:C8	2.55	0.41
28:YE:161:GLY:O	28:YE:162:ALA:HB3	2.20	0.41
28:YE:24:THR:HB	28:YE:184:VAL:HG23	2.02	0.41
30:YG:44:GLY:C	30:YG:46:ALA:N	2.73	0.41
30:YG:67:LYS:NZ	50:Y4:6:HIS:CD2	2.89	0.41
31:YH:59:ARG:NH1	31:YH:59:ARG:CG	2.79	0.41
34:YO:48:PRO:O	34:YO:50:GLY:N	2.54	0.41
37:YR:55:ALA:HA	37:YR:80:PHE:CE2	2.55	0.41
38:YS:66:ALA:HA	38:YS:69:VAL:CG1	2.51	0.41
39:YT:28:VAL:HG23	39:YT:87:ASP:O	2.21	0.41
41:YV:22:VAL:CG1	41:YV:23:GLU:H	2.32	0.41
42:YW:14:PRO:HG3	42:YW:101:SER:OG	2.21	0.41
42:YW:29:LEU:HD23	42:YW:29:LEU:C	2.41	0.41

Continued on next page...

Continued from previous page...

Atom-1	Atom-2	Distance(Å)	Clash(Å)
42:YW:68:ARG:O	42:YW:110:LYS:N	2.46	0.41
43:YX:60:ARG:HA	43:YX:75:ASP:OD2	2.20	0.41
25:YA:65:C:P	43:YX:71:GLY:HA3	2.61	0.41
43:YX:83:VAL:CG1	43:YX:87:GLN:HB2	2.50	0.41
1:QA:184:G:H2'	1:QA:185:A:C8	2.45	0.41
1:QA:376:G:OP1	16:QP:5:ARG:HB2	2.20	0.41
2:QB:115:LEU:O	2:QB:119:GLU:N	2.54	0.41
2:QB:71:VAL:HG23	2:QB:164:VAL:HG22	2.02	0.41
2:QB:32:ILE:HD13	2:QB:190:THR:HG21	2.03	0.41
3:QC:55:VAL:O	3:QC:55:VAL:HG12	2.21	0.41
3:QC:78:GLY:HA3	3:QC:83:ARG:HB2	2.03	0.41
3:QC:92:ALA:HB2	3:QC:99:VAL:HG13	2.03	0.41
4:QD:30:LYS:HB3	4:QD:35:ARG:CG	2.36	0.41
5:QE:153:LYS:HD3	5:QE:153:LYS:C	2.40	0.41
9:QL:88:TYR:O	9:QL:89:ASN:HB2	2.20	0.41
10:QJ:8:LEU:HD11	10:QJ:23:ILE:CD1	2.37	0.41
12:QL:43:VAL:HG13	12:QL:55:VAL:HG21	2.03	0.41
13:QM:15:VAL:O	13:QM:19:LEU:HD22	2.21	0.41
15:QO:69:TYR:CZ	15:QO:73:GLU:HG3	2.56	0.41
16:QP:50:LYS:C	16:QP:50:LYS:HD3	2.41	0.41
16:QP:6:LEU:N	16:QP:6:LEU:CD1	2.84	0.41
17:QQ:89:LEU:HD23	17:QQ:89:LEU:HA	1.93	0.41
54:R8:64:TYR:HB3	54:R8:65:GLU:H	1.40	0.41
25:RA:140:A:C8	25:RA:1408:C:O2'	2.70	0.41
25:RA:1688:U:O2	25:RA:1700:A:H8	2.04	0.41
25:RA:1799:G:H5'	25:RA:1819:A:H61	1.84	0.41
25:RA:1836:C:H2'	25:RA:1837:C:H6	1.86	0.41
25:RA:2295:C:P	38:RS:10:ARG:HD2	2.61	0.41
25:RA:2725:A:O2'	25:RA:2726:U:H5''	2.20	0.41
25:RA:396:G:H1'	47:R1:42:GLN:HB3	2.02	0.41
27:RD:177:LEU:C	27:RD:179:SER:H	2.23	0.41
27:RD:197:GLY:O	27:RD:198:ASN:HB3	2.21	0.41
27:RD:263:ARG:CB	27:RD:263:ARG:NH1	2.75	0.41
29:RF:46:ARG:NH1	29:RF:46:ARG:CG	2.72	0.41
34:RO:10:VAL:HG21	34:RO:16:ALA:HB3	2.03	0.41
34:RO:2:ILE:HG12	34:RO:8:LEU:HD11	2.02	0.41
34:RO:48:PRO:O	34:RO:50:GLY:N	2.54	0.41
35:RP:55:ARG:NH2	35:RP:55:ARG:HG2	2.36	0.41
36:RQ:139:GLU:CG	36:RQ:140:ALA:N	2.84	0.41
36:RQ:20:ALA:HB1	36:RQ:99:PRO:CG	2.51	0.41
37:RR:55:ALA:O	37:RR:58:GLY:HA3	2.21	0.41
39:RT:28:VAL:HG23	39:RT:87:ASP:O	2.21	0.41

Continued on next page...

Continued from previous page...

Atom-1	Atom-2	Distance(Å)	Clash(Å)
42:RW:29:LEU:C	42:RW:29:LEU:HD23	2.41	0.41
44:RY:43:ASN:O	44:RY:43:ASN:OD1	2.39	0.41
1:XA:1285:A:H4'	1:XA:1286:A:O5'	2.21	0.41
1:XA:1317:C:H5''	1:XA:1318:A:OP2	2.21	0.41
1:XA:1346:A:H5'	9:XI:120:ARG:NH1	2.32	0.41
1:XA:1349:A:OP2	9:XI:118:LYS:NZ	2.51	0.41
1:XA:485:G:H1'	1:XA:486:U:H5	1.85	0.41
2:XB:115:LEU:O	2:XB:119:GLU:N	2.54	0.41
2:XB:212:GLN:O	2:XB:212:GLN:NE2	2.54	0.41
2:XB:62:ALA:O	2:XB:65:GLY:N	2.53	0.41
2:XB:87:ARG:HH11	2:XB:223:ILE:HD11	1.82	0.41
2:XB:95:GLN:HB3	2:XB:148:TYR:HD1	1.84	0.41
4:XD:93:PHE:CE1	4:XD:97:LEU:HD11	2.55	0.41
7:XG:80:VAL:CG1	7:XG:81:GLY:N	2.83	0.41
9:XI:105:ASP:C	9:XI:107:ARG:N	2.74	0.41
9:XI:43:ALA:C	9:XI:45:ALA:N	2.73	0.41
9:XI:83:ARG:HG2	9:XI:83:ARG:H	1.64	0.41
1:XA:1151:A:N3	10:XJ:39:PRO:HG3	2.36	0.41
10:XJ:54:PHE:CZ	10:XJ:55:LYS:CE	3.04	0.41
12:XL:91:LYS:HE2	12:XL:91:LYS:HB2	1.76	0.41
13:XM:117:VAL:CG2	13:XM:118:ALA:H	2.31	0.41
13:XM:15:VAL:O	13:XM:19:LEU:HD22	2.21	0.41
17:XQ:85:VAL:HG12	17:XQ:85:VAL:O	2.20	0.41
19:XS:7:LYS:CG	19:XS:8:GLY:N	2.83	0.41
20:XT:89:ARG:HH12	20:XT:106:ALA:CB	2.34	0.41
48:Y2:41:ILE:C	48:Y2:41:ILE:CD1	2.81	0.41
51:Y5:41:PRO:HA	51:Y5:42:PRO:HD3	1.82	0.41
52:Y6:27:LYS:CB	52:Y6:27:LYS:NZ	2.73	0.41
53:Y7:24:THR:HB	53:Y7:25:PRO:HD2	2.03	0.41
25:YA:1071:G:O5'	25:YA:1071:G:H8	2.04	0.41
25:YA:1418:G:H8	25:YA:1418:G:O5'	2.03	0.41
25:YA:1952:A:C6	25:YA:1953:A:N1	2.89	0.41
25:YA:2025:C:H2'	25:YA:2026:C:C6	2.55	0.41
25:YA:2563:U:H2'	25:YA:2565:A:OP2	2.20	0.41
25:YA:475:U:C4	25:YA:481:G:O6	2.74	0.41
25:YA:521:G:H2'	25:YA:522:G:C8	2.55	0.41
25:YA:554:U:HO2'	25:YA:556:G:H8	1.68	0.41
25:YA:642:G:N2	25:YA:645:C:OP2	2.53	0.41
27:YD:117:VAL:HG22	27:YD:118:VAL:N	2.35	0.41
27:YD:154:LYS:C	27:YD:155:LEU:HD12	2.41	0.41
27:YD:197:GLY:O	27:YD:198:ASN:HB3	2.21	0.41
28:YE:36:ARG:O	28:YE:37:ARG:C	2.59	0.41

Continued on next page...

Continued from previous page...

Atom-1	Atom-2	Distance(Å)	Clash(Å)
29:YF:68:LYS:O	29:YF:69:HIS:HB2	2.21	0.41
30:YG:78:SER:O	30:YG:79:ASN:C	2.59	0.41
30:YG:95:ARG:CA	30:YG:99:MET:HB3	2.50	0.41
33:YN:62:VAL:CG1	33:YN:66:LYS:HB2	2.50	0.41
34:YO:10:VAL:HG21	34:YO:16:ALA:HB3	2.03	0.41
35:YP:101:VAL:HG23	35:YP:106:LEU:HB3	2.03	0.41
36:YQ:90:VAL:C	36:YQ:92:GLY:N	2.71	0.41
38:YS:93:LYS:HE3	38:YS:93:LYS:HB2	1.93	0.41
40:YU:91:ASP:OD2	40:YU:96:ALA:CA	2.69	0.41
41:YV:38:LEU:O	41:YV:51:VAL:HA	2.21	0.41
42:YW:55:ALA:O	42:YW:58:ALA:HB3	2.21	0.41
44:YY:2:ARG:O	44:YY:3:VAL:O	2.38	0.41
44:YY:49:VAL:O	44:YY:50:ARG:C	2.59	0.41
3:QC:47:LEU:CD1	3:QC:76:VAL:HG12	2.42	0.41
5:QE:32:VAL:CG2	5:QE:58:ALA:HB1	2.51	0.41
5:QE:72:GLN:C	5:QE:74:GLY:H	2.23	0.41
7:QG:101:LEU:O	7:QG:104:LEU:HB2	2.21	0.41
8:QH:38:ILE:CD1	8:QH:118:VAL:HG12	2.49	0.41
10:QJ:84:GLN:HG3	10:QJ:84:GLN:H	1.50	0.41
12:QL:89:ARG:HB3	12:QL:97:ARG:HA	2.02	0.41
13:QM:110:ARG:O	13:QM:110:ARG:HG3	2.20	0.41
13:QM:82:MET:HG2	13:QM:93:ARG:HG3	2.03	0.41
13:QM:8:GLU:C	13:QM:9:ILE:CG2	2.90	0.41
14:QN:18:VAL:CG2	14:QN:19:ARG:H	2.32	0.41
15:QO:25:THR:CG2	15:QO:70:LEU:HB2	2.48	0.41
17:QQ:11:VAL:HG23	17:QQ:12:SER:H	1.85	0.41
17:QQ:67:LYS:O	17:QQ:68:ARG:HB3	2.21	0.41
19:QS:39:THR:HG23	19:QS:68:GLY:O	2.21	0.41
47:R1:18:ILE:HG22	47:R1:18:ILE:O	2.21	0.41
25:RA:1149:G:H2'	25:RA:1150:C:H6	1.85	0.41
25:RA:2199:A:H3'	25:RA:2205:C:C6	2.55	0.41
25:RA:2770:G:H5''	25:RA:2771:C:OP2	2.20	0.41
25:RA:2776:A:H4'	25:RA:2777:G:O5'	2.21	0.41
25:RA:2832:U:O2'	25:RA:2833:G:P	2.79	0.41
25:RA:389:G:H22	35:RP:72:PRO:CD	2.34	0.41
25:RA:397:G:H1'	25:RA:2231:C:O2'	2.20	0.41
27:RD:145:VAL:CG1	27:RD:146:GLU:N	2.83	0.41
27:RD:154:LYS:C	27:RD:155:LEU:HD12	2.41	0.41
27:RD:272:ALA:HB1	27:RD:273:ARG:H	1.58	0.41
28:RE:4:ILE:HG22	28:RE:198:VAL:HB	2.02	0.41
13:QM:7:VAL:HB	30:RG:115:ARG:NH1	2.35	0.41
30:RG:47:LYS:HE3	30:RG:47:LYS:HB2	1.80	0.41

Continued on next page...

Continued from previous page...

Atom-1	Atom-2	Distance(Å)	Clash(Å)
32:RI:38:LEU:H	32:RI:38:LEU:HD12	1.86	0.41
33:RN:133:GLN:C	33:RN:134:ARG:HG2	2.41	0.41
25:RA:995:C:N4	33:RN:2:LYS:HG3	2.36	0.41
33:RN:58:ASP:HB3	33:RN:95:PRO:HB3	2.02	0.41
35:RP:101:VAL:HG23	35:RP:106:LEU:HB3	2.03	0.41
36:RQ:27:VAL:HG22	36:RQ:105:GLU:CD	2.41	0.41
36:RQ:139:GLU:HG2	36:RQ:140:ALA:N	2.36	0.41
37:RR:94:TYR:CD2	37:RR:94:TYR:N	2.87	0.41
38:RS:15:ARG:O	38:RS:19:LYS:HD3	2.20	0.41
39:RT:39:ARG:HG2	39:RT:40:THR:N	2.25	0.41
39:RT:84:GLN:HG2	39:RT:85:LYS:N	2.36	0.41
40:RU:83:LEU:CD1	40:RU:113:ALA:HB2	2.50	0.41
40:RU:27:LEU:C	40:RU:29:SER:N	2.73	0.41
40:RU:33:ARG:O	40:RU:37:GLU:HB2	2.21	0.41
40:RU:57:PHE:O	40:RU:60:LEU:N	2.54	0.41
41:RV:67:GLY:O	41:RV:68:LYS:C	2.60	0.41
42:RW:50:VAL:O	42:RW:53:SER:N	2.50	0.41
1:XA:579:G:H5'	1:XA:728:A:H1'	2.02	0.41
1:XA:626:U:C2	1:XA:627:G:C8	3.09	0.41
1:XA:675:A:H1'	11:XK:116:HIS:CG	2.56	0.41
1:XA:719:C:O2	18:XR:50:ILE:HD13	2.21	0.41
1:XA:864:A:H2'	1:XA:865:A:C8	2.56	0.41
2:XB:37:ASN:C	2:XB:39:ILE:N	2.73	0.41
4:XD:178:VAL:HG12	4:XD:179:GLU:N	2.35	0.41
5:XE:51:VAL:CB	5:XE:52:PRO:HD3	2.38	0.41
7:XG:118:VAL:HG23	7:XG:119:ARG:N	2.35	0.41
8:XH:33:GLU:C	8:XH:35:ILE:H	2.25	0.41
9:XI:10:ARG:CG	9:XI:105:ASP:HB2	2.51	0.41
9:XI:113:LYS:H	9:XI:113:LYS:CD	2.28	0.41
10:XJ:29:ARG:O	10:XJ:30:SER:HB3	2.20	0.41
12:XL:62:SER:O	12:XL:64:TYR:N	2.54	0.41
12:XL:90:VAL:HG12	12:XL:92:ASP:H	1.86	0.41
13:XM:117:VAL:O	13:XM:119:GLY:N	2.53	0.41
16:XP:1:MET:H2	16:XP:24:ALA:HB3	1.85	0.41
17:XQ:11:VAL:HG23	17:XQ:12:SER:H	1.85	0.41
50:Y4:26:SER:C	50:Y4:27:THR:O	2.58	0.41
55:Y9:2:LYS:HA	55:Y9:2:LYS:HD2	1.96	0.41
25:YA:118:A:C8	25:YA:119:A:C8	3.08	0.41
25:YA:1321:A:H2'	25:YA:1322:A:O4'	2.21	0.41
25:YA:1991:U:H2'	25:YA:1992:G:H5''	2.02	0.41
25:YA:2159:G:H2'	25:YA:2160:G:H8	1.85	0.41
25:YA:315:G:H2'	25:YA:316:C:C6	2.56	0.41

Continued on next page...

Continued from previous page...

Atom-1	Atom-2	Distance(Å)	Clash(Å)
25:YA:515:A:H1'	25:YA:581:C:H1'	2.03	0.41
26:YB:15:A:H5'	26:YB:16:G:H8	1.80	0.41
28:YE:62:PRO:O	28:YE:63:LEU:C	2.59	0.41
35:YP:101:VAL:O	35:YP:103:ALA:N	2.53	0.41
35:YP:18:ARG:HD2	35:YP:27:HIS:CD2	2.55	0.41
37:YR:29:LEU:HD11	37:YR:48:VAL:CG1	2.50	0.41
37:YR:55:ALA:O	37:YR:58:GLY:HA3	2.21	0.41
38:YS:53:SER:HA	38:YS:56:LEU:CD2	2.50	0.41
42:YW:71:VAL:HA	42:YW:107:LEU:HD12	2.02	0.41
43:YX:31:HIS:HA	43:YX:32:PRO:HD3	1.88	0.41
44:YY:13:VAL:O	44:YY:24:VAL:HA	2.20	0.41
45:YZ:91:LEU:HB3	45:YZ:130:PRO:HB3	2.02	0.41
1:QA:1098:C:H2'	1:QA:1099:G:O4'	2.21	0.41
1:QA:129(A):G:C6	1:QA:191(A):G:H1'	2.56	0.41
1:QA:296:U:H2'	1:QA:297:G:C8	2.56	0.41
1:QA:337:C:H2'	1:QA:338:A:C8	2.55	0.41
1:QA:558:G:H2'	1:QA:559:A:C2	2.56	0.41
2:QB:223:ILE:O	2:QB:226:ARG:HB3	2.21	0.41
2:QB:95:GLN:O	2:QB:96:ARG:C	2.59	0.41
3:QC:23:TYR:CD2	3:QC:24:ALA:N	2.88	0.41
5:QE:132:ALA:O	5:QE:133:TYR:C	2.59	0.41
5:QE:41:VAL:O	5:QE:66:MET:HA	2.21	0.41
5:QE:68:GLU:CG	5:QE:68:GLU:O	2.68	0.41
5:QE:90:VAL:C	5:QE:91:LEU:HD12	2.42	0.41
8:QH:18:ARG:HA	8:QH:18:ARG:HD2	1.92	0.41
9:QI:49:PRO:O	9:QI:85:LEU:HD21	2.20	0.41
12:QL:109:GLY:HA3	12:QL:121:GLY:O	2.20	0.41
12:QL:62:SER:HB2	12:QL:64:TYR:CD1	2.56	0.41
13:QM:117:VAL:O	13:QM:119:GLY:N	2.53	0.41
13:QM:28:ALA:C	13:QM:30:ALA:H	2.25	0.41
17:QQ:51:TYR:HA	17:QQ:52:LYS:HZ2	1.85	0.41
17:QQ:60:ILE:HG23	17:QQ:60:ILE:O	2.21	0.41
17:QQ:85:VAL:HG12	17:QQ:85:VAL:O	2.20	0.41
19:QS:29:ARG:NH1	19:QS:29:ARG:HG2	2.36	0.41
48:R2:65:ASN:O	48:R2:66:GLU:C	2.59	0.41
50:R4:63:TYR:O	50:R4:65:ASP:N	2.54	0.41
53:R7:24:THR:HB	53:R7:25:PRO:HD2	2.03	0.41
54:R8:3:LYS:HB3	54:R8:3:LYS:HE2	1.82	0.41
25:RA:631:A:P	54:R8:46:ARG:HH21	2.40	0.41
25:RA:1542:G:H5'	25:RA:1543:A:OP2	2.21	0.41
25:RA:1688:U:H1'	25:RA:1701:A:C6	2.56	0.41
25:RA:2051:A:H5'	25:RA:2578:G:O4'	2.20	0.41

Continued on next page...

Continued from previous page...

Atom-1	Atom-2	Distance(Å)	Clash(Å)
25:RA:270(H):C:H2'	25:RA:270(I):G:C8	2.55	0.41
25:RA:299:A:N3	25:RA:319:C:O2'	2.52	0.41
25:RA:508:G:HO2'	25:RA:509:C:P	2.43	0.41
25:RA:978:G:H1	25:RA:985:C:H42	1.69	0.41
26:RB:14:U:OP2	26:RB:70:C:O2'	2.30	0.41
26:RB:55:U:H5'	30:RG:28:VAL:HG21	2.02	0.41
27:RD:147:LEU:CD1	27:RD:155:LEU:HD21	2.51	0.41
28:RE:9:VAL:HB	28:RE:10:GLY:H	1.71	0.41
28:RE:147:PRO:HB2	28:RE:149:ARG:HG2	2.03	0.41
28:RE:161:GLY:O	28:RE:162:ALA:HB3	2.20	0.41
28:RE:51:PHE:CG	28:RE:52:LEU:N	2.89	0.41
30:RG:7:LEU:CD2	30:RG:176:LEU:HD22	2.45	0.41
30:RG:61:ALA:CB	30:RG:67:LYS:HA	2.50	0.41
30:RG:67:LYS:NZ	50:R4:6:HIS:CD2	2.89	0.41
31:RH:145:ALA:O	31:RH:148:ILE:HB	2.21	0.41
33:RN:10:GLU:OE2	33:RN:11:PRO:HD2	2.21	0.41
33:RN:56:ASN:ND2	33:RN:126:PRO:N	2.69	0.41
25:RA:196:A:OP2	35:RP:46:LYS:NZ	2.54	0.41
35:RP:65:ARG:C	35:RP:66:GLY:O	2.59	0.41
35:RP:66:GLY:O	35:RP:67:MET:CB	2.63	0.41
35:RP:9:ASN:HB2	35:RP:10:PRO:HD2	2.03	0.41
36:RQ:52:VAL:O	36:RQ:53:ALA:C	2.59	0.41
38:RS:106:ARG:CZ	38:RS:106:ARG:HB2	2.49	0.41
38:RS:6:ALA:O	38:RS:10:ARG:HD3	2.21	0.41
25:RA:993:G:P	40:RU:50:ARG:HH22	2.40	0.41
44:RY:86:ARG:HA	44:RY:86:ARG:HD2	1.91	0.41
45:RZ:76:LEU:HD23	45:RZ:76:LEU:H	1.86	0.41
1:XA:1434:A:H2'	1:XA:1435:G:O4'	2.21	0.41
1:XA:336:C:H2'	1:XA:337:C:C6	2.55	0.41
1:XA:626:U:H2'	1:XA:627:G:H8	1.86	0.41
1:XA:627:G:H2'	1:XA:628:G:C8	2.56	0.41
1:XA:648:A:H2'	1:XA:649:G:C8	2.55	0.41
1:XA:97:U:H2'	1:XA:99:C:C6	2.56	0.41
2:XB:204:ASN:HD22	2:XB:204:ASN:C	2.22	0.41
3:XC:47:LEU:CD1	3:XC:76:VAL:HG12	2.42	0.41
5:XE:10:MET:CE	5:XE:13:ILE:HD13	2.51	0.41
7:XG:92:SER:HB3	7:XG:95:ARG:HB2	2.03	0.41
8:XH:20:TYR:CD1	8:XH:65:TYR:CD2	2.98	0.41
10:XJ:45:ARG:HB2	10:XJ:65:LEU:HB3	2.03	0.41
1:XA:502:G:P	12:XL:118:SER:HB2	2.60	0.41
17:XQ:63:ARG:HG2	17:XQ:64:PRO:HD2	2.03	0.41
17:XQ:86:GLU:O	17:XQ:87:LYS:C	2.60	0.41

Continued on next page...

Continued from previous page...

Atom-1	Atom-2	Distance(Å)	Clash(Å)
17:XQ:89:LEU:HD23	17:XQ:89:LEU:HA	1.93	0.41
18:XR:84:LYS:H	18:XR:84:LYS:HG2	1.56	0.41
19:XS:10:PHE:CD2	19:XS:11:VAL:N	2.89	0.41
48:Y2:11:GLU:HA	48:Y2:14:ARG:HD2	2.02	0.41
48:Y2:18:PRO:C	48:Y2:20:GLU:N	2.73	0.41
48:Y2:41:ILE:HD12	48:Y2:43:GLN:N	2.35	0.41
48:Y2:53:LEU:O	48:Y2:57:ILE:HG13	2.21	0.41
54:Y8:17:THR:O	54:Y8:20:GLY:N	2.46	0.41
25:YA:1155:A:O3'	40:YU:55:ARG:NH1	2.54	0.41
25:YA:2295:C:P	38:YS:10:ARG:HD2	2.60	0.41
25:YA:2303:G:O2'	30:YG:132:ASN:ND2	2.45	0.41
25:YA:2764:A:N6	25:YA:2766:G:C2	2.89	0.41
25:YA:2790:A:O2'	25:YA:2893:G:N3	2.50	0.41
25:YA:569:U:C4	25:YA:570:G:C6	3.08	0.41
25:YA:864:G:C6	25:YA:865:C:N4	2.89	0.41
27:YD:134:ARG:HG3	27:YD:134:ARG:H	1.55	0.41
28:YE:101:ARG:C	28:YE:201:THR:OG1	2.58	0.41
25:YA:1257:C:O2'	29:YF:84:VAL:HG12	2.21	0.41
30:YG:18:GLU:OE2	30:YG:18:GLU:HA	2.21	0.41
30:YG:22:ARG:HH22	30:YG:175:LEU:HD21	1.85	0.41
30:YG:53:LEU:CD1	30:YG:87:PRO:HB2	2.51	0.41
31:YH:137:ASP:HB2	31:YH:140:LYS:CE	2.51	0.41
31:YH:146:ALA:HA	31:YH:164:TYR:OH	2.20	0.41
33:YN:101:HIS:HD2	33:YN:102:ALA:N	2.19	0.41
35:YP:12:ALA:C	35:YP:14:LYS:N	2.73	0.41
25:YA:2296:U:H2'	38:YS:9:ARG:NH1	2.36	0.41
40:YU:57:PHE:O	40:YU:60:LEU:N	2.54	0.41
40:YU:5:LYS:C	40:YU:7:GLY:N	2.74	0.41
40:YU:92:ARG:O	40:YU:92:ARG:CG	2.54	0.41
41:YV:38:LEU:CD1	41:YV:55:ALA:CB	2.99	0.41
42:YW:14:PRO:O	42:YW:15:ARG:C	2.58	0.41
43:YX:54:VAL:C	43:YX:55:ASN:HD22	2.23	0.41
45:YZ:97:GLU:HG3	45:YZ:127:LYS:NZ	2.35	0.41
1:QA:1287:A:H2'	1:QA:1288:A:C8	2.56	0.41
1:QA:1286:A:C8	1:QA:1287:A:H4'	2.56	0.41
1:QA:1298:C:H4'	1:QA:1299:A:C8	2.56	0.41
1:QA:1384:C:H2'	1:QA:1385:G:C8	2.55	0.41
1:QA:1441:G:H4'	1:QA:1442:G:C4	2.56	0.41
1:QA:186(D):C:H2'	1:QA:186(E):C:C6	2.56	0.41
1:QA:51:A:N1	1:QA:314:C:O2'	2.48	0.41
1:QA:545:C:OP2	4:QD:62:GLN:NE2	2.52	0.41
1:QA:736:C:H2'	1:QA:737:A:C8	2.56	0.41

Continued on next page...

Continued from previous page...

Atom-1	Atom-2	Distance(Å)	Clash(Å)
1:QA:825:G:H1'	8:QH:2:LEU:HD21	2.02	0.41
2:QB:130:ARG:HH22	2:QB:138:LEU:HD21	1.85	0.41
2:QB:17:PHE:HB2	2:QB:42:ILE:CG2	2.50	0.41
2:QB:62:ALA:O	2:QB:65:GLY:N	2.53	0.41
3:QC:95:THR:HG23	3:QC:97:LYS:HZ1	1.86	0.41
4:QD:15:GLU:OE1	4:QD:15:GLU:N	2.54	0.41
4:QD:199:ASN:OD1	4:QD:201:GLN:HB3	2.21	0.41
6:QF:75:LEU:HD23	6:QF:75:LEU:C	2.41	0.41
9:QI:13:ALA:H	9:QI:68:GLY:HA3	1.86	0.41
12:QL:53:ARG:HH12	12:QL:92:ASP:HB3	1.85	0.41
15:QO:3:ILE:H	15:QO:3:ILE:CD1	2.20	0.41
16:QP:20:VAL:HG22	16:QP:21:VAL:H	1.83	0.41
17:QQ:86:GLU:O	17:QQ:87:LYS:C	2.60	0.41
20:QT:47:GLY:C	20:QT:49:ALA:N	2.72	0.41
1:QA:193:C:OP1	20:QT:57:ARG:HD2	2.21	0.41
47:R1:85:LEU:N	47:R1:85:LEU:CD2	2.84	0.41
48:R2:48:HIS:O	48:R2:49:LYS:C	2.57	0.41
50:R4:42:PHE:CZ	50:R4:43:TYR:HB3	2.57	0.41
53:R7:5:TRP:HE1	53:R7:7:PRO:HG3	1.85	0.41
25:RA:1520:U:H2'	25:RA:1521:G:O4'	2.21	0.41
25:RA:554:U:HO2'	25:RA:556:G:H8	1.69	0.41
25:RA:833:U:H2'	25:RA:834:C:H6	1.84	0.41
26:RB:28:C:H2'	26:RB:29:A:C8	2.56	0.41
27:RD:31:LYS:O	27:RD:32:SER:O	2.39	0.41
28:RE:62:PRO:O	28:RE:63:LEU:C	2.59	0.41
13:QM:3:ARG:NH2	30:RG:139:LEU:HD13	2.35	0.41
30:RG:95:ARG:HA	30:RG:99:MET:HB3	2.03	0.41
30:RG:95:ARG:CA	30:RG:99:MET:HB3	2.50	0.41
31:RH:26:VAL:HG12	31:RH:33:LEU:HB2	2.03	0.41
32:RI:23:PRO:O	32:RI:27:ARG:HG2	2.21	0.41
32:RI:88:ILE:H	32:RI:88:ILE:HG12	1.57	0.41
33:RN:133:GLN:CB	33:RN:135:PRO:HD3	2.42	0.41
33:RN:137:LYS:HD2	33:RN:137:LYS:HA	1.89	0.41
33:RN:23:LEU:CD1	33:RN:99:LEU:HD23	2.51	0.41
34:RO:20:MET:O	34:RO:41:ALA:CB	2.67	0.41
34:RO:31:LYS:C	34:RO:32:TYR:CD2	2.94	0.41
35:RP:84:ASN:HB2	35:RP:87:ASP:OD2	2.21	0.41
36:RQ:39:PRO:HA	36:RQ:97:VAL:O	2.21	0.41
38:RS:100:ALA:CA	38:RS:103:GLU:HG2	2.49	0.41
1:XA:1020:U:H2'	1:XA:1021:G:C8	2.55	0.41
1:XA:1199:U:H4'	10:XJ:54:PHE:CE2	2.54	0.41
1:XA:130:A:N3	1:XA:263:A:O2'	2.46	0.41

Continued on next page...

Continued from previous page...

Atom-1	Atom-2	Distance(Å)	Clash(Å)
1:XA:163:C:H2'	1:XA:164:U:C6	2.56	0.41
1:XA:960:U:O2	1:XA:960:U:H2'	2.19	0.41
2:XB:114:ARG:O	2:XB:118:LEU:HG	2.21	0.41
2:XB:97:TRP:CH2	2:XB:176:GLU:HB2	2.54	0.41
2:XB:76:GLN:OE1	2:XB:206:ASP:HB3	2.21	0.41
3:XC:55:VAL:HG12	3:XC:55:VAL:O	2.20	0.41
3:XC:92:ALA:HB2	3:XC:99:VAL:HG13	2.03	0.41
4:XD:15:GLU:OE1	4:XD:15:GLU:N	2.54	0.41
4:XD:19:LEU:HG	4:XD:21:LEU:HG	2.03	0.41
5:XE:90:VAL:C	5:XE:91:LEU:HD12	2.42	0.41
7:XG:89:MET:HE1	7:XG:156:TRP:H	1.86	0.41
8:XH:109:ILE:HG13	8:XH:120:THR:HB	2.03	0.41
8:XH:33:GLU:O	8:XH:36:LEU:N	2.53	0.41
10:XJ:84:GLN:H	10:XJ:84:GLN:HG3	1.50	0.41
11:XK:31:THR:O	11:XK:31:THR:HG23	2.21	0.41
12:XL:117:ARG:HB3	12:XL:122:THR:HB	2.02	0.41
12:XL:38:THR:HG22	12:XL:57:LYS:HB3	2.01	0.41
14:XN:48:ALA:O	14:XN:51:GLY:N	2.53	0.41
16:XP:8:ARG:HG2	16:XP:8:ARG:NH1	2.31	0.41
1:XA:1305:G:C5'	21:XU:4:GLY:HA3	2.50	0.41
22:XV:4:G:O2'	22:XV:5:G:H8	2.04	0.41
47:Y1:91:LYS:HG3	47:Y1:92:LYS:N	2.32	0.41
47:Y1:94:LEU:HA	47:Y1:94:LEU:HD23	1.82	0.41
50:Y4:60:GLN:HB3	50:Y4:61:ARG:H	1.56	0.41
50:Y4:64:GLY:C	50:Y4:66:SER:N	2.73	0.41
50:Y4:63:TYR:O	50:Y4:65:ASP:N	2.54	0.41
52:Y6:6:ARG:NE	52:Y6:6:ARG:HA	2.36	0.41
54:Y8:40:GLU:O	54:Y8:42:ARG:N	2.54	0.41
25:YA:1844:C:H2'	25:YA:1845:G:C8	2.54	0.41
25:YA:1847:A:H5'	25:YA:1848:A:OP2	2.21	0.41
25:YA:2037:G:C6	25:YA:2038:G:C6	3.09	0.41
25:YA:2404:C:H1'	35:YP:67:MET:HE2	2.02	0.41
25:YA:2848:G:O2'	25:YA:2867:G:N2	2.50	0.41
25:YA:458:G:C8	53:Y7:37:LYS:HE3	2.56	0.41
25:YA:49:A:H61	25:YA:177:G:H2'	1.86	0.41
27:YD:147:LEU:CD1	27:YD:155:LEU:HD21	2.51	0.41
27:YD:228:PRO:HD3	27:YD:234:GLY:O	2.21	0.41
27:YD:68:LYS:HG3	27:YD:68:LYS:O	2.20	0.41
29:YF:13:SER:OG	29:YF:14:PRO:HD2	2.21	0.41
29:YF:198:ALA:HA	29:YF:201:VAL:CG1	2.41	0.41
31:YH:145:ALA:O	31:YH:148:ILE:HB	2.21	0.41
31:YH:45:VAL:O	31:YH:45:VAL:CG1	2.69	0.41

Continued on next page...

Continued from previous page...

Atom-1	Atom-2	Distance(Å)	Clash(Å)
34:YO:106:LEU:HA	34:YO:106:LEU:HD23	1.89	0.41
37:YR:61:HIS:CE1	37:YR:65:LEU:HD11	2.56	0.41
38:YS:20:ARG:HE	38:YS:21:THR:HA	1.86	0.41
38:YS:89:ARG:HG2	38:YS:89:ARG:NH1	2.36	0.41
39:YT:39:ARG:HG2	39:YT:40:THR:N	2.25	0.41
33:YN:1:MET:HE3	40:YU:95:LEU:HD21	1.98	0.41
42:YW:66:GLU:HG2	42:YW:67:ASP:N	2.36	0.41
44:YY:97:ARG:NH2	44:YY:98:VAL:CG2	2.84	0.41
44:YY:98:VAL:O	44:YY:99:CYS:HB3	2.21	0.41
45:YZ:152:ALA:HB2	45:YZ:168:GLU:HA	2.03	0.41
1:QA:1297:C:O2'	1:QA:1298:C:P	2.79	0.40
1:QA:452:A:O2'	1:QA:453:A:O4'	2.38	0.40
1:QA:935:A:H1'	1:QA:1384:C:N3	2.36	0.40
3:QC:140:ARG:NH1	3:QC:140:ARG:HB2	2.36	0.40
3:QC:46:GLU:C	3:QC:48:TYR:H	2.23	0.40
4:QD:110:PHE:HE2	4:QD:148:VAL:HG23	1.86	0.40
5:QE:101:ILE:HD13	5:QE:118:ILE:O	2.21	0.40
5:QE:64:ARG:CZ	5:QE:64:ARG:HB2	2.51	0.40
8:QH:1:MET:O	8:QH:2:LEU:HB2	2.21	0.40
11:QK:83:ILE:HG12	11:QK:109:VAL:CG2	2.51	0.40
1:QA:35:G:N2	12:QL:118:SER:OG	2.51	0.40
12:QL:8:ASN:O	12:QL:11:VAL:HG23	2.20	0.40
1:QA:1322:C:H5'	13:QM:100:GLY:HA2	2.02	0.40
15:QO:11:VAL:O	15:QO:12:ILE:C	2.60	0.40
15:QO:50:HIS:O	15:QO:53:HIS:HB3	2.20	0.40
18:QR:52:PRO:HG2	18:QR:55:ARG:HG2	2.04	0.40
18:QR:74:ARG:HG2	18:QR:79:LEU:HB2	2.02	0.40
22:QV:25:C:H2'	22:QV:26:G:O4'	2.21	0.40
48:R2:11:GLU:HA	48:R2:14:ARG:HD2	2.02	0.40
55:R9:10:ILE:HD12	55:R9:32:HIS:CG	2.56	0.40
25:RA:1105:U:H2'	25:RA:1106:G:H8	1.86	0.40
25:RA:1689:A:OP2	25:RA:1698:A:N6	2.54	0.40
25:RA:2070:G:H2'	25:RA:2071:A:H8	1.86	0.40
25:RA:819:A:OP2	25:RA:1187:G:N2	2.24	0.40
25:RA:852:G:H2'	25:RA:853:G:H8	1.86	0.40
25:RA:873:G:H1	25:RA:904:C:N4	2.19	0.40
26:RB:3:C:H2'	26:RB:4:C:C6	2.56	0.40
27:RD:134:ARG:HD3	27:RD:135:PHE:HE2	1.82	0.40
29:RF:128:ALA:O	29:RF:129:PHE:CB	2.67	0.40
29:RF:144:LYS:C	29:RF:146:ALA:N	2.75	0.40
29:RF:13:SER:OG	29:RF:14:PRO:HD2	2.21	0.40
29:RF:68:LYS:O	29:RF:69:HIS:HB2	2.21	0.40

Continued on next page...

Continued from previous page...

Atom-1	Atom-2	Distance(Å)	Clash(Å)
29:RF:80:ALA:O	29:RF:83:PHE:HB2	2.20	0.40
25:RA:910:A:C5	36:RQ:13:GLN:HG3	2.57	0.40
36:RQ:76:LYS:HB3	36:RQ:90:VAL:CG1	2.51	0.40
37:RR:22:ARG:O	37:RR:26:LYS:HG3	2.21	0.40
38:RS:12:PHE:HD2	38:RS:12:PHE:HA	1.80	0.40
41:RV:38:LEU:O	41:RV:51:VAL:HA	2.20	0.40
42:RW:14:PRO:C	42:RW:16:LYS:N	2.73	0.40
44:RY:49:VAL:O	44:RY:50:ARG:C	2.59	0.40
44:RY:87:LYS:HB2	44:RY:87:LYS:HZ2	1.85	0.40
44:RY:90:LEU:HB2	44:RY:91:GLU:H	1.53	0.40
1:XA:1159:U:O2'	1:XA:1160:G:N7	2.49	0.40
1:XA:1256:A:H4'	1:XA:1258:G:C4	2.56	0.40
1:XA:1312:G:OP1	50:Y4:58:ARG:NH1	2.43	0.40
1:XA:1517:G:H1'	25:YA:1919:A:O3'	2.21	0.40
1:XA:267:C:OP2	17:XQ:67:LYS:HD2	2.21	0.40
1:XA:598:U:H2'	1:XA:599:C:C6	2.56	0.40
1:XA:911:U:H2'	1:XA:912:C:C6	2.56	0.40
2:XB:143:GLU:O	2:XB:147:LYS:HB2	2.21	0.40
2:XB:168:THR:CG2	2:XB:192:SER:HB2	2.51	0.40
2:XB:47:THR:O	2:XB:51:LEU:N	2.32	0.40
3:XC:140:ARG:HB2	3:XC:140:ARG:NH1	2.36	0.40
3:XC:5:ILE:CD1	3:XC:5:ILE:H	2.35	0.40
4:XD:110:PHE:HE2	4:XD:148:VAL:HG23	1.85	0.40
4:XD:170:VAL:CG2	4:XD:171:GLY:H	2.17	0.40
4:XD:68:TYR:OH	4:XD:196:LEU:HD21	2.21	0.40
1:XA:509:A:H5''	4:XD:55:ALA:HB2	2.02	0.40
5:XE:6:PHE:HB2	5:XE:63:ARG:HH12	1.86	0.40
7:XG:21:VAL:HG23	7:XG:22:LEU:N	2.32	0.40
11:XK:92:GLU:O	11:XK:95:ILE:N	2.54	0.40
12:XL:43:VAL:HG13	12:XL:55:VAL:HG21	2.03	0.40
13:XM:54:VAL:HG12	13:XM:54:VAL:O	2.21	0.40
13:XM:8:GLU:C	13:XM:9:ILE:CG2	2.90	0.40
14:XN:47:LEU:O	14:XN:50:LYS:N	2.52	0.40
16:XP:50:LYS:HD3	16:XP:51:VAL:O	2.21	0.40
1:XA:189:U:C2	17:XQ:72:ARG:NH1	2.90	0.40
25:YA:857:C:H1'	46:Y0:26:TYR:CE2	2.56	0.40
48:Y2:65:ASN:O	48:Y2:66:GLU:C	2.59	0.40
52:Y6:50:ARG:HG2	52:Y6:50:ARG:NH1	2.36	0.40
25:YA:1534:G:H2'	25:YA:1534:G:N3	2.36	0.40
25:YA:1667:G:H2'	25:YA:1991:U:O4	2.21	0.40
25:YA:2392:A:H2'	25:YA:2393:A:O4'	2.20	0.40
25:YA:2678:C:H2'	25:YA:2679:A:O4'	2.20	0.40

Continued on next page...

Continued from previous page...

Atom-1	Atom-2	Distance(Å)	Clash(Å)
25:YA:414:C:H1'	25:YA:1864:U:O2'	2.21	0.40
25:YA:483:A:H4'	44:YY:49:VAL:HG13	2.03	0.40
27:YD:31:LYS:O	27:YD:32:SER:O	2.39	0.40
28:YE:119:ARG:HG2	28:YE:160:TYR:HB2	2.03	0.40
28:YE:93:VAL:H	28:YE:95:ILE:CD1	2.22	0.40
29:YF:118:ALA:HA	29:YF:123:LEU:HB3	2.02	0.40
29:YF:62:ARG:CZ	29:YF:62:ARG:HB3	2.51	0.40
31:YH:20:ALA:HB3	31:YH:23:ARG:HG2	2.03	0.40
34:YO:16:ALA:HA	34:YO:46:ALA:CB	2.50	0.40
34:YO:86:ILE:CD1	34:YO:86:ILE:N	2.83	0.40
25:YA:252:G:OP2	35:YP:50:ARG:NH1	2.54	0.40
25:YA:2416:C:H5''	35:YP:64:LYS:HE3	2.03	0.40
35:YP:85:LEU:HD23	35:YP:85:LEU:HA	1.92	0.40
35:YP:84:ASN:HB2	35:YP:87:ASP:OD2	2.22	0.40
36:YQ:139:GLU:CG	36:YQ:140:ALA:N	2.84	0.40
39:YT:10:VAL:O	39:YT:11:GLU:C	2.60	0.40
39:YT:29:ARG:HB2	39:YT:29:ARG:NH1	2.36	0.40
40:YU:30:LYS:HA	40:YU:30:LYS:HD3	1.84	0.40
40:YU:57:PHE:O	40:YU:58:ARG:C	2.59	0.40
40:YU:76:TYR:O	40:YU:80:ILE:HG12	2.21	0.40
1:QA:1301:U:O2	1:QA:1301:U:H2'	2.20	0.40
1:QA:590:C:O2'	1:QA:591:U:H5'	2.21	0.40
1:QA:730:G:C5	1:QA:731:G:H1'	2.56	0.40
2:QB:212:GLN:O	2:QB:212:GLN:NE2	2.54	0.40
3:QC:178:LEU:CD2	3:QC:178:LEU:N	2.85	0.40
7:QG:140:ASP:C	7:QG:142:GLU:N	2.68	0.40
7:QG:87:VAL:HG11	7:QG:155:ARG:HA	2.03	0.40
8:QH:100:ILE:HA	8:QH:101:PRO:HD3	1.85	0.40
10:QJ:22:LYS:CD	10:QJ:22:LYS:C	2.89	0.40
11:QK:25:TYR:H	11:QK:25:TYR:HD1	1.69	0.40
13:QM:39:ILE:CD1	13:QM:56:LEU:HB2	2.51	0.40
13:QM:36:LYS:HE3	13:QM:59:TYR:CD1	2.57	0.40
14:QN:34:TYR:CD1	14:QN:34:TYR:N	2.89	0.40
10:QJ:65:LEU:HA	14:QN:55:GLY:O	2.22	0.40
18:QR:37:VAL:O	18:QR:40:LEU:N	2.54	0.40
19:QS:32:LYS:HA	19:QS:50:ALA:HB3	2.03	0.40
20:QT:44:ALA:HB3	20:QT:91:LEU:HD12	2.03	0.40
47:R1:82:LEU:HD13	47:R1:83:GLU:CA	2.49	0.40
48:R2:32:LEU:HD23	48:R2:32:LEU:O	2.21	0.40
52:R6:24:GLU:HB3	52:R6:25:LYS:H	1.56	0.40
43:RX:60:ARG:HH22	53:R7:47:ARG:HH12	1.68	0.40
25:RA:1022:G:C6	25:RA:1140:C:C4	3.09	0.40

Continued on next page...

Continued from previous page...

Atom-1	Atom-2	Distance(Å)	Clash(Å)
25:RA:1543:A:HO2'	25:RA:1544:C:P	2.44	0.40
25:RA:2199:A:H3'	25:RA:2205:C:H6	1.86	0.40
25:RA:2291:U:O2'	25:RA:2374:C:O2	2.34	0.40
25:RA:945:A:C4	25:RA:2448:A:C2	3.09	0.40
25:RA:2469:A:OP1	25:RA:2469:A:H4'	2.20	0.40
25:RA:2477:C:H2'	55:R9:1:MET:CG	2.50	0.40
25:RA:489:G:N7	42:RW:49:LYS:NZ	2.69	0.40
25:RA:969:U:H2'	25:RA:970:C:C6	2.57	0.40
26:RB:11:C:H3'	26:RB:12:C:C6	2.57	0.40
28:RE:119:ARG:HG2	28:RE:160:TYR:HB2	2.03	0.40
25:RA:2811:G:P	28:RE:61:ARG:HG3	2.60	0.40
25:RA:443:A:H3'	29:RF:45:ARG:HH12	1.86	0.40
34:RO:106:LEU:HA	34:RO:106:LEU:HD23	1.89	0.40
34:RO:47:ILE:HD12	34:RO:48:PRO:CD	2.43	0.40
35:RP:65:ARG:HH21	54:R8:15:LYS:HB3	1.85	0.40
38:RS:42:ASP:O	38:RS:43:GLU:CB	2.62	0.40
38:RS:52:SER:HB2	38:RS:55:ALA:HB3	2.03	0.40
38:RS:62:LYS:HD3	38:RS:97:ARG:CZ	2.52	0.40
41:RV:55:ALA:O	41:RV:56:SER:OG	2.31	0.40
1:XA:1453:G:H2'	20:XT:39:LYS:NZ	2.35	0.40
2:XB:132:LYS:HA	2:XB:135:GLN:CG	2.51	0.40
2:XB:17:PHE:HB2	2:XB:42:ILE:CG2	2.50	0.40
3:XC:120:VAL:O	3:XC:123:GLN:HB2	2.20	0.40
3:XC:178:LEU:CD2	3:XC:178:LEU:N	2.85	0.40
3:XC:47:LEU:HD11	3:XC:76:VAL:CG1	2.42	0.40
4:XD:199:ASN:OD1	4:XD:201:GLN:HB3	2.21	0.40
5:XE:132:ALA:O	5:XE:133:TYR:C	2.59	0.40
5:XE:36:ASP:O	5:XE:37:ARG:HG2	2.21	0.40
5:XE:75:THR:CG2	5:XE:76:ILE:N	2.80	0.40
1:XA:643:C:H5'	8:XH:31:PHE:CE1	2.57	0.40
9:XI:9:ARG:CG	9:XI:14:VAL:HG22	2.51	0.40
11:XK:91:ARG:NH2	18:XR:88:LYS:HZ1	2.19	0.40
13:XM:40:ASN:HA	13:XM:41:PRO:HD3	1.84	0.40
15:XO:11:VAL:O	15:XO:12:ILE:C	2.60	0.40
17:XQ:68:ARG:HG3	17:XQ:68:ARG:O	2.21	0.40
20:XT:44:ALA:HB3	20:XT:91:LEU:HD12	2.03	0.40
47:Y1:85:LEU:N	47:Y1:85:LEU:CD2	2.84	0.40
30:YG:112:PRO:CA	50:Y4:37:SER:HB2	2.51	0.40
54:Y8:64:TYR:HB3	54:Y8:65:GLU:H	1.40	0.40
25:YA:1141:U:H1'	25:YA:1142(A):A:C6	2.57	0.40
25:YA:1707:G:C5	25:YA:1756:G:C6	3.09	0.40
25:YA:2376:A:N1	38:YS:87:PHE:CD2	2.90	0.40

Continued on next page...

Continued from previous page...

Atom-1	Atom-2	Distance(Å)	Clash(Å)
25:YA:2619:C:O2'	25:YA:2620:C:H5'	2.21	0.40
25:YA:2715:C:H2'	25:YA:2716:U:C6	2.56	0.40
25:YA:483:A:H5'	44:YY:49:VAL:HG13	2.03	0.40
27:YD:107:ALA:HA	27:YD:108:PRO:HD2	2.01	0.40
27:YD:13:ARG:HG2	27:YD:13:ARG:O	2.20	0.40
29:YF:59:TYR:HB3	29:YF:60:SER:H	1.70	0.40
30:YG:61:ALA:CB	30:YG:67:LYS:HA	2.51	0.40
31:YH:66:GLY:O	31:YH:67:LEU:C	2.58	0.40
33:YN:10:GLU:OE2	33:YN:11:PRO:HD2	2.21	0.40
34:YO:110:GLY:HA2	34:YO:112:MET:HE2	2.03	0.40
34:YO:13:ASN:HD21	34:YO:97:ARG:HB3	1.87	0.40
36:YQ:20:ALA:HB1	36:YQ:99:PRO:CG	2.51	0.40
36:YQ:52:VAL:O	36:YQ:53:ALA:C	2.59	0.40
25:YA:2870:C:H5'	37:YR:65:LEU:HD21	2.03	0.40
38:YS:102:ALA:C	38:YS:104:GLY:N	2.73	0.40
39:YT:20:PRO:HG2	39:YT:86:ILE:O	2.21	0.40
41:YV:70:ILE:HG22	41:YV:70:ILE:O	2.21	0.40
44:YY:42:VAL:HG21	44:YY:67:LEU:CD1	2.52	0.40
45:YZ:182:LYS:CG	45:YZ:183:LEU:HA	2.50	0.40
1:QA:1176:A:H2'	1:QA:1177:G:H5'	2.03	0.40
1:QA:1404:C:H2'	1:QA:1405:G:C8	2.55	0.40
1:QA:518:C:H2'	1:QA:530:G:N3	2.36	0.40
1:QA:776:G:HO2'	1:QA:777:A:H8	1.68	0.40
1:QA:948:C:H2'	1:QA:949:A:H8	1.86	0.40
2:QB:143:GLU:O	2:QB:147:LYS:HB2	2.21	0.40
3:QC:113:ALA:HB3	3:QC:114:PRO:CD	2.43	0.40
3:QC:59:ARG:NH1	3:QC:97:LYS:HE3	2.34	0.40
4:QD:14:ARG:HD3	4:QD:14:ARG:HA	1.89	0.40
4:QD:29:PRO:HD2	4:QD:30:LYS:HE2	2.03	0.40
4:QD:52:SER:HB3	4:QD:55:ALA:HB3	2.01	0.40
6:QF:61:LEU:HB3	6:QF:63:TYR:CE2	2.53	0.40
2:QB:178:ARG:CD	8:QH:71:GLY:O	2.68	0.40
13:QM:122:LYS:HE2	13:QM:122:LYS:O	2.21	0.40
17:QQ:63:ARG:HA	17:QQ:64:PRO:HD3	1.94	0.40
19:QS:31:ILE:HG23	19:QS:31:ILE:O	2.21	0.40
47:R1:86:SER:O	47:R1:89:GLU:HB2	2.21	0.40
47:R1:96:LYS:O	47:R1:96:LYS:HG2	2.21	0.40
50:R4:26:SER:O	50:R4:27:THR:O	2.40	0.40
1:QA:1312:G:H3'	50:R4:67:TYR:OH	2.21	0.40
54:R8:32:LEU:HA	54:R8:32:LEU:HD23	1.94	0.40
54:R8:53:PRO:HD2	54:R8:54:GLU:H	1.84	0.40
54:R8:53:PRO:CG	54:R8:54:GLU:N	2.84	0.40

Continued on next page...

Continued from previous page...

Atom-1	Atom-2	Distance(Å)	Clash(Å)
25:RA:2298:A:N6	25:RA:2318:G:H8	2.05	0.40
25:RA:503:A:H4'	25:RA:504:U:H5''	2.03	0.40
25:RA:592:G:H1	25:RA:665:C:H42	1.68	0.40
25:RA:631:A:H2'	25:RA:632:A:O4'	2.22	0.40
26:RB:104:A:H2'	26:RB:105:G:O4'	2.21	0.40
27:RD:117:VAL:HG22	27:RD:118:VAL:N	2.35	0.40
28:RE:5:LEU:O	28:RE:28:ALA:HA	2.22	0.40
29:RF:62:ARG:HB3	29:RF:62:ARG:CZ	2.52	0.40
30:RG:41:GLN:HB3	30:RG:43:LEU:CD1	2.51	0.40
34:RO:92:GLU:O	34:RO:93:PRO:C	2.58	0.40
35:RP:19:VAL:HG22	35:RP:21:ARG:N	2.36	0.40
35:RP:65:ARG:O	35:RP:66:GLY:C	2.60	0.40
36:RQ:66:ILE:O	36:RQ:67:ARG:HB2	2.22	0.40
37:RR:34:ILE:HG22	37:RR:35:THR:N	2.35	0.40
38:RS:43:GLU:HG2	46:R0:49:LYS:NZ	2.36	0.40
38:RS:92:TYR:HB2	38:RS:98:VAL:HG11	2.02	0.40
42:RW:100:THR:O	42:RW:100:THR:HG23	2.22	0.40
44:RY:57:GLN:O	44:RY:58:GLY:C	2.60	0.40
44:RY:95:LYS:HA	44:RY:101:LYS:CB	2.51	0.40
1:XA:112:G:H4'	1:XA:389:A:H5''	2.04	0.40
1:XA:1131:G:H1	1:XA:1143:G:H21	1.69	0.40
1:XA:1149:C:OP1	9:XI:9:ARG:NH2	2.55	0.40
1:XA:186:C:O3'	20:XT:82:SER:HB3	2.21	0.40
1:XA:228:A:H2'	1:XA:229:U:O4'	2.22	0.40
1:XA:343:U:O2'	1:XA:344:A:H8	2.05	0.40
1:XA:762:C:H2'	1:XA:763:G:H8	1.85	0.40
2:XB:125:PRO:O	2:XB:126:GLU:HB2	2.21	0.40
2:XB:70:PHE:O	2:XB:92:TYR:HA	2.22	0.40
3:XC:138:VAL:HG22	3:XC:151:VAL:HG23	2.03	0.40
3:XC:33:LEU:HD11	14:XN:53:LEU:HD23	2.04	0.40
3:XC:70:VAL:CG1	3:XC:71:ALA:H	2.35	0.40
4:XD:120:LEU:CD2	4:XD:125:HIS:HB2	2.46	0.40
5:XE:48:ALA:C	5:XE:50:GLU:H	2.24	0.40
7:XG:50:ILE:HA	7:XG:54:THR:CG2	2.52	0.40
8:XH:53:VAL:HG12	8:XH:54:ASP:OD2	2.20	0.40
10:XJ:22:LYS:HZ1	10:XJ:23:ILE:HG12	1.86	0.40
11:XK:21:ILE:CD1	11:XK:82:VAL:HG13	2.51	0.40
13:XM:122:LYS:HE2	13:XM:122:LYS:O	2.22	0.40
13:XM:28:ALA:C	13:XM:30:ALA:H	2.24	0.40
14:XN:43:CYS:C	14:XN:45:ARG:N	2.73	0.40
16:XP:50:LYS:C	16:XP:50:LYS:HD3	2.41	0.40
18:XR:37:VAL:O	18:XR:40:LEU:N	2.54	0.40

Continued on next page...

Continued from previous page...

Atom-1	Atom-2	Distance(Å)	Clash(Å)
18:XR:73:ALA:HB3	18:XR:79:LEU:CD1	2.47	0.40
19:XS:29:ARG:NH1	19:XS:29:ARG:HG2	2.37	0.40
19:XS:31:ILE:HG23	19:XS:31:ILE:O	2.21	0.40
19:XS:3:ARG:CG	19:XS:4:SER:N	2.83	0.40
48:Y2:15:LYS:H	48:Y2:67:LYS:HZ3	1.70	0.40
48:Y2:37:PHE:O	48:Y2:40:SER:HB3	2.22	0.40
50:Y4:21:VAL:O	50:Y4:22:ILE:O	2.40	0.40
50:Y4:42:PHE:CZ	50:Y4:43:TYR:HB3	2.57	0.40
54:Y8:32:LEU:HA	54:Y8:32:LEU:HD23	1.94	0.40
54:Y8:39:LYS:O	54:Y8:39:LYS:HD2	2.22	0.40
25:YA:141(A):C:H2'	25:YA:142:G:O4'	2.21	0.40
25:YA:1427:A:H4'	25:YA:1428:C:O4'	2.21	0.40
25:YA:1705:G:C6	25:YA:1706:U:C4	3.09	0.40
25:YA:2688:U:C5	25:YA:2720:U:OP2	2.74	0.40
25:YA:2867:G:O2'	25:YA:2868:A:H8	2.04	0.40
25:YA:2877:G:H2'	25:YA:2878:U:O4'	2.21	0.40
25:YA:388:G:C6	25:YA:390:A:C2	3.10	0.40
25:YA:57:C:H2'	25:YA:58:G:O4'	2.21	0.40
28:YE:93:VAL:HG21	28:YE:180:ASN:HA	2.03	0.40
29:YF:36:VAL:HG11	29:YF:183:VAL:HG11	2.04	0.40
31:YH:26:VAL:HG12	31:YH:33:LEU:HB2	2.03	0.40
33:YN:7:LYS:CG	33:YN:8:GLN:N	2.81	0.40
39:YT:50:ILE:CG2	39:YT:62:THR:OG1	2.68	0.40
25:YA:997:G:OP1	40:YU:93:LYS:HD3	2.21	0.40
41:YV:24:LYS:CA	41:YV:92:THR:HG23	2.39	0.40
25:YA:64:A:N9	43:YX:66:LEU:HD13	2.37	0.40
44:YY:97:ARG:O	44:YY:97:ARG:CG	2.69	0.40
45:YZ:45:ASP:O	45:YZ:49:ARG:HG2	2.22	0.40
1:QA:1148:U:H2'	1:QA:1149:C:O4'	2.21	0.40
1:QA:1392:G:N2	1:QA:1502:A:H8	2.18	0.40
1:QA:129(A):G:N2	1:QA:188:U:HO2'	2.19	0.40
1:QA:643:C:H5'	8:QH:31:PHE:CE1	2.56	0.40
1:QA:722:A:H4'	1:QA:723:U:C4	2.57	0.40
3:QC:128:PHE:O	3:QC:130:VAL:N	2.54	0.40
3:QC:129:ALA:C	3:QC:131:ARG:N	2.72	0.40
3:QC:138:VAL:HG22	3:QC:151:VAL:HG23	2.03	0.40
3:QC:13:GLY:O	3:QC:14:ILE:HB	2.21	0.40
4:QD:73:ARG:O	4:QD:74:GLN:C	2.58	0.40
4:QD:96:LEU:C	4:QD:98:GLU:N	2.72	0.40
5:QE:6:PHE:HB2	5:QE:63:ARG:HH12	1.86	0.40
6:QF:12:PRO:HG2	6:QF:13:ASN:N	2.34	0.40
6:QF:8:ILE:HG22	6:QF:10:LEU:HD12	2.03	0.40

Continued on next page...

Continued from previous page...

Atom-1	Atom-2	Distance(Å)	Clash(Å)
6:QF:98:LEU:C	6:QF:98:LEU:HD12	2.41	0.40
7:QG:69:VAL:HG12	7:QG:100:ALA:HA	2.03	0.40
8:QH:97:VAL:O	8:QH:100:ILE:HG13	2.21	0.40
10:QJ:101:VAL:O	10:QJ:101:VAL:HG13	2.22	0.40
16:QP:26:ARG:HH21	16:QP:31:LYS:HG2	1.86	0.40
16:QP:22:THR:CA	16:QP:33:ILE:HG12	2.42	0.40
20:QT:48:LYS:O	20:QT:49:ALA:C	2.59	0.40
20:QT:82:SER:O	20:QT:86:ARG:CB	2.70	0.40
50:R4:21:VAL:O	50:R4:22:ILE:O	2.40	0.40
52:R6:36:LEU:N	52:R6:36:LEU:HD23	2.37	0.40
52:R6:37:ARG:O	52:R6:48:VAL:O	2.39	0.40
52:R6:50:ARG:NH1	52:R6:50:ARG:HG2	2.37	0.40
52:R6:36:LEU:CD1	52:R6:50:ARG:NH1	2.82	0.40
25:RA:987:G:O2'	25:RA:1000:A:N3	2.48	0.40
25:RA:1465:G:H5'	25:RA:1528:A:H1'	2.03	0.40
25:RA:2056:G:N3	25:RA:2056:G:H2'	2.35	0.40
25:RA:868:U:H2'	25:RA:869:G:O4'	2.22	0.40
25:RA:95:G:HO2'	48:R2:48:HIS:CE1	2.29	0.40
27:RD:228:PRO:HD3	27:RD:234:GLY:O	2.21	0.40
29:RF:36:VAL:HG11	29:RF:183:VAL:HG11	2.04	0.40
30:RG:78:SER:O	30:RG:79:ASN:C	2.59	0.40
32:RI:129:THR:HG22	32:RI:137:PRO:HB3	2.04	0.40
33:RN:101:HIS:HD2	33:RN:102:ALA:N	2.19	0.40
33:RN:28:THR:O	33:RN:29:LYS:C	2.59	0.40
34:RO:13:ASN:HD21	34:RO:97:ARG:HB3	1.86	0.40
37:RR:14:SER:HB2	37:RR:15:SER:H	1.72	0.40
37:RR:18:LEU:HD11	37:RR:22:ARG:NE	2.36	0.40
37:RR:84:ALA:O	37:RR:85:PRO:C	2.59	0.40
38:RS:83:LYS:CE	38:RS:109:GLY:HA2	2.47	0.40
39:RT:54:ARG:HA	39:RT:59:THR:HG23	2.02	0.40
42:RW:1:MET:CE	42:RW:2:GLU:H	2.31	0.40
45:RZ:103:ARG:HD3	45:RZ:136:PHE:CD1	2.55	0.40
1:XA:1262:C:H2'	1:XA:1263:C:C6	2.57	0.40
2:XB:223:ILE:O	2:XB:226:ARG:HB3	2.21	0.40
3:XC:149:ALA:O	3:XC:169:ALA:CA	2.67	0.40
3:XC:13:GLY:O	3:XC:14:ILE:HB	2.22	0.40
7:XG:121:ALA:O	7:XG:125:MET:HG3	2.21	0.40
8:XH:74:PRO:O	8:XH:75:ARG:C	2.58	0.40
8:XH:97:VAL:O	8:XH:100:ILE:HG13	2.21	0.40
9:XI:118:LYS:HZ2	9:XI:118:LYS:HB2	1.85	0.40
9:XI:71:SER:O	9:XI:72:GLY:C	2.58	0.40
13:XM:4:ILE:CG2	13:XM:5:ALA:H	2.30	0.40

Continued on next page...

Continued from previous page...

Atom-1	Atom-2	Distance(Å)	Clash(Å)
17:XQ:51:TYR:HA	17:XQ:52:LYS:HZ2	1.86	0.40
17:XQ:82:MET:C	17:XQ:84:LEU:H	2.25	0.40
17:XQ:83:ASP:O	17:XQ:87:LYS:HG2	2.22	0.40
17:XQ:94:ASN:O	17:XQ:97:SER:N	2.53	0.40
18:XR:44:LEU:C	18:XR:45:SER:O	2.59	0.40
1:XA:191:G:O2'	20:XT:101:GLY:O	2.39	0.40
20:XT:49:ALA:HA	20:XT:92:LEU:HD21	2.03	0.40
47:Y1:96:LYS:O	47:Y1:96:LYS:HG2	2.21	0.40
50:Y4:49:PHE:HD1	50:Y4:49:PHE:N	2.17	0.40
50:Y4:52:THR:O	50:Y4:53:GLU:CB	2.69	0.40
25:YA:1263:U:O2'	51:Y5:11:THR:HG23	2.22	0.40
25:YA:1454:U:O2	37:YR:64:ARG:NH1	2.49	0.40
25:YA:2164:C:H2'	25:YA:2165:G:O4'	2.20	0.40
25:YA:2455:G:H2'	25:YA:2456:C:C6	2.57	0.40
25:YA:2674:G:H2'	25:YA:2675:A:C8	2.57	0.40
25:YA:287:C:O2'	25:YA:288:C:O4'	2.33	0.40
27:YD:230:ASP:OD2	27:YD:230:ASP:N	2.54	0.40
25:YA:2227:A:H5''	27:YD:263:ARG:NH1	2.36	0.40
27:YD:72:LYS:HG2	27:YD:103:ARG:HH22	1.85	0.40
29:YF:124:LEU:HD12	29:YF:125:LEU:O	2.22	0.40
29:YF:198:ALA:C	29:YF:200:GLU:H	2.25	0.40
34:YO:47:ILE:HD12	34:YO:48:PRO:CD	2.43	0.40
36:YQ:39:PRO:HA	36:YQ:97:VAL:O	2.21	0.40
38:YS:99:LYS:HE2	38:YS:103:GLU:OE2	2.20	0.40
38:YS:24:LEU:HD22	38:YS:24:LEU:N	2.36	0.40
40:YU:33:ARG:O	40:YU:37:GLU:HB2	2.21	0.40
41:YV:61:VAL:O	41:YV:61:VAL:CG2	2.68	0.40
41:YV:95:LEU:HD13	41:YV:95:LEU:C	2.42	0.40
44:YY:95:LYS:HA	44:YY:101:LYS:CB	2.51	0.40
1:QA:1298:C:O2'	1:QA:1299:A:OP2	2.27	0.40
1:QA:256:U:H2'	1:QA:257:G:C8	2.56	0.40
1:QA:512:U:H2'	1:QA:513:C:H6	1.86	0.40
1:QA:530:G:HO2'	1:QA:531:U:P	2.44	0.40
1:QA:57:G:C5	1:QA:58:C:C4	3.10	0.40
1:QA:950:U:H2'	1:QA:951:G:C8	2.56	0.40
1:QA:953:G:N7	13:QM:104:ARG:NH2	2.68	0.40
2:QB:132:LYS:HA	2:QB:135:GLN:CG	2.52	0.40
2:QB:5:ILE:CG2	2:QB:224:GLN:HG2	2.51	0.40
4:QD:11:LEU:O	4:QD:12:CYS:C	2.60	0.40
4:QD:3:ARG:HB3	4:QD:69:GLY:O	2.22	0.40
4:QD:63:LYS:O	4:QD:67:ILE:HG13	2.21	0.40
4:QD:68:TYR:OH	4:QD:196:LEU:HD21	2.21	0.40

Continued on next page...

Continued from previous page...

Atom-1	Atom-2	Distance(Å)	Clash(Å)
5:QE:48:ALA:C	5:QE:50:GLU:H	2.25	0.40
6:QF:29:ALA:O	6:QF:30:LEU:C	2.60	0.40
6:QF:99:ALA:O	6:QF:100:ASN:CB	2.70	0.40
8:QH:105:ARG:O	8:QH:107:LEU:N	2.47	0.40
9:QI:9:ARG:CG	9:QI:14:VAL:HG22	2.51	0.40
13:QM:54:VAL:HG12	13:QM:54:VAL:O	2.21	0.40
14:QN:48:ALA:O	14:QN:51:GLY:N	2.53	0.40
17:QQ:8:GLY:HA3	17:QQ:21:VAL:HG12	2.03	0.40
17:QQ:68:ARG:O	17:QQ:68:ARG:HG3	2.21	0.40
17:QQ:83:ASP:O	17:QQ:87:LYS:HG2	2.21	0.40
19:QS:13:ASP:O	19:QS:14:HIS:C	2.60	0.40
48:R2:53:LEU:O	48:R2:57:ILE:HG13	2.21	0.40
30:RG:112:PRO:CA	50:R4:37:SER:HB2	2.51	0.40
25:RA:1310:G:OP2	53:R7:9:ARG:NH1	2.55	0.40
54:R8:40:GLU:O	54:R8:42:ARG:N	2.54	0.40
25:RA:1041:C:H2'	25:RA:1042:G:C8	2.55	0.40
25:RA:1178:C:HO2'	25:RA:1179:C:P	2.44	0.40
25:RA:1750:G:H2'	25:RA:1751:C:H6	1.87	0.40
25:RA:2070:G:H2'	25:RA:2071:A:C8	2.56	0.40
25:RA:2151:G:H2'	25:RA:2152:G:C8	2.57	0.40
25:RA:2395:C:H2'	25:RA:2396:G:O4'	2.22	0.40
25:RA:2472:G:H22	25:RA:2477:C:H5''	1.86	0.40
27:RD:92:ILE:CD1	27:RD:104:TYR:CD2	3.05	0.40
27:RD:117:VAL:HG21	27:RD:128:GLY:O	2.22	0.40
27:RD:25:THR:HG23	27:RD:27:THR:HB	2.02	0.40
31:RH:146:ALA:HB2	31:RH:164:TYR:OH	2.21	0.40
31:RH:20:ALA:HB3	31:RH:23:ARG:HG2	2.03	0.40
33:RN:75:TYR:O	33:RN:76:SER:O	2.40	0.40
34:RO:112:MET:O	34:RO:115:VAL:HG23	2.22	0.40
35:RP:2:LYS:O	35:RP:5:ASP:CB	2.70	0.40
38:RS:20:ARG:HE	38:RS:21:THR:HA	1.87	0.40
38:RS:89:ARG:NH1	38:RS:89:ARG:HG2	2.36	0.40
39:RT:10:VAL:O	39:RT:11:GLU:C	2.59	0.40
39:RT:23:ARG:O	39:RT:49:VAL:HG11	2.21	0.40
39:RT:58:ASN:N	39:RT:58:ASN:ND2	2.70	0.40
42:RW:88:ARG:HD2	42:RW:88:ARG:HA	1.92	0.40
1:XA:1285:A:H4'	1:XA:1286:A:C5'	2.52	0.40
1:XA:20:U:H2'	1:XA:21:G:O4'	2.21	0.40
3:XC:108:ASN:HB3	3:XC:111:LEU:CG	2.51	0.40
3:XC:108:ASN:HB3	3:XC:111:LEU:CD1	2.52	0.40
3:XC:172:ARG:C	3:XC:173:VAL:HG23	2.42	0.40
6:XF:29:ALA:O	6:XF:30:LEU:C	2.60	0.40

Continued on next page...

Continued from previous page...

Atom-1	Atom-2	Distance(Å)	Clash(Å)
6:XF:3:ARG:NH1	6:XF:38:GLU:OE1	2.54	0.40
6:XF:40:VAL:HA	6:XF:62:TRP:O	2.22	0.40
6:XF:75:LEU:C	6:XF:75:LEU:HD23	2.41	0.40
6:XF:8:ILE:HG22	6:XF:10:LEU:HD12	2.03	0.40
8:XH:122:ARG:O	8:XH:123:GLU:C	2.60	0.40
8:XH:41:ARG:NH1	8:XH:41:ARG:CG	2.76	0.40
9:XI:13:ALA:H	9:XI:68:GLY:HA3	1.86	0.40
10:XJ:65:LEU:HA	14:XN:55:GLY:O	2.21	0.40
12:XL:21:LYS:N	12:XL:21:LYS:CD	2.83	0.40
13:XM:119:GLY:O	13:XM:120:LYS:O	2.38	0.40
13:XM:47:ASP:O	13:XM:48:LEU:HB3	2.20	0.40
15:XO:70:LEU:HD23	15:XO:81:LEU:HD23	2.04	0.40
16:XP:39:TYR:CD2	16:XP:41:PRO:HD3	2.56	0.40
20:XT:50:GLU:HA	20:XT:100:ILE:HG22	2.03	0.40
25:YA:396:G:H1'	47:Y1:42:GLN:HB3	2.02	0.40
47:Y1:86:SER:O	47:Y1:89:GLU:N	2.54	0.40
48:Y2:18:PRO:C	48:Y2:20:GLU:H	2.24	0.40
50:Y4:51:ASP:CG	50:Y4:51:ASP:O	2.60	0.40
25:YA:2001:A:H2'	25:YA:2002:G:C8	2.56	0.40
25:YA:2308:G:H22	25:YA:2311:A:H2	1.68	0.40
25:YA:2646:C:H2'	25:YA:2647:U:O4'	2.22	0.40
25:YA:2721:A:H1'	25:YA:2873:A:O2'	2.22	0.40
25:YA:488:G:N2	25:YA:491:G:H5"	2.37	0.40
27:YD:142:VAL:HA	27:YD:194:GLY:H	1.86	0.40
25:YA:1567:A:H4'	27:YD:58:HIS:CE1	2.56	0.40
27:YD:35:LYS:CE	27:YD:64:ILE:C	2.89	0.40
28:YE:154:LYS:C	28:YE:154:LYS:HD3	2.42	0.40
29:YF:33:LEU:O	29:YF:37:VAL:HG23	2.21	0.40
29:YF:61:GLY:O	29:YF:62:ARG:C	2.57	0.40
30:YG:137:GLU:OE2	30:YG:139:LEU:HD11	2.22	0.40
31:YH:128:PRO:CG	31:YH:129:THR:H	2.33	0.40
33:YN:53:VAL:HG22	33:YN:121:LYS:HB2	2.04	0.40
36:YQ:139:GLU:HG2	36:YQ:140:ALA:N	2.36	0.40
38:YS:59:LYS:CG	38:YS:60:GLY:N	2.80	0.40
25:YA:751:A:H5'	42:YW:90:ARG:HA	2.03	0.40
45:YZ:5:LEU:HD21	45:YZ:44:PHE:HA	2.03	0.40

All (6) symmetry-related close contacts are listed below. The label for Atom-2 includes the symmetry operator and encoded unit-cell translations to be applied.

Atom-1	Atom-2	Distance(Å)	Clash(Å)
11:QK:99:GLN:NE2	3:XC:79:ARG:NH2[4.555]	1.49	0.71

Continued on next page...

Continued from previous page...

Atom-1	Atom-2	Distance(Å)	Clash(Å)
41:YV:51:VAL:N	51:Y5:60:VAL:O[4.445]	1.70	0.50
11:QK:99:GLN:OE1	3:XC:79:ARG:NE[4.555]	2.04	0.16
41:YV:50:PRO:CG	51:Y5:60:VAL:O[4.445]	2.14	0.06
32:RI:91:SER:OG	1:XA:368:U:OP1[4.555]	2.15	0.05
41:YV:50:PRO:C	51:Y5:60:VAL:O[4.445]	2.18	0.02

5.3 Torsion angles

5.3.1 Protein backbone ⓘ

In the following table, the Percentiles column shows the percent Ramachandran outliers of the chain as a percentile score with respect to all X-ray entries followed by that with respect to entries of similar resolution.

The Analysed column shows the number of residues for which the backbone conformation was analysed, and the total number of residues.

Mol	Chain	Analysed	Favoured	Allowed	Outliers	Percentiles	
2	QB	235/256 (92%)	153 (65%)	52 (22%)	30 (13%)	0	3
2	XB	235/256 (92%)	153 (65%)	52 (22%)	30 (13%)	0	3
3	QC	203/239 (85%)	129 (64%)	55 (27%)	19 (9%)	1	7
3	XC	203/239 (85%)	129 (64%)	55 (27%)	19 (9%)	1	7
4	QD	206/209 (99%)	136 (66%)	50 (24%)	20 (10%)	1	7
4	XD	206/209 (99%)	135 (66%)	49 (24%)	22 (11%)	1	5
5	QE	149/162 (92%)	103 (69%)	31 (21%)	15 (10%)	1	6
5	XE	149/162 (92%)	103 (69%)	30 (20%)	16 (11%)	1	5
6	QF	99/101 (98%)	66 (67%)	24 (24%)	9 (9%)	1	8
6	XF	99/101 (98%)	66 (67%)	24 (24%)	9 (9%)	1	8
7	QG	153/156 (98%)	102 (67%)	36 (24%)	15 (10%)	1	7
7	XG	153/156 (98%)	103 (67%)	36 (24%)	14 (9%)	1	8
8	QH	136/138 (99%)	92 (68%)	29 (21%)	15 (11%)	1	5
8	XH	136/138 (99%)	92 (68%)	29 (21%)	15 (11%)	1	5
9	QI	125/128 (98%)	77 (62%)	32 (26%)	16 (13%)	0	3
9	XI	125/128 (98%)	77 (62%)	32 (26%)	16 (13%)	0	3
10	QJ	97/105 (92%)	68 (70%)	20 (21%)	9 (9%)	1	8
10	XJ	97/105 (92%)	68 (70%)	19 (20%)	10 (10%)	1	6

Continued on next page...

Continued from previous page...

Mol	Chain	Analysed	Favoured	Allowed	Outliers	Percentiles	
11	QK	117/129 (91%)	87 (74%)	21 (18%)	9 (8%)	1	12
11	XK	117/129 (91%)	87 (74%)	21 (18%)	9 (8%)	1	12
12	QL	123/132 (93%)	85 (69%)	24 (20%)	14 (11%)	1	4
12	XL	123/132 (93%)	85 (69%)	24 (20%)	14 (11%)	1	4
13	QM	119/126 (94%)	71 (60%)	27 (23%)	21 (18%)	0	0
13	XM	119/126 (94%)	71 (60%)	26 (22%)	22 (18%)	0	0
14	QN	58/61 (95%)	31 (53%)	15 (26%)	12 (21%)	0	0
14	XN	58/61 (95%)	32 (55%)	14 (24%)	12 (21%)	0	0
15	QO	86/89 (97%)	61 (71%)	19 (22%)	6 (7%)	2	14
15	XO	86/89 (97%)	61 (71%)	19 (22%)	6 (7%)	2	14
16	QP	82/88 (93%)	48 (58%)	24 (29%)	10 (12%)	1	4
16	XP	82/88 (93%)	48 (58%)	23 (28%)	11 (13%)	0	2
17	QQ	98/105 (93%)	75 (76%)	15 (15%)	8 (8%)	1	10
17	XQ	98/105 (93%)	75 (76%)	15 (15%)	8 (8%)	1	10
18	QR	68/88 (77%)	45 (66%)	15 (22%)	8 (12%)	1	4
18	XR	68/88 (77%)	46 (68%)	14 (21%)	8 (12%)	1	4
19	QS	82/93 (88%)	46 (56%)	18 (22%)	18 (22%)	0	0
19	XS	82/93 (88%)	46 (56%)	18 (22%)	18 (22%)	0	0
20	QT	97/106 (92%)	63 (65%)	16 (16%)	18 (19%)	0	0
20	XT	97/106 (92%)	63 (65%)	15 (16%)	19 (20%)	0	0
21	QU	23/27 (85%)	15 (65%)	4 (17%)	4 (17%)	0	0
21	XU	23/27 (85%)	15 (65%)	4 (17%)	4 (17%)	0	0
27	RD	270/276 (98%)	203 (75%)	48 (18%)	19 (7%)	2	14
27	YD	270/276 (98%)	204 (76%)	47 (17%)	19 (7%)	2	14
28	RE	203/206 (98%)	120 (59%)	41 (20%)	42 (21%)	0	0
28	YE	203/206 (98%)	120 (59%)	41 (20%)	42 (21%)	0	0
29	RF	200/210 (95%)	144 (72%)	36 (18%)	20 (10%)	1	6
29	YF	200/210 (95%)	144 (72%)	36 (18%)	20 (10%)	1	6
30	RG	179/182 (98%)	119 (66%)	39 (22%)	21 (12%)	1	4
30	YG	179/182 (98%)	119 (66%)	39 (22%)	21 (12%)	1	4
31	RH	168/180 (93%)	94 (56%)	36 (21%)	38 (23%)	0	0

Continued on next page...

Continued from previous page...

Mol	Chain	Analysed	Favoured	Allowed	Outliers	Percentiles	
31	YH	168/180 (93%)	94 (56%)	36 (21%)	38 (23%)	0	0
32	RI	144/148 (97%)	102 (71%)	27 (19%)	15 (10%)	1	6
32	YI	144/148 (97%)	103 (72%)	25 (17%)	16 (11%)	1	5
33	RN	136/140 (97%)	84 (62%)	30 (22%)	22 (16%)	0	1
33	YN	136/140 (97%)	84 (62%)	30 (22%)	22 (16%)	0	1
34	RO	120/122 (98%)	90 (75%)	21 (18%)	9 (8%)	2	12
34	YO	120/122 (98%)	90 (75%)	21 (18%)	9 (8%)	2	12
35	RP	148/150 (99%)	97 (66%)	19 (13%)	32 (22%)	0	0
35	YP	148/150 (99%)	97 (66%)	19 (13%)	32 (22%)	0	0
36	RQ	139/141 (99%)	95 (68%)	30 (22%)	14 (10%)	1	6
36	YQ	139/141 (99%)	97 (70%)	28 (20%)	14 (10%)	1	6
37	RR	116/118 (98%)	83 (72%)	19 (16%)	14 (12%)	1	4
37	YR	116/118 (98%)	82 (71%)	20 (17%)	14 (12%)	1	4
38	RS	109/112 (97%)	62 (57%)	28 (26%)	19 (17%)	0	0
38	YS	109/112 (97%)	62 (57%)	28 (26%)	19 (17%)	0	0
39	RT	135/146 (92%)	83 (62%)	32 (24%)	20 (15%)	0	2
39	YT	135/146 (92%)	83 (62%)	32 (24%)	20 (15%)	0	2
40	RU	115/118 (98%)	87 (76%)	19 (16%)	9 (8%)	1	11
40	YU	115/118 (98%)	86 (75%)	20 (17%)	9 (8%)	1	11
41	RV	99/101 (98%)	73 (74%)	16 (16%)	10 (10%)	1	6
41	YV	99/101 (98%)	73 (74%)	16 (16%)	10 (10%)	1	6
42	RW	111/113 (98%)	75 (68%)	22 (20%)	14 (13%)	0	3
42	YW	111/113 (98%)	75 (68%)	22 (20%)	14 (13%)	0	3
43	RX	90/96 (94%)	77 (86%)	8 (9%)	5 (6%)	3	22
43	YX	90/96 (94%)	77 (86%)	8 (9%)	5 (6%)	3	22
44	RY	100/110 (91%)	58 (58%)	16 (16%)	26 (26%)	0	0
44	YY	100/110 (91%)	57 (57%)	17 (17%)	26 (26%)	0	0
45	RZ	181/206 (88%)	126 (70%)	35 (19%)	20 (11%)	1	5
45	YZ	181/206 (88%)	135 (75%)	28 (16%)	18 (10%)	1	7
46	R0	80/85 (94%)	71 (89%)	7 (9%)	2 (2%)	9	47
46	Y0	80/85 (94%)	72 (90%)	6 (8%)	2 (2%)	9	47

Continued on next page...

Continued from previous page...

Mol	Chain	Analysed	Favoured	Allowed	Outliers	Percentiles	
47	R1	95/98 (97%)	64 (67%)	20 (21%)	11 (12%)	1	4
47	Y1	95/98 (97%)	64 (67%)	20 (21%)	11 (12%)	1	4
48	R2	67/72 (93%)	46 (69%)	12 (18%)	9 (13%)	0	2
48	Y2	67/72 (93%)	47 (70%)	11 (16%)	9 (13%)	0	2
49	R3	57/60 (95%)	45 (79%)	9 (16%)	3 (5%)	3	24
49	Y3	57/60 (95%)	45 (79%)	9 (16%)	3 (5%)	3	24
50	R4	69/71 (97%)	23 (33%)	20 (29%)	26 (38%)	0	0
50	Y4	69/71 (97%)	23 (33%)	20 (29%)	26 (38%)	0	0
51	R5	57/60 (95%)	33 (58%)	9 (16%)	15 (26%)	0	0
51	Y5	57/60 (95%)	33 (58%)	9 (16%)	15 (26%)	0	0
52	R6	47/54 (87%)	15 (32%)	18 (38%)	14 (30%)	0	0
52	Y6	47/54 (87%)	15 (32%)	18 (38%)	14 (30%)	0	0
53	R7	47/49 (96%)	37 (79%)	7 (15%)	3 (6%)	2	17
53	Y7	47/49 (96%)	37 (79%)	7 (15%)	3 (6%)	2	17
54	R8	62/65 (95%)	36 (58%)	15 (24%)	11 (18%)	0	0
54	Y8	62/65 (95%)	36 (58%)	15 (24%)	11 (18%)	0	0
55	R9	35/37 (95%)	31 (89%)	4 (11%)	0	100	100
55	Y9	35/37 (95%)	31 (89%)	4 (11%)	0	100	100
All	All	11470/12128 (95%)	7666 (67%)	2321 (20%)	1483 (13%)	0	3

All (1483) Ramachandran outliers are listed below:

Mol	Chain	Res	Type
2	QB	6	THR
2	QB	15	VAL
2	QB	26	PRO
2	QB	84	GLU
2	QB	88	ALA
2	QB	126	GLU
2	QB	230	VAL
2	QB	233	SER
3	QC	4	LYS
3	QC	12	LEU
3	QC	14	ILE
3	QC	29	TYR
3	QC	61	ALA

Continued on next page...

Continued from previous page...

Mol	Chain	Res	Type
3	QC	189	ALA
3	QC	190	ARG
4	QD	28	SER
4	QD	29	PRO
4	QD	51	PRO
4	QD	89	THR
4	QD	129	ASN
4	QD	154	ASN
4	QD	155	LEU
4	QD	178	VAL
5	QE	146	ALA
7	QG	5	ARG
7	QG	7	ALA
8	QH	50	ARG
8	QH	129	VAL
9	QI	23	ASN
9	QI	56	LEU
9	QI	95	LYS
9	QI	111	ARG
9	QI	117	HIS
10	QJ	30	SER
10	QJ	33	GLN
11	QK	91	ARG
12	QL	18	VAL
12	QL	27	LEU
12	QL	48	PRO
12	QL	62	SER
12	QL	121	GLY
13	QM	67	GLU
13	QM	70	LEU
13	QM	83	ASP
13	QM	106	ASN
13	QM	108	ARG
13	QM	118	ALA
14	QN	3	ARG
14	QN	16	PHE
14	QN	23	ARG
14	QN	24	CYS
14	QN	44	LEU
15	QO	88	ARG
16	QP	44	THR
16	QP	67	THR

Continued on next page...

Continued from previous page...

Mol	Chain	Res	Type
17	QQ	34	LYS
17	QQ	49	GLU
18	QR	22	VAL
19	QS	3	ARG
19	QS	12	ASP
19	QS	14	HIS
19	QS	25	LYS
19	QS	26	GLY
19	QS	31	ILE
19	QS	41	VAL
19	QS	70	LYS
19	QS	78	ARG
19	QS	79	THR
20	QT	48	LYS
20	QT	49	ALA
20	QT	74	LYS
20	QT	95	ALA
20	QT	96	GLY
20	QT	100	ILE
21	QU	7	ARG
21	QU	9	ARG
21	QU	22	ARG
27	RD	26	LYS
27	RD	28	GLU
27	RD	123	ALA
27	RD	231	HIS
28	RE	4	ILE
28	RE	7	VAL
28	RE	9	VAL
28	RE	22	PRO
28	RE	54	GLN
28	RE	57	LYS
28	RE	60	ASN
28	RE	63	LEU
28	RE	64	LYS
28	RE	68	ALA
28	RE	70	ALA
28	RE	73	GLU
28	RE	90	THR
28	RE	92	THR
28	RE	93	VAL
28	RE	169	ASN

Continued on next page...

Continued from previous page...

Mol	Chain	Res	Type
28	RE	187	ALA
28	RE	189	PRO
29	RF	25	PRO
29	RF	66	PRO
29	RF	68	LYS
29	RF	73	ALA
29	RF	89	VAL
29	RF	128	ALA
29	RF	176	LEU
30	RG	4	ASP
30	RG	14	GLU
30	RG	79	ASN
30	RG	86	MET
31	RH	10	PRO
31	RH	12	PRO
31	RH	83	TYR
31	RH	85	LYS
31	RH	86	GLU
31	RH	87	LEU
31	RH	90	LYS
31	RH	92	ILE
31	RH	126	PRO
31	RH	127	GLU
31	RH	128	PRO
31	RH	137	ASP
31	RH	138	LYS
31	RH	153	LYS
31	RH	154	PRO
31	RH	155	SER
31	RH	169	VAL
32	RI	10	GLU
33	RN	6	PRO
33	RN	9	VAL
33	RN	22	THR
33	RN	36	GLY
33	RN	58	ASP
33	RN	95	PRO
33	RN	97	ARG
33	RN	119	ARG
33	RN	131	GLN
33	RN	133	GLN
33	RN	134	ARG

Continued on next page...

Continued from previous page...

Mol	Chain	Res	Type
34	RO	49	ARG
35	RP	5	ASP
35	RP	10	PRO
35	RP	15	ARG
35	RP	19	VAL
35	RP	21	ARG
35	RP	25	SER
35	RP	27	HIS
35	RP	36	LYS
35	RP	38	GLN
35	RP	42	SER
35	RP	65	ARG
35	RP	95	VAL
35	RP	106	LEU
35	RP	107	LYS
35	RP	141	ALA
35	RP	148	LEU
36	RQ	6	ARG
36	RQ	18	LYS
36	RQ	22	LYS
36	RQ	27	VAL
36	RQ	81	VAL
36	RQ	90	VAL
36	RQ	134	ARG
37	RR	2	ARG
37	RR	3	HIS
37	RR	4	LEU
37	RR	14	SER
37	RR	58	GLY
37	RR	86	ARG
37	RR	117	VAL
38	RS	4	LEU
38	RS	12	PHE
38	RS	14	VAL
38	RS	23	ARG
38	RS	56	LEU
38	RS	57	LYS
38	RS	88	ASP
38	RS	89	ARG
38	RS	90	GLY
38	RS	107	GLU
39	RT	2	ASN

Continued on next page...

Continued from previous page...

Mol	Chain	Res	Type
39	RT	3	ARG
39	RT	39	ARG
39	RT	55	ASN
39	RT	58	ASN
39	RT	90	GLN
39	RT	94	ALA
39	RT	97	ALA
39	RT	106	SER
39	RT	107	ASP
41	RV	28	GLU
41	RV	31	ALA
41	RV	45	THR
41	RV	48	GLY
41	RV	49	THR
41	RV	50	PRO
41	RV	53	GLU
41	RV	79	VAL
42	RW	59	VAL
42	RW	67	ASP
42	RW	75	TYR
42	RW	111	HIS
43	RX	36	LYS
44	RY	3	VAL
44	RY	23	ARG
44	RY	48	ALA
44	RY	49	VAL
44	RY	50	ARG
44	RY	53	PRO
44	RY	58	GLY
44	RY	63	LYS
44	RY	77	PRO
44	RY	78	ALA
44	RY	96	ILE
45	RZ	6	LYS
45	RZ	111	VAL
47	R1	30	VAL
47	R1	54	ALA
47	R1	81	LYS
47	R1	82	LEU
47	R1	95	LEU
48	R2	16	LEU
48	R2	43	GLN

Continued on next page...

Continued from previous page...

Mol	Chain	Res	Type
48	R2	47	ASN
48	R2	48	HIS
48	R2	71	ASN
49	R3	3	ARG
50	R4	5	ILE
50	R4	14	ILE
50	R4	16	CYS
50	R4	22	ILE
50	R4	23	GLU
50	R4	36	CYS
50	R4	37	SER
50	R4	40	HIS
50	R4	42	PHE
50	R4	43	TYR
50	R4	49	PHE
50	R4	50	VAL
50	R4	51	ASP
50	R4	53	GLU
50	R4	62	ARG
50	R4	66	SER
50	R4	68	ARG
51	R5	3	LYS
51	R5	4	HIS
51	R5	35	GLU
51	R5	51	TYR
51	R5	53	ALA
52	R6	7	ILE
52	R6	14	THR
52	R6	15	GLU
52	R6	19	ARG
52	R6	21	TYR
52	R6	33	LYS
52	R6	45	LYS
52	R6	48	VAL
54	R8	29	LYS
54	R8	31	HIS
54	R8	34	TRP
54	R8	52	LYS
54	R8	62	LEU
2	XB	6	THR
2	XB	15	VAL
2	XB	26	PRO

Continued on next page...

Continued from previous page...

Mol	Chain	Res	Type
2	XB	84	GLU
2	XB	88	ALA
2	XB	126	GLU
2	XB	230	VAL
2	XB	233	SER
3	XC	4	LYS
3	XC	12	LEU
3	XC	14	ILE
3	XC	29	TYR
3	XC	61	ALA
3	XC	189	ALA
3	XC	190	ARG
4	XD	28	SER
4	XD	30	LYS
4	XD	51	PRO
4	XD	89	THR
4	XD	129	ASN
4	XD	154	ASN
4	XD	155	LEU
4	XD	178	VAL
5	XE	146	ALA
7	XG	5	ARG
7	XG	7	ALA
8	XH	50	ARG
8	XH	129	VAL
9	XI	23	ASN
9	XI	56	LEU
9	XI	95	LYS
9	XI	111	ARG
9	XI	117	HIS
10	XJ	30	SER
10	XJ	33	GLN
11	XK	91	ARG
12	XL	18	VAL
12	XL	27	LEU
12	XL	48	PRO
12	XL	62	SER
12	XL	121	GLY
13	XM	67	GLU
13	XM	70	LEU
13	XM	83	ASP
13	XM	106	ASN

Continued on next page...

Continued from previous page...

Mol	Chain	Res	Type
13	XM	108	ARG
13	XM	118	ALA
14	XN	3	ARG
14	XN	16	PHE
14	XN	23	ARG
14	XN	43	CYS
14	XN	44	LEU
15	XO	88	ARG
16	XP	44	THR
16	XP	67	THR
17	XQ	34	LYS
17	XQ	49	GLU
18	XR	22	VAL
19	XS	3	ARG
19	XS	12	ASP
19	XS	14	HIS
19	XS	25	LYS
19	XS	26	GLY
19	XS	31	ILE
19	XS	41	VAL
19	XS	70	LYS
19	XS	78	ARG
19	XS	79	THR
20	XT	48	LYS
20	XT	49	ALA
20	XT	74	LYS
20	XT	95	ALA
20	XT	96	GLY
20	XT	100	ILE
21	XU	7	ARG
21	XU	9	ARG
21	XU	22	ARG
27	YD	26	LYS
27	YD	28	GLU
27	YD	123	ALA
27	YD	231	HIS
28	YE	4	ILE
28	YE	7	VAL
28	YE	9	VAL
28	YE	22	PRO
28	YE	54	GLN
28	YE	57	LYS

Continued on next page...

Continued from previous page...

Mol	Chain	Res	Type
28	YE	60	ASN
28	YE	63	LEU
28	YE	64	LYS
28	YE	68	ALA
28	YE	70	ALA
28	YE	73	GLU
28	YE	90	THR
28	YE	92	THR
28	YE	93	VAL
28	YE	169	ASN
28	YE	187	ALA
28	YE	189	PRO
29	YF	25	PRO
29	YF	66	PRO
29	YF	68	LYS
29	YF	73	ALA
29	YF	89	VAL
29	YF	128	ALA
29	YF	176	LEU
30	YG	4	ASP
30	YG	14	GLU
30	YG	79	ASN
30	YG	86	MET
31	YH	10	PRO
31	YH	12	PRO
31	YH	83	TYR
31	YH	85	LYS
31	YH	86	GLU
31	YH	87	LEU
31	YH	90	LYS
31	YH	92	ILE
31	YH	126	PRO
31	YH	127	GLU
31	YH	128	PRO
31	YH	137	ASP
31	YH	138	LYS
31	YH	153	LYS
31	YH	154	PRO
31	YH	155	SER
31	YH	169	VAL
32	YI	10	GLU
32	YI	133	HIS

Continued on next page...

Continued from previous page...

Mol	Chain	Res	Type
32	YI	145	VAL
33	YN	6	PRO
33	YN	9	VAL
33	YN	22	THR
33	YN	36	GLY
33	YN	58	ASP
33	YN	95	PRO
33	YN	97	ARG
33	YN	119	ARG
33	YN	131	GLN
33	YN	133	GLN
33	YN	134	ARG
34	YO	49	ARG
35	YP	5	ASP
35	YP	10	PRO
35	YP	15	ARG
35	YP	19	VAL
35	YP	21	ARG
35	YP	25	SER
35	YP	27	HIS
35	YP	36	LYS
35	YP	38	GLN
35	YP	42	SER
35	YP	65	ARG
35	YP	95	VAL
35	YP	106	LEU
35	YP	107	LYS
35	YP	141	ALA
35	YP	148	LEU
36	YQ	6	ARG
36	YQ	18	LYS
36	YQ	22	LYS
36	YQ	27	VAL
36	YQ	81	VAL
36	YQ	90	VAL
36	YQ	134	ARG
37	YR	2	ARG
37	YR	3	HIS
37	YR	4	LEU
37	YR	14	SER
37	YR	58	GLY
37	YR	86	ARG

Continued on next page...

Continued from previous page...

Mol	Chain	Res	Type
37	YR	117	VAL
38	YS	4	LEU
38	YS	12	PHE
38	YS	14	VAL
38	YS	23	ARG
38	YS	56	LEU
38	YS	57	LYS
38	YS	88	ASP
38	YS	89	ARG
38	YS	90	GLY
38	YS	107	GLU
39	YT	2	ASN
39	YT	3	ARG
39	YT	39	ARG
39	YT	55	ASN
39	YT	58	ASN
39	YT	90	GLN
39	YT	94	ALA
39	YT	97	ALA
39	YT	106	SER
39	YT	107	ASP
41	YV	28	GLU
41	YV	31	ALA
41	YV	45	THR
41	YV	48	GLY
41	YV	49	THR
41	YV	50	PRO
41	YV	53	GLU
41	YV	79	VAL
42	YW	59	VAL
42	YW	67	ASP
42	YW	75	TYR
42	YW	111	HIS
43	YX	36	LYS
44	YY	3	VAL
44	YY	23	ARG
44	YY	48	ALA
44	YY	49	VAL
44	YY	50	ARG
44	YY	58	GLY
44	YY	63	LYS
44	YY	77	PRO

Continued on next page...

Continued from previous page...

Mol	Chain	Res	Type
44	YY	78	ALA
44	YY	96	ILE
45	YZ	6	LYS
45	YZ	146	ILE
45	YZ	152	ALA
45	YZ	159	PRO
45	YZ	166	SER
47	Y1	30	VAL
47	Y1	54	ALA
47	Y1	81	LYS
47	Y1	82	LEU
47	Y1	95	LEU
48	Y2	16	LEU
48	Y2	43	GLN
48	Y2	47	ASN
48	Y2	48	HIS
48	Y2	71	ASN
49	Y3	3	ARG
50	Y4	5	ILE
50	Y4	14	ILE
50	Y4	16	CYS
50	Y4	22	ILE
50	Y4	23	GLU
50	Y4	36	CYS
50	Y4	37	SER
50	Y4	40	HIS
50	Y4	42	PHE
50	Y4	43	TYR
50	Y4	49	PHE
50	Y4	50	VAL
50	Y4	51	ASP
50	Y4	53	GLU
50	Y4	62	ARG
50	Y4	66	SER
50	Y4	68	ARG
51	Y5	3	LYS
51	Y5	4	HIS
51	Y5	35	GLU
51	Y5	51	TYR
51	Y5	53	ALA
52	Y6	7	ILE
52	Y6	14	THR

Continued on next page...

Continued from previous page...

Mol	Chain	Res	Type
52	Y6	15	GLU
52	Y6	19	ARG
52	Y6	21	TYR
52	Y6	33	LYS
52	Y6	45	LYS
52	Y6	48	VAL
54	Y8	29	LYS
54	Y8	31	HIS
54	Y8	34	TRP
54	Y8	52	LYS
54	Y8	62	LEU
2	QB	18	GLY
2	QB	65	GLY
2	QB	208	ILE
2	QB	216	SER
2	QB	237	ALA
3	QC	60	ALA
3	QC	79	ARG
3	QC	129	ALA
3	QC	145	GLY
4	QD	7	PRO
4	QD	20	TYR
4	QD	164	ALA
4	QD	170	VAL
4	QD	179	GLU
4	QD	181	MET
4	QD	200	GLU
5	QE	21	ALA
5	QE	63	ARG
5	QE	108	ALA
6	QF	70	ASP
7	QG	4	ARG
7	QG	63	LYS
7	QG	141	VAL
8	QH	68	ARG
8	QH	69	ARG
8	QH	76	PRO
8	QH	122	ARG
8	QH	128	GLY
9	QI	31	GLN
9	QI	41	VAL
9	QI	100	GLY

Continued on next page...

Continued from previous page...

Mol	Chain	Res	Type
9	QI	109	VAL
10	QJ	36	GLY
10	QJ	68	HIS
11	QK	103	LEU
11	QK	107	SER
11	QK	124	LYS
11	QK	125	PHE
11	QK	126	ARG
12	QL	65	GLU
12	QL	110	VAL
12	QL	115	LYS
12	QL	116	SER
12	QL	128	ALA
13	QM	49	THR
13	QM	68	GLY
13	QM	120	LYS
14	QN	14	PRO
14	QN	15	LYS
14	QN	27	CYS
15	QO	77	ARG
16	QP	49	LEU
17	QQ	14	LYS
17	QQ	33	GLY
17	QQ	78	GLU
17	QQ	100	LYS
18	QR	27	GLY
18	QR	54	ARG
18	QR	64	ARG
18	QR	65	ILE
19	QS	13	ASP
19	QS	45	VAL
20	QT	11	SER
20	QT	28	ALA
20	QT	62	LEU
20	QT	99	LEU
20	QT	102	GLY
20	QT	103	GLY
21	QU	3	LYS
27	RD	3	VAL
27	RD	32	SER
27	RD	58	HIS
27	RD	122	ASP

Continued on next page...

Continued from previous page...

Mol	Chain	Res	Type
27	RD	169	GLU
28	RE	8	LYS
28	RE	37	ARG
28	RE	53	PRO
28	RE	61	ARG
28	RE	78	LEU
28	RE	88	GLY
28	RE	186	GLY
28	RE	190	GLY
28	RE	204	ALA
29	RF	18	ARG
29	RF	107	LYS
29	RF	108	LYS
29	RF	111	ALA
29	RF	132	VAL
29	RF	134	GLY
29	RF	168	ARG
30	RG	5	VAL
30	RG	36	LYS
30	RG	81	LYS
30	RG	82	LEU
30	RG	96	ARG
30	RG	110	ALA
30	RG	115	ARG
30	RG	126	ASP
30	RG	136	ARG
31	RH	3	ARG
31	RH	8	PRO
31	RH	55	PRO
31	RH	59	ARG
31	RH	84	SER
31	RH	151	ILE
31	RH	156	ALA
31	RH	168	PRO
32	RI	11	ASN
32	RI	84	GLY
32	RI	117	GLU
32	RI	133	HIS
32	RI	145	VAL
33	RN	23	LEU
33	RN	76	SER
34	RO	51	ALA

Continued on next page...

Continued from previous page...

Mol	Chain	Res	Type
34	RO	56	ASP
34	RO	68	GLU
35	RP	6	LEU
35	RP	11	GLY
35	RP	12	ALA
35	RP	16	ARG
36	RQ	13	GLN
36	RQ	24	GLY
36	RQ	28	ALA
36	RQ	57	HIS
37	RR	11	ASN
38	RS	87	PHE
38	RS	96	GLY
38	RS	100	ALA
38	RS	109	GLY
38	RS	111	GLU
39	RT	4	GLY
39	RT	36	GLU
39	RT	43	GLN
39	RT	67	SER
39	RT	124	ASP
40	RU	9	VAL
40	RU	28	ARG
40	RU	73	GLY
40	RU	90	VAL
42	RW	63	ASP
42	RW	66	GLU
43	RX	67	GLY
44	RY	4	LYS
44	RY	41	GLY
44	RY	56	PRO
44	RY	57	GLN
44	RY	91	GLU
44	RY	99	CYS
45	RZ	51	ALA
45	RZ	108	PRO
45	RZ	116	VAL
45	RZ	153	SER
45	RZ	177	PRO
46	R0	3	HIS
47	R1	45	ASN
47	R1	55	GLY

Continued on next page...

Continued from previous page...

Mol	Chain	Res	Type
47	R1	84	GLY
48	R2	24	LEU
48	R2	44	LEU
48	R2	70	GLN
50	R4	9	LEU
50	R4	24	THR
51	R5	43	HIS
51	R5	55	ARG
53	R7	39	ARG
2	XB	18	GLY
2	XB	65	GLY
2	XB	208	ILE
2	XB	216	SER
2	XB	237	ALA
3	XC	60	ALA
3	XC	79	ARG
3	XC	129	ALA
3	XC	145	GLY
4	XD	7	PRO
4	XD	20	TYR
4	XD	32	ALA
4	XD	164	ALA
4	XD	170	VAL
4	XD	179	GLU
4	XD	181	MET
4	XD	200	GLU
5	XE	21	ALA
5	XE	63	ARG
5	XE	108	ALA
6	XF	70	ASP
7	XG	4	ARG
7	XG	63	LYS
7	XG	141	VAL
8	XH	68	ARG
8	XH	69	ARG
8	XH	76	PRO
8	XH	122	ARG
9	XI	31	GLN
9	XI	41	VAL
9	XI	100	GLY
9	XI	109	VAL
10	XJ	36	GLY

Continued on next page...

Continued from previous page...

Mol	Chain	Res	Type
10	XJ	68	HIS
11	XK	103	LEU
11	XK	107	SER
11	XK	124	LYS
11	XK	125	PHE
11	XK	126	ARG
12	XL	65	GLU
12	XL	110	VAL
12	XL	115	LYS
12	XL	116	SER
12	XL	128	ALA
13	XM	49	THR
13	XM	68	GLY
13	XM	120	LYS
14	XN	14	PRO
14	XN	15	LYS
14	XN	40	CYS
15	XO	77	ARG
16	XP	49	LEU
17	XQ	14	LYS
17	XQ	33	GLY
17	XQ	78	GLU
17	XQ	100	LYS
18	XR	27	GLY
18	XR	54	ARG
18	XR	64	ARG
18	XR	65	ILE
19	XS	13	ASP
19	XS	45	VAL
20	XT	11	SER
20	XT	28	ALA
20	XT	62	LEU
20	XT	99	LEU
20	XT	102	GLY
20	XT	103	GLY
21	XU	3	LYS
27	YD	3	VAL
27	YD	32	SER
27	YD	58	HIS
27	YD	122	ASP
27	YD	169	GLU
28	YE	8	LYS

Continued on next page...

Continued from previous page...

Mol	Chain	Res	Type
28	YE	20	ALA
28	YE	37	ARG
28	YE	53	PRO
28	YE	61	ARG
28	YE	78	LEU
28	YE	88	GLY
28	YE	186	GLY
28	YE	190	GLY
28	YE	204	ALA
29	YF	18	ARG
29	YF	107	LYS
29	YF	108	LYS
29	YF	111	ALA
29	YF	132	VAL
29	YF	134	GLY
29	YF	168	ARG
30	YG	36	LYS
30	YG	81	LYS
30	YG	82	LEU
30	YG	96	ARG
30	YG	110	ALA
30	YG	126	ASP
30	YG	136	ARG
31	YH	3	ARG
31	YH	8	PRO
31	YH	55	PRO
31	YH	59	ARG
31	YH	84	SER
31	YH	151	ILE
31	YH	156	ALA
31	YH	168	PRO
32	YI	84	GLY
32	YI	114	LEU
33	YN	23	LEU
33	YN	76	SER
34	YO	51	ALA
34	YO	56	ASP
34	YO	68	GLU
35	YP	6	LEU
35	YP	11	GLY
35	YP	12	ALA
35	YP	16	ARG

Continued on next page...

Continued from previous page...

Mol	Chain	Res	Type
36	YQ	13	GLN
36	YQ	24	GLY
36	YQ	28	ALA
37	YR	11	ASN
38	YS	61	ASN
38	YS	87	PHE
38	YS	96	GLY
38	YS	100	ALA
38	YS	109	GLY
38	YS	111	GLU
39	YT	4	GLY
39	YT	36	GLU
39	YT	43	GLN
39	YT	67	SER
39	YT	124	ASP
40	YU	9	VAL
40	YU	28	ARG
40	YU	73	GLY
40	YU	90	VAL
42	YW	63	ASP
42	YW	66	GLU
43	YX	67	GLY
44	YY	4	LYS
44	YY	41	GLY
44	YY	53	PRO
44	YY	56	PRO
44	YY	57	GLN
44	YY	99	CYS
45	YZ	53	ILE
45	YZ	59	LEU
45	YZ	81	ARG
45	YZ	113	ALA
46	Y0	18	ALA
47	Y1	45	ASN
47	Y1	55	GLY
47	Y1	84	GLY
48	Y2	24	LEU
48	Y2	44	LEU
48	Y2	70	GLN
50	Y4	9	LEU
50	Y4	24	THR
51	Y5	43	HIS

Continued on next page...

Continued from previous page...

Mol	Chain	Res	Type
51	Y5	55	ARG
53	Y7	39	ARG
2	QB	155	LEU
2	QB	159	PRO
2	QB	175	ARG
3	QC	16	ARG
3	QC	45	LYS
3	QC	81	GLY
4	QD	26	CYS
4	QD	136	PRO
5	QE	37	ARG
6	QF	41	GLU
6	QF	87	ARG
7	QG	35	LYS
7	QG	62	PHE
7	QG	149	ARG
8	QH	2	LEU
9	QI	12	GLU
9	QI	13	ALA
10	QJ	57	LYS
12	QL	51	ALA
12	QL	123	LYS
13	QM	12	ASN
13	QM	101	GLN
13	QM	121	LYS
14	QN	9	LYS
15	QO	14	GLU
15	QO	23	GLY
16	QP	8	ARG
16	QP	83	GLU
17	QQ	30	PRO
17	QQ	99	SER
18	QR	55	ARG
19	QS	6	LYS
19	QS	27	GLU
19	QS	64	GLU
20	QT	82	SER
20	QT	98	PRO
27	RD	111	LEU
27	RD	242	ARG
27	RD	262	ARG
28	RE	20	ALA

Continued on next page...

Continued from previous page...

Mol	Chain	Res	Type
28	RE	62	PRO
28	RE	69	LYS
28	RE	71	GLY
28	RE	82	ARG
28	RE	117	MET
28	RE	130	GLY
28	RE	132	HIS
30	RG	128	ARG
30	RG	174	GLU
31	RH	50	VAL
31	RH	81	GLU
31	RH	152	ARG
32	RI	15	VAL
32	RI	72	LEU
32	RI	118	LYS
33	RN	45	ASN
33	RN	130	HIS
33	RN	132	ALA
33	RN	135	PRO
35	RP	7	ARG
35	RP	14	LYS
35	RP	43	GLY
35	RP	89	ALA
35	RP	102	ARG
35	RP	115	LEU
36	RQ	88	GLY
36	RQ	91	GLU
37	RR	42	LYS
37	RR	45	ARG
37	RR	71	GLN
37	RR	107	ASP
38	RS	19	LYS
38	RS	61	ASN
38	RS	74	ALA
38	RS	75	GLU
39	RT	78	LEU
39	RT	112	ARG
40	RU	46	ALA
40	RU	58	ARG
40	RU	93	LYS
41	RV	54	GLY
42	RW	68	ARG

Continued on next page...

Continued from previous page...

Mol	Chain	Res	Type
42	RW	93	ALA
43	RX	48	LYS
43	RX	87	GLN
44	RY	21	LYS
44	RY	39	VAL
44	RY	42	VAL
44	RY	69	ALA
44	RY	102	CYS
45	RZ	112	ARG
45	RZ	166	SER
46	R0	18	ALA
47	R1	74	VAL
47	R1	91	LYS
47	R1	93	GLU
50	R4	27	THR
50	R4	46	GLN
52	R6	18	ARG
53	R7	32	LYS
54	R8	46	ARG
54	R8	47	LYS
2	XB	155	LEU
2	XB	159	PRO
3	XC	16	ARG
3	XC	45	LYS
3	XC	81	GLY
4	XD	29	PRO
4	XD	73	ARG
4	XD	136	PRO
5	XE	37	ARG
6	XF	41	GLU
6	XF	87	ARG
7	XG	62	PHE
7	XG	149	ARG
8	XH	2	LEU
8	XH	128	GLY
9	XI	12	GLU
9	XI	13	ALA
10	XJ	57	LYS
12	XL	51	ALA
12	XL	123	LYS
13	XM	12	ASN
13	XM	101	GLN

Continued on next page...

Continued from previous page...

Mol	Chain	Res	Type
13	XM	121	LYS
14	XN	9	LYS
14	XN	48	ALA
15	XO	14	GLU
15	XO	23	GLY
16	XP	8	ARG
16	XP	83	GLU
17	XQ	30	PRO
17	XQ	99	SER
18	XR	55	ARG
19	XS	6	LYS
19	XS	27	GLU
19	XS	64	GLU
20	XT	82	SER
20	XT	98	PRO
27	YD	111	LEU
27	YD	239	ARG
27	YD	242	ARG
27	YD	262	ARG
28	YE	62	PRO
28	YE	69	LYS
28	YE	71	GLY
28	YE	82	ARG
28	YE	117	MET
28	YE	130	GLY
28	YE	132	HIS
30	YG	5	VAL
30	YG	115	ARG
30	YG	128	ARG
30	YG	174	GLU
31	YH	50	VAL
31	YH	81	GLU
31	YH	152	ARG
32	YI	11	ASN
32	YI	72	LEU
32	YI	87	LYS
32	YI	113	ARG
32	YI	118	LYS
33	YN	45	ASN
33	YN	130	HIS
33	YN	135	PRO
35	YP	7	ARG

Continued on next page...

Continued from previous page...

Mol	Chain	Res	Type
35	YP	14	LYS
35	YP	43	GLY
35	YP	89	ALA
35	YP	102	ARG
35	YP	115	LEU
36	YQ	57	HIS
36	YQ	88	GLY
36	YQ	91	GLU
37	YR	42	LYS
37	YR	45	ARG
37	YR	71	GLN
37	YR	107	ASP
38	YS	19	LYS
38	YS	74	ALA
38	YS	75	GLU
39	YT	112	ARG
40	YU	46	ALA
40	YU	58	ARG
40	YU	93	LYS
41	YV	54	GLY
42	YW	68	ARG
42	YW	93	ALA
43	YX	48	LYS
43	YX	87	GLN
44	YY	21	LYS
44	YY	39	VAL
44	YY	42	VAL
44	YY	69	ALA
44	YY	91	GLU
44	YY	102	CYS
45	YZ	13	GLU
45	YZ	92	SER
45	YZ	181	GLU
46	Y0	15	ASP
47	Y1	74	VAL
47	Y1	91	LYS
47	Y1	93	GLU
50	Y4	27	THR
50	Y4	46	GLN
52	Y6	18	ARG
53	Y7	32	LYS
54	Y8	46	ARG

Continued on next page...

Continued from previous page...

Mol	Chain	Res	Type
54	Y8	47	LYS
2	QB	19	HIS
2	QB	131	PRO
2	QB	160	ASP
2	QB	177	ALA
3	QC	168	ALA
4	QD	151	LYS
5	QE	70	PRO
5	QE	72	GLN
5	QE	124	GLY
6	QF	13	ASN
6	QF	40	VAL
6	QF	42	GLU
7	QG	41	ARG
7	QG	109	ASN
7	QG	116	ALA
7	QG	117	ALA
8	QH	27	PRO
8	QH	49	GLU
10	QJ	93	GLY
11	QK	105	VAL
12	QL	64	TYR
13	QM	4	ILE
13	QM	14	ARG
13	QM	69	GLU
13	QM	77	ASN
14	QN	26	ARG
14	QN	48	ALA
15	QO	86	GLY
16	QP	26	ARG
16	QP	28	ARG
16	QP	48	TRP
19	QS	28	LYS
19	QS	44	MET
20	QT	40	ALA
20	QT	51	GLU
27	RD	12	SER
27	RD	73	VAL
27	RD	238	GLY
28	RE	66	HIS
28	RE	126	PRO
29	RF	43	LYS

Continued on next page...

Continued from previous page...

Mol	Chain	Res	Type
29	RF	130	ALA
29	RF	136	THR
29	RF	145	GLU
30	RG	12	TYR
30	RG	117	PHE
30	RG	146	TYR
31	RH	13	LYS
31	RH	109	PHE
31	RH	159	GLU
32	RI	115	ALA
32	RI	122	GLU
33	RN	96	GLU
34	RO	17	ARG
34	RO	97	ARG
35	RP	29	LYS
35	RP	47	ASP
35	RP	139	LYS
39	RT	37	GLY
39	RT	95	ARG
40	RU	74	LEU
42	RW	14	PRO
42	RW	48	ALA
45	RZ	7	ALA
45	RZ	13	GLU
45	RZ	92	SER
50	R4	8	LYS
51	R5	14	ALA
51	R5	37	LYS
51	R5	42	PRO
51	R5	45	VAL
51	R5	48	GLU
52	R6	8	LYS
52	R6	9	LEU
52	R6	10	LEU
52	R6	49	HIS
54	R8	25	MET
54	R8	53	PRO
54	R8	57	ARG
2	XB	19	HIS
2	XB	131	PRO
2	XB	160	ASP
2	XB	175	ARG

Continued on next page...

Continued from previous page...

Mol	Chain	Res	Type
3	XC	168	ALA
4	XD	151	LYS
5	XE	70	PRO
5	XE	72	GLN
5	XE	124	GLY
6	XF	13	ASN
6	XF	40	VAL
6	XF	42	GLU
7	XG	35	LYS
7	XG	41	ARG
7	XG	116	ALA
7	XG	117	ALA
8	XH	27	PRO
8	XH	29	SER
8	XH	49	GLU
10	XJ	93	GLY
12	XL	64	TYR
13	XM	4	ILE
13	XM	14	ARG
13	XM	69	GLU
13	XM	77	ASN
14	XN	22	THR
15	XO	86	GLY
16	XP	26	ARG
16	XP	28	ARG
16	XP	48	TRP
19	XS	28	LYS
19	XS	44	MET
20	XT	40	ALA
20	XT	51	GLU
27	YD	12	SER
27	YD	73	VAL
28	YE	66	HIS
28	YE	126	PRO
29	YF	43	LYS
29	YF	130	ALA
29	YF	136	THR
29	YF	145	GLU
30	YG	12	TYR
30	YG	117	PHE
30	YG	146	TYR
31	YH	13	LYS

Continued on next page...

Continued from previous page...

Mol	Chain	Res	Type
31	YH	109	PHE
31	YH	159	GLU
32	YI	12	LEU
32	YI	122	GLU
33	YN	96	GLU
33	YN	127	ASP
33	YN	132	ALA
34	YO	17	ARG
34	YO	97	ARG
35	YP	29	LYS
35	YP	47	ASP
35	YP	139	LYS
39	YT	37	GLY
39	YT	78	LEU
39	YT	95	ARG
40	YU	74	LEU
42	YW	14	PRO
42	YW	48	ALA
50	Y4	8	LYS
51	Y5	14	ALA
51	Y5	37	LYS
51	Y5	45	VAL
51	Y5	48	GLU
52	Y6	8	LYS
52	Y6	9	LEU
52	Y6	10	LEU
52	Y6	49	HIS
54	Y8	25	MET
54	Y8	53	PRO
54	Y8	57	ARG
2	QB	23	ARG
2	QB	25	ASN
2	QB	98	LEU
2	QB	129	GLU
2	QB	194	PRO
2	QB	229	VAL
2	QB	231	GLU
3	QC	125	GLU
5	QE	74	GLY
5	QE	77	PRO
5	QE	112	LEU
5	QE	128	PRO

Continued on next page...

Continued from previous page...

Mol	Chain	Res	Type
5	QE	132	ALA
6	QF	12	PRO
6	QF	32	ASN
6	QF	96	PRO
8	QH	29	SER
8	QH	34	GLU
8	QH	103	VAL
9	QI	44	VAL
9	QI	89	ASN
10	QJ	53	PRO
10	QJ	59	SER
10	QJ	75	ILE
11	QK	64	ALA
12	QL	63	GLY
18	QR	58	LEU
19	QS	11	VAL
27	RD	33	LEU
28	RE	79	ARG
29	RF	47	GLY
29	RF	118	ALA
31	RH	11	VAL
31	RH	27	LYS
31	RH	47	GLU
31	RH	77	LYS
31	RH	170	ARG
33	RN	29	LYS
33	RN	104	LYS
33	RN	127	ASP
33	RN	128	HIS
34	RO	25	LEU
35	RP	50	ARG
35	RP	97	PRO
35	RP	108	LYS
37	RR	85	PRO
40	RU	91	ASP
42	RW	32	ALA
43	RX	19	ALA
44	RY	7	VAL
45	RZ	61	LEU
45	RZ	66	SER
45	RZ	81	ARG
45	RZ	130	PRO

Continued on next page...

Continued from previous page...

Mol	Chain	Res	Type
49	R3	13	ILE
50	R4	30	GLU
52	R6	35	GLU
54	R8	64	TYR
2	XB	23	ARG
2	XB	98	LEU
2	XB	129	GLU
2	XB	177	ALA
2	XB	194	PRO
2	XB	229	VAL
2	XB	231	GLU
3	XC	125	GLU
5	XE	74	GLY
5	XE	77	PRO
5	XE	112	LEU
5	XE	128	PRO
5	XE	132	ALA
6	XF	12	PRO
6	XF	96	PRO
7	XG	109	ASN
8	XH	34	GLU
8	XH	103	VAL
9	XI	44	VAL
9	XI	88	TYR
9	XI	89	ASN
10	XJ	53	PRO
10	XJ	59	SER
10	XJ	75	ILE
11	XK	64	ALA
11	XK	105	VAL
12	XL	63	GLY
18	XR	58	LEU
19	XS	11	VAL
27	YD	33	LEU
28	YE	79	ARG
29	YF	47	GLY
29	YF	118	ALA
31	YH	11	VAL
31	YH	27	LYS
31	YH	47	GLU
31	YH	77	LYS
31	YH	170	ARG

Continued on next page...

Continued from previous page...

Mol	Chain	Res	Type
33	YN	29	LYS
33	YN	104	LYS
33	YN	128	HIS
34	YO	25	LEU
35	YP	50	ARG
35	YP	97	PRO
35	YP	108	LYS
37	YR	85	PRO
40	YU	91	ASP
42	YW	32	ALA
43	YX	19	ALA
44	YY	7	VAL
45	YZ	7	ALA
45	YZ	61	LEU
45	YZ	143	GLY
45	YZ	153	SER
49	Y3	13	ILE
50	Y4	30	GLU
50	Y4	33	VAL
50	Y4	70	GLY
51	Y5	42	PRO
52	Y6	35	GLU
53	Y7	44	PRO
54	Y8	64	TYR
3	QC	51	GLY
5	QE	115	VAL
9	QI	88	TYR
11	QK	106	LYS
13	QM	13	LYS
13	QM	48	LEU
14	QN	20	ALA
16	QP	57	ARG
27	RD	178	PRO
30	RG	109	VAL
30	RG	181	ARG
31	RH	7	LEU
31	RH	26	VAL
32	RI	9	LEU
32	RI	12	LEU
39	RT	38	ASN
42	RW	11	ARG
42	RW	33	ARG

Continued on next page...

Continued from previous page...

Mol	Chain	Res	Type
50	R4	33	VAL
50	R4	69	LYS
50	R4	70	GLY
51	R5	57	VAL
53	R7	44	PRO
2	XB	25	ASN
3	XC	51	GLY
5	XE	115	VAL
6	XF	32	ASN
10	XJ	85	LEU
11	XK	106	LYS
13	XM	13	LYS
13	XM	48	LEU
13	XM	109	THR
14	XN	20	ALA
16	XP	57	ARG
20	XT	70	SER
27	YD	178	PRO
27	YD	241	PRO
30	YG	109	VAL
30	YG	181	ARG
31	YH	7	LEU
31	YH	26	VAL
32	YI	13	GLY
39	YT	38	ASN
41	YV	36	PRO
42	YW	11	ARG
42	YW	33	ARG
45	YZ	177	PRO
50	Y4	69	LYS
51	Y5	57	VAL
2	QB	202	PRO
2	QB	239	VAL
4	QD	88	VAL
5	QE	49	PRO
7	QG	55	GLY
7	QG	58	PRO
8	QH	106	GLY
18	QR	37	VAL
20	QT	63	ILE
28	RE	86	PRO
28	RE	184	VAL

Continued on next page...

Continued from previous page...

Mol	Chain	Res	Type
36	RQ	86	GLY
37	RR	32	GLY
41	RV	36	PRO
42	RW	35	ILE
45	RZ	53	ILE
2	XB	202	PRO
2	XB	239	VAL
3	XC	114	PRO
4	XD	88	VAL
5	XE	49	PRO
7	XG	55	GLY
7	XG	58	PRO
18	XR	37	VAL
20	XT	63	ILE
28	YE	86	PRO
28	YE	184	VAL
32	YI	15	VAL
32	YI	18	VAL
32	YI	71	ILE
36	YQ	86	GLY
37	YR	32	GLY
42	YW	35	ILE
2	QB	227	GLY
3	QC	114	PRO
4	QD	90	GLY
9	QI	24	GLY
13	QM	60	VAL
15	QO	18	PHE
16	QP	53	VAL
27	RD	241	PRO
32	RI	18	VAL
44	RY	32	PRO
45	RZ	94	GLU
51	R5	46	CYS
2	XB	227	GLY
3	XC	134	ILE
4	XD	90	GLY
8	XH	106	GLY
9	XI	24	GLY
13	XM	60	VAL
15	XO	18	PHE
16	XP	53	VAL

Continued on next page...

Continued from previous page...

Mol	Chain	Res	Type
30	YG	52	ILE
44	YY	27	VAL
44	YY	32	PRO
45	YZ	160	GLY
51	Y5	46	CYS
3	QC	134	ILE
13	QM	84	ILE
27	RD	34	VAL
30	RG	52	ILE
34	RO	114	ILE
44	RY	27	VAL
44	RY	51	VAL
45	RZ	62	PRO
45	RZ	165	VAL
51	R5	34	PRO
13	XM	84	ILE
27	YD	34	VAL
34	YO	114	ILE
44	YY	51	VAL
51	Y5	34	PRO
9	QI	21	PRO
13	QM	78	ILE
28	RE	52	LEU
28	RE	55	ASN
34	RO	27	GLY
49	R3	40	THR
9	XI	21	PRO
13	XM	78	ILE
28	YE	52	LEU
28	YE	55	ASN
34	YO	27	GLY
49	Y3	40	THR
7	QG	14	PRO
8	QH	51	VAL
20	QT	97	ALA
32	RI	71	ILE
5	XE	129	ILE
8	XH	51	VAL
16	XP	41	PRO
20	XT	97	ALA
48	R2	18	PRO
48	Y2	18	PRO

5.3.2 Protein sidechains ⓘ

In the following table, the Percentiles column shows the percent sidechain outliers of the chain as a percentile score with respect to all X-ray entries followed by that with respect to entries of similar resolution. The Analysed column shows the number of residues for which the sidechain conformation was analysed, and the total number of residues.

Mol	Chain	Analysed	Rotameric	Outliers	Percentiles	
2	QB	205/220 (93%)	181 (88%)	24 (12%)	8	33
2	XB	205/220 (93%)	181 (88%)	24 (12%)	8	33
3	QC	159/188 (85%)	143 (90%)	16 (10%)	11	41
3	XC	159/188 (85%)	143 (90%)	16 (10%)	11	41
4	QD	180/181 (99%)	160 (89%)	20 (11%)	9	36
4	XD	180/181 (99%)	165 (92%)	15 (8%)	16	55
5	QE	116/123 (94%)	108 (93%)	8 (7%)	22	65
5	XE	116/123 (94%)	107 (92%)	9 (8%)	18	59
6	QF	90/90 (100%)	76 (84%)	14 (16%)	4	16
6	XF	90/90 (100%)	76 (84%)	14 (16%)	4	16
7	QG	126/127 (99%)	114 (90%)	12 (10%)	12	45
7	XG	126/127 (99%)	115 (91%)	11 (9%)	15	52
8	QH	119/119 (100%)	106 (89%)	13 (11%)	9	37
8	XH	119/119 (100%)	106 (89%)	13 (11%)	9	37
9	QI	98/99 (99%)	87 (89%)	11 (11%)	9	36
9	XI	98/99 (99%)	87 (89%)	11 (11%)	9	36
10	QJ	89/92 (97%)	81 (91%)	8 (9%)	14	49
10	XJ	89/92 (97%)	81 (91%)	8 (9%)	14	49
11	QK	90/99 (91%)	81 (90%)	9 (10%)	11	41
11	XK	90/99 (91%)	81 (90%)	9 (10%)	11	41
12	QL	104/109 (95%)	90 (86%)	14 (14%)	6	24
12	XL	104/109 (95%)	90 (86%)	14 (14%)	6	24
13	QM	97/101 (96%)	81 (84%)	16 (16%)	3	14
13	XM	97/101 (96%)	81 (84%)	16 (16%)	3	14
14	QN	49/50 (98%)	40 (82%)	9 (18%)	2	11
14	XN	49/50 (98%)	44 (90%)	5 (10%)	11	40
15	QO	79/80 (99%)	73 (92%)	6 (8%)	19	60

Continued on next page...

Continued from previous page...

Mol	Chain	Analysed	Rotameric	Outliers	Percentiles	
15	XO	79/80 (99%)	73 (92%)	6 (8%)	19	60
16	QP	72/74 (97%)	63 (88%)	9 (12%)	7	29
16	XP	72/74 (97%)	63 (88%)	9 (12%)	7	29
17	QQ	95/97 (98%)	89 (94%)	6 (6%)	25	69
17	XQ	95/97 (98%)	89 (94%)	6 (6%)	25	69
18	QR	61/77 (79%)	54 (88%)	7 (12%)	8	34
18	XR	61/77 (79%)	54 (88%)	7 (12%)	8	34
19	QS	73/80 (91%)	62 (85%)	11 (15%)	4	18
19	XS	73/80 (91%)	62 (85%)	11 (15%)	4	18
20	QT	76/82 (93%)	68 (90%)	8 (10%)	10	39
20	XT	76/82 (93%)	68 (90%)	8 (10%)	10	39
21	QU	20/22 (91%)	19 (95%)	1 (5%)	34	78
21	XU	20/22 (91%)	19 (95%)	1 (5%)	34	78
27	RD	214/218 (98%)	177 (83%)	37 (17%)	3	13
27	YD	214/218 (98%)	177 (83%)	37 (17%)	3	13
28	RE	165/166 (99%)	128 (78%)	37 (22%)	1	6
28	YE	165/166 (99%)	127 (77%)	38 (23%)	1	5
29	RF	161/166 (97%)	140 (87%)	21 (13%)	6	26
29	YF	161/166 (97%)	140 (87%)	21 (13%)	6	26
30	RG	155/156 (99%)	130 (84%)	25 (16%)	3	15
30	YG	155/156 (99%)	130 (84%)	25 (16%)	3	15
31	RH	142/148 (96%)	114 (80%)	28 (20%)	2	9
31	YH	142/148 (96%)	114 (80%)	28 (20%)	2	9
32	RI	122/124 (98%)	100 (82%)	22 (18%)	2	12
32	YI	122/124 (98%)	98 (80%)	24 (20%)	2	9
33	RN	117/119 (98%)	98 (84%)	19 (16%)	3	15
33	YN	117/119 (98%)	98 (84%)	19 (16%)	3	15
34	RO	100/100 (100%)	90 (90%)	10 (10%)	11	41
34	YO	100/100 (100%)	90 (90%)	10 (10%)	11	41
35	RP	116/116 (100%)	89 (77%)	27 (23%)	1	5
35	YP	116/116 (100%)	89 (77%)	27 (23%)	1	5

Continued on next page...

Continued from previous page...

Mol	Chain	Analysed	Rotameric	Outliers	Percentiles	
36	RQ	111/111 (100%)	93 (84%)	18 (16%)	3	15
36	YQ	111/111 (100%)	93 (84%)	18 (16%)	3	15
37	RR	101/101 (100%)	84 (83%)	17 (17%)	3	13
37	YR	101/101 (100%)	84 (83%)	17 (17%)	3	13
38	RS	87/88 (99%)	74 (85%)	13 (15%)	4	19
38	YS	87/88 (99%)	74 (85%)	13 (15%)	4	19
39	RT	120/127 (94%)	97 (81%)	23 (19%)	2	10
39	YT	120/127 (94%)	97 (81%)	23 (19%)	2	10
40	RU	93/94 (99%)	80 (86%)	13 (14%)	5	23
40	YU	93/94 (99%)	80 (86%)	13 (14%)	5	23
41	RV	82/82 (100%)	71 (87%)	11 (13%)	6	25
41	YV	82/82 (100%)	71 (87%)	11 (13%)	6	25
42	RW	92/92 (100%)	77 (84%)	15 (16%)	3	15
42	YW	92/92 (100%)	77 (84%)	15 (16%)	3	15
43	RX	74/78 (95%)	63 (85%)	11 (15%)	4	19
43	YX	74/78 (95%)	63 (85%)	11 (15%)	4	19
44	RY	85/91 (93%)	70 (82%)	15 (18%)	3	12
44	YY	85/91 (93%)	70 (82%)	15 (18%)	3	12
45	RZ	162/179 (90%)	138 (85%)	24 (15%)	4	19
45	YZ	162/179 (90%)	142 (88%)	20 (12%)	7	29
46	R0	65/67 (97%)	58 (89%)	7 (11%)	9	37
46	Y0	65/67 (97%)	63 (97%)	2 (3%)	52	88
47	R1	82/83 (99%)	67 (82%)	15 (18%)	2	11
47	Y1	82/83 (99%)	67 (82%)	15 (18%)	2	11
48	R2	64/67 (96%)	57 (89%)	7 (11%)	9	37
48	Y2	64/67 (96%)	57 (89%)	7 (11%)	9	37
49	R3	51/52 (98%)	40 (78%)	11 (22%)	1	7
49	Y3	51/52 (98%)	40 (78%)	11 (22%)	1	7
50	R4	63/63 (100%)	44 (70%)	19 (30%)	0	1
50	Y4	63/63 (100%)	44 (70%)	19 (30%)	0	1
51	R5	51/52 (98%)	39 (76%)	12 (24%)	1	5

Continued on next page...

Continued from previous page...

Mol	Chain	Analysed	Rotameric	Outliers	Percentiles	
51	Y5	51/52 (98%)	39 (76%)	12 (24%)	1	5
52	R6	48/52 (92%)	38 (79%)	10 (21%)	2	8
52	Y6	48/52 (92%)	38 (79%)	10 (21%)	2	8
53	R7	42/42 (100%)	39 (93%)	3 (7%)	21	64
53	Y7	42/42 (100%)	39 (93%)	3 (7%)	21	64
54	R8	54/55 (98%)	39 (72%)	15 (28%)	0	1
54	Y8	54/55 (98%)	39 (72%)	15 (28%)	0	1
55	R9	34/34 (100%)	32 (94%)	2 (6%)	28	72
55	Y9	34/34 (100%)	32 (94%)	2 (6%)	28	72
All	All	9702/10066 (96%)	8299 (86%)	1403 (14%)	5	21

All (1403) residues with a non-rotameric sidechain are listed below:

Mol	Chain	Res	Type
2	QB	5	ILE
2	QB	8	LYS
2	QB	16	HIS
2	QB	23	ARG
2	QB	24	TRP
2	QB	33	TYR
2	QB	36	ARG
2	QB	63	MET
2	QB	67	THR
2	QB	73	THR
2	QB	82	ARG
2	QB	92	TYR
2	QB	94	ASN
2	QB	121	LEU
2	QB	155	LEU
2	QB	163	PHE
2	QB	165	VAL
2	QB	168	THR
2	QB	172	ILE
2	QB	174	VAL
2	QB	178	ARG
2	QB	196	LEU
2	QB	204	ASN
2	QB	215	LEU
3	QC	3	ASN

Continued on next page...

Continued from previous page...

Mol	Chain	Res	Type
3	QC	5	ILE
3	QC	12	LEU
3	QC	16	ARG
3	QC	21	ARG
3	QC	29	TYR
3	QC	56	ASP
3	QC	69	HIS
3	QC	94	LEU
3	QC	127	ARG
3	QC	131	ARG
3	QC	154	SER
3	QC	184	TYR
3	QC	192	THR
3	QC	193	TYR
3	QC	196	LEU
4	QD	3	ARG
4	QD	7	PRO
4	QD	9	CYS
4	QD	12	CYS
4	QD	13	ARG
4	QD	14	ARG
4	QD	30	LYS
4	QD	31	CYS
4	QD	50	ARG
4	QD	53	ASP
4	QD	73	ARG
4	QD	79	PHE
4	QD	86	LYS
4	QD	94	LEU
4	QD	96	LEU
4	QD	114	ARG
4	QD	122	ARG
4	QD	131	ARG
4	QD	181	MET
4	QD	200	GLU
5	QE	10	MET
5	QE	13	ILE
5	QE	16	THR
5	QE	31	LEU
5	QE	53	LEU
5	QE	79	GLU
5	QE	101	ILE

Continued on next page...

Continued from previous page...

Mol	Chain	Res	Type
5	QE	153	LYS
6	QF	17	SER
6	QF	21	LEU
6	QF	27	GLN
6	QF	36	ARG
6	QF	55	ASP
6	QF	63	TYR
6	QF	69	GLU
6	QF	74	ASP
6	QF	77	ARG
6	QF	87	ARG
6	QF	92	LYS
6	QF	94	GLN
6	QF	97	PHE
6	QF	100	ASN
7	QG	8	GLU
7	QG	12	LEU
7	QG	38	LEU
7	QG	78	ARG
7	QG	84	ASN
7	QG	98	SER
7	QG	111	ARG
7	QG	114	ARG
7	QG	124	LEU
7	QG	137	LYS
7	QG	148	ASN
7	QG	155	ARG
8	QH	1	MET
8	QH	10	LEU
8	QH	27	PRO
8	QH	41	ARG
8	QH	52	ASP
8	QH	63	LEU
8	QH	69	ARG
8	QH	81	HIS
8	QH	99	GLU
8	QH	119	LEU
8	QH	121	ASP
8	QH	129	VAL
8	QH	137	VAL
9	QI	7	THR
9	QI	9	ARG

Continued on next page...

Continued from previous page...

Mol	Chain	Res	Type
9	QI	48	GLU
9	QI	65	VAL
9	QI	83	ARG
9	QI	95	LYS
9	QI	104	ARG
9	QI	113	LYS
9	QI	114	TYR
9	QI	121	ARG
9	QI	128	ARG
10	QJ	22	LYS
10	QJ	47	PHE
10	QJ	57	LYS
10	QJ	62	HIS
10	QJ	74	ILE
10	QJ	80	LYS
10	QJ	84	GLN
10	QJ	96	ILE
11	QK	26	ASN
11	QK	32	ILE
11	QK	63	LEU
11	QK	75	TYR
11	QK	92	GLU
11	QK	109	VAL
11	QK	114	VAL
11	QK	116	HIS
11	QK	125	PHE
12	QL	17	LYS
12	QL	20	LYS
12	QL	27	LEU
12	QL	41	ARG
12	QL	53	ARG
12	QL	57	LYS
12	QL	60	LEU
12	QL	62	SER
12	QL	70	ILE
12	QL	73	GLU
12	QL	81	SER
12	QL	89	ARG
12	QL	112	ASP
12	QL	120	TYR
13	QM	3	ARG
13	QM	8	GLU

Continued on next page...

Continued from previous page...

Mol	Chain	Res	Type
13	QM	13	LYS
13	QM	35	GLU
13	QM	47	ASP
13	QM	56	LEU
13	QM	57	ARG
13	QM	64	TRP
13	QM	66	LEU
13	QM	70	LEU
13	QM	88	ARG
13	QM	90	LEU
13	QM	101	GLN
13	QM	115	LYS
13	QM	116	THR
13	QM	122	LYS
14	QN	3	ARG
14	QN	12	ARG
14	QN	14	PRO
14	QN	16	PHE
14	QN	26	ARG
14	QN	29	ARG
14	QN	41	ARG
14	QN	43	CYS
14	QN	44	LEU
15	QO	3	ILE
15	QO	8	LYS
15	QO	26	GLU
15	QO	39	LEU
15	QO	62	GLN
15	QO	65	ARG
16	QP	1	MET
16	QP	26	ARG
16	QP	28	ARG
16	QP	59	TRP
16	QP	62	VAL
16	QP	69	THR
16	QP	71	ARG
16	QP	72	ARG
16	QP	82	GLN
17	QQ	12	SER
17	QQ	48	GLU
17	QQ	52	LYS
17	QQ	59	ILE

Continued on next page...

Continued from previous page...

Mol	Chain	Res	Type
17	QQ	68	ARG
17	QQ	74	LEU
18	QR	26	LEU
18	QR	29	PHE
18	QR	32	ARG
18	QR	36	ASN
18	QR	46	GLU
18	QR	54	ARG
18	QR	55	ARG
19	QS	5	LEU
19	QS	10	PHE
19	QS	12	ASP
19	QS	13	ASP
19	QS	15	LEU
19	QS	29	ARG
19	QS	30	LEU
19	QS	41	VAL
19	QS	63	THR
19	QS	65	ASN
19	QS	83	HIS
20	QT	11	SER
20	QT	24	LEU
20	QT	26	ASN
20	QT	41	ILE
20	QT	62	LEU
20	QT	73	HIS
20	QT	75	ASN
20	QT	93	GLU
21	QU	6	ARG
27	RD	10	THR
27	RD	17	THR
27	RD	26	LYS
27	RD	33	LEU
27	RD	43	ARG
27	RD	44	ASN
27	RD	61	LEU
27	RD	65	ILE
27	RD	67	PHE
27	RD	71	ASP
27	RD	73	VAL
27	RD	94	LEU
27	RD	98	VAL

Continued on next page...

Continued from previous page...

Mol	Chain	Res	Type
27	RD	105	ILE
27	RD	106	ILE
27	RD	131	LEU
27	RD	134	ARG
27	RD	135	PHE
27	RD	155	LEU
27	RD	157	ARG
27	RD	166	GLN
27	RD	173	VAL
27	RD	183	ARG
27	RD	192	THR
27	RD	198	ASN
27	RD	200	ASP
27	RD	215	LEU
27	RD	217	ARG
27	RD	218	ARG
27	RD	226	MET
27	RD	230	ASP
27	RD	237	GLU
27	RD	257	LEU
27	RD	259	THR
27	RD	261	LYS
27	RD	262	ARG
27	RD	271	ILE
28	RE	2	LYS
28	RE	4	ILE
28	RE	13	ARG
28	RE	16	ARG
28	RE	17	ASP
28	RE	25	VAL
28	RE	26	ILE
28	RE	27	LEU
28	RE	33	VAL
28	RE	36	ARG
28	RE	37	ARG
28	RE	38	THR
28	RE	41	LYS
28	RE	45	THR
28	RE	54	GLN
28	RE	61	ARG
28	RE	62	PRO
28	RE	66	HIS

Continued on next page...

Continued from previous page...

Mol	Chain	Res	Type
28	RE	73	GLU
28	RE	75	VAL
28	RE	77	ILE
28	RE	79	ARG
28	RE	80	GLU
28	RE	101	ARG
28	RE	113	PHE
28	RE	117	MET
28	RE	119	ARG
28	RE	143	ASN
28	RE	146	THR
28	RE	154	LYS
28	RE	167	VAL
28	RE	179	GLU
28	RE	184	VAL
28	RE	196	VAL
28	RE	200	GLU
28	RE	202	LYS
28	RE	203	LYS
29	RF	7	TYR
29	RF	9	ILE
29	RF	25	PRO
29	RF	32	LEU
29	RF	45	ARG
29	RF	46	ARG
29	RF	65	TRP
29	RF	66	PRO
29	RF	67	GLN
29	RF	70	THR
29	RF	82	ILE
29	RF	106	ARG
29	RF	108	LYS
29	RF	117	ARG
29	RF	124	LEU
29	RF	127	GLU
29	RF	145	GLU
29	RF	164	ARG
29	RF	181	LEU
29	RF	183	VAL
29	RF	206	ILE
30	RG	4	ASP
30	RG	22	ARG

Continued on next page...

Continued from previous page...

Mol	Chain	Res	Type
30	RG	26	GLN
30	RG	33	ARG
30	RG	34	LEU
30	RG	35	GLU
30	RG	43	LEU
30	RG	45	GLU
30	RG	63	ILE
30	RG	67	LYS
30	RG	71	THR
30	RG	88	ILE
30	RG	94	LEU
30	RG	96	ARG
30	RG	97	ASP
30	RG	103	LEU
30	RG	115	ARG
30	RG	118	ARG
30	RG	133	LEU
30	RG	147	ASP
30	RG	155	MET
30	RG	156	ASP
30	RG	159	VAL
30	RG	167	GLU
30	RG	174	GLU
31	RH	3	ARG
31	RH	4	ILE
31	RH	9	ILE
31	RH	10	PRO
31	RH	11	VAL
31	RH	16	SER
31	RH	27	LYS
31	RH	32	GLU
31	RH	37	VAL
31	RH	41	MET
31	RH	43	VAL
31	RH	59	ARG
31	RH	64	LEU
31	RH	77	LYS
31	RH	81	GLU
31	RH	85	LYS
31	RH	88	LEU
31	RH	89	ILE
31	RH	105	LEU

Continued on next page...

Continued from previous page...

Mol	Chain	Res	Type
31	RH	132	ARG
31	RH	139	GLN
31	RH	143	GLN
31	RH	152	ARG
31	RH	153	LYS
31	RH	154	PRO
31	RH	155	SER
31	RH	158	HIS
31	RH	169	VAL
32	RI	1	MET
32	RI	2	LYS
32	RI	10	GLU
32	RI	27	ARG
32	RI	33	ARG
32	RI	38	LEU
32	RI	40	THR
32	RI	56	LYS
32	RI	57	ARG
32	RI	67	ARG
32	RI	70	GLU
32	RI	85	GLU
32	RI	86	THR
32	RI	88	ILE
32	RI	101	LEU
32	RI	113	ARG
32	RI	118	LYS
32	RI	128	LEU
32	RI	135	GLU
32	RI	138	ILE
32	RI	142	VAL
32	RI	145	VAL
33	RN	2	LYS
33	RN	7	LYS
33	RN	43	THR
33	RN	48	MET
33	RN	60	ILE
33	RN	61	ARG
33	RN	65	LYS
33	RN	73	THR
33	RN	78	TYR
33	RN	90	MET
33	RN	93	THR

Continued on next page...

Continued from previous page...

Mol	Chain	Res	Type
33	RN	94	HIS
33	RN	101	HIS
33	RN	109	LYS
33	RN	112	LEU
33	RN	120	LEU
33	RN	127	ASP
33	RN	131	GLN
33	RN	136	GLU
34	RO	8	LEU
34	RO	9	GLU
34	RO	17	ARG
34	RO	19	ILE
34	RO	23	ARG
34	RO	31	LYS
34	RO	39	ILE
34	RO	49	ARG
34	RO	53	LYS
34	RO	65	THR
35	RP	5	ASP
35	RP	9	ASN
35	RP	10	PRO
35	RP	16	ARG
35	RP	21	ARG
35	RP	27	HIS
35	RP	29	LYS
35	RP	30	THR
35	RP	32	THR
35	RP	36	LYS
35	RP	38	GLN
35	RP	41	ARG
35	RP	50	ARG
35	RP	55	ARG
35	RP	61	ARG
35	RP	62	LEU
35	RP	64	LYS
35	RP	65	ARG
35	RP	75	ILE
35	RP	81	GLN
35	RP	88	LEU
35	RP	91	PHE
35	RP	99	LEU
35	RP	100	LEU

Continued on next page...

Continued from previous page...

Mol	Chain	Res	Type
35	RP	108	LYS
35	RP	144	GLU
35	RP	146	VAL
36	RQ	2	LEU
36	RQ	25	ASP
36	RQ	26	TYR
36	RQ	27	VAL
36	RQ	45	GLN
36	RQ	46	GLN
36	RQ	54	MET
36	RQ	55	VAL
36	RQ	58	PHE
36	RQ	60	ARG
36	RQ	79	LEU
36	RQ	83	MET
36	RQ	89	ASN
36	RQ	90	VAL
36	RQ	91	GLU
36	RQ	130	LYS
36	RQ	135	ASP
36	RQ	139	GLU
37	RR	14	SER
37	RR	31	HIS
37	RR	37	THR
37	RR	44	LEU
37	RR	51	LEU
37	RR	57	ARG
37	RR	66	VAL
37	RR	67	LEU
37	RR	71	GLN
37	RR	75	LEU
37	RR	76	VAL
37	RR	81	ASP
37	RR	95	THR
37	RR	104	ARG
37	RR	105	ARG
37	RR	107	ASP
37	RR	113	LEU
38	RS	4	LEU
38	RS	12	PHE
38	RS	17	ARG
38	RS	18	ILE

Continued on next page...

Continued from previous page...

Mol	Chain	Res	Type
38	RS	20	ARG
38	RS	44	LYS
38	RS	56	LEU
38	RS	57	LYS
38	RS	89	ARG
38	RS	101	LEU
38	RS	103	GLU
38	RS	106	ARG
38	RS	111	GLU
39	RT	2	ASN
39	RT	14	TYR
39	RT	22	PHE
39	RT	23	ARG
39	RT	26	ASP
39	RT	27	THR
39	RT	42	ILE
39	RT	51	ARG
39	RT	58	ASN
39	RT	65	LYS
39	RT	73	GLU
39	RT	78	LEU
39	RT	86	ILE
39	RT	87	ASP
39	RT	99	LEU
39	RT	100	TYR
39	RT	104	ASN
39	RT	107	ASP
39	RT	111	ARG
39	RT	112	ARG
39	RT	115	ARG
39	RT	128	GLU
39	RT	134	GLU
40	RU	5	LYS
40	RU	9	VAL
40	RU	31	SER
40	RU	52	ARG
40	RU	74	LEU
40	RU	76	TYR
40	RU	79	PHE
40	RU	88	ILE
40	RU	92	ARG
40	RU	98	LEU

Continued on next page...

Continued from previous page...

Mol	Chain	Res	Type
40	RU	108	GLU
40	RU	114	LYS
40	RU	117	GLN
41	RV	13	ARG
41	RV	14	VAL
41	RV	18	LEU
41	RV	35	LEU
41	RV	38	LEU
41	RV	39	LEU
41	RV	40	LEU
41	RV	66	ARG
41	RV	75	PHE
41	RV	91	TYR
41	RV	99	ILE
42	RW	11	ARG
42	RW	14	PRO
42	RW	16	LYS
42	RW	18	ARG
42	RW	19	LEU
42	RW	20	VAL
42	RW	63	ASP
42	RW	67	ASP
42	RW	69	LEU
42	RW	70	TYR
42	RW	87	PRO
42	RW	88	ARG
42	RW	92	ARG
42	RW	107	LEU
42	RW	109	GLU
43	RX	3	THR
43	RX	6	ASP
43	RX	15	GLU
43	RX	27	THR
43	RX	30	VAL
43	RX	55	ASN
43	RX	57	LEU
43	RX	65	ARG
43	RX	70	LEU
43	RX	80	ILE
43	RX	88	LYS
44	RY	7	VAL
44	RY	11	ASP

Continued on next page...

Continued from previous page...

Mol	Chain	Res	Type
44	RY	27	VAL
44	RY	45	VAL
44	RY	57	GLN
44	RY	64	GLU
44	RY	75	ILE
44	RY	77	PRO
44	RY	79	CYS
44	RY	87	LYS
44	RY	88	LYS
44	RY	89	PHE
44	RY	90	LEU
44	RY	95	LYS
44	RY	97	ARG
45	RZ	2	GLU
45	RZ	5	LEU
45	RZ	19	ARG
45	RZ	20	ARG
45	RZ	52	SER
45	RZ	60	GLU
45	RZ	76	LEU
45	RZ	81	ARG
45	RZ	87	ASP
45	RZ	93	ASP
45	RZ	94	GLU
45	RZ	111	VAL
45	RZ	112	ARG
45	RZ	121	HIS
45	RZ	128	VAL
45	RZ	145	GLU
45	RZ	150	LEU
45	RZ	151	HIS
45	RZ	163	LEU
45	RZ	166	SER
45	RZ	168	GLU
45	RZ	174	VAL
45	RZ	182	LYS
45	RZ	183	LEU
46	R0	10	THR
46	R0	11	ARG
46	R0	35	ASN
46	R0	36	ILE
46	R0	64	ASP

Continued on next page...

Continued from previous page...

Mol	Chain	Res	Type
46	R0	66	VAL
46	R0	74	ARG
47	R1	2	SER
47	R1	11	ARG
47	R1	21	ARG
47	R1	30	VAL
47	R1	40	ARG
47	R1	41	ARG
47	R1	56	GLN
47	R1	76	ARG
47	R1	80	LEU
47	R1	81	LYS
47	R1	83	GLU
47	R1	87	PRO
47	R1	91	LYS
47	R1	92	LYS
47	R1	97	LEU
48	R2	7	ARG
48	R2	9	GLN
48	R2	16	LEU
48	R2	24	LEU
48	R2	53	LEU
48	R2	62	THR
48	R2	64	LEU
49	R3	4	LEU
49	R3	8	LEU
49	R3	9	VAL
49	R3	10	LYS
49	R3	17	LYS
49	R3	30	ARG
49	R3	31	LEU
49	R3	32	GLN
49	R3	37	LEU
49	R3	40	THR
49	R3	44	ARG
50	R4	6	HIS
50	R4	15	ILE
50	R4	18	CYS
50	R4	21	VAL
50	R4	23	GLU
50	R4	39	CYS
50	R4	42	PHE

Continued on next page...

Continued from previous page...

Mol	Chain	Res	Type
50	R4	48	ARG
50	R4	49	PHE
50	R4	50	VAL
50	R4	51	ASP
50	R4	53	GLU
50	R4	57	GLU
50	R4	61	ARG
50	R4	62	ARG
50	R4	63	TYR
50	R4	67	TYR
50	R4	68	ARG
50	R4	71	ARG
51	R5	3	LYS
51	R5	4	HIS
51	R5	6	VAL
51	R5	11	THR
51	R5	19	ARG
51	R5	25	LEU
51	R5	36	CYS
51	R5	37	LYS
51	R5	43	HIS
51	R5	52	TYR
51	R5	56	LYS
51	R5	58	LEU
52	R6	6	ARG
52	R6	8	LYS
52	R6	18	ARG
52	R6	19	ARG
52	R6	28	ARG
52	R6	34	LEU
52	R6	37	ARG
52	R6	42	TRP
52	R6	44	ARG
52	R6	46	HIS
53	R7	1	MET
53	R7	9	ARG
53	R7	43	THR
54	R8	15	LYS
54	R8	16	ILE
54	R8	30	ARG
54	R8	35	GLN
54	R8	39	LYS

Continued on next page...

Continued from previous page...

Mol	Chain	Res	Type
54	R8	43	GLN
54	R8	44	LYS
54	R8	47	LYS
54	R8	48	PHE
54	R8	49	VAL
54	R8	52	LYS
54	R8	53	PRO
54	R8	62	LEU
54	R8	63	PRO
54	R8	65	GLU
55	R9	1	MET
55	R9	17	ILE
2	XB	5	ILE
2	XB	8	LYS
2	XB	16	HIS
2	XB	23	ARG
2	XB	24	TRP
2	XB	33	TYR
2	XB	36	ARG
2	XB	63	MET
2	XB	67	THR
2	XB	73	THR
2	XB	82	ARG
2	XB	92	TYR
2	XB	94	ASN
2	XB	121	LEU
2	XB	155	LEU
2	XB	163	PHE
2	XB	165	VAL
2	XB	168	THR
2	XB	172	ILE
2	XB	174	VAL
2	XB	178	ARG
2	XB	196	LEU
2	XB	204	ASN
2	XB	215	LEU
3	XC	3	ASN
3	XC	5	ILE
3	XC	12	LEU
3	XC	16	ARG
3	XC	21	ARG
3	XC	29	TYR

Continued on next page...

Continued from previous page...

Mol	Chain	Res	Type
3	XC	56	ASP
3	XC	69	HIS
3	XC	94	LEU
3	XC	127	ARG
3	XC	131	ARG
3	XC	154	SER
3	XC	184	TYR
3	XC	192	THR
3	XC	193	TYR
3	XC	196	LEU
4	XD	3	ARG
4	XD	7	PRO
4	XD	9	CYS
4	XD	30	LYS
4	XD	50	ARG
4	XD	53	ASP
4	XD	79	PHE
4	XD	86	LYS
4	XD	94	LEU
4	XD	96	LEU
4	XD	114	ARG
4	XD	122	ARG
4	XD	131	ARG
4	XD	181	MET
4	XD	200	GLU
5	XE	10	MET
5	XE	13	ILE
5	XE	16	THR
5	XE	31	LEU
5	XE	53	LEU
5	XE	73	ASN
5	XE	79	GLU
5	XE	101	ILE
5	XE	153	LYS
6	XF	17	SER
6	XF	21	LEU
6	XF	27	GLN
6	XF	36	ARG
6	XF	55	ASP
6	XF	63	TYR
6	XF	69	GLU
6	XF	74	ASP

Continued on next page...

Continued from previous page...

Mol	Chain	Res	Type
6	XF	77	ARG
6	XF	87	ARG
6	XF	92	LYS
6	XF	94	GLN
6	XF	97	PHE
6	XF	100	ASN
7	XG	8	GLU
7	XG	12	LEU
7	XG	78	ARG
7	XG	84	ASN
7	XG	98	SER
7	XG	111	ARG
7	XG	114	ARG
7	XG	124	LEU
7	XG	137	LYS
7	XG	148	ASN
7	XG	155	ARG
8	XH	1	MET
8	XH	10	LEU
8	XH	27	PRO
8	XH	41	ARG
8	XH	52	ASP
8	XH	63	LEU
8	XH	69	ARG
8	XH	81	HIS
8	XH	99	GLU
8	XH	119	LEU
8	XH	121	ASP
8	XH	129	VAL
8	XH	137	VAL
9	XI	7	THR
9	XI	9	ARG
9	XI	48	GLU
9	XI	65	VAL
9	XI	83	ARG
9	XI	95	LYS
9	XI	104	ARG
9	XI	113	LYS
9	XI	114	TYR
9	XI	121	ARG
9	XI	128	ARG
10	XJ	22	LYS

Continued on next page...

Continued from previous page...

Mol	Chain	Res	Type
10	XJ	47	PHE
10	XJ	57	LYS
10	XJ	62	HIS
10	XJ	74	ILE
10	XJ	80	LYS
10	XJ	84	GLN
10	XJ	96	ILE
11	XK	26	ASN
11	XK	32	ILE
11	XK	63	LEU
11	XK	75	TYR
11	XK	92	GLU
11	XK	109	VAL
11	XK	114	VAL
11	XK	116	HIS
11	XK	125	PHE
12	XL	17	LYS
12	XL	20	LYS
12	XL	27	LEU
12	XL	41	ARG
12	XL	53	ARG
12	XL	57	LYS
12	XL	60	LEU
12	XL	62	SER
12	XL	70	ILE
12	XL	73	GLU
12	XL	81	SER
12	XL	89	ARG
12	XL	112	ASP
12	XL	120	TYR
13	XM	3	ARG
13	XM	8	GLU
13	XM	13	LYS
13	XM	35	GLU
13	XM	47	ASP
13	XM	56	LEU
13	XM	57	ARG
13	XM	64	TRP
13	XM	66	LEU
13	XM	70	LEU
13	XM	88	ARG
13	XM	90	LEU

Continued on next page...

Continued from previous page...

Mol	Chain	Res	Type
13	XM	101	GLN
13	XM	115	LYS
13	XM	116	THR
13	XM	122	LYS
14	XN	3	ARG
14	XN	12	ARG
14	XN	14	PRO
14	XN	16	PHE
14	XN	41	ARG
15	XO	3	ILE
15	XO	8	LYS
15	XO	26	GLU
15	XO	39	LEU
15	XO	62	GLN
15	XO	65	ARG
16	XP	1	MET
16	XP	26	ARG
16	XP	28	ARG
16	XP	59	TRP
16	XP	62	VAL
16	XP	69	THR
16	XP	71	ARG
16	XP	72	ARG
16	XP	82	GLN
17	XQ	12	SER
17	XQ	48	GLU
17	XQ	52	LYS
17	XQ	59	ILE
17	XQ	68	ARG
17	XQ	74	LEU
18	XR	26	LEU
18	XR	29	PHE
18	XR	32	ARG
18	XR	36	ASN
18	XR	46	GLU
18	XR	54	ARG
18	XR	55	ARG
19	XS	5	LEU
19	XS	10	PHE
19	XS	12	ASP
19	XS	13	ASP
19	XS	15	LEU

Continued on next page...

Continued from previous page...

Mol	Chain	Res	Type
19	XS	29	ARG
19	XS	30	LEU
19	XS	41	VAL
19	XS	63	THR
19	XS	65	ASN
19	XS	83	HIS
20	XT	11	SER
20	XT	24	LEU
20	XT	26	ASN
20	XT	41	ILE
20	XT	62	LEU
20	XT	73	HIS
20	XT	75	ASN
20	XT	93	GLU
21	XU	6	ARG
27	YD	10	THR
27	YD	17	THR
27	YD	26	LYS
27	YD	33	LEU
27	YD	43	ARG
27	YD	44	ASN
27	YD	61	LEU
27	YD	65	ILE
27	YD	67	PHE
27	YD	71	ASP
27	YD	73	VAL
27	YD	94	LEU
27	YD	98	VAL
27	YD	105	ILE
27	YD	106	ILE
27	YD	131	LEU
27	YD	134	ARG
27	YD	135	PHE
27	YD	155	LEU
27	YD	157	ARG
27	YD	166	GLN
27	YD	173	VAL
27	YD	183	ARG
27	YD	192	THR
27	YD	198	ASN
27	YD	200	ASP
27	YD	215	LEU

Continued on next page...

Continued from previous page...

Mol	Chain	Res	Type
27	YD	217	ARG
27	YD	218	ARG
27	YD	226	MET
27	YD	230	ASP
27	YD	237	GLU
27	YD	257	LEU
27	YD	259	THR
27	YD	261	LYS
27	YD	262	ARG
27	YD	271	ILE
28	YE	2	LYS
28	YE	4	ILE
28	YE	13	ARG
28	YE	16	ARG
28	YE	17	ASP
28	YE	25	VAL
28	YE	26	ILE
28	YE	27	LEU
28	YE	33	VAL
28	YE	36	ARG
28	YE	37	ARG
28	YE	38	THR
28	YE	41	LYS
28	YE	45	THR
28	YE	54	GLN
28	YE	61	ARG
28	YE	62	PRO
28	YE	66	HIS
28	YE	73	GLU
28	YE	75	VAL
28	YE	77	ILE
28	YE	78	LEU
28	YE	79	ARG
28	YE	80	GLU
28	YE	101	ARG
28	YE	113	PHE
28	YE	117	MET
28	YE	119	ARG
28	YE	143	ASN
28	YE	146	THR
28	YE	154	LYS
28	YE	167	VAL

Continued on next page...

Continued from previous page...

Mol	Chain	Res	Type
28	YE	179	GLU
28	YE	184	VAL
28	YE	196	VAL
28	YE	200	GLU
28	YE	202	LYS
28	YE	203	LYS
29	YF	7	TYR
29	YF	9	ILE
29	YF	25	PRO
29	YF	32	LEU
29	YF	45	ARG
29	YF	46	ARG
29	YF	65	TRP
29	YF	66	PRO
29	YF	67	GLN
29	YF	70	THR
29	YF	82	ILE
29	YF	106	ARG
29	YF	108	LYS
29	YF	117	ARG
29	YF	124	LEU
29	YF	127	GLU
29	YF	145	GLU
29	YF	164	ARG
29	YF	181	LEU
29	YF	183	VAL
29	YF	206	ILE
30	YG	4	ASP
30	YG	22	ARG
30	YG	26	GLN
30	YG	33	ARG
30	YG	34	LEU
30	YG	35	GLU
30	YG	43	LEU
30	YG	45	GLU
30	YG	63	ILE
30	YG	67	LYS
30	YG	71	THR
30	YG	88	ILE
30	YG	94	LEU
30	YG	96	ARG
30	YG	97	ASP

Continued on next page...

Continued from previous page...

Mol	Chain	Res	Type
30	YG	103	LEU
30	YG	115	ARG
30	YG	118	ARG
30	YG	133	LEU
30	YG	147	ASP
30	YG	155	MET
30	YG	156	ASP
30	YG	159	VAL
30	YG	167	GLU
30	YG	174	GLU
31	YH	3	ARG
31	YH	4	ILE
31	YH	9	ILE
31	YH	10	PRO
31	YH	11	VAL
31	YH	16	SER
31	YH	27	LYS
31	YH	32	GLU
31	YH	37	VAL
31	YH	41	MET
31	YH	43	VAL
31	YH	59	ARG
31	YH	64	LEU
31	YH	77	LYS
31	YH	81	GLU
31	YH	85	LYS
31	YH	88	LEU
31	YH	89	ILE
31	YH	105	LEU
31	YH	132	ARG
31	YH	139	GLN
31	YH	143	GLN
31	YH	152	ARG
31	YH	153	LYS
31	YH	154	PRO
31	YH	155	SER
31	YH	158	HIS
31	YH	169	VAL
32	YI	1	MET
32	YI	2	LYS
32	YI	9	LEU
32	YI	12	LEU

Continued on next page...

Continued from previous page...

Mol	Chain	Res	Type
32	YI	25	TYR
32	YI	27	ARG
32	YI	33	ARG
32	YI	38	LEU
32	YI	40	THR
32	YI	56	LYS
32	YI	67	ARG
32	YI	70	GLU
32	YI	81	VAL
32	YI	85	GLU
32	YI	86	THR
32	YI	101	LEU
32	YI	105	HIS
32	YI	112	LYS
32	YI	113	ARG
32	YI	131	LYS
32	YI	135	GLU
32	YI	136	VAL
32	YI	139	GLN
32	YI	142	VAL
33	YN	2	LYS
33	YN	7	LYS
33	YN	43	THR
33	YN	48	MET
33	YN	60	ILE
33	YN	61	ARG
33	YN	65	LYS
33	YN	73	THR
33	YN	78	TYR
33	YN	90	MET
33	YN	93	THR
33	YN	94	HIS
33	YN	101	HIS
33	YN	109	LYS
33	YN	112	LEU
33	YN	120	LEU
33	YN	127	ASP
33	YN	131	GLN
33	YN	136	GLU
34	YO	8	LEU
34	YO	9	GLU
34	YO	17	ARG

Continued on next page...

Continued from previous page...

Mol	Chain	Res	Type
34	YO	19	ILE
34	YO	23	ARG
34	YO	31	LYS
34	YO	39	ILE
34	YO	49	ARG
34	YO	53	LYS
34	YO	65	THR
35	YP	5	ASP
35	YP	9	ASN
35	YP	10	PRO
35	YP	16	ARG
35	YP	21	ARG
35	YP	27	HIS
35	YP	29	LYS
35	YP	30	THR
35	YP	32	THR
35	YP	36	LYS
35	YP	38	GLN
35	YP	41	ARG
35	YP	50	ARG
35	YP	55	ARG
35	YP	61	ARG
35	YP	62	LEU
35	YP	64	LYS
35	YP	65	ARG
35	YP	75	ILE
35	YP	81	GLN
35	YP	88	LEU
35	YP	91	PHE
35	YP	99	LEU
35	YP	100	LEU
35	YP	108	LYS
35	YP	144	GLU
35	YP	146	VAL
36	YQ	2	LEU
36	YQ	25	ASP
36	YQ	26	TYR
36	YQ	27	VAL
36	YQ	45	GLN
36	YQ	46	GLN
36	YQ	54	MET
36	YQ	55	VAL

Continued on next page...

Continued from previous page...

Mol	Chain	Res	Type
36	YQ	59	ARG
36	YQ	60	ARG
36	YQ	79	LEU
36	YQ	83	MET
36	YQ	89	ASN
36	YQ	90	VAL
36	YQ	91	GLU
36	YQ	130	LYS
36	YQ	135	ASP
36	YQ	139	GLU
37	YR	14	SER
37	YR	31	HIS
37	YR	37	THR
37	YR	44	LEU
37	YR	51	LEU
37	YR	57	ARG
37	YR	66	VAL
37	YR	67	LEU
37	YR	71	GLN
37	YR	75	LEU
37	YR	76	VAL
37	YR	81	ASP
37	YR	95	THR
37	YR	104	ARG
37	YR	105	ARG
37	YR	107	ASP
37	YR	113	LEU
38	YS	4	LEU
38	YS	12	PHE
38	YS	17	ARG
38	YS	18	ILE
38	YS	20	ARG
38	YS	44	LYS
38	YS	56	LEU
38	YS	57	LYS
38	YS	89	ARG
38	YS	101	LEU
38	YS	103	GLU
38	YS	106	ARG
38	YS	111	GLU
39	YT	2	ASN
39	YT	14	TYR

Continued on next page...

Continued from previous page...

Mol	Chain	Res	Type
39	YT	22	PHE
39	YT	23	ARG
39	YT	26	ASP
39	YT	27	THR
39	YT	42	ILE
39	YT	51	ARG
39	YT	58	ASN
39	YT	65	LYS
39	YT	73	GLU
39	YT	78	LEU
39	YT	86	ILE
39	YT	87	ASP
39	YT	99	LEU
39	YT	100	TYR
39	YT	104	ASN
39	YT	107	ASP
39	YT	111	ARG
39	YT	112	ARG
39	YT	115	ARG
39	YT	128	GLU
39	YT	134	GLU
40	YU	5	LYS
40	YU	9	VAL
40	YU	31	SER
40	YU	52	ARG
40	YU	74	LEU
40	YU	76	TYR
40	YU	79	PHE
40	YU	88	ILE
40	YU	92	ARG
40	YU	98	LEU
40	YU	108	GLU
40	YU	114	LYS
40	YU	117	GLN
41	YV	13	ARG
41	YV	14	VAL
41	YV	18	LEU
41	YV	35	LEU
41	YV	38	LEU
41	YV	39	LEU
41	YV	40	LEU
41	YV	66	ARG

Continued on next page...

Continued from previous page...

Mol	Chain	Res	Type
41	YV	75	PHE
41	YV	91	TYR
41	YV	99	ILE
42	YW	11	ARG
42	YW	14	PRO
42	YW	16	LYS
42	YW	18	ARG
42	YW	19	LEU
42	YW	20	VAL
42	YW	63	ASP
42	YW	67	ASP
42	YW	69	LEU
42	YW	70	TYR
42	YW	87	PRO
42	YW	88	ARG
42	YW	92	ARG
42	YW	107	LEU
42	YW	109	GLU
43	YX	3	THR
43	YX	6	ASP
43	YX	15	GLU
43	YX	27	THR
43	YX	30	VAL
43	YX	55	ASN
43	YX	57	LEU
43	YX	65	ARG
43	YX	70	LEU
43	YX	80	ILE
43	YX	88	LYS
44	YY	7	VAL
44	YY	11	ASP
44	YY	27	VAL
44	YY	45	VAL
44	YY	57	GLN
44	YY	64	GLU
44	YY	75	ILE
44	YY	77	PRO
44	YY	79	CYS
44	YY	87	LYS
44	YY	88	LYS
44	YY	89	PHE
44	YY	90	LEU

Continued on next page...

Continued from previous page...

Mol	Chain	Res	Type
44	YY	95	LYS
44	YY	97	ARG
45	YZ	2	GLU
45	YZ	4	ARG
45	YZ	19	ARG
45	YZ	20	ARG
45	YZ	41	LEU
45	YZ	53	ILE
45	YZ	60	GLU
45	YZ	70	LEU
45	YZ	71	VAL
45	YZ	76	LEU
45	YZ	81	ARG
45	YZ	87	ASP
45	YZ	94	GLU
45	YZ	123	ASP
45	YZ	140	ASP
45	YZ	144	LEU
45	YZ	150	LEU
45	YZ	151	HIS
45	YZ	181	GLU
45	YZ	182	LYS
46	Y0	36	ILE
46	Y0	74	ARG
47	Y1	2	SER
47	Y1	11	ARG
47	Y1	21	ARG
47	Y1	30	VAL
47	Y1	40	ARG
47	Y1	41	ARG
47	Y1	56	GLN
47	Y1	76	ARG
47	Y1	80	LEU
47	Y1	81	LYS
47	Y1	83	GLU
47	Y1	87	PRO
47	Y1	91	LYS
47	Y1	92	LYS
47	Y1	97	LEU
48	Y2	7	ARG
48	Y2	9	GLN
48	Y2	16	LEU

Continued on next page...

Continued from previous page...

Mol	Chain	Res	Type
48	Y2	24	LEU
48	Y2	53	LEU
48	Y2	62	THR
48	Y2	64	LEU
49	Y3	4	LEU
49	Y3	8	LEU
49	Y3	9	VAL
49	Y3	10	LYS
49	Y3	17	LYS
49	Y3	30	ARG
49	Y3	31	LEU
49	Y3	32	GLN
49	Y3	37	LEU
49	Y3	40	THR
49	Y3	44	ARG
50	Y4	6	HIS
50	Y4	15	ILE
50	Y4	18	CYS
50	Y4	21	VAL
50	Y4	23	GLU
50	Y4	39	CYS
50	Y4	42	PHE
50	Y4	48	ARG
50	Y4	49	PHE
50	Y4	50	VAL
50	Y4	51	ASP
50	Y4	53	GLU
50	Y4	57	GLU
50	Y4	61	ARG
50	Y4	62	ARG
50	Y4	63	TYR
50	Y4	67	TYR
50	Y4	68	ARG
50	Y4	71	ARG
51	Y5	3	LYS
51	Y5	4	HIS
51	Y5	6	VAL
51	Y5	11	THR
51	Y5	19	ARG
51	Y5	25	LEU
51	Y5	36	CYS
51	Y5	37	LYS

Continued on next page...

Continued from previous page...

Mol	Chain	Res	Type
51	Y5	43	HIS
51	Y5	52	TYR
51	Y5	56	LYS
51	Y5	58	LEU
52	Y6	6	ARG
52	Y6	8	LYS
52	Y6	18	ARG
52	Y6	19	ARG
52	Y6	28	ARG
52	Y6	34	LEU
52	Y6	37	ARG
52	Y6	42	TRP
52	Y6	44	ARG
52	Y6	46	HIS
53	Y7	1	MET
53	Y7	9	ARG
53	Y7	43	THR
54	Y8	15	LYS
54	Y8	16	ILE
54	Y8	30	ARG
54	Y8	35	GLN
54	Y8	39	LYS
54	Y8	43	GLN
54	Y8	44	LYS
54	Y8	47	LYS
54	Y8	48	PHE
54	Y8	49	VAL
54	Y8	52	LYS
54	Y8	53	PRO
54	Y8	62	LEU
54	Y8	63	PRO
54	Y8	65	GLU
55	Y9	1	MET
55	Y9	17	ILE

Some sidechains can be flipped to improve hydrogen bonding and reduce clashes. All (106) such sidechains are listed below:

Mol	Chain	Res	Type
2	QB	95	GLN
2	QB	135	GLN
2	QB	204	ASN
2	QB	212	GLN

Continued on next page...

Continued from previous page...

Mol	Chain	Res	Type
3	QC	181	ASN
5	QE	72	GLN
5	QE	78	HIS
6	QF	64	GLN
6	QF	100	ASN
7	QG	28	ASN
7	QG	37	ASN
7	QG	86	GLN
7	QG	148	ASN
9	QI	89	ASN
10	QJ	78	ASN
11	QK	117	ASN
12	QL	9	GLN
13	QM	40	ASN
13	QM	62	ASN
13	QM	101	GLN
19	QS	65	ASN
20	QT	26	ASN
27	RD	44	ASN
27	RD	143	HIS
27	RD	166	GLN
27	RD	198	ASN
28	RE	48	GLN
31	RH	143	GLN
31	RH	147	ASN
33	RN	56	ASN
33	RN	101	HIS
33	RN	131	GLN
34	RO	5	GLN
34	RO	82	ASN
35	RP	81	GLN
35	RP	84	ASN
36	RQ	123	HIS
37	RR	3	HIS
39	RT	55	ASN
39	RT	58	ASN
40	RU	81	HIS
40	RU	94	ASN
41	RV	11	GLN
42	RW	61	ASN
43	RX	55	ASN
43	RX	87	GLN

Continued on next page...

Continued from previous page...

Mol	Chain	Res	Type
44	RY	57	GLN
47	R1	56	GLN
48	R2	9	GLN
48	R2	47	ASN
49	R3	19	GLN
49	R3	32	GLN
55	R9	32	HIS
2	XB	95	GLN
2	XB	135	GLN
2	XB	204	ASN
2	XB	212	GLN
3	XC	181	ASN
5	XE	72	GLN
5	XE	78	HIS
6	XF	64	GLN
6	XF	100	ASN
7	XG	28	ASN
7	XG	37	ASN
7	XG	86	GLN
7	XG	148	ASN
9	XI	89	ASN
10	XJ	78	ASN
11	XK	99	GLN
11	XK	117	ASN
12	XL	9	GLN
13	XM	101	GLN
19	XS	65	ASN
20	XT	26	ASN
27	YD	44	ASN
27	YD	143	HIS
27	YD	166	GLN
27	YD	198	ASN
28	YE	48	GLN
28	YE	135	HIS
29	YF	169	ASN
31	YH	143	GLN
31	YH	147	ASN
33	YN	56	ASN
33	YN	101	HIS
33	YN	131	GLN
34	YO	5	GLN
34	YO	82	ASN

Continued on next page...

Continued from previous page...

Mol	Chain	Res	Type
35	YP	81	GLN
35	YP	84	ASN
37	YR	3	HIS
39	YT	55	ASN
39	YT	58	ASN
40	YU	94	ASN
41	YV	11	GLN
42	YW	61	ASN
43	YX	55	ASN
43	YX	87	GLN
44	YY	57	GLN
47	Y1	56	GLN
48	Y2	9	GLN
48	Y2	47	ASN
49	Y3	19	GLN
49	Y3	32	GLN
54	Y8	31	HIS
55	Y9	32	HIS

5.3.3 RNA ⓘ

Mol	Chain	Analysed	Backbone Outliers	Pucker Outliers
1	QA	1499/1522 (98%)	293 (19%)	45 (3%)
1	XA	1498/1522 (98%)	299 (19%)	47 (3%)
22	QV	76/77 (98%)	21 (27%)	1 (1%)
22	XV	76/77 (98%)	21 (27%)	1 (1%)
23	QY	14/17 (82%)	4 (28%)	1 (7%)
23	XY	14/17 (82%)	4 (28%)	1 (7%)
24	QX	7/25 (28%)	4 (57%)	0
24	XX	7/25 (28%)	3 (42%)	2 (28%)
25	RA	2879/2916 (98%)	618 (21%)	67 (2%)
25	YA	2880/2916 (98%)	612 (21%)	64 (2%)
26	RB	119/122 (97%)	24 (20%)	2 (1%)
26	YB	119/122 (97%)	29 (24%)	1 (0%)
56	Z6	1/3 (33%)	0	0
56	Z8	1/3 (33%)	0	0
All	All	9190/9364 (98%)	1932 (21%)	232 (2%)

All (1932) RNA backbone outliers are listed below:

Mol	Chain	Res	Type
1	QA	6	G
1	QA	7	G
1	QA	32	A
1	QA	39	G
1	QA	47	C
1	QA	48	C
1	QA	50	A
1	QA	51	A
1	QA	64	G
1	QA	65	U
1	QA	66	G
1	QA	79	G
1	QA	80	G
1	QA	90	C
1	QA	91	C
1	QA	95	G
1	QA	101	A
1	QA	116	A
1	QA	120	A
1	QA	121	C
1	QA	144	G
1	QA	146	G
1	QA	147	G
1	QA	163	C
1	QA	172	A
1	QA	173	U
1	QA	174	C
1	QA	182	U
1	QA	190	G
1	QA	191(A)	G
1	QA	195	A
1	QA	197	A
1	QA	209	U
1	QA	216	G
1	QA	231	G
1	QA	244	U
1	QA	247	G
1	QA	251	G
1	QA	267	C
1	QA	270	A
1	QA	281	G
1	QA	289	G
1	QA	316	G

Continued on next page...

Continued from previous page...

Mol	Chain	Res	Type
1	QA	321	A
1	QA	328	C
1	QA	329	A
1	QA	332	G
1	QA	344	A
1	QA	346	G
1	QA	347	G
1	QA	351	G
1	QA	352	C
1	QA	353	A
1	QA	354	G
1	QA	356	A
1	QA	363	A
1	QA	367	U
1	QA	373	A
1	QA	384	G
1	QA	388	G
1	QA	389	A
1	QA	390	C
1	QA	397	A
1	QA	398	C
1	QA	406	G
1	QA	411	A
1	QA	412	A
1	QA	413	G
1	QA	414	A
1	QA	419	C
1	QA	421	U
1	QA	422	C
1	QA	423	G
1	QA	424	G
1	QA	429	U
1	QA	430	A
1	QA	435	C
1	QA	440	A
1	QA	442	C
1	QA	452	A
1	QA	465	A
1	QA	466	C
1	QA	467	G
1	QA	482	A
1	QA	485	G

Continued on next page...

Continued from previous page...

Mol	Chain	Res	Type
1	QA	486	U
1	QA	496	A
1	QA	497	U
1	QA	498	A
1	QA	505	G
1	QA	509	A
1	QA	510	A
1	QA	511	C
1	QA	518	C
1	QA	521	G
1	QA	527	G
1	QA	531	U
1	QA	532	A
1	QA	533	A
1	QA	534	U
1	QA	536	C
1	QA	545	C
1	QA	547	A
1	QA	559	A
1	QA	561	U
1	QA	565	U
1	QA	568	G
1	QA	572	A
1	QA	573	A
1	QA	576	G
1	QA	577	G
1	QA	579	G
1	QA	596	C
1	QA	614	A
1	QA	618	C
1	QA	623	C
1	QA	630	G
1	QA	631	G
1	QA	653	A
1	QA	665	A
1	QA	686	U
1	QA	687	A
1	QA	688	G
1	QA	701	C
1	QA	702	A
1	QA	703	G
1	QA	704	A

Continued on next page...

Continued from previous page...

Mol	Chain	Res	Type
1	QA	723	U
1	QA	731	G
1	QA	748	C
1	QA	753	A
1	QA	754	C
1	QA	755	G
1	QA	777	A
1	QA	786	G
1	QA	792	A
1	QA	793	U
1	QA	794	A
1	QA	813	U
1	QA	817	C
1	QA	819	A
1	QA	821	G
1	QA	828	A
1	QA	841	U
1	QA	843	U
1	QA	848	C
1	QA	859	A
1	QA	870	U
1	QA	871	U
1	QA	872	A
1	QA	885	G
1	QA	902	G
1	QA	914	A
1	QA	926	G
1	QA	927	G
1	QA	934	C
1	QA	935	A
1	QA	960	U
1	QA	961	U
1	QA	966	G
1	QA	968	A
1	QA	969	A
1	QA	971	G
1	QA	972	C
1	QA	974	A
1	QA	975	A
1	QA	976	G
1	QA	977	A
1	QA	978	A

Continued on next page...

Continued from previous page...

Mol	Chain	Res	Type
1	QA	981	U
1	QA	982	U
1	QA	983	A
1	QA	991	U
1	QA	992	U
1	QA	993	G
1	QA	994	A
1	QA	1001	G
1	QA	1002	G
1	QA	1004	A
1	QA	1006	C
1	QA	1008	C
1	QA	1009	G
1	QA	1020	U
1	QA	1021	G
1	QA	1024	G
1	QA	1025	U
1	QA	1028	C
1	QA	1029	G
1	QA	1032(A)	G
1	QA	1036	G
1	QA	1040	U
1	QA	1054	C
1	QA	1055	A
1	QA	1064	G
1	QA	1065	U
1	QA	1066	C
1	QA	1094	G
1	QA	1095	U
1	QA	1101	A
1	QA	1123	A
1	QA	1124	G
1	QA	1125	U
1	QA	1126	U
1	QA	1127	G
1	QA	1130	A
1	QA	1131	G
1	QA	1136	U
1	QA	1137	C
1	QA	1138	G
1	QA	1139	G
1	QA	1145	C

Continued on next page...

Continued from previous page...

Mol	Chain	Res	Type
1	QA	1146	A
1	QA	1157	A
1	QA	1158	C
1	QA	1159	U
1	QA	1160	G
1	QA	1163	C
1	QA	1171	G
1	QA	1178	G
1	QA	1181	G
1	QA	1182	G
1	QA	1183	A
1	QA	1185	G
1	QA	1187	G
1	QA	1196	U
1	QA	1200	C
1	QA	1201	A
1	QA	1202	G
1	QA	1212	U
1	QA	1213	A
1	QA	1225	A
1	QA	1238	A
1	QA	1241	G
1	QA	1256	A
1	QA	1257	U
1	QA	1258	G
1	QA	1260	C
1	QA	1270	C
1	QA	1273	G
1	QA	1280	A
1	QA	1281	U
1	QA	1282	C
1	QA	1286	A
1	QA	1287	A
1	QA	1290	G
1	QA	1296	C
1	QA	1297	C
1	QA	1298	C
1	QA	1299	A
1	QA	1300	G
1	QA	1301	U
1	QA	1302	U
1	QA	1305	G

Continued on next page...

Continued from previous page...

Mol	Chain	Res	Type
1	QA	1312	G
1	QA	1319	A
1	QA	1320	C
1	QA	1321	C
1	QA	1322	C
1	QA	1323	G
1	QA	1331	G
1	QA	1332	A
1	QA	1334	G
1	QA	1335	C
1	QA	1336	C
1	QA	1337	G
1	QA	1347	G
1	QA	1348	U
1	QA	1353	G
1	QA	1359	C
1	QA	1362(A)	C
1	QA	1363	A
1	QA	1364	U
1	QA	1368	G
1	QA	1370	G
1	QA	1397	C
1	QA	1419	G
1	QA	1442	G
1	QA	1446	A
1	QA	1447	G
1	QA	1452	C
1	QA	1453	G
1	QA	1454	G
1	QA	1469	G
1	QA	1492	A
1	QA	1499	A
1	QA	1503	A
1	QA	1504	G
1	QA	1506	U
1	QA	1517	G
1	QA	1519	A
1	QA	1520	G
1	QA	1529	G
1	QA	1530	G
22	QV	4	G
22	QV	5	G

Continued on next page...

Continued from previous page...

Mol	Chain	Res	Type
22	QV	8	U
22	QV	14	A
22	QV	16	C
22	QV	17	C
22	QV	17(A)	U
22	QV	18	G
22	QV	19	G
22	QV	21	A
22	QV	22	G
22	QV	42	G
22	QV	47	U
22	QV	48	C
22	QV	49	G
22	QV	52	G
22	QV	53	G
22	QV	54	U
22	QV	67	C
22	QV	75	C
22	QV	76	A
23	QY	31	G
23	QY	33	U
23	QY	36	G
23	QY	42	G
24	QX	3	G
24	QX	4	C
24	QX	7	G
24	QX	8	A
25	RA	9	U
25	RA	14	A
25	RA	15	G
25	RA	28	A
25	RA	34	C
25	RA	46	C
25	RA	49	A
25	RA	51	G
25	RA	55	G
25	RA	72	U
25	RA	74	A
25	RA	75	G
25	RA	96	G
25	RA	97	C
25	RA	101	G

Continued on next page...

Continued from previous page...

Mol	Chain	Res	Type
25	RA	102	G
25	RA	103	A
25	RA	118	A
25	RA	120	U
25	RA	131	G
25	RA	138	G
25	RA	140	A
25	RA	161	U
25	RA	177	G
25	RA	196	A
25	RA	199	A
25	RA	206	U
25	RA	215	G
25	RA	216	A
25	RA	221	A
25	RA	222	A
25	RA	223	A
25	RA	228	A
25	RA	229	A
25	RA	230	U
25	RA	232	G
25	RA	233	A
25	RA	242	G
25	RA	243	U
25	RA	248	G
25	RA	249	C
25	RA	250	G
25	RA	252	G
25	RA	265	A
25	RA	266	G
25	RA	268	C
25	RA	269	U
25	RA	270(L)	U
25	RA	270(M)	U
25	RA	270(P)	C
25	RA	270(T)	G
25	RA	271(B)	G
25	RA	271(C)	U
25	RA	271	G
25	RA	275	G
25	RA	276	A
25	RA	277	C

Continued on next page...

Continued from previous page...

Mol	Chain	Res	Type
25	RA	278	A
25	RA	299	A
25	RA	305	U
25	RA	311	A
25	RA	316	C
25	RA	323	G
25	RA	324	A
25	RA	327	G
25	RA	329	G
25	RA	330	A
25	RA	333	G
25	RA	342	G
25	RA	346	A
25	RA	352	G
25	RA	364	C
25	RA	371	A
25	RA	372	G
25	RA	373	U
25	RA	386	G
25	RA	391	G
25	RA	395	U
25	RA	396	G
25	RA	405	U
25	RA	411	G
25	RA	412	A
25	RA	428	A
25	RA	442	G
25	RA	444	C
25	RA	448	U
25	RA	454	A
25	RA	455	C
25	RA	457	A
25	RA	470	A
25	RA	481	G
25	RA	483	A
25	RA	504	U
25	RA	505	A
25	RA	509	C
25	RA	512	G
25	RA	513	A
25	RA	527	C
25	RA	528	A

Continued on next page...

Continued from previous page...

Mol	Chain	Res	Type
25	RA	529	A
25	RA	531	C
25	RA	532	A
25	RA	533	G
25	RA	537	C
25	RA	539	G
25	RA	540	G
25	RA	546	C
25	RA	547	A
25	RA	554	U
25	RA	556	G
25	RA	563	G
25	RA	573	G
25	RA	574	C
25	RA	575	A
25	RA	586	A
25	RA	588	U
25	RA	603	A
25	RA	604	G
25	RA	607	U
25	RA	614	U
25	RA	615	G
25	RA	616	A
25	RA	617	G
25	RA	621	A
25	RA	624	C
25	RA	626	U
25	RA	627	A
25	RA	637	A
25	RA	638	G
25	RA	645	C
25	RA	646	A
25	RA	650	C
25	RA	651	G
25	RA	652	C
25	RA	654	A
25	RA	654(A)	G
25	RA	654(B)	C
25	RA	668	G
25	RA	669	G
25	RA	686	G
25	RA	702	G

Continued on next page...

Continued from previous page...

Mol	Chain	Res	Type
25	RA	705	A
25	RA	717	G
25	RA	722	A
25	RA	726	G
25	RA	730	C
25	RA	747	U
25	RA	753	C
25	RA	764	A
25	RA	765	G
25	RA	776	G
25	RA	782	A
25	RA	784	A
25	RA	785	G
25	RA	790	C
25	RA	791	C
25	RA	792	G
25	RA	805	G
25	RA	812	C
25	RA	818	G
25	RA	819	A
25	RA	827	U
25	RA	828	U
25	RA	846	C
25	RA	847	U
25	RA	854	G
25	RA	856	C
25	RA	857	C
25	RA	859	G
25	RA	860	U
25	RA	869	G
25	RA	872	A
25	RA	880	G
25	RA	881	G
25	RA	882	G
25	RA	884	C
25	RA	885	C
25	RA	886	C
25	RA	888	C
25	RA	889	C
25	RA	893	C
25	RA	896	A
25	RA	897	C

Continued on next page...

Continued from previous page...

Mol	Chain	Res	Type
25	RA	899	A
25	RA	900	A
25	RA	901	A
25	RA	904	C
25	RA	907	U
25	RA	910	A
25	RA	914	C
25	RA	917	A
25	RA	932	G
25	RA	941	A
25	RA	945	A
25	RA	946	G
25	RA	959	A
25	RA	961	C
25	RA	974	G
25	RA	974(A)	C
25	RA	975	G
25	RA	980	A
25	RA	983	A
25	RA	990	A
25	RA	991	C
25	RA	996	A
25	RA	1003	G
25	RA	1005	C
25	RA	1011	G
25	RA	1012	U
25	RA	1013	C
25	RA	1015	G
25	RA	1016	G
25	RA	1022	G
25	RA	1023	U
25	RA	1025	G
25	RA	1026	U
25	RA	1027	A
25	RA	1033	U
25	RA	1044	G
25	RA	1045	A
25	RA	1046	A
25	RA	1050	A
25	RA	1055	G
25	RA	1057	A
25	RA	1059	G

Continued on next page...

Continued from previous page...

Mol	Chain	Res	Type
25	RA	1060	U
25	RA	1061	U
25	RA	1065	U
25	RA	1066	U
25	RA	1067	A
25	RA	1068	G
25	RA	1070	A
25	RA	1071	G
25	RA	1076	C
25	RA	1077	A
25	RA	1078	U
25	RA	1079	C
25	RA	1082	U
25	RA	1083	U
25	RA	1084	A
25	RA	1085	A
25	RA	1086	A
25	RA	1087	G
25	RA	1088	A
25	RA	1091	G
25	RA	1093	G
25	RA	1095	A
25	RA	1096	A
25	RA	1099	G
25	RA	1104	C
25	RA	1110	G
25	RA	1111	A
25	RA	1112	G
25	RA	1129	A
25	RA	1131	G
25	RA	1135	C
25	RA	1136	G
25	RA	1142	U
25	RA	1142(A)	A
25	RA	1151	G
25	RA	1170	G
25	RA	1173	G
25	RA	1174	A
25	RA	1175	U
25	RA	1176	G
25	RA	1178	C
25	RA	1179	C

Continued on next page...

Continued from previous page...

Mol	Chain	Res	Type
25	RA	1180	C
25	RA	1195	G
25	RA	1204	A
25	RA	1205	U
25	RA	1210	A
25	RA	1211	U
25	RA	1220	A
25	RA	1238	G
25	RA	1248	G
25	RA	1252	G
25	RA	1253	A
25	RA	1256	G
25	RA	1265	A
25	RA	1271	G
25	RA	1272	A
25	RA	1273	U
25	RA	1300	U
25	RA	1301	A
25	RA	1303	G
25	RA	1306	C
25	RA	1312	U
25	RA	1313	U
25	RA	1314	C
25	RA	1319	G
25	RA	1321	A
25	RA	1329	U
25	RA	1332	G
25	RA	1349	A
25	RA	1365	A
25	RA	1368	G
25	RA	1370	C
25	RA	1379	A
25	RA	1380	G
25	RA	1384	A
25	RA	1385	G
25	RA	1386	C
25	RA	1395	A
25	RA	1407	C
25	RA	1408	C
25	RA	1411	C
25	RA	1412	A
25	RA	1416	G

Continued on next page...

Continued from previous page...

Mol	Chain	Res	Type
25	RA	1419	A
25	RA	1420	U
25	RA	1421	G
25	RA	1427	A
25	RA	1428	C
25	RA	1444(A)	A
25	RA	1445	C
25	RA	1448	G
25	RA	1449	A
25	RA	1449(A)	G
25	RA	1455	G
25	RA	1458	C
25	RA	1459	G
25	RA	1460	A
25	RA	1461	G
25	RA	1467	C
25	RA	1471	A
25	RA	1482	U
25	RA	1483	G
25	RA	1485	G
25	RA	1493	C
25	RA	1497	U
25	RA	1503	U
25	RA	1505	C
25	RA	1506	C
25	RA	1507	A
25	RA	1508	A
25	RA	1510	A
25	RA	1511	A
25	RA	1513	C
25	RA	1514	U
25	RA	1515	C
25	RA	1520	U
25	RA	1522	G
25	RA	1525	G
25	RA	1534	G
25	RA	1535	U
25	RA	1536	A
25	RA	1537	C
25	RA	1538	G
25	RA	1543	A
25	RA	1544	C

Continued on next page...

Continued from previous page...

Mol	Chain	Res	Type
25	RA	1545	A
25	RA	1547	C
25	RA	1554	A
25	RA	1558	A
25	RA	1559	G
25	RA	1569	A
25	RA	1578	U
25	RA	1579	A
25	RA	1581	G
25	RA	1585	C
25	RA	1586	A
25	RA	1591	G
25	RA	1593	G
25	RA	1598	C
25	RA	1608	A
25	RA	1609	A
25	RA	1616	A
25	RA	1617	C
25	RA	1618	A
25	RA	1640	C
25	RA	1647	G
25	RA	1648	C
25	RA	1654	A
25	RA	1667	G
25	RA	1674	G
25	RA	1675	C
25	RA	1686	C
25	RA	1694	C
25	RA	1695	G
25	RA	1725	G
25	RA	1729	A
25	RA	1730	U
25	RA	1731	G
25	RA	1733	G
25	RA	1742	C
25	RA	1743	G
25	RA	1753	G
25	RA	1754	C
25	RA	1756	G
25	RA	1762	A
25	RA	1763	G
25	RA	1764	G

Continued on next page...

Continued from previous page...

Mol	Chain	Res	Type
25	RA	1769	G
25	RA	1773	A
25	RA	1780	A
25	RA	1782	C
25	RA	1791	A
25	RA	1799	G
25	RA	1800	C
25	RA	1801	G
25	RA	1816	G
25	RA	1820	U
25	RA	1829	A
25	RA	1835	G
25	RA	1847	A
25	RA	1848	A
25	RA	1850	G
25	RA	1858	G
25	RA	1869	G
25	RA	1870	C
25	RA	1872	A
25	RA	1878	G
25	RA	1882	C
25	RA	1885	A
25	RA	1888	G
25	RA	1889	A
25	RA	1896	G
25	RA	1905	C
25	RA	1906	G
25	RA	1913	A
25	RA	1927	A
25	RA	1930	G
25	RA	1931	U
25	RA	1937	A
25	RA	1938	A
25	RA	1939	U
25	RA	1955	U
25	RA	1963	U
25	RA	1964	G
25	RA	1967	C
25	RA	1969	A
25	RA	1970	A
25	RA	1971	A
25	RA	1972	A

Continued on next page...

Continued from previous page...

Mol	Chain	Res	Type
25	RA	1981	A
25	RA	1982	C
25	RA	1991	U
25	RA	1992	G
25	RA	1993	U
25	RA	2023	G
25	RA	2031	A
25	RA	2032	G
25	RA	2033	A
25	RA	2043	C
25	RA	2052	G
25	RA	2055	C
25	RA	2056	G
25	RA	2059	A
25	RA	2060	A
25	RA	2061	G
25	RA	2062	A
25	RA	2069	G
25	RA	2093	G
25	RA	2096	U
25	RA	2099	U
25	RA	2111	C
25	RA	2113	U
25	RA	2114	A
25	RA	2115	G
25	RA	2116	G
25	RA	2117	A
25	RA	2118	U
25	RA	2120	G
25	RA	2126	A
25	RA	2127	G
25	RA	2128	C
25	RA	2131	G
25	RA	2132	U
25	RA	2133	G
25	RA	2136	C
25	RA	2146	C
25	RA	2148	G
25	RA	2158	A
25	RA	2166	G
25	RA	2168	G
25	RA	2169	A

Continued on next page...

Continued from previous page...

Mol	Chain	Res	Type
25	RA	2173	A
25	RA	2176	A
25	RA	2190	G
25	RA	2192	G
25	RA	2198	A
25	RA	2199	A
25	RA	2210	G
25	RA	2211	G
25	RA	2212	A
25	RA	2213	U
25	RA	2215	G
25	RA	2225	A
25	RA	2239	G
25	RA	2243	U
25	RA	2245	U
25	RA	2275	C
25	RA	2280	G
25	RA	2283	C
25	RA	2287	A
25	RA	2288	A
25	RA	2300	G
25	RA	2301	C
25	RA	2305	A
25	RA	2307	G
25	RA	2308	G
25	RA	2310	A
25	RA	2312	U
25	RA	2319	G
25	RA	2320	A
25	RA	2325	G
25	RA	2326	C
25	RA	2342	C
25	RA	2345	G
25	RA	2346	A
25	RA	2347	C
25	RA	2350	C
25	RA	2372	G
25	RA	2382	G
25	RA	2383	G
25	RA	2385	C
25	RA	2394	C
25	RA	2397	G

Continued on next page...

Continued from previous page...

Mol	Chain	Res	Type
25	RA	2398	U
25	RA	2402	C
25	RA	2403	C
25	RA	2406	U
25	RA	2423	U
25	RA	2424	C
25	RA	2425	A
25	RA	2429	G
25	RA	2430	A
25	RA	2434	A
25	RA	2435	A
25	RA	2439	A
25	RA	2440	C
25	RA	2441	C
25	RA	2445	G
25	RA	2448	A
25	RA	2469	A
25	RA	2470	G
25	RA	2475	C
25	RA	2476	A
25	RA	2481	G
25	RA	2482	G
25	RA	2483	C
25	RA	2484	G
25	RA	2487	G
25	RA	2494	G
25	RA	2502	G
25	RA	2505	G
25	RA	2506	U
25	RA	2507	C
25	RA	2519	U
25	RA	2529	G
25	RA	2542	A
25	RA	2543	G
25	RA	2554	U
25	RA	2558	C
25	RA	2567	G
25	RA	2569	G
25	RA	2573	C
25	RA	2578	G
25	RA	2582	G
25	RA	2602	A

Continued on next page...

Continued from previous page...

Mol	Chain	Res	Type
25	RA	2609	U
25	RA	2610	C
25	RA	2611	U
25	RA	2612	C
25	RA	2614	A
25	RA	2623	G
25	RA	2629	A
25	RA	2646	C
25	RA	2655	G
25	RA	2665	A
25	RA	2673	G
25	RA	2689	U
25	RA	2690	C
25	RA	2702	U
25	RA	2703	C
25	RA	2707	G
25	RA	2712	U
25	RA	2712(A)	A
25	RA	2713	A
25	RA	2714	G
25	RA	2724	C
25	RA	2726	U
25	RA	2733	A
25	RA	2734	A
25	RA	2739	U
25	RA	2748	A
25	RA	2752	C
25	RA	2758	A
25	RA	2761	G
25	RA	2764	A
25	RA	2765	A
25	RA	2770	G
25	RA	2777	G
25	RA	2778	A
25	RA	2779	U
25	RA	2780	G
25	RA	2790	A
25	RA	2791	C
25	RA	2797	U
25	RA	2807	G
25	RA	2810	A
25	RA	2818	G

Continued on next page...

Continued from previous page...

Mol	Chain	Res	Type
25	RA	2820	A
25	RA	2821	A
25	RA	2833	G
25	RA	2834	G
25	RA	2835	A
25	RA	2846	G
25	RA	2849	U
25	RA	2867	G
25	RA	2868	A
25	RA	2872	G
25	RA	2873	A
25	RA	2880	C
25	RA	2891	G
25	RA	2892	A
25	RA	2894	G
26	RB	8	U
26	RB	9	G
26	RB	13	A
26	RB	15	A
26	RB	16	G
26	RB	19	G
26	RB	21	G
26	RB	22	U
26	RB	25	A
26	RB	26	A
26	RB	27	C
26	RB	32	C
26	RB	33	G
26	RB	40	U
26	RB	42	C
26	RB	45	A
26	RB	52	A
26	RB	53	A
26	RB	56	G
26	RB	67	G
26	RB	73	A
26	RB	81	G
26	RB	101	A
26	RB	109	G
1	XA	6	G
1	XA	32	A
1	XA	39	G

Continued on next page...

Continued from previous page...

Mol	Chain	Res	Type
1	XA	47	C
1	XA	48	C
1	XA	50	A
1	XA	51	A
1	XA	61	G
1	XA	64	G
1	XA	65	U
1	XA	66	G
1	XA	78	G
1	XA	79	G
1	XA	81	G
1	XA	89	U
1	XA	90	C
1	XA	91	C
1	XA	92	G
1	XA	95	G
1	XA	101	A
1	XA	116	A
1	XA	120	A
1	XA	121	C
1	XA	129(A)	G
1	XA	130	A
1	XA	144	G
1	XA	147	G
1	XA	163	C
1	XA	172	A
1	XA	174	C
1	XA	182	U
1	XA	190	G
1	XA	191(A)	G
1	XA	195	A
1	XA	197	A
1	XA	201	C
1	XA	209	U
1	XA	216	G
1	XA	222	U
1	XA	243	A
1	XA	244	U
1	XA	245	C
1	XA	247	G
1	XA	251	G
1	XA	262	A

Continued on next page...

Continued from previous page...

Mol	Chain	Res	Type
1	XA	267	C
1	XA	281	G
1	XA	289	G
1	XA	315	A
1	XA	316	G
1	XA	318	G
1	XA	321	A
1	XA	328	C
1	XA	329	A
1	XA	330	C
1	XA	332	G
1	XA	345	C
1	XA	346	G
1	XA	347	G
1	XA	348	G
1	XA	349	A
1	XA	352	C
1	XA	353	A
1	XA	354	G
1	XA	356	A
1	XA	367	U
1	XA	373	A
1	XA	382	A
1	XA	384	G
1	XA	388	G
1	XA	390	C
1	XA	397	A
1	XA	398	C
1	XA	406	G
1	XA	411	A
1	XA	412	A
1	XA	413	G
1	XA	414	A
1	XA	422	C
1	XA	423	G
1	XA	424	G
1	XA	429	U
1	XA	430	A
1	XA	442	C
1	XA	465	A
1	XA	466	C
1	XA	467	G

Continued on next page...

Continued from previous page...

Mol	Chain	Res	Type
1	XA	482	A
1	XA	485	G
1	XA	486	U
1	XA	496	A
1	XA	497	U
1	XA	509	A
1	XA	510	A
1	XA	511	C
1	XA	518	C
1	XA	519	C
1	XA	521	G
1	XA	527	G
1	XA	531	U
1	XA	532	A
1	XA	533	A
1	XA	545	C
1	XA	547	A
1	XA	548	G
1	XA	559	A
1	XA	561	U
1	XA	562	C
1	XA	564	C
1	XA	568	G
1	XA	572	A
1	XA	573	A
1	XA	576	G
1	XA	577	G
1	XA	579	G
1	XA	595	G
1	XA	596	C
1	XA	607	A
1	XA	617	G
1	XA	618	C
1	XA	630	G
1	XA	631	G
1	XA	653	A
1	XA	665	A
1	XA	666	G
1	XA	687	A
1	XA	688	G
1	XA	701	C
1	XA	702	A

Continued on next page...

Continued from previous page...

Mol	Chain	Res	Type
1	XA	704	A
1	XA	721	G
1	XA	723	U
1	XA	731	G
1	XA	748	C
1	XA	749	C
1	XA	752	G
1	XA	753	A
1	XA	754	C
1	XA	755	G
1	XA	777	A
1	XA	792	A
1	XA	793	U
1	XA	794	A
1	XA	813	U
1	XA	815	A
1	XA	816	A
1	XA	817	C
1	XA	819	A
1	XA	821	G
1	XA	828	A
1	XA	841	U
1	XA	843	U
1	XA	848	C
1	XA	859	A
1	XA	871	U
1	XA	872	A
1	XA	874	G
1	XA	902	G
1	XA	914	A
1	XA	920	U
1	XA	927	G
1	XA	934	C
1	XA	935	A
1	XA	961	U
1	XA	966	G
1	XA	968	A
1	XA	969	A
1	XA	972	C
1	XA	974	A
1	XA	975	A
1	XA	976	G

Continued on next page...

Continued from previous page...

Mol	Chain	Res	Type
1	XA	977	A
1	XA	981	U
1	XA	983	A
1	XA	991	U
1	XA	992	U
1	XA	993	G
1	XA	1001	G
1	XA	1004	A
1	XA	1005	A
1	XA	1006	C
1	XA	1008	C
1	XA	1021	G
1	XA	1024	G
1	XA	1025	U
1	XA	1028	C
1	XA	1029	G
1	XA	1032(A)	G
1	XA	1036	G
1	XA	1039	C
1	XA	1040	U
1	XA	1053	G
1	XA	1054	C
1	XA	1066	C
1	XA	1085	U
1	XA	1094	G
1	XA	1095	U
1	XA	1096	C
1	XA	1101	A
1	XA	1104	G
1	XA	1124	G
1	XA	1125	U
1	XA	1126	U
1	XA	1127	G
1	XA	1130	A
1	XA	1131	G
1	XA	1136	U
1	XA	1137	C
1	XA	1138	G
1	XA	1139	G
1	XA	1146	A
1	XA	1157	A
1	XA	1158	C

Continued on next page...

Continued from previous page...

Mol	Chain	Res	Type
1	XA	1159	U
1	XA	1160	G
1	XA	1162	C
1	XA	1171	G
1	XA	1176	A
1	XA	1177	G
1	XA	1181	G
1	XA	1182	G
1	XA	1183	A
1	XA	1184	G
1	XA	1187	G
1	XA	1188	A
1	XA	1190	G
1	XA	1196	U
1	XA	1197	G
1	XA	1200	C
1	XA	1201	A
1	XA	1202	G
1	XA	1211	U
1	XA	1212	U
1	XA	1213	A
1	XA	1214	C
1	XA	1225	A
1	XA	1238	A
1	XA	1240	U
1	XA	1241	G
1	XA	1256	A
1	XA	1257	U
1	XA	1258	G
1	XA	1263	C
1	XA	1270	C
1	XA	1273	G
1	XA	1280	A
1	XA	1281	U
1	XA	1282	C
1	XA	1286	A
1	XA	1287	A
1	XA	1297	C
1	XA	1298	C
1	XA	1299	A
1	XA	1300	G
1	XA	1301	U

Continued on next page...

Continued from previous page...

Mol	Chain	Res	Type
1	XA	1302	U
1	XA	1305	G
1	XA	1317	C
1	XA	1320	C
1	XA	1321	C
1	XA	1322	C
1	XA	1323	G
1	XA	1324	A
1	XA	1331	G
1	XA	1334	G
1	XA	1335	C
1	XA	1336	C
1	XA	1337	G
1	XA	1347	G
1	XA	1348	U
1	XA	1353	G
1	XA	1362(A)	C
1	XA	1363	A
1	XA	1364	U
1	XA	1365	G
1	XA	1370	G
1	XA	1397	C
1	XA	1398	A
1	XA	1406	U
1	XA	1419	G
1	XA	1442	G
1	XA	1446	A
1	XA	1447	G
1	XA	1452	C
1	XA	1453	G
1	XA	1454	G
1	XA	1487	G
1	XA	1492	A
1	XA	1497	G
1	XA	1499	A
1	XA	1502	A
1	XA	1503	A
1	XA	1504	G
1	XA	1505	G
1	XA	1506	U
1	XA	1517	G
1	XA	1520	G

Continued on next page...

Continued from previous page...

Mol	Chain	Res	Type
1	XA	1529	G
1	XA	1530	G
22	XV	4	G
22	XV	5	G
22	XV	8	U
22	XV	9	G
22	XV	16	C
22	XV	17	C
22	XV	17(A)	U
22	XV	18	G
22	XV	19	G
22	XV	21	A
22	XV	22	G
22	XV	31	G
22	XV	42	G
22	XV	47	U
22	XV	48	C
22	XV	49	G
22	XV	52	G
22	XV	54	U
22	XV	67	C
22	XV	75	C
22	XV	76	A
23	XY	31	G
23	XY	33	U
23	XY	36	G
23	XY	42	G
24	XX	4	C
24	XX	7	G
24	XX	8	A
25	YA	9	U
25	YA	15	G
25	YA	27	G
25	YA	34	C
25	YA	35	G
25	YA	46	C
25	YA	55	G
25	YA	63	U
25	YA	72	U
25	YA	74	A
25	YA	75	G
25	YA	99	U

Continued on next page...

Continued from previous page...

Mol	Chain	Res	Type
25	YA	101	G
25	YA	102	G
25	YA	103	A
25	YA	118	A
25	YA	119	A
25	YA	120	U
25	YA	125	G
25	YA	161	U
25	YA	162	U
25	YA	181	A
25	YA	188	G
25	YA	196	A
25	YA	199	A
25	YA	214	G
25	YA	215	G
25	YA	216	A
25	YA	221	A
25	YA	222	A
25	YA	223	A
25	YA	227	A
25	YA	228	A
25	YA	229	A
25	YA	230	U
25	YA	232	G
25	YA	242	G
25	YA	243	U
25	YA	248	G
25	YA	250	G
25	YA	252	G
25	YA	265	A
25	YA	266	G
25	YA	269	U
25	YA	270(L)	U
25	YA	270(M)	U
25	YA	270(N)	G
25	YA	270(P)	C
25	YA	271(A)	C
25	YA	271(B)	G
25	YA	271(C)	U
25	YA	271	G
25	YA	274	G
25	YA	275	G

Continued on next page...

Continued from previous page...

Mol	Chain	Res	Type
25	YA	276	A
25	YA	278	A
25	YA	279	C
25	YA	285	C
25	YA	287	C
25	YA	299	A
25	YA	305	U
25	YA	311	A
25	YA	323	G
25	YA	324	A
25	YA	329	G
25	YA	330	A
25	YA	332	A
25	YA	333	G
25	YA	342	G
25	YA	352	G
25	YA	363	G
25	YA	364	C
25	YA	371	A
25	YA	372	G
25	YA	373	U
25	YA	386	G
25	YA	387	U
25	YA	395	U
25	YA	396	G
25	YA	405	U
25	YA	406	G
25	YA	411	G
25	YA	412	A
25	YA	428	A
25	YA	443	A
25	YA	444	C
25	YA	448	U
25	YA	454	A
25	YA	457	A
25	YA	470	A
25	YA	481	G
25	YA	483	A
25	YA	503	A
25	YA	504	U
25	YA	505	A
25	YA	509	C

Continued on next page...

Continued from previous page...

Mol	Chain	Res	Type
25	YA	512	G
25	YA	518	G
25	YA	531	C
25	YA	532	A
25	YA	533	G
25	YA	537	C
25	YA	539	G
25	YA	540	G
25	YA	546	C
25	YA	547	A
25	YA	549	G
25	YA	556	G
25	YA	563	G
25	YA	573	G
25	YA	575	A
25	YA	577	G
25	YA	586	A
25	YA	587	C
25	YA	588	U
25	YA	603	A
25	YA	607	U
25	YA	613	U
25	YA	614	U
25	YA	615	G
25	YA	617	G
25	YA	622	G
25	YA	624	C
25	YA	625	G
25	YA	626	U
25	YA	627	A
25	YA	637	A
25	YA	638	G
25	YA	645	C
25	YA	646	A
25	YA	649	G
25	YA	650	C
25	YA	651	G
25	YA	654	A
25	YA	654(A)	G
25	YA	654(B)	C
25	YA	657	U
25	YA	668	G

Continued on next page...

Continued from previous page...

Mol	Chain	Res	Type
25	YA	669	G
25	YA	686	G
25	YA	702	G
25	YA	717	G
25	YA	722	A
25	YA	730	C
25	YA	734	A
25	YA	747	U
25	YA	753	C
25	YA	764	A
25	YA	775	G
25	YA	776	G
25	YA	782	A
25	YA	784	A
25	YA	785	G
25	YA	789	A
25	YA	790	C
25	YA	791	C
25	YA	792	G
25	YA	805	G
25	YA	812	C
25	YA	818	G
25	YA	819	A
25	YA	827	U
25	YA	828	U
25	YA	831	G
25	YA	847	U
25	YA	856	C
25	YA	857	C
25	YA	859	G
25	YA	860	U
25	YA	865	C
25	YA	866	A
25	YA	870	A
25	YA	872	A
25	YA	881	G
25	YA	882	G
25	YA	884	C
25	YA	885	C
25	YA	886	C
25	YA	888	C
25	YA	889	C

Continued on next page...

Continued from previous page...

Mol	Chain	Res	Type
25	YA	896	A
25	YA	899	A
25	YA	900	A
25	YA	901	A
25	YA	902	C
25	YA	907	U
25	YA	910	A
25	YA	915	C
25	YA	917	A
25	YA	932	G
25	YA	941	A
25	YA	945	A
25	YA	946	G
25	YA	959	A
25	YA	961	C
25	YA	974	G
25	YA	974(A)	C
25	YA	975	G
25	YA	980	A
25	YA	983	A
25	YA	991	C
25	YA	996	A
25	YA	1003	G
25	YA	1005	C
25	YA	1010	A
25	YA	1011	G
25	YA	1012	U
25	YA	1013	C
25	YA	1014	U
25	YA	1016	G
25	YA	1020	A
25	YA	1022	G
25	YA	1023	U
25	YA	1025	G
25	YA	1026	U
25	YA	1027	A
25	YA	1033	U
25	YA	1045	A
25	YA	1046	A
25	YA	1050	A
25	YA	1054	A
25	YA	1055	G

Continued on next page...

Continued from previous page...

Mol	Chain	Res	Type
25	YA	1057	A
25	YA	1059	G
25	YA	1060	U
25	YA	1061	U
25	YA	1066	U
25	YA	1067	A
25	YA	1068	G
25	YA	1070	A
25	YA	1071	G
25	YA	1076	C
25	YA	1077	A
25	YA	1078	U
25	YA	1079	C
25	YA	1082	U
25	YA	1083	U
25	YA	1084	A
25	YA	1085	A
25	YA	1086	A
25	YA	1088	A
25	YA	1090	U
25	YA	1095	A
25	YA	1096	A
25	YA	1097	U
25	YA	1099	G
25	YA	1103	A
25	YA	1104	C
25	YA	1105	U
25	YA	1110	G
25	YA	1111	A
25	YA	1122	G
25	YA	1130	U
25	YA	1131	G
25	YA	1135	C
25	YA	1136	G
25	YA	1142	U
25	YA	1142(A)	A
25	YA	1170	G
25	YA	1173	G
25	YA	1174	A
25	YA	1175	U
25	YA	1176	G
25	YA	1178	C

Continued on next page...

Continued from previous page...

Mol	Chain	Res	Type
25	YA	1179	C
25	YA	1180	C
25	YA	1195	G
25	YA	1204	A
25	YA	1205	U
25	YA	1211	U
25	YA	1219	G
25	YA	1220	A
25	YA	1238	G
25	YA	1244	G
25	YA	1253	A
25	YA	1256	G
25	YA	1265	A
25	YA	1271	G
25	YA	1272	A
25	YA	1273	U
25	YA	1282	U
25	YA	1300	U
25	YA	1301	A
25	YA	1302	A
25	YA	1321	A
25	YA	1329	U
25	YA	1349	A
25	YA	1352	U
25	YA	1365	A
25	YA	1368	G
25	YA	1379	A
25	YA	1384	A
25	YA	1385	G
25	YA	1386	C
25	YA	1389	G
25	YA	1391	U
25	YA	1395	A
25	YA	1407	C
25	YA	1411	C
25	YA	1415	U
25	YA	1416	G
25	YA	1419	A
25	YA	1420	U
25	YA	1421	G
25	YA	1428	C
25	YA	1429	G

Continued on next page...

Continued from previous page...

Mol	Chain	Res	Type
25	YA	1444(A)	A
25	YA	1448	G
25	YA	1449	A
25	YA	1449(A)	G
25	YA	1455	G
25	YA	1458	C
25	YA	1459	G
25	YA	1460	A
25	YA	1461	G
25	YA	1467	C
25	YA	1471	A
25	YA	1474	C
25	YA	1477	A
25	YA	1482	U
25	YA	1483	G
25	YA	1485	G
25	YA	1493	C
25	YA	1497	U
25	YA	1505	C
25	YA	1506	C
25	YA	1507	A
25	YA	1508	A
25	YA	1510	A
25	YA	1511	A
25	YA	1513	C
25	YA	1514	U
25	YA	1515	C
25	YA	1520	U
25	YA	1522	G
25	YA	1534	G
25	YA	1535	U
25	YA	1536	A
25	YA	1537	C
25	YA	1543	A
25	YA	1544	C
25	YA	1545	A
25	YA	1547	C
25	YA	1554	A
25	YA	1558	A
25	YA	1559	G
25	YA	1569	A
25	YA	1578	U

Continued on next page...

Continued from previous page...

Mol	Chain	Res	Type
25	YA	1579	A
25	YA	1581	G
25	YA	1585	C
25	YA	1586	A
25	YA	1592	C
25	YA	1597	A
25	YA	1598	C
25	YA	1608	A
25	YA	1609	A
25	YA	1617	C
25	YA	1618	A
25	YA	1640	C
25	YA	1647	G
25	YA	1648	C
25	YA	1654	A
25	YA	1667	G
25	YA	1668	A
25	YA	1669	A
25	YA	1674	G
25	YA	1695	G
25	YA	1698	A
25	YA	1699	G
25	YA	1700	A
25	YA	1701	A
25	YA	1703	G
25	YA	1725	G
25	YA	1729	A
25	YA	1731	G
25	YA	1733	G
25	YA	1734	C
25	YA	1742	C
25	YA	1743	G
25	YA	1750	G
25	YA	1754	C
25	YA	1756	G
25	YA	1762	A
25	YA	1763	G
25	YA	1764	G
25	YA	1769	G
25	YA	1773	A
25	YA	1780	A
25	YA	1787	A

Continued on next page...

Continued from previous page...

Mol	Chain	Res	Type
25	YA	1791	A
25	YA	1799	G
25	YA	1800	C
25	YA	1801	G
25	YA	1816	G
25	YA	1819	A
25	YA	1820	U
25	YA	1829	A
25	YA	1835	G
25	YA	1847	A
25	YA	1848	A
25	YA	1858	G
25	YA	1869	G
25	YA	1872	A
25	YA	1878	G
25	YA	1882	C
25	YA	1884	A
25	YA	1889	A
25	YA	1896	G
25	YA	1903	G
25	YA	1906	G
25	YA	1913	A
25	YA	1923	U
25	YA	1927	A
25	YA	1930	G
25	YA	1931	U
25	YA	1939	U
25	YA	1955	U
25	YA	1956	U
25	YA	1960	A
25	YA	1963	U
25	YA	1967	C
25	YA	1969	A
25	YA	1970	A
25	YA	1971	A
25	YA	1972	A
25	YA	1982	C
25	YA	1991	U
25	YA	1992	G
25	YA	1993	U
25	YA	2020	A
25	YA	2023	G

Continued on next page...

Continued from previous page...

Mol	Chain	Res	Type
25	YA	2031	A
25	YA	2033	A
25	YA	2039	C
25	YA	2043	C
25	YA	2049	G
25	YA	2055	C
25	YA	2056	G
25	YA	2059	A
25	YA	2060	A
25	YA	2061	G
25	YA	2062	A
25	YA	2063	C
25	YA	2069	G
25	YA	2088	G
25	YA	2093	G
25	YA	2099	U
25	YA	2100	G
25	YA	2111	C
25	YA	2113	U
25	YA	2114	A
25	YA	2115	G
25	YA	2116	G
25	YA	2117	A
25	YA	2119	A
25	YA	2120	G
25	YA	2126	A
25	YA	2127	G
25	YA	2128	C
25	YA	2131	G
25	YA	2132	U
25	YA	2133	G
25	YA	2136	C
25	YA	2146	C
25	YA	2148	G
25	YA	2158	A
25	YA	2166	G
25	YA	2168	G
25	YA	2173	A
25	YA	2176	A
25	YA	2190	G
25	YA	2192	G
25	YA	2193	G

Continued on next page...

Continued from previous page...

Mol	Chain	Res	Type
25	YA	2198	A
25	YA	2210	G
25	YA	2211	G
25	YA	2212	A
25	YA	2215	G
25	YA	2225	A
25	YA	2238	G
25	YA	2243	U
25	YA	2246	G
25	YA	2275	C
25	YA	2283	C
25	YA	2287	A
25	YA	2288	A
25	YA	2294	C
25	YA	2307	G
25	YA	2308	G
25	YA	2311	A
25	YA	2319	G
25	YA	2320	A
25	YA	2325	G
25	YA	2334	G
25	YA	2335	A
25	YA	2336	A
25	YA	2345	G
25	YA	2346	A
25	YA	2347	C
25	YA	2350	C
25	YA	2357	U
25	YA	2372	G
25	YA	2377	A
25	YA	2382	G
25	YA	2383	G
25	YA	2385	C
25	YA	2394	C
25	YA	2402	C
25	YA	2403	C
25	YA	2405	G
25	YA	2406	U
25	YA	2410	G
25	YA	2423	U
25	YA	2424	C
25	YA	2425	A

Continued on next page...

Continued from previous page...

Mol	Chain	Res	Type
25	YA	2429	G
25	YA	2430	A
25	YA	2435	A
25	YA	2439	A
25	YA	2440	C
25	YA	2441	C
25	YA	2448	A
25	YA	2450	A
25	YA	2469	A
25	YA	2470	G
25	YA	2471	C
25	YA	2474	C
25	YA	2475	C
25	YA	2476	A
25	YA	2482	G
25	YA	2494	G
25	YA	2498	C
25	YA	2502	G
25	YA	2505	G
25	YA	2506	U
25	YA	2507	C
25	YA	2518	A
25	YA	2519	U
25	YA	2525	G
25	YA	2529	G
25	YA	2542	A
25	YA	2554	U
25	YA	2558	C
25	YA	2566	A
25	YA	2567	G
25	YA	2569	G
25	YA	2573	C
25	YA	2599	G
25	YA	2602	A
25	YA	2609	U
25	YA	2611	U
25	YA	2612	C
25	YA	2623	G
25	YA	2629	A
25	YA	2632	A
25	YA	2637	U
25	YA	2646	C

Continued on next page...

Continued from previous page...

Mol	Chain	Res	Type
25	YA	2655	G
25	YA	2656	U
25	YA	2665	A
25	YA	2666	C
25	YA	2673	G
25	YA	2682	U
25	YA	2689	U
25	YA	2690	C
25	YA	2702	U
25	YA	2703	C
25	YA	2707	G
25	YA	2712	U
25	YA	2712(A)	A
25	YA	2713	A
25	YA	2714	G
25	YA	2718	G
25	YA	2724	C
25	YA	2726	U
25	YA	2733	A
25	YA	2734	A
25	YA	2744	G
25	YA	2752	C
25	YA	2758	A
25	YA	2761	G
25	YA	2764	A
25	YA	2765	A
25	YA	2766	G
25	YA	2777	G
25	YA	2778	A
25	YA	2779	U
25	YA	2789	C
25	YA	2790	A
25	YA	2791	C
25	YA	2797	U
25	YA	2807	G
25	YA	2808	U
25	YA	2818	G
25	YA	2820	A
25	YA	2821	A
25	YA	2830	G
25	YA	2833	G
25	YA	2834	G

Continued on next page...

Continued from previous page...

Mol	Chain	Res	Type
25	YA	2835	A
25	YA	2845	G
25	YA	2847	U
25	YA	2848	G
25	YA	2849	U
25	YA	2867	G
25	YA	2868	A
25	YA	2872	G
25	YA	2873	A
25	YA	2880	C
25	YA	2892	A
25	YA	2894	G
26	YB	8	U
26	YB	9	G
26	YB	13	A
26	YB	15	A
26	YB	16	G
26	YB	19	G
26	YB	21	G
26	YB	25	A
26	YB	26	A
26	YB	27	C
26	YB	31	C
26	YB	33	G
26	YB	40	U
26	YB	41	U
26	YB	42	C
26	YB	44	G
26	YB	45	A
26	YB	47	C
26	YB	52	A
26	YB	56	G
26	YB	67	G
26	YB	73	A
26	YB	81	G
26	YB	88	C
26	YB	89	G
26	YB	96	G
26	YB	101	A
26	YB	105	G
26	YB	109	G

All (232) RNA pucker outliers are listed below:

Mol	Chain	Res	Type
1	QA	5	U
1	QA	31	G
1	QA	64	G
1	QA	115	G
1	QA	119	A
1	QA	181	G
1	QA	189	U
1	QA	190	G
1	QA	243	A
1	QA	250	A
1	QA	266	G
1	QA	328	C
1	QA	410	G
1	QA	412	A
1	QA	428	G
1	QA	481	G
1	QA	484	G
1	QA	485	G
1	QA	509	A
1	QA	533	A
1	QA	560	U
1	QA	595	G
1	QA	687	A
1	QA	703	G
1	QA	753	A
1	QA	792	A
1	QA	812	C
1	QA	913	A
1	QA	934	C
1	QA	960	U
1	QA	992	U
1	QA	1027	C
1	QA	1064	G
1	QA	1065	U
1	QA	1200	C
1	QA	1201	A
1	QA	1285	A
1	QA	1297	C
1	QA	1331	G
1	QA	1336	C
1	QA	1347	G
1	QA	1446	A
1	QA	1498	U

Continued on next page...

Continued from previous page...

Mol	Chain	Res	Type
1	QA	1503	A
1	QA	1528	U
22	QV	53	G
23	QY	30	C
25	RA	27	G
25	RA	74	A
25	RA	99	U
25	RA	102	G
25	RA	196	A
25	RA	205	G
25	RA	221	A
25	RA	222	A
25	RA	227	A
25	RA	229	A
25	RA	241	A
25	RA	242	G
25	RA	271(B)	G
25	RA	271(C)	U
25	RA	277	C
25	RA	345	A
25	RA	372	G
25	RA	404	C
25	RA	503	A
25	RA	508	G
25	RA	512	G
25	RA	587	C
25	RA	637	A
25	RA	704	G
25	RA	752	A
25	RA	846	C
25	RA	856	C
25	RA	859	G
25	RA	974(A)	C
25	RA	1022	G
25	RA	1026	U
25	RA	1045	A
25	RA	1078	U
25	RA	1085	A
25	RA	1130	U
25	RA	1141	U
25	RA	1178	C
25	RA	1204	A

Continued on next page...

Continued from previous page...

Mol	Chain	Res	Type
25	RA	1210	A
25	RA	1312	U
25	RA	1427	A
25	RA	1558	A
25	RA	1653	G
25	RA	1694	C
25	RA	1799	G
25	RA	1819	A
25	RA	1929	G
25	RA	1930	G
25	RA	1992	G
25	RA	2060	A
25	RA	2126	A
25	RA	2198	A
25	RA	2238	G
25	RA	2405	G
25	RA	2439	A
25	RA	2481	G
25	RA	2518	A
25	RA	2566	A
25	RA	2610	C
25	RA	2689	U
25	RA	2712	U
25	RA	2723	C
25	RA	2726	U
25	RA	2776	A
25	RA	2832	U
25	RA	2848	G
25	RA	2867	G
26	RB	24	G
26	RB	66	A
1	XA	31	G
1	XA	60	A
1	XA	64	G
1	XA	78	G
1	XA	89	U
1	XA	115	G
1	XA	181	G
1	XA	190	G
1	XA	243	A
1	XA	244	U
1	XA	250	A

Continued on next page...

Continued from previous page...

Mol	Chain	Res	Type
1	XA	266	G
1	XA	328	C
1	XA	345	C
1	XA	372	C
1	XA	410	G
1	XA	412	A
1	XA	429	U
1	XA	481	G
1	XA	484	G
1	XA	485	G
1	XA	509	A
1	XA	530	G
1	XA	560	U
1	XA	575	G
1	XA	595	G
1	XA	687	A
1	XA	703	G
1	XA	753	A
1	XA	792	A
1	XA	812	C
1	XA	815	A
1	XA	913	A
1	XA	960	U
1	XA	991	U
1	XA	992	U
1	XA	1027	C
1	XA	1065	U
1	XA	1200	C
1	XA	1285	A
1	XA	1297	C
1	XA	1298	C
1	XA	1336	C
1	XA	1347	G
1	XA	1446	A
1	XA	1498	U
1	XA	1503	A
22	XV	53	G
23	XY	30	C
24	XX	3	G
24	XX	6	C
25	YA	74	A
25	YA	99	U

Continued on next page...

Continued from previous page...

Mol	Chain	Res	Type
25	YA	102	G
25	YA	196	A
25	YA	221	A
25	YA	222	A
25	YA	227	A
25	YA	229	A
25	YA	241	A
25	YA	242	G
25	YA	271(B)	G
25	YA	278	A
25	YA	372	G
25	YA	404	C
25	YA	503	A
25	YA	508	G
25	YA	587	C
25	YA	637	A
25	YA	653	A
25	YA	654	A
25	YA	669	G
25	YA	752	A
25	YA	764	A
25	YA	846	C
25	YA	856	C
25	YA	859	G
25	YA	974(A)	C
25	YA	1012	U
25	YA	1022	G
25	YA	1026	U
25	YA	1045	A
25	YA	1078	U
25	YA	1085	A
25	YA	1109	C
25	YA	1130	U
25	YA	1141	U
25	YA	1178	C
25	YA	1204	A
25	YA	1210	A
25	YA	1558	A
25	YA	1653	G
25	YA	1694	C
25	YA	1698	A
25	YA	1799	G

Continued on next page...

Continued from previous page...

Mol	Chain	Res	Type
25	YA	1819	A
25	YA	1929	G
25	YA	1930	G
25	YA	1955	U
25	YA	1992	G
25	YA	2126	A
25	YA	2405	G
25	YA	2439	A
25	YA	2481	G
25	YA	2506	U
25	YA	2566	A
25	YA	2610	C
25	YA	2655	G
25	YA	2681	C
25	YA	2689	U
25	YA	2712	U
25	YA	2751	G
25	YA	2776	A
25	YA	2832	U
25	YA	2867	G
26	YB	66	A

5.4 Non-standard residues in protein, DNA, RNA chains ⓘ

4 non-standard protein/DNA/RNA residues are modelled in this entry.

In the following table, the Counts columns list the number of bonds (or angles) for which Mogul statistics could be retrieved, the number of bonds (or angles) that are observed in the model and the number of bonds (or angles) that are defined in the chemical component dictionary. The Link column lists molecule types, if any, to which the group is linked. The Z score for a bond length (or angle) is the number of standard deviations the observed value is removed from the expected value. A bond length (or angle) with $|Z| > 2$ is considered an outlier worth inspection. RMSZ is the root-mean-square of all Z scores of the bond lengths (or angles).

Mol	Type	Chain	Res	Link	Bond lengths			Bond angles		
					Counts	RMSZ	$\# Z > 2$	Counts	RMSZ	$\# Z > 2$
23	1MG	QY	37	23	24,26,27	2.87	5 (20%)	34,39,42	3.29	8 (23%)
23	1MG	XY	37	23	24,26,27	2.82	5 (20%)	34,39,42	3.24	7 (20%)
56	PPU	Z6	76	25,56	38,40,41	2.42	8 (21%)	54,57,60	2.62	14 (25%)
56	PPU	Z8	76	25,56	38,40,41	2.42	9 (23%)	54,57,60	2.60	14 (25%)

In the following table, the Chirals column lists the number of chiral outliers, the number of chiral

centers analysed, the number of these observed in the model and the number defined in the chemical component dictionary. Similar counts are reported in the Torsion and Rings columns. '-' means no outliers of that kind were identified.

Mol	Type	Chain	Res	Link	Chirals	Torsions	Rings
23	1MG	QY	37	23	-	0/8/25/26	0/3/3/3
23	1MG	XY	37	23	-	0/8/25/26	0/3/3/3
56	PPU	Z6	76	25,56	-	0/26/43/44	0/4/4/4
56	PPU	Z8	76	25,56	-	0/26/43/44	0/4/4/4

All (27) bond length outliers are listed below:

Mol	Chain	Res	Type	Atoms	Z	Observed(Å)	Ideal(Å)
56	Z6	76	PPU	O-C	9.24	1.41	1.23
56	Z8	76	PPU	O-C	9.16	1.41	1.23
23	QY	37	1MG	C4-N3	8.32	1.49	1.35
23	XY	37	1MG	C4-N3	8.22	1.49	1.35
23	QY	37	1MG	C2-N2	6.48	1.47	1.33
23	XY	37	1MG	C2-N2	6.43	1.47	1.33
23	QY	37	1MG	C2-N1	6.30	1.46	1.37
23	XY	37	1MG	C2-N1	5.89	1.45	1.37
56	Z6	76	PPU	C9-N6	-5.44	1.32	1.45
56	Z8	76	PPU	C9-N6	-5.43	1.32	1.45
56	Z6	76	PPU	C-N3'	5.41	1.46	1.34
56	Z8	76	PPU	C-N3'	5.38	1.46	1.34
56	Z6	76	PPU	C10-N6	-5.14	1.32	1.45
56	Z8	76	PPU	C10-N6	-5.13	1.32	1.45
23	XY	37	1MG	P-OP1	4.73	1.52	1.46
23	QY	37	1MG	P-OP1	4.70	1.52	1.46
23	XY	37	1MG	C5-N7	-3.50	1.33	1.38
23	QY	37	1MG	C5-N7	-3.48	1.33	1.38
56	Z8	76	PPU	C4-N9	-3.12	1.33	1.37
56	Z6	76	PPU	C4-N9	-3.07	1.33	1.37
56	Z6	76	PPU	C8-N9	-3.00	1.32	1.36
56	Z8	76	PPU	C8-N9	-3.00	1.32	1.36
56	Z8	76	PPU	O4'-C1'	2.85	1.44	1.41
56	Z6	76	PPU	O4'-C1'	2.81	1.44	1.41
56	Z6	76	PPU	C6-C5	-2.59	1.40	1.44
56	Z8	76	PPU	C6-C5	-2.53	1.40	1.44
56	Z8	76	PPU	C5-N7	-2.00	1.32	1.39

All (43) bond angle outliers are listed below:

Mol	Chain	Res	Type	Atoms	Z	Observed(°)	Ideal(°)
23	XY	37	1MG	C6-N1-C2	11.79	123.94	120.71

Continued on next page...

Continued from previous page...

Mol	Chain	Res	Type	Atoms	Z	Observed(°)	Ideal(°)
23	QY	37	1MG	C6-C5-N7	-11.67	133.62	134.24
23	QY	37	1MG	C6-N1-C2	11.37	123.83	120.71
23	XY	37	1MG	C6-C5-N7	-11.10	133.65	134.24
56	Z8	76	PPU	N3-C2-N1	-8.51	121.40	128.89
56	Z6	76	PPU	N3-C2-N1	-8.46	121.45	128.89
56	Z6	76	PPU	C3'-N3'-C	-8.17	110.18	123.19
56	Z8	76	PPU	C3'-N3'-C	-8.16	110.19	123.19
56	Z6	76	PPU	C5-C4-N3	-6.41	119.72	125.98
56	Z8	76	PPU	C5-C4-N3	-6.29	119.85	125.98
56	Z6	76	PPU	C2'-C1'-N9	-5.45	98.50	113.35
56	Z8	76	PPU	C2'-C1'-N9	-5.44	98.52	113.35
56	Z6	76	PPU	C2'-C3'-N3'	5.18	125.11	113.08
56	Z8	76	PPU	C2'-C3'-N3'	5.14	125.02	113.08
56	Z8	76	PPU	C2-N1-C6	4.73	121.76	111.52
56	Z6	76	PPU	C2-N1-C6	4.70	121.70	111.52
23	QY	37	1MG	C5-C4-N3	-4.68	120.67	126.07
23	QY	37	1MG	C2-N3-C4	4.42	120.60	115.30
23	QY	37	1MG	N3-C4-N9	4.30	133.22	126.91
23	QY	37	1MG	N2-C2-N1	4.29	124.27	118.45
23	XY	37	1MG	C5-C4-N3	-4.23	121.20	126.07
23	XY	37	1MG	N3-C4-N9	4.21	133.09	126.91
23	XY	37	1MG	C2-N3-C4	4.01	120.11	115.30
56	Z6	76	PPU	C4'-O4'-C1'	-4.00	105.32	109.72
56	Z8	76	PPU	C4'-O4'-C1'	-3.95	105.38	109.72
56	Z6	76	PPU	N3-C4-N9	3.93	132.13	125.39
56	Z8	76	PPU	N3-C4-N9	3.85	132.00	125.39
56	Z6	76	PPU	C4-C5-N7	-3.63	105.90	109.41
23	XY	37	1MG	N2-C2-N1	3.62	123.36	118.45
56	Z8	76	PPU	C4-C5-N7	-3.52	106.01	109.41
23	XY	37	1MG	N3-C2-N1	-3.36	117.77	123.84
23	QY	37	1MG	N3-C2-N1	-3.34	117.82	123.84
56	Z6	76	PPU	CM-OC-CZ	-3.21	110.08	117.54
56	Z8	76	PPU	CM-OC-CZ	-3.16	110.18	117.54
56	Z6	76	PPU	C4'-C3'-N3'	-2.69	107.89	113.56
56	Z6	76	PPU	O4'-C1'-N9	-2.66	102.31	108.10
56	Z6	76	PPU	C2-N3-C4	2.64	120.88	113.27
56	Z8	76	PPU	O4'-C1'-N9	-2.64	102.36	108.10
56	Z8	76	PPU	C2-N3-C4	2.62	120.81	113.27
56	Z8	76	PPU	C4'-C3'-N3'	-2.60	108.08	113.56
56	Z6	76	PPU	CA-C-N3'	2.06	121.74	115.94
56	Z8	76	PPU	CA-C-N3'	2.05	121.71	115.94
23	QY	37	1MG	C4-C5-N7	-2.05	107.43	109.41

There are no chirality outliers.

There are no torsion outliers.

There are no ring outliers.

5.5 Carbohydrates

There are no carbohydrates in this entry.

5.6 Ligand geometry

Of 682 ligands modelled in this entry, 680 are monoatomic - leaving 2 for Mogul analysis.

In the following table, the Counts columns list the number of bonds (or angles) for which Mogul statistics could be retrieved, the number of bonds (or angles) that are observed in the model and the number of bonds (or angles) that are defined in the chemical component dictionary. The Link column lists molecule types, if any, to which the group is linked. The Z score for a bond length (or angle) is the number of standard deviations the observed value is removed from the expected value. A bond length (or angle) with $|Z| > 2$ is considered an outlier worth inspection. RMSZ is the root-mean-square of all Z scores of the bond lengths (or angles).

Mol	Type	Chain	Res	Link	Bond lengths			Bond angles		
					Counts	RMSZ	# Z > 2	Counts	RMSZ	# Z > 2
58	PAR	QA	1670	-	45,45,45	1.31	6 (13%)	67,67,67	1.40	8 (11%)
58	PAR	XA	1675	-	45,45,45	1.35	6 (13%)	67,67,67	1.33	5 (7%)

In the following table, the Chirals column lists the number of chiral outliers, the number of chiral centers analysed, the number of these observed in the model and the number defined in the chemical component dictionary. Similar counts are reported in the Torsion and Rings columns. '-' means no outliers of that kind were identified.

Mol	Type	Chain	Res	Link	Chirals	Torsions	Rings
58	PAR	QA	1670	-	-	0/18/94/94	0/4/4/4
58	PAR	XA	1675	-	-	0/18/94/94	0/4/4/4

All (12) bond length outliers are listed below:

Mol	Chain	Res	Type	Atoms	Z	Observed(Å)	Ideal(Å)
58	QA	1670	PAR	C52-C42	3.23	1.58	1.52
58	XA	1675	PAR	C52-C42	3.13	1.58	1.52
58	QA	1670	PAR	O54-C14	2.93	1.49	1.41
58	XA	1675	PAR	O54-C14	2.88	1.49	1.41
58	QA	1670	PAR	C64-C54	2.86	1.59	1.51

Continued on next page...

Continued from previous page...

Mol	Chain	Res	Type	Atoms	Z	Observed(Å)	Ideal(Å)
58	XA	1675	PAR	C11-C21	2.75	1.57	1.52
58	XA	1675	PAR	C64-C54	2.74	1.58	1.51
58	XA	1675	PAR	O51-C11	2.64	1.48	1.41
58	QA	1670	PAR	O51-C11	2.29	1.47	1.41
58	XA	1675	PAR	C14-C24	2.19	1.56	1.52
58	QA	1670	PAR	C11-C21	2.16	1.56	1.52
58	QA	1670	PAR	C14-C24	2.00	1.56	1.52

All (13) bond angle outliers are listed below:

Mol	Chain	Res	Type	Atoms	Z	Observed(°)	Ideal(°)
58	QA	1670	PAR	O52-C13-C23	4.72	115.92	107.50
58	XA	1675	PAR	C14-O54-C54	4.35	122.16	113.73
58	XA	1675	PAR	O52-C13-C23	4.25	115.08	107.50
58	XA	1675	PAR	O33-C14-C24	4.14	116.26	108.08
58	QA	1670	PAR	C14-O54-C54	3.84	121.16	113.73
58	QA	1670	PAR	O33-C14-C24	3.35	114.69	108.08
58	QA	1670	PAR	O11-C42-C52	3.15	115.45	107.42
58	QA	1670	PAR	O11-C42-C32	-3.01	101.76	108.97
58	QA	1670	PAR	O54-C54-C64	2.96	111.60	105.97
58	XA	1675	PAR	O54-C54-C64	2.83	111.37	105.97
58	XA	1675	PAR	C11-O51-C51	2.58	118.72	113.73
58	QA	1670	PAR	C22-C32-C42	2.19	114.79	109.37
58	QA	1670	PAR	O54-C54-C44	-2.10	105.83	109.73

There are no chirality outliers.

There are no torsion outliers.

There are no ring outliers.

5.7 Other polymers ⓘ

There are no such residues in this entry.

5.8 Polymer linkage issues

There are no chain breaks in this entry.

6 Fit of model and data ⓘ

6.1 Protein, DNA and RNA chains ⓘ

In the following table, the column labelled ‘#RSRZ> 2’ contains the number (and percentage) of RSRZ outliers, followed by percent RSRZ outliers for the chain as percentile scores relative to all X-ray entries and entries of similar resolution. The OWAB column contains the minimum, median, 95th percentile and maximum values of the occupancy-weighted average B-factor per residue. The column labelled ‘Q< 0.9’ lists the number of (and percentage) of residues with an average occupancy less than 0.9.

Mol	Chain	Analysed	<RSRZ>	#RSRZ>2	OWAB(Å ²)	Q<0.9
1	QA	1500/1522 (98%)	0.62	141 (9%) 9 1	27, 67, 148, 352	0
1	XA	1500/1522 (98%)	0.64	125 (8%) 11 2	18, 55, 149, 326	0
2	QB	237/256 (92%)	0.54	11 (4%) 31 5	54, 126, 215, 288	0
2	XB	237/256 (92%)	0.36	11 (4%) 31 5	43, 102, 177, 293	0
3	QC	205/239 (85%)	0.56	13 (6%) 19 3	56, 108, 175, 255	0
3	XC	205/239 (85%)	0.27	3 (1%) 70 18	30, 78, 132, 181	0
4	QD	208/209 (99%)	0.72	20 (9%) 8 1	41, 79, 136, 185	0
4	XD	208/209 (99%)	0.55	9 (4%) 34 5	30, 74, 134, 231	0
5	QE	151/162 (93%)	0.56	10 (6%) 18 3	42, 85, 148, 260	0
5	XE	151/162 (93%)	0.34	2 (1%) 74 21	23, 61, 121, 196	0
6	QF	101/101 (100%)	0.15	0 100 100	30, 74, 112, 155	0
6	XF	101/101 (100%)	0.22	0 100 100	26, 69, 110, 146	0
7	QG	155/156 (99%)	0.63	13 (8%) 11 2	46, 97, 158, 302	0
7	XG	155/156 (99%)	0.37	9 (5%) 22 3	35, 82, 149, 230	0
8	QH	138/138 (100%)	0.36	2 (1%) 72 19	39, 83, 130, 174	0
8	XH	138/138 (100%)	0.41	4 (2%) 49 8	34, 68, 117, 169	0
9	QI	127/128 (99%)	1.60	42 (33%) 1 0	48, 117, 170, 243	0
9	XI	127/128 (99%)	0.74	10 (7%) 13 2	33, 91, 152, 203	0
10	QJ	99/105 (94%)	1.75	41 (41%) 1 0	53, 140, 243, 283	0
10	XJ	99/105 (94%)	1.10	18 (18%) 2 0	21, 100, 169, 213	0
11	QK	119/129 (92%)	0.60	5 (4%) 35 5	42, 77, 149, 228	0
11	XK	119/129 (92%)	0.87	15 (12%) 4 1	28, 70, 134, 196	0
12	QL	125/132 (94%)	0.93	15 (12%) 5 1	35, 69, 140, 262	0
12	XL	125/132 (94%)	0.64	11 (8%) 10 2	22, 51, 113, 282	0

Continued on next page...

Continued from previous page...

Mol	Chain	Analysed	<RSRZ>	#RSRZ>2	OWAB(Å ²)	Q<0.9
13	QM	121/126 (96%)	1.24	23 (19%) 2 0	43, 108, 185, 410	0
13	XM	121/126 (96%)	0.68	10 (8%) 11 2	36, 86, 141, 273	0
14	QN	60/61 (98%)	1.59	17 (28%) 1 0	59, 101, 150, 166	0
14	XN	60/61 (98%)	0.86	6 (10%) 8 1	36, 67, 127, 143	0
15	QO	88/89 (98%)	0.41	1 (1%) 77 24	32, 78, 150, 180	0
15	XO	88/89 (98%)	0.42	1 (1%) 77 24	27, 62, 111, 129	0
16	QP	84/88 (95%)	0.82	6 (7%) 16 2	38, 71, 115, 186	0
16	XP	84/88 (95%)	1.20	18 (21%) 1 0	39, 73, 119, 211	0
17	QQ	100/105 (95%)	0.75	4 (4%) 36 5	44, 79, 131, 161	0
17	XQ	100/105 (95%)	1.05	11 (11%) 6 1	35, 75, 127, 166	0
18	QR	70/88 (79%)	0.33	1 (1%) 72 19	28, 73, 141, 149	0
18	XR	70/88 (79%)	0.32	2 (2%) 49 8	27, 66, 118, 171	0
19	QS	84/93 (90%)	1.65	27 (32%) 1 0	80, 119, 195, 275	0
19	XS	84/93 (90%)	0.86	5 (5%) 21 3	47, 88, 168, 219	0
20	QT	99/106 (93%)	1.16	22 (22%) 1 0	37, 82, 140, 220	0
20	XT	99/106 (93%)	1.57	37 (37%) 1 0	28, 86, 149, 177	0
21	QU	25/27 (92%)	4.68	24 (96%) 0 0	45, 98, 150, 185	0
21	XU	25/27 (92%)	2.28	10 (40%) 1 0	43, 69, 139, 153	0
22	QV	77/77 (100%)	0.35	4 (5%) 26 4	27, 73, 146, 212	0
22	XV	77/77 (100%)	0.42	4 (5%) 26 4	17, 59, 103, 207	0
23	QY	15/17 (88%)	1.32	3 (20%) 2 0	64, 98, 169, 189	0
23	XY	15/17 (88%)	1.43	3 (20%) 2 0	41, 84, 143, 157	0
24	QX	8/25 (32%)	1.37	2 (25%) 1 0	49, 58, 151, 164	0
24	XX	8/25 (32%)	1.80	2 (25%) 1 0	32, 38, 89, 104	0
25	RA	2882/2916 (98%)	0.59	203 (7%) 16 3	13, 44, 212, 472	0
25	YA	2883/2916 (98%)	0.51	161 (5%) 24 3	7, 35, 201, 461	0
26	RB	120/122 (98%)	0.36	5 (4%) 35 5	43, 69, 105, 120	0
26	YB	120/122 (98%)	-0.03	0 100 100	29, 51, 71, 110	0
27	RD	272/276 (98%)	0.30	5 (1%) 65 15	9, 42, 81, 176	0
27	YD	272/276 (98%)	0.34	3 (1%) 77 24	5, 35, 71, 188	0
28	RE	205/206 (99%)	0.47	7 (3%) 43 6	11, 56, 123, 335	0

Continued on next page...

Continued from previous page...

Mol	Chain	Analysed	<RSRZ>	#RSRZ>2	OWAB(Å ²)	Q<0.9
28	YE	205/206 (99%)	0.37	4 (1%) 62 14	2, 52, 123, 250	0
29	RF	202/210 (96%)	0.28	0 100 100	15, 62, 132, 185	0
29	YF	202/210 (96%)	0.23	1 (0%) 88 42	8, 45, 121, 194	0
30	RG	181/182 (99%)	1.85	70 (38%) 1 0	79, 156, 284, 386	0
30	YG	181/182 (99%)	0.82	18 (9%) 8 1	30, 89, 155, 309	0
31	RH	170/180 (94%)	1.55	45 (26%) 1 0	79, 145, 235, 306	0
31	YH	170/180 (94%)	0.46	5 (2%) 49 8	31, 79, 122, 167	0
32	RI	146/148 (98%)	0.30	3 (2%) 60 12	25, 87, 178, 297	0
32	YI	146/148 (98%)	0.24	2 (1%) 72 19	22, 83, 152, 183	0
33	RN	138/140 (98%)	0.32	4 (2%) 49 8	26, 64, 124, 179	0
33	YN	138/140 (98%)	0.24	0 100 100	16, 54, 108, 166	0
34	RO	122/122 (100%)	0.22	0 100 100	22, 55, 103, 142	0
34	YO	122/122 (100%)	0.32	0 100 100	16, 48, 78, 126	0
35	RP	150/150 (100%)	0.69	10 (6%) 17 3	18, 68, 154, 247	0
35	YP	150/150 (100%)	0.58	6 (4%) 36 5	9, 53, 126, 253	0
36	RQ	141/141 (100%)	0.91	13 (9%) 9 1	28, 67, 128, 178	0
36	YQ	141/141 (100%)	0.33	3 (2%) 60 12	14, 47, 124, 154	0
37	RR	118/118 (100%)	0.36	4 (3%) 43 6	18, 48, 81, 170	0
37	YR	118/118 (100%)	0.30	0 100 100	20, 46, 85, 137	0
38	RS	111/112 (99%)	0.76	11 (9%) 8 1	38, 76, 131, 184	0
38	YS	111/112 (99%)	0.32	1 (0%) 81 29	28, 58, 106, 195	0
39	RT	137/146 (93%)	0.52	8 (5%) 22 3	29, 67, 161, 259	0
39	YT	137/146 (93%)	0.51	8 (5%) 22 3	27, 61, 152, 303	0
40	RU	117/118 (99%)	0.59	6 (5%) 27 4	20, 54, 114, 221	0
40	YU	117/118 (99%)	0.34	2 (1%) 67 16	19, 39, 97, 221	0
41	RV	101/101 (100%)	0.32	1 (0%) 79 26	21, 77, 140, 320	0
41	YV	101/101 (100%)	0.25	3 (2%) 48 8	13, 63, 124, 304	0
42	RW	113/113 (100%)	0.15	0 100 100	19, 41, 99, 220	0
42	YW	113/113 (100%)	0.04	1 (0%) 81 29	15, 41, 95, 193	0
43	RX	92/96 (95%)	0.28	0 100 100	26, 53, 87, 135	0
43	YX	92/96 (95%)	0.25	0 100 100	12, 39, 76, 116	0

Continued on next page...

Continued from previous page...

Mol	Chain	Analysed	<RSRZ>	#RSRZ>2	OWAB(Å ²)	Q<0.9
44	RY	102/110 (92%)	0.89	10 (9%) 8 1	40, 99, 177, 285	0
44	YY	102/110 (92%)	0.49	0 100 100	31, 73, 155, 210	0
45	RZ	183/206 (88%)	0.62	14 (7%) 13 2	41, 93, 178, 292	0
45	YZ	183/206 (88%)	0.30	7 (3%) 38 6	32, 71, 179, 271	0
46	R0	82/85 (96%)	0.50	5 (6%) 21 3	18, 49, 71, 179	0
46	Y0	82/85 (96%)	0.35	2 (2%) 56 10	11, 34, 60, 87	0
47	R1	97/98 (98%)	0.59	2 (2%) 60 12	21, 51, 160, 335	0
47	Y1	97/98 (98%)	0.61	5 (5%) 26 4	16, 49, 139, 210	0
48	R2	69/72 (95%)	0.16	0 100 100	28, 69, 143, 169	0
48	Y2	69/72 (95%)	0.32	1 (1%) 72 19	19, 59, 119, 177	0
49	R3	59/60 (98%)	0.54	0 100 100	31, 71, 112, 169	0
49	Y3	59/60 (98%)	0.19	1 (1%) 67 16	22, 49, 91, 198	0
50	R4	71/71 (100%)	1.64	22 (30%) 1 0	107, 211, 311, 396	0
50	Y4	71/71 (100%)	1.32	13 (18%) 2 0	66, 156, 274, 384	0
51	R5	59/60 (98%)	0.60	4 (6%) 17 3	8, 49, 223, 238	0
51	Y5	59/60 (98%)	0.43	3 (5%) 27 4	11, 49, 223, 335	0
52	R6	49/54 (90%)	3.92	37 (75%) 0 0	86, 175, 268, 291	0
52	Y6	49/54 (90%)	2.98	29 (59%) 0 0	76, 163, 229, 312	0
53	R7	49/49 (100%)	0.63	3 (6%) 21 3	16, 29, 87, 168	0
53	Y7	49/49 (100%)	0.48	3 (6%) 21 3	8, 23, 87, 176	0
54	R8	64/65 (98%)	1.10	7 (10%) 6 1	20, 53, 102, 208	0
54	Y8	64/65 (98%)	0.81	3 (4%) 30 5	16, 44, 97, 214	0
55	R9	37/37 (100%)	5.74	37 (100%) 0 0	82, 138, 203, 344	0
55	Y9	37/37 (100%)	4.44	35 (94%) 0 0	57, 119, 223, 246	0
56	Z6	3/3 (100%)	5.46	1 (33%) 1 0	33, 33, 41, 47	0
56	Z8	3/3 (100%)	5.35	1 (33%) 1 0	24, 24, 36, 38	0
All	All	20877/21492 (97%)	0.62	1631 (7%) 13 2	2, 61, 174, 472	0

All (1631) RSRZ outliers are listed below:

Mol	Chain	Res	Type	RSRZ
25	YA	2117	A	22.4
25	YA	1060	U	16.8

Continued on next page...

Continued from previous page...

Mol	Chain	Res	Type	RSRZ
25	YA	2112	G	15.1
25	YA	2116	G	15.0
25	RA	1088	A	14.7
25	YA	1061	U	14.4
56	Z6	76	PPU	14.3
25	YA	2136	C	13.3
56	Z8	76	PPU	13.3
25	RA	1059	G	12.3
12	QL	129	ALA	12.1
25	RA	1061	U	12.0
25	YA	2135	A	11.6
25	RA	2116	G	11.6
25	RA	1060	U	11.5
13	QM	7	VAL	11.3
25	RA	2174	C	11.1
25	RA	2173	A	11.0
25	YA	2119	A	11.0
55	R9	36	GLN	10.7
25	YA	2175	C	10.4
25	RA	2119	A	10.4
25	RA	1089	G	10.4
21	QU	26	LYS	10.2
25	YA	2161	C	10.2
25	RA	2799	A	10.1
55	R9	34	GLN	10.0
55	R9	1	MET	9.9
25	RA	2801	A	9.7
25	RA	1096	A	9.6
25	RA	1063	G	9.6
25	YA	1096	A	9.5
25	YA	2114	A	9.5
52	R6	12	GLU	9.5
25	RA	2175	C	9.5
25	YA	2174	C	9.5
25	YA	2118	U	9.4
55	R9	37	GLY	9.4
25	YA	2140	C	9.3
25	YA	2141	G	9.3
25	RA	2117	A	9.3
25	YA	2129	C	9.3
30	RG	155	MET	9.1
52	R6	13	CYS	9.1

Continued on next page...

Continued from previous page...

Mol	Chain	Res	Type	RSRZ
55	R9	35	ARG	9.1
25	YA	2151	G	9.0
55	Y9	1	MET	9.0
25	RA	1084	A	8.9
52	Y6	13	CYS	8.9
25	YA	2801	A	8.8
25	YA	2168	G	8.8
25	YA	2170	A	8.7
55	R9	15	LYS	8.6
25	RA	2121	G	8.6
25	RA	2138	C	8.6
25	RA	1536	A	8.5
25	RA	2114	A	8.5
25	RA	1064	C	8.5
25	RA	1095	A	8.5
25	RA	2170	A	8.4
50	R4	67	TYR	8.4
21	QU	10	ARG	8.4
21	QU	15	ARG	8.3
21	XU	26	LYS	8.3
8	XH	1	MET	8.3
25	RA	2798	C	8.1
30	RG	72	ARG	7.9
25	RA	1070	A	7.9
55	R9	24	TYR	7.9
52	R6	6	ARG	7.8
17	QQ	101	ARG	7.8
25	RA	1062	G	7.8
25	RA	1094	U	7.8
25	RA	1078	U	7.8
31	RH	3	ARG	7.8
25	RA	1057	A	7.7
25	YA	2169	A	7.7
25	YA	1069	A	7.6
25	RA	2136	C	7.6
25	RA	2118	U	7.5
52	R6	23	THR	7.5
50	R4	66	SER	7.5
25	YA	1059	G	7.5
1	QA	1000	A	7.4
1	XA	1451	A	7.4
25	YA	2164	C	7.4

Continued on next page...

Continued from previous page...

Mol	Chain	Res	Type	RSRZ
1	QA	1451	A	7.4
55	R9	11	CYS	7.4
25	RA	2172	U	7.4
55	R9	16	VAL	7.3
25	RA	1058	G	7.3
25	YA	2159	G	7.3
50	Y4	69	LYS	7.3
25	YA	2130	U	7.3
55	R9	19	ARG	7.3
25	YA	2148	G	7.2
23	XY	32	U	7.2
55	Y9	4	ARG	7.2
12	QL	127	GLU	7.2
25	RA	1093	G	7.2
25	RA	2137	C	7.1
25	RA	1097	U	7.1
50	Y4	68	ARG	7.1
55	Y9	22	ARG	7.1
25	YA	1088	A	7.1
1	XA	999	U	7.0
1	QA	1001	G	7.0
25	RA	1068	G	6.9
25	YA	1097	U	6.9
25	YA	2160	G	6.8
52	R6	49	HIS	6.8
7	XG	5	ARG	6.8
52	Y6	43	CYS	6.8
1	QA	1041	A	6.8
25	RA	1099	G	6.8
14	XN	2	ALA	6.7
25	YA	2139	C	6.7
25	RA	11	G	6.7
25	RA	1053	C	6.7
55	R9	18	ARG	6.7
52	R6	22	ALA	6.7
25	YA	2150	U	6.6
21	QU	25	LYS	6.6
25	YA	2108	C	6.6
55	R9	22	ARG	6.6
55	Y9	28	GLU	6.6
2	QB	133	LYS	6.5
25	RA	2189	U	6.5

Continued on next page...

Continued from previous page...

Mol	Chain	Res	Type	RSRZ
25	RA	2894	G	6.5
25	YA	2178	C	6.5
23	QY	31	G	6.5
30	RG	154	GLY	6.5
25	RA	1049	C	6.5
25	YA	2803	C	6.5
13	QM	6	GLY	6.5
25	YA	1058	G	6.5
52	R6	11	LEU	6.5
1	QA	994	A	6.4
25	RA	1065	U	6.4
1	XA	90	C	6.4
1	XA	1000	A	6.4
25	RA	2128	C	6.4
55	Y9	36	GLN	6.4
25	RA	1098	A	6.4
25	RA	1103	A	6.3
25	RA	2802	G	6.3
50	Y4	71	ARG	6.3
52	Y6	42	TRP	6.3
25	RA	2135	A	6.3
25	YA	2147	G	6.3
55	R9	23	VAL	6.3
52	R6	39	TYR	6.3
52	R6	14	THR	6.3
9	QI	66	ARG	6.2
25	YA	1057	A	6.2
52	R6	40	CYS	6.2
52	Y6	53	LYS	6.2
11	QK	128	ALA	6.2
52	Y6	12	GLU	6.2
25	YA	2122	U	6.2
25	YA	2113	U	6.1
52	R6	46	HIS	6.1
25	YA	2109	U	6.1
30	RG	137	GLU	6.1
12	XL	19	ARG	6.1
14	QN	31	ARG	6.1
55	R9	33	LYS	6.1
55	R9	30	PRO	6.1
20	XT	73	HIS	6.1
25	YA	2149	G	6.1

Continued on next page...

Continued from previous page...

Mol	Chain	Res	Type	RSRZ
55	R9	14	CYS	6.1
25	YA	2162	G	6.1
1	XA	1001	G	6.0
55	R9	26	ILE	6.0
25	RA	1071	G	6.0
54	Y8	65	GLU	6.0
25	YA	1075	C	6.0
24	XX	8	A	6.0
25	RA	2125	G	6.0
8	QH	1	MET	6.0
25	YA	2799	A	6.0
25	YA	2115	G	6.0
21	XU	25	LYS	6.0
4	XD	3	ARG	6.0
7	QG	32	ARG	5.9
25	RA	2112	G	5.9
1	XA	91	C	5.9
1	QA	1450	U	5.9
11	QK	129	SER	5.9
1	XA	89	U	5.9
45	RZ	113	ALA	5.9
25	YA	2120	G	5.9
25	RA	1113	U	5.9
25	RA	1054	A	5.9
7	QG	82	GLY	5.9
25	RA	2797	U	5.9
55	Y9	37	GLY	5.8
25	YA	2165	G	5.8
25	RA	2148	G	5.8
25	YA	1076	C	5.8
1	QA	1040	U	5.8
55	Y9	34	GLN	5.8
50	R4	68	ARG	5.8
55	R9	4	ARG	5.8
21	QU	6	ARG	5.8
1	QA	1036	G	5.8
25	RA	2164	C	5.7
28	RE	204	ALA	5.7
55	Y9	16	VAL	5.7
54	R8	65	GLU	5.7
20	XT	17	ARG	5.7
31	RH	43	VAL	5.7

Continued on next page...

Continued from previous page...

Mol	Chain	Res	Type	RSRZ
25	RA	1083	U	5.7
25	YA	2127	G	5.7
55	R9	20	HIS	5.7
52	Y6	49	HIS	5.7
13	QM	102	ARG	5.7
50	Y4	67	TYR	5.7
52	R6	24	GLU	5.7
36	RQ	141	GLN	5.6
55	R9	25	VAL	5.6
31	RH	25	LYS	5.6
20	XT	72	LEU	5.6
31	RH	18	GLU	5.6
1	XA	1032(A)	G	5.6
13	QM	8	GLU	5.6
25	RA	2129	C	5.6
25	YA	2188	C	5.6
9	QI	9	ARG	5.6
25	RA	1092	C	5.5
52	R6	42	TRP	5.5
17	XQ	101	ARG	5.5
30	RG	107	LEU	5.5
21	QU	9	ARG	5.5
25	YA	1084	A	5.5
1	QA	1027	C	5.5
25	YA	2167	U	5.5
52	R6	20	ASN	5.5
7	QG	5	ARG	5.4
19	QS	85	LYS	5.4
55	Y9	27	CYS	5.4
12	QL	19	ARG	5.4
25	RA	2123	G	5.4
55	Y9	29	ASN	5.3
50	R4	1	MET	5.3
9	QI	128	ARG	5.3
30	RG	2	PRO	5.3
19	QS	27	GLU	5.3
21	QU	16	GLY	5.2
9	QI	127	LYS	5.2
1	XA	998(A)	C	5.2
25	YA	2181	G	5.2
55	Y9	26	ILE	5.2
30	RG	84	LYS	5.2

Continued on next page...

Continued from previous page...

Mol	Chain	Res	Type	RSRZ
54	R8	64	TYR	5.2
25	RA	2190	G	5.2
13	QM	121	LYS	5.2
25	YA	2111	C	5.1
1	QA	1129	C	5.1
2	QB	4	GLU	5.1
1	XA	223	U	5.1
52	Y6	40	CYS	5.1
25	RA	1052	C	5.1
25	YA	2123	G	5.1
7	XG	32	ARG	5.1
9	QI	110	GLU	5.1
55	Y9	9	ARG	5.1
25	RA	1087	G	5.1
25	RA	1066	U	5.0
52	Y6	37	ARG	5.0
55	Y9	3	VAL	5.0
21	QU	14	TRP	5.0
13	QM	101	GLN	5.0
25	RA	2122	U	5.0
30	RG	74	LYS	5.0
25	RA	1067	A	5.0
21	QU	17	THR	5.0
55	R9	27	CYS	5.0
25	YA	2137	C	4.9
55	Y9	35	ARG	4.9
21	QU	12	LYS	4.9
55	R9	9	ARG	4.9
30	RG	85	GLY	4.9
25	RA	362	U	4.9
1	QA	1032	A	4.9
10	QJ	70	ARG	4.9
23	XY	31	G	4.9
47	Y1	98	LEU	4.9
25	RA	2120	G	4.9
25	RA	2168	G	4.9
1	QA	1033	G	4.9
55	Y9	18	ARG	4.8
1	XA	88	C	4.8
12	QL	128	ALA	4.8
25	RA	2162	G	4.8
11	XK	11	LYS	4.8

Continued on next page...

Continued from previous page...

Mol	Chain	Res	Type	RSRZ
25	RA	2161	C	4.8
47	R1	98	LEU	4.8
25	RA	2171	A	4.8
30	RG	136	ARG	4.8
25	RA	1079	C	4.8
30	RG	75	LYS	4.8
7	QG	81	GLY	4.8
55	Y9	32	HIS	4.8
20	XT	9	ASN	4.8
25	YA	1070	A	4.8
25	YA	1063	G	4.7
1	QA	1286	A	4.7
40	YU	118	GLY	4.7
21	QU	5	ASP	4.7
55	Y9	21	GLY	4.7
25	RA	1100	C	4.7
31	YH	3	ARG	4.7
25	RA	890	A	4.7
39	RT	112	ARG	4.7
25	RA	2169	A	4.7
20	XT	68	LYS	4.7
25	RA	1026	U	4.7
55	R9	28	GLU	4.7
10	QJ	8	LEU	4.7
53	R7	48	LYS	4.7
25	YA	2894	G	4.6
25	RA	2140	C	4.6
55	R9	2	LYS	4.6
1	XA	1027	C	4.6
45	YZ	113	ALA	4.6
20	XT	14	LYS	4.6
25	RA	2803	C	4.6
9	XI	8	GLY	4.6
52	R6	25	LYS	4.6
30	RG	39	ILE	4.6
25	YA	2101	G	4.6
25	RA	1051	G	4.6
25	YA	2173	A	4.6
52	R6	29	ASN	4.6
39	YT	1	MET	4.6
1	QA	1034	G	4.6
10	XJ	5	ARG	4.6

Continued on next page...

Continued from previous page...

Mol	Chain	Res	Type	RSRZ
47	Y1	97	LEU	4.5
4	QD	84	LYS	4.5
52	Y6	24	GLU	4.5
25	RA	2110	G	4.5
7	QG	4	ARG	4.5
9	QI	117	HIS	4.5
55	Y9	17	ILE	4.5
14	QN	2	ALA	4.5
1	XA	220	G	4.5
25	YA	2133	G	4.5
25	RA	2176	A	4.5
25	YA	2798	C	4.5
25	YA	2795	G	4.5
20	XT	18	GLN	4.5
55	R9	17	ILE	4.5
52	R6	21	TYR	4.5
12	XL	129	ALA	4.5
21	QU	18	TYR	4.5
13	QM	120	LYS	4.5
25	YA	2138	C	4.5
30	RG	157	ILE	4.5
25	RA	2139	C	4.5
1	QA	1032(B)	G	4.5
30	RG	135	LEU	4.4
25	YA	1847	A	4.4
1	XA	184	G	4.4
9	QI	125	TYR	4.4
20	XT	79	ARG	4.4
52	R6	50	ARG	4.4
1	QA	1002	G	4.4
25	RA	2124	G	4.4
9	QI	124	GLN	4.4
55	Y9	25	VAL	4.4
50	Y4	70	GLY	4.4
25	RA	12	U	4.4
55	Y9	24	TYR	4.4
25	YA	2125	G	4.4
1	QA	1026	G	4.4
25	RA	2115	G	4.4
25	RA	878	A	4.4
55	Y9	23	VAL	4.4
55	Y9	5	ALA	4.3

Continued on next page...

Continued from previous page...

Mol	Chain	Res	Type	RSRZ
52	R6	18	ARG	4.3
14	QN	9	LYS	4.3
31	RH	82	GLY	4.3
19	QS	71	LEU	4.3
21	XU	15	ARG	4.3
1	XA	1032	A	4.3
25	RA	1102	C	4.3
53	Y7	49	ARG	4.3
25	YA	1077	A	4.3
52	R6	9	LEU	4.3
25	RA	279	C	4.3
25	YA	2177	C	4.3
21	QU	21	TYR	4.3
1	XA	87	A	4.3
21	QU	24	ARG	4.3
25	RA	229	A	4.3
25	YA	2152	G	4.3
52	Y6	20	ASN	4.3
1	XA	1450	U	4.3
52	R6	7	ILE	4.3
1	XA	208	U	4.2
3	QC	193	TYR	4.2
10	QJ	74	ILE	4.2
11	XK	129	SER	4.2
12	QL	28	LYS	4.2
20	XT	65	LYS	4.2
55	R9	3	VAL	4.2
21	QU	7	ARG	4.2
25	YA	2163	C	4.2
30	YG	26	GLN	4.2
20	XT	106	ALA	4.2
25	YA	2189	U	4.2
8	XH	2	LEU	4.2
10	XJ	45	ARG	4.2
11	XK	124	LYS	4.2
55	Y9	15	LYS	4.2
7	QG	41	ARG	4.2
25	YA	2804	C	4.2
52	R6	26	ASN	4.2
39	RT	115	ARG	4.2
25	YA	2146	C	4.2
25	RA	2166	G	4.1

Continued on next page...

Continued from previous page...

Mol	Chain	Res	Type	RSRZ
25	YA	2110	G	4.1
31	RH	33	LEU	4.1
10	QJ	5	ARG	4.1
25	RA	1069	A	4.1
25	YA	1536	A	4.1
10	QJ	4	ILE	4.1
25	YA	2180	U	4.1
30	RG	100	TRP	4.1
50	R4	69	LYS	4.1
1	QA	993	G	4.1
24	XX	7	G	4.1
21	XU	10	ARG	4.1
50	R4	65	ASP	4.1
25	RA	1074	G	4.0
50	Y4	66	SER	4.0
25	YA	2134	A	4.0
30	RG	142	PRO	4.0
1	QA	1212	U	4.0
1	QA	1235	U	4.0
25	RA	1105	U	4.0
26	RB	41	U	4.0
25	YA	277	C	4.0
21	QU	8	THR	4.0
36	YQ	141	GLN	4.0
40	YU	117	GLN	4.0
21	QU	11	GLY	4.0
10	QJ	33	GLN	4.0
52	R6	43	CYS	4.0
52	R6	53	LYS	4.0
1	XA	103	C	4.0
1	XA	631	G	4.0
1	QA	983	A	4.0
2	XB	240	GLN	4.0
55	R9	29	ASN	4.0
52	Y6	39	TYR	4.0
53	R7	49	ARG	4.0
25	RA	2629	A	4.0
52	R6	38	LYS	4.0
25	RA	1107	G	4.0
54	Y8	64	TYR	4.0
9	QI	10	ARG	4.0
11	QK	127	LYS	4.0

Continued on next page...

Continued from previous page...

Mol	Chain	Res	Type	RSRZ
14	QN	4	LYS	4.0
1	XA	221	C	3.9
46	R0	2	ALA	3.9
52	Y6	22	ALA	3.9
1	XA	92	G	3.9
16	QP	29	ASP	3.9
35	RP	132	LYS	3.9
5	QE	81	GLU	3.9
1	XA	102	G	3.9
25	YA	2102	U	3.9
25	RA	2160	G	3.9
31	RH	35	VAL	3.9
14	QN	6	LEU	3.9
25	RA	1082	U	3.9
20	QT	68	LYS	3.9
25	RA	10	G	3.9
19	QS	79	THR	3.9
50	R4	6	HIS	3.9
30	RG	152	LEU	3.9
25	YA	1062	G	3.9
25	YA	1087	G	3.9
19	QS	69	HIS	3.9
19	QS	80	TYR	3.9
52	R6	5	VAL	3.9
55	R9	12	ASP	3.9
25	YA	2154	G	3.9
25	RA	2150	U	3.9
41	RV	36	PRO	3.9
25	YA	2190	G	3.9
1	QA	1096	C	3.8
30	RG	108	ASN	3.8
50	R4	39	CYS	3.8
30	RG	97	ASP	3.8
45	RZ	155	LEU	3.8
12	QL	23	LYS	3.8
21	QU	2	GLY	3.8
1	XA	183	G	3.8
32	YI	113	ARG	3.8
30	RG	103	LEU	3.8
19	QS	70	LYS	3.8
9	QI	121	ARG	3.8
25	YA	2145	C	3.8

Continued on next page...

Continued from previous page...

Mol	Chain	Res	Type	RSRZ
50	R4	58	ARG	3.8
23	QY	32	U	3.8
25	YA	2166	G	3.8
25	RA	1075	C	3.8
9	QI	70	LYS	3.8
25	YA	2176	A	3.8
1	QA	1324	A	3.8
25	RA	1085	A	3.8
1	XA	170	U	3.8
35	YP	108	LYS	3.7
31	RH	4	ILE	3.7
21	QU	22	ARG	3.7
25	YA	1026	U	3.7
30	RG	118	ARG	3.7
50	R4	55	ARG	3.7
25	YA	2121	G	3.7
25	YA	2107	C	3.7
1	XA	1025	U	3.7
25	YA	2171	A	3.7
10	QJ	71	LEU	3.7
39	YT	115	ARG	3.7
30	RG	35	GLU	3.7
36	RQ	80	GLU	3.7
52	Y6	18	ARG	3.7
25	RA	889	C	3.7
38	RS	37	ALA	3.7
1	XA	222	U	3.7
9	QI	8	GLY	3.7
1	XA	195	A	3.7
1	XA	389	A	3.7
30	RG	12	TYR	3.7
1	QA	1234	C	3.7
1	QA	1321	C	3.7
1	XA	1043	C	3.7
25	YA	2128	C	3.7
31	RH	34	GLU	3.7
24	QX	8	A	3.7
52	Y6	45	LYS	3.7
52	Y6	23	THR	3.7
25	RA	1077	A	3.7
52	Y6	44	ARG	3.7
52	Y6	46	HIS	3.7

Continued on next page...

Continued from previous page...

Mol	Chain	Res	Type	RSRZ
1	QA	1019	C	3.7
25	RA	1056	G	3.7
25	RA	1104	C	3.7
7	XG	4	ARG	3.7
54	R8	39	LYS	3.7
55	Y9	2	LYS	3.7
1	QA	1149	C	3.6
25	YA	897	C	3.6
10	QJ	29	ARG	3.6
44	RY	86	ARG	3.6
54	R8	29	LYS	3.6
36	RQ	140	ALA	3.6
55	R9	32	HIS	3.6
9	QI	123	PRO	3.6
1	QA	82	U	3.6
22	XV	47	U	3.6
1	QA	1028	C	3.6
25	RA	281	G	3.6
25	YA	1074	G	3.6
10	QJ	40	LEU	3.6
30	RG	36	LYS	3.6
33	RN	84	LYS	3.6
9	QI	14	VAL	3.6
25	RA	2149	G	3.6
25	RA	1108	U	3.6
55	Y9	7	VAL	3.6
13	QM	2	ALA	3.6
25	RA	2133	G	3.6
30	RG	58	GLN	3.6
1	XA	152	A	3.6
1	XA	1032(B)	G	3.6
25	YA	1095	A	3.6
1	XA	1286	A	3.5
13	QM	103	THR	3.5
54	R8	40	GLU	3.5
28	RE	205	ALA	3.5
1	QA	1049	U	3.5
25	RA	2147	G	3.5
25	YA	1078	U	3.5
10	QJ	6	ILE	3.5
1	XA	194	C	3.5
1	QA	1048	G	3.5

Continued on next page...

Continued from previous page...

Mol	Chain	Res	Type	RSRZ
14	QN	35	ARG	3.5
25	RA	1072	C	3.5
30	RG	41	GLN	3.5
9	QI	65	VAL	3.5
19	XS	69	HIS	3.5
30	RG	54	GLU	3.5
31	RH	157	TYR	3.5
36	YQ	80	GLU	3.5
50	R4	71	ARG	3.5
25	RA	2127	G	3.5
2	XB	4	GLU	3.5
20	XT	25	ARG	3.5
52	R6	45	LYS	3.5
9	QI	111	ARG	3.5
20	QT	9	ASN	3.5
55	R9	5	ALA	3.5
25	YA	1079	C	3.5
11	XK	12	ARG	3.5
31	RH	32	GLU	3.5
1	XA	69	G	3.4
52	Y6	41	PRO	3.4
25	YA	1105	U	3.4
1	XA	185	A	3.4
1	XA	1026	G	3.4
11	QK	11	LYS	3.4
31	RH	123	PHE	3.4
53	Y7	48	LYS	3.4
13	XM	100	GLY	3.4
13	QM	122	LYS	3.4
25	RA	1106	G	3.4
55	Y9	20	HIS	3.4
10	QJ	55	LYS	3.4
31	RH	24	VAL	3.4
45	RZ	93	ASP	3.4
45	RZ	96	VAL	3.4
25	YA	1068	G	3.4
55	R9	10	ILE	3.4
52	Y6	38	LYS	3.4
1	XA	197	A	3.4
21	XU	6	ARG	3.4
25	RA	2751	G	3.4
50	R4	56	VAL	3.4

Continued on next page...

Continued from previous page...

Mol	Chain	Res	Type	RSRZ
28	RE	69	LYS	3.4
21	QU	3	LYS	3.4
55	R9	7	VAL	3.4
1	QA	1003	G	3.4
52	Y6	15	GLU	3.4
30	RG	57	ALA	3.4
25	YA	1177	A	3.4
9	QI	13	ALA	3.4
4	XD	156	GLU	3.4
20	QT	25	ARG	3.4
25	RA	1055	G	3.4
17	QQ	100	LYS	3.4
25	YA	2179	C	3.4
17	XQ	17	LYS	3.4
36	RQ	63	LYS	3.4
10	QJ	98	ILE	3.4
1	QA	984	C	3.3
19	QS	64	GLU	3.3
20	XT	23	ARG	3.3
25	RA	2179	C	3.3
19	XS	85	LYS	3.3
3	QC	199	LYS	3.3
1	QA	466	C	3.3
25	YA	2172	U	3.3
25	RA	2178	C	3.3
20	QT	29	LYS	3.3
16	XP	6	LEU	3.3
14	QN	7	ILE	3.3
25	YA	1104	C	3.3
9	QI	16	ARG	3.3
25	YA	362	U	3.3
52	Y6	21	TYR	3.3
55	R9	6	SER	3.3
19	QS	75	ALA	3.3
1	XA	93	U	3.3
1	XA	210	U	3.3
55	Y9	13	LYS	3.3
3	QC	127	ARG	3.3
9	XI	117	HIS	3.3
1	QA	1224	G	3.3
10	QJ	72	VAL	3.3
24	QX	7	G	3.3

Continued on next page...

Continued from previous page...

Mol	Chain	Res	Type	RSRZ
25	RA	2156	G	3.3
41	YV	36	PRO	3.3
25	YA	654	A	3.3
16	XP	28	ARG	3.3
31	RH	59	ARG	3.3
51	R5	53	ALA	3.3
39	YT	2	ASN	3.3
25	RA	2794	C	3.3
25	RA	2795	G	3.3
9	XI	66	ARG	3.3
30	RG	33	ARG	3.3
20	XT	13	LEU	3.3
10	QJ	10	GLY	3.3
13	XM	102	ARG	3.3
1	QA	963	G	3.3
1	XA	64	G	3.3
25	RA	2893	G	3.3
25	YA	2153	G	3.3
20	XT	21	LYS	3.3
19	QS	76	PRO	3.3
13	XM	7	VAL	3.2
35	RP	108	LYS	3.2
13	QM	97	PRO	3.2
25	RA	270(L)	U	3.2
25	RA	1449(A)	G	3.2
13	XM	6	GLY	3.2
50	Y4	55	ARG	3.2
1	QA	974	A	3.2
10	XJ	101	VAL	3.2
30	RG	138	GLN	3.2
1	QA	1051	C	3.2
11	XK	123	LYS	3.2
30	RG	26	GLN	3.2
3	XC	193	TYR	3.2
25	RA	1090	U	3.2
25	RA	2155	G	3.2
9	XI	9	ARG	3.2
44	RY	57	GLN	3.2
16	XP	7	ALA	3.2
1	QA	1039	C	3.2
51	Y5	59	GLU	3.2
51	R5	54	GLY	3.2

Continued on next page...

Continued from previous page...

Mol	Chain	Res	Type	RSRZ
1	QA	1280	A	3.2
52	R6	34	LEU	3.2
25	YA	270(L)	U	3.2
1	XA	315	A	3.2
25	RA	654	A	3.2
11	XK	127	LYS	3.2
7	QG	83	ALA	3.2
10	QJ	45	ARG	3.2
25	RA	859	G	3.2
38	RS	36	TYR	3.2
13	XM	122	LYS	3.2
4	QD	3	ARG	3.2
30	RG	53	LEU	3.2
25	RA	645	C	3.2
25	YA	2131	G	3.1
8	QH	2	LEU	3.1
35	YP	13	ASN	3.1
2	QB	217	ARG	3.1
30	RG	156	ASP	3.1
16	XP	1	MET	3.1
30	RG	153	ARG	3.1
10	QJ	64	GLU	3.1
30	RG	87	PRO	3.1
1	QA	309	G	3.1
25	RA	101	G	3.1
1	XA	151	A	3.1
1	XA	73	G	3.1
9	QI	75	ASP	3.1
2	XB	217	ARG	3.1
19	QS	67	VAL	3.1
25	RA	1109	C	3.1
30	RG	96	ARG	3.1
50	R4	49	PHE	3.1
53	R7	23	ARG	3.1
1	QA	1362(A)	C	3.1
9	QI	114	TYR	3.1
55	Y9	19	ARG	3.1
44	RY	58	GLY	3.1
20	XT	74	LYS	3.1
30	RG	34	LEU	3.1
30	YG	90	LEU	3.1
52	Y6	14	THR	3.1

Continued on next page...

Continued from previous page...

Mol	Chain	Res	Type	RSRZ
1	QA	977	A	3.1
14	QN	12	ARG	3.1
16	XP	35	LYS	3.1
30	RG	82	LEU	3.1
4	QD	69	GLY	3.1
25	RA	1114	G	3.1
25	YA	2106	G	3.1
31	RH	95	ARG	3.1
1	XA	66	G	3.1
11	XK	25	TYR	3.1
17	XQ	100	LYS	3.1
14	QN	8	GLU	3.1
30	RG	69	ALA	3.1
2	QB	134	GLU	3.1
1	QA	1018	C	3.1
25	RA	2126	A	3.1
25	YA	2126	A	3.1
44	RY	87	LYS	3.0
55	Y9	12	ASP	3.0
1	QA	1035	A	3.0
1	QA	1363	A	3.0
20	QT	66	ALA	3.0
31	RH	105	LEU	3.0
55	R9	31	LYS	3.0
1	XA	1397	C	3.0
20	XT	29	LYS	3.0
50	R4	47	GLN	3.0
20	XT	64	ASP	3.0
52	Y6	26	ASN	3.0
20	XT	75	ASN	3.0
20	XT	80	ARG	3.0
9	QI	73	GLN	3.0
31	RH	63	SER	3.0
1	QA	81	G	3.0
21	XU	9	ARG	3.0
25	YA	2142	C	3.0
55	Y9	31	LYS	3.0
4	QD	4	TYR	3.0
1	QA	962	C	3.0
12	XL	127	GLU	3.0
45	RZ	114	GLY	3.0
9	XI	106	ALA	3.0

Continued on next page...

Continued from previous page...

Mol	Chain	Res	Type	RSRZ
21	QU	23	PRO	3.0
18	QR	88	LYS	3.0
25	RA	2159	G	3.0
25	RA	2791	C	3.0
16	XP	29	ASP	3.0
10	XJ	69	ASN	3.0
50	Y4	1	MET	3.0
1	QA	307	C	3.0
1	QA	1226	C	3.0
25	RA	546	C	3.0
25	RA	2111	C	3.0
9	XI	105	ASP	3.0
36	RQ	87	LYS	3.0
13	QM	104	ARG	3.0
16	XP	18	ARG	3.0
1	QA	1094	G	3.0
9	QI	15	ALA	3.0
25	YA	1110	G	3.0
10	XJ	40	LEU	3.0
11	XK	30	VAL	3.0
50	Y4	56	VAL	3.0
1	QA	999	U	2.9
14	XN	15	LYS	2.9
19	QS	78	ARG	2.9
25	YA	1083	U	2.9
1	QA	1029	G	2.9
10	QJ	9	ARG	2.9
55	Y9	6	SER	2.9
9	QI	93	ARG	2.9
10	QJ	85	LEU	2.9
30	RG	117	PHE	2.9
1	QA	1326	C	2.9
10	XJ	38	ILE	2.9
13	XM	99	ARG	2.9
19	QS	81	ARG	2.9
25	YA	1064	C	2.9
25	YA	1082	U	2.9
52	R6	19	ARG	2.9
55	Y9	30	PRO	2.9
1	QA	1047	G	2.9
25	RA	916	G	2.9
30	YG	157	ILE	2.9

Continued on next page...

Continued from previous page...

Mol	Chain	Res	Type	RSRZ
30	RG	133	LEU	2.9
31	RH	71	LEU	2.9
12	QL	64	TYR	2.9
1	XA	143	A	2.9
10	QJ	73	ASP	2.9
20	XT	70	SER	2.9
35	YP	16	ARG	2.9
25	YA	1463	C	2.9
36	YQ	140	ALA	2.9
1	XA	1224	G	2.9
52	R6	37	ARG	2.9
54	Y8	29	LYS	2.9
31	RH	2	SER	2.9
16	QP	27	LYS	2.9
17	XQ	45	HIS	2.9
10	QJ	59	SER	2.9
28	RE	1	MET	2.9
30	RG	111	LEU	2.9
2	QB	132	LYS	2.9
20	XT	67	ALA	2.9
25	RA	900	A	2.9
25	YA	2132	U	2.9
39	RT	95	ARG	2.9
4	QD	7	PRO	2.9
16	XP	19	ILE	2.9
19	QS	66	MET	2.9
1	XA	390	C	2.9
25	RA	280	C	2.9
25	YA	2802	G	2.9
30	RG	64	THR	2.9
9	QI	62	TYR	2.9
13	XM	101	GLN	2.9
40	RU	118	GLY	2.9
10	XJ	43	ARG	2.8
27	YD	26	LYS	2.9
13	XM	8	GLU	2.8
25	RA	896	A	2.8
52	R6	30	THR	2.8
32	RI	59	ALA	2.8
4	QD	80	GLU	2.8
30	YG	2	PRO	2.8
1	QA	991	U	2.8

Continued on next page...

Continued from previous page...

Mol	Chain	Res	Type	RSRZ
1	QA	1125	U	2.8
11	XK	29	ILE	2.8
47	Y1	26	ARG	2.8
1	QA	1223	C	2.8
25	YA	1086	A	2.8
20	QT	73	HIS	2.8
55	R9	13	LYS	2.8
1	QA	950	U	2.8
25	RA	1050	A	2.8
25	RA	2146	C	2.8
25	YA	899	A	2.8
19	QS	74	PHE	2.8
25	YA	2105	C	2.8
7	XG	81	GLY	2.8
45	RZ	2	GLU	2.8
9	XI	15	ALA	2.8
25	RA	1044	G	2.8
30	YG	34	LEU	2.8
38	RS	30	ARG	2.8
46	Y0	3	HIS	2.8
25	YA	1176	G	2.8
52	Y6	5	VAL	2.8
1	QA	1201	A	2.8
25	YA	1073	A	2.8
30	YG	46	ALA	2.8
35	RP	76	LYS	2.8
1	QA	1020	U	2.8
35	RP	109	GLY	2.8
38	RS	33	LYS	2.8
47	R1	26	ARG	2.8
1	XA	172	A	2.8
50	R4	11	PRO	2.8
1	XA	219	C	2.8
26	RB	60	C	2.8
2	XB	96	ARG	2.8
46	Y0	41	ARG	2.8
52	Y6	34	LEU	2.8
25	RA	918	A	2.8
22	XV	1	C	2.8
1	XA	1042	G	2.8
45	YZ	167	PRO	2.8
1	XA	353	A	2.8

Continued on next page...

Continued from previous page...

Mol	Chain	Res	Type	RSRZ
38	RS	35	ILE	2.8
1	QA	1242	C	2.8
25	RA	1043	C	2.8
25	RA	2163	C	2.8
25	YA	11	G	2.8
1	XA	173	U	2.7
10	XJ	71	LEU	2.7
1	XA	1024	G	2.7
3	QC	190	ARG	2.7
25	RA	919	G	2.7
54	R8	41	ILE	2.7
1	QA	89	U	2.7
13	QM	19	LEU	2.7
1	QA	1531	A	2.7
1	XA	1002	G	2.7
10	XJ	28	ARG	2.7
2	XB	133	LYS	2.7
20	QT	72	LEU	2.7
27	YD	33	LEU	2.7
4	QD	209	ARG	2.7
52	Y6	9	LEU	2.7
1	XA	104	G	2.7
25	RA	2167	U	2.7
3	QC	156	ARG	2.7
10	QJ	66	ARG	2.7
31	YH	2	SER	2.7
1	XA	983	A	2.7
25	YA	2062	A	2.7
25	RA	1076	C	2.7
1	QA	723	U	2.7
1	XA	843	U	2.7
25	YA	614	U	2.7
20	XT	69	GLY	2.7
21	XU	3	LYS	2.7
1	QA	1236	A	2.7
26	RB	59	A	2.7
1	QA	1284	C	2.7
1	XA	224	C	2.7
1	QA	1021	G	2.7
1	QA	1222	G	2.7
1	QA	1240	U	2.7
1	XA	113	G	2.7

Continued on next page...

Continued from previous page...

Mol	Chain	Res	Type	RSRZ
1	XA	1182	G	2.7
31	RH	52	VAL	2.7
47	Y1	96	LYS	2.7
1	XA	196	A	2.7
10	QJ	101	VAL	2.7
14	QN	3	ARG	2.7
1	QA	1150	U	2.7
2	QB	229	VAL	2.7
7	XG	156	TRP	2.7
55	R9	21	GLY	2.7
2	QB	231	GLU	2.7
20	XT	24	LEU	2.7
4	XD	118	ARG	2.7
20	XT	8	ARG	2.7
1	QA	1232	U	2.7
1	XA	112	G	2.7
17	XQ	71	PHE	2.7
19	XS	71	LEU	2.7
10	XJ	70	ARG	2.7
14	QN	30	ALA	2.7
20	XT	16	HIS	2.7
44	RY	50	ARG	2.7
25	RA	1073	A	2.7
53	Y7	1	MET	2.7
1	XA	345	C	2.7
14	QN	25	VAL	2.7
50	Y4	60	GLN	2.7
1	XA	80	G	2.7
9	QI	115	GLY	2.7
44	RY	79	CYS	2.7
25	RA	2765	A	2.7
1	QA	1260	C	2.6
25	RA	885	C	2.6
39	RT	1	MET	2.6
31	RH	170	ARG	2.6
36	RQ	6	ARG	2.6
12	XL	91	LYS	2.6
39	RT	2	ASN	2.6
36	RQ	33	GLY	2.6
20	QT	21	LYS	2.6
30	RG	176	LEU	2.6
1	QA	1302	U	2.6

Continued on next page...

Continued from previous page...

Mol	Chain	Res	Type	RSRZ
35	RP	13	ASN	2.6
52	R6	52	VAL	2.6
3	XC	190	ARG	2.6
12	XL	13	LYS	2.6
1	QA	961	U	2.6
25	RA	2412	A	2.6
1	XA	1129	C	2.6
22	XV	48	C	2.6
25	RA	2188	C	2.6
19	QS	3	ARG	2.6
1	QA	46	G	2.6
1	QA	1160	G	2.6
1	XA	351	G	2.6
22	QV	1	C	2.6
30	YG	87	PRO	2.6
30	RG	8	LYS	2.6
35	RP	79	ARG	2.6
30	RG	28	VAL	2.6
1	QA	1032(A)	G	2.6
25	YA	1056	G	2.6
38	RS	32	LEU	2.6
1	QA	1225	A	2.6
13	QM	3	ARG	2.6
20	XT	20	LEU	2.6
31	RH	141	VAL	2.6
31	RH	152	ARG	2.6
12	XL	128	ALA	2.6
1	QA	88	C	2.6
30	YG	89	GLY	2.6
1	XA	68	G	2.6
25	YA	2100	G	2.6
10	QJ	47	PHE	2.6
16	XP	83	GLU	2.6
30	YG	155	MET	2.6
7	QG	45	ASP	2.6
10	QJ	25	GLU	2.6
10	QJ	69	ASN	2.6
10	XJ	95	GLU	2.6
50	R4	32	TYR	2.6
1	QA	112	G	2.6
20	QT	74	LYS	2.6
28	YE	76	ARG	2.6

Continued on next page...

Continued from previous page...

Mol	Chain	Res	Type	RSRZ
25	YA	270(D)	C	2.6
4	QD	115	ARG	2.6
9	XI	10	ARG	2.6
12	XL	21	LYS	2.6
1	XA	991	U	2.6
12	QL	93	LEU	2.6
1	QA	196	A	2.6
39	YT	37	GLY	2.6
9	QI	11	LYS	2.5
12	XL	23	LYS	2.5
13	QM	4	ILE	2.5
13	QM	88	ARG	2.5
50	R4	40	HIS	2.6
1	QA	308	C	2.5
30	YG	116	ASP	2.5
1	QA	1042	G	2.5
10	QJ	28	ARG	2.5
51	Y5	2	ALA	2.5
25	YA	1109	C	2.5
40	RU	91	ASP	2.5
2	QB	21	ARG	2.5
13	QM	100	GLY	2.5
30	RG	101	ILE	2.5
35	YP	70	GLN	2.5
3	QC	184	TYR	2.5
18	XR	88	LYS	2.5
1	XA	105	G	2.5
52	R6	41	PRO	2.5
1	QA	175	C	2.5
1	QA	221	C	2.5
45	YZ	162	GLU	2.5
9	QI	119	ALA	2.5
9	QI	122	ALA	2.5
16	QP	28	ARG	2.5
19	QS	77	THR	2.5
1	QA	949	A	2.5
1	QA	1050	G	2.5
1	XA	101	A	2.5
25	RA	1112	G	2.5
2	QB	187	LEU	2.5
12	XL	28	LYS	2.5
12	QL	94	PRO	2.5

Continued on next page...

Continued from previous page...

Mol	Chain	Res	Type	RSRZ
22	QV	47	U	2.5
12	QL	13	LYS	2.5
14	XN	30	ALA	2.5
14	XN	41	ARG	2.5
25	YA	1089	G	2.5
1	QA	1362	C	2.5
1	XA	754	C	2.5
55	Y9	33	LYS	2.5
1	QA	1085	U	2.5
31	RH	19	VAL	2.5
50	R4	61	ARG	2.5
1	QA	1046	A	2.5
25	RA	1048	A	2.5
54	R8	35	GLN	2.5
25	RA	1176	G	2.5
30	YG	39	ILE	2.5
1	XA	106	C	2.5
38	RS	13	ARG	2.5
30	RG	65	GLY	2.5
13	XM	88	ARG	2.5
52	Y6	6	ARG	2.5
1	XA	1236	A	2.5
19	QS	49	ILE	2.5
25	RA	1110	G	2.5
25	RA	2154	G	2.5
4	QD	73	ARG	2.5
12	XL	89	ARG	2.5
19	QS	39	THR	2.5
37	RR	5	LYS	2.5
16	XP	71	ARG	2.5
32	RI	83	ALA	2.5
36	RQ	104	PHE	2.5
1	QA	1214	C	2.5
4	QD	6	GLY	2.5
9	XI	104	ARG	2.5
20	QT	75	ASN	2.5
42	YW	113	LYS	2.5
30	RG	43	LEU	2.5
1	XA	81	G	2.5
1	XA	186(A)	C	2.5
19	QS	52	TYR	2.5
25	RA	2191	G	2.5

Continued on next page...

Continued from previous page...

Mol	Chain	Res	Type	RSRZ
10	QJ	46	ARG	2.5
35	RP	16	ARG	2.5
45	YZ	82	ARG	2.5
3	QC	198	VAL	2.4
10	QJ	68	HIS	2.4
20	XT	85	MET	2.4
10	QJ	99	LYS	2.4
12	QL	21	LYS	2.4
1	QA	631	G	2.4
1	QA	1087	G	2.4
1	XA	79	G	2.4
16	XP	12	LYS	2.4
25	RA	1080	C	2.4
13	QM	96	LEU	2.4
30	RG	62	LEU	2.4
10	XJ	57	LYS	2.4
44	RY	55	TYR	2.4
49	Y3	60	GLU	2.4
7	QG	36	LYS	2.4
23	QY	33	U	2.4
25	YA	2797	U	2.4
3	QC	7	PRO	2.4
9	QI	64	THR	2.4
9	QI	120	ARG	2.4
20	QT	38	LYS	2.4
3	XC	179	ARG	2.4
16	XP	69	THR	2.4
1	XA	171	A	2.4
1	XA	1041	A	2.4
1	XA	1046	A	2.4
8	XH	4	ASP	2.4
9	QI	116	LYS	2.4
30	YG	84	LYS	2.4
1	XA	186(B)	C	2.4
25	RA	2804	C	2.4
25	YA	2805	G	2.4
14	QN	39	LEU	2.4
28	RE	79	ARG	2.4
30	RG	91	ARG	2.4
30	RG	115	ARG	2.4
31	YH	152	ARG	2.4
1	XA	162	A	2.4

Continued on next page...

Continued from previous page...

Mol	Chain	Res	Type	RSRZ
30	RG	131	TYR	2.4
1	QA	1202	G	2.4
20	XT	62	LEU	2.4
46	R0	55	ARG	2.4
50	R4	23	GLU	2.4
35	RP	38	GLN	2.4
44	RY	2	ARG	2.4
31	YH	161	GLY	2.4
36	RQ	1	MET	2.4
9	QI	17	VAL	2.4
25	YA	270(Z)	U	2.4
40	RU	69	CYS	2.4
1	QA	998(A)	C	2.4
1	XA	1028	C	2.4
14	QN	29	ARG	2.4
31	RH	109	PHE	2.4
39	YT	112	ARG	2.4
52	R6	27	LYS	2.4
31	RH	101	ARG	2.4
25	RA	901	A	2.4
25	YA	529	A	2.4
25	YA	2144	U	2.4
1	XA	78	G	2.4
1	XA	181	G	2.4
25	RA	2141	G	2.4
5	XE	133	TYR	2.4
35	RP	64	LYS	2.4
30	RG	113	ARG	2.4
1	QA	1004	A	2.4
1	QA	1130	A	2.4
25	RA	1111	A	2.4
9	QI	12	GLU	2.4
25	RA	277	C	2.4
25	RA	1537	C	2.4
55	R9	8	LYS	2.4
3	QC	177	THR	2.4
39	YT	36	GLU	2.4
1	XA	1049	U	2.4
2	XB	15	VAL	2.4
10	XJ	10	GLY	2.4
13	QM	15	VAL	2.4
22	QV	8	U	2.4

Continued on next page...

Continued from previous page...

Mol	Chain	Res	Type	RSRZ
22	XV	17(A)	U	2.4
25	RA	2134	A	2.4
3	QC	201	TYR	2.4
1	QA	1249	C	2.4
7	XG	6	ARG	2.4
10	XJ	39	PRO	2.4
15	QO	68	ARG	2.4
31	YH	101	ARG	2.4
33	RN	83	LYS	2.4
38	RS	93	LYS	2.4
55	Y9	14	CYS	2.4
1	XA	1240	U	2.4
25	YA	1066	U	2.4
31	RH	30	LYS	2.4
21	QU	13	ILE	2.3
25	YA	1464	C	2.3
28	YE	56	PRO	2.3
55	Y9	10	ILE	2.3
1	QA	1124	G	2.3
1	XA	306	G	2.3
25	YA	2104	G	2.3
44	RY	89	PHE	2.3
4	QD	8	VAL	2.3
25	RA	270(M)	U	2.3
2	XB	6	THR	2.3
5	QE	88	LYS	2.3
16	XP	27	LYS	2.3
25	RA	887	A	2.3
25	RA	1009	A	2.3
32	RI	56	LYS	2.3
4	QD	5	ILE	2.3
20	QT	20	LEU	2.3
1	XA	150	C	2.3
20	QT	17	ARG	2.3
25	RA	2165	G	2.3
16	QP	30	GLY	2.3
2	QB	33	TYR	2.3
30	RG	143	GLU	2.3
26	RB	31	C	2.3
1	QA	1220	G	2.3
1	XA	1094	G	2.3
4	QD	157	LEU	2.3

Continued on next page...

Continued from previous page...

Mol	Chain	Res	Type	RSRZ
25	RA	1091	G	2.3
5	QE	80	ILE	2.3
4	XD	209	ARG	2.3
5	QE	14	ARG	2.3
10	XJ	46	ARG	2.3
27	YD	262	ARG	2.3
45	YZ	80	ARG	2.3
41	YV	42	GLY	2.3
50	R4	60	GLN	2.3
16	XP	8	ARG	2.3
8	XH	116	LYS	2.3
11	XK	28	THR	2.3
19	QS	82	GLY	2.3
30	RG	13	GLU	2.3
1	XA	144	G	2.3
52	Y6	48	VAL	2.3
50	Y4	49	PHE	2.3
30	RG	159	VAL	2.3
20	QT	102	GLY	2.3
1	QA	218	C	2.3
9	QI	102	LEU	2.3
20	XT	81	LYS	2.3
1	QA	1394	A	2.3
31	RH	37	VAL	2.3
1	QA	948	C	2.3
1	QA	1325	C	2.3
1	XA	169	C	2.3
17	XQ	63	ARG	2.3
10	QJ	7	LYS	2.3
25	RA	2145	C	2.3
10	QJ	96	ILE	2.3
1	QA	951	G	2.3
1	QA	1283	G	2.3
20	XT	11	SER	2.3
21	XU	21	TYR	2.3
36	RQ	88	GLY	2.3
25	RA	2833	G	2.3
3	QC	160	ALA	2.3
50	R4	70	GLY	2.3
1	XA	234	C	2.3
5	QE	125	SER	2.3
20	QT	22	ARG	2.3

Continued on next page...

Continued from previous page...

Mol	Chain	Res	Type	RSRZ
3	QC	149	ALA	2.3
7	QG	2	ALA	2.3
30	RG	88	ILE	2.3
30	YG	135	LEU	2.3
1	QA	310	G	2.3
1	QA	1323	G	2.3
1	XA	993	G	2.3
14	XN	4	LYS	2.3
38	YS	2	ALA	2.3
4	QD	24	GLU	2.3
1	XA	1362(A)	C	2.3
7	XG	79	ARG	2.3
25	RA	1450	C	2.3
45	RZ	78	LYS	2.3
1	XA	1040	U	2.3
25	YA	9	U	2.3
28	RE	68	ALA	2.3
10	QJ	83	GLU	2.3
1	XA	973	G	2.3
25	YA	1071	G	2.3
10	QJ	90	LEU	2.3
10	XJ	8	LEU	2.3
11	XK	22	HIS	2.3
52	Y6	11	LEU	2.3
1	XA	263	A	2.3
21	QU	4	GLY	2.3
25	RA	1046	A	2.3
25	RA	2750	A	2.3
38	RS	92	TYR	2.3
1	QA	1090	U	2.3
1	XA	186	C	2.3
30	RG	77	ILE	2.3
20	QT	70	SER	2.3
1	XA	198	G	2.2
25	RA	2523	G	2.2
25	YA	890	A	2.2
17	XQ	65	ILE	2.2
1	QA	1045	C	2.2
17	XQ	44	ALA	2.2
45	RZ	80	ARG	2.2
29	YF	133	ASN	2.2
13	XM	103	THR	2.2

Continued on next page...

Continued from previous page...

Mol	Chain	Res	Type	RSRZ
19	XS	76	PRO	2.2
4	XD	168	ARG	2.2
4	XD	181	MET	2.2
25	RA	361	G	2.2
25	YA	2157	G	2.2
35	RP	149	GLU	2.2
20	QT	104	LEU	2.2
31	RH	60	ARG	2.2
31	RH	85	LYS	2.2
51	R5	55	ARG	2.2
25	RA	899	A	2.2
10	XJ	55	LYS	2.2
12	QL	27	LEU	2.2
40	RU	117	GLN	2.2
45	YZ	155	LEU	2.2
13	QM	10	PRO	2.2
27	RD	40	THR	2.2
30	RG	109	VAL	2.2
10	QJ	60	ARG	2.2
25	RA	352	G	2.2
25	RA	1034	G	2.2
11	XK	122	LYS	2.2
1	QA	990	C	2.2
1	XA	1223	C	2.2
17	XQ	6	LEU	2.2
25	YA	1065	U	2.2
27	RD	237	GLU	2.2
20	XT	100	ILE	2.2
4	QD	32	ALA	2.2
5	QE	45	PHE	2.2
12	QL	32	PHE	2.2
14	QN	5	ALA	2.2
7	QG	85	TYR	2.2
25	RA	226	G	2.2
1	XA	349	A	2.2
1	XA	1085	U	2.2
20	QT	79	ARG	2.2
31	RH	7	LEU	2.2
31	RH	171	LEU	2.2
1	QA	1116	C	2.2
13	QM	87	TYR	2.2
5	QE	82	VAL	2.2

Continued on next page...

Continued from previous page...

Mol	Chain	Res	Type	RSRZ
1	QA	113	G	2.2
4	QD	150	GLU	2.2
4	QD	156	GLU	2.2
30	RG	9	ARG	2.2
52	R6	44	ARG	2.2
4	QD	42	GLN	2.2
25	RA	363	G	2.2
19	XS	11	VAL	2.2
30	RG	63	ILE	2.2
20	QT	56	MET	2.2
30	RG	158	ALA	2.2
44	RY	88	LYS	2.2
1	QA	1243	C	2.2
1	XA	369	C	2.2
31	RH	167	GLU	2.2
31	RH	36	PRO	2.2
51	Y5	52	TYR	2.2
21	XU	14	TRP	2.2
31	RH	155	SER	2.2
46	R0	53	MET	2.2
2	XB	16	HIS	2.2
28	YE	151	TYR	2.2
1	QA	1148	U	2.2
10	QJ	20	ALA	2.2
22	QV	20	U	2.2
25	RA	614	U	2.2
31	RH	5	GLY	2.2
31	RH	51	ARG	2.2
39	RT	113	LYS	2.2
40	RU	90	VAL	2.2
25	RA	2177	C	2.2
37	RR	91	GLN	2.2
10	QJ	43	ARG	2.2
30	RG	172	LEU	2.2
50	Y4	18	CYS	2.2
1	QA	1092	A	2.2
1	QA	1269	A	2.2
9	QI	5	TYR	2.2
4	QD	86	LYS	2.2
27	RD	5	LYS	2.2
45	RZ	145	GLU	2.2
9	QI	27	THR	2.2

Continued on next page...

Continued from previous page...

Mol	Chain	Res	Type	RSRZ
25	YA	1106	G	2.2
28	YE	204	ALA	2.2
16	XP	32	TYR	2.2
35	YP	68	GLN	2.2
1	QA	417	C	2.2
1	QA	1217	C	2.2
7	QG	33	ASP	2.2
35	YP	69	GLY	2.2
25	YA	2402	C	2.2
4	XD	132	ARG	2.2
25	RA	2113	U	2.2
25	YA	2689	U	2.2
10	QJ	62	HIS	2.2
16	QP	76	GLN	2.2
16	QP	19	ILE	2.2
21	QU	20	LYS	2.2
20	XT	22	ARG	2.2
30	YG	72	ARG	2.2
11	QK	117	ASN	2.1
25	RA	2474	C	2.1
31	RH	125	VAL	2.1
1	QA	315	A	2.1
1	QA	1353	G	2.1
1	XA	949	A	2.1
1	XA	1031	G	2.1
20	XT	10	LEU	2.1
25	YA	390	A	2.1
30	RG	29	TRP	2.1
37	RR	8	ARG	2.1
38	RS	97	ARG	2.1
2	XB	134	GLU	2.1
5	QE	47	LYS	2.1
45	RZ	175	VAL	2.1
1	XA	189	U	2.1
25	RA	877	U	2.1
20	XT	63	ILE	2.1
25	YA	196	A	2.1
25	YA	2182	G	2.1
45	RZ	97	GLU	2.1
21	XU	2	GLY	2.1
31	RH	41	MET	2.1
31	RH	42	ARG	2.1

Continued on next page...

Continued from previous page...

Mol	Chain	Res	Type	RSRZ
46	R0	11	ARG	2.1
1	XA	307	C	2.1
5	QE	123	LEU	2.1
39	RT	37	GLY	2.1
25	RA	1167	U	2.1
50	Y4	40	HIS	2.1
1	QA	389	A	2.1
1	QA	1156	G	2.1
1	QA	1221	G	2.1
1	XA	1003	G	2.1
10	QJ	80	LYS	2.1
17	QQ	65	ILE	2.1
25	YA	508	G	2.1
27	RD	33	LEU	2.1
45	RZ	69	THR	2.1
19	QS	2	PRO	2.1
30	RG	40	ASN	2.1
33	RN	72	TYR	2.1
45	YZ	148	ASP	2.1
9	QI	72	GLY	2.1
11	XK	90	GLY	2.1
39	RT	133	GLU	2.1
51	R5	59	GLU	2.1
1	XA	1364	U	2.1
15	XO	88	ARG	2.1
9	QI	7	THR	2.1
10	QJ	88	LEU	2.1
25	RA	917	A	2.1
25	RA	1847	A	2.1
1	QA	220	G	2.1
25	RA	879	G	2.1
48	Y2	11	GLU	2.1
4	XD	42	GLN	2.1
9	QI	42	ARG	2.1
20	QT	42	GLN	2.1
20	QT	77	ALA	2.1
1	QA	1097	C	2.1
23	XY	30	C	2.1
20	XT	60	GLU	2.1
27	RD	35	LYS	2.1
5	XE	18	ARG	2.1
25	RA	895	U	2.1

Continued on next page...

Continued from previous page...

Mol	Chain	Res	Type	RSRZ
30	YG	54	GLU	2.1
50	R4	29	PRO	2.1
12	QL	46	LYS	2.1
12	XL	20	LYS	2.1
36	RQ	85	LYS	2.1
1	QA	198	G	2.1
1	XA	331	G	2.1
40	RU	66	ASN	2.1
16	XP	68	ASP	2.1
10	QJ	39	PRO	2.1
1	XA	454	C	2.1
25	YA	2103	C	2.1
47	Y1	95	LEU	2.1
30	YG	74	LYS	2.1
2	QB	143	GLU	2.1
7	XG	3	ARG	2.1
30	RG	68	PRO	2.1
39	YT	51	ARG	2.1
16	XP	67	THR	2.1
20	QT	65	LYS	2.1
9	QI	69	GLY	2.1
25	YA	1107	G	2.1
36	RQ	136	ALA	2.1
1	XA	962	C	2.1
25	YA	271(A)	C	2.1
1	QA	1025	U	2.1
13	QM	39	ILE	2.1
36	RQ	59	ARG	2.1
39	YT	21	GLU	2.1
9	XI	31	GLN	2.1
11	XK	87	THR	2.1
1	XA	1201	A	2.1
19	QS	51	VAL	2.1
46	R0	54	GLY	2.1
1	QA	730	G	2.1
1	XA	1181	G	2.1
31	RH	54	ARG	2.1
32	YI	65	ALA	2.1
31	RH	72	ILE	2.1
1	XA	314	C	2.1
4	QD	125	HIS	2.1
7	QG	78	ARG	2.1

Continued on next page...

Continued from previous page...

Mol	Chain	Res	Type	RSRZ
19	QS	37	ARG	2.1
45	RZ	112	ARG	2.1
17	QQ	35	VAL	2.1
30	RG	99	MET	2.1
52	R6	36	LEU	2.1
1	XA	51	A	2.1
26	RB	29	A	2.1
1	QA	947	G	2.1
19	QS	36	ARG	2.1
31	RH	23	ARG	2.1
31	RH	122	THR	2.1
1	XA	950	U	2.1
1	XA	1028(A)	C	2.1
25	RA	860	U	2.1
25	RA	902	C	2.1
19	QS	15	LEU	2.1
31	RH	154	PRO	2.1
25	RA	953	A	2.0
25	YA	1848	A	2.0
4	XD	167	GLY	2.0
17	XQ	98	LEU	2.0
1	QA	995	C	2.0
1	XA	174	C	2.0
1	XA	218	C	2.0
1	XA	620	C	2.0
1	XA	1234	C	2.0
33	RN	69	GLN	2.0
30	RG	90	LEU	2.0
45	RZ	81	ARG	2.0
14	QN	46	GLU	2.0
30	YG	137	GLU	2.0
1	QA	197	A	2.0
1	QA	729	A	2.0
1	QA	1287	A	2.0
19	QS	50	ALA	2.0
30	YG	88	ILE	2.0
28	RE	56	PRO	2.0
37	RR	2	ARG	2.0
25	YA	275	G	2.0
25	YA	2792	G	2.0
1	QA	1397	C	2.0
11	XK	125	PHE	2.0

Continued on next page...

Continued from previous page...

Mol	Chain	Res	Type	RSRZ
41	YV	45	THR	2.0
3	QC	72	LYS	2.0
13	QM	85	GLY	2.0
9	QI	77	ILE	2.0
17	XQ	99	SER	2.0
18	XR	63	GLN	2.0
25	RA	2757	A	2.0
1	QA	1017	G	2.0
1	QA	1233	G	2.0
1	QA	1367	C	2.0
12	QL	115	LYS	2.0
20	XT	58	LYS	2.0
25	RA	2646	C	2.0
10	XJ	24	VAL	2.0
14	QN	61	TRP	2.0
52	R6	48	VAL	2.0
14	XN	31	ARG	2.0
7	XG	33	ASP	2.0
25	YA	1085	A	2.0
2	XB	30	ARG	2.0
16	XP	66	PRO	2.0
1	QA	366	C	2.0
1	QA	1115	C	2.0
1	XA	1220	G	2.0
25	RA	1101	U	2.0
38	RS	31	SER	2.0
10	QJ	67	THR	2.0
30	RG	17	PRO	2.0
2	XB	214	ILE	2.0
20	XT	76	ALA	2.0
25	YA	276	A	2.0
5	QE	20	GLN	2.0
9	QI	104	ARG	2.0

6.2 Non-standard residues in protein, DNA, RNA chains ⓘ

In the following table, the Atoms column lists the number of modelled atoms in the group and the number defined in the chemical component dictionary. LLDF column lists the quality of electron density of the group with respect to its neighbouring residues in protein, DNA or RNA chains. The B-factors column lists the minimum, median, 95th percentile and maximum values of B factors of atoms in the group. The column labelled 'Q< 0.9' lists the number of atoms with occupancy less than 0.9.

Mol	Type	Chain	Res	Atoms	RSR	LLDF	B-factors(\AA^2)	Q<0.9
56	PPU	Z8	76	37/38	0.42	-	37,37,37,37	0
56	PPU	Z6	76	37/38	0.44	-	41,41,41,41	0
23	1MG	QY	37	24/25	0.22	-	63,63,63,63	0
23	1MG	XY	37	24/25	0.21	-	45,45,45,45	0

6.3 Carbohydrates

There are no carbohydrates in this entry.

6.4 Ligands

In the following table, the Atoms column lists the number of modelled atoms in the group and the number defined in the chemical component dictionary. LLDF column lists the quality of electron density of the group with respect to its neighbouring residues in protein, DNA or RNA chains. The B-factors column lists the minimum, median, 95th percentile and maximum values of B factors of atoms in the group. The column labelled 'Q< 0.9' lists the number of atoms with occupancy less than 0.9.

Mol	Type	Chain	Res	Atoms	RSR	LLDF	B-factors(\AA^2)	Q<0.9
57	MG	RA	3098	1/1	0.22	-	10,10,10,10	0
57	MG	RA	3080	1/1	0.22	-	19,19,19,19	0
57	MG	YA	3019	1/1	0.24	-	1,1,1,1	0
57	MG	YA	3201	1/1	0.13	-	14,14,14,14	0
57	MG	QA	1617	1/1	0.20	-	19,19,19,19	0
57	MG	RA	3020	1/1	0.20	-	1,1,1,1	0
57	MG	QA	1604	1/1	0.19	-	12,12,12,12	0
57	MG	YE	302	1/1	0.17	-	10,10,10,10	0
57	MG	YP	201	1/1	0.13	-	23,23,23,23	0
57	MG	YA	3061	1/1	0.16	-	15,15,15,15	0
57	MG	XA	1659	1/1	0.15	-	34,34,34,34	0
57	MG	YA	3039	1/1	0.09	-	19,19,19,19	0
57	MG	RA	3053	1/1	0.33	-	16,16,16,16	0
57	MG	RA	3167	1/1	0.25	-	29,29,29,29	0
57	MG	RA	3128	1/1	0.31	-	31,31,31,31	0
57	MG	YA	3226	1/1	0.15	-	3,3,3,3	0
57	MG	YA	3257	1/1	0.20	-	3,3,3,3	0
57	MG	YA	3178	1/1	0.22	-	35,35,35,35	0
57	MG	RA	3065	1/1	0.10	-	16,16,16,16	0
57	MG	RA	3150	1/1	0.14	-	25,25,25,25	0
57	MG	XA	1654	1/1	0.35	-	53,53,53,53	0
57	MG	RA	3145	1/1	0.15	-	27,27,27,27	0
57	MG	YA	3255	1/1	0.25	-	13,13,13,13	0

Continued on next page...

Continued from previous page...

Mol	Type	Chain	Res	Atoms	RSR	LLDF	B-factors(\AA^2)	Q<0.9
57	MG	YA	3129	1/1	0.18	-	27,27,27,27	0
57	MG	YA	3234	1/1	0.11	-	21,21,21,21	0
57	MG	RA	3067	1/1	0.13	-	9,9,9,9	0
57	MG	RA	3168	1/1	0.28	-	22,22,22,22	0
57	MG	YA	3214	1/1	0.15	-	35,35,35,35	0
57	MG	YA	3209	1/1	0.21	-	27,27,27,27	0
57	MG	YA	3161	1/1	0.13	-	25,25,25,25	0
57	MG	YA	3151	1/1	0.13	-	25,25,25,25	0
57	MG	RA	3182	1/1	0.17	-	10,10,10,10	0
57	MG	YA	3077	1/1	0.19	-	16,16,16,16	0
57	MG	YA	3265	1/1	0.34	-	27,27,27,27	0
57	MG	RA	3159	1/1	0.16	-	30,30,30,30	0
57	MG	YA	3249	1/1	0.19	-	26,26,26,26	0
57	MG	YA	3171	1/1	0.35	-	32,32,32,32	0
57	MG	XA	1646	1/1	0.32	-	45,45,45,45	0
57	MG	YA	3159	1/1	0.20	-	18,18,18,18	0
57	MG	QA	1667	1/1	0.11	-	32,32,32,32	0
57	MG	RE	302	1/1	0.25	-	23,23,23,23	0
57	MG	RA	3025	1/1	0.13	-	15,15,15,15	0
57	MG	YA	3225	1/1	0.18	-	9,9,9,9	0
57	MG	YA	3063	1/1	0.12	-	13,13,13,13	0
57	MG	YA	3162	1/1	0.13	-	20,20,20,20	0
57	MG	YA	3050	1/1	0.32	-	9,9,9,9	0
57	MG	XA	1658	1/1	0.27	-	46,46,46,46	0
57	MG	RA	3074	1/1	0.17	-	4,4,4,4	0
57	MG	RA	3125	1/1	0.26	-	28,28,28,28	0
57	MG	RA	3005	1/1	0.30	-	13,13,13,13	0
57	MG	RA	3237	1/1	0.23	-	26,26,26,26	0
57	MG	XA	1637	1/1	0.35	-	24,24,24,24	0
57	MG	RA	3154	1/1	0.16	-	22,22,22,22	0
57	MG	YA	3187	1/1	0.08	-	29,29,29,29	0
57	MG	YA	3094	1/1	0.17	-	2,2,2,2	0
57	MG	YA	3147	1/1	0.23	-	8,8,8,8	0
57	MG	YA	3026	1/1	0.29	-	8,8,8,8	0
57	MG	RA	3152	1/1	0.12	-	14,14,14,14	0
57	MG	RA	3200	1/1	0.23	-	38,38,38,38	0
57	MG	RA	3174	1/1	0.16	-	38,38,38,38	0
57	MG	XA	1674	1/1	0.10	-	25,25,25,25	0
57	MG	YA	3139	1/1	0.26	-	70,70,70,70	0
57	MG	YA	3240	1/1	0.23	-	43,43,43,43	0
57	MG	RA	3036	1/1	0.14	-	4,4,4,4	0
57	MG	YA	3053	1/1	0.25	-	5,5,5,5	0

Continued on next page...

Continued from previous page...

Mol	Type	Chain	Res	Atoms	RSR	LLDF	B-factors(\AA^2)	Q<0.9
57	MG	QA	1628	1/1	0.20	-	25,25,25,25	0
57	MG	YA	3146	1/1	0.29	-	57,57,57,57	0
57	MG	YA	3126	1/1	0.16	-	22,22,22,22	0
57	MG	XA	1672	1/1	0.21	-	40,40,40,40	0
57	MG	RA	3055	1/1	0.15	-	7,7,7,7	0
57	MG	RA	3196	1/1	0.24	-	15,15,15,15	0
57	MG	RA	3034	1/1	0.38	-	30,30,30,30	0
57	MG	RA	3110	1/1	0.15	-	9,9,9,9	0
57	MG	RA	3178	1/1	0.16	-	22,22,22,22	0
57	MG	QA	1659	1/1	0.10	-	39,39,39,39	0
57	MG	YA	3111	1/1	0.14	-	34,34,34,34	0
57	MG	RA	3052	1/1	0.23	-	4,4,4,4	0
57	MG	YA	3004	1/1	0.22	-	5,5,5,5	0
57	MG	YA	3194	1/1	0.24	-	41,41,41,41	0
57	MG	RA	3229	1/1	0.26	-	5,5,5,5	0
57	MG	YA	3098	1/1	0.21	-	16,16,16,16	0
57	MG	YA	3211	1/1	0.14	-	14,14,14,14	0
57	MG	QA	1633	1/1	0.28	-	44,44,44,44	0
57	MG	YA	3224	1/1	0.07	-	24,24,24,24	0
57	MG	XA	1606	1/1	0.20	-	17,17,17,17	0
57	MG	YA	3069	1/1	0.28	-	15,15,15,15	0
57	MG	YA	3015	1/1	0.30	-	8,8,8,8	0
57	MG	RA	3183	1/1	0.16	-	19,19,19,19	0
57	MG	YA	3008	1/1	0.21	-	9,9,9,9	0
57	MG	YA	3158	1/1	0.20	-	24,24,24,24	0
57	MG	XA	1615	1/1	0.06	-	15,15,15,15	0
57	MG	RR	202	1/1	0.23	-	19,19,19,19	0
57	MG	YA	3082	1/1	0.11	-	8,8,8,8	0
57	MG	QV	101	1/1	0.12	-	26,26,26,26	0
57	MG	YA	3130	1/1	0.25	-	17,17,17,17	0
57	MG	RA	3226	1/1	0.24	-	48,48,48,48	0
57	MG	XA	1647	1/1	0.17	-	49,49,49,49	0
57	MG	YA	3215	1/1	0.19	-	25,25,25,25	0
57	MG	YA	3055	1/1	0.23	-	10,10,10,10	0
57	MG	RA	3113	1/1	0.14	-	32,32,32,32	0
57	MG	XA	1627	1/1	0.08	-	7,7,7,7	0
57	MG	YA	3041	1/1	0.21	-	5,5,5,5	0
57	MG	QA	1654	1/1	0.12	-	79,79,79,79	0
57	MG	RA	3096	1/1	0.25	-	23,23,23,23	0
57	MG	RA	3148	1/1	0.33	-	36,36,36,36	0
57	MG	QA	1610	1/1	0.11	-	11,11,11,11	0
57	MG	XA	1650	1/1	0.10	-	26,26,26,26	0

Continued on next page...

Continued from previous page...

Mol	Type	Chain	Res	Atoms	RSR	LLDF	B-factors(\AA^2)	Q<0.9
57	MG	XA	1630	1/1	0.15	-	16,16,16,16	0
57	MG	YA	3070	1/1	0.16	-	8,8,8,8	0
57	MG	QA	1636	1/1	0.10	-	16,16,16,16	0
57	MG	YA	3180	1/1	0.16	-	49,49,49,49	0
57	MG	YB	202	1/1	0.26	-	20,20,20,20	0
57	MG	YA	3217	1/1	0.14	-	29,29,29,29	0
57	MG	YA	3145	1/1	0.21	-	11,11,11,11	0
57	MG	RA	3024	1/1	0.18	-	5,5,5,5	0
57	MG	RA	3175	1/1	0.17	-	21,21,21,21	0
57	MG	YA	3132	1/1	0.11	-	18,18,18,18	0
57	MG	YA	3237	1/1	0.15	-	44,44,44,44	0
57	MG	YA	3035	1/1	0.18	-	5,5,5,5	0
57	MG	RA	3004	1/1	0.37	-	15,15,15,15	0
57	MG	YA	3078	1/1	0.15	-	19,19,19,19	0
57	MG	RA	3180	1/1	0.15	-	34,34,34,34	0
57	MG	YA	3009	1/1	0.26	-	12,12,12,12	0
57	MG	RA	3223	1/1	0.14	-	23,23,23,23	0
57	MG	QH	201	1/1	0.08	-	58,58,58,58	0
57	MG	RA	3238	1/1	0.35	-	32,32,32,32	0
57	MG	QA	1635	1/1	0.07	-	33,33,33,33	0
57	MG	RA	3127	1/1	0.20	-	23,23,23,23	0
57	MG	XA	1604	1/1	0.12	-	15,15,15,15	0
57	MG	YA	3007	1/1	0.18	-	9,9,9,9	0
57	MG	XV	102	1/1	0.17	-	0,0,0,0	0
57	MG	RA	3042	1/1	0.21	-	3,3,3,3	0
59	ZN	QN	101	1/1	0.10	-	80,80,80,80	0
57	MG	RA	3027	1/1	0.18	-	3,3,3,3	0
57	MG	RA	3131	1/1	0.35	-	41,41,41,41	0
57	MG	YA	3102	1/1	0.29	-	12,12,12,12	0
57	MG	QA	1614	1/1	0.12	-	26,26,26,26	0
57	MG	YA	3189	1/1	0.24	-	23,23,23,23	0
57	MG	RA	3072	1/1	0.22	-	13,13,13,13	0
57	MG	RA	3097	1/1	0.29	-	14,14,14,14	0
57	MG	QA	1612	1/1	0.18	-	13,13,13,13	0
57	MG	XA	1641	1/1	0.12	-	40,40,40,40	0
57	MG	RA	3138	1/1	0.29	-	12,12,12,12	0
57	MG	XA	1671	1/1	0.13	-	71,71,71,71	0
57	MG	RA	3184	1/1	0.34	-	13,13,13,13	0
57	MG	XA	1651	1/1	0.15	-	12,12,12,12	0
57	MG	QA	1669	1/1	0.09	-	45,45,45,45	0
57	MG	RA	3041	1/1	0.18	-	2,2,2,2	0
57	MG	YA	3262	1/1	0.19	-	38,38,38,38	0

Continued on next page...

Continued from previous page...

Mol	Type	Chain	Res	Atoms	RSR	LLDF	B-factors(\AA^2)	Q<0.9
57	MG	YA	3054	1/1	0.26	-	49,49,49,49	0
57	MG	XA	1618	1/1	0.14	-	7,7,7,7	0
57	MG	QA	1665	1/1	0.13	-	18,18,18,18	0
57	MG	RA	3201	1/1	0.17	-	24,24,24,24	0
57	MG	YA	3152	1/1	0.29	-	51,51,51,51	0
57	MG	RA	3084	1/1	0.13	-	9,9,9,9	0
57	MG	XA	1656	1/1	0.13	-	31,31,31,31	0
57	MG	YA	3120	1/1	0.64	-	63,63,63,63	0
57	MG	QA	1613	1/1	0.20	-	21,21,21,21	0
57	MG	RA	3039	1/1	0.19	-	2,2,2,2	0
57	MG	YA	3001	1/1	0.20	-	9,9,9,9	0
57	MG	RA	3121	1/1	0.19	-	29,29,29,29	0
57	MG	RA	3082	1/1	0.12	-	42,42,42,42	0
57	MG	RA	3126	1/1	0.27	-	33,33,33,33	0
57	MG	RA	3141	1/1	0.17	-	33,33,33,33	0
57	MG	YA	3056	1/1	0.13	-	8,8,8,8	0
57	MG	XA	1667	1/1	0.14	-	32,32,32,32	0
57	MG	XA	1662	1/1	0.07	-	11,11,11,11	0
57	MG	RA	3089	1/1	0.16	-	8,8,8,8	0
57	MG	QA	1634	1/1	0.23	-	20,20,20,20	0
57	MG	YA	3239	1/1	0.44	-	46,46,46,46	0
57	MG	YA	3222	1/1	0.29	-	34,34,34,34	0
57	MG	YA	3005	1/1	0.06	-	1,1,1,1	0
57	MG	RA	3155	1/1	0.24	-	24,24,24,24	0
57	MG	YA	3058	1/1	0.17	-	12,12,12,12	0
57	MG	QA	1666	1/1	0.15	-	36,36,36,36	0
57	MG	RA	3186	1/1	0.06	-	20,20,20,20	0
57	MG	YA	3043	1/1	0.34	-	15,15,15,15	0
57	MG	RA	3068	1/1	0.17	-	21,21,21,21	0
57	MG	XA	1614	1/1	0.20	-	7,7,7,7	0
57	MG	YA	3036	1/1	0.18	-	5,5,5,5	0
57	MG	RA	3063	1/1	0.42	-	6,6,6,6	0
57	MG	YA	3124	1/1	0.22	-	9,9,9,9	0
57	MG	QA	1608	1/1	0.06	-	13,13,13,13	0
57	MG	RA	3077	1/1	0.30	-	6,6,6,6	0
57	MG	RA	3191	1/1	0.09	-	21,21,21,21	0
57	MG	RA	3236	1/1	0.25	-	33,33,33,33	0
57	MG	RA	3047	1/1	0.31	-	9,9,9,9	0
57	MG	YA	3123	1/1	0.20	-	9,9,9,9	0
57	MG	YA	3067	1/1	0.17	-	22,22,22,22	0
59	ZN	XN	101	1/1	0.20	-	65,65,65,65	0
57	MG	QA	1651	1/1	0.27	-	35,35,35,35	0

Continued on next page...

Continued from previous page...

Mol	Type	Chain	Res	Atoms	RSR	LLDF	B-factors(\AA^2)	Q<0.9
57	MG	RD	301	1/1	0.21	-	41,41,41,41	0
57	MG	YA	3052	1/1	0.19	-	21,21,21,21	0
57	MG	YA	3174	1/1	0.16	-	19,19,19,19	0
57	MG	YA	3027	1/1	0.29	-	0,0,0,0	0
57	MG	YA	3048	1/1	0.19	-	10,10,10,10	0
57	MG	XA	1644	1/1	0.15	-	27,27,27,27	0
57	MG	YA	3135	1/1	0.14	-	21,21,21,21	0
57	MG	RA	3017	1/1	0.25	-	8,8,8,8	0
57	MG	RA	3204	1/1	0.34	-	82,82,82,82	0
57	MG	YA	3071	1/1	0.16	-	10,10,10,10	0
57	MG	R5	101	1/1	0.17	-	19,19,19,19	0
57	MG	YA	3157	1/1	0.17	-	30,30,30,30	0
57	MG	RA	3228	1/1	0.69	-	58,58,58,58	0
57	MG	RA	3107	1/1	0.13	-	25,25,25,25	0
57	MG	YA	3046	1/1	0.21	-	8,8,8,8	0
57	MG	YA	3182	1/1	0.22	-	24,24,24,24	0
58	PAR	XA	1675	42/42	0.33	-	49,49,49,49	0
57	MG	XA	1605	1/1	0.19	-	16,16,16,16	0
57	MG	YA	3165	1/1	0.31	-	54,54,54,54	0
57	MG	RA	3028	1/1	0.21	-	4,4,4,4	0
57	MG	QA	1645	1/1	0.30	-	53,53,53,53	0
57	MG	RA	3018	1/1	0.12	-	9,9,9,9	0
57	MG	YA	3253	1/1	0.29	-	18,18,18,18	0
57	MG	YA	3210	1/1	0.19	-	37,37,37,37	0
57	MG	YA	3033	1/1	0.24	-	4,4,4,4	0
57	MG	YA	3143	1/1	0.16	-	17,17,17,17	0
57	MG	RA	3143	1/1	0.23	-	40,40,40,40	0
57	MG	YA	3099	1/1	0.28	-	7,7,7,7	0
57	MG	YA	3140	1/1	0.30	-	20,20,20,20	0
57	MG	XA	1626	1/1	0.15	-	19,19,19,19	0
57	MG	YA	3047	1/1	0.24	-	6,6,6,6	0
57	MG	YA	3096	1/1	0.21	-	10,10,10,10	0
57	MG	RA	3104	1/1	0.13	-	16,16,16,16	0
57	MG	RA	3234	1/1	0.18	-	48,48,48,48	0
57	MG	YA	3119	1/1	0.25	-	31,31,31,31	0
57	MG	YA	3010	1/1	0.18	-	4,4,4,4	0
57	MG	YA	3207	1/1	0.37	-	80,80,80,80	0
57	MG	RA	3240	1/1	0.27	-	25,25,25,25	0
57	MG	XA	1621	1/1	0.14	-	29,29,29,29	0
57	MG	YA	3198	1/1	0.33	-	59,59,59,59	0
57	MG	RA	3210	1/1	0.16	-	30,30,30,30	0
57	MG	RA	3014	1/1	0.21	-	9,9,9,9	0

Continued on next page...

Continued from previous page...

Mol	Type	Chain	Res	Atoms	RSR	LLDF	B-factors(\AA^2)	Q<0.9
57	MG	RA	3030	1/1	0.26	-	12,12,12,12	0
57	MG	YA	3087	1/1	0.23	-	15,15,15,15	0
57	MG	XA	1642	1/1	0.16	-	23,23,23,23	0
57	MG	RA	3021	1/1	0.30	-	2,2,2,2	0
57	MG	RA	3233	1/1	0.20	-	24,24,24,24	0
57	MG	XA	1625	1/1	0.10	-	16,16,16,16	0
57	MG	RA	3112	1/1	0.11	-	25,25,25,25	0
57	MG	RA	3003	1/1	0.30	-	14,14,14,14	0
57	MG	RA	3136	1/1	0.09	-	9,9,9,9	0
57	MG	RA	3013	1/1	0.26	-	20,20,20,20	0
57	MG	YA	3153	1/1	0.16	-	21,21,21,21	0
57	MG	RA	3001	1/1	0.26	-	11,11,11,11	0
57	MG	XA	1673	1/1	0.18	-	26,26,26,26	0
57	MG	QA	1603	1/1	0.15	-	7,7,7,7	0
57	MG	RA	3085	1/1	0.22	-	16,16,16,16	0
57	MG	YA	3003	1/1	0.21	-	10,10,10,10	0
57	MG	XA	1668	1/1	0.36	-	19,19,19,19	0
57	MG	RA	3177	1/1	0.44	-	38,38,38,38	0
57	MG	QA	1605	1/1	0.28	-	30,30,30,30	0
57	MG	YA	3156	1/1	0.25	-	33,33,33,33	0
57	MG	YA	3028	1/1	0.26	-	9,9,9,9	0
57	MG	YA	3236	1/1	0.20	-	40,40,40,40	0
57	MG	RA	3056	1/1	0.30	-	17,17,17,17	0
57	MG	YA	3243	1/1	0.17	-	42,42,42,42	0
57	MG	QA	1615	1/1	0.16	-	23,23,23,23	0
57	MG	YA	3155	1/1	0.15	-	53,53,53,53	0
57	MG	RA	3105	1/1	0.33	-	18,18,18,18	0
57	MG	YA	3164	1/1	0.29	-	36,36,36,36	0
57	MG	XA	1661	1/1	0.17	-	48,48,48,48	0
57	MG	XA	1640	1/1	0.21	-	31,31,31,31	0
59	ZN	XD	301	1/1	0.35	-	45,45,45,45	0
57	MG	YA	3220	1/1	0.20	-	52,52,52,52	0
57	MG	RA	3157	1/1	0.28	-	49,49,49,49	0
57	MG	QA	1644	1/1	0.24	-	40,40,40,40	0
57	MG	RA	3187	1/1	0.27	-	63,63,63,63	0
57	MG	RA	3198	1/1	0.13	-	20,20,20,20	0
57	MG	RA	3232	1/1	0.15	-	30,30,30,30	0
57	MG	XA	1623	1/1	0.26	-	40,40,40,40	0
57	MG	YA	3144	1/1	0.26	-	35,35,35,35	0
57	MG	QA	1624	1/1	0.21	-	27,27,27,27	0
57	MG	XA	1657	1/1	0.18	-	31,31,31,31	0
57	MG	RA	3040	1/1	0.32	-	21,21,21,21	0

Continued on next page...

Continued from previous page...

Mol	Type	Chain	Res	Atoms	RSR	LLDF	B-factors(\AA^2)	Q<0.9
57	MG	YA	3118	1/1	0.32	-	25,25,25,25	0
57	MG	YA	3097	1/1	0.21	-	19,19,19,19	0
57	MG	RA	3215	1/1	0.13	-	48,48,48,48	0
57	MG	RA	3227	1/1	0.29	-	73,73,73,73	0
57	MG	YA	3138	1/1	0.13	-	10,10,10,10	0
57	MG	YA	3104	1/1	0.27	-	24,24,24,24	0
57	MG	XA	1613	1/1	0.26	-	13,13,13,13	0
57	MG	YA	3023	1/1	0.26	-	16,16,16,16	0
57	MG	YA	3173	1/1	0.27	-	43,43,43,43	0
57	MG	XA	1602	1/1	0.12	-	30,30,30,30	0
57	MG	RA	3172	1/1	0.10	-	23,23,23,23	0
57	MG	RA	3117	1/1	0.20	-	3,3,3,3	0
57	MG	YA	3136	1/1	0.17	-	18,18,18,18	0
57	MG	YA	3238	1/1	0.12	-	24,24,24,24	0
57	MG	RA	3135	1/1	0.17	-	16,16,16,16	0
57	MG	YA	3258	1/1	0.40	-	11,11,11,11	0
57	MG	YA	3032	1/1	0.23	-	4,4,4,4	0
57	MG	QA	1629	1/1	0.26	-	43,43,43,43	0
57	MG	YA	3233	1/1	0.12	-	34,34,34,34	0
57	MG	XA	1649	1/1	0.18	-	30,30,30,30	0
57	MG	RA	3207	1/1	0.35	-	47,47,47,47	0
57	MG	RA	3088	1/1	0.28	-	19,19,19,19	0
57	MG	RA	3235	1/1	0.26	-	22,22,22,22	0
57	MG	YA	3057	1/1	0.23	-	6,6,6,6	0
57	MG	RA	3057	1/1	0.26	-	11,11,11,11	0
57	MG	YA	3208	1/1	0.20	-	55,55,55,55	0
57	MG	RA	3171	1/1	0.16	-	33,33,33,33	0
57	MG	YA	3012	1/1	0.39	-	9,9,9,9	0
57	MG	YA	3196	1/1	0.27	-	28,28,28,28	0
57	MG	QA	1607	1/1	0.11	-	40,40,40,40	0
57	MG	YA	3113	1/1	0.15	-	19,19,19,19	0
57	MG	XA	1635	1/1	0.16	-	41,41,41,41	0
57	MG	YA	3031	1/1	0.17	-	2,2,2,2	0
57	MG	YA	3248	1/1	0.26	-	26,26,26,26	0
57	MG	YA	3115	1/1	0.15	-	17,17,17,17	0
57	MG	RA	3049	1/1	0.10	-	8,8,8,8	0
57	MG	XA	1617	1/1	0.15	-	14,14,14,14	0
57	MG	YA	3093	1/1	0.15	-	13,13,13,13	0
57	MG	XA	1645	1/1	0.09	-	29,29,29,29	0
57	MG	XA	1611	1/1	0.15	-	23,23,23,23	0
57	MG	QA	1642	1/1	0.07	-	21,21,21,21	0
57	MG	YA	3175	1/1	0.17	-	37,37,37,37	0

Continued on next page...

Continued from previous page...

Mol	Type	Chain	Res	Atoms	RSR	LLDF	B-factors(\AA^2)	Q<0.9
57	MG	RF	301	1/1	0.12	-	40,40,40,40	0
57	MG	RA	3102	1/1	0.20	-	14,14,14,14	0
57	MG	RA	3190	1/1	0.16	-	38,38,38,38	0
57	MG	YA	3122	1/1	0.11	-	9,9,9,9	0
57	MG	YA	3065	1/1	0.12	-	8,8,8,8	0
57	MG	RA	3116	1/1	0.15	-	1,1,1,1	0
57	MG	XA	1622	1/1	0.16	-	26,26,26,26	0
57	MG	RR	201	1/1	0.21	-	7,7,7,7	0
57	MG	RA	3015	1/1	0.16	-	2,2,2,2	0
57	MG	XA	1610	1/1	0.18	-	42,42,42,42	0
57	MG	YA	3014	1/1	0.13	-	3,3,3,3	0
57	MG	YA	3091	1/1	0.17	-	21,21,21,21	0
57	MG	YA	3013	1/1	0.20	-	1,1,1,1	0
57	MG	YA	3131	1/1	0.18	-	35,35,35,35	0
57	MG	RA	3213	1/1	0.26	-	29,29,29,29	0
57	MG	XA	1633	1/1	0.20	-	37,37,37,37	0
57	MG	XA	1620	1/1	0.21	-	17,17,17,17	0
57	MG	QA	1664	1/1	0.15	-	40,40,40,40	0
57	MG	QA	1661	1/1	0.06	-	38,38,38,38	0
57	MG	RA	3079	1/1	0.14	-	17,17,17,17	0
57	MG	YA	3235	1/1	0.15	-	29,29,29,29	0
57	MG	RA	3209	1/1	0.38	-	50,50,50,50	0
57	MG	XV	101	1/1	0.16	-	9,9,9,9	0
57	MG	YA	3044	1/1	0.28	-	7,7,7,7	0
57	MG	YA	3247	1/1	0.13	-	30,30,30,30	0
57	MG	YA	3086	1/1	0.26	-	6,6,6,6	0
57	MG	YA	3177	1/1	0.10	-	20,20,20,20	0
57	MG	RA	3122	1/1	0.17	-	29,29,29,29	0
57	MG	YA	3075	1/1	0.24	-	28,28,28,28	0
57	MG	RA	3011	1/1	0.49	-	32,32,32,32	0
57	MG	XA	1660	1/1	0.15	-	30,30,30,30	0
57	MG	YA	3206	1/1	0.14	-	15,15,15,15	0
57	MG	RA	3151	1/1	0.09	-	18,18,18,18	0
57	MG	RA	3016	1/1	0.22	-	1,1,1,1	0
57	MG	RA	3071	1/1	0.16	-	19,19,19,19	0
57	MG	RA	3043	1/1	0.15	-	4,4,4,4	0
57	MG	RA	3118	1/1	0.09	-	33,33,33,33	0
57	MG	RB	202	1/1	0.14	-	54,54,54,54	0
57	MG	XA	1652	1/1	0.18	-	32,32,32,32	0
57	MG	XA	1624	1/1	0.11	-	55,55,55,55	0
57	MG	QA	1658	1/1	0.19	-	63,63,63,63	0
57	MG	YA	3192	1/1	0.22	-	30,30,30,30	0

Continued on next page...

Continued from previous page...

Mol	Type	Chain	Res	Atoms	RSR	LLDF	B-factors(\AA^2)	Q<0.9
57	MG	YA	3114	1/1	0.20	-	8,8,8,8	0
57	MG	YA	3125	1/1	0.17	-	11,11,11,11	0
57	MG	YA	3197	1/1	0.10	-	44,44,44,44	0
57	MG	RA	3031	1/1	0.17	-	16,16,16,16	0
57	MG	XA	1601	1/1	0.18	-	4,4,4,4	0
57	MG	YA	3100	1/1	0.33	-	13,13,13,13	0
57	MG	QA	1647	1/1	0.10	-	23,23,23,23	0
57	MG	YQ	201	1/1	0.15	-	25,25,25,25	0
57	MG	YA	3127	1/1	0.29	-	26,26,26,26	0
57	MG	YA	3085	1/1	0.12	-	71,71,71,71	0
57	MG	XA	1603	1/1	0.17	-	38,38,38,38	0
57	MG	RA	3033	1/1	0.25	-	3,3,3,3	0
57	MG	YA	3066	1/1	0.20	-	16,16,16,16	0
57	MG	YA	3149	1/1	0.11	-	16,16,16,16	0
57	MG	QA	1656	1/1	0.22	-	52,52,52,52	0
57	MG	YA	3263	1/1	0.14	-	33,33,33,33	0
57	MG	RA	3038	1/1	0.29	-	9,9,9,9	0
57	MG	QA	1606	1/1	0.13	-	22,22,22,22	0
57	MG	RA	3050	1/1	0.27	-	31,31,31,31	0
57	MG	RA	3100	1/1	0.26	-	9,9,9,9	0
57	MG	RA	3048	1/1	0.10	-	1,1,1,1	0
57	MG	YA	3170	1/1	0.13	-	38,38,38,38	0
57	MG	YA	3045	1/1	0.18	-	2,2,2,2	0
57	MG	YA	3084	1/1	0.20	-	10,10,10,10	0
57	MG	YA	3117	1/1	0.11	-	18,18,18,18	0
57	MG	RA	3133	1/1	0.21	-	28,28,28,28	0
57	MG	YA	3133	1/1	0.11	-	18,18,18,18	0
57	MG	XA	1639	1/1	0.07	-	35,35,35,35	0
57	MG	RA	3123	1/1	0.16	-	28,28,28,28	0
57	MG	XA	1619	1/1	0.08	-	18,18,18,18	0
57	MG	RA	3130	1/1	0.24	-	46,46,46,46	0
57	MG	QA	1625	1/1	0.09	-	36,36,36,36	0
57	MG	YA	3204	1/1	0.14	-	19,19,19,19	0
57	MG	RA	3217	1/1	0.13	-	28,28,28,28	0
57	MG	YA	3188	1/1	0.12	-	32,32,32,32	0
57	MG	XA	1663	1/1	0.10	-	44,44,44,44	0
57	MG	YA	3089	1/1	0.22	-	8,8,8,8	0
57	MG	RA	3109	1/1	0.08	-	8,8,8,8	0
57	MG	YA	3088	1/1	0.18	-	1,1,1,1	0
57	MG	YA	3021	1/1	0.27	-	9,9,9,9	0
57	MG	QA	1622	1/1	0.07	-	32,32,32,32	0
57	MG	YA	3172	1/1	0.18	-	43,43,43,43	0

Continued on next page...

Continued from previous page...

Mol	Type	Chain	Res	Atoms	RSR	LLDF	B-factors(\AA^2)	Q<0.9
57	MG	RA	3086	1/1	0.21	-	14,14,14,14	0
57	MG	RA	3069	1/1	0.11	-	21,21,21,21	0
57	MG	YA	3185	1/1	0.12	-	10,10,10,10	0
57	MG	QA	1641	1/1	0.18	-	24,24,24,24	0
57	MG	RA	3230	1/1	0.34	-	18,18,18,18	0
57	MG	YA	3068	1/1	0.26	-	17,17,17,17	0
57	MG	YA	3037	1/1	0.22	-	1,1,1,1	0
57	MG	YA	3203	1/1	0.18	-	27,27,27,27	0
57	MG	QA	1626	1/1	0.18	-	59,59,59,59	0
57	MG	YA	3254	1/1	0.22	-	7,7,7,7	0
57	MG	RA	3195	1/1	0.34	-	31,31,31,31	0
57	MG	RA	3078	1/1	0.21	-	22,22,22,22	0
57	MG	RA	3019	1/1	0.27	-	19,19,19,19	0
57	MG	XA	1638	1/1	0.09	-	16,16,16,16	0
57	MG	RA	3222	1/1	0.45	-	93,93,93,93	0
57	MG	RA	3153	1/1	0.20	-	51,51,51,51	0
57	MG	YA	3232	1/1	0.09	-	23,23,23,23	0
57	MG	YA	3223	1/1	0.19	-	25,25,25,25	0
57	MG	QA	1668	1/1	0.10	-	42,42,42,42	0
57	MG	RA	3064	1/1	0.23	-	5,5,5,5	0
57	MG	Y0	101	1/1	0.20	-	7,7,7,7	0
57	MG	RA	3007	1/1	0.23	-	6,6,6,6	0
59	ZN	QD	301	1/1	0.26	-	47,47,47,47	0
57	MG	RA	3181	1/1	0.30	-	48,48,48,48	0
57	MG	RA	3099	1/1	0.31	-	24,24,24,24	0
57	MG	YA	3116	1/1	0.18	-	36,36,36,36	0
57	MG	RA	3062	1/1	0.15	-	56,56,56,56	0
57	MG	YA	3018	1/1	0.29	-	13,13,13,13	0
57	MG	XA	1631	1/1	0.15	-	35,35,35,35	0
57	MG	YA	3024	1/1	0.18	-	16,16,16,16	0
57	MG	RA	3206	1/1	0.31	-	15,15,15,15	0
57	MG	RA	3022	1/1	0.20	-	16,16,16,16	0
57	MG	RA	3058	1/1	0.30	-	37,37,37,37	0
57	MG	RA	3051	1/1	0.15	-	3,3,3,3	0
57	MG	QA	1662	1/1	0.10	-	53,53,53,53	0
57	MG	QA	1643	1/1	0.13	-	22,22,22,22	0
57	MG	RA	3185	1/1	0.17	-	25,25,25,25	0
57	MG	QA	1650	1/1	0.21	-	49,49,49,49	0
57	MG	RA	3103	1/1	0.11	-	8,8,8,8	0
57	MG	QA	1648	1/1	0.16	-	12,12,12,12	0
57	MG	RA	3211	1/1	0.38	-	43,43,43,43	0
57	MG	RA	3114	1/1	0.24	-	20,20,20,20	0

Continued on next page...

Continued from previous page...

Mol	Type	Chain	Res	Atoms	RSR	LLDF	B-factors(\AA^2)	Q<0.9
57	MG	YA	3142	1/1	0.23	-	28,28,28,28	0
57	MG	RA	3094	1/1	0.07	-	9,9,9,9	0
57	MG	QA	1611	1/1	0.22	-	14,14,14,14	0
57	MG	YA	3202	1/1	0.21	-	59,59,59,59	0
57	MG	QA	1620	1/1	0.16	-	28,28,28,28	0
57	MG	RA	3221	1/1	0.33	-	62,62,62,62	0
57	MG	RA	3134	1/1	0.33	-	44,44,44,44	0
57	MG	RA	3164	1/1	0.23	-	36,36,36,36	0
57	MG	YA	3128	1/1	0.30	-	26,26,26,26	0
57	MG	RA	3216	1/1	0.30	-	43,43,43,43	0
57	MG	RA	3124	1/1	0.17	-	23,23,23,23	0
57	MG	RA	3081	1/1	0.07	-	30,30,30,30	0
57	MG	YA	3229	1/1	0.14	-	24,24,24,24	0
57	MG	XA	1643	1/1	0.13	-	29,29,29,29	0
57	MG	RA	3146	1/1	0.11	-	33,33,33,33	0
57	MG	RA	3035	1/1	0.24	-	11,11,11,11	0
57	MG	R0	101	1/1	0.19	-	11,11,11,11	0
57	MG	XA	1608	1/1	0.32	-	23,23,23,23	0
57	MG	QA	1601	1/1	0.18	-	33,33,33,33	0
57	MG	YA	3260	1/1	0.16	-	14,14,14,14	0
57	MG	YA	3219	1/1	0.96	-	52,52,52,52	0
57	MG	RA	3144	1/1	0.23	-	17,17,17,17	0
57	MG	YA	3073	1/1	0.18	-	7,7,7,7	0
57	MG	RA	3208	1/1	0.14	-	19,19,19,19	0
57	MG	YA	3006	1/1	0.23	-	9,9,9,9	0
57	MG	RA	3002	1/1	0.51	-	36,36,36,36	0
57	MG	RA	3203	1/1	0.18	-	35,35,35,35	0
57	MG	YA	3109	1/1	0.24	-	10,10,10,10	0
57	MG	YA	3042	1/1	0.17	-	19,19,19,19	0
57	MG	YA	3242	1/1	0.15	-	72,72,72,72	0
57	MG	QA	1619	1/1	0.07	-	33,33,33,33	0
57	MG	YA	3205	1/1	0.18	-	38,38,38,38	0
57	MG	QA	1609	1/1	0.15	-	34,34,34,34	0
57	MG	YA	3213	1/1	0.19	-	29,29,29,29	0
57	MG	RA	3111	1/1	0.40	-	22,22,22,22	0
57	MG	YB	203	1/1	0.17	-	37,37,37,37	0
57	MG	RA	3106	1/1	0.18	-	11,11,11,11	0
57	MG	YA	3060	1/1	0.13	-	4,4,4,4	0
57	MG	RA	3060	1/1	0.26	-	8,8,8,8	0
57	MG	RA	3059	1/1	0.16	-	2,2,2,2	0
57	MG	YA	3095	1/1	0.24	-	7,7,7,7	0
57	MG	QA	1632	1/1	0.16	-	35,35,35,35	0

Continued on next page...

Continued from previous page...

Mol	Type	Chain	Res	Atoms	RSR	LLDF	B-factors(\AA^2)	Q<0.9
57	MG	QA	1638	1/1	0.23	-	27,27,27,27	0
57	MG	RA	3029	1/1	0.23	-	2,2,2,2	0
57	MG	RA	3045	1/1	0.19	-	16,16,16,16	0
57	MG	YA	3191	1/1	0.29	-	24,24,24,24	0
57	MG	RP	201	1/1	0.20	-	30,30,30,30	0
57	MG	RA	3214	1/1	0.19	-	18,18,18,18	0
57	MG	QA	1646	1/1	0.07	-	39,39,39,39	0
57	MG	YA	3105	1/1	0.24	-	21,21,21,21	0
57	MG	QM	201	1/1	0.04	-	55,55,55,55	0
57	MG	RE	301	1/1	0.06	-	1,1,1,1	0
57	MG	YA	3150	1/1	0.35	-	61,61,61,61	0
57	MG	RA	3073	1/1	0.21	-	24,24,24,24	0
57	MG	YA	3218	1/1	0.09	-	10,10,10,10	0
57	MG	QA	1621	1/1	0.08	-	14,14,14,14	0
57	MG	YA	3163	1/1	0.17	-	28,28,28,28	0
57	MG	RA	3158	1/1	0.25	-	51,51,51,51	0
57	MG	RA	3087	1/1	0.19	-	34,34,34,34	0
57	MG	YA	3025	1/1	0.20	-	8,8,8,8	0
57	MG	XA	1616	1/1	0.11	-	17,17,17,17	0
57	MG	YA	3252	1/1	0.41	-	25,25,25,25	0
57	MG	RA	3179	1/1	0.21	-	15,15,15,15	0
57	MG	YA	3040	1/1	0.24	-	8,8,8,8	0
57	MG	RA	3147	1/1	0.20	-	21,21,21,21	0
57	MG	YA	3259	1/1	0.45	-	43,43,43,43	0
57	MG	YA	3083	1/1	0.18	-	7,7,7,7	0
57	MG	QA	1637	1/1	0.24	-	57,57,57,57	0
57	MG	QA	1623	1/1	0.18	-	37,37,37,37	0
57	MG	RA	3205	1/1	0.17	-	46,46,46,46	0
57	MG	YA	3181	1/1	0.25	-	34,34,34,34	0
57	MG	YA	3107	1/1	0.30	-	11,11,11,11	0
57	MG	YA	3110	1/1	0.08	-	15,15,15,15	0
57	MG	RA	3101	1/1	0.20	-	7,7,7,7	0
57	MG	YA	3049	1/1	0.31	-	14,14,14,14	0
57	MG	RA	3026	1/1	0.18	-	8,8,8,8	0
57	MG	RA	3156	1/1	0.29	-	44,44,44,44	0
57	MG	RA	3199	1/1	0.13	-	29,29,29,29	0
57	MG	YA	3017	1/1	0.14	-	2,2,2,2	0
57	MG	RA	3231	1/1	0.35	-	9,9,9,9	0
57	MG	YA	3081	1/1	0.15	-	5,5,5,5	0
57	MG	YA	3241	1/1	0.23	-	46,46,46,46	0
57	MG	XA	1607	1/1	0.34	-	31,31,31,31	0
57	MG	YA	3256	1/1	0.23	-	7,7,7,7	0

Continued on next page...

Continued from previous page...

Mol	Type	Chain	Res	Atoms	RSR	LLDF	B-factors(\AA^2)	Q<0.9
57	MG	YA	3079	1/1	0.09	-	12,12,12,12	0
57	MG	QA	1663	1/1	0.09	-	82,82,82,82	0
57	MG	RA	3108	1/1	0.19	-	24,24,24,24	0
57	MG	YA	3251	1/1	0.28	-	20,20,20,20	0
57	MG	YA	3216	1/1	0.20	-	59,59,59,59	0
57	MG	YA	3166	1/1	0.20	-	58,58,58,58	0
57	MG	RA	3193	1/1	0.40	-	51,51,51,51	0
57	MG	QA	1627	1/1	0.14	-	26,26,26,26	0
57	MG	RA	3010	1/1	0.26	-	78,78,78,78	0
57	MG	YA	3186	1/1	0.15	-	39,39,39,39	0
57	MG	QA	1602	1/1	0.20	-	18,18,18,18	0
57	MG	QA	1657	1/1	0.28	-	58,58,58,58	0
57	MG	RA	3012	1/1	0.25	-	8,8,8,8	0
57	MG	XA	1670	1/1	0.11	-	29,29,29,29	0
57	MG	RA	3070	1/1	0.23	-	26,26,26,26	0
57	MG	RA	3239	1/1	0.18	-	19,19,19,19	0
57	MG	RA	3139	1/1	0.22	-	49,49,49,49	0
57	MG	XA	1655	1/1	0.25	-	81,81,81,81	0
57	MG	RA	3061	1/1	0.25	-	9,9,9,9	0
57	MG	YA	3092	1/1	0.19	-	30,30,30,30	0
57	MG	RA	3092	1/1	0.11	-	9,9,9,9	0
57	MG	XA	1664	1/1	0.26	-	51,51,51,51	0
57	MG	YA	3121	1/1	0.09	-	18,18,18,18	0
57	MG	YA	3244	1/1	0.17	-	25,25,25,25	0
57	MG	YA	3090	1/1	0.23	-	5,5,5,5	0
57	MG	RA	3219	1/1	0.51	-	63,63,63,63	0
57	MG	XA	1648	1/1	0.12	-	39,39,39,39	0
57	MG	YA	3016	1/1	0.13	-	8,8,8,8	0
57	MG	YA	3190	1/1	0.07	-	2,2,2,2	0
57	MG	RA	3165	1/1	0.09	-	19,19,19,19	0
57	MG	QA	1639	1/1	0.18	-	36,36,36,36	0
57	MG	QA	1660	1/1	0.17	-	35,35,35,35	0
57	MG	RA	3037	1/1	0.16	-	11,11,11,11	0
57	MG	RA	3162	1/1	0.14	-	18,18,18,18	0
57	MG	RA	3192	1/1	0.32	-	79,79,79,79	0
57	MG	XA	1609	1/1	0.23	-	22,22,22,22	0
57	MG	YA	3002	1/1	0.27	-	9,9,9,9	0
57	MG	YA	3230	1/1	0.13	-	32,32,32,32	0
57	MG	QA	1630	1/1	0.17	-	48,48,48,48	0
57	MG	RA	3149	1/1	0.11	-	32,32,32,32	0
57	MG	YA	3200	1/1	0.23	-	26,26,26,26	0
57	MG	RA	3188	1/1	0.19	-	39,39,39,39	0

Continued on next page...

Continued from previous page...

Mol	Type	Chain	Res	Atoms	RSR	LLDF	B-factors(\AA^2)	Q<0.9
57	MG	YA	3020	1/1	0.38	-	7,7,7,7	0
57	MG	RA	3095	1/1	0.26	-	14,14,14,14	0
57	MG	RA	3166	1/1	0.17	-	43,43,43,43	0
57	MG	RA	3220	1/1	0.22	-	56,56,56,56	0
57	MG	RA	3046	1/1	0.15	-	12,12,12,12	0
57	MG	YA	3261	1/1	0.26	-	8,8,8,8	0
57	MG	RA	3083	1/1	0.16	-	11,11,11,11	0
57	MG	QA	1618	1/1	0.20	-	42,42,42,42	0
57	MG	YA	3022	1/1	0.26	-	7,7,7,7	0
57	MG	XA	1629	1/1	0.19	-	29,29,29,29	0
57	MG	RA	3202	1/1	0.15	-	21,21,21,21	0
57	MG	YA	3167	1/1	0.10	-	21,21,21,21	0
57	MG	YA	3072	1/1	0.21	-	17,17,17,17	0
57	MG	XA	1636	1/1	0.15	-	5,5,5,5	0
57	MG	RA	3091	1/1	0.39	-	73,73,73,73	0
57	MG	YA	3183	1/1	0.19	-	30,30,30,30	0
57	MG	YA	3059	1/1	0.13	-	6,6,6,6	0
57	MG	RA	3218	1/1	0.17	-	29,29,29,29	0
57	MG	YA	3074	1/1	0.09	-	6,6,6,6	0
57	MG	XA	1669	1/1	0.15	-	41,41,41,41	0
57	MG	RA	3044	1/1	0.21	-	24,24,24,24	0
57	MG	RA	3032	1/1	0.24	-	15,15,15,15	0
57	MG	YA	3108	1/1	0.13	-	3,3,3,3	0
57	MG	RA	3120	1/1	0.33	-	60,60,60,60	0
57	MG	YA	3034	1/1	0.26	-	9,9,9,9	0
57	MG	YA	3160	1/1	0.17	-	12,12,12,12	0
57	MG	QA	1616	1/1	0.07	-	40,40,40,40	0
57	MG	YB	201	1/1	0.35	-	35,35,35,35	0
57	MG	XA	1653	1/1	0.14	-	60,60,60,60	0
57	MG	YA	3112	1/1	0.07	-	15,15,15,15	0
57	MG	RA	3212	1/1	0.15	-	42,42,42,42	0
57	MG	RA	3140	1/1	0.35	-	26,26,26,26	0
57	MG	Y5	101	1/1	0.12	-	26,26,26,26	0
57	MG	RA	3132	1/1	0.29	-	22,22,22,22	0
57	MG	YA	3080	1/1	0.20	-	10,10,10,10	0
57	MG	YA	3168	1/1	0.09	-	13,13,13,13	0
57	MG	XA	1612	1/1	0.11	-	13,13,13,13	0
57	MG	YA	3184	1/1	0.21	-	20,20,20,20	0
57	MG	RA	3160	1/1	0.22	-	51,51,51,51	0
57	MG	YA	3051	1/1	0.19	-	2,2,2,2	0
57	MG	YA	3199	1/1	0.33	-	18,18,18,18	0
57	MG	YE	301	1/1	0.17	-	7,7,7,7	0

Continued on next page...

Continued from previous page...

Mol	Type	Chain	Res	Atoms	RSR	LLDF	B-factors(\AA^2)	Q<0.9
57	MG	YA	3011	1/1	0.22	-	20,20,20,20	0
58	PAR	QA	1670	42/42	0.41	-	56,56,56,56	0
57	MG	RA	3115	1/1	0.18	-	7,7,7,7	0
57	MG	QA	1640	1/1	0.17	-	51,51,51,51	0
57	MG	YA	3062	1/1	0.11	-	9,9,9,9	0
57	MG	QA	1653	1/1	0.12	-	36,36,36,36	0
57	MG	QF	201	1/1	0.12	-	39,39,39,39	0
57	MG	RA	3066	1/1	0.13	-	24,24,24,24	0
57	MG	RA	3225	1/1	0.10	-	27,27,27,27	0
57	MG	RA	3119	1/1	0.16	-	56,56,56,56	0
57	MG	YA	3029	1/1	0.22	-	12,12,12,12	0
57	MG	YA	3134	1/1	0.17	-	21,21,21,21	0
57	MG	YA	3106	1/1	0.13	-	9,9,9,9	0
57	MG	YA	3245	1/1	0.12	-	38,38,38,38	0
57	MG	QA	1631	1/1	0.31	-	46,46,46,46	0
57	MG	XA	1634	1/1	0.14	-	15,15,15,15	0
57	MG	YA	3169	1/1	0.14	-	20,20,20,20	0
57	MG	RA	3142	1/1	0.22	-	39,39,39,39	0
57	MG	RA	3023	1/1	0.17	-	14,14,14,14	0
57	MG	RA	3054	1/1	0.08	-	0,0,0,0	0
57	MG	RA	3008	1/1	0.18	-	27,27,27,27	0
57	MG	RA	3009	1/1	0.07	-	9,9,9,9	0
57	MG	RA	3197	1/1	0.23	-	55,55,55,55	0
57	MG	YA	3195	1/1	0.20	-	35,35,35,35	0
57	MG	YA	3179	1/1	0.23	-	35,35,35,35	0
57	MG	RA	3076	1/1	0.30	-	15,15,15,15	0
57	MG	YA	3076	1/1	0.27	-	7,7,7,7	0
57	MG	YA	3221	1/1	0.21	-	19,19,19,19	0
57	MG	RA	3176	1/1	0.17	-	24,24,24,24	0
57	MG	RA	3170	1/1	0.11	-	25,25,25,25	0
57	MG	RA	3075	1/1	0.08	-	15,15,15,15	0
57	MG	YA	3193	1/1	0.18	-	27,27,27,27	0
57	MG	YA	3246	1/1	0.18	-	21,21,21,21	0
57	MG	RA	3189	1/1	0.12	-	34,34,34,34	0
57	MG	RA	3129	1/1	0.12	-	21,21,21,21	0
57	MG	YA	3141	1/1	0.10	-	16,16,16,16	0
57	MG	YA	3227	1/1	0.25	-	13,13,13,13	0
57	MG	YA	3264	1/1	0.12	-	24,24,24,24	0
57	MG	YA	3064	1/1	0.20	-	39,39,39,39	0
57	MG	YA	3228	1/1	0.17	-	22,22,22,22	0
57	MG	RA	3137	1/1	0.17	-	10,10,10,10	0
57	MG	YA	3148	1/1	0.14	-	14,14,14,14	0

Continued on next page...

Continued from previous page...

Mol	Type	Chain	Res	Atoms	RSR	LLDF	B-factors(\AA^2)	Q<0.9
57	MG	QA	1652	1/1	0.16	-	37,37,37,37	0
57	MG	YA	3038	1/1	0.12	-	6,6,6,6	0
57	MG	YA	3103	1/1	0.24	-	31,31,31,31	0
57	MG	YA	3250	1/1	0.12	-	40,40,40,40	0
57	MG	RA	3224	1/1	0.11	-	52,52,52,52	0
57	MG	RA	3090	1/1	0.18	-	23,23,23,23	0
57	MG	RA	3161	1/1	0.13	-	27,27,27,27	0
57	MG	XA	1628	1/1	0.14	-	27,27,27,27	0
57	MG	RA	3093	1/1	0.22	-	9,9,9,9	0
57	MG	XA	1666	1/1	0.32	-	43,43,43,43	0
57	MG	YA	3101	1/1	0.28	-	8,8,8,8	0
57	MG	YA	3231	1/1	0.09	-	19,19,19,19	0
57	MG	YA	3212	1/1	0.07	-	9,9,9,9	0
57	MG	XX	101	1/1	0.14	-	22,22,22,22	0
57	MG	QA	1655	1/1	0.13	-	51,51,51,51	0
57	MG	YA	3176	1/1	0.17	-	6,6,6,6	0
57	MG	YA	3137	1/1	0.15	-	6,6,6,6	0
57	MG	XA	1665	1/1	0.24	-	44,44,44,44	0
57	MG	RA	3194	1/1	0.21	-	44,44,44,44	0
57	MG	YA	3154	1/1	0.23	-	9,9,9,9	0
57	MG	QA	1649	1/1	0.20	-	39,39,39,39	0
57	MG	RA	3173	1/1	0.15	-	15,15,15,15	0
57	MG	RA	3163	1/1	0.17	-	38,38,38,38	0
57	MG	XA	1632	1/1	0.17	-	17,17,17,17	0
57	MG	RB	201	1/1	0.10	-	59,59,59,59	0
57	MG	Y7	101	1/1	0.36	-	38,38,38,38	0
57	MG	RA	3006	1/1	0.36	-	18,18,18,18	0
57	MG	RA	3169	1/1	0.35	-	35,35,35,35	0
57	MG	YA	3030	1/1	0.41	-	20,20,20,20	0

6.5 Other polymers ⓘ

There are no such residues in this entry.