



# Full wwPDB X-ray Structure Validation Report ⓘ

Jul 24, 2014 – 04:13 PM EDT

PDB ID : 4U1V  
Title : Crystal structure of the E. coli ribosome bound to linopristin.  
Authors : Noeske, J.; Huang, J.; Olivier, N.B.; Giacobbe, R.A.; Zambrowski, M.; Cate, J.H.D.  
Deposited on : 2014-06-06  
Resolution : 3.00 Å(reported)

This is a full wwPDB validation report for a publicly released PDB entry.  
We welcome your comments at [validation@mail.wwpdb.org](mailto:validation@mail.wwpdb.org)  
A user guide is available at <http://wwpdb.org/ValidationPDFNotes.html>

---

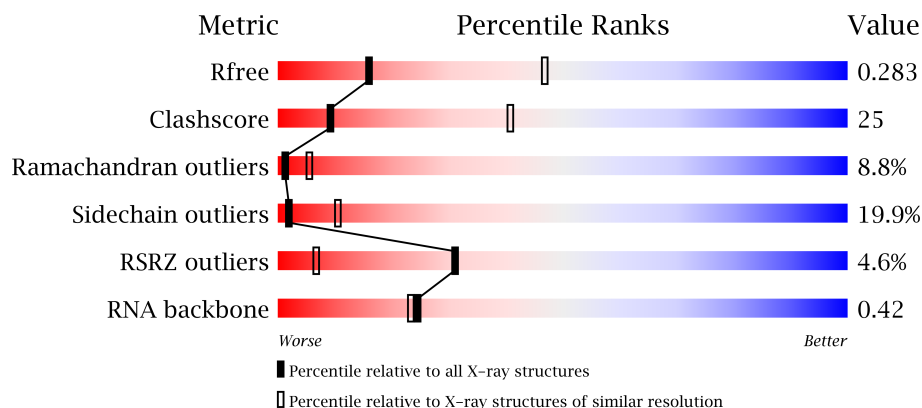
The following versions of software and data (see [references](#)) were used in the production of this report:

MolProbity : 4.02b-467  
Mogul : 1.16 November 2013  
Xtriage (Phenix) : dev-1439  
EDS : stable23489  
Percentile statistics : 21963  
Refmac : 5.8.0049  
CCP4 : 6.3.0 (Settle)  
Ideal geometry (proteins) : Engh & Huber (2001)  
Ideal geometry (DNA, RNA) : Parkinson et. al. (1996)  
Validation Pipeline (wwPDB-VP) : stable23489

# 1 Overall quality at a glance

The reported resolution of this entry is 3.00 Å.

Percentile scores (ranging between 0-100) for global validation metrics of the entry are shown in the following graphic. The table shows the number of entries on which the scores are based.



Metric	Whole archive (#Entries)	Similar resolution (#Entries, resolution range(Å))
$R_{free}$	66092	1216 (3.00-3.00)
Clashscore	79885	1594 (3.00-3.00)
Ramachandran outliers	78287	1537 (3.00-3.00)
Sidechain outliers	78261	1540 (3.00-3.00)
RSRZ outliers	66119	1217 (3.00-3.00)
RNA backbone	1838	1070 (3.50-2.50)

The table below summarises the geometric issues observed across the polymeric chains and their fit to the electron density. The red, orange, yellow and green segments on the lower bar indicate the fraction of residues that contain outliers for  $\geq 3$ , 2, 1 and 0 types of geometric quality criteria. The upper red bar (where present) indicates the fraction of residues that have poor fit to the electron density.

Mol	Chain	Length	Quality of chain
1	AA	1539	
1	CA	1539	
2	AB	218	
2	CB	218	
3	AC	206	
3	CC	206	
4	AD	205	
4	CD	205	
5	AE	150	
5	CE	150	
6	AF	100	

Continued on next page...

Continued from previous page...

Mol	Chain	Length	Quality of chain
6	CF	100	
7	AG	151	
7	CG	151	
8	AH	129	
8	CH	129	
9	AI	127	
9	CI	127	
10	AJ	98	
10	CJ	98	
11	AK	117	
11	CK	117	
12	AL	123	
12	CL	123	
13	AM	114	
13	CM	114	
14	AN	100	
14	CN	100	
15	AO	88	
15	CO	88	
16	AP	82	
16	CP	82	
17	AQ	80	
17	CQ	80	
18	AR	55	
18	CR	55	
19	AS	79	
19	CS	79	
20	AT	85	
20	CT	85	
21	AU	51	
21	CU	51	
22	BA	2903	
22	DA	2903	
23	BB	119	
23	DB	119	
24	BC	271	
24	DC	271	
25	BD	209	
25	DD	209	
26	BE	201	
26	DE	201	
27	BF	177	

Continued on next page...

Continued from previous page...

Mol	Chain	Length	Quality of chain
27	DF	177	
28	BG	176	
28	DG	176	
29	BH	149	
29	DH	149	
30	BI	141	
30	DI	141	
31	BJ	142	
31	DJ	142	
32	BK	122	
32	DK	122	
33	BL	143	
33	DL	143	
34	BM	136	
34	DM	136	
35	BN	120	
35	DN	120	
36	BO	116	
36	DO	116	
37	BP	114	
37	DP	114	
38	BQ	117	
38	DQ	117	
39	BR	103	
39	DR	103	
40	BS	110	
40	DS	110	
41	BT	93	
41	DT	93	
42	BU	102	
42	DU	102	
43	BV	94	
43	DV	94	
44	BW	76	
44	DW	76	
45	BX	77	
45	DX	77	
46	BY	63	
46	DY	63	
47	BZ	58	
47	DZ	58	
48	B0	56	

Continued on next page...

Continued from previous page...

Mol	Chain	Length	Quality of chain
48	D0	56	
49	B1	50	
49	D1	50	
50	B2	46	
50	D2	46	
51	B3	64	
51	D3	64	
52	B4	38	
52	D4	38	
53	B5	228	
54	B6	7	
54	D6	7	

The following table lists non-polymeric compounds that are outliers for geometric or electron-density-fit criteria:

Mol	Type	Chain	Res	Geometry	Electron density
55	MG	AA	1602	-	X
55	MG	AA	1603	-	X
55	MG	AA	1605	-	X
55	MG	AA	1610	-	X
55	MG	AA	1614	-	X
55	MG	AA	1622	-	X
55	MG	AA	1623	-	X
55	MG	AA	1626	-	X
55	MG	AA	1627	-	X
55	MG	AA	1635	-	X
55	MG	AA	1644	-	X
55	MG	AA	1646	-	X
55	MG	AA	1648	-	X
55	MG	AA	1650	-	X
55	MG	AA	1651	-	X
55	MG	AA	1653	-	X
55	MG	AA	1657	-	X
55	MG	AA	1658	-	X
55	MG	AA	1659	-	X
55	MG	AA	1661	-	X
55	MG	AA	1662	-	X
55	MG	AA	1665	-	X
55	MG	AA	1667	-	X
55	MG	AA	1668	-	X
55	MG	AA	1670	-	X

Continued on next page...

*Continued from previous page...*

Mol	Type	Chain	Res	Geometry	Electron density
55	MG	AA	1671	-	X
55	MG	AM	201	-	X
55	MG	BA	3011	-	X
55	MG	BA	3014	-	X
55	MG	BA	3015	-	X
55	MG	BA	3016	-	X
55	MG	BA	3019	-	X
55	MG	BA	3025	-	X
55	MG	BA	3027	-	X
55	MG	BA	3033	-	X
55	MG	BA	3039	-	X
55	MG	BA	3040	-	X
55	MG	BA	3044	-	X
55	MG	BA	3053	-	X
55	MG	BA	3055	-	X
55	MG	BA	3056	-	X
55	MG	BA	3057	-	X
55	MG	BA	3061	-	X
55	MG	BA	3067	-	X
55	MG	BA	3072	-	X
55	MG	BA	3076	-	X
55	MG	BA	3083	-	X
55	MG	BA	3090	-	X
55	MG	BA	3092	-	X
55	MG	BA	3098	-	X
55	MG	BA	3104	-	X
55	MG	BA	3105	-	X
55	MG	BA	3106	-	X
55	MG	BA	3115	-	X
55	MG	BA	3119	-	X
55	MG	BA	3131	-	X
55	MG	BA	3133	-	X
55	MG	BA	3135	-	X
55	MG	BA	3136	-	X
55	MG	BA	3137	-	X
55	MG	BA	3138	-	X
55	MG	BA	3139	-	X
55	MG	BA	3140	-	X
55	MG	BA	3141	-	X
55	MG	BA	3142	-	X
55	MG	BA	3143	-	X
55	MG	BA	3146	-	X

*Continued on next page...*

*Continued from previous page...*

Mol	Type	Chain	Res	Geometry	Electron density
55	MG	BA	3150	-	X
55	MG	BA	3154	-	X
55	MG	BA	3157	-	X
55	MG	BA	3160	-	X
55	MG	BA	3164	-	X
55	MG	BA	3166	-	X
55	MG	BA	3168	-	X
55	MG	BA	3170	-	X
55	MG	BA	3171	-	X
55	MG	BA	3173	-	X
55	MG	BA	3176	-	X
55	MG	BA	3178	-	X
55	MG	BA	3179	-	X
55	MG	BA	3180	-	X
55	MG	BA	3183	-	X
55	MG	BA	3186	-	X
55	MG	BA	3190	-	X
55	MG	BA	3192	-	X
55	MG	BB	204	-	X
55	MG	CA	1605	-	X
55	MG	CA	1615	-	X
55	MG	CA	1618	-	X
55	MG	CA	1620	-	X
55	MG	CA	1625	-	X
55	MG	CA	1626	-	X
55	MG	CA	1627	-	X
55	MG	CA	1628	-	X
55	MG	CA	1630	-	X
55	MG	CA	1633	-	X
55	MG	CA	1637	-	X
55	MG	CA	1638	-	X
55	MG	CA	1642	-	X
55	MG	CA	1643	-	X
55	MG	CA	1644	-	X
55	MG	CA	1646	-	X
55	MG	CA	1647	-	X
55	MG	CA	1649	-	X
55	MG	CA	1650	-	X
55	MG	CA	1651	-	X
55	MG	CA	1653	-	X
55	MG	CA	1654	-	X
55	MG	CA	1655	-	X

*Continued on next page...*

*Continued from previous page...*

Mol	Type	Chain	Res	Geometry	Electron density
55	MG	DA	3002	-	X
55	MG	DA	3004	-	X
55	MG	DA	3007	-	X
55	MG	DA	3014	-	X
55	MG	DA	3015	-	X
55	MG	DA	3016	-	X
55	MG	DA	3021	-	X
55	MG	DA	3026	-	X
55	MG	DA	3028	-	X
55	MG	DA	3029	-	X
55	MG	DA	3030	-	X
55	MG	DA	3032	-	X
55	MG	DA	3034	-	X
55	MG	DA	3041	-	X
55	MG	DA	3045	-	X
55	MG	DA	3056	-	X
55	MG	DA	3057	-	X
55	MG	DA	3061	-	X
55	MG	DA	3062	-	X
55	MG	DA	3064	-	X
55	MG	DA	3071	-	X
55	MG	DA	3072	-	X
55	MG	DA	3077	-	X
55	MG	DA	3089	-	X
55	MG	DA	3092	-	X
55	MG	DA	3093	-	X
55	MG	DA	3095	-	X
55	MG	DA	3099	-	X
55	MG	DA	3100	-	X
55	MG	DA	3102	-	X
55	MG	DA	3103	-	X
55	MG	DA	3104	-	X
55	MG	DA	3106	-	X
55	MG	DA	3110	-	X
55	MG	DA	3113	-	X
55	MG	DA	3116	-	X
55	MG	DA	3120	-	X
55	MG	DA	3132	-	X
55	MG	DA	3134	-	X
55	MG	DA	3136	-	X
55	MG	DA	3137	-	X
55	MG	DA	3138	-	X

*Continued on next page...*



*Continued from previous page...*

Mol	Type	Chain	Res	Geometry	Electron density
55	MG	DA	3139	-	X
55	MG	DA	3141	-	X
55	MG	DA	3142	-	X
55	MG	DA	3148	-	X
55	MG	DA	3149	-	X
55	MG	DA	3150	-	X
55	MG	DA	3151	-	X
55	MG	DA	3154	-	X
55	MG	DA	3155	-	X
55	MG	DA	3158	-	X
55	MG	DA	3159	-	X
55	MG	DA	3161	-	X
55	MG	DA	3164	-	X
55	MG	DA	3165	-	X
55	MG	DA	3166	-	X

## 2 Entry composition

There are 57 unique types of molecules in this entry. The entry contains 288320 atoms, of which 0 are hydrogen and 0 are deuterium.

In the tables below, the ZeroOcc column contains the number of atoms modelled with zero occupancy, the AltConf column contains the number of residues with at least one atom in alternate conformation and the Trace column contains the number of residues modelled with at most 2 atoms.

- Molecule 1 is a RNA chain called 16S rRNA.

Mol	Chain	Residues	Atoms					ZeroOcc	AltConf	Trace
1	AA	1538	Total	C	N	O	P	0	0	0
			32995	14716	6050	10691	1538			
1	CA	1539	Total	C	N	O	P	0	0	0
			33015	14725	6052	10699	1539			

- Molecule 2 is a protein called 30S ribosomal protein S2.

Mol	Chain	Residues	Atoms					ZeroOcc	AltConf	Trace
2	AB	218	Total	C	N	O	S	0	0	0
			1705	1081	305	312	7			
2	CB	218	Total	C	N	O	S	0	0	0
			1705	1081	305	312	7			

- Molecule 3 is a protein called 30S ribosomal protein S3.

Mol	Chain	Residues	Atoms					ZeroOcc	AltConf	Trace
3	AC	206	Total	C	N	O	S	0	0	0
			1625	1028	305	289	3			
3	CC	206	Total	C	N	O	S	0	0	0
			1625	1028	305	289	3			

- Molecule 4 is a protein called 30S ribosomal protein S4.

Mol	Chain	Residues	Atoms					ZeroOcc	AltConf	Trace
4	AD	205	Total	C	N	O	S	0	0	0
			1643	1026	315	298	4			
4	CD	205	Total	C	N	O	S	0	0	0
			1643	1026	315	298	4			

- Molecule 5 is a protein called 30S ribosomal protein S5.

Mol	Chain	Residues	Atoms					ZeroOcc	AltConf	Trace
5	AE	150	Total	C	N	O	S	0	0	0
			1106	687	211	202	6			
5	CE	150	Total	C	N	O	S	0	0	0
			1106	687	211	202	6			

- Molecule 6 is a protein called 30S ribosomal protein S6.

Mol	Chain	Residues	Atoms					ZeroOcc	AltConf	Trace
6	AF	100	Total	C	N	O	S	0	0	0
			818	515	148	149	6			
6	CF	100	Total	C	N	O	S	0	0	0
			818	515	148	149	6			

- Molecule 7 is a protein called 30S ribosomal protein S7.

Mol	Chain	Residues	Atoms					ZeroOcc	AltConf	Trace
7	AG	151	Total	C	N	O	S	0	0	0
			1182	735	227	216	4			
7	CG	151	Total	C	N	O	S	0	0	0
			1182	735	227	216	4			

- Molecule 8 is a protein called 30S ribosomal protein S8.

Mol	Chain	Residues	Atoms					ZeroOcc	AltConf	Trace
8	AH	129	Total	C	N	O	S	0	0	0
			979	616	173	184	6			
8	CH	129	Total	C	N	O	S	0	0	0
			979	616	173	184	6			

- Molecule 9 is a protein called 30S ribosomal protein S9.

Mol	Chain	Residues	Atoms					ZeroOcc	AltConf	Trace
9	AI	127	Total	C	N	O	S	0	0	0
			1022	634	206	179	3			
9	CI	127	Total	C	N	O	S	0	0	0
			1022	634	206	179	3			

- Molecule 10 is a protein called 30S ribosomal protein S10.

Mol	Chain	Residues	Atoms					ZeroOcc	AltConf	Trace
10	AJ	98	Total	C	N	O	S	0	0	0
			787	493	150	143	1			

*Continued on next page...*

*Continued from previous page...*

Mol	Chain	Residues	Atoms					ZeroOcc	AltConf	Trace
10	CJ	98	Total	C	N	O	S	0	0	0
			787	493	150	143	1			

- Molecule 11 is a protein called 30S ribosomal protein S11.

Mol	Chain	Residues	Atoms					ZeroOcc	AltConf	Trace
11	AK	117	Total	C	N	O	S	0	0	0
			877	540	174	160	3			
11	CK	117	Total	C	N	O	S	0	0	0
			877	540	174	160	3			

- Molecule 12 is a protein called 30S ribosomal protein S12.

Mol	Chain	Residues	Atoms					ZeroOcc	AltConf	Trace
12	AL	123	Total	C	N	O	S	0	0	0
			955	590	196	165	4			
12	CL	123	Total	C	N	O	S	0	0	0
			955	590	196	165	4			

- Molecule 13 is a protein called 30S ribosomal protein S13.

Mol	Chain	Residues	Atoms					ZeroOcc	AltConf	Trace
13	AM	114	Total	C	N	O	S	0	0	0
			884	546	178	157	3			
13	CM	114	Total	C	N	O	S	0	0	0
			884	546	178	157	3			

- Molecule 14 is a protein called 30S ribosomal protein S14.

Mol	Chain	Residues	Atoms					ZeroOcc	AltConf	Trace
14	AN	96	Total	C	N	O	S	0	0	0
			774	483	160	128	3			
14	CN	96	Total	C	N	O	S	0	0	0
			774	483	160	128	3			

- Molecule 15 is a protein called 30S ribosomal protein S15.

Mol	Chain	Residues	Atoms					ZeroOcc	AltConf	Trace
15	AO	88	Total	C	N	O	S	0	0	0
			710	437	143	129	1			
15	CO	88	Total	C	N	O	S	0	0	0
			710	437	143	129	1			

- Molecule 16 is a protein called 30S ribosomal protein S16.

Mol	Chain	Residues	Atoms					ZeroOcc	AltConf	Trace
16	AP	82	Total	C	N	O	S	0	0	0
			649	406	128	114	1			
16	CP	82	Total	C	N	O	S	0	0	0
			649	406	128	114	1			

- Molecule 17 is a protein called 30S ribosomal protein S17.

Mol	Chain	Residues	Atoms					ZeroOcc	AltConf	Trace
17	AQ	80	Total	C	N	O	S	0	0	0
			649	411	121	114	3			
17	CQ	80	Total	C	N	O	S	0	0	0
			649	411	121	114	3			

- Molecule 18 is a protein called 30S ribosomal protein S18.

Mol	Chain	Residues	Atoms				ZeroOcc	AltConf	Trace
18	AR	55	Total	C	N	O	0	0	0
			456	288	86	82			
18	CR	55	Total	C	N	O	0	0	0
			456	288	86	82			

- Molecule 19 is a protein called 30S ribosomal protein S19.

Mol	Chain	Residues	Atoms					ZeroOcc	AltConf	Trace
19	AS	79	Total	C	N	O	S	0	0	0
			638	408	120	108	2			
19	CS	79	Total	C	N	O	S	0	0	0
			638	408	120	108	2			

- Molecule 20 is a protein called 30S ribosomal protein S20.

Mol	Chain	Residues	Atoms					ZeroOcc	AltConf	Trace
20	AT	85	Total	C	N	O	S	0	0	0
			665	411	137	114	3			
20	CT	85	Total	C	N	O	S	0	0	0
			665	411	137	114	3			

- Molecule 21 is a protein called 30S ribosomal protein S21.

Mol	Chain	Residues	Atoms					ZeroOcc	AltConf	Trace
21	AU	51	Total	C	N	O	S	0	0	0
			426	265	86	74	1			
21	CU	51	Total	C	N	O	S	0	0	0
			426	265	86	74	1			

- Molecule 22 is a RNA chain called 23S rRNA.

Mol	Chain	Residues	Atoms					ZeroOcc	AltConf	Trace
22	BA	2897	Total	C	N	O	P	0	0	0
			62195	27745	11446	20107	2897			
22	DA	2897	Total	C	N	O	P	0	0	0
			62195	27745	11446	20107	2897			

- Molecule 23 is a RNA chain called 5S rRNA.

Mol	Chain	Residues	Atoms					ZeroOcc	AltConf	Trace
23	BB	119	Total	C	N	O	P	0	0	0
			2549	1135	466	829	119			
23	DB	118	Total	C	N	O	P	0	0	0
			2529	1126	464	821	118			

- Molecule 24 is a protein called 50S ribosomal protein L2.

Mol	Chain	Residues	Atoms					ZeroOcc	AltConf	Trace
24	BC	271	Total	C	N	O	S	0	0	0
			2083	1288	423	365	7			
24	DC	271	Total	C	N	O	S	0	0	0
			2083	1288	423	365	7			

- Molecule 25 is a protein called 50S ribosomal protein L3.

Mol	Chain	Residues	Atoms					ZeroOcc	AltConf	Trace
25	BD	209	Total	C	N	O	S	0	0	0
			1565	979	288	294	4			
25	DD	209	Total	C	N	O	S	0	0	0
			1565	979	288	294	4			

- Molecule 26 is a protein called 50S ribosomal protein L4.

Mol	Chain	Residues	Atoms					ZeroOcc	AltConf	Trace
26	BE	201	Total	C	N	O	S	0	0	0
			1552	974	283	290	5			

*Continued on next page...*

*Continued from previous page...*

Mol	Chain	Residues	Atoms					ZeroOcc	AltConf	Trace
26	DE	201	Total	C	N	O	S	0	0	0
			1552	974	283	290	5			

- Molecule 27 is a protein called 50S ribosomal protein L5.

Mol	Chain	Residues	Atoms					ZeroOcc	AltConf	Trace
27	BF	177	Total	C	N	O	S	0	0	0
			1411	899	249	257	6			
27	DF	177	Total	C	N	O	S	0	0	0
			1411	899	249	257	6			

- Molecule 28 is a protein called 50S ribosomal protein L6.

Mol	Chain	Residues	Atoms					ZeroOcc	AltConf	Trace
28	BG	176	Total	C	N	O	S	0	0	0
			1323	832	243	246	2			
28	DG	176	Total	C	N	O	S	0	0	0
			1323	832	243	246	2			

- Molecule 29 is a protein called 50S ribosomal protein L9.

Mol	Chain	Residues	Atoms					ZeroOcc	AltConf	Trace
29	BH	149	Total	C	N	O	S	0	0	0
			1110	699	197	213	1			
29	DH	149	Total	C	N	O	S	0	0	0
			1110	699	197	213	1			

- Molecule 30 is a protein called 50S ribosomal protein L11.

Mol	Chain	Residues	Atoms					ZeroOcc	AltConf	Trace
30	BI	141	Total	C	N	O	S	0	0	0
			1032	651	179	196	6			
30	DI	141	Total	C	N	O	S	0	0	0
			1032	651	179	196	6			

- Molecule 31 is a protein called 50S ribosomal protein L13.

Mol	Chain	Residues	Atoms					ZeroOcc	AltConf	Trace
31	BJ	142	Total	C	N	O	S	0	0	0
			1129	714	212	199	4			
31	DJ	142	Total	C	N	O	S	0	0	0
			1129	714	212	199	4			

- Molecule 32 is a protein called 50S ribosomal protein L14.

Mol	Chain	Residues	Atoms					ZeroOcc	AltConf	Trace
32	BK	122	Total	C	N	O	S	0	0	0
			939	587	180	166	6			
32	DK	122	Total	C	N	O	S	0	0	0
			939	587	180	166	6			

- Molecule 33 is a protein called 50S ribosomal protein L15.

Mol	Chain	Residues	Atoms					ZeroOcc	AltConf	Trace
33	BL	143	Total	C	N	O	S	0	0	0
			1045	649	206	189	1			
33	DL	143	Total	C	N	O	S	0	0	0
			1045	649	206	189	1			

- Molecule 34 is a protein called 50S ribosomal protein L16.

Mol	Chain	Residues	Atoms					ZeroOcc	AltConf	Trace
34	BM	136	Total	C	N	O	S	0	0	0
			1074	686	205	177	6			
34	DM	136	Total	C	N	O	S	0	0	0
			1074	686	205	177	6			

- Molecule 35 is a protein called 50S ribosomal protein L17.

Mol	Chain	Residues	Atoms					ZeroOcc	AltConf	Trace
35	BN	120	Total	C	N	O	S	0	0	0
			961	593	196	167	5			
35	DN	120	Total	C	N	O	S	0	0	0
			961	593	196	167	5			

- Molecule 36 is a protein called 50S ribosomal protein L18.

Mol	Chain	Residues	Atoms				ZeroOcc	AltConf	Trace
36	BO	116	Total	C	N	O	0	0	0
			892	552	178	162			
36	DO	116	Total	C	N	O	0	0	0
			892	552	178	162			

- Molecule 37 is a protein called 50S ribosomal protein L19.



Mol	Chain	Residues	Atoms					ZeroOcc	AltConf	Trace
37	BP	114	Total	C	N	O	S	0	0	0
			917	574	179	163	1			
37	DP	114	Total	C	N	O	S	0	0	0
			917	574	179	163	1			

- Molecule 38 is a protein called 50S ribosomal protein L20.

Mol	Chain	Residues	Atoms					ZeroOcc	AltConf	Trace
38	BQ	117	Total	C	N	O	S	0	0	0
			947	604	192	151				
38	DQ	117	Total	C	N	O	S	0	0	0
			947	604	192	151				

- Molecule 39 is a protein called 50S ribosomal protein L21.

Mol	Chain	Residues	Atoms					ZeroOcc	AltConf	Trace
39	BR	103	Total	C	N	O	S	0	0	0
			816	516	153	145	2			
39	DR	103	Total	C	N	O	S	0	0	0
			816	516	153	145	2			

- Molecule 40 is a protein called 50S ribosomal protein L22.

Mol	Chain	Residues	Atoms					ZeroOcc	AltConf	Trace
40	BS	110	Total	C	N	O	S	0	0	0
			857	532	166	156	3			
40	DS	110	Total	C	N	O	S	0	0	0
			857	532	166	156	3			

- Molecule 41 is a protein called 50S ribosomal protein L23.

Mol	Chain	Residues	Atoms					ZeroOcc	AltConf	Trace
41	BT	93	Total	C	N	O	S	0	0	0
			739	466	139	132	2			
41	DT	93	Total	C	N	O	S	0	0	0
			739	466	139	132	2			

- Molecule 42 is a protein called 50S ribosomal protein L24.

Mol	Chain	Residues	Atoms					ZeroOcc	AltConf	Trace
42	BU	102	Total	C	N	O	S	0	0	0
			780	492	146	142				

*Continued on next page...*

*Continued from previous page...*

Mol	Chain	Residues	Atoms				ZeroOcc	AltConf	Trace
42	DU	102	Total	C	N	O	0	0	0
			780	492	146	142			

- Molecule 43 is a protein called 50S ribosomal protein L25.

Mol	Chain	Residues	Atoms					ZeroOcc	AltConf	Trace
43	BV	94	Total	C	N	O	S	0	0	0
			753	479	137	134	3			
43	DV	94	Total	C	N	O	S	0	0	0
			753	479	137	134	3			

- Molecule 44 is a protein called 50S ribosomal protein L27.

Mol	Chain	Residues	Atoms					ZeroOcc	AltConf	Trace
44	BW	76	Total	C	N	O	S	0	0	0
			580	359	117	103	1			
44	DW	75	Total	C	N	O	S	0	0	0
			569	353	113	102	1			

- Molecule 45 is a protein called 50S ribosomal protein L28.

Mol	Chain	Residues	Atoms					ZeroOcc	AltConf	Trace
45	BX	77	Total	C	N	O	S	0	0	0
			625	388	129	106	2			
45	DX	77	Total	C	N	O	S	0	0	0
			625	388	129	106	2			

- Molecule 46 is a protein called 50S ribosomal protein L29.

Mol	Chain	Residues	Atoms					ZeroOcc	AltConf	Trace
46	BY	63	Total 509	C 313	N 99	O 95	S 2	0	0	0
46	DY	63	Total 509	C 313	N 99	O 95	S 2	0	0	0

- Molecule 47 is a protein called 50S ribosomal protein L30.

Mol	Chain	Residues	Atoms					ZeroOcc	AltConf	Trace
47	BZ	58	Total 449	C 281	N 87	O 79	S 2	0	0	0
47	DZ	58	Total 449	C 281	N 87	O 79	S 2	0	0	0

- Molecule 48 is a protein called 50S ribosomal protein L32.

Mol	Chain	Residues	Atoms					ZeroOcc	AltConf	Trace
48	B0	56	Total	C	N	O	S	0	0	0
			444	269	94	80	1			
48	D0	56	Total	C	N	O	S	0	0	0
			444	269	94	80	1			

- Molecule 49 is a protein called 50S ribosomal protein L33.

Mol	Chain	Residues	Atoms				ZeroOcc	AltConf	Trace
49	B1	50	Total	C	N	O	0	0	0
			410	263	75	72			
49	D1	50	Total	C	N	O	0	0	0
			410	263	75	72			

- Molecule 50 is a protein called 50S ribosomal protein L34.

Mol	Chain	Residues	Atoms					ZeroOcc	AltConf	Trace
50	B2	46	Total	C	N	O	S	0	0	0
			377	228	90	57	2			
50	D2	46	Total	C	N	O	S	0	0	0
			377	228	90	57	2			

- Molecule 51 is a protein called 50S ribosomal protein L35.

Mol	Chain	Residues	Atoms					ZeroOcc	AltConf	Trace
51	B3	64	Total	C	N	O	S	0	0	0
			504	323	105	74	2			
51	D3	64	Total	C	N	O	S	0	0	0
			504	323	105	74	2			

- Molecule 52 is a protein called 50S ribosomal protein L36.

Mol	Chain	Residues	Atoms					ZeroOcc	AltConf	Trace
52	B4	38	Total	C	N	O	S	0	0	0
			302	185	65	48	4			
52	D4	38	Total	C	N	O	S	0	0	0
			302	185	65	48	4			

- Molecule 53 is a protein called 50S ribosomal protein L1.

Mol	Chain	Residues	Atoms				ZeroOcc	AltConf	Trace
53	B5	191	Total	C	N	O	0	0	1
			1142	691	221	230			

- Molecule 54 is a protein called Linopristin.

Mol	Chain	Residues	Atoms				ZeroOcc	AltConf	Trace
54	B6	7	Total	C	N	O	0	0	0
			69	50	9	10			
54	D6	7	Total	C	N	O	0	0	0
			69	50	9	10			

- Molecule 55 is MAGNESIUM ION (three-letter code: MG) (formula: Mg).

Mol	Chain	Residues	Atoms		ZeroOcc	AltConf
55	BB	4	Total	Mg	0	0
			4	4		
55	BA	195	Total	Mg	0	0
			195	195		
55	CA	55	Total	Mg	0	0
			55	55		
55	DQ	1	Total	Mg	0	0
			1	1		
55	CM	1	Total	Mg	0	0
			1	1		
55	AA	71	Total	Mg	0	0
			71	71		
55	DA	167	Total	Mg	0	0
			167	167		
55	DB	3	Total	Mg	0	0
			3	3		
55	AM	1	Total	Mg	0	0
			1	1		

- Molecule 56 is ZINC ION (three-letter code: ZN) (formula: Zn).

Mol	Chain	Residues	Atoms		ZeroOcc	AltConf
56	B4	1	Total	Zn	0	0
			1	1		
56	D4	1	Total	Zn	0	0
			1	1		

- Molecule 57 is water.

Mol	Chain	Residues	Atoms	ZeroOcc	AltConf
57	AA	194	Total O 194 194	0	0
57	AL	1	Total O 1 1	0	0
57	AN	5	Total O 5 5	0	0
57	AT	2	Total O 2 2	0	0
57	AU	1	Total O 1 1	0	0
57	BA	615	Total O 615 615	0	0
57	BB	14	Total O 14 14	0	0
57	BC	10	Total O 10 10	0	0
57	BD	4	Total O 4 4	0	0
57	BE	4	Total O 4 4	0	0
57	BF	1	Total O 1 1	0	0
57	BG	1	Total O 1 1	0	0
57	BJ	1	Total O 1 1	0	0
57	BL	6	Total O 6 6	0	0
57	BN	2	Total O 2 2	0	0
57	BS	1	Total O 1 1	0	0
57	BU	1	Total O 1 1	0	0
57	B2	1	Total O 1 1	0	0
57	B3	3	Total O 3 3	0	0
57	B4	2	Total O 2 2	0	0
57	CA	189	Total O 189 189	0	0
57	CL	1	Total O 1 1	0	0

Continued on next page...

*Continued from previous page...*

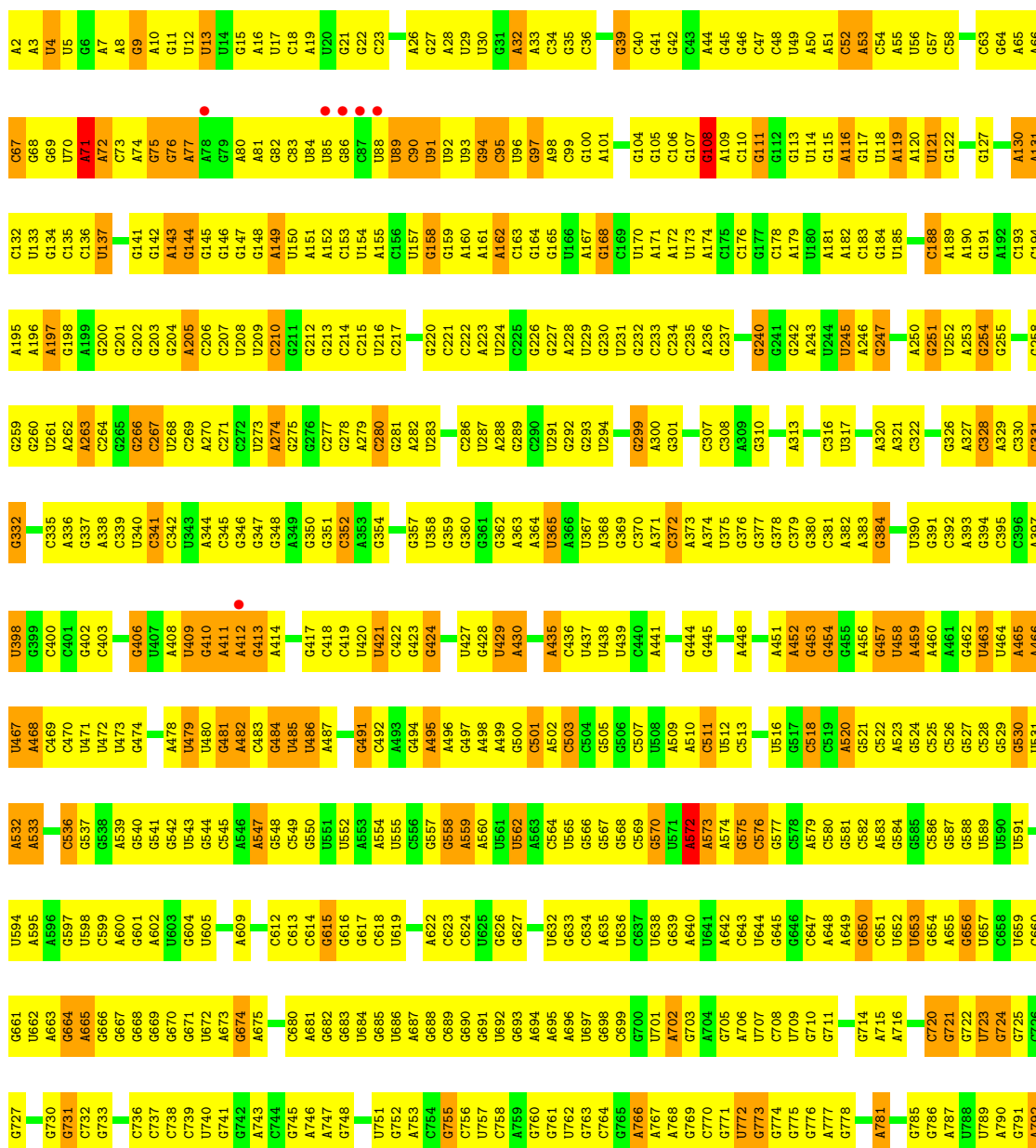
Mol	Chain	Residues	Atoms		ZeroOcc	AltConf
57	CN	3	Total 3	O 3	0	0
57	CT	3	Total 3	O 3	0	0
57	CU	2	Total 2	O 2	0	0
57	DA	607	Total 607	O 607	0	0
57	DB	13	Total 13	O 13	0	0
57	DC	9	Total 9	O 9	0	0
57	DD	4	Total 4	O 4	0	0
57	DE	6	Total 6	O 6	0	0
57	DL	5	Total 5	O 5	0	0
57	DN	2	Total 2	O 2	0	0
57	DT	2	Total 2	O 2	0	0
57	DU	1	Total 1	O 1	0	0
57	DV	1	Total 1	O 1	0	0
57	D0	1	Total 1	O 1	0	0
57	D2	2	Total 2	O 2	0	0
57	D3	2	Total 2	O 2	0	0
57	D4	1	Total 1	O 1	0	0

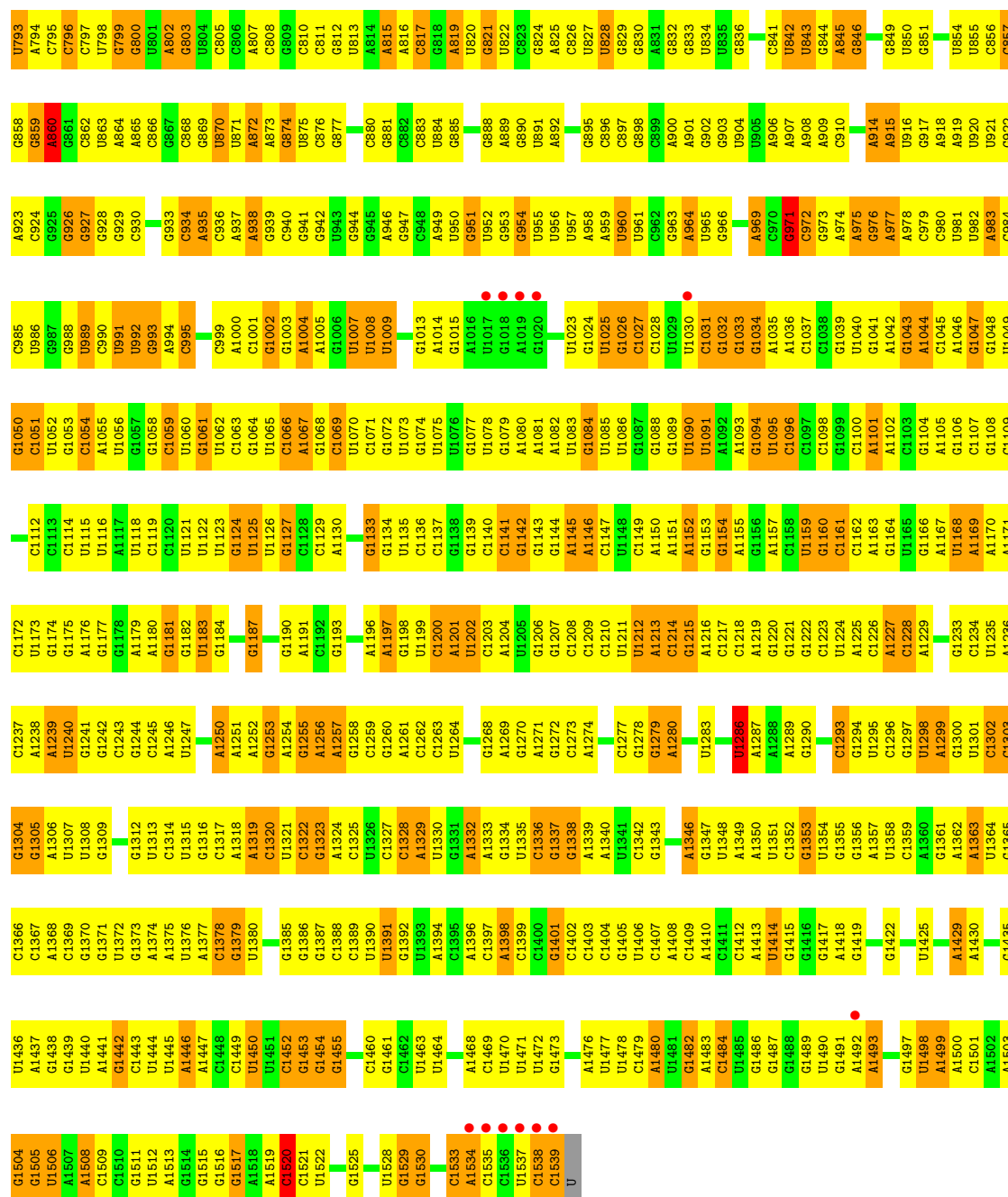
### 3 Residue-property plots

These plots are drawn for all protein, RNA and DNA chains in the entry. The first graphic for a chain summarises the proportions of errors displayed in the second graphic. The second graphic shows the sequence view annotated by issues in geometry and electron density. Residues are color-coded according to the number of geometric quality criteria for which they contain at least one outlier: green = 0, yellow = 1, orange = 2 and red = 3 or more. A red dot above a residue indicates a poor fit to the electron density ( $RSRZ > 2$ ). Stretches of 2 or more consecutive residues without any outlier are shown as a green connector. Residues present in the sample, but not in the model, are shown in grey.

#### • Molecule 1: 16S rRNA

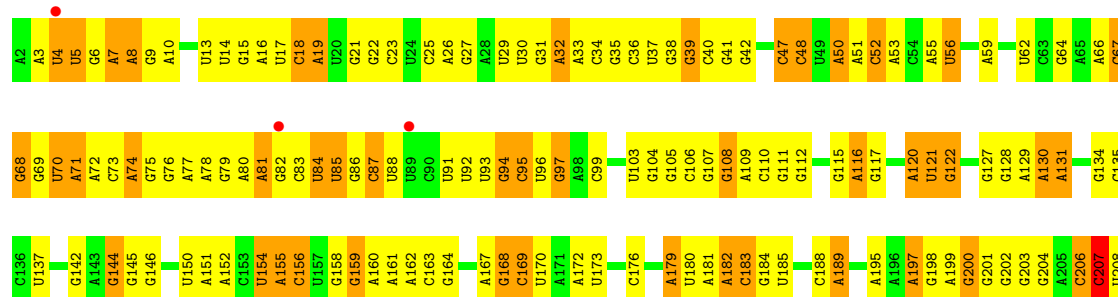
Chain AA: 





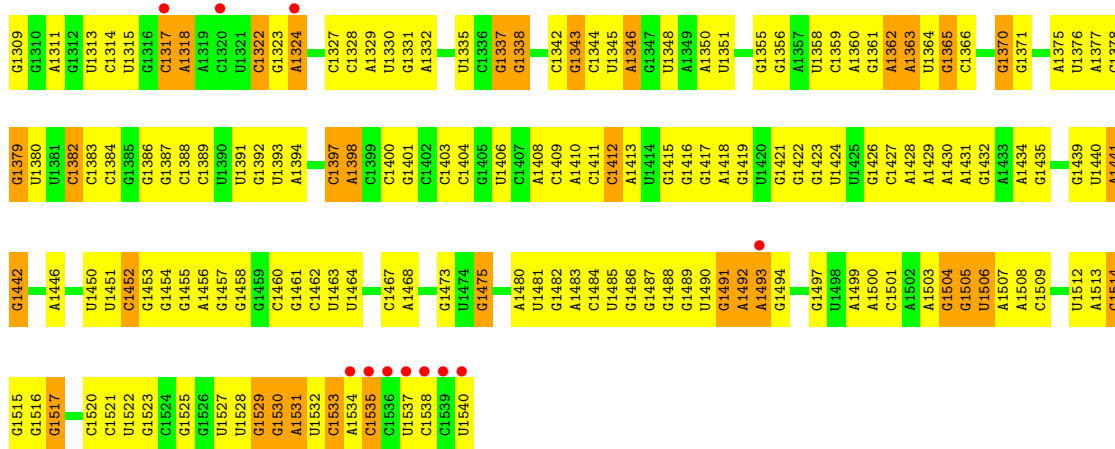
### • Molecule 1: 16S rRNA

Chain CA: ■ ■ ■ ■



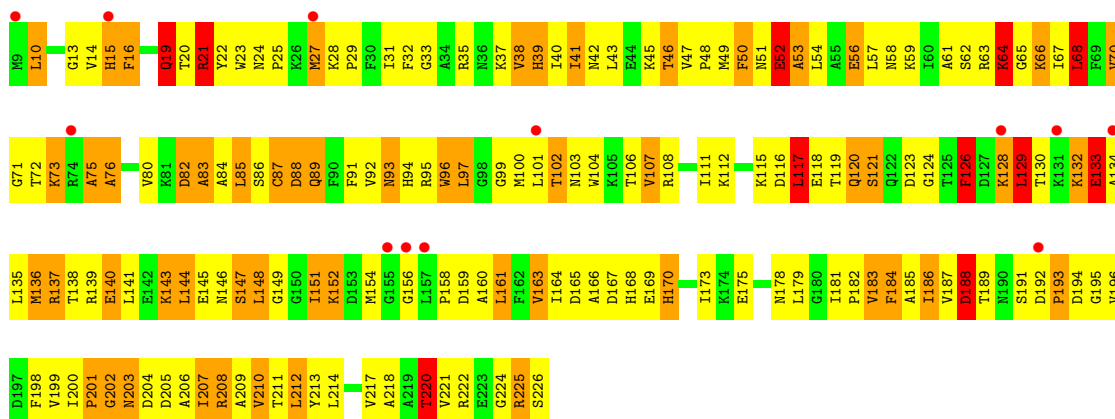


C1243	A1176	C1107	A1044	G976	U911	C841	G773	A706	U636	G558	U486	A415	C352	A279	U209
C1244	G1177	G1108	C1045	A977	C912	U842	G774	U707	C637	A559	U486	A415	A353	C280	C210
C1245	A1178	C1109	A1046	A978	A914	U843	G775	C708	U638	A560	U486	C418	A354	G281	G211
	A1179		G1047	G979	G917	U844	A776	U709	G639	U561	G494	U421	C355	C285	G212
A1250	G1180	C1112	G1048	C980	G918	A845	A777	G710	A640	U562	A496	C422	A356	C286	G213
A1251	G1181	C1113	U1049	U981	A918	U846	G778	G711	U641	A563	A496	C422	C357		C214
A1252	U1183	C1114	G1050	A982	A919	C847	C779	A712	A642	C564	G497	G423	U358		C215
G1253	G1184		C1051	U983	U920	C848	A780		C643	U565	A499	G424	C359		C216
A1254	U1118		U1052	U984	U921		A781	A715	U644	G566	A500	U426	G360		C217
G1255	G1185		G1053	U985	G922	G851	A782	A716	G645	U567	G501	U427	G361		U218
A1256	U1186		C1054	G987	G923	C852	C783	U717	G646	U568	C501	G428	G362		
A1257	G1187		A1055	G988	G924	C853	A784	A718	A649	C569	A502	U429	G363		C221
G1258				U989	G926	U854	G785	C719	G650	U570	C503	U429	U366		C222
C1262	A1190		U1060	C990	G927	U855	A786	G720	C651	U571	C504	A430	A366		A223
C1263	A1191		G1061	U991	G928		A787	G721	U652	A572	G505	A431	U367		U224
U1264	C1192		U1062	U992	G929	G858		G722	U653	A573	G506	A432	U368		
C1265			C1063	G993	C930	G859	A790	U723		A574			G369		G227
C1266	G1130		G1064	A994	C931	A860	G791	G724	G656	G575	A509	A435	C370		A228
	U1131		U1065	A995	C932	G861	A792		U657	C576	A510	C436	A371		
A1269	A1197		C1066	A996	G933	C862	G793	A728	C658	G577	C511	U437	C372		C235
G1270	G1198		G1067	U997	C934	U863	A794	U729	U659	C578	U512	U438	A373		A236
A1271	U1199		C1068	C998	A935	A864	C795	G730	C660	A579	C513	U439	A374		G237
C1272	C1200		C1069	C999	C936	A865	C796	G731	G661	C580		C440	U375		A238
A1201	U1201		U1070	A1000	A937	C866	C797	G732	U662	G581	G517	A441	C376		U239
C1273	U1202		C1071	C1001	A938	G867	U798	G733	G663	C582	C518	G442	G377		G240
C1274	A1203		G1072	G1002	C939	C868	G799	G734	U664	A583	C519	C443	C378		G241
A1275	C1204		U1073	G1003	C940	C869	G800	C735	G665	G584	A520	G444	C379		A242
G1276	U1205		G1074	U1004	G941	U870	U801	C736	G666	G585	G521	G445	G380		U243
C1277	C1206		U1075	A1005	G942	U871	A802	G737	G667	C586	C522	G446	C381		U244
G1278	G1207		U1076	G1006	G943	A872	G803						A382		U245
C1279	U1208		G1077	U1007	G945	A973	U804	U740	A673	A595	G527	A451	A383		
A1280	C1209		U1078	U1008	A946	U874	C805	G741	C674	A596	C528	A452	G384		G247
C1281	C1210		A1080	U1009	C947	A878	C806	G742	A675	G597	G529	A453	C385		C248
C1282	U1211		C1081		C948			A743	A676	U588	G530	G454	C386		U249
U1283	A1212		U1082	G1018	A949		G809	C744	U677	C599	U531	G455	U387		
C1284	C1213		U1083	A1019		C881	C810	G745	U678	A609	A532	A456	C388		G251
A1285	A1214		C1084	G1020	U952	C882	C811	A746	C679	G604	A533	G457	C389		U252
U1286	G1215		U1085	A1021	G953	C883	G812	U747	C680	U605	U534	U458	U390		G253
A1287	A1216		C1086	U1022	G954		U813	G748	A681	G606	A535	A459	G391		G254
C1288	C1217		U1086	U1023	U955	G886	A814	A749	G682	A607	C536	A460	C392		
A1289	U1218		G1087	G1024	U956	C887	A815	C750	G683	A608	G537		A393		G257
G1290	A1219		G1088	U1025	U957	C888	A816	U751	U684	A609	G538	U463	C394		G258
U1291	G1220		U1089	G1026	A958	A889	C817		G685		A539	U464	C396		G259
C1292	C1221		C1090	U1027	A959	C890		C754	U686	C618	G540	A465	A397		
G1293			U1091	C1028	U960	U891	G821	G755	A687	U619	G541	A466	U398		G260
A1295	A1225		A1092	U1029	U961	A892	U822	C756	G688	C620	G542	U467	U393		U261
C1296	C1226		C1093	U1030	C962	C893	C823	U757	G689	A621	U543	U468	G399		A262
G1297	U1227		U1094	C1031	G963		G824		G690	A622	G544	C469	C402		G263
C1298			U1095	C1032	A964	G896		A759	G691	C623	C545		C403		G264
A1299	C1230		C1096	G1033	U965	C899	U827	G760	U692	C624	A546	G474	U404		G265
U1298	G1231		C1097	G1034	C966	A900	U828	G761	G693	U625	A547	C475	U405		G266
C1300	U1232		C1098	A1035	C967	A901	G829		A694	G626	G548	U476	G406		C267
U1301	G1233		G1099	C1036	A968	C902		G765	A695	G627	C549	C477	U407		U268
C1302	C1234		C1100	C1037	A969	G903	G833	A766		G628	G550	U478	U408		C269
A1303			A1101	G1038	C970		U834		G700	A629	U551	U479	A408		A270
G1304	A1238		U1170	C1039	G971	A906	A768	G767	U701	A630	U552	U480	U409		C271
A1305	C1239		C1103	U1040	C972	A907	G836	G769	A702	G631	A553	G481	G410		C272
C1306	U1240		G1104	G1041	G973	A908	U837	C770	G703	U632		A482	A411		U273
U1307	G1241		A1105	A1042	A974	A909		G771	A704	G633		C483	A412		A274
C1308			C1106	C1043		C910		U772	G705		C556	G484	G413		G278



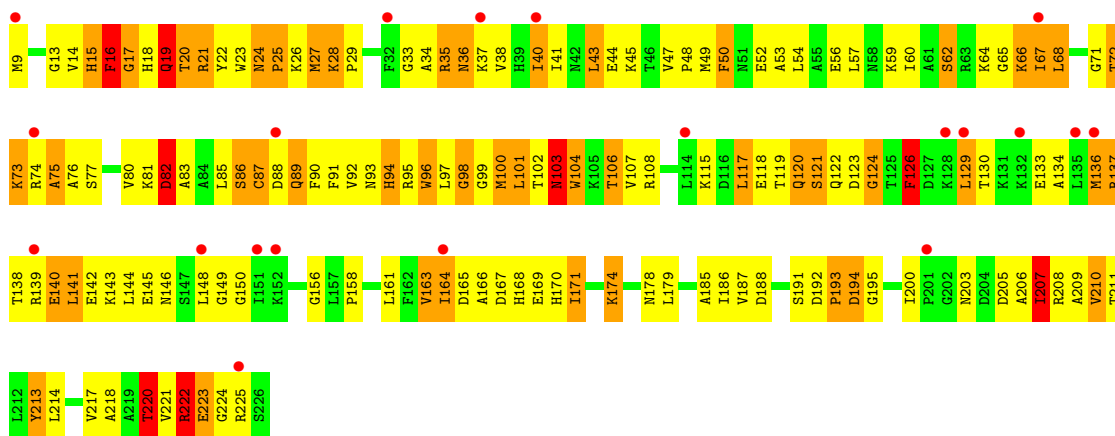
• Molecule 2: 30S ribosomal protein S2

Chain AB:



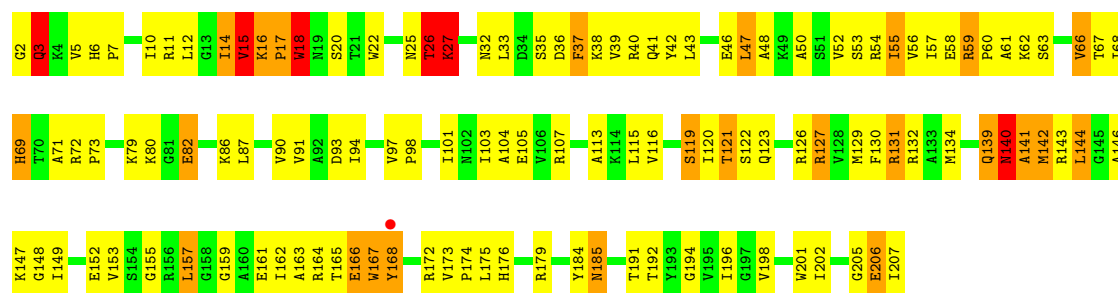
• Molecule 2: 30S ribosomal protein S2

Chain CB:



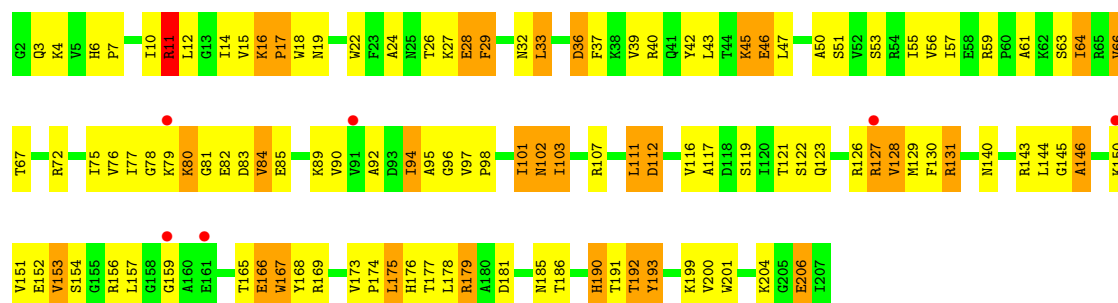
• Molecule 3: 30S ribosomal protein S3

Chain AC:



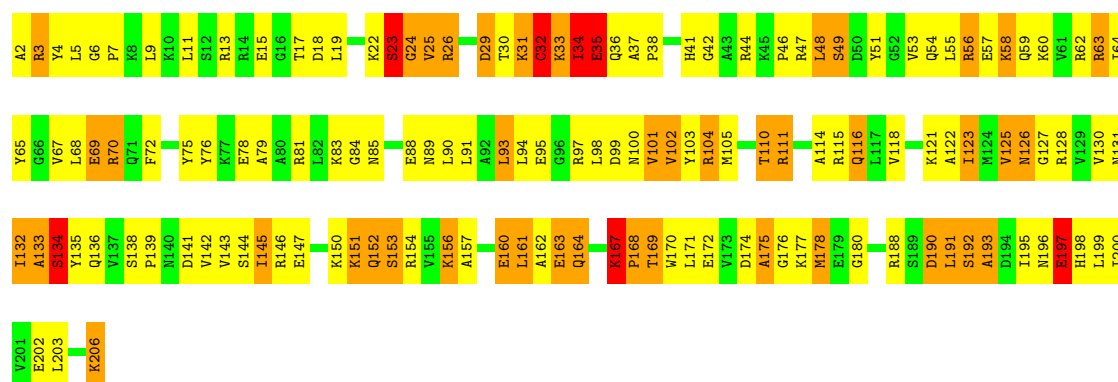
• Molecule 3: 30S ribosomal protein S3

Chain CC:



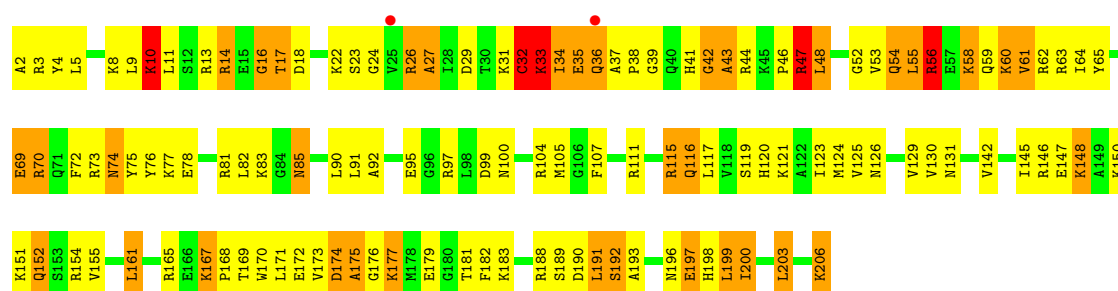
• Molecule 4: 30S ribosomal protein S4

Chain AD:



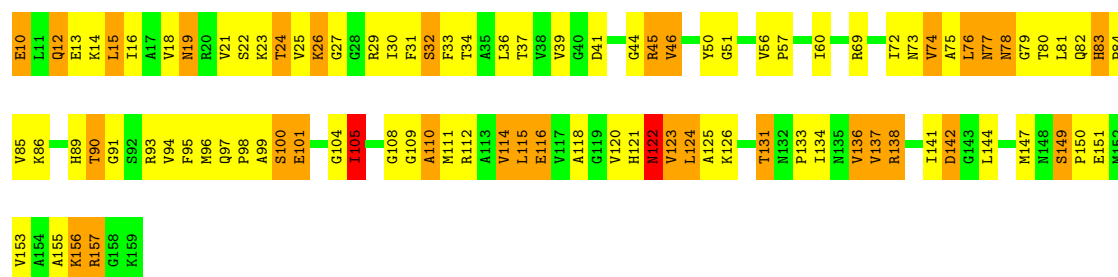
• Molecule 4: 30S ribosomal protein S4

Chain CD:



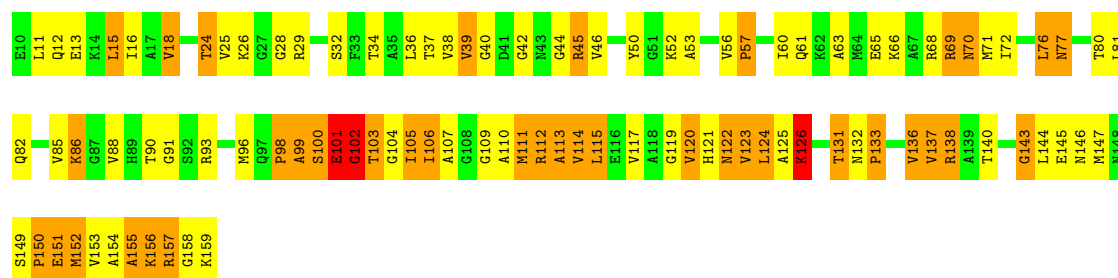
• Molecule 5: 30S ribosomal protein S5

Chain AE:



- Molecule 5: 30S ribosomal protein S5

Chain CE:



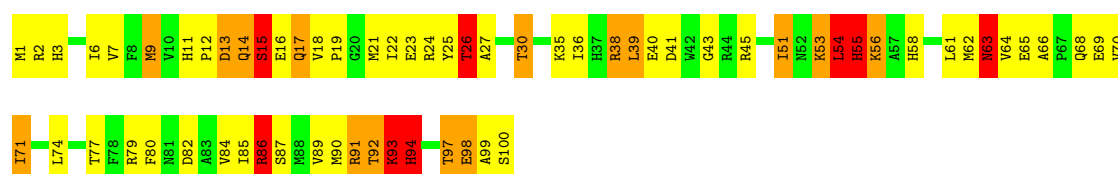
- Molecule 6: 30S ribosomal protein S6

Chain AF:



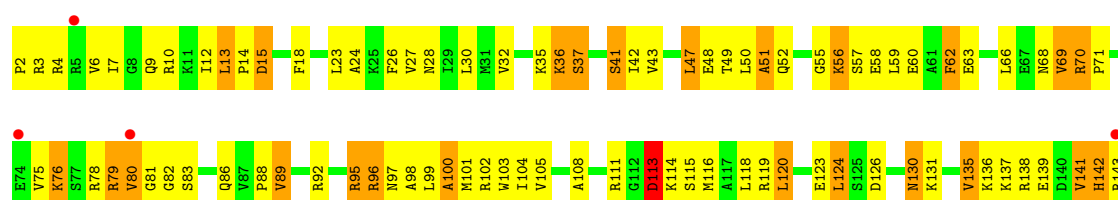
- Molecule 6: 30S ribosomal protein S6

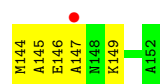
Chain CF:



- Molecule 7: 30S ribosomal protein S7

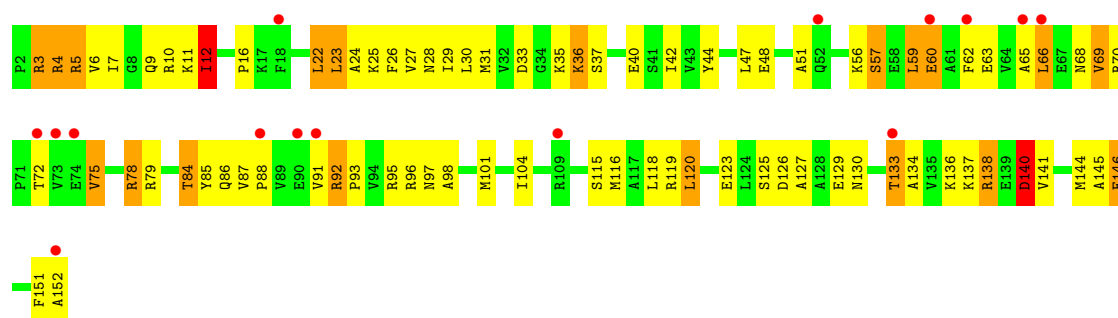
Chain AG:





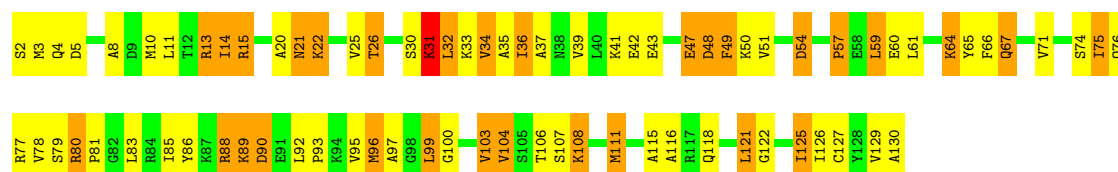
- Molecule 7: 30S ribosomal protein S7

Chain CG:



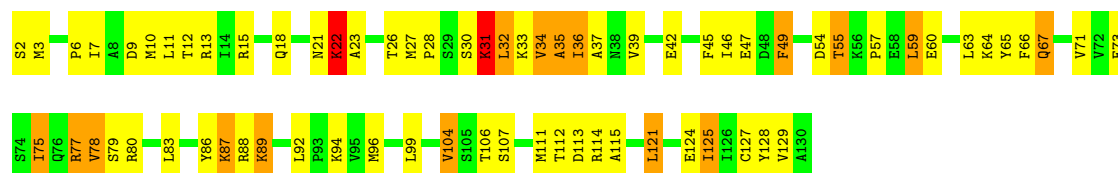
- Molecule 8: 30S ribosomal protein S8

Chain AH:



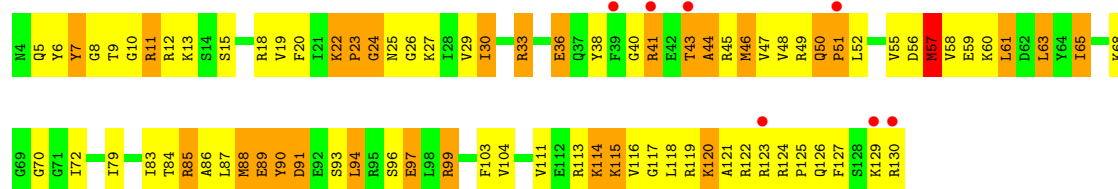
- Molecule 8: 30S ribosomal protein S8

Chain CH:



- Molecule 9: 30S ribosomal protein S9

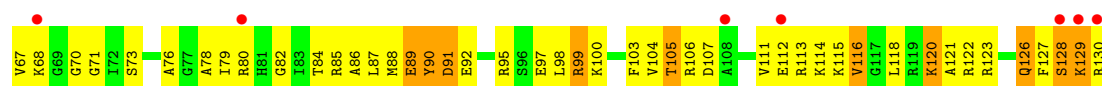
Chain AI:



- Molecule 9: 30S ribosomal protein S9

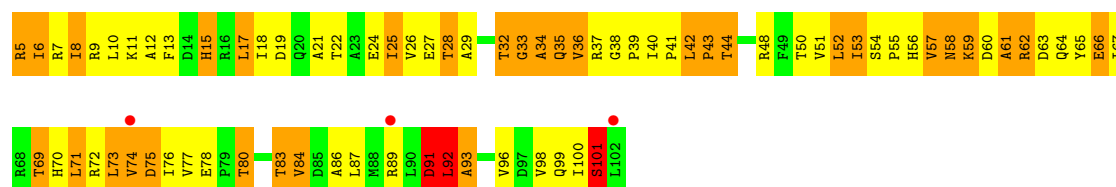
Chain CI:





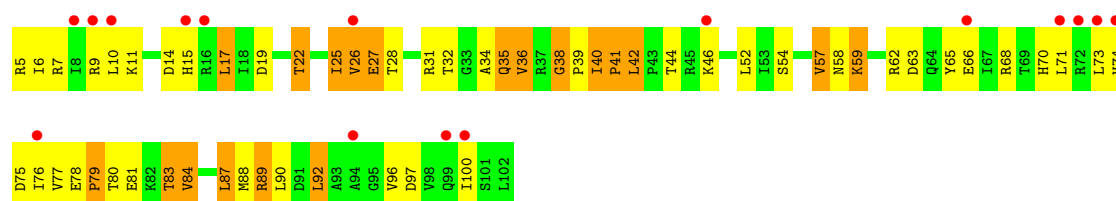
- Molecule 10: 30S ribosomal protein S10

Chain AJ:



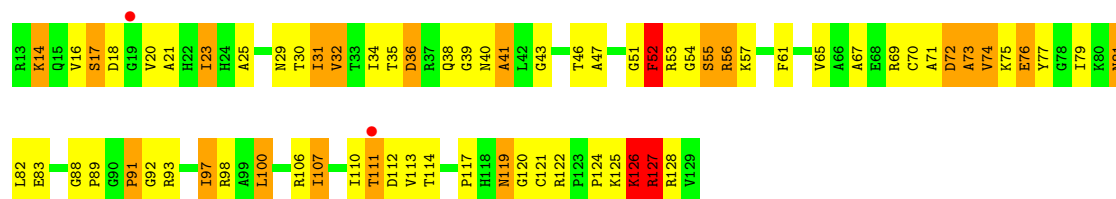
- Molecule 10: 30S ribosomal protein S10

Chain CJ:



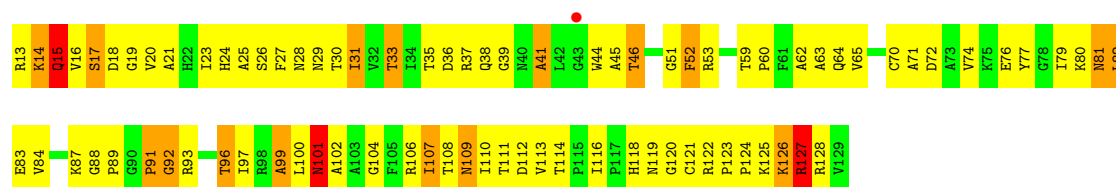
- Molecule 11: 30S ribosomal protein S11

Chain AK:



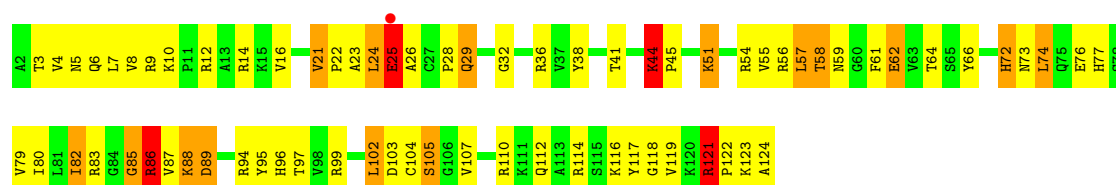
- Molecule 11: 30S ribosomal protein S11

Chain CK:

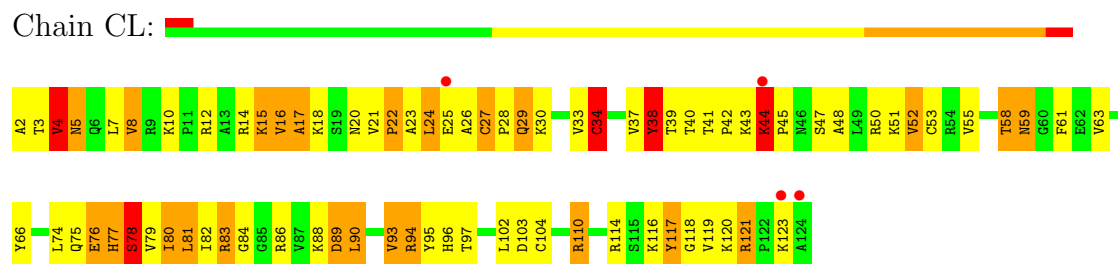


- Molecule 12: 30S ribosomal protein S12

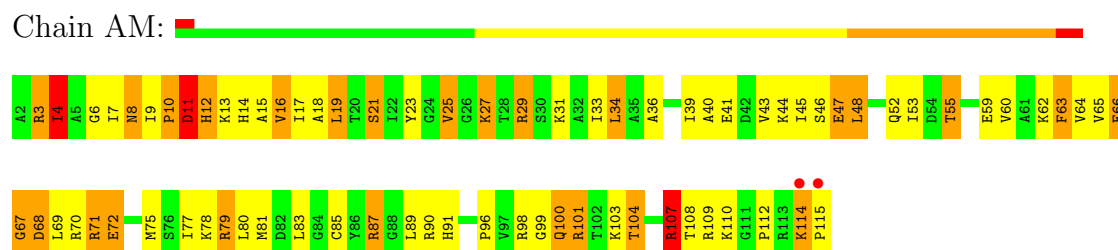
Chain AL:



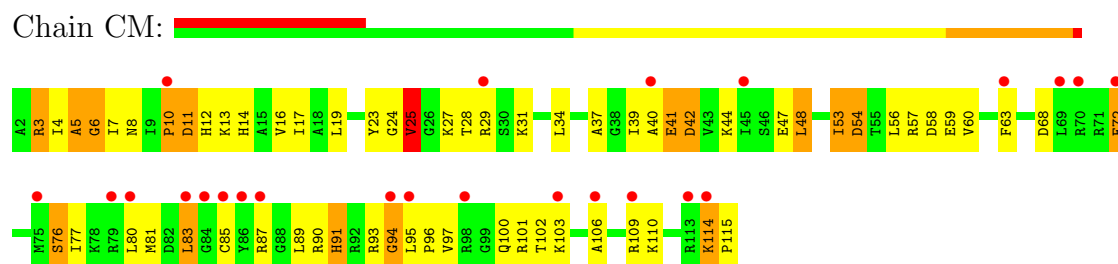
- Molecule 12: 30S ribosomal protein S12



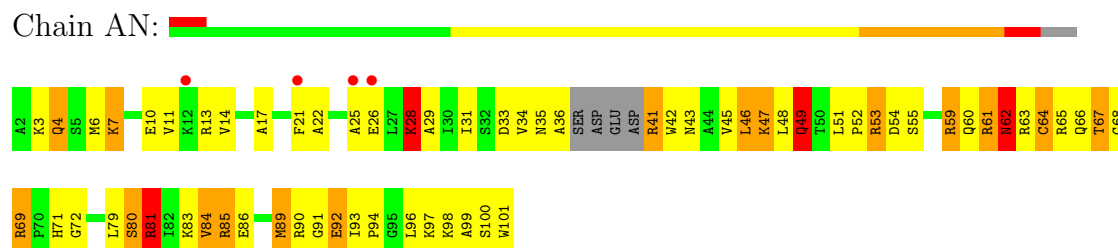
- Molecule 13: 30S ribosomal protein S13



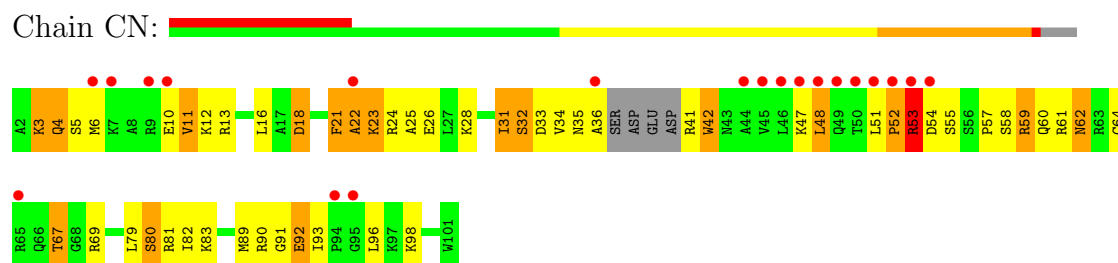
- Molecule 13: 30S ribosomal protein S13



- Molecule 14: 30S ribosomal protein S14

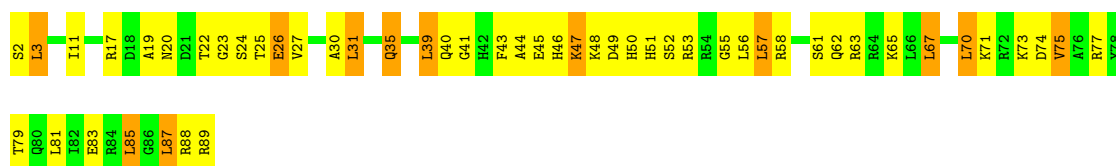


- Molecule 14: 30S ribosomal protein S14



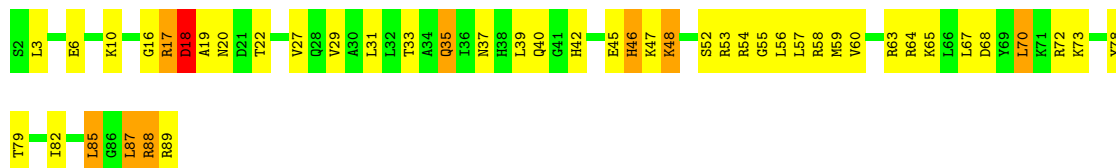
- Molecule 15: 30S ribosomal protein S15





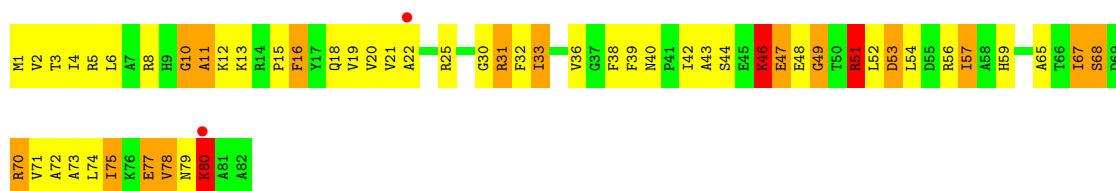
- Molecule 15: 30S ribosomal protein S15

Chain CO:



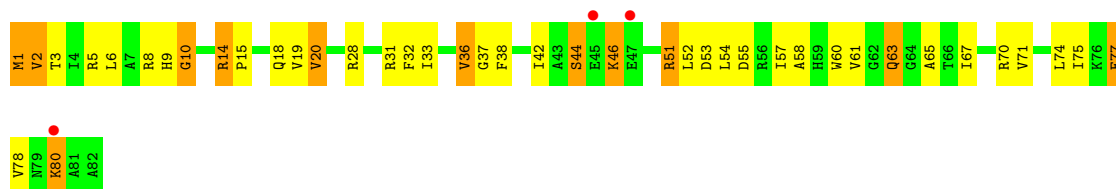
- Molecule 16: 30S ribosomal protein S16

Chain AP:



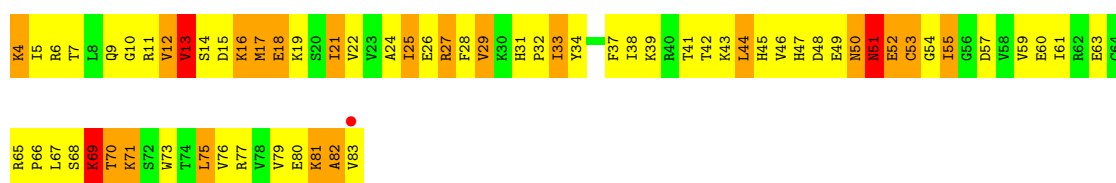
- Molecule 16: 30S ribosomal protein S16

Chain CP:




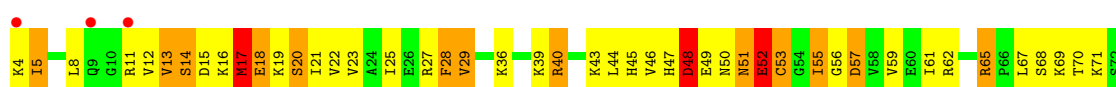
- Molecule 17: 30S ribosomal protein S17

Chain AQ:



- Molecule 17: 30S ribosomal protein S17

Chain CQ: 

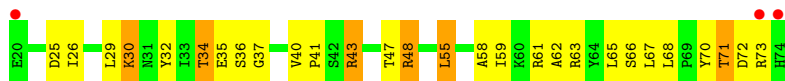






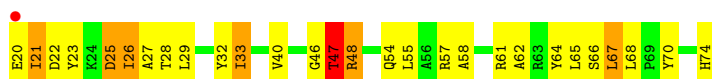
- Molecule 18: 30S ribosomal protein S18

Chain AR:



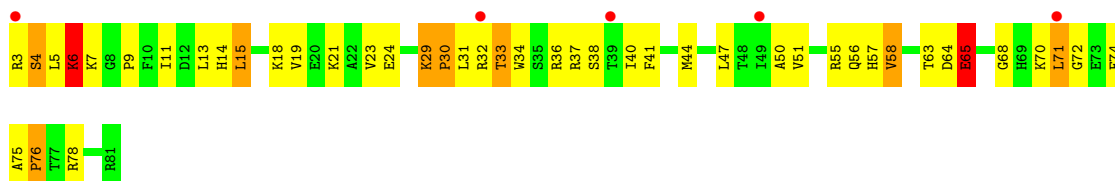
- Molecule 18: 30S ribosomal protein S18

Chain CR:



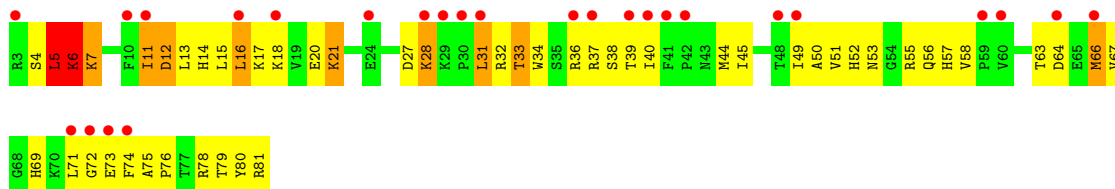
- Molecule 19: 30S ribosomal protein S19

Chain AS:



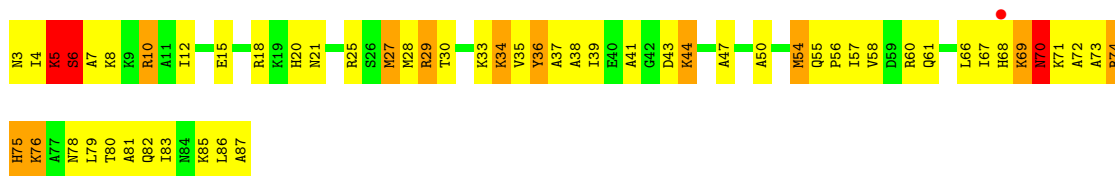
- Molecule 19: 30S ribosomal protein S19

Chain CS:



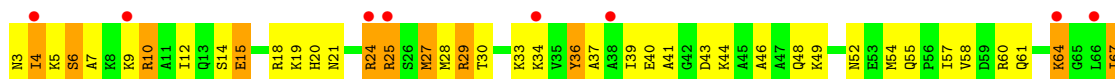
- Molecule 20: 30S ribosomal protein S20

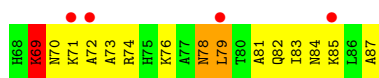
Chain AT:



- Molecule 20: 30S ribosomal protein S20

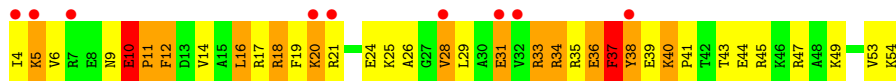
Chain CT:





- Molecule 21: 30S ribosomal protein S21

Chain AU:



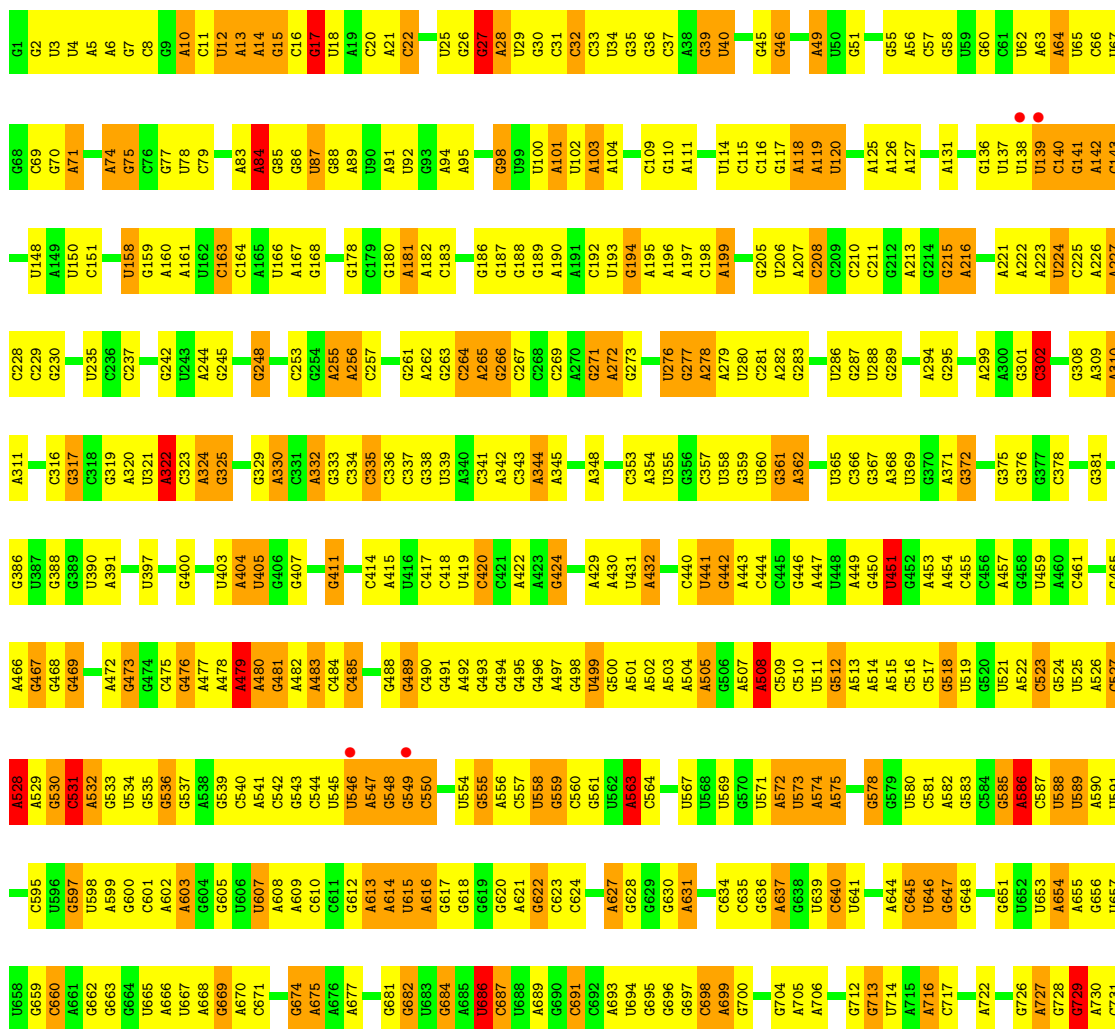
- Molecule 21: 30S ribosomal protein S21

Chain CU:




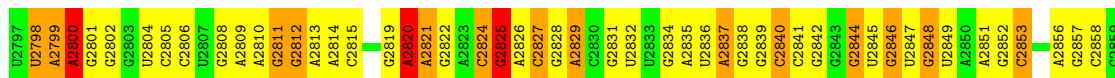
- Molecule 22: 23S rRNA

Chain BA:



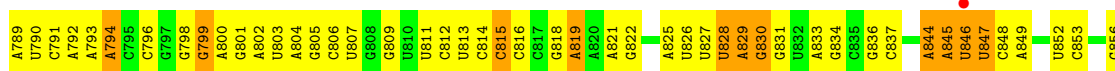

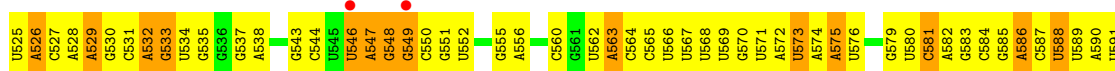
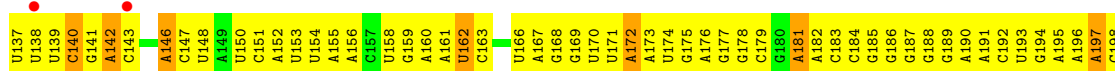
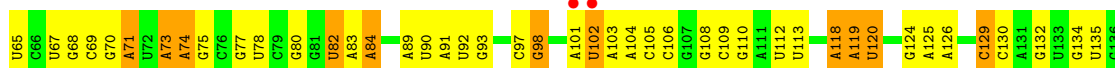
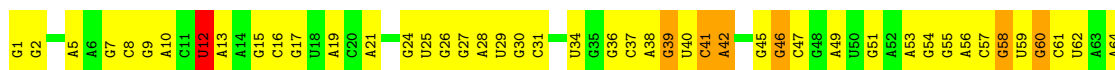
G1731	A1655	A1586	G1514	G1448	G1382	A1260	C1196	U1132	G1071	G1002	A936	G859	A792	C732
C1732	C1656	G1587	A1515	G1449	A1383	C1261	G1197	A1133	C1072	G1003	C937	U860	A793	G733
G1733	G1657	A1588	G1516	G1450	A1384	A1262	U1198	A1134	A1073	U1004	G940	A861	A794	A734
A1735	C1658	A1589	C1451	C1451	G1385	A1263	U1199	C1135	G1074	C1005	C1005	G864	C795	A735
A1736	G1659	A1590	U1520	G1452	G1386	A1264	C1200	G1136	G1075	C1006	G941	C865	C796	C736
G1737	G1660	A1591	U1523	A1453	U1326	A1265	A1204	G1137	C1076	C1007	G942	C866	C797	G738
G1738	G1661	G1592	G1524	C1454	A1327	G1266	U1205	G1138	A1077	A1008	A943	C867	A800	A739
A1739	U1662	A1593	G1525	G1455	A1328	U1267	A1206	G1139	U1078	A1009	C944	C868	G801	C740
G1740	G1663	A1594	A1526	G1456	U1329	A1268	C1207	C1140	C1079	A1010	A945	U868	A802	U741
C1741	A1664	C1595	G1527	U1457	A1330	A1269	C1208	A1141	A1080	G1011	C946	U870	U803	A742
U1742	C1471	C1596	U1542	U1458	G1331	C1270	U1209	A1142	A1081	U1012	A947	C871	A804	A743
G1743	G1667	U1599	G1543	G1459	G1332	A1271	U1210	A1143	U1082	C1013	C948	A877	G805	U744
G1744	A1668	C1600	A1532	U1460	G1333	A1272	G1212	A1144	A1083	A1014		A878	A806	U745
A1745	C1601	C1533	C1533	C1461	G1334	U1273	A1213	C1145	A1084	U1015		G879	C806	G746
A1746	U1602	U1534	A1535	U1467	C1335	A1274	A1214	A1151	A1085	G1016	G954	U880	C807	U747
U1747	A1603	A1536	G1537	U1468	G1337	A1275	G1215	C1152	A1086	G1017	G955	C808	G808	G748
C1748	C1536	U1537	U1540	A1469	G1338	A1276	G1216	C1153	G1087	U1018	C957	U884	C885	A749
A1749	G1607	A1608	G1542	A1470	G1339	C1278	U1217	G1154	A1088	U1019	A959	U885	U811	A750
C1675	A1608	A1608	U1542	G1471	U1340	A1279	G1218	A1155	A1089	A1020	A960	A	C812	A751
			G1543	G1472	G1341	G1280	U1219	A1156	A1090	A1021	A961	U	C814	A752
			A1544	G1473	A1342	G1281	G1220	C1157	C1092	G1022	C962	C	C815	A753
A1754	U1681	U1610	A1545	U1474	G1343	A1282	C1221	C1158	G1093	G1026	C963	C	C816	U754
A1755	G1682	G1613	G1546	G1475	U1344	G1283	U1222	U1159	U1094	A1027	C964	G	C817	U755
G1756	A1614	A1614	C1547	U1476	G1345	A1284	G1223	G1160	A1095	A1028		A892	G818	A756
A1757			A1548	A1477	G1346	A1285	U1224	C1161	A1096		U967		A819	G757
U1758	C1617	C1617	A1549	G1478	A1347	A1286	G1225	G1162	U1097	G1031	A896		A820	G758
U1759	A1618	A1618	G1550	G1479	G1348	A1287	A1226	G1163	A1098	A1032	G968		A821	G759
G1760	G1619	A1551	A1551	C1480	C1349	A1288	G1227	C1164	G1099	U1033	A899		G822	G760
C1761	G1620	A1552	A1552	U1481	C1350	U1289		A1165	C1100				G823	A761
A1762	U1621	A1553	A1553	G1482	C1351	C1290	A1230	G1166	U1101	G1036	A905		U824	U762
G1763	G1622	U1554	G1554	G1483	A1419	C1291	U1231	C1167	C1102	G1037	U906		A825	G763
C1764	G1623	G1555	G1555	U1484	A1420	G1292	U1232	G1168	A1103	G1038	U907		U826	A764
U1765	U1624	C1556	C1556	U1487	A1421	U1293	G1233	A1169	C1104		C908		U827	G765
G1766	C1625	C1557	C1557	U1488	G1422	U1294	U1234	C1170	U1105	C1043	A909		U828	U766
G1767	A1626	C1558	C1558	C1488	G1423	C1295	G1235	G1171	G1106	C1044	A910		A829	G767
C1768	G1627	G1562	U1562	A1490	G1424	G1296	G1236	C1172	G1107	C1045	A911		G830	G768
U1769	G1628	U1563	U1563	G1491	G1425	C1297	A1237	U1173	U1108	A1046	A879		G831	U769
G1770		U1564	C1564	G1492	G1426	U1298	G1238	U1174	C1109	G1047	A880		U832	G770
		A1631	C1565	C1493	A1427	G1299	G1239	A1175	G1110		A981		A833	G771
A1773	A1632	G1633	C1566	C1494	G1428	A1300	U1240	U1176	A1111	G1051	C982		G834	C772
C1774	G1633	G1633	A1566	A1494	G1429	A1301	A1241	G1177	G1112	C1052	A983			U773
U1775	A1634	A1634	G1567	A1495	G1430	A1302	U1242	C1178	U1113	C1053	A984		U839	G774
G1776	A1635	A1635	G1568	A1496	A1431	G1303	C1243	G1179	C1114	A1054	C985		A918	G775
	U1636	U1636	A1569		G1432	A1304	A1244	U1180	G1115	G1055	C986		U919	G776
U1779	A1637	A1637	A1570	C1499	A1433	C1305	G1245	U1181	G1116	G1056	C987		A920	G777
A1784	C1638	A1571	G1572	G1500	A1434	A1367	A1246	G1182	C1117	A1057	C988		C921	G778
U1785	A1640	G1573	U1573	G1501	G1435	A1307	A1247	U1183	C1118	U1058	G989		C922	U779
A1786				A1502	C1436	A1308	G1248	U1184	U1119	G1059	A990		G923	G780
				U1503	C1437	G1309	U1249	G1185	G1120	U1060	C991		U847	A781
				A1504	U1438		G1250	G1186	C1121	U1061	C992		C848	A782
A1789	U1505	C1577	U1576	U1504	A1439	U1312	G1251	G1187	G1122	G1062	A927		A849	A783
C1790	A1506	U1578	C1577	U1505	A1440	U1313	A1252	U1188	C1123	G1063	A928		C994	G784
A1791	C1507	A1579	G1579	U1506	G1441	A1314	A1253	U1189	G1124	C1064	C995		U852	G785
G1792	U1508	A1580	G1580	U1442	U1442	C1315	A1254	G1190	G1125	U1065	A996		C853	G786
C1793	A1509	U1443	G1581	U1443	G1377	U1316	U1255	G1191	A1126	A1066	C997		C854	C787
A1794	G1510	G1444	C1582	G1444	A1378	G1317	G1256	G1192	A1127	A1067	C998		C855	A788
C1795	C1511	G1445	A1583	C1512	U1379	U1318	G1257	G1193	G1128	G1068	A999		A789	G788
U1796	G1512	C1446	C1446	C1512	G1380	U1319	U1258	A1194		A1069	U999		C856	A790
G1797	U1513	C1447	C1585		G1381	C1320	G1259	G1195		A1070	C935		G858	C791

A2765	A2766	A2767	A2768	A2769	A2770	A2771	A2772	A2773	A2774	A2775	A2776	A2777	A2778	A2779	A2780	A2781	A2782	A2783	A2784	A2785	A2786	A2787	A2788	A2789	A2790	A2791	A2792	A2793	A2794	A2795	A2796	
A2590	A2591	A2592	A2593	A2594	A2595	A2596	A2597	A2598	A2599	A2600	A2601	A2602	A2603	A2604	A2605	A2606	A2607	A2608	A2609	A2610	A2611	A2612	A2613	A2614	A2615	A2616	A2617	A2618	A2619	A2620	A2621	A2622
U2528	U2529	U2530	U2531	U2532	U2533	U2534	U2535	U2536	U2537	U2538	U2539	U2540	U2541	U2542	U2543	U2544	U2545	U2546	U2547	U2548	U2549	U2550	U2551	U2552	U2553	U2554	U2555	U2556	U2557	U2558	U2559	U2560
C2467	C2468	C2469	C2470	C2471	C2472	C2473	C2474	C2475	C2476	C2477	C2478	C2479	C2480	C2481	C2482	C2483	C2484	C2485	C2486	C2487	C2488	C2489	C2490	C2491	C2492	C2493	C2494	C2495	C2496	C2497	C2498	C2499
C2403	C2404	C2405	C2406	C2407	C2408	C2409	C2410	C2411	C2412	C2413	C2414	C2415	C2416	C2417	C2418	C2419	C2420	C2421	C2422	C2423	C2424	C2425	C2426	C2427	C2428	C2429	C2430	C2431	C2432	C2433	C2434	C2435
U2334	U2335	U2336	U2337	U2338	U2339	U2340	U2341	U2342	U2343	U2344	U2345	U2346	U2347	U2348	U2349	U2350	U2351	U2352	U2353	U2354	U2355	U2356	U2357	U2358	U2359	U2360	U2361	U2362	U2363	U2364	U2365	U2366
A2286	A2287	A2288	A2289	A2290	A2291	A2292	A2293	A2294	A2295	A2296	A2297	A2298	A2299	A2300	A2301	A2302	A2303	A2304	A2305	A2306	A2307	A2308	A2309	A2310	A2311	A2312	A2313	A2314	A2315	A2316	A2317	A2318
U2192	U2193	U2194	U2195	U2196	U2197	U2198	U2199	U2200	U2201	U2202	U2203	U2204	U2205	U2206	U2207	U2208	U2209	U2210	U2211	U2212	U2213	U2214	U2215	U2216	U2217	U2218	U2219	U2220	U2221	U2222	U2223	U2224
G2132	G2133	G2134	G2135	G2136	G2137	G2138	G2139	G2140	G2141	G2142	G2143	G2144	G2145	G2146	G2147	G2148	G2149	G2150	G2151	G2152	G2153	G2154	G2155	G2156	G2157	G2158	G2159	G2160	G2161	G2162	G2163	G2164
U2068	U2069	U2070	U2071	U2072	U2073	U2074	U2075	U2076	U2077	U2078	U2079	U2080	U2081	U2082	U2083	U2084	U2085	U2086	U2087	U2088	U2089	U2090	U2091	U2092	U2093	U2094	U2095	U2096	U2097	U2098	U2099	U2100
A2003	A2004	A2005	A2006	A2007	A2008	A2009	A2010	A2011	A2012	A2013	A2014	A2015	A2016	A2017	A2018	A2019	A2020	A2021	A2022	A2023	A2024	A2025	A2026	A2027	A2028	A2029	A2030	A2031	A2032	A2033	A2034	A2035
U1931	U1932	U1933	U1934	U1935	U1936	U1937	U1938	U1939	U1940	U1941	U1942	U1943	U1944	U1945	U1946	U1947	U1948	U1949	U1950	U1951	U1952	U1953	U1954	U1955	U1956	U1957	U1958	U1959	U1960	U1961	U1962	U1963
A1866	A1867	A1868	A1869	A1870	A1871	A1872	A1873	A1874	A1875	A1876	A1877	A1878	A1879	A1880	A1881	A1882	A1883	A1884	A1885	A1886	A1887	A1888	A1889	A1890	A1891	A1892	A1893	A1894	A1895	A1896	A1897	A1898
U1798	U1799	U1800	U1801	U1802	U1803	U1804	U1805	U1806	U1807	U1808	U1809	U1810	U1811	U1812	U1813	U1814	U1815	U1816	U1817	U1818	U1819	U1820	U1821	U1822	U1823	U1824	U1825	U1826	U1827	U1828	U1829	U1830



• Molecule 22: 23S rRNA

Chain DA:

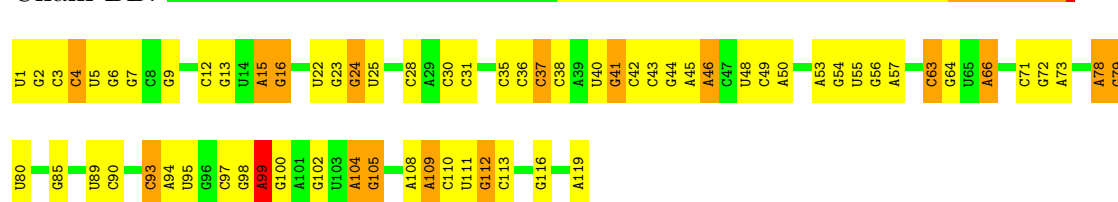


G1863	A1794	G1719	C1646	C1577	A1494	G1429	C1363	G1298	U1224	C1153	A1077	C1007	G857
U1864	C1795	U1720	U1647	U1578	A1495	G1430	G1364	G1299	G1225	G1153	U1078	A1008	G858
U1865	C1796	U1648	U1648	U1579	A1496	A1431	A1365	G1300	A1226	G1154	C1079	A1009	G859
U1866	C1797	G1649	G1649	G1581	C1499	A1432	A1366	A1301	A1227	A1155	C1079	A1010	U860
G1867	U1798	G1722	G1650	G1582	G1500	A1433	G1369	A1302	G1228	A1156	U1082	G1011	A861
G1868	C1799	G1726	G1651	A1583	A1504	A1434	C1370	A1303	C1229	G1157	U1083	G1012	G862
G1869	C1800	C1727	A1652	U1584	A1505	G1435	C1371	A1304	A1230	G1162	A1084	C1013	A863
A1801	A1801	C1728	G1653	C1585	A1506	G1436	U1372	C1305	U1231	G1163	A1085	C1014	G864
A1802	A1802	U1729	A1654	U1586	G1510	A1437	A1373	A1306	U1232	G1164	A1086	A1015	G865
G1870	A1803	G1730	A1655	G1587	G1511	A1438	A1374	A1307	G1236	A1165	A1087	A1020	G866
G1871	A1804	G1731	A1656	G1588	U1513	A1439	G1374	A1308	U1237	A1166	A1088	A1021	G867
G1872	A1805	C1732	G1656	U1589	U1514	U1440	U1375	G1310	A1238	G1166	A1089	A1022	U868
G1873	C1806	G1733	G1660	A1590	G1514	G1441	C1376	G1311	G1238	C1170	A1090	G1022	U869
G1874	G1806	G1733	G1661	A1591	A1515	U1442	G1377	U1312	G1239	G1171	G1092	U1023	C873
A1807	A1807	U1736	U1662	C1592	U1519	U1443	A1378	U1313	U1240	G1172	C1093	G1024	G874
A1808	A1808	C1737	G1663	A1593	G1520	G1444	U1379	C1314	A1241	C1173	G1093	A1026	G875
G1878	A1810	G1738	A1664	U1594	U1521	G1445	G1380	C1315	U1242	U1174	U1094	G1027	
U1880	G1811	A1739	A1665	C1595	G1521	C1446	G1381	C1316	C1243	U1174	A1095	A1027	G951
U1881	U1812		G1666	A1596	A1522	C1447	G1382	C1317	A1244	U1175	A1096	A1028	G952
U1882	G1813	U1742	G1667	A1597	U1523	G1448	A1383	U1318	G1245	U1176	U1097	A1029	A878
U1883	G1814	G1743	A1668	A1598	G1524	G1449	A1384	C1319	A1246	G1177	A1098		G879
A1884	A1815	A1744	A1669	U1599	A1525	G1450	A1385	C1320	A1247	C1178	G1099	A1032	G880
A1885	C1816	A1745	C1600	U1600	C1526	G1451	C1386	A1321	G1248	C1179	C1100	U1033	G881
U1886	G1817	U1746	G1673	A1603	G1527	G1452	A1387	A1322	U1249	U1180	U1101	U1034	C885
C1887	U1818	U1747	C1674	C1604	A1528	A1453		C1323	G1250	U1181	C1102	U1035	A
	A1819	C1748	C1675	C1605	G1529	C1454		G1324	C1251	G1182	A1103	G1036	U
	U1820		A1676	C1606	G1530	G1455		U1325	G1252	U1183	C1104		C
A1890	A1821	A1754	A1677	C1607	C1531		U1391	U1326	G1253	U1184		A1040	C
G1891	C1822	G1755	A1678	C1608	C1532	U1458	A1392	U1327	A1254	G1185	G1107	G1041	G
C1892	G1823	G1756	G1682	A1608	C1533	C1463	A1393	A1328	U1255	G1186	U1108	C1045	A892
C1893	G1824	U1757	G1683	U1534	U1534	C1464	U1394	A1329	U1256	G1187	C1109	A1046	C893
C1894	U1825	U1758	G1684	A1535	A1535	G1465	U1395	C1330	C1257	U1188	G1110	A1047	U894
C1895	G1826	A1759	G1685	C1536	C1536	G1466	U1397	G1331	U1258	A1111	A1111	A1047	U895
G1896	U1827	G1686	C1612	G1537	G1537	U1467	C1398	G1332	G1259	A1194	G1112	A1050	A896
G1897	G1828	C1761	U1687	G1613		U1468	U1400	G1333	A1260	G1193	G1112	A1050	A897
U1898	A1829		U1688		U1542	U1468	U1401	G1334	C1261	C1118	C1118	C1053	C898
A1899	C1830	C1764	U1688	A1616	G1543	A1468	U1402	C1335	A1262	U1119	G1119	C1053	C899
	G1831	U1765	U1693	C1617	A1544	A1469	U1403	A1336	U1263	G1120	G1120	A1054	A899
G1903	C1832	G1766	C1694	A1618	A1545	A1470	A1403	A1337	A1264	C1121	C1121	G1055	A901
C1904	G1833	G1767	G1695	G1619	G1546	A1471	C1404	G1338	A1265	G1122	G1122	G1056	C902
G1905	U1834	C1768		G1620	C1547	C1472	U1405	G1339	G1266	A1125	G1125	A1057	C903
G1906	G1835	U1769	A1698	U1621	A1548	G1473		U1340	U1267	U1201	G1126	U1058	G904
G1907			G1699	G1622	A1549	U1474	G1408	G1341	A1268	G1202	A1126	G1059	A905
	C1837	A1773		G1623	C1550	G1475	U1409	A1342	A1269	U1203	A1127	U1060	C987
	C1838	C1774	G1703	A1626	C1551	U1476	G1410	A1343	C1270	U1203	G1127	U1061	A910
	G1839	G1776	C1704	G1627	A1552	A1477	U1411	U1344	G1271	A1205	G1129	G1062	A911
			G1706	G1628	C1556	G1478	U1413	C1345	U1272	G1206	U1132	C1064	C912
	G1842	U1779	G1707			G1479	A1413		U1273	C1208	U1132	U1065	U913
	C1843	C1708	U1709	A1635	U1563	C1480	C1414	C1351	A1274	C1208	A1133	U1066	G914
	G1846	U1780	C1708	U1636	C1564	U1481	U1415	U1352	A1275	C1211	A1134	A1067	C915
	A1847	U1781	U1709	U1637	C1565	G1482	G1416	A1353	A1276	G1212	C1135	U1068	A917
A1848	A1848	U1782	G1710	A1638	C1566	G1483	C1417	A1354	G1277	G1212	C1136	A1069	A918
		A1783	A1639	C1637	U1567	U1484	G1418	G1355	A1285	G1215	G1139	A1070	U919
		A1784	U1711	C1639	G1568	U1485	A1419	G1356	A1286	G1215	C1140	A1071	A920
		A1785	U1712	C1639	G1568	U1486	A1420	C1357	A1287	G1218	C1141	C1072	C921
			U1714	A1640	G1568	G1421	G1421	G1358	A1287	G1218	A1142	A1073	C922
			U1714	A1641	G1568	G1421	G1422	A1359	G1288	C1221	A1143	G1074	
			G1715	G1642	A1570	A1490	G1423	A1360	C1289	U1222	G1149	C1075	A927
			U1716	G1643	A1571	G1491	G1423	G1361	C1289	U1222	G1149	C1076	A928
			A1717	G1644	U1571	G1492	G1423	C1362	C1297	G1223		C1076	
			G1718	G1645	U1576	C1493	C1428						

C2889	U2817	A2748	G2674	U2596	A2584	G2464	C2394	G2331	A2266	G2304	A2142	G2069	A2005	C1934
G2890	U2818	A2749	A2675	G2597	G2585	C2465	G2400	C2332	A2267	A2205	C2143	A2070	C2006	G1935
U2891	A2820	G2751	C2676	A2598	G2536	G2466	U2401	U2333	A2268	G2207	G2144	C2072	U2007	A1936
A2892	G2821	C2752	C2681	G2599	U2537	G2467	U2402	U2334	A2269	C2073	C2145	G2073	G2010	A1937
G2893	A2822	A2753	A2682	G2601	C2538	A2468	U2403	A2335	A2270	G2208	A2146	U2074	U2011	A1938
A2894	A2823	G2754	C2683	G2602	C2540	G2469	U2404	A2336	G2271	G2209	A2147	U2075	U2012	U1939
G2825	G2824	C2755	U2684	G2603	G2541	A2471	G2405	C2339	U2272	A2210	G2148	U2076	G2013	C1940
A2898	G2825	A2756	G2685	G2604	A2542	G2472	A2406	A2340	C2273	A2211	G2149	U2077	G2014	U1943
A2899	G2826	A2757	G2686	G2605	G2543	U2473	A2407	C2341	A2277	U2213	C2150	G2078	A2014	U1944
A2900	G2827	G2758	U2687	G2606	G2544	U2474	U2408	G2342	A2278	G2214	U2151	U2079	A2015	G1945
C2901	G2828	G2759	G2688	U2608	G2545	C2475	G2409	G2343	A2279	G2215	G2152	A2080	U2016	U1946
C2902	G2831	A2761	U2689	G2610	U2546	A2476	G2410	U2344	G2280	G2216	C2153	U2081	U2017	C1947
U2903	G2832	G2762	U2690	C2611	A2547	U2477	A2411	G2345	A2281	G2217	A2154	G2083	G2018	G1946
G2834	A2835	C2763	G2694	G2612	U2548	U2478	A2412	A2346	G2282	G2218	U2155	C2084	A2019	G1949
A2836	U2836	A2764	U2695	U2613	G2549	U2479	U2413	C2347	G2283	U2219	G2156	A2020	A2020	G1950
A2837	G2837	A2765	G2696	G2614	G2550	C2480	G2414	U2348	A2284	U2220	G2157	U2086	G2021	U1951
G2838	G2838	A2766	U2698	U2615	C2551	G2481	G2415	G2349	C2285	G2221	A2158	G2087	U2022	A1952
G2839	G2839	U2698	U2698	U2615	U2552	A2482	G2416	C2350	G2286	G2222	G2159	C2095	G2023	A1953
G2840	G2840	A2700	C2699	G2616	G2553	C2483	C2417	G2351	A2287	G2223	C2160	U2091	G2024	G1954
C2841	G2841	G2770	U2701	C2617	U2554	G2484	A2418	A2352	A2288	G2224	G2161	U2092	C2025	U1955
C2842	G2842	C2771	G2702	C2620	C2555	U2489	U2419	G2353	G2289	A2225	G2162	G2093	U2026	U1956
G2843	G2843	C2772	U2703	G2621	C2556	G2490	G2421	C2354	G2290	C2226	A2163	A2094	G2027	C1957
U2844	G2844	C2773	G2704	G2622	G2557	U2491	G2422	U2355	U2291	A2227	C2164	C2095	G2028	C1958
U2845	U2845	A2705	A2705	G2623	C2558	U2492	U2423	G2357	G2292	G2228	U2166	A2096	G2029	
U2849	U2849	A2706	A2706	C2624	C2559	U2493	C2424	G2358	U2293	U2229	U2167	A2097	A2030	U1963
A2850	A2850	U2707	U2707	G2625	A2560	G2494	A2425	C2359	G2294	G2230	U2168	G2100	A2031	G1964
A2851	G2851	G2708	G2708	U2626	U2561	G2494	A2426	G2360	U2295	U2233	G2169	C2103	G2032	C1965
G2852	G2852	G2709	U2629	U2630	U2562	U2495	A2427	G2361	U2296	G2234	A2170	C2104	U2033	A1966
C2853	C2853	C2710	G2630	G2631	A2563	C2498	G2428	C2362	U2297	G2235	A2171	U2105	U2034	G1967
U2856	U2856	A2711	U2632	G2632	A2564	G2499	G2429	U2363	G2300	G2238	U2172	U2106	A2037	G1968
G2857	G2857	C2712	G2633	U2633	A2565	A2502	A2430	C2364	C2301	A2173	C2174	U2107	G2038	A1969
G2858	G2858	C2715	G2634	U2634	G2567	U2504	U2431	G2365	U2302	G2239	C2175	A2108	U2039	U1970
G2859	G2859	C2716	A2635	A2635	C2568	G2505	G2437	U2372	G2303	U2240	G2176	G2109	G2040	U1971
A2860	A2860	C2717	G2636	U2637	U2571	C2507	A2435	G2370	G2304	A2241	C2178	U2110	C2043	G1972
U2861	U2861	U2720	U2638	G2638	A2572	G2508	G2436	U2371	U2305	G2242	U2181	U2111	G2043	G1973
U2865	U2865	G2721	G2645	G2645	C2573	U2511	A2439	G2372	G2307	U2243	U2182	U2112	G2046	G1980
G2866	G2866	G2722	C2646	U2647	C2574	G2512	U2440	U2373	G2308	U2244	A2183	G2113	G2047	A1981
A2867	A2867	U2723	U2646	U2647	G2575	C2513	A2441	G2374	A2309	G2246	A2184	A2114	G2048	A1982
A2868	A2868	A2724	U2647	U2647	G2576	G2514	C2442	G2375	G2310	A2247	G2185	G2115	G2049	G1983
G2869	G2869	A2725	U2647	U2647	C2577	C2515	C2443	A2377	U2312	U2248	G2186	A2117	C2050	G1984
U2873	A2873	A2726	U2650	U2650	C2578	A2516	G2444	A2378	G2313	U2249	U2187	U2118	A2051	C1985
C2874	C2874	U2727	G2651	G2652	U2580	A2518	G2445	G2379	G2314	G2250	U2188	A2119	A2052	C1986
C2875	C2875	G2728	C2652	C2652	G2581	U2519	G2446	C2380	G2315	G2251	U2189	G2125	G2053	C1986
A2879	A2879	C2730	G2655	G2655	G2582	C2520	G2447	G2381	G2316	G2252	G2190	A2126	A2054	C1990
G2880	G2880	G2731	U2656	U2656	U2583	C2521	A2448	G2382	U2320	G2254	G2193	G2055	G2056	U1991
U2881	U2881	A2732	A2657	A2657	U2584	G2525	U2449	U2383	A2322	G2255	U2194	G2057	G2057	U1992
A2882	A2882	C2733	G2658	G2658	A2585	G2526	G2454	U2384	U2323	G2256	U2195	A2058	A2058	U1993
G2883	G2883	A2740	G2663	G2663	A2586	G2527	G2454	C2385	G2324	U2257	C2196	G2060	G2060	C1994
U2884	U2884	U2741	G2664	G2664	A2589	C2527	U2457	U2386	G2325	U2258	C2197	G2061	G2061	U1995
G2885	G2885	G2742	U2665	U2665	G2590	G2528	A2458	U2387	G2326	U2259	U2197	A2062	A2062	C1996
A2886	A2886	A2743	G2666	G2666	U2591	G2529	G2459	U2388	G2327	G2260	A2198	G2063	G2063	C1997
A2887	A2887	G2745	U2667	U2667	G2592	A2530	A2459	U2389	A2327	U2262	A2199	C2064	C2064	A1998
C2888	C2888	U2746	G2667	G2667	U2593	A2531	U2460	G2391	U2328	G2263	G2200	G2136	G2067	C2001
		G2747	G2667	G2667	G2595	U2533	A2461	U2393	U2330	U2265	U2203	U2137	U2068	G2004

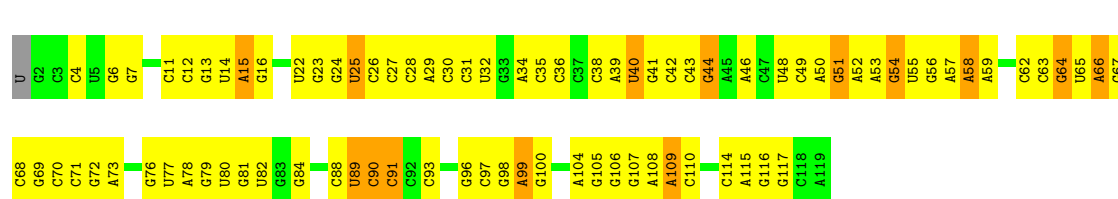
- Molecule 23: 5S rRNA

Chain BB:



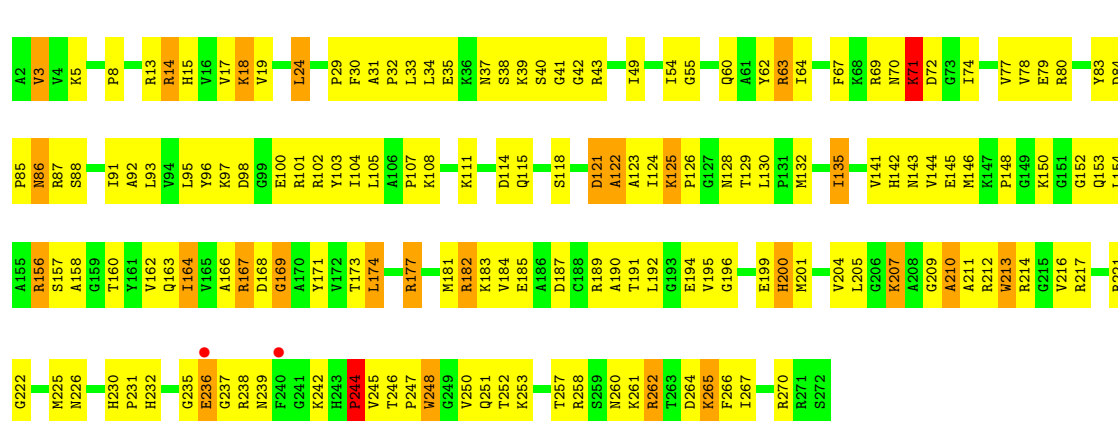
- Molecule 23: 5S rRNA

Chain DB:



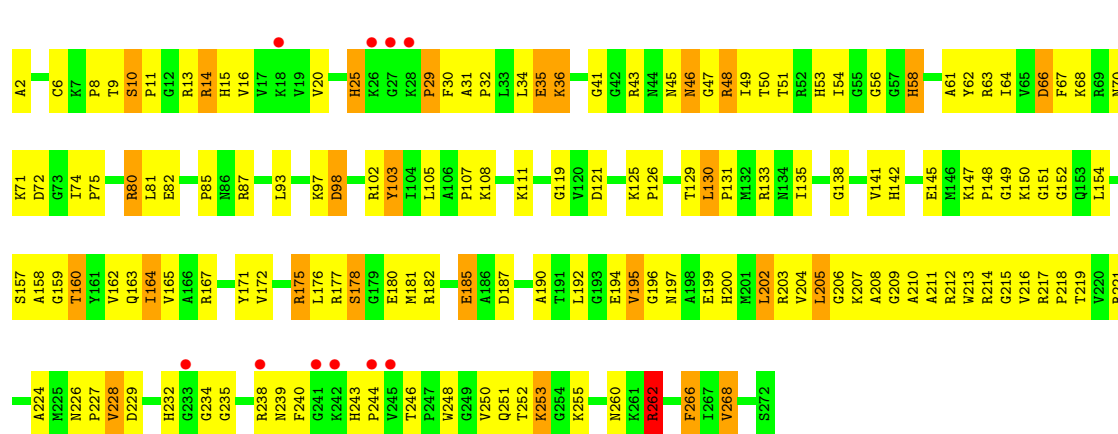
- Molecule 24: 50S ribosomal protein L2

Chain BC:



- Molecule 24: 50S ribosomal protein L2

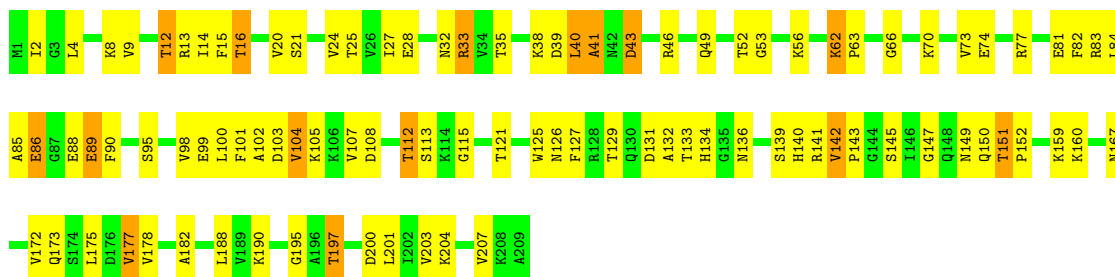
Chain DC:



- Molecule 25: 50S ribosomal protein L3

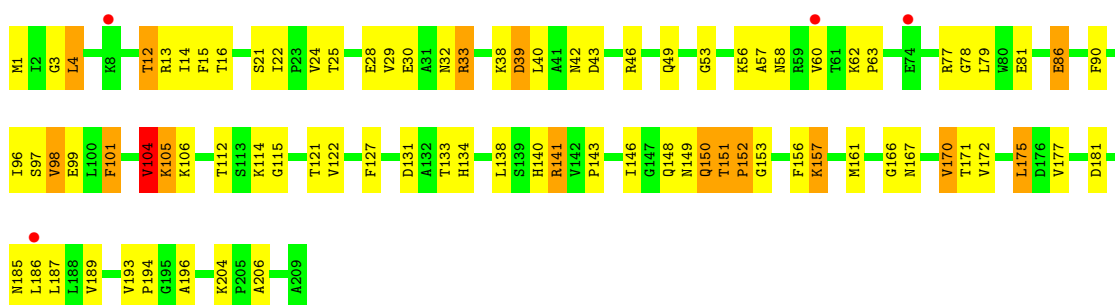


Chain BD:



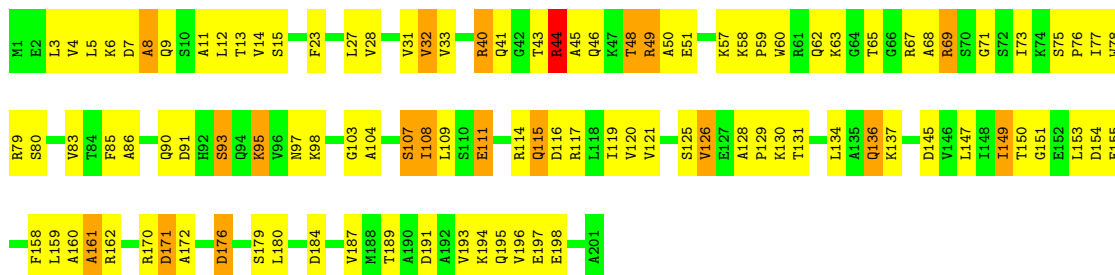
- Molecule 25: 50S ribosomal protein L3

Chain DD:



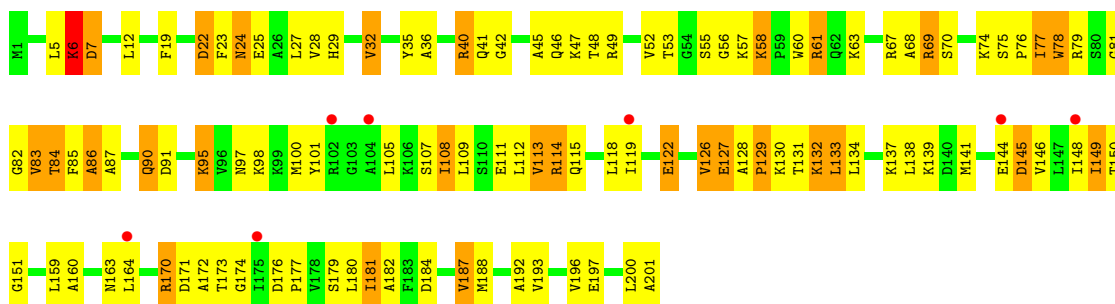
- Molecule 26: 50S ribosomal protein L4

Chain BE:



- Molecule 26: 50S ribosomal protein L4

Chain DE:

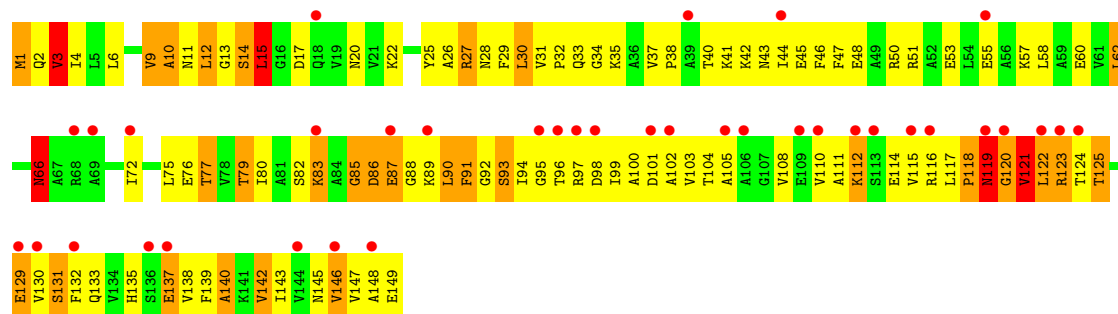


- Molecule 27: 50S ribosomal protein L5

Chain BF:

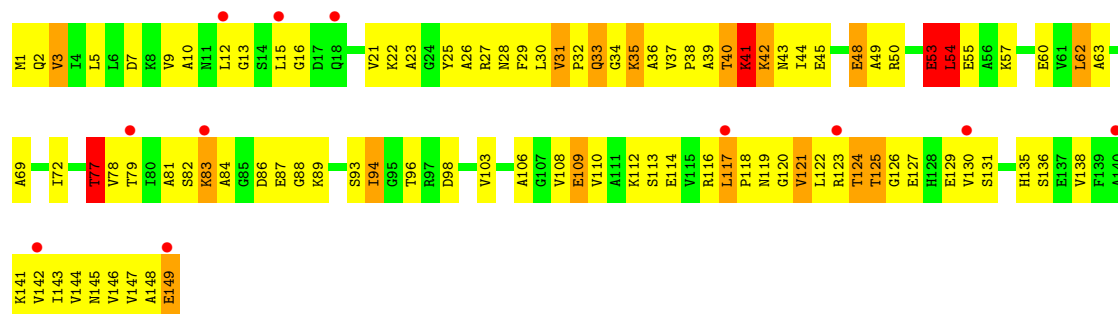






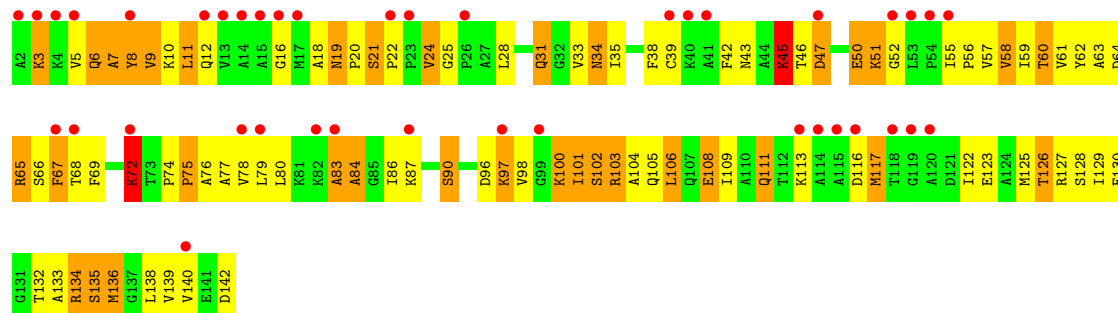
- Molecule 29: 50S ribosomal protein L9

Chain DH:



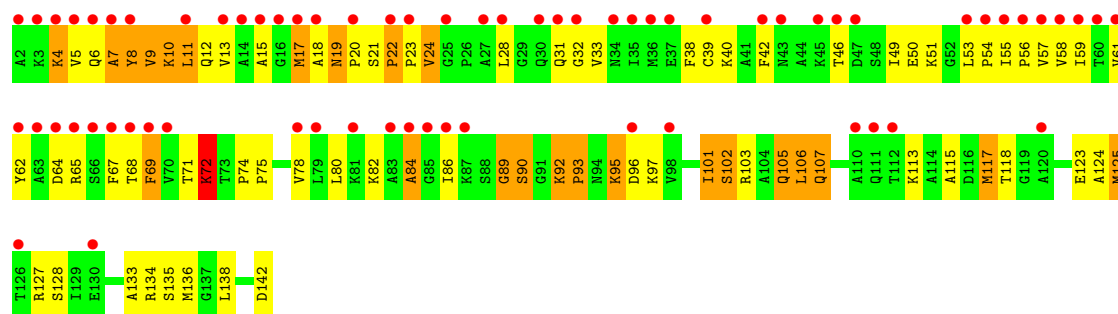
- Molecule 30: 50S ribosomal protein L11

Chain BI:



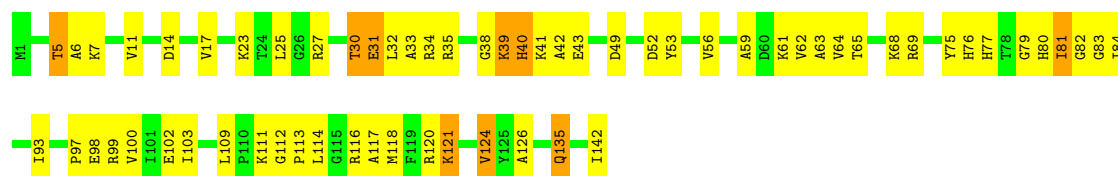
- Molecule 30: 50S ribosomal protein L11

Chain DI:



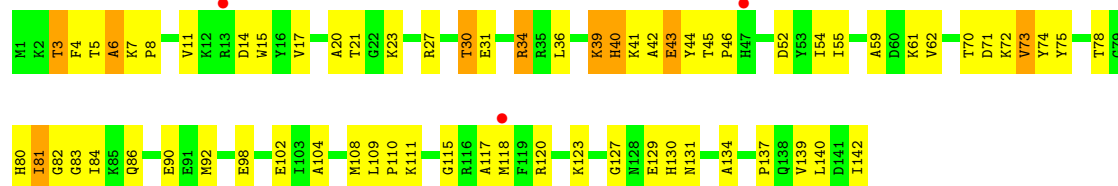
- Molecule 31: 50S ribosomal protein L13

Chain BJ: 



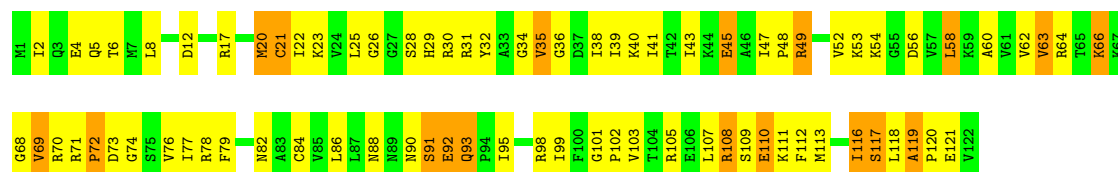
- Molecule 31: 50S ribosomal protein L13

Chain DJ: 



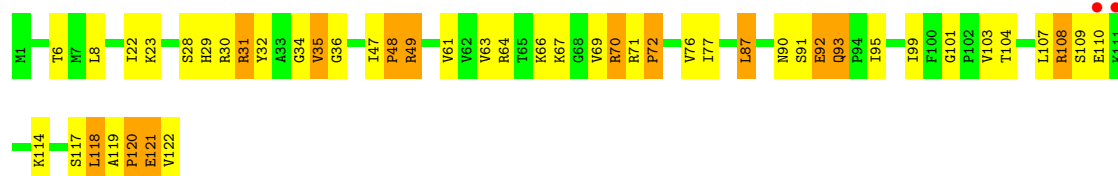
- Molecule 32: 50S ribosomal protein L14

Chain BK: 



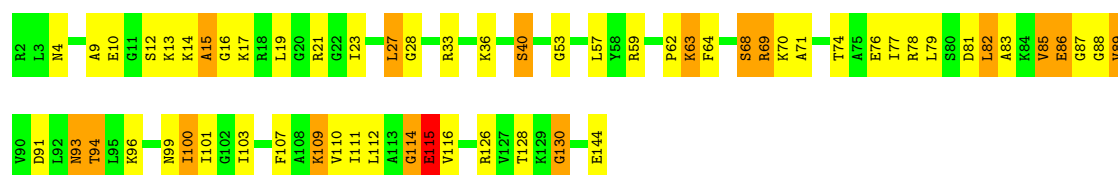
- Molecule 32: 50S ribosomal protein L14

Chain DK: 




- Molecule 33: 50S ribosomal protein L15

Chain BL: 



- Molecule 33: 50S ribosomal protein L15

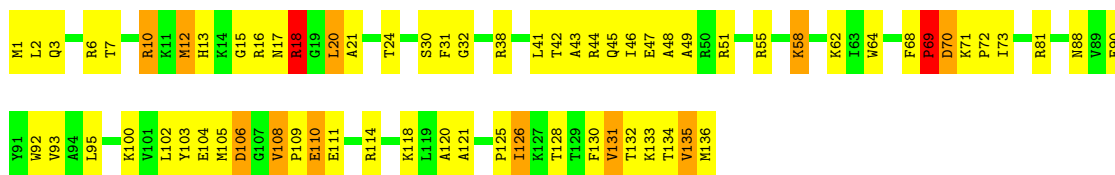
Chain DL: 





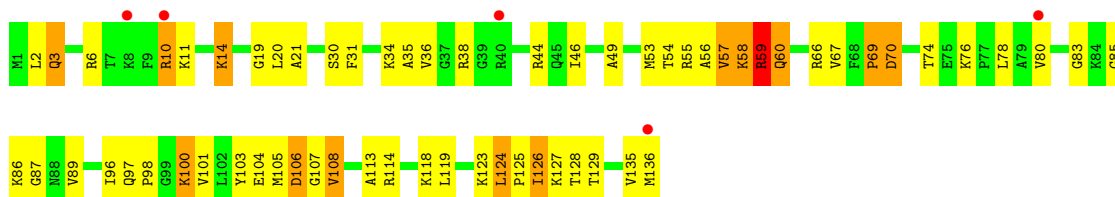
• Molecule 34: 50S ribosomal protein L16

Chain BM:



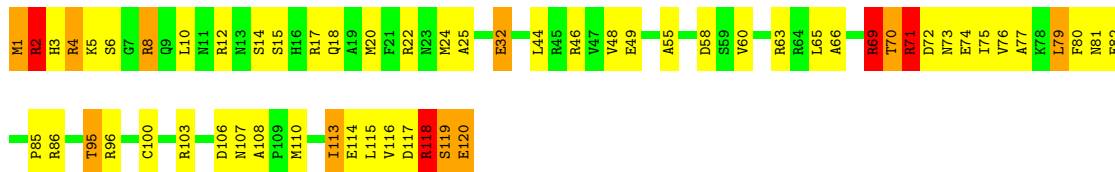
• Molecule 34: 50S ribosomal protein L16

Chain DM:



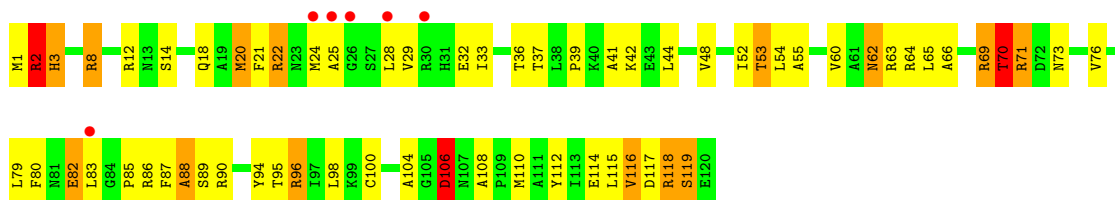
• Molecule 35: 50S ribosomal protein L17

Chain BN:



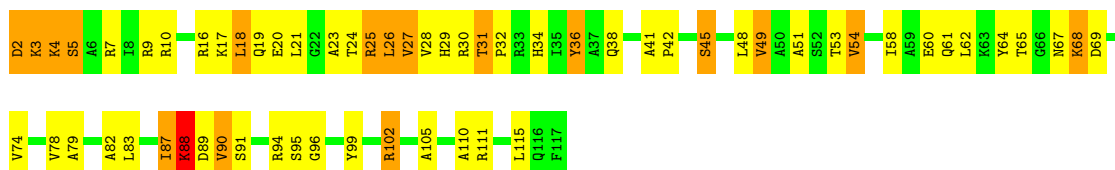
• Molecule 35: 50S ribosomal protein L17

Chain DN:

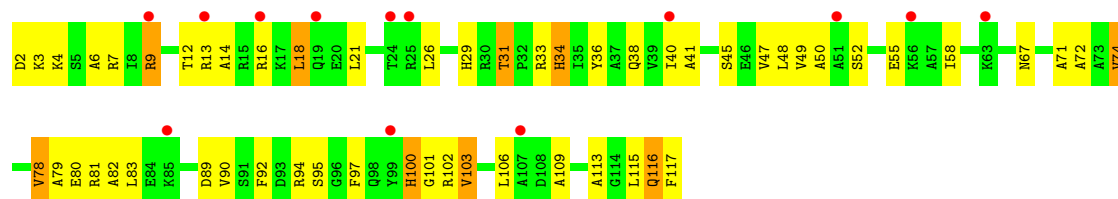


• Molecule 36: 50S ribosomal protein L18

Chain BO:



- Molecule 36: 50S ribosomal protein L18

Chain DO: 

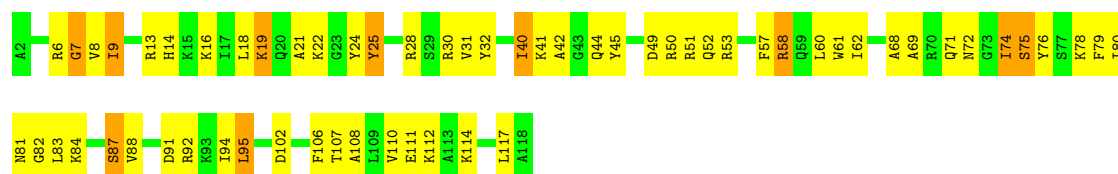
- Molecule 37: 50S ribosomal protein L19

Chain BP: 

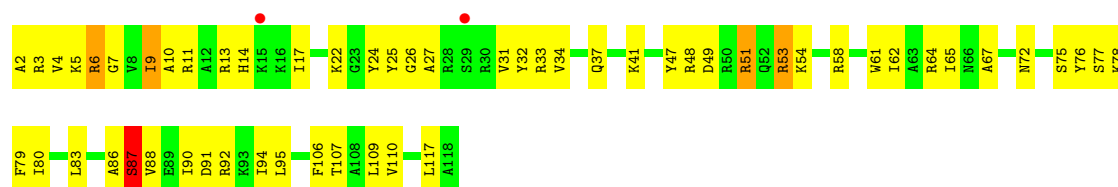
- Molecule 37: 50S ribosomal protein L19

Chain DP: 

- Molecule 38: 50S ribosomal protein L20

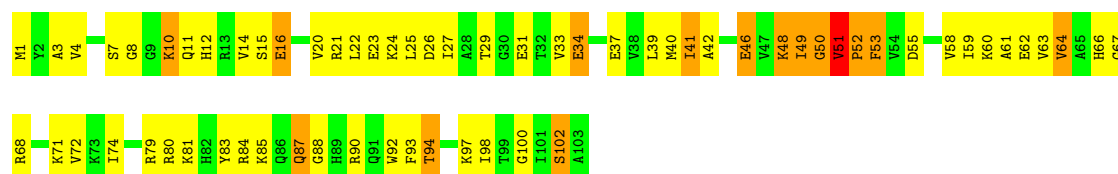
Chain BQ: 

- Molecule 38: 50S ribosomal protein L20

Chain DQ: 

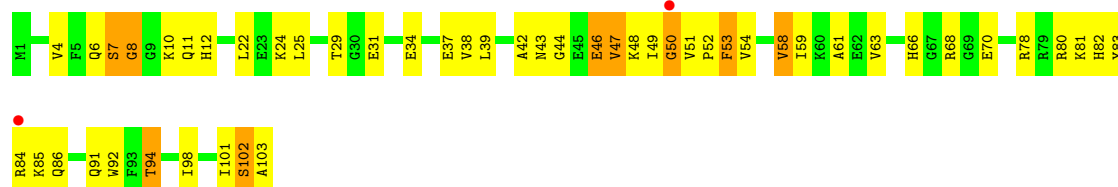
- Molecule 39: 50S ribosomal protein L21

Chain BR: 



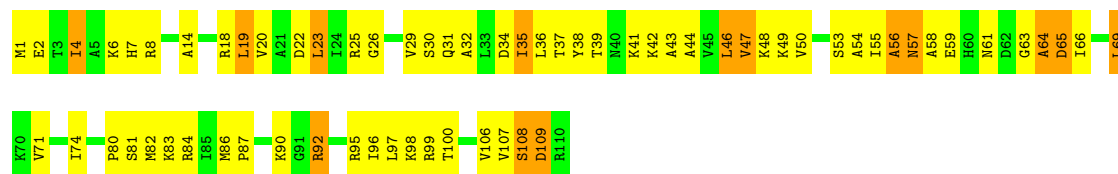
- Molecule 39: 50S ribosomal protein L21

Chain DR:



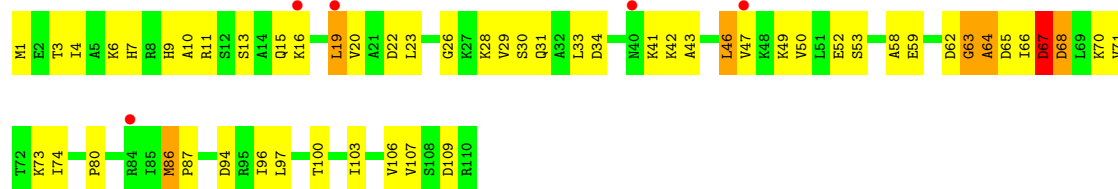
- Molecule 40: 50S ribosomal protein L22

Chain BS:



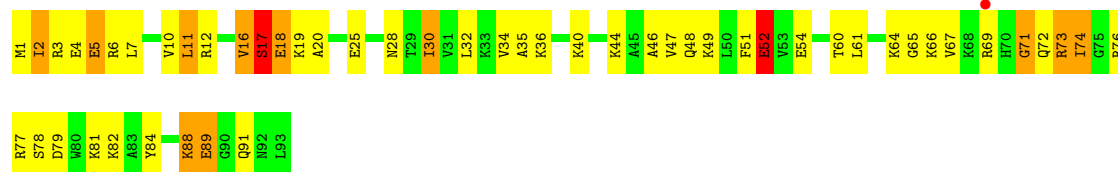
- Molecule 40: 50S ribosomal protein L22

Chain DS:



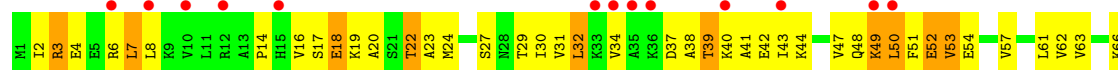
- Molecule 41: 50S ribosomal protein L23

Chain BT:



- Molecule 41: 50S ribosomal protein L23

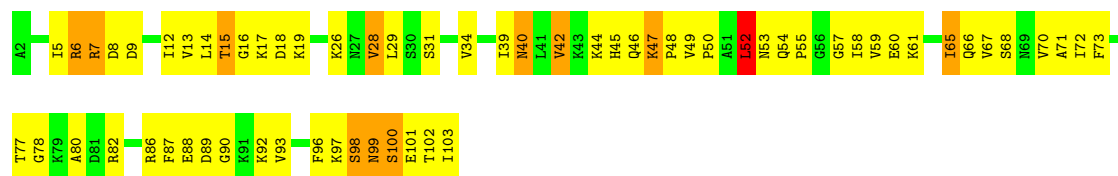
Chain DT:





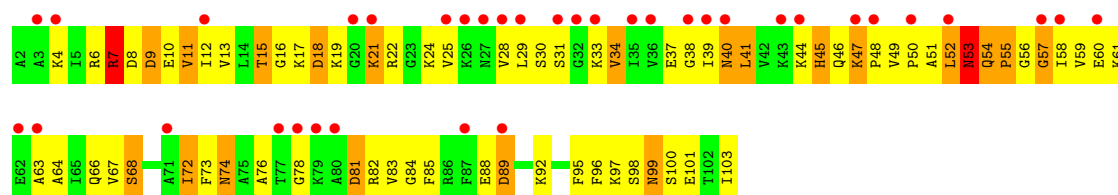
- Molecule 42: 50S ribosomal protein L24

Chain BU:



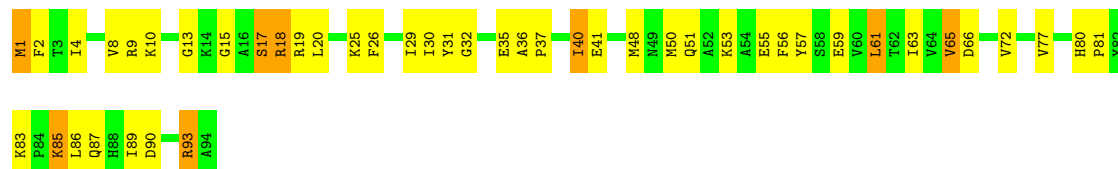
- Molecule 42: 50S ribosomal protein L24

Chain DU:



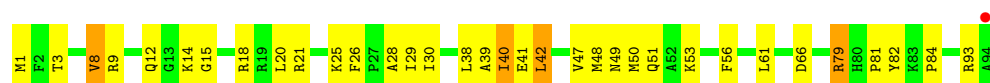
- Molecule 43: 50S ribosomal protein L25

Chain BV:



- Molecule 43: 50S ribosomal protein L25

Chain DV:



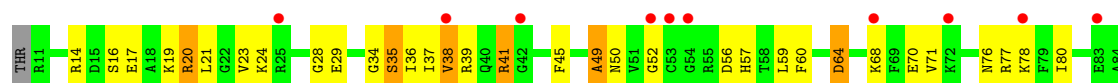
- Molecule 44: 50S ribosomal protein L27

Chain BW:



- Molecule 44: 50S ribosomal protein L27

Chain DW:

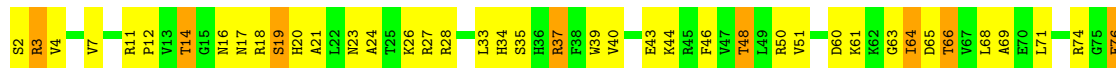






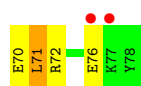
- Molecule 45: 50S ribosomal protein L28

Chain BX:



- Molecule 45: 50S ribosomal protein L28

Chain DX:



- Molecule 46: 50S ribosomal protein L29

Chain BY:



- Molecule 46: 50S ribosomal protein L29

Chain DY:



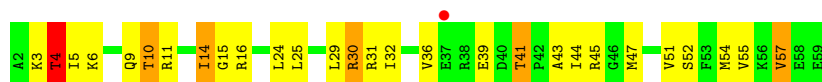
- Molecule 47: 50S ribosomal protein L30

Chain BZ:



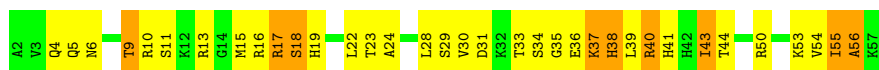
- Molecule 47: 50S ribosomal protein L30

Chain DZ:



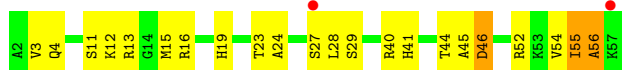
- Molecule 48: 50S ribosomal protein L32

Chain B0:



- Molecule 48: 50S ribosomal protein L32

Chain D0:



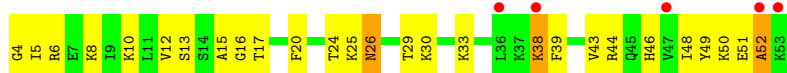
- Molecule 49: 50S ribosomal protein L33

Chain B1:



- Molecule 49: 50S ribosomal protein L33

Chain D1:



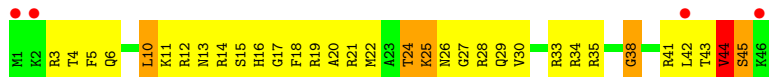
- Molecule 50: 50S ribosomal protein L34

Chain B2:



- Molecule 50: 50S ribosomal protein L34

Chain D2:



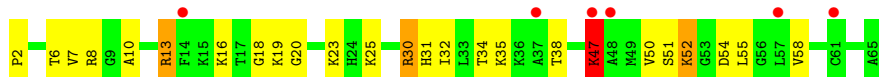
- Molecule 51: 50S ribosomal protein L35

Chain B3:



- Molecule 51: 50S ribosomal protein L35

Chain D3:



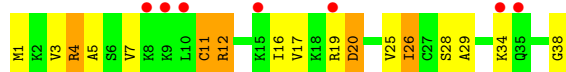
- Molecule 52: 50S ribosomal protein L36

Chain B4:



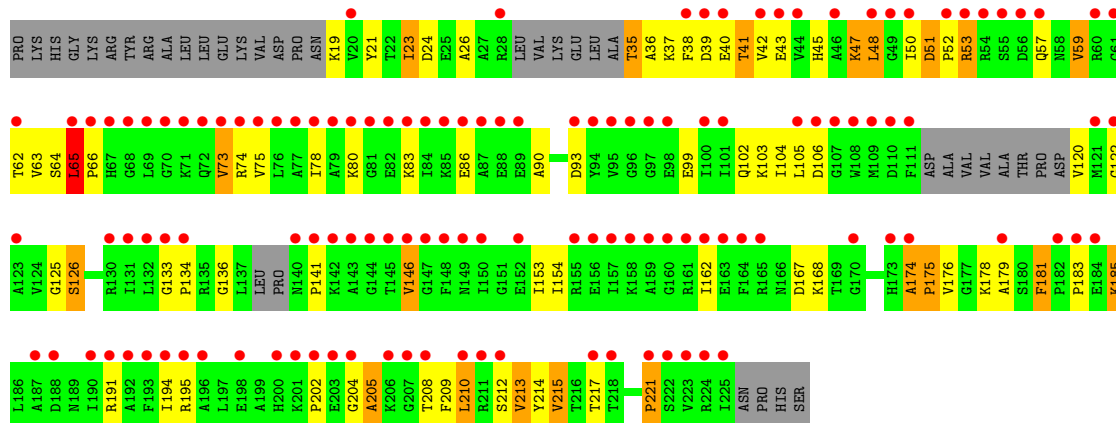
- Molecule 52: 50S ribosomal protein L36

Chain D4:



- Molecule 53: 50S ribosomal protein L1

Chain B5:



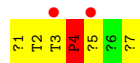
- Molecule 54: Linopristin

Chain B6:



- Molecule 54: Linopristin

Chain D6:



## 4 Data and refinement statistics

Property	Value	Source
Space group	P 21 21 21	Depositor
Cell constants a, b, c, $\alpha$ , $\beta$ , $\gamma$	211.49Å 433.90Å 621.76Å 90.00° 90.00° 90.00°	Depositor
Resolution (Å)	69.15 – 3.00 69.15 – 3.00	Depositor EDS
% Data completeness (in resolution range)	90.2 (69.15-3.00) 90.2 (69.15-3.00)	Depositor EDS
$R_{merge}$	0.13	Depositor
$R_{sym}$	(Not available)	Depositor
$\langle I/\sigma(I) \rangle$ <sup>1</sup>	1.46 (at 3.01Å)	Xtriage
Refinement program	PHENIX (phenix.refine: 1.8.1_1168)	Depositor
R, $R_{free}$	0.225 , 0.274 0.236 , 0.283	Depositor DCC
$R_{free}$ test set	4092 reflections (0.40%)	DCC
Wilson B-factor (Å <sup>2</sup> )	57.2	Xtriage
Anisotropy	0.316	Xtriage
Bulk solvent $k_{sol}$ (e/Å <sup>3</sup> ), $B_{sol}$ (Å <sup>2</sup> )	0.25 , 12.3	EDS
Estimated twinning fraction	No twinning to report.	Xtriage
L-test for twinning	$\langle  L  \rangle = 0.43$ , $\langle L^2 \rangle = 0.25$	Xtriage
Outliers	0 of 1017015 reflections	Xtriage
$F_o, F_c$ correlation	0.92	EDS
Total number of atoms	288320	wwPDB-VP
Average B, all atoms (Å <sup>2</sup> )	61.0	wwPDB-VP

Xtriage's analysis on translational NCS is as follows: *The largest off-origin peak in the Patterson function is 2.64% of the height of the origin peak. No significant pseudotranslation is detected.*

<sup>1</sup>Intensities estimated from amplitudes.

## 5 Model quality

### 5.1 Standard geometry

Bond lengths and bond angles in the following residue types are not validated in this section: ZN, DBB, MG, 04X, 004, MHW, MHU

The Z score for a bond length (or angle) is the number of standard deviations the observed value is removed from the expected value. A bond length (or angle) with  $|Z| > 5$  is considered an outlier worth inspection. RMSZ is the root-mean-square of all Z scores of the bond lengths (or angles).

Mol	Chain	Bond lengths		Bond angles	
		RMSZ	# $ Z  > 5$	RMSZ	# $ Z  > 5$
1	AA	0.52	0/36944	1.02	48/57632 (0.1%)
1	CA	0.45	0/36966	0.96	27/57666 (0.0%)
2	AB	0.44	0/1736	0.65	0/2338
2	CB	0.38	0/1736	0.59	0/2338
3	AC	0.39	0/1652	0.61	0/2225
3	CC	0.37	0/1652	0.58	1/2225 (0.0%)
4	AD	0.39	0/1665	0.64	0/2227
4	CD	0.43	0/1665	0.65	0/2227
5	AE	0.41	0/1119	0.75	0/1504
5	CE	0.41	0/1119	0.73	0/1504
6	AF	0.41	0/836	0.77	2/1128 (0.2%)
6	CF	0.35	0/836	0.64	1/1128 (0.1%)
7	AG	0.37	0/1196	0.60	0/1602
7	CG	0.38	0/1196	0.54	0/1602
8	AH	0.40	0/989	0.63	0/1326
8	CH	0.34	0/989	0.57	0/1326
9	AI	0.39	0/1034	0.65	0/1375
9	CI	0.36	0/1034	0.59	0/1375
10	AJ	0.37	0/797	0.62	0/1077
10	CJ	0.36	0/797	0.61	0/1077
11	AK	0.38	0/893	0.63	0/1205
11	CK	0.37	0/893	0.61	0/1205
12	AL	0.41	0/969	0.71	0/1300
12	CL	0.41	0/969	0.73	0/1300
13	AM	0.38	0/893	0.70	1/1193 (0.1%)
13	CM	0.39	0/893	0.62	0/1193
14	AN	0.38	0/785	0.61	0/1043
14	CN	0.34	0/785	0.52	0/1043
15	AO	0.34	0/718	0.59	0/959
15	CO	0.32	0/718	0.57	0/959
16	AP	0.40	0/659	0.70	1/884 (0.1%)
16	CP	0.36	0/659	0.60	0/884

Mol	Chain	Bond lengths		Bond angles	
		RMSZ	# Z  >5	RMSZ	# Z  >5
17	AQ	0.37	0/658	0.66	0/881
17	CQ	0.39	0/658	0.61	0/881
18	AR	0.37	0/463	0.61	0/621
18	CR	0.37	0/463	0.58	0/621
19	AS	0.43	0/653	0.66	0/877
19	CS	0.38	0/653	0.58	0/877
20	AT	0.43	0/671	0.63	0/888
20	CT	0.35	0/671	0.56	0/888
21	AU	0.50	0/431	0.71	0/570
21	CU	0.44	0/431	0.66	0/570
22	BA	0.90	44/69659 (0.1%)	1.39	725/108672 (0.7%)
22	DA	0.45	0/69659	0.95	28/108672 (0.0%)
23	BB	0.78	2/2850 (0.1%)	1.29	20/4444 (0.5%)
23	DB	0.39	0/2828	0.89	0/4410
24	BC	0.56	1/2122 (0.0%)	0.75	1/2852 (0.0%)
24	DC	0.37	0/2122	0.61	0/2852
25	BD	0.62	0/1586	0.80	1/2134 (0.0%)
25	DD	0.34	0/1586	0.55	0/2134
26	BE	0.54	0/1571	0.70	0/2113
26	DE	0.38	0/1571	0.60	0/2113
27	BF	0.41	0/1435	0.62	0/1926
27	DF	0.37	0/1435	0.53	0/1926
28	BG	0.45	0/1343	0.67	0/1816
28	DG	0.34	0/1343	0.52	0/1816
29	BH	0.36	0/1121	0.66	1/1515 (0.1%)
29	DH	0.35	0/1121	0.56	0/1515
30	BI	0.44	0/1046	0.62	0/1410
30	DI	0.43	0/1046	0.59	0/1410
31	BJ	0.61	0/1152	0.75	1/1551 (0.1%)
31	DJ	0.35	0/1152	0.57	0/1551
32	BK	0.64	0/948	0.81	0/1268
32	DK	0.37	0/948	0.57	0/1268
33	BL	0.52	0/1054	0.75	0/1403
33	DL	0.38	0/1054	0.62	0/1403
34	BM	0.62	0/1093	0.80	1/1460 (0.1%)
34	DM	0.33	0/1093	0.56	0/1460
35	BN	0.61	0/974	0.88	3/1301 (0.2%)
35	DN	0.36	0/974	0.56	0/1301
36	BO	0.48	0/902	0.71	0/1209
36	DO	0.34	0/902	0.53	0/1209
37	BP	0.54	0/929	0.75	1/1242 (0.1%)
37	DP	0.37	0/929	0.58	0/1242
38	BQ	0.73	0/960	0.82	1/1278 (0.1%)

Mol	Chain	Bond lengths		Bond angles	
		RMSZ	# Z  >5	RMSZ	# Z  >5
38	DQ	0.36	0/960	0.54	0/1278
39	BR	0.66	0/829	0.91	2/1107 (0.2%)
39	DR	0.36	0/829	0.59	0/1107
40	BS	0.72	0/864	0.81	0/1156
40	DS	0.36	0/864	0.63	0/1156
41	BT	0.49	0/745	0.68	0/994
41	DT	0.38	0/745	0.60	0/994
42	BU	0.48	0/788	0.72	0/1051
42	DU	0.43	0/788	0.61	0/1051
43	BV	0.52	0/766	0.70	0/1025
43	DV	0.32	0/766	0.48	0/1025
44	BW	0.64	0/587	0.79	0/776
44	DW	0.33	0/576	0.54	0/762
45	BX	0.45	0/635	0.73	0/848
45	DX	0.36	0/635	0.60	0/848
46	BY	0.46	0/510	0.71	0/677
46	DY	0.39	0/510	0.61	0/677
47	BZ	0.61	0/453	0.82	1/605 (0.2%)
47	DZ	0.32	0/453	0.58	0/605
48	B0	0.64	0/450	0.91	2/599 (0.3%)
48	D0	0.35	0/450	0.58	0/599
49	B1	0.46	0/417	0.67	0/554
49	D1	0.35	0/417	0.51	0/554
50	B2	0.55	0/380	0.83	0/498
50	D2	0.38	0/380	0.61	0/498
51	B3	0.58	0/513	0.75	0/676
51	D3	0.33	0/513	0.57	0/676
52	B4	0.60	0/303	0.71	0/397
52	D4	0.32	0/303	0.54	0/397
53	B5	0.39	0/1145	0.56	0/1556
54	B6	3.67	4/13 (30.8%)	4.12	3/15 (20.0%)
54	D6	3.86	3/13 (23.1%)	3.82	4/15 (26.7%)
All	All	0.59	54/310652 (0.0%)	1.02	876/464396 (0.2%)

Chiral center outliers are detected by calculating the chiral volume of a chiral center and verifying if the center is modelled as a planar moiety or with the opposite hand. A planarity outlier is detected by checking planarity of atoms in a peptide group, atoms in a mainchain group or atoms of a sidechain that are expected to be planar.

Mol	Chain	#Chirality outliers	#Planarity outliers
5	CE	0	1
6	CF	0	1

*Continued on next page...*

*Continued from previous page...*

Mol	Chain	#Chirality outliers	#Planarity outliers
11	AK	0	1
12	CL	0	2
21	AU	0	1
25	BD	0	1
25	DD	0	1
33	BL	0	1
48	B0	0	1
All	All	0	10

All (54) bond length outliers are listed below:

Mol	Chain	Res	Type	Atoms	Z	Observed(Å)	Ideal(Å)
22	BA	1142	A	N9-C4	-12.83	1.30	1.37
22	BA	528	A	N9-C4	-10.27	1.31	1.37
22	BA	528	A	N3-C4	-8.70	1.29	1.34
22	BA	974	G	N9-C4	-8.12	1.31	1.38
22	BA	979	A	N9-C4	-7.80	1.33	1.37
22	BA	1936	A	N9-C4	-7.45	1.33	1.37
22	BA	984	A	N9-C4	-7.35	1.33	1.37
22	BA	974	G	N3-C4	-7.34	1.30	1.35
54	D6	4	PRO	N-CD	-7.09	1.38	1.47
23	BB	99	A	N9-C4	-6.97	1.33	1.37
22	BA	2860	A	N9-C4	-6.96	1.33	1.37
22	BA	1254	A	N3-C4	-6.86	1.30	1.34
22	BA	979	A	N3-C4	-6.54	1.30	1.34
22	BA	1142	A	N3-C4	-6.48	1.30	1.34
22	BA	1779	U	N3-C4	-6.31	1.32	1.38
22	BA	1785	A	N9-C4	-6.23	1.34	1.37
22	BA	561	G	N9-C4	-6.18	1.33	1.38
54	B6	4	PRO	N-CA	-6.15	1.36	1.47
54	D6	2	THR	CB-OG1	-6.13	1.30	1.43
24	BC	213	TRP	CB-CG	-5.95	1.39	1.50
22	BA	974	G	N1-C2	5.87	1.42	1.37
22	BA	1779	U	C2-N3	-5.82	1.33	1.37
54	B6	4	PRO	N-CD	-5.77	1.39	1.47
22	BA	974	G	C5-C6	-5.75	1.36	1.42
22	BA	2453	A	N9-C4	-5.75	1.34	1.37
54	B6	2	THR	N-CA	-5.74	1.34	1.46
22	BA	1020	A	N9-C4	-5.72	1.34	1.37
22	BA	2250	G	N9-C4	-5.72	1.33	1.38
22	BA	528	A	N7-C5	-5.68	1.35	1.39
22	BA	689	A	N9-C4	-5.66	1.34	1.37

*Continued on next page...*



*Continued from previous page...*

Mol	Chain	Res	Type	Atoms	Z	Observed(Å)	Ideal(Å)
22	BA	675	A	C5-C6	-5.63	1.35	1.41
22	BA	752	A	C5-C6	-5.52	1.36	1.41
22	BA	1274	A	N3-C4	-5.50	1.31	1.34
23	BB	78	A	N9-C4	-5.50	1.34	1.37
22	BA	677	A	N9-C4	-5.49	1.34	1.37
22	BA	1268	A	N9-C4	-5.42	1.34	1.37
22	BA	677	A	N3-C4	-5.42	1.31	1.34
22	BA	1296	G	C6-N1	-5.35	1.35	1.39
22	BA	974	G	N9-C8	5.34	1.41	1.37
54	D6	4	PRO	N-CA	-5.30	1.38	1.47
22	BA	1675	C	N1-C6	-5.29	1.33	1.37
22	BA	2829	A	N9-C4	-5.27	1.34	1.37
22	BA	2516	A	C5-C4	-5.26	1.35	1.38
22	BA	752	A	N7-C5	-5.21	1.36	1.39
22	BA	1800	C	N1-C6	-5.21	1.34	1.37
54	B6	2	THR	CB-OG1	-5.20	1.32	1.43
22	BA	2494	G	N3-C4	-5.10	1.31	1.35
22	BA	1302	A	N7-C5	-5.07	1.36	1.39
22	BA	783	A	N9-C4	-5.07	1.34	1.37
22	BA	2542	A	N3-C4	-5.05	1.31	1.34
22	BA	2082	A	N3-C4	-5.04	1.31	1.34
22	BA	461	C	N1-C6	-5.02	1.34	1.37
22	BA	1187	G	N7-C5	-5.01	1.36	1.39
22	BA	1233	C	N1-C6	-5.00	1.34	1.37

All (876) bond angle outliers are listed below:

Mol	Chain	Res	Type	Atoms	Z	Observed(°)	Ideal(°)
22	BA	974	G	C4-C5-N7	15.39	116.95	110.80
22	BA	974	G	C5-N7-C8	-15.02	96.79	104.30
22	BA	752	A	N1-C6-N6	14.90	127.54	118.60
22	BA	974	G	N1-C6-O6	14.51	128.61	119.90
22	BA	1779	U	N3-C4-O4	-13.09	110.24	119.40
22	BA	974	G	C6-C5-N7	-12.68	122.79	130.40
22	BA	1779	U	N3-C2-O2	-12.40	113.52	122.20
22	BA	528	A	C2-N3-C4	-11.89	104.66	110.60
22	BA	974	G	N3-C4-C5	11.82	134.51	128.60
22	BA	1259	G	N1-C6-O6	-11.60	112.94	119.90
22	BA	981	A	O5'-P-OP1	-11.50	95.35	105.70
22	BA	974	G	C2-N3-C4	-11.30	106.25	111.90
22	BA	1189	A	O5'-P-OP2	-11.05	95.75	105.70
22	BA	752	A	C5-C6-N6	-10.90	114.98	123.70

*Continued on next page...*

*Continued from previous page...*

Mol	Chain	Res	Type	Atoms	Z	Observed(°)	Ideal(°)
22	BA	984	A	C2-N3-C4	-10.79	105.21	110.60
22	BA	2820	A	N1-C6-N6	10.60	124.96	118.60
22	BA	2837	A	O5'-P-OP1	-10.52	96.23	105.70
22	BA	1779	U	C5-C4-O4	10.47	132.19	125.90
22	BA	1142	A	C2-N3-C4	-10.29	105.45	110.60
22	BA	2499	C	N1-C2-O2	-10.21	112.78	118.90
22	BA	752	A	C4-C5-N7	10.20	115.80	110.70
22	BA	752	A	C6-C5-N7	-10.19	125.17	132.30
22	BA	1936	A	C2-N3-C4	-9.95	105.62	110.60
22	BA	2492	U	O5'-P-OP2	-9.95	96.75	105.70
22	BA	2250	G	N3-C4-C5	9.90	133.55	128.60
22	BA	2250	G	C2-N3-C4	-9.86	106.97	111.90
22	BA	2275	C	O5'-P-OP2	-9.86	96.83	105.70
22	BA	532	A	O5'-P-OP1	-9.81	96.87	105.70
22	BA	783	A	N1-C6-N6	9.81	124.48	118.60
22	BA	1006	C	O5'-P-OP1	-9.56	97.10	105.70
22	BA	2347	C	O5'-P-OP1	-9.49	97.16	105.70
22	BA	974	G	N7-C8-N9	9.46	117.83	113.10
22	BA	1377	G	C8-N9-C4	-9.39	102.64	106.40
22	BA	1779	U	C5-C6-N1	-9.30	118.05	122.70
22	BA	1142	A	N3-C4-N9	-9.17	120.06	127.40
22	BA	752	A	C5-N7-C8	-9.16	99.32	103.90
22	BA	2250	G	C5-N7-C8	-9.13	99.73	104.30
22	BA	1142	A	N3-C4-C5	9.08	133.16	126.80
22	BA	1997	C	C6-N1-C2	8.99	123.90	120.30
22	BA	974	G	C5-C6-O6	-8.98	123.21	128.60
22	BA	1259	G	C5-C6-O6	8.91	133.95	128.60
22	BA	2822	G	N1-C6-O6	8.89	125.23	119.90
1	AA	857	C	O5'-P-OP2	-8.89	97.70	105.70
22	BA	1007	C	O5'-P-OP1	-8.80	97.78	105.70
22	BA	2250	G	N3-C4-N9	-8.79	120.73	126.00
22	BA	1779	U	N1-C2-O2	8.77	128.94	122.80
22	BA	2499	C	N3-C2-O2	8.69	127.98	121.90
22	BA	2825	G	N3-C4-C5	-8.67	124.27	128.60
22	BA	2071	A	O5'-P-OP2	-8.66	97.91	105.70
22	BA	2781	A	O5'-P-OP2	-8.59	97.97	105.70
22	BA	512	G	O4'-C1'-N9	8.49	114.99	108.20
22	BA	2677	G	O5'-P-OP2	-8.48	98.07	105.70
54	D6	4	PRO	CA-C-O	-8.41	100.01	120.20
22	BA	2042	A	O5'-P-OP2	-8.41	98.13	105.70
1	CA	1079	G	C8-N9-C4	-8.38	103.05	106.40
22	BA	2041	U	N1-C2-O2	-8.38	116.94	122.80

*Continued on next page...*

*Continued from previous page...*

Mol	Chain	Res	Type	Atoms	Z	Observed(°)	Ideal(°)
22	BA	784	G	O4'-C1'-N9	-8.37	101.50	108.20
22	BA	14	A	C8-N9-C4	-8.36	102.46	105.80
22	BA	2573	C	N1-C2-O2	8.34	123.90	118.90
22	BA	2766	A	N9-C4-C5	-8.33	102.47	105.80
22	BA	992	C	C6-N1-C2	-8.30	116.98	120.30
22	BA	2679	A	N1-C6-N6	8.29	123.58	118.60
22	BA	1225	G	N3-C4-N9	8.29	130.97	126.00
22	BA	1660	G	N1-C6-O6	-8.28	114.93	119.90
22	BA	528	A	C5-C6-N1	-8.26	113.57	117.70
22	BA	2018	G	C8-N9-C4	-8.25	103.10	106.40
22	BA	740	C	C2-N3-C4	-8.23	115.79	119.90
22	BA	675	A	N1-C6-N6	8.22	123.53	118.60
22	BA	788	A	N1-C6-N6	8.22	123.53	118.60
22	BA	740	C	N1-C2-O2	-8.19	113.99	118.90
22	BA	783	A	C5-N7-C8	-8.19	99.81	103.90
22	BA	2825	G	N3-C4-N9	8.16	130.90	126.00
22	BA	2825	G	C4-N9-C1'	8.13	137.07	126.50
22	BA	1279	G	O5'-P-OP2	-8.11	98.40	105.70
22	BA	705	A	N1-C6-N6	8.10	123.46	118.60
22	BA	957	C	C6-N1-C2	8.06	123.53	120.30
22	BA	2503	A	C8-N9-C4	8.06	109.02	105.80
22	BA	561	G	N3-C4-C5	8.03	132.62	128.60
22	BA	2437	G	C5-C6-O6	-7.96	123.82	128.60
22	BA	2588	G	O5'-P-OP2	-7.96	98.54	105.70
22	BA	1223	G	N3-C4-C5	7.95	132.58	128.60
22	BA	1230	A	O5'-P-OP2	-7.95	98.55	105.70
22	BA	2799	A	N1-C6-N6	7.93	123.36	118.60
22	BA	783	A	C4-C5-N7	7.93	114.66	110.70
22	BA	2889	C	N1-C2-O2	-7.93	114.14	118.90
1	AA	53	A	O5'-P-OP2	-7.85	98.64	105.70
22	BA	1278	C	C6-N1-C2	7.77	123.41	120.30
16	AP	51	ARG	NE-CZ-NH1	7.74	124.17	120.30
22	BA	1223	G	N3-C4-N9	-7.74	121.36	126.00
22	BA	2590	A	O5'-P-OP2	7.70	119.94	110.70
22	BA	2030	A	C5-C6-N6	7.70	129.86	123.70
22	BA	2250	G	N1-C6-O6	7.69	124.52	119.90
22	BA	2277	G	N1-C6-O6	-7.68	115.29	119.90
22	BA	2820	A	C2-N3-C4	-7.68	106.76	110.60
25	BD	151	THR	C-N-CD	-7.68	103.71	120.60
37	BP	103	ARG	NE-CZ-NH1	7.64	124.12	120.30
22	BA	1264	A	O5'-P-OP1	-7.63	98.83	105.70
23	BB	99	A	C2-N3-C4	-7.63	106.78	110.60

*Continued on next page...*

*Continued from previous page...*

Mol	Chain	Res	Type	Atoms	Z	Observed(°)	Ideal(°)
22	BA	1328	A	OP2-P-O3'	7.62	121.97	105.20
22	BA	1654	A	O5'-P-OP1	-7.60	98.86	105.70
22	BA	1324	G	O4'-C1'-N9	7.59	114.27	108.20
22	BA	729	G	C8-N9-C4	-7.57	103.37	106.40
22	BA	530	G	C8-N9-C4	-7.57	103.37	106.40
22	BA	530	G	N9-C4-C5	7.57	108.43	105.40
22	BA	2620	C	C6-N1-C2	-7.54	117.29	120.30
6	AF	86	ARG	NE-CZ-NH1	7.52	124.06	120.30
22	BA	528	A	N3-C4-N9	-7.52	121.38	127.40
22	BA	698	C	C6-N1-C2	7.51	123.31	120.30
22	BA	2030	A	C4-C5-N7	-7.50	106.95	110.70
22	BA	1828	G	C5-C6-O6	7.49	133.10	128.60
1	AA	971	G	O4'-C1'-N9	7.48	114.19	108.20
22	BA	1262	A	OP1-P-O3'	7.48	121.66	105.20
22	BA	1223	G	C4-N9-C1'	-7.47	116.79	126.50
1	CA	1079	G	N3-C4-C5	-7.45	124.87	128.60
22	BA	995	C	O4'-C1'-N1	-7.43	102.25	108.20
22	BA	2825	G	C8-N9-C1'	-7.42	117.35	127.00
22	BA	2466	C	N1-C2-O2	-7.38	114.47	118.90
22	BA	675	A	C4-C5-N7	7.38	114.39	110.70
35	BN	71	ARG	NE-CZ-NH2	7.38	123.99	120.30
22	BA	2019	A	O5'-P-OP2	-7.36	99.08	105.70
22	BA	1945	G	N3-C4-C5	-7.35	124.92	128.60
22	BA	525	U	N3-C2-O2	-7.34	117.06	122.20
22	BA	2453	A	C8-N9-C4	7.29	108.72	105.80
22	BA	1609	A	N1-C6-N6	7.29	122.97	118.60
22	BA	1936	A	N3-C4-C5	7.28	131.89	126.80
22	BA	984	A	N3-C4-N9	-7.26	121.59	127.40
22	BA	1427	A	N1-C6-N6	-7.26	114.24	118.60
1	AA	108	G	C8-N9-C4	-7.26	103.50	106.40
1	AA	1484	C	N3-C2-O2	7.26	126.98	121.90
22	BA	675	A	C5-C6-N6	-7.22	117.92	123.70
22	BA	869	G	O5'-P-OP2	-7.22	99.20	105.70
22	BA	2023	C	C6-N1-C2	7.22	123.19	120.30
22	BA	2625	G	OP2-P-O3'	7.21	121.06	105.20
22	BA	788	A	N9-C4-C5	-7.20	102.92	105.80
22	BA	802	A	C8-N9-C4	-7.18	102.93	105.80
22	BA	1990	C	C6-N1-C2	7.16	123.16	120.30
22	BA	528	A	C5-N7-C8	-7.15	100.33	103.90
22	BA	2766	A	C8-N9-C4	7.13	108.65	105.80
22	BA	691	C	C6-N1-C2	7.11	123.14	120.30
1	AA	888	G	O5'-P-OP2	-7.10	99.31	105.70

*Continued on next page...*

*Continued from previous page...*

Mol	Chain	Res	Type	Atoms	Z	Observed(°)	Ideal(°)
22	BA	984	A	N3-C4-C5	7.09	131.76	126.80
23	BB	95	U	N3-C2-O2	-7.06	117.26	122.20
22	DA	1815	A	O5'-P-OP2	-7.05	99.35	105.70
22	BA	752	A	N9-C4-C5	-7.03	102.99	105.80
22	BA	1660	G	C4-C5-N7	-7.03	107.99	110.80
22	BA	2518	A	O4'-C1'-N9	-7.02	102.59	108.20
23	BB	99	A	N3-C4-C5	7.00	131.70	126.80
22	BA	2250	G	C4-C5-N7	6.99	113.59	110.80
22	BA	1945	G	N3-C4-N9	6.97	130.19	126.00
22	BA	732	C	N1-C2-O2	-6.96	114.72	118.90
22	BA	670	A	O5'-P-OP2	-6.96	99.44	105.70
22	BA	2606	C	C6-N1-C2	6.95	123.08	120.30
22	BA	432	A	O5'-P-OP1	-6.95	99.45	105.70
22	BA	2481	G	N3-C4-C5	-6.94	125.13	128.60
22	BA	1296	G	N1-C6-O6	-6.94	115.74	119.90
22	BA	2018	G	N3-C4-C5	-6.93	125.14	128.60
22	BA	15	G	OP1-P-O3'	6.92	120.42	105.20
22	BA	2008	C	C6-N1-C2	-6.91	117.54	120.30
54	B6	2	THR	CA-C-O	-6.91	105.59	120.10
22	BA	2030	A	N9-C4-C5	6.91	108.56	105.80
22	BA	2335	A	O5'-P-OP2	-6.88	99.50	105.70
22	BA	180	G	C8-N9-C4	6.86	109.14	106.40
22	BA	2574	G	O5'-P-OP2	-6.85	99.53	105.70
22	DA	1257	C	C6-N1-C2	-6.85	117.56	120.30
22	BA	801	G	N9-C4-C5	6.85	108.14	105.40
22	BA	2873	A	C8-N9-C4	-6.85	103.06	105.80
22	BA	1128	G	C8-N9-C4	6.84	109.14	106.40
22	BA	1708	C	C6-N1-C2	6.84	123.03	120.30
22	BA	2625	G	O5'-P-OP1	-6.83	99.55	105.70
22	BA	943	A	C2-N3-C4	-6.82	107.19	110.60
22	BA	1225	G	N3-C4-C5	-6.80	125.20	128.60
22	BA	575	A	O5'-P-OP2	6.80	118.86	110.70
22	BA	1332	G	N1-C2-N2	-6.80	110.08	116.20
22	BA	2539	C	N1-C2-O2	6.80	122.98	118.90
22	BA	727	A	N1-C6-N6	6.79	122.68	118.60
22	BA	2441	U	O5'-P-OP1	-6.78	99.59	105.70
1	AA	1508	A	C8-N9-C4	6.78	108.51	105.80
22	BA	2633	G	C2-N3-C4	-6.77	108.51	111.90
35	BN	71	ARG	NE-CZ-NH1	-6.77	116.91	120.30
1	AA	1484	C	C6-N1-C2	6.77	123.01	120.30
22	BA	2712	C	C6-N1-C2	6.77	123.01	120.30
22	BA	1609	A	O5'-P-OP1	-6.76	99.61	105.70

*Continued on next page...*

*Continued from previous page...*

Mol	Chain	Res	Type	Atoms	Z	Observed(°)	Ideal(°)
22	BA	752	A	N7-C8-N9	6.75	117.17	113.80
22	BA	772	C	N3-C4-C5	6.75	124.60	121.90
22	BA	2846	G	N1-C6-O6	6.74	123.94	119.90
22	BA	772	C	C6-N1-C2	6.74	122.99	120.30
22	BA	1926	U	N1-C2-O2	6.74	127.52	122.80
22	BA	1008	A	C8-N9-C4	-6.73	103.11	105.80
22	BA	2824	C	C6-N1-C2	-6.71	117.62	120.30
22	BA	1655	A	C6-N1-C2	-6.70	114.58	118.60
22	BA	180	G	N3-C4-C5	6.70	131.95	128.60
22	BA	1142	A	C5-N7-C8	-6.70	100.55	103.90
22	BA	2820	A	C4-C5-N7	6.69	114.05	110.70
22	DA	692	C	C6-N1-C2	-6.69	117.62	120.30
22	BA	2466	C	N3-C2-O2	6.68	126.58	121.90
22	BA	967	U	N3-C4-O4	-6.67	114.73	119.40
22	BA	2020	A	C8-N9-C4	-6.67	103.13	105.80
22	BA	2642	G	C8-N9-C4	6.67	109.07	106.40
22	BA	2357	G	C4-C5-N7	6.66	113.47	110.80
22	BA	801	G	N3-C4-N9	-6.66	122.00	126.00
23	BB	104	A	N1-C6-N6	6.65	122.59	118.60
22	BA	2633	G	C8-N9-C4	6.65	109.06	106.40
22	BA	974	G	C5-C6-N1	-6.64	108.18	111.50
22	BA	2814	A	N1-C6-N6	6.63	122.58	118.60
22	BA	559	G	O5'-P-OP2	-6.61	99.75	105.70
22	BA	914	G	C4-C5-N7	6.61	113.45	110.80
22	BA	1289	C	C6-N1-C2	-6.61	117.66	120.30
22	BA	1138	G	C8-N9-C4	-6.61	103.76	106.40
1	AA	400	C	C6-N1-C2	6.60	122.94	120.30
22	BA	1974	C	N1-C2-O2	-6.60	114.94	118.90
22	BA	2633	G	N3-C4-C5	6.59	131.89	128.60
22	BA	2250	G	N7-C8-N9	6.59	116.39	113.10
22	BA	2788	C	N3-C4-C5	6.58	124.53	121.90
22	BA	816	C	C6-N1-C2	-6.58	117.67	120.30
1	CA	1028	C	C6-N1-C2	-6.58	117.67	120.30
22	BA	1263	U	O5'-P-OP1	-6.57	99.79	105.70
22	BA	1938	A	C8-N9-C4	6.57	108.43	105.80
22	BA	2520	C	N3-C4-C5	-6.57	119.27	121.90
22	DA	1314	C	C2-N1-C1'	6.56	126.02	118.80
13	AM	107	ARG	NE-CZ-NH1	6.54	123.57	120.30
22	BA	745	G	N3-C4-N9	6.54	129.92	126.00
1	CA	412	A	O4'-C1'-N9	6.53	113.43	108.20
22	BA	14	A	N9-C4-C5	6.53	108.41	105.80
22	BA	1163	G	O5'-P-OP1	-6.53	99.83	105.70

*Continued on next page...*

*Continued from previous page...*

Mol	Chain	Res	Type	Atoms	Z	Observed(°)	Ideal(°)
22	BA	2822	G	C5-C6-O6	-6.52	124.69	128.60
22	BA	2517	C	O4'-C1'-N1	6.52	113.42	108.20
1	CA	330	C	C6-N1-C2	6.52	122.91	120.30
22	BA	2267	A	OP1-P-O3'	6.51	119.51	105.20
22	BA	2329	U	O5'-P-OP1	6.51	118.51	110.70
22	BA	995	C	N1-C2-O2	-6.49	115.01	118.90
22	BA	788	A	C5-C6-N6	-6.48	118.52	123.70
22	BA	84	A	N1-C6-N6	-6.47	114.72	118.60
22	BA	745	G	N1-C2-N2	-6.47	110.38	116.20
22	BA	2521	C	O5'-P-OP2	-6.46	99.88	105.70
22	BA	2773	C	N3-C4-C5	6.46	124.48	121.90
22	BA	1945	G	C4-N9-C1'	6.45	134.89	126.50
22	BA	1322	A	C8-N9-C4	-6.45	103.22	105.80
22	BA	2279	G	O5'-P-OP2	-6.45	99.90	105.70
22	BA	1259	G	C8-N9-C4	-6.45	103.82	106.40
22	BA	264	C	N3-C2-O2	-6.44	117.39	121.90
22	BA	1225	G	N3-C2-N2	6.44	124.41	119.90
22	BA	2055	C	C6-N1-C2	6.43	122.87	120.30
22	BA	528	A	N1-C6-N6	6.43	122.46	118.60
22	BA	1964	G	N3-C4-N9	6.43	129.86	126.00
22	BA	2057	G	N1-C6-O6	6.43	123.76	119.90
22	BA	1377	G	N3-C4-C5	-6.42	125.39	128.60
22	BA	1997	C	N3-C2-O2	6.42	126.39	121.90
22	DA	757	G	N3-C4-C5	6.42	131.81	128.60
22	BA	13	A	C8-N9-C4	-6.41	103.23	105.80
22	BA	974	G	N3-C4-N9	-6.41	122.15	126.00
22	BA	2527	C	C6-N1-C2	6.41	122.86	120.30
22	BA	2713	U	C6-N1-C2	-6.41	117.16	121.00
22	BA	2802	G	C2-N3-C4	-6.41	108.70	111.90
22	BA	2613	U	N1-C2-O2	6.39	127.27	122.80
22	BA	2788	C	C2-N3-C4	-6.39	116.70	119.90
22	BA	1964	G	N3-C4-C5	-6.39	125.41	128.60
22	BA	823	C	O5'-P-OP1	-6.38	99.95	105.70
22	BA	1328	A	P-O3'-C3'	6.38	127.36	119.70
22	BA	1997	C	N3-C4-C5	6.38	124.45	121.90
22	BA	528	A	N1-C2-N3	6.37	132.48	129.30
22	BA	2248	C	O5'-P-OP2	-6.36	99.97	105.70
23	BB	99	A	N3-C4-N9	-6.36	122.31	127.40
22	BA	2890	G	N1-C6-O6	6.34	123.71	119.90
22	BA	1128	G	N9-C4-C5	-6.34	102.86	105.40
22	BA	2483	C	O5'-P-OP1	-6.33	100.00	105.70
22	BA	528	A	N3-C4-C5	6.33	131.23	126.80

*Continued on next page...*



*Continued from previous page...*

Mol	Chain	Res	Type	Atoms	Z	Observed(°)	Ideal(°)
22	DA	691	C	C6-N1-C2	-6.33	117.77	120.30
22	BA	1452	G	C5-N7-C8	-6.33	101.14	104.30
22	BA	2580	U	OP2-P-O3'	6.33	119.12	105.20
22	BA	2799	A	C5-C6-N6	-6.32	118.64	123.70
22	BA	2012	G	C5-C6-O6	-6.31	124.81	128.60
22	BA	1259	G	N9-C4-C5	6.31	107.92	105.40
23	BB	99	A	OP1-P-OP2	6.31	129.06	119.60
22	BA	527	C	C2-N1-C1'	-6.30	111.87	118.80
22	BA	528	A	C8-N9-C4	-6.29	103.28	105.80
22	BA	2352	A	C5-C6-N6	-6.29	118.67	123.70
22	BA	1475	G	O4'-C1'-N9	6.28	113.23	108.20
22	BA	1779	U	O4'-C1'-N1	6.28	113.23	108.20
1	AA	299	G	N9-C4-C5	-6.28	102.89	105.40
22	BA	967	U	C2-N1-C1'	-6.28	110.17	117.70
22	BA	2572	A	O5'-P-OP2	-6.27	100.06	105.70
22	BA	2030	A	N1-C6-N6	-6.26	114.84	118.60
6	AF	24	ARG	NE-CZ-NH1	6.26	123.43	120.30
22	BA	27	G	N3-C4-C5	-6.26	125.47	128.60
22	BA	817	C	N1-C2-O2	-6.26	115.14	118.90
22	BA	1792	G	N3-C4-C5	6.26	131.73	128.60
22	BA	2453	A	C2-N3-C4	-6.25	107.48	110.60
54	B6	2	THR	N-CA-C	-6.24	94.14	111.00
1	AA	558	G	O5'-P-OP1	-6.24	100.08	105.70
22	BA	1125	G	C6-C5-N7	-6.24	126.66	130.40
22	BA	808	G	C8-N9-C4	6.23	108.89	106.40
1	AA	1286	U	C2-N1-C1'	6.23	125.17	117.70
23	BB	97	C	N1-C2-O2	-6.22	115.17	118.90
22	BA	1997	C	C2-N1-C1'	-6.22	111.95	118.80
22	BA	2464	G	N1-C6-O6	-6.22	116.17	119.90
23	BB	100	G	C8-N9-C4	6.22	108.89	106.40
1	AA	1530	G	N3-C4-C5	6.21	131.70	128.60
22	BA	2056	G	OP1-P-O3'	6.20	118.83	105.20
22	BA	1215	G	N9-C4-C5	6.20	107.88	105.40
22	BA	1022	G	N9-C4-C5	6.19	107.88	105.40
22	BA	1377	G	N7-C8-N9	6.19	116.20	113.10
22	BA	2378	A	C8-N9-C4	6.19	108.28	105.80
1	CA	920	U	O5'-P-OP2	-6.19	100.13	105.70
22	BA	2050	C	C6-N1-C2	-6.19	117.82	120.30
22	BA	2867	G	O5'-P-OP1	-6.19	100.13	105.70
22	BA	1330	C	OP2-P-O3'	6.19	118.81	105.20
22	BA	967	U	C5-C4-O4	6.18	129.61	125.90
22	DA	1938	A	C8-N9-C4	-6.18	103.33	105.80

*Continued on next page...*



*Continued from previous page...*

Mol	Chain	Res	Type	Atoms	Z	Observed(°)	Ideal(°)
22	BA	783	A	C6-C5-N7	-6.18	127.97	132.30
22	BA	783	A	C2-N3-C4	-6.17	107.52	110.60
39	BR	51	VAL	C-N-CD	6.17	141.35	128.40
22	BA	758	C	C2-N3-C4	-6.16	116.82	119.90
22	BA	2060	A	O4'-C1'-N9	6.15	113.12	108.20
22	DA	2591	C	C6-N1-C2	-6.14	117.84	120.30
1	CA	428	G	C4-N9-C1'	-6.14	118.52	126.50
22	BA	578	G	N3-C4-C5	-6.14	125.53	128.60
22	BA	961	C	N1-C2-O2	-6.13	115.22	118.90
22	BA	1185	G	N9-C4-C5	6.12	107.85	105.40
22	BA	1005	C	C6-N1-C2	-6.12	117.85	120.30
22	BA	2579	C	N3-C4-C5	6.12	124.35	121.90
22	BA	705	A	N9-C4-C5	-6.11	103.36	105.80
22	BA	2820	A	C5-N7-C8	-6.11	100.85	103.90
22	BA	729	G	N9-C4-C5	6.11	107.84	105.40
22	BA	446	G	N1-C6-O6	6.10	123.56	119.90
22	BA	1996	C	C6-N1-C2	6.10	122.74	120.30
22	BA	745	G	N3-C4-C5	-6.09	125.55	128.60
22	BA	675	A	C5-N7-C8	-6.09	100.86	103.90
22	BA	1620	G	N3-C4-N9	-6.09	122.35	126.00
22	BA	1649	G	N3-C4-C5	-6.08	125.56	128.60
22	BA	558	U	C5-C4-O4	6.08	129.55	125.90
22	BA	944	C	OP1-P-OP2	6.08	128.72	119.60
1	CA	207	C	C6-N1-C2	-6.07	117.87	120.30
22	BA	1125	G	N3-C4-N9	6.06	129.64	126.00
22	BA	686	U	C6-N1-C2	6.06	124.63	121.00
22	BA	1655	A	C5-C6-N1	6.06	120.73	117.70
22	BA	518	G	O5'-P-OP2	-6.06	100.25	105.70
22	BA	1550	C	N1-C2-O2	-6.06	115.27	118.90
22	BA	213	A	N1-C6-N6	6.05	122.23	118.60
22	BA	1651	G	OP1-P-O3'	6.04	118.49	105.20
22	BA	1620	G	N3-C4-C5	6.04	131.62	128.60
22	BA	2465	C	O5'-P-OP2	-6.03	100.27	105.70
22	BA	1394	U	O5'-P-OP1	-6.02	100.28	105.70
54	D6	2	THR	N-CA-CB	-6.01	98.87	110.30
22	BA	2437	G	C4-C5-N7	6.00	113.20	110.80
22	BA	758	C	C5-C6-N1	-5.99	118.00	121.00
22	BA	1020	A	C5-N7-C8	-5.99	100.90	103.90
22	DA	12	U	C2-N1-C1'	5.99	124.89	117.70
22	BA	1686	C	N1-C2-O2	-5.99	115.31	118.90
22	BA	64	A	C8-N9-C4	-5.98	103.41	105.80
22	BA	1478	G	N3-C2-N2	-5.97	115.72	119.90

*Continued on next page...*

*Continued from previous page...*

Mol	Chain	Res	Type	Atoms	Z	Observed(°)	Ideal(°)
1	AA	766	A	C8-N9-C4	5.97	108.19	105.80
22	BA	740	C	OP1-P-OP2	-5.97	110.65	119.60
22	BA	2029	G	N3-C2-N2	-5.97	115.72	119.90
22	BA	646	U	C2-N1-C1'	-5.96	110.55	117.70
22	BA	2513	A	N1-C6-N6	-5.96	115.02	118.60
1	AA	1201	A	P-O3'-C3'	5.96	126.85	119.70
22	BA	2076	U	N3-C2-O2	-5.95	118.03	122.20
22	BA	2444	G	OP2-P-O3'	5.95	118.30	105.20
22	BA	2387	U	O5'-P-OP2	-5.95	100.34	105.70
22	BA	1828	G	C5-C6-N1	-5.95	108.53	111.50
23	BB	79	G	C2-N3-C4	5.94	114.87	111.90
22	BA	561	G	N3-C4-N9	-5.94	122.44	126.00
23	BB	79	G	C5-C6-N1	5.94	114.47	111.50
1	AA	1279	G	C6-C5-N7	-5.93	126.84	130.40
22	BA	1722	A	C8-N9-C4	5.93	108.17	105.80
1	AA	1322	C	C5-C6-N1	5.93	123.96	121.00
22	BA	1671	U	OP1-P-O3'	5.92	118.23	105.20
22	BA	1661	G	N3-C4-N9	-5.92	122.45	126.00
22	BA	461	C	C6-N1-C2	5.92	122.67	120.30
22	BA	1945	G	C8-N9-C4	-5.92	104.03	106.40
22	BA	1317	G	OP1-P-O3'	5.92	118.21	105.20
22	BA	2727	A	O5'-P-OP2	-5.92	100.38	105.70
35	BN	69	ARG	NE-CZ-NH2	5.92	123.26	120.30
1	CA	428	G	C8-N9-C1'	5.91	134.68	127.00
22	BA	2571	U	N3-C2-O2	-5.91	118.06	122.20
22	BA	2520	C	C6-N1-C2	-5.91	117.94	120.30
3	CC	11	ARG	NE-CZ-NH1	5.90	123.25	120.30
22	BA	2820	A	C6-C5-N7	-5.90	128.17	132.30
22	BA	2034	U	N3-C2-O2	-5.90	118.07	122.20
22	BA	914	G	N1-C6-O6	5.89	123.44	119.90
22	BA	942	G	N3-C4-N9	-5.89	122.47	126.00
22	BA	2018	G	N9-C4-C5	5.89	107.76	105.40
22	BA	1660	G	O5'-P-OP2	-5.89	100.40	105.70
22	BA	530	G	C4-C5-N7	-5.88	108.45	110.80
1	AA	860	A	N1-C6-N6	5.88	122.13	118.60
22	BA	1997	C	C5-C4-N4	-5.88	116.08	120.20
22	BA	2385	C	C6-N1-C2	5.88	122.65	120.30
22	BA	2357	G	C6-C5-N7	-5.87	126.88	130.40
23	BB	100	G	O5'-P-OP2	-5.87	100.42	105.70
22	BA	801	G	N3-C2-N2	-5.87	115.79	119.90
22	BA	2606	C	O5'-P-OP2	-5.86	100.42	105.70
22	BA	302	C	C6-N1-C2	-5.86	117.96	120.30

*Continued on next page...*

*Continued from previous page...*

Mol	Chain	Res	Type	Atoms	Z	Observed(°)	Ideal(°)
22	DA	1187	G	N3-C4-C5	5.86	131.53	128.60
22	BA	523	C	C5-C4-N4	-5.86	116.10	120.20
22	BA	2274	A	N1-C6-N6	5.86	122.11	118.60
48	B0	17	ARG	NE-CZ-NH1	5.86	123.23	120.30
22	BA	2820	A	N9-C4-C5	-5.85	103.46	105.80
22	BA	1792	G	N9-C1'-C2'	-5.85	105.57	112.00
22	BA	1936	A	N3-C4-N9	-5.84	122.73	127.40
1	AA	1484	C	N1-C2-O2	-5.84	115.40	118.90
22	BA	530	G	N3-C4-C5	-5.84	125.68	128.60
22	BA	531	C	C6-N1-C2	-5.83	117.97	120.30
1	AA	67	C	C6-N1-C2	-5.83	117.97	120.30
22	BA	2616	C	N3-C2-O2	-5.82	117.83	121.90
22	BA	2250	G	C5-C6-N1	-5.82	108.59	111.50
22	BA	1022	G	C8-N9-C4	-5.82	104.07	106.40
22	BA	1332	G	N3-C4-N9	5.82	129.49	126.00
22	BA	687	C	N1-C2-O2	-5.82	115.41	118.90
22	BA	906	U	N1-C2-O2	5.82	126.87	122.80
23	BB	79	G	O5'-P-OP1	5.82	117.68	110.70
1	AA	1322	C	C2-N3-C4	5.81	122.81	119.90
22	BA	727	A	C5-C6-N6	-5.81	119.05	123.70
22	BA	1660	G	C5-C6-O6	5.81	132.09	128.60
22	BA	1945	G	C6-C5-N7	-5.81	126.91	130.40
22	BA	1828	G	C4-C5-N7	-5.81	108.48	110.80
22	BA	1185	G	C5-C6-O6	5.80	132.08	128.60
22	BA	2606	C	O5'-P-OP1	5.80	117.66	110.70
22	BA	2757	A	N1-C6-N6	5.80	122.08	118.60
22	BA	572	A	OP1-P-OP2	5.79	128.29	119.60
22	BA	2829	A	OP1-P-OP2	5.79	128.29	119.60
22	BA	2037	A	O5'-P-OP2	-5.79	100.49	105.70
22	BA	1820	U	C2-N1-C1'	-5.78	110.76	117.70
1	CA	1112	C	C6-N1-C2	-5.78	117.99	120.30
22	BA	2705	A	N1-C6-N6	5.78	122.06	118.60
22	BA	727	A	N9-C4-C5	-5.77	103.49	105.80
22	BA	745	G	N3-C2-N2	5.77	123.94	119.90
22	BA	783	A	C5-C6-N1	-5.76	114.82	117.70
22	BA	2687	U	O5'-P-OP1	-5.76	100.51	105.70
1	AA	299	G	C4-C5-N7	5.76	113.11	110.80
22	BA	998	C	C6-N1-C2	-5.76	118.00	120.30
22	BA	1254	A	C6-N1-C2	-5.76	115.14	118.60
22	BA	2846	G	C5-C6-O6	-5.76	125.14	128.60
22	BA	2511	U	O5'-P-OP1	-5.76	100.52	105.70
22	BA	1219	U	N3-C2-O2	-5.75	118.17	122.20

*Continued on next page...*

*Continued from previous page...*

Mol	Chain	Res	Type	Atoms	Z	Observed(°)	Ideal(°)
22	BA	2222	C	C6-N1-C2	-5.75	118.00	120.30
22	BA	1673	G	OP1-P-O3'	5.75	117.85	105.20
22	BA	2591	C	N1-C2-O2	-5.75	115.45	118.90
22	BA	33	C	C5-C4-N4	-5.75	116.18	120.20
22	BA	2713	U	N1-C2-N3	5.74	118.35	114.90
22	BA	2686	G	N3-C4-N9	-5.73	122.56	126.00
1	AA	507	C	N1-C2-O2	5.73	122.34	118.90
1	CA	4	U	C2-N1-C1'	5.73	124.58	117.70
22	BA	2539	C	N3-C2-O2	-5.73	117.89	121.90
22	DA	974	G	C4-N9-C1'	5.72	133.94	126.50
22	BA	2705	A	C5-C6-N6	-5.72	119.12	123.70
22	BA	1223	G	C8-N9-C1'	5.72	134.44	127.00
22	BA	2685	G	OP1-P-O3'	5.72	117.78	105.20
22	BA	660	C	N1-C2-O2	-5.72	115.47	118.90
22	BA	1259	G	N3-C4-C5	-5.72	125.74	128.60
22	BA	2646	C	C6-N1-C2	-5.71	118.02	120.30
38	BQ	53	ARG	NE-CZ-NH1	5.71	123.16	120.30
22	BA	1706	C	C6-N1-C2	5.70	122.58	120.30
22	BA	1774	C	N1-C2-O2	-5.70	115.48	118.90
22	BA	2047	C	N3-C2-O2	5.70	125.89	121.90
22	BA	2352	A	N1-C6-N6	5.70	122.02	118.60
1	AA	819	A	O5'-P-OP1	-5.70	100.57	105.70
22	BA	856	G	OP2-P-O3'	5.70	117.74	105.20
22	BA	602	A	O5'-P-OP2	-5.70	100.57	105.70
22	BA	589	U	O5'-P-OP2	-5.70	100.57	105.70
22	BA	774	G	O5'-P-OP2	-5.69	100.58	105.70
22	BA	853	C	C6-N1-C2	5.69	122.58	120.30
22	BA	1031	G	C8-N9-C4	-5.69	104.12	106.40
22	BA	1779	U	C2-N3-C4	-5.68	123.59	127.00
22	BA	2252	G	C8-N9-C4	5.68	108.67	106.40
22	BA	2524	G	C5-C6-N1	5.68	114.34	111.50
22	BA	1938	A	N7-C8-N9	-5.68	110.96	113.80
22	BA	2545	G	C4-N9-C1'	5.68	133.89	126.50
22	BA	2076	U	N1-C2-N3	5.68	118.31	114.90
39	BR	4	VAL	CB-CA-C	-5.68	100.61	111.40
22	BA	1302	A	C4-C5-C6	5.67	119.84	117.00
22	BA	1675	C	C2-N3-C4	-5.67	117.06	119.90
22	BA	567	U	N3-C2-O2	5.67	126.17	122.20
22	BA	2481	G	C8-N9-C4	-5.67	104.13	106.40
23	BB	93	C	O5'-P-OP2	-5.67	100.59	105.70
1	AA	891	U	C6-N1-C2	5.67	124.40	121.00
22	BA	2452	C	N3-C4-C5	-5.67	119.63	121.90

*Continued on next page...*

*Continued from previous page...*

Mol	Chain	Res	Type	Atoms	Z	Observed(°)	Ideal(°)
22	BA	2890	G	C5-C6-O6	-5.66	125.20	128.60
22	BA	993	G	C5-C6-O6	5.66	132.00	128.60
22	BA	674	G	N3-C2-N2	5.66	123.86	119.90
22	BA	1259	G	C4-C5-N7	-5.66	108.54	110.80
22	BA	1801	A	N1-C6-N6	5.66	122.00	118.60
22	BA	1189	A	O5'-P-OP1	5.66	117.49	110.70
22	BA	2844	G	N3-C4-N9	5.66	129.39	126.00
1	CA	1286	U	C2-N1-C1'	5.65	124.48	117.70
22	BA	1452	G	C4-C5-N7	5.65	113.06	110.80
22	BA	1636	U	C6-N1-C2	-5.65	117.61	121.00
22	BA	686	U	C2-N1-C1'	-5.65	110.92	117.70
22	BA	908	C	O5'-P-OP2	-5.65	100.61	105.70
22	BA	640	C	C6-N1-C2	5.65	122.56	120.30
1	AA	664	G	N3-C4-N9	-5.65	122.61	126.00
22	BA	1613	G	N9-C4-C5	-5.65	103.14	105.40
22	BA	739	A	C2-N3-C4	-5.64	107.78	110.60
22	BA	2848	G	O4'-C1'-N9	5.64	112.72	108.20
22	BA	2437	G	N1-C6-O6	5.64	123.28	119.90
22	BA	2789	C	C2-N3-C4	-5.64	117.08	119.90
22	BA	787	C	C6-N1-C2	5.63	122.55	120.30
22	BA	998	C	OP1-P-O3'	5.63	117.59	105.20
1	AA	664	G	C4-N9-C1'	-5.63	119.18	126.50
22	BA	745	G	C4-N9-C1'	5.63	133.82	126.50
22	BA	1828	G	N9-C4-C5	5.63	107.65	105.40
22	BA	528	A	N7-C8-N9	5.63	116.61	113.80
22	BA	783	A	N7-C8-N9	5.63	116.61	113.80
22	BA	1019	U	N1-C2-O2	-5.63	118.86	122.80
22	BA	1609	A	N9-C4-C5	-5.63	103.55	105.80
22	BA	2054	A	OP2-P-O3'	5.63	117.58	105.20
22	BA	2270	A	OP2-P-O3'	5.63	117.58	105.20
22	BA	1235	G	C8-N9-C4	-5.62	104.15	106.40
22	BA	1635	A	C2-N3-C4	-5.62	107.79	110.60
22	BA	1816	C	C2-N1-C1'	-5.62	112.61	118.80
22	BA	479	A	O4'-C1'-N9	5.62	112.70	108.20
22	BA	2887	A	N1-C6-N6	5.61	121.97	118.60
6	CF	86	ARG	NE-CZ-NH1	5.61	123.11	120.30
22	BA	451	U	C2-N1-C1'	-5.61	110.97	117.70
22	BA	706	A	O5'-P-OP2	-5.60	100.66	105.70
1	AA	1508	A	N7-C8-N9	-5.60	111.00	113.80
22	BA	1185	G	C4-C5-N7	-5.60	108.56	110.80
22	BA	806	C	C6-N1-C2	-5.60	118.06	120.30
22	BA	1185	G	N1-C6-O6	-5.60	116.54	119.90

*Continued on next page...*

*Continued from previous page...*

Mol	Chain	Res	Type	Atoms	Z	Observed(°)	Ideal(°)
22	BA	535	G	N1-C2-N2	-5.59	111.17	116.20
22	BA	974	G	N9-C1'-C2'	5.59	121.26	114.00
22	BA	27	G	C2-N3-C4	5.58	114.69	111.90
22	BA	684	G	N3-C4-C5	5.58	131.39	128.60
22	BA	2645	G	O4'-C1'-N9	5.58	112.67	108.20
22	BA	675	A	C6-C5-N7	-5.58	128.39	132.30
22	BA	1415	U	C2-N1-C1'	5.58	124.39	117.70
1	AA	1279	G	N1-C6-O6	5.58	123.25	119.90
22	BA	1472	C	C6-N1-C2	5.58	122.53	120.30
22	BA	1645	G	N1-C2-N2	-5.58	111.18	116.20
22	BA	2582	G	OP1-P-O3'	5.58	117.47	105.20
22	BA	523	C	N3-C4-N4	5.57	121.90	118.00
22	BA	537	G	O5'-P-OP2	5.57	117.39	110.70
22	BA	1790	C	N3-C4-C5	5.57	124.13	121.90
22	BA	1945	G	N7-C8-N9	5.57	115.88	113.10
22	BA	2022	U	O5'-P-OP1	-5.57	100.69	105.70
22	BA	454	A	O5'-P-OP2	-5.57	100.69	105.70
22	BA	1520	U	C6-N1-C2	5.56	124.34	121.00
22	BA	1332	G	C8-N9-C1'	-5.56	119.78	127.00
22	BA	2443	C	N1-C2-O2	-5.56	115.56	118.90
22	BA	2553	G	N3-C4-C5	-5.56	125.82	128.60
22	BA	1909	C	C2-N1-C1'	5.56	124.91	118.80
1	AA	1279	G	N7-C8-N9	5.55	115.88	113.10
22	DA	2771	C	C6-N1-C2	-5.55	118.08	120.30
22	BA	2063	C	C6-N1-C2	-5.55	118.08	120.30
22	BA	264	C	C6-N1-C2	-5.55	118.08	120.30
22	BA	1609	A	C8-N9-C4	5.55	108.02	105.80
22	BA	2800	A	O5'-P-OP2	-5.55	100.71	105.70
22	BA	2825	G	O5'-P-OP2	-5.55	100.71	105.70
22	BA	1271	G	C8-N9-C4	5.54	108.62	106.40
22	BA	906	U	N3-C2-O2	-5.53	118.33	122.20
22	BA	993	G	C4-C5-N7	-5.53	108.59	110.80
22	BA	1573	G	N3-C4-C5	5.53	131.37	128.60
23	BB	80	U	N3-C2-O2	5.53	126.07	122.20
22	BA	597	G	N3-C4-C5	-5.53	125.84	128.60
22	BA	2363	G	C2-N3-C4	-5.53	109.14	111.90
54	D6	4	PRO	CA-N-CD	-5.53	103.76	111.50
22	BA	2888	C	C6-N1-C2	-5.52	118.09	120.30
24	BC	213	TRP	CB-CA-C	5.52	121.45	110.40
1	AA	536	C	C6-N1-C2	-5.52	118.09	120.30
22	BA	2036	C	OP2-P-O3'	5.52	117.35	105.20
22	BA	740	C	O5'-P-OP1	5.52	117.32	110.70

*Continued on next page...*

*Continued from previous page...*

Mol	Chain	Res	Type	Atoms	Z	Observed(°)	Ideal(°)
22	BA	527	C	O4'-C1'-N1	5.52	112.61	108.20
22	BA	670	A	N1-C6-N6	-5.52	115.29	118.60
22	BA	980	A	OP1-P-O3'	5.52	117.34	105.20
22	BA	1022	G	C8-N9-C1'	5.52	134.17	127.00
22	BA	1920	C	C6-N1-C2	-5.52	118.09	120.30
22	BA	1966	A	O4'-C1'-N9	-5.52	103.79	108.20
54	B6	4	PRO	N-CD-CG	5.52	111.47	103.20
22	BA	442	G	N3-C4-C5	-5.51	125.84	128.60
22	BA	1299	G	C6-C5-N7	-5.51	127.09	130.40
22	BA	1792	G	N1-C6-O6	5.51	123.21	119.90
22	BA	2598	A	C5-C6-N1	5.51	120.46	117.70
22	BA	2710	C	OP2-P-O3'	5.51	117.32	105.20
22	BA	2611	C	N1-C2-O2	-5.51	115.59	118.90
22	BA	525	U	C5-C4-O4	5.51	129.20	125.90
48	B0	17	ARG	NE-CZ-NH2	-5.51	117.55	120.30
1	AA	71	A	N1-C6-N6	5.50	121.90	118.60
22	BA	1215	G	OP1-P-O3'	5.49	117.29	105.20
1	CA	209	U	C2-N1-C1'	5.49	124.29	117.70
1	AA	1520	C	OP2-P-O3'	5.49	117.28	105.20
22	BA	2773	C	C6-N1-C2	5.49	122.50	120.30
22	BA	942	G	N3-C4-C5	5.49	131.34	128.60
22	BA	1656	C	C6-N1-C2	-5.49	118.10	120.30
22	BA	2466	C	C5-C4-N4	-5.49	116.36	120.20
22	BA	469	G	N3-C2-N2	-5.49	116.06	119.90
22	BA	2421	G	C8-N9-C4	-5.49	104.20	106.40
22	BA	801	G	C8-N9-C1'	5.49	134.13	127.00
22	BA	914	G	C5-C6-O6	-5.49	125.31	128.60
22	BA	2616	C	C6-N1-C2	-5.49	118.11	120.30
22	BA	1784	A	C2-N3-C4	-5.48	107.86	110.60
1	CA	575	G	N3-C4-C5	5.48	131.34	128.60
22	BA	508	A	O5'-P-OP1	-5.48	100.77	105.70
1	CA	18	C	C6-N1-C2	-5.48	118.11	120.30
1	AA	1504	G	O4'-C1'-N9	5.47	112.58	108.20
22	BA	2378	A	N9-C4-C5	-5.47	103.61	105.80
1	AA	503	C	C6-N1-C2	-5.47	118.11	120.30
22	BA	1613	G	C8-N9-C4	5.47	108.59	106.40
22	BA	2096	C	C6-N1-C2	-5.47	118.11	120.30
22	BA	772	C	N1-C2-O2	5.47	122.18	118.90
22	BA	1764	C	C6-N1-C2	5.47	122.49	120.30
22	BA	2820	A	C5-C6-N6	-5.46	119.33	123.70
22	BA	1332	G	N3-C2-N2	5.46	123.72	119.90
22	BA	1648	U	O5'-P-OP2	5.46	117.25	110.70

*Continued on next page...*



*Continued from previous page...*

Mol	Chain	Res	Type	Atoms	Z	Observed(°)	Ideal(°)
1	AA	365	U	C2-N1-C1'	-5.46	111.15	117.70
22	BA	783	A	N9-C4-C5	-5.46	103.62	105.80
22	BA	1020	A	C4-C5-N7	5.46	113.43	110.70
22	BA	2520	C	N3-C4-N4	5.45	121.82	118.00
22	BA	616	A	C8-N9-C4	5.45	107.98	105.80
22	BA	512	G	O5'-P-OP2	-5.45	100.80	105.70
22	BA	1357	C	N1-C2-O2	-5.45	115.63	118.90
22	BA	2866	U	N3-C2-O2	-5.45	118.38	122.20
22	BA	805	G	C8-N9-C4	5.45	108.58	106.40
22	BA	1003	G	O5'-P-OP1	-5.45	100.80	105.70
22	BA	586	A	C8-N9-C4	5.44	107.98	105.80
22	BA	1137	G	O5'-P-OP2	-5.44	100.80	105.70
22	BA	1328	A	O5'-P-OP1	5.44	117.23	110.70
22	BA	2605	U	O5'-P-OP2	-5.44	100.81	105.70
22	DA	784	G	N3-C4-N9	5.44	129.26	126.00
22	BA	749	A	OP1-P-O3'	5.43	117.15	105.20
22	BA	956	G	N3-C4-C5	5.43	131.32	128.60
22	BA	557	C	O5'-P-OP2	-5.43	100.81	105.70
22	BA	1926	U	N3-C2-O2	-5.43	118.40	122.20
22	BA	2003	A	N1-C6-N6	5.43	121.86	118.60
22	BA	1117	C	C6-N1-C2	5.42	122.47	120.30
22	BA	2029	G	C5-C6-N1	-5.42	108.79	111.50
22	BA	745	G	C6-C5-N7	-5.42	127.15	130.40
22	DA	1677	A	N1-C6-N6	5.42	121.85	118.60
22	BA	527	C	C6-N1-C1'	5.42	127.31	120.80
22	BA	528	A	O4'-C1'-N9	-5.42	103.87	108.20
22	BA	2726	A	O5'-P-OP1	-5.42	100.82	105.70
22	BA	822	G	N1-C2-N3	5.42	127.15	123.90
22	DA	974	G	C6-C5-N7	-5.41	127.15	130.40
22	BA	932	U	N3-C2-O2	-5.41	118.41	122.20
22	BA	2615	U	C2-N1-C1'	5.41	124.19	117.70
22	BA	918	A	OP2-P-O3'	5.41	117.09	105.20
22	DA	129	C	C6-N1-C2	5.40	122.46	120.30
22	BA	1190	G	OP2-P-O3'	5.40	117.08	105.20
22	BA	2497	A	N1-C6-N6	-5.40	115.36	118.60
22	BA	727	A	C8-N9-C4	5.39	107.96	105.80
31	BJ	5	THR	CB-CA-C	-5.39	97.04	111.60
1	CA	428	G	O4'-C1'-N9	5.39	112.51	108.20
22	BA	1388	G	C8-N9-C4	5.39	108.56	106.40
22	BA	1640	A	N1-C6-N6	-5.38	115.37	118.60
22	BA	1926	U	P-O3'-C3'	-5.38	113.24	119.70
22	BA	840	C	N1-C2-O2	-5.38	115.67	118.90

*Continued on next page...*



*Continued from previous page...*

Mol	Chain	Res	Type	Atoms	Z	Observed(°)	Ideal(°)
22	BA	2822	G	C4-C5-N7	5.38	112.95	110.80
22	BA	746	U	O4'-C1'-N1	5.38	112.50	108.20
22	BA	671	C	C2-N3-C4	-5.38	117.21	119.90
22	BA	2421	G	N3-C4-C5	-5.37	125.91	128.60
22	BA	937	C	N1-C2-O2	-5.37	115.68	118.90
22	BA	2378	A	N1-C6-N6	5.37	121.82	118.60
22	BA	1430	G	O5'-P-OP2	5.37	117.14	110.70
22	BA	1658	C	C6-N1-C2	5.36	122.44	120.30
22	BA	2894	G	C4-N9-C1'	-5.36	119.53	126.50
22	BA	1020	A	N1-C6-N6	5.36	121.82	118.60
22	BA	1648	U	O5'-P-OP1	-5.36	100.88	105.70
1	AA	915	A	OP1-P-O3'	5.36	116.99	105.20
22	BA	2503	A	N7-C8-N9	-5.36	111.12	113.80
22	BA	1305	C	OP1-P-O3'	5.35	116.98	105.20
22	DA	1368	G	N3-C4-C5	-5.35	125.92	128.60
22	BA	784	G	P-O3'-C3'	5.35	126.12	119.70
22	BA	968	C	N3-C4-C5	5.35	124.04	121.90
23	BB	79	G	N3-C4-N9	5.35	129.21	126.00
22	BA	404	A	C8-N9-C4	-5.34	103.66	105.80
22	BA	1807	G	C8-N9-C4	-5.34	104.26	106.40
22	BA	2699	C	O5'-P-OP2	-5.34	100.89	105.70
22	BA	2624	G	N3-C2-N2	-5.34	116.16	119.90
22	BA	2050	C	C2-N1-C1'	5.34	124.67	118.80
22	BA	1262	A	C8-N9-C4	-5.33	103.67	105.80
22	BA	2678	C	C6-N1-C2	5.33	122.43	120.30
22	BA	2375	G	N3-C4-N9	-5.33	122.80	126.00
22	BA	563	A	OP1-P-O3'	5.33	116.92	105.20
22	BA	2008	C	C5-C6-N1	5.33	123.67	121.00
1	CA	1029	U	C2-N1-C1'	5.33	124.09	117.70
1	AA	1322	C	C2-N1-C1'	5.32	124.66	118.80
22	BA	1426	G	C4-C5-N7	5.32	112.93	110.80
22	BA	2013	A	N1-C6-N6	5.32	121.79	118.60
22	BA	2853	C	C6-N1-C2	5.32	122.43	120.30
22	BA	2894	G	N3-C4-C5	5.32	131.26	128.60
22	BA	2277	G	C5-C6-O6	5.32	131.79	128.60
23	BB	100	G	N9-C4-C5	-5.32	103.27	105.40
22	BA	1216	G	O5'-P-OP2	5.31	117.08	110.70
22	BA	322	A	O5'-P-OP1	-5.31	100.92	105.70
22	BA	915	C	C6-N1-C2	-5.31	118.18	120.30
22	DA	481	G	O4'-C1'-N9	5.31	112.45	108.20
22	BA	2846	G	C4-C5-N7	5.31	112.92	110.80
22	BA	912	C	OP1-P-OP2	5.30	127.56	119.60

*Continued on next page...*

*Continued from previous page...*

Mol	Chain	Res	Type	Atoms	Z	Observed(°)	Ideal(°)
22	BA	2590	A	OP1-P-OP2	-5.30	111.64	119.60
22	BA	2846	G	N3-C4-C5	5.30	131.25	128.60
22	BA	248	G	N1-C6-O6	5.30	123.08	119.90
22	BA	2481	G	C4-N9-C1'	5.29	133.38	126.50
22	BA	1626	A	C2-N3-C4	-5.29	107.95	110.60
22	BA	2870	C	OP2-P-O3'	5.29	116.83	105.20
22	BA	2437	G	N9-C4-C5	-5.29	103.28	105.40
22	BA	195	A	C8-N9-C4	-5.29	103.69	105.80
22	BA	2416	C	C6-N1-C2	-5.28	118.19	120.30
22	BA	2433	A	O5'-P-OP1	-5.28	100.95	105.70
22	BA	2025	C	O5'-P-OP2	-5.28	100.95	105.70
22	DA	2078	C	C6-N1-C2	5.27	122.41	120.30
22	BA	745	G	C8-N9-C1'	-5.27	120.15	127.00
22	BA	1994	C	C6-N1-C2	5.27	122.41	120.30
22	BA	2274	A	OP2-P-O3'	5.27	116.79	105.20
22	BA	535	G	N3-C2-N2	5.27	123.59	119.90
22	BA	1426	G	N9-C4-C5	-5.27	103.29	105.40
23	BB	78	A	C2-N3-C4	-5.27	107.97	110.60
22	DA	581	C	C6-N1-C2	-5.27	118.19	120.30
22	BA	2697	G	C8-N9-C4	-5.26	104.29	106.40
22	DA	948	C	C6-N1-C2	-5.26	118.19	120.30
22	BA	1306	C	O5'-P-OP2	5.26	117.01	110.70
22	BA	1824	G	N3-C4-C5	-5.26	125.97	128.60
22	BA	2871	U	C5-C6-N1	-5.25	120.07	122.70
22	BA	585	G	N3-C4-C5	-5.25	125.97	128.60
1	AA	575	G	N3-C4-N9	-5.25	122.85	126.00
22	BA	1791	A	OP1-P-OP2	-5.25	111.72	119.60
22	BA	2021	C	OP1-P-O3'	5.25	116.75	105.20
22	BA	578	G	N3-C4-N9	5.25	129.15	126.00
22	BA	706	A	N1-C6-N6	5.25	121.75	118.60
22	BA	866	A	N1-C6-N6	5.25	121.75	118.60
22	BA	795	C	OP2-P-O3'	5.24	116.73	105.20
22	BA	1125	G	C8-N9-C1'	-5.24	120.19	127.00
1	AA	254	G	C8-N9-C4	-5.24	104.31	106.40
22	BA	2041	U	N3-C2-O2	5.24	125.86	122.20
22	BA	1470	A	N1-C6-N6	5.23	121.74	118.60
22	BA	1992	G	N3-C4-C5	-5.23	125.98	128.60
22	BA	1609	A	C5-C6-N6	-5.23	119.52	123.70
22	BA	2514	U	N1-C2-O2	-5.23	119.14	122.80
22	BA	811	U	C5-C4-O4	5.23	129.03	125.90
22	BA	2874	C	N3-C4-C5	5.22	123.99	121.90
54	D6	2	THR	CA-C-O	-5.22	109.13	120.10

*Continued on next page...*

*Continued from previous page...*

Mol	Chain	Res	Type	Atoms	Z	Observed(°)	Ideal(°)
22	BA	748	G	C8-N9-C1'	5.22	133.79	127.00
1	AA	781	A	N1-C6-N6	5.22	121.73	118.60
22	BA	1299	G	N3-C4-C5	-5.22	125.99	128.60
22	BA	2425	A	P-O3'-C3'	5.21	125.96	119.70
22	BA	2502	G	C8-N9-C4	-5.21	104.31	106.40
22	BA	397	U	OP2-P-O3'	5.21	116.67	105.20
22	DA	2803	G	C4-N9-C1'	-5.21	119.73	126.50
23	BB	102	G	O5'-P-OP1	-5.21	101.01	105.70
22	BA	2432	A	OP1-P-O3'	5.21	116.66	105.20
22	BA	788	A	C4-C5-N7	5.20	113.30	110.70
22	BA	2814	A	C5-C6-N6	-5.20	119.54	123.70
22	BA	684	G	N1-C6-O6	5.20	123.02	119.90
22	BA	1281	G	OP1-P-OP2	-5.19	111.81	119.60
22	BA	2057	G	C6-C5-N7	-5.19	127.28	130.40
23	BB	79	G	C5-C6-O6	-5.19	125.48	128.60
22	BA	930	G	O5'-P-OP2	-5.19	101.03	105.70
22	BA	919	U	C5-C4-O4	-5.19	122.79	125.90
22	BA	805	G	N3-C4-C5	5.19	131.19	128.60
22	BA	2837	A	O5'-P-OP2	5.19	116.92	110.70
22	BA	2063	C	C5-C6-N1	5.18	123.59	121.00
1	AA	362	G	N3-C4-N9	5.18	129.11	126.00
22	BA	2703	C	O5'-P-OP2	-5.18	101.04	105.70
1	CA	811	C	OP2-P-O3'	5.18	116.60	105.20
22	BA	40	U	O5'-P-OP1	-5.16	101.05	105.70
22	BA	180	G	C4-N9-C1'	-5.16	119.79	126.50
22	BA	646	U	C6-N1-C1'	5.16	128.43	121.20
22	BA	974	G	N9-C4-C5	-5.16	103.34	105.40
22	BA	2710	C	C2-N3-C4	-5.16	117.32	119.90
22	BA	2715	C	O5'-P-OP2	-5.16	101.06	105.70
22	BA	1929	G	N3-C4-N9	5.16	129.09	126.00
22	BA	1306	C	C6-N1-C2	-5.16	118.24	120.30
22	BA	963	U	OP2-P-O3'	5.16	116.54	105.20
22	BA	1294	U	O5'-P-OP2	-5.16	101.06	105.70
22	BA	1158	C	N1-C2-O2	5.15	121.99	118.90
22	BA	2699	C	OP2-P-O3'	5.15	116.53	105.20
29	BH	121	VAL	C-N-CA	5.15	134.58	121.70
1	CA	496	A	O4'-C1'-N9	5.15	112.32	108.20
22	DA	684	G	N3-C4-C5	5.15	131.18	128.60
1	CA	664	G	N3-C2-N2	-5.15	116.30	119.90
22	BA	1658	C	C5-C4-N4	-5.15	116.60	120.20
22	BA	2624	G	N1-C2-N2	5.15	120.83	116.20
22	BA	2509	G	C5-C6-N1	5.14	114.07	111.50

*Continued on next page...*

*Continued from previous page...*

Mol	Chain	Res	Type	Atoms	Z	Observed(°)	Ideal(°)
22	BA	910	A	O5'-P-OP1	5.14	116.87	110.70
22	BA	588	U	C5-C4-O4	-5.14	122.82	125.90
22	BA	790	U	P-O3'-C3'	-5.13	113.54	119.70
22	BA	915	C	C2-N1-C1'	5.13	124.44	118.80
22	BA	1660	G	C6-C5-N7	5.13	133.48	130.40
22	BA	1790	C	OP1-P-O3'	5.13	116.49	105.20
22	BA	525	U	N1-C2-N3	5.13	117.98	114.90
22	BA	1145	C	C6-N1-C2	-5.13	118.25	120.30
22	DA	748	G	O4'-C1'-N9	5.13	112.30	108.20
22	BA	1776	G	C8-N9-C1'	-5.12	120.34	127.00
22	BA	2427	C	C6-N1-C2	5.12	122.35	120.30
22	BA	574	A	O5'-P-OP1	-5.12	101.09	105.70
22	BA	751	A	O5'-P-OP1	-5.12	101.09	105.70
22	BA	704	G	O4'-C1'-N9	5.12	112.30	108.20
22	BA	824	U	N1-C2-O2	-5.12	119.22	122.80
22	BA	1757	A	OP1-P-O3'	5.12	116.45	105.20
22	BA	845	A	N1-C6-N6	5.11	121.67	118.60
22	BA	1776	G	C4-N9-C1'	5.11	133.15	126.50
22	BA	2026	U	OP2-P-O3'	5.11	116.44	105.20
22	BA	1649	G	N3-C4-N9	5.11	129.06	126.00
47	BZ	7	ILE	CB-CA-C	-5.11	101.39	111.60
22	BA	746	U	C2-N1-C1'	-5.10	111.58	117.70
22	BA	1426	G	N3-C4-N9	5.10	129.06	126.00
22	BA	2381	A	C8-N9-C4	5.10	107.84	105.80
22	BA	1934	C	OP2-P-O3'	5.10	116.42	105.20
22	BA	2014	A	C5-C6-N6	-5.10	119.62	123.70
22	DA	60	G	P-O3'-C3'	5.10	125.82	119.70
22	BA	536	G	O5'-P-OP1	5.10	116.82	110.70
22	BA	2766	A	N1-C6-N6	5.10	121.66	118.60
1	AA	1482	G	C6-C5-N7	-5.10	127.34	130.40
22	BA	2503	A	N9-C4-C5	-5.09	103.76	105.80
22	BA	2889	C	C2-N3-C4	-5.09	117.35	119.90
1	CA	1412	C	C6-N1-C2	-5.09	118.26	120.30
22	BA	473	G	O5'-P-OP2	-5.09	101.12	105.70
22	BA	1617	C	C2-N1-C1'	-5.09	113.20	118.80
22	BA	2583	G	C8-N9-C4	-5.09	104.37	106.40
22	BA	2788	C	C6-N1-C2	5.09	122.33	120.30
22	BA	143	C	N3-C4-N4	5.08	121.56	118.00
22	BA	1276	A	O5'-P-OP1	5.08	116.80	110.70
22	BA	2825	G	O4'-C1'-N9	5.08	112.27	108.20
22	BA	2896	C	OP2-P-O3'	5.08	116.38	105.20
22	BA	595	C	C6-N1-C2	5.08	122.33	120.30

*Continued on next page...*

*Continued from previous page...*

Mol	Chain	Res	Type	Atoms	Z	Observed(°)	Ideal(°)
22	BA	2624	G	C5-C6-O6	-5.08	125.55	128.60
22	BA	2565	A	N1-C6-N6	5.07	121.64	118.60
22	BA	999	U	C5-C4-O4	-5.07	122.86	125.90
22	BA	1659	G	C8-N9-C4	5.07	108.43	106.40
22	BA	914	G	C5-N7-C8	-5.06	101.77	104.30
22	BA	248	G	C5-C6-O6	-5.06	125.56	128.60
22	BA	740	C	C5-C6-N1	-5.06	118.47	121.00
22	BA	811	U	N3-C2-O2	-5.06	118.66	122.20
22	BA	2276	G	C5-C6-N1	5.05	114.03	111.50
22	BA	2815	C	C2-N3-C4	-5.05	117.37	119.90
22	BA	1671	U	C5-C6-N1	5.05	125.23	122.70
1	AA	572	A	N1-C6-N6	-5.05	115.57	118.60
22	BA	758	C	C6-N1-C2	5.05	122.32	120.30
22	BA	17	G	C8-N9-C4	-5.05	104.38	106.40
22	BA	745	G	C4-C5-C6	5.05	121.83	118.80
22	BA	2286	G	P-O3'-C3'	5.05	125.76	119.70
22	BA	1262	A	OP1-P-OP2	-5.05	112.03	119.60
22	BA	2491	U	O5'-P-OP1	-5.05	101.16	105.70
1	CA	211	G	N3-C4-N9	5.05	129.03	126.00
22	BA	735	A	N1-C6-N6	5.04	121.63	118.60
22	BA	1242	U	N1-C2-O2	-5.04	119.27	122.80
22	BA	1251	C	OP2-P-O3'	5.04	116.30	105.20
22	BA	1682	G	C8-N9-C1'	-5.04	120.44	127.00
22	BA	2619	C	N3-C4-C5	5.04	123.92	121.90
22	BA	1695	G	N3-C4-N9	5.04	129.02	126.00
22	DA	2803	G	N3-C4-N9	-5.04	122.98	126.00
1	AA	332	G	N3-C4-C5	5.04	131.12	128.60
22	BA	22	C	C6-N1-C2	-5.04	118.28	120.30
22	BA	780	G	N1-C2-N2	-5.04	111.67	116.20
1	CA	1504	G	N3-C4-C5	5.04	131.12	128.60
22	DA	1939	U	C6-N1-C2	-5.04	117.98	121.00
22	BA	996	A	O5'-P-OP1	-5.03	101.17	105.70
1	AA	575	G	C8-N9-C1'	5.03	133.54	127.00
22	BA	1819	A	C8-N9-C4	-5.03	103.79	105.80
22	BA	2250	G	N3-C2-N2	-5.03	116.38	119.90
22	BA	682	G	C4-N9-C1'	5.03	133.03	126.50
22	BA	1636	U	O5'-P-OP1	5.03	116.73	110.70
22	BA	1997	C	N1-C2-O2	-5.03	115.89	118.90
22	BA	2066	C	OP1-P-O3'	5.03	116.25	105.20
22	BA	2362	C	C6-N1-C2	5.03	122.31	120.30
1	CA	903	G	C8-N9-C4	5.02	108.41	106.40
1	AA	575	G	C4-N9-C1'	-5.02	119.97	126.50

*Continued on next page...*

*Continued from previous page...*

Mol	Chain	Res	Type	Atoms	Z	Observed(°)	Ideal(°)
22	BA	28	A	N3-C4-C5	-5.02	123.28	126.80
22	BA	1426	G	C5-C6-O6	-5.02	125.59	128.60
22	BA	1807	G	N9-C4-C5	5.02	107.41	105.40
22	BA	822	G	C8-N9-C4	-5.02	104.39	106.40
1	CA	52	C	N1-C2-O2	-5.02	115.89	118.90
22	BA	752	A	O4'-C1'-N9	5.02	112.21	108.20
22	BA	2512	C	N1-C2-O2	-5.02	115.89	118.90
1	AA	501	C	C6-N1-C2	-5.01	118.30	120.30
22	BA	2250	G	O4'-C1'-N9	-5.01	104.19	108.20
23	BB	104	A	C5-C6-N6	-5.01	119.69	123.70
22	BA	964	C	C5-C4-N4	-5.01	116.69	120.20
22	BA	2250	G	C6-C5-N7	-5.01	127.39	130.40
34	BM	18	ARG	NE-CZ-NH2	5.01	122.81	120.30
1	CA	207	C	C2-N1-C1'	5.01	124.31	118.80
22	DA	952	G	N3-C4-C5	-5.01	126.09	128.60
22	BA	2008	C	C2-N1-C1'	5.01	124.31	118.80
22	BA	1974	C	C2-N1-C1'	-5.01	113.29	118.80
22	BA	1213	A	OP2-P-O3'	5.01	116.21	105.20
22	BA	2844	G	N9-C4-C5	-5.01	103.40	105.40
1	CA	47	C	C6-N1-C2	5.01	122.30	120.30
22	BA	825	A	OP2-P-O3'	5.00	116.21	105.20
22	BA	2268	A	O5'-P-OP1	-5.00	101.20	105.70

There are no chirality outliers.

All (10) planarity outliers are listed below:

Mol	Chain	Res	Type	Group
11	AK	126	LYS	Peptide
21	AU	39	GLU	Peptide
48	B0	24	ALA	Peptide
25	BD	151	THR	Peptide
33	BL	28	GLY	Peptide
5	CE	102	GLY	Peptide
6	CF	54	LEU	Peptide
12	CL	24	LEU	Peptide
12	CL	38	TYR	Peptide
25	DD	151	THR	Peptide

## 5.2 Close contacts ⓘ

In the following table, the Non-H and H(model) columns list the number of non-hydrogen atoms and hydrogen atoms in the chain respectively. The H(added) column lists the number of hydrogens added by MolProbity. The Clashes column lists the number of clashes within the asymmetric unit, and the number in parentheses is this value normalized per 1000 atoms of the molecule in the chain. The Symm-Clashes column gives symmetry related clashes, in the same way as for the Clashes column.

Mol	Chain	Non-H	H(model)	H(added)	Clashes	Symm-Clashes
1	AA	32995	0	16607	1338	4
1	CA	33015	0	16617	1198	0
2	AB	1705	0	1732	164	0
2	CB	1705	0	1732	121	0
3	AC	1625	0	1696	89	0
3	CC	1625	0	1696	80	0
4	AD	1643	0	1707	133	0
4	CD	1643	0	1707	144	0
5	AE	1106	0	1148	83	0
5	CE	1106	0	1148	104	0
6	AF	818	0	808	62	0
6	CF	818	0	808	56	0
7	AG	1182	0	1238	65	0
7	CG	1182	0	1238	59	0
8	AH	979	0	1031	67	0
8	CH	979	0	1031	47	0
9	AI	1022	0	1070	77	0
9	CI	1022	0	1070	69	0
10	AJ	787	0	828	87	0
10	CJ	787	0	828	48	0
11	AK	877	0	887	79	0
11	CK	877	0	887	72	0
12	AL	955	0	1016	65	0
12	CL	955	0	1016	61	0
13	AM	884	0	941	80	0
13	CM	884	0	941	46	0
14	AN	774	0	824	66	0
14	CN	774	0	824	44	0
15	AO	710	0	728	35	0
15	CO	710	0	728	42	0
16	AP	649	0	666	53	0
16	CP	649	0	666	30	0
17	AQ	649	0	691	69	0
17	CQ	649	0	691	50	0
18	AR	456	0	478	22	0

*Continued on next page...*



*Continued from previous page...*

Mol	Chain	Non-H	H(model)	H(added)	Clashes	Symm-Clashes
18	CR	456	0	478	23	0
19	AS	638	0	665	48	0
19	CS	638	0	665	38	0
20	AT	665	0	714	54	0
20	CT	665	0	714	38	0
21	AU	426	0	449	61	0
21	CU	426	0	449	37	0
22	BA	62195	0	31280	2134	0
22	DA	62195	0	31280	2174	0
23	BB	2549	0	1291	56	0
23	DB	2529	0	1281	72	0
24	BC	2083	0	2154	157	0
24	DC	2083	0	2154	123	0
25	BD	1565	0	1616	92	0
25	DD	1565	0	1616	81	0
26	BE	1552	0	1619	75	0
26	DE	1552	0	1619	103	0
27	BF	1411	0	1444	105	0
27	DF	1411	0	1444	63	0
28	BG	1323	0	1371	61	0
28	DG	1323	0	1371	56	0
29	BH	1110	0	1147	154	0
29	DH	1110	0	1148	90	4
30	BI	1032	0	1085	82	0
30	DI	1032	0	1085	72	0
31	BJ	1129	0	1162	64	0
31	DJ	1129	0	1162	55	0
32	BK	939	0	1012	75	0
32	DK	939	0	1012	38	0
33	BL	1045	0	1117	51	0
33	DL	1045	0	1117	81	0
34	BM	1074	0	1157	47	0
34	DM	1074	0	1157	43	0
35	BN	961	0	1000	51	0
35	DN	961	0	1000	55	0
36	BO	892	0	923	57	0
36	DO	892	0	923	50	0
37	BP	917	0	962	48	0
37	DP	917	0	962	47	0
38	BQ	947	0	1019	61	0
38	DQ	947	0	1019	55	0
39	BR	816	0	839	84	0

*Continued on next page...*



*Continued from previous page...*

Mol	Chain	Non-H	H(model)	H(added)	Clashes	Symm-Clashes
39	DR	816	0	839	47	0
40	BS	857	0	922	64	0
40	DS	857	0	922	39	0
41	BT	739	0	807	46	0
41	DT	739	0	807	44	0
42	BU	780	0	831	50	0
42	DU	780	0	831	65	0
43	BV	753	0	780	31	0
43	DV	753	0	780	25	0
44	BW	580	0	594	23	0
44	DW	569	0	581	26	0
45	BX	625	0	652	35	0
45	DX	625	0	652	55	0
46	BY	509	0	543	29	0
46	DY	509	0	543	38	0
47	BZ	449	0	488	19	0
47	DZ	449	0	488	14	0
48	B0	444	0	458	33	0
48	D0	444	0	458	18	0
49	B1	410	0	440	32	0
49	D1	410	0	440	19	0
50	B2	377	0	418	19	0
50	D2	377	0	418	34	0
51	B3	504	0	572	22	0
51	D3	504	0	572	29	0
52	B4	302	0	340	12	0
52	D4	302	0	342	17	0
53	B5	1142	0	865	49	0
54	B6	69	0	44	5	0
54	D6	69	0	44	13	0
55	AA	71	0	0	0	0
55	AM	1	0	0	0	0
55	BA	195	0	0	0	0
55	BB	4	0	0	0	0
55	CA	55	0	0	0	0
55	CM	1	0	0	0	0
55	DA	167	0	0	0	0
55	DB	3	0	0	0	0
55	DQ	1	0	0	0	0
56	B4	1	0	0	0	0
56	D4	1	0	0	0	0
57	AA	194	0	0	23	0

*Continued on next page...*

*Continued from previous page...*

Mol	Chain	Non-H	H(model)	H(added)	Clashes	Symm-Clashes
57	AL	1	0	0	0	0
57	AN	5	0	0	1	0
57	AT	2	0	0	1	0
57	AU	1	0	0	1	0
57	B2	1	0	0	0	0
57	B3	3	0	0	0	0
57	B4	2	0	0	0	0
57	BA	615	0	0	101	0
57	BB	14	0	0	0	0
57	BC	10	0	0	0	0
57	BD	4	0	0	2	0
57	BE	4	0	0	0	0
57	BF	1	0	0	1	0
57	BG	1	0	0	0	0
57	BJ	1	0	0	0	0
57	BL	6	0	0	0	0
57	BN	2	0	0	0	0
57	BS	1	0	0	0	0
57	BU	1	0	0	0	0
57	CA	189	0	0	20	0
57	CL	1	0	0	0	0
57	CN	3	0	0	2	0
57	CT	3	0	0	0	0
57	CU	2	0	0	0	0
57	D0	1	0	0	0	0
57	D2	2	0	0	0	0
57	D3	2	0	0	0	0
57	D4	1	0	0	0	0
57	DA	607	0	0	82	0
57	DB	13	0	0	3	0
57	DC	9	0	0	1	0
57	DD	4	0	0	2	0
57	DE	6	0	0	1	0
57	DL	5	0	0	1	0
57	DN	2	0	0	0	0
57	DT	2	0	0	0	0
57	DU	1	0	0	1	0
57	DV	1	0	0	0	0
All	All	288320	0	192877	11779	4

Clashscore is defined as the number of clashes calculated for the entry per 1000 atoms (including hydrogens) of the entry. The overall clashscore for this entry is 25.

All (11779) close contacts within the same asymmetric unit are listed below.

Atom-1	Atom-2	Distance(Å)	Clash(Å)
22:BA:1006:C:OP2	57:BA:3781:HOH:O	1.56	1.22
29:BH:117:LEU:O	29:BH:121:VAL:HG23	1.34	1.22
22:BA:2714:G:OP2	57:BA:3548:HOH:O	1.61	1.18
22:BA:1603:A:OP1	57:BA:3411:HOH:O	1.61	1.15
54:D6:4:PRO:HB2	54:D6:5:MHU:HM1	1.15	1.14
29:BH:117:LEU:O	29:BH:121:VAL:CG2	1.95	1.14
22:BA:15:G:OP2	57:BA:3553:HOH:O	1.69	1.09
29:BH:123:ARG:O	29:BH:124:THR:CG2	2.01	1.09
22:DA:1010:A:OP2	57:DA:3775:HOH:O	1.72	1.07
22:BA:2550:G:OP1	57:BA:3723:HOH:O	1.68	1.07
22:DA:784:G:OP2	57:DA:3310:HOH:O	1.74	1.04
22:BA:2498:C:OP2	57:BA:3684:HOH:O	1.74	1.03
22:BA:1376:C:OP2	57:BA:3400:HOH:O	1.78	1.02
22:BA:842:U:O4	57:BA:3586:HOH:O	1.74	1.02
1:AA:533:A:OP1	57:AA:1848:HOH:O	1.76	1.01
22:BA:192:C:OP1	57:BA:3740:HOH:O	1.78	1.01
4:CD:41:HIS:O	4:CD:43:ALA:N	1.94	1.01
6:CF:12:PRO:O	6:CF:15:SER:OG	1.79	1.00
22:DA:2004:G:OP2	57:DA:3797:HOH:O	1.80	1.00
29:BH:117:LEU:HD21	29:BH:121:VAL:H	1.23	1.00
22:BA:2016:U:OP1	57:BA:3271:HOH:O	1.80	0.99
29:BH:123:ARG:O	29:BH:124:THR:HG23	1.61	0.99
22:BA:2819:G:OP1	57:BA:3803:HOH:O	1.80	0.98
1:CA:1500:A:OP2	57:CA:1881:HOH:O	1.81	0.98
22:BA:1179:G:C5	22:BA:1180:U:H1'	1.98	0.98
22:BA:2094:A:OP1	29:BH:22:LYS:HE3	1.64	0.98
22:BA:2243:U:OP1	57:BA:3740:HOH:O	1.82	0.98
22:DA:370:G:N7	57:DA:3555:HOH:O	1.96	0.98
22:DA:2271:G:O6	57:DA:3506:HOH:O	1.82	0.98
22:DA:1823:G:N7	57:DA:3649:HOH:O	1.96	0.97
22:DA:1378:A:O2'	22:DA:1380:G:N7	1.97	0.97
29:DH:40:THR:O	29:DH:42:LYS:N	1.98	0.97
22:BA:526:A:OP1	57:BA:3245:HOH:O	1.81	0.96
1:AA:1031:C:O2'	1:AA:1032:G:OP2	1.82	0.96
15:AO:89:ARG:NH1	22:BA:716:A:OP2	1.98	0.96
1:CA:1124:G:O2'	1:CA:1145:A:N6	1.99	0.96
22:BA:614:A:O2'	22:BA:615:U:OP2	1.83	0.96
22:BA:2484:G:OP1	34:BM:44:ARG:NH2	1.98	0.96
1:CA:736:C:OP1	18:CR:61:ARG:NH1	1.99	0.96
22:BA:2062:A:O2'	22:BA:2063:C:H5'	1.66	0.95
29:BH:120:GLY:C	29:BH:122:LEU:HA	1.85	0.95
24:BC:244:PRO:O	24:BC:251:GLN:NE2	2.00	0.95

*Continued on next page...*

*Continued from previous page...*

Atom-1	Atom-2	Distance(Å)	Clash(Å)
22:BA:731:C:OP2	57:BA:3692:HOH:O	1.84	0.94
27:DF:122:PHE:O	27:DF:124:GLY:N	2.00	0.94
22:BA:1439:A:OP2	57:BA:3632:HOH:O	1.85	0.94
1:AA:537:G:OP1	12:AL:110:ARG:NH2	2.01	0.94
22:DA:618:G:O6	57:DA:3289:HOH:O	1.85	0.94
22:BA:784:G:OP2	57:BA:3311:HOH:O	1.84	0.94
35:BN:103:ARG:HB2	35:BN:110:MET:HE3	1.49	0.94
22:BA:301:G:OP2	42:BU:82:ARG:NH1	2.01	0.94
26:DE:58:LYS:NZ	26:DE:70:SER:O	2.02	0.93
22:DA:2588:G:OP1	57:DA:3311:HOH:O	1.86	0.93
2:AB:21:ARG:O	2:AB:23:TRP:N	2.00	0.93
1:CA:683:G:N2	11:CK:39:GLY:O	2.00	0.93
22:BA:517:C:OP2	48:B0:10:ARG:NH2	2.01	0.93
32:BK:121:GLU:OE2	37:BP:65:SER:OG	1.86	0.93
1:CA:111:G:O6	1:CA:330:C:N4	2.02	0.92
1:AA:516:U:O4	57:AA:1848:HOH:O	1.87	0.92
22:BA:480:A:OP2	42:BU:44:LYS:NZ	2.04	0.91
22:BA:1509:A:O2'	22:BA:1510:G:OP2	1.88	0.91
22:BA:1002:G:O6	57:BA:3739:HOH:O	1.87	0.91
54:D6:4:PRO:HB2	54:D6:5:MHU:CM	2.00	0.90
22:DA:602:A:O2'	22:DA:604:G:O2'	1.86	0.90
14:AN:54:ASP:OD1	14:AN:59:ARG:NH1	2.03	0.90
29:DH:83:LYS:HG3	29:DH:149:GLU:CG	2.02	0.90
1:CA:1198:G:OP1	57:CA:1836:HOH:O	1.89	0.90
1:CA:1499:A:OP2	57:CA:1881:HOH:O	1.89	0.90
22:BA:790:U:O2'	22:BA:791:C:O5'	1.90	0.90
22:BA:618:G:N7	57:BA:3286:HOH:O	2.04	0.89
22:DA:27:G:O2'	22:DA:28:A:OP2	1.89	0.89
22:DA:784:G:OP1	57:DA:3311:HOH:O	1.89	0.89
22:BA:1253:A:N7	57:BA:3333:HOH:O	2.06	0.89
22:BA:1937:A:N7	22:BA:1939:U:O2'	2.05	0.89
8:CH:28:PRO:O	8:CH:33:LYS:NZ	2.05	0.89
5:CE:101:GLU:O	5:CE:103:THR:N	2.07	0.88
22:DA:58:G:OP1	41:DT:78:SER:OG	1.91	0.88
23:DB:28:C:OP1	36:DO:36:TYR:OH	1.89	0.88
22:BA:1342:A:OP2	57:BA:3714:HOH:O	1.90	0.88
29:BH:123:ARG:O	29:BH:124:THR:HG22	1.74	0.88
22:BA:997:G:OP1	38:BQ:92:ARG:HG2	1.73	0.88
29:BH:117:LEU:C	29:BH:121:VAL:HG23	1.93	0.88
22:DA:684:G:OP1	50:D2:16:HIS:ND1	2.07	0.88
41:DT:18:GLU:O	41:DT:22:THR:OG1	1.92	0.88
22:DA:668:A:N6	22:DA:670:A:O2'	2.07	0.87

*Continued on next page...*

*Continued from previous page...*

Atom-1	Atom-2	Distance(Å)	Clash(Å)
22:DA:1265:A:OP1	57:DA:3742:HOH:O	1.92	0.87
22:BA:572:A:OP2	39:BR:80:ARG:NH2	2.07	0.87
22:DA:2284:A:O2'	22:DA:2288:A:N1	2.07	0.87
22:BA:945:A:N7	57:BA:3258:HOH:O	2.07	0.87
1:CA:495:A:C2	1:CA:496:A:C6	2.62	0.87
22:BA:2502:G:OP2	57:BA:3491:HOH:O	1.92	0.87
27:BF:158:THR:O	57:BF:201:HOH:O	1.92	0.86
22:DA:1006:C:OP2	57:DA:3776:HOH:O	1.93	0.86
29:DH:83:LYS:HG3	29:DH:149:GLU:HG2	1.56	0.86
3:AC:139:GLN:O	3:AC:141:ALA:N	2.08	0.86
22:BA:1141:U:H4'	22:BA:1142:A:O4'	1.74	0.86
22:DA:2507:C:OP1	57:DA:3705:HOH:O	1.94	0.86
22:BA:1153:C:P	57:BA:3360:HOH:O	2.33	0.86
23:DB:34:A:N6	23:DB:44:G:O2'	2.08	0.86
22:DA:822:G:OP2	57:DA:3343:HOH:O	1.92	0.86
1:AA:1407:C:O2'	22:BA:1912:A:N6	2.09	0.86
29:BH:147:VAL:HG12	29:BH:149:GLU:HG3	1.57	0.86
22:BA:621:A:OP2	57:BA:3291:HOH:O	1.93	0.85
2:CB:206:ALA:O	2:CB:208:ARG:N	2.09	0.85
1:AA:64:G:C8	1:AA:99:C:N4	2.44	0.85
20:AT:69:LYS:O	20:AT:71:LYS:N	2.08	0.85
22:BA:1260:A:N6	57:BA:3275:HOH:O	2.09	0.85
22:DA:185:G:C6	22:DA:212:G:C2	2.65	0.85
22:DA:2057:G:OP2	57:DA:3483:HOH:O	1.92	0.85
22:DA:2438:U:O2'	22:DA:2440:C:OP1	1.93	0.85
1:AA:194:C:OP1	57:AA:1879:HOH:O	1.92	0.85
22:BA:2278:A:OP1	34:BM:10:ARG:NH2	2.10	0.85
22:BA:1061:U:O2'	22:BA:1062:G:O5'	1.92	0.85
22:BA:118:A:C8	22:BA:119:A:C8	2.65	0.84
22:BA:636:G:C6	33:BL:111:ILE:HD11	2.12	0.84
18:CR:25:ASP:O	18:CR:27:ALA:N	2.11	0.84
22:BA:2720:U:OP1	37:BP:53:ARG:NH2	2.11	0.84
29:BH:117:LEU:O	29:BH:119:ASN:N	2.07	0.84
29:BH:117:LEU:HD21	29:BH:121:VAL:N	1.93	0.84
22:DA:1325:U:OP1	22:DA:1647:U:O2'	1.93	0.84
22:BA:1338:G:O6	41:BT:66:LYS:NZ	2.10	0.84
39:BR:49:ILE:HG22	39:BR:53:PHE:N	1.93	0.84
22:DA:310:A:O2'	22:DA:311:A:OP2	1.94	0.84
1:AA:875:U:O2'	8:AH:15:ARG:NH1	2.11	0.84
31:BJ:53:TYR:CD1	31:BJ:121:LYS:HB3	2.12	0.84
22:DA:2171:A:O2'	22:DA:2173:A:OP1	1.94	0.84
8:AH:10:MET:HE1	8:AH:33:LYS:HA	1.56	0.84

*Continued on next page...*

*Continued from previous page...*

Atom-1	Atom-2	Distance(Å)	Clash(Å)
22:BA:2391:G:O2'	22:BA:2424:C:N4	2.10	0.84
22:BA:481:G:C4	22:BA:507:A:C2	2.66	0.84
22:DA:118:A:C8	22:DA:119:A:C8	2.66	0.84
22:DA:2407:A:OP2	57:DA:3558:HOH:O	1.96	0.84
24:BC:260:ASN:O	24:BC:262:ARG:N	2.11	0.84
29:DH:82:SER:O	29:DH:84:ALA:N	2.10	0.84
1:AA:7:A:N6	5:AE:97:GLN:OE1	2.11	0.83
22:DA:1530:G:N2	22:DA:1542:U:O2	2.10	0.83
22:BA:981:A:OP1	57:BA:3594:HOH:O	1.93	0.83
22:DA:2134:A:N6	22:DA:2157:G:O2'	2.11	0.83
22:BA:481:G:O2'	22:BA:507:A:N1	2.11	0.83
22:BA:31:C:OP1	57:BA:3700:HOH:O	1.95	0.83
22:BA:1073:A:H3'	22:BA:1074:G:C5'	2.08	0.83
1:CA:484:G:H4'	1:CA:485:U:O5'	1.77	0.83
22:DA:1937:A:OP1	57:DA:3453:HOH:O	1.96	0.83
47:BZ:24:LEU:HD11	47:BZ:54:MET:HE1	1.61	0.83
22:DA:822:G:P	57:DA:3343:HOH:O	2.34	0.83
28:BG:155:GLU:OE2	28:BG:158:LYS:N	2.11	0.83
39:BR:49:ILE:HG22	39:BR:52:PRO:C	1.99	0.83
12:CL:34:CYS:HA	12:CL:55:VAL:HA	1.61	0.83
22:DA:125:A:OP2	50:D2:19:ARG:NH2	2.12	0.83
22:DA:2249:U:O4	57:DA:3504:HOH:O	1.97	0.83
29:DH:94:ILE:HB	29:DH:122:LEU:HD12	1.60	0.82
22:DA:1817:G:OP1	24:DC:62:TYR:OH	1.95	0.82
29:BH:120:GLY:C	29:BH:122:LEU:CA	2.47	0.82
4:AD:150:LYS:O	4:AD:152:GLN:NE2	2.12	0.82
22:BA:731:C:P	57:BA:3692:HOH:O	2.35	0.82
4:CD:100:ASN:OD1	4:CD:111:ARG:NH1	2.12	0.82
22:BA:761:A:C8	57:BA:3293:HOH:O	2.32	0.82
25:BD:140:HIS:NE2	57:BD:303:HOH:O	2.12	0.82
1:AA:509:A:O5'	57:AA:1722:HOH:O	1.98	0.82
1:AA:858:G:O6	57:AA:1823:HOH:O	1.97	0.82
2:CB:35:ARG:O	2:CB:37:LYS:N	2.13	0.82
22:BA:1171:G:N2	22:BA:1178:C:O2	2.12	0.82
22:DA:1378:A:O2'	57:DA:3748:HOH:O	1.97	0.82
22:DA:1935:G:H1'	22:DA:1964:G:N2	1.95	0.82
24:DC:210:ALA:HA	24:DC:213:TRP:CE2	2.14	0.82
22:BA:2211:A:O2'	22:BA:2212:A:OP1	1.97	0.82
4:AD:75:TYR:OH	4:AD:97:ARG:NH1	2.12	0.82
22:BA:797:G:O6	57:BA:3320:HOH:O	1.97	0.81
39:BR:3:ALA:HB3	39:BR:59:ILE:HD11	1.62	0.81
22:DA:2125:G:N1	22:DA:2171:A:OP1	2.13	0.81

*Continued on next page...*

*Continued from previous page...*

Atom-1	Atom-2	Distance(Å)	Clash(Å)
1:AA:1062:U:H2'	1:AA:1063:C:C5	2.15	0.81
22:DA:514:A:N3	22:DA:581:C:O2'	2.12	0.81
22:DA:756:A:N7	57:DA:3298:HOH:O	2.13	0.81
22:BA:1153:C:OP2	57:BA:3357:HOH:O	1.98	0.81
22:BA:2786:U:OP1	25:BD:70:LYS:NZ	2.13	0.81
22:BA:1916:A:H2'	22:BA:1917:U:O4'	1.80	0.81
22:BA:273:G:N2	22:BA:365:U:O2	2.14	0.81
22:BA:500:G:N2	22:BA:502:A:H3'	1.95	0.81
22:DA:1515:A:HO2'	22:DA:1556:C:HO2'	1.24	0.81
22:DA:1154:G:OP2	38:DQ:58:ARG:NH1	2.14	0.81
29:BH:97:ARG:HD2	1:CA:369:G:O2'	1.81	0.81
54:D6:4:PRO:CB	54:D6:5:MHU:HM1	2.06	0.81
54:D6:3:DBB:HG2	54:D6:4:PRO:HA	1.63	0.81
22:DA:1371:G:N7	57:DA:3396:HOH:O	2.13	0.81
22:BA:761:A:OP1	57:BA:3694:HOH:O	1.98	0.80
22:BA:1070:A:O2'	22:BA:1097:U:OP1	1.98	0.80
22:DA:1826:G:C6	22:DA:1827:U:C4	2.69	0.80
22:DA:300:A:HO2'	22:DA:318:C:HO2'	1.27	0.80
22:DA:821:A:O3'	57:DA:3343:HOH:O	1.98	0.80
24:DC:157:SER:O	24:DC:160:THR:OG1	1.99	0.80
1:AA:452:A:N6	1:AA:480:U:O2	2.14	0.80
22:DA:2262:U:OP1	44:DW:41:ARG:NH2	2.14	0.80
1:CA:55:A:C6	1:CA:56:U:C2	2.70	0.80
29:BH:83:LYS:HD2	1:CA:55:A:O2'	1.82	0.80
4:AD:22:LYS:O	4:AD:24:GLY:N	2.15	0.80
22:DA:990:A:N1	39:DR:78:ARG:NH1	2.29	0.80
22:DA:60:G:O2'	22:DA:62:U:OP2	1.99	0.80
22:DA:761:A:N7	57:DA:3294:HOH:O	2.15	0.80
22:DA:46:G:C2	22:DA:47:C:C5	2.69	0.80
1:CA:1001:C:H2'	1:CA:1002:G:C8	2.17	0.80
22:DA:1014:A:OP2	57:DA:3596:HOH:O	1.99	0.79
22:BA:1417:C:H2'	22:BA:1418:G:O4'	1.82	0.79
22:BA:2800:A:H3'	22:BA:2801:G:H5'	1.64	0.79
22:BA:819:A:C4	22:BA:1189:A:C2	2.70	0.79
24:BC:209:GLY:O	24:BC:212:ARG:N	2.15	0.79
28:BG:104:ASN:ND2	28:BG:114:ASP:OD1	2.14	0.79
22:BA:2080:A:O5'	45:BX:19:SER:OG	1.99	0.79
5:CE:102:GLY:O	5:CE:104:GLY:N	2.15	0.79
31:DJ:4:PHE:O	38:DQ:64:ARG:NH2	2.13	0.79
22:BA:1669:A:OP2	57:BA:3723:HOH:O	2.01	0.79
1:AA:1014:A:C2	19:AS:34:TRP:CH2	2.71	0.79
1:AA:1049:U:OP1	57:AA:1781:HOH:O	2.00	0.79

*Continued on next page...*



*Continued from previous page...*

Atom-1	Atom-2	Distance(Å)	Clash(Å)
51:B3:31:HIS:CD2	51:B3:32:ILE:HG13	2.17	0.79
1:CA:568:G:O6	12:CL:2:ALA:HB2	1.83	0.79
22:DA:613:A:OP2	22:DA:614:A:N7	2.16	0.79
22:BA:1350:C:N4	22:BA:1381:G:O6	2.15	0.79
22:BA:510:C:OP1	57:BA:3770:HOH:O	2.00	0.79
2:CB:15:HIS:O	2:CB:17:GLY:N	2.16	0.79
22:BA:858:G:H3'	22:BA:859:G:C8	2.18	0.79
22:DA:608:A:H2'	22:DA:609:A:C8	2.17	0.79
2:AB:82:ASP:O	2:AB:85:LEU:N	2.16	0.79
22:BA:1061:U:HO2'	22:BA:1062:G:P	2.06	0.79
23:DB:48:U:H4'	36:DO:100:HIS:CD2	2.18	0.79
27:BF:133:ARG:O	27:BF:134:GLU:HB2	1.82	0.78
39:BR:34:GLU:OE2	39:BR:60:LYS:NZ	2.13	0.78
22:DA:1958:C:OP2	57:DA:3454:HOH:O	2.01	0.78
35:DN:90:ARG:CZ	35:DN:116:VAL:HG11	2.13	0.78
1:AA:1299:A:H2'	1:AA:1299:A:N3	1.96	0.78
22:BA:2017:U:OP2	57:BA:3268:HOH:O	2.01	0.78
22:DA:1668:A:O4'	22:DA:1669:A:C2	2.37	0.78
28:DG:158:LYS:O	28:DG:160:LYS:N	2.16	0.78
1:AA:689:C:HO2'	1:AA:705:G:HO2'	1.29	0.78
22:BA:27:G:C4	22:BA:512:G:N2	2.52	0.78
24:DC:70:ASN:O	24:DC:72:ASP:N	2.16	0.78
22:BA:2685:G:OP1	32:BK:78:ARG:NH2	2.16	0.78
22:DA:1669:A:OP2	57:DA:3716:HOH:O	2.01	0.78
22:DA:2162:G:H4'	22:DA:2163:A:OP1	1.82	0.78
9:AI:84:THR:HG21	9:AI:103:PHE:HB3	1.65	0.78
22:BA:1721:G:O2'	22:BA:1739:A:N6	2.16	0.78
22:BA:572:A:H5''	22:BA:573:U:OP2	1.83	0.78
29:BH:91:PHE:HB3	1:CA:55:A:N3	1.98	0.78
11:CK:17:SER:O	11:CK:80:LYS:N	2.17	0.78
22:BA:1439:A:OP2	57:BA:3635:HOH:O	2.02	0.78
20:CT:5:LYS:O	20:CT:7:ALA:N	2.16	0.78
22:DA:450:G:O6	57:DA:3240:HOH:O	2.00	0.78
22:DA:53:A:C8	22:DA:54:G:C8	2.72	0.78
22:BA:587:C:N3	33:BL:33:ARG:NH2	2.33	0.78
22:DA:161:A:H3'	22:DA:162:U:H5''	1.66	0.78
41:DT:73:ARG:NH1	41:DT:74:ILE:O	2.17	0.78
22:BA:1794:A:H2'	22:BA:1795:C:C6	2.17	0.77
4:AD:95:GLU:OE2	4:AD:104:ARG:NH1	2.16	0.77
22:DA:192:C:OP1	57:DA:3733:HOH:O	2.03	0.77
2:CB:43:LEU:HG	2:CB:44:GLU:HG2	1.67	0.77
22:DA:2711:A:OP2	57:DA:3544:HOH:O	2.03	0.77

*Continued on next page...*



*Continued from previous page...*

Atom-1	Atom-2	Distance(Å)	Clash(Å)
3:AC:130:PHE:CE1	3:AC:131:ARG:HD2	2.20	0.77
23:DB:29:A:O2'	23:DB:58:A:N1	2.16	0.77
29:BH:123:ARG:HH22	1:CA:367:U:P	2.08	0.77
1:AA:869:G:N7	57:AA:1825:HOH:O	2.17	0.77
40:BS:37:THR:HG22	40:BS:38:TYR:CD1	2.18	0.77
28:DG:170:ARG:NH1	52:D4:29:ALA:O	2.18	0.77
22:BA:695:G:C2	22:BA:696:G:C8	2.73	0.77
5:CE:157:ARG:O	5:CE:159:LYS:N	2.17	0.77
40:DS:73:LYS:HB2	40:DS:106:VAL:HB	1.67	0.77
22:BA:1380:G:OP2	57:BA:3752:HOH:O	2.03	0.77
21:CU:25:LYS:HD3	21:CU:26:ALA:N	1.99	0.77
1:AA:562:U:OP2	12:AL:14:ARG:NH1	2.18	0.76
22:BA:622:G:O5'	57:BA:3292:HOH:O	2.02	0.76
22:DA:1361:G:C2	22:DA:1362:C:C6	2.73	0.76
1:CA:207:C:HO2'	1:CA:213:G:N2	1.83	0.76
1:CA:209:U:H4'	1:CA:210:C:OP2	1.85	0.76
29:DH:1:MET:SD	29:DH:27:ARG:NH1	2.58	0.76
22:DA:1050:A:N6	22:DA:1109:C:O2	2.17	0.76
1:AA:1062:U:H2'	1:AA:1063:C:C6	2.20	0.76
12:AL:24:LEU:O	12:AL:26:ALA:N	2.18	0.76
21:CU:44:GLU:OE1	21:CU:45:ARG:NH1	2.18	0.76
22:DA:1439:A:OP2	57:DA:3626:HOH:O	2.03	0.76
22:DA:1428:C:O2'	22:DA:1569:A:OP2	2.03	0.76
22:DA:787:C:OP1	57:DA:3750:HOH:O	2.04	0.76
29:DH:53:GLU:O	29:DH:55:GLU:N	2.19	0.76
22:BA:784:G:H5''	24:BC:226:ASN:OD1	1.86	0.76
1:AA:91:U:H2'	1:AA:92:U:O4'	1.86	0.76
22:BA:1125:G:OP2	22:BA:1126:A:O2'	2.00	0.76
29:DH:45:GLU:O	29:DH:49:ALA:N	2.19	0.76
1:AA:1060:U:O2	1:AA:1061:G:C8	2.38	0.76
22:BA:2757:A:N1	28:BG:67:THR:HG21	2.01	0.76
10:CJ:65:TYR:HB3	14:CN:96:LEU:HD11	1.68	0.76
22:DA:118:A:N3	22:DA:178:G:H1'	2.01	0.76
22:DA:488:G:N2	22:DA:493:G:O6	2.19	0.76
1:AA:872:A:C5	1:AA:874:G:C8	2.74	0.75
22:BA:2800:A:C2	22:BA:2895:G:H1'	2.20	0.75
22:DA:998:C:OP2	38:DQ:58:ARG:NH2	2.19	0.75
11:CK:122:ARG:CZ	21:CU:36:GLU:HG2	2.16	0.75
33:DL:29:LYS:O	33:DL:30:THR:OG1	2.02	0.75
1:AA:381:C:H2'	1:AA:382:A:O4'	1.86	0.75
1:CA:1097:C:OP1	2:CB:139:ARG:NH2	2.20	0.75
22:DA:199:A:OP2	57:DA:3736:HOH:O	2.03	0.75

*Continued on next page...*

*Continued from previous page...*

Atom-1	Atom-2	Distance(Å)	Clash(Å)
22:DA:2093:G:O2'	22:DA:2094:A:H5'	1.86	0.75
1:AA:965:U:OP2	57:AA:1832:HOH:O	2.04	0.75
53:B5:59:VAL:HG21	53:B5:167:ASP:C	2.06	0.75
22:BA:733:G:OP2	57:BA:3294:HOH:O	2.04	0.75
8:CH:9:ASP:OD2	8:CH:13:ARG:NH1	2.19	0.75
22:DA:1019:U:O2	22:DA:1142:A:N6	2.19	0.75
1:CA:1101:A:H61	2:CB:102:THR:HG21	1.52	0.75
1:AA:680:C:C2	1:AA:711:G:N2	2.55	0.75
1:AA:972:C:H4'	10:AJ:59:LYS:HE3	1.68	0.75
22:BA:2052:A:C2	22:BA:2053:G:C8	2.75	0.75
22:DA:2420:C:OP1	51:D3:34:THR:HB	1.87	0.75
1:AA:983:A:H2'	1:AA:983:A:N3	1.99	0.75
29:BH:91:PHE:HB3	1:CA:55:A:C4	2.20	0.75
27:DF:32:GLU:OE1	27:DF:92:ARG:NH1	2.20	0.75
29:DH:124:THR:OG1	29:DH:125:THR:N	2.17	0.75
22:BA:2857:G:N2	22:BA:2860:A:OP2	2.18	0.75
25:BD:13:ARG:HD2	25:BD:15:PHE:CZ	2.22	0.75
25:BD:9:VAL:O	25:BD:197:THR:OG1	2.04	0.75
37:BP:93:ARG:O	37:BP:94:LYS:HB2	1.87	0.75
22:DA:2144:G:N2	22:DA:2148:G:O6	2.19	0.75
22:DA:856:G:N2	22:DA:922:C:C2	2.54	0.75
49:B1:4:GLY:O	49:B1:6:ARG:N	2.20	0.74
22:BA:1288:G:C4	22:BA:1327:A:C2	2.75	0.74
1:AA:542:G:C2	1:AA:543:U:C5	2.75	0.74
22:DA:2225:A:H4'	22:DA:2226:C:O5'	1.86	0.74
8:AH:22:LYS:N	8:AH:65:TYR:OH	2.20	0.74
29:BH:117:LEU:HD11	29:BH:122:LEU:HD12	1.69	0.74
29:BH:123:ARG:C	29:BH:124:THR:HG23	2.06	0.74
29:BH:88:GLY:O	29:BH:125:THR:OG1	2.04	0.74
22:DA:1567:G:H2'	24:DC:85:PRO:HG3	1.70	0.74
1:CA:920:U:H2'	1:CA:921:U:C6	2.22	0.74
22:BA:1997:C:OP2	25:BD:129:THR:OG1	2.03	0.74
31:BJ:98:GLU:O	31:BJ:102:GLU:HG3	1.88	0.74
22:DA:1918:A:O2'	22:DA:1920:C:N4	2.20	0.74
22:DA:249:C:O5'	22:DA:2394:C:O2'	2.05	0.74
1:AA:1369:C:H2'	1:AA:1370:G:C8	2.21	0.74
22:DA:1604:C:OP2	57:DA:3404:HOH:O	2.04	0.74
22:BA:1779:U:H5	22:BA:1784:A:N7	1.85	0.74
22:BA:1794:A:H2'	22:BA:1795:C:H6	1.52	0.74
22:BA:1925:C:H4'	22:BA:1926:U:C4	2.23	0.74
1:CA:495:A:C2	1:CA:496:A:N6	2.56	0.74
4:CD:48:LEU:HD23	4:CD:53:VAL:N	2.02	0.74

*Continued on next page...*

*Continued from previous page...*

Atom-1	Atom-2	Distance(Å)	Clash(Å)
1:AA:980:C:OP1	57:AA:1837:HOH:O	2.04	0.74
4:AD:62:ARG:HG3	4:AD:72:PHE:CD2	2.22	0.74
6:AF:91:ARG:O	6:AF:92:THR:OG1	2.05	0.74
12:AL:85:GLY:O	12:AL:96:HIS:ND1	2.20	0.74
22:BA:2025:C:OP2	57:BA:3473:HOH:O	2.05	0.74
38:BQ:24:TYR:O	38:BQ:25:TYR:CB	2.36	0.74
1:CA:207:C:O2'	1:CA:213:G:N2	2.21	0.74
1:CA:484:G:C5	1:CA:486:U:H1'	2.23	0.74
22:DA:2209:G:C2	22:DA:2216:G:C2	2.74	0.74
4:AD:26:ARG:HD2	4:AD:31:LYS:HE3	1.70	0.74
17:AQ:69:LYS:O	17:AQ:70:THR:HB	1.88	0.74
22:BA:1494:A:C2'	22:BA:1495:A:O5'	2.36	0.74
22:DA:187:G:C2	22:DA:210:C:C2	2.76	0.74
24:DC:226:ASN:ND2	57:DC:304:HOH:O	2.20	0.74
1:AA:663:A:C2	1:AA:743:A:C2	2.76	0.73
22:BA:1509:A:O2'	22:BA:1510:G:P	2.45	0.73
39:BR:51:VAL:HG23	39:BR:52:PRO:HD2	1.69	0.73
1:CA:427:U:OP1	4:CD:13:ARG:NH2	2.21	0.73
1:AA:1278:G:H4'	1:AA:1279:G:C8	2.22	0.73
22:BA:64:A:H2'	22:BA:65:U:C6	2.22	0.73
29:BH:90:LEU:O	1:CA:358:U:H4'	1.88	0.73
1:CA:552:U:C4	1:CA:553:A:N7	2.56	0.73
22:DA:2502:G:H5'	22:DA:2503:A:H5''	1.70	0.73
1:AA:1108:G:O6	57:AA:1861:HOH:O	2.05	0.73
22:BA:1915:U:C2'	22:BA:1916:A:H5'	2.18	0.73
34:BM:42:THR:HG22	34:BM:93:VAL:HG12	1.71	0.73
29:BH:93:SER:O	1:CA:368:U:C6	2.41	0.73
22:DA:2164:C:H2'	22:DA:2165:C:C6	2.23	0.73
22:DA:2594:C:N4	22:DA:2595:G:O6	2.21	0.73
22:DA:587:C:OP2	33:DL:21:ARG:NH1	2.21	0.73
1:AA:1093:A:N3	1:AA:1109:C:O2'	2.21	0.73
1:AA:80:A:C2	1:AA:90:C:N3	2.56	0.73
7:AG:55:GLY:O	7:AG:57:SER:N	2.20	0.73
22:DA:761:A:OP2	57:DA:3292:HOH:O	2.07	0.73
8:AH:2:SER:C	8:AH:4:GLN:H	1.92	0.73
24:BC:157:SER:O	24:BC:195:VAL:HG11	1.87	0.73
27:BF:40:VAL:O	27:BF:42:GLU:N	2.22	0.73
30:BI:122:ILE:O	30:BI:126:THR:OG1	2.07	0.73
42:BU:16:GLY:O	42:BU:18:ASP:N	2.21	0.73
22:DA:2028:U:O4	57:DA:3475:HOH:O	2.06	0.73
4:AD:32:CYS:O	4:AD:33:LYS:HB2	1.87	0.73
22:BA:1379:U:C6	22:BA:1379:U:OP1	2.42	0.73

*Continued on next page...*

*Continued from previous page...*

Atom-1	Atom-2	Distance(Å)	Clash(Å)
22:BA:1695:G:H1'	24:BC:8:PRO:O	1.88	0.73
14:CN:91:GLY:O	14:CN:93:ILE:N	2.21	0.73
22:DA:1826:G:C5	22:DA:1827:U:C5	2.76	0.73
1:AA:1064:G:O2'	1:AA:1190:G:N2	2.22	0.73
51:B3:27:ALA:O	51:B3:28:ASN:HB2	1.86	0.73
22:BA:1179:G:H3'	22:BA:1180:U:H4'	1.70	0.73
22:BA:1935:G:C6	22:BA:1962:C:C5	2.77	0.73
40:BS:29:VAL:HG13	40:BS:55:ILE:HD11	1.70	0.73
22:DA:247:G:N7	22:DA:249:C:C2	2.56	0.73
1:AA:792:A:H4'	1:AA:793:U:O5'	1.89	0.73
22:BA:1009:A:OP1	31:BJ:39:LYS:NZ	2.16	0.73
22:BA:368:A:N6	22:BA:369:U:O4	2.21	0.73
22:BA:572:A:C2	22:BA:2033:A:C2	2.77	0.73
1:CA:404:G:O6	4:CD:2:ALA:N	2.22	0.73
11:AK:76:GLU:C	22:BA:2141:G:OP1	2.27	0.72
22:BA:1269:A:OP2	57:BA:3384:HOH:O	2.06	0.72
22:BA:2128:G:H2'	22:BA:2129:C:O4'	1.88	0.72
12:CL:116:LYS:O	12:CL:117:TYR:CG	2.42	0.72
22:DA:389:G:C8	22:DA:2413:G:H4'	2.24	0.72
22:DA:740:C:H5'	22:DA:1784:A:H3'	1.72	0.72
37:DP:29:LYS:HB3	37:DP:40:LEU:HD21	1.71	0.72
1:AA:914:A:C2	1:AA:915:A:C8	2.77	0.72
22:BA:1779:U:C5	22:BA:1784:A:N7	2.57	0.72
22:BA:2714:G:P	57:BA:3548:HOH:O	2.38	0.72
22:BA:585:G:N7	38:BQ:6:ARG:NH1	2.37	0.72
1:CA:485:U:O2'	1:CA:486:U:OP1	2.05	0.72
1:AA:157:U:H1'	1:AA:165:G:N2	2.04	0.72
10:AJ:44:THR:HG22	10:AJ:70:HIS:HA	1.69	0.72
17:AQ:52:GLU:N	17:AQ:52:GLU:OE1	2.22	0.72
22:BA:1917:U:C4	22:BA:1918:A:C5	2.76	0.72
24:BC:15:HIS:O	24:BC:204:VAL:HG21	1.89	0.72
25:BD:77:ARG:NH2	25:BD:200:ASP:OD1	2.22	0.72
1:AA:1091:U:O2	1:AA:1095:U:C2	2.42	0.72
1:AA:536:C:OP1	57:AA:1884:HOH:O	2.07	0.72
4:AD:37:ALA:HA	4:AD:42:GLY:HA3	1.69	0.72
2:CB:169:GLU:O	2:CB:171:ILE:N	2.22	0.72
1:AA:481:G:O2'	1:AA:483:C:N4	2.22	0.72
22:BA:1069:A:N1	22:BA:1073:A:N6	2.38	0.72
40:BS:57:ASN:O	40:BS:61:ASN:HB2	1.89	0.72
1:CA:278:G:OP2	17:CQ:43:LYS:NZ	2.21	0.72
1:CA:978:A:HO2'	1:CA:1322:C:H5	1.35	0.72
50:D2:43:THR:OG1	50:D2:44:VAL:N	2.20	0.72

*Continued on next page...*

*Continued from previous page...*

Atom-1	Atom-2	Distance(Å)	Clash(Å)
22:DA:1342:A:OP2	57:DA:3708:HOH:O	2.06	0.72
1:AA:1151:A:O2'	1:AA:1152:A:O5'	2.06	0.72
10:AJ:35:GLN:HG2	10:AJ:77:VAL:HB	1.69	0.72
40:BS:1:MET:N	40:BS:109:ASP:OD1	2.23	0.72
40:BS:20:VAL:HA	40:BS:23:LEU:HD12	1.72	0.72
41:BT:64:LYS:HA	41:BT:79:ASP:OD1	1.89	0.72
1:CA:890:G:O2'	1:CA:906:A:N6	2.22	0.72
22:DA:1394:U:H4'	22:DA:1603:A:H4'	1.71	0.72
22:DA:2415:G:C6	22:DA:2416:C:C4	2.78	0.72
34:DM:66:ARG:NH1	34:DM:104:GLU:OE1	2.23	0.72
36:BO:25:ARG:HG3	36:BO:27:VAL:CG1	2.20	0.72
1:CA:1055:A:C6	1:CA:1206:G:C5	2.77	0.72
22:DA:511:U:O2'	22:DA:1215:G:N2	2.23	0.72
22:BA:1157:G:N2	22:BA:1158:C:C2	2.57	0.72
22:BA:2346:A:H4'	22:BA:2347:C:OP2	1.90	0.72
1:AA:1422:G:O3'	32:BK:49:ARG:NH2	2.21	0.72
1:AA:872:A:C4	1:AA:874:G:N7	2.58	0.72
22:BA:790:U:O2'	22:BA:791:C:P	2.47	0.72
22:DA:2711:A:OP2	57:DA:3541:HOH:O	2.07	0.72
22:DA:59:U:O2'	22:DA:74:A:OP2	2.04	0.72
1:AA:667:G:OP1	1:AA:732:C:O2'	2.06	0.71
22:BA:1288:G:C5	22:BA:1327:A:C2	2.78	0.71
22:BA:1746:A:H2'	22:BA:1747:U:C6	2.24	0.71
5:CE:56:VAL:N	5:CE:57:PRO:HD2	2.03	0.71
22:DA:1515:A:O2'	22:DA:1556:C:O2'	2.00	0.71
13:AM:46:SER:O	13:AM:47:GLU:HB3	1.90	0.71
22:BA:1712:U:OP2	22:BA:1713:A:O2'	2.07	0.71
36:BO:2:ASP:OD1	36:BO:3:LYS:N	2.22	0.71
23:BB:28:C:OP1	36:BO:31:THR:HG21	1.89	0.71
22:DA:1645:G:OP1	22:DA:1646:C:H5'	1.89	0.71
29:DH:31:VAL:HB	29:DH:32:PRO:CD	2.20	0.71
5:CE:137:VAL:O	5:CE:138:ARG:CB	2.38	0.71
5:CE:155:ALA:HB1	8:CH:66:PHE:CD2	2.25	0.71
22:DA:1809:A:H2'	22:DA:1810:A:C8	2.26	0.71
25:DD:151:THR:O	25:DD:153:GLY:N	2.23	0.71
16:AP:39:PHE:CD2	16:AP:74:LEU:HD11	2.25	0.71
22:BA:726:G:O2'	22:BA:727:A:OP2	2.06	0.71
30:BI:127:ARG:HA	30:BI:130:GLU:HG3	1.72	0.71
22:DA:1344:U:O2'	22:DA:1345:C:OP2	2.08	0.71
22:DA:301:G:C2	22:DA:302:C:C2	2.78	0.71
22:DA:347:A:C2	22:DA:348:A:C4	2.78	0.71
1:AA:69:G:O6	1:AA:98:A:N6	2.23	0.71

*Continued on next page...*

*Continued from previous page...*

Atom-1	Atom-2	Distance(Å)	Clash(Å)
22:BA:792:A:N3	22:BA:2072:C:O2'	2.23	0.71
1:CA:1225:A:H2'	1:CA:1226:C:C5	2.26	0.71
1:CA:552:U:C2	1:CA:553:A:C8	2.79	0.71
4:CD:59:GLN:O	4:CD:63:ARG:HG3	1.91	0.71
5:CE:81:LEU:HG	5:CE:147:MET:SD	2.31	0.71
22:DA:1973:G:C5	22:DA:1974:C:C4	2.78	0.71
1:AA:927:G:C2	1:AA:1391:U:O2	2.44	0.71
7:AG:99:LEU:O	7:AG:102:ARG:N	2.23	0.71
1:AA:1014:A:N3	19:AS:34:TRP:CZ3	2.58	0.71
1:CA:131:A:O2'	1:CA:262:A:N3	2.21	0.71
22:BA:450:G:O6	57:BA:3243:HOH:O	2.06	0.71
39:BR:27:ILE:HG21	39:BR:63:VAL:HG21	1.71	0.71
17:CQ:19:LYS:O	17:CQ:71:LYS:NZ	2.21	0.71
22:DA:749:A:C5	22:DA:750:A:N7	2.58	0.71
26:DE:98:LYS:NZ	57:DE:305:HOH:O	2.24	0.71
1:AA:328:C:O2	1:AA:328:C:H2'	1.90	0.71
22:BA:1131:G:OP1	31:BJ:82:GLY:HA2	1.89	0.71
22:BA:686:U:O5'	57:BA:3719:HOH:O	2.07	0.71
1:CA:662:U:H2'	1:CA:663:A:C8	2.25	0.71
6:CF:45:ARG:O	6:CF:56:LYS:HA	1.90	0.71
22:DA:1738:G:O2'	22:DA:1739:A:O5'	2.09	0.71
24:DC:45:ASN:OD1	24:DC:46:ASN:N	2.24	0.71
1:AA:1145:A:O2'	1:AA:1146:A:O5'	2.08	0.71
14:AN:91:GLY:O	14:AN:93:ILE:N	2.24	0.71
22:BA:1359:A:OP1	57:BA:3618:HOH:O	2.09	0.71
22:BA:2615:U:C2	48:B0:4:GLN:HA	2.26	0.71
23:BB:109:A:C5	23:BB:110:C:C5	2.79	0.71
24:BC:247:PRO:HD2	24:BC:248:TRP:CZ3	2.26	0.71
1:CA:757:U:OP1	1:CA:822:U:O2'	2.08	0.71
22:DA:789:A:N1	57:DA:3309:HOH:O	2.22	0.71
22:BA:1196:C:O4'	22:BA:1226:A:C2	2.44	0.71
22:BA:1730:C:OP1	22:BA:1730:C:H4'	1.90	0.70
22:BA:580:U:H2'	22:BA:581:C:C6	2.25	0.70
22:BA:580:U:H2'	22:BA:581:C:H6	1.56	0.70
1:CA:495:A:N1	1:CA:496:A:N6	2.39	0.70
4:CD:174:ASP:OD1	4:CD:175:ALA:N	2.24	0.70
22:DA:471:A:OP1	26:DE:79:ARG:NH1	2.24	0.70
22:BA:1272:A:N7	22:BA:1618:A:H1'	2.06	0.70
22:BA:2831:G:OP1	25:BD:56:LYS:NZ	2.23	0.70
40:BS:29:VAL:CG1	40:BS:55:ILE:HD11	2.21	0.70
22:DA:1060:U:O4'	22:DA:1062:G:H5'	1.91	0.70
22:DA:1566:A:C2	24:DC:213:TRP:CE3	2.79	0.70

*Continued on next page...*

*Continued from previous page...*

Atom-1	Atom-2	Distance(Å)	Clash(Å)
22:DA:297:G:H5''	42:DU:85:PHE:HB2	1.73	0.70
22:BA:2187:U:C4	22:BA:2188:U:C4	2.79	0.70
1:CA:268:U:H2'	1:CA:269:C:C6	2.26	0.70
8:CH:21:ASN:O	8:CH:22:LYS:C	2.29	0.70
22:DA:482:A:N6	22:DA:506:G:O2'	2.24	0.70
19:AS:29:LYS:HB3	19:AS:30:PRO:HD2	1.72	0.70
31:BJ:114:LEU:HG	31:BJ:118:MET:HE3	1.73	0.70
50:D2:43:THR:O	50:D2:44:VAL:HB	1.92	0.70
22:DA:46:G:C2	22:DA:47:C:C6	2.78	0.70
22:BA:15:G:C5	22:BA:16:C:C5	2.79	0.70
22:BA:357:C:H2'	22:BA:358:U:C6	2.26	0.70
22:BA:83:A:OP1	42:BU:92:LYS:NZ	2.24	0.70
1:CA:1169:A:C2	1:CA:1170:A:C4	2.79	0.70
22:DA:1384:A:O2'	22:DA:1404:C:O2	2.08	0.70
22:BA:528:A:C2	22:BA:2043:C:H4'	2.26	0.70
22:BA:2127:G:H4'	22:BA:2128:G:OP1	1.91	0.70
22:BA:2151:U:H2'	22:BA:2152:G:C8	2.27	0.70
47:BZ:14:ILE:HG22	47:BZ:15:GLY:N	2.07	0.70
1:CA:1491:G:C6	1:CA:1492:A:C6	2.79	0.70
22:DA:654:A:N3	22:DA:654:A:H3'	2.07	0.70
1:AA:600:A:H2'	1:AA:601:G:C8	2.27	0.70
13:AM:11:ASP:OD1	13:AM:12:HIS:N	2.25	0.70
22:BA:2297:A:N1	22:BA:2321:U:H5	1.89	0.70
22:BA:276:U:O2	22:BA:276:U:H2'	1.91	0.70
47:DZ:41:THR:HG23	47:DZ:44:ILE:HG12	1.73	0.70
1:AA:869:G:N7	57:AA:1823:HOH:O	2.23	0.70
4:AD:17:THR:HG22	4:AD:18:ASP:N	2.06	0.70
24:BC:132:MET:HA	24:BC:135:ILE:HG13	1.74	0.70
29:BH:94:ILE:HG22	29:BH:99:ILE:HG13	1.72	0.70
34:BM:2:LEU:O	34:BM:3:GLN:HB3	1.91	0.70
1:CA:409:U:OP1	4:CD:24:GLY:HA3	1.91	0.70
2:CB:221:VAL:O	2:CB:223:GLU:N	2.24	0.70
36:DO:26:LEU:HD23	36:DO:117:PHE:CE2	2.27	0.70
22:DA:581:C:OP2	38:DQ:33:ARG:NH1	2.24	0.70
1:AA:66:A:H4'	1:AA:173:U:C5	2.27	0.70
4:AD:11:LEU:CD2	4:AD:63:ARG:HD3	2.22	0.70
22:BA:1474:U:O4	22:BA:1475:G:N2	2.25	0.70
22:BA:747:U:C4	22:BA:2613:U:C4	2.79	0.70
34:BM:51:ARG:O	34:BM:55:ARG:HG2	1.91	0.70
1:CA:1074:G:H4'	2:CB:103:ASN:HB3	1.71	0.70
4:CD:168:PRO:HB2	4:CD:171:LEU:HD12	1.72	0.70
5:CE:90:THR:HG22	5:CE:91:GLY:N	2.06	0.70

*Continued on next page...*



*Continued from previous page...*

Atom-1	Atom-2	Distance(Å)	Clash(Å)
27:DF:44:ILE:HG21	27:DF:79:ILE:HG22	1.74	0.70
22:DA:1365:A:OP1	45:DX:28:ARG:NH2	2.24	0.70
22:BA:1378:A:O2'	22:BA:1380:G:OP2	2.10	0.70
10:CJ:36:VAL:HA	10:CJ:76:ILE:HA	1.73	0.70
24:DC:141:VAL:HG11	24:DC:190:ALA:HB1	1.74	0.70
17:AQ:69:LYS:O	17:AQ:70:THR:CB	2.40	0.69
22:BA:1341:G:C4	41:BT:84:TYR:CD1	2.80	0.69
40:BS:18:ARG:O	40:BS:20:VAL:N	2.25	0.69
22:BA:58:G:OP1	41:BT:78:SER:HB2	1.92	0.69
14:CN:16:LEU:HB3	14:CN:55:SER:HA	1.73	0.69
14:CN:61:ARG:O	14:CN:62:ASN:HB2	1.91	0.69
22:DA:1009:A:N3	22:DA:1153:C:O2'	2.24	0.69
1:AA:702:A:N6	22:BA:1846:G:O2'	2.25	0.69
52:D4:16:ILE:HD13	52:D4:25:VAL:HG22	1.74	0.69
22:DA:2128:G:O6	22:DA:2160:C:N4	2.25	0.69
1:AA:1377:A:N3	7:AG:2:PRO:HG3	2.08	0.69
17:AQ:16:LYS:C	17:AQ:17:MET:SD	2.70	0.69
22:BA:977:G:C6	57:BA:3592:HOH:O	2.45	0.69
29:BH:123:ARG:NH2	1:CA:367:U:O5'	2.26	0.69
12:CL:90:LEU:HB2	12:CL:93:VAL:CG2	2.22	0.69
22:DA:2136:G:N1	22:DA:2156:G:H1'	2.07	0.69
1:AA:663:A:N1	1:AA:743:A:C2	2.60	0.69
2:AB:63:ARG:O	2:AB:64:LYS:HB2	1.92	0.69
1:CA:537:G:OP1	12:CL:110:ARG:NH2	2.25	0.69
1:CA:858:G:O6	57:CA:1818:HOH:O	2.09	0.69
22:DA:1019:U:OP1	22:DA:1035:U:O2'	2.08	0.69
22:DA:1359:A:C8	22:DA:1373:A:N1	2.60	0.69
23:DB:81:G:C5	23:DB:82:U:C5	2.81	0.69
40:DS:33:LEU:HD21	40:DS:52:GLU:CG	2.22	0.69
14:AN:64:CYS:SG	14:AN:67:THR:OG1	2.51	0.69
22:BA:1925:C:H4'	22:BA:1926:U:C5	2.27	0.69
22:BA:492:A:H2'	22:BA:493:G:O4'	1.93	0.69
1:CA:1022:A:C5	1:CA:1023:U:C4	2.80	0.69
1:CA:32:A:C2	1:CA:33:A:C5	2.80	0.69
1:CA:72:A:C6	1:CA:73:C:N4	2.60	0.69
4:CD:26:ARG:O	4:CD:27:ALA:HB2	1.90	0.69
22:DA:1315:C:O2'	22:DA:1392:A:N3	2.23	0.69
20:AT:6:SER:OG	20:AT:7:ALA:N	2.23	0.69
22:BA:2191:A:C2	22:BA:2192:U:C2	2.80	0.69
22:BA:2325:G:C6	22:BA:2326:C:N4	2.61	0.69
1:CA:213:G:C8	1:CA:214:C:C5	2.81	0.69
1:CA:496:A:C2	1:CA:497:G:C5	2.79	0.69

*Continued on next page...*



*Continued from previous page...*

Atom-1	Atom-2	Distance(Å)	Clash(Å)
1:CA:527:G:C2	1:CA:528:C:C6	2.81	0.69
5:CE:57:PRO:O	5:CE:60:ILE:HG13	1.93	0.69
1:AA:1406:U:C5	1:AA:1407:C:C5	2.81	0.69
1:CA:1323:G:O2'	1:CA:1362:A:N3	2.21	0.69
1:CA:945:G:C2	1:CA:946:A:C8	2.81	0.69
2:CB:54:LEU:HA	2:CB:57:LEU:HB3	1.73	0.69
25:DD:12:THR:OG1	25:DD:13:ARG:N	2.24	0.69
32:DK:76:VAL:HG12	37:DP:73:VAL:HG22	1.75	0.69
1:AA:667:G:H4'	15:AO:51:HIS:ND1	2.07	0.69
22:BA:1283:G:N2	22:BA:1285:A:H3'	2.07	0.69
1:CA:72:A:N6	1:CA:73:C:N4	2.40	0.69
22:DA:1060:U:H4'	22:DA:1061:U:H5'	1.75	0.69
1:AA:205:A:H4'	1:AA:205:A:OP1	1.92	0.69
4:AD:26:ARG:CD	4:AD:31:LYS:HE3	2.23	0.69
22:BA:1582:C:O2'	22:BA:1585:C:N3	2.25	0.69
34:BM:47:GLU:OE2	34:BM:51:ARG:NE	2.26	0.69
39:BR:37:GLU:HG2	39:BR:53:PHE:CD2	2.28	0.69
43:BV:80:HIS:CE1	43:BV:83:LYS:HG3	2.27	0.69
45:BX:63:GLY:O	45:BX:65:ASP:N	2.26	0.69
46:BY:56:LEU:O	46:BY:57:LEU:HB2	1.93	0.69
1:CA:686:U:O2'	1:CA:687:A:OP2	2.10	0.69
22:DA:2062:A:C5	54:D6:1:MHW:CD	2.76	0.69
22:DA:152:A:C2	22:DA:175:G:C2	2.80	0.69
1:AA:1161:C:H2'	1:AA:1162:C:C6	2.27	0.69
22:BA:1842:G:N3	22:BA:1901:A:C2	2.61	0.69
22:BA:6:A:O2'	31:BJ:135:GLN:OE1	2.06	0.69
1:CA:111:G:C6	1:CA:330:C:N4	2.60	0.69
1:AA:1236:A:H4'	1:AA:1304:G:H4'	1.73	0.69
22:BA:2062:A:HO2'	22:BA:2063:C:H5'	1.58	0.69
46:BY:32:ALA:HB2	46:BY:37:LEU:HD23	1.75	0.69
22:DA:1335:C:N4	57:DA:3389:HOH:O	2.23	0.69
22:DA:2164:C:H2'	22:DA:2165:C:H6	1.57	0.69
1:AA:68:G:C5	1:AA:69:G:H1'	2.28	0.68
1:AA:858:G:OP2	57:AA:1822:HOH:O	2.10	0.68
4:AD:168:PRO:O	4:AD:169:THR:OG1	2.09	0.68
16:AP:52:LEU:O	16:AP:54:LEU:N	2.25	0.68
22:BA:1932:A:H5''	22:BA:1933:G:OP2	1.93	0.68
14:AN:90:ARG:NH1	14:AN:92:GLU:OE2	2.26	0.68
22:BA:1956:U:H2'	22:BA:1957:C:H5'	1.75	0.68
29:BH:117:LEU:O	29:BH:121:VAL:HG22	1.93	0.68
1:CA:1412:C:H2'	1:CA:1413:A:C8	2.28	0.68
17:CQ:21:ILE:N	17:CQ:48:ASP:OD1	2.27	0.68

*Continued on next page...*

*Continued from previous page...*

Atom-1	Atom-2	Distance(Å)	Clash(Å)
22:DA:1351:C:C2	22:DA:1381:G:C2	2.80	0.68
22:BA:2345:G:N3	22:BA:2381:A:H2'	2.09	0.68
1:CA:38:G:N2	1:CA:397:A:C4	2.62	0.68
1:CA:939:G:OP1	7:CG:95:ARG:NH2	2.26	0.68
5:CE:122:ASN:OD1	5:CE:123:VAL:N	2.25	0.68
13:CM:54:ASP:HA	13:CM:57:ARG:HB3	1.76	0.68
22:DA:511:U:O4	22:DA:512:G:N1	2.27	0.68
1:AA:1144:G:N1	1:AA:1145:A:C2	2.62	0.68
1:AA:995:C:N3	1:AA:1046:A:O2'	2.25	0.68
22:BA:100:U:H4'	22:BA:101:A:O5'	1.93	0.68
22:BA:497:A:C5	22:BA:498:G:N7	2.61	0.68
12:CL:51:LYS:HD2	12:CL:51:LYS:N	2.07	0.68
17:CQ:48:ASP:N	17:CQ:48:ASP:OD2	2.26	0.68
1:AA:1048:G:N3	1:AA:1050:G:N7	2.41	0.68
1:AA:587:G:N2	1:AA:755:G:C5	2.62	0.68
22:BA:973:A:O4'	22:BA:1188:U:C6	2.46	0.68
22:BA:1924:C:O2	22:BA:1926:U:O4	2.11	0.68
1:CA:990:C:C4	1:CA:991:U:O4	2.47	0.68
22:DA:1826:G:O2'	22:DA:1971:U:OP2	2.12	0.68
22:DA:2143:C:H2'	22:DA:2144:G:O4'	1.93	0.68
22:DA:2291:U:H2'	22:DA:2292:U:C6	2.28	0.68
1:AA:1074:G:C4	1:AA:1102:A:C2	2.82	0.68
3:AC:155:GLY:HA2	3:AC:163:ALA:HB1	1.75	0.68
22:BA:1153:C:OP2	57:BA:3360:HOH:O	2.12	0.68
22:BA:1439:A:C2	22:BA:1553:A:C4	2.81	0.68
22:BA:2097:A:C2	22:BA:2193:G:C6	2.81	0.68
32:BK:4:GLU:OE2	32:BK:23:LYS:NZ	2.27	0.68
22:BA:1154:G:OP2	38:BQ:58:ARG:NH1	2.26	0.68
1:CA:1133:G:C2	1:CA:1142:G:C2	2.82	0.68
5:CE:101:GLU:CD	5:CE:101:GLU:O	2.32	0.68
22:DA:120:U:O4	22:DA:177:G:C8	2.47	0.68
22:DA:2269:G:OP1	57:DA:3505:HOH:O	2.10	0.68
22:DA:2820:A:C8	25:DD:196:ALA:CB	2.77	0.68
41:DT:51:PHE:C	41:DT:52:GLU:HG2	2.14	0.68
21:AU:37:PHE:HB3	21:AU:41:PRO:HG3	1.76	0.68
22:BA:1606:C:H4'	22:BA:1607:C:H5'	1.73	0.68
22:BA:2064:C:H2'	22:BA:2065:C:C6	2.29	0.68
22:BA:2567:G:H2'	22:BA:2568:U:H6	1.58	0.68
1:CA:1161:C:O2	1:CA:1176:A:C2	2.47	0.68
2:AB:49:MET:O	2:AB:53:ALA:HB2	1.93	0.68
35:BN:74:GLU:O	35:BN:77:ALA:HB3	1.94	0.68
22:BA:1340:U:OP1	41:BT:19:LYS:NZ	2.26	0.68

*Continued on next page...*

*Continued from previous page...*

Atom-1	Atom-2	Distance(Å)	Clash(Å)
1:CA:657:U:O2	15:CO:22:THR:HG23	1.93	0.68
22:DA:2043:C:H1'	22:DA:2779:U:O4	1.94	0.68
22:DA:82:U:N3	22:DA:83:A:N7	2.41	0.68
24:DC:145:GLU:HA	24:DC:152:GLY:HA2	1.76	0.68
14:AN:33:ASP:O	14:AN:35:ASN:N	2.26	0.68
22:BA:1292:G:H2'	22:BA:1293:C:C6	2.29	0.68
22:BA:14:A:OP2	57:BA:3552:HOH:O	2.10	0.68
22:BA:2191:A:C6	22:BA:2192:U:C4	2.82	0.68
22:BA:244:A:C2	22:BA:255:A:C4	2.82	0.68
34:BM:17:ASN:O	34:BM:38:ARG:HD3	1.94	0.68
38:BQ:87:SER:HB3	39:BR:51:VAL:HA	1.75	0.68
1:CA:563:A:H2'	1:CA:567:G:C8	2.29	0.68
1:AA:109:A:C6	1:AA:326:G:C6	2.82	0.67
1:AA:11:G:C5	1:AA:12:U:C5	2.81	0.67
21:AU:35:ARG:O	21:AU:37:PHE:N	2.27	0.67
24:BC:146:MET:SD	24:BC:154:LEU:HD21	2.34	0.67
4:CD:29:ASP:O	4:CD:31:LYS:N	2.26	0.67
11:CK:35:THR:OG1	11:CK:36:ASP:N	2.27	0.67
22:DA:1153:C:H5'	38:DQ:62:ILE:HD13	1.76	0.67
22:DA:1530:G:N2	22:DA:1542:U:C2	2.61	0.67
22:DA:593:U:C2	22:DA:594:U:C5	2.82	0.67
33:DL:61:LEU:O	51:D3:13:ARG:HD3	1.95	0.67
37:DP:65:SER:O	37:DP:67:GLY:N	2.26	0.67
22:BA:45:G:H5'	22:BA:46:G:OP1	1.94	0.67
32:BK:68:GLY:O	32:BK:69:VAL:HG13	1.94	0.67
2:CB:16:PHE:CE1	2:CB:18:HIS:CE1	2.83	0.67
22:DA:1359:A:C8	22:DA:1373:A:C2	2.82	0.67
22:DA:1773:A:N7	22:DA:1829:A:H1'	2.09	0.67
5:AE:137:VAL:O	5:AE:138:ARG:CB	2.42	0.67
22:BA:1161:C:H1'	39:BR:8:GLY:O	1.94	0.67
22:BA:1179:G:N7	22:BA:1180:U:H1'	2.10	0.67
22:BA:1565:C:C5	22:BA:1567:G:C6	2.81	0.67
22:BA:332:A:O2'	22:BA:334:C:OP2	2.11	0.67
22:BA:696:G:C2	22:BA:697:G:C8	2.83	0.67
25:BD:136:ASN:ND2	25:BD:140:HIS:CD2	2.62	0.67
29:BH:122:LEU:HD23	29:BH:123:ARG:N	2.10	0.67
43:BV:36:ALA:O	43:BV:93:ARG:NH2	2.27	0.67
14:CN:54:ASP:OD1	14:CN:59:ARG:NH1	2.26	0.67
18:CR:25:ASP:O	18:CR:28:THR:N	2.27	0.67
22:DA:1266:G:O2'	22:DA:2012:G:O6	2.13	0.67
1:AA:659:U:H2'	1:AA:660:C:C6	2.30	0.67
1:AA:980:C:OP2	57:AA:1836:HOH:O	2.11	0.67

*Continued on next page...*

*Continued from previous page...*

Atom-1	Atom-2	Distance(Å)	Clash(Å)
9:AI:114:LYS:NZ	9:AI:118:LEU:O	2.25	0.67
1:AA:1123:U:O2'	10:AJ:39:PRO:O	2.13	0.67
18:AR:37:GLY:O	18:AR:63:ARG:NH2	2.27	0.67
1:CA:429:U:H3'	4:CD:9:LEU:HD23	1.77	0.67
1:CA:805:C:C2	1:CA:806:C:C5	2.82	0.67
16:AP:46:LYS:HD3	16:AP:47:GLU:N	2.10	0.67
22:BA:1826:G:O6	57:BA:3786:HOH:O	2.09	0.67
22:BA:682:G:H5'	50:B2:26:ASN:OD1	1.94	0.67
32:BK:31:ARG:HD3	32:BK:32:TYR:CZ	2.29	0.67
39:BR:39:LEU:O	39:BR:49:ILE:HG23	1.94	0.67
1:CA:1096:C:H2'	1:CA:1097:C:C6	2.30	0.67
5:CE:133:PRO:HA	5:CE:136:VAL:HG13	1.75	0.67
22:DA:211:C:OP1	50:D2:25:LYS:NZ	2.27	0.67
22:DA:2466:C:OP1	52:D4:4:ARG:HB2	1.95	0.67
22:DA:299:A:N3	22:DA:319:G:O2'	2.24	0.67
2:AB:23:TRP:CH2	2:AB:25:PRO:HA	2.29	0.67
22:BA:1474:U:C2'	22:BA:1475:G:H5'	2.25	0.67
22:BA:2473:U:C5	22:BA:2474:U:C5	2.83	0.67
31:BJ:64:VAL:CG2	31:BJ:68:LYS:HD2	2.25	0.67
1:CA:324:G:N7	57:CA:1740:HOH:O	2.27	0.67
1:CA:522:C:OP2	12:CL:66:TYR:OH	2.12	0.67
5:CE:24:THR:HA	5:CE:29:ARG:HA	1.77	0.67
22:DA:1790:C:O2'	24:DC:208:ALA:HB2	1.95	0.67
22:DA:2637:U:O4	22:DA:2638:G:N1	2.28	0.67
1:AA:21:G:N2	1:AA:22:G:C6	2.63	0.67
4:AD:130:VAL:HG11	4:AD:135:TYR:CD1	2.29	0.67
22:BA:1090:A:H2'	22:BA:1091:G:H5'	1.76	0.67
22:BA:1344:U:O2'	22:BA:1345:C:P	2.51	0.67
36:BO:79:ALA:HB2	36:BO:110:ALA:HA	1.76	0.67
1:CA:892:A:C5	1:CA:893:C:C5	2.83	0.67
13:CM:114:LYS:HB2	13:CM:115:PRO:HD3	1.76	0.67
22:DA:1277:G:H5'	35:DN:20:MET:HE1	1.77	0.67
22:DA:1918:A:HO2'	22:DA:1920:C:N4	1.93	0.67
3:AC:148:GLY:HA3	3:AC:172:ARG:O	1.94	0.67
22:BA:2024:G:OP2	22:BA:2034:U:H4'	1.95	0.67
22:BA:455:C:N3	22:BA:472:A:H2'	2.10	0.67
1:CA:1166:G:N1	1:CA:1169:A:OP2	2.26	0.67
50:B2:35:ARG:HG2	50:B2:42:LEU:HD11	1.75	0.67
1:CA:1006:G:H2'	1:CA:1007:U:C6	2.30	0.67
1:CA:552:U:N3	1:CA:553:A:C8	2.63	0.67
1:CA:632:U:H2'	1:CA:632:U:O2	1.94	0.67
18:CR:32:TYR:CD1	18:CR:55:LEU:HD21	2.29	0.67

*Continued on next page...*

*Continued from previous page...*

Atom-1	Atom-2	Distance(Å)	Clash(Å)
22:DA:2248:C:OP2	57:DA:3501:HOH:O	2.12	0.67
22:DA:668:A:C2	22:DA:670:A:C5	2.83	0.67
23:DB:72:G:O2'	23:DB:104:A:N6	2.28	0.67
1:AA:1378:C:H2'	1:AA:1379:G:O5'	1.95	0.67
17:AQ:17:MET:N	17:AQ:17:MET:SD	2.68	0.67
22:BA:2311:A:N3	27:BF:85:ILE:HD11	2.09	0.67
29:BH:27:ARG:O	29:BH:28:ASN:HB2	1.95	0.67
30:BI:97:LYS:HG3	30:BI:139:VAL:HG22	1.77	0.67
1:CA:1181:G:O2'	1:CA:1182:G:C8	2.48	0.67
1:CA:1397:C:O2'	1:CA:1398:A:OP1	2.13	0.67
22:DA:250:G:OP2	51:D3:13:ARG:NH1	2.28	0.67
22:DA:1094:U:H2'	22:DA:1096:A:OP2	1.94	0.67
22:DA:1440:U:O4	57:DA:3626:HOH:O	2.08	0.67
1:AA:1100:C:O2'	1:AA:1102:A:OP1	2.13	0.66
1:AA:796:C:OP1	11:AK:126:LYS:HB2	1.95	0.66
22:BA:1585:C:H2'	22:BA:1586:A:O4'	1.95	0.66
22:BA:2310:C:H2'	22:BA:2311:A:H5'	1.77	0.66
47:BZ:24:LEU:HD11	47:BZ:54:MET:CE	2.26	0.66
5:CE:69:ARG:O	5:CE:70:ASN:HB2	1.94	0.66
22:DA:2328:A:H2'	22:DA:2329:U:C6	2.30	0.66
29:BH:91:PHE:O	1:CA:55:A:C6	2.48	0.66
1:CA:833:G:C5	1:CA:834:U:C5	2.82	0.66
1:CA:86:G:H1'	1:CA:87:C:O4'	1.94	0.66
22:DA:1357:C:C5	57:DA:3397:HOH:O	2.49	0.66
22:DA:276:U:O2'	22:DA:278:A:N7	2.28	0.66
25:DD:148:GLN:N	25:DD:148:GLN:OE1	2.29	0.66
1:AA:1147:C:O2	9:AI:18:ARG:NH1	2.27	0.66
1:AA:42:G:O2'	1:AA:622:A:N1	2.25	0.66
5:AE:56:VAL:N	5:AE:57:PRO:HD2	2.11	0.66
22:BA:277:G:O2'	22:BA:361:G:N1	2.29	0.66
34:BM:136:MET:HE2	43:BV:57:TYR:CD2	2.29	0.66
45:BX:2:SER:O	45:BX:4:VAL:N	2.28	0.66
1:CA:435:A:H2'	1:CA:436:C:O5'	1.95	0.66
4:CD:35:GLU:O	4:CD:38:PRO:HD3	1.95	0.66
22:DA:1411:U:H2'	22:DA:1412:U:O4'	1.95	0.66
22:DA:2024:G:OP2	22:DA:2034:U:H4'	1.95	0.66
22:DA:782:A:O2'	24:DC:224:ALA:O	2.14	0.66
1:AA:8:A:C6	4:AD:206:LYS:HB3	2.31	0.66
13:AM:3:ARG:HG2	13:AM:4:ILE:N	2.10	0.66
10:AJ:52:LEU:HB3	14:AN:81:ARG:NE	2.09	0.66
22:BA:1624:U:C2	22:BA:1625:C:C5	2.83	0.66
22:BA:634:C:H2'	22:BA:635:C:C6	2.30	0.66

*Continued on next page...*

*Continued from previous page...*

Atom-1	Atom-2	Distance(Å)	Clash(Å)
29:BH:94:ILE:CG2	29:BH:99:ILE:HG13	2.26	0.66
32:BK:116:ILE:O	32:BK:118:LEU:O	2.14	0.66
42:BU:39:ILE:HG22	42:BU:40:ASN:H	1.59	0.66
1:CA:1490:U:H2'	1:CA:1491:G:C8	2.30	0.66
1:CA:373:A:C2	1:CA:374:A:C8	2.83	0.66
1:CA:675:A:OP1	18:CR:74:HIS:CE1	2.48	0.66
1:CA:718:A:C8	1:CA:719:C:C5	2.84	0.66
14:CN:21:PHE:O	14:CN:23:LYS:N	2.28	0.66
22:DA:1936:A:OP1	57:DA:3455:HOH:O	2.13	0.66
22:DA:2728:U:O2'	22:DA:2729:G:H5''	1.96	0.66
22:DA:444:C:OP1	26:DE:40:ARG:NH1	2.28	0.66
27:DF:8:TYR:OH	27:DF:29:PRO:O	2.13	0.66
22:DA:626:A:C2	33:DL:78:ARG:HD3	2.30	0.66
39:DR:39:LEU:HA	39:DR:49:ILE:HG21	1.77	0.66
12:AL:44:LYS:HB2	12:AL:45:PRO:CD	2.25	0.66
18:AR:67:LEU:O	18:AR:68:LEU:HG	1.96	0.66
22:BA:1840:G:C6	22:BA:1841:U:C4	2.84	0.66
24:BC:162:VAL:HG11	24:BC:174:LEU:HG	1.75	0.66
22:DA:1251:C:OP2	38:DQ:6:ARG:NH2	2.28	0.66
22:DA:1638:C:H4'	22:DA:2710:C:O2	1.95	0.66
26:DE:181:ILE:HG23	33:DL:2:ARG:NH1	2.11	0.66
22:DA:2720:U:OP1	37:DP:53:ARG:NH2	2.28	0.66
1:AA:119:A:C2	1:AA:240:G:C8	2.82	0.66
1:CA:562:U:OP2	12:CL:14:ARG:NH2	2.28	0.66
22:DA:2612:C:H5''	22:DA:2613:U:OP1	1.96	0.66
22:DA:82:U:C2	22:DA:83:A:C8	2.83	0.66
1:AA:397:A:C6	1:AA:548:G:N7	2.64	0.66
22:BA:1754:A:C6	22:BA:1755:A:C6	2.84	0.66
40:BS:63:GLY:O	40:BS:64:ALA:CB	2.44	0.66
40:BS:63:GLY:O	40:BS:64:ALA:HB3	1.95	0.66
4:CD:64:ILE:HG22	4:CD:65:TYR:CD1	2.31	0.66
1:AA:1130:A:O2'	9:AI:5:GLN:HG3	1.96	0.66
1:AA:451:A:H4'	1:AA:452:A:O5'	1.94	0.66
1:AA:792:A:H1'	1:AA:794:A:N7	2.11	0.66
1:AA:909:A:H2'	1:AA:910:C:O4'	1.96	0.66
22:BA:1022:G:N7	31:BJ:68:LYS:HE2	2.11	0.66
22:BA:2838:G:OP1	57:BA:3806:HOH:O	2.13	0.66
22:DA:1258:U:H2'	22:DA:1259:G:C8	2.31	0.66
22:DA:1364:G:N7	45:DX:2:SER:N	2.44	0.66
28:DG:111:HIS:O	28:DG:111:HIS:ND1	2.29	0.66
1:AA:172:A:C6	1:AA:174:A:C8	2.84	0.66
22:BA:1297:C:O2'	22:BA:1302:A:N1	2.28	0.66

*Continued on next page...*



*Continued from previous page...*

Atom-1	Atom-2	Distance(Å)	Clash(Å)
22:BA:2305:U:C2	27:BF:151:GLY:HA3	2.31	0.66
1:CA:681:A:C2	1:CA:710:G:N3	2.64	0.66
22:DA:2415:G:C2	22:DA:2416:C:C2	2.84	0.66
22:DA:749:A:C4	22:DA:750:A:C8	2.84	0.66
1:AA:1074:G:N3	1:AA:1102:A:C2	2.64	0.66
2:AB:184:PHE:CZ	2:AB:198:PHE:CD2	2.84	0.66
2:AB:94:HIS:ND1	2:AB:146:ASN:HB2	2.11	0.66
4:AD:9:LEU:HD21	4:AD:22:LYS:HB2	1.76	0.66
22:BA:2445:G:OP1	26:BE:69:ARG:NH2	2.28	0.66
22:BA:756:A:N7	57:BA:3299:HOH:O	2.29	0.66
35:BN:3:HIS:O	35:BN:4:ARG:HB2	1.96	0.66
12:CL:90:LEU:HB2	12:CL:93:VAL:HG21	1.78	0.66
22:DA:2550:G:O6	22:DA:2551:C:N4	2.29	0.66
22:DA:2818:U:OP2	35:DN:42:LYS:NZ	2.20	0.66
22:DA:844:A:C2	22:DA:845:A:N7	2.64	0.66
34:DM:76:LYS:NZ	34:DM:85:GLY:O	2.28	0.66
1:AA:880:C:P	12:AL:5:ASN:HD22	2.19	0.65
16:AP:10:GLY:HA3	16:AP:15:PRO:HA	1.79	0.65
22:BA:2390:U:OP2	51:B3:35:LYS:NZ	2.29	0.65
22:BA:686:U:P	57:BA:3719:HOH:O	2.55	0.65
24:BC:17:VAL:H	24:BC:204:VAL:HG22	1.61	0.65
24:BC:222:GLY:HA2	24:BC:225:MET:HE3	1.77	0.65
27:BF:52:ASN:O	27:BF:54:ALA:N	2.28	0.65
29:BH:14:SER:O	29:BH:15:LEU:HB2	1.95	0.65
1:CA:369:G:OP2	1:CA:388:G:N2	2.29	0.65
19:CS:11:ILE:HG13	19:CS:12:ASP:N	2.10	0.65
22:DA:1809:A:C6	22:DA:1810:A:C6	2.84	0.65
10:AJ:59:LYS:HD2	10:AJ:60:ASP:N	2.11	0.65
22:BA:1494:A:H2'	22:BA:1495:A:O5'	1.95	0.65
22:BA:2006:C:OP1	57:BA:3379:HOH:O	2.14	0.65
22:BA:2526:G:C2	22:BA:2538:C:O2	2.49	0.65
1:CA:1041:G:H2'	1:CA:1042:A:C8	2.32	0.65
1:CA:1244:G:C6	1:CA:1245:C:N4	2.65	0.65
2:CB:53:ALA:O	2:CB:57:LEU:HB2	1.96	0.65
13:CM:72:GLU:O	13:CM:76:SER:OG	2.14	0.65
20:AT:67:ILE:HG13	20:AT:71:LYS:HG2	1.78	0.65
22:BA:1124:G:N7	57:BA:3606:HOH:O	2.29	0.65
22:BA:1910:G:H2'	22:BA:1911:U:O4'	1.97	0.65
22:BA:2517:C:C6	22:BA:2542:A:N7	2.64	0.65
22:BA:2683:C:H4'	25:BD:13:ARG:NH1	2.11	0.65
22:DA:2591:C:C2	22:DA:2592:G:C8	2.84	0.65
22:DA:2800:A:C2	22:DA:2895:G:H1'	2.31	0.65

*Continued on next page...*

*Continued from previous page...*

Atom-1	Atom-2	Distance(Å)	Clash(Å)
22:DA:834:G:H1'	22:DA:2358:A:N3	2.11	0.65
49:B1:25:LYS:NZ	49:B1:52:ALA:O	2.19	0.65
53:B5:50:ILE:O	53:B5:52:PRO:HD3	1.96	0.65
30:BI:43:ASN:OD1	30:BI:46:THR:HB	1.97	0.65
1:CA:1022:A:C6	1:CA:1023:U:C4	2.85	0.65
22:DA:1028:A:N6	22:DA:1125:G:H2'	2.12	0.65
22:DA:1359:A:C5	22:DA:1360:G:C8	2.85	0.65
22:DA:1676:A:H2'	22:DA:1677:A:O4'	1.97	0.65
1:AA:665:A:C2	1:AA:732:C:C4	2.84	0.65
11:AK:34:ILE:HB	11:AK:74:VAL:HG11	1.78	0.65
26:BE:176:ASP:OD2	26:BE:179:SER:OG	2.12	0.65
22:DA:1343:G:H1'	22:DA:1597:A:C4	2.31	0.65
22:DA:2627:G:O2'	22:DA:2781:A:N1	2.20	0.65
22:DA:977:G:O6	57:DA:3581:HOH:O	2.12	0.65
1:AA:652:U:C4	1:AA:752:G:N3	2.65	0.65
1:AA:843:U:OP1	1:AA:846:G:N2	2.30	0.65
22:BA:2321:U:H5'	22:BA:2322:A:OP2	1.96	0.65
22:BA:2824:C:C4	22:BA:2825:G:C5	2.85	0.65
22:BA:28:A:C5	22:BA:29:U:C5	2.83	0.65
29:BH:139:PHE:O	29:BH:140:ALA:CB	2.44	0.65
47:BZ:36:VAL:HG21	47:BZ:38:ARG:NH2	2.11	0.65
1:CA:499:A:C6	1:CA:547:A:C8	2.85	0.65
1:CA:966:G:O2'	9:CI:130:ARG:OXT	2.14	0.65
15:CO:19:ALA:O	15:CO:20:ASN:HB2	1.95	0.65
22:DA:1019:U:O2'	22:DA:1021:A:N7	2.29	0.65
4:AD:174:ASP:O	4:AD:175:ALA:CB	2.44	0.65
19:AS:29:LYS:HB3	19:AS:30:PRO:CD	2.26	0.65
22:BA:194:G:N7	57:BA:3759:HOH:O	2.29	0.65
25:BD:103:ASP:O	25:BD:104:VAL:HG22	1.96	0.65
29:BH:114:GLU:HB3	29:BH:133:GLN:O	1.97	0.65
2:CB:54:LEU:HD12	2:CB:220:THR:HG21	1.79	0.65
6:CF:3:HIS:O	6:CF:92:THR:OG1	2.15	0.65
22:DA:1097:U:C5	22:DA:1098:A:H1'	2.31	0.65
22:DA:481:G:C4	22:DA:507:A:C2	2.85	0.65
17:AQ:12:VAL:HG12	17:AQ:13:VAL:N	2.10	0.65
21:AU:25:LYS:O	21:AU:29:LEU:CB	2.45	0.65
25:BD:13:ARG:HD2	25:BD:15:PHE:CE1	2.32	0.65
32:BK:113:MET:O	32:BK:116:ILE:HG13	1.96	0.65
1:CA:369:G:OP2	1:CA:388:G:N1	2.30	0.65
1:CA:608:A:C8	57:CA:1798:HOH:O	2.49	0.65
22:DA:1248:G:N7	26:DE:46:GLN:NE2	2.44	0.65
1:AA:145:G:N2	1:AA:178:C:N3	2.45	0.65

*Continued on next page...*



*Continued from previous page...*

Atom-1	Atom-2	Distance(Å)	Clash(Å)
1:AA:872:A:C4	1:AA:874:G:C8	2.83	0.65
11:AK:29:ASN:OD1	11:AK:47:ALA:HB3	1.97	0.65
22:BA:1935:G:C5	22:BA:1962:C:C5	2.85	0.65
22:BA:622:G:OP2	57:BA:3291:HOH:O	2.14	0.65
24:BC:235:GLY:O	24:BC:236:GLU:HB2	1.96	0.65
1:CA:673:A:H2'	1:CA:674:G:C8	2.32	0.65
1:CA:851:G:C2	1:CA:852:G:C8	2.85	0.65
4:CD:174:ASP:O	4:CD:175:ALA:CB	2.44	0.65
22:DA:659:G:H4'	26:DE:95:LYS:HD3	1.79	0.65
7:AG:24:ALA:HA	7:AG:27:VAL:HG22	1.79	0.65
22:BA:1359:A:P	57:BA:3616:HOH:O	2.55	0.65
22:BA:1492:G:C6	22:BA:1499:C:N3	2.65	0.65
22:BA:2555:U:H5''	22:BA:2556:C:OP2	1.96	0.65
14:CN:52:PRO:O	14:CN:53:ARG:HB3	1.97	0.65
22:DA:1010:A:N7	57:DA:3773:HOH:O	2.30	0.65
22:DA:2311:A:O2'	22:DA:2312:U:P	2.54	0.65
22:DA:752:A:H2'	22:DA:752:A:N3	2.11	0.65
1:AA:914:A:C4	1:AA:915:A:C8	2.85	0.64
12:AL:21:VAL:HG23	12:AL:95:TYR:CE1	2.31	0.64
13:AM:114:LYS:HB2	13:AM:115:PRO:HD3	1.78	0.64
21:AU:25:LYS:O	21:AU:29:LEU:HB2	1.97	0.64
50:B2:43:THR:O	50:B2:44:VAL:HB	1.97	0.64
22:BA:1869:G:H3'	22:BA:1870:C:H5'	1.79	0.64
22:BA:45:G:C5'	22:BA:46:G:OP1	2.45	0.64
22:DA:2684:U:C4	22:DA:2685:G:N7	2.65	0.64
22:DA:352:A:H2'	22:DA:353:C:O4'	1.97	0.64
34:DM:30:SER:N	34:DM:106:ASP:OD1	2.30	0.64
38:DQ:72:ASN:HB3	38:DQ:110:VAL:HG11	1.79	0.64
22:BA:1413:A:C6	22:BA:1414:C:N3	2.65	0.64
22:BA:2334:U:O4	36:BO:16:ARG:NH2	2.30	0.64
26:BE:28:VAL:O	26:BE:32:VAL:HG13	1.98	0.64
29:BH:122:LEU:C	29:BH:123:ARG:HG2	2.17	0.64
40:BS:80:PRO:O	40:BS:100:THR:OG1	2.15	0.64
6:CF:38:ARG:HG2	6:CF:63:ASN:HB3	1.77	0.64
1:AA:771:G:O2'	1:AA:772:U:H5'	1.97	0.64
8:AH:2:SER:O	8:AH:4:GLN:N	2.30	0.64
22:BA:1366:A:C2	22:BA:1367:A:H1'	2.32	0.64
22:BA:2405:G:O2'	22:BA:2406:A:OP1	2.16	0.64
26:BE:108:ILE:HD11	26:BE:180:LEU:HB3	1.77	0.64
27:BF:158:THR:HG23	27:BF:160:ALA:H	1.62	0.64
40:BS:84:ARG:HB2	40:BS:96:ILE:HD11	1.79	0.64
1:CA:1151:A:C2	1:CA:1152:A:C5	2.85	0.64

*Continued on next page...*

*Continued from previous page...*

Atom-1	Atom-2	Distance(Å)	Clash(Å)
22:DA:1317:G:C2	22:DA:1336:A:C2	2.85	0.64
22:DA:1682:G:H2'	22:DA:1683:U:C6	2.32	0.64
22:DA:2345:G:C5	22:DA:2381:A:C2	2.86	0.64
1:AA:769:G:H4'	1:AA:1513:A:H4'	1.80	0.64
49:B1:11:LEU:HD23	49:B1:11:LEU:N	2.11	0.64
22:BA:1246:A:H2'	22:BA:1247:A:O5'	1.97	0.64
22:BA:1386:C:H5''	22:BA:1396:U:O2	1.96	0.64
22:BA:1925:C:H5''	22:BA:1926:U:O4	1.96	0.64
22:BA:2579:C:OP1	57:BA:3543:HOH:O	2.15	0.64
17:CQ:16:LYS:C	17:CQ:17:MET:SD	2.76	0.64
22:DA:1248:G:C4	38:DQ:3:ARG:HG3	2.31	0.64
22:DA:1300:G:O6	22:DA:1626:A:O2'	2.11	0.64
22:DA:1738:G:HO2'	22:DA:1739:A:P	2.20	0.64
41:DT:17:SER:O	41:DT:19:LYS:N	2.31	0.64
1:AA:411:A:C5	1:AA:429:U:C5	2.86	0.64
22:BA:1478:G:H1	22:BA:1513:U:H3	1.45	0.64
22:BA:1747:U:H2'	22:BA:1748:C:C6	2.32	0.64
25:BD:125:TRP:CE3	25:BD:160:LYS:HD3	2.32	0.64
38:BQ:41:LYS:HA	38:BQ:44:GLN:HG3	1.78	0.64
5:CE:36:LEU:HD21	5:CE:137:VAL:HG11	1.78	0.64
1:CA:689:C:OP1	11:CK:46:THR:OG1	2.15	0.64
22:DA:305:C:C2	22:DA:313:G:C6	2.85	0.64
36:DO:100:HIS:CD2	36:DO:101:GLY:N	2.65	0.64
13:AM:71:ARG:HB2	27:BF:143:TYR:CD2	2.33	0.64
21:AU:10:GLU:CG	21:AU:11:PRO:HD3	2.28	0.64
49:B1:23:THR:OG1	49:B1:24:THR:N	2.31	0.64
27:BF:105:THR:HG23	27:BF:106:ILE:HG23	1.79	0.64
38:BQ:79:PHE:CZ	38:BQ:83:LEU:HD11	2.31	0.64
1:CA:437:U:H4'	4:CD:154:ARG:NH2	2.12	0.64
13:CM:14:HIS:HB2	13:CM:17:ILE:HD12	1.80	0.64
22:DA:1153:C:P	57:DA:3356:HOH:O	2.55	0.64
22:DA:2112:G:N3	22:DA:2112:G:H2'	2.12	0.64
22:DA:2341:G:C6	22:DA:2342:C:C4	2.86	0.64
1:AA:1378:C:C2'	1:AA:1379:G:O5'	2.46	0.64
11:AK:69:ARG:HD2	22:BA:2146:C:N3	2.12	0.64
12:AL:25:GLU:O	12:AL:26:ALA:C	2.35	0.64
1:CA:405:U:OP1	1:CA:406:G:O2'	2.09	0.64
1:CA:859:G:C8	1:CA:869:G:N2	2.65	0.64
4:CD:24:GLY:O	4:CD:161:LEU:HD11	1.98	0.64
18:CR:20:GLU:O	18:CR:22:ASP:N	2.31	0.64
22:DA:301:G:H1'	22:DA:302:C:C6	2.33	0.64
22:DA:833:A:OP1	33:DL:39:LYS:HE2	1.97	0.64

*Continued on next page...*

*Continued from previous page...*

Atom-1	Atom-2	Distance(Å)	Clash(Å)
1:AA:1394:A:C5	1:AA:1501:C:H4'	2.33	0.64
5:AE:90:THR:HG22	5:AE:91:GLY:N	2.12	0.64
48:B0:55:ILE:O	48:B0:56:ALA:CB	2.45	0.64
22:BA:2551:C:H2'	22:BA:2552:U:C6	2.33	0.64
22:BA:2886:A:C5	22:BA:2887:A:C8	2.85	0.64
38:BQ:40:ILE:O	38:BQ:44:GLN:HG3	1.97	0.64
22:BA:1250:G:H5''	38:BQ:6:ARG:HD3	1.80	0.64
1:CA:1273:C:H2'	1:CA:1274:A:O4'	1.98	0.64
1:CA:380:G:N2	1:CA:383:A:OP2	2.29	0.64
22:DA:1230:A:H2'	22:DA:1231:U:C6	2.33	0.64
22:DA:1432:G:H2'	22:DA:1433:A:C8	2.32	0.64
22:DA:187:G:C2	22:DA:210:C:O2	2.51	0.64
45:DX:41:GLU:O	45:DX:44:LYS:HD2	1.98	0.64
1:AA:188:C:O2	1:AA:188:C:H2'	1.98	0.64
2:AB:166:ALA:HB2	2:AB:187:VAL:HG12	1.79	0.64
11:AK:91:PRO:O	11:AK:93:ARG:N	2.31	0.64
22:BA:1253:A:C8	57:BA:3333:HOH:O	2.48	0.64
22:BA:1428:C:C5	22:BA:1569:A:H5''	2.32	0.64
22:BA:1867:G:O2'	22:BA:1868:C:H5'	1.98	0.64
34:BM:31:PHE:CZ	34:BM:110:GLU:HA	2.32	0.64
9:CI:54:LEU:O	9:CI:55:VAL:HG22	1.98	0.64
13:CM:40:ALA:O	13:CM:42:ASP:N	2.31	0.64
22:DA:1973:G:C6	22:DA:1974:C:C4	2.85	0.64
22:DA:2199:A:C6	22:DA:2200:C:C2	2.86	0.64
1:AA:49:U:O4	1:AA:365:U:C5	2.51	0.64
4:AD:32:CYS:SG	4:AD:33:LYS:N	2.71	0.64
5:AE:25:VAL:O	5:AE:27:GLY:N	2.31	0.64
22:BA:1011:G:N2	22:BA:1151:A:C4	2.66	0.64
22:BA:125:A:OP2	50:B2:19:ARG:HD3	1.98	0.64
22:BA:163:C:H2'	22:BA:164:C:C6	2.33	0.64
22:BA:2547:A:C2	22:BA:2548:U:N3	2.66	0.64
22:BA:1250:G:C5'	38:BQ:6:ARG:HD3	2.27	0.64
1:CA:1306:A:H1'	1:CA:1332:A:N7	2.13	0.64
1:CA:577:G:C2	1:CA:578:C:C5	2.85	0.64
22:DA:53:A:C2	22:DA:179:C:H4'	2.33	0.64
22:DA:2458:G:O2'	22:DA:2460:U:O4	2.15	0.64
29:DH:117:LEU:CD1	29:DH:130:VAL:HG22	2.28	0.64
1:AA:427:U:OP2	1:AA:428:G:O2'	2.15	0.63
22:BA:1073:A:H3'	22:BA:1074:G:H5''	1.77	0.63
22:BA:1510:G:H2'	22:BA:1511:G:O4'	1.98	0.63
22:BA:2468:A:C2	22:BA:2481:G:C2	2.86	0.63
22:BA:2498:C:C2'	22:BA:2499:C:H5'	2.28	0.63

*Continued on next page...*

*Continued from previous page...*

Atom-1	Atom-2	Distance(Å)	Clash(Å)
1:CA:38:G:C2	1:CA:397:A:C2	2.86	0.63
2:CB:193:PRO:O	2:CB:195:GLY:N	2.32	0.63
5:CE:38:VAL:HG12	5:CE:117:VAL:HG21	1.78	0.63
22:DA:1178:C:H2'	22:DA:1179:G:C8	2.32	0.63
22:DA:1308:A:H2'	22:DA:1309:G:O4'	1.98	0.63
22:DA:1609:A:C2	22:DA:1616:A:C8	2.87	0.63
22:DA:846:U:O2'	22:DA:847:U:O5'	2.16	0.63
1:AA:1181:G:C2	1:AA:1182:G:N2	2.66	0.63
1:AA:988:G:N2	1:AA:1217:C:O2	2.31	0.63
2:AB:41:ILE:HG21	2:AB:202:GLY:HA2	1.80	0.63
11:AK:35:THR:OG1	11:AK:41:ALA:N	2.31	0.63
22:BA:877:A:N6	22:BA:899:A:N6	2.46	0.63
28:BG:121:ILE:HD12	28:BG:141:ILE:HG22	1.80	0.63
22:BA:1061:U:O4	30:BI:11:LEU:HA	1.98	0.63
32:BK:21:CYS:HA	32:BK:41:ILE:HG22	1.79	0.63
33:BL:87:GLY:O	33:BL:89:VAL:N	2.29	0.63
1:CA:1157:A:H4'	1:CA:1158:C:O5'	1.99	0.63
1:CA:1362:A:H4'	1:CA:1362:A:OP1	1.98	0.63
1:CA:455:G:N2	1:CA:478:A:C2	2.66	0.63
1:CA:496:A:C2	1:CA:497:G:C6	2.87	0.63
1:CA:898:G:N2	1:CA:901:A:OP2	2.31	0.63
22:DA:1796:U:H2'	22:DA:1797:G:C8	2.33	0.63
22:DA:866:A:O4'	22:DA:914:G:N2	2.31	0.63
42:DU:54:GLN:N	42:DU:55:PRO:HD3	2.13	0.63
4:AD:97:ARG:HB3	4:AD:99:ASP:OD1	1.99	0.63
22:BA:2567:G:H2'	22:BA:2568:U:C6	2.33	0.63
24:BC:246:THR:N	24:BC:250:VAL:O	2.28	0.63
26:BE:119:ILE:HB	26:BE:187:VAL:HG22	1.80	0.63
37:BP:14:LYS:HD2	37:BP:77:HIS:HA	1.80	0.63
45:BX:74:ARG:NH2	45:BX:76:GLU:HG3	2.13	0.63
22:DA:1197:G:H2'	22:DA:1198:U:C6	2.33	0.63
24:DC:29:PRO:HG3	24:DC:63:ARG:CZ	2.27	0.63
29:DH:27:ARG:HE	45:DX:60:ASP:CB	2.11	0.63
30:DI:69:PHE:CD1	30:DI:69:PHE:N	2.67	0.63
39:DR:61:ALA:HB2	39:DR:98:ILE:HD13	1.80	0.63
40:DS:66:ILE:O	40:DS:68:ASP:N	2.32	0.63
1:AA:1223:C:P	1:AA:1224:U:H2'	2.39	0.63
11:AK:25:ALA:HA	11:AK:30:THR:HG22	1.80	0.63
11:AK:70:CYS:O	11:AK:74:VAL:HG22	1.97	0.63
50:B2:43:THR:O	50:B2:44:VAL:CB	2.46	0.63
22:BA:1474:U:H2'	22:BA:1475:G:H5'	1.81	0.63
22:BA:1436:G:N2	22:BA:1557:C:C2	2.66	0.63

*Continued on next page...*

*Continued from previous page...*

Atom-1	Atom-2	Distance(Å)	Clash(Å)
22:BA:2286:G:H4'	22:BA:2287:A:O5'	1.99	0.63
22:BA:2564:A:C6	22:BA:2565:A:N1	2.66	0.63
25:BD:140:HIS:CE1	57:BD:303:HOH:O	2.48	0.63
22:DA:1469:A:H2'	22:DA:1470:A:C8	2.33	0.63
33:DL:35:HIS:O	57:DL:201:HOH:O	2.15	0.63
1:AA:76:G:N2	1:AA:95:C:C2	2.66	0.63
4:AD:150:LYS:O	4:AD:151:LYS:C	2.37	0.63
36:BO:51:ALA:HB3	36:BO:78:VAL:HG13	1.79	0.63
1:CA:1250:A:N1	1:CA:1251:A:C2	2.66	0.63
1:CA:866:C:C4	1:CA:867:G:H1'	2.34	0.63
13:CM:106:ALA:O	13:CM:110:LYS:HB3	1.98	0.63
22:DA:699:A:N6	22:DA:733:G:O2'	2.31	0.63
1:AA:144:G:C5	1:AA:179:A:C2	2.87	0.63
1:AA:254:G:OP1	17:AQ:70:THR:HB	1.98	0.63
22:BA:1084:A:C5	22:BA:1085:A:C6	2.87	0.63
22:BA:360:U:H3'	22:BA:361:G:C8	2.33	0.63
1:CA:1418:A:C2	1:CA:1483:A:C2	2.87	0.63
6:CF:91:ARG:O	6:CF:92:THR:OG1	2.14	0.63
22:DA:1780:A:OP1	57:DA:3684:HOH:O	2.15	0.63
22:DA:2610:C:O4'	54:D6:7:004:HD2	1.98	0.63
29:DH:27:ARG:HE	45:DX:60:ASP:CG	2.01	0.63
25:DD:115:GLY:O	35:DN:3:HIS:NE2	2.30	0.63
1:AA:1346:A:C8	7:AG:10:ARG:NH2	2.66	0.63
4:AD:11:LEU:HD22	4:AD:63:ARG:HD3	1.81	0.63
22:BA:545:U:H3'	22:BA:546:U:H4'	1.80	0.63
39:BR:49:ILE:HA	39:BR:52:PRO:O	1.99	0.63
22:DA:132:G:N2	22:DA:148:U:C2	2.67	0.63
22:DA:2346:A:H3'	22:DA:2347:C:H5'	1.81	0.63
22:DA:2526:G:N3	52:D4:1:MET:N	2.46	0.63
26:DE:108:ILE:HD13	26:DE:181:ILE:HG12	1.81	0.63
29:DH:117:LEU:HG	29:DH:120:GLY:O	1.98	0.63
31:DJ:5:THR:O	31:DJ:7:LYS:NZ	2.32	0.63
1:AA:30:U:C4	1:AA:554:A:N1	2.67	0.63
1:AA:760:G:C5	1:AA:761:G:C8	2.87	0.63
5:AE:149:SER:O	5:AE:153:VAL:HG12	1.99	0.63
22:BA:2297:A:C2	22:BA:2298:A:C8	2.86	0.63
22:BA:2646:C:OP2	22:BA:2732:G:O2'	2.16	0.63
22:BA:2846:G:OP2	37:BP:52:ASN:HB2	1.99	0.63
22:BA:622:G:P	57:BA:3292:HOH:O	2.57	0.63
27:BF:4:LEU:HD11	27:BF:104:ILE:HD11	1.80	0.63
1:CA:439:U:O3'	4:CD:121:LYS:HE3	1.99	0.63
3:CC:81:GLY:O	3:CC:83:ASP:N	2.32	0.63

*Continued on next page...*

*Continued from previous page...*

Atom-1	Atom-2	Distance(Å)	Clash(Å)
16:CP:20:VAL:HG21	16:CP:32:PHE:CG	2.34	0.63
22:DA:193:U:C5	22:DA:194:G:N7	2.66	0.63
22:DA:2062:A:C6	54:D6:1:MHW:CE	2.82	0.63
22:DA:78:U:OP2	46:DY:2:LYS:HD2	1.99	0.63
8:AH:125:ILE:O	8:AH:125:ILE:CG1	2.45	0.63
22:BA:2343:U:HO2'	22:BA:2373:G:HO2'	1.46	0.63
22:BA:784:G:O2'	22:BA:785:G:H5'	1.99	0.63
22:BA:927:A:H2'	22:BA:928:A:C8	2.33	0.63
24:BC:14:ARG:HG2	24:BC:15:HIS:ND1	2.13	0.63
1:CA:104:G:C2	1:CA:105:G:C8	2.86	0.63
3:CC:36:ASP:O	3:CC:40:ARG:HG3	1.99	0.63
5:CE:99:ALA:O	5:CE:122:ASN:ND2	2.32	0.63
22:DA:277:G:H1'	22:DA:361:G:O6	1.99	0.63
22:DA:563:A:C4	22:DA:2018:G:C2	2.87	0.63
1:AA:209:U:H4'	1:AA:210:C:OP2	1.98	0.62
17:AQ:16:LYS:N	17:AQ:17:MET:SD	2.72	0.62
22:BA:115:C:HO2'	22:BA:127:A:HO2'	1.47	0.62
22:BA:1353:A:O2'	22:BA:1354:A:H5'	1.99	0.62
22:BA:245:G:O6	51:B3:8:ARG:HD3	1.99	0.62
4:CD:31:LYS:HD3	4:CD:31:LYS:N	2.14	0.62
22:DA:1096:A:H2'	22:DA:1097:U:O4'	1.98	0.62
22:DA:1995:U:OP1	57:DA:3804:HOH:O	2.16	0.62
22:DA:2576:G:O2'	22:DA:2579:C:OP2	2.14	0.62
22:DA:2681:C:C2	22:DA:2724:U:O4	2.52	0.62
22:DA:2469:A:O2'	34:DM:55:ARG:NH2	2.32	0.62
35:DN:87:PHE:O	35:DN:89:SER:N	2.31	0.62
2:AB:82:ASP:O	2:AB:84:ALA:N	2.32	0.62
3:AC:40:ARG:NH2	14:AN:92:GLU:OE1	2.32	0.62
4:AD:191:LEU:O	4:AD:192:SER:CB	2.46	0.62
10:AJ:36:VAL:HA	10:AJ:75:ASP:O	1.98	0.62
12:AL:21:VAL:O	12:AL:21:VAL:HG22	1.99	0.62
22:BA:2127:G:H2'	22:BA:2128:G:C8	2.34	0.62
22:BA:2380:C:H5'	36:BO:17:LYS:NZ	2.14	0.62
34:BM:70:ASP:OD2	34:BM:70:ASP:C	2.37	0.62
37:BP:31:TRP:CZ2	37:BP:40:LEU:HD11	2.34	0.62
46:BY:5:GLU:HA	46:BY:8:GLU:HG3	1.80	0.62
1:CA:1028:C:C6	1:CA:1034:G:N2	2.67	0.62
5:CE:122:ASN:CG	5:CE:123:VAL:N	2.53	0.62
22:DA:2674:G:H4'	32:DK:30:ARG:HD2	1.81	0.62
1:AA:484:G:H4'	1:AA:485:U:OP1	1.98	0.62
1:AA:760:G:H2'	1:AA:761:G:H5'	1.81	0.62
5:AE:137:VAL:O	5:AE:138:ARG:HB3	1.99	0.62

*Continued on next page...*



*Continued from previous page...*

Atom-1	Atom-2	Distance(Å)	Clash(Å)
11:AK:17:SER:HA	11:AK:79:ILE:HA	1.80	0.62
22:BA:1230:A:H2'	22:BA:1231:U:O4'	1.98	0.62
22:BA:693:A:H2'	22:BA:694:U:O4'	2.00	0.62
40:BS:43:ALA:HA	40:BS:46:LEU:HD12	1.79	0.62
43:BV:48:MET:SD	43:BV:86:LEU:HG	2.39	0.62
43:BV:32:GLY:O	43:BV:93:ARG:NH1	2.32	0.62
1:CA:1505:G:H4'	1:CA:1506:U:H5''	1.81	0.62
1:CA:929:G:H5''	1:CA:1535:C:H5''	1.80	0.62
22:DA:1669:A:H3'	22:DA:1669:A:N3	2.15	0.62
25:DD:104:VAL:O	25:DD:105:LYS:CB	2.46	0.62
2:AB:163:VAL:HG13	2:AB:185:ALA:HB2	1.80	0.62
22:BA:189:G:OP1	45:BX:26:LYS:HD2	1.99	0.62
22:BA:2444:G:P	26:BE:63:LYS:HD2	2.40	0.62
31:BJ:49:ASP:OD1	31:BJ:121:LYS:NZ	2.32	0.62
39:BR:27:ILE:CG2	39:BR:63:VAL:HG21	2.28	0.62
42:DU:72:ILE:HD11	42:DU:83:VAL:HG23	1.82	0.62
4:AD:168:PRO:HG2	4:AD:171:LEU:HD11	1.81	0.62
5:AE:96:MET:HB3	5:AE:125:ALA:HB2	1.80	0.62
13:AM:27:LYS:O	13:AM:31:LYS:HG3	2.00	0.62
22:BA:2498:C:OP2	57:BA:3685:HOH:O	2.16	0.62
24:BC:204:VAL:O	24:BC:205:LEU:HB2	1.98	0.62
1:CA:1028:C:H2'	1:CA:1028:C:O2	2.00	0.62
1:CA:32:A:OP1	1:CA:398:U:H1'	1.99	0.62
17:CQ:8:LEU:HB2	17:CQ:61:ILE:CG2	2.29	0.62
22:DA:1316:U:C2	22:DA:1337:G:N2	2.68	0.62
22:DA:82:U:H5'	22:DA:296:U:H5''	1.81	0.62
1:AA:1129:C:O2	1:AA:1130:A:N6	2.32	0.62
1:AA:1312:G:N7	19:AS:3:ARG:N	2.47	0.62
1:AA:1387:G:H2'	1:AA:1388:C:C6	2.34	0.62
1:AA:277:C:H2'	1:AA:278:G:H5'	1.81	0.62
5:AE:99:ALA:O	5:AE:101:GLU:N	2.31	0.62
19:AS:32:ARG:HA	19:AS:50:ALA:HB3	1.80	0.62
1:CA:1118:U:OP1	9:CI:11:ARG:NH1	2.31	0.62
1:CA:55:A:N7	1:CA:56:U:C4	2.67	0.62
3:CC:19:ASN:HA	3:CC:56:VAL:HG13	1.81	0.62
22:DA:1317:G:H2'	22:DA:1318:U:O4'	1.99	0.62
22:DA:187:G:N2	22:DA:210:C:C2	2.68	0.62
35:DN:118:ARG:O	35:DN:119:SER:CB	2.47	0.62
1:AA:1258:G:C6	1:AA:1259:C:N4	2.68	0.62
1:AA:109:A:H2'	1:AA:326:G:N2	2.15	0.62
5:AE:32:SER:O	5:AE:33:PHE:CD2	2.53	0.62
11:AK:55:SER:O	11:AK:57:LYS:N	2.32	0.62

*Continued on next page...*

*Continued from previous page...*

Atom-1	Atom-2	Distance(Å)	Clash(Å)
21:AU:4:ILE:HA	21:AU:20:LYS:HE3	1.81	0.62
22:BA:1098:A:C5	22:BA:1099:G:C6	2.87	0.62
22:BA:1450:G:C6	22:BA:1451:C:N4	2.68	0.62
22:BA:475:C:C4	22:BA:481:G:O6	2.52	0.62
22:BA:877:A:C6	22:BA:899:A:C6	2.88	0.62
35:BN:2:ARG:HA	35:BN:5:LYS:HD2	1.82	0.62
17:CQ:19:LYS:NZ	17:CQ:49:GLU:OE1	2.32	0.62
22:DA:931:U:H4'	22:DA:932:U:OP2	2.00	0.62
39:DR:24:LYS:HA	39:DR:94:THR:OG1	2.00	0.62
42:DU:7:ARG:O	42:DU:25:VAL:HB	1.99	0.62
1:AA:438:U:C2	1:AA:494:G:C6	2.88	0.62
4:AD:122:ALA:O	4:AD:123:ILE:HG23	1.98	0.62
11:AK:76:GLU:O	11:AK:77:TYR:CD1	2.53	0.62
1:AA:1014:A:C2	19:AS:34:TRP:CZ3	2.88	0.62
22:BA:2140:G:N3	22:BA:2140:G:H2'	2.13	0.62
22:BA:627:A:C6	22:BA:637:A:C8	2.87	0.62
24:BC:141:VAL:CG1	24:BC:190:ALA:HB1	2.30	0.62
12:CL:79:VAL:O	12:CL:103:ASP:HB2	1.99	0.62
22:DA:1450:G:C6	22:DA:1451:C:N4	2.67	0.62
1:AA:919:A:O2'	1:AA:920:U:H5'	2.00	0.62
13:AM:15:ALA:CB	13:AM:34:LEU:HD21	2.30	0.62
21:AU:41:PRO:O	21:AU:45:ARG:HD3	1.99	0.62
22:BA:545:U:H2'	22:BA:546:U:O3'	1.99	0.62
24:BC:232:HIS:NE2	24:BC:244:PRO:HA	2.14	0.62
1:CA:563:A:N7	1:CA:567:G:H1'	2.15	0.62
3:CC:53:SER:OG	3:CC:112:ASP:OD2	2.16	0.62
22:DA:1474:U:O4	22:DA:1475:G:N1	2.32	0.62
22:DA:2131:U:H4'	22:DA:2133:G:C1'	2.28	0.62
26:DE:113:VAL:HG23	26:DE:118:LEU:HD23	1.82	0.62
22:DA:927:A:C2	47:DZ:43:ALA:HB1	2.34	0.62
1:AA:26:A:H2'	1:AA:27:G:H5'	1.82	0.62
1:AA:844:G:N3	1:AA:845:A:N7	2.48	0.62
13:AM:64:VAL:O	13:AM:69:LEU:HB2	2.00	0.62
22:BA:1185:G:H5''	22:BA:1186:G:OP1	2.00	0.62
22:BA:1232:G:C5	22:BA:1233:C:C5	2.87	0.62
22:BA:2478:A:C2'	22:BA:2479:U:H5'	2.30	0.62
22:BA:2820:A:C2'	22:BA:2821:A:OP1	2.48	0.62
22:BA:999:U:O2'	22:BA:1000:A:H5'	1.99	0.62
26:BE:7:ASP:OD2	26:BE:8:ALA:N	2.32	0.62
22:BA:2305:U:O3'	27:BF:133:ARG:NH1	2.33	0.62
31:BJ:80:HIS:HB3	31:BJ:81:ILE:HG22	1.81	0.62
25:BD:12:THR:CG2	37:BP:9:GLU:OE2	2.48	0.62

*Continued on next page...*



*Continued from previous page...*

Atom-1	Atom-2	Distance(Å)	Clash(Å)
1:CA:667:G:C2	1:CA:740:U:O2	2.52	0.62
2:CB:73:LYS:O	2:CB:75:ALA:N	2.33	0.62
4:CD:26:ARG:O	4:CD:27:ALA:CB	2.48	0.62
7:CG:88:PRO:HD2	7:CG:151:PHE:O	1.98	0.62
22:DA:2297:A:N1	22:DA:2321:U:C5	2.68	0.62
25:DD:3:GLY:HA3	25:DD:204:LYS:HG2	1.80	0.62
26:DE:170:ARG:HG3	26:DE:174:GLY:O	1.99	0.62
1:AA:1124:G:H2'	1:AA:1145:A:C6	2.34	0.61
7:AG:146:GLU:HA	7:AG:149:LYS:HB2	1.81	0.61
22:BA:1825:U:H2'	22:BA:1826:G:C8	2.34	0.61
22:BA:2243:U:H2'	22:BA:2244:U:C6	2.34	0.61
22:BA:2579:C:C2'	22:BA:2580:U:H5'	2.30	0.61
22:BA:2887:A:H5'	22:BA:2888:C:OP2	2.00	0.61
43:BV:13:GLY:O	43:BV:17:SER:OG	2.18	0.61
1:CA:4:U:H5''	1:CA:5:U:OP1	2.00	0.61
1:CA:604:G:H2'	1:CA:605:U:O4'	1.99	0.61
1:CA:687:A:N3	1:CA:688:G:H1'	2.15	0.61
1:CA:840:C:N3	1:CA:842:U:H4'	2.15	0.61
5:CE:133:PRO:HA	5:CE:136:VAL:CG1	2.29	0.61
11:CK:16:VAL:HG12	11:CK:77:TYR:HB3	1.82	0.61
22:DA:189:G:C4	22:DA:205:G:N2	2.68	0.61
22:DA:347:A:N1	22:DA:348:A:C5	2.68	0.61
1:AA:1404:C:H1'	1:AA:1499:A:C2	2.34	0.61
3:AC:25:ASN:O	3:AC:27:LYS:N	2.33	0.61
1:AA:8:A:H5''	5:AE:126:LYS:HE2	1.82	0.61
10:AJ:48:ARG:NH1	10:AJ:66:GLU:OE1	2.33	0.61
12:AL:23:ALA:O	12:AL:24:LEU:O	2.18	0.61
13:AM:15:ALA:HB1	13:AM:34:LEU:HD21	1.82	0.61
16:AP:56:ARG:O	16:AP:59:HIS:N	2.33	0.61
22:BA:2308:G:O6	22:BA:2311:A:C8	2.52	0.61
22:BA:58:G:OP1	41:BT:78:SER:CB	2.47	0.61
20:CT:78:ASN:O	20:CT:82:GLN:HG2	2.01	0.61
22:DA:1313:U:H4'	22:DA:1332:G:H4'	1.82	0.61
22:DA:1476:U:H1'	22:DA:1732:C:C2	2.34	0.61
22:DA:2133:G:C2	22:DA:2158:A:N6	2.68	0.61
22:DA:600:G:C5	22:DA:601:C:C4	2.89	0.61
26:DE:29:HIS:HA	26:DE:32:VAL:HG23	1.82	0.61
33:DL:96:LYS:HG3	33:DL:101:ILE:HD11	1.80	0.61
22:DA:564:C:O4'	38:DQ:37:GLN:NE2	2.33	0.61
1:AA:1068:G:O2'	1:AA:1191:A:N1	2.25	0.61
1:AA:212:G:N2	1:AA:213:G:C4	2.68	0.61
1:AA:568:G:C4	1:AA:569:C:C5	2.88	0.61

*Continued on next page...*

*Continued from previous page...*

Atom-1	Atom-2	Distance(Å)	Clash(Å)
1:AA:609:A:N7	57:AA:1851:HOH:O	2.31	0.61
2:AB:188:ASP:HB2	2:AB:204:ASP:OD1	2.00	0.61
4:AD:150:LYS:O	4:AD:152:GLN:N	2.33	0.61
22:BA:211:C:OP1	50:B2:25:LYS:NZ	2.33	0.61
22:BA:597:G:C5	22:BA:598:U:C5	2.88	0.61
31:BJ:5:THR:HG22	31:BJ:6:ALA:O	2.00	0.61
22:BA:488:G:O2'	40:BS:49:LYS:NZ	2.34	0.61
41:BT:2:ILE:HA	41:BT:3:ARG:C	2.20	0.61
42:BU:57:GLY:O	42:BU:59:VAL:HG23	1.99	0.61
1:CA:1397:C:HO2'	1:CA:1398:A:P	2.23	0.61
1:CA:18:C:OP1	5:CE:132:ASN:ND2	2.33	0.61
1:CA:718:A:N7	1:CA:719:C:C5	2.68	0.61
4:CD:198:HIS:CE1	4:CD:199:LEU:HD23	2.35	0.61
1:CA:429:U:C3'	4:CD:9:LEU:HD23	2.30	0.61
40:DS:33:LEU:HD21	40:DS:52:GLU:HG2	1.81	0.61
1:AA:1259:C:O2'	1:AA:1283:U:O2	2.13	0.61
1:AA:819:A:N7	1:AA:1529:G:C2	2.68	0.61
12:AL:79:VAL:O	12:AL:102:LEU:HB3	2.01	0.61
22:BA:1972:G:C2	22:BA:1973:G:N7	2.68	0.61
22:BA:324:A:N6	22:BA:338:G:O2'	2.31	0.61
5:CE:115:LEU:O	5:CE:120:VAL:HG23	2.01	0.61
7:CG:92:ARG:HE	7:CG:93:PRO:HD2	1.66	0.61
52:D4:11:CYS:SG	52:D4:12:ARG:N	2.72	0.61
22:DA:1797:G:N2	22:DA:1823:G:C4	2.68	0.61
22:DA:2474:U:H5''	22:DA:2475:C:OP2	2.00	0.61
29:DH:32:PRO:O	29:DH:33:GLN:CB	2.48	0.61
3:AC:143:ARG:HG3	3:AC:144:LEU:HD13	1.81	0.61
13:AM:29:ARG:O	13:AM:33:ILE:HG12	2.01	0.61
22:BA:1508:A:O2'	22:BA:1509:A:O4'	2.17	0.61
41:BT:69:ARG:HB2	41:BT:74:ILE:HG22	1.82	0.61
22:DA:2079:U:H2'	22:DA:2080:A:O4'	1.99	0.61
22:DA:186:G:C2	22:DA:211:C:O2	2.53	0.61
1:AA:1125:U:C5	1:AA:1127:G:C6	2.89	0.61
1:AA:49:U:O4	1:AA:365:U:H5	1.83	0.61
1:AA:721:G:H4'	1:AA:722:G:O4'	2.00	0.61
14:AN:21:PHE:HA	14:AN:25:ALA:HB3	1.82	0.61
22:BA:2557:G:H2'	22:BA:2558:C:C6	2.35	0.61
22:BA:319:G:C4	22:BA:333:G:N2	2.69	0.61
22:BA:481:G:N3	22:BA:507:A:C2	2.68	0.61
22:BA:666:A:O2'	22:BA:667:U:H5'	2.01	0.61
22:BA:977:G:O6	57:BA:3592:HOH:O	2.16	0.61
24:BC:143:ASN:OD1	24:BC:152:GLY:HA3	2.00	0.61

*Continued on next page...*

*Continued from previous page...*

Atom-1	Atom-2	Distance(Å)	Clash(Å)
25:BD:133:THR:O	25:BD:134:HIS:HB2	2.01	0.61
32:BK:26:GLY:HA3	32:BK:30:ARG:HH11	1.66	0.61
40:BS:18:ARG:O	40:BS:19:LEU:C	2.38	0.61
1:CA:240:G:OP1	1:CA:240:G:H4'	2.01	0.61
1:CA:604:G:C6	1:CA:605:U:N3	2.69	0.61
22:DA:1599:U:O4	22:DA:1600:C:N4	2.34	0.61
22:BA:2585:U:H2'	54:B6:3:DBB:HG1	1.83	0.61
22:BA:2470:G:N2	22:BA:2471:A:C4	2.68	0.61
37:BP:103:ARG:CG	37:BP:103:ARG:HH11	2.14	0.61
1:CA:50:A:N6	1:CA:361:G:H4'	2.16	0.61
9:CI:30:ILE:HA	9:CI:65:ILE:O	2.01	0.61
22:DA:2135:A:C2	22:DA:2136:G:H1'	2.35	0.61
22:DA:2886:A:C2	22:DA:2887:A:H1'	2.35	0.61
24:DC:80:ARG:NE	24:DC:82:GLU:OE2	2.33	0.61
31:DJ:7:LYS:O	31:DJ:11:VAL:HG23	2.01	0.61
1:AA:1133:G:N2	1:AA:1142:G:C4	2.68	0.61
1:AA:584:G:C6	1:AA:758:C:O2	2.53	0.61
1:AA:988:G:C6	1:AA:989:U:C4	2.88	0.61
2:AB:71:GLY:HA2	2:AB:164:ILE:HG22	1.81	0.61
3:AC:205:GLY:O	3:AC:206:GLU:HG2	2.01	0.61
22:BA:2052:A:O4'	25:BD:147:GLY:HA3	1.99	0.61
39:BR:46:GLU:N	39:BR:46:GLU:OE1	2.34	0.61
46:BY:23:ARG:O	46:BY:24:GLU:O	2.19	0.61
5:CE:98:PRO:O	5:CE:99:ALA:CB	2.49	0.61
22:DA:1783:A:C2	22:DA:2588:G:O4'	2.53	0.61
22:DA:2823:A:C5	22:DA:2824:C:C5	2.89	0.61
23:DB:106:G:H2'	23:DB:107:G:O4'	2.00	0.61
42:DU:96:PHE:CZ	42:DU:103:ILE:HG12	2.36	0.61
1:AA:1108:G:H2'	1:AA:1108:G:N3	2.16	0.61
1:AA:859:G:H2'	1:AA:860:A:C8	2.36	0.61
1:AA:96:U:O2'	1:AA:97:G:P	2.59	0.61
2:AB:83:ALA:HA	2:AB:86:SER:OG	2.00	0.61
5:AE:13:GLU:HB3	5:AE:39:VAL:HG12	1.83	0.61
22:BA:1073:A:N7	22:BA:1074:G:H8	1.98	0.61
22:BA:686:U:H2'	22:BA:788:A:C2	2.35	0.61
22:BA:783:A:C8	22:BA:784:G:H4'	2.36	0.61
28:BG:38:ASN:O	28:BG:39:ASP:HB2	2.01	0.61
1:CA:1087:G:N2	1:CA:1099:G:H1'	2.15	0.61
1:CA:728:A:H2'	1:CA:729:A:C8	2.36	0.61
1:CA:791:G:C6	1:CA:792:A:N7	2.69	0.61
4:CD:35:GLU:O	4:CD:37:ALA:N	2.33	0.61
48:D0:55:ILE:HG22	48:D0:56:ALA:N	2.16	0.61

*Continued on next page...*

*Continued from previous page...*

Atom-1	Atom-2	Distance(Å)	Clash(Å)
22:DA:1091:G:O2'	22:DA:1092:C:OP2	2.14	0.61
22:DA:1027:A:N6	22:DA:1126:A:N3	2.49	0.61
22:DA:2091:C:H3'	22:DA:2092:U:H5''	1.83	0.61
29:DH:83:LYS:H	29:DH:149:GLU:HG2	1.64	0.61
1:AA:1160:G:O2'	1:AA:1161:C:O5'	2.15	0.61
5:AE:45:ARG:HG2	5:AE:73:ASN:HB3	1.82	0.61
7:AG:139:GLU:O	7:AG:143:ARG:HG3	2.01	0.61
11:AK:18:ASP:OD1	11:AK:81:ASN:ND2	2.33	0.61
12:AL:51:LYS:HD3	12:AL:51:LYS:N	2.15	0.61
22:BA:1866:A:N1	22:BA:1876:A:C8	2.69	0.61
22:BA:2808:G:N2	22:BA:2891:U:C6	2.69	0.61
22:BA:962:G:O2'	22:BA:963:U:H5'	2.00	0.61
25:BD:105:LYS:O	25:BD:177:VAL:HG13	2.01	0.61
35:BN:22:ARG:HG2	35:BN:70:THR:HA	1.83	0.61
40:BS:84:ARG:HB2	40:BS:96:ILE:CD1	2.31	0.61
1:CA:1391:U:H2'	1:CA:1392:G:C8	2.35	0.61
2:CB:21:ARG:HA	2:CB:21:ARG:CZ	2.31	0.61
22:DA:1581:G:C6	22:DA:1582:C:C4	2.89	0.61
22:DA:2484:G:OP1	34:DM:44:ARG:NH2	2.33	0.61
22:DA:247:G:C8	22:DA:249:C:C6	2.89	0.61
22:DA:2550:G:C6	22:DA:2551:C:C4	2.89	0.61
27:DF:38:MET:HG3	27:DF:152:LEU:HB3	1.82	0.61
1:AA:977:A:H1'	1:AA:982:U:O4	2.02	0.60
2:AB:104:TRP:CZ2	2:AB:154:MET:HG2	2.36	0.60
4:AD:123:ILE:CD1	4:AD:123:ILE:N	2.64	0.60
4:AD:133:ALA:O	4:AD:135:TYR:N	2.33	0.60
10:AJ:33:GLY:O	10:AJ:34:ALA:HB2	2.01	0.60
20:AT:25:ARG:HG2	20:AT:29:ARG:NH1	2.16	0.60
22:BA:2262:U:OP2	44:BW:19:LYS:HE2	2.01	0.60
22:BA:476:G:C2	22:BA:479:A:C8	2.89	0.60
22:BA:716:A:C6	22:BA:717:C:C5	2.88	0.60
25:BD:40:LEU:O	25:BD:41:ALA:C	2.39	0.60
30:BI:34:ASN:OD1	30:BI:65:ARG:NH2	2.35	0.60
1:CA:1040:U:H2'	1:CA:1041:G:C8	2.36	0.60
22:DA:1584:U:O2	22:DA:1584:U:H3'	2.00	0.60
22:DA:2557:G:H2'	22:DA:2558:C:C6	2.36	0.60
22:DA:108:G:O2'	22:DA:347:A:N3	2.26	0.60
1:AA:316:C:C2	1:AA:317:U:C5	2.89	0.60
1:AA:203:G:O2'	1:AA:465:A:N1	2.32	0.60
1:AA:661:G:N2	1:AA:662:U:C2	2.69	0.60
1:AA:914:A:C6	1:AA:915:A:N7	2.69	0.60
4:AD:125:VAL:O	4:AD:127:GLY:N	2.34	0.60

*Continued on next page...*

*Continued from previous page...*

Atom-1	Atom-2	Distance(Å)	Clash(Å)
53:B5:52:PRO:HB2	53:B5:205:ALA:HB3	1.83	0.60
22:BA:1736:U:H2'	22:BA:1737:G:O4'	2.01	0.60
22:BA:320:A:H4'	22:BA:322:A:N7	2.16	0.60
22:BA:528:A:C8	22:BA:528:A:H3'	2.36	0.60
29:BH:121:VAL:N	29:BH:122:LEU:HB2	2.16	0.60
29:BH:123:ARG:NH2	1:CA:367:U:OP2	2.33	0.60
1:CA:1266:G:N2	1:CA:1269:A:OP2	2.34	0.60
1:CA:858:G:O6	1:CA:869:G:H3'	2.01	0.60
5:CE:106:ILE:HD11	5:CE:124:LEU:HD23	1.82	0.60
9:CI:12:ARG:HD2	9:CI:107:ASP:HB3	1.83	0.60
22:DA:1454:C:O2	35:DN:64:ARG:NE	2.35	0.60
22:DA:463:G:N2	22:DA:466:A:OP2	2.33	0.60
22:DA:482:A:H1'	22:DA:498:G:N2	2.15	0.60
22:DA:647:G:C5	22:DA:648:G:N7	2.69	0.60
22:DA:811:U:O2	22:DA:1251:C:C5	2.54	0.60
24:DC:147:LYS:HB2	24:DC:150:LYS:HB2	1.83	0.60
46:DY:23:ARG:NE	46:DY:23:ARG:HA	2.16	0.60
1:AA:960:U:H2'	1:AA:1225:A:H62	1.65	0.60
4:AD:17:THR:CG2	4:AD:18:ASP:N	2.64	0.60
22:BA:588:U:O2'	22:BA:589:U:H5'	2.02	0.60
22:BA:65:U:H2'	22:BA:66:C:H6	1.64	0.60
26:BE:27:LEU:O	26:BE:31:VAL:HG23	2.01	0.60
29:BH:100:ALA:HB1	29:BH:112:LYS:HA	1.83	0.60
34:BM:62:LYS:HD3	34:BM:64:TRP:CZ2	2.36	0.60
39:BR:24:LYS:HA	39:BR:94:THR:HG23	1.83	0.60
41:BT:71:GLY:O	41:BT:73:ARG:N	2.34	0.60
1:CA:976:G:OP2	1:CA:1358:U:O2'	2.16	0.60
1:CA:571:U:H5''	1:CA:572:A:OP2	2.01	0.60
22:DA:105:C:H2'	22:DA:106:C:C6	2.36	0.60
22:DA:1566:A:C2	24:DC:213:TRP:CD2	2.88	0.60
22:DA:1627:G:C2	22:DA:1628:G:C8	2.90	0.60
22:DA:176:A:N7	22:DA:177:G:C6	2.69	0.60
7:AG:120:LEU:HD22	7:AG:124:LEU:HD23	1.84	0.60
12:AL:57:LEU:O	12:AL:59:ASN:N	2.35	0.60
52:B4:36:ARG:HG2	52:B4:37:GLN:N	2.16	0.60
22:BA:1260:A:C6	22:BA:1261:C:C4	2.90	0.60
22:BA:1269:A:N7	57:BA:3384:HOH:O	2.31	0.60
22:BA:2595:G:N2	22:BA:2597:G:H3'	2.16	0.60
30:BI:16:GLY:HA2	30:BI:51:LYS:HB3	1.84	0.60
33:BL:68:SER:O	33:BL:69:ARG:HB2	2.00	0.60
1:CA:1298:U:O2	1:CA:1298:U:H2'	1.99	0.60
1:CA:362:G:N7	57:CA:1749:HOH:O	2.31	0.60

*Continued on next page...*

*Continued from previous page...*

Atom-1	Atom-2	Distance(Å)	Clash(Å)
1:CA:510:A:OP2	57:CA:1760:HOH:O	2.16	0.60
6:AF:16:GLU:OE2	4:CD:188:ARG:NH1	2.34	0.60
18:CR:48:ARG:N	18:CR:48:ARG:HD2	2.16	0.60
20:CT:67:ILE:HD11	20:CT:71:LYS:HD3	1.81	0.60
22:DA:1805:A:C2	22:DA:1813:G:N1	2.70	0.60
22:DA:204:A:C8	22:DA:206:U:C2	2.89	0.60
39:DR:58:VAL:HG13	39:DR:102:SER:HB2	1.83	0.60
39:DR:34:GLU:HA	39:DR:59:ILE:O	2.01	0.60
1:AA:1000:A:C2	1:AA:1041:G:C2	2.89	0.60
1:AA:145:G:N2	1:AA:178:C:C2	2.70	0.60
1:AA:151:A:H2'	1:AA:152:A:O4'	2.00	0.60
5:AE:109:GLY:O	5:AE:110:ALA:CB	2.50	0.60
7:AG:37:SER:O	7:AG:41:SER:OG	2.20	0.60
10:AJ:28:THR:HG22	10:AJ:86:ALA:HB1	1.84	0.60
1:AA:880:C:OP1	12:AL:5:ASN:ND2	2.35	0.60
20:AT:29:ARG:O	20:AT:33:LYS:HG2	2.01	0.60
22:BA:1415:U:O2	22:BA:1415:U:H2'	2.01	0.60
22:BA:1917:U:H2'	22:BA:1918:A:H5'	1.84	0.60
22:BA:2462:C:H2'	22:BA:2463:C:C6	2.37	0.60
33:BL:68:SER:O	33:BL:69:ARG:CB	2.49	0.60
1:CA:1029:U:O2	1:CA:1029:U:H2'	2.02	0.60
1:CA:496:A:N3	1:CA:496:A:H2'	2.16	0.60
22:DA:1014:A:C2	22:DA:1149:G:C2	2.90	0.60
22:DA:12:U:O2	22:DA:12:U:H2'	2.02	0.60
22:DA:161:A:C3'	22:DA:162:U:H5''	2.30	0.60
22:DA:720:U:H2'	22:DA:721:A:C8	2.37	0.60
23:DB:7:G:H5'	36:DO:29:HIS:CE1	2.36	0.60
1:AA:173:U:C2	1:AA:197:A:N1	2.69	0.60
1:AA:189:A:N6	1:AA:190:A:N1	2.49	0.60
51:B3:23:LYS:HA	51:B3:48:ALA:O	2.01	0.60
22:BA:1073:A:C3'	22:BA:1074:G:H5''	2.31	0.60
22:BA:2468:A:N3	22:BA:2481:G:N2	2.50	0.60
22:BA:585:G:H5''	22:BA:586:A:OP1	2.02	0.60
22:BA:645:C:O2'	22:BA:646:U:H5''	2.02	0.60
31:BJ:81:ILE:HG23	31:BJ:82:GLY:N	2.17	0.60
1:CA:463:U:H3'	1:CA:464:U:C6	2.37	0.60
1:CA:477:C:H2'	1:CA:478:A:C8	2.36	0.60
1:CA:542:G:C2	1:CA:543:U:C5	2.89	0.60
4:CD:32:CYS:O	4:CD:33:LYS:CB	2.50	0.60
4:CD:59:GLN:OE1	4:CD:59:GLN:HA	2.00	0.60
22:DA:1361:G:C2	22:DA:1362:C:C5	2.90	0.60
22:DA:1992:G:N2	22:DA:1996:C:O2'	2.33	0.60

*Continued on next page...*

*Continued from previous page...*

Atom-1	Atom-2	Distance(Å)	Clash(Å)
1:AA:262:A:H2'	1:AA:263:A:C8	2.37	0.60
4:AD:105:MET:SD	4:AD:180:GLY:HA3	2.42	0.60
4:AD:59:GLN:O	4:AD:63:ARG:HG2	2.01	0.60
22:BA:684:G:OP1	50:B2:21:ARG:NH1	2.35	0.60
22:BA:2548:U:C4	22:BA:2549:G:N7	2.69	0.60
29:BH:117:LEU:CD2	29:BH:121:VAL:HA	2.31	0.60
34:BM:42:THR:HG22	34:BM:93:VAL:CG1	2.30	0.60
35:BN:1:MET:O	35:BN:2:ARG:CB	2.49	0.60
29:BH:83:LYS:CD	1:CA:55:A:O2'	2.49	0.60
22:DA:1581:G:C5	22:DA:1582:C:C4	2.89	0.60
22:DA:2834:G:O6	22:DA:2879:A:O2'	2.07	0.60
1:AA:270:A:C5	1:AA:271:C:C4	2.90	0.60
2:AB:186:ILE:HA	2:AB:200:ILE:HB	1.84	0.60
2:AB:186:ILE:HD11	2:AB:204:ASP:HA	1.84	0.60
5:AE:23:LYS:HB3	5:AE:30:ILE:HG23	1.83	0.60
22:BA:1587:G:C5	22:BA:1588:G:N7	2.70	0.60
22:BA:1590:A:C2	22:BA:1591:A:C5	2.89	0.60
22:BA:1958:C:O2'	22:BA:1959:G:H5'	2.01	0.60
22:BA:2468:A:C2	22:BA:2481:G:N3	2.70	0.60
22:BA:253:C:OP2	51:B3:5:LYS:NZ	2.24	0.60
2:CB:210:VAL:O	2:CB:214:LEU:HB2	2.02	0.60
13:CM:6:GLY:O	13:CM:8:ASN:N	2.31	0.60
15:CO:46:HIS:O	15:CO:48:LYS:N	2.35	0.60
22:DA:2062:A:C5	54:D6:1:MHW:CE	2.84	0.60
22:DA:1344:U:O2'	22:DA:1345:C:P	2.59	0.60
22:DA:2491:U:C5'	22:DA:2570:G:H5''	2.30	0.60
22:DA:527:C:H2'	22:DA:2779:U:O2	2.02	0.60
24:DC:67:PHE:HB3	24:DC:151:GLY:O	2.01	0.60
5:AE:83:HIS:HB2	5:AE:84:PRO:HD2	1.83	0.60
49:B1:27:LYS:O	49:B1:29:THR:N	2.34	0.60
53:B5:122:GLY:HA3	53:B5:146:VAL:CB	2.32	0.60
22:BA:1019:U:C4	22:BA:1020:A:N6	2.69	0.60
22:BA:1073:A:OP1	22:BA:1073:A:C8	2.55	0.60
22:BA:1057:A:C2	22:BA:1086:A:C2	2.89	0.60
22:BA:1086:A:H5''	22:BA:1087:G:OP1	2.02	0.60
22:BA:2191:A:C5	22:BA:2192:U:C4	2.90	0.60
22:BA:2415:G:H2'	22:BA:2416:C:H6	1.65	0.60
22:BA:2820:A:H2'	22:BA:2821:A:OP1	2.01	0.60
22:BA:498:G:N3	22:BA:499:U:C6	2.70	0.60
22:BA:712:G:C2'	22:BA:713:G:H5'	2.31	0.60
44:BW:38:VAL:HG23	44:BW:59:LEU:HB2	1.84	0.60
3:CC:150:LYS:HB2	3:CC:169:ARG:CG	2.32	0.60

*Continued on next page...*



*Continued from previous page...*

Atom-1	Atom-2	Distance(Å)	Clash(Å)
22:DA:1605:C:O2	22:DA:1610:A:O2'	2.18	0.60
22:DA:2283:C:C2	22:DA:2389:G:C2	2.90	0.60
29:DH:126:GLY:O	29:DH:146:VAL:HG23	2.00	0.60
38:DQ:47:TYR:CE1	38:DQ:51:ARG:NH2	2.70	0.60
38:DQ:58:ARG:NH2	38:DQ:92:ARG:CZ	2.65	0.60
40:DS:33:LEU:HD21	40:DS:52:GLU:HG3	1.84	0.60
1:AA:363:A:C2	1:AA:364:A:C4	2.90	0.60
2:AB:206:ALA:O	2:AB:210:VAL:HG22	2.02	0.60
7:AG:120:LEU:HD22	7:AG:124:LEU:CD2	2.32	0.60
22:BA:1180:U:C2'	22:BA:1181:U:H5'	2.31	0.60
22:BA:1935:G:C6	22:BA:1962:C:C6	2.90	0.60
23:BB:30:C:O2'	23:BB:57:A:N1	2.31	0.60
25:BD:177:VAL:HG22	25:BD:177:VAL:O	2.01	0.60
39:BR:49:ILE:C	39:BR:51:VAL:O	2.40	0.60
38:BQ:88:VAL:HG13	39:BR:49:ILE:CD1	2.32	0.60
1:CA:1308:U:OP1	13:CM:97:VAL:N	2.32	0.60
22:DA:1838:C:C5	22:DA:1899:A:C6	2.89	0.60
1:AA:484:G:N7	1:AA:486:U:H1'	2.16	0.59
1:AA:880:C:OP1	12:AL:9:ARG:NH1	2.35	0.59
2:AB:213:TYR:O	2:AB:217:VAL:HG23	2.02	0.59
2:AB:88:ASP:HB2	2:AB:221:VAL:HG12	1.84	0.59
4:AD:197:GLU:O	4:AD:199:LEU:N	2.35	0.59
22:BA:1064:C:H2'	22:BA:1064:C:O2	2.02	0.59
22:BA:1301:A:C2	22:BA:1303:G:C6	2.90	0.59
22:BA:2191:A:C2	22:BA:2192:U:N3	2.69	0.59
22:BA:2826:A:N7	22:BA:2827:C:C5	2.69	0.59
22:BA:819:A:OP2	22:BA:1187:G:N2	2.30	0.59
24:BC:141:VAL:HG11	24:BC:190:ALA:HB1	1.84	0.59
22:BA:1993:U:H4'	25:BD:133:THR:HG21	1.83	0.59
31:BJ:49:ASP:OD1	31:BJ:121:LYS:CE	2.50	0.59
39:BR:61:ALA:HB1	39:BR:97:LYS:O	2.01	0.59
41:BT:51:PHE:O	41:BT:52:GLU:C	2.40	0.59
22:BA:1364:G:OP2	45:BX:2:SER:N	2.35	0.59
1:CA:1201:A:H4'	1:CA:1202:U:O5'	2.01	0.59
1:CA:203:G:N2	1:CA:215:C:C2	2.70	0.59
1:CA:862:C:C4	1:CA:863:U:C5	2.90	0.59
1:CA:1097:C:H5''	2:CB:139:ARG:NH2	2.16	0.59
18:CR:22:ASP:OD1	18:CR:23:TYR:N	2.34	0.59
19:CS:34:TRP:HA	19:CS:52:HIS:HB2	1.84	0.59
22:DA:1581:G:C6	22:DA:1582:C:N4	2.70	0.59
22:DA:301:G:N2	22:DA:302:C:O2	2.34	0.59
22:DA:311:A:H5'	22:DA:332:A:C2	2.37	0.59

*Continued on next page...*



*Continued from previous page...*

Atom-1	Atom-2	Distance(Å)	Clash(Å)
22:DA:724:U:H2'	22:DA:725:G:O4'	2.01	0.59
29:DH:126:GLY:O	29:DH:146:VAL:N	2.35	0.59
12:AL:29:GLN:HB2	12:AL:82:ILE:O	2.02	0.59
22:BA:2461:A:H2'	22:BA:2462:C:C6	2.37	0.59
28:BG:109:PHE:HE2	28:BG:152:ARG:CZ	2.15	0.59
57:BA:3291:HOH:O	33:BL:99:ASN:ND2	2.28	0.59
39:BR:29:THR:HG22	39:BR:29:THR:O	2.02	0.59
39:BR:46:GLU:O	39:BR:46:GLU:OE1	2.20	0.59
1:CA:1182:G:H5'	1:CA:1184:G:H5''	1.84	0.59
1:CA:933:G:N7	7:CG:3:ARG:NH2	2.50	0.59
6:CF:64:VAL:HG12	6:CF:65:GLU:N	2.16	0.59
14:CN:51:LEU:O	14:CN:53:ARG:N	2.34	0.59
22:DA:1027:A:C6	22:DA:1126:A:C4	2.90	0.59
22:DA:228:C:H4'	22:DA:229:C:H5''	1.85	0.59
22:DA:551:G:C6	22:DA:552:U:C4	2.90	0.59
1:AA:1181:G:O2'	1:AA:1182:G:C5	2.55	0.59
1:AA:1197:A:OP1	1:AA:1198:G:OP2	2.19	0.59
1:AA:544:G:C5	1:AA:545:C:C5	2.90	0.59
5:AE:74:VAL:O	5:AE:76:LEU:HD12	2.01	0.59
22:BA:2028:U:O4	57:BA:3477:HOH:O	2.12	0.59
22:BA:2837:A:C2	22:BA:2882:A:C2	2.90	0.59
22:BA:588:U:H2'	22:BA:589:U:C6	2.37	0.59
29:BH:99:ILE:HB	29:BH:115:VAL:HG11	1.84	0.59
32:BK:17:ARG:HB2	32:BK:45:GLU:HG2	1.83	0.59
35:BN:2:ARG:NE	35:BN:2:ARG:O	2.35	0.59
36:BO:94:ARG:O	36:BO:96:GLY:N	2.35	0.59
22:DA:1288:G:C4	22:DA:1327:A:C2	2.89	0.59
22:DA:730:A:OP1	22:DA:1775:U:O2'	2.15	0.59
22:DA:696:G:C2	22:DA:767:U:O2	2.55	0.59
24:DC:108:LYS:N	24:DC:194:GLU:O	2.35	0.59
22:DA:659:G:H4'	26:DE:95:LYS:CD	2.33	0.59
28:DG:115:HIS:HE1	28:DG:144:VAL:HG13	1.68	0.59
41:DT:54:GLU:HB3	41:DT:88:LYS:HG3	1.84	0.59
1:AA:1048:G:C2	1:AA:1050:G:N7	2.70	0.59
1:AA:152:A:N6	1:AA:170:U:C2	2.71	0.59
1:AA:665:A:N1	1:AA:732:C:C4	2.70	0.59
9:AI:57:MET:SD	9:AI:58:VAL:N	2.73	0.59
22:BA:1314:C:OP1	57:BA:3763:HOH:O	2.17	0.59
22:BA:1439:A:C8	22:BA:1440:U:C6	2.90	0.59
22:BA:2856:A:N6	22:BA:2857:G:C6	2.71	0.59
22:BA:28:A:C4	22:BA:29:U:C6	2.90	0.59
22:BA:644:A:H2'	22:BA:645:C:O4'	2.01	0.59

*Continued on next page...*

*Continued from previous page...*

Atom-1	Atom-2	Distance(Å)	Clash(Å)
24:BC:135:ILE:HD13	24:BC:192:LEU:HD21	1.85	0.59
24:BC:154:LEU:N	24:BC:154:LEU:HD23	2.16	0.59
29:BH:94:ILE:HG22	29:BH:99:ILE:CG1	2.32	0.59
41:BT:34:VAL:HG23	41:BT:81:LYS:HB3	1.82	0.59
45:BX:17:ASN:OD1	45:BX:27:ARG:HD2	2.02	0.59
1:CA:581:G:OP1	15:CO:65:LYS:NZ	2.26	0.59
1:CA:691:G:OP2	11:CK:28:ASN:ND2	2.36	0.59
8:CH:83:LEU:O	8:CH:83:LEU:HD13	2.02	0.59
11:CK:31:ILE:HB	11:CK:46:THR:HB	1.83	0.59
14:CN:4:GLN:OE1	57:CN:203:HOH:O	2.16	0.59
16:CP:52:LEU:HD23	16:CP:53:ASP:N	2.17	0.59
22:DA:1196:C:H1'	22:DA:1226:A:C4	2.38	0.59
22:DA:192:C:C5	22:DA:193:U:C2	2.90	0.59
22:DA:769:U:C4	22:DA:770:G:N7	2.70	0.59
22:DA:7:G:H4'	31:DJ:15:TRP:CH2	2.38	0.59
1:AA:1356:G:H2'	1:AA:1357:A:C8	2.38	0.59
1:AA:189:A:C6	1:AA:190:A:C2	2.91	0.59
1:AA:792:A:N3	1:AA:794:A:C5	2.71	0.59
1:AA:857:C:H2'	1:AA:858:G:C8	2.37	0.59
1:AA:403:C:OP1	4:AD:134:SER:OG	2.21	0.59
4:AD:147:GLU:HA	4:AD:150:LYS:HD2	1.85	0.59
13:AM:10:PRO:O	13:AM:11:ASP:HB3	2.01	0.59
22:BA:1171:G:C5	22:BA:1172:C:C4	2.90	0.59
22:BA:1170:C:H2'	22:BA:1171:G:C8	2.38	0.59
22:BA:1672:A:C2	22:BA:2582:G:H5'	2.38	0.59
22:BA:2529:G:OP1	28:BG:172:LYS:NZ	2.31	0.59
22:BA:761:A:N7	57:BA:3293:HOH:O	2.34	0.59
29:BH:1:MET:O	29:BH:20:ASN:ND2	2.35	0.59
1:CA:1286:U:O2	1:CA:1286:U:H2'	2.01	0.59
1:CA:407:U:H2'	1:CA:408:A:C8	2.38	0.59
1:CA:41:G:H2'	1:CA:42:G:C8	2.38	0.59
2:CB:94:HIS:CD2	2:CB:146:ASN:HB2	2.38	0.59
22:DA:1649:G:C6	22:DA:2009:A:C6	2.91	0.59
22:DA:1682:G:C2	22:DA:1757:A:O4'	2.56	0.59
22:DA:192:C:O2'	22:DA:802:A:N3	2.34	0.59
22:DA:2898:U:O2'	31:DJ:134:ALA:O	2.18	0.59
4:AD:123:ILE:N	4:AD:123:ILE:HD13	2.17	0.59
8:AH:79:SER:HA	8:AH:85:ILE:HG12	1.82	0.59
11:AK:107:ILE:HD11	11:AK:110:ILE:HD11	1.84	0.59
53:B5:204:GLY:O	53:B5:205:ALA:CB	2.51	0.59
22:BA:1061:U:HO2'	22:BA:1062:G:C5'	2.13	0.59
22:BA:1168:G:H2'	22:BA:1169:A:O4'	2.03	0.59

*Continued on next page...*

*Continued from previous page...*

Atom-1	Atom-2	Distance(Å)	Clash(Å)
22:BA:1460:U:H3'	22:BA:1461:C:H5'	1.85	0.59
22:BA:2466:C:OP1	52:B4:4:ARG:HD2	2.02	0.59
22:BA:2563:U:H1'	22:BA:2566:A:N6	2.18	0.59
22:BA:70:G:H4'	22:BA:71:A:OP1	2.01	0.59
22:BA:747:U:C4	22:BA:2613:U:C5	2.91	0.59
45:BX:11:ARG:HB2	45:BX:12:PRO:HD2	1.85	0.59
1:CA:378:G:C2	1:CA:386:C:O2	2.55	0.59
1:CA:39:G:H2'	1:CA:40:C:H6	1.67	0.59
1:CA:506:G:OP1	57:CA:1759:HOH:O	2.16	0.59
3:CC:150:LYS:HG2	3:CC:201:TRP:CE3	2.38	0.59
22:DA:71:A:OP2	22:DA:113:U:H5'	2.03	0.59
22:DA:1351:C:O2'	22:DA:1571:A:N3	2.32	0.59
22:DA:2603:G:C6	22:DA:2604:U:C4	2.91	0.59
22:DA:2757:A:N1	28:DG:67:THR:HG21	2.18	0.59
22:DA:488:G:C2	22:DA:493:G:O6	2.55	0.59
40:DS:80:PRO:HD2	40:DS:100:THR:OG1	2.02	0.59
41:DT:34:VAL:HG21	41:DT:43:ILE:HD11	1.83	0.59
1:AA:684:U:O2'	11:AK:40:ASN:O	2.21	0.59
7:AG:111:ARG:NH1	7:AG:123:GLU:OE2	2.35	0.59
1:AA:1373:G:H5''	7:AG:36:LYS:HB2	1.84	0.59
9:AI:45:ARG:HG2	9:AI:46:MET:SD	2.42	0.59
10:AJ:53:ILE:HG12	14:AN:85:ARG:CZ	2.32	0.59
13:AM:75:MET:SD	27:BF:112:ARG:HD3	2.43	0.59
49:B1:47:VAL:HG13	49:B1:48:ILE:N	2.17	0.59
22:BA:586:A:C2	22:BA:1254:A:C2	2.91	0.59
22:BA:1956:U:C2'	22:BA:1957:C:H5'	2.33	0.59
22:BA:2427:C:H5''	22:BA:2428:G:OP1	2.02	0.59
22:BA:2544:G:C2'	22:BA:2545:G:H5'	2.33	0.59
22:BA:2554:U:C4	22:BA:2555:U:O4	2.56	0.59
22:BA:2557:G:H2'	22:BA:2558:C:H6	1.67	0.59
22:BA:65:U:C2	22:BA:66:C:C5	2.91	0.59
23:BB:45:A:C4	23:BB:46:A:C8	2.91	0.59
38:BQ:110:VAL:O	38:BQ:114:LYS:HG3	2.03	0.59
46:BY:9:LYS:HB3	46:BY:12:GLU:HG3	1.84	0.59
12:CL:82:ILE:HD11	12:CL:95:TYR:HB2	1.85	0.59
22:DA:1351:C:O3'	22:DA:1571:A:O2'	2.18	0.59
22:DA:1430:G:H2'	22:DA:1431:A:O4'	2.02	0.59
22:DA:1525:A:C6	22:DA:1526:C:N3	2.70	0.59
22:DA:455:C:N3	22:DA:472:A:H2'	2.16	0.59
24:DC:125:LYS:HB2	24:DC:126:PRO:HD2	1.84	0.59
13:AM:29:ARG:CZ	13:AM:63:PHE:HB2	2.33	0.59
17:AQ:19:LYS:NZ	17:AQ:49:GLU:OE2	2.26	0.59

*Continued on next page...*

*Continued from previous page...*

Atom-1	Atom-2	Distance(Å)	Clash(Å)
22:BA:1401:G:C2'	22:BA:1402:U:O5'	2.51	0.59
22:BA:1759:A:H2'	22:BA:1760:C:C6	2.37	0.59
22:BA:2114:A:N3	22:BA:2114:A:H2'	2.16	0.59
26:BE:149:ILE:HD11	26:BE:172:ALA:HA	1.84	0.59
22:BA:627:A:P	33:BL:78:ARG:HH11	2.25	0.59
41:BT:73:ARG:HB3	41:BT:73:ARG:CZ	2.32	0.59
1:CA:1240:U:H5'	1:CA:1241:G:C8	2.37	0.59
1:CA:978:A:H4'	1:CA:1322:C:C5	2.37	0.59
1:CA:994:A:N3	1:CA:994:A:H2'	2.18	0.59
11:CK:35:THR:HA	11:CK:41:ALA:HA	1.83	0.59
15:CO:42:HIS:O	15:CO:42:HIS:ND1	2.35	0.59
22:DA:1604:C:OP1	57:DA:3400:HOH:O	2.17	0.59
22:DA:2054:A:C2	22:DA:2616:C:C2	2.91	0.59
22:DA:2491:U:H5'	22:DA:2570:G:H5''	1.83	0.59
22:DA:588:U:H1'	26:DE:85:PHE:CD1	2.38	0.59
22:DA:680:C:H2'	22:DA:681:G:C8	2.38	0.59
1:AA:944:G:C2	1:AA:1340:A:N6	2.71	0.59
1:AA:579:A:H2'	1:AA:580:C:H6	1.68	0.59
1:AA:680:C:C2	1:AA:711:G:C2	2.91	0.59
1:AA:895:G:C6	1:AA:896:C:C4	2.91	0.59
4:AD:3:ARG:CZ	4:AD:115:ARG:HD3	2.33	0.59
22:BA:137:U:H2'	22:BA:140:C:C2	2.38	0.59
22:BA:1922:G:C2	22:BA:1923:U:C6	2.90	0.59
22:BA:1786:A:C4	22:BA:1938:A:C6	2.91	0.59
22:BA:2479:U:C4	22:BA:2480:C:C5	2.90	0.59
22:BA:2492:U:H2'	22:BA:2493:U:H6	1.68	0.59
22:BA:497:A:C4	22:BA:498:G:C8	2.91	0.59
22:BA:830:G:H4'	22:BA:831:G:OP2	2.03	0.59
24:BC:8:PRO:HB3	24:BC:14:ARG:HB2	1.85	0.59
25:BD:33:ARG:NH2	25:BD:74:GLU:O	2.35	0.59
41:BT:65:GLY:N	41:BT:79:ASP:OD1	2.35	0.59
1:CA:1426:G:C5	1:CA:1475:G:C2	2.90	0.59
1:CA:152:A:N6	1:CA:170:U:C2	2.71	0.59
1:CA:247:G:C6	1:CA:278:G:C2	2.91	0.59
1:CA:438:U:C2	1:CA:494:G:C6	2.91	0.59
1:CA:8:A:C6	4:CD:206:LYS:HB3	2.38	0.59
4:CD:145:ILE:HG21	4:CD:150:LYS:HA	1.85	0.59
5:CE:99:ALA:O	5:CE:101:GLU:N	2.36	0.59
21:CU:25:LYS:HD3	21:CU:26:ALA:H	1.66	0.59
54:D6:3:DBB:HG2	54:D6:4:PRO:CA	2.31	0.59
22:DA:118:A:H1'	22:DA:178:G:O4'	2.01	0.59
22:DA:457:A:N1	22:DA:470:A:H5''	2.18	0.59

*Continued on next page...*

*Continued from previous page...*

Atom-1	Atom-2	Distance(Å)	Clash(Å)
22:DA:453:A:H4'	22:DA:472:A:N6	2.16	0.59
22:DA:587:C:N3	33:DL:33:ARG:NH2	2.51	0.59
36:DO:33:ARG:O	36:DO:34:HIS:HB2	2.02	0.59
1:AA:1079:G:N2	1:AA:1080:A:C2	2.71	0.59
1:AA:1084:G:C5	1:AA:1085:U:C4	2.91	0.59
1:AA:1370:G:C2	1:AA:1371:G:C8	2.91	0.59
9:AI:43:THR:O	9:AI:44:ALA:HB3	2.03	0.59
13:AM:11:ASP:O	13:AM:12:HIS:ND1	2.35	0.59
22:BA:1263:U:OP1	48:B0:13:ARG:NH1	2.36	0.59
22:BA:1754:A:C8	37:BP:94:LYS:HE2	2.38	0.59
22:BA:1768:C:C4	22:BA:1769:U:C5	2.91	0.59
22:BA:2233:U:H2'	22:BA:2234:G:C8	2.37	0.59
22:BA:281:C:H2'	22:BA:282:A:C8	2.38	0.59
1:CA:1166:G:O2'	1:CA:1169:A:N6	2.36	0.59
1:CA:1323:G:H2'	1:CA:1324:A:C8	2.38	0.59
1:CA:1439:G:C2	1:CA:1463:U:O2	2.56	0.59
1:CA:109:A:C2	1:CA:327:A:N1	2.71	0.59
1:CA:517:G:C8	1:CA:531:U:C5	2.91	0.59
1:CA:66:A:H4'	1:CA:173:U:C5	2.37	0.59
1:AA:1053:G:N7	1:AA:1199:U:H3'	2.17	0.58
1:AA:207:C:O2	1:AA:213:G:N2	2.36	0.58
5:AE:95:PHE:CZ	5:AE:97:GLN:HG3	2.37	0.58
22:BA:2189:U:H2'	22:BA:2190:G:O4'	2.03	0.58
22:BA:2339:C:H2'	22:BA:2340:A:C8	2.38	0.58
24:BC:144:VAL:HG12	24:BC:145:GLU:O	2.03	0.58
1:CA:976:G:N2	1:CA:1363:A:N3	2.51	0.58
1:CA:1513:A:H2'	1:CA:1514:G:C8	2.38	0.58
2:CB:99:GLY:O	2:CB:101:LEU:N	2.36	0.58
1:CA:439:U:H4'	4:CD:121:LYS:HD2	1.85	0.58
4:CD:13:ARG:O	4:CD:14:ARG:C	2.41	0.58
11:CK:24:HIS:HB3	11:CK:31:ILE:HG23	1.84	0.58
22:DA:1877:A:C6	22:DA:1878:G:C6	2.91	0.58
22:DA:60:G:C4	22:DA:74:A:C2	2.91	0.58
22:DA:9:G:C6	22:DA:2629:U:C5	2.90	0.58
30:DI:6:GLN:O	30:DI:7:ALA:CB	2.51	0.58
32:DK:6:THR:O	32:DK:8:LEU:HD12	2.02	0.58
33:DL:23:ILE:HD12	39:DR:84:ARG:NE	2.18	0.58
1:AA:1133:G:N1	1:AA:1142:G:C6	2.71	0.58
1:AA:1313:U:OP2	19:AS:6:LYS:HB3	2.03	0.58
10:AJ:52:LEU:CB	14:AN:81:ARG:NE	2.66	0.58
1:AA:483:C:O2	16:AP:13:LYS:NZ	2.36	0.58
17:AQ:60:GLU:OE2	17:AQ:77:ARG:NH1	2.34	0.58

*Continued on next page...*

*Continued from previous page...*

Atom-1	Atom-2	Distance(Å)	Clash(Å)
22:BA:1022:G:N2	22:BA:1142:A:C2	2.67	0.58
22:BA:2062:A:OP1	57:BA:3497:HOH:O	2.17	0.58
22:BA:225:C:H2'	22:BA:226:A:O4'	2.03	0.58
22:BA:517:C:OP1	48:B0:13:ARG:NH2	2.31	0.58
30:BI:130:GLU:HB3	30:BI:134:ARG:NH2	2.19	0.58
40:BS:84:ARG:HB2	40:BS:96:ILE:CG1	2.33	0.58
1:CA:296:U:O2'	1:CA:556:C:O2	2.18	0.58
1:CA:867:G:C4	1:CA:868:C:C5	2.90	0.58
2:CB:82:ASP:N	2:CB:82:ASP:OD1	2.36	0.58
6:CF:38:ARG:HG2	6:CF:63:ASN:CB	2.33	0.58
7:CG:145:ALA:O	7:CG:146:GLU:HB2	2.02	0.58
21:CU:15:ALA:O	21:CU:17:ARG:N	2.35	0.58
22:DA:1020:A:C2	22:DA:1141:U:C2	2.91	0.58
22:DA:1200:C:O2	22:DA:1246:A:C2	2.56	0.58
22:DA:2345:G:C4	22:DA:2381:A:C2	2.91	0.58
22:DA:560:C:O2	38:DQ:48:ARG:NH1	2.36	0.58
22:DA:864:G:O2'	22:DA:914:G:O6	2.21	0.58
22:DA:335:C:H5''	42:DU:82:ARG:HD3	1.84	0.58
1:AA:554:A:H2'	1:AA:555:U:C6	2.38	0.58
4:AD:152:GLN:O	4:AD:153:SER:C	2.41	0.58
11:AK:117:PRO:O	11:AK:119:ASN:N	2.35	0.58
13:AM:85:CYS:O	13:AM:89:LEU:HG	2.04	0.58
22:BA:1169:A:H2'	22:BA:1170:C:O4'	2.02	0.58
1:AA:1407:C:O2'	22:BA:1912:A:C6	2.50	0.58
22:BA:2812:G:H2'	22:BA:2813:A:O4'	2.04	0.58
22:BA:753:A:H2'	22:BA:754:U:H6	1.69	0.58
24:BC:235:GLY:HA2	24:BC:239:ASN:HB2	1.84	0.58
28:BG:40:ALA:HB2	28:BG:58:TYR:CD2	2.38	0.58
22:BA:994:C:H1'	39:BR:10:LYS:HE3	1.85	0.58
1:CA:238:A:C5	1:CA:239:U:C5	2.90	0.58
1:CA:73:C:O2'	1:CA:74:A:O5'	2.21	0.58
22:DA:2289:G:O2'	22:DA:2383:G:O2'	2.17	0.58
22:DA:2421:G:OP1	49:D1:8:LYS:NZ	2.35	0.58
22:DA:236:C:H4'	22:DA:431:U:O2'	2.03	0.58
22:DA:777:G:C2	22:DA:778:G:C8	2.92	0.58
24:DC:135:ILE:O	24:DC:167:ARG:NH2	2.37	0.58
29:DH:34:GLY:O	29:DH:35:LYS:CB	2.51	0.58
22:DA:2019:A:H4'	38:DQ:34:VAL:HG21	1.86	0.58
9:AI:117:GLY:C	9:AI:118:LEU:HD12	2.24	0.58
10:AJ:35:GLN:CG	10:AJ:77:VAL:HB	2.32	0.58
22:BA:1187:G:H5''	39:BR:83:TYR:CE2	2.39	0.58
1:CA:454:G:N2	1:CA:479:U:O2	2.36	0.58

*Continued on next page...*

*Continued from previous page...*

Atom-1	Atom-2	Distance(Å)	Clash(Å)
10:CJ:5:ARG:HG3	10:CJ:6:ILE:HG13	1.85	0.58
22:DA:1953:A:O2'	22:DA:2559:C:O2'	2.21	0.58
23:DB:57:A:H1'	27:DF:27:GLN:HA	1.86	0.58
30:DI:20:PRO:HB2	30:DI:23:PRO:HD2	1.85	0.58
38:DQ:47:TYR:CZ	38:DQ:51:ARG:CZ	2.86	0.58
39:DR:39:LEU:O	39:DR:49:ILE:HG23	2.04	0.58
45:DX:27:ARG:NE	45:DX:28:ARG:O	2.35	0.58
1:AA:11:G:C6	1:AA:12:U:C4	2.91	0.58
7:AG:15:ASP:OD2	7:AG:18:PHE:N	2.36	0.58
22:BA:1487:U:C2	22:BA:1503:A:C2	2.91	0.58
22:BA:1624:U:N3	22:BA:1625:C:C5	2.71	0.58
22:BA:2193:G:O2'	22:BA:2194:U:H5'	2.03	0.58
22:BA:2886:A:C2	22:BA:2887:A:H1'	2.39	0.58
26:BE:31:VAL:HG21	26:BE:104:ALA:HB2	1.85	0.58
30:BI:100:LYS:HB3	30:BI:139:VAL:HB	1.84	0.58
1:CA:106:C:O2	1:CA:379:C:H4'	2.03	0.58
1:CA:975:A:N3	1:CA:975:A:H5'	2.18	0.58
5:CE:137:VAL:O	5:CE:138:ARG:HB3	2.03	0.58
22:DA:1774:C:O2	24:DC:11:PRO:HB2	2.03	0.58
22:DA:2031:A:HO2'	22:DA:2454:G:H21	1.51	0.58
32:DK:76:VAL:HG12	37:DP:73:VAL:CG2	2.33	0.58
6:AF:3:HIS:H	6:AF:92:THR:HG23	1.69	0.58
17:AQ:12:VAL:O	17:AQ:13:VAL:HG12	2.04	0.58
22:BA:1846:G:O6	22:BA:1894:C:N4	2.37	0.58
22:BA:2594:C:N4	57:BA:3787:HOH:O	2.35	0.58
22:BA:510:C:P	57:BA:3770:HOH:O	2.59	0.58
22:BA:609:A:H2'	22:BA:610:C:O4'	2.04	0.58
27:BF:122:PHE:HB3	27:BF:163:ASP:CG	2.24	0.58
29:BH:31:VAL:N	29:BH:32:PRO:HD2	2.18	0.58
39:BR:51:VAL:CG2	39:BR:52:PRO:HD2	2.32	0.58
42:BU:97:LYS:O	42:BU:98:SER:CB	2.51	0.58
1:CA:1422:G:C2	1:CA:1423:G:C8	2.91	0.58
5:CE:36:LEU:HD21	5:CE:137:VAL:CG1	2.33	0.58
22:DA:1075:C:H2'	22:DA:1076:C:C6	2.37	0.58
22:DA:1288:G:C5	22:DA:1327:A:C2	2.91	0.58
22:DA:2627:G:N2	22:DA:2777:G:OP2	2.37	0.58
22:DA:627:A:C6	22:DA:637:A:C8	2.91	0.58
35:DN:2:ARG:HG3	35:DN:3:HIS:N	2.18	0.58
22:DA:2356:U:O3'	44:DW:20:ARG:HD3	2.03	0.58
45:DX:58:VAL:HG12	45:DX:59:ILE:N	2.18	0.58
1:AA:1182:G:H4'	1:AA:1183:U:H5'	1.86	0.58
1:AA:723:U:H5'	1:AA:724:G:OP1	2.04	0.58

*Continued on next page...*



*Continued from previous page...*

Atom-1	Atom-2	Distance(Å)	Clash(Å)
1:AA:828:U:O2	2:AB:25:PRO:HG2	2.04	0.58
1:AA:9:G:C6	1:AA:26:A:N6	2.72	0.58
12:AL:55:VAL:HG21	12:AL:80:ILE:HD11	1.85	0.58
15:AO:61:SER:O	15:AO:65:LYS:HG3	2.04	0.58
22:BA:1198:U:H2'	22:BA:1199:U:H6	1.69	0.58
22:BA:1385:A:N3	22:BA:1386:C:C6	2.72	0.58
22:BA:1985:C:O2	22:BA:1985:C:H2'	2.04	0.58
22:BA:2379:G:H4'	36:BO:21:LEU:HD11	1.84	0.58
24:BC:88:SER:HB2	24:BC:200:HIS:CD2	2.38	0.58
27:BF:5:HIS:O	27:BF:8:TYR:HB3	2.04	0.58
30:BI:97:LYS:HB3	30:BI:139:VAL:CG2	2.33	0.58
33:BL:89:VAL:O	33:BL:94:THR:HG21	2.02	0.58
1:CA:1375:A:C5	1:CA:1376:U:C5	2.91	0.58
1:CA:747:A:C6	1:CA:748:G:C5	2.92	0.58
2:CB:141:LEU:O	2:CB:145:GLU:N	2.36	0.58
8:CH:55:THR:C	8:CH:57:PRO:HD3	2.23	0.58
1:CA:552:U:O2'	12:CL:83:ARG:O	2.20	0.58
22:DA:2115:G:HO2'	22:DA:2117:A:N6	2.01	0.58
22:DA:2115:G:O2'	22:DA:2117:A:N6	2.36	0.58
22:DA:2131:U:H5'	22:DA:2132:U:H5''	1.86	0.58
22:DA:450:G:H2'	22:DA:451:U:H5''	1.86	0.58
22:DA:563:A:C6	22:DA:2018:G:C4	2.92	0.58
22:DA:752:A:C2	22:DA:1781:U:C6	2.91	0.58
39:DR:49:ILE:HG22	39:DR:54:VAL:N	2.18	0.58
1:AA:1168:U:H2'	1:AA:1168:U:O2	2.03	0.58
1:AA:1157:A:N6	1:AA:1180:A:N7	2.51	0.58
1:AA:1306:A:C4	1:AA:1307:U:C6	2.91	0.58
1:AA:1319:A:C8	1:AA:1323:G:C6	2.92	0.58
4:AD:2:ALA:O	4:AD:68:LEU:HD21	2.04	0.58
8:AH:125:ILE:O	8:AH:125:ILE:HG13	2.03	0.58
9:AI:84:THR:HG21	9:AI:103:PHE:CB	2.34	0.58
53:B5:99:GLU:O	53:B5:103:LYS:CB	2.52	0.58
22:BA:1401:G:H2'	22:BA:1402:U:O5'	2.03	0.58
23:BB:110:C:C4	23:BB:111:U:C5	2.92	0.58
27:BF:40:VAL:HG11	27:BF:50:LEU:HD13	1.86	0.58
30:BI:11:LEU:O	30:BI:24:VAL:HG11	2.02	0.58
37:BP:113:ARG:O	37:BP:114:LEU:HG	2.04	0.58
1:CA:268:U:C4	1:CA:269:C:N4	2.72	0.58
1:CA:350:G:C6	1:CA:351:G:C6	2.91	0.58
9:CI:120:LYS:CG	9:CI:123:ARG:HB3	2.34	0.58
22:DA:2262:U:N3	22:DA:2279:G:C2	2.72	0.58
22:DA:2341:G:C6	22:DA:2342:C:N4	2.72	0.58

*Continued on next page...*



*Continued from previous page...*

Atom-1	Atom-2	Distance(Å)	Clash(Å)
22:DA:959:A:H2'	22:DA:960:A:C8	2.39	0.58
26:DE:75:SER:HB3	26:DE:78:TRP:CE3	2.39	0.58
22:DA:2094:A:OP1	29:DH:22:LYS:HG3	2.03	0.58
47:DZ:52:SER:HA	47:DZ:55:VAL:HG22	1.86	0.58
1:AA:452:A:N7	1:AA:453:G:N9	2.52	0.58
1:AA:685:G:N1	1:AA:686:U:O4	2.36	0.58
10:AJ:7:ARG:HB2	10:AJ:75:ASP:OD1	2.03	0.58
12:AL:76:GLU:O	12:AL:77:HIS:HB2	2.03	0.58
19:AS:15:LEU:HB2	19:AS:33:THR:HG21	1.86	0.58
48:B0:11:SER:O	48:B0:15:MET:HG3	2.03	0.58
22:BA:1219:U:H2'	22:BA:1220:G:C8	2.38	0.58
22:BA:1406:U:C2	22:BA:1407:G:C8	2.91	0.58
22:BA:2094:A:OP1	29:BH:22:LYS:CE	2.46	0.58
22:BA:2564:A:C5	22:BA:2565:A:C6	2.92	0.58
22:BA:2824:C:N4	22:BA:2825:G:C5	2.71	0.58
22:BA:959:A:C6	22:BA:960:A:N1	2.72	0.58
22:BA:996:A:H4'	38:BQ:91:ASP:OD1	2.04	0.58
44:BW:37:ILE:HG21	44:BW:80:ILE:HG21	1.85	0.58
45:BX:66:THR:O	45:BX:69:ALA:HB3	2.04	0.58
1:CA:109:A:C6	1:CA:327:A:C6	2.92	0.58
1:CA:406:G:C2	1:CA:407:U:C5	2.91	0.58
1:CA:435:A:C6	1:CA:436:C:C5	2.92	0.58
2:CB:86:SER:O	2:CB:87:CYS:O	2.22	0.58
5:CE:25:VAL:N	5:CE:28:GLY:O	2.32	0.58
1:CA:938:A:O3'	7:CG:95:ARG:NH2	2.36	0.58
11:CK:17:SER:OG	11:CK:18:ASP:N	2.37	0.58
22:DA:1064:C:N3	22:DA:1074:G:N2	2.51	0.58
22:DA:1805:A:C2	22:DA:1813:G:C2	2.92	0.58
22:DA:2343:U:HO2'	22:DA:2373:G:HO2'	1.50	0.58
24:DC:212:ARG:O	24:DC:215:GLY:N	2.33	0.58
41:DT:29:THR:OG1	41:DT:86:THR:HG22	2.04	0.58
1:AA:1452:C:O4'	1:AA:1453:G:C2	2.57	0.58
1:AA:951:G:C2	1:AA:952:U:C2	2.92	0.58
4:AD:84:GLY:O	4:AD:89:ASN:ND2	2.37	0.58
7:AG:86:GLN:O	7:AG:88:PRO:HD3	2.03	0.58
9:AI:40:GLY:O	9:AI:41:ARG:HB2	2.03	0.58
22:BA:1508:A:OP1	22:BA:1508:A:H4'	2.04	0.58
22:BA:1536:C:H4'	22:BA:1537:G:H5''	1.86	0.58
22:BA:2187:U:H2'	22:BA:2188:U:O4'	2.03	0.58
22:BA:2191:A:C6	22:BA:2192:U:O4	2.57	0.58
22:BA:2502:G:C5'	22:BA:2503:A:H5''	2.34	0.58
22:BA:2641:G:OP1	31:BJ:76:HIS:NE2	2.33	0.58

*Continued on next page...*

*Continued from previous page...*

Atom-1	Atom-2	Distance(Å)	Clash(Å)
22:BA:269:C:C2	22:BA:424:G:C2	2.91	0.58
31:BJ:117:ALA:HA	31:BJ:120:ARG:NH2	2.18	0.58
36:BO:31:THR:O	36:BO:102:ARG:NH1	2.37	0.58
38:BQ:88:VAL:HG22	39:BR:49:ILE:HG13	1.85	0.58
44:BW:10:THR:O	44:BW:11:ARG:HB2	2.03	0.58
1:CA:1358:U:C5	1:CA:1359:C:N3	2.72	0.58
1:CA:211:G:O2'	1:CA:212:G:H4'	2.04	0.58
4:CD:173:VAL:O	4:CD:174:ASP:HB3	2.04	0.58
22:DA:1441:G:H2'	22:DA:1442:U:C6	2.39	0.58
22:DA:1563:U:H2'	22:DA:1564:C:H6	1.68	0.58
22:DA:2185:U:H2'	22:DA:2186:G:C8	2.38	0.58
22:DA:2392:A:OP2	51:D3:31:HIS:CE1	2.57	0.58
22:DA:2575:C:H2'	22:DA:2578:G:O6	2.03	0.58
22:DA:2634:A:O2'	25:DD:79:LEU:HD12	2.02	0.58
22:DA:583:G:N7	57:DA:3280:HOH:O	2.32	0.58
46:DY:56:LEU:O	46:DY:57:LEU:CB	2.51	0.58
46:DY:6:LEU:O	46:DY:60:LYS:NZ	2.37	0.58
1:AA:1429:A:C2	1:AA:1430:A:C8	2.92	0.57
1:AA:155:A:C2	1:AA:167:A:C2	2.92	0.57
1:AA:826:C:H5'	8:AH:13:ARG:NH1	2.18	0.57
2:AB:94:HIS:CE1	2:AB:146:ASN:HB2	2.39	0.57
6:AF:51:ILE:HD12	6:AF:86:ARG:NH1	2.18	0.57
8:AH:64:LYS:HB2	8:AH:71:VAL:HG21	1.85	0.57
53:B5:50:ILE:HG22	53:B5:51:ASP:N	2.18	0.57
22:BA:1180:U:H2'	22:BA:1181:U:H5'	1.86	0.57
22:BA:1342:A:C8	22:BA:1397:U:O2	2.57	0.57
22:BA:1838:C:C2	22:BA:1898:U:C4	2.91	0.57
22:BA:2293:G:H2'	22:BA:2294:G:O4'	2.04	0.57
22:BA:2318:G:C6	22:BA:2319:G:C6	2.92	0.57
39:BR:79:ARG:O	39:BR:80:ARG:HB3	2.04	0.57
1:CA:1386:G:O2'	1:CA:1387:G:H5'	2.03	0.57
1:CA:552:U:N3	1:CA:553:A:N7	2.51	0.57
2:CB:206:ALA:O	2:CB:209:ALA:N	2.37	0.57
5:CE:150:PRO:O	5:CE:153:VAL:HG22	2.04	0.57
22:DA:2347:C:O2'	49:D1:39:PHE:HB3	2.04	0.57
22:DA:1581:G:C5	22:DA:1582:C:N4	2.72	0.57
22:DA:2118:U:O4	22:DA:2149:U:H1'	2.03	0.57
22:DA:2615:U:C2	48:D0:4:GLN:HA	2.38	0.57
22:DA:2054:A:C2	22:DA:2616:C:N3	2.72	0.57
33:DL:29:LYS:C	33:DL:30:THR:HG1	2.03	0.57
42:DU:22:ARG:CZ	42:DU:73:PHE:CE2	2.87	0.57
45:DX:33:LEU:HD23	45:DX:50:ARG:CZ	2.34	0.57

*Continued on next page...*

*Continued from previous page...*

Atom-1	Atom-2	Distance(Å)	Clash(Å)
1:AA:1538:C:C2'	1:AA:1539:C:H5'	2.35	0.57
1:AA:71:A:O2'	1:AA:72:A:P	2.62	0.57
13:AM:25:VAL:HG12	13:AM:29:ARG:HB3	1.86	0.57
19:AS:5:LEU:HD23	19:AS:9:PRO:HA	1.85	0.57
22:BA:1061:U:O2'	22:BA:1062:G:C5'	2.52	0.57
22:BA:1079:C:C5	22:BA:1088:A:C2	2.92	0.57
22:BA:1668:A:H4'	22:BA:1669:A:O5'	2.04	0.57
22:BA:1911:U:H2'	22:BA:1918:A:C2	2.39	0.57
22:BA:2474:U:H5''	22:BA:2475:C:OP2	2.03	0.57
41:BT:67:VAL:HG23	41:BT:76:ARG:HG3	1.86	0.57
46:BY:17:GLU:HG3	46:BY:18:LEU:N	2.18	0.57
1:CA:1311:A:C2	1:CA:1327:C:N3	2.72	0.57
1:CA:158:G:C5	1:CA:164:G:C6	2.93	0.57
1:CA:676:A:H2'	1:CA:677:U:C6	2.40	0.57
6:CF:39:LEU:HD12	6:CF:40:GLU:N	2.19	0.57
1:CA:972:C:H4'	10:CJ:59:LYS:HG2	1.85	0.57
19:CS:80:TYR:O	19:CS:81:ARG:CB	2.52	0.57
1:CA:1540:U:O3'	21:CU:18:ARG:NE	2.37	0.57
22:DA:615:U:C4	26:DE:35:TYR:CE1	2.92	0.57
29:DH:108:VAL:O	29:DH:110:VAL:N	2.36	0.57
33:DL:93:ASN:O	33:DL:95:LEU:N	2.33	0.57
33:DL:93:ASN:OD1	33:DL:94:THR:N	2.37	0.57
37:DP:91:ALA:HB2	37:DP:113:ARG:HA	1.85	0.57
1:AA:983:A:C2'	1:AA:983:A:N3	2.67	0.57
53:B5:35:THR:O	53:B5:35:THR:OG1	2.21	0.57
22:BA:1107:G:C5	22:BA:1108:U:C5	2.93	0.57
22:BA:2444:G:OP2	26:BE:63:LYS:HD2	2.04	0.57
22:BA:2585:U:HO2'	22:BA:2586:U:C5'	2.17	0.57
22:BA:2808:G:C2	22:BA:2891:U:C6	2.92	0.57
1:CA:1255:G:C6	1:CA:1279:G:C8	2.93	0.57
1:CA:519:C:H2'	1:CA:520:A:O4'	2.04	0.57
1:CA:570:G:C2	1:CA:571:U:C4	2.93	0.57
5:CE:98:PRO:O	5:CE:99:ALA:HB3	2.04	0.57
1:CA:1147:C:O2'	9:CI:18:ARG:NH1	2.37	0.57
9:CI:95:ARG:O	9:CI:99:ARG:N	2.35	0.57
49:D1:26:ASN:OD1	49:D1:29:THR:OG1	2.19	0.57
22:DA:1083:U:O2	22:DA:1086:A:N1	2.37	0.57
22:DA:1607:C:N4	22:DA:1622:G:N7	2.53	0.57
22:DA:2146:C:H5''	22:DA:2147:A:OP1	2.04	0.57
22:DA:2128:G:N3	22:DA:2173:A:O2'	2.37	0.57
22:DA:728:G:C2	22:DA:730:A:C4	2.92	0.57
22:DA:616:A:H4'	26:DE:101:TYR:CZ	2.40	0.57

*Continued on next page...*

*Continued from previous page...*

Atom-1	Atom-2	Distance(Å)	Clash(Å)
22:DA:1203:U:H1'	33:DL:4:ASN:HB3	1.85	0.57
46:DY:9:LYS:N	46:DY:12:GLU:HG3	2.19	0.57
1:AA:452:A:C8	1:AA:453:G:C8	2.93	0.57
5:AE:94:VAL:HG21	5:AE:111:MET:SD	2.45	0.57
1:AA:598:U:H4'	8:AH:86:TYR:CD1	2.39	0.57
11:AK:21:ALA:HB2	11:AK:34:ILE:HD13	1.87	0.57
48:B0:17:ARG:O	48:B0:19:HIS:N	2.38	0.57
22:BA:1338:G:O2'	22:BA:1339:G:H5'	2.05	0.57
22:BA:528:A:H2	22:BA:2043:C:H5'	1.70	0.57
39:BR:25:LEU:H	39:BR:94:THR:HG23	1.68	0.57
22:BA:1341:G:C5	41:BT:84:TYR:CE1	2.92	0.57
1:CA:786:G:C2	1:CA:797:C:O2	2.57	0.57
5:CE:77:ASN:HB2	5:CE:82:GLN:HG2	1.85	0.57
16:CP:44:SER:O	16:CP:46:LYS:HG3	2.04	0.57
17:CQ:46:VAL:HG21	17:CQ:61:ILE:HD11	1.86	0.57
17:CQ:47:HIS:HB2	17:CQ:67:LEU:HD13	1.86	0.57
22:DA:2074:U:H2'	22:DA:2075:U:C6	2.39	0.57
22:DA:669:G:N2	22:DA:670:A:C2	2.72	0.57
23:DB:84:G:C2	23:DB:93:C:C2	2.93	0.57
28:DG:89:LEU:HD12	28:DG:162:VAL:HG22	1.86	0.57
36:DO:50:ALA:O	36:DO:81:ARG:NH2	2.37	0.57
37:DP:39:ARG:HG3	37:DP:40:LEU:H	1.70	0.57
46:DY:27:ASN:HA	46:DY:30:MET:HB2	1.86	0.57
1:AA:601:G:H2'	1:AA:602:A:C8	2.40	0.57
6:AF:39:LEU:O	6:AF:40:GLU:HG3	2.04	0.57
10:AJ:52:LEU:HD21	10:AJ:59:LYS:HA	1.87	0.57
22:BA:1028:A:N6	22:BA:1125:G:H2'	2.19	0.57
22:BA:1178:C:H2'	22:BA:1179:G:N7	2.20	0.57
22:BA:2826:A:C5	22:BA:2827:C:C5	2.92	0.57
22:BA:555:G:O2'	22:BA:556:A:OP2	2.21	0.57
24:BC:34:LEU:HA	24:BC:62:TYR:O	2.03	0.57
40:BS:84:ARG:HB2	40:BS:96:ILE:HG13	1.85	0.57
1:CA:1140:C:O2'	1:CA:1141:C:O5'	2.22	0.57
1:CA:127:G:C2	1:CA:128:G:C8	2.93	0.57
1:CA:1431:A:C6	1:CA:1432:G:C6	2.93	0.57
5:CE:76:LEU:HD23	5:CE:120:VAL:HG13	1.86	0.57
12:CL:21:VAL:N	12:CL:22:PRO:HD3	2.19	0.57
14:CN:31:ILE:O	14:CN:33:ASP:N	2.36	0.57
1:CA:675:A:OP1	18:CR:74:HIS:NE2	2.37	0.57
22:DA:1494:A:H2'	22:DA:1495:A:C8	2.40	0.57
22:DA:155:A:H2'	22:DA:156:A:C8	2.40	0.57
22:DA:1805:A:N3	22:DA:1813:G:C2	2.73	0.57

*Continued on next page...*

*Continued from previous page...*

Atom-1	Atom-2	Distance(Å)	Clash(Å)
22:DA:2111:U:C5	22:DA:2145:C:H2'	2.40	0.57
22:DA:223:A:H2'	22:DA:408:G:N3	2.20	0.57
22:DA:2550:G:C5	22:DA:2551:C:C5	2.92	0.57
22:DA:301:G:N3	22:DA:302:C:C2	2.72	0.57
25:DD:170:VAL:HG23	25:DD:194:PRO:HB3	1.86	0.57
29:DH:62:LEU:HD13	29:DH:62:LEU:C	2.25	0.57
40:DS:59:GLU:HA	40:DS:64:ALA:HA	1.85	0.57
1:AA:1251:A:N3	1:AA:1369:C:O2'	2.35	0.57
1:AA:15:G:C4	1:AA:16:A:C8	2.92	0.57
1:AA:8:A:N6	4:AD:202:GLU:O	2.36	0.57
10:AJ:52:LEU:HB3	14:AN:81:ARG:HE	1.69	0.57
22:BA:15:G:C6	22:BA:16:C:C5	2.93	0.57
22:BA:2443:C:O2'	22:BA:2444:G:H5'	2.04	0.57
22:BA:581:C:H2'	22:BA:582:A:C8	2.39	0.57
22:BA:668:A:H2'	22:BA:669:G:OP1	2.04	0.57
25:BD:103:ASP:O	25:BD:105:LYS:N	2.33	0.57
27:BF:2:ALA:O	27:BF:3:LYS:C	2.43	0.57
1:CA:1082:A:C6	1:CA:1083:U:N3	2.73	0.57
1:CA:790:A:C6	1:CA:791:G:C6	2.92	0.57
22:DA:1141:U:H4'	22:DA:1142:A:O4'	2.04	0.57
22:DA:1693:U:OP2	22:DA:1694:C:N4	2.34	0.57
22:DA:528:A:C2	22:DA:2043:C:H4'	2.39	0.57
22:DA:2852:G:H2'	22:DA:2853:C:O4'	2.04	0.57
22:DA:627:A:OP1	33:DL:78:ARG:NH1	2.37	0.57
32:DK:63:VAL:HG23	32:DK:64:ARG:HG3	1.86	0.57
4:AD:151:LYS:HB2	4:AD:156:LYS:HE3	1.86	0.57
10:AJ:33:GLY:O	10:AJ:34:ALA:CB	2.52	0.57
19:AS:29:LYS:CB	19:AS:30:PRO:HD2	2.34	0.57
22:BA:1967:C:H2'	22:BA:1968:G:H5'	1.86	0.57
22:BA:198:C:OP2	57:BA:3761:HOH:O	2.18	0.57
22:BA:2191:A:N1	22:BA:2192:U:N3	2.52	0.57
22:BA:2551:C:OP1	57:BA:3431:HOH:O	2.18	0.57
22:BA:2771:C:H2'	22:BA:2772:C:C6	2.40	0.57
39:BR:16:GLU:OE1	39:BR:100:GLY:HA2	2.05	0.57
1:CA:1071:C:H2'	1:CA:1072:G:C8	2.39	0.57
1:CA:1072:G:C6	1:CA:1073:U:C4	2.93	0.57
1:CA:109:A:C4	1:CA:327:A:C2	2.93	0.57
1:CA:1211:U:O2'	1:CA:1212:U:OP2	2.22	0.57
6:CF:97:THR:O	6:CF:98:GLU:HB3	2.03	0.57
11:CK:126:LYS:O	11:CK:127:ARG:HB2	2.05	0.57
22:DA:2138:G:N2	22:DA:2154:A:H1'	2.20	0.57
22:DA:609:A:H2'	22:DA:610:C:O4'	2.03	0.57

*Continued on next page...*

*Continued from previous page...*

Atom-1	Atom-2	Distance(Å)	Clash(Å)
22:DA:749:A:C6	22:DA:750:A:N7	2.73	0.57
24:DC:16:VAL:HG22	24:DC:206:GLY:HA3	1.85	0.57
29:DH:117:LEU:HB3	29:DH:120:GLY:O	2.05	0.57
39:DR:101:ILE:O	39:DR:103:ALA:N	2.38	0.57
1:AA:1501:C:C4	1:AA:1504:G:C5	2.93	0.57
1:AA:258:G:N2	1:AA:259:G:H1'	2.19	0.57
1:AA:328:C:C2'	1:AA:328:C:O2	2.53	0.57
1:AA:990:C:C4	1:AA:991:U:O4	2.57	0.57
6:AF:68:GLN:HA	6:AF:71:ILE:CG2	2.35	0.57
11:AK:97:ILE:HG13	11:AK:98:ARG:N	2.18	0.57
13:AM:11:ASP:CG	13:AM:12:HIS:N	2.58	0.57
22:BA:1606:C:H4'	22:BA:1607:C:C5'	2.35	0.57
22:BA:2435:A:C2'	22:BA:2436:G:O5'	2.53	0.57
22:BA:2647:U:O2'	22:BA:2648:G:H5'	2.05	0.57
22:BA:2896:C:N3	22:BA:2897:U:C5	2.73	0.57
25:BD:101:PHE:CE2	25:BD:203:VAL:HG12	2.39	0.57
29:BH:132:PHE:CE2	29:BH:142:VAL:HG21	2.40	0.57
29:BH:95:GLY:HA2	29:BH:117:LEU:HD22	1.87	0.57
31:BJ:81:ILE:HG23	31:BJ:82:GLY:H	1.70	0.57
37:BP:31:TRP:CE2	37:BP:40:LEU:HD11	2.40	0.57
1:CA:1124:G:N2	1:CA:1127:G:C2	2.73	0.57
1:CA:1392:G:O2'	1:CA:1393:U:H5'	2.05	0.57
1:CA:1408:A:N1	1:CA:1494:G:C6	2.73	0.57
1:CA:756:C:C2	1:CA:757:U:C6	2.93	0.57
2:CB:24:ASN:O	2:CB:26:LYS:N	2.37	0.57
7:CG:31:MET:SD	7:CG:36:LYS:HD3	2.45	0.57
8:CH:59:LEU:HD12	8:CH:60:GLU:N	2.20	0.57
22:DA:2812:G:N2	22:DA:2889:C:C2	2.72	0.57
22:DA:270:A:C2	22:DA:369:U:H4'	2.38	0.57
22:DA:526:A:N6	22:DA:2626:C:H4'	2.20	0.57
22:DA:948:C:O2	22:DA:984:A:O2'	2.22	0.57
22:DA:2032:G:N3	25:DD:150:GLN:HG2	2.20	0.57
26:DE:128:ALA:O	26:DE:130:LYS:N	2.38	0.57
45:DX:17:ASN:CB	45:DX:25:THR:HB	2.35	0.57
1:AA:1145:A:HO2'	1:AA:1146:A:P	2.28	0.57
2:AB:184:PHE:CE1	2:AB:198:PHE:CD2	2.92	0.57
5:AE:109:GLY:O	5:AE:110:ALA:HB3	2.05	0.57
3:AC:6:HIS:HB3	14:AN:89:MET:HG3	1.87	0.57
22:BA:2888:C:O2	22:BA:2888:C:H2'	2.04	0.57
23:BB:109:A:C4	23:BB:110:C:C6	2.93	0.57
27:BF:173:PHE:O	27:BF:174:ASP:HB3	2.04	0.57
29:BH:117:LEU:HD21	29:BH:121:VAL:CA	2.35	0.57

*Continued on next page...*

*Continued from previous page...*

Atom-1	Atom-2	Distance(Å)	Clash(Å)
32:BK:70:ARG:NH1	32:BK:74:GLY:O	2.38	0.57
38:BQ:9:ILE:O	38:BQ:13:ARG:HG3	2.05	0.57
22:BA:1341:G:C4	41:BT:84:TYR:CE1	2.93	0.57
1:CA:1403:C:H2'	1:CA:1404:C:C6	2.40	0.57
1:CA:1450:U:O2'	1:CA:1451:U:H2'	2.05	0.57
1:CA:258:G:C2	1:CA:269:C:O2	2.58	0.57
1:CA:358:U:H2'	1:CA:359:G:C8	2.40	0.57
1:CA:972:C:H4'	10:CJ:59:LYS:CG	2.35	0.57
5:CE:82:GLN:OE1	5:CE:150:PRO:HD3	2.04	0.57
1:CA:1370:G:O5'	9:CI:111:VAL:HG21	2.05	0.57
9:CI:47:VAL:O	9:CI:80:ARG:HG2	2.05	0.57
11:CK:88:GLY:N	11:CK:114:THR:HG22	2.20	0.57
12:CL:38:TYR:N	12:CL:52:VAL:O	2.37	0.57
11:CK:125:LYS:HG2	21:CU:35:ARG:NE	2.20	0.57
48:D0:55:ILE:O	48:D0:56:ALA:HB3	2.04	0.57
22:DA:1082:U:OP1	30:DI:124:ALA:CB	2.53	0.57
22:DA:1179:G:C6	22:DA:1180:U:H1'	2.40	0.57
22:DA:1668:A:O4'	22:DA:1669:A:N1	2.36	0.57
22:DA:1984:G:C6	22:DA:1985:C:C4	2.93	0.57
22:DA:2372:U:H2'	22:DA:2373:G:C8	2.40	0.57
22:DA:2574:G:N1	22:DA:2575:C:C2	2.72	0.57
22:DA:377:G:C6	22:DA:378:C:C4	2.93	0.57
22:DA:404:A:C6	22:DA:406:G:C2	2.93	0.57
22:DA:681:G:C4	22:DA:682:G:C8	2.93	0.57
22:DA:764:A:N3	22:DA:781:A:C6	2.72	0.57
24:DC:204:VAL:O	24:DC:206:GLY:N	2.38	0.57
24:DC:30:PHE:CE2	24:DC:32:PRO:HG2	2.40	0.57
35:DN:28:LEU:O	35:DN:32:GLU:HA	2.04	0.57
37:DP:55:LEU:HA	37:DP:77:HIS:CD2	2.39	0.57
44:DW:24:LYS:N	44:DW:37:ILE:O	2.37	0.57
1:AA:63:C:O2	1:AA:105:G:C2	2.57	0.57
1:AA:1228:C:H2'	1:AA:1229:A:C8	2.40	0.57
1:AA:371:A:C2	1:AA:372:C:C5	2.92	0.57
1:AA:557:G:H2'	1:AA:558:G:C8	2.40	0.57
1:AA:681:A:C2	1:AA:710:G:C2	2.93	0.57
9:AI:23:PRO:HA	9:AI:61:LEU:HA	1.86	0.57
22:BA:729:G:H2'	22:BA:1775:U:H1'	1.87	0.57
22:BA:1883:U:O4	22:BA:1884:G:N1	2.38	0.57
22:BA:2531:A:C6	22:BA:2532:G:C5	2.93	0.57
33:BL:68:SER:HB3	33:BL:71:ALA:HB2	1.87	0.57
38:BQ:68:ALA:HB1	38:BQ:106:PHE:CE1	2.40	0.57
1:CA:1007:U:H2'	1:CA:1008:U:H5''	1.87	0.57

*Continued on next page...*



*Continued from previous page...*

Atom-1	Atom-2	Distance(Å)	Clash(Å)
1:CA:1380:U:C5	7:CG:3:ARG:HA	2.39	0.57
1:CA:913:A:H4'	1:CA:914:A:OP1	2.05	0.57
12:CL:83:ARG:N	12:CL:96:HIS:O	2.37	0.57
1:CA:728:A:C8	15:CO:54:ARG:NH1	2.73	0.57
22:DA:1231:U:H2'	22:DA:1232:G:C8	2.40	0.57
22:DA:2131:U:C4'	22:DA:2133:G:H1'	2.34	0.57
22:DA:945:A:C8	22:DA:2448:A:C2	2.93	0.57
22:DA:2031:A:C6	22:DA:2498:C:H1'	2.39	0.57
22:DA:2874:C:H2'	22:DA:2875:C:C6	2.40	0.57
26:DE:192:ALA:O	26:DE:196:VAL:HB	2.05	0.57
33:DL:64:PHE:CE1	51:D3:47:LYS:NZ	2.73	0.57
42:DU:4:LYS:NZ	57:DU:201:HOH:O	2.37	0.57
22:DA:2261:C:C6	44:DW:16:SER:HB3	2.39	0.57
46:DY:1:MET:SD	46:DY:52:ARG:NH1	2.78	0.57
1:AA:1338:G:H2'	1:AA:1339:A:C8	2.40	0.56
4:AD:29:ASP:C	4:AD:30:THR:O	2.41	0.56
22:BA:1794:A:C2	22:BA:1795:C:C4	2.92	0.56
22:BA:1842:G:C4	22:BA:1901:A:C2	2.93	0.56
22:BA:868:U:C4	22:BA:869:G:N7	2.73	0.56
23:BB:116:G:H4'	36:BO:54:VAL:HG13	1.87	0.56
29:BH:117:LEU:CD2	29:BH:121:VAL:H	2.08	0.56
45:BX:74:ARG:NH2	45:BX:76:GLU:CG	2.68	0.56
1:CA:435:A:C2'	1:CA:436:C:O5'	2.53	0.56
4:CD:145:ILE:CG2	4:CD:150:LYS:HA	2.35	0.56
50:D2:11:LYS:O	50:D2:15:SER:N	2.37	0.56
22:DA:2333:A:N7	22:DA:2335:A:C2	2.73	0.56
22:DA:2836:U:H2'	22:DA:2837:A:C8	2.40	0.56
23:DB:52:A:C5	36:DO:33:ARG:NH2	2.73	0.56
27:DF:111:ILE:HB	27:DF:114:PHE:HB2	1.87	0.56
42:DU:47:LYS:CG	42:DU:48:PRO:HD2	2.34	0.56
1:AA:1060:U:H4'	10:AJ:53:ILE:CG2	2.35	0.56
1:AA:468:A:C2	1:AA:469:C:C4	2.93	0.56
1:AA:942:G:H2'	1:AA:942:G:N3	2.20	0.56
2:AB:147:SER:O	2:AB:148:LEU:HB2	2.05	0.56
1:AA:1123:U:H4'	10:AJ:39:PRO:HD2	1.86	0.56
49:B1:17:THR:HG21	49:B1:42:VAL:HB	1.87	0.56
22:BA:1073:A:C3'	22:BA:1074:G:C5'	2.83	0.56
22:BA:1607:C:N4	22:BA:1622:G:N7	2.52	0.56
22:BA:2243:U:O2'	22:BA:2244:U:H5'	2.05	0.56
22:BA:2555:U:C5	22:BA:2556:C:C2	2.93	0.56
27:BF:107:ALA:O	27:BF:110:ARG:N	2.39	0.56
27:BF:52:ASN:O	27:BF:55:ALA:N	2.38	0.56

*Continued on next page...*



*Continued from previous page...*

Atom-1	Atom-2	Distance(Å)	Clash(Å)
1:CA:1491:G:C5	1:CA:1492:A:C5	2.93	0.56
1:CA:64:G:C8	1:CA:99:C:N4	2.72	0.56
4:CD:99:ASP:OD1	4:CD:100:ASN:N	2.38	0.56
1:CA:1080:A:OP1	5:CE:52:LYS:HE3	2.05	0.56
6:CF:86:ARG:CG	6:CF:86:ARG:HH11	2.19	0.56
8:CH:96:MET:HB2	8:CH:99:LEU:O	2.05	0.56
17:CQ:50:ASN:O	17:CQ:52:GLU:N	2.38	0.56
21:CU:12:PHE:O	21:CU:13:ASP:HB2	2.04	0.56
22:DA:197:A:H62	22:DA:2430:A:H2'	1.70	0.56
22:DA:2163:A:OP1	22:DA:2171:A:C8	2.58	0.56
22:DA:2294:G:OP2	36:DO:94:ARG:NH1	2.38	0.56
22:DA:478:A:C6	22:DA:480:A:C6	2.93	0.56
1:AA:237:G:OP1	17:AQ:42:THR:OG1	2.23	0.56
1:AA:375:U:C4	1:AA:376:G:N7	2.73	0.56
1:AA:481:G:HO2'	1:AA:483:C:N4	2.02	0.56
1:AA:69:G:H2'	1:AA:69:G:N3	2.21	0.56
1:AA:877:G:H21	8:AH:2:SER:N	2.02	0.56
1:AA:895:G:C5	1:AA:896:C:C4	2.94	0.56
22:BA:1360:G:O6	22:BA:1372:U:C2	2.58	0.56
22:BA:15:G:C6	22:BA:16:C:C4	2.93	0.56
22:BA:223:A:C6	22:BA:422:A:C5	2.93	0.56
22:BA:2256:G:H2'	22:BA:2257:U:O5'	2.05	0.56
22:BA:2245:U:O2'	22:BA:2436:G:OP2	2.17	0.56
22:BA:2600:A:H2'	22:BA:2601:C:H6	1.69	0.56
22:BA:2825:G:H2'	22:BA:2826:A:H5'	1.87	0.56
35:BN:32:GLU:HA	35:BN:115:LEU:HD12	1.87	0.56
1:CA:1416:G:N2	1:CA:1485:U:H1'	2.20	0.56
10:CJ:77:VAL:O	10:CJ:79:PRO:HD3	2.05	0.56
22:DA:1225:G:C6	22:DA:1226:A:N6	2.73	0.56
22:DA:1838:C:C5	22:DA:1899:A:C5	2.93	0.56
22:DA:201:C:C5	22:DA:202:U:C5	2.94	0.56
22:DA:2209:G:N2	22:DA:2216:G:N3	2.53	0.56
22:DA:2325:G:C6	22:DA:2326:C:N4	2.73	0.56
22:DA:265:A:H4'	22:DA:266:G:OP1	2.05	0.56
22:DA:447:A:H4'	22:DA:449:A:N7	2.20	0.56
22:DA:575:A:C2	22:DA:576:U:C6	2.93	0.56
22:DA:82:U:C2	22:DA:83:A:N7	2.73	0.56
22:DA:864:G:C6	22:DA:865:C:N4	2.73	0.56
33:DL:29:LYS:HG3	33:DL:30:THR:HG23	1.86	0.56
35:DN:90:ARG:NH1	35:DN:116:VAL:HG11	2.20	0.56
42:DU:12:ILE:HG13	42:DU:21:LYS:O	2.05	0.56
1:AA:1277:C:HO2'	1:AA:1279:G:H8	1.53	0.56

*Continued on next page...*

*Continued from previous page...*

Atom-1	Atom-2	Distance(Å)	Clash(Å)
1:AA:464:U:N3	1:AA:466:A:H5''	2.21	0.56
1:AA:914:A:N3	1:AA:915:A:C8	2.73	0.56
2:AB:115:LYS:O	2:AB:117:LEU:N	2.38	0.56
7:AG:47:LEU:O	7:AG:51:ALA:HB2	2.05	0.56
13:AM:29:ARG:NH2	13:AM:63:PHE:HB2	2.19	0.56
1:AA:657:U:O2	15:AO:22:THR:HG23	2.06	0.56
22:BA:1300:G:C4	22:BA:1626:A:C2	2.93	0.56
22:BA:1492:G:O6	22:BA:1499:C:N4	2.39	0.56
22:BA:2824:C:N4	22:BA:2825:G:N7	2.52	0.56
3:CC:57:ILE:HG13	3:CC:66:VAL:HG22	1.85	0.56
3:CC:63:SER:OG	3:CC:64:ILE:N	2.37	0.56
6:CF:14:GLN:C	6:CF:16:GLU:H	2.07	0.56
9:CI:84:THR:HG21	9:CI:103:PHE:CB	2.34	0.56
1:CA:718:A:H5'	11:CK:119:ASN:ND2	2.21	0.56
12:CL:86:ARG:CZ	12:CL:88:LYS:HB3	2.35	0.56
17:CQ:52:GLU:HG2	17:CQ:53:CYS:SG	2.45	0.56
22:DA:579:G:N2	22:DA:1262:A:C4	2.74	0.56
22:DA:2345:G:C6	22:DA:2347:C:N4	2.73	0.56
22:DA:2371:G:C6	22:DA:2372:U:C5	2.93	0.56
22:DA:529:A:C6	22:DA:2023:C:C2	2.93	0.56
29:DH:21:VAL:HG22	29:DH:22:LYS:N	2.19	0.56
1:AA:1277:C:H2'	1:AA:1279:G:H8	1.70	0.56
1:AA:588:G:C5	1:AA:589:U:C4	2.94	0.56
7:AG:42:ILE:HD13	7:AG:116:MET:HB3	1.87	0.56
17:AQ:67:LEU:N	17:AQ:67:LEU:HD12	2.21	0.56
19:AS:3:ARG:NH2	19:AS:68:GLY:O	2.39	0.56
22:BA:1095:A:H2'	22:BA:1096:A:C8	2.40	0.56
22:BA:1098:A:H5'	22:BA:1099:G:OP2	2.05	0.56
22:BA:1317:G:C2	22:BA:1336:A:C2	2.94	0.56
22:BA:1326:U:C2	22:BA:1648:U:O2'	2.58	0.56
22:BA:2198:A:C2	29:BH:29:PHE:HB2	2.41	0.56
22:BA:65:U:O2'	22:BA:66:C:H5'	2.05	0.56
22:BA:1251:C:OP2	38:BQ:6:ARG:HD2	2.05	0.56
41:BT:28:ASN:ND2	41:BT:91:GLN:OE1	2.39	0.56
45:BX:2:SER:O	45:BX:4:VAL:HG23	2.06	0.56
1:CA:1255:G:N1	1:CA:1279:G:C8	2.73	0.56
1:CA:1296:C:H4'	1:CA:1302:C:N4	2.21	0.56
1:CA:1441:A:C8	1:CA:1442:G:C8	2.94	0.56
1:CA:888:G:H4'	1:CA:1488:G:O2'	2.04	0.56
1:CA:216:U:H4'	1:CA:464:U:H4'	1.86	0.56
1:CA:32:A:N3	1:CA:32:A:H2'	2.20	0.56
1:CA:755:G:C2	1:CA:756:C:C5	2.93	0.56

*Continued on next page...*

*Continued from previous page...*

Atom-1	Atom-2	Distance(Å)	Clash(Å)
1:CA:853:C:H2'	1:CA:854:U:O4'	2.05	0.56
1:CA:1074:G:H4'	2:CB:102:THR:O	2.06	0.56
22:DA:1827:U:H2'	22:DA:1828:G:O4'	2.06	0.56
22:DA:2142:A:C2	22:DA:2150:C:N3	2.74	0.56
22:DA:2473:U:O2	22:DA:2473:U:H2'	2.05	0.56
26:DE:76:PRO:HA	26:DE:82:GLY:HA2	1.88	0.56
38:DQ:47:TYR:CZ	38:DQ:51:ARG:NH2	2.73	0.56
38:DQ:58:ARG:HA	38:DQ:61:TRP:CE3	2.40	0.56
39:DR:8:GLY:O	39:DR:10:LYS:NZ	2.34	0.56
46:DY:18:LEU:O	46:DY:22:LEU:HB3	2.05	0.56
1:AA:1055:A:C6	1:AA:1206:G:C5	2.93	0.56
1:AA:1335:U:H5''	1:AA:1336:C:H5'	1.87	0.56
1:AA:17:U:H2'	1:AA:18:C:C6	2.41	0.56
1:AA:206:C:H2'	1:AA:207:C:O4'	2.06	0.56
1:AA:269:C:H2'	1:AA:270:A:C8	2.41	0.56
1:AA:340:U:H2'	1:AA:341:C:C6	2.41	0.56
1:AA:775:G:O2'	1:AA:776:G:H5'	2.06	0.56
2:AB:164:ILE:O	2:AB:186:ILE:HG12	2.06	0.56
2:AB:75:ALA:O	2:AB:76:ALA:HB2	2.05	0.56
3:AC:153:VAL:HG12	3:AC:198:VAL:HG22	1.86	0.56
4:AD:58:LYS:HG2	4:AD:203:LEU:HD23	1.88	0.56
8:AH:59:LEU:HD13	8:AH:60:GLU:N	2.21	0.56
13:AM:80:LEU:HD22	13:AM:87:ARG:HB2	1.87	0.56
22:BA:1842:G:C2	22:BA:1901:A:C2	2.93	0.56
22:BA:2825:G:C2'	22:BA:2826:A:H5'	2.35	0.56
22:BA:500:G:N2	22:BA:502:A:C3'	2.69	0.56
22:BA:528:A:H3'	22:BA:528:A:H8	1.69	0.56
22:BA:591:U:H1'	51:B3:2:PRO:N	2.19	0.56
45:BX:18:ARG:CZ	45:BX:24:ALA:HB2	2.36	0.56
1:CA:1004:A:C2	1:CA:1026:G:N3	2.74	0.56
5:CE:149:SER:O	5:CE:153:VAL:HG13	2.05	0.56
21:CU:36:GLU:OE1	21:CU:36:GLU:HA	2.05	0.56
22:DA:2415:G:C5	22:DA:2416:C:C4	2.94	0.56
22:DA:309:A:H5'	42:DU:17:LYS:HG2	1.86	0.56
22:DA:995:C:OP2	38:DQ:53:ARG:NH1	2.39	0.56
30:DI:69:PHE:N	30:DI:69:PHE:HD1	2.03	0.56
31:DJ:30:THR:HG22	31:DJ:31:GLU:N	2.20	0.56
34:DM:36:VAL:HG22	34:DM:129:THR:HB	1.86	0.56
22:DA:78:U:OP2	46:DY:2:LYS:CD	2.53	0.56
1:AA:568:G:N3	1:AA:569:C:C5	2.73	0.56
1:AA:772:U:H2'	1:AA:773:G:O5'	2.05	0.56
3:AC:32:ASN:O	3:AC:35:SER:N	2.38	0.56

*Continued on next page...*

*Continued from previous page...*

Atom-1	Atom-2	Distance(Å)	Clash(Å)
4:AD:46:PRO:O	4:AD:48:LEU:N	2.39	0.56
8:AH:32:LEU:O	8:AH:33:LYS:C	2.43	0.56
16:AP:71:VAL:O	16:AP:75:ILE:HG13	2.05	0.56
20:AT:35:VAL:HG22	20:AT:50:ALA:HB3	1.87	0.56
53:B5:50:ILE:C	53:B5:52:PRO:HD3	2.26	0.56
22:BA:1014:A:H2'	22:BA:1015:U:C6	2.41	0.56
22:BA:1171:G:C2	22:BA:1172:C:C2	2.93	0.56
22:BA:1941:C:O2	22:BA:1941:C:H2'	2.06	0.56
22:BA:2077:A:C2'	22:BA:2078:C:H5'	2.35	0.56
22:BA:2500:U:H5''	22:BA:2501:C:OP2	2.05	0.56
22:BA:2532:G:C5	22:BA:2533:U:C5	2.94	0.56
26:BE:189:THR:HG22	26:BE:191:ASP:N	2.21	0.56
30:BI:105:GLN:O	30:BI:106:LEU:HB2	2.05	0.56
30:BI:122:ILE:HG23	30:BI:125:MET:SD	2.46	0.56
22:BA:994:C:O2	39:BR:10:LYS:HE3	2.06	0.56
1:CA:1330:U:H4'	13:CM:23:TYR:CE1	2.40	0.56
22:DA:126:A:C2	50:D2:18:PHE:CE2	2.94	0.56
22:DA:1339:G:O4'	22:DA:1393:A:C2	2.58	0.56
22:DA:1765:U:O2'	22:DA:1766:G:H5'	2.05	0.56
22:DA:2100:G:C5	22:DA:2190:G:C6	2.94	0.56
22:DA:2725:A:C4	22:DA:2727:A:C8	2.93	0.56
22:DA:1993:U:H4'	25:DD:133:THR:CG2	2.35	0.56
25:DD:14:ILE:HG12	25:DD:24:VAL:HG21	1.87	0.56
25:DD:151:THR:HG22	25:DD:152:PRO:CD	2.35	0.56
29:DH:83:LYS:N	29:DH:149:GLU:HG2	2.20	0.56
42:DU:57:GLY:O	42:DU:59:VAL:HG23	2.04	0.56
22:DA:77:G:H4'	46:DY:56:LEU:HD21	1.88	0.56
1:AA:1107:C:C4	1:AA:1108:G:C8	2.94	0.56
1:AA:13:U:C4	1:AA:916:U:O4	2.59	0.56
7:AG:79:ARG:NH1	7:AG:82:GLY:O	2.39	0.56
22:BA:1403:A:C2	22:BA:1404:C:C2	2.94	0.56
22:BA:1456:G:C5	22:BA:1457:U:C5	2.94	0.56
22:BA:1675:C:O2	25:BD:133:THR:OG1	2.24	0.56
22:BA:2077:A:O2'	22:BA:2078:C:H5'	2.05	0.56
36:BO:25:ARG:HG3	36:BO:27:VAL:HG12	1.85	0.56
1:CA:392:C:H2'	1:CA:393:A:C8	2.40	0.56
1:CA:66:A:C6	1:CA:67:C:C5	2.94	0.56
2:CB:186:ILE:HA	2:CB:200:ILE:HB	1.86	0.56
2:CB:21:ARG:C	2:CB:22:TYR:CD1	2.79	0.56
4:CD:167:LYS:HE2	4:CD:173:VAL:HG11	1.88	0.56
12:CL:16:VAL:O	12:CL:17:ALA:O	2.23	0.56
20:CT:81:ALA:O	20:CT:85:LYS:HG2	2.06	0.56

*Continued on next page...*

*Continued from previous page...*

Atom-1	Atom-2	Distance(Å)	Clash(Å)
22:DA:1509:A:O2'	22:DA:1510:G:P	2.64	0.56
22:DA:1594:U:H2'	22:DA:1595:C:C6	2.41	0.56
22:DA:1769:U:O2'	22:DA:1958:C:OP1	2.24	0.56
22:DA:2019:A:H4'	38:DQ:34:VAL:CG2	2.36	0.56
22:DA:247:G:H4'	22:DA:386:G:C4	2.41	0.56
22:DA:1783:A:C6	22:DA:2587:A:C2	2.93	0.56
23:DB:55:U:C5'	27:DF:25:VAL:HG12	2.36	0.56
39:DR:49:ILE:HD12	39:DR:52:PRO:HA	1.87	0.56
1:AA:148:G:H2'	1:AA:149:A:O5'	2.05	0.56
1:AA:509:A:P	57:AA:1722:HOH:O	2.64	0.56
1:AA:737:C:N3	1:AA:738:C:C5	2.74	0.56
53:B5:167:ASP:CB	53:B5:176:VAL:O	2.54	0.56
22:BA:1083:U:O2	22:BA:1086:A:N1	2.39	0.56
22:BA:2176:A:C6	22:BA:2177:C:N4	2.73	0.56
22:BA:2674:G:H2'	22:BA:2675:A:C8	2.40	0.56
22:BA:608:A:C6	22:BA:609:A:C6	2.94	0.56
29:BH:40:THR:OG1	29:BH:43:ASN:OD1	2.24	0.56
1:CA:369:G:C6	1:CA:370:C:C4	2.93	0.56
1:CA:684:U:C5	1:CA:685:G:N7	2.74	0.56
1:CA:96:U:C2'	1:CA:97:G:O5'	2.54	0.56
22:DA:186:G:C2	22:DA:211:C:C2	2.94	0.56
22:DA:2386:A:H2'	22:DA:2387:U:C6	2.41	0.56
1:AA:1048:G:C2	1:AA:1050:G:C5	2.94	0.56
1:AA:832:G:C2	1:AA:833:G:C8	2.93	0.56
2:AB:147:SER:O	2:AB:148:LEU:CB	2.54	0.56
5:AE:95:PHE:CE1	5:AE:97:GLN:HG3	2.41	0.56
10:AJ:57:VAL:O	10:AJ:58:ASN:HB2	2.05	0.56
12:AL:87:VAL:HG12	12:AL:87:VAL:O	2.06	0.56
48:B0:55:ILE:HG22	48:B0:56:ALA:N	2.20	0.56
22:BA:1074:G:C2'	22:BA:1075:C:H5'	2.35	0.56
22:BA:1384:A:H5''	22:BA:1385:A:OP2	2.06	0.56
22:BA:827:U:H2'	22:BA:2068:U:C2	2.41	0.56
22:BA:2567:G:C4	22:BA:2568:U:C5	2.94	0.56
28:BG:37:LEU:N	28:BG:37:LEU:HD23	2.20	0.56
30:BI:19:ASN:N	30:BI:20:PRO:CD	2.69	0.56
22:BA:636:G:N1	33:BL:111:ILE:HD11	2.21	0.56
45:BX:68:LEU:HD22	45:BX:78:TYR:CD1	2.41	0.56
1:CA:978:A:C6	1:CA:1318:A:C6	2.94	0.56
1:CA:1408:A:C2	1:CA:1494:G:C4	2.93	0.56
1:CA:254:G:OP1	17:CQ:69:LYS:O	2.23	0.56
3:CC:175:LEU:O	3:CC:175:LEU:HD12	2.05	0.56
4:CD:173:VAL:O	4:CD:179:GLU:O	2.23	0.56

*Continued on next page...*

*Continued from previous page...*

Atom-1	Atom-2	Distance(Å)	Clash(Å)
5:CE:112:ARG:O	5:CE:115:LEU:N	2.39	0.56
7:CG:92:ARG:NE	7:CG:93:PRO:HD2	2.21	0.56
52:D4:12:ARG:NH1	52:D4:12:ARG:HB2	2.21	0.56
22:DA:1355:G:C6	22:DA:1377:G:N2	2.73	0.56
22:DA:1644:C:O2	22:DA:1644:C:H2'	2.05	0.56
22:DA:1652:A:C2	22:DA:2006:C:O2	2.59	0.56
22:DA:2234:G:C6	22:DA:2235:G:C5	2.94	0.56
22:DA:478:A:N6	22:DA:500:G:O2'	2.39	0.56
26:DE:45:ALA:HA	26:DE:87:ALA:O	2.06	0.56
28:DG:107:LEU:O	28:DG:152:ARG:NH2	2.38	0.56
28:DG:155:GLU:OE1	28:DG:158:LYS:N	2.37	0.56
1:AA:1168:U:C2'	1:AA:1168:U:O2	2.54	0.56
1:AA:947:G:N2	1:AA:1235:U:C2	2.74	0.56
12:AL:44:LYS:HB2	12:AL:45:PRO:HD3	1.87	0.56
21:AU:40:LYS:N	21:AU:41:PRO:CD	2.70	0.56
24:BC:230:HIS:CD2	24:BC:247:PRO:HA	2.40	0.56
25:BD:125:TRP:CD2	25:BD:160:LYS:HD3	2.39	0.56
39:BR:62:GLU:O	39:BR:64:VAL:HG12	2.06	0.56
45:BX:43:GLU:O	45:BX:44:LYS:C	2.44	0.56
1:CA:1089:G:C4	1:CA:1090:U:C6	2.94	0.56
1:CA:499:A:H4'	1:CA:500:G:OP1	2.06	0.56
1:CA:505:G:H5'	1:CA:534:U:C2	2.41	0.56
1:CA:575:G:C6	1:CA:821:G:N7	2.73	0.56
22:DA:2266:A:C2	22:DA:2272:U:C5	2.93	0.56
22:DA:2360:G:H1'	33:DL:60:ARG:HD3	1.87	0.56
22:DA:567:U:O4	22:DA:568:U:C4	2.59	0.56
22:DA:586:A:H1'	22:DA:672:C:H1'	1.87	0.56
30:DI:54:PRO:O	30:DI:75:PRO:HD2	2.06	0.56
34:DM:46:ILE:O	34:DM:103:TYR:OH	2.20	0.56
35:DN:117:ASP:O	35:DN:118:ARG:HB2	2.06	0.56
3:AC:97:VAL:HB	3:AC:98:PRO:HD2	1.87	0.55
5:AE:36:LEU:HD21	5:AE:137:VAL:HG11	1.88	0.55
9:AI:90:TYR:O	9:AI:91:ASP:CB	2.54	0.55
13:AM:48:LEU:HD22	13:AM:53:ILE:HG13	1.88	0.55
22:BA:102:U:H4'	22:BA:103:A:OP1	2.06	0.55
22:BA:1176:U:H2'	22:BA:1177:G:N9	2.21	0.55
22:BA:1377:G:H5''	22:BA:1378:A:OP2	2.05	0.55
22:BA:189:G:P	45:BX:14:THR:HG21	2.46	0.55
22:BA:2820:A:H4'	35:BN:3:HIS:CD2	2.40	0.55
22:BA:601:C:O2	22:BA:605:G:H4'	2.07	0.55
32:BK:118:LEU:O	32:BK:119:ALA:O	2.24	0.55
40:BS:41:LYS:O	40:BS:44:ALA:HB3	2.07	0.55

*Continued on next page...*

*Continued from previous page...*

Atom-1	Atom-2	Distance(Å)	Clash(Å)
1:CA:120:A:H2'	1:CA:120:A:OP2	2.06	0.55
1:CA:437:U:N3	1:CA:438:U:C5	2.75	0.55
1:CA:681:A:C2	1:CA:710:G:C4	2.94	0.55
7:CG:136:LYS:O	7:CG:140:ASP:HB2	2.06	0.55
12:CL:116:LYS:O	12:CL:117:TYR:CD1	2.59	0.55
17:CQ:19:LYS:CD	17:CQ:49:GLU:HA	2.36	0.55
22:DA:2056:G:C2	22:DA:2057:G:C8	2.94	0.55
22:DA:2554:U:C2	22:DA:2555:U:C5	2.94	0.55
22:DA:374:A:C2	22:DA:401:A:C4	2.94	0.55
22:DA:439:A:H2'	22:DA:440:C:O4'	2.06	0.55
22:DA:987:C:H2'	22:DA:988:A:O4'	2.05	0.55
32:DK:70:ARG:HD3	32:DK:76:VAL:HB	1.87	0.55
1:AA:1048:G:N3	1:AA:1050:G:C8	2.74	0.55
1:AA:795:C:H1'	1:AA:1506:U:C5	2.41	0.55
1:AA:979:C:C6	1:AA:1318:A:N1	2.75	0.55
11:AK:43:GLY:HA3	11:AK:74:VAL:HG13	1.87	0.55
15:AO:74:ASP:OD1	15:AO:77:ARG:HD3	2.06	0.55
13:AM:85:CYS:HB3	19:AS:74:PHE:CE2	2.41	0.55
22:BA:996:A:N6	22:BA:1160:G:C6	2.74	0.55
22:BA:1171:G:C6	22:BA:1172:C:N3	2.74	0.55
22:BA:1176:U:H2'	22:BA:1177:G:C8	2.41	0.55
22:BA:1359:A:C5	22:BA:1373:A:C2	2.94	0.55
22:BA:1826:G:H2'	22:BA:1827:U:H6	1.71	0.55
22:BA:2478:A:H2'	22:BA:2479:U:H5'	1.88	0.55
22:BA:286:U:C2	22:BA:287:G:C8	2.94	0.55
22:BA:2896:C:C4	22:BA:2897:U:C5	2.94	0.55
22:BA:503:A:C6	22:BA:505:A:C6	2.94	0.55
22:BA:514:A:O2'	22:BA:515:A:H5'	2.06	0.55
22:BA:868:U:N3	22:BA:869:G:N7	2.54	0.55
23:BB:53:A:C2	23:BB:54:G:C8	2.94	0.55
24:BC:63:ARG:NH1	24:BC:85:PRO:HD3	2.21	0.55
27:BF:58:ALA:O	27:BF:61:SER:O	2.24	0.55
28:BG:127:THR:HG22	28:BG:128:GLN:N	2.21	0.55
1:CA:412:A:O2'	1:CA:413:G:H4'	2.07	0.55
1:CA:755:G:C2	1:CA:756:C:C6	2.94	0.55
1:CA:824:G:H1'	8:CH:2:SER:N	2.22	0.55
1:CA:740:U:H4'	15:CO:42:HIS:CD2	2.40	0.55
1:CA:754:C:OP1	15:CO:72:ARG:NH2	2.39	0.55
16:CP:54:LEU:HD21	16:CP:75:ILE:HG23	1.88	0.55
22:DA:1565:C:C5	22:DA:1567:G:C6	2.95	0.55
22:DA:2109:U:H2'	22:DA:2110:G:N7	2.21	0.55
22:DA:2700:A:C6	22:DA:2701:U:O4	2.59	0.55

*Continued on next page...*



*Continued from previous page...*

Atom-1	Atom-2	Distance(Å)	Clash(Å)
22:DA:276:U:H2'	22:DA:276:U:O2	2.06	0.55
22:DA:614:A:H4'	22:DA:616:A:N7	2.21	0.55
24:DC:43:ARG:NH2	24:DC:49:ILE:HD11	2.21	0.55
27:DF:65:PRO:HB3	27:DF:89:VAL:HG23	1.87	0.55
38:DQ:76:TYR:CZ	38:DQ:80:ILE:HG13	2.42	0.55
1:AA:1033:G:H2'	1:AA:1034:G:H5'	1.87	0.55
1:AA:731:G:OP1	1:AA:766:A:H1'	2.06	0.55
1:AA:908:A:C2	1:AA:909:A:C4	2.94	0.55
1:AA:978:A:C5	1:AA:1318:A:C6	2.94	0.55
2:AB:187:VAL:O	2:AB:188:ASP:O	2.25	0.55
2:AB:20:THR:HA	2:AB:38:VAL:HA	1.88	0.55
5:AE:115:LEU:CD2	5:AE:123:VAL:HG21	2.35	0.55
6:AF:99:ALA:O	6:AF:100:SER:CB	2.54	0.55
7:AG:146:GLU:HA	7:AG:149:LYS:CB	2.36	0.55
8:AH:2:SER:C	8:AH:4:GLN:N	2.58	0.55
16:AP:73:ALA:O	16:AP:77:GLU:HB2	2.07	0.55
51:B3:27:ALA:O	51:B3:28:ASN:CB	2.52	0.55
22:BA:1972:G:N2	22:BA:1973:G:C5	2.74	0.55
22:BA:2468:A:N3	22:BA:2481:G:C2	2.75	0.55
22:BA:447:A:C4	22:BA:473:G:N7	2.74	0.55
24:BC:248:TRP:O	24:BC:250:VAL:HG23	2.06	0.55
33:BL:93:ASN:O	33:BL:94:THR:CB	2.53	0.55
40:BS:37:THR:HG22	40:BS:38:TYR:CE1	2.41	0.55
1:CA:692:U:O2'	1:CA:694:A:N7	2.27	0.55
2:CB:47:VAL:HB	2:CB:48:PRO:HD3	1.88	0.55
6:CF:6:ILE:HG22	6:CF:7:VAL:N	2.21	0.55
12:CL:94:ARG:O	12:CL:95:TYR:CD1	2.59	0.55
14:CN:61:ARG:NH1	57:CN:202:HOH:O	2.40	0.55
22:DA:2461:A:N1	22:DA:2490:G:N2	2.55	0.55
22:DA:42:A:C2	22:DA:438:G:C2	2.94	0.55
22:DA:529:A:H4'	22:DA:530:G:OP1	2.06	0.55
22:DA:852:U:H2'	22:DA:853:C:O4'	2.06	0.55
22:DA:2310:C:C4	27:DF:77:PHE:CZ	2.94	0.55
30:DI:10:LYS:HB3	30:DI:56:PRO:HB2	1.88	0.55
22:DA:996:A:O3'	38:DQ:91:ASP:HB2	2.06	0.55
1:AA:1167:A:N7	1:AA:1169:A:C5	2.75	0.55
1:AA:121:U:H4'	1:AA:121:U:OP2	2.05	0.55
1:AA:30:U:N3	1:AA:554:A:C2	2.74	0.55
1:AA:413:G:N1	4:AD:32:CYS:O	2.37	0.55
1:AA:615:G:C2	1:AA:616:G:C8	2.94	0.55
1:AA:720:C:H5'	18:AR:41:PRO:HA	1.88	0.55
2:AB:126:PHE:N	2:AB:126:PHE:HD2	2.05	0.55

*Continued on next page...*



*Continued from previous page...*

Atom-1	Atom-2	Distance(Å)	Clash(Å)
12:AL:24:LEU:HB2	12:AL:59:ASN:ND2	2.21	0.55
12:AL:73:ASN:O	12:AL:74:LEU:HD22	2.05	0.55
53:B5:42:VAL:O	53:B5:179:ALA:N	2.40	0.55
22:BA:1319:C:C2'	22:BA:1320:C:O5'	2.55	0.55
22:BA:1742:U:H2'	22:BA:1743:G:O5'	2.06	0.55
22:BA:1827:U:O2	22:BA:1827:U:H2'	2.06	0.55
22:BA:1937:A:C8	22:BA:1939:U:H2'	2.41	0.55
22:BA:1992:G:H4'	22:BA:1993:U:OP1	2.04	0.55
22:BA:521:U:H2'	22:BA:522:A:C8	2.42	0.55
34:BM:136:MET:CE	43:BV:57:TYR:CD2	2.89	0.55
44:BW:36:ILE:HG23	44:BW:58:THR:HG23	1.88	0.55
1:CA:436:C:C2	1:CA:437:U:C5	2.94	0.55
1:CA:846:G:C2	1:CA:847:G:C8	2.95	0.55
3:CC:153:VAL:O	3:CC:165:THR:O	2.23	0.55
3:CC:77:ILE:HA	3:CC:84:VAL:HG23	1.87	0.55
22:DA:2466:C:H5'	52:D4:5:ALA:HB3	1.89	0.55
22:DA:132:G:N2	22:DA:148:U:O2	2.39	0.55
22:DA:1344:U:HO2'	22:DA:1345:C:P	2.29	0.55
23:DB:32:U:C2	23:DB:51:G:N2	2.75	0.55
23:DB:55:U:H5'	27:DF:25:VAL:HG12	1.89	0.55
25:DD:97:SER:O	25:DD:99:GLU:N	2.39	0.55
22:DA:2531:A:H5'	28:DG:157:TYR:CZ	2.42	0.55
34:DM:124:LEU:HD23	34:DM:124:LEU:N	2.22	0.55
39:DR:82:HIS:O	39:DR:82:HIS:ND1	2.40	0.55
1:AA:1167:A:N7	1:AA:1169:A:C6	2.74	0.55
1:AA:1212:U:H4'	1:AA:1213:A:C8	2.42	0.55
1:AA:1211:U:H1'	1:AA:1213:A:C2	2.41	0.55
1:AA:1315:U:C4	1:AA:1316:G:C6	2.95	0.55
2:AB:50:PHE:HA	2:AB:213:TYR:OH	2.06	0.55
3:AC:6:HIS:ND1	14:AN:89:MET:HB3	2.22	0.55
48:B0:54:VAL:O	48:B0:55:ILE:C	2.43	0.55
22:BA:1073:A:H3'	22:BA:1074:G:H5'	1.85	0.55
22:BA:1091:G:O2'	22:BA:1092:C:OP2	2.22	0.55
22:BA:1440:U:O2	22:BA:1440:U:H2'	2.06	0.55
22:BA:1479:G:O2'	22:BA:1480:C:H5'	2.06	0.55
22:BA:1917:U:C4	22:BA:1918:A:C4	2.95	0.55
22:BA:2600:A:H2'	22:BA:2601:C:C6	2.41	0.55
22:BA:78:U:H2'	22:BA:79:C:C6	2.41	0.55
22:BA:990:A:H5''	22:BA:991:C:P	2.46	0.55
24:BC:41:GLY:HA2	24:BC:54:ILE:O	2.06	0.55
29:BH:86:ASP:O	29:BH:87:GLU:CB	2.53	0.55
34:BM:71:LYS:HD2	34:BM:95:LEU:HD21	1.89	0.55

*Continued on next page...*

*Continued from previous page...*

Atom-1	Atom-2	Distance(Å)	Clash(Å)
38:BQ:62:ILE:HG23	38:BQ:76:TYR:CE1	2.42	0.55
1:CA:134:G:H2'	1:CA:135:C:O4'	2.06	0.55
1:CA:976:G:C2	1:CA:1363:A:C2	2.95	0.55
1:CA:1521:C:N3	1:CA:1522:U:C4	2.75	0.55
2:CB:35:ARG:O	2:CB:38:VAL:N	2.39	0.55
7:CG:68:ASN:O	7:CG:138:ARG:NH2	2.40	0.55
8:CH:77:ARG:NE	8:CH:79:SER:O	2.40	0.55
19:CS:50:ALA:HB1	19:CS:57:HIS:HB3	1.89	0.55
22:DA:1229:C:C2	22:DA:1230:A:C8	2.94	0.55
22:DA:1355:G:C6	22:DA:1377:G:C2	2.94	0.55
22:DA:2028:U:C4	57:DA:3475:HOH:O	2.53	0.55
22:DA:2134:A:OP2	22:DA:2157:G:N2	2.37	0.55
22:DA:223:A:C5	22:DA:422:A:C8	2.94	0.55
22:DA:830:G:C6	22:DA:2448:A:C8	2.95	0.55
22:DA:445:C:H2'	22:DA:446:G:C8	2.42	0.55
22:DA:658:U:N3	22:DA:659:G:N7	2.54	0.55
35:DN:117:ASP:O	35:DN:118:ARG:CB	2.55	0.55
46:DY:46:VAL:O	46:DY:46:VAL:HG12	2.06	0.55
46:DY:20:ASN:HB3	46:DY:50:VAL:HG22	1.89	0.55
1:AA:1015:G:H1'	1:AA:1218:C:O2'	2.06	0.55
1:AA:350:G:O2'	1:AA:351:G:H5'	2.06	0.55
1:AA:41:G:H2'	1:AA:42:G:C8	2.42	0.55
2:AB:193:PRO:O	2:AB:195:GLY:N	2.30	0.55
17:AQ:19:LYS:O	17:AQ:71:LYS:NZ	2.39	0.55
49:B1:21:TYR:OH	49:B1:39:PHE:O	2.15	0.55
22:BA:1198:U:H2'	22:BA:1199:U:C6	2.41	0.55
22:BA:1227:G:OP2	38:BQ:16:LYS:NZ	2.28	0.55
22:BA:1427:A:H4'	22:BA:1428:C:O5'	2.06	0.55
22:BA:1433:A:O2'	22:BA:1434:A:H5'	2.06	0.55
22:BA:1789:A:OP1	24:BC:221:ARG:HD3	2.07	0.55
22:BA:1866:A:C2	22:BA:1876:A:C4	2.95	0.55
22:BA:747:U:C5	22:BA:2613:U:C5	2.95	0.55
24:BC:91:ILE:HD12	24:BC:103:TYR:CD1	2.42	0.55
24:BC:162:VAL:HG12	24:BC:163:GLN:N	2.22	0.55
29:BH:98:ASP:O	29:BH:102:ALA:HB3	2.07	0.55
31:BJ:114:LEU:O	31:BJ:114:LEU:HD12	2.06	0.55
34:BM:88:ASN:O	34:BM:90:GLU:HG2	2.06	0.55
1:CA:568:G:N2	1:CA:883:C:C2	2.74	0.55
2:CB:119:THR:O	2:CB:120:GLN:CB	2.55	0.55
1:CA:1302:C:C5	13:CM:17:ILE:HD13	2.42	0.55
19:CS:63:THR:HG22	19:CS:64:ASP:N	2.21	0.55
20:CT:43:ASP:HB3	20:CT:46:ALA:HB3	1.89	0.55

*Continued on next page...*

*Continued from previous page...*

Atom-1	Atom-2	Distance(Å)	Clash(Å)
21:CU:14:VAL:O	21:CU:16:LEU:HG	2.05	0.55
22:DA:2062:A:C4	54:D6:1:MHW:CG2	2.90	0.55
22:DA:1068:G:N3	22:DA:1068:G:H2'	2.20	0.55
22:DA:1304:A:C6	22:DA:1305:C:C4	2.95	0.55
22:DA:167:A:H2'	22:DA:168:G:O4'	2.05	0.55
22:DA:2636:C:H2'	22:DA:2637:U:C6	2.41	0.55
22:DA:2889:C:H2'	22:DA:2890:G:C8	2.42	0.55
22:DA:2619:C:H4'	25:DD:156:PHE:O	2.07	0.55
1:AA:1202:U:O2	1:AA:1202:U:H2'	2.06	0.55
1:AA:1251:A:H2'	1:AA:1252:A:O4'	2.06	0.55
5:AE:79:GLY:O	5:AE:121:HIS:N	2.39	0.55
12:AL:110:ARG:NH1	12:AL:112:GLN:O	2.34	0.55
22:BA:1193:G:O2'	22:BA:1194:A:H5'	2.07	0.55
22:BA:1915:U:H2'	22:BA:1916:A:H5'	1.88	0.55
22:BA:1926:U:O2	22:BA:1926:U:H2'	2.07	0.55
22:BA:1984:G:C2	22:BA:1985:C:C6	2.94	0.55
22:BA:2498:C:O2'	22:BA:2499:C:H5'	2.07	0.55
22:BA:2561:U:O3'	32:BK:40:LYS:HE2	2.06	0.55
22:BA:2568:U:C2	22:BA:2569:G:C8	2.95	0.55
26:BE:104:ALA:O	26:BE:108:ILE:HG23	2.06	0.55
28:BG:11:VAL:CG2	28:BG:11:VAL:O	2.54	0.55
29:BH:121:VAL:N	29:BH:122:LEU:CB	2.70	0.55
1:CA:1151:A:C2	1:CA:1152:A:C4	2.94	0.55
1:CA:376:G:C5'	16:CP:5:ARG:HB2	2.36	0.55
2:CB:203:ASN:HD22	2:CB:206:ALA:HB2	1.71	0.55
4:CD:91:LEU:O	4:CD:92:ALA:C	2.45	0.55
12:CL:63:VAL:HG21	12:CL:95:TYR:CD2	2.42	0.55
15:CO:56:LEU:O	15:CO:59:MET:HB2	2.06	0.55
22:DA:1173:U:O2'	22:DA:1176:U:O2	2.13	0.55
22:DA:1274:A:N3	22:DA:1297:C:H1'	2.22	0.55
22:DA:1544:A:N6	22:DA:1545:A:N1	2.54	0.55
22:DA:1627:G:C2	22:DA:1628:G:N7	2.75	0.55
22:DA:1730:C:OP1	22:DA:1730:C:H4'	2.07	0.55
22:DA:2024:G:N2	22:DA:2040:G:H1'	2.21	0.55
22:DA:572:A:H5''	22:DA:573:U:OP2	2.07	0.55
22:DA:607:U:O4	22:DA:619:G:H2'	2.07	0.55
23:DB:27:C:OP1	36:DO:34:HIS:NE2	2.39	0.55
26:DE:126:VAL:HG22	26:DE:133:LEU:HD22	1.88	0.55
30:DI:39:CYS:HA	30:DI:42:PHE:HB3	1.87	0.55
38:DQ:79:PHE:CZ	38:DQ:83:LEU:HD11	2.41	0.55
1:AA:1406:U:C6	1:AA:1407:C:C5	2.95	0.55
1:AA:499:A:H4'	1:AA:500:G:OP1	2.07	0.55

*Continued on next page...*

*Continued from previous page...*

Atom-1	Atom-2	Distance(Å)	Clash(Å)
1:AA:640:A:O3'	8:AH:108:LYS:NZ	2.40	0.55
1:AA:929:G:N2	1:AA:1389:C:C2	2.74	0.55
5:AE:82:GLN:NE2	5:AE:150:PRO:HD3	2.22	0.55
12:AL:24:LEU:O	12:AL:25:GLU:C	2.44	0.55
20:AT:36:TYR:HA	20:AT:39:ILE:HD12	1.88	0.55
22:BA:2017:U:H4'	48:B0:5:GLN:O	2.07	0.55
22:BA:1356:G:C2	22:BA:1357:C:C2	2.95	0.55
22:BA:1392:A:C6	22:BA:1393:A:C6	2.95	0.55
29:BH:121:VAL:N	29:BH:122:LEU:CA	2.69	0.55
29:BH:120:GLY:CA	29:BH:122:LEU:HA	2.37	0.55
1:CA:1522:U:H2'	1:CA:1523:G:H8	1.71	0.55
1:CA:328:C:H2'	1:CA:328:C:O2	2.06	0.55
1:CA:563:A:C8	1:CA:567:G:H1'	2.42	0.55
19:CS:15:LEU:HD13	19:CS:33:THR:HG21	1.88	0.55
22:DA:2440:C:N3	22:DA:2441:U:H1'	2.22	0.55
22:DA:1082:U:P	30:DI:124:ALA:HB1	2.47	0.55
33:DL:77:ILE:HD11	33:DL:101:ILE:HG21	1.88	0.55
39:DR:46:GLU:C	39:DR:46:GLU:CD	2.66	0.55
39:DR:81:LYS:N	39:DR:81:LYS:HD3	2.22	0.55
40:DS:70:LYS:O	40:DS:107:VAL:HG23	2.07	0.55
45:DX:17:ASN:HB2	45:DX:25:THR:HB	1.89	0.55
46:DY:45:GLN:O	46:DY:47:ARG:N	2.40	0.55
1:AA:1014:A:N7	1:AA:1015:G:C6	2.75	0.55
1:AA:147:G:H2'	1:AA:148:G:C8	2.42	0.55
1:AA:683:G:N2	11:AK:39:GLY:O	2.40	0.55
5:AE:115:LEU:HG	5:AE:123:VAL:HG21	1.89	0.55
8:AH:80:ARG:HB2	8:AH:81:PRO:CD	2.37	0.55
1:AA:1525:G:OP1	11:AK:122:ARG:NH2	2.40	0.55
13:AM:96:PRO:N	13:AM:109:ARG:HG2	2.22	0.55
21:AU:34:ARG:NH2	21:AU:35:ARG:HD2	2.22	0.55
22:BA:1268:A:C2	22:BA:2013:A:C4	2.95	0.55
22:BA:2187:U:C4	22:BA:2188:U:O4	2.60	0.55
22:BA:226:A:C6	22:BA:227:A:C6	2.95	0.55
22:BA:2328:A:H2'	22:BA:2329:U:C6	2.42	0.55
22:BA:368:A:C6	22:BA:369:U:C4	2.94	0.55
22:BA:404:A:H1'	22:BA:405:U:OP2	2.07	0.55
22:BA:468:G:N7	50:B2:39:ARG:NH2	2.54	0.55
22:BA:581:C:H2'	22:BA:582:A:H8	1.71	0.55
27:BF:108:VAL:HG13	27:BF:114:PHE:CZ	2.42	0.55
30:BI:79:LEU:HD22	30:BI:109:ILE:CG2	2.37	0.55
31:BJ:84:ILE:HG23	31:BJ:84:ILE:O	2.07	0.55
39:BR:7:SER:HB3	39:BR:22:LEU:HD13	1.87	0.55

*Continued on next page...*

*Continued from previous page...*

Atom-1	Atom-2	Distance(Å)	Clash(Å)
47:BZ:13:ALA:O	47:BZ:21:LYS:HE3	2.06	0.55
1:CA:1071:C:H2'	1:CA:1072:G:H8	1.71	0.55
1:CA:853:C:C2	1:CA:854:U:C6	2.95	0.55
3:CC:59:ARG:HB2	3:CC:63:SER:O	2.07	0.55
4:CD:119:SER:O	4:CD:131:ASN:OD1	2.24	0.55
1:CA:1377:A:C5	7:CG:7:ILE:HD12	2.42	0.55
8:CH:7:ILE:O	8:CH:10:MET:N	2.40	0.55
22:DA:1181:U:H2'	22:DA:1182:G:C8	2.42	0.55
22:DA:1655:A:C2	22:DA:1656:C:H1'	2.42	0.55
23:DB:62:C:H2'	23:DB:63:C:C6	2.41	0.55
24:DC:154:LEU:HD13	24:DC:176:LEU:HD21	1.88	0.55
1:AA:1085:U:H5'	1:AA:1094:G:N2	2.21	0.55
1:AA:1304:G:N2	1:AA:1334:G:C6	2.75	0.55
1:AA:196:A:N3	1:AA:222:C:H1'	2.21	0.55
1:AA:203:G:N2	1:AA:215:C:C2	2.75	0.55
2:AB:67:ILE:O	2:AB:68:LEU:HB2	2.06	0.55
4:AD:26:ARG:NH1	4:AD:31:LYS:HB3	2.22	0.55
7:AG:103:TRP:CH2	7:AG:141:VAL:HG21	2.42	0.55
12:AL:24:LEU:HG	12:AL:25:GLU:H	1.70	0.55
14:AN:4:GLN:HA	14:AN:7:LYS:HE2	1.89	0.55
22:BA:1098:A:C6	22:BA:1099:G:C6	2.95	0.55
22:BA:2539:C:O2'	22:BA:2540:C:H5'	2.07	0.55
22:BA:483:A:C8	22:BA:484:C:C5	2.95	0.55
22:BA:668:A:C2'	22:BA:669:G:OP1	2.54	0.55
24:BC:86:ASN:N	24:BC:86:ASN:OD1	2.40	0.55
29:BH:10:ALA:O	29:BH:12:LEU:N	2.40	0.55
40:BS:83:LYS:O	40:BS:84:ARG:HD3	2.07	0.55
22:BA:78:U:OP2	46:BY:2:LYS:HD3	2.07	0.55
1:CA:1504:G:H3'	57:CA:1883:HOH:O	2.06	0.55
5:CE:105:ILE:H	5:CE:122:ASN:CA	2.20	0.55
7:CG:60:GLU:HA	7:CG:63:GLU:HB3	1.89	0.55
11:CK:125:LYS:O	21:CU:34:ARG:NE	2.37	0.55
14:CN:41:ARG:NH1	14:CN:42:TRP:O	2.39	0.55
17:CQ:14:SER:O	17:CQ:17:MET:HE1	2.07	0.55
22:DA:118:A:C8	22:DA:119:A:N7	2.75	0.55
22:DA:119:A:H4'	22:DA:120:U:O5'	2.07	0.55
22:DA:579:G:N3	22:DA:1262:A:C2	2.75	0.55
22:DA:60:G:C5	22:DA:62:U:C4	2.94	0.55
28:DG:27:LYS:O	28:DG:27:LYS:HG3	2.05	0.55
32:DK:28:SER:O	32:DK:29:HIS:HB2	2.07	0.55
29:DH:32:PRO:HB3	45:DX:39:TRP:HB3	1.89	0.55
1:AA:270:A:C6	1:AA:271:C:N3	2.74	0.54

*Continued on next page...*

*Continued from previous page...*

Atom-1	Atom-2	Distance(Å)	Clash(Å)
1:AA:370:C:C2	1:AA:371:A:C8	2.95	0.54
1:AA:568:G:C2	1:AA:569:C:C5	2.94	0.54
1:AA:937:A:C2'	1:AA:938:A:H5'	2.37	0.54
1:AA:430:A:OP1	4:AD:9:LEU:HB2	2.06	0.54
51:B3:30:ARG:O	51:B3:31:HIS:HB3	2.05	0.54
22:BA:1106:G:N2	22:BA:1107:G:H1'	2.22	0.54
22:BA:1421:G:C2	22:BA:1422:G:C8	2.95	0.54
22:BA:1927:A:H2'	22:BA:1928:A:C8	2.43	0.54
22:BA:2211:A:HO2'	22:BA:2212:A:P	2.28	0.54
22:BA:2305:U:N3	27:BF:151:GLY:HA3	2.22	0.54
22:BA:2590:A:C2	22:BA:2605:U:C2	2.95	0.54
37:BP:23:GLY:O	37:BP:110:ILE:HD11	2.07	0.54
22:BA:335:C:H5''	42:BU:82:ARG:HD3	1.89	0.54
4:CD:33:LYS:O	4:CD:34:ILE:C	2.45	0.54
15:CO:87:LEU:O	15:CO:88:ARG:HB3	2.07	0.54
16:CP:2:VAL:HG23	16:CP:65:ALA:HA	1.90	0.54
22:DA:1404:C:O2'	22:DA:1405:U:H5'	2.07	0.54
22:DA:2114:A:C5	22:DA:2167:U:H4'	2.42	0.54
22:DA:593:U:H2'	22:DA:594:U:C6	2.42	0.54
22:DA:996:A:C2	22:DA:997:G:C8	2.95	0.54
47:DZ:5:ILE:HD11	47:DZ:57:VAL:HG21	1.88	0.54
1:AA:1152:A:C4	1:AA:1153:G:C8	2.95	0.54
1:AA:1533:C:H4'	1:AA:1534:A:O5'	2.07	0.54
1:AA:842:U:H3'	1:AA:843:U:C5'	2.36	0.54
5:AE:13:GLU:CB	5:AE:39:VAL:HG12	2.37	0.54
7:AG:71:PRO:O	7:AG:96:ARG:HG3	2.07	0.54
9:AI:90:TYR:HB3	9:AI:94:LEU:HD21	1.89	0.54
10:AJ:17:LEU:HD23	10:AJ:17:LEU:C	2.28	0.54
22:BA:1081:U:O2	22:BA:1081:U:H2'	2.06	0.54
22:BA:1922:G:N2	22:BA:1923:U:H1'	2.22	0.54
22:BA:1936:A:H3'	22:BA:1937:A:H5'	1.90	0.54
22:BA:2000:C:C2'	22:BA:2001:C:H5'	2.37	0.54
22:BA:489:G:O4'	22:BA:1284:A:C8	2.59	0.54
22:BA:622:G:C5'	57:BA:3292:HOH:O	2.53	0.54
22:BA:65:U:H2'	22:BA:66:C:C6	2.42	0.54
22:BA:947:A:HO2'	22:BA:984:A:H2	1.53	0.54
24:BC:14:ARG:HD3	24:BC:15:HIS:CE1	2.41	0.54
25:BD:104:VAL:O	25:BD:105:LYS:HB2	2.07	0.54
29:BH:90:LEU:CD2	29:BH:93:SER:HA	2.36	0.54
30:BI:72:LYS:N	30:BI:72:LYS:HD3	2.23	0.54
30:BI:72:LYS:CD	30:BI:72:LYS:N	2.70	0.54
38:BQ:76:TYR:OH	38:BQ:92:ARG:NH1	2.40	0.54

*Continued on next page...*

*Continued from previous page...*

Atom-1	Atom-2	Distance(Å)	Clash(Å)
39:BR:41:ILE:O	39:BR:46:GLU:HB2	2.06	0.54
1:CA:1162:C:C2	1:CA:1175:G:C2	2.95	0.54
1:CA:1306:A:H1'	1:CA:1332:A:C5	2.42	0.54
1:CA:213:G:C8	1:CA:214:C:C6	2.95	0.54
1:CA:676:A:C2	1:CA:677:U:C4	2.96	0.54
2:CB:102:THR:O	2:CB:103:ASN:HB3	2.06	0.54
3:CC:11:ARG:HH11	3:CC:11:ARG:CG	2.21	0.54
13:CM:37:ALA:CB	13:CM:56:LEU:HG	2.37	0.54
22:DA:1289:C:O2'	22:DA:1330:C:H4'	2.06	0.54
22:DA:1364:G:H1'	22:DA:1368:G:N2	2.22	0.54
22:DA:1665:A:N6	57:DA:3419:HOH:O	2.27	0.54
22:DA:167:A:C2	22:DA:168:G:H1'	2.42	0.54
22:DA:1896:G:C4	22:DA:1897:G:C8	2.96	0.54
22:DA:2330:G:C2	22:DA:2386:A:C2	2.95	0.54
22:DA:2364:C:H4'	44:DW:56:ASP:OD1	2.07	0.54
22:DA:584:C:N4	22:DA:585:G:C6	2.76	0.54
23:DB:84:G:N2	23:DB:93:C:C2	2.75	0.54
31:DJ:31:GLU:HG3	31:DJ:142:ILE:HD11	1.89	0.54
33:DL:85:VAL:O	33:DL:86:GLU:HB3	2.07	0.54
1:AA:762:U:H2'	1:AA:763:G:H8	1.72	0.54
5:AE:77:ASN:O	5:AE:78:ASN:CB	2.54	0.54
12:AL:66:TYR:CD2	12:AL:87:VAL:HG21	2.42	0.54
16:AP:38:PHE:CZ	16:AP:51:ARG:HB2	2.43	0.54
1:AA:451:A:H5''	16:AP:70:ARG:NH2	2.21	0.54
19:AS:44:MET:HA	19:AS:47:LEU:HD12	1.89	0.54
19:AS:51:VAL:HG22	19:AS:71:LEU:HD13	1.90	0.54
22:BA:1001:A:H2'	22:BA:1002:G:O4'	2.07	0.54
22:BA:1056:G:H5''	22:BA:1057:A:H5'	1.89	0.54
22:BA:1061:U:H3'	22:BA:1062:G:H5'	1.89	0.54
22:BA:1402:U:C2'	22:BA:1403:A:O5'	2.55	0.54
22:BA:1857:G:C4	22:BA:1884:G:C2	2.95	0.54
22:BA:2086:U:H2'	22:BA:2087:G:C8	2.42	0.54
22:BA:2233:U:H2'	22:BA:2234:G:H8	1.71	0.54
22:BA:2550:G:OP2	57:BA:3722:HOH:O	2.18	0.54
22:BA:2748:A:H1'	28:BG:67:THR:HG22	1.89	0.54
22:BA:2800:A:H3'	22:BA:2801:G:C5'	2.34	0.54
27:BF:112:ARG:O	27:BF:113:ASP:HB2	2.07	0.54
27:BF:34:ILE:HD11	27:BF:96:MET:HG3	1.88	0.54
30:BI:47:ASP:HA	30:BI:51:LYS:HD2	1.90	0.54
33:BL:93:ASN:O	33:BL:94:THR:HB	2.07	0.54
1:CA:1065:U:C5	1:CA:1190:G:C4	2.95	0.54
1:CA:108:G:N3	1:CA:108:G:C5'	2.70	0.54

*Continued on next page...*



*Continued from previous page...*

Atom-1	Atom-2	Distance(Å)	Clash(Å)
1:CA:1125:U:C6	10:CJ:40:ILE:HD13	2.42	0.54
1:CA:1513:A:H2'	1:CA:1514:G:H8	1.72	0.54
1:CA:37:U:O2'	1:CA:500:G:H4'	2.07	0.54
1:CA:518:C:H4'	1:CA:519:C:O5'	2.08	0.54
1:CA:666:G:C6	1:CA:741:G:C6	2.96	0.54
2:CB:97:LEU:O	2:CB:98:GLY:C	2.44	0.54
4:CD:145:ILE:N	4:CD:145:ILE:HD12	2.23	0.54
4:CD:85:ASN:OD1	4:CD:85:ASN:C	2.45	0.54
10:CJ:52:LEU:HD22	10:CJ:59:LYS:HA	1.89	0.54
13:CM:27:LYS:O	13:CM:27:LYS:HD3	2.07	0.54
22:DA:1713:A:C5	22:DA:1716:U:H1'	2.42	0.54
22:DA:2199:A:C5	22:DA:2225:A:C6	2.96	0.54
22:DA:64:A:H2'	22:DA:65:U:C6	2.43	0.54
22:DA:69:C:O2'	22:DA:73:A:O2'	2.18	0.54
22:DA:790:U:OP2	57:DA:3749:HOH:O	2.18	0.54
29:DH:31:VAL:HB	29:DH:32:PRO:HD3	1.89	0.54
32:DK:76:VAL:CG1	37:DP:73:VAL:HG22	2.37	0.54
1:AA:1286:U:H2'	1:AA:1286:U:O2	2.06	0.54
1:AA:1319:A:C5	1:AA:1323:G:C4	2.95	0.54
1:AA:188:C:O2	1:AA:188:C:C2'	2.56	0.54
1:AA:543:U:O2'	1:AA:544:G:H5'	2.07	0.54
5:AE:104:GLY:O	5:AE:105:ILE:HG22	2.07	0.54
6:AF:81:ASN:HB3	6:AF:84:VAL:HG12	1.90	0.54
9:AI:40:GLY:O	9:AI:41:ARG:CB	2.54	0.54
11:AK:29:ASN:OD1	11:AK:30:THR:N	2.40	0.54
11:AK:89:PRO:HD3	21:AU:29:LEU:HD11	1.90	0.54
12:AL:114:ARG:HB3	12:AL:119:VAL:HB	1.89	0.54
14:AN:72:GLY:O	14:AN:80:SER:HA	2.08	0.54
1:AA:1539:C:H5''	21:AU:18:ARG:CB	2.37	0.54
22:BA:1167:C:H2'	22:BA:1168:G:H5''	1.90	0.54
22:BA:223:A:N1	22:BA:407:G:O2'	2.31	0.54
22:BA:2486:C:H2'	22:BA:2487:G:O5'	2.07	0.54
22:BA:2512:C:H2'	22:BA:2513:A:O4'	2.07	0.54
22:BA:39:G:H2'	22:BA:40:U:C6	2.41	0.54
22:BA:559:G:H2'	22:BA:560:C:O4'	2.07	0.54
23:BB:5:U:O2'	23:BB:6:G:H5'	2.07	0.54
26:BE:23:PHE:CD1	26:BE:111:GLU:HG3	2.43	0.54
28:BG:20:ASN:ND2	28:BG:20:ASN:O	2.41	0.54
29:BH:90:LEU:HA	29:BH:125:THR:HG23	1.90	0.54
35:BN:12:ARG:NH1	35:BN:20:MET:HE3	2.21	0.54
37:BP:52:ASN:C	37:BP:53:ARG:HG2	2.28	0.54
1:CA:1005:A:O3'	1:CA:1037:C:O2'	2.25	0.54

*Continued on next page...*



*Continued from previous page...*

Atom-1	Atom-2	Distance(Å)	Clash(Å)
2:CB:166:ALA:HB3	2:CB:191:SER:HB3	1.89	0.54
4:CD:124:MET:CE	4:CD:146:ARG:HD2	2.37	0.54
15:CO:17:ARG:O	15:CO:18:ASP:HB3	2.07	0.54
50:D2:35:ARG:O	50:D2:38:GLY:N	2.40	0.54
22:DA:1638:C:O2	22:DA:2698:U:O2'	2.15	0.54
22:DA:194:G:C2	22:DA:202:U:H1'	2.43	0.54
22:DA:2104:C:H2'	22:DA:2105:U:O4'	2.07	0.54
22:DA:523:C:H2'	22:DA:524:G:C8	2.43	0.54
24:DC:210:ALA:HA	24:DC:213:TRP:NE1	2.23	0.54
22:DA:2599:G:N7	24:DC:235:GLY:O	2.41	0.54
22:DA:452:G:C8	26:DE:53:THR:HG21	2.41	0.54
42:DU:59:VAL:HG12	42:DU:61:LYS:HD3	1.88	0.54
1:AA:1059:C:N3	1:AA:1060:U:C5	2.76	0.54
1:AA:113:G:H2'	1:AA:114:U:H6	1.73	0.54
1:AA:1484:C:O2'	22:BA:1961:C:H5'	2.06	0.54
2:AB:104:TRP:CH2	2:AB:154:MET:HG2	2.43	0.54
48:B0:33:THR:O	48:B0:33:THR:HG22	2.07	0.54
53:B5:59:VAL:HG12	53:B5:63:VAL:HG21	1.90	0.54
22:BA:2462:C:H2'	22:BA:2463:C:H6	1.72	0.54
22:BA:288:U:C2	22:BA:289:G:C8	2.95	0.54
22:BA:295:G:C2	22:BA:344:A:C4	2.96	0.54
22:BA:447:A:N3	22:BA:473:G:C8	2.75	0.54
29:BH:103:VAL:HG21	29:BH:132:PHE:CE1	2.42	0.54
32:BK:20:MET:O	32:BK:41:ILE:HB	2.06	0.54
39:BR:66:HIS:CE1	39:BR:94:THR:HB	2.42	0.54
40:BS:56:ALA:O	40:BS:57:ASN:C	2.45	0.54
1:CA:543:U:O2'	1:CA:544:G:H5'	2.08	0.54
1:CA:679:C:O2	1:CA:712:A:C2	2.60	0.54
1:CA:886:G:H2'	1:CA:887:G:O4'	2.07	0.54
1:CA:955:U:H2'	1:CA:956:U:O4'	2.08	0.54
5:CE:81:LEU:HD13	5:CE:120:VAL:HG11	1.90	0.54
5:CE:50:TYR:O	5:CE:63:ALA:HB2	2.08	0.54
22:DA:1223:G:C6	22:DA:1227:G:C6	2.96	0.54
22:DA:1386:C:H2'	22:DA:1387:A:C8	2.42	0.54
22:DA:307:G:N2	22:DA:310:A:C8	2.76	0.54
22:DA:487:C:C2	22:DA:494:G:N2	2.76	0.54
27:DF:9:LYS:O	27:DF:13:VAL:HB	2.07	0.54
33:DL:93:ASN:HB2	33:DL:96:LYS:HB2	1.90	0.54
38:DQ:76:TYR:CE1	38:DQ:80:ILE:HD11	2.42	0.54
34:DM:136:MET:O	43:DV:79:ARG:NH2	2.40	0.54
1:AA:1181:G:O2'	1:AA:1182:G:N7	2.41	0.54
1:AA:1454:G:C2	1:AA:1455:G:C8	2.95	0.54

*Continued on next page...*

*Continued from previous page...*

Atom-1	Atom-2	Distance(Å)	Clash(Å)
1:AA:66:A:C4'	1:AA:173:U:C5	2.90	0.54
1:AA:300:A:H2'	1:AA:301:G:O4'	2.07	0.54
1:AA:763:G:C2	1:AA:764:C:C2	2.96	0.54
1:AA:815:A:C2	1:AA:1529:G:C4	2.95	0.54
2:AB:106:THR:O	2:AB:107:VAL:HB	2.07	0.54
3:AC:42:TYR:OH	3:AC:90:VAL:HG21	2.07	0.54
1:AA:1343:G:H4'	9:AI:124:ARG:HB3	1.90	0.54
9:AI:90:TYR:O	9:AI:91:ASP:CG	2.45	0.54
1:AA:1216:A:OP1	14:AN:3:LYS:HE2	2.07	0.54
15:AO:45:GLU:O	15:AO:47:LYS:N	2.41	0.54
18:AR:72:ASP:OD2	21:AU:4:ILE:HG13	2.07	0.54
22:BA:1019:U:H2'	22:BA:1020:A:C8	2.43	0.54
22:BA:1731:G:C6	22:BA:1733:G:C5	2.95	0.54
22:BA:181:A:C2	22:BA:182:A:C4	2.96	0.54
22:BA:2594:C:C2	22:BA:2595:G:C8	2.96	0.54
22:BA:2832:U:C2	22:BA:2834:G:C2	2.95	0.54
29:BH:14:SER:OG	29:BH:17:ASP:CG	2.46	0.54
29:BH:77:THR:O	29:BH:77:THR:CG2	2.56	0.54
31:BJ:49:ASP:OD1	31:BJ:121:LYS:HE3	2.08	0.54
1:CA:411:A:C6	1:CA:429:U:C5	2.95	0.54
1:CA:55:A:N6	1:CA:56:U:C2	2.75	0.54
9:CI:84:THR:HG21	9:CI:103:PHE:HB3	1.89	0.54
1:CA:553:A:O2'	12:CL:26:ALA:O	2.24	0.54
12:CL:58:THR:HG22	12:CL:59:ASN:N	2.23	0.54
22:DA:1109:C:H5''	22:DA:1110:G:OP2	2.07	0.54
22:DA:1486:U:C2	22:DA:1504:A:C2	2.95	0.54
22:DA:2297:A:N1	22:DA:2321:U:H5	2.04	0.54
22:DA:2750:A:O2'	22:DA:2752:C:N4	2.40	0.54
22:DA:2817:U:O2	22:DA:2836:U:H1'	2.08	0.54
22:DA:2888:C:H2'	22:DA:2889:C:C6	2.43	0.54
22:DA:2780:G:N1	31:DJ:102:GLU:OE2	2.40	0.54
1:AA:1079:G:C2	1:AA:1080:A:C6	2.96	0.54
1:AA:380:G:C2	1:AA:384:G:C6	2.95	0.54
1:AA:567:G:C2'	1:AA:568:G:O5'	2.55	0.54
7:AG:99:LEU:O	7:AG:100:ALA:C	2.46	0.54
16:AP:75:ILE:HG22	16:AP:80:LYS:HE2	1.88	0.54
48:B0:37:LYS:O	48:B0:38:HIS:HB3	2.05	0.54
22:BA:31:C:O2'	22:BA:1238:G:H5'	2.07	0.54
22:BA:1303:G:O2'	22:BA:1304:A:H5'	2.07	0.54
22:BA:1693:U:O2'	24:BC:14:ARG:NH2	2.40	0.54
22:BA:2112:G:H2'	22:BA:2112:G:N3	2.22	0.54
40:BS:18:ARG:C	40:BS:20:VAL:N	2.59	0.54

*Continued on next page...*

*Continued from previous page...*

Atom-1	Atom-2	Distance(Å)	Clash(Å)
41:BT:7:LEU:HD22	41:BT:46:ALA:HB2	1.90	0.54
43:BV:15:GLY:O	43:BV:19:ARG:HG3	2.08	0.54
1:CA:1055:A:C6	1:CA:1206:G:C6	2.95	0.54
1:CA:1460:C:N4	1:CA:1461:G:C6	2.76	0.54
1:CA:652:U:O2'	1:CA:653:U:OP2	2.22	0.54
1:CA:679:C:C2	1:CA:712:A:C2	2.96	0.54
4:CD:174:ASP:O	4:CD:175:ALA:HB3	2.08	0.54
7:CG:42:ILE:HG21	7:CG:116:MET:HG3	1.90	0.54
9:CI:52:LEU:HD13	9:CI:57:MET:HG2	1.89	0.54
22:DA:1027:A:C6	22:DA:1126:A:N3	2.76	0.54
22:DA:1120:G:C6	22:DA:1121:C:C4	2.96	0.54
22:DA:1179:G:C5	22:DA:1180:U:H1'	2.42	0.54
22:DA:2607:G:H2'	22:DA:2608:G:O4'	2.06	0.54
22:DA:2887:A:H5'	22:DA:2888:C:OP2	2.08	0.54
22:DA:362:A:C4	22:DA:363:G:C8	2.96	0.54
22:DA:37:C:H2'	22:DA:38:A:O4'	2.08	0.54
22:DA:38:A:C2	22:DA:442:G:C6	2.95	0.54
22:DA:732:C:H2'	22:DA:733:G:O4'	2.07	0.54
22:DA:2820:A:C8	25:DD:196:ALA:HB3	2.42	0.54
25:DD:56:LYS:O	25:DD:58:ASN:N	2.41	0.54
1:AA:522:C:H2'	1:AA:523:A:O4'	2.08	0.54
1:AA:397:A:C5	1:AA:548:G:C8	2.96	0.54
1:AA:789:U:O2	1:AA:791:G:C8	2.61	0.54
1:AA:862:C:C2'	1:AA:863:U:H5'	2.38	0.54
6:AF:38:ARG:HD2	6:AF:40:GLU:OE2	2.08	0.54
17:AQ:50:ASN:O	17:AQ:51:ASN:C	2.45	0.54
22:BA:1085:A:C6	22:BA:1086:A:N6	2.75	0.54
22:BA:1590:A:H2'	22:BA:1591:A:H8	1.72	0.54
22:BA:2231:U:O2'	22:BA:2232:C:H5'	2.07	0.54
22:BA:582:A:H2'	22:BA:583:G:C8	2.43	0.54
24:BC:85:PRO:HG2	24:BC:86:ASN:OD1	2.08	0.54
28:BG:74:SER:HA	28:BG:77:ILE:HG13	1.89	0.54
31:BJ:98:GLU:OE2	31:BJ:126:ALA:HB2	2.07	0.54
32:BK:26:GLY:HA3	32:BK:30:ARG:NH1	2.23	0.54
36:BO:41:ALA:HB2	36:BO:48:LEU:HD21	1.90	0.54
46:BY:18:LEU:O	46:BY:22:LEU:HB2	2.08	0.54
46:BY:45:GLN:O	46:BY:46:VAL:HB	2.08	0.54
1:CA:1124:G:C2	1:CA:1127:G:N2	2.76	0.54
1:CA:1361:G:H2'	1:CA:1362:A:H5''	1.88	0.54
1:CA:976:G:N2	1:CA:1363:A:C4	2.75	0.54
3:CC:130:PHE:CZ	3:CC:131:ARG:HD3	2.42	0.54
5:CE:60:ILE:HD12	5:CE:61:GLN:N	2.22	0.54

*Continued on next page...*

*Continued from previous page...*

Atom-1	Atom-2	Distance(Å)	Clash(Å)
9:CI:32:GLN:OE1	9:CI:64:TYR:OH	2.24	0.54
14:CN:33:ASP:O	14:CN:35:ASN:N	2.40	0.54
15:CO:55:GLY:O	15:CO:59:MET:HG3	2.08	0.54
22:DA:770:G:O4'	22:DA:1379:U:C5	2.60	0.54
22:DA:1570:A:H2'	22:DA:1571:A:C8	2.42	0.54
22:DA:2058:A:O2'	54:D6:5:MHU:H23	2.08	0.54
22:DA:2093:G:C6	22:DA:2225:A:C8	2.96	0.54
22:DA:2125:G:H5'	22:DA:2126:A:OP2	2.08	0.54
22:DA:19:A:C2	22:DA:522:A:C2	2.95	0.54
22:DA:749:A:C5	22:DA:750:A:C8	2.96	0.54
24:DC:160:THR:H	24:DC:195:VAL:HG13	1.73	0.54
29:DH:79:THR:HA	29:DH:145:ASN:HB2	1.89	0.54
31:DJ:73:VAL:HB	31:DJ:75:TYR:CE2	2.43	0.54
23:DB:48:U:H4'	36:DO:100:HIS:NE2	2.23	0.54
38:DQ:25:TYR:CD2	38:DQ:26:GLY:N	2.76	0.54
1:AA:953:G:C2	1:AA:1229:A:C2	2.96	0.54
1:AA:1363:A:O2'	1:AA:1365:G:N7	2.36	0.54
1:AA:16:A:O2'	1:AA:17:U:H5'	2.08	0.54
1:AA:64:G:C8	1:AA:99:C:C4	2.96	0.54
2:AB:136:MET:SD	2:AB:136:MET:N	2.81	0.54
2:AB:46:THR:HG23	2:AB:201:PRO:HB2	1.89	0.54
4:AD:190:ASP:O	4:AD:191:LEU:HG	2.08	0.54
8:AH:76:GLN:O	8:AH:127:CYS:HB2	2.08	0.54
10:AJ:91:ASP:C	10:AJ:92:LEU:HG	2.27	0.54
22:BA:1738:G:O2'	22:BA:1739:A:O5'	2.25	0.54
22:BA:2131:U:H5'	22:BA:2132:U:H5''	1.90	0.54
22:BA:2094:A:C2	22:BA:2196:C:C2	2.95	0.54
22:BA:2591:C:H2'	22:BA:2592:G:C8	2.43	0.54
22:BA:2714:G:O2'	22:BA:2715:C:H5'	2.08	0.54
22:BA:697:G:H2'	22:BA:698:C:C6	2.42	0.54
22:BA:1257:C:H4'	26:BE:78:TRP:CD1	2.43	0.54
22:BA:2547:A:H5''	32:BK:29:HIS:NE2	2.23	0.54
41:BT:44:LYS:O	41:BT:48:GLN:HG2	2.08	0.54
1:CA:632:U:O2	1:CA:632:U:C2'	2.55	0.54
10:CJ:35:GLN:HG2	10:CJ:77:VAL:HB	1.90	0.54
19:CS:4:SER:O	19:CS:5:LEU:HB2	2.06	0.54
21:CU:10:GLU:CB	21:CU:11:PRO:HD3	2.36	0.54
22:DA:1477:A:N6	22:DA:1514:G:O2'	2.40	0.54
22:DA:1760:C:H2'	22:DA:1761:C:O4'	2.07	0.54
22:DA:2683:C:H4'	25:DD:13:ARG:NH1	2.22	0.54
22:DA:28:A:H2'	22:DA:29:U:O4'	2.07	0.54
22:DA:247:G:H4'	22:DA:386:G:C5	2.43	0.54

*Continued on next page...*

*Continued from previous page...*

Atom-1	Atom-2	Distance(Å)	Clash(Å)
25:DD:33:ARG:NH1	25:DD:53:GLY:O	2.41	0.54
28:DG:159:GLY:O	28:DG:163:ARG:NH1	2.40	0.54
28:DG:98:VAL:HG22	28:DG:125:CYS:SG	2.47	0.54
33:DL:46:VAL:HB	33:DL:50:PHE:CD1	2.43	0.54
39:DR:47:VAL:HG12	39:DR:47:VAL:O	2.07	0.54
1:AA:212:G:C2	1:AA:213:G:C5	2.96	0.54
1:AA:520:A:C2	1:AA:536:C:H1'	2.43	0.54
1:AA:663:A:H2'	1:AA:664:G:O4'	2.08	0.54
1:AA:708:C:O2'	1:AA:709:U:H5'	2.08	0.54
2:AB:126:PHE:N	2:AB:126:PHE:CD2	2.75	0.54
11:AK:91:PRO:C	11:AK:93:ARG:H	2.11	0.54
16:AP:10:GLY:O	16:AP:11:ALA:CB	2.56	0.54
17:AQ:46:VAL:HG11	17:AQ:61:ILE:HG13	1.89	0.54
21:AU:20:LYS:CE	21:AU:20:LYS:HA	2.38	0.54
49:B1:34:LEU:N	49:B1:52:ALA:HB3	2.22	0.54
50:B2:44:VAL:HG13	50:B2:44:VAL:O	2.08	0.54
22:BA:2728:U:O2'	22:BA:2729:G:OP2	2.20	0.54
22:BA:971:G:H2'	22:BA:972:A:C5'	2.38	0.54
31:BJ:114:LEU:O	31:BJ:117:ALA:HB3	2.08	0.54
22:BA:1224:U:H4'	39:BR:88:GLY:O	2.08	0.54
1:CA:1162:C:O2	1:CA:1175:G:C2	2.60	0.54
1:CA:1201:A:H1'	1:CA:1202:U:OP2	2.08	0.54
1:CA:1298:U:O2	1:CA:1298:U:C2'	2.56	0.54
1:CA:748:G:H2'	1:CA:749:A:C8	2.43	0.54
4:CD:124:MET:HE2	4:CD:146:ARG:HD2	1.89	0.54
4:CD:168:PRO:HB3	4:CD:170:TRP:CZ3	2.44	0.54
20:CT:15:GLU:OE2	20:CT:18:ARG:NH2	2.41	0.54
22:DA:1354:A:C8	22:DA:1355:G:C8	2.96	0.54
22:DA:1534:U:O2'	22:DA:1537:G:O6	2.26	0.54
22:DA:1926:U:H2'	22:DA:1928:A:N7	2.23	0.54
22:DA:2147:A:C8	22:DA:2148:G:C8	2.96	0.54
22:DA:2307:G:N2	22:DA:2312:U:C2	2.76	0.54
22:DA:2347:C:H2'	22:DA:2348:U:C5	2.43	0.54
22:DA:648:G:H1'	22:DA:2351:G:OP1	2.08	0.54
22:DA:2369:A:H2'	22:DA:2370:G:O4'	2.08	0.54
22:DA:2899:A:H2'	22:DA:2900:A:C8	2.42	0.54
22:DA:847:U:O2	22:DA:847:U:H2'	2.06	0.54
47:DZ:10:THR:HG22	47:DZ:54:MET:HA	1.90	0.54
1:AA:1160:G:O2'	1:AA:1161:C:P	2.66	0.53
1:AA:1332:A:C8	1:AA:1333:A:C8	2.96	0.53
1:AA:1442:G:C6	1:AA:1443:C:C4	2.96	0.53
1:AA:1483:A:H2'	1:AA:1484:C:O4'	2.08	0.53

*Continued on next page...*

*Continued from previous page...*

Atom-1	Atom-2	Distance(Å)	Clash(Å)
1:AA:562:U:H1'	12:AL:12:ARG:HB3	1.90	0.53
1:AA:612:C:H2'	1:AA:613:C:H6	1.72	0.53
6:AF:38:ARG:HB3	6:AF:63:ASN:HB2	1.89	0.53
16:AP:42:ILE:HG22	16:AP:42:ILE:O	2.09	0.53
11:AK:126:LYS:C	21:AU:34:ARG:NH2	2.61	0.53
22:BA:1319:C:H2'	22:BA:1320:C:O5'	2.08	0.53
22:BA:2210:U:C2	22:BA:2212:A:N7	2.76	0.53
24:BC:29:PRO:HG2	24:BC:34:LEU:HD11	1.90	0.53
27:BF:2:ALA:O	27:BF:4:LEU:N	2.40	0.53
1:CA:68:G:C5	1:CA:69:G:H1'	2.43	0.53
1:CA:866:C:C5	1:CA:867:G:H1'	2.42	0.53
52:D4:12:ARG:HB2	52:D4:12:ARG:CZ	2.37	0.53
22:DA:2054:A:OP1	22:DA:2055:C:O2'	2.20	0.53
25:DD:177:VAL:CG2	25:DD:187:LEU:HD11	2.38	0.53
22:DA:600:G:C5'	26:DE:27:LEU:HD22	2.37	0.53
26:DE:24:ASN:O	26:DE:28:VAL:HG23	2.08	0.53
22:DA:1341:G:C2	41:DT:84:TYR:CD2	2.96	0.53
1:AA:144:G:C4	1:AA:179:A:C2	2.96	0.53
1:AA:737:C:C2	1:AA:738:C:C6	2.96	0.53
9:AI:11:ARG:HB2	9:AI:15:SER:O	2.07	0.53
10:AJ:5:ARG:HG3	10:AJ:6:ILE:HG13	1.90	0.53
18:AR:34:THR:OG1	18:AR:35:GLU:N	2.41	0.53
22:BA:1631:G:N1	22:BA:1634:A:OP2	2.40	0.53
22:BA:2486:C:C2'	22:BA:2487:G:O5'	2.56	0.53
22:BA:39:G:H2'	22:BA:40:U:H6	1.73	0.53
22:BA:498:G:C2	22:BA:499:U:C6	2.97	0.53
22:BA:686:U:H2'	22:BA:788:A:N1	2.22	0.53
22:BA:945:A:H4'	22:BA:946:C:OP2	2.07	0.53
27:BF:119:ALA:HB2	27:BF:177:PHE:CD2	2.44	0.53
31:BJ:23:LYS:HE3	31:BJ:142:ILE:OXT	2.08	0.53
36:BO:64:TYR:HB3	36:BO:67:ASN:ND2	2.23	0.53
23:BB:49:C:O3'	36:BO:68:LYS:HE2	2.08	0.53
38:BQ:49:ASP:HA	38:BQ:52:GLN:HB2	1.89	0.53
44:BW:51:VAL:HG21	44:BW:80:ILE:O	2.07	0.53
22:DA:119:A:H5'	57:DA:3220:HOH:O	2.08	0.53
22:DA:1259:G:H2'	22:DA:1260:A:C8	2.44	0.53
22:DA:168:G:C2	22:DA:169:G:C8	2.96	0.53
22:DA:1856:U:O4	22:DA:1857:G:C6	2.61	0.53
22:DA:2614:A:OP2	57:DA:3478:HOH:O	2.19	0.53
22:DA:2773:C:OP1	25:DD:171:THR:OG1	2.24	0.53
22:DA:696:G:N1	22:DA:767:U:C2	2.76	0.53
22:DA:752:A:O2'	22:DA:753:A:P	2.65	0.53

*Continued on next page...*

*Continued from previous page...*

Atom-1	Atom-2	Distance(Å)	Clash(Å)
23:DB:90:C:H2'	23:DB:91:C:O4'	2.09	0.53
29:DH:32:PRO:O	29:DH:33:GLN:HB2	2.08	0.53
42:DU:47:LYS:HG3	42:DU:48:PRO:HD2	1.91	0.53
1:AA:1077:G:N1	1:AA:1081:A:C6	2.76	0.53
1:AA:1200:C:OP1	1:AA:1201:A:O2'	2.25	0.53
1:AA:131:A:H2'	1:AA:132:C:C6	2.43	0.53
1:AA:67:C:O2'	1:AA:171:A:N3	2.38	0.53
1:AA:410:G:H5''	1:AA:411:A:OP1	2.08	0.53
1:AA:652:U:O2'	1:AA:653:U:OP2	2.23	0.53
10:AJ:10:LEU:HG	10:AJ:98:VAL:HG12	1.91	0.53
12:AL:56:ARG:NH1	12:AL:62:GLU:HG3	2.23	0.53
22:BA:1346:G:H2'	22:BA:1347:A:H8	1.72	0.53
22:BA:1406:U:C2'	22:BA:1407:G:O5'	2.56	0.53
22:BA:1452:G:H2'	22:BA:1457:U:O4	2.08	0.53
22:BA:1715:G:O2'	22:BA:1743:G:O6	2.23	0.53
22:BA:1490:A:O2'	24:BC:98:ASP:OD2	2.25	0.53
27:BF:36:LEU:HD11	27:BF:99:PHE:CZ	2.44	0.53
37:BP:96:LYS:HB3	37:BP:98:TYR:CE1	2.43	0.53
1:CA:1208:C:N4	1:CA:1209:C:N4	2.57	0.53
1:CA:273:U:H1'	17:CQ:18:GLU:OE2	2.09	0.53
1:CA:688:G:C5	1:CA:700:G:C2	2.96	0.53
1:CA:81:A:H2'	1:CA:82:G:C8	2.43	0.53
6:CF:92:THR:HG22	6:CF:93:LYS:N	2.23	0.53
14:CN:10:GLU:O	14:CN:12:LYS:N	2.41	0.53
15:CO:53:ARG:O	15:CO:56:LEU:HB3	2.09	0.53
20:CT:25:ARG:O	20:CT:29:ARG:HG3	2.08	0.53
50:D2:18:PHE:O	50:D2:19:ARG:C	2.47	0.53
22:DA:1651:G:C6	22:DA:1652:A:C5	2.96	0.53
22:DA:1856:U:C4	22:DA:1857:G:C6	2.96	0.53
1:CA:1409:C:H4'	22:DA:1915:U:O4	2.09	0.53
22:DA:2117:A:N1	22:DA:2171:A:N1	2.57	0.53
22:DA:2722:G:H2'	22:DA:2723:C:C6	2.43	0.53
22:DA:36:G:C6	22:DA:37:C:C4	2.97	0.53
22:DA:636:G:C6	33:DL:111:ILE:HD11	2.44	0.53
24:DC:121:ASP:N	24:DC:121:ASP:OD1	2.41	0.53
36:DO:34:HIS:HB3	36:DO:36:TYR:CE2	2.44	0.53
1:AA:1171:A:H2'	1:AA:1172:C:C6	2.44	0.53
1:AA:1237:C:C4	1:AA:1336:C:N3	2.76	0.53
1:AA:927:G:N1	1:AA:1391:U:C2	2.77	0.53
1:AA:91:U:C2	1:AA:92:U:H1'	2.43	0.53
2:AB:151:ILE:O	2:AB:152:LYS:C	2.46	0.53
3:AC:22:TRP:CD1	3:AC:59:ARG:HG2	2.43	0.53

*Continued on next page...*



*Continued from previous page...*

Atom-1	Atom-2	Distance(Å)	Clash(Å)
5:AE:141:ILE:HG22	5:AE:142:ASP:N	2.23	0.53
5:AE:149:SER:O	5:AE:153:VAL:CG1	2.57	0.53
1:AA:1149:C:OP2	9:AI:11:ARG:NH2	2.42	0.53
53:B5:52:PRO:O	53:B5:53:ARG:HB2	2.09	0.53
22:BA:1182:G:H2'	22:BA:1183:U:O4'	2.08	0.53
22:BA:1361:G:C6	22:BA:1362:C:N4	2.77	0.53
22:BA:2534:A:C2'	22:BA:2535:G:O5'	2.56	0.53
22:BA:2703:C:H2'	22:BA:2704:C:H6	1.73	0.53
26:BE:111:GLU:O	26:BE:115:GLN:N	2.39	0.53
32:BK:79:PHE:CD2	37:BP:70:VAL:HG22	2.44	0.53
37:BP:53:ARG:O	37:BP:56:HIS:N	2.42	0.53
42:BU:52:LEU:O	42:BU:53:ASN:HB2	2.07	0.53
1:CA:1364:U:O2	1:CA:1364:U:H2'	2.06	0.53
1:CA:1408:A:C2	1:CA:1494:G:C2	2.96	0.53
1:CA:1434:A:N6	1:CA:1435:G:C6	2.76	0.53
22:DA:1776:G:N2	22:DA:1789:A:H1'	2.22	0.53
22:DA:2216:G:H2'	22:DA:2217:G:C8	2.43	0.53
22:DA:2552:U:C2	22:DA:2554:U:C5'	2.91	0.53
22:DA:2808:G:H4'	22:DA:2809:A:O5'	2.08	0.53
22:DA:323:C:H6	22:DA:1205:A:N1	2.06	0.53
22:DA:5:A:C2	22:DA:2899:A:C2	2.96	0.53
22:DA:69:C:HO2'	22:DA:73:A:HO2'	1.52	0.53
38:DQ:47:TYR:OH	38:DQ:51:ARG:NH1	2.41	0.53
40:DS:13:SER:HB3	40:DS:16:LYS:HD2	1.90	0.53
1:AA:1142:G:H2'	1:AA:1143:G:O4'	2.08	0.53
1:AA:665:A:C2	1:AA:732:C:C5	2.96	0.53
6:AF:86:ARG:HG3	6:AF:86:ARG:HH11	1.73	0.53
6:AF:93:LYS:O	6:AF:94:HIS:HB2	2.09	0.53
8:AH:67:GLN:OE1	8:AH:67:GLN:HA	2.08	0.53
10:AJ:9:ARG:HB2	10:AJ:99:GLN:HB2	1.90	0.53
22:BA:2020:A:H5'	48:B0:9:THR:HG22	1.90	0.53
22:BA:1984:G:C6	22:BA:1985:C:C5	2.97	0.53
22:BA:2256:G:O2'	22:BA:2257:U:H5'	2.08	0.53
22:BA:2271:G:C6	22:BA:2272:U:C4	2.96	0.53
22:BA:2327:A:H2'	22:BA:2328:A:C8	2.44	0.53
22:BA:2527:C:C2'	22:BA:2528:U:H5'	2.38	0.53
22:BA:278:A:C2	22:BA:362:A:C8	2.96	0.53
22:BA:481:G:C2	22:BA:507:A:N3	2.76	0.53
29:BH:147:VAL:CG1	29:BH:149:GLU:HG3	2.36	0.53
1:CA:1211:U:C2'	1:CA:1212:U:OP2	2.57	0.53
1:CA:211:G:O2'	1:CA:212:G:C4'	2.57	0.53
1:CA:1328:C:H5"	13:CM:28:THR:HG21	1.91	0.53

*Continued on next page...*



*Continued from previous page...*

Atom-1	Atom-2	Distance(Å)	Clash(Å)
22:DA:2046:G:C2	22:DA:2047:C:C2	2.96	0.53
22:DA:2267:A:H5''	22:DA:2268:A:H5'	1.91	0.53
22:DA:2280:G:O2'	22:DA:2388:A:N1	2.30	0.53
22:DA:2819:G:H5''	57:DA:3802:HOH:O	2.09	0.53
24:DC:107:PRO:HB3	24:DC:142:HIS:CE1	2.43	0.53
27:DF:44:ILE:CG2	27:DF:79:ILE:HG22	2.39	0.53
29:DH:103:VAL:HA	29:DH:106:ALA:HB3	1.89	0.53
45:DX:67:VAL:O	45:DX:70:GLU:N	2.42	0.53
1:AA:26:A:C2'	1:AA:27:G:H5'	2.39	0.53
1:AA:772:U:C2'	1:AA:773:G:O5'	2.57	0.53
1:AA:807:A:H2'	1:AA:808:C:C6	2.44	0.53
7:AG:147:ALA:O	11:AK:61:PHE:CD1	2.61	0.53
17:AQ:14:SER:HB3	17:AQ:22:VAL:CG1	2.38	0.53
22:BA:1312:U:O2	22:BA:1603:A:C2	2.61	0.53
22:BA:1419:A:C5	22:BA:1421:G:C5	2.97	0.53
22:BA:1812:U:H2'	22:BA:1813:G:H8	1.73	0.53
22:BA:2344:U:H4'	22:BA:2345:G:OP1	2.07	0.53
22:BA:477:A:H2'	22:BA:478:A:C8	2.43	0.53
22:BA:757:G:N7	57:BA:3302:HOH:O	2.34	0.53
24:BC:246:THR:HB	24:BC:248:TRP:HE3	1.74	0.53
25:BD:133:THR:HG23	25:BD:134:HIS:CD2	2.43	0.53
22:BA:1998:A:OP2	25:BD:141:ARG:NH2	2.42	0.53
26:BE:12:LEU:HD23	26:BE:13:THR:N	2.24	0.53
28:BG:27:LYS:HD2	28:BG:32:GLU:OE2	2.09	0.53
33:BL:109:LYS:HG3	33:BL:126:ARG:CB	2.39	0.53
35:BN:118:ARG:O	35:BN:120:GLU:N	2.41	0.53
36:BO:24:THR:HG22	36:BO:42:PRO:HD3	1.89	0.53
1:CA:429:U:H3'	4:CD:9:LEU:CD2	2.37	0.53
1:CA:484:G:N7	1:CA:486:U:H1'	2.23	0.53
1:CA:577:G:C8	1:CA:816:A:N1	2.77	0.53
1:CA:708:C:H2'	1:CA:709:U:C6	2.43	0.53
4:CD:192:SER:O	4:CD:193:ALA:HB3	2.09	0.53
4:CD:9:LEU:CD1	4:CD:29:ASP:OD1	2.56	0.53
22:DA:1998:A:OP2	25:DD:141:ARG:NH2	2.41	0.53
22:DA:684:G:C2	22:DA:794:A:C2	2.96	0.53
29:DH:37:VAL:CG2	29:DH:38:PRO:HD2	2.39	0.53
42:DU:88:GLU:O	42:DU:89:ASP:CB	2.56	0.53
1:AA:1180:A:H5''	1:AA:1181:G:OP2	2.07	0.53
1:AA:1379:G:C6	1:AA:1380:U:C4	2.96	0.53
1:AA:223:A:H2'	1:AA:224:U:C6	2.44	0.53
1:AA:41:G:H2'	1:AA:42:G:H8	1.72	0.53
1:AA:937:A:H2'	1:AA:938:A:H5'	1.89	0.53

*Continued on next page...*

*Continued from previous page...*

Atom-1	Atom-2	Distance(Å)	Clash(Å)
4:AD:68:LEU:HD22	4:AD:68:LEU:N	2.24	0.53
12:AL:122:PRO:O	12:AL:124:ALA:N	2.41	0.53
12:AL:21:VAL:HG23	12:AL:95:TYR:HE1	1.71	0.53
14:AN:97:LYS:O	14:AN:99:ALA:N	2.41	0.53
17:AQ:10:GLY:HA3	17:AQ:25:ILE:HD13	1.90	0.53
53:B5:212:SER:HA	53:B5:221:PRO:CB	2.39	0.53
22:BA:1584:U:O2	22:BA:1584:U:H2'	2.08	0.53
22:BA:1917:U:C2'	22:BA:1918:A:H5'	2.38	0.53
22:BA:2256:G:C2'	22:BA:2257:U:O5'	2.56	0.53
22:BA:497:A:C6	22:BA:498:G:C5	2.97	0.53
22:BA:569:U:H1'	22:BA:947:A:O4'	2.09	0.53
38:BQ:76:TYR:C	38:BQ:76:TYR:CD2	2.82	0.53
42:BU:42:VAL:O	42:BU:60:GLU:HA	2.09	0.53
1:CA:1034:G:H2'	1:CA:1035:A:C8	2.43	0.53
1:CA:1507:A:C5	1:CA:1530:G:C6	2.97	0.53
1:CA:247:G:C5	1:CA:278:G:N2	2.76	0.53
1:CA:299:G:C6	1:CA:300:A:C6	2.97	0.53
1:CA:407:U:H2'	1:CA:408:A:H8	1.73	0.53
1:CA:511:C:C2	1:CA:512:U:C5	2.97	0.53
1:CA:78:A:N6	1:CA:79:G:C6	2.77	0.53
2:CB:104:TRP:CZ2	2:CB:156:GLY:N	2.77	0.53
4:CD:75:TYR:OH	4:CD:97:ARG:NH1	2.41	0.53
6:CF:99:ALA:O	6:CF:100:SER:HB3	2.09	0.53
7:CG:75:VAL:HG21	7:CG:144:MET:HG2	1.91	0.53
10:CJ:81:GLU:HA	10:CJ:84:VAL:HG12	1.89	0.53
15:CO:6:GLU:O	15:CO:10:LYS:N	2.42	0.53
19:CS:51:VAL:O	19:CS:58:VAL:HG12	2.09	0.53
22:DA:1798:U:O2'	22:DA:1802:A:N3	2.42	0.53
22:DA:204:A:H5'	22:DA:206:U:O4'	2.08	0.53
22:DA:2311:A:O2'	22:DA:2312:U:O5'	2.25	0.53
22:DA:197:A:N6	22:DA:2430:A:H2'	2.24	0.53
22:DA:2560:A:H2'	22:DA:2561:U:O4'	2.08	0.53
22:DA:89:A:C2	22:DA:90:U:C2	2.96	0.53
29:DH:2:GLN:O	29:DH:3:VAL:HG22	2.09	0.53
42:DU:82:ARG:O	42:DU:97:LYS:CG	2.57	0.53
1:AA:1157:A:N7	1:AA:1180:A:N6	2.57	0.53
1:AA:1241:G:C2	1:AA:1242:G:N7	2.77	0.53
1:AA:394:G:C5	1:AA:395:C:C5	2.97	0.53
1:AA:883:C:N3	1:AA:884:U:C4	2.76	0.53
2:AB:106:THR:O	2:AB:107:VAL:CB	2.57	0.53
2:AB:72:THR:HG22	2:AB:94:HIS:N	2.24	0.53
7:AG:30:LEU:HD23	7:AG:30:LEU:O	2.08	0.53

*Continued on next page...*

*Continued from previous page...*

Atom-1	Atom-2	Distance(Å)	Clash(Å)
9:AI:9:THR:HG22	9:AI:10:GLY:N	2.23	0.53
9:AI:46:MET:N	9:AI:46:MET:SD	2.81	0.53
16:AP:51:ARG:HH11	16:AP:51:ARG:HG2	1.74	0.53
22:BA:1078:U:H1'	22:BA:1088:A:C2	2.44	0.53
22:BA:1296:G:OP1	22:BA:2709:G:O2'	2.24	0.53
22:BA:662:G:C2	22:BA:663:G:C8	2.97	0.53
24:BC:78:VAL:O	24:BC:78:VAL:HG12	2.08	0.53
26:BE:43:THR:O	26:BE:44:ARG:HB3	2.07	0.53
26:BE:59:PRO:HD3	26:BE:71:GLY:O	2.09	0.53
1:CA:1112:C:N4	3:CC:178:LEU:HD23	2.24	0.53
1:CA:567:G:C2	1:CA:568:G:H1'	2.44	0.53
1:CA:55:A:C5	1:CA:56:U:C2	2.96	0.53
7:CG:115:SER:HB3	7:CG:118:LEU:HG	1.89	0.53
9:CI:28:ILE:HB	9:CI:35:LEU:HB2	1.89	0.53
22:DA:1316:U:O2'	22:DA:1317:G:H5'	2.09	0.53
22:DA:2745:C:C4	22:DA:2746:U:C4	2.96	0.53
22:DA:300:A:N6	57:DA:3551:HOH:O	2.41	0.53
22:DA:30:G:C6	22:DA:31:C:N3	2.77	0.53
23:DB:65:U:C4	23:DB:108:A:C4	2.97	0.53
36:DO:33:ARG:O	36:DO:34:HIS:CB	2.57	0.53
36:DO:72:ALA:HA	36:DO:109:ALA:CB	2.37	0.53
42:DU:16:GLY:O	42:DU:17:LYS:HB2	2.09	0.53
1:AA:132:C:H5''	20:AT:69:LYS:HE2	1.91	0.53
1:AA:1394:A:N1	1:AA:1500:A:O2'	2.35	0.53
1:AA:251:G:H4'	1:AA:252:U:O5'	2.09	0.53
1:AA:701:U:H4'	1:AA:702:A:H5''	1.91	0.53
2:AB:160:ALA:O	2:AB:161:LEU:HB2	2.08	0.53
4:AD:15:GLU:OE2	4:AD:56:ARG:NH2	2.42	0.53
5:AE:34:THR:HB	5:AE:50:TYR:CE2	2.44	0.53
7:AG:13:LEU:HD13	7:AG:13:LEU:N	2.24	0.53
53:B5:174:ALA:O	53:B5:175:PRO:CB	2.57	0.53
22:BA:1342:A:OP2	57:BA:3716:HOH:O	2.18	0.53
22:BA:186:G:O2'	22:BA:187:G:H5'	2.08	0.53
22:BA:2460:U:H2'	22:BA:2461:A:H8	1.74	0.53
22:BA:2507:C:C2	22:BA:2508:G:C8	2.97	0.53
22:BA:2547:A:N7	22:BA:2566:A:C8	2.76	0.53
22:BA:776:G:C8	22:BA:793:A:C2	2.97	0.53
25:BD:139:SER:HA	25:BD:142:VAL:HG13	1.90	0.53
32:BK:63:VAL:HG22	32:BK:84:CYS:HA	1.90	0.53
34:BM:55:ARG:CZ	34:BM:55:ARG:HB3	2.38	0.53
38:BQ:58:ARG:HA	38:BQ:61:TRP:CE3	2.44	0.53
38:BQ:72:ASN:OD1	38:BQ:107:THR:HG23	2.09	0.53

*Continued on next page...*

*Continued from previous page...*

Atom-1	Atom-2	Distance(Å)	Clash(Å)
43:BV:55:GLU:HB3	43:BV:59:GLU:HG3	1.90	0.53
44:BW:23:VAL:CG1	44:BW:25:ARG:O	2.56	0.53
22:BA:2080:A:P	45:BX:19:SER:HG	2.29	0.53
1:CA:1061:G:C5	1:CA:1062:U:C5	2.97	0.53
1:CA:706:A:C5	1:CA:707:U:C5	2.96	0.53
10:CJ:26:VAL:HG22	10:CJ:36:VAL:HG11	1.91	0.53
11:CK:110:ILE:O	21:CU:6:VAL:HG22	2.09	0.53
22:DA:1395:A:O2'	22:DA:1397:U:C6	2.60	0.53
22:DA:1491:G:C6	22:DA:1500:G:C2	2.97	0.53
22:DA:2113:U:C2	22:DA:2114:A:C8	2.97	0.53
22:DA:2234:G:C5	22:DA:2235:G:C8	2.96	0.53
22:DA:226:A:H5'	22:DA:257:C:O3'	2.08	0.53
22:DA:2712:C:C2	22:DA:2715:C:OP1	2.61	0.53
22:DA:2798:U:H4'	22:DA:2799:A:H5'	1.90	0.53
24:DC:129:THR:C	24:DC:130:LEU:HD23	2.28	0.53
27:DF:131:GLY:HA2	27:DF:153:ASP:HA	1.90	0.53
28:DG:129:THR:C	28:DG:130:GLU:HG2	2.29	0.53
37:DP:54:GLY:O	37:DP:77:HIS:NE2	2.42	0.53
1:AA:1062:U:C2'	1:AA:1063:C:C6	2.92	0.53
1:AA:1332:A:H2'	1:AA:1333:A:O4'	2.09	0.53
1:AA:242:G:C2	1:AA:245:U:C4	2.97	0.53
1:AA:880:C:O2'	1:AA:881:G:H5'	2.09	0.53
4:AD:100:ASN:OD1	4:AD:111:ARG:NH1	2.41	0.53
6:AF:92:THR:HG22	6:AF:93:LYS:N	2.24	0.53
7:AG:138:ARG:O	7:AG:142:HIS:HB2	2.09	0.53
8:AH:106:THR:HG21	8:AH:121:LEU:HD13	1.90	0.53
20:AT:35:VAL:HG22	20:AT:50:ALA:CB	2.39	0.53
22:BA:2042:A:H2'	22:BA:2043:C:H5'	1.91	0.53
22:BA:2515:C:H1'	22:BA:2570:G:N2	2.24	0.53
22:BA:2658:C:H5''	22:BA:2659:G:OP2	2.09	0.53
22:BA:2848:G:N3	22:BA:2867:G:C2	2.77	0.53
22:BA:2896:C:C2	22:BA:2897:U:C6	2.97	0.53
22:BA:614:A:HO2'	22:BA:615:U:P	2.23	0.53
24:BC:92:ALA:HB3	24:BC:104:ILE:HG13	1.92	0.53
28:BG:154:PRO:HD3	28:BG:162:VAL:O	2.09	0.53
22:BA:587:C:OP2	33:BL:21:ARG:NH1	2.42	0.53
34:BM:42:THR:CG2	34:BM:93:VAL:HG12	2.38	0.53
1:CA:734:G:C5	1:CA:735:C:C5	2.97	0.53
1:CA:803:G:C6	1:CA:804:U:N3	2.77	0.53
1:CA:892:A:C6	1:CA:893:C:C4	2.97	0.53
2:CB:134:ALA:O	2:CB:138:THR:HG23	2.09	0.53
11:CK:100:LEU:C	11:CK:102:ALA:H	2.11	0.53

*Continued on next page...*

*Continued from previous page...*

Atom-1	Atom-2	Distance(Å)	Clash(Å)
11:CK:87:LYS:HG3	11:CK:113:VAL:HG23	1.89	0.53
11:CK:89:PRO:HD3	21:CU:29:LEU:HD11	1.91	0.53
22:DA:1525:A:C5	22:DA:1526:C:C4	2.96	0.53
22:DA:1938:A:C6	22:DA:2590:A:H1'	2.43	0.53
22:DA:2033:A:H2'	22:DA:2033:A:OP1	2.09	0.53
22:DA:2147:A:N7	22:DA:2148:G:C5	2.77	0.53
22:DA:2334:U:C4	36:DO:16:ARG:HD3	2.44	0.53
22:DA:2341:G:C5	22:DA:2342:C:C4	2.97	0.53
22:DA:607:U:H5	22:DA:619:G:C4	2.27	0.53
24:DC:15:HIS:O	24:DC:204:VAL:HG21	2.09	0.53
29:DH:40:THR:O	29:DH:41:LYS:C	2.48	0.53
30:DI:51:LYS:N	30:DI:51:LYS:HD3	2.24	0.53
33:DL:59:ARG:CZ	33:DL:59:ARG:HB3	2.38	0.53
34:DM:66:ARG:HB2	34:DM:101:VAL:O	2.09	0.53
41:DT:69:ARG:HA	41:DT:74:ILE:HG22	1.91	0.53
46:DY:18:LEU:O	46:DY:22:LEU:CB	2.56	0.53
1:AA:1277:C:C2'	1:AA:1279:G:H8	2.22	0.52
1:AA:134:G:H2'	1:AA:135:C:C6	2.45	0.52
1:AA:235:C:H2'	1:AA:236:A:C8	2.44	0.52
1:AA:1170:A:OP1	2:AB:139:ARG:NH2	2.42	0.52
2:AB:88:ASP:OD2	2:AB:88:ASP:N	2.42	0.52
3:AC:155:GLY:O	3:AC:196:ILE:HG12	2.10	0.52
4:AD:97:ARG:O	4:AD:100:ASN:HB3	2.09	0.52
9:AI:30:ILE:HD11	9:AI:38:TYR:CD2	2.44	0.52
17:AQ:52:GLU:N	17:AQ:52:GLU:CD	2.63	0.52
22:BA:1144:A:C6	22:BA:1145:C:C4	2.97	0.52
22:BA:1268:A:P	57:BA:3378:HOH:O	2.67	0.52
27:BF:108:VAL:HG11	27:BF:176:PRO:HG2	1.90	0.52
4:CD:46:PRO:O	4:CD:47:ARG:C	2.46	0.52
4:CD:70:ARG:O	4:CD:74:ASN:ND2	2.40	0.52
22:DA:1428:C:C5	22:DA:1569:A:H5''	2.44	0.52
22:DA:2094:A:C2	22:DA:2196:C:C2	2.96	0.52
22:DA:2563:U:H1'	22:DA:2566:A:C6	2.44	0.52
25:DD:122:VAL:HG21	25:DD:141:ARG:HB3	1.90	0.52
34:DM:34:LYS:HD3	43:DV:82:TYR:HA	1.91	0.52
1:AA:1241:G:C2	1:AA:1242:G:C5	2.96	0.52
1:AA:976:G:OP2	1:AA:1358:U:O2'	2.27	0.52
1:AA:542:G:C2	1:AA:543:U:C4	2.97	0.52
1:AA:579:A:C4	1:AA:580:C:C5	2.97	0.52
1:AA:647:C:O2'	1:AA:648:A:H5'	2.09	0.52
8:AH:30:SER:O	8:AH:31:LYS:C	2.47	0.52
12:AL:24:LEU:CG	12:AL:25:GLU:H	2.22	0.52

*Continued on next page...*

*Continued from previous page...*

Atom-1	Atom-2	Distance(Å)	Clash(Å)
53:B5:53:ARG:HD3	53:B5:204:GLY:HA3	1.91	0.52
22:BA:1179:G:C6	22:BA:1180:U:H1'	2.43	0.52
22:BA:1667:G:O2'	22:BA:1991:U:O4	2.20	0.52
22:BA:860:U:C6	22:BA:2268:A:O4'	2.62	0.52
22:BA:2297:A:N1	22:BA:2321:U:C5	2.75	0.52
22:BA:2478:A:H5'	52:B4:32:LYS:HD3	1.91	0.52
24:BC:209:GLY:O	24:BC:211:ALA:N	2.42	0.52
22:BA:1993:U:H4'	25:BD:133:THR:CG2	2.39	0.52
25:BD:46:ARG:NH2	25:BD:88:GLU:O	2.42	0.52
22:BA:558:U:OP2	31:BJ:113:PRO:HG2	2.10	0.52
1:CA:103:U:O2'	1:CA:172:A:N1	2.34	0.52
29:BH:83:LYS:HG3	1:CA:55:A:N3	2.23	0.52
2:CB:126:PHE:HD2	2:CB:126:PHE:N	2.07	0.52
4:CD:34:ILE:O	4:CD:35:GLU:HB3	2.09	0.52
13:CM:93:ARG:HB3	13:CM:93:ARG:CZ	2.38	0.52
14:CN:3:LYS:HB3	14:CN:6:MET:HG2	1.91	0.52
17:CQ:14:SER:C	17:CQ:17:MET:HE1	2.29	0.52
11:CK:127:ARG:N	21:CU:34:ARG:NH2	2.57	0.52
22:DA:1799:G:N2	22:DA:1818:U:O2'	2.41	0.52
22:DA:2289:G:C2	22:DA:2290:G:C8	2.97	0.52
22:DA:247:G:N7	22:DA:249:C:N1	2.57	0.52
22:DA:2666:C:C5	22:DA:2667:C:C4	2.96	0.52
22:DA:430:A:H2'	22:DA:431:U:H5'	1.91	0.52
22:DA:868:U:C4	22:DA:869:G:N7	2.77	0.52
24:DC:34:LEU:O	24:DC:35:GLU:HB3	2.08	0.52
29:DH:31:VAL:CB	29:DH:32:PRO:CD	2.86	0.52
29:DH:34:GLY:O	29:DH:35:LYS:HB2	2.09	0.52
22:DA:309:A:H4'	42:DU:16:GLY:HA2	1.90	0.52
1:AA:1115:U:H2'	1:AA:1116:U:C6	2.44	0.52
1:AA:1250:A:H4'	9:AI:70:GLY:O	2.08	0.52
1:AA:1304:G:N1	1:AA:1305:G:N2	2.57	0.52
1:AA:1538:C:H2'	1:AA:1539:C:H5'	1.91	0.52
1:AA:281:G:O2'	1:AA:282:A:OP2	2.24	0.52
1:AA:623:C:C4	1:AA:624:C:C5	2.97	0.52
3:AC:113:ALA:O	3:AC:116:VAL:HB	2.09	0.52
3:AC:37:PHE:O	3:AC:41:GLN:HB2	2.10	0.52
4:AD:188:ARG:NH2	4:AD:197:GLU:OE1	2.42	0.52
7:AG:130:ASN:HA	7:AG:135:VAL:HG11	1.91	0.52
22:BA:1341:G:N3	41:BT:84:TYR:CD1	2.78	0.52
22:BA:1360:G:C6	22:BA:1372:U:C2	2.97	0.52
22:BA:1474:U:C4	22:BA:1475:G:N2	2.77	0.52
22:BA:2075:U:C4	22:BA:2238:G:C6	2.96	0.52

*Continued on next page...*

*Continued from previous page...*

Atom-1	Atom-2	Distance(Å)	Clash(Å)
22:BA:2886:A:C4	22:BA:2887:A:C8	2.96	0.52
22:BA:839:U:H2'	22:BA:840:C:C6	2.44	0.52
22:BA:936:A:H2'	22:BA:937:C:C6	2.45	0.52
23:BB:22:U:H2'	23:BB:23:G:C8	2.45	0.52
29:BH:77:THR:HA	29:BH:143:ILE:O	2.09	0.52
22:BA:2199:A:O4'	29:BH:28:ASN:ND2	2.42	0.52
32:BK:23:LYS:HB3	32:BK:40:LYS:HB3	1.92	0.52
39:BR:49:ILE:O	39:BR:51:VAL:O	2.26	0.52
45:BX:17:ASN:O	45:BX:24:ALA:HA	2.08	0.52
1:CA:1048:G:OP2	57:CA:1847:HOH:O	2.19	0.52
1:CA:154:U:O4	1:CA:155:A:N6	2.43	0.52
1:CA:374:A:H5''	1:CA:452:A:C2	2.45	0.52
1:CA:475:C:H2'	1:CA:476:U:C6	2.45	0.52
1:CA:834:U:H2'	1:CA:835:U:C6	2.44	0.52
1:CA:847:G:C2	1:CA:848:C:C2	2.98	0.52
1:CA:977:A:N3	1:CA:977:A:H3'	2.24	0.52
2:CB:91:PHE:O	2:CB:150:GLY:HA3	2.10	0.52
4:CD:29:ASP:O	4:CD:31:LYS:NZ	2.40	0.52
9:CI:18:ARG:O	9:CI:65:ILE:HA	2.09	0.52
16:CP:20:VAL:HG21	16:CP:32:PHE:CD1	2.44	0.52
22:DA:1566:A:N1	24:DC:213:TRP:CE3	2.77	0.52
22:DA:1649:G:N1	22:DA:2009:A:C6	2.77	0.52
22:DA:2324:U:OP2	22:DA:2324:U:C6	2.63	0.52
22:DA:2347:C:H2'	22:DA:2348:U:C6	2.44	0.52
22:DA:299:A:C5	22:DA:322:A:C2	2.97	0.52
29:DH:72:ILE:HG22	29:DH:72:ILE:O	2.09	0.52
1:AA:1368:A:OP2	9:AI:114:LYS:HD3	2.09	0.52
1:AA:1470:U:H2'	1:AA:1471:U:C6	2.45	0.52
2:AB:35:ARG:HE	2:AB:35:ARG:HA	1.75	0.52
3:AC:149:ILE:HG13	3:AC:201:TRP:O	2.10	0.52
5:AE:97:GLN:HB2	5:AE:124:LEU:HD12	1.91	0.52
8:AH:111:MET:HE1	8:AH:116:ALA:HA	1.91	0.52
11:AK:31:ILE:HB	11:AK:46:THR:HG22	1.90	0.52
12:AL:24:LEU:HB2	12:AL:59:ASN:HD22	1.75	0.52
19:AS:50:ALA:HA	19:AS:58:VAL:O	2.10	0.52
22:BA:1020:A:C2	22:BA:1141:U:C2	2.98	0.52
22:BA:1090:A:H2'	22:BA:1091:G:C5'	2.39	0.52
22:BA:1353:A:C2'	22:BA:1354:A:H5'	2.39	0.52
22:BA:1359:A:N7	22:BA:1373:A:C2	2.77	0.52
22:BA:1627:G:C2	22:BA:1628:G:C8	2.98	0.52
22:BA:1917:U:H2'	22:BA:1917:U:O2	2.10	0.52
22:BA:2291:U:H2'	22:BA:2292:U:C6	2.45	0.52

*Continued on next page...*



*Continued from previous page...*

Atom-1	Atom-2	Distance(Å)	Clash(Å)
22:BA:265:A:H4'	22:BA:266:G:OP1	2.09	0.52
22:BA:696:G:O2'	22:BA:697:G:H5'	2.09	0.52
27:BF:117:LEU:HD23	27:BF:176:PRO:HB2	1.91	0.52
36:BO:60:GLU:O	36:BO:62:LEU:N	2.42	0.52
42:BU:97:LYS:O	42:BU:98:SER:OG	2.26	0.52
1:CA:1028:C:OP2	1:CA:1028:C:C6	2.63	0.52
1:CA:1250:A:C6	1:CA:1251:A:C6	2.97	0.52
1:CA:892:A:O2'	1:CA:1415:G:H4'	2.10	0.52
1:CA:485:U:OP2	1:CA:485:U:H4'	2.09	0.52
1:CA:624:C:H2'	1:CA:625:U:O4'	2.09	0.52
1:CA:939:G:P	7:CG:95:ARG:NH2	2.83	0.52
2:CB:123:ASP:O	2:CB:124:GLY:C	2.47	0.52
3:CC:111:LEU:N	3:CC:111:LEU:HD23	2.24	0.52
3:CC:83:ASP:O	3:CC:85:GLU:N	2.43	0.52
4:CD:32:CYS:O	4:CD:33:LYS:HB2	2.09	0.52
4:CD:32:CYS:SG	4:CD:33:LYS:N	2.81	0.52
6:CF:99:ALA:O	6:CF:100:SER:CB	2.58	0.52
16:CP:14:ARG:N	16:CP:15:PRO:CD	2.72	0.52
21:CU:8:GLU:HB3	21:CU:12:PHE:CE2	2.45	0.52
50:D2:22:MET:SD	50:D2:28:ARG:HG2	2.49	0.52
22:DA:1965:C:OP1	22:DA:1966:A:H2'	2.09	0.52
22:DA:1973:G:C6	22:DA:1974:C:N3	2.77	0.52
22:DA:2324:U:H6	22:DA:2324:U:OP2	1.92	0.52
22:DA:756:A:H2'	22:DA:757:G:O4'	2.09	0.52
22:DA:833:A:H2'	22:DA:834:G:C8	2.44	0.52
25:DD:29:VAL:HB	25:DD:98:VAL:HB	1.91	0.52
26:DE:150:THR:O	26:DE:192:ALA:HB2	2.09	0.52
22:DA:2303:G:O4'	27:DF:123:ASP:HA	2.10	0.52
22:DA:2840:C:H5'	35:DN:53:THR:OG1	2.10	0.52
41:DT:61:LEU:C	41:DT:61:LEU:HD12	2.29	0.52
1:AA:1478:U:H2'	1:AA:1479:C:C6	2.44	0.52
1:AA:233:C:H2'	1:AA:234:C:C6	2.44	0.52
4:AD:191:LEU:O	4:AD:192:SER:HB3	2.08	0.52
11:AK:71:ALA:O	11:AK:73:ALA:N	2.42	0.52
12:AL:86:ARG:NE	12:AL:88:LYS:HB3	2.25	0.52
16:AP:43:ALA:O	16:AP:46:LYS:HD2	2.08	0.52
19:AS:64:ASP:O	19:AS:65:GLU:HB3	2.09	0.52
20:AT:70:ASN:HA	20:AT:73:ALA:HB3	1.91	0.52
40:BS:38:TYR:CD2	48:B0:28:LEU:HD21	2.44	0.52
49:B1:10:LYS:O	49:B1:51:GLU:HG2	2.08	0.52
22:BA:1556:C:O2'	22:BA:1557:C:H5'	2.10	0.52
22:BA:2489:U:C4	22:BA:2490:G:C6	2.97	0.52

*Continued on next page...*



*Continued from previous page...*

Atom-1	Atom-2	Distance(Å)	Clash(Å)
22:BA:813:U:H2'	22:BA:814:C:C6	2.45	0.52
22:BA:944:C:H2'	57:BA:3351:HOH:O	2.08	0.52
24:BC:121:ASP:O	24:BC:122:ALA:O	2.27	0.52
22:BA:588:U:H1'	26:BE:85:PHE:CD1	2.45	0.52
29:BH:51:ARG:NH1	29:BH:55:GLU:OE1	2.43	0.52
32:BK:34:GLY:O	32:BK:35:VAL:C	2.47	0.52
32:BK:2:ILE:HG23	32:BK:6:THR:HG21	1.91	0.52
37:BP:103:ARG:HH11	37:BP:103:ARG:HG2	1.75	0.52
43:BV:51:GLN:OE1	43:BV:57:TYR:OH	2.27	0.52
43:BV:8:VAL:HG23	43:BV:9:ARG:N	2.23	0.52
46:BY:9:LYS:HG2	46:BY:10:SER:N	2.24	0.52
46:BY:23:ARG:O	46:BY:24:GLU:C	2.47	0.52
1:CA:542:G:C2	1:CA:543:U:C6	2.98	0.52
1:CA:676:A:H2'	1:CA:677:U:H6	1.75	0.52
1:CA:833:G:C4	1:CA:834:U:C6	2.98	0.52
3:CC:165:THR:O	3:CC:166:GLU:O	2.28	0.52
3:CC:72:ARG:O	3:CC:75:ILE:HG22	2.10	0.52
5:CE:104:GLY:O	5:CE:105:ILE:HG22	2.10	0.52
6:CF:18:VAL:HG12	6:CF:19:PRO:N	2.23	0.52
8:CH:113:ASP:OD1	8:CH:114:ARG:N	2.43	0.52
15:CO:29:VAL:HG13	15:CO:63:ARG:HG3	1.92	0.52
20:CT:70:ASN:O	20:CT:73:ALA:N	2.42	0.52
50:D2:24:THR:HG23	50:D2:27:GLY:HA3	1.91	0.52
22:DA:308:G:C6	22:DA:309:A:C6	2.98	0.52
22:DA:320:A:H2'	26:DE:131:THR:HG21	1.91	0.52
22:DA:919:U:H2'	22:DA:920:A:O4'	2.09	0.52
24:DC:141:VAL:CG1	24:DC:190:ALA:HB1	2.39	0.52
22:DA:2820:A:C8	25:DD:196:ALA:HB1	2.43	0.52
22:DA:2810:A:H5''	25:DD:62:LYS:HE2	1.90	0.52
26:DE:97:ASN:HB2	26:DE:100:MET:SD	2.50	0.52
34:DM:19:GLY:O	34:DM:38:ARG:NH1	2.42	0.52
22:DA:2683:C:OP1	37:DP:56:HIS:HB3	2.10	0.52
1:AA:1212:U:H5'	1:AA:1213:A:C8	2.45	0.52
1:AA:1239:A:H62	1:AA:1299:A:N6	2.08	0.52
1:AA:1258:G:C6	1:AA:1259:C:C4	2.97	0.52
1:AA:478:A:H2'	1:AA:479:U:O4'	2.10	0.52
1:AA:587:G:N2	1:AA:755:G:C4	2.77	0.52
3:AC:87:LEU:O	3:AC:91:VAL:HG23	2.09	0.52
4:AD:192:SER:O	4:AD:193:ALA:HB3	2.09	0.52
10:AJ:6:ILE:HD12	10:AJ:76:ILE:HB	1.92	0.52
15:AO:46:HIS:O	15:AO:48:LYS:N	2.35	0.52
17:AQ:43:LYS:O	17:AQ:44:LEU:HD23	2.08	0.52

*Continued on next page...*

*Continued from previous page...*

Atom-1	Atom-2	Distance(Å)	Clash(Å)
20:AT:54:MET:HA	20:AT:57:ILE:HG22	1.92	0.52
22:BA:1277:G:H5'	35:BN:20:MET:CE	2.39	0.52
22:BA:141:G:H3'	22:BA:142:A:C8	2.44	0.52
22:BA:1795:C:C2	22:BA:1796:U:C6	2.98	0.52
33:BL:109:LYS:HG3	33:BL:126:ARG:HB2	1.92	0.52
35:BN:24:MET:SD	35:BN:44:LEU:HD22	2.50	0.52
42:BU:14:LEU:HD11	42:BU:71:ALA:HB2	1.92	0.52
1:CA:243:A:H4'	1:CA:244:U:H5''	1.92	0.52
1:CA:50:A:N6	1:CA:361:G:C4'	2.72	0.52
6:CF:16:GLU:C	6:CF:18:VAL:H	2.12	0.52
10:CJ:41:PRO:O	10:CJ:42:LEU:HB2	2.08	0.52
15:CO:60:VAL:O	15:CO:63:ARG:HB3	2.08	0.52
22:DA:1029:A:N1	22:DA:2465:C:O2'	2.36	0.52
22:DA:1364:G:C8	45:DX:2:SER:N	2.77	0.52
22:DA:137:U:H5''	22:DA:140:C:C5	2.45	0.52
22:DA:1801:A:C4	24:DC:262:ARG:NH2	2.78	0.52
22:DA:2816:G:N3	22:DA:2883:A:O2'	2.35	0.52
22:DA:55:G:C2	22:DA:56:A:C8	2.97	0.52
22:DA:658:U:C2	22:DA:659:G:C8	2.98	0.52
22:DA:830:G:C4	22:DA:2448:A:C5	2.98	0.52
22:DA:836:G:C5	22:DA:837:C:C4	2.97	0.52
28:DG:154:PRO:HA	28:DG:160:LYS:O	2.10	0.52
29:DH:23:ALA:O	29:DH:27:ARG:N	2.38	0.52
29:DH:34:GLY:O	29:DH:35:LYS:HD2	2.10	0.52
33:DL:105:ILE:CG2	33:DL:107:PHE:O	2.58	0.52
33:DL:90:VAL:N	33:DL:121:THR:O	2.43	0.52
22:DA:958:U:OP2	34:DM:14:LYS:HD2	2.10	0.52
1:AA:100:G:N7	1:AA:101:A:N7	2.58	0.52
1:AA:1358:U:C6	1:AA:1359:C:C5	2.98	0.52
1:AA:19:A:H1'	1:AA:917:G:N2	2.24	0.52
1:AA:554:A:H2'	1:AA:555:U:H6	1.73	0.52
1:AA:723:U:OP1	21:AU:49:LYS:HB2	2.10	0.52
3:AC:22:TRP:CD1	3:AC:59:ARG:HD3	2.44	0.52
4:AD:62:ARG:NH1	4:AD:69:GLU:HG2	2.25	0.52
6:AF:46:GLN:HA	6:AF:56:LYS:HG2	1.92	0.52
11:AK:72:ASP:O	11:AK:73:ALA:HB2	2.09	0.52
19:AS:29:LYS:CB	19:AS:30:PRO:CD	2.87	0.52
22:BA:1019:U:O4	22:BA:1020:A:N6	2.43	0.52
22:BA:1316:U:C2	22:BA:1337:G:N2	2.78	0.52
22:BA:527:C:H4'	22:BA:528:A:O5'	2.10	0.52
22:BA:712:G:H2'	22:BA:713:G:H5'	1.91	0.52
24:BC:18:LYS:HE2	24:BC:18:LYS:HA	1.89	0.52

*Continued on next page...*

*Continued from previous page...*

Atom-1	Atom-2	Distance(Å)	Clash(Å)
30:BI:28:LEU:HD11	30:BI:35:ILE:HA	1.90	0.52
30:BI:57:VAL:HG22	30:BI:58:VAL:N	2.25	0.52
37:BP:110:ILE:O	37:BP:111:LYS:O	2.28	0.52
38:BQ:88:VAL:HG13	39:BR:49:ILE:HD11	1.90	0.52
1:CA:1211:U:O2'	1:CA:1212:U:P	2.67	0.52
1:CA:1291:U:OP1	7:CG:37:SER:HB3	2.09	0.52
2:CB:126:PHE:N	2:CB:126:PHE:CD2	2.78	0.52
4:CD:26:ARG:HG3	4:CD:27:ALA:N	2.25	0.52
5:CE:18:VAL:CG2	5:CE:56:VAL:HG13	2.40	0.52
6:CF:22:ILE:O	6:CF:26:THR:OG1	2.25	0.52
8:CH:35:ALA:O	8:CH:39:VAL:HG23	2.09	0.52
50:D2:34:ARG:HB2	50:D2:42:LEU:CD1	2.40	0.52
22:DA:188:G:C2	22:DA:209:C:N3	2.77	0.52
22:DA:222:A:H3'	22:DA:421:C:H5'	1.90	0.52
22:DA:228:C:C5'	22:DA:229:C:C6	2.93	0.52
22:DA:2571:U:C4	22:DA:2574:G:C8	2.98	0.52
22:DA:279:A:H61	22:DA:361:G:H1'	1.75	0.52
22:DA:874:G:C2	22:DA:904:G:C2	2.97	0.52
24:DC:72:ASP:O	24:DC:74:ILE:HD12	2.09	0.52
31:DJ:17:VAL:HG22	31:DJ:55:ILE:HB	1.91	0.52
35:DN:20:MET:HG3	35:DN:21:PHE:N	2.24	0.52
40:DS:7:HIS:HB2	40:DS:50:VAL:CG2	2.40	0.52
1:AA:1070:U:C2	1:AA:1071:C:C5	2.98	0.52
1:AA:1074:G:C2	1:AA:1075:U:C2	2.98	0.52
1:AA:203:G:C2	1:AA:215:C:C2	2.98	0.52
2:AB:71:GLY:O	2:AB:93:ASN:HA	2.10	0.52
11:AK:53:ARG:O	11:AK:56:ARG:HB2	2.09	0.52
13:AM:11:ASP:OD1	13:AM:45:ILE:HB	2.10	0.52
1:AA:255:G:H4'	17:AQ:19:LYS:HD2	1.91	0.52
53:B5:50:ILE:CG2	53:B5:51:ASP:N	2.73	0.52
22:BA:2280:G:C2	22:BA:2281:A:C8	2.98	0.52
22:BA:2526:G:N1	22:BA:2538:C:O2	2.42	0.52
22:BA:2649:C:O2'	22:BA:2650:U:H5'	2.09	0.52
22:BA:877:A:N6	22:BA:899:A:C6	2.78	0.52
29:BH:2:GLN:O	29:BH:3:VAL:HG22	2.10	0.52
29:BH:94:ILE:HD12	29:BH:98:ASP:HB3	1.92	0.52
34:BM:118:LYS:O	34:BM:121:ALA:HB3	2.10	0.52
41:BT:1:MET:O	41:BT:2:ILE:HG13	2.10	0.52
43:BV:72:VAL:HG12	43:BV:93:ARG:HA	1.90	0.52
1:CA:1288:A:N1	1:CA:1371:G:H1'	2.25	0.52
1:CA:1499:A:H3'	57:CA:1881:HOH:O	2.10	0.52
1:CA:747:A:N6	1:CA:748:G:C6	2.78	0.52

*Continued on next page...*

*Continued from previous page...*

Atom-1	Atom-2	Distance(Å)	Clash(Å)
1:CA:920:U:H2'	1:CA:921:U:H6	1.70	0.52
1:CA:964:A:N3	1:CA:969:A:O2'	2.38	0.52
7:CG:59:LEU:O	7:CG:63:GLU:HB2	2.10	0.52
8:CH:12:THR:HG23	8:CH:15:ARG:NH1	2.25	0.52
22:DA:1197:G:H2'	22:DA:1198:U:H6	1.73	0.52
22:DA:1248:G:N3	38:DQ:3:ARG:HG3	2.24	0.52
22:DA:1774:C:OP1	57:DA:3440:HOH:O	2.18	0.52
22:DA:433:C:H2'	22:DA:434:U:C6	2.44	0.52
23:DB:46:A:H5''	36:DO:3:LYS:HE3	1.92	0.52
28:DG:24:ILE:HG21	28:DG:72:LEU:HD21	1.92	0.52
30:DI:89:GLY:HA3	30:DI:136:MET:HE3	1.91	0.52
42:DU:13:VAL:HG21	42:DU:39:ILE:HD12	1.92	0.52
1:AA:1418:A:C8	1:AA:1419:G:O4'	2.62	0.52
1:AA:1498:U:H1'	1:AA:1499:A:N7	2.24	0.52
1:AA:457:G:C6	1:AA:458:U:N3	2.77	0.52
1:AA:472:U:C4	1:AA:473:U:C4	2.98	0.52
1:AA:774:G:C4	1:AA:775:G:C8	2.97	0.52
1:AA:8:A:C5	4:AD:206:LYS:HB3	2.44	0.52
2:AB:187:VAL:HG23	2:AB:187:VAL:O	2.10	0.52
3:AC:11:ARG:O	3:AC:14:ILE:O	2.28	0.52
4:AD:9:LEU:CD2	4:AD:22:LYS:HB2	2.40	0.52
6:AF:14:GLN:O	6:AF:15:SER:C	2.47	0.52
6:AF:40:GLU:HB3	6:AF:42:TRP:CD1	2.45	0.52
7:AG:113:ASP:OD2	7:AG:113:ASP:N	2.43	0.52
7:AG:99:LEU:O	7:AG:101:MET:N	2.42	0.52
10:AJ:51:VAL:O	10:AJ:62:ARG:HA	2.10	0.52
20:AT:75:HIS:O	20:AT:78:ASN:N	2.43	0.52
50:B2:43:THR:O	50:B2:44:VAL:HG12	2.09	0.52
22:BA:1344:U:O2'	22:BA:1345:C:OP2	2.23	0.52
22:BA:2052:A:C2	22:BA:2053:G:N9	2.78	0.52
22:BA:2140:G:C2	22:BA:2152:G:C2	2.98	0.52
22:BA:2600:A:C4	22:BA:2601:C:C5	2.98	0.52
22:BA:2638:G:O2'	22:BA:2775:G:N2	2.41	0.52
22:BA:498:G:H2'	22:BA:499:U:H6	1.75	0.52
22:BA:859:G:O2'	22:BA:860:U:P	2.67	0.52
24:BC:207:LYS:O	24:BC:210:ALA:HB3	2.10	0.52
22:BA:2310:C:C4	27:BF:77:PHE:CZ	2.98	0.52
1:CA:1203:C:H4'	14:CN:67:THR:HB	1.91	0.52
1:CA:144:G:C5	1:CA:179:A:C2	2.98	0.52
1:CA:209:U:O2	1:CA:209:U:H2'	2.10	0.52
5:CE:101:GLU:C	5:CE:103:THR:N	2.64	0.52
13:CM:96:PRO:HB2	13:CM:100:GLN:HB2	1.92	0.52

*Continued on next page...*

*Continued from previous page...*

Atom-1	Atom-2	Distance(Å)	Clash(Å)
22:DA:1045:C:H1'	22:DA:1047:G:C6	2.45	0.52
22:DA:1359:A:C2	22:DA:1360:G:H1'	2.43	0.52
22:DA:1847:A:O2'	22:DA:1848:A:C8	2.63	0.52
22:DA:1856:U:O4	22:DA:1857:G:N1	2.43	0.52
22:DA:204:A:C8	22:DA:206:U:N3	2.77	0.52
22:DA:266:G:N2	22:DA:427:U:H1'	2.25	0.52
23:DB:58:A:H2'	23:DB:59:A:O4'	2.10	0.52
29:DH:25:TYR:CZ	29:DH:30:LEU:HD21	2.45	0.52
30:DI:57:VAL:HG22	30:DI:58:VAL:N	2.24	0.52
22:DA:2469:A:H4'	34:DM:55:ARG:HD3	1.91	0.52
42:DU:72:ILE:HD12	42:DU:81:ASP:O	2.09	0.52
42:DU:95:PHE:O	42:DU:95:PHE:CG	2.62	0.52
1:AA:1298:U:N3	7:AG:114:LYS:HA	2.25	0.52
1:AA:452:A:N7	1:AA:453:G:C8	2.78	0.52
1:AA:462:G:C8	1:AA:463:U:C5	2.98	0.52
1:AA:858:G:N7	57:AA:1823:HOH:O	2.42	0.52
4:AD:191:LEU:HD12	4:AD:192:SER:HB2	1.91	0.52
8:AH:5:ASP:OD1	8:AH:8:ALA:HB2	2.09	0.52
11:AK:21:ALA:CB	11:AK:34:ILE:HD13	2.40	0.52
9:AI:113:ARG:NH2	14:AN:101:TRP:CZ2	2.77	0.52
48:B0:31:ASP:OD1	48:B0:34:SER:N	2.43	0.52
48:B0:40:ARG:O	48:B0:41:HIS:HB2	2.10	0.52
22:BA:1045:C:C3'	22:BA:1046:A:H5'	2.40	0.52
22:BA:1999:C:OP1	22:BA:2723:C:O2'	2.26	0.52
22:BA:2199:A:C1'	29:BH:28:ASN:ND2	2.73	0.52
22:BA:2210:U:O2	22:BA:2212:A:C8	2.63	0.52
22:BA:2674:G:H2'	22:BA:2675:A:H8	1.75	0.52
22:BA:2887:A:C2	22:BA:2888:C:C6	2.98	0.52
30:BI:75:PRO:HB2	30:BI:78:VAL:HG13	1.92	0.52
22:BA:2820:A:OP1	35:BN:2:ARG:NH2	2.43	0.52
39:BR:49:ILE:CA	39:BR:52:PRO:O	2.58	0.52
39:BR:58:VAL:HG13	39:BR:102:SER:HB2	1.92	0.52
44:BW:52:GLY:HA3	44:BW:60:PHE:CE2	2.45	0.52
22:BA:1808:A:O2'	45:BX:3:ARG:NH1	2.43	0.52
1:CA:1022:A:C5	1:CA:1023:U:C5	2.98	0.52
1:CA:238:A:O2'	1:CA:239:U:H5'	2.09	0.52
1:CA:505:G:H2'	1:CA:506:G:C8	2.44	0.52
2:CB:15:HIS:ND1	2:CB:15:HIS:C	2.63	0.52
4:CD:29:ASP:C	4:CD:31:LYS:H	2.13	0.52
21:CU:12:PHE:O	21:CU:13:ASP:CB	2.58	0.52
22:DA:104:A:H2'	22:DA:105:C:O4'	2.10	0.52
22:DA:2083:G:N7	22:DA:2084:C:C5	2.77	0.52

*Continued on next page...*

*Continued from previous page...*

Atom-1	Atom-2	Distance(Å)	Clash(Å)
22:DA:2142:A:N1	22:DA:2150:C:N3	2.58	0.52
22:DA:2596:U:C5	22:DA:2597:G:C5	2.97	0.52
22:DA:528:A:OP1	57:DA:3247:HOH:O	2.19	0.52
22:DA:533:G:H5'	38:DQ:24:TYR:CE2	2.45	0.52
22:DA:54:G:C6	22:DA:55:G:N7	2.78	0.52
22:DA:571:U:C4	22:DA:575:A:C5	2.98	0.52
22:DA:750:A:H5''	22:DA:751:A:OP2	2.09	0.52
24:DC:9:THR:O	24:DC:10:SER:HB3	2.10	0.52
27:DF:3:LYS:HD3	27:DF:101:GLU:OE2	2.10	0.52
28:DG:60:ASP:O	28:DG:62:TRP:N	2.43	0.52
30:DI:54:PRO:HG2	30:DI:78:VAL:HG21	1.92	0.52
34:DM:31:PHE:CD1	34:DM:113:ALA:HB2	2.45	0.52
39:DR:6:GLN:HB3	39:DR:37:GLU:HB3	1.92	0.52
40:DS:23:LEU:HD22	48:D0:24:ALA:HB2	1.92	0.52
1:AA:390:U:H2'	1:AA:391:G:H8	1.75	0.51
1:AA:444:G:C6	1:AA:445:G:C5	2.98	0.51
1:AA:565:U:C4	1:AA:566:G:C5	2.98	0.51
2:AB:58:ASN:HA	2:AB:61:ALA:HB3	1.91	0.51
6:AF:47:LEU:HD12	6:AF:55:HIS:HA	1.91	0.51
6:AF:68:GLN:HA	6:AF:71:ILE:HG22	1.92	0.51
20:AT:34:LYS:O	20:AT:37:ALA:HB3	2.09	0.51
21:AU:12:PHE:CD2	21:AU:12:PHE:N	2.78	0.51
22:BA:2223:G:C5	22:BA:2224:G:C8	2.98	0.51
22:BA:21:A:O2'	22:BA:22:C:H5'	2.10	0.51
22:BA:854:C:O2	22:BA:924:G:C2	2.63	0.51
22:BA:972:A:C6	22:BA:973:A:C6	2.98	0.51
22:BA:1829:A:O2'	24:BC:15:HIS:CD2	2.64	0.51
32:BK:108:ARG:O	32:BK:110:GLU:N	2.43	0.51
40:BS:43:ALA:HA	40:BS:46:LEU:CD1	2.40	0.51
45:BX:77:LYS:HE3	45:BX:78:TYR:N	2.25	0.51
1:CA:1084:G:C5	1:CA:1085:U:C4	2.97	0.51
1:CA:17:U:H2'	1:CA:18:C:C6	2.44	0.51
1:CA:227:G:H2'	1:CA:228:A:O4'	2.10	0.51
1:CA:553:A:H4'	12:CL:27:CYS:O	2.11	0.51
1:CA:579:A:H2'	1:CA:580:C:C6	2.45	0.51
1:CA:704:A:C5	1:CA:705:G:C8	2.98	0.51
7:CG:40:GLU:HB2	7:CG:44:TYR:CE2	2.45	0.51
17:CQ:12:VAL:HG23	17:CQ:57:ASP:O	2.10	0.51
48:D0:44:THR:C	48:D0:46:ASP:H	2.13	0.51
22:DA:2610:C:H5'	54:D6:7:004:HD2	1.92	0.51
22:DA:185:G:C5	22:DA:212:G:N2	2.79	0.51
22:DA:2226:C:C4	22:DA:2227:A:C5	2.98	0.51

*Continued on next page...*

*Continued from previous page...*

Atom-1	Atom-2	Distance(Å)	Clash(Å)
22:DA:2842:G:H2'	22:DA:2843:G:O4'	2.11	0.51
22:DA:2811:G:C6	22:DA:2890:G:N2	2.78	0.51
22:DA:467:G:H4'	22:DA:796:C:O2'	2.09	0.51
30:DI:105:GLN:O	30:DI:106:LEU:HG	2.10	0.51
1:AA:1152:A:C5	1:AA:1153:G:N7	2.78	0.51
1:AA:1371:G:OP1	9:AI:13:LYS:HD3	2.10	0.51
1:AA:39:G:N7	1:AA:547:A:H8	2.08	0.51
1:AA:93:U:H2'	1:AA:94:G:H5''	1.92	0.51
3:AC:143:ARG:CG	3:AC:144:LEU:HD13	2.40	0.51
5:AE:104:GLY:HA3	5:AE:122:ASN:HA	1.92	0.51
1:AA:825:A:O2'	8:AH:13:ARG:NH1	2.42	0.51
5:AE:157:ARG:HD2	8:AH:43:GLU:O	2.09	0.51
11:AK:25:ALA:CA	11:AK:30:THR:HG22	2.38	0.51
15:AO:63:ARG:HG2	15:AO:67:LEU:HD12	1.91	0.51
1:AA:237:G:H5''	17:AQ:27:ARG:NH2	2.25	0.51
19:AS:5:LEU:O	19:AS:7:LYS:N	2.40	0.51
11:AK:127:ARG:N	21:AU:34:ARG:NH2	2.58	0.51
22:BA:1195:G:C2'	22:BA:1196:C:H5'	2.40	0.51
22:BA:1321:A:C4	22:BA:1322:A:C8	2.98	0.51
22:BA:1441:G:N2	22:BA:1442:U:C2	2.78	0.51
22:BA:1983:G:O2'	22:BA:1984:G:H5'	2.09	0.51
22:BA:2209:G:C5	22:BA:2210:U:C4	2.98	0.51
22:BA:2307:G:N2	22:BA:2311:A:H2'	2.25	0.51
22:BA:515:A:C8	22:BA:516:C:C5	2.98	0.51
23:BB:109:A:C6	23:BB:110:C:C4	2.98	0.51
23:BB:45:A:C5	23:BB:46:A:N7	2.78	0.51
24:BC:252:THR:O	24:BC:253:LYS:C	2.47	0.51
24:BC:86:ASN:O	24:BC:87:ARG:HB3	2.10	0.51
25:BD:16:THR:HG23	25:BD:20:VAL:O	2.10	0.51
32:BK:36:GLY:HA2	32:BK:62:VAL:O	2.08	0.51
1:CA:1386:G:C2	1:CA:1387:G:C8	2.98	0.51
1:CA:690:G:H2'	1:CA:691:G:O4'	2.10	0.51
1:CA:995:C:N3	1:CA:1046:A:O2'	2.40	0.51
2:CB:72:THR:HG23	2:CB:94:HIS:O	2.10	0.51
1:CA:922:G:H4'	5:CE:25:VAL:HA	1.93	0.51
6:CF:26:THR:O	6:CF:30:THR:OG1	2.28	0.51
11:CK:52:PHE:CZ	11:CK:62:ALA:HA	2.46	0.51
3:CC:10:ILE:HD12	14:CN:98:LYS:HG3	1.90	0.51
52:D4:3:VAL:O	52:D4:3:VAL:HG23	2.11	0.51
52:D4:7:VAL:HG13	52:D4:38:GLY:HA2	1.92	0.51
22:DA:1379:U:O2	22:DA:1379:U:H2'	2.08	0.51
22:DA:1338:G:O2'	22:DA:1393:A:N1	2.29	0.51

*Continued on next page...*



*Continued from previous page...*

Atom-1	Atom-2	Distance(Å)	Clash(Å)
22:DA:185:G:N1	22:DA:212:G:C2	2.78	0.51
22:DA:2134:A:N3	22:DA:2159:G:H1'	2.25	0.51
22:DA:2234:G:C6	22:DA:2235:G:N7	2.78	0.51
22:DA:2810:A:C8	22:DA:2811:G:C8	2.98	0.51
22:DA:478:A:C2	22:DA:480:A:C4	2.99	0.51
23:DB:14:U:C2'	23:DB:14:U:O2	2.57	0.51
22:DA:2598:A:H5''	24:DC:234:GLY:HA3	1.91	0.51
28:DG:4:VAL:HG12	28:DG:69:ARG:HG2	1.92	0.51
36:DO:79:ALA:HA	36:DO:115:LEU:HD22	1.92	0.51
1:AA:1089:G:C2'	1:AA:1090:U:H5'	2.40	0.51
1:AA:114:U:O2'	1:AA:115:G:H5'	2.11	0.51
1:AA:1299:A:N3	1:AA:1299:A:C2'	2.69	0.51
1:AA:1417:G:C6	1:AA:1482:G:C6	2.98	0.51
1:AA:597:G:C2	1:AA:644:U:C2	2.98	0.51
2:AB:87:CYS:HB2	2:AB:89:GLN:NE2	2.26	0.51
10:AJ:9:ARG:O	10:AJ:98:VAL:HA	2.11	0.51
16:AP:78:VAL:HG13	16:AP:78:VAL:O	2.09	0.51
17:AQ:15:ASP:HA	17:AQ:21:ILE:HD11	1.93	0.51
19:AS:18:LYS:O	19:AS:31:LEU:HD21	2.10	0.51
19:AS:4:SER:HB2	19:AS:5:LEU:HD12	1.91	0.51
22:BA:528:A:H2	22:BA:2043:C:C5'	2.23	0.51
22:BA:2305:U:O2'	27:BF:133:ARG:NE	2.43	0.51
22:BA:2594:C:N3	22:BA:2595:G:N7	2.58	0.51
22:BA:451:U:C2	22:BA:453:A:N7	2.79	0.51
22:BA:696:G:N3	22:BA:697:G:C8	2.79	0.51
22:BA:858:G:H3'	22:BA:859:G:N7	2.26	0.51
23:BB:37:C:C5	23:BB:38:C:C4	2.97	0.51
25:BD:142:VAL:HB	25:BD:143:PRO:CD	2.40	0.51
25:BD:178:VAL:N	25:BD:188:LEU:O	2.40	0.51
25:BD:13:ARG:HD3	25:BD:21:SER:OG	2.10	0.51
27:BF:63:GLN:NE2	27:BF:90:THR:O	2.43	0.51
29:BH:99:ILE:O	29:BH:103:VAL:CG2	2.58	0.51
30:BI:80:LEU:HD11	30:BI:133:ALA:HA	1.92	0.51
22:BA:571:U:OP1	39:BR:80:ARG:NH1	2.44	0.51
47:BZ:40:ASP:OD2	47:BZ:45:ARG:NH1	2.43	0.51
1:CA:1089:G:C5	1:CA:1090:U:C5	2.98	0.51
1:CA:1114:C:C2	1:CA:1187:G:N2	2.79	0.51
1:CA:717:U:O2'	1:CA:734:G:O4'	2.23	0.51
18:CR:25:ASP:C	18:CR:27:ALA:H	2.14	0.51
22:DA:1243:C:C4	22:DA:1244:A:N7	2.79	0.51
22:DA:2001:C:H4'	22:DA:2689:U:H2'	1.93	0.51
22:DA:2108:A:C2	22:DA:2182:U:C2	2.99	0.51

*Continued on next page...*



*Continued from previous page...*

Atom-1	Atom-2	Distance(Å)	Clash(Å)
22:DA:269:C:H2'	22:DA:269:C:O2	2.11	0.51
22:DA:729:G:OP2	24:DC:207:LYS:NZ	2.36	0.51
24:DC:182:ARG:NH1	24:DC:266:PHE:HB2	2.24	0.51
24:DC:8:PRO:HB3	24:DC:14:ARG:HB2	1.92	0.51
25:DD:101:PHE:O	25:DD:104:VAL:HG22	2.10	0.51
29:DH:121:VAL:O	29:DH:122:LEU:HB2	2.11	0.51
30:DI:8:TYR:CD1	30:DI:8:TYR:O	2.64	0.51
33:DL:111:ILE:HD12	33:DL:111:ILE:N	2.25	0.51
33:DL:108:ALA:HB3	33:DL:125:LEU:HG	1.92	0.51
42:DU:74:ASN:HA	42:DU:96:PHE:CZ	2.44	0.51
43:DV:51:GLN:HA	43:DV:56:PHE:CB	2.40	0.51
1:AA:1157:A:C6	1:AA:1180:A:C5	2.98	0.51
1:AA:189:A:N7	1:AA:190:A:C6	2.77	0.51
1:AA:293:G:C5	1:AA:294:U:C5	2.99	0.51
1:AA:533:A:OP1	57:AA:1847:HOH:O	2.19	0.51
1:AA:541:G:H2'	1:AA:542:G:O4'	2.10	0.51
1:AA:727:G:N1	1:AA:731:G:C6	2.79	0.51
2:AB:168:HIS:ND1	2:AB:168:HIS:O	2.44	0.51
2:AB:51:ASN:O	2:AB:52:GLU:HB2	2.10	0.51
4:AD:138:SER:HB2	4:AD:139:PRO:HD2	1.92	0.51
6:AF:59:TYR:O	6:AF:60:VAL:HG23	2.09	0.51
7:AG:137:LYS:O	7:AG:141:VAL:HG23	2.11	0.51
1:AA:1367:C:P	9:AI:114:LYS:HZ1	2.32	0.51
53:B5:48:LEU:HA	53:B5:208:THR:CB	2.40	0.51
22:BA:1106:G:C2	22:BA:1107:G:C4	2.98	0.51
22:BA:1664:A:C2	22:BA:2726:A:C8	2.98	0.51
22:BA:1826:G:C4	22:BA:1827:U:C5	2.99	0.51
22:BA:1851:U:C4	22:BA:1852:U:C4	2.99	0.51
22:BA:207:A:H2'	22:BA:208:C:O5'	2.09	0.51
22:BA:2361:G:OP1	51:B3:26:HIS:ND1	2.37	0.51
22:BA:2435:A:H2'	22:BA:2436:G:O5'	2.10	0.51
22:BA:528:A:H2'	22:BA:529:A:H5''	1.93	0.51
22:BA:2820:A:C6	25:BD:197:THR:HG22	2.46	0.51
27:BF:38:MET:HG3	27:BF:151:GLY:O	2.10	0.51
29:BH:110:VAL:HG22	29:BH:114:GLU:HB2	1.90	0.51
30:BI:136:MET:SD	30:BI:138:LEU:HD11	2.50	0.51
42:BU:89:ASP:CG	42:BU:90:GLY:H	2.12	0.51
1:CA:1431:A:N6	1:CA:1432:G:O6	2.43	0.51
1:CA:483:C:H2'	1:CA:484:G:C8	2.46	0.51
2:CB:187:VAL:HB	2:CB:191:SER:HB2	1.93	0.51
2:CB:53:ALA:C	2:CB:54:LEU:HD22	2.31	0.51
4:CD:188:ARG:O	4:CD:190:ASP:N	2.43	0.51

*Continued on next page...*

*Continued from previous page...*

Atom-1	Atom-2	Distance(Å)	Clash(Å)
11:CK:91:PRO:O	11:CK:92:GLY:C	2.47	0.51
15:CO:52:SER:O	15:CO:55:GLY:N	2.43	0.51
17:CQ:27:ARG:CG	17:CQ:40:ARG:HB3	2.41	0.51
21:CU:10:GLU:CG	21:CU:11:PRO:HD3	2.41	0.51
50:D2:10:LEU:HD12	50:D2:10:LEU:O	2.11	0.51
22:DA:1062:G:C5	22:DA:1088:A:H2'	2.45	0.51
22:DA:2029:G:C2	22:DA:2033:A:N7	2.78	0.51
22:DA:2131:U:O4'	22:DA:2133:G:H1'	2.10	0.51
22:DA:2314:A:O4'	27:DF:155:THR:HG21	2.10	0.51
22:DA:2352:A:C4	22:DA:2366:A:C2	2.98	0.51
22:DA:1073:A:O2'	22:DA:2474:U:H5'	2.09	0.51
22:DA:2550:G:N2	22:DA:2559:C:H1'	2.24	0.51
22:DA:2572:A:N7	25:DD:150:GLN:HB3	2.26	0.51
22:DA:2598:A:H2'	22:DA:2599:G:O4'	2.10	0.51
22:DA:2632:A:C2	22:DA:2787:C:C2	2.98	0.51
22:DA:322:A:O4'	22:DA:340:A:H1'	2.10	0.51
22:DA:537:G:C6	22:DA:555:G:C2	2.98	0.51
22:DA:956:G:OP2	34:DM:86:LYS:NZ	2.44	0.51
37:DP:26:VAL:CG1	37:DP:28:VAL:HG23	2.40	0.51
44:DW:64:ASP:OD2	44:DW:64:ASP:N	2.44	0.51
1:AA:1093:A:H5''	1:AA:1094:G:OP2	2.11	0.51
1:AA:944:G:N1	1:AA:1338:G:OP2	2.41	0.51
1:AA:1374:A:C4	1:AA:1375:A:C8	2.99	0.51
1:AA:451:A:C2	1:AA:480:U:C2	2.98	0.51
1:AA:542:G:N3	1:AA:543:U:C5	2.79	0.51
1:AA:582:C:C4	1:AA:583:A:N7	2.79	0.51
1:AA:650:G:N2	1:AA:651:C:H1'	2.26	0.51
1:AA:73:C:O2'	1:AA:74:A:H5''	2.10	0.51
2:AB:54:LEU:HD12	2:AB:220:THR:HG21	1.93	0.51
4:AD:29:ASP:O	4:AD:31:LYS:HD3	2.11	0.51
8:AH:95:VAL:O	8:AH:96:MET:C	2.49	0.51
1:AA:716:A:N3	11:AK:120:GLY:HA2	2.26	0.51
19:AS:15:LEU:HD13	19:AS:33:THR:HG21	1.92	0.51
21:AU:25:LYS:O	21:AU:29:LEU:HB3	2.10	0.51
33:BL:63:LYS:HA	51:B3:13:ARG:HB3	1.91	0.51
22:BA:1536:C:H4'	22:BA:1537:G:C5'	2.41	0.51
22:BA:1587:G:C4	22:BA:1588:G:C8	2.98	0.51
22:BA:700:G:O2'	22:BA:1632:A:N3	2.33	0.51
22:BA:1964:G:C2	22:BA:1967:C:C6	2.98	0.51
22:BA:2314:A:OP1	27:BF:88:LYS:NZ	2.39	0.51
22:BA:2749:A:OP1	28:BG:2:SER:N	2.43	0.51
22:BA:2838:G:H2'	22:BA:2839:G:O4'	2.11	0.51

*Continued on next page...*

*Continued from previous page...*

Atom-1	Atom-2	Distance(Å)	Clash(Å)
22:BA:323:C:H6	22:BA:1205:A:N1	2.08	0.51
22:BA:479:A:HO2'	22:BA:481:G:H8	1.56	0.51
22:BA:528:A:OP2	31:BJ:116:ARG:NH2	2.37	0.51
22:BA:992:C:H4'	39:BR:87:GLN:OE1	2.11	0.51
24:BC:247:PRO:CD	24:BC:248:TRP:CZ3	2.93	0.51
24:BC:71:LYS:HE3	24:BC:96:TYR:CD2	2.45	0.51
26:BE:44:ARG:HG2	26:BE:45:ALA:N	2.24	0.51
28:BG:27:LYS:HB3	28:BG:32:GLU:HB2	1.92	0.51
29:BH:85:GLY:HA2	29:BH:91:PHE:CE2	2.46	0.51
41:BT:67:VAL:CG2	41:BT:76:ARG:HG3	2.40	0.51
42:BU:71:ALA:HB3	42:BU:80:ALA:HB1	1.92	0.51
1:CA:1458:G:H5'	20:CT:27:MET:HB3	1.93	0.51
1:CA:262:A:C6	1:CA:263:A:C6	2.98	0.51
1:CA:77:A:H2'	1:CA:78:A:O4'	2.10	0.51
1:CA:938:A:N6	1:CA:939:G:C6	2.78	0.51
9:CI:57:MET:HB3	9:CI:61:LEU:HD23	1.93	0.51
17:CQ:46:VAL:CG2	17:CQ:61:ILE:HD11	2.38	0.51
20:CT:3:ASN:O	20:CT:5:LYS:N	2.43	0.51
33:DL:63:LYS:CA	51:D3:13:ARG:HG3	2.41	0.51
22:DA:1269:A:OP2	57:DA:3380:HOH:O	2.19	0.51
22:DA:1343:G:C5	22:DA:1344:U:C4	2.99	0.51
22:DA:1722:A:C2	22:DA:1739:A:H1'	2.46	0.51
22:DA:532:A:N1	22:DA:2020:A:H1'	2.26	0.51
22:DA:223:A:C4	22:DA:408:G:H1'	2.45	0.51
22:DA:792:A:H3'	22:DA:793:A:H5'	1.92	0.51
22:DA:811:U:O2	22:DA:1251:C:C6	2.62	0.51
25:DD:60:VAL:HG13	25:DD:60:VAL:O	2.11	0.51
28:DG:2:SER:OG	28:DG:3:ARG:N	2.43	0.51
30:DI:58:VAL:O	30:DI:69:PHE:HB3	2.10	0.51
35:DN:118:ARG:O	35:DN:119:SER:HB3	2.11	0.51
44:DW:45:PHE:O	44:DW:59:LEU:HD11	2.11	0.51
22:DA:400:G:N7	45:DX:57:ARG:NH1	2.59	0.51
1:AA:1066:C:H2'	1:AA:1066:C:O2	2.10	0.51
1:AA:1219:A:N6	1:AA:1220:G:O6	2.43	0.51
1:AA:984:C:N3	1:AA:1222:G:C2	2.79	0.51
1:AA:1317:C:H4'	14:AN:49:GLN:HG2	1.91	0.51
1:AA:262:A:C2	1:AA:263:A:C4	2.98	0.51
1:AA:485:U:O4'	1:AA:485:U:O2	2.26	0.51
1:AA:897:C:H2'	1:AA:898:G:H8	1.75	0.51
1:AA:900:A:C6	1:AA:901:A:C2	2.98	0.51
2:AB:154:MET:CE	2:AB:158:PRO:HG3	2.41	0.51
2:AB:222:ARG:CZ	2:AB:222:ARG:HB3	2.41	0.51

*Continued on next page...*

*Continued from previous page...*

Atom-1	Atom-2	Distance(Å)	Clash(Å)
6:AF:79:ARG:NE	6:AF:79:ARG:HA	2.25	0.51
9:AI:36:GLU:HA	9:AI:40:GLY:HA3	1.93	0.51
50:B2:44:VAL:O	50:B2:44:VAL:CG1	2.59	0.51
22:BA:1260:A:N6	22:BA:1261:C:N4	2.59	0.51
22:BA:1266:G:OP2	48:B0:17:ARG:NH2	2.43	0.51
22:BA:1452:G:H5''	22:BA:1452:G:C8	2.45	0.51
22:BA:1590:A:H2'	22:BA:1591:A:C8	2.45	0.51
22:BA:2296:U:H4'	22:BA:2297:A:OP1	2.09	0.51
22:BA:508:A:H4'	22:BA:509:C:OP2	2.10	0.51
25:BD:136:ASN:ND2	25:BD:140:HIS:NE2	2.58	0.51
22:BA:2786:U:O2'	25:BD:66:GLY:HA3	2.11	0.51
29:BH:100:ALA:CB	29:BH:112:LYS:HA	2.41	0.51
29:BH:117:LEU:CD2	29:BH:121:VAL:N	2.70	0.51
29:BH:132:PHE:O	29:BH:139:PHE:HB3	2.11	0.51
29:BH:94:ILE:CG2	29:BH:99:ILE:CG1	2.88	0.51
22:BA:1007:C:OP1	31:BJ:39:LYS:HD2	2.10	0.51
36:BO:90:VAL:HG23	36:BO:91:SER:N	2.25	0.51
1:CA:463:U:H5'	1:CA:464:U:OP2	2.10	0.51
1:CA:577:G:C2	1:CA:578:C:C6	2.98	0.51
7:CG:151:PHE:O	7:CG:152:ALA:HB2	2.10	0.51
11:CK:20:VAL:HB	11:CK:35:THR:HG23	1.92	0.51
13:CM:5:ALA:HB2	13:CM:57:ARG:CG	2.40	0.51
17:CQ:14:SER:OG	17:CQ:17:MET:HE1	2.11	0.51
22:DA:1809:A:C5	22:DA:1810:A:C5	2.99	0.51
22:DA:193:U:C4	22:DA:194:G:N7	2.79	0.51
22:DA:2586:U:C2	22:DA:2587:A:C8	2.99	0.51
22:DA:306:U:O2	22:DA:312:G:N2	2.44	0.51
34:DM:76:LYS:HE3	34:DM:80:VAL:HG11	1.93	0.51
3:AC:22:TRP:CG	3:AC:59:ARG:HG2	2.45	0.51
4:AD:36:GLN:O	4:AD:37:ALA:HB2	2.11	0.51
10:AJ:21:ALA:HA	10:AJ:24:GLU:HB3	1.92	0.51
13:AM:23:TYR:CD2	13:AM:69:LEU:HD23	2.46	0.51
15:AO:57:LEU:O	15:AO:58:ARG:C	2.49	0.51
21:AU:12:PHE:HD2	21:AU:12:PHE:N	2.09	0.51
48:B0:15:MET:O	48:B0:18:SER:HB3	2.11	0.51
22:BA:996:A:C6	22:BA:1160:G:C2	2.99	0.51
22:BA:2223:G:H2'	22:BA:2224:G:H5'	1.93	0.51
22:BA:831:G:OP1	57:BA:3259:HOH:O	2.18	0.51
37:BP:92:VAL:HG21	37:BP:97:LEU:HD21	1.91	0.51
38:BQ:24:TYR:O	38:BQ:25:TYR:HB2	2.10	0.51
38:BQ:57:PHE:O	38:BQ:60:LEU:HB3	2.11	0.51
40:BS:82:MET:HB2	40:BS:98:LYS:HB2	1.92	0.51

*Continued on next page...*

*Continued from previous page...*

Atom-1	Atom-2	Distance(Å)	Clash(Å)
1:CA:1072:G:C5	1:CA:1073:U:C4	2.98	0.51
1:CA:1516:G:C2	1:CA:1520:C:O2	2.64	0.51
1:CA:285:C:H2'	1:CA:286:C:C6	2.46	0.51
1:CA:293:G:O2'	1:CA:294:U:H5'	2.10	0.51
1:CA:319:G:O6	57:CA:1734:HOH:O	2.19	0.51
1:CA:328:C:O2	1:CA:328:C:C2'	2.58	0.51
1:CA:573:A:H2'	1:CA:574:A:C8	2.46	0.51
1:CA:683:G:H2'	1:CA:684:U:O4'	2.10	0.51
1:CA:15:G:O4'	5:CE:29:ARG:NH2	2.43	0.51
6:CF:97:THR:O	6:CF:98:GLU:CB	2.58	0.51
9:CI:13:LYS:O	9:CI:14:SER:HB3	2.10	0.51
10:CJ:52:LEU:HB2	14:CN:81:ARG:HD2	1.93	0.51
12:CL:22:PRO:C	12:CL:24:LEU:H	2.12	0.51
15:CO:16:GLY:O	15:CO:18:ASP:N	2.44	0.51
16:CP:19:VAL:HG12	16:CP:37:GLY:C	2.30	0.51
18:CR:33:ILE:HA	18:CR:40:VAL:HG23	1.92	0.51
50:D2:18:PHE:O	50:D2:21:ARG:N	2.44	0.51
22:DA:1027:A:N7	22:DA:1126:A:C2	2.79	0.51
22:DA:1317:G:N2	22:DA:1336:A:C4	2.78	0.51
22:DA:1831:G:C5	22:DA:1832:C:C4	2.99	0.51
22:DA:1833:C:C4	22:DA:1834:U:C4	2.99	0.51
22:DA:2061:G:C4	22:DA:2063:C:N4	2.79	0.51
22:DA:295:G:H2'	22:DA:295:G:N3	2.26	0.51
22:DA:381:G:C6	22:DA:382:A:N7	2.79	0.51
25:DD:106:LYS:HB2	25:DD:206:ALA:HB2	1.92	0.51
22:DA:321:U:H4'	26:DE:159:LEU:O	2.11	0.51
29:DH:53:GLU:O	29:DH:54:LEU:C	2.49	0.51
37:DP:89:ARG:O	37:DP:112:GLU:HG3	2.11	0.51
1:AA:1058:G:C5	1:AA:1059:C:C5	2.99	0.51
1:AA:1166:G:N1	1:AA:1169:A:OP2	2.43	0.51
1:AA:502:A:H2'	1:AA:503:C:C6	2.46	0.51
1:AA:639:G:N2	1:AA:640:A:C4	2.78	0.51
1:AA:670:G:N2	1:AA:671:G:C4	2.78	0.51
13:AM:68:ASP:OD2	13:AM:68:ASP:N	2.42	0.51
15:AO:30:ALA:HA	15:AO:85:LEU:HD21	1.93	0.51
18:AR:32:TYR:CG	18:AR:55:LEU:HD11	2.46	0.51
22:BA:1343:G:C4	22:BA:1344:U:C5	2.99	0.51
22:BA:1366:A:C5	22:BA:1367:A:C8	2.99	0.51
22:BA:2317:A:H2'	22:BA:2318:G:H5'	1.92	0.51
22:BA:2507:C:O2	22:BA:2507:C:H2'	2.10	0.51
22:BA:869:G:C5	22:BA:870:U:C5	2.99	0.51
22:BA:969:G:C5	22:BA:970:U:C5	2.98	0.51

*Continued on next page...*

*Continued from previous page...*

Atom-1	Atom-2	Distance(Å)	Clash(Å)
24:BC:17:VAL:N	24:BC:204:VAL:HG22	2.25	0.51
25:BD:136:ASN:HD21	25:BD:140:HIS:CD2	2.29	0.51
30:BI:57:VAL:CG2	30:BI:58:VAL:N	2.74	0.51
39:BR:62:GLU:O	39:BR:64:VAL:CG1	2.58	0.51
46:BY:13:GLU:O	46:BY:15:ASN:N	2.44	0.51
1:CA:1066:C:H3'	1:CA:1067:A:C8	2.46	0.51
29:BH:123:ARG:NH2	1:CA:367:U:P	2.81	0.51
1:CA:681:A:C2	1:CA:710:G:C2	2.99	0.51
1:CA:756:C:O2'	1:CA:757:U:H5'	2.11	0.51
4:CD:9:LEU:HD21	4:CD:22:LYS:HD2	1.92	0.51
11:CK:101:ASN:C	11:CK:101:ASN:OD1	2.50	0.51
11:CK:112:ASP:HB3	21:CU:4:ILE:CG2	2.41	0.51
21:CU:4:ILE:N	21:CU:19:PHE:CE1	2.78	0.51
22:DA:1040:A:H2'	22:DA:1041:G:O4'	2.11	0.51
22:DA:305:C:H1'	22:DA:313:G:N2	2.25	0.51
22:DA:347:A:N1	22:DA:348:A:C6	2.79	0.51
22:DA:447:A:H5'	22:DA:449:A:C5	2.45	0.51
22:DA:515:A:C8	22:DA:516:C:C5	2.99	0.51
22:DA:53:A:N7	22:DA:54:G:C8	2.79	0.51
22:DA:811:U:C2	22:DA:1251:C:C5	2.98	0.51
23:DB:81:G:C6	23:DB:82:U:C4	2.99	0.51
24:DC:62:TYR:CE1	24:DC:63:ARG:O	2.63	0.51
25:DD:148:GLN:HB2	25:DD:152:PRO:HG2	1.93	0.51
26:DE:61:ARG:HD2	26:DE:63:LYS:O	2.11	0.51
29:DH:26:ALA:HA	29:DH:30:LEU:HB2	1.92	0.51
43:DV:14:LYS:HD3	43:DV:18:ARG:NH2	2.26	0.51
1:AA:1234:C:H5'	1:AA:1365:G:OP1	2.10	0.51
1:AA:230:G:C5	1:AA:231:U:C5	2.99	0.51
1:AA:999:C:H2'	1:AA:1000:A:C8	2.45	0.51
3:AC:2:GLY:C	3:AC:3:GLN:HG3	2.31	0.51
8:AH:36:ILE:HG22	8:AH:37:ALA:N	2.25	0.51
14:AN:36:ALA:CB	14:AN:41:ARG:HB3	2.40	0.51
49:B1:12:VAL:HG12	49:B1:13:SER:N	2.26	0.51
22:BA:1071:G:P	22:BA:1071:G:H8	2.33	0.51
22:BA:1247:A:C4	22:BA:1249:U:C5	2.99	0.51
22:BA:811:U:O2	22:BA:1250:G:O5'	2.28	0.51
22:BA:215:G:H4'	22:BA:216:A:OP1	2.10	0.51
22:BA:2869:G:H2'	22:BA:2870:C:O4'	2.11	0.51
22:BA:695:G:N3	22:BA:696:G:C8	2.79	0.51
22:BA:88:G:C2	22:BA:89:A:C8	2.99	0.51
22:BA:322:A:OP1	26:BE:162:ARG:NH1	2.43	0.51
29:BH:117:LEU:CD2	29:BH:121:VAL:CA	2.89	0.51

*Continued on next page...*

*Continued from previous page...*

Atom-1	Atom-2	Distance(Å)	Clash(Å)
29:BH:83:LYS:HA	29:BH:148:ALA:HA	1.93	0.51
39:BR:21:ARG:HD3	39:BR:93:PHE:CG	2.46	0.51
39:BR:25:LEU:H	39:BR:94:THR:CG2	2.24	0.51
41:BT:17:SER:O	41:BT:18:GLU:C	2.48	0.51
45:BX:64:ILE:HG23	45:BX:65:ASP:N	2.26	0.51
1:CA:1099:G:H2'	1:CA:1100:C:O4'	2.11	0.51
1:CA:1277:C:O2'	1:CA:1279:G:H1'	2.11	0.51
1:CA:33:A:H2'	1:CA:34:C:H6	1.76	0.51
1:CA:457:G:N2	1:CA:476:U:C2	2.79	0.51
1:CA:511:C:C2	1:CA:512:U:C6	2.98	0.51
1:CA:792:A:H1'	1:CA:794:A:N7	2.26	0.51
4:CD:69:GLU:O	4:CD:70:ARG:C	2.49	0.51
5:CE:80:THR:HA	5:CE:120:VAL:HG12	1.92	0.51
9:CI:78:ALA:O	9:CI:82:GLY:N	2.44	0.51
10:CJ:6:ILE:HD12	10:CJ:76:ILE:HB	1.93	0.51
15:CO:78:TYR:OH	15:CO:88:ARG:HG2	2.11	0.51
8:CH:83:LEU:HD23	17:CQ:36:LYS:HA	1.91	0.51
50:D2:44:VAL:HG13	50:D2:45:SER:N	2.24	0.51
22:DA:1229:C:H2'	22:DA:1230:A:O4'	2.11	0.51
22:DA:2258:C:H4'	22:DA:2259:U:OP2	2.10	0.51
22:DA:2702:G:C6	22:DA:2703:C:C4	2.98	0.51
22:DA:2811:G:H2'	22:DA:2812:G:O4'	2.10	0.51
22:DA:599:A:N6	22:DA:600:G:O6	2.44	0.51
22:DA:617:G:O6	57:DA:3285:HOH:O	2.19	0.51
24:DC:266:PHE:CD1	24:DC:266:PHE:N	2.78	0.51
22:DA:2314:A:C4'	27:DF:155:THR:HG21	2.41	0.51
35:DN:90:ARG:NH2	35:DN:116:VAL:HG21	2.26	0.51
22:DA:2334:U:C5	36:DO:16:ARG:HD3	2.46	0.51
1:AA:1008:U:H2'	1:AA:1009:U:C6	2.46	0.51
1:AA:1160:G:HO2'	1:AA:1161:C:P	2.34	0.51
1:AA:1359:C:H2'	1:AA:1361:G:OP2	2.10	0.51
1:AA:345:C:N3	32:BK:117:SER:OG	2.44	0.51
1:AA:68:G:C6	1:AA:69:G:H1'	2.46	0.51
1:AA:693:G:P	11:AK:127:ARG:HH22	2.34	0.51
1:AA:706:A:C5	1:AA:707:U:C5	2.98	0.51
2:AB:20:THR:HG22	2:AB:38:VAL:HB	1.93	0.51
10:AJ:18:ILE:HG23	10:AJ:19:ASP:N	2.25	0.51
11:AK:89:PRO:HG3	21:AU:29:LEU:HD22	1.92	0.51
12:AL:83:ARG:NH1	12:AL:96:HIS:HB2	2.26	0.51
13:AM:18:ALA:O	13:AM:21:SER:HB2	2.11	0.51
14:AN:21:PHE:O	14:AN:22:ALA:HB3	2.10	0.51
14:AN:64:CYS:O	14:AN:66:GLN:N	2.44	0.51

*Continued on next page...*



*Continued from previous page...*

Atom-1	Atom-2	Distance(Å)	Clash(Å)
22:BA:2394:C:OP2	51:B3:30:ARG:HD3	2.11	0.51
22:BA:1072:C:OP2	22:BA:1075:C:N4	2.44	0.51
22:BA:1794:A:C4	22:BA:1795:C:C5	2.99	0.51
22:BA:256:A:C2	22:BA:257:C:C6	2.99	0.51
22:BA:2579:C:O2'	22:BA:2580:U:H5'	2.11	0.51
40:BS:84:ARG:O	40:BS:96:ILE:HG13	2.10	0.51
43:BV:2:PHE:HB3	43:BV:50:MET:HE1	1.93	0.51
1:CA:160:A:H2'	1:CA:161:A:O4'	2.11	0.51
1:CA:414:A:H2'	1:CA:415:A:O4'	2.11	0.51
1:CA:607:A:H2'	1:CA:608:A:C8	2.46	0.51
1:CA:72:A:C5	1:CA:73:C:N4	2.78	0.51
1:CA:8:A:C5	4:CD:206:LYS:HB3	2.46	0.51
6:CF:13:ASP:O	6:CF:15:SER:N	2.43	0.51
6:CF:14:GLN:O	6:CF:16:GLU:N	2.42	0.51
9:CI:120:LYS:HG2	9:CI:123:ARG:HB3	1.92	0.51
10:CJ:25:ILE:CG2	10:CJ:74:VAL:HG21	2.41	0.51
18:CR:65:LEU:HB2	18:CR:67:LEU:HG	1.93	0.51
48:D0:13:ARG:HG3	48:D0:16:ARG:NH1	2.25	0.51
50:D2:10:LEU:HD11	50:D2:14:ARG:CZ	2.41	0.51
51:D3:47:LYS:N	51:D3:47:LYS:HD3	2.26	0.51
22:DA:1177:G:H2'	22:DA:1178:C:O4'	2.11	0.51
22:DA:1334:G:H2'	22:DA:1335:C:O4'	2.10	0.51
22:DA:1387:A:O4'	22:DA:1469:A:H1'	2.10	0.51
22:DA:2563:U:O4'	22:DA:2566:A:N6	2.44	0.51
22:DA:2821:A:C2	22:DA:2822:G:C4	2.99	0.51
22:DA:407:G:N2	22:DA:421:C:C2	2.79	0.51
22:DA:565:C:H4'	22:DA:1253:A:N6	2.26	0.51
22:DA:686:U:H2'	22:DA:788:A:N1	2.27	0.51
22:DA:677:A:C2	22:DA:802:A:C2	2.99	0.51
23:DB:76:G:H2'	23:DB:77:U:O4'	2.11	0.51
26:DE:23:PHE:CG	26:DE:111:GLU:HG3	2.46	0.51
30:DI:32:GLY:HA3	30:DI:61:VAL:HG11	1.92	0.51
32:DK:92:GLU:O	32:DK:93:GLN:HB2	2.10	0.51
39:DR:6:GLN:HG3	39:DR:7:SER:N	2.25	0.51
22:DA:102:U:C2	46:DY:2:LYS:HE2	2.46	0.51
1:AA:1298:U:H4'	1:AA:1299:A:O5'	2.12	0.50
1:AA:1450:U:H2'	1:AA:1452:C:C5	2.46	0.50
1:AA:233:C:H2'	1:AA:234:C:H6	1.75	0.50
1:AA:281:G:HO2'	1:AA:282:A:P	2.33	0.50
2:AB:167:ASP:OD1	2:AB:168:HIS:N	2.44	0.50
4:AD:197:GLU:O	4:AD:200:ILE:N	2.44	0.50
5:AE:111:MET:HA	5:AE:114:VAL:HG13	1.92	0.50

*Continued on next page...*



*Continued from previous page...*

Atom-1	Atom-2	Distance(Å)	Clash(Å)
8:AH:51:VAL:O	8:AH:51:VAL:HG22	2.12	0.50
10:AJ:73:LEU:O	10:AJ:74:VAL:HB	2.11	0.50
16:AP:46:LYS:HD3	16:AP:46:LYS:C	2.32	0.50
22:BA:1073:A:C2'	22:BA:1074:G:H5''	2.41	0.50
22:BA:1709:U:C2	22:BA:1750:G:N2	2.78	0.50
22:BA:198:C:P	57:BA:3761:HOH:O	2.69	0.50
22:BA:207:A:C2'	22:BA:208:C:O5'	2.59	0.50
22:BA:27:G:C4	22:BA:512:G:C2	2.98	0.50
22:BA:2901:C:N4	22:BA:2902:C:N4	2.59	0.50
22:BA:734:A:C5	22:BA:735:A:C8	3.00	0.50
25:BD:132:ALA:HA	25:BD:140:HIS:ND1	2.26	0.50
27:BF:71:ARG:O	27:BF:71:ARG:HG2	2.10	0.50
29:BH:14:SER:OG	29:BH:17:ASP:OD1	2.29	0.50
22:BA:1132:U:H4'	31:BJ:75:TYR:CE1	2.45	0.50
32:BK:99:ILE:HB	32:BK:119:ALA:HB2	1.93	0.50
38:BQ:21:ALA:HA	38:BQ:24:TYR:CD1	2.47	0.50
46:BY:49:ASP:O	46:BY:52:ARG:N	2.44	0.50
1:CA:1410:A:H2'	1:CA:1411:C:C6	2.47	0.50
1:CA:206:C:H2'	1:CA:207:C:C4'	2.40	0.50
1:CA:216:U:H2'	1:CA:217:C:C6	2.46	0.50
1:CA:736:C:H2'	1:CA:737:C:C6	2.46	0.50
2:CB:206:ALA:O	2:CB:207:ILE:C	2.49	0.50
4:CD:44:ARG:NE	4:CD:44:ARG:HA	2.25	0.50
7:CG:65:ALA:O	7:CG:127:ALA:HB1	2.11	0.50
7:CG:25:LYS:O	7:CG:29:ILE:HG12	2.11	0.50
8:CH:11:LEU:HD23	8:CH:11:LEU:N	2.24	0.50
10:CJ:57:VAL:HG22	10:CJ:58:ASN:H	1.77	0.50
11:CK:100:LEU:O	11:CK:102:ALA:N	2.44	0.50
12:CL:44:LYS:HD3	12:CL:44:LYS:H	1.75	0.50
22:DA:1206:G:C6	22:DA:1207:C:C4	2.99	0.50
22:DA:1712:U:H3'	22:DA:1713:A:H2'	1.93	0.50
22:DA:2330:G:N2	22:DA:2386:A:C2	2.79	0.50
22:DA:2376:A:H2'	22:DA:2377:A:O4'	2.11	0.50
22:DA:245:G:O6	51:D3:8:ARG:HD3	2.11	0.50
22:DA:2591:C:C4	22:DA:2592:G:N7	2.80	0.50
22:DA:2788:C:O2'	22:DA:2809:A:N3	2.35	0.50
25:DD:177:VAL:HG23	25:DD:187:LEU:HD11	1.93	0.50
28:DG:17:VAL:HG12	28:DG:19:ILE:HD11	1.91	0.50
29:DH:5:LEU:HA	29:DH:36:ALA:HA	1.93	0.50
33:DL:77:ILE:HG23	33:DL:81:ASP:OD2	2.10	0.50
41:DT:49:LYS:O	41:DT:51:PHE:N	2.44	0.50
1:AA:1082:A:H2'	1:AA:1083:U:O4'	2.11	0.50

*Continued on next page...*

*Continued from previous page...*

Atom-1	Atom-2	Distance(Å)	Clash(Å)
1:AA:1134:G:C6	1:AA:1141:C:N4	2.79	0.50
1:AA:1124:G:H3'	1:AA:1145:A:N6	2.25	0.50
1:AA:286:C:C2	1:AA:287:U:C6	2.99	0.50
1:AA:957:U:H2'	1:AA:957:U:O2	2.12	0.50
4:AD:19:LEU:HD22	4:AD:64:ILE:CG1	2.42	0.50
9:AI:11:ARG:CB	9:AI:15:SER:O	2.59	0.50
10:AJ:65:TYR:CB	14:AN:96:LEU:HD11	2.40	0.50
19:AS:51:VAL:HG11	19:AS:72:GLY:HA2	1.93	0.50
21:AU:6:VAL:O	21:AU:6:VAL:HG23	2.12	0.50
49:B1:40:ASP:C	49:B1:40:ASP:OD1	2.49	0.50
53:B5:43:GLU:O	53:B5:213:VAL:HA	2.11	0.50
22:BA:1246:A:C2'	22:BA:1247:A:O5'	2.59	0.50
22:BA:1259:G:H2'	22:BA:1260:A:C8	2.46	0.50
22:BA:1361:G:C5	22:BA:1371:G:N2	2.79	0.50
22:BA:1400:U:C2'	22:BA:1401:G:H5'	2.41	0.50
22:BA:1406:U:H2'	22:BA:1407:G:O5'	2.12	0.50
22:BA:1637:A:H5'	22:BA:1760:C:O2'	2.11	0.50
22:BA:1832:C:N4	22:BA:1833:C:C4	2.79	0.50
22:BA:1869:G:C2	22:BA:1873:G:C6	2.99	0.50
22:BA:531:C:C5	22:BA:2035:G:C2	2.99	0.50
22:BA:2198:A:N3	29:BH:29:PHE:HB2	2.25	0.50
22:BA:2461:A:H1'	22:BA:2492:U:C2	2.47	0.50
22:BA:729:G:OP2	24:BC:207:LYS:NZ	2.37	0.50
26:BE:145:ASP:HB3	26:BE:184:ASP:HB2	1.93	0.50
27:BF:25:VAL:O	27:BF:28:VAL:HG12	2.11	0.50
35:BN:55:ALA:HB1	35:BN:80:PHE:H	1.76	0.50
1:CA:128:G:N1	1:CA:129:A:C6	2.79	0.50
1:CA:40:C:H2'	1:CA:41:G:C8	2.47	0.50
1:CA:774:G:C5	1:CA:775:G:N7	2.79	0.50
5:CE:85:VAL:HG22	5:CE:86:LYS:N	2.27	0.50
1:CA:1060:U:O2'	10:CJ:54:SER:HB2	2.10	0.50
22:DA:1885:A:C6	22:DA:1886:U:C2	2.99	0.50
22:DA:2070:A:C2	22:DA:2442:C:C2	3.00	0.50
22:DA:2133:G:N2	22:DA:2158:A:C6	2.80	0.50
22:DA:2205:A:C2	22:DA:2220:U:O2	2.64	0.50
22:DA:279:A:C2	22:DA:362:A:H4'	2.46	0.50
22:DA:856:G:C2	22:DA:922:C:N3	2.79	0.50
23:DB:78:A:C6	23:DB:99:A:C8	2.99	0.50
30:DI:18:ALA:O	30:DI:19:ASN:HB3	2.11	0.50
22:DA:2676:C:P	32:DK:31:ARG:HH22	2.33	0.50
38:DQ:78:LYS:HE2	38:DQ:117:LEU:HD21	1.93	0.50
40:DS:46:LEU:O	40:DS:50:VAL:HG23	2.11	0.50

*Continued on next page...*

*Continued from previous page...*

Atom-1	Atom-2	Distance(Å)	Clash(Å)
44:DW:68:LYS:HE3	44:DW:70:GLU:HG3	1.93	0.50
1:AA:1376:U:H2'	1:AA:1377:A:C8	2.46	0.50
1:AA:689:C:C2	1:AA:690:G:C8	2.99	0.50
1:AA:756:C:H2'	1:AA:757:U:O4'	2.10	0.50
1:AA:795:C:H5''	1:AA:796:C:OP2	2.12	0.50
4:AD:115:ARG:O	4:AD:118:VAL:N	2.44	0.50
4:AD:54:GLN:NE2	4:AD:202:GLU:HB3	2.27	0.50
9:AI:120:LYS:HG3	9:AI:123:ARG:CB	2.41	0.50
10:AJ:92:LEU:O	10:AJ:93:ALA:HB3	2.12	0.50
1:AA:692:U:H5''	11:AK:127:ARG:NH2	2.25	0.50
14:AN:10:GLU:HA	14:AN:13:ARG:HG3	1.93	0.50
52:B4:25:VAL:CG2	52:B4:35:GLN:HB2	2.42	0.50
22:BA:1043:C:N4	22:BA:1044:C:N4	2.59	0.50
22:BA:1092:C:H2'	22:BA:1093:G:O4'	2.12	0.50
22:BA:1606:C:O2'	22:BA:1607:C:O5'	2.23	0.50
22:BA:1985:C:O2	22:BA:1985:C:C2'	2.56	0.50
22:BA:2192:U:C2	22:BA:2193:G:C8	2.99	0.50
22:BA:2552:U:C2	22:BA:2554:U:H5'	2.47	0.50
22:BA:558:U:OP1	31:BJ:113:PRO:HD2	2.11	0.50
22:BA:71:A:OP2	22:BA:71:A:H3'	2.11	0.50
23:BB:109:A:N7	23:BB:110:C:C5	2.79	0.50
24:BC:171:TYR:HA	24:BC:185:GLU:HA	1.92	0.50
28:BG:94:TYR:HA	28:BG:106:SER:O	2.11	0.50
28:BG:111:HIS:O	28:BG:111:HIS:CG	2.63	0.50
28:BG:121:ILE:HD11	28:BG:140:VAL:HG12	1.93	0.50
30:BI:106:LEU:HA	30:BI:109:ILE:HB	1.94	0.50
22:BA:1059:G:H1'	30:BI:128:SER:O	2.11	0.50
1:CA:1253:G:N1	1:CA:1285:A:N6	2.59	0.50
1:CA:1530:G:O2'	1:CA:1531:A:OP2	2.22	0.50
1:CA:188:C:N4	1:CA:189:A:C6	2.80	0.50
1:CA:248:C:C4	1:CA:249:U:C4	2.98	0.50
1:CA:406:G:C6	1:CA:495:A:C8	3.00	0.50
1:CA:851:G:C2	1:CA:852:G:N7	2.80	0.50
3:CC:42:TYR:CZ	3:CC:46:GLU:HG3	2.46	0.50
4:CD:58:LYS:HB2	4:CD:200:ILE:HD12	1.94	0.50
22:DA:1606:C:O2'	22:DA:1607:C:OP2	2.28	0.50
22:DA:1865:U:C5	22:DA:1875:G:C2	2.99	0.50
22:DA:1838:C:C6	22:DA:1899:A:C6	3.00	0.50
22:DA:1827:U:O2'	22:DA:1970:A:N3	2.36	0.50
22:DA:205:G:HO2'	22:DA:206:U:P	2.34	0.50
22:DA:704:G:H1'	22:DA:726:G:N2	2.26	0.50
25:DD:104:VAL:O	25:DD:105:LYS:HB3	2.11	0.50

*Continued on next page...*

*Continued from previous page...*

Atom-1	Atom-2	Distance(Å)	Clash(Å)
27:DF:46:ASP:HB3	27:DF:49:LEU:HB2	1.93	0.50
28:DG:67:THR:O	28:DG:71:LEU:N	2.41	0.50
35:DN:65:LEU:HD11	35:DN:69:ARG:NH2	2.27	0.50
37:DP:113:ARG:O	37:DP:114:LEU:HD23	2.12	0.50
44:DW:23:VAL:HG22	44:DW:38:VAL:HG13	1.93	0.50
44:DW:34:GLY:O	44:DW:35:SER:C	2.50	0.50
45:DX:52:SER:OG	45:DX:55:GLY:N	2.40	0.50
45:DX:54:LYS:O	45:DX:57:ARG:N	2.44	0.50
1:AA:1166:G:O2'	1:AA:1169:A:N6	2.44	0.50
1:AA:935:A:C2	1:AA:936:C:C2	2.98	0.50
6:AF:86:ARG:HH11	6:AF:86:ARG:CG	2.25	0.50
7:AG:95:ARG:O	7:AG:98:ALA:N	2.44	0.50
9:AI:13:LYS:HG2	9:AI:13:LYS:O	2.11	0.50
14:AN:25:ALA:O	14:AN:28:LYS:HG2	2.11	0.50
49:B1:48:ILE:N	49:B1:48:ILE:HD12	2.26	0.50
22:BA:1338:G:C2'	22:BA:1339:G:H5'	2.42	0.50
22:BA:359:G:C6	22:BA:360:U:C4	3.00	0.50
25:BD:35:THR:OG1	25:BD:49:GLN:HG2	2.11	0.50
29:BH:66:ASN:OD1	29:BH:138:VAL:HG21	2.11	0.50
31:BJ:7:LYS:O	31:BJ:11:VAL:HG23	2.11	0.50
33:BL:114:GLY:O	33:BL:115:GLU:O	2.27	0.50
33:BL:36:LYS:O	33:BL:40:SER:HB3	2.11	0.50
36:BO:53:THR:HG23	36:BO:74:VAL:HG21	1.92	0.50
1:CA:116:A:OP2	1:CA:116:A:C8	2.64	0.50
1:CA:1212:U:H4'	1:CA:1213:A:C8	2.47	0.50
1:CA:33:A:H2'	1:CA:34:C:C6	2.47	0.50
1:CA:577:G:C8	1:CA:816:A:C2	2.98	0.50
6:CF:90:MET:O	6:CF:91:ARG:O	2.30	0.50
9:CI:120:LYS:O	9:CI:121:ALA:HB3	2.12	0.50
49:D1:10:LYS:O	49:D1:51:GLU:HG2	2.12	0.50
22:DA:118:A:H1'	22:DA:178:G:C1'	2.41	0.50
22:DA:1336:A:H2'	22:DA:1337:G:C8	2.45	0.50
22:DA:1779:U:H5	22:DA:1784:A:N7	2.09	0.50
22:DA:2790:U:H5'	22:DA:2893:A:N7	2.26	0.50
22:DA:699:A:H2'	22:DA:700:G:O4'	2.12	0.50
22:DA:83:A:H5''	22:DA:84:A:P	2.52	0.50
31:DJ:109:LEU:HD23	31:DJ:110:PRO:HD2	1.92	0.50
34:DM:56:ALA:C	34:DM:58:LYS:H	2.13	0.50
46:DY:11:VAL:O	46:DY:15:ASN:ND2	2.45	0.50
1:AA:110:C:O2'	16:AP:25:ARG:O	2.29	0.50
1:AA:1264:U:O2	1:AA:1272:G:C2	2.65	0.50
1:AA:591:U:OP1	8:AH:31:LYS:HD2	2.10	0.50

*Continued on next page...*

*Continued from previous page...*

Atom-1	Atom-2	Distance(Å)	Clash(Å)
5:AE:115:LEU:HG	5:AE:120:VAL:HG21	1.93	0.50
6:AF:41:ASP:O	6:AF:43:GLY:N	2.44	0.50
13:AM:34:LEU:HD22	13:AM:41:GLU:HA	1.92	0.50
49:B1:36:LEU:O	49:B1:49:TYR:N	2.41	0.50
22:BA:1027:A:H2'	22:BA:1126:A:N6	2.26	0.50
22:BA:1268:A:H2'	22:BA:1269:A:O4'	2.10	0.50
22:BA:192:C:P	57:BA:3742:HOH:O	2.70	0.50
22:BA:1972:G:C2	22:BA:1973:G:C5	3.00	0.50
22:BA:2027:G:C5	22:BA:2028:U:C5	3.00	0.50
22:BA:2154:A:H2'	22:BA:2155:U:C6	2.47	0.50
22:BA:2502:G:H5'	22:BA:2503:A:H5''	1.92	0.50
22:BA:2534:A:H2'	22:BA:2535:G:O5'	2.11	0.50
22:BA:2716:C:H2'	22:BA:2717:C:H6	1.75	0.50
22:BA:308:G:H2'	22:BA:309:A:O4'	2.11	0.50
22:BA:714:U:O2	22:BA:717:C:H5	1.95	0.50
22:BA:833:A:H2'	22:BA:834:G:C8	2.47	0.50
24:BC:67:PHE:CE2	24:BC:156:ARG:CZ	2.95	0.50
25:BD:84:LEU:HD22	25:BD:88:GLU:CB	2.42	0.50
30:BI:117:MET:SD	30:BI:129:ILE:HD11	2.52	0.50
22:BA:2845:U:H5''	37:BP:52:ASN:O	2.11	0.50
39:BR:68:ARG:HD3	39:BR:92:TRP:CE2	2.46	0.50
41:BT:2:ILE:HG23	41:BT:4:GLU:HA	1.94	0.50
1:CA:115:G:C2	1:CA:289:G:N7	2.80	0.50
1:CA:1426:G:C4	1:CA:1475:G:C2	3.00	0.50
1:CA:660:C:C2	1:CA:661:G:C8	3.00	0.50
2:CB:83:ALA:O	2:CB:86:SER:OG	2.29	0.50
22:DA:1153:C:H3'	22:DA:1154:G:C8	2.47	0.50
22:DA:1694:C:H4'	22:DA:1695:G:O5'	2.12	0.50
22:DA:228:C:H5''	22:DA:229:C:C6	2.47	0.50
22:DA:308:G:N1	22:DA:309:A:C2	2.80	0.50
23:DB:29:A:H2'	23:DB:30:C:C6	2.47	0.50
35:DN:25:ALA:HA	35:DN:44:LEU:HD11	1.93	0.50
57:DB:307:HOH:O	43:DV:14:LYS:HD2	2.10	0.50
47:DZ:14:ILE:HG22	47:DZ:15:GLY:N	2.25	0.50
1:AA:188:C:N3	1:AA:189:A:C2	2.80	0.50
1:AA:2:A:C6	1:AA:3:A:N1	2.80	0.50
1:AA:89:U:O2'	1:AA:90:C:H5'	2.11	0.50
2:AB:75:ALA:O	2:AB:76:ALA:CB	2.59	0.50
10:AJ:19:ASP:HA	10:AJ:22:THR:HB	1.94	0.50
10:AJ:50:THR:HB	10:AJ:64:GLN:HG2	1.92	0.50
53:B5:41:THR:O	53:B5:215:VAL:CB	2.60	0.50
53:B5:64:SER:O	53:B5:65:LEU:CB	2.58	0.50

*Continued on next page...*

*Continued from previous page...*

Atom-1	Atom-2	Distance(Å)	Clash(Å)
22:BA:181:A:H2'	22:BA:182:A:C8	2.45	0.50
22:BA:2063:C:O2	22:BA:2450:A:N1	2.44	0.50
22:BA:2593:U:C4	22:BA:2594:C:C5	2.99	0.50
22:BA:2747:G:O2'	28:BG:67:THR:HB	2.11	0.50
22:BA:764:A:H3'	22:BA:765:C:H5'	1.92	0.50
24:BC:143:ASN:OD1	24:BC:143:ASN:O	2.30	0.50
22:BA:1818:U:OP2	24:BC:156:ARG:NH1	2.44	0.50
25:BD:175:LEU:N	25:BD:175:LEU:HD23	2.27	0.50
27:BF:107:ALA:C	27:BF:109:PRO:HD2	2.32	0.50
29:BH:80:ILE:O	29:BH:147:VAL:N	2.44	0.50
29:BH:97:ARG:NH1	1:CA:369:G:H2'	2.26	0.50
38:BQ:92:ARG:HA	38:BQ:95:LEU:HB2	1.94	0.50
1:CA:563:A:C8	1:CA:567:G:C1'	2.94	0.50
4:CD:22:LYS:O	4:CD:23:SER:C	2.50	0.50
13:CM:54:ASP:HA	13:CM:57:ARG:CB	2.41	0.50
14:CN:18:ASP:HA	14:CN:22:ALA:HB3	1.92	0.50
22:DA:1288:G:C8	22:DA:1327:A:C6	2.99	0.50
22:DA:1353:A:H2'	22:DA:1354:A:O4'	2.12	0.50
22:DA:160:A:N3	22:DA:2208:C:O2'	2.42	0.50
22:DA:1638:C:H5''	22:DA:2710:C:O2'	2.12	0.50
22:DA:479:A:H4'	22:DA:480:A:OP1	2.10	0.50
22:DA:799:G:OP2	22:DA:800:A:C2'	2.59	0.50
26:DE:131:THR:HG22	26:DE:160:ALA:O	2.11	0.50
29:DH:127:GLU:HG3	29:DH:145:ASN:HA	1.93	0.50
31:DJ:17:VAL:HG23	31:DJ:137:PRO:HB2	1.92	0.50
36:DO:94:ARG:HD2	36:DO:97:PHE:O	2.12	0.50
38:DQ:49:ASP:O	38:DQ:53:ARG:HB2	2.12	0.50
40:DS:28:LYS:O	40:DS:30:SER:N	2.44	0.50
45:DX:13:VAL:O	45:DX:13:VAL:HG23	2.11	0.50
1:AA:1025:U:H5''	1:AA:1026:G:O5'	2.11	0.50
1:AA:299:G:C6	1:AA:300:A:C6	2.99	0.50
1:AA:579:A:H2'	1:AA:580:C:C6	2.47	0.50
2:AB:151:ILE:HG23	2:AB:152:LYS:N	2.27	0.50
2:AB:187:VAL:HG11	2:AB:196:VAL:HG21	1.94	0.50
2:AB:23:TRP:CZ3	2:AB:25:PRO:HA	2.46	0.50
9:AI:58:VAL:O	9:AI:59:GLU:HG2	2.11	0.50
13:AM:107:ARG:HG2	13:AM:107:ARG:HH11	1.77	0.50
17:AQ:14:SER:HB3	17:AQ:22:VAL:HG12	1.93	0.50
53:B5:45:HIS:CD2	53:B5:176:VAL:HA	2.47	0.50
22:BA:1078:U:H1'	22:BA:1088:A:N1	2.27	0.50
22:BA:1469:A:C2	22:BA:1470:A:C4	2.99	0.50
22:BA:1688:U:O2	22:BA:1700:A:H5''	2.11	0.50

*Continued on next page...*

*Continued from previous page...*

Atom-1	Atom-2	Distance(Å)	Clash(Å)
22:BA:1833:C:C5	22:BA:1834:U:C5	3.00	0.50
22:BA:614:A:O2'	22:BA:615:U:P	2.69	0.50
22:BA:948:C:O2	22:BA:984:A:O2'	2.26	0.50
24:BC:167:ARG:O	24:BC:168:ASP:CB	2.59	0.50
33:BL:79:LEU:HD11	33:BL:112:LEU:CD1	2.42	0.50
36:BO:10:ARG:NH2	36:BO:96:GLY:O	2.42	0.50
1:CA:978:A:C5	1:CA:1318:A:N6	2.80	0.50
1:CA:295:C:C4	1:CA:296:U:C4	2.99	0.50
1:CA:794:A:C6	1:CA:795:C:C4	3.00	0.50
4:CD:196:ASN:HB3	4:CD:198:HIS:CE1	2.47	0.50
5:CE:149:SER:HB2	5:CE:152:MET:CG	2.41	0.50
11:CK:100:LEU:C	11:CK:102:ALA:N	2.63	0.50
11:CK:45:ALA:HB3	11:CK:70:CYS:HB2	1.93	0.50
14:CN:10:GLU:O	14:CN:13:ARG:N	2.45	0.50
22:DA:109:C:C2	22:DA:110:G:C8	3.00	0.50
22:DA:813:U:H1'	22:DA:1226:A:N3	2.27	0.50
22:DA:1265:A:N1	22:DA:2013:A:H5''	2.26	0.50
22:DA:2286:G:H5''	22:DA:2287:A:OP1	2.11	0.50
22:DA:2321:U:H5'	22:DA:2322:A:OP2	2.11	0.50
22:DA:183:C:H1'	22:DA:433:C:H1'	1.92	0.50
22:DA:674:G:H1'	26:DE:69:ARG:HD3	1.94	0.50
22:DA:936:A:C2	22:DA:937:C:C2	3.00	0.50
26:DE:197:GLU:O	26:DE:201:ALA:HB2	2.12	0.50
30:DI:28:LEU:HD13	30:DI:38:PHE:CD2	2.47	0.50
31:DJ:6:ALA:O	31:DJ:7:LYS:HG3	2.12	0.50
33:DL:79:LEU:HB3	33:DL:114:GLY:O	2.12	0.50
33:DL:110:VAL:HG12	33:DL:131:ALA:HB1	1.93	0.50
39:DR:78:ARG:HB3	39:DR:83:TYR:CD1	2.47	0.50
46:DY:48:ARG:O	46:DY:51:ALA:HB3	2.12	0.50
1:AA:130:A:N7	17:AQ:65:ARG:HB2	2.26	0.50
1:AA:1511:G:H2'	1:AA:1512:U:O4'	2.12	0.50
1:AA:198:G:C5	1:AA:220:G:C2	2.99	0.50
1:AA:234:C:O2'	1:AA:235:C:H5'	2.12	0.50
1:AA:411:A:C6	1:AA:429:U:C5	2.99	0.50
1:AA:54:C:H2'	1:AA:352:C:N4	2.27	0.50
1:AA:642:A:C5	8:AH:107:SER:HA	2.46	0.50
1:AA:901:A:N7	1:AA:902:G:H1'	2.27	0.50
3:AC:175:LEU:O	3:AC:175:LEU:HD12	2.12	0.50
6:AF:90:MET:HG2	18:AR:61:ARG:NH2	2.27	0.50
9:AI:83:ILE:O	9:AI:87:LEU:HD13	2.12	0.50
1:AA:130:A:C8	17:AQ:65:ARG:HB2	2.47	0.50
17:AQ:69:LYS:HG2	17:AQ:69:LYS:O	2.11	0.50

*Continued on next page...*



*Continued from previous page...*

Atom-1	Atom-2	Distance(Å)	Clash(Å)
50:B2:1:MET:O	50:B2:2:LYS:C	2.49	0.50
22:BA:1179:G:N7	22:BA:1180:U:C1'	2.75	0.50
22:BA:1593:A:H2'	22:BA:1594:U:O4'	2.12	0.50
22:BA:1912:A:C2	22:BA:1919:A:C4	3.00	0.50
22:BA:2051:A:N6	22:BA:2614:A:C8	2.80	0.50
22:BA:2527:C:H2'	22:BA:2528:U:H5'	1.93	0.50
22:BA:2887:A:N3	22:BA:2888:C:C6	2.80	0.50
22:BA:859:G:N3	22:BA:916:G:C6	2.79	0.50
22:BA:983:A:C6	22:BA:984:A:C2	3.00	0.50
23:BB:53:A:N3	23:BB:53:A:H2'	2.27	0.50
22:BA:2591:C:P	24:BC:238:ARG:HG3	2.52	0.50
28:BG:64:GLN:OE1	28:BG:64:GLN:HA	2.11	0.50
43:BV:65:VAL:HG22	43:BV:65:VAL:O	2.12	0.50
1:CA:1124:G:N2	1:CA:1127:G:N2	2.60	0.50
1:CA:327:A:C6	1:CA:329:A:C6	3.00	0.50
1:CA:39:G:H2'	1:CA:40:C:C6	2.45	0.50
1:CA:623:C:C4	1:CA:624:C:C5	2.99	0.50
4:CD:76:TYR:O	4:CD:77:LYS:C	2.50	0.50
7:CG:23:LEU:HD22	7:CG:27:VAL:HG13	1.93	0.50
9:CI:26:GLY:HA2	9:CI:61:LEU:O	2.12	0.50
1:CA:376:G:H5'	16:CP:5:ARG:HB2	1.94	0.50
52:D4:1:MET:SD	52:D4:34:LYS:HG2	2.52	0.50
52:D4:3:VAL:CG2	52:D4:3:VAL:O	2.60	0.50
22:DA:1097:U:O2	30:DI:9:VAL:HG11	2.11	0.50
22:DA:1355:G:O2'	22:DA:1356:G:H5'	2.11	0.50
22:DA:1655:A:C6	22:DA:1656:C:C2	2.99	0.50
22:DA:1907:G:C2	22:DA:1924:C:C2	2.99	0.50
22:DA:2109:U:H2'	22:DA:2110:G:C8	2.47	0.50
22:DA:2262:U:C2	22:DA:2279:G:N2	2.79	0.50
22:DA:2308:G:H5''	22:DA:2309:A:OP2	2.12	0.50
22:DA:2802:G:C2	22:DA:2803:G:C4	3.00	0.50
22:DA:406:G:H2'	22:DA:407:G:O4'	2.12	0.50
22:DA:460:A:C2	22:DA:470:A:C5	3.00	0.50
22:DA:618:G:N3	22:DA:618:G:H2'	2.26	0.50
22:DA:764:A:C2	22:DA:781:A:C6	3.00	0.50
24:DC:36:LYS:HG3	24:DC:36:LYS:O	2.12	0.50
28:DG:7:ALA:O	28:DG:69:ARG:NE	2.44	0.50
29:DH:44:ILE:O	29:DH:48:GLU:HB2	2.12	0.50
30:DI:113:LYS:O	30:DI:117:MET:HB2	2.12	0.50
36:DO:26:LEU:CD2	36:DO:117:PHE:CE2	2.95	0.50
1:AA:1059:C:C2	1:AA:1060:U:C5	3.00	0.50
1:AA:1106:G:C6	1:AA:1107:C:N4	2.79	0.50

*Continued on next page...*



*Continued from previous page...*

Atom-1	Atom-2	Distance(Å)	Clash(Å)
1:AA:22:G:H4'	1:AA:885:G:C8	2.47	0.50
1:AA:695:A:N1	1:AA:696:A:C2	2.80	0.50
1:AA:927:G:C6	1:AA:1391:U:O2	2.65	0.50
1:AA:951:G:N2	1:AA:952:U:C2	2.80	0.50
1:AA:96:U:O2'	1:AA:97:G:OP2	2.29	0.50
2:AB:164:ILE:HG23	2:AB:165:ASP:H	1.77	0.50
5:AE:41:ASP:OD1	5:AE:44:GLY:O	2.30	0.50
11:AK:112:ASP:OD2	11:AK:114:THR:HG23	2.12	0.50
11:AK:74:VAL:O	11:AK:79:ILE:HG13	2.11	0.50
13:AM:33:ILE:O	13:AM:36:ALA:N	2.45	0.50
16:AP:51:ARG:HH11	16:AP:51:ARG:CG	2.24	0.50
21:AU:37:PHE:HD1	21:AU:40:LYS:HE3	1.76	0.50
22:BA:1197:G:H2'	22:BA:1198:U:C6	2.47	0.50
22:BA:1232:G:C4	22:BA:1233:C:C6	3.00	0.50
22:BA:2611:C:H2'	22:BA:2612:C:O4'	2.12	0.50
22:BA:2861:U:H2'	22:BA:2861:U:O2	2.12	0.50
22:BA:780:G:H21	22:BA:783:A:H62	1.60	0.50
24:BC:167:ARG:O	24:BC:168:ASP:HB3	2.12	0.50
36:BO:87:ILE:HG22	36:BO:88:LYS:N	2.27	0.50
38:BQ:74:ILE:HG23	38:BQ:74:ILE:O	2.12	0.50
40:BS:25:ARG:NH2	40:BS:74:ILE:O	2.45	0.50
42:BU:44:LYS:N	42:BU:59:VAL:O	2.44	0.50
46:BY:39:GLN:HB2	46:BY:41:HIS:CE1	2.47	0.50
1:CA:1226:C:N4	13:CM:103:LYS:HE2	2.27	0.50
1:CA:66:A:O4'	1:CA:173:U:C4	2.64	0.50
1:CA:502:A:H2'	1:CA:503:C:O4'	2.12	0.50
1:CA:910:C:H2'	1:CA:911:U:O4'	2.12	0.50
5:CE:56:VAL:N	5:CE:57:PRO:CD	2.74	0.50
12:CL:44:LYS:HB2	12:CL:45:PRO:HD3	1.93	0.50
16:CP:75:ILE:O	16:CP:78:VAL:HG12	2.11	0.50
50:D2:44:VAL:O	50:D2:45:SER:CB	2.59	0.50
22:DA:1606:C:C2'	22:DA:1607:C:OP2	2.60	0.50
22:DA:161:A:P	22:DA:162:U:H3'	2.52	0.50
22:DA:1682:G:N2	22:DA:1757:A:O4'	2.45	0.50
22:DA:2031:A:O2'	22:DA:2454:G:N2	2.45	0.50
22:DA:222:A:H3'	22:DA:421:C:C5'	2.41	0.50
22:DA:2322:A:N7	22:DA:2323:G:N7	2.59	0.50
22:DA:602:A:N3	22:DA:655:A:C2	2.80	0.50
27:DF:50:LEU:CD2	27:DF:84:PRO:HB2	2.42	0.50
30:DI:22:PRO:HB2	30:DI:23:PRO:HD3	1.93	0.50
42:DU:74:ASN:C	42:DU:76:ALA:H	2.14	0.50
1:AA:251:G:C6	1:AA:266:G:O6	2.65	0.49

*Continued on next page...*

*Continued from previous page...*

Atom-1	Atom-2	Distance(Å)	Clash(Å)
1:AA:525:C:H2'	1:AA:526:C:C6	2.46	0.49
1:AA:588:G:C6	1:AA:589:U:N3	2.80	0.49
1:AA:89:U:O2'	1:AA:90:C:C5'	2.60	0.49
4:AD:11:LEU:HD21	4:AD:63:ARG:HD3	1.92	0.49
4:AD:151:LYS:HB2	4:AD:156:LYS:CE	2.41	0.49
5:AE:80:THR:CB	5:AE:122:ASN:HD21	2.25	0.49
9:AI:30:ILE:HD12	9:AI:79:ILE:CD1	2.41	0.49
10:AJ:25:ILE:HG22	10:AJ:26:VAL:N	2.27	0.49
53:B5:47:LYS:HB2	53:B5:210:LEU:CB	2.42	0.49
53:B5:42:VAL:HG12	53:B5:214:TYR:HA	1.93	0.49
53:B5:48:LEU:HD12	53:B5:57:GLN:HG2	1.94	0.49
22:BA:1712:U:H3'	22:BA:1713:A:H2'	1.92	0.49
22:BA:1965:C:OP1	22:BA:1966:A:O2'	2.14	0.49
22:BA:1971:U:OP2	22:BA:1971:U:H4'	2.12	0.49
22:BA:848:C:H2'	22:BA:849:A:C8	2.47	0.49
26:BE:193:VAL:O	26:BE:197:GLU:N	2.45	0.49
27:BF:122:PHE:HB3	27:BF:163:ASP:OD2	2.13	0.49
29:BH:43:ASN:O	29:BH:46:PHE:HB3	2.12	0.49
32:BK:47:ILE:HB	32:BK:48:PRO:HD3	1.94	0.49
33:BL:9:ALA:O	33:BL:10:GLU:C	2.49	0.49
1:CA:1394:A:C5	1:CA:1501:C:H4'	2.47	0.49
1:CA:1462:C:H2'	1:CA:1463:U:C6	2.47	0.49
1:CA:62:U:O2'	1:CA:379:C:O2	2.29	0.49
1:CA:38:G:C2	1:CA:397:A:N3	2.79	0.49
1:CA:421:U:O5'	1:CA:422:C:H5	1.96	0.49
1:CA:435:A:C5	1:CA:436:C:C6	3.00	0.49
1:CA:745:G:C6	1:CA:746:A:C6	3.00	0.49
1:CA:747:A:N6	1:CA:748:G:O6	2.44	0.49
1:CA:852:G:C5	1:CA:853:C:C5	2.99	0.49
1:CA:926:G:C6	1:CA:1505:G:C6	2.99	0.49
4:CD:46:PRO:O	4:CD:47:ARG:O	2.30	0.49
4:CD:4:TYR:O	4:CD:5:LEU:HB2	2.12	0.49
4:CD:3:ARG:O	4:CD:5:LEU:HD13	2.11	0.49
20:CT:24:ARG:O	20:CT:27:MET:HG3	2.12	0.49
22:DA:2091:C:H1'	45:DX:34:HIS:CD2	2.47	0.49
22:DA:2212:A:C2	22:DA:2214:C:C4	3.00	0.49
22:DA:2688:G:N1	22:DA:2720:U:OP2	2.31	0.49
22:DA:616:A:C2	22:DA:617:G:C1'	2.95	0.49
22:DA:662:G:O3'	33:DL:16:GLY:HA2	2.12	0.49
24:DC:9:THR:O	24:DC:10:SER:CB	2.61	0.49
35:DN:106:ASP:C	35:DN:106:ASP:OD1	2.50	0.49
37:DP:89:ARG:HD3	37:DP:113:ARG:NH2	2.26	0.49

*Continued on next page...*

*Continued from previous page...*

Atom-1	Atom-2	Distance(Å)	Clash(Å)
40:DS:41:LYS:O	40:DS:42:LYS:C	2.49	0.49
42:DU:95:PHE:HA	42:DU:101:GLU:O	2.12	0.49
43:DV:51:GLN:HA	43:DV:56:PHE:HB2	1.94	0.49
1:AA:1001:C:H2'	1:AA:1002:G:C8	2.48	0.49
1:AA:1032:G:H3'	1:AA:1033:G:O4'	2.12	0.49
1:AA:1088:G:C6	1:AA:1089:G:C5	3.01	0.49
1:AA:204:G:H2'	1:AA:205:A:O4'	2.11	0.49
1:AA:723:U:O2'	1:AA:855:U:H4'	2.11	0.49
1:AA:858:G:O2'	1:AA:859:G:H5'	2.11	0.49
1:AA:907:A:C4	1:AA:908:A:C8	3.00	0.49
2:AB:206:ALA:O	2:AB:208:ARG:N	2.45	0.49
6:AF:26:THR:O	6:AF:30:THR:HG23	2.12	0.49
10:AJ:10:LEU:O	10:AJ:71:LEU:HA	2.11	0.49
13:AM:34:LEU:HD23	13:AM:39:ILE:CG2	2.42	0.49
1:AA:263:A:P	20:AT:74:ARG:HH12	2.35	0.49
22:BA:1449:G:O2'	22:BA:1450:G:H5'	2.12	0.49
22:BA:1668:A:O2'	22:BA:1674:G:N7	2.35	0.49
22:BA:1754:A:H2'	22:BA:1755:A:C8	2.47	0.49
22:BA:2196:C:O2'	22:BA:2197:U:H5'	2.12	0.49
22:BA:2592:G:C6	22:BA:2593:U:C4	3.00	0.49
24:BC:107:PRO:HB3	24:BC:142:HIS:CE1	2.48	0.49
24:BC:130:LEU:HG	24:BC:135:ILE:HD11	1.95	0.49
24:BC:160:THR:O	24:BC:195:VAL:HG12	2.12	0.49
28:BG:32:GLU:C	28:BG:33:LEU:HD12	2.32	0.49
22:BA:2198:A:N1	29:BH:25:TYR:HD1	2.09	0.49
29:BH:86:ASP:O	29:BH:87:GLU:HB2	2.11	0.49
30:BI:97:LYS:CG	30:BI:139:VAL:HG22	2.42	0.49
35:BN:103:ARG:CB	35:BN:110:MET:HE3	2.34	0.49
35:BN:32:GLU:CD	35:BN:86:ARG:HH22	2.15	0.49
36:BO:7:ARG:CG	36:BO:96:GLY:HA3	2.42	0.49
37:BP:34:GLU:O	37:BP:36:SER:N	2.46	0.49
1:CA:1070:U:H2'	1:CA:1071:C:C6	2.46	0.49
1:CA:1112:C:C4	3:CC:178:LEU:HD23	2.46	0.49
1:CA:1491:G:C6	1:CA:1492:A:N1	2.80	0.49
1:CA:200:G:C2	1:CA:218:U:O2	2.65	0.49
1:CA:360:G:O2'	1:CA:361:G:H5'	2.12	0.49
1:CA:216:U:C5'	1:CA:464:U:H4'	2.42	0.49
1:CA:418:C:H1'	1:CA:540:G:O2'	2.11	0.49
1:CA:572:A:N3	1:CA:917:G:H1'	2.27	0.49
1:CA:945:G:N3	1:CA:945:G:H2'	2.26	0.49
1:CA:992:U:O4'	1:CA:993:G:C2	2.65	0.49
2:CB:102:THR:HA	2:CB:179:LEU:HD21	1.94	0.49

*Continued on next page...*

*Continued from previous page...*

Atom-1	Atom-2	Distance(Å)	Clash(Å)
4:CD:105:MET:O	4:CD:173:VAL:HG21	2.12	0.49
5:CE:105:ILE:H	5:CE:122:ASN:HA	1.77	0.49
9:CI:121:ALA:O	9:CI:122:ARG:HG2	2.12	0.49
10:CJ:26:VAL:HG21	10:CJ:39:PRO:HD3	1.94	0.49
16:CP:52:LEU:HD21	16:CP:57:ILE:HD12	1.93	0.49
50:D2:43:THR:OG1	50:D2:44:VAL:O	2.30	0.49
22:DA:1056:G:N1	22:DA:1102:C:OP2	2.43	0.49
22:DA:1085:A:N7	22:DA:1086:A:N6	2.59	0.49
22:DA:1314:C:OP1	22:DA:1332:G:OP1	2.30	0.49
22:DA:1918:A:O2'	22:DA:1920:C:C4	2.60	0.49
22:DA:2100:G:C6	22:DA:2190:G:C5	3.01	0.49
22:DA:2272:U:H5''	22:DA:2273:A:OP1	2.12	0.49
22:DA:230:G:N1	22:DA:231:A:C5	2.80	0.49
22:DA:2322:A:C5	22:DA:2323:G:C8	3.00	0.49
22:DA:2704:C:H2'	22:DA:2705:A:O4'	2.12	0.49
22:DA:2808:G:N2	22:DA:2891:U:C6	2.81	0.49
22:DA:71:A:C2	22:DA:73:A:C2	3.00	0.49
28:DG:176:LYS:O	28:DG:177:LYS:HB2	2.12	0.49
29:DH:5:LEU:HD11	29:DH:13:GLY:HA2	1.93	0.49
31:DJ:39:LYS:NZ	31:DJ:44:TYR:CE1	2.80	0.49
33:DL:41:ARG:O	33:DL:44:GLY:N	2.45	0.49
22:DA:2709:G:OP1	35:DN:18:GLN:NE2	2.46	0.49
37:DP:88:ARG:NH2	37:DP:110:ILE:O	2.39	0.49
42:DU:72:ILE:CD1	42:DU:83:VAL:HG23	2.42	0.49
45:DX:33:LEU:O	45:DX:34:HIS:ND1	2.45	0.49
1:AA:1157:A:C4	1:AA:1181:G:C6	3.00	0.49
1:AA:1537:U:C4	1:AA:1538:C:C4	3.00	0.49
1:AA:358:U:H2'	1:AA:359:G:H8	1.77	0.49
1:AA:423:G:N2	1:AA:424:G:C8	2.80	0.49
1:AA:542:G:C2	1:AA:543:U:C6	3.00	0.49
1:AA:974:A:H4'	1:AA:975:A:O5'	2.11	0.49
17:AQ:81:LYS:CD	17:AQ:81:LYS:N	2.75	0.49
11:AK:126:LYS:O	21:AU:34:ARG:NE	2.45	0.49
50:B2:33:ARG:O	50:B2:36:ALA:N	2.46	0.49
53:B5:64:SER:O	53:B5:65:LEU:HB2	2.12	0.49
22:BA:1347:A:C2'	22:BA:1348:C:O5'	2.59	0.49
22:BA:1869:G:C3'	22:BA:1870:C:H5'	2.42	0.49
22:BA:2218:G:C2'	22:BA:2219:U:H5'	2.42	0.49
22:BA:2415:G:C4	22:BA:2416:C:C6	3.00	0.49
22:BA:288:U:N3	22:BA:289:G:N7	2.60	0.49
22:BA:368:A:C5	22:BA:369:U:C4	3.00	0.49
22:BA:716:A:C6	22:BA:717:C:C4	2.99	0.49

*Continued on next page...*

*Continued from previous page...*

Atom-1	Atom-2	Distance(Å)	Clash(Å)
23:BB:30:C:H2'	23:BB:31:C:H5'	1.94	0.49
24:BC:266:PHE:CD1	24:BC:266:PHE:N	2.78	0.49
25:BD:101:PHE:CE2	25:BD:107:VAL:HG11	2.47	0.49
26:BE:155:GLU:HA	26:BE:155:GLU:OE1	2.11	0.49
29:BH:99:ILE:O	29:BH:99:ILE:HG22	2.12	0.49
38:BQ:19:LYS:O	38:BQ:22:LYS:HG3	2.12	0.49
38:BQ:24:TYR:HB3	38:BQ:28:ARG:HB3	1.94	0.49
40:BS:14:ALA:O	40:BS:18:ARG:HG3	2.10	0.49
42:BU:99:ASN:OD1	42:BU:101:GLU:HB3	2.11	0.49
45:BX:37:ARG:HG2	45:BX:46:PHE:HB3	1.94	0.49
1:CA:1491:G:H2'	1:CA:1492:A:C8	2.48	0.49
1:CA:435:A:C5	1:CA:436:C:C5	3.01	0.49
1:CA:541:G:H2'	1:CA:542:G:O4'	2.12	0.49
2:CB:222:ARG:NE	2:CB:223:GLU:HB2	2.27	0.49
2:CB:23:TRP:O	2:CB:23:TRP:CG	2.65	0.49
1:CA:8:A:N6	4:CD:206:LYS:HB3	2.27	0.49
6:CF:11:HIS:CG	6:CF:12:PRO:HD2	2.48	0.49
9:CI:90:TYR:O	9:CI:91:ASP:CG	2.51	0.49
16:CP:55:ASP:O	16:CP:58:ALA:HB3	2.11	0.49
22:DA:1317:G:N2	22:DA:1336:A:N3	2.60	0.49
22:DA:1826:G:C5	22:DA:1827:U:C4	3.00	0.49
22:DA:2257:U:C4	22:DA:2258:C:N4	2.80	0.49
22:DA:2327:A:H2'	22:DA:2328:A:C8	2.47	0.49
22:DA:2521:C:C2	22:DA:2545:G:N2	2.80	0.49
23:DB:42:C:N4	23:DB:43:C:N3	2.60	0.49
22:DA:1805:A:H1'	24:DC:50:THR:O	2.13	0.49
22:DA:615:U:N3	26:DE:35:TYR:CE1	2.80	0.49
27:DF:5:HIS:HB2	27:DF:97:TRP:CG	2.48	0.49
28:DG:85:LYS:HG3	28:DG:141:ILE:HD12	1.94	0.49
29:DH:81:ALA:C	29:DH:149:GLU:HB3	2.33	0.49
32:DK:121:GLU:O	32:DK:122:VAL:O	2.31	0.49
33:DL:68:SER:O	33:DL:69:ARG:HB2	2.12	0.49
43:DV:20:LEU:HD23	43:DV:25:LYS:HB2	1.94	0.49
45:DX:36:HIS:ND1	45:DX:37:ARG:O	2.45	0.49
46:DY:31:GLN:HG2	46:DY:37:LEU:H	1.78	0.49
1:AA:1044:A:C5	1:AA:1045:C:H1'	2.47	0.49
1:AA:1058:G:C6	1:AA:1059:C:C4	3.00	0.49
1:AA:1114:C:H2'	1:AA:1115:U:O4'	2.12	0.49
1:AA:1327:C:C2'	1:AA:1328:C:H5'	2.41	0.49
1:AA:215:C:C4	1:AA:216:U:C4	3.01	0.49
1:AA:236:A:H2'	1:AA:237:G:C8	2.48	0.49
1:AA:452:A:C8	1:AA:453:G:O4'	2.64	0.49

*Continued on next page...*

*Continued from previous page...*

Atom-1	Atom-2	Distance(Å)	Clash(Å)
1:AA:690:G:H2'	1:AA:691:G:C8	2.48	0.49
1:AA:807:A:H2'	1:AA:808:C:H6	1.77	0.49
1:AA:908:A:C2	1:AA:909:A:C5	3.01	0.49
2:AB:102:THR:HA	2:AB:179:LEU:HD11	1.95	0.49
2:AB:202:GLY:O	2:AB:203:ASN:O	2.29	0.49
3:AC:79:LYS:O	3:AC:82:GLU:HB2	2.11	0.49
4:AD:76:TYR:C	4:AD:76:TYR:CD1	2.85	0.49
1:AA:933:G:OP2	7:AG:3:ARG:HB3	2.12	0.49
9:AI:43:THR:O	9:AI:44:ALA:CB	2.60	0.49
9:AI:19:VAL:HA	9:AI:65:ILE:HG22	1.93	0.49
10:AJ:8:ILE:O	10:AJ:73:LEU:O	2.30	0.49
16:AP:51:ARG:HB3	16:AP:51:ARG:NH1	2.27	0.49
19:AS:51:VAL:HB	19:AS:75:ALA:HB2	1.92	0.49
20:AT:27:MET:HG3	20:AT:28:MET:N	2.26	0.49
22:BA:1306:C:O2	22:BA:1306:C:H2'	2.12	0.49
22:BA:1638:C:H1'	22:BA:2698:U:O2'	2.12	0.49
22:BA:1768:C:H2'	22:BA:1769:U:H6	1.76	0.49
22:BA:1794:A:H1'	22:BA:1900:A:C2	2.47	0.49
22:BA:2357:G:N2	22:BA:2360:G:OP2	2.37	0.49
22:BA:528:A:C8	22:BA:528:A:C3'	2.95	0.49
23:BB:109:A:C5	23:BB:110:C:C4	3.00	0.49
24:BC:232:HIS:HA	24:BC:242:LYS:HG3	1.95	0.49
25:BD:101:PHE:CE2	25:BD:203:VAL:CG1	2.95	0.49
1:CA:1181:G:O2'	1:CA:1182:G:N7	2.45	0.49
1:CA:1345:U:C4	1:CA:1377:A:C2	3.00	0.49
1:CA:1507:A:N7	1:CA:1530:G:C6	2.80	0.49
1:CA:158:G:C4	1:CA:159:G:C8	3.01	0.49
1:CA:779:C:C2'	1:CA:780:A:H5'	2.42	0.49
4:CD:3:ARG:HD2	4:CD:115:ARG:HD3	1.95	0.49
6:CF:51:ILE:HG12	6:CF:51:ILE:O	2.12	0.49
22:DA:1323:C:C4	22:DA:1324:G:N7	2.81	0.49
22:DA:158:U:H2'	22:DA:159:G:H5'	1.95	0.49
22:DA:1599:U:C4	22:DA:1600:C:N4	2.79	0.49
22:DA:1799:G:C8	24:DC:176:LEU:HD13	2.46	0.49
22:DA:1831:G:C6	22:DA:1832:C:C4	2.99	0.49
22:DA:2437:G:O4'	22:DA:2598:A:C2	2.65	0.49
22:DA:396:G:C1'	45:DX:29:PHE:HB3	2.42	0.49
22:DA:667:U:C4	22:DA:668:A:N7	2.80	0.49
22:DA:682:G:H2'	22:DA:682:G:N3	2.26	0.49
22:DA:684:G:OP1	50:D2:16:HIS:CE1	2.65	0.49
22:DA:745:G:O2'	22:DA:748:G:H1'	2.13	0.49
22:DA:803:U:C4	22:DA:804:A:N7	2.80	0.49

*Continued on next page...*

*Continued from previous page...*

Atom-1	Atom-2	Distance(Å)	Clash(Å)
23:DB:41:G:H8	27:DF:66:LEU:HD11	1.76	0.49
28:DG:113:VAL:HG11	28:DG:151:TYR:CE2	2.47	0.49
31:DJ:41:LYS:NZ	31:DJ:52:ASP:OD2	2.38	0.49
33:DL:58:TYR:CE1	33:DL:59:ARG:HG2	2.48	0.49
22:DA:1654:A:OP1	35:DN:1:MET:HA	2.13	0.49
32:DK:120:PRO:HG2	37:DP:66:ASN:ND2	2.27	0.49
40:DS:15:GLN:O	40:DS:19:LEU:HD13	2.12	0.49
45:DX:66:THR:O	45:DX:70:GLU:HG3	2.12	0.49
1:AA:1004:A:H2'	1:AA:1005:A:O4'	2.12	0.49
1:AA:1343:G:H4'	9:AI:124:ARG:O	2.11	0.49
1:AA:1391:U:H2'	1:AA:1392:G:C8	2.47	0.49
1:AA:1401:G:N2	1:AA:1402:C:H1'	2.27	0.49
1:AA:370:C:O2'	1:AA:371:A:H5'	2.13	0.49
1:AA:452:A:N6	1:AA:480:U:C2	2.78	0.49
1:AA:582:C:C2	1:AA:583:A:C8	3.00	0.49
1:AA:855:U:OP2	1:AA:871:U:N3	2.42	0.49
5:AE:81:LEU:HD22	5:AE:81:LEU:N	2.28	0.49
10:AJ:52:LEU:CB	14:AN:81:ARG:HE	2.25	0.49
11:AK:122:ARG:NH1	21:AU:36:GLU:HG3	2.26	0.49
11:AK:51:GLY:O	11:AK:52:PHE:CD2	2.65	0.49
22:BA:20:C:H2'	22:BA:21:A:C8	2.46	0.49
22:BA:2466:C:C2'	22:BA:2467:C:H5'	2.42	0.49
22:BA:2517:C:C5	22:BA:2542:A:C5	3.01	0.49
22:BA:2559:C:O2'	22:BA:2560:A:H5'	2.11	0.49
22:BA:2805:C:C4	22:BA:2806:C:C4	3.01	0.49
25:BD:139:SER:HA	25:BD:142:VAL:CG1	2.43	0.49
32:BK:4:GLU:O	32:BK:5:GLN:HG2	2.12	0.49
37:BP:91:ALA:HB2	37:BP:113:ARG:HA	1.94	0.49
1:CA:1521:C:C4	1:CA:1522:U:C4	3.00	0.49
1:CA:406:G:C2	1:CA:407:U:C6	3.01	0.49
1:CA:748:G:H2'	1:CA:749:A:H8	1.76	0.49
1:CA:805:C:N3	1:CA:806:C:C5	2.80	0.49
1:CA:939:G:P	7:CG:95:ARG:HH22	2.36	0.49
4:CD:58:LYS:HG3	4:CD:59:GLN:N	2.27	0.49
8:CH:30:SER:OG	8:CH:33:LYS:HG3	2.13	0.49
13:CM:39:ILE:HG13	13:CM:56:LEU:HD21	1.93	0.49
22:DA:2348:U:P	51:D3:38:THR:HG21	2.52	0.49
22:DA:1359:A:C6	22:DA:1360:G:C4	3.00	0.49
22:DA:2410:G:C6	22:DA:2411:A:C4	3.00	0.49
22:DA:36:G:C2	22:DA:445:C:N3	2.80	0.49
22:DA:413:C:N4	57:DA:3559:HOH:O	2.45	0.49
22:DA:508:A:H3'	22:DA:509:C:H5'	1.94	0.49

*Continued on next page...*



*Continued from previous page...*

Atom-1	Atom-2	Distance(Å)	Clash(Å)
22:DA:515:A:C8	22:DA:516:C:C6	3.00	0.49
26:DE:146:VAL:CG2	26:DE:148:ILE:HD11	2.42	0.49
28:DG:24:ILE:HD11	28:DG:43:VAL:HG11	1.94	0.49
34:DM:54:THR:HA	34:DM:57:VAL:HG22	1.94	0.49
1:AA:1151:A:HO2'	1:AA:1152:A:C5'	2.23	0.49
1:AA:115:G:C6	1:AA:313:A:C2	3.01	0.49
1:AA:451:A:N1	1:AA:480:U:H2'	2.27	0.49
1:AA:57:G:H2'	1:AA:58:C:C6	2.47	0.49
1:AA:64:G:C2	1:AA:67:C:N4	2.81	0.49
1:AA:979:C:H1'	1:AA:1317:C:N4	2.27	0.49
2:AB:85:LEU:HG	2:AB:86:SER:N	2.26	0.49
3:AC:42:TYR:CE2	3:AC:46:GLU:HG3	2.47	0.49
10:AJ:40:ILE:HB	10:AJ:73:LEU:HB2	1.93	0.49
10:AJ:7:ARG:O	10:AJ:100:ILE:O	2.30	0.49
11:AK:34:ILE:HG13	11:AK:70:CYS:SG	2.53	0.49
22:BA:116:C:N4	22:BA:117:G:C6	2.81	0.49
22:BA:1237:A:H4'	22:BA:1238:G:OP1	2.13	0.49
22:BA:1334:G:C6	22:BA:1335:C:C4	3.01	0.49
22:BA:1418:G:H5''	22:BA:1419:A:OP2	2.13	0.49
22:BA:1562:U:C4	22:BA:1563:U:C5	3.00	0.49
22:BA:1811:G:C5	22:BA:1812:U:C5	3.01	0.49
22:BA:1924:C:O2	22:BA:1924:C:H2'	2.12	0.49
22:BA:653:U:H2'	22:BA:654:A:OP1	2.12	0.49
22:BA:747:U:N3	22:BA:2613:U:C4	2.80	0.49
22:BA:971:G:H2'	22:BA:972:A:O5'	2.12	0.49
27:BF:40:VAL:O	27:BF:41:GLY:C	2.51	0.49
27:BF:8:TYR:HA	27:BF:12:VAL:CG2	2.43	0.49
32:BK:90:ASN:O	32:BK:91:SER:HB3	2.13	0.49
36:BO:30:ARG:HG2	36:BO:31:THR:N	2.27	0.49
44:BW:47:ALA:HB2	44:BW:59:LEU:HD22	1.95	0.49
22:BA:857:G:H5''	44:BW:69:PHE:CD1	2.48	0.49
1:CA:1149:C:N4	1:CA:1150:A:N6	2.61	0.49
1:CA:1202:U:H2'	1:CA:1203:C:O4'	2.13	0.49
1:CA:425:G:H2'	1:CA:426:U:O4'	2.12	0.49
3:CC:145:GLY:O	3:CC:146:ALA:O	2.31	0.49
5:CE:154:ALA:O	5:CE:156:LYS:N	2.45	0.49
22:DA:2886:A:C2	48:D0:29:SER:HB3	2.48	0.49
48:D0:54:VAL:O	48:D0:56:ALA:N	2.46	0.49
22:DA:1205:A:H5''	22:DA:1206:G:C8	2.48	0.49
22:DA:1422:G:H2'	22:DA:1423:G:O4'	2.12	0.49
22:DA:1846:G:H3'	22:DA:1847:A:C8	2.47	0.49
22:DA:1801:A:C4	22:DA:2203:U:C5	3.00	0.49

*Continued on next page...*



*Continued from previous page...*

Atom-1	Atom-2	Distance(Å)	Clash(Å)
22:DA:2352:A:N3	22:DA:2366:A:C2	2.81	0.49
22:DA:450:G:N1	22:DA:454:A:OP2	2.35	0.49
22:DA:597:G:C2	22:DA:661:A:C2	3.00	0.49
25:DD:62:LYS:HB2	25:DD:63:PRO:HD3	1.93	0.49
26:DE:112:LEU:HD11	26:DE:180:LEU:HB3	1.95	0.49
29:DH:112:LYS:CG	29:DH:113:SER:N	2.76	0.49
22:DA:636:G:N1	33:DL:76:GLU:OE2	2.42	0.49
38:DQ:86:ALA:O	38:DQ:87:SER:CB	2.61	0.49
42:DU:11:VAL:HG12	42:DU:72:ILE:HA	1.93	0.49
42:DU:7:ARG:HG3	42:DU:8:ASP:H	1.76	0.49
1:AA:1220:G:H2'	1:AA:1221:G:H8	1.78	0.49
1:AA:1225:A:H2'	1:AA:1226:C:C5	2.47	0.49
1:AA:1469:C:C5	1:AA:1470:U:C6	3.00	0.49
1:AA:929:G:C6	1:AA:930:C:C4	3.01	0.49
1:AA:961:U:OP2	1:AA:1223:C:H1'	2.13	0.49
1:AA:74:A:C2	1:AA:97:G:C5	3.01	0.49
4:AD:63:ARG:HA	4:AD:63:ARG:HE	1.78	0.49
11:AK:110:ILE:HG22	21:AU:17:ARG:NH2	2.28	0.49
17:AQ:46:VAL:HG21	17:AQ:61:ILE:HG12	1.94	0.49
21:AU:25:LYS:HD2	21:AU:26:ALA:N	2.28	0.49
22:BA:1157:G:C2	22:BA:1158:C:C2	3.00	0.49
22:BA:1467:U:C4	22:BA:1546:G:C2	3.00	0.49
22:BA:1738:G:HO2'	22:BA:1739:A:P	2.35	0.49
22:BA:1906:G:H2'	22:BA:1907:G:O5'	2.13	0.49
22:BA:1910:G:O2'	22:BA:1911:U:H5'	2.13	0.49
22:BA:1958:C:C2'	22:BA:1959:G:H5'	2.42	0.49
22:BA:2190:G:H3'	22:BA:2191:A:H8	1.77	0.49
22:BA:2346:A:C5	22:BA:2383:G:C2	3.01	0.49
22:BA:2525:G:C2	22:BA:2539:C:C2	3.00	0.49
22:BA:25:U:H2'	22:BA:26:G:H5'	1.95	0.49
22:BA:2627:G:H2'	22:BA:2628:C:C6	2.48	0.49
22:BA:55:G:C2	22:BA:56:A:C8	3.00	0.49
22:BA:811:U:C2	22:BA:1251:C:C5	3.00	0.49
22:BA:861:A:C2	22:BA:917:A:C4	3.00	0.49
24:BC:63:ARG:NH1	24:BC:85:PRO:CD	2.76	0.49
25:BD:84:LEU:HD22	25:BD:88:GLU:HB3	1.94	0.49
26:BE:189:THR:HG22	26:BE:191:ASP:H	1.78	0.49
31:BJ:59:ALA:O	31:BJ:62:VAL:HG12	2.13	0.49
34:BM:21:ALA:CB	34:BM:100:LYS:N	2.75	0.49
43:BV:1:MET:SD	43:BV:1:MET:C	2.90	0.49
1:CA:1102:A:C5	1:CA:1103:C:C5	3.01	0.49
1:CA:1296:C:H4'	1:CA:1302:C:C4	2.48	0.49

*Continued on next page...*

*Continued from previous page...*

Atom-1	Atom-2	Distance(Å)	Clash(Å)
1:CA:451:A:H4'	1:CA:452:A:O5'	2.12	0.49
1:CA:560:A:OP2	1:CA:566:G:N1	2.45	0.49
1:CA:919:A:C2	1:CA:920:U:C5	3.01	0.49
10:CJ:22:THR:HA	10:CJ:25:ILE:CG2	2.43	0.49
19:CS:69:HIS:ND1	19:CS:73:GLU:OE2	2.42	0.49
22:DA:1093:G:C2'	22:DA:1098:A:H61	2.26	0.49
22:DA:109:C:N3	22:DA:110:G:C8	2.81	0.49
22:DA:1140:C:O4'	22:DA:1143:A:C2	2.66	0.49
22:DA:1436:G:C2	22:DA:1437:C:H1'	2.47	0.49
22:DA:1474:U:C4	22:DA:1475:G:C2	3.01	0.49
22:DA:151:C:H2'	22:DA:152:A:C8	2.48	0.49
22:DA:1871:A:O2'	22:DA:1872:A:N7	2.46	0.49
22:DA:1916:A:H2'	22:DA:1917:U:O4'	2.12	0.49
22:DA:2184:A:H2'	22:DA:2185:U:C6	2.48	0.49
22:DA:2420:C:OP1	51:D3:34:THR:CB	2.57	0.49
22:DA:2532:G:C6	22:DA:2533:U:C4	3.01	0.49
22:DA:2751:G:H3'	22:DA:2752:C:C6	2.48	0.49
22:DA:567:U:C4	22:DA:568:U:C4	3.00	0.49
22:DA:621:A:C5	22:DA:622:G:H1'	2.48	0.49
22:DA:90:U:C4	22:DA:91:A:C5	3.00	0.49
32:DK:6:THR:O	32:DK:8:LEU:CD1	2.61	0.49
40:DS:49:LYS:O	40:DS:53:SER:HB2	2.13	0.49
44:DW:21:LEU:HA	44:DW:39:ARG:HB2	1.93	0.49
1:AA:107:G:H2'	1:AA:108:G:H5''	1.94	0.49
1:AA:1244:G:H2'	1:AA:1245:C:O4'	2.12	0.49
1:AA:1406:U:C5	1:AA:1407:C:C4	3.01	0.49
1:AA:1442:G:C6	1:AA:1443:C:N3	2.80	0.49
1:AA:364:A:C2	1:AA:365:U:O4	2.66	0.49
1:AA:373:A:C8	1:AA:482:A:C8	3.00	0.49
1:AA:466:A:H5'	1:AA:467:U:OP2	2.13	0.49
1:AA:598:U:H4'	8:AH:86:TYR:HD1	1.77	0.49
1:AA:71:A:N1	1:AA:99:C:O2'	2.45	0.49
1:AA:790:A:C6	1:AA:791:G:C6	3.01	0.49
1:AA:992:U:O2	1:AA:1043:G:N7	2.45	0.49
3:AC:121:THR:HG22	3:AC:122:SER:N	2.26	0.49
3:AC:54:ARG:O	3:AC:69:HIS:HB2	2.12	0.49
4:AD:174:ASP:O	4:AD:175:ALA:HB2	2.13	0.49
4:AD:53:VAL:HG22	4:AD:54:GLN:N	2.28	0.49
5:AE:15:LEU:HB3	5:AE:37:THR:HG22	1.95	0.49
10:AJ:12:ALA:HB2	10:AJ:96:VAL:HA	1.95	0.49
13:AM:68:ASP:O	13:AM:72:GLU:HB2	2.12	0.49
51:B3:22:PHE:O	51:B3:49:MET:HE3	2.11	0.49

*Continued on next page...*

*Continued from previous page...*

Atom-1	Atom-2	Distance(Å)	Clash(Å)
53:B5:213:VAL:O	53:B5:214:TYR:CB	2.60	0.49
22:BA:1097:U:H3'	22:BA:1098:A:H4'	1.94	0.49
22:BA:1431:A:H2'	22:BA:1432:G:C8	2.47	0.49
22:BA:1816:C:C5	24:BC:62:TYR:CE1	3.01	0.49
22:BA:1833:C:H2'	22:BA:1834:U:O4'	2.12	0.49
22:BA:182:A:H2'	22:BA:183:C:C6	2.48	0.49
22:BA:2669:G:C2'	22:BA:2670:A:H5'	2.43	0.49
22:BA:2800:A:H4'	22:BA:2801:G:OP2	2.13	0.49
22:BA:414:C:H2'	22:BA:415:A:C8	2.48	0.49
22:BA:482:A:O2'	22:BA:497:A:N1	2.36	0.49
22:BA:767:U:O2'	22:BA:768:G:H5'	2.13	0.49
22:BA:976:G:N3	22:BA:976:G:H2'	2.28	0.49
24:BC:148:PRO:CD	24:BC:185:GLU:OE2	2.61	0.49
23:BB:42:C:OP1	27:BF:64:LYS:HE2	2.13	0.49
38:BQ:76:TYR:CZ	38:BQ:80:ILE:HG13	2.48	0.49
41:BT:11:LEU:HD13	41:BT:32:LEU:HD13	1.94	0.49
41:BT:1:MET:C	41:BT:2:ILE:HD12	2.32	0.49
42:BU:89:ASP:CG	42:BU:90:GLY:N	2.65	0.49
45:BX:11:ARG:HB2	45:BX:12:PRO:CD	2.43	0.49
1:CA:1033:G:H3'	1:CA:1034:G:H5''	1.95	0.49
1:CA:1322:C:OP1	19:CS:78:ARG:NH2	2.46	0.49
1:CA:252:U:O4	1:CA:253:A:N6	2.46	0.49
1:CA:509:A:C2	1:CA:510:A:C2	3.00	0.49
1:CA:620:C:H2'	1:CA:621:A:O4'	2.13	0.49
4:CD:172:GLU:HG2	4:CD:183:LYS:HD3	1.95	0.49
5:CE:100:SER:O	5:CE:101:GLU:C	2.50	0.49
6:CF:25:TYR:CD2	6:CF:25:TYR:N	2.79	0.49
11:CK:51:GLY:O	11:CK:52:PHE:O	2.31	0.49
15:CO:45:GLU:O	15:CO:46:HIS:HB2	2.13	0.49
20:CT:84:ASN:HA	20:CT:87:ALA:HB3	1.95	0.49
22:DA:1529:G:C6	22:DA:1543:G:N2	2.81	0.49
22:DA:1773:A:H2'	22:DA:1774:C:O4'	2.13	0.49
22:DA:1801:A:C5	24:DC:262:ARG:NH2	2.80	0.49
22:DA:1965:C:H3'	22:DA:1966:A:C8	2.48	0.49
22:DA:2051:A:H5'	22:DA:2578:G:O4'	2.12	0.49
22:DA:2164:C:H2'	22:DA:2165:C:C5	2.46	0.49
22:DA:2687:U:H2'	22:DA:2688:G:O4'	2.13	0.49
22:DA:2740:A:N6	22:DA:2764:A:C8	2.80	0.49
22:DA:39:G:C6	22:DA:40:U:C4	3.01	0.49
22:DA:449:A:C5	22:DA:450:G:C8	3.01	0.49
22:DA:873:C:N3	22:DA:905:A:C2	2.81	0.49
30:DI:21:SER:HB3	30:DI:22:PRO:HD3	1.94	0.49

*Continued on next page...*

*Continued from previous page...*

Atom-1	Atom-2	Distance(Å)	Clash(Å)
22:DA:2707:U:O2	35:DN:71:ARG:NH1	2.46	0.49
41:DT:32:LEU:O	41:DT:32:LEU:HD12	2.13	0.49
22:DA:398:C:OP1	45:DX:32:ASN:ND2	2.46	0.49
1:AA:1211:U:O2'	1:AA:1212:U:P	2.71	0.49
1:AA:1399:C:C2	1:AA:1401:G:C5	3.01	0.49
1:AA:1442:G:C2	1:AA:1443:C:C2	3.01	0.49
1:AA:604:G:C2	1:AA:635:A:C2	3.01	0.49
1:AA:824:G:C2	1:AA:877:G:C2	3.01	0.49
1:AA:944:G:O2'	1:AA:1339:A:N6	2.45	0.49
2:AB:186:ILE:HA	2:AB:200:ILE:O	2.12	0.49
1:AA:1108:G:H5'	3:AC:176:HIS:CD2	2.48	0.49
5:AE:101:GLU:HB3	5:AE:122:ASN:CB	2.43	0.49
6:AF:53:LYS:O	6:AF:54:LEU:HB3	2.13	0.49
9:AI:52:LEU:HB3	9:AI:57:MET:CG	2.43	0.49
12:AL:85:GLY:O	12:AL:96:HIS:CE1	2.65	0.49
14:AN:79:LEU:HB2	14:AN:84:VAL:HG23	1.95	0.49
22:BA:1090:A:C2'	22:BA:1091:G:H5'	2.41	0.49
22:BA:1359:A:C8	22:BA:1373:A:N1	2.81	0.49
22:BA:1863:G:N2	22:BA:1880:U:H1'	2.28	0.49
22:BA:2678:C:H2'	22:BA:2679:A:O4'	2.13	0.49
22:BA:341:C:C4	22:BA:342:A:N7	2.81	0.49
22:BA:36:G:C5	22:BA:37:C:C5	3.01	0.49
22:BA:447:A:C4	22:BA:473:G:C8	3.00	0.49
22:BA:500:G:H22	22:BA:502:A:H3'	1.75	0.49
22:BA:55:G:N3	22:BA:56:A:C8	2.81	0.49
32:BK:2:ILE:HD12	32:BK:6:THR:HG21	1.94	0.49
39:BR:1:MET:HA	39:BR:42:ALA:O	2.12	0.49
42:BU:73:PHE:CZ	42:BU:78:GLY:HA2	2.48	0.49
1:CA:1350:A:H2'	1:CA:1351:U:O4'	2.13	0.49
1:CA:976:G:N2	1:CA:1363:A:C2	2.81	0.49
1:CA:248:C:C4	1:CA:249:U:C5	3.00	0.49
1:CA:295:C:C4	1:CA:296:U:C5	3.01	0.49
1:CA:426:U:O4	57:CA:1752:HOH:O	2.19	0.49
1:CA:743:A:C6	1:CA:744:C:C4	3.01	0.49
3:CC:66:VAL:O	3:CC:66:VAL:HG12	2.12	0.49
4:CD:58:LYS:HE2	4:CD:69:GLU:OE1	2.13	0.49
4:CD:9:LEU:O	4:CD:10:LYS:C	2.50	0.49
6:CF:22:ILE:HG22	6:CF:22:ILE:O	2.13	0.49
6:CF:93:LYS:C	6:CF:94:HIS:CG	2.86	0.49
22:DA:1596:A:C6	22:DA:1597:A:C6	3.01	0.49
22:DA:1731:G:H2'	22:DA:1732:C:H3'	1.95	0.49
22:DA:1869:G:C3'	22:DA:1870:C:H5'	2.43	0.49

*Continued on next page...*

*Continued from previous page...*

Atom-1	Atom-2	Distance(Å)	Clash(Å)
22:DA:2415:G:C6	22:DA:2416:C:N3	2.81	0.49
22:DA:2506:U:H2'	22:DA:2506:U:O2	2.13	0.49
22:DA:2552:U:C2	22:DA:2554:U:H5'	2.47	0.49
22:DA:2624:G:H1'	48:D0:19:HIS:HE1	1.77	0.49
22:DA:2544:G:H5'	22:DA:2645:G:C2	2.48	0.49
22:DA:404:A:H1'	22:DA:405:U:OP2	2.13	0.49
22:DA:668:A:C2	22:DA:670:A:C6	3.01	0.49
22:DA:89:A:C6	22:DA:90:U:C4	3.01	0.49
24:DC:176:LEU:HD12	24:DC:180:GLU:HB3	1.95	0.49
25:DD:39:ASP:OD1	25:DD:40:LEU:N	2.46	0.49
29:DH:21:VAL:CG2	29:DH:22:LYS:N	2.76	0.49
31:DJ:15:TRP:O	31:DJ:137:PRO:HA	2.13	0.49
33:DL:56:PRO:HD2	33:DL:59:ARG:HB2	1.95	0.49
1:AA:672:U:H2'	1:AA:673:A:H8	1.76	0.49
1:AA:761:G:H2'	1:AA:762:U:C6	2.48	0.49
1:AA:828:U:C4	1:AA:859:G:C4	3.01	0.49
11:AK:52:PHE:CB	11:AK:56:ARG:HB3	2.43	0.49
20:AT:5:LYS:O	20:AT:6:SER:C	2.52	0.49
20:AT:81:ALA:O	20:AT:85:LYS:HG2	2.12	0.49
48:B0:33:THR:O	48:B0:33:THR:CG2	2.61	0.49
49:B1:29:THR:C	49:B1:31:PRO:HD3	2.33	0.49
22:BA:1794:A:H1'	22:BA:1900:A:N3	2.28	0.49
22:BA:612:G:H4'	22:BA:613:A:C2	2.47	0.49
22:BA:616:A:C2	22:BA:617:G:H1'	2.48	0.49
29:BH:121:VAL:H	29:BH:122:LEU:HB2	1.77	0.49
31:BJ:14:ASP:O	31:BJ:52:ASP:HB3	2.12	0.49
35:BN:73:ASN:HA	35:BN:76:VAL:HG12	1.95	0.49
36:BO:4:LYS:O	36:BO:5:SER:C	2.50	0.49
39:BR:51:VAL:O	39:BR:52:PRO:O	2.30	0.49
39:BR:71:LYS:HG3	39:BR:72:VAL:N	2.28	0.49
1:CA:1078:U:C4	1:CA:1079:G:C6	3.01	0.49
1:CA:1105:A:C2	1:CA:1106:G:C8	3.01	0.49
1:CA:978:A:O2'	1:CA:1322:C:H5	1.94	0.49
1:CA:1423:G:C2	1:CA:1424:U:C2	3.00	0.49
1:CA:38:G:N1	1:CA:397:A:C2	2.81	0.49
1:CA:582:C:C2	1:CA:760:G:N1	2.81	0.49
2:CB:164:ILE:HG23	2:CB:169:GLU:OE2	2.13	0.49
4:CD:150:LYS:O	4:CD:151:LYS:HG2	2.13	0.49
7:CG:116:MET:HA	7:CG:119:ARG:HD3	1.94	0.49
11:CK:123:PRO:HB2	11:CK:124:PRO:HD2	1.95	0.49
11:CK:14:LYS:NZ	11:CK:15:GLN:O	2.45	0.49
11:CK:99:ALA:HA	11:CK:102:ALA:HB3	1.94	0.49

*Continued on next page...*

*Continued from previous page...*

Atom-1	Atom-2	Distance(Å)	Clash(Å)
15:CO:45:GLU:HG2	15:CO:46:HIS:N	2.27	0.49
22:DA:1300:G:H5''	22:DA:1301:A:H5'	1.95	0.49
22:DA:1394:U:C4	22:DA:1395:A:C5	3.01	0.49
22:DA:1738:G:O2'	22:DA:1739:A:P	2.68	0.49
22:DA:2307:G:H4'	22:DA:2308:G:O5'	2.13	0.49
22:DA:9:G:C6	22:DA:2629:U:C6	3.01	0.49
22:DA:893:C:H2'	22:DA:894:U:O4'	2.13	0.49
24:DC:158:ALA:HB1	24:DC:197:ASN:O	2.13	0.49
22:DA:2636:C:H4'	25:DD:81:GLU:CD	2.33	0.49
29:DH:72:ILE:O	29:DH:141:LYS:O	2.30	0.49
32:DK:47:ILE:HB	32:DK:48:PRO:HD2	1.95	0.49
39:DR:68:ARG:HD3	39:DR:92:TRP:CZ2	2.46	0.49
40:DS:9:HIS:O	40:DS:11:ARG:NH1	2.46	0.49
41:DT:39:THR:HG23	41:DT:42:GLU:H	1.78	0.49
46:DY:1:MET:N	46:DY:4:LYS:HD3	2.28	0.49
1:AA:1145:A:O2'	1:AA:1146:A:P	2.70	0.48
1:AA:111:G:O6	1:AA:330:C:N3	2.45	0.48
1:AA:541:G:C4	1:AA:542:G:C8	3.00	0.48
1:AA:956:U:C5	1:AA:957:U:C5	3.01	0.48
4:AD:126:ASN:HA	4:AD:142:VAL:HG23	1.94	0.48
6:AF:97:THR:O	6:AF:98:GLU:HG2	2.12	0.48
7:AG:97:ASN:N	7:AG:97:ASN:OD1	2.45	0.48
8:AH:96:MET:HB2	8:AH:99:LEU:O	2.13	0.48
10:AJ:56:HIS:O	10:AJ:57:VAL:O	2.30	0.48
13:AM:90:ARG:HD2	13:AM:96:PRO:O	2.13	0.48
16:AP:22:ALA:HB2	16:AP:32:PHE:CB	2.43	0.48
53:B5:52:PRO:O	53:B5:53:ARG:CB	2.60	0.48
22:BA:1014:A:H2'	22:BA:1015:U:H6	1.78	0.48
22:BA:1915:U:O2'	22:BA:1916:A:H5'	2.13	0.48
22:BA:2190:G:C6	22:BA:2191:A:C6	3.00	0.48
22:BA:2282:G:H5''	22:BA:2283:C:O4'	2.12	0.48
22:BA:282:A:H2'	22:BA:283:G:C8	2.47	0.48
22:BA:301:G:H1'	22:BA:302:C:C6	2.48	0.48
22:BA:686:U:H4'	22:BA:687:C:OP2	2.13	0.48
27:BF:28:VAL:O	27:BF:28:VAL:HG13	2.13	0.48
28:BG:109:PHE:CE2	28:BG:152:ARG:CZ	2.95	0.48
29:BH:139:PHE:O	29:BH:140:ALA:HB2	2.13	0.48
39:BR:11:GLN:C	39:BR:12:HIS:ND1	2.66	0.48
39:BR:39:LEU:HA	39:BR:49:ILE:HG23	1.95	0.48
39:BR:14:VAL:HG13	39:BR:98:ILE:HG13	1.94	0.48
1:CA:1130:A:C8	1:CA:1146:A:N1	2.81	0.48
1:CA:1343:G:O2'	9:CI:123:ARG:HD2	2.13	0.48

*Continued on next page...*

*Continued from previous page...*

Atom-1	Atom-2	Distance(Å)	Clash(Å)
1:CA:1525:G:OP1	11:CK:122:ARG:NH2	2.39	0.48
1:CA:320:A:H5''	1:CA:321:A:OP2	2.13	0.48
1:CA:756:C:C4	1:CA:757:U:C5	3.01	0.48
1:CA:872:A:C4	1:CA:874:G:C8	3.01	0.48
2:CB:117:LEU:O	2:CB:121:SER:HB2	2.13	0.48
5:CE:105:ILE:N	5:CE:122:ASN:O	2.46	0.48
11:CK:25:ALA:HB3	11:CK:87:LYS:O	2.13	0.48
22:DA:1045:C:C3'	22:DA:1046:A:H5'	2.43	0.48
22:DA:579:G:C2	22:DA:1262:A:C4	3.01	0.48
22:DA:1431:A:C6	22:DA:1432:G:C5	3.01	0.48
22:DA:1838:C:H4'	22:DA:1839:G:C8	2.48	0.48
22:DA:758:C:O2'	22:DA:1981:A:N3	2.42	0.48
22:DA:2096:C:H2'	22:DA:2097:A:C8	2.48	0.48
22:DA:2502:G:H5'	22:DA:2503:A:C5'	2.42	0.48
22:DA:2575:C:O2'	22:DA:2578:G:N7	2.34	0.48
22:DA:2824:C:N4	22:DA:2825:G:N7	2.60	0.48
22:DA:49:A:C8	22:DA:51:G:C2	3.01	0.48
22:DA:508:A:C3'	22:DA:509:C:H5'	2.42	0.48
22:DA:92:U:H2'	22:DA:93:G:O4'	2.12	0.48
33:DL:128:THR:OG1	33:DL:131:ALA:CB	2.60	0.48
35:DN:69:ARG:C	35:DN:70:THR:HG23	2.33	0.48
40:DS:20:VAL:O	40:DS:23:LEU:HB2	2.11	0.48
22:DA:2261:C:C5	44:DW:16:SER:HB3	2.48	0.48
1:AA:1179:A:N6	1:AA:1180:A:C2	2.81	0.48
1:AA:1306:A:C2	1:AA:1307:U:H1'	2.48	0.48
1:AA:1521:C:C2	1:AA:1522:U:C6	3.00	0.48
1:AA:33:A:H2'	1:AA:34:C:C6	2.48	0.48
1:AA:543:U:H2'	1:AA:544:G:O5'	2.13	0.48
1:AA:864:A:N1	1:AA:865:A:C2	2.82	0.48
2:AB:164:ILE:HG23	2:AB:165:ASP:N	2.28	0.48
3:AC:119:SER:OG	3:AC:120:ILE:N	2.46	0.48
1:AA:1346:A:N7	7:AG:10:ARG:NH2	2.61	0.48
7:AG:76:LYS:HB3	7:AG:89:VAL:HG11	1.95	0.48
10:AJ:57:VAL:HG22	10:AJ:58:ASN:H	1.78	0.48
13:AM:75:MET:SD	27:BF:112:ARG:HB2	2.53	0.48
15:AO:71:LYS:O	15:AO:75:VAL:HG13	2.13	0.48
53:B5:65:LEU:HD11	53:B5:191:ARG:CA	2.43	0.48
22:BA:2345:G:C5	22:BA:2381:A:C2	3.01	0.48
22:BA:622:G:H2'	22:BA:623:C:C6	2.48	0.48
22:BA:691:C:O5'	22:BA:691:C:H6	1.96	0.48
24:BC:168:ASP:O	24:BC:169:GLY:O	2.31	0.48
25:BD:172:VAL:HG12	25:BD:175:LEU:HD21	1.95	0.48

*Continued on next page...*



*Continued from previous page...*

Atom-1	Atom-2	Distance(Å)	Clash(Å)
33:BL:81:ASP:O	33:BL:83:ALA:N	2.41	0.48
35:BN:100:CYS:HB3	48:B0:43:ILE:HG12	1.94	0.48
38:BQ:69:ALA:HB1	38:BQ:74:ILE:O	2.13	0.48
42:BU:99:ASN:C	42:BU:99:ASN:OD1	2.51	0.48
1:CA:6:G:O2'	1:CA:298:A:H1'	2.14	0.48
1:CA:429:U:H4'	1:CA:430:A:OP1	2.12	0.48
1:CA:586:C:O2'	1:CA:878:A:H4'	2.12	0.48
1:CA:794:A:C5	1:CA:795:C:C4	3.01	0.48
1:CA:815:A:C2	1:CA:1529:G:C4	3.01	0.48
2:CB:211:THR:HA	2:CB:214:LEU:HB2	1.95	0.48
4:CD:9:LEU:HD11	4:CD:29:ASP:OD1	2.13	0.48
8:CH:27:MET:HB2	8:CH:28:PRO:HD2	1.95	0.48
8:CH:34:VAL:O	8:CH:36:ILE:N	2.46	0.48
10:CJ:84:VAL:O	10:CJ:88:MET:HG2	2.13	0.48
51:D3:6:THR:O	51:D3:8:ARG:HG2	2.13	0.48
22:DA:1073:A:H2'	22:DA:1074:G:H5'	1.94	0.48
22:DA:1221:C:C4	22:DA:1222:U:C4	3.01	0.48
22:DA:1248:G:O2'	38:DQ:3:ARG:HA	2.13	0.48
22:DA:1401:G:C5	22:DA:1402:U:C5	3.01	0.48
22:DA:1826:G:C4	22:DA:1827:U:C5	3.01	0.48
22:DA:2136:G:H5'	22:DA:2137:U:P	2.53	0.48
22:DA:2077:A:OP1	22:DA:2238:G:N2	2.46	0.48
22:DA:2314:A:C2	22:DA:2315:G:C4	3.00	0.48
22:DA:2345:G:C5	22:DA:2381:A:N1	2.82	0.48
22:DA:2540:C:H2'	22:DA:2541:A:C8	2.48	0.48
22:DA:30:G:C5	22:DA:31:C:C4	3.01	0.48
22:DA:363:G:H2'	22:DA:364:C:C6	2.48	0.48
22:DA:412:A:H2'	22:DA:413:C:H5'	1.96	0.48
22:DA:485:C:C2	22:DA:496:G:N2	2.80	0.48
22:DA:523:C:H2'	22:DA:524:G:H8	1.78	0.48
22:DA:572:A:OP2	39:DR:80:ARG:NH2	2.46	0.48
24:DC:53:HIS:NE2	24:DC:219:THR:HG23	2.28	0.48
25:DD:121:THR:HG21	25:DD:143:PRO:HB3	1.95	0.48
25:DD:13:ARG:HD3	25:DD:21:SER:OG	2.13	0.48
25:DD:140:HIS:NE2	57:DD:303:HOH:O	2.33	0.48
25:DD:30:GLU:HG2	25:DD:185:ASN:ND2	2.29	0.48
28:DG:116:GLN:NE2	28:DG:117:LEU:O	2.46	0.48
32:DK:91:SER:O	32:DK:92:GLU:O	2.31	0.48
22:DA:2720:U:H5''	37:DP:53:ARG:NH2	2.28	0.48
38:DQ:9:ILE:HG13	38:DQ:10:ALA:N	2.26	0.48
41:DT:17:SER:O	41:DT:18:GLU:C	2.51	0.48
22:DA:396:G:H1'	45:DX:29:PHE:HB3	1.95	0.48

*Continued on next page...*



*Continued from previous page...*

Atom-1	Atom-2	Distance(Å)	Clash(Å)
47:DZ:24:LEU:HD22	47:DZ:29:LEU:HD12	1.95	0.48
1:AA:1074:G:C2	1:AA:1102:A:C2	3.00	0.48
1:AA:1052:U:C2	1:AA:1207:G:N2	2.81	0.48
1:AA:955:U:O4'	1:AA:1227:A:N6	2.47	0.48
1:AA:1379:G:C6	1:AA:1380:U:O4	2.66	0.48
1:AA:202:G:O2'	1:AA:468:A:C8	2.63	0.48
1:AA:57:G:H2'	1:AA:58:C:O4'	2.13	0.48
1:AA:723:U:H5'	1:AA:724:G:P	2.53	0.48
1:AA:862:C:O2'	1:AA:863:U:H5'	2.12	0.48
1:AA:928:G:C2	1:AA:1390:U:O2	2.65	0.48
2:AB:119:THR:O	2:AB:120:GLN:HB2	2.14	0.48
7:AG:146:GLU:CG	7:AG:149:LYS:HE2	2.42	0.48
7:AG:92:ARG:O	7:AG:96:ARG:HB2	2.14	0.48
11:AK:35:THR:OG1	11:AK:40:ASN:N	2.46	0.48
13:AM:114:LYS:CB	13:AM:115:PRO:HD3	2.43	0.48
52:B4:36:ARG:CG	52:B4:37:GLN:N	2.76	0.48
22:BA:1012:U:O4	31:BJ:30:THR:HG21	2.13	0.48
22:BA:1094:U:N3	22:BA:1097:U:OP2	2.42	0.48
22:BA:1216:G:C5	22:BA:1217:U:C5	3.01	0.48
22:BA:1247:A:C2	22:BA:1249:U:C6	3.00	0.48
22:BA:1286:A:C6	22:BA:1329:U:C2	3.01	0.48
22:BA:142:A:C5	22:BA:143:C:C4	3.01	0.48
22:BA:1483:G:C6	22:BA:1484:U:C4	3.01	0.48
22:BA:1494:A:O2'	22:BA:1495:A:O5'	2.31	0.48
22:BA:1495:A:O2'	22:BA:1496:A:H5'	2.13	0.48
22:BA:14:A:N6	22:BA:15:G:C2	2.81	0.48
22:BA:1925:C:C4'	22:BA:1926:U:C4	2.94	0.48
22:BA:199:A:C8	22:BA:2433:A:N6	2.82	0.48
22:BA:2810:A:H2'	22:BA:2811:G:O4'	2.13	0.48
22:BA:372:G:O2'	22:BA:400:G:O6	2.29	0.48
22:BA:550:C:H2'	22:BA:550:C:O2	2.12	0.48
22:BA:630:G:H5''	22:BA:631:A:OP2	2.13	0.48
22:BA:963:U:H2'	22:BA:964:C:C6	2.49	0.48
25:BD:99:GLU:HG2	25:BD:182:ALA:HB2	1.95	0.48
26:BE:41:GLN:HB3	26:BE:43:THR:HG23	1.95	0.48
28:BG:87:LEU:N	28:BG:87:LEU:HD12	2.27	0.48
40:BS:59:GLU:OE2	40:BS:66:ILE:HD11	2.13	0.48
1:CA:435:A:C4	1:CA:436:C:C6	3.01	0.48
2:CB:206:ALA:C	2:CB:208:ARG:N	2.66	0.48
10:CJ:34:ALA:O	10:CJ:78:GLU:HB3	2.13	0.48
13:CM:10:PRO:O	13:CM:11:ASP:CB	2.61	0.48
13:CM:11:ASP:OD1	13:CM:12:HIS:N	2.46	0.48

*Continued on next page...*

*Continued from previous page...*

Atom-1	Atom-2	Distance(Å)	Clash(Å)
17:CQ:16:LYS:O	17:CQ:17:MET:SD	2.72	0.48
22:DA:97:C:O2'	22:DA:103:A:O2'	2.26	0.48
22:DA:150:U:H2'	22:DA:151:C:C6	2.48	0.48
22:DA:173:A:H2'	22:DA:174:U:C6	2.48	0.48
22:DA:1799:G:N1	22:DA:1819:A:OP2	2.37	0.48
22:DA:2060:A:O4'	22:DA:2502:G:H1'	2.13	0.48
22:DA:2093:G:N7	22:DA:2225:A:H2'	2.28	0.48
22:DA:2511:U:C5	22:DA:2512:C:C5	3.01	0.48
22:DA:2550:G:N7	22:DA:2551:C:C5	2.81	0.48
22:DA:2715:C:C4	22:DA:2716:C:C5	3.01	0.48
22:DA:310:A:H5''	42:DU:15:THR:CG2	2.43	0.48
22:DA:374:A:N6	22:DA:400:G:O2'	2.47	0.48
23:DB:39:A:H2'	23:DB:40:U:C6	2.48	0.48
24:DC:145:GLU:HG2	24:DC:152:GLY:N	2.28	0.48
22:DA:1806:C:O3'	24:DC:48:ARG:NH1	2.47	0.48
22:DA:1993:U:H4'	25:DD:133:THR:HG21	1.94	0.48
22:DA:994:C:H1'	39:DR:10:LYS:HE3	1.95	0.48
42:DU:34:VAL:O	42:DU:64:ALA:HA	2.12	0.48
46:DY:41:HIS:O	46:DY:45:GLN:HG2	2.13	0.48
1:AA:1026:G:C6	1:AA:1027:C:N3	2.82	0.48
1:AA:1095:U:H2'	1:AA:1096:C:O4'	2.13	0.48
1:AA:1306:A:C5	1:AA:1307:U:C5	3.01	0.48
1:AA:1429:A:C4	1:AA:1430:A:C8	3.01	0.48
1:AA:109:A:H2'	1:AA:326:G:H21	1.78	0.48
1:AA:45:G:C2'	1:AA:46:G:H5'	2.43	0.48
1:AA:684:U:H2'	1:AA:685:G:O4'	2.14	0.48
1:AA:824:G:H1'	8:AH:2:SER:HA	1.95	0.48
1:AA:828:U:H2'	1:AA:829:G:O5'	2.13	0.48
2:AB:103:ASN:OD1	2:AB:106:THR:HB	2.12	0.48
2:AB:72:THR:O	2:AB:73:LYS:HB3	2.13	0.48
3:AC:97:VAL:HB	3:AC:98:PRO:CD	2.44	0.48
5:AE:32:SER:C	5:AE:33:PHE:CD2	2.87	0.48
15:AO:41:GLY:HA2	15:AO:44:ALA:HB2	1.96	0.48
22:BA:1269:A:C8	57:BA:3384:HOH:O	2.65	0.48
22:BA:2153:C:H2'	22:BA:2154:A:O4'	2.13	0.48
22:BA:2516:A:O2'	22:BA:2517:C:H5'	2.14	0.48
22:BA:2897:U:H2'	22:BA:2898:U:C6	2.49	0.48
22:BA:86:G:C2	22:BA:87:U:C5	3.02	0.48
22:BA:1501:G:H5''	24:BC:95:LEU:HD21	1.95	0.48
25:BD:85:ALA:O	25:BD:86:GLU:C	2.51	0.48
34:BM:41:LEU:CD2	34:BM:125:PRO:HD2	2.43	0.48
37:BP:26:VAL:HG12	37:BP:47:VAL:HG23	1.94	0.48

*Continued on next page...*

*Continued from previous page...*

Atom-1	Atom-2	Distance(Å)	Clash(Å)
38:BQ:21:ALA:O	38:BQ:24:TYR:CD1	2.66	0.48
42:BU:44:LYS:O	42:BU:58:ILE:HA	2.14	0.48
46:BY:9:LYS:O	46:BY:12:GLU:N	2.47	0.48
1:CA:110:C:H2'	1:CA:110:C:O2	2.13	0.48
1:CA:155:A:H2'	1:CA:156:C:O4'	2.13	0.48
1:CA:376:G:H5''	16:CP:5:ARG:HB2	1.96	0.48
1:CA:577:G:C1'	1:CA:816:A:H2'	2.42	0.48
1:CA:977:A:O2'	1:CA:981:U:O4	2.31	0.48
2:CB:54:LEU:HD11	2:CB:217:VAL:HG22	1.94	0.48
3:CC:154:SER:HB3	3:CC:165:THR:HG22	1.94	0.48
8:CH:7:ILE:HB	8:CH:77:ARG:NH1	2.27	0.48
12:CL:21:VAL:HB	12:CL:95:TYR:HE1	1.78	0.48
12:CL:28:PRO:HB2	12:CL:29:GLN:OE1	2.12	0.48
17:CQ:23:VAL:O	17:CQ:43:LYS:HA	2.13	0.48
50:D2:34:ARG:HB2	50:D2:42:LEU:HD13	1.96	0.48
22:DA:2420:C:N4	51:D3:30:ARG:O	2.38	0.48
22:DA:1032:A:H4'	52:D4:16:ILE:HD12	1.95	0.48
22:DA:1415:U:H2'	22:DA:1416:G:H4'	1.96	0.48
22:DA:2064:C:O3'	22:DA:2251:G:N2	2.45	0.48
22:DA:2585:U:O2'	22:DA:2586:U:H5'	2.13	0.48
22:DA:350:G:C2	22:DA:351:C:C2	3.01	0.48
22:DA:404:A:C1'	22:DA:405:U:OP2	2.61	0.48
22:DA:464:U:H5'	50:D2:5:PHE:CE2	2.49	0.48
22:DA:600:G:C6	22:DA:601:C:C4	3.02	0.48
22:DA:745:G:O2'	22:DA:748:G:O2'	2.29	0.48
30:DI:58:VAL:HG12	30:DI:59:ILE:N	2.28	0.48
22:DA:1097:U:C2'	30:DI:9:VAL:HG11	2.43	0.48
35:DN:55:ALA:HA	35:DN:80:PHE:CE1	2.48	0.48
22:DA:2334:U:H5'	36:DO:12:THR:HB	1.94	0.48
40:DS:31:GLN:O	40:DS:34:ASP:HB2	2.14	0.48
1:AA:1034:G:H2'	1:AA:1035:A:O4'	2.13	0.48
1:AA:1293:C:C5	1:AA:1294:G:N7	2.81	0.48
1:AA:1316:G:N2	1:AA:1318:A:H3'	2.29	0.48
1:AA:1353:G:C2	1:AA:1354:U:C6	3.01	0.48
1:AA:299:G:H2'	1:AA:300:A:C8	2.48	0.48
1:AA:448:A:C4	1:AA:487:A:C2	3.01	0.48
1:AA:74:A:C2	1:AA:97:G:C4	3.01	0.48
2:AB:67:ILE:O	2:AB:68:LEU:CB	2.61	0.48
6:AF:46:GLN:HB2	6:AF:56:LYS:HE3	1.96	0.48
9:AI:63:LEU:N	9:AI:63:LEU:CD2	2.76	0.48
1:AA:751:U:H4'	15:AO:24:SER:HA	1.95	0.48
22:BA:1286:A:N6	22:BA:1329:U:C2	2.81	0.48

*Continued on next page...*

*Continued from previous page...*

Atom-1	Atom-2	Distance(Å)	Clash(Å)
22:BA:1477:A:N6	22:BA:1514:G:O2'	2.47	0.48
22:BA:1272:A:N7	22:BA:1618:A:C1'	2.75	0.48
22:BA:2539:C:C2'	22:BA:2540:C:H5'	2.44	0.48
22:BA:2555:U:C5	22:BA:2556:C:N1	2.82	0.48
22:BA:2772:C:H2'	22:BA:2773:C:C6	2.48	0.48
22:BA:877:A:C2	22:BA:899:A:C2	3.02	0.48
22:BA:2730:C:O2'	25:BD:173:GLN:O	2.29	0.48
25:BD:39:ASP:OD2	25:BD:41:ALA:N	2.47	0.48
28:BG:174:ALA:O	28:BG:175:LYS:HB3	2.14	0.48
34:BM:69:PRO:O	34:BM:70:ASP:CB	2.61	0.48
35:BN:106:ASP:O	35:BN:107:ASN:CB	2.61	0.48
37:BP:52:ASN:O	37:BP:53:ARG:HG2	2.14	0.48
22:BA:2682:A:O3'	37:BP:56:HIS:CD2	2.66	0.48
38:BQ:41:LYS:HG3	38:BQ:45:TYR:CE1	2.48	0.48
39:BR:68:ARG:HD3	39:BR:92:TRP:CZ2	2.48	0.48
40:BS:2:GLU:HA	40:BS:108:SER:HB2	1.95	0.48
1:CA:108:G:C6	20:CT:10:ARG:HG2	2.48	0.48
1:CA:1463:U:H2'	1:CA:1464:U:C6	2.49	0.48
1:CA:1394:A:C6	1:CA:1501:C:H4'	2.49	0.48
3:CC:32:ASN:OD1	3:CC:59:ARG:NH1	2.46	0.48
11:CK:18:ASP:HB3	11:CK:81:ASN:OD1	2.14	0.48
11:CK:25:ALA:HA	11:CK:30:THR:HG22	1.95	0.48
22:DA:1203:U:C4	22:DA:1204:A:C5	3.00	0.48
22:DA:1476:U:C5	22:DA:1514:G:C2	3.02	0.48
22:DA:1881:C:H2'	22:DA:1882:U:O4'	2.13	0.48
22:DA:2038:G:H2'	22:DA:2039:U:O4'	2.12	0.48
22:DA:189:G:C5	22:DA:205:G:C2	3.02	0.48
22:DA:2856:A:C6	22:DA:2857:G:C5	3.02	0.48
22:DA:341:C:H2'	22:DA:342:A:C8	2.48	0.48
22:DA:547:A:H3'	22:DA:548:G:C5'	2.42	0.48
35:DN:36:THR:CG2	35:DN:41:ALA:HB2	2.43	0.48
37:DP:39:ARG:HE	37:DP:39:ARG:HA	1.78	0.48
41:DT:2:ILE:HG23	41:DT:3:ARG:C	2.33	0.48
42:DU:96:PHE:CE1	42:DU:103:ILE:CG1	2.96	0.48
1:AA:1040:U:H2'	1:AA:1041:G:C8	2.49	0.48
1:AA:1048:G:O6	1:AA:1210:C:N4	2.47	0.48
1:AA:1067:A:N3	1:AA:1068:G:H1'	2.28	0.48
1:AA:1141:C:O2'	1:AA:1142:G:P	2.71	0.48
1:AA:1323:G:H2'	1:AA:1324:A:C8	2.48	0.48
1:AA:1439:G:H2'	1:AA:1440:U:O4'	2.14	0.48
1:AA:232:G:H2'	1:AA:233:C:O4'	2.14	0.48
1:AA:428:G:O4'	1:AA:430:A:C8	2.67	0.48

*Continued on next page...*

*Continued from previous page...*

Atom-1	Atom-2	Distance(Å)	Clash(Å)
1:AA:698:G:N2	1:AA:699:C:C2	2.82	0.48
1:AA:581:G:C5	1:AA:758:C:C5	3.02	0.48
1:AA:791:G:C5	1:AA:792:A:N7	2.81	0.48
2:AB:169:GLU:O	2:AB:170:HIS:C	2.52	0.48
8:AH:41:LYS:HD2	8:AH:48:ASP:HA	1.95	0.48
12:AL:73:ASN:O	12:AL:74:LEU:CD2	2.61	0.48
12:AL:94:ARG:HB2	12:AL:95:TYR:CE2	2.49	0.48
13:AM:4:ILE:HD11	13:AM:10:PRO:CG	2.43	0.48
13:AM:52:GLN:O	13:AM:55:THR:HG23	2.13	0.48
22:BA:2754:U:O2'	52:B4:17:VAL:HG11	2.14	0.48
22:BA:1136:G:HO2'	22:BA:2038:G:HO2'	1.56	0.48
22:BA:1492:G:C2	22:BA:1496:A:N6	2.81	0.48
22:BA:1502:A:C2	22:BA:1503:A:C4	3.01	0.48
22:BA:2190:G:C6	22:BA:2191:A:C5	3.02	0.48
22:BA:2496:C:O2'	22:BA:2497:A:H5'	2.14	0.48
22:BA:468:G:C6	22:BA:469:G:C4	3.02	0.48
22:BA:933:A:H5'	22:BA:934:U:OP2	2.14	0.48
25:BD:112:THR:O	25:BD:195:GLY:HA2	2.13	0.48
22:BA:2636:C:H4'	25:BD:81:GLU:OE2	2.13	0.48
26:BE:128:ALA:HB1	26:BE:129:PRO:HD2	1.95	0.48
30:BI:6:GLN:O	30:BI:7:ALA:HB3	2.14	0.48
31:BJ:93:ILE:CD1	31:BJ:100:VAL:HG21	2.43	0.48
31:BJ:64:VAL:HG22	31:BJ:65:THR:N	2.28	0.48
33:BL:112:LEU:HD22	33:BL:130:GLY:HA3	1.96	0.48
34:BM:105:MET:HG2	34:BM:106:ASP:N	2.29	0.48
36:BO:24:THR:HG22	36:BO:42:PRO:CD	2.43	0.48
22:BA:2683:C:OP1	37:BP:51:ARG:NH2	2.47	0.48
42:BU:99:ASN:O	42:BU:101:GLU:N	2.47	0.48
22:BA:189:G:P	45:BX:26:LYS:HD2	2.53	0.48
1:CA:1096:C:H2'	1:CA:1097:C:H6	1.76	0.48
1:CA:1205:U:H5'	3:CC:190:HIS:NE2	2.28	0.48
1:CA:1241:G:C2	1:CA:1242:G:N7	2.81	0.48
1:CA:1383:C:N4	1:CA:1384:C:N4	2.61	0.48
1:CA:1486:G:H2'	1:CA:1487:G:O4'	2.13	0.48
1:CA:207:C:O2	1:CA:207:C:H2'	2.12	0.48
1:CA:32:A:C2	1:CA:33:A:C4	3.01	0.48
1:CA:346:G:N3	1:CA:346:G:H3'	2.27	0.48
1:CA:374:A:H5''	1:CA:452:A:N1	2.28	0.48
1:CA:485:U:O2	1:CA:485:U:O4'	2.30	0.48
1:CA:518:C:H2'	1:CA:530:G:C8	2.49	0.48
2:CB:185:ALA:O	2:CB:200:ILE:HB	2.14	0.48
2:CB:21:ARG:HA	2:CB:21:ARG:NH1	2.29	0.48

*Continued on next page...*

*Continued from previous page...*

Atom-1	Atom-2	Distance(Å)	Clash(Å)
4:CD:4:TYR:C	4:CD:4:TYR:CD1	2.86	0.48
6:CF:66:ALA:HB3	6:CF:71:ILE:HD13	1.96	0.48
1:CA:1231:G:H4'	9:CI:128:SER:HB2	1.94	0.48
22:DA:1286:A:H4'	22:DA:1287:A:OP1	2.12	0.48
22:DA:1335:C:H2'	22:DA:1336:A:C8	2.48	0.48
22:DA:205:G:O2'	22:DA:206:U:P	2.71	0.48
22:DA:2289:G:C6	22:DA:2290:G:N7	2.82	0.48
22:DA:2516:A:C6	22:DA:2517:C:N4	2.82	0.48
22:DA:453:A:OP1	57:DA:3243:HOH:O	2.20	0.48
22:DA:569:U:H5''	22:DA:821:A:C2	2.48	0.48
22:DA:845:A:N3	22:DA:845:A:H3'	2.28	0.48
24:DC:171:TYR:CD2	24:DC:185:GLU:HA	2.49	0.48
22:DA:451:U:O5'	26:DE:47:LYS:HE2	2.13	0.48
29:DH:127:GLU:HG3	29:DH:144:VAL:O	2.13	0.48
30:DI:89:GLY:CA	30:DI:136:MET:HE3	2.44	0.48
33:DL:91:ASP:CB	33:DL:94:THR:HB	2.43	0.48
42:DU:9:ASP:OD2	42:DU:10:GLU:N	2.47	0.48
1:AA:108:G:O6	20:AT:10:ARG:HG3	2.14	0.48
1:AA:209:U:C4'	1:AA:210:C:OP2	2.62	0.48
1:AA:338:A:N1	1:AA:351:G:O6	2.47	0.48
1:AA:616:G:N2	1:AA:617:G:C4	2.82	0.48
1:AA:671:G:C2	1:AA:736:C:C2	3.02	0.48
1:AA:900:A:N6	1:AA:901:A:N1	2.61	0.48
6:AF:24:ARG:HG2	6:AF:24:ARG:HH11	1.78	0.48
1:AA:1348:U:H4'	9:AI:122:ARG:HG3	1.94	0.48
9:AI:26:GLY:N	9:AI:59:GLU:HA	2.29	0.48
14:AN:83:LYS:HD2	14:AN:86:GLU:OE1	2.13	0.48
18:AR:48:ARG:HD2	18:AR:48:ARG:N	2.29	0.48
19:AS:5:LEU:CD2	19:AS:9:PRO:HA	2.43	0.48
22:BA:1016:G:C5	22:BA:1017:G:N7	2.82	0.48
22:BA:1686:C:H2'	22:BA:1687:G:O4'	2.14	0.48
22:BA:2076:U:O2	22:BA:2076:U:O4'	2.31	0.48
11:AK:76:GLU:O	22:BA:2141:G:OP1	2.31	0.48
22:BA:2779:U:C6	22:BA:2781:A:C2	3.02	0.48
22:BA:2812:G:C2	22:BA:2813:A:H1'	2.49	0.48
22:BA:295:G:C6	22:BA:344:A:C6	3.02	0.48
22:BA:597:G:H2'	22:BA:598:U:H6	1.79	0.48
25:BD:104:VAL:HG23	25:BD:105:LYS:N	2.29	0.48
28:BG:35:ARG:HD3	28:BG:71:LEU:HD13	1.95	0.48
28:BG:40:ALA:HB2	28:BG:58:TYR:CG	2.49	0.48
30:BI:18:ALA:O	30:BI:19:ASN:CB	2.61	0.48
34:BM:118:LYS:O	34:BM:121:ALA:N	2.47	0.48

*Continued on next page...*

*Continued from previous page...*

Atom-1	Atom-2	Distance(Å)	Clash(Å)
35:BN:79:LEU:O	35:BN:80:PHE:HB2	2.13	0.48
22:BA:495:G:C1'	40:BS:57:ASN:HD21	2.26	0.48
42:BU:18:ASP:O	42:BU:19:LYS:C	2.50	0.48
1:CA:545:C:O2'	1:CA:549:C:H5''	2.14	0.48
1:CA:656:G:N2	1:CA:751:U:C2	2.82	0.48
1:CA:583:A:C2	1:CA:759:A:C5	3.01	0.48
1:CA:862:C:C4	1:CA:863:U:H5	2.31	0.48
1:CA:888:G:N2	1:CA:908:A:N7	2.61	0.48
2:CB:72:THR:HG22	2:CB:73:LYS:N	2.29	0.48
4:CD:148:LYS:CD	4:CD:148:LYS:H	2.26	0.48
10:CJ:7:ARG:HD3	10:CJ:75:ASP:OD1	2.13	0.48
1:CA:716:A:N3	11:CK:119:ASN:O	2.47	0.48
12:CL:59:ASN:HD22	12:CL:59:ASN:N	2.12	0.48
18:CR:25:ASP:C	18:CR:27:ALA:N	2.61	0.48
19:CS:6:LYS:HB2	19:CS:7:LYS:HG2	1.94	0.48
50:D2:10:LEU:O	50:D2:14:ARG:HG3	2.12	0.48
22:DA:2392:A:OP2	51:D3:31:HIS:HE1	1.96	0.48
51:D3:32:ILE:HG22	51:D3:32:ILE:O	2.14	0.48
22:DA:1243:C:H2'	22:DA:1244:A:O4'	2.14	0.48
22:DA:1259:G:H2'	22:DA:1260:A:H8	1.77	0.48
22:DA:1361:G:C5	22:DA:1371:G:N2	2.81	0.48
22:DA:2211:A:H1'	22:DA:2212:A:OP1	2.14	0.48
22:DA:2507:C:N4	22:DA:2508:G:C6	2.82	0.48
22:DA:2539:C:N4	22:DA:2540:C:N4	2.62	0.48
22:DA:651:G:P	51:D3:19:LYS:HG3	2.53	0.48
26:DE:52:VAL:HB	26:DE:74:LYS:HD3	1.96	0.48
34:DM:2:LEU:O	34:DM:3:GLN:CB	2.61	0.48
39:DR:49:ILE:O	39:DR:50:GLY:O	2.32	0.48
40:DS:47:VAL:HB	40:DS:103:ILE:HD13	1.96	0.48
22:DA:2354:C:O2'	44:DW:36:ILE:N	2.44	0.48
47:DZ:47:MET:O	47:DZ:51:VAL:HG22	2.14	0.48
1:AA:1210:C:O4'	1:AA:1214:C:C5	2.66	0.48
1:AA:1350:A:C5	1:AA:1351:U:C4	3.01	0.48
1:AA:1352:C:H2'	1:AA:1353:G:C8	2.48	0.48
1:AA:946:A:C2	1:AA:1236:A:C2	3.02	0.48
1:AA:990:C:N4	1:AA:991:U:O4	2.47	0.48
2:AB:96:TRP:CZ3	2:AB:175:GLU:OE2	2.67	0.48
3:AC:40:ARG:HD3	3:AC:55:ILE:HG13	1.95	0.48
4:AD:30:THR:HG22	4:AD:31:LYS:H	1.78	0.48
9:AI:7:TYR:CG	9:AI:8:GLY:N	2.81	0.48
11:AK:67:ALA:HB1	11:AK:100:LEU:HD22	1.95	0.48
12:AL:86:ARG:HA	12:AL:94:ARG:HA	1.96	0.48

*Continued on next page...*



*Continued from previous page...*

Atom-1	Atom-2	Distance(Å)	Clash(Å)
21:AU:40:LYS:HA	21:AU:43:THR:HG23	1.95	0.48
22:BA:1004:U:C2'	22:BA:1005:C:OP2	2.61	0.48
22:BA:1584:U:O2	22:BA:1584:U:C2'	2.62	0.48
22:BA:1808:A:H5'	22:BA:1809:A:C8	2.49	0.48
22:BA:2405:G:HO2'	22:BA:2406:A:P	2.37	0.48
22:BA:2600:A:C6	22:BA:2601:C:N4	2.82	0.48
22:BA:322:A:OP1	26:BE:162:ARG:NE	2.46	0.48
22:BA:878:A:H5'	22:BA:879:G:OP2	2.14	0.48
22:BA:910:A:C4	34:BM:13:HIS:CE1	3.02	0.48
22:BA:974:G:H8	22:BA:990:A:H62	1.62	0.48
26:BE:134:LEU:HD23	26:BE:160:ALA:O	2.14	0.48
26:BE:58:LYS:NZ	26:BE:60:TRP:O	2.44	0.48
29:BH:103:VAL:HG21	29:BH:132:PHE:CZ	2.49	0.48
32:BK:91:SER:O	32:BK:92:GLU:C	2.52	0.48
37:BP:34:GLU:N	37:BP:37:LYS:O	2.46	0.48
22:BA:998:C:OP1	38:BQ:92:ARG:NH2	2.47	0.48
1:CA:1055:A:C5	1:CA:1206:G:C6	3.02	0.48
1:CA:1179:A:C2'	1:CA:1180:A:H5'	2.44	0.48
1:CA:1328:C:H5''	13:CM:28:THR:CG2	2.44	0.48
1:CA:158:G:C6	1:CA:164:G:C6	3.02	0.48
1:CA:268:U:N3	1:CA:269:C:C4	2.82	0.48
1:CA:769:G:O2'	1:CA:770:C:H5'	2.14	0.48
2:CB:21:ARG:HA	2:CB:21:ARG:NE	2.23	0.48
2:CB:28:LYS:N	2:CB:29:PRO:CD	2.77	0.48
3:CC:111:LEU:N	3:CC:111:LEU:CD2	2.77	0.48
4:CD:36:GLN:O	4:CD:37:ALA:HB2	2.14	0.48
1:CA:562:U:H1'	12:CL:12:ARG:HG3	1.95	0.48
15:CO:57:LEU:O	15:CO:58:ARG:C	2.52	0.48
16:CP:60:TRP:O	16:CP:61:VAL:C	2.52	0.48
17:CQ:47:HIS:HB2	17:CQ:67:LEU:CD1	2.42	0.48
18:CR:32:TYR:CG	18:CR:55:LEU:HD21	2.48	0.48
20:CT:44:LYS:HD3	20:CT:87:ALA:HA	1.96	0.48
22:DA:1779:U:C5	22:DA:1784:A:N7	2.82	0.48
22:DA:1870:C:C3'	22:DA:1871:A:H5'	2.43	0.48
22:DA:2591:C:N3	22:DA:2592:G:N7	2.61	0.48
22:DA:2634:A:H2'	22:DA:2635:A:O4'	2.13	0.48
22:DA:2819:G:H2'	22:DA:2821:A:N7	2.29	0.48
22:DA:593:U:N3	22:DA:594:U:C4	2.82	0.48
24:DC:31:ALA:HB3	24:DC:32:PRO:HD3	1.95	0.48
33:DL:100:ILE:HG12	33:DL:101:ILE:HG23	1.96	0.48
42:DU:38:GLY:HA2	42:DU:41:LEU:HD21	1.94	0.48
1:AA:390:U:H2'	1:AA:391:G:C8	2.48	0.48

*Continued on next page...*



*Continued from previous page...*

Atom-1	Atom-2	Distance(Å)	Clash(Å)
1:AA:524:G:C6	1:AA:525:C:N4	2.81	0.48
2:AB:96:TRP:HZ3	2:AB:175:GLU:OE2	1.97	0.48
2:AB:54:LEU:HA	2:AB:57:LEU:HB3	1.96	0.48
3:AC:56:VAL:HB	3:AC:67:THR:HB	1.96	0.48
1:AA:8:A:H1'	5:AE:108:GLY:HA2	1.95	0.48
7:AG:146:GLU:HG3	7:AG:149:LYS:HE2	1.95	0.48
9:AI:44:ALA:H	9:AI:46:MET:HE1	1.79	0.48
13:AM:11:ASP:O	13:AM:12:HIS:HB2	2.14	0.48
15:AO:27:VAL:O	15:AO:31:LEU:HG	2.13	0.48
15:AO:2:SER:O	15:AO:3:LEU:CB	2.61	0.48
16:AP:72:ALA:HA	16:AP:75:ILE:CD1	2.44	0.48
49:B1:35:GLU:O	49:B1:36:LEU:HG	2.14	0.48
22:BA:1354:A:C8	22:BA:1355:G:C8	3.02	0.48
22:BA:1717:A:H2'	22:BA:1718:G:O5'	2.13	0.48
22:BA:1871:A:C8	22:BA:1872:A:C6	3.02	0.48
22:BA:1954:G:H1'	22:BA:1956:U:O4	2.14	0.48
22:BA:1956:U:H2'	22:BA:1957:C:C5'	2.44	0.48
22:BA:1930:G:C4	22:BA:1968:G:C6	3.02	0.48
22:BA:1983:G:C6	22:BA:1984:G:N7	2.82	0.48
22:BA:713:G:C6	22:BA:714:U:C4	3.01	0.48
22:BA:729:G:H4'	22:BA:763:G:H5'	1.96	0.48
23:BB:112:G:H2'	23:BB:113:C:C6	2.48	0.48
23:BB:24:G:N2	23:BB:28:C:C2	2.82	0.48
25:BD:27:ILE:HG12	25:BD:201:LEU:HD12	1.94	0.48
25:BD:33:ARG:NH1	25:BD:53:GLY:O	2.47	0.48
25:BD:84:LEU:HD23	25:BD:84:LEU:HA	1.65	0.48
22:BA:443:A:C8	26:BE:40:ARG:HD3	2.49	0.48
26:BE:91:ASP:OD1	26:BE:93:SER:OG	2.26	0.48
29:BH:135:HIS:CD2	29:BH:137:GLU:HG3	2.48	0.48
32:BK:102:PRO:HB3	32:BK:121:GLU:HB2	1.95	0.48
1:CA:1000:A:H2'	1:CA:1001:C:O4'	2.14	0.48
1:CA:1170:A:H2'	1:CA:1171:A:O4'	2.13	0.48
1:CA:1508:A:H2'	1:CA:1509:C:C6	2.48	0.48
1:CA:273:U:C2'	1:CA:274:A:H5'	2.44	0.48
1:CA:476:U:C2'	1:CA:477:C:H5'	2.44	0.48
1:CA:495:A:N3	1:CA:496:A:C5	2.82	0.48
1:CA:844:G:N3	1:CA:844:G:H2'	2.29	0.48
1:CA:996:A:H2'	1:CA:997:U:C6	2.49	0.48
2:CB:222:ARG:HE	2:CB:223:GLU:HB2	1.78	0.48
2:CB:67:ILE:HG22	2:CB:68:LEU:N	2.29	0.48
5:CE:101:GLU:OE2	5:CE:101:GLU:O	2.32	0.48
5:CE:99:ALA:O	5:CE:100:SER:C	2.50	0.48

*Continued on next page...*

*Continued from previous page...*

Atom-1	Atom-2	Distance(Å)	Clash(Å)
1:CA:1342:C:O2'	9:CI:126:GLN:HG3	2.13	0.48
9:CI:95:ARG:O	9:CI:99:ARG:HB2	2.14	0.48
1:CA:552:U:H4'	12:CL:84:GLY:O	2.13	0.48
20:CT:54:MET:CE	20:CT:58:VAL:HG21	2.44	0.48
50:D2:12:ARG:HG2	50:D2:13:ASN:N	2.29	0.48
22:DA:1338:G:O6	41:DT:66:LYS:NZ	2.31	0.48
22:DA:1597:A:O3'	22:DA:1598:A:H8	1.96	0.48
22:DA:190:A:N6	22:DA:191:A:N1	2.61	0.48
22:DA:2291:U:H2'	22:DA:2292:U:H6	1.79	0.48
22:DA:2311:A:O2'	22:DA:2312:U:OP1	2.32	0.48
22:DA:2349:G:C6	22:DA:2369:A:C6	3.02	0.48
22:DA:2780:G:P	31:DJ:120:ARG:HE	2.36	0.48
22:DA:324:A:H2'	22:DA:325:G:O4'	2.13	0.48
22:DA:328:U:O3'	42:DU:66:GLN:HG3	2.14	0.48
22:DA:40:U:C4	22:DA:41:C:N4	2.82	0.48
22:DA:783:A:H2'	22:DA:784:G:O5'	2.14	0.48
22:DA:830:G:C2	22:DA:2448:A:N7	2.82	0.48
26:DE:5:LEU:HD11	26:DE:12:LEU:HB2	1.95	0.48
27:DF:108:VAL:N	27:DF:109:PRO:HD2	2.29	0.48
29:DH:117:LEU:HD11	29:DH:130:VAL:HG22	1.95	0.48
22:DA:7:G:H4'	31:DJ:15:TRP:CZ2	2.49	0.48
33:DL:92:LEU:HD21	33:DL:124:GLY:HA3	1.96	0.48
34:DM:20:LEU:HD22	34:DM:20:LEU:N	2.28	0.48
36:DO:7:ARG:HD2	36:DO:97:PHE:CZ	2.49	0.48
41:DT:62:VAL:HG12	41:DT:63:VAL:N	2.29	0.48
45:DX:65:ASP:O	45:DX:66:THR:C	2.51	0.48
1:AA:1321:U:C5	1:AA:1322:C:C5	3.02	0.48
1:AA:1343:G:N2	1:AA:1349:A:O2'	2.47	0.48
1:AA:567:G:C6	1:AA:568:G:C5	3.02	0.48
1:AA:568:G:C6	1:AA:569:C:N4	2.82	0.48
1:AA:600:A:H2'	1:AA:601:G:H8	1.78	0.48
1:AA:643:C:H2'	1:AA:644:U:C6	2.49	0.48
1:AA:652:U:O2'	1:AA:653:U:P	2.72	0.48
3:AC:22:TRP:HB3	3:AC:59:ARG:HG2	1.95	0.48
6:AF:17:GLN:C	6:AF:19:PRO:HD2	2.33	0.48
10:AJ:61:ALA:O	10:AJ:62:ARG:HB2	2.14	0.48
10:AJ:66:GLU:HB3	14:AN:99:ALA:CB	2.44	0.48
1:AA:254:G:O2'	17:AQ:18:GLU:O	2.31	0.48
20:AT:83:ILE:O	20:AT:87:ALA:HB3	2.14	0.48
22:BA:2467:C:OP1	52:B4:8:LYS:NZ	2.47	0.48
22:BA:1314:C:P	57:BA:3763:HOH:O	2.72	0.48
22:BA:1342:A:N7	22:BA:1397:U:C2	2.82	0.48

*Continued on next page...*

*Continued from previous page...*

Atom-1	Atom-2	Distance(Å)	Clash(Å)
22:BA:1542:U:H2'	22:BA:1543:G:O4'	2.13	0.48
22:BA:1924:C:C2'	22:BA:1924:C:O2	2.61	0.48
22:BA:1936:A:H2	22:BA:1943:U:N3	2.11	0.48
22:BA:323:C:C4	22:BA:333:G:C8	3.02	0.48
22:BA:381:G:OP1	45:BX:16:ASN:ND2	2.40	0.48
22:BA:430:A:H5''	22:BA:431:U:OP2	2.13	0.48
22:BA:599:A:O2'	22:BA:600:G:H5'	2.14	0.48
22:BA:973:A:H5'	22:BA:1188:U:H1'	1.94	0.48
24:BC:40:SER:C	24:BC:42:GLY:H	2.18	0.48
30:BI:67:PHE:N	30:BI:67:PHE:CD2	2.81	0.48
31:BJ:77:HIS:HD2	31:BJ:79:GLY:H	1.62	0.48
32:BK:43:ILE:HD13	32:BK:52:VAL:CG2	2.44	0.48
33:BL:79:LEU:HB3	33:BL:116:VAL:HB	1.95	0.48
40:BS:90:LYS:HD3	40:BS:92:ARG:NH2	2.29	0.48
44:BW:19:LYS:O	44:BW:21:LEU:N	2.46	0.48
1:CA:1101:A:N3	1:CA:1102:A:H1'	2.28	0.48
1:CA:1337:G:H5''	1:CA:1338:G:OP1	2.14	0.48
1:CA:936:C:O2'	1:CA:1382:C:N3	2.35	0.48
1:CA:340:U:C2	1:CA:350:G:N2	2.82	0.48
1:CA:664:G:N2	1:CA:666:G:C8	2.82	0.48
1:CA:715:A:C6	1:CA:716:A:C6	3.02	0.48
1:CA:71:A:C2	1:CA:72:A:C4	3.02	0.48
1:CA:828:U:C5	1:CA:829:G:C8	3.02	0.48
3:CC:47:LEU:HB3	3:CC:50:ALA:HB3	1.95	0.48
5:CE:143:GLY:O	5:CE:146:ASN:OD1	2.31	0.48
9:CI:57:MET:HB3	9:CI:61:LEU:CD2	2.43	0.48
10:CJ:14:ASP:HB3	10:CJ:17:LEU:HB3	1.95	0.48
11:CK:14:LYS:O	11:CK:15:GLN:HB3	2.14	0.48
11:CK:63:ALA:HB3	11:CK:92:GLY:HA2	1.96	0.48
1:CA:265:G:O3'	17:CQ:68:SER:HA	2.14	0.48
22:DA:1788:C:O2'	22:DA:1789:A:H5'	2.14	0.48
22:DA:305:C:C2	22:DA:313:G:N1	2.81	0.48
22:DA:425:G:C6	22:DA:426:C:C4	3.02	0.48
22:DA:500:G:N2	22:DA:502:A:C8	2.82	0.48
22:DA:651:G:OP1	51:D3:19:LYS:HB2	2.12	0.48
22:DA:669:G:H2'	22:DA:670:A:N7	2.29	0.48
22:DA:685:A:H5''	22:DA:774:G:O6	2.14	0.48
22:DA:792:A:H1'	22:DA:2072:C:O2'	2.14	0.48
24:DC:129:THR:HA	24:DC:190:ALA:O	2.14	0.48
26:DE:22:ASP:OD2	26:DE:22:ASP:N	2.47	0.48
27:DF:43:ALA:HB2	27:DF:50:LEU:HB2	1.96	0.48
32:DK:108:ARG:NH1	37:DP:34:GLU:O	2.46	0.48

*Continued on next page...*

*Continued from previous page...*

Atom-1	Atom-2	Distance(Å)	Clash(Å)
37:DP:103:ARG:HG2	37:DP:107:ALA:CB	2.44	0.48
39:DR:68:ARG:HD3	39:DR:92:TRP:CE2	2.49	0.48
1:AA:172:A:C5	1:AA:174:A:C8	3.02	0.47
1:AA:411:A:C6	1:AA:429:U:C4	3.02	0.47
1:AA:436:C:H2'	1:AA:437:U:C6	2.49	0.47
1:AA:570:G:C6	1:AA:873:A:C2	3.01	0.47
1:AA:673:A:C2	1:AA:674:G:C2	3.02	0.47
1:AA:737:C:C2	1:AA:738:C:C5	3.02	0.47
1:AA:858:G:O2'	1:AA:859:G:C5'	2.62	0.47
1:AA:918:A:H2'	1:AA:919:A:C8	2.49	0.47
2:AB:184:PHE:N	2:AB:184:PHE:CD2	2.82	0.47
4:AD:197:GLU:OE2	4:AD:197:GLU:N	2.47	0.47
10:AJ:52:LEU:HB3	14:AN:81:ARG:CZ	2.44	0.47
13:AM:11:ASP:O	13:AM:12:HIS:CB	2.62	0.47
13:AM:48:LEU:HD23	13:AM:52:GLN:HB2	1.96	0.47
14:AN:31:ILE:HG23	14:AN:45:VAL:HB	1.96	0.47
51:B3:32:ILE:HG22	51:B3:32:ILE:O	2.14	0.47
22:BA:999:U:C2'	22:BA:1000:A:H5'	2.43	0.47
22:BA:1340:U:C5	22:BA:1603:A:C8	3.02	0.47
22:BA:1344:U:HO2'	22:BA:1345:C:P	2.32	0.47
22:BA:1385:A:C4	22:BA:1386:C:C5	3.01	0.47
22:BA:1820:U:H4'	22:BA:1821:A:OP2	2.13	0.47
22:BA:1866:A:H2'	22:BA:1867:G:H5'	1.95	0.47
22:BA:1920:C:O5'	22:BA:1920:C:H6	1.96	0.47
22:BA:2297:A:C2	22:BA:2321:U:H5	2.32	0.47
22:BA:2371:G:C2	22:BA:2372:U:C6	3.02	0.47
22:BA:2595:G:C6	22:BA:2599:G:O6	2.67	0.47
22:BA:480:A:H2'	22:BA:481:G:OP1	2.14	0.47
28:BG:80:THR:HG22	28:BG:81:GLU:N	2.28	0.47
1:CA:1154:G:N2	1:CA:1155:A:H1'	2.28	0.47
1:CA:1159:U:H5'	1:CA:1159:U:O2	2.13	0.47
1:CA:1514:G:C2	1:CA:1515:G:C4	3.02	0.47
1:CA:150:U:H2'	1:CA:151:A:H8	1.79	0.47
1:CA:207:C:C2'	1:CA:207:C:O2	2.61	0.47
1:CA:4:U:H2'	1:CA:4:U:O2	2.13	0.47
1:CA:723:U:H5'	1:CA:724:G:OP1	2.14	0.47
1:CA:971:G:OP1	1:CA:972:C:H5''	2.14	0.47
2:CB:81:LYS:HG3	2:CB:85:LEU:HD22	1.96	0.47
3:CC:50:ALA:HB1	3:CC:76:VAL:HG22	1.95	0.47
4:CD:11:LEU:N	4:CD:11:LEU:HD23	2.30	0.47
4:CD:73:ARG:O	4:CD:76:TYR:N	2.46	0.47
9:CI:12:ARG:O	9:CI:12:ARG:HG3	2.13	0.47

*Continued on next page...*

*Continued from previous page...*

Atom-1	Atom-2	Distance(Å)	Clash(Å)
11:CK:27:PHE:CZ	11:CK:89:PRO:HG2	2.49	0.47
13:CM:91:HIS:HA	13:CM:109:ARG:NH2	2.29	0.47
22:DA:1809:A:N6	22:DA:1810:A:C6	2.82	0.47
22:DA:2067:G:C4	22:DA:2444:G:N2	2.82	0.47
22:DA:24:G:C5	22:DA:25:U:C5	3.02	0.47
22:DA:2570:G:C2'	22:DA:2571:U:H5'	2.44	0.47
22:DA:2806:C:C4	22:DA:2807:U:C4	3.02	0.47
22:DA:920:A:C6	22:DA:921:C:C4	3.02	0.47
23:DB:64:G:H2'	23:DB:65:U:C6	2.49	0.47
26:DE:145:ASP:HB3	26:DE:184:ASP:HB2	1.95	0.47
27:DF:178:ARG:O	27:DF:178:ARG:CZ	2.61	0.47
22:DA:627:A:O2'	33:DL:76:GLU:OE1	2.31	0.47
41:DT:38:ALA:O	41:DT:39:THR:HB	2.14	0.47
57:DB:307:HOH:O	43:DV:14:LYS:NZ	2.46	0.47
1:AA:1051:C:H2'	1:AA:1052:U:C6	2.49	0.47
1:AA:1074:G:C6	1:AA:1075:U:N3	2.82	0.47
1:AA:1157:A:C5	1:AA:1180:A:C6	3.02	0.47
1:AA:1366:C:O2'	10:AJ:62:ARG:NH2	2.47	0.47
1:AA:1435:G:H2'	1:AA:1436:U:C6	2.48	0.47
1:AA:406:G:C6	1:AA:495:A:C8	3.02	0.47
1:AA:575:G:C5	1:AA:881:G:C2	3.02	0.47
1:AA:849:G:C6	1:AA:850:U:C2	3.02	0.47
3:AC:60:PRO:O	3:AC:63:SER:HB3	2.14	0.47
9:AI:50:GLN:O	9:AI:52:LEU:N	2.40	0.47
10:AJ:80:THR:HB	10:AJ:83:THR:HB	1.96	0.47
18:AR:62:ALA:HB3	18:AR:68:LEU:HD12	1.94	0.47
22:BA:1001:A:OP2	57:BA:3736:HOH:O	2.20	0.47
22:BA:1346:G:O2'	22:BA:1347:A:H5'	2.14	0.47
22:BA:1495:A:C2	22:BA:1496:A:C2	3.02	0.47
22:BA:20:C:H2'	22:BA:21:A:H8	1.79	0.47
22:BA:2331:G:N2	22:BA:2385:C:C2	2.83	0.47
22:BA:2776:A:H4'	22:BA:2778:A:OP1	2.14	0.47
22:BA:831:G:C6	22:BA:832:U:C4	3.02	0.47
23:BB:7:G:H4'	36:BO:29:HIS:ND1	2.30	0.47
24:BC:33:LEU:HD12	24:BC:103:TYR:CD2	2.49	0.47
24:BC:83:TYR:CD1	24:BC:84:ASP:N	2.82	0.47
25:BD:25:THR:HG22	25:BD:27:ILE:HG13	1.96	0.47
26:BE:150:THR:OG1	26:BE:151:GLY:N	2.47	0.47
34:BM:31:PHE:O	34:BM:104:GLU:HA	2.14	0.47
22:BA:310:A:H5'	42:BU:15:THR:HG22	1.96	0.47
1:CA:1180:A:OP1	9:CI:105:THR:OG1	2.32	0.47
1:CA:1250:A:C2	1:CA:1251:A:C4	3.02	0.47

*Continued on next page...*

*Continued from previous page...*

Atom-1	Atom-2	Distance(Å)	Clash(Å)
1:CA:1300:G:C6	1:CA:1335:U:C6	3.02	0.47
1:CA:1375:A:C6	1:CA:1376:U:C4	3.03	0.47
1:CA:211:G:N3	1:CA:211:G:H2'	2.29	0.47
1:CA:216:U:H5''	1:CA:464:U:H4'	1.95	0.47
1:CA:313:A:H2'	1:CA:314:C:C6	2.49	0.47
1:CA:703:G:H4'	1:CA:704:A:H5'	1.96	0.47
2:CB:167:ASP:OD2	2:CB:191:SER:HA	2.15	0.47
17:CQ:13:VAL:HG12	17:CQ:22:VAL:HG13	1.95	0.47
22:DA:1060:U:OP2	30:DI:75:PRO:HA	2.14	0.47
22:DA:1182:G:H2'	22:DA:1183:U:O4'	2.14	0.47
22:DA:1268:A:H2'	22:DA:1269:A:O4'	2.14	0.47
22:DA:1377:G:OP2	57:DA:3391:HOH:O	2.20	0.47
22:DA:1401:G:C6	22:DA:1402:U:C4	3.02	0.47
22:DA:142:A:C6	22:DA:143:C:N4	2.82	0.47
22:DA:1810:A:H2'	22:DA:1811:G:O4'	2.14	0.47
22:DA:2103:C:H2'	22:DA:2104:C:C6	2.48	0.47
22:DA:185:G:N1	22:DA:212:G:N3	2.62	0.47
22:DA:2131:U:H4'	22:DA:2133:G:O4'	2.14	0.47
22:DA:2725:A:C4	22:DA:2727:A:N7	2.82	0.47
22:DA:36:G:C5	22:DA:37:C:C5	3.02	0.47
31:DJ:5:THR:HG22	31:DJ:6:ALA:O	2.14	0.47
33:DL:116:VAL:HG11	33:DL:134:ALA:HB1	1.96	0.47
37:DP:5:ILE:O	37:DP:9:GLU:N	2.45	0.47
38:DQ:86:ALA:HB3	38:DQ:88:VAL:HG23	1.95	0.47
40:DS:86:MET:CE	40:DS:87:PRO:HD2	2.44	0.47
44:DW:49:ALA:O	44:DW:50:ASN:HB2	2.14	0.47
1:AA:104:G:N2	1:AA:105:G:C4	2.82	0.47
1:AA:1418:A:C2	1:AA:1483:A:C2	3.02	0.47
1:AA:202:G:N2	1:AA:216:U:O2	2.47	0.47
1:AA:727:G:N2	1:AA:731:G:C4	2.82	0.47
1:AA:821:G:H2'	1:AA:822:U:C6	2.50	0.47
2:AB:135:LEU:HG	2:AB:138:THR:OG1	2.14	0.47
2:AB:80:VAL:O	2:AB:84:ALA:HB3	2.13	0.47
3:AC:147:LYS:O	3:AC:172:ARG:HB2	2.14	0.47
3:AC:71:ALA:O	3:AC:72:ARG:HG2	2.14	0.47
4:AD:118:VAL:HA	4:AD:123:ILE:CD1	2.43	0.47
8:AH:59:LEU:CD1	8:AH:61:LEU:HG	2.45	0.47
10:AJ:21:ALA:HA	10:AJ:24:GLU:CB	2.45	0.47
11:AK:16:VAL:HG13	11:AK:17:SER:N	2.30	0.47
12:AL:22:PRO:C	12:AL:24:LEU:N	2.67	0.47
49:B1:34:LEU:H	49:B1:52:ALA:HB3	1.79	0.47
22:BA:1016:G:C4	22:BA:1017:G:C8	3.02	0.47

*Continued on next page...*

*Continued from previous page...*

Atom-1	Atom-2	Distance(Å)	Clash(Å)
22:BA:1359:A:C8	22:BA:1373:A:C2	3.03	0.47
22:BA:1789:A:P	24:BC:221:ARG:HH11	2.37	0.47
22:BA:1802:A:N1	22:BA:1822:C:H1'	2.29	0.47
22:BA:205:G:O2'	22:BA:206:U:OP2	2.32	0.47
22:BA:2097:A:C2	22:BA:2098:U:C4	3.03	0.47
22:BA:2190:G:OP2	22:BA:2190:G:H8	1.96	0.47
22:BA:2447:G:C5	22:BA:2500:U:C5	3.02	0.47
22:BA:2585:U:O2'	22:BA:2586:U:C5'	2.61	0.47
22:BA:2831:G:P	25:BD:56:LYS:NZ	2.87	0.47
22:BA:411:G:OP2	22:BA:2406:A:O2'	2.29	0.47
22:BA:510:C:H2'	22:BA:511:U:O4'	2.14	0.47
22:BA:583:G:OP1	38:BQ:7:GLY:HA2	2.13	0.47
22:BA:778:G:C5	22:BA:779:U:C5	3.01	0.47
24:BC:209:GLY:O	24:BC:210:ALA:C	2.52	0.47
30:BI:24:VAL:HG23	30:BI:25:GLY:N	2.29	0.47
30:BI:59:ILE:HG22	30:BI:61:VAL:HG23	1.96	0.47
32:BK:53:LYS:HG3	32:BK:56:ASP:OD2	2.14	0.47
41:BT:1:MET:HB2	41:BT:2:ILE:HD12	1.96	0.47
1:CA:1107:C:C4	1:CA:1108:G:N7	2.82	0.47
1:CA:1460:C:C4	1:CA:1461:G:C5	3.02	0.47
1:CA:430:A:OP1	4:CD:9:LEU:HD23	2.14	0.47
1:CA:689:C:OP2	11:CK:53:ARG:NH2	2.47	0.47
1:CA:769:G:H4'	1:CA:1513:A:H4'	1.97	0.47
9:CI:6:TYR:HB2	9:CI:21:ILE:HB	1.97	0.47
19:CS:80:TYR:O	19:CS:81:ARG:HB3	2.14	0.47
22:DA:1827:U:O4'	22:DA:1970:A:O2'	2.33	0.47
22:DA:82:U:H5'	22:DA:296:U:C5'	2.45	0.47
22:DA:304:U:H2'	22:DA:305:C:C6	2.49	0.47
22:DA:320:A:H4'	22:DA:322:A:N7	2.29	0.47
22:DA:324:A:N6	22:DA:338:G:O2'	2.44	0.47
22:DA:370:G:O2'	22:DA:423:A:H3'	2.15	0.47
22:DA:329:G:O4'	22:DA:477:A:H1'	2.14	0.47
22:DA:813:U:H2'	22:DA:814:C:C6	2.49	0.47
22:DA:674:G:H1'	26:DE:69:ARG:CD	2.44	0.47
30:DI:101:ILE:O	30:DI:102:SER:HB3	2.14	0.47
32:DK:107:LEU:O	32:DK:109:SER:N	2.47	0.47
34:DM:59:ARG:HD3	34:DM:59:ARG:O	2.13	0.47
37:DP:106:LYS:O	37:DP:109:ARG:HD3	2.15	0.47
39:DR:78:ARG:HB3	39:DR:83:TYR:HD1	1.80	0.47
1:AA:228:A:H2'	1:AA:229:U:C6	2.49	0.47
1:AA:427:U:H3'	1:AA:428:G:H2'	1.95	0.47
1:AA:612:C:H2'	1:AA:613:C:C6	2.48	0.47

*Continued on next page...*



*Continued from previous page...*

Atom-1	Atom-2	Distance(Å)	Clash(Å)
1:AA:901:A:N7	1:AA:902:G:C1'	2.78	0.47
2:AB:35:ARG:NE	2:AB:35:ARG:HA	2.29	0.47
4:AD:58:LYS:HB3	4:AD:200:ILE:HB	1.96	0.47
6:AF:38:ARG:NE	6:AF:63:ASN:OD1	2.47	0.47
8:AH:115:ALA:O	8:AH:118:GLN:N	2.48	0.47
9:AI:85:ARG:O	9:AI:88:MET:HB2	2.14	0.47
15:AO:49:ASP:OD1	15:AO:52:SER:OG	2.31	0.47
14:AN:47:LYS:HD3	19:AS:13:LEU:HD21	1.96	0.47
20:AT:44:LYS:NZ	20:AT:86:LEU:O	2.40	0.47
22:BA:1011:G:C2	22:BA:1151:A:C4	3.02	0.47
22:BA:1300:G:N9	22:BA:1626:A:C2	2.83	0.47
22:BA:228:C:H4'	22:BA:229:C:H5''	1.97	0.47
22:BA:2514:U:H2'	22:BA:2515:C:C6	2.49	0.47
22:BA:2564:A:OP1	22:BA:2648:G:H4'	2.15	0.47
22:BA:235:U:O2	22:BA:430:A:C2	2.67	0.47
22:BA:869:G:C6	22:BA:870:U:C4	3.02	0.47
24:BC:108:LYS:HD2	24:BC:194:GLU:OE1	2.15	0.47
24:BC:266:PHE:HD1	24:BC:266:PHE:N	2.11	0.47
24:BC:30:PHE:CZ	24:BC:32:PRO:HG2	2.49	0.47
19:AS:64:ASP:HB3	27:BF:115:ARG:CZ	2.45	0.47
29:BH:116:ARG:O	29:BH:118:PRO:HD3	2.14	0.47
29:BH:117:LEU:HD23	29:BH:121:VAL:HA	1.95	0.47
33:BL:68:SER:O	33:BL:69:ARG:HG3	2.15	0.47
34:BM:132:THR:HG22	34:BM:133:LYS:N	2.29	0.47
22:BA:2294:G:H5''	36:BO:10:ARG:HD3	1.96	0.47
36:BO:24:THR:HG22	36:BO:42:PRO:CG	2.43	0.47
36:BO:31:THR:CG2	36:BO:34:HIS:H	2.27	0.47
39:BR:46:GLU:CA	39:BR:46:GLU:OE1	2.61	0.47
40:BS:57:ASN:O	40:BS:61:ASN:CB	2.61	0.47
41:BT:4:GLU:O	41:BT:5:GLU:C	2.52	0.47
42:BU:14:LEU:HD12	42:BU:70:VAL:CA	2.45	0.47
1:CA:110:C:N4	1:CA:111:G:C6	2.82	0.47
1:CA:1386:G:N3	1:CA:1387:G:C8	2.83	0.47
1:CA:1467:C:H2'	1:CA:1468:A:H8	1.79	0.47
1:CA:756:C:N3	1:CA:757:U:C6	2.82	0.47
1:CA:794:A:C5	1:CA:795:C:C5	3.02	0.47
2:CB:85:LEU:O	2:CB:85:LEU:HG	2.14	0.47
3:CC:7:PRO:O	3:CC:11:ARG:HG3	2.14	0.47
5:CE:52:LYS:O	5:CE:53:ALA:HB2	2.14	0.47
9:CI:17:ALA:HB2	9:CI:67:VAL:HB	1.97	0.47
11:CK:107:ILE:HD13	11:CK:107:ILE:C	2.35	0.47
11:CK:88:GLY:H	11:CK:114:THR:HG22	1.77	0.47

*Continued on next page...*

*Continued from previous page...*

Atom-1	Atom-2	Distance(Å)	Clash(Å)
1:CA:36:C:OP1	12:CL:120:LYS:HE3	2.14	0.47
13:CM:48:LEU:HD22	13:CM:53:ILE:HG13	1.96	0.47
21:CU:32:VAL:O	21:CU:33:ARG:C	2.53	0.47
22:DA:1352:U:C5	22:DA:1377:G:C6	3.02	0.47
22:DA:2011:U:H2'	22:DA:2012:G:O4'	2.15	0.47
22:DA:2056:G:H2'	22:DA:2056:G:N3	2.29	0.47
22:DA:210:C:OP1	50:D2:29:GLN:OE1	2.31	0.47
22:DA:747:U:C5	22:DA:2613:U:C5	3.03	0.47
22:DA:2684:U:C4	22:DA:2685:G:C8	3.03	0.47
22:DA:271:G:H1'	22:DA:272:A:O5'	2.14	0.47
22:DA:2788:C:H2'	22:DA:2789:C:C6	2.49	0.47
22:DA:2882:A:OP1	35:DN:96:ARG:HD3	2.14	0.47
22:DA:585:G:H2'	22:DA:586:A:N7	2.29	0.47
22:DA:747:U:O2	22:DA:2014:A:H1'	2.13	0.47
22:DA:825:A:H2'	22:DA:826:U:C6	2.49	0.47
22:DA:848:C:H2'	22:DA:849:A:C8	2.50	0.47
22:DA:2635:A:H5'	25:DD:79:LEU:HB2	1.95	0.47
30:DI:46:THR:HG22	30:DI:51:LYS:HG3	1.96	0.47
31:DJ:81:ILE:HG12	31:DJ:82:GLY:N	2.29	0.47
32:DK:114:LYS:O	32:DK:117:SER:HB2	2.14	0.47
42:DU:28:VAL:HB	42:DU:34:VAL:HG12	1.95	0.47
42:DU:6:ARG:O	42:DU:7:ARG:O	2.31	0.47
46:DY:45:GLN:C	46:DY:47:ARG:H	2.18	0.47
1:AA:66:A:C2	1:AA:104:G:H1'	2.49	0.47
1:AA:1373:G:O6	9:AI:13:LYS:NZ	2.47	0.47
1:AA:1463:U:H2'	1:AA:1464:U:C6	2.49	0.47
1:AA:357:G:C2	1:AA:358:U:C5	3.02	0.47
1:AA:457:G:C6	1:AA:458:U:C2	3.02	0.47
1:AA:643:C:H5''	8:AH:32:LEU:HD22	1.97	0.47
1:AA:654:G:H2'	1:AA:655:A:H5'	1.96	0.47
1:AA:670:G:C2	1:AA:671:G:C4	3.03	0.47
2:AB:70:VAL:HG12	2:AB:163:VAL:HB	1.96	0.47
4:AD:157:ALA:O	4:AD:160:GLU:HB3	2.15	0.47
4:AD:30:THR:O	4:AD:31:LYS:HE2	2.14	0.47
7:AG:95:ARG:O	7:AG:97:ASN:N	2.48	0.47
11:AK:20:VAL:N	11:AK:35:THR:O	2.45	0.47
16:AP:79:ASN:O	16:AP:80:LYS:HE3	2.15	0.47
1:AA:1539:C:H5''	21:AU:18:ARG:HG3	1.95	0.47
21:AU:37:PHE:O	21:AU:38:TYR:CB	2.63	0.47
22:BA:1385:A:H1'	22:BA:1386:C:C6	2.49	0.47
22:BA:740:C:H5'	22:BA:1784:A:H3'	1.97	0.47
22:BA:1916:A:N3	22:BA:1917:U:H1'	2.29	0.47

*Continued on next page...*

*Continued from previous page...*

Atom-1	Atom-2	Distance(Å)	Clash(Å)
22:BA:197:A:N6	22:BA:2430:A:H2'	2.29	0.47
22:BA:2182:U:H2'	22:BA:2183:A:C8	2.49	0.47
22:BA:2271:G:C5	22:BA:2272:U:C5	3.02	0.47
22:BA:2328:A:H2'	22:BA:2329:U:H6	1.79	0.47
22:BA:2449:U:H4'	22:BA:2450:A:OP1	2.13	0.47
22:BA:2502:G:H5''	22:BA:2503:A:H5''	1.95	0.47
22:BA:2617:U:C4	22:BA:2618:G:C5	3.03	0.47
22:BA:2805:C:C4	22:BA:2806:C:C5	3.03	0.47
22:BA:280:U:H2'	22:BA:281:C:O4'	2.13	0.47
22:BA:485:C:H2'	22:BA:485:C:O2	2.13	0.47
22:BA:515:A:C8	22:BA:516:C:C6	3.03	0.47
22:BA:783:A:H8	22:BA:784:G:H4'	1.76	0.47
24:BC:121:ASP:OD1	24:BC:121:ASP:N	2.45	0.47
24:BC:246:THR:HB	24:BC:248:TRP:CE3	2.49	0.47
28:BG:118:PRO:O	28:BG:119:ALA:C	2.53	0.47
29:BH:14:SER:O	29:BH:15:LEU:CB	2.61	0.47
32:BK:64:ARG:NH1	32:BK:101:GLY:HA3	2.29	0.47
33:BL:68:SER:HB3	33:BL:71:ALA:CB	2.44	0.47
22:BA:2376:A:N3	36:BO:111:ARG:NH1	2.63	0.47
23:BB:50:A:OP1	36:BO:67:ASN:HB2	2.14	0.47
36:BO:49:VAL:HG21	36:BO:82:ALA:HA	1.97	0.47
38:BQ:60:LEU:O	38:BQ:61:TRP:C	2.53	0.47
40:BS:56:ALA:O	40:BS:58:ALA:N	2.47	0.47
46:BY:45:GLN:O	46:BY:46:VAL:CB	2.63	0.47
1:CA:1070:U:H2'	1:CA:1071:C:H6	1.78	0.47
1:CA:1295:U:H2'	1:CA:1296:C:C6	2.50	0.47
1:CA:1358:U:C5	1:CA:1359:C:C4	3.02	0.47
29:BH:97:ARG:NH1	1:CA:370:C:O4'	2.47	0.47
1:CA:860:A:N7	1:CA:861:G:C5	2.82	0.47
1:CA:952:U:OP1	1:CA:972:C:N4	2.48	0.47
3:CC:174:PRO:O	3:CC:176:HIS:N	2.48	0.47
10:CJ:27:GLU:O	10:CJ:31:ARG:HB3	2.14	0.47
17:CQ:55:ILE:HG12	17:CQ:56:GLY:N	2.28	0.47
22:DA:1203:U:O4	22:DA:1204:A:C6	2.67	0.47
22:DA:1301:A:C2	22:DA:1303:G:C6	3.02	0.47
22:DA:1422:G:N2	22:DA:1577:C:H1'	2.30	0.47
22:DA:1464:G:C4	22:DA:1465:G:C8	3.03	0.47
22:DA:181:A:H1'	22:DA:435:C:O4'	2.15	0.47
22:DA:1866:A:C4	22:DA:1876:A:C6	3.03	0.47
22:DA:1914:C:H3'	22:DA:1915:U:C6	2.50	0.47
22:DA:224:U:C4	22:DA:225:C:C5	3.03	0.47
22:DA:2331:G:N2	22:DA:2385:C:C2	2.82	0.47

*Continued on next page...*

*Continued from previous page...*

Atom-1	Atom-2	Distance(Å)	Clash(Å)
22:DA:2410:G:C2	22:DA:2411:A:H1'	2.49	0.47
22:DA:2731:G:C6	22:DA:2732:G:O6	2.67	0.47
22:DA:699:A:O4'	22:DA:734:A:C2	2.67	0.47
22:DA:818:G:O2'	22:DA:819:A:O4'	2.30	0.47
22:DA:933:A:H5'	22:DA:934:U:OP2	2.13	0.47
24:DC:162:VAL:HG13	24:DC:175:ARG:O	2.15	0.47
26:DE:111:GLU:O	26:DE:115:GLN:HG2	2.14	0.47
26:DE:138:LEU:O	26:DE:141:MET:N	2.47	0.47
26:DE:119:ILE:HB	26:DE:187:VAL:HG23	1.97	0.47
29:DH:5:LEU:HD13	29:DH:13:GLY:HA3	1.96	0.47
29:DH:62:LEU:HD22	29:DH:62:LEU:O	2.14	0.47
32:DK:22:ILE:O	32:DK:23:LYS:HB2	2.15	0.47
22:DA:2261:C:H5''	44:DW:19:LYS:HZ3	1.80	0.47
1:AA:1089:G:H2'	1:AA:1090:U:O4'	2.15	0.47
1:AA:1301:U:C5	1:AA:1303:C:C5	3.03	0.47
1:AA:1539:C:H5''	21:AU:18:ARG:HB3	1.96	0.47
1:AA:502:A:H2'	1:AA:503:C:H6	1.79	0.47
1:AA:510:A:H5''	1:AA:511:C:P	2.55	0.47
1:AA:532:A:N6	3:AC:192:THR:OG1	2.46	0.47
1:AA:737:C:C4	1:AA:738:C:C5	3.02	0.47
1:AA:929:G:C2	1:AA:1389:C:N3	2.83	0.47
2:AB:200:ILE:O	2:AB:201:PRO:O	2.33	0.47
11:AK:110:ILE:HG22	21:AU:17:ARG:NE	2.30	0.47
16:AP:4:ILE:O	16:AP:68:SER:OG	2.29	0.47
18:AR:58:ALA:HA	18:AR:61:ARG:HB2	1.96	0.47
51:B3:64:TYR:CD2	51:B3:64:TYR:N	2.81	0.47
22:BA:1240:U:C2'	22:BA:1241:A:OP2	2.63	0.47
22:BA:1343:G:C6	22:BA:1344:U:C4	3.03	0.47
22:BA:136:G:C6	22:BA:137:U:O4	2.67	0.47
22:BA:1589:U:C2	22:BA:1590:A:C8	3.02	0.47
22:BA:2117:A:N1	22:BA:2170:A:N1	2.62	0.47
22:BA:2241:A:N7	57:BA:3505:HOH:O	2.36	0.47
22:BA:21:A:H2'	22:BA:22:C:C6	2.50	0.47
22:BA:2520:C:C6	22:BA:2567:G:H1'	2.49	0.47
22:BA:2572:A:N7	25:BD:150:GLN:HG3	2.30	0.47
22:BA:2716:C:H2'	22:BA:2717:C:C6	2.49	0.47
22:BA:2887:A:H2'	22:BA:2887:A:N3	2.30	0.47
22:BA:915:C:H2'	22:BA:916:G:H5'	1.95	0.47
25:BD:13:ARG:C	25:BD:14:ILE:HD13	2.33	0.47
29:BH:111:ALA:O	29:BH:114:GLU:HB2	2.14	0.47
30:BI:55:ILE:HG12	30:BI:74:PRO:HB3	1.96	0.47
40:BS:36:LEU:CD1	40:BS:47:VAL:HG22	2.44	0.47

*Continued on next page...*

*Continued from previous page...*

Atom-1	Atom-2	Distance(Å)	Clash(Å)
40:BS:4:ILE:HG23	40:BS:106:VAL:HG22	1.96	0.47
1:CA:1202:U:C2'	1:CA:1203:C:H5'	2.45	0.47
1:CA:1365:G:H2'	1:CA:1366:C:O4'	2.14	0.47
1:CA:451:A:H61	1:CA:481:G:H5'	1.80	0.47
2:CB:45:LYS:HG3	2:CB:45:LYS:O	2.14	0.47
4:CD:116:GLN:O	4:CD:120:HIS:HB2	2.15	0.47
5:CE:149:SER:HB2	5:CE:152:MET:HG2	1.96	0.47
9:CI:61:LEU:N	9:CI:61:LEU:HD23	2.29	0.47
13:CM:110:LYS:HG2	13:CM:110:LYS:O	2.15	0.47
17:CQ:51:ASN:O	17:CQ:52:GLU:O	2.33	0.47
22:DA:1096:A:C6	22:DA:1097:U:C5	3.03	0.47
22:DA:1264:A:N7	22:DA:1265:A:C5	2.83	0.47
22:DA:147:C:N4	22:DA:148:U:O4	2.48	0.47
22:DA:1652:A:OP1	35:DN:8:ARG:NH2	2.47	0.47
22:DA:1864:U:H2'	22:DA:1865:U:H5'	1.97	0.47
22:DA:1957:C:O2'	22:DA:1985:C:H1'	2.15	0.47
22:DA:2050:C:C4	22:DA:2051:A:C6	3.03	0.47
22:DA:2199:A:N7	22:DA:2225:A:C6	2.82	0.47
22:DA:945:A:C5	22:DA:2448:A:C2	3.03	0.47
22:DA:371:A:N6	22:DA:402:A:OP2	2.37	0.47
22:DA:483:A:C8	22:DA:484:C:C5	3.03	0.47
22:DA:642:U:O2'	22:DA:644:A:N7	2.33	0.47
22:DA:897:C:H2'	22:DA:898:C:C6	2.49	0.47
26:DE:193:VAL:HG12	26:DE:193:VAL:O	2.14	0.47
32:DK:34:GLY:O	32:DK:36:GLY:N	2.48	0.47
37:DP:88:ARG:HG2	37:DP:89:ARG:N	2.29	0.47
42:DU:40:ASN:HB3	42:DU:63:ALA:HB3	1.96	0.47
1:AA:554:A:H5'	12:AL:26:ALA:HB1	1.97	0.47
1:AA:71:A:OP2	1:AA:71:A:H3'	2.15	0.47
1:AA:760:G:N7	1:AA:761:G:C8	2.82	0.47
1:AA:854:U:C6	1:AA:871:U:O4	2.68	0.47
1:AA:900:A:N1	1:AA:901:A:C2	2.82	0.47
3:AC:36:ASP:OD1	3:AC:59:ARG:NH1	2.47	0.47
10:AJ:67:ILE:O	10:AJ:67:ILE:HG22	2.14	0.47
13:AM:6:GLY:C	13:AM:8:ASN:N	2.68	0.47
15:AO:87:LEU:C	15:AO:89:ARG:H	2.17	0.47
16:AP:3:THR:HG22	16:AP:4:ILE:N	2.29	0.47
16:AP:72:ALA:HA	16:AP:75:ILE:HD12	1.96	0.47
22:BA:1047:G:N2	22:BA:1110:G:C4	2.83	0.47
22:BA:1038:G:C2	22:BA:1118:C:C2	3.02	0.47
22:BA:1445:G:C2	22:BA:1446:C:C2	3.03	0.47
22:BA:1680:U:H2'	22:BA:1681:G:O4'	2.15	0.47

*Continued on next page...*

*Continued from previous page...*

Atom-1	Atom-2	Distance(Å)	Clash(Å)
22:BA:1687:G:N2	22:BA:1688:U:C2	2.82	0.47
22:BA:2351:G:O2'	22:BA:2366:A:N6	2.45	0.47
22:BA:2070:A:C2	22:BA:2442:C:C2	3.02	0.47
22:BA:2591:C:OP2	24:BC:237:GLY:O	2.33	0.47
22:BA:2667:C:N3	28:BG:110:SER:OG	2.46	0.47
22:BA:2740:A:C6	22:BA:2741:A:C6	3.02	0.47
22:BA:4:U:O2	22:BA:2900:A:C2	2.68	0.47
22:BA:36:G:C6	22:BA:37:C:C5	3.02	0.47
22:BA:741:U:P	57:BA:3695:HOH:O	2.72	0.47
22:BA:756:A:N6	57:BA:3298:HOH:O	2.46	0.47
22:BA:959:A:C6	22:BA:960:A:C2	3.03	0.47
22:BA:975:A:H1'	22:BA:990:A:C2	2.50	0.47
27:BF:72:LYS:HD3	27:BF:73:SER:H	1.78	0.47
27:BF:85:ILE:O	27:BF:85:ILE:HG13	2.15	0.47
30:BI:122:ILE:HG22	30:BI:122:ILE:O	2.15	0.47
30:BI:83:ALA:HB1	30:BI:109:ILE:HD13	1.96	0.47
22:BA:534:U:H5'	38:BQ:42:ALA:HB1	1.95	0.47
39:BR:37:GLU:HB3	39:BR:53:PHE:CD1	2.49	0.47
41:BT:2:ILE:HG23	41:BT:4:GLU:CA	2.45	0.47
46:BY:35:GLY:O	46:BY:36:GLN:O	2.31	0.47
1:CA:1004:A:C6	1:CA:1005:A:C6	3.02	0.47
1:CA:1182:G:H4'	1:CA:1183:U:C5'	2.44	0.47
1:CA:1411:C:H2'	1:CA:1412:C:H6	1.79	0.47
1:CA:583:A:C8	1:CA:584:G:C8	3.02	0.47
4:CD:52:GLY:O	4:CD:53:VAL:C	2.53	0.47
5:CE:121:HIS:O	5:CE:122:ASN:HB3	2.15	0.47
9:CI:87:LEU:C	9:CI:89:GLU:H	2.18	0.47
13:CM:77:ILE:O	13:CM:81:MET:HG3	2.15	0.47
17:CQ:29:VAL:HG22	17:CQ:29:VAL:O	2.13	0.47
52:D4:17:VAL:HG21	52:D4:26:ILE:HD11	1.97	0.47
22:DA:1708:C:H2'	22:DA:1709:U:H6	1.79	0.47
22:DA:2020:A:C2	22:DA:2022:U:O4'	2.67	0.47
22:DA:204:A:C8	22:DA:206:U:C4	3.03	0.47
22:DA:2310:C:C4	27:DF:77:PHE:CE1	3.02	0.47
22:DA:2532:G:N2	22:DA:2662:A:N1	2.62	0.47
22:DA:2684:U:N3	22:DA:2685:G:C8	2.83	0.47
22:DA:1663:G:H5'	22:DA:2687:U:OP1	2.14	0.47
22:DA:13:A:N1	22:DA:525:U:H2'	2.29	0.47
22:DA:599:A:N3	22:DA:659:G:C2	2.82	0.47
24:DC:10:SER:O	24:DC:13:ARG:HB3	2.14	0.47
30:DI:97:LYS:HD2	30:DI:97:LYS:N	2.28	0.47
31:DJ:59:ALA:O	31:DJ:62:VAL:HG12	2.14	0.47

*Continued on next page...*

*Continued from previous page...*

Atom-1	Atom-2	Distance(Å)	Clash(Å)
34:DM:107:GLY:C	34:DM:108:VAL:HG22	2.35	0.47
36:DO:14:ALA:O	36:DO:18:LEU:HD23	2.14	0.47
1:AA:1253:G:H2'	1:AA:1254:A:H8	1.80	0.47
1:AA:1296:C:H5''	1:AA:1297:G:OP2	2.15	0.47
1:AA:1501:C:N3	1:AA:1504:G:C6	2.83	0.47
1:AA:35:G:H2'	1:AA:36:C:C6	2.50	0.47
1:AA:54:C:H2'	1:AA:352:C:H41	1.79	0.47
1:AA:976:G:C2	1:AA:1363:A:N7	2.83	0.47
3:AC:6:HIS:CD2	3:AC:7:PRO:HD2	2.49	0.47
7:AG:145:ALA:O	7:AG:146:GLU:CB	2.63	0.47
7:AG:51:ALA:HB2	7:AG:58:GLU:OE1	2.15	0.47
10:AJ:18:ILE:CG2	10:AJ:19:ASP:N	2.78	0.47
10:AJ:74:VAL:HG12	10:AJ:75:ASP:N	2.30	0.47
14:AN:7:LYS:O	14:AN:10:GLU:N	2.47	0.47
17:AQ:4:LYS:HG3	17:AQ:7:THR:CG2	2.45	0.47
22:BA:1085:A:C5	22:BA:1086:A:N6	2.83	0.47
22:BA:1026:G:N7	22:BA:1134:A:C8	2.83	0.47
22:BA:1169:A:N1	22:BA:1180:U:O4	2.48	0.47
22:BA:1799:G:H4'	22:BA:1800:C:O5'	2.14	0.47
22:BA:1943:U:C2	22:BA:1945:G:O4'	2.68	0.47
22:BA:2206:C:O2'	22:BA:2207:C:H5'	2.14	0.47
22:BA:2531:A:C5	22:BA:2532:G:N7	2.83	0.47
22:BA:2811:G:OP1	25:BD:62:LYS:HB2	2.15	0.47
22:BA:294:A:N6	22:BA:345:A:C4	2.83	0.47
22:BA:744:U:O4	22:BA:745:G:C6	2.68	0.47
22:BA:973:A:H5'	22:BA:1188:U:C1'	2.44	0.47
25:BD:177:VAL:CG2	25:BD:177:VAL:O	2.61	0.47
30:BI:58:VAL:HG12	30:BI:59:ILE:N	2.30	0.47
36:BO:48:LEU:HD23	36:BO:48:LEU:N	2.29	0.47
40:BS:56:ALA:O	40:BS:59:GLU:N	2.42	0.47
1:CA:1160:G:O6	1:CA:1181:G:C6	2.68	0.47
1:CA:1397:C:O4'	1:CA:1397:C:O2	2.32	0.47
1:CA:369:G:OP2	1:CA:388:G:C2	2.68	0.47
1:CA:570:G:N1	1:CA:571:U:C4	2.82	0.47
1:CA:779:C:H2'	1:CA:780:A:H5'	1.95	0.47
14:CN:10:GLU:O	14:CN:11:VAL:C	2.53	0.47
14:CN:16:LEU:HD22	14:CN:55:SER:HB3	1.97	0.47
49:D1:8:LYS:HG3	49:D1:24:THR:HG22	1.97	0.47
22:DA:1262:A:C6	22:DA:1263:U:N3	2.83	0.47
22:DA:1320:C:N3	22:DA:1333:G:C2	2.83	0.47
22:DA:1432:G:C2	22:DA:1433:A:C4	3.03	0.47
22:DA:1474:U:C4	22:DA:1475:G:N1	2.83	0.47

*Continued on next page...*



*Continued from previous page...*

Atom-1	Atom-2	Distance(Å)	Clash(Å)
22:DA:1613:G:C2	22:DA:1617:C:C2	3.03	0.47
22:DA:2409:G:H2'	22:DA:2410:G:O4'	2.15	0.47
22:DA:300:A:O2'	22:DA:318:C:O2'	2.08	0.47
22:DA:310:A:HO2'	22:DA:311:A:P	2.29	0.47
22:DA:510:C:OP1	57:DA:3764:HOH:O	2.21	0.47
22:DA:60:G:HO2'	22:DA:62:U:P	2.29	0.47
22:DA:2831:G:OP1	25:DD:56:LYS:HE2	2.14	0.47
27:DF:108:VAL:HG11	27:DF:176:PRO:HG2	1.96	0.47
30:DI:117:MET:SD	30:DI:125:MET:HG2	2.55	0.47
31:DJ:142:ILE:OXT	31:DJ:142:ILE:HG23	2.13	0.47
31:DJ:71:ASP:O	31:DJ:72:LYS:C	2.52	0.47
32:DK:92:GLU:O	32:DK:93:GLN:CB	2.62	0.47
22:DA:1651:G:H4'	35:DN:39:PRO:HG2	1.96	0.47
22:DA:2334:U:O3'	36:DO:13:ARG:HD2	2.15	0.47
38:DQ:94:ILE:CD1	39:DR:11:GLN:HB2	2.45	0.47
1:AA:1157:A:C6	1:AA:1180:A:N7	2.83	0.47
1:AA:1241:G:C2	1:AA:1242:G:C8	3.02	0.47
1:AA:134:G:H2'	1:AA:135:C:O4'	2.13	0.47
1:AA:1351:U:H2'	1:AA:1352:C:C6	2.50	0.47
1:AA:1442:G:H2'	1:AA:1443:C:O4'	2.14	0.47
1:AA:410:G:C5'	1:AA:411:A:OP1	2.62	0.47
2:AB:20:THR:HB	2:AB:37:LYS:O	2.15	0.47
3:AC:22:TRP:CB	3:AC:59:ARG:HG2	2.45	0.47
4:AD:3:ARG:NH2	4:AD:115:ARG:HD3	2.30	0.47
5:AE:16:ILE:HD12	5:AE:36:LEU:HG	1.96	0.47
1:AA:922:G:H1'	5:AE:24:THR:HG22	1.96	0.47
8:AH:85:ILE:O	8:AH:86:TYR:CD2	2.68	0.47
19:AS:32:ARG:HD3	19:AS:57:HIS:CG	2.50	0.47
22:BA:1467:U:C4	22:BA:1546:G:N2	2.82	0.47
22:BA:1648:U:C4	22:BA:1649:G:N7	2.83	0.47
22:BA:1820:U:O2	24:BC:200:HIS:HB3	2.15	0.47
22:BA:1855:U:C5	22:BA:1856:U:C5	3.03	0.47
22:BA:523:C:O2'	22:BA:524:G:H5'	2.15	0.47
22:BA:580:U:O3'	38:BQ:31:VAL:HG13	2.14	0.47
22:BA:826:U:H2'	22:BA:828:U:O4'	2.15	0.47
22:BA:1820:U:O2'	24:BC:158:ALA:O	2.22	0.47
26:BE:119:ILE:HB	26:BE:187:VAL:CG2	2.45	0.47
27:BF:34:ILE:HG12	27:BF:96:MET:SD	2.54	0.47
34:BM:68:PHE:O	34:BM:69:PRO:O	2.33	0.47
39:BR:49:ILE:CG2	39:BR:52:PRO:C	2.80	0.47
1:CA:1169:A:C6	1:CA:1170:A:C6	3.03	0.47
1:CA:1253:G:C2	1:CA:1285:A:N6	2.83	0.47

*Continued on next page...*

*Continued from previous page...*

Atom-1	Atom-2	Distance(Å)	Clash(Å)
1:CA:1491:G:C5	1:CA:1492:A:C6	3.03	0.47
1:CA:158:G:C5	1:CA:159:G:N7	2.83	0.47
1:CA:248:C:N4	1:CA:249:U:O4	2.48	0.47
1:CA:439:U:H5''	4:CD:121:LYS:HD2	1.96	0.47
1:CA:438:U:N3	1:CA:494:G:C6	2.83	0.47
1:CA:546:A:P	4:CD:69:GLU:HB2	2.54	0.47
1:CA:75:G:C6	1:CA:76:G:C5	3.03	0.47
2:CB:133:GLU:O	2:CB:137:ARG:HB3	2.14	0.47
2:CB:71:GLY:O	2:CB:93:ASN:HA	2.14	0.47
9:CI:21:ILE:HA	9:CI:62:ASP:O	2.14	0.47
10:CJ:26:VAL:HG12	10:CJ:27:GLU:N	2.29	0.47
11:CK:107:ILE:O	11:CK:107:ILE:HG23	2.15	0.47
49:D1:15:ALA:O	49:D1:17:THR:N	2.48	0.47
22:DA:1827:U:O2'	22:DA:1828:G:H5'	2.15	0.47
22:DA:2615:U:H1'	48:D0:4:GLN:HB3	1.97	0.47
22:DA:2824:C:C4	22:DA:2825:G:C5	3.03	0.47
22:DA:294:A:C5	22:DA:345:A:C2	3.02	0.47
22:DA:223:A:O2'	22:DA:420:C:O2	2.32	0.47
22:DA:594:U:H2'	22:DA:595:C:C6	2.49	0.47
23:DB:31:C:O2'	23:DB:53:A:N1	2.34	0.47
24:DC:246:THR:C	24:DC:248:TRP:H	2.18	0.47
27:DF:16:LEU:HD11	27:DF:169:LEU:CD1	2.45	0.47
22:DA:1082:U:OP1	30:DI:124:ALA:HB1	2.15	0.47
30:DI:80:LEU:HD11	30:DI:133:ALA:CB	2.45	0.47
35:DN:69:ARG:O	35:DN:70:THR:HG23	2.15	0.47
36:DO:79:ALA:HB1	36:DO:113:ALA:HB3	1.97	0.47
1:AA:1074:G:N1	1:AA:1075:U:C2	2.83	0.47
1:AA:1107:C:C4	1:AA:1108:G:N7	2.83	0.47
1:AA:1151:A:O2'	1:AA:1152:A:P	2.73	0.47
1:AA:1173:U:H2'	1:AA:1174:G:C8	2.50	0.47
1:AA:316:C:C2	1:AA:317:U:H5	2.33	0.47
1:AA:52:C:H2'	1:AA:53:A:C8	2.49	0.47
1:AA:666:G:C6	1:AA:741:G:C6	3.03	0.47
1:AA:771:G:H2'	1:AA:772:U:C6	2.49	0.47
1:AA:791:G:C6	1:AA:792:A:N7	2.83	0.47
1:AA:815:A:N7	1:AA:1509:C:O2'	2.45	0.47
1:AA:934:C:H4'	1:AA:935:A:OP1	2.15	0.47
2:AB:68:LEU:CD2	2:AB:92:VAL:HG23	2.45	0.47
3:AC:22:TRP:CZ2	3:AC:32:ASN:HB3	2.50	0.47
6:AF:35:LYS:HD3	6:AF:35:LYS:N	2.30	0.47
12:AL:44:LYS:CB	12:AL:45:PRO:CD	2.92	0.47
12:AL:24:LEU:CB	12:AL:59:ASN:HD22	2.28	0.47

*Continued on next page...*

*Continued from previous page...*

Atom-1	Atom-2	Distance(Å)	Clash(Å)
18:AR:62:ALA:HB1	18:AR:67:LEU:HB2	1.96	0.47
18:AR:63:ARG:HB3	18:AR:70:TYR:CZ	2.49	0.47
22:BA:1073:A:H2'	22:BA:1074:G:H5''	1.95	0.47
22:BA:1997:C:O2'	22:BA:1998:A:H5'	2.15	0.47
22:BA:2310:C:C5	27:BF:77:PHE:CZ	3.02	0.47
22:BA:2544:G:O2'	22:BA:2545:G:H5'	2.15	0.47
22:BA:2714:G:C2'	22:BA:2715:C:H5'	2.45	0.47
22:BA:2880:C:C2	22:BA:2881:U:C5	3.03	0.47
22:BA:2884:U:O2	48:B0:50:ARG:HD2	2.15	0.47
22:BA:391:A:H1'	22:BA:411:G:O4'	2.15	0.47
22:BA:74:A:H5'	22:BA:75:G:O4'	2.15	0.47
27:BF:7:TYR:CE1	27:BF:11:GLU:HB2	2.50	0.47
34:BM:72:PRO:HB3	34:BM:92:TRP:CZ3	2.50	0.47
35:BN:108:ALA:HB3	35:BN:110:MET:HE2	1.97	0.47
36:BO:26:LEU:C	36:BO:26:LEU:HD12	2.36	0.47
1:CA:108:G:H5'	1:CA:108:G:N3	2.29	0.47
1:CA:1388:C:H2'	1:CA:1389:C:H6	1.80	0.47
1:CA:212:G:N2	1:CA:213:G:C4	2.83	0.47
1:CA:32:A:H3'	1:CA:33:A:H8	1.78	0.47
1:CA:570:G:C4	1:CA:571:U:C5	3.03	0.47
1:CA:805:C:C2	1:CA:806:C:H5	2.30	0.47
1:CA:815:A:H4'	1:CA:817:C:C4	2.50	0.47
2:CB:165:ASP:O	2:CB:169:GLU:HG2	2.14	0.47
3:CC:16:LYS:HE3	3:CC:16:LYS:HA	1.97	0.47
5:CE:42:GLY:O	5:CE:119:GLY:HA3	2.15	0.47
5:CE:15:LEU:HD12	5:CE:15:LEU:C	2.34	0.47
19:CS:40:ILE:HB	19:CS:66:MET:O	2.14	0.47
20:CT:36:TYR:CG	20:CT:37:ALA:N	2.83	0.47
22:DA:1373:A:C5	22:DA:1374:G:H1'	2.49	0.47
22:DA:1677:A:N7	57:DA:3762:HOH:O	2.35	0.47
22:DA:1790:C:C5	22:DA:1828:G:C2	3.03	0.47
22:DA:1906:G:C8	22:DA:1929:G:H2'	2.49	0.47
22:DA:1956:U:O2	22:DA:1985:C:H4'	2.15	0.47
22:DA:2343:U:O2	22:DA:2343:U:H2'	2.15	0.47
22:DA:2470:G:C2	22:DA:2471:A:C8	3.02	0.47
22:DA:2756:U:C4	22:DA:2759:G:O6	2.67	0.47
22:DA:334:C:OP1	22:DA:335:C:N4	2.34	0.47
22:DA:448:U:H5''	57:DA:3242:HOH:O	2.14	0.47
22:DA:582:A:OP1	38:DQ:14:HIS:ND1	2.40	0.47
22:DA:661:A:H1'	33:DL:12:SER:O	2.15	0.47
22:DA:993:G:H1'	39:DR:91:GLN:OE1	2.14	0.47
25:DD:12:THR:HB	37:DP:9:GLU:OE2	2.15	0.47

*Continued on next page...*

*Continued from previous page...*

Atom-1	Atom-2	Distance(Å)	Clash(Å)
34:DM:49:ALA:HB2	34:DM:123:LYS:HB2	1.97	0.47
38:DQ:27:ALA:HB1	38:DQ:31:VAL:CG2	2.45	0.47
39:DR:42:ALA:HA	39:DR:46:GLU:HA	1.96	0.47
42:DU:41:LEU:HB3	42:DU:60:GLU:HG2	1.97	0.47
1:AA:1315:U:O4	1:AA:1316:G:C6	2.67	0.47
1:AA:1489:G:C6	1:AA:1490:U:C4	3.03	0.47
1:AA:715:A:OP1	1:AA:805:C:H1'	2.15	0.47
1:AA:807:A:C5	1:AA:808:C:C5	3.03	0.47
1:AA:906:A:N1	57:AA:1761:HOH:O	2.36	0.47
2:AB:118:GLU:HA	2:AB:121:SER:HB2	1.97	0.47
2:AB:161:LEU:HD12	2:AB:181:ILE:HG21	1.96	0.47
4:AD:160:GLU:O	4:AD:162:ALA:N	2.48	0.47
6:AF:16:GLU:OE2	4:CD:188:ARG:CZ	2.63	0.47
6:AF:97:THR:O	6:AF:98:GLU:CG	2.63	0.47
8:AH:36:ILE:HD11	8:AH:126:ILE:HG21	1.97	0.47
21:AU:14:VAL:HG13	21:AU:16:LEU:HD21	1.96	0.47
53:B5:19:LYS:HG2	53:B5:23:ILE:HD11	1.97	0.47
22:BA:1056:G:N2	22:BA:1102:C:C4	2.83	0.47
22:BA:15:G:C4	22:BA:16:C:C5	3.03	0.47
22:BA:1850:G:C6	22:BA:1851:U:C4	3.03	0.47
22:BA:2725:A:C4	22:BA:2727:A:C8	3.03	0.47
22:BA:2839:G:OP1	35:BN:46:ARG:HD2	2.15	0.47
22:BA:2862:G:H2'	22:BA:2863:C:C6	2.50	0.47
22:BA:681:G:C2'	22:BA:682:G:O5'	2.63	0.47
24:BC:212:ARG:HD2	24:BC:216:VAL:O	2.15	0.47
30:BI:84:ALA:HB1	30:BI:101:ILE:HD12	1.97	0.47
38:BQ:24:TYR:O	38:BQ:25:TYR:HB3	2.12	0.47
38:BQ:88:VAL:HG13	39:BR:49:ILE:HD12	1.97	0.47
1:CA:1309:G:C6	1:CA:1329:A:N1	2.83	0.47
1:CA:38:G:C2	1:CA:397:A:C4	3.03	0.47
1:CA:3:A:C6	1:CA:629:A:H4'	2.50	0.47
1:CA:459:A:H2'	1:CA:460:A:O4'	2.15	0.47
1:CA:535:A:H3'	1:CA:535:A:OP1	2.15	0.47
1:CA:898:G:O2'	1:CA:900:A:N7	2.37	0.47
2:CB:68:LEU:HB3	2:CB:161:LEU:HD12	1.97	0.47
2:CB:163:VAL:HG23	2:CB:185:ALA:HB2	1.96	0.47
2:CB:60:ILE:O	2:CB:65:GLY:N	2.48	0.47
1:CA:543:U:P	4:CD:14:ARG:HH21	2.38	0.47
18:CR:62:ALA:HB3	18:CR:68:LEU:HD12	1.96	0.47
20:CT:36:TYR:C	20:CT:36:TYR:CD1	2.87	0.47
1:CA:261:U:OP2	20:CT:71:LYS:HD2	2.15	0.47
22:DA:1121:C:C2	22:DA:1122:G:C8	3.03	0.47

*Continued on next page...*

*Continued from previous page...*

Atom-1	Atom-2	Distance(Å)	Clash(Å)
22:DA:1334:G:C6	22:DA:1335:C:N3	2.83	0.47
22:DA:1428:C:C4	22:DA:1569:A:H5''	2.50	0.47
22:DA:1613:G:O2'	50:D2:3:ARG:HD2	2.15	0.47
22:DA:2077:A:H1'	22:DA:2435:A:C1'	2.45	0.47
22:DA:2186:G:C6	22:DA:2187:U:C4	3.03	0.47
22:DA:2189:U:H2'	22:DA:2190:G:C5'	2.46	0.47
22:DA:2346:A:H4'	22:DA:2347:C:OP2	2.15	0.47
22:DA:2803:G:H2'	22:DA:2804:U:C6	2.50	0.47
22:DA:570:G:C4	22:DA:2030:A:N7	2.83	0.47
22:DA:750:A:H2'	22:DA:750:A:N3	2.30	0.47
23:DB:38:C:H2'	23:DB:39:A:O4'	2.15	0.47
22:DA:674:G:C1'	26:DE:69:ARG:HD3	2.45	0.47
27:DF:60:ILE:O	27:DF:102:ARG:NH2	2.48	0.47
31:DJ:104:ALA:O	31:DJ:108:MET:HG3	2.15	0.47
31:DJ:139:VAL:CG1	31:DJ:140:LEU:N	2.78	0.47
33:DL:74:THR:OG1	33:DL:74:THR:O	2.26	0.47
34:DM:67:VAL:HG12	34:DM:100:LYS:HE2	1.96	0.47
32:DK:77:ILE:HG12	37:DP:72:ARG:HG2	1.96	0.47
46:DY:45:GLN:C	46:DY:47:ARG:N	2.69	0.47
1:AA:1014:A:N7	1:AA:1015:G:C5	2.83	0.46
1:AA:110:C:H2'	1:AA:111:G:O4'	2.15	0.46
1:AA:1309:G:OP1	13:AM:87:ARG:NH2	2.48	0.46
1:AA:184:G:C6	1:AA:185:U:C4	3.02	0.46
1:AA:429:U:H4'	1:AA:430:A:OP1	2.13	0.46
1:AA:452:A:N7	1:AA:453:G:C4	2.82	0.46
1:AA:559:A:H2'	1:AA:559:A:N3	2.30	0.46
1:AA:648:A:H2'	1:AA:649:A:O4'	2.15	0.46
1:AA:892:A:C2	1:AA:907:A:C4	3.02	0.46
7:AG:26:PHE:HB2	7:AG:101:MET:SD	2.55	0.46
7:AG:70:ARG:HG3	7:AG:96:ARG:HG2	1.97	0.46
9:AI:40:GLY:HA2	9:AI:45:ARG:HB2	1.97	0.46
10:AJ:100:ILE:HG13	10:AJ:101:SER:N	2.31	0.46
53:B5:122:GLY:CA	53:B5:146:VAL:CB	2.94	0.46
22:BA:2586:U:C2	54:B6:2:THR:HA	2.50	0.46
22:BA:1247:A:C5	22:BA:1249:U:C5	3.04	0.46
22:BA:1435:G:O2'	22:BA:1436:G:H5'	2.16	0.46
22:BA:1439:A:C2	22:BA:1553:A:C5	3.03	0.46
22:BA:1713:A:C6	22:BA:1716:U:H1'	2.50	0.46
22:BA:1824:G:H2'	22:BA:1825:U:O5'	2.15	0.46
22:BA:2065:C:H2'	22:BA:2066:C:C6	2.50	0.46
22:BA:2180:U:H5''	22:BA:2181:U:OP2	2.15	0.46
22:BA:2211:A:O2'	22:BA:2212:A:P	2.73	0.46

*Continued on next page...*

*Continued from previous page...*

Atom-1	Atom-2	Distance(Å)	Clash(Å)
22:BA:2214:C:H2'	22:BA:2215:C:O4'	2.14	0.46
22:BA:2340:A:O2'	22:BA:2341:G:H5'	2.15	0.46
22:BA:2560:A:C6	22:BA:2561:U:C4	3.03	0.46
22:BA:25:U:C2'	22:BA:26:G:H5'	2.44	0.46
22:BA:498:G:C4	22:BA:499:U:C5	3.03	0.46
23:BB:45:A:C6	23:BB:46:A:C5	3.03	0.46
24:BC:182:ARG:NH2	24:BC:266:PHE:HB3	2.30	0.46
26:BE:7:ASP:O	26:BE:9:GLN:N	2.49	0.46
28:BG:10:VAL:HG13	28:BG:10:VAL:O	2.15	0.46
28:BG:176:LYS:O	28:BG:177:LYS:HB2	2.15	0.46
32:BK:99:ILE:CG2	32:BK:119:ALA:HB2	2.44	0.46
34:BM:72:PRO:O	34:BM:73:ILE:HD13	2.15	0.46
47:BZ:8:THR:HG23	47:BZ:34:HIS:O	2.14	0.46
1:CA:121:U:O2'	1:CA:122:G:OP1	2.27	0.46
1:CA:441:A:H2'	1:CA:441:A:N3	2.29	0.46
1:CA:549:C:H2'	1:CA:550:G:O4'	2.16	0.46
1:CA:728:A:C8	15:CO:54:ARG:CZ	2.98	0.46
2:CB:100:MET:HA	2:CB:107:VAL:HG21	1.97	0.46
2:CB:15:HIS:O	2:CB:16:PHE:C	2.52	0.46
3:CC:150:LYS:HE3	3:CC:201:TRP:CZ3	2.50	0.46
4:CD:48:LEU:CD2	4:CD:53:VAL:N	2.76	0.46
5:CE:156:LYS:HA	5:CE:159:LYS:NZ	2.29	0.46
9:CI:35:LEU:HD11	9:CI:48:VAL:HG21	1.96	0.46
10:CJ:11:LYS:HE3	10:CJ:71:LEU:HD11	1.97	0.46
22:DA:1720:U:H2'	22:DA:1721:G:O4'	2.15	0.46
22:DA:1652:A:C2	22:DA:2006:C:C2	3.03	0.46
22:DA:2063:C:H2'	22:DA:2063:C:O2	2.14	0.46
22:DA:2095:A:C2	22:DA:2195:U:C2	3.03	0.46
22:DA:273:G:H2'	22:DA:274:C:O4'	2.15	0.46
22:DA:2543:G:C2	22:DA:2765:A:C8	3.03	0.46
22:DA:2799:A:O2'	22:DA:2800:A:H5''	2.14	0.46
22:DA:607:U:H5	22:DA:619:G:C5	2.33	0.46
22:DA:786:C:H5''	22:DA:1780:A:N7	2.30	0.46
22:DA:1799:G:O2'	24:DC:180:GLU:OE2	2.18	0.46
25:DD:25:THR:HG21	25:DD:193:VAL:HG22	1.97	0.46
26:DE:129:PRO:HB3	26:DE:159:LEU:HB2	1.97	0.46
26:DE:176:ASP:OD1	26:DE:179:SER:OG	2.31	0.46
26:DE:196:VAL:O	26:DE:196:VAL:CG1	2.63	0.46
22:DA:2749:A:OP1	28:DG:2:SER:HB3	2.15	0.46
29:DH:41:LYS:O	29:DH:44:ILE:HG12	2.15	0.46
31:DJ:5:THR:HG23	31:DJ:45:THR:HG21	1.96	0.46
36:DO:92:PHE:HB2	36:DO:117:PHE:CD1	2.49	0.46

*Continued on next page...*

*Continued from previous page...*

Atom-1	Atom-2	Distance(Å)	Clash(Å)
37:DP:103:ARG:HG2	37:DP:107:ALA:HB1	1.97	0.46
22:DA:1011:G:OP1	38:DQ:75:SER:HB2	2.15	0.46
45:DX:40:VAL:HG23	45:DX:45:ARG:O	2.16	0.46
1:AA:1088:G:C6	1:AA:1089:G:N7	2.83	0.46
1:AA:1164:G:C2	1:AA:1173:U:O2	2.69	0.46
1:AA:923:A:O4'	1:AA:1398:A:C2	2.68	0.46
1:AA:1406:U:C6	1:AA:1407:C:C6	3.03	0.46
1:AA:1444:U:H2'	1:AA:1445:U:C6	2.50	0.46
1:AA:149:A:H1'	1:AA:1446:A:C2	2.50	0.46
1:AA:190:A:C8	1:AA:191:G:C8	3.04	0.46
1:AA:22:G:H2'	1:AA:23:C:H6	1.79	0.46
1:AA:380:G:N2	1:AA:384:G:C5	2.83	0.46
1:AA:420:U:C2'	1:AA:421:U:H5''	2.45	0.46
1:AA:652:U:C5	1:AA:752:G:C4	3.03	0.46
1:AA:880:C:C2'	1:AA:881:G:H5'	2.45	0.46
1:AA:902:G:O2'	1:AA:903:G:H5'	2.15	0.46
2:AB:15:HIS:O	2:AB:16:PHE:C	2.54	0.46
2:AB:19:GLN:C	2:AB:38:VAL:HG23	2.36	0.46
3:AC:20:SER:HB3	14:AN:94:PRO:HG3	1.98	0.46
9:AI:50:GLN:C	9:AI:52:LEU:H	2.18	0.46
13:AM:98:ARG:HB2	13:AM:100:GLN:OE1	2.15	0.46
17:AQ:31:HIS:O	17:AQ:33:ILE:N	2.47	0.46
21:AU:14:VAL:HG13	21:AU:16:LEU:CD2	2.46	0.46
22:BA:116:C:H2'	22:BA:117:G:O4'	2.15	0.46
22:BA:839:U:O2'	22:BA:1191:G:H1'	2.14	0.46
22:BA:1482:G:H1'	22:BA:1509:A:H61	1.80	0.46
22:BA:1579:A:H2'	22:BA:1580:A:C8	2.50	0.46
22:BA:1833:C:C4	22:BA:1834:U:C5	3.03	0.46
22:BA:1941:C:C6	22:BA:1965:C:C2	3.03	0.46
22:BA:198:C:H6	22:BA:198:C:O5'	1.98	0.46
22:BA:2190:G:C2	22:BA:2191:A:C4	3.03	0.46
22:BA:2547:A:C8	22:BA:2566:A:C5	3.02	0.46
22:BA:2673:G:C2	22:BA:2674:G:C8	3.03	0.46
22:BA:2672:U:C2'	22:BA:2673:G:O5'	2.63	0.46
22:BA:447:A:C2	22:BA:473:G:C8	3.04	0.46
22:BA:498:G:C2	22:BA:499:U:C5	3.03	0.46
22:BA:694:U:N3	22:BA:695:G:N7	2.62	0.46
22:BA:697:G:H2'	22:BA:698:C:H6	1.79	0.46
22:BA:699:A:C8	22:BA:734:A:C5	3.03	0.46
22:BA:858:G:N3	22:BA:2268:A:N3	2.64	0.46
24:BC:237:GLY:O	24:BC:238:ARG:HB2	2.14	0.46
27:BF:72:LYS:HD3	27:BF:73:SER:N	2.30	0.46

*Continued on next page...*



*Continued from previous page...*

Atom-1	Atom-2	Distance(Å)	Clash(Å)
30:BI:116:ASP:O	30:BI:117:MET:CB	2.62	0.46
31:BJ:114:LEU:O	31:BJ:118:MET:HG3	2.14	0.46
31:BJ:62:VAL:HG22	31:BJ:63:ALA:N	2.31	0.46
31:BJ:77:HIS:HA	31:BJ:83:GLY:O	2.15	0.46
32:BK:2:ILE:HG23	32:BK:6:THR:CG2	2.44	0.46
33:BL:14:LYS:O	33:BL:15:ALA:C	2.53	0.46
38:BQ:21:ALA:O	38:BQ:24:TYR:HB2	2.15	0.46
42:BU:12:ILE:HG21	42:BU:80:ALA:HB2	1.96	0.46
1:CA:106:C:C2'	1:CA:107:G:H5'	2.45	0.46
1:CA:1255:G:C6	1:CA:1279:G:N7	2.83	0.46
1:CA:1299:A:O2'	1:CA:1301:U:O4'	2.31	0.46
1:CA:222:C:O2	1:CA:223:A:C8	2.68	0.46
1:CA:577:G:N3	1:CA:578:C:C6	2.83	0.46
1:CA:644:U:H2'	1:CA:645:G:O4'	2.15	0.46
1:CA:829:G:C6	1:CA:858:G:N2	2.82	0.46
5:CE:76:LEU:HD12	5:CE:76:LEU:H	1.80	0.46
12:CL:102:LEU:N	12:CL:102:LEU:HD12	2.30	0.46
1:CA:1302:C:C4	13:CM:17:ILE:HD13	2.50	0.46
19:CS:15:LEU:HA	19:CS:18:LYS:HD2	1.97	0.46
22:DA:1509:A:HO2'	22:DA:1510:G:P	2.38	0.46
22:DA:1609:A:O2'	22:DA:1610:A:H5'	2.15	0.46
22:DA:21:A:C2	22:DA:520:G:C2	3.03	0.46
22:DA:2715:C:N4	22:DA:2716:C:N4	2.63	0.46
22:DA:2865:U:H3'	22:DA:2866:U:H2'	1.97	0.46
22:DA:289:G:H2'	22:DA:290:U:O4'	2.14	0.46
22:DA:36:G:C2'	22:DA:450:G:HO2'	2.27	0.46
22:DA:498:G:C6	22:DA:499:U:C4	3.04	0.46
23:DB:4:C:C2	23:DB:117:G:C2	3.03	0.46
23:DB:66:A:H4'	23:DB:67:G:OP1	2.14	0.46
24:DC:25:HIS:N	24:DC:81:LEU:O	2.46	0.46
30:DI:10:LYS:HB2	30:DI:56:PRO:HB3	1.97	0.46
31:DJ:75:TYR:HB3	31:DJ:84:ILE:HD11	1.98	0.46
41:DT:23:ALA:O	41:DT:27:SER:N	2.46	0.46
41:DT:29:THR:HG23	41:DT:85:VAL:C	2.35	0.46
1:AA:1079:G:N2	1:AA:1080:A:N1	2.64	0.46
1:AA:972:C:OP2	1:AA:1366:C:H5''	2.15	0.46
1:AA:1468:A:O2'	1:AA:1469:C:H5'	2.15	0.46
1:AA:394:G:C6	1:AA:395:C:C4	3.03	0.46
1:AA:417:G:N2	1:AA:540:G:O2'	2.48	0.46
1:AA:568:G:C4	1:AA:569:C:H5	2.33	0.46
1:AA:898:G:N2	1:AA:901:A:OP2	2.49	0.46
2:AB:51:ASN:O	2:AB:52:GLU:CB	2.64	0.46

*Continued on next page...*

*Continued from previous page...*

Atom-1	Atom-2	Distance(Å)	Clash(Å)
2:AB:72:THR:O	2:AB:73:LYS:CB	2.63	0.46
3:AC:59:ARG:HA	3:AC:63:SER:O	2.15	0.46
4:AD:23:SER:HB2	4:AD:110:THR:HB	1.96	0.46
8:AH:80:ARG:HB2	8:AH:81:PRO:HD2	1.96	0.46
14:AN:46:LEU:O	14:AN:48:LEU:N	2.49	0.46
48:B0:34:SER:OG	48:B0:36:GLU:HG2	2.14	0.46
22:BA:1059:G:H3'	22:BA:1060:U:H2'	1.97	0.46
22:BA:1074:G:H2'	22:BA:1075:C:H5'	1.96	0.46
22:BA:1153:C:OP1	38:BQ:92:ARG:NH1	2.48	0.46
22:BA:1289:C:H2'	22:BA:1290:C:H6	1.80	0.46
22:BA:1344:U:H1'	22:BA:1384:A:H2'	1.97	0.46
22:BA:1489:C:N3	22:BA:1501:G:C2	2.83	0.46
22:BA:2388:A:H5'	22:BA:2389:G:OP2	2.15	0.46
22:BA:2547:A:H4'	32:BK:29:HIS:CE1	2.51	0.46
22:BA:37:C:H4'	22:BA:451:U:OP1	2.15	0.46
22:BA:468:G:O6	22:BA:469:G:C2	2.68	0.46
22:BA:630:G:C3'	22:BA:631:A:H5''	2.46	0.46
22:BA:954:G:C5	22:BA:955:U:C5	3.04	0.46
22:BA:970:U:O2'	22:BA:971:G:H5'	2.15	0.46
22:BA:1798:U:H5'	24:BC:257:THR:OG1	2.16	0.46
27:BF:108:VAL:N	27:BF:109:PRO:CD	2.78	0.46
29:BH:132:PHE:CD2	29:BH:142:VAL:CG2	2.99	0.46
30:BI:64:ASP:O	30:BI:66:SER:N	2.48	0.46
32:BK:43:ILE:HG22	32:BK:54:LYS:HA	1.96	0.46
33:BL:77:ILE:HG22	33:BL:78:ARG:N	2.31	0.46
45:BX:7:VAL:HG23	45:BX:51:VAL:HG12	1.97	0.46
1:CA:1007:U:H2'	1:CA:1008:U:C5'	2.45	0.46
1:CA:756:C:C2'	1:CA:757:U:H5'	2.45	0.46
1:CA:949:A:C2	1:CA:1233:G:N3	2.84	0.46
1:CA:1108:G:H5''	3:CC:176:HIS:CD2	2.50	0.46
4:CD:173:VAL:HG13	4:CD:174:ASP:N	2.30	0.46
4:CD:61:VAL:HG12	4:CD:62:ARG:N	2.29	0.46
14:CN:31:ILE:HG22	14:CN:32:SER:N	2.30	0.46
22:DA:770:G:H1'	22:DA:1379:U:C4	2.51	0.46
22:DA:1410:G:H2'	22:DA:1411:U:C6	2.50	0.46
22:DA:1438:U:C5	22:DA:1552:A:C2	3.03	0.46
22:DA:2087:G:C2	22:DA:2233:U:O2	2.68	0.46
22:DA:208:C:H2'	22:DA:209:C:C6	2.50	0.46
22:DA:2842:G:C2	22:DA:2843:G:H1'	2.51	0.46
22:DA:306:U:C5	22:DA:307:G:N7	2.84	0.46
22:DA:327:G:N2	42:DU:68:SER:HB2	2.29	0.46
22:DA:491:G:C6	22:DA:492:A:C6	3.03	0.46

*Continued on next page...*

*Continued from previous page...*

Atom-1	Atom-2	Distance(Å)	Clash(Å)
22:DA:24:G:N2	22:DA:516:C:O2	2.47	0.46
22:DA:527:C:OP1	57:DA:3245:HOH:O	2.20	0.46
22:DA:600:G:H2'	22:DA:601:C:C6	2.49	0.46
22:DA:82:U:O2	22:DA:83:A:C8	2.69	0.46
26:DE:52:VAL:HG11	26:DE:81:GLY:HA3	1.97	0.46
28:DG:149:ARG:HD3	28:DG:164:TYR:CZ	2.51	0.46
31:DJ:74:TYR:CD1	31:DJ:92:MET:HG3	2.50	0.46
1:AA:109:A:H3'	1:AA:110:C:H5'	1.98	0.46
1:AA:1504:G:H4'	1:AA:1505:G:C4	2.51	0.46
1:AA:213:G:N7	1:AA:214:C:C4	2.84	0.46
1:AA:635:A:H2'	1:AA:636:U:C6	2.50	0.46
1:AA:900:A:C6	1:AA:901:A:N1	2.84	0.46
1:AA:13:U:N3	1:AA:916:U:O4	2.48	0.46
1:AA:90:C:O2'	1:AA:91:U:P	2.73	0.46
2:AB:147:SER:O	2:AB:148:LEU:HG	2.16	0.46
2:AB:41:ILE:HG12	2:AB:42:ASN:N	2.29	0.46
3:AC:7:PRO:O	3:AC:10:ILE:HG22	2.16	0.46
4:AD:163:GLU:OE2	4:AD:164:GLN:N	2.48	0.46
9:AI:125:PRO:O	9:AI:126:GLN:C	2.52	0.46
12:AL:57:LEU:HB2	12:AL:61:PHE:O	2.16	0.46
53:B5:24:ASP:CB	53:B5:185:LYS:O	2.63	0.46
22:BA:1073:A:N7	22:BA:1074:G:C8	2.82	0.46
22:BA:1075:C:H2'	22:BA:1076:C:C2	2.51	0.46
22:BA:1660:G:H2'	22:BA:1661:G:H8	1.81	0.46
22:BA:1742:U:C2'	22:BA:1743:G:O5'	2.63	0.46
22:BA:1796:U:H2'	22:BA:1797:G:C8	2.50	0.46
22:BA:1917:U:O2	22:BA:1918:A:O4'	2.33	0.46
22:BA:1985:C:N3	22:BA:1986:C:C5	2.83	0.46
22:BA:2139:U:C2	22:BA:2140:G:C8	3.03	0.46
22:BA:224:U:C2'	22:BA:225:C:O5'	2.64	0.46
22:BA:2540:C:O2'	22:BA:2541:A:H5'	2.16	0.46
22:BA:2618:G:C6	22:BA:2619:C:C4	3.03	0.46
22:BA:2665:A:C2	22:BA:2666:C:C2	3.04	0.46
22:BA:368:A:C5	22:BA:369:U:C5	3.04	0.46
22:BA:27:G:N3	22:BA:512:G:N2	2.63	0.46
22:BA:915:C:C2'	22:BA:916:G:H5'	2.45	0.46
22:BA:94:A:H2'	22:BA:95:A:C8	2.50	0.46
23:BB:37:C:C6	23:BB:38:C:C5	3.03	0.46
24:BC:130:LEU:N	24:BC:130:LEU:HD23	2.30	0.46
26:BE:147:LEU:HG	26:BE:149:ILE:HG22	1.97	0.46
29:BH:80:ILE:HG21	29:BH:94:ILE:CG1	2.45	0.46
32:BK:110:GLU:OE2	32:BK:110:GLU:HA	2.14	0.46

*Continued on next page...*

*Continued from previous page...*

Atom-1	Atom-2	Distance(Å)	Clash(Å)
39:BR:51:VAL:HG23	39:BR:52:PRO:CD	2.42	0.46
43:BV:48:MET:SD	43:BV:85:LYS:HA	2.56	0.46
1:CA:1298:U:H4'	1:CA:1299:A:C4	2.50	0.46
1:CA:1417:G:N2	1:CA:1484:C:C4	2.84	0.46
1:CA:456:A:C2	1:CA:477:C:C2	3.03	0.46
1:CA:627:G:H2'	1:CA:628:G:O4'	2.15	0.46
1:CA:68:G:C6	1:CA:69:G:H1'	2.49	0.46
1:CA:1101:A:N6	2:CB:102:THR:HG21	2.26	0.46
3:CC:39:VAL:HG12	3:CC:94:ILE:HD12	1.98	0.46
4:CD:196:ASN:O	4:CD:197:GLU:C	2.53	0.46
4:CD:34:ILE:O	4:CD:35:GLU:CB	2.64	0.46
5:CE:150:PRO:C	5:CE:152:MET:H	2.18	0.46
6:CF:64:VAL:CG1	6:CF:65:GLU:N	2.79	0.46
7:CG:42:ILE:HG21	7:CG:116:MET:CG	2.46	0.46
7:CG:33:ASP:HB3	7:CG:35:LYS:HE3	1.98	0.46
17:CQ:19:LYS:HD3	17:CQ:49:GLU:HA	1.96	0.46
19:CS:36:ARG:HA	19:CS:71:LEU:HB2	1.97	0.46
22:DA:1644:C:O2	22:DA:1644:C:C2'	2.63	0.46
22:DA:190:A:C6	22:DA:191:A:C2	3.04	0.46
22:DA:235:U:C4	22:DA:236:C:C5	3.03	0.46
22:DA:2547:A:C8	22:DA:2566:A:C8	3.03	0.46
22:DA:300:A:O5'	42:DU:82:ARG:NH1	2.48	0.46
22:DA:496:G:C6	22:DA:497:A:C4	3.04	0.46
22:DA:1819:A:N3	24:DC:178:SER:HB2	2.31	0.46
22:DA:1816:C:H5''	24:DC:62:TYR:CE2	2.50	0.46
25:DD:121:THR:HB	25:DD:127:PHE:CD1	2.51	0.46
25:DD:166:GLY:O	25:DD:167:ASN:HB3	2.16	0.46
30:DI:62:TYR:HB3	30:DI:64:ASP:H	1.80	0.46
22:DA:2780:G:O6	31:DJ:102:GLU:OE2	2.33	0.46
35:DN:54:LEU:HD23	35:DN:66:ALA:HB2	1.98	0.46
35:DN:82:GLU:O	35:DN:86:ARG:HB2	2.16	0.46
35:DN:87:PHE:HD1	35:DN:90:ARG:HD2	1.80	0.46
39:DR:82:HIS:O	39:DR:82:HIS:CG	2.69	0.46
1:AA:1329:A:C2'	1:AA:1330:U:H5'	2.45	0.46
1:AA:1337:G:H5''	1:AA:1338:G:OP1	2.16	0.46
1:AA:1385:G:H2'	1:AA:1386:G:C5'	2.45	0.46
1:AA:159:G:H5'	1:AA:160:A:OP2	2.16	0.46
1:AA:154:U:C2	1:AA:168:G:N2	2.84	0.46
1:AA:513:C:N3	1:AA:539:A:C2	2.83	0.46
1:AA:542:G:N1	1:AA:543:U:C4	2.84	0.46
1:AA:626:G:O2'	1:AA:627:G:H5'	2.15	0.46
1:AA:836:G:C5	1:AA:851:G:C6	3.04	0.46

*Continued on next page...*

*Continued from previous page...*

Atom-1	Atom-2	Distance(Å)	Clash(Å)
1:AA:889:A:O3'	1:AA:890:G:H4'	2.15	0.46
2:AB:64:LYS:HD3	2:AB:64:LYS:C	2.35	0.46
6:AF:25:TYR:O	6:AF:28:ALA:HB3	2.15	0.46
16:AP:43:ALA:O	16:AP:44:SER:OG	2.21	0.46
20:AT:80:THR:O	20:AT:83:ILE:HG13	2.16	0.46
21:AU:40:LYS:N	21:AU:41:PRO:HD2	2.30	0.46
49:B1:11:LEU:N	49:B1:11:LEU:CD2	2.79	0.46
52:B4:30:GLU:HG3	52:B4:33:HIS:CD2	2.49	0.46
22:BA:1199:U:H2'	22:BA:1200:C:C6	2.50	0.46
22:BA:120:U:OP2	57:BA:3214:HOH:O	2.21	0.46
22:BA:1507:C:C4	22:BA:1508:A:C2	3.04	0.46
22:BA:1650:A:N6	57:BA:3800:HOH:O	2.48	0.46
22:BA:1651:G:C2	22:BA:1652:A:C4	3.04	0.46
22:BA:1889:A:H2'	22:BA:1890:A:H8	1.81	0.46
22:BA:2409:G:H2'	22:BA:2410:G:O4'	2.15	0.46
22:BA:2887:A:OP2	22:BA:2887:A:C8	2.68	0.46
26:BE:158:PHE:O	26:BE:161:ALA:HB3	2.16	0.46
26:BE:97:ASN:O	26:BE:98:LYS:C	2.54	0.46
29:BH:37:VAL:CG2	29:BH:38:PRO:HD2	2.45	0.46
33:BL:74:THR:HA	33:BL:107:PHE:O	2.16	0.46
35:BN:66:ALA:O	35:BN:69:ARG:O	2.34	0.46
1:CA:13:U:O2'	1:CA:14:U:H5'	2.16	0.46
1:CA:179:A:H2'	1:CA:180:U:C6	2.51	0.46
1:CA:391:G:C2	1:CA:392:C:H1'	2.51	0.46
1:CA:76:G:C2	1:CA:95:C:N3	2.82	0.46
4:CD:117:LEU:HB3	4:CD:123:ILE:HD11	1.98	0.46
1:CA:411:A:OP1	4:CD:26:ARG:NH2	2.49	0.46
6:CF:13:ASP:C	6:CF:15:SER:H	2.18	0.46
12:CL:114:ARG:HB3	12:CL:119:VAL:HB	1.97	0.46
13:CM:85:CYS:HB3	19:CS:74:PHE:CZ	2.50	0.46
15:CO:3:LEU:HD13	15:CO:35:GLN:HG2	1.96	0.46
21:CU:9:ASN:N	21:CU:12:PHE:HE2	2.13	0.46
50:D2:34:ARG:CB	50:D2:42:LEU:HD13	2.45	0.46
22:DA:104:A:O5'	22:DA:104:A:H8	1.98	0.46
22:DA:1606:C:O2'	22:DA:1607:C:P	2.73	0.46
22:DA:199:A:N6	22:DA:2434:A:C5	2.84	0.46
22:DA:1651:G:C2	22:DA:2007:U:O2	2.68	0.46
22:DA:2020:A:C6	22:DA:2022:U:C2	3.04	0.46
22:DA:2201:G:H2'	22:DA:2202:U:H6	1.79	0.46
22:DA:2461:A:H1'	22:DA:2492:U:C2	2.50	0.46
22:DA:2651:C:O2'	22:DA:2652:C:H5'	2.15	0.46
22:DA:281:C:H2'	22:DA:282:A:H8	1.80	0.46

*Continued on next page...*

*Continued from previous page...*

Atom-1	Atom-2	Distance(Å)	Clash(Å)
22:DA:2690:U:C4	22:DA:2873:A:N1	2.83	0.46
22:DA:526:A:OP1	57:DA:3246:HOH:O	2.21	0.46
22:DA:692:C:O2	22:DA:693:A:C8	2.69	0.46
24:DC:75:PRO:HB2	24:DC:97:LYS:CG	2.45	0.46
40:DS:26:GLY:N	40:DS:71:VAL:O	2.48	0.46
1:AA:1152:A:H5'	10:AJ:15:HIS:CD2	2.50	0.46
1:AA:927:G:C6	1:AA:1391:U:C2	3.04	0.46
1:AA:205:A:N3	1:AA:205:A:H2'	2.31	0.46
1:AA:277:C:C2'	1:AA:278:G:H5'	2.44	0.46
1:AA:949:A:O2'	1:AA:950:U:H5'	2.16	0.46
3:AC:184:TYR:O	3:AC:185:ASN:ND2	2.49	0.46
4:AD:58:LYS:HG2	4:AD:203:LEU:CD2	2.45	0.46
7:AG:95:ARG:O	7:AG:96:ARG:C	2.54	0.46
13:AM:77:ILE:HA	13:AM:80:LEU:HD12	1.97	0.46
15:AO:39:LEU:HD23	15:AO:56:LEU:HD13	1.97	0.46
17:AQ:10:GLY:HA3	17:AQ:24:ALA:O	2.15	0.46
50:B2:43:THR:O	50:B2:44:VAL:CG1	2.64	0.46
22:BA:1107:G:C4	22:BA:1108:U:C6	3.03	0.46
22:BA:1126:A:H4'	22:BA:1127:A:O5'	2.16	0.46
22:BA:1754:A:N6	22:BA:1755:A:N6	2.63	0.46
22:BA:1873:G:N2	22:BA:1874:C:C2	2.84	0.46
22:BA:1906:G:C2'	22:BA:1907:G:O5'	2.64	0.46
22:BA:1967:C:C2'	22:BA:1968:G:H5'	2.46	0.46
22:BA:2156:G:N7	22:BA:2157:G:C6	2.84	0.46
22:BA:2187:U:H2'	22:BA:2188:U:C6	2.51	0.46
22:BA:2305:U:H2'	22:BA:2306:C:C6	2.50	0.46
22:BA:2383:G:C5	22:BA:2384:U:C5	3.03	0.46
22:BA:2395:C:H2'	22:BA:2396:G:O4'	2.14	0.46
22:BA:2563:U:C1'	22:BA:2566:A:N6	2.79	0.46
22:BA:2852:G:H2'	22:BA:2853:C:O4'	2.16	0.46
22:BA:429:A:C5	22:BA:430:A:C6	3.04	0.46
22:BA:640:C:H2'	22:BA:641:U:C6	2.50	0.46
22:BA:997:G:H2'	22:BA:998:C:H6	1.81	0.46
23:BB:78:A:C2	23:BB:99:A:C4	3.03	0.46
25:BD:142:VAL:HB	25:BD:143:PRO:HD3	1.96	0.46
27:BF:16:LEU:HA	27:BF:19:GLU:HB2	1.97	0.46
28:BG:91:GLY:HA3	28:BG:160:LYS:HG2	1.97	0.46
35:BN:10:LEU:O	35:BN:12:ARG:HG3	2.16	0.46
32:BK:79:PHE:CE2	37:BP:70:VAL:HG22	2.51	0.46
1:CA:1456:A:H2'	1:CA:1457:G:O4'	2.15	0.46
1:CA:422:C:H1'	1:CA:423:G:N2	2.30	0.46
1:CA:437:U:C4	1:CA:438:U:H5	2.32	0.46

*Continued on next page...*

*Continued from previous page...*

Atom-1	Atom-2	Distance(Å)	Clash(Å)
1:CA:442:G:C2	1:CA:443:C:C2	3.03	0.46
1:CA:464:U:C2	1:CA:466:A:OP2	2.69	0.46
1:CA:476:U:O2'	1:CA:477:C:H5'	2.16	0.46
1:CA:502:A:C2	1:CA:544:G:C2	3.04	0.46
1:CA:73:C:HO2'	1:CA:74:A:C5'	2.28	0.46
1:CA:970:C:OP1	10:CJ:59:LYS:NZ	2.40	0.46
2:CB:50:PHE:HB2	2:CB:213:TYR:OH	2.14	0.46
8:CH:31:LYS:HE3	8:CH:31:LYS:HA	1.97	0.46
18:CR:54:GLN:O	18:CR:57:ARG:HB3	2.16	0.46
51:D3:7:VAL:O	51:D3:10:ALA:HB3	2.15	0.46
22:DA:1070:A:O2'	22:DA:1098:A:OP2	2.33	0.46
22:DA:1071:G:O2'	22:DA:1072:C:O4'	2.31	0.46
22:DA:1490:A:H2'	22:DA:1490:A:N3	2.31	0.46
22:DA:160:A:C6	22:DA:161:A:C6	3.03	0.46
22:DA:1847:A:C2'	22:DA:1848:A:OP2	2.63	0.46
22:DA:1980:G:C2	22:DA:1982:U:C4	3.04	0.46
22:DA:2131:U:H1'	22:DA:2158:A:H61	1.80	0.46
22:DA:2282:G:C4	22:DA:2425:A:N6	2.84	0.46
22:DA:2345:G:C6	22:DA:2381:A:C6	3.03	0.46
22:DA:2665:A:N3	22:DA:2665:A:H2'	2.31	0.46
22:DA:2721:A:H2'	22:DA:2722:G:C8	2.50	0.46
22:DA:2807:U:O2	22:DA:2892:G:C2	2.69	0.46
22:DA:583:G:C5	22:DA:584:C:C5	3.04	0.46
22:DA:646:U:H3'	22:DA:647:G:C4'	2.46	0.46
22:DA:676:A:H5''	22:DA:677:A:OP2	2.15	0.46
26:DE:49:ARG:O	26:DE:74:LYS:HD2	2.15	0.46
29:DH:34:GLY:O	29:DH:35:LYS:CG	2.64	0.46
45:DX:30:LEU:HD13	45:DX:31:PRO:HD2	1.98	0.46
1:AA:1250:A:H2'	1:AA:1251:A:C8	2.50	0.46
1:AA:131:A:H2'	1:AA:132:C:H6	1.80	0.46
1:AA:1368:A:OP2	9:AI:114:LYS:CD	2.64	0.46
1:AA:858:G:O6	1:AA:869:G:C8	2.69	0.46
1:AA:91:U:C4	1:AA:92:U:C2	3.03	0.46
1:AA:953:G:H2'	1:AA:954:G:O4'	2.16	0.46
2:AB:56:GLU:HA	2:AB:59:LYS:CB	2.46	0.46
2:AB:63:ARG:O	2:AB:64:LYS:CB	2.63	0.46
3:AC:123:GLN:O	3:AC:126:ARG:HB2	2.15	0.46
8:AH:20:ALA:O	8:AH:21:ASN:C	2.54	0.46
8:AH:11:LEU:HD12	8:AH:77:ARG:HG2	1.97	0.46
8:AH:93:PRO:HG3	8:AH:125:ILE:HD12	1.98	0.46
9:AI:120:LYS:HG3	9:AI:123:ARG:HB3	1.96	0.46
11:AK:110:ILE:HG22	21:AU:17:ARG:CZ	2.45	0.46

*Continued on next page...*



*Continued from previous page...*

Atom-1	Atom-2	Distance(Å)	Clash(Å)
11:AK:51:GLY:O	11:AK:52:PHE:O	2.34	0.46
10:AJ:51:VAL:HB	14:AN:81:ARG:HB3	1.98	0.46
15:AO:85:LEU:HA	15:AO:85:LEU:HD13	1.81	0.46
17:AQ:61:ILE:CG2	17:AQ:73:TRP:CE3	2.99	0.46
18:AR:47:THR:OG1	18:AR:48:ARG:N	2.49	0.46
20:AT:44:LYS:CD	20:AT:87:ALA:HA	2.46	0.46
21:AU:20:LYS:HB3	21:AU:21:ARG:NH1	2.31	0.46
48:B0:53:LYS:HE2	48:B0:56:ALA:HA	1.97	0.46
53:B5:102:GLN:HA	53:B5:105:LEU:CB	2.45	0.46
22:BA:1169:A:C2	22:BA:1181:U:O2	2.69	0.46
22:BA:1624:U:H2'	22:BA:1625:C:H6	1.81	0.46
22:BA:1717:A:C5	22:BA:1718:G:C8	3.04	0.46
22:BA:1850:G:C5	22:BA:1851:U:C4	3.04	0.46
22:BA:2204:G:H4'	24:BC:150:LYS:HG3	1.97	0.46
22:BA:2243:U:OP1	57:BA:3743:HOH:O	2.21	0.46
22:BA:2262:U:P	44:BW:19:LYS:HE2	2.55	0.46
22:BA:2470:G:C2	22:BA:2471:A:C5	3.03	0.46
22:BA:2880:C:N3	22:BA:2881:U:C5	2.84	0.46
22:BA:481:G:C2	22:BA:507:A:C4	3.04	0.46
22:BA:744:U:C4	22:BA:745:G:C5	3.03	0.46
22:BA:760:G:H2'	22:BA:761:A:O4'	2.15	0.46
22:BA:819:A:H2'	22:BA:820:A:H5'	1.97	0.46
23:BB:66:A:C2	23:BB:108:A:C6	3.03	0.46
24:BC:251:GLN:HG3	24:BC:252:THR:O	2.16	0.46
23:BB:54:G:H21	27:BF:26:MET:CE	2.28	0.46
28:BG:9:VAL:HG13	28:BG:50:LEU:HB2	1.98	0.46
29:BH:90:LEU:HD23	29:BH:93:SER:HA	1.97	0.46
32:BK:20:MET:HG3	32:BK:21:CYS:N	2.31	0.46
38:BQ:6:ARG:O	38:BQ:8:VAL:N	2.48	0.46
42:BU:65:ILE:HG12	42:BU:66:GLN:N	2.31	0.46
43:BV:4:ILE:HB	43:BV:63:ILE:HG12	1.98	0.46
1:CA:1095:U:P	57:CA:1853:HOH:O	2.73	0.46
1:CA:1195:C:C2	1:CA:1197:A:C8	3.04	0.46
1:CA:1532:U:N3	1:CA:1533:C:C5	2.84	0.46
1:CA:505:G:H4'	1:CA:534:U:N3	2.31	0.46
1:CA:734:G:C6	1:CA:735:C:C4	3.04	0.46
1:CA:747:A:C6	1:CA:748:G:C6	3.04	0.46
1:CA:774:G:C6	1:CA:775:G:C5	3.03	0.46
1:CA:862:C:N3	1:CA:863:U:C5	2.84	0.46
1:CA:92:U:C4	1:CA:93:U:O4	2.68	0.46
1:CA:972:C:O2	10:CJ:57:VAL:HG23	2.15	0.46
3:CC:56:VAL:C	3:CC:57:ILE:HD12	2.35	0.46

*Continued on next page...*

*Continued from previous page...*

Atom-1	Atom-2	Distance(Å)	Clash(Å)
10:CJ:15:HIS:HB3	10:CJ:70:HIS:CD2	2.51	0.46
14:CN:64:CYS:SG	14:CN:79:LEU:HD23	2.56	0.46
22:DA:1118:C:N4	22:DA:1119:U:C4	2.84	0.46
22:DA:1180:U:H5'	22:DA:1181:U:OP2	2.16	0.46
22:DA:1378:A:C2'	22:DA:1380:G:N7	2.77	0.46
22:DA:1409:U:H2'	22:DA:1410:G:O4'	2.16	0.46
22:DA:1479:G:H2'	22:DA:1480:C:O4'	2.15	0.46
22:DA:1566:A:C2	24:DC:213:TRP:CG	3.04	0.46
22:DA:2136:G:C2	22:DA:2156:G:H1'	2.51	0.46
22:DA:2223:G:C2'	22:DA:2224:G:H5'	2.45	0.46
22:DA:2609:U:C3'	22:DA:2610:C:H5'	2.46	0.46
22:DA:2706:A:C2	22:DA:2707:U:C2	3.04	0.46
22:DA:46:G:N1	22:DA:47:C:C5	2.84	0.46
22:DA:53:A:N7	22:DA:54:G:N7	2.63	0.46
22:DA:591:U:HO2'	51:D3:2:PRO:N	2.12	0.46
22:DA:612:G:O2'	22:DA:613:A:C8	2.69	0.46
22:DA:621:A:H2'	22:DA:622:G:O4'	2.16	0.46
22:DA:708:G:C2	22:DA:724:U:H1'	2.51	0.46
22:DA:826:U:O2'	33:DL:53:GLY:HA3	2.16	0.46
22:DA:2052:A:OP1	25:DD:146:ILE:HG12	2.16	0.46
27:DF:16:LEU:HD11	27:DF:169:LEU:HD13	1.98	0.46
29:DH:60:GLU:HA	29:DH:60:GLU:OE2	2.15	0.46
30:DI:22:PRO:HD2	30:DI:23:PRO:HD2	1.97	0.46
30:DI:71:THR:C	30:DI:72:LYS:HD3	2.36	0.46
31:DJ:130:HIS:CE1	31:DJ:137:PRO:HG3	2.50	0.46
40:DS:47:VAL:HB	40:DS:103:ILE:HG21	1.97	0.46
1:AA:1152:A:OP1	10:AJ:72:ARG:NH2	2.48	0.46
1:AA:148:G:O2'	1:AA:149:A:OP1	2.28	0.46
1:AA:246:A:H4'	1:AA:247:G:OP1	2.16	0.46
1:AA:291:U:H2'	1:AA:292:G:O4'	2.15	0.46
1:AA:570:G:O6	1:AA:865:A:N6	2.49	0.46
1:AA:941:G:H2'	1:AA:942:G:O4'	2.15	0.46
2:AB:88:ASP:HB2	2:AB:221:VAL:CG1	2.45	0.46
4:AD:151:LYS:HA	4:AD:178:MET:HE1	1.98	0.46
10:AJ:10:LEU:O	10:AJ:71:LEU:HD13	2.15	0.46
11:AK:88:GLY:H	11:AK:114:THR:HG22	1.80	0.46
11:AK:31:ILE:HB	11:AK:46:THR:CG2	2.45	0.46
13:AM:66:GLU:O	13:AM:69:LEU:N	2.48	0.46
14:AN:3:LYS:O	14:AN:4:GLN:C	2.54	0.46
15:AO:70:LEU:HD22	15:AO:74:ASP:O	2.16	0.46
17:AQ:4:LYS:C	17:AQ:4:LYS:HD2	2.35	0.46
17:AQ:81:LYS:HD3	17:AQ:81:LYS:N	2.31	0.46

*Continued on next page...*

*Continued from previous page...*

Atom-1	Atom-2	Distance(Å)	Clash(Å)
20:AT:61:GLN:OE1	20:AT:66:LEU:HD21	2.16	0.46
22:BA:1070:A:C2	22:BA:1097:U:H4'	2.51	0.46
22:BA:1106:G:C2	22:BA:1107:G:N9	2.84	0.46
22:BA:1124:G:H2'	22:BA:1125:G:O5'	2.15	0.46
22:BA:1599:U:OP1	41:BT:40:LYS:HG3	2.15	0.46
22:BA:15:G:C4	22:BA:16:C:C6	3.04	0.46
22:BA:1614:A:C6	40:BS:87:PRO:HB3	2.51	0.46
22:BA:1717:A:H2'	22:BA:1718:G:O4'	2.15	0.46
22:BA:2001:C:C2	22:BA:2002:G:C8	3.04	0.46
22:BA:2258:C:H4'	22:BA:2259:U:OP2	2.15	0.46
22:BA:242:G:N2	22:BA:255:A:OP2	2.36	0.46
22:BA:2819:G:H2'	22:BA:2821:A:N7	2.30	0.46
22:BA:2839:G:H4'	35:BN:49:GLU:OE1	2.16	0.46
22:BA:545:U:H1'	22:BA:548:G:OP2	2.16	0.46
22:BA:60:G:C8	22:BA:62:U:C6	3.04	0.46
22:BA:989:G:C8	47:BZ:14:ILE:HD11	2.50	0.46
24:BC:55:GLY:HA3	24:BC:217:ARG:HD2	1.97	0.46
24:BC:40:SER:O	24:BC:42:GLY:N	2.49	0.46
27:BF:43:ALA:HB1	27:BF:46:ASP:O	2.14	0.46
29:BH:94:ILE:HG23	29:BH:98:ASP:HB2	1.98	0.46
32:BK:76:VAL:HB	37:BP:73:VAL:CG1	2.46	0.46
33:BL:81:ASP:CG	33:BL:100:ILE:HD13	2.35	0.46
34:BM:135:VAL:O	34:BM:136:MET:HB3	2.15	0.46
35:BN:113:ILE:HG13	35:BN:114:GLU:N	2.31	0.46
42:BU:102:THR:CG2	42:BU:103:ILE:N	2.79	0.46
43:BV:35:GLU:HB2	43:BV:93:ARG:CZ	2.46	0.46
1:CA:1215:G:C5	1:CA:1216:A:N7	2.84	0.46
1:CA:799:G:C2	1:CA:800:G:H1'	2.51	0.46
2:CB:174:LYS:O	2:CB:178:ASN:N	2.49	0.46
4:CD:146:ARG:O	4:CD:150:LYS:HB2	2.15	0.46
4:CD:90:LEU:HD21	4:CD:200:ILE:HD11	1.97	0.46
7:CG:125:SER:C	7:CG:127:ALA:H	2.19	0.46
7:CG:9:GLN:HG3	7:CG:9:GLN:O	2.16	0.46
14:CN:23:LYS:HG3	14:CN:24:ARG:HG3	1.97	0.46
16:CP:5:ARG:O	16:CP:19:VAL:HA	2.15	0.46
20:CT:21:ASN:HB3	20:CT:25:ARG:NH2	2.31	0.46
22:DA:1056:G:C2	22:DA:1102:C:C5	3.03	0.46
22:DA:1360:G:C2	22:DA:1361:G:H1'	2.51	0.46
22:DA:1829:A:C8	22:DA:1830:C:C5	3.04	0.46
22:DA:1965:C:OP1	22:DA:1966:A:C2'	2.64	0.46
22:DA:204:A:O4'	22:DA:206:U:C6	2.69	0.46
22:DA:2189:U:H2'	22:DA:2190:G:H5'	1.97	0.46

*Continued on next page...*

*Continued from previous page...*

Atom-1	Atom-2	Distance(Å)	Clash(Å)
22:DA:2249:U:C5	22:DA:2252:G:OP1	2.68	0.46
22:DA:2272:U:H5'	22:DA:2273:A:P	2.56	0.46
22:DA:2609:U:H3'	22:DA:2610:C:H5'	1.97	0.46
22:DA:2663:G:H2'	22:DA:2664:G:O4'	2.16	0.46
22:DA:2700:A:C6	22:DA:2701:U:C4	3.04	0.46
22:DA:27:G:O2'	22:DA:28:A:P	2.72	0.46
22:DA:2838:G:C6	22:DA:2839:G:C5	3.04	0.46
22:DA:2873:A:H4'	57:DA:3801:HOH:O	2.16	0.46
22:DA:629:G:H4'	22:DA:650:C:O2	2.16	0.46
22:DA:659:G:C5'	26:DE:95:LYS:HD2	2.45	0.46
22:DA:706:A:C4	22:DA:707:G:C8	3.03	0.46
22:DA:957:C:C4	22:DA:2459:A:H1'	2.51	0.46
24:DC:159:GLY:N	24:DC:195:VAL:HG22	2.31	0.46
26:DE:134:LEU:O	26:DE:138:LEU:HG	2.16	0.46
30:DI:57:VAL:HG22	30:DI:58:VAL:H	1.79	0.46
23:DB:116:G:H5'	36:DO:55:GLU:HG3	1.98	0.46
38:DQ:90:ILE:HB	38:DQ:95:LEU:HD21	1.98	0.46
40:DS:7:HIS:HB2	40:DS:50:VAL:HG21	1.97	0.46
1:AA:1304:G:C6	1:AA:1305:G:C2	3.04	0.46
1:AA:1442:G:C5	1:AA:1443:C:C4	3.03	0.46
1:AA:15:G:C6	1:AA:16:A:C5	3.04	0.46
1:AA:230:G:C6	1:AA:231:U:C4	3.03	0.46
1:AA:359:G:H2'	1:AA:360:G:O4'	2.16	0.46
1:AA:32:A:OP1	1:AA:398:U:H1'	2.16	0.46
1:AA:587:G:C2	1:AA:755:G:C5	3.03	0.46
1:AA:599:C:C2	1:AA:600:A:C8	3.04	0.46
2:AB:141:LEU:O	2:AB:145:GLU:N	2.45	0.46
2:AB:175:GLU:O	2:AB:178:ASN:HB3	2.16	0.46
4:AD:78:GLU:OE1	4:AD:81:ARG:NH1	2.49	0.46
5:AE:122:ASN:HD22	5:AE:122:ASN:C	2.18	0.46
5:AE:144:LEU:O	5:AE:147:MET:HB3	2.16	0.46
14:AN:41:ARG:HB2	14:AN:42:TRP:CE3	2.51	0.46
17:AQ:4:LYS:HE3	17:AQ:4:LYS:N	2.31	0.46
21:AU:21:ARG:NH1	21:AU:25:LYS:HG3	2.31	0.46
48:B0:30:VAL:HG12	48:B0:35:GLY:HA2	1.97	0.46
22:BA:1401:G:C5	22:BA:1402:U:C4	3.03	0.46
22:BA:1501:G:O2'	22:BA:1502:A:H5'	2.15	0.46
22:BA:1599:U:C4	22:BA:1600:C:N4	2.84	0.46
22:BA:1681:G:N3	22:BA:1762:A:H2'	2.31	0.46
22:BA:2333:A:H5'	22:BA:2335:A:H1'	1.98	0.46
22:BA:2627:G:H2'	22:BA:2628:C:H6	1.80	0.46
22:BA:503:A:H5'	22:BA:505:A:OP1	2.15	0.46

*Continued on next page...*

*Continued from previous page...*

Atom-1	Atom-2	Distance(Å)	Clash(Å)
22:BA:597:G:C4	22:BA:598:U:C5	3.03	0.46
15:AO:89:ARG:NH1	22:BA:714:U:C6	2.84	0.46
24:BC:135:ILE:CD1	24:BC:192:LEU:HD21	2.46	0.46
25:BD:133:THR:HG23	25:BD:134:HIS:CG	2.51	0.46
28:BG:168:VAL:HG13	28:BG:168:VAL:O	2.16	0.46
28:BG:33:LEU:N	28:BG:33:LEU:HD12	2.31	0.46
32:BK:71:ARG:HD3	32:BK:72:PRO:HD2	1.98	0.46
36:BO:60:GLU:C	36:BO:62:LEU:H	2.19	0.46
39:BR:42:ALA:HA	39:BR:46:GLU:HB2	1.98	0.46
22:BA:494:G:H4'	40:BS:6:LYS:HB2	1.97	0.46
42:BU:46:GLN:HB3	42:BU:57:GLY:O	2.16	0.46
1:CA:1018:G:O6	1:CA:1019:A:N6	2.49	0.46
1:CA:978:A:OP2	1:CA:1362:A:N6	2.49	0.46
1:CA:31:G:H5'	1:CA:306:A:C2	2.51	0.46
1:CA:811:C:H4'	1:CA:900:A:N6	2.31	0.46
4:CD:181:THR:O	4:CD:183:LYS:N	2.49	0.46
4:CD:5:LEU:CD1	4:CD:5:LEU:N	2.79	0.46
13:CM:39:ILE:HG13	13:CM:56:LEU:HD11	1.97	0.46
14:CN:25:ALA:O	14:CN:28:LYS:HG3	2.15	0.46
16:CP:6:LEU:CD1	16:CP:71:VAL:HG23	2.45	0.46
19:CS:66:MET:SD	19:CS:74:PHE:CZ	3.09	0.46
21:CU:39:GLU:HA	21:CU:42:THR:OG1	2.16	0.46
22:DA:1265:A:O4'	22:DA:1267:U:C6	2.69	0.46
22:DA:1857:G:O2'	22:DA:1884:G:N2	2.49	0.46
22:DA:2074:U:C2	22:DA:2436:G:N2	2.84	0.46
22:DA:2637:U:O4	22:DA:2638:G:C6	2.69	0.46
22:DA:2637:U:C4	22:DA:2638:G:C6	3.04	0.46
22:DA:2721:A:H2'	22:DA:2722:G:O4'	2.15	0.46
22:DA:319:G:H2'	22:DA:320:A:O4'	2.15	0.46
22:DA:371:A:H61	22:DA:401:A:H3'	1.81	0.46
22:DA:498:G:H2'	22:DA:499:U:C6	2.51	0.46
25:DD:46:ARG:NH1	25:DD:86:GLU:HA	2.31	0.46
25:DD:90:PHE:CE2	25:DD:96:ILE:HD11	2.51	0.46
22:DA:2780:G:C6	31:DJ:102:GLU:OE2	2.69	0.46
31:DJ:80:HIS:HB3	31:DJ:81:ILE:HG22	1.97	0.46
33:DL:91:ASP:O	33:DL:125:LEU:HD11	2.16	0.46
35:DN:12:ARG:CZ	35:DN:20:MET:HE3	2.46	0.46
35:DN:85:PRO:O	35:DN:87:PHE:N	2.49	0.46
35:DN:98:LEU:N	35:DN:112:TYR:O	2.49	0.46
41:DT:2:ILE:HG23	41:DT:4:GLU:N	2.31	0.46
22:DA:310:A:OP1	42:DU:15:THR:HG22	2.15	0.46
42:DU:18:ASP:HB3	42:DU:21:LYS:HG3	1.97	0.46

*Continued on next page...*

*Continued from previous page...*

Atom-1	Atom-2	Distance(Å)	Clash(Å)
42:DU:99:ASN:O	42:DU:101:GLU:N	2.48	0.46
1:AA:1520:C:C2	1:AA:1521:C:C5	3.04	0.46
1:AA:254:G:N2	1:AA:273:U:C2	2.84	0.46
2:AB:140:GLU:O	2:AB:144:LEU:HG	2.16	0.46
2:AB:97:LEU:O	2:AB:100:MET:HB3	2.16	0.46
7:AG:80:VAL:O	7:AG:82:GLY:N	2.49	0.46
20:AT:75:HIS:O	20:AT:76:LYS:C	2.54	0.46
22:BA:1053:C:N3	22:BA:1054:A:C8	2.84	0.46
22:BA:1062:G:OP1	22:BA:1070:A:H4'	2.15	0.46
22:BA:443:A:H2	22:BA:1245:G:N3	2.14	0.46
22:BA:1281:G:C2	22:BA:1290:C:C2	3.04	0.46
22:BA:1438:U:C2	22:BA:1555:G:N2	2.84	0.46
22:BA:160:A:C8	22:BA:166:U:O4	2.69	0.46
22:BA:530:G:H1'	22:BA:2035:G:H4'	1.98	0.46
22:BA:2298:A:C6	22:BA:2321:U:O4	2.69	0.46
22:BA:2563:U:H2'	22:BA:2565:A:OP2	2.16	0.46
22:BA:26:G:H1'	22:BA:514:A:H61	1.81	0.46
22:BA:269:C:C2	22:BA:424:G:N2	2.84	0.46
22:BA:541:A:C5	22:BA:542:C:C5	3.04	0.46
22:BA:547:A:C8	22:BA:548:G:N3	2.85	0.46
22:BA:647:G:OP1	22:BA:647:G:H4'	2.16	0.46
22:BA:845:A:H3'	22:BA:845:A:N3	2.31	0.46
22:BA:7:G:C6	22:BA:8:C:C4	3.04	0.46
24:BC:77:VAL:HG23	24:BC:114:ASP:O	2.16	0.46
24:BC:107:PRO:HB3	24:BC:142:HIS:HE1	1.81	0.46
26:BE:48:THR:O	26:BE:50:ALA:N	2.49	0.46
29:BH:90:LEU:HD21	29:BH:93:SER:HA	1.97	0.46
32:BK:68:GLY:HA3	32:BK:77:ILE:O	2.16	0.46
40:BS:47:VAL:HA	40:BS:50:VAL:HG23	1.97	0.46
44:BW:40:GLN:OE1	44:BW:44:LYS:N	2.45	0.46
1:CA:1002:G:H2'	1:CA:1003:G:O4'	2.16	0.46
1:CA:1313:U:OP1	19:CS:6:LYS:HB3	2.15	0.46
1:CA:55:A:C8	1:CA:56:U:C5	3.04	0.46
1:CA:990:C:C5	1:CA:991:U:O4	2.68	0.46
4:CD:191:LEU:O	4:CD:192:SER:HB3	2.15	0.46
6:CF:39:LEU:HD12	6:CF:40:GLU:H	1.80	0.46
7:CG:5:ARG:HA	7:CG:5:ARG:NE	2.30	0.46
22:DA:1076:C:H2'	22:DA:1077:A:O4'	2.15	0.46
22:DA:146:A:C2	22:DA:147:C:C2	3.04	0.46
22:DA:1566:A:N3	24:DC:213:TRP:CG	2.84	0.46
22:DA:1619:G:H8	22:DA:1619:G:O5'	1.99	0.46
22:DA:1802:A:C6	22:DA:1803:A:C6	3.03	0.46

*Continued on next page...*

*Continued from previous page...*

Atom-1	Atom-2	Distance(Å)	Clash(Å)
22:DA:2078:C:N4	22:DA:2079:U:O4	2.49	0.46
22:DA:2324:U:O2	22:DA:2385:C:C5	2.69	0.46
22:DA:2620:C:O4'	25:DD:161:MET:HB2	2.16	0.46
22:DA:410:G:N2	22:DA:418:C:C2	2.84	0.46
22:DA:912:C:N4	22:DA:913:U:O4	2.49	0.46
23:DB:52:A:C4	36:DO:33:ARG:NH2	2.84	0.46
24:DC:160:THR:N	24:DC:195:VAL:HG13	2.30	0.46
24:DC:51:THR:CG2	24:DC:54:ILE:HD11	2.46	0.46
25:DD:140:HIS:CE1	57:DD:303:HOH:O	2.69	0.46
35:DN:79:LEU:O	35:DN:80:PHE:HB2	2.15	0.46
36:DO:100:HIS:CG	36:DO:101:GLY:N	2.84	0.46
38:DQ:27:ALA:HB1	38:DQ:31:VAL:HB	1.98	0.46
46:DY:50:VAL:O	46:DY:54:LYS:HG3	2.16	0.46
1:AA:1317:C:H2'	1:AA:1318:A:H5'	1.96	0.45
1:AA:1449:C:C2'	1:AA:1450:U:H5'	2.47	0.45
1:AA:1405:G:H1'	1:AA:1519:A:O4'	2.16	0.45
1:AA:235:C:H2'	1:AA:236:A:H8	1.80	0.45
1:AA:364:A:C2	1:AA:365:U:C4	3.04	0.45
1:AA:373:A:C2	1:AA:374:A:C8	3.04	0.45
1:AA:482:A:H2'	1:AA:483:C:O4'	2.16	0.45
1:AA:695:A:C6	1:AA:696:A:C2	3.04	0.45
1:AA:828:U:O4	1:AA:859:G:C8	2.69	0.45
4:AD:101:VAL:O	4:AD:101:VAL:HG12	2.15	0.45
1:AA:409:U:OP1	4:AD:24:GLY:HA3	2.16	0.45
1:AA:1377:A:O2'	7:AG:2:PRO:HB3	2.17	0.45
18:AR:55:LEU:O	18:AR:59:ILE:HG13	2.16	0.45
20:AT:54:MET:CE	20:AT:58:VAL:HG21	2.47	0.45
20:AT:83:ILE:O	20:AT:87:ALA:CB	2.64	0.45
22:BA:1475:G:O2'	22:BA:1476:U:OP2	2.30	0.45
22:BA:1687:G:N1	22:BA:1688:U:C4	2.84	0.45
22:BA:2064:C:H1'	22:BA:2450:A:C6	2.51	0.45
22:BA:2552:U:C2	22:BA:2554:U:C5'	2.99	0.45
22:BA:2564:A:C2	22:BA:2647:U:H4'	2.51	0.45
24:BC:69:ARG:HB2	24:BC:129:THR:HG21	1.98	0.45
22:BA:2308:G:C5	27:BF:77:PHE:CZ	3.05	0.45
29:BH:79:THR:HG23	29:BH:147:VAL:HB	1.98	0.45
30:BI:21:SER:HA	30:BI:25:GLY:CA	2.46	0.45
32:BK:28:SER:C	32:BK:30:ARG:H	2.19	0.45
32:BK:8:LEU:N	32:BK:8:LEU:HD12	2.31	0.45
35:BN:55:ALA:HB1	35:BN:80:PHE:N	2.31	0.45
35:BN:71:ARG:CG	35:BN:71:ARG:HH21	2.29	0.45
46:BY:21:LEU:O	46:BY:22:LEU:O	2.34	0.45

*Continued on next page...*



*Continued from previous page...*

Atom-1	Atom-2	Distance(Å)	Clash(Å)
1:CA:1211:U:H1'	1:CA:1213:A:C2	2.52	0.45
1:CA:34:C:H2'	1:CA:35:G:C8	2.51	0.45
1:CA:455:G:C2	1:CA:478:A:N1	2.84	0.45
1:CA:532:A:N6	3:CC:193:TYR:CD2	2.84	0.45
1:CA:794:A:H2'	1:CA:795:C:C6	2.51	0.45
3:CC:50:ALA:O	3:CC:51:SER:C	2.53	0.45
9:CI:105:THR:HG22	9:CI:105:THR:O	2.15	0.45
10:CJ:9:ARG:HG3	10:CJ:73:LEU:HG	1.98	0.45
11:CK:59:THR:C	11:CK:91:PRO:HB3	2.36	0.45
15:CO:33:THR:HA	15:CO:63:ARG:HH11	1.82	0.45
16:CP:8:ARG:HB3	16:CP:28:ARG:NH1	2.31	0.45
50:D2:15:SER:OG	50:D2:16:HIS:CE1	2.69	0.45
22:DA:1286:A:N6	22:DA:1329:U:C2	2.84	0.45
22:DA:1343:G:N2	22:DA:1405:U:C2	2.84	0.45
22:DA:1823:G:O6	57:DA:3653:HOH:O	2.19	0.45
22:DA:2226:C:H2'	22:DA:2227:A:O4'	2.16	0.45
22:DA:2415:G:N1	22:DA:2416:C:N3	2.63	0.45
22:DA:459:U:C5	22:DA:469:G:N2	2.84	0.45
22:DA:590:A:C6	22:DA:591:U:C4	3.04	0.45
22:DA:753:A:H2'	22:DA:754:U:C6	2.51	0.45
26:DE:149:ILE:HG23	26:DE:188:MET:HG2	1.98	0.45
26:DE:75:SER:O	26:DE:77:ILE:N	2.49	0.45
28:DG:91:GLY:O	28:DG:92:VAL:C	2.54	0.45
33:DL:79:LEU:HD21	33:DL:135:ILE:HG13	1.98	0.45
34:DM:2:LEU:O	34:DM:3:GLN:HB2	2.17	0.45
35:DN:62:ASN:OD1	35:DN:62:ASN:N	2.49	0.45
37:DP:52:ASN:OD1	37:DP:52:ASN:N	2.49	0.45
31:DJ:40:HIS:O	38:DQ:67:ALA:HB1	2.15	0.45
1:AA:1089:G:O2'	1:AA:1090:U:H5'	2.16	0.45
1:AA:10:A:OP2	5:AE:131:THR:OG1	2.35	0.45
1:AA:184:G:H2'	1:AA:185:U:C6	2.52	0.45
1:AA:394:G:C4	1:AA:395:C:C5	3.04	0.45
1:AA:559:A:H4'	1:AA:560:A:H5''	1.98	0.45
1:AA:579:A:C4	1:AA:580:C:H5	2.34	0.45
1:AA:745:G:H2'	1:AA:746:A:C8	2.51	0.45
1:AA:76:G:C2	1:AA:95:C:N3	2.84	0.45
1:AA:991:U:H4'	1:AA:992:U:H5''	1.98	0.45
1:AA:994:A:N3	1:AA:994:A:H2'	2.30	0.45
2:AB:33:GLY:HA3	2:AB:40:ILE:CB	2.45	0.45
3:AC:12:LEU:O	3:AC:16:LYS:O	2.33	0.45
4:AD:138:SER:N	4:AD:141:ASP:OD2	2.49	0.45
12:AL:32:GLY:HA3	12:AL:55:VAL:CG1	2.47	0.45

*Continued on next page...*

*Continued from previous page...*

Atom-1	Atom-2	Distance(Å)	Clash(Å)
20:AT:7:ALA:HB1	20:AT:10:ARG:HB2	1.98	0.45
21:AU:29:LEU:O	21:AU:33:ARG:HB2	2.17	0.45
22:BA:1113:U:H2'	22:BA:1114:C:C6	2.51	0.45
22:BA:10:A:C5	22:BA:11:C:C5	3.04	0.45
22:BA:1361:G:C6	22:BA:1371:G:N2	2.84	0.45
22:BA:1735:A:C2'	22:BA:1736:U:O5'	2.64	0.45
22:BA:2627:G:C5	22:BA:2628:C:C5	3.04	0.45
22:BA:2686:G:H2'	22:BA:2687:U:C6	2.51	0.45
22:BA:2820:A:H8	22:BA:2820:A:H3'	1.80	0.45
22:BA:618:G:C5	57:BA:3286:HOH:O	2.61	0.45
26:BE:3:LEU:HD12	26:BE:14:VAL:HG11	1.98	0.45
27:BF:109:PRO:O	27:BF:111:ILE:N	2.48	0.45
27:BF:67:ILE:HD11	27:BF:69:LYS:HE3	1.98	0.45
28:BG:109:PHE:HE2	28:BG:152:ARG:NH1	2.15	0.45
28:BG:60:ASP:OD1	28:BG:60:ASP:N	2.48	0.45
22:BA:1063:G:N2	30:BI:90:SER:HG	2.14	0.45
36:BO:31:THR:OG1	36:BO:32:PRO:HD2	2.16	0.45
39:BR:11:GLN:C	39:BR:12:HIS:CG	2.89	0.45
41:BT:2:ILE:CA	41:BT:3:ARG:HB2	2.46	0.45
46:BY:59:GLU:HG2	46:BY:59:GLU:O	2.17	0.45
47:BZ:30:ARG:HB2	47:BZ:34:HIS:ND1	2.31	0.45
1:CA:1070:U:C2	1:CA:1071:C:C5	3.05	0.45
1:CA:169:C:H2'	1:CA:170:U:C6	2.50	0.45
1:CA:222:C:C2	1:CA:223:A:C8	3.04	0.45
1:CA:407:U:C2	1:CA:408:A:N7	2.84	0.45
1:CA:692:U:H2'	1:CA:694:A:OP2	2.16	0.45
1:CA:836:G:C6	1:CA:851:G:C5	3.04	0.45
1:CA:946:A:H2'	1:CA:947:G:C8	2.51	0.45
4:CD:41:HIS:C	4:CD:43:ALA:N	2.66	0.45
5:CE:38:VAL:O	5:CE:39:VAL:HG12	2.17	0.45
6:CF:3:HIS:ND1	6:CF:65:GLU:HG3	2.32	0.45
7:CG:12:ILE:HD12	7:CG:24:ALA:HB1	1.98	0.45
14:CN:69:ARG:HD3	14:CN:80:SER:OG	2.16	0.45
22:DA:1712:U:H2'	22:DA:1713:A:C8	2.52	0.45
22:DA:1819:A:H4'	22:DA:1820:U:H5''	1.97	0.45
22:DA:2069:G:N2	22:DA:2443:C:C2	2.84	0.45
22:DA:2147:A:H2'	22:DA:2148:G:O4'	2.16	0.45
22:DA:2246:G:H2'	22:DA:2247:A:O4'	2.16	0.45
22:DA:2502:G:C5'	22:DA:2503:A:H5''	2.45	0.45
22:DA:2539:C:C4	22:DA:2540:C:C5	3.04	0.45
22:DA:350:G:H2'	22:DA:351:C:O4'	2.16	0.45
22:DA:46:G:N3	22:DA:47:C:C6	2.84	0.45

*Continued on next page...*

*Continued from previous page...*

Atom-1	Atom-2	Distance(Å)	Clash(Å)
22:DA:53:A:C8	22:DA:54:G:N7	2.84	0.45
23:DB:66:A:N6	23:DB:107:G:H2'	2.30	0.45
24:DC:34:LEU:O	24:DC:35:GLU:CB	2.63	0.45
29:DH:112:LYS:HG2	29:DH:113:SER:N	2.32	0.45
22:DA:598:U:O2'	33:DL:9:ALA:HB3	2.16	0.45
34:DM:11:LYS:HE3	34:DM:87:GLY:O	2.15	0.45
36:DO:115:LEU:O	36:DO:117:PHE:N	2.49	0.45
39:DR:58:VAL:O	39:DR:102:SER:HB2	2.16	0.45
42:DU:96:PHE:CE1	42:DU:103:ILE:HG12	2.51	0.45
1:AA:1059:C:C4	1:AA:1060:U:C5	3.05	0.45
1:AA:1244:G:C6	1:AA:1245:C:N3	2.85	0.45
1:AA:1313:U:P	19:AS:6:LYS:HB3	2.57	0.45
1:AA:1409:C:H2'	1:AA:1410:A:C8	2.51	0.45
1:AA:811:C:C5	1:AA:812:G:C6	3.05	0.45
1:AA:855:U:H2'	1:AA:856:C:H6	1.82	0.45
1:AA:880:C:OP1	12:AL:9:ARG:NH2	2.50	0.45
1:AA:951:G:C6	1:AA:952:U:C4	3.05	0.45
2:AB:33:GLY:HA3	2:AB:40:ILE:HB	1.99	0.45
3:AC:191:THR:OG1	3:AC:194:GLY:O	2.32	0.45
5:AE:83:HIS:HB2	5:AE:84:PRO:CD	2.46	0.45
8:AH:92:LEU:HD11	8:AH:121:LEU:O	2.16	0.45
12:AL:72:HIS:ND1	12:AL:72:HIS:C	2.70	0.45
12:AL:8:VAL:HG22	17:AQ:31:HIS:CD2	2.51	0.45
13:AM:6:GLY:CA	13:AM:66:GLU:HG3	2.46	0.45
14:AN:43:ASN:C	14:AN:45:VAL:H	2.19	0.45
15:AO:3:LEU:HD22	15:AO:35:GLN:HG2	1.98	0.45
16:AP:4:ILE:HD12	16:AP:67:ILE:HD11	1.98	0.45
49:B1:25:LYS:CD	49:B1:52:ALA:O	2.65	0.45
22:BA:1441:G:H2'	22:BA:1442:U:C6	2.51	0.45
22:BA:1562:U:C4	22:BA:1563:U:C4	3.04	0.45
22:BA:1734:G:H2'	22:BA:1735:A:H8	1.80	0.45
22:BA:1866:A:C6	22:BA:1876:A:C8	3.04	0.45
22:BA:2080:A:OP1	45:BX:20:HIS:HB3	2.16	0.45
22:BA:2156:G:N7	22:BA:2157:G:O6	2.50	0.45
22:BA:2312:U:OP1	27:BF:71:ARG:N	2.49	0.45
22:BA:2440:C:OP2	57:BA:3315:HOH:O	2.21	0.45
22:BA:2555:U:C5	22:BA:2556:C:C6	3.04	0.45
22:BA:2808:G:N1	22:BA:2891:U:C5	2.83	0.45
22:BA:728:G:H4'	24:BC:13:ARG:HD3	1.97	0.45
22:BA:778:G:C5	22:BA:779:U:C4	3.05	0.45
22:BA:884:U:O4	22:BA:892:A:N6	2.49	0.45
29:BH:94:ILE:HG23	29:BH:98:ASP:CB	2.47	0.45

*Continued on next page...*

*Continued from previous page...*

Atom-1	Atom-2	Distance(Å)	Clash(Å)
32:BK:21:CYS:HB2	32:BK:39:ILE:HD12	1.98	0.45
40:BS:69:LEU:HG	40:BS:107:VAL:HG22	1.98	0.45
40:BS:37:THR:CG2	40:BS:38:TYR:CD1	2.96	0.45
1:CA:1066:C:H3'	1:CA:1067:A:H8	1.82	0.45
1:CA:1416:G:N2	1:CA:1485:U:O2	2.49	0.45
1:CA:184:G:N2	1:CA:185:U:C2	2.84	0.45
1:CA:203:G:N2	1:CA:215:C:N3	2.65	0.45
1:CA:375:U:OP1	16:CP:70:ARG:HD3	2.17	0.45
1:CA:495:A:O4'	1:CA:496:A:C8	2.69	0.45
1:CA:577:G:C8	1:CA:816:A:C6	3.04	0.45
1:CA:734:G:C4	1:CA:735:C:C5	3.05	0.45
1:CA:790:A:N6	1:CA:791:G:C6	2.84	0.45
2:CB:134:ALA:O	2:CB:138:THR:N	2.48	0.45
2:CB:211:THR:HA	2:CB:214:LEU:CB	2.47	0.45
2:CB:52:GLU:HG3	2:CB:56:GLU:HG2	1.97	0.45
8:CH:32:LEU:O	8:CH:32:LEU:HD12	2.16	0.45
9:CI:50:GLN:N	9:CI:51:PRO:HD2	2.31	0.45
17:CQ:8:LEU:HB2	17:CQ:61:ILE:HG22	1.97	0.45
22:DA:1343:G:O6	22:DA:1403:A:N6	2.48	0.45
22:DA:1651:G:C2	22:DA:2007:U:C2	3.05	0.45
22:DA:1708:C:H2'	22:DA:1709:U:C6	2.52	0.45
22:DA:1835:G:H2'	22:DA:1836:C:H6	1.82	0.45
22:DA:1953:A:H1'	22:DA:2560:A:O4'	2.15	0.45
22:DA:510:C:C4	22:DA:511:U:C4	3.05	0.45
22:DA:828:U:O2'	22:DA:829:A:H5'	2.17	0.45
24:DC:145:GLU:CA	24:DC:152:GLY:HA2	2.45	0.45
24:DC:232:HIS:NE2	24:DC:244:PRO:HA	2.32	0.45
29:DH:86:ASP:C	29:DH:88:GLY:H	2.19	0.45
22:DA:2845:U:O3'	37:DP:53:ARG:NH1	2.49	0.45
22:DA:1247:A:O3'	38:DQ:2:ALA:HB3	2.15	0.45
22:DA:581:C:P	38:DQ:33:ARG:HE	2.39	0.45
41:DT:74:ILE:HD12	41:DT:75:GLY:N	2.31	0.45
42:DU:33:LYS:HB3	42:DU:64:ALA:HB1	1.99	0.45
44:DW:52:GLY:HA3	44:DW:60:PHE:CZ	2.50	0.45
45:DX:2:SER:O	45:DX:4:VAL:N	2.50	0.45
46:DY:13:GLU:O	46:DY:17:GLU:HB2	2.16	0.45
1:AA:1031:C:H6	1:AA:1031:C:H3'	1.81	0.45
1:AA:137:U:H1'	1:AA:227:G:N2	2.31	0.45
1:AA:1379:G:N1	1:AA:1380:U:C4	2.85	0.45
1:AA:929:G:C2	1:AA:1389:C:C2	3.05	0.45
1:AA:761:G:C2	1:AA:762:U:C2	3.04	0.45
1:AA:903:G:C5	1:AA:904:U:C5	3.05	0.45

*Continued on next page...*

*Continued from previous page...*

Atom-1	Atom-2	Distance(Å)	Clash(Å)
1:AA:965:U:O4'	1:AA:969:A:N9	2.50	0.45
2:AB:218:ALA:O	2:AB:222:ARG:HB2	2.17	0.45
2:AB:68:LEU:HD21	2:AB:92:VAL:HG23	1.98	0.45
3:AC:129:MET:HE3	3:AC:132:ARG:HD2	1.98	0.45
10:AJ:36:VAL:HG23	10:AJ:76:ILE:HG23	1.97	0.45
15:AO:19:ALA:O	15:AO:20:ASN:HB2	2.16	0.45
1:AA:310:G:H5''	16:AP:31:ARG:HB2	1.98	0.45
16:AP:48:GLU:OE1	16:AP:48:GLU:HA	2.16	0.45
16:AP:77:GLU:C	16:AP:79:ASN:H	2.20	0.45
49:B1:27:LYS:C	49:B1:29:THR:H	2.20	0.45
50:B2:22:MET:O	50:B2:28:ARG:NH1	2.50	0.45
52:B4:1:MET:HB3	52:B4:34:LYS:HB3	1.98	0.45
22:BA:1012:U:O2	31:BJ:27:ARG:NH1	2.45	0.45
22:BA:1315:C:C2	22:BA:1338:G:N2	2.84	0.45
22:BA:1354:A:H2'	22:BA:1355:G:O5'	2.16	0.45
22:BA:1376:C:N4	22:BA:1377:G:C6	2.85	0.45
22:BA:1482:G:C2	22:BA:1483:G:C8	3.05	0.45
22:BA:1544:A:N6	22:BA:1545:A:N1	2.64	0.45
22:BA:1444:G:C2	22:BA:1548:A:C2	3.05	0.45
22:BA:1754:A:C8	37:BP:94:LYS:NZ	2.83	0.45
22:BA:1826:G:N3	22:BA:1827:U:C6	2.85	0.45
22:BA:1842:G:C6	22:BA:1843:C:C4	3.05	0.45
22:BA:1651:G:C2	22:BA:2007:U:N3	2.84	0.45
22:BA:528:A:H2	22:BA:2043:C:H4'	1.76	0.45
22:BA:368:A:N7	22:BA:369:U:C5	2.85	0.45
22:BA:635:C:O2	22:BA:639:U:H4'	2.17	0.45
23:BB:66:A:C2	23:BB:108:A:C2	3.04	0.45
23:BB:40:U:O2	23:BB:43:C:C6	2.69	0.45
24:BC:79:GLU:O	24:BC:80:ARG:HB3	2.17	0.45
26:BE:111:GLU:HG2	26:BE:114:ARG:NH1	2.29	0.45
31:BJ:93:ILE:O	31:BJ:97:PRO:HG3	2.16	0.45
32:BK:38:ILE:HD11	32:BK:112:PHE:HZ	1.81	0.45
33:BL:77:ILE:HD11	33:BL:101:ILE:CG2	2.46	0.45
39:BR:67:GLY:HA3	39:BR:93:PHE:CZ	2.51	0.45
40:BS:37:THR:CG2	40:BS:38:TYR:CE1	2.99	0.45
44:BW:51:VAL:HG23	44:BW:81:SER:HA	1.97	0.45
1:CA:485:U:O2'	1:CA:486:U:P	2.74	0.45
1:CA:73:C:O2'	1:CA:74:A:P	2.74	0.45
1:CA:85:U:C2	1:CA:86:G:C6	3.04	0.45
2:CB:68:LEU:HB3	2:CB:161:LEU:CD1	2.47	0.45
2:CB:81:LYS:HG3	2:CB:85:LEU:CD2	2.47	0.45
4:CD:107:PHE:CD1	4:CD:107:PHE:N	2.81	0.45

*Continued on next page...*

*Continued from previous page...*

Atom-1	Atom-2	Distance(Å)	Clash(Å)
5:CE:13:GLU:HB3	5:CE:39:VAL:HB	1.99	0.45
7:CG:51:ALA:HB1	7:CG:57:SER:O	2.16	0.45
9:CI:19:VAL:C	9:CI:20:PHE:CD2	2.90	0.45
11:CK:116:ILE:O	11:CK:116:ILE:HG22	2.16	0.45
11:CK:71:ALA:O	11:CK:74:VAL:HG22	2.16	0.45
13:CM:34:LEU:HD23	13:CM:34:LEU:N	2.31	0.45
21:CU:10:GLU:HG3	21:CU:11:PRO:HD3	1.98	0.45
33:DL:63:LYS:HA	51:D3:13:ARG:HG3	1.98	0.45
51:D3:16:LYS:HE3	51:D3:20:GLY:O	2.16	0.45
22:DA:1359:A:N7	22:DA:1373:A:C2	2.84	0.45
22:DA:1606:C:H4'	22:DA:1607:C:H5'	1.97	0.45
22:DA:1788:C:H2'	22:DA:1789:A:O4'	2.15	0.45
22:DA:1835:G:C4	22:DA:1836:C:C6	3.05	0.45
22:DA:2014:A:H5'	40:DS:94:ASP:OD1	2.15	0.45
22:DA:2148:G:C2	22:DA:2149:U:C4	3.05	0.45
22:DA:2254:C:C5	22:DA:2255:G:N7	2.84	0.45
22:DA:2361:G:H2'	22:DA:2362:C:O4'	2.17	0.45
22:DA:2444:G:P	26:DE:63:LYS:HD2	2.57	0.45
22:DA:548:G:H4'	22:DA:549:G:C2	2.52	0.45
26:DE:149:ILE:CD1	26:DE:172:ALA:HA	2.46	0.45
38:DQ:72:ASN:OD1	38:DQ:107:THR:HG23	2.15	0.45
33:DL:23:ILE:HD13	39:DR:84:ARG:HG2	1.97	0.45
40:DS:70:LYS:HD2	40:DS:70:LYS:N	2.30	0.45
42:DU:82:ARG:O	42:DU:97:LYS:HG2	2.16	0.45
43:DV:9:ARG:HG3	43:DV:41:GLU:HB3	1.97	0.45
43:DV:9:ARG:CG	43:DV:41:GLU:HB3	2.46	0.45
45:DX:37:ARG:HA	45:DX:48:THR:HA	1.98	0.45
46:DY:9:LYS:HB3	46:DY:12:GLU:CG	2.47	0.45
1:AA:1050:G:H2'	1:AA:1050:G:N3	2.30	0.45
1:AA:1537:U:H2'	1:AA:1538:C:O4'	2.17	0.45
1:AA:55:A:N1	1:AA:56:U:C2	2.84	0.45
1:AA:702:A:N6	22:BA:1846:G:O3'	2.50	0.45
1:AA:781:A:H4'	1:AA:1522:U:O2'	2.16	0.45
1:AA:575:G:C4	1:AA:881:G:C2	3.04	0.45
1:AA:953:G:C2'	1:AA:954:G:H5'	2.47	0.45
2:AB:33:GLY:HA3	2:AB:40:ILE:H	1.82	0.45
3:AC:69:HIS:HA	3:AC:104:ALA:O	2.16	0.45
5:AE:10:GLU:C	5:AE:12:GLN:N	2.69	0.45
7:AG:135:VAL:O	7:AG:139:GLU:HG2	2.16	0.45
9:AI:51:PRO:HB3	9:AI:84:THR:HG23	1.97	0.45
14:AN:49:GLN:OE1	14:AN:49:GLN:HA	2.16	0.45
16:AP:19:VAL:CG2	16:AP:36:VAL:HG13	2.47	0.45

*Continued on next page...*

*Continued from previous page...*

Atom-1	Atom-2	Distance(Å)	Clash(Å)
16:AP:46:LYS:CD	16:AP:47:GLU:N	2.79	0.45
17:AQ:45:HIS:CB	17:AQ:70:THR:HG23	2.47	0.45
20:AT:5:LYS:O	20:AT:7:ALA:N	2.49	0.45
1:AA:1539:C:H5''	21:AU:18:ARG:CG	2.46	0.45
21:AU:36:GLU:O	21:AU:37:PHE:HB2	2.17	0.45
22:BA:1051:G:C6	22:BA:1052:C:N3	2.85	0.45
22:BA:1103:A:H2'	22:BA:1104:C:O5'	2.16	0.45
22:BA:1819:A:H4'	22:BA:1820:U:H5''	1.98	0.45
22:BA:1842:G:C5	22:BA:1843:C:C4	3.05	0.45
22:BA:2441:U:H4'	22:BA:2441:U:OP1	2.16	0.45
22:BA:2694:G:H2'	22:BA:2695:U:C6	2.52	0.45
22:BA:49:A:N3	22:BA:49:A:H2'	2.31	0.45
22:BA:859:G:C2	22:BA:916:G:C5	3.05	0.45
25:BD:62:LYS:HB2	25:BD:63:PRO:HD3	1.98	0.45
26:BE:46:GLN:HB3	26:BE:83:VAL:HG21	1.97	0.45
28:BG:33:LEU:HD11	28:BG:136:ALA:HB1	1.98	0.45
34:BM:111:GLU:O	34:BM:114:ARG:N	2.49	0.45
34:BM:126:ILE:O	34:BM:128:THR:HG23	2.16	0.45
34:BM:69:PRO:O	34:BM:70:ASP:CG	2.55	0.45
40:BS:59:GLU:HA	40:BS:64:ALA:HA	1.98	0.45
41:BT:6:ARG:O	41:BT:10:VAL:HG23	2.16	0.45
1:CA:350:G:C6	1:CA:351:G:O6	2.69	0.45
1:CA:371:A:H2'	1:CA:372:C:O4'	2.16	0.45
1:CA:622:A:H5''	1:CA:623:C:OP2	2.16	0.45
1:CA:649:A:H2'	1:CA:650:G:O4'	2.17	0.45
1:CA:667:G:N1	1:CA:740:U:C2	2.85	0.45
4:CD:16:GLY:O	4:CD:17:THR:CB	2.65	0.45
5:CE:125:ALA:O	5:CE:126:LYS:HB3	2.17	0.45
5:CE:38:VAL:HG11	5:CE:114:VAL:HA	1.97	0.45
8:CH:49:PHE:CD1	8:CH:49:PHE:C	2.88	0.45
10:CJ:19:ASP:HA	10:CJ:22:THR:HB	1.98	0.45
13:CM:4:ILE:HA	13:CM:57:ARG:CZ	2.46	0.45
22:DA:1055:G:O2'	22:DA:1085:A:N1	2.32	0.45
22:DA:158:U:C2'	22:DA:159:G:H5'	2.46	0.45
22:DA:1824:G:O6	57:DA:3650:HOH:O	2.20	0.45
22:DA:1834:U:H1'	22:DA:1972:G:N2	2.31	0.45
22:DA:2271:G:C5	22:DA:2272:U:C4	3.05	0.45
22:DA:2378:A:N7	22:DA:2379:G:H1'	2.31	0.45
22:DA:287:G:C2	22:DA:354:A:C2	3.04	0.45
22:DA:705:A:N3	22:DA:727:A:H1'	2.31	0.45
22:DA:828:U:H4'	22:DA:831:G:N1	2.31	0.45
22:DA:852:U:H2'	22:DA:853:C:C6	2.50	0.45

*Continued on next page...*



*Continued from previous page...*

Atom-1	Atom-2	Distance(Å)	Clash(Å)
26:DE:5:LEU:HD23	26:DE:122:GLU:HG2	1.98	0.45
29:DH:34:GLY:O	29:DH:35:LYS:CD	2.65	0.45
30:DI:92:LYS:HB3	30:DI:95:LYS:HE3	1.97	0.45
26:DE:181:ILE:HG23	33:DL:2:ARG:CZ	2.46	0.45
32:DK:77:ILE:HG23	37:DP:72:ARG:HG3	1.97	0.45
40:DS:20:VAL:HG21	40:DS:43:ALA:HB3	1.99	0.45
42:DU:83:VAL:HG12	42:DU:84:GLY:N	2.31	0.45
43:DV:38:LEU:HD23	43:DV:40:ILE:CD1	2.46	0.45
46:DY:42:LEU:O	46:DY:46:VAL:HG23	2.17	0.45
1:AA:1078:U:O4'	5:AE:89:HIS:HE1	2.00	0.45
1:AA:1091:U:C2	1:AA:1095:U:C2	3.05	0.45
1:AA:115:G:H4'	1:AA:116:A:O5'	2.16	0.45
1:AA:251:G:C6	1:AA:266:G:C6	3.04	0.45
1:AA:825:A:C2	1:AA:876:C:O2	2.69	0.45
3:AC:14:ILE:O	3:AC:15:VAL:HG22	2.16	0.45
1:AA:531:U:H5''	3:AC:161:GLU:OE2	2.17	0.45
4:AD:22:LYS:O	4:AD:23:SER:C	2.55	0.45
5:AE:96:MET:HB3	5:AE:125:ALA:CB	2.46	0.45
8:AH:49:PHE:HB3	8:AH:61:LEU:HD23	1.98	0.45
8:AH:64:LYS:O	8:AH:65:TYR:CD2	2.70	0.45
9:AI:47:VAL:O	9:AI:50:GLN:HB2	2.17	0.45
10:AJ:65:TYR:HB3	14:AN:96:LEU:HD11	1.98	0.45
17:AQ:48:ASP:OD1	17:AQ:52:GLU:OE1	2.35	0.45
18:AR:70:TYR:HB2	18:AR:71:THR:HG22	1.99	0.45
53:B5:209:PHE:O	53:B5:210:LEU:CB	2.64	0.45
22:BA:1058:U:N3	22:BA:1059:G:N7	2.64	0.45
22:BA:1319:C:O2	22:BA:1334:G:C2	2.69	0.45
22:BA:1456:G:C6	22:BA:1457:U:C4	3.04	0.45
22:BA:1625:C:H2'	22:BA:1625:C:O2	2.16	0.45
22:BA:2804:U:C2	22:BA:2805:C:C6	3.05	0.45
22:BA:301:G:C4	22:BA:302:C:C5	3.04	0.45
24:BC:70:ASN:O	24:BC:72:ASP:N	2.48	0.45
27:BF:70:ALA:O	27:BF:72:LYS:N	2.49	0.45
34:BM:18:ARG:HH21	34:BM:18:ARG:HB3	1.81	0.45
39:BR:51:VAL:HB	39:BR:52:PRO:CD	2.47	0.45
41:BT:12:ARG:N	41:BT:12:ARG:HD2	2.31	0.45
1:CA:1036:A:H3'	1:CA:1037:C:C6	2.52	0.45
1:CA:1095:U:H5'	1:CA:1109:C:O2	2.17	0.45
1:CA:116:A:O5'	1:CA:116:A:H8	1.99	0.45
1:CA:1282:C:N3	1:CA:1283:U:C4	2.85	0.45
1:CA:1527:U:H2'	1:CA:1528:U:C6	2.52	0.45
1:CA:402:G:H4'	1:CA:620:C:O2	2.17	0.45

*Continued on next page...*

*Continued from previous page...*

Atom-1	Atom-2	Distance(Å)	Clash(Å)
1:CA:409:U:H2'	1:CA:410:G:O4'	2.17	0.45
1:CA:421:U:O5'	1:CA:422:C:C5	2.69	0.45
1:CA:458:U:H2'	1:CA:459:A:C8	2.51	0.45
2:CB:166:ALA:HB2	2:CB:187:VAL:HG12	1.99	0.45
4:CD:188:ARG:O	4:CD:191:LEU:HD12	2.16	0.45
5:CE:101:GLU:HA	5:CE:122:ASN:HB2	1.99	0.45
6:CF:18:VAL:HA	6:CF:21:MET:CE	2.46	0.45
12:CL:75:GLN:O	12:CL:76:GLU:C	2.54	0.45
14:CN:48:LEU:HD22	14:CN:51:LEU:HD21	1.99	0.45
14:CN:64:CYS:SG	14:CN:83:LYS:HG3	2.57	0.45
16:CP:60:TRP:O	16:CP:63:GLN:N	2.50	0.45
22:DA:1053:C:C2	22:DA:1107:G:C2	3.04	0.45
22:DA:142:A:H2'	22:DA:143:C:C6	2.52	0.45
22:DA:2070:A:H2'	22:DA:2071:A:O4'	2.17	0.45
22:DA:2092:U:H4'	22:DA:2093:G:H5''	1.99	0.45
22:DA:2548:U:H2'	22:DA:2549:G:O4'	2.16	0.45
22:DA:2586:U:C5	22:DA:2608:G:N2	2.85	0.45
22:DA:2636:C:H2'	22:DA:2637:U:H6	1.80	0.45
22:DA:404:A:C4'	22:DA:405:U:OP2	2.65	0.45
22:DA:533:G:C5	22:DA:534:U:C4	3.04	0.45
22:DA:566:U:O4	39:DR:80:ARG:HD3	2.17	0.45
22:DA:729:G:H5''	22:DA:730:A:H5''	1.98	0.45
22:DA:764:A:H5'	24:DC:209:GLY:HA2	1.98	0.45
22:DA:1843:C:H4'	24:DC:251:GLN:CD	2.37	0.45
29:DH:147:VAL:HG12	29:DH:148:ALA:N	2.32	0.45
29:DH:83:LYS:HG3	29:DH:149:GLU:HG3	1.94	0.45
30:DI:75:PRO:HG2	30:DI:78:VAL:CG2	2.46	0.45
31:DJ:21:THR:HG23	31:DJ:61:LYS:HB3	1.97	0.45
33:DL:9:ALA:HB3	33:DL:12:SER:HB3	1.98	0.45
41:DT:17:SER:O	41:DT:20:ALA:N	2.47	0.45
1:AA:1047:G:N3	1:AA:1047:G:H2'	2.32	0.45
1:AA:1261:A:C2	1:AA:1262:C:H1'	2.52	0.45
1:AA:1446:A:O2'	1:AA:1447:A:H5'	2.16	0.45
1:AA:216:U:H2'	1:AA:217:C:C6	2.51	0.45
1:AA:259:G:C2	1:AA:260:G:H1'	2.51	0.45
1:AA:342:C:C2	1:AA:348:G:N2	2.85	0.45
1:AA:730:G:C5	1:AA:731:G:H1'	2.52	0.45
1:AA:964:A:N3	1:AA:969:A:O2'	2.36	0.45
2:AB:70:VAL:CG1	2:AB:163:VAL:HB	2.47	0.45
2:AB:210:VAL:HG23	2:AB:211:THR:H	1.81	0.45
2:AB:33:GLY:O	2:AB:39:HIS:HB3	2.17	0.45
2:AB:53:ALA:O	2:AB:57:LEU:HB2	2.17	0.45

*Continued on next page...*

*Continued from previous page...*

Atom-1	Atom-2	Distance(Å)	Clash(Å)
4:AD:105:MET:HE3	4:AD:171:LEU:HD22	1.98	0.45
5:AE:85:VAL:HG22	5:AE:86:LYS:N	2.32	0.45
7:AG:97:ASN:HA	7:AG:100:ALA:HB3	1.99	0.45
9:AI:115:LYS:HD2	9:AI:121:ALA:O	2.17	0.45
17:AQ:5:ILE:C	17:AQ:6:ARG:HG3	2.36	0.45
20:AT:56:PRO:O	20:AT:60:ARG:HB3	2.17	0.45
22:BA:1922:G:N2	22:BA:1923:U:C1'	2.79	0.45
22:BA:1952:A:C5	32:BK:22:ILE:HG21	2.52	0.45
22:BA:2531:A:C4	22:BA:2532:G:C8	3.05	0.45
22:BA:821:A:C8	22:BA:946:C:C5	3.04	0.45
25:BD:62:LYS:CB	25:BD:63:PRO:HD3	2.47	0.45
25:BD:89:GLU:C	25:BD:90:PHE:CD1	2.90	0.45
28:BG:146:ALA:O	28:BG:149:ARG:HB3	2.17	0.45
29:BH:72:ILE:HG23	29:BH:142:VAL:HG22	1.99	0.45
29:BH:40:THR:O	29:BH:42:LYS:N	2.48	0.45
35:BN:12:ARG:NH1	35:BN:20:MET:CE	2.78	0.45
35:BN:55:ALA:HA	35:BN:80:PHE:CE1	2.52	0.45
40:BS:29:VAL:HG11	40:BS:55:ILE:CD1	2.46	0.45
45:BX:18:ARG:NE	45:BX:24:ALA:HB2	2.32	0.45
46:BY:18:LEU:O	46:BY:22:LEU:CB	2.64	0.45
1:CA:1298:U:H6	1:CA:1299:A:N1	2.15	0.45
1:CA:202:G:H2'	1:CA:203:G:O4'	2.17	0.45
1:CA:774:G:C5	1:CA:775:G:C8	3.05	0.45
3:CC:130:PHE:CE2	3:CC:131:ARG:HD3	2.52	0.45
4:CD:150:LYS:HG2	4:CD:151:LYS:N	2.32	0.45
7:CG:65:ALA:HB1	7:CG:127:ALA:HB3	1.98	0.45
1:CA:599:C:H5''	8:CH:88:ARG:HA	1.98	0.45
11:CK:19:GLY:O	11:CK:82:LEU:HA	2.16	0.45
12:CL:30:LYS:O	12:CL:81:LEU:HD12	2.17	0.45
15:CO:27:VAL:O	15:CO:31:LEU:HD12	2.16	0.45
20:CT:30:THR:O	20:CT:34:LYS:HG2	2.16	0.45
22:DA:1069:A:N1	22:DA:1073:A:N7	2.65	0.45
22:DA:1353:A:C8	22:DA:1378:A:N6	2.84	0.45
22:DA:1359:A:N7	22:DA:1360:G:N7	2.63	0.45
22:DA:1445:G:C6	22:DA:1446:C:C4	3.05	0.45
22:DA:1813:G:H2'	22:DA:1814:G:O4'	2.17	0.45
22:DA:1990:C:H2'	22:DA:1991:U:O4'	2.15	0.45
22:DA:2226:C:N4	22:DA:2227:A:C6	2.85	0.45
22:DA:411:G:OP1	22:DA:2407:A:OP2	2.35	0.45
22:DA:957:C:C4	22:DA:2459:A:C1'	3.00	0.45
22:DA:290:U:N3	22:DA:291:G:N7	2.65	0.45
22:DA:1:G:H2'	22:DA:2:G:C8	2.52	0.45

*Continued on next page...*

*Continued from previous page...*

Atom-1	Atom-2	Distance(Å)	Clash(Å)
22:DA:397:U:H2'	22:DA:398:C:C6	2.52	0.45
22:DA:443:A:N6	26:DE:36:ALA:O	2.48	0.45
22:DA:483:A:H1'	42:DU:45:HIS:HB2	1.98	0.45
22:DA:659:G:H2'	22:DA:660:C:C6	2.51	0.45
22:DA:784:G:C6	22:DA:792:A:C4	3.04	0.45
22:DA:956:G:HO2'	22:DA:959:A:H62	1.65	0.45
22:DA:980:A:C4	22:DA:1136:G:O4'	2.70	0.45
24:DC:53:HIS:HB3	24:DC:217:ARG:O	2.17	0.45
22:DA:2032:G:H1'	25:DD:150:GLN:NE2	2.32	0.45
28:DG:8:PRO:HG3	28:DG:51:THR:HG22	1.98	0.45
29:DH:93:SER:HB3	29:DH:123:ARG:HG3	1.99	0.45
29:DH:31:VAL:CG1	29:DH:32:PRO:HD3	2.47	0.45
30:DI:75:PRO:HG2	30:DI:78:VAL:HG22	1.98	0.45
33:DL:77:ILE:HB	33:DL:109:LYS:O	2.16	0.45
34:DM:21:ALA:HB2	34:DM:97:GLN:HB2	1.99	0.45
41:DT:14:PRO:HA	41:DT:32:LEU:HB3	1.98	0.45
1:AA:1106:G:N1	1:AA:1107:C:C4	2.85	0.45
1:AA:113:G:C4	1:AA:114:U:C5	3.05	0.45
1:AA:1371:G:P	9:AI:13:LYS:HD3	2.56	0.45
1:AA:468:A:H5'	1:AA:469:C:OP2	2.17	0.45
3:AC:53:SER:CB	3:AC:115:LEU:HG	2.47	0.45
4:AD:114:ALA:O	4:AD:118:VAL:HG23	2.17	0.45
4:AD:35:GLU:O	4:AD:38:PRO:HD3	2.17	0.45
6:AF:40:GLU:HB3	6:AF:42:TRP:NE1	2.32	0.45
7:AG:26:PHE:CE1	7:AG:105:VAL:HG23	2.52	0.45
9:AI:86:ALA:C	9:AI:88:MET:N	2.68	0.45
10:AJ:32:THR:OG1	10:AJ:33:GLY:N	2.48	0.45
10:AJ:71:LEU:O	10:AJ:72:ARG:CD	2.65	0.45
11:AK:111:THR:HG23	21:AU:5:LYS:HB3	1.98	0.45
11:AK:76:GLU:HA	22:BA:2141:G:OP1	2.17	0.45
1:AA:1187:G:O2'	14:AN:100:SER:HB2	2.17	0.45
22:BA:2372:U:H1'	49:B1:46:HIS:CE1	2.52	0.45
54:B6:4:PRO:HB2	54:B6:7:004:CD2	2.47	0.45
22:BA:1088:A:N3	22:BA:1088:A:H3'	2.32	0.45
22:BA:110:G:C2	22:BA:111:A:C8	3.05	0.45
22:BA:1245:G:H4'	26:BE:33:VAL:HG13	1.98	0.45
22:BA:1358:G:O6	22:BA:1371:G:C8	2.69	0.45
22:BA:140:C:O2	22:BA:140:C:O4'	2.33	0.45
22:BA:1419:A:C4	22:BA:1421:G:N7	2.85	0.45
22:BA:182:A:O2'	22:BA:183:C:H5'	2.15	0.45
22:BA:1889:A:H2'	22:BA:1890:A:C8	2.52	0.45
22:BA:1911:U:H2'	22:BA:1918:A:N1	2.31	0.45

*Continued on next page...*

*Continued from previous page...*

Atom-1	Atom-2	Distance(Å)	Clash(Å)
11:AK:76:GLU:CA	22:BA:2141:G:OP1	2.65	0.45
22:BA:2310:C:H2'	22:BA:2311:A:C5'	2.46	0.45
22:BA:2637:U:C2'	22:BA:2638:G:H5'	2.47	0.45
22:BA:359:G:C5	22:BA:360:U:C5	3.04	0.45
22:BA:686:U:OP2	57:BA:3719:HOH:O	2.21	0.45
22:BA:768:G:C5	22:BA:769:U:C5	3.05	0.45
22:BA:790:U:HO2'	22:BA:791:C:P	2.31	0.45
23:BB:57:A:C4	27:BF:26:MET:HB3	2.52	0.45
26:BE:115:GLN:HB3	26:BE:117:ARG:HD3	1.99	0.45
27:BF:171:ALA:O	27:BF:174:ASP:N	2.43	0.45
28:BG:176:LYS:O	28:BG:177:LYS:CB	2.65	0.45
30:BI:24:VAL:HG23	30:BI:25:GLY:H	1.80	0.45
30:BI:58:VAL:HG12	30:BI:59:ILE:H	1.81	0.45
32:BK:12:ASP:C	32:BK:12:ASP:OD1	2.54	0.45
32:BK:34:GLY:O	32:BK:36:GLY:N	2.50	0.45
32:BK:43:ILE:HD12	32:BK:56:ASP:HB2	1.98	0.45
1:CA:1289:A:C8	1:CA:1290:G:C8	3.04	0.45
1:CA:1314:C:H2'	1:CA:1315:U:C6	2.52	0.45
1:CA:1428:A:C6	1:CA:1473:G:C6	3.05	0.45
1:CA:161:A:H2'	1:CA:162:A:O4'	2.16	0.45
1:CA:247:G:C5	1:CA:278:G:C2	3.05	0.45
1:CA:436:C:O2	1:CA:436:C:H2'	2.15	0.45
1:CA:456:A:H2'	1:CA:457:G:O4'	2.17	0.45
1:CA:676:A:N3	1:CA:677:U:C6	2.85	0.45
1:CA:862:C:H2'	1:CA:863:U:H6	1.82	0.45
1:CA:889:A:H5'	1:CA:891:U:H1'	1.99	0.45
2:CB:103:ASN:OD1	2:CB:106:THR:OG1	2.24	0.45
2:CB:142:GLU:HA	2:CB:145:GLU:HB2	1.99	0.45
2:CB:68:LEU:HD21	2:CB:92:VAL:HG23	1.99	0.45
3:CC:72:ARG:HB3	3:CC:75:ILE:HG22	1.98	0.45
4:CD:147:GLU:O	4:CD:150:LYS:HB3	2.16	0.45
9:CI:114:LYS:HG3	9:CI:120:LYS:HA	1.98	0.45
15:CO:17:ARG:O	15:CO:18:ASP:CB	2.64	0.45
16:CP:38:PHE:CZ	16:CP:51:ARG:HB3	2.52	0.45
16:CP:9:HIS:O	16:CP:10:GLY:O	2.35	0.45
22:DA:1218:G:C5	22:DA:1232:G:C6	3.05	0.45
22:DA:1808:A:H3'	22:DA:1809:A:C8	2.52	0.45
22:DA:2111:U:H5	22:DA:2145:C:H2'	1.80	0.45
22:DA:2332:C:H4'	22:DA:2336:A:C6	2.51	0.45
22:DA:2525:G:N2	22:DA:2539:C:C2	2.85	0.45
22:DA:2602:A:H4'	22:DA:2603:G:C5'	2.47	0.45
22:DA:2603:G:C5	22:DA:2604:U:C5	3.05	0.45

*Continued on next page...*

*Continued from previous page...*

Atom-1	Atom-2	Distance(Å)	Clash(Å)
22:DA:2849:U:H4'	22:DA:2868:A:C2	2.51	0.45
22:DA:311:A:H5'	22:DA:332:A:N3	2.32	0.45
22:DA:460:A:C2	22:DA:470:A:C4	3.05	0.45
22:DA:53:A:N3	22:DA:179:C:H4'	2.30	0.45
22:DA:262:A:H5'	22:DA:610:C:O2'	2.16	0.45
22:DA:640:C:H2'	22:DA:641:U:O4'	2.17	0.45
22:DA:668:A:C5	22:DA:670:A:C8	3.04	0.45
22:DA:698:C:O2'	22:DA:734:A:N6	2.50	0.45
22:DA:927:A:H2'	22:DA:928:A:C8	2.52	0.45
23:DB:25:U:H2'	23:DB:26:C:O4'	2.17	0.45
24:DC:147:LYS:O	24:DC:150:LYS:HB3	2.17	0.45
24:DC:252:THR:HG22	24:DC:253:LYS:N	2.32	0.45
24:DC:181:MET:O	24:DC:268:VAL:HG23	2.16	0.45
25:DD:106:LYS:HA	25:DD:175:LEU:O	2.16	0.45
26:DE:179:SER:HA	26:DE:182:ALA:HB3	1.99	0.45
29:DH:15:LEU:N	29:DH:15:LEU:HD22	2.32	0.45
29:DH:39:ALA:O	29:DH:41:LYS:N	2.47	0.45
31:DJ:109:LEU:HD22	31:DJ:118:MET:HG3	1.98	0.45
46:DY:20:ASN:CB	46:DY:50:VAL:HG22	2.46	0.45
1:AA:1179:A:H2'	1:AA:1180:A:O4'	2.16	0.45
1:AA:28:A:C6	1:AA:29:U:N3	2.84	0.45
1:AA:358:U:H2'	1:AA:359:G:C8	2.52	0.45
1:AA:465:A:C2	1:AA:466:A:C2	3.04	0.45
1:AA:481:G:O2'	1:AA:483:C:C5	2.70	0.45
1:AA:694:A:C6	1:AA:695:A:C4	3.05	0.45
1:AA:920:U:O4'	1:AA:1080:A:C2	2.70	0.45
1:AA:923:A:C6	1:AA:924:C:C4	3.05	0.45
2:AB:28:LYS:HB3	2:AB:29:PRO:HD3	1.99	0.45
2:AB:70:VAL:O	2:AB:163:VAL:HA	2.17	0.45
7:AG:146:GLU:O	7:AG:149:LYS:HB3	2.17	0.45
1:AA:1151:A:H5''	10:AJ:44:THR:HG23	1.99	0.45
1:AA:951:G:OP2	13:AM:101:ARG:NH2	2.50	0.45
1:AA:194:C:H4'	20:AT:60:ARG:HB2	1.99	0.45
22:BA:1545:A:H2'	22:BA:1546:G:O4'	2.16	0.45
22:BA:1649:G:C2	22:BA:1650:A:C8	3.05	0.45
22:BA:1775:U:H2'	22:BA:1776:G:O5'	2.17	0.45
22:BA:2198:A:C4	29:BH:29:PHE:HB2	2.51	0.45
22:BA:2394:C:O2'	22:BA:2395:C:H5'	2.17	0.45
22:BA:2491:U:H5''	22:BA:2570:G:H5''	1.98	0.45
22:BA:2844:G:H2'	22:BA:2845:U:O4'	2.17	0.45
22:BA:27:G:O2'	22:BA:28:A:OP2	2.29	0.45
22:BA:776:G:C8	22:BA:793:A:N3	2.84	0.45

*Continued on next page...*

*Continued from previous page...*

Atom-1	Atom-2	Distance(Å)	Clash(Å)
22:BA:858:G:O2'	22:BA:2268:A:H1'	2.17	0.45
26:BE:31:VAL:HG21	26:BE:104:ALA:CB	2.46	0.45
29:BH:12:LEU:HG	29:BH:13:GLY:N	2.31	0.45
29:BH:76:GLU:HA	29:BH:142:VAL:CG1	2.46	0.45
30:BI:50:GLU:C	30:BI:51:LYS:HD3	2.37	0.45
22:BA:635:C:H3'	33:BL:109:LYS:HZ1	1.82	0.45
33:BL:76:GLU:HG3	33:BL:111:ILE:HD13	1.98	0.45
37:BP:48:ILE:HG22	37:BP:97:LEU:HB2	1.99	0.45
39:BR:48:LYS:HG2	39:BR:48:LYS:O	2.14	0.45
39:BR:53:PHE:CD1	39:BR:53:PHE:N	2.82	0.45
46:BY:16:THR:HA	46:BY:19:LEU:HD12	1.98	0.45
1:CA:1097:C:H2'	1:CA:1098:C:C6	2.51	0.45
1:CA:127:G:N2	1:CA:128:G:H1'	2.31	0.45
1:CA:1537:U:C5	1:CA:1538:C:N4	2.85	0.45
1:CA:266:G:H4'	1:CA:267:C:OP1	2.16	0.45
1:CA:35:G:O2'	12:CL:118:GLY:HA2	2.16	0.45
1:CA:715:A:N6	1:CA:716:A:N6	2.65	0.45
1:CA:745:G:O6	1:CA:746:A:N6	2.49	0.45
1:CA:783:C:N4	1:CA:800:G:N2	2.65	0.45
1:CA:851:G:N1	1:CA:852:G:N7	2.65	0.45
2:CB:23:TRP:O	2:CB:23:TRP:CD1	2.70	0.45
3:CC:102:ASN:N	3:CC:102:ASN:OD1	2.50	0.45
3:CC:126:ARG:O	3:CC:127:ARG:CB	2.64	0.45
4:CD:116:GLN:NE2	4:CD:120:HIS:CE1	2.84	0.45
6:CF:6:ILE:HD12	6:CF:6:ILE:N	2.32	0.45
6:CF:70:VAL:HG23	6:CF:71:ILE:N	2.32	0.45
7:CG:84:THR:HG22	7:CG:86:GLN:OE1	2.17	0.45
10:CJ:57:VAL:HG13	10:CJ:58:ASN:N	2.31	0.45
57:CA:1844:HOH:O	14:CN:3:LYS:HA	2.16	0.45
20:CT:67:ILE:HD11	20:CT:71:LYS:CD	2.45	0.45
21:CU:15:ALA:O	21:CU:16:LEU:C	2.54	0.45
22:DA:1087:G:N1	22:DA:1089:A:C2	2.85	0.45
22:DA:1097:U:O2'	30:DI:9:VAL:HG11	2.16	0.45
22:DA:1266:G:OP1	48:D0:16:ARG:NE	2.49	0.45
22:DA:1355:G:C5	22:DA:1377:G:N2	2.85	0.45
22:DA:1745:A:C4	22:DA:1746:A:C8	3.05	0.45
22:DA:1808:A:H3'	22:DA:1809:A:H8	1.81	0.45
22:DA:1863:G:H2'	22:DA:1864:U:O4'	2.16	0.45
22:DA:1869:G:H2'	22:DA:1870:C:H5'	1.98	0.45
22:DA:194:G:C6	22:DA:202:U:C2	3.05	0.45
22:DA:2435:A:H2'	22:DA:2436:G:O4'	2.17	0.45
22:DA:2563:U:C1'	22:DA:2566:A:N6	2.79	0.45

*Continued on next page...*



*Continued from previous page...*

Atom-1	Atom-2	Distance(Å)	Clash(Å)
22:DA:2676:C:OP1	32:DK:31:ARG:NH2	2.50	0.45
22:DA:2699:C:O2	22:DA:2709:G:C2	2.69	0.45
22:DA:2747:G:O2'	28:DG:67:THR:HG22	2.16	0.45
22:DA:281:C:H2'	22:DA:282:A:C8	2.52	0.45
22:DA:822:G:H5'	57:DA:3344:HOH:O	2.17	0.45
23:DB:99:A:N6	23:DB:100:G:C6	2.85	0.45
24:DC:66:ASP:OD2	24:DC:102:ARG:HD3	2.17	0.45
26:DE:130:LYS:O	26:DE:133:LEU:HB2	2.16	0.45
27:DF:106:ILE:CD1	27:DF:139:PRO:HG2	2.47	0.45
29:DH:5:LEU:CD1	29:DH:13:GLY:CA	2.95	0.45
35:DN:29:VAL:HG13	35:DN:83:LEU:CD1	2.47	0.45
43:DV:8:VAL:HA	43:DV:39:ALA:O	2.17	0.45
1:AA:1202:U:C2'	1:AA:1202:U:O2	2.65	0.45
1:AA:1126:U:O2	1:AA:1280:A:H5''	2.16	0.45
1:AA:587:G:C2	1:AA:755:G:C6	3.04	0.45
1:AA:772:U:C6	1:AA:772:U:H3'	2.51	0.45
1:AA:836:G:C6	1:AA:851:G:C5	3.05	0.45
1:AA:21:G:H1'	1:AA:915:A:N6	2.32	0.45
1:AA:957:U:H1'	1:AA:960:U:C4	2.51	0.45
2:AB:82:ASP:C	2:AB:84:ALA:N	2.67	0.45
1:AA:1100:C:OP2	2:AB:95:ARG:HD2	2.16	0.45
8:AH:47:GLU:O	8:AH:48:ASP:HB2	2.17	0.45
5:AE:155:ALA:O	8:AH:66:PHE:CE1	2.70	0.45
8:AH:64:LYS:HB2	8:AH:71:VAL:CG2	2.46	0.45
10:AJ:8:ILE:HG23	10:AJ:100:ILE:HA	2.00	0.45
10:AJ:36:VAL:HG22	10:AJ:76:ILE:HG12	1.99	0.45
12:AL:3:THR:HB	12:AL:6:GLN:H	1.82	0.45
19:AS:75:ALA:N	19:AS:76:PRO:CD	2.80	0.45
22:BA:1026:G:C5	22:BA:1134:A:C5	3.05	0.45
22:BA:1171:G:C2	22:BA:1178:C:O2	2.69	0.45
22:BA:1570:A:H2'	22:BA:1571:A:C8	2.51	0.45
22:BA:1720:U:H2'	22:BA:1721:G:O4'	2.17	0.45
22:BA:1917:U:O4	22:BA:1918:A:C6	2.69	0.45
22:BA:2308:G:O6	22:BA:2311:A:N7	2.50	0.45
22:BA:2515:C:O2'	22:BA:2516:A:H5'	2.17	0.45
22:BA:2607:G:H2'	22:BA:2608:G:O4'	2.17	0.45
22:BA:2619:C:H2'	22:BA:2620:C:H6	1.82	0.45
22:BA:2686:G:H2'	22:BA:2687:U:O4'	2.17	0.45
22:BA:2862:G:H2'	22:BA:2863:C:O4'	2.16	0.45
22:BA:675:A:OP1	26:BE:58:LYS:HE2	2.17	0.45
26:BE:108:ILE:HG13	26:BE:109:LEU:N	2.31	0.45
27:BF:108:VAL:N	27:BF:109:PRO:HD2	2.31	0.45

*Continued on next page...*

*Continued from previous page...*

Atom-1	Atom-2	Distance(Å)	Clash(Å)
30:BI:47:ASP:HA	30:BI:51:LYS:CD	2.47	0.45
22:BA:1012:U:C2	31:BJ:27:ARG:NH1	2.85	0.45
1:AA:1422:G:O2'	32:BK:49:ARG:NH2	2.50	0.45
38:BQ:91:ASP:O	38:BQ:95:LEU:HD12	2.17	0.45
42:BU:39:ILE:HG22	42:BU:40:ASN:N	2.29	0.45
42:BU:45:HIS:CD2	42:BU:45:HIS:N	2.85	0.45
43:BV:51:GLN:HB2	43:BV:57:TYR:OH	2.17	0.45
1:CA:1304:G:H2'	1:CA:1305:G:C1'	2.47	0.45
1:CA:1345:U:C2	1:CA:1377:A:N1	2.85	0.45
1:CA:1503:A:C8	1:CA:1531:A:N3	2.85	0.45
1:CA:1521:C:N4	1:CA:1522:U:O4	2.50	0.45
1:CA:211:G:H21	1:CA:212:G:H1'	1.82	0.45
1:CA:317:U:N3	1:CA:337:G:C2	2.85	0.45
1:CA:456:A:N6	1:CA:457:G:C6	2.85	0.45
1:CA:459:A:C2	1:CA:460:A:C4	3.04	0.45
1:CA:572:A:H5'	1:CA:573:A:P	2.57	0.45
1:CA:583:A:C8	1:CA:584:G:N7	2.85	0.45
1:CA:585:G:C6	1:CA:586:C:C4	3.05	0.45
1:CA:604:G:C6	1:CA:605:U:C2	3.05	0.45
1:CA:608:A:N7	57:CA:1798:HOH:O	2.49	0.45
1:CA:662:U:C2	1:CA:663:A:N7	2.85	0.45
2:CB:210:VAL:CG2	2:CB:211:THR:N	2.79	0.45
51:D3:30:ARG:O	51:D3:31:HIS:HB3	2.16	0.45
22:DA:1649:G:C6	22:DA:2009:A:N6	2.85	0.45
22:DA:1877:A:C6	22:DA:1878:G:C5	3.05	0.45
22:DA:2033:A:H4'	22:DA:2034:U:OP1	2.16	0.45
22:DA:2199:A:C4	22:DA:2225:A:C2	3.04	0.45
22:DA:2216:G:H2'	22:DA:2217:G:H8	1.81	0.45
22:DA:2208:C:C2	22:DA:2217:G:N2	2.85	0.45
22:DA:2354:C:O2'	44:DW:35:SER:HA	2.17	0.45
22:DA:2330:G:C2	22:DA:2386:A:N1	2.85	0.45
22:DA:420:C:H2'	22:DA:421:C:H6	1.82	0.45
22:DA:236:C:O2'	22:DA:431:U:H4'	2.17	0.45
22:DA:549:G:O4'	22:DA:549:G:N3	2.49	0.45
26:DE:146:VAL:HG21	26:DE:148:ILE:HD11	1.98	0.45
22:DA:535:G:O2'	38:DQ:53:ARG:HG3	2.17	0.45
43:DV:21:ARG:HA	43:DV:25:LYS:O	2.17	0.45
47:DZ:44:ILE:HD13	47:DZ:44:ILE:N	2.31	0.45
1:AA:1254:A:H2'	1:AA:1255:G:C8	2.52	0.44
1:AA:1268:G:H2'	1:AA:1269:A:C8	2.52	0.44
1:AA:1290:G:N3	1:AA:1290:G:H2'	2.33	0.44
1:AA:1296:C:H4'	1:AA:1302:C:C5	2.52	0.44

*Continued on next page...*

*Continued from previous page...*

Atom-1	Atom-2	Distance(Å)	Clash(Å)
1:AA:1301:U:C5	1:AA:1303:C:C4	3.05	0.44
1:AA:1460:C:H2'	1:AA:1461:G:O4'	2.17	0.44
1:AA:1517:G:H1'	22:BA:1919:A:O3'	2.17	0.44
1:AA:193:C:O2'	20:AT:56:PRO:HA	2.17	0.44
1:AA:202:G:C2	1:AA:216:U:O2	2.70	0.44
1:AA:260:G:H2'	1:AA:261:U:C6	2.52	0.44
1:AA:462:G:N7	1:AA:463:U:C5	2.85	0.44
1:AA:577:G:C8	1:AA:816:A:C6	3.05	0.44
1:AA:914:A:C5	1:AA:915:A:N7	2.85	0.44
3:AC:47:LEU:HB3	3:AC:50:ALA:HB3	1.99	0.44
4:AD:172:GLU:O	4:AD:180:GLY:HA2	2.17	0.44
4:AD:190:ASP:O	4:AD:191:LEU:O	2.35	0.44
5:AE:155:ALA:O	5:AE:156:LYS:C	2.53	0.44
5:AE:16:ILE:HD13	5:AE:137:VAL:HG11	1.99	0.44
6:AF:12:PRO:O	6:AF:13:ASP:C	2.56	0.44
7:AG:126:ASP:OD2	7:AG:131:LYS:HE3	2.18	0.44
13:AM:11:ASP:OD1	13:AM:45:ILE:HD13	2.17	0.44
1:AA:1302:C:C4	13:AM:17:ILE:HD11	2.52	0.44
17:AQ:68:SER:O	17:AQ:70:THR:N	2.50	0.44
21:AU:6:VAL:CG2	21:AU:17:ARG:HD3	2.46	0.44
22:BA:1004:U:H2'	22:BA:1005:C:OP2	2.16	0.44
22:BA:1105:U:H2'	22:BA:1106:G:H8	1.81	0.44
22:BA:1196:C:C2'	22:BA:1197:G:O5'	2.65	0.44
22:BA:1301:A:C2	22:BA:1303:G:C5	3.05	0.44
22:BA:141:G:H5''	22:BA:142:A:C5	2.52	0.44
22:BA:1565:C:C5	22:BA:1567:G:C5	3.05	0.44
22:BA:1682:G:C8	22:BA:1757:A:C2	3.05	0.44
22:BA:1840:G:C2	22:BA:1841:U:C2	3.05	0.44
22:BA:1935:G:N1	22:BA:1962:C:C6	2.84	0.44
22:BA:2550:G:P	57:BA:3722:HOH:O	2.73	0.44
22:BA:2511:U:O4	22:BA:2575:C:N3	2.50	0.44
22:BA:2820:A:C8	22:BA:2820:A:H3'	2.52	0.44
22:BA:2861:U:O2	22:BA:2862:G:C8	2.70	0.44
22:BA:324:A:C2'	22:BA:325:G:O5'	2.65	0.44
22:BA:27:G:N9	22:BA:512:G:N2	2.65	0.44
22:BA:623:C:H2'	22:BA:624:C:C6	2.51	0.44
22:BA:769:U:H2'	22:BA:770:G:C8	2.52	0.44
22:BA:976:G:C2	22:BA:977:G:C8	3.05	0.44
22:BA:997:G:O2'	22:BA:998:C:H5'	2.16	0.44
23:BB:48:U:H2'	23:BB:49:C:C6	2.52	0.44
24:BC:101:ARG:O	24:BC:102:ARG:CG	2.65	0.44
24:BC:247:PRO:HG2	24:BC:248:TRP:CH2	2.53	0.44

*Continued on next page...*

*Continued from previous page...*

Atom-1	Atom-2	Distance(Å)	Clash(Å)
26:BE:171:ASP:OD1	26:BE:171:ASP:C	2.56	0.44
26:BE:191:ASP:O	26:BE:195:GLN:HG3	2.17	0.44
27:BF:14:LYS:O	27:BF:18:THR:HG23	2.16	0.44
30:BI:100:LYS:O	30:BI:101:ILE:HD13	2.17	0.44
32:BK:71:ARG:O	32:BK:73:ASP:N	2.50	0.44
37:BP:28:VAL:HG12	37:BP:30:VAL:HG23	1.99	0.44
39:BR:39:LEU:HA	39:BR:49:ILE:CG2	2.47	0.44
41:BT:54:GLU:HB3	41:BT:88:LYS:HG3	1.99	0.44
46:BY:15:ASN:O	46:BY:19:LEU:HG	2.16	0.44
1:CA:1041:G:C6	1:CA:1042:A:N6	2.85	0.44
1:CA:1086:U:H4'	1:CA:1086:U:OP1	2.17	0.44
1:CA:1276:G:H2'	1:CA:1277:C:C6	2.52	0.44
1:CA:1345:U:H4'	1:CA:1346:A:H5''	1.98	0.44
1:CA:1388:C:C2	1:CA:1389:C:C5	3.05	0.44
1:CA:637:C:H2'	1:CA:638:U:C6	2.53	0.44
1:CA:722:G:N3	1:CA:722:G:H3'	2.32	0.44
1:CA:786:G:C2	1:CA:787:A:H1'	2.52	0.44
2:CB:18:HIS:O	2:CB:19:GLN:HB2	2.15	0.44
2:CB:222:ARG:HG2	2:CB:223:GLU:N	2.31	0.44
5:CE:137:VAL:O	5:CE:138:ARG:HB2	2.14	0.44
7:CG:75:VAL:HG11	7:CG:144:MET:HG3	1.99	0.44
10:CJ:11:LYS:HB2	10:CJ:97:ASP:HB3	2.00	0.44
11:CK:118:HIS:O	11:CK:119:ASN:HB2	2.17	0.44
11:CK:82:LEU:O	11:CK:82:LEU:HD23	2.17	0.44
17:CQ:15:ASP:HA	17:CQ:21:ILE:HD12	1.98	0.44
17:CQ:50:ASN:O	17:CQ:51:ASN:C	2.55	0.44
22:DA:1184:U:OP1	47:DZ:30:ARG:HD3	2.17	0.44
22:DA:1380:G:OP2	57:DA:3748:HOH:O	2.21	0.44
22:DA:1480:C:H2'	22:DA:1481:U:C6	2.52	0.44
22:DA:1726:C:H2'	22:DA:1727:C:H6	1.82	0.44
22:DA:1866:A:C2	22:DA:1876:A:C4	3.05	0.44
22:DA:1133:A:N6	22:DA:2025:C:O2'	2.49	0.44
22:DA:2048:G:C6	22:DA:2049:G:C5	3.05	0.44
22:DA:2480:C:N4	22:DA:2481:G:C6	2.85	0.44
22:DA:2885:G:O6	48:D0:29:SER:HB2	2.17	0.44
22:DA:503:A:C4	22:DA:506:G:N7	2.85	0.44
22:DA:917:A:H2'	22:DA:917:A:N3	2.32	0.44
24:DC:148:PRO:HD3	24:DC:185:GLU:CD	2.38	0.44
25:DD:151:THR:HG22	25:DD:152:PRO:N	2.32	0.44
25:DD:38:LYS:NZ	25:DD:81:GLU:OE1	2.41	0.44
26:DE:42:GLY:HA3	26:DE:90:GLN:O	2.16	0.44
27:DF:106:ILE:HG12	27:DF:107:ALA:N	2.33	0.44

*Continued on next page...*

*Continued from previous page...*

Atom-1	Atom-2	Distance(Å)	Clash(Å)
29:DH:1:MET:CE	29:DH:27:ARG:NH1	2.80	0.44
22:DA:1076:C:H1'	30:DI:93:PRO:HG2	1.98	0.44
31:DJ:139:VAL:HG13	31:DJ:140:LEU:N	2.32	0.44
31:DJ:70:THR:HG22	31:DJ:90:GLU:OE1	2.17	0.44
33:DL:43:GLY:O	33:DL:44:GLY:C	2.55	0.44
33:DL:68:SER:O	33:DL:69:ARG:CB	2.65	0.44
43:DV:9:ARG:NH2	43:DV:12:GLN:HA	2.32	0.44
1:AA:1000:A:C2	1:AA:1041:G:N2	2.85	0.44
1:AA:1374:A:C2	1:AA:1375:A:C8	3.05	0.44
1:AA:220:G:C5	1:AA:221:C:C5	3.05	0.44
1:AA:222:C:H2'	1:AA:223:A:C8	2.53	0.44
1:AA:451:A:H5''	16:AP:70:ARG:HH22	1.83	0.44
1:AA:615:G:C6	1:AA:616:G:N7	2.85	0.44
1:AA:760:G:H2'	1:AA:761:G:C5'	2.46	0.44
1:AA:774:G:C6	1:AA:775:G:C5	3.06	0.44
5:AE:76:LEU:HB3	5:AE:77:ASN:H	1.61	0.44
7:AG:139:GLU:O	7:AG:143:ARG:CG	2.66	0.44
8:AH:14:ILE:O	8:AH:15:ARG:C	2.55	0.44
14:AN:64:CYS:O	14:AN:67:THR:N	2.49	0.44
16:AP:12:LYS:O	16:AP:13:LYS:HB2	2.18	0.44
53:B5:23:ILE:O	53:B5:26:ALA:HB3	2.17	0.44
22:BA:1002:G:C6	57:BA:3739:HOH:O	2.56	0.44
22:BA:1059:G:O2'	30:BI:129:ILE:HA	2.17	0.44
22:BA:1322:A:O3'	40:BS:84:ARG:NH1	2.39	0.44
22:BA:1832:C:H2'	22:BA:1833:C:O5'	2.17	0.44
22:BA:827:U:H2'	22:BA:2068:U:O2	2.16	0.44
22:BA:659:G:C5	22:BA:660:C:C5	3.05	0.44
23:BB:15:A:O2'	23:BB:16:G:H5'	2.16	0.44
26:BE:48:THR:C	26:BE:50:ALA:N	2.68	0.44
26:BE:76:PRO:C	26:BE:78:TRP:H	2.20	0.44
27:BF:108:VAL:HG22	27:BF:111:ILE:HD11	1.98	0.44
32:BK:43:ILE:HD13	32:BK:52:VAL:HG21	1.98	0.44
22:BA:637:A:P	33:BL:112:LEU:HB3	2.57	0.44
45:BX:33:LEU:O	45:BX:34:HIS:CG	2.70	0.44
1:CA:1244:G:C6	1:CA:1245:C:C4	3.05	0.44
1:CA:1421:G:N2	1:CA:1422:G:C4	2.85	0.44
2:CB:24:ASN:C	2:CB:26:LYS:H	2.19	0.44
3:CC:156:ARG:O	3:CC:159:GLY:N	2.47	0.44
3:CC:28:GLU:O	3:CC:32:ASN:HB2	2.18	0.44
5:CE:112:ARG:O	5:CE:113:ALA:C	2.55	0.44
9:CI:19:VAL:HG12	9:CI:86:ALA:HB2	1.99	0.44
12:CL:90:LEU:CB	12:CL:93:VAL:CG2	2.94	0.44

*Continued on next page...*

*Continued from previous page...*

Atom-1	Atom-2	Distance(Å)	Clash(Å)
17:CQ:81:LYS:O	17:CQ:83:VAL:N	2.50	0.44
1:CA:674:G:H4'	18:CR:70:TYR:CD1	2.52	0.44
22:DA:686:U:H1'	50:D2:6:GLN:O	2.16	0.44
51:D3:52:LYS:O	51:D3:54:ASP:N	2.50	0.44
22:DA:993:G:C6	22:DA:1162:G:C6	3.05	0.44
22:DA:1392:A:C6	22:DA:1393:A:C6	3.05	0.44
22:DA:2016:U:O2	48:D0:4:GLN:HG2	2.17	0.44
22:DA:2261:C:C2	22:DA:2280:G:N2	2.85	0.44
22:DA:2413:G:C4	22:DA:2414:G:C8	3.05	0.44
22:DA:2482:A:C8	22:DA:2483:C:C5	3.05	0.44
22:DA:2742:G:C6	22:DA:2763:G:N2	2.85	0.44
22:DA:282:A:H2'	22:DA:283:G:C8	2.52	0.44
22:DA:2836:U:C2	22:DA:2837:A:N7	2.85	0.44
22:DA:651:G:O5'	51:D3:19:LYS:HG3	2.18	0.44
22:DA:1812:U:H1'	24:DC:45:ASN:ND2	2.32	0.44
24:DC:87:ARG:NH1	24:DC:87:ARG:HB3	2.32	0.44
28:DG:94:TYR:HA	28:DG:106:SER:O	2.18	0.44
28:DG:93:GLY:HA2	28:DG:95:ARG:NH2	2.31	0.44
30:DI:101:ILE:HG22	30:DI:102:SER:N	2.32	0.44
30:DI:11:LEU:HD13	30:DI:24:VAL:HG11	1.99	0.44
30:DI:24:VAL:CG2	30:DI:28:LEU:HD23	2.48	0.44
22:DA:1952:A:N3	32:DK:22:ILE:HD12	2.32	0.44
35:DN:24:MET:CE	35:DN:44:LEU:HB2	2.47	0.44
37:DP:79:PRO:O	37:DP:81:VAL:N	2.51	0.44
41:DT:72:GLN:O	41:DT:73:ARG:C	2.56	0.44
42:DU:7:ARG:HG3	42:DU:8:ASP:N	2.32	0.44
1:AA:1329:A:H2'	1:AA:1330:U:H5'	2.00	0.44
1:AA:1386:G:O2'	1:AA:1387:G:H5'	2.17	0.44
1:AA:262:A:C6	1:AA:263:A:C6	3.06	0.44
1:AA:268:U:H2'	1:AA:269:C:C6	2.52	0.44
1:AA:429:U:H1'	1:AA:430:A:H5''	1.98	0.44
1:AA:522:C:N4	1:AA:523:A:C6	2.85	0.44
1:AA:739:C:C4	1:AA:740:U:C5	3.05	0.44
1:AA:958:A:N3	1:AA:985:C:O2'	2.47	0.44
2:AB:106:THR:O	2:AB:107:VAL:HG23	2.17	0.44
4:AD:62:ARG:NE	4:AD:67:VAL:O	2.45	0.44
5:AE:76:LEU:O	5:AE:77:ASN:HB2	2.16	0.44
8:AH:88:ARG:O	8:AH:122:GLY:HA3	2.17	0.44
22:BA:591:U:HO2'	51:B3:2:PRO:N	2.16	0.44
22:BA:1185:G:H5''	22:BA:1186:G:P	2.58	0.44
22:BA:1890:A:C2	22:BA:1891:G:H1'	2.52	0.44
22:BA:1770:G:C5	22:BA:1983:G:C6	3.06	0.44

*Continued on next page...*

*Continued from previous page...*

Atom-1	Atom-2	Distance(Å)	Clash(Å)
22:BA:2042:A:C2'	22:BA:2043:C:H5'	2.48	0.44
22:BA:2460:U:O2'	22:BA:2461:A:H5'	2.17	0.44
22:BA:2706:A:C2	22:BA:2707:U:C2	3.05	0.44
22:BA:480:A:C2'	22:BA:481:G:OP1	2.65	0.44
22:BA:622:G:H5''	57:BA:3292:HOH:O	2.15	0.44
22:BA:776:G:H4'	22:BA:777:G:O5'	2.17	0.44
22:BA:947:A:O2'	22:BA:984:A:H2	2.01	0.44
25:BD:113:SER:O	25:BD:167:ASN:HA	2.16	0.44
29:BH:57:LYS:CG	29:BH:58:LEU:N	2.81	0.44
30:BI:45:LYS:HE2	30:BI:45:LYS:HB2	1.84	0.44
36:BO:19:GLN:O	36:BO:20:GLU:C	2.56	0.44
37:BP:114:LEU:O	37:BP:115:ASN:HB3	2.18	0.44
41:BT:17:SER:O	41:BT:20:ALA:N	2.51	0.44
22:BA:310:A:C5'	42:BU:15:THR:HG22	2.47	0.44
1:CA:1225:A:C2'	1:CA:1225:A:N3	2.81	0.44
1:CA:560:A:C8	1:CA:566:G:C4	3.06	0.44
1:CA:765:G:C6	1:CA:812:G:C4	3.05	0.44
1:CA:865:A:C2	1:CA:918:A:H4'	2.53	0.44
2:CB:16:PHE:O	2:CB:41:ILE:HG13	2.18	0.44
3:CC:152:GLU:OE2	3:CC:154:SER:HB3	2.18	0.44
5:CE:105:ILE:C	5:CE:105:ILE:HD12	2.38	0.44
5:CE:109:GLY:O	5:CE:110:ALA:C	2.55	0.44
5:CE:154:ALA:O	5:CE:155:ALA:C	2.55	0.44
7:CG:69:VAL:HG12	7:CG:134:ALA:O	2.16	0.44
20:CT:69:LYS:NZ	20:CT:69:LYS:HB2	2.33	0.44
21:CU:12:PHE:HD1	21:CU:13:ASP:N	2.15	0.44
22:DA:1085:A:C5	22:DA:1086:A:N6	2.85	0.44
22:DA:1087:G:C4	22:DA:1089:A:H1'	2.52	0.44
22:DA:1358:G:H1'	22:DA:1374:G:N2	2.32	0.44
22:DA:1469:A:C2	22:DA:1470:A:C5	3.05	0.44
22:DA:1707:G:C4	22:DA:1756:G:C6	3.06	0.44
22:DA:2199:A:H2'	22:DA:2200:C:O4'	2.18	0.44
22:DA:250:G:C6	22:DA:251:A:C6	3.05	0.44
22:DA:305:C:H1'	22:DA:313:G:C2	2.52	0.44
22:DA:396:G:O2'	22:DA:397:U:H5'	2.17	0.44
22:DA:616:A:H4'	26:DE:101:TYR:CE2	2.52	0.44
22:DA:67:U:H2'	22:DA:68:G:O4'	2.17	0.44
22:DA:990:A:OP1	22:DA:1157:G:H5''	2.17	0.44
22:DA:321:U:OP2	26:DE:130:LYS:HA	2.17	0.44
31:DJ:110:PRO:O	31:DJ:115:GLY:HA3	2.17	0.44
41:DT:34:VAL:HG21	41:DT:43:ILE:CD1	2.47	0.44
42:DU:13:VAL:HB	42:DU:18:ASP:O	2.18	0.44

*Continued on next page...*



*Continued from previous page...*

Atom-1	Atom-2	Distance(Å)	Clash(Å)
42:DU:13:VAL:CG2	42:DU:39:ILE:HD12	2.47	0.44
43:DV:30:ILE:HD12	43:DV:40:ILE:HD11	1.99	0.44
1:AA:1072:G:H2'	1:AA:1073:U:C6	2.52	0.44
1:AA:1161:C:H2'	1:AA:1162:C:H6	1.78	0.44
1:AA:1301:U:C6	1:AA:1303:C:C5	3.05	0.44
1:AA:149:A:C6	1:AA:150:U:C4	3.06	0.44
1:AA:172:A:C5	1:AA:174:A:N7	2.86	0.44
1:AA:829:G:C2	1:AA:830:G:C8	3.05	0.44
2:AB:217:VAL:O	2:AB:220:THR:HG23	2.18	0.44
5:AE:56:VAL:N	5:AE:57:PRO:CD	2.80	0.44
6:AF:10:VAL:HG21	6:AF:18:VAL:HG22	1.99	0.44
9:AI:22:LYS:HD2	9:AI:22:LYS:O	2.17	0.44
1:AA:1124:G:OP1	10:AJ:37:ARG:C	2.56	0.44
12:AL:86:ARG:CZ	12:AL:88:LYS:HB3	2.48	0.44
14:AN:53:ARG:HG3	14:AN:59:ARG:NH1	2.33	0.44
19:AS:23:VAL:HG12	19:AS:24:GLU:N	2.32	0.44
49:B1:6:ARG:HG2	49:B1:24:THR:HB	1.99	0.44
22:BA:1206:G:C6	22:BA:1207:C:C4	3.05	0.44
22:BA:1305:C:C5'	22:BA:1306:C:OP2	2.65	0.44
22:BA:1424:G:C2	22:BA:1425:G:H1'	2.53	0.44
22:BA:1442:U:H2'	22:BA:1443:U:C6	2.52	0.44
22:BA:1750:G:O2'	22:BA:1751:U:H5'	2.17	0.44
22:BA:1983:G:C4	22:BA:1984:G:C8	3.05	0.44
22:BA:2038:G:H2'	22:BA:2039:U:O4'	2.16	0.44
22:BA:2418:A:C5	22:BA:2419:U:C5	3.06	0.44
22:BA:1669:A:H5''	22:BA:2550:G:OP1	2.17	0.44
22:BA:336:C:O2'	22:BA:337:C:H5'	2.18	0.44
22:BA:509:C:O3'	57:BA:3770:HOH:O	2.21	0.44
22:BA:655:A:H4'	22:BA:656:G:OP1	2.17	0.44
22:BA:71:A:N1	22:BA:114:U:H1'	2.32	0.44
27:BF:73:SER:HB2	27:BF:81:GLN:N	2.33	0.44
29:BH:31:VAL:N	29:BH:32:PRO:CD	2.80	0.44
29:BH:62:LEU:O	29:BH:62:LEU:HD12	2.17	0.44
33:BL:57:LEU:C	33:BL:59:ARG:H	2.20	0.44
23:BB:112:G:N2	36:BO:45:SER:O	2.46	0.44
38:BQ:32:TYR:CD2	38:BQ:32:TYR:C	2.90	0.44
39:BR:67:GLY:C	39:BR:93:PHE:CE2	2.90	0.44
1:CA:1095:U:C4	1:CA:1096:C:N4	2.86	0.44
1:CA:109:A:N3	1:CA:327:A:C2	2.85	0.44
1:CA:1163:A:C2	1:CA:1174:G:C2	3.05	0.44
1:CA:1306:A:H2'	1:CA:1307:U:O4'	2.18	0.44
1:CA:1400:C:H4'	1:CA:1401:G:OP2	2.18	0.44

*Continued on next page...*

*Continued from previous page...*

Atom-1	Atom-2	Distance(Å)	Clash(Å)
1:CA:1521:C:N3	1:CA:1522:U:C5	2.86	0.44
1:CA:437:U:HO2'	4:CD:120:HIS:HD1	1.65	0.44
1:CA:463:U:H2'	1:CA:463:U:O2	2.17	0.44
1:CA:636:U:H2'	1:CA:637:C:C6	2.53	0.44
1:CA:782:A:C8	1:CA:783:C:C5	3.06	0.44
5:CE:44:GLY:O	5:CE:45:ARG:C	2.55	0.44
6:CF:25:TYR:O	6:CF:26:THR:C	2.55	0.44
6:CF:43:GLY:HA2	6:CF:58:HIS:NE2	2.33	0.44
8:CH:45:PHE:CE1	8:CH:129:VAL:HG12	2.52	0.44
8:CH:18:GLN:HG2	8:CH:63:LEU:HD13	1.97	0.44
11:CK:108:THR:HG22	11:CK:109:ASN:OD1	2.17	0.44
13:CM:14:HIS:HB2	13:CM:17:ILE:CD1	2.46	0.44
19:CS:53:ASN:HB3	19:CS:75:ALA:HB1	1.98	0.44
20:CT:57:ILE:O	20:CT:61:GLN:HG2	2.17	0.44
22:DA:1445:G:N2	22:DA:1547:C:C2	2.85	0.44
22:DA:1526:C:N4	22:DA:1527:G:C6	2.86	0.44
22:DA:740:C:C5'	22:DA:1784:A:OP1	2.65	0.44
22:DA:185:G:C6	22:DA:212:G:N2	2.85	0.44
22:DA:2221:G:C2'	22:DA:2222:C:H5'	2.47	0.44
22:DA:2428:G:H5''	22:DA:2429:G:P	2.57	0.44
22:DA:2550:G:C6	22:DA:2551:C:N4	2.85	0.44
22:DA:2803:G:H2'	22:DA:2804:U:H6	1.83	0.44
22:DA:453:A:O3'	22:DA:472:A:N6	2.50	0.44
22:DA:635:C:O2'	22:DA:639:U:H5''	2.17	0.44
22:DA:708:G:N2	22:DA:724:U:H1'	2.33	0.44
22:DA:798:G:OP2	26:DE:56:GLY:N	2.49	0.44
22:DA:861:A:H2'	22:DA:862:G:O4'	2.17	0.44
24:DC:108:LYS:HA	24:DC:196:GLY:HA2	1.98	0.44
24:DC:160:THR:HG22	24:DC:177:ARG:HG2	1.98	0.44
27:DF:10:ASP:OD2	27:DF:11:GLU:HG3	2.17	0.44
27:DF:46:ASP:HB3	27:DF:49:LEU:CB	2.47	0.44
28:DG:98:VAL:HG21	28:DG:124:GLU:HA	1.98	0.44
28:DG:140:VAL:O	28:DG:144:VAL:HG23	2.17	0.44
29:DH:25:TYR:O	29:DH:29:PHE:HB3	2.18	0.44
30:DI:53:LEU:HD11	30:DI:82:LYS:HE2	1.99	0.44
32:DK:35:VAL:HG13	32:DK:69:VAL:HG11	1.99	0.44
34:DM:58:LYS:O	34:DM:60:GLN:N	2.48	0.44
38:DQ:32:TYR:CD2	38:DQ:32:TYR:C	2.91	0.44
41:DT:4:GLU:HA	41:DT:7:LEU:HB2	1.99	0.44
42:DU:7:ARG:CG	42:DU:8:ASP:N	2.81	0.44
1:AA:1508:A:H2'	1:AA:1509:C:O4'	2.17	0.44
1:AA:1533:C:H5'	1:AA:1534:A:OP1	2.17	0.44

*Continued on next page...*

*Continued from previous page...*

Atom-1	Atom-2	Distance(Å)	Clash(Å)
2:AB:64:LYS:HA	2:AB:64:LYS:HE2	2.00	0.44
4:AD:135:TYR:C	4:AD:135:TYR:CD2	2.90	0.44
12:AL:22:PRO:C	12:AL:24:LEU:H	2.20	0.44
13:AM:78:LYS:HA	13:AM:81:MET:CE	2.47	0.44
17:AQ:4:LYS:HG2	17:AQ:6:ARG:N	2.32	0.44
19:AS:32:ARG:HD3	19:AS:57:HIS:CD2	2.52	0.44
22:BA:1292:G:H2'	22:BA:1293:C:H6	1.81	0.44
22:BA:1624:U:C2	22:BA:1625:C:C6	3.05	0.44
22:BA:1808:A:H3'	22:BA:1809:A:O4'	2.17	0.44
22:BA:1857:G:C2	22:BA:1884:G:N3	2.86	0.44
22:BA:2230:G:C4	22:BA:2231:U:C5	3.06	0.44
22:BA:2262:U:OP1	44:BW:41:ARG:NH2	2.51	0.44
22:BA:2324:U:H3'	22:BA:2325:G:H5''	1.99	0.44
22:BA:2554:U:C5	22:BA:2555:U:C5	3.05	0.44
22:BA:2694:G:C6	22:BA:2695:U:C4	3.05	0.44
22:BA:613:A:H2'	22:BA:614:A:C5'	2.48	0.44
22:BA:811:U:C4	33:BL:21:ARG:NH1	2.86	0.44
22:BA:84:A:N1	22:BA:98:G:O2'	2.31	0.44
22:BA:959:A:N1	22:BA:960:A:C2	2.86	0.44
22:BA:1824:G:N3	24:BC:252:THR:HG21	2.33	0.44
25:BD:4:LEU:HD22	25:BD:100:LEU:HD23	1.99	0.44
27:BF:4:LEU:HD22	27:BF:173:PHE:CE2	2.52	0.44
27:BF:96:MET:CG	27:BF:97:TRP:N	2.80	0.44
30:BI:101:ILE:HG22	30:BI:105:GLN:HB2	1.99	0.44
22:BA:1061:U:C4	30:BI:10:LYS:O	2.70	0.44
22:BA:1064:C:H4'	30:BI:90:SER:HB2	1.99	0.44
36:BO:31:THR:HG22	36:BO:34:HIS:H	1.83	0.44
37:BP:6:LYS:HD2	37:BP:6:LYS:HA	1.70	0.44
40:BS:29:VAL:HG11	40:BS:55:ILE:HD11	1.99	0.44
42:BU:54:GLN:N	42:BU:55:PRO:CD	2.80	0.44
43:BV:89:ILE:HG22	43:BV:90:ASP:N	2.32	0.44
1:CA:1052:U:H2'	1:CA:1055:A:OP2	2.17	0.44
1:CA:1084:G:C8	1:CA:1085:U:C6	3.05	0.44
1:CA:1093:A:O2'	1:CA:1095:U:OP1	2.20	0.44
1:CA:991:U:C4	1:CA:1212:U:H1'	2.53	0.44
1:CA:53:A:C2	1:CA:359:G:C6	3.06	0.44
1:CA:445:G:C2	1:CA:446:G:C4	3.05	0.44
2:CB:50:PHE:CD1	2:CB:54:LEU:HD23	2.53	0.44
3:CC:177:THR:CG2	3:CC:179:ARG:HG3	2.48	0.44
3:CC:29:PHE:O	3:CC:33:LEU:HB2	2.18	0.44
10:CJ:46:LYS:HG2	10:CJ:68:ARG:HG2	1.98	0.44
12:CL:80:ILE:HD12	12:CL:97:THR:CG2	2.47	0.44

*Continued on next page...*

*Continued from previous page...*

Atom-1	Atom-2	Distance(Å)	Clash(Å)
13:CM:5:ALA:HB2	13:CM:57:ARG:HG2	1.99	0.44
21:CU:35:ARG:CG	21:CU:36:GLU:N	2.81	0.44
22:DA:1129:A:O2'	22:DA:2515:C:O2'	2.33	0.44
22:DA:1491:G:C2	22:DA:1492:G:C5	3.05	0.44
22:DA:1530:G:C2	22:DA:1542:U:O2	2.71	0.44
22:DA:729:G:N3	22:DA:1775:U:H1'	2.32	0.44
22:DA:1855:U:C5	22:DA:1856:U:C5	3.06	0.44
22:DA:1993:U:H2'	22:DA:1994:C:O4'	2.17	0.44
22:DA:2199:A:C5	22:DA:2200:C:C2	3.05	0.44
22:DA:230:G:C2	22:DA:231:A:C4	3.05	0.44
22:DA:2344:U:H4'	22:DA:2345:G:OP1	2.17	0.44
22:DA:2603:G:C6	22:DA:2604:U:C5	3.06	0.44
22:DA:2666:C:C5	22:DA:2667:C:C5	3.06	0.44
22:DA:306:U:C5	22:DA:307:G:C5	3.05	0.44
22:DA:310:A:C5	22:DA:330:A:C6	3.06	0.44
22:DA:581:C:OP2	38:DQ:33:ARG:NE	2.49	0.44
22:DA:931:U:O4	22:DA:1184:U:O4'	2.35	0.44
23:DB:109:A:C2	23:DB:110:C:C2	3.05	0.44
25:DD:148:GLN:CD	25:DD:148:GLN:N	2.71	0.44
29:DH:37:VAL:HG22	29:DH:38:PRO:HD2	1.98	0.44
30:DI:101:ILE:HG13	30:DI:138:LEU:HD13	1.99	0.44
43:DV:28:ALA:HB3	43:DV:42:LEU:HD21	1.99	0.44
45:DX:12:PRO:HB3	45:DX:28:ARG:HH21	1.82	0.44
1:AA:944:G:C2	1:AA:1340:A:C6	3.05	0.44
1:AA:1469:C:C5	1:AA:1470:U:C5	3.05	0.44
1:AA:148:G:C2'	1:AA:149:A:O5'	2.65	0.44
1:AA:149:A:C2	1:AA:150:U:C2	3.06	0.44
1:AA:258:G:C2	1:AA:259:G:H1'	2.53	0.44
1:AA:377:G:H2'	1:AA:378:G:H8	1.82	0.44
1:AA:858:G:C2'	1:AA:859:G:H5'	2.47	0.44
2:AB:210:VAL:O	2:AB:214:LEU:HB3	2.17	0.44
3:AC:39:VAL:O	3:AC:43:LEU:HB2	2.17	0.44
4:AD:153:SER:O	4:AD:154:ARG:C	2.56	0.44
4:AD:163:GLU:OE2	4:AD:164:GLN:HB2	2.17	0.44
5:AE:22:SER:HB2	5:AE:31:PHE:CE2	2.53	0.44
10:AJ:56:HIS:O	10:AJ:57:VAL:HG12	2.18	0.44
10:AJ:65:TYR:HB2	14:AN:96:LEU:HD11	1.98	0.44
17:AQ:49:GLU:O	17:AQ:52:GLU:OE2	2.36	0.44
22:BA:1078:U:H5''	22:BA:1079:C:OP1	2.17	0.44
22:BA:1195:G:H2'	22:BA:1196:C:H5'	1.98	0.44
22:BA:1277:G:H5'	35:BN:20:MET:HE2	2.00	0.44
22:BA:1563:U:H2'	22:BA:1564:C:C6	2.53	0.44

*Continued on next page...*

*Continued from previous page...*

Atom-1	Atom-2	Distance(Å)	Clash(Å)
22:BA:1853:A:N1	22:BA:2087:G:H1'	2.32	0.44
22:BA:858:G:C4	22:BA:2268:A:C2	3.05	0.44
22:BA:2340:A:H2'	22:BA:2341:G:C8	2.53	0.44
22:BA:2064:C:H1'	22:BA:2450:A:C5	2.52	0.44
22:BA:27:G:C2	22:BA:512:G:N3	2.86	0.44
22:BA:2839:G:C5	22:BA:2840:C:C5	3.06	0.44
22:BA:286:U:C4	22:BA:287:G:N7	2.85	0.44
22:BA:2813:A:H2	22:BA:2887:A:N1	2.15	0.44
22:BA:323:C:N4	22:BA:333:G:N7	2.66	0.44
22:BA:2:G:C6	22:BA:3:U:C4	3.06	0.44
25:BD:159:LYS:HG3	25:BD:160:LYS:N	2.33	0.44
22:BA:1257:C:H4'	26:BE:78:TRP:NE1	2.33	0.44
27:BF:40:VAL:CG1	27:BF:50:LEU:HD13	2.47	0.44
27:BF:99:PHE:C	27:BF:99:PHE:CD2	2.91	0.44
28:BG:24:ILE:HD12	28:BG:72:LEU:HD21	1.99	0.44
30:BI:75:PRO:C	30:BI:78:VAL:HG22	2.37	0.44
22:BA:2334:U:C4	36:BO:16:ARG:HD3	2.53	0.44
39:BR:24:LYS:HA	39:BR:94:THR:CG2	2.48	0.44
42:BU:88:GLU:O	42:BU:89:ASP:HB3	2.18	0.44
47:BZ:23:THR:C	47:BZ:25:LEU:N	2.68	0.44
1:CA:1006:G:C6	1:CA:1024:G:N2	2.86	0.44
1:CA:1039:G:C6	1:CA:1040:U:N3	2.86	0.44
1:CA:109:A:C2	1:CA:327:A:C2	3.06	0.44
1:CA:1208:C:C4	1:CA:1209:C:C4	3.06	0.44
1:CA:1430:A:N6	1:CA:1431:A:C2	2.85	0.44
1:CA:328:C:H4'	1:CA:329:A:H5''	1.99	0.44
1:CA:512:U:C2	1:CA:513:C:C5	3.06	0.44
1:CA:659:U:O2'	1:CA:660:C:H5'	2.17	0.44
1:CA:723:U:O2	1:CA:855:U:O3'	2.35	0.44
1:CA:919:A:N1	1:CA:920:U:C4	2.86	0.44
3:CC:77:ILE:HG22	3:CC:78:GLY:O	2.18	0.44
3:CC:83:ASP:C	3:CC:85:GLU:N	2.70	0.44
3:CC:42:TYR:CE1	3:CC:90:VAL:HG21	2.52	0.44
3:CC:97:VAL:HB	3:CC:98:PRO:HD2	2.00	0.44
4:CD:9:LEU:HD13	4:CD:9:LEU:HA	1.85	0.44
7:CG:95:ARG:HA	7:CG:98:ALA:HB3	1.98	0.44
12:CL:102:LEU:N	12:CL:102:LEU:CD1	2.80	0.44
19:CS:11:ILE:HA	19:CS:38:SER:HA	2.00	0.44
50:D2:11:LYS:HA	50:D2:14:ARG:HB2	1.99	0.44
22:DA:1255:U:H2'	22:DA:1256:G:OP1	2.18	0.44
22:DA:1361:G:N1	22:DA:1362:C:C5	2.85	0.44
22:DA:1593:A:N1	22:DA:1594:U:C2	2.86	0.44

*Continued on next page...*

*Continued from previous page...*

Atom-1	Atom-2	Distance(Å)	Clash(Å)
22:DA:1332:G:C6	22:DA:1609:A:N7	2.86	0.44
22:DA:1665:A:C6	22:DA:1666:G:C5	3.06	0.44
22:DA:1874:C:H3'	22:DA:1875:G:C8	2.52	0.44
22:DA:2023:C:O2'	22:DA:2024:G:H5'	2.18	0.44
22:DA:2248:C:H2'	22:DA:2249:U:O4'	2.18	0.44
22:DA:2314:A:C2	22:DA:2315:G:C5	3.05	0.44
22:DA:647:G:N2	22:DA:2350:C:O2'	2.38	0.44
22:DA:2352:A:C2	22:DA:2366:A:N3	2.86	0.44
22:DA:2389:G:H5''	22:DA:2390:U:O4'	2.17	0.44
22:DA:249:C:P	22:DA:2394:C:HO2'	2.40	0.44
22:DA:30:G:H2'	22:DA:31:C:C6	2.53	0.44
22:DA:528:A:N1	22:DA:2043:C:O5'	2.51	0.44
22:DA:748:G:O6	22:DA:751:A:H5'	2.17	0.44
25:DD:13:ARG:HD2	25:DD:15:PHE:CE1	2.53	0.44
25:DD:149:ASN:OD1	25:DD:150:GLN:N	2.50	0.44
22:DA:2619:C:OP1	25:DD:157:LYS:HE3	2.18	0.44
25:DD:39:ASP:CG	25:DD:40:LEU:N	2.71	0.44
28:DG:11:VAL:O	28:DG:48:ASN:ND2	2.50	0.44
33:DL:70:LYS:O	33:DL:74:THR:HG23	2.18	0.44
22:DA:1277:G:C5'	35:DN:20:MET:HE1	2.45	0.44
38:DQ:94:ILE:HD13	39:DR:11:GLN:HB2	1.99	0.44
41:DT:2:ILE:CG2	41:DT:4:GLU:CG	2.95	0.44
42:DU:18:ASP:N	42:DU:18:ASP:OD2	2.51	0.44
1:AA:1053:G:C4'	1:AA:1054:C:H5'	2.47	0.44
1:AA:1207:G:C2'	1:AA:1208:C:H5'	2.48	0.44
1:AA:1270:G:O3'	1:AA:1314:C:H5'	2.18	0.44
1:AA:417:G:C5	1:AA:418:C:C4	3.06	0.44
1:AA:529:G:C4'	1:AA:533:A:C2	3.01	0.44
1:AA:675:A:N1	1:AA:716:A:C2	2.86	0.44
1:AA:681:A:N3	1:AA:710:G:C2	2.86	0.44
1:AA:763:G:N2	1:AA:764:C:H1'	2.32	0.44
2:AB:154:MET:O	2:AB:156:GLY:N	2.48	0.44
3:AC:55:ILE:HG13	3:AC:55:ILE:O	2.18	0.44
6:AF:38:ARG:HB3	6:AF:63:ASN:CB	2.48	0.44
6:AF:12:PRO:HG2	6:AF:54:LEU:HD21	2.00	0.44
10:AJ:54:SER:OG	10:AJ:55:PRO:HD2	2.18	0.44
12:AL:72:HIS:CE1	12:AL:74:LEU:HB2	2.53	0.44
13:AM:19:LEU:O	13:AM:25:VAL:HG21	2.18	0.44
22:BA:1026:G:H2'	22:BA:1027:A:C8	2.53	0.44
22:BA:1122:G:N3	22:BA:1122:G:H2'	2.33	0.44
22:BA:12:U:O2	22:BA:12:U:H2'	2.17	0.44
22:BA:1491:G:O2'	24:BC:100:GLU:HB2	2.17	0.44

*Continued on next page...*

*Continued from previous page...*

Atom-1	Atom-2	Distance(Å)	Clash(Å)
22:BA:1492:G:C2	22:BA:1496:A:C6	3.05	0.44
22:BA:1734:G:C4	22:BA:1735:A:C8	3.05	0.44
22:BA:1923:U:O2'	22:BA:1924:C:H5'	2.17	0.44
22:BA:2223:G:C2'	22:BA:2224:G:H5'	2.48	0.44
22:BA:2531:A:N6	22:BA:2532:G:C6	2.86	0.44
22:BA:2574:G:C2	22:BA:2575:C:C2	3.06	0.44
22:BA:2674:G:C2	22:BA:2675:A:C4	3.06	0.44
22:BA:2828:G:C2	22:BA:2829:A:C8	3.05	0.44
22:BA:484:C:H2'	22:BA:485:C:H6	1.81	0.44
22:BA:990:A:N6	22:BA:1186:G:H1'	2.33	0.44
29:BH:100:ALA:HB2	29:BH:115:VAL:HG21	1.98	0.44
29:BH:89:LYS:CE	29:BH:124:THR:HG22	2.48	0.44
29:BH:97:ARG:O	29:BH:101:ASP:HB2	2.17	0.44
22:BA:826:U:O2'	33:BL:53:GLY:HA3	2.18	0.44
23:BB:7:G:C5'	36:BO:29:HIS:CE1	3.01	0.44
36:BO:67:ASN:O	36:BO:69:ASP:N	2.50	0.44
37:BP:27:GLU:HG3	37:BP:27:GLU:O	2.18	0.44
43:BV:80:HIS:CE1	43:BV:83:LYS:H	2.35	0.44
1:CA:1118:U:H1'	1:CA:1179:A:C5	2.52	0.44
1:CA:1262:C:C4	1:CA:1263:C:C4	3.05	0.44
1:CA:569:C:H1'	1:CA:574:A:C4	2.52	0.44
1:CA:957:U:O2	1:CA:959:A:C8	2.71	0.44
2:CB:115:LYS:HA	2:CB:118:GLU:CG	2.48	0.44
2:CB:133:GLU:HG2	2:CB:137:ARG:HE	1.83	0.44
4:CD:203:LEU:HD12	4:CD:203:LEU:O	2.16	0.44
4:CD:9:LEU:CD2	4:CD:22:LYS:HD2	2.48	0.44
8:CH:111:MET:HB3	8:CH:115:ALA:HB3	2.00	0.44
10:CJ:35:GLN:HG2	10:CJ:77:VAL:CB	2.48	0.44
22:DA:1097:U:H3'	22:DA:1098:A:O4'	2.18	0.44
22:DA:1176:U:H2'	22:DA:1177:G:N9	2.33	0.44
22:DA:1693:U:O2	24:DC:14:ARG:CZ	2.66	0.44
22:DA:2026:U:H2'	22:DA:2027:G:C8	2.52	0.44
22:DA:2133:G:C2	22:DA:2158:A:C6	3.05	0.44
22:DA:2094:A:O4'	22:DA:2198:A:N6	2.50	0.44
22:DA:2478:A:C8	22:DA:2529:G:N7	2.85	0.44
22:DA:2766:A:N3	22:DA:2766:A:H2'	2.33	0.44
22:DA:29:U:H5''	38:DQ:7:GLY:HA3	1.99	0.44
22:DA:511:U:O4	22:DA:512:G:C2	2.70	0.44
22:DA:844:A:N3	22:DA:845:A:N7	2.66	0.44
23:DB:81:G:C4	23:DB:82:U:C6	3.06	0.44
24:DC:147:LYS:HG3	24:DC:150:LYS:CD	2.48	0.44
24:DC:138:GLY:N	24:DC:164:ILE:O	2.51	0.44

*Continued on next page...*



*Continued from previous page...*

Atom-1	Atom-2	Distance(Å)	Clash(Å)
24:DC:15:HIS:O	24:DC:204:VAL:CG2	2.66	0.44
24:DC:246:THR:C	24:DC:248:TRP:N	2.71	0.44
27:DF:108:VAL:N	27:DF:109:PRO:CD	2.81	0.44
30:DI:8:TYR:HB3	30:DI:59:ILE:O	2.17	0.44
31:DJ:36:LEU:HG	31:DJ:54:ILE:HD12	2.00	0.44
34:DM:67:VAL:HG11	34:DM:96:ILE:CD1	2.48	0.44
36:DO:36:TYR:HA	36:DO:52:SER:HB2	2.00	0.44
41:DT:29:THR:OG1	41:DT:86:THR:CG2	2.66	0.44
44:DW:71:VAL:HG13	44:DW:76:ASN:O	2.18	0.44
45:DX:40:VAL:CG2	45:DX:43:GLU:HB2	2.48	0.44
1:AA:1014:A:H2'	1:AA:1015:G:O4'	2.17	0.44
1:AA:1130:A:C2	1:AA:1146:A:C5	3.06	0.44
1:AA:397:A:C5	1:AA:548:G:N7	2.85	0.44
1:AA:215:C:O2'	1:AA:465:A:N7	2.50	0.44
1:AA:604:G:C5	1:AA:605:U:C5	3.06	0.44
1:AA:773:G:C6	1:AA:774:G:N7	2.86	0.44
1:AA:802:A:H5''	1:AA:803:G:OP2	2.17	0.44
1:AA:817:C:C2	1:AA:819:A:O4'	2.71	0.44
1:AA:827:U:H2'	1:AA:870:U:O4	2.18	0.44
2:AB:103:ASN:O	2:AB:104:TRP:C	2.55	0.44
2:AB:160:ALA:O	2:AB:183:VAL:N	2.50	0.44
4:AD:171:LEU:O	4:AD:171:LEU:HD12	2.17	0.44
4:AD:25:VAL:HG12	4:AD:26:ARG:N	2.32	0.44
5:AE:115:LEU:CG	5:AE:123:VAL:HG21	2.47	0.44
5:AE:99:ALA:HB3	5:AE:122:ASN:O	2.18	0.44
7:AG:113:ASP:HB2	7:AG:119:ARG:HG3	1.99	0.44
10:AJ:6:ILE:CD1	10:AJ:76:ILE:HB	2.48	0.44
13:AM:83:LEU:HD11	19:AS:65:GLU:HG2	1.99	0.44
53:B5:40:GLU:HA	53:B5:181:PHE:HA	1.99	0.44
22:BA:1474:U:C3'	22:BA:1475:G:H5'	2.46	0.44
22:BA:1467:U:O4	22:BA:1546:G:C2	2.70	0.44
22:BA:1664:A:H1'	22:BA:2726:A:N1	2.32	0.44
22:BA:781:A:H2	22:BA:1776:G:N3	2.16	0.44
22:BA:224:U:H2'	22:BA:225:C:O5'	2.18	0.44
22:BA:2281:A:C2	22:BA:2282:G:C5	3.06	0.44
22:BA:2498:C:H2'	22:BA:2499:C:H5'	2.00	0.44
22:BA:2520:C:C2'	22:BA:2521:C:O5'	2.66	0.44
22:BA:2550:G:C5	22:BA:2551:C:C5	3.06	0.44
22:BA:2557:G:O2'	22:BA:2558:C:H5'	2.18	0.44
22:BA:2793:C:H2'	22:BA:2794:C:H6	1.83	0.44
22:BA:607:U:O4	22:BA:620:G:O4'	2.35	0.44
22:BA:674:G:O2'	26:BE:69:ARG:HB3	2.18	0.44

*Continued on next page...*

*Continued from previous page...*

Atom-1	Atom-2	Distance(Å)	Clash(Å)
22:BA:699:A:N7	22:BA:734:A:C5	2.86	0.44
22:BA:959:A:N6	22:BA:960:A:N1	2.65	0.44
22:BA:1816:C:C6	24:BC:62:TYR:CE1	3.06	0.44
25:BD:105:LYS:O	25:BD:177:VAL:CG1	2.66	0.44
28:BG:40:ALA:CB	28:BG:58:TYR:CG	3.01	0.44
31:BJ:38:GLY:O	31:BJ:40:HIS:N	2.50	0.44
36:BO:88:LYS:HA	36:BO:115:LEU:HD12	2.00	0.44
39:BR:21:ARG:HD3	39:BR:93:PHE:CB	2.48	0.44
40:BS:36:LEU:HD11	40:BS:47:VAL:HG22	2.00	0.44
42:BU:26:LYS:HA	42:BU:26:LYS:NZ	2.33	0.44
45:BX:39:TRP:CZ2	45:BX:44:LYS:HA	2.52	0.44
1:CA:1084:G:C6	1:CA:1085:U:C4	3.06	0.44
1:CA:1238:A:N3	1:CA:1241:G:O2'	2.35	0.44
1:CA:1422:G:C6	1:CA:1423:G:N7	2.86	0.44
1:CA:214:C:H2'	1:CA:215:C:C6	2.53	0.44
1:CA:298:A:H2'	1:CA:299:G:O4'	2.18	0.44
29:BH:97:ARG:HH11	1:CA:369:G:H2'	1.83	0.44
1:CA:59:A:C4	1:CA:331:G:N2	2.86	0.44
1:CA:651:C:N4	1:CA:652:U:O4	2.51	0.44
1:CA:676:A:N1	1:CA:677:U:C4	2.86	0.44
1:CA:798:U:N3	1:CA:799:G:C8	2.86	0.44
1:CA:852:G:C4	1:CA:853:C:C6	3.05	0.44
1:CA:861:G:C6	1:CA:862:C:C4	3.06	0.44
5:CE:122:ASN:O	5:CE:123:VAL:O	2.36	0.44
5:CE:90:THR:HG22	5:CE:91:GLY:H	1.81	0.44
6:CF:92:THR:O	6:CF:93:LYS:C	2.56	0.44
8:CH:6:PRO:O	8:CH:9:ASP:HB3	2.18	0.44
12:CL:37:VAL:HA	12:CL:53:CYS:HA	1.99	0.44
22:DA:1352:U:C6	22:DA:1377:G:O6	2.71	0.44
22:DA:1357:C:H2'	22:DA:1358:G:O4'	2.18	0.44
22:DA:1358:G:H2'	22:DA:1359:A:OP2	2.18	0.44
22:DA:1385:A:C2	22:DA:1386:C:C2	3.06	0.44
22:DA:13:A:N1	22:DA:525:U:C2	2.86	0.44
22:DA:1776:G:C2	22:DA:1789:A:N3	2.85	0.44
22:DA:2204:G:C6	22:DA:2221:G:C2	3.06	0.44
22:DA:2532:G:O2'	22:DA:2657:A:N6	2.49	0.44
22:DA:2884:U:O2	22:DA:2884:U:O4'	2.35	0.44
22:DA:397:U:H2'	22:DA:398:C:H6	1.83	0.44
22:DA:547:A:H3'	22:DA:548:G:H5'	2.00	0.44
22:DA:537:G:N1	22:DA:555:G:C2	2.85	0.44
22:DA:687:C:C5	22:DA:688:U:C4	3.06	0.44
24:DC:260:ASN:OD1	24:DC:262:ARG:HB3	2.17	0.44

*Continued on next page...*

*Continued from previous page...*

Atom-1	Atom-2	Distance(Å)	Clash(Å)
25:DD:98:VAL:O	25:DD:98:VAL:HG22	2.16	0.44
27:DF:38:MET:SD	27:DF:57:LEU:HG	2.57	0.44
27:DF:43:ALA:HA	27:DF:46:ASP:O	2.17	0.44
30:DI:10:LYS:CB	30:DI:56:PRO:HB2	2.47	0.44
31:DJ:5:THR:C	31:DJ:6:ALA:O	2.55	0.44
32:DK:118:LEU:O	32:DK:119:ALA:HB3	2.18	0.44
36:DO:74:VAL:O	36:DO:78:VAL:HG23	2.18	0.44
41:DT:14:PRO:HD2	46:DY:33:ALA:CB	2.48	0.44
41:DT:44:LYS:O	41:DT:48:GLN:HG2	2.18	0.44
1:AA:1059:C:H2'	1:AA:1060:U:H6	1.82	0.44
1:AA:1223:C:H3'	1:AA:1224:U:H5''	2.00	0.44
1:AA:1269:A:N1	1:AA:1313:U:O4'	2.50	0.44
1:AA:1315:U:C4	1:AA:1316:G:C5	3.06	0.44
1:AA:373:A:N3	1:AA:374:A:C8	2.86	0.44
1:AA:448:A:C8	1:AA:487:A:N1	2.86	0.44
1:AA:457:G:O6	1:AA:458:U:N3	2.51	0.44
1:AA:454:G:N2	1:AA:479:U:O2	2.51	0.44
1:AA:441:A:C2	1:AA:497:G:C6	3.06	0.44
1:AA:573:A:C6	1:AA:574:A:N1	2.86	0.44
1:AA:670:G:C2'	1:AA:671:G:O5'	2.65	0.44
2:AB:166:ALA:HA	2:AB:173:ILE:HD11	1.99	0.44
4:AD:123:ILE:N	4:AD:146:ARG:HG3	2.32	0.44
4:AD:167:LYS:HA	4:AD:168:PRO:HD3	1.70	0.44
4:AD:23:SER:O	4:AD:24:GLY:O	2.36	0.44
5:AE:133:PRO:HA	5:AE:136:VAL:HG12	1.99	0.44
6:AF:52:ASN:O	6:AF:53:LYS:CB	2.65	0.44
17:AQ:4:LYS:O	17:AQ:4:LYS:HD2	2.18	0.44
17:AQ:5:ILE:O	17:AQ:6:ARG:CB	2.65	0.44
49:B1:12:VAL:CG1	49:B1:13:SER:N	2.81	0.44
53:B5:204:GLY:O	53:B5:205:ALA:HB3	2.18	0.44
22:BA:1087:G:N2	22:BA:1090:A:C8	2.86	0.44
22:BA:1088:A:N7	30:BI:135:SER:OG	2.51	0.44
22:BA:1278:C:H2'	22:BA:1279:G:H8	1.83	0.44
22:BA:1569:A:C2	22:BA:1570:A:C4	3.06	0.44
22:BA:1992:G:C4'	22:BA:1993:U:OP1	2.66	0.44
22:BA:2020:A:H5'	48:B0:9:THR:CG2	2.48	0.44
22:BA:2109:U:H2'	22:BA:2110:G:C8	2.53	0.44
22:BA:2142:A:H2'	22:BA:2143:C:C6	2.53	0.44
22:BA:161:A:H2	22:BA:2217:G:HO2'	1.62	0.44
22:BA:255:A:C2	22:BA:256:A:H1'	2.53	0.44
22:BA:2601:C:O2	22:BA:2603:G:N7	2.51	0.44
22:BA:2617:U:C2'	22:BA:2618:G:H5'	2.48	0.44

*Continued on next page...*

*Continued from previous page...*

Atom-1	Atom-2	Distance(Å)	Clash(Å)
22:BA:2673:G:N3	22:BA:2674:G:C8	2.86	0.44
22:BA:2851:A:H2'	22:BA:2852:G:O4'	2.18	0.44
22:BA:2888:C:O2	22:BA:2888:C:C2'	2.66	0.44
22:BA:465:G:H2'	22:BA:466:A:C8	2.53	0.44
22:BA:478:A:C6	22:BA:480:A:C6	3.05	0.44
22:BA:597:G:C6	22:BA:598:U:C4	3.06	0.44
22:BA:699:A:C8	22:BA:734:A:C6	3.06	0.44
23:BB:7:G:H5'	36:BO:29:HIS:CE1	2.53	0.44
27:BF:40:VAL:CG1	27:BF:43:ALA:HB3	2.48	0.44
28:BG:124:GLU:CD	28:BG:125:CYS:H	2.21	0.44
29:BH:57:LYS:HG3	29:BH:58:LEU:N	2.33	0.44
29:BH:99:ILE:CD1	29:BH:117:LEU:HD13	2.48	0.44
31:BJ:33:ALA:O	31:BJ:34:ARG:C	2.57	0.44
33:BL:100:ILE:O	33:BL:100:ILE:HD12	2.18	0.44
40:BS:39:THR:O	40:BS:44:ALA:CB	2.65	0.44
41:BT:30:ILE:HD11	41:BT:32:LEU:HD21	2.00	0.44
42:BU:67:VAL:O	42:BU:67:VAL:HG22	2.18	0.44
46:BY:6:LEU:HD13	46:BY:56:LEU:HD22	1.99	0.44
1:CA:1221:G:H5''	19:CS:36:ARG:NH1	2.33	0.44
1:CA:1403:C:H2'	1:CA:1404:C:H6	1.79	0.44
1:CA:355:C:H2'	1:CA:356:A:O4'	2.18	0.44
1:CA:485:U:HO2'	1:CA:486:U:P	2.39	0.44
1:CA:48:C:H2'	1:CA:365:U:O4	2.17	0.44
1:CA:70:U:C2	1:CA:94:G:N7	2.86	0.44
1:CA:963:G:C2'	1:CA:964:A:H5'	2.47	0.44
2:CB:83:ALA:O	2:CB:218:ALA:HB1	2.18	0.44
4:CD:129:VAL:HG13	4:CD:129:VAL:O	2.17	0.44
6:CF:16:GLU:O	6:CF:18:VAL:N	2.50	0.44
6:CF:9:MET:O	6:CF:84:VAL:HG23	2.17	0.44
7:CG:66:LEU:HG	7:CG:66:LEU:O	2.18	0.44
9:CI:57:MET:HA	9:CI:60:LYS:HB3	2.00	0.44
19:CS:17:LYS:O	19:CS:21:LYS:HB2	2.18	0.44
22:DA:1358:G:OP2	57:DA:3398:HOH:O	2.21	0.44
22:DA:1392:A:N6	22:DA:1393:A:N6	2.66	0.44
22:DA:1545:A:N7	22:DA:1546:G:C5	2.86	0.44
22:DA:1649:G:O6	22:DA:2009:A:N6	2.51	0.44
22:DA:1682:G:N3	22:DA:1757:A:H1'	2.32	0.44
22:DA:1807:G:C2	22:DA:1809:A:OP2	2.71	0.44
22:DA:2221:G:C5	22:DA:2222:C:C5	3.06	0.44
22:DA:2262:U:C4	22:DA:2279:G:N1	2.85	0.44
22:DA:2346:A:H3'	22:DA:2347:C:C5'	2.45	0.44
22:DA:562:U:H2'	22:DA:572:A:O4'	2.17	0.44

*Continued on next page...*

*Continued from previous page...*

Atom-1	Atom-2	Distance(Å)	Clash(Å)
22:DA:776:G:C8	22:DA:793:A:C5	3.06	0.44
22:DA:846:U:HO2'	22:DA:847:U:P	2.41	0.44
23:DB:99:A:C6	23:DB:100:G:C5	3.05	0.44
24:DC:131:PRO:HB2	24:DC:133:ARG:HG2	2.00	0.44
26:DE:28:VAL:O	26:DE:32:VAL:HG22	2.18	0.44
27:DF:12:VAL:O	27:DF:16:LEU:HG	2.18	0.44
28:DG:89:LEU:CD1	28:DG:162:VAL:HG22	2.47	0.44
29:DH:127:GLU:CG	29:DH:144:VAL:O	2.65	0.44
26:DE:181:ILE:HB	33:DL:3:LEU:HD13	2.00	0.44
33:DL:56:PRO:O	33:DL:60:ARG:HB3	2.18	0.44
34:DM:135:VAL:O	34:DM:136:MET:HB3	2.18	0.44
36:DO:71:ALA:HB1	36:DO:106:LEU:HB2	2.00	0.44
37:DP:59:PHE:CE2	37:DP:74:PHE:HB2	2.52	0.44
39:DR:84:ARG:O	39:DR:84:ARG:HG3	2.17	0.44
40:DS:63:GLY:O	40:DS:64:ALA:HB3	2.16	0.44
46:DY:21:LEU:HA	46:DY:25:GLN:CB	2.48	0.44
41:DT:14:PRO:HD2	46:DY:33:ALA:HB1	1.98	0.44
1:AA:1060:U:H4'	10:AJ:53:ILE:HG23	1.99	0.43
1:AA:1068:G:C2	1:AA:1069:C:C6	3.06	0.43
1:AA:1130:A:H5'	9:AI:20:PHE:CE2	2.53	0.43
1:AA:1257:A:H4'	1:AA:1258:G:OP2	2.17	0.43
1:AA:1328:C:C2	1:AA:1329:A:C8	3.06	0.43
1:AA:1366:C:O2'	1:AA:1367:C:H5'	2.18	0.43
1:AA:118:U:O4	1:AA:288:A:H2'	2.18	0.43
1:AA:520:A:N1	1:AA:536:C:H1'	2.32	0.43
1:AA:502:A:H4'	1:AA:550:G:H4'	2.00	0.43
1:AA:914:A:C2	1:AA:915:A:N9	2.86	0.43
1:AA:957:U:C2	1:AA:959:A:OP2	2.71	0.43
2:AB:117:LEU:HA	2:AB:120:GLN:OE1	2.17	0.43
2:AB:154:MET:HE2	2:AB:158:PRO:HG3	2.00	0.43
2:AB:208:ARG:C	2:AB:212:LEU:HD13	2.38	0.43
4:AD:88:GLU:O	4:AD:91:LEU:N	2.51	0.43
5:AE:151:GLU:C	5:AE:153:VAL:H	2.21	0.43
6:AF:37:HIS:O	6:AF:38:ARG:HB2	2.18	0.43
1:AA:642:A:C4	8:AH:106:THR:O	2.71	0.43
11:AK:56:ARG:HA	11:AK:56:ARG:NE	2.32	0.43
13:AM:103:LYS:O	13:AM:104:THR:HG23	2.18	0.43
13:AM:45:ILE:CG2	13:AM:45:ILE:O	2.66	0.43
15:AO:88:ARG:O	15:AO:89:ARG:OXT	2.36	0.43
20:AT:3:ASN:OD1	20:AT:3:ASN:C	2.57	0.43
22:BA:973:A:C5'	22:BA:1188:U:O4'	2.66	0.43
22:BA:1363:C:H2'	22:BA:1364:G:O4'	2.18	0.43

*Continued on next page...*

*Continued from previous page...*

Atom-1	Atom-2	Distance(Å)	Clash(Å)
22:BA:1477:A:C8	22:BA:1478:G:C8	3.06	0.43
22:BA:1544:A:C6	22:BA:1545:A:C6	3.06	0.43
22:BA:1866:A:C6	22:BA:1876:A:N7	2.86	0.43
22:BA:1786:A:H1'	22:BA:1938:A:N6	2.33	0.43
22:BA:2287:A:H2'	22:BA:2287:A:N3	2.33	0.43
22:BA:2468:A:C4	22:BA:2481:G:N2	2.86	0.43
22:BA:2727:A:C6	22:BA:2728:U:O4	2.71	0.43
22:BA:2800:A:N1	22:BA:2895:G:H1'	2.33	0.43
22:BA:659:G:C5	22:BA:660:C:C4	3.05	0.43
22:BA:800:A:H4'	22:BA:801:G:OP1	2.15	0.43
23:BB:37:C:C5	23:BB:38:C:C5	3.05	0.43
27:BF:2:ALA:N	27:BF:94:GLU:OE1	2.51	0.43
28:BG:96:ALA:HB2	28:BG:105:LEU:HD23	2.00	0.43
29:BH:4:ILE:HG23	29:BH:17:ASP:O	2.17	0.43
29:BH:89:LYS:HE3	29:BH:124:THR:HG22	1.99	0.43
33:BL:82:LEU:O	33:BL:85:VAL:HG22	2.18	0.43
34:BM:20:LEU:CD1	43:BV:81:PRO:HG2	2.48	0.43
36:BO:34:HIS:NE2	36:BO:54:VAL:HG23	2.33	0.43
40:BS:1:MET:HG2	40:BS:2:GLU:N	2.33	0.43
40:BS:53:SER:O	40:BS:57:ASN:HB2	2.18	0.43
40:BS:26:GLY:HA2	40:BS:71:VAL:O	2.18	0.43
43:BV:31:TYR:HB3	43:BV:37:PRO:HB3	2.00	0.43
1:CA:1005:A:H4'	1:CA:1037:C:O2'	2.18	0.43
1:CA:1068:G:C6	1:CA:1069:C:C4	3.06	0.43
1:CA:1067:A:H4'	1:CA:1068:G:O5'	2.18	0.43
1:CA:1068:G:C2'	1:CA:1069:C:H5'	2.48	0.43
1:CA:106:C:H2'	1:CA:107:G:H5'	2.00	0.43
1:CA:1122:U:C4	1:CA:1123:U:C4	3.06	0.43
1:CA:29:U:N3	1:CA:30:U:C5	2.86	0.43
1:CA:327:A:N6	1:CA:329:A:C6	2.86	0.43
2:CB:119:THR:O	2:CB:120:GLN:HB3	2.17	0.43
3:CC:179:ARG:O	3:CC:206:GLU:O	2.36	0.43
4:CD:169:THR:HG22	4:CD:169:THR:O	2.18	0.43
4:CD:192:SER:O	4:CD:193:ALA:CB	2.66	0.43
4:CD:53:VAL:HG23	4:CD:54:GLN:N	2.33	0.43
4:CD:58:LYS:NZ	4:CD:59:GLN:OE1	2.50	0.43
5:CE:16:ILE:N	5:CE:16:ILE:HD12	2.33	0.43
9:CI:90:TYR:O	9:CI:91:ASP:CB	2.66	0.43
11:CK:84:VAL:HG11	11:CK:97:ILE:HG22	1.99	0.43
19:CS:32:ARG:HA	19:CS:50:ALA:HB3	2.00	0.43
19:CS:36:ARG:NH2	19:CS:75:ALA:O	2.51	0.43
22:DA:1343:G:C5	22:DA:1344:U:O4	2.71	0.43

*Continued on next page...*

*Continued from previous page...*

Atom-1	Atom-2	Distance(Å)	Clash(Å)
22:DA:142:A:C5	22:DA:143:C:N4	2.87	0.43
22:DA:1549:A:C6	22:DA:1550:C:N3	2.85	0.43
22:DA:1731:G:C6	22:DA:1733:G:C5	3.05	0.43
22:DA:1969:A:O2'	22:DA:1972:G:N3	2.36	0.43
22:DA:1667:G:O2'	22:DA:1991:U:O4	2.27	0.43
22:DA:201:C:C4	22:DA:202:U:C5	3.06	0.43
22:DA:223:A:C6	22:DA:408:G:O4'	2.71	0.43
22:DA:297:G:OP1	42:DU:92:LYS:HD3	2.18	0.43
22:DA:453:A:H4'	22:DA:472:A:H62	1.81	0.43
22:DA:693:A:H2'	22:DA:694:U:O4'	2.18	0.43
22:DA:976:G:O6	22:DA:988:A:C2	2.71	0.43
26:DE:19:PHE:HB3	26:DE:113:VAL:HG21	2.00	0.43
26:DE:77:ILE:CG1	26:DE:77:ILE:O	2.66	0.43
27:DF:73:SER:HB2	27:DF:81:GLN:HB3	2.00	0.43
28:DG:90:VAL:HG21	28:DG:163:ARG:NE	2.33	0.43
22:DA:1007:C:O2'	31:DJ:110:PRO:HA	2.18	0.43
31:DJ:30:THR:CG2	31:DJ:31:GLU:N	2.81	0.43
32:DK:99:ILE:HD13	32:DK:118:LEU:HD12	1.99	0.43
33:DL:54:GLN:HG2	33:DL:55:MET:N	2.33	0.43
1:AA:10:A:N3	1:AA:11:G:C8	2.86	0.43
1:AA:1256:A:N6	1:AA:1277:C:C2	2.85	0.43
1:AA:1399:C:O2	1:AA:1401:G:C5	2.71	0.43
1:AA:1415:G:N2	1:AA:1486:G:C4	2.86	0.43
1:AA:340:U:C2	1:AA:341:C:C5	3.06	0.43
1:AA:512:U:OP1	4:AD:41:HIS:CD2	2.72	0.43
1:AA:562:U:C4	1:AA:884:U:C6	3.06	0.43
1:AA:93:U:C2'	1:AA:94:G:H5''	2.48	0.43
2:AB:23:TRP:HB3	2:AB:39:HIS:CE1	2.53	0.43
5:AE:15:LEU:O	5:AE:15:LEU:CD1	2.66	0.43
5:AE:18:VAL:CG2	5:AE:19:ASN:N	2.81	0.43
12:AL:99:ARG:NE	12:AL:105:SER:O	2.47	0.43
14:AN:11:VAL:O	14:AN:14:VAL:HG12	2.17	0.43
15:AO:87:LEU:C	15:AO:87:LEU:HD23	2.38	0.43
17:AQ:12:VAL:O	17:AQ:13:VAL:CB	2.66	0.43
18:AR:26:ILE:O	18:AR:30:LYS:HG3	2.18	0.43
48:B0:36:GLU:CD	48:B0:44:THR:HB	2.39	0.43
49:B1:32:GLU:HG2	49:B1:32:GLU:O	2.18	0.43
49:B1:40:ASP:HB2	49:B1:49:TYR:OH	2.18	0.43
54:B6:4:PRO:HA	54:B6:5:MHU:HM1	1.82	0.43
22:BA:1157:G:N2	22:BA:1158:C:O2	2.51	0.43
22:BA:1827:U:H2'	22:BA:1828:G:O4'	2.18	0.43
22:BA:1915:U:H2'	22:BA:1916:A:O4'	2.18	0.43

*Continued on next page...*



*Continued from previous page...*

Atom-1	Atom-2	Distance(Å)	Clash(Å)
22:BA:2839:G:H2'	22:BA:2840:C:O5'	2.19	0.43
22:BA:388:G:C8	22:BA:390:U:C6	3.05	0.43
22:BA:859:G:H8	22:BA:859:G:O5'	2.00	0.43
22:BA:999:U:O2	22:BA:1157:G:C2	2.71	0.43
23:BB:49:C:OP1	36:BO:102:ARG:HG2	2.18	0.43
24:BC:164:ILE:HG12	24:BC:164:ILE:H	1.67	0.43
24:BC:183:LYS:O	24:BC:184:VAL:HG23	2.18	0.43
31:BJ:77:HIS:CD2	31:BJ:79:GLY:H	2.35	0.43
34:BM:6:ARG:HG2	34:BM:7:THR:N	2.33	0.43
39:BR:71:LYS:HA	39:BR:90:ARG:HG2	2.00	0.43
1:CA:1377:A:C5	7:CG:7:ILE:CD1	3.01	0.43
1:CA:162:A:H2'	1:CA:163:C:O4'	2.18	0.43
1:CA:467:U:H3'	1:CA:468:A:H5''	1.99	0.43
3:CC:16:LYS:CE	3:CC:17:PRO:HD2	2.48	0.43
3:CC:45:LYS:CG	3:CC:46:GLU:N	2.81	0.43
5:CE:81:LEU:CD1	5:CE:120:VAL:HG11	2.48	0.43
9:CI:76:ALA:HA	9:CI:79:ILE:HD12	1.98	0.43
12:CL:114:ARG:NH2	12:CL:121:ARG:HA	2.32	0.43
13:CM:96:PRO:HB2	13:CM:100:GLN:OE1	2.18	0.43
16:CP:61:VAL:HG21	16:CP:67:ILE:HD11	2.00	0.43
20:CT:48:GLN:O	20:CT:52:ASN:OD1	2.36	0.43
49:D1:29:THR:O	49:D1:30:LYS:HD3	2.18	0.43
49:D1:4:GLY:O	49:D1:6:ARG:N	2.51	0.43
50:D2:26:ASN:O	50:D2:30:VAL:HG23	2.18	0.43
51:D3:50:VAL:HG11	51:D3:58:VAL:HG21	2.00	0.43
22:DA:1222:U:H2'	22:DA:1223:G:C8	2.53	0.43
22:DA:129:C:H2'	22:DA:130:C:C6	2.54	0.43
22:DA:1351:C:O2	22:DA:1381:G:C2	2.71	0.43
22:DA:1423:G:O2'	22:DA:1499:C:H1'	2.18	0.43
22:DA:2016:U:H1'	48:D0:3:VAL:HG22	2.01	0.43
22:DA:2186:G:C5	22:DA:2187:U:C5	3.06	0.43
22:DA:2217:G:C4	22:DA:2218:G:C8	3.06	0.43
22:DA:2244:U:H2'	22:DA:2245:U:O4'	2.18	0.43
22:DA:858:G:C4	22:DA:2268:A:C2	3.06	0.43
22:DA:2626:C:H2'	22:DA:2627:G:O4'	2.17	0.43
22:DA:2635:A:H5''	25:DD:79:LEU:O	2.18	0.43
22:DA:2812:G:N2	22:DA:2889:C:O2	2.52	0.43
22:DA:381:G:C6	22:DA:382:A:C5	3.06	0.43
22:DA:527:C:H4'	22:DA:528:A:O5'	2.17	0.43
22:DA:534:U:H2'	22:DA:535:G:C8	2.53	0.43
22:DA:570:G:N2	22:DA:2030:A:O4'	2.50	0.43
22:DA:621:A:C4	22:DA:622:G:H1'	2.53	0.43

*Continued on next page...*

*Continued from previous page...*

Atom-1	Atom-2	Distance(Å)	Clash(Å)
22:DA:658:U:N3	22:DA:659:G:C8	2.86	0.43
15:CO:89:ARG:NH1	22:DA:716:A:OP1	2.52	0.43
22:DA:815:C:H2'	22:DA:816:C:C6	2.52	0.43
23:DB:55:U:H5'	27:DF:25:VAL:CG1	2.47	0.43
24:DC:80:ARG:NH1	24:DC:82:GLU:OE2	2.51	0.43
27:DF:122:PHE:O	27:DF:123:ASP:C	2.57	0.43
27:DF:36:LEU:N	27:DF:89:VAL:O	2.50	0.43
29:DH:31:VAL:CB	29:DH:32:PRO:HD3	2.47	0.43
33:DL:91:ASP:HB3	33:DL:94:THR:HB	2.00	0.43
34:DM:35:ALA:HB1	34:DM:126:ILE:HD11	1.98	0.43
35:DN:24:MET:HE3	35:DN:44:LEU:HD22	2.00	0.43
39:DR:52:PRO:O	39:DR:53:PHE:CB	2.66	0.43
42:DU:59:VAL:CG1	42:DU:61:LYS:HD3	2.47	0.43
46:DY:23:ARG:CA	46:DY:23:ARG:NE	2.81	0.43
47:DZ:4:THR:HG23	47:DZ:5:ILE:N	2.33	0.43
1:AA:1141:C:HO2'	1:AA:1142:G:C5'	2.30	0.43
1:AA:1176:A:H2'	1:AA:1177:G:O4'	2.18	0.43
1:AA:10:A:C2	1:AA:11:G:C5	3.06	0.43
1:AA:1468:A:H2'	1:AA:1469:C:O4'	2.18	0.43
1:AA:21:G:H2'	1:AA:22:G:C8	2.53	0.43
1:AA:601:G:C2	1:AA:602:A:C4	3.06	0.43
1:AA:635:A:H2'	1:AA:636:U:H6	1.82	0.43
1:AA:572:A:N3	1:AA:917:G:H1'	2.33	0.43
8:AH:96:MET:O	8:AH:99:LEU:HG	2.18	0.43
9:AI:6:TYR:HB3	9:AI:89:GLU:HG2	1.99	0.43
9:AI:97:GLU:N	9:AI:97:GLU:CD	2.71	0.43
11:AK:25:ALA:O	11:AK:89:PRO:O	2.36	0.43
14:AN:14:VAL:HA	14:AN:60:GLN:OE1	2.18	0.43
21:AU:18:ARG:N	21:AU:18:ARG:HD2	2.33	0.43
22:BA:1219:U:H2'	22:BA:1220:G:H8	1.81	0.43
22:BA:1454:C:H1'	35:BN:60:VAL:HG13	1.99	0.43
22:BA:528:A:C2	22:BA:2043:C:C5'	3.00	0.43
22:BA:2286:G:C4'	22:BA:2287:A:O5'	2.65	0.43
22:BA:2307:G:O4'	22:BA:2308:G:C2	2.71	0.43
22:BA:440:C:C2'	22:BA:441:U:H5'	2.48	0.43
22:BA:998:C:OP2	38:BQ:58:ARG:NH2	2.51	0.43
26:BE:125:SER:OG	26:BE:126:VAL:N	2.51	0.43
29:BH:27:ARG:O	29:BH:28:ASN:CB	2.66	0.43
29:BH:80:ILE:HG21	29:BH:94:ILE:HG13	2.00	0.43
30:BI:5:VAL:O	30:BI:6:GLN:HB2	2.18	0.43
31:BJ:30:THR:HG22	31:BJ:31:GLU:N	2.34	0.43
31:BJ:64:VAL:HG21	31:BJ:68:LYS:HD2	1.99	0.43

*Continued on next page...*

*Continued from previous page...*

Atom-1	Atom-2	Distance(Å)	Clash(Å)
35:BN:8:ARG:HB3	35:BN:10:LEU:HG	1.99	0.43
36:BO:36:TYR:CD2	36:BO:36:TYR:N	2.86	0.43
38:BQ:81:ASN:O	38:BQ:84:LYS:HB3	2.18	0.43
1:CA:1031:C:H4'	1:CA:1032:G:C2	2.53	0.43
1:CA:1079:G:O2'	1:CA:1080:A:O5'	2.36	0.43
1:CA:1263:C:H2'	1:CA:1264:U:C6	2.53	0.43
1:CA:934:C:C6	1:CA:1344:C:C5	3.07	0.43
1:CA:1416:G:C2	1:CA:1485:U:O2	2.71	0.43
1:CA:38:G:N2	1:CA:397:A:N3	2.66	0.43
1:CA:436:C:N3	1:CA:437:U:C4	2.86	0.43
1:CA:483:C:H2'	1:CA:484:G:N7	2.32	0.43
1:CA:4:U:OP1	1:CA:5:U:O4	2.35	0.43
1:CA:803:G:C5	1:CA:804:U:C4	3.07	0.43
4:CD:17:THR:CG2	4:CD:18:ASP:N	2.81	0.43
5:CE:34:THR:CB	5:CE:50:TYR:OH	2.67	0.43
13:CM:13:LYS:O	13:CM:44:LYS:HG2	2.18	0.43
14:CN:41:ARG:HG2	14:CN:42:TRP:N	2.32	0.43
15:CO:37:ASN:O	15:CO:40:GLN:HB2	2.18	0.43
15:CO:35:GLN:NE2	15:CO:39:LEU:HD22	2.34	0.43
17:CQ:14:SER:OG	17:CQ:22:VAL:HG12	2.18	0.43
51:D3:34:THR:HG23	51:D3:35:LYS:N	2.33	0.43
22:DA:1187:G:H5''	39:DR:83:TYR:CE2	2.53	0.43
22:DA:1525:A:C6	22:DA:1526:C:C4	3.06	0.43
22:DA:1857:G:C4	22:DA:1884:G:C2	3.06	0.43
22:DA:1767:G:C6	22:DA:1986:C:N3	2.86	0.43
22:DA:2371:G:C2	22:DA:2372:U:C6	3.06	0.43
22:DA:2615:U:H2'	22:DA:2615:U:O2	2.19	0.43
22:DA:291:G:H2'	22:DA:292:U:C6	2.53	0.43
22:DA:500:G:C2	22:DA:503:A:C8	3.06	0.43
22:DA:60:G:C6	22:DA:74:A:C6	3.06	0.43
22:DA:704:G:H1'	22:DA:726:G:H22	1.84	0.43
22:DA:836:G:H2'	22:DA:837:C:C6	2.53	0.43
22:DA:857:G:N2	22:DA:921:C:O2	2.50	0.43
22:DA:987:C:N4	22:DA:988:A:C6	2.85	0.43
30:DI:80:LEU:HD23	30:DI:84:ALA:HB2	1.98	0.43
31:DJ:20:ALA:HA	31:DJ:23:LYS:HG3	2.01	0.43
34:DM:67:VAL:CG1	34:DM:100:LYS:HD2	2.48	0.43
36:DO:2:ASP:O	36:DO:6:ALA:HB2	2.18	0.43
38:DQ:65:ILE:HD11	38:DQ:95:LEU:HB2	2.00	0.43
43:DV:20:LEU:HD23	43:DV:25:LYS:CB	2.47	0.43
1:AA:1211:U:C2'	1:AA:1212:U:OP2	2.65	0.43
1:AA:1219:A:H2'	1:AA:1220:G:C8	2.53	0.43

*Continued on next page...*

*Continued from previous page...*

Atom-1	Atom-2	Distance(Å)	Clash(Å)
1:AA:1324:A:H2'	1:AA:1325:C:C6	2.52	0.43
1:AA:371:A:C2	1:AA:372:C:C4	3.06	0.43
1:AA:562:U:C4	1:AA:884:U:C5	3.07	0.43
1:AA:575:G:H4'	1:AA:576:C:OP1	2.18	0.43
1:AA:623:C:N3	1:AA:624:C:C5	2.86	0.43
1:AA:687:A:N3	1:AA:688:G:H1'	2.32	0.43
1:AA:71:A:O2'	1:AA:72:A:O5'	2.36	0.43
2:AB:68:LEU:HD21	2:AB:92:VAL:CG2	2.48	0.43
4:AD:68:LEU:O	4:AD:69:GLU:C	2.56	0.43
6:AF:84:VAL:HG22	6:AF:84:VAL:O	2.18	0.43
7:AG:95:ARG:NH2	7:AG:99:LEU:HD21	2.33	0.43
8:AH:10:MET:O	8:AH:11:LEU:C	2.57	0.43
13:AM:67:GLY:HA2	13:AM:70:ARG:HD2	1.99	0.43
14:AN:3:LYS:HD3	14:AN:6:MET:HG2	2.00	0.43
17:AQ:53:CYS:SG	17:AQ:75:LEU:HD23	2.58	0.43
1:AA:322:C:H4'	20:AT:18:ARG:HD3	2.01	0.43
21:AU:12:PHE:CE1	21:AU:16:LEU:HD11	2.53	0.43
22:BA:1100:C:H2'	22:BA:1101:U:C6	2.53	0.43
22:BA:999:U:C5	22:BA:1154:G:C5	3.06	0.43
22:BA:1249:U:H2'	22:BA:1249:U:O2	2.18	0.43
22:BA:1563:U:O2'	22:BA:1564:C:H5'	2.18	0.43
22:BA:1624:U:C2	22:BA:1625:C:H5	2.35	0.43
22:BA:1682:G:H2'	22:BA:1683:U:C6	2.54	0.43
22:BA:1733:G:C2	22:BA:1734:G:C5	3.06	0.43
22:BA:1964:G:C2	22:BA:1967:C:C5	3.06	0.43
22:BA:1662:U:O2'	22:BA:2687:U:H5''	2.19	0.43
22:BA:2694:G:H2'	22:BA:2695:U:H6	1.83	0.43
22:BA:1820:U:C2	24:BC:201:MET:HG2	2.53	0.43
24:BC:43:ARG:HG2	24:BC:49:ILE:HA	2.00	0.43
26:BE:149:ILE:HD12	26:BE:150:THR:O	2.19	0.43
29:BH:96:THR:O	29:BH:100:ALA:N	2.50	0.43
29:BH:76:GLU:HA	29:BH:142:VAL:HG12	2.00	0.43
30:BI:123:GLU:O	30:BI:126:THR:HB	2.17	0.43
31:BJ:114:LEU:HG	31:BJ:118:MET:CE	2.45	0.43
45:BX:78:TYR:CG	45:BX:78:TYR:OXT	2.71	0.43
1:CA:1239:A:N7	1:CA:1298:U:H5	2.16	0.43
1:CA:1317:C:N4	14:CN:53:ARG:NH1	2.66	0.43
1:CA:1492:A:H3'	1:CA:1493:A:C8	2.53	0.43
1:CA:198:G:O2'	1:CA:199:A:H5'	2.18	0.43
1:CA:445:G:N1	1:CA:446:G:C5	2.87	0.43
1:CA:455:G:C6	1:CA:456:A:C6	3.06	0.43
1:CA:642:A:C5	8:CH:107:SER:HA	2.53	0.43

*Continued on next page...*

*Continued from previous page...*

Atom-1	Atom-2	Distance(Å)	Clash(Å)
1:CA:841:C:H3'	1:CA:843:U:H5''	2.00	0.43
1:CA:867:G:C5	1:CA:868:C:C5	3.06	0.43
1:CA:961:U:N3	1:CA:983:A:C6	2.86	0.43
3:CC:67:THR:HG23	3:CC:102:ASN:HB2	2.00	0.43
1:CA:532:A:N6	3:CC:192:THR:OG1	2.41	0.43
4:CD:33:LYS:O	4:CD:33:LYS:HG3	2.19	0.43
5:CE:107:ALA:HA	5:CE:125:ALA:HB3	2.01	0.43
5:CE:144:LEU:O	5:CE:147:MET:HB3	2.18	0.43
6:CF:23:GLU:HA	6:CF:26:THR:OG1	2.18	0.43
8:CH:86:TYR:C	8:CH:87:LYS:HD2	2.39	0.43
9:CI:91:ASP:OD2	9:CI:91:ASP:C	2.55	0.43
11:CK:23:ILE:HG21	11:CK:96:THR:HG21	2.01	0.43
12:CL:77:HIS:O	12:CL:78:SER:O	2.37	0.43
22:DA:1096:A:H2'	22:DA:1097:U:C4'	2.47	0.43
22:DA:1754:A:N1	22:DA:2716:C:O2'	2.50	0.43
22:DA:2111:U:C4	22:DA:2147:A:H2	2.36	0.43
22:DA:2635:A:C2	22:DA:2636:C:H1'	2.54	0.43
22:DA:546:U:O2	22:DA:546:U:H3'	2.18	0.43
22:DA:581:C:OP1	38:DQ:33:ARG:HB2	2.17	0.43
22:DA:586:A:N1	22:DA:809:G:O2'	2.33	0.43
22:DA:673:C:H4'	26:DE:75:SER:OG	2.18	0.43
22:DA:677:A:O2'	22:DA:2071:A:H5'	2.19	0.43
22:DA:77:G:N1	22:DA:78:U:C2	2.86	0.43
22:DA:971:G:C2	22:DA:972:A:H1'	2.53	0.43
23:DB:43:C:H1'	27:DF:90:THR:HB	1.99	0.43
23:DB:53:A:H2'	23:DB:54:G:O4'	2.18	0.43
26:DE:5:LEU:O	26:DE:6:LYS:C	2.56	0.43
32:DK:103:VAL:O	32:DK:122:VAL:HB	2.19	0.43
37:DP:4:ILE:O	37:DP:8:LEU:HB2	2.19	0.43
22:DA:480:A:H5''	42:DU:44:LYS:HD2	2.00	0.43
43:DV:48:MET:O	43:DV:51:GLN:NE2	2.51	0.43
1:AA:1425:U:O2	1:AA:1476:A:C2	2.72	0.43
1:AA:119:A:C4	1:AA:240:G:N7	2.86	0.43
1:AA:567:G:C4	1:AA:568:G:C8	3.06	0.43
1:AA:65:A:C5	1:AA:381:C:C4	3.07	0.43
1:AA:682:G:H2'	1:AA:683:G:H8	1.84	0.43
1:AA:731:G:O2'	1:AA:732:C:H5'	2.19	0.43
1:AA:868:C:H2'	1:AA:869:G:O4'	2.16	0.43
1:AA:946:A:H2'	1:AA:947:G:C8	2.54	0.43
1:AA:957:U:H1'	1:AA:960:U:N3	2.34	0.43
6:AF:18:VAL:N	6:AF:19:PRO:HD2	2.33	0.43
10:AJ:13:PHE:CE2	10:AJ:69:THR:HG23	2.53	0.43

*Continued on next page...*

*Continued from previous page...*

Atom-1	Atom-2	Distance(Å)	Clash(Å)
10:AJ:53:ILE:CG2	10:AJ:61:ALA:HB1	2.49	0.43
13:AM:66:GLU:O	13:AM:67:GLY:C	2.57	0.43
13:AM:3:ARG:HB2	13:AM:9:ILE:HG12	1.99	0.43
16:AP:48:GLU:HG3	16:AP:49:GLY:N	2.33	0.43
53:B5:43:GLU:HA	53:B5:178:LYS:HA	2.00	0.43
22:BA:973:A:C4'	22:BA:1188:U:O4'	2.67	0.43
22:BA:1489:C:C2	22:BA:1501:G:N2	2.86	0.43
22:BA:1739:A:H2'	22:BA:1740:G:O4'	2.18	0.43
22:BA:1754:A:C8	37:BP:94:LYS:CE	3.02	0.43
22:BA:1875:G:O2'	22:BA:1876:A:O5'	2.32	0.43
22:BA:1879:C:C4	22:BA:1880:U:C4	3.06	0.43
22:BA:2310:C:C2	27:BF:77:PHE:CE1	3.06	0.43
22:BA:237:C:N3	22:BA:261:G:C2	2.87	0.43
22:BA:2457:U:C5	22:BA:2458:G:C5	3.07	0.43
22:BA:2887:A:C5'	22:BA:2888:C:OP2	2.66	0.43
22:BA:39:G:C4	22:BA:40:U:C5	3.07	0.43
22:BA:5:A:H2'	22:BA:6:A:C8	2.54	0.43
24:BC:40:SER:C	24:BC:42:GLY:N	2.71	0.43
29:BH:103:VAL:O	29:BH:108:VAL:O	2.37	0.43
29:BH:9:VAL:O	29:BH:10:ALA:O	2.36	0.43
33:BL:96:LYS:HE2	33:BL:103:ILE:O	2.18	0.43
39:BR:68:ARG:HG2	39:BR:92:TRP:CE3	2.54	0.43
22:BA:2356:U:O3'	44:BW:20:ARG:HD3	2.18	0.43
1:CA:1210:C:O4'	1:CA:1214:C:C4	2.72	0.43
1:CA:135:C:C2	16:CP:1:MET:HB2	2.52	0.43
1:CA:235:C:H2'	1:CA:236:A:C8	2.54	0.43
1:CA:304:U:H2'	1:CA:305:G:C8	2.53	0.43
1:CA:32:A:C3'	1:CA:33:A:H8	2.31	0.43
1:CA:484:G:C4'	1:CA:485:U:O5'	2.59	0.43
1:CA:546:A:OP2	4:CD:69:GLU:HB2	2.18	0.43
4:CD:69:GLU:O	4:CD:72:PHE:N	2.52	0.43
5:CE:110:ALA:O	5:CE:111:MET:HB2	2.17	0.43
5:CE:77:ASN:O	5:CE:80:THR:HG22	2.19	0.43
8:CH:64:LYS:HB3	8:CH:71:VAL:HG21	2.00	0.43
9:CI:12:ARG:HD2	9:CI:107:ASP:CB	2.49	0.43
9:CI:60:LYS:HB3	9:CI:61:LEU:HD23	1.99	0.43
9:CI:95:ARG:HA	9:CI:98:LEU:HB3	2.00	0.43
11:CK:45:ALA:CB	11:CK:70:CYS:HB2	2.48	0.43
17:CQ:28:PHE:CE2	17:CQ:39:LYS:HG3	2.53	0.43
1:CA:130:A:OP1	17:CQ:65:ARG:HD2	2.19	0.43
19:CS:34:TRP:HA	19:CS:52:HIS:CB	2.49	0.43
20:CT:9:LYS:O	20:CT:12:ILE:HG12	2.18	0.43

*Continued on next page...*

*Continued from previous page...*

Atom-1	Atom-2	Distance(Å)	Clash(Å)
21:CU:12:PHE:CD1	21:CU:13:ASP:N	2.87	0.43
48:D0:12:LYS:HA	48:D0:15:MET:HB2	2.01	0.43
22:DA:1047:G:N2	22:DA:1110:G:O2'	2.51	0.43
22:DA:1184:U:OP1	47:DZ:30:ARG:NH2	2.51	0.43
22:DA:1272:A:C5	22:DA:1618:A:H1'	2.54	0.43
22:DA:1314:C:O2	22:DA:1314:C:H2'	2.18	0.43
22:DA:1603:A:P	22:DA:1604:C:OP2	2.77	0.43
22:DA:204:A:N7	22:DA:206:U:N3	2.66	0.43
22:DA:2199:A:O4'	29:DH:28:ASN:ND2	2.51	0.43
22:DA:2345:G:C8	22:DA:2381:A:C2	3.07	0.43
22:DA:2392:A:C2	33:DL:55:MET:HE3	2.54	0.43
22:DA:26:G:C2	22:DA:27:G:N2	2.86	0.43
22:DA:2760:C:O2'	22:DA:2761:A:H5'	2.19	0.43
22:DA:282:A:C6	22:DA:359:G:N1	2.87	0.43
22:DA:302:C:C2	22:DA:303:G:C8	3.07	0.43
22:DA:216:A:C8	22:DA:432:A:C6	3.07	0.43
22:DA:633:A:C5	22:DA:634:C:H1'	2.53	0.43
22:DA:60:G:C5	22:DA:74:A:N1	2.86	0.43
24:DC:68:LYS:HD3	24:DC:149:GLY:O	2.19	0.43
25:DD:16:THR:CG2	25:DD:22:ILE:HD11	2.48	0.43
25:DD:97:SER:C	25:DD:99:GLU:H	2.22	0.43
22:DA:320:A:OP2	26:DE:132:LYS:HD2	2.18	0.43
26:DE:48:THR:O	26:DE:52:VAL:HG23	2.18	0.43
30:DI:123:GLU:O	30:DI:123:GLU:HG3	2.19	0.43
30:DI:38:PHE:C	30:DI:42:PHE:HB2	2.39	0.43
1:CA:1422:G:O2'	32:DK:49:ARG:NH2	2.52	0.43
41:DT:47:VAL:HG12	41:DT:47:VAL:O	2.17	0.43
43:DV:41:GLU:C	43:DV:42:LEU:HD23	2.38	0.43
45:DX:30:LEU:HD22	45:DX:31:PRO:HD3	1.99	0.43
45:DX:33:LEU:O	45:DX:34:HIS:CG	2.71	0.43
1:AA:1356:G:H2'	1:AA:1357:A:H8	1.81	0.43
1:AA:1515:G:H2'	1:AA:1516:G:H8	1.84	0.43
1:AA:491:G:C5	1:AA:492:C:C5	3.06	0.43
1:AA:692:U:O4	11:AK:54:GLY:HA2	2.18	0.43
1:AA:827:U:N3	1:AA:870:U:C5	2.87	0.43
1:AA:990:C:N3	1:AA:991:U:C4	2.87	0.43
2:AB:47:VAL:HB	2:AB:48:PRO:HD3	2.00	0.43
4:AD:191:LEU:C	4:AD:191:LEU:HD12	2.37	0.43
6:AF:29:ILE:HG23	6:AF:66:ALA:HB2	2.00	0.43
7:AG:108:ALA:HB2	7:AG:123:GLU:HG3	1.99	0.43
9:AI:91:ASP:OD2	9:AI:93:SER:N	2.49	0.43
11:AK:76:GLU:O	11:AK:77:TYR:HD1	2.01	0.43

*Continued on next page...*



*Continued from previous page...*

Atom-1	Atom-2	Distance(Å)	Clash(Å)
12:AL:107:VAL:CG2	12:AL:117:TYR:HB3	2.48	0.43
19:AS:37:ARG:O	19:AS:70:LYS:HD2	2.19	0.43
22:BA:1043:C:C4	22:BA:1044:C:C4	3.07	0.43
22:BA:1064:C:N4	22:BA:1070:A:OP2	2.52	0.43
22:BA:1067:A:N3	22:BA:1067:A:H2'	2.32	0.43
22:BA:1262:A:OP2	40:BS:99:ARG:NH2	2.51	0.43
22:BA:1554:U:H3'	22:BA:1555:G:C8	2.54	0.43
22:BA:1651:G:C6	22:BA:1652:A:C5	3.06	0.43
22:BA:1735:A:H2'	22:BA:1736:U:O5'	2.19	0.43
22:BA:1826:G:C5	22:BA:1827:U:C5	3.07	0.43
22:BA:2335:A:C8	22:BA:2337:G:C5	3.06	0.43
22:BA:2460:U:H2'	22:BA:2461:A:C8	2.53	0.43
22:BA:2555:U:C6	22:BA:2556:C:C6	3.06	0.43
22:BA:2671:G:C6	22:BA:2672:U:C4	3.06	0.43
22:BA:2821:A:OP2	25:BD:115:GLY:N	2.48	0.43
22:BA:694:U:C2	22:BA:695:G:C8	3.07	0.43
22:BA:912:C:N4	22:BA:913:U:O4	2.52	0.43
24:BC:118:SER:HA	24:BC:129:THR:O	2.17	0.43
24:BC:60:GLN:HG2	24:BC:85:PRO:HB2	1.99	0.43
25:BD:104:VAL:CG2	25:BD:105:LYS:N	2.82	0.43
26:BE:103:GLY:O	26:BE:107:SER:HB2	2.19	0.43
29:BH:94:ILE:CD1	29:BH:98:ASP:HB3	2.48	0.43
31:BJ:41:LYS:O	31:BJ:43:GLU:N	2.52	0.43
32:BK:35:VAL:HG13	32:BK:69:VAL:HG12	2.01	0.43
34:BM:114:ARG:HG2	34:BM:130:PHE:CE1	2.53	0.43
46:BY:31:GLN:HG2	46:BY:37:LEU:HB2	2.01	0.43
1:CA:1022:A:C6	1:CA:1023:U:N3	2.87	0.43
1:CA:1309:G:C6	1:CA:1329:A:C2	3.06	0.43
1:CA:464:U:N3	1:CA:467:U:OP2	2.48	0.43
1:CA:570:G:C6	1:CA:571:U:O4	2.71	0.43
1:CA:718:A:C8	1:CA:719:C:H5	2.36	0.43
4:CD:42:GLY:C	4:CD:44:ARG:H	2.21	0.43
5:CE:150:PRO:C	5:CE:152:MET:N	2.71	0.43
5:CE:18:VAL:HG23	5:CE:56:VAL:HG13	2.00	0.43
7:CG:116:MET:O	7:CG:120:LEU:HB2	2.19	0.43
8:CH:104:VAL:HG23	8:CH:124:GLU:O	2.18	0.43
8:CH:83:LEU:C	8:CH:83:LEU:HD13	2.39	0.43
9:CI:25:ASN:ND2	9:CI:59:GLU:OE1	2.51	0.43
9:CI:99:ARG:NH1	9:CI:104:VAL:HG23	2.33	0.43
10:CJ:26:VAL:CG1	10:CJ:27:GLU:N	2.81	0.43
12:CL:82:ILE:HG12	12:CL:95:TYR:HB3	1.99	0.43
20:CT:83:ILE:O	20:CT:87:ALA:HB3	2.19	0.43

*Continued on next page...*

*Continued from previous page...*

Atom-1	Atom-2	Distance(Å)	Clash(Å)
22:DA:1663:G:C6	22:DA:1992:G:N7	2.86	0.43
22:DA:1713:A:C6	22:DA:1716:U:H1'	2.53	0.43
22:DA:785:G:H4'	22:DA:1779:U:H4'	2.00	0.43
22:DA:1798:U:C4	22:DA:1819:A:C2	3.07	0.43
22:DA:186:G:O2'	22:DA:187:G:H5'	2.19	0.43
22:DA:195:A:C6	22:DA:198:C:C5	3.06	0.43
22:DA:2051:A:C2	22:DA:2052:A:N6	2.86	0.43
22:DA:2067:G:C6	22:DA:2444:G:C2	3.06	0.43
22:DA:2201:G:H2'	22:DA:2202:U:C6	2.54	0.43
22:DA:2271:G:H2'	22:DA:2272:U:C6	2.53	0.43
22:DA:2371:G:C5	22:DA:2372:U:C5	3.07	0.43
22:DA:2839:G:N2	22:DA:2880:C:C2	2.87	0.43
22:DA:2898:U:H2'	22:DA:2899:A:C8	2.54	0.43
22:DA:537:G:N1	22:DA:555:G:N3	2.67	0.43
22:DA:84:A:C2	22:DA:98:G:N3	2.86	0.43
23:DB:14:U:H3'	23:DB:15:A:C5'	2.49	0.43
22:DA:2311:A:C2	27:DF:79:ILE:HG21	2.53	0.43
30:DI:101:ILE:O	30:DI:102:SER:CB	2.66	0.43
33:DL:81:ASP:O	33:DL:82:LEU:HB3	2.18	0.43
36:DO:40:ILE:HG22	36:DO:41:ALA:N	2.33	0.43
39:DR:63:VAL:HG11	39:DR:66:HIS:NE2	2.34	0.43
45:DX:54:LYS:HA	45:DX:57:ARG:HB2	1.99	0.43
1:AA:100:G:C5	1:AA:101:A:C5	3.07	0.43
1:AA:1346:A:C5	7:AG:10:ARG:CZ	3.01	0.43
1:AA:1358:U:C5	1:AA:1359:C:C4	3.07	0.43
1:AA:1409:C:H2'	1:AA:1410:A:H8	1.84	0.43
1:AA:1429:A:N3	1:AA:1430:A:C8	2.87	0.43
1:AA:1454:G:C4	1:AA:1455:G:C8	3.06	0.43
1:AA:448:A:C8	1:AA:487:A:C6	3.07	0.43
1:AA:451:A:OP2	16:AP:70:ARG:NH2	2.50	0.43
1:AA:577:G:O4'	1:AA:816:A:H2'	2.19	0.43
2:AB:135:LEU:HA	2:AB:138:THR:HG23	2.01	0.43
4:AD:202:GLU:OE1	5:AE:112:ARG:NH1	2.52	0.43
4:AD:78:GLU:O	4:AD:79:ALA:C	2.55	0.43
6:AF:41:ASP:HA	6:AF:60:VAL:HG22	2.01	0.43
8:AH:36:ILE:HG12	8:AH:103:VAL:HG11	1.99	0.43
14:AN:61:ARG:O	14:AN:62:ASN:HB2	2.18	0.43
1:AA:974:A:OP1	14:AN:71:HIS:HB3	2.18	0.43
15:AO:43:PHE:CE1	15:AO:56:LEU:HD22	2.53	0.43
21:AU:10:GLU:CB	21:AU:11:PRO:HD3	2.49	0.43
21:AU:10:GLU:CD	21:AU:11:PRO:HD3	2.39	0.43
53:B5:50:ILE:CG2	53:B5:51:ASP:H	2.31	0.43

*Continued on next page...*

*Continued from previous page...*

Atom-1	Atom-2	Distance(Å)	Clash(Å)
53:B5:66:PRO:CG	53:B5:194:ILE:CB	2.95	0.43
22:BA:1204:A:O4'	22:BA:1206:G:C8	2.71	0.43
22:BA:1350:C:N3	22:BA:1382:G:C2	2.86	0.43
22:BA:1400:U:O2'	22:BA:1401:G:H5'	2.18	0.43
22:BA:1402:U:H2'	22:BA:1403:A:O5'	2.19	0.43
22:BA:1526:C:O2'	22:BA:1527:G:H5'	2.19	0.43
22:BA:1868:C:H2'	22:BA:1869:G:O4'	2.19	0.43
22:BA:1916:A:O5'	22:BA:1917:U:OP2	2.37	0.43
22:BA:2205:A:C6	22:BA:2206:C:C4	3.07	0.43
22:BA:2615:U:H2'	22:BA:2616:C:O5'	2.18	0.43
22:BA:271:G:C4	22:BA:367:G:N2	2.87	0.43
22:BA:2811:G:H2'	22:BA:2812:G:O4'	2.18	0.43
22:BA:31:C:O3'	22:BA:1238:G:H5''	2.18	0.43
22:BA:960:A:C8	22:BA:962:G:C8	3.07	0.43
22:BA:979:A:H2'	22:BA:982:C:H42	1.84	0.43
27:BF:4:LEU:HD22	27:BF:173:PHE:CD2	2.54	0.43
29:BH:41:LYS:HA	29:BH:44:ILE:HG12	2.01	0.43
35:BN:14:SER:HA	35:BN:17:ARG:NH1	2.34	0.43
36:BO:17:LYS:O	36:BO:17:LYS:HD3	2.19	0.43
47:BZ:48:ILE:O	47:BZ:49:ASN:C	2.55	0.43
1:CA:1053:G:H4'	1:CA:1054:C:H5'	2.01	0.43
1:CA:1190:G:C5'	3:CC:176:HIS:CE1	3.01	0.43
1:CA:1279:G:O2'	1:CA:1281:C:OP2	2.27	0.43
1:CA:271:C:H2'	1:CA:272:C:C6	2.54	0.43
1:CA:109:A:N1	1:CA:327:A:C6	2.86	0.43
1:CA:327:A:N1	1:CA:329:A:C2	2.87	0.43
1:CA:538:G:H2'	1:CA:539:A:O4'	2.19	0.43
1:CA:938:A:C2	1:CA:1345:U:O4	2.72	0.43
2:CB:165:ASP:OD2	2:CB:168:HIS:HB2	2.19	0.43
3:CC:79:LYS:O	3:CC:81:GLY:N	2.52	0.43
7:CG:22:LEU:HA	7:CG:25:LYS:NZ	2.33	0.43
7:CG:70:ARG:HG3	7:CG:96:ARG:HG2	2.01	0.43
1:CA:598:U:H4'	8:CH:86:TYR:CD1	2.54	0.43
11:CK:97:ILE:HD13	11:CK:110:ILE:HD11	2.00	0.43
17:CQ:45:HIS:ND1	17:CQ:70:THR:HG21	2.34	0.43
19:CS:11:ILE:CG1	19:CS:12:ASP:N	2.79	0.43
21:CU:53:VAL:HG22	21:CU:54:LYS:H	1.83	0.43
11:CK:111:THR:HG22	21:CU:5:LYS:HB2	2.00	0.43
48:D0:55:ILE:O	48:D0:56:ALA:CB	2.66	0.43
22:DA:1045:C:O2	22:DA:1047:G:N1	2.52	0.43
22:DA:1352:U:C5	22:DA:1377:G:O6	2.71	0.43
22:DA:1476:U:C5	22:DA:1514:G:N2	2.87	0.43

*Continued on next page...*

*Continued from previous page...*

Atom-1	Atom-2	Distance(Å)	Clash(Å)
22:DA:1803:A:N1	22:DA:1822:C:O2'	2.44	0.43
22:DA:2061:G:C8	22:DA:2501:C:H4'	2.53	0.43
22:DA:2114:A:C4	22:DA:2167:U:H4'	2.53	0.43
22:DA:238:C:H2'	22:DA:239:C:O4'	2.18	0.43
22:DA:2558:C:H2'	22:DA:2559:C:O4'	2.18	0.43
22:DA:2838:G:O6	22:DA:2839:G:C6	2.72	0.43
22:DA:40:U:H2'	22:DA:41:C:C6	2.54	0.43
22:DA:425:G:C6	22:DA:426:C:N4	2.86	0.43
24:DC:45:ASN:C	24:DC:47:GLY:H	2.22	0.43
26:DE:177:PRO:O	26:DE:181:ILE:HG13	2.19	0.43
26:DE:84:THR:O	26:DE:85:PHE:CG	2.72	0.43
30:DI:57:VAL:CG1	30:DI:69:PHE:HB2	2.48	0.43
31:DJ:42:ALA:C	31:DJ:44:TYR:H	2.22	0.43
31:DJ:80:HIS:O	31:DJ:81:ILE:C	2.56	0.43
37:DP:103:ARG:HB3	37:DP:108:ALA:HB2	2.01	0.43
37:DP:31:TRP:C	37:DP:32:VAL:HG12	2.39	0.43
38:DQ:47:TYR:C	38:DQ:47:TYR:CD2	2.91	0.43
45:DX:64:ILE:O	45:DX:64:ILE:HD12	2.18	0.43
1:AA:1042:A:H2'	1:AA:1043:G:C1'	2.48	0.43
1:AA:108:G:C5'	1:AA:108:G:N3	2.81	0.43
1:AA:1270:G:C2	1:AA:1271:A:C4	3.07	0.43
1:AA:1295:U:O4	1:AA:1296:C:N4	2.52	0.43
1:AA:1408:A:H2'	1:AA:1409:C:C6	2.54	0.43
1:AA:146:G:C2	1:AA:147:G:C4	3.06	0.43
1:AA:15:G:C5	1:AA:16:A:N7	2.87	0.43
1:AA:65:A:C5	1:AA:381:C:C5	3.07	0.43
1:AA:463:U:H3'	1:AA:464:U:C6	2.54	0.43
1:AA:549:C:C2	1:AA:550:G:C8	3.07	0.43
1:AA:568:G:H2'	1:AA:569:C:H6	1.84	0.43
1:AA:670:G:N2	1:AA:671:G:N3	2.67	0.43
1:AA:683:G:C6	1:AA:708:C:N3	2.86	0.43
1:AA:786:G:C2	1:AA:797:C:C2	3.07	0.43
3:AC:6:HIS:HD2	3:AC:7:PRO:HD2	1.82	0.43
3:AC:7:PRO:HD2	3:AC:184:TYR:CD2	2.53	0.43
5:AE:18:VAL:HG22	5:AE:19:ASN:N	2.34	0.43
6:AF:64:VAL:HG12	6:AF:65:GLU:N	2.33	0.43
6:AF:6:ILE:HD11	6:AF:71:ILE:CD1	2.48	0.43
8:AH:111:MET:HE2	8:AH:116:ALA:N	2.34	0.43
11:AK:23:ILE:HG22	11:AK:32:VAL:HG22	2.00	0.43
13:AM:15:ALA:O	13:AM:19:LEU:HD23	2.18	0.43
13:AM:3:ARG:HA	13:AM:9:ILE:HA	1.99	0.43
14:AN:43:ASN:C	14:AN:45:VAL:N	2.72	0.43

*Continued on next page...*

*Continued from previous page...*

Atom-1	Atom-2	Distance(Å)	Clash(Å)
16:AP:52:LEU:O	16:AP:53:ASP:C	2.56	0.43
17:AQ:66:PRO:C	17:AQ:67:LEU:HD12	2.38	0.43
19:AS:11:ILE:HG13	19:AS:38:SER:HB3	2.01	0.43
20:AT:70:ASN:N	20:AT:70:ASN:OD1	2.50	0.43
50:B2:16:HIS:HB3	50:B2:21:ARG:NH1	2.34	0.43
22:BA:1061:U:C2'	22:BA:1062:G:C5'	2.96	0.43
22:BA:1115:G:N3	22:BA:1116:G:C8	2.87	0.43
22:BA:1257:C:C4'	26:BE:78:TRP:CD1	3.02	0.43
22:BA:1635:A:H2'	22:BA:1635:A:N3	2.32	0.43
22:BA:1730:C:O2'	22:BA:1731:G:C4	2.61	0.43
22:BA:1866:A:N7	22:BA:1867:G:C8	2.86	0.43
22:BA:1921:G:C2	22:BA:1922:G:C8	3.07	0.43
22:BA:2146:C:H5''	22:BA:2147:A:OP1	2.18	0.43
22:BA:2478:A:C8	22:BA:2479:U:C5	3.07	0.43
22:BA:2545:G:H2'	22:BA:2546:U:C5'	2.49	0.43
22:BA:2074:U:H4'	22:BA:2598:A:O4'	2.19	0.43
22:BA:2694:G:C5	22:BA:2695:U:C4	3.06	0.43
22:BA:2820:A:C3'	22:BA:2820:A:C8	3.02	0.43
22:BA:2841:C:H2'	22:BA:2842:G:C8	2.54	0.43
22:BA:2887:A:C4	22:BA:2888:C:C5	3.07	0.43
22:BA:309:A:C5	22:BA:330:A:N1	2.86	0.43
22:BA:500:G:C2	22:BA:502:A:H3'	2.53	0.43
22:BA:546:U:O2'	22:BA:547:A:H4'	2.19	0.43
22:BA:963:U:H2'	22:BA:964:C:H6	1.84	0.43
22:BA:969:G:C6	22:BA:970:U:C4	3.07	0.43
23:BB:55:U:O2'	27:BF:24:SER:OG	2.31	0.43
24:BC:31:ALA:N	24:BC:32:PRO:CD	2.81	0.43
25:BD:32:ASN:HD22	25:BD:32:ASN:N	2.16	0.43
27:BF:17:MET:HB3	27:BF:17:MET:HE2	1.83	0.43
30:BI:21:SER:HA	30:BI:25:GLY:HA2	2.00	0.43
32:BK:76:VAL:HB	37:BP:73:VAL:HG13	2.00	0.43
38:BQ:21:ALA:HA	38:BQ:24:TYR:CE1	2.54	0.43
38:BQ:82:GLY:HA2	38:BQ:117:LEU:HD13	2.00	0.43
1:CA:1118:U:H1'	1:CA:1179:A:C4	2.52	0.43
1:CA:1426:G:H2'	1:CA:1427:C:O4'	2.19	0.43
1:CA:223:A:H2'	1:CA:224:U:C6	2.54	0.43
1:CA:296:U:C2	1:CA:297:G:C8	3.06	0.43
1:CA:334:C:N4	1:CA:335:C:N4	2.67	0.43
1:CA:453:G:H2'	1:CA:454:G:O4'	2.18	0.43
1:CA:629:A:H2'	1:CA:630:A:O4'	2.18	0.43
4:CD:174:ASP:OD1	4:CD:176:GLY:N	2.51	0.43
8:CH:31:LYS:CE	8:CH:31:LYS:HA	2.48	0.43

*Continued on next page...*

*Continued from previous page...*

Atom-1	Atom-2	Distance(Å)	Clash(Å)
12:CL:61:PHE:CD1	12:CL:61:PHE:N	2.85	0.43
15:CO:3:LEU:HA	15:CO:3:LEU:HD12	1.86	0.43
15:CO:46:HIS:C	15:CO:48:LYS:H	2.21	0.43
49:D1:13:SER:HA	49:D1:49:TYR:CD1	2.53	0.43
22:DA:1096:A:H2'	22:DA:1097:U:H5''	2.01	0.43
22:DA:1373:A:H2'	22:DA:1374:G:O4'	2.19	0.43
22:DA:176:A:N7	22:DA:177:G:N1	2.66	0.43
22:DA:2037:A:C6	22:DA:2038:G:C6	3.06	0.43
22:DA:2193:G:H2'	22:DA:2194:U:C6	2.54	0.43
22:DA:2296:U:H4'	22:DA:2297:A:OP1	2.17	0.43
22:DA:2552:U:N3	22:DA:2554:U:H5'	2.33	0.43
22:DA:487:C:H1'	40:DS:53:SER:HG	1.84	0.43
22:DA:861:A:N3	23:DB:79:G:O2'	2.48	0.43
23:DB:11:C:C5	23:DB:12:C:C5	3.07	0.43
25:DD:4:LEU:HG	25:DD:32:ASN:OD1	2.19	0.43
30:DI:105:GLN:O	30:DI:106:LEU:CG	2.67	0.43
30:DI:80:LEU:HD11	30:DI:133:ALA:HA	1.99	0.43
31:DJ:39:LYS:NZ	31:DJ:44:TYR:CZ	2.85	0.43
32:DK:76:VAL:HG22	32:DK:77:ILE:N	2.34	0.43
43:DV:14:LYS:HG3	43:DV:15:GLY:N	2.34	0.43
45:DX:66:THR:O	45:DX:69:ALA:HB3	2.19	0.43
1:AA:1213:A:N1	1:AA:1215:G:H1'	2.34	0.43
1:AA:1306:A:C2	1:AA:1307:U:C1'	3.02	0.43
1:AA:1446:A:N6	1:AA:1447:A:H62	2.16	0.43
1:AA:1528:U:O3'	1:AA:1529:G:H3'	2.19	0.43
1:AA:161:A:C2'	1:AA:162:A:O5'	2.66	0.43
1:AA:21:G:C2	1:AA:22:G:C6	3.06	0.43
1:AA:377:G:C2	1:AA:378:G:C5	3.07	0.43
1:AA:545:C:H2'	1:AA:545:C:O2	2.18	0.43
1:AA:581:G:OP1	15:AO:65:LYS:NZ	2.47	0.43
1:AA:614:C:H2'	1:AA:615:G:O4'	2.19	0.43
1:AA:619:U:H3	4:AD:132:ILE:HG23	1.84	0.43
1:AA:697:U:C5	1:AA:698:G:C8	3.07	0.43
2:AB:133:GLU:O	2:AB:137:ARG:N	2.52	0.43
6:AF:46:GLN:HA	6:AF:56:LYS:HA	2.01	0.43
11:AK:20:VAL:O	11:AK:34:ILE:HA	2.19	0.43
12:AL:21:VAL:O	12:AL:21:VAL:CG2	2.67	0.43
20:AT:44:LYS:HB3	20:AT:87:ALA:HB1	2.01	0.43
49:B1:9:ILE:O	49:B1:9:ILE:HG12	2.16	0.43
22:BA:1056:G:C2	22:BA:1102:C:C4	3.07	0.43
22:BA:1489:C:C2	22:BA:1501:G:C2	3.07	0.43
22:BA:1825:U:H2'	22:BA:1826:G:H8	1.78	0.43

*Continued on next page...*

*Continued from previous page...*

Atom-1	Atom-2	Distance(Å)	Clash(Å)
22:BA:1903:G:O2'	22:BA:1904:G:H5'	2.18	0.43
22:BA:2199:A:H1'	29:BH:28:ASN:ND2	2.34	0.43
22:BA:2273:A:H2'	22:BA:2274:A:C8	2.53	0.43
22:BA:2655:G:O2'	22:BA:2664:G:O6	2.29	0.43
22:BA:2671:G:C5	22:BA:2672:U:C5	3.07	0.43
22:BA:321:U:H4'	22:BA:322:A:OP2	2.19	0.43
22:BA:589:U:H2'	22:BA:590:A:C8	2.53	0.43
22:BA:665:U:H2'	22:BA:666:A:C8	2.54	0.43
23:BB:57:A:C5	27:BF:26:MET:HG3	2.54	0.43
23:BB:63:C:C2	23:BB:64:G:C8	3.06	0.43
24:BC:123:ALA:O	24:BC:128:ASN:ND2	2.52	0.43
24:BC:162:VAL:CG1	24:BC:174:LEU:HB3	2.49	0.43
29:BH:45:GLU:HA	29:BH:48:GLU:HB2	2.01	0.43
35:BN:1:MET:O	35:BN:2:ARG:HB3	2.18	0.43
38:BQ:74:ILE:O	38:BQ:74:ILE:CG2	2.65	0.43
39:BR:68:ARG:NH1	39:BR:90:ARG:HD3	2.34	0.43
39:BR:68:ARG:CZ	39:BR:90:ARG:HD3	2.49	0.43
42:BU:44:LYS:O	42:BU:59:VAL:N	2.48	0.43
1:CA:1265:C:N3	1:CA:1266:G:N7	2.67	0.43
1:CA:1503:A:H5'	1:CA:1531:A:H1'	2.00	0.43
1:CA:18:C:C2	1:CA:19:A:C8	3.07	0.43
1:CA:456:A:C6	1:CA:457:G:C5	3.06	0.43
1:CA:50:A:H1'	1:CA:52:C:O4'	2.19	0.43
1:CA:618:C:H5''	1:CA:619:U:H5''	1.99	0.43
1:CA:676:A:C2	1:CA:677:U:C5	3.07	0.43
1:CA:749:A:O2'	1:CA:750:C:H5'	2.18	0.43
1:CA:784:A:H2'	1:CA:785:G:C8	2.54	0.43
1:CA:22:G:O2'	1:CA:913:A:N1	2.44	0.43
2:CB:33:GLY:HA2	2:CB:40:ILE:H	1.83	0.43
3:CC:112:ASP:O	3:CC:116:VAL:HG23	2.19	0.43
11:CK:36:ASP:OD2	11:CK:38:GLN:HB2	2.18	0.43
11:CK:21:ALA:HB3	11:CK:84:VAL:HG22	2.00	0.43
15:CO:67:LEU:O	15:CO:68:ASP:C	2.56	0.43
50:D2:17:GLY:O	50:D2:20:ALA:HB3	2.18	0.43
22:DA:1308:A:N7	22:DA:1309:G:C5	2.87	0.43
22:DA:142:A:C5	22:DA:143:C:C4	3.07	0.43
22:DA:1588:G:H2'	22:DA:1589:U:C6	2.54	0.43
22:DA:1408:G:N2	22:DA:1595:C:H1'	2.33	0.43
22:DA:2428:G:H5''	22:DA:2429:G:OP1	2.18	0.43
22:DA:2637:U:H2'	22:DA:2638:G:H5'	2.01	0.43
22:DA:321:U:N1	26:DE:159:LEU:HD23	2.34	0.43
22:DA:492:A:H2'	22:DA:493:G:O4'	2.19	0.43

*Continued on next page...*



*Continued from previous page...*

Atom-1	Atom-2	Distance(Å)	Clash(Å)
22:DA:565:C:H2'	22:DA:566:U:O4'	2.19	0.43
22:DA:740:C:H5'	22:DA:1784:A:C3'	2.45	0.43
22:DA:788:A:OP1	22:DA:791:C:N4	2.51	0.43
23:DB:115:A:H2'	23:DB:116:G:C8	2.54	0.43
23:DB:42:C:C4	23:DB:43:C:C4	3.07	0.43
23:DB:48:U:H2'	23:DB:49:C:C6	2.53	0.43
23:DB:96:G:O2'	23:DB:97:C:H5'	2.18	0.43
23:DB:78:A:H61	23:DB:98:G:C2'	2.32	0.43
26:DE:109:LEU:O	26:DE:112:LEU:HB2	2.19	0.43
29:DH:82:SER:O	29:DH:83:LYS:C	2.57	0.43
30:DI:8:TYR:HA	30:DI:59:ILE:HB	2.01	0.43
30:DI:90:SER:HB3	30:DI:93:PRO:HG3	1.99	0.43
33:DL:121:THR:HA	33:DL:141:LYS:HB3	2.00	0.43
33:DL:86:GLU:O	33:DL:86:GLU:HG2	2.18	0.43
35:DN:22:ARG:HG3	35:DN:70:THR:HA	2.01	0.43
36:DO:33:ARG:O	36:DO:34:HIS:CD2	2.72	0.43
37:DP:53:ARG:HB2	37:DP:56:HIS:HB2	2.01	0.43
45:DX:17:ASN:HB3	45:DX:25:THR:HB	1.99	0.43
1:AA:1141:C:HO2'	1:AA:1142:G:P	2.42	0.43
1:AA:1256:A:N6	1:AA:1277:C:N3	2.67	0.43
1:AA:1359:C:H4'	1:AA:1362:A:N6	2.33	0.43
1:AA:1493:A:C8	1:AA:1493:A:OP2	2.72	0.43
1:AA:204:G:C2	1:AA:465:A:C5	3.07	0.43
1:AA:282:A:C6	1:AA:283:U:C2	3.07	0.43
1:AA:39:G:H2'	1:AA:40:C:H6	1.82	0.43
1:AA:462:G:N2	1:AA:471:U:C2	2.86	0.43
1:AA:491:G:C6	1:AA:492:C:C5	3.06	0.43
1:AA:771:G:H2'	1:AA:772:U:H6	1.82	0.43
3:AC:42:TYR:CE2	3:AC:46:GLU:CG	3.01	0.43
4:AD:93:LEU:HD13	4:AD:136:GLN:NE2	2.34	0.43
8:AH:34:VAL:HG12	8:AH:35:ALA:N	2.34	0.43
9:AI:63:LEU:HD22	9:AI:63:LEU:N	2.34	0.43
10:AJ:80:THR:O	10:AJ:84:VAL:N	2.46	0.43
11:AK:125:LYS:CG	11:AK:126:LYS:N	2.79	0.43
12:AL:59:ASN:OD1	12:AL:59:ASN:C	2.57	0.43
48:B0:10:ARG:O	48:B0:13:ARG:HB3	2.18	0.43
53:B5:125:GLY:O	53:B5:126:SER:CB	2.66	0.43
22:BA:1697:G:H3'	22:BA:1698:A:H2'	2.01	0.43
22:BA:1717:A:C2	22:BA:1718:G:H1'	2.54	0.43
22:BA:2337:G:C6	22:BA:2338:C:C4	3.07	0.43
22:BA:2545:G:H2'	22:BA:2546:U:O5'	2.19	0.43
22:BA:2597:G:O2'	22:BA:2598:A:H5'	2.19	0.43

*Continued on next page...*

*Continued from previous page...*

Atom-1	Atom-2	Distance(Å)	Clash(Å)
22:BA:2643:G:H2'	22:BA:2644:G:O4'	2.19	0.43
22:BA:2836:U:C2	22:BA:2883:A:C2	3.07	0.43
22:BA:467:G:H2'	22:BA:468:G:O4'	2.19	0.43
23:BB:104:A:H2'	23:BB:105:G:O4'	2.19	0.43
25:BD:108:ASP:OD1	25:BD:207:VAL:HG12	2.19	0.43
25:BD:89:GLU:O	25:BD:90:PHE:CD1	2.72	0.43
31:BJ:35:ARG:HG2	31:BJ:40:HIS:CD2	2.53	0.43
34:BM:30:SER:HB2	34:BM:31:PHE:CE1	2.54	0.43
39:BR:10:LYS:NZ	39:BR:23:GLU:HG3	2.34	0.43
39:BR:66:HIS:CE1	39:BR:94:THR:CG2	3.02	0.43
42:BU:98:SER:OG	42:BU:98:SER:O	2.37	0.43
1:CA:1103:C:N3	1:CA:1104:G:C8	2.86	0.43
1:CA:389:A:H2'	1:CA:389:A:N3	2.34	0.43
1:CA:428:G:H4'	1:CA:429:U:OP1	2.19	0.43
1:CA:55:A:N6	1:CA:56:U:O2	2.51	0.43
1:CA:772:U:O2'	1:CA:773:G:H5'	2.19	0.43
1:CA:96:U:O2'	1:CA:97:G:O5'	2.37	0.43
3:CC:77:ILE:HA	3:CC:84:VAL:CG2	2.49	0.43
4:CD:37:ALA:C	4:CD:39:GLY:H	2.22	0.43
5:CE:66:LYS:O	5:CE:69:ARG:O	2.37	0.43
7:CG:101:MET:HA	7:CG:104:ILE:HD12	2.01	0.43
7:CG:78:ARG:CB	7:CG:85:TYR:HB2	2.49	0.43
9:CI:57:MET:HA	9:CI:60:LYS:CB	2.49	0.43
10:CJ:27:GLU:O	10:CJ:27:GLU:HG2	2.18	0.43
14:CN:47:LYS:HE3	19:CS:16:LEU:CD2	2.48	0.43
17:CQ:8:LEU:HD12	17:CQ:8:LEU:N	2.33	0.43
1:CA:1314:C:OP2	19:CS:6:LYS:HG2	2.19	0.43
22:DA:1301:A:H2'	22:DA:1301:A:N3	2.34	0.43
22:DA:1565:C:N4	22:DA:1567:G:C2	2.86	0.43
22:DA:1666:G:O2'	22:DA:1667:G:H5'	2.19	0.43
22:DA:1688:U:C4	22:DA:1698:A:C2	3.07	0.43
22:DA:1794:A:C2	22:DA:1795:C:C2	3.07	0.43
22:DA:1951:U:H2'	22:DA:1953:A:OP2	2.18	0.43
22:DA:1973:G:C5	22:DA:1974:C:C5	3.07	0.43
22:DA:2393:U:H2'	22:DA:2394:C:O4'	2.19	0.43
22:DA:2403:C:C2	22:DA:2404:U:C6	3.06	0.43
22:DA:2507:C:C4	22:DA:2508:G:C5	3.07	0.43
22:DA:479:A:H1'	22:DA:481:G:H5'	2.01	0.43
22:DA:858:G:N2	22:DA:919:U:O4	2.48	0.43
25:DD:112:THR:HG22	25:DD:112:THR:O	2.19	0.43
22:DA:2574:G:O2'	25:DD:148:GLN:HB3	2.18	0.43
27:DF:40:VAL:HG13	27:DF:41:GLY:N	2.33	0.43

*Continued on next page...*

*Continued from previous page...*

Atom-1	Atom-2	Distance(Å)	Clash(Å)
37:DP:31:TRP:CE2	37:DP:40:LEU:HD12	2.53	0.43
22:DA:487:C:H1'	40:DS:53:SER:OG	2.19	0.43
45:DX:71:LEU:HB2	45:DX:76:GLU:HB2	2.01	0.43
1:AA:1094:G:H1'	57:AA:1860:HOH:O	2.19	0.42
1:AA:113:G:C5	1:AA:114:U:C5	3.07	0.42
1:AA:1181:G:O2'	1:AA:1182:G:C8	2.72	0.42
1:AA:11:G:C4	1:AA:12:U:C5	3.07	0.42
1:AA:1413:A:H2'	1:AA:1414:U:O4'	2.19	0.42
1:AA:212:G:C2	1:AA:213:G:C4	3.07	0.42
1:AA:541:G:O2'	1:AA:542:G:H5'	2.19	0.42
1:AA:651:C:N4	1:AA:652:U:O4	2.52	0.42
1:AA:671:G:N2	1:AA:736:C:C2	2.86	0.42
1:AA:810:C:H2'	1:AA:810:C:O2	2.19	0.42
1:AA:956:U:C4	1:AA:957:U:C5	3.07	0.42
3:AC:144:LEU:HD13	3:AC:144:LEU:N	2.34	0.42
5:AE:46:VAL:CG1	5:AE:118:ALA:HB2	2.49	0.42
14:AN:67:THR:H	14:AN:67:THR:HG1	1.59	0.42
17:AQ:12:VAL:HG11	17:AQ:55:ILE:HA	2.00	0.42
21:AU:37:PHE:HA	21:AU:40:LYS:HE2	1.99	0.42
49:B1:30:LYS:N	49:B1:31:PRO:HD3	2.33	0.42
22:BA:1266:G:OP1	48:B0:16:ARG:NE	2.41	0.42
22:BA:1551:A:N6	22:BA:1552:A:C6	2.87	0.42
22:BA:1594:U:H2'	22:BA:1595:C:C6	2.53	0.42
22:BA:167:A:H2'	22:BA:168:G:O4'	2.19	0.42
22:BA:1821:A:O5'	22:BA:1821:A:H8	2.02	0.42
22:BA:1883:U:C4	22:BA:1884:G:C6	3.07	0.42
22:BA:2209:G:C6	22:BA:2210:U:C4	3.07	0.42
22:BA:2415:G:H2'	22:BA:2416:C:C6	2.49	0.42
22:BA:2392:A:C8	22:BA:2429:G:C2	3.08	0.42
22:BA:2669:G:O2'	22:BA:2670:A:H5'	2.19	0.42
22:BA:2648:G:C4	22:BA:2673:G:C2	3.07	0.42
22:BA:2793:C:H2'	22:BA:2794:C:C6	2.53	0.42
22:BA:2846:G:H2'	22:BA:2847:U:O4'	2.19	0.42
22:BA:31:C:H2'	22:BA:32:C:O5'	2.18	0.42
22:BA:980:A:C6	22:BA:981:A:N1	2.87	0.42
27:BF:33:LYS:HG2	27:BF:157:THR:HB	2.01	0.42
29:BH:79:THR:CG2	29:BH:147:VAL:CG2	2.97	0.42
30:BI:140:VAL:HG22	30:BI:142:ASP:HB2	2.00	0.42
22:BA:1064:C:H4'	30:BI:90:SER:CB	2.49	0.42
31:BJ:118:MET:C	31:BJ:120:ARG:H	2.22	0.42
31:BJ:81:ILE:HG12	31:BJ:82:GLY:H	1.83	0.42
33:BL:76:GLU:O	33:BL:77:ILE:HD13	2.19	0.42

*Continued on next page...*

*Continued from previous page...*

Atom-1	Atom-2	Distance(Å)	Clash(Å)
37:BP:81:VAL:HG12	37:BP:81:VAL:O	2.19	0.42
42:BU:6:ARG:O	42:BU:7:ARG:C	2.57	0.42
42:BU:14:LEU:HD11	42:BU:71:ALA:N	2.34	0.42
44:BW:69:PHE:CE1	44:BW:80:ILE:HD11	2.54	0.42
47:BZ:51:VAL:O	47:BZ:53:PHE:N	2.51	0.42
1:CA:1073:U:H5'	1:CA:1074:G:OP2	2.18	0.42
1:CA:1144:G:H5''	1:CA:1145:A:OP2	2.19	0.42
1:CA:1305:G:O2'	1:CA:1332:A:N6	2.52	0.42
1:CA:369:G:C6	1:CA:370:C:C5	3.07	0.42
1:CA:55:A:C6	1:CA:56:U:O2	2.71	0.42
1:CA:700:G:O4'	1:CA:704:A:H1'	2.18	0.42
2:CB:90:PHE:CD2	2:CB:150:GLY:O	2.72	0.42
2:CB:192:ASP:O	2:CB:193:PRO:O	2.37	0.42
9:CI:114:LYS:HA	9:CI:121:ALA:HB2	2.00	0.42
1:CA:1280:A:C8	10:CJ:42:LEU:HD23	2.54	0.42
12:CL:14:ARG:NH1	12:CL:15:LYS:HG3	2.33	0.42
12:CL:33:VAL:O	12:CL:34:CYS:O	2.37	0.42
19:CS:12:ASP:O	19:CS:16:LEU:HB2	2.19	0.42
21:CU:5:LYS:C	21:CU:5:LYS:HD2	2.40	0.42
22:DA:1230:A:C2	22:DA:1231:U:C2	3.07	0.42
22:DA:1277:G:H5'	35:DN:20:MET:CE	2.49	0.42
22:DA:1356:G:N2	22:DA:1357:C:H1'	2.33	0.42
22:DA:1357:C:N4	22:DA:1358:G:N1	2.67	0.42
22:DA:1401:G:C5	22:DA:1402:U:C4	3.07	0.42
22:DA:1686:C:C2	22:DA:1703:G:C2	3.07	0.42
22:DA:1728:C:O5'	22:DA:1728:C:H6	2.02	0.42
22:DA:1721:G:H2'	22:DA:1738:G:H22	1.84	0.42
22:DA:1805:A:N3	22:DA:1813:G:N2	2.67	0.42
22:DA:185:G:C6	22:DA:212:G:N1	2.87	0.42
22:DA:2114:A:H2'	22:DA:2114:A:N3	2.34	0.42
22:DA:217:A:H2'	22:DA:218:A:O4'	2.19	0.42
22:DA:2264:C:C2	22:DA:2277:G:N2	2.86	0.42
22:DA:2341:G:C2	22:DA:2342:C:C2	3.07	0.42
22:DA:2577:A:H5''	22:DA:2578:G:H5'	2.00	0.42
22:DA:310:A:C6	22:DA:330:A:C5	3.07	0.42
22:DA:45:G:N2	22:DA:434:U:C2	2.87	0.42
22:DA:983:A:OP1	57:DA:3565:HOH:O	2.22	0.42
25:DD:42:ASN:CG	25:DD:42:ASN:O	2.58	0.42
26:DE:52:VAL:HG21	26:DE:81:GLY:CA	2.49	0.42
27:DF:17:MET:O	27:DF:21:ASN:HA	2.19	0.42
28:DG:77:ILE:HG23	28:DG:81:GLU:OE1	2.19	0.42
29:DH:62:LEU:HD13	29:DH:63:ALA:N	2.34	0.42

*Continued on next page...*

*Continued from previous page...*

Atom-1	Atom-2	Distance(Å)	Clash(Å)
36:DO:97:PHE:CB	36:DO:103:VAL:HG11	2.49	0.42
43:DV:42:LEU:HD12	43:DV:47:VAL:HG21	2.01	0.42
44:DW:23:VAL:HA	44:DW:38:VAL:HG13	2.01	0.42
22:DA:396:G:O3'	45:DX:30:LEU:O	2.38	0.42
1:AA:1048:G:H5''	14:AN:3:LYS:HG3	2.00	0.42
1:AA:1303:C:H2'	1:AA:1304:G:O5'	2.19	0.42
1:AA:1505:G:H5'	1:AA:1506:U:O5'	2.18	0.42
1:AA:184:G:C6	1:AA:185:U:O4	2.73	0.42
1:AA:201:G:H2'	1:AA:202:G:C8	2.54	0.42
1:AA:29:U:C2'	1:AA:30:U:H5'	2.50	0.42
1:AA:601:G:H2'	1:AA:602:A:O4'	2.19	0.42
2:AB:19:GLN:HB3	2:AB:189:THR:OG1	2.19	0.42
2:AB:45:LYS:HG3	2:AB:45:LYS:O	2.19	0.42
3:AC:116:VAL:HG21	3:AC:202:ILE:HD11	2.01	0.42
3:AC:165:THR:O	3:AC:166:GLU:CB	2.67	0.42
4:AD:17:THR:CG2	4:AD:18:ASP:H	2.32	0.42
6:AF:10:VAL:CG1	6:AF:11:HIS:N	2.83	0.42
10:AJ:53:ILE:HG22	10:AJ:54:SER:N	2.33	0.42
12:AL:114:ARG:NH2	12:AL:121:ARG:HA	2.34	0.42
1:AA:554:A:C5'	12:AL:26:ALA:HB1	2.49	0.42
17:AQ:4:LYS:CE	17:AQ:4:LYS:N	2.82	0.42
1:AA:1322:C:P	19:AS:78:ARG:HH22	2.42	0.42
20:AT:44:LYS:CG	20:AT:87:ALA:HA	2.49	0.42
20:AT:55:GLN:N	20:AT:56:PRO:HD2	2.34	0.42
20:AT:78:ASN:ND2	57:AT:101:HOH:O	2.48	0.42
53:B5:191:ARG:O	53:B5:195:ARG:CB	2.67	0.42
22:BA:1054:A:C6	22:BA:1055:G:C5	3.08	0.42
22:BA:1132:U:H3'	22:BA:1133:A:H5''	2.00	0.42
22:BA:1168:G:C2	22:BA:1182:G:C4	3.07	0.42
22:BA:1353:A:C8	22:BA:1378:A:N6	2.87	0.42
22:BA:1848:A:H2'	22:BA:1849:G:O4'	2.19	0.42
22:BA:1866:A:C2	22:BA:1876:A:C5	3.07	0.42
22:BA:1959:G:H2'	22:BA:1960:A:O4'	2.18	0.42
22:BA:2056:G:N3	22:BA:2056:G:H2'	2.34	0.42
22:BA:2372:U:H2'	22:BA:2372:U:O2	2.18	0.42
22:BA:2464:G:C2	22:BA:2465:C:C2	3.07	0.42
22:BA:2478:A:H5'	52:B4:32:LYS:CD	2.50	0.42
22:BA:262:A:H2'	22:BA:263:G:O4'	2.19	0.42
22:BA:28:A:H2'	22:BA:29:U:H5'	2.00	0.42
22:BA:375:G:H2'	22:BA:376:G:O4'	2.19	0.42
22:BA:987:C:N4	22:BA:988:A:C5	2.87	0.42
26:BE:153:LEU:HG	26:BE:154:ASP:N	2.33	0.42

*Continued on next page...*

*Continued from previous page...*

Atom-1	Atom-2	Distance(Å)	Clash(Å)
28:BG:153:ARG:O	28:BG:154:PRO:C	2.56	0.42
28:BG:38:ASN:O	28:BG:39:ASP:CB	2.67	0.42
30:BI:10:LYS:HB3	30:BI:56:PRO:HB2	2.01	0.42
32:BK:12:ASP:HB3	32:BK:99:ILE:HD13	2.00	0.42
39:BR:3:ALA:CB	39:BR:59:ILE:HD11	2.39	0.42
42:BU:13:VAL:HG12	42:BU:19:LYS:HA	2.01	0.42
42:BU:87:PHE:CE1	42:BU:92:LYS:HB2	2.54	0.42
44:BW:70:GLU:HB3	44:BW:72:LYS:HE2	2.01	0.42
46:BY:53:VAL:O	46:BY:56:LEU:O	2.38	0.42
1:CA:1092:A:N6	1:CA:1093:A:C6	2.87	0.42
1:CA:1286:U:C5'	1:CA:1287:A:OP2	2.66	0.42
1:CA:1304:G:H2'	1:CA:1305:G:H1'	2.00	0.42
1:CA:317:U:C4	1:CA:337:G:N1	2.87	0.42
1:CA:376:G:C2	1:CA:389:A:C2	3.07	0.42
1:CA:437:U:C4	1:CA:438:U:C5	3.07	0.42
1:CA:468:A:N3	1:CA:468:A:O4'	2.52	0.42
1:CA:518:C:H2'	1:CA:530:G:H8	1.85	0.42
2:CB:50:PHE:HD1	2:CB:54:LEU:HD23	1.84	0.42
3:CC:173:VAL:O	3:CC:175:LEU:N	2.49	0.42
5:CE:16:ILE:HG23	5:CE:110:ALA:HB2	1.99	0.42
6:CF:86:ARG:NH1	6:CF:86:ARG:CG	2.80	0.42
7:CG:137:LYS:O	7:CG:141:VAL:HG23	2.19	0.42
7:CG:33:ASP:O	7:CG:35:LYS:HG3	2.18	0.42
7:CG:78:ARG:O	7:CG:79:ARG:C	2.58	0.42
1:CA:1123:U:O3'	10:CJ:38:GLY:HA3	2.19	0.42
14:CN:3:LYS:HB3	14:CN:6:MET:CG	2.49	0.42
1:CA:254:G:O2'	17:CQ:18:GLU:O	2.35	0.42
17:CQ:62:ARG:C	17:CQ:73:TRP:CE3	2.93	0.42
19:CS:74:PHE:C	19:CS:76:PRO:HD3	2.39	0.42
21:CU:20:LYS:C	21:CU:22:SER:H	2.22	0.42
52:D4:19:ARG:O	52:D4:20:ASP:HB2	2.19	0.42
22:DA:1035:U:H2'	22:DA:1036:G:C8	2.53	0.42
22:DA:1444:G:C2	22:DA:1548:A:C2	3.07	0.42
22:DA:1846:G:H5''	22:DA:1847:A:OP2	2.19	0.42
22:DA:2199:A:C6	22:DA:2200:C:N3	2.87	0.42
22:DA:2457:U:C4	22:DA:2458:G:C6	3.07	0.42
22:DA:464:U:H2'	22:DA:465:G:O4'	2.19	0.42
22:DA:45:G:H5''	22:DA:46:G:H4'	2.01	0.42
22:DA:728:G:N2	22:DA:730:A:C4	2.87	0.42
23:DB:15:A:H1'	23:DB:109:A:C8	2.55	0.42
24:DC:82:GLU:OE1	24:DC:103:TYR:OH	2.21	0.42
24:DC:80:ARG:CZ	24:DC:82:GLU:OE2	2.68	0.42

*Continued on next page...*

*Continued from previous page...*

Atom-1	Atom-2	Distance(Å)	Clash(Å)
27:DF:106:ILE:C	27:DF:109:PRO:HD2	2.39	0.42
27:DF:28:VAL:HG22	27:DF:29:PRO:HD2	2.00	0.42
30:DI:50:GLU:OE2	30:DI:53:LEU:HD13	2.19	0.42
33:DL:141:LYS:HG3	33:DL:143:GLU:OE1	2.19	0.42
34:DM:124:LEU:N	34:DM:124:LEU:CD2	2.83	0.42
25:DD:186:LEU:HD21	37:DP:4:ILE:HG21	2.00	0.42
22:DA:2845:U:H5''	37:DP:52:ASN:O	2.18	0.42
40:DS:47:VAL:O	40:DS:47:VAL:HG22	2.18	0.42
1:AA:1106:G:C6	1:AA:1107:C:C4	3.07	0.42
1:AA:1159:U:O2	1:AA:1182:G:N1	2.52	0.42
1:AA:1374:A:N3	1:AA:1375:A:C8	2.87	0.42
1:AA:1442:G:N1	1:AA:1443:C:C2	2.87	0.42
1:AA:266:G:H4'	1:AA:267:C:OP1	2.19	0.42
1:AA:529:G:H4'	1:AA:533:A:C2	2.54	0.42
1:AA:567:G:H2'	1:AA:568:G:O5'	2.19	0.42
1:AA:588:G:C6	1:AA:589:U:C4	3.07	0.42
1:AA:584:G:O6	1:AA:758:C:O2	2.37	0.42
1:AA:829:G:N3	1:AA:830:G:C8	2.88	0.42
1:AA:901:A:C5	1:AA:902:G:H1'	2.54	0.42
2:AB:149:GLY:O	2:AB:152:LYS:HG2	2.19	0.42
4:AD:57:GLU:O	4:AD:60:LYS:HB3	2.19	0.42
6:AF:46:GLN:NE2	6:AF:56:LYS:HE3	2.35	0.42
6:AF:67:PRO:O	6:AF:69:GLU:N	2.52	0.42
6:AF:9:MET:HE1	18:AR:65:LEU:HB3	2.00	0.42
1:AA:1373:G:C5'	7:AG:36:LYS:HB2	2.49	0.42
8:AH:75:ILE:O	8:AH:75:ILE:HG23	2.18	0.42
9:AI:51:PRO:HB3	9:AI:84:THR:CG2	2.49	0.42
13:AM:99:GLY:O	13:AM:100:GLN:O	2.37	0.42
21:AU:28:VAL:HG12	21:AU:31:GLU:OE1	2.19	0.42
53:B5:75:VAL:HA	53:B5:120:VAL:O	2.19	0.42
53:B5:65:LEU:HD11	53:B5:191:ARG:CB	2.49	0.42
22:BA:1060:U:H4'	22:BA:1061:U:H3'	2.00	0.42
22:BA:999:U:C5	22:BA:1154:G:C6	3.07	0.42
22:BA:1195:G:O2'	22:BA:1196:C:H5'	2.19	0.42
22:BA:1525:A:C5	22:BA:1526:C:C5	3.07	0.42
22:BA:1734:G:N3	22:BA:1735:A:C8	2.88	0.42
22:BA:1867:G:C2'	22:BA:1868:C:H5'	2.49	0.42
22:BA:1927:A:C6	22:BA:1928:A:C6	3.08	0.42
22:BA:2078:C:H2'	22:BA:2079:U:C6	2.54	0.42
22:BA:2548:U:C5	22:BA:2549:G:N7	2.87	0.42
22:BA:2552:U:O2	22:BA:2554:U:H5'	2.19	0.42
22:BA:49:A:C8	22:BA:51:G:C2	3.07	0.42

*Continued on next page...*



*Continued from previous page...*

Atom-1	Atom-2	Distance(Å)	Clash(Å)
22:BA:65:U:N3	22:BA:66:C:C5	2.88	0.42
22:BA:66:C:H2'	22:BA:67:U:C6	2.53	0.42
22:BA:825:A:H2'	22:BA:826:U:O4'	2.20	0.42
22:BA:864:G:C6	22:BA:865:C:N4	2.87	0.42
22:BA:1801:A:N7	24:BC:262:ARG:NH2	2.67	0.42
31:BJ:64:VAL:HG22	31:BJ:68:LYS:HD2	2.00	0.42
34:BM:32:GLY:CA	34:BM:131:VAL:HG23	2.49	0.42
35:BN:65:LEU:HD11	35:BN:69:ARG:NH2	2.35	0.42
36:BO:78:VAL:HG23	36:BO:79:ALA:N	2.34	0.42
37:BP:16:ASP:O	37:BP:18:PRO:N	2.53	0.42
37:BP:31:TRP:CE3	37:BP:40:LEU:HD12	2.54	0.42
1:CA:1105:A:N1	1:CA:1106:G:C5	2.87	0.42
1:CA:1178:G:N2	1:CA:1181:G:OP2	2.51	0.42
1:CA:1323:G:H1'	1:CA:1362:A:C2	2.54	0.42
1:CA:1371:G:O3'	9:CI:71:GLY:HA3	2.19	0.42
1:CA:1426:G:C4	1:CA:1475:G:N2	2.87	0.42
1:CA:674:G:OP1	6:CF:86:ARG:NH2	2.42	0.42
1:CA:78:A:C6	1:CA:79:G:C5	3.07	0.42
2:CB:66:LYS:HB2	2:CB:158:PRO:HA	2.01	0.42
6:CF:62:MET:HG3	6:CF:64:VAL:HG23	2.01	0.42
9:CI:45:ARG:HG3	9:CI:46:MET:SD	2.59	0.42
13:CM:27:LYS:CD	13:CM:27:LYS:O	2.67	0.42
14:CN:36:ALA:HB2	14:CN:42:TRP:CH2	2.54	0.42
1:CA:1317:C:OP1	14:CN:57:PRO:HD2	2.19	0.42
15:CO:33:THR:HA	15:CO:63:ARG:NH1	2.34	0.42
21:CU:40:LYS:H	21:CU:41:PRO:CD	2.32	0.42
22:DA:1046:A:O2'	22:DA:1047:G:OP1	2.26	0.42
22:DA:1205:A:H5''	22:DA:1206:G:N7	2.35	0.42
22:DA:1211:C:H3'	22:DA:1212:G:H5'	2.02	0.42
22:DA:1343:G:C6	22:DA:1344:U:C4	3.07	0.42
22:DA:1352:U:C5	57:DA:3392:HOH:O	2.57	0.42
22:DA:1444:G:C4	22:DA:1445:G:C8	3.07	0.42
22:DA:182:A:H2'	22:DA:183:C:C6	2.54	0.42
22:DA:2027:G:C6	57:DA:3475:HOH:O	2.57	0.42
22:DA:2142:A:C2	22:DA:2150:C:C2	3.07	0.42
22:DA:2355:G:C6	22:DA:2356:U:N3	2.88	0.42
22:DA:2571:U:H2'	22:DA:2572:A:OP1	2.19	0.42
22:DA:2630:G:O4'	22:DA:2894:G:H1'	2.20	0.42
22:DA:373:U:C2	22:DA:374:A:C8	3.07	0.42
22:DA:481:G:C5	22:DA:507:A:C2	3.08	0.42
22:DA:13:A:C2	22:DA:525:U:C2	3.07	0.42
22:DA:77:G:H2'	22:DA:78:U:O4'	2.18	0.42

*Continued on next page...*

*Continued from previous page...*

Atom-1	Atom-2	Distance(Å)	Clash(Å)
22:DA:664:G:H4'	22:DA:941:A:OP1	2.19	0.42
31:DJ:98:GLU:O	31:DJ:102:GLU:HG3	2.20	0.42
33:DL:136:GLU:HA	33:DL:140:GLY:HA3	2.01	0.42
33:DL:20:GLY:HA2	33:DL:28:GLY:HA2	2.00	0.42
33:DL:62:PRO:HD2	51:D3:25:LYS:O	2.19	0.42
34:DM:57:VAL:HG23	34:DM:58:LYS:O	2.19	0.42
40:DS:42:LYS:O	40:DS:43:ALA:C	2.57	0.42
44:DW:57:HIS:N	44:DW:57:HIS:CD2	2.87	0.42
1:AA:1088:G:C5	1:AA:1089:G:N7	2.87	0.42
1:AA:1273:C:H2'	1:AA:1274:A:O4'	2.18	0.42
1:AA:154:U:C2	1:AA:168:G:C2	3.07	0.42
1:AA:252:U:O4	1:AA:253:A:N6	2.53	0.42
1:AA:542:G:N3	1:AA:543:U:C6	2.87	0.42
1:AA:714:G:H21	1:AA:777:A:H1'	1.84	0.42
1:AA:858:G:C6	1:AA:869:G:N7	2.87	0.42
1:AA:939:G:C6	1:AA:940:C:N4	2.88	0.42
1:AA:1112:C:O2	3:AC:179:ARG:HG3	2.20	0.42
4:AD:145:ILE:HG22	4:AD:146:ARG:O	2.19	0.42
4:AD:197:GLU:N	4:AD:197:GLU:CD	2.73	0.42
5:AE:100:SER:O	5:AE:101:GLU:C	2.57	0.42
1:AA:1343:G:O3'	9:AI:124:ARG:HB3	2.19	0.42
10:AJ:74:VAL:O	10:AJ:75:ASP:HB2	2.19	0.42
13:AM:14:HIS:HB2	13:AM:17:ILE:CD1	2.49	0.42
13:AM:44:LYS:HB3	13:AM:44:LYS:HE2	1.90	0.42
16:AP:4:ILE:HG12	16:AP:21:VAL:HG22	2.02	0.42
22:BA:1142:A:C4	22:BA:1144:A:C8	3.08	0.42
22:BA:811:U:C4	22:BA:1251:C:N4	2.87	0.42
22:BA:1624:U:N3	22:BA:1625:C:H5	2.15	0.42
22:BA:1808:A:H4'	22:BA:1808:A:OP2	2.20	0.42
22:BA:1846:G:C2	22:BA:1895:C:C2	3.07	0.42
22:BA:2186:G:H2'	22:BA:2187:U:C6	2.53	0.42
22:BA:2371:G:C6	22:BA:2372:U:C5	3.08	0.42
22:BA:2648:G:H2'	22:BA:2649:C:C6	2.54	0.42
22:BA:2741:A:C8	22:BA:2742:G:C8	3.07	0.42
22:BA:2886:A:H3'	22:BA:2887:A:H8	1.83	0.42
22:BA:30:G:O2'	22:BA:31:C:H5'	2.19	0.42
22:BA:475:C:O5'	22:BA:475:C:H6	2.03	0.42
22:BA:547:A:H8	22:BA:548:G:N3	2.17	0.42
22:BA:627:A:OP1	33:BL:78:ARG:NH1	2.40	0.42
22:BA:864:G:O2'	22:BA:865:C:H5'	2.19	0.42
22:BA:905:A:N6	22:BA:906:U:C4	2.88	0.42
22:BA:976:G:C2	22:BA:977:G:C5	3.07	0.42

*Continued on next page...*

*Continued from previous page...*

Atom-1	Atom-2	Distance(Å)	Clash(Å)
24:BC:15:HIS:O	24:BC:204:VAL:CG2	2.65	0.42
22:BA:1820:U:OP1	24:BC:177:ARG:NH2	2.53	0.42
24:BC:17:VAL:HB	24:BC:204:VAL:HG22	2.01	0.42
24:BC:17:VAL:HB	24:BC:204:VAL:HG13	2.00	0.42
25:BD:82:PHE:CD2	25:BD:82:PHE:N	2.86	0.42
29:BH:45:GLU:C	29:BH:47:PHE:N	2.72	0.42
30:BI:9:VAL:HG23	30:BI:59:ILE:HG13	2.00	0.42
31:BJ:81:ILE:CG2	31:BJ:82:GLY:N	2.82	0.42
35:BN:82:GLU:O	35:BN:85:PRO:HG2	2.20	0.42
38:BQ:14:HIS:CD2	38:BQ:32:TYR:CE1	3.07	0.42
46:BY:13:GLU:C	46:BY:15:ASN:H	2.23	0.42
1:CA:1387:G:H2'	1:CA:1388:C:C6	2.54	0.42
1:CA:1534:A:H4'	1:CA:1535:C:H2'	2.01	0.42
1:CA:29:U:H4'	1:CA:295:C:O3'	2.18	0.42
1:CA:632:U:H3'	1:CA:633:G:H5'	2.02	0.42
1:CA:688:G:C8	1:CA:700:G:N2	2.87	0.42
1:CA:84:U:O2'	1:CA:85:U:H5'	2.19	0.42
3:CC:167:TRP:C	3:CC:167:TRP:HE3	2.22	0.42
3:CC:117:ALA:HB2	3:CC:200:VAL:CG1	2.49	0.42
4:CD:34:ILE:HG23	4:CD:34:ILE:O	2.19	0.42
12:CL:42:PRO:HD3	12:CL:48:ALA:O	2.20	0.42
13:CM:114:LYS:CB	13:CM:115:PRO:HD3	2.46	0.42
13:CM:85:CYS:O	13:CM:89:LEU:HG	2.19	0.42
17:CQ:75:LEU:O	17:CQ:75:LEU:HD12	2.19	0.42
18:CR:46:GLY:O	18:CR:47:THR:O	2.36	0.42
50:D2:10:LEU:HD11	50:D2:14:ARG:NH1	2.35	0.42
22:DA:975:A:C2	22:DA:1156:A:N3	2.88	0.42
22:DA:1372:U:O4'	22:DA:2214:C:H1'	2.19	0.42
22:DA:1588:G:H3'	22:DA:1589:U:C6	2.55	0.42
22:DA:170:U:N3	22:DA:171:U:C5	2.87	0.42
22:DA:1736:U:H2'	22:DA:1737:G:O4'	2.19	0.42
22:DA:1914:C:O4'	22:DA:1914:C:O2	2.35	0.42
22:DA:2018:G:H2'	22:DA:2019:A:C8	2.53	0.42
22:DA:2208:C:O2	22:DA:2217:G:C2	2.71	0.42
22:DA:825:A:H4'	22:DA:2428:G:C5	2.54	0.42
22:DA:2747:G:O6	22:DA:2755:C:H5''	2.19	0.42
22:DA:972:A:C6	22:DA:973:A:C6	3.07	0.42
23:DB:96:G:C6	23:DB:97:C:C4	3.07	0.42
28:DG:46:ALA:O	28:DG:47:ASP:HB2	2.19	0.42
29:DH:127:GLU:HA	29:DH:144:VAL:O	2.19	0.42
35:DN:69:ARG:O	35:DN:71:ARG:N	2.40	0.42
39:DR:78:ARG:CB	39:DR:83:TYR:CD1	3.03	0.42

*Continued on next page...*

*Continued from previous page...*

Atom-1	Atom-2	Distance(Å)	Clash(Å)
41:DT:51:PHE:O	41:DT:53:VAL:HG22	2.20	0.42
44:DW:37:ILE:HG22	44:DW:38:VAL:HG22	2.01	0.42
46:DY:9:LYS:CA	46:DY:12:GLU:HG3	2.50	0.42
47:DZ:51:VAL:HG23	47:DZ:55:VAL:HG11	2.02	0.42
1:AA:1053:G:H4'	1:AA:1054:C:H5'	2.00	0.42
1:AA:108:G:C6	20:AT:10:ARG:HG2	2.54	0.42
1:AA:1118:U:O4'	1:AA:1179:A:H1'	2.20	0.42
1:AA:1210:C:O2'	1:AA:1211:U:H5'	2.19	0.42
1:AA:1303:C:C2'	1:AA:1304:G:O5'	2.67	0.42
1:AA:1414:U:H2'	1:AA:1415:G:C8	2.55	0.42
1:AA:1470:U:H2'	1:AA:1471:U:H6	1.83	0.42
1:AA:381:C:C4	1:AA:382:A:C5	3.07	0.42
1:AA:543:U:H2'	1:AA:544:G:C5'	2.50	0.42
1:AA:633:G:H2'	1:AA:634:C:H6	1.84	0.42
1:AA:680:C:N3	1:AA:711:G:C2	2.87	0.42
2:AB:58:ASN:HB2	2:AB:220:THR:OG1	2.20	0.42
5:AE:46:VAL:HG11	5:AE:118:ALA:HB2	2.01	0.42
8:AH:26:THR:HG22	8:AH:60:GLU:HG2	2.02	0.42
21:AU:10:GLU:HG3	21:AU:11:PRO:HD3	1.99	0.42
53:B5:24:ASP:HB2	53:B5:185:LYS:O	2.19	0.42
22:BA:2124:G:O2'	53:B5:41:THR:HA	2.19	0.42
22:BA:1232:G:C4	22:BA:1233:C:C5	3.07	0.42
22:BA:1688:U:H2'	22:BA:1698:A:N6	2.34	0.42
22:BA:1760:C:H3'	22:BA:1761:C:H6	1.83	0.42
22:BA:1768:C:C2	22:BA:1769:U:C6	3.08	0.42
22:BA:1910:G:H2'	22:BA:1911:U:C6	2.55	0.42
22:BA:1930:G:N2	22:BA:1968:G:H2'	2.34	0.42
22:BA:1951:U:H2'	22:BA:1953:A:OP2	2.20	0.42
22:BA:2065:C:H2'	22:BA:2066:C:H6	1.83	0.42
22:BA:2339:C:H2'	22:BA:2340:A:H8	1.81	0.42
22:BA:2412:A:H5''	22:BA:2413:G:OP2	2.18	0.42
22:BA:2544:G:H2'	22:BA:2545:G:H5'	2.02	0.42
22:BA:2637:U:H2'	22:BA:2638:G:H5'	2.01	0.42
22:BA:2884:U:O4'	22:BA:2884:U:O2	2.37	0.42
22:BA:55:G:C2	22:BA:56:A:C5	3.08	0.42
22:BA:735:A:H3'	22:BA:736:C:H6	1.83	0.42
22:BA:847:U:O2	22:BA:847:U:H2'	2.19	0.42
22:BA:846:U:O2'	22:BA:847:U:P	2.77	0.42
22:BA:2729:G:H5'	25:BD:190:LYS:HE2	2.01	0.42
13:AM:71:ARG:HA	27:BF:143:TYR:CE2	2.55	0.42
27:BF:28:VAL:O	27:BF:28:VAL:CG1	2.67	0.42
27:BF:49:LEU:HA	27:BF:49:LEU:HD12	1.94	0.42

*Continued on next page...*

*Continued from previous page...*

Atom-1	Atom-2	Distance(Å)	Clash(Å)
30:BI:33:VAL:HG21	30:BI:59:ILE:HG23	2.01	0.42
30:BI:33:VAL:HG22	30:BI:67:PHE:CG	2.54	0.42
32:BK:4:GLU:O	32:BK:5:GLN:CB	2.67	0.42
33:BL:110:VAL:O	33:BL:128:THR:HG23	2.20	0.42
35:BN:1:MET:N	35:BN:1:MET:SD	2.90	0.42
35:BN:77:ALA:O	35:BN:81:ASN:HB2	2.19	0.42
39:BR:10:LYS:NZ	39:BR:23:GLU:CG	2.82	0.42
39:BR:33:VAL:HG13	39:BR:63:VAL:HG23	2.01	0.42
40:BS:69:LEU:HA	40:BS:69:LEU:HD12	1.85	0.42
40:BS:74:ILE:HG23	40:BS:74:ILE:O	2.18	0.42
41:BT:34:VAL:O	41:BT:35:ALA:C	2.56	0.42
47:BZ:2:ALA:O	47:BZ:3:LYS:C	2.58	0.42
1:CA:1068:G:N2	1:CA:1191:A:N3	2.56	0.42
1:CA:1195:C:N3	1:CA:1197:A:C8	2.87	0.42
1:CA:1250:A:C2	1:CA:1251:A:N3	2.87	0.42
1:CA:1363:A:O2'	1:CA:1365:G:N7	2.44	0.42
1:CA:1492:A:OP2	1:CA:1492:A:H8	2.02	0.42
1:CA:15:G:C4	1:CA:16:A:C8	3.08	0.42
1:CA:22:G:H2'	1:CA:23:C:C6	2.55	0.42
1:CA:369:G:C5	1:CA:370:C:C5	3.07	0.42
1:CA:580:C:H2'	1:CA:581:G:O4'	2.20	0.42
1:CA:76:G:N2	1:CA:95:C:C2	2.88	0.42
1:CA:867:G:H2'	1:CA:868:C:H6	1.84	0.42
1:CA:96:U:H2'	1:CA:97:G:O5'	2.19	0.42
1:CA:828:U:O2	2:CB:25:PRO:HG2	2.20	0.42
2:CB:27:MET:HE1	2:CB:187:VAL:HG21	2.00	0.42
3:CC:22:TRP:HZ3	3:CC:24:ALA:HB3	1.84	0.42
7:CG:69:VAL:HG21	7:CG:104:ILE:HD11	2.01	0.42
12:CL:21:VAL:O	12:CL:23:ALA:N	2.53	0.42
13:CM:83:LEU:CD2	13:CM:83:LEU:N	2.82	0.42
15:CO:78:TYR:C	15:CO:78:TYR:CD2	2.92	0.42
22:DA:1490:A:O2'	24:DC:98:ASP:HB3	2.18	0.42
22:DA:1519:G:H2'	22:DA:1519:G:N3	2.33	0.42
22:DA:1593:A:H2'	22:DA:1594:U:O4'	2.19	0.42
22:DA:1340:U:C5	22:DA:1603:A:C8	3.07	0.42
22:DA:1904:G:C2'	22:DA:1905:C:H5'	2.49	0.42
22:DA:2286:G:H4'	22:DA:2287:A:O5'	2.19	0.42
22:DA:2345:G:N3	22:DA:2381:A:H2'	2.33	0.42
22:DA:2658:C:OP1	28:DG:158:LYS:NZ	2.52	0.42
22:DA:655:A:H4'	22:DA:656:G:OP1	2.19	0.42
22:DA:687:C:C2	22:DA:788:A:O4'	2.72	0.42
22:DA:971:G:H2'	22:DA:972:A:O4'	2.18	0.42

*Continued on next page...*

*Continued from previous page...*

Atom-1	Atom-2	Distance(Å)	Clash(Å)
23:DB:58:A:H2'	23:DB:59:A:C8	2.55	0.42
24:DC:147:LYS:HG3	24:DC:150:LYS:HD3	2.02	0.42
25:DD:78:GLY:C	25:DD:79:LEU:HG	2.39	0.42
29:DH:72:ILE:CG2	29:DH:72:ILE:O	2.67	0.42
30:DI:125:MET:HA	30:DI:128:SER:OG	2.19	0.42
31:DJ:84:ILE:HG23	31:DJ:84:ILE:O	2.19	0.42
33:DL:89:VAL:HG23	33:DL:121:THR:HG22	2.01	0.42
23:DB:7:G:C5'	36:DO:29:HIS:CE1	3.03	0.42
1:AA:1074:G:O2'	1:AA:1101:A:N1	2.41	0.42
1:AA:1271:A:H2'	1:AA:1272:G:H8	1.85	0.42
1:AA:1308:U:P	13:AM:98:ARG:HG2	2.60	0.42
1:AA:971:G:C8	1:AA:1365:G:H4'	2.54	0.42
1:AA:1438:G:C2'	1:AA:1439:G:H5'	2.49	0.42
1:AA:1455:G:H2'	1:AA:1455:G:N3	2.35	0.42
1:AA:337:G:O2'	1:AA:338:A:H5'	2.20	0.42
1:AA:392:C:C2	1:AA:393:A:C8	3.07	0.42
1:AA:452:A:H2'	1:AA:453:G:O5'	2.20	0.42
1:AA:575:G:O2'	1:AA:821:G:OP2	2.27	0.42
2:AB:10:LEU:C	2:AB:10:LEU:HD23	2.39	0.42
3:AC:25:ASN:O	3:AC:26:THR:C	2.57	0.42
4:AD:130:VAL:CG1	4:AD:135:TYR:CD1	3.00	0.42
9:AI:22:LYS:HE3	9:AI:22:LYS:HB3	1.89	0.42
13:AM:16:VAL:HG13	13:AM:34:LEU:HD13	2.01	0.42
17:AQ:46:VAL:HG12	17:AQ:47:HIS:N	2.35	0.42
17:AQ:50:ASN:O	17:AQ:51:ASN:O	2.37	0.42
18:AR:40:VAL:HG13	18:AR:41:PRO:HD2	2.01	0.42
20:AT:35:VAL:CG1	20:AT:79:LEU:HD22	2.49	0.42
20:AT:69:LYS:HB2	20:AT:70:ASN:OD1	2.19	0.42
21:AU:6:VAL:HG21	21:AU:17:ARG:HD3	2.01	0.42
21:AU:34:ARG:CZ	21:AU:35:ARG:HB2	2.49	0.42
22:BA:1220:G:H2'	22:BA:1221:C:O4'	2.20	0.42
22:BA:182:A:H2'	22:BA:183:C:O4'	2.19	0.42
22:BA:1875:G:HO2'	22:BA:1876:A:P	2.41	0.42
22:BA:190:A:C4	22:BA:207:A:C2	3.07	0.42
22:BA:2472:G:C5	22:BA:2475:C:C4	3.07	0.42
22:BA:2518:A:N3	22:BA:2518:A:H5'	2.35	0.42
22:BA:2520:C:H2'	22:BA:2521:C:O5'	2.20	0.42
22:BA:2535:G:N2	22:BA:2536:G:H1'	2.35	0.42
22:BA:2615:U:C2'	22:BA:2616:C:O5'	2.67	0.42
22:BA:264:C:O2'	22:BA:265:A:H2'	2.20	0.42
22:BA:770:G:H2'	22:BA:771:G:O5'	2.19	0.42
23:BB:1:U:O2	23:BB:1:U:H2'	2.20	0.42

*Continued on next page...*

*Continued from previous page...*

Atom-1	Atom-2	Distance(Å)	Clash(Å)
26:BE:48:THR:O	26:BE:51:GLU:N	2.44	0.42
26:BE:48:THR:OG1	26:BE:50:ALA:HB3	2.19	0.42
26:BE:57:LYS:HG3	26:BE:58:LYS:N	2.33	0.42
26:BE:79:ARG:O	26:BE:80:SER:HB2	2.19	0.42
27:BF:80:ARG:HG2	27:BF:81:GLN:N	2.35	0.42
28:BG:127:THR:HG22	28:BG:128:GLN:H	1.83	0.42
29:BH:114:GLU:CB	29:BH:133:GLN:O	2.66	0.42
37:BP:104:THR:O	37:BP:105:GLY:C	2.58	0.42
42:BU:39:ILE:O	42:BU:40:ASN:C	2.58	0.42
43:BV:35:GLU:HB2	43:BV:93:ARG:NH2	2.35	0.42
1:CA:1062:U:H2'	1:CA:1063:C:C6	2.55	0.42
1:CA:1452:C:H4'	1:CA:1453:G:C5'	2.50	0.42
1:CA:258:G:H2'	1:CA:259:G:O4'	2.20	0.42
1:CA:373:A:C8	1:CA:482:A:C8	3.08	0.42
1:CA:577:G:N2	1:CA:578:C:C2	2.88	0.42
1:CA:667:G:C6	1:CA:740:U:O2	2.73	0.42
1:CA:851:G:N1	1:CA:852:G:C5	2.88	0.42
10:CJ:26:VAL:CG2	10:CJ:36:VAL:HG11	2.49	0.42
12:CL:25:GLU:O	12:CL:26:ALA:HB3	2.19	0.42
18:CR:61:ARG:O	18:CR:64:TYR:HB3	2.19	0.42
22:DA:1078:U:H5''	22:DA:1079:C:OP1	2.19	0.42
22:DA:1102:C:H2'	22:DA:1103:A:C8	2.55	0.42
22:DA:1255:U:C2'	22:DA:1256:G:OP1	2.67	0.42
22:DA:1304:A:N6	22:DA:1305:C:N4	2.68	0.42
22:DA:1332:G:H2'	22:DA:1332:G:N3	2.35	0.42
22:DA:1399:C:H2'	22:DA:1400:U:C6	2.55	0.42
22:DA:140:C:O2	22:DA:140:C:O4'	2.37	0.42
22:DA:155:A:C2	22:DA:172:A:C2	3.07	0.42
22:DA:1588:G:C6	22:DA:1589:U:C4	3.08	0.42
22:DA:1654:A:P	35:DN:1:MET:HA	2.60	0.42
22:DA:1805:A:C2	22:DA:1813:G:C6	3.07	0.42
22:DA:1824:G:OP1	24:DC:53:HIS:CE1	2.72	0.42
22:DA:184:C:H2'	22:DA:185:G:C8	2.55	0.42
22:DA:1911:U:H2'	22:DA:1918:A:C2	2.55	0.42
22:DA:2425:A:H4'	22:DA:2426:A:O5'	2.20	0.42
22:DA:2528:U:O2'	22:DA:2529:G:H3'	2.19	0.42
22:DA:2802:G:N2	22:DA:2803:G:N3	2.68	0.42
22:DA:2819:G:N2	22:DA:2828:G:C4	2.88	0.42
22:DA:295:G:C2	22:DA:296:U:C5	3.08	0.42
22:DA:417:C:H2'	22:DA:418:C:C6	2.54	0.42
22:DA:500:G:C2	22:DA:502:A:C8	3.07	0.42
22:DA:589:U:N3	22:DA:590:A:N7	2.68	0.42

*Continued on next page...*



*Continued from previous page...*

Atom-1	Atom-2	Distance(Å)	Clash(Å)
22:DA:60:G:H3'	22:DA:60:G:OP1	2.19	0.42
22:DA:681:G:N3	22:DA:682:G:C8	2.88	0.42
22:DA:727:A:C6	22:DA:728:G:C6	3.07	0.42
22:DA:1842:G:O4'	24:DC:243:HIS:CE1	2.73	0.42
26:DE:137:LYS:HG2	26:DE:137:LYS:O	2.20	0.42
26:DE:75:SER:C	26:DE:77:ILE:H	2.23	0.42
27:DF:64:LYS:H	27:DF:64:LYS:HE2	1.83	0.42
29:DH:31:VAL:HG12	29:DH:32:PRO:HD3	2.02	0.42
32:DK:61:VAL:O	32:DK:61:VAL:HG13	2.20	0.42
36:DO:49:VAL:HG21	36:DO:82:ALA:HA	2.02	0.42
37:DP:113:ARG:O	37:DP:114:LEU:C	2.58	0.42
39:DR:78:ARG:CB	39:DR:83:TYR:HD1	2.33	0.42
42:DU:4:LYS:HG2	42:DU:85:PHE:CZ	2.55	0.42
45:DX:40:VAL:O	45:DX:44:LYS:N	2.53	0.42
1:AA:1149:C:H2'	1:AA:1150:A:O4'	2.20	0.42
1:AA:1154:G:H2'	1:AA:1155:A:C8	2.55	0.42
1:AA:1289:A:O3'	7:AG:35:LYS:NZ	2.52	0.42
1:AA:1444:U:H2'	1:AA:1445:U:H6	1.84	0.42
1:AA:250:A:H4'	1:AA:251:G:O5'	2.19	0.42
1:AA:339:C:OP2	32:BK:98:ARG:NH1	2.53	0.42
1:AA:342:C:C2	1:AA:348:G:C2	3.08	0.42
1:AA:408:A:C6	1:AA:435:A:C6	3.08	0.42
1:AA:482:A:C2	1:AA:483:C:H1'	2.55	0.42
1:AA:698:G:C2	1:AA:699:C:C2	3.08	0.42
1:AA:747:A:C6	1:AA:748:G:C6	3.08	0.42
1:AA:862:C:C4	1:AA:863:U:C5	3.08	0.42
1:AA:926:G:H5'	1:AA:927:G:O5'	2.19	0.42
2:AB:20:THR:OG1	2:AB:21:ARG:N	2.52	0.42
2:AB:50:PHE:HA	2:AB:53:ALA:HB3	2.00	0.42
3:AC:73:PRO:HG3	3:AC:105:GLU:HG3	2.00	0.42
3:AC:142:MET:HE1	3:AC:148:GLY:HA2	2.00	0.42
3:AC:22:TRP:CD1	3:AC:59:ARG:CG	3.03	0.42
3:AC:68:ILE:HG22	3:AC:68:ILE:O	2.19	0.42
4:AD:26:ARG:HD3	4:AD:31:LYS:HE3	2.00	0.42
9:AI:25:ASN:CB	9:AI:27:LYS:HE3	2.50	0.42
10:AJ:56:HIS:C	10:AJ:57:VAL:HG12	2.40	0.42
14:AN:43:ASN:ND2	14:AN:43:ASN:O	2.53	0.42
17:AQ:12:VAL:O	17:AQ:22:VAL:O	2.37	0.42
17:AQ:81:LYS:O	17:AQ:82:ALA:C	2.58	0.42
51:B3:49:MET:HA	51:B3:49:MET:HE3	2.02	0.42
51:B3:63:PRO:HG2	51:B3:64:TYR:CD2	2.55	0.42
22:BA:103:A:H2'	22:BA:104:A:O4'	2.20	0.42

*Continued on next page...*

*Continued from previous page...*

Atom-1	Atom-2	Distance(Å)	Clash(Å)
22:BA:1178:C:O3'	22:BA:1179:G:C8	2.73	0.42
22:BA:1460:U:H3'	22:BA:1461:C:C5'	2.48	0.42
22:BA:1719:G:H2'	22:BA:1720:U:O4'	2.19	0.42
22:BA:1791:A:O3'	24:BC:204:VAL:O	2.36	0.42
22:BA:1961:C:H2'	22:BA:1962:C:H5'	2.02	0.42
22:BA:2007:U:H2'	22:BA:2008:C:H6	1.84	0.42
22:BA:210:C:H2'	22:BA:211:C:H6	1.85	0.42
22:BA:2113:U:N3	22:BA:2114:A:N7	2.68	0.42
22:BA:210:C:H2'	22:BA:211:C:C6	2.55	0.42
22:BA:2293:G:OP1	36:BO:94:ARG:NH1	2.51	0.42
22:BA:2364:C:C2'	22:BA:2365:G:H5'	2.50	0.42
22:BA:2077:A:C5	22:BA:2435:A:C5	3.07	0.42
22:BA:2585:U:O2'	22:BA:2586:U:H5'	2.18	0.42
22:BA:2774:C:H2'	22:BA:2775:G:O4'	2.20	0.42
22:BA:659:G:C4	22:BA:660:C:C5	3.08	0.42
22:BA:77:G:H2'	22:BA:78:U:O4'	2.20	0.42
22:BA:827:U:O4	22:BA:2430:A:C2	2.72	0.42
22:BA:845:A:C6	22:BA:847:U:C6	3.08	0.42
25:BD:101:PHE:C	25:BD:103:ASP:N	2.73	0.42
25:BD:140:HIS:CD2	25:BD:140:HIS:N	2.88	0.42
27:BF:52:ASN:C	27:BF:54:ALA:N	2.73	0.42
27:BF:33:LYS:HD3	27:BF:92:ARG:NH1	2.35	0.42
31:BJ:112:GLY:O	31:BJ:116:ARG:HB2	2.20	0.42
32:BK:58:LEU:HD22	32:BK:58:LEU:H	1.84	0.42
34:BM:49:ALA:HB1	34:BM:120:ALA:HB1	2.01	0.42
44:BW:31:VAL:HG21	44:BW:82:ILE:HD11	2.02	0.42
46:BY:5:GLU:C	46:BY:7:ARG:N	2.71	0.42
1:CA:1006:G:P	1:CA:1038:C:H5'	2.60	0.42
1:CA:1147:C:O2	9:CI:18:ARG:NH2	2.52	0.42
1:CA:1053:G:N7	1:CA:1200:C:H5''	2.34	0.42
1:CA:1415:G:C6	1:CA:1486:G:C6	3.08	0.42
1:CA:39:G:N3	1:CA:40:C:C6	2.88	0.42
1:CA:411:A:C5	1:CA:429:U:C5	3.08	0.42
1:CA:455:G:O6	1:CA:456:A:N6	2.53	0.42
1:CA:681:A:N1	1:CA:710:G:C4	2.88	0.42
1:CA:774:G:C4	1:CA:775:G:C8	3.07	0.42
1:CA:86:G:HO2'	1:CA:87:C:P	2.42	0.42
3:CC:92:ALA:O	3:CC:96:GLY:N	2.53	0.42
4:CD:107:PHE:CG	4:CD:145:ILE:HD11	2.55	0.42
5:CE:155:ALA:HB1	8:CH:66:PHE:CE2	2.55	0.42
5:CE:18:VAL:HG21	5:CE:56:VAL:HG13	2.02	0.42
7:CG:4:ARG:HG3	7:CG:5:ARG:N	2.35	0.42

*Continued on next page...*

*Continued from previous page...*

Atom-1	Atom-2	Distance(Å)	Clash(Å)
10:CJ:44:THR:HG22	10:CJ:46:LYS:HG2	2.01	0.42
14:CN:64:CYS:SG	14:CN:79:LEU:CD2	3.07	0.42
15:CO:18:ASP:C	15:CO:18:ASP:OD1	2.58	0.42
22:DA:2359:C:O2'	51:D3:54:ASP:OD2	2.27	0.42
22:DA:1045:C:C4'	22:DA:1046:A:H5'	2.50	0.42
22:DA:1223:G:N1	22:DA:1227:G:C6	2.88	0.42
22:DA:1319:C:O2'	22:DA:1320:C:H5'	2.20	0.42
22:DA:1635:A:C8	22:DA:1636:U:C5	3.07	0.42
22:DA:1664:A:C8	22:DA:1664:A:OP2	2.73	0.42
22:DA:1880:U:H2'	22:DA:1881:C:C6	2.54	0.42
22:DA:271:G:H4'	22:DA:272:A:OP1	2.20	0.42
22:DA:2810:A:H2'	22:DA:2811:G:O4'	2.19	0.42
22:DA:568:U:H2'	22:DA:570:G:OP2	2.19	0.42
22:DA:666:A:C5'	33:DL:48:ARG:HD2	2.50	0.42
22:DA:717:C:N4	22:DA:718:A:C2	2.88	0.42
22:DA:799:G:OP2	22:DA:800:A:O2'	2.33	0.42
22:DA:920:A:C5	22:DA:921:C:C5	3.07	0.42
23:DB:68:C:H2'	23:DB:69:G:O4'	2.20	0.42
24:DC:35:GLU:O	24:DC:36:LYS:C	2.58	0.42
22:DA:2032:G:C2	25:DD:150:GLN:HG2	2.55	0.42
26:DE:85:PHE:O	26:DE:86:ALA:O	2.36	0.42
29:DH:121:VAL:O	29:DH:122:LEU:CB	2.67	0.42
29:DH:69:ALA:HB2	29:DH:138:VAL:HG12	2.02	0.42
31:DJ:117:ALA:HA	31:DJ:120:ARG:HD2	2.01	0.42
35:DN:85:PRO:O	35:DN:88:ALA:HB2	2.20	0.42
22:DA:17:G:H4'	38:DQ:25:TYR:CE1	2.55	0.42
40:DS:107:VAL:HG13	40:DS:107:VAL:O	2.20	0.42
1:AA:10:A:H2'	1:AA:11:G:H8	1.84	0.42
1:AA:1329:A:OP1	13:AM:29:ARG:HB2	2.20	0.42
1:AA:1368:A:H5''	9:AI:114:LYS:HB3	2.02	0.42
1:AA:1476:A:C6	1:AA:1477:U:C4	3.07	0.42
1:AA:1486:G:H2'	1:AA:1487:G:O4'	2.20	0.42
1:AA:19:A:C4	1:AA:917:G:C2	3.08	0.42
1:AA:648:A:C2	1:AA:649:A:C4	3.08	0.42
1:AA:785:G:N2	1:AA:798:U:C2	2.88	0.42
1:AA:77:A:N1	1:AA:91:U:O4	2.52	0.42
2:AB:132:LYS:O	2:AB:136:MET:HB2	2.20	0.42
2:AB:15:HIS:HB2	2:AB:209:ALA:HB2	2.01	0.42
2:AB:166:ALA:HB3	2:AB:191:SER:HB3	2.02	0.42
3:AC:57:ILE:HG12	3:AC:66:VAL:HG22	2.01	0.42
4:AD:161:LEU:HD23	4:AD:161:LEU:C	2.40	0.42
4:AD:9:LEU:HD21	4:AD:22:LYS:CB	2.49	0.42

*Continued on next page...*

*Continued from previous page...*

Atom-1	Atom-2	Distance(Å)	Clash(Å)
9:AI:99:ARG:HA	9:AI:104:VAL:HG22	2.02	0.42
10:AJ:42:LEU:HA	10:AJ:43:PRO:HD2	1.82	0.42
11:AK:91:PRO:C	11:AK:93:ARG:N	2.71	0.42
14:AN:28:LYS:N	14:AN:31:ILE:HB	2.34	0.42
19:AS:7:LYS:HA	19:AS:7:LYS:HD2	1.93	0.42
53:B5:74:ARG:HA	53:B5:93:ASP:OD1	2.20	0.42
22:BA:1005:C:H2'	22:BA:1006:C:H6	1.85	0.42
22:BA:1073:A:C8	22:BA:1074:G:C5'	3.03	0.42
22:BA:1088:A:H5''	22:BA:1088:A:N3	2.34	0.42
22:BA:1212:G:N2	22:BA:1236:G:C4	2.87	0.42
22:BA:1243:C:H1'	33:BL:4:ASN:O	2.20	0.42
22:BA:1430:G:C4	22:BA:1431:A:C8	3.08	0.42
22:BA:1429:G:C6	22:BA:1568:G:C6	3.08	0.42
22:BA:528:A:C2	22:BA:2043:C:H5'	2.53	0.42
22:BA:2244:U:C4	22:BA:2245:U:C5	3.08	0.42
22:BA:323:C:N4	22:BA:333:G:C5	2.88	0.42
22:BA:366:C:H2'	22:BA:367:G:O4'	2.20	0.42
22:BA:36:G:O2'	22:BA:450:G:H2'	2.19	0.42
22:BA:662:G:O3'	33:BL:16:GLY:HA2	2.20	0.42
22:BA:716:A:N6	22:BA:717:C:N4	2.68	0.42
22:BA:770:G:C2'	22:BA:771:G:O5'	2.68	0.42
22:BA:877:A:C6	22:BA:899:A:N1	2.87	0.42
24:BC:79:GLU:OE1	24:BC:101:ARG:NE	2.48	0.42
26:BE:128:ALA:O	26:BE:130:LYS:N	2.53	0.42
22:BA:659:G:P	26:BE:95:LYS:HZ2	2.43	0.42
22:BA:2312:U:OP1	27:BF:71:ARG:HB3	2.19	0.42
29:BH:116:ARG:HB3	29:BH:131:SER:O	2.20	0.42
29:BH:118:PRO:O	29:BH:119:ASN:CB	2.68	0.42
29:BH:89:LYS:O	29:BH:90:LEU:C	2.58	0.42
30:BI:140:VAL:HG13	30:BI:140:VAL:O	2.20	0.42
30:BI:18:ALA:O	30:BI:19:ASN:HB3	2.19	0.42
32:BK:110:GLU:O	32:BK:112:PHE:N	2.53	0.42
38:BQ:72:ASN:N	38:BQ:72:ASN:HD22	2.17	0.42
38:BQ:79:PHE:CE1	38:BQ:83:LEU:HD11	2.54	0.42
39:BR:14:VAL:HG13	39:BR:15:SER:N	2.35	0.42
40:BS:23:LEU:HD11	48:B0:22:LEU:HB2	2.02	0.42
1:CA:1075:U:H4'	1:CA:1101:A:N6	2.35	0.42
1:CA:1133:G:N3	1:CA:1133:G:H2'	2.34	0.42
1:CA:1250:A:C8	1:CA:1287:A:N7	2.88	0.42
1:CA:1379:G:O2'	1:CA:1380:U:H5'	2.20	0.42
1:CA:1484:C:H2'	1:CA:1485:U:O4'	2.19	0.42
1:CA:308:C:H2'	1:CA:309:A:C8	2.54	0.42

*Continued on next page...*

*Continued from previous page...*

Atom-1	Atom-2	Distance(Å)	Clash(Å)
1:CA:599:C:C2	1:CA:640:A:C2	3.08	0.42
1:CA:595:A:C2	1:CA:641:U:C2	3.07	0.42
1:CA:728:A:H2'	1:CA:729:A:H8	1.82	0.42
1:CA:956:U:C5	1:CA:957:U:C5	3.08	0.42
1:CA:963:G:H2'	1:CA:964:A:H5'	2.01	0.42
6:CF:3:HIS:O	6:CF:92:THR:HA	2.20	0.42
8:CH:10:MET:HE2	8:CH:33:LYS:CD	2.50	0.42
8:CH:78:VAL:HG23	8:CH:127:CYS:HA	2.02	0.42
12:CL:23:ALA:HA	12:CL:61:PHE:CD2	2.55	0.42
14:CN:22:ALA:N	14:CN:25:ALA:HB2	2.34	0.42
17:CQ:20:SER:N	17:CQ:48:ASP:OD1	2.52	0.42
19:CS:18:LYS:HB3	19:CS:31:LEU:HD23	2.01	0.42
20:CT:37:ALA:O	20:CT:40:GLU:HB3	2.20	0.42
49:D1:51:GLU:O	49:D1:52:ALA:HB2	2.19	0.42
51:D3:52:LYS:O	51:D3:55:LEU:N	2.48	0.42
22:DA:973:A:O4'	22:DA:1188:U:C6	2.72	0.42
22:DA:1193:G:N1	22:DA:1194:A:C5	2.88	0.42
22:DA:579:G:C2	22:DA:1262:A:C5	3.08	0.42
22:DA:1428:C:C5	22:DA:1569:A:C5'	3.02	0.42
22:DA:1464:G:N1	22:DA:1465:G:C5	2.88	0.42
22:DA:1590:A:H2'	22:DA:1591:A:C8	2.55	0.42
22:DA:1616:A:C2	22:DA:1647:U:C5	3.08	0.42
22:DA:1718:G:C6	22:DA:1743:G:N3	2.88	0.42
22:DA:2108:A:H4'	22:DA:2150:C:H4'	2.01	0.42
22:DA:2387:U:H1'	44:DW:41:ARG:CD	2.50	0.42
22:DA:250:G:H2'	22:DA:251:A:C8	2.54	0.42
22:DA:2655:G:O2'	22:DA:2656:U:P	2.77	0.42
22:DA:691:C:O2'	22:DA:692:C:H5'	2.19	0.42
22:DA:836:G:C8	22:DA:837:C:C5	3.07	0.42
22:DA:898:C:C4	22:DA:899:A:C8	3.08	0.42
23:DB:77:U:H2'	23:DB:78:A:H5'	2.01	0.42
22:DA:2074:U:H5'	24:DC:227:PRO:HB3	2.02	0.42
24:DC:93:LEU:HD13	24:DC:103:TYR:CE1	2.55	0.42
34:DM:10:ARG:O	34:DM:89:VAL:HG21	2.19	0.42
36:DO:58:ILE:HG22	36:DO:58:ILE:O	2.20	0.42
36:DO:9:ARG:NH1	36:DO:9:ARG:HG3	2.34	0.42
22:DA:858:G:OP1	44:DW:78:LYS:HD3	2.20	0.42
1:AA:1105:A:C2	1:AA:1106:G:C5	3.08	0.42
1:AA:1144:G:C6	1:AA:1145:A:C2	3.08	0.42
1:AA:1246:A:H2'	1:AA:1247:U:O4'	2.20	0.42
1:AA:1293:C:C4	1:AA:1294:G:N7	2.88	0.42
1:AA:1438:G:C6	1:AA:1439:G:C5	3.08	0.42

*Continued on next page...*

*Continued from previous page...*

Atom-1	Atom-2	Distance(Å)	Clash(Å)
1:AA:1454:G:N3	1:AA:1455:G:C8	2.87	0.42
1:AA:1479:C:H2'	1:AA:1480:A:O4'	2.20	0.42
1:AA:167:A:H2'	1:AA:168:G:O4'	2.19	0.42
1:AA:286:C:N3	1:AA:287:U:C5	2.87	0.42
1:AA:307:C:H5''	1:AA:308:C:OP2	2.20	0.42
1:AA:344:A:H4'	1:AA:345:C:OP2	2.20	0.42
1:AA:528:C:C5'	1:AA:529:G:OP2	2.68	0.42
1:AA:64:G:C2	1:AA:67:C:C4	3.07	0.42
1:AA:854:U:H3'	1:AA:871:U:O4	2.20	0.42
6:AF:37:HIS:O	6:AF:38:ARG:CB	2.66	0.42
6:AF:40:GLU:O	6:AF:42:TRP:N	2.53	0.42
8:AH:100:GLY:HA3	8:AH:130:ALA:HB2	2.02	0.42
10:AJ:32:THR:O	10:AJ:33:GLY:C	2.58	0.42
10:AJ:35:GLN:HB2	10:AJ:78:GLU:HB3	2.02	0.42
10:AJ:35:GLN:HB3	10:AJ:36:VAL:H	1.71	0.42
13:AM:45:ILE:HG13	13:AM:48:LEU:HD13	2.02	0.42
14:AN:3:LYS:N	57:AN:205:HOH:O	2.53	0.42
16:AP:22:ALA:CB	16:AP:32:PHE:HA	2.50	0.42
17:AQ:65:ARG:O	17:AQ:67:LEU:HD12	2.20	0.42
20:AT:72:ALA:O	20:AT:75:HIS:HB2	2.20	0.42
1:AA:723:U:H5''	21:AU:49:LYS:HG2	2.01	0.42
22:BA:1613:G:H4'	50:B2:3:ARG:HD3	2.02	0.42
22:BA:1018:U:O3'	22:BA:1120:G:N2	2.53	0.42
22:BA:1115:G:HO2'	22:BA:1116:G:H8	1.68	0.42
22:BA:1445:G:C6	22:BA:1446:C:N3	2.87	0.42
22:BA:150:U:H2'	22:BA:151:C:H6	1.85	0.42
22:BA:1842:G:N2	22:BA:1901:A:C4	2.88	0.42
22:BA:830:G:C4	22:BA:2448:A:C5	3.08	0.42
22:BA:2511:U:O2'	22:BA:2512:C:H5'	2.20	0.42
22:BA:2514:U:H2'	22:BA:2515:C:H6	1.85	0.42
22:BA:2592:G:C5	22:BA:2593:U:C4	3.08	0.42
22:BA:1638:C:H4'	22:BA:2710:C:O2	2.19	0.42
22:BA:2768:U:H2'	22:BA:2769:U:O4'	2.20	0.42
22:BA:2838:G:C6	22:BA:2839:G:C5	3.08	0.42
22:BA:319:G:C5	22:BA:333:G:C2	3.08	0.42
22:BA:31:C:P	57:BA:3702:HOH:O	2.78	0.42
22:BA:216:A:C8	22:BA:432:A:C6	3.08	0.42
22:BA:497:A:N6	22:BA:498:G:C6	2.88	0.42
22:BA:503:A:C5'	22:BA:505:A:OP1	2.68	0.42
22:BA:554:U:C2'	22:BA:555:G:H5'	2.50	0.42
22:BA:919:U:H2'	22:BA:920:A:H5'	2.02	0.42
22:BA:983:A:N6	22:BA:984:A:C2	2.87	0.42

*Continued on next page...*

*Continued from previous page...*

Atom-1	Atom-2	Distance(Å)	Clash(Å)
24:BC:166:ALA:HB3	24:BC:173:THR:HB	2.01	0.42
25:BD:101:PHE:HE2	25:BD:203:VAL:HG12	1.81	0.42
26:BE:48:THR:O	26:BE:49:ARG:C	2.58	0.42
27:BF:111:ILE:O	27:BF:114:PHE:HB2	2.19	0.42
30:BI:127:ARG:CA	30:BI:130:GLU:HG3	2.47	0.42
30:BI:55:ILE:HG12	30:BI:74:PRO:CA	2.50	0.42
32:BK:92:GLU:O	32:BK:93:GLN:HB2	2.20	0.42
34:BM:102:LEU:HB2	34:BM:103:TYR:HD1	1.85	0.42
34:BM:42:THR:O	34:BM:43:ALA:C	2.58	0.42
36:BO:87:ILE:O	36:BO:88:LYS:O	2.37	0.42
22:BA:2009:A:OP1	40:BS:41:LYS:HE2	2.20	0.42
45:BX:77:LYS:HA	45:BX:77:LYS:HD2	1.88	0.42
47:BZ:49:ASN:O	47:BZ:52:SER:HB3	2.20	0.42
1:CA:106:C:O2	1:CA:379:C:C5'	2.68	0.42
1:CA:1202:U:H2'	1:CA:1203:C:H5'	2.01	0.42
1:CA:1277:C:H2'	1:CA:1278:G:H5''	2.02	0.42
1:CA:1370:G:O5'	9:CI:111:VAL:CG2	2.68	0.42
1:CA:236:A:H5'	17:CQ:44:LEU:HD21	2.02	0.42
3:CC:140:ASN:HA	3:CC:143:ARG:HB3	2.01	0.42
5:CE:103:THR:O	5:CE:122:ASN:HA	2.20	0.42
9:CI:51:PRO:HB3	9:CI:84:THR:HG23	2.01	0.42
11:CK:31:ILE:O	11:CK:31:ILE:HD13	2.20	0.42
12:CL:40:THR:HG22	12:CL:41:THR:N	2.34	0.42
17:CQ:70:THR:HG22	17:CQ:71:LYS:H	1.84	0.42
48:D0:40:ARG:O	48:D0:41:HIS:HB2	2.20	0.42
50:D2:18:PHE:O	50:D2:20:ALA:N	2.53	0.42
22:DA:118:A:N7	22:DA:119:A:N7	2.67	0.42
22:DA:1566:A:H5'	24:DC:214:ARG:CZ	2.49	0.42
22:DA:1643:G:C5	22:DA:1644:C:C5	3.08	0.42
22:DA:1668:A:C4'	22:DA:1669:A:C2	3.03	0.42
22:DA:1835:G:C5	22:DA:1836:C:C5	3.07	0.42
22:DA:1827:U:C4'	22:DA:1970:A:HO2'	2.33	0.42
22:DA:2027:G:C5	57:DA:3475:HOH:O	2.73	0.42
22:DA:2127:G:N3	22:DA:2162:G:N7	2.68	0.42
22:DA:2464:G:N2	22:DA:2465:C:H1'	2.34	0.42
22:DA:2574:G:C2	22:DA:2575:C:C2	3.08	0.42
22:DA:2689:U:H4'	22:DA:2690:U:OP2	2.18	0.42
22:DA:2726:A:O2'	22:DA:2727:A:O5'	2.36	0.42
22:DA:2857:G:N2	22:DA:2859:G:H3'	2.35	0.42
22:DA:2831:G:N2	22:DA:2884:U:OP2	2.53	0.42
22:DA:299:A:C4	22:DA:322:A:C6	3.08	0.42
22:DA:37:C:H2'	22:DA:38:A:C8	2.54	0.42

*Continued on next page...*



*Continued from previous page...*

Atom-1	Atom-2	Distance(Å)	Clash(Å)
22:DA:420:C:H2'	22:DA:421:C:C6	2.54	0.42
25:DD:151:THR:C	25:DD:153:GLY:N	2.74	0.42
29:DH:31:VAL:HB	29:DH:32:PRO:HD2	2.00	0.42
30:DI:20:PRO:HG2	30:DI:24:VAL:HG23	2.02	0.42
30:DI:28:LEU:HD12	30:DI:28:LEU:C	2.40	0.42
41:DT:6:ARG:NH2	41:DT:38:ALA:HA	2.35	0.42
22:DA:2278:A:N6	44:DW:14:ARG:O	2.53	0.42
1:AA:1163:A:H2'	1:AA:1164:G:C8	2.54	0.42
1:AA:1240:U:H3'	1:AA:1241:G:H5'	2.01	0.42
1:AA:1354:U:C2	1:AA:1355:G:C8	3.08	0.42
1:AA:1347:G:N2	1:AA:1373:G:H2'	2.35	0.42
1:AA:1388:C:H2'	1:AA:1389:C:C6	2.55	0.42
1:AA:1472:U:O2'	1:AA:1473:G:H5'	2.19	0.42
1:AA:270:A:H2'	1:AA:271:C:C6	2.55	0.42
1:AA:40:C:C2	1:AA:41:G:C8	3.08	0.42
1:AA:494:G:O2'	1:AA:496:A:H1'	2.20	0.42
1:AA:619:U:N3	4:AD:131:ASN:OD1	2.52	0.42
1:AA:632:U:H5''	1:AA:633:G:C8	2.55	0.42
1:AA:647:C:H6	1:AA:647:C:O5'	2.02	0.42
1:AA:855:U:H2'	1:AA:856:C:C6	2.55	0.42
1:AA:897:C:H2'	1:AA:898:G:C8	2.54	0.42
2:AB:66:LYS:HG2	2:AB:156:GLY:HA3	2.01	0.42
2:AB:24:ASN:HA	2:AB:25:PRO:HD3	1.88	0.42
6:AF:5:GLU:HB3	6:AF:90:MET:HB2	2.00	0.42
7:AG:115:SER:OG	7:AG:118:LEU:HG	2.20	0.42
11:AK:20:VAL:HG23	11:AK:36:ASP:O	2.20	0.42
11:AK:55:SER:O	11:AK:56:ARG:C	2.58	0.42
17:AQ:60:GLU:C	17:AQ:61:ILE:HD12	2.40	0.42
20:AT:5:LYS:C	20:AT:5:LYS:HE2	2.40	0.42
49:B1:21:TYR:CD2	49:B1:21:TYR:N	2.88	0.42
22:BA:1429:G:O2'	22:BA:1430:G:H5'	2.20	0.42
22:BA:2210:U:H4'	22:BA:2211:A:H5'	2.01	0.42
22:BA:226:A:N6	22:BA:227:A:C6	2.88	0.42
22:BA:2393:U:H5''	33:BL:62:PRO:HB3	2.01	0.42
22:BA:2077:A:C6	22:BA:2435:A:N6	2.88	0.42
22:BA:2540:C:C2'	22:BA:2541:A:H5'	2.49	0.42
22:BA:2788:C:O2'	22:BA:2809:A:N3	2.46	0.42
22:BA:375:G:C4	22:BA:376:G:C8	3.08	0.42
22:BA:518:G:N2	22:BA:519:U:C2	2.88	0.42
22:BA:588:U:H2'	22:BA:589:U:H6	1.81	0.42
22:BA:653:U:C2'	22:BA:654:A:OP1	2.68	0.42
22:BA:84:A:H4'	22:BA:85:G:O5'	2.18	0.42

*Continued on next page...*

*Continued from previous page...*

Atom-1	Atom-2	Distance(Å)	Clash(Å)
22:BA:860:U:C2'	22:BA:861:A:O5'	2.68	0.42
24:BC:252:THR:HG22	24:BC:253:LYS:N	2.35	0.42
25:BD:125:TRP:O	25:BD:126:ASN:HB2	2.19	0.42
27:BF:138:PHE:HA	27:BF:139:PRO:HD3	1.82	0.42
29:BH:104:THR:CG2	29:BH:110:VAL:O	2.68	0.42
32:BK:47:ILE:HB	32:BK:48:PRO:CD	2.50	0.42
33:BL:17:LYS:HD3	33:BL:27:LEU:CD1	2.50	0.42
34:BM:30:SER:HB2	34:BM:31:PHE:CD1	2.55	0.42
36:BO:53:THR:CG2	36:BO:74:VAL:HG21	2.50	0.42
40:BS:31:GLN:O	40:BS:32:ALA:C	2.59	0.42
41:BT:65:GLY:HA3	41:BT:77:ARG:O	2.19	0.42
1:CA:1137:C:O2	1:CA:1137:C:O4'	2.36	0.42
1:CA:1382:C:H2'	1:CA:1383:C:C6	2.54	0.42
1:CA:1512:U:O2'	1:CA:1513:A:H5'	2.19	0.42
1:CA:228:A:H4'	16:CP:63:GLN:HG2	2.02	0.42
1:CA:64:G:C2	1:CA:67:C:N4	2.88	0.42
1:CA:707:U:OP1	11:CK:87:LYS:HD2	2.20	0.42
1:CA:805:C:H2'	1:CA:806:C:H6	1.85	0.42
1:CA:978:A:C5	1:CA:1318:A:C6	3.08	0.42
3:CC:101:ILE:O	3:CC:101:ILE:HG23	2.19	0.42
3:CC:40:ARG:CG	3:CC:55:ILE:HD11	2.49	0.42
4:CD:60:LYS:O	4:CD:61:VAL:C	2.58	0.42
5:CE:105:ILE:H	5:CE:122:ASN:C	2.23	0.42
6:CF:18:VAL:HA	6:CF:21:MET:HE2	2.02	0.42
6:CF:38:ARG:NH1	6:CF:61:LEU:HD21	2.35	0.42
16:CP:19:VAL:HG13	16:CP:36:VAL:HG12	2.02	0.42
49:D1:38:LYS:HB2	49:D1:49:TYR:CD2	2.55	0.42
49:D1:33:LYS:HA	49:D1:52:ALA:HB3	2.02	0.42
22:DA:1127:A:H1'	22:DA:2518:A:OP1	2.19	0.42
22:DA:1166:G:N2	22:DA:1184:U:H1'	2.35	0.42
22:DA:1317:G:N7	22:DA:1318:U:C4	2.88	0.42
22:DA:1360:G:N1	22:DA:1361:G:H1'	2.34	0.42
22:DA:1435:G:C2'	22:DA:1436:G:H5'	2.50	0.42
22:DA:1454:C:H1'	35:DN:60:VAL:HG13	2.02	0.42
22:DA:1622:G:H2'	22:DA:1623:G:O4'	2.20	0.42
22:DA:1682:G:OP2	22:DA:1699:G:N1	2.52	0.42
22:DA:1773:A:C2'	22:DA:1774:C:H5'	2.49	0.42
22:DA:1784:A:H4'	22:DA:1785:A:O5'	2.20	0.42
22:DA:1847:A:O2'	22:DA:1848:A:H8	2.01	0.42
22:DA:1885:A:H2'	22:DA:1886:U:O4'	2.20	0.42
22:DA:1926:U:C2'	22:DA:1928:A:N7	2.83	0.42
22:DA:2093:G:C2	22:DA:2094:A:C5	3.08	0.42

*Continued on next page...*

*Continued from previous page...*

Atom-1	Atom-2	Distance(Å)	Clash(Å)
22:DA:2233:U:H2'	22:DA:2234:G:C8	2.55	0.42
22:DA:2351:G:O2'	22:DA:2366:A:N6	2.39	0.42
22:DA:784:G:OP1	22:DA:2588:G:H5''	2.20	0.42
22:DA:2663:G:C2	22:DA:2664:G:H1'	2.55	0.42
22:DA:323:C:N4	22:DA:333:G:N7	2.67	0.42
22:DA:973:A:OP2	39:DR:81:LYS:NZ	2.43	0.42
23:DB:29:A:OP2	36:DO:31:THR:HG23	2.20	0.42
24:DC:119:GLY:O	24:DC:130:LEU:HB3	2.20	0.42
25:DD:105:LYS:HG2	25:DD:106:LYS:HG3	2.01	0.42
30:DI:4:LYS:HD2	30:DI:5:VAL:HG23	2.01	0.42
32:DK:71:ARG:HB3	32:DK:72:PRO:HD2	2.02	0.42
33:DL:135:ILE:HG22	33:DL:140:GLY:HA2	2.02	0.42
34:DM:70:ASP:OD1	34:DM:70:ASP:C	2.58	0.42
37:DP:51:ARG:O	37:DP:57:SER:HA	2.20	0.42
40:DS:86:MET:HG3	40:DS:87:PRO:HD2	2.01	0.42
41:DT:54:GLU:CB	41:DT:88:LYS:HG3	2.48	0.42
41:DT:8:LEU:HD23	41:DT:50:LEU:HD21	2.01	0.42
42:DU:51:ALA:O	42:DU:52:LEU:HB2	2.20	0.42
42:DU:83:VAL:CG1	42:DU:84:GLY:N	2.82	0.42
46:DY:60:LYS:O	46:DY:61:ALA:C	2.57	0.42
1:AA:1115:U:H2'	1:AA:1116:U:H6	1.84	0.41
1:AA:1157:A:H1'	1:AA:1181:G:N2	2.35	0.41
1:AA:1172:C:O2'	1:AA:1173:U:H5'	2.20	0.41
1:AA:1268:G:C6	1:AA:1269:A:N6	2.87	0.41
1:AA:1322:C:P	19:AS:78:ARG:NH2	2.93	0.41
1:AA:1417:G:O6	1:AA:1482:G:C6	2.73	0.41
1:AA:451:A:C2	1:AA:480:U:N3	2.87	0.41
1:AA:586:C:O2'	8:AH:4:GLN:NE2	2.50	0.41
1:AA:724:G:C4	1:AA:725:G:C8	3.07	0.41
1:AA:920:U:H2'	1:AA:921:U:C6	2.55	0.41
1:AA:950:U:H2'	1:AA:951:G:H8	1.85	0.41
6:AF:74:LEU:HD23	6:AF:78:PHE:CE1	2.55	0.41
7:AG:62:PHE:CZ	7:AG:66:LEU:HD22	2.55	0.41
10:AJ:34:ALA:O	10:AJ:35:GLN:HB2	2.19	0.41
13:AM:110:LYS:O	13:AM:110:LYS:HG2	2.19	0.41
13:AM:6:GLY:HA3	13:AM:66:GLU:HG3	2.02	0.41
14:AN:10:GLU:OE2	14:AN:61:ARG:N	2.53	0.41
15:AO:50:HIS:O	15:AO:53:ARG:HB3	2.20	0.41
20:AT:38:ALA:O	20:AT:41:ALA:HB3	2.19	0.41
20:AT:71:LYS:O	20:AT:72:ALA:C	2.57	0.41
52:B4:10:LEU:HD12	52:B4:33:HIS:CG	2.55	0.41
22:BA:1240:U:H2'	22:BA:1241:A:OP2	2.20	0.41

*Continued on next page...*

*Continued from previous page...*

Atom-1	Atom-2	Distance(Å)	Clash(Å)
22:BA:139:U:C4	41:BT:2:ILE:HD13	2.55	0.41
22:BA:15:G:C2	22:BA:16:C:C6	3.08	0.41
22:BA:1759:A:C2	22:BA:1760:C:C2	3.08	0.41
22:BA:2020:A:C2	22:BA:2022:U:O4'	2.73	0.41
22:BA:2032:G:H4'	57:BA:3478:HOH:O	2.19	0.41
22:BA:2129:C:C4	22:BA:2130:U:O4	2.73	0.41
22:BA:2592:G:C6	22:BA:2593:U:N3	2.88	0.41
22:BA:2694:G:H2'	22:BA:2695:U:O4'	2.20	0.41
22:BA:2765:A:C2'	22:BA:2765:A:N3	2.83	0.41
22:BA:447:A:C5	22:BA:473:G:C5	3.08	0.41
22:BA:549:G:OP2	22:BA:550:C:OP1	2.38	0.41
22:BA:971:G:C6	22:BA:972:A:C4	3.08	0.41
22:BA:986:C:C2'	22:BA:987:C:H5'	2.50	0.41
23:BB:41:G:H5''	27:BF:66:LEU:HD13	2.02	0.41
24:BC:101:ARG:O	24:BC:102:ARG:HG3	2.20	0.41
24:BC:230:HIS:NE2	24:BC:247:PRO:HA	2.34	0.41
25:BD:12:THR:O	25:BD:24:VAL:HG22	2.20	0.41
27:BF:119:ALA:HB1	27:BF:167:ARG:CD	2.50	0.41
28:BG:87:LEU:HD13	28:BG:131:ILE:HB	2.02	0.41
28:BG:95:ARG:O	28:BG:96:ALA:HB2	2.20	0.41
29:BH:139:PHE:O	29:BH:140:ALA:HB3	2.20	0.41
29:BH:82:SER:HG	29:BH:90:LEU:HG	1.85	0.41
37:BP:26:VAL:HG21	37:BP:84:ILE:HG23	2.01	0.41
38:BQ:108:ALA:O	38:BQ:111:GLU:N	2.53	0.41
41:BT:1:MET:CB	41:BT:2:ILE:HD12	2.50	0.41
42:BU:14:LEU:CD1	42:BU:70:VAL:C	2.88	0.41
43:BV:26:PHE:C	43:BV:26:PHE:CD1	2.93	0.41
45:BX:35:SER:HA	45:BX:50:ARG:HA	2.01	0.41
1:CA:1036:A:H2'	1:CA:1036:A:N3	2.34	0.41
1:CA:1271:A:H2'	1:CA:1272:G:C8	2.55	0.41
1:CA:159:G:N2	1:CA:161:A:H3'	2.35	0.41
1:CA:155:A:C2	1:CA:167:A:C2	3.08	0.41
1:CA:375:U:O4	57:CA:1889:HOH:O	2.19	0.41
1:CA:543:U:OP1	4:CD:14:ARG:NE	2.49	0.41
1:CA:563:A:C2'	1:CA:567:G:C8	3.00	0.41
1:CA:581:G:H8	1:CA:581:G:OP2	2.03	0.41
1:CA:707:U:H2'	1:CA:708:C:C6	2.54	0.41
1:CA:86:G:O2'	1:CA:87:C:P	2.78	0.41
1:CA:892:A:C4	1:CA:893:C:C6	3.08	0.41
1:CA:7:A:H4'	1:CA:8:A:OP2	2.20	0.41
1:CA:865:A:H1'	1:CA:918:A:O2'	2.19	0.41
9:CI:54:LEU:O	9:CI:55:VAL:HG13	2.20	0.41

*Continued on next page...*

*Continued from previous page...*

Atom-1	Atom-2	Distance(Å)	Clash(Å)
10:CJ:10:LEU:HD23	10:CJ:96:VAL:HG11	2.02	0.41
15:CO:78:TYR:CZ	15:CO:82:ILE:HG21	2.55	0.41
52:D4:16:ILE:HG22	52:D4:17:VAL:N	2.34	0.41
22:DA:1028:A:N6	22:DA:1126:A:OP1	2.53	0.41
22:DA:1357:C:N4	22:DA:1358:G:C2	2.88	0.41
22:DA:1519:G:H3'	22:DA:1520:U:C6	2.55	0.41
22:DA:1607:C:O2	22:DA:1621:U:C5	2.73	0.41
22:DA:1819:A:H4'	22:DA:1820:U:C5'	2.49	0.41
22:DA:188:G:C6	22:DA:189:G:C4	3.08	0.41
22:DA:1911:U:C2	22:DA:1918:A:C2	3.08	0.41
22:DA:1936:A:OP1	22:DA:1937:A:H5'	2.20	0.41
22:DA:2127:G:H4'	22:DA:2128:G:OP1	2.19	0.41
22:DA:2520:C:O2'	22:DA:2565:A:O2'	2.37	0.41
22:DA:2732:G:O2'	22:DA:2733:A:H5'	2.20	0.41
22:DA:2786:U:H2'	22:DA:2787:C:C6	2.55	0.41
22:DA:364:C:H2'	22:DA:365:U:O4'	2.20	0.41
22:DA:45:G:O3'	22:DA:46:G:O4'	2.37	0.41
22:DA:537:G:C6	22:DA:555:G:N2	2.88	0.41
22:DA:949:G:C6	22:DA:950:G:N7	2.88	0.41
25:DD:133:THR:HG23	25:DD:134:HIS:N	2.34	0.41
29:DH:41:LYS:HE2	29:DH:44:ILE:CD1	2.50	0.41
32:DK:61:VAL:HB	32:DK:87:LEU:HD11	2.02	0.41
35:DN:52:ILE:O	35:DN:55:ALA:N	2.53	0.41
36:DO:7:ARG:NH1	36:DO:95:SER:O	2.47	0.41
1:AA:1245:C:H2'	1:AA:1246:A:C8	2.55	0.41
1:AA:1342:C:O2'	9:AI:126:GLN:HA	2.20	0.41
1:AA:1378:C:C5	1:AA:1379:G:C8	3.07	0.41
1:AA:833:G:N2	1:AA:834:U:H1'	2.36	0.41
2:AB:21:ARG:HA	2:AB:21:ARG:CZ	2.50	0.41
2:AB:73:LYS:HE2	2:AB:75:ALA:O	2.20	0.41
2:AB:99:GLY:O	2:AB:103:ASN:CB	2.68	0.41
3:AC:130:PHE:O	3:AC:134:MET:HG3	2.20	0.41
6:AF:95:ALA:O	6:AF:96:VAL:HG13	2.21	0.41
8:AH:47:GLU:HG2	8:AH:64:LYS:HG2	2.01	0.41
9:AI:91:ASP:CG	9:AI:93:SER:HB3	2.41	0.41
11:AK:23:ILE:O	11:AK:23:ILE:HG13	2.21	0.41
14:AN:17:ALA:HA	14:AN:55:SER:O	2.20	0.41
14:AN:28:LYS:CA	14:AN:31:ILE:HB	2.50	0.41
14:AN:47:LYS:O	14:AN:49:GLN:N	2.52	0.41
14:AN:68:GLY:O	14:AN:69:ARG:C	2.59	0.41
1:AA:656:G:N2	15:AO:23:GLY:HA3	2.35	0.41
15:AO:3:LEU:HA	15:AO:3:LEU:HD12	1.91	0.41

*Continued on next page...*

*Continued from previous page...*

Atom-1	Atom-2	Distance(Å)	Clash(Å)
16:AP:16:PHE:CD2	16:AP:40:ASN:HB2	2.55	0.41
16:AP:68:SER:HB2	16:AP:71:VAL:HB	2.02	0.41
20:AT:54:MET:HE3	20:AT:58:VAL:CG2	2.50	0.41
20:AT:44:LYS:HD3	20:AT:87:ALA:HA	2.02	0.41
11:AK:111:THR:HA	21:AU:4:ILE:O	2.20	0.41
48:B0:55:ILE:O	48:B0:56:ALA:HB2	2.17	0.41
22:BA:1104:C:H2'	22:BA:1105:U:C6	2.55	0.41
22:BA:77:G:N2	22:BA:110:G:H1'	2.34	0.41
22:BA:1224:U:C4	22:BA:1225:G:C6	3.08	0.41
22:BA:1317:G:H2'	22:BA:1318:U:O4'	2.19	0.41
22:BA:1422:G:C6	22:BA:1423:G:C5	3.08	0.41
22:BA:1501:G:H2'	22:BA:1502:A:H8	1.85	0.41
22:BA:1505:A:H2'	22:BA:1506:U:O4'	2.20	0.41
22:BA:1765:U:H2'	22:BA:1766:G:O5'	2.21	0.41
22:BA:1795:C:C2	22:BA:1796:U:C5	3.09	0.41
22:BA:189:G:H2'	22:BA:205:G:N2	2.35	0.41
22:BA:2345:G:H4'	22:BA:2346:A:O5'	2.21	0.41
22:BA:276:U:O2	22:BA:276:U:C2'	2.64	0.41
22:BA:522:A:C2	22:BA:523:C:C2	3.09	0.41
22:BA:69:C:O2'	22:BA:70:G:H5'	2.19	0.41
27:BF:23:ASN:N	27:BF:23:ASN:OD1	2.52	0.41
28:BG:150:ALA:O	28:BG:152:ARG:N	2.53	0.41
30:BI:108:GLU:HA	30:BI:111:GLN:HB3	2.01	0.41
30:BI:5:VAL:HG22	30:BI:8:TYR:OH	2.19	0.41
31:BJ:41:LYS:C	31:BJ:43:GLU:N	2.72	0.41
35:BN:32:GLU:HG3	35:BN:120:GLU:HG2	2.02	0.41
35:BN:72:ASP:CG	35:BN:75:ILE:HD13	2.40	0.41
39:BR:49:ILE:HB	39:BR:51:VAL:O	2.21	0.41
43:BV:48:MET:O	43:BV:51:GLN:HG3	2.20	0.41
1:CA:115:G:H4'	1:CA:116:A:O5'	2.20	0.41
1:CA:978:A:C6	1:CA:1318:A:N6	2.88	0.41
1:CA:1467:C:H2'	1:CA:1468:A:C8	2.55	0.41
1:CA:27:G:C4	1:CA:557:G:N2	2.88	0.41
1:CA:827:U:H2'	1:CA:870:U:O4	2.20	0.41
1:CA:983:A:N3	1:CA:983:A:C2'	2.83	0.41
3:CC:123:GLN:O	3:CC:128:VAL:HG13	2.20	0.41
4:CD:198:HIS:CE1	4:CD:199:LEU:CD2	3.01	0.41
4:CD:31:LYS:CD	4:CD:31:LYS:N	2.82	0.41
5:CE:125:ALA:O	5:CE:126:LYS:CB	2.67	0.41
5:CE:68:ARG:O	5:CE:71:MET:HE3	2.21	0.41
7:CG:125:SER:O	7:CG:127:ALA:N	2.47	0.41
7:CG:42:ILE:HG22	7:CG:42:ILE:O	2.20	0.41

*Continued on next page...*

*Continued from previous page...*

Atom-1	Atom-2	Distance(Å)	Clash(Å)
1:CA:1377:A:C6	7:CG:7:ILE:HD12	2.55	0.41
14:CN:21:PHE:CD2	14:CN:25:ALA:HB2	2.55	0.41
16:CP:52:LEU:HD21	16:CP:57:ILE:CD1	2.51	0.41
19:CS:16:LEU:O	19:CS:20:GLU:HG2	2.20	0.41
13:CM:83:LEU:HD12	19:CS:66:MET:SD	2.61	0.41
21:CU:53:VAL:HG13	21:CU:54:LYS:N	2.35	0.41
49:D1:26:ASN:CG	49:D1:29:THR:OG1	2.59	0.41
54:D6:4:PRO:O	54:D6:5:MHU:O	2.37	0.41
22:DA:1071:G:O2'	22:DA:1072:C:C5'	2.68	0.41
22:DA:819:A:C8	22:DA:1188:U:O4	2.74	0.41
22:DA:1198:U:O2	38:DQ:4:VAL:HG11	2.20	0.41
22:DA:1199:U:H2'	22:DA:1200:C:C6	2.56	0.41
22:DA:1309:G:H2'	22:DA:1310:G:O4'	2.21	0.41
22:DA:1343:G:C6	22:DA:1344:U:O4	2.74	0.41
22:DA:1441:G:C2	22:DA:1551:A:C2	3.08	0.41
22:DA:1464:G:C2	22:DA:1465:G:C5	3.08	0.41
22:DA:1662:U:O2	22:DA:2687:U:C5'	2.68	0.41
22:DA:1663:G:C2	22:DA:1998:A:C5	3.08	0.41
22:DA:1673:G:N1	22:DA:1675:C:O4'	2.53	0.41
22:DA:1838:C:H4'	22:DA:1839:G:H8	1.84	0.41
22:DA:1867:G:O6	22:DA:1875:G:C2	2.73	0.41
22:DA:2429:G:OP2	22:DA:2430:A:OP2	2.38	0.41
22:DA:2464:G:C2	22:DA:2465:C:H1'	2.55	0.41
22:DA:271:G:C2	22:DA:367:G:N3	2.88	0.41
22:DA:306:U:O4	22:DA:307:G:C6	2.72	0.41
22:DA:466:A:C2	22:DA:796:C:O4'	2.73	0.41
22:DA:630:G:H3'	22:DA:631:A:C5'	2.50	0.41
22:DA:856:G:N2	22:DA:922:C:N3	2.69	0.41
26:DE:108:ILE:HD11	26:DE:180:LEU:HB3	2.02	0.41
26:DE:149:ILE:O	26:DE:188:MET:HA	2.20	0.41
27:DF:42:GLU:HB2	27:DF:49:LEU:HD23	2.02	0.41
28:DG:80:THR:HG22	28:DG:81:GLU:N	2.34	0.41
29:DH:53:GLU:C	29:DH:55:GLU:N	2.72	0.41
30:DI:103:ARG:HB3	30:DI:142:ASP:OD2	2.21	0.41
31:DJ:42:ALA:O	31:DJ:44:TYR:N	2.53	0.41
38:DQ:86:ALA:O	38:DQ:87:SER:HB2	2.19	0.41
42:DU:73:PHE:CE1	42:DU:78:GLY:O	2.72	0.41
1:AA:1124:G:C2'	1:AA:1145:A:N6	2.84	0.41
1:AA:1239:A:H62	1:AA:1299:A:H62	1.68	0.41
1:AA:1269:A:C2	1:AA:1313:U:O4'	2.73	0.41
1:AA:1371:G:C5	1:AA:1372:U:C4	3.08	0.41
1:AA:142:G:H3'	1:AA:143:A:H8	1.84	0.41

*Continued on next page...*



*Continued from previous page...*

Atom-1	Atom-2	Distance(Å)	Clash(Å)
1:AA:66:A:O4'	1:AA:173:U:C4	2.73	0.41
1:AA:200:G:N3	1:AA:200:G:H2'	2.34	0.41
1:AA:280:C:H4'	1:AA:281:G:OP2	2.20	0.41
1:AA:30:U:C4	1:AA:554:A:C2	3.08	0.41
1:AA:330:C:O2'	1:AA:331:G:H5'	2.20	0.41
1:AA:410:G:H5''	1:AA:411:A:P	2.60	0.41
1:AA:907:A:C6	1:AA:908:A:C5	3.09	0.41
2:AB:128:LYS:O	2:AB:129:LEU:O	2.39	0.41
3:AC:152:GLU:HA	3:AC:167:TRP:HA	2.01	0.41
1:AA:1109:C:P	3:AC:176:HIS:CE1	3.13	0.41
5:AE:89:HIS:CG	5:AE:138:ARG:HD3	2.55	0.41
8:AH:95:VAL:HG12	8:AH:96:MET:N	2.36	0.41
9:AI:30:ILE:CD1	9:AI:38:TYR:CD2	3.04	0.41
10:AJ:52:LEU:HA	10:AJ:52:LEU:HD22	1.87	0.41
11:AK:21:ALA:HB2	11:AK:34:ILE:CD1	2.50	0.41
13:AM:78:LYS:HB3	27:BF:112:ARG:CZ	2.49	0.41
13:AM:79:ARG:HE	13:AM:79:ARG:HB2	1.61	0.41
14:AN:36:ALA:HB2	14:AN:41:ARG:NE	2.35	0.41
1:AA:980:C:O2'	14:AN:59:ARG:O	2.26	0.41
16:AP:56:ARG:O	16:AP:57:ILE:C	2.59	0.41
17:AQ:12:VAL:HG21	17:AQ:54:GLY:O	2.20	0.41
18:AR:41:PRO:HB2	18:AR:43:ARG:HH11	1.86	0.41
1:AA:1320:C:C2	19:AS:36:ARG:NH1	2.88	0.41
20:AT:43:ASP:O	20:AT:44:LYS:C	2.58	0.41
21:AU:35:ARG:NH2	57:AU:101:HOH:O	2.52	0.41
53:B5:59:VAL:HG21	53:B5:168:LYS:N	2.35	0.41
22:BA:1350:C:N3	22:BA:1381:G:N1	2.64	0.41
22:BA:1387:A:H2'	22:BA:1388:G:O4'	2.21	0.41
22:BA:1566:A:O2'	22:BA:1567:G:H5'	2.19	0.41
22:BA:1984:G:C5	22:BA:1985:C:C5	3.08	0.41
22:BA:2209:G:C2	22:BA:2216:G:C2	3.09	0.41
22:BA:2513:A:N3	22:BA:2513:A:H2'	2.35	0.41
22:BA:2824:C:C5	22:BA:2825:G:C5	3.09	0.41
22:BA:332:A:C2	22:BA:335:C:C5	3.08	0.41
22:BA:295:G:N1	22:BA:344:A:C5	2.88	0.41
22:BA:287:G:C2	22:BA:354:A:C2	3.08	0.41
22:BA:497:A:H2'	22:BA:498:G:H8	1.85	0.41
22:BA:914:G:H3'	22:BA:914:G:C8	2.54	0.41
22:BA:91:A:H1'	22:BA:92:U:C6	2.55	0.41
31:BJ:56:VAL:HB	31:BJ:124:VAL:HB	2.01	0.41
34:BM:12:MET:CE	34:BM:72:PRO:HD2	2.50	0.41
35:BN:1:MET:O	35:BN:2:ARG:HB2	2.20	0.41

*Continued on next page...*

*Continued from previous page...*

Atom-1	Atom-2	Distance(Å)	Clash(Å)
37:BP:101:ARG:C	37:BP:103:ARG:H	2.23	0.41
39:BR:25:LEU:N	39:BR:94:THR:CG2	2.83	0.41
43:BV:1:MET:SD	43:BV:1:MET:O	2.79	0.41
45:BX:68:LEU:HD13	45:BX:78:TYR:CE1	2.55	0.41
1:CA:1080:A:OP1	5:CE:52:LYS:CE	2.67	0.41
1:CA:1179:A:H2'	1:CA:1180:A:H5'	2.02	0.41
1:CA:1182:G:H4'	1:CA:1183:U:H5'	2.01	0.41
1:CA:1241:G:N2	1:CA:1242:G:C5	2.88	0.41
1:CA:1296:C:H5''	1:CA:1297:G:OP2	2.20	0.41
1:CA:1491:G:O6	1:CA:1492:A:C6	2.72	0.41
1:CA:168:G:C6	1:CA:169:C:C4	3.08	0.41
1:CA:183:C:O2	1:CA:183:C:O4'	2.38	0.41
1:CA:25:C:H2'	1:CA:26:A:C8	2.55	0.41
1:CA:32:A:N1	1:CA:33:A:C6	2.89	0.41
1:CA:216:U:C4'	1:CA:464:U:H4'	2.49	0.41
1:CA:821:G:C6	1:CA:822:U:C4	3.09	0.41
1:CA:834:U:C2	1:CA:835:U:C5	3.08	0.41
1:CA:869:G:H4'	1:CA:872:A:C8	2.55	0.41
2:CB:20:THR:OG1	2:CB:21:ARG:N	2.51	0.41
4:CD:130:VAL:O	4:CD:130:VAL:HG12	2.20	0.41
7:CG:23:LEU:HD23	7:CG:26:PHE:HB3	2.03	0.41
8:CH:34:VAL:O	8:CH:37:ALA:N	2.53	0.41
15:CO:45:GLU:O	15:CO:46:HIS:CB	2.68	0.41
1:CA:674:G:H4'	18:CR:70:TYR:CE1	2.55	0.41
20:CT:79:LEU:O	20:CT:83:ILE:HG23	2.21	0.41
22:DA:1211:C:H5''	22:DA:1212:G:C8	2.56	0.41
22:DA:1238:G:N2	22:DA:1239:G:H1'	2.35	0.41
22:DA:1351:C:H2'	22:DA:1352:U:C1'	2.50	0.41
22:DA:1383:A:C2	22:DA:1384:A:C4	3.08	0.41
22:DA:1448:G:C6	22:DA:1449:G:C5	3.08	0.41
22:DA:1469:A:N1	22:DA:1470:A:C6	2.89	0.41
22:DA:1545:A:C8	22:DA:1546:G:C8	3.09	0.41
22:DA:1577:C:H2'	22:DA:1578:U:O4'	2.20	0.41
22:DA:1641:A:H3'	22:DA:1642:G:H8	1.85	0.41
22:DA:1747:U:H2'	22:DA:1748:C:C6	2.55	0.41
22:DA:1890:A:C5	22:DA:1891:G:C8	3.09	0.41
22:DA:2127:G:C2	22:DA:2162:G:C8	3.08	0.41
22:DA:2261:C:C2	22:DA:2280:G:C2	3.08	0.41
22:DA:2304:G:N2	22:DA:2313:C:C2	2.88	0.41
22:DA:2540:C:H2'	22:DA:2541:A:H8	1.85	0.41
22:DA:2694:G:C5	22:DA:2695:U:C5	3.08	0.41
22:DA:36:G:N1	22:DA:445:C:C4	2.88	0.41

*Continued on next page...*

*Continued from previous page...*

Atom-1	Atom-2	Distance(Å)	Clash(Å)
22:DA:391:A:C5	22:DA:392:U:C5	3.08	0.41
22:DA:404:A:C6	22:DA:406:G:N2	2.88	0.41
22:DA:503:A:C2	22:DA:506:G:C5	3.08	0.41
23:DB:14:U:O2'	23:DB:14:U:O2	2.35	0.41
23:DB:80:U:O4	43:DV:14:LYS:NZ	2.34	0.41
26:DE:127:GLU:OE1	26:DE:127:GLU:HA	2.20	0.41
27:DF:134:GLU:HG3	27:DF:136:ILE:HD12	2.01	0.41
27:DF:64:LYS:HA	27:DF:65:PRO:HD3	1.89	0.41
28:DG:158:LYS:O	28:DG:159:GLY:C	2.58	0.41
29:DH:135:HIS:CG	29:DH:136:SER:N	2.89	0.41
35:DN:25:ALA:CB	35:DN:48:VAL:HG22	2.50	0.41
39:DR:47:VAL:CG1	39:DR:47:VAL:O	2.68	0.41
44:DW:37:ILE:HG21	44:DW:80:ILE:HG21	2.01	0.41
45:DX:58:VAL:C	45:DX:60:ASP:N	2.72	0.41
1:AA:105:G:H2'	1:AA:106:C:C6	2.55	0.41
1:AA:1314:C:H41	19:AS:4:SER:HA	1.84	0.41
1:AA:1371:G:C6	1:AA:1372:U:C4	3.08	0.41
1:AA:189:A:N6	1:AA:190:A:C2	2.88	0.41
1:AA:222:C:H2'	1:AA:223:A:H8	1.86	0.41
1:AA:518:C:H5	1:AA:530:G:OP2	2.03	0.41
1:AA:55:A:C5	1:AA:56:U:C5	3.09	0.41
1:AA:865:A:H2'	1:AA:866:C:C6	2.56	0.41
1:AA:946:A:N1	1:AA:947:G:C6	2.88	0.41
3:AC:90:VAL:O	3:AC:94:ILE:HD12	2.20	0.41
5:AE:101:GLU:HB3	5:AE:122:ASN:HB3	2.01	0.41
5:AE:131:THR:OG1	5:AE:131:THR:O	2.38	0.41
6:AF:3:HIS:HA	6:AF:64:VAL:O	2.20	0.41
7:AG:27:VAL:HG23	7:AG:28:ASN:N	2.34	0.41
16:AP:71:VAL:O	16:AP:74:LEU:N	2.53	0.41
16:AP:39:PHE:CG	16:AP:74:LEU:HD11	2.54	0.41
17:AQ:5:ILE:O	17:AQ:6:ARG:HB2	2.20	0.41
48:B0:15:MET:O	48:B0:18:SER:CB	2.68	0.41
22:BA:1066:U:O2	22:BA:1069:A:N7	2.54	0.41
22:BA:1171:G:OP2	22:BA:1171:G:C8	2.73	0.41
22:BA:1171:G:H2'	22:BA:1172:C:C6	2.55	0.41
22:BA:1249:U:C2'	22:BA:1249:U:O2	2.68	0.41
22:BA:115:C:O2'	22:BA:127:A:O2'	2.24	0.41
22:BA:1433:A:N1	22:BA:1434:A:N6	2.68	0.41
22:BA:1544:A:N6	22:BA:1545:A:C6	2.88	0.41
22:BA:1846:G:N2	22:BA:1895:C:C2	2.88	0.41
22:BA:1965:C:C4	22:BA:1966:A:C5	3.08	0.41
22:BA:1996:C:OP1	32:BK:31:ARG:NH2	2.53	0.41

*Continued on next page...*

*Continued from previous page...*

Atom-1	Atom-2	Distance(Å)	Clash(Å)
22:BA:2226:C:O2	22:BA:2226:C:H2'	2.20	0.41
22:BA:2376:A:C4	36:BO:99:TYR:CE1	3.08	0.41
22:BA:2520:C:O2'	22:BA:2521:C:H5'	2.21	0.41
22:BA:2593:U:H2'	22:BA:2594:C:H6	1.86	0.41
22:BA:2599:G:C2	22:BA:2600:A:C4	3.08	0.41
22:BA:2766:A:N3	22:BA:2766:A:H2'	2.34	0.41
22:BA:2827:C:H2'	22:BA:2827:C:O2	2.19	0.41
22:BA:286:U:N3	22:BA:287:G:N7	2.68	0.41
22:BA:442:G:C2	22:BA:444:C:C5	3.08	0.41
22:BA:521:U:H2'	22:BA:522:A:H8	1.82	0.41
22:BA:636:G:N7	33:BL:109:LYS:NZ	2.51	0.41
22:BA:962:G:H2'	22:BA:963:U:C6	2.55	0.41
22:BA:996:A:C5	22:BA:1160:G:C2	3.09	0.41
23:BB:78:A:OP2	43:BV:18:ARG:NH1	2.52	0.41
24:BC:77:VAL:HA	24:BC:114:ASP:O	2.20	0.41
24:BC:115:GLN:O	24:BC:125:LYS:NZ	2.51	0.41
24:BC:83:TYR:HE1	24:BC:85:PRO:HA	1.84	0.41
25:BD:131:ASP:HB3	25:BD:133:THR:O	2.20	0.41
27:BF:121:SER:HB2	27:BF:128:TYR:CE1	2.56	0.41
28:BG:40:ALA:HA	28:BG:58:TYR:CD1	2.55	0.41
29:BH:33:GLN:O	29:BH:35:LYS:N	2.53	0.41
29:BH:90:LEU:HD13	29:BH:125:THR:HA	2.03	0.41
32:BK:110:GLU:C	32:BK:112:PHE:H	2.22	0.41
35:BN:117:ASP:O	35:BN:119:SER:N	2.53	0.41
35:BN:22:ARG:CG	35:BN:70:THR:H	2.32	0.41
36:BO:7:ARG:HG3	36:BO:96:GLY:HA3	2.02	0.41
40:BS:29:VAL:CG1	40:BS:55:ILE:CD1	2.95	0.41
1:CA:1055:A:N6	1:CA:1206:G:C6	2.89	0.41
1:CA:1206:G:H4'	3:CC:192:THR:O	2.21	0.41
1:CA:1355:G:N2	1:CA:1356:G:H1'	2.36	0.41
1:CA:145:G:N1	1:CA:146:G:C5	2.88	0.41
1:CA:1493:A:H8	1:CA:1493:A:OP2	2.03	0.41
1:CA:258:G:C6	1:CA:259:G:C5	3.07	0.41
1:CA:431:A:H2'	1:CA:432:A:O4'	2.20	0.41
1:CA:465:A:C6	1:CA:466:A:C6	3.08	0.41
1:CA:542:G:N3	1:CA:543:U:C6	2.88	0.41
1:CA:559:A:H4'	1:CA:560:A:O5'	2.21	0.41
1:CA:608:A:H2'	1:CA:609:A:O4'	2.20	0.41
1:CA:867:G:C6	1:CA:868:C:C4	3.08	0.41
5:CE:11:LEU:O	5:CE:40:GLY:O	2.38	0.41
6:CF:18:VAL:O	6:CF:21:MET:HB2	2.20	0.41
6:CF:3:HIS:CD2	6:CF:94:HIS:HA	2.55	0.41

*Continued on next page...*

*Continued from previous page...*

Atom-1	Atom-2	Distance(Å)	Clash(Å)
8:CH:65:TYR:N	8:CH:65:TYR:CD1	2.88	0.41
9:CI:46:MET:HB2	9:CI:49:ARG:HB3	2.01	0.41
10:CJ:83:THR:O	10:CJ:87:LEU:HB3	2.20	0.41
12:CL:86:ARG:O	12:CL:86:ARG:HG3	2.19	0.41
15:CO:67:LEU:HD22	15:CO:88:ARG:NH2	2.35	0.41
16:CP:19:VAL:HG13	16:CP:37:GLY:N	2.35	0.41
20:CT:33:LYS:O	20:CT:36:TYR:CD2	2.73	0.41
22:DA:1299:G:O6	22:DA:1639:C:H5''	2.20	0.41
22:DA:1301:A:C6	22:DA:1303:G:C4	3.08	0.41
22:DA:1351:C:N3	22:DA:1381:G:N1	2.68	0.41
22:DA:1608:A:C8	22:DA:1611:C:N4	2.88	0.41
22:DA:1668:A:H4'	22:DA:1669:A:O5'	2.21	0.41
22:DA:1784:A:H4'	22:DA:1785:A:C5'	2.50	0.41
22:DA:2142:A:C6	22:DA:2143:C:C4	3.08	0.41
22:DA:2208:C:C2	22:DA:2217:G:C2	3.08	0.41
22:DA:2357:G:H5'	22:DA:2358:A:OP2	2.20	0.41
22:DA:30:G:C2	22:DA:31:C:C2	3.08	0.41
22:DA:320:A:H2'	26:DE:131:THR:CG2	2.50	0.41
22:DA:426:C:H2'	22:DA:427:U:O4'	2.20	0.41
22:DA:49:A:C8	22:DA:51:G:N1	2.89	0.41
22:DA:673:C:H5''	26:DE:76:PRO:HD2	2.01	0.41
22:DA:914:G:H5'	22:DA:915:C:OP2	2.20	0.41
23:DB:6:G:H2'	23:DB:7:G:O4'	2.20	0.41
24:DC:200:HIS:C	24:DC:202:LEU:H	2.24	0.41
24:DC:200:HIS:O	24:DC:203:ARG:HG2	2.21	0.41
22:DA:2786:U:O2'	25:DD:63:PRO:O	2.34	0.41
22:DA:672:C:H4'	26:DE:84:THR:HG22	2.01	0.41
33:DL:103:ILE:H	33:DL:103:ILE:HG12	1.71	0.41
33:DL:128:THR:OG1	33:DL:131:ALA:HB2	2.21	0.41
36:DO:71:ALA:HB2	36:DO:102:ARG:HB2	2.02	0.41
37:DP:40:LEU:HD23	37:DP:40:LEU:C	2.41	0.41
39:DR:43:ASN:HB3	39:DR:44:GLY:H	1.73	0.41
41:DT:82:LYS:HG2	41:DT:83:ALA:H	1.85	0.41
44:DW:68:LYS:CE	44:DW:70:GLU:HG3	2.51	0.41
22:DA:2080:A:OP1	45:DX:20:HIS:HB2	2.20	0.41
1:AA:1070:U:H2'	1:AA:1071:C:C6	2.55	0.41
1:AA:1077:G:N2	1:AA:1081:A:C4	2.89	0.41
1:AA:1157:A:C4	1:AA:1181:G:N1	2.89	0.41
1:AA:1190:G:OP2	3:AC:5:VAL:HB	2.20	0.41
1:AA:1233:G:N2	1:AA:1234:C:C2	2.89	0.41
1:AA:254:G:C2	1:AA:273:U:O2	2.73	0.41
1:AA:469:C:C4	1:AA:470:C:C4	3.09	0.41

*Continued on next page...*

*Continued from previous page...*

Atom-1	Atom-2	Distance(Å)	Clash(Å)
1:AA:668:G:H2'	1:AA:669:G:H8	1.84	0.41
1:AA:766:A:H2'	1:AA:767:A:O4'	2.20	0.41
1:AA:961:U:OP2	1:AA:1223:C:C1'	2.69	0.41
2:AB:21:ARG:HA	2:AB:21:ARG:NH1	2.35	0.41
2:AB:70:VAL:CG1	2:AB:70:VAL:O	2.68	0.41
3:AC:157:LEU:HD11	3:AC:164:ARG:C	2.41	0.41
4:AD:170:TRP:CZ3	4:AD:190:ASP:HB3	2.55	0.41
1:AA:8:A:H5'	5:AE:125:ALA:O	2.20	0.41
9:AI:56:ASP:O	9:AI:60:LYS:NZ	2.34	0.41
13:AM:40:ALA:O	13:AM:43:VAL:HG22	2.20	0.41
16:AP:16:PHE:CE2	16:AP:40:ASN:HB2	2.55	0.41
17:AQ:26:GLU:OE2	17:AQ:39:LYS:HD2	2.20	0.41
49:B1:26:ASN:OD1	49:B1:28:ARG:HB2	2.21	0.41
51:B3:10:ALA:C	51:B3:12:LYS:N	2.74	0.41
22:BA:2742:G:OP1	52:B4:36:ARG:HD3	2.19	0.41
22:BA:1079:C:C5	22:BA:1088:A:N1	2.88	0.41
22:BA:1306:C:C2	22:BA:1307:A:C8	3.08	0.41
22:BA:1635:A:C6	22:BA:1636:U:C2	3.08	0.41
22:BA:17:G:C5	22:BA:18:U:C5	3.08	0.41
22:BA:1855:U:C4	22:BA:1856:U:C4	3.08	0.41
22:BA:1932:A:C5'	22:BA:1933:G:OP2	2.66	0.41
22:BA:1937:A:C8	22:BA:1939:U:C2'	3.03	0.41
22:BA:526:A:O2'	22:BA:2043:C:O2	2.30	0.41
22:BA:2321:U:C5'	22:BA:2322:A:OP2	2.66	0.41
22:BA:2694:G:C5	22:BA:2695:U:C5	3.08	0.41
22:BA:2779:U:C5	22:BA:2781:A:C2	3.09	0.41
22:BA:28:A:C6	22:BA:29:U:C4	3.08	0.41
22:BA:29:U:O2'	22:BA:30:G:H5'	2.21	0.41
22:BA:605:G:H1'	22:BA:657:U:H1'	2.02	0.41
23:BB:93:C:C2	23:BB:94:A:C8	3.08	0.41
24:BC:153:GLN:C	24:BC:156:ARG:HD2	2.40	0.41
24:BC:171:TYR:HD2	24:BC:185:GLU:N	2.19	0.41
24:BC:24:LEU:HD12	24:BC:24:LEU:HA	1.87	0.41
24:BC:72:ASP:O	24:BC:74:ILE:N	2.52	0.41
30:BI:105:GLN:O	30:BI:106:LEU:CB	2.68	0.41
31:BJ:41:LYS:O	31:BJ:42:ALA:C	2.58	0.41
31:BJ:81:ILE:HG12	31:BJ:82:GLY:N	2.35	0.41
39:BR:80:ARG:HG2	39:BR:80:ARG:O	2.20	0.41
42:BU:5:ILE:C	42:BU:6:ARG:HG2	2.40	0.41
44:BW:65:GLY:HA3	44:BW:83:GLU:O	2.21	0.41
1:CA:117:G:O6	1:CA:289:G:H1'	2.21	0.41
1:CA:1181:G:O2'	1:CA:1182:G:C5	2.73	0.41

*Continued on next page...*

*Continued from previous page...*

Atom-1	Atom-2	Distance(Å)	Clash(Å)
1:CA:262:A:N6	1:CA:263:A:N6	2.69	0.41
1:CA:346:G:C2'	1:CA:347:G:H5'	2.50	0.41
1:CA:406:G:C5	1:CA:495:A:C8	3.09	0.41
1:CA:503:C:C2	1:CA:504:C:C5	3.09	0.41
3:CC:16:LYS:HE3	3:CC:17:PRO:HD2	2.01	0.41
3:CC:64:ILE:HG22	3:CC:97:VAL:HG23	2.02	0.41
4:CD:168:PRO:HB3	4:CD:170:TRP:CH2	2.55	0.41
4:CD:55:LEU:C	4:CD:55:LEU:HD22	2.41	0.41
5:CE:96:MET:HE3	5:CE:96:MET:HB3	1.87	0.41
6:CF:93:LYS:HG2	6:CF:93:LYS:O	2.20	0.41
8:CH:125:ILE:HD11	8:CH:128:TYR:CE1	2.56	0.41
9:CI:26:GLY:H	9:CI:59:GLU:HA	1.83	0.41
1:CA:1329:A:H5''	13:CM:25:VAL:HA	2.03	0.41
15:CO:67:LEU:O	15:CO:70:LEU:N	2.54	0.41
17:CQ:69:LYS:O	17:CQ:70:THR:CB	2.68	0.41
21:CU:43:THR:O	21:CU:46:LYS:HB3	2.20	0.41
49:D1:50:LYS:O	49:D1:51:GLU:HB3	2.19	0.41
49:D1:8:LYS:HE2	49:D1:8:LYS:HB2	1.80	0.41
22:DA:1267:U:OP2	22:DA:2012:G:N1	2.38	0.41
22:DA:1359:A:N7	22:DA:1360:G:C8	2.88	0.41
22:DA:1465:G:H2'	22:DA:1466:U:C6	2.56	0.41
22:DA:1719:G:N2	22:DA:1742:U:H1'	2.35	0.41
22:DA:1715:G:O2'	22:DA:1743:G:O6	2.29	0.41
22:DA:1855:U:C5	22:DA:1856:U:C4	3.09	0.41
22:DA:1897:G:N3	22:DA:1897:G:H2'	2.36	0.41
22:DA:1965:C:H5''	22:DA:1966:A:H2'	2.03	0.41
22:DA:2204:G:C5	22:DA:2221:G:C2	3.09	0.41
22:DA:1854:A:O4'	22:DA:2233:U:H4'	2.20	0.41
22:DA:911:A:O4'	22:DA:2264:C:H4'	2.21	0.41
22:DA:2281:A:O2'	22:DA:2282:G:H5'	2.20	0.41
22:DA:2650:U:H2'	22:DA:2651:C:C6	2.56	0.41
22:DA:308:G:H4'	42:DU:17:LYS:NZ	2.36	0.41
22:DA:491:G:C6	22:DA:492:A:C5	3.09	0.41
22:DA:666:A:H5''	33:DL:48:ARG:CD	2.51	0.41
23:DB:114:C:C2	23:DB:115:A:C8	3.08	0.41
25:DD:28:GLU:HA	25:DD:185:ASN:O	2.20	0.41
23:DB:42:C:C4	27:DF:88:LYS:HE3	2.55	0.41
28:DG:98:VAL:HG21	28:DG:124:GLU:HG3	2.01	0.41
29:DH:2:GLN:O	29:DH:3:VAL:O	2.38	0.41
29:DH:40:THR:OG1	29:DH:43:ASN:ND2	2.53	0.41
32:DK:99:ILE:HG21	32:DK:119:ALA:HB2	2.02	0.41
33:DL:109:LYS:HG3	33:DL:126:ARG:HB3	2.02	0.41

*Continued on next page...*



*Continued from previous page...*

Atom-1	Atom-2	Distance(Å)	Clash(Å)
33:DL:132:ARG:O	33:DL:136:GLU:N	2.50	0.41
34:DM:76:LYS:HE2	34:DM:83:GLY:O	2.21	0.41
36:DO:80:GLU:HA	36:DO:83:LEU:HD12	2.02	0.41
22:DA:1154:G:P	38:DQ:58:ARG:HH11	2.44	0.41
40:DS:16:LYS:HA	40:DS:19:LEU:HD22	2.02	0.41
41:DT:38:ALA:O	41:DT:39:THR:CB	2.68	0.41
22:DA:1364:G:C8	45:DX:2:SER:CA	3.03	0.41
45:DX:69:ALA:O	45:DX:72:ARG:N	2.54	0.41
1:AA:1081:A:C2	1:AA:1082:A:C4	3.08	0.41
1:AA:1207:G:O2'	1:AA:1208:C:H5'	2.21	0.41
1:AA:291:U:O2'	1:AA:292:G:H5'	2.19	0.41
1:AA:4:U:O2	1:AA:4:U:C2'	2.69	0.41
1:AA:566:G:O6	57:AA:1840:HOH:O	2.22	0.41
1:AA:722:G:H4'	21:AU:49:LYS:HZ3	1.85	0.41
3:AC:174:PRO:C	3:AC:176:HIS:H	2.24	0.41
7:AG:15:ASP:CG	7:AG:18:PHE:HB2	2.40	0.41
8:AH:39:VAL:O	8:AH:43:GLU:HG2	2.21	0.41
9:AI:22:LYS:O	9:AI:24:GLY:N	2.53	0.41
11:AK:110:ILE:CG2	21:AU:17:ARG:HE	2.33	0.41
11:AK:113:VAL:HG12	18:AR:73:ARG:NH2	2.36	0.41
12:AL:28:PRO:HB2	12:AL:29:GLN:OE1	2.20	0.41
13:AM:3:ARG:O	13:AM:4:ILE:O	2.39	0.41
16:AP:10:GLY:O	16:AP:11:ALA:HB2	2.20	0.41
53:B5:83:LYS:HD2	53:B5:153:ILE:CB	2.51	0.41
22:BA:1084:A:N7	22:BA:1085:A:N6	2.68	0.41
22:BA:1098:A:C6	22:BA:1099:G:N1	2.88	0.41
22:BA:1375:U:N3	22:BA:1376:C:C5	2.88	0.41
22:BA:1415:U:H2'	22:BA:1416:G:H4'	2.03	0.41
22:BA:1447:C:H2'	22:BA:1448:G:C8	2.55	0.41
22:BA:1912:A:C2	22:BA:1919:A:C5	3.09	0.41
22:BA:1934:C:C2'	22:BA:1935:G:O5'	2.68	0.41
22:BA:2266:A:H5'	22:BA:2267:A:C5	2.55	0.41
22:BA:2415:G:C5	22:BA:2416:C:C5	3.08	0.41
22:BA:2516:A:C2	22:BA:2569:G:C4	3.09	0.41
22:BA:2600:A:N7	24:BC:236:GLU:HG2	2.35	0.41
22:BA:2702:G:H2'	22:BA:2703:C:C6	2.55	0.41
22:BA:2706:A:N1	22:BA:2707:U:C2	2.89	0.41
22:BA:2771:C:H2'	22:BA:2772:C:H6	1.81	0.41
22:BA:2880:C:H5''	22:BA:2881:U:OP2	2.20	0.41
22:BA:417:C:H2'	22:BA:418:C:C6	2.55	0.41
22:BA:852:U:H2'	22:BA:853:C:C6	2.55	0.41
23:BB:41:G:C6	27:BF:69:LYS:NZ	2.84	0.41

*Continued on next page...*

*Continued from previous page...*

Atom-1	Atom-2	Distance(Å)	Clash(Å)
25:BD:136:ASN:HD21	25:BD:139:SER:H	1.69	0.41
26:BE:180:LEU:HD23	26:BE:180:LEU:HA	1.86	0.41
26:BE:196:VAL:HG12	26:BE:196:VAL:O	2.21	0.41
26:BE:73:ILE:HG13	26:BE:78:TRP:HZ3	1.86	0.41
26:BE:91:ASP:OD1	26:BE:91:ASP:C	2.58	0.41
27:BF:48:LYS:O	27:BF:51:ASP:HB2	2.20	0.41
28:BG:54:PRO:HG3	28:BG:62:TRP:CE2	2.56	0.41
28:BG:71:LEU:O	28:BG:75:MET:HG3	2.20	0.41
30:BI:122:ILE:HA	30:BI:125:MET:SD	2.60	0.41
30:BI:39:CYS:HA	30:BI:42:PHE:HB3	2.02	0.41
33:BL:17:LYS:HD3	33:BL:27:LEU:HD13	2.02	0.41
35:BN:25:ALA:CB	35:BN:48:VAL:HG22	2.50	0.41
35:BN:85:PRO:O	35:BN:86:ARG:C	2.59	0.41
44:BW:12:ASN:O	44:BW:14:ARG:NH1	2.53	0.41
1:CA:1027:C:N4	1:CA:1034:G:N1	2.68	0.41
1:CA:1140:C:O2'	1:CA:1141:C:P	2.79	0.41
1:CA:273:U:H2'	1:CA:274:A:H5'	2.01	0.41
1:CA:296:U:C4	1:CA:297:G:N7	2.88	0.41
1:CA:374:A:C5	1:CA:375:U:C5	3.09	0.41
1:CA:501:C:H1'	1:CA:549:C:H1'	2.02	0.41
1:CA:833:G:C6	1:CA:834:U:C5	3.08	0.41
1:CA:843:U:H6	1:CA:843:U:H3'	1.86	0.41
1:CA:940:C:N4	1:CA:941:G:O6	2.54	0.41
2:CB:57:LEU:HD21	2:CB:67:ILE:HD11	2.03	0.41
5:CE:115:LEU:CD2	5:CE:123:VAL:HG21	2.51	0.41
6:CF:54:LEU:HA	6:CF:55:HIS:CD2	2.56	0.41
8:CH:106:THR:HG21	8:CH:121:LEU:HD13	2.01	0.41
9:CI:113:ARG:O	9:CI:115:LYS:HG3	2.21	0.41
9:CI:32:GLN:N	9:CI:32:GLN:HE21	2.19	0.41
11:CK:33:THR:HA	11:CK:44:TRP:HB3	2.02	0.41
12:CL:74:LEU:HD11	12:CL:80:ILE:HG21	2.03	0.41
3:CC:6:HIS:CG	14:CN:89:MET:HB3	2.54	0.41
22:DA:975:A:N3	22:DA:1156:A:C2	2.88	0.41
22:DA:1255:U:C5	26:DE:68:ALA:HA	2.55	0.41
22:DA:1441:G:H2'	22:DA:1442:U:H6	1.84	0.41
22:DA:1616:A:H4'	22:DA:1617:C:OP2	2.21	0.41
22:DA:1616:A:H2	22:DA:1647:U:C5	2.39	0.41
22:DA:1676:A:C2	22:DA:1993:U:H5'	2.56	0.41
22:DA:1877:A:N6	22:DA:1878:G:C6	2.88	0.41
22:DA:1926:U:H2'	22:DA:1928:A:C8	2.55	0.41
22:DA:2196:C:O2'	22:DA:2197:U:H5'	2.20	0.41
22:DA:2228:G:C5	22:DA:2229:U:C5	3.08	0.41

*Continued on next page...*

*Continued from previous page...*

Atom-1	Atom-2	Distance(Å)	Clash(Å)
22:DA:2379:G:H4'	36:DO:21:LEU:HD11	2.03	0.41
22:DA:2529:G:H4'	28:DG:175:LYS:HG3	2.02	0.41
22:DA:2536:G:C6	22:DA:2537:U:C4	3.09	0.41
22:DA:2843:G:N2	22:DA:2875:C:C2	2.89	0.41
22:DA:416:U:N3	22:DA:417:C:C4	2.88	0.41
22:DA:701:G:H2'	22:DA:702:U:H5''	2.02	0.41
22:DA:734:A:C8	22:DA:735:A:C8	3.08	0.41
22:DA:768:G:O2'	22:DA:769:U:H5'	2.21	0.41
22:DA:845:A:H5'	22:DA:846:U:OP2	2.21	0.41
22:DA:846:U:O2'	22:DA:847:U:P	2.78	0.41
23:DB:40:U:N3	23:DB:44:G:OP2	2.46	0.41
24:DC:56:GLY:O	24:DC:215:GLY:HA2	2.21	0.41
22:DA:1993:U:H4'	25:DD:133:THR:HG22	2.00	0.41
25:DD:62:LYS:N	25:DD:63:PRO:HD2	2.36	0.41
31:DJ:7:LYS:O	31:DJ:11:VAL:CG2	2.67	0.41
35:DN:25:ALA:HB1	35:DN:48:VAL:HG22	2.01	0.41
38:DQ:106:PHE:O	38:DQ:109:LEU:N	2.53	0.41
41:DT:2:ILE:HA	41:DT:3:ARG:CB	2.51	0.41
43:DV:30:ILE:HG13	43:DV:40:ILE:HG13	2.03	0.41
45:DX:54:LYS:O	45:DX:58:VAL:N	2.47	0.41
1:AA:1023:U:H2'	1:AA:1024:G:O4'	2.20	0.41
1:AA:152:A:H3'	1:AA:153:C:C6	2.55	0.41
1:AA:281:G:O2'	1:AA:282:A:P	2.79	0.41
1:AA:382:A:H2'	1:AA:383:A:C8	2.56	0.41
1:AA:500:G:C2	1:AA:501:C:C2	3.08	0.41
1:AA:528:C:H5'	1:AA:529:G:OP2	2.20	0.41
1:AA:651:C:C4	1:AA:652:U:O4	2.73	0.41
1:AA:864:A:C6	1:AA:865:A:N1	2.89	0.41
1:AA:992:U:H4'	1:AA:993:G:O5'	2.21	0.41
2:AB:181:ILE:O	2:AB:183:VAL:HG23	2.21	0.41
2:AB:89:GLN:NE2	2:AB:218:ALA:HA	2.35	0.41
4:AD:65:TYR:CG	4:AD:94:LEU:HD22	2.56	0.41
5:AE:74:VAL:O	5:AE:76:LEU:N	2.54	0.41
6:AF:10:VAL:HG12	6:AF:11:HIS:N	2.36	0.41
12:AL:102:LEU:HB3	12:AL:103:ASP:H	1.67	0.41
12:AL:7:LEU:HD13	17:AQ:34:TYR:CE2	2.56	0.41
13:AM:107:ARG:HG2	13:AM:107:ARG:NH1	2.36	0.41
17:AQ:22:VAL:HA	17:AQ:44:LEU:O	2.20	0.41
19:AS:15:LEU:CD1	19:AS:33:THR:HG21	2.49	0.41
1:AA:1314:C:N4	19:AS:4:SER:HA	2.36	0.41
1:AA:1321:U:O3'	19:AS:78:ARG:NH2	2.54	0.41
51:B3:17:THR:HG23	51:B3:21:GLY:C	2.41	0.41

*Continued on next page...*

*Continued from previous page...*

Atom-1	Atom-2	Distance(Å)	Clash(Å)
22:BA:1045:C:H3'	22:BA:1046:A:H5'	2.02	0.41
22:BA:1174:U:O2	22:BA:1174:U:O4'	2.39	0.41
22:BA:126:A:O2'	22:BA:127:A:H5'	2.20	0.41
22:BA:1278:C:H2'	22:BA:1279:G:C8	2.56	0.41
22:BA:1416:G:O2'	22:BA:1417:C:H6	2.03	0.41
22:BA:1789:A:H2'	22:BA:1790:C:O4'	2.21	0.41
22:BA:1828:G:H5''	57:BA:3452:HOH:O	2.20	0.41
22:BA:1941:C:O2	22:BA:1941:C:C2'	2.63	0.41
22:BA:2178:C:H2'	22:BA:2179:C:C6	2.55	0.41
22:BA:2492:U:O2'	22:BA:2493:U:H5'	2.21	0.41
22:BA:2526:G:N1	22:BA:2538:C:C2	2.88	0.41
22:BA:628:G:C6	22:BA:636:G:C2	3.09	0.41
22:BA:686:U:H6	22:BA:788:A:N1	2.18	0.41
22:BA:85:G:P	42:BU:28:VAL:HG11	2.60	0.41
22:BA:996:A:N6	22:BA:1160:G:N1	2.68	0.41
22:BA:999:U:H5	22:BA:1154:G:C5	2.38	0.41
23:BB:3:C:C4	23:BB:4:C:C5	3.09	0.41
24:BC:141:VAL:HA	24:BC:191:THR:O	2.19	0.41
24:BC:160:THR:H	24:BC:195:VAL:CG1	2.33	0.41
25:BD:149:ASN:OD1	25:BD:150:GLN:N	2.53	0.41
26:BE:130:LYS:O	26:BE:131:THR:C	2.58	0.41
28:BG:149:ARG:HG3	28:BG:149:ARG:HH11	1.85	0.41
29:BH:30:LEU:C	29:BH:32:PRO:HD2	2.41	0.41
29:BH:95:GLY:HA2	29:BH:117:LEU:CD2	2.51	0.41
30:BI:101:ILE:O	30:BI:102:SER:HB2	2.20	0.41
31:BJ:99:ARG:O	31:BJ:103:ILE:HG13	2.20	0.41
35:BN:58:ASP:OD2	35:BN:63:ARG:HD2	2.20	0.41
37:BP:70:VAL:O	37:BP:70:VAL:HG12	2.20	0.41
38:BQ:50:ARG:HH21	39:BR:74:ILE:HD12	1.86	0.41
40:BS:42:LYS:O	40:BS:46:LEU:HD12	2.20	0.41
41:BT:61:LEU:CD1	41:BT:82:LYS:HB3	2.51	0.41
43:BV:40:ILE:HA	43:BV:40:ILE:HD13	1.67	0.41
47:BZ:7:ILE:HD11	47:BZ:48:ILE:HD11	2.02	0.41
1:CA:1004:A:O2'	1:CA:1036:A:N1	2.45	0.41
1:CA:1104:G:H2'	1:CA:1105:A:O4'	2.20	0.41
1:CA:1162:C:C2	1:CA:1175:G:N2	2.89	0.41
1:CA:1219:A:H2'	1:CA:1220:G:C8	2.55	0.41
1:CA:1361:G:C2'	1:CA:1362:A:H5''	2.51	0.41
1:CA:1489:G:H2'	1:CA:1490:U:O4'	2.20	0.41
1:CA:1503:A:OP1	1:CA:1531:A:O2'	2.29	0.41
1:CA:583:A:N7	1:CA:584:G:N7	2.68	0.41
1:CA:620:C:H2'	1:CA:621:A:C8	2.55	0.41

*Continued on next page...*

*Continued from previous page...*

Atom-1	Atom-2	Distance(Å)	Clash(Å)
1:CA:666:G:C2	1:CA:667:G:C8	3.09	0.41
1:CA:804:U:C5	1:CA:805:C:C5	3.08	0.41
1:CA:822:U:H2'	1:CA:823:C:H6	1.86	0.41
1:CA:571:U:O2'	1:CA:918:A:OP1	2.33	0.41
1:CA:927:G:O2'	1:CA:1532:U:H4'	2.21	0.41
2:CB:16:PHE:CD1	2:CB:18:HIS:CE1	3.08	0.41
2:CB:35:ARG:C	2:CB:37:LYS:N	2.72	0.41
2:CB:68:LEU:HD13	2:CB:161:LEU:CD1	2.50	0.41
3:CC:130:PHE:CE2	3:CC:157:LEU:HD23	2.55	0.41
4:CD:174:ASP:OD1	4:CD:177:LYS:N	2.53	0.41
4:CD:188:ARG:HH12	4:CD:192:SER:HB3	1.86	0.41
6:CF:41:ASP:OD2	6:CF:43:GLY:N	2.51	0.41
9:CI:22:LYS:O	9:CI:24:GLY:N	2.52	0.41
9:CI:55:VAL:CG2	9:CI:55:VAL:O	2.69	0.41
11:CK:125:LYS:O	21:CU:35:ARG:HB2	2.20	0.41
12:CL:94:ARG:C	12:CL:95:TYR:CG	2.93	0.41
20:CT:58:VAL:HG13	20:CT:72:ALA:HB1	2.02	0.41
20:CT:70:ASN:O	20:CT:71:LYS:C	2.59	0.41
22:DA:1164:C:C2	22:DA:1165:A:C8	3.09	0.41
22:DA:1178:C:H2'	22:DA:1179:G:N7	2.34	0.41
22:DA:1417:C:N4	22:DA:1418:G:C6	2.89	0.41
22:DA:1526:C:H2'	22:DA:1527:G:C8	2.55	0.41
22:DA:1817:G:C2'	22:DA:1818:U:H5'	2.50	0.41
22:DA:1833:C:C4	22:DA:1834:U:C5	3.09	0.41
22:DA:2345:G:C5	22:DA:2347:C:N4	2.88	0.41
22:DA:2415:G:N1	22:DA:2416:C:C2	2.89	0.41
22:DA:260:G:C6	22:DA:261:G:N7	2.89	0.41
22:DA:2850:A:C6	22:DA:2869:G:H4'	2.54	0.41
22:DA:302:C:N3	22:DA:303:G:N7	2.68	0.41
22:DA:347:A:C2	22:DA:348:A:C5	3.08	0.41
22:DA:616:A:H2'	22:DA:616:A:N3	2.36	0.41
22:DA:632:A:H5''	33:DL:68:SER:HB2	2.02	0.41
22:DA:668:A:C2	22:DA:670:A:C4	3.09	0.41
22:DA:753:A:C2	22:DA:754:U:C2	3.08	0.41
26:DE:109:LEU:O	26:DE:112:LEU:N	2.53	0.41
22:DA:1248:G:C5	26:DE:46:GLN:NE2	2.89	0.41
27:DF:161:LYS:HB2	27:DF:165:GLU:OE2	2.21	0.41
23:DB:42:C:C6	27:DF:66:LEU:HD22	2.56	0.41
33:DL:82:LEU:O	33:DL:82:LEU:HG	2.20	0.41
35:DN:108:ALA:O	35:DN:110:MET:HG2	2.21	0.41
35:DN:69:ARG:C	35:DN:70:THR:CG2	2.88	0.41
22:DA:1040:A:H4'	43:DV:49:ASN:ND2	2.36	0.41

*Continued on next page...*

*Continued from previous page...*

Atom-1	Atom-2	Distance(Å)	Clash(Å)
1:AA:1160:G:O6	1:AA:1181:G:C6	2.74	0.41
1:AA:1187:G:H2'	1:AA:1187:G:N3	2.35	0.41
1:AA:149:A:H1'	1:AA:1446:A:H2	1.86	0.41
1:AA:419:C:C4	1:AA:420:U:C5	3.09	0.41
1:AA:495:A:H4'	1:AA:496:A:O4'	2.21	0.41
1:AA:577:G:C8	1:AA:816:A:N1	2.89	0.41
1:AA:586:C:H2'	1:AA:587:G:O4'	2.20	0.41
1:AA:767:A:H2'	1:AA:768:A:O4'	2.21	0.41
2:AB:61:ALA:HA	2:AB:65:GLY:CA	2.50	0.41
7:AG:69:VAL:HG21	7:AG:104:ILE:HG13	2.02	0.41
9:AI:29:VAL:HA	9:AI:33:ARG:O	2.21	0.41
9:AI:52:LEU:HB3	9:AI:57:MET:HG3	2.03	0.41
18:AR:40:VAL:CG1	18:AR:41:PRO:HD2	2.49	0.41
22:BA:1068:G:H2'	22:BA:1069:A:H5'	2.03	0.41
22:BA:1094:U:O4	22:BA:1097:U:OP2	2.38	0.41
22:BA:1138:G:H5''	22:BA:1139:G:OP2	2.21	0.41
22:BA:1414:C:C4	22:BA:1415:U:H5	2.39	0.41
22:BA:1795:C:H2'	22:BA:1796:U:H6	1.86	0.41
22:BA:1824:G:C5	22:BA:1825:U:C5	3.08	0.41
22:BA:1855:U:C4	22:BA:1856:U:C5	3.08	0.41
22:BA:1967:C:O2	22:BA:1967:C:H2'	2.20	0.41
22:BA:2077:A:N6	22:BA:2435:A:N6	2.69	0.41
22:BA:256:A:N3	22:BA:257:C:C6	2.89	0.41
22:BA:2670:A:H2'	22:BA:2671:G:O4'	2.21	0.41
22:BA:2765:A:N3	22:BA:2765:A:H2'	2.34	0.41
22:BA:28:A:C2'	22:BA:29:U:H5'	2.50	0.41
22:BA:301:G:C6	22:BA:317:G:C6	3.08	0.41
22:BA:804:A:H2'	22:BA:806:C:C4	2.56	0.41
22:BA:945:A:C8	57:BA:3258:HOH:O	2.59	0.41
23:BB:109:A:C8	23:BB:110:C:C5	3.08	0.41
24:BC:125:LYS:HB2	24:BC:126:PRO:HD2	2.02	0.41
24:BC:8:PRO:CB	24:BC:14:ARG:HB2	2.50	0.41
24:BC:211:ALA:O	24:BC:216:VAL:HB	2.21	0.41
24:BC:212:ARG:C	24:BC:214:ARG:N	2.74	0.41
24:BC:246:THR:OG1	24:BC:250:VAL:HB	2.21	0.41
24:BC:260:ASN:C	24:BC:262:ARG:N	2.74	0.41
24:BC:264:ASP:O	24:BC:265:LYS:C	2.59	0.41
25:BD:104:VAL:CG2	25:BD:177:VAL:HG11	2.50	0.41
27:BF:55:ALA:HA	27:BF:58:ALA:HB3	2.03	0.41
27:BF:6:ASP:O	27:BF:7:TYR:C	2.59	0.41
22:BA:2751:G:C4	28:BG:3:ARG:HD2	2.56	0.41
29:BH:100:ALA:HB2	29:BH:115:VAL:CG2	2.50	0.41

*Continued on next page...*

*Continued from previous page...*

Atom-1	Atom-2	Distance(Å)	Clash(Å)
30:BI:101:ILE:HD11	30:BI:138:LEU:HD13	2.01	0.41
30:BI:21:SER:H	30:BI:22:PRO:CD	2.34	0.41
31:BJ:23:LYS:CE	31:BJ:142:ILE:OXT	2.69	0.41
22:BA:2873:A:H4'	35:BN:6:SER:OG	2.20	0.41
42:BU:72:ILE:HD12	42:BU:96:PHE:CE2	2.56	0.41
43:BV:56:PHE:O	43:BV:61:LEU:HD11	2.19	0.41
1:CA:104:G:O2'	1:CA:105:G:H5'	2.21	0.41
1:CA:206:C:H2'	1:CA:207:C:H4'	2.02	0.41
1:CA:348:G:H2'	1:CA:348:G:N3	2.36	0.41
1:CA:40:C:H2'	1:CA:41:G:O4'	2.21	0.41
1:CA:439:U:H2'	1:CA:440:C:H5'	2.03	0.41
1:CA:570:G:C2	1:CA:571:U:C5	3.08	0.41
1:CA:683:G:C2	1:CA:684:U:C2	3.08	0.41
1:CA:766:A:H2'	1:CA:767:A:O4'	2.20	0.41
2:CB:140:GLU:O	2:CB:141:LEU:C	2.59	0.41
4:CD:41:HIS:O	4:CD:42:GLY:C	2.57	0.41
4:CD:55:LEU:HD13	4:CD:56:ARG:NH1	2.36	0.41
4:CD:78:GLU:OE2	4:CD:82:LEU:HD21	2.21	0.41
1:CA:10:A:OP2	5:CE:131:THR:HG21	2.20	0.41
5:CE:149:SER:O	5:CE:153:VAL:N	2.54	0.41
8:CH:21:ASN:O	8:CH:23:ALA:N	2.53	0.41
8:CH:86:TYR:O	8:CH:87:LYS:HD2	2.21	0.41
12:CL:7:LEU:O	12:CL:8:VAL:C	2.59	0.41
13:CM:13:LYS:HB3	13:CM:14:HIS:H	1.71	0.41
16:CP:14:ARG:N	16:CP:15:PRO:HD3	2.36	0.41
22:DA:1095:A:H2'	22:DA:1096:A:N9	2.36	0.41
22:DA:1305:C:N4	22:DA:1607:C:OP2	2.54	0.41
22:DA:1332:G:C2	22:DA:1609:A:N6	2.88	0.41
22:DA:1545:A:C2'	22:DA:1546:G:H5'	2.51	0.41
22:DA:1936:A:H2	22:DA:1943:U:H3	1.69	0.41
22:DA:2307:G:N2	22:DA:2311:A:C8	2.88	0.41
22:DA:2461:A:C2	22:DA:2490:G:N2	2.88	0.41
22:DA:2468:A:C2	22:DA:2481:G:C2	3.08	0.41
22:DA:2489:U:C4	22:DA:2490:G:C6	3.09	0.41
22:DA:2574:G:C6	22:DA:2575:C:N3	2.89	0.41
22:DA:2716:C:H2'	22:DA:2717:C:H6	1.86	0.41
22:DA:2752:C:C5	22:DA:2753:A:N7	2.88	0.41
22:DA:2765:A:N3	22:DA:2765:A:H3'	2.36	0.41
22:DA:279:A:N6	22:DA:361:G:H1'	2.36	0.41
22:DA:432:A:H2'	22:DA:433:C:C6	2.55	0.41
22:DA:449:A:C5	22:DA:450:G:N7	2.88	0.41
22:DA:629:G:OP1	51:D3:18:GLY:N	2.50	0.41

*Continued on next page...*



*Continued from previous page...*

Atom-1	Atom-2	Distance(Å)	Clash(Å)
22:DA:647:G:N7	22:DA:648:G:N7	2.68	0.41
23:DB:89:U:O2	23:DB:89:U:O4'	2.38	0.41
31:DJ:34:ARG:HG2	31:DJ:39:LYS:HB2	2.03	0.41
35:DN:36:THR:HG23	35:DN:41:ALA:HB2	2.02	0.41
46:DY:20:ASN:CG	46:DY:50:VAL:HG22	2.41	0.41
1:AA:1007:U:H3'	1:AA:1008:U:C6	2.56	0.41
1:AA:1198:G:C2	1:AA:1199:U:C2	3.09	0.41
1:AA:1296:C:H4'	1:AA:1302:C:H5	1.85	0.41
1:AA:1539:C:OP1	21:AU:18:ARG:CG	2.69	0.41
1:AA:259:G:N2	1:AA:260:G:H1'	2.35	0.41
1:AA:412:A:H4'	1:AA:413:G:OP1	2.20	0.41
1:AA:502:A:H2'	1:AA:503:C:O4'	2.21	0.41
1:AA:594:U:C4	1:AA:595:A:C6	3.09	0.41
1:AA:65:A:C4	1:AA:381:C:C5	3.08	0.41
1:AA:668:G:O2'	1:AA:669:G:H5'	2.21	0.41
1:AA:724:G:C6	1:AA:725:G:N7	2.88	0.41
1:AA:807:A:C6	1:AA:808:C:C4	3.09	0.41
2:AB:50:PHE:C	2:AB:50:PHE:CD1	2.94	0.41
3:AC:47:LEU:O	3:AC:48:ALA:C	2.59	0.41
3:AC:46:GLU:C	3:AC:48:ALA:H	2.24	0.41
4:AD:4:TYR:O	4:AD:6:GLY:N	2.54	0.41
5:AE:14:LYS:NZ	5:AE:116:GLU:OE1	2.28	0.41
5:AE:77:ASN:O	5:AE:78:ASN:HB2	2.19	0.41
8:AH:14:ILE:HG22	8:AH:15:ARG:N	2.35	0.41
10:AJ:71:LEU:O	10:AJ:72:ARG:HD3	2.20	0.41
11:AK:81:ASN:HB3	11:AK:106:ARG:HB3	2.03	0.41
12:AL:57:LEU:C	12:AL:59:ASN:N	2.75	0.41
1:AA:376:G:H5''	16:AP:5:ARG:HB2	2.02	0.41
51:B3:50:VAL:HG12	51:B3:54:ASP:HB2	2.03	0.41
22:BA:1385:A:N3	22:BA:1386:C:C5	2.88	0.41
22:BA:1431:A:H2'	22:BA:1432:G:H8	1.85	0.41
22:BA:1527:G:H8	22:BA:1527:G:O5'	2.03	0.41
22:BA:1796:U:H2'	22:BA:1797:G:H8	1.84	0.41
22:BA:1790:C:C5	22:BA:1828:G:C2	3.09	0.41
22:BA:1883:U:C2'	22:BA:1884:G:H5'	2.50	0.41
22:BA:573:U:N3	22:BA:2031:A:OP1	2.54	0.41
22:BA:2040:G:H2'	22:BA:2041:U:O4'	2.20	0.41
22:BA:2078:C:H2'	22:BA:2079:U:H6	1.86	0.41
22:BA:198:C:H5'	22:BA:2244:U:OP1	2.20	0.41
22:BA:2257:U:H2'	22:BA:2258:C:C6	2.55	0.41
22:BA:2333:A:P	44:BW:77:ARG:HH22	2.43	0.41
22:BA:2531:A:C5	22:BA:2532:G:C8	3.08	0.41

*Continued on next page...*

*Continued from previous page...*

Atom-1	Atom-2	Distance(Å)	Clash(Å)
22:BA:2553:G:N1	22:BA:2554:U:O2	2.53	0.41
22:BA:419:U:H2'	22:BA:420:C:C6	2.56	0.41
22:BA:223:A:O2'	22:BA:420:C:O2	2.36	0.41
22:BA:763:G:O2'	22:BA:764:A:H3'	2.20	0.41
22:BA:972:A:N6	22:BA:973:A:C6	2.89	0.41
23:BB:41:G:C6	27:BF:69:LYS:HE2	2.56	0.41
24:BC:189:ARG:O	24:BC:190:ALA:HB2	2.21	0.41
25:BD:38:LYS:HD3	25:BD:43:ASP:OD1	2.20	0.41
26:BE:194:LYS:O	26:BE:197:GLU:HB3	2.20	0.41
27:BF:17:MET:HE1	27:BF:22:TYR:O	2.21	0.41
28:BG:147:ASP:O	28:BG:150:ALA:HB3	2.21	0.41
29:BH:129:GLU:C	29:BH:130:VAL:HG23	2.41	0.41
29:BH:82:SER:HB3	29:BH:146:VAL:HG12	2.03	0.41
32:BK:119:ALA:HA	32:BK:120:PRO:HD3	1.81	0.41
38:BQ:68:ALA:O	38:BQ:71:GLN:HB3	2.21	0.41
39:BR:49:ILE:O	39:BR:50:GLY:C	2.58	0.41
42:BU:99:ASN:O	42:BU:100:SER:C	2.58	0.41
47:BZ:3:LYS:CE	47:BZ:3:LYS:H	2.33	0.41
1:CA:1161:C:H2'	1:CA:1162:C:C6	2.56	0.41
1:CA:1240:U:H5'	1:CA:1241:G:H8	1.83	0.41
1:CA:66:A:C4'	1:CA:173:U:C5	3.04	0.41
1:CA:137:U:C2	1:CA:227:G:C2	3.09	0.41
1:CA:257:G:C5	57:CA:1718:HOH:O	2.72	0.41
1:CA:952:U:H2'	1:CA:953:G:C8	2.56	0.41
1:CA:983:A:N3	1:CA:983:A:H2'	2.36	0.41
2:CB:89:GLN:CG	2:CB:221:VAL:HG11	2.51	0.41
5:CE:150:PRO:O	5:CE:152:MET:N	2.54	0.41
7:CG:31:MET:HG2	7:CG:31:MET:O	2.20	0.41
16:CP:42:ILE:O	16:CP:44:SER:N	2.54	0.41
22:DA:2418:A:O2'	49:D1:20:PHE:CZ	2.67	0.41
22:DA:1001:A:H2'	22:DA:1002:G:O4'	2.21	0.41
22:DA:1285:A:N6	22:DA:1329:U:C5	2.89	0.41
22:DA:1563:U:H2'	22:DA:1564:C:C6	2.53	0.41
22:DA:1593:A:C6	22:DA:1594:U:C2	3.08	0.41
22:DA:1895:C:H2'	22:DA:1896:G:H8	1.86	0.41
22:DA:1984:G:O6	22:DA:1985:C:N4	2.54	0.41
22:DA:2079:U:O2'	45:DX:23:ASN:OD1	2.39	0.41
22:DA:189:G:N2	22:DA:208:C:N4	2.69	0.41
22:DA:2113:U:C2	22:DA:2114:A:N7	2.89	0.41
22:DA:2131:U:H4'	22:DA:2133:G:H1'	1.96	0.41
22:DA:2125:G:C6	22:DA:2171:A:OP1	2.72	0.41
22:DA:2563:U:H1'	22:DA:2566:A:N6	2.35	0.41

*Continued on next page...*

*Continued from previous page...*

Atom-1	Atom-2	Distance(Å)	Clash(Å)
22:DA:2491:U:H5''	22:DA:2570:G:H5''	2.00	0.41
22:DA:2570:G:O2'	22:DA:2571:U:H5'	2.19	0.41
22:DA:374:A:C2	22:DA:401:A:N3	2.88	0.41
22:DA:392:U:H2'	22:DA:393:C:C6	2.56	0.41
22:DA:224:U:P	22:DA:408:G:H21	2.43	0.41
22:DA:629:G:O6	22:DA:630:G:C6	2.74	0.41
22:DA:658:U:C4	22:DA:659:G:N7	2.89	0.41
22:DA:684:G:C6	22:DA:774:G:C4	3.08	0.41
22:DA:738:G:N1	22:DA:739:A:C2	2.88	0.41
22:DA:936:A:C6	22:DA:937:C:C4	3.09	0.41
22:DA:982:C:H5''	22:DA:983:A:P	2.61	0.41
24:DC:61:ALA:O	24:DC:63:ARG:NH2	2.53	0.41
22:DA:321:U:O4'	26:DE:159:LEU:HD23	2.21	0.41
26:DE:75:SER:O	26:DE:78:TRP:HB2	2.21	0.41
28:DG:77:ILE:CG2	28:DG:81:GLU:OE1	2.69	0.41
29:DH:130:VAL:CG1	29:DH:131:SER:N	2.82	0.41
22:DA:2840:C:H4'	35:DN:94:TYR:OH	2.20	0.41
36:DO:49:VAL:HG12	36:DO:50:ALA:N	2.36	0.41
39:DR:4:VAL:O	39:DR:39:LEU:N	2.43	0.41
40:DS:10:ALA:O	40:DS:100:THR:HA	2.21	0.41
40:DS:67:ASP:N	40:DS:67:ASP:OD1	2.41	0.41
42:DU:49:VAL:HA	42:DU:50:PRO:HD3	1.96	0.41
42:DU:83:VAL:HG12	42:DU:84:GLY:O	2.21	0.41
45:DX:31:PRO:HB2	45:DX:33:LEU:HD13	2.02	0.41
1:AA:106:C:O2'	1:AA:379:C:H5''	2.21	0.41
1:AA:1163:A:C2	1:AA:1174:G:C2	3.09	0.41
1:AA:960:U:C5	1:AA:1225:A:C8	3.09	0.41
1:AA:147:G:N2	1:AA:176:C:C2	2.89	0.41
1:AA:278:G:O2'	1:AA:279:A:H5''	2.20	0.41
1:AA:335:C:H2'	1:AA:336:A:C8	2.55	0.41
1:AA:339:C:H2'	1:AA:340:U:H6	1.86	0.41
1:AA:655:A:C2	1:AA:656:G:C4	3.09	0.41
1:AA:819:A:N7	1:AA:1529:G:N1	2.68	0.41
1:AA:96:U:O2'	1:AA:97:G:O5'	2.38	0.41
3:AC:172:ARG:O	3:AC:173:VAL:CG2	2.69	0.41
3:AC:17:PRO:O	3:AC:18:TRP:CE3	2.73	0.41
4:AD:51:TYR:CE2	4:AD:55:LEU:HD12	2.55	0.41
8:AH:54:ASP:O	8:AH:57:PRO:HD3	2.21	0.41
11:AK:36:ASP:OD1	11:AK:40:ASN:HB2	2.21	0.41
12:AL:36:ARG:HB3	12:AL:38:TYR:CE2	2.55	0.41
13:AM:29:ARG:NH1	13:AM:33:ILE:HD11	2.36	0.41
13:AM:60:VAL:C	13:AM:62:LYS:N	2.74	0.41

*Continued on next page...*

*Continued from previous page...*

Atom-1	Atom-2	Distance(Å)	Clash(Å)
16:AP:30:GLY:O	16:AP:31:ARG:C	2.59	0.41
17:AQ:29:VAL:O	17:AQ:37:PHE:HA	2.21	0.41
17:AQ:79:VAL:HG12	17:AQ:80:GLU:HG3	2.03	0.41
19:AS:51:VAL:HG13	19:AS:71:LEU:CD1	2.51	0.41
50:B2:16:HIS:HB3	50:B2:21:ARG:HH12	1.85	0.41
22:BA:1084:A:C5	22:BA:1085:A:N6	2.89	0.41
22:BA:1259:G:H2'	22:BA:1260:A:H8	1.85	0.41
22:BA:1272:A:C5	22:BA:1618:A:C4	3.08	0.41
22:BA:1760:C:H5''	22:BA:1761:C:OP2	2.21	0.41
22:BA:1856:U:H2'	22:BA:1857:G:O4'	2.21	0.41
22:BA:1866:A:C8	22:BA:1867:G:C8	3.09	0.41
22:BA:1934:C:H2'	22:BA:1935:G:O5'	2.21	0.41
22:BA:2120:G:N2	22:BA:2179:C:C2	2.89	0.41
22:BA:2181:U:H2'	22:BA:2182:U:O4'	2.21	0.41
22:BA:2310:C:C4	27:BF:77:PHE:CE1	3.09	0.41
22:BA:2696:U:C2	22:BA:2697:G:C8	3.09	0.41
22:BA:2772:C:H2'	22:BA:2773:C:H6	1.86	0.41
22:BA:2808:G:C2	22:BA:2891:U:C5	3.09	0.41
22:BA:496:G:C6	22:BA:497:A:C4	3.09	0.41
22:BA:613:A:C8	22:BA:616:A:N1	2.89	0.41
22:BA:659:G:C4	22:BA:660:C:C6	3.09	0.41
22:BA:778:G:C6	22:BA:779:U:C4	3.09	0.41
24:BC:168:ASP:CG	24:BC:169:GLY:H	2.24	0.41
24:BC:182:ARG:HH21	24:BC:182:ARG:HG3	1.86	0.41
24:BC:108:LYS:N	24:BC:194:GLU:O	2.52	0.41
24:BC:3:VAL:HG12	24:BC:19:VAL:HG22	2.02	0.41
27:BF:77:PHE:C	27:BF:78:LYS:HG3	2.41	0.41
29:BH:90:LEU:HG	29:BH:92:GLY:C	2.42	0.41
31:BJ:109:LEU:HD22	31:BJ:118:MET:HB2	2.03	0.41
34:BM:45:GLN:O	34:BM:46:ILE:C	2.59	0.41
37:BP:26:VAL:HG23	37:BP:85:SER:O	2.21	0.41
37:BP:37:LYS:HE3	37:BP:39:ARG:HE	1.86	0.41
37:BP:26:VAL:CG1	37:BP:47:VAL:HG23	2.51	0.41
37:BP:93:ARG:O	37:BP:94:LYS:CB	2.64	0.41
39:BR:66:HIS:ND1	39:BR:94:THR:HB	2.36	0.41
40:BS:54:ALA:O	40:BS:57:ASN:HB2	2.21	0.41
42:BU:96:PHE:CE1	42:BU:103:ILE:HG12	2.56	0.41
1:CA:1234:C:H1'	1:CA:1364:U:H6	1.86	0.41
1:CA:1513:A:C4	1:CA:1514:G:C8	3.08	0.41
1:CA:182:A:C5	1:CA:184:G:N7	2.88	0.41
1:CA:248:C:N4	1:CA:249:U:C4	2.88	0.41
1:CA:378:G:C2	1:CA:386:C:C2	3.09	0.41

*Continued on next page...*

*Continued from previous page...*

Atom-1	Atom-2	Distance(Å)	Clash(Å)
1:CA:510:A:H8	57:CA:1760:HOH:O	2.03	0.41
1:CA:551:U:H2'	1:CA:552:U:H6	1.86	0.41
1:CA:711:G:C2	1:CA:712:A:C4	3.09	0.41
1:CA:801:U:H2'	1:CA:802:A:H8	1.86	0.41
2:CB:16:PHE:HB2	2:CB:40:ILE:CG2	2.50	0.41
4:CD:173:VAL:O	4:CD:174:ASP:CB	2.69	0.41
7:CG:42:ILE:HD13	7:CG:116:MET:HB3	2.03	0.41
9:CI:116:VAL:HG21	10:CJ:62:ARG:HB2	2.03	0.41
13:CM:16:VAL:HG13	13:CM:34:LEU:HD12	2.02	0.41
14:CN:57:PRO:O	14:CN:59:ARG:N	2.54	0.41
18:CR:23:TYR:HA	18:CR:58:ALA:HB1	2.02	0.41
1:CA:1318:A:O2'	19:CS:37:ARG:HD3	2.21	0.41
19:CS:55:ARG:NE	19:CS:79:THR:HG22	2.36	0.41
49:D1:43:VAL:O	49:D1:44:ARG:HB2	2.20	0.41
49:D1:4:GLY:C	49:D1:6:ARG:H	2.24	0.41
22:DA:1034:G:C6	22:DA:1035:U:C2	3.09	0.41
22:DA:1269:A:C6	22:DA:1270:C:N4	2.89	0.41
22:DA:1285:A:C6	22:DA:1329:U:C5	3.08	0.41
22:DA:153:U:H2'	22:DA:154:U:C6	2.56	0.41
22:DA:1831:G:C6	22:DA:1832:C:N4	2.89	0.41
22:DA:1895:C:O2'	22:DA:1896:G:H5'	2.20	0.41
22:DA:227:A:O4'	22:DA:229:C:N4	2.54	0.41
22:DA:2591:C:H2'	22:DA:2592:G:H8	1.86	0.41
22:DA:2694:G:C6	22:DA:2695:U:C4	3.08	0.41
22:DA:295:G:C2	22:DA:296:U:C6	3.09	0.41
22:DA:763:G:C5	22:DA:765:C:C5	3.09	0.41
23:DB:84:G:C2	23:DB:93:C:O2	2.73	0.41
24:DC:162:VAL:HG12	24:DC:163:GLN:N	2.36	0.41
24:DC:212:ARG:HD2	24:DC:216:VAL:O	2.20	0.41
27:DF:48:LYS:HA	27:DF:51:ASP:HB2	2.02	0.41
28:DG:40:ALA:HB1	28:DG:61:GLY:HA2	2.03	0.41
34:DM:69:PRO:O	34:DM:70:ASP:HB3	2.20	0.41
34:DM:38:ARG:NH1	34:DM:98:PRO:HD2	2.36	0.41
36:DO:7:ARG:HD2	36:DO:97:PHE:CE1	2.56	0.41
42:DU:49:VAL:HG13	42:DU:53:ASN:O	2.21	0.41
46:DY:9:LYS:HB3	46:DY:12:GLU:HG3	2.02	0.41
1:AA:1121:U:N3	1:AA:1122:U:C5	2.89	0.41
1:AA:1226:C:C5	13:AM:103:LYS:HA	2.56	0.41
1:AA:1226:C:H4'	1:AA:1227:A:OP1	2.21	0.41
1:AA:1406:U:H2'	1:AA:1407:C:O5'	2.21	0.41
1:AA:1442:G:H2'	1:AA:1443:C:C6	2.56	0.41
1:AA:1491:G:H2'	1:AA:1492:A:O4'	2.20	0.41

*Continued on next page...*

*Continued from previous page...*

Atom-1	Atom-2	Distance(Å)	Clash(Å)
1:AA:274:A:H4'	1:AA:275:G:O5'	2.20	0.41
1:AA:64:G:N2	1:AA:67:C:C4	2.89	0.41
1:AA:774:G:C5	1:AA:775:G:N7	2.89	0.41
1:AA:991:U:H4'	1:AA:992:U:C5'	2.51	0.41
4:AD:34:ILE:O	4:AD:35:GLU:CB	2.69	0.41
6:AF:86:ARG:NH1	6:AF:86:ARG:HG3	2.36	0.41
7:AG:57:SER:HB3	7:AG:60:GLU:HG3	2.03	0.41
8:AH:89:LYS:HG3	8:AH:90:ASP:H	1.86	0.41
12:AL:66:TYR:O	12:AL:97:THR:N	2.48	0.41
13:AM:3:ARG:CG	13:AM:4:ILE:N	2.81	0.41
15:AO:26:GLU:HA	15:AO:81:LEU:HD22	2.03	0.41
16:AP:19:VAL:HG13	16:AP:38:PHE:N	2.36	0.41
19:AS:19:VAL:O	19:AS:23:VAL:HG23	2.21	0.41
20:AT:44:LYS:O	20:AT:47:ALA:HB3	2.21	0.41
21:AU:25:LYS:HD2	21:AU:26:ALA:H	1.86	0.41
48:B0:40:ARG:O	48:B0:41:HIS:CB	2.69	0.41
22:BA:109:C:C2	22:BA:110:G:C8	3.09	0.41
22:BA:1036:G:H1'	22:BA:1120:G:N2	2.36	0.41
22:BA:1163:G:C2	22:BA:1164:C:C5	3.08	0.41
22:BA:1422:G:C2	22:BA:1423:G:C4	3.08	0.41
22:BA:1380:G:N2	22:BA:1570:A:N1	2.65	0.41
22:BA:118:A:N3	22:BA:178:G:H1'	2.36	0.41
22:BA:1914:C:C2	22:BA:1915:U:C6	3.09	0.41
22:BA:578:G:C5	22:BA:2018:G:H5'	2.56	0.41
22:BA:2308:G:C6	22:BA:2311:A:N7	2.89	0.41
22:BA:2507:C:C5	22:BA:2583:G:N1	2.88	0.41
22:BA:323:C:N4	22:BA:333:G:C8	2.89	0.41
22:BA:449:A:C6	22:BA:450:G:C5	3.09	0.41
22:BA:563:A:C6	22:BA:2018:G:C5	3.09	0.41
22:BA:587:C:H3'	22:BA:588:U:H5'	2.03	0.41
23:BB:45:A:C5	23:BB:46:A:C8	3.09	0.41
25:BD:4:LEU:HD23	25:BD:101:PHE:CE1	2.56	0.41
25:BD:101:PHE:HE2	25:BD:107:VAL:HG11	1.84	0.41
27:BF:126:GLY:O	27:BF:158:THR:HG22	2.21	0.41
28:BG:124:GLU:OE1	28:BG:124:GLU:HA	2.21	0.41
29:BH:129:GLU:C	29:BH:130:VAL:CG2	2.90	0.41
29:BH:132:PHE:CE2	29:BH:142:VAL:CG2	3.04	0.41
29:BH:1:MET:HE3	29:BH:26:ALA:HB3	2.02	0.41
30:BI:97:LYS:HB3	30:BI:139:VAL:HG22	2.02	0.41
31:BJ:93:ILE:HD13	31:BJ:100:VAL:HG21	2.02	0.41
32:BK:110:GLU:HA	32:BK:113:MET:HE2	2.02	0.41
32:BK:28:SER:C	32:BK:30:ARG:N	2.74	0.41

*Continued on next page...*

*Continued from previous page...*

Atom-1	Atom-2	Distance(Å)	Clash(Å)
32:BK:86:LEU:HB3	32:BK:95:ILE:HD12	2.03	0.41
33:BL:91:ASP:HB3	33:BL:94:THR:HB	2.02	0.41
38:BQ:74:ILE:HG23	38:BQ:79:PHE:HB2	2.03	0.41
41:BT:69:ARG:CB	41:BT:74:ILE:HG22	2.50	0.41
42:BU:47:LYS:HA	42:BU:48:PRO:HD2	1.89	0.41
22:BA:2432:A:N1	45:BX:21:ALA:CB	2.84	0.41
45:BX:37:ARG:HG3	45:BX:48:THR:HB	2.02	0.41
47:BZ:23:THR:HG23	47:BZ:47:MET:HB3	2.02	0.41
1:CA:104:G:C2'	1:CA:105:G:H5'	2.50	0.41
1:CA:1077:G:C6	1:CA:1081:A:C6	3.09	0.41
1:CA:1095:U:H2'	1:CA:1096:C:C6	2.56	0.41
1:CA:1361:G:C2	1:CA:1362:A:N7	2.89	0.41
1:CA:1515:G:H2'	1:CA:1516:G:H8	1.86	0.41
1:CA:23:C:H5	1:CA:561:U:O4	2.04	0.41
1:CA:270:A:H2'	1:CA:271:C:C6	2.56	0.41
1:CA:407:U:C2	1:CA:408:A:C8	3.09	0.41
1:CA:527:G:N1	1:CA:528:C:C5	2.89	0.41
2:CB:108:ARG:O	2:CB:108:ARG:HG3	2.21	0.41
2:CB:36:ASN:O	2:CB:37:LYS:HB2	2.21	0.41
2:CB:62:SER:HA	2:CB:224:GLY:HA2	2.02	0.41
6:CF:19:PRO:HA	6:CF:22:ILE:HD12	2.03	0.41
13:CM:3:ARG:C	13:CM:4:ILE:HG12	2.40	0.41
22:DA:2526:G:C2'	52:D4:1:MET:H3	2.34	0.41
22:DA:1002:G:H2'	22:DA:1003:G:O5'	2.21	0.41
22:DA:1370:C:C4	57:DA:3396:HOH:O	2.72	0.41
22:DA:124:G:H5''	22:DA:1376:C:O2'	2.21	0.41
22:DA:1464:G:N3	22:DA:1465:G:C8	2.89	0.41
22:DA:1640:A:H2'	22:DA:1641:A:C8	2.56	0.41
22:DA:1949:G:C6	22:DA:1950:G:C6	3.10	0.41
22:DA:2091:C:P	22:DA:2092:U:H3'	2.61	0.41
22:DA:2221:G:O2'	22:DA:2222:C:H5'	2.21	0.41
22:DA:2330:G:N2	22:DA:2386:A:C4	2.89	0.41
22:DA:2552:U:C2	22:DA:2554:U:H5''	2.56	0.41
22:DA:2508:G:C2	22:DA:2582:G:C6	3.09	0.41
22:DA:277:G:O2'	22:DA:361:G:N1	2.53	0.41
22:DA:448:U:H4'	22:DA:449:A:OP2	2.21	0.41
22:DA:478:A:C2	22:DA:480:A:C5	3.08	0.41
22:DA:484:C:H2'	22:DA:484:C:O2	2.21	0.41
22:DA:60:G:P	22:DA:60:G:H3'	2.60	0.41
22:DA:705:A:C2	22:DA:727:A:O4'	2.74	0.41
22:DA:78:U:OP2	46:DY:2:LYS:HD3	2.21	0.41
23:DB:70:C:H2'	23:DB:71:C:H6	1.86	0.41

*Continued on next page...*



*Continued from previous page...*

Atom-1	Atom-2	Distance(Å)	Clash(Å)
24:DC:154:LEU:HD13	24:DC:176:LEU:CD2	2.51	0.41
22:DA:784:G:C2	24:DC:228:VAL:HG21	2.56	0.41
25:DD:13:ARG:HD2	25:DD:15:PHE:CZ	2.56	0.41
25:DD:193:VAL:HB	25:DD:194:PRO:CD	2.51	0.41
26:DE:150:THR:C	26:DE:192:ALA:HB2	2.42	0.41
26:DE:60:TRP:CH2	26:DE:67:ARG:HD3	2.56	0.41
27:DF:43:ALA:HA	27:DF:46:ASP:C	2.41	0.41
28:DG:137:ASP:O	28:DG:141:ILE:HG23	2.21	0.41
28:DG:109:PHE:CE2	28:DG:152:ARG:CZ	3.03	0.41
28:DG:61:GLY:O	28:DG:64:GLN:HB2	2.20	0.41
28:DG:89:LEU:CD2	28:DG:129:THR:HA	2.51	0.41
29:DH:1:MET:HB3	29:DH:21:VAL:O	2.20	0.41
30:DI:17:MET:SD	30:DI:20:PRO:HB3	2.61	0.41
36:DO:90:VAL:HG23	36:DO:117:PHE:HB3	2.02	0.41
37:DP:89:ARG:O	37:DP:112:GLU:HA	2.22	0.41
39:DR:29:THR:O	39:DR:29:THR:HG22	2.21	0.41
45:DX:5:CYS:SG	45:DX:5:CYS:O	2.79	0.41
1:AA:1058:G:C2'	1:AA:1059:C:H5'	2.52	0.40
1:AA:10:A:O2'	1:AA:11:G:H5'	2.21	0.40
1:AA:1286:U:O2	1:AA:1286:U:C2'	2.69	0.40
1:AA:1221:G:H5''	1:AA:1321:U:O2	2.22	0.40
1:AA:158:G:N2	1:AA:159:G:H1'	2.36	0.40
1:AA:163:C:H2'	1:AA:164:G:O5'	2.21	0.40
1:AA:207:C:H2'	1:AA:208:U:C2	2.56	0.40
1:AA:258:G:C2	1:AA:259:G:C1'	3.04	0.40
1:AA:327:A:O3'	1:AA:328:C:H4'	2.20	0.40
1:AA:380:G:C2	1:AA:384:G:N1	2.90	0.40
1:AA:397:A:C6	1:AA:548:G:C8	3.08	0.40
1:AA:458:U:H2'	1:AA:459:A:C8	2.56	0.40
1:AA:469:C:C4	1:AA:470:C:N4	2.89	0.40
1:AA:559:A:H4'	1:AA:560:A:C5'	2.51	0.40
1:AA:633:G:H2'	1:AA:634:C:C6	2.56	0.40
1:AA:656:G:C5	1:AA:657:U:C5	3.09	0.40
1:AA:702:A:N6	22:BA:1846:G:HO2'	2.20	0.40
1:AA:815:A:H4'	1:AA:817:C:C4	2.55	0.40
1:AA:864:A:C2	1:AA:865:A:C2	3.09	0.40
2:AB:184:PHE:CZ	2:AB:198:PHE:HD2	2.38	0.40
3:AC:140:ASN:HA	3:AC:143:ARG:HB3	2.03	0.40
4:AD:100:ASN:O	4:AD:102:VAL:N	2.48	0.40
4:AD:130:VAL:HG11	4:AD:135:TYR:CG	2.56	0.40
5:AE:111:MET:HE1	5:AE:125:ALA:HB1	2.04	0.40
6:AF:54:LEU:HD22	6:AF:55:HIS:O	2.21	0.40

*Continued on next page...*

*Continued from previous page...*

Atom-1	Atom-2	Distance(Å)	Clash(Å)
6:AF:90:MET:O	6:AF:91:ARG:O	2.38	0.40
14:AN:61:ARG:O	14:AN:62:ASN:CB	2.68	0.40
16:AP:22:ALA:HA	16:AP:33:ILE:HG13	2.03	0.40
17:AQ:41:THR:HG22	17:AQ:42:THR:N	2.36	0.40
17:AQ:59:VAL:HG23	17:AQ:77:ARG:O	2.20	0.40
49:B1:30:LYS:N	49:B1:31:PRO:CD	2.84	0.40
22:BA:1054:A:C4	22:BA:1055:G:C8	3.09	0.40
22:BA:1063:G:C2	30:BI:90:SER:OG	2.72	0.40
22:BA:1026:G:C8	22:BA:1134:A:C4	3.09	0.40
22:BA:1180:U:O2'	22:BA:1181:U:H5'	2.20	0.40
22:BA:1208:C:C4	22:BA:1209:U:C4	3.09	0.40
22:BA:1272:A:C6	22:BA:1618:A:N3	2.89	0.40
22:BA:1376:C:C4	22:BA:1377:G:C6	3.09	0.40
22:BA:1429:G:C5	22:BA:1568:G:C6	3.09	0.40
22:BA:1553:A:C8	22:BA:1555:G:C6	3.09	0.40
22:BA:1577:C:H2'	22:BA:1578:U:O4'	2.21	0.40
22:BA:158:U:O2	22:BA:158:U:H2'	2.21	0.40
22:BA:1794:A:C1'	22:BA:1900:A:C2	3.03	0.40
22:BA:1795:C:C4	22:BA:1796:U:C4	3.08	0.40
22:BA:2457:U:O2	22:BA:2495:G:C2	2.74	0.40
22:BA:323:C:OP2	22:BA:339:U:O2'	2.32	0.40
22:BA:368:A:C6	22:BA:369:U:O4	2.74	0.40
22:BA:603:A:C8	22:BA:655:A:C6	3.08	0.40
24:BC:252:THR:HG22	24:BC:253:LYS:H	1.85	0.40
22:BA:779:U:H5''	24:BC:49:ILE:HD12	2.03	0.40
26:BE:75:SER:O	26:BE:78:TRP:HB2	2.22	0.40
29:BH:88:GLY:C	29:BH:125:THR:OG1	2.59	0.40
30:BI:103:ARG:HE	30:BI:104:ALA:N	2.18	0.40
31:BJ:80:HIS:O	31:BJ:83:GLY:N	2.44	0.40
32:BK:28:SER:O	32:BK:30:ARG:N	2.53	0.40
32:BK:66:LYS:HD2	32:BK:79:PHE:O	2.21	0.40
35:BN:106:ASP:O	35:BN:107:ASN:HB3	2.21	0.40
40:BS:38:TYR:CE2	48:B0:28:LEU:CD2	3.04	0.40
41:BT:11:LEU:HD22	41:BT:34:VAL:HG12	2.03	0.40
43:BV:25:LYS:CD	43:BV:41:GLU:HG3	2.51	0.40
46:BY:22:LEU:O	46:BY:23:ARG:C	2.59	0.40
1:CA:116:A:C6	1:CA:117:G:C5	3.10	0.40
1:CA:1434:A:N6	1:CA:1435:G:N1	2.69	0.40
1:CA:21:G:H2'	1:CA:22:G:C8	2.56	0.40
1:CA:263:A:P	20:CT:74:ARG:NH1	2.94	0.40
1:CA:309:A:O2'	1:CA:310:G:H5'	2.21	0.40
1:CA:112:G:H5'	1:CA:389:A:O2'	2.22	0.40

*Continued on next page...*

*Continued from previous page...*

Atom-1	Atom-2	Distance(Å)	Clash(Å)
1:CA:439:U:H4'	4:CD:121:LYS:CD	2.49	0.40
1:CA:570:G:N3	1:CA:571:U:C5	2.88	0.40
3:CC:199:LYS:CB	3:CC:201:TRP:CH2	3.04	0.40
3:CC:95:ALA:HB1	3:CC:97:VAL:HG22	2.02	0.40
8:CH:26:THR:HA	8:CH:59:LEU:O	2.20	0.40
8:CH:30:SER:O	8:CH:31:LYS:C	2.58	0.40
1:CA:1250:A:H4'	9:CI:70:GLY:O	2.21	0.40
1:CA:716:A:N3	11:CK:120:GLY:HA2	2.36	0.40
12:CL:4:VAL:HG13	12:CL:5:ASN:H	1.86	0.40
14:CN:90:ARG:HB3	14:CN:92:GLU:CG	2.51	0.40
15:CO:85:LEU:HA	15:CO:85:LEU:HD12	1.92	0.40
19:CS:67:VAL:O	19:CS:67:VAL:HG12	2.19	0.40
22:DA:16:C:H4'	48:D0:11:SER:OG	2.21	0.40
49:D1:20:PHE:N	49:D1:20:PHE:CD1	2.89	0.40
22:DA:467:G:P	50:D2:33:ARG:HH11	2.45	0.40
22:DA:1062:G:C2	22:DA:1063:G:N1	2.89	0.40
22:DA:1273:U:H4'	22:DA:1275:A:P	2.61	0.40
22:DA:134:G:C6	22:DA:135:U:C2	3.09	0.40
22:DA:1435:G:O2'	22:DA:1436:G:H5'	2.21	0.40
22:DA:1485:U:H2'	22:DA:1486:U:C6	2.56	0.40
22:DA:1513:U:C4	22:DA:1514:G:N7	2.89	0.40
22:DA:161:A:OP2	22:DA:162:U:H3'	2.21	0.40
22:DA:1717:A:H2'	22:DA:1718:G:O4'	2.21	0.40
22:DA:1808:A:N1	45:DX:28:ARG:HD2	2.35	0.40
22:DA:1809:A:C6	22:DA:1810:A:C5	3.09	0.40
22:DA:2086:U:H1'	22:DA:2234:G:N2	2.36	0.40
22:DA:2301:C:O2	22:DA:2316:G:C2	2.74	0.40
22:DA:2838:G:C6	22:DA:2839:G:C6	3.09	0.40
22:DA:310:A:O2'	22:DA:311:A:P	2.78	0.40
22:DA:347:A:N1	22:DA:348:A:C4	2.87	0.40
22:DA:373:U:OP2	45:DX:54:LYS:NZ	2.44	0.40
22:DA:468:G:H5''	26:DE:55:SER:HB3	2.02	0.40
22:DA:503:A:C6	22:DA:506:G:C6	3.09	0.40
22:DA:538:A:C2	22:DA:556:A:C4	3.09	0.40
22:DA:574:A:H4'	22:DA:575:A:C5'	2.51	0.40
22:DA:7:G:H2'	22:DA:8:C:O4'	2.21	0.40
24:DC:148:PRO:CD	24:DC:185:GLU:CD	2.90	0.40
26:DE:77:ILE:O	26:DE:77:ILE:HG13	2.22	0.40
26:DE:7:ASP:N	26:DE:7:ASP:OD1	2.50	0.40
22:DA:2302:U:O2'	27:DF:123:ASP:O	2.39	0.40
28:DG:123:ALA:CB	28:DG:133:LEU:HA	2.50	0.40
30:DI:20:PRO:HG2	30:DI:24:VAL:CG2	2.52	0.40

*Continued on next page...*

*Continued from previous page...*

Atom-1	Atom-2	Distance(Å)	Clash(Å)
30:DI:51:LYS:CD	30:DI:51:LYS:N	2.83	0.40
30:DI:8:TYR:HD2	30:DI:58:VAL:HG13	1.86	0.40
34:DM:105:MET:HB2	34:DM:105:MET:HE3	1.93	0.40
34:DM:114:ARG:O	34:DM:118:LYS:N	2.54	0.40
37:DP:79:PRO:O	37:DP:80:VAL:C	2.60	0.40
41:DT:61:LEU:O	41:DT:61:LEU:HD12	2.21	0.40
42:DU:47:LYS:HG2	42:DU:48:PRO:HD2	2.03	0.40
42:DU:74:ASN:OD1	42:DU:96:PHE:CG	2.74	0.40
45:DX:40:VAL:CG2	45:DX:45:ARG:O	2.70	0.40
45:DX:58:VAL:O	45:DX:61:LYS:N	2.54	0.40
1:AA:1119:C:P	9:AI:85:ARG:HH22	2.44	0.40
1:AA:1162:C:C2	1:AA:1175:G:C2	3.10	0.40
1:AA:26:A:C3'	1:AA:27:G:H5'	2.52	0.40
1:AA:570:G:H1'	1:AA:820:U:C4	2.55	0.40
1:AA:638:U:C4	1:AA:639:G:N7	2.90	0.40
1:AA:645:G:N7	57:AA:1749:HOH:O	2.37	0.40
1:AA:687:A:C5	1:AA:701:U:C5	3.09	0.40
1:AA:858:G:C5	57:AA:1823:HOH:O	2.74	0.40
1:AA:862:C:H2'	1:AA:863:U:H5'	2.01	0.40
1:AA:858:G:C6	1:AA:869:G:C8	3.10	0.40
2:AB:27:MET:HE1	2:AB:193:PRO:HB3	2.02	0.40
2:AB:192:ASP:HA	2:AB:193:PRO:HD2	1.90	0.40
2:AB:62:SER:HA	2:AB:225:ARG:HD3	2.03	0.40
2:AB:66:LYS:O	2:AB:159:ASP:HB2	2.21	0.40
3:AC:130:PHE:CZ	3:AC:131:ARG:HD2	2.55	0.40
3:AC:36:ASP:O	3:AC:40:ARG:HG3	2.22	0.40
4:AD:174:ASP:OD2	4:AD:176:GLY:N	2.50	0.40
5:AE:98:PRO:O	5:AE:99:ALA:HB3	2.22	0.40
15:AO:62:GLN:O	15:AO:65:LYS:N	2.53	0.40
17:AQ:45:HIS:HB2	17:AQ:70:THR:HG23	2.03	0.40
19:AS:14:HIS:O	19:AS:18:LYS:HG3	2.22	0.40
20:AT:67:ILE:HG13	20:AT:71:LYS:HE3	2.03	0.40
21:AU:47:ARG:HE	21:AU:47:ARG:HA	1.86	0.40
49:B1:27:LYS:C	49:B1:29:THR:N	2.74	0.40
22:BA:1113:U:H2'	22:BA:1114:C:H6	1.86	0.40
22:BA:1115:G:C2	22:BA:1116:G:C5	3.08	0.40
22:BA:1321:A:C5	22:BA:1322:A:C5	3.09	0.40
22:BA:1487:U:O2	22:BA:1503:A:C2	2.74	0.40
22:BA:1553:A:N6	22:BA:1555:G:H1'	2.36	0.40
22:BA:1805:A:O2'	22:BA:1806:C:H5'	2.21	0.40
22:BA:1933:G:C6	22:BA:1934:C:C4	3.10	0.40
22:BA:193:U:H2'	22:BA:194:G:H5'	2.02	0.40

*Continued on next page...*

*Continued from previous page...*

Atom-1	Atom-2	Distance(Å)	Clash(Å)
22:BA:2140:G:C2	22:BA:2152:G:N1	2.90	0.40
22:BA:2424:C:H5'	22:BA:2424:C:H6	1.87	0.40
22:BA:255:A:C4	22:BA:256:A:C8	3.10	0.40
22:BA:271:G:C4	22:BA:272:A:C8	3.10	0.40
22:BA:301:G:HO2'	22:BA:302:C:H6	1.68	0.40
22:BA:539:G:C5	22:BA:540:C:C5	3.09	0.40
22:BA:753:A:C2'	22:BA:754:U:O5'	2.69	0.40
22:BA:859:G:C8	22:BA:859:G:O5'	2.74	0.40
22:BA:868:U:C2	22:BA:869:G:C8	3.09	0.40
22:BA:945:A:C4'	22:BA:946:C:OP2	2.67	0.40
23:BB:57:A:H4'	27:BF:27:GLN:NE2	2.36	0.40
24:BC:257:THR:O	24:BC:258:ARG:C	2.59	0.40
26:BE:136:GLN:O	26:BE:137:LYS:C	2.60	0.40
27:BF:41:GLY:HA2	27:BF:85:ILE:HG13	2.02	0.40
30:BI:116:ASP:O	30:BI:117:MET:HB2	2.21	0.40
30:BI:77:ALA:HA	30:BI:80:LEU:HD12	2.04	0.40
32:BK:103:VAL:HB	32:BK:107:LEU:CD1	2.51	0.40
32:BK:25:LEU:HD21	32:BK:40:LYS:HB2	2.03	0.40
33:BL:77:ILE:HD11	33:BL:101:ILE:HG21	2.03	0.40
39:BR:40:MET:HG3	39:BR:48:LYS:HB2	2.03	0.40
40:BS:34:ASP:O	40:BS:35:ILE:C	2.58	0.40
42:BU:49:VAL:O	42:BU:49:VAL:HG13	2.21	0.40
22:BA:102:U:C4	46:BY:2:LYS:HD2	2.56	0.40
47:BZ:21:LYS:C	47:BZ:23:THR:N	2.75	0.40
47:BZ:47:MET:O	47:BZ:48:ILE:C	2.59	0.40
1:CA:1004:A:H2'	1:CA:1005:A:C8	2.56	0.40
1:CA:1068:G:H2'	1:CA:1069:C:H5'	2.02	0.40
1:CA:1481:U:H2'	1:CA:1482:G:C8	2.56	0.40
1:CA:459:A:N1	1:CA:460:A:C6	2.89	0.40
1:CA:676:A:C2	1:CA:677:U:C2	3.09	0.40
1:CA:881:G:H2'	1:CA:882:C:O4'	2.20	0.40
1:CA:942:G:C2	1:CA:1342:C:C2	3.09	0.40
1:CA:996:A:H2'	1:CA:997:U:C5	2.56	0.40
2:CB:54:LEU:HD21	2:CB:213:TYR:CE2	2.56	0.40
3:CC:174:PRO:C	3:CC:176:HIS:H	2.23	0.40
8:CH:114:ARG:O	8:CH:115:ALA:C	2.58	0.40
9:CI:92:GLU:OE1	9:CI:95:ARG:HD3	2.21	0.40
10:CJ:73:LEU:HD23	10:CJ:73:LEU:C	2.41	0.40
11:CK:17:SER:O	11:CK:79:ILE:HA	2.21	0.40
11:CK:26:SER:N	11:CK:29:ASN:O	2.54	0.40
11:CK:60:PRO:HA	11:CK:92:GLY:N	2.36	0.40
12:CL:74:LEU:HD21	12:CL:104:CYS:SG	2.61	0.40

*Continued on next page...*

*Continued from previous page...*

Atom-1	Atom-2	Distance(Å)	Clash(Å)
15:CO:48:LYS:HD3	15:CO:48:LYS:HA	1.90	0.40
17:CQ:14:SER:OG	17:CQ:17:MET:CE	2.68	0.40
20:CT:27:MET:HG3	20:CT:28:MET:N	2.36	0.40
20:CT:54:MET:HG3	20:CT:55:GLN:N	2.35	0.40
20:CT:39:ILE:HD11	20:CT:83:ILE:HG22	2.03	0.40
22:DA:1091:G:N3	22:DA:1092:C:C5	2.90	0.40
22:DA:1096:A:C8	22:DA:1096:A:H3'	2.56	0.40
22:DA:1604:C:H5''	57:DA:3401:HOH:O	2.20	0.40
22:DA:1270:C:O2'	22:DA:1648:U:OP2	2.40	0.40
22:DA:1684:G:C2	22:DA:1705:A:C2	3.09	0.40
22:DA:189:G:C5	22:DA:205:G:N2	2.89	0.40
1:CA:1517:G:H1'	22:DA:1919:A:O3'	2.20	0.40
22:DA:192:C:C4	22:DA:193:U:C2	3.09	0.40
22:DA:2039:U:H2'	22:DA:2040:G:C8	2.56	0.40
22:DA:2134:A:H62	22:DA:2157:G:H1'	1.87	0.40
22:DA:2127:G:O2'	22:DA:2173:A:C2	2.74	0.40
22:DA:2206:C:O2'	22:DA:2207:C:H5'	2.21	0.40
22:DA:2220:U:H2'	22:DA:2221:G:C8	2.56	0.40
22:DA:2392:A:C8	22:DA:2429:G:C2	3.09	0.40
22:DA:2546:U:H4'	22:DA:2565:A:N1	2.36	0.40
22:DA:1638:C:O2'	22:DA:2698:U:O2	2.38	0.40
22:DA:580:U:C6	22:DA:580:U:H3'	2.56	0.40
22:DA:70:G:H5''	22:DA:112:U:O2	2.20	0.40
24:DC:211:ALA:O	24:DC:216:VAL:HB	2.22	0.40
26:DE:48:THR:HG22	26:DE:86:ALA:HB3	2.03	0.40
29:DH:96:THR:O	29:DH:98:ASP:N	2.54	0.40
22:DA:1666:G:O3'	32:DK:6:THR:HG23	2.21	0.40
39:DR:7:SER:HB3	39:DR:22:LEU:HD22	2.03	0.40
39:DR:37:GLU:O	39:DR:39:LEU:HD13	2.21	0.40
43:DV:47:VAL:O	43:DV:51:GLN:HG3	2.21	0.40
47:DZ:9:GLN:HB3	47:DZ:32:ILE:HA	2.03	0.40
1:AA:1539:C:H4'	21:AU:21:ARG:HB2	2.03	0.40
1:AA:369:G:C2	1:AA:370:C:C5	3.09	0.40
1:AA:484:G:N7	1:AA:486:U:C1'	2.83	0.40
1:AA:75:G:N3	1:AA:75:G:H2'	2.36	0.40
1:AA:872:A:C8	1:AA:874:G:C8	3.10	0.40
2:AB:65:GLY:C	2:AB:66:LYS:HD3	2.42	0.40
3:AC:53:SER:HB3	3:AC:115:LEU:HG	2.02	0.40
4:AD:68:LEU:O	4:AD:70:ARG:N	2.55	0.40
5:AE:136:VAL:HG13	5:AE:137:VAL:H	1.86	0.40
5:AE:32:SER:O	5:AE:33:PHE:CG	2.74	0.40
7:AG:68:ASN:C	7:AG:70:ARG:H	2.24	0.40

*Continued on next page...*

*Continued from previous page...*

Atom-1	Atom-2	Distance(Å)	Clash(Å)
10:AJ:52:LEU:HA	10:AJ:62:ARG:HG2	2.02	0.40
10:AJ:92:LEU:O	10:AJ:93:ALA:CB	2.69	0.40
11:AK:52:PHE:HB3	11:AK:56:ARG:NH1	2.37	0.40
12:AL:94:ARG:C	12:AL:95:TYR:CD2	2.94	0.40
1:AA:1226:C:N4	13:AM:103:LYS:HG3	2.36	0.40
13:AM:16:VAL:CG1	13:AM:34:LEU:HD13	2.51	0.40
15:AO:55:GLY:O	15:AO:58:ARG:HB3	2.22	0.40
15:AO:89:ARG:NH1	22:BA:714:U:C5	2.89	0.40
16:AP:36:VAL:HG23	16:AP:56:ARG:HB2	2.03	0.40
17:AQ:9:GLN:O	17:AQ:59:VAL:O	2.39	0.40
20:AT:54:MET:HE3	20:AT:58:VAL:HG21	2.04	0.40
20:AT:80:THR:O	20:AT:81:ALA:C	2.59	0.40
11:AK:127:ARG:N	21:AU:34:ARG:CZ	2.84	0.40
22:BA:1613:G:O2'	50:B2:3:ARG:HD2	2.22	0.40
54:B6:5:MHU:CD1	54:B6:5:MHU:C	3.00	0.40
22:BA:1107:G:C6	22:BA:1108:U:C4	3.09	0.40
22:BA:1131:G:O2'	22:BA:2026:U:H5'	2.21	0.40
22:BA:1362:C:C2'	22:BA:1363:C:H5'	2.52	0.40
22:BA:1383:A:C2	22:BA:1384:A:C2	3.10	0.40
22:BA:1585:C:C2'	22:BA:1586:A:H5'	2.52	0.40
22:BA:1588:G:N3	22:BA:1589:U:C6	2.89	0.40
22:BA:1687:G:C2	22:BA:1688:U:C4	3.10	0.40
22:BA:2038:G:N7	22:BA:2039:U:C5	2.89	0.40
22:BA:2295:C:H2'	22:BA:2296:U:C6	2.57	0.40
22:BA:2310:C:C2'	22:BA:2311:A:C5'	2.99	0.40
22:BA:2547:A:C8	22:BA:2566:A:C4	3.09	0.40
22:BA:2582:G:C2	22:BA:2583:G:C8	3.09	0.40
22:BA:2591:C:OP2	24:BC:238:ARG:HG3	2.21	0.40
22:BA:1637:A:H4'	22:BA:2711:A:O2'	2.22	0.40
22:BA:2723:C:H2'	22:BA:2724:U:O5'	2.22	0.40
22:BA:2796:U:O4	22:BA:2798:U:C4	2.73	0.40
22:BA:287:G:N3	22:BA:354:A:C2	2.89	0.40
22:BA:846:U:H1'	22:BA:847:U:C5	2.56	0.40
23:BB:71:C:H2'	23:BB:72:G:O4'	2.20	0.40
24:BC:19:VAL:HG12	24:BC:19:VAL:O	2.22	0.40
27:BF:136:ILE:HD12	27:BF:136:ILE:H	1.86	0.40
27:BF:42:GLU:O	27:BF:44:ILE:HG12	2.20	0.40
27:BF:46:ASP:HB3	27:BF:49:LEU:HB2	2.03	0.40
35:BN:49:GLU:OE2	35:BN:95:THR:HG22	2.22	0.40
36:BO:102:ARG:O	36:BO:105:ALA:HB3	2.21	0.40
22:BA:580:U:O3'	38:BQ:31:VAL:CG1	2.70	0.40
41:BT:11:LEU:HD11	41:BT:47:VAL:HG22	2.04	0.40

*Continued on next page...*



*Continued from previous page...*

Atom-1	Atom-2	Distance(Å)	Clash(Å)
1:CA:1169:A:N1	1:CA:1170:A:C6	2.90	0.40
1:CA:1217:C:OP1	14:CN:5:SER:OG	2.38	0.40
1:CA:1256:A:H5'	1:CA:1258:G:H1'	2.03	0.40
1:CA:1346:A:C8	1:CA:1348:U:C2	3.10	0.40
1:CA:1460:C:N4	1:CA:1461:G:C5	2.90	0.40
1:CA:17:U:H2'	1:CA:18:C:H6	1.86	0.40
1:CA:280:C:H4'	1:CA:281:G:OP2	2.20	0.40
1:CA:295:C:C2	1:CA:296:U:C6	3.09	0.40
1:CA:495:A:C4	1:CA:496:A:N7	2.89	0.40
1:CA:66:A:N3	1:CA:66:A:H2'	2.36	0.40
2:CB:213:TYR:O	2:CB:217:VAL:HG23	2.21	0.40
4:CD:41:HIS:C	4:CD:43:ALA:H	2.25	0.40
5:CE:15:LEU:C	5:CE:15:LEU:CD1	2.90	0.40
5:CE:72:ILE:HD13	5:CE:145:GLU:HG3	2.03	0.40
7:CG:27:VAL:HG23	7:CG:28:ASN:ND2	2.35	0.40
7:CG:33:ASP:CB	7:CG:35:LYS:HE3	2.52	0.40
10:CJ:89:ARG:HB2	10:CJ:89:ARG:NH1	2.36	0.40
11:CK:107:ILE:HD11	11:CK:110:ILE:HG13	2.04	0.40
1:CA:778:G:O2'	11:CK:121:CYS:HB3	2.22	0.40
11:CK:51:GLY:O	11:CK:52:PHE:CD2	2.75	0.40
12:CL:59:ASN:H	12:CL:59:ASN:HD22	1.69	0.40
22:DA:1045:C:H4'	22:DA:1046:A:H5'	2.03	0.40
22:DA:1166:G:C2	22:DA:1184:U:O2	2.73	0.40
22:DA:1364:G:N3	22:DA:1368:G:C2	2.89	0.40
22:DA:1365:A:H2'	22:DA:1365:A:N3	2.35	0.40
22:DA:1468:U:H2'	22:DA:1522:A:N6	2.36	0.40
22:DA:1585:C:C5	22:DA:1586:A:C5	3.10	0.40
22:DA:176:A:C5	22:DA:177:G:C6	3.09	0.40
22:DA:1838:C:C2	22:DA:1898:U:C4	3.09	0.40
22:DA:190:A:H2'	22:DA:191:A:O4'	2.21	0.40
22:DA:1945:G:O5'	22:DA:1945:G:C8	2.74	0.40
22:DA:2114:A:C2	22:DA:2115:G:O4'	2.75	0.40
22:DA:219:A:N3	22:DA:234:U:O2'	2.44	0.40
22:DA:2536:G:C6	22:DA:2537:U:N3	2.89	0.40
22:DA:2543:G:N1	22:DA:2765:A:C8	2.89	0.40
22:DA:2600:A:H2'	22:DA:2601:C:C6	2.55	0.40
22:DA:363:G:H2'	22:DA:364:C:H6	1.85	0.40
22:DA:647:G:C6	22:DA:648:G:C5	3.09	0.40
22:DA:742:A:H2'	22:DA:743:A:C8	2.56	0.40
22:DA:806:C:H2'	22:DA:807:U:C6	2.56	0.40
22:DA:983:A:N6	22:DA:984:A:C2	2.90	0.40
24:DC:64:ILE:O	24:DC:103:TYR:HB2	2.21	0.40

*Continued on next page...*

*Continued from previous page...*

Atom-1	Atom-2	Distance(Å)	Clash(Å)
24:DC:2:ALA:HA	24:DC:199:GLU:OE2	2.21	0.40
26:DE:196:VAL:O	26:DE:196:VAL:HG12	2.21	0.40
27:DF:100:PHE:O	27:DF:104:ILE:HG12	2.21	0.40
27:DF:106:ILE:CG1	27:DF:107:ALA:N	2.84	0.40
27:DF:26:MET:O	27:DF:28:VAL:N	2.54	0.40
28:DG:105:LEU:HB2	28:DG:113:VAL:HB	2.03	0.40
28:DG:148:LEU:HA	28:DG:151:TYR:HD1	1.86	0.40
28:DG:176:LYS:O	28:DG:177:LYS:CB	2.69	0.40
31:DJ:3:THR:HG23	31:DJ:4:PHE:N	2.36	0.40
32:DK:31:ARG:HB3	32:DK:32:TYR:CE2	2.57	0.40
40:DS:47:VAL:O	40:DS:47:VAL:CG2	2.69	0.40
40:DS:58:ALA:O	40:DS:64:ALA:N	2.54	0.40
22:DA:380:G:O3'	45:DX:16:ASN:HB2	2.21	0.40
45:DX:68:LEU:HA	45:DX:68:LEU:HD23	1.81	0.40
46:DY:36:GLN:O	46:DY:37:LEU:C	2.59	0.40
1:AA:1118:U:H2'	1:AA:1119:C:C6	2.56	0.40
1:AA:1203:C:C4	1:AA:1204:A:N7	2.90	0.40
1:AA:1050:G:C6	1:AA:1209:C:N3	2.90	0.40
1:AA:1242:G:C6	1:AA:1243:C:C4	3.09	0.40
1:AA:32:A:H2'	1:AA:33:A:C8	2.57	0.40
1:AA:448:A:C5	1:AA:487:A:C2	3.09	0.40
1:AA:545:C:H5'	4:AD:69:GLU:CG	2.51	0.40
1:AA:545:C:H5'	4:AD:69:GLU:HG3	2.03	0.40
1:AA:799:G:H2'	1:AA:800:G:O4'	2.21	0.40
1:AA:929:G:C6	1:AA:930:C:N4	2.90	0.40
1:AA:982:U:C2	1:AA:983:A:N1	2.89	0.40
2:AB:173:ILE:HG23	2:AB:183:VAL:HG11	2.03	0.40
2:AB:49:MET:O	2:AB:53:ALA:CB	2.67	0.40
4:AD:53:VAL:CG2	4:AD:54:GLN:N	2.84	0.40
10:AJ:6:ILE:HD12	10:AJ:76:ILE:O	2.21	0.40
11:AK:75:LYS:HB3	22:BA:2140:G:OP1	2.22	0.40
14:AN:4:GLN:O	14:AN:7:LYS:HB2	2.20	0.40
17:AQ:4:LYS:HG3	17:AQ:7:THR:HG23	2.02	0.40
18:AR:36:SER:HA	18:AR:72:ASP:OD2	2.21	0.40
19:AS:40:ILE:HG12	19:AS:71:LEU:HD23	2.03	0.40
20:AT:81:ALA:O	20:AT:82:GLN:C	2.60	0.40
49:B1:34:LEU:N	49:B1:52:ALA:CB	2.84	0.40
22:BA:1085:A:C5	22:BA:1086:A:C6	3.09	0.40
22:BA:1098:A:N7	22:BA:1099:G:O6	2.55	0.40
22:BA:1011:G:C2	22:BA:1151:A:C2	3.10	0.40
22:BA:1760:C:H3'	22:BA:1761:C:C6	2.56	0.40
22:BA:1846:G:H2'	22:BA:1847:A:N9	2.36	0.40

*Continued on next page...*

*Continued from previous page...*

Atom-1	Atom-2	Distance(Å)	Clash(Å)
22:BA:2018:G:C2	22:BA:2019:A:C4	3.10	0.40
22:BA:2136:G:H2'	22:BA:2137:U:C6	2.56	0.40
22:BA:223:A:C5	22:BA:422:A:C8	3.10	0.40
22:BA:2644:G:N7	22:BA:2645:G:C6	2.89	0.40
22:BA:28:A:H1'	22:BA:513:A:C2	2.56	0.40
22:BA:457:A:O4'	22:BA:459:U:C6	2.75	0.40
22:BA:857:G:C5'	44:BW:69:PHE:CD1	3.05	0.40
22:BA:869:G:C4	22:BA:870:U:C6	3.10	0.40
23:BB:73:A:N3	23:BB:73:A:H2'	2.37	0.40
23:BB:78:A:H2'	23:BB:79:G:O4'	2.22	0.40
24:BC:17:VAL:H	24:BC:204:VAL:CG2	2.32	0.40
24:BC:267:ILE:HG21	24:BC:270:ARG:HD2	2.04	0.40
24:BC:79:GLU:HB2	24:BC:93:LEU:O	2.21	0.40
26:BE:68:ALA:O	26:BE:69:ARG:C	2.60	0.40
28:BG:11:VAL:O	28:BG:11:VAL:HG23	2.21	0.40
33:BL:64:PHE:HB3	51:B3:25:LYS:HD2	2.03	0.40
34:BM:108:VAL:O	34:BM:109:PRO:C	2.59	0.40
36:BO:18:LEU:HD12	36:BO:23:ALA:HB3	2.04	0.40
41:BT:16:VAL:O	41:BT:17:SER:CB	2.70	0.40
1:CA:1089:G:N2	1:CA:1090:U:H1'	2.36	0.40
1:CA:1108:G:OP1	3:CC:176:HIS:CD2	2.74	0.40
1:CA:1186:G:N2	1:CA:1187:G:H1'	2.37	0.40
1:CA:1243:C:N4	1:CA:1244:G:O6	2.54	0.40
1:CA:976:G:P	1:CA:1358:U:O2'	2.79	0.40
1:CA:1360:A:C8	14:CN:58:SER:HB3	2.57	0.40
1:CA:1359:C:O2'	1:CA:1361:G:N7	2.46	0.40
1:CA:1461:G:C6	1:CA:1462:C:C4	3.10	0.40
1:CA:1521:C:C2	1:CA:1522:U:C6	3.10	0.40
1:CA:212:G:C2	1:CA:213:G:C8	3.09	0.40
1:CA:396:C:H2'	1:CA:397:A:H5''	2.03	0.40
1:CA:435:A:C2	1:CA:436:C:H1'	2.56	0.40
1:CA:718:A:H5'	11:CK:119:ASN:CG	2.42	0.40
1:CA:581:G:N2	1:CA:761:G:C6	2.89	0.40
1:CA:782:A:N7	1:CA:783:C:C5	2.89	0.40
1:CA:815:A:N7	1:CA:1509:C:O2'	2.32	0.40
2:CB:68:LEU:HD12	2:CB:158:PRO:HG3	2.03	0.40
4:CD:150:LYS:O	4:CD:152:GLN:OE1	2.40	0.40
5:CE:96:MET:HE2	5:CE:115:LEU:HD21	2.03	0.40
5:CE:15:LEU:HA	5:CE:37:THR:HA	2.03	0.40
10:CJ:36:VAL:HG22	10:CJ:76:ILE:HG12	2.03	0.40
1:CA:562:U:OP2	12:CL:14:ARG:CZ	2.69	0.40
12:CL:39:THR:HA	12:CL:50:ARG:O	2.22	0.40

*Continued on next page...*

*Continued from previous page...*

Atom-1	Atom-2	Distance(Å)	Clash(Å)
13:CM:94:GLY:O	13:CM:95:LEU:HG	2.21	0.40
20:CT:60:ARG:O	20:CT:64:LYS:HB2	2.20	0.40
22:DA:1200:C:H2'	22:DA:1201:U:C6	2.57	0.40
22:DA:1441:G:C2	22:DA:1442:U:C4	3.09	0.40
22:DA:1596:A:N6	22:DA:1597:A:C6	2.89	0.40
22:DA:2046:G:N1	22:DA:2047:C:C2	2.90	0.40
22:DA:2147:A:N6	22:DA:2148:G:C2	2.89	0.40
22:DA:2151:U:O2'	22:DA:2152:G:H5'	2.21	0.40
22:DA:2339:C:H2'	22:DA:2340:A:C8	2.57	0.40
22:DA:2550:G:C5	22:DA:2551:C:C4	3.09	0.40
22:DA:449:A:C6	22:DA:450:G:C5	3.09	0.40
22:DA:659:G:C5	22:DA:660:C:C4	3.09	0.40
22:DA:77:G:H4'	46:DY:56:LEU:CD2	2.49	0.40
22:DA:90:U:C4	22:DA:91:A:C6	3.10	0.40
22:DA:949:G:C2	22:DA:969:G:C2	3.10	0.40
23:DB:23:G:O6	57:DB:304:HOH:O	2.22	0.40
24:DC:202:LEU:HA	24:DC:202:LEU:HD12	1.89	0.40
24:DC:35:GLU:HG3	24:DC:35:GLU:O	2.21	0.40
22:DA:2305:U:O4'	27:DF:131:GLY:HA3	2.22	0.40
22:DA:2314:A:H4'	27:DF:155:THR:HG21	2.03	0.40
22:DA:1088:A:N6	30:DI:135:SER:OG	2.54	0.40
30:DI:33:VAL:HG22	30:DI:67:PHE:CE2	2.57	0.40
34:DM:53:MET:HE1	34:DM:103:TYR:CB	2.51	0.40
35:DN:85:PRO:C	35:DN:87:PHE:N	2.74	0.40
36:DO:52:SER:HA	36:DO:74:VAL:HG22	2.03	0.40
37:DP:8:LEU:HD23	37:DP:8:LEU:O	2.21	0.40
41:DT:39:THR:O	41:DT:41:ALA:N	2.55	0.40
45:DX:17:ASN:HB2	45:DX:25:THR:O	2.20	0.40
1:AA:1014:A:H4'	19:AS:14:HIS:ND1	2.37	0.40
1:AA:1048:G:N2	1:AA:1050:G:C5	2.89	0.40
1:AA:1085:U:H5'	1:AA:1094:G:C2	2.57	0.40
1:AA:1403:C:H2'	1:AA:1404:C:C6	2.56	0.40
1:AA:173:U:C2	1:AA:197:A:C2	3.10	0.40
1:AA:402:G:C5	1:AA:403:C:C5	3.09	0.40
1:AA:52:C:O2'	1:AA:53:A:H5'	2.22	0.40
1:AA:652:U:C2	1:AA:752:G:N2	2.90	0.40
2:AB:96:TRP:CZ2	2:AB:100:MET:HG2	2.56	0.40
2:AB:120:GLN:N	2:AB:123:ASP:HB2	2.36	0.40
2:AB:151:ILE:HG23	2:AB:152:LYS:H	1.85	0.40
2:AB:27:MET:HG2	2:AB:189:THR:HA	2.04	0.40
2:AB:54:LEU:HD22	2:AB:54:LEU:H	1.87	0.40
3:AC:206:GLU:O	3:AC:207:ILE:O	2.38	0.40

*Continued on next page...*

*Continued from previous page...*

Atom-1	Atom-2	Distance(Å)	Clash(Å)
3:AC:42:TYR:CZ	3:AC:46:GLU:HG3	2.57	0.40
4:AD:30:THR:O	4:AD:31:LYS:C	2.58	0.40
9:AI:24:GLY:H	9:AI:61:LEU:HA	1.85	0.40
9:AI:97:GLU:N	9:AI:97:GLU:OE2	2.54	0.40
11:AK:21:ALA:HA	11:AK:34:ILE:HD13	2.03	0.40
13:AM:91:HIS:HA	13:AM:109:ARG:NH2	2.36	0.40
14:AN:28:LYS:HG3	14:AN:29:ALA:N	2.36	0.40
15:AO:63:ARG:CG	15:AO:67:LEU:HD12	2.51	0.40
16:AP:36:VAL:O	16:AP:36:VAL:HG22	2.21	0.40
20:AT:69:LYS:C	20:AT:71:LYS:N	2.74	0.40
22:BA:1026:G:OP1	22:BA:1134:A:H1'	2.21	0.40
22:BA:1140:C:O4'	22:BA:1143:A:C2	2.74	0.40
22:BA:1216:G:H2'	22:BA:1217:U:H6	1.86	0.40
22:BA:1301:A:C6	22:BA:1303:G:C4	3.09	0.40
22:BA:1765:U:H3'	22:BA:1765:U:C6	2.56	0.40
22:BA:1856:U:O2'	22:BA:1857:G:H5'	2.21	0.40
22:BA:1891:G:C5	22:BA:1892:C:C4	3.10	0.40
22:BA:1907:G:C8	22:BA:1908:C:C5	3.10	0.40
22:BA:1917:U:N3	22:BA:1918:A:C4	2.89	0.40
22:BA:2151:U:H2'	22:BA:2152:G:N7	2.34	0.40
22:BA:2219:U:H2'	22:BA:2220:U:O4'	2.22	0.40
22:BA:2271:G:C5	22:BA:2272:U:C4	3.10	0.40
22:BA:2355:G:C6	22:BA:2356:U:C4	3.10	0.40
22:BA:2492:U:C2	22:BA:2493:U:C5	3.09	0.40
22:BA:2503:A:H4'	22:BA:2504:U:OP1	2.21	0.40
22:BA:2626:C:H2'	22:BA:2627:G:O5'	2.21	0.40
22:BA:2896:C:C2	22:BA:2897:U:C5	3.09	0.40
22:BA:496:G:O4'	40:BS:61:ASN:ND2	2.54	0.40
22:BA:907:G:C5	22:BA:908:C:C5	3.10	0.40
22:BA:997:G:C4	22:BA:998:C:C5	3.09	0.40
29:BH:120:GLY:HA2	29:BH:122:LEU:HA	2.04	0.40
29:BH:91:PHE:CG	1:CA:55:A:H1'	2.57	0.40
30:BI:101:ILE:HG21	30:BI:106:LEU:HD12	2.02	0.40
30:BI:76:ALA:HB1	30:BI:129:ILE:CG2	2.52	0.40
31:BJ:32:LEU:HD23	31:BJ:32:LEU:HA	1.81	0.40
22:BA:1132:U:O2	31:BJ:75:TYR:HB2	2.22	0.40
34:BM:47:GLU:O	34:BM:48:ALA:C	2.60	0.40
23:BB:116:G:C4'	36:BO:54:VAL:HG13	2.49	0.40
39:BR:39:LEU:CA	39:BR:49:ILE:HG23	2.51	0.40
39:BR:50:GLY:C	39:BR:51:VAL:O	2.59	0.40
41:BT:2:ILE:CA	41:BT:3:ARG:C	2.89	0.40
1:CA:1348:U:H4'	9:CI:122:ARG:HG3	2.03	0.40

*Continued on next page...*

*Continued from previous page...*

Atom-1	Atom-2	Distance(Å)	Clash(Å)
1:CA:1388:C:H2'	1:CA:1389:C:C6	2.57	0.40
1:CA:1421:G:C2	1:CA:1422:G:C5	3.10	0.40
1:CA:182:A:O2'	1:CA:183:C:H2'	2.21	0.40
1:CA:197:A:C6	1:CA:221:C:H4'	2.56	0.40
1:CA:243:A:C2	1:CA:245:U:C4	3.10	0.40
1:CA:356:A:H2'	1:CA:357:G:O4'	2.21	0.40
1:CA:499:A:N6	1:CA:547:A:C8	2.89	0.40
1:CA:747:A:C5	1:CA:748:G:N7	2.89	0.40
1:CA:811:C:N4	1:CA:812:G:C6	2.89	0.40
1:CA:836:G:C5	1:CA:837:U:C5	3.10	0.40
2:CB:24:ASN:C	2:CB:26:LYS:N	2.75	0.40
2:CB:47:VAL:O	2:CB:50:PHE:HD2	2.05	0.40
3:CC:181:ASP:OD2	3:CC:204:LYS:HB2	2.22	0.40
4:CD:29:ASP:C	4:CD:31:LYS:N	2.70	0.40
4:CD:29:ASP:O	4:CD:31:LYS:CE	2.70	0.40
6:CF:6:ILE:CG2	6:CF:7:VAL:N	2.84	0.40
6:CF:74:LEU:O	6:CF:77:THR:N	2.51	0.40
7:CG:133:THR:HA	7:CG:136:LYS:HB3	2.04	0.40
10:CJ:28:THR:HG21	10:CJ:90:LEU:HD12	2.04	0.40
11:CK:125:LYS:HA	21:CU:35:ARG:HG3	2.02	0.40
13:CM:95:LEU:HD22	13:CM:102:THR:HG21	2.03	0.40
17:CQ:17:MET:HE2	17:CQ:20:SER:O	2.21	0.40
17:CQ:52:GLU:HG2	17:CQ:53:CYS:H	1.86	0.40
17:CQ:56:GLY:HA3	17:CQ:83:VAL:CG2	2.52	0.40
18:CR:20:GLU:O	18:CR:21:ILE:C	2.59	0.40
18:CR:26:ILE:HA	18:CR:29:LEU:HB2	2.04	0.40
19:CS:40:ILE:HA	19:CS:44:MET:SD	2.61	0.40
19:CS:36:ARG:HB3	19:CS:72:GLY:CA	2.51	0.40
20:CT:3:ASN:O	20:CT:4:ILE:C	2.59	0.40
20:CT:64:LYS:HE3	20:CT:64:LYS:O	2.22	0.40
22:DA:1062:G:N1	22:DA:1077:A:C2	2.90	0.40
22:DA:1359:A:C8	22:DA:1360:G:C8	3.09	0.40
22:DA:1710:G:O2'	22:DA:1711:A:H5'	2.21	0.40
22:DA:1965:C:H3'	22:DA:1966:A:H8	1.87	0.40
22:DA:2250:G:H8	22:DA:2250:G:O5'	2.04	0.40
22:DA:2304:G:C2	22:DA:2313:C:N3	2.89	0.40
22:DA:2400:G:H2'	22:DA:2401:U:O4'	2.21	0.40
22:DA:2502:G:H5''	22:DA:2503:A:O5'	2.21	0.40
22:DA:2531:A:C5'	28:DG:157:TYR:CZ	3.04	0.40
22:DA:2856:A:N6	22:DA:2857:G:C6	2.89	0.40
22:DA:402:A:H2'	22:DA:403:U:H5'	2.02	0.40
22:DA:45:G:H2'	22:DA:215:G:N7	2.37	0.40

*Continued on next page...*

Continued from previous page...

Atom-1	Atom-2	Distance(Å)	Clash(Å)
22:DA:46:G:N1	22:DA:47:C:C4	2.90	0.40
22:DA:691:C:H2'	22:DA:692:C:H6	1.86	0.40
22:DA:777:G:N3	22:DA:778:G:C8	2.90	0.40
22:DA:686:U:H2'	22:DA:788:A:C2	2.56	0.40
22:DA:792:A:N3	22:DA:2072:C:O2'	2.36	0.40
22:DA:875:G:N2	22:DA:903:C:C2	2.89	0.40
22:DA:921:C:H2'	22:DA:922:C:C6	2.57	0.40
24:DC:72:ASP:O	24:DC:74:ILE:N	2.54	0.40
26:DE:114:ARG:HE	26:DE:114:ARG:HB2	1.68	0.40
29:DH:77:THR:HA	29:DH:143:ILE:O	2.22	0.40
30:DI:103:ARG:O	30:DI:107:GLN:HB2	2.21	0.40
31:DJ:111:LYS:HG3	31:DJ:111:LYS:O	2.22	0.40
31:DJ:78:THR:OG1	31:DJ:83:GLY:HA3	2.22	0.40
32:DK:87:LEU:HD22	32:DK:92:GLU:HG3	2.04	0.40
33:DL:111:ILE:C	33:DL:131:ALA:HB2	2.42	0.40
37:DP:114:LEU:O	37:DP:114:LEU:HG	2.21	0.40
37:DP:46:VAL:HG12	37:DP:47:VAL:N	2.37	0.40
39:DR:49:ILE:O	39:DR:50:GLY:C	2.59	0.40
41:DT:23:ALA:O	41:DT:27:SER:HB3	2.21	0.40

All (4) symmetry-related close contacts are listed below. The label for Atom-2 includes the symmetry operator and encoded unit-cell translations to be applied.

Atom-1	Atom-2	Distance(Å)	Clash(Å)
1:AA:368:U:OP2	29:DH:123:ARG:NE[4_455]	1.78	0.42
1:AA:368:U:OP1	29:DH:93:SER:OG[4_455]	1.93	0.27
1:AA:368:U:OP2	29:DH:123:ARG:NH2[4_455]	2.03	0.17
1:AA:368:U:OP2	29:DH:123:ARG:CZ[4_455]	2.07	0.13

## 5.3 Torsion angles

### 5.3.1 Protein backbone ⓘ

In the following table, the Percentiles column shows the percent Ramachandran outliers of the chain as a percentile score with respect to all X-ray entries followed by that with respect to entries of similar resolution.

The Analysed column shows the number of residues for which the backbone conformation was analysed, and the total number of residues.

Mol	Chain	Analysed	Favoured	Allowed	Outliers	Percentiles
2	AB	216/218 (99%)	135 (62%)	36 (17%)	45 (21%)	<b>0</b> <b>0</b>

Continued on next page...



*Continued from previous page...*

Mol	Chain	Analysed	Favoured	Allowed	Outliers	Percentiles	
2	CB	216/218 (99%)	143 (66%)	36 (17%)	37 (17%)	0	1
3	AC	204/206 (99%)	142 (70%)	42 (21%)	20 (10%)	1	4
3	CC	204/206 (99%)	145 (71%)	41 (20%)	18 (9%)	1	5
4	AD	203/205 (99%)	133 (66%)	36 (18%)	34 (17%)	0	1
4	CD	203/205 (99%)	129 (64%)	48 (24%)	26 (13%)	0	2
5	AE	148/150 (99%)	98 (66%)	33 (22%)	17 (12%)	1	3
5	CE	148/150 (99%)	96 (65%)	29 (20%)	23 (16%)	0	1
6	AF	98/100 (98%)	61 (62%)	19 (19%)	18 (18%)	0	1
6	CF	98/100 (98%)	64 (65%)	18 (18%)	16 (16%)	0	1
7	AG	149/151 (99%)	110 (74%)	27 (18%)	12 (8%)	1	7
7	CG	149/151 (99%)	120 (80%)	21 (14%)	8 (5%)	3	17
8	AH	127/129 (98%)	80 (63%)	29 (23%)	18 (14%)	0	1
8	CH	127/129 (98%)	100 (79%)	19 (15%)	8 (6%)	2	12
9	AI	125/127 (98%)	90 (72%)	24 (19%)	11 (9%)	1	5
9	CI	125/127 (98%)	89 (71%)	27 (22%)	9 (7%)	2	8
10	AJ	96/98 (98%)	68 (71%)	7 (7%)	21 (22%)	0	0
10	CJ	96/98 (98%)	69 (72%)	18 (19%)	9 (9%)	1	5
11	AK	115/117 (98%)	83 (72%)	17 (15%)	15 (13%)	0	2
11	CK	115/117 (98%)	77 (67%)	28 (24%)	10 (9%)	1	5
12	AL	121/123 (98%)	92 (76%)	19 (16%)	10 (8%)	1	6
12	CL	121/123 (98%)	89 (74%)	17 (14%)	15 (12%)	1	2
13	AM	112/114 (98%)	79 (70%)	22 (20%)	11 (10%)	1	4
13	CM	112/114 (98%)	86 (77%)	15 (13%)	11 (10%)	1	4
14	AN	92/100 (92%)	57 (62%)	20 (22%)	15 (16%)	0	1
14	CN	92/100 (92%)	59 (64%)	20 (22%)	13 (14%)	0	2
15	AO	86/88 (98%)	60 (70%)	21 (24%)	5 (6%)	3	15
15	CO	86/88 (98%)	65 (76%)	18 (21%)	3 (4%)	6	30
16	AP	80/82 (98%)	52 (65%)	16 (20%)	12 (15%)	0	1
16	CP	80/82 (98%)	54 (68%)	20 (25%)	6 (8%)	2	8
17	AQ	78/80 (98%)	52 (67%)	16 (20%)	10 (13%)	0	2
17	CQ	78/80 (98%)	55 (70%)	13 (17%)	10 (13%)	0	2

*Continued on next page...*

*Continued from previous page...*

Mol	Chain	Analysed	Favoured	Allowed	Outliers	Percentiles	
18	AR	53/55 (96%)	40 (76%)	12 (23%)	1 (2%)	12	51
18	CR	53/55 (96%)	45 (85%)	4 (8%)	4 (8%)	2	8
19	AS	77/79 (98%)	52 (68%)	19 (25%)	6 (8%)	1	7
19	CS	77/79 (98%)	59 (77%)	14 (18%)	4 (5%)	3	18
20	AT	83/85 (98%)	51 (61%)	23 (28%)	9 (11%)	1	3
20	CT	83/85 (98%)	66 (80%)	11 (13%)	6 (7%)	2	8
21	AU	49/51 (96%)	23 (47%)	18 (37%)	8 (16%)	0	1
21	CU	49/51 (96%)	25 (51%)	10 (20%)	14 (29%)	0	0
24	BC	269/271 (99%)	208 (77%)	49 (18%)	12 (4%)	4	22
24	DC	269/271 (99%)	206 (77%)	42 (16%)	21 (8%)	1	7
25	BD	207/209 (99%)	176 (85%)	22 (11%)	9 (4%)	4	23
25	DD	207/209 (99%)	175 (84%)	24 (12%)	8 (4%)	5	26
26	BE	199/201 (99%)	164 (82%)	26 (13%)	9 (4%)	4	22
26	DE	199/201 (99%)	160 (80%)	27 (14%)	12 (6%)	2	14
27	BF	175/177 (99%)	136 (78%)	24 (14%)	15 (9%)	1	5
27	DF	175/177 (99%)	141 (81%)	23 (13%)	11 (6%)	2	12
28	BG	174/176 (99%)	146 (84%)	20 (12%)	8 (5%)	4	22
28	DG	174/176 (99%)	132 (76%)	33 (19%)	9 (5%)	3	18
29	BH	147/149 (99%)	89 (60%)	37 (25%)	21 (14%)	0	1
29	DH	147/149 (99%)	100 (68%)	32 (22%)	15 (10%)	1	4
30	BI	139/141 (99%)	79 (57%)	34 (24%)	26 (19%)	0	1
30	DI	139/141 (99%)	79 (57%)	42 (30%)	18 (13%)	0	2
31	BJ	140/142 (99%)	120 (86%)	17 (12%)	3 (2%)	11	47
31	DJ	140/142 (99%)	116 (83%)	18 (13%)	6 (4%)	4	23
32	BK	120/122 (98%)	94 (78%)	15 (12%)	11 (9%)	1	5
32	DK	120/122 (98%)	96 (80%)	14 (12%)	10 (8%)	1	6
33	BL	141/143 (99%)	108 (77%)	23 (16%)	10 (7%)	2	9
33	DL	141/143 (99%)	104 (74%)	28 (20%)	9 (6%)	2	11
34	BM	134/136 (98%)	114 (85%)	16 (12%)	4 (3%)	7	34
34	DM	134/136 (98%)	115 (86%)	13 (10%)	6 (4%)	4	22
35	BN	118/120 (98%)	97 (82%)	18 (15%)	3 (2%)	9	40

*Continued on next page...*

*Continued from previous page...*

Mol	Chain	Analysed	Favoured	Allowed	Outliers	Percentiles	
35	DN	118/120 (98%)	94 (80%)	16 (14%)	8 (7%)	2	10
36	BO	114/116 (98%)	87 (76%)	22 (19%)	5 (4%)	4	22
36	DO	114/116 (98%)	97 (85%)	15 (13%)	2 (2%)	13	53
37	BP	112/114 (98%)	97 (87%)	10 (9%)	5 (4%)	4	22
37	DP	112/114 (98%)	86 (77%)	19 (17%)	7 (6%)	2	12
38	BQ	115/117 (98%)	96 (84%)	15 (13%)	4 (4%)	6	30
38	DQ	115/117 (98%)	105 (91%)	9 (8%)	1 (1%)	25	73
39	BR	101/103 (98%)	89 (88%)	5 (5%)	7 (7%)	2	9
39	DR	101/103 (98%)	77 (76%)	17 (17%)	7 (7%)	2	9
40	BS	108/110 (98%)	91 (84%)	11 (10%)	6 (6%)	3	16
40	DS	108/110 (98%)	87 (81%)	14 (13%)	7 (6%)	2	11
41	BT	91/93 (98%)	69 (76%)	13 (14%)	9 (10%)	1	4
41	DT	91/93 (98%)	62 (68%)	19 (21%)	10 (11%)	1	3
42	BU	100/102 (98%)	75 (75%)	17 (17%)	8 (8%)	1	7
42	DU	100/102 (98%)	72 (72%)	15 (15%)	13 (13%)	0	2
43	BV	92/94 (98%)	83 (90%)	9 (10%)	0	100	100
43	DV	92/94 (98%)	76 (83%)	12 (13%)	4 (4%)	4	23
44	BW	74/76 (97%)	65 (88%)	9 (12%)	0	100	100
44	DW	73/76 (96%)	58 (80%)	10 (14%)	5 (7%)	2	10
45	BX	75/77 (97%)	64 (85%)	7 (9%)	4 (5%)	3	18
45	DX	75/77 (97%)	56 (75%)	15 (20%)	4 (5%)	3	18
46	BY	61/63 (97%)	38 (62%)	13 (21%)	10 (16%)	0	1
46	DY	61/63 (97%)	44 (72%)	11 (18%)	6 (10%)	1	4
47	BZ	56/58 (97%)	49 (88%)	4 (7%)	3 (5%)	3	17
47	DZ	56/58 (97%)	48 (86%)	5 (9%)	3 (5%)	3	17
48	B0	54/56 (96%)	42 (78%)	7 (13%)	5 (9%)	1	5
48	D0	54/56 (96%)	42 (78%)	8 (15%)	4 (7%)	2	8
49	B1	48/50 (96%)	39 (81%)	4 (8%)	5 (10%)	1	4
49	D1	48/50 (96%)	39 (81%)	6 (12%)	3 (6%)	2	12
50	B2	44/46 (96%)	36 (82%)	6 (14%)	2 (4%)	4	22
50	D2	44/46 (96%)	37 (84%)	4 (9%)	3 (7%)	2	10

*Continued on next page...*

Continued from previous page...

Mol	Chain	Analysed	Favoured	Allowed	Outliers	Percentiles	
51	B3	62/64 (97%)	51 (82%)	9 (14%)	2 (3%)	6	33
51	D3	62/64 (97%)	50 (81%)	9 (14%)	3 (5%)	4	20
52	B4	36/38 (95%)	33 (92%)	3 (8%)	0	100	100
52	D4	36/38 (95%)	29 (81%)	6 (17%)	1 (3%)	8	37
53	B5	183/228 (80%)	100 (55%)	53 (29%)	30 (16%)	0	1
54	B6	2/7 (29%)	2 (100%)	0	0	100	100
54	D6	2/7 (29%)	1 (50%)	0	1 (50%)	0	0
All	All	11422/11686 (98%)	8514 (74%)	1907 (17%)	1001 (9%)	1	5

All (1001) Ramachandran outliers are listed below:

Mol	Chain	Res	Type
2	AB	22	TYR
2	AB	64	LYS
2	AB	68	LEU
2	AB	73	LYS
2	AB	75	ALA
2	AB	76	ALA
2	AB	107	VAL
2	AB	120	GLN
2	AB	129	LEU
2	AB	134	ALA
2	AB	148	LEU
2	AB	152	LYS
2	AB	170	HIS
2	AB	183	VAL
2	AB	188	ASP
2	AB	201	PRO
2	AB	203	ASN
2	AB	207	ILE
2	AB	212	LEU
3	AC	15	VAL
3	AC	18	TRP
3	AC	26	THR
3	AC	101	ILE
3	AC	140	ASN
4	AD	23	SER
4	AD	24	GLY
4	AD	29	ASP
4	AD	33	LYS

Continued on next page...

*Continued from previous page...*

Mol	Chain	Res	Type
4	AD	34	ILE
4	AD	35	GLU
4	AD	47	ARG
4	AD	85	ASN
4	AD	126	ASN
4	AD	134	SER
4	AD	151	LYS
4	AD	153	SER
4	AD	160	GLU
4	AD	168	PRO
4	AD	169	THR
4	AD	191	LEU
4	AD	192	SER
5	AE	26	LYS
5	AE	75	ALA
5	AE	76	LEU
5	AE	77	ASN
5	AE	100	SER
5	AE	105	ILE
5	AE	122	ASN
5	AE	138	ARG
6	AF	7	VAL
6	AF	91	ARG
6	AF	92	THR
7	AG	15	ASP
7	AG	51	ALA
7	AG	56	LYS
7	AG	130	ASN
8	AH	3	MET
8	AH	54	ASP
8	AH	67	GLN
9	AI	72	ILE
9	AI	91	ASP
10	AJ	33	GLY
10	AJ	34	ALA
10	AJ	57	VAL
10	AJ	61	ALA
10	AJ	93	ALA
10	AJ	101	SER
11	AK	41	ALA
11	AK	52	PHE
11	AK	56	ARG

*Continued on next page...*

*Continued from previous page...*

Mol	Chain	Res	Type
11	AK	73	ALA
11	AK	121	CYS
12	AL	24	LEU
12	AL	25	GLU
12	AL	44	LYS
12	AL	58	THR
12	AL	89	ASP
12	AL	123	LYS
13	AM	4	ILE
13	AM	12	HIS
13	AM	100	GLN
14	AN	28	LYS
14	AN	34	VAL
14	AN	52	PRO
14	AN	61	ARG
14	AN	62	ASN
14	AN	64	CYS
14	AN	92	GLU
14	AN	98	LYS
16	AP	11	ALA
16	AP	53	ASP
17	AQ	18	GLU
17	AQ	51	ASN
19	AS	6	LYS
19	AS	29	LYS
19	AS	65	GLU
20	AT	5	LYS
20	AT	6	SER
20	AT	68	HIS
20	AT	70	ASN
21	AU	10	GLU
21	AU	24	GLU
21	AU	36	GLU
21	AU	40	LYS
24	BC	122	ALA
24	BC	169	GLY
24	BC	210	ALA
24	BC	236	GLU
24	BC	244	PRO
25	BD	40	LEU
25	BD	41	ALA
25	BD	86	GLU

*Continued on next page...*

*Continued from previous page...*

Mol	Chain	Res	Type
25	BD	152	PRO
26	BE	62	GLN
26	BE	67	ARG
26	BE	86	ALA
26	BE	161	ALA
27	BF	3	LYS
27	BF	41	GLY
27	BF	42	GLU
27	BF	53	ALA
27	BF	176	PRO
28	BG	119	ALA
29	BH	10	ALA
29	BH	34	GLY
29	BH	53	GLU
29	BH	87	GLU
29	BH	90	LEU
29	BH	118	PRO
29	BH	121	VAL
29	BH	140	ALA
30	BI	19	ASN
30	BI	45	LYS
30	BI	58	VAL
30	BI	60	THR
30	BI	63	ALA
30	BI	117	MET
30	BI	134	ARG
32	BK	35	VAL
32	BK	91	SER
32	BK	109	SER
33	BL	15	ALA
33	BL	68	SER
33	BL	94	THR
33	BL	115	GLU
34	BM	69	PRO
34	BM	81	ARG
35	BN	2	ARG
36	BO	87	ILE
36	BO	88	LYS
36	BO	95	SER
37	BP	94	LYS
37	BP	111	LYS
38	BQ	25	TYR

*Continued on next page...*



*Continued from previous page...*

Mol	Chain	Res	Type
39	BR	49	ILE
39	BR	51	VAL
39	BR	53	PHE
40	BS	19	LEU
40	BS	57	ASN
40	BS	64	ALA
41	BT	72	GLN
41	BT	89	GLU
42	BU	17	LYS
42	BU	40	ASN
42	BU	100	SER
45	BX	60	ASP
45	BX	64	ILE
46	BY	22	LEU
46	BY	24	GLU
46	BY	36	GLN
47	BZ	52	SER
48	B0	9	THR
48	B0	18	SER
48	B0	56	ALA
49	B1	28	ARG
50	B2	44	VAL
51	B3	28	ASN
53	B5	53	ARG
53	B5	62	THR
53	B5	134	PRO
53	B5	141	PRO
53	B5	154	ILE
53	B5	174	ALA
53	B5	175	PRO
53	B5	185	LYS
53	B5	205	ALA
53	B5	210	LEU
53	B5	221	PRO
2	CB	16	PHE
2	CB	36	ASN
2	CB	73	LYS
2	CB	74	ARG
2	CB	76	ALA
2	CB	87	CYS
2	CB	103	ASN
2	CB	120	GLN

*Continued on next page...*

*Continued from previous page...*

Mol	Chain	Res	Type
2	CB	124	GLY
2	CB	126	PHE
2	CB	170	HIS
2	CB	193	PRO
2	CB	207	ILE
2	CB	220	THR
2	CB	222	ARG
3	CC	82	GLU
3	CC	127	ARG
3	CC	146	ALA
3	CC	166	GLU
4	CD	17	THR
4	CD	27	ALA
4	CD	34	ILE
4	CD	35	GLU
4	CD	42	GLY
4	CD	47	ARG
5	CE	45	ARG
5	CE	99	ALA
5	CE	101	GLU
5	CE	103	THR
5	CE	111	MET
5	CE	123	VAL
5	CE	138	ARG
5	CE	158	GLY
6	CF	15	SER
6	CF	55	HIS
6	CF	56	LYS
6	CF	86	ARG
6	CF	91	ARG
6	CF	92	THR
6	CF	93	LYS
6	CF	98	GLU
7	CG	56	LYS
7	CG	140	ASP
7	CG	146	GLU
9	CI	41	ARG
9	CI	120	LYS
10	CJ	17	LEU
10	CJ	35	GLN
10	CJ	57	VAL
10	CJ	92	LEU

*Continued on next page...*

*Continued from previous page...*

Mol	Chain	Res	Type
11	CK	52	PHE
11	CK	91	PRO
11	CK	92	GLY
11	CK	127	ARG
12	CL	17	ALA
12	CL	34	CYS
12	CL	76	GLU
12	CL	78	SER
12	CL	89	ASP
12	CL	117	TYR
13	CM	7	ILE
13	CM	11	ASP
13	CM	41	GLU
14	CN	11	VAL
14	CN	22	ALA
14	CN	52	PRO
16	CP	31	ARG
16	CP	44	SER
17	CQ	5	ILE
17	CQ	51	ASN
17	CQ	52	GLU
17	CQ	53	CYS
18	CR	21	ILE
18	CR	47	THR
19	CS	5	LEU
20	CT	4	ILE
20	CT	6	SER
21	CU	9	ASN
21	CU	12	PHE
21	CU	36	GLU
21	CU	40	LYS
24	DC	10	SER
24	DC	29	PRO
24	DC	35	GLU
24	DC	58	HIS
24	DC	71	LYS
25	DD	98	VAL
25	DD	104	VAL
25	DD	105	LYS
25	DD	152	PRO
26	DE	83	VAL
26	DE	86	ALA

*Continued on next page...*

*Continued from previous page...*

Mol	Chain	Res	Type
27	DF	9	LYS
27	DF	123	ASP
27	DF	176	PRO
28	DG	61	GLY
28	DG	159	GLY
29	DH	3	VAL
29	DH	10	ALA
29	DH	33	GLN
29	DH	35	LYS
29	DH	41	LYS
29	DH	53	GLU
29	DH	54	LEU
29	DH	83	LYS
29	DH	109	GLU
30	DI	7	ALA
30	DI	106	LEU
31	DJ	81	ILE
32	DK	35	VAL
32	DK	108	ARG
34	DM	3	GLN
34	DM	69	PRO
35	DN	104	ALA
35	DN	106	ASP
35	DN	118	ARG
35	DN	119	SER
36	DO	34	HIS
36	DO	116	GLN
37	DP	66	ASN
39	DR	102	SER
40	DS	62	ASP
41	DT	18	GLU
41	DT	39	THR
41	DT	77	ARG
41	DT	88	LYS
42	DU	7	ARG
42	DU	53	ASN
42	DU	89	ASP
44	DW	17	GLU
45	DX	62	LYS
46	DY	61	ALA
47	DZ	4	THR
47	DZ	14	ILE

*Continued on next page...*

*Continued from previous page...*

Mol	Chain	Res	Type
50	D2	44	VAL
50	D2	45	SER
2	AB	16	PHE
2	AB	21	ARG
2	AB	38	VAL
2	AB	53	ALA
2	AB	83	ALA
2	AB	87	CYS
2	AB	116	ASP
2	AB	117	LEU
2	AB	124	GLY
2	AB	126	PHE
2	AB	133	GLU
2	AB	202	GLY
2	AB	220	THR
3	AC	17	PRO
3	AC	61	ALA
3	AC	141	ALA
3	AC	206	GLU
4	AD	7	PRO
4	AD	32	CYS
4	AD	101	VAL
4	AD	167	LYS
4	AD	175	ALA
4	AD	193	ALA
4	AD	198	HIS
5	AE	12	GLN
5	AE	78	ASN
5	AE	90	THR
5	AE	110	ALA
5	AE	157	ARG
6	AF	6	ILE
6	AF	56	LYS
6	AF	68	GLN
6	AF	69	GLU
6	AF	85	ILE
7	AG	69	VAL
7	AG	81	GLY
7	AG	96	ARG
7	AG	100	ALA
8	AH	34	VAL
8	AH	48	ASP

*Continued on next page...*

*Continued from previous page...*

Mol	Chain	Res	Type
8	AH	57	PRO
8	AH	96	MET
9	AI	41	ARG
9	AI	44	ALA
9	AI	50	GLN
9	AI	116	VAL
10	AJ	35	GLN
10	AJ	38	GLY
10	AJ	74	VAL
11	AK	55	SER
11	AK	72	ASP
11	AK	92	GLY
11	AK	127	ARG
12	AL	85	GLY
13	AM	11	ASP
13	AM	67	GLY
13	AM	107	ARG
14	AN	4	GLN
14	AN	47	LYS
14	AN	53	ARG
16	AP	46	LYS
16	AP	68	SER
16	AP	77	GLU
17	AQ	13	VAL
17	AQ	69	LYS
17	AQ	70	THR
17	AQ	82	ALA
18	AR	66	SER
19	AS	76	PRO
20	AT	4	ILE
21	AU	37	PHE
24	BC	37	ASN
24	BC	261	LYS
26	BE	11	ALA
27	BF	21	ASN
27	BF	110	ARG
27	BF	175	PHE
28	BG	39	ASP
29	BH	3	VAL
29	BH	11	ASN
29	BH	14	SER
29	BH	15	LEU

*Continued on next page...*

*Continued from previous page...*

Mol	Chain	Res	Type
29	BH	66	ASN
29	BH	119	ASN
30	BI	6	GLN
30	BI	24	VAL
30	BI	65	ARG
30	BI	83	ALA
30	BI	84	ALA
30	BI	98	VAL
31	BJ	81	ILE
32	BK	110	GLU
33	BL	69	ARG
33	BL	114	GLY
34	BM	58	LYS
36	BO	61	GLN
36	BO	68	LYS
37	BP	35	GLY
37	BP	105	GLY
38	BQ	7	GLY
39	BR	52	PRO
39	BR	55	ASP
40	BS	65	ASP
41	BT	18	GLU
41	BT	25	GLU
41	BT	52	GLU
41	BT	71	GLY
41	BT	88	LYS
42	BU	7	ARG
42	BU	8	ASP
42	BU	98	SER
45	BX	3	ARG
45	BX	61	LYS
46	BY	14	LEU
46	BY	23	ARG
46	BY	35	GLY
46	BY	57	LEU
48	B0	55	ILE
49	B1	52	ALA
53	B5	36	ALA
53	B5	86	GLU
53	B5	90	ALA
53	B5	106	ASP
53	B5	126	SER

*Continued on next page...*



*Continued from previous page...*

Mol	Chain	Res	Type
53	B5	136	GLY
53	B5	217	THR
2	CB	35	ARG
2	CB	96	TRP
2	CB	98	GLY
2	CB	100	MET
2	CB	141	LEU
2	CB	194	ASP
3	CC	12	LEU
3	CC	84	VAL
3	CC	103	ILE
3	CC	175	LEU
4	CD	10	LYS
4	CD	26	ARG
4	CD	32	CYS
4	CD	33	LYS
4	CD	36	GLN
4	CD	43	ALA
4	CD	174	ASP
4	CD	175	ALA
5	CE	70	ASN
5	CE	98	PRO
5	CE	100	SER
5	CE	102	GLY
5	CE	122	ASN
5	CE	150	PRO
5	CE	151	GLU
5	CE	155	ALA
6	CF	14	GLN
6	CF	63	ASN
7	CG	12	ILE
7	CG	57	SER
7	CG	130	ASN
8	CH	67	GLN
8	CH	75	ILE
8	CH	89	LYS
9	CI	42	GLU
9	CI	91	ASP
9	CI	129	LYS
10	CJ	36	VAL
10	CJ	38	GLY
10	CJ	41	PRO

*Continued on next page...*

*Continued from previous page...*

Mol	Chain	Res	Type
12	CL	77	HIS
12	CL	123	LYS
13	CM	114	LYS
14	CN	31	ILE
14	CN	32	SER
14	CN	62	ASN
16	CP	10	GLY
16	CP	33	ILE
16	CP	80	LYS
17	CQ	17	MET
17	CQ	82	ALA
18	CR	26	ILE
20	CT	69	LYS
21	CU	13	ASP
21	CU	16	LEU
21	CU	24	GLU
24	DC	36	LYS
24	DC	218	PRO
24	DC	238	ARG
24	DC	239	ASN
24	DC	255	LYS
25	DD	43	ASP
26	DE	24	ASN
26	DE	61	ARG
26	DE	144	GLU
27	DF	21	ASN
28	DG	92	VAL
29	DH	31	VAL
29	DH	77	THR
29	DH	118	PRO
30	DI	13	VAL
30	DI	72	LYS
30	DI	93	PRO
30	DI	101	ILE
30	DI	102	SER
30	DI	115	ALA
31	DJ	6	ALA
31	DJ	43	GLU
32	DK	92	GLU
32	DK	120	PRO
33	DL	42	SER
33	DL	44	GLY

*Continued on next page...*

*Continued from previous page...*

Mol	Chain	Res	Type
33	DL	111	ILE
35	DN	2	ARG
35	DN	88	ALA
37	DP	80	VAL
37	DP	105	GLY
39	DR	31	GLU
39	DR	50	GLY
40	DS	29	VAL
40	DS	63	GLY
40	DS	67	ASP
40	DS	74	ILE
41	DT	37	ASP
42	DU	19	LYS
42	DU	57	GLY
42	DU	98	SER
42	DU	100	SER
43	DV	93	ARG
44	DW	28	GLY
44	DW	35	SER
44	DW	49	ALA
45	DX	3	ARG
46	DY	37	LEU
46	DY	57	LEU
48	D0	55	ILE
49	D1	5	ILE
51	D3	51	SER
2	AB	13	GLY
2	AB	52	GLU
2	AB	97	LEU
2	AB	194	ASP
3	AC	139	GLN
3	AC	146	ALA
4	AD	26	ARG
4	AD	133	ALA
5	AE	45	ARG
6	AF	41	ASP
6	AF	42	TRP
6	AF	95	ALA
8	AH	31	LYS
8	AH	50	LYS
8	AH	88	ARG
8	AH	97	ALA

*Continued on next page...*

*Continued from previous page...*

Mol	Chain	Res	Type
9	AI	88	MET
10	AJ	29	ALA
10	AJ	32	THR
10	AJ	41	PRO
11	AK	14	LYS
11	AK	126	LYS
12	AL	86	ARG
12	AL	118	GLY
13	AM	47	GLU
13	AM	114	LYS
16	AP	49	GLY
16	AP	65	ALA
16	AP	80	LYS
19	AS	4	SER
20	AT	20	HIS
20	AT	44	LYS
20	AT	75	HIS
21	AU	11	PRO
21	AU	31	GLU
21	AU	38	TYR
24	BC	262	ARG
26	BE	44	ARG
27	BF	71	ARG
27	BF	73	SER
27	BF	134	GLU
29	BH	9	VAL
29	BH	30	LEU
29	BH	85	GLY
29	BH	93	SER
29	BH	105	ALA
30	BI	72	LYS
30	BI	90	SER
31	BJ	39	LYS
32	BK	69	VAL
32	BK	72	PRO
32	BK	108	ARG
32	BK	119	ALA
35	BN	119	SER
37	BP	114	LEU
39	BR	31	GLU
40	BS	22	ASP
40	BS	56	ALA

*Continued on next page...*

*Continued from previous page...*

Mol	Chain	Res	Type
41	BT	17	SER
46	BY	37	LEU
47	BZ	22	ALA
48	B0	38	HIS
51	B3	31	HIS
53	B5	183	PRO
53	B5	215	VAL
2	CB	59	LYS
2	CB	75	ALA
2	CB	82	ASP
2	CB	86	SER
2	CB	129	LEU
3	CC	61	ALA
3	CC	80	LYS
3	CC	89	LYS
3	CC	101	ILE
3	CC	191	THR
4	CD	56	ARG
4	CD	165	ARG
4	CD	182	PHE
4	CD	189	SER
4	CD	192	SER
5	CE	143	GLY
6	CF	13	ASP
6	CF	17	GLN
7	CG	126	ASP
8	CH	22	LYS
8	CH	31	LYS
8	CH	35	ALA
13	CM	25	VAL
14	CN	34	VAL
14	CN	42	TRP
14	CN	53	ARG
15	CO	46	HIS
16	CP	77	GLU
17	CQ	20	SER
19	CS	6	LYS
21	CU	10	GLU
21	CU	37	PHE
21	CU	46	LYS
21	CU	52	ALA
21	CU	53	VAL

*Continued on next page...*

*Continued from previous page...*

Mol	Chain	Res	Type
24	DC	25	HIS
25	DD	57	ALA
25	DD	114	LYS
26	DE	6	LYS
26	DE	57	LYS
27	DF	27	GLN
27	DF	103	LEU
28	DG	8	PRO
29	DH	16	GLY
29	DH	40	THR
30	DI	84	ALA
30	DI	90	SER
32	DK	110	GLU
33	DL	4	ASN
34	DM	59	ARG
35	DN	3	HIS
37	DP	111	LYS
38	DQ	87	SER
39	DR	70	GLU
40	DS	65	ASP
41	DT	24	MET
41	DT	40	LYS
41	DT	50	LEU
41	DT	72	GLN
42	DU	9	ASP
42	DU	55	PRO
42	DU	56	GLY
45	DX	42	SER
48	D0	56	ALA
49	D1	52	ALA
52	D4	20	ASP
2	AB	96	TRP
2	AB	143	LYS
2	AB	193	PRO
3	AC	27	LYS
3	AC	80	LYS
3	AC	166	GLU
3	AC	168	TYR
4	AD	25	VAL
4	AD	49	SER
4	AD	156	LYS
6	AF	15	SER

*Continued on next page...*

*Continued from previous page...*

Mol	Chain	Res	Type
6	AF	38	ARG
6	AF	54	LEU
6	AF	63	ASN
6	AF	88	MET
7	AG	50	LEU
7	AG	113	ASP
9	AI	57	MET
10	AJ	17	LEU
10	AJ	36	VAL
10	AJ	42	LEU
10	AJ	58	ASN
10	AJ	75	ASP
10	AJ	91	ASP
10	AJ	92	LEU
11	AK	36	ASP
13	AM	65	VAL
14	AN	49	GLN
14	AN	65	ARG
14	AN	81	ARG
15	AO	3	LEU
15	AO	47	LYS
19	AS	30	PRO
20	AT	21	ASN
24	BC	71	LYS
25	BD	127	PHE
26	BE	6	LYS
26	BE	8	ALA
29	BH	83	LYS
30	BI	31	GLN
30	BI	75	PRO
30	BI	106	LEU
30	BI	126	THR
31	BJ	25	LEU
32	BK	93	GLN
33	BL	12	SER
35	BN	118	ARG
38	BQ	75	SER
38	BQ	102	ASP
47	BZ	14	ILE
49	B1	5	ILE
49	B1	51	GLU
53	B5	133	GLY

*Continued on next page...*



*Continued from previous page...*

Mol	Chain	Res	Type
2	CB	17	GLY
2	CB	19	GLN
2	CB	34	ALA
2	CB	104	TRP
2	CB	140	GLU
3	CC	17	PRO
4	CD	16	GLY
4	CD	69	GLU
5	CE	24	THR
5	CE	126	LYS
5	CE	133	PRO
6	CF	53	LYS
9	CI	10	GLY
9	CI	45	ARG
9	CI	55	VAL
9	CI	128	SER
11	CK	15	GLN
11	CK	41	ALA
11	CK	93	ARG
11	CK	99	ALA
12	CL	43	LYS
13	CM	10	PRO
13	CM	47	GLU
14	CN	21	PHE
14	CN	59	ARG
15	CO	18	ASP
15	CO	47	LYS
17	CQ	48	ASP
18	CR	25	ASP
20	CT	20	HIS
20	CT	41	ALA
21	CU	11	PRO
24	DC	46	ASN
24	DC	48	ARG
24	DC	205	LEU
24	DC	240	PHE
24	DC	253	LYS
24	DC	262	ARG
26	DE	7	ASP
26	DE	122	GLU
26	DE	139	LYS
26	DE	151	GLY

*Continued on next page...*

*Continued from previous page...*

Mol	Chain	Res	Type
27	DF	174	ASP
28	DG	12	PRO
29	DH	9	VAL
30	DI	9	VAL
30	DI	65	ARG
30	DI	86	ILE
32	DK	93	GLN
32	DK	118	LEU
33	DL	29	LYS
33	DL	69	ARG
35	DN	70	THR
37	DP	114	LEU
39	DR	53	PHE
41	DT	73	ARG
44	DW	29	GLU
46	DY	12	GLU
47	DZ	30	ARG
48	D0	45	ALA
51	D3	52	LYS
54	D6	4	PRO
2	AB	19	GLN
2	AB	147	SER
2	AB	210	VAL
2	AB	224	GLY
3	AC	66	VAL
3	AC	127	ARG
4	AD	69	GLU
4	AD	102	VAL
4	AD	116	GLN
4	AD	125	VAL
4	AD	197	GLU
5	AE	24	THR
5	AE	156	LYS
8	AH	14	ILE
8	AH	25	VAL
8	AH	104	VAL
9	AI	23	PRO
10	AJ	43	PRO
10	AJ	62	ARG
11	AK	119	ASN
11	AK	124	PRO
13	AM	10	PRO

*Continued on next page...*

*Continued from previous page...*

Mol	Chain	Res	Type
15	AO	25	THR
15	AO	26	GLU
16	AP	10	GLY
16	AP	16	PHE
16	AP	47	GLU
16	AP	57	ILE
17	AQ	12	VAL
24	BC	124	ILE
25	BD	142	VAL
26	BE	5	LEU
27	BF	43	ALA
27	BF	51	ASP
27	BF	164	GLU
28	BG	82	GLY
28	BG	152	ARG
30	BI	3	LYS
30	BI	7	ALA
30	BI	52	GLY
30	BI	102	SER
30	BI	113	LYS
32	BK	111	LYS
39	BR	50	GLY
42	BU	52	LEU
46	BY	17	GLU
49	B1	23	THR
50	B2	2	LYS
53	B5	51	ASP
53	B5	65	LEU
53	B5	73	VAL
53	B5	181	PHE
2	CB	72	THR
2	CB	136	MET
4	CD	74	ASN
4	CD	167	LYS
5	CE	12	GLN
5	CE	57	PRO
5	CE	113	ALA
6	CF	26	THR
6	CF	27	ALA
6	CF	94	HIS
12	CL	4	VAL
12	CL	15	LYS

*Continued on next page...*

*Continued from previous page...*

Mol	Chain	Res	Type
14	CN	3	LYS
14	CN	92	GLU
17	CQ	59	VAL
19	CS	28	LYS
19	CS	45	ILE
20	CT	25	ARG
21	CU	23	CYS
24	DC	66	ASP
25	DD	101	PHE
27	DF	149	VAL
27	DF	177	PHE
28	DG	111	HIS
28	DG	119	ALA
30	DI	15	ALA
33	DL	17	LYS
33	DL	115	GLU
37	DP	94	LYS
39	DR	7	SER
40	DS	64	ALA
42	DU	37	GLU
43	DV	81	PRO
46	DY	6	LEU
48	D0	27	SER
49	D1	16	GLY
51	D3	47	LYS
2	AB	128	LYS
3	AC	3	GLN
3	AC	47	LEU
6	AF	12	PRO
6	AF	60	VAL
8	AH	21	ASN
12	AL	121	ARG
15	AO	73	LYS
17	AQ	32	PRO
25	BD	102	ALA
28	BG	12	PRO
28	BG	175	LYS
29	BH	120	GLY
30	BI	21	SER
30	BI	101	ILE
32	BK	60	ALA
33	BL	86	GLU

*Continued on next page...*

*Continued from previous page...*

Mol	Chain	Res	Type
53	B5	202	PRO
2	CB	64	LYS
3	CC	28	GLU
3	CC	66	VAL
4	CD	14	ARG
4	CD	85	ASN
10	CJ	42	LEU
11	CK	101	ASN
12	CL	44	LYS
13	CM	5	ALA
13	CM	6	GLY
13	CM	94	GLY
26	DE	129	PRO
27	DF	175	PHE
30	DI	22	PRO
31	DJ	127	GLY
32	DK	48	PRO
33	DL	79	LEU
34	DM	58	LYS
42	DU	52	LEU
42	DU	58	ILE
43	DV	79	ARG
45	DX	66	THR
46	DY	46	VAL
7	AG	12	ILE
8	AH	75	ILE
9	AI	24	GLY
14	AN	69	ARG
28	BG	61	GLY
28	BG	154	PRO
53	B5	146	VAL
2	CB	149	GLY
4	CD	61	VAL
11	CK	104	GLY
2	AB	182	PRO
9	AI	51	PRO
24	BC	231	PRO
25	BD	104	VAL
34	BM	15	GLY
53	B5	104	ILE
53	B5	162	ILE
12	CL	8	VAL

*Continued on next page...*

*Continued from previous page...*

Mol	Chain	Res	Type
12	CL	22	PRO
13	CM	24	GLY
27	DF	79	ILE
30	DI	74	PRO
32	DK	72	PRO
34	DM	57	VAL
11	AK	91	PRO
13	AM	112	PRO
17	AQ	33	ILE
24	BC	196	GLY
27	BF	146	VAL
33	BL	130	GLY
41	BT	2	ILE
46	BY	46	VAL
53	B5	213	VAL
2	CB	13	GLY
3	CC	14	ILE
3	CC	64	ILE
7	CG	16	PRO
8	CH	34	VAL
24	DC	41	GLY
24	DC	228	VAL
28	DG	154	PRO
30	DI	19	ASN
31	DJ	8	PRO
43	DV	84	PRO
50	D2	38	GLY
5	AE	51	GLY
8	AH	78	VAL
8	AH	103	VAL
17	AQ	25	ILE
25	BD	2	ILE
33	BL	88	GLY
42	BU	50	PRO
2	CB	25	PRO
8	CH	78	VAL
12	CL	80	ILE
17	CQ	13	VAL
24	DC	172	VAL
31	DJ	46	PRO
34	DM	125	PRO
37	DP	84	ILE

*Continued on next page...*

*Continued from previous page...*

Mol	Chain	Res	Type
3	AC	159	GLY
7	AG	14	PRO
10	CJ	79	PRO
28	DG	17	VAL
30	DI	89	GLY
32	DK	101	GLY
39	DR	8	GLY

### 5.3.2 Protein sidechains ⓘ

In the following table, the Percentiles column shows the percent sidechain outliers of the chain as a percentile score with respect to all X-ray entries followed by that with respect to entries of similar resolution. The Analysed column shows the number of residues for which the sidechain conformation was analysed, and the total number of residues.

Mol	Chain	Analysed	Rotameric	Outliers	Percentiles	
2	AB	180/180 (100%)	125 (69%)	55 (31%)	0	2
2	CB	180/180 (100%)	126 (70%)	54 (30%)	0	2
3	AC	170/170 (100%)	137 (81%)	33 (19%)	2	11
3	CC	170/170 (100%)	130 (76%)	40 (24%)	1	5
4	AD	172/172 (100%)	128 (74%)	44 (26%)	1	4
4	CD	172/172 (100%)	140 (81%)	32 (19%)	2	13
5	AE	113/113 (100%)	85 (75%)	28 (25%)	1	4
5	CE	113/113 (100%)	83 (74%)	30 (26%)	1	4
6	AF	87/87 (100%)	63 (72%)	24 (28%)	0	3
6	CF	87/87 (100%)	58 (67%)	29 (33%)	0	2
7	AG	124/124 (100%)	88 (71%)	36 (29%)	0	3
7	CG	124/124 (100%)	92 (74%)	32 (26%)	1	4
8	AH	104/104 (100%)	80 (77%)	24 (23%)	1	6
8	CH	104/104 (100%)	79 (76%)	25 (24%)	1	5
9	AI	105/105 (100%)	73 (70%)	32 (30%)	0	2
9	CI	105/105 (100%)	73 (70%)	32 (30%)	0	2
10	AJ	86/86 (100%)	61 (71%)	25 (29%)	0	2
10	CJ	86/86 (100%)	70 (81%)	16 (19%)	2	13
11	AK	90/90 (100%)	70 (78%)	20 (22%)	1	7

*Continued on next page...*



*Continued from previous page...*

Mol	Chain	Analysed	Rotameric	Outliers	Percentiles	
11	CK	90/90 (100%)	67 (74%)	23 (26%)	1	4
12	AL	103/103 (100%)	78 (76%)	25 (24%)	1	5
12	CL	103/103 (100%)	78 (76%)	25 (24%)	1	5
13	AM	92/92 (100%)	65 (71%)	27 (29%)	0	2
13	CM	92/92 (100%)	69 (75%)	23 (25%)	1	4
14	AN	79/83 (95%)	63 (80%)	16 (20%)	2	9
14	CN	79/83 (95%)	69 (87%)	10 (13%)	6	27
15	AO	75/76 (99%)	61 (81%)	14 (19%)	2	12
15	CO	75/76 (99%)	64 (85%)	11 (15%)	4	21
16	AP	65/65 (100%)	50 (77%)	15 (23%)	1	6
16	CP	65/65 (100%)	52 (80%)	13 (20%)	2	10
17	AQ	74/74 (100%)	50 (68%)	24 (32%)	0	2
17	CQ	74/74 (100%)	54 (73%)	20 (27%)	1	3
18	AR	48/48 (100%)	40 (83%)	8 (17%)	3	16
18	CR	48/48 (100%)	43 (90%)	5 (10%)	10	37
19	AS	70/70 (100%)	59 (84%)	11 (16%)	4	18
19	CS	70/70 (100%)	53 (76%)	17 (24%)	1	5
20	AT	65/65 (100%)	49 (75%)	16 (25%)	1	4
20	CT	65/65 (100%)	49 (75%)	16 (25%)	1	4
21	AU	44/44 (100%)	29 (66%)	15 (34%)	0	1
21	CU	44/44 (100%)	29 (66%)	15 (34%)	0	1
24	BC	216/216 (100%)	182 (84%)	34 (16%)	4	18
24	DC	216/216 (100%)	189 (88%)	27 (12%)	7	28
25	BD	164/164 (100%)	145 (88%)	19 (12%)	8	31
25	DD	164/164 (100%)	145 (88%)	19 (12%)	8	31
26	BE	165/165 (100%)	137 (83%)	28 (17%)	3	15
26	DE	165/165 (100%)	131 (79%)	34 (21%)	2	9
27	BF	148/148 (100%)	121 (82%)	27 (18%)	2	13
27	DF	148/148 (100%)	116 (78%)	32 (22%)	1	8
28	BG	137/137 (100%)	118 (86%)	19 (14%)	5	23
28	DG	137/137 (100%)	119 (87%)	18 (13%)	6	25

*Continued on next page...*

*Continued from previous page...*

Mol	Chain	Analysed	Rotameric	Outliers	Percentiles	
29	BH	114/114 (100%)	88 (77%)	26 (23%)	1	6
29	DH	114/114 (100%)	88 (77%)	26 (23%)	1	6
30	BI	109/109 (100%)	80 (73%)	29 (27%)	1	4
30	DI	109/109 (100%)	85 (78%)	24 (22%)	1	7
31	BJ	116/116 (100%)	106 (91%)	10 (9%)	15	50
31	DJ	116/116 (100%)	103 (89%)	13 (11%)	9	33
32	BK	103/103 (100%)	90 (87%)	13 (13%)	7	27
32	DK	103/103 (100%)	93 (90%)	10 (10%)	12	42
33	BL	102/102 (100%)	86 (84%)	16 (16%)	4	18
33	DL	102/102 (100%)	80 (78%)	22 (22%)	1	8
34	BM	109/109 (100%)	92 (84%)	17 (16%)	4	18
34	DM	109/109 (100%)	93 (85%)	16 (15%)	4	21
35	BN	100/100 (100%)	83 (83%)	17 (17%)	3	15
35	DN	100/100 (100%)	77 (77%)	23 (23%)	1	6
36	BO	86/86 (100%)	63 (73%)	23 (27%)	1	4
36	DO	86/86 (100%)	71 (83%)	15 (17%)	3	14
37	BP	99/99 (100%)	84 (85%)	15 (15%)	4	20
37	DP	99/99 (100%)	83 (84%)	16 (16%)	3	17
38	BQ	89/89 (100%)	75 (84%)	14 (16%)	4	18
38	DQ	89/89 (100%)	76 (85%)	13 (15%)	5	21
39	BR	84/84 (100%)	69 (82%)	15 (18%)	2	13
39	DR	84/84 (100%)	73 (87%)	11 (13%)	6	25
40	BS	93/93 (100%)	75 (81%)	18 (19%)	2	11
40	DS	93/93 (100%)	80 (86%)	13 (14%)	5	23
41	BT	80/80 (100%)	68 (85%)	12 (15%)	4	20
41	DT	80/80 (100%)	64 (80%)	16 (20%)	2	10
42	BU	83/83 (100%)	66 (80%)	17 (20%)	2	9
42	DU	83/83 (100%)	60 (72%)	23 (28%)	0	3
43	BV	78/78 (100%)	62 (80%)	16 (20%)	2	9
43	DV	78/78 (100%)	67 (86%)	11 (14%)	5	23
44	BW	57/58 (98%)	50 (88%)	7 (12%)	7	28

*Continued on next page...*

Continued from previous page...

Mol	Chain	Analysed	Rotameric	Outliers	Percentiles	
44	DW	56/58 (97%)	51 (91%)	5 (9%)	14	48
45	BX	67/67 (100%)	56 (84%)	11 (16%)	3	16
45	DX	67/67 (100%)	57 (85%)	10 (15%)	4	20
46	BY	55/55 (100%)	47 (86%)	8 (14%)	5	22
46	DY	55/55 (100%)	45 (82%)	10 (18%)	2	13
47	BZ	48/48 (100%)	42 (88%)	6 (12%)	7	28
47	DZ	48/48 (100%)	35 (73%)	13 (27%)	1	3
48	B0	47/47 (100%)	40 (85%)	7 (15%)	4	20
48	D0	47/47 (100%)	43 (92%)	4 (8%)	15	51
49	B1	45/45 (100%)	37 (82%)	8 (18%)	2	14
49	D1	45/45 (100%)	39 (87%)	6 (13%)	6	25
50	B2	38/38 (100%)	33 (87%)	5 (13%)	6	25
50	D2	38/38 (100%)	32 (84%)	6 (16%)	4	18
51	B3	51/51 (100%)	40 (78%)	11 (22%)	1	8
51	D3	51/51 (100%)	47 (92%)	4 (8%)	18	55
52	B4	34/34 (100%)	29 (85%)	5 (15%)	4	21
52	D4	34/34 (100%)	29 (85%)	5 (15%)	4	21
53	B5	61/180 (34%)	47 (77%)	14 (23%)	1	6
54	B6	2/2 (100%)	2 (100%)	0	100	100
54	D6	2/2 (100%)	2 (100%)	0	100	100
All	All	9390/9522 (99%)	7518 (80%)	1872 (20%)	2	10

All (1872) residues with a non-rotameric sidechain are listed below:

Mol	Chain	Res	Type
2	AB	10	LEU
2	AB	14	VAL
2	AB	15	HIS
2	AB	19	GLN
2	AB	21	ARG
2	AB	27	MET
2	AB	31	ILE
2	AB	32	PHE
2	AB	39	HIS
2	AB	41	ILE

Continued on next page...

*Continued from previous page...*

Mol	Chain	Res	Type
2	AB	43	LEU
2	AB	46	THR
2	AB	50	PHE
2	AB	52	GLU
2	AB	56	GLU
2	AB	64	LYS
2	AB	66	LYS
2	AB	68	LEU
2	AB	70	VAL
2	AB	82	ASP
2	AB	85	LEU
2	AB	88	ASP
2	AB	89	GLN
2	AB	91	PHE
2	AB	93	ASN
2	AB	101	LEU
2	AB	102	THR
2	AB	108	ARG
2	AB	111	ILE
2	AB	112	LYS
2	AB	117	LEU
2	AB	121	SER
2	AB	126	PHE
2	AB	129	LEU
2	AB	130	THR
2	AB	132	LYS
2	AB	133	GLU
2	AB	136	MET
2	AB	137	ARG
2	AB	140	GLU
2	AB	143	LYS
2	AB	144	LEU
2	AB	151	ILE
2	AB	161	LEU
2	AB	163	VAL
2	AB	184	PHE
2	AB	186	ILE
2	AB	188	ASP
2	AB	199	VAL
2	AB	205	ASP
2	AB	207	ILE
2	AB	208	ARG

*Continued on next page...*

*Continued from previous page...*

Mol	Chain	Res	Type
2	AB	220	THR
2	AB	225	ARG
2	AB	226	SER
3	AC	3	GLN
3	AC	14	ILE
3	AC	15	VAL
3	AC	16	LYS
3	AC	18	TRP
3	AC	26	THR
3	AC	27	LYS
3	AC	33	LEU
3	AC	37	PHE
3	AC	38	LYS
3	AC	52	VAL
3	AC	55	ILE
3	AC	58	GLU
3	AC	59	ARG
3	AC	62	LYS
3	AC	69	HIS
3	AC	82	GLU
3	AC	86	LYS
3	AC	93	ASP
3	AC	103	ILE
3	AC	107	ARG
3	AC	119	SER
3	AC	121	THR
3	AC	127	ARG
3	AC	131	ARG
3	AC	140	ASN
3	AC	142	MET
3	AC	144	LEU
3	AC	157	LEU
3	AC	162	ILE
3	AC	167	TRP
3	AC	168	TYR
3	AC	185	ASN
4	AD	3	ARG
4	AD	5	LEU
4	AD	13	ARG
4	AD	23	SER
4	AD	31	LYS
4	AD	32	CYS

*Continued on next page...*

*Continued from previous page...*

Mol	Chain	Res	Type
4	AD	34	ILE
4	AD	35	GLU
4	AD	44	ARG
4	AD	48	LEU
4	AD	49	SER
4	AD	56	ARG
4	AD	58	LYS
4	AD	63	ARG
4	AD	70	ARG
4	AD	83	LYS
4	AD	90	LEU
4	AD	93	LEU
4	AD	98	LEU
4	AD	103	TYR
4	AD	104	ARG
4	AD	110	THR
4	AD	111	ARG
4	AD	116	GLN
4	AD	121	LYS
4	AD	123	ILE
4	AD	128	ARG
4	AD	132	ILE
4	AD	134	SER
4	AD	143	VAL
4	AD	144	SER
4	AD	145	ILE
4	AD	152	GLN
4	AD	161	LEU
4	AD	163	GLU
4	AD	164	GLN
4	AD	167	LYS
4	AD	177	LYS
4	AD	178	MET
4	AD	190	ASP
4	AD	195	ILE
4	AD	196	ASN
4	AD	197	GLU
4	AD	206	LYS
5	AE	10	GLU
5	AE	15	LEU
5	AE	19	ASN
5	AE	21	VAL

*Continued on next page...*

*Continued from previous page...*

Mol	Chain	Res	Type
5	AE	26	LYS
5	AE	29	ARG
5	AE	32	SER
5	AE	46	VAL
5	AE	60	ILE
5	AE	69	ARG
5	AE	72	ILE
5	AE	74	VAL
5	AE	83	HIS
5	AE	93	ARG
5	AE	101	GLU
5	AE	105	ILE
5	AE	114	VAL
5	AE	115	LEU
5	AE	116	GLU
5	AE	122	ASN
5	AE	123	VAL
5	AE	124	LEU
5	AE	131	THR
5	AE	134	ILE
5	AE	136	VAL
5	AE	137	VAL
5	AE	142	ASP
5	AE	149	SER
6	AF	5	GLU
6	AF	14	GLN
6	AF	15	SER
6	AF	16	GLU
6	AF	17	GLN
6	AF	24	ARG
6	AF	35	LYS
6	AF	39	LEU
6	AF	51	ILE
6	AF	52	ASN
6	AF	53	LYS
6	AF	54	LEU
6	AF	55	HIS
6	AF	62	MET
6	AF	63	ASN
6	AF	69	GLU
6	AF	77	THR
6	AF	82	ASP

*Continued on next page...*



*Continued from previous page...*

Mol	Chain	Res	Type
6	AF	86	ARG
6	AF	87	SER
6	AF	90	MET
6	AF	93	LYS
6	AF	96	VAL
6	AF	97	THR
7	AG	4	ARG
7	AG	6	VAL
7	AG	7	ILE
7	AG	9	GLN
7	AG	13	LEU
7	AG	23	LEU
7	AG	32	VAL
7	AG	36	LYS
7	AG	37	SER
7	AG	41	SER
7	AG	43	VAL
7	AG	47	LEU
7	AG	48	GLU
7	AG	49	THR
7	AG	52	GLN
7	AG	56	LYS
7	AG	59	LEU
7	AG	62	PHE
7	AG	63	GLU
7	AG	70	ARG
7	AG	75	VAL
7	AG	76	LYS
7	AG	78	ARG
7	AG	79	ARG
7	AG	80	VAL
7	AG	83	SER
7	AG	89	VAL
7	AG	95	ARG
7	AG	113	ASP
7	AG	120	LEU
7	AG	124	LEU
7	AG	135	VAL
7	AG	136	LYS
7	AG	141	VAL
7	AG	142	HIS
7	AG	144	MET

*Continued on next page...*

*Continued from previous page...*

Mol	Chain	Res	Type
8	AH	13	ARG
8	AH	15	ARG
8	AH	22	LYS
8	AH	26	THR
8	AH	31	LYS
8	AH	32	LEU
8	AH	36	ILE
8	AH	42	GLU
8	AH	47	GLU
8	AH	49	PHE
8	AH	59	LEU
8	AH	64	LYS
8	AH	74	SER
8	AH	80	ARG
8	AH	83	LEU
8	AH	89	LYS
8	AH	90	ASP
8	AH	99	LEU
8	AH	104	VAL
8	AH	108	LYS
8	AH	111	MET
8	AH	121	LEU
8	AH	125	ILE
8	AH	129	VAL
9	AI	7	TYR
9	AI	11	ARG
9	AI	12	ARG
9	AI	22	LYS
9	AI	30	ILE
9	AI	33	ARG
9	AI	36	GLU
9	AI	43	THR
9	AI	46	MET
9	AI	48	VAL
9	AI	49	ARG
9	AI	55	VAL
9	AI	57	MET
9	AI	61	LEU
9	AI	63	LEU
9	AI	65	ILE
9	AI	68	LYS
9	AI	85	ARG

*Continued on next page...*

*Continued from previous page...*

Mol	Chain	Res	Type
9	AI	89	GLU
9	AI	90	TYR
9	AI	94	LEU
9	AI	96	SER
9	AI	97	GLU
9	AI	99	ARG
9	AI	111	VAL
9	AI	114	LYS
9	AI	115	LYS
9	AI	119	ARG
9	AI	120	LYS
9	AI	127	PHE
9	AI	129	LYS
9	AI	130	ARG
10	AJ	5	ARG
10	AJ	6	ILE
10	AJ	8	ILE
10	AJ	11	LYS
10	AJ	15	HIS
10	AJ	25	ILE
10	AJ	27	GLU
10	AJ	28	THR
10	AJ	44	THR
10	AJ	52	LEU
10	AJ	53	ILE
10	AJ	59	LYS
10	AJ	63	ASP
10	AJ	66	GLU
10	AJ	69	THR
10	AJ	71	LEU
10	AJ	73	LEU
10	AJ	80	THR
10	AJ	83	THR
10	AJ	84	VAL
10	AJ	87	LEU
10	AJ	89	ARG
10	AJ	91	ASP
10	AJ	92	LEU
10	AJ	101	SER
11	AK	14	LYS
11	AK	17	SER
11	AK	23	ILE

*Continued on next page...*

*Continued from previous page...*

Mol	Chain	Res	Type
11	AK	31	ILE
11	AK	32	VAL
11	AK	38	GLN
11	AK	52	PHE
11	AK	65	VAL
11	AK	74	VAL
11	AK	76	GLU
11	AK	81	ASN
11	AK	82	LEU
11	AK	83	GLU
11	AK	97	ILE
11	AK	100	LEU
11	AK	107	ILE
11	AK	111	THR
11	AK	126	LYS
11	AK	127	ARG
11	AK	128	ARG
12	AL	4	VAL
12	AL	10	LYS
12	AL	16	VAL
12	AL	21	VAL
12	AL	25	GLU
12	AL	29	GLN
12	AL	41	THR
12	AL	44	LYS
12	AL	51	LYS
12	AL	54	ARG
12	AL	57	LEU
12	AL	58	THR
12	AL	62	GLU
12	AL	64	THR
12	AL	72	HIS
12	AL	74	LEU
12	AL	82	ILE
12	AL	86	ARG
12	AL	88	LYS
12	AL	89	ASP
12	AL	102	LEU
12	AL	104	CYS
12	AL	105	SER
12	AL	116	LYS
12	AL	121	ARG

*Continued on next page...*

*Continued from previous page...*

Mol	Chain	Res	Type
13	AM	3	ARG
13	AM	4	ILE
13	AM	7	ILE
13	AM	8	ASN
13	AM	11	ASP
13	AM	13	LYS
13	AM	16	VAL
13	AM	19	LEU
13	AM	21	SER
13	AM	25	VAL
13	AM	27	LYS
13	AM	29	ARG
13	AM	34	LEU
13	AM	48	LEU
13	AM	55	THR
13	AM	59	GLU
13	AM	63	PHE
13	AM	66	GLU
13	AM	68	ASP
13	AM	71	ARG
13	AM	72	GLU
13	AM	79	ARG
13	AM	87	ARG
13	AM	101	ARG
13	AM	104	THR
13	AM	107	ARG
13	AM	108	THR
14	AN	7	LYS
14	AN	26	GLU
14	AN	28	LYS
14	AN	41	ARG
14	AN	46	LEU
14	AN	49	GLN
14	AN	51	LEU
14	AN	59	ARG
14	AN	62	ASN
14	AN	63	ARG
14	AN	67	THR
14	AN	80	SER
14	AN	81	ARG
14	AN	84	VAL
14	AN	85	ARG

*Continued on next page...*

*Continued from previous page...*

Mol	Chain	Res	Type
14	AN	89	MET
15	AO	11	ILE
15	AO	17	ARG
15	AO	31	LEU
15	AO	35	GLN
15	AO	39	LEU
15	AO	40	GLN
15	AO	57	LEU
15	AO	67	LEU
15	AO	70	LEU
15	AO	75	VAL
15	AO	79	THR
15	AO	83	GLU
15	AO	85	LEU
15	AO	87	LEU
16	AP	1	MET
16	AP	2	VAL
16	AP	6	LEU
16	AP	8	ARG
16	AP	18	GLN
16	AP	20	VAL
16	AP	31	ARG
16	AP	33	ILE
16	AP	46	LYS
16	AP	51	ARG
16	AP	67	ILE
16	AP	70	ARG
16	AP	75	ILE
16	AP	78	VAL
16	AP	80	LYS
17	AQ	4	LYS
17	AQ	11	ARG
17	AQ	13	VAL
17	AQ	16	LYS
17	AQ	17	MET
17	AQ	21	ILE
17	AQ	27	ARG
17	AQ	28	PHE
17	AQ	29	VAL
17	AQ	38	ILE
17	AQ	44	LEU
17	AQ	50	ASN

*Continued on next page...*

*Continued from previous page...*

Mol	Chain	Res	Type
17	AQ	51	ASN
17	AQ	52	GLU
17	AQ	53	CYS
17	AQ	55	ILE
17	AQ	57	ASP
17	AQ	63	GLU
17	AQ	69	LYS
17	AQ	71	LYS
17	AQ	75	LEU
17	AQ	76	VAL
17	AQ	81	LYS
17	AQ	83	VAL
18	AR	25	ASP
18	AR	29	LEU
18	AR	30	LYS
18	AR	34	THR
18	AR	43	ARG
18	AR	48	ARG
18	AR	55	LEU
18	AR	71	THR
19	AS	6	LYS
19	AS	15	LEU
19	AS	21	LYS
19	AS	33	THR
19	AS	41	PHE
19	AS	55	ARG
19	AS	56	GLN
19	AS	58	VAL
19	AS	63	THR
19	AS	65	GLU
19	AS	71	LEU
20	AT	5	LYS
20	AT	6	SER
20	AT	8	LYS
20	AT	10	ARG
20	AT	12	ILE
20	AT	15	GLU
20	AT	27	MET
20	AT	29	ARG
20	AT	30	THR
20	AT	34	LYS
20	AT	36	TYR

*Continued on next page...*



*Continued from previous page...*

Mol	Chain	Res	Type
20	AT	54	MET
20	AT	69	LYS
20	AT	70	ASN
20	AT	74	ARG
20	AT	76	LYS
21	AU	5	LYS
21	AU	9	ASN
21	AU	10	GLU
21	AU	12	PHE
21	AU	16	LEU
21	AU	18	ARG
21	AU	19	PHE
21	AU	20	LYS
21	AU	28	VAL
21	AU	33	ARG
21	AU	34	ARG
21	AU	37	PHE
21	AU	44	GLU
21	AU	53	VAL
21	AU	54	LYS
24	BC	3	VAL
24	BC	5	LYS
24	BC	14	ARG
24	BC	18	LYS
24	BC	24	LEU
24	BC	35	GLU
24	BC	38	SER
24	BC	39	LYS
24	BC	63	ARG
24	BC	64	ILE
24	BC	71	LYS
24	BC	86	ASN
24	BC	97	LYS
24	BC	105	LEU
24	BC	111	LYS
24	BC	121	ASP
24	BC	125	LYS
24	BC	135	ILE
24	BC	156	ARG
24	BC	164	ILE
24	BC	167	ARG
24	BC	174	LEU

*Continued on next page...*

*Continued from previous page...*

Mol	Chain	Res	Type
24	BC	177	ARG
24	BC	181	MET
24	BC	182	ARG
24	BC	187	ASP
24	BC	199	GLU
24	BC	200	HIS
24	BC	207	LYS
24	BC	213	TRP
24	BC	244	PRO
24	BC	245	VAL
24	BC	248	TRP
24	BC	265	LYS
25	BD	8	LYS
25	BD	12	THR
25	BD	16	THR
25	BD	28	GLU
25	BD	33	ARG
25	BD	43	ASP
25	BD	52	THR
25	BD	62	LYS
25	BD	73	VAL
25	BD	83	ARG
25	BD	89	GLU
25	BD	95	SER
25	BD	98	VAL
25	BD	112	THR
25	BD	121	THR
25	BD	145	SER
25	BD	177	VAL
25	BD	197	THR
25	BD	204	LYS
26	BE	4	VAL
26	BE	15	SER
26	BE	32	VAL
26	BE	40	ARG
26	BE	44	ARG
26	BE	48	THR
26	BE	49	ARG
26	BE	65	THR
26	BE	69	ARG
26	BE	77	ILE
26	BE	90	GLN

*Continued on next page...*

*Continued from previous page...*

Mol	Chain	Res	Type
26	BE	93	SER
26	BE	95	LYS
26	BE	107	SER
26	BE	108	ILE
26	BE	111	GLU
26	BE	115	GLN
26	BE	116	ASP
26	BE	120	VAL
26	BE	121	VAL
26	BE	126	VAL
26	BE	136	GLN
26	BE	149	ILE
26	BE	159	LEU
26	BE	170	ARG
26	BE	171	ASP
26	BE	176	ASP
26	BE	198	GLU
27	BF	3	LYS
27	BF	14	LYS
27	BF	17	MET
27	BF	23	ASN
27	BF	31	VAL
27	BF	34	ILE
27	BF	36	LEU
27	BF	44	ILE
27	BF	48	LYS
27	BF	50	LEU
27	BF	51	ASP
27	BF	57	LEU
27	BF	78	LYS
27	BF	83	TYR
27	BF	85	ILE
27	BF	89	VAL
27	BF	95	ARG
27	BF	96	MET
27	BF	105	THR
27	BF	125	ARG
27	BF	142	ASP
27	BF	150	ARG
27	BF	152	LEU
27	BF	155	THR
27	BF	158	THR

*Continued on next page...*

*Continued from previous page...*

Mol	Chain	Res	Type
27	BF	164	GLU
27	BF	174	ASP
28	BG	9	VAL
28	BG	11	VAL
28	BG	27	LYS
28	BG	29	LYS
28	BG	39	ASP
28	BG	43	VAL
28	BG	55	ARG
28	BG	67	THR
28	BG	69	ARG
28	BG	77	ILE
28	BG	87	LEU
28	BG	89	LEU
28	BG	116	GLN
28	BG	124	GLU
28	BG	125	CYS
28	BG	139	GLN
28	BG	152	ARG
28	BG	155	GLU
28	BG	171	THR
29	BH	1	MET
29	BH	3	VAL
29	BH	6	LEU
29	BH	12	LEU
29	BH	15	LEU
29	BH	27	ARG
29	BH	50	ARG
29	BH	60	GLU
29	BH	62	LEU
29	BH	66	ASN
29	BH	75	LEU
29	BH	77	THR
29	BH	79	THR
29	BH	86	ASP
29	BH	91	PHE
29	BH	112	LYS
29	BH	119	ASN
29	BH	122	LEU
29	BH	123	ARG
29	BH	125	THR
29	BH	129	GLU

*Continued on next page...*

*Continued from previous page...*

Mol	Chain	Res	Type
29	BH	131	SER
29	BH	137	GLU
29	BH	142	VAL
29	BH	145	ASN
29	BH	146	VAL
30	BI	3	LYS
30	BI	8	TYR
30	BI	9	VAL
30	BI	11	LEU
30	BI	12	GLN
30	BI	31	GLN
30	BI	34	ASN
30	BI	38	PHE
30	BI	45	LYS
30	BI	47	ASP
30	BI	50	GLU
30	BI	51	LYS
30	BI	60	THR
30	BI	62	TYR
30	BI	67	PHE
30	BI	68	THR
30	BI	69	PHE
30	BI	72	LYS
30	BI	86	ILE
30	BI	87	LYS
30	BI	96	ASP
30	BI	97	LYS
30	BI	100	LYS
30	BI	103	ARG
30	BI	108	GLU
30	BI	111	GLN
30	BI	132	THR
30	BI	135	SER
30	BI	136	MET
31	BJ	17	VAL
31	BJ	30	THR
31	BJ	31	GLU
31	BJ	40	HIS
31	BJ	61	LYS
31	BJ	69	ARG
31	BJ	111	LYS
31	BJ	121	LYS

*Continued on next page...*

*Continued from previous page...*

Mol	Chain	Res	Type
31	BJ	124	VAL
31	BJ	135	GLN
32	BK	20	MET
32	BK	21	CYS
32	BK	45	GLU
32	BK	49	ARG
32	BK	58	LEU
32	BK	63	VAL
32	BK	66	LYS
32	BK	82	ASN
32	BK	88	ASN
32	BK	92	GLU
32	BK	105	ARG
32	BK	116	ILE
32	BK	117	SER
33	BL	13	LYS
33	BL	19	LEU
33	BL	23	ILE
33	BL	27	LEU
33	BL	40	SER
33	BL	63	LYS
33	BL	70	LYS
33	BL	82	LEU
33	BL	85	VAL
33	BL	86	GLU
33	BL	89	VAL
33	BL	93	ASN
33	BL	100	ILE
33	BL	109	LYS
33	BL	115	GLU
33	BL	144	GLU
34	BM	1	MET
34	BM	10	ARG
34	BM	12	MET
34	BM	16	ARG
34	BM	18	ARG
34	BM	20	LEU
34	BM	24	THR
34	BM	58	LYS
34	BM	69	PRO
34	BM	70	ASP
34	BM	106	ASP

*Continued on next page...*

*Continued from previous page...*

Mol	Chain	Res	Type
34	BM	108	VAL
34	BM	110	GLU
34	BM	126	ILE
34	BM	131	VAL
34	BM	134	THR
34	BM	135	VAL
35	BN	1	MET
35	BN	2	ARG
35	BN	4	ARG
35	BN	8	ARG
35	BN	15	SER
35	BN	18	GLN
35	BN	32	GLU
35	BN	69	ARG
35	BN	70	THR
35	BN	71	ARG
35	BN	79	LEU
35	BN	95	THR
35	BN	96	ARG
35	BN	113	ILE
35	BN	116	VAL
35	BN	118	ARG
35	BN	120	GLU
36	BO	2	ASP
36	BO	3	LYS
36	BO	4	LYS
36	BO	5	SER
36	BO	9	ARG
36	BO	18	LEU
36	BO	25	ARG
36	BO	26	LEU
36	BO	27	VAL
36	BO	28	VAL
36	BO	31	THR
36	BO	36	TYR
36	BO	38	GLN
36	BO	45	SER
36	BO	49	VAL
36	BO	54	VAL
36	BO	58	ILE
36	BO	65	THR
36	BO	83	LEU

*Continued on next page...*



*Continued from previous page...*

Mol	Chain	Res	Type
36	BO	88	LYS
36	BO	89	ASP
36	BO	90	VAL
36	BO	102	ARG
37	BP	5	ILE
37	BP	6	LYS
37	BP	7	GLN
37	BP	19	SER
37	BP	26	VAL
37	BP	27	GLU
37	BP	29	LYS
37	BP	46	VAL
37	BP	63	LYS
37	BP	68	GLU
37	BP	93	ARG
37	BP	103	ARG
37	BP	109	ARG
37	BP	110	ILE
37	BP	114	LEU
38	BQ	9	ILE
38	BQ	18	LEU
38	BQ	19	LYS
38	BQ	30	ARG
38	BQ	40	ILE
38	BQ	51	ARG
38	BQ	58	ARG
38	BQ	74	ILE
38	BQ	75	SER
38	BQ	78	LYS
38	BQ	87	SER
38	BQ	94	ILE
38	BQ	95	LEU
38	BQ	112	LYS
39	BR	10	LYS
39	BR	16	GLU
39	BR	20	VAL
39	BR	26	ASP
39	BR	34	GLU
39	BR	41	ILE
39	BR	46	GLU
39	BR	48	LYS
39	BR	64	VAL

*Continued on next page...*

*Continued from previous page...*

Mol	Chain	Res	Type
39	BR	81	LYS
39	BR	84	ARG
39	BR	85	LYS
39	BR	87	GLN
39	BR	94	THR
39	BR	102	SER
40	BS	4	ILE
40	BS	7	HIS
40	BS	8	ARG
40	BS	23	LEU
40	BS	30	SER
40	BS	35	ILE
40	BS	46	LEU
40	BS	47	VAL
40	BS	48	LYS
40	BS	65	ASP
40	BS	69	LEU
40	BS	81	SER
40	BS	86	MET
40	BS	92	ARG
40	BS	95	ARG
40	BS	97	LEU
40	BS	108	SER
40	BS	109	ASP
41	BT	5	GLU
41	BT	11	LEU
41	BT	16	VAL
41	BT	17	SER
41	BT	30	ILE
41	BT	36	LYS
41	BT	49	LYS
41	BT	52	GLU
41	BT	60	THR
41	BT	73	ARG
41	BT	74	ILE
41	BT	89	GLU
42	BU	6	ARG
42	BU	9	ASP
42	BU	15	THR
42	BU	28	VAL
42	BU	29	LEU
42	BU	31	SER

*Continued on next page...*

*Continued from previous page...*

Mol	Chain	Res	Type
42	BU	34	VAL
42	BU	42	VAL
42	BU	47	LYS
42	BU	52	LEU
42	BU	61	LYS
42	BU	65	ILE
42	BU	68	SER
42	BU	77	THR
42	BU	86	ARG
42	BU	93	VAL
42	BU	99	ASN
43	BV	1	MET
43	BV	10	LYS
43	BV	17	SER
43	BV	18	ARG
43	BV	20	LEU
43	BV	29	ILE
43	BV	30	ILE
43	BV	40	ILE
43	BV	53	LYS
43	BV	61	LEU
43	BV	65	VAL
43	BV	66	ASP
43	BV	77	VAL
43	BV	85	LYS
43	BV	87	GLN
43	BV	93	ARG
44	BW	20	ARG
44	BW	24	LYS
44	BW	38	VAL
44	BW	55	ARG
44	BW	64	ASP
44	BW	72	LYS
44	BW	81	SER
45	BX	14	THR
45	BX	19	SER
45	BX	23	ASN
45	BX	28	ARG
45	BX	37	ARG
45	BX	40	VAL
45	BX	48	THR
45	BX	66	THR

*Continued on next page...*

*Continued from previous page...*

Mol	Chain	Res	Type
45	BX	71	LEU
45	BX	76	GLU
45	BX	77	LYS
46	BY	6	LEU
46	BY	13	GLU
46	BY	16	THR
46	BY	18	LEU
46	BY	44	LYS
46	BY	54	LYS
46	BY	57	LEU
46	BY	59	GLU
47	BZ	3	LYS
47	BZ	6	LYS
47	BZ	10	THR
47	BZ	32	ILE
47	BZ	37	GLU
47	BZ	52	SER
48	B0	6	ASN
48	B0	23	THR
48	B0	29	SER
48	B0	37	LYS
48	B0	39	LEU
48	B0	40	ARG
48	B0	43	ILE
49	B1	8	LYS
49	B1	9	ILE
49	B1	11	LEU
49	B1	22	THR
49	B1	29	THR
49	B1	46	HIS
49	B1	47	VAL
49	B1	51	GLU
50	B2	3	ARG
50	B2	11	LYS
50	B2	24	THR
50	B2	42	LEU
50	B2	45	SER
51	B3	6	THR
51	B3	8	ARG
51	B3	13	ARG
51	B3	17	THR
51	B3	30	ARG

*Continued on next page...*

*Continued from previous page...*

Mol	Chain	Res	Type
51	B3	31	HIS
51	B3	45	ARG
51	B3	47	LYS
51	B3	49	MET
51	B3	51	SER
51	B3	59	ILE
52	B4	1	MET
52	B4	6	SER
52	B4	12	ARG
52	B4	17	VAL
52	B4	34	LYS
53	B5	21	TYR
53	B5	23	ILE
53	B5	35	THR
53	B5	37	LYS
53	B5	38	PHE
53	B5	39	ASP
53	B5	41	THR
53	B5	47	LYS
53	B5	48	LEU
53	B5	59	VAL
53	B5	65	LEU
53	B5	73	VAL
53	B5	78	ILE
53	B5	80	LYS
2	CB	9	MET
2	CB	14	VAL
2	CB	15	HIS
2	CB	16	PHE
2	CB	19	GLN
2	CB	20	THR
2	CB	21	ARG
2	CB	24	ASN
2	CB	27	MET
2	CB	28	LYS
2	CB	40	ILE
2	CB	43	LEU
2	CB	49	MET
2	CB	50	PHE
2	CB	62	SER
2	CB	66	LYS
2	CB	67	ILE

*Continued on next page...*

*Continued from previous page...*

Mol	Chain	Res	Type
2	CB	68	LEU
2	CB	77	SER
2	CB	80	VAL
2	CB	82	ASP
2	CB	88	ASP
2	CB	89	GLN
2	CB	94	HIS
2	CB	95	ARG
2	CB	96	TRP
2	CB	101	LEU
2	CB	103	ASN
2	CB	106	THR
2	CB	117	LEU
2	CB	121	SER
2	CB	122	GLN
2	CB	126	PHE
2	CB	129	LEU
2	CB	130	THR
2	CB	136	MET
2	CB	137	ARG
2	CB	143	LYS
2	CB	144	LEU
2	CB	148	LEU
2	CB	163	VAL
2	CB	164	ILE
2	CB	171	ILE
2	CB	174	LYS
2	CB	188	ASP
2	CB	194	ASP
2	CB	205	ASP
2	CB	207	ILE
2	CB	210	VAL
2	CB	213	TYR
2	CB	220	THR
2	CB	222	ARG
2	CB	223	GLU
2	CB	225	ARG
3	CC	3	GLN
3	CC	4	LYS
3	CC	11	ARG
3	CC	15	VAL
3	CC	16	LYS

*Continued on next page...*

*Continued from previous page...*

Mol	Chain	Res	Type
3	CC	18	TRP
3	CC	26	THR
3	CC	27	LYS
3	CC	29	PHE
3	CC	33	LEU
3	CC	36	ASP
3	CC	37	PHE
3	CC	43	LEU
3	CC	45	LYS
3	CC	46	GLU
3	CC	80	LYS
3	CC	94	ILE
3	CC	102	ASN
3	CC	103	ILE
3	CC	107	ARG
3	CC	111	LEU
3	CC	112	ASP
3	CC	119	SER
3	CC	121	THR
3	CC	122	SER
3	CC	128	VAL
3	CC	129	MET
3	CC	131	ARG
3	CC	144	LEU
3	CC	151	VAL
3	CC	153	VAL
3	CC	167	TRP
3	CC	168	TYR
3	CC	179	ARG
3	CC	185	ASN
3	CC	186	THR
3	CC	190	HIS
3	CC	192	THR
3	CC	193	TYR
3	CC	206	GLU
4	CD	8	LYS
4	CD	10	LYS
4	CD	32	CYS
4	CD	33	LYS
4	CD	47	ARG
4	CD	48	LEU
4	CD	54	GLN

*Continued on next page...*

*Continued from previous page...*

Mol	Chain	Res	Type
4	CD	55	LEU
4	CD	56	ARG
4	CD	58	LYS
4	CD	60	LYS
4	CD	70	ARG
4	CD	81	ARG
4	CD	83	LYS
4	CD	95	GLU
4	CD	104	ARG
4	CD	115	ARG
4	CD	116	GLN
4	CD	125	VAL
4	CD	126	ASN
4	CD	142	VAL
4	CD	148	LYS
4	CD	152	GLN
4	CD	155	VAL
4	CD	161	LEU
4	CD	177	LYS
4	CD	191	LEU
4	CD	197	GLU
4	CD	199	LEU
4	CD	200	ILE
4	CD	203	LEU
4	CD	206	LYS
5	CE	15	LEU
5	CE	18	VAL
5	CE	26	LYS
5	CE	32	SER
5	CE	39	VAL
5	CE	46	VAL
5	CE	65	GLU
5	CE	69	ARG
5	CE	76	LEU
5	CE	77	ASN
5	CE	86	LYS
5	CE	88	VAL
5	CE	93	ARG
5	CE	101	GLU
5	CE	105	ILE
5	CE	106	ILE
5	CE	112	ARG

*Continued on next page...*



*Continued from previous page...*

Mol	Chain	Res	Type
5	CE	114	VAL
5	CE	115	LEU
5	CE	120	VAL
5	CE	124	LEU
5	CE	126	LYS
5	CE	131	THR
5	CE	136	VAL
5	CE	137	VAL
5	CE	140	THR
5	CE	151	GLU
5	CE	152	MET
5	CE	156	LYS
5	CE	157	ARG
6	CF	1	MET
6	CF	2	ARG
6	CF	9	MET
6	CF	15	SER
6	CF	17	GLN
6	CF	24	ARG
6	CF	26	THR
6	CF	30	THR
6	CF	35	LYS
6	CF	36	ILE
6	CF	38	ARG
6	CF	39	LEU
6	CF	51	ILE
6	CF	53	LYS
6	CF	54	LEU
6	CF	55	HIS
6	CF	63	ASN
6	CF	68	GLN
6	CF	69	GLU
6	CF	71	ILE
6	CF	79	ARG
6	CF	80	PHE
6	CF	82	ASP
6	CF	85	ILE
6	CF	87	SER
6	CF	89	VAL
6	CF	93	LYS
6	CF	94	HIS
6	CF	97	THR

*Continued on next page...*

*Continued from previous page...*

Mol	Chain	Res	Type
7	CG	3	ARG
7	CG	4	ARG
7	CG	5	ARG
7	CG	6	VAL
7	CG	10	ARG
7	CG	11	LYS
7	CG	12	ILE
7	CG	22	LEU
7	CG	23	LEU
7	CG	30	LEU
7	CG	36	LYS
7	CG	47	LEU
7	CG	48	GLU
7	CG	59	LEU
7	CG	60	GLU
7	CG	62	PHE
7	CG	66	LEU
7	CG	69	VAL
7	CG	72	THR
7	CG	75	VAL
7	CG	78	ARG
7	CG	84	THR
7	CG	87	VAL
7	CG	91	VAL
7	CG	92	ARG
7	CG	97	ASN
7	CG	120	LEU
7	CG	123	GLU
7	CG	129	GLU
7	CG	133	THR
7	CG	138	ARG
7	CG	140	ASP
8	CH	3	MET
8	CH	22	LYS
8	CH	31	LYS
8	CH	32	LEU
8	CH	36	ILE
8	CH	42	GLU
8	CH	46	ILE
8	CH	47	GLU
8	CH	49	PHE
8	CH	54	ASP

*Continued on next page...*

*Continued from previous page...*

Mol	Chain	Res	Type
8	CH	55	THR
8	CH	59	LEU
8	CH	67	GLN
8	CH	73	GLU
8	CH	75	ILE
8	CH	77	ARG
8	CH	80	ARG
8	CH	87	LYS
8	CH	89	LYS
8	CH	92	LEU
8	CH	94	LYS
8	CH	104	VAL
8	CH	112	THR
8	CH	121	LEU
8	CH	125	ILE
9	CI	9	THR
9	CI	13	LYS
9	CI	28	ILE
9	CI	32	GLN
9	CI	33	ARG
9	CI	36	GLU
9	CI	42	GLU
9	CI	43	THR
9	CI	45	ARG
9	CI	46	MET
9	CI	48	VAL
9	CI	49	ARG
9	CI	56	ASP
9	CI	57	MET
9	CI	61	LEU
9	CI	68	LYS
9	CI	73	SER
9	CI	85	ARG
9	CI	88	MET
9	CI	89	GLU
9	CI	90	TYR
9	CI	97	GLU
9	CI	99	ARG
9	CI	100	LYS
9	CI	105	THR
9	CI	106	ARG
9	CI	112	GLU

*Continued on next page...*

*Continued from previous page...*

Mol	Chain	Res	Type
9	CI	116	VAL
9	CI	118	LEU
9	CI	126	GLN
9	CI	127	PHE
9	CI	129	LYS
10	CJ	22	THR
10	CJ	25	ILE
10	CJ	26	VAL
10	CJ	27	GLU
10	CJ	32	THR
10	CJ	40	ILE
10	CJ	59	LYS
10	CJ	63	ASP
10	CJ	66	GLU
10	CJ	80	THR
10	CJ	83	THR
10	CJ	84	VAL
10	CJ	87	LEU
10	CJ	89	ARG
10	CJ	92	LEU
10	CJ	100	ILE
11	CK	13	ARG
11	CK	14	LYS
11	CK	15	GLN
11	CK	17	SER
11	CK	31	ILE
11	CK	33	THR
11	CK	37	ARG
11	CK	46	THR
11	CK	64	GLN
11	CK	65	VAL
11	CK	72	ASP
11	CK	76	GLU
11	CK	81	ASN
11	CK	82	LEU
11	CK	83	GLU
11	CK	96	THR
11	CK	101	ASN
11	CK	106	ARG
11	CK	107	ILE
11	CK	109	ASN
11	CK	126	LYS

*Continued on next page...*

*Continued from previous page...*

Mol	Chain	Res	Type
11	CK	127	ARG
11	CK	128	ARG
12	CL	3	THR
12	CL	4	VAL
12	CL	5	ASN
12	CL	10	LYS
12	CL	16	VAL
12	CL	18	LYS
12	CL	20	ASN
12	CL	27	CYS
12	CL	29	GLN
12	CL	34	CYS
12	CL	38	TYR
12	CL	44	LYS
12	CL	47	SER
12	CL	52	VAL
12	CL	58	THR
12	CL	59	ASN
12	CL	78	SER
12	CL	81	LEU
12	CL	83	ARG
12	CL	89	ASP
12	CL	90	LEU
12	CL	93	VAL
12	CL	94	ARG
12	CL	110	ARG
12	CL	121	ARG
13	CM	3	ARG
13	CM	19	LEU
13	CM	25	VAL
13	CM	29	ARG
13	CM	31	LYS
13	CM	41	GLU
13	CM	42	ASP
13	CM	48	LEU
13	CM	53	ILE
13	CM	54	ASP
13	CM	58	ASP
13	CM	59	GLU
13	CM	60	VAL
13	CM	63	PHE
13	CM	68	ASP

*Continued on next page...*

*Continued from previous page...*

Mol	Chain	Res	Type
13	CM	72	GLU
13	CM	76	SER
13	CM	80	LEU
13	CM	83	LEU
13	CM	87	ARG
13	CM	90	ARG
13	CM	91	HIS
13	CM	101	ARG
14	CN	4	GLN
14	CN	18	ASP
14	CN	23	LYS
14	CN	26	GLU
14	CN	48	LEU
14	CN	53	ARG
14	CN	60	GLN
14	CN	67	THR
14	CN	80	SER
14	CN	82	ILE
15	CO	17	ARG
15	CO	18	ASP
15	CO	35	GLN
15	CO	48	LYS
15	CO	64	ARG
15	CO	70	LEU
15	CO	73	LYS
15	CO	79	THR
15	CO	85	LEU
15	CO	87	LEU
15	CO	88	ARG
16	CP	1	MET
16	CP	2	VAL
16	CP	3	THR
16	CP	14	ARG
16	CP	18	GLN
16	CP	20	VAL
16	CP	36	VAL
16	CP	46	LYS
16	CP	51	ARG
16	CP	63	GLN
16	CP	74	LEU
16	CP	77	GLU
16	CP	80	LYS

*Continued on next page...*

*Continued from previous page...*

Mol	Chain	Res	Type
17	CQ	4	LYS
17	CQ	5	ILE
17	CQ	11	ARG
17	CQ	14	SER
17	CQ	17	MET
17	CQ	18	GLU
17	CQ	25	ILE
17	CQ	28	PHE
17	CQ	29	VAL
17	CQ	40	ARG
17	CQ	48	ASP
17	CQ	52	GLU
17	CQ	55	ILE
17	CQ	57	ASP
17	CQ	65	ARG
17	CQ	75	LEU
17	CQ	76	VAL
17	CQ	78	VAL
17	CQ	79	VAL
17	CQ	81	LYS
18	CR	33	ILE
18	CR	47	THR
18	CR	48	ARG
18	CR	66	SER
18	CR	67	LEU
19	CS	5	LEU
19	CS	6	LYS
19	CS	7	LYS
19	CS	11	ILE
19	CS	12	ASP
19	CS	13	LEU
19	CS	14	HIS
19	CS	16	LEU
19	CS	21	LYS
19	CS	27	ASP
19	CS	28	LYS
19	CS	31	LEU
19	CS	33	THR
19	CS	39	THR
19	CS	49	ILE
19	CS	56	GLN
19	CS	66	MET

*Continued on next page...*

*Continued from previous page...*

Mol	Chain	Res	Type
20	CT	6	SER
20	CT	10	ARG
20	CT	14	SER
20	CT	15	GLU
20	CT	19	LYS
20	CT	24	ARG
20	CT	27	MET
20	CT	29	ARG
20	CT	36	TYR
20	CT	49	LYS
20	CT	64	LYS
20	CT	67	ILE
20	CT	69	LYS
20	CT	76	LYS
20	CT	78	ASN
20	CT	79	LEU
21	CU	5	LYS
21	CU	10	GLU
21	CU	12	PHE
21	CU	14	VAL
21	CU	16	LEU
21	CU	19	PHE
21	CU	22	SER
21	CU	28	VAL
21	CU	34	ARG
21	CU	36	GLU
21	CU	37	PHE
21	CU	38	TYR
21	CU	42	THR
21	CU	43	THR
21	CU	47	ARG
24	DC	6	CYS
24	DC	14	ARG
24	DC	20	VAL
24	DC	58	HIS
24	DC	80	ARG
24	DC	98	ASP
24	DC	103	TYR
24	DC	105	LEU
24	DC	111	LYS
24	DC	130	LEU
24	DC	160	THR

*Continued on next page...*



*Continued from previous page...*

Mol	Chain	Res	Type
24	DC	164	ILE
24	DC	165	VAL
24	DC	175	ARG
24	DC	178	SER
24	DC	185	GLU
24	DC	187	ASP
24	DC	192	LEU
24	DC	195	VAL
24	DC	202	LEU
24	DC	205	LEU
24	DC	221	ARG
24	DC	229	ASP
24	DC	250	VAL
24	DC	262	ARG
24	DC	266	PHE
24	DC	268	VAL
25	DD	1	MET
25	DD	4	LEU
25	DD	12	THR
25	DD	33	ARG
25	DD	39	ASP
25	DD	49	GLN
25	DD	77	ARG
25	DD	86	GLU
25	DD	104	VAL
25	DD	131	ASP
25	DD	138	LEU
25	DD	141	ARG
25	DD	150	GLN
25	DD	157	LYS
25	DD	170	VAL
25	DD	172	VAL
25	DD	175	LEU
25	DD	181	ASP
25	DD	189	VAL
26	DE	6	LYS
26	DE	22	ASP
26	DE	25	GLU
26	DE	32	VAL
26	DE	40	ARG
26	DE	41	GLN
26	DE	58	LYS

*Continued on next page...*

*Continued from previous page...*

Mol	Chain	Res	Type
26	DE	69	ARG
26	DE	77	ILE
26	DE	78	TRP
26	DE	83	VAL
26	DE	84	THR
26	DE	90	GLN
26	DE	91	ASP
26	DE	95	LYS
26	DE	105	LEU
26	DE	107	SER
26	DE	108	ILE
26	DE	113	VAL
26	DE	114	ARG
26	DE	126	VAL
26	DE	127	GLU
26	DE	132	LYS
26	DE	133	LEU
26	DE	145	ASP
26	DE	149	ILE
26	DE	163	ASN
26	DE	164	LEU
26	DE	170	ARG
26	DE	171	ASP
26	DE	173	THR
26	DE	181	ILE
26	DE	187	VAL
26	DE	200	LEU
27	DF	4	LEU
27	DF	6	ASP
27	DF	7	TYR
27	DF	10	ASP
27	DF	14	LYS
27	DF	21	ASN
27	DF	26	MET
27	DF	28	VAL
27	DF	32	GLU
27	DF	35	THR
27	DF	36	LEU
27	DF	46	ASP
27	DF	52	ASN
27	DF	63	GLN
27	DF	64	LYS

*Continued on next page...*

*Continued from previous page...*

Mol	Chain	Res	Type
27	DF	67	ILE
27	DF	74	VAL
27	DF	78	LYS
27	DF	81	GLN
27	DF	87	CYS
27	DF	95	ARG
27	DF	106	ILE
27	DF	110	ARG
27	DF	125	ARG
27	DF	134	GLU
27	DF	140	GLU
27	DF	147	ASP
27	DF	149	VAL
27	DF	150	ARG
27	DF	152	LEU
27	DF	174	ASP
27	DF	178	ARG
28	DG	11	VAL
28	DG	17	VAL
28	DG	29	LYS
28	DG	30	ASN
28	DG	44	LYS
28	DG	45	HIS
28	DG	84	THR
28	DG	89	LEU
28	DG	95	ARG
28	DG	98	VAL
28	DG	117	LEU
28	DG	121	ILE
28	DG	127	THR
28	DG	130	GLU
28	DG	152	ARG
28	DG	155	GLU
28	DG	158	LYS
28	DG	176	LYS
29	DH	7	ASP
29	DH	12	LEU
29	DH	41	LYS
29	DH	42	LYS
29	DH	48	GLU
29	DH	50	ARG
29	DH	53	GLU

*Continued on next page...*

*Continued from previous page...*

Mol	Chain	Res	Type
29	DH	54	LEU
29	DH	57	LYS
29	DH	62	LEU
29	DH	77	THR
29	DH	78	VAL
29	DH	87	GLU
29	DH	89	LYS
29	DH	94	ILE
29	DH	109	GLU
29	DH	114	GLU
29	DH	116	ARG
29	DH	117	LEU
29	DH	119	ASN
29	DH	121	VAL
29	DH	124	THR
29	DH	125	THR
29	DH	129	GLU
29	DH	142	VAL
29	DH	149	GLU
30	DI	4	LYS
30	DI	8	TYR
30	DI	10	LYS
30	DI	11	LEU
30	DI	12	GLN
30	DI	17	MET
30	DI	24	VAL
30	DI	31	GLN
30	DI	40	LYS
30	DI	49	ILE
30	DI	55	ILE
30	DI	68	THR
30	DI	69	PHE
30	DI	72	LYS
30	DI	92	LYS
30	DI	95	LYS
30	DI	96	ASP
30	DI	105	GLN
30	DI	107	GLN
30	DI	117	MET
30	DI	118	THR
30	DI	125	MET
30	DI	127	ARG

*Continued on next page...*

*Continued from previous page...*

Mol	Chain	Res	Type
30	DI	134	ARG
31	DJ	3	THR
31	DJ	14	ASP
31	DJ	27	ARG
31	DJ	30	THR
31	DJ	34	ARG
31	DJ	39	LYS
31	DJ	40	HIS
31	DJ	43	GLU
31	DJ	73	VAL
31	DJ	86	GLN
31	DJ	123	LYS
31	DJ	129	GLU
31	DJ	131	ASN
32	DK	31	ARG
32	DK	49	ARG
32	DK	66	LYS
32	DK	67	LYS
32	DK	70	ARG
32	DK	87	LEU
32	DK	90	ASN
32	DK	95	ILE
32	DK	104	THR
32	DK	121	GLU
33	DL	21	ARG
33	DL	29	LYS
33	DL	33	ARG
33	DL	40	SER
33	DL	42	SER
33	DL	47	ARG
33	DL	48	ARG
33	DL	59	ARG
33	DL	60	ARG
33	DL	74	THR
33	DL	78	ARG
33	DL	81	ASP
33	DL	82	LEU
33	DL	85	VAL
33	DL	94	THR
33	DL	95	LEU
33	DL	100	ILE
33	DL	103	ILE

*Continued on next page...*

*Continued from previous page...*

Mol	Chain	Res	Type
33	DL	118	THR
33	DL	121	THR
33	DL	126	ARG
33	DL	143	GLU
34	DM	6	ARG
34	DM	10	ARG
34	DM	14	LYS
34	DM	59	ARG
34	DM	60	GLN
34	DM	70	ASP
34	DM	74	THR
34	DM	78	LEU
34	DM	100	LYS
34	DM	106	ASP
34	DM	108	VAL
34	DM	119	LEU
34	DM	124	LEU
34	DM	126	ILE
34	DM	127	LYS
34	DM	128	THR
35	DN	2	ARG
35	DN	8	ARG
35	DN	14	SER
35	DN	20	MET
35	DN	22	ARG
35	DN	33	ILE
35	DN	37	THR
35	DN	53	THR
35	DN	62	ASN
35	DN	63	ARG
35	DN	69	ARG
35	DN	70	THR
35	DN	71	ARG
35	DN	73	ASN
35	DN	76	VAL
35	DN	82	GLU
35	DN	95	THR
35	DN	96	ARG
35	DN	100	CYS
35	DN	106	ASP
35	DN	114	GLU
35	DN	115	LEU

*Continued on next page...*

*Continued from previous page...*

Mol	Chain	Res	Type
35	DN	116	VAL
36	DO	4	LYS
36	DO	9	ARG
36	DO	18	LEU
36	DO	31	THR
36	DO	38	GLN
36	DO	45	SER
36	DO	47	VAL
36	DO	48	LEU
36	DO	67	ASN
36	DO	74	VAL
36	DO	78	VAL
36	DO	89	ASP
36	DO	100	HIS
36	DO	103	VAL
36	DO	116	GLN
37	DP	7	GLN
37	DP	26	VAL
37	DP	32	VAL
37	DP	34	GLU
37	DP	36	SER
37	DP	37	LYS
37	DP	39	ARG
37	DP	52	ASN
37	DP	66	ASN
37	DP	81	VAL
37	DP	85	SER
37	DP	88	ARG
37	DP	89	ARG
37	DP	93	ARG
37	DP	109	ARG
37	DP	110	ILE
38	DQ	5	LYS
38	DQ	6	ARG
38	DQ	9	ILE
38	DQ	11	ARG
38	DQ	13	ARG
38	DQ	17	ILE
38	DQ	22	LYS
38	DQ	41	LYS
38	DQ	51	ARG
38	DQ	53	ARG

*Continued on next page...*

*Continued from previous page...*

Mol	Chain	Res	Type
38	DQ	54	LYS
38	DQ	77	SER
38	DQ	87	SER
39	DR	12	HIS
39	DR	25	LEU
39	DR	38	VAL
39	DR	46	GLU
39	DR	47	VAL
39	DR	48	LYS
39	DR	51	VAL
39	DR	58	VAL
39	DR	85	LYS
39	DR	86	GLN
39	DR	94	THR
40	DS	1	MET
40	DS	3	THR
40	DS	4	ILE
40	DS	6	LYS
40	DS	19	LEU
40	DS	22	ASP
40	DS	46	LEU
40	DS	67	ASP
40	DS	68	ASP
40	DS	86	MET
40	DS	96	ILE
40	DS	97	LEU
40	DS	109	ASP
41	DT	3	ARG
41	DT	7	LEU
41	DT	16	VAL
41	DT	22	THR
41	DT	30	ILE
41	DT	31	VAL
41	DT	32	LEU
41	DT	49	LYS
41	DT	52	GLU
41	DT	53	VAL
41	DT	57	VAL
41	DT	70	HIS
41	DT	77	ARG
41	DT	78	SER
41	DT	86	THR

*Continued on next page...*



*Continued from previous page...*

Mol	Chain	Res	Type
41	DT	91	GLN
42	DU	7	ARG
42	DU	11	VAL
42	DU	15	THR
42	DU	18	ASP
42	DU	21	LYS
42	DU	24	LYS
42	DU	29	LEU
42	DU	30	SER
42	DU	31	SER
42	DU	34	VAL
42	DU	40	ASN
42	DU	41	LEU
42	DU	45	HIS
42	DU	46	GLN
42	DU	47	LYS
42	DU	53	ASN
42	DU	54	GLN
42	DU	67	VAL
42	DU	68	SER
42	DU	72	ILE
42	DU	74	ASN
42	DU	81	ASP
42	DU	99	ASN
43	DV	1	MET
43	DV	3	THR
43	DV	8	VAL
43	DV	26	PHE
43	DV	29	ILE
43	DV	40	ILE
43	DV	42	LEU
43	DV	50	MET
43	DV	53	LYS
43	DV	61	LEU
43	DV	66	ASP
44	DW	20	ARG
44	DW	38	VAL
44	DW	41	ARG
44	DW	64	ASP
44	DW	77	ARG
45	DX	5	CYS
45	DX	11	ARG

*Continued on next page...*

*Continued from previous page...*

Mol	Chain	Res	Type
45	DX	17	ASN
45	DX	30	LEU
45	DX	35	SER
45	DX	40	VAL
45	DX	48	THR
45	DX	58	VAL
45	DX	64	ILE
45	DX	71	LEU
46	DY	2	LYS
46	DY	6	LEU
46	DY	13	GLU
46	DY	15	ASN
46	DY	16	THR
46	DY	39	GLN
46	DY	48	ARG
46	DY	49	ASP
46	DY	56	LEU
46	DY	58	ASN
47	DZ	3	LYS
47	DZ	4	THR
47	DZ	6	LYS
47	DZ	10	THR
47	DZ	11	ARG
47	DZ	16	ARG
47	DZ	25	LEU
47	DZ	31	ARG
47	DZ	36	VAL
47	DZ	39	GLU
47	DZ	41	THR
47	DZ	45	ARG
47	DZ	57	VAL
48	D0	23	THR
48	D0	28	LEU
48	D0	46	ASP
48	D0	52	ARG
49	D1	12	VAL
49	D1	25	LYS
49	D1	26	ASN
49	D1	38	LYS
49	D1	46	HIS
49	D1	48	ILE
50	D2	4	THR

*Continued on next page...*

*Continued from previous page...*

Mol	Chain	Res	Type
50	D2	10	LEU
50	D2	24	THR
50	D2	25	LYS
50	D2	41	ARG
50	D2	44	VAL
51	D3	13	ARG
51	D3	23	LYS
51	D3	30	ARG
51	D3	47	LYS
52	D4	4	ARG
52	D4	11	CYS
52	D4	12	ARG
52	D4	26	ILE
52	D4	28	SER

Some sidechains can be flipped to improve hydrogen bonding and reduce clashes. All (38) such sidechains are listed below:

Mol	Chain	Res	Type
2	AB	93	ASN
3	AC	6	HIS
3	AC	176	HIS
4	AD	54	GLN
5	AE	82	GLN
5	AE	89	HIS
5	AE	122	ASN
6	AF	3	HIS
8	AH	4	GLN
10	AJ	15	HIS
12	AL	5	ASN
24	BC	251	GLN
25	BD	136	ASN
29	BH	119	ASN
29	BH	135	HIS
31	BJ	47	HIS
31	BJ	77	HIS
37	BP	56	HIS
41	BT	28	ASN
48	B0	42	HIS
49	B1	19	HIS
51	B3	31	HIS
51	B3	43	HIS
3	CC	69	HIS

*Continued on next page...*

*Continued from previous page...*

Mol	Chain	Res	Type
3	CC	176	HIS
6	CF	55	HIS
10	CJ	70	HIS
15	CO	46	HIS
18	CR	52	GLN
20	CT	68	HIS
24	DC	53	HIS
24	DC	243	HIS
28	DG	115	HIS
29	DH	128	HIS
34	DM	60	GLN
37	DP	41	GLN
38	DQ	37	GLN
51	D3	31	HIS

### 5.3.3 RNA ⓘ

Mol	Chain	Analysed	Backbone Outliers	Pucker Outliers
1	AA	1537/1539 (99%)	361 (23%)	0
1	CA	1538/1539 (99%)	335 (21%)	0
22	BA	2895/2903 (99%)	672 (23%)	0
22	DA	2895/2903 (99%)	609 (21%)	0
23	BB	118/119 (99%)	27 (22%)	0
23	DB	117/119 (98%)	25 (21%)	0
All	All	9100/9122 (99%)	2029 (22%)	0

All (2029) RNA backbone outliers are listed below:

Mol	Chain	Res	Type
1	AA	4	U
1	AA	5	U
1	AA	9	G
1	AA	13	U
1	AA	32	A
1	AA	39	G
1	AA	44	A
1	AA	47	C
1	AA	48	C
1	AA	50	A
1	AA	51	A
1	AA	52	C

*Continued on next page...*

*Continued from previous page...*

Mol	Chain	Res	Type
1	AA	70	U
1	AA	71	A
1	AA	72	A
1	AA	75	G
1	AA	76	G
1	AA	77	A
1	AA	81	A
1	AA	82	G
1	AA	83	C
1	AA	84	U
1	AA	85	U
1	AA	86	G
1	AA	88	U
1	AA	89	U
1	AA	90	C
1	AA	91	U
1	AA	94	G
1	AA	95	C
1	AA	97	G
1	AA	108	G
1	AA	111	G
1	AA	116	A
1	AA	117	G
1	AA	119	A
1	AA	120	A
1	AA	121	U
1	AA	122	G
1	AA	127	G
1	AA	130	A
1	AA	131	A
1	AA	133	U
1	AA	136	C
1	AA	137	U
1	AA	141	G
1	AA	143	A
1	AA	144	G
1	AA	149	A
1	AA	158	G
1	AA	162	A
1	AA	168	G
1	AA	181	A
1	AA	182	A

*Continued on next page...*

*Continued from previous page...*

Mol	Chain	Res	Type
1	AA	183	C
1	AA	188	C
1	AA	195	A
1	AA	197	A
1	AA	205	A
1	AA	210	C
1	AA	226	G
1	AA	240	G
1	AA	243	A
1	AA	245	U
1	AA	247	G
1	AA	251	G
1	AA	263	A
1	AA	264	C
1	AA	266	G
1	AA	267	C
1	AA	274	A
1	AA	280	C
1	AA	289	G
1	AA	320	A
1	AA	321	A
1	AA	328	C
1	AA	329	A
1	AA	331	G
1	AA	332	G
1	AA	341	C
1	AA	346	G
1	AA	347	G
1	AA	352	C
1	AA	354	G
1	AA	367	U
1	AA	372	C
1	AA	384	G
1	AA	398	U
1	AA	406	G
1	AA	409	U
1	AA	410	G
1	AA	411	A
1	AA	412	A
1	AA	413	G
1	AA	414	A
1	AA	421	U

*Continued on next page...*

*Continued from previous page...*

Mol	Chain	Res	Type
1	AA	422	C
1	AA	424	G
1	AA	429	U
1	AA	430	A
1	AA	435	A
1	AA	439	U
1	AA	452	A
1	AA	453	G
1	AA	454	G
1	AA	456	A
1	AA	457	G
1	AA	458	U
1	AA	459	A
1	AA	460	A
1	AA	463	U
1	AA	465	A
1	AA	466	A
1	AA	467	U
1	AA	468	A
1	AA	474	G
1	AA	479	U
1	AA	481	G
1	AA	482	A
1	AA	484	G
1	AA	485	U
1	AA	486	U
1	AA	491	G
1	AA	495	A
1	AA	498	A
1	AA	505	G
1	AA	511	C
1	AA	518	C
1	AA	520	A
1	AA	521	G
1	AA	527	G
1	AA	530	G
1	AA	532	A
1	AA	533	A
1	AA	547	A
1	AA	552	U
1	AA	559	A
1	AA	562	U

*Continued on next page...*

*Continued from previous page...*

Mol	Chain	Res	Type
1	AA	564	C
1	AA	570	G
1	AA	572	A
1	AA	573	A
1	AA	576	C
1	AA	615	G
1	AA	618	C
1	AA	650	G
1	AA	653	U
1	AA	656	G
1	AA	665	A
1	AA	674	G
1	AA	702	A
1	AA	703	G
1	AA	720	C
1	AA	721	G
1	AA	723	U
1	AA	724	G
1	AA	731	G
1	AA	733	G
1	AA	753	A
1	AA	755	G
1	AA	770	C
1	AA	772	U
1	AA	773	G
1	AA	778	G
1	AA	787	A
1	AA	792	A
1	AA	793	U
1	AA	796	C
1	AA	799	G
1	AA	800	G
1	AA	802	A
1	AA	803	G
1	AA	813	U
1	AA	815	A
1	AA	817	C
1	AA	821	G
1	AA	828	U
1	AA	841	C
1	AA	842	U
1	AA	843	U

*Continued on next page...*



*Continued from previous page...*

Mol	Chain	Res	Type
1	AA	845	A
1	AA	846	G
1	AA	859	G
1	AA	860	A
1	AA	870	U
1	AA	872	A
1	AA	874	G
1	AA	914	A
1	AA	926	G
1	AA	927	G
1	AA	934	C
1	AA	935	A
1	AA	938	A
1	AA	951	G
1	AA	954	G
1	AA	960	U
1	AA	963	G
1	AA	964	A
1	AA	966	G
1	AA	969	A
1	AA	971	G
1	AA	972	C
1	AA	973	G
1	AA	975	A
1	AA	976	G
1	AA	977	A
1	AA	981	U
1	AA	983	A
1	AA	986	U
1	AA	989	U
1	AA	991	U
1	AA	992	U
1	AA	993	G
1	AA	995	C
1	AA	1002	G
1	AA	1003	G
1	AA	1004	A
1	AA	1007	U
1	AA	1008	U
1	AA	1009	U
1	AA	1013	G
1	AA	1025	U

*Continued on next page...*

*Continued from previous page...*

Mol	Chain	Res	Type
1	AA	1026	G
1	AA	1027	C
1	AA	1028	C
1	AA	1030	U
1	AA	1031	C
1	AA	1032	G
1	AA	1033	G
1	AA	1034	G
1	AA	1036	A
1	AA	1037	C
1	AA	1039	G
1	AA	1043	G
1	AA	1044	A
1	AA	1047	G
1	AA	1050	G
1	AA	1051	C
1	AA	1054	C
1	AA	1056	U
1	AA	1059	C
1	AA	1061	G
1	AA	1065	U
1	AA	1066	C
1	AA	1067	A
1	AA	1069	C
1	AA	1084	G
1	AA	1086	U
1	AA	1090	U
1	AA	1091	U
1	AA	1094	G
1	AA	1095	U
1	AA	1096	C
1	AA	1098	C
1	AA	1101	A
1	AA	1104	G
1	AA	1124	G
1	AA	1125	U
1	AA	1127	G
1	AA	1133	G
1	AA	1135	U
1	AA	1136	C
1	AA	1137	C
1	AA	1139	G

*Continued on next page...*

*Continued from previous page...*

Mol	Chain	Res	Type
1	AA	1140	C
1	AA	1141	C
1	AA	1142	G
1	AA	1145	A
1	AA	1146	A
1	AA	1152	A
1	AA	1154	G
1	AA	1159	U
1	AA	1160	G
1	AA	1161	C
1	AA	1168	U
1	AA	1169	A
1	AA	1181	G
1	AA	1183	U
1	AA	1184	G
1	AA	1187	G
1	AA	1193	G
1	AA	1196	A
1	AA	1197	A
1	AA	1200	C
1	AA	1202	U
1	AA	1212	U
1	AA	1213	A
1	AA	1214	C
1	AA	1215	G
1	AA	1227	A
1	AA	1228	C
1	AA	1238	A
1	AA	1239	A
1	AA	1240	U
1	AA	1250	A
1	AA	1253	G
1	AA	1255	G
1	AA	1256	A
1	AA	1257	A
1	AA	1260	G
1	AA	1263	C
1	AA	1280	A
1	AA	1286	U
1	AA	1287	A
1	AA	1293	C
1	AA	1298	U

*Continued on next page...*

*Continued from previous page...*

Mol	Chain	Res	Type
1	AA	1299	A
1	AA	1300	G
1	AA	1302	C
1	AA	1303	C
1	AA	1304	G
1	AA	1305	G
1	AA	1319	A
1	AA	1320	C
1	AA	1323	G
1	AA	1328	C
1	AA	1329	A
1	AA	1332	A
1	AA	1336	C
1	AA	1337	G
1	AA	1338	G
1	AA	1346	A
1	AA	1353	G
1	AA	1363	A
1	AA	1364	U
1	AA	1378	C
1	AA	1379	G
1	AA	1391	U
1	AA	1396	A
1	AA	1397	C
1	AA	1398	A
1	AA	1401	G
1	AA	1412	C
1	AA	1414	U
1	AA	1429	A
1	AA	1437	A
1	AA	1441	A
1	AA	1442	G
1	AA	1446	A
1	AA	1450	U
1	AA	1452	C
1	AA	1453	G
1	AA	1454	G
1	AA	1455	G
1	AA	1480	A
1	AA	1493	A
1	AA	1497	G
1	AA	1498	U

*Continued on next page...*

*Continued from previous page...*

Mol	Chain	Res	Type
1	AA	1499	A
1	AA	1503	A
1	AA	1505	G
1	AA	1506	U
1	AA	1517	G
1	AA	1520	C
1	AA	1529	G
1	AA	1530	G
1	AA	1533	C
1	AA	1534	A
1	AA	1535	C
1	AA	1538	C
1	AA	1539	C
22	BA	10	A
22	BA	12	U
22	BA	13	A
22	BA	17	G
22	BA	27	G
22	BA	32	C
22	BA	34	U
22	BA	35	G
22	BA	39	G
22	BA	46	G
22	BA	49	A
22	BA	57	C
22	BA	63	A
22	BA	71	A
22	BA	74	A
22	BA	75	G
22	BA	84	A
22	BA	87	U
22	BA	98	G
22	BA	101	A
22	BA	103	A
22	BA	118	A
22	BA	119	A
22	BA	120	U
22	BA	131	A
22	BA	138	U
22	BA	139	U
22	BA	140	C
22	BA	141	G

*Continued on next page...*

*Continued from previous page...*

Mol	Chain	Res	Type
22	BA	142	A
22	BA	148	U
22	BA	158	U
22	BA	159	G
22	BA	163	C
22	BA	181	A
22	BA	188	G
22	BA	194	G
22	BA	196	A
22	BA	199	A
22	BA	208	C
22	BA	215	G
22	BA	216	A
22	BA	221	A
22	BA	222	A
22	BA	224	U
22	BA	227	A
22	BA	230	G
22	BA	248	G
22	BA	255	A
22	BA	256	A
22	BA	265	A
22	BA	266	G
22	BA	267	C
22	BA	271	G
22	BA	272	A
22	BA	276	U
22	BA	277	G
22	BA	278	A
22	BA	279	A
22	BA	299	A
22	BA	302	C
22	BA	310	A
22	BA	311	A
22	BA	316	C
22	BA	317	G
22	BA	322	A
22	BA	324	A
22	BA	325	G
22	BA	329	G
22	BA	330	A
22	BA	332	A

*Continued on next page...*

*Continued from previous page...*

Mol	Chain	Res	Type
22	BA	335	C
22	BA	343	C
22	BA	344	A
22	BA	348	A
22	BA	353	C
22	BA	355	U
22	BA	361	G
22	BA	362	A
22	BA	371	A
22	BA	372	G
22	BA	378	C
22	BA	386	G
22	BA	403	U
22	BA	405	U
22	BA	411	G
22	BA	420	C
22	BA	424	G
22	BA	441	U
22	BA	451	U
22	BA	467	G
22	BA	476	G
22	BA	479	A
22	BA	480	A
22	BA	481	G
22	BA	483	A
22	BA	485	C
22	BA	489	G
22	BA	490	C
22	BA	491	G
22	BA	499	U
22	BA	501	A
22	BA	504	A
22	BA	505	A
22	BA	508	A
22	BA	528	A
22	BA	531	C
22	BA	532	A
22	BA	533	G
22	BA	536	G
22	BA	543	G
22	BA	544	C
22	BA	546	U

*Continued on next page...*

*Continued from previous page...*

Mol	Chain	Res	Type
22	BA	547	A
22	BA	548	G
22	BA	549	G
22	BA	550	C
22	BA	555	G
22	BA	563	A
22	BA	564	C
22	BA	573	U
22	BA	574	A
22	BA	575	A
22	BA	586	A
22	BA	603	A
22	BA	607	U
22	BA	613	A
22	BA	614	A
22	BA	615	U
22	BA	622	G
22	BA	627	A
22	BA	631	A
22	BA	637	A
22	BA	645	C
22	BA	647	G
22	BA	648	G
22	BA	651	G
22	BA	654	A
22	BA	669	G
22	BA	686	U
22	BA	699	A
22	BA	713	G
22	BA	716	A
22	BA	722	A
22	BA	729	G
22	BA	730	A
22	BA	738	G
22	BA	740	C
22	BA	743	A
22	BA	747	U
22	BA	754	U
22	BA	757	G
22	BA	758	C
22	BA	759	G
22	BA	764	A

*Continued on next page...*



*Continued from previous page...*

Mol	Chain	Res	Type
22	BA	765	C
22	BA	771	G
22	BA	775	G
22	BA	776	G
22	BA	782	A
22	BA	783	A
22	BA	784	G
22	BA	785	G
22	BA	786	C
22	BA	789	A
22	BA	791	C
22	BA	792	A
22	BA	800	A
22	BA	802	A
22	BA	805	G
22	BA	806	C
22	BA	812	C
22	BA	819	A
22	BA	827	U
22	BA	828	U
22	BA	831	G
22	BA	845	A
22	BA	846	U
22	BA	847	U
22	BA	855	G
22	BA	858	G
22	BA	859	G
22	BA	860	U
22	BA	861	A
22	BA	866	A
22	BA	868	U
22	BA	869	G
22	BA	878	A
22	BA	879	G
22	BA	885	C
22	BA	896	A
22	BA	910	A
22	BA	914	G
22	BA	915	C
22	BA	922	C
22	BA	931	U
22	BA	932	U

*Continued on next page...*

*Continued from previous page...*

Mol	Chain	Res	Type
22	BA	940	G
22	BA	941	A
22	BA	946	C
22	BA	961	C
22	BA	974	G
22	BA	978	G
22	BA	983	A
22	BA	984	A
22	BA	985	C
22	BA	990	A
22	BA	995	C
22	BA	996	A
22	BA	997	G
22	BA	1005	C
22	BA	1006	C
22	BA	1011	G
22	BA	1012	U
22	BA	1013	C
22	BA	1022	G
22	BA	1026	G
22	BA	1028	A
22	BA	1033	U
22	BA	1046	A
22	BA	1047	G
22	BA	1051	G
22	BA	1057	A
22	BA	1061	U
22	BA	1062	G
22	BA	1066	U
22	BA	1067	A
22	BA	1070	A
22	BA	1071	G
22	BA	1072	C
22	BA	1073	A
22	BA	1074	G
22	BA	1075	C
22	BA	1077	A
22	BA	1081	U
22	BA	1087	G
22	BA	1088	A
22	BA	1092	C
22	BA	1097	U

*Continued on next page...*

*Continued from previous page...*

Mol	Chain	Res	Type
22	BA	1098	A
22	BA	1100	C
22	BA	1101	U
22	BA	1104	C
22	BA	1106	G
22	BA	1111	A
22	BA	1112	G
22	BA	1119	U
22	BA	1122	G
22	BA	1125	G
22	BA	1132	U
22	BA	1133	A
22	BA	1135	C
22	BA	1136	G
22	BA	1137	G
22	BA	1138	G
22	BA	1139	G
22	BA	1142	A
22	BA	1155	A
22	BA	1165	A
22	BA	1168	G
22	BA	1170	C
22	BA	1171	G
22	BA	1172	C
22	BA	1173	U
22	BA	1174	U
22	BA	1175	A
22	BA	1176	U
22	BA	1179	G
22	BA	1180	U
22	BA	1181	U
22	BA	1197	G
22	BA	1218	G
22	BA	1221	C
22	BA	1230	A
22	BA	1238	G
22	BA	1241	A
22	BA	1247	A
22	BA	1248	G
22	BA	1250	G
22	BA	1251	C
22	BA	1253	A

*Continued on next page...*

*Continued from previous page...*

Mol	Chain	Res	Type
22	BA	1256	G
22	BA	1257	C
22	BA	1266	G
22	BA	1269	A
22	BA	1271	G
22	BA	1272	A
22	BA	1275	A
22	BA	1276	A
22	BA	1284	A
22	BA	1286	A
22	BA	1294	U
22	BA	1300	G
22	BA	1301	A
22	BA	1306	C
22	BA	1309	G
22	BA	1316	U
22	BA	1320	C
22	BA	1321	A
22	BA	1326	U
22	BA	1331	G
22	BA	1332	G
22	BA	1334	G
22	BA	1342	A
22	BA	1345	C
22	BA	1348	C
22	BA	1352	U
22	BA	1355	G
22	BA	1359	A
22	BA	1360	G
22	BA	1365	A
22	BA	1368	G
22	BA	1374	G
22	BA	1377	G
22	BA	1378	A
22	BA	1379	U
22	BA	1383	A
22	BA	1384	A
22	BA	1398	C
22	BA	1402	U
22	BA	1406	U
22	BA	1407	G
22	BA	1415	U

*Continued on next page...*

*Continued from previous page...*

Mol	Chain	Res	Type
22	BA	1416	G
22	BA	1419	A
22	BA	1424	G
22	BA	1427	A
22	BA	1428	C
22	BA	1435	G
22	BA	1440	U
22	BA	1451	C
22	BA	1452	G
22	BA	1453	A
22	BA	1455	G
22	BA	1458	U
22	BA	1460	U
22	BA	1461	C
22	BA	1475	G
22	BA	1482	G
22	BA	1483	G
22	BA	1494	A
22	BA	1495	A
22	BA	1504	A
22	BA	1508	A
22	BA	1510	G
22	BA	1515	A
22	BA	1516	G
22	BA	1523	U
22	BA	1532	A
22	BA	1533	C
22	BA	1534	U
22	BA	1535	A
22	BA	1536	C
22	BA	1547	C
22	BA	1554	U
22	BA	1555	G
22	BA	1558	C
22	BA	1565	C
22	BA	1569	A
22	BA	1576	U
22	BA	1578	U
22	BA	1581	G
22	BA	1583	A
22	BA	1584	U
22	BA	1585	C

*Continued on next page...*

*Continued from previous page...*

Mol	Chain	Res	Type
22	BA	1587	G
22	BA	1601	G
22	BA	1607	C
22	BA	1608	A
22	BA	1610	A
22	BA	1632	A
22	BA	1634	A
22	BA	1635	A
22	BA	1647	U
22	BA	1648	U
22	BA	1649	G
22	BA	1651	G
22	BA	1652	A
22	BA	1654	A
22	BA	1659	G
22	BA	1668	A
22	BA	1674	G
22	BA	1685	C
22	BA	1692	U
22	BA	1695	G
22	BA	1700	A
22	BA	1714	U
22	BA	1715	G
22	BA	1717	A
22	BA	1718	G
22	BA	1729	U
22	BA	1730	C
22	BA	1732	C
22	BA	1736	U
22	BA	1738	G
22	BA	1739	A
22	BA	1744	A
22	BA	1758	U
22	BA	1759	A
22	BA	1760	C
22	BA	1764	C
22	BA	1770	G
22	BA	1773	A
22	BA	1776	G
22	BA	1800	C
22	BA	1801	A
22	BA	1802	A

*Continued on next page...*

*Continued from previous page...*

Mol	Chain	Res	Type
22	BA	1808	A
22	BA	1809	A
22	BA	1813	G
22	BA	1816	C
22	BA	1820	U
22	BA	1825	U
22	BA	1829	A
22	BA	1840	G
22	BA	1841	U
22	BA	1842	G
22	BA	1849	G
22	BA	1858	A
22	BA	1859	U
22	BA	1864	U
22	BA	1870	C
22	BA	1872	A
22	BA	1873	G
22	BA	1876	A
22	BA	1884	G
22	BA	1885	A
22	BA	1890	A
22	BA	1900	A
22	BA	1906	G
22	BA	1909	C
22	BA	1912	A
22	BA	1913	A
22	BA	1914	C
22	BA	1915	U
22	BA	1916	A
22	BA	1917	U
22	BA	1920	C
22	BA	1925	C
22	BA	1926	U
22	BA	1927	A
22	BA	1929	G
22	BA	1930	G
22	BA	1931	U
22	BA	1932	A
22	BA	1935	G
22	BA	1937	A
22	BA	1938	A
22	BA	1940	U

*Continued on next page...*

*Continued from previous page...*

Mol	Chain	Res	Type
22	BA	1955	U
22	BA	1967	C
22	BA	1970	A
22	BA	1972	G
22	BA	1975	G
22	BA	1991	U
22	BA	1992	G
22	BA	1993	U
22	BA	1997	C
22	BA	2001	C
22	BA	2007	U
22	BA	2018	G
22	BA	2022	U
22	BA	2023	C
22	BA	2031	A
22	BA	2032	G
22	BA	2033	A
22	BA	2042	A
22	BA	2043	C
22	BA	2044	C
22	BA	2052	A
22	BA	2055	C
22	BA	2056	G
22	BA	2059	A
22	BA	2060	A
22	BA	2061	G
22	BA	2062	A
22	BA	2063	C
22	BA	2064	C
22	BA	2069	G
22	BA	2072	C
22	BA	2078	C
22	BA	2080	A
22	BA	2092	U
22	BA	2093	G
22	BA	2101	A
22	BA	2102	G
22	BA	2110	G
22	BA	2111	U
22	BA	2112	G
22	BA	2113	U
22	BA	2115	G

*Continued on next page...*



*Continued from previous page...*

Mol	Chain	Res	Type
22	BA	2116	G
22	BA	2117	A
22	BA	2118	U
22	BA	2119	A
22	BA	2122	U
22	BA	2123	G
22	BA	2126	A
22	BA	2128	G
22	BA	2132	U
22	BA	2133	G
22	BA	2134	A
22	BA	2136	G
22	BA	2142	A
22	BA	2145	C
22	BA	2147	A
22	BA	2148	G
22	BA	2149	U
22	BA	2157	G
22	BA	2158	A
22	BA	2159	G
22	BA	2164	C
22	BA	2165	C
22	BA	2167	U
22	BA	2169	A
22	BA	2170	A
22	BA	2171	A
22	BA	2172	U
22	BA	2173	A
22	BA	2178	C
22	BA	2179	C
22	BA	2183	A
22	BA	2187	U
22	BA	2188	U
22	BA	2189	U
22	BA	2190	G
22	BA	2195	U
22	BA	2198	A
22	BA	2204	G
22	BA	2211	A
22	BA	2212	A
22	BA	2224	G
22	BA	2225	A

*Continued on next page...*

*Continued from previous page...*

Mol	Chain	Res	Type
22	BA	2226	C
22	BA	2234	G
22	BA	2238	G
22	BA	2239	G
22	BA	2257	U
22	BA	2258	C
22	BA	2268	A
22	BA	2269	G
22	BA	2279	G
22	BA	2280	G
22	BA	2283	C
22	BA	2287	A
22	BA	2296	U
22	BA	2297	A
22	BA	2305	U
22	BA	2308	G
22	BA	2311	A
22	BA	2322	A
22	BA	2325	G
22	BA	2326	C
22	BA	2327	A
22	BA	2329	U
22	BA	2336	A
22	BA	2345	G
22	BA	2347	C
22	BA	2350	C
22	BA	2357	G
22	BA	2358	A
22	BA	2361	G
22	BA	2383	G
22	BA	2385	C
22	BA	2389	G
22	BA	2402	U
22	BA	2403	C
22	BA	2406	A
22	BA	2412	A
22	BA	2418	A
22	BA	2422	C
22	BA	2425	A
22	BA	2426	A
22	BA	2428	G
22	BA	2429	G

*Continued on next page...*

*Continued from previous page...*

Mol	Chain	Res	Type
22	BA	2430	A
22	BA	2435	A
22	BA	2437	G
22	BA	2441	U
22	BA	2447	G
22	BA	2448	A
22	BA	2465	C
22	BA	2474	U
22	BA	2475	C
22	BA	2476	A
22	BA	2479	U
22	BA	2486	C
22	BA	2490	G
22	BA	2491	U
22	BA	2500	U
22	BA	2501	C
22	BA	2502	G
22	BA	2504	U
22	BA	2505	G
22	BA	2508	G
22	BA	2515	C
22	BA	2518	A
22	BA	2520	C
22	BA	2525	G
22	BA	2529	G
22	BA	2554	U
22	BA	2555	U
22	BA	2566	A
22	BA	2567	G
22	BA	2573	C
22	BA	2574	G
22	BA	2575	C
22	BA	2582	G
22	BA	2585	U
22	BA	2586	U
22	BA	2599	G
22	BA	2602	A
22	BA	2603	G
22	BA	2609	U
22	BA	2610	C
22	BA	2613	U
22	BA	2615	U

*Continued on next page...*

*Continued from previous page...*

Mol	Chain	Res	Type
22	BA	2616	C
22	BA	2621	G
22	BA	2627	G
22	BA	2629	U
22	BA	2658	C
22	BA	2663	G
22	BA	2689	U
22	BA	2690	U
22	BA	2714	G
22	BA	2718	G
22	BA	2719	G
22	BA	2724	U
22	BA	2726	A
22	BA	2729	G
22	BA	2731	G
22	BA	2733	A
22	BA	2737	G
22	BA	2742	G
22	BA	2744	G
22	BA	2748	A
22	BA	2750	A
22	BA	2757	A
22	BA	2759	G
22	BA	2762	C
22	BA	2765	A
22	BA	2769	U
22	BA	2778	A
22	BA	2791	G
22	BA	2792	A
22	BA	2798	U
22	BA	2799	A
22	BA	2800	A
22	BA	2811	G
22	BA	2812	G
22	BA	2820	A
22	BA	2821	A
22	BA	2825	G
22	BA	2827	C
22	BA	2835	A
22	BA	2840	C
22	BA	2849	U
22	BA	2858	C

*Continued on next page...*

*Continued from previous page...*

Mol	Chain	Res	Type
22	BA	2861	U
22	BA	2862	G
22	BA	2867	G
22	BA	2873	A
22	BA	2874	C
22	BA	2880	C
22	BA	2883	A
22	BA	2884	U
22	BA	2885	G
22	BA	2886	A
22	BA	2887	A
22	BA	2891	U
22	BA	2903	U
23	BB	2	G
23	BB	4	C
23	BB	9	G
23	BB	12	C
23	BB	13	G
23	BB	15	A
23	BB	16	G
23	BB	24	G
23	BB	25	U
23	BB	35	C
23	BB	36	C
23	BB	37	C
23	BB	41	G
23	BB	44	G
23	BB	46	A
23	BB	56	G
23	BB	63	C
23	BB	66	A
23	BB	85	G
23	BB	89	U
23	BB	90	C
23	BB	98	G
23	BB	99	A
23	BB	105	G
23	BB	109	A
23	BB	112	G
23	BB	119	A
1	CA	5	U
1	CA	7	A

*Continued on next page...*

*Continued from previous page...*

Mol	Chain	Res	Type
1	CA	8	A
1	CA	9	G
1	CA	19	A
1	CA	32	A
1	CA	39	G
1	CA	47	C
1	CA	48	C
1	CA	50	A
1	CA	51	A
1	CA	56	U
1	CA	67	C
1	CA	68	G
1	CA	70	U
1	CA	71	A
1	CA	74	A
1	CA	80	A
1	CA	81	A
1	CA	83	C
1	CA	84	U
1	CA	85	U
1	CA	87	C
1	CA	88	U
1	CA	91	U
1	CA	94	G
1	CA	95	C
1	CA	97	G
1	CA	108	G
1	CA	116	A
1	CA	120	A
1	CA	121	U
1	CA	122	G
1	CA	130	A
1	CA	131	A
1	CA	142	G
1	CA	144	G
1	CA	154	U
1	CA	155	A
1	CA	156	C
1	CA	159	G
1	CA	168	G
1	CA	169	C
1	CA	176	C

*Continued on next page...*

*Continued from previous page...*

Mol	Chain	Res	Type
1	CA	179	A
1	CA	181	A
1	CA	182	A
1	CA	183	C
1	CA	189	A
1	CA	195	A
1	CA	197	A
1	CA	200	G
1	CA	201	G
1	CA	204	G
1	CA	206	C
1	CA	207	C
1	CA	208	U
1	CA	210	C
1	CA	211	G
1	CA	212	G
1	CA	240	G
1	CA	241	G
1	CA	245	U
1	CA	247	G
1	CA	249	U
1	CA	251	G
1	CA	263	A
1	CA	266	G
1	CA	267	C
1	CA	279	A
1	CA	289	G
1	CA	298	A
1	CA	316	C
1	CA	320	A
1	CA	321	A
1	CA	328	C
1	CA	329	A
1	CA	330	C
1	CA	332	G
1	CA	333	U
1	CA	338	A
1	CA	345	C
1	CA	347	G
1	CA	351	G
1	CA	352	C
1	CA	354	G

*Continued on next page...*

*Continued from previous page...*

Mol	Chain	Res	Type
1	CA	358	U
1	CA	359	G
1	CA	367	U
1	CA	372	C
1	CA	376	G
1	CA	378	G
1	CA	382	A
1	CA	384	G
1	CA	388	G
1	CA	398	U
1	CA	399	G
1	CA	402	G
1	CA	406	G
1	CA	411	A
1	CA	412	A
1	CA	413	G
1	CA	421	U
1	CA	422	C
1	CA	429	U
1	CA	430	A
1	CA	446	G
1	CA	458	U
1	CA	459	A
1	CA	463	U
1	CA	466	A
1	CA	467	U
1	CA	468	A
1	CA	469	C
1	CA	474	G
1	CA	477	C
1	CA	478	A
1	CA	479	U
1	CA	481	G
1	CA	482	A
1	CA	484	G
1	CA	485	U
1	CA	486	U
1	CA	495	A
1	CA	498	A
1	CA	499	A
1	CA	500	G
1	CA	505	G

*Continued on next page...*



*Continued from previous page...*

Mol	Chain	Res	Type
1	CA	509	A
1	CA	511	C
1	CA	512	U
1	CA	518	C
1	CA	519	C
1	CA	527	G
1	CA	532	A
1	CA	533	A
1	CA	536	C
1	CA	545	C
1	CA	547	A
1	CA	550	G
1	CA	559	A
1	CA	564	C
1	CA	567	G
1	CA	568	G
1	CA	572	A
1	CA	573	A
1	CA	576	C
1	CA	581	G
1	CA	582	C
1	CA	595	A
1	CA	596	A
1	CA	619	U
1	CA	622	A
1	CA	641	U
1	CA	650	G
1	CA	653	U
1	CA	665	A
1	CA	666	G
1	CA	675	A
1	CA	682	G
1	CA	687	A
1	CA	693	G
1	CA	695	A
1	CA	702	A
1	CA	703	G
1	CA	719	C
1	CA	720	C
1	CA	721	G
1	CA	723	U
1	CA	724	G

*Continued on next page...*

*Continued from previous page...*

Mol	Chain	Res	Type
1	CA	729	A
1	CA	731	G
1	CA	733	G
1	CA	734	G
1	CA	747	A
1	CA	754	C
1	CA	755	G
1	CA	776	G
1	CA	778	G
1	CA	793	U
1	CA	794	A
1	CA	799	G
1	CA	802	A
1	CA	803	G
1	CA	809	G
1	CA	810	C
1	CA	814	A
1	CA	815	A
1	CA	821	G
1	CA	827	U
1	CA	828	U
1	CA	841	C
1	CA	842	U
1	CA	843	U
1	CA	844	G
1	CA	845	A
1	CA	846	G
1	CA	859	G
1	CA	874	G
1	CA	914	A
1	CA	922	G
1	CA	926	G
1	CA	931	C
1	CA	934	C
1	CA	935	A
1	CA	960	U
1	CA	966	G
1	CA	967	C
1	CA	969	A
1	CA	971	G
1	CA	973	G
1	CA	975	A

*Continued on next page...*

*Continued from previous page...*

Mol	Chain	Res	Type
1	CA	976	G
1	CA	977	A
1	CA	983	A
1	CA	986	U
1	CA	987	G
1	CA	989	U
1	CA	993	G
1	CA	995	C
1	CA	1004	A
1	CA	1008	U
1	CA	1009	U
1	CA	1018	G
1	CA	1022	A
1	CA	1025	U
1	CA	1026	G
1	CA	1027	C
1	CA	1028	C
1	CA	1030	U
1	CA	1031	C
1	CA	1032	G
1	CA	1033	G
1	CA	1034	G
1	CA	1037	C
1	CA	1042	A
1	CA	1043	G
1	CA	1044	A
1	CA	1050	G
1	CA	1054	C
1	CA	1065	U
1	CA	1072	G
1	CA	1073	U
1	CA	1080	A
1	CA	1086	U
1	CA	1094	G
1	CA	1095	U
1	CA	1101	A
1	CA	1124	G
1	CA	1125	U
1	CA	1133	G
1	CA	1134	G
1	CA	1136	C
1	CA	1137	C

*Continued on next page...*

*Continued from previous page...*

Mol	Chain	Res	Type
1	CA	1139	G
1	CA	1140	C
1	CA	1141	C
1	CA	1142	G
1	CA	1145	A
1	CA	1154	G
1	CA	1157	A
1	CA	1159	U
1	CA	1160	G
1	CA	1161	C
1	CA	1180	A
1	CA	1183	U
1	CA	1184	G
1	CA	1192	C
1	CA	1196	A
1	CA	1197	A
1	CA	1202	U
1	CA	1212	U
1	CA	1213	A
1	CA	1214	C
1	CA	1227	A
1	CA	1230	C
1	CA	1232	U
1	CA	1238	A
1	CA	1240	U
1	CA	1241	G
1	CA	1253	G
1	CA	1275	A
1	CA	1280	A
1	CA	1285	A
1	CA	1286	U
1	CA	1287	A
1	CA	1292	G
1	CA	1293	C
1	CA	1299	A
1	CA	1302	C
1	CA	1304	G
1	CA	1305	G
1	CA	1317	C
1	CA	1318	A
1	CA	1322	C
1	CA	1324	A

*Continued on next page...*

*Continued from previous page...*

Mol	Chain	Res	Type
1	CA	1331	G
1	CA	1337	G
1	CA	1338	G
1	CA	1343	G
1	CA	1346	A
1	CA	1362	A
1	CA	1363	A
1	CA	1365	G
1	CA	1370	G
1	CA	1378	C
1	CA	1379	G
1	CA	1382	C
1	CA	1397	C
1	CA	1398	A
1	CA	1406	U
1	CA	1419	G
1	CA	1429	A
1	CA	1440	U
1	CA	1441	A
1	CA	1442	G
1	CA	1446	A
1	CA	1452	C
1	CA	1454	G
1	CA	1455	G
1	CA	1475	G
1	CA	1480	A
1	CA	1491	G
1	CA	1492	A
1	CA	1493	A
1	CA	1497	G
1	CA	1505	G
1	CA	1506	U
1	CA	1514	G
1	CA	1517	G
1	CA	1529	G
1	CA	1530	G
1	CA	1531	A
1	CA	1533	C
1	CA	1535	C
22	DA	10	A
22	DA	12	U
22	DA	15	G

*Continued on next page...*

*Continued from previous page...*

Mol	Chain	Res	Type
22	DA	34	U
22	DA	39	G
22	DA	41	C
22	DA	42	A
22	DA	46	G
22	DA	57	C
22	DA	58	G
22	DA	61	C
22	DA	71	A
22	DA	73	A
22	DA	74	A
22	DA	75	G
22	DA	80	G
22	DA	82	U
22	DA	84	A
22	DA	98	G
22	DA	101	A
22	DA	102	U
22	DA	118	A
22	DA	119	A
22	DA	120	U
22	DA	138	U
22	DA	139	U
22	DA	140	C
22	DA	141	G
22	DA	142	A
22	DA	146	A
22	DA	162	U
22	DA	163	C
22	DA	166	U
22	DA	172	A
22	DA	181	A
22	DA	196	A
22	DA	197	A
22	DA	215	G
22	DA	216	A
22	DA	222	A
22	DA	223	A
22	DA	224	U
22	DA	233	A
22	DA	248	G
22	DA	249	C

*Continued on next page...*

*Continued from previous page...*

Mol	Chain	Res	Type
22	DA	250	G
22	DA	255	A
22	DA	265	A
22	DA	266	G
22	DA	271	G
22	DA	272	A
22	DA	276	U
22	DA	278	A
22	DA	281	C
22	DA	282	A
22	DA	284	U
22	DA	285	G
22	DA	286	U
22	DA	294	A
22	DA	311	A
22	DA	328	U
22	DA	329	G
22	DA	330	A
22	DA	335	C
22	DA	346	A
22	DA	350	G
22	DA	353	C
22	DA	354	A
22	DA	361	G
22	DA	362	A
22	DA	367	G
22	DA	371	A
22	DA	372	G
22	DA	374	A
22	DA	380	G
22	DA	383	C
22	DA	385	C
22	DA	386	G
22	DA	387	U
22	DA	396	G
22	DA	399	U
22	DA	405	U
22	DA	411	G
22	DA	417	C
22	DA	424	G
22	DA	425	G
22	DA	430	A

*Continued on next page...*

*Continued from previous page...*

Mol	Chain	Res	Type
22	DA	451	U
22	DA	455	C
22	DA	478	A
22	DA	479	A
22	DA	480	A
22	DA	481	G
22	DA	490	C
22	DA	491	G
22	DA	504	A
22	DA	505	A
22	DA	508	A
22	DA	509	C
22	DA	518	G
22	DA	526	A
22	DA	529	A
22	DA	531	C
22	DA	532	A
22	DA	533	G
22	DA	543	G
22	DA	544	C
22	DA	546	U
22	DA	547	A
22	DA	548	G
22	DA	549	G
22	DA	550	C
22	DA	563	A
22	DA	573	U
22	DA	575	A
22	DA	586	A
22	DA	588	U
22	DA	593	U
22	DA	603	A
22	DA	615	U
22	DA	627	A
22	DA	630	G
22	DA	631	A
22	DA	637	A
22	DA	642	U
22	DA	645	C
22	DA	646	U
22	DA	647	G
22	DA	648	G

*Continued on next page...*



*Continued from previous page...*

Mol	Chain	Res	Type
22	DA	651	G
22	DA	654	A
22	DA	657	U
22	DA	664	G
22	DA	672	C
22	DA	676	A
22	DA	677	A
22	DA	685	A
22	DA	686	U
22	DA	695	G
22	DA	702	U
22	DA	717	C
22	DA	726	G
22	DA	728	G
22	DA	730	A
22	DA	740	C
22	DA	747	U
22	DA	749	A
22	DA	751	A
22	DA	752	A
22	DA	753	A
22	DA	764	A
22	DA	775	G
22	DA	776	G
22	DA	782	A
22	DA	784	G
22	DA	785	G
22	DA	794	A
22	DA	799	G
22	DA	801	G
22	DA	805	G
22	DA	812	C
22	DA	815	C
22	DA	819	A
22	DA	827	U
22	DA	828	U
22	DA	829	A
22	DA	830	G
22	DA	844	A
22	DA	845	A
22	DA	846	U
22	DA	847	U

*Continued on next page...*

*Continued from previous page...*

Mol	Chain	Res	Type
22	DA	858	G
22	DA	859	G
22	DA	878	A
22	DA	880	G
22	DA	881	G
22	DA	885	C
22	DA	896	A
22	DA	897	C
22	DA	902	C
22	DA	910	A
22	DA	914	G
22	DA	915	C
22	DA	931	U
22	DA	932	U
22	DA	941	A
22	DA	945	A
22	DA	946	C
22	DA	961	C
22	DA	974	G
22	DA	983	A
22	DA	995	C
22	DA	996	A
22	DA	1012	U
22	DA	1013	C
22	DA	1022	G
22	DA	1023	U
22	DA	1025	G
22	DA	1026	G
22	DA	1033	U
22	DA	1046	A
22	DA	1047	G
22	DA	1053	C
22	DA	1058	U
22	DA	1060	U
22	DA	1061	U
22	DA	1062	G
22	DA	1065	U
22	DA	1066	U
22	DA	1068	G
22	DA	1070	A
22	DA	1071	G
22	DA	1072	C

*Continued on next page...*

*Continued from previous page...*

Mol	Chain	Res	Type
22	DA	1074	G
22	DA	1075	C
22	DA	1077	A
22	DA	1079	C
22	DA	1082	U
22	DA	1088	A
22	DA	1089	A
22	DA	1090	A
22	DA	1092	C
22	DA	1094	U
22	DA	1097	U
22	DA	1098	A
22	DA	1100	C
22	DA	1104	C
22	DA	1110	G
22	DA	1111	A
22	DA	1112	G
22	DA	1119	U
22	DA	1128	G
22	DA	1132	U
22	DA	1133	A
22	DA	1135	C
22	DA	1136	G
22	DA	1139	G
22	DA	1142	A
22	DA	1143	A
22	DA	1153	C
22	DA	1155	A
22	DA	1156	A
22	DA	1171	G
22	DA	1172	C
22	DA	1173	U
22	DA	1175	A
22	DA	1176	U
22	DA	1179	G
22	DA	1180	U
22	DA	1186	G
22	DA	1195	G
22	DA	1197	G
22	DA	1208	C
22	DA	1212	G
22	DA	1221	C

*Continued on next page...*

*Continued from previous page...*

Mol	Chain	Res	Type
22	DA	1230	A
22	DA	1236	G
22	DA	1238	G
22	DA	1241	A
22	DA	1246	A
22	DA	1247	A
22	DA	1250	G
22	DA	1253	A
22	DA	1256	G
22	DA	1264	A
22	DA	1266	G
22	DA	1269	A
22	DA	1271	G
22	DA	1272	A
22	DA	1274	A
22	DA	1276	A
22	DA	1288	G
22	DA	1300	G
22	DA	1301	A
22	DA	1305	C
22	DA	1312	U
22	DA	1321	A
22	DA	1325	U
22	DA	1341	G
22	DA	1345	C
22	DA	1352	U
22	DA	1355	G
22	DA	1359	A
22	DA	1363	C
22	DA	1365	A
22	DA	1368	G
22	DA	1376	C
22	DA	1379	U
22	DA	1380	G
22	DA	1383	A
22	DA	1386	C
22	DA	1387	A
22	DA	1390	U
22	DA	1395	A
22	DA	1411	U
22	DA	1414	C
22	DA	1416	G

*Continued on next page...*

*Continued from previous page...*

Mol	Chain	Res	Type
22	DA	1420	A
22	DA	1423	G
22	DA	1428	C
22	DA	1434	A
22	DA	1441	G
22	DA	1446	C
22	DA	1451	C
22	DA	1452	G
22	DA	1455	G
22	DA	1458	U
22	DA	1462	C
22	DA	1468	U
22	DA	1471	G
22	DA	1472	C
22	DA	1482	G
22	DA	1483	G
22	DA	1493	C
22	DA	1495	A
22	DA	1504	A
22	DA	1509	A
22	DA	1510	G
22	DA	1515	A
22	DA	1523	U
22	DA	1530	G
22	DA	1531	C
22	DA	1533	C
22	DA	1534	U
22	DA	1535	A
22	DA	1536	C
22	DA	1537	G
22	DA	1547	C
22	DA	1566	A
22	DA	1569	A
22	DA	1576	U
22	DA	1578	U
22	DA	1581	G
22	DA	1582	C
22	DA	1583	A
22	DA	1584	U
22	DA	1585	C
22	DA	1603	A
22	DA	1606	C

*Continued on next page...*

*Continued from previous page...*

Mol	Chain	Res	Type
22	DA	1607	C
22	DA	1608	A
22	DA	1610	A
22	DA	1613	G
22	DA	1616	A
22	DA	1618	A
22	DA	1623	G
22	DA	1639	C
22	DA	1646	C
22	DA	1647	U
22	DA	1648	U
22	DA	1649	G
22	DA	1651	G
22	DA	1660	G
22	DA	1664	A
22	DA	1674	G
22	DA	1694	C
22	DA	1714	U
22	DA	1715	G
22	DA	1729	U
22	DA	1730	C
22	DA	1731	G
22	DA	1732	C
22	DA	1738	G
22	DA	1739	A
22	DA	1744	A
22	DA	1756	G
22	DA	1758	U
22	DA	1764	C
22	DA	1765	U
22	DA	1773	A
22	DA	1800	C
22	DA	1802	A
22	DA	1808	A
22	DA	1811	G
22	DA	1816	C
22	DA	1820	U
22	DA	1821	A
22	DA	1822	C
22	DA	1823	G
22	DA	1829	A
22	DA	1847	A

*Continued on next page...*

*Continued from previous page...*

Mol	Chain	Res	Type
22	DA	1848	A
22	DA	1858	A
22	DA	1869	G
22	DA	1870	C
22	DA	1871	A
22	DA	1872	A
22	DA	1874	C
22	DA	1876	A
22	DA	1880	U
22	DA	1884	G
22	DA	1887	C
22	DA	1893	C
22	DA	1903	G
22	DA	1905	C
22	DA	1906	G
22	DA	1914	C
22	DA	1924	C
22	DA	1927	A
22	DA	1929	G
22	DA	1930	G
22	DA	1934	C
22	DA	1939	U
22	DA	1945	G
22	DA	1947	C
22	DA	1955	U
22	DA	1963	U
22	DA	1966	A
22	DA	1967	C
22	DA	1970	A
22	DA	1971	U
22	DA	1972	G
22	DA	1975	G
22	DA	1991	U
22	DA	1992	G
22	DA	1993	U
22	DA	1997	C
22	DA	2005	A
22	DA	2022	U
22	DA	2023	C
22	DA	2030	A
22	DA	2031	A
22	DA	2033	A

*Continued on next page...*

*Continued from previous page...*

Mol	Chain	Res	Type
22	DA	2043	C
22	DA	2055	C
22	DA	2056	G
22	DA	2060	A
22	DA	2061	G
22	DA	2062	A
22	DA	2069	G
22	DA	2092	U
22	DA	2093	G
22	DA	2095	A
22	DA	2103	C
22	DA	2107	G
22	DA	2108	A
22	DA	2110	G
22	DA	2111	U
22	DA	2112	G
22	DA	2113	U
22	DA	2115	G
22	DA	2116	G
22	DA	2117	A
22	DA	2118	U
22	DA	2119	A
22	DA	2125	G
22	DA	2126	A
22	DA	2127	G
22	DA	2128	G
22	DA	2131	U
22	DA	2132	U
22	DA	2133	G
22	DA	2135	A
22	DA	2137	U
22	DA	2144	G
22	DA	2146	C
22	DA	2147	A
22	DA	2149	U
22	DA	2158	A
22	DA	2162	G
22	DA	2163	A
22	DA	2164	C
22	DA	2165	C
22	DA	2169	A
22	DA	2170	A

*Continued on next page...*



*Continued from previous page...*

Mol	Chain	Res	Type
22	DA	2171	A
22	DA	2172	U
22	DA	2173	A
22	DA	2178	C
22	DA	2184	A
22	DA	2189	U
22	DA	2190	G
22	DA	2198	A
22	DA	2203	U
22	DA	2204	G
22	DA	2211	A
22	DA	2212	A
22	DA	2214	C
22	DA	2225	A
22	DA	2226	C
22	DA	2230	G
22	DA	2238	G
22	DA	2239	G
22	DA	2241	A
22	DA	2243	U
22	DA	2246	G
22	DA	2266	A
22	DA	2268	A
22	DA	2273	A
22	DA	2278	A
22	DA	2280	G
22	DA	2283	C
22	DA	2287	A
22	DA	2289	G
22	DA	2305	U
22	DA	2307	G
22	DA	2308	G
22	DA	2309	A
22	DA	2311	A
22	DA	2312	U
22	DA	2320	U
22	DA	2322	A
22	DA	2324	U
22	DA	2325	G
22	DA	2327	A
22	DA	2331	G
22	DA	2333	A

*Continued on next page...*

*Continued from previous page...*

Mol	Chain	Res	Type
22	DA	2344	U
22	DA	2350	C
22	DA	2354	C
22	DA	2357	G
22	DA	2361	G
22	DA	2383	G
22	DA	2385	C
22	DA	2402	U
22	DA	2403	C
22	DA	2406	A
22	DA	2407	A
22	DA	2410	G
22	DA	2417	C
22	DA	2422	C
22	DA	2423	U
22	DA	2424	C
22	DA	2425	A
22	DA	2426	A
22	DA	2429	G
22	DA	2430	A
22	DA	2431	U
22	DA	2435	A
22	DA	2441	U
22	DA	2446	G
22	DA	2448	A
22	DA	2449	U
22	DA	2454	G
22	DA	2474	U
22	DA	2476	A
22	DA	2484	G
22	DA	2491	U
22	DA	2494	G
22	DA	2501	C
22	DA	2502	G
22	DA	2503	A
22	DA	2504	U
22	DA	2505	G
22	DA	2507	C
22	DA	2518	A
22	DA	2525	G
22	DA	2529	G
22	DA	2535	G

*Continued on next page...*

*Continued from previous page...*

Mol	Chain	Res	Type
22	DA	2547	A
22	DA	2554	U
22	DA	2566	A
22	DA	2567	G
22	DA	2572	A
22	DA	2573	C
22	DA	2581	G
22	DA	2582	G
22	DA	2585	U
22	DA	2586	U
22	DA	2602	A
22	DA	2603	G
22	DA	2609	U
22	DA	2610	C
22	DA	2613	U
22	DA	2614	A
22	DA	2615	U
22	DA	2629	U
22	DA	2630	G
22	DA	2636	C
22	DA	2646	C
22	DA	2647	U
22	DA	2663	G
22	DA	2684	U
22	DA	2689	U
22	DA	2690	U
22	DA	2703	C
22	DA	2716	C
22	DA	2726	A
22	DA	2727	A
22	DA	2732	G
22	DA	2748	A
22	DA	2751	G
22	DA	2757	A
22	DA	2764	A
22	DA	2765	A
22	DA	2770	G
22	DA	2778	A
22	DA	2791	G
22	DA	2792	A
22	DA	2794	C
22	DA	2798	U

*Continued on next page...*

*Continued from previous page...*

Mol	Chain	Res	Type
22	DA	2799	A
22	DA	2807	U
22	DA	2809	A
22	DA	2820	A
22	DA	2822	G
22	DA	2823	A
22	DA	2835	A
22	DA	2861	U
22	DA	2867	G
22	DA	2875	C
22	DA	2879	A
22	DA	2880	C
22	DA	2883	A
22	DA	2886	A
22	DA	2891	U
22	DA	2894	G
22	DA	2901	C
22	DA	2903	U
23	DB	13	G
23	DB	15	A
23	DB	16	G
23	DB	22	U
23	DB	24	G
23	DB	25	U
23	DB	35	C
23	DB	36	C
23	DB	40	U
23	DB	44	G
23	DB	50	A
23	DB	51	G
23	DB	54	G
23	DB	56	G
23	DB	58	A
23	DB	64	G
23	DB	66	A
23	DB	73	A
23	DB	88	C
23	DB	89	U
23	DB	90	C
23	DB	91	C
23	DB	99	A
23	DB	105	G

*Continued on next page...*

*Continued from previous page...*

Mol	Chain	Res	Type
23	DB	109	A

There are no RNA pucker outliers to report.

## 5.4 Non-standard residues in protein, DNA, RNA chains ⓘ

10 non-standard protein/DNA/RNA residues are modelled in this entry.

In the following table, the Counts columns list the number of bonds (or angles) for which Mogul statistics could be retrieved, the number of bonds (or angles) that are observed in the model and the number of bonds (or angles) that are defined in the chemical component dictionary. The Link column lists molecule types, if any, to which the group is linked. The Z score for a bond length (or angle) is the number of standard deviations the observed value is removed from the expected value. A bond length (or angle) with  $|Z| > 2$  is considered an outlier worth inspection. RMSZ is the root-mean-square of all Z scores of the bond lengths (or angles).

Mol	Type	Chain	Res	Link	Bond lengths			Bond angles		
					Counts	RMSZ	# $ Z  > 2$	Counts	RMSZ	# $ Z  > 2$
54	MHW	B6	1	54	9,9,10	2.70	4 (44%)	8,11,13	3.13	6 (75%)
54	DBB	B6	3	54	5,5,6	6.75	1 (20%)	3,5,7	4.31	1 (33%)
54	MHU	B6	5	54	15,15,16	4.68	7 (46%)	16,19,21	2.07	3 (18%)
54	04X	B6	6	54	16,16,17	2.88	5 (31%)	18,20,22	5.07	11 (61%)
54	004	B6	7	54	10,10,11	4.73	7 (70%)	10,12,14	11.23	2 (20%)
54	MHW	D6	1	54	9,9,10	2.55	3 (33%)	8,11,13	2.25	7 (87%)
54	DBB	D6	3	54	5,5,6	6.42	1 (20%)	3,5,7	1.74	2 (66%)
54	MHU	D6	5	54	15,15,16	4.94	7 (46%)	16,19,21	2.08	3 (18%)
54	04X	D6	6	54	16,16,17	2.94	4 (25%)	18,20,22	6.16	12 (66%)
54	004	D6	7	54	10,10,11	5.46	7 (70%)	10,12,14	10.33	3 (30%)

In the following table, the Chirals column lists the number of chiral outliers, the number of chiral centers analysed, the number of these observed in the model and the number defined in the chemical component dictionary. Similar counts are reported in the Torsion and Rings columns. '-' means no outliers of that kind were identified.

Mol	Type	Chain	Res	Link	Chirals	Torsions	Rings
54	MHW	B6	1	54	-	0/0/2/4	0/1/1/1
54	DBB	B6	3	54	-	0/2/4/6	0/0/0/0
54	MHU	B6	5	54	-	0/10/12/14	0/1/1/1
54	04X	B6	6	54	-	0/4/24/26	0/2/2/2
54	004	B6	7	54	-	0/4/6/8	0/1/1/1

*Continued on next page...*

*Continued from previous page...*

Mol	Type	Chain	Res	Link	Chirals	Torsions	Rings
54	MHW	D6	1	54	-	0/0/2/4	0/1/1/1
54	DBB	D6	3	54	-	0/2/4/6	0/0/0/0
54	MHU	D6	5	54	-	1/10/12/14	0/1/1/1
54	04X	D6	6	54	-	0/4/24/26	0/2/2/2
54	004	D6	7	54	-	0/4/6/8	0/1/1/1

All (46) bond length outliers are listed below:

Mol	Chain	Res	Type	Atoms	Z	Observed(Å)	Ideal(Å)
54	D6	5	MHU	O-C	15.89	1.22	1.11
54	B6	3	DBB	O-C	14.95	1.21	1.11
54	B6	5	MHU	O-C	14.88	1.21	1.11
54	D6	3	DBB	O-C	14.12	1.21	1.11
54	B6	7	004	CB-CA	-11.32	1.45	1.52
54	D6	7	004	O-C	11.09	1.18	1.11
54	D6	7	004	CB-CA	-10.62	1.46	1.52
54	D6	6	04X	O-C	10.29	1.18	1.11
54	B6	6	04X	O-C	9.30	1.17	1.11
54	B6	7	004	O-C	5.95	1.15	1.11
54	D6	5	MHU	CE1-CD1	5.94	1.49	1.38
54	B6	5	MHU	CE1-CD1	5.43	1.48	1.38
54	D6	1	MHW	CG2-CB	-5.33	1.29	1.39
54	B6	1	MHW	CG2-CB	-5.27	1.29	1.39
54	B6	5	MHU	CD2-CG	4.81	1.49	1.38
54	D6	5	MHU	CD2-CG	4.21	1.48	1.38
54	B6	5	MHU	CE2-CZ	4.05	1.47	1.39
54	B6	6	04X	CA-N	-3.91	1.42	1.47
54	B6	5	MHU	CM-N	-3.89	1.35	1.46
54	D6	7	004	CG1-CB	-3.87	1.32	1.39
54	B6	7	004	CG1-CB	-3.85	1.32	1.39
54	D6	7	004	CE-CD2	3.83	1.47	1.38
54	D6	5	MHU	CA-N	3.79	1.51	1.46
54	B6	7	004	CE-CD2	3.77	1.47	1.38
54	B6	1	MHW	OG1-CB	3.58	1.43	1.36
54	D6	5	MHU	CE2-CZ	3.51	1.46	1.39
54	D6	5	MHU	CM-N	-3.38	1.36	1.46
54	D6	1	MHW	CA-N	-3.34	1.28	1.34
54	B6	7	004	CD2-CG2	-3.20	1.32	1.38
54	D6	7	004	CD1-CG1	3.11	1.45	1.38
54	B6	7	004	CD1-CG1	3.09	1.45	1.38
54	D6	1	MHW	OG1-CB	3.04	1.42	1.36
54	D6	7	004	CD2-CG2	-3.02	1.32	1.38

*Continued on next page...*

*Continued from previous page...*

Mol	Chain	Res	Type	Atoms	Z	Observed(Å)	Ideal(Å)
54	B6	6	04X	CA-C	3.01	1.55	1.49
54	B6	6	04X	CE-N	-2.98	1.42	1.46
54	B6	1	MHW	O-C	2.97	1.26	1.18
54	D6	6	04X	CA-N	-2.89	1.44	1.47
54	D6	5	MHU	CD2-CE2	-2.77	1.33	1.38
54	B6	7	004	CD1-CE	-2.68	1.31	1.38
54	D6	7	004	CD1-CE	-2.64	1.31	1.38
54	B6	5	MHU	CD2-CE2	-2.59	1.34	1.38
54	D6	6	04X	CA-C	2.44	1.54	1.49
54	B6	1	MHW	CA-N	-2.44	1.30	1.34
54	B6	5	MHU	CE1-CZ	-2.35	1.34	1.39
54	D6	6	04X	CE-N	-2.33	1.43	1.46
54	B6	6	04X	CB-CA	-2.11	1.46	1.52

All (50) bond angle outliers are listed below:

Mol	Chain	Res	Type	Atoms	Z	Observed(°)	Ideal(°)
54	B6	7	004	C-CA-N	35.25	117.26	113.27
54	D6	7	004	C-CA-N	-32.06	109.64	113.27
54	D6	6	04X	C0-N1-C1	17.27	135.46	110.98
54	B6	6	04X	C0-N1-C1	14.39	131.37	110.98
54	D6	6	04X	CE-N-CA	12.44	121.04	110.86
54	B6	6	04X	CE-N-CA	9.74	118.83	110.86
54	D6	6	04X	CD-C0-N1	-8.85	106.64	112.45
54	B6	3	DBB	C-CA-N	-7.30	106.54	113.83
54	D6	5	MHU	CB-CA-N	6.84	122.60	110.31
54	B6	5	MHU	CB-CA-N	6.59	122.16	110.31
54	B6	6	04X	C-CA-N	-6.06	99.20	112.18
54	B6	1	MHW	CE-N-CA	5.25	122.44	116.13
54	D6	7	004	CB-CA-N	5.14	126.53	113.15
54	D6	6	04X	C2-C1-N1	-5.09	102.81	110.08
54	B6	6	04X	CD-C0-N1	-5.07	109.12	112.45
54	D6	6	04X	CE-CD-C0	5.03	128.74	115.96
54	D6	6	04X	C-CA-N	-4.71	102.09	112.18
54	D6	6	04X	C0-CD-CG	-4.50	108.50	122.57
54	B6	6	04X	C4-N1-C1	4.37	119.41	108.88
54	B6	6	04X	C2-C1-N1	-4.23	104.03	110.08
54	B6	6	04X	CE-CD-C0	4.09	126.35	115.96
54	B6	1	MHW	OG1-CB-CA	-4.02	114.78	121.55
54	B6	6	04X	C0-CD-CG	-3.53	111.53	122.57
54	B6	1	MHW	CD-CE-N	-3.52	117.49	123.42
54	B6	1	MHW	OG1-CB-CG2	3.51	129.00	119.37

*Continued on next page...*

Continued from previous page...

Mol	Chain	Res	Type	Atoms	Z	Observed(°)	Ideal(°)
54	D6	6	04X	C3-O1-C2	3.39	121.45	109.90
54	D6	6	04X	C3-C4-N1	-3.15	105.57	110.08
54	D6	6	04X	CB-CA-N	3.14	118.43	111.39
54	D6	6	04X	C4-N1-C1	3.04	116.22	108.88
54	D6	5	MHU	CE2-CZ-NZ	-3.04	117.11	121.61
54	B6	6	04X	O1-C2-C1	-3.02	104.83	111.87
54	D6	1	MHW	CD-CE-N	-2.90	118.53	123.42
54	B6	5	MHU	CE1-CZ-NZ	-2.84	117.41	121.61
54	D6	6	04X	C0-N1-C4	-2.70	107.16	110.98
54	B6	6	04X	C3-O1-C2	2.49	118.36	109.90
54	D6	1	MHW	OG1-CB-CG2	2.45	126.08	119.37
54	B6	6	04X	C3-C4-N1	-2.43	106.60	110.08
54	D6	1	MHW	CG2-CB-CA	-2.39	116.19	118.27
54	B6	1	MHW	CG2-CB-CA	-2.36	116.22	118.27
54	B6	7	004	CB-CA-N	2.31	119.17	113.15
54	D6	1	MHW	CB-CA-N	2.30	124.73	121.40
54	D6	7	004	CG2-CB-CA	2.30	124.95	120.67
54	D6	1	MHW	OG1-CB-CA	-2.28	117.71	121.55
54	D6	1	MHW	CE-N-CA	2.20	118.78	116.13
54	D6	5	MHU	CE1-CD1-CG	-2.20	117.88	121.04
54	D6	1	MHW	CG2-CD-CE	2.19	122.21	118.92
54	D6	3	DBB	CB-CA-N	2.16	119.14	111.31
54	B6	1	MHW	CD-CG2-CB	2.05	122.73	120.04
54	B6	5	MHU	CE1-CD1-CG	-2.02	118.13	121.04
54	D6	3	DBB	C-CA-N	-2.00	111.83	113.83

There are no chirality outliers.

All (1) torsion outliers are listed below:

Mol	Chain	Res	Type	Atoms
54	D6	5	MHU	C-CA-N-CM

There are no ring outliers.

## 5.5 Carbohydrates ⓘ

There are no carbohydrates in this entry.

## 5.6 Ligand geometry ⓘ

Of 500 ligands modelled in this entry, 500 are monoatomic - leaving 0 for Mogul analysis.



There are no bond length outliers.

There are no bond angle outliers.

There are no chirality outliers.

There are no torsion outliers.

There are no ring outliers.

## 5.7 Other polymers

There are no such residues in this entry.

## 5.8 Polymer linkage issues

The following chains have linkage breaks:

Mol	Chain	Number of breaks
54	B6	1

All chain breaks are listed below:

Model	Chain	Residue-1	Atom-1	Residue-2	Atom-2	Distance (Å)
1	B6	2:THR	C	3:DBB	N	1.61

## 6 Fit of model and data ⓘ

### 6.1 Protein, DNA and RNA chains ⓘ

In the following table, the column labelled ‘#RSRZ> 2’ contains the number (and percentage) of RSRZ outliers, followed by percent RSRZ outliers for the chain as percentile scores relative to all X-ray entries and entries of similar resolution. The OWAB column contains the minimum, median, 95<sup>th</sup> percentile and maximum values of the occupancy-weighted average B-factor per residue. The column labelled ‘Q< 0.9’ lists the number of (and percentage) of residues with an average occupancy less than 0.9.

Mol	Chain	Analysed	<RSRZ>	#RSRZ>2	OWAB(Å <sup>2</sup> )	Q<0.9
1	AA	1538/1539 (99%)	-0.47	18 (1%) 75 20	14, 54, 137, 179	0
1	CA	1539/1539 (100%)	-0.29	27 (1%) 65 14	27, 72, 145, 177	0
2	AB	218/218 (100%)	0.64	12 (5%) 24 5	43, 76, 100, 125	0
2	CB	218/218 (100%)	0.80	20 (9%) 9 2	63, 86, 106, 126	0
3	AC	206/206 (100%)	0.01	1 (0%) 88 36	39, 61, 83, 96	0
3	CC	206/206 (100%)	0.61	6 (2%) 49 9	57, 79, 97, 109	0
4	AD	205/205 (100%)	-0.04	0 100 100	35, 58, 79, 106	0
4	CD	205/205 (100%)	-0.16	2 (0%) 79 22	21, 40, 71, 90	0
5	AE	150/150 (100%)	-0.02	0 100 100	27, 51, 82, 106	0
5	CE	150/150 (100%)	-0.04	0 100 100	34, 59, 87, 104	0
6	AF	100/100 (100%)	-0.22	0 100 100	38, 59, 76, 84	0
6	CF	100/100 (100%)	-0.14	0 100 100	46, 74, 96, 104	0
7	AG	151/151 (100%)	0.44	5 (3%) 44 8	54, 78, 98, 108	0
7	CG	151/151 (100%)	0.95	15 (9%) 8 2	77, 97, 107, 113	0
8	AH	129/129 (100%)	-0.13	0 100 100	30, 50, 73, 81	0
8	CH	129/129 (100%)	0.03	0 100 100	45, 65, 81, 90	0
9	AI	127/127 (100%)	0.65	7 (5%) 24 5	51, 73, 97, 113	0
9	CI	127/127 (100%)	0.89	13 (10%) 7 2	71, 91, 109, 126	0
10	AJ	98/98 (100%)	0.23	3 (3%) 47 9	46, 68, 92, 122	0
10	CJ	98/98 (100%)	1.12	16 (16%) 2 1	71, 93, 110, 124	0
11	AK	117/117 (100%)	0.28	2 (1%) 67 15	32, 64, 91, 110	0
11	CK	117/117 (100%)	-0.01	1 (0%) 81 24	44, 68, 82, 91	0
12	AL	123/123 (100%)	0.05	1 (0%) 83 26	23, 39, 68, 94	0
12	CL	123/123 (100%)	0.03	4 (3%) 44 8	39, 52, 79, 99	0

*Continued on next page...*

*Continued from previous page...*

Mol	Chain	Analysed	<RSRZ>	#RSRZ>2	OWAB(Å <sup>2</sup> )	Q<0.9
13	AM	114/114 (100%)	0.19	2 (1%) 65 14	49, 71, 92, 105	0
13	CM	114/114 (100%)	1.26	24 (21%) 1 1	90, 103, 116, 120	0
14	AN	96/100 (96%)	0.47	4 (4%) 35 7	43, 63, 94, 106	0
14	CN	96/100 (96%)	1.10	20 (20%) 1 1	69, 91, 110, 118	0
15	AO	88/88 (100%)	-0.02	0 100 100	31, 51, 68, 98	0
15	CO	88/88 (100%)	-0.02	0 100 100	43, 63, 81, 105	0
16	AP	82/82 (100%)	0.28	2 (2%) 56 11	35, 49, 84, 100	0
16	CP	82/82 (100%)	0.40	3 (3%) 39 8	45, 62, 88, 106	0
17	AQ	80/80 (100%)	-0.02	1 (1%) 74 19	27, 54, 81, 124	0
17	CQ	80/80 (100%)	0.33	3 (3%) 38 7	44, 72, 96, 105	0
18	AR	55/55 (100%)	-0.07	3 (5%) 24 5	39, 53, 81, 112	0
18	CR	55/55 (100%)	0.04	1 (1%) 65 14	46, 56, 82, 111	0
19	AS	79/79 (100%)	0.55	5 (6%) 19 5	55, 72, 92, 101	0
19	CS	79/79 (100%)	1.71	26 (32%) 1 0	87, 103, 114, 123	0
20	AT	85/85 (100%)	0.05	1 (1%) 75 20	35, 51, 74, 111	0
20	CT	85/85 (100%)	0.88	12 (14%) 3 1	53, 72, 93, 96	0
21	AU	51/51 (100%)	1.14	9 (17%) 2 1	56, 76, 95, 108	0
21	CU	51/51 (100%)	0.38	3 (5%) 22 5	48, 72, 94, 108	0
22	BA	2897/2903 (99%)	-0.26	98 (3%) 43 8	0, 14, 130, 195	0
22	DA	2897/2903 (99%)	-0.18	53 (1%) 65 14	42, 83, 144, 183	0
23	BB	119/119 (100%)	-0.61	0 100 100	1, 24, 54, 90	0
23	DB	118/119 (99%)	-0.42	0 100 100	66, 111, 133, 141	0
24	BC	271/271 (100%)	-0.20	2 (0%) 84 28	3, 21, 43, 55	0
24	DC	271/271 (100%)	0.26	10 (3%) 39 8	42, 62, 76, 91	0
25	BD	209/209 (100%)	-0.33	0 100 100	0, 9, 38, 71	0
25	DD	209/209 (100%)	0.27	4 (1%) 64 13	46, 66, 81, 99	0
26	BE	201/201 (100%)	-0.30	0 100 100	0, 24, 56, 91	0
26	DE	201/201 (100%)	0.54	7 (3%) 42 8	45, 81, 98, 106	0
27	BF	177/177 (100%)	0.10	8 (4%) 32 7	15, 46, 88, 97	0
27	DF	177/177 (100%)	1.35	45 (25%) 1 1	85, 102, 117, 125	0
28	BG	176/176 (100%)	-0.16	0 100 100	15, 38, 64, 88	0

*Continued on next page...*

*Continued from previous page...*

Mol	Chain	Analysed	<RSRZ>	#RSRZ>2	OWAB(Å <sup>2</sup> )	Q<0.9
28	DG	176/176 (100%)	0.67	6 (3%) 43 8	71, 90, 104, 117	0
29	BH	149/149 (100%)	1.29	37 (24%) 1 1	25, 102, 121, 129	0
29	DH	149/149 (100%)	0.60	11 (7%) 14 3	25, 92, 107, 115	0
30	BI	141/141 (100%)	1.56	40 (28%) 1 0	84, 108, 121, 136	0
30	DI	141/141 (100%)	2.11	67 (47%) 1 0	96, 114, 123, 127	0
31	BJ	142/142 (100%)	-0.34	0 100 100	1, 5, 23, 43	0
31	DJ	142/142 (100%)	0.22	3 (2%) 60 12	48, 64, 79, 96	0
32	BK	122/122 (100%)	-0.38	0 100 100	2, 11, 37, 67	0
32	DK	122/122 (100%)	0.29	2 (1%) 68 16	48, 61, 81, 96	0
33	BL	143/143 (100%)	-0.27	0 100 100	0, 21, 48, 76	0
33	DL	143/143 (100%)	0.80	13 (9%) 9 2	42, 77, 91, 113	0
34	BM	136/136 (100%)	-0.34	0 100 100	1, 9, 30, 87	0
34	DM	136/136 (100%)	0.42	5 (3%) 39 8	42, 67, 82, 108	0
35	BN	120/120 (100%)	-0.33	0 100 100	1, 6, 17, 62	0
35	DN	120/120 (100%)	0.37	6 (5%) 28 6	54, 74, 88, 110	0
36	BO	116/116 (100%)	-0.20	0 100 100	14, 27, 46, 52	0
36	DO	116/116 (100%)	0.93	13 (11%) 6 2	74, 91, 102, 114	0
37	BP	114/114 (100%)	-0.24	0 100 100	5, 19, 48, 70	0
37	DP	114/114 (100%)	0.28	0 100 100	56, 68, 84, 93	0
38	BQ	117/117 (100%)	-0.34	0 100 100	0, 3, 11, 42	0
38	DQ	117/117 (100%)	0.21	2 (1%) 67 15	52, 66, 77, 84	0
39	BR	103/103 (100%)	-0.35	0 100 100	1, 9, 31, 63	0
39	DR	103/103 (100%)	0.47	2 (1%) 64 13	50, 75, 87, 97	0
40	BS	110/110 (100%)	-0.28	0 100 100	1, 3, 23, 84	0
40	DS	110/110 (100%)	0.70	5 (4%) 32 7	56, 73, 89, 96	0
41	BT	93/93 (100%)	0.05	1 (1%) 77 21	10, 27, 80, 101	0
41	DT	93/93 (100%)	1.13	17 (18%) 2 1	63, 83, 103, 110	0
42	BU	102/102 (100%)	-0.08	0 100 100	10, 30, 61, 92	0
42	DU	102/102 (100%)	1.54	36 (35%) 1 0	70, 88, 106, 112	0
43	BV	94/94 (100%)	-0.29	0 100 100	4, 22, 43, 54	0
43	DV	94/94 (100%)	0.23	1 (1%) 77 21	65, 82, 94, 99	0

*Continued on next page...*

Continued from previous page...

Mol	Chain	Analysed	<RSRZ>	#RSRZ>2	OWAB(Å <sup>2</sup> )	Q<0.9
44	BW	76/76 (100%)	-0.27	0 100 100	3, 10, 27, 48	0
44	DW	75/76 (98%)	0.95	11 (14%) 3 1	54, 79, 88, 108	0
45	BX	77/77 (100%)	-0.23	0 100 100	6, 24, 52, 77	0
45	DX	77/77 (100%)	0.47	4 (5%) 26 6	49, 69, 86, 89	0
46	BY	63/63 (100%)	0.00	1 (1%) 68 16	22, 44, 74, 96	0
46	DY	63/63 (100%)	0.61	5 (7%) 13 3	71, 90, 99, 103	0
47	BZ	58/58 (100%)	-0.28	0 100 100	2, 7, 29, 41	0
47	DZ	58/58 (100%)	0.21	1 (1%) 67 15	52, 70, 84, 89	0
48	B0	56/56 (100%)	-0.38	0 100 100	0, 8, 35, 70	0
48	D0	56/56 (100%)	0.43	2 (3%) 41 8	53, 74, 91, 104	0
49	B1	50/50 (100%)	-0.19	1 (2%) 62 12	13, 31, 54, 87	0
49	D1	50/50 (100%)	0.65	5 (10%) 8 2	68, 84, 93, 105	0
50	B2	46/46 (100%)	-0.26	1 (2%) 59 12	3, 9, 17, 90	0
50	D2	46/46 (100%)	0.73	4 (8%) 10 3	53, 66, 79, 100	0
51	B3	64/64 (100%)	-0.27	0 100 100	4, 9, 18, 31	0
51	D3	64/64 (100%)	0.69	6 (9%) 9 2	58, 71, 79, 85	0
52	B4	38/38 (100%)	-0.07	0 100 100	11, 20, 35, 52	0
52	D4	38/38 (100%)	1.09	7 (18%) 2 1	63, 74, 85, 99	0
53	B5	191/228 (83%)	2.68	127 (66%) 0 0	85, 111, 123, 134	0
54	B6	6/7 (85%)	1.02	1 (16%) 2 1	5, 9, 17, 17	0
54	D6	6/7 (85%)	1.99	2 (33%) 1 0	53, 58, 61, 62	0
All	All	20746/20808 (99%)	0.07	944 (4%) 31 7	0, 64, 119, 195	0

All (944) RSRZ outliers are listed below:

Mol	Chain	Res	Type	RSRZ
22	BA	2104	C	13.3
22	BA	2185	U	13.0
22	BA	2100	G	12.3
22	BA	2184	A	11.9
30	BI	53	LEU	11.5
22	BA	2103	C	10.8
22	BA	2144	G	10.3
30	DI	6	GLN	10.2
30	DI	2	ALA	9.6

Continued on next page...

*Continued from previous page...*

<b>Mol</b>	<b>Chain</b>	<b>Res</b>	<b>Type</b>	<b>RSRZ</b>
1	AA	1535	C	9.4
30	BI	3	LYS	9.3
22	BA	2101	A	9.2
22	BA	2145	C	9.1
22	BA	2147	A	9.1
22	BA	2102	G	8.8
22	BA	2143	C	8.4
22	BA	2158	A	8.3
53	B5	109	MET	8.3
22	BA	2135	A	8.2
22	BA	2189	U	8.2
30	BI	14	ALA	8.1
33	DL	92	LEU	8.1
22	BA	2112	G	8.0
30	BI	4	LYS	7.9
53	B5	110	ASP	7.7
1	CA	1536	C	7.5
30	DI	3	LYS	7.3
22	BA	2148	G	7.2
22	BA	2182	U	7.0
22	BA	2177	C	7.0
22	BA	2138	G	6.8
54	D6	5	MHU	6.7
1	AA	1536	C	6.7
22	BA	2099	U	6.7
1	AA	1534	A	6.6
29	BH	123	ARG	6.6
30	DI	67	PHE	6.5
30	BI	2	ALA	6.4
22	BA	2183	A	6.4
29	BH	97	ARG	6.4
22	BA	2163	A	6.4
53	B5	207	GLY	6.4
22	BA	2178	C	6.4
22	BA	2159	G	6.3
53	B5	77	ALA	6.3
22	BA	2115	G	6.3
42	DU	60	GLU	6.3
30	BI	54	PRO	6.2
30	DI	60	THR	6.2
53	B5	97	GLY	6.2
22	BA	2113	U	6.1

*Continued on next page...*

*Continued from previous page...*

Mol	Chain	Res	Type	RSRZ
1	AA	1538	C	6.1
53	B5	173	HIS	5.9
53	B5	111	PHE	5.9
53	B5	76	LEU	5.8
29	BH	96	THR	5.8
22	DA	1175	A	5.8
42	DU	26	LYS	5.8
30	DI	69	PHE	5.7
53	B5	48	LEU	5.7
53	B5	203	GLU	5.7
53	B5	218	THR	5.7
22	BA	2136	G	5.7
22	BA	2142	A	5.7
42	DU	58	ILE	5.6
53	B5	143	ALA	5.6
22	BA	2114	A	5.6
29	BH	102	ALA	5.6
22	BA	2127	G	5.6
22	BA	2165	C	5.5
22	BA	2106	U	5.5
53	B5	122	GLY	5.5
1	CA	1032	G	5.5
10	AJ	102	LEU	5.5
40	DS	84	ARG	5.5
1	CA	1539	C	5.4
29	BH	113	SER	5.4
1	CA	1535	C	5.4
22	BA	2140	G	5.4
22	DA	2402	U	5.3
22	BA	2166	U	5.3
13	CM	84	GLY	5.3
22	DA	1537	G	5.3
22	BA	2117	A	5.2
30	DI	4	LYS	5.2
22	BA	2105	U	5.2
22	BA	2111	U	5.2
19	CS	71	LEU	5.2
22	BA	2139	U	5.2
22	BA	2181	U	5.1
22	BA	2122	U	5.1
22	DA	2585	U	5.1
29	BH	98	ASP	5.1

*Continued on next page...*

*Continued from previous page...*

Mol	Chain	Res	Type	RSRZ
53	B5	156	GLU	5.1
22	BA	2118	U	5.1
22	BA	2157	G	5.0
1	AA	1539	C	5.0
53	B5	183	PRO	5.0
30	DI	68	THR	5.0
42	DU	35	ILE	4.9
22	BA	2161	C	4.9
27	DF	67	ILE	4.8
22	BA	2150	C	4.8
22	BA	2175	C	4.8
22	BA	2179	C	4.8
53	B5	98	GLU	4.7
53	B5	132	LEU	4.7
53	B5	202	PRO	4.7
53	B5	60	ARG	4.7
42	DU	43	LYS	4.7
1	CA	1537	U	4.7
30	DI	54	PRO	4.7
22	DA	1093	G	4.7
30	BI	12	GLN	4.6
53	B5	79	ALA	4.6
2	CB	151	ILE	4.6
22	BA	2132	U	4.6
22	BA	2172	U	4.6
30	DI	16	GLY	4.6
53	B5	174	ALA	4.6
53	B5	161	ARG	4.6
22	BA	2131	U	4.6
29	BH	112	LYS	4.6
53	B5	94	TYR	4.6
53	B5	141	PRO	4.5
53	B5	147	GLY	4.5
30	BI	13	VAL	4.5
22	BA	2162	G	4.5
22	BA	2155	U	4.4
14	CN	36	ALA	4.4
22	BA	2116	G	4.4
54	B6	7	004	4.4
29	BH	130	VAL	4.4
1	AA	1537	U	4.4
53	B5	157	ILE	4.4

*Continued on next page...*



*Continued from previous page...*

<b>Mol</b>	<b>Chain</b>	<b>Res</b>	<b>Type</b>	<b>RSRZ</b>
22	BA	2120	G	4.4
1	AA	1030	U	4.4
22	BA	2156	G	4.4
2	CB	136	MET	4.4
53	B5	78	ILE	4.4
13	CM	83	LEU	4.3
1	CA	1540	U	4.3
9	CI	130	ARG	4.3
27	DF	76	GLY	4.3
22	BA	2121	G	4.3
22	BA	2168	G	4.3
30	DI	15	ALA	4.3
53	B5	192	ALA	4.3
19	CS	66	MET	4.3
44	DW	78	LYS	4.3
22	BA	2169	A	4.2
30	BI	79	LEU	4.2
22	BA	2186	G	4.2
14	CN	44	ALA	4.2
22	BA	2146	C	4.2
29	BH	110	VAL	4.2
1	AA	78	A	4.1
19	CS	40	ILE	4.1
29	DH	142	VAL	4.1
29	BH	68	ARG	4.1
22	BA	2130	U	4.1
22	BA	2164	C	4.1
10	CJ	16	ARG	4.1
19	CS	29	LYS	4.1
30	BI	114	ALA	4.1
22	BA	2149	U	4.1
53	B5	206	LYS	4.1
36	DO	40	ILE	4.1
22	BA	885	C	4.1
27	DF	128	TYR	4.1
19	CS	37	ARG	4.1
1	CA	1031	C	4.0
1	CA	1534	A	4.0
19	CS	24	GLU	4.0
30	DI	45	LYS	4.0
26	DE	119	ILE	4.0
30	DI	17	MET	4.0

*Continued on next page...*

*Continued from previous page...*

<b>Mol</b>	<b>Chain</b>	<b>Res</b>	<b>Type</b>	<b>RSRZ</b>
53	B5	211	ARG	4.0
2	AB	157	LEU	4.0
53	B5	65	LEU	4.0
42	DU	27	ASN	4.0
53	B5	67	HIS	4.0
50	D2	46	LYS	4.0
53	B5	74	ARG	4.0
7	CG	62	PHE	4.0
22	BA	2160	C	4.0
53	B5	160	GLY	4.0
22	DA	1073	A	3.9
30	DI	5	VAL	3.9
29	BH	148	ALA	3.9
22	BA	2154	A	3.9
42	DU	79	LYS	3.9
22	DA	1172	C	3.9
53	B5	224	ARG	3.9
22	BA	2134	A	3.9
9	AI	41	ARG	3.9
10	CJ	72	ARG	3.9
52	D4	10	LEU	3.9
53	B5	187	ALA	3.8
21	AU	4	ILE	3.8
27	DF	86	GLY	3.8
22	DA	2309	A	3.8
53	B5	95	VAL	3.8
14	CN	51	LEU	3.8
30	DI	8	TYR	3.8
30	DI	32	GLY	3.8
42	DU	71	ALA	3.8
33	DL	70	LYS	3.8
53	B5	182	PRO	3.8
11	AK	19	GLY	3.8
29	BH	146	VAL	3.8
33	DL	144	GLU	3.8
29	BH	72	ILE	3.7
22	BA	2180	U	3.7
22	BA	2171	A	3.7
30	DI	58	VAL	3.7
2	CB	129	LEU	3.7
2	CB	135	LEU	3.7
27	DF	65	PRO	3.7

*Continued on next page...*

*Continued from previous page...*

<b>Mol</b>	<b>Chain</b>	<b>Res</b>	<b>Type</b>	<b>RSRZ</b>
22	BA	2110	G	3.7
33	DL	101	ILE	3.7
12	AL	25	GLU	3.6
1	CA	999	C	3.6
42	DU	33	LYS	3.6
10	CJ	76	ILE	3.6
22	BA	2153	C	3.6
30	DI	35	ILE	3.6
13	CM	80	LEU	3.6
42	DU	12	ILE	3.6
22	DA	345	A	3.6
22	DA	2602	A	3.6
30	BI	87	LYS	3.6
17	AQ	83	VAL	3.6
22	BA	2188	U	3.6
9	AI	130	ARG	3.6
42	DU	47	LYS	3.6
22	DA	1536	C	3.6
22	DA	1067	A	3.6
27	DF	130	MET	3.5
22	BA	2176	A	3.5
19	CS	30	PRO	3.5
9	CI	43	THR	3.5
27	BF	71	ARG	3.5
53	B5	106	ASP	3.5
22	DA	2172	U	3.5
53	B5	142	LYS	3.5
22	BA	2137	U	3.5
30	DI	7	ALA	3.5
22	DA	613	A	3.5
22	BA	2167	U	3.5
53	B5	105	LEU	3.5
13	CM	85	CYS	3.5
53	B5	93	ASP	3.5
20	CT	34	LYS	3.5
41	DT	15	HIS	3.5
53	B5	225	ILE	3.5
30	BI	8	TYR	3.5
53	B5	184	GLU	3.5
14	CN	48	LEU	3.4
7	AG	147	ALA	3.4
20	CT	71	LYS	3.4

*Continued on next page...*

*Continued from previous page...*

Mol	Chain	Res	Type	RSRZ
42	DU	39	ILE	3.4
53	B5	84	ILE	3.4
30	DI	56	PRO	3.4
29	BH	101	ASP	3.4
16	CP	80	LYS	3.4
53	B5	223	VAL	3.4
30	DI	55	ILE	3.4
30	BI	41	ALA	3.4
2	CB	32	PHE	3.4
13	AM	114	LYS	3.4
10	CJ	71	LEU	3.4
27	DF	79	ILE	3.4
13	CM	75	MET	3.4
22	BA	2174	C	3.4
1	CA	1030	U	3.4
22	DA	1174	U	3.4
19	CS	39	THR	3.4
13	CM	114	LYS	3.4
14	CN	45	VAL	3.4
27	DF	154	ILE	3.4
30	DI	66	SER	3.4
53	B5	53	ARG	3.4
30	BI	115	ALA	3.3
53	B5	144	GLY	3.3
53	B5	49	GLY	3.3
53	B5	188	ASP	3.3
30	BI	118	THR	3.3
53	B5	179	ALA	3.3
22	BA	2124	G	3.3
22	DA	1171	G	3.3
2	CB	139	ARG	3.3
36	DO	25	ARG	3.3
45	DX	11	ARG	3.3
27	DF	155	THR	3.3
22	BA	2141	G	3.3
19	CS	49	ILE	3.3
30	DI	61	VAL	3.3
41	DT	36	LYS	3.3
30	BI	52	GLY	3.3
42	DU	36	VAL	3.3
22	DA	546	U	3.3
29	BH	120	GLY	3.3

*Continued on next page...*

*Continued from previous page...*

Mol	Chain	Res	Type	RSRZ
19	AS	3	ARG	3.3
24	DC	242	LYS	3.3
9	CI	128	SER	3.2
29	BH	124	THR	3.2
41	DT	69	ARG	3.2
29	BH	144	VAL	3.2
1	CA	1538	C	3.2
41	DT	50	LEU	3.2
22	BA	138	U	3.2
30	BI	5	VAL	3.2
19	CS	42	PRO	3.2
9	CI	38	TYR	3.2
9	CI	68	LYS	3.2
53	B5	204	GLY	3.2
30	BI	40	LYS	3.2
30	DI	98	VAL	3.2
22	DA	101	A	3.2
21	AU	32	VAL	3.2
53	B5	193	PHE	3.2
27	DF	78	LYS	3.2
16	AP	22	ALA	3.2
53	B5	66	PRO	3.2
29	BH	44	ILE	3.2
30	DI	53	LEU	3.2
53	B5	212	SER	3.2
34	DM	136	MET	3.2
22	DA	143	C	3.2
29	BH	55	GLU	3.1
2	AB	9	MET	3.1
19	CS	36	ARG	3.1
16	AP	80	LYS	3.1
22	DA	2903	U	3.1
27	BF	80	ARG	3.1
30	BI	17	MET	3.1
53	B5	107	GLY	3.1
53	B5	88	GLU	3.1
10	CJ	10	LEU	3.1
22	DA	2126	A	3.1
53	B5	133	GLY	3.1
29	BH	69	ALA	3.1
44	DW	72	LYS	3.1
14	CN	50	THR	3.1

*Continued on next page...*

*Continued from previous page...*

Mol	Chain	Res	Type	RSRZ
50	D2	1	MET	3.1
53	B5	159	ALA	3.1
30	DI	59	ILE	3.1
22	BA	2152	G	3.1
10	CJ	9	ARG	3.1
10	CJ	99	GLN	3.1
53	B5	96	GLY	3.1
22	DA	1535	A	3.1
22	BA	884	U	3.1
29	BH	115	VAL	3.1
2	CB	40	ILE	3.1
53	B5	72	GLN	3.1
1	CA	209	U	3.1
7	CG	18	PHE	3.1
30	BI	22	PRO	3.1
30	DI	85	GLY	3.1
52	D4	8	LYS	3.0
27	DF	32	GLU	3.0
48	D0	57	LYS	3.0
19	CS	59	PRO	3.0
53	B5	201	LYS	3.0
27	DF	120	LYS	3.0
53	B5	85	LYS	3.0
1	AA	1017	U	3.0
53	B5	73	VAL	3.0
30	DI	34	ASN	3.0
29	BH	83	LYS	3.0
24	BC	240	PHE	3.0
1	AA	86	G	3.0
28	DG	10	VAL	3.0
13	CM	95	LEU	3.0
13	CM	98	ARG	3.0
53	B5	200	HIS	3.0
28	DG	105	LEU	3.0
30	DI	57	VAL	3.0
22	DA	138	U	3.0
44	DW	53	CYS	3.0
14	AN	12	LYS	3.0
22	BA	139	U	3.0
30	DI	25	GLY	3.0
24	BC	236	GLU	3.0
27	DF	176	PRO	3.0

*Continued on next page...*

*Continued from previous page...*

<b>Mol</b>	<b>Chain</b>	<b>Res</b>	<b>Type</b>	<b>RSRZ</b>
30	DI	79	LEU	3.0
19	CS	28	LYS	3.0
27	DF	75	ALA	3.0
19	CS	64	ASP	3.0
53	B5	54	ARG	3.0
1	AA	85	U	2.9
9	CI	129	LYS	2.9
53	B5	20	VAL	2.9
1	AA	87	C	2.9
32	DK	111	LYS	2.9
53	B5	108	TRP	2.9
1	CA	82	G	2.9
29	BH	106	ALA	2.9
22	DA	2181	U	2.9
22	BA	2309	A	2.9
1	CA	1286	U	2.9
12	CL	123	LYS	2.9
41	DT	76	ARG	2.9
1	AA	1020	G	2.9
10	CJ	66	GLU	2.9
30	DI	63	ALA	2.9
53	B5	148	PHE	2.9
22	DA	846	U	2.9
22	DA	2797	U	2.9
1	CA	1302	C	2.9
19	CS	41	PHE	2.9
22	DA	1870	C	2.9
30	DI	36	MET	2.9
2	CB	148	LEU	2.9
53	B5	38	PHE	2.9
52	D4	19	ARG	2.9
22	BA	2170	A	2.9
2	AB	131	LYS	2.9
40	DS	16	LYS	2.9
14	CN	10	GLU	2.9
35	DN	25	ALA	2.9
16	CP	47	GLU	2.9
21	AU	38	TYR	2.9
13	CM	94	GLY	2.9
41	DT	83	ALA	2.9
30	DI	130	GLU	2.9
30	BI	39	CYS	2.9

*Continued on next page...*

*Continued from previous page...*

Mol	Chain	Res	Type	RSRZ
2	CB	128	LYS	2.9
35	DN	24	MET	2.9
53	B5	83	LYS	2.9
29	BH	39	ALA	2.9
30	BI	15	ALA	2.9
7	AG	5	ARG	2.8
13	CM	87	ARG	2.8
30	DI	62	TYR	2.8
22	DA	1094	U	2.8
30	DI	64	ASP	2.8
26	DE	144	GLU	2.8
20	CT	4	ILE	2.8
29	BH	95	GLY	2.8
33	DL	78	ARG	2.8
49	D1	36	LEU	2.8
1	AA	412	A	2.8
30	DI	20	PRO	2.8
53	B5	152	GLU	2.8
27	DF	33	LYS	2.8
27	DF	112	ARG	2.8
53	B5	123	ALA	2.8
27	DF	37	ASN	2.8
22	BA	2119	A	2.8
27	DF	153	ASP	2.8
53	B5	68	GLY	2.8
24	DC	238	ARG	2.8
41	DT	49	LYS	2.8
41	DT	81	LYS	2.8
3	CC	159	GLY	2.8
53	B5	221	PRO	2.8
53	B5	121	MET	2.8
14	CN	94	PRO	2.8
30	DI	37	GLU	2.8
27	BF	73	SER	2.8
53	B5	40	GLU	2.8
1	AA	88	U	2.7
14	CN	7	LYS	2.7
22	DA	228	C	2.7
27	DF	95	ARG	2.7
33	DL	18	ARG	2.7
53	B5	155	ARG	2.7
22	DA	1078	U	2.7

*Continued on next page...*



*Continued from previous page...*

Mol	Chain	Res	Type	RSRZ
29	DH	130	VAL	2.7
7	CG	66	LEU	2.7
10	CJ	8	ILE	2.7
50	B2	46	LYS	2.7
36	DO	24	THR	2.7
53	B5	150	ILE	2.7
22	DA	931	U	2.7
19	CS	10	PHE	2.7
41	DT	10	VAL	2.7
41	DT	43	ILE	2.7
42	DU	25	VAL	2.7
13	CM	63	PHE	2.7
10	CJ	74	VAL	2.7
13	CM	109	ARG	2.7
14	CN	52	PRO	2.7
17	CQ	11	ARG	2.7
53	B5	165	ARG	2.7
13	CM	45	ILE	2.7
22	DA	2164	C	2.7
53	B5	39	ASP	2.7
22	BA	2107	G	2.7
53	B5	149	ASN	2.7
53	B5	194	ILE	2.7
53	B5	162	ILE	2.7
46	DY	29	ARG	2.7
27	BF	78	LYS	2.7
21	CU	38	TYR	2.6
22	DA	1065	U	2.6
7	CG	133	THR	2.6
2	CB	114	LEU	2.6
28	DG	45	HIS	2.6
2	CB	132	LYS	2.6
19	CS	11	ILE	2.6
22	BA	2098	U	2.6
30	BI	16	GLY	2.6
53	B5	134	PRO	2.6
21	AU	7	ARG	2.6
14	CN	54	ASP	2.6
51	D3	61	CYS	2.6
30	BI	55	ILE	2.6
27	DF	41	GLY	2.6
41	DT	40	LYS	2.6

*Continued on next page...*

*Continued from previous page...*

<b>Mol</b>	<b>Chain</b>	<b>Res</b>	<b>Type</b>	<b>RSRZ</b>
30	DI	126	THR	2.6
30	DI	70	VAL	2.6
2	AB	155	GLY	2.6
19	CS	73	GLU	2.6
30	DI	11	LEU	2.6
53	B5	75	VAL	2.6
44	DW	52	GLY	2.6
13	CM	79	ARG	2.6
22	BA	546	U	2.6
45	DX	76	GLU	2.6
20	CT	38	ALA	2.6
24	DC	241	GLY	2.6
27	DF	103	LEU	2.6
2	CB	9	MET	2.6
7	CG	152	ALA	2.6
49	D1	52	ALA	2.6
17	CQ	4	LYS	2.6
24	DC	245	VAL	2.6
26	DE	104	ALA	2.6
52	D4	34	LYS	2.6
25	DD	8	LYS	2.6
24	DC	27	GLY	2.6
30	BI	140	VAL	2.6
42	DU	78	GLY	2.6
29	DH	123	ARG	2.6
42	DU	21	LYS	2.6
53	B5	28	ARG	2.6
42	DU	63	ALA	2.6
53	B5	55	SER	2.6
1	AA	1019	A	2.5
30	DI	43	ASN	2.5
42	DU	40	ASN	2.5
42	DU	48	PRO	2.5
30	DI	47	ASP	2.5
7	AG	143	ARG	2.5
53	B5	208	THR	2.5
1	CA	1021	A	2.5
18	CR	20	GLU	2.5
11	AK	111	THR	2.5
19	CS	72	GLY	2.5
29	BH	137	GLU	2.5
22	BA	2125	G	2.5

*Continued on next page...*

*Continued from previous page...*

Mol	Chain	Res	Type	RSRZ
22	DA	2163	A	2.5
27	DF	156	ILE	2.5
36	DO	51	ALA	2.5
2	CB	37	LYS	2.5
29	DH	149	GLU	2.5
31	DJ	13	ARG	2.5
36	DO	56	LYS	2.5
14	CN	6	MET	2.5
22	DA	2307	G	2.5
36	DO	107	ALA	2.5
1	CA	1320	C	2.5
53	B5	100	ILE	2.5
21	CU	35	ARG	2.5
30	BI	116	ASP	2.5
30	BI	119	GLY	2.5
3	CC	161	GLU	2.5
42	DU	20	GLY	2.5
30	BI	83	ALA	2.5
14	CN	46	LEU	2.5
53	B5	61	GLY	2.5
7	CG	88	PRO	2.5
29	BH	132	PHE	2.5
4	CD	25	VAL	2.5
2	CB	152	LYS	2.5
41	DT	6	ARG	2.5
42	DU	80	ALA	2.5
35	DN	83	LEU	2.5
1	CA	1020	G	2.5
29	BH	105	ALA	2.5
28	DG	32	GLU	2.5
31	DJ	47	HIS	2.5
27	DF	102	ARG	2.5
42	DU	77	THR	2.4
27	BF	81	GLN	2.4
2	AB	74	ARG	2.4
12	CL	25	GLU	2.4
19	AS	39	THR	2.4
54	D6	3	DBB	2.4
22	DA	549	G	2.4
7	CG	109	ARG	2.4
13	CM	113	ARG	2.4
9	CI	108	ALA	2.4

*Continued on next page...*

*Continued from previous page...*

Mol	Chain	Res	Type	RSRZ
42	DU	32	GLY	2.4
22	DA	2174	C	2.4
53	B5	131	ILE	2.4
29	BH	109	GLU	2.4
30	BI	97	LYS	2.4
46	DY	24	GLU	2.4
30	DI	112	THR	2.4
14	CN	47	LYS	2.4
44	DW	85	GLU	2.4
53	B5	43	GLU	2.4
22	BA	2109	U	2.4
19	CS	31	LEU	2.4
27	DF	133	ARG	2.4
53	B5	217	THR	2.4
13	CM	103	LYS	2.4
45	DX	3	ARG	2.4
2	CB	67	ILE	2.4
7	CG	74	GLU	2.4
9	CI	112	GLU	2.4
22	BA	846	U	2.4
22	BA	1926	U	2.4
30	BI	82	LYS	2.4
27	DF	170	LEU	2.4
30	DI	46	THR	2.4
36	DO	16	ARG	2.4
7	CG	60	GLU	2.4
33	DL	84	LYS	2.4
44	DW	54	GLY	2.4
49	D1	53	LYS	2.4
22	BA	549	G	2.4
52	D4	35	GLN	2.4
19	CS	18	LYS	2.4
29	BH	87	GLU	2.4
10	AJ	89	ARG	2.4
20	CT	25	ARG	2.4
42	DU	3	ALA	2.4
1	CA	1132	C	2.4
30	DI	22	PRO	2.4
50	D2	42	LEU	2.4
53	B5	191	ARG	2.4
53	B5	140	ASN	2.4
28	DG	166	ASP	2.4

*Continued on next page...*

*Continued from previous page...*

Mol	Chain	Res	Type	RSRZ
30	DI	30	GLN	2.4
10	CJ	15	HIS	2.4
22	BA	1065	U	2.4
29	BH	119	ASN	2.4
34	DM	8	LYS	2.4
29	DH	15	LEU	2.4
10	CJ	46	LYS	2.4
10	CJ	100	ILE	2.4
13	CM	40	ALA	2.4
53	B5	82	GLU	2.4
53	B5	130	ARG	2.4
1	CA	1324	A	2.4
38	DQ	15	LYS	2.4
12	CL	124	ALA	2.4
22	DA	2300	C	2.4
30	DI	14	ALA	2.4
53	B5	163	GLU	2.4
35	DN	26	GLY	2.4
53	B5	42	VAL	2.4
36	DO	63	LYS	2.4
22	BA	2192	U	2.4
30	DI	78	VAL	2.4
53	B5	50	ILE	2.4
53	B5	81	GLY	2.4
29	DH	79	THR	2.3
2	AB	27	MET	2.3
26	DE	148	ILE	2.3
22	BA	2133	G	2.3
9	CI	64	TYR	2.3
20	CT	24	ARG	2.3
29	BH	116	ARG	2.3
41	DT	35	ALA	2.3
22	DA	2150	C	2.3
44	DW	83	GLU	2.3
44	DW	38	VAL	2.3
53	B5	170	GLY	2.3
1	CA	1212	U	2.3
46	BY	2	LYS	2.3
51	D3	14	PHE	2.3
53	B5	62	THR	2.3
2	CB	164	ILE	2.3
13	CM	106	ALA	2.3

*Continued on next page...*

*Continued from previous page...*

Mol	Chain	Res	Type	RSRZ
41	DT	12	ARG	2.3
29	DH	18	GLN	2.3
1	CA	4	U	2.3
30	DI	87	LYS	2.3
53	B5	86	GLU	2.3
7	CG	73	VAL	2.3
22	DA	1606	C	2.3
27	DF	54	ALA	2.3
53	B5	70	GLY	2.3
13	CM	72	GLU	2.3
30	DI	39	CYS	2.3
42	DU	89	ASP	2.3
1	CA	1317	C	2.3
2	CB	74	ARG	2.3
3	AC	168	TYR	2.3
21	AU	31	GLU	2.3
24	DC	18	LYS	2.3
10	CJ	73	LEU	2.3
27	DF	164	GLU	2.3
22	DA	102	U	2.3
46	DY	36	GLN	2.3
30	DI	83	ALA	2.3
20	AT	68	HIS	2.3
19	CS	3	ARG	2.3
30	BI	113	LYS	2.3
44	DW	68	LYS	2.3
29	BH	122	LEU	2.3
30	BI	78	VAL	2.3
30	BI	23	PRO	2.3
30	DI	65	ARG	2.3
36	DO	13	ARG	2.3
36	DO	99	TYR	2.3
42	DU	52	LEU	2.3
44	DW	25	ARG	2.3
27	BF	72	LYS	2.3
41	DT	34	VAL	2.3
53	B5	222	SER	2.3
22	DA	653	U	2.3
22	DA	2796	U	2.3
46	DY	33	ALA	2.3
9	CI	80	ARG	2.3
30	BI	72	LYS	2.3

*Continued on next page...*

*Continued from previous page...*

Mol	Chain	Res	Type	RSRZ
29	DH	12	LEU	2.3
30	DI	120	ALA	2.3
27	DF	117	LEU	2.3
29	DH	117	LEU	2.3
7	AG	74	GLU	2.3
10	AJ	74	VAL	2.3
24	DC	28	LYS	2.3
39	DR	84	ARG	2.3
25	DD	186	LEU	2.3
40	DS	19	LEU	2.3
9	AI	39	PHE	2.3
13	CM	86	TYR	2.3
25	DD	74	GLU	2.3
53	B5	89	GLU	2.3
53	B5	80	LYS	2.3
7	CG	52	GLN	2.2
14	CN	53	ARG	2.2
22	DA	2148	G	2.2
30	BI	47	ASP	2.3
24	DC	244	PRO	2.2
7	CG	90	GLU	2.2
33	DL	77	ILE	2.2
30	DI	111	GLN	2.2
51	D3	48	ALA	2.2
22	BA	2108	A	2.2
26	DE	175	ILE	2.2
18	AR	73	ARG	2.2
26	DE	102	ARG	2.2
27	DF	80	ARG	2.2
53	B5	198	GLU	2.2
41	DT	33	LYS	2.2
33	DL	3	LEU	2.2
46	DY	16	THR	2.2
2	CB	225	ARG	2.2
3	CC	79	LYS	2.2
9	AI	129	LYS	2.2
22	DA	2149	U	2.2
27	DF	161	LYS	2.2
29	BH	89	LYS	2.2
27	BF	76	GLY	2.2
42	DU	31	SER	2.2
30	DI	110	ALA	2.2

*Continued on next page...*

*Continued from previous page...*

Mol	Chain	Res	Type	RSRZ
30	DI	86	ILE	2.2
14	CN	22	ALA	2.2
27	DF	177	PHE	2.2
30	BI	120	ALA	2.2
19	CS	60	VAL	2.2
53	B5	190	ILE	2.2
27	DF	23	ASN	2.2
30	DI	81	LYS	2.2
7	CG	91	VAL	2.2
10	CJ	94	ALA	2.2
2	AB	101	LEU	2.2
2	AB	128	LYS	2.2
20	CT	85	LYS	2.2
36	DO	85	LYS	2.2
25	DD	60	VAL	2.2
2	AB	192	ASP	2.2
43	DV	94	ALA	2.2
35	DN	28	LEU	2.2
44	DW	42	GLY	2.2
30	DI	27	ALA	2.2
42	DU	38	GLY	2.2
27	DF	87	CYS	2.2
42	DU	28	VAL	2.2
19	AS	49	ILE	2.2
22	DA	343	C	2.2
22	DA	1170	C	2.2
34	DM	40	ARG	2.2
41	BT	69	ARG	2.2
18	AR	74	HIS	2.2
22	DA	1095	A	2.2
51	D3	57	LEU	2.2
53	B5	145	THR	2.2
30	BI	99	GLY	2.2
30	DI	42	PHE	2.2
42	DU	29	LEU	2.2
30	BI	68	THR	2.2
53	B5	44	VAL	2.2
1	CA	1493	A	2.2
9	CI	58	VAL	2.2
30	BI	67	PHE	2.2
34	DM	10	ARG	2.2
20	CT	72	ALA	2.2

*Continued on next page...*



*Continued from previous page...*

<b>Mol</b>	<b>Chain</b>	<b>Res</b>	<b>Type</b>	<b>RSRZ</b>
1	AA	1018	G	2.2
29	DH	140	ALA	2.2
22	DA	2175	C	2.1
47	DZ	37	GLU	2.1
21	AU	20	LYS	2.1
40	DS	47	VAL	2.1
51	D3	37	ALA	2.1
20	CT	9	LYS	2.1
29	DH	83	LYS	2.1
53	B5	164	PHE	2.1
9	CI	65	ILE	2.1
16	CP	45	GLU	2.1
18	AR	20	GLU	2.1
41	DT	8	LEU	2.1
49	D1	47	VAL	2.1
22	DA	267	C	2.1
20	CT	66	LEU	2.1
53	B5	146	VAL	2.1
9	CI	5	GLN	2.1
9	AI	51	PRO	2.1
30	DI	18	ALA	2.1
42	DU	50	PRO	2.1
22	DA	1084	A	2.1
33	DL	106	GLU	2.1
42	DU	62	GLU	2.1
52	D4	9	LYS	2.1
22	DA	2105	U	2.1
36	DO	9	ARG	2.1
53	B5	87	ALA	2.1
1	AA	1492	A	2.1
1	CA	1044	A	2.1
22	DA	280	U	2.1
53	B5	56	ASP	2.1
27	DF	111	ILE	2.1
2	AB	15	HIS	2.1
21	AU	28	VAL	2.1
31	DJ	118	MET	2.1
14	CN	65	ARG	2.1
30	DI	96	ASP	2.1
9	AI	43	THR	2.1
50	D2	2	LYS	2.1
1	CA	89	U	2.1

*Continued on next page...*

*Continued from previous page...*

Mol	Chain	Res	Type	RSRZ
53	B5	196	ALA	2.1
27	DF	85	ILE	2.1
53	B5	52	PRO	2.1
24	DC	26	LYS	2.1
27	DF	55	ALA	2.1
42	DU	87	PHE	2.1
27	DF	158	THR	2.1
2	CB	201	PRO	2.1
19	CS	48	THR	2.1
29	BH	18	GLN	2.1
12	CL	44	LYS	2.1
21	AU	5	LYS	2.1
34	DM	80	VAL	2.1
14	AN	26	GLU	2.1
22	BA	2123	G	2.1
1	CA	979	C	2.1
11	CK	43	GLY	2.1
14	CN	49	GLN	2.1
17	CQ	9	GLN	2.1
19	AS	71	LEU	2.1
27	DF	142	ASP	2.1
21	AU	21	ARG	2.1
53	B5	195	ARG	2.1
27	DF	40	VAL	2.1
14	AN	25	ALA	2.1
53	B5	101	ILE	2.1
2	AB	156	GLY	2.1
3	CC	91	VAL	2.1
10	CJ	26	VAL	2.1
29	BH	129	GLU	2.1
20	CT	64	LYS	2.1
27	DF	88	LYS	2.1
42	DU	4	LYS	2.1
48	D0	27	SER	2.1
49	D1	38	LYS	2.1
2	CB	88	ASP	2.1
13	CM	69	LEU	2.1
19	CS	16	LEU	2.1
27	DF	35	THR	2.1
30	DI	23	PRO	2.1
4	CD	36	GLN	2.0
27	DF	100	PHE	2.0

*Continued on next page...*

*Continued from previous page...*

Mol	Chain	Res	Type	RSRZ
29	BH	136	SER	2.0
30	DI	13	VAL	2.0
13	AM	115	PRO	2.0
21	CU	8	GLU	2.0
2	AB	134	ALA	2.0
3	CC	150	LYS	2.0
7	AG	80	VAL	2.0
7	CG	65	ALA	2.0
42	DU	57	GLY	2.0
3	CC	127	ARG	2.0
19	AS	32	ARG	2.0
35	DN	30	ARG	2.0
27	DF	149	VAL	2.0
33	DL	83	ALA	2.0
51	D3	47	LYS	2.0
24	DC	233	GLY	2.0
39	DR	50	GLY	2.0
13	CM	29	ARG	2.0
33	DL	20	GLY	2.0
45	DX	77	LYS	2.0
20	CT	79	LEU	2.0
30	DI	28	LEU	2.0
49	B1	53	LYS	2.0
53	B5	158	LYS	2.0
36	DO	19	GLN	2.0
13	CM	70	ARG	2.0
14	AN	21	PHE	2.0
27	BF	75	ALA	2.0
32	DK	110	GLU	2.0
53	B5	57	GLN	2.0
14	CN	9	ARG	2.0
53	B5	69	LEU	2.0
53	B5	210	LEU	2.0
22	BA	2126	A	2.0
30	DI	84	ALA	2.0
42	DU	44	LYS	2.0
52	D4	15	LYS	2.0
30	DI	31	GLN	2.0
38	DQ	29	SER	2.0
13	CM	10	PRO	2.0
14	CN	95	GLY	2.0
19	CS	74	PHE	2.0

*Continued on next page...*

*Continued from previous page...*

Mol	Chain	Res	Type	RSRZ
27	DF	147	ASP	2.0
53	B5	71	LYS	2.0
7	CG	72	THR	2.0
9	AI	123	ARG	2.0
26	DE	164	LEU	2.0
33	DL	126	ARG	2.0
40	DS	40	ASN	2.0
28	DG	39	ASP	2.0
53	B5	46	ALA	2.0
27	DF	115	ARG	2.0
30	BI	26	PRO	2.0

## 6.2 Non-standard residues in protein, DNA, RNA chains ⓘ

In the following table, the Atoms column lists the number of modelled atoms in the group and the number defined in the chemical component dictionary. LLDF column lists the quality of electron density of the group with respect to its neighbouring residues in protein, DNA or RNA chains. The B-factors column lists the minimum, median, 95<sup>th</sup> percentile and maximum values of B factors of atoms in the group. The column labelled 'Q< 0.9' lists the number of atoms with occupancy less than 0.9.

Mol	Type	Chain	Res	Atoms	RSR	LLDF	B-factors(Å <sup>2</sup> )	Q<0.9
54	MHU	D6	5	15/16	0.37	1.99	45,58,69,72	0
54	004	B6	7	10/11	0.28	1.85	2,4,6,6	0
54	MHW	B6	1	9/10	0.21	1.35	8,13,21,30	0
54	DBB	B6	3	6/7	0.29	1.33	8,14,20,33	0
54	MHW	D6	1	9/10	0.22	1.20	55,59,63,66	0
54	DBB	D6	3	6/7	0.56	1.08	45,50,65,70	0
54	MHU	B6	5	15/16	0.24	0.74	3,7,15,15	0
54	004	D6	7	10/11	0.22	0.09	47,52,61,64	0
54	04X	D6	6	15/16	0.26	-0.14	47,59,67,73	0
54	04X	B6	6	15/16	0.19	-0.74	6,11,15,20	0

## 6.3 Carbohydrates ⓘ

There are no carbohydrates in this entry.

## 6.4 Ligands ⓘ

In the following table, the Atoms column lists the number of modelled atoms in the group and the number defined in the chemical component dictionary. LLDF column lists the quality of electron

density of the group with respect to its neighbouring residues in protein, DNA or RNA chains. The B-factors column lists the minimum, median, 95<sup>th</sup> percentile and maximum values of B factors of atoms in the group. The column labelled 'Q< 0.9' lists the number of atoms with occupancy less than 0.9.

Mol	Type	Chain	Res	Atoms	RSR	LLDF	B-factors(Å <sup>2</sup> )	Q<0.9
55	MG	AA	1614	1/1	0.25	175.36	66,66,66,66	0
55	MG	CA	1654	1/1	0.25	129.00	26,26,26,26	0
55	MG	AA	1661	1/1	0.44	123.80	23,23,23,23	0
55	MG	CA	1647	1/1	0.34	93.97	35,35,35,35	0
55	MG	DA	3139	1/1	0.65	73.50	47,47,47,47	0
55	MG	CA	1650	1/1	0.67	70.09	50,50,50,50	0
55	MG	AA	1659	1/1	0.49	70.09	32,32,32,32	0
55	MG	AA	1644	1/1	0.65	69.43	49,49,49,49	0
55	MG	AA	1665	1/1	0.68	67.85	53,53,53,53	0
55	MG	DA	3061	1/1	1.67	64.18	97,97,97,97	0
55	MG	BA	3061	1/1	0.68	55.41	66,66,66,66	0
55	MG	BB	204	1/1	0.35	48.36	0,0,0,0	0
55	MG	AA	1667	1/1	0.72	44.48	54,54,54,54	0
55	MG	DA	3132	1/1	0.78	43.58	85,85,85,85	0
55	MG	BA	3098	1/1	0.61	36.84	73,73,73,73	0
55	MG	CA	1655	1/1	0.79	35.02	67,67,67,67	0
55	MG	DA	3062	1/1	0.77	34.00	70,70,70,70	0
55	MG	CA	1637	1/1	0.41	33.93	80,80,80,80	0
55	MG	AA	1627	1/1	0.51	33.63	76,76,76,76	0
55	MG	AA	1668	1/1	0.34	33.07	33,33,33,33	0
55	MG	BA	3180	1/1	0.57	33.06	25,25,25,25	0
55	MG	BA	3176	1/1	0.27	32.59	24,24,24,24	0
55	MG	DA	3120	1/1	0.52	31.35	95,95,95,95	0
55	MG	AA	1651	1/1	0.35	31.29	55,55,55,55	0
55	MG	DA	3015	1/1	0.57	30.40	77,77,77,77	0
55	MG	DA	3077	1/1	0.27	29.91	76,76,76,76	0
55	MG	BA	3190	1/1	0.38	28.88	42,42,42,42	0
55	MG	BA	3186	1/1	0.26	28.48	12,12,12,12	0
55	MG	DA	3099	1/1	0.50	27.83	82,82,82,82	0
55	MG	AA	1657	1/1	0.42	27.29	37,37,37,37	0
55	MG	DA	3026	1/1	0.81	27.22	75,75,75,75	0
55	MG	DA	3089	1/1	0.57	26.13	91,91,91,91	0
55	MG	CA	1633	1/1	0.77	25.54	82,82,82,82	0
55	MG	BA	3015	1/1	0.41	24.15	61,61,61,61	0
55	MG	DA	3016	1/1	0.53	23.88	84,84,84,84	0
55	MG	DA	3136	1/1	0.44	23.33	81,81,81,81	0
55	MG	BA	3179	1/1	0.36	22.89	30,30,30,30	0

*Continued on next page...*

*Continued from previous page...*

Mol	Type	Chain	Res	Atoms	RSR	LLDF	B-factors( $\text{\AA}^2$ )	Q<0.9
55	MG	BA	3025	1/1	0.21	22.27	40,40,40,40	0
55	MG	DA	3014	1/1	0.36	21.70	73,73,73,73	0
55	MG	BA	3119	1/1	0.38	21.60	49,49,49,49	0
55	MG	CA	1644	1/1	0.43	21.07	36,36,36,36	0
55	MG	AA	1671	1/1	0.45	21.07	54,54,54,54	0
55	MG	BA	3178	1/1	0.36	20.93	12,12,12,12	0
55	MG	DA	3164	1/1	0.74	19.34	56,56,56,56	0
55	MG	BA	3044	1/1	0.21	16.59	8,8,8,8	0
55	MG	DA	3155	1/1	0.31	16.35	37,37,37,37	0
55	MG	BA	3040	1/1	0.37	16.19	2,2,2,2	0
55	MG	CA	1653	1/1	0.38	15.56	48,48,48,48	0
55	MG	DA	3007	1/1	0.33	15.09	80,80,80,80	0
55	MG	CA	1615	1/1	0.26	15.08	56,56,56,56	0
55	MG	CA	1618	1/1	0.21	14.88	35,35,35,35	0
55	MG	BA	3027	1/1	0.37	14.67	36,36,36,36	0
55	MG	BA	3056	1/1	0.21	14.55	22,22,22,22	0
55	MG	AA	1646	1/1	0.23	14.19	50,50,50,50	0
55	MG	DA	3113	1/1	0.45	13.85	75,75,75,75	0
55	MG	DA	3002	1/1	0.46	13.64	81,81,81,81	0
55	MG	DA	3151	1/1	0.47	13.62	40,40,40,40	0
55	MG	BA	3141	1/1	0.39	13.42	0,0,0,0	0
55	MG	DA	3141	1/1	0.43	13.37	45,45,45,45	0
55	MG	DA	3057	1/1	0.30	13.07	82,82,82,82	0
55	MG	AA	1602	1/1	0.34	12.92	53,53,53,53	0
55	MG	DA	3100	1/1	0.34	12.90	73,73,73,73	0
55	MG	BA	3131	1/1	0.38	12.62	37,37,37,37	0
55	MG	DA	3071	1/1	0.56	12.28	93,93,93,93	0
55	MG	DA	3072	1/1	0.46	11.45	89,89,89,89	0
55	MG	BA	3154	1/1	0.29	11.32	21,21,21,21	0
55	MG	BA	3136	1/1	0.55	11.31	43,43,43,43	0
55	MG	BA	3150	1/1	0.19	11.17	37,37,37,37	0
55	MG	AA	1670	1/1	0.35	11.16	45,45,45,45	0
55	MG	CA	1605	1/1	0.24	10.49	78,78,78,78	0
55	MG	BA	3138	1/1	0.28	10.37	0,0,0,0	0
55	MG	DA	3041	1/1	0.40	10.13	66,66,66,66	0
55	MG	DA	3161	1/1	0.28	9.75	48,48,48,48	0
55	MG	DA	3030	1/1	0.31	9.55	61,61,61,61	0
55	MG	BA	3170	1/1	0.18	8.82	22,22,22,22	0
55	MG	DA	3150	1/1	0.20	8.81	50,50,50,50	0
55	MG	BA	3142	1/1	0.21	8.66	0,0,0,0	0
55	MG	DA	3056	1/1	0.30	8.63	80,80,80,80	0

*Continued on next page...*

*Continued from previous page...*

Mol	Type	Chain	Res	Atoms	RSR	LLDF	B-factors( $\text{\AA}^2$ )	Q<0.9
55	MG	DA	3142	1/1	0.39	8.58	39,39,39,39	0
55	MG	DA	3093	1/1	0.38	8.56	99,99,99,99	0
55	MG	BA	3157	1/1	0.30	8.34	34,34,34,34	0
55	MG	DA	3159	1/1	0.30	8.27	57,57,57,57	0
55	MG	DA	3138	1/1	0.34	7.92	37,37,37,37	0
55	MG	DA	3158	1/1	0.41	7.88	58,58,58,58	0
55	MG	AA	1635	1/1	0.24	7.80	76,76,76,76	0
55	MG	AM	201	1/1	0.59	7.69	50,50,50,50	0
55	MG	DA	3102	1/1	0.40	7.57	72,72,72,72	0
55	MG	DA	3154	1/1	0.28	7.39	40,40,40,40	0
55	MG	CA	1625	1/1	0.17	7.08	18,18,18,18	0
55	MG	DA	3165	1/1	0.35	7.05	43,43,43,43	0
55	MG	DA	3103	1/1	0.30	6.97	67,67,67,67	0
55	MG	CA	1649	1/1	0.19	6.94	24,24,24,24	0
55	MG	DA	3092	1/1	0.37	6.83	94,94,94,94	0
55	MG	BA	3055	1/1	0.31	6.79	50,50,50,50	0
55	MG	DA	3032	1/1	0.25	6.73	78,78,78,78	0
55	MG	BA	3115	1/1	0.42	6.69	76,76,76,76	0
55	MG	BA	3143	1/1	0.31	6.51	3,3,3,3	0
55	MG	CA	1628	1/1	0.26	6.40	100,100,100,100	0
55	MG	CA	1643	1/1	0.36	6.28	41,41,41,41	0
55	MG	BA	3135	1/1	0.26	6.25	48,48,48,48	0
55	MG	BA	3173	1/1	0.23	6.19	30,30,30,30	0
55	MG	DA	3029	1/1	0.33	6.07	66,66,66,66	0
55	MG	AA	1603	1/1	0.19	6.05	57,57,57,57	0
55	MG	CA	1642	1/1	0.23	5.95	25,25,25,25	0
55	MG	BA	3076	1/1	0.29	5.91	56,56,56,56	0
55	MG	BA	3192	1/1	0.24	5.69	11,11,11,11	0
55	MG	BA	3057	1/1	0.26	5.66	20,20,20,20	0
55	MG	BA	3019	1/1	0.25	5.64	1,1,1,1	0
55	MG	CA	1626	1/1	0.27	5.51	66,66,66,66	0
55	MG	BA	3146	1/1	0.21	5.48	22,22,22,22	0
55	MG	DA	3148	1/1	0.27	5.40	51,51,51,51	0
55	MG	DA	3021	1/1	0.38	5.37	62,62,62,62	0
55	MG	BA	3171	1/1	0.22	5.31	20,20,20,20	0
55	MG	CA	1627	1/1	0.31	5.30	88,88,88,88	0
55	MG	BA	3168	1/1	0.22	5.21	21,21,21,21	0
55	MG	BA	3133	1/1	0.38	5.19	57,57,57,57	0
55	MG	BA	3183	1/1	0.22	5.05	22,22,22,22	0
55	MG	BA	3160	1/1	0.22	4.99	5,5,5,5	0
55	MG	BA	3166	1/1	0.21	4.97	37,37,37,37	0

*Continued on next page...*

*Continued from previous page...*

Mol	Type	Chain	Res	Atoms	RSR	LLDF	B-factors( $\text{\AA}^2$ )	Q<0.9
55	MG	BA	3104	1/1	0.26	4.94	0,0,0,0	0
55	MG	BA	3137	1/1	0.27	4.89	2,2,2,2	0
55	MG	AA	1648	1/1	0.26	4.85	39,39,39,39	0
55	MG	BA	3090	1/1	0.19	4.73	33,33,33,33	0
55	MG	DA	3028	1/1	0.59	4.51	86,86,86,86	0
55	MG	DA	3106	1/1	0.30	4.36	70,70,70,70	0
55	MG	CA	1630	1/1	0.66	4.28	102,102,102,102	0
55	MG	BA	3140	1/1	0.15	4.21	7,7,7,7	0
55	MG	DA	3104	1/1	0.17	4.14	76,76,76,76	0
55	MG	AA	1650	1/1	0.22	3.91	20,20,20,20	0
55	MG	BA	3083	1/1	0.20	3.76	34,34,34,34	0
55	MG	BA	3014	1/1	0.23	3.76	26,26,26,26	0
55	MG	AA	1622	1/1	0.21	3.72	21,21,21,21	0
55	MG	BA	3106	1/1	0.24	3.50	0,0,0,0	0
55	MG	DA	3166	1/1	0.17	3.49	44,44,44,44	0
55	MG	DA	3110	1/1	0.24	3.35	45,45,45,45	0
55	MG	CA	1638	1/1	0.17	3.30	74,74,74,74	0
55	MG	CA	1620	1/1	0.14	3.15	81,81,81,81	0
55	MG	AA	1658	1/1	0.19	3.11	35,35,35,35	0
55	MG	DA	3064	1/1	0.22	3.09	48,48,48,48	0
55	MG	BA	3033	1/1	0.21	2.97	0,0,0,0	0
55	MG	DA	3116	1/1	0.35	2.96	92,92,92,92	0
55	MG	DA	3134	1/1	0.52	2.86	87,87,87,87	0
55	MG	BA	3067	1/1	0.20	2.86	0,0,0,0	0
55	MG	CA	1646	1/1	0.19	2.77	36,36,36,36	0
55	MG	DA	3004	1/1	0.37	2.72	87,87,87,87	0
55	MG	DA	3137	1/1	0.31	2.71	84,84,84,84	0
55	MG	BA	3016	1/1	0.22	2.70	31,31,31,31	0
55	MG	BA	3139	1/1	0.23	2.69	0,0,0,0	0
55	MG	DA	3045	1/1	0.22	2.67	61,61,61,61	0
55	MG	AA	1610	1/1	0.14	2.64	51,51,51,51	0
55	MG	BA	3105	1/1	0.22	2.52	0,0,0,0	0
55	MG	AA	1605	1/1	0.20	2.49	29,29,29,29	0
55	MG	AA	1626	1/1	0.22	2.42	26,26,26,26	0
55	MG	BA	3072	1/1	0.19	2.39	2,2,2,2	0
55	MG	BA	3092	1/1	0.16	2.39	42,42,42,42	0
55	MG	DA	3034	1/1	0.22	2.33	58,58,58,58	0
55	MG	AA	1662	1/1	0.32	2.32	49,49,49,49	0
55	MG	AA	1623	1/1	0.14	2.31	49,49,49,49	0
55	MG	DA	3149	1/1	0.15	2.28	49,49,49,49	0
55	MG	CA	1651	1/1	0.25	2.28	72,72,72,72	0

*Continued on next page...*



*Continued from previous page...*

Mol	Type	Chain	Res	Atoms	RSR	LLDF	B-factors( $\text{\AA}^2$ )	Q<0.9
55	MG	BA	3164	1/1	0.29	2.26	6,6,6,6	0
55	MG	DA	3095	1/1	0.23	2.25	69,69,69,69	0
55	MG	BA	3053	1/1	0.18	2.24	0,0,0,0	0
55	MG	BA	3039	1/1	0.21	2.22	1,1,1,1	0
55	MG	BA	3011	1/1	0.21	2.17	30,30,30,30	0
55	MG	AA	1653	1/1	0.16	2.11	34,34,34,34	0
55	MG	BA	3128	1/1	0.19	1.95	3,3,3,3	0
55	MG	BA	3125	1/1	0.19	1.89	2,2,2,2	0
55	MG	DA	3020	1/1	0.20	1.87	44,44,44,44	0
55	MG	BA	3189	1/1	0.19	1.84	0,0,0,0	0
55	MG	BA	3144	1/1	0.27	1.80	24,24,24,24	0
55	MG	BA	3152	1/1	0.26	1.76	8,8,8,8	0
55	MG	BA	3109	1/1	0.19	1.75	1,1,1,1	0
55	MG	BA	3194	1/1	0.18	1.74	22,22,22,22	0
55	MG	BA	3149	1/1	0.21	1.70	0,0,0,0	0
55	MG	DA	3060	1/1	0.24	1.62	72,72,72,72	0
55	MG	BA	3167	1/1	0.16	1.52	22,22,22,22	0
55	MG	CA	1636	1/1	0.31	1.43	97,97,97,97	0
55	MG	AA	1631	1/1	0.17	1.41	52,52,52,52	0
55	MG	AA	1663	1/1	0.18	1.40	49,49,49,49	0
55	MG	CA	1623	1/1	0.21	1.35	66,66,66,66	0
55	MG	CA	1606	1/1	0.28	1.33	76,76,76,76	0
55	MG	AA	1669	1/1	0.24	1.28	34,34,34,34	0
55	MG	DA	3011	1/1	0.33	1.25	74,74,74,74	0
55	MG	BA	3116	1/1	0.20	1.24	30,30,30,30	0
55	MG	AA	1629	1/1	0.17	1.23	54,54,54,54	0
55	MG	DA	3044	1/1	0.19	1.17	83,83,83,83	0
55	MG	BA	3005	1/1	0.15	1.08	43,43,43,43	0
55	MG	DA	3152	1/1	0.33	1.02	55,55,55,55	0
55	MG	BA	3086	1/1	0.20	1.01	0,0,0,0	0
55	MG	DA	3040	1/1	0.17	1.00	66,66,66,66	0
55	MG	CA	1603	1/1	0.15	0.90	45,45,45,45	0
55	MG	DA	3085	1/1	0.19	0.87	78,78,78,78	0
55	MG	DA	3075	1/1	0.25	0.79	61,61,61,61	0
55	MG	AA	1655	1/1	0.15	0.76	20,20,20,20	0
55	MG	DA	3067	1/1	0.17	0.72	43,43,43,43	0
55	MG	DA	3006	1/1	0.21	0.69	98,98,98,98	0
55	MG	CA	1645	1/1	0.12	0.66	32,32,32,32	0
55	MG	CA	1640	1/1	0.16	0.59	36,36,36,36	0
55	MG	AA	1643	1/1	0.13	0.54	23,23,23,23	0
55	MG	DA	3163	1/1	0.20	0.47	47,47,47,47	0
55	MG	CA	1641	1/1	0.42	0.45	58,58,58,58	0

*Continued on next page...*

*Continued from previous page...*

Mol	Type	Chain	Res	Atoms	RSR	LLDF	B-factors( $\text{\AA}^2$ )	Q<0.9
55	MG	BA	3096	1/1	0.17	0.42	2,2,2,2	0
55	MG	DA	3083	1/1	0.17	0.40	65,65,65,65	0
55	MG	DA	3130	1/1	0.17	0.38	43,43,43,43	0
55	MG	AA	1666	1/1	0.17	0.35	32,32,32,32	0
55	MG	DA	3126	1/1	0.18	0.35	61,61,61,61	0
55	MG	CA	1648	1/1	0.15	0.32	51,51,51,51	0
55	MG	BA	3187	1/1	0.19	0.28	3,3,3,3	0
55	MG	AA	1632	1/1	0.13	0.26	40,40,40,40	0
55	MG	BA	3046	1/1	0.16	0.24	3,3,3,3	0
55	MG	DA	3069	1/1	0.17	0.16	77,77,77,77	0
55	MG	DA	3107	1/1	0.17	0.15	56,56,56,56	0
55	MG	DA	3109	1/1	0.18	0.10	30,30,30,30	0
55	MG	DB	202	1/1	0.13	0.03	57,57,57,57	0
55	MG	DA	3144	1/1	0.30	0.02	58,58,58,58	0
55	MG	AA	1615	1/1	0.14	0.00	63,63,63,63	0
55	MG	CA	1631	1/1	0.25	-0.07	98,98,98,98	0
55	MG	DA	3048	1/1	0.16	-0.08	93,93,93,93	0
55	MG	DA	3131	1/1	0.17	-0.10	50,50,50,50	0
55	MG	CM	201	1/1	0.41	-0.14	50,50,50,50	0
55	MG	BA	3099	1/1	0.18	-0.15	21,21,21,21	0
55	MG	BA	3118	1/1	0.16	-0.16	34,34,34,34	0
55	MG	DA	3108	1/1	0.14	-0.22	55,55,55,55	0
55	MG	DA	3084	1/1	0.15	-0.23	75,75,75,75	0
55	MG	CA	1611	1/1	0.12	-0.27	69,69,69,69	0
55	MG	BA	3074	1/1	0.25	-0.28	32,32,32,32	0
55	MG	DA	3078	1/1	0.20	-0.28	95,95,95,95	0
55	MG	BA	3102	1/1	0.19	-0.29	17,17,17,17	0
55	MG	BA	3185	1/1	0.14	-0.30	5,5,5,5	0
55	MG	DA	3133	1/1	0.23	-0.31	55,55,55,55	0
55	MG	BA	3037	1/1	0.18	-0.36	0,0,0,0	0
55	MG	BA	3069	1/1	0.14	-0.43	64,64,64,64	0
55	MG	BA	3023	1/1	0.17	-0.45	0,0,0,0	0
55	MG	AA	1636	1/1	0.19	-0.48	42,42,42,42	0
55	MG	DA	3058	1/1	0.15	-0.51	70,70,70,70	0
55	MG	BA	3132	1/1	0.22	-0.56	32,32,32,32	0
55	MG	DA	3094	1/1	0.15	-0.60	83,83,83,83	0
55	MG	AA	1647	1/1	0.15	-0.66	44,44,44,44	0
55	MG	DA	3042	1/1	0.14	-0.70	69,69,69,69	0
55	MG	DA	3147	1/1	0.11	-0.72	35,35,35,35	0
55	MG	BA	3151	1/1	0.13	-0.80	23,23,23,23	0
55	MG	DA	3024	1/1	0.16	-0.81	45,45,45,45	0
55	MG	AA	1639	1/1	0.09	-0.83	67,67,67,67	0

*Continued on next page...*

*Continued from previous page...*

Mol	Type	Chain	Res	Atoms	RSR	LLDF	B-factors( $\text{\AA}^2$ )	Q<0.9
55	MG	BA	3145	1/1	0.15	-0.83	26,26,26,26	0
55	MG	AA	1637	1/1	0.14	-0.84	16,16,16,16	0
55	MG	BA	3195	1/1	0.13	-0.84	36,36,36,36	0
55	MG	DA	3019	1/1	0.15	-0.86	84,84,84,84	0
55	MG	DA	3140	1/1	0.16	-0.88	42,42,42,42	0
55	MG	DA	3036	1/1	0.13	-0.89	57,57,57,57	0
55	MG	AA	1607	1/1	0.14	-0.89	48,48,48,48	0
55	MG	BA	3064	1/1	0.15	-0.96	0,0,0,0	0
55	MG	CA	1639	1/1	0.13	-0.96	43,43,43,43	0
55	MG	BA	3036	1/1	0.15	-0.97	23,23,23,23	0
55	MG	DA	3050	1/1	0.14	-0.98	52,52,52,52	0
55	MG	AA	1664	1/1	0.13	-1.00	51,51,51,51	0
55	MG	CA	1652	1/1	0.10	-1.00	62,62,62,62	0
55	MG	BA	3094	1/1	0.11	-1.00	20,20,20,20	0
55	MG	BA	3004	1/1	0.14	-1.01	52,52,52,52	0
55	MG	DA	3047	1/1	0.14	-1.01	71,71,71,71	0
55	MG	BA	3022	1/1	0.15	-1.03	0,0,0,0	0
55	MG	BA	3155	1/1	0.17	-1.06	2,2,2,2	0
55	MG	AA	1652	1/1	0.12	-1.06	40,40,40,40	0
55	MG	DA	3070	1/1	0.11	-1.08	93,93,93,93	0
55	MG	CA	1613	1/1	0.14	-1.09	17,17,17,17	0
55	MG	DA	3046	1/1	0.12	-1.09	62,62,62,62	0
55	MG	DA	3118	1/1	0.11	-1.10	73,73,73,73	0
55	MG	AA	1617	1/1	0.10	-1.10	62,62,62,62	0
55	MG	DA	3017	1/1	0.18	-1.12	39,39,39,39	0
55	MG	DQ	201	1/1	0.23	-1.13	40,40,40,40	0
55	MG	DA	3088	1/1	0.10	-1.14	69,69,69,69	0
55	MG	CA	1622	1/1	0.14	-1.14	57,57,57,57	0
55	MG	AA	1638	1/1	0.11	-1.16	63,63,63,63	0
55	MG	BA	3163	1/1	0.13	-1.16	27,27,27,27	0
55	MG	DA	3018	1/1	0.09	-1.20	68,68,68,68	0
55	MG	DA	3010	1/1	0.12	-1.23	64,64,64,64	0
55	MG	BA	3126	1/1	0.14	-1.23	3,3,3,3	0
55	MG	DA	3129	1/1	0.11	-1.24	70,70,70,70	0
55	MG	BA	3047	1/1	0.11	-1.26	40,40,40,40	0
55	MG	DA	3121	1/1	0.15	-1.28	60,60,60,60	0
55	MG	BA	3030	1/1	0.15	-1.30	3,3,3,3	0
55	MG	AA	1654	1/1	0.11	-1.34	41,41,41,41	0
55	MG	DA	3115	1/1	0.09	-1.34	79,79,79,79	0
55	MG	DA	3101	1/1	0.07	-1.35	63,63,63,63	0
55	MG	CA	1629	1/1	0.10	-1.38	84,84,84,84	0
55	MG	BA	3049	1/1	0.15	-1.40	3,3,3,3	0

*Continued on next page...*

*Continued from previous page...*

Mol	Type	Chain	Res	Atoms	RSR	LLDF	B-factors(Å <sup>2</sup> )	Q<0.9
56	ZN	B4	101	1/1	0.07	-1.46	76,76,76,76	0
56	ZN	D4	101	1/1	0.06	-1.46	74,74,74,74	0
55	MG	CA	1609	1/1	0.12	-1.47	78,78,78,78	0
55	MG	BA	3121	1/1	0.06	-1.47	14,14,14,14	0
55	MG	DA	3008	1/1	0.14	-1.48	80,80,80,80	0
55	MG	AA	1608	1/1	0.15	-1.49	20,20,20,20	0
55	MG	CA	1608	1/1	0.13	-1.49	65,65,65,65	0
55	MG	BA	3162	1/1	0.13	-1.51	23,23,23,23	0
55	MG	BA	3013	1/1	0.17	-1.54	0,0,0,0	0
55	MG	DA	3031	1/1	0.14	-1.56	59,59,59,59	0
55	MG	DA	3098	1/1	0.09	-1.56	50,50,50,50	0
55	MG	BA	3042	1/1	0.13	-1.58	1,1,1,1	0
55	MG	DA	3097	1/1	0.13	-1.58	67,67,67,67	0
55	MG	BA	3107	1/1	0.13	-1.59	3,3,3,3	0
55	MG	DA	3125	1/1	0.13	-1.60	86,86,86,86	0
55	MG	CA	1614	1/1	0.04	-1.62	52,52,52,52	0
55	MG	BA	3017	1/1	0.15	-1.65	0,0,0,0	0
55	MG	BA	3153	1/1	0.17	-1.65	2,2,2,2	0
55	MG	DA	3037	1/1	0.08	-1.65	76,76,76,76	0
55	MG	BA	3188	1/1	0.11	-1.69	35,35,35,35	0
55	MG	DA	3145	1/1	0.10	-1.70	68,68,68,68	0
55	MG	DA	3157	1/1	0.14	-1.70	29,29,29,29	0
55	MG	CA	1601	1/1	0.15	-1.75	52,52,52,52	0
55	MG	BA	3161	1/1	0.16	-1.76	15,15,15,15	0
55	MG	BA	3068	1/1	0.17	-1.76	1,1,1,1	0
55	MG	BA	3100	1/1	0.08	-1.76	9,9,9,9	0
55	MG	BA	3108	1/1	0.16	-1.77	5,5,5,5	0
55	MG	CA	1602	1/1	0.12	-1.79	69,69,69,69	0
55	MG	BB	201	1/1	0.10	-1.79	28,28,28,28	0
55	MG	DA	3023	1/1	0.11	-1.82	60,60,60,60	0
55	MG	AA	1630	1/1	0.12	-1.83	67,67,67,67	0
55	MG	BA	3077	1/1	0.07	-1.84	38,38,38,38	0
55	MG	DA	3012	1/1	0.13	-1.86	39,39,39,39	0
55	MG	BA	3191	1/1	0.14	-1.86	26,26,26,26	0
55	MG	DA	3038	1/1	0.11	-1.86	63,63,63,63	0
55	MG	DA	3135	1/1	0.07	-1.87	46,46,46,46	0
55	MG	DA	3080	1/1	0.11	-1.88	91,91,91,91	0
55	MG	AA	1618	1/1	0.10	-1.95	34,34,34,34	0
55	MG	CA	1635	1/1	0.10	-1.97	94,94,94,94	0
55	MG	BA	3066	1/1	0.14	-1.98	2,2,2,2	0
55	MG	DA	3127	1/1	0.14	-1.98	88,88,88,88	0
55	MG	DA	3063	1/1	0.11	-2.01	53,53,53,53	0

*Continued on next page...*

*Continued from previous page...*

Mol	Type	Chain	Res	Atoms	RSR	LLDF	B-factors( $\text{\AA}^2$ )	Q<0.9
55	MG	DA	3146	1/1	0.07	-2.02	41,41,41,41	0
55	MG	DA	3112	1/1	0.11	-2.05	64,64,64,64	0
55	MG	BA	3007	1/1	0.09	-2.11	32,32,32,32	0
55	MG	DA	3079	1/1	0.07	-2.18	94,94,94,94	0
55	MG	AA	1640	1/1	0.10	-2.19	57,57,57,57	0
55	MG	BA	3177	1/1	0.10	-2.22	9,9,9,9	0
55	MG	BA	3045	1/1	0.11	-2.22	4,4,4,4	0
55	MG	DA	3035	1/1	0.10	-2.25	71,71,71,71	0
55	MG	DA	3162	1/1	0.10	-2.26	48,48,48,48	0
55	MG	DA	3122	1/1	0.07	-2.32	64,64,64,64	0
55	MG	DA	3156	1/1	0.15	-2.36	58,58,58,58	0
55	MG	DA	3003	1/1	0.12	-2.38	66,66,66,66	0
55	MG	DA	3111	1/1	0.11	-2.39	81,81,81,81	0
55	MG	DA	3117	1/1	0.10	-2.40	55,55,55,55	0
55	MG	DA	3027	1/1	0.12	-2.41	82,82,82,82	0
55	MG	BA	3089	1/1	0.14	-2.42	1,1,1,1	0
55	MG	DA	3013	1/1	0.14	-2.42	64,64,64,64	0
55	MG	BA	3063	1/1	0.13	-2.42	2,2,2,2	0
55	MG	DA	3114	1/1	0.10	-2.43	52,52,52,52	0
55	MG	DA	3105	1/1	0.12	-2.50	52,52,52,52	0
55	MG	BA	3085	1/1	0.16	-2.54	11,11,11,11	0
55	MG	BA	3021	1/1	0.15	-2.57	2,2,2,2	0
55	MG	DB	203	1/1	0.07	-2.59	90,90,90,90	0
55	MG	DA	3066	1/1	0.13	-2.59	45,45,45,45	0
55	MG	DA	3025	1/1	0.10	-2.60	65,65,65,65	0
55	MG	BA	3113	1/1	0.12	-2.73	2,2,2,2	0
55	MG	AA	1624	1/1	0.09	-2.75	50,50,50,50	0
55	MG	DA	3001	1/1	0.07	-2.78	37,37,37,37	0
55	MG	BA	3165	1/1	0.12	-2.79	3,3,3,3	0
55	MG	BA	3169	1/1	0.10	-2.81	4,4,4,4	0
55	MG	BA	3093	1/1	0.10	-2.83	26,26,26,26	0
55	MG	CA	1612	1/1	0.05	-2.86	43,43,43,43	0
55	MG	BA	3018	1/1	0.08	-2.87	10,10,10,10	0
55	MG	BA	3073	1/1	0.14	-2.88	9,9,9,9	0
55	MG	BA	3123	1/1	0.12	-2.91	11,11,11,11	0
55	MG	DA	3123	1/1	0.14	-2.92	44,44,44,44	0
55	MG	BA	3002	1/1	0.12	-2.97	18,18,18,18	0
55	MG	DA	3153	1/1	0.12	-3.00	68,68,68,68	0
55	MG	CA	1610	1/1	0.07	-3.00	58,58,58,58	0
55	MG	DB	201	1/1	0.05	-3.01	96,96,96,96	0
55	MG	CA	1621	1/1	0.08	-3.01	67,67,67,67	0
55	MG	DA	3096	1/1	0.08	-3.02	54,54,54,54	0

*Continued on next page...*

*Continued from previous page...*

Mol	Type	Chain	Res	Atoms	RSR	LLDF	B-factors( $\text{\AA}^2$ )	Q<0.9
55	MG	DA	3081	1/1	0.14	-3.07	62,62,62,62	0
55	MG	CA	1607	1/1	0.12	-3.10	55,55,55,55	0
55	MG	BA	3147	1/1	0.14	-3.10	11,11,11,11	0
55	MG	CA	1604	1/1	0.07	-3.12	78,78,78,78	0
55	MG	CA	1632	1/1	0.06	-3.12	75,75,75,75	0
55	MG	BA	3193	1/1	0.15	-3.14	12,12,12,12	0
55	MG	DA	3022	1/1	0.12	-3.16	43,43,43,43	0
55	MG	DA	3049	1/1	0.11	-3.17	69,69,69,69	0
55	MG	DA	3068	1/1	0.07	-3.19	60,60,60,60	0
55	MG	BA	3079	1/1	0.09	-3.19	21,21,21,21	0
55	MG	AA	1656	1/1	0.07	-3.21	32,32,32,32	0
55	MG	BA	3112	1/1	0.09	-3.24	20,20,20,20	0
55	MG	DA	3076	1/1	0.12	-3.24	59,59,59,59	0
55	MG	BA	3051	1/1	0.13	-3.26	4,4,4,4	0
55	MG	BA	3159	1/1	0.13	-3.28	24,24,24,24	0
55	MG	BA	3008	1/1	0.11	-3.29	0,0,0,0	0
55	MG	DA	3053	1/1	0.10	-3.29	39,39,39,39	0
55	MG	BA	3117	1/1	0.15	-3.31	1,1,1,1	0
55	MG	DA	3082	1/1	0.10	-3.31	65,65,65,65	0
55	MG	BB	202	1/1	0.10	-3.37	4,4,4,4	0
55	MG	BA	3175	1/1	0.09	-3.39	9,9,9,9	0
55	MG	AA	1628	1/1	0.04	-3.44	39,39,39,39	0
55	MG	BA	3110	1/1	0.11	-3.50	26,26,26,26	0
55	MG	AA	1604	1/1	0.07	-3.50	48,48,48,48	0
55	MG	AA	1616	1/1	0.08	-3.59	62,62,62,62	0
55	MG	AA	1620	1/1	0.06	-3.63	55,55,55,55	0
55	MG	AA	1645	1/1	0.09	-3.65	42,42,42,42	0
55	MG	DA	3009	1/1	0.09	-3.70	69,69,69,69	0
55	MG	BA	3078	1/1	0.03	-3.71	38,38,38,38	0
55	MG	BA	3029	1/1	0.14	-3.72	35,35,35,35	0
55	MG	CA	1617	1/1	0.11	-3.77	41,41,41,41	0
55	MG	BA	3032	1/1	0.12	-3.77	2,2,2,2	0
55	MG	AA	1612	1/1	0.12	-3.82	38,38,38,38	0
55	MG	AA	1634	1/1	0.09	-3.85	49,49,49,49	0
55	MG	DA	3005	1/1	0.09	-3.86	90,90,90,90	0
55	MG	DA	3086	1/1	0.12	-3.92	61,61,61,61	0
55	MG	BA	3184	1/1	0.11	-3.96	8,8,8,8	0
55	MG	BA	3020	1/1	0.12	-3.98	5,5,5,5	0
55	MG	BA	3075	1/1	0.12	-3.99	6,6,6,6	0
55	MG	AA	1625	1/1	0.08	-4.05	51,51,51,51	0
55	MG	BA	3052	1/1	0.09	-4.11	21,21,21,21	0
55	MG	BA	3097	1/1	0.11	-4.12	0,0,0,0	0

*Continued on next page...*

*Continued from previous page...*

Mol	Type	Chain	Res	Atoms	RSR	LLDF	B-factors( $\text{\AA}^2$ )	Q<0.9
55	MG	BA	3124	1/1	0.09	-4.13	9,9,9,9	0
55	MG	BA	3065	1/1	0.12	-4.18	1,1,1,1	0
55	MG	BA	3082	1/1	0.07	-4.28	6,6,6,6	0
55	MG	DA	3054	1/1	0.09	-4.29	62,62,62,62	0
55	MG	BA	3003	1/1	0.11	-4.32	29,29,29,29	0
55	MG	BA	3012	1/1	0.15	-4.32	0,0,0,0	0
55	MG	CA	1619	1/1	0.10	-4.39	27,27,27,27	0
55	MG	DA	3091	1/1	0.14	-4.42	79,79,79,79	0
55	MG	AA	1641	1/1	0.12	-4.43	7,7,7,7	0
55	MG	BA	3148	1/1	0.12	-4.47	13,13,13,13	0
55	MG	BA	3101	1/1	0.08	-4.51	11,11,11,11	0
55	MG	BB	203	1/1	0.09	-4.57	7,7,7,7	0
55	MG	BA	3006	1/1	0.06	-4.63	13,13,13,13	0
55	MG	AA	1609	1/1	0.08	-4.71	33,33,33,33	0
55	MG	DA	3059	1/1	0.07	-4.85	42,42,42,42	0
55	MG	BA	3095	1/1	0.07	-4.86	14,14,14,14	0
55	MG	AA	1601	1/1	0.09	-4.86	61,61,61,61	0
55	MG	AA	1642	1/1	0.07	-4.88	25,25,25,25	0
55	MG	BA	3070	1/1	0.11	-4.95	37,37,37,37	0
55	MG	AA	1660	1/1	0.09	-5.05	41,41,41,41	0
55	MG	DA	3087	1/1	0.05	-5.12	58,58,58,58	0
55	MG	BA	3028	1/1	0.10	-5.13	3,3,3,3	0
55	MG	AA	1621	1/1	0.10	-5.15	37,37,37,37	0
55	MG	BA	3091	1/1	0.06	-5.19	48,48,48,48	0
55	MG	BA	3059	1/1	0.13	-5.22	5,5,5,5	0
55	MG	DA	3043	1/1	0.08	-5.23	67,67,67,67	0
55	MG	BA	3130	1/1	0.16	-5.27	2,2,2,2	0
55	MG	BA	3088	1/1	0.08	-5.33	29,29,29,29	0
55	MG	AA	1633	1/1	0.08	-5.42	35,35,35,35	0
55	MG	AA	1619	1/1	0.14	-5.55	65,65,65,65	0
55	MG	BA	3122	1/1	0.16	-5.57	0,0,0,0	0
55	MG	DA	3090	1/1	0.06	-5.74	59,59,59,59	0
55	MG	BA	3048	1/1	0.08	-5.76	26,26,26,26	0
55	MG	CA	1616	1/1	0.09	-5.79	38,38,38,38	0
55	MG	DA	3124	1/1	0.16	-5.93	41,41,41,41	0
55	MG	AA	1649	1/1	0.11	-6.03	28,28,28,28	0
55	MG	DA	3051	1/1	0.05	-6.11	33,33,33,33	0
55	MG	BA	3001	1/1	0.05	-6.12	21,21,21,21	0
55	MG	BA	3111	1/1	0.07	-6.22	27,27,27,27	0
55	MG	DA	3073	1/1	0.10	-6.30	35,35,35,35	0
55	MG	BA	3129	1/1	0.13	-6.33	0,0,0,0	0
55	MG	BA	3038	1/1	0.13	-6.39	1,1,1,1	0

*Continued on next page...*



*Continued from previous page...*

Mol	Type	Chain	Res	Atoms	RSR	LLDF	B-factors( $\text{\AA}^2$ )	Q<0.9
55	MG	BA	3050	1/1	0.06	-6.41	7,7,7,7	0
55	MG	DA	3074	1/1	0.08	-6.57	47,47,47,47	0
55	MG	BA	3120	1/1	0.11	-6.59	11,11,11,11	0
55	MG	DA	3119	1/1	0.08	-6.79	58,58,58,58	0
55	MG	BA	3127	1/1	0.10	-6.96	2,2,2,2	0
55	MG	BA	3058	1/1	0.07	-6.96	15,15,15,15	0
55	MG	BA	3054	1/1	0.08	-7.03	7,7,7,7	0
55	MG	BA	3026	1/1	0.09	-7.07	6,6,6,6	0
55	MG	DA	3128	1/1	0.08	-7.12	74,74,74,74	0
55	MG	BA	3134	1/1	0.08	-7.13	3,3,3,3	0
55	MG	BA	3071	1/1	0.14	-7.58	17,17,17,17	0
55	MG	BA	3043	1/1	0.07	-7.67	23,23,23,23	0
55	MG	DA	3052	1/1	0.06	-7.69	47,47,47,47	0
55	MG	BA	3031	1/1	0.10	-7.72	7,7,7,7	0
55	MG	BA	3172	1/1	0.12	-7.84	16,16,16,16	0
55	MG	DA	3039	1/1	0.08	-7.99	53,53,53,53	0
55	MG	AA	1606	1/1	0.06	-8.07	58,58,58,58	0
55	MG	BA	3009	1/1	0.07	-8.10	2,2,2,2	0
55	MG	DA	3143	1/1	0.13	-8.35	35,35,35,35	0
55	MG	BA	3080	1/1	0.10	-8.39	24,24,24,24	0
55	MG	DA	3055	1/1	0.07	-8.88	57,57,57,57	0
55	MG	BA	3024	1/1	0.06	-8.90	3,3,3,3	0
55	MG	BA	3062	1/1	0.11	-8.97	4,4,4,4	0
55	MG	DA	3065	1/1	0.08	-9.15	41,41,41,41	0
55	MG	AA	1613	1/1	0.07	-9.15	23,23,23,23	0
55	MG	BA	3060	1/1	0.12	-9.77	29,29,29,29	0
55	MG	BA	3035	1/1	0.06	-9.84	0,0,0,0	0
55	MG	BA	3103	1/1	0.06	-10.00	7,7,7,7	0
55	MG	BA	3087	1/1	0.09	-10.67	27,27,27,27	0
55	MG	BA	3084	1/1	0.10	-10.71	7,7,7,7	0
55	MG	AA	1611	1/1	0.07	-10.94	21,21,21,21	0
55	MG	BA	3041	1/1	0.09	-11.08	11,11,11,11	0
55	MG	BA	3158	1/1	0.11	-11.25	15,15,15,15	0
55	MG	BA	3034	1/1	0.10	-11.92	5,5,5,5	0
55	MG	BA	3156	1/1	0.13	-12.08	9,9,9,9	0
55	MG	BA	3114	1/1	0.09	-12.49	28,28,28,28	0
55	MG	CA	1624	1/1	0.07	-12.86	52,52,52,52	0
55	MG	BA	3010	1/1	0.09	-15.36	1,1,1,1	0
55	MG	BA	3081	1/1	0.08	-18.57	0,0,0,0	0
55	MG	DA	3033	1/1	0.08	-18.59	54,54,54,54	0
55	MG	CA	1634	1/1	0.05	-25.48	58,58,58,58	0
55	MG	DA	3167	1/1	0.16	-	30,30,30,30	0

*Continued on next page...*



*Continued from previous page...*

Mol	Type	Chain	Res	Atoms	RSR	LLDF	B-factors( $\text{\AA}^2$ )	Q<0.9
55	MG	BA	3174	1/1	0.16	-	5,5,5,5	0
55	MG	BA	3182	1/1	0.22	-	14,14,14,14	0
55	MG	BA	3181	1/1	0.12	-	26,26,26,26	0
55	MG	DA	3160	1/1	0.17	-	47,47,47,47	0

## 6.5 Other polymers ⓘ

There are no such residues in this entry.