



Full wwPDB X-ray Structure Validation Report

Jun 16, 2014 – 06:38 PM BST

PDB ID : 4V50
Title : Crystal Structure of Ribosome with messenger RNA and the Anticodon stem-loop of P-site tRNA.
Authors : Berk, V.; Zhang, W.; Pai, R.D.; Cate, J.H.D.
Deposited on : 2006-08-16
Resolution : 3.22 Å(reported)

This is a full wwPDB validation report for a publicly released PDB entry.
We welcome your comments at validation@mail.wwpdb.org
A user guide is available at <http://wwpdb.org/ValidationPDFNotes.html>

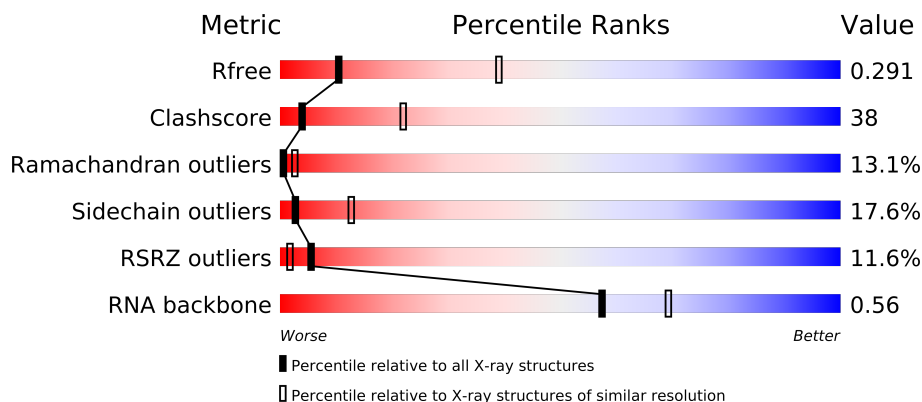
The following versions of software and data (see [references](#)) were used in the production of this report:

MolProbity : 4.02b-467
Mogul : 1.16 November 2013
Xtriage (Phenix) : dev-1323
EDS : stable23397
Percentile statistics : 21963
Refmac : 5.8.0049
CCP4 : 6.3.0 (Settle)
Ideal geometry (proteins) : Engh & Huber (2001)
Ideal geometry (DNA, RNA) : Parkinson et. al. (1996)
Validation Pipeline (wwPDB-VP) : stable23397

1 Overall quality at a glance

The reported resolution of this entry is 3.22 Å.

Percentile scores (ranging between 0-100) for global validation metrics of the entry are shown in the following graphic. The table shows the number of entries on which the scores are based.



Metric	Whole archive (#Entries)	Similar resolution (#Entries, resolution range(Å))
R_{free}	66092	1205 (3.30-3.14)
Clashscore	79885	1072 (3.28-3.16)
Ramachandran outliers	78287	1052 (3.28-3.16)
Sidechain outliers	78261	1051 (3.28-3.16)
RSRZ outliers	66119	1206 (3.30-3.14)
RNA backbone	1838	1004 (3.74-2.70)

The table below summarises the geometric issues observed across the polymeric chains and their fit to the electron density. The red, orange, yellow and green segments on the lower bar indicate the fraction of residues that contain outliers for ≥ 3 , 2, 1 and 0 types of geometric quality criteria. The upper red bar (where present) indicates the fraction of residues that have poor fit to the electron density.

Mol	Chain	Length	Quality of chain
1	AA	1542	
1	CA	1542	
2	AW	17	
2	CW	17	
3	AX	6	
3	CX	6	
4	AB	240	
4	CB	240	
5	AC	232	
5	CC	232	
6	AD	205	
6	CD	205	

Continued on next page...

Continued from previous page...

Mol	Chain	Length	Quality of chain
7	AE	166	
7	CE	166	
8	AF	135	
8	CF	135	
9	AG	178	
9	CG	178	
10	AH	129	
10	CH	129	
11	AI	129	
11	CI	129	
12	AJ	103	
12	CJ	103	
13	AK	128	
13	CK	128	
14	AL	123	
14	CL	123	
15	AM	117	
15	CM	117	
16	AN	100	
16	CN	100	
17	AO	88	
17	CO	88	
18	AP	82	
18	CP	82	
19	AQ	83	
19	CQ	83	
20	AR	74	
20	CR	74	
21	AS	91	
21	CS	91	
22	AT	86	
22	CT	86	
23	AU	70	
23	CU	70	
24	BA	120	
24	DA	120	
25	BB	2904	
25	DB	2904	
26	BC	272	
26	DC	272	
27	BD	209	
27	DD	209	

Continued on next page...

Continued from previous page...

Mol	Chain	Length	Quality of chain
28	BE	201	
28	DE	201	
29	BF	178	
29	DF	178	
30	BG	176	
30	DG	176	
31	BH	149	
31	DH	149	
32	BI	141	
32	DI	141	
33	BJ	142	
33	DJ	142	
34	BK	123	
34	DK	123	
35	BL	144	
35	DL	144	
36	BM	136	
36	DM	136	
37	BN	127	
37	DN	127	
38	BO	117	
38	DO	117	
39	BP	114	
39	DP	114	
40	BQ	117	
40	DQ	117	
41	BR	103	
41	DR	103	
42	BS	110	
42	DS	110	
43	BT	100	
43	DT	100	
44	BU	103	
44	DU	103	
45	BV	94	
45	DV	94	
46	BW	84	
46	DW	84	
47	BX	77	
47	DX	77	
48	BY	63	
48	DY	63	

Continued on next page...

Continued from previous page...

Mol	Chain	Length	Quality of chain
49	BZ	58	
49	DZ	58	
50	B0	56	
50	D0	56	
51	B1	54	
51	D1	54	
52	B2	46	
52	D2	46	
53	B3	64	
53	D3	64	
54	B4	38	
54	D4	38	

The following table lists non-polymeric compounds that are outliers for geometric or electron-density-fit criteria:

Mol	Type	Chain	Res	Geometry	Electron density
55	MG	AA	1614	-	X
55	MG	AA	1617	-	X
55	MG	AA	1625	-	X
55	MG	AA	1626	-	X
55	MG	AA	1627	-	X
55	MG	AA	1628	-	X
55	MG	AA	1632	-	X
55	MG	AA	1637	-	X
55	MG	AA	1639	-	X
55	MG	AA	1643	-	X
55	MG	AA	1650	-	X
55	MG	AA	1652	-	X
55	MG	AA	1653	-	X
55	MG	AA	1655	-	X
55	MG	AA	1656	-	X
55	MG	AA	1658	-	X
55	MG	BB	3014	-	X
55	MG	BB	3016	-	X
55	MG	BB	3031	-	X
55	MG	BB	3033	-	X
55	MG	BB	3057	-	X
55	MG	BB	3063	-	X
55	MG	BB	3093	-	X
55	MG	CA	1606	-	X
55	MG	CA	1613	-	X

Continued on next page...

Continued from previous page...

Mol	Type	Chain	Res	Geometry	Electron density
55	MG	CA	1627	-	X
55	MG	CA	1638	-	X
55	MG	CA	1639	-	X
55	MG	CA	1640	-	X
55	MG	CA	1646	-	X
55	MG	CA	1655	-	X
55	MG	DB	3029	-	X
55	MG	DB	3032	-	X
55	MG	DB	3034	-	X
55	MG	DB	3043	-	X
55	MG	DB	3052	-	X
55	MG	DB	3058	-	X
55	MG	DB	3065	-	X
55	MG	DB	3070	-	X
55	MG	DB	3082	-	X
55	MG	DB	3088	-	X

2 Entry composition

There are 57 unique types of molecules in this entry. The entry contains 285033 atoms, of which 0 are hydrogen and 0 are deuterium.

In the tables below, the ZeroOcc column contains the number of atoms modelled with zero occupancy, the AltConf column contains the number of residues with at least one atom in alternate conformation and the Trace column contains the number of residues modelled with at most 2 atoms.

- Molecule 1 is a RNA chain called 16S ribosomal RNA.

Mol	Chain	Residues	Atoms					ZeroOcc	AltConf	Trace
1	AA	1530	Total	C	N	O	P	0	0	0
			32831	14642	6024	10635	1530			
1	CA	1530	Total	C	N	O	P	0	0	0
			32831	14642	6024	10635	1530			

- Molecule 2 is a RNA chain called PHE tRNA (UNMODIFIED BASES).

Mol	Chain	Residues	Atoms					ZeroOcc	AltConf	Trace
2	AW	17	Total	C	N	O	P	0	0	0
			360	161	64	118	17			
2	CW	17	Total	C	N	O	P	0	0	0
			360	161	64	118	17			

- Molecule 3 is a RNA chain called MRNA.

Mol	Chain	Residues	Atoms					ZeroOcc	AltConf	Trace
3	AX	6	Total	C	N	O	P	0	0	0
			125	56	18	45	6			
3	CX	6	Total	C	N	O	P	0	0	0
			125	56	18	45	6			

- Molecule 4 is a protein called 30S ribosomal protein S2.

Mol	Chain	Residues	Atoms					ZeroOcc	AltConf	Trace
4	AB	218	Total	C	N	O	S	0	0	0
			1704	1081	305	311	7			
4	CB	218	Total	C	N	O	S	0	0	0
			1704	1081	305	311	7			

- Molecule 5 is a protein called 30S ribosomal protein S3.

Mol	Chain	Residues	Atoms					ZeroOcc	AltConf	Trace
5	AC	206	Total	C	N	O	S	0	0	0
			1624	1028	305	288	3			
5	CC	206	Total	C	N	O	S	0	0	0
			1624	1028	305	288	3			

- Molecule 6 is a protein called 30S ribosomal protein S4.

Mol	Chain	Residues	Atoms					ZeroOcc	AltConf	Trace
6	AD	205	Total	C	N	O	S	0	0	0
			1643	1026	315	298	4			
6	CD	205	Total	C	N	O	S	0	0	0
			1643	1026	315	298	4			

- Molecule 7 is a protein called 30S ribosomal protein S5.

Mol	Chain	Residues	Atoms					ZeroOcc	AltConf	Trace
7	AE	150	Total	C	N	O	S	0	0	0
			1105	687	211	201	6			
7	CE	150	Total	C	N	O	S	0	0	0
			1105	687	211	201	6			

- Molecule 8 is a protein called 30S ribosomal protein S6.

Mol	Chain	Residues	Atoms					ZeroOcc	AltConf	Trace
8	AF	100	Total	C	N	O	S	0	0	0
			817	515	148	148	6			
8	CF	100	Total	C	N	O	S	0	0	0
			817	515	148	148	6			

- Molecule 9 is a protein called 30S ribosomal protein S7.

Mol	Chain	Residues	Atoms					ZeroOcc	AltConf	Trace
9	AG	150	Total	C	N	O	S	0	0	0
			1174	730	226	214	4			
9	CG	150	Total	C	N	O	S	0	0	0
			1174	730	226	214	4			

- Molecule 10 is a protein called 30S ribosomal protein S8.

Mol	Chain	Residues	Atoms					ZeroOcc	AltConf	Trace
10	AH	129	Total	C	N	O	S	0	0	0
			979	616	173	184	6			

Continued on next page...

Continued from previous page...

Mol	Chain	Residues	Atoms					ZeroOcc	AltConf	Trace
10	CH	129	Total	C	N	O	S	0	0	0
			979	616	173	184	6			

- Molecule 11 is a protein called 30S ribosomal protein S9.

Mol	Chain	Residues	Atoms					ZeroOcc	AltConf	Trace
11	AI	127	Total	C	N	O	S	0	0	0
			1022	634	206	179	3			
11	CI	127	Total	C	N	O	S	0	0	0
			1022	634	206	179	3			

- Molecule 12 is a protein called 30S ribosomal protein S10.

Mol	Chain	Residues	Atoms					ZeroOcc	AltConf	Trace
12	AJ	98	Total	C	N	O	S	0	0	0
			786	493	150	142	1			
12	CJ	98	Total	C	N	O	S	0	0	0
			786	493	150	142	1			

- Molecule 13 is a protein called 30S ribosomal protein S11.

Mol	Chain	Residues	Atoms					ZeroOcc	AltConf	Trace
13	AK	117	Total	C	N	O	S	0	0	0
			877	540	174	160	3			
13	CK	117	Total	C	N	O	S	0	0	0
			877	540	174	160	3			

- Molecule 14 is a protein called 30S ribosomal protein S12.

Mol	Chain	Residues	Atoms					ZeroOcc	AltConf	Trace
14	AL	123	Total	C	N	O	S	0	0	0
			955	590	196	165	4			
14	CL	123	Total	C	N	O	S	0	0	0
			955	590	196	165	4			

- Molecule 15 is a protein called 30S ribosomal protein S13.

Mol	Chain	Residues	Atoms					ZeroOcc	AltConf	Trace
15	AM	114	Total	C	N	O	S	0	0	0
			883	546	178	156	3			
15	CM	113	Total	C	N	O	S	0	0	0
			876	541	177	155	3			

- Molecule 16 is a protein called 30S ribosomal protein S14.

Mol	Chain	Residues	Atoms					ZeroOcc	AltConf	Trace
16	AN	96	Total	C	N	O	S	0	0	0
			774	483	160	128	3			
16	CN	96	Total	C	N	O	S	0	0	0
			774	483	160	128	3			

- Molecule 17 is a protein called 30S ribosomal protein S15.

Mol	Chain	Residues	Atoms					ZeroOcc	AltConf	Trace
17	AO	88	Total	C	N	O	S	0	0	0
			716	440	146	129	1			
17	CO	88	Total	C	N	O	S	0	0	0
			716	440	146	129	1			

- Molecule 18 is a protein called 30S ribosomal protein S16.

Mol	Chain	Residues	Atoms					ZeroOcc	AltConf	Trace
18	AP	82	Total	C	N	O	S	0	0	0
			649	406	128	114	1			
18	CP	80	Total	C	N	O	S	0	0	0
			638	400	126	111	1			

- Molecule 19 is a protein called 30S ribosomal protein S17.

Mol	Chain	Residues	Atoms					ZeroOcc	AltConf	Trace
19	AQ	80	Total	C	N	O	S	0	0	0
			648	411	121	113	3			
19	CQ	80	Total	C	N	O	S	0	0	0
			648	411	121	113	3			

- Molecule 20 is a protein called 30S ribosomal protein S18.

Mol	Chain	Residues	Atoms				ZeroOcc	AltConf	Trace
20	AR	55	Total	C	N	O	0	0	0
			455	288	86	81			
20	CR	55	Total	C	N	O	0	0	0
			455	288	86	81			

- Molecule 21 is a protein called 30S ribosomal protein S19.

Mol	Chain	Residues	Atoms					ZeroOcc	AltConf	Trace
21	AS	79	Total	C	N	O	S	0	0	0
			637	408	120	107	2			
21	CS	79	Total	C	N	O	S	0	0	0
			637	408	120	107	2			

- Molecule 22 is a protein called 30S ribosomal protein S20.

Mol	Chain	Residues	Atoms					ZeroOcc	AltConf	Trace
22	AT	85	Total	C	N	O	S	0	0	0
			665	411	137	114	3			
22	CT	85	Total	C	N	O	S	0	0	0
			665	411	137	114	3			

- Molecule 23 is a protein called 30S ribosomal protein S21.

Mol	Chain	Residues	Atoms					ZeroOcc	AltConf	Trace
23	AU	51	Total	C	N	O	S	0	0	0
			425	265	86	73	1			
23	CU	51	Total	C	N	O	S	0	0	0
			425	265	86	73	1			

- Molecule 24 is a RNA chain called 5S ribosomal RNA.

Mol	Chain	Residues	Atoms					ZeroOcc	AltConf	Trace
24	BA	117	Total	C	N	O	P	0	0	0
			2507	1116	459	815	117			
24	DA	117	Total	C	N	O	P	0	0	0
			2507	1116	459	815	117			

- Molecule 25 is a RNA chain called 23S ribosomal RNA.

Mol	Chain	Residues	Atoms					ZeroOcc	AltConf	Trace
25	BB	2841	Total	C	N	O	P	0	0	0
			60995	27210	11229	19715	2841			
25	DB	2841	Total	C	N	O	P	0	0	0
			60995	27210	11229	19715	2841			

- Molecule 26 is a protein called 50S ribosomal protein L2.

Mol	Chain	Residues	Atoms					ZeroOcc	AltConf	Trace
26	BC	271	Total	C	N	O	S	0	0	0
			2082	1288	423	364	7			

Continued on next page...

Continued from previous page...

Mol	Chain	Residues	Atoms					ZeroOcc	AltConf	Trace
26	DC	271	Total	C	N	O	S	0	0	0
			2082	1288	423	364	7			

- Molecule 27 is a protein called 50S ribosomal protein L3.

Mol	Chain	Residues	Atoms					ZeroOcc	AltConf	Trace
27	BD	209	Total	C	N	O	S	0	0	0
			1565	979	288	294	4			
27	DD	209	Total	C	N	O	S	0	0	0
			1565	979	288	294	4			

- Molecule 28 is a protein called 50S ribosomal protein L4.

Mol	Chain	Residues	Atoms					ZeroOcc	AltConf	Trace
28	BE	201	Total	C	N	O	S	0	0	0
			1552	974	283	290	5			
28	DE	201	Total	C	N	O	S	0	0	0
			1552	974	283	290	5			

- Molecule 29 is a protein called 50S ribosomal protein L5.

Mol	Chain	Residues	Atoms					ZeroOcc	AltConf	Trace
29	BF	178	Total	C	N	O	S	0	0	0
			1420	905	251	258	6			
29	DF	178	Total	C	N	O	S	0	0	0
			1420	905	251	258	6			

- Molecule 30 is a protein called 50S ribosomal protein L6.

Mol	Chain	Residues	Atoms					ZeroOcc	AltConf	Trace
30	BG	176	Total	C	N	O	S	0	0	0
			1323	832	243	246	2			
30	DG	176	Total	C	N	O	S	0	0	0
			1323	832	243	246	2			

- Molecule 31 is a protein called 50S ribosomal protein L9.

Mol	Chain	Residues	Atoms					ZeroOcc	AltConf	Trace
31	BH	149	Total	C	N	O	S	0	0	0
			1111	699	197	214	1			
31	DH	149	Total	C	N	O	S	0	0	0
			1111	699	197	214	1			

- Molecule 32 is a protein called 50S ribosomal protein L11.

Mol	Chain	Residues	Atoms					ZeroOcc	AltConf	Trace
32	BI	141	Total	C	N	O	S	0	0	0
			1032	651	179	196	6			
32	DI	141	Total	C	N	O	S	0	0	0
			1032	651	179	196	6			

- Molecule 33 is a protein called 50S ribosomal protein L13.

Mol	Chain	Residues	Atoms					ZeroOcc	AltConf	Trace
33	BJ	142	Total	C	N	O	S	0	0	0
			1129	714	212	199	4			
33	DJ	142	Total	C	N	O	S	0	0	0
			1129	714	212	199	4			

- Molecule 34 is a protein called 50S ribosomal protein L14.

Mol	Chain	Residues	Atoms					ZeroOcc	AltConf	Trace
34	BK	121	Total	C	N	O	S	0	0	0
			930	582	179	164	5			
34	DK	121	Total	C	N	O	S	0	0	0
			930	582	179	164	5			

- Molecule 35 is a protein called 50S ribosomal protein L15.

Mol	Chain	Residues	Atoms					ZeroOcc	AltConf	Trace
35	BL	143	Total	C	N	O	S	0	0	0
			1045	649	206	189	1			
35	DL	143	Total	C	N	O	S	0	0	0
			1045	649	206	189	1			

- Molecule 36 is a protein called 50S ribosomal protein L16.

Mol	Chain	Residues	Atoms					ZeroOcc	AltConf	Trace
36	BM	136	Total	C	N	O	S	0	0	0
			1074	686	205	177	6			
36	DM	136	Total	C	N	O	S	0	0	0
			1074	686	205	177	6			

- Molecule 37 is a protein called 50S ribosomal protein L17.

Mol	Chain	Residues	Atoms					ZeroOcc	AltConf	Trace
37	BN	120	Total	C	N	O	S	0	0	0
			960	593	196	166	5			
37	DN	120	Total	C	N	O	S	0	0	0
			960	593	196	166	5			

- Molecule 38 is a protein called 50S ribosomal protein L18.

Mol	Chain	Residues	Atoms					ZeroOcc	AltConf	Trace
38	BO	116	Total	C	N	O		0	0	0
			892	552	178	162				
38	DO	116	Total	C	N	O		0	0	0
			892	552	178	162				

- Molecule 39 is a protein called 50S ribosomal protein L19.

Mol	Chain	Residues	Atoms					ZeroOcc	AltConf	Trace
39	BP	114	Total	C	N	O	S	0	0	0
			917	574	179	163	1			
39	DP	114	Total	C	N	O	S	0	0	0
			917	574	179	163	1			

- Molecule 40 is a protein called 50S ribosomal protein L20.

Mol	Chain	Residues	Atoms					ZeroOcc	AltConf	Trace
40	BQ	117	Total	C	N	O		0	0	0
			947	604	192	151				
40	DQ	117	Total	C	N	O		0	0	0
			947	604	192	151				

- Molecule 41 is a protein called 50S ribosomal protein L21.

Mol	Chain	Residues	Atoms					ZeroOcc	AltConf	Trace
41	BR	103	Total	C	N	O	S	0	0	0
			816	516	153	145	2			
41	DR	103	Total	C	N	O	S	0	0	0
			816	516	153	145	2			

- Molecule 42 is a protein called 50S ribosomal protein L22.

Mol	Chain	Residues	Atoms					ZeroOcc	AltConf	Trace
42	BS	110	Total	C	N	O	S	0	0	0
			857	532	166	156	3			

Continued on next page...

Continued from previous page...

Mol	Chain	Residues	Atoms					ZeroOcc	AltConf	Trace
42	DS	110	Total	C	N	O	S	0	0	0
			857	532	166	156	3			

- Molecule 43 is a protein called 50S ribosomal protein L23.

Mol	Chain	Residues	Atoms					ZeroOcc	AltConf	Trace
43	BT	93	Total	C	N	O	S	0	0	0
			738	466	139	131	2			
43	DT	93	Total	C	N	O	S	0	0	0
			738	466	139	131	2			

- Molecule 44 is a protein called 50S ribosomal protein L24.

Mol	Chain	Residues	Atoms					ZeroOcc	AltConf	Trace
44	BU	102	Total	C	N	O	S	0	0	0
			779	492	146	141				
44	DU	102	Total	C	N	O	S	0	0	0
			779	492	146	141				

- Molecule 45 is a protein called 50S ribosomal protein L25.

Mol	Chain	Residues	Atoms					ZeroOcc	AltConf	Trace
45	BV	94	Total	C	N	O	S	0	0	0
			753	479	137	134	3			
45	DV	94	Total	C	N	O	S	0	0	0
			753	479	137	134	3			

- Molecule 46 is a protein called 50S ribosomal protein L27.

Mol	Chain	Residues	Atoms					ZeroOcc	AltConf	Trace
46	BW	79	Total	C	N	O	S	0	0	0
			596	367	120	108	1			
46	DW	79	Total	C	N	O	S	0	0	0
			596	367	120	108	1			

- Molecule 47 is a protein called 50S ribosomal protein L28.

Mol	Chain	Residues	Atoms					ZeroOcc	AltConf	Trace
47	BX	77	Total	C	N	O	S	0	0	0
			625	388	129	106	2			
47	DX	77	Total	C	N	O	S	0	0	0
			625	388	129	106	2			

- Molecule 48 is a protein called 50S ribosomal protein L29.

Mol	Chain	Residues	Atoms					ZeroOcc	AltConf	Trace
48	BY	63	Total	C	N	O	S	0	0	0
			509	313	99	95	2			
48	DY	63	Total	C	N	O	S	0	0	0
			509	313	99	95	2			

- Molecule 49 is a protein called 50S ribosomal protein L30.

Mol	Chain	Residues	Atoms					ZeroOcc	AltConf	Trace
49	BZ	58	Total	C	N	O	S	0	0	0
			449	281	87	79	2			
49	DZ	58	Total	C	N	O	S	0	0	0
			449	281	87	79	2			

- Molecule 50 is a protein called 50S ribosomal protein L32.

Mol	Chain	Residues	Atoms					ZeroOcc	AltConf	Trace
50	B0	56	Total	C	N	O	S	0	0	0
			444	269	94	80	1			
50	D0	56	Total	C	N	O	S	0	0	0
			444	269	94	80	1			

- Molecule 51 is a protein called 50S ribosomal protein L33.

Mol	Chain	Residues	Atoms				ZeroOcc	AltConf	Trace
51	B1	50	Total	C	N	O	0	0	0
			409	263	75	71			
51	D1	50	Total	C	N	O	0	0	0
			409	263	75	71			

- Molecule 52 is a protein called 50S ribosomal protein L34.

Mol	Chain	Residues	Atoms					ZeroOcc	AltConf	Trace
52	B2	46	Total	C	N	O	S	0	0	0
			377	228	90	57	2			
52	D2	46	Total	C	N	O	S	0	0	0
			377	228	90	57	2			

- Molecule 53 is a protein called 50S ribosomal protein L35.

Mol	Chain	Residues	Atoms					ZeroOcc	AltConf	Trace
53	B3	64	Total	C	N	O	S	0	0	0
			504	323	105	74	2			
53	D3	64	Total	C	N	O	S	0	0	0
			504	323	105	74	2			

- Molecule 54 is a protein called 50S ribosomal protein L36.

Mol	Chain	Residues	Atoms					ZeroOcc	AltConf	Trace
54	B4	38	Total	C	N	O	S	0	0	0
			302	185	65	48	4			
54	D4	38	Total	C	N	O	S	0	0	0
			302	185	65	48	4			

- Molecule 55 is MAGNESIUM ION (three-letter code: MG) (formula: Mg).

Mol	Chain	Residues	Atoms		ZeroOcc	AltConf
55	BB	118	Total	Mg	0	0
			118	118		
55	CN	1	Total	Mg	0	0
			1	1		
55	CA	56	Total	Mg	0	0
			56	56		
55	AA	60	Total	Mg	0	0
			60	60		
55	AX	2	Total	Mg	0	0
			2	2		
55	BJ	1	Total	Mg	0	0
			1	1		
55	CX	1	Total	Mg	0	0
			1	1		
55	DB	119	Total	Mg	0	0
			119	119		

- Molecule 56 is ZINC ION (three-letter code: ZN) (formula: Zn).

Mol	Chain	Residues	Atoms		ZeroOcc	AltConf
56	B4	1	Total	Zn	0	0
			1	1		
56	D4	1	Total	Zn	0	0
			1	1		

- Molecule 57 is water.

Mol	Chain	Residues	Atoms	ZeroOcc	AltConf
57	AA	287	Total O 287 287	0	0
57	AX	9	Total O 9 9	0	0
57	AE	3	Total O 3 3	0	0
57	AI	1	Total O 1 1	0	0
57	AK	2	Total O 2 2	0	0
57	AL	2	Total O 2 2	0	0
57	AN	1	Total O 1 1	0	0
57	AP	1	Total O 1 1	0	0
57	AT	2	Total O 2 2	0	0
57	BB	532	Total O 532 532	0	0
57	BC	7	Total O 7 7	0	0
57	BE	3	Total O 3 3	0	0
57	BH	3	Total O 3 3	0	0
57	BJ	3	Total O 3 3	0	0
57	BL	2	Total O 2 2	0	0
57	BN	3	Total O 3 3	0	0
57	B2	1	Total O 1 1	0	0
57	B4	5	Total O 5 5	0	0
57	CA	264	Total O 264 264	0	0
57	CX	6	Total O 6 6	0	0
57	CE	2	Total O 2 2	0	0
57	CI	3	Total O 3 3	0	0

Continued on next page...

Continued from previous page...

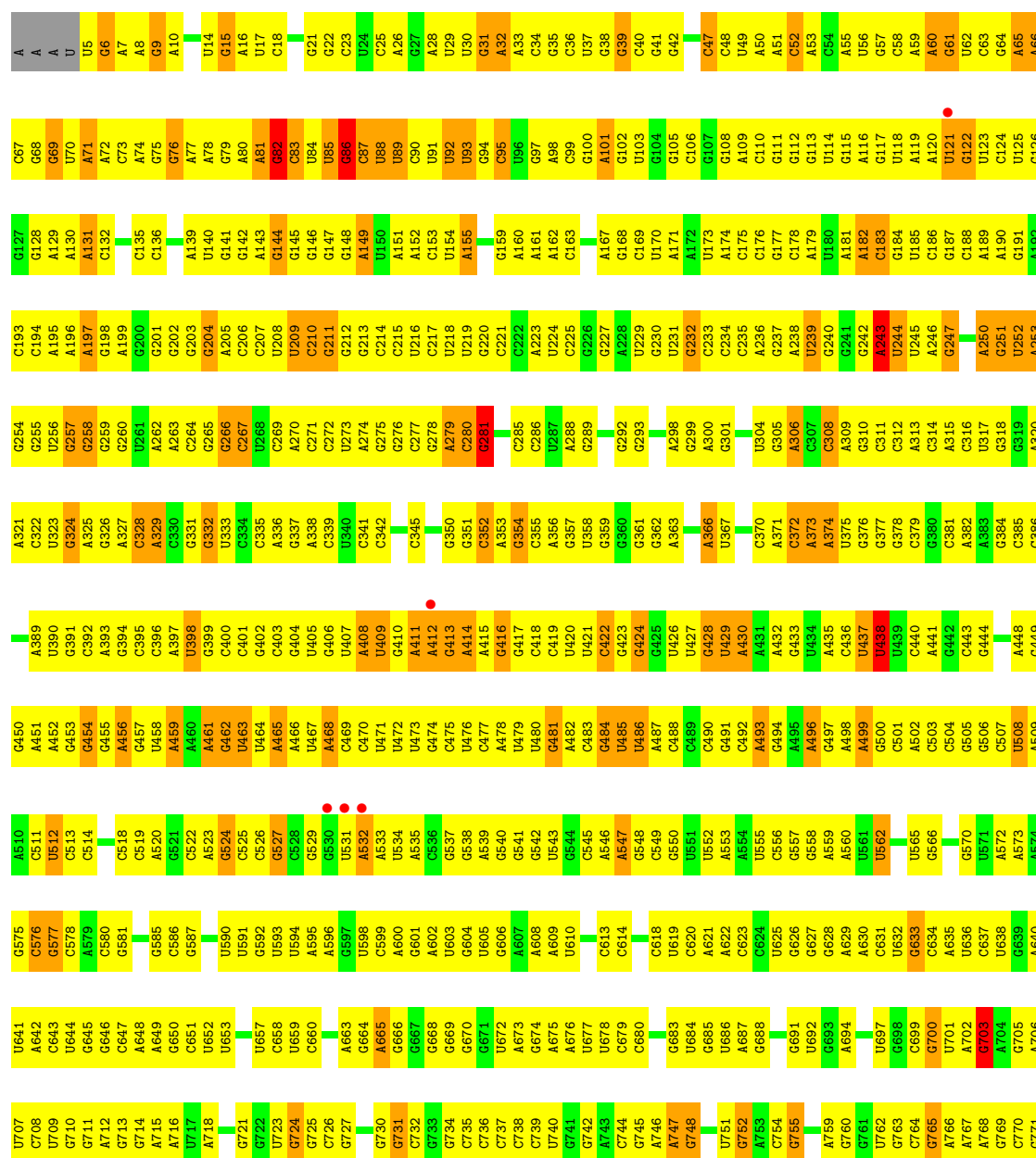
Mol	Chain	Residues	Atoms		ZeroOcc	AltConf
57	CL	1	Total 1	O 1	0	0
57	CN	1	Total 1	O 1	0	0
57	CP	1	Total 1	O 1	0	0
57	CT	3	Total 3	O 3	0	0
57	CU	1	Total 1	O 1	0	0
57	DB	531	Total 531	O 531	0	0
57	DC	7	Total 7	O 7	0	0
57	DD	1	Total 1	O 1	0	0
57	DE	3	Total 3	O 3	0	0
57	DJ	2	Total 2	O 2	0	0
57	DL	3	Total 3	O 3	0	0
57	DN	3	Total 3	O 3	0	0
57	DT	1	Total 1	O 1	0	0
57	D2	1	Total 1	O 1	0	0
57	D4	4	Total 4	O 4	0	0


3 Residue-property plots

These plots are drawn for all protein, RNA and DNA chains in the entry. The first graphic for a chain summarises the proportions of errors displayed in the second graphic. The second graphic shows the sequence view annotated by issues in geometry and electron density. Residues are color-coded according to the number of geometric quality criteria for which they contain at least one outlier: green = 0, yellow = 1, orange = 2 and red = 3 or more. A red dot above a residue indicates a poor fit to the electron density ($RSRZ > 2$). Stretches of 2 or more consecutive residues without any outlier are shown as a green connector. Residues present in the sample, but not in the model, are shown in grey.

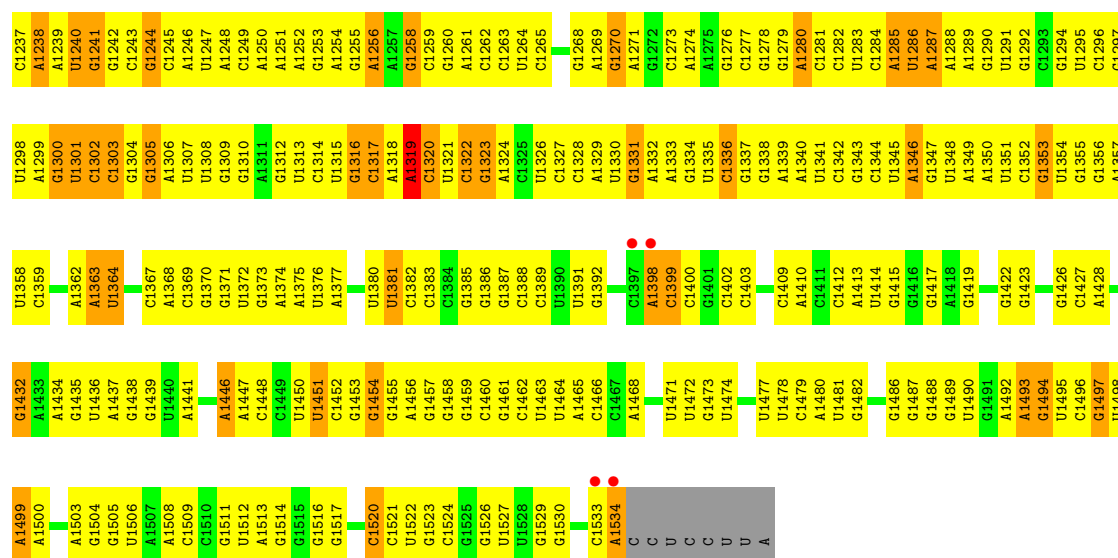
• Molecule 1: 16S ribosomal RNA

Chain AA: 

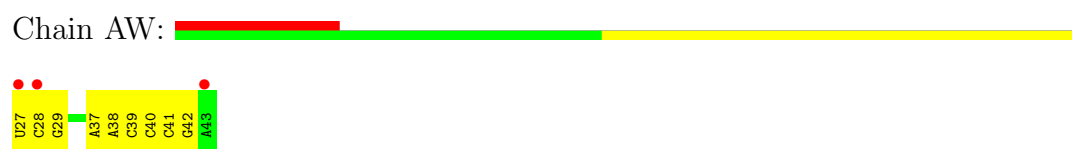




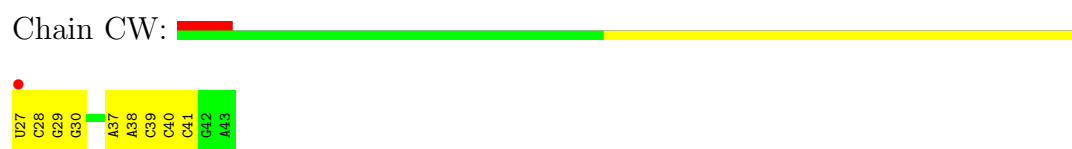
G1177	A1117	U1052	U992	G926	C856	U793	U723	U657	U594	G524	A460	C395	G326	G257	C194	A129
G1178	U1118	G1053	G993	G927	C857	A794	G724	C658	A595	C525	A461	C396	A327	G258	A195	A130
A1180	C1120	A1054	A994	G928	G858	C795	G725	C659	A596	C526	A462	U398	C328	A196	A197	C131
G1181	U1121	U1055	C995	G929	G859	C796	G726	U660	G597	G527	U463	U399	C329	G198	A198	U133
G1182	U1122	G1056	A996	C930	A860	C797	G727	A663	U598	U661	U464	C400	G330	C264	A199	G134
U1183	U1123	G1057	C997	C931	C861	C798	G728	A664	C599	U662	A465	C401	G331	C265	G200	U135
G1184	G1124	G1058	C998	C932	C862	G799	A729	G665	A600	A832	A466	G402	G332	G266	G201	C136
G1185	U1125	U1059	G999	G933	U863	G800	G730	A666	A601	U534	A467	G403	U333	C267	G202	
G1186	U1126	G1060	A1000	C934	A864	U801	G731	G667	A602	U535	A468	G404	C334	C268	G203	A139
G1187	G1127	U1061	C1001	A935	A865	A802	C732	G668	U603	G537	C470	U405	A336	C269	G204	U140
A1188	C1128	G1062	G1002	C935	C866	G803	G733	G669	G604	G538	U471	U406	A337	A270	A205	G141
U1189	U1129	G1063	G1003	A937	U869	U804	C735	G670	U605	G539	U472	U407	A338	C271	C206	G142
G1190	A1130	G1064	A1004	A938	U869	C805	G736	G671	G606	G540	U473	A408		C272	C207	A143
A1191	G1131	U1065	A1005	G939	A872	C806	C737	A672	A607	G541	U474	U409	C341	U273	U208	A144
C1192	C1132	C1066	U1006	C940	A873	A807	C738	A673	A608	G542	U475	U410	C342	U274	U209	G145
G1193	U1133	U1067	U1007		A874	C808	G739	G674	A609	U543	U476	G411	G410	G275	C210	G146
U1194	G1134	U1068	U1008	G944	U875	G809	U740	A675	U610	G544	U477	A412		G276	G211	G147
C1195	U1135	C1069	U1009	G945	U876	C810	G741	A676	C613	G545	U478	G413	G345	C277	G212	G148
A1196	U1136	C1070	U1010	A946	C876	C811	G742	A677	C614	A546	U479	A414	G350	G278	G213	A149
A1197	C1137	U1071	C1011	G947	A877	G812	A743	U677	G615	A547	U480	A415	G351	A279	C214	U150
G1198	G1138	G1072	A1012	C948	A878	U813	C744	U678	G616	G548	U481	G416	C352	G280	C215	A151
U1199	U1139	U1073	G1013	A949	C879	A814	G745	C679	U617	G549	U482	G417	A353	U216	U216	A152
G1200	C1140	U1074	U1014	U950	C880	A815	A746	C680	U618	C550	U483	C418	G354	C217	C153	U154
A1201	C1141	U1075	G1015	G951	C881	A816	A747	C681	U619	U551	U484	C419	C355	U218	U154	
U1202	G1142	G1076	U1016	U952	C882	C817	G748	G682	U620	U552	U485	U420	A356	U219	U155	
C1203	U1143	U1077	G1017	G953	C883	G818		U684	C620	U553	U486	U421	G357	G220	G220	
A1204	G1144	U1078	U1018	G954	C884	A819	U751	G685	A621	A554	U487	A422	U358	G221	G221	G159
U1205	U1145	A1080	A1019	U955	G885	U820	G752	U686	A622	G555	U488	G423	G359	C222	C222	A160
G1206	A1146	U1081	G1020	U956	G886	G821	A753	A687	C623	U556	U489	G424	G360	U224	U224	A161
U1207	C1147	U1082	A1021	U957	G887	U822	C754	G688	U624	C556	U490	G425	G361	U225	C225	C163
C1208	U1148	U1083	U1022	A958	C888	G823	G755	C689	U625	G557	U491	U426	G362	G292	G292	
U1209	C1149	U1084	U1023	U959	C889	G824		U692	U626	U558	U492	U427		G293		
C1210	A1150	U1085	U1024	U960	C890	A825	A759	G693	U627	A559	U493	U428	A366	U229	U229	A167
U1211	U1151	U1086	U1025	U961	G891	G826	G760	A694	U628	U560	U494	U429	U367	G230	G230	G168
A1212	G1152	U1087	G1026		G892	U827	G761	G695	A630	U562	U495	A430	U368	U231	U231	C169
C1213	U1153	A1092	C1027	G966	C893	G830	G762	U697	U631	U565	U496		U369	G232	G232	U170
G1214	G1154	U1093	U1028	C967	A900	A831	C764	G698	U632	G566	U497	A435	C370	C233	C233	A171
U1215	A1155	G1094	U1029	A968	A901	G832	G765	C699	U633	G567	U498	C436	A371	C234	C234	
G1216	U1156	U1095	U1030	A969	U904	G833	A766	U700	C634	U568	U499	C437	C372	C235	C235	U173
C1217	G1157	C1096	G1031	C970	U905	G834	A767	G701	A635	G570	U500	U438	A373	A236	A236	A174
U1218	C1158	C1097	G1032	G971	A906	U835	A768	U702	U636	U571	C501	U439	A374	G237	G237	C175
A1219	U1159	U1098	U1033	C972	A906	U836	G769	G703	C637	A572	A502	C440	U375	A238	A238	G176
G1220	G1160	G1103	A1035	A974	A909	U837	C770	U707	U638	A573	C503	A441	G376	U239	U239	G177
C1221	C1161	A1101	A1036	A975	C910	G838	G771	C708	G639	A574	C504	G442	G377	G240	G240	C178
U1222	A1162	U1102	C1037	G976	U911	C839	U772	U709	A640	G575	U505	C443	G378	G241	G241	A179
C1223	U1163	C1103	G1038	A977	C912	C840		G710	U641	C576	G506	G444	C379	G242	G242	U180
U1224	G1164	G1104	G1039	A978	A913	U841	G775	G711	A642	G577	C507		G380	A243	A243	A181
A1225	U1165	A1105	U1040		A914	C842	G776	G712	C643	C578	U508	A448	C381	U244	U244	A182
C1226	G1166	C1106	G1041	U981	A915	U843	A777	G713	U644	A579	A509	G449	A382	U245	U245	C183
A1227	A1167	U1107	A1042	U982	U916	G844		G714	G645	C580	A510	G450	A383	A246	A246	G184
C1228	U1168	G1108	G1043	U983	U917	A845	A780	G715	G646	G581	U512	A452	A384	G247	G247	U185
A1229	A1169	C1109	A1044	C984	A918	G846	A781	U716	U647	G585	U513	G453	G385			C186
C1230	U1170	U1109	C1045	C985	A919	G847	A782	G717	A648	G586	C514	G454	C386	A250	A250	G187
G1231	C1171	A1111	A1046	U986	U920	C848	C783	U718	A649	G587	C515	G455	A389	G251	G251	C188
U1232	U1172	G1112	G1047	G987	U921	G849	G784	C719	C650	U590	G518	A456	U390	U252	U252	A189
G1233	U1173	C1113	G1048	G988	G922			C720	C651	U591	C522	A457	G391	A253	A253	A190
C1234	G1174	C1114	U1049	U989	A923	C853	A787	G721	U652	G592	U523	U458	G392	G254	G254	G191
U1235	U1175	U1115	G1050	C924	C924	U854	U788	G722	U653	U593	A523		G394	C192	C192	A192
A1236	A1176	U1116	C1051	U991	G925	U855								A325	U256	C193



- Molecule 2: PHE TRNA (UNMODIFIED BASES)



- Molecule 2: PHE TRNA (UNMODIFIED BASES)



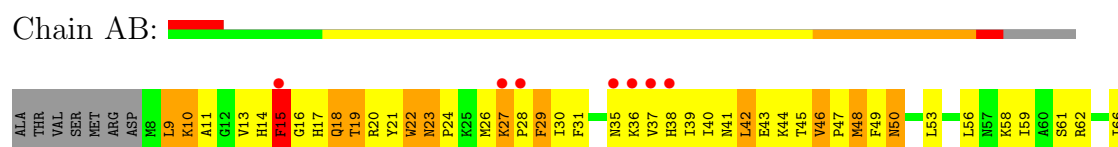
- Molecule 3: MRNA

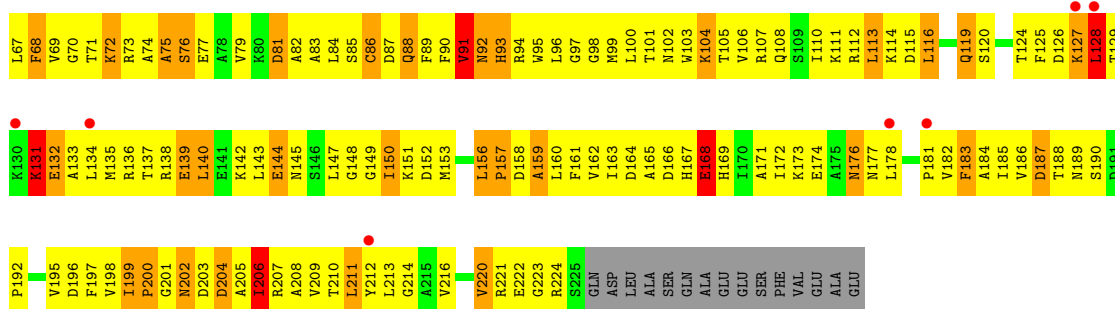


- Molecule 3: MRNA



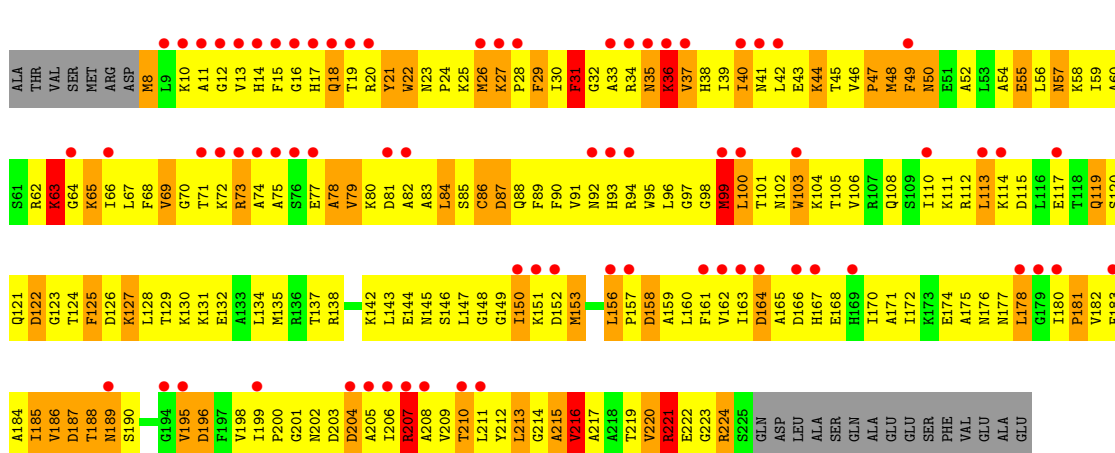
- Molecule 4: 30S ribosomal protein S2





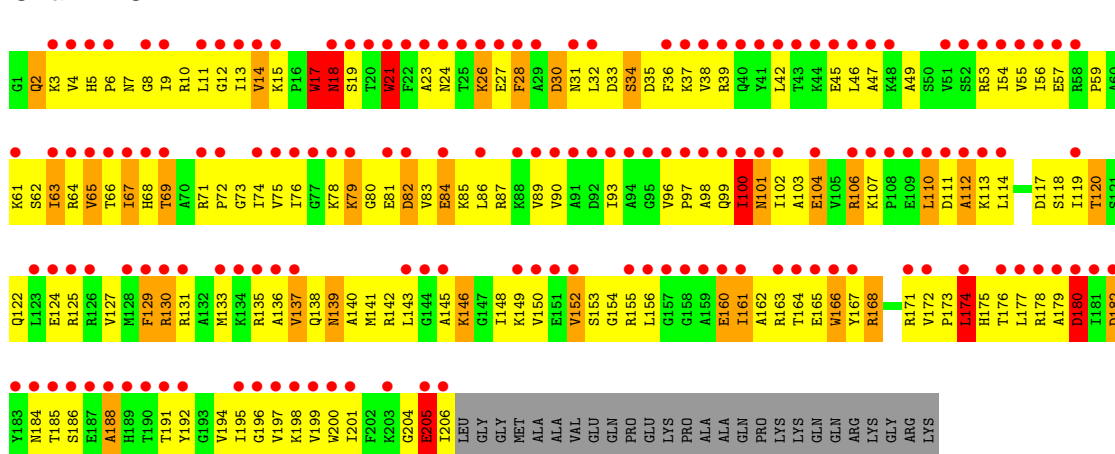
• Molecule 4: 30S ribosomal protein S2

Chain CB:



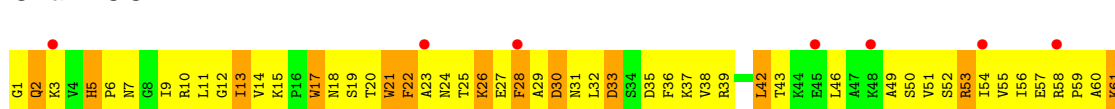
• Molecule 5: 30S ribosomal protein S3

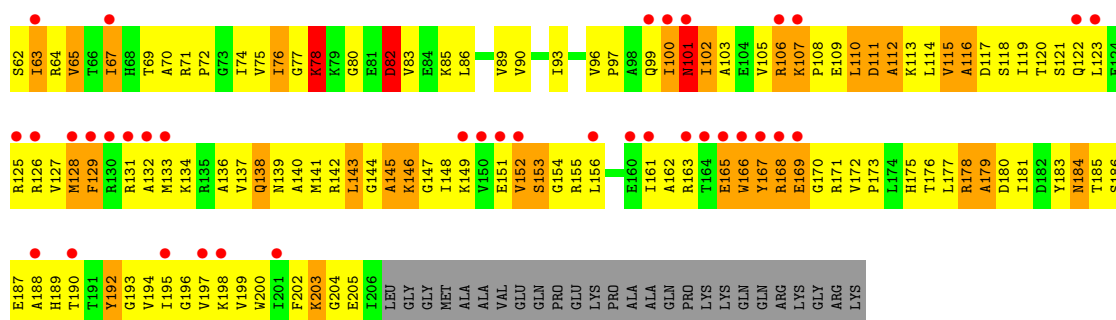
Chain AC:



• Molecule 5: 30S ribosomal protein S3

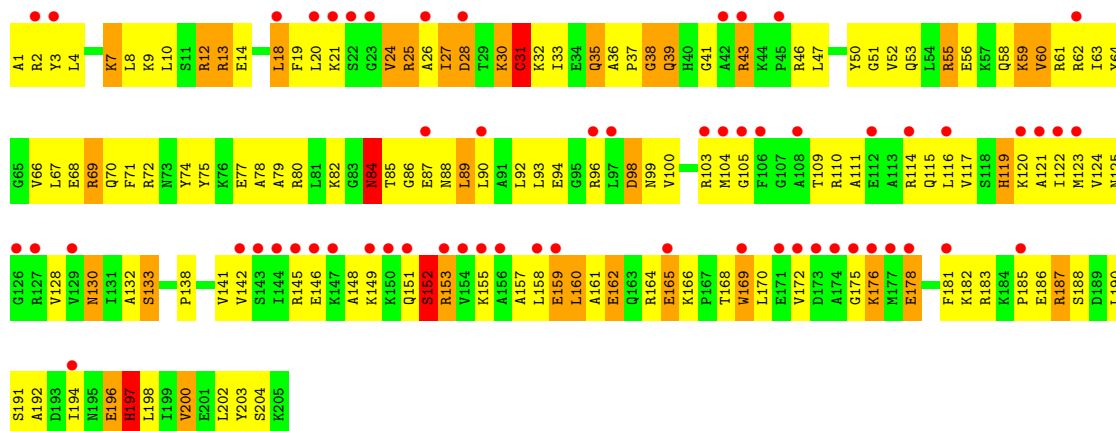
Chain CC:





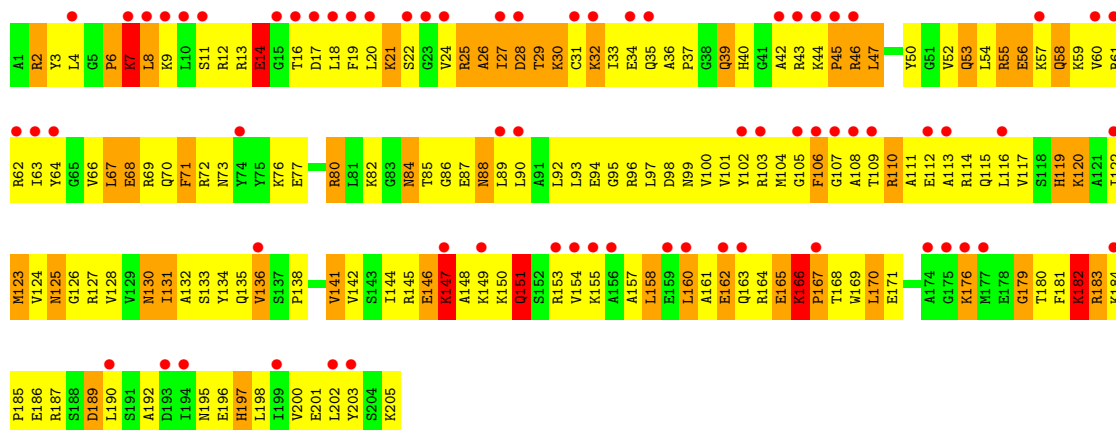
• Molecule 6: 30S ribosomal protein S4

Chain AD:



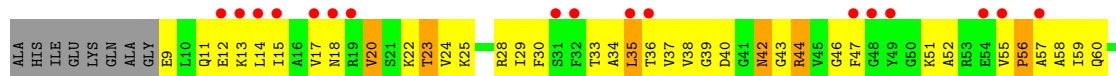
• Molecule 6: 30S ribosomal protein S4

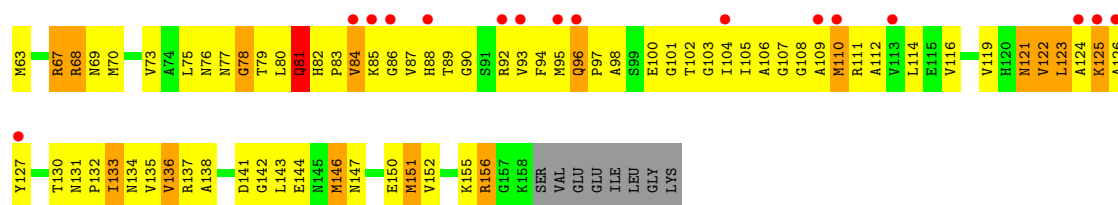
Chain CD:



• Molecule 7: 30S ribosomal protein S5

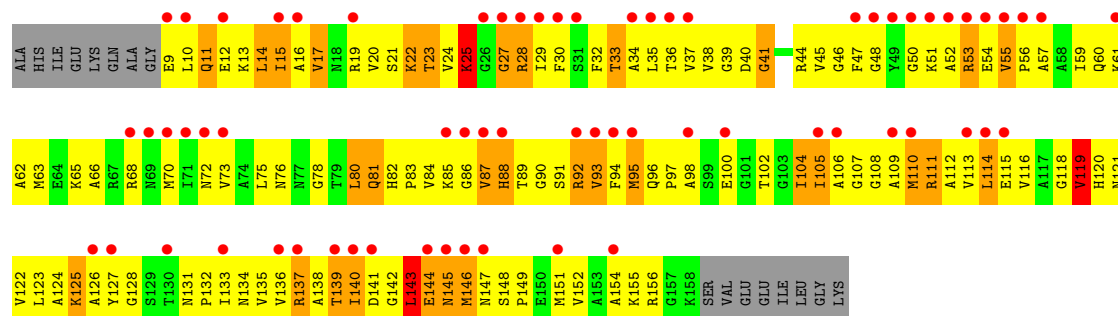
Chain AE:





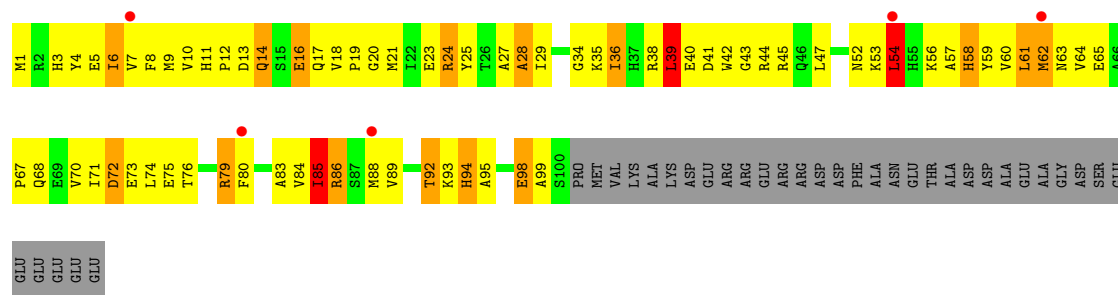
• Molecule 7: 30S ribosomal protein S5

Chain CE:




• Molecule 8: 30S ribosomal protein S6

Chain AF:



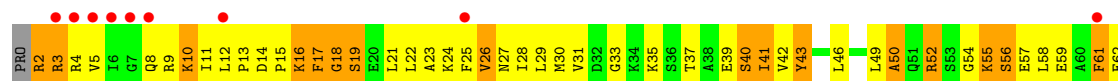
• Molecule 8: 30S ribosomal protein S6

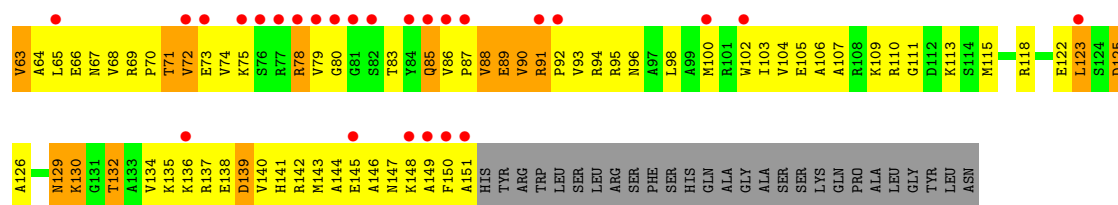
Chain CF:



• Molecule 9: 30S ribosomal protein S7

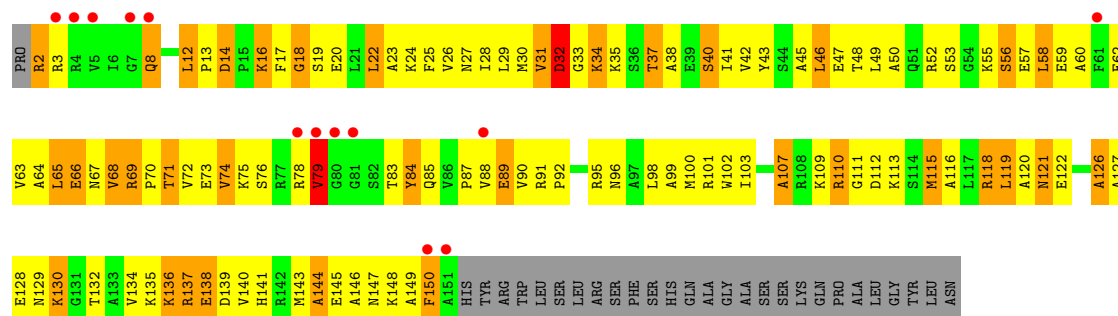
Chain AG:






• Molecule 9: 30S ribosomal protein S7

Chain CG:



• Molecule 10: 30S ribosomal protein S8

Chain AH:



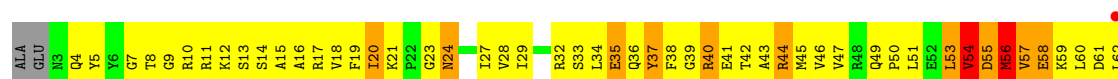
• Molecule 10: 30S ribosomal protein S8

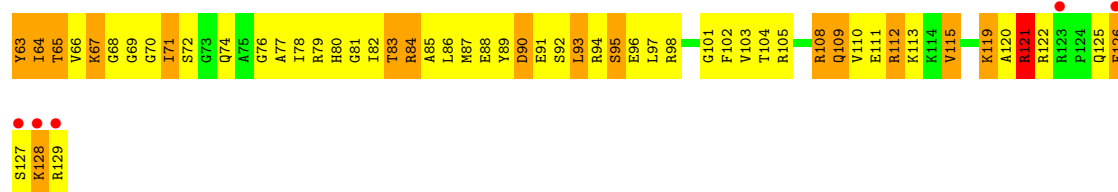
Chain CH:



• Molecule 11: 30S ribosomal protein S9

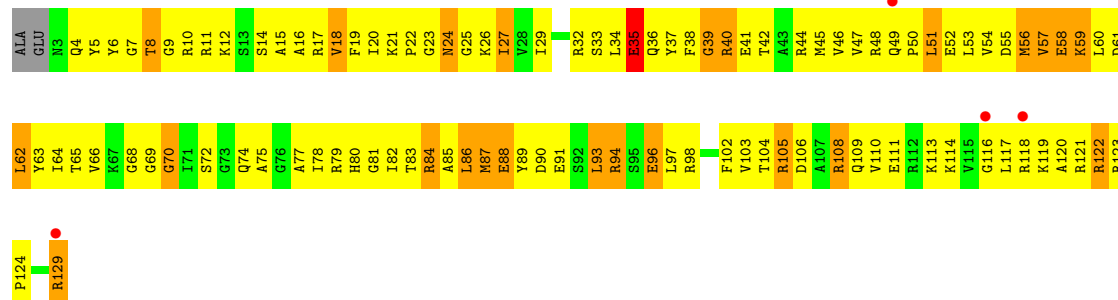
Chain AI:





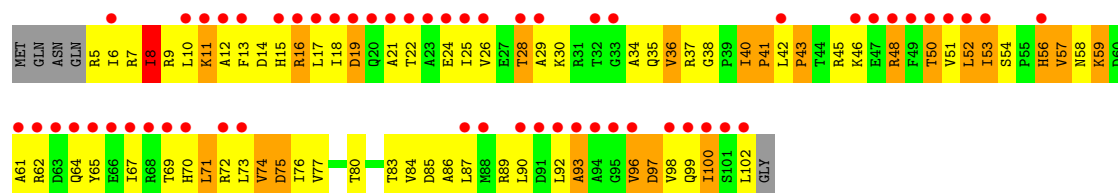
- Molecule 11: 30S ribosomal protein S9

Chain CI:



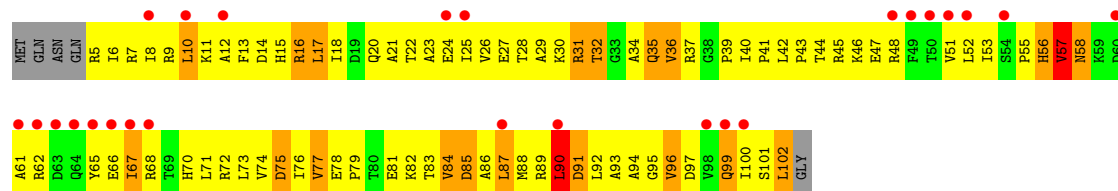
- Molecule 12: 30S ribosomal protein S10

Chain AJ:



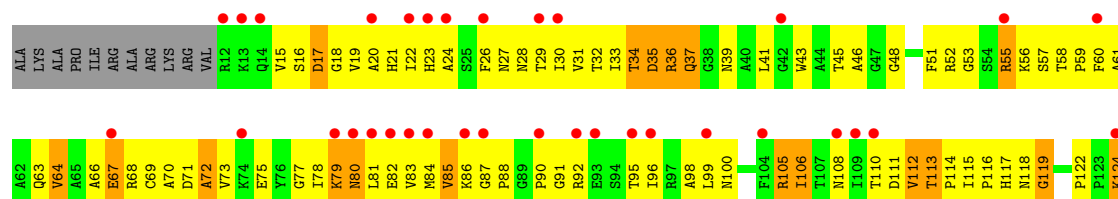
- Molecule 12: 30S ribosomal protein S10

Chain CJ:



- Molecule 13: 30S ribosomal protein S11

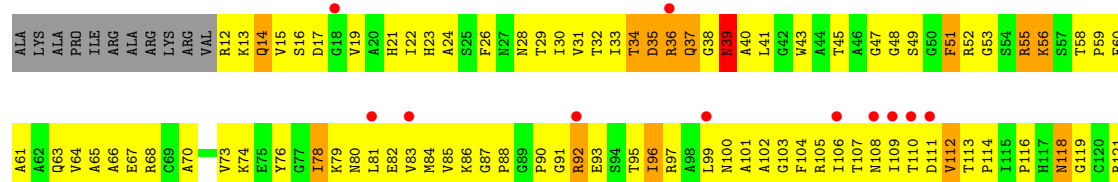
Chain AK:





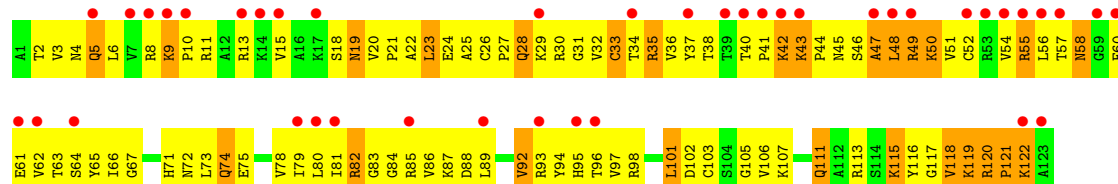
- Molecule 13: 30S ribosomal protein S11

Chain CK:



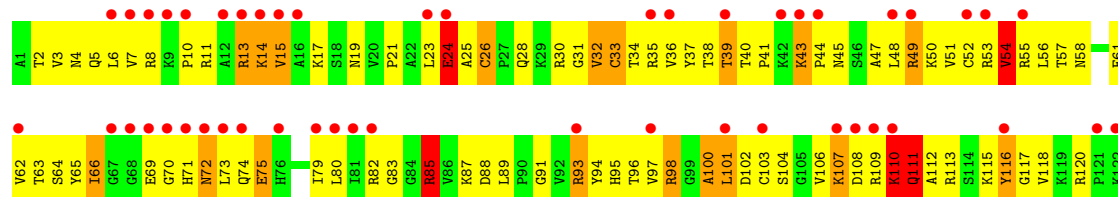
- Molecule 14: 30S ribosomal protein S12

Chain AL:



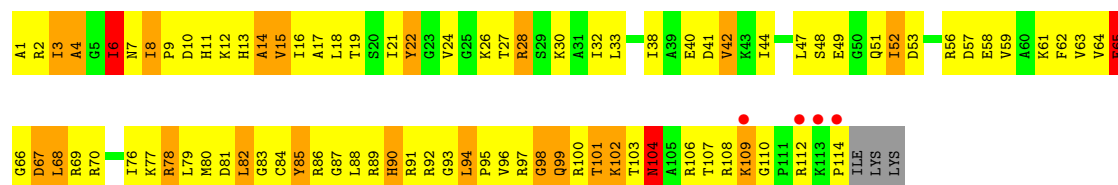
- Molecule 14: 30S ribosomal protein S12

Chain CL:



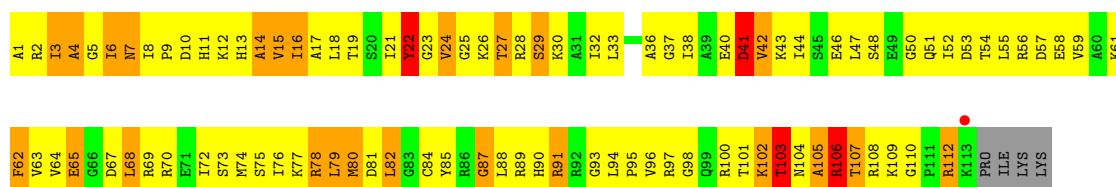
- Molecule 15: 30S ribosomal protein S13

Chain AM:



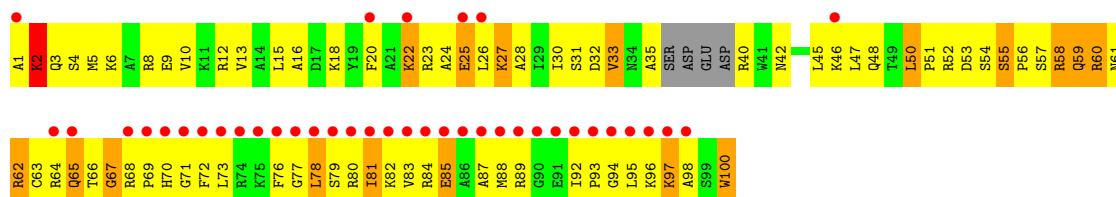
- Molecule 15: 30S ribosomal protein S13

Chain CM:



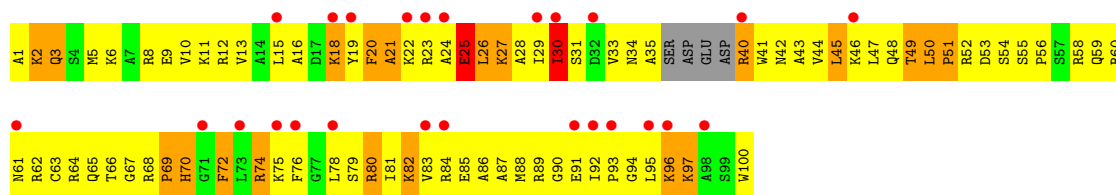
• Molecule 16: 30S ribosomal protein S14

Chain AN:



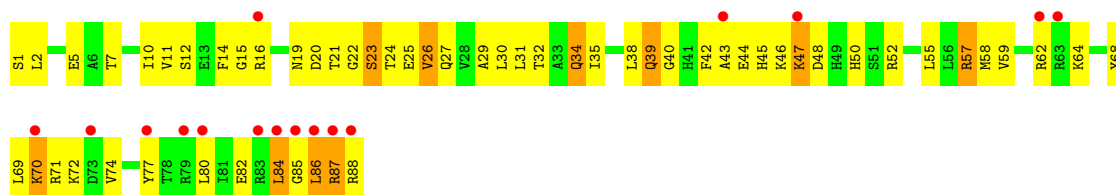
• Molecule 16: 30S ribosomal protein S14

Chain CN:



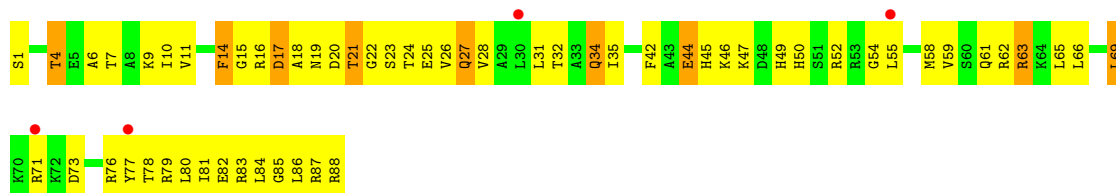
• Molecule 17: 30S ribosomal protein S15

Chain AO:



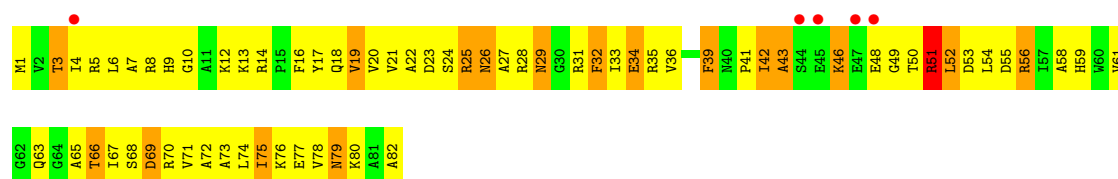
• Molecule 17: 30S ribosomal protein S15

Chain CO:



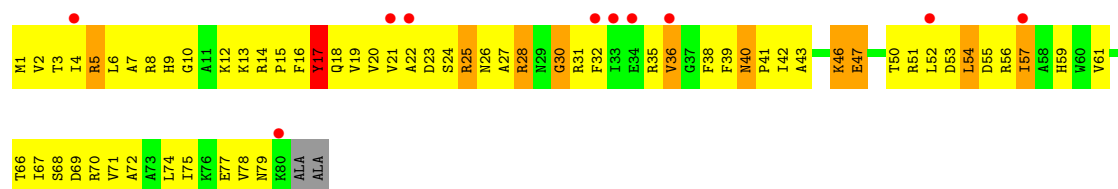
• Molecule 18: 30S ribosomal protein S16

Chain AP:



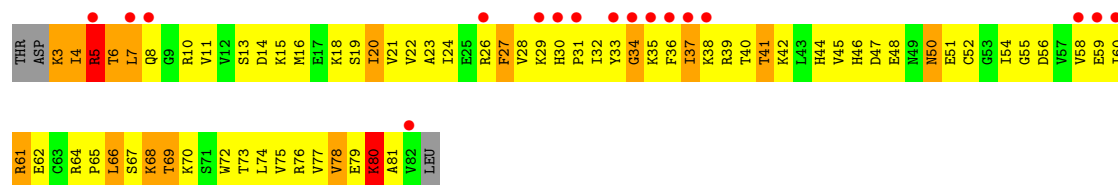
• Molecule 18: 30S ribosomal protein S16

Chain CP:



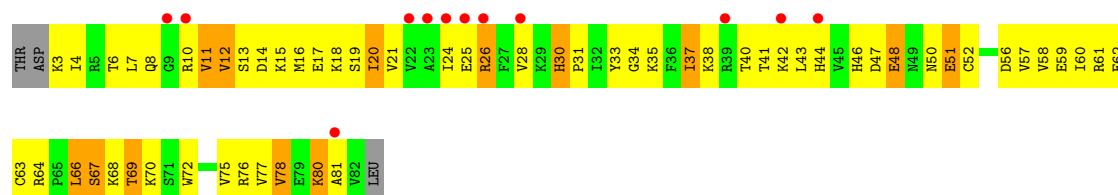
• Molecule 19: 30S ribosomal protein S17

Chain AQ:



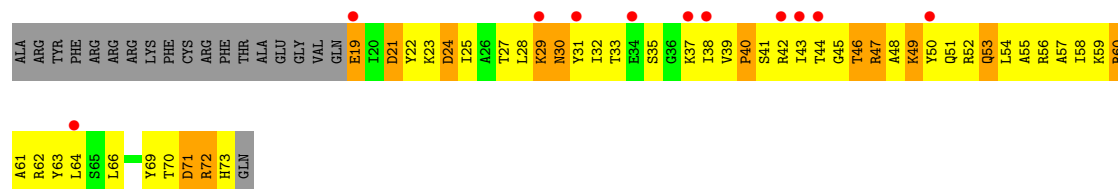
• Molecule 19: 30S ribosomal protein S17

Chain CQ:



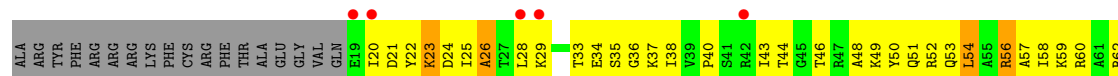
• Molecule 20: 30S ribosomal protein S18

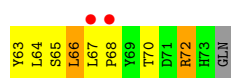
Chain AR:



• Molecule 20: 30S ribosomal protein S18

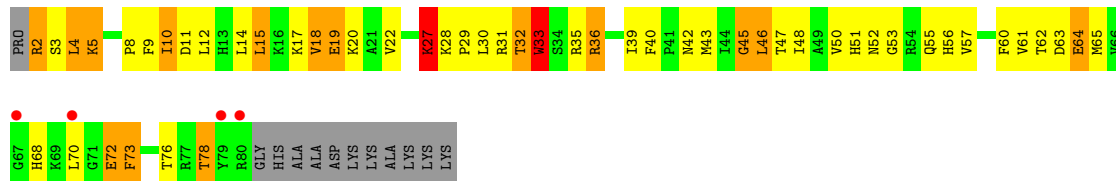
Chain CR:





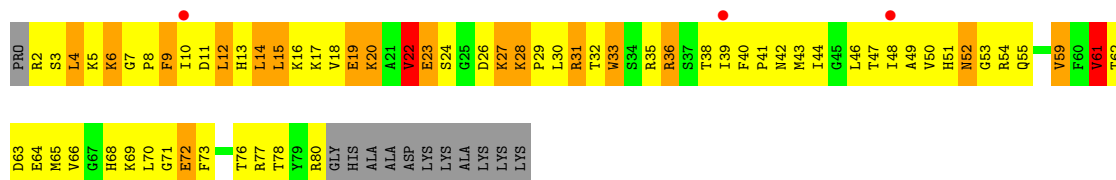
- Molecule 21: 30S ribosomal protein S19

Chain AS:



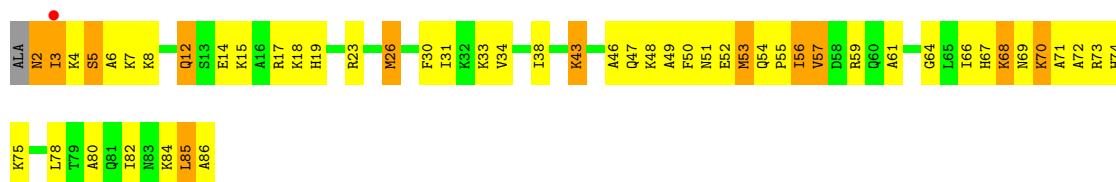
- Molecule 21: 30S ribosomal protein S19

Chain CS:



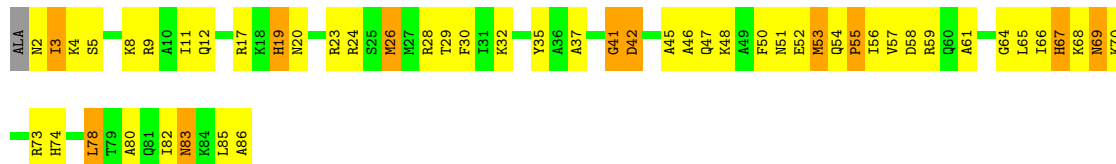
- Molecule 22: 30S ribosomal protein S20

Chain AT:



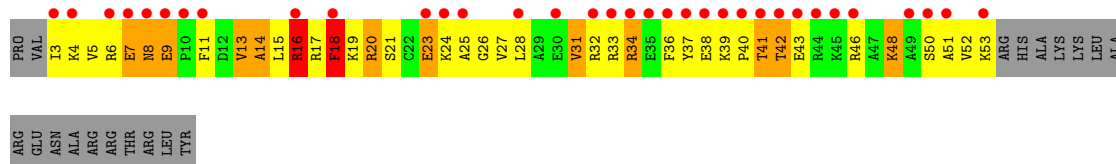
- Molecule 22: 30S ribosomal protein S20

Chain CT:

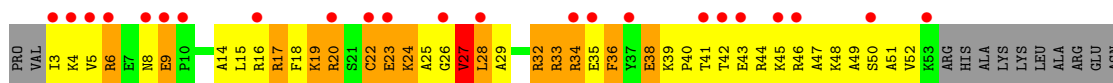


- Molecule 23: 30S ribosomal protein S21


Chain AU:



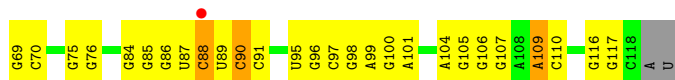

- Molecule 23: 30S ribosomal protein S21

Chain CU: 

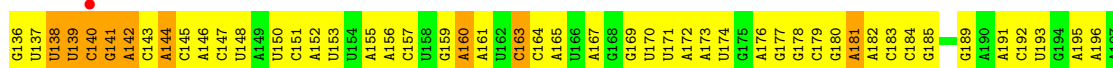

- Molecule 24: 5S ribosomal RNA

Chain BA: 

- Molecule 24: 5S ribosomal RNA

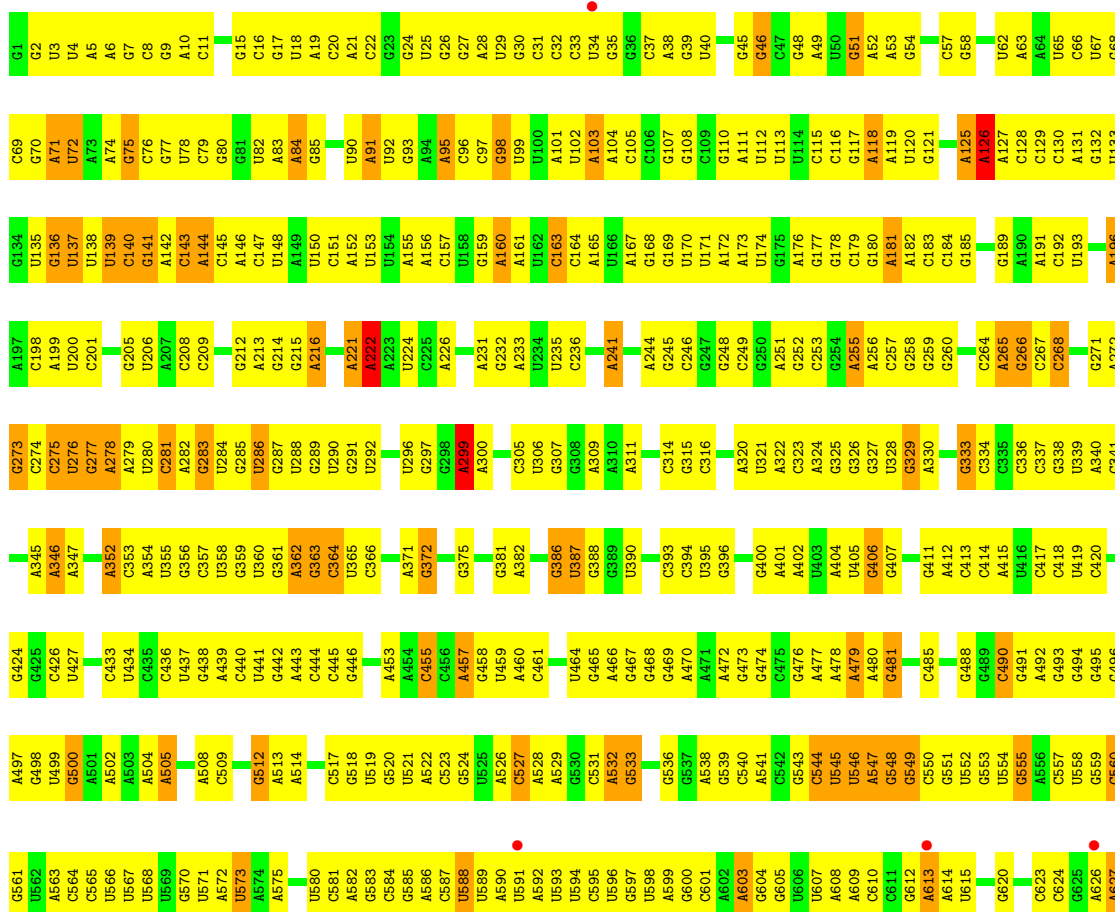
Chain DA: 

- Molecule 25: 23S ribosomal RNA

Chain BB: 

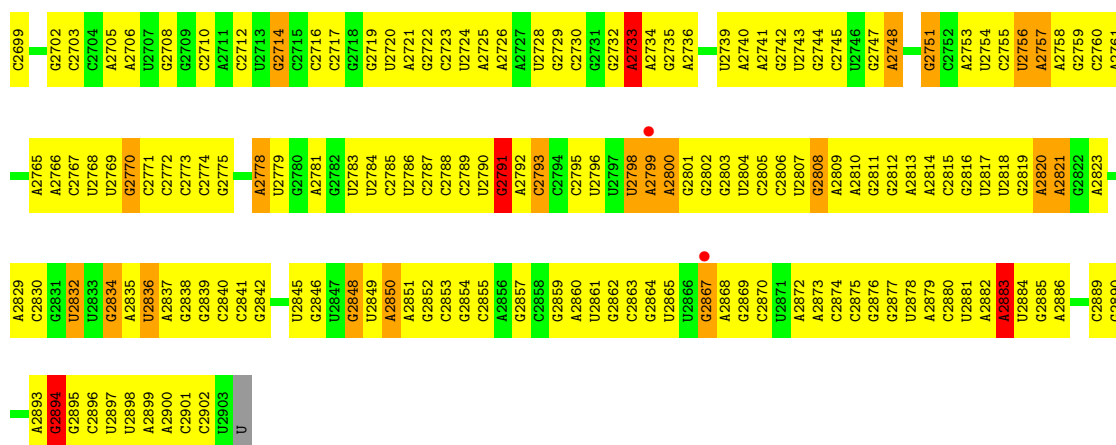
C1446	C1447	G1448	G1449	G1450	G1451	G1452	A1453	C1454	G1455	U1458	G1459	C1460	C1461	C1462	G1463	G1464	G1465	G1466	A1469	A1470	C1471	C1472	G1473	U1474	U1475	U1476	A1477	G1478	G1482	G1483	U1484	U1485	U1486	U1487	C1488	C1489	A1490	G1491	C1492	C1493	A1494	A1495	A1496	U1497	C1498	A1504	A1505	U1506	C1507	A1508	A1509	G1510	G1511	G1512	U1513		
G1374		U1379	G1380	G1381	G1382	A1383	A1384	A1385	C1386	A1387	U1394	A1395	U1396	U1397	C1398	C1399	U1400	A1401	A1402	A1403	A1404	U1405	G1406	G1407	G1408	U1409	G1410	A1411	A1412	U1413	U1414	G1415	G1416	C1417	G1418	A1419	A1420	G1421	G1426	A1427	C1428	G1429	G1430	A1431	G1432	A1433	A1434	U1437	U1438	A1439	U1440	U1441	U1442	U1443	G1444	G1445	
G1309	G1310	G1311	U1312	U1313	C1314	A1315	U1316	G1317	U1318	C1319	C1320	A1321	A1322	C1323	G1324	U1325	U1326	A1327	A1328	U1329	G1333	G1334	C1335	A1336	G1337	U1340	G1341	U1342	U1343	U1344	G1345	A1346	A1347	C1348	C1349	C1350	C1351	U1352	A1353	A1354	G1355	G1356	C1357	G1360	G1361	C1362	C1363	G1364	A1365	A1366	A1367	G1368	G1369	C1370	G1371	U1372	A1373
G1238	G1239	U1240	A1241	U1242	C1243	A1244	G1245	U1248	U1249	G1250	A1253	A1254	U1255	G1256	U1257	U1258	G1259	U1260	G1266	U1267	U1268	A1269	C1270	G1271	U1272	U1273	A1274	A1275	A1276	G1279	G1280	G1281	U1282	G1283	A1284	A1285	A1286	A1287	C1289	C1290	C1291	G1292	G1293	G1296	C1297	G1300	A1301	A1302	C1306	A1307	A1308						
A1098	G1099	C1100	U1101	C1104	U1105	G1106	G1107	U1108	C1109	G1110	A1111	G1112	G1115	G1116	C1117	C1118	U1119	G1120	C1121	G1125	A1126	A1127	U1130	G1131	U1132	A1133	A1134	C1135	G1136	G1137	G1138	G1139	C1140	U1141	A1142	A1143	A1144	C1145	C1146	A1147	U1148	G1149	C1150	A1151	C1152	C1153	A1156	G1157	C1158	U1159	G1160	G1163	C1164				
A1165	G1166	A1169	U1170	C1171	C1172	U1173	U1174	A1175	U1176	G1177	C1178	G1179	U1180	U1181	G1182	U1183	U1184	G1187	U1188	A1189	G1190	G1191	G1192	G1193	C1196	U1197	U1198	U1199	C1200	U1203	A1204	A1205	G1206	G1210	C1211	G1212	A1213	U1219	G1220	C1221	U1224	G1225	A1226	G1227	G1228	C1229	A1230	U1231	G1232	G1236	A1237						
G1238	G1239	U1240	A1241	U1242	C1243	A1244	G1245	U1248	U1249	G1250	A1253	A1254	U1255	G1256	U1257	U1258	G1259	U1260	G1266	U1267	U1268	A1269	C1270	G1271	U1272	U1273	A1274	A1275	A1276	G1279	G1280	G1281	U1282	G1283	A1284	A1285	A1286	A1287	C1289	C1290	C1291	G1292	G1293	G1296	C1297	G1300	A1301	A1302	C1306	A1307	A1308						
G1309	G1310	G1311	U1312	U1313	C1314	A1315	U1316	G1317	U1318	C1319	C1320	A1321	A1322	C1323	G1324	U1325	U1326	A1327	A1328	U1329	G1333	G1334	C1335	A1336	G1337	U1340	G1341	U1342	U1343	U1344	G1345	A1346	A1347	C1348	C1349	C1350	C1351	U1352	A1353	A1354	G1355	G1356	C1357	G1360	G1361	C1362	C1363	G1364	A1365	A1366	A1367	G1368	G1369	C1370	G1371	U1372	A1373
G1374		U1379	G1380	G1381	G1382	A1383	A1384	A1385	C1386	A1387	U1394	A1395	U1396	U1397	C1398	C1399	U1400	A1401	A1402	A1403	A1404	U1405	G1406	G1407	G1408	U1409	G1410	A1411	A1412	U1413	U1414	G1415	G1416	C1417	G1418	A1419	A1420	G1421	G1426	A1427	C1428	G1429	G1430	A1431	G1432	A1433	A1434	U1437	U1438	A1439	U1440	U1441	U1442	U1443	G1444	G1445	
C1446	C1447	G1448	G1449	G1450	G1451	G1452	A1453	C1454	G1455	U1458	G1459	C1460	C1461	C1462	G1463	G1464	G1465	G1466	A1469	A1470	C1471	C1472	G1473	U1474	U1475	U1476	A1477	G1478	G1482	G1483	U1484	U1485	U1486	U1487	C1488	C1489	A1490	G1491	C1492	C1493	A1494	A1495	A1496	U1497	C1498	A1504	A1505	U1506	C1507	A1508	A1509	G1510	G1511	G1512	U1513		
G548	G549	C550	G551	U552	G553	U554	G555	A556	A557	C558	G559	C560	G561	U562	C563	G564	C565	U566	U567	U568	U569	C570	U571	A572	U573	A574	A575	U576	U580	C581	A582	G583	C584	G585	A586	C587	U588	U589	C590	U591	A592	U593	U594	C595	G596	G597	U598	A599	G600	C601	A602	A603	G604	G605	U606	C607	A609
C610	C611	G612	A613	A614	U615	A616	G620	C623	C624	G625	A626	A627	U628	G629	G630	U631	A632	U633	C634	C635	G636	A637	G638	U639	C640	A643	A644	C645	U646	G647	G648	G649	C650	G651	U652	U653	A654	A655	G656	U657	U658	G659	C660	G664	U665	U666	U667	A668	G669	U670	C671	C672	C673	G674			
U746	U747	G748	A749	A752	A753	U754	U755	U756	G757	U762	G763	A764	C691	G765	U766	U767	G768	U769	G770	G771	C772	U773	G774	G775	U776	G777	G778	U779	G780	A781	U782	A783	G784	G785	A788	A789	U790	C791	A794	C795	G796	G797	U803	A804	G805	U806	U807	U810	U811	C812	U813	C814	C815	C816			
C817	G818	A819	A820	A821	G822	C823	U824	A825	U826	U827	U828	U832	A833	G834	G835	G836	C837	C838	U839	C840	G841	U842	A845	U846	U847	C848	A849	U850	C851	U852	G853	C854	G855	G856	G857	G858	G859	U860	A863	G864	C865	G869	U870	U871	U872	C873	G874	C875	C876	A877	A878	G	G	G	C948	G949	
G	U	C	A	U	C	C	G	A	C	U	U	A	C	C898	A899	C902	C903	G904	A905	U906	G907	C908	A909	A910	U913	A918	U919	C920	C921	C922	G923	G924	A925	A926	A927	A928	U929	G930	U931	U932	A933	U934	C935	A936	A941	G942	A943	C944	A945	C946	A947	C948	G949				
G950	C956	C957	U958	A959	A960	C961	G962	U963	C964	U967	C968	G969	U970	A973	G974	A981	C982	A983	C986	C987	A988	G989	A990	C991	C992	C995	A996	G997	C998	U999	A1000	A1001	C1005	A1010	G1011	U1012	C1013	A1014	U1015	G1016	G1017	U1018	U1019	A1020	A1021	G1022	U1023	G1024	G1025	A1028							
A1029	C1030	G1031	A1032	U1033	G1036	G1037	U1038	A1039	A1040	G1041	G1042	C1045	A1046	G1047	A1048	C1049	A1050	G1051	C1052	A1053	G1054	G1055	G1056	A1057	U1058	G1059	U1060	U1061	G1062	G1063	C1064	U1065	G1068	A1069	A1070	G1071	C1072	G1076	A1077	U1080	U1081	U1082	U1083	A1084	A1085	A1086	G1087	A1088	A1089	A1090	G1091	C1092	U1097				

G2472	A2406	A2336	A2273	C2207	C2146	C2084	C2021	U1946	G1875	G1743	A1669	A1583	G1514
G2475	A2407	G2337	A2274	C2208	A2147	U2085	U2022	C1947	G1878	A1744	G1674	U1584	A1515
A2476	U2408	C2338	A2278	G2209	U2148	U2086	G2023	G1948	C1879	A1745	G1574	C1585	G1516
U2477	G2410	C2339	G2279	U2210	U2149	G2087	G2024	G1949	U1880	A1746	A1590	A1591	G1517
A2478	G2411	A2341	G2280	A2212	C2150	A2088	C2025	U1955	U1881	U1747	A1677	C1592	U1523
U2479	A2412	C2342	G2281	U2213	U2151	U2096	U2026	U1956	U1882	C1748	U1749	A1591	G1524
C2480	G2413	G2343	G2282	U2214	G2152	G2097	G2027	U1957	U1883	G1750	U1680	C1592	A1525
G2481	G2415	C2344	G2283	C2215	C2153	U2092	U2028	C1957	U1884	U1751	G1681	A1593	A1526
G2485	G2416	C2345	G2284	G2216	U2155	A2094	G2029	U1958	U1885	G1752	G1682	A1593	G1527
G2486	G2417	A2346	G2285	G2217	G2156	A2095	A2030	A1959	U1886	U1753	G1683	U1594	
C2487	C2418	U2347	G2286	U2218	G2157	C2096	G2032	C1961	C1887	A1754	U1755	C1595	
G2488	U2419	U2348	G2287	U2219	A	C2097	A2033	C1962	U1888	G1756	C1686	U1599	A1532
U2489		A2352	G2288	U2220	G	U2098	U2034	U1963	A1889	A1757	G1687	C1600	C1533
G2490		C2353	G2289	G2221	C	U2099	G2035	G1964	A1890	U1758	U1688	G1601	U1534
U2491	U2423	C2354	G2290	C2222	C	G2100	G2036	C1965	U1891	U1759	A1688	U1602	A1535
A2492	G2424	U2355	U2291	A2225	A	A2101	A2037	A1966	C1892	C1760	A1690	A1603	G1537
U2493	A2425	U2356	U2292		C	G2102	G2038	C1967	C1893	C1761	C1691	G1538	
	A2426	U2357	G2293	G2228	C	C2103	U2039	G1968	C1894	A1762	A1608	U1539	U1539
C2427	G2427	U2358	G2294	U2229	U	C2104	G2040	A1969	U1895	G1763	A1609	G1540	
G2428	U2428	G2360	U2295	U2230	A	U2105	U2041	A1970	U1896	C1764	A1610	G1541	
G2429	G2429	G2361	G2230	G2231	G	U2106	A2042	U1971	U1897	G1765	U1616	G1542	
A2430	U2430	U2362	U2296	U2231	U	G2107	C2043	G1972	U1898	G1766	A1617	G1543	
U2431	U2431	G2363	U2297	G2232	A	A2108	C2044	G1973	A1899	G1767	A1618	A1544	
		G2364	U2298	U2233	A	U2109	C2045				C1704	A1545	
A2434	U2434	G2365	C2300	G2234	A	G2110	G2046				A1705	G1546	
A2435	G2435	A2366	G2301	G2235	U		G2047					C1547	
G2436	U2436	G2367			A	U	G2048				G1623	U1548	
G2437	G2437	G2368	G2302	U2238	C	U	G2049	C1985	G1903	U1775	U1709	U1624	
U2438	U2438	C2369	U2303	G2239	C	A	G2050	C1986	C1905	G1776	G1710	A1549	
A2439	G2439	G2370	C2306	U2240	C	G	A2051	A1987	G1906	U1777	A1711	C1550	
G2440	U2440	U2371	G2307	A2241	C	U	A2052	G1988	U1907	U1778	U1712	A1551	
U2441	U2441	G2372	G2308	G2242	C	A			C1908	U1779	A1713	A1552	
C2442	G2442	C2374	C2309	U2243	U	U	C2055	U1991	C1909	U1780	U1714	A1553	
G2443	U2443	A2377	C2310	U2244	U	A	G2056	G1992	A1913	U1781	U1715	A1554	
G2444	G2444	U2378	U2312	U2245	U	G	G2057	U1993	C1914	U1782	G1716	C1556	
G2445	G2445	A2379	U2313	G2246	U	G	A2058	C1994	U1915	A1783	A1717	C1557	
G2446	U2446	G2379	C2313	U2247	A2183	U	A2059	U1995		A1784	A1640	C1558	
G2447	G2447	C2380	A2314	U2248	A2184	G	A2060	C1996	G1921	U1785	U1720	U1559	
A2448	U2448	A2381	G2315	U2249	U2185	G	G2061	C1997	U1922	A1786	G1721	G1560	
U2449	G2449	G2382	G2316	G2250	U2186	G	A2062	A1998	U1923	U1787	A1722	C1561	
C2520	G2450	U2383	A2317	G2251	U2187	A	C2063	C1999	C1924	G1788	G1723	U1562	
C2521	U2451	U2384	G2318	G2253	U2188	G	C2064	C2000	U1925	A1789	G1724	U1563	
U2522	G2455	U2385	G2319	G2254	U2189	G	C2065	C2001	U1926	C1790	U1725	U1564	
G2523	C2456	A2386	U2320	U2257	G2190	C	C2066	G2002	A1927	U1791	G1726	U1643	
G2524	U2457	U2387	U2321	C2258	G2191	U	G2069	A2003	A1928	G1792	C1727	G1567	
G2529	U2458	G2391	U2322	U2259	U2192	U	A2070	C2008	G1929	C1794	C1728	G1568	
A2530	U2460	A2392	G2323	C2260	G2193	U	A2071	A2009	U1930	U1795	U1729	A1569	
A2531	U2461	U2393	G2325	U2262	U2194		C2072	G2010	G1931	C1730	C1731	A1570	
G2532	C2462	C2394	G2326	C2263	U2195	A2134	G2073	U2011	G1935	U1796	G1732	A1571	
U2533	G2463	C2395	U2327	C2264	U2196	G2135	C2074	U2012	U1864	U1797	G1733	A1572	
A2534	U2464	G2396	A2328	U2265	U2197	U	U2075	G2012	U1865	G1799	G1734	G1573	
G2535	C2465	C2397	U2329	U2266	A2198		U2076	A2013	A1866	C1800	A1735	C1574	
U2536	G2466	G2400	A2330	A2267	C2200	U2139	U2077	A2014	C1867	A1801	U1736	C1575	
G2537	U2467	U2401	G2331	U2268	G2201	G2141	C2078	A2015	A1937	A1802	G1661	U1576	
C2538	U2468	U2402	C2332	G2269	U2203	G2142	U2079	U2016	U1939	A1803	G1662	C1577	
C2539	G2469	U2403	U2333	A2270	G2204	A2142	U2079	U2017	U1940	G1804	G1738	U1578	
C2540	U2470	U2404	U2334	G2271	A2205	C2143	A2082	G2018	U1943	A1805	A1739	A1579	
	A2471	U2405	G2405	U2272	G2206	C2145	G2083	A2020	G1945	C1806	G1740	A1580	
										G1667	C1741	G1581	
											U1742	C1582	



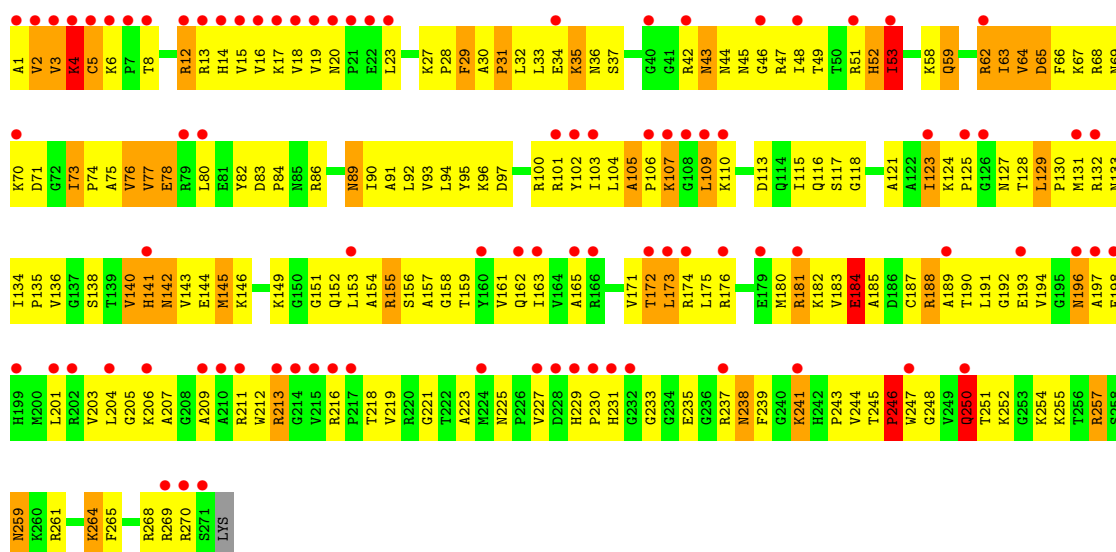
A1591	A1592	A1593	A1594	A1595	G1452	A1452	A1453	G1454	G1455	A1385	C1386	A1387	A1392	A1393	A1394	A1395	A1396	A1397	C1398	C1399	U1400	U1401	G1402	A1403	A1404	A1405	U1406	U1407	G1408	U1409	G1410	U1411	U1412	U1413	A1414	A1415	C1416	U1417	U1418	U1419	A1420	G1421	G1426	A1427	C1428	G1429	G1430	A1431	G1432	A1433	A1434	C1437	A1505	U1506	C1507	A1508	A1509	G1510	G1511	C1512	C1513	G1514	A1515	G1516	G1517	A1590	G1524																																																																																																																																																																																																																																																																																																																																																																																																																																																																																																																																																																																																																																																																																																																																																																																																																																																																																																																																	
C1526	G1527	A1532	C1533	U1534	A1535	C1536	G1537	C1538	U1539	G1540	C1541	U1542	A1543	A1544	A1545	G1546	C1547	A1548	C1549	A1550	A1551	A1552	A1553	C1556	C1557	C1558	U1559	G1560	C1561	U1562	U1563	C1564	C1565	A1566	G1567	A1568	A1569	A1570	A1571	A1572	G1573	C1574	C1575	U1576	C1577	U1578	A1579	C1581	C1582	U1583	A1584	C1585	A1586	A1590																																																																																																																																																																																																																																																																																																																																																																																																																																																																																																																																																																																																																																																																																																																																																																																																																																																																																																																																														
U1598	C1600	G1601	U1602	A1603	C1604	C1605	C1606	C1607	A1608	A1609	A1610	G1613	A1614	C1615	A1616	C1617	A1618	G1623	U1624	C1625	A1634	A1635	A1636	A1637	C1638	C1639	A1640	A1641	G1642	G1643	U1647	U1648	G1649	A1650	G1651	G1652	G1653	A1654	A1655	C1656	C1658	G1661	U1662	A1665	G1666	G1667																																																																																																																																																																																																																																																																																																																																																																																																																																																																																																																																																																																																																																																																																																																																																																																																																																																																																																																																																						
U1458	G1459	U1460	C1461	C1462	C1463	G1464	C1465	U1466	A1469	A1470	A1471	C1472	C1473	U1474	G1475	U1476	A1477	G1478	G1482	G1483	U1484	U1485	U1486	U1487	C1488	C1489	A1490	G1491	G1492	C1493	A1494	A1495	A1496	U1497	C1498	A1504	A1505	U1506	C1507	A1508	A1509	G1510	G1511	C1512	C1513	G1514	A1515	G1516	G1517	A1590	G1524																																																																																																																																																																																																																																																																																																																																																																																																																																																																																																																																																																																																																																																																																																																																																																																																																																																																																																																																																	
A1619	A1620	A1621	A1622	A1665	G1666	G1667	A1634	A1635	A1636	A1637	C1638	C1639	A1640	A1641	G1642	G1643	U1647	U1648	G1649	A1650	G1651	G1652	G1653	A1654	A1655	C1656	C1658	G1661	U1662	A1665	G1666	G1667	A1634	A1635	A1636	A1637	C1638	C1639	A1640	A1641	G1642	G1643	U1647	U1648	G1649	A1650	G1651	G1652	G1653	A1654	A1655	C1656	C1658	G1661	U1662	A1665	G1666	G1667																																																																																																																																																																																																																																																																																																																																																																																																																																																																																																																																																																																																																																																																																																																																																																																																																																																																																																																																										
U1668	U1669	U1670	U1671	U1672	U1673	U1674	U1675	U1676	U1677	U1678	U1679	U1680	U1681	U1682	U1683	U1684	U1685	U1686	U1687	U1688	U1689	U1690	U1691	U1692	U1693	U1694	U1695	U1696	U1697	U1698	U1699	U1700	U1701	U1702	U1703	U1704	U1705	U1706	U1707	U1708	U1709	U1710	U1711	U1712	U1713	U1714	U1715	U1716	U1717	U1718	U1719	U1720	U1721	U1722	U1723	U1724	U1725	U1726	U1727	U1728	U1729	U1730	U1731	U1732	U1733	U1734	U1735	U1736	U1737	U1738	U1739	U1740	U1741	U1742	U1743	U1744	U1745	U1746	U1747	U1748	U1749	U1750	U1751	U1752	U1753	U1754	U1755	U1756	U1757	U1758	U1759	U1760	U1761	U1762	U1763	U1764	U1765	U1766	U1767	U1768	U1769	U1770	U1771	U1772	U1773	U1774	U1775	U1776	U1777	U1778	U1779	U1780	U1781	U1782	U1783	U1784	U1785	U1786	U1787	U1788	U1789	U1790	U1791	U1792	U1793	U1794	U1795	U1796	U1797	U1798	U1799	U1800	U1801	U1802	U1803	U1804	U1805	U1806	U1807	U1808	U1809	U1810	U1811	U1812	U1813	U1814	U1815	U1816	U1817	U1818	U1819	U1820	U1821	U1822	U1823	U1824	U1825	U1826	U1827	U1828	U1829	U1830	U1831	U1832	U1833	U1834	U1835	U1836	U1837	U1838	U1839	U1840	U1841	U1842	U1843	U1844	U1845	U1846	U1847	U1848	U1849	U1850	U1851	U1852	U1853	U1854	U1855	U1856	U1857	U1858	U1859	U1860	U1861	U1862	U1863	U1864	U1865	U1866	U1867	U1868	U1869	U1870	U1871	U1872	U1873	U1874	U1875	U1876	U1877	U1878	U1879	U1880	U1881	U1882	U1883	U1884	U1885	U1886	U1887	U1888	U1889	U1890	U1891	U1892	U1893	U1894	U1895	U1896	U1897	U1898	U1899	U1900	U1901	U1902	U1903	U1904	U1905	U1906	U1907	U1908	U1909	U1910	U1911	U1912	U1913	U1914	U1915	U1916	U1917	U1918	U1919	U1920	U1921	U1922	U1923	U1924	U1925	U1926	U1927	U1928	U1929	U1930	U1931	U1932	U1933	U1934	U1935	U1936	U1937	U1938	U1939	U1940	U1941	U1942	U1943	U1944	U1945	U1946	U1947	U1948	U1949	U1950	U1951	U1952	U1953	U1954	U1955	U1956	U1957	U1958	U1959	U1960	U1961	U1962	U1963	U1964	U1965	U1966	U1967	U1968	U1969	U1970	U1971	U1972	U1973	U1974	U1975	U1976	U1977	U1978	U1979	U1980	U1981	U1982	U1983	U1984	U1985	U1986	U1987	U1988	U1989	U1990	U1991	U1992	U1993	U1994	U1995	U1996	U1997	U1998	U1999	U2000	U2001	U2002	U2003	U2004	U2005	U2006	U2007	U2008	U2009	U2010	U2011	U2012	U2013	U2014	U2015	U2016	U2017	U2018	U2019	U2020	U2021	U2022	U2023	U2024	U2025	U2026	U2027	U2028	U2029	U2030	U2031	U2032	U2033	U2034	U2035	U2036	U2037	U2038	U2039	U2040	U2041	U2042	U2043	U2044	U2045	U2046	U2047	U2048	U2049	U2050	U2051	U2052	U2053	U2054	U2055	U2056	U2057	U2058	U2059	U2060	U2061	U2062	U2063	U2064	U2065	U2066	U2067	U2068	U2069	U2070	U2071	U2072	U2073	U2074	U2075	U2076	U2077	U2078	U2079	U2080	U2081	U2082	U2083	U2084	U2085	U2086	U2087	U2088	U2089	U2090	U2091	U2092	U2093	U2094	U2095	U2096	U2097	U2098	U2099	U2100	U2101	U2102	U2103	U2104	U2105	U2106	U2107	U2108	U2109	U2110	U2111	U2112	U2113	U2114	U2115	U2116	U2117	U2118	U2119	U2120	U2121	U2122	U2123	U2124	U2125	U2126	U2127	U2128	U2129	U2130	U2131	U2132	U2133	U2134	U2135	U2136	U2137	U2138	U2139	U2140	U2141	U2142	U2143	U2144	U2145	U2146	U2147	U2148	U2149	U2150	U2151	U2152	U2153	U2154	U2155	U2156	U2157	U2158	U2159	U2160	U2161	U2162	U2163	U2164	U2165	U2166	U2167	U2168	U2169	U2170	U2171	U2172	U2173	U2174	U2175	U2176	U2177	U2178	U2179	U2180	U2181	U2182	U2183	U2184	U2185	U2186	U2187	U2188	U2189	U2190	U2191	U2192	U2193	U2194	U2195	U2196	U2197	U2198	U2199	U2200	U2201	U2202	U2203	U2204	U2205	U2206	U2207	U2208	U2209	U2210	U2211	U2212	U2213	U2214	U2215	U2216	U2217	U2218	U2219	U2220	U2221	U2222	U2223	U2224	U2225	U2226	U2227	U2228	U2229	U2230	U2231	U2232	U2233	U2234	U2235	U2236	U2237	U2238	U2239	U2240	U2241	U2242	U2243	U2244	U2245	U2246	U2247	U2248	U2249	U2250	U2251	U2252	U2253	U2254	U2255	U2256	U2257	U2258	U2259	U2260	U2261	U2262	U2263	U2264	U2265	U2266	U2267	U2268	U2269	U2270	U2271	U2272	U2273	U2274	U2275	U2276	U2277	U2278	U2279	U2280	U2281	U2282	U2283	U2284	U2285	U2286	U2287	U2288	U2289	U2290	U2291	U2292	U2293	U2294	U2295	U2296	U2297	U2298	U2299	U2300	U2301	U2302	U2303	U2304	U2305	U2306	U2307	U2308	U2309	U2310	U2311	U2312	U2313	U2314	U2315	U2316	U2317	U2318	U2319	U2320	U2321	U2322	U2323	U2324	U2325	U2326	U2327	U2328	U2329	U2330	U2331	U2332	U2333	U2334	U2335	U2336	U2337	U2338	U2339	U2340	U2341	U2342	U2343	U2344	U2345	U2346	U2347	U2348	U2349	U2350	U2351	U2352	U2353	U2354	U2355	U2356	U2357	U2358	U2359	U2360	U2361	U2362	U2363	U2364	U2365	U2366	U2367	U2368	U2369	U2370	U2371	U2372	U2373	U2374	U2375	U2376	U2377	U2378	U2379	U2380	U2381	U2382	U2383	U2384	U2385	U2386	U2387	U2388	U2389	U2390	U2391	U2392	U2393	U2394	U2395	U2396	U2397	U2398	U2399	U2400	U2401	U2402	U2403	U2404	U2405	U2406	U2407	U2408	U2409	U2410	U2411	U2412	U2413	U2414	U2415	U2416	U2417	U2418	U2419	U2420	U2421	U2422	U2423	U2424	U2425	U2426	U2427	U2428	U2429	U2430	U2431	U2432	U2433	U2434	U2435	U2436	U2437	U2438	U2439	U2440	U2441	U2442	U2443	U2444	U2445	U2446	U2447	U2448	U2449	U2450	U2451	U2452	U2453	U2454	U2455	U2456	U2457	U2458	U2459	U2460	U2461	U2462	U2463	U2464	U2465	U2466	U2467	U2468	U2469	U2470	U2471	U2472	U2473	U2474	U2475	U2476	U2477	U2478	U2479	U2480	U2481	U2482	U2483	U2484	U2485	U2486	U2487	U2488	U2489	U2490	U2491	U2492	U2493	U2494	U2495	U2496	U2497	U2498	U2499	U2500	U2501	U2502	U2503	U2504	U2505	U2506	U2507	U2508	U2509	U2510	U2511	U2512	U2513	U2514	U2515	U2516	U2517	U2518	U2519	U2520	U2521	U2522	U2523	U2524	U2525	U2526	U2527	U2528	U2529	U2530	U2531	U2532	U2533	U2534	U2535	U2536	U2537	U2538	U2539	U2540	U2541	U2542	U2543	U2544	U2545	U2546	U2547	U2548	U2549	U2550	U2551	U2552	U2553	U2554	U2555	U2556	U2557	U2558	U2559	U2560	U2561	U2562	U2563	U2564	U2565	U2566	U2567	U2568	U2569	U2570	U2571	U2572	U2573	U2574	U2575	U2576	U2577	U2578	U2579	U2580	U2581	U2582	U2583	U2584	U2585	U2586	U2587	U2588	U2589	U2590	U2591	U2592	U2593	U2594	U2595	U2596	U2597	U2598	U2599	U2600	U2601	U2602	U2603	U2604	U2605	U2606	U2607	U2608	U2609	U2610	U2611	U2612	U2613	U2614	U2615	U2616	U2617	U2618	U2619	U2620	U2621	U2622	U2623	U2624	U2625	U2626	U2627	U2628	U2629	U2630	U2631	U2





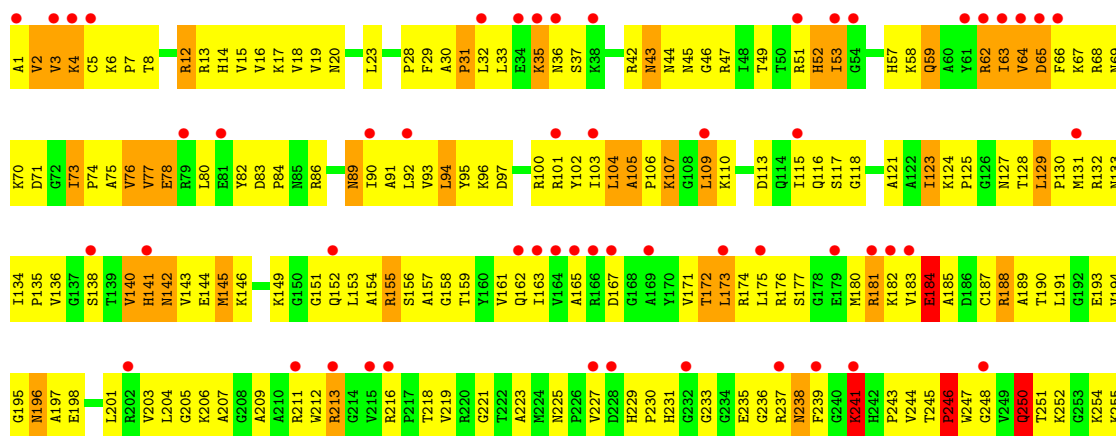
• Molecule 26: 50S ribosomal protein L2

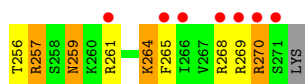
Chain BC:



• Molecule 26: 50S ribosomal protein L2

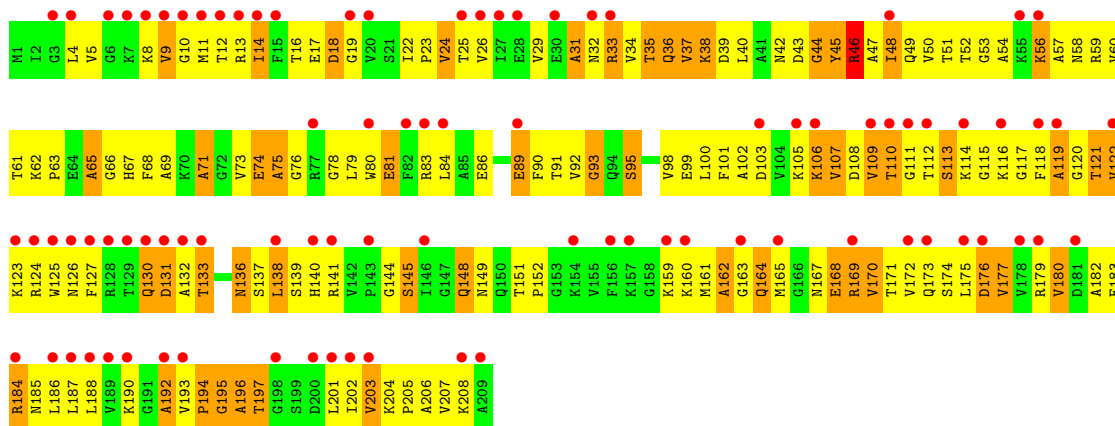
Chain DC:





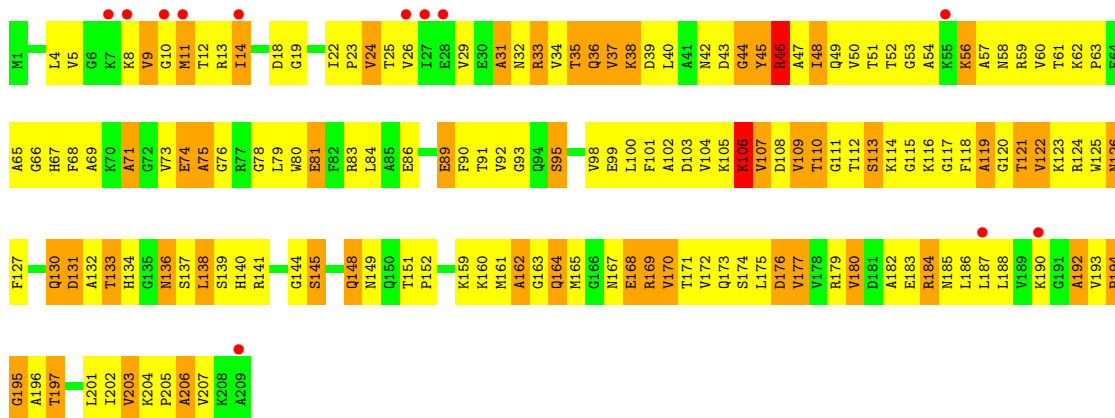
• Molecule 27: 50S ribosomal protein L3

Chain BD:



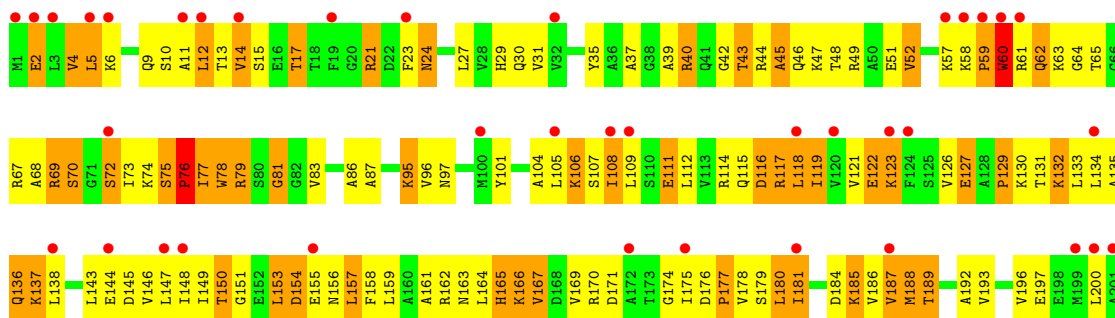
• Molecule 27: 50S ribosomal protein L3

Chain DD:



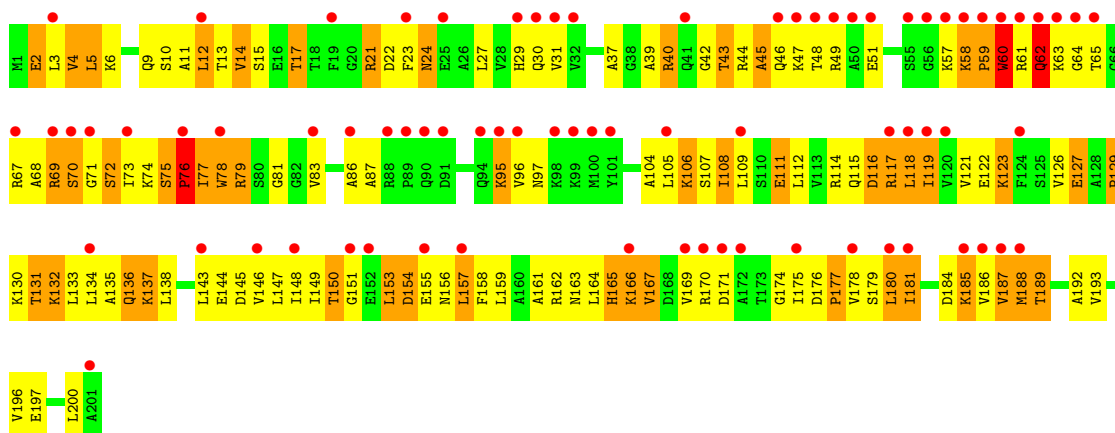
• Molecule 28: 50S ribosomal protein L4

Chain BE:



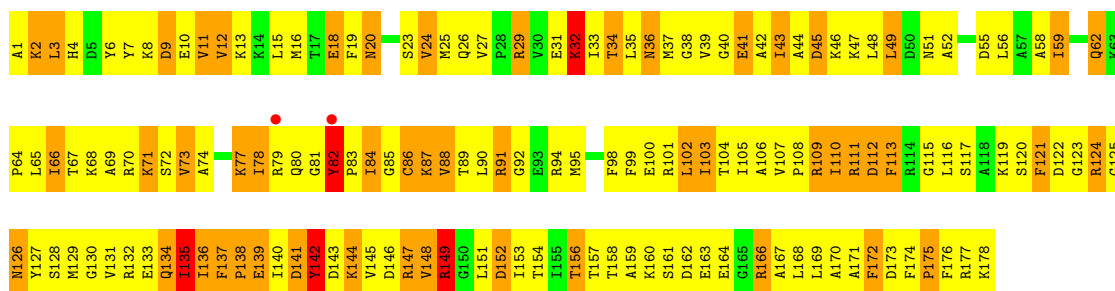
• Molecule 28: 50S ribosomal protein L4

Chain DE:



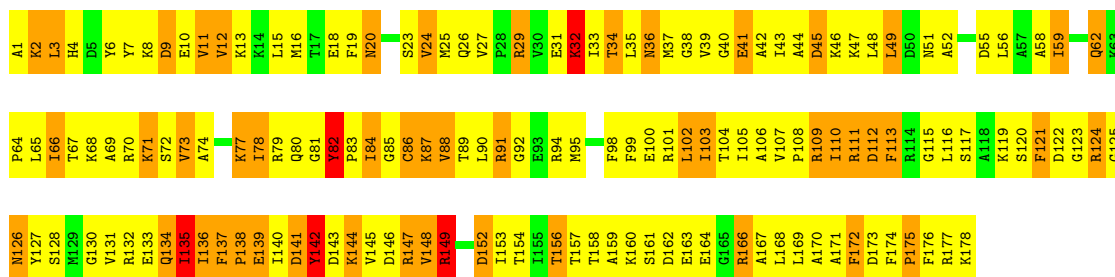
- Molecule 29: 50S ribosomal protein L5

Chain BF:



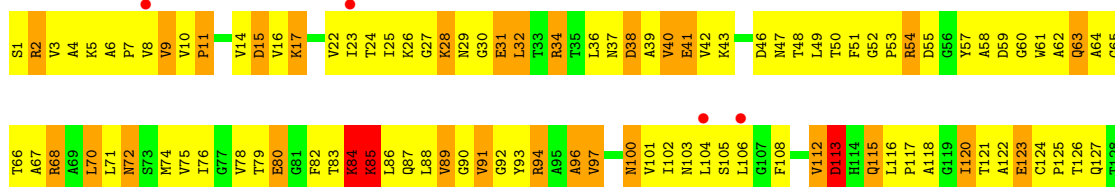
- Molecule 29: 50S ribosomal protein L5


Chain DF:



- Molecule 30: 50S ribosomal protein L6

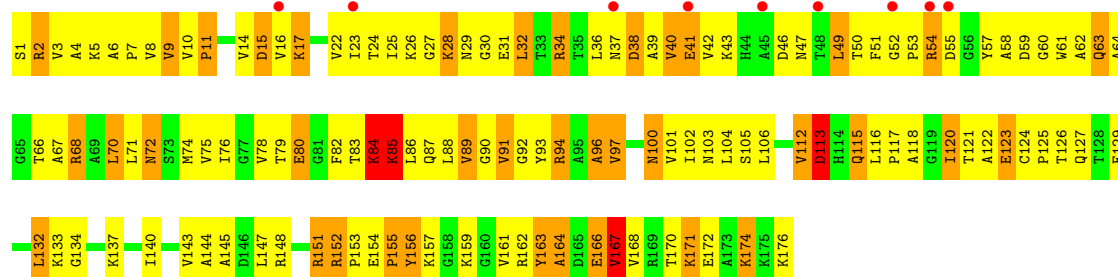
Chain BG:





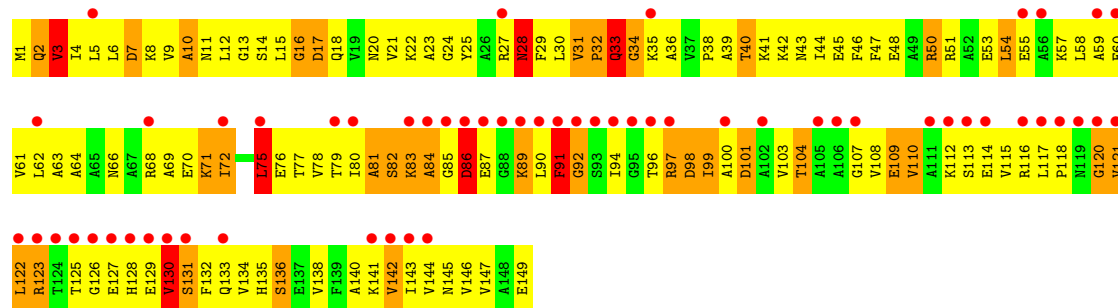
- Molecule 30: 50S ribosomal protein L6

Chain DG:



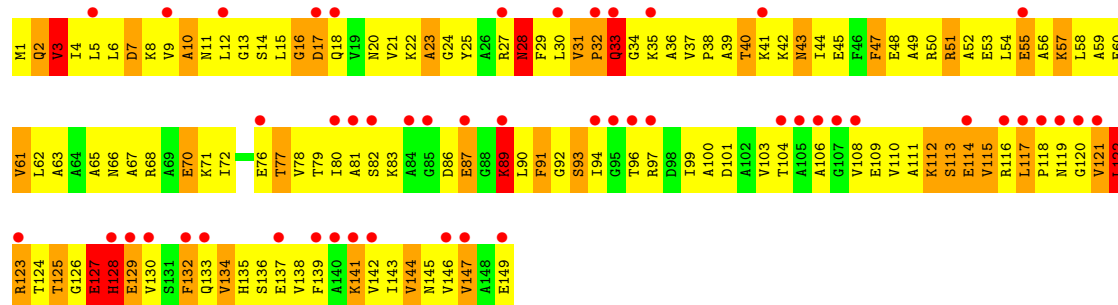
- Molecule 31: 50S ribosomal protein L9

Chain BH:



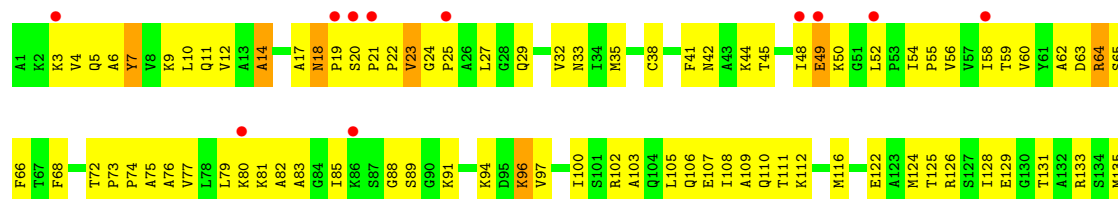
- Molecule 31: 50S ribosomal protein L9

Chain DH:



- Molecule 32: 50S ribosomal protein L11

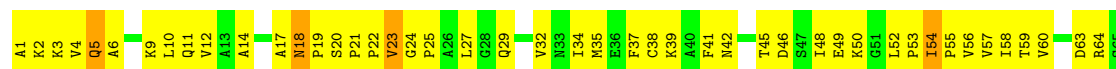
Chain BI:





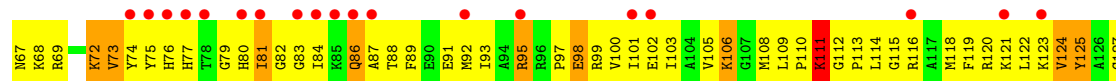
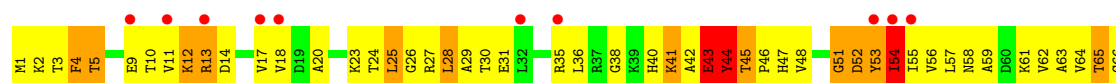
- Molecule 32: 50S ribosomal protein L11

Chain DI:




- Molecule 33: 50S ribosomal protein L13

Chain BJ:



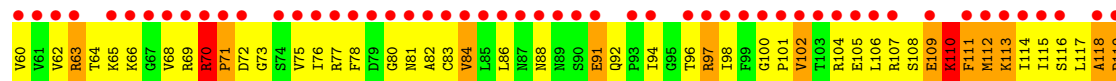
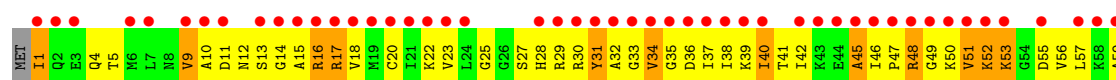
- Molecule 33: 50S ribosomal protein L13

Chain DJ:



- Molecule 34: 50S ribosomal protein L14

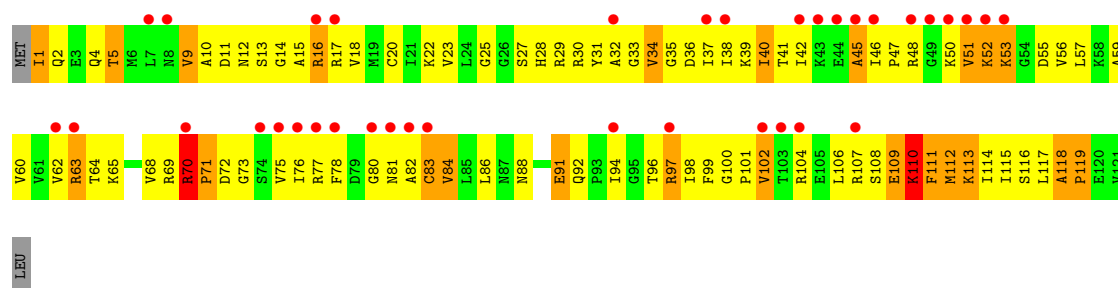
Chain BK:





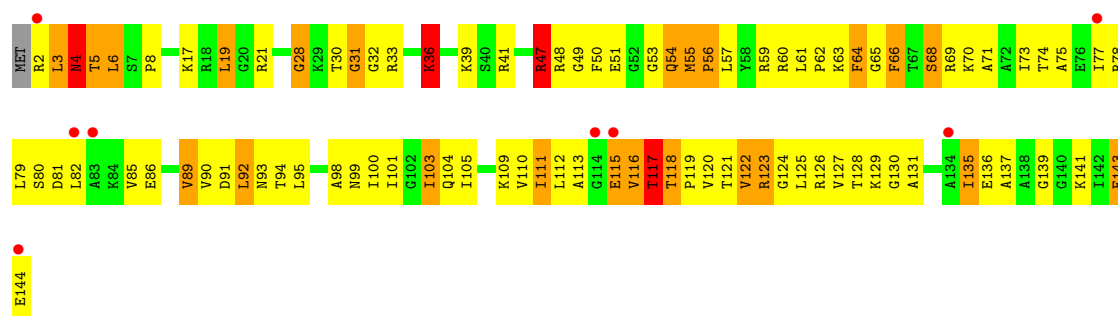
- Molecule 34: 50S ribosomal protein L14

Chain DK:



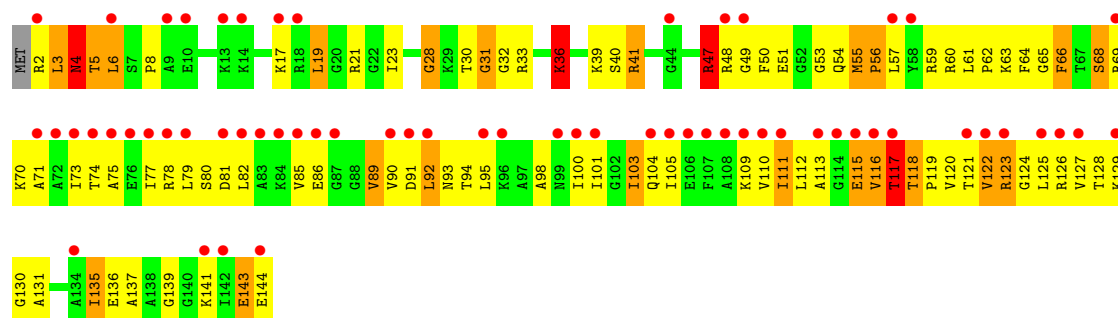
- Molecule 35: 50S ribosomal protein L15

Chain BL:



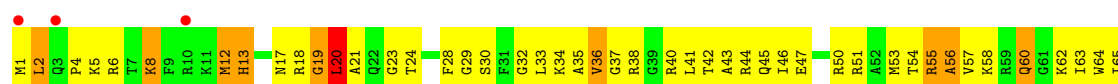
- Molecule 35: 50S ribosomal protein L15

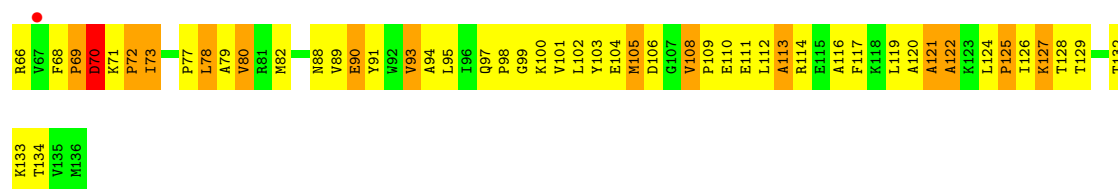
Chain DL:



- Molecule 36: 50S ribosomal protein L16

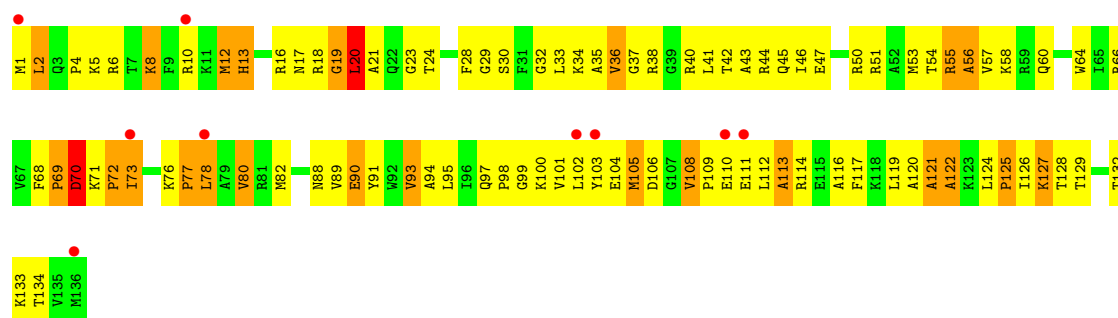
Chain BM:





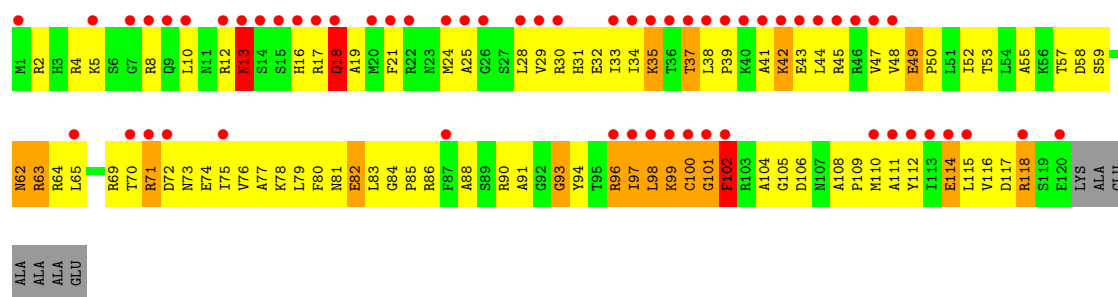
• Molecule 36: 50S ribosomal protein L16

Chain DM:



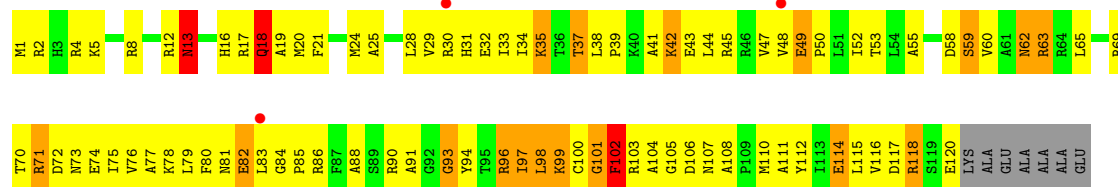
• Molecule 37: 50S ribosomal protein L17

Chain BN:



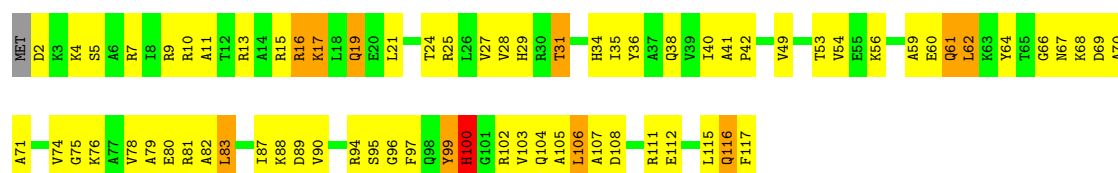
• Molecule 37: 50S ribosomal protein L17

Chain DN:



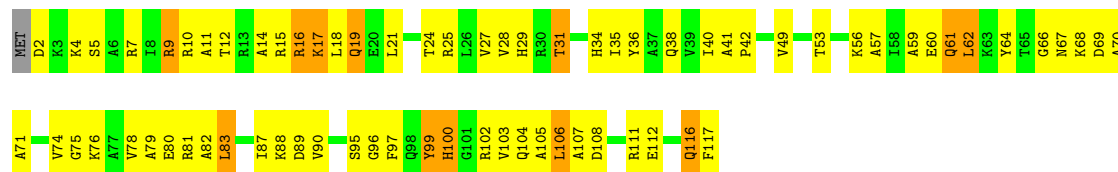
• Molecule 38: 50S ribosomal protein L18

Chain BO:



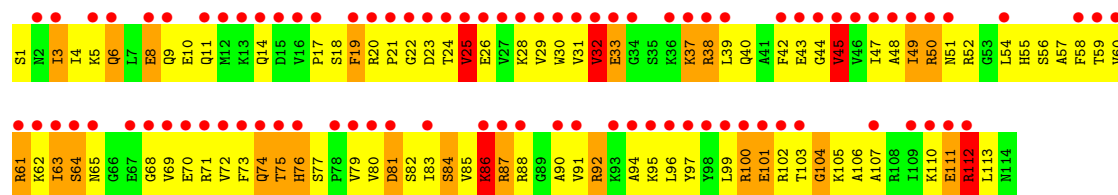
- Molecule 38: 50S ribosomal protein L18

Chain DO:



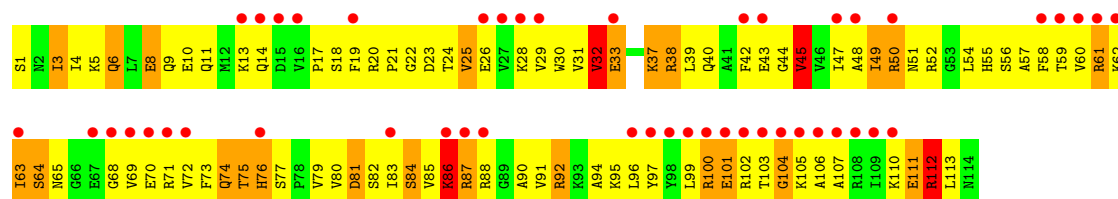
- Molecule 39: 50S ribosomal protein L19

Chain BP: 



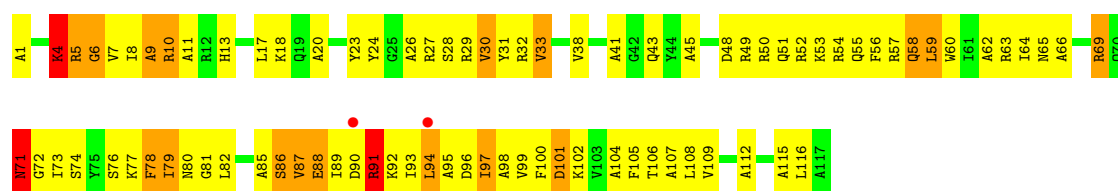
- Molecule 39: 50S ribosomal protein L19

Chain DP: 



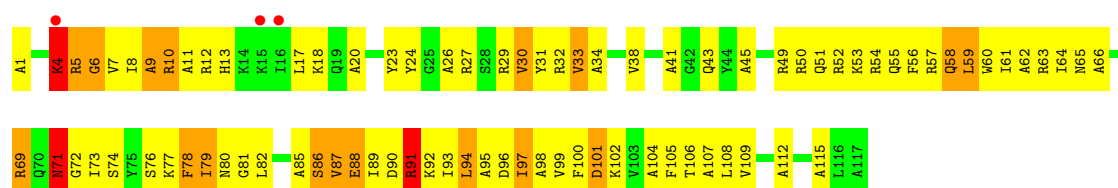
- Molecule 40: 50S ribosomal protein L20

Chain BQ: 



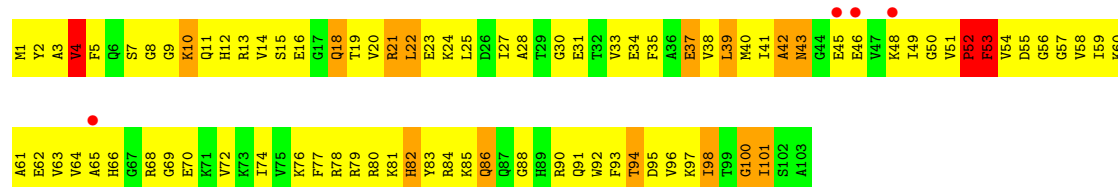
- Molecule 40: 50S ribosomal protein L20

Chain DQ:



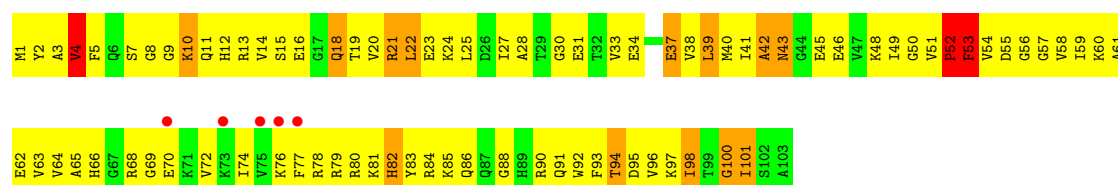
- Molecule 41: 50S ribosomal protein L21

Chain BR:



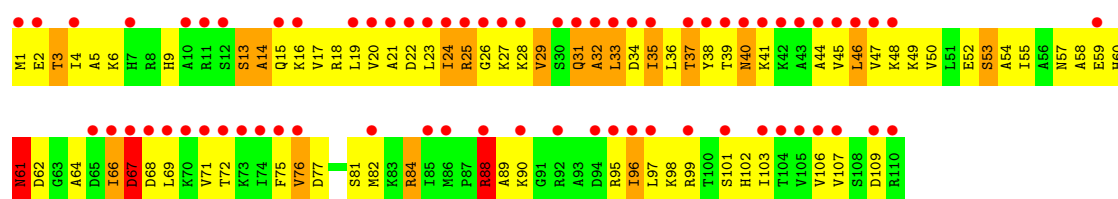
• Molecule 41: 50S ribosomal protein L21

Chain DR:



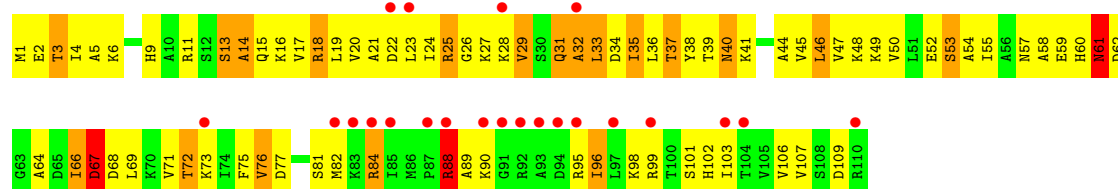
• Molecule 42: 50S ribosomal protein L22

Chain BS:



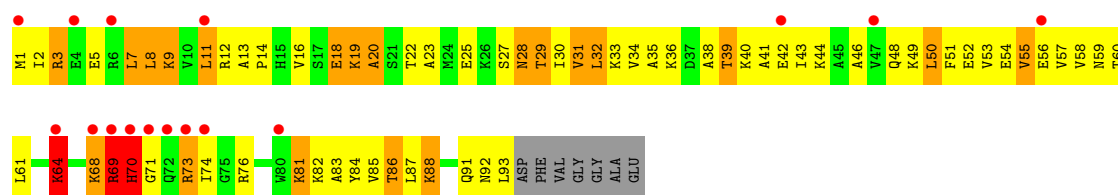
• Molecule 42: 50S ribosomal protein L22

Chain DS:



• Molecule 43: 50S ribosomal protein L23

Chain BT:



• Molecule 43: 50S ribosomal protein L23

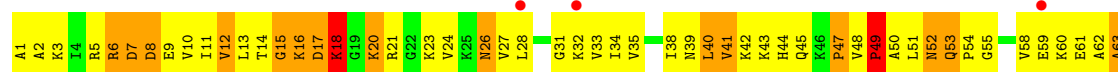
Chain DT:





- Molecule 44: 50S ribosomal protein L24

Chain BU:



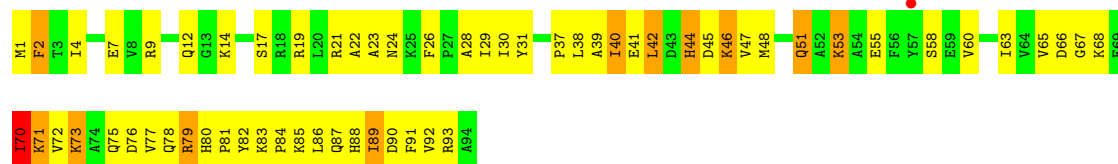
- Molecule 44: 50S ribosomal protein L24

Chain DU:



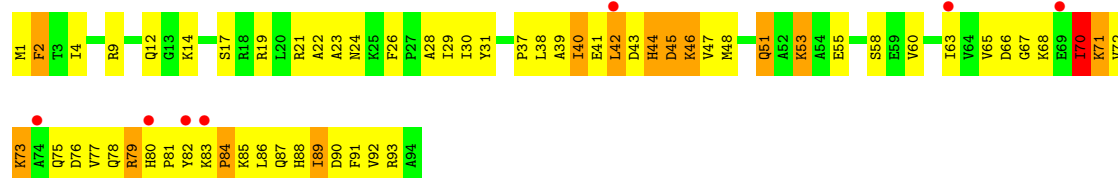
- Molecule 45: 50S ribosomal protein L25

Chain BV:



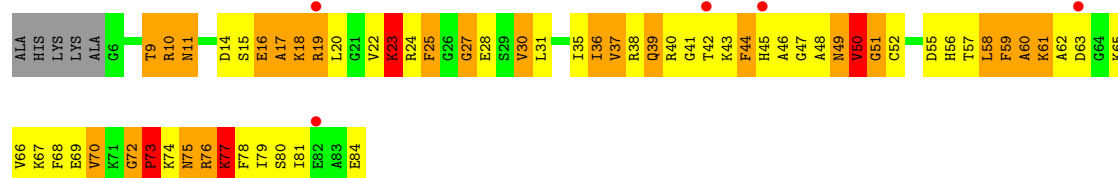
- Molecule 45: 50S ribosomal protein L25

Chain DV:

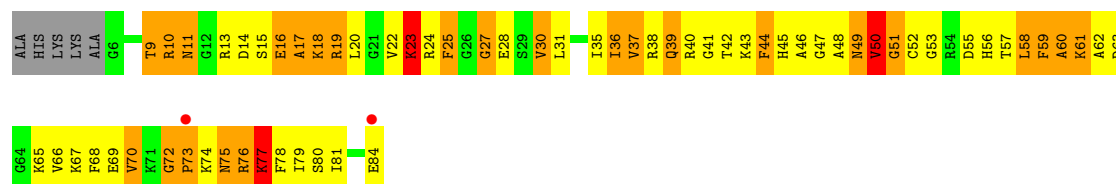


- Molecule 46: 50S ribosomal protein L27

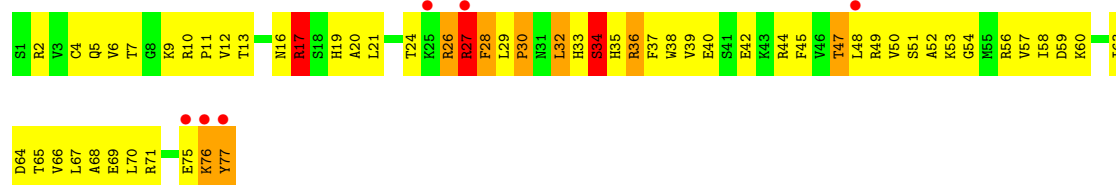
Chain BW:



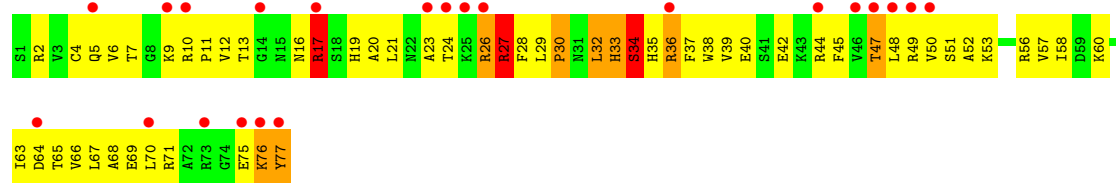
- Chain DW:



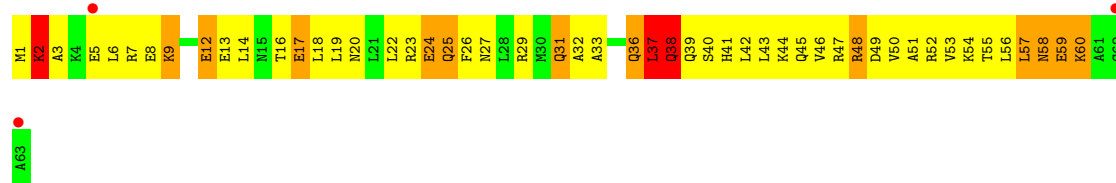
- Chain BX:



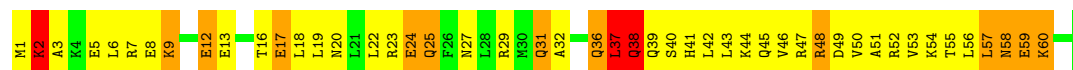
- Chain DX:



- Chain BY: 



- Chain DY:

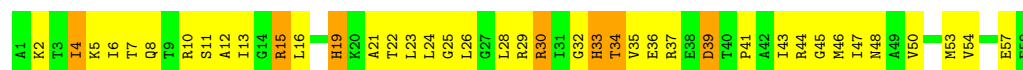


- Chain BZ:



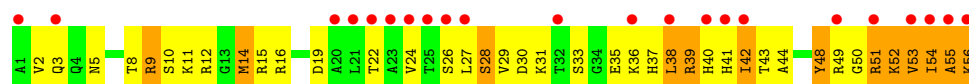
- Molecule 49: 50S ribosomal protein L30

Chain DZ: 




- Molecule 50: 50S ribosomal protein L32

Chain B0: 



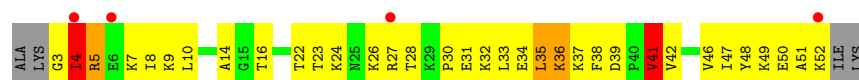
- Molecule 50: 50S ribosomal protein L32

Chain D0: 



- Molecule 51: 50S ribosomal protein L33

Chain B1: 



- Molecule 51: 50S ribosomal protein L33

Chain D1: 



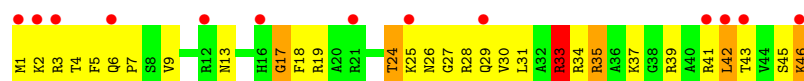
- Molecule 52: 50S ribosomal protein L34

Chain B2: 



- Molecule 52: 50S ribosomal protein L34

Chain D2: 



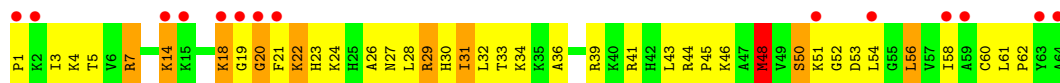
- Molecule 53: 50S ribosomal protein L35

Chain B3: 



- Molecule 53: 50S ribosomal protein L35

Chain D3:



- Molecule 54: 50S ribosomal protein L36

Chain B4:



- Molecule 54: 50S ribosomal protein L36

Chain D4:



4 Data and refinement statistics

Property	Value	Source
Space group	P 21 21 21	Depositor
Cell constants a, b, c, α , β , γ	211.78Å 395.22Å 744.38Å 90.00° 90.00° 90.00°	Depositor
Resolution (Å)	70.00 – 3.22 184.07 – 3.22	Depositor EDS
% Data completeness (in resolution range)	(Not available) (70.00-3.22) 75.7 (184.07-3.22)	Depositor EDS
R_{merge}	(Not available)	Depositor
R_{sym}	(Not available)	Depositor
$\langle I/\sigma(I) \rangle$ ¹	2.11 (at 3.19Å)	Xtriage
Refinement program	CNS 1.1	Depositor
R, R_{free}	0.287 , 0.320 0.265 , 0.291	Depositor DCC
R_{free} test set	37294 reflections (5.21%)	DCC
Wilson B-factor (Å ²)	80.0	Xtriage
Anisotropy	0.720	Xtriage
Bulk solvent k_{sol} (e/Å ³), B_{sol} (Å ²)	0.21 , 25.4	EDS
Estimated twinning fraction	No twinning to report.	Xtriage
L-test for twinning	$\langle L \rangle = 0.47$, $\langle L^2 \rangle = 0.30$	Xtriage
Outliers	1 of 753156 reflections (0.000%)	Xtriage
F_o, F_c correlation	0.88	EDS
Total number of atoms	285033	wwPDB-VP
Average B, all atoms (Å ²)	87.0	wwPDB-VP

Xtriage's analysis on translational NCS is as follows: *The largest off-origin peak in the Patterson function is 1.47% of the height of the origin peak. No significant pseudotranslation is detected.*

¹Intensities estimated from amplitudes.

5 Model quality ⓘ

5.1 Standard geometry ⓘ

Bond lengths and bond angles in the following residue types are not validated in this section: ZN, MG

The Z score for a bond length (or angle) is the number of standard deviations the observed value is removed from the expected value. A bond length (or angle) with $|Z| > 5$ is considered an outlier worth inspection. RMSZ is the root-mean-square of all Z scores of the bond lengths (or angles).

Mol	Chain	Bond lengths		Bond angles	
		RMSZ	# $ Z > 5$	RMSZ	# $ Z > 5$
1	AA	0.25	0/36762	0.74	11/57350 (0.0%)
1	CA	0.25	0/36762	0.73	7/57350 (0.0%)
2	AW	0.32	0/401	0.75	0/622
2	CW	0.31	0/401	0.74	0/622
3	AX	0.48	0/138	0.88	0/212
3	CX	0.49	0/138	0.88	0/212
4	AB	0.25	0/1735	0.44	0/2338
4	CB	0.25	0/1735	0.45	0/2338
5	AC	0.23	0/1651	0.44	0/2225
5	CC	0.23	0/1651	0.44	0/2225
6	AD	0.23	0/1665	0.44	0/2227
6	CD	0.23	0/1665	0.45	0/2227
7	AE	0.23	0/1118	0.45	0/1504
7	CE	0.23	0/1118	0.47	0/1504
8	AF	0.24	0/835	0.44	0/1128
8	CF	0.24	0/835	0.45	0/1128
9	AG	0.23	0/1187	0.43	0/1591
9	CG	0.23	0/1187	0.44	0/1591
10	AH	0.23	0/989	0.47	0/1326
10	CH	0.23	0/989	0.46	0/1326
11	AI	0.24	0/1034	0.45	0/1375
11	CI	0.24	0/1034	0.44	0/1375
12	AJ	0.22	0/796	0.47	0/1077
12	CJ	0.22	0/796	0.47	0/1077
13	AK	0.24	0/893	0.46	0/1205
13	CK	0.24	0/893	0.45	0/1205
14	AL	0.22	0/969	0.46	0/1300
14	CL	0.22	0/969	0.46	0/1300
15	AM	0.21	0/892	0.46	0/1193
15	CM	0.22	0/884	0.46	0/1181
16	AN	0.24	0/785	0.43	0/1043
16	CN	0.24	0/786	0.44	0/1046

Mol	Chain	Bond lengths		Bond angles	
		RMSZ	# Z >5	RMSZ	# Z >5
17	AO	0.23	0/724	0.44	0/966
17	CO	0.23	0/724	0.44	0/966
18	AP	0.25	0/659	0.45	0/884
18	CP	0.25	0/648	0.43	0/870
19	AQ	0.23	0/657	0.46	0/881
19	CQ	0.24	0/657	0.46	0/881
20	AR	0.23	0/462	0.45	0/621
20	CR	0.23	0/462	0.46	0/621
21	AS	0.25	0/652	0.43	0/877
21	CS	0.25	0/652	0.45	0/877
22	AT	0.23	0/671	0.42	0/888
22	CT	0.23	0/671	0.41	0/888
23	AU	0.26	0/430	0.45	0/570
23	CU	0.26	0/430	0.44	0/570
24	BA	0.24	0/2803	0.72	0/4371
24	DA	0.24	0/2803	0.73	0/4371
25	BB	0.27	7/68314 (0.0%)	0.77	53/106569 (0.0%)
25	DB	0.28	7/68314 (0.0%)	0.77	62/106569 (0.1%)
26	BC	0.22	0/2121	0.52	0/2852
26	DC	0.22	0/2121	0.52	0/2852
27	BD	0.25	0/1586	0.60	0/2134
27	DD	0.25	0/1586	0.60	0/2134
28	BE	0.24	0/1571	0.61	2/2113 (0.1%)
28	DE	0.24	0/1571	0.61	2/2113 (0.1%)
29	BF	0.26	0/1444	0.59	0/1937
29	DF	0.27	0/1444	0.59	0/1937
30	BG	0.23	0/1343	0.52	0/1816
30	DG	0.23	0/1343	0.52	0/1816
31	BH	0.28	0/1122	0.56	1/1515 (0.1%)
31	DH	0.26	0/1122	0.52	0/1515
32	BI	0.24	0/1046	0.46	0/1410
32	DI	0.24	0/1046	0.46	0/1410
33	BJ	0.24	0/1152	0.59	0/1551
33	DJ	0.24	0/1152	0.59	0/1551
34	BK	0.25	0/939	0.81	2/1258 (0.2%)
34	DK	0.25	0/939	0.81	2/1258 (0.2%)
35	BL	0.23	0/1054	0.58	0/1403
35	DL	0.23	0/1054	0.58	0/1403
36	BM	0.26	0/1093	0.56	0/1460
36	DM	0.26	0/1093	0.56	0/1460
37	BN	0.25	0/973	0.62	0/1301
37	DN	0.25	0/973	0.62	0/1301
38	BO	0.24	0/902	0.55	0/1209

Mol	Chain	Bond lengths		Bond angles	
		RMSZ	# Z >5	RMSZ	# Z >5
38	DO	0.23	0/902	0.55	0/1209
39	BP	0.25	0/929	0.60	0/1242
39	DP	0.25	0/929	0.60	0/1242
40	BQ	0.26	0/960	0.65	0/1278
40	DQ	0.26	0/960	0.65	0/1278
41	BR	0.26	0/829	0.58	0/1107
41	DR	0.26	0/829	0.58	0/1107
42	BS	0.23	0/864	0.61	1/1156 (0.1%)
42	DS	0.23	0/864	0.61	1/1156 (0.1%)
43	BT	0.23	0/744	0.73	2/994 (0.2%)
43	DT	0.23	0/744	0.73	2/994 (0.2%)
44	BU	0.26	0/787	0.56	0/1051
44	DU	0.26	0/787	0.56	0/1051
45	BV	0.25	0/766	0.46	0/1025
45	DV	0.25	0/766	0.46	0/1025
46	BW	0.31	0/603	0.65	0/797
46	DW	0.31	0/603	0.65	0/797
47	BX	0.25	0/635	0.58	0/848
47	DX	0.25	0/635	0.58	0/848
48	BY	0.24	0/510	0.64	0/677
48	DY	0.25	0/510	0.64	0/677
49	BZ	0.24	0/453	0.55	0/605
49	DZ	0.23	0/453	0.55	0/605
50	B0	0.23	0/450	0.65	0/599
50	D0	0.22	0/450	0.65	0/599
51	B1	0.27	0/416	0.55	0/554
51	D1	0.27	0/416	0.55	0/554
52	B2	0.26	0/380	0.58	0/498
52	D2	0.26	0/380	0.58	0/498
53	B3	0.26	0/513	0.66	2/676 (0.3%)
53	D3	0.26	0/513	0.66	2/676 (0.3%)
54	B4	0.24	0/303	0.54	0/397
54	D4	0.23	0/303	0.54	0/397
All	All	0.26	14/307402 (0.0%)	0.70	152/459589 (0.0%)

Chiral center outliers are detected by calculating the chiral volume of a chiral center and verifying if the center is modelled as a planar moiety or with the opposite hand. A planarity outlier is detected by checking planarity of atoms in a peptide group, atoms in a mainchain group or atoms of a sidechain that are expected to be planar.

Mol	Chain	#Chirality outliers	#Planarity outliers
1	AA	0	16

Continued on next page...

Continued from previous page...

Mol	Chain	#Chirality outliers	#Planarity outliers
1	CA	0	15
25	BB	0	37
25	DB	0	36
All	All	0	104

All (14) bond length outliers are listed below:

Mol	Chain	Res	Type	Atoms	Z	Observed(Å)	Ideal(Å)
25	BB	1086	A	C5-C6	-16.31	1.26	1.41
25	DB	1086	A	C5-C6	-16.20	1.26	1.41
25	DB	1088	A	C6-N1	-10.54	1.28	1.35
25	BB	1088	A	C6-N1	-10.43	1.28	1.35
25	DB	1060	U	C2-N3	7.83	1.43	1.37
25	BB	1060	U	C2-N3	7.75	1.43	1.37
25	BB	1086	A	N3-C4	-6.90	1.30	1.34
25	DB	1086	A	N3-C4	-6.81	1.30	1.34
25	DB	1086	A	N7-C5	-6.47	1.35	1.39
25	BB	1086	A	N7-C5	-6.28	1.35	1.39
25	DB	2820	A	C4'-C3'	-5.38	1.47	1.52
25	DB	2267	A	C5-C6	-5.19	1.36	1.41
25	BB	2267	A	C5-C6	-5.14	1.36	1.41
25	BB	2820	A	C4'-C3'	-5.00	1.47	1.52

All (152) bond angle outliers are listed below:

Mol	Chain	Res	Type	Atoms	Z	Observed(°)	Ideal(°)
25	DB	2204	G	O5'-P-OP1	-29.28	75.56	110.70
25	DB	2791	G	O5'-P-OP2	-29.23	75.63	110.70
25	BB	2791	G	O5'-P-OP1	-28.43	76.59	110.70
25	BB	2204	G	O5'-P-OP2	-27.54	77.65	110.70
25	DB	2204	G	O5'-P-OP2	18.17	132.50	110.70
25	BB	2204	G	O5'-P-OP1	18.07	132.38	110.70
25	BB	2791	G	O5'-P-OP2	17.30	131.46	110.70
25	DB	2791	G	O5'-P-OP1	17.21	131.35	110.70
25	DB	2203	U	OP1-P-O3'	14.86	137.90	105.20
25	DB	2790	U	OP2-P-O3'	14.70	137.55	105.20
25	BB	2203	U	OP2-P-O3'	14.24	136.52	105.20
25	BB	2790	U	OP1-P-O3'	14.21	136.46	105.20
25	BB	973	A	C5'-C4'-C3'	-9.44	100.89	116.00
25	DB	773	U	C5'-C4'-C3'	-9.25	101.19	116.00
34	DK	118	ALA	N-CA-C	8.87	134.95	111.00
34	BK	118	ALA	N-CA-C	8.87	134.94	111.00

Continued on next page...

Continued from previous page...

Mol	Chain	Res	Type	Atoms	Z	Observed(°)	Ideal(°)
25	BB	773	U	C5'-C4'-C3'	-8.56	102.31	116.00
25	BB	1567	G	C5'-C4'-C3'	-8.46	102.46	116.00
25	DB	1567	G	C5'-C4'-C3'	-8.46	102.46	116.00
25	DB	1088	A	N1-C6-N6	-8.33	113.60	118.60
25	BB	1088	A	N1-C6-N6	-8.29	113.63	118.60
25	DB	1552	A	N9-C1'-C2'	-8.09	103.10	112.00
25	BB	1552	A	N9-C1'-C2'	-8.08	103.11	112.00
25	BB	2283	C	O5'-P-OP2	-8.02	98.49	105.70
25	DB	1324	G	C5'-C4'-C3'	-7.98	103.23	116.00
1	AA	1499	A	C5'-C4'-O4'	-7.73	99.83	109.10
25	BB	1060	U	C5-C4-O4	-7.39	121.47	125.90
25	DB	1060	U	C5-C4-O4	-7.28	121.53	125.90
25	BB	1439	A	N9-C1'-C2'	-7.24	104.04	112.00
25	DB	1439	A	N9-C1'-C2'	-7.21	104.07	112.00
25	BB	1086	A	C4-C5-C6	7.17	120.58	117.00
25	BB	241	A	C5'-C4'-C3'	-7.14	104.58	116.00
25	DB	1086	A	C4-C5-C6	7.13	120.56	117.00
25	DB	2076	U	C4'-C3'-O3'	7.07	127.14	113.00
1	AA	438	U	N1-C1'-C2'	-7.04	104.25	112.00
25	BB	560	C	C5'-C4'-C3'	-7.01	104.78	116.00
25	DB	944	C	C5'-C4'-C3'	-6.99	104.82	116.00
1	CA	438	U	N1-C1'-C2'	-6.97	104.33	112.00
25	BB	1324	G	C5'-C4'-C3'	-6.86	105.02	116.00
1	AA	243	A	C2'-C3'-O3'	6.78	124.55	113.70
1	CA	243	A	C2'-C3'-O3'	6.77	124.53	113.70
1	AA	86	G	N9-C1'-C2'	6.76	122.79	114.00
1	AA	1454	G	C5'-C4'-C3'	-6.71	105.27	116.00
25	DB	126	A	C5'-C4'-C3'	6.69	126.71	116.00
1	CA	765	G	N9-C1'-C2'	-6.69	104.64	112.00
1	AA	765	G	N9-C1'-C2'	-6.66	104.67	112.00
25	DB	560	C	C5'-C4'-C3'	-6.58	105.48	116.00
25	DB	1088	A	C5-C6-N6	6.46	128.87	123.70
25	BB	1088	A	C5-C6-N6	6.44	128.85	123.70
34	DK	91	GLU	N-CA-C	6.30	128.01	111.00
43	BT	69	ARG	N-CA-C	6.30	128.00	111.00
43	DT	69	ARG	N-CA-C	6.29	128.00	111.00
25	BB	871	U	C5'-C4'-C3'	-6.28	105.95	116.00
34	BK	91	GLU	N-CA-C	6.28	127.96	111.00
25	BB	2272	U	C5-C4-O4	-6.23	122.16	125.90
25	DB	2619	C	C5'-C4'-C3'	-6.21	106.06	116.00
25	DB	2283	C	O5'-P-OP1	-6.14	100.17	105.70
25	BB	1086	A	C6-C5-N7	-6.13	128.01	132.30

Continued on next page...

Continued from previous page...

Mol	Chain	Res	Type	Atoms	Z	Observed(°)	Ideal(°)
25	BB	1926	U	C5'-C4'-C3'	-6.13	106.19	116.00
25	DB	2272	U	C5-C4-O4	-6.11	122.24	125.90
53	B3	48	MET	N-CA-C	6.10	127.47	111.00
53	D3	48	MET	N-CA-C	6.09	127.45	111.00
25	DB	1086	A	C6-C5-N7	-6.08	128.04	132.30
25	DB	2203	U	O3'-P-O5'	-6.08	92.45	104.00
25	BB	2733	A	N9-C1'-C2'	-6.07	105.32	112.00
25	DB	2733	A	N9-C1'-C2'	-6.04	105.36	112.00
25	BB	944	C	C5'-C4'-C3'	-5.99	106.42	116.00
25	DB	973	A	C5'-C4'-O4'	5.97	116.27	109.10
25	DB	275	C	N1-C1'-C2'	-5.97	105.44	112.00
25	DB	872	U	C5'-C4'-C3'	-5.96	106.46	116.00
25	DB	2625	G	C5'-C4'-C3'	-5.87	106.60	116.00
25	DB	2894	G	N9-C1'-C2'	-5.86	105.55	112.00
25	DB	2790	U	O3'-P-O5'	-5.86	92.87	104.00
31	BH	86	ASP	CB-CG-OD2	-5.85	113.03	118.30
25	BB	2894	G	N9-C1'-C2'	-5.85	105.57	112.00
25	BB	785	G	C5'-C4'-C3'	-5.80	106.73	116.00
25	BB	872	U	C5'-C4'-C3'	-5.78	106.76	116.00
25	DB	1397	U	C5'-C4'-C3'	-5.77	106.77	116.00
25	DB	785	G	C5'-C4'-C3'	-5.73	106.83	116.00
28	BE	60	TRP	N-CA-C	5.70	126.39	111.00
28	DE	60	TRP	N-CA-C	5.69	126.37	111.00
43	BT	70	HIS	N-CA-C	5.66	126.29	111.00
43	DT	70	HIS	N-CA-C	5.66	126.28	111.00
25	DB	1060	U	N1-C2-O2	-5.65	118.85	122.80
25	BB	1060	U	N1-C2-O2	-5.63	118.86	122.80
25	BB	2471	A	C5'-C4'-C3'	-5.63	107.00	116.00
25	BB	1086	A	C2-N3-C4	-5.61	107.80	110.60
25	BB	1397	U	C5'-C4'-C3'	-5.60	107.04	116.00
25	DB	1086	A	C2-N3-C4	-5.60	107.80	110.60
25	DB	1306	C	C5'-C4'-C3'	5.60	124.96	116.00
25	BB	2199	A	C5'-C4'-C3'	-5.60	107.05	116.00
25	BB	2194	U	C5'-C4'-C3'	-5.57	107.09	116.00
25	DB	2199	A	C5'-C4'-C3'	-5.57	107.09	116.00
25	DB	2434	A	C5'-C4'-C3'	-5.52	107.17	116.00
25	DB	2500	U	C5'-C4'-C3'	-5.52	107.17	116.00
25	BB	2790	U	O3'-P-O5'	-5.51	93.53	104.00
25	DB	745	G	C5'-C4'-C3'	-5.47	107.25	116.00
1	AA	232	G	C5'-C4'-C3'	-5.46	107.27	116.00
53	D3	50	SER	N-CA-C	5.45	125.72	111.00
25	DB	1103	A	N9-C1'-C2'	-5.45	106.01	112.00

Continued on next page...

Continued from previous page...

Mol	Chain	Res	Type	Atoms	Z	Observed(°)	Ideal(°)
25	DB	783	A	C4'-C3'-O3'	5.44	123.88	113.00
25	DB	1926	U	C5'-C4'-C3'	-5.44	107.30	116.00
25	DB	1363	C	C5'-C4'-C3'	-5.43	107.31	116.00
25	DB	2471	A	C5'-C4'-C3'	-5.43	107.30	116.00
25	DB	241	A	C5'-C4'-O4'	5.43	115.61	109.10
25	BB	2430	A	N9-C1'-C2'	5.42	121.05	114.00
53	B3	50	SER	N-CA-C	5.42	125.63	111.00
1	AA	814	A	C5'-C4'-C3'	5.42	124.67	116.00
25	DB	2430	A	N9-C1'-C2'	5.42	121.04	114.00
1	CA	232	G	C5'-C4'-C3'	-5.41	107.35	116.00
25	BB	2625	G	C5'-C4'-C3'	-5.40	107.36	116.00
25	BB	275	C	N1-C1'-C2'	-5.40	106.06	112.00
25	BB	783	A	C4'-C3'-O3'	5.39	123.77	113.00
1	CA	281	G	N9-C1'-C2'	-5.37	106.09	112.00
1	CA	814	A	C5'-C4'-C3'	5.36	124.58	116.00
25	DB	2282	G	C5'-C4'-C3'	-5.35	107.45	116.00
25	DB	784	G	C1'-O4'-C4'	-5.34	105.62	109.90
25	DB	1060	U	N3-C2-O2	5.34	125.94	122.20
1	AA	281	G	N9-C1'-C2'	-5.32	106.14	112.00
25	BB	745	G	C5'-C4'-C3'	-5.32	107.49	116.00
25	BB	784	G	C1'-O4'-C4'	-5.31	105.65	109.90
25	BB	2267	A	N9-C1'-C2'	-5.31	106.16	112.00
25	DB	2267	A	N9-C1'-C2'	-5.29	106.18	112.00
25	BB	784	G	C5'-C4'-O4'	5.29	115.45	109.10
1	AA	83	C	O4'-C1'-N1	5.28	112.42	108.20
25	BB	2282	G	C5'-C4'-C3'	-5.28	107.56	116.00
25	DB	784	G	C5'-C4'-O4'	5.28	115.43	109.10
25	BB	1060	U	N3-C2-O2	5.26	125.89	122.20
25	DB	2076	U	C2'-C3'-O3'	5.26	122.11	113.70
28	BE	59	PRO	N-CA-C	-5.23	98.50	112.10
28	DE	59	PRO	N-CA-C	-5.23	98.49	112.10
25	BB	2619	C	C5'-C4'-C3'	-5.23	107.64	116.00
25	BB	456	C	C5'-C4'-C3'	-5.22	107.65	116.00
25	DB	375	G	C5'-C4'-C3'	-5.21	107.66	116.00
25	BB	1865	U	O4'-C1'-N1	5.18	112.35	108.20
25	BB	1306	C	C5'-C4'-C3'	5.16	124.25	116.00
25	DB	843	G	C5'-C4'-C3'	-5.14	107.77	116.00
25	BB	375	G	C5'-C4'-C3'	-5.13	107.79	116.00
1	CA	1043	G	N9-C1'-C2'	5.12	120.65	114.00
25	DB	1865	U	O4'-C1'-N1	5.12	112.29	108.20
1	AA	1043	G	N9-C1'-C2'	5.11	120.65	114.00
25	DB	871	U	C5'-C4'-C3'	-5.10	107.83	116.00

Continued on next page...

Continued from previous page...

Mol	Chain	Res	Type	Atoms	Z	Observed(°)	Ideal(°)
25	DB	2745	C	C5'-C4'-C3'	-5.08	107.88	116.00
25	BB	2267	A	C5-C6-N6	-5.06	119.65	123.70
25	BB	1363	C	C5'-C4'-C3'	-5.06	107.90	116.00
25	DB	2736	A	C5'-C4'-C3'	-5.03	107.95	116.00
42	BS	53	SER	N-CA-C	-5.03	97.42	111.00
25	DB	2267	A	C5-C6-N6	-5.02	119.68	123.70
25	BB	2283	C	C5'-C4'-C3'	-5.02	107.97	116.00
25	DB	1600	C	C5'-C4'-C3'	-5.01	107.98	116.00
42	DS	53	SER	N-CA-C	-5.01	97.47	111.00
25	DB	2391	G	C4'-C3'-O3'	-5.00	98.89	109.40

There are no chirality outliers.

All (104) planarity outliers are listed below:

Mol	Chain	Res	Type	Group
1	AA	1043	G	Sidechain
1	AA	1048	G	Sidechain
1	AA	1057	G	Sidechain
1	AA	1133	G	Sidechain
1	AA	1244	G	Sidechain
1	AA	1319	A	Sidechain
1	AA	1441	A	Sidechain
1	AA	187	G	Sidechain
1	AA	281	G	Sidechain
1	AA	324	G	Sidechain
1	AA	437	U	Sidechain
1	AA	438	U	Sidechain
1	AA	454	G	Sidechain
1	AA	496	A	Sidechain
1	AA	703	G	Sidechain
1	AA	82	G	Sidechain
25	BB	1060	U	Sidechain
25	BB	1086	A	Sidechain
25	BB	1088	A	Sidechain
25	BB	1111	A	Sidechain
25	BB	1142	A	Sidechain
25	BB	1419	A	Sidechain
25	BB	1426	G	Sidechain
25	BB	1439	A	Sidechain
25	BB	1546	G	Sidechain
25	BB	1572	A	Sidechain
25	BB	1721	G	Sidechain

Continued on next page...

Continued from previous page...

Mol	Chain	Res	Type	Group
25	BB	1728	C	Sidechain
25	BB	1814	G	Sidechain
25	BB	1828	G	Sidechain
25	BB	2062	A	Sidechain
25	BB	221	A	Sidechain
25	BB	222	A	Sidechain
25	BB	2272	U	Sidechain
25	BB	2336	A	Sidechain
25	BB	2471	A	Sidechain
25	BB	2503	A	Sidechain
25	BB	2638	G	Sidechain
25	BB	2733	A	Sidechain
25	BB	2770	G	Sidechain
25	BB	2834	G	Sidechain
25	BB	2848	G	Sidechain
25	BB	2857	G	Sidechain
25	BB	2883	A	Sidechain
25	BB	299	A	Sidechain
25	BB	361	G	Sidechain
25	BB	500	G	Sidechain
25	BB	51	G	Sidechain
25	BB	630	G	Sidechain
25	BB	633	A	Sidechain
25	BB	727	A	Sidechain
25	BB	729	G	Sidechain
25	BB	942	G	Sidechain
1	CA	1043	G	Sidechain
1	CA	1048	G	Sidechain
1	CA	1057	G	Sidechain
1	CA	1133	G	Sidechain
1	CA	1244	G	Sidechain
1	CA	1319	A	Sidechain
1	CA	1441	A	Sidechain
1	CA	187	G	Sidechain
1	CA	281	G	Sidechain
1	CA	324	G	Sidechain
1	CA	437	U	Sidechain
1	CA	438	U	Sidechain
1	CA	454	G	Sidechain
1	CA	496	A	Sidechain
1	CA	703	G	Sidechain
25	DB	1047	G	Sidechain

Continued on next page...

Continued from previous page...

Mol	Chain	Res	Type	Group
25	DB	1060	U	Sidechain
25	DB	1086	A	Sidechain
25	DB	1088	A	Sidechain
25	DB	1142	A	Sidechain
25	DB	1419	A	Sidechain
25	DB	1426	G	Sidechain
25	DB	1439	A	Sidechain
25	DB	1546	G	Sidechain
25	DB	1572	A	Sidechain
25	DB	1721	G	Sidechain
25	DB	1728	C	Sidechain
25	DB	1814	G	Sidechain
25	DB	1828	G	Sidechain
25	DB	2062	A	Sidechain
25	DB	2135	A	Sidechain
25	DB	221	A	Sidechain
25	DB	222	A	Sidechain
25	DB	2272	U	Sidechain
25	DB	2336	A	Sidechain
25	DB	2471	A	Sidechain
25	DB	2638	G	Sidechain
25	DB	2733	A	Sidechain
25	DB	2770	G	Sidechain
25	DB	2834	G	Sidechain
25	DB	2848	G	Sidechain
25	DB	2857	G	Sidechain
25	DB	2883	A	Sidechain
25	DB	299	A	Sidechain
25	DB	500	G	Sidechain
25	DB	51	G	Sidechain
25	DB	630	G	Sidechain
25	DB	633	A	Sidechain
25	DB	727	A	Sidechain
25	DB	729	G	Sidechain
25	DB	942	G	Sidechain

5.2 Close contacts

In the following table, the Non-H and H(model) columns list the number of non-hydrogen atoms and hydrogen atoms in the chain respectively. The H(added) column lists the number of hydrogens added by MolProbity. The Clashes column lists the number of clashes within the asymmetric unit, and the number in parentheses is this value normalized per 1000 atoms of the molecule in the

chain. The Symm-Clashes column gives symmetry related clashes, in the same way as for the Clashes column.

Mol	Chain	Non-H	H(model)	H(added)	Clashes	Symm-Clashes
1	AA	32831	0	16521	1479	0
1	CA	32831	0	16521	1483	0
2	AW	360	0	185	9	0
2	CW	360	0	185	9	0
3	AX	125	0	63	6	0
3	CX	125	0	63	5	0
4	AB	1704	0	1732	269	0
4	CB	1704	0	1732	320	0
5	AC	1624	0	1699	212	0
5	CC	1624	0	1699	251	0
6	AD	1643	0	1710	195	0
6	CD	1643	0	1710	260	0
7	AE	1105	0	1148	159	0
7	CE	1105	0	1148	217	0
8	AF	817	0	808	94	0
8	CF	817	0	808	123	0
9	AG	1174	0	1230	146	0
9	CG	1174	0	1230	167	0
10	AH	979	0	1034	120	0
10	CH	979	0	1034	166	0
11	AI	1022	0	1070	188	0
11	CI	1022	0	1070	193	0
12	AJ	786	0	828	125	0
12	CJ	786	0	828	121	0
13	AK	877	0	887	117	0
13	CK	877	0	887	141	0
14	AL	955	0	1019	139	0
14	CL	955	0	1019	119	0
15	AM	883	0	944	127	0
15	CM	876	0	937	165	0
16	AN	774	0	827	128	0
16	CN	774	0	828	133	0
17	AO	716	0	742	62	0
17	CO	716	0	742	70	0
18	AP	649	0	666	101	0
18	CP	638	0	656	103	0
19	AQ	648	0	691	97	0
19	CQ	648	0	691	75	0
20	AR	455	0	478	76	0
20	CR	455	0	478	54	0
21	AS	637	0	665	83	0

Continued on next page...

Continued from previous page...

Mol	Chain	Non-H	H(model)	H(added)	Clashes	Symm-Clashes
21	CS	637	0	665	109	0
22	AT	665	0	714	57	0
22	CT	665	0	714	60	0
23	AU	425	0	449	77	0
23	CU	425	0	449	88	0
24	BA	2507	0	1270	87	0
24	DA	2507	0	1270	76	0
25	BB	60995	0	30678	2083	0
25	DB	60995	0	30678	2153	0
26	BC	2082	0	2157	218	0
26	DC	2082	0	2157	215	0
27	BD	1565	0	1616	219	0
27	DD	1565	0	1616	215	0
28	BE	1552	0	1619	163	0
28	DE	1552	0	1619	165	0
29	BF	1420	0	1460	254	0
29	DF	1420	0	1460	241	0
30	BG	1323	0	1374	181	0
30	DG	1323	0	1374	175	0
31	BH	1111	0	1148	203	0
31	DH	1111	0	1148	174	0
32	BI	1032	0	1088	108	0
32	DI	1032	0	1088	184	0
33	BJ	1129	0	1162	155	0
33	DJ	1129	0	1162	167	0
34	BK	930	0	1003	99	0
34	DK	930	0	1003	96	0
35	BL	1045	0	1117	123	0
35	DL	1045	0	1117	123	0
36	BM	1074	0	1157	109	0
36	DM	1074	0	1157	105	0
37	BN	960	0	1000	103	0
37	DN	960	0	1000	102	0
38	BO	892	0	923	77	0
38	DO	892	0	923	73	0
39	BP	917	0	965	118	0
39	DP	917	0	965	111	0
40	BQ	947	0	1022	133	0
40	DQ	947	0	1022	140	0
41	BR	816	0	839	111	0
41	DR	816	0	839	114	0
42	BS	857	0	922	95	0

Continued on next page...

Continued from previous page...

Mol	Chain	Non-H	H(model)	H(added)	Clashes	Symm-Clashes
42	DS	857	0	922	96	0
43	BT	738	0	807	109	0
43	DT	738	0	807	118	0
44	BU	779	0	834	111	0
44	DU	779	0	834	105	0
45	BV	753	0	780	75	0
45	DV	753	0	780	71	0
46	BW	596	0	610	149	0
46	DW	596	0	610	146	0
47	BX	625	0	655	79	0
47	DX	625	0	655	78	0
48	BY	509	0	543	84	0
48	DY	509	0	543	75	0
49	BZ	449	0	491	47	0
49	DZ	449	0	491	40	0
50	B0	444	0	461	45	0
50	D0	444	0	461	48	0
51	B1	409	0	440	31	0
51	D1	409	0	440	32	0
52	B2	377	0	418	32	0
52	D2	377	0	418	29	0
53	B3	504	0	574	49	0
53	D3	504	0	574	48	0
54	B4	302	0	340	27	0
54	D4	302	0	340	28	0
55	AA	60	0	0	0	0
55	AX	2	0	0	0	0
55	BB	118	0	0	0	0
55	BJ	1	0	0	0	0
55	CA	56	0	0	0	0
55	CN	1	0	0	0	0
55	CX	1	0	0	0	0
55	DB	119	0	0	0	0
56	B4	1	0	0	0	0
56	D4	1	0	0	0	0
57	AA	287	0	0	5	0
57	AE	3	0	0	0	0
57	AI	1	0	0	0	0
57	AK	2	0	0	0	0
57	AL	2	0	0	0	0
57	AN	1	0	0	0	0
57	AP	1	0	0	0	0

Continued on next page...

Continued from previous page...

Mol	Chain	Non-H	H(model)	H(added)	Clashes	Symm-Clashes
57	AT	2	0	0	0	0
57	AX	9	0	0	1	0
57	B2	1	0	0	0	0
57	B4	5	0	0	0	0
57	BB	532	0	0	7	0
57	BC	7	0	0	0	0
57	BE	3	0	0	0	0
57	BH	3	0	0	0	0
57	BJ	3	0	0	0	0
57	BL	2	0	0	1	0
57	BN	3	0	0	0	0
57	CA	264	0	0	4	0
57	CE	2	0	0	0	0
57	CI	3	0	0	1	0
57	CL	1	0	0	0	0
57	CN	1	0	0	0	0
57	CP	1	0	0	0	0
57	CT	3	0	0	0	0
57	CU	1	0	0	0	0
57	CX	6	0	0	1	0
57	D2	1	0	0	0	0
57	D4	4	0	0	0	0
57	DB	531	0	0	5	0
57	DC	7	0	0	0	0
57	DD	1	0	0	0	0
57	DE	3	0	0	0	0
57	DJ	2	0	0	0	0
57	DL	3	0	0	0	0
57	DN	3	0	0	0	0
57	DT	1	0	0	0	0
All	All	285033	0	191150	17782	0

Clashscore is defined as the number of clashes calculated for the entry per 1000 atoms (including hydrogens) of the entry. The overall clashscore for this entry is 38.

All (17782) close contacts within the same asymmetric unit are listed below.

Atom-1	Atom-2	Distance(Å)	Clash(Å)
37:DN:101:GLY:HA2	37:DN:110:MET:H	1.04	1.18
27:BD:148:GLN:HG3	27:BD:152:PRO:HG2	1.29	1.15
34:BK:70:ARG:HB3	34:BK:71:PRO:CD	1.76	1.14
37:BN:101:GLY:HA2	37:BN:110:MET:H	1.06	1.13
28:DE:46:GLN:HG3	28:DE:87:ALA:HB3	1.31	1.12

Continued on next page...

Continued from previous page...

Atom-1	Atom-2	Distance(Å)	Clash(Å)
34:DK:70:ARG:HB3	34:DK:71:PRO:CD	1.76	1.12
25:DB:855:G:H21	46:DW:23:LYS:HG2	1.04	1.11
25:BB:855:G:H21	46:BW:23:LYS:HG2	1.05	1.09
11:AI:11:ARG:HH21	11:AI:76:GLY:HA3	1.17	1.09
27:DD:148:GLN:HG3	27:DD:152:PRO:HG2	1.27	1.08
25:DB:95:A:H4'	48:DY:38:GLN:HE22	1.13	1.08
7:CE:47:PHE:H	7:CE:66:ALA:HA	1.11	1.08
8:CF:29:ILE:HG21	8:CF:64:VAL:HG11	1.36	1.07
38:BO:49:VAL:HG21	38:BO:82:ALA:HB2	1.35	1.06
38:DO:49:VAL:HG21	38:DO:82:ALA:HB2	1.35	1.06
25:DB:1098:A:H3'	32:DI:3:LYS:HA	1.12	1.06
28:BE:46:GLN:HG3	28:BE:87:ALA:HB3	1.32	1.04
25:BB:95:A:H4'	48:BY:38:GLN:HE22	1.16	1.04
39:DP:50:ARG:HB3	39:DP:57:ALA:H	1.24	1.03
1:CA:842:U:H3'	1:CA:843:U:H4'	1.41	1.03
11:CI:27:ILE:HA	11:CI:62:LEU:HD21	1.39	1.03
15:AM:106:ARG:HE	15:AM:112:ARG:HB3	1.20	1.02
1:CA:1348:U:H4'	11:CI:121:ARG:HD2	1.37	1.02
6:CD:123:MET:HB2	6:CD:128:VAL:HA	1.42	1.02
8:AF:3:HIS:HB2	8:AF:92:THR:HA	1.39	1.02
30:DG:53:PRO:HG2	30:DG:61:TRP:H	1.24	1.01
15:AM:92:ARG:HD3	15:AM:94:LEU:HD11	1.43	1.01
22:CT:80:ALA:HA	22:CT:83:ASN:HD22	1.21	1.01
26:DC:183:VAL:HG13	26:DC:184:GLU:H	1.25	1.01
11:AI:33:SER:H	11:AI:36:GLN:HE21	1.08	1.00
42:BS:82:MET:HB2	42:BS:98:LYS:HB2	1.43	1.00
5:AC:71:ARG:HH22	5:AC:73:GLY:HA3	1.24	1.00
4:AB:19:THR:HA	4:AB:37:VAL:HA	1.41	1.00
4:CB:30:ILE:HA	4:CB:41:ASN:HB2	1.40	1.00
7:CE:14:LEU:HD22	7:CE:15:ILE:H	1.17	1.00
26:DC:128:THR:HA	26:DC:190:THR:HA	1.41	1.00
40:DQ:91:ARG:HE	40:DQ:94:LEU:HD23	1.25	1.00
42:DS:82:MET:HB2	42:DS:98:LYS:HB2	1.42	0.99
26:BC:183:VAL:HG13	26:BC:184:GLU:H	1.25	0.99
43:BT:11:LEU:HD21	43:BT:46:ALA:HB1	1.41	0.99
5:CC:59:PRO:HG2	5:CC:62:SER:HB2	1.43	0.99
19:AQ:59:GLU:HG3	19:AQ:76:ARG:HE	1.27	0.99
21:AS:61:VAL:HG13	21:AS:65:MET:HB2	1.41	0.99
39:BP:50:ARG:HB3	39:BP:57:ALA:H	1.23	0.99
1:AA:842:U:H3'	1:AA:843:U:H4'	1.39	0.99
20:AR:72:ARG:H	20:AR:72:ARG:HH11	1.04	0.99
25:DB:1099:G:H8	32:DI:3:LYS:N	1.59	0.99

Continued on next page...

Continued from previous page...

Atom-1	Atom-2	Distance(Å)	Clash(Å)
21:CS:4:LEU:HD21	21:CS:69:LYS:HE3	1.45	0.99
35:BL:123:ARG:HA	35:BL:143:GLU:HB3	1.44	0.99
39:DP:63:ILE:HA	39:DP:68:GLY:HA2	1.43	0.99
26:BC:128:THR:HA	26:BC:190:THR:HA	1.43	0.99
21:AS:30:LEU:HB2	21:AS:48:ILE:HG22	1.44	0.99
15:CM:79:LEU:HD13	15:CM:87:GLY:HA2	1.43	0.98
43:DT:11:LEU:HD21	43:DT:46:ALA:HB1	1.41	0.98
11:AI:113:LYS:HA	11:AI:120:ALA:HB2	1.41	0.98
37:BN:83:LEU:HA	37:BN:86:ARG:HB2	1.42	0.98
25:DB:1098:A:C8	32:DI:3:LYS:HB3	1.99	0.98
33:DJ:3:THR:HG21	40:DQ:60:TRP:HE1	1.27	0.98
31:BH:94:ILE:HG23	31:BH:98:ASP:HB2	1.45	0.98
25:BB:2311:A:H1'	29:BF:78:ILE:HD11	1.46	0.98
39:BP:63:ILE:HA	39:BP:68:GLY:HA2	1.42	0.98
37:DN:83:LEU:HA	37:DN:86:ARG:HB2	1.40	0.98
34:DK:70:ARG:HB3	34:DK:71:PRO:HD2	0.98	0.97
5:CC:58:ARG:HA	5:CC:63:ILE:HA	1.45	0.97
30:BG:53:PRO:HG2	30:BG:61:TRP:H	1.23	0.97
25:BB:1654:A:O2'	27:BD:118:PHE:HB3	1.62	0.97
34:DK:70:ARG:CB	34:DK:71:PRO:HD2	1.93	0.97
34:BK:70:ARG:CB	34:BK:71:PRO:HD2	1.93	0.97
7:CE:15:ILE:HD11	7:CE:37:VAL:HG23	1.44	0.97
7:CE:92:ARG:HD2	7:CE:93:VAL:H	1.24	0.97
42:DS:47:VAL:HG12	42:DS:103:ILE:HD13	1.46	0.97
11:CI:94:ARG:HE	11:CI:97:LEU:HD12	1.28	0.97
39:BP:75:THR:HG23	39:BP:76:HIS:H	1.29	0.97
46:BW:23:LYS:HD2	46:BW:24:ARG:HG3	1.47	0.97
31:BH:103:VAL:HG21	31:BH:110:VAL:HG13	1.47	0.97
4:AB:40:ILE:HD13	4:AB:200:PRO:HB2	1.47	0.97
4:CB:75:ALA:HB1	4:CB:78:ALA:HB2	1.43	0.97
43:DT:29:THR:HA	43:DT:86:THR:HA	1.48	0.96
25:DB:1654:A:O2'	27:DD:118:PHE:HB3	1.64	0.96
46:DW:23:LYS:HD2	46:DW:24:ARG:HG3	1.45	0.96
31:DH:31:VAL:HB	31:DH:32:PRO:HD2	1.48	0.96
29:DF:66:ILE:HD11	29:DF:83:PRO:HB3	1.47	0.96
34:BK:70:ARG:HB3	34:BK:71:PRO:HD2	0.98	0.96
43:DT:39:THR:HG21	43:DT:42:GLU:HG2	1.48	0.96
31:DH:129:GLU:HA	31:DH:143:ILE:HA	1.47	0.96
46:BW:39:GLN:HG3	46:BW:42:THR:HB	1.47	0.96
46:DW:39:GLN:HG3	46:DW:42:THR:HB	1.47	0.96
5:CC:6:PRO:HG3	5:CC:200:TRP:HE1	1.29	0.96
4:AB:163:ILE:HG23	4:AB:164:ASP:H	1.29	0.96

Continued on next page...

Continued from previous page...

Atom-1	Atom-2	Distance(Å)	Clash(Å)
10:AH:54:THR:HG23	10:AH:55:LYS:HG2	1.48	0.96
25:DB:2311:A:H1'	29:DF:78:ILE:HD11	1.45	0.96
9:AG:64:ALA:HB1	9:AG:126:ALA:HB3	1.44	0.96
35:DL:123:ARG:HA	35:DL:143:GLU:HB3	1.44	0.96
40:BQ:91:ARG:HE	40:BQ:94:LEU:HD23	1.26	0.96
39:DP:75:THR:HG23	39:DP:76:HIS:H	1.29	0.95
26:DC:140:VAL:HG12	26:DC:141:HIS:H	1.29	0.95
26:BC:140:VAL:HG12	26:BC:141:HIS:H	1.30	0.95
44:BU:49:PRO:HA	44:BU:53:GLN:HE21	1.32	0.95
36:DM:35:ALA:HB3	36:DM:99:GLY:H	1.30	0.95
43:BT:29:THR:HA	43:BT:86:THR:HA	1.48	0.95
5:AC:67:ILE:HB	5:AC:102:ILE:HG22	1.49	0.95
44:DU:49:PRO:HA	44:DU:53:GLN:HE21	1.31	0.95
7:CE:152:VAL:HA	7:CE:155:LYS:HD3	1.47	0.95
4:CB:59:ILE:HG22	4:CB:62:ARG:HD2	1.46	0.95
36:BM:35:ALA:HB3	36:BM:99:GLY:H	1.31	0.95
4:AB:90:PHE:H	4:AB:149:GLY:HA3	1.29	0.94
29:DF:72:SER:HA	29:DF:78:ILE:HG22	1.45	0.94
1:CA:619:U:H3	6:CD:130:ASN:HD21	1.13	0.94
16:CN:26:LEU:HG	16:CN:44:VAL:HG22	1.48	0.94
42:BS:47:VAL:HG12	42:BS:103:ILE:HD13	1.49	0.94
49:DZ:25:GLY:HA3	49:DZ:46:MET:HE1	1.50	0.94
25:DB:95:A:H4'	48:DY:38:GLN:NE2	1.82	0.94
29:DF:168:LEU:HD22	29:DF:169:LEU:H	1.32	0.94
21:AS:62:THR:H	21:AS:65:MET:HE3	1.33	0.94
29:BF:66:ILE:HD11	29:BF:83:PRO:HB3	1.48	0.94
23:CU:19:LYS:HB2	23:CU:20:ARG:HH21	1.29	0.94
7:AE:46:GLY:HA3	7:AE:70:MET:HG2	1.49	0.94
8:AF:42:TRP:HB2	8:AF:59:TYR:HB2	1.49	0.94
13:AK:110:THR:HG22	23:AU:4:LYS:HA	1.48	0.94
15:AM:44:ILE:HA	15:AM:47:LEU:HD13	1.50	0.94
31:BH:31:VAL:HB	31:BH:32:PRO:HD2	1.49	0.94
8:CF:3:HIS:HB2	8:CF:92:THR:HA	1.50	0.94
19:AQ:58:VAL:HG12	19:AQ:77:VAL:HA	1.50	0.93
29:BF:72:SER:HA	29:BF:78:ILE:HG22	1.46	0.93
18:AP:51:ARG:HD3	18:AP:52:LEU:H	1.31	0.93
54:D4:7:VAL:HG13	54:D4:8:LYS:H	1.33	0.93
6:CD:187:ARG:HH21	6:CD:196:GLU:HG2	1.32	0.93
27:DD:10:GLY:HA3	27:DD:26:VAL:H	1.32	0.93
43:BT:39:THR:HG21	43:BT:42:GLU:HG2	1.48	0.93
8:CF:54:LEU:HD22	8:CF:55:HIS:H	1.33	0.93
30:BG:30:GLY:HA3	30:BG:78:VAL:HA	1.51	0.93

Continued on next page...

Continued from previous page...

Atom-1	Atom-2	Distance(Å)	Clash(Å)
13:AK:22:ILE:HG21	13:AK:95:THR:HG21	1.46	0.93
30:DG:30:GLY:HA3	30:DG:78:VAL:HA	1.50	0.93
29:BF:168:LEU:HD22	29:BF:169:LEU:H	1.34	0.93
33:BJ:3:THR:HG21	40:BQ:60:TRP:HE1	1.32	0.93
31:DH:14:SER:HB2	31:DH:17:ASP:HB2	1.50	0.93
27:BD:10:GLY:HA3	27:BD:26:VAL:H	1.31	0.93
29:DF:36:ASN:HA	29:DF:87:LYS:HA	1.50	0.93
47:DX:32:LEU:HD12	47:DX:51:SER:HB3	1.50	0.92
25:BB:2355:G:H4'	46:BW:20:LEU:HD13	1.49	0.92
21:CS:44:ILE:HG23	21:CS:62:THR:HA	1.50	0.92
4:CB:158:ASP:HB3	4:CB:181:PRO:HD2	1.51	0.92
54:B4:7:VAL:HG13	54:B4:8:LYS:H	1.33	0.92
5:AC:63:ILE:HG12	5:AC:98:ALA:HB1	1.51	0.92
37:DN:101:GLY:HA2	37:DN:110:MET:N	1.84	0.92
25:DB:855:G:N2	46:DW:23:LYS:HG2	1.84	0.92
25:DB:1098:A:H3'	32:DI:3:LYS:CA	1.98	0.92
4:AB:46:VAL:HG13	4:AB:47:PRO:HD3	1.52	0.92
27:BD:33:ARG:HE	27:BD:74:GLU:HB3	1.35	0.92
50:D0:27:LEU:HD11	50:D0:36:LYS:HG2	1.51	0.92
22:CT:61:ALA:HA	22:CT:67:HIS:H	1.32	0.91
17:CO:69:LEU:HD11	17:CO:76:ARG:HB2	1.51	0.91
1:CA:939:G:H5'	9:CG:101:ARG:HH12	1.31	0.91
11:CI:56:MET:HA	11:CI:59:LYS:HB3	1.48	0.91
25:DB:2336:A:N6	46:DW:40:ARG:HD2	1.86	0.91
18:CP:6:LEU:HA	18:CP:19:VAL:HA	1.52	0.91
9:AG:66:GLU:HA	9:AG:69:ARG:HE	1.34	0.91
4:CB:8:MET:HG2	4:CB:46:VAL:HB	1.51	0.91
32:DI:11:GLN:HG2	32:DI:55:PRO:HB3	1.51	0.91
5:AC:120:THR:HB	5:AC:188:ALA:HB2	1.53	0.91
7:CE:50:GLY:H	7:CE:62:ALA:HB2	1.36	0.91
1:AA:1081:A:H5'	7:AE:22:LYS:HD3	1.51	0.91
5:AC:155:ARG:H	5:AC:162:ALA:HA	1.36	0.91
37:BN:85:PRO:HA	37:BN:88:ALA:HB2	1.52	0.91
25:BB:2336:A:N6	46:BW:40:ARG:HD2	1.86	0.91
15:AM:64:VAL:HA	15:AM:68:LEU:HD12	1.50	0.91
26:BC:144:GLU:HA	26:BC:151:GLY:HA2	1.51	0.91
1:AA:522:C:H41	14:AL:49:ARG:NH2	1.68	0.91
25:BB:2882:A:H4'	37:BN:97:ILE:HD11	1.52	0.91
25:BB:855:G:N2	46:BW:23:LYS:HG2	1.87	0.90
50:B0:27:LEU:HD11	50:B0:36:LYS:HG2	1.51	0.90
37:DN:85:PRO:HA	37:DN:88:ALA:HB2	1.53	0.90
33:BJ:35:ARG:HE	33:BJ:140:LEU:HD11	1.36	0.90

Continued on next page...

Continued from previous page...

Atom-1	Atom-2	Distance(Å)	Clash(Å)
37:BN:101:GLY:HA2	37:BN:110:MET:N	1.85	0.90
26:DC:144:GLU:HA	26:DC:151:GLY:HA2	1.53	0.90
47:DX:63:ILE:HD12	47:DX:63:ILE:H	1.36	0.90
36:DM:19:GLY:H	36:DM:38:ARG:HH21	1.20	0.90
25:DB:2336:A:H62	46:DW:40:ARG:HD2	1.34	0.90
1:AA:1367:C:H5"	11:AI:115:VAL:HG23	1.53	0.90
10:CH:14:ARG:HB3	10:CH:74:ILE:HD13	1.54	0.90
29:BF:36:ASN:HA	29:BF:87:LYS:HA	1.52	0.90
36:BM:19:GLY:H	36:BM:38:ARG:NH2	1.69	0.90
1:AA:1056:U:H5'	5:AC:162:ALA:HB2	1.53	0.90
33:BJ:64:VAL:HG11	33:BJ:69:ARG:HB2	1.53	0.90
18:AP:26:ASN:HD21	18:AP:31:ARG:HD2	1.36	0.90
25:BB:95:A:H4'	48:BY:38:GLN:NE2	1.87	0.90
29:DF:69:ALA:HB1	29:DF:78:ILE:HG23	1.54	0.90
33:DJ:35:ARG:HE	33:DJ:140:LEU:HD11	1.34	0.90
29:BF:69:ALA:HB1	29:BF:78:ILE:HG23	1.54	0.90
46:DW:9:THR:HG23	46:DW:10:ARG:HD3	1.53	0.90
25:BB:1060:U:N3	25:BB:1088:A:N7	2.20	0.90
25:BB:2336:A:H62	46:BW:40:ARG:HD2	1.37	0.90
17:CO:61:GLN:HE21	17:CO:65:LEU:HD11	1.36	0.89
27:BD:46:ARG:HH12	27:BD:86:GLU:H	1.20	0.89
7:CE:87:VAL:HG13	7:CE:88:HIS:H	1.37	0.89
40:DQ:87:VAL:HG11	41:DR:52:PRO:HA	1.54	0.89
25:DB:309:A:H4'	44:DU:16:LYS:HZ1	1.38	0.89
31:BH:14:SER:HB2	31:BH:17:ASP:HB2	1.52	0.89
5:AC:149:LYS:HG3	5:AC:200:TRP:HB2	1.55	0.89
7:CE:75:LEU:HA	7:CE:81:GLN:HE21	1.36	0.89
31:BH:85:GLY:H	31:BH:90:LEU:HA	1.38	0.89
4:CB:67:LEU:HB2	4:CB:157:PRO:HB2	1.53	0.89
25:DB:1060:U:N3	25:DB:1088:A:N7	2.20	0.89
25:DB:2355:G:H4'	46:DW:20:LEU:HD13	1.52	0.89
27:DD:33:ARG:HE	27:DD:74:GLU:HB3	1.38	0.89
16:AN:12:ARG:HA	16:AN:15:LEU:HD21	1.55	0.89
15:CM:80:MET:HE1	15:CM:90:HIS:HB3	1.53	0.89
13:CK:85:VAL:HG23	13:CK:111:ASP:HA	1.55	0.89
18:CP:40:ASN:HD22	18:CP:41:PRO:HD2	1.34	0.89
21:AS:18:VAL:HG13	21:AS:19:GLU:H	1.35	0.89
25:DB:1024:G:H3'	25:DB:1025:G:H5"	1.52	0.89
5:CC:69:THR:HG22	5:CC:71:ARG:H	1.38	0.89
45:BV:70:ILE:HG12	45:BV:71:LYS:H	1.38	0.89
7:AE:84:VAL:HG13	7:AE:95:MET:HB2	1.51	0.89
25:DB:1099:G:H8	32:DI:3:LYS:H	1.15	0.89

Continued on next page...

Continued from previous page...

Atom-1	Atom-2	Distance(Å)	Clash(Å)
1:CA:83:C:H2'	1:CA:85:U:H3	1.38	0.89
6:CD:55:ARG:HH12	6:CD:58:GLN:HB3	1.37	0.88
44:DU:73:ASN:HD21	44:DU:77:GLY:H	1.20	0.88
7:CE:83:PRO:HG3	7:CE:97:PRO:HD3	1.55	0.88
47:BX:63:ILE:H	47:BX:63:ILE:HD12	1.38	0.88
7:AE:106:ALA:HB1	7:AE:110:MET:HG2	1.54	0.88
44:DU:58:VAL:HG12	44:DU:59:GLU:H	1.37	0.88
4:CB:41:ASN:HD22	4:CB:44:LYS:H	1.13	0.88
1:AA:522:C:H41	14:AL:49:ARG:HH22	1.16	0.88
32:BI:129:GLU:HB3	32:BI:133:ARG:HH12	1.35	0.88
4:CB:22:TRP:H	4:CB:189:ASN:HA	1.38	0.88
11:AI:18:VAL:HA	11:AI:64:ILE:HG23	1.54	0.88
7:CE:14:LEU:HD23	7:CE:36:THR:HG22	1.55	0.88
37:DN:37:THR:HG22	37:DN:39:PRO:HD2	1.56	0.88
25:DB:1059:G:H1'	32:DI:127:SER:HB3	1.55	0.88
13:AK:124:LYS:HA	23:AU:34:ARG:HB3	1.56	0.88
46:BW:49:ASN:HB2	46:BW:60:ALA:HA	1.56	0.88
25:BB:2305:U:H5''	29:BF:130:GLY:HA3	1.53	0.88
27:DD:46:ARG:HH12	27:DD:86:GLU:H	1.21	0.88
11:CI:32:ARG:HD2	11:CI:36:GLN:HB3	1.56	0.88
12:CJ:8:ILE:HG22	12:CJ:100:ILE:HG22	1.55	0.88
4:CB:48:MET:SD	4:CB:199:ILE:HA	2.13	0.88
25:BB:1309:G:H4'	52:B2:7:PRO:HB2	1.54	0.88
4:CB:100:LEU:HD11	4:CB:175:ALA:HB2	1.53	0.88
33:DJ:64:VAL:HG11	33:DJ:69:ARG:HB2	1.54	0.88
1:CA:699:C:H2'	1:CA:700:G:H5''	1.56	0.88
1:AA:1328:C:H5''	15:AM:27:THR:HG21	1.56	0.88
25:DB:2314:A:H5'	29:DF:34:THR:HG21	1.55	0.87
45:BV:63:ILE:H	45:BV:70:ILE:HG13	1.38	0.87
7:AE:96:GLN:HG2	7:AE:97:PRO:HD2	1.54	0.87
9:CG:72:VAL:H	9:CG:141:HIS:HE1	1.16	0.87
25:DB:71:A:H4'	25:DB:72:U:H5'	1.56	0.87
11:CI:14:SER:HA	11:CI:68:GLY:HA3	1.54	0.87
25:BB:858:G:N3	25:BB:2268:A:H2'	1.90	0.87
1:AA:699:C:H2'	1:AA:700:G:H5''	1.55	0.87
31:DH:81:ALA:HB2	31:DH:147:VAL:HG23	1.57	0.87
19:AQ:4:ILE:HD12	19:AQ:6:THR:H	1.39	0.87
40:BQ:87:VAL:HG11	41:BR:52:PRO:HA	1.57	0.87
25:BB:2619:C:O2	27:BD:161:MET:HE1	1.75	0.87
25:DB:858:G:N3	25:DB:2268:A:H2'	1.89	0.87
31:DH:93:SER:HG	31:DH:122:LEU:HB3	1.40	0.87
36:BM:19:GLY:H	36:BM:38:ARG:HH21	1.16	0.87

Continued on next page...

Continued from previous page...

Atom-1	Atom-2	Distance(Å)	Clash(Å)
25:BB:279:A:N6	25:BB:361:G:H1'	1.89	0.87
14:AL:85:ARG:HB3	14:AL:93:ARG:HD3	1.55	0.87
14:CL:23:LEU:HD23	14:CL:58:ASN:HB2	1.56	0.87
13:CK:125:LYS:HD2	23:CU:32:ARG:HB3	1.56	0.87
44:BU:73:ASN:HD21	44:BU:77:GLY:H	1.19	0.87
25:BB:2144:G:H3'	25:BB:2146:C:H5''	1.56	0.87
25:DB:1099:G:C8	32:DI:3:LYS:N	2.42	0.87
47:BX:32:LEU:HD12	47:BX:51:SER:HB3	1.55	0.87
25:BB:1024:G:H3'	25:BB:1025:G:H5''	1.56	0.86
31:DH:81:ALA:HA	31:DH:146:VAL:HG13	1.56	0.86
1:AA:1217:C:H3'	16:AN:8:ARG:HH21	1.39	0.86
4:CB:113:LEU:HD22	4:CB:151:LYS:HB2	1.57	0.86
36:DM:19:GLY:H	36:DM:38:ARG:NH2	1.73	0.86
45:DV:63:ILE:H	45:DV:70:ILE:HG13	1.38	0.86
5:CC:46:LEU:HD13	5:CC:51:VAL:HG11	1.55	0.86
13:AK:52:ARG:HA	13:AK:56:LYS:HB3	1.56	0.86
12:AJ:36:VAL:HG13	12:AJ:76:ILE:HA	1.56	0.86
25:BB:870:U:H2'	25:BB:871:U:H5''	1.57	0.86
25:DB:1012:U:O4	33:DJ:30:THR:HG21	1.74	0.86
16:AN:12:ARG:HG3	16:AN:60:ARG:HH22	1.41	0.86
25:BB:71:A:H4'	25:BB:72:U:H5'	1.55	0.86
1:AA:1294:G:H2'	1:AA:1295:U:O4'	1.75	0.86
15:CM:28:ARG:HH12	15:CM:59:VAL:HA	1.39	0.86
36:DM:127:LYS:H	36:DM:127:LYS:HD3	1.38	0.86
29:DF:11:VAL:HG12	29:DF:12:VAL:H	1.38	0.86
11:AI:64:ILE:HG22	11:AI:65:THR:H	1.38	0.86
36:DM:38:ARG:HH11	36:DM:38:ARG:HB3	1.40	0.86
32:BI:27:LEU:HD23	32:BI:27:LEU:H	1.40	0.86
28:BE:108:ILE:HG12	35:BL:2:ARG:HH22	1.40	0.86
25:DB:1568:G:H4'	26:DC:58:LYS:HB3	1.57	0.86
8:CF:38:ARG:HH11	8:CF:98:GLU:H	1.20	0.86
25:DB:2305:U:H1'	29:DF:132:ARG:HA	1.55	0.86
42:BS:22:ASP:HA	42:BS:25:ARG:HH12	1.38	0.86
7:AE:121:ASN:HD22	7:AE:121:ASN:H	1.21	0.86
15:CM:30:LYS:HA	15:CM:33:LEU:HD12	1.56	0.86
28:DE:75:SER:O	28:DE:77:ILE:N	2.08	0.86
44:BU:58:VAL:HG12	44:BU:59:GLU:H	1.36	0.86
15:CM:22:TYR:HD2	15:CM:65:GLU:HA	1.41	0.86
1:AA:429:U:H5'	6:AD:8:LEU:HD22	1.57	0.86
25:DB:1098:A:C3'	32:DI:3:LYS:HA	2.04	0.86
28:BE:75:SER:O	28:BE:77:ILE:N	2.09	0.86
37:BN:37:THR:HG22	37:BN:39:PRO:HD2	1.57	0.85

Continued on next page...

Continued from previous page...

Atom-1	Atom-2	Distance(Å)	Clash(Å)
1:CA:1346:A:H61	1:CA:1374:A:H3'	1.39	0.85
21:AS:17:LYS:HA	21:AS:20:LYS:HE3	1.57	0.85
25:DB:1309:G:H4'	52:D2:7:PRO:HB2	1.58	0.85
8:AF:12:PRO:HG3	8:AF:54:LEU:HD11	1.58	0.85
35:BL:103:ILE:H	35:BL:103:ILE:HD12	1.39	0.85
28:DE:108:ILE:HG12	35:DL:2:ARG:HH22	1.38	0.85
4:CB:19:THR:HA	4:CB:37:VAL:HG23	1.57	0.85
40:DQ:10:ARG:HA	40:DQ:13:HIS:HB2	1.58	0.85
46:BW:9:THR:HG23	46:BW:10:ARG:HD3	1.55	0.85
35:DL:103:ILE:H	35:DL:103:ILE:HD12	1.39	0.85
46:BW:24:ARG:HA	46:BW:66:VAL:H	1.38	0.85
39:DP:50:ARG:HB3	39:DP:57:ALA:N	1.91	0.85
25:DB:870:U:H2'	25:DB:871:U:H5''	1.57	0.85
40:DQ:4:LYS:HE3	40:DQ:7:VAL:H	1.40	0.85
1:CA:1294:G:H2'	1:CA:1295:U:O4'	1.75	0.85
5:AC:154:GLY:HA2	5:AC:163:ARG:H	1.42	0.85
10:AH:13:ILE:HG22	10:AH:62:LEU:HD11	1.59	0.85
46:DW:24:ARG:HA	46:DW:66:VAL:H	1.39	0.85
10:AH:10:LEU:HD22	10:AH:74:ILE:HD11	1.58	0.85
5:AC:32:LEU:HD11	16:AN:92:ILE:HG12	1.58	0.85
16:CN:60:ARG:HH21	16:CN:70:HIS:H	1.24	0.85
4:AB:202:ASN:ND2	4:AB:204:ASP:H	1.75	0.85
13:AK:22:ILE:HD13	13:AK:85:VAL:HG13	1.56	0.85
39:BP:50:ARG:HB3	39:BP:57:ALA:N	1.90	0.85
45:DV:70:ILE:HG12	45:DV:71:LYS:H	1.39	0.85
45:BV:53:LYS:HD2	45:BV:55:GLU:HG3	1.58	0.85
30:DG:84:LYS:HG3	30:DG:132:LEU:N	1.91	0.85
13:CK:34:THR:HG23	13:CK:39:ASN:H	1.42	0.85
4:AB:13:VAL:HB	4:AB:211:LEU:HD11	1.59	0.85
25:DB:1098:A:H2'	32:DI:4:VAL:N	1.92	0.85
33:DJ:41:LYS:HZ1	33:DJ:51:GLY:HA2	1.40	0.85
43:BT:5:GLU:HA	43:BT:8:LEU:HB2	1.58	0.85
16:CN:78:LEU:HB3	16:CN:82:LYS:HB3	1.58	0.85
15:CM:21:ILE:HB	15:CM:24:VAL:HG13	1.57	0.85
16:AN:92:ILE:HG21	16:AN:95:LEU:HD22	1.58	0.85
40:DQ:30:VAL:HG22	40:DQ:31:TYR:H	1.41	0.85
25:BB:2149:U:H2'	25:BB:2150:C:C6	2.10	0.85
40:BQ:30:VAL:HG22	40:BQ:31:TYR:H	1.42	0.85
1:AA:981:U:H5'	16:AN:60:ARG:HE	1.42	0.85
43:DT:53:VAL:HG11	43:DT:87:LEU:HD22	1.59	0.85
38:DO:35:ILE:HD11	38:DO:102:ARG:HE	1.42	0.85
30:BG:84:LYS:HG3	30:BG:132:LEU:N	1.91	0.85

Continued on next page...

Continued from previous page...

Atom-1	Atom-2	Distance(Å)	Clash(Å)
31:DH:116:ARG:HE	31:DH:133:GLN:HB3	1.42	0.85
25:DB:126:A:H5'	52:D2:19:ARG:HG3	1.56	0.85
45:BV:4:ILE:HB	45:BV:63:ILE:HG13	1.57	0.84
30:DG:53:PRO:HG2	30:DG:61:TRP:N	1.92	0.84
43:DT:5:GLU:HA	43:DT:8:LEU:HB2	1.57	0.84
1:CA:545:C:H5'	6:CD:68:GLU:HB2	1.59	0.84
27:BD:8:LYS:HD3	27:BD:197:THR:H	1.39	0.84
36:BM:38:ARG:HH11	36:BM:38:ARG:HB3	1.40	0.84
15:CM:63:VAL:HG12	15:CM:68:LEU:HB2	1.59	0.84
22:CT:55:PRO:HG2	22:CT:56:ILE:HD12	1.60	0.84
30:DG:53:PRO:CG	30:DG:61:TRP:H	1.90	0.84
30:DG:89:VAL:HB	30:DG:159:LYS:HA	1.59	0.84
25:DB:2502:G:H5'	25:DB:2503:A:H5''	1.57	0.84
46:DW:49:ASN:HB2	46:DW:60:ALA:HA	1.57	0.84
7:CE:111:ARG:HE	7:CE:112:ALA:HB2	1.43	0.84
9:CG:128:GLU:HB2	9:CG:130:LYS:HD3	1.59	0.84
29:BF:11:VAL:HG12	29:BF:12:VAL:H	1.40	0.84
26:BC:143:VAL:HB	26:BC:153:LEU:HB2	1.57	0.84
15:CM:28:ARG:HH21	15:CM:62:PHE:HB2	1.43	0.84
26:DC:143:VAL:HB	26:DC:153:LEU:HB2	1.59	0.84
1:AA:842:U:C3'	1:AA:843:U:H4'	2.07	0.84
21:AS:50:VAL:HG22	21:AS:70:LEU:HD23	1.59	0.84
4:CB:45:THR:HG22	4:CB:199:ILE:HD12	1.59	0.84
1:CA:464:U:H2'	1:CA:465:A:H3'	1.60	0.84
8:CF:88:MET:HG3	8:CF:89:VAL:H	1.42	0.84
1:AA:716:A:H1'	13:AK:119:GLY:HA2	1.59	0.84
7:CE:28:ARG:HG2	7:CE:29:ILE:H	1.42	0.84
6:AD:84:ASN:HD21	6:AD:87:GLU:H	1.22	0.84
5:CC:151:GLU:HB3	5:CC:198:LYS:HB2	1.60	0.84
1:AA:1346:A:H61	1:AA:1374:A:H3'	1.42	0.84
19:CQ:28:VAL:HG13	19:CQ:37:ILE:HG13	1.60	0.84
1:AA:464:U:H2'	1:AA:465:A:H3'	1.59	0.84
36:BM:127:LYS:H	36:BM:127:LYS:HD3	1.42	0.84
25:DB:1098:A:N7	32:DI:3:LYS:HB3	1.93	0.83
4:CB:18:GLN:HG2	4:CB:189:ASN:HB3	1.59	0.83
30:BG:43:LYS:HB2	30:BG:50:THR:HB	1.58	0.83
15:AM:2:ARG:HG3	15:AM:8:ILE:HG13	1.60	0.83
40:BQ:10:ARG:HA	40:BQ:13:HIS:HB2	1.59	0.83
34:DK:34:VAL:HG23	34:DK:35:GLY:H	1.43	0.83
25:BB:2502:G:H5'	25:BB:2503:A:H5''	1.59	0.83
5:AC:156:LEU:H	5:AC:156:LEU:HD12	1.42	0.83
34:BK:34:VAL:HG23	34:BK:35:GLY:H	1.42	0.83

Continued on next page...

Continued from previous page...

Atom-1	Atom-2	Distance(Å)	Clash(Å)
6:CD:12:ARG:HB3	6:CD:37:PRO:HA	1.58	0.83
15:CM:16:ILE:HG23	15:CM:17:ALA:H	1.41	0.83
27:DD:184:ARG:HB2	27:DD:186:LEU:HD13	1.60	0.83
1:AA:1071:C:H2'	1:AA:1072:G:H8	1.43	0.83
25:DB:1099:G:H5''	32:DI:2:LYS:HA	1.58	0.83
1:CA:842:U:C3'	1:CA:843:U:H4'	2.08	0.83
30:BG:53:PRO:HG2	30:BG:61:TRP:N	1.92	0.83
13:CK:86:LYS:HB2	13:CK:112:VAL:HG23	1.60	0.83
47:BX:58:ILE:HD13	47:BX:66:VAL:HG21	1.58	0.83
1:AA:619:U:H3	6:AD:130:ASN:ND2	1.74	0.83
30:BG:53:PRO:CG	30:BG:61:TRP:H	1.90	0.83
40:BQ:4:LYS:HE3	40:BQ:7:VAL:H	1.42	0.83
7:CE:37:VAL:HG21	7:CE:136:VAL:HG21	1.59	0.83
6:AD:61:ARG:HH12	6:AD:68:GLU:HA	1.44	0.83
27:BD:184:ARG:HB2	27:BD:186:LEU:HD13	1.60	0.83
5:AC:7:ASN:HD21	16:AN:89:ARG:HA	1.41	0.83
9:AG:26:VAL:HA	9:AG:42:VAL:HG21	1.60	0.83
39:BP:57:ALA:HA	39:BP:73:PHE:O	1.78	0.83
1:CA:618:C:H1'	18:CP:14:ARG:HH21	1.41	0.83
25:BB:528:A:N1	25:BB:2042:A:H2'	1.92	0.83
25:DB:2267:A:C8	25:DB:2267:A:H3'	2.14	0.83
46:BW:24:ARG:HD3	46:BW:65:LYS:HD3	1.58	0.83
11:CI:40:ARG:HH11	11:CI:40:ARG:HB3	1.44	0.83
33:DJ:73:VAL:HG23	33:DJ:74:TYR:H	1.44	0.83
8:AF:8:PHE:HB2	8:AF:84:VAL:HG21	1.61	0.83
31:BH:27:ARG:H	31:BH:31:VAL:CG2	1.92	0.83
47:DX:58:ILE:HD13	47:DX:66:VAL:HG21	1.59	0.83
45:DV:4:ILE:HB	45:DV:63:ILE:HG13	1.58	0.83
38:BO:35:ILE:HD11	38:BO:102:ARG:HE	1.43	0.83
44:BU:34:ILE:HG12	44:BU:63:ALA:HB2	1.60	0.83
29:BF:177:ARG:HE	29:BF:178:LYS:H	1.22	0.83
7:CE:14:LEU:HD22	7:CE:15:ILE:N	1.92	0.83
7:CE:38:VAL:H	7:CE:46:GLY:HA3	1.43	0.83
1:AA:1322:C:O2	1:AA:1322:C:H2'	1.79	0.83
31:DH:144:VAL:HG12	31:DH:145:ASN:H	1.43	0.83
14:AL:82:ARG:HB2	14:AL:97:VAL:HG22	1.60	0.83
7:CE:73:VAL:HG23	7:CE:146:MET:HG3	1.60	0.83
45:DV:63:ILE:N	45:DV:70:ILE:HG13	1.94	0.83
11:CI:98:ARG:HG2	11:CI:103:VAL:HG21	1.60	0.82
43:BT:57:VAL:HG22	43:BT:58:VAL:H	1.44	0.82
43:BT:40:LYS:HZ2	43:BT:60:THR:H	1.25	0.82
43:DT:11:LEU:H	43:DT:11:LEU:HD22	1.44	0.82

Continued on next page...

Continued from previous page...

Atom-1	Atom-2	Distance(Å)	Clash(Å)
31:BH:132:PHE:HB3	31:BH:140:ALA:HB3	1.61	0.82
1:CA:1236:A:H4'	1:CA:1304:G:H4'	1.60	0.82
30:BG:89:VAL:HB	30:BG:159:LYS:HA	1.59	0.82
13:AK:86:LYS:HB2	13:AK:112:VAL:HG23	1.59	0.82
9:CG:13:PRO:HA	9:CG:20:GLU:HA	1.60	0.82
29:DF:177:ARG:HE	29:DF:178:LYS:H	1.23	0.82
4:AB:73:ARG:HG3	4:AB:94:ARG:HH22	1.44	0.82
22:AT:66:ILE:HG13	22:AT:70:LYS:HD3	1.59	0.82
25:DB:543:G:H3'	25:DB:544:C:H5''	1.58	0.82
1:AA:1236:A:H4'	1:AA:1304:G:H4'	1.60	0.82
43:BT:53:VAL:HG11	43:BT:87:LEU:HD22	1.61	0.82
19:CQ:59:GLU:HB2	19:CQ:76:ARG:HG2	1.61	0.82
16:CN:26:LEU:HB3	16:CN:44:VAL:HG13	1.59	0.82
31:BH:32:PRO:HG3	47:BX:38:TRP:HB3	1.61	0.82
25:BB:1060:U:C2	25:BB:1088:A:N7	2.48	0.82
25:DB:2305:U:H5''	29:DF:130:GLY:HA3	1.62	0.82
25:BB:27:G:H22	25:BB:512:G:H2'	1.43	0.82
23:AU:8:ASN:ND2	23:AU:9:GLU:H	1.78	0.82
42:DS:24:ILE:HG23	42:DS:32:ALA:HB1	1.61	0.82
32:DI:121:ILE:HD13	32:DI:121:ILE:H	1.44	0.82
27:DD:14:ILE:HA	39:DP:11:GLN:HE22	1.44	0.82
11:AI:16:ALA:HA	11:AI:66:VAL:HA	1.61	0.82
1:CA:1144:G:N2	1:CA:1146:A:H62	1.77	0.82
13:AK:86:LYS:HG3	13:AK:113:THR:HA	1.58	0.82
14:AL:27:PRO:HG2	14:AL:28:GLN:HE21	1.43	0.82
23:CU:47:ALA:HA	23:CU:50:SER:HB2	1.61	0.82
31:DH:27:ARG:H	31:DH:31:VAL:CG2	1.92	0.82
13:CK:125:LYS:HE3	23:CU:32:ARG:HD2	1.59	0.82
1:AA:1144:G:N2	1:AA:1146:A:H62	1.77	0.82
5:AC:4:VAL:HG22	5:AC:5:HIS:H	1.42	0.82
25:BB:1082:U:C4	25:BB:1086:A:C2	2.67	0.82
49:BZ:16:LEU:H	49:BZ:16:LEU:HD22	1.45	0.82
1:AA:1226:C:H41	15:AM:102:LYS:HE3	1.43	0.82
43:DT:53:VAL:HG12	43:DT:54:GLU:H	1.45	0.82
25:DB:1060:U:C2	25:DB:1088:A:N7	2.47	0.82
17:AO:70:LYS:HA	17:AO:74:VAL:HG22	1.61	0.82
33:DJ:81:ILE:HG23	33:DJ:82:GLY:H	1.45	0.82
43:BT:29:THR:H	43:BT:91:GLN:HE22	1.26	0.82
9:AG:148:LYS:HE2	13:AK:60:PHE:HB3	1.62	0.82
43:DT:29:THR:H	43:DT:91:GLN:HE22	1.25	0.82
31:BH:82:SER:HB2	31:BH:146:VAL:HG22	1.60	0.82
48:BY:7:ARG:HH21	48:BY:9:LYS:HD2	1.45	0.82

Continued on next page...

Continued from previous page...

Atom-1	Atom-2	Distance(Å)	Clash(Å)
23:AU:31:VAL:HG12	23:AU:32:ARG:H	1.42	0.82
25:BB:140:C:H4'	25:BB:141:G:C2	2.15	0.82
1:CA:796:C:H5'	13:CK:128:VAL:HG13	1.62	0.82
27:DD:8:LYS:HD3	27:DD:197:THR:H	1.42	0.82
44:DU:78:LYS:HG2	44:DU:79:ALA:H	1.44	0.82
23:AU:20:ARG:HH12	23:AU:21:SER:HB3	1.45	0.82
26:DC:129:LEU:HD23	26:DC:130:PRO:HD2	1.62	0.82
25:BB:919:U:H2'	25:BB:920:A:C8	2.15	0.82
48:DY:7:ARG:HH21	48:DY:9:LYS:HD2	1.44	0.82
33:BJ:73:VAL:HG23	33:BJ:74:TYR:H	1.43	0.82
25:DB:1993:U:H4'	27:DD:133:THR:HG21	1.61	0.81
11:CI:23:GLY:H	11:CI:60:LEU:HA	1.43	0.81
43:BT:11:LEU:HD22	43:BT:11:LEU:H	1.45	0.81
30:DG:43:LYS:HB2	30:DG:50:THR:HB	1.61	0.81
41:BR:25:LEU:HB3	41:BR:27:ILE:HG12	1.61	0.81
25:DB:1055:G:C8	25:DB:1056:G:H1'	2.14	0.81
25:DB:1082:U:C4	25:DB:1086:A:C2	2.68	0.81
1:AA:1313:U:OP2	21:AS:5:LYS:HA	1.80	0.81
5:CC:71:ARG:HH21	5:CC:74:ILE:HG21	1.44	0.81
36:BM:19:GLY:N	36:BM:38:ARG:HH21	1.76	0.81
25:BB:1022:G:H22	25:BB:1142:A:H2	1.26	0.81
25:DB:1022:G:H22	25:DB:1142:A:H2	1.28	0.81
6:CD:18:LEU:HB3	6:CD:20:LEU:HG	1.62	0.81
14:AL:35:ARG:NH2	14:AL:75:GLU:HB3	1.95	0.81
25:BB:1568:G:H4'	26:BC:58:LYS:HB3	1.62	0.81
32:DI:27:LEU:HD23	32:DI:27:LEU:H	1.43	0.81
25:BB:404:A:H4'	25:BB:405:U:H5'	1.63	0.81
22:AT:5:SER:HA	22:AT:7:LYS:HE2	1.60	0.81
25:BB:922:C:HO2'	46:BW:25:PHE:HZ	1.29	0.81
16:AN:20:PHE:HA	16:AN:24:ALA:HB2	1.62	0.81
13:CK:28:ASN:HD22	13:CK:56:LYS:HD2	1.45	0.81
33:BJ:46:PRO:HD3	40:BQ:59:LEU:HD21	1.63	0.81
47:DX:32:LEU:H	47:DX:51:SER:HB2	1.45	0.81
1:CA:56:U:H2'	1:CA:57:G:H8	1.46	0.81
44:BU:78:LYS:HG2	44:BU:79:ALA:H	1.42	0.81
25:DB:286:U:H2'	25:DB:287:G:C8	2.14	0.81
31:BH:31:VAL:CB	31:BH:32:PRO:HD2	2.10	0.81
1:CA:37:U:H5''	14:CL:120:ARG:HH21	1.45	0.81
6:AD:125:ASN:HA	6:AD:141:VAL:HB	1.61	0.81
1:AA:1323:G:H2'	1:AA:1324:A:C8	2.15	0.81
31:BH:83:LYS:HB3	31:BH:90:LEU:HD23	1.62	0.81
25:DB:2065:C:H2'	25:DB:2066:C:H6	1.46	0.81

Continued on next page...

Continued from previous page...

Atom-1	Atom-2	Distance(Å)	Clash(Å)
51:B1:33:LEU:H	51:B1:51:ALA:HB3	1.45	0.81
31:BH:7:ASP:HA	31:BH:15:LEU:HD13	1.62	0.81
4:CB:13:VAL:HB	4:CB:207:ARG:HB3	1.61	0.81
1:CA:239:U:OP1	1:CA:239:U:H4'	1.79	0.81
33:BJ:72:LYS:HB2	33:BJ:89:PHE:HB2	1.61	0.81
23:AU:13:VAL:HG13	23:AU:14:ALA:H	1.45	0.81
6:AD:94:GLU:HG2	6:AD:185:PRO:HG3	1.62	0.81
28:BE:131:THR:HG22	28:BE:161:ALA:H	1.46	0.81
5:AC:71:ARG:HH12	5:AC:73:GLY:H	1.28	0.81
41:DR:25:LEU:HB3	41:DR:27:ILE:HG12	1.60	0.81
6:AD:52:VAL:HG23	6:AD:53:GLN:H	1.43	0.81
42:DS:22:ASP:HA	42:DS:25:ARG:HH12	1.43	0.81
45:DV:53:LYS:HD2	45:DV:55:GLU:HG3	1.61	0.81
1:CA:1071:C:H2'	1:CA:1072:G:H8	1.46	0.81
10:CH:5:PRO:HG2	10:CH:6:ILE:HD12	1.61	0.81
1:CA:1054:C:O2'	1:CA:1055:A:H5''	1.81	0.81
1:AA:1226:C:N4	15:AM:102:LYS:HB3	1.96	0.81
33:DJ:72:LYS:HB2	33:DJ:89:PHE:HB2	1.61	0.81
1:CA:1323:G:H2'	1:CA:1324:A:C8	2.16	0.81
4:CB:68:PHE:HB3	4:CB:79:VAL:HG22	1.63	0.81
27:BD:10:GLY:CA	27:BD:26:VAL:H	1.94	0.81
25:BB:1141:U:H4'	25:BB:1142:A:O4'	1.79	0.81
7:AE:105:ILE:HD12	7:AE:123:LEU:HB3	1.63	0.81
25:DB:404:A:H4'	25:DB:405:U:H5'	1.63	0.81
49:DZ:16:LEU:H	49:DZ:16:LEU:HD22	1.46	0.81
44:DU:34:ILE:HG12	44:DU:63:ALA:HB2	1.61	0.81
25:DB:996:A:H4'	40:DQ:91:ARG:HG2	1.63	0.80
29:DF:34:THR:HG23	29:DF:89:THR:HG22	1.63	0.80
36:DM:19:GLY:N	36:DM:38:ARG:HH21	1.79	0.80
32:BI:55:PRO:HD3	32:BI:74:PRO:HD3	1.63	0.80
1:CA:82:G:H3'	1:CA:83:C:H4'	1.63	0.80
30:BG:84:LYS:HG2	30:BG:85:LYS:H	1.47	0.80
31:DH:31:VAL:CB	31:DH:32:PRO:HD2	2.10	0.80
8:AF:64:VAL:HG12	8:AF:65:GLU:H	1.45	0.80
30:DG:157:LYS:HB3	30:DG:159:LYS:HG3	1.62	0.80
1:AA:1432:G:H5''	39:BP:105:LYS:HG3	1.63	0.80
29:BF:6:TYR:HE2	29:BF:10:GLU:HB2	1.44	0.80
33:BJ:81:ILE:HG23	33:BJ:82:GLY:H	1.44	0.80
8:CF:11:HIS:ND1	8:CF:12:PRO:HD2	1.96	0.80
5:CC:112:ALA:HB1	5:CC:184:ASN:HB2	1.61	0.80
5:AC:163:ARG:HG2	5:AC:164:THR:H	1.47	0.80
27:BD:9:VAL:HG22	39:BP:4:ILE:HD11	1.62	0.80

Continued on next page...

Continued from previous page...

Atom-1	Atom-2	Distance(Å)	Clash(Å)
25:DB:919:U:H2'	25:DB:920:A:C8	2.17	0.80
26:BC:129:LEU:HD23	26:BC:130:PRO:HD2	1.63	0.80
46:DW:24:ARG:HD3	46:DW:65:LYS:HD3	1.63	0.80
25:BB:2267:A:C8	25:BB:2267:A:H3'	2.16	0.80
1:CA:1322:C:H2'	1:CA:1322:C:O2	1.79	0.80
31:BH:27:ARG:H	31:BH:31:VAL:HG23	1.47	0.80
25:BB:276:U:O2'	25:BB:277:G:H4'	1.81	0.80
33:BJ:45:THR:H	33:BJ:46:PRO:HD3	1.47	0.80
25:BB:279:A:H61	25:BB:361:G:H1'	1.45	0.80
5:CC:149:LYS:HB2	5:CC:168:ARG:HG3	1.64	0.80
45:BV:63:ILE:N	45:BV:70:ILE:HG13	1.96	0.80
25:BB:1012:U:O4	33:BJ:30:THR:HG21	1.81	0.80
27:BD:47:ALA:HB2	27:BD:83:ARG:HD2	1.63	0.80
31:DH:27:ARG:H	31:DH:31:VAL:HG23	1.47	0.80
17:CO:73:ASP:HB3	17:CO:76:ARG:HG3	1.62	0.80
32:DI:9:LYS:HG2	32:DI:57:VAL:HG13	1.63	0.80
1:CA:1238:A:H5'	1:CA:1336:C:N4	1.97	0.80
25:BB:275:C:H2'	25:BB:276:U:H5'	1.63	0.80
4:AB:58:LYS:H	4:AB:58:LYS:HD2	1.45	0.80
1:CA:814:A:H5'	1:CA:1511:G:H4'	1.64	0.80
25:DB:1469:A:H2'	25:DB:1470:A:C8	2.17	0.80
25:DB:670:A:H4'	25:DB:671:C:H5'	1.64	0.80
10:CH:36:ALA:HA	10:CH:39:LEU:HD23	1.62	0.80
39:DP:57:ALA:HA	39:DP:73:PHE:O	1.79	0.80
18:CP:5:ARG:HH21	18:CP:24:SER:HA	1.47	0.80
1:AA:1238:A:H5'	1:AA:1336:C:N4	1.96	0.80
4:CB:130:LYS:HB3	4:CB:134:LEU:HD12	1.62	0.80
28:DE:61:ARG:NH1	28:DE:64:GLY:HA3	1.96	0.80
11:CI:40:ARG:HA	11:CI:44:ARG:HH11	1.46	0.80
30:BG:120:ILE:HD11	30:BG:132:LEU:HB2	1.64	0.80
31:DH:7:ASP:HA	31:DH:15:LEU:HD13	1.62	0.80
40:DQ:87:VAL:HG21	41:DR:52:PRO:N	1.96	0.80
29:DF:6:TYR:HE2	29:DF:10:GLU:HB2	1.46	0.80
27:DD:47:ALA:HB2	27:DD:83:ARG:HD2	1.64	0.80
25:DB:27:G:H22	25:DB:512:G:H2'	1.46	0.79
38:DO:111:ARG:HH11	38:DO:112:GLU:HB2	1.47	0.79
37:DN:37:THR:HA	37:DN:110:MET:HE2	1.65	0.79
6:AD:24:VAL:HB	6:AD:25:ARG:HD2	1.62	0.79
36:BM:37:GLY:HA3	36:BM:127:LYS:HE2	1.64	0.79
35:BL:19:LEU:HD23	35:BL:31:GLY:HA3	1.62	0.79
53:D3:22:LYS:H	53:D3:48:MET:HB3	1.47	0.79
6:CD:36:ALA:HB2	6:CD:42:ALA:HB2	1.61	0.79

Continued on next page...

Continued from previous page...

Atom-1	Atom-2	Distance(Å)	Clash(Å)
7:AE:14:LEU:HA	7:AE:36:THR:HG22	1.62	0.79
25:DB:855:G:H21	46:DW:23:LYS:CG	1.92	0.79
4:AB:19:THR:HG23	4:AB:20:ARG:H	1.47	0.79
1:CA:1320:C:H41	21:CS:36:ARG:HG3	1.47	0.79
43:DT:57:VAL:HG22	43:DT:58:VAL:H	1.45	0.79
27:DD:10:GLY:CA	27:DD:26:VAL:H	1.95	0.79
6:AD:55:ARG:NE	6:AD:55:ARG:HA	1.95	0.79
30:BG:157:LYS:HB3	30:BG:159:LYS:HG3	1.62	0.79
1:AA:824:G:H4'	10:AH:2:MET:SD	2.22	0.79
28:DE:131:THR:HG22	28:DE:161:ALA:H	1.47	0.79
39:DP:91:VAL:HG11	39:DP:96:LEU:HD11	1.64	0.79
1:AA:1178:G:H3'	11:AI:98:ARG:HH22	1.47	0.79
42:BS:4:ILE:HG22	42:BS:106:VAL:HG13	1.62	0.79
33:DJ:58:ASN:HA	33:DJ:127:GLY:HA2	1.65	0.79
32:BI:21:PRO:HB2	32:BI:22:PRO:HD3	1.63	0.79
1:CA:599:C:H4'	10:CH:121:GLY:O	1.83	0.79
1:AA:239:U:H4'	1:AA:239:U:OP1	1.81	0.79
25:DB:309:A:H4'	44:DU:16:LYS:NZ	1.97	0.79
25:DB:1141:U:H4'	25:DB:1142:A:O4'	1.81	0.79
12:AJ:10:LEU:HD13	12:AJ:72:ARG:HB2	1.65	0.79
13:CK:91:GLY:O	13:CK:95:THR:HG22	1.82	0.79
25:DB:2898:U:H2'	25:DB:2899:A:H8	1.47	0.79
25:BB:704:G:H2'	25:BB:726:G:H22	1.45	0.79
12:CJ:46:LYS:HA	12:CJ:68:ARG:HA	1.65	0.79
25:DB:922:C:HO2'	46:DW:25:PHE:HZ	1.27	0.79
10:CH:128:VAL:HG23	10:CH:129:ALA:H	1.47	0.79
21:CS:61:VAL:HA	21:CS:65:MET:SD	2.23	0.79
36:DM:37:GLY:HA3	36:DM:127:LYS:HE2	1.63	0.79
15:AM:3:ILE:HD12	15:AM:9:PRO:HD2	1.65	0.79
24:DA:98:G:H1	45:DV:14:LYS:HB2	1.47	0.79
32:DI:21:PRO:HB2	32:DI:22:PRO:HD3	1.64	0.79
18:AP:18:GLN:HE21	18:AP:35:ARG:HD2	1.47	0.79
14:AL:43:LYS:H	14:AL:44:PRO:HD2	1.47	0.79
35:DL:19:LEU:HD23	35:DL:31:GLY:HA3	1.65	0.79
28:BE:61:ARG:NH1	28:BE:64:GLY:HA3	1.98	0.79
5:AC:100:ILE:HD13	5:AC:101:ASN:H	1.47	0.79
5:AC:83:VAL:HB	5:AC:87:ARG:HH21	1.48	0.79
23:CU:33:ARG:HD3	23:CU:34:ARG:H	1.47	0.79
6:CD:13:ARG:HA	6:CD:37:PRO:HB3	1.64	0.79
51:B1:7:LYS:HA	51:B1:23:THR:HG22	1.65	0.79
1:CA:562:U:H1'	14:CL:11:ARG:HB3	1.65	0.79
33:BJ:25:LEU:HD22	33:BJ:26:GLY:N	1.98	0.79

Continued on next page...

Continued from previous page...

Atom-1	Atom-2	Distance(Å)	Clash(Å)
29:DF:102:LEU:O	29:DF:103:ILE:HG22	1.83	0.79
12:CJ:30:LYS:HG3	12:CJ:31:ARG:HD3	1.65	0.79
31:BH:96:THR:HB	31:BH:112:LYS:HA	1.65	0.79
42:DS:84:ARG:HB3	42:DS:96:ILE:HG23	1.65	0.79
5:CC:110:LEU:H	5:CC:114:LEU:HD13	1.47	0.79
19:AQ:80:LYS:HD2	19:AQ:81:ALA:H	1.46	0.79
20:AR:72:ARG:H	20:AR:72:ARG:NH1	1.81	0.79
29:BF:163:GLU:C	29:BF:166:ARG:HE	1.86	0.79
6:CD:146:GLU:CD	6:CD:146:GLU:H	1.84	0.79
1:AA:967:C:H4'	11:AI:129:ARG:HG2	1.65	0.79
4:CB:80:LYS:HB3	4:CB:92:ASN:HB3	1.65	0.79
42:BS:24:ILE:HG23	42:BS:32:ALA:HB1	1.62	0.78
32:BI:33:ASN:HD21	32:BI:64:ARG:HH11	1.31	0.78
44:DU:14:THR:HG21	44:DU:64:ILE:HD13	1.65	0.78
1:AA:1436:U:H2'	1:AA:1437:A:H8	1.48	0.78
45:BV:44:HIS:CE1	45:BV:85:LYS:HB2	2.18	0.78
9:CG:28:ILE:HG21	9:CG:101:ARG:HA	1.63	0.78
6:AD:192:ALA:HB1	6:AD:194:ILE:HG12	1.65	0.78
25:DB:704:G:H2'	25:DB:726:G:H22	1.46	0.78
4:CB:195:VAL:HG12	4:CB:196:ASP:H	1.47	0.78
42:DS:4:ILE:HG22	42:DS:106:VAL:HG13	1.66	0.78
47:BX:29:LEU:HD23	47:BX:29:LEU:H	1.46	0.78
11:CI:11:ARG:HH21	11:CI:12:LYS:HE3	1.48	0.78
4:AB:38:HIS:HB2	4:AB:188:THR:HG21	1.64	0.78
14:CL:80:LEU:HB2	14:CL:101:LEU:HD12	1.66	0.78
31:BH:75:LEU:HD13	31:BH:142:VAL:HG12	1.65	0.78
51:B1:26:LYS:HD3	51:B1:52:LYS:HZ3	1.48	0.78
25:DB:1639:C:H2'	25:DB:1640:A:H5''	1.66	0.78
4:CB:89:PHE:HB3	4:CB:149:GLY:HA2	1.66	0.78
4:CB:114:LYS:HB2	4:CB:152:ASP:HA	1.65	0.78
1:AA:426:U:H5''	6:AD:36:ALA:HB1	1.65	0.78
14:CL:13:ARG:H	14:CL:13:ARG:HD2	1.48	0.78
5:AC:176:THR:HB	5:AC:179:ALA:HB2	1.63	0.78
1:CA:1436:U:H2'	1:CA:1437:A:H8	1.49	0.78
33:BJ:1:MET:HG2	33:BJ:2:LYS:HG2	1.66	0.78
43:DT:73:ARG:HH21	43:DT:73:ARG:HB3	1.48	0.78
6:AD:146:GLU:HA	6:AD:149:LYS:HG3	1.65	0.78
10:CH:77:VAL:HG23	10:CH:126:CYS:HA	1.64	0.78
30:DG:167:VAL:HG23	30:DG:168:VAL:H	1.49	0.78
27:DD:9:VAL:HG22	39:DP:4:ILE:HD11	1.64	0.78
4:CB:128:LEU:HD22	4:CB:132:GLU:HB2	1.66	0.78
44:BU:14:THR:HG21	44:BU:64:ILE:HD13	1.64	0.78

Continued on next page...

Continued from previous page...

Atom-1	Atom-2	Distance(Å)	Clash(Å)
33:DJ:25:LEU:HD22	33:DJ:26:GLY:N	1.98	0.78
34:BK:63:ARG:HD2	34:BK:101:PRO:O	1.83	0.78
18:CP:10:GLY:HA3	18:CP:15:PRO:HA	1.65	0.78
32:DI:45:THR:HA	32:DI:48:ILE:HG22	1.66	0.78
25:BB:222:A:N6	25:BB:232:G:H1'	1.99	0.78
25:DB:1097:U:H2'	25:DB:1098:A:O4'	1.82	0.78
4:CB:70:GLY:HA3	4:CB:163:ILE:HB	1.66	0.78
29:BF:34:THR:HG23	29:BF:89:THR:HG22	1.64	0.78
1:CA:562:U:H2'	14:CL:13:ARG:HG3	1.65	0.78
1:AA:1391:U:H2'	1:AA:1392:G:C8	2.19	0.78
10:CH:102:VAL:HG23	10:CH:125:ILE:HB	1.66	0.78
5:CC:53:ARG:HB2	5:CC:53:ARG:NH1	1.99	0.78
22:CT:70:LYS:HA	22:CT:73:ARG:HH12	1.48	0.78
30:BG:167:VAL:HG23	30:BG:168:VAL:H	1.49	0.78
37:DN:49:GLU:HB2	37:DN:50:PRO:HD3	1.65	0.78
33:BJ:118:MET:HA	33:BJ:121:LYS:HE2	1.66	0.78
36:BM:12:MET:HB2	36:BM:72:PRO:HD2	1.66	0.78
51:D1:33:LEU:H	51:D1:51:ALA:HB3	1.48	0.78
25:BB:1654:A:HO2'	27:BD:118:PHE:HB3	1.48	0.78
5:AC:63:ILE:HG13	5:AC:65:VAL:HG23	1.66	0.78
12:CJ:37:ARG:H	12:CJ:76:ILE:HG12	1.49	0.78
14:AL:35:ARG:HA	14:AL:35:ARG:HE	1.49	0.78
38:BO:7:ARG:HA	38:BO:10:ARG:NH2	1.97	0.78
27:DD:122:VAL:H	27:DD:127:PHE:HB2	1.49	0.78
33:DJ:41:LYS:NZ	33:DJ:51:GLY:HA2	1.97	0.78
30:DG:120:ILE:HD11	30:DG:132:LEU:HB2	1.64	0.78
9:CG:134:VAL:HA	9:CG:138:GLU:HG3	1.66	0.78
26:BC:52:HIS:HA	26:BC:216:ARG:HB2	1.66	0.78
1:AA:1348:U:H4'	11:AI:121:ARG:HD3	1.63	0.77
30:DG:84:LYS:HG2	30:DG:85:LYS:H	1.47	0.77
33:BJ:106:LYS:HD3	33:BJ:116:ARG:HH11	1.48	0.77
10:AH:113:ARG:HA	10:AH:116:ARG:HH12	1.49	0.77
16:CN:56:PRO:HA	16:CN:59:GLN:HG2	1.66	0.77
27:BD:151:THR:HB	27:BD:152:PRO:HD3	1.66	0.77
27:DD:151:THR:HB	27:DD:152:PRO:HD3	1.66	0.77
26:BC:83:ASP:HB2	26:BC:90:ILE:HG12	1.66	0.77
29:DF:163:GLU:C	29:DF:166:ARG:HE	1.86	0.77
47:BX:32:LEU:H	47:BX:51:SER:HB2	1.49	0.77
25:BB:528:A:H2'	25:BB:529:A:H5''	1.64	0.77
7:AE:136:VAL:HG13	7:AE:137:ARG:H	1.47	0.77
14:AL:113:ARG:HB3	14:AL:118:VAL:HG23	1.64	0.77
33:BJ:58:ASN:HA	33:BJ:127:GLY:HA2	1.65	0.77

Continued on next page...

Continued from previous page...

Atom-1	Atom-2	Distance(Å)	Clash(Å)
25:DB:2071:A:H2'	25:DB:2072:C:C6	2.19	0.77
7:CE:47:PHE:N	7:CE:66:ALA:HA	1.96	0.77
4:CB:19:THR:HG23	4:CB:20:ARG:H	1.49	0.77
21:CS:29:PRO:HB2	21:CS:49:ALA:HB2	1.66	0.77
36:DM:38:ARG:NH1	36:DM:38:ARG:HB3	1.99	0.77
6:AD:69:ARG:NE	6:AD:69:ARG:HA	1.99	0.77
28:DE:5:LEU:HD12	28:DE:10:SER:HB2	1.66	0.77
43:BT:73:ARG:HH21	43:BT:73:ARG:HB3	1.49	0.77
33:BJ:41:LYS:NZ	33:BJ:51:GLY:HA2	1.99	0.77
1:CA:1328:C:H5''	15:CM:27:THR:HG21	1.67	0.77
25:BB:1178:C:H2'	25:BB:1179:G:H8	1.50	0.77
13:AK:80:ASN:HB3	13:AK:105:ARG:HE	1.47	0.77
23:CU:15:LEU:HA	23:CU:17:ARG:NH1	2.00	0.77
25:DB:666:A:H4'	35:DL:48:ARG:HD2	1.66	0.77
28:DE:46:GLN:HG3	28:DE:87:ALA:CB	2.14	0.77
15:AM:64:VAL:HG12	15:AM:65:GLU:H	1.50	0.77
25:BB:870:U:C2'	25:BB:871:U:H5''	2.15	0.77
15:CM:3:ILE:HG22	15:CM:4:ALA:H	1.47	0.77
30:DG:100:ASN:HD22	30:DG:100:ASN:N	1.82	0.77
30:BG:122:ALA:HB2	30:BG:132:LEU:HB3	1.65	0.77
31:BH:87:GLU:HA	1:CA:360:G:OP1	1.84	0.77
17:AO:45:HIS:HA	17:AO:47:LYS:NZ	2.00	0.77
28:BE:6:LYS:HB2	28:BE:121:VAL:HG12	1.65	0.77
27:BD:122:VAL:H	27:BD:127:PHE:HB2	1.48	0.77
7:CE:37:VAL:HG13	7:CE:46:GLY:H	1.50	0.77
1:CA:1086:U:H3	1:CA:1099:G:H22	1.31	0.77
5:AC:86:LEU:HD23	5:AC:89:VAL:HG21	1.66	0.77
33:DJ:23:LYS:HE3	33:DJ:142:ILE:HG12	1.67	0.77
1:AA:814:A:H5'	1:AA:1511:G:H4'	1.65	0.77
4:CB:18:GLN:HB2	4:CB:188:THR:HB	1.65	0.77
20:AR:72:ARG:HH11	20:AR:72:ARG:N	1.83	0.77
1:AA:1054:C:O2'	1:AA:1055:A:H5''	1.85	0.77
36:BM:38:ARG:NH1	36:BM:38:ARG:HB3	2.00	0.77
16:CN:8:ARG:HG2	16:CN:12:ARG:HH12	1.49	0.77
23:AU:3:ILE:HG12	23:AU:19:LYS:HG2	1.67	0.77
39:BP:91:VAL:HG11	39:BP:96:LEU:HD11	1.67	0.77
25:BB:1469:A:H2'	25:BB:1470:A:C8	2.20	0.77
11:AI:20:ILE:HD11	11:AI:85:ALA:HB1	1.66	0.77
11:AI:66:VAL:HG11	11:AI:74:GLN:HB3	1.66	0.77
33:DJ:45:THR:H	33:DJ:46:PRO:HD3	1.47	0.77
29:DF:107:VAL:HG11	29:DF:175:PRO:HG3	1.67	0.77
29:DF:32:LYS:HA	29:DF:95:MET:HG3	1.66	0.77

Continued on next page...

Continued from previous page...

Atom-1	Atom-2	Distance(Å)	Clash(Å)
25:BB:773:U:H5'	25:BB:774:G:OP2	1.85	0.77
25:BB:2472:G:H2'	25:BB:2475:C:H42	1.49	0.77
25:DB:2800:A:H2'	25:DB:2801:G:O4'	1.84	0.77
6:AD:43:ARG:HB2	6:AD:43:ARG:HH11	1.50	0.77
25:BB:2800:A:H2'	25:BB:2801:G:O4'	1.85	0.77
16:AN:64:ARG:HB2	16:AN:78:LEU:HD23	1.67	0.77
11:CI:117:LEU:HD21	11:CI:123:ARG:HD3	1.66	0.77
12:AJ:11:LYS:HE2	12:AJ:97:ASP:HB3	1.66	0.77
14:AL:33:CYS:H	14:AL:54:VAL:HG13	1.48	0.77
26:DC:93:VAL:HG12	26:DC:101:ARG:O	1.83	0.77
28:DE:6:LYS:HB2	28:DE:121:VAL:HG12	1.66	0.77
1:AA:56:U:H2'	1:AA:57:G:H8	1.49	0.77
25:BB:2021:C:OP1	50:B0:8:THR:HG21	1.85	0.77
1:CA:1391:U:H2'	1:CA:1392:G:C8	2.19	0.77
36:DM:126:ILE:H	36:DM:126:ILE:HD12	1.50	0.77
7:CE:84:VAL:HB	7:CE:143:LEU:HA	1.66	0.77
4:CB:30:ILE:CA	4:CB:41:ASN:HB2	2.15	0.77
4:CB:66:ILE:HA	4:CB:159:ALA:HB3	1.65	0.77
12:CJ:37:ARG:N	12:CJ:76:ILE:HG12	2.00	0.77
25:BB:704:G:H1'	25:BB:727:A:N6	2.00	0.77
25:DB:79:C:HO2'	25:DB:346:A:H8	1.33	0.77
15:AM:33:LEU:HD13	15:AM:40:GLU:HA	1.65	0.77
15:CM:24:VAL:HG23	15:CM:28:ARG:HB3	1.65	0.76
1:CA:1170:A:H2'	1:CA:1171:A:O4'	1.85	0.76
25:DB:1714:U:H3'	25:DB:1715:G:H5''	1.67	0.76
45:BV:30:ILE:HG12	45:BV:91:PHE:HB2	1.67	0.76
1:AA:507:C:H3'	1:AA:508:U:H5''	1.67	0.76
25:DB:141:G:N7	43:DT:2:ILE:HD12	2.00	0.76
11:AI:27:ILE:HA	11:AI:63:TYR:HA	1.67	0.76
25:DB:1936:A:H61	25:DB:1963:U:H3	1.32	0.76
26:DC:80:LEU:HD11	26:DC:109:LEU:HB2	1.67	0.76
46:DW:37:VAL:HG12	46:DW:38:ARG:H	1.50	0.76
1:CA:1142:G:H2'	1:CA:1143:G:O4'	1.85	0.76
5:CC:83:VAL:HG11	5:CC:100:ILE:HG21	1.67	0.76
4:AB:69:VAL:HB	4:AB:162:VAL:HG23	1.68	0.76
25:BB:2898:U:H2'	25:BB:2899:A:H8	1.49	0.76
25:BB:2314:A:H5'	29:BF:34:THR:HG21	1.68	0.76
7:AE:82:HIS:NE2	7:AE:146:MET:HA	2.00	0.76
25:DB:870:U:C2'	25:DB:871:U:H5''	2.14	0.76
51:B1:33:LEU:N	51:B1:51:ALA:HB3	2.01	0.76
33:DJ:1:MET:HG2	33:DJ:2:LYS:HG2	1.67	0.76
25:DB:2882:A:H4'	37:DN:97:ILE:HD11	1.66	0.76

Continued on next page...

Continued from previous page...

Atom-1	Atom-2	Distance(Å)	Clash(Å)
4:CB:161:PHE:HA	4:CB:183:PHE:HB2	1.67	0.76
1:CA:83:C:H2'	1:CA:85:U:N3	1.99	0.76
1:AA:426:U:H4'	6:AD:39:GLN:HA	1.65	0.76
22:AT:8:LYS:HE3	22:AT:12:GLN:HE22	1.51	0.76
25:BB:1178:C:H2'	25:BB:1179:G:C8	2.21	0.76
25:DB:773:U:H5'	25:DB:774:G:OP2	1.85	0.76
1:AA:486:U:H2'	1:AA:487:A:H8	1.50	0.76
25:BB:2595:G:H1	26:BC:238:ASN:HD21	1.32	0.76
47:DX:29:LEU:HD23	47:DX:29:LEU:H	1.48	0.76
1:CA:874:G:H21	10:CH:15:ASN:HD21	1.32	0.76
4:CB:40:ILE:HG12	4:CB:188:THR:HG23	1.66	0.76
40:DQ:82:LEU:HD23	40:DQ:112:ALA:HB2	1.67	0.76
7:CE:22:LYS:HB2	7:CE:29:ILE:HG12	1.66	0.76
6:CD:16:THR:HG22	6:CD:18:LEU:H	1.50	0.76
6:AD:160:LEU:H	6:AD:160:LEU:HD13	1.51	0.76
1:AA:1422:G:H5''	34:BK:47:PRO:HB3	1.67	0.76
1:CA:1347:G:N2	1:CA:1373:G:H2'	1.99	0.76
41:BR:76:LYS:HB2	41:BR:85:LYS:HB3	1.66	0.76
25:BB:2012:G:H4'	42:BS:96:ILE:HD11	1.67	0.76
28:BE:5:LEU:HD12	28:BE:10:SER:HB2	1.67	0.76
1:CA:90:C:H2'	1:CA:91:U:C6	2.20	0.76
51:D1:7:LYS:HA	51:D1:23:THR:HG22	1.66	0.76
7:CE:106:ALA:CB	7:CE:111:ARG:HA	2.15	0.76
40:DQ:71:ASN:HD21	40:DQ:106:THR:HG23	1.51	0.76
4:CB:82:ALA:HA	4:CB:213:LEU:HD13	1.68	0.76
22:AT:70:LYS:HG3	22:AT:71:ALA:N	2.00	0.76
25:DB:704:G:H1'	25:DB:727:A:N6	2.00	0.76
46:DW:45:HIS:HB2	46:DW:50:VAL:HG12	1.68	0.76
11:AI:64:ILE:HD13	11:AI:78:ILE:HG21	1.66	0.76
43:BT:40:LYS:NZ	43:BT:60:THR:H	1.82	0.76
25:DB:1654:A:HO2'	27:DD:118:PHE:HB3	1.48	0.76
29:BF:32:LYS:HA	29:BF:95:MET:HG3	1.66	0.76
27:DD:37:VAL:HG22	27:DD:48:ILE:HG13	1.67	0.76
6:AD:138:PRO:HA	6:AD:181:PHE:HB3	1.65	0.76
6:AD:99:ASN:HB3	6:AD:103:ARG:HH21	1.50	0.76
1:CA:1167:A:H2'	1:CA:1169:A:C8	2.21	0.76
37:DN:98:LEU:HD12	50:D0:42:ILE:HD11	1.67	0.76
26:DC:52:HIS:HA	26:DC:216:ARG:HB2	1.68	0.76
13:AK:16:SER:HA	13:AK:78:ILE:HA	1.67	0.76
14:CL:43:LYS:HB3	14:CL:44:PRO:HD2	1.67	0.76
25:DB:581:C:H2'	25:DB:582:A:C8	2.20	0.76
17:AO:69:LEU:HB3	17:AO:77:TYR:HB2	1.67	0.76

Continued on next page...

Continued from previous page...

Atom-1	Atom-2	Distance(Å)	Clash(Å)
46:BW:37:VAL:HG12	46:BW:38:ARG:H	1.50	0.76
25:DB:117:G:H5'	25:DB:126:A:H8	1.51	0.76
25:DB:222:A:N6	25:DB:232:G:H1'	1.99	0.76
19:CQ:13:SER:HB3	19:CQ:21:VAL:HB	1.68	0.76
25:BB:832:U:H2'	25:BB:833:A:H8	1.51	0.76
25:BB:674:G:H2'	25:BB:804:A:H61	1.50	0.76
43:DT:69:ARG:HG3	43:DT:70:HIS:H	1.50	0.76
1:CA:199:A:H61	1:CA:218:U:H3	1.32	0.76
26:BC:183:VAL:HG13	26:BC:184:GLU:N	1.99	0.76
34:DK:63:ARG:HD2	34:DK:101:PRO:O	1.85	0.76
29:DF:42:ALA:HA	29:DF:49:LEU:HD21	1.67	0.76
23:AU:36:PHE:CB	23:AU:40:PRO:HD3	2.16	0.76
1:AA:1142:G:H2'	1:AA:1143:G:O4'	1.85	0.76
28:BE:176:ASP:HB3	28:BE:179:SER:HB2	1.67	0.76
13:AK:80:ASN:HA	13:AK:105:ARG:HB2	1.68	0.76
25:DB:90:U:H3'	25:DB:91:A:H5''	1.67	0.76
9:CG:58:LEU:H	9:CG:58:LEU:HD23	1.51	0.76
25:BB:364:C:H2'	25:BB:365:U:H6	1.51	0.76
37:BN:49:GLU:HB2	37:BN:50:PRO:HD3	1.66	0.76
45:DV:30:ILE:HG12	45:DV:91:PHE:HB2	1.68	0.76
25:DB:1100:C:H41	32:DI:1:ALA:H1	1.31	0.76
40:DQ:4:LYS:HE3	40:DQ:7:VAL:N	2.00	0.76
25:BB:45:G:H5'	25:BB:46:G:H5'	1.68	0.76
46:DW:49:ASN:HB3	46:DW:81:ILE:HG12	1.68	0.76
1:CA:1150:A:H1'	1:CA:1280:A:N6	2.01	0.76
8:AF:3:HIS:HB2	8:AF:92:THR:CA	2.13	0.76
45:DV:44:HIS:CE1	45:DV:85:LYS:HB2	2.20	0.76
30:DG:122:ALA:HB2	30:DG:132:LEU:HB3	1.66	0.76
25:DB:222:A:H61	25:DB:232:G:H1'	1.51	0.76
36:DM:12:MET:HB2	36:DM:72:PRO:HD2	1.66	0.76
25:BB:1639:C:H2'	25:BB:1640:A:H5''	1.68	0.76
20:CR:33:THR:HG21	20:CR:37:LYS:HG2	1.67	0.76
33:DJ:106:LYS:HD3	33:DJ:116:ARG:HH11	1.49	0.75
19:AQ:45:VAL:HG11	19:AQ:60:ILE:HD12	1.67	0.75
25:BB:2898:U:H2'	25:BB:2899:A:C8	2.22	0.75
6:CD:55:ARG:NH1	6:CD:58:GLN:HB3	2.00	0.75
29:DF:64:PRO:HA	29:DF:88:VAL:CG2	2.15	0.75
25:BB:1022:G:N2	25:BB:1142:A:H2	1.84	0.75
20:CR:62:ARG:HA	20:CR:67:LEU:O	1.86	0.75
32:DI:102:ARG:HG3	32:DI:141:ASP:HA	1.66	0.75
6:CD:43:ARG:NH1	6:CD:44:LYS:H	1.84	0.75
25:DB:1812:U:H2'	25:DB:1813:G:H8	1.51	0.75

Continued on next page...

Continued from previous page...

Atom-1	Atom-2	Distance(Å)	Clash(Å)
4:AB:20:ARG:HE	4:AB:36:LYS:HG3	1.51	0.75
1:AA:840:C:H2'	1:AA:842:U:H5''	1.68	0.75
1:CA:619:U:H3	6:CD:130:ASN:ND2	1.84	0.75
12:CJ:39:PRO:HA	12:CJ:74:VAL:HA	1.68	0.75
9:AG:115:MET:SD	9:AG:118:ARG:HD3	2.27	0.75
52:B2:1:MET:HG2	52:B2:2:LYS:H	1.51	0.75
5:CC:147:GLY:HA3	5:CC:171:ARG:H	1.51	0.75
1:AA:199:A:H61	1:AA:218:U:H3	1.33	0.75
53:B3:22:LYS:H	53:B3:48:MET:HB3	1.50	0.75
1:CA:486:U:H2'	1:CA:487:A:H8	1.50	0.75
1:CA:71:A:H61	1:CA:99:C:H1'	1.51	0.75
26:BC:93:VAL:HG12	26:BC:101:ARG:O	1.85	0.75
38:BO:111:ARG:HH11	38:BO:112:GLU:HB2	1.51	0.75
26:DC:156:SER:O	26:DC:194:VAL:HG11	1.87	0.75
5:CC:86:LEU:O	5:CC:89:VAL:HG22	1.86	0.75
21:CS:4:LEU:HD12	21:CS:4:LEU:H	1.50	0.75
15:CM:29:SER:O	15:CM:32:ILE:HG22	1.85	0.75
25:DB:28:A:H61	25:DB:512:G:H1'	1.51	0.75
31:DH:49:ALA:HA	31:DH:52:ALA:HB3	1.68	0.75
38:DO:7:ARG:HA	38:DO:10:ARG:NH2	2.01	0.75
14:CL:34:THR:HB	14:CL:53:ARG:HB2	1.67	0.75
33:DJ:118:MET:HA	33:DJ:121:LYS:HE2	1.67	0.75
43:BT:38:ALA:HB2	43:BT:81:LYS:HZ1	1.52	0.75
43:BT:53:VAL:HG12	43:BT:54:GLU:H	1.50	0.75
29:BF:102:LEU:O	29:BF:103:ILE:HG22	1.86	0.75
14:AL:86:VAL:HG11	14:AL:89:LEU:HD23	1.67	0.75
14:CL:23:LEU:HB3	14:CL:58:ASN:HD22	1.51	0.75
40:DQ:97:ILE:HD11	40:DQ:108:LEU:HD11	1.68	0.75
29:BF:2:LYS:HD2	29:BF:100:GLU:HG2	1.69	0.75
25:DB:1064:C:H4'	32:DI:90:GLY:HA2	1.67	0.75
32:BI:27:LEU:HD12	32:BI:32:VAL:HG11	1.68	0.75
38:BO:68:LYS:H	38:BO:102:ARG:HD2	1.52	0.75
31:BH:5:LEU:HD13	31:BH:13:GLY:HA2	1.67	0.75
11:CI:12:LYS:HE2	11:CI:109:GLN:HG3	1.67	0.75
1:AA:1086:U:H3	1:AA:1099:G:H22	1.32	0.75
1:CA:720:C:H4'	20:CR:38:ILE:HD11	1.68	0.75
41:DR:16:GLU:HA	41:DR:98:ILE:HG22	1.69	0.75
25:DB:2136:G:H2'	25:DB:2137:U:H6	1.50	0.75
25:BB:796:C:H2'	25:BB:797:G:H8	1.52	0.75
33:BJ:12:LYS:HB2	33:BJ:41:LYS:HZ3	1.52	0.75
12:AJ:52:LEU:H	12:AJ:52:LEU:HD12	1.50	0.75
25:DB:1022:G:N2	25:DB:1142:A:H2	1.84	0.75

Continued on next page...

Continued from previous page...

Atom-1	Atom-2	Distance(Å)	Clash(Å)
47:BX:50:VAL:HG12	47:BX:51:SER:H	1.51	0.75
28:DE:176:ASP:HB3	28:DE:179:SER:HB2	1.67	0.75
30:BG:100:ASN:HD22	30:BG:100:ASN:H	1.32	0.75
30:BG:101:VAL:HA	30:BG:115:GLN:HA	1.68	0.75
25:DB:2898:U:H2'	25:DB:2899:A:C8	2.21	0.75
14:CL:35:ARG:HH12	14:CL:75:GLU:HG2	1.51	0.75
9:AG:67:ASN:HA	9:AG:137:ARG:HH12	1.52	0.75
25:BB:670:A:H4'	25:BB:671:C:H5'	1.66	0.75
22:AT:3:ILE:H	22:AT:3:ILE:HD12	1.52	0.75
1:AA:458:U:H2'	1:AA:459:A:H8	1.51	0.75
10:CH:74:ILE:HA	10:CH:128:VAL:HA	1.69	0.75
1:CA:840:C:H2'	1:CA:842:U:H5''	1.69	0.75
11:CI:17:ARG:O	11:CI:64:ILE:HA	1.85	0.75
40:BQ:82:LEU:HD23	40:BQ:112:ALA:HB2	1.69	0.75
25:BB:222:A:H61	25:BB:232:G:H1'	1.52	0.75
36:BM:40:ARG:HD3	36:BM:93:VAL:HG21	1.66	0.75
25:DB:528:A:H2'	25:DB:529:A:H5''	1.67	0.75
19:CQ:17:GLU:HG2	19:CQ:18:LYS:HG2	1.68	0.75
25:DB:276:U:O2	25:DB:276:U:H2'	1.86	0.75
25:DB:1381:G:H2'	25:DB:1382:G:H5'	1.67	0.75
36:BM:126:ILE:H	36:BM:126:ILE:HD12	1.51	0.75
25:DB:1244:A:H5''	35:DL:8:PRO:HD3	1.68	0.75
25:BB:2098:U:H2'	25:BB:2099:U:O4'	1.86	0.75
46:BW:45:HIS:HB2	46:BW:50:VAL:HG12	1.69	0.75
26:BC:89:ASN:O	26:BC:105:ALA:HB3	1.87	0.75
5:CC:109:GLU:HB2	5:CC:143:LEU:HD11	1.69	0.75
29:BF:107:VAL:HG11	29:BF:175:PRO:HG3	1.67	0.75
9:AG:66:GLU:HA	9:AG:69:ARG:NE	2.01	0.75
47:BX:32:LEU:HD23	47:BX:49:ARG:NH2	2.02	0.75
42:BS:84:ARG:HB3	42:BS:96:ILE:HG23	1.68	0.75
17:CO:6:ALA:HA	17:CO:9:LYS:HE3	1.66	0.75
11:AI:40:ARG:H	11:AI:44:ARG:HH21	1.34	0.75
25:DB:645:C:H3'	25:DB:646:U:C5	2.22	0.75
25:BB:2365:G:HO2'	46:BW:59:PHE:HE1	1.33	0.75
46:BW:49:ASN:HB3	46:BW:81:ILE:HG12	1.67	0.75
19:AQ:14:ASP:HA	19:AQ:20:ILE:HG22	1.69	0.75
21:CS:14:LEU:HD23	21:CS:32:THR:HG23	1.69	0.75
21:AS:17:LYS:HE2	21:AS:30:LEU:HD12	1.68	0.75
6:AD:181:PHE:HZ	6:AD:185:PRO:HD3	1.52	0.75
1:CA:1347:G:H22	1:CA:1373:G:H2'	1.52	0.75
36:DM:40:ARG:HD3	36:DM:93:VAL:HG21	1.68	0.75
28:BE:149:ILE:O	28:BE:188:MET:HA	1.86	0.75

Continued on next page...

Continued from previous page...

Atom-1	Atom-2	Distance(Å)	Clash(Å)
22:CT:70:LYS:HA	22:CT:73:ARG:NH1	2.00	0.74
32:DI:72:THR:HG21	32:DI:112:LYS:HA	1.69	0.74
5:AC:149:LYS:HG2	5:AC:172:VAL:HG21	1.69	0.74
27:DD:5:VAL:H	27:DD:32:ASN:HD21	1.34	0.74
17:CO:87:ARG:O	17:CO:87:ARG:HG3	1.87	0.74
1:CA:473:U:H2'	1:CA:474:G:C8	2.22	0.74
38:DO:76:LYS:O	38:DO:80:GLU:HG2	1.87	0.74
9:AG:46:LEU:HD12	9:AG:57:GLU:HB3	1.67	0.74
25:BB:1936:A:H61	25:BB:1963:U:H3	1.35	0.74
25:BB:90:U:H3'	25:BB:91:A:H5''	1.68	0.74
25:BB:855:G:H21	46:BW:23:LYS:CG	1.95	0.74
25:DB:1082:U:H5''	32:DI:119:ALA:HB2	1.68	0.74
18:AP:58:ALA:HA	18:AP:61:VAL:HG22	1.68	0.74
25:BB:2144:G:H22	25:BB:2147:A:H4'	1.53	0.74
1:AA:1376:U:H2'	1:AA:1377:A:C8	2.22	0.74
38:BO:62:LEU:HD11	38:BO:70:ALA:HB2	1.69	0.74
25:DB:796:C:H2'	25:DB:797:G:H8	1.50	0.74
32:DI:105:LEU:HD13	32:DI:129:GLU:HG2	1.67	0.74
9:CG:87:PRO:HG3	9:CG:148:LYS:HA	1.69	0.74
29:BF:110:ILE:HA	29:BF:111:ARG:CZ	2.18	0.74
1:AA:1150:A:H1'	1:AA:1280:A:N6	2.01	0.74
14:AL:23:LEU:HD13	14:AL:25:ALA:H	1.52	0.74
25:BB:1082:U:N3	25:BB:1086:A:C2	2.55	0.74
11:AI:90:ASP:HB3	11:AI:93:LEU:HD22	1.68	0.74
25:DB:345:A:H1'	25:DB:346:A:H2	1.49	0.74
52:D2:1:MET:HG2	52:D2:2:LYS:H	1.52	0.74
25:BB:826:U:O2'	35:BL:53:GLY:HA3	1.87	0.74
1:CA:462:G:H2'	1:CA:463:U:H6	1.51	0.74
1:CA:1320:C:OP2	21:CS:2:ARG:HG2	1.87	0.74
29:DF:110:ILE:HA	29:DF:111:ARG:CZ	2.17	0.74
25:BB:1714:U:H3'	25:BB:1715:G:H5''	1.67	0.74
31:BH:117:LEU:HD13	31:BH:121:VAL:HG13	1.69	0.74
25:DB:1515:A:H2'	25:DB:1516:G:O4'	1.87	0.74
1:AA:1170:A:H2'	1:AA:1171:A:O4'	1.87	0.74
8:CF:62:MET:HG3	8:CF:64:VAL:HG23	1.69	0.74
1:CA:1118:U:H1'	1:CA:1179:A:C4	2.22	0.74
29:BF:64:PRO:HA	29:BF:88:VAL:CG2	2.18	0.74
30:BG:100:ASN:HD22	30:BG:100:ASN:N	1.81	0.74
25:BB:136:G:H2'	25:BB:137:U:C6	2.22	0.74
1:AA:473:U:H2'	1:AA:474:G:C8	2.22	0.74
24:BA:49:C:H2'	24:BA:50:A:H8	1.52	0.74
6:CD:125:ASN:HB2	6:CD:127:ARG:NH1	2.02	0.74

Continued on next page...

Continued from previous page...

Atom-1	Atom-2	Distance(Å)	Clash(Å)
1:CA:1005:A:H61	1:CA:1024:G:H1'	1.52	0.74
1:CA:507:C:H3'	1:CA:508:U:H5''	1.69	0.74
25:BB:1515:A:H2'	25:BB:1516:G:O4'	1.87	0.74
7:CE:106:ALA:HB1	7:CE:111:ARG:HA	1.69	0.74
7:CE:11:GLN:HE21	7:CE:13:LYS:HE3	1.52	0.74
25:DB:1072:C:N4	32:DI:3:LYS:HE2	2.03	0.74
25:DB:1104:C:H2'	25:DB:1105:U:C6	2.22	0.74
8:AF:92:THR:HG23	8:AF:93:LYS:H	1.52	0.74
21:AS:32:THR:HG22	21:AS:33:TRP:H	1.52	0.74
25:BB:1021:A:H61	25:BB:1142:A:N6	1.84	0.74
21:AS:18:VAL:HG21	21:AS:43:MET:HG2	1.67	0.74
30:DG:100:ASN:HD22	30:DG:100:ASN:H	1.33	0.74
25:DB:547:A:C5'	25:DB:548:G:H21	2.00	0.74
7:AE:14:LEU:HD22	7:AE:15:ILE:H	1.50	0.74
23:CU:15:LEU:HA	23:CU:17:ARG:CZ	2.18	0.74
25:BB:1283:G:H22	25:BB:1286:A:H5'	1.52	0.74
1:CA:1376:U:H2'	1:CA:1377:A:C8	2.21	0.74
15:CM:72:ILE:O	15:CM:76:ILE:HG13	1.87	0.74
4:AB:186:VAL:HB	4:AB:190:SER:HB3	1.69	0.74
27:BD:37:VAL:HG22	27:BD:48:ILE:HG13	1.68	0.74
30:DG:101:VAL:HA	30:DG:115:GLN:HA	1.68	0.74
1:AA:1118:U:H1'	1:AA:1179:A:C4	2.23	0.74
47:DX:44:ARG:HG2	47:DX:45:PHE:H	1.51	0.74
28:DE:149:ILE:O	28:DE:188:MET:HA	1.87	0.74
26:BC:80:LEU:HD11	26:BC:109:LEU:HB2	1.67	0.74
1:AA:974:A:H4'	1:AA:975:A:H5'	1.70	0.74
33:DJ:44:TYR:CE1	40:DQ:59:LEU:HD13	2.23	0.74
7:AE:56:PRO:O	7:AE:59:ILE:HG22	1.88	0.74
25:BB:1447:C:H2'	25:BB:1448:G:H8	1.53	0.74
1:CA:458:U:H2'	1:CA:459:A:H8	1.51	0.74
25:DB:2104:C:H2'	25:DB:2105:U:H5	1.52	0.74
25:DB:45:G:H5'	25:DB:46:G:H5'	1.70	0.74
33:DJ:46:PRO:HD3	40:DQ:59:LEU:HD21	1.67	0.74
26:BC:156:SER:O	26:BC:194:VAL:HG11	1.87	0.74
26:BC:93:VAL:HG13	26:BC:94:LEU:H	1.53	0.74
38:BO:76:LYS:O	38:BO:80:GLU:HG2	1.87	0.74
31:BH:9:VAL:HB	31:BH:12:LEU:O	1.88	0.74
29:BF:147:ARG:HG2	29:BF:148:VAL:HG22	1.68	0.74
38:DO:62:LEU:HD11	38:DO:70:ALA:HB2	1.68	0.74
43:BT:69:ARG:HG3	43:BT:70:HIS:H	1.52	0.74
25:DB:1082:U:N3	25:DB:1086:A:C2	2.56	0.74
25:DB:1599:U:OP1	43:DT:40:LYS:HB2	1.88	0.74

Continued on next page...

Continued from previous page...

Atom-1	Atom-2	Distance(Å)	Clash(Å)
4:AB:66:ILE:HG13	4:AB:88:GLN:HG2	1.70	0.74
36:DM:34:LYS:HZ3	45:DV:82:TYR:HA	1.52	0.74
1:CA:618:C:H1'	18:CP:14:ARG:NH2	2.01	0.74
1:AA:405:U:O4	6:AD:1:ALA:HB2	1.87	0.74
40:BQ:4:LYS:HE3	40:BQ:7:VAL:N	2.03	0.74
1:CA:337:G:H2'	1:CA:338:A:C8	2.22	0.74
1:AA:1005:A:H61	1:AA:1024:G:H1'	1.53	0.74
25:BB:309:A:H4'	44:BU:16:LYS:HZ1	1.52	0.74
1:CA:640:A:O2'	10:CH:106:SER:HB3	1.87	0.74
22:CT:69:ASN:H	22:CT:69:ASN:HD22	1.34	0.74
15:AM:83:GLY:HA2	15:AM:88:LEU:HD21	1.68	0.73
4:CB:178:LEU:HD12	4:CB:178:LEU:H	1.52	0.73
29:BF:35:LEU:HA	29:BF:152:ASP:O	1.88	0.73
1:CA:376:G:H1'	18:CP:28:ARG:HD2	1.68	0.73
7:AE:98:ALA:HB2	7:AE:123:LEU:HG	1.68	0.73
4:CB:143:LEU:HB3	4:CB:147:LEU:HD12	1.68	0.73
12:AJ:42:LEU:HB3	12:AJ:43:PRO:HD2	1.70	0.73
25:DB:143:C:H2'	25:DB:144:A:H8	1.53	0.73
1:CA:243:A:H4'	1:CA:244:U:H5'	1.70	0.73
25:DB:1283:G:H22	25:DB:1286:A:H5'	1.52	0.73
41:BR:16:GLU:HA	41:BR:98:ILE:HG22	1.68	0.73
34:DK:51:VAL:HG11	34:DK:57:LEU:HD11	1.69	0.73
6:CD:56:GLU:HG2	6:CD:198:LEU:HD12	1.70	0.73
5:CC:67:ILE:HG22	5:CC:100:ILE:HD11	1.68	0.73
15:CM:88:LEU:O	15:CM:91:ARG:HG3	1.87	0.73
31:BH:94:ILE:HG21	31:BH:99:ILE:HG12	1.70	0.73
4:AB:163:ILE:HG23	4:AB:164:ASP:N	2.03	0.73
36:DM:38:ARG:HG2	36:DM:98:PRO:HD3	1.71	0.73
32:BI:77:VAL:HA	32:BI:80:LYS:HE2	1.71	0.73
13:CK:19:VAL:HA	13:CK:82:GLU:HB2	1.70	0.73
22:AT:61:ALA:HA	22:AT:66:ILE:O	1.88	0.73
25:DB:580:U:H2'	25:DB:581:C:C6	2.23	0.73
12:AJ:50:THR:HB	12:AJ:64:GLN:HG2	1.69	0.73
6:CD:185:PRO:HB2	6:CD:190:LEU:HD11	1.68	0.73
31:DH:104:THR:HA	31:DH:109:GLU:HA	1.70	0.73
25:BB:666:A:H4'	35:BL:48:ARG:HD2	1.70	0.73
25:DB:2619:C:O2	27:DD:161:MET:HE1	1.88	0.73
4:AB:61:SER:HA	4:AB:224:ARG:HB3	1.70	0.73
1:AA:1226:C:H41	15:AM:102:LYS:CE	2.02	0.73
15:CM:82:LEU:HD12	15:CM:84:CYS:SG	2.29	0.73
8:AF:7:VAL:HG21	20:AR:64:LEU:HD21	1.70	0.73
12:AJ:9:ARG:O	12:AJ:98:VAL:HA	1.88	0.73

Continued on next page...

Continued from previous page...

Atom-1	Atom-2	Distance(Å)	Clash(Å)
1:CA:56:U:H2'	1:CA:57:G:C8	2.22	0.73
6:AD:162:GLU:HA	6:AD:166:LYS:NZ	2.03	0.73
25:BB:1381:G:H2'	25:BB:1382:G:H5'	1.70	0.73
25:DB:1552:A:H2'	25:DB:1553:A:H5'	1.71	0.73
40:DQ:107:ALA:HB3	41:DR:46:GLU:OE1	1.88	0.73
1:CA:1358:U:H2'	1:CA:1359:C:O4'	1.89	0.73
16:CN:40:ARG:NH1	21:CS:6:LYS:HB2	2.04	0.73
43:DT:40:LYS:NZ	43:DT:60:THR:H	1.85	0.73
51:D1:33:LEU:N	51:D1:51:ALA:HB3	2.03	0.73
25:DB:674:G:H2'	25:DB:804:A:H61	1.53	0.73
29:DF:147:ARG:HG2	29:DF:148:VAL:HG22	1.69	0.73
5:AC:71:ARG:NH1	5:AC:73:GLY:H	1.86	0.73
21:AS:62:THR:HG22	21:AS:63:ASP:H	1.53	0.73
4:CB:158:ASP:HA	4:CB:180:ILE:HG23	1.70	0.73
9:AG:62:GLU:O	9:AG:66:GLU:HG3	1.89	0.73
32:DI:55:PRO:HD3	32:DI:74:PRO:HD3	1.70	0.73
1:AA:562:U:H1'	14:AL:11:ARG:HB3	1.70	0.73
25:DB:2472:G:H2'	25:DB:2475:C:H42	1.53	0.73
1:CA:1226:C:H41	15:CM:102:LYS:HD2	1.51	0.73
25:DB:2353:G:H1'	46:DW:30:VAL:CG1	2.18	0.73
28:BE:46:GLN:HG3	28:BE:87:ALA:CB	2.15	0.73
5:CC:119:ILE:HD13	5:CC:136:ALA:HB2	1.70	0.73
19:AQ:59:GLU:HG3	19:AQ:76:ARG:NE	2.02	0.73
25:DB:2306:C:H2'	25:DB:2307:G:H21	1.53	0.73
25:BB:704:G:H1'	25:BB:727:A:H61	1.53	0.73
20:AR:27:THR:HA	20:AR:30:ASN:HD21	1.53	0.73
25:DB:1779:U:H5	25:DB:1784:A:N7	1.87	0.73
5:CC:119:ILE:HA	5:CC:122:GLN:NE2	2.04	0.73
31:BH:82:SER:H	31:BH:146:VAL:HG13	1.53	0.73
4:CB:98:GLY:O	4:CB:106:VAL:HG11	1.86	0.73
27:BD:46:ARG:NH1	27:BD:86:GLU:H	1.86	0.73
25:DB:1021:A:H61	25:DB:1142:A:N6	1.86	0.73
44:BU:41:VAL:HG13	44:BU:62:ALA:HB2	1.71	0.73
28:DE:2:GLU:HG3	28:DE:13:THR:N	2.03	0.73
1:AA:1347:G:N2	1:AA:1373:G:H2'	2.04	0.73
1:AA:80:A:C2	1:AA:81:A:H1'	2.24	0.73
12:CJ:57:VAL:O	12:CJ:58:ASN:HB2	1.88	0.73
33:BJ:23:LYS:HE3	33:BJ:142:ILE:HG12	1.70	0.73
9:CG:23:ALA:O	9:CG:26:VAL:HG22	1.88	0.73
25:DB:2880:C:O4'	37:DN:91:ALA:HB3	1.88	0.73
1:CA:275:G:H4'	19:CQ:15:LYS:HG2	1.71	0.73
40:DQ:87:VAL:HG21	41:DR:52:PRO:CD	2.19	0.73

Continued on next page...

Continued from previous page...

Atom-1	Atom-2	Distance(Å)	Clash(Å)
6:CD:61:ARG:HH21	6:CD:68:GLU:H	1.35	0.73
25:BB:2336:A:N6	46:BW:40:ARG:NH1	2.36	0.73
7:AE:83:PRO:HD2	10:AH:95:MET:HG2	1.71	0.73
1:CA:458:U:H2'	1:CA:459:A:C8	2.23	0.73
25:DB:1287:A:OP1	37:DN:104:ALA:HB3	1.88	0.73
32:BI:106:GLN:O	32:BI:110:GLN:HG3	1.89	0.73
33:DJ:124:VAL:O	33:DJ:125:TYR:HB2	1.88	0.73
33:DJ:3:THR:HG21	40:DQ:60:TRP:NE1	2.03	0.73
4:AB:166:ASP:O	4:AB:169:HIS:HB2	1.89	0.73
18:CP:4:ILE:HD13	18:CP:57:ILE:HG12	1.69	0.73
44:DU:41:VAL:HG13	44:DU:62:ALA:HB2	1.71	0.73
53:D3:22:LYS:HA	53:D3:48:MET:H	1.54	0.73
11:AI:126:PHE:O	11:AI:129:ARG:HB2	1.89	0.73
9:CG:110:ARG:HH21	9:CG:122:GLU:HB2	1.52	0.73
25:DB:1080:A:H2'	25:DB:1081:U:H6	1.54	0.73
24:DA:49:C:H2'	24:DA:50:A:H8	1.53	0.73
25:DB:2015:A:C2	50:D0:2:VAL:HG12	2.23	0.73
11:CI:93:LEU:HD23	11:CI:96:GLU:HB2	1.71	0.73
1:CA:1099:G:H5''	4:CB:94:ARG:NE	2.03	0.73
33:BJ:106:LYS:HD3	33:BJ:116:ARG:NH1	2.04	0.73
25:DB:2064:C:H2'	25:DB:2065:C:C6	2.23	0.73
25:BB:320:A:H4'	25:BB:322:A:N7	2.04	0.73
6:CD:52:VAL:HG12	6:CD:198:LEU:HD13	1.70	0.73
5:AC:39:ARG:HG2	5:AC:54:ILE:HD13	1.70	0.73
1:CA:323:U:H5'	22:CT:17:ARG:HB2	1.71	0.73
25:DB:992:C:H4'	41:DR:74:ILE:HD13	1.71	0.73
47:BX:44:ARG:HG2	47:BX:45:PHE:H	1.54	0.73
26:DC:144:GLU:HG3	26:DC:151:GLY:N	2.04	0.72
26:DC:183:VAL:HG13	26:DC:184:GLU:N	2.00	0.72
43:DT:40:LYS:HZ2	43:DT:60:THR:H	1.34	0.72
25:DB:2091:C:H3'	25:DB:2092:U:H5''	1.68	0.72
45:BV:70:ILE:HG12	45:BV:71:LYS:N	2.04	0.72
4:CB:199:ILE:HB	4:CB:200:PRO:HD2	1.69	0.72
30:BG:101:VAL:HG12	30:BG:115:GLN:HB2	1.70	0.72
26:DC:130:PRO:HG2	26:DC:133:ASN:HD22	1.54	0.72
25:DB:2012:G:H4'	42:DS:96:ILE:HD11	1.70	0.72
31:DH:9:VAL:HB	31:DH:12:LEU:O	1.89	0.72
1:AA:1291:U:H2'	1:AA:1292:G:C8	2.24	0.72
1:CA:182:A:H1'	1:CA:183:C:C4	2.24	0.72
9:CG:76:SER:HB3	9:CG:85:GLN:HA	1.71	0.72
13:CK:70:ALA:HA	13:CK:73:VAL:HG22	1.71	0.72
1:AA:337:G:H2'	1:AA:338:A:C8	2.23	0.72

Continued on next page...

Continued from previous page...

Atom-1	Atom-2	Distance(Å)	Clash(Å)
46:DW:36:ILE:O	46:DW:39:GLN:HB3	1.89	0.72
33:DJ:45:THR:OG1	33:DJ:48:VAL:HB	1.89	0.72
29:DF:35:LEU:HA	29:DF:152:ASP:O	1.90	0.72
25:BB:1063:G:O2'	32:BI:88:GLY:HA3	1.89	0.72
9:CG:49:LEU:HA	9:CG:52:ARG:HE	1.53	0.72
25:DB:704:G:H1'	25:DB:727:A:H61	1.54	0.72
6:CD:107:GLY:HA2	6:CD:112:GLU:HG2	1.70	0.72
1:CA:1492:A:H2'	25:DB:1913:A:C6	2.25	0.72
6:CD:96:ARG:NH1	6:CD:133:SER:HA	2.04	0.72
25:BB:1552:A:H2'	25:BB:1553:A:H5'	1.70	0.72
1:CA:1112:C:N4	5:CC:177:LEU:HD23	2.04	0.72
19:CQ:62:GLU:HG2	19:CQ:63:CYS:H	1.51	0.72
32:BI:122:GLU:O	32:BI:126:ARG:HG3	1.90	0.72
24:BA:11:C:H3'	24:BA:12:C:H5''	1.71	0.72
25:BB:2267:A:C8	25:BB:2267:A:C3'	2.72	0.72
25:DB:1056:G:H5'	25:DB:1057:A:H5'	1.71	0.72
6:CD:123:MET:HE1	6:CD:126:GLY:H	1.53	0.72
26:DC:89:ASN:O	26:DC:105:ALA:HB3	1.87	0.72
5:CC:156:LEU:CD1	5:CC:165:GLU:H	2.02	0.72
4:AB:90:PHE:N	4:AB:149:GLY:HA3	2.04	0.72
18:AP:18:GLN:NE2	18:AP:35:ARG:HD2	2.03	0.72
1:AA:56:U:H2'	1:AA:57:G:C8	2.24	0.72
1:AA:1167:A:H2'	1:AA:1169:A:C8	2.24	0.72
1:AA:1358:U:H2'	1:AA:1359:C:O4'	1.88	0.72
25:BB:1437:C:H2'	25:BB:1438:U:C6	2.24	0.72
24:BA:29:A:H3'	24:BA:30:C:H6	1.54	0.72
1:CA:1092:A:H5''	9:CG:3:ARG:HD2	1.70	0.72
25:BB:581:C:H2'	25:BB:582:A:C8	2.24	0.72
1:AA:1101:A:H61	4:AB:101:THR:HG21	1.53	0.72
11:AI:14:SER:OG	11:AI:69:GLY:HA3	1.89	0.72
8:CF:10:VAL:HA	8:CF:84:VAL:HA	1.69	0.72
15:AM:106:ARG:NE	15:AM:112:ARG:HB3	1.99	0.72
26:DC:83:ASP:HB2	26:DC:90:ILE:HG12	1.70	0.72
1:AA:652:U:H4'	10:AH:55:LYS:HE2	1.71	0.72
33:BJ:41:LYS:HZ1	33:BJ:51:GLY:HA2	1.50	0.72
25:BB:28:A:H61	25:BB:512:G:H1'	1.54	0.72
25:DB:2136:G:H2'	25:DB:2137:U:C6	2.24	0.72
25:BB:645:C:H3'	25:BB:646:U:C5	2.24	0.72
25:DB:1447:C:H2'	25:DB:1448:G:H8	1.53	0.72
27:BD:113:SER:HB2	27:BD:168:GLU:H	1.55	0.72
5:CC:156:LEU:HD12	5:CC:165:GLU:H	1.53	0.72
40:BQ:87:VAL:HG21	41:BR:52:PRO:N	2.05	0.72

Continued on next page...

Continued from previous page...

Atom-1	Atom-2	Distance(Å)	Clash(Å)
26:BC:144:GLU:HG3	26:BC:151:GLY:N	2.04	0.72
25:BB:137:U:H3'	25:BB:138:U:C5	2.24	0.72
32:DI:20:SER:HB3	32:DI:21:PRO:HD3	1.69	0.72
1:CA:673:A:H2'	1:CA:674:G:C8	2.24	0.72
25:BB:307:G:N2	25:BB:309:A:H3'	2.04	0.72
12:CJ:52:LEU:HB2	16:CN:80:ARG:HD2	1.70	0.72
25:BB:480:A:H3'	25:BB:481:G:H5''	1.70	0.72
1:CA:859:G:H2'	1:CA:860:A:C8	2.25	0.72
8:AF:76:THR:HA	8:AF:79:ARG:NH1	2.04	0.72
13:CK:86:LYS:HG3	13:CK:113:THR:HA	1.71	0.72
25:DB:1059:G:H4'	32:DI:116:MET:HG2	1.72	0.72
28:DE:148:ILE:HB	28:DE:169:VAL:HG12	1.70	0.72
27:BD:14:ILE:HA	39:BP:11:GLN:HE22	1.53	0.72
27:BD:105:LYS:HE3	27:BD:176:ASP:HB3	1.71	0.72
12:CJ:15:HIS:HA	12:CJ:18:ILE:HG22	1.70	0.72
41:BR:25:LEU:H	41:BR:94:THR:HG21	1.54	0.72
19:CQ:25:GLU:HA	19:CQ:40:THR:HA	1.71	0.72
31:BH:116:ARG:HG2	31:BH:118:PRO:HD3	1.72	0.72
21:CS:12:LEU:HD11	21:CS:16:LYS:HE3	1.71	0.72
34:BK:98:ILE:HD13	34:BK:117:LEU:HD13	1.72	0.72
25:DB:1019:U:H2'	25:DB:1020:A:C8	2.24	0.72
25:DB:1099:G:C8	32:DI:3:LYS:HB2	2.25	0.72
4:CB:102:ASN:ND2	4:CB:106:VAL:HB	2.05	0.72
4:CB:83:ALA:HB3	4:CB:90:PHE:HD2	1.54	0.72
25:DB:2755:C:O2'	25:DB:2756:U:H2'	1.89	0.72
1:AA:458:U:H2'	1:AA:459:A:C8	2.24	0.72
45:BV:79:ARG:HA	45:BV:86:LEU:HA	1.71	0.72
46:BW:66:VAL:HA	46:BW:81:ILE:HG22	1.71	0.72
7:CE:15:ILE:HA	7:CE:109:ALA:HB2	1.71	0.72
1:CA:1186:G:H21	16:CN:100:TRP:C	1.93	0.72
19:AQ:7:LEU:O	19:AQ:59:GLU:HA	1.89	0.72
33:BJ:45:THR:OG1	33:BJ:48:VAL:HB	1.90	0.72
20:AR:59:LYS:HA	20:AR:62:ARG:HD2	1.71	0.72
1:AA:462:G:H2'	1:AA:463:U:H6	1.54	0.72
34:BK:51:VAL:HG11	34:BK:57:LEU:HD11	1.71	0.72
51:B1:39:ASP:HB3	51:B1:48:TYR:OH	1.89	0.72
5:AC:79:LYS:HA	5:AC:79:LYS:HE3	1.70	0.72
16:AN:12:ARG:HD2	16:AN:58:ARG:HH11	1.54	0.72
5:CC:53:ARG:HH12	5:CC:55:VAL:HG13	1.54	0.72
27:DD:51:THR:HG21	27:DD:75:ALA:O	1.90	0.72
45:BV:63:ILE:HG22	45:BV:65:VAL:HG13	1.72	0.72
12:AJ:42:LEU:HB2	12:AJ:71:LEU:HD13	1.72	0.72

Continued on next page...

Continued from previous page...

Atom-1	Atom-2	Distance(Å)	Clash(Å)
5:AC:205:GLU:HG2	5:AC:206:ILE:HG22	1.71	0.72
13:CK:97:ARG:HD3	23:CU:16:ARG:HH12	1.52	0.72
1:AA:781:A:H2'	1:AA:782:A:H5'	1.69	0.72
25:BB:2065:C:H2'	25:BB:2066:C:H6	1.55	0.72
46:BW:36:ILE:O	46:BW:39:GLN:HB3	1.90	0.71
7:CE:84:VAL:HG11	7:CE:145:ASN:N	2.05	0.71
27:DD:46:ARG:NH1	27:DD:86:GLU:H	1.88	0.71
9:CG:71:THR:HA	9:CG:95:ARG:CZ	2.20	0.71
45:DV:63:ILE:HG22	45:DV:65:VAL:HG13	1.72	0.71
1:AA:1238:A:H5'	1:AA:1336:C:H41	1.54	0.71
25:BB:832:U:H2'	25:BB:833:A:C8	2.24	0.71
25:DB:1169:A:H2'	25:DB:1170:C:C6	2.25	0.71
25:BB:558:U:OP1	33:BJ:113:PRO:HG2	1.89	0.71
27:BD:35:THR:HB	27:BD:67:HIS:HE1	1.53	0.71
25:DB:654:A:H2'	25:DB:655:A:H5''	1.72	0.71
45:BV:29:ILE:HG22	45:BV:39:ALA:HA	1.72	0.71
25:DB:272:A:H2'	25:DB:273:G:O4'	1.89	0.71
1:CA:1385:G:H5'	11:CI:129:ARG:HH22	1.55	0.71
5:CC:53:ARG:HB2	5:CC:53:ARG:HH11	1.55	0.71
40:BQ:71:ASN:HD21	40:BQ:106:THR:HG23	1.54	0.71
5:AC:13:ILE:HG22	5:AC:14:VAL:HG13	1.72	0.71
1:AA:664:G:OP1	20:AR:52:ARG:HD3	1.89	0.71
24:DA:104:A:H2'	24:DA:105:G:O4'	1.89	0.71
19:CQ:58:VAL:HA	19:CQ:78:VAL:HG23	1.71	0.71
51:D1:16:THR:HG21	51:D1:39:ASP:OD2	1.91	0.71
25:BB:1779:U:H5	25:BB:1784:A:N7	1.88	0.71
25:DB:558:U:OP1	33:DJ:113:PRO:HG2	1.90	0.71
33:DJ:106:LYS:HD3	33:DJ:116:ARG:NH1	2.05	0.71
36:BM:38:ARG:HG2	36:BM:98:PRO:HD3	1.73	0.71
31:DH:80:ILE:HG22	31:DH:81:ALA:H	1.53	0.71
44:BU:58:VAL:HG12	44:BU:59:GLU:N	2.05	0.71
10:CH:6:ILE:H	10:CH:6:ILE:HD12	1.55	0.71
28:BE:2:GLU:HG3	28:BE:13:THR:N	2.05	0.71
25:BB:1019:U:H2'	25:BB:1020:A:C8	2.24	0.71
18:AP:48:GLU:HG2	18:AP:49:GLY:H	1.55	0.71
34:DK:98:ILE:HD13	34:DK:117:LEU:HD13	1.71	0.71
25:DB:95:A:C4'	48:DY:38:GLN:HE22	1.97	0.71
16:CN:79:SER:O	16:CN:83:VAL:HG23	1.89	0.71
25:BB:1060:U:C4	25:BB:1088:A:N6	2.58	0.71
23:AU:38:GLU:C	23:AU:40:PRO:HD2	2.10	0.71
25:BB:280:U:H3	25:BB:360:U:H3	1.36	0.71
49:BZ:6:ILE:O	49:BZ:34:THR:HA	1.90	0.71

Continued on next page...

Continued from previous page...

Atom-1	Atom-2	Distance(Å)	Clash(Å)
20:CR:26:ALA:HA	20:CR:29:LYS:HE3	1.72	0.71
20:AR:51:GLN:NE2	20:AR:54:LEU:HD23	2.05	0.71
11:CI:5:TYR:HB2	11:CI:20:ILE:HB	1.71	0.71
41:DR:25:LEU:H	41:DR:94:THR:HG21	1.54	0.71
25:DB:2306:C:H2'	25:DB:2307:G:N2	2.05	0.71
40:BQ:105:PHE:HA	40:BQ:108:LEU:HD12	1.72	0.71
40:BQ:87:VAL:HG21	41:BR:52:PRO:CD	2.21	0.71
25:BB:2748:A:H5''	30:BG:3:VAL:HG11	1.71	0.71
1:CA:1237:C:H3'	1:CA:1336:C:H41	1.54	0.71
51:B1:26:LYS:HD3	51:B1:52:LYS:NZ	2.05	0.71
26:DC:93:VAL:HG13	26:DC:94:LEU:H	1.55	0.71
9:AG:78:ARG:HA	9:AG:83:THR:HA	1.72	0.71
25:BB:265:A:O2'	25:BB:266:G:H4'	1.90	0.71
25:BB:1812:U:H2'	25:BB:1813:G:H8	1.55	0.71
27:DD:108:ASP:OD2	27:DD:173:GLN:HA	1.90	0.71
10:AH:92:PRO:HA	10:AH:93:LYS:NZ	2.06	0.71
31:DH:141:LYS:H	31:DH:141:LYS:HD2	1.54	0.71
15:CM:70:ARG:C	15:CM:74:MET:HG2	2.10	0.71
46:BW:40:ARG:HG3	46:BW:40:ARG:HH11	1.54	0.71
25:DB:115:C:O2'	25:DB:116:C:H5'	1.91	0.71
44:DU:39:ASN:HB3	44:DU:62:ALA:N	2.06	0.71
25:DB:320:A:H4'	25:DB:322:A:N7	2.04	0.71
11:AI:98:ARG:HG3	11:AI:103:VAL:HG22	1.72	0.71
11:AI:83:THR:HG21	11:AI:102:PHE:HB3	1.72	0.71
1:CA:1005:A:N6	1:CA:1024:G:H1'	2.06	0.71
19:CQ:16:MET:HB2	19:CQ:19:SER:HB2	1.73	0.71
20:AR:51:GLN:HE22	20:AR:54:LEU:HD23	1.55	0.71
1:CA:1291:U:H2'	1:CA:1292:G:C8	2.26	0.71
45:DV:29:ILE:HG22	45:DV:39:ALA:HA	1.72	0.71
32:DI:85:ILE:HD13	32:DI:137:LEU:HD21	1.73	0.71
7:CE:46:GLY:HA2	7:CE:66:ALA:O	1.90	0.71
11:CI:59:LYS:HE2	11:CI:60:LEU:HD23	1.70	0.71
6:CD:182:LYS:HD3	6:CD:183:ARG:HG3	1.72	0.71
43:DT:60:THR:HB	43:DT:81:LYS:HD2	1.73	0.71
43:DT:32:LEU:H	43:DT:83:ALA:HB3	1.55	0.71
29:BF:42:ALA:HA	29:BF:49:LEU:HD21	1.70	0.71
40:BQ:97:ILE:HD11	40:BQ:108:LEU:HD11	1.71	0.71
1:CA:939:G:H5'	9:CG:101:ARG:NH1	2.02	0.71
14:AL:86:VAL:HG12	14:AL:87:LYS:H	1.53	0.71
4:CB:150:ILE:HA	4:CB:153:MET:HB3	1.71	0.71
41:BR:1:MET:HB3	41:BR:101:ILE:HG21	1.72	0.71
25:DB:639:U:H2'	25:DB:640:C:C6	2.25	0.71

Continued on next page...

Continued from previous page...

Atom-1	Atom-2	Distance(Å)	Clash(Å)
10:AH:88:LYS:HA	10:AH:91:LEU:HG	1.73	0.71
24:DA:11:C:H3'	24:DA:12:C:H5''	1.70	0.71
49:DZ:6:ILE:O	49:DZ:34:THR:HA	1.91	0.71
24:BA:104:A:H2'	24:BA:105:G:O4'	1.90	0.71
7:AE:37:VAL:HG12	7:AE:47:PHE:HB2	1.73	0.71
1:CA:541:G:O2'	6:CD:39:GLN:HB3	1.91	0.71
35:BL:62:PRO:HB3	53:B3:29:ARG:NH2	2.06	0.71
17:CO:28:VAL:HG13	17:CO:62:ARG:HG3	1.73	0.71
25:DB:826:U:O2'	35:DL:53:GLY:HA3	1.90	0.71
25:BB:856:G:H1'	46:BW:23:LYS:HB3	1.73	0.71
8:CF:81:ASN:HB3	8:CF:84:VAL:HG12	1.72	0.71
26:DC:124:LYS:HB3	26:DC:127:ASN:ND2	2.05	0.71
25:DB:1060:U:H5	32:DI:131:THR:HG22	1.56	0.71
25:BB:1021:A:H62	25:BB:1141:U:H3	1.39	0.71
25:DB:27:G:HO2'	25:DB:28:A:H8	1.38	0.71
6:CD:72:ARG:HG3	6:CD:76:LYS:HE2	1.72	0.71
1:AA:673:A:H2'	1:AA:674:G:C8	2.26	0.71
25:DB:1739:A:H2'	25:DB:1740:G:O4'	1.91	0.71
9:CG:19:SER:HB3	9:CG:22:LEU:HB2	1.73	0.71
45:BV:76:ASP:H	45:BV:90:ASP:HB2	1.55	0.71
11:AI:12:LYS:H	11:AI:105:ARG:HH12	1.39	0.71
10:CH:76:ARG:HD2	10:CH:126:CYS:HB3	1.72	0.71
4:CB:44:LYS:HD2	4:CB:47:PRO:HG2	1.73	0.71
43:BT:60:THR:HB	43:BT:81:LYS:HD2	1.73	0.71
5:CC:123:LEU:HA	5:CC:127:VAL:HG22	1.72	0.71
4:AB:71:THR:HG23	4:AB:94:ARG:HA	1.71	0.71
29:DF:2:LYS:HD2	29:DF:100:GLU:HG2	1.72	0.71
32:BI:20:SER:HB3	32:BI:21:PRO:HD3	1.71	0.71
28:BE:148:ILE:HB	28:BE:169:VAL:HG12	1.71	0.71
25:DB:1437:C:H2'	25:DB:1438:U:C6	2.25	0.71
22:CT:8:LYS:O	22:CT:11:ILE:HG12	1.91	0.71
23:AU:48:LYS:HA	23:AU:51:ALA:HB3	1.73	0.71
24:DA:7:G:H1'	38:DO:38:GLN:HE22	1.56	0.71
25:BB:851:C:H2'	25:BB:852:U:C6	2.26	0.71
46:BW:18:LYS:HA	46:BW:36:ILE:HG13	1.72	0.71
25:DB:1099:G:O4'	32:DI:4:VAL:HB	1.90	0.71
11:CI:51:LEU:HD22	11:CI:56:MET:SD	2.30	0.71
43:BT:32:LEU:H	43:BT:83:ALA:HB3	1.56	0.71
1:CA:974:A:H4'	1:CA:975:A:H5'	1.72	0.71
21:AS:29:PRO:HA	21:AS:47:THR:O	1.91	0.71
43:DT:44:LYS:O	43:DT:48:GLN:HG2	1.91	0.71
25:BB:996:A:H4'	40:BQ:91:ARG:HG2	1.72	0.71

Continued on next page...

Continued from previous page...

Atom-1	Atom-2	Distance(Å)	Clash(Å)
8:CF:71:ILE:O	8:CF:75:GLU:HG3	1.91	0.71
30:DG:23:ILE:HD11	30:DG:42:VAL:HG11	1.72	0.71
25:DB:1060:U:C4	25:DB:1088:A:N6	2.58	0.71
47:BX:30:PRO:HB2	47:BX:32:LEU:HD13	1.72	0.71
28:BE:131:THR:HG22	28:BE:161:ALA:N	2.05	0.71
25:DB:1558:C:H4'	25:DB:1559:U:H5'	1.73	0.71
51:D1:39:ASP:HB3	51:D1:48:TYR:OH	1.90	0.71
25:BB:1727:C:H2'	25:BB:1728:C:C6	2.26	0.71
28:DE:49:ARG:NH1	28:DE:72:SER:HB2	2.06	0.71
25:DB:832:U:H2'	25:DB:833:A:H8	1.54	0.71
10:AH:11:THR:HG22	10:AH:15:ASN:HD21	1.54	0.71
38:DO:24:THR:HG22	38:DO:42:PRO:HD3	1.73	0.71
19:AQ:10:ARG:HH22	19:AQ:54:ILE:HA	1.55	0.70
44:DU:35:VAL:HB	44:DU:38:ILE:HG21	1.72	0.70
45:DV:70:ILE:HD13	45:DV:70:ILE:N	2.06	0.70
9:AG:74:VAL:HG12	9:AG:87:PRO:HA	1.72	0.70
26:BC:130:PRO:HG2	26:BC:133:ASN:HD22	1.55	0.70
5:CC:106:ARG:HH11	5:CC:106:ARG:HB3	1.55	0.70
24:DA:32:U:H1'	24:DA:52:A:N7	2.06	0.70
28:DE:74:LYS:O	28:DE:76:PRO:HD3	1.91	0.70
40:DQ:56:PHE:C	40:DQ:58:GLN:H	1.93	0.70
13:CK:32:THR:HG23	13:CK:43:TRP:HB3	1.73	0.70
13:AK:18:GLY:O	13:AK:81:LEU:HB2	1.91	0.70
11:CI:7:GLY:H	11:CI:18:VAL:HG23	1.56	0.70
5:CC:143:LEU:HD13	5:CC:143:LEU:H	1.55	0.70
31:BH:134:VAL:HG13	31:BH:135:HIS:H	1.56	0.70
31:DH:32:PRO:HG3	47:DX:38:TRP:HB3	1.73	0.70
8:AF:4:TYR:O	8:AF:63:ASN:HA	1.90	0.70
29:BF:15:LEU:O	29:BF:18:GLU:HB3	1.90	0.70
1:AA:408:A:OP1	6:AD:111:ALA:HB3	1.91	0.70
30:DG:100:ASN:ND2	30:DG:101:VAL:H	1.89	0.70
30:DG:101:VAL:HG12	30:DG:115:GLN:HB2	1.72	0.70
40:BQ:29:ARG:O	40:BQ:30:VAL:HB	1.91	0.70
25:DB:705:A:N6	25:DB:726:G:H1'	2.05	0.70
25:DB:1381:G:C2'	25:DB:1382:G:H5'	2.21	0.70
22:CT:69:ASN:H	22:CT:69:ASN:ND2	1.88	0.70
25:DB:832:U:H2'	25:DB:833:A:C8	2.26	0.70
35:DL:77:ILE:HG12	35:DL:101:ILE:HD11	1.73	0.70
25:BB:992:C:H4'	41:BR:74:ILE:HD13	1.72	0.70
24:DA:29:A:H3'	24:DA:30:C:H6	1.55	0.70
1:AA:229:U:H2'	1:AA:230:G:C8	2.26	0.70
1:CA:229:U:H2'	1:CA:230:G:C8	2.26	0.70

Continued on next page...

Continued from previous page...

Atom-1	Atom-2	Distance(Å)	Clash(Å)
41:DR:4:VAL:HG23	41:DR:39:LEU:H	1.54	0.70
6:CD:117:VAL:HG12	6:CD:130:ASN:HA	1.71	0.70
13:AK:124:LYS:CA	23:AU:34:ARG:HB3	2.22	0.70
1:CA:1238:A:H5'	1:CA:1336:C:H41	1.56	0.70
15:CM:23:GLY:HA3	15:CM:64:VAL:HA	1.74	0.70
1:CA:781:A:H2'	1:CA:782:A:H5'	1.72	0.70
1:AA:1179:A:H4'	11:AI:104:THR:HA	1.72	0.70
25:BB:1558:C:H4'	25:BB:1559:U:H5'	1.74	0.70
9:CG:74:VAL:HG13	9:CG:144:ALA:HB2	1.73	0.70
1:AA:674:G:H2'	1:AA:675:A:H8	1.57	0.70
1:AA:182:A:H1'	1:AA:183:C:C4	2.26	0.70
25:BB:710:U:H2'	25:BB:711:G:H8	1.56	0.70
28:BE:49:ARG:NH1	28:BE:72:SER:HB2	2.07	0.70
45:DV:79:ARG:HA	45:DV:86:LEU:HA	1.72	0.70
25:DB:480:A:H5'	44:DU:43:LYS:HE2	1.74	0.70
1:CA:1137:C:H1'	1:CA:1138:G:C2	2.26	0.70
30:DG:54:ARG:HD3	30:DG:55:ASP:H	1.55	0.70
26:DC:158:GLY:H	26:DC:194:VAL:HG13	1.56	0.70
41:DR:51:VAL:HB	41:DR:52:PRO:HD2	1.73	0.70
4:CB:209:VAL:HG23	4:CB:210:THR:H	1.56	0.70
25:DB:871:U:H2'	25:DB:872:U:H6	1.55	0.70
24:DA:75:G:H1'	45:DV:29:ILE:HG12	1.74	0.70
1:CA:1119:C:OP1	11:CI:8:THR:HG21	1.91	0.70
1:CA:1346:A:N1	1:CA:1374:A:H5''	2.06	0.70
31:BH:132:PHE:O	31:BH:140:ALA:HB3	1.91	0.70
41:BR:4:VAL:HG23	41:BR:39:LEU:H	1.56	0.70
27:BD:51:THR:HG21	27:BD:75:ALA:O	1.92	0.70
1:CA:451:A:H4'	1:CA:452:A:O4'	1.91	0.70
14:AL:64:SER:OG	14:AL:96:THR:HG23	1.92	0.70
53:B3:22:LYS:HA	53:B3:48:MET:H	1.56	0.70
11:AI:79:ARG:NH1	11:AI:79:ARG:HB3	2.06	0.70
20:AR:32:ILE:HG22	20:AR:58:ILE:HD13	1.73	0.70
12:CJ:52:LEU:H	12:CJ:52:LEU:HD12	1.55	0.70
51:B1:16:THR:HG21	51:B1:39:ASP:OD2	1.91	0.70
25:DB:480:A:H3'	25:DB:481:G:H5''	1.74	0.70
1:AA:649:A:H2'	1:AA:650:G:O4'	1.92	0.70
1:CA:67:C:H2'	1:CA:68:G:C8	2.27	0.70
21:CS:27:LYS:HB2	21:CS:28:LYS:HZ2	1.55	0.70
44:BU:35:VAL:HB	44:BU:38:ILE:HG21	1.73	0.70
25:BB:102:U:C2	48:BY:2:LYS:HG2	2.26	0.70
6:AD:124:VAL:HG22	6:AD:142:VAL:HG13	1.71	0.70
18:AP:20:VAL:HG21	18:AP:32:PHE:HD2	1.56	0.70

Continued on next page...

Continued from previous page...

Atom-1	Atom-2	Distance(Å)	Clash(Å)
26:DC:28:PRO:HG2	26:DC:33:LEU:HD11	1.74	0.70
41:DR:76:LYS:HB2	41:DR:85:LYS:HB3	1.71	0.70
1:AA:1319:A:H2'	1:AA:1323:G:N7	2.06	0.70
31:BH:132:PHE:CE2	31:BH:134:VAL:HB	2.27	0.70
25:BB:1739:A:H2'	25:BB:1740:G:O4'	1.91	0.70
25:BB:2306:C:H3'	25:BB:2307:G:C5'	2.21	0.70
25:BB:654:A:H2'	25:BB:655:A:H5''	1.72	0.70
25:DB:172:A:H2'	25:DB:173:A:H8	1.56	0.70
25:DB:810:U:O4	35:DL:30:THR:HG22	1.91	0.70
35:DL:62:PRO:HB3	53:D3:29:ARG:NH2	2.07	0.70
54:B4:3:VAL:HG23	54:B4:4:ARG:H	1.56	0.70
26:DC:171:VAL:HG23	26:DC:185:ALA:HB2	1.73	0.70
43:BT:8:LEU:HD21	43:BT:46:ALA:HA	1.74	0.70
5:CC:168:ARG:HG2	5:CC:169:GLU:H	1.56	0.70
42:BS:24:ILE:CG2	42:BS:71:VAL:HG11	2.22	0.70
38:DO:68:LYS:H	38:DO:102:ARG:HD2	1.55	0.70
42:DS:24:ILE:CG2	42:DS:71:VAL:HG11	2.22	0.70
33:BJ:124:VAL:O	33:BJ:125:TYR:HB2	1.89	0.70
25:BB:2196:C:O2'	25:BB:2197:U:H5'	1.92	0.70
29:BF:122:ASP:HB2	29:BF:126:ASN:OD1	1.92	0.70
26:DC:15:VAL:HG22	26:DC:205:GLY:HA3	1.73	0.70
6:AD:18:LEU:O	6:AD:20:LEU:HG	1.91	0.70
1:AA:243:A:H4'	1:AA:244:U:H5'	1.71	0.70
25:BB:2183:A:H2'	25:BB:2184:A:C8	2.26	0.70
46:DW:17:ALA:HB1	46:DW:36:ILE:HA	1.74	0.70
46:DW:18:LYS:HA	46:DW:36:ILE:HG13	1.73	0.70
5:CC:76:ILE:HA	5:CC:83:VAL:HG23	1.73	0.70
12:CJ:47:GLU:O	12:CJ:66:GLU:HG3	1.92	0.70
41:BR:51:VAL:HB	41:BR:52:PRO:HD2	1.72	0.70
6:CD:58:GLN:O	6:CD:62:ARG:HG2	1.91	0.70
27:BD:108:ASP:OD2	27:BD:173:GLN:HA	1.91	0.70
23:AU:36:PHE:HB3	23:AU:40:PRO:HD3	1.74	0.70
6:AD:8:LEU:HD23	6:AD:31:CYS:HA	1.73	0.70
1:AA:1071:C:H2'	1:AA:1072:G:C8	2.26	0.70
44:BU:39:ASN:HB3	44:BU:62:ALA:N	2.06	0.70
10:AH:116:ARG:NH1	10:AH:116:ARG:HB2	2.06	0.70
4:AB:107:ARG:HA	4:AB:110:ILE:HD12	1.74	0.70
34:DK:111:PHE:O	34:DK:114:ILE:HG22	1.92	0.70
27:DD:107:VAL:H	27:DD:205:PRO:HA	1.56	0.70
1:AA:154:U:H2'	1:AA:155:A:C8	2.26	0.70
25:DB:2771:C:H5''	27:DD:207:VAL:HG11	1.72	0.70
44:DU:81:ARG:HD2	44:DU:96:LYS:HG3	1.74	0.70

Continued on next page...

Continued from previous page...

Atom-1	Atom-2	Distance(Å)	Clash(Å)
25:BB:1746:A:H2'	25:BB:1747:U:C6	2.27	0.70
25:BB:962:G:H21	25:BB:2250:G:H1	1.40	0.70
11:CI:8:THR:HG22	11:CI:10:ARG:HH21	1.57	0.70
43:BT:29:THR:N	43:BT:91:GLN:HE22	1.90	0.70
1:CA:1319:A:H2'	1:CA:1323:G:N7	2.07	0.70
43:DT:38:ALA:HB2	43:DT:81:LYS:HZ1	1.55	0.70
8:AF:1:MET:HA	8:AF:67:PRO:HA	1.74	0.70
28:DE:175:ILE:HG13	28:DE:180:LEU:HD21	1.74	0.70
25:BB:1179:G:H2'	25:BB:1180:U:C6	2.27	0.70
27:DD:35:THR:HB	27:DD:67:HIS:HE1	1.56	0.70
25:BB:639:U:H2'	25:BB:640:C:C6	2.27	0.70
46:BW:27:GLY:HA2	46:BW:31:LEU:HD12	1.74	0.70
7:AE:52:ALA:HB3	7:AE:58:ALA:HB2	1.72	0.70
41:DR:77:PHE:HD2	41:DR:84:ARG:HG2	1.55	0.70
12:AJ:22:THR:HA	12:AJ:25:ILE:HD12	1.73	0.70
11:AI:33:SER:H	11:AI:36:GLN:NE2	1.88	0.70
40:DQ:60:TRP:O	40:DQ:64:ILE:HG12	1.91	0.70
16:CN:65:GLN:HB3	16:CN:82:LYS:HG2	1.73	0.70
31:BH:104:THR:HA	31:BH:109:GLU:HG3	1.71	0.70
37:BN:98:LEU:HD12	50:B0:42:ILE:HD11	1.74	0.70
12:AJ:65:TYR:HA	16:AN:98:ALA:H	1.56	0.70
9:AG:87:PRO:HG2	9:AG:151:ALA:HB3	1.74	0.70
25:BB:705:A:N6	25:BB:726:G:H1'	2.06	0.70
13:AK:80:ASN:HD22	13:AK:80:ASN:N	1.89	0.70
25:DB:580:U:H2'	25:DB:581:C:H6	1.56	0.70
1:CA:1226:C:C5	15:CM:102:LYS:HB3	2.26	0.70
35:BL:79:LEU:HB2	35:BL:113:ALA:H	1.57	0.70
1:CA:1228:C:H5'	15:CM:112:ARG:HB3	1.74	0.70
4:CB:56:LEU:HD22	4:CB:219:THR:HB	1.73	0.70
1:AA:451:A:H4'	1:AA:452:A:O4'	1.92	0.70
24:DA:89:U:H1'	25:DB:958:U:H2'	1.73	0.70
25:BB:95:A:C4'	48:BY:38:GLN:HE22	1.99	0.69
15:AM:95:PRO:HB2	15:AM:99:GLN:NE2	2.06	0.69
22:CT:80:ALA:CA	22:CT:83:ASN:HD22	2.02	0.69
40:DQ:91:ARG:NH1	41:DR:10:LYS:HB3	2.07	0.69
5:CC:119:ILE:HA	5:CC:122:GLN:HE21	1.55	0.69
43:DT:29:THR:N	43:DT:91:GLN:HE22	1.90	0.69
25:DB:2306:C:H3'	25:DB:2307:G:C5'	2.20	0.69
25:DB:2336:A:N6	46:DW:40:ARG:NH1	2.40	0.69
1:CA:628:G:H2'	1:CA:629:A:H8	1.57	0.69
1:AA:1346:A:N1	1:AA:1374:A:H5''	2.07	0.69
1:AA:1333:A:H2'	1:AA:1334:G:O4'	1.92	0.69

Continued on next page...

Continued from previous page...

Atom-1	Atom-2	Distance(Å)	Clash(Å)
1:AA:723:U:C2	23:AU:48:LYS:HD3	2.27	0.69
25:BB:2306:C:H2'	25:BB:2307:G:H21	1.55	0.69
19:CQ:14:ASP:HA	19:CQ:20:ILE:HD11	1.73	0.69
25:DB:2073:C:H5''	26:DC:227:VAL:HG12	1.73	0.69
27:DD:113:SER:HB2	27:DD:168:GLU:H	1.57	0.69
1:CA:1356:G:H2'	1:CA:1357:A:C8	2.27	0.69
13:AK:51:PHE:CE1	13:AK:61:ALA:HB1	2.26	0.69
31:DH:65:ALA:HB1	31:DH:134:VAL:HB	1.73	0.69
37:BN:116:VAL:HG13	37:BN:117:ASP:H	1.57	0.69
5:AC:71:ARG:NH2	5:AC:73:GLY:HA3	2.05	0.69
4:AB:161:PHE:CD2	4:AB:183:PHE:HB2	2.27	0.69
27:BD:34:VAL:HG21	27:BD:90:PHE:O	1.93	0.69
1:CA:1160:G:H2'	1:CA:1161:C:H6	1.57	0.69
44:BU:85:ARG:HA	44:BU:85:ARG:NE	2.07	0.69
25:BB:1794:A:H2'	25:BB:1795:C:C6	2.27	0.69
8:CF:26:THR:HA	8:CF:29:ILE:HD12	1.72	0.69
43:BT:44:LYS:O	43:BT:48:GLN:HG2	1.91	0.69
40:BQ:87:VAL:HG12	40:BQ:88:GLU:H	1.57	0.69
40:DQ:29:ARG:O	40:DQ:30:VAL:HB	1.91	0.69
31:DH:116:ARG:O	31:DH:118:PRO:HD3	1.92	0.69
8:CF:18:VAL:HG21	8:CF:58:HIS:ND1	2.07	0.69
25:DB:1386:C:H2'	25:DB:1387:A:C8	2.28	0.69
31:DH:5:LEU:HD13	31:DH:13:GLY:HA2	1.74	0.69
32:DI:105:LEU:HD11	32:DI:139:VAL:HG21	1.73	0.69
15:CM:94:LEU:HB3	15:CM:95:PRO:HD2	1.73	0.69
12:CJ:52:LEU:HA	12:CJ:62:ARG:HA	1.73	0.69
44:BU:85:ARG:HD3	44:BU:86:PHE:H	1.57	0.69
1:AA:184:G:H4'	1:AA:224:U:O3'	1.92	0.69
8:AF:9:MET:HB3	8:AF:57:ALA:HB1	1.75	0.69
25:BB:2356:U:H4'	46:BW:16:GLU:HG3	1.72	0.69
1:AA:628:G:H2'	1:AA:629:A:H8	1.57	0.69
25:DB:1582:C:H2'	25:DB:1583:A:O4'	1.92	0.69
46:DW:66:VAL:HA	46:DW:81:ILE:HG22	1.73	0.69
1:AA:1250:A:H4'	11:AI:69:GLY:H	1.57	0.69
10:CH:100:ILE:HD11	10:CH:128:VAL:H	1.56	0.69
4:CB:44:LYS:NZ	4:CB:47:PRO:HB2	2.07	0.69
27:DD:114:LYS:HD2	27:DD:116:LYS:HE3	1.74	0.69
27:BD:107:VAL:H	27:BD:205:PRO:HA	1.56	0.69
23:AU:8:ASN:HD22	23:AU:9:GLU:H	1.39	0.69
7:AE:132:PRO:HA	7:AE:135:VAL:HG22	1.74	0.69
11:AI:86:LEU:HD23	11:AI:93:LEU:HD11	1.74	0.69
25:DB:796:C:H2'	25:DB:797:G:C8	2.28	0.69

Continued on next page...

Continued from previous page...

Atom-1	Atom-2	Distance(Å)	Clash(Å)
43:BT:12:ARG:HA	48:BY:29:ARG:HH12	1.57	0.69
22:AT:53:MET:HA	22:AT:56:ILE:HD12	1.75	0.69
30:BG:97:VAL:HG11	30:BG:123:GLU:HA	1.74	0.69
25:DB:265:A:O2'	25:DB:266:G:H4'	1.91	0.69
25:DB:363:G:H2'	25:DB:364:C:C6	2.28	0.69
8:CF:38:ARG:HD3	8:CF:97:THR:HA	1.73	0.69
16:CN:29:ILE:HD12	16:CN:29:ILE:H	1.56	0.69
29:DF:82:TYR:OH	29:DF:84:ILE:HD13	1.92	0.69
14:AL:42:LYS:HB2	14:AL:88:ASP:HA	1.74	0.69
45:BV:70:ILE:HD13	45:BV:70:ILE:N	2.07	0.69
15:CM:7:ASN:ND2	15:CM:21:ILE:HA	2.06	0.69
13:AK:86:LYS:HD2	13:AK:114:PRO:HD3	1.75	0.69
25:DB:543:G:C2	25:DB:545:U:H4'	2.27	0.69
28:DE:131:THR:HG22	28:DE:161:ALA:N	2.06	0.69
5:AC:35:ASP:HB3	5:AC:39:ARG:HH12	1.57	0.69
34:BK:111:PHE:O	34:BK:114:ILE:HG22	1.92	0.69
27:DD:106:LYS:HB3	27:DD:206:ALA:HB3	1.72	0.69
25:BB:2306:C:H2'	25:BB:2307:G:N2	2.08	0.69
25:BB:2377:A:H2'	25:BB:2378:A:C8	2.27	0.69
24:BA:32:U:H1'	24:BA:52:A:N7	2.07	0.69
37:DN:116:VAL:HG13	37:DN:117:ASP:H	1.55	0.69
1:CA:649:A:H2'	1:CA:650:G:O4'	1.92	0.69
39:DP:61:ARG:NH1	39:DP:100:ARG:HA	2.07	0.69
39:DP:88:ARG:HB2	39:DP:112:ARG:HH12	1.58	0.69
1:CA:1477:U:H2'	1:CA:1478:U:C6	2.27	0.69
35:DL:6:LEU:H	35:DL:6:LEU:HD23	1.57	0.69
1:AA:437:U:H5''	6:AD:151:GLN:NE2	2.07	0.69
25:BB:2353:G:H1'	46:BW:30:VAL:CG1	2.23	0.69
46:BW:18:LYS:HA	46:BW:36:ILE:CG1	2.22	0.69
5:CC:126:ARG:CZ	5:CC:126:ARG:HA	2.22	0.69
1:AA:1348:U:H4'	11:AI:121:ARG:HH11	1.57	0.69
33:BJ:3:THR:HG21	40:BQ:60:TRP:NE1	2.07	0.69
40:BQ:104:ALA:HB1	41:BR:46:GLU:OE2	1.93	0.69
27:BD:5:VAL:H	27:BD:32:ASN:HD21	1.39	0.69
25:DB:1058:U:H1'	32:DI:117:THR:CG2	2.22	0.69
45:DV:70:ILE:HG12	45:DV:71:LYS:N	2.05	0.69
42:BS:24:ILE:HG22	42:BS:71:VAL:HG11	1.74	0.69
1:AA:973:G:H3'	1:AA:974:A:H5''	1.74	0.69
25:DB:1168:G:H2'	25:DB:1169:A:C8	2.28	0.69
26:BC:15:VAL:HG22	26:BC:205:GLY:HA3	1.75	0.69
1:CA:824:G:O4'	10:CH:1:SER:HA	1.92	0.69
1:CA:184:G:H4'	1:CA:224:U:O3'	1.93	0.69

Continued on next page...

Continued from previous page...

Atom-1	Atom-2	Distance(Å)	Clash(Å)
25:BB:2049:G:O2'	25:BB:2050:C:H5'	1.93	0.69
1:AA:1412:C:H2'	1:AA:1413:A:C8	2.27	0.69
25:DB:856:G:H1'	46:DW:23:LYS:HB3	1.73	0.69
7:CE:50:GLY:CA	7:CE:61:LYS:HB2	2.23	0.69
43:BT:55:VAL:HG22	43:BT:87:LEU:HD23	1.74	0.69
43:BT:87:LEU:HB2	43:BT:91:GLN:HG2	1.75	0.69
4:CB:63:LYS:HG2	4:CB:64:GLY:N	2.06	0.69
5:AC:83:VAL:O	5:AC:87:ARG:HG3	1.92	0.69
23:CU:19:LYS:HG2	23:CU:20:ARG:HE	1.58	0.69
13:CK:92:ARG:HH21	23:CU:24:LYS:HB2	1.55	0.69
47:DX:50:VAL:HG12	47:DX:51:SER:H	1.57	0.69
26:BC:144:GLU:HG3	26:BC:151:GLY:H	1.58	0.69
7:AE:76:ASN:CG	7:AE:77:ASN:H	1.94	0.69
1:AA:1285:A:H4'	1:AA:1286:U:O2	1.93	0.69
1:CA:1333:A:H2'	1:CA:1334:G:O4'	1.93	0.69
30:BG:100:ASN:ND2	30:BG:101:VAL:H	1.90	0.69
6:AD:90:LEU:HD23	6:AD:93:LEU:HD12	1.75	0.69
1:CA:674:G:H2'	1:CA:675:A:H8	1.58	0.69
1:CA:1001:C:H2'	1:CA:1002:G:C8	2.28	0.69
44:DU:81:ARG:HG3	44:DU:81:ARG:HH21	1.56	0.69
25:DB:401:A:H2'	25:DB:402:A:C8	2.28	0.69
19:CQ:10:ARG:HB3	19:CQ:10:ARG:HH11	1.57	0.69
1:AA:89:U:H2'	1:AA:90:C:C6	2.27	0.69
25:DB:1272:A:N7	25:DB:1618:A:H1'	2.08	0.69
35:BL:75:ALA:HB2	35:BL:105:ILE:HD12	1.75	0.69
25:BB:151:C:H2'	25:BB:152:A:C8	2.28	0.69
25:DB:851:C:H2'	25:DB:852:U:C6	2.27	0.69
25:DB:922:C:O2'	46:DW:25:PHE:HZ	1.74	0.69
1:CA:1148:U:H2'	1:CA:1149:C:O4'	1.92	0.69
15:AM:88:LEU:O	15:AM:91:ARG:HG2	1.93	0.69
21:AS:36:ARG:HH11	21:AS:36:ARG:HB3	1.58	0.69
33:DJ:93:ILE:O	33:DJ:97:PRO:HG3	1.93	0.69
19:AQ:75:VAL:HG23	19:AQ:76:ARG:HG2	1.74	0.69
31:BH:81:ALA:HB2	31:BH:147:VAL:HB	1.75	0.69
6:CD:90:LEU:HA	6:CD:93:LEU:HD12	1.75	0.69
29:BF:91:ARG:HD3	29:BF:91:ARG:N	2.08	0.69
27:BD:106:LYS:HB3	27:BD:206:ALA:HB3	1.73	0.69
22:CT:66:ILE:HG23	22:CT:70:LYS:HE2	1.73	0.69
1:AA:376:G:H4'	18:AP:5:ARG:HD2	1.74	0.69
12:AJ:36:VAL:HA	12:AJ:77:VAL:H	1.57	0.69
9:CG:13:PRO:HB3	9:CG:20:GLU:HG2	1.73	0.69
11:CI:11:ARG:HE	11:CI:12:LYS:HB2	1.57	0.69

Continued on next page...

Continued from previous page...

Atom-1	Atom-2	Distance(Å)	Clash(Å)
37:DN:97:ILE:HD12	37:DN:98:LEU:H	1.58	0.69
20:CR:33:THR:CG2	20:CR:37:LYS:HG2	2.21	0.69
11:AI:39:GLY:HA2	11:AI:44:ARG:HE	1.58	0.69
6:CD:96:ARG:HH12	6:CD:133:SER:HA	1.57	0.69
25:DB:277:G:H4'	25:DB:278:A:N7	2.07	0.69
25:BB:151:C:H2'	25:BB:152:A:H8	1.57	0.69
1:AA:1137:C:H1'	1:AA:1138:G:C2	2.27	0.69
38:DO:17:LYS:HE2	38:DO:21:LEU:HD21	1.73	0.69
1:AA:449:G:H2'	1:AA:450:G:C8	2.28	0.69
25:BB:2073:C:H5''	26:BC:227:VAL:HG12	1.74	0.69
9:AG:91:ARG:HB3	9:AG:92:PRO:HD2	1.72	0.69
4:AB:205:ALA:O	4:AB:209:VAL:HG13	1.93	0.69
48:BY:17:GLU:HB3	48:BY:53:VAL:HG11	1.73	0.69
7:CE:87:VAL:HG13	7:CE:88:HIS:N	2.08	0.69
22:CT:61:ALA:HA	22:CT:67:HIS:N	2.05	0.69
44:DU:58:VAL:HG12	44:DU:59:GLU:N	2.07	0.69
1:AA:1151:A:H5'	12:AJ:42:LEU:O	1.93	0.69
15:CM:21:ILE:HB	15:CM:24:VAL:CG1	2.23	0.69
42:DS:32:ALA:HA	42:DS:35:ILE:HD11	1.75	0.69
49:BZ:16:LEU:O	49:BZ:19:HIS:HB2	1.93	0.69
25:BB:364:C:H2'	25:BB:365:U:C6	2.27	0.69
29:BF:134:GLN:NE2	29:BF:136:ILE:HD13	2.08	0.69
24:DA:52:A:H2'	24:DA:53:A:H8	1.56	0.69
1:AA:1005:A:N6	1:AA:1024:G:H1'	2.07	0.69
29:DF:139:GLU:CD	29:DF:140:ILE:H	1.96	0.69
25:BB:580:U:H2'	25:BB:581:C:C6	2.28	0.69
25:BB:2306:C:H42	29:BF:38:GLY:HA3	1.57	0.69
43:BT:12:ARG:NH2	48:BY:29:ARG:HE	1.91	0.69
1:CA:154:U:H2'	1:CA:155:A:C8	2.27	0.69
25:DB:1746:A:H2'	25:DB:1747:U:C6	2.27	0.69
53:B3:28:LEU:HD22	53:B3:43:LEU:HB3	1.75	0.69
25:BB:1244:A:H5''	35:BL:8:PRO:HD3	1.75	0.69
47:BX:26:ARG:O	47:BX:27:ARG:HG2	1.93	0.69
18:AP:39:PHE:CZ	18:AP:41:PRO:HG3	2.28	0.69
38:BO:24:THR:HG22	38:BO:42:PRO:HD3	1.75	0.69
1:AA:1226:C:H4'	1:AA:1227:A:OP1	1.92	0.69
40:DQ:105:PHE:HA	40:DQ:108:LEU:HD12	1.73	0.69
40:DQ:87:VAL:HG12	40:DQ:88:GLU:H	1.58	0.69
23:CU:24:LYS:H	23:CU:28:LEU:HD12	1.57	0.69
18:CP:71:VAL:O	18:CP:75:ILE:HG13	1.92	0.69
15:CM:28:ARG:NH1	15:CM:59:VAL:HA	2.07	0.69
27:DD:14:ILE:HG23	27:DD:22:ILE:HB	1.75	0.69

Continued on next page...

Continued from previous page...

Atom-1	Atom-2	Distance(Å)	Clash(Å)
4:AB:15:PHE:O	4:AB:39:ILE:HD12	1.93	0.69
25:BB:2595:G:H1	26:BC:238:ASN:ND2	1.90	0.69
1:CA:1226:C:H4'	1:CA:1227:A:OP1	1.93	0.69
5:AC:35:ASP:HB3	5:AC:39:ARG:NH1	2.07	0.69
4:AB:98:GLY:HA2	4:AB:101:THR:HG23	1.75	0.69
44:BU:81:ARG:HD2	44:BU:96:LYS:HG3	1.74	0.69
37:DN:106:ASP:C	37:DN:108:ALA:H	1.95	0.69
30:DG:126:THR:HG22	30:DG:127:GLN:H	1.58	0.69
1:CA:1221:G:OP1	21:CS:35:ARG:HD2	1.93	0.68
43:DT:29:THR:CA	43:DT:86:THR:HA	2.22	0.68
30:BG:23:ILE:HD11	30:BG:42:VAL:HG11	1.75	0.68
25:DB:309:A:H4'	44:DU:15:GLY:HA3	1.75	0.68
25:DB:345:A:N3	25:DB:346:A:N1	2.41	0.68
14:CL:34:THR:HG21	14:CL:53:ARG:NH2	2.08	0.68
1:AA:9:G:H5'	7:AE:107:GLY:HA3	1.74	0.68
25:DB:1794:A:H2'	25:DB:1795:C:C6	2.28	0.68
21:AS:45:GLY:HA2	21:AS:60:PHE:HB3	1.74	0.68
39:DP:49:ILE:H	39:DP:95:LYS:HE3	1.57	0.68
18:AP:28:ARG:HG3	18:AP:29:ASN:H	1.57	0.68
34:DK:42:ILE:HD12	34:DK:55:ASP:HB2	1.74	0.68
1:CA:1412:C:H2'	1:CA:1413:A:C8	2.28	0.68
11:AI:12:LYS:H	11:AI:105:ARG:NH1	1.90	0.68
11:CI:29:ILE:HD11	11:CI:66:VAL:HG12	1.74	0.68
5:CC:183:TYR:HB2	5:CC:200:TRP:CD1	2.29	0.68
19:AQ:11:VAL:HA	19:AQ:22:VAL:HG22	1.75	0.68
8:AF:38:ARG:HH12	20:AR:23:LYS:NZ	1.90	0.68
25:BB:1022:G:N2	25:BB:1142:A:C2	2.62	0.68
13:CK:109:ILE:H	23:CU:6:ARG:HD3	1.58	0.68
25:DB:75:G:H4'	48:DY:48:ARG:NH2	2.07	0.68
1:AA:264:C:H4'	19:AQ:64:ARG:HD2	1.75	0.68
1:CA:723:U:H5'	23:CU:45:LYS:HE3	1.75	0.68
25:DB:1176:U:H2'	25:DB:1177:G:O4'	1.94	0.68
10:AH:76:ARG:HD3	10:AH:77:VAL:N	2.08	0.68
30:DG:97:VAL:HG11	30:DG:123:GLU:HA	1.75	0.68
26:DC:20:ASN:HB2	26:DC:23:LEU:HD13	1.75	0.68
51:D1:26:LYS:HD3	51:D1:52:LYS:NZ	2.07	0.68
43:BT:50:LEU:H	43:BT:50:LEU:HD22	1.59	0.68
25:DB:1059:G:H5'	32:DI:116:MET:HA	1.76	0.68
25:DB:1060:U:O2	25:DB:1088:A:N7	2.27	0.68
25:BB:2336:A:C6	46:BW:40:ARG:HD2	2.28	0.68
7:AE:84:VAL:CG1	7:AE:95:MET:HB2	2.22	0.68
4:AB:58:LYS:HB3	4:AB:62:ARG:CZ	2.23	0.68

Continued on next page...

Continued from previous page...

Atom-1	Atom-2	Distance(Å)	Clash(Å)
11:CI:109:GLN:HG2	11:CI:110:VAL:H	1.57	0.68
9:CG:110:ARG:HB2	9:CG:118:ARG:HH11	1.59	0.68
25:DB:1447:C:H2'	25:DB:1448:G:C8	2.28	0.68
35:DL:79:LEU:HB2	35:DL:113:ALA:H	1.56	0.68
1:CA:1285:A:H4'	1:CA:1286:U:O2	1.94	0.68
28:BE:74:LYS:O	28:BE:76:PRO:HD3	1.91	0.68
30:BG:54:ARG:HD3	30:BG:55:ASP:H	1.58	0.68
13:AK:19:VAL:HB	13:AK:34:THR:HG22	1.74	0.68
28:DE:48:THR:HG22	28:DE:86:ALA:HB3	1.76	0.68
44:DU:85:ARG:NE	44:DU:85:ARG:HA	2.08	0.68
25:DB:2742:G:OP1	54:D4:36:ARG:HD2	1.94	0.68
7:AE:68:ARG:HD2	7:AE:69:ASN:H	1.57	0.68
25:DB:2377:A:H2'	25:DB:2378:A:C8	2.28	0.68
25:DB:2297:A:C2	25:DB:2320:U:H4'	2.28	0.68
18:AP:1:MET:HB3	18:AP:24:SER:HB3	1.75	0.68
30:BG:106:LEU:HD13	30:BG:151:ARG:HB2	1.76	0.68
39:BP:45:VAL:H	39:BP:60:VAL:CG1	2.06	0.68
46:DW:23:LYS:CD	46:DW:24:ARG:HG3	2.20	0.68
16:AN:15:LEU:HD12	16:AN:16:ALA:N	2.07	0.68
43:DT:55:VAL:HG22	43:DT:87:LEU:HD23	1.75	0.68
27:BD:33:ARG:HD3	27:BD:51:THR:HB	1.76	0.68
18:CP:67:ILE:HG13	18:CP:71:VAL:HG13	1.75	0.68
27:DD:34:VAL:HG21	27:DD:90:PHE:O	1.93	0.68
27:BD:186:LEU:HD21	39:BP:3:ILE:HD11	1.74	0.68
33:DJ:77:HIS:CD2	33:DJ:84:ILE:H	2.11	0.68
10:CH:6:ILE:HD11	10:CH:31:LEU:HD23	1.75	0.68
1:AA:1347:G:H22	1:AA:1373:G:H2'	1.59	0.68
13:AK:19:VAL:HG12	13:AK:20:ALA:H	1.57	0.68
37:BN:73:ASN:HA	37:BN:76:VAL:HG22	1.74	0.68
30:DG:106:LEU:HD13	30:DG:151:ARG:HB2	1.76	0.68
25:DB:2498:C:O2'	25:DB:2499:C:H5'	1.93	0.68
33:BJ:77:HIS:CD2	33:BJ:84:ILE:H	2.12	0.68
1:AA:1356:G:H2'	1:AA:1357:A:C8	2.29	0.68
46:DW:18:LYS:HA	46:DW:36:ILE:CG1	2.24	0.68
25:DB:2365:G:H4'	46:DW:59:PHE:CD1	2.28	0.68
48:DY:17:GLU:HB3	48:DY:53:VAL:HG11	1.74	0.68
48:DY:46:VAL:O	48:DY:50:VAL:HG23	1.93	0.68
11:CI:24:ASN:HD22	11:CI:24:ASN:N	1.91	0.68
11:CI:88:GLU:CD	11:CI:89:TYR:H	1.96	0.68
5:CC:42:LEU:O	5:CC:46:LEU:HG	1.94	0.68
29:DF:69:ALA:CB	29:DF:78:ILE:HG23	2.24	0.68
40:BQ:60:TRP:O	40:BQ:64:ILE:HG12	1.93	0.68

Continued on next page...

Continued from previous page...

Atom-1	Atom-2	Distance(Å)	Clash(Å)
37:BN:97:ILE:HD12	37:BN:98:LEU:H	1.57	0.68
25:BB:1060:U:O2	25:BB:1088:A:N7	2.27	0.68
1:CA:1302:C:OP1	15:CM:16:ILE:HD11	1.92	0.68
42:BS:22:ASP:HA	42:BS:25:ARG:NH1	2.06	0.68
5:AC:5:HIS:NE2	5:AC:7:ASN:HB3	2.08	0.68
1:AA:1237:C:H3'	1:AA:1336:C:H41	1.58	0.68
1:AA:1166:G:H2'	1:AA:1168:U:OP2	1.93	0.68
1:CA:505:G:H5'	1:CA:534:U:H2'	1.75	0.68
25:BB:1447:C:H2'	25:BB:1448:G:C8	2.28	0.68
25:BB:2292:U:H2'	25:BB:2293:G:H8	1.59	0.68
25:BB:810:U:O4	35:BL:30:THR:HG22	1.94	0.68
32:BI:7:TYR:HB3	32:BI:59:THR:HA	1.74	0.68
25:BB:1203:U:H3'	25:BB:1204:A:H5''	1.76	0.68
11:CI:94:ARG:NE	11:CI:97:LEU:HD12	2.05	0.68
26:BC:124:LYS:HB3	26:BC:127:ASN:ND2	2.08	0.68
43:BT:11:LEU:CD2	43:BT:46:ALA:HB1	2.22	0.68
1:CA:973:G:H3'	1:CA:974:A:H5''	1.75	0.68
43:DT:87:LEU:HB2	43:DT:91:GLN:HG2	1.75	0.68
4:AB:66:ILE:HB	4:AB:88:GLN:HB3	1.74	0.68
25:DB:1060:U:C5	32:DI:131:THR:HG22	2.28	0.68
32:DI:73:PRO:HG2	32:DI:78:LEU:HD21	1.75	0.68
25:DB:307:G:N2	25:DB:309:A:H3'	2.08	0.68
27:DD:33:ARG:HD3	27:DD:51:THR:HB	1.76	0.68
25:BB:2305:U:H1'	29:BF:132:ARG:HA	1.73	0.68
9:CG:49:LEU:HD22	9:CG:60:ALA:HB1	1.76	0.68
1:AA:429:U:H1'	1:AA:430:A:H5''	1.76	0.68
30:BG:157:LYS:HD3	30:BG:159:LYS:HD2	1.74	0.68
37:DN:47:VAL:O	37:DN:50:PRO:HD2	1.94	0.68
41:DR:1:MET:HB3	41:DR:101:ILE:HG21	1.73	0.68
25:DB:528:A:C2	25:DB:2043:C:H4'	2.28	0.68
1:AA:437:U:H5''	6:AD:151:GLN:CD	2.13	0.68
1:AA:754:C:H4'	17:AO:71:ARG:HH22	1.59	0.68
25:DB:2286:G:H4'	25:DB:2287:A:O4'	1.93	0.68
25:BB:849:A:H2'	25:BB:850:U:C6	2.28	0.68
25:BB:1582:C:H2'	25:BB:1583:A:O4'	1.92	0.68
1:AA:1250:A:H4'	11:AI:69:GLY:N	2.09	0.68
1:CA:1118:U:O2	1:CA:1118:U:H2'	1.92	0.68
54:D4:3:VAL:HG23	54:D4:4:ARG:H	1.57	0.68
30:DG:157:LYS:HD3	30:DG:159:LYS:HD2	1.76	0.68
28:BE:2:GLU:HG2	28:BE:11:ALA:HB1	1.76	0.68
1:AA:1074:G:H5'	4:AB:104:LYS:NZ	2.07	0.68
20:CR:21:ASP:OD1	20:CR:23:LYS:HG3	1.93	0.68

Continued on next page...

Continued from previous page...

Atom-1	Atom-2	Distance(Å)	Clash(Å)
30:DG:38:ASP:CG	30:DG:39:ALA:H	1.96	0.68
15:CM:93:GLY:HA2	15:CM:108:ARG:NH1	2.09	0.68
5:CC:5:HIS:ND1	16:CN:88:MET:HB3	2.09	0.68
26:BC:28:PRO:HG2	26:BC:33:LEU:HD11	1.75	0.68
1:CA:309:A:O3'	18:CP:30:GLY:HA3	1.94	0.68
30:BG:38:ASP:CG	30:BG:39:ALA:H	1.96	0.68
46:BW:77:LYS:O	46:BW:78:PHE:HB2	1.94	0.68
33:DJ:12:LYS:HB2	33:DJ:41:LYS:HZ3	1.59	0.68
31:DH:117:LEU:HD12	31:DH:117:LEU:H	1.58	0.68
54:B4:7:VAL:HG23	54:B4:35:GLN:HB2	1.75	0.68
1:AA:1148:U:H2'	1:AA:1149:C:O4'	1.93	0.68
45:DV:76:ASP:H	45:DV:90:ASP:HB2	1.57	0.68
1:AA:1477:U:H2'	1:AA:1478:U:C6	2.29	0.68
30:BG:126:THR:HG22	30:BG:127:GLN:H	1.59	0.68
46:DW:77:LYS:O	46:DW:78:PHE:HB2	1.94	0.68
25:DB:1536:C:H1'	25:DB:1537:G:N2	2.08	0.68
1:AA:1160:G:H2'	1:AA:1161:C:H6	1.57	0.68
27:BD:148:GLN:CG	27:BD:152:PRO:HG2	2.18	0.68
46:BW:17:ALA:HB1	46:BW:36:ILE:HA	1.75	0.68
26:BC:124:LYS:HE2	26:BC:127:ASN:HD21	1.59	0.68
4:CB:180:ILE:O	4:CB:182:VAL:HG23	1.93	0.68
25:BB:2336:A:N6	46:BW:40:ARG:CD	2.57	0.68
1:AA:1065:U:H5''	1:AA:1190:G:N2	2.09	0.68
25:DB:286:U:H2'	25:DB:287:G:H8	1.59	0.68
25:DB:365:U:H2'	25:DB:366:C:C6	2.29	0.68
25:BB:2074:U:H2'	25:BB:2075:U:C6	2.29	0.68
5:CC:35:ASP:O	5:CC:38:VAL:HG22	1.94	0.68
5:CC:76:ILE:HD13	5:CC:83:VAL:HG21	1.76	0.68
16:CN:23:ARG:HA	16:CN:26:LEU:HD13	1.75	0.68
37:BN:29:VAL:HG12	37:BN:78:LYS:HD3	1.76	0.68
45:BV:21:ARG:HE	45:BV:87:GLN:HB3	1.59	0.68
25:BB:2757:A:N1	30:BG:66:THR:HG21	2.09	0.68
25:DB:2332:C:H4'	46:DW:40:ARG:HE	1.58	0.68
25:BB:2328:A:H2'	25:BB:2329:U:C6	2.29	0.68
25:BB:2332:C:H4'	46:BW:40:ARG:HE	1.59	0.68
14:AL:20:VAL:HG12	14:AL:23:LEU:HB2	1.73	0.68
53:D3:14:LYS:NZ	53:D3:22:LYS:HG2	2.09	0.68
5:AC:13:ILE:O	5:AC:14:VAL:HG22	1.93	0.68
25:DB:2070:A:H2'	25:DB:2071:A:C8	2.29	0.68
28:DE:2:GLU:HG2	28:DE:11:ALA:HB1	1.76	0.68
9:AG:115:MET:HA	9:AG:118:ARG:HB2	1.76	0.68
25:BB:2649:C:H2'	25:BB:2650:U:H6	1.58	0.68

Continued on next page...

Continued from previous page...

Atom-1	Atom-2	Distance(Å)	Clash(Å)
25:BB:1534:U:H2'	25:BB:1536:C:N3	2.08	0.68
25:DB:2181:U:H2'	25:DB:2182:U:C6	2.29	0.68
17:AO:15:GLY:HA2	17:AO:26:VAL:HG22	1.75	0.68
25:DB:710:U:H2'	25:DB:711:G:H8	1.58	0.68
25:BB:2516:A:O2'	25:BB:2517:C:H5'	1.93	0.68
1:AA:1227:A:H8	1:AA:1227:A:H5'	1.59	0.67
4:CB:163:ILE:HA	4:CB:185:ILE:HD11	1.75	0.67
5:AC:185:THR:HG23	5:AC:197:VAL:O	1.94	0.67
25:BB:2144:G:N2	25:BB:2147:A:H4'	2.09	0.67
1:AA:1143:G:H2'	1:AA:1144:G:C8	2.29	0.67
1:AA:428:G:OP2	6:AD:9:LYS:HD2	1.94	0.67
15:AM:52:ILE:HG13	15:AM:56:ARG:HH21	1.58	0.67
1:CA:1071:C:H2'	1:CA:1072:G:C8	2.28	0.67
38:DO:105:ALA:C	38:DO:107:ALA:H	1.97	0.67
25:DB:581:C:H2'	25:DB:582:A:H8	1.59	0.67
26:BC:93:VAL:HG13	26:BC:94:LEU:N	2.08	0.67
1:AA:723:U:C4	23:AU:48:LYS:HB2	2.29	0.67
35:BL:77:ILE:HG12	35:BL:101:ILE:HD11	1.75	0.67
19:CQ:10:ARG:HG2	19:CQ:57:VAL:HG22	1.75	0.67
25:DB:1591:A:H2'	25:DB:1592:C:C6	2.29	0.67
25:BB:2286:G:H4'	25:BB:2287:A:O4'	1.94	0.67
25:BB:1169:A:H2'	25:BB:1170:C:C6	2.29	0.67
39:BP:61:ARG:NH1	39:BP:100:ARG:HA	2.10	0.67
1:AA:1001:C:H2'	1:AA:1002:G:C8	2.28	0.67
40:BQ:56:PHE:C	40:BQ:58:GLN:H	1.94	0.67
37:DN:73:ASN:HA	37:DN:76:VAL:HG22	1.76	0.67
1:AA:205:A:H2'	1:AA:206:C:C6	2.29	0.67
1:AA:216:U:H2'	1:AA:217:C:C6	2.29	0.67
25:BB:83:A:N6	25:BB:101:A:H5'	2.10	0.67
1:AA:98:A:H2'	1:AA:99:C:C6	2.28	0.67
12:AJ:48:ARG:HD3	12:AJ:48:ARG:H	1.59	0.67
25:BB:2443:C:H2'	25:BB:2444:G:H8	1.59	0.67
11:AI:20:ILE:HD12	11:AI:20:ILE:H	1.58	0.67
10:CH:76:ARG:HA	10:CH:126:CYS:HB2	1.75	0.67
1:CA:1370:G:O2'	1:CA:1371:G:H5'	1.94	0.67
26:DC:131:MET:HA	26:DC:134:ILE:HG12	1.77	0.67
31:DH:93:SER:OG	31:DH:122:LEU:HB3	1.92	0.67
1:AA:1056:U:OP1	5:AC:161:ILE:HA	1.94	0.67
25:DB:1021:A:H62	25:DB:1141:U:H3	1.40	0.67
1:CA:270:A:H2'	1:CA:271:C:C6	2.29	0.67
25:BB:2064:C:H2'	25:BB:2065:C:C6	2.29	0.67
24:BA:75:G:H4'	45:BV:29:ILE:HG21	1.76	0.67

Continued on next page...

Continued from previous page...

Atom-1	Atom-2	Distance(Å)	Clash(Å)
1:CA:423:G:H2'	1:CA:424:G:C4'	2.24	0.67
25:BB:172:A:H2'	25:BB:173:A:H8	1.59	0.67
25:DB:849:A:H2'	25:DB:850:U:C6	2.29	0.67
25:BB:2771:C:H5''	27:BD:207:VAL:HG11	1.76	0.67
12:AJ:29:ALA:HB1	12:AJ:83:THR:HB	1.75	0.67
25:DB:1727:C:H2'	25:DB:1728:C:C6	2.28	0.67
43:DT:12:ARG:NH2	48:DY:29:ARG:HE	1.92	0.67
25:BB:1506:U:H2'	25:BB:1507:C:C6	2.29	0.67
25:DB:2141:G:H2'	25:DB:2142:A:H8	1.58	0.67
25:DB:1203:U:H3'	25:DB:1204:A:H5''	1.75	0.67
25:BB:2365:G:H4'	46:BW:59:PHE:CD1	2.28	0.67
11:CI:9:GLY:O	11:CI:15:ALA:HA	1.95	0.67
40:DQ:94:LEU:CD1	41:DR:13:ARG:HB2	2.24	0.67
40:BQ:91:ARG:NH1	41:BR:10:LYS:HB3	2.10	0.67
8:AF:38:ARG:HB3	8:AF:63:ASN:HB2	1.75	0.67
47:DX:30:PRO:HB2	47:DX:32:LEU:HD13	1.76	0.67
27:BD:38:LYS:HZ1	27:BD:42:ASN:HB2	1.58	0.67
6:AD:56:GLU:HA	6:AD:59:LYS:HE3	1.76	0.67
36:BM:71:LYS:HD3	36:BM:95:LEU:HD13	1.76	0.67
38:BO:7:ARG:HA	38:BO:10:ARG:HH22	1.56	0.67
25:BB:1386:C:H2'	25:BB:1387:A:C8	2.29	0.67
36:DM:71:LYS:HD3	36:DM:95:LEU:HD13	1.76	0.67
38:BO:105:ALA:C	38:BO:107:ALA:H	1.95	0.67
25:BB:309:A:H4'	44:BU:15:GLY:HA3	1.75	0.67
44:BU:15:GLY:HA3	44:BU:16:LYS:HZ2	1.59	0.67
25:BB:1381:G:C2'	25:BB:1382:G:H5'	2.23	0.67
4:AB:112:ARG:O	4:AB:116:LEU:HB2	1.95	0.67
27:BD:14:ILE:HG23	27:BD:22:ILE:HB	1.75	0.67
48:DY:48:ARG:HH11	48:DY:48:ARG:HB2	1.60	0.67
14:CL:85:ARG:HB3	14:CL:93:ARG:HA	1.75	0.67
13:AK:82:GLU:HB2	13:AK:108:ASN:O	1.93	0.67
25:BB:651:G:OP1	53:B3:18:LYS:HG3	1.94	0.67
25:DB:2356:U:H4'	46:DW:16:GLU:HG3	1.75	0.67
35:BL:6:LEU:H	35:BL:6:LEU:HD23	1.58	0.67
13:CK:16:SER:N	13:CK:78:ILE:HG22	2.09	0.67
26:DC:124:LYS:HE2	26:DC:127:ASN:HD21	1.59	0.67
19:AQ:24:ILE:HB	19:AQ:41:THR:HB	1.77	0.67
21:CS:62:THR:CG2	21:CS:64:GLU:HG2	2.24	0.67
4:AB:79:VAL:HG23	4:AB:213:LEU:HD21	1.76	0.67
6:CD:84:ASN:ND2	6:CD:85:THR:H	1.92	0.67
4:AB:58:LYS:HB3	4:AB:62:ARG:NH2	2.10	0.67
25:DB:2900:A:H2'	25:DB:2901:C:C6	2.29	0.67

Continued on next page...

Continued from previous page...

Atom-1	Atom-2	Distance(Å)	Clash(Å)
24:DA:98:G:N1	45:DV:14:LYS:HB2	2.09	0.67
5:CC:106:ARG:HB3	5:CC:106:ARG:NH1	2.10	0.67
5:AC:90:VAL:HA	5:AC:93:ILE:HG22	1.74	0.67
17:CO:32:THR:HA	17:CO:62:ARG:HH11	1.60	0.67
1:AA:87:C:H2'	1:AA:88:U:H4'	1.76	0.67
8:CF:32:ALA:HB1	8:CF:70:VAL:HG11	1.74	0.67
14:AL:30:ARG:HG2	14:AL:31:GLY:H	1.59	0.67
26:DC:245:THR:O	26:DC:247:TRP:N	2.26	0.67
28:BE:48:THR:HG22	28:BE:86:ALA:HB3	1.77	0.67
27:DD:148:GLN:CG	27:DD:152:PRO:HG2	2.16	0.67
1:CA:598:U:H4'	10:CH:85:TYR:CG	2.29	0.67
8:CF:29:ILE:HD13	8:CF:64:VAL:HG21	1.75	0.67
39:DP:75:THR:HG23	39:DP:76:HIS:N	2.06	0.67
1:AA:946:A:H2'	1:AA:947:G:C8	2.29	0.67
21:CS:38:THR:HG22	21:CS:39:ILE:H	1.59	0.67
14:AL:29:LYS:H	14:AL:81:ILE:HG22	1.59	0.67
11:AI:126:PHE:HB2	11:AI:129:ARG:HG3	1.75	0.67
47:BX:44:ARG:HG2	47:BX:45:PHE:N	2.09	0.67
1:AA:672:U:H2'	1:AA:673:A:H8	1.59	0.67
26:DC:16:VAL:H	26:DC:203:VAL:HG12	1.59	0.67
1:AA:1254:A:H5'	1:AA:1356:G:H4'	1.77	0.67
7:CE:100:GLU:HB3	7:CE:121:ASN:HB3	1.76	0.67
25:BB:1591:A:H2'	25:BB:1592:C:C6	2.29	0.67
25:BB:1174:U:O3'	25:BB:1176:U:H1'	1.94	0.67
42:DS:17:VAL:C	42:DS:19:LEU:H	1.98	0.67
24:BA:7:G:H1'	38:BO:38:GLN:HE22	1.58	0.67
1:AA:308:C:H2'	1:AA:309:A:H8	1.59	0.67
52:B2:30:VAL:HA	52:B2:33:ARG:NH2	2.10	0.67
30:BG:145:ALA:HA	30:BG:148:ARG:HE	1.58	0.67
41:BR:77:PHE:HD2	41:BR:84:ARG:HG2	1.60	0.67
25:DB:2021:C:OP1	50:D0:8:THR:HG21	1.94	0.67
1:AA:812:G:H2'	1:AA:812:G:N3	2.08	0.67
35:BL:124:GLY:N	35:BL:143:GLU:HG3	2.10	0.67
36:DM:34:LYS:HB3	36:DM:129:THR:HG22	1.77	0.67
12:AJ:65:TYR:HD2	16:AN:97:LYS:HA	1.59	0.67
1:CA:720:C:C4'	20:CR:38:ILE:HD11	2.25	0.67
25:DB:2472:G:O6	25:DB:2476:A:H4'	1.95	0.67
9:AG:78:ARG:HD2	9:AG:79:VAL:N	2.10	0.67
25:DB:172:A:H2'	25:DB:173:A:C8	2.30	0.67
36:DM:6:ARG:HD2	36:DM:8:LYS:NZ	2.10	0.67
1:AA:736:C:H2'	1:AA:737:C:C6	2.30	0.67
1:AA:959:A:N3	1:AA:985:C:H1'	2.10	0.67

Continued on next page...

Continued from previous page...

Atom-1	Atom-2	Distance(Å)	Clash(Å)
39:DP:45:VAL:H	39:DP:60:VAL:HG13	1.59	0.67
25:DB:155:A:H2'	25:DB:156:A:C8	2.30	0.67
36:BM:4:PRO:HG2	36:BM:70:ASP:HA	1.77	0.67
1:CA:1111:A:N1	5:CC:176:THR:HG22	2.10	0.67
39:DP:59:THR:H	39:DP:72:VAL:HA	1.59	0.67
1:CA:959:A:N3	1:CA:985:C:H1'	2.08	0.67
1:CA:205:A:H2'	1:CA:206:C:C6	2.30	0.67
14:CL:49:ARG:HG3	14:CL:65:TYR:CE2	2.29	0.67
37:BN:106:ASP:C	37:BN:108:ALA:H	1.96	0.67
7:CE:147:ASN:ND2	10:CH:70:VAL:HA	2.10	0.67
31:BH:94:ILE:HG23	31:BH:98:ASP:CB	2.24	0.67
4:AB:166:ASP:CG	4:AB:190:SER:HA	2.15	0.67
25:BB:871:U:H2'	25:BB:872:U:H6	1.59	0.67
39:DP:5:LYS:HA	39:DP:8:GLU:HB2	1.77	0.67
1:AA:1342:C:H5''	11:AI:129:ARG:HH21	1.60	0.67
25:DB:139:U:H3	43:DT:1:MET:HG2	1.59	0.67
10:AH:11:THR:HG23	10:AH:14:ARG:HH12	1.59	0.67
25:BB:710:U:H2'	25:BB:711:G:C8	2.29	0.67
25:BB:962:G:N2	25:BB:2250:G:H1	1.91	0.67
44:BU:81:ARG:HG3	44:BU:81:ARG:HH21	1.59	0.67
34:DK:75:VAL:H	39:DP:72:VAL:HG23	1.60	0.67
14:AL:38:THR:HG22	14:AL:48:LEU:HB2	1.75	0.67
25:BB:181:A:H2'	25:BB:182:A:C8	2.30	0.67
25:DB:151:C:H2'	25:DB:152:A:C8	2.30	0.67
1:AA:859:G:H2'	1:AA:860:A:C8	2.29	0.67
14:AL:3:VAL:HG23	14:AL:4:ASN:H	1.59	0.67
50:B0:2:VAL:HG23	50:B0:3:GLN:O	1.95	0.67
53:D3:28:LEU:HD22	53:D3:43:LEU:HB3	1.75	0.67
4:CB:122:ASP:HB3	4:CB:124:THR:HG22	1.75	0.67
25:BB:215:G:H4'	25:BB:216:A:H4'	1.77	0.67
1:AA:1370:G:O2'	1:AA:1371:G:H5'	1.95	0.67
26:BC:158:GLY:H	26:BC:194:VAL:HG13	1.60	0.67
4:CB:66:ILE:O	4:CB:89:PHE:HB2	1.93	0.67
18:AP:26:ASN:ND2	18:AP:31:ARG:HB3	2.10	0.67
12:AJ:40:ILE:HG13	12:AJ:41:PRO:HD2	1.77	0.67
8:AF:45:ARG:O	8:AF:56:LYS:HG3	1.94	0.67
30:DG:85:LYS:O	30:DG:85:LYS:HG2	1.95	0.67
5:AC:5:HIS:ND1	16:AN:88:MET:HB3	2.10	0.67
1:AA:505:G:H5'	1:AA:534:U:H2'	1.77	0.67
1:AA:664:G:H5''	20:AR:52:ARG:NH1	2.08	0.67
25:DB:1174:U:O2'	25:DB:1175:A:H3'	1.94	0.67
25:BB:1993:U:H4'	27:BD:133:THR:HG21	1.77	0.67

Continued on next page...

Continued from previous page...

Atom-1	Atom-2	Distance(Å)	Clash(Å)
32:BI:10:LEU:HD13	32:BI:12:VAL:HG13	1.75	0.67
1:CA:443:C:H2'	1:CA:444:G:H8	1.60	0.67
1:CA:449:G:H2'	1:CA:450:G:C8	2.29	0.67
29:DF:122:ASP:HB2	29:DF:126:ASN:OD1	1.94	0.67
25:BB:401:A:H2'	25:BB:402:A:C8	2.29	0.67
7:AE:13:LYS:HZ1	7:AE:112:ALA:HA	1.60	0.67
4:CB:29:PHE:HB2	4:CB:44:LYS:HG2	1.77	0.67
33:DJ:25:LEU:HD22	33:DJ:26:GLY:H	1.60	0.67
29:BF:69:ALA:CB	29:BF:78:ILE:HG23	2.24	0.67
25:DB:2328:A:H2'	25:DB:2329:U:C6	2.30	0.67
1:CA:1300:G:H1'	1:CA:1301:U:C5	2.29	0.67
15:CM:13:HIS:HB2	15:CM:16:ILE:HG22	1.75	0.67
27:BD:182:ALA:C	27:BD:184:ARG:H	1.97	0.67
42:DS:22:ASP:HA	42:DS:25:ARG:NH1	2.09	0.67
36:DM:12:MET:HE1	36:DM:71:LYS:HD2	1.77	0.67
25:BB:796:C:H2'	25:BB:797:G:C8	2.29	0.67
47:BX:39:VAL:HG21	47:BX:42:GLU:HB3	1.77	0.67
35:BL:79:LEU:HG	35:BL:112:LEU:HA	1.74	0.67
35:BL:78:ARG:HB3	35:BL:113:ALA:HB2	1.77	0.67
39:BP:45:VAL:H	39:BP:60:VAL:HG13	1.60	0.67
52:B2:33:ARG:HB2	52:B2:33:ARG:HH21	1.60	0.67
14:CL:98:ARG:HG3	14:CL:104:SER:O	1.95	0.67
25:BB:1810:A:H2'	25:BB:1811:G:O4'	1.93	0.67
18:AP:10:GLY:HA3	18:AP:16:PHE:H	1.60	0.67
25:BB:2880:C:H1'	37:BN:93:GLY:H	1.58	0.67
43:DT:8:LEU:HD21	43:DT:46:ALA:HA	1.75	0.67
18:CP:17:TYR:H	18:CP:17:TYR:HD1	1.43	0.67
48:DY:56:LEU:HA	48:DY:59:GLU:HG3	1.77	0.67
26:DC:93:VAL:HG13	26:DC:94:LEU:N	2.09	0.67
38:DO:7:ARG:HA	38:DO:10:ARG:HH22	1.60	0.67
25:BB:1551:A:H3'	25:BB:1552:A:H5''	1.76	0.67
25:DB:1506:U:H2'	25:DB:1507:C:C6	2.29	0.67
1:CA:278:G:H21	1:CA:279:A:H62	1.42	0.67
13:CK:30:ILE:HA	13:CK:45:THR:HB	1.75	0.67
12:AJ:84:VAL:HG23	12:AJ:85:ASP:H	1.59	0.67
25:BB:2810:A:H2'	25:BB:2811:G:O4'	1.95	0.67
45:DV:42:LEU:HD11	45:DV:89:ILE:HD11	1.76	0.67
25:BB:2092:U:H4'	25:BB:2093:G:O5'	1.95	0.67
48:DY:32:ALA:HB2	48:DY:37:LEU:HD12	1.77	0.66
32:DI:2:LYS:O	32:DI:3:LYS:HG3	1.94	0.66
6:CD:166:LYS:HB3	6:CD:166:LYS:HZ2	1.60	0.66
5:CC:61:LYS:HA	5:CC:61:LYS:NZ	2.10	0.66

Continued on next page...

Continued from previous page...

Atom-1	Atom-2	Distance(Å)	Clash(Å)
8:CF:54:LEU:HD22	8:CF:55:HIS:N	2.08	0.66
18:CP:18:GLN:NE2	18:CP:38:PHE:HB3	2.10	0.66
28:BE:175:ILE:HG13	28:BE:180:LEU:HD21	1.77	0.66
25:DB:1639:C:C2'	25:DB:1640:A:H5''	2.25	0.66
19:CQ:44:HIS:O	19:CQ:70:LYS:HG3	1.94	0.66
47:DX:44:ARG:HG2	47:DX:45:PHE:N	2.09	0.66
31:DH:66:ASN:HA	31:DH:138:VAL:HG11	1.77	0.66
1:CA:1412:C:H2'	1:CA:1413:A:H8	1.60	0.66
1:AA:278:G:H21	1:AA:279:A:H62	1.42	0.66
9:CG:55:LYS:HG2	9:CG:59:GLU:CD	2.15	0.66
1:AA:105:G:H2'	1:AA:106:C:C6	2.29	0.66
24:BA:98:G:H1	45:BV:14:LYS:HB2	1.60	0.66
1:AA:1300:G:H1'	1:AA:1301:U:C5	2.29	0.66
25:DB:2595:G:H1	26:DC:238:ASN:HD21	1.41	0.66
1:AA:1273:C:H2'	1:AA:1274:A:O4'	1.95	0.66
26:DC:68:ARG:HB3	26:DC:128:THR:HG21	1.76	0.66
29:BF:82:TYR:OH	29:BF:84:ILE:HD13	1.95	0.66
4:CB:213:LEU:O	4:CB:216:VAL:HG23	1.94	0.66
15:CM:15:VAL:HG22	15:CM:40:GLU:HB2	1.76	0.66
26:DC:14:HIS:O	26:DC:203:VAL:HG11	1.95	0.66
25:DB:1534:U:H2'	25:DB:1536:C:N3	2.10	0.66
25:DB:2438:U:O2'	25:DB:2439:A:H5''	1.94	0.66
7:AE:152:VAL:HA	7:AE:155:LYS:NZ	2.10	0.66
9:AG:16:LYS:HA	9:AG:16:LYS:NZ	2.11	0.66
46:DW:27:GLY:HA2	46:DW:31:LEU:HD12	1.77	0.66
26:BC:171:VAL:HG23	26:BC:185:ALA:HB2	1.76	0.66
31:BH:81:ALA:HA	31:BH:146:VAL:HA	1.75	0.66
35:DL:124:GLY:N	35:DL:143:GLU:HG3	2.11	0.66
18:CP:4:ILE:HG23	18:CP:21:VAL:HG22	1.78	0.66
14:AL:49:ARG:HB3	14:AL:65:TYR:HE1	1.61	0.66
7:CE:98:ALA:HB3	7:CE:123:LEU:H	1.61	0.66
47:BX:37:PHE:HE2	47:BX:50:VAL:HG21	1.60	0.66
28:DE:104:ALA:O	28:DE:108:ILE:HG22	1.95	0.66
25:DB:125:A:H3'	25:DB:126:A:H5''	1.77	0.66
7:CE:19:ARG:HD2	7:CE:30:PHE:HA	1.77	0.66
39:BP:6:GLN:O	39:BP:10:GLU:HB2	1.95	0.66
11:CI:11:ARG:HD3	11:CI:106:ASP:HB3	1.75	0.66
25:BB:1283:G:N2	25:BB:1286:A:H5'	2.10	0.66
1:CA:1367:C:H5'	12:CJ:62:ARG:HH12	1.61	0.66
25:DB:215:G:H4'	25:DB:216:A:H4'	1.77	0.66
25:DB:594:U:H2'	25:DB:595:C:C6	2.29	0.66
6:CD:77:GLU:O	6:CD:80:ARG:HG2	1.95	0.66

Continued on next page...

Continued from previous page...

Atom-1	Atom-2	Distance(Å)	Clash(Å)
39:BP:49:ILE:H	39:BP:95:LYS:HE3	1.60	0.66
25:DB:2292:U:H2'	25:DB:2293:G:H8	1.59	0.66
1:CA:105:G:H2'	1:CA:106:C:C6	2.31	0.66
46:BW:17:ALA:O	46:BW:18:LYS:HB2	1.96	0.66
11:CI:18:VAL:HG11	11:CI:81:GLY:HA3	1.77	0.66
43:BT:29:THR:CA	43:BT:86:THR:HA	2.23	0.66
15:CM:80:MET:HE1	15:CM:90:HIS:CB	2.25	0.66
29:DF:66:ILE:HA	29:DF:85:GLY:O	1.95	0.66
8:CF:50:PRO:HA	8:CF:55:HIS:HB3	1.77	0.66
25:BB:1138:G:H2'	25:BB:1139:G:O4'	1.95	0.66
9:CG:72:VAL:H	9:CG:141:HIS:CE1	2.06	0.66
22:CT:56:ILE:H	22:CT:56:ILE:HD12	1.60	0.66
1:CA:429:U:H1'	1:CA:430:A:H5''	1.76	0.66
1:AA:1118:U:O2	1:AA:1118:U:H2'	1.93	0.66
25:BB:2472:G:O6	25:BB:2476:A:H4'	1.96	0.66
37:BN:47:VAL:O	37:BN:50:PRO:HD2	1.94	0.66
14:CL:34:THR:HG21	14:CL:53:ARG:HH21	1.60	0.66
25:BB:309:A:H4'	44:BU:16:LYS:NZ	2.10	0.66
25:DB:1551:A:H3'	25:DB:1552:A:H5''	1.76	0.66
7:AE:37:VAL:HA	7:AE:47:PHE:HA	1.76	0.66
1:AA:1412:C:H2'	1:AA:1413:A:H8	1.60	0.66
25:DB:710:U:H2'	25:DB:711:G:C8	2.30	0.66
25:DB:151:C:H2'	25:DB:152:A:H8	1.59	0.66
36:BM:6:ARG:HD2	36:BM:8:LYS:NZ	2.10	0.66
1:CA:513:C:H2'	1:CA:514:C:C6	2.31	0.66
26:BC:245:THR:O	26:BC:247:TRP:N	2.27	0.66
25:BB:594:U:H2'	25:BB:595:C:C6	2.30	0.66
39:BP:88:ARG:HB2	39:BP:112:ARG:HH12	1.59	0.66
31:DH:70:GLU:OE1	31:DH:71:LYS:HD3	1.96	0.66
1:CA:129:A:H1'	1:CA:130:A:C8	2.30	0.66
7:CE:85:LYS:HG2	7:CE:86:GLY:H	1.59	0.66
1:AA:1057:G:H5''	5:AC:153:SER:HB3	1.77	0.66
27:DD:34:VAL:HG12	27:DD:48:ILE:HD11	1.76	0.66
25:BB:2145:C:H5'	25:BB:2147:A:OP2	1.96	0.66
15:CM:64:VAL:HG23	15:CM:65:GLU:HG2	1.77	0.66
28:DE:181:ILE:HD11	35:DL:2:ARG:C	2.15	0.66
29:BF:11:VAL:HG12	29:BF:12:VAL:N	2.09	0.66
49:DZ:16:LEU:O	49:DZ:19:HIS:HB2	1.95	0.66
1:AA:1241:G:H2'	1:AA:1242:G:H8	1.60	0.66
17:CO:77:TYR:OH	17:CO:87:ARG:HD2	1.94	0.66
48:BY:48:ARG:HH11	48:BY:48:ARG:HB2	1.60	0.66
1:AA:309:A:H2'	1:AA:310:G:H8	1.59	0.66

Continued on next page...

Continued from previous page...

Atom-1	Atom-2	Distance(Å)	Clash(Å)
26:BC:229:HIS:ND1	26:BC:230:PRO:HD2	2.10	0.66
12:AJ:57:VAL:HG22	12:AJ:58:ASN:H	1.59	0.66
13:CK:63:GLN:O	13:CK:67:GLU:HG2	1.96	0.66
25:DB:2649:C:H2'	25:DB:2650:U:H6	1.61	0.66
18:AP:42:ILE:HG22	18:AP:43:ALA:N	2.11	0.66
8:CF:14:GLN:HE21	8:CF:83:ALA:HA	1.60	0.66
36:DM:34:LYS:NZ	45:DV:82:TYR:HA	2.10	0.66
8:AF:38:ARG:HH12	20:AR:23:LYS:HZ2	1.42	0.66
6:AD:55:ARG:CZ	6:AD:55:ARG:HA	2.25	0.66
6:CD:12:ARG:HA	6:CD:33:ILE:HG13	1.78	0.66
14:AL:33:CYS:N	14:AL:54:VAL:HG13	2.10	0.66
25:DB:2065:C:H2'	25:DB:2066:C:C6	2.30	0.66
53:D3:14:LYS:HZ2	53:D3:22:LYS:HG2	1.60	0.66
5:CC:106:ARG:N	5:CC:106:ARG:HD2	2.11	0.66
17:AO:52:ARG:O	17:AO:55:LEU:HB3	1.95	0.66
1:CA:1166:G:H2'	1:CA:1168:U:OP2	1.94	0.66
26:DC:216:ARG:HH11	26:DC:216:ARG:HG3	1.61	0.66
24:BA:49:C:H2'	24:BA:50:A:C8	2.30	0.66
24:BA:52:A:H2'	24:BA:53:A:H8	1.59	0.66
39:DP:88:ARG:HB2	39:DP:112:ARG:NH1	2.11	0.66
13:AK:20:ALA:HB2	13:AK:33:ILE:HG23	1.76	0.66
25:BB:1061:U:O4	32:BI:10:LEU:HA	1.96	0.66
25:DB:2341:G:H2'	25:DB:2342:C:C6	2.30	0.66
25:BB:2743:U:H2'	25:BB:2744:G:O4'	1.95	0.66
1:CA:1191:A:H5"	5:CC:3:LYS:HZ3	1.60	0.66
1:CA:216:U:H2'	1:CA:217:C:C6	2.30	0.66
25:BB:2022:U:O4	50:B0:5:ASN:HB2	1.95	0.66
38:BO:17:LYS:HE2	38:BO:21:LEU:HD21	1.76	0.66
22:AT:19:HIS:O	22:AT:23:ARG:HG2	1.96	0.66
11:AI:11:ARG:HA	11:AI:105:ARG:CZ	2.26	0.66
1:CA:1143:G:H2'	1:CA:1144:G:C8	2.30	0.66
16:AN:59:GLN:HE21	16:AN:59:GLN:H	1.44	0.66
26:BC:68:ARG:HB3	26:BC:128:THR:HG21	1.78	0.66
31:BH:90:LEU:HD22	31:BH:123:ARG:HB2	1.78	0.66
4:CB:69:VAL:H	4:CB:79:VAL:HG21	1.61	0.66
54:D4:7:VAL:HG23	54:D4:35:GLN:HB2	1.76	0.66
25:DB:2091:C:H3'	25:DB:2092:U:C5'	2.26	0.66
25:DB:1022:G:N2	25:DB:1142:A:C2	2.63	0.66
10:AH:94:VAL:CG2	10:AH:101:ALA:HB2	2.26	0.66
27:DD:38:LYS:HZ1	27:DD:42:ASN:HB2	1.60	0.66
33:BJ:93:ILE:O	33:BJ:97:PRO:HG3	1.96	0.66
4:CB:80:LYS:HG3	4:CB:81:ASP:H	1.61	0.66

Continued on next page...

Continued from previous page...

Atom-1	Atom-2	Distance(Å)	Clash(Å)
9:CG:110:ARG:HE	9:CG:122:GLU:HB2	1.61	0.66
26:BC:16:VAL:H	26:BC:203:VAL:HG12	1.59	0.66
1:AA:87:C:N3	1:AA:88:U:H1'	2.09	0.66
25:DB:1175:A:H2'	25:DB:1176:U:O4'	1.95	0.66
44:DU:85:ARG:HD3	44:DU:86:PHE:H	1.59	0.66
25:BB:2015:A:C2	50:B0:2:VAL:HG12	2.31	0.66
18:AP:10:GLY:HA3	18:AP:16:PHE:N	2.10	0.66
25:DB:962:G:N2	25:DB:2250:G:H1	1.93	0.66
1:AA:1191:A:OP1	5:AC:2:GLN:HB3	1.95	0.66
25:DB:1324:G:H1'	25:DB:1616:A:N6	2.11	0.66
25:BB:2151:U:H2'	25:BB:2152:G:O4'	1.94	0.66
1:CA:812:G:H2'	1:CA:812:G:N3	2.09	0.66
1:CA:764:C:H2'	1:CA:765:G:H5'	1.78	0.66
25:DB:2835:A:H61	25:DB:2878:U:H2'	1.61	0.66
25:BB:2803:G:H2'	25:BB:2804:U:C6	2.31	0.66
41:BR:19:THR:HG22	41:BR:97:LYS:HA	1.77	0.66
7:CE:84:VAL:HB	7:CE:144:GLU:N	2.11	0.66
4:AB:19:THR:OG1	4:AB:36:LYS:HB3	1.96	0.66
4:AB:69:VAL:HA	4:AB:91:VAL:HG23	1.78	0.66
18:CP:5:ARG:NH2	18:CP:24:SER:HA	2.10	0.66
7:AE:22:LYS:O	7:AE:28:ARG:HG3	1.94	0.66
25:BB:2336:A:N6	46:BW:40:ARG:HH11	1.93	0.66
5:AC:27:GLU:CD	5:AC:27:GLU:H	1.99	0.66
25:DB:2294:G:OP1	38:DO:10:ARG:HD3	1.96	0.66
7:AE:68:ARG:HD2	7:AE:69:ASN:N	2.09	0.66
1:AA:555:U:H2'	1:AA:556:C:C6	2.31	0.66
14:AL:41:PRO:HD3	14:AL:47:ALA:O	1.95	0.66
25:DB:1810:A:H2'	25:DB:1811:G:O4'	1.95	0.66
17:AO:32:THR:OG1	17:AO:86:LEU:HD11	1.96	0.66
26:DC:103:ILE:HG22	26:DC:105:ALA:H	1.61	0.66
35:DL:124:GLY:H	35:DL:143:GLU:CB	2.09	0.66
44:DU:90:LYS:HE2	44:DU:92:VAL:HG22	1.78	0.66
42:DS:24:ILE:HG22	42:DS:71:VAL:HG11	1.77	0.66
25:DB:1469:A:H2'	25:DB:1470:A:H8	1.57	0.66
25:BB:633:A:O5'	25:BB:633:A:H8	1.79	0.66
48:BY:46:VAL:O	48:BY:50:VAL:HG23	1.95	0.66
1:CA:309:A:H2'	1:CA:310:G:H8	1.59	0.66
7:AE:89:THR:HG22	7:AE:90:GLY:H	1.60	0.66
1:AA:476:U:H2'	1:AA:477:C:C6	2.31	0.66
1:AA:605:U:H2'	1:AA:606:G:H8	1.61	0.66
25:BB:2297:A:C2	25:BB:2320:U:H4'	2.30	0.66
42:BS:17:VAL:C	42:BS:19:LEU:H	1.99	0.66

Continued on next page...

Continued from previous page...

Atom-1	Atom-2	Distance(Å)	Clash(Å)
34:BK:75:VAL:H	39:BP:72:VAL:HG23	1.59	0.66
1:AA:423:G:H2'	1:AA:424:G:C4'	2.26	0.66
26:DC:173:LEU:H	26:DC:173:LEU:HD22	1.61	0.66
30:DG:148:ARG:HA	30:DG:161:VAL:HB	1.77	0.66
1:CA:502:A:H4'	1:CA:550:G:H4'	1.78	0.66
1:AA:443:C:H2'	1:AA:444:G:H8	1.61	0.66
1:AA:731:G:H5'	1:AA:766:A:H4'	1.77	0.66
10:CH:23:ALA:HA	10:CH:62:LEU:HD13	1.77	0.66
4:CB:34:ARG:HG2	4:CB:39:ILE:HG13	1.77	0.66
26:BC:103:ILE:HG22	26:BC:105:ALA:H	1.61	0.66
19:AQ:10:ARG:NH1	19:AQ:55:GLY:H	1.93	0.66
39:BP:75:THR:HG23	39:BP:76:HIS:N	2.06	0.66
43:DT:32:LEU:N	43:DT:83:ALA:HB3	2.11	0.66
1:AA:1103:C:H5''	4:AB:96:LEU:HD21	1.78	0.66
4:CB:160:LEU:HD12	4:CB:182:VAL:HG22	1.78	0.66
18:CP:36:VAL:O	18:CP:53:ASP:HB2	1.96	0.66
13:CK:82:GLU:HB3	13:CK:108:ASN:HD22	1.61	0.66
25:BB:322:A:H5'	25:BB:340:A:H1'	1.77	0.66
11:AI:60:LEU:HD11	11:AI:89:TYR:CD2	2.32	0.66
25:DB:138:U:H2'	25:DB:140:C:C4	2.30	0.66
25:BB:1939:U:H6	25:BB:1939:U:H5'	1.61	0.66
29:BF:139:GLU:CD	29:BF:140:ILE:H	1.99	0.66
27:DD:105:LYS:HE3	27:DD:176:ASP:HB3	1.76	0.66
39:DP:45:VAL:H	39:DP:60:VAL:CG1	2.09	0.66
1:CA:613:C:P	6:CD:80:ARG:HH22	2.19	0.66
25:DB:962:G:H21	25:DB:2250:G:H1	1.42	0.66
39:BP:59:THR:H	39:BP:72:VAL:HA	1.60	0.66
25:BB:2547:A:H2'	25:BB:2548:U:C6	2.31	0.66
4:CB:11:ALA:HA	4:CB:211:LEU:HD23	1.76	0.66
25:BB:1000:A:H2'	25:BB:1001:A:C8	2.31	0.66
15:AM:41:ASP:O	15:AM:42:VAL:HG22	1.95	0.66
1:AA:1309:G:H2'	1:AA:1310:G:C8	2.31	0.66
7:CE:14:LEU:CD2	7:CE:36:THR:HG22	2.26	0.65
8:AF:3:HIS:CB	8:AF:92:THR:HA	2.21	0.65
26:DC:144:GLU:HG3	26:DC:151:GLY:H	1.59	0.65
29:BF:82:TYR:CE1	29:BF:84:ILE:HB	2.31	0.65
29:DF:15:LEU:O	29:DF:18:GLU:HB3	1.95	0.65
6:CD:61:ARG:HE	6:CD:68:GLU:N	1.94	0.65
47:DX:32:LEU:HD23	47:DX:49:ARG:NH2	2.11	0.65
46:DW:40:ARG:HG3	46:DW:40:ARG:HH11	1.61	0.65
32:DI:27:LEU:HD12	32:DI:32:VAL:HG11	1.78	0.65
50:B0:8:THR:HG23	50:B0:11:LYS:H	1.61	0.65

Continued on next page...

Continued from previous page...

Atom-1	Atom-2	Distance(Å)	Clash(Å)
28:BE:147:LEU:HB3	28:BE:186:VAL:HG23	1.77	0.65
9:AG:61:PHE:HA	9:AG:123:LEU:HD11	1.78	0.65
24:DA:49:C:H2'	24:DA:50:A:C8	2.30	0.65
13:CK:23:HIS:HB3	13:CK:30:ILE:HG13	1.78	0.65
1:AA:1063:C:H3'	1:AA:1064:G:H2'	1.77	0.65
25:BB:2394:C:OP1	35:BL:63:LYS:HG2	1.96	0.65
1:CA:555:U:H2'	1:CA:556:C:C6	2.31	0.65
42:BS:40:ASN:H	42:BS:40:ASN:ND2	1.92	0.65
25:DB:70:G:H3'	25:DB:113:U:H4'	1.78	0.65
25:BB:2267:A:H8	25:BB:2267:A:H3'	1.62	0.65
1:CA:1321:U:H3'	1:CA:1322:C:O2	1.96	0.65
21:CS:17:LYS:HA	21:CS:20:LYS:HE3	1.77	0.65
8:CF:92:THR:HG22	8:CF:94:HIS:H	1.59	0.65
18:CP:3:THR:HG22	18:CP:66:THR:HB	1.79	0.65
12:AJ:17:LEU:HD23	12:AJ:96:VAL:HG22	1.77	0.65
44:DU:26:ASN:HD21	44:DU:34:ILE:HD12	1.60	0.65
1:AA:672:U:H2'	1:AA:673:A:C8	2.32	0.65
35:DL:79:LEU:HG	35:DL:112:LEU:HA	1.79	0.65
35:BL:79:LEU:HA	35:BL:82:LEU:HD13	1.77	0.65
1:CA:308:C:H2'	1:CA:309:A:H8	1.59	0.65
27:DD:57:ALA:O	27:DD:60:VAL:HG22	1.97	0.65
47:DX:36:ARG:HB3	47:DX:36:ARG:HH21	1.61	0.65
34:BK:42:ILE:HD12	34:BK:55:ASP:HB2	1.77	0.65
25:DB:742:A:H2'	25:DB:743:A:C8	2.31	0.65
1:CA:1309:G:H2'	1:CA:1310:G:C8	2.31	0.65
7:CE:92:ARG:HD2	7:CE:93:VAL:N	2.07	0.65
1:CA:1129:C:H1'	1:CA:1130:A:N7	2.11	0.65
5:CC:58:ARG:CA	5:CC:63:ILE:HA	2.23	0.65
36:BM:34:LYS:HB3	36:BM:129:THR:HG22	1.77	0.65
18:AP:75:ILE:O	18:AP:80:LYS:HB2	1.96	0.65
27:BD:114:LYS:HD2	27:BD:116:LYS:HE3	1.77	0.65
32:BI:129:GLU:HB3	32:BI:133:ARG:NH1	2.09	0.65
27:DD:48:ILE:HD12	27:DD:89:GLU:HG2	1.79	0.65
1:AA:1238:A:N7	1:AA:1303:C:H1'	2.11	0.65
25:BB:27:G:N2	25:BB:512:G:H2'	2.12	0.65
1:AA:36:C:O3'	14:AL:119:LYS:HA	1.95	0.65
9:AG:129:ASN:O	9:AG:130:LYS:HB2	1.96	0.65
1:AA:736:C:H2'	1:AA:737:C:H6	1.60	0.65
1:CA:995:C:H2'	1:CA:996:A:H5''	1.79	0.65
25:BB:721:A:H2'	25:BB:722:A:C8	2.32	0.65
42:BS:37:THR:HG23	42:BS:48:LYS:HE3	1.77	0.65
42:DS:37:THR:HG23	42:DS:48:LYS:HE3	1.78	0.65

Continued on next page...

Continued from previous page...

Atom-1	Atom-2	Distance(Å)	Clash(Å)
25:BB:2071:A:H2'	25:BB:2072:C:C6	2.32	0.65
1:AA:269:C:H2'	1:AA:270:A:H8	1.61	0.65
10:CH:7:ALA:O	10:CH:11:THR:HG23	1.97	0.65
11:CI:4:GLN:NE2	11:CI:21:LYS:HB2	2.12	0.65
11:CI:113:LYS:HA	11:CI:120:ALA:HB2	1.77	0.65
15:CM:79:LEU:O	15:CM:82:LEU:HG	1.97	0.65
43:DT:11:LEU:CD2	43:DT:46:ALA:HB1	2.22	0.65
7:AE:80:LEU:HD13	7:AE:84:VAL:HG11	1.79	0.65
15:CM:26:LYS:O	15:CM:29:SER:HB3	1.97	0.65
23:CU:6:ARG:NH1	23:CU:6:ARG:HB2	2.11	0.65
1:AA:1305:G:H22	1:AA:1331:G:H2'	1.61	0.65
25:BB:705:A:H61	25:BB:726:G:H1'	1.62	0.65
5:CC:107:LYS:HB2	5:CC:110:LEU:HD21	1.77	0.65
25:DB:143:C:H2'	25:DB:144:A:C8	2.30	0.65
43:BT:69:ARG:HH11	43:BT:70:HIS:H	1.42	0.65
35:DL:79:LEU:HA	35:DL:82:LEU:HD13	1.77	0.65
1:AA:1132:C:H2'	1:AA:1133:G:C8	2.30	0.65
25:BB:2742:G:OP1	54:B4:36:ARG:HD2	1.95	0.65
30:DG:145:ALA:HA	30:DG:148:ARG:HE	1.60	0.65
25:DB:1683:U:H2'	25:DB:1684:G:C8	2.31	0.65
10:CH:104:SER:HA	10:CH:109:VAL:HG22	1.79	0.65
36:BM:32:GLY:HA2	36:BM:104:GLU:HA	1.79	0.65
42:DS:40:ASN:H	42:DS:40:ASN:ND2	1.93	0.65
25:DB:1599:U:OP2	43:DT:40:LYS:HD2	1.96	0.65
31:BH:103:VAL:HB	31:BH:108:VAL:O	1.97	0.65
25:BB:2751:G:O4'	30:BG:2:ARG:HD3	1.97	0.65
27:BD:105:LYS:HA	27:BD:177:VAL:HG22	1.79	0.65
7:AE:82:HIS:HB2	7:AE:83:PRO:HD2	1.79	0.65
48:BY:56:LEU:HA	48:BY:59:GLU:HG3	1.78	0.65
30:BG:85:LYS:HG2	30:BG:85:LYS:O	1.96	0.65
27:DD:182:ALA:C	27:DD:184:ARG:H	1.99	0.65
14:AL:23:LEU:HD13	14:AL:24:GLU:N	2.12	0.65
25:DB:705:A:H61	25:DB:726:G:H1'	1.60	0.65
45:BV:42:LEU:HD11	45:BV:89:ILE:HD11	1.79	0.65
1:AA:205:A:H2'	1:AA:206:C:H6	1.62	0.65
25:BB:2803:G:H2'	25:BB:2804:U:H6	1.61	0.65
4:AB:23:ASN:HD22	4:AB:24:PRO:HD2	1.60	0.65
1:CA:632:U:H3'	1:CA:633:G:H5'	1.79	0.65
25:BB:2341:G:H2'	25:BB:2342:C:C6	2.30	0.65
25:DB:181:A:H2'	25:DB:182:A:C8	2.32	0.65
27:BD:57:ALA:O	27:BD:60:VAL:HG22	1.96	0.65
25:BB:2185:U:H2'	25:BB:2186:G:H8	1.62	0.65

Continued on next page...

Continued from previous page...

Atom-1	Atom-2	Distance(Å)	Clash(Å)
25:BB:922:C:O2'	46:BW:25:PHE:HZ	1.79	0.65
8:CF:25:TYR:O	8:CF:29:ILE:HG13	1.96	0.65
6:CD:170:LEU:CA	6:CD:182:LYS:HB2	2.26	0.65
5:CC:53:ARG:NH1	5:CC:55:VAL:HG13	2.12	0.65
33:BJ:44:TYR:CE1	40:BQ:59:LEU:HD13	2.32	0.65
25:DB:1024:G:C3'	25:DB:1025:G:H5''	2.25	0.65
7:AE:80:LEU:HG	7:AE:122:VAL:HG11	1.79	0.65
8:AF:11:HIS:ND1	8:AF:12:PRO:HD2	2.12	0.65
30:BG:83:THR:HA	30:BG:84:LYS:NZ	2.11	0.65
7:CE:21:SER:HA	7:CE:28:ARG:HG3	1.78	0.65
14:AL:23:LEU:CD1	14:AL:25:ALA:H	2.08	0.65
14:AL:74:GLN:NE2	14:AL:75:GLU:H	1.95	0.65
1:AA:1237:C:OP1	1:AA:1238:A:H1'	1.96	0.65
25:DB:2516:A:O2'	25:DB:2517:C:H5'	1.97	0.65
36:DM:4:PRO:HG2	36:DM:70:ASP:HA	1.78	0.65
20:CR:59:LYS:HA	20:CR:62:ARG:HG3	1.78	0.65
32:DI:102:ARG:HB2	32:DI:141:ASP:O	1.97	0.65
41:DR:34:GLU:HG2	41:DR:60:LYS:HG2	1.77	0.65
25:DB:1548:A:H2'	25:DB:1549:A:C8	2.31	0.65
1:CA:1227:A:H5'	1:CA:1227:A:H8	1.60	0.65
37:DN:72:ASP:O	37:DN:75:ILE:HG13	1.97	0.65
1:AA:860:A:H2'	1:AA:861:G:O4'	1.97	0.65
25:BB:155:A:H2'	25:BB:156:A:C8	2.32	0.65
11:AI:58:GLU:CD	11:AI:58:GLU:H	1.99	0.65
29:BF:120:SER:HB3	29:BF:127:TYR:CD2	2.32	0.65
1:CA:1273:C:H2'	1:CA:1274:A:O4'	1.96	0.65
25:BB:2135:A:C2	25:BB:2136:G:H1'	2.31	0.65
25:DB:1099:G:O5'	32:DI:4:VAL:N	2.29	0.65
6:CD:167:PRO:HB2	6:CD:170:LEU:HD11	1.78	0.65
31:BH:68:ARG:HE	31:BH:134:VAL:HG11	1.61	0.65
45:DV:21:ARG:HE	45:DV:87:GLN:HB3	1.60	0.65
6:CD:71:PHE:HE2	6:CD:89:LEU:HD11	1.61	0.65
47:DX:37:PHE:HE2	47:DX:50:VAL:HG21	1.61	0.65
1:AA:1327:C:H2'	1:AA:1328:C:C6	2.31	0.65
47:BX:6:VAL:HG13	47:BX:7:THR:HG23	1.78	0.65
15:CM:3:ILE:HD12	15:CM:9:PRO:HD2	1.79	0.65
1:AA:426:U:H5''	6:AD:36:ALA:CB	2.26	0.65
46:BW:10:ARG:O	46:BW:11:ASN:HB2	1.95	0.65
32:BI:25:PRO:O	32:BI:29:GLN:HG2	1.97	0.65
13:AK:80:ASN:HD22	13:AK:80:ASN:H	1.40	0.65
25:DB:90:U:H3'	25:DB:91:A:C5'	2.26	0.65
9:CG:14:ASP:O	9:CG:18:GLY:HA2	1.96	0.65

Continued on next page...

Continued from previous page...

Atom-1	Atom-2	Distance(Å)	Clash(Å)
25:DB:1532:A:H2'	25:DB:1533:C:C6	2.32	0.65
25:BB:2649:C:H2'	25:BB:2650:U:C6	2.32	0.65
25:BB:1536:C:H1'	25:BB:1537:G:N2	2.12	0.65
26:DC:244:VAL:HG12	26:DC:250:GLN:H	1.60	0.65
29:DF:124:ARG:HB3	29:DF:126:ASN:ND2	2.11	0.65
25:DB:2803:G:H2'	25:DB:2804:U:C6	2.32	0.65
26:BC:20:ASN:HB2	26:BC:23:LEU:HD13	1.77	0.65
47:BX:36:ARG:HB3	47:BX:36:ARG:HH21	1.61	0.65
1:CA:736:C:H2'	1:CA:737:C:H6	1.62	0.65
37:BN:12:ARG:HG3	37:BN:13:ASN:H	1.61	0.65
14:AL:62:VAL:HG22	14:AL:63:THR:H	1.62	0.65
19:AQ:13:SER:HB2	19:AQ:21:VAL:HB	1.78	0.65
7:CE:81:GLN:HE22	7:CE:149:PRO:HD2	1.61	0.65
10:CH:14:ARG:HA	10:CH:17:GLN:HB2	1.78	0.65
8:CF:5:GLU:HG3	8:CF:63:ASN:ND2	2.12	0.65
48:BY:32:ALA:HB2	48:BY:37:LEU:HD12	1.78	0.65
40:DQ:91:ARG:HH12	41:DR:10:LYS:HB3	1.61	0.65
26:BC:183:VAL:CG1	26:BC:184:GLU:H	2.07	0.65
5:CC:63:ILE:HG12	5:CC:65:VAL:HG23	1.79	0.65
35:BL:124:GLY:H	35:BL:143:GLU:CB	2.09	0.65
29:DF:168:LEU:HD22	29:DF:169:LEU:N	2.10	0.65
54:D4:15:LYS:O	54:D4:16:ILE:HB	1.97	0.65
47:DX:6:VAL:HG13	47:DX:7:THR:HG23	1.79	0.65
25:BB:2336:A:H61	46:BW:40:ARG:NH1	1.94	0.65
4:CB:48:MET:HG3	4:CB:199:ILE:HG22	1.79	0.65
6:CD:8:LEU:HD23	6:CD:21:LYS:HB3	1.79	0.65
30:DG:3:VAL:O	30:DG:68:ARG:HG3	1.97	0.65
25:DB:287:G:H2'	25:DB:288:U:C6	2.32	0.65
25:BB:1469:A:H2'	25:BB:1470:A:H8	1.60	0.65
25:BB:90:U:H3'	25:BB:91:A:C5'	2.26	0.65
31:DH:30:LEU:HA	31:DH:35:LYS:HB2	1.78	0.65
37:BN:72:ASP:O	37:BN:76:VAL:HG13	1.96	0.65
25:BB:172:A:H2'	25:BB:173:A:C8	2.31	0.65
43:DT:12:ARG:HA	48:DY:29:ARG:HH12	1.61	0.65
14:AL:38:THR:HG21	14:AL:48:LEU:HD12	1.79	0.65
15:CM:75:SER:HB2	15:CM:78:ARG:HH21	1.60	0.65
1:AA:270:A:H2'	1:AA:271:C:C6	2.31	0.65
25:BB:351:C:H2'	25:BB:352:A:C8	2.31	0.65
34:DK:107:ARG:O	34:DK:107:ARG:HG3	1.96	0.65
1:AA:707:U:H2'	1:AA:708:C:C6	2.32	0.65
11:CI:23:GLY:N	11:CI:61:ASP:H	1.95	0.65
4:AB:40:ILE:CD1	4:AB:201:GLY:H	2.09	0.65

Continued on next page...

Continued from previous page...

Atom-1	Atom-2	Distance(Å)	Clash(Å)
5:AC:72:PRO:HD2	5:AC:104:GLU:OE1	1.97	0.65
1:CA:83:C:C2'	1:CA:85:U:H3	2.10	0.65
1:CA:1305:G:H21	1:CA:1332:A:H8	1.44	0.65
22:CT:2:ASN:ND2	22:CT:3:ILE:HG13	2.11	0.65
1:CA:269:C:H2'	1:CA:270:A:H8	1.61	0.65
1:AA:1004:A:H2'	1:AA:1005:A:C8	2.32	0.65
1:CA:1063:C:H3'	1:CA:1064:G:H2'	1.79	0.65
42:BS:20:VAL:O	42:BS:23:LEU:HB2	1.97	0.65
25:DB:246:C:N4	53:D3:7:ARG:HG2	2.12	0.65
25:BB:742:A:H2'	25:BB:743:A:C8	2.31	0.65
15:CM:47:LEU:HG	15:CM:51:GLN:HB2	1.78	0.65
5:AC:150:VAL:HG22	5:AC:199:VAL:HG12	1.78	0.65
11:CI:25:GLY:HA2	11:CI:60:LEU:O	1.97	0.65
5:CC:96:VAL:HB	5:CC:97:PRO:HD2	1.78	0.65
21:AS:32:THR:HG21	21:AS:70:LEU:HD22	1.79	0.65
31:BH:90:LEU:HD11	31:BH:125:THR:N	2.11	0.65
4:AB:73:ARG:HA	4:AB:76:SER:OG	1.96	0.65
23:CU:24:LYS:HA	23:CU:28:LEU:HB2	1.77	0.65
7:CE:105:ILE:HD11	7:CE:123:LEU:HA	1.79	0.65
30:DG:100:ASN:ND2	30:DG:100:ASN:H	1.94	0.65
25:DB:2880:C:H1'	37:DN:93:GLY:H	1.62	0.65
10:AH:77:VAL:HB	10:AH:125:ILE:O	1.97	0.65
30:BG:148:ARG:HA	30:BG:161:VAL:HB	1.78	0.65
1:CA:960:U:O2'	1:CA:1223:C:H4'	1.97	0.65
32:BI:105:LEU:HD11	32:BI:139:VAL:HG11	1.78	0.65
25:BB:39:G:H2'	25:BB:40:U:C6	2.31	0.65
26:BC:53:ILE:O	26:BC:53:ILE:HG23	1.97	0.65
8:CF:10:VAL:HG12	8:CF:11:HIS:H	1.62	0.64
43:BT:55:VAL:HA	43:BT:87:LEU:HA	1.79	0.64
4:CB:55:GLU:OE2	4:CB:58:LYS:HB3	1.97	0.64
4:CB:112:ARG:HB2	4:CB:112:ARG:NH1	2.12	0.64
15:CM:12:LYS:HA	15:CM:43:LYS:NZ	2.12	0.64
42:BS:32:ALA:HA	42:BS:35:ILE:HD11	1.77	0.64
10:AH:17:GLN:NE2	10:AH:69:ALA:HB1	2.12	0.64
25:DB:668:A:H2'	25:DB:670:A:H62	1.62	0.64
16:CN:16:ALA:HA	16:CN:54:SER:O	1.96	0.64
25:DB:1939:U:H5'	25:DB:1939:U:H6	1.62	0.64
25:BB:363:G:H2'	25:BB:364:C:C6	2.31	0.64
25:DB:2105:U:H2'	25:DB:2106:U:C6	2.33	0.64
20:AR:39:VAL:HB	20:AR:43:ILE:HD13	1.79	0.64
10:AH:77:VAL:HG12	10:AH:84:ILE:HD13	1.77	0.64
1:CA:1176:A:H2'	1:CA:1177:G:O4'	1.97	0.64

Continued on next page...

Continued from previous page...

Atom-1	Atom-2	Distance(Å)	Clash(Å)
1:AA:1176:A:H2'	1:AA:1177:G:O4'	1.97	0.64
24:BA:89:U:H1'	25:BB:958:U:H2'	1.77	0.64
5:CC:151:GLU:HB3	5:CC:198:LYS:CB	2.26	0.64
31:BH:85:GLY:N	31:BH:90:LEU:HA	2.09	0.64
25:BB:1309:G:OP1	52:B2:9:VAL:HG12	1.97	0.64
25:BB:2142:A:N1	25:BB:2148:G:N2	2.46	0.64
1:CA:1238:A:N7	1:CA:1303:C:H1'	2.11	0.64
31:DH:112:LYS:HD3	31:DH:113:SER:H	1.62	0.64
1:CA:408:A:OP1	6:CD:111:ALA:HB3	1.96	0.64
39:BP:5:LYS:HA	39:BP:8:GLU:HB2	1.78	0.64
23:AU:20:ARG:HB3	23:AU:20:ARG:HH11	1.61	0.64
25:BB:668:A:H2'	25:BB:670:A:H62	1.62	0.64
25:DB:1283:G:N2	25:DB:1285:A:H3'	2.13	0.64
17:CO:80:LEU:O	17:CO:84:LEU:HD13	1.98	0.64
1:CA:1254:A:H5'	1:CA:1356:G:H4'	1.78	0.64
25:BB:2185:U:H2'	25:BB:2186:G:C8	2.32	0.64
17:CO:55:LEU:O	17:CO:59:VAL:HG23	1.97	0.64
1:AA:1112:C:C4	5:AC:177:LEU:HD12	2.32	0.64
1:AA:129:A:H1'	1:AA:130:A:C8	2.32	0.64
25:DB:2547:A:H2'	25:DB:2548:U:C6	2.32	0.64
1:CA:87:C:H2'	1:CA:88:U:C6	2.32	0.64
38:DO:11:ALA:HB2	38:DO:96:GLY:H	1.62	0.64
19:AQ:45:VAL:HG13	19:AQ:60:ILE:HG23	1.80	0.64
25:BB:4:U:H2'	25:BB:5:A:C8	2.32	0.64
13:CK:114:PRO:O	23:CU:28:LEU:HD21	1.97	0.64
46:DW:10:ARG:O	46:DW:11:ASN:HB2	1.97	0.64
32:DI:112:LYS:O	32:DI:116:MET:HG3	1.96	0.64
29:DF:11:VAL:HG12	29:DF:12:VAL:N	2.08	0.64
31:DH:114:GLU:HB2	31:DH:133:GLN:NE2	2.12	0.64
11:AI:60:LEU:HD21	11:AI:89:TYR:CD1	2.32	0.64
29:DF:134:GLN:NE2	29:DF:136:ILE:HD13	2.12	0.64
1:AA:436:C:O2'	1:AA:437:U:H5'	1.98	0.64
1:AA:644:U:H5'	10:AH:83:ARG:HH12	1.61	0.64
37:DN:72:ASP:O	37:DN:76:VAL:HG13	1.97	0.64
1:CA:1065:U:H5''	1:CA:1190:G:N2	2.12	0.64
25:DB:2810:A:H2'	25:DB:2811:G:O4'	1.96	0.64
39:DP:52:ARG:HH11	39:DP:52:ARG:HG2	1.61	0.64
20:CR:52:ARG:O	20:CR:56:ARG:HG2	1.96	0.64
2:AW:27:U:H2'	2:AW:28:C:C6	2.32	0.64
50:B0:53:VAL:O	50:B0:54:ILE:HB	1.97	0.64
31:DH:103:VAL:HG23	31:DH:106:ALA:HB3	1.79	0.64
25:DB:1273:U:H4'	25:DB:1275:A:OP2	1.97	0.64

Continued on next page...

Continued from previous page...

Atom-1	Atom-2	Distance(Å)	Clash(Å)
7:CE:63:MET:O	7:CE:66:ALA:HB3	1.96	0.64
43:BT:32:LEU:N	43:BT:83:ALA:HB3	2.12	0.64
25:DB:2306:C:H3'	25:DB:2307:G:H5''	1.77	0.64
29:DF:82:TYR:CE1	29:DF:84:ILE:HB	2.32	0.64
31:BH:31:VAL:O	31:BH:32:PRO:C	2.36	0.64
28:BE:181:ILE:HD11	35:BL:2:ARG:C	2.17	0.64
16:CN:50:LEU:HB2	16:CN:51:PRO:HD3	1.80	0.64
43:DT:69:ARG:HH11	43:DT:70:HIS:H	1.43	0.64
47:DX:39:VAL:HG21	47:DX:42:GLU:HB3	1.78	0.64
21:CS:27:LYS:HD3	21:CS:28:LYS:HZ2	1.63	0.64
1:AA:1480:A:H2'	1:AA:1481:U:C6	2.33	0.64
25:BB:1174:U:H4'	25:BB:1176:U:O2	1.96	0.64
1:AA:1194:U:H2'	1:AA:1195:C:C6	2.32	0.64
12:CJ:35:GLN:HB2	12:CJ:78:GLU:HB2	1.79	0.64
43:DT:22:THR:O	43:DT:25:GLU:HB3	1.97	0.64
25:BB:2415:G:H4'	35:BL:66:PHE:HB2	1.79	0.64
25:BB:2438:U:O2'	25:BB:2439:A:H5''	1.97	0.64
13:AK:37:GLN:HE21	13:AK:37:GLN:HA	1.62	0.64
1:AA:513:C:H2'	1:AA:514:C:C6	2.32	0.64
52:D2:33:ARG:HH21	52:D2:33:ARG:HB2	1.62	0.64
19:AQ:18:LYS:HA	19:AQ:47:ASP:O	1.97	0.64
12:AJ:8:ILE:HA	12:AJ:99:GLN:O	1.97	0.64
6:AD:84:ASN:ND2	6:AD:87:GLU:H	1.95	0.64
1:AA:1305:G:H21	1:AA:1332:A:H8	1.44	0.64
7:AE:131:ASN:HB3	7:AE:134:ASN:HD22	1.62	0.64
1:AA:33:A:H2'	1:AA:34:C:C6	2.32	0.64
1:CA:98:A:H2'	1:CA:99:C:C6	2.33	0.64
25:BB:1548:A:H2'	25:BB:1549:A:C8	2.32	0.64
1:CA:1480:A:H2'	1:CA:1481:U:C6	2.33	0.64
8:CF:1:MET:O	8:CF:65:GLU:HG3	1.97	0.64
25:DB:2595:G:H1	26:DC:238:ASN:ND2	1.94	0.64
25:DB:2291:U:H2'	25:DB:2292:U:C6	2.33	0.64
37:DN:12:ARG:HG3	37:DN:13:ASN:H	1.61	0.64
52:D2:30:VAL:HA	52:D2:33:ARG:NH2	2.12	0.64
1:AA:194:C:O2'	1:AA:195:A:H5'	1.98	0.64
1:CA:76:G:H2'	1:CA:77:A:C8	2.33	0.64
26:DC:229:HIS:ND1	26:DC:230:PRO:HD2	2.13	0.64
40:BQ:73:ILE:HG13	40:BQ:74:SER:H	1.62	0.64
1:AA:764:C:H2'	1:AA:765:G:H5'	1.78	0.64
26:BC:173:LEU:H	26:BC:173:LEU:HD22	1.61	0.64
7:AE:40:ASP:OD2	7:AE:42:ASN:HB3	1.98	0.64
25:DB:721:A:H2'	25:DB:722:A:C8	2.32	0.64

Continued on next page...

Continued from previous page...

Atom-1	Atom-2	Distance(Å)	Clash(Å)
3:AX:3:G:H5'	3:AX:5:U:H5'	1.78	0.64
25:DB:39:G:H2'	25:DB:40:U:C6	2.33	0.64
26:DC:2:VAL:HG23	26:DC:3:VAL:H	1.62	0.64
1:CA:946:A:H2'	1:CA:947:G:C8	2.31	0.64
22:AT:14:GLU:OE1	22:AT:18:LYS:HE2	1.97	0.64
19:AQ:26:ARG:HD3	19:AQ:39:ARG:NH1	2.12	0.64
1:AA:632:U:H3'	1:AA:633:G:H5'	1.80	0.64
1:CA:874:G:N2	10:CH:15:ASN:HD21	1.94	0.64
25:DB:1105:U:H2'	25:DB:1106:G:H8	1.62	0.64
26:DC:141:HIS:HB3	26:DC:190:THR:OG1	1.97	0.64
43:DT:55:VAL:HA	43:DT:87:LEU:HA	1.79	0.64
31:BH:135:HIS:HB3	31:BH:138:VAL:HG23	1.80	0.64
6:CD:89:LEU:O	6:CD:93:LEU:HG	1.97	0.64
30:BG:23:ILE:HG21	30:BG:71:LEU:HD11	1.78	0.64
18:CP:18:GLN:HE21	18:CP:38:PHE:HB3	1.61	0.64
12:CJ:9:ARG:HB2	12:CJ:99:GLN:HB2	1.79	0.64
44:DU:14:THR:O	44:DU:18:LYS:HA	1.97	0.64
26:BC:216:ARG:HH11	26:BC:216:ARG:HG3	1.63	0.64
1:CA:1000:A:H2'	1:CA:1001:C:C6	2.33	0.64
25:DB:1283:G:N2	25:DB:1286:A:H5'	2.11	0.64
48:BY:2:LYS:H	48:BY:2:LYS:HD2	1.60	0.64
25:BB:182:A:H2'	25:BB:183:C:C6	2.33	0.64
46:DW:28:GLU:H	46:DW:31:LEU:HG	1.63	0.64
25:DB:2803:G:H2'	25:DB:2804:U:H6	1.62	0.64
25:DB:1138:G:H2'	25:DB:1139:G:O4'	1.96	0.64
25:BB:1287:A:OP1	37:BN:104:ALA:HB3	1.97	0.64
1:CA:605:U:H2'	1:CA:606:G:H8	1.61	0.64
10:CH:35:ILE:O	10:CH:38:VAL:HG12	1.97	0.64
39:DP:56:SER:HB2	39:DP:75:THR:HG21	1.79	0.64
11:CI:48:ARG:HD3	11:CI:51:LEU:HD12	1.80	0.64
11:CI:83:THR:HA	11:CI:86:LEU:HB2	1.79	0.64
5:AC:87:ARG:HG2	5:AC:100:ILE:HG21	1.80	0.64
45:BV:80:HIS:CD2	45:BV:83:LYS:H	2.16	0.64
18:AP:54:LEU:HD21	18:AP:80:LYS:HA	1.78	0.64
25:BB:2305:U:C5'	29:BF:130:GLY:HA3	2.24	0.64
23:CU:34:ARG:HH21	23:CU:36:PHE:HB3	1.62	0.64
13:CK:83:VAL:HG11	13:CK:96:ILE:HG23	1.78	0.64
8:CF:88:MET:HG3	8:CF:89:VAL:N	2.10	0.64
25:DB:322:A:H5'	25:DB:340:A:H1'	1.80	0.64
53:B3:14:LYS:NZ	53:B3:22:LYS:HG2	2.12	0.64
1:CA:486:U:H2'	1:CA:487:A:C8	2.32	0.64
25:BB:2306:C:H3'	25:BB:2307:G:H5''	1.78	0.64

Continued on next page...

Continued from previous page...

Atom-1	Atom-2	Distance(Å)	Clash(Å)
25:DB:1683:U:H2'	25:DB:1684:G:H8	1.61	0.64
25:DB:1028:A:H2'	25:DB:1029:A:C8	2.32	0.64
35:DL:89:VAL:HA	35:DL:121:THR:O	1.98	0.64
1:CA:1194:U:H2'	1:CA:1195:C:C6	2.33	0.64
25:BB:2877:G:O2'	25:BB:2878:U:H5'	1.98	0.64
12:CJ:102:LEU:N	12:CJ:102:LEU:HD13	2.12	0.64
25:BB:2537:U:H2'	25:BB:2538:C:C6	2.32	0.64
1:AA:1225:A:OP1	15:AM:100:ARG:HA	1.97	0.64
15:AM:82:LEU:H	15:AM:82:LEU:HD12	1.62	0.64
15:AM:92:ARG:HB3	15:AM:94:LEU:HG	1.78	0.64
6:CD:103:ARG:HD2	6:CD:167:PRO:HB3	1.78	0.64
33:DJ:24:THR:HA	33:DJ:63:ALA:HB3	1.79	0.64
21:CS:18:VAL:HG13	21:CS:19:GLU:OE1	1.98	0.64
31:BH:85:GLY:H	31:BH:90:LEU:CA	2.10	0.64
4:AB:87:ASP:O	4:AB:88:GLN:HG3	1.97	0.64
31:DH:31:VAL:O	31:DH:32:PRO:C	2.36	0.64
45:DV:80:HIS:CD2	45:DV:83:LYS:H	2.16	0.64
13:AK:22:ILE:HD11	13:AK:83:VAL:CG1	2.28	0.64
47:DX:5:GLN:HE22	47:DX:49:ARG:H	1.46	0.64
9:CG:52:ARG:HH12	9:CG:121:ASN:HD22	1.44	0.64
1:AA:1279:G:H5''	12:AJ:9:ARG:NH1	2.12	0.64
1:CA:1327:C:H2'	1:CA:1328:C:C6	2.33	0.64
8:AF:45:ARG:C	8:AF:56:LYS:HG3	2.18	0.64
30:DG:83:THR:HA	30:DG:84:LYS:NZ	2.13	0.64
14:AL:82:ARG:HB3	14:AL:95:HIS:O	1.98	0.64
14:AL:27:PRO:CG	14:AL:28:GLN:HE21	2.10	0.64
1:AA:1436:U:H2'	1:AA:1437:A:C8	2.29	0.64
10:AH:116:ARG:HH11	10:AH:116:ARG:H	1.45	0.64
1:AA:1513:A:H2'	1:AA:1514:G:C8	2.33	0.64
1:CA:672:U:H2'	1:CA:673:A:H8	1.62	0.64
17:CO:63:ARG:HH21	17:CO:87:ARG:NE	1.95	0.64
1:CA:860:A:H2'	1:CA:861:G:O4'	1.97	0.64
33:BJ:77:HIS:CD2	33:BJ:79:GLY:H	2.16	0.64
25:DB:2829:A:P	27:DD:59:ARG:HH12	2.21	0.64
1:CA:1422:G:H5''	34:DK:47:PRO:HB3	1.78	0.64
25:DB:2537:U:H2'	25:DB:2538:C:C6	2.33	0.64
43:BT:22:THR:O	43:BT:25:GLU:HB3	1.97	0.64
25:DB:1000:A:H2'	25:DB:1001:A:C8	2.33	0.64
48:DY:2:LYS:HD2	48:DY:2:LYS:H	1.62	0.64
1:CA:731:G:H5'	1:CA:766:A:H4'	1.80	0.64
25:BB:1395:A:H4'	25:BB:1397:U:C5	2.33	0.64
25:BB:345:A:H1'	25:BB:346:A:C2	2.32	0.64

Continued on next page...

Continued from previous page...

Atom-1	Atom-2	Distance(Å)	Clash(Å)
37:DN:62:ASN:HD22	37:DN:62:ASN:N	1.96	0.64
50:D0:53:VAL:O	50:D0:54:ILE:HB	1.97	0.64
25:DB:2792:A:H3'	25:DB:2793:C:H5''	1.80	0.64
46:DW:17:ALA:O	46:DW:18:LYS:HB2	1.98	0.64
1:CA:1149:C:H2'	1:CA:1150:A:C8	2.32	0.64
1:AA:1321:U:H3'	1:AA:1322:C:O2	1.98	0.64
15:AM:89:ARG:HB2	15:AM:96:VAL:HG13	1.79	0.64
1:CA:1241:G:H2'	1:CA:1242:G:H8	1.61	0.64
5:CC:72:PRO:HA	5:CC:75:VAL:HG23	1.79	0.64
8:AF:6:ILE:HG23	8:AF:62:MET:HB3	1.79	0.64
1:CA:628:G:H2'	1:CA:629:A:C8	2.33	0.64
7:AE:82:HIS:HB3	10:AH:98:LEU:HD13	1.80	0.64
25:BB:2305:U:H5''	29:BF:130:GLY:CA	2.27	0.64
9:CG:45:ALA:HA	9:CG:48:THR:HG23	1.79	0.64
4:CB:147:LEU:HB3	4:CB:151:LYS:HB3	1.79	0.64
30:BG:100:ASN:ND2	30:BG:100:ASN:H	1.94	0.64
1:CA:922:G:H2'	1:CA:923:A:C8	2.32	0.64
6:AD:84:ASN:OD1	7:AE:101:GLY:HA2	1.98	0.64
23:AU:20:ARG:HG2	23:AU:24:LYS:HG3	1.80	0.64
1:AA:17:U:H2'	1:AA:18:C:C6	2.33	0.64
28:BE:58:LYS:HB2	28:BE:60:TRP:CD1	2.33	0.64
33:BJ:25:LEU:HD22	33:BJ:26:GLY:H	1.60	0.64
25:DB:703:U:H2'	25:DB:704:G:O4'	1.97	0.64
25:BB:45:G:C5'	25:BB:46:G:H5'	2.28	0.64
1:CA:672:U:H2'	1:CA:673:A:C8	2.33	0.64
25:BB:580:U:H2'	25:BB:581:C:H6	1.63	0.64
1:AA:629:A:H2'	1:AA:630:A:O4'	1.97	0.64
17:AO:11:VAL:HG23	17:AO:26:VAL:HG11	1.79	0.64
39:BP:88:ARG:HB2	39:BP:112:ARG:NH1	2.13	0.64
1:CA:736:C:H2'	1:CA:737:C:C6	2.33	0.64
17:CO:44:GLU:HB3	17:CO:45:HIS:ND1	2.12	0.64
25:BB:1324:G:H1'	25:BB:1616:A:N6	2.12	0.64
1:AA:834:U:H2'	1:AA:835:U:C6	2.33	0.64
25:DB:224:U:O4	25:DB:420:C:H5'	1.98	0.64
38:BO:11:ALA:HB2	38:BO:96:GLY:H	1.63	0.64
25:BB:2498:C:O2'	25:BB:2499:C:H5'	1.98	0.64
1:AA:211:G:H3'	1:AA:211:G:N3	2.12	0.64
25:BB:1842:G:H2'	25:BB:1843:C:C6	2.33	0.64
25:DB:1099:G:H5''	32:DI:2:LYS:CA	2.27	0.64
25:BB:445:C:O2'	25:BB:446:G:H5'	1.98	0.64
19:AQ:47:ASP:OD2	19:AQ:50:ASN:HA	1.97	0.64
21:CS:11:ASP:HB2	21:CS:14:LEU:HD11	1.78	0.64

Continued on next page...

Continued from previous page...

Atom-1	Atom-2	Distance(Å)	Clash(Å)
21:CS:62:THR:HG23	21:CS:64:GLU:H	1.62	0.64
5:AC:76:ILE:HG22	5:AC:80:GLY:H	1.62	0.64
25:BB:1024:G:C3'	25:BB:1025:G:H5''	2.27	0.64
4:CB:143:LEU:HB2	4:CB:144:GLU:OE2	1.98	0.64
1:CA:1101:A:H5''	4:CB:170:ILE:HD11	1.79	0.64
1:AA:1282:C:H2'	1:AA:1283:U:C6	2.33	0.64
44:BU:34:ILE:HG12	44:BU:63:ALA:CB	2.28	0.64
25:BB:703:U:H2'	25:BB:704:G:O4'	1.98	0.64
28:DE:147:LEU:HB3	28:DE:186:VAL:HG23	1.79	0.64
1:CA:1226:C:OP2	15:CM:101:THR:HG21	1.98	0.64
1:AA:1291:U:H2'	1:AA:1292:G:H8	1.62	0.64
26:BC:14:HIS:O	26:BC:203:VAL:HG11	1.98	0.64
50:D0:8:THR:HG23	50:D0:11:LYS:H	1.62	0.64
15:CM:106:ARG:HA	15:CM:106:ARG:HH11	1.63	0.64
41:DR:19:THR:HG22	41:DR:97:LYS:HA	1.78	0.64
39:BP:52:ARG:HH11	39:BP:52:ARG:HG2	1.63	0.64
1:AA:677:U:H2'	1:AA:678:U:H6	1.63	0.64
25:BB:2228:G:H2'	25:BB:2229:U:C6	2.33	0.64
25:DB:1798:U:H5''	26:DC:257:ARG:HB2	1.80	0.64
25:DB:1826:G:H2'	25:DB:1827:U:H6	1.63	0.64
34:BK:107:ARG:O	34:BK:107:ARG:HG3	1.96	0.64
25:DB:1099:G:N7	32:DI:3:LYS:HB2	2.13	0.63
11:CI:49:GLN:N	11:CI:50:PRO:HD2	2.13	0.63
26:BC:131:MET:HA	26:BC:134:ILE:HG12	1.79	0.63
1:CA:975:A:O2'	1:CA:1358:U:H1'	1.98	0.63
5:CC:119:ILE:HD12	5:CC:122:GLN:NE2	2.12	0.63
5:CC:53:ARG:HB3	5:CC:113:LYS:NZ	2.13	0.63
43:DT:50:LEU:HD22	43:DT:50:LEU:H	1.62	0.63
36:DM:34:LYS:HG3	36:DM:35:ALA:H	1.63	0.63
27:BD:204:LYS:HG2	27:BD:205:PRO:HD2	1.79	0.63
25:DB:2336:A:C6	46:DW:40:ARG:HD2	2.33	0.63
27:BD:34:VAL:HG12	27:BD:48:ILE:HD11	1.79	0.63
27:BD:38:LYS:NZ	27:BD:42:ASN:HB2	2.13	0.63
5:AC:172:VAL:HG11	5:AC:200:TRP:HB3	1.79	0.63
1:AA:1524:C:OP1	13:AK:124:LYS:HD2	1.97	0.63
15:CM:3:ILE:HG22	15:CM:4:ALA:N	2.13	0.63
15:CM:33:LEU:HD13	15:CM:40:GLU:HB3	1.78	0.63
1:CA:1237:C:OP1	1:CA:1238:A:H1'	1.97	0.63
1:CA:33:A:H2'	1:CA:34:C:C6	2.32	0.63
5:AC:14:VAL:HG23	5:AC:15:LYS:HG2	1.79	0.63
25:BB:1639:C:C2'	25:BB:1640:A:H5''	2.27	0.63
1:AA:1000:A:H2'	1:AA:1001:C:C6	2.34	0.63

Continued on next page...

Continued from previous page...

Atom-1	Atom-2	Distance(Å)	Clash(Å)
14:CL:93:ARG:H	14:CL:93:ARG:HD2	1.63	0.63
26:BC:243:PRO:O	26:BC:250:GLN:HA	1.98	0.63
25:BB:2645:G:H4'	25:BB:2732:G:H2'	1.80	0.63
36:DM:32:GLY:HA2	36:DM:104:GLU:HA	1.80	0.63
25:BB:1273:U:H4'	25:BB:1275:A:OP2	1.98	0.63
42:DS:20:VAL:O	42:DS:23:LEU:HB2	1.99	0.63
25:BB:1105:U:H2'	25:BB:1106:G:H8	1.63	0.63
4:AB:135:MET:O	4:AB:138:ARG:HG2	1.98	0.63
24:DA:109:A:H2'	24:DA:110:C:H6	1.63	0.63
35:BL:89:VAL:HA	35:BL:121:THR:O	1.98	0.63
1:CA:1409:C:C1'	25:DB:1914:C:H42	2.10	0.63
10:CH:76:ARG:HA	10:CH:126:CYS:CB	2.28	0.63
33:DJ:55:ILE:HB	33:DJ:123:LYS:HB2	1.80	0.63
26:BC:141:HIS:HB3	26:BC:190:THR:OG1	1.98	0.63
31:BH:94:ILE:HD12	31:BH:98:ASP:HB2	1.80	0.63
5:AC:76:ILE:HA	5:AC:83:VAL:HG23	1.79	0.63
31:DH:90:LEU:HD12	31:DH:146:VAL:HG11	1.81	0.63
1:CA:707:U:H2'	1:CA:708:C:C6	2.34	0.63
25:DB:18:U:H2'	25:DB:19:A:H8	1.64	0.63
32:DI:121:ILE:N	32:DI:121:ILE:HD13	2.12	0.63
9:AG:85:GLN:HE21	9:AG:85:GLN:HA	1.64	0.63
25:DB:1470:A:H3'	25:DB:1471:G:H8	1.64	0.63
25:DB:27:G:N2	25:DB:512:G:H2'	2.14	0.63
33:BJ:24:THR:HA	33:BJ:63:ALA:HB3	1.78	0.63
32:DI:41:PHE:O	32:DI:45:THR:HG23	1.98	0.63
25:DB:674:G:H4'	28:DE:69:ARG:HB3	1.78	0.63
25:BB:2802:G:H2'	25:BB:2803:G:H8	1.63	0.63
39:BP:59:THR:OG1	39:BP:72:VAL:HG12	1.98	0.63
37:DN:12:ARG:HG2	37:DN:16:HIS:ND1	2.13	0.63
31:BH:3:VAL:HG12	31:BH:38:PRO:HA	1.80	0.63
1:CA:1465:A:H2'	1:CA:1466:C:C6	2.33	0.63
25:DB:1164:C:H2'	25:DB:1165:A:C8	2.33	0.63
25:BB:1884:G:HO2'	25:BB:1885:A:H8	1.46	0.63
1:AA:995:C:H2'	1:AA:996:A:H5''	1.78	0.63
7:CE:87:VAL:HG22	7:CE:88:HIS:N	2.13	0.63
25:DB:1050:A:H2'	25:DB:1051:G:H8	1.63	0.63
5:CC:61:LYS:HZ2	5:CC:96:VAL:HG11	1.63	0.63
4:CB:14:HIS:HA	4:CB:208:ALA:HB2	1.80	0.63
9:CG:72:VAL:HA	9:CG:90:VAL:H	1.63	0.63
29:DF:7:TYR:O	29:DF:11:VAL:HB	1.97	0.63
30:DG:86:LEU:HD13	30:DG:132:LEU:HD21	1.80	0.63
31:BH:30:LEU:HA	31:BH:35:LYS:HB2	1.78	0.63

Continued on next page...

Continued from previous page...

Atom-1	Atom-2	Distance(Å)	Clash(Å)
29:DF:52:ALA:HA	29:DF:149:ARG:HE	1.63	0.63
25:BB:2291:U:H2'	25:BB:2292:U:C6	2.34	0.63
26:BC:244:VAL:HG12	26:BC:250:GLN:H	1.63	0.63
1:CA:502:A:H2'	1:CA:503:C:H6	1.62	0.63
25:BB:1683:U:H2'	25:BB:1684:G:C8	2.34	0.63
4:CB:105:THR:O	4:CB:108:GLN:HG2	1.99	0.63
25:BB:559:G:H1'	40:BQ:55:GLN:HE22	1.63	0.63
7:CE:151:MET:HB3	7:CE:154:ALA:HB3	1.80	0.63
24:BA:109:A:H2'	24:BA:110:C:H6	1.64	0.63
25:DB:633:A:O5'	25:DB:633:A:H8	1.81	0.63
25:BB:246:C:N4	53:B3:7:ARG:HG2	2.13	0.63
25:DB:1847:A:H1'	25:DB:1848:A:C8	2.33	0.63
51:D1:28:THR:O	51:D1:30:PRO:HD3	1.98	0.63
10:CH:11:THR:HA	10:CH:14:ARG:NH1	2.13	0.63
25:DB:1055:G:H3'	25:DB:1056:G:C4'	2.29	0.63
1:CA:1148:U:H5'	11:CI:6:TYR:OH	1.99	0.63
1:CA:829:G:H4'	4:CB:24:PRO:CG	2.28	0.63
1:CA:1314:C:C5	21:CS:5:LYS:HG2	2.34	0.63
4:AB:156:LEU:HB2	4:AB:157:PRO:HD2	1.80	0.63
25:BB:6:A:H1'	33:BJ:135:GLN:HE22	1.63	0.63
54:D4:7:VAL:HG13	54:D4:8:LYS:N	2.11	0.63
30:BG:71:LEU:HA	30:BG:74:MET:SD	2.39	0.63
29:BF:168:LEU:HD22	29:BF:169:LEU:N	2.12	0.63
54:B4:15:LYS:O	54:B4:16:ILE:HB	1.98	0.63
28:BE:104:ALA:O	28:BE:108:ILE:HG22	1.96	0.63
25:DB:1132:U:H5''	33:DJ:84:ILE:HD11	1.81	0.63
6:AD:100:VAL:O	6:AD:103:ARG:HG2	1.98	0.63
44:DU:39:ASN:HB3	44:DU:62:ALA:H	1.64	0.63
33:BJ:24:THR:O	33:BJ:25:LEU:HB3	1.99	0.63
41:BR:34:GLU:HG2	41:BR:60:LYS:HG2	1.80	0.63
41:DR:77:PHE:CD2	41:DR:84:ARG:HG2	2.34	0.63
25:BB:1076:C:O3'	32:BI:94:LYS:HE3	1.98	0.63
9:CG:65:LEU:HD21	9:CG:69:ARG:HH21	1.62	0.63
14:AL:36:VAL:HG12	14:AL:52:CYS:HB2	1.81	0.63
29:DF:120:SER:HB3	29:DF:127:TYR:CD2	2.33	0.63
1:CA:60:A:H4'	1:CA:61:G:O5'	1.98	0.63
26:DC:53:ILE:HG23	26:DC:53:ILE:O	1.98	0.63
25:DB:754:U:H2'	25:DB:755:U:C6	2.34	0.63
47:DX:26:ARG:O	47:DX:27:ARG:HG2	1.98	0.63
7:CE:93:VAL:HG23	7:CE:126:ALA:HA	1.81	0.63
5:CC:168:ARG:HG2	5:CC:169:GLU:N	2.11	0.63
27:BD:106:LYS:N	27:BD:106:LYS:HD3	2.13	0.63

Continued on next page...

Continued from previous page...

Atom-1	Atom-2	Distance(Å)	Clash(Å)
22:CT:65:LEU:HG	22:CT:66:ILE:HD12	1.81	0.63
17:CO:61:GLN:NE2	17:CO:65:LEU:HD11	2.13	0.63
12:AJ:7:ARG:NH1	12:AJ:102:LEU:HG	2.14	0.63
1:AA:1125:U:H5''	12:AJ:37:ARG:HD2	1.80	0.63
30:BG:120:ILE:HD13	30:BG:121:THR:N	2.12	0.63
25:BB:29:U:O3'	40:BQ:4:LYS:HE2	1.97	0.63
1:CA:1436:U:H2'	1:CA:1437:A:C8	2.31	0.63
17:AO:45:HIS:HA	17:AO:47:LYS:HZ1	1.62	0.63
1:AA:1513:A:H2'	1:AA:1514:G:H8	1.63	0.63
25:BB:1470:A:H3'	25:BB:1471:G:H8	1.62	0.63
25:DB:1285:A:H2'	25:DB:1286:A:H5''	1.80	0.63
32:DI:123:ALA:HA	32:DI:126:ARG:HH12	1.63	0.63
35:DL:78:ARG:HB3	35:DL:113:ALA:HB2	1.79	0.63
29:BF:124:ARG:HB3	29:BF:126:ASN:ND2	2.13	0.63
1:AA:9:G:H4'	7:AE:107:GLY:HA3	1.81	0.63
30:DG:38:ASP:OD2	30:DG:63:GLN:HG2	1.99	0.63
1:CA:17:U:H2'	1:CA:18:C:C6	2.34	0.63
9:CG:16:LYS:NZ	9:CG:16:LYS:HB3	2.14	0.63
36:BM:78:LEU:O	36:BM:80:VAL:HG12	1.99	0.63
25:DB:445:C:O2'	25:DB:446:G:H5'	1.97	0.63
46:BW:39:GLN:CG	46:BW:42:THR:HB	2.25	0.63
11:CI:90:ASP:HB3	11:CI:93:LEU:HD12	1.79	0.63
19:AQ:67:SER:HB2	19:AQ:70:LYS:HB3	1.81	0.63
16:CN:40:ARG:CZ	21:CS:6:LYS:HB2	2.29	0.63
11:AI:110:VAL:HG12	11:AI:111:GLU:H	1.62	0.63
29:BF:66:ILE:HA	29:BF:85:GLY:O	1.98	0.63
4:CB:178:LEU:HD12	4:CB:178:LEU:N	2.14	0.63
33:BJ:43:GLU:O	33:BJ:45:THR:HG22	1.98	0.63
40:BQ:91:ARG:CZ	41:BR:11:GLN:H	2.12	0.63
27:DD:12:THR:HG22	27:DD:13:ARG:N	2.14	0.63
18:CP:68:SER:HB3	18:CP:71:VAL:HG12	1.79	0.63
30:BG:102:ILE:O	30:BG:113:ASP:HA	1.97	0.63
30:BG:84:LYS:HG3	30:BG:132:LEU:H	1.62	0.63
1:CA:194:C:O2'	1:CA:195:A:H5'	1.98	0.63
39:DP:6:GLN:O	39:DP:10:GLU:HB2	1.97	0.63
11:AI:23:GLY:O	11:AI:61:ASP:HB2	1.99	0.63
1:CA:1004:A:H2'	1:CA:1005:A:C8	2.33	0.63
25:BB:581:C:H2'	25:BB:582:A:H8	1.62	0.63
25:BB:1812:U:H1'	26:BC:43:ASN:HD21	1.64	0.63
37:DN:96:ARG:HH11	37:DN:116:VAL:HA	1.64	0.63
53:B3:18:LYS:HD2	53:B3:20:GLY:H	1.63	0.63
1:CA:1222:G:H5''	21:CS:77:ARG:HE	1.62	0.63

Continued on next page...

Continued from previous page...

Atom-1	Atom-2	Distance(Å)	Clash(Å)
1:CA:502:A:H2'	1:CA:503:C:C6	2.33	0.63
31:BH:2:GLN:O	31:BH:3:VAL:HG22	1.99	0.63
25:DB:1210:G:H5''	25:DB:1211:C:H3'	1.80	0.63
25:DB:1790:C:O2'	26:DC:207:ALA:HB2	1.99	0.63
25:BB:2579:C:O2'	27:BD:136:ASN:HA	1.98	0.63
36:BM:23:GLY:O	36:BM:101:VAL:HG12	1.97	0.63
25:DB:24:G:H1'	42:DS:77:ASP:HB3	1.79	0.63
25:BB:1041:G:H2'	25:BB:1042:G:H8	1.64	0.63
17:CO:11:VAL:HG21	17:CO:21:THR:HG22	1.79	0.63
25:DB:2228:G:H2'	25:DB:2229:U:C6	2.34	0.63
27:DD:40:LEU:HD23	27:DD:44:GLY:HA2	1.80	0.63
46:BW:23:LYS:CD	46:BW:24:ARG:HG3	2.24	0.63
39:DP:56:SER:O	39:DP:75:THR:HG22	1.98	0.63
11:CI:82:ILE:O	11:CI:86:LEU:HB2	1.99	0.63
40:DQ:89:ILE:HB	41:DR:11:GLN:HE22	1.64	0.63
5:CC:116:ALA:HB1	5:CC:186:SER:HB3	1.81	0.63
31:BH:83:LYS:HD2	31:BH:91:PHE:HB2	1.78	0.63
40:BQ:87:VAL:HG21	41:BR:52:PRO:HD3	1.80	0.63
23:CU:24:LYS:HD2	23:CU:25:ALA:N	2.13	0.63
30:BG:28:LYS:HZ2	30:BG:79:THR:HA	1.64	0.63
44:DU:45:GLN:HB2	44:DU:58:VAL:HG23	1.80	0.63
13:AK:127:ARG:HB2	13:AK:127:ARG:HH11	1.63	0.63
9:CG:70:PRO:HG3	9:CG:102:TRP:HZ3	1.64	0.63
4:CB:110:ILE:HG23	4:CB:147:LEU:HD22	1.81	0.63
1:AA:1349:A:P	11:AI:119:LYS:HZ3	2.22	0.63
1:AA:486:U:H2'	1:AA:487:A:C8	2.33	0.63
1:AA:1239:A:H4'	1:AA:1240:U:H5'	1.80	0.63
25:DB:2472:G:H2'	25:DB:2475:C:N4	2.13	0.63
1:CA:1226:C:H5''	15:CM:101:THR:OG1	1.97	0.63
25:BB:1550:C:H2'	25:BB:1551:A:H8	1.63	0.63
35:DL:79:LEU:HB3	35:DL:115:GLU:O	1.98	0.63
25:DB:182:A:H2'	25:DB:183:C:C6	2.34	0.63
25:DB:1028:A:N6	25:DB:1125:G:H2'	2.14	0.63
9:AG:71:THR:HG23	9:AG:72:VAL:HG22	1.81	0.63
25:BB:1164:C:H2'	25:BB:1165:A:C8	2.34	0.63
3:CX:3:G:H5'	3:CX:5:U:H5'	1.80	0.63
5:CC:37:LYS:HB2	5:CC:93:ILE:HG21	1.79	0.63
1:AA:1307:U:H2'	1:AA:1308:U:C6	2.34	0.63
14:AL:2:THR:HB	14:AL:5:GLN:HB2	1.81	0.63
1:CA:585:G:OP1	19:CQ:38:LYS:HD3	1.97	0.63
1:CA:415:A:H2'	1:CA:416:G:H5'	1.81	0.63
7:CE:149:PRO:O	7:CE:152:VAL:HG23	1.99	0.63

Continued on next page...

Continued from previous page...

Atom-1	Atom-2	Distance(Å)	Clash(Å)
25:DB:1053:C:H2'	25:DB:1054:A:O4'	1.98	0.63
1:CA:1132:C:H2'	1:CA:1133:G:C8	2.33	0.63
6:CD:171:GLU:HB2	6:CD:180:THR:HB	1.81	0.63
1:CA:1320:C:N3	21:CS:35:ARG:HD3	2.14	0.63
31:BH:114:GLU:OE1	31:BH:134:VAL:HA	1.98	0.63
31:BH:99:ILE:HG22	31:BH:100:ALA:N	2.13	0.63
4:AB:182:VAL:O	4:AB:197:PHE:HB2	1.99	0.63
25:BB:6:A:H4'	33:BJ:131:ASN:O	1.99	0.63
25:DB:2680:U:H5''	27:DD:194:PRO:O	1.99	0.63
47:DX:70:LEU:HD13	47:DX:75:GLU:HB3	1.80	0.63
12:AJ:52:LEU:HD13	16:AN:80:ARG:HH11	1.63	0.63
36:BM:17:ASN:O	36:BM:18:ARG:HD2	1.99	0.63
47:BX:53:LYS:HA	47:BX:56:ARG:HD3	1.81	0.63
4:CB:144:GLU:CD	4:CB:144:GLU:H	2.02	0.63
15:CM:42:VAL:HB	15:CM:46:GLU:HG2	1.80	0.63
33:DJ:127:GLY:O	33:DJ:129:GLU:HG3	1.99	0.63
25:BB:1285:A:H2'	25:BB:1286:A:H5''	1.81	0.63
25:DB:1550:C:H2'	25:DB:1551:A:H8	1.63	0.63
37:BN:72:ASP:O	37:BN:75:ILE:HG13	1.99	0.63
43:DT:12:ARG:CZ	48:DY:29:ARG:HH11	2.12	0.63
1:AA:512:U:H2'	1:AA:513:C:C6	2.34	0.63
25:BB:2835:A:H61	25:BB:2878:U:H2'	1.63	0.63
31:BH:44:ILE:HD12	31:BH:45:GLU:HG3	1.81	0.63
24:BA:109:A:H2'	24:BA:110:C:C6	2.34	0.63
25:DB:2598:A:OP1	26:DC:233:GLY:HA3	1.99	0.63
13:AK:63:GLN:HG3	13:AK:64:VAL:N	2.14	0.63
1:AA:501:C:H2'	1:AA:502:A:H8	1.63	0.63
53:D3:23:HIS:O	53:D3:46:LYS:HB2	1.98	0.63
2:CW:27:U:H2'	2:CW:28:C:C6	2.33	0.63
25:DB:923:G:N3	46:DW:23:LYS:HE3	2.14	0.63
33:DJ:105:VAL:HG21	33:DJ:122:LEU:HD13	1.80	0.63
33:DJ:12:LYS:HB2	33:DJ:41:LYS:NZ	2.14	0.63
33:DJ:55:ILE:HG13	33:DJ:55:ILE:O	1.97	0.63
4:CB:69:VAL:C	4:CB:79:VAL:HG11	2.18	0.63
47:DX:32:LEU:H	47:DX:51:SER:CB	2.11	0.63
1:CA:629:A:H2'	1:CA:630:A:O4'	1.98	0.63
30:DG:120:ILE:HD13	30:DG:121:THR:N	2.13	0.63
1:AA:1432:G:H5''	39:BP:105:LYS:CG	2.28	0.63
25:DB:139:U:H3'	25:DB:140:C:C6	2.32	0.63
1:CA:255:G:H2'	1:CA:256:U:C6	2.34	0.63
25:DB:45:G:C5'	25:DB:46:G:H5'	2.29	0.63
27:DD:105:LYS:HA	27:DD:177:VAL:HG22	1.79	0.63

Continued on next page...

Continued from previous page...

Atom-1	Atom-2	Distance(Å)	Clash(Å)
1:CA:501:C:H2'	1:CA:502:A:H8	1.64	0.63
35:BL:135:ILE:HG23	35:BL:136:GLU:H	1.64	0.63
1:AA:1010:U:H2'	1:AA:1011:C:C6	2.34	0.63
25:BB:125:A:H1'	52:B2:13:ASN:HB3	1.81	0.63
1:CA:211:G:H3'	1:CA:211:G:N3	2.14	0.63
25:BB:1028:A:N6	25:BB:1125:G:H2'	2.14	0.63
25:BB:2874:C:H5''	37:BN:4:ARG:NH2	2.14	0.63
41:DR:8:GLY:HA3	41:DR:23:GLU:HG3	1.81	0.62
25:DB:1654:A:H1'	25:DB:2823:A:H5'	1.79	0.62
6:CD:86:GLY:HA3	6:CD:196:GLU:OE2	1.99	0.62
47:DX:6:VAL:HG11	47:DX:50:VAL:HG13	1.81	0.62
27:BD:33:ARG:HH11	27:BD:74:GLU:CG	2.13	0.62
17:CO:25:GLU:OE2	17:CO:76:ARG:HB3	1.99	0.62
27:DD:38:LYS:NZ	27:DD:42:ASN:HB2	2.13	0.62
23:CU:40:PRO:CB	23:CU:44:ARG:HE	2.12	0.62
1:CA:1513:A:H2'	1:CA:1514:G:C8	2.33	0.62
14:CL:53:ARG:O	14:CL:54:VAL:HG13	1.98	0.62
1:AA:975:A:O2'	1:AA:1358:U:H1'	1.99	0.62
1:CA:1385:G:H5'	11:CI:129:ARG:NH2	2.14	0.62
1:CA:205:A:H2'	1:CA:206:C:H6	1.63	0.62
25:BB:2615:U:C2	50:B0:3:GLN:HA	2.34	0.62
1:CA:512:U:H2'	1:CA:513:C:C6	2.34	0.62
1:CA:764:C:C2'	1:CA:765:G:H5'	2.29	0.62
1:CA:1062:U:H2'	1:CA:1063:C:C6	2.33	0.62
25:BB:1854:A:N6	25:BB:1888:G:H1'	2.14	0.62
37:DN:115:LEU:O	37:DN:118:ARG:HB2	1.98	0.62
25:BB:252:G:O2'	25:BB:253:C:H5'	1.99	0.62
25:DB:2196:C:O2'	25:DB:2197:U:H5'	1.97	0.62
25:BB:1847:A:H1'	25:BB:1848:A:C8	2.33	0.62
13:CK:58:THR:HB	13:CK:59:PRO:HD2	1.81	0.62
25:DB:2047:C:O2'	25:DB:2048:G:H5'	1.99	0.62
16:AN:68:ARG:HH11	16:AN:70:HIS:HB2	1.64	0.62
25:DB:2269:G:H4'	46:DW:18:LYS:NZ	2.14	0.62
4:CB:30:ILE:HD11	4:CB:40:ILE:HA	1.80	0.62
21:CS:29:PRO:HA	21:CS:47:THR:O	1.99	0.62
29:DF:48:LEU:HG	29:DF:49:LEU:HD13	1.81	0.62
35:DL:124:GLY:H	35:DL:143:GLU:CG	2.12	0.62
30:DG:23:ILE:HG21	30:DG:71:LEU:HD11	1.80	0.62
25:BB:2314:A:H2'	25:BB:2315:G:C8	2.35	0.62
25:BB:1060:U:O4	25:BB:1088:A:N6	2.31	0.62
27:DD:53:GLY:C	27:DD:76:GLY:HA2	2.20	0.62
23:AU:34:ARG:NH1	23:AU:39:LYS:HE3	2.14	0.62

Continued on next page...

Continued from previous page...

Atom-1	Atom-2	Distance(Å)	Clash(Å)
30:DG:84:LYS:HG3	30:DG:132:LEU:H	1.61	0.62
6:AD:89:LEU:O	6:AD:93:LEU:HG	1.98	0.62
44:DU:34:ILE:HG12	44:DU:63:ALA:CB	2.29	0.62
11:AI:94:ARG:HA	11:AI:97:LEU:HD23	1.80	0.62
5:CC:110:LEU:HB2	5:CC:203:LYS:HE3	1.80	0.62
5:AC:10:ARG:HH11	5:AC:10:ARG:HG3	1.64	0.62
5:AC:14:VAL:HG11	5:AC:178:ARG:HA	1.81	0.62
32:DI:42:ASN:HA	32:DI:45:THR:OG1	1.99	0.62
16:AN:82:LYS:HD3	16:AN:85:GLU:OE2	1.99	0.62
14:CL:33:CYS:HB3	14:CL:75:GLU:O	1.99	0.62
11:AI:79:ARG:HH21	11:AI:102:PHE:HA	1.64	0.62
33:DJ:110:PRO:O	33:DJ:115:GLY:HA3	2.00	0.62
12:AJ:22:THR:O	12:AJ:26:VAL:HG23	1.99	0.62
36:BM:68:PHE:CD1	36:BM:69:PRO:HD2	2.33	0.62
25:DB:1405:U:H2'	25:DB:1406:U:C6	2.35	0.62
5:CC:18:ASN:HB2	16:CN:90:GLY:O	1.98	0.62
25:DB:1653:G:H3'	37:DN:2:ARG:HG3	1.80	0.62
24:DA:2:G:H2'	24:DA:3:C:C6	2.34	0.62
34:BK:39:LYS:NZ	34:BK:88:ASN:HD21	1.97	0.62
29:DF:59:ILE:HD12	29:DF:59:ILE:H	1.64	0.62
25:DB:1580:A:H2'	25:DB:1581:G:O4'	1.99	0.62
46:BW:24:ARG:HB2	46:BW:65:LYS:HB3	1.81	0.62
11:CI:24:ASN:O	11:CI:58:GLU:HA	1.99	0.62
37:DN:83:LEU:HD12	37:DN:83:LEU:H	1.63	0.62
29:DF:91:ARG:HD3	29:DF:91:ARG:N	2.14	0.62
9:AG:59:GLU:O	9:AG:63:VAL:HG23	2.00	0.62
1:AA:1526:G:P	23:AU:38:GLU:HB3	2.39	0.62
44:BU:90:LYS:HE2	44:BU:92:VAL:HG22	1.80	0.62
7:CE:22:LYS:HZ2	7:CE:24:VAL:N	1.96	0.62
32:BI:18:ASN:N	32:BI:19:PRO:HD2	2.14	0.62
36:BM:71:LYS:HE3	36:BM:73:ILE:HD11	1.81	0.62
25:BB:674:G:H4'	28:BE:69:ARG:HB3	1.81	0.62
1:CA:1010:U:H2'	1:CA:1011:C:C6	2.34	0.62
25:BB:78:U:H2'	25:BB:79:C:C6	2.34	0.62
1:AA:502:A:H4'	1:AA:550:G:H4'	1.80	0.62
1:CA:1432:G:H1'	1:CA:1468:A:N6	2.15	0.62
25:BB:2662:A:H2'	25:BB:2663:G:O4'	1.99	0.62
25:DB:280:U:H2'	25:DB:281:C:C6	2.35	0.62
25:DB:252:G:O2'	25:DB:253:C:H5'	1.98	0.62
25:DB:15:G:O2'	25:DB:16:C:H5'	1.99	0.62
43:DT:19:LYS:HG3	43:DT:23:ALA:HB2	1.81	0.62
10:CH:81:GLY:HA2	19:CQ:35:LYS:NZ	2.14	0.62

Continued on next page...

Continued from previous page...

Atom-1	Atom-2	Distance(Å)	Clash(Å)
7:CE:84:VAL:HB	7:CE:143:LEU:CA	2.29	0.62
7:CE:89:THR:HG21	7:CE:134:ASN:HD22	1.64	0.62
19:AQ:23:ALA:HB1	19:AQ:40:THR:HG23	1.80	0.62
35:BL:124:GLY:H	35:BL:143:GLU:HG3	1.64	0.62
43:DT:48:GLN:HB2	43:DT:49:LYS:HE3	1.82	0.62
4:AB:185:ILE:HA	4:AB:199:ILE:O	1.98	0.62
25:BB:2902:C:O2'	25:BB:2903:U:H5'	1.98	0.62
25:DB:2314:A:H2'	25:DB:2315:G:C8	2.35	0.62
1:CA:1305:G:H22	1:CA:1331:G:H2'	1.64	0.62
39:BP:5:LYS:O	39:BP:9:GLN:HG2	1.99	0.62
22:AT:66:ILE:HG23	22:AT:70:LYS:CG	2.30	0.62
33:DJ:58:ASN:HD22	33:DJ:61:LYS:NZ	1.98	0.62
36:DM:68:PHE:CD1	36:DM:69:PRO:HD2	2.35	0.62
25:BB:1283:G:N2	25:BB:1285:A:H3'	2.14	0.62
25:DB:2742:G:P	54:D4:24:ARG:HH12	2.23	0.62
25:BB:2292:U:H2'	25:BB:2293:G:C8	2.34	0.62
1:AA:764:C:C2'	1:AA:765:G:H5'	2.30	0.62
1:AA:1465:A:H2'	1:AA:1466:C:C6	2.34	0.62
7:CE:115:GLU:HA	7:CE:119:VAL:O	1.99	0.62
25:DB:2443:C:H2'	25:DB:2444:G:H8	1.63	0.62
26:DC:264:LYS:HG3	26:DC:265:PHE:HD2	1.65	0.62
25:BB:1405:U:H2'	25:BB:1406:U:C6	2.35	0.62
25:BB:224:U:O4	25:BB:420:C:H5'	1.99	0.62
1:CA:865:A:H5'	1:CA:1078:U:O4	1.99	0.62
7:CE:13:LYS:HB2	7:CE:37:VAL:O	1.99	0.62
10:CH:124:ILE:HD12	10:CH:125:ILE:N	2.13	0.62
11:CI:5:TYR:CD1	11:CI:88:GLU:HG2	2.35	0.62
21:AS:39:ILE:HG12	21:AS:68:HIS:O	1.99	0.62
4:CB:64:GLY:O	4:CB:87:ASP:HB3	1.99	0.62
1:CA:402:G:H2'	1:CA:403:C:C6	2.34	0.62
25:DB:1060:U:O4	25:DB:1088:A:N6	2.31	0.62
32:DI:72:THR:HG22	32:DI:115:ASP:OD2	1.99	0.62
7:AE:105:ILE:HB	7:AE:123:LEU:HA	1.82	0.62
12:AJ:8:ILE:HG12	12:AJ:74:VAL:HB	1.82	0.62
13:CK:34:THR:CG2	13:CK:39:ASN:H	2.13	0.62
44:BU:26:ASN:HD21	44:BU:34:ILE:HD12	1.65	0.62
14:AL:74:GLN:HE21	14:AL:75:GLU:H	1.48	0.62
25:BB:28:A:N6	25:BB:512:G:H1'	2.15	0.62
11:AI:10:ARG:HA	11:AI:15:ALA:HA	1.80	0.62
25:BB:1179:G:H2'	25:BB:1180:U:H6	1.61	0.62
26:DC:75:ALA:HB3	26:DC:115:ILE:HB	1.80	0.62
24:BA:48:U:H2'	24:BA:49:C:C6	2.35	0.62

Continued on next page...

Continued from previous page...

Atom-1	Atom-2	Distance(Å)	Clash(Å)
1:CA:1000:A:H2'	1:CA:1001:C:H6	1.63	0.62
25:BB:559:G:H1'	40:BQ:55:GLN:NE2	2.13	0.62
37:DN:33:ILE:O	37:DN:34:ILE:HG13	1.99	0.62
25:BB:1802:A:H2'	25:BB:1803:A:C8	2.34	0.62
25:DB:1885:A:H2'	25:DB:1886:U:O4'	2.00	0.62
4:AB:53:LEU:HA	4:AB:56:LEU:HD23	1.80	0.62
1:CA:1307:U:H2'	1:CA:1308:U:C6	2.34	0.62
25:DB:1802:A:H2'	25:DB:1803:A:C8	2.35	0.62
51:B1:3:GLY:O	51:B1:4:ILE:HG13	1.98	0.62
1:AA:91:U:H2'	1:AA:92:U:C6	2.34	0.62
16:CN:42:ASN:HA	16:CN:45:LEU:HD12	1.82	0.62
25:DB:2267:A:C8	25:DB:2267:A:C3'	2.70	0.62
12:CJ:12:ALA:HB2	12:CJ:96:VAL:HB	1.80	0.62
1:AA:1323:G:H2'	1:AA:1324:A:H8	1.63	0.62
6:CD:160:LEU:H	6:CD:160:LEU:HD13	1.64	0.62
26:DC:140:VAL:HG12	26:DC:141:HIS:N	2.09	0.62
41:DR:25:LEU:H	41:DR:94:THR:CG2	2.12	0.62
29:DF:74:ALA:HB3	29:DF:77:LYS:O	1.99	0.62
29:DF:84:ILE:HG13	29:DF:84:ILE:O	2.00	0.62
6:CD:84:ASN:CG	6:CD:85:THR:H	2.03	0.62
30:BG:30:GLY:HA3	30:BG:78:VAL:HG12	1.82	0.62
27:BD:53:GLY:C	27:BD:76:GLY:HA2	2.19	0.62
18:CP:35:ARG:HG2	18:CP:36:VAL:H	1.63	0.62
32:BI:11:GLN:HA	32:BI:55:PRO:HA	1.80	0.62
44:DU:73:ASN:ND2	44:DU:77:GLY:H	1.96	0.62
9:CG:52:ARG:HH22	9:CG:120:ALA:C	2.03	0.62
15:CM:56:ARG:HA	15:CM:59:VAL:HG12	1.82	0.62
25:DB:1386:C:H2'	25:DB:1387:A:H8	1.65	0.62
28:DE:58:LYS:HD3	28:DE:58:LYS:N	2.15	0.62
5:AC:178:ARG:HE	5:AC:205:GLU:HB2	1.65	0.62
44:BU:14:THR:O	44:BU:18:LYS:HA	2.00	0.62
25:BB:2472:G:H2'	25:BB:2475:C:N4	2.12	0.62
50:D0:38:LEU:HD13	50:D0:41:HIS:NE2	2.13	0.62
27:DD:106:LYS:HD3	27:DD:106:LYS:N	2.14	0.62
1:CA:1291:U:H2'	1:CA:1292:G:H8	1.64	0.62
51:D1:26:LYS:NZ	51:D1:52:LYS:HB3	2.15	0.62
1:AA:98:A:H2'	1:AA:99:C:H6	1.64	0.62
14:CL:109:ARG:HG2	14:CL:110:LYS:N	2.15	0.62
19:AQ:26:ARG:HD3	19:AQ:39:ARG:HH12	1.64	0.62
25:BB:346:A:H2'	25:BB:347:A:H5'	1.81	0.62
25:BB:1028:A:H2'	25:BB:1029:A:C8	2.34	0.62
51:B1:28:THR:O	51:B1:30:PRO:HD3	1.99	0.62

Continued on next page...

Continued from previous page...

Atom-1	Atom-2	Distance(Å)	Clash(Å)
13:CK:51:PHE:O	13:CK:55:ARG:HB3	2.00	0.62
5:CC:190:THR:HG22	5:CC:192:TYR:H	1.63	0.62
5:AC:122:GLN:HB3	5:AC:127:VAL:HG21	1.82	0.62
23:CU:48:LYS:O	23:CU:52:VAL:HB	1.99	0.62
25:BB:1316:U:H2'	25:BB:1317:G:H8	1.63	0.62
32:DI:2:LYS:C	32:DI:3:LYS:HG3	2.20	0.62
26:DC:158:GLY:N	26:DC:194:VAL:HG13	2.14	0.62
25:DB:6:A:H4'	33:DJ:131:ASN:O	2.00	0.62
37:DN:83:LEU:CA	37:DN:86:ARG:HB2	2.21	0.62
22:CT:67:HIS:HB3	22:CT:68:LYS:HE2	1.81	0.62
18:CP:5:ARG:HB3	18:CP:68:SER:HB2	1.80	0.62
25:DB:309:A:C4'	44:DU:16:LYS:HZ1	2.11	0.62
44:BU:45:GLN:HB2	44:BU:58:VAL:HG23	1.81	0.62
5:AC:24:ASN:H	5:AC:27:GLU:HG2	1.64	0.62
15:AM:49:GLU:O	15:AM:52:ILE:HG22	1.99	0.62
33:DJ:77:HIS:CD2	33:DJ:79:GLY:H	2.17	0.62
33:BJ:55:ILE:HG13	33:BJ:55:ILE:O	1.99	0.62
25:DB:28:A:N6	25:DB:512:G:H1'	2.13	0.62
36:BM:12:MET:HE1	36:BM:71:LYS:HD2	1.81	0.62
37:BN:115:LEU:O	37:BN:118:ARG:HB2	1.99	0.62
1:CA:269:C:H2'	1:CA:270:A:C8	2.35	0.62
1:CA:407:U:C1'	6:CD:115:GLN:HE21	2.13	0.62
1:AA:628:G:H2'	1:AA:629:A:C8	2.33	0.62
1:AA:960:U:O2'	1:AA:1223:C:H4'	1.99	0.62
7:AE:13:LYS:HD2	7:AE:112:ALA:HB1	1.81	0.62
16:AN:62:ARG:HA	16:AN:68:ARG:O	1.99	0.62
25:DB:1854:A:N6	25:DB:1888:G:H1'	2.15	0.62
25:DB:592:A:N3	53:D3:3:ILE:HD11	2.13	0.62
25:BB:163:C:H2'	25:BB:164:C:H6	1.65	0.62
20:AR:47:ARG:HB2	20:AR:50:TYR:CD1	2.35	0.62
25:BB:176:A:O2'	25:BB:177:G:H5'	1.99	0.62
36:DM:78:LEU:O	36:DM:80:VAL:HG12	2.00	0.62
1:CA:272:C:H2'	1:CA:273:U:C6	2.35	0.62
51:D1:3:GLY:O	51:D1:4:ILE:HG13	1.99	0.62
13:CK:31:VAL:HG21	13:CK:66:ALA:HA	1.80	0.62
14:CL:2:THR:HB	14:CL:5:GLN:HG3	1.81	0.62
54:B4:10:LEU:HD12	54:B4:33:HIS:HA	1.82	0.62
25:DB:550:C:H2'	25:DB:551:G:H8	1.65	0.62
17:AO:72:LYS:HA	17:AO:72:LYS:HE2	1.82	0.62
46:DW:19:ARG:HH11	46:DW:22:VAL:HG11	1.63	0.62
7:CE:37:VAL:CG2	7:CE:136:VAL:HG21	2.28	0.62
4:AB:216:VAL:O	4:AB:220:VAL:HG23	2.00	0.62

Continued on next page...

Continued from previous page...

Atom-1	Atom-2	Distance(Å)	Clash(Å)
4:AB:83:ALA:HB1	4:AB:89:PHE:O	2.00	0.62
31:DH:99:ILE:HG22	31:DH:100:ALA:N	2.13	0.62
29:DF:62:GLN:CB	29:DF:91:ARG:HH11	2.13	0.62
8:CF:68:GLN:NE2	8:CF:68:GLN:H	1.97	0.62
1:AA:523:A:H61	14:AL:49:ARG:HH12	1.48	0.62
36:DM:17:ASN:O	36:DM:18:ARG:HD2	1.99	0.62
7:AE:80:LEU:HB3	7:AE:146:MET:HE3	1.82	0.62
25:BB:2147:A:O3'	25:BB:2148:G:H8	1.83	0.62
23:CU:6:ARG:CZ	23:CU:6:ARG:HB2	2.29	0.62
22:AT:8:LYS:HE3	22:AT:12:GLN:NE2	2.14	0.62
28:DE:145:ASP:HA	28:DE:166:LYS:O	2.00	0.62
38:DO:74:VAL:O	38:DO:78:VAL:HG23	2.00	0.62
5:AC:53:ARG:O	5:AC:68:HIS:HB2	1.99	0.62
9:CG:17:PHE:HB2	9:CG:22:LEU:HD13	1.81	0.62
1:CA:1015:G:H2'	1:CA:1016:A:C8	2.35	0.62
1:AA:972:C:H4'	12:AJ:59:LYS:HG2	1.81	0.62
1:AA:269:C:H2'	1:AA:270:A:C8	2.35	0.62
37:BN:12:ARG:HG2	37:BN:16:HIS:ND1	2.15	0.62
24:DA:109:A:H2'	24:DA:110:C:C6	2.34	0.62
47:DX:13:THR:HA	47:DX:27:ARG:HA	1.80	0.62
1:AA:502:A:H2'	1:AA:503:C:H6	1.65	0.62
25:BB:1340:U:H5'	43:BT:61:LEU:HD22	1.81	0.62
36:DM:23:GLY:O	36:DM:101:VAL:HG12	1.99	0.62
6:AD:170:LEU:HA	6:AD:182:LYS:H	1.63	0.62
25:DB:2191:A:H2'	25:DB:2192:U:O4'	1.99	0.62
25:BB:2591:C:H2'	25:BB:2592:G:C8	2.35	0.62
5:CC:117:ASP:HA	5:CC:120:THR:HB	1.81	0.62
25:DB:2267:A:H3'	25:DB:2267:A:H8	1.58	0.62
1:AA:1249:C:H4'	11:AI:37:TYR:OH	1.98	0.62
19:AQ:62:GLU:HB3	19:AQ:72:TRP:CE2	2.35	0.62
39:BP:56:SER:O	39:BP:75:THR:HG22	2.00	0.62
25:BB:4:U:H2'	25:BB:5:A:H8	1.65	0.62
5:AC:63:ILE:HG12	5:AC:98:ALA:CB	2.28	0.62
50:B0:38:LEU:HD13	50:B0:41:HIS:NE2	2.14	0.62
9:CG:100:MET:HA	9:CG:103:ILE:HD12	1.81	0.62
30:BG:86:LEU:HD13	30:BG:132:LEU:HD21	1.81	0.62
1:CA:202:G:H2'	1:CA:203:G:C8	2.34	0.62
1:AA:619:U:H3	6:AD:130:ASN:HD21	1.46	0.62
28:BE:145:ASP:HA	28:BE:166:LYS:O	2.00	0.62
7:AE:14:LEU:HD23	7:AE:59:ILE:HD11	1.82	0.62
4:CB:80:LYS:HG3	4:CB:81:ASP:N	2.15	0.62
25:BB:2065:C:H2'	25:BB:2066:C:C6	2.34	0.62

Continued on next page...

Continued from previous page...

Atom-1	Atom-2	Distance(Å)	Clash(Å)
10:AH:80:PRO:HA	10:AH:83:ARG:HE	1.64	0.62
1:AA:1000:A:H2'	1:AA:1001:C:H6	1.65	0.62
36:BM:102:LEU:H	36:BM:102:LEU:HD22	1.64	0.62
1:CA:370:C:H2'	1:CA:371:A:C8	2.35	0.62
25:DB:2649:C:H2'	25:DB:2650:U:C6	2.34	0.62
25:BB:2598:A:OP1	26:BC:233:GLY:HA3	1.99	0.62
1:CA:151:A:H2'	1:CA:152:A:O4'	2.00	0.62
25:DB:1593:A:H2'	25:DB:1594:U:C6	2.35	0.62
35:DL:135:ILE:HG23	35:DL:136:GLU:H	1.63	0.62
25:BB:1346:G:O2'	25:BB:1347:A:H5'	2.00	0.62
34:DK:39:LYS:NZ	34:DK:88:ASN:HD21	1.98	0.62
25:DB:2346:A:H3'	25:DB:2347:C:H5''	1.82	0.62
25:BB:1593:A:H2'	25:BB:1594:U:C6	2.35	0.62
5:AC:171:ARG:HH21	5:AC:173:PRO:HG3	1.63	0.62
1:CA:1451:U:H5''	1:CA:1452:C:OP2	1.99	0.62
10:CH:110:MET:HB2	10:CH:115:ALA:HB2	1.81	0.62
28:DE:126:VAL:HG22	28:DE:127:GLU:H	1.65	0.62
15:CM:44:ILE:H	15:CM:44:ILE:HD12	1.64	0.62
25:DB:2394:C:OP1	35:DL:63:LYS:HG2	1.99	0.62
25:BB:1210:G:H5''	25:BB:1211:C:H3'	1.82	0.62
18:CP:26:ASN:ND2	18:CP:31:ARG:HG2	2.15	0.62
6:CD:63:ILE:HG23	6:CD:64:TYR:CD1	2.35	0.62
46:BW:19:ARG:HH11	46:BW:22:VAL:HG11	1.64	0.62
40:DQ:65:ASN:HD21	40:DQ:69:ARG:NH1	1.97	0.62
19:AQ:60:ILE:HG22	19:AQ:72:TRP:HE3	1.65	0.62
43:DT:81:LYS:HB2	43:DT:81:LYS:HZ2	1.65	0.62
4:AB:84:LEU:HB2	4:AB:90:PHE:CD2	2.34	0.62
4:CB:89:PHE:HB3	4:CB:149:GLY:CA	2.30	0.62
25:BB:2902:C:O2'	25:BB:2903:U:H6	1.83	0.62
29:BF:62:GLN:CB	29:BF:91:ARG:HH11	2.12	0.62
25:BB:2728:U:H2'	25:BB:2729:G:C8	2.35	0.62
1:CA:451:A:C6	1:CA:480:U:H2'	2.35	0.62
23:AU:39:LYS:N	23:AU:40:PRO:HD2	2.15	0.62
12:AJ:11:LYS:HA	12:AJ:70:HIS:O	2.00	0.62
42:BS:36:LEU:H	42:BS:36:LEU:HD22	1.65	0.62
10:AH:17:GLN:HG3	10:AH:62:LEU:HD23	1.81	0.62
30:DG:102:ILE:O	30:DG:113:ASP:HA	2.00	0.62
6:CD:13:ARG:CA	6:CD:37:PRO:HB3	2.29	0.62
27:DD:186:LEU:HD21	39:DP:3:ILE:HD11	1.80	0.62
33:BJ:105:VAL:HG21	33:BJ:122:LEU:HD13	1.82	0.62
25:DB:2105:U:H2'	25:DB:2106:U:H6	1.65	0.62
50:D0:2:VAL:HG23	50:D0:3:GLN:O	2.00	0.62

Continued on next page...

Continued from previous page...

Atom-1	Atom-2	Distance(Å)	Clash(Å)
27:DD:202:ILE:HG22	27:DD:203:VAL:N	2.15	0.62
25:DB:1579:A:H2'	25:DB:1580:A:C8	2.35	0.62
35:DL:135:ILE:HG23	35:DL:136:GLU:N	2.15	0.62
25:BB:2734:A:H2'	25:BB:2735:G:H5'	1.81	0.62
1:AA:173:U:H5'	1:AA:197:A:O4'	2.00	0.62
25:DB:2557:G:H2'	25:DB:2558:C:C6	2.35	0.62
14:CL:51:VAL:HG12	14:CL:52:CYS:H	1.65	0.62
1:CA:41:G:H2'	1:CA:42:G:H8	1.65	0.62
1:CA:299:G:H2'	1:CA:300:A:C8	2.35	0.62
25:BB:315:G:H2'	25:BB:316:C:C6	2.35	0.62
25:BB:1054:A:H2'	25:BB:1055:G:C8	2.35	0.62
7:CE:84:VAL:C	7:CE:143:LEU:HA	2.21	0.61
15:AM:82:LEU:HD13	15:AM:84:CYS:SG	2.40	0.61
6:CD:142:VAL:HG13	6:CD:179:GLY:HA3	1.81	0.61
4:CB:46:VAL:HG12	4:CB:47:PRO:HD3	1.81	0.61
43:BT:48:GLN:HB2	43:BT:49:LYS:HE3	1.82	0.61
29:BF:49:LEU:H	29:BF:49:LEU:HD22	1.64	0.61
4:CB:67:LEU:HB2	4:CB:157:PRO:CB	2.28	0.61
29:DF:107:VAL:HB	29:DF:108:PRO:HD3	1.82	0.61
18:AP:51:ARG:HH22	18:AP:54:LEU:HD13	1.65	0.61
27:DD:12:THR:HG22	27:DD:13:ARG:H	1.65	0.61
32:DI:116:MET:HE1	32:DI:128:ILE:HG13	1.82	0.61
9:CG:70:PRO:HG3	9:CG:102:TRP:CZ3	2.34	0.61
25:BB:72:U:H1'	48:BY:51:ALA:CB	2.30	0.61
29:BF:7:TYR:O	29:BF:11:VAL:HB	1.99	0.61
1:AA:202:G:H2'	1:AA:203:G:C8	2.34	0.61
32:BI:20:SER:O	32:BI:25:PRO:HD2	2.00	0.61
20:CR:33:THR:HG22	20:CR:37:LYS:O	2.00	0.61
9:AG:130:LYS:H	9:AG:134:VAL:HG11	1.65	0.61
11:AI:43:ALA:O	11:AI:46:VAL:HG13	2.00	0.61
49:BZ:12:ALA:HA	49:BZ:15:ARG:HD3	1.81	0.61
11:AI:56:MET:SD	11:AI:57:VAL:HG23	2.40	0.61
34:DK:46:ILE:HG23	34:DK:47:PRO:HD2	1.81	0.61
25:DB:417:C:H2'	25:DB:418:C:C6	2.35	0.61
25:DB:1406:U:H2'	25:DB:1407:G:H8	1.64	0.61
25:DB:315:G:H2'	25:DB:316:C:C6	2.35	0.61
25:DB:1149:G:H2'	25:DB:1150:C:C6	2.34	0.61
20:CR:40:PRO:HB2	20:CR:43:ILE:HG12	1.81	0.61
25:DB:1346:G:O2'	25:DB:1347:A:H5'	2.00	0.61
1:AA:1032:G:H2'	1:AA:1033:G:O4'	2.00	0.61
25:BB:2792:A:H3'	25:BB:2793:C:H5''	1.79	0.61
25:BB:1580:A:H2'	25:BB:1581:G:O4'	1.99	0.61

Continued on next page...

Continued from previous page...

Atom-1	Atom-2	Distance(Å)	Clash(Å)
25:BB:1149:G:H2'	25:BB:1150:C:C6	2.35	0.61
25:BB:144:A:H2'	25:BB:145:C:C6	2.34	0.61
44:DU:6:ARG:HG3	44:DU:7:ASP:N	2.15	0.61
25:DB:2365:G:O2'	46:DW:59:PHE:CE1	2.53	0.61
7:CE:50:GLY:HA3	7:CE:61:LYS:HB2	1.82	0.61
7:CE:92:ARG:O	7:CE:93:VAL:HB	1.99	0.61
25:DB:4:U:H2'	25:DB:5:A:C8	2.34	0.61
33:DJ:24:THR:O	33:DJ:25:LEU:HB3	2.00	0.61
33:DJ:44:TYR:CD1	40:DQ:59:LEU:HD22	2.36	0.61
29:BF:39:VAL:HG13	29:BF:49:LEU:CD1	2.30	0.61
13:AK:22:ILE:HD12	13:AK:84:MET:O	2.00	0.61
47:DX:5:GLN:NE2	47:DX:49:ARG:H	1.98	0.61
25:DB:2336:A:N6	46:DW:40:ARG:CD	2.60	0.61
1:AA:1129:C:H1'	1:AA:1130:A:N7	2.15	0.61
25:DB:1198:U:O2'	40:DQ:4:LYS:HB3	2.00	0.61
25:BB:337:C:H2'	25:BB:338:G:O4'	2.00	0.61
25:DB:337:C:H2'	25:DB:338:G:O4'	2.01	0.61
25:BB:1181:U:H2'	25:BB:1182:G:H8	1.66	0.61
37:BN:33:ILE:O	37:BN:34:ILE:HG13	2.00	0.61
36:DM:71:LYS:HE3	36:DM:73:ILE:HD11	1.82	0.61
5:CC:2:GLN:NE2	5:CC:3:LYS:HE2	2.15	0.61
14:CL:109:ARG:HG2	14:CL:110:LYS:H	1.65	0.61
1:AA:1062:U:H2'	1:AA:1063:C:C6	2.35	0.61
1:AA:502:A:H2'	1:AA:503:C:C6	2.35	0.61
6:CD:60:VAL:HA	6:CD:63:ILE:HG22	1.81	0.61
31:DH:3:VAL:HG12	31:DH:38:PRO:HA	1.82	0.61
25:DB:1994:C:OP1	27:DD:131:ASP:HA	2.01	0.61
19:CQ:26:ARG:HH11	19:CQ:26:ARG:HB2	1.63	0.61
7:CE:111:ARG:HB2	7:CE:111:ARG:HH11	1.65	0.61
7:CE:111:ARG:NH1	7:CE:111:ARG:HB2	2.15	0.61
7:CE:16:ALA:O	7:CE:34:ALA:HB1	2.01	0.61
7:CE:85:LYS:HE3	7:CE:94:PHE:HB2	1.81	0.61
25:DB:1082:U:N3	25:DB:1086:A:C6	2.68	0.61
4:CB:30:ILE:CG1	4:CB:40:ILE:HA	2.30	0.61
4:CB:202:ASN:O	4:CB:209:VAL:HG12	2.00	0.61
25:BB:5:A:H2'	25:BB:6:A:C8	2.34	0.61
8:AF:6:ILE:HD12	8:AF:7:VAL:N	2.15	0.61
27:DD:11:MET:HE1	27:DD:192:ALA:H	1.65	0.61
27:BD:12:THR:HG22	27:BD:13:ARG:H	1.65	0.61
27:BD:13:ARG:HH12	39:BP:74:GLN:HB3	1.64	0.61
44:BU:73:ASN:ND2	44:BU:77:GLY:H	1.96	0.61
1:CA:487:A:H2'	1:CA:488:C:O4'	2.00	0.61

Continued on next page...

Continued from previous page...

Atom-1	Atom-2	Distance(Å)	Clash(Å)
1:CA:462:G:H2'	1:CA:463:U:C6	2.35	0.61
24:DA:48:U:H2'	24:DA:49:C:C6	2.35	0.61
1:CA:1276:G:H2'	1:CA:1277:C:C6	2.35	0.61
25:BB:1175:A:P	25:BB:1176:U:H1'	2.40	0.61
25:DB:962:G:O2'	25:DB:963:U:H5'	2.00	0.61
1:CA:87:C:H2'	1:CA:88:U:C5	2.35	0.61
25:BB:1683:U:H2'	25:BB:1684:G:H8	1.64	0.61
25:BB:1210:G:H5'	25:BB:1212:G:O4'	1.99	0.61
1:AA:922:G:H2'	1:AA:923:A:C8	2.34	0.61
26:BC:264:LYS:HG3	26:BC:265:PHE:HD2	1.66	0.61
31:BH:120:GLY:O	31:BH:122:LEU:HD12	2.00	0.61
1:CA:476:U:H2'	1:CA:477:C:C6	2.35	0.61
16:CN:10:VAL:HB	16:CN:11:LYS:HZ3	1.65	0.61
1:AA:415:A:H2'	1:AA:416:G:H5'	1.82	0.61
15:CM:54:THR:HA	15:CM:57:ASP:HB3	1.82	0.61
25:BB:1231:U:H2'	25:BB:1232:G:H8	1.65	0.61
11:CI:24:ASN:ND2	11:CI:26:LYS:HG2	2.16	0.61
11:CI:51:LEU:HB3	11:CI:56:MET:CG	2.31	0.61
25:DB:5:A:H2'	25:DB:6:A:C8	2.35	0.61
27:BD:202:ILE:HG22	27:BD:203:VAL:N	2.14	0.61
25:BB:2477:U:H2'	54:B4:2:LYS:HE3	1.82	0.61
47:BX:5:GLN:HE22	47:BX:49:ARG:H	1.46	0.61
28:BE:178:VAL:O	28:BE:181:ILE:HG23	1.99	0.61
6:AD:25:ARG:HH11	6:AD:30:LYS:HE3	1.66	0.61
41:BR:8:GLY:HA3	41:BR:23:GLU:HG3	1.82	0.61
25:BB:532:A:N7	25:BB:2021:C:H2'	2.15	0.61
25:BB:1266:G:N2	25:BB:2012:G:H2'	2.15	0.61
1:CA:436:C:O2'	1:CA:437:U:H5'	1.99	0.61
14:CL:38:THR:HG22	14:CL:50:LYS:HA	1.81	0.61
25:BB:721:A:H2'	25:BB:722:A:H8	1.65	0.61
25:DB:2531:A:OP2	30:DG:174:LYS:HB3	2.01	0.61
25:DB:900:A:H2'	25:DB:901:C:O4'	1.99	0.61
25:DB:2591:C:H2'	25:DB:2592:G:C8	2.35	0.61
6:CD:108:ALA:HB2	6:CD:157:ALA:HA	1.82	0.61
25:DB:699:A:H4'	25:DB:1634:A:N7	2.15	0.61
37:BN:62:ASN:HD22	37:BN:62:ASN:N	1.96	0.61
46:DW:24:ARG:HB2	46:DW:65:LYS:HB3	1.82	0.61
11:CI:87:MET:O	11:CI:91:GLU:HA	2.01	0.61
11:CI:116:GLY:O	11:CI:117:LEU:HG	2.01	0.61
5:CC:128:MET:HG2	5:CC:131:ARG:HD3	1.80	0.61
5:CC:185:THR:HG23	5:CC:197:VAL:O	2.00	0.61
4:CB:83:ALA:HB1	4:CB:88:GLN:HB3	1.83	0.61

Continued on next page...

Continued from previous page...

Atom-1	Atom-2	Distance(Å)	Clash(Å)
31:DH:129:GLU:HB3	31:DH:143:ILE:HG12	1.82	0.61
33:BJ:12:LYS:HB2	33:BJ:41:LYS:NZ	2.14	0.61
40:BQ:94:LEU:CD1	41:BR:13:ARG:HB2	2.30	0.61
5:AC:76:ILE:HA	5:AC:83:VAL:CG2	2.30	0.61
25:BB:2336:A:H62	46:BW:40:ARG:CD	2.10	0.61
27:BD:38:LYS:HB2	27:BD:38:LYS:HZ2	1.65	0.61
1:AA:699:C:C2'	1:AA:700:G:H5''	2.30	0.61
13:AK:57:SER:O	13:AK:90:PRO:HG2	2.00	0.61
1:AA:1149:C:H2'	1:AA:1150:A:C8	2.35	0.61
1:AA:1276:G:H2'	1:AA:1277:C:C6	2.36	0.61
8:AF:44:ARG:HG3	8:AF:56:LYS:HG2	1.82	0.61
1:AA:1305:G:N2	1:AA:1331:G:H2'	2.15	0.61
41:BR:25:LEU:H	41:BR:94:THR:CG2	2.13	0.61
51:B1:26:LYS:NZ	51:B1:52:LYS:HB3	2.16	0.61
41:BR:58:VAL:HG22	41:BR:59:ILE:H	1.65	0.61
20:AR:27:THR:HA	20:AR:30:ASN:ND2	2.15	0.61
1:AA:335:C:H2'	1:AA:336:A:H8	1.65	0.61
20:CR:25:ILE:O	20:CR:29:LYS:HG3	2.00	0.61
1:CA:370:C:H2'	1:CA:371:A:H8	1.63	0.61
25:BB:2093:G:O2'	25:BB:2094:A:H5'	2.00	0.61
25:DB:2292:U:H2'	25:DB:2293:G:C8	2.34	0.61
25:DB:721:A:H2'	25:DB:722:A:H8	1.64	0.61
3:AX:3:G:H1'	3:AX:5:U:C2	2.35	0.61
14:AL:5:GLN:HA	14:AL:8:ARG:HH11	1.64	0.61
20:AR:47:ARG:HB2	20:AR:50:TYR:HD1	1.66	0.61
25:BB:2557:G:H2'	25:BB:2558:C:C6	2.35	0.61
25:DB:1856:U:H2'	25:DB:1857:G:H5'	1.81	0.61
1:CA:173:U:H5'	1:CA:197:A:O4'	2.01	0.61
25:BB:699:A:H4'	25:BB:1634:A:N7	2.15	0.61
47:DX:53:LYS:HA	47:DX:56:ARG:HD3	1.80	0.61
27:DD:117:GLY:O	27:DD:164:GLN:HA	2.01	0.61
29:BF:59:ILE:H	29:BF:59:ILE:HD12	1.64	0.61
7:AE:87:VAL:HG12	7:AE:92:ARG:HA	1.83	0.61
49:BZ:28:LEU:HA	49:BZ:33:HIS:HD2	1.64	0.61
9:AG:29:LEU:HD12	9:AG:104:VAL:HG13	1.82	0.61
25:DB:2143:C:H2'	25:DB:2144:G:H8	1.66	0.61
10:CH:23:ALA:HB2	10:CH:61:THR:HA	1.82	0.61
19:AQ:56:ASP:HA	19:AQ:80:LYS:HA	1.81	0.61
1:CA:1318:A:H4'	21:CS:9:PHE:HB2	1.82	0.61
1:CA:1099:G:H5''	4:CB:94:ARG:HE	1.66	0.61
4:CB:67:LEU:O	4:CB:160:LEU:HD23	2.01	0.61
29:DF:98:PHE:O	29:DF:102:LEU:HD12	2.00	0.61

Continued on next page...

Continued from previous page...

Atom-1	Atom-2	Distance(Å)	Clash(Å)
25:BB:1050:A:H2	25:BB:2751:G:HO2'	1.46	0.61
25:BB:1049:C:H2'	25:BB:1050:A:H8	1.65	0.61
25:DB:2336:A:N6	46:DW:40:ARG:HH11	1.98	0.61
25:BB:280:U:H2'	25:BB:281:C:C6	2.35	0.61
12:AJ:5:ARG:O	12:AJ:102:LEU:HD12	2.01	0.61
12:AJ:93:ALA:HB1	12:AJ:96:VAL:HG23	1.81	0.61
25:DB:2061:G:H5''	25:DB:2503:A:C2	2.36	0.61
43:DT:73:ARG:HB3	43:DT:73:ARG:NH2	2.15	0.61
33:BJ:127:GLY:O	33:BJ:129:GLU:HG3	2.00	0.61
16:AN:65:GLN:HB3	16:AN:82:LYS:HG3	1.82	0.61
9:AG:67:ASN:HA	9:AG:137:ARG:NH1	2.15	0.61
25:DB:2877:G:O2'	25:DB:2878:U:H5'	2.01	0.61
1:AA:707:U:H2'	1:AA:708:C:H6	1.64	0.61
25:BB:1856:U:H2'	25:BB:1857:G:H5'	1.82	0.61
25:DB:1210:G:H5'	25:DB:1212:G:O4'	2.01	0.61
4:AB:56:LEU:HA	4:AB:59:ILE:HD12	1.82	0.61
27:BD:117:GLY:O	27:BD:164:GLN:HA	2.00	0.61
1:CA:1458:G:H2'	1:CA:1459:G:H8	1.66	0.61
25:DB:1172:C:H2'	25:DB:1173:U:O4'	2.00	0.61
25:DB:1181:U:H2'	25:DB:1182:G:H8	1.66	0.61
27:BD:40:LEU:HD23	27:BD:44:GLY:HA2	1.80	0.61
32:BI:89:SER:HA	32:BI:97:VAL:HG21	1.82	0.61
50:D0:55:ALA:HB3	50:D0:56:LYS:HZ1	1.66	0.61
1:AA:1451:U:H5''	1:AA:1452:C:OP2	2.00	0.61
7:CE:89:THR:HG21	7:CE:134:ASN:ND2	2.16	0.61
1:CA:1057:G:O3'	5:CC:196:GLY:HA3	2.00	0.61
35:BL:124:GLY:H	35:BL:143:GLU:CG	2.13	0.61
43:DT:44:LYS:C	43:DT:46:ALA:H	2.04	0.61
4:CB:72:LYS:HB2	4:CB:204:ASP:OD1	2.00	0.61
31:DH:133:GLN:HA	31:DH:139:PHE:HA	1.82	0.61
1:AA:1432:G:H1'	1:AA:1468:A:N6	2.15	0.61
13:AK:87:GLY:O	13:AK:92:ARG:HD3	1.99	0.61
1:CA:673:A:H1'	20:CR:63:TYR:HD1	1.65	0.61
9:CG:110:ARG:HH21	9:CG:122:GLU:CB	2.13	0.61
1:CA:1493:A:H5''	25:DB:1913:A:H61	1.65	0.61
43:BT:12:ARG:NH1	43:BT:12:ARG:HB3	2.16	0.61
25:DB:1590:A:H2'	25:DB:1591:A:C8	2.36	0.61
25:DB:850:U:O2'	49:DZ:22:THR:HA	2.00	0.61
1:CA:950:U:H2'	1:CA:951:G:H8	1.65	0.61
1:AA:1297:G:H21	9:AG:113:LYS:HG2	1.65	0.61
6:AD:77:GLU:OE1	6:AD:80:ARG:HD3	2.01	0.61
32:BI:85:ILE:HD13	32:BI:137:LEU:HD21	1.81	0.61

Continued on next page...

Continued from previous page...

Atom-1	Atom-2	Distance(Å)	Clash(Å)
14:CL:69:GLU:O	14:CL:107:LYS:HE2	2.01	0.61
25:DB:110:G:O2'	25:DB:111:A:H5'	2.00	0.61
25:DB:465:G:N2	25:DB:684:G:H1'	2.16	0.61
1:AA:1289:A:N6	11:AI:71:ILE:HD13	2.15	0.61
7:CE:37:VAL:HG22	7:CE:46:GLY:O	2.01	0.61
1:AA:950:U:H2'	1:AA:951:G:H8	1.66	0.61
9:CG:31:VAL:HG12	9:CG:31:VAL:O	2.00	0.61
25:BB:1654:A:H1'	25:BB:2823:A:H5'	1.82	0.61
4:AB:76:SER:O	4:AB:79:VAL:HG12	2.01	0.61
40:BQ:107:ALA:HB3	41:BR:46:GLU:OE1	2.00	0.61
1:CA:403:C:H5'	6:CD:131:ILE:HG23	1.83	0.61
29:BF:107:VAL:HB	29:BF:108:PRO:HD3	1.82	0.61
25:BB:2728:U:H2'	25:BB:2729:G:H8	1.66	0.61
27:DD:33:ARG:HH11	27:DD:74:GLU:CG	2.14	0.61
15:CM:43:LYS:O	15:CM:46:GLU:HG3	2.01	0.61
6:AD:3:TYR:CE1	6:AD:10:LEU:HD12	2.35	0.61
30:BG:162:ARG:HG2	30:BG:163:TYR:N	2.16	0.61
25:BB:1082:U:N3	25:BB:1086:A:C6	2.69	0.61
25:DB:773:U:H4'	26:DC:45:ASN:O	1.99	0.61
9:CG:58:LEU:HB2	9:CG:62:GLU:CD	2.21	0.61
6:CD:186:GLU:O	6:CD:190:LEU:HG	2.01	0.61
20:AR:27:THR:CA	20:AR:30:ASN:HD21	2.12	0.61
25:BB:1726:C:H2'	25:BB:1727:C:C6	2.35	0.61
25:BB:1203:U:H1'	35:BL:4:ASN:ND2	2.16	0.61
25:BB:1532:A:H2'	25:BB:1533:C:C6	2.35	0.61
26:DC:243:PRO:O	26:DC:250:GLN:HA	2.00	0.61
25:BB:1885:A:H2'	25:BB:1886:U:O4'	2.00	0.61
9:CG:16:LYS:HZ3	9:CG:16:LYS:HB3	1.64	0.61
25:BB:2461:A:H2'	25:BB:2462:C:C6	2.36	0.61
1:AA:932:C:H5'	9:AG:3:ARG:HD2	1.81	0.61
40:BQ:65:ASN:HD21	40:BQ:69:ARG:NH1	1.97	0.61
34:BK:37:ILE:HD13	34:BK:60:VAL:HG12	1.83	0.61
25:DB:2734:A:H2'	25:DB:2735:G:H5'	1.81	0.61
1:CA:834:U:H2'	1:CA:835:U:C6	2.35	0.61
31:DH:57:LYS:O	31:DH:61:VAL:HB	2.00	0.61
1:AA:402:G:H2'	1:AA:403:C:C6	2.35	0.61
10:CH:86:LYS:HD2	10:CH:92:PRO:HD3	1.82	0.61
11:AI:7:GLY:HA3	11:AI:18:VAL:HB	1.83	0.61
33:DJ:4:PHE:CG	33:DJ:5:THR:N	2.67	0.61
37:BN:83:LEU:CA	37:BN:86:ARG:HB2	2.24	0.61
35:DL:124:GLY:H	35:DL:143:GLU:HG3	1.64	0.61
29:BF:98:PHE:O	29:BF:102:LEU:HD12	2.01	0.61

Continued on next page...

Continued from previous page...

Atom-1	Atom-2	Distance(Å)	Clash(Å)
33:BJ:35:ARG:HA	33:BJ:40:HIS:CD2	2.36	0.61
12:CJ:27:GLU:O	12:CJ:30:LYS:HG2	2.01	0.61
8:AF:44:ARG:HG2	8:AF:56:LYS:HE2	1.83	0.61
32:DI:20:SER:O	32:DI:25:PRO:HD2	2.00	0.61
1:CA:507:C:C3'	1:CA:508:U:H5''	2.31	0.61
25:DB:1439:A:C6	25:DB:1552:A:N7	2.68	0.61
47:BX:13:THR:HA	47:BX:27:ARG:HA	1.82	0.61
25:DB:1177:G:H2'	25:DB:1178:C:O4'	2.00	0.61
14:AL:3:VAL:HG23	14:AL:4:ASN:N	2.16	0.61
18:AP:42:ILE:O	18:AP:43:ALA:HB2	2.01	0.61
26:BC:23:LEU:HD23	26:BC:82:TYR:HB2	1.82	0.61
1:CA:16:A:O2'	1:CA:17:U:H5'	2.01	0.61
14:CL:51:VAL:HG12	14:CL:52:CYS:N	2.16	0.61
25:BB:1526:C:H2'	25:BB:1527:G:O4'	2.00	0.61
49:DZ:12:ALA:HA	49:DZ:15:ARG:HD3	1.82	0.61
25:BB:1798:U:H5''	26:BC:257:ARG:HB2	1.83	0.61
25:BB:2103:C:H2'	25:BB:2104:C:O4'	2.01	0.61
25:BB:550:C:H2'	25:BB:551:G:H8	1.65	0.61
1:CA:677:U:H3	1:CA:713:G:H22	1.49	0.61
16:AN:35:ALA:N	16:AN:40:ARG:HG3	2.16	0.61
10:AH:49:LYS:HG3	10:AH:50:VAL:H	1.66	0.61
1:CA:147:G:H2'	1:CA:148:G:C8	2.35	0.61
11:AI:29:ILE:HA	11:AI:64:ILE:O	2.00	0.61
4:CB:41:ASN:HD22	4:CB:44:LYS:N	1.92	0.61
19:AQ:4:ILE:CG1	19:AQ:5:ARG:H	2.14	0.61
8:AF:40:GLU:H	8:AF:61:LEU:HB2	1.66	0.61
30:DG:30:GLY:HA3	30:DG:78:VAL:HG12	1.82	0.61
27:BD:11:MET:HE1	27:BD:192:ALA:H	1.66	0.61
25:BB:1060:U:C5	32:BI:131:THR:HG22	2.36	0.61
23:CU:34:ARG:HG2	23:CU:35:GLU:N	2.12	0.61
48:BY:51:ALA:O	48:BY:55:THR:N	2.34	0.61
6:AD:1:ALA:HB1	6:AD:4:LEU:HD11	1.83	0.61
13:CK:82:GLU:C	13:CK:108:ASN:HD22	2.04	0.61
16:CN:51:PRO:HG2	16:CN:52:ARG:H	1.66	0.61
1:AA:507:C:C3'	1:AA:508:U:H5''	2.31	0.61
1:AA:487:A:H2'	1:AA:488:C:O4'	2.00	0.61
29:BF:52:ALA:HA	29:BF:149:ARG:HE	1.65	0.61
9:CG:110:ARG:HB2	9:CG:118:ARG:NH1	2.15	0.61
25:DB:1168:G:H2'	25:DB:1169:A:H8	1.63	0.61
1:AA:451:A:C6	1:AA:480:U:H2'	2.36	0.61
30:BG:38:ASP:OD2	30:BG:63:GLN:HG2	2.01	0.61
1:CA:423:G:H2'	1:CA:424:G:O4'	2.01	0.61

Continued on next page...

Continued from previous page...

Atom-1	Atom-2	Distance(Å)	Clash(Å)
25:DB:1241:A:H2'	25:DB:1242:U:H5'	1.83	0.61
32:BI:102:ARG:HB2	32:BI:141:ASP:OD2	2.01	0.61
5:AC:171:ARG:NH2	5:AC:173:PRO:HG3	2.16	0.61
25:BB:2102:G:H2'	25:BB:2103:C:O4'	2.00	0.61
1:AA:1458:G:H2'	1:AA:1459:G:H8	1.64	0.61
35:DL:71:ALA:HA	35:DL:74:THR:HB	1.83	0.61
25:BB:592:A:N3	53:B3:3:ILE:HD11	2.16	0.61
25:DB:2187:U:H2'	25:DB:2188:U:C6	2.36	0.61
25:DB:176:A:O2'	25:DB:177:G:H5'	2.01	0.61
20:AR:21:ASP:OD1	20:AR:24:ASP:HB2	2.00	0.61
1:CA:1048:G:H4'	16:CN:2:LYS:HE2	1.81	0.61
29:DF:25:MET:C	29:DF:27:VAL:H	2.04	0.61
1:AA:1371:G:H2'	1:AA:1372:U:O4'	2.01	0.60
7:CE:50:GLY:HA2	7:CE:61:LYS:HB2	1.83	0.60
1:CA:1348:U:H4'	11:CI:121:ARG:CD	2.23	0.60
9:CG:42:VAL:O	9:CG:46:LEU:HB2	2.01	0.60
26:BC:62:ARG:O	26:BC:63:ILE:HG12	2.01	0.60
43:DT:30:ILE:HG23	43:DT:85:VAL:HB	1.83	0.60
29:BF:48:LEU:HG	29:BF:49:LEU:HD13	1.83	0.60
4:AB:67:LEU:HG	4:AB:157:PRO:HB3	1.83	0.60
40:BQ:87:VAL:HG12	40:BQ:88:GLU:N	2.16	0.60
36:BM:34:LYS:HG3	36:BM:35:ALA:H	1.66	0.60
48:DY:51:ALA:O	48:DY:55:THR:N	2.33	0.60
39:DP:5:LYS:O	39:DP:9:GLN:HG2	2.00	0.60
11:CI:12:LYS:HG3	11:CI:109:GLN:HG3	1.83	0.60
25:DB:1936:A:N6	25:DB:1963:U:H3	1.99	0.60
25:BB:833:A:H2'	25:BB:834:G:C8	2.36	0.60
19:CQ:62:GLU:HG2	19:CQ:63:CYS:N	2.15	0.60
25:BB:2307:G:H4'	25:BB:2308:G:H5''	1.83	0.60
18:AP:7:ALA:HB1	18:AP:29:ASN:HB3	1.83	0.60
25:DB:1726:C:H2'	25:DB:1727:C:C6	2.35	0.60
31:BH:41:LYS:HA	31:BH:44:ILE:HG12	1.82	0.60
1:AA:640:A:O2'	1:AA:641:U:H5'	1.99	0.60
1:AA:370:C:H2'	1:AA:371:A:H8	1.65	0.60
25:DB:163:C:H2'	25:DB:164:C:C6	2.36	0.60
14:CL:64:SER:OG	14:CL:96:THR:HG23	2.01	0.60
9:AG:4:ARG:NH2	9:AG:5:VAL:HG22	2.16	0.60
40:DQ:87:VAL:HG21	41:DR:52:PRO:HD3	1.82	0.60
26:BC:183:VAL:HG22	26:BC:187:CYS:SG	2.41	0.60
1:CA:1202:U:H4'	16:CN:68:ARG:HD2	1.82	0.60
16:CN:96:LYS:O	16:CN:97:LYS:HG3	2.00	0.60
1:CA:1323:G:H2'	1:CA:1324:A:H8	1.66	0.60

Continued on next page...

Continued from previous page...

Atom-1	Atom-2	Distance(Å)	Clash(Å)
43:DT:31:VAL:HA	43:DT:84:TYR:H	1.66	0.60
4:AB:40:ILE:HD13	4:AB:201:GLY:H	1.66	0.60
27:BD:12:THR:HG22	27:BD:13:ARG:N	2.16	0.60
1:CA:454:G:H2'	1:CA:455:G:H8	1.64	0.60
6:AD:52:VAL:HG23	6:AD:53:GLN:N	2.16	0.60
1:CA:1513:A:H2'	1:CA:1514:G:H8	1.65	0.60
28:DE:58:LYS:HB2	28:DE:60:TRP:CD1	2.36	0.60
11:AI:21:LYS:H	11:AI:61:ASP:HB3	1.65	0.60
33:BJ:58:ASN:HD22	33:BJ:61:LYS:NZ	1.99	0.60
28:BE:146:VAL:HG11	28:BE:187:VAL:HG23	1.82	0.60
28:DE:146:VAL:HG11	28:DE:187:VAL:HG23	1.84	0.60
24:DA:33:G:O2'	24:DA:34:A:H5'	2.01	0.60
1:CA:335:C:H2'	1:CA:336:A:H8	1.67	0.60
1:AA:878:A:O4'	10:AH:3:GLN:HG2	2.02	0.60
26:DC:23:LEU:HD23	26:DC:82:TYR:HB2	1.81	0.60
25:DB:532:A:N7	25:DB:2021:C:H2'	2.16	0.60
25:BB:351:C:H2'	25:BB:352:A:H8	1.64	0.60
1:AA:151:A:H2'	1:AA:152:A:O4'	2.01	0.60
35:DL:49:GLY:O	35:DL:51:GLU:HG3	2.00	0.60
31:BH:50:ARG:O	31:BH:54:LEU:HG	2.01	0.60
1:AA:1492:A:H2'	25:BB:1913:A:N1	2.16	0.60
53:D3:18:LYS:HD2	53:D3:20:GLY:H	1.66	0.60
25:BB:1272:A:N7	25:BB:1618:A:H1'	2.15	0.60
6:AD:105:GLY:HA3	6:AD:158:LEU:HD23	1.82	0.60
25:BB:492:A:H2'	25:BB:493:G:O4'	2.01	0.60
29:BF:29:ARG:HD3	29:BF:158:THR:HG21	1.83	0.60
25:BB:419:U:H5"	57:BB:3342:HOH:O	2.00	0.60
8:CF:38:ARG:HB3	8:CF:63:ASN:HB2	1.82	0.60
1:AA:1226:C:N4	15:AM:102:LYS:HE3	2.16	0.60
4:CB:21:TYR:HB3	4:CB:189:ASN:HD22	1.66	0.60
43:BT:87:LEU:HB2	43:BT:91:GLN:HE21	1.66	0.60
21:AS:61:VAL:CG1	21:AS:65:MET:HB2	2.24	0.60
39:BP:56:SER:HB2	39:BP:75:THR:HG21	1.81	0.60
21:CS:4:LEU:HD22	21:CS:8:PRO:HB3	1.83	0.60
4:CB:210:THR:O	4:CB:213:LEU:HG	2.00	0.60
45:DV:80:HIS:HD2	45:DV:82:TYR:H	1.50	0.60
27:DD:10:GLY:O	27:DD:11:MET:HB2	2.00	0.60
30:BG:3:VAL:O	30:BG:68:ARG:HG3	2.00	0.60
15:AM:22:TYR:HB2	15:AM:65:GLU:HG2	1.82	0.60
21:AS:18:VAL:O	21:AS:22:VAL:HG23	2.01	0.60
23:CU:39:LYS:H	23:CU:40:PRO:HD2	1.66	0.60
6:AD:109:THR:HG22	6:AD:111:ALA:H	1.67	0.60

Continued on next page...

Continued from previous page...

Atom-1	Atom-2	Distance(Å)	Clash(Å)
47:BX:70:LEU:HD13	47:BX:75:GLU:HB3	1.83	0.60
14:AL:33:CYS:SG	14:AL:54:VAL:HG22	2.41	0.60
25:BB:140:C:H4'	25:BB:141:G:N3	2.17	0.60
29:DF:6:TYR:CE2	29:DF:10:GLU:HB2	2.33	0.60
28:BE:60:TRP:O	28:BE:61:ARG:HB2	2.00	0.60
1:CA:33:A:H2'	1:CA:34:C:H6	1.67	0.60
1:AA:668:G:O3'	17:AO:47:LYS:HE3	2.01	0.60
41:DR:58:VAL:HG22	41:DR:59:ILE:H	1.65	0.60
9:CG:144:ALA:O	9:CG:146:ALA:N	2.33	0.60
13:CK:33:ILE:HG13	13:CK:73:VAL:HG21	1.83	0.60
27:DD:204:LYS:HG2	27:DD:205:PRO:HD2	1.81	0.60
25:DB:833:A:H2'	25:DB:834:G:C8	2.37	0.60
44:DU:80:ASP:OD2	44:DU:96:LYS:HB2	2.01	0.60
46:BW:28:GLU:H	46:BW:31:LEU:HG	1.66	0.60
25:BB:75:G:H4'	48:BY:48:ARG:NH2	2.17	0.60
25:DB:75:G:H4'	48:DY:48:ARG:HH21	1.66	0.60
25:DB:152:A:H2'	25:DB:153:U:C6	2.35	0.60
34:BK:69:ARG:HB3	34:BK:75:VAL:HA	1.83	0.60
37:DN:25:ALA:HA	37:DN:44:LEU:HD11	1.83	0.60
25:BB:1406:U:H2'	25:BB:1407:G:H8	1.66	0.60
16:CN:42:ASN:HA	16:CN:45:LEU:CD1	2.32	0.60
13:CK:51:PHE:HB3	13:CK:55:ARG:O	2.00	0.60
25:BB:417:C:H2'	25:BB:418:C:C6	2.35	0.60
25:BB:417:C:H2'	25:BB:418:C:H6	1.67	0.60
25:BB:612:G:O2'	25:BB:613:A:H2'	2.02	0.60
1:CA:1527:U:OP2	23:CU:38:GLU:HB3	2.01	0.60
25:DB:2728:U:H2'	25:DB:2729:G:C8	2.37	0.60
37:DN:29:VAL:HG12	37:DN:78:LYS:HD3	1.84	0.60
1:CA:1381:U:O2'	1:CA:1382:C:H5'	2.01	0.60
13:CK:81:LEU:HD13	13:CK:104:PHE:CD1	2.37	0.60
10:CH:79:ARG:HD3	10:CH:79:ARG:H	1.66	0.60
8:CF:39:LEU:HD13	8:CF:40:GLU:N	2.15	0.60
4:CB:55:GLU:OE2	4:CB:59:ILE:HG12	2.01	0.60
40:BQ:91:ARG:HB3	40:BQ:93:ILE:HG22	1.83	0.60
25:DB:2477:U:H2'	54:D4:2:LYS:HE3	1.83	0.60
29:BF:168:LEU:C	29:BF:170:ALA:H	2.05	0.60
36:DM:17:ASN:HB2	36:DM:38:ARG:HH12	1.67	0.60
6:AD:53:GLN:HB3	6:AD:202:LEU:HB2	1.84	0.60
28:DE:178:VAL:O	28:DE:181:ILE:HG23	2.01	0.60
25:DB:18:U:H2'	25:DB:19:A:C8	2.36	0.60
40:BQ:30:VAL:HG13	40:BQ:31:TYR:N	2.16	0.60
30:BG:84:LYS:CG	30:BG:85:LYS:H	2.15	0.60

Continued on next page...

Continued from previous page...

Atom-1	Atom-2	Distance(Å)	Clash(Å)
6:AD:70:GLN:HE22	6:AD:96:ARG:HH22	1.49	0.60
7:AE:14:LEU:HA	7:AE:36:THR:CG2	2.31	0.60
53:B3:14:LYS:HZ1	53:B3:22:LYS:HG2	1.66	0.60
1:CA:640:A:O2'	1:CA:641:U:H5'	2.01	0.60
13:AK:35:ASP:CG	13:AK:36:ARG:N	2.55	0.60
13:AK:35:ASP:CG	13:AK:36:ARG:H	2.03	0.60
25:BB:182:A:H2'	25:BB:183:C:H6	1.66	0.60
24:BA:98:G:N1	45:BV:14:LYS:HB2	2.16	0.60
1:AA:512:U:H2'	1:AA:513:C:H6	1.66	0.60
1:AA:764:C:H3'	1:AA:765:G:H21	1.67	0.60
25:BB:1316:U:H2'	25:BB:1317:G:C8	2.37	0.60
39:DP:24:THR:O	39:DP:25:VAL:HG22	2.02	0.60
9:AG:139:ASP:HA	9:AG:142:ARG:HD2	1.83	0.60
25:DB:2461:A:H2'	25:DB:2462:C:C6	2.36	0.60
22:CT:41:GLY:O	22:CT:42:ASP:HB2	2.01	0.60
25:DB:2415:G:H4'	35:DL:66:PHE:HB2	1.82	0.60
25:BB:2180:U:H2'	25:BB:2181:U:H6	1.66	0.60
34:BK:70:ARG:CB	34:BK:71:PRO:CD	2.66	0.60
26:BC:158:GLY:N	26:BC:194:VAL:HG13	2.15	0.60
19:AQ:10:ARG:NH2	19:AQ:11:VAL:HB	2.15	0.60
33:BJ:12:LYS:O	33:BJ:13:ARG:HB2	2.02	0.60
8:AF:1:MET:HG2	8:AF:67:PRO:HD3	1.84	0.60
6:CD:187:ARG:NH2	6:CD:196:GLU:HG2	2.11	0.60
5:AC:63:ILE:H	5:AC:98:ALA:CB	2.15	0.60
7:AE:73:VAL:HG21	7:AE:143:LEU:HD13	1.84	0.60
13:AK:126:ARG:HG3	23:AU:33:ARG:HD2	1.83	0.60
9:CG:137:ARG:C	9:CG:139:ASP:H	2.05	0.60
9:CG:91:ARG:O	9:CG:95:ARG:HG2	2.00	0.60
6:AD:2:ARG:H	6:AD:4:LEU:HD21	1.66	0.60
25:DB:1309:G:OP1	52:D2:9:VAL:HG12	2.01	0.60
25:DB:125:A:H3'	25:DB:126:A:C5'	2.31	0.60
14:AL:33:CYS:HB3	14:AL:75:GLU:O	2.02	0.60
32:DI:27:LEU:CD2	32:DI:27:LEU:H	2.13	0.60
25:DB:78:U:H2'	25:DB:79:C:C6	2.36	0.60
8:AF:86:ARG:HH11	20:AR:63:TYR:HB3	1.66	0.60
10:AH:78:SER:HA	10:AH:84:ILE:HD12	1.82	0.60
14:CL:38:THR:HG22	14:CL:50:LYS:HG3	1.82	0.60
1:CA:1409:C:H1'	25:DB:1914:C:N4	2.17	0.60
25:BB:2590:A:O2'	25:BB:2591:C:H5'	2.00	0.60
25:BB:433:C:O2'	25:BB:434:U:H5'	2.02	0.60
25:DB:1372:U:H2'	25:DB:1373:A:C8	2.36	0.60
23:AU:23:GLU:HG3	23:AU:27:VAL:HG11	1.83	0.60

Continued on next page...

Continued from previous page...

Atom-1	Atom-2	Distance(Å)	Clash(Å)
5:CC:166:TRP:CG	5:CC:167:TYR:N	2.69	0.60
25:BB:1372:U:H2'	25:BB:1373:A:C8	2.37	0.60
44:BU:32:LYS:HA	44:BU:65:GLN:HA	1.83	0.60
25:BB:1488:C:O2'	25:BB:1489:C:H5'	2.02	0.60
1:CA:1103:C:H5'	4:CB:97:GLY:O	2.00	0.60
1:CA:667:G:H4'	17:CO:50:HIS:ND1	2.17	0.60
54:D4:10:LEU:HD12	54:D4:33:HIS:HA	1.83	0.60
46:DW:37:VAL:HG13	46:DW:55:ASP:HB2	1.84	0.60
46:BW:38:ARG:HD3	46:BW:38:ARG:N	2.17	0.60
7:CE:52:ALA:HB2	7:CE:61:LYS:NZ	2.16	0.60
1:CA:1134:G:C2	1:CA:1135:U:H1'	2.37	0.60
11:CI:22:PRO:HA	11:CI:60:LEU:HB2	1.83	0.60
15:AM:78:ARG:O	15:AM:82:LEU:HD11	2.00	0.60
29:BF:84:ILE:HG13	29:BF:84:ILE:O	2.00	0.60
4:CB:209:VAL:HG23	4:CB:210:THR:N	2.17	0.60
31:DH:126:GLY:O	31:DH:145:ASN:HA	2.01	0.60
40:BQ:91:ARG:HH12	41:BR:10:LYS:HB3	1.65	0.60
30:DG:15:ASP:HB3	30:DG:26:LYS:H	1.66	0.60
10:AH:94:VAL:HG21	10:AH:100:ILE:C	2.21	0.60
31:DH:90:LEU:HD23	31:DH:91:PHE:N	2.16	0.60
12:AJ:10:LEU:HG	12:AJ:98:VAL:HG12	1.84	0.60
33:BJ:55:ILE:HB	33:BJ:123:LYS:HB2	1.84	0.60
28:BE:58:LYS:O	28:BE:60:TRP:N	2.35	0.60
25:BB:1179:G:H2'	25:BB:1180:U:O4'	2.02	0.60
34:BK:46:ILE:HG23	34:BK:47:PRO:HD2	1.82	0.60
25:DB:1812:U:H2'	25:DB:1813:G:C8	2.35	0.60
11:AI:40:ARG:N	11:AI:44:ARG:HH21	2.00	0.60
38:BO:74:VAL:O	38:BO:78:VAL:HG23	2.01	0.60
12:CJ:51:VAL:HG22	16:CN:80:ARG:HG3	1.81	0.60
25:DB:1080:A:H2'	25:DB:1081:U:C6	2.35	0.60
1:CA:407:U:H1'	6:CD:115:GLN:HE21	1.67	0.60
4:AB:101:THR:HG23	4:AB:102:ASN:H	1.67	0.60
44:BU:3:LYS:HA	44:BU:82:VAL:HG11	1.84	0.60
25:DB:182:A:H2'	25:DB:183:C:H6	1.67	0.60
25:DB:2802:G:H2'	25:DB:2803:G:H8	1.66	0.60
25:DB:2093:G:O2'	25:DB:2094:A:H5'	2.02	0.60
25:DB:2590:A:O2'	25:DB:2591:C:H5'	2.02	0.60
25:DB:1316:U:H2'	25:DB:1317:G:H8	1.66	0.60
25:DB:1526:C:H2'	25:DB:1527:G:O4'	2.01	0.60
8:AF:18:VAL:N	8:AF:19:PRO:HD2	2.17	0.60
1:CA:384:G:H2'	1:CA:385:C:C6	2.36	0.60
34:DK:37:ILE:HD13	34:DK:60:VAL:HG12	1.83	0.60

Continued on next page...

Continued from previous page...

Atom-1	Atom-2	Distance(Å)	Clash(Å)
1:CA:1499:A:O2'	1:CA:1500:A:H5'	2.01	0.60
25:DB:1842:G:H2'	25:DB:1843:C:C6	2.36	0.60
46:DW:39:GLN:CG	46:DW:42:THR:HB	2.26	0.60
1:AA:1251:A:H2'	1:AA:1252:A:C8	2.37	0.60
7:CE:37:VAL:HG21	7:CE:136:VAL:CG2	2.30	0.60
1:CA:1375:A:H5'	9:CG:27:ASN:HB3	1.83	0.60
16:CN:29:ILE:HG13	16:CN:34:ASN:CG	2.21	0.60
25:BB:3:U:O2'	25:BB:4:U:H6	1.83	0.60
47:BX:32:LEU:H	47:BX:51:SER:CB	2.15	0.60
30:DG:162:ARG:HG2	30:DG:163:TYR:N	2.16	0.60
6:CD:32:LYS:O	6:CD:35:GLN:HB2	2.02	0.60
25:BB:919:U:H2'	25:BB:920:A:H8	1.67	0.60
33:DJ:58:ASN:HD22	33:DJ:61:LYS:HZ2	1.48	0.60
26:BC:75:ALA:HB3	26:BC:115:ILE:HB	1.82	0.60
1:CA:1260:G:H4'	1:CA:1283:U:O2'	2.02	0.60
1:CA:154:U:H2'	1:CA:155:A:H8	1.65	0.60
54:B4:1:MET:HE3	54:B4:34:LYS:HG2	1.83	0.60
17:CO:23:SER:O	17:CO:26:VAL:HG12	2.00	0.60
25:BB:163:C:H2'	25:BB:164:C:C6	2.36	0.60
25:BB:1579:A:H2'	25:BB:1580:A:C8	2.36	0.60
25:DB:163:C:H2'	25:DB:164:C:H6	1.66	0.60
45:DV:73:LYS:NZ	45:DV:73:LYS:HA	2.17	0.60
25:DB:1230:A:H2'	25:DB:1231:U:H6	1.67	0.60
1:AA:272:C:H2'	1:AA:273:U:C6	2.36	0.60
33:DJ:43:GLU:O	33:DJ:45:THR:HG22	2.01	0.60
16:CN:66:THR:HG22	16:CN:82:LYS:HD3	1.83	0.60
5:CC:11:LEU:HD12	16:CN:96:LYS:HG3	1.83	0.60
4:AB:182:VAL:HG12	4:AB:195:VAL:HG13	1.84	0.60
31:DH:96:THR:HA	31:DH:99:ILE:HB	1.82	0.60
29:BF:102:LEU:HA	29:BF:106:ALA:HB3	1.84	0.60
54:B4:7:VAL:HG13	54:B4:8:LYS:N	2.11	0.60
32:DI:78:LEU:HA	32:DI:81:LYS:HE2	1.82	0.60
1:AA:1053:G:H4'	1:AA:1054:C:H5'	1.84	0.60
5:AC:148:ILE:HG12	5:AC:149:LYS:N	2.17	0.60
30:DG:84:LYS:HD2	30:DG:133:LYS:N	2.15	0.60
25:BB:137:U:H3'	25:BB:138:U:C6	2.37	0.60
1:AA:865:A:H5'	1:AA:1078:U:O4	2.01	0.60
25:DB:1558:C:H4'	25:DB:1559:U:C5'	2.32	0.60
25:BB:2799:A:H4'	25:BB:2800:A:C8	2.37	0.60
25:BB:1443:U:H2'	25:BB:1444:G:C8	2.35	0.60
1:CA:67:C:H2'	1:CA:68:G:H8	1.65	0.60
1:CA:1282:C:H2'	1:CA:1283:U:C6	2.36	0.60

Continued on next page...

Continued from previous page...

Atom-1	Atom-2	Distance(Å)	Clash(Å)
41:BR:77:PHE:CD2	41:BR:84:ARG:HG2	2.37	0.60
15:CM:47:LEU:HA	15:CM:51:GLN:OE1	2.01	0.60
25:DB:1406:U:H2'	25:DB:1407:G:C8	2.37	0.60
31:DH:2:GLN:O	31:DH:3:VAL:HG22	2.00	0.60
24:BA:2:G:H2'	24:BA:3:C:C6	2.37	0.60
15:AM:58:GLU:HA	15:AM:61:LYS:HE3	1.84	0.60
25:DB:1544:A:H2'	25:DB:1545:A:C8	2.37	0.60
35:DL:47:ARG:HG3	35:DL:50:PHE:HB2	1.84	0.60
51:D1:47:ILE:H	51:D1:47:ILE:HD12	1.66	0.60
46:BW:39:GLN:NE2	46:BW:43:LYS:HB2	2.16	0.60
10:CH:45:ILE:HA	10:CH:63:LYS:H	1.66	0.60
30:DG:40:VAL:O	30:DG:41:GLU:HB2	2.02	0.60
33:DJ:12:LYS:O	33:DJ:13:ARG:HB2	2.02	0.60
43:BT:31:VAL:HA	43:BT:84:TYR:H	1.67	0.60
1:CA:1224:U:O2'	1:CA:1322:C:H5'	2.02	0.60
29:DF:39:VAL:HG13	29:DF:49:LEU:CD1	2.32	0.60
30:DG:71:LEU:HA	30:DG:74:MET:SD	2.41	0.60
23:CU:40:PRO:HB2	23:CU:44:ARG:HB2	1.84	0.60
1:AA:1260:G:H4'	1:AA:1283:U:O2'	2.01	0.60
6:AD:50:TYR:HA	6:AD:53:GLN:OE1	2.01	0.60
1:CA:707:U:H2'	1:CA:708:C:H6	1.66	0.60
8:CF:18:VAL:HG21	8:CF:58:HIS:CG	2.37	0.60
1:AA:202:G:H21	1:AA:465:A:N6	2.00	0.60
23:AU:20:ARG:HG2	23:AU:24:LYS:CG	2.32	0.60
28:DE:58:LYS:O	28:DE:60:TRP:N	2.35	0.60
1:AA:1179:A:H5''	11:AI:103:VAL:HG23	1.84	0.60
1:CA:439:U:O4'	6:CD:119:HIS:HA	2.02	0.60
4:AB:124:THR:O	4:AB:127:LYS:HG2	2.02	0.60
25:BB:1805:A:N3	26:BC:49:THR:CG2	2.64	0.60
25:DB:277:G:H4'	25:DB:278:A:C8	2.36	0.60
25:BB:2802:G:H2'	25:BB:2803:G:C8	2.37	0.60
52:D2:29:GLN:O	52:D2:33:ARG:HD3	2.01	0.60
35:BL:135:ILE:HG23	35:BL:136:GLU:N	2.16	0.60
1:CA:62:U:OP1	1:CA:386:C:H5'	2.01	0.60
1:AA:402:G:H2'	1:AA:403:C:H6	1.66	0.60
1:AA:370:C:H2'	1:AA:371:A:C8	2.37	0.60
25:DB:864:G:O2'	25:DB:865:C:H5'	2.02	0.60
25:BB:443:A:C8	28:BE:40:ARG:HD3	2.36	0.60
10:CH:52:GLY:HA3	10:CH:56:PRO:HA	1.84	0.60
25:DB:1711:A:H2'	25:DB:1712:U:C6	2.37	0.60
25:BB:923:G:N3	46:BW:23:LYS:HE3	2.16	0.60
7:CE:125:LYS:HD2	7:CE:126:ALA:N	2.16	0.60

Continued on next page...

Continued from previous page...

Atom-1	Atom-2	Distance(Å)	Clash(Å)
25:DB:1098:A:C2	32:DI:4:VAL:HA	2.36	0.60
11:CI:48:ARG:HG3	11:CI:52:GLU:OE1	2.01	0.60
15:CM:76:ILE:O	15:CM:80:MET:HE3	2.02	0.60
43:DT:39:THR:HG23	43:DT:41:ALA:H	1.65	0.60
37:BN:83:LEU:H	37:BN:83:LEU:HD12	1.66	0.60
4:CB:14:HIS:ND1	4:CB:42:LEU:HD13	2.17	0.60
31:DH:76:GLU:HG2	31:DH:77:THR:H	1.66	0.60
33:BJ:44:TYR:O	33:BJ:45:THR:HB	2.02	0.60
30:BG:26:LYS:HG3	30:BG:32:LEU:HD12	1.84	0.60
29:BF:15:LEU:HD11	29:BF:168:LEU:HD23	1.84	0.60
29:DF:64:PRO:HA	29:DF:88:VAL:HG22	1.83	0.60
36:BM:17:ASN:HB2	36:BM:38:ARG:HH12	1.66	0.60
27:DD:33:ARG:HG2	27:DD:33:ARG:O	2.01	0.60
6:AD:61:ARG:HH12	6:AD:68:GLU:CA	2.14	0.60
30:BG:84:LYS:HD2	30:BG:133:LYS:N	2.17	0.60
14:AL:56:LEU:HD11	14:AL:81:ILE:HD12	1.84	0.60
23:AU:17:ARG:HG2	23:AU:20:ARG:NH1	2.17	0.60
43:DT:69:ARG:CG	43:DT:70:HIS:H	2.15	0.60
11:AI:79:ARG:HB3	11:AI:79:ARG:HH11	1.67	0.60
17:CO:63:ARG:HH21	17:CO:87:ARG:CZ	2.15	0.60
25:DB:1169:A:H2'	25:DB:1170:C:H6	1.62	0.60
25:BB:1794:A:H2'	25:BB:1795:C:H6	1.66	0.60
25:DB:594:U:H2'	25:DB:595:C:H6	1.67	0.60
1:AA:677:U:H3	1:AA:713:G:H22	1.50	0.60
24:DA:2:G:H2'	24:DA:3:C:H6	1.66	0.60
25:DB:1230:A:H2'	25:DB:1231:U:C6	2.37	0.60
25:DB:414:C:H2'	25:DB:415:A:H8	1.67	0.60
28:BE:126:VAL:HG22	28:BE:127:GLU:H	1.66	0.60
1:AA:1381:U:O2'	1:AA:1382:C:H5'	2.00	0.60
25:BB:1656:C:H2'	25:BB:1657:U:H6	1.67	0.60
1:AA:147:G:H2'	1:AA:148:G:C8	2.35	0.60
40:DQ:73:ILE:HG13	40:DQ:74:SER:H	1.65	0.60
25:BB:967:U:H2'	25:BB:968:C:C6	2.37	0.60
25:DB:1488:C:O2'	25:DB:1489:C:H5'	2.02	0.60
1:AA:1318:A:H4'	21:AS:9:PHE:CD2	2.37	0.59
26:DC:156:SER:HB3	26:DC:159:THR:HG21	1.84	0.59
43:BT:30:ILE:HG23	43:BT:85:VAL:HB	1.83	0.59
5:CC:149:LYS:HE3	5:CC:200:TRP:HE3	1.67	0.59
4:CB:206:ILE:HA	4:CB:210:THR:OG1	2.02	0.59
25:BB:5:A:H2'	25:BB:6:A:H8	1.67	0.59
40:BQ:91:ARG:NE	40:BQ:94:LEU:HD23	2.08	0.59
25:DB:2336:A:H61	46:DW:40:ARG:NH1	1.99	0.59

Continued on next page...

Continued from previous page...

Atom-1	Atom-2	Distance(Å)	Clash(Å)
25:DB:1061:U:O4'	25:DB:1070:A:H1'	2.02	0.59
27:BD:48:ILE:HD12	27:BD:89:GLU:HG2	1.83	0.59
44:DU:15:GLY:HA3	44:DU:16:LYS:HZ2	1.67	0.59
1:AA:6:G:N2	7:AE:102:THR:HG21	2.16	0.59
47:BX:5:GLN:NE2	47:BX:49:ARG:H	1.99	0.59
47:BX:6:VAL:HG11	47:BX:50:VAL:HG13	1.84	0.59
1:AA:545:C:H5'	6:AD:68:GLU:HG2	1.83	0.59
25:BB:1056:G:H4'	25:BB:1086:A:H8	1.67	0.59
1:AA:16:A:O2'	1:AA:17:U:H5'	2.02	0.59
1:AA:236:A:H2'	1:AA:237:G:H8	1.67	0.59
1:CA:1219:A:H5''	16:CN:52:ARG:NH1	2.17	0.59
1:CA:1171:A:H2'	1:CA:1172:C:C6	2.37	0.59
25:BB:480:A:H5'	44:BU:43:LYS:HE2	1.83	0.59
35:BL:79:LEU:HB3	35:BL:115:GLU:O	2.01	0.59
1:AA:454:G:H2'	1:AA:455:G:H8	1.66	0.59
25:DB:278:A:N3	25:DB:278:A:H2'	2.16	0.59
1:CA:312:C:H2'	1:CA:313:A:C8	2.37	0.59
25:BB:1590:A:H2'	25:BB:1591:A:C8	2.37	0.59
14:AL:48:LEU:HD23	14:AL:48:LEU:H	1.65	0.59
25:BB:547:A:H5''	25:BB:548:G:N7	2.17	0.59
25:BB:15:G:O2'	25:BB:16:C:H5'	2.01	0.59
25:BB:1711:A:H2'	25:BB:1712:U:C6	2.37	0.59
1:AA:213:G:H2'	1:AA:214:C:H5'	1.84	0.59
25:BB:296:U:H2'	25:BB:297:G:H8	1.67	0.59
25:DB:358:U:H2'	25:DB:359:G:C8	2.37	0.59
1:CA:461:A:N3	1:CA:461:A:H2'	2.16	0.59
37:BN:79:LEU:O	37:BN:80:PHE:HB2	2.01	0.59
10:CH:17:GLN:NE2	10:CH:62:LEU:HB3	2.16	0.59
8:CF:6:ILE:HG12	8:CF:62:MET:HB2	1.82	0.59
25:DB:1099:G:C4'	32:DI:4:VAL:HB	2.32	0.59
25:DB:1099:G:N7	32:DI:3:LYS:HD2	2.17	0.59
21:AS:35:ARG:HD2	21:AS:51:HIS:O	2.03	0.59
4:CB:23:ASN:ND2	4:CB:24:PRO:HD2	2.16	0.59
31:BH:81:ALA:N	31:BH:147:VAL:HG23	2.16	0.59
29:BF:74:ALA:HB3	29:BF:77:LYS:O	2.03	0.59
1:CA:619:U:C2	6:CD:131:ILE:HD11	2.37	0.59
29:DF:32:LYS:O	29:DF:32:LYS:HG2	2.01	0.59
8:AF:68:GLN:O	8:AF:71:ILE:HG13	2.02	0.59
25:DB:2679:A:O2'	25:DB:2680:U:H5'	2.02	0.59
18:CP:50:THR:HG22	18:CP:51:ARG:N	2.17	0.59
7:AE:23:THR:HG23	7:AE:28:ARG:HB2	1.84	0.59
1:CA:83:C:H2'	1:CA:85:U:C4	2.38	0.59

Continued on next page...

Continued from previous page...

Atom-1	Atom-2	Distance(Å)	Clash(Å)
48:DY:56:LEU:HA	48:DY:59:GLU:CG	2.33	0.59
14:CL:56:LEU:HB2	14:CL:58:ASN:OD1	2.01	0.59
12:AJ:41:PRO:O	12:AJ:42:LEU:HB2	2.01	0.59
40:DQ:30:VAL:HG11	40:DQ:33:VAL:HG23	1.84	0.59
1:CA:236:A:H2'	1:CA:237:G:H8	1.66	0.59
6:AD:94:GLU:HG3	6:AD:103:ARG:NH1	2.17	0.59
29:BF:6:TYR:CE2	29:BF:10:GLU:HB2	2.31	0.59
31:DH:5:LEU:O	31:DH:6:LEU:HD12	2.02	0.59
36:DM:102:LEU:HD22	36:DM:102:LEU:H	1.67	0.59
19:CQ:68:LYS:HG2	19:CQ:69:THR:HG23	1.83	0.59
25:BB:1936:A:N6	25:BB:1963:U:N3	2.50	0.59
25:DB:2471:A:O2'	25:DB:2472:G:H8	1.85	0.59
25:BB:1439:A:C6	25:BB:1552:A:N7	2.70	0.59
17:CO:32:THR:HG21	17:CO:84:LEU:HD23	1.84	0.59
1:AA:154:U:H2'	1:AA:155:A:H8	1.64	0.59
43:BT:12:ARG:CZ	48:BY:29:ARG:HH11	2.15	0.59
35:BL:3:LEU:O	35:BL:5:THR:N	2.35	0.59
1:AA:105:G:H2'	1:AA:106:C:H6	1.67	0.59
25:DB:417:C:H2'	25:DB:418:C:H6	1.67	0.59
3:CX:3:G:H1'	3:CX:5:U:C2	2.36	0.59
9:CG:47:GLU:HA	9:CG:57:GLU:OE1	2.01	0.59
1:CA:175:C:H2'	1:CA:176:C:C6	2.37	0.59
1:CA:1032:G:H2'	1:CA:1033:G:O4'	2.01	0.59
9:CG:83:THR:O	9:CG:84:TYR:HB2	2.00	0.59
30:DG:28:LYS:HZ2	30:DG:79:THR:HA	1.67	0.59
1:CA:1352:C:H2'	1:CA:1353:G:C8	2.37	0.59
35:DL:28:GLY:HA3	41:DR:82:HIS:NE2	2.17	0.59
47:DX:19:HIS:O	47:DX:20:ALA:HB3	2.02	0.59
27:BD:148:GLN:HG3	27:BD:152:PRO:CG	2.19	0.59
1:AA:842:U:H2'	1:AA:843:U:O3'	2.02	0.59
21:CS:43:MET:O	21:CS:46:LEU:HB2	2.01	0.59
4:AB:68:PHE:CZ	4:AB:216:VAL:HG11	2.37	0.59
29:DF:15:LEU:HD11	29:DF:168:LEU:HD23	1.84	0.59
30:BG:30:GLY:CA	30:BG:78:VAL:HA	2.29	0.59
18:CP:75:ILE:O	18:CP:78:VAL:HG12	2.02	0.59
44:DU:100:GLU:O	44:DU:101:THR:HB	2.03	0.59
13:AK:126:ARG:HB2	23:AU:33:ARG:NH1	2.17	0.59
1:AA:545:C:H5'	6:AD:68:GLU:CB	2.32	0.59
14:AL:80:LEU:HB2	14:AL:101:LEU:HD22	1.84	0.59
31:DH:48:GLU:HA	31:DH:51:ARG:HH21	1.66	0.59
31:BH:116:ARG:O	31:BH:130:VAL:HG12	2.02	0.59
1:AA:974:A:C4'	1:AA:975:A:H5'	2.32	0.59

Continued on next page...

Continued from previous page...

Atom-1	Atom-2	Distance(Å)	Clash(Å)
1:AA:1004:A:H2'	1:AA:1005:A:H8	1.66	0.59
44:BU:24:VAL:HG22	44:BU:35:VAL:HG22	1.84	0.59
25:BB:634:C:H2'	25:BB:635:C:C6	2.37	0.59
1:CA:1277:C:H1'	1:CA:1282:C:C2	2.37	0.59
1:AA:605:U:H2'	1:AA:606:G:C8	2.38	0.59
1:CA:1308:U:H5''	15:CM:96:VAL:HG21	1.84	0.59
25:BB:1230:A:H2'	25:BB:1231:U:H6	1.67	0.59
6:CD:155:LYS:HA	6:CD:158:LEU:HG	1.83	0.59
31:BH:58:LEU:O	31:BH:61:VAL:HG12	2.02	0.59
25:BB:1487:U:H2'	25:BB:1488:C:C6	2.38	0.59
1:AA:1096:C:H2'	1:AA:1097:C:C6	2.37	0.59
25:DB:2257:U:O2'	25:DB:2258:C:H5'	2.02	0.59
25:DB:132:G:O2'	25:DB:133:U:H5'	2.02	0.59
28:BE:150:THR:HA	28:BE:189:THR:HG23	1.84	0.59
1:AA:970:C:H42	11:AI:128:LYS:HD3	1.67	0.59
1:AA:1499:A:O2'	1:AA:1500:A:H5'	2.03	0.59
25:BB:2520:C:C6	25:BB:2567:G:H1'	2.37	0.59
29:BF:23:SER:C	29:BF:25:MET:H	2.05	0.59
25:DB:1573:G:H2'	25:DB:1574:C:H5'	1.84	0.59
1:AA:175:C:H2'	1:AA:176:C:C6	2.38	0.59
10:CH:40:LYS:HA	10:CH:45:ILE:HG13	1.83	0.59
40:DQ:87:VAL:HG12	40:DQ:88:GLU:N	2.16	0.59
40:DQ:91:ARG:HB3	40:DQ:93:ILE:HG22	1.84	0.59
26:BC:62:ARG:HD2	26:BC:83:ASP:OD1	2.02	0.59
43:BT:44:LYS:C	43:BT:46:ALA:H	2.04	0.59
5:CC:118:SER:O	5:CC:122:GLN:HG3	2.01	0.59
5:CC:128:MET:HE3	5:CC:129:PHE:H	1.67	0.59
5:CC:109:GLU:HB3	5:CC:139:ASN:HB2	1.84	0.59
29:BF:41:GLU:O	29:BF:43:ILE:HG22	2.02	0.59
4:CB:69:VAL:CA	4:CB:79:VAL:HG11	2.31	0.59
29:DF:49:LEU:H	29:DF:49:LEU:HD22	1.67	0.59
8:AF:64:VAL:HG12	8:AF:65:GLU:N	2.15	0.59
54:B4:16:ILE:HG12	54:B4:25:VAL:HG22	1.84	0.59
5:AC:154:GLY:HA3	5:AC:162:ALA:HB1	1.84	0.59
25:BB:1060:U:OP2	32:BI:74:PRO:HA	2.02	0.59
13:AK:126:ARG:HA	13:AK:126:ARG:NE	2.16	0.59
14:AL:33:CYS:HA	14:AL:54:VAL:HA	1.85	0.59
25:DB:1266:G:N2	25:DB:2012:G:H2'	2.17	0.59
13:AK:111:ASP:HB3	23:AU:3:ILE:HD12	1.82	0.59
25:DB:1936:A:N6	25:DB:1963:U:N3	2.49	0.59
1:CA:474:G:H2'	1:CA:475:C:O4'	2.02	0.59
9:CG:109:LYS:HE2	9:CG:109:LYS:HA	1.84	0.59

Continued on next page...

Continued from previous page...

Atom-1	Atom-2	Distance(Å)	Clash(Å)
5:AC:35:ASP:O	5:AC:39:ARG:HG3	2.02	0.59
20:AR:51:GLN:HA	20:AR:51:GLN:HE21	1.67	0.59
25:DB:634:C:H2'	25:DB:635:C:C6	2.37	0.59
39:BP:44:GLY:O	39:BP:45:VAL:HG23	2.02	0.59
39:DP:52:ARG:HB2	39:DP:55:HIS:O	2.03	0.59
25:BB:1842:G:H2'	25:BB:1843:C:H6	1.67	0.59
1:AA:1015:G:H2'	1:AA:1016:A:C8	2.37	0.59
30:BG:171:LYS:HD3	30:BG:172:GLU:H	1.67	0.59
25:BB:1826:G:H2'	25:BB:1827:U:H6	1.66	0.59
1:CA:213:G:H2'	1:CA:214:C:H5'	1.84	0.59
25:DB:2384:U:H5''	25:DB:2386:A:OP1	2.03	0.59
1:CA:69:G:H2'	1:CA:70:U:C6	2.37	0.59
15:AM:28:ARG:NH2	15:AM:62:PHE:HB2	2.18	0.59
30:BG:24:THR:HG22	30:BG:34:ARG:HA	1.85	0.59
31:DH:120:GLY:HA3	31:DH:123:ARG:HH22	1.66	0.59
7:AE:156:ARG:HD3	10:AH:43:GLY:O	2.02	0.59
37:BN:65:LEU:HD21	37:BN:69:ARG:NH1	2.17	0.59
46:BW:67:LYS:O	46:BW:68:PHE:HB2	2.03	0.59
46:DW:39:GLN:NE2	46:DW:43:LYS:HB2	2.18	0.59
1:AA:1289:A:H3'	1:AA:1290:G:H8	1.68	0.59
7:CE:75:LEU:HD13	7:CE:80:LEU:HA	1.85	0.59
33:DJ:45:THR:N	33:DJ:46:PRO:HD3	2.17	0.59
25:DB:2307:G:H4'	25:DB:2308:G:H5''	1.83	0.59
9:CG:121:ASN:HD22	9:CG:121:ASN:N	1.99	0.59
9:CG:71:THR:HA	9:CG:95:ARG:NE	2.17	0.59
8:CF:8:PHE:O	8:CF:60:VAL:HG12	2.03	0.59
25:BB:2039:U:H2'	25:BB:2040:G:H8	1.67	0.59
14:AL:83:GLY:HA2	14:AL:94:TYR:HD1	1.66	0.59
25:BB:141:G:OP2	25:BB:142:A:N6	2.36	0.59
11:AI:60:LEU:HD13	11:AI:86:LEU:HD11	1.83	0.59
25:DB:2900:A:H2'	25:DB:2901:C:H6	1.68	0.59
1:AA:1352:C:H2'	1:AA:1353:G:C8	2.37	0.59
37:BN:25:ALA:HA	37:BN:44:LEU:HD11	1.84	0.59
5:CC:10:ARG:HH21	5:CC:179:ALA:N	2.00	0.59
6:AD:63:ILE:HG23	6:AD:64:TYR:CD1	2.37	0.59
37:BN:96:ARG:HH11	37:BN:116:VAL:HA	1.67	0.59
7:AE:152:VAL:HA	7:AE:155:LYS:HZ3	1.67	0.59
7:AE:89:THR:HG22	7:AE:90:GLY:N	2.15	0.59
25:DB:1231:U:H2'	25:DB:1232:G:H8	1.66	0.59
34:BK:16:ARG:O	34:BK:18:VAL:HG23	2.02	0.59
1:AA:1018:G:H2'	1:AA:1019:A:C8	2.37	0.59
1:CA:1096:C:H2'	1:CA:1097:C:C6	2.37	0.59

Continued on next page...

Continued from previous page...

Atom-1	Atom-2	Distance(Å)	Clash(Å)
46:BW:37:VAL:HG13	46:BW:55:ASP:HB2	1.84	0.59
11:AI:65:THR:HG22	11:AI:67:LYS:HE2	1.85	0.59
25:DB:1082:U:C2	25:DB:1086:A:C6	2.90	0.59
9:CG:30:MET:O	9:CG:31:VAL:HG23	2.03	0.59
6:CD:103:ARG:HB3	6:CD:167:PRO:HG3	1.84	0.59
4:CB:26:MET:O	4:CB:26:MET:HG2	2.03	0.59
5:CC:129:PHE:HE2	5:CC:152:VAL:HG21	1.67	0.59
19:AQ:6:THR:HB	19:AQ:59:GLU:HB3	1.84	0.59
45:BV:24:ASN:O	45:BV:44:HIS:HB2	2.03	0.59
6:CD:58:GLN:HA	6:CD:58:GLN:HE21	1.66	0.59
9:CG:73:GLU:N	9:CG:90:VAL:HG23	2.17	0.59
28:BE:77:ILE:HG13	28:BE:78:TRP:HE3	1.66	0.59
25:BB:323:C:H5'	28:BE:163:ASN:HD21	1.67	0.59
1:AA:1433:A:OP1	39:BP:105:LYS:HE2	2.03	0.59
4:CB:195:VAL:HG12	4:CB:196:ASP:N	2.18	0.59
1:CA:270:A:H2'	1:CA:271:C:H6	1.67	0.59
15:CM:102:LYS:HZ2	15:CM:102:LYS:HB2	1.65	0.59
44:BU:85:ARG:CD	44:BU:86:PHE:H	2.16	0.59
7:AE:151:MET:O	7:AE:155:LYS:HD3	2.02	0.59
11:AI:57:VAL:HB	11:AI:58:GLU:OE2	2.03	0.59
25:BB:1858:A:N6	25:BB:1884:G:H1'	2.17	0.59
25:DB:2728:U:H2'	25:DB:2729:G:H8	1.68	0.59
1:AA:1091:U:H2'	1:AA:1093:A:OP2	2.03	0.59
1:AA:41:G:H2'	1:AA:42:G:H8	1.67	0.59
27:DD:69:ALA:C	27:DD:71:ALA:H	2.06	0.59
37:DN:79:LEU:O	37:DN:80:PHE:HB2	2.01	0.59
25:DB:1411:U:H2'	25:DB:1412:U:C6	2.37	0.59
48:DY:1:MET:O	48:DY:5:GLU:HG2	2.02	0.59
22:AT:47:GLN:HE21	22:AT:82:ILE:HD11	1.67	0.59
25:BB:2257:U:O2'	25:BB:2258:C:H5'	2.01	0.59
1:CA:605:U:H2'	1:CA:606:G:C8	2.37	0.59
25:DB:1100:C:H41	32:DI:1:ALA:N	2.00	0.59
1:AA:1224:U:O2'	1:AA:1322:C:H5'	2.02	0.59
4:CB:44:LYS:HZ3	4:CB:47:PRO:HB2	1.67	0.59
40:DQ:104:ALA:HB1	41:DR:46:GLU:OE2	2.02	0.59
41:DR:38:VAL:O	41:DR:53:PHE:HB2	2.02	0.59
43:BT:39:THR:HG23	43:BT:41:ALA:H	1.68	0.59
1:AA:255:G:H2'	1:AA:256:U:C6	2.37	0.59
25:DB:1395:A:H4'	25:DB:1397:U:C5	2.37	0.59
31:BH:68:ARG:NE	31:BH:140:ALA:HB2	2.18	0.59
25:BB:2336:A:C5	46:BW:40:ARG:HD2	2.36	0.59
37:BN:100:CYS:HA	50:B0:41:HIS:HD1	1.68	0.59

Continued on next page...

Continued from previous page...

Atom-1	Atom-2	Distance(Å)	Clash(Å)
44:BU:73:ASN:HA	44:BU:95:PHE:CZ	2.37	0.59
1:AA:1295:U:H2'	1:AA:1296:C:C6	2.38	0.59
40:DQ:30:VAL:HG13	40:DQ:31:TYR:N	2.16	0.59
15:AM:56:ARG:HA	15:AM:59:VAL:HG12	1.83	0.59
44:BU:39:ASN:HB3	44:BU:62:ALA:H	1.65	0.59
14:AL:20:VAL:HG13	14:AL:94:TYR:CE1	2.38	0.59
25:DB:1130:U:C2	25:DB:2025:C:H5''	2.38	0.59
25:DB:528:A:N1	25:DB:2042:A:H2'	2.17	0.59
11:AI:49:GLN:N	11:AI:50:PRO:HD2	2.18	0.59
25:DB:1550:C:H2'	25:DB:1551:A:C8	2.38	0.59
1:AA:462:G:H2'	1:AA:463:U:C6	2.37	0.59
25:BB:636:G:OP2	35:BL:128:THR:HG22	2.03	0.59
25:BB:152:A:H2'	25:BB:153:U:C6	2.37	0.59
1:CA:312:C:H2'	1:CA:313:A:H8	1.68	0.59
1:CA:512:U:H2'	1:CA:513:C:H6	1.67	0.59
39:BP:112:ARG:HB2	39:BP:112:ARG:HH11	1.67	0.59
25:BB:2806:C:H2'	25:BB:2807:U:O4'	2.03	0.59
1:CA:41:G:H2'	1:CA:42:G:C8	2.38	0.59
25:BB:1230:A:H2'	25:BB:1231:U:C6	2.37	0.59
14:CL:79:ILE:HD12	14:CL:96:THR:HG21	1.84	0.59
1:CA:1060:U:H5''	12:CJ:53:ILE:HG12	1.85	0.59
1:CA:1251:A:H2'	1:CA:1252:A:C8	2.37	0.59
25:BB:1097:U:H2'	25:BB:1098:A:H5'	1.84	0.59
25:DB:609:A:H2'	25:DB:610:C:O4'	2.03	0.59
25:DB:2662:A:H2'	25:DB:2663:G:O4'	2.02	0.59
25:BB:754:U:H2'	25:BB:755:U:C6	2.36	0.59
25:BB:2425:A:H5''	25:BB:2426:A:H3'	1.85	0.59
25:BB:906:U:H4'	36:BM:66:ARG:NH1	2.17	0.59
7:CE:15:ILE:HG13	7:CE:36:THR:HA	1.85	0.59
7:CE:84:VAL:HG22	10:CH:72:GLU:OE1	2.02	0.59
8:CF:5:GLU:HG3	8:CF:63:ASN:HD21	1.66	0.59
25:DB:1083:U:H2'	25:DB:1085:A:OP2	2.03	0.59
4:AB:20:ARG:NE	4:AB:36:LYS:HG3	2.15	0.59
40:DQ:91:ARG:CZ	41:DR:11:GLN:H	2.15	0.59
5:CC:131:ARG:O	5:CC:134:LYS:HB3	2.02	0.59
21:CS:44:ILE:HD11	21:CS:66:VAL:HG22	1.85	0.59
31:BH:132:PHE:HB3	31:BH:140:ALA:CB	2.31	0.59
29:DF:102:LEU:HA	29:DF:106:ALA:HB3	1.84	0.59
24:DA:43:C:H1'	29:DF:91:ARG:HD2	1.85	0.59
30:DG:71:LEU:HD13	30:DG:74:MET:SD	2.42	0.59
29:BF:102:LEU:HD22	29:BF:103:ILE:N	2.18	0.59
27:BD:33:ARG:O	27:BD:33:ARG:HG2	2.01	0.59

Continued on next page...

Continued from previous page...

Atom-1	Atom-2	Distance(Å)	Clash(Å)
7:AE:78:GLY:O	7:AE:119:VAL:HA	2.02	0.59
7:AE:114:LEU:HD22	7:AE:119:VAL:HG21	1.84	0.59
1:CA:1305:G:N2	1:CA:1331:G:H2'	2.17	0.59
25:DB:117:G:H5'	25:DB:126:A:C8	2.37	0.59
8:CF:59:TYR:O	8:CF:60:VAL:HB	2.03	0.59
32:DI:32:VAL:HG22	32:DI:60:VAL:HG21	1.84	0.59
28:BE:58:LYS:N	28:BE:58:LYS:HD3	2.18	0.59
11:AI:83:THR:HG23	11:AI:84:ARG:H	1.67	0.59
17:CO:63:ARG:HH11	17:CO:63:ARG:HA	1.67	0.59
13:CK:16:SER:H	13:CK:78:ILE:HG22	1.67	0.59
1:AA:363:A:OP2	14:AL:57:THR:HG21	2.02	0.59
1:CA:632:U:H6	1:CA:633:G:H5'	1.68	0.59
25:BB:145:C:H2'	25:BB:146:A:C8	2.38	0.59
8:AF:43:GLY:O	8:AF:58:HIS:HA	2.03	0.59
46:BW:72:GLY:O	46:BW:74:LYS:N	2.36	0.59
44:DU:32:LYS:HA	44:DU:65:GLN:HA	1.83	0.59
25:DB:1695:G:N7	26:DC:13:ARG:NH2	2.50	0.59
9:AG:132:THR:O	9:AG:135:LYS:HB3	2.03	0.59
43:BT:19:LYS:HG3	43:BT:23:ALA:HB2	1.83	0.59
25:BB:465:G:N2	25:BB:684:G:H1'	2.18	0.59
1:AA:1038:C:H2'	1:AA:1039:G:C8	2.38	0.59
39:DP:90:ALA:HB3	39:DP:110:LYS:HB3	1.85	0.59
28:DE:21:ARG:HH21	28:DE:21:ARG:HB2	1.67	0.59
14:AL:98:ARG:HB2	14:AL:116:TYR:HA	1.83	0.59
43:DT:64:LYS:H	43:DT:64:LYS:HD2	1.67	0.59
32:BI:96:LYS:N	32:BI:96:LYS:HD2	2.18	0.59
25:DB:444:C:OP2	28:DE:44:ARG:HD3	2.03	0.59
7:CE:35:LEU:HD23	7:CE:36:THR:N	2.17	0.59
10:CH:64:TYR:HA	10:CH:69:ALA:HA	1.84	0.59
1:CA:841:C:H3'	1:CA:843:U:OP2	2.02	0.59
11:CI:90:ASP:CB	11:CI:93:LEU:HD12	2.33	0.59
9:CG:35:LYS:O	9:CG:38:ALA:HB3	2.03	0.59
27:BD:119:ALA:HB1	27:BD:124:ARG:HB2	1.85	0.59
4:AB:73:ARG:HG3	4:AB:94:ARG:NH2	2.18	0.59
15:AM:11:HIS:H	15:AM:44:ILE:CG1	2.16	0.59
30:BG:66:THR:O	30:BG:70:LEU:HB2	2.03	0.59
44:BU:100:GLU:O	44:BU:101:THR:HB	2.03	0.59
44:BU:6:ARG:HG3	44:BU:7:ASP:N	2.17	0.59
12:AJ:41:PRO:HG2	12:AJ:42:LEU:H	1.68	0.59
6:CD:16:THR:O	6:CD:18:LEU:HD23	2.03	0.59
6:CD:21:LYS:O	6:CD:21:LYS:HD3	2.03	0.59
25:BB:773:U:H4'	26:BC:45:ASN:O	2.03	0.59

Continued on next page...

Continued from previous page...

Atom-1	Atom-2	Distance(Å)	Clash(Å)
19:CQ:67:SER:HB3	19:CQ:70:LYS:HB3	1.84	0.59
1:AA:1171:A:H2'	1:AA:1172:C:C6	2.37	0.59
6:CD:186:GLU:HB2	6:CD:189:ASP:CG	2.23	0.59
25:BB:962:G:O2'	25:BB:963:U:H5'	2.02	0.59
30:BG:40:VAL:O	30:BG:41:GLU:HB2	2.02	0.59
25:BB:1241:A:H2'	25:BB:1242:U:H5'	1.84	0.59
35:DL:3:LEU:O	35:DL:5:THR:N	2.36	0.59
25:BB:1591:A:H2'	25:BB:1592:C:H6	1.67	0.59
1:CA:443:C:H2'	1:CA:444:G:C8	2.38	0.59
14:CL:109:ARG:HH11	14:CL:109:ARG:HG3	1.66	0.59
10:AH:28:SER:HB3	10:AH:56:PRO:HB2	1.84	0.59
49:DZ:28:LEU:HA	49:DZ:33:HIS:HD2	1.67	0.59
39:BP:97:TYR:C	39:BP:99:LEU:H	2.06	0.59
25:BB:1661:G:O2'	25:BB:1662:U:H5'	2.02	0.59
26:BC:2:VAL:HG23	26:BC:3:VAL:H	1.65	0.59
1:CA:575:G:H4'	1:CA:576:C:H5''	1.84	0.59
53:B3:23:HIS:O	53:B3:46:LYS:HB2	2.03	0.59
15:AM:95:PRO:N	15:AM:108:ARG:HG2	2.18	0.59
1:CA:1371:G:H2'	1:CA:1372:U:O4'	2.03	0.59
16:CN:26:LEU:O	16:CN:44:VAL:HG11	2.03	0.59
25:DB:1341:G:H1	43:DT:24:MET:HE1	1.66	0.59
43:DT:50:LEU:C	43:DT:52:GLU:H	2.06	0.59
11:AI:110:VAL:HG12	11:AI:111:GLU:N	2.18	0.59
4:AB:84:LEU:HD22	4:AB:90:PHE:HE2	1.68	0.59
29:DF:39:VAL:HG12	29:DF:40:GLY:N	2.18	0.59
35:DL:93:ASN:O	35:DL:95:LEU:N	2.34	0.59
18:AP:72:ALA:O	18:AP:76:LYS:HE2	2.03	0.59
54:D4:16:ILE:HG12	54:D4:25:VAL:HG22	1.83	0.59
30:DG:30:GLY:CA	30:DG:78:VAL:HA	2.29	0.59
5:AC:156:LEU:HD13	5:AC:163:ARG:HB3	1.85	0.59
24:BA:42:C:C5	29:BF:65:LEU:HD22	2.38	0.59
7:AE:121:ASN:N	7:AE:121:ASN:HD22	1.91	0.59
23:CU:5:VAL:O	23:CU:6:ARG:HG3	2.02	0.59
1:AA:203:G:H1'	1:AA:465:A:N1	2.18	0.59
38:DO:103:VAL:C	38:DO:105:ALA:H	2.06	0.59
11:AI:90:ASP:O	11:AI:93:LEU:HD23	2.03	0.59
1:AA:546:A:OP1	6:AD:69:ARG:HB2	2.03	0.59
11:AI:81:GLY:O	11:AI:84:ARG:HG3	2.03	0.59
1:AA:474:G:H2'	1:AA:475:C:O4'	2.03	0.59
19:CQ:58:VAL:HG12	19:CQ:77:VAL:HA	1.85	0.59
1:AA:1134:G:C2	1:AA:1135:U:H1'	2.37	0.59
1:AA:587:G:H4'	10:AH:3:GLN:O	2.02	0.59

Continued on next page...

Continued from previous page...

Atom-1	Atom-2	Distance(Å)	Clash(Å)
1:AA:520:A:OP2	14:AL:47:ALA:HB1	2.02	0.59
4:AB:138:ARG:HH12	4:AB:142:LYS:NZ	2.01	0.59
25:BB:1857:G:H22	25:BB:1884:G:H2'	1.67	0.59
25:BB:2180:U:H2'	25:BB:2181:U:C6	2.38	0.59
1:AA:384:G:H2'	1:AA:385:C:C6	2.37	0.59
1:CA:635:A:H2'	1:CA:636:U:H6	1.67	0.59
24:BA:61:G:H2'	24:BA:62:C:H6	1.68	0.59
39:BP:24:THR:O	39:BP:25:VAL:HG22	2.02	0.59
53:D3:27:ASN:HD22	53:D3:27:ASN:N	2.00	0.59
25:DB:2148:G:H3'	25:DB:2148:G:N3	2.18	0.59
1:AA:461:A:H2'	1:AA:461:A:N3	2.17	0.59
10:AH:35:ILE:O	10:AH:39:LEU:HG	2.03	0.59
35:DL:75:ALA:HB2	35:DL:105:ILE:HD12	1.84	0.59
1:AA:1323:G:H4'	1:AA:1362:A:C5	2.38	0.58
26:DC:183:VAL:CG1	26:DC:184:GLU:H	2.08	0.58
33:DJ:44:TYR:O	33:DJ:45:THR:HB	2.02	0.58
4:AB:99:MET:HG3	4:AB:100:LEU:HD13	1.85	0.58
4:AB:31:PHE:CE1	4:AB:43:GLU:HB2	2.38	0.58
4:CB:73:ARG:HH11	4:CB:73:ARG:C	2.07	0.58
36:BM:33:LEU:HD22	36:BM:128:THR:HB	1.85	0.58
21:AS:40:PHE:HB3	21:AS:42:ASN:OD1	2.02	0.58
1:CA:699:C:C2'	1:CA:700:G:H5''	2.31	0.58
25:BB:1082:U:C2	25:BB:1086:A:C6	2.91	0.58
1:CA:1053:G:N7	1:CA:1199:U:H3'	2.18	0.58
1:AA:780:A:O2'	1:AA:781:A:H5''	2.02	0.58
1:AA:1169:A:H2'	1:AA:1170:A:C8	2.38	0.58
1:CA:438:U:H4'	6:CD:119:HIS:HB3	1.85	0.58
25:BB:1437:C:H2'	25:BB:1438:U:H6	1.68	0.58
18:AP:69:ASP:CG	18:AP:70:ARG:H	2.05	0.58
1:AA:644:U:C5'	10:AH:83:ARG:HH12	2.15	0.58
51:D1:26:LYS:HD3	51:D1:52:LYS:HZ3	1.67	0.58
30:BG:93:TYR:HA	30:BG:105:SER:O	2.02	0.58
41:DR:19:THR:HG22	41:DR:97:LYS:HG3	1.83	0.58
25:BB:2556:C:H2'	25:BB:2557:G:O4'	2.02	0.58
1:AA:1096:C:H2'	1:AA:1097:C:H6	1.67	0.58
1:AA:1498:U:H1'	1:AA:1499:A:N7	2.18	0.58
1:AA:1038:C:H2'	1:AA:1039:G:H8	1.68	0.58
25:DB:2243:U:H2'	25:DB:2244:U:C6	2.38	0.58
25:BB:729:G:C6	26:BC:206:LYS:HB2	2.38	0.58
1:CA:1446:A:H2'	1:CA:1447:A:H5''	1.85	0.58
1:CA:264:C:H4'	19:CQ:64:ARG:HE	1.68	0.58
14:CL:4:ASN:O	14:CL:8:ARG:HD3	2.03	0.58

Continued on next page...

Continued from previous page...

Atom-1	Atom-2	Distance(Å)	Clash(Å)
13:CK:74:LYS:HE3	13:CK:79:LYS:HE2	1.84	0.58
25:BB:1411:U:H2'	25:BB:1412:U:C6	2.38	0.58
25:BB:2096:C:H2'	25:BB:2097:A:H8	1.68	0.58
25:DB:1098:A:H2'	32:DI:4:VAL:CA	2.33	0.58
1:AA:1317:C:H42	16:AN:52:ARG:NH2	1.99	0.58
25:DB:1799:G:N2	25:DB:1818:U:O2'	2.36	0.58
1:CA:974:A:C4'	1:CA:975:A:H5'	2.33	0.58
5:CC:57:GLU:O	5:CC:64:ARG:HG3	2.02	0.58
15:CM:72:ILE:HG23	15:CM:73:SER:H	1.69	0.58
4:CB:71:THR:H	4:CB:167:HIS:CD2	2.21	0.58
31:DH:78:VAL:O	31:DH:144:VAL:HA	2.02	0.58
1:CA:402:G:H2'	1:CA:403:C:H6	1.66	0.58
5:AC:154:GLY:CA	5:AC:163:ARG:H	2.16	0.58
44:DU:24:VAL:HG22	44:DU:35:VAL:HG22	1.85	0.58
13:AK:124:LYS:HA	23:AU:34:ARG:CB	2.31	0.58
1:AA:1147:C:H2'	1:AA:1148:U:C6	2.39	0.58
28:DE:77:ILE:HG13	28:DE:78:TRP:HE3	1.69	0.58
13:CK:95:THR:HG23	13:CK:96:ILE:N	2.18	0.58
38:DO:35:ILE:HD11	38:DO:102:ARG:NE	2.16	0.58
38:BO:35:ILE:HG13	38:BO:71:ALA:HB2	1.85	0.58
9:AG:147:ASN:HD22	9:AG:150:PHE:HE1	1.49	0.58
23:AU:31:VAL:HG12	23:AU:32:ARG:N	2.17	0.58
23:AU:15:LEU:C	23:AU:17:ARG:H	2.06	0.58
11:AI:93:LEU:HA	11:AI:96:GLU:OE1	2.03	0.58
25:DB:2897:U:H2'	25:DB:2898:U:C6	2.38	0.58
25:BB:1550:C:H2'	25:BB:1551:A:C8	2.38	0.58
39:DP:112:ARG:HH11	39:DP:112:ARG:HB2	1.68	0.58
30:DG:93:TYR:HA	30:DG:105:SER:O	2.02	0.58
1:AA:1480:A:H2'	1:AA:1481:U:H6	1.66	0.58
1:AA:204:G:H2'	1:AA:205:A:H8	1.69	0.58
25:BB:100:U:OP1	25:BB:100:U:H2'	2.03	0.58
52:B2:29:GLN:O	52:B2:33:ARG:HD3	2.02	0.58
41:BR:19:THR:HG22	41:BR:97:LYS:HG3	1.84	0.58
1:CA:677:U:H2'	1:CA:678:U:H6	1.67	0.58
25:DB:2155:U:H3'	25:DB:2156:G:C5'	2.33	0.58
28:BE:97:ASN:HD22	28:BE:97:ASN:N	2.01	0.58
1:CA:189:A:H2'	1:CA:190:A:C8	2.38	0.58
25:DB:443:A:C8	28:DE:40:ARG:HD3	2.38	0.58
1:AA:1250:A:H5'	11:AI:68:GLY:HA2	1.85	0.58
1:CA:1078:U:H4'	7:CE:134:ASN:HD21	1.69	0.58
25:DB:1072:C:H41	32:DI:3:LYS:HE2	1.67	0.58
11:CI:46:VAL:HA	11:CI:49:GLN:CD	2.24	0.58

Continued on next page...

Continued from previous page...

Atom-1	Atom-2	Distance(Å)	Clash(Å)
5:CC:57:GLU:HB3	5:CC:64:ARG:CD	2.33	0.58
4:AB:89:PHE:HE2	4:AB:153:MET:H	1.50	0.58
33:BJ:45:THR:N	33:BJ:46:PRO:HD3	2.16	0.58
33:BJ:4:PHE:CG	33:BJ:5:THR:N	2.67	0.58
4:CB:151:LYS:HG3	4:CB:152:ASP:H	1.68	0.58
1:CA:203:G:H1'	1:CA:465:A:N1	2.18	0.58
41:BR:66:HIS:ND1	41:BR:94:THR:HG22	2.18	0.58
25:BB:275:C:H2'	25:BB:276:U:C5'	2.33	0.58
1:AA:1342:C:H2'	1:AA:1343:G:C8	2.39	0.58
17:AO:43:ALA:O	17:AO:46:LYS:HE2	2.03	0.58
25:DB:1548:A:H2'	25:DB:1549:A:H8	1.68	0.58
1:CA:437:U:H2'	1:CA:438:U:O4'	2.04	0.58
34:DK:110:LYS:H	34:DK:110:LYS:HD3	1.68	0.58
44:DU:71:ILE:HD11	44:DU:82:VAL:HG22	1.85	0.58
1:AA:626:G:H2'	1:AA:627:G:C8	2.38	0.58
35:BL:65:GLY:O	35:BL:66:PHE:HB3	2.04	0.58
6:AD:169:TRP:NE1	6:AD:170:LEU:HD23	2.18	0.58
25:DB:414:C:H2'	25:DB:415:A:C8	2.39	0.58
25:BB:296:U:H2'	25:BB:297:G:C8	2.38	0.58
25:DB:2425:A:H5''	25:DB:2426:A:H3'	1.85	0.58
48:BY:1:MET:O	48:BY:5:GLU:HG2	2.04	0.58
25:DB:1224:U:H4'	41:DR:88:GLY:O	2.03	0.58
35:BL:110:VAL:HG23	35:BL:126:ARG:O	2.03	0.58
1:CA:1354:U:H2'	1:CA:1355:G:C8	2.38	0.58
25:BB:287:G:H2'	25:BB:288:U:C6	2.37	0.58
4:CB:184:ALA:H	4:CB:198:VAL:HG11	1.67	0.58
25:BB:414:C:H2'	25:BB:415:A:H8	1.68	0.58
1:CA:842:U:H2'	1:CA:843:U:O3'	2.04	0.58
1:CA:1144:G:H21	1:CA:1146:A:H62	1.51	0.58
1:CA:1239:A:H4'	1:CA:1240:U:H5'	1.84	0.58
26:DC:62:ARG:O	26:DC:63:ILE:HG12	2.04	0.58
40:DQ:82:LEU:HB3	40:DQ:88:GLU:OE1	2.04	0.58
31:BH:98:ASP:HA	31:BH:101:ASP:OD2	2.04	0.58
1:AA:1103:C:H4'	4:AB:96:LEU:HD11	1.85	0.58
40:BQ:89:ILE:HB	41:BR:11:GLN:HE22	1.68	0.58
44:DU:47:PRO:HB2	44:DU:49:PRO:HD3	1.85	0.58
46:BW:40:ARG:HG3	46:BW:40:ARG:NH1	2.17	0.58
9:CG:49:LEU:HG	9:CG:52:ARG:HH21	1.68	0.58
30:BG:162:ARG:HD3	30:BG:166:GLU:HG3	1.85	0.58
30:BG:84:LYS:HD2	30:BG:133:LYS:HA	1.85	0.58
32:DI:25:PRO:O	32:DI:29:GLN:HG3	2.03	0.58
51:B1:8:ILE:HD11	51:B1:52:LYS:HE3	1.85	0.58

Continued on next page...

Continued from previous page...

Atom-1	Atom-2	Distance(Å)	Clash(Å)
25:DB:1812:U:H1'	26:DC:43:ASN:HD21	1.69	0.58
15:CM:85:TYR:CZ	15:CM:89:ARG:HD2	2.38	0.58
1:AA:1291:U:H4'	11:AI:41:GLU:HG3	1.84	0.58
24:BA:29:A:H3'	24:BA:30:C:C6	2.38	0.58
25:BB:265:A:H2'	25:BB:266:G:O4'	2.03	0.58
1:CA:1480:A:H2'	1:CA:1481:U:H6	1.67	0.58
25:DB:1794:A:H2'	25:DB:1795:C:H6	1.66	0.58
25:DB:2806:C:H2'	25:DB:2807:U:O4'	2.03	0.58
48:DY:3:ALA:O	48:DY:6:LEU:HB2	2.02	0.58
25:BB:1105:U:H2'	25:BB:1106:G:C8	2.37	0.58
1:CA:1463:U:H2'	1:CA:1464:U:C6	2.39	0.58
25:DB:967:U:H2'	25:DB:968:C:C6	2.38	0.58
26:BC:1:ALA:HB3	26:BC:19:VAL:HG23	1.84	0.58
1:CA:22:G:H2'	1:CA:23:C:H6	1.68	0.58
25:DB:2645:G:H4'	25:DB:2732:G:H2'	1.83	0.58
50:B0:55:ALA:HB3	50:B0:56:LYS:HZ1	1.67	0.58
14:AL:58:ASN:H	14:AL:58:ASN:ND2	2.02	0.58
24:DA:61:G:H2'	24:DA:62:C:H6	1.67	0.58
1:CA:1488:G:O2'	1:CA:1489:G:H5'	2.03	0.58
46:DW:35:ILE:O	46:DW:36:ILE:C	2.41	0.58
46:BW:35:ILE:O	46:BW:36:ILE:C	2.42	0.58
11:CI:51:LEU:HB3	11:CI:56:MET:HG3	1.86	0.58
1:CA:1342:C:H2'	1:CA:1343:G:C8	2.39	0.58
33:DJ:105:VAL:O	33:DJ:108:MET:HB2	2.02	0.58
26:BC:140:VAL:HG12	26:BC:141:HIS:N	2.09	0.58
19:AQ:46:HIS:HB2	19:AQ:70:LYS:HD2	1.85	0.58
21:AS:17:LYS:HZ1	21:AS:31:ARG:N	2.01	0.58
4:AB:81:ASP:HA	4:AB:85:SER:OG	2.03	0.58
27:DD:119:ALA:HB1	27:DD:124:ARG:HB2	1.85	0.58
33:BJ:44:TYR:CD1	40:BQ:59:LEU:HD22	2.38	0.58
41:BR:39:LEU:HB3	41:BR:53:PHE:HA	1.86	0.58
6:CD:87:GLU:HG3	6:CD:88:ASN:H	1.68	0.58
18:CP:50:THR:HG22	18:CP:51:ARG:H	1.69	0.58
37:BN:99:LYS:HB2	50:B0:41:HIS:HB2	1.84	0.58
33:DJ:35:ARG:HA	33:DJ:40:HIS:CD2	2.38	0.58
32:BI:27:LEU:CD2	32:BI:27:LEU:H	2.15	0.58
30:BG:100:ASN:ND2	30:BG:100:ASN:N	2.52	0.58
13:CK:28:ASN:ND2	13:CK:56:LYS:HD2	2.16	0.58
21:CS:27:LYS:HD3	21:CS:28:LYS:NZ	2.18	0.58
25:BB:102:U:O2	48:BY:2:LYS:HG2	2.04	0.58
44:BU:80:ASP:OD2	44:BU:96:LYS:HB2	2.03	0.58
44:BU:81:ARG:HG3	44:BU:81:ARG:NH2	2.18	0.58

Continued on next page...

Continued from previous page...

Atom-1	Atom-2	Distance(Å)	Clash(Å)
34:DK:69:ARG:HB3	34:DK:75:VAL:HA	1.85	0.58
39:DP:59:THR:OG1	39:DP:72:VAL:HG12	2.03	0.58
1:AA:565:U:H3'	1:AA:566:G:H2'	1.86	0.58
1:AA:423:G:H2'	1:AA:424:G:O4'	2.03	0.58
1:CA:565:U:H3'	1:CA:566:G:H2'	1.85	0.58
25:BB:2591:C:H2'	25:BB:2592:G:H8	1.68	0.58
28:DE:127:GLU:HG2	28:DE:133:LEU:HD13	1.85	0.58
25:BB:1152:C:H3'	57:BB:3245:HOH:O	2.03	0.58
25:DB:1857:G:H22	25:DB:1884:G:H2'	1.68	0.58
29:DF:23:SER:C	29:DF:25:MET:H	2.06	0.58
25:DB:1487:U:H2'	25:DB:1488:C:C6	2.39	0.58
29:BF:25:MET:C	29:BF:27:VAL:H	2.06	0.58
25:DB:1412:U:H2'	25:DB:1413:A:C8	2.38	0.58
1:AA:275:G:H5'	19:AQ:15:LYS:HB3	1.85	0.58
25:DB:460:A:P	52:D2:41:ARG:HH12	2.26	0.58
10:CH:24:VAL:HG22	10:CH:25:THR:H	1.69	0.58
25:DB:2086:U:H2'	25:DB:2087:G:C8	2.39	0.58
25:DB:1889:A:H2'	25:DB:1890:A:C8	2.39	0.58
25:BB:184:C:H2'	25:BB:185:G:H8	1.68	0.58
34:DK:16:ARG:O	34:DK:18:VAL:HG23	2.04	0.58
1:CA:838:G:H2'	1:CA:839:C:O4'	2.03	0.58
25:BB:572:A:OP2	41:BR:80:ARG:NH2	2.36	0.58
25:BB:62:U:H3'	25:BB:63:A:C8	2.39	0.58
34:BK:10:ALA:HB3	34:BK:84:VAL:HG23	1.85	0.58
25:DB:1569:A:O2'	26:DC:35:LYS:HD3	2.03	0.58
25:DB:30:G:H2'	25:DB:31:C:C6	2.38	0.58
28:DE:150:THR:HA	28:DE:189:THR:HG23	1.84	0.58
25:DB:396:G:OP2	47:DX:9:LYS:HE2	2.03	0.58
7:CE:15:ILE:HG23	7:CE:109:ALA:HB3	1.84	0.58
1:CA:843:U:H5'	1:CA:844:G:OP2	2.04	0.58
4:CB:44:LYS:C	4:CB:47:PRO:HD2	2.23	0.58
16:CN:96:LYS:HG2	16:CN:97:LYS:NZ	2.18	0.58
1:AA:843:U:H5'	1:AA:844:G:OP2	2.03	0.58
21:AS:55:GLN:NE2	21:AS:56:HIS:H	2.01	0.58
4:AB:174:GLU:H	4:AB:174:GLU:CD	2.07	0.58
4:AB:71:THR:HA	4:AB:92:ASN:O	2.02	0.58
44:BU:47:PRO:HB2	44:BU:49:PRO:HD3	1.85	0.58
36:DM:33:LEU:HD22	36:DM:128:THR:HB	1.86	0.58
29:DF:168:LEU:C	29:DF:170:ALA:H	2.05	0.58
1:AA:797:C:O2'	1:AA:798:U:H5'	2.03	0.58
25:DB:1197:G:H2'	25:DB:1198:U:H6	1.68	0.58
1:CA:409:U:H2'	1:CA:410:G:C8	2.37	0.58

Continued on next page...

Continued from previous page...

Atom-1	Atom-2	Distance(Å)	Clash(Å)
25:DB:323:C:H5'	28:DE:163:ASN:HD21	1.67	0.58
25:DB:2895:G:H2'	25:DB:2896:C:C6	2.39	0.58
5:AC:205:GLU:HG2	5:AC:206:ILE:N	2.19	0.58
43:BT:73:ARG:NH2	43:BT:73:ARG:HB3	2.16	0.58
28:BE:5:LEU:HD13	28:BE:122:GLU:CD	2.24	0.58
9:CG:87:PRO:CG	9:CG:148:LYS:HA	2.33	0.58
35:BL:47:ARG:HG3	35:BL:50:PHE:HB2	1.85	0.58
51:D1:14:ALA:HB3	51:D1:16:THR:HG22	1.86	0.58
25:BB:1812:U:H2'	25:BB:1813:G:C8	2.37	0.58
51:D1:8:ILE:HD11	51:D1:52:LYS:HE3	1.84	0.58
43:DT:12:ARG:NH1	43:DT:12:ARG:HB3	2.18	0.58
13:AK:108:ASN:HA	23:AU:5:VAL:O	2.04	0.58
39:DP:44:GLY:O	39:DP:45:VAL:HG23	2.04	0.58
25:DB:742:A:H2'	25:DB:743:A:H8	1.67	0.58
25:BB:80:G:O5'	25:BB:346:A:H1'	2.02	0.58
25:DB:1407:G:H2'	25:DB:1408:G:H8	1.69	0.58
20:AR:50:TYR:HA	20:AR:53:GLN:HE21	1.67	0.58
16:CN:10:VAL:HB	16:CN:11:LYS:NZ	2.18	0.58
25:BB:1412:U:H2'	25:BB:1413:A:C8	2.39	0.58
25:BB:1709:U:H2'	25:BB:1710:G:C8	2.37	0.58
25:BB:2491:U:H5''	25:BB:2570:G:H5'	1.86	0.58
1:CA:958:A:C2	21:CS:54:ARG:HG3	2.37	0.58
28:DE:97:ASN:N	28:DE:97:ASN:HD22	2.00	0.58
35:BL:71:ALA:HA	35:BL:74:THR:HB	1.85	0.58
1:AA:22:G:H2'	1:AA:23:C:C6	2.38	0.58
29:DF:29:ARG:HB2	29:DF:29:ARG:HH11	1.69	0.58
1:CA:598:U:H4'	10:CH:85:TYR:CD2	2.39	0.58
10:CH:43:GLY:O	10:CH:70:VAL:HG21	2.02	0.58
25:DB:1099:G:O4'	32:DI:3:LYS:C	2.42	0.58
11:CI:27:ILE:O	11:CI:27:ILE:HG23	2.04	0.58
40:DQ:69:ARG:HH21	40:DQ:69:ARG:HB2	1.68	0.58
41:DR:39:LEU:HB3	41:DR:53:PHE:HA	1.85	0.58
41:DR:66:HIS:ND1	41:DR:94:THR:HG22	2.19	0.58
5:CC:128:MET:SD	5:CC:129:PHE:N	2.77	0.58
4:CB:68:PHE:O	4:CB:69:VAL:HG13	2.03	0.58
23:CU:19:LYS:CG	23:CU:20:ARG:HE	2.17	0.58
35:BL:2:ARG:HG2	35:BL:2:ARG:O	2.04	0.58
1:AA:493:A:H3'	1:AA:494:G:C8	2.39	0.58
28:DE:31:VAL:HG21	28:DE:104:ALA:HB2	1.86	0.58
1:CA:922:G:H2'	1:CA:923:A:H8	1.68	0.58
6:CD:13:ARG:O	6:CD:14:GLU:HB2	2.03	0.58
33:BJ:105:VAL:O	33:BJ:108:MET:HB2	2.04	0.58

Continued on next page...

Continued from previous page...

Atom-1	Atom-2	Distance(Å)	Clash(Å)
33:BJ:106:LYS:C	33:BJ:108:MET:H	2.07	0.58
25:BB:365:U:H2'	25:BB:366:C:C6	2.38	0.58
43:BT:69:ARG:HH11	43:BT:70:HIS:N	2.02	0.58
1:CA:1225:A:H3'	15:CM:101:THR:OG1	2.03	0.58
5:AC:34:SER:O	5:AC:38:VAL:HG22	2.03	0.58
4:AB:116:LEU:HD23	4:AB:119:GLN:HG2	1.84	0.58
26:DC:16:VAL:N	26:DC:203:VAL:HG12	2.19	0.58
25:BB:1130:U:C2	25:BB:2025:C:H5''	2.38	0.58
7:AE:152:VAL:HG13	7:AE:155:LYS:HZ3	1.68	0.58
25:BB:2134:A:H2'	25:BB:2135:A:C8	2.39	0.58
40:BQ:69:ARG:HB2	40:BQ:69:ARG:HH21	1.67	0.58
1:CA:1096:C:H2'	1:CA:1097:C:H6	1.68	0.58
1:AA:299:G:H2'	1:AA:300:A:C8	2.39	0.58
25:DB:2019:A:H2	25:DB:2035:G:H22	1.51	0.58
52:B2:24:THR:HG23	52:B2:27:GLY:HA3	1.84	0.58
25:BB:333:G:H2'	25:BB:333:G:N3	2.19	0.58
21:AS:4:LEU:CB	21:AS:8:PRO:HA	2.34	0.58
25:DB:4:U:H2'	25:DB:5:A:H8	1.68	0.58
26:BC:159:THR:O	26:BC:194:VAL:HG12	2.04	0.58
5:CC:29:ALA:HB2	16:CN:74:ARG:O	2.04	0.58
1:AA:841:C:H3'	1:AA:843:U:OP2	2.03	0.58
1:CA:1323:G:H4'	1:CA:1362:A:C5	2.39	0.58
4:CB:70:GLY:CA	4:CB:163:ILE:HB	2.34	0.58
25:DB:1656:C:H2'	25:DB:1657:U:H6	1.67	0.58
25:BB:2902:C:H1'	25:BB:2903:U:H5'	1.85	0.58
29:BF:168:LEU:HD13	29:BF:169:LEU:N	2.19	0.58
27:BD:10:GLY:O	27:BD:11:MET:HB2	2.03	0.58
27:DD:33:ARG:H	27:DD:33:ARG:HD2	1.68	0.58
44:DU:73:ASN:HA	44:DU:95:PHE:CZ	2.38	0.58
25:DB:72:U:H1'	48:DY:51:ALA:CB	2.34	0.58
28:BE:75:SER:O	28:BE:77:ILE:HG12	2.04	0.58
40:BQ:30:VAL:HG11	40:BQ:33:VAL:HG23	1.85	0.58
1:CA:468:A:H3'	1:CA:469:C:H6	1.69	0.58
25:BB:1197:G:H2'	25:BB:1198:U:H6	1.69	0.58
26:BC:58:LYS:O	26:BC:59:GLN:HB2	2.04	0.58
25:BB:1558:C:H4'	25:BB:1559:U:C5'	2.33	0.58
1:CA:1169:A:H2'	1:CA:1170:A:C8	2.38	0.58
14:CL:35:ARG:HD3	14:CL:37:TYR:CE2	2.38	0.58
1:CA:1004:A:H2'	1:CA:1005:A:H8	1.68	0.58
4:AB:112:ARG:HG3	4:AB:116:LEU:HD12	1.84	0.58
8:AF:9:MET:O	8:AF:85:ILE:HG13	2.02	0.58
25:BB:2443:C:H2'	25:BB:2444:G:C8	2.39	0.58

Continued on next page...

Continued from previous page...

Atom-1	Atom-2	Distance(Å)	Clash(Å)
25:DB:1322:A:C2'	25:DB:1323:C:H5'	2.33	0.58
1:AA:312:C:H2'	1:AA:313:A:C8	2.38	0.58
1:AA:312:C:H2'	1:AA:313:A:H8	1.68	0.58
25:DB:155:A:H2'	25:DB:156:A:H8	1.68	0.58
25:BB:1061:U:H4'	25:BB:1070:A:O3'	2.04	0.58
25:BB:518:G:H4'	42:BS:18:ARG:NH2	2.19	0.58
1:AA:632:U:H6	1:AA:633:G:H5'	1.68	0.58
9:CG:65:LEU:HD23	9:CG:66:GLU:HG3	1.86	0.58
25:DB:1854:A:H2'	25:DB:1855:U:H5'	1.86	0.58
1:CA:272:C:H2'	1:CA:273:U:H6	1.67	0.58
31:DH:44:ILE:HG13	31:DH:45:GLU:HG2	1.84	0.58
25:BB:1709:U:H2'	25:BB:1710:G:H8	1.68	0.58
25:BB:2243:U:H2'	25:BB:2244:U:C6	2.39	0.58
25:DB:612:G:O2'	25:DB:613:A:H2'	2.03	0.58
36:BM:109:PRO:C	36:BM:111:GLU:H	2.07	0.58
52:B2:31:LEU:O	52:B2:35:ARG:HB2	2.04	0.58
25:BB:1669:A:C8	34:BK:4:GLN:HG3	2.38	0.58
8:AF:24:ARG:H	8:AF:24:ARG:NH1	2.02	0.58
27:BD:69:ALA:C	27:BD:71:ALA:H	2.07	0.58
46:DW:51:GLY:HA3	46:DW:59:PHE:CB	2.34	0.58
11:CI:24:ASN:ND2	11:CI:24:ASN:N	2.52	0.58
19:AQ:62:GLU:HB3	19:AQ:72:TRP:CZ2	2.39	0.58
4:AB:69:VAL:O	4:AB:163:ILE:HG22	2.04	0.58
4:CB:85:SER:HB3	4:CB:88:GLN:CD	2.24	0.58
30:DG:26:LYS:HG3	30:DG:32:LEU:HD12	1.85	0.58
30:DG:75:VAL:HA	30:DG:78:VAL:HG22	1.86	0.58
36:DM:38:ARG:HG2	36:DM:98:PRO:CD	2.32	0.58
31:DH:81:ALA:HB3	31:DH:149:GLU:HB2	1.84	0.58
6:AD:32:LYS:HB3	6:AD:35:GLN:CG	2.33	0.58
6:AD:58:GLN:HG3	6:AD:62:ARG:HG2	1.86	0.58
25:DB:871:U:H2'	25:DB:872:U:C6	2.36	0.58
39:BP:3:ILE:HG23	39:BP:4:ILE:HG13	1.85	0.58
42:DS:36:LEU:H	42:DS:36:LEU:HD22	1.67	0.58
28:DE:60:TRP:O	28:DE:61:ARG:HB2	2.02	0.58
25:DB:146:A:H2'	25:DB:147:C:C6	2.39	0.58
1:CA:242:G:H2'	1:CA:243:A:H5''	1.86	0.58
6:CD:94:GLU:OE1	6:CD:190:LEU:HD22	2.04	0.58
25:DB:1439:A:C5	25:DB:1552:A:N6	2.72	0.58
1:CA:1492:A:H2'	25:DB:1913:A:N1	2.19	0.58
25:BB:582:A:H2'	25:BB:583:G:H8	1.69	0.58
54:D4:1:MET:HE3	54:D4:34:LYS:HG2	1.84	0.58
1:CA:129:A:H1'	1:CA:130:A:N7	2.19	0.58

Continued on next page...

Continued from previous page...

Atom-1	Atom-2	Distance(Å)	Clash(Å)
6:AD:169:TRP:HB2	6:AD:183:ARG:O	2.04	0.58
50:D0:55:ALA:O	50:D0:56:LYS:HG2	2.04	0.58
16:AN:35:ALA:HB2	16:AN:40:ARG:HB2	1.85	0.58
25:BB:62:U:H2'	25:BB:63:A:O4'	2.04	0.58
1:AA:1007:U:H2'	1:AA:1008:U:C6	2.39	0.58
1:AA:838:G:H2'	1:AA:839:C:O4'	2.03	0.58
13:AK:67:GLU:HB3	13:AK:98:ALA:HB1	1.85	0.58
25:DB:1709:U:H2'	25:DB:1710:G:C8	2.39	0.58
25:DB:2489:U:O2'	25:DB:2490:G:H5'	2.04	0.58
25:DB:1641:A:H2'	25:DB:1642:G:O4'	2.04	0.58
5:AC:130:ARG:HE	5:AC:131:ARG:H	1.52	0.58
42:DS:58:ALA:O	42:DS:64:ALA:HA	2.04	0.58
25:BB:1322:A:C2'	25:BB:1323:C:H5'	2.34	0.58
25:BB:1032:A:H1'	54:B4:23:ILE:HD13	1.85	0.58
25:DB:1948:G:O2'	25:DB:1949:G:H5'	2.04	0.58
25:BB:1987:A:H2'	25:BB:1988:G:H8	1.69	0.58
5:CC:122:GLN:HA	5:CC:125:ARG:NH1	2.19	0.58
29:BF:69:ALA:HB3	29:BF:81:GLY:O	2.04	0.58
31:DH:78:VAL:HG12	31:DH:79:THR:H	1.68	0.58
18:CP:8:ARG:HB3	18:CP:28:ARG:HH22	1.67	0.58
1:AA:1144:G:H21	1:AA:1146:A:H62	1.51	0.58
29:DF:7:TYR:HA	29:DF:11:VAL:HB	1.86	0.58
1:AA:430:A:OP1	6:AD:8:LEU:HB2	2.04	0.58
25:DB:29:U:O3'	40:DQ:4:LYS:HE2	2.04	0.58
25:BB:17:G:H2'	25:BB:18:U:C6	2.39	0.58
30:DG:153:PRO:HA	30:DG:159:LYS:O	2.03	0.58
1:CA:797:C:OP1	13:CK:126:ARG:HG2	2.03	0.58
1:CA:1053:G:H4'	1:CA:1054:C:H5'	1.84	0.58
25:DB:2799:A:H4'	25:DB:2800:A:C8	2.38	0.58
17:CO:66:LEU:HB3	17:CO:77:TYR:HE1	1.69	0.58
9:CG:110:ARG:NH2	9:CG:122:GLU:HB2	2.19	0.58
25:BB:2065:C:O2'	25:BB:2066:C:H5'	2.03	0.58
51:D1:16:THR:OG1	51:D1:41:VAL:HG21	2.04	0.58
25:DB:833:A:H2'	25:DB:834:G:H8	1.69	0.58
12:AJ:24:GLU:HG3	12:AJ:25:ILE:N	2.18	0.58
1:CA:1284:C:H3'	1:CA:1285:A:H5''	1.84	0.58
14:AL:78:VAL:O	14:AL:102:ASP:HB2	2.03	0.58
1:AA:812:G:HO2'	1:AA:813:U:H6	1.51	0.58
1:AA:129:A:H1'	1:AA:130:A:N7	2.19	0.58
25:DB:754:U:H2'	25:DB:755:U:H6	1.68	0.58
35:DL:57:LEU:HD22	53:D3:53:ASP:HB3	1.86	0.58
25:DB:1151:A:H4'	40:DQ:80:ASN:CG	2.23	0.58

Continued on next page...

Continued from previous page...

Atom-1	Atom-2	Distance(Å)	Clash(Å)
1:AA:190:A:H2'	1:AA:191:G:O4'	2.04	0.58
1:CA:1245:C:H2'	1:CA:1246:A:C8	2.39	0.58
13:AK:28:ASN:OD1	13:AK:46:ALA:HB3	2.03	0.58
25:BB:609:A:H2'	25:BB:610:C:O4'	2.03	0.58
6:CD:95:GLY:HA3	6:CD:135:GLN:CD	2.24	0.58
46:DW:67:LYS:O	46:DW:68:PHE:HB2	2.03	0.58
25:BB:459:U:O2'	25:BB:460:A:H5'	2.02	0.58
1:AA:1488:G:O2'	1:AA:1489:G:H5'	2.04	0.58
1:CA:493:A:H3'	1:CA:494:G:C8	2.38	0.58
25:DB:607:U:O4	25:DB:620:G:H5''	2.04	0.58
1:CA:1298:U:H2'	9:CG:113:LYS:NZ	2.19	0.58
25:DB:2841:C:H2'	25:DB:2842:G:H8	1.69	0.58
35:BL:49:GLY:O	35:BL:51:GLU:HG3	2.03	0.58
1:CA:685:G:O2'	1:CA:686:U:H5'	2.04	0.58
22:CT:48:LYS:HA	22:CT:51:ASN:HD21	1.69	0.58
1:AA:257:G:H2'	1:AA:258:G:H5''	1.86	0.58
25:DB:997:G:O2'	25:DB:998:C:H5'	2.04	0.58
46:BW:47:GLY:C	46:BW:49:ASN:H	2.08	0.57
25:DB:1099:G:H5''	32:DI:3:LYS:N	2.18	0.57
25:DB:1100:C:H2'	25:DB:1101:U:H6	1.69	0.57
1:CA:1149:C:OP1	11:CI:10:ARG:HG2	2.04	0.57
6:CD:160:LEU:HD22	6:CD:161:ALA:N	2.19	0.57
4:CB:38:HIS:CD2	4:CB:188:THR:HG22	2.38	0.57
25:DB:5:A:H2'	25:DB:6:A:H8	1.68	0.57
4:CB:67:LEU:HA	4:CB:89:PHE:O	2.04	0.57
30:BG:15:ASP:HB3	30:BG:26:LYS:H	1.67	0.57
1:CA:626:G:H2'	1:CA:627:G:C8	2.39	0.57
18:CP:20:VAL:HG21	18:CP:32:PHE:HB2	1.86	0.57
23:AU:34:ARG:CZ	23:AU:39:LYS:HE3	2.34	0.57
9:CG:102:TRP:CD2	9:CG:136:LYS:HD2	2.39	0.57
48:BY:56:LEU:HA	48:BY:59:GLU:CG	2.33	0.57
8:AF:54:LEU:HD12	8:AF:56:LYS:H	1.69	0.57
38:BO:68:LYS:N	38:BO:102:ARG:HD2	2.17	0.57
30:BG:153:PRO:HA	30:BG:159:LYS:O	2.04	0.57
22:AT:61:ALA:HB2	22:AT:66:ILE:HG22	1.85	0.57
25:BB:1082:U:O4	25:BB:1086:A:C2	2.57	0.57
30:DG:9:VAL:O	30:DG:11:PRO:HD3	2.03	0.57
31:BH:5:LEU:HD13	31:BH:13:GLY:CA	2.34	0.57
16:CN:9:GLU:HA	16:CN:12:ARG:HH11	1.68	0.57
25:BB:833:A:H2'	25:BB:834:G:H8	1.68	0.57
47:BX:39:VAL:HG22	47:BX:44:ARG:O	2.03	0.57
51:B1:41:VAL:HG23	51:B1:42:VAL:H	1.69	0.57

Continued on next page...

Continued from previous page...

Atom-1	Atom-2	Distance(Å)	Clash(Å)
33:BJ:110:PRO:O	33:BJ:115:GLY:HA3	2.04	0.57
27:DD:107:VAL:HG13	27:DD:203:VAL:HG23	1.86	0.57
25:DB:265:A:H2'	25:DB:266:G:O4'	2.03	0.57
18:AP:39:PHE:HA	18:AP:50:THR:HG23	1.86	0.57
10:AH:125:ILE:HG22	10:AH:126:CYS:N	2.18	0.57
14:AL:36:VAL:HG12	14:AL:52:CYS:CB	2.33	0.57
5:CC:120:THR:HG23	5:CC:188:ALA:HB2	1.85	0.57
25:DB:2556:C:H2'	25:DB:2557:G:O4'	2.04	0.57
1:CA:1498:U:H1'	1:CA:1499:A:N7	2.18	0.57
1:CA:1029:U:H2'	1:CA:1031:C:C2	2.39	0.57
1:CA:1354:U:H2'	1:CA:1355:G:H8	1.68	0.57
1:CA:22:G:H2'	1:CA:23:C:C6	2.39	0.57
6:CD:95:GLY:HA3	6:CD:135:GLN:NE2	2.19	0.57
25:DB:2153:C:H2'	25:DB:2154:A:O4'	2.03	0.57
25:DB:82:U:H2'	25:DB:83:A:C8	2.39	0.57
1:AA:740:U:O3'	17:AO:38:LEU:HD21	2.04	0.57
25:BB:1355:G:O2'	25:BB:1356:G:H5'	2.04	0.57
25:DB:104:A:H2'	25:DB:105:C:H6	1.69	0.57
27:DD:151:THR:CB	27:DD:152:PRO:HD3	2.34	0.57
25:DB:1098:A:H2'	32:DI:4:VAL:C	2.24	0.57
6:CD:160:LEU:CD1	6:CD:160:LEU:H	2.16	0.57
25:DB:6:A:H1'	33:DJ:135:GLN:HE22	1.67	0.57
41:DR:31:GLU:H	41:DR:63:VAL:CG2	2.16	0.57
5:CC:133:MET:O	5:CC:137:VAL:HG23	2.04	0.57
25:DB:1341:G:H1	43:DT:24:MET:CE	2.17	0.57
43:DT:87:LEU:HB2	43:DT:91:GLN:HE21	1.68	0.57
31:BH:90:LEU:HD11	31:BH:125:THR:CA	2.34	0.57
23:CU:18:PHE:HB3	23:CU:19:LYS:HZ2	1.69	0.57
30:BG:28:LYS:O	30:BG:29:ASN:HB3	2.04	0.57
29:BF:32:LYS:O	29:BF:32:LYS:HG2	2.03	0.57
27:BD:107:VAL:HG13	27:BD:203:VAL:HG23	1.85	0.57
5:AC:155:ARG:N	5:AC:162:ALA:HA	2.14	0.57
27:DD:51:THR:CG2	27:DD:76:GLY:HA3	2.34	0.57
12:CJ:31:ARG:O	12:CJ:32:THR:HB	2.03	0.57
12:CJ:74:VAL:HG12	12:CJ:76:ILE:HG13	1.85	0.57
12:AJ:12:ALA:HB2	12:AJ:96:VAL:HG13	1.84	0.57
25:BB:871:U:H2'	25:BB:872:U:C6	2.38	0.57
15:CM:22:TYR:CE2	15:CM:69:ARG:HG3	2.39	0.57
25:BB:18:U:H2'	25:BB:19:A:H8	1.69	0.57
25:BB:18:U:P	40:BQ:29:ARG:HH22	2.27	0.57
42:DS:24:ILE:HD11	42:DS:36:LEU:HD21	1.86	0.57
25:BB:320:A:H2'	28:BE:131:THR:OG1	2.05	0.57

Continued on next page...

Continued from previous page...

Atom-1	Atom-2	Distance(Å)	Clash(Å)
38:BO:103:VAL:C	38:BO:105:ALA:H	2.05	0.57
12:CJ:51:VAL:CG2	16:CN:80:ARG:HG3	2.34	0.57
5:CC:10:ARG:HH12	5:CC:181:ILE:HB	1.68	0.57
51:B1:14:ALA:HB3	51:B1:16:THR:HG22	1.85	0.57
44:DU:81:ARG:HG3	44:DU:81:ARG:NH2	2.16	0.57
43:BT:12:ARG:HA	48:BY:29:ARG:NH1	2.20	0.57
1:AA:437:U:H2'	1:AA:438:U:O4'	2.04	0.57
1:AA:443:C:H2'	1:AA:444:G:C8	2.39	0.57
39:BP:52:ARG:HB2	39:BP:55:HIS:O	2.04	0.57
25:BB:1857:G:N2	25:BB:1884:G:H2'	2.19	0.57
25:BB:1406:U:H2'	25:BB:1407:G:C8	2.38	0.57
35:DL:65:GLY:O	35:DL:66:PHE:HB3	2.04	0.57
25:DB:1681:G:N3	25:DB:1762:A:H2'	2.19	0.57
33:BJ:28:LEU:HD23	33:BJ:29:ALA:N	2.19	0.57
1:AA:575:G:H4'	1:AA:576:C:H5''	1.85	0.57
1:AA:60:A:H4'	1:AA:61:G:O5'	2.04	0.57
25:DB:2039:U:H2'	25:DB:2040:G:H8	1.69	0.57
23:AU:43:GLU:HA	23:AU:46:ARG:HB3	1.85	0.57
1:CA:1038:C:H2'	1:CA:1039:G:C8	2.39	0.57
25:BB:1681:G:N3	25:BB:1762:A:H2'	2.18	0.57
47:BX:19:HIS:O	47:BX:20:ALA:HB3	2.04	0.57
25:BB:864:G:O2'	25:BB:865:C:H5'	2.04	0.57
1:CA:1179:A:H4'	11:CI:104:THR:HA	1.86	0.57
11:CI:50:PRO:HG2	11:CI:51:LEU:HD23	1.86	0.57
26:DC:62:ARG:HD2	26:DC:83:ASP:OD1	2.04	0.57
43:BT:50:LEU:C	43:BT:52:GLU:H	2.08	0.57
5:CC:71:ARG:NH2	5:CC:74:ILE:HD13	2.18	0.57
31:BH:141:LYS:HD3	31:BH:141:LYS:N	2.18	0.57
31:BH:127:GLU:HA	31:BH:144:VAL:O	2.04	0.57
4:CB:59:ILE:HD12	4:CB:220:VAL:HG11	1.86	0.57
27:BD:172:VAL:O	27:BD:173:GLN:HB2	2.05	0.57
7:AE:82:HIS:HB2	10:AH:95:MET:HG2	1.86	0.57
44:DU:5:ARG:NH2	44:DU:93:ARG:HD3	2.20	0.57
15:CM:28:ARG:NH2	15:CM:62:PHE:HB2	2.16	0.57
29:DF:7:TYR:O	29:DF:12:VAL:HG23	2.04	0.57
30:DG:162:ARG:HD3	30:DG:166:GLU:HG3	1.87	0.57
38:DO:35:ILE:HG13	38:DO:71:ALA:HB2	1.85	0.57
29:BF:7:TYR:HA	29:BF:11:VAL:HB	1.85	0.57
5:AC:10:ARG:O	5:AC:15:LYS:HB2	2.03	0.57
25:DB:142:A:H2'	25:DB:143:C:C6	2.39	0.57
37:BN:114:GLU:HG2	37:BN:115:LEU:N	2.18	0.57
1:CA:323:U:H2'	1:CA:324:G:O4'	2.04	0.57

Continued on next page...

Continued from previous page...

Atom-1	Atom-2	Distance(Å)	Clash(Å)
1:CA:426:U:H4'	6:CD:39:GLN:HA	1.85	0.57
44:DU:3:LYS:HA	44:DU:82:VAL:HG11	1.86	0.57
1:CA:1356:G:H2'	1:CA:1357:A:H8	1.66	0.57
17:AO:7:THR:HB	17:AO:30:LEU:HD11	1.85	0.57
25:DB:1203:U:H1'	35:DL:4:ASN:ND2	2.20	0.57
35:DL:116:VAL:HG21	35:DL:135:ILE:HA	1.86	0.57
25:BB:1594:U:H2'	25:BB:1595:C:C6	2.40	0.57
10:CH:79:ARG:HD3	10:CH:79:ARG:N	2.19	0.57
1:AA:41:G:H2'	1:AA:42:G:C8	2.39	0.57
29:DF:29:ARG:HD3	29:DF:158:THR:HG21	1.85	0.57
25:BB:863:A:H2'	25:BB:864:G:C8	2.39	0.57
25:BB:127:A:OP2	52:B2:46:LYS:HE3	2.03	0.57
25:BB:2841:C:H2'	25:BB:2842:G:H8	1.69	0.57
25:BB:1641:A:H2'	25:BB:1642:G:O4'	2.04	0.57
30:DG:104:LEU:HB2	30:DG:112:VAL:HG11	1.87	0.57
33:DJ:28:LEU:HD23	33:DJ:29:ALA:N	2.20	0.57
31:DH:59:ALA:O	31:DH:62:LEU:HG	2.04	0.57
14:AL:50:LYS:HD2	14:AL:50:LYS:N	2.19	0.57
33:DJ:98:GLU:HB3	33:DJ:124:VAL:HG21	1.85	0.57
16:CN:63:CYS:SG	16:CN:66:THR:HG23	2.44	0.57
21:CS:42:ASN:OD1	21:CS:43:MET:HG3	2.03	0.57
4:AB:90:PHE:O	4:AB:91:VAL:HG13	2.05	0.57
31:DH:144:VAL:HG12	31:DH:145:ASN:N	2.17	0.57
1:CA:43:C:OP1	18:CP:12:LYS:HB3	2.05	0.57
18:AP:51:ARG:HD3	18:AP:53:ASP:H	1.68	0.57
6:CD:61:ARG:HA	6:CD:66:VAL:HG13	1.86	0.57
30:DG:26:LYS:HE2	30:DG:32:LEU:HD11	1.86	0.57
25:DB:1061:U:O4	32:DI:11:GLN:HG3	2.03	0.57
1:AA:920:U:H2'	1:AA:921:U:C6	2.39	0.57
36:BM:38:ARG:HG2	36:BM:98:PRO:CD	2.34	0.57
30:DG:84:LYS:HD2	30:DG:133:LYS:HA	1.85	0.57
1:AA:1237:C:H4'	1:AA:1334:G:N2	2.19	0.57
25:BB:139:U:H5''	25:BB:140:C:C5	2.39	0.57
33:BJ:98:GLU:HB3	33:BJ:124:VAL:HG21	1.84	0.57
31:BH:8:LYS:O	31:BH:13:GLY:HA3	2.03	0.57
6:AD:138:PRO:HB3	6:AD:181:PHE:HD2	1.68	0.57
5:CC:106:ARG:C	5:CC:107:LYS:HD2	2.25	0.57
37:DN:99:LYS:HB2	50:D0:41:HIS:HB2	1.86	0.57
29:BF:135:ILE:HD11	29:BF:137:PHE:HB3	1.86	0.57
9:CG:110:ARG:HH21	9:CG:122:GLU:CA	2.16	0.57
1:AA:242:G:H2'	1:AA:243:A:H5''	1.84	0.57
14:CL:71:HIS:NE2	14:CL:73:LEU:HB2	2.18	0.57

Continued on next page...

Continued from previous page...

Atom-1	Atom-2	Distance(Å)	Clash(Å)
25:DB:2802:G:H2'	25:DB:2803:G:C8	2.39	0.57
37:DN:114:GLU:HG2	37:DN:115:LEU:N	2.18	0.57
25:BB:1484:U:H2'	25:BB:1485:U:H6	1.70	0.57
1:CA:1349:A:OP1	11:CI:119:LYS:HB2	2.05	0.57
1:AA:1017:U:H2'	1:AA:1018:G:C8	2.40	0.57
25:DB:459:U:O2'	25:DB:460:A:H5'	2.03	0.57
1:AA:22:G:H2'	1:AA:23:C:H6	1.69	0.57
36:DM:108:VAL:HG22	36:DM:109:PRO:HD2	1.85	0.57
25:BB:1544:A:H2'	25:BB:1545:A:C8	2.39	0.57
46:DW:72:GLY:O	46:DW:74:LYS:N	2.37	0.57
25:DB:2579:C:O2'	27:DD:136:ASN:HA	2.05	0.57
25:BB:455:C:N3	25:BB:472:A:H2'	2.19	0.57
4:CB:35:ASN:O	4:CB:36:LYS:HG3	2.04	0.57
10:CH:119:GLY:C	10:CH:120:LEU:HD22	2.24	0.57
1:CA:1115:U:H2'	1:CA:1116:U:C6	2.39	0.57
25:BB:2512:C:H2'	25:BB:2513:A:O4'	2.05	0.57
25:DB:296:U:H2'	25:DB:297:G:H8	1.69	0.57
14:CL:106:VAL:CG2	14:CL:116:TYR:HB3	2.34	0.57
25:DB:492:A:H2'	25:DB:493:G:O4'	2.03	0.57
10:AH:25:THR:HG23	10:AH:58:LEU:O	2.04	0.57
27:DD:149:ASN:O	27:DD:152:PRO:HD2	2.03	0.57
11:CI:6:TYR:HA	11:CI:18:VAL:O	2.03	0.57
4:CB:59:ILE:HG22	4:CB:62:ARG:HH11	1.70	0.57
25:BB:2897:U:H2'	25:BB:2898:U:C6	2.40	0.57
36:BM:34:LYS:NZ	45:BV:82:TYR:HA	2.19	0.57
45:BV:80:HIS:HD2	45:BV:82:TYR:H	1.51	0.57
29:DF:32:LYS:H	29:DF:95:MET:CE	2.18	0.57
29:BF:101:ARG:HA	29:BF:101:ARG:NE	2.20	0.57
29:BF:167:ALA:O	29:BF:170:ALA:HB3	2.04	0.57
25:DB:2091:C:OP2	25:DB:2092:U:H3'	2.04	0.57
27:DD:68:PHE:HB3	27:DD:73:VAL:HG23	1.86	0.57
48:DY:57:LEU:O	48:DY:60:LYS:HB3	2.04	0.57
25:BB:18:U:H2'	25:BB:19:A:C8	2.39	0.57
40:BQ:7:VAL:O	40:BQ:11:ALA:HB2	2.05	0.57
38:BO:35:ILE:HD11	38:BO:102:ARG:NE	2.17	0.57
9:AG:147:ASN:ND2	13:AK:55:ARG:HH22	2.03	0.57
31:BH:7:ASP:CG	31:BH:8:LYS:H	2.08	0.57
25:DB:1559:U:H3'	25:DB:1560:G:H5'	1.87	0.57
25:BB:2471:A:O2'	25:BB:2472:G:H8	1.85	0.57
1:CA:1171:A:H2'	1:CA:1172:C:H6	1.70	0.57
9:AG:110:ARG:HB2	9:AG:118:ARG:HG2	1.86	0.57
29:BF:137:PHE:CD2	29:BF:137:PHE:N	2.71	0.57

Continued on next page...

Continued from previous page...

Atom-1	Atom-2	Distance(Å)	Clash(Å)
20:AR:52:ARG:HH11	20:AR:52:ARG:HG2	1.70	0.57
1:AA:1073:U:H2'	1:AA:1074:G:H8	1.69	0.57
49:DZ:7:THR:O	49:DZ:54:VAL:HA	2.05	0.57
39:DP:97:TYR:C	39:DP:99:LEU:H	2.06	0.57
44:DU:85:ARG:CD	44:DU:86:PHE:H	2.17	0.57
1:AA:985:C:H2'	1:AA:986:U:C6	2.40	0.57
1:CA:279:A:H5''	1:CA:280:C:H3'	1.87	0.57
25:BB:742:A:H2'	25:BB:743:A:H8	1.69	0.57
9:CG:65:LEU:HD23	9:CG:66:GLU:N	2.18	0.57
25:DB:1857:G:N2	25:DB:1884:G:H2'	2.20	0.57
25:BB:1373:A:H5'	25:BB:2212:A:H1'	1.87	0.57
30:DG:28:LYS:O	30:DG:29:ASN:HB3	2.05	0.57
1:CA:1060:U:C5'	12:CJ:53:ILE:HG12	2.35	0.57
25:BB:414:C:H2'	25:BB:415:A:C8	2.40	0.57
35:DL:90:VAL:HB	35:DL:122:VAL:HG12	1.86	0.57
25:BB:2848:G:H1'	25:BB:2868:A:N6	2.19	0.57
34:DK:83:CYS:O	34:DK:84:VAL:HG23	2.04	0.57
51:B1:47:ILE:HD12	51:B1:47:ILE:H	1.68	0.57
1:CA:1018:G:H2'	1:CA:1019:A:C8	2.40	0.57
25:BB:2346:A:H3'	25:BB:2347:C:H5''	1.86	0.57
25:DB:62:U:H2'	25:DB:63:A:O4'	2.04	0.57
28:BE:192:ALA:O	28:BE:196:VAL:HG23	2.05	0.57
25:DB:2365:G:O2'	46:DW:59:PHE:HE1	1.87	0.57
46:DW:38:ARG:HD3	46:DW:38:ARG:N	2.19	0.57
7:CE:52:ALA:C	7:CE:54:GLU:H	2.08	0.57
10:CH:102:VAL:CG2	10:CH:125:ILE:HB	2.33	0.57
25:DB:1098:A:C2'	32:DI:4:VAL:N	2.65	0.57
4:AB:20:ARG:CZ	4:AB:36:LYS:HA	2.35	0.57
41:DR:5:PHE:HB2	41:DR:37:GLU:OE1	2.03	0.57
19:AQ:19:SER:HB3	19:AQ:70:LYS:HZ2	1.69	0.57
4:AB:163:ILE:CG2	4:AB:164:ASP:H	2.11	0.57
4:CB:101:THR:C	4:CB:103:TRP:H	2.06	0.57
41:BR:5:PHE:HB2	41:BR:37:GLU:OE1	2.05	0.57
5:AC:67:ILE:HG22	5:AC:69:THR:HG22	1.87	0.57
8:CF:3:HIS:CG	8:CF:92:THR:HG23	2.39	0.57
25:BB:2748:A:H4'	30:BG:3:VAL:HG21	1.86	0.57
27:BD:33:ARG:HD2	27:BD:33:ARG:H	1.68	0.57
15:CM:16:ILE:HG23	15:CM:17:ALA:N	2.14	0.57
1:AA:409:U:H2'	1:AA:410:G:C8	2.40	0.57
8:CF:41:ASP:OD2	8:CF:42:TRP:N	2.37	0.57
23:AU:20:ARG:NH1	23:AU:21:SER:HB3	2.18	0.57
41:BR:31:GLU:H	41:BR:63:VAL:CG2	2.17	0.57

Continued on next page...

Continued from previous page...

Atom-1	Atom-2	Distance(Å)	Clash(Å)
25:BB:1559:U:H3'	25:BB:1560:G:H5'	1.86	0.57
14:CL:80:LEU:HB3	14:CL:97:VAL:CG2	2.34	0.57
28:DE:5:LEU:HD13	28:DE:122:GLU:CD	2.25	0.57
22:CT:69:ASN:HD22	22:CT:69:ASN:N	1.95	0.57
36:DM:8:LYS:HA	36:DM:8:LYS:HE3	1.86	0.57
1:CA:764:C:H3'	1:CA:765:G:H21	1.68	0.57
1:CA:996:A:H2'	1:CA:997:U:C6	2.40	0.57
1:CA:1206:G:O4'	5:CC:193:GLY:HA2	2.05	0.57
24:DA:57:A:C4	29:DF:25:MET:HG2	2.40	0.57
25:DB:1316:U:H2'	25:DB:1317:G:C8	2.38	0.57
1:CA:1038:C:H2'	1:CA:1039:G:H8	1.69	0.57
39:DP:31:VAL:O	39:DP:32:VAL:HG12	2.04	0.57
17:CO:79:ARG:HA	17:CO:82:GLU:OE1	2.04	0.57
1:CA:65:A:H2	1:CA:381:C:H2'	1.70	0.57
13:CK:118:ASN:HD22	13:CK:118:ASN:N	2.03	0.57
25:DB:2722:G:H4'	37:DN:4:ARG:HB2	1.86	0.57
1:AA:1446:A:H2'	1:AA:1447:A:H5''	1.86	0.57
46:DW:59:PHE:HD2	46:DW:60:ALA:N	2.03	0.57
25:DB:1084:A:C2	25:DB:1106:G:H1'	2.39	0.57
11:CI:35:GLU:HA	11:CI:39:GLY:HA2	1.85	0.57
33:DJ:25:LEU:HD23	33:DJ:101:ILE:HD13	1.86	0.57
12:CJ:65:TYR:OH	16:CN:84:ARG:HG3	2.04	0.57
27:BD:118:PHE:O	27:BD:119:ALA:HB3	2.05	0.57
4:AB:100:LEU:O	4:AB:103:TRP:HB2	2.05	0.57
25:BB:2:G:H2'	25:BB:3:U:C6	2.39	0.57
45:DV:24:ASN:O	45:DV:44:HIS:HB2	2.05	0.57
25:DB:2314:A:C5'	29:DF:34:THR:HG21	2.30	0.57
30:BG:9:VAL:O	30:BG:11:PRO:HD3	2.05	0.57
25:BB:2680:U:H5''	27:BD:194:PRO:O	2.05	0.57
21:AS:40:PHE:HB2	21:AS:43:MET:SD	2.45	0.57
33:DJ:65:THR:HG22	33:DJ:68:LYS:CE	2.34	0.57
28:BE:181:ILE:CD1	35:BL:2:ARG:HE	2.18	0.57
1:AA:404:G:H2'	1:AA:405:U:H6	1.69	0.57
25:BB:2149:U:H2'	25:BB:2150:C:H6	1.62	0.57
38:DO:68:LYS:N	38:DO:102:ARG:HD2	2.19	0.57
1:AA:470:C:H2'	1:AA:471:U:O4'	2.04	0.57
6:CD:29:THR:HG22	6:CD:30:LYS:H	1.69	0.57
32:DI:121:ILE:CD1	32:DI:121:ILE:H	2.14	0.57
41:BR:66:HIS:CE1	41:BR:94:THR:HG22	2.40	0.57
1:AA:1117:A:H2'	1:AA:1118:U:C6	2.39	0.57
1:AA:235:C:H2'	1:AA:236:A:C8	2.40	0.57
16:CN:5:MET:HG2	16:CN:8:ARG:NH2	2.19	0.57

Continued on next page...

Continued from previous page...

Atom-1	Atom-2	Distance(Å)	Clash(Å)
1:AA:33:A:H2'	1:AA:34:C:H6	1.68	0.57
25:DB:145:C:H2'	25:DB:146:A:C8	2.40	0.57
32:DI:125:THR:O	32:DI:129:GLU:HG3	2.05	0.57
25:BB:582:A:H2'	25:BB:583:G:C8	2.40	0.57
25:DB:112:U:H2'	25:DB:113:U:O4'	2.05	0.57
1:AA:501:C:H2'	1:AA:502:A:C8	2.39	0.57
34:BK:39:LYS:HZ2	34:BK:88:ASN:HD21	1.50	0.57
1:AA:1463:U:H2'	1:AA:1464:U:C6	2.39	0.57
15:CM:14:ALA:C	15:CM:18:LEU:HD13	2.24	0.57
25:BB:1495:A:H2'	25:BB:1496:A:C8	2.39	0.57
25:DB:1858:A:N6	25:DB:1884:G:H1'	2.20	0.57
22:AT:38:ILE:HD11	22:AT:82:ILE:HG22	1.87	0.57
25:BB:129:C:H4'	25:BB:1348:C:O2'	2.04	0.57
14:CL:106:VAL:HB	14:CL:116:TYR:HB3	1.87	0.57
32:DI:99:LYS:HD3	32:DI:99:LYS:H	1.69	0.57
8:AF:10:VAL:HG13	8:AF:83:ALA:O	2.05	0.57
17:AO:87:ARG:HH11	17:AO:87:ARG:HA	1.69	0.57
1:AA:160:A:H2'	1:AA:161:A:O4'	2.04	0.57
25:BB:1188:U:O2'	25:BB:1189:A:H5'	2.04	0.57
42:BS:58:ALA:O	42:BS:64:ALA:HA	2.04	0.57
37:DN:17:ARG:NH2	37:DN:17:ARG:HB2	2.19	0.57
24:BA:64:G:H2'	24:BA:65:U:C6	2.40	0.57
25:DB:559:G:H1'	40:DQ:55:GLN:NE2	2.20	0.57
1:AA:323:U:H2'	1:AA:324:G:O4'	2.04	0.57
1:CA:120:A:H2'	1:CA:121:U:H5''	1.87	0.57
34:DK:53:LYS:H	34:DK:53:LYS:HD2	1.69	0.57
9:CG:27:ASN:O	9:CG:30:MET:HB2	2.05	0.57
33:DJ:106:LYS:C	33:DJ:108:MET:H	2.07	0.57
33:DJ:18:VAL:HG12	33:DJ:54:ILE:HD11	1.86	0.57
5:CC:61:LYS:O	5:CC:97:PRO:HD2	2.05	0.57
19:AQ:4:ILE:HG13	19:AQ:5:ARG:H	1.70	0.57
19:AQ:60:ILE:HG22	19:AQ:72:TRP:HB3	1.87	0.57
39:BP:62:LYS:HB3	39:BP:69:VAL:HG22	1.86	0.57
25:BB:2895:G:H2'	25:BB:2896:C:C6	2.40	0.57
6:CD:84:ASN:ND2	6:CD:86:GLY:H	2.02	0.57
18:CP:22:ALA:HB2	18:CP:32:PHE:HA	1.85	0.57
9:CG:136:LYS:HE3	9:CG:136:LYS:HA	1.86	0.57
16:CN:60:ARG:HG2	16:CN:62:ARG:NH1	2.20	0.57
6:AD:87:GLU:OE1	6:AD:90:LEU:HD12	2.04	0.57
25:DB:544:C:H4'	25:DB:545:U:H5'	1.85	0.57
25:BB:27:G:H1'	25:BB:513:A:N6	2.19	0.57
33:BJ:25:LEU:HD23	33:BJ:101:ILE:HD13	1.87	0.57

Continued on next page...

Continued from previous page...

Atom-1	Atom-2	Distance(Å)	Clash(Å)
6:CD:146:GLU:O	6:CD:149:LYS:HG2	2.04	0.57
17:AO:42:PHE:O	17:AO:46:LYS:HG2	2.05	0.57
11:AI:40:ARG:H	11:AI:44:ARG:NH2	2.03	0.57
1:CA:335:C:H2'	1:CA:336:A:C8	2.40	0.57
34:DK:113:LYS:O	34:DK:117:LEU:HD12	2.04	0.57
9:AG:91:ARG:HD3	9:AG:91:ARG:H	1.68	0.57
25:BB:850:U:O2	49:BZ:46:MET:HE1	2.05	0.57
4:CB:120:SER:HA	4:CB:125:PHE:CE2	2.40	0.57
32:BI:10:LEU:HD12	32:BI:10:LEU:O	2.05	0.57
14:AL:41:PRO:HG3	14:AL:46:SER:CA	2.35	0.57
35:DL:119:PRO:HA	35:DL:139:GLY:O	2.05	0.57
25:BB:1395:A:H4'	25:BB:1397:U:C4	2.39	0.57
35:BL:116:VAL:HG13	35:BL:117:THR:N	2.20	0.57
1:AA:1029:U:H2'	1:AA:1031:C:C2	2.40	0.57
31:DH:58:LEU:HD23	31:DH:61:VAL:HG11	1.86	0.57
28:BE:127:GLU:HG2	28:BE:133:LEU:HD13	1.87	0.57
28:DE:153:LEU:HD12	28:DE:154:ASP:N	2.20	0.57
5:AC:130:ARG:NH2	5:AC:131:ARG:HB2	2.20	0.57
1:CA:78:A:H2'	1:CA:79:G:C8	2.39	0.57
10:AH:44:PHE:HD1	10:AH:71:VAL:HG22	1.70	0.57
1:AA:1386:G:H2'	1:AA:1387:G:H8	1.69	0.57
25:BB:1366:A:H2'	25:BB:1367:A:O4'	2.05	0.57
1:AA:1202:U:H2'	1:AA:1203:C:O4'	2.05	0.57
7:CE:44:ARG:HG2	7:CE:45:VAL:N	2.20	0.57
1:AA:783:C:O2'	1:AA:784:A:H5'	2.05	0.57
30:BG:140:ILE:HA	30:BG:143:VAL:HG22	1.87	0.57
7:AE:33:THR:HG22	7:AE:51:LYS:HB3	1.86	0.57
25:BB:841:G:O2'	25:BB:842:U:H5'	2.05	0.57
25:DB:2848:G:H1'	25:DB:2868:A:N6	2.19	0.57
25:DB:2512:C:H2'	25:DB:2513:A:O4'	2.04	0.57
40:DQ:94:LEU:HD11	41:DR:13:ARG:HB2	1.86	0.57
41:DR:9:GLY:H	41:DR:10:LYS:HD2	1.70	0.57
16:CN:95:LEU:HD13	16:CN:96:LYS:N	2.20	0.57
15:CM:70:ARG:O	15:CM:74:MET:HG2	2.05	0.57
31:BH:80:ILE:HD12	31:BH:101:ASP:HB3	1.87	0.57
31:DH:27:ARG:H	31:DH:31:VAL:HG21	1.69	0.57
25:BB:2900:A:H2'	25:BB:2901:C:C6	2.40	0.57
29:DF:98:PHE:C	29:DF:100:GLU:H	2.08	0.57
30:BG:26:LYS:HE2	30:BG:32:LEU:HD11	1.87	0.57
30:BG:51:PHE:CD2	30:BG:68:ARG:HG2	2.39	0.57
7:AE:76:ASN:ND2	7:AE:77:ASN:H	2.02	0.57
12:CJ:17:LEU:HD13	12:CJ:21:ALA:HB3	1.87	0.57

Continued on next page...

Continued from previous page...

Atom-1	Atom-2	Distance(Å)	Clash(Å)
25:BB:279:A:C2	25:BB:362:A:H4'	2.40	0.57
4:CB:112:ARG:HB2	4:CB:112:ARG:HH11	1.70	0.57
15:CM:22:TYR:C	15:CM:69:ARG:HH12	2.07	0.57
40:DQ:4:LYS:HD3	40:DQ:7:VAL:HG22	1.86	0.57
40:DQ:7:VAL:O	40:DQ:11:ALA:HB2	2.04	0.57
14:AL:54:VAL:HG21	14:AL:79:ILE:HD11	1.87	0.57
14:AL:79:ILE:HD13	14:AL:96:THR:HG22	1.86	0.57
4:AB:58:LYS:O	4:AB:62:ARG:HB2	2.04	0.57
1:AA:238:A:H2'	1:AA:239:U:H5''	1.86	0.57
25:BB:45:G:H5'	25:BB:46:G:OP1	2.05	0.57
29:BF:144:LYS:H	29:BF:144:LYS:HD2	1.70	0.57
25:DB:1437:C:H2'	25:DB:1438:U:H6	1.68	0.57
22:AT:54:GLN:N	22:AT:55:PRO:HD2	2.19	0.57
1:CA:204:G:H2'	1:CA:205:A:H8	1.69	0.57
1:CA:105:G:H2'	1:CA:106:C:H6	1.68	0.57
19:AQ:68:LYS:O	19:AQ:69:THR:CB	2.53	0.57
4:AB:23:ASN:HD22	4:AB:24:PRO:CD	2.18	0.57
5:CC:120:THR:HG23	5:CC:188:ALA:CB	2.34	0.57
10:AH:50:VAL:HG22	10:AH:51:GLU:N	2.20	0.57
24:BA:54:G:H21	29:BF:25:MET:CE	2.18	0.57
35:BL:110:VAL:HB	35:BL:127:VAL:HG23	1.86	0.57
25:BB:2199:A:H3'	25:BB:2200:C:H6	1.68	0.57
41:BR:43:ASN:ND2	41:BR:45:GLU:H	2.03	0.57
25:BB:813:U:H2'	25:BB:814:C:C6	2.40	0.57
25:DB:2369:A:O2'	25:DB:2370:G:H5'	2.04	0.57
1:CA:577:G:O2'	1:CA:578:C:H5'	2.05	0.57
25:DB:455:C:N3	25:DB:472:A:H2'	2.19	0.57
1:AA:683:G:O2'	1:AA:684:U:H5'	2.05	0.57
19:AQ:35:LYS:O	19:AQ:37:ILE:HG13	2.04	0.57
11:AI:29:ILE:HG22	11:AI:64:ILE:HB	1.86	0.57
48:DY:20:ASN:O	48:DY:25:GLN:HB2	2.05	0.57
1:CA:858:G:O6	1:CA:869:G:H3'	2.05	0.57
7:CE:39:GLY:C	7:CE:116:VAL:HG11	2.26	0.57
8:CF:10:VAL:O	8:CF:57:ALA:HB1	2.05	0.57
1:CA:1147:C:H2'	1:CA:1148:U:C6	2.40	0.57
6:CD:120:LYS:HB3	6:CD:145:ARG:HD2	1.86	0.57
5:CC:143:LEU:N	5:CC:143:LEU:HD13	2.18	0.57
29:DF:102:LEU:HD22	29:DF:103:ILE:N	2.20	0.57
29:BF:103:ILE:HG13	29:BF:175:PRO:HD2	1.87	0.57
18:AP:6:LEU:HG	18:AP:17:TYR:HB3	1.86	0.57
13:AK:126:ARG:CG	23:AU:33:ARG:HD2	2.34	0.57
14:CL:24:GLU:HB3	14:CL:26:CYS:SG	2.45	0.57

Continued on next page...

Continued from previous page...

Atom-1	Atom-2	Distance(Å)	Clash(Å)
8:CF:15:SER:O	8:CF:18:VAL:HG23	2.05	0.57
7:CE:20:VAL:O	7:CE:29:ILE:HB	2.05	0.57
31:DH:8:LYS:O	31:DH:13:GLY:HA3	2.04	0.57
7:AE:34:ALA:HB1	7:AE:59:ILE:HD12	1.87	0.57
1:AA:1118:U:H5'	11:AI:10:ARG:HH21	1.70	0.57
36:DM:126:ILE:N	36:DM:126:ILE:HD12	2.18	0.57
25:DB:345:A:H1'	25:DB:346:A:C2	2.35	0.57
29:DF:135:ILE:HD11	29:DF:137:PHE:HB3	1.86	0.57
1:AA:335:C:H2'	1:AA:336:A:C8	2.39	0.57
48:BY:3:ALA:O	48:BY:6:LEU:HB2	2.03	0.57
25:BB:930:G:H1'	49:BZ:24:LEU:HD11	1.87	0.57
4:CB:10:LYS:HE3	4:CB:211:LEU:HG	1.87	0.57
25:BB:1407:G:H2'	25:BB:1408:G:H8	1.69	0.57
25:BB:1485:U:H2'	25:BB:1486:U:H6	1.70	0.57
24:BA:2:G:H2'	24:BA:3:C:H6	1.69	0.57
14:AL:98:ARG:HB2	14:AL:116:TYR:C	2.25	0.57
36:DM:21:ALA:HB1	36:DM:100:LYS:HG2	1.86	0.57
25:DB:1319:C:O2'	25:DB:1320:C:H5'	2.05	0.57
1:CA:500:G:H1'	1:CA:547:A:N1	2.19	0.57
5:AC:106:ARG:HG2	5:AC:107:LYS:HG3	1.86	0.57
1:CA:663:A:O2'	1:CA:664:G:H5'	2.05	0.57
25:DB:1349:C:H2'	25:DB:1350:C:H6	1.70	0.57
16:AN:31:SER:HA	16:AN:45:LEU:HD21	1.87	0.57
1:CA:1496:C:H2'	1:CA:1497:G:O4'	2.05	0.57
25:DB:2693:G:O2'	25:DB:2694:G:H5'	2.05	0.57
46:DW:47:GLY:C	46:DW:49:ASN:H	2.08	0.56
25:BB:2384:U:H5''	25:BB:2386:A:OP1	2.05	0.56
8:CF:61:LEU:HD12	8:CF:63:ASN:OD1	2.04	0.56
8:CF:81:ASN:HB3	8:CF:84:VAL:CG1	2.35	0.56
25:DB:1082:U:O4	25:DB:1086:A:C2	2.57	0.56
25:DB:1105:U:H2'	25:DB:1106:G:C8	2.40	0.56
29:DF:69:ALA:HB3	29:DF:81:GLY:O	2.05	0.56
29:DF:32:LYS:HB2	29:DF:90:LEU:O	2.05	0.56
31:BH:31:VAL:CG1	31:BH:32:PRO:HD2	2.34	0.56
25:DB:2747:G:O2'	30:DG:66:THR:HG22	2.05	0.56
29:BF:113:PHE:CE1	29:BF:116:LEU:HB2	2.40	0.56
29:BF:32:LYS:H	29:BF:95:MET:CE	2.18	0.56
47:DX:69:GLU:O	47:DX:70:LEU:HB3	2.05	0.56
1:AA:1053:G:N7	1:AA:1199:U:H3'	2.20	0.56
27:DD:38:LYS:HZ2	27:DD:38:LYS:HB2	1.69	0.56
4:CB:151:LYS:HG3	4:CB:152:ASP:N	2.20	0.56
1:AA:1284:C:H3'	1:AA:1285:A:H5''	1.86	0.56

Continued on next page...

Continued from previous page...

Atom-1	Atom-2	Distance(Å)	Clash(Å)
9:AG:150:PHE:HZ	13:AK:55:ARG:HH21	1.53	0.56
51:B1:33:LEU:HG	51:B1:35:LEU:HD22	1.87	0.56
1:CA:235:C:H2'	1:CA:236:A:C8	2.40	0.56
5:CC:108:PRO:HA	5:CC:114:LEU:HD11	1.87	0.56
1:CA:1219:A:H5''	16:CN:52:ARG:HH12	1.70	0.56
17:AO:69:LEU:HD12	17:AO:77:TYR:N	2.20	0.56
25:DB:1444:G:H2'	25:DB:1445:G:H8	1.69	0.56
25:BB:1439:A:C5	25:BB:1552:A:N6	2.73	0.56
1:CA:1284:C:H3'	1:CA:1285:A:C5'	2.35	0.56
26:BC:16:VAL:N	26:BC:203:VAL:HG12	2.19	0.56
25:DB:1203:U:H3'	25:DB:1204:A:C5'	2.35	0.56
36:BM:4:PRO:CG	36:BM:70:ASP:HA	2.34	0.56
36:BM:8:LYS:HE3	36:BM:8:LYS:HA	1.87	0.56
25:BB:743:A:O2'	25:BB:744:U:H5'	2.05	0.56
43:BT:64:LYS:HD2	43:BT:64:LYS:H	1.69	0.56
35:DL:116:VAL:HG13	35:DL:117:THR:N	2.20	0.56
1:CA:493:A:H3'	1:CA:494:G:H8	1.70	0.56
1:CA:683:G:O2'	1:CA:684:U:H5'	2.03	0.56
25:DB:296:U:H2'	25:DB:297:G:C8	2.40	0.56
25:BB:2666:C:O2	25:BB:2666:C:O4'	2.23	0.56
22:AT:43:LYS:O	22:AT:46:ALA:HB3	2.05	0.56
37:DN:65:LEU:HD21	37:DN:69:ARG:NH1	2.20	0.56
1:CA:404:G:H2'	1:CA:405:U:H6	1.69	0.56
25:BB:2815:C:H2'	25:BB:2816:G:H8	1.70	0.56
35:BL:85:VAL:HG22	35:BL:94:THR:HG22	1.86	0.56
46:DW:23:LYS:HD2	46:DW:24:ARG:N	2.20	0.56
11:CI:94:ARG:HB3	11:CI:98:ARG:NH2	2.20	0.56
26:DC:183:VAL:HG22	26:DC:187:CYS:SG	2.45	0.56
40:DQ:59:LEU:O	40:DQ:62:ALA:HB3	2.06	0.56
40:DQ:78:PHE:CZ	40:DQ:82:LEU:HD11	2.40	0.56
41:DR:41:ILE:O	41:DR:46:GLU:HA	2.05	0.56
40:DQ:87:VAL:HB	41:DR:50:GLY:O	2.05	0.56
4:CB:71:THR:HG23	4:CB:75:ALA:HB3	1.88	0.56
40:BQ:57:ARG:HG2	40:BQ:57:ARG:HH11	1.70	0.56
41:BR:38:VAL:O	41:BR:53:PHE:HB2	2.05	0.56
12:CJ:8:ILE:HD11	12:CJ:74:VAL:HG11	1.86	0.56
1:AA:1277:C:H1'	1:AA:1282:C:C2	2.40	0.56
30:DG:84:LYS:HD2	30:DG:133:LYS:CA	2.35	0.56
25:DB:1993:U:H4'	27:DD:133:THR:CG2	2.33	0.56
26:BC:73:ILE:HB	26:BC:95:TYR:HD2	1.70	0.56
14:AL:6:LEU:HD21	14:AL:11:ARG:HE	1.70	0.56
37:DN:116:VAL:HG13	37:DN:117:ASP:N	2.19	0.56

Continued on next page...

Continued from previous page...

Atom-1	Atom-2	Distance(Å)	Clash(Å)
1:AA:10:A:OP2	7:AE:130:THR:HB	2.05	0.56
1:AA:314:C:O2'	1:AA:315:A:H5'	2.05	0.56
14:AL:51:VAL:HG12	14:AL:52:CYS:H	1.70	0.56
46:DW:58:LEU:HG	46:DW:79:ILE:HD12	1.87	0.56
36:BM:21:ALA:CB	36:BM:100:LYS:HG2	2.35	0.56
36:BM:21:ALA:HB1	36:BM:100:LYS:HG2	1.87	0.56
7:AE:38:VAL:HG21	7:AE:67:ARG:HG3	1.87	0.56
9:AG:14:ASP:HB2	9:AG:19:SER:OG	2.05	0.56
25:BB:1300:G:H4'	25:BB:1301:A:H5'	1.86	0.56
1:AA:1508:A:H2'	1:AA:1509:C:C6	2.40	0.56
25:BB:1948:G:O2'	25:BB:1949:G:H5'	2.05	0.56
25:DB:333:G:N3	25:DB:333:G:H2'	2.19	0.56
31:DH:43:ASN:H	31:DH:43:ASN:ND2	2.03	0.56
52:D2:31:LEU:O	52:D2:35:ARG:HB2	2.05	0.56
25:DB:2783:U:H2'	25:DB:2784:U:C6	2.41	0.56
25:DB:1661:G:O2'	25:DB:1662:U:H5'	2.05	0.56
1:AA:817:C:H1'	1:AA:819:A:H5'	1.86	0.56
35:BL:90:VAL:HB	35:BL:122:VAL:HG12	1.87	0.56
25:BB:851:C:H2'	25:BB:852:U:H6	1.68	0.56
11:CI:46:VAL:HA	11:CI:49:GLN:OE1	2.05	0.56
1:CA:829:G:H4'	4:CB:24:PRO:HG3	1.86	0.56
4:CB:21:TYR:CB	4:CB:189:ASN:HD22	2.18	0.56
5:CC:142:ARG:HB3	5:CC:143:LEU:HD13	1.88	0.56
25:BB:1799:G:N2	25:BB:1818:U:O2'	2.39	0.56
5:CC:83:VAL:CG1	5:CC:100:ILE:HG21	2.35	0.56
21:CS:68:HIS:HB3	21:CS:72:GLU:OE1	2.05	0.56
35:BL:93:ASN:O	35:BL:95:LEU:N	2.32	0.56
31:BH:132:PHE:HE2	31:BH:134:VAL:HB	1.69	0.56
29:BF:77:LYS:HG3	29:BF:78:ILE:N	2.20	0.56
29:DF:77:LYS:HG3	29:DF:78:ILE:N	2.20	0.56
31:DH:79:THR:HG23	31:DH:145:ASN:HB3	1.86	0.56
25:BB:996:A:H1'	41:BR:9:GLY:O	2.05	0.56
29:DF:167:ALA:O	29:DF:170:ALA:HB3	2.05	0.56
30:BG:1:SER:O	30:BG:3:VAL:N	2.38	0.56
25:DB:2757:A:N1	30:DG:66:THR:HG21	2.20	0.56
25:DB:2336:A:H62	46:DW:40:ARG:CD	2.11	0.56
18:CP:6:LEU:HD13	18:CP:70:ARG:HG3	1.88	0.56
33:DJ:64:VAL:HG22	33:DJ:68:LYS:HG3	1.86	0.56
27:DD:45:TYR:O	27:DD:46:ARG:HB2	2.04	0.56
12:CJ:8:ILE:HG13	12:CJ:74:VAL:HB	1.87	0.56
48:BY:57:LEU:O	48:BY:60:LYS:HB3	2.04	0.56
28:DE:176:ASP:O	28:DE:180:LEU:HD23	2.05	0.56

Continued on next page...

Continued from previous page...

Atom-1	Atom-2	Distance(Å)	Clash(Å)
1:CA:202:G:H21	1:CA:465:A:N6	2.02	0.56
15:AM:3:ILE:HD12	15:AM:9:PRO:CD	2.33	0.56
39:DP:3:ILE:HG23	39:DP:4:ILE:HG13	1.86	0.56
30:DG:1:SER:O	30:DG:3:VAL:N	2.37	0.56
1:CA:1160:G:OP1	4:CB:131:LYS:HD3	2.04	0.56
7:AE:14:LEU:HD22	7:AE:15:ILE:N	2.19	0.56
11:AI:90:ASP:HB3	11:AI:93:LEU:CD2	2.35	0.56
25:BB:1561:C:H2'	25:BB:1562:U:C6	2.41	0.56
14:CL:100:ALA:O	14:CL:103:CYS:SG	2.63	0.56
25:DB:142:A:O2'	25:DB:143:C:H5'	2.03	0.56
36:DM:46:ILE:HA	36:DM:103:TYR:OH	2.05	0.56
36:DM:4:PRO:CG	36:DM:70:ASP:HA	2.35	0.56
36:BM:126:ILE:HD12	36:BM:126:ILE:N	2.18	0.56
1:AA:1171:A:H2'	1:AA:1172:C:H6	1.70	0.56
1:CA:1001:C:H2'	1:CA:1002:G:H8	1.70	0.56
43:BT:69:ARG:CG	43:BT:70:HIS:H	2.15	0.56
29:DF:137:PHE:CD2	29:DF:137:PHE:N	2.72	0.56
29:DF:144:LYS:H	29:DF:144:LYS:HD2	1.70	0.56
33:BJ:20:ALA:HA	33:BJ:23:LYS:CG	2.36	0.56
34:BK:113:LYS:O	34:BK:117:LEU:HD12	2.06	0.56
49:BZ:7:THR:O	49:BZ:54:VAL:HA	2.06	0.56
35:BL:4:ASN:N	35:BL:4:ASN:ND2	2.53	0.56
8:CF:67:PRO:O	8:CF:70:VAL:HG22	2.04	0.56
2:AW:28:C:H2'	2:AW:29:G:H8	1.70	0.56
25:DB:1826:G:H2'	25:DB:1827:U:C6	2.41	0.56
25:BB:1854:A:H2'	25:BB:1855:U:H5'	1.85	0.56
25:DB:2360:G:H4'	35:DL:61:LEU:HD11	1.86	0.56
25:DB:1495:A:H2'	25:DB:1496:A:C8	2.40	0.56
10:CH:81:GLY:HA2	19:CQ:35:LYS:HZ1	1.70	0.56
40:BQ:69:ARG:HB2	40:BQ:69:ARG:NH2	2.21	0.56
1:CA:635:A:H2'	1:CA:636:U:C6	2.40	0.56
25:BB:460:A:P	52:B2:41:ARG:HH12	2.29	0.56
25:DB:62:U:H3'	25:DB:63:A:C8	2.39	0.56
45:BV:73:LYS:HA	45:BV:73:LYS:NZ	2.20	0.56
32:BI:58:ILE:N	32:BI:58:ILE:HD12	2.19	0.56
25:DB:1338:G:H5''	43:DT:17:SER:HB3	1.87	0.56
25:DB:1987:A:H2'	25:DB:1988:G:H8	1.70	0.56
25:DB:1838:C:H4'	25:DB:1839:G:H8	1.70	0.56
32:DI:37:PHE:CZ	32:DI:58:ILE:HD11	2.40	0.56
39:BP:90:ALA:HB3	39:BP:110:LYS:HB3	1.86	0.56
28:BE:21:ARG:HB2	28:BE:21:ARG:HH21	1.70	0.56
25:DB:1636:U:H2'	25:DB:1637:A:C8	2.40	0.56

Continued on next page...

Continued from previous page...

Atom-1	Atom-2	Distance(Å)	Clash(Å)
6:CD:98:ASP:HB3	6:CD:114:ARG:HE	1.68	0.56
44:BU:10:VAL:O	44:BU:21:ARG:HD2	2.05	0.56
7:CE:132:PRO:HA	7:CE:135:VAL:HG23	1.88	0.56
25:DB:944:C:H5'	25:DB:945:A:C5'	2.35	0.56
37:BN:17:ARG:HB2	37:BN:17:ARG:NH2	2.20	0.56
25:DB:2353:G:H1'	46:DW:30:VAL:HG13	1.86	0.56
11:AI:11:ARG:HG3	11:AI:77:ALA:HA	1.87	0.56
25:BB:444:C:OP2	28:BE:44:ARG:HD3	2.05	0.56
11:CI:51:LEU:HD23	11:CI:51:LEU:N	2.21	0.56
16:AN:60:ARG:HH11	16:AN:60:ARG:H	1.54	0.56
21:CS:31:ARG:HB3	21:CS:33:TRP:CZ3	2.40	0.56
31:BH:84:ALA:HA	31:BH:90:LEU:HG	1.87	0.56
27:DD:120:GLY:O	27:DD:124:ARG:HB3	2.04	0.56
31:BH:31:VAL:HB	31:BH:32:PRO:CD	2.30	0.56
5:AC:120:THR:HG21	5:AC:186:SER:HB3	1.88	0.56
27:DD:49:GLN:HE21	27:DD:79:LEU:HD12	1.70	0.56
1:AA:1280:A:P	12:AJ:9:ARG:HH12	2.28	0.56
28:BE:31:VAL:HG21	28:BE:104:ALA:HB2	1.87	0.56
13:CK:35:ASP:HB3	13:CK:39:ASN:CB	2.35	0.56
1:AA:202:G:H2'	1:AA:203:G:H8	1.71	0.56
23:AU:17:ARG:HA	23:AU:20:ARG:CB	2.36	0.56
32:DI:45:THR:CA	32:DI:48:ILE:HG22	2.35	0.56
33:DJ:20:ALA:HA	33:DJ:23:LYS:CG	2.35	0.56
41:DR:61:ALA:HB2	41:DR:98:ILE:HA	1.87	0.56
31:BH:115:VAL:HA	31:BH:131:SER:O	2.05	0.56
25:DB:45:G:H5'	25:DB:46:G:OP1	2.06	0.56
25:DB:1443:U:H2'	25:DB:1444:G:C8	2.39	0.56
25:BB:103:A:H2'	25:BB:104:A:O4'	2.05	0.56
25:DB:401:A:H2'	25:DB:402:A:H8	1.69	0.56
10:AH:79:ARG:HB2	10:AH:80:PRO:HD2	1.86	0.56
25:DB:1591:A:H2'	25:DB:1592:C:H6	1.67	0.56
25:DB:2141:G:H2'	25:DB:2142:A:C8	2.38	0.56
25:DB:1241:A:N3	25:DB:1241:A:H5'	2.21	0.56
14:CL:66:ILE:HG21	14:CL:71:HIS:HD2	1.70	0.56
36:BM:64:TRP:HB2	36:BM:104:GLU:HB3	1.86	0.56
31:DH:110:VAL:HG13	31:DH:110:VAL:O	2.05	0.56
25:BB:1889:A:H2'	25:BB:1890:A:C8	2.41	0.56
9:CG:66:GLU:HA	9:CG:69:ARG:NE	2.20	0.56
50:B0:55:ALA:O	50:B0:56:LYS:HG2	2.04	0.56
36:DM:21:ALA:CB	36:DM:100:LYS:HG2	2.35	0.56
36:DM:50:ARG:O	36:DM:53:MET:HB3	2.05	0.56
1:CA:1162:C:H2'	1:CA:1163:A:H8	1.70	0.56

Continued on next page...

Continued from previous page...

Atom-1	Atom-2	Distance(Å)	Clash(Å)
52:D2:24:THR:HG23	52:D2:27:GLY:HA3	1.86	0.56
15:AM:48:SER:H	15:AM:51:GLN:CG	2.19	0.56
13:CK:49:SER:OG	13:CK:65:ALA:HB2	2.04	0.56
25:BB:2795:C:H2'	25:BB:2796:U:O4'	2.05	0.56
25:BB:118:A:OP2	25:BB:119:A:H2'	2.05	0.56
42:BS:99:ARG:HH11	42:BS:99:ARG:HG3	1.71	0.56
29:DF:101:ARG:HA	29:DF:101:ARG:NE	2.20	0.56
17:CO:20:ASP:C	17:CO:22:GLY:H	2.09	0.56
1:AA:1245:C:H2'	1:AA:1246:A:C8	2.40	0.56
1:AA:1371:G:OP1	11:AI:13:SER:HB3	2.05	0.56
7:CE:109:ALA:O	7:CE:113:VAL:HG22	2.06	0.56
7:CE:73:VAL:HG22	7:CE:75:LEU:HD23	1.86	0.56
1:CA:862:C:P	7:CE:87:VAL:HG11	2.45	0.56
5:AC:71:ARG:HH12	5:AC:73:GLY:N	2.00	0.56
4:CB:26:MET:O	4:CB:30:ILE:HD12	2.05	0.56
34:BK:62:VAL:HG12	34:BK:63:ARG:HD3	1.86	0.56
41:BR:55:ASP:CG	41:BR:56:GLY:H	2.09	0.56
1:CA:618:C:H3'	1:CA:620:C:OP2	2.05	0.56
29:DF:168:LEU:HD13	29:DF:169:LEU:N	2.21	0.56
18:AP:58:ALA:HA	18:AP:61:VAL:CG2	2.36	0.56
10:AH:100:ILE:HG13	10:AH:128:VAL:HB	1.88	0.56
47:BX:32:LEU:HD23	47:BX:49:ARG:HH22	1.71	0.56
42:BS:35:ILE:HG22	50:B0:24:VAL:HG13	1.86	0.56
30:BG:84:LYS:HD2	30:BG:133:LYS:CA	2.35	0.56
1:AA:202:G:H1'	1:AA:468:A:H8	1.71	0.56
6:CD:26:ALA:C	6:CD:27:ILE:HD12	2.26	0.56
39:BP:8:GLU:HG3	39:BP:54:LEU:HB3	1.88	0.56
37:BN:24:MET:HG2	37:BN:44:LEU:HD13	1.88	0.56
37:BN:116:VAL:HG13	37:BN:117:ASP:N	2.20	0.56
8:AF:86:ARG:NH1	20:AR:63:TYR:HB3	2.21	0.56
1:AA:878:A:H5''	10:AH:80:PRO:HG2	1.87	0.56
25:DB:2742:G:OP2	54:D4:24:ARG:NH1	2.39	0.56
25:BB:1203:U:H3'	25:BB:1204:A:C5'	2.35	0.56
1:AA:1479:C:H2'	1:AA:1480:A:H8	1.70	0.56
1:AA:97:G:H2'	1:AA:98:A:O4'	2.05	0.56
13:CK:78:ILE:HD13	13:CK:78:ILE:H	1.70	0.56
26:BC:245:THR:O	26:BC:248:GLY:N	2.39	0.56
1:AA:603:U:H2'	1:AA:604:G:C8	2.41	0.56
1:CA:501:C:H2'	1:CA:502:A:C8	2.40	0.56
1:CA:26:A:H61	1:CA:558:G:H1'	1.71	0.56
1:AA:197:A:N3	1:AA:198:G:H1'	2.20	0.56
31:DH:53:GLU:OE1	31:DH:57:LYS:HG2	2.06	0.56

Continued on next page...

Continued from previous page...

Atom-1	Atom-2	Distance(Å)	Clash(Å)
1:CA:1351:U:O4'	9:CG:32:ASP:HB3	2.06	0.56
6:CD:6:PRO:O	6:CD:9:LYS:HB3	2.05	0.56
25:BB:1349:C:H2'	25:BB:1350:C:H6	1.70	0.56
25:DB:324:A:H2'	25:DB:325:G:O4'	2.05	0.56
41:BR:68:ARG:HB3	41:BR:90:ARG:HG2	1.87	0.56
9:AG:39:GLU:O	9:AG:43:TYR:HB2	2.04	0.56
26:DC:1:ALA:HB3	26:DC:19:VAL:HG23	1.87	0.56
30:DG:140:ILE:HA	30:DG:143:VAL:HG22	1.86	0.56
25:BB:607:U:O4	25:BB:620:G:H5''	2.05	0.56
7:CE:11:GLN:HB2	7:CE:13:LYS:HE3	1.87	0.56
10:CH:75:GLN:NE2	10:CH:76:ARG:H	2.04	0.56
8:CF:14:GLN:HG3	8:CF:83:ALA:HB1	1.88	0.56
8:CF:62:MET:HG3	8:CF:64:VAL:CG2	2.36	0.56
21:AS:27:LYS:C	21:AS:28:LYS:HE2	2.26	0.56
43:DT:27:SER:O	43:DT:28:ASN:HB3	2.06	0.56
43:DT:43:ILE:O	43:DT:46:ALA:HB3	2.05	0.56
31:BH:104:THR:CA	31:BH:109:GLU:HG3	2.35	0.56
33:BJ:45:THR:HG23	33:BJ:45:THR:O	2.05	0.56
5:AC:100:ILE:CD1	5:AC:101:ASN:H	2.18	0.56
29:DF:113:PHE:CE1	29:DF:116:LEU:HB2	2.41	0.56
8:CF:2:ARG:HG2	8:CF:92:THR:OG1	2.06	0.56
6:CD:90:LEU:HA	6:CD:93:LEU:CD1	2.35	0.56
29:BF:32:LYS:HB2	29:BF:90:LEU:O	2.05	0.56
25:DB:1365:A:OP2	47:DX:2:ARG:HG2	2.06	0.56
27:BD:51:THR:CG2	27:BD:76:GLY:HA3	2.35	0.56
25:BB:2834:G:H2'	25:BB:2879:A:N6	2.20	0.56
11:AI:115:VAL:HG21	12:AJ:62:ARG:HD2	1.88	0.56
7:AE:94:PHE:O	7:AE:124:ALA:HB1	2.06	0.56
7:AE:81:GLN:HE22	7:AE:82:HIS:CE1	2.23	0.56
25:BB:281:C:H2'	25:BB:282:A:H8	1.71	0.56
15:CM:58:GLU:OE2	15:CM:61:LYS:HD2	2.06	0.56
45:BV:2:PHE:CZ	45:BV:55:GLU:HB2	2.41	0.56
4:AB:13:VAL:CB	4:AB:211:LEU:HD11	2.33	0.56
19:CQ:61:ARG:HB3	19:CQ:75:VAL:HG11	1.86	0.56
5:CC:110:LEU:H	5:CC:114:LEU:CD1	2.18	0.56
25:DB:1561:C:H2'	25:DB:1562:U:C6	2.40	0.56
14:CL:80:LEU:HB3	14:CL:97:VAL:HG22	1.88	0.56
25:DB:139:U:N3	43:DT:1:MET:HA	2.20	0.56
20:CR:54:LEU:O	20:CR:58:ILE:HG13	2.05	0.56
1:CA:1007:U:H2'	1:CA:1008:U:C6	2.40	0.56
25:BB:1551:A:C3'	25:BB:1552:A:H5''	2.35	0.56
4:AB:110:ILE:HA	4:AB:147:LEU:HD13	1.86	0.56

Continued on next page...

Continued from previous page...

Atom-1	Atom-2	Distance(Å)	Clash(Å)
27:DD:106:LYS:HB3	27:DD:206:ALA:CB	2.36	0.56
7:AE:37:VAL:HG12	7:AE:47:PHE:CB	2.34	0.56
25:BB:171:U:H2'	25:BB:172:A:C8	2.40	0.56
5:AC:2:GLN:N	5:AC:2:GLN:HE21	2.04	0.56
1:AA:1307:U:H2'	1:AA:1308:U:H6	1.70	0.56
28:BE:153:LEU:HD12	28:BE:154:ASP:N	2.21	0.56
25:BB:1838:C:H4'	25:BB:1839:G:H8	1.71	0.56
25:BB:2046:G:H2'	25:BB:2047:C:H6	1.70	0.56
17:AO:1:SER:HA	17:AO:34:GLN:NE2	2.20	0.56
25:DB:2491:U:H5''	25:DB:2570:G:H5'	1.86	0.56
25:DB:851:C:H2'	25:DB:852:U:H6	1.71	0.56
25:DB:853:C:H2'	25:DB:854:C:H6	1.71	0.56
46:DW:37:VAL:C	46:DW:39:GLN:H	2.08	0.56
46:BW:49:ASN:HA	46:BW:61:LYS:H	1.70	0.56
7:CE:136:VAL:C	7:CE:138:ALA:H	2.09	0.56
25:DB:1085:A:O2'	25:DB:1105:U:H1'	2.05	0.56
1:CA:1179:A:O3'	11:CI:104:THR:HG23	2.05	0.56
1:AA:1225:A:P	15:AM:102:LYS:HZ3	2.29	0.56
41:DR:55:ASP:CG	41:DR:56:GLY:H	2.09	0.56
43:BT:50:LEU:O	43:BT:51:PHE:HB2	2.05	0.56
27:BD:120:GLY:O	27:BD:124:ARG:HB3	2.04	0.56
41:BR:41:ILE:O	41:BR:46:GLU:HA	2.05	0.56
29:DF:103:ILE:HG13	29:DF:175:PRO:HD2	1.88	0.56
27:BD:106:LYS:HB3	27:BD:206:ALA:N	2.20	0.56
13:CK:108:ASN:HA	23:CU:6:ARG:HD2	1.86	0.56
13:CK:12:ARG:HD2	13:CK:13:LYS:NZ	2.20	0.56
31:DH:116:ARG:NE	31:DH:133:GLN:HB3	2.16	0.56
14:AL:18:SER:C	14:AL:20:VAL:H	2.08	0.56
22:AT:70:LYS:O	22:AT:74:HIS:HB2	2.06	0.56
31:DH:7:ASP:CG	31:DH:8:LYS:H	2.08	0.56
32:DI:17:ALA:O	32:DI:18:ASN:CB	2.54	0.56
14:CL:101:LEU:C	14:CL:103:CYS:H	2.09	0.56
33:BJ:58:ASN:HD22	33:BJ:61:LYS:HZ2	1.53	0.56
9:AG:110:ARG:HD3	9:AG:122:GLU:OE2	2.05	0.56
25:BB:1241:A:N3	25:BB:1241:A:H5'	2.20	0.56
12:CJ:35:GLN:CB	12:CJ:78:GLU:HB2	2.35	0.56
25:DB:2537:U:H2'	25:DB:2538:C:H6	1.70	0.56
34:BK:36:ASP:O	34:BK:60:VAL:HA	2.06	0.56
10:CH:79:ARG:CZ	10:CH:82:LEU:HB2	2.36	0.56
25:DB:1373:A:H5'	25:DB:2212:A:H1'	1.88	0.56
1:AA:272:C:H2'	1:AA:273:U:H6	1.70	0.56
25:BB:863:A:H2'	25:BB:864:G:H8	1.71	0.56

Continued on next page...

Continued from previous page...

Atom-1	Atom-2	Distance(Å)	Clash(Å)
1:CA:663:A:H5'	1:CA:836:G:OP1	2.06	0.56
25:BB:2836:U:H2'	25:BB:2837:A:C8	2.41	0.56
25:DB:2840:C:H5''	37:DN:53:THR:OG1	2.06	0.56
1:AA:577:G:O2'	1:AA:578:C:H5'	2.06	0.56
32:BI:75:ALA:HB2	32:BI:112:LYS:HE2	1.86	0.56
27:BD:49:GLN:HE21	27:BD:79:LEU:HD12	1.71	0.56
21:AS:4:LEU:HD13	21:AS:9:PHE:H	1.69	0.56
4:CB:25:LYS:H	4:CB:25:LYS:HD3	1.71	0.56
26:BC:156:SER:HB3	26:BC:159:THR:HG21	1.87	0.56
1:CA:1202:U:H2'	1:CA:1203:C:O4'	2.06	0.56
16:CN:87:ALA:HB1	16:CN:95:LEU:HG	1.88	0.56
1:CA:1314:C:C6	21:CS:5:LYS:HE2	2.41	0.56
29:BF:39:VAL:HG12	29:BF:40:GLY:N	2.20	0.56
4:AB:186:VAL:HB	4:AB:190:SER:CB	2.35	0.56
40:BQ:82:LEU:HB3	40:BQ:88:GLU:OE1	2.06	0.56
4:AB:46:VAL:HA	4:AB:49:PHE:HD2	1.71	0.56
25:DB:1061:U:H4'	25:DB:1070:A:O3'	2.05	0.56
25:BB:2331:G:O2'	46:BW:40:ARG:HB3	2.06	0.56
23:CU:34:ARG:NH2	23:CU:36:PHE:HB3	2.20	0.56
25:BB:20:C:H2'	25:BB:21:A:H8	1.71	0.56
1:AA:201:G:H21	1:AA:469:C:H1'	1.71	0.56
27:DD:14:ILE:HA	39:DP:11:GLN:NE2	2.19	0.56
48:BY:7:ARG:NH2	48:BY:9:LYS:H	2.04	0.56
31:BH:5:LEU:O	31:BH:6:LEU:HD12	2.04	0.56
25:BB:273:G:H2'	25:BB:274:C:C6	2.41	0.56
13:AK:79:LYS:CG	13:AK:80:ASN:H	2.19	0.56
25:BB:1386:C:H2'	25:BB:1387:A:H8	1.68	0.56
25:BB:1387:A:H5'	25:BB:1469:A:H1'	1.86	0.56
25:DB:346:A:H2'	25:DB:347:A:O4'	2.05	0.56
1:CA:254:G:OP1	19:CQ:68:LYS:O	2.22	0.56
25:BB:91:A:H1'	25:BB:92:U:C6	2.41	0.56
51:D1:41:VAL:HG23	51:D1:42:VAL:H	1.69	0.56
1:AA:1134:G:H2'	1:AA:1135:U:O4'	2.06	0.56
1:AA:135:C:H2'	1:AA:136:C:H5'	1.88	0.56
25:DB:1590:A:H2'	25:DB:1591:A:H8	1.70	0.56
17:AO:84:LEU:H	17:AO:84:LEU:HD12	1.69	0.56
35:BL:116:VAL:HG21	35:BL:135:ILE:HA	1.88	0.56
6:CD:63:ILE:HG23	6:CD:64:TYR:HD1	1.69	0.56
1:AA:922:G:H2'	1:AA:923:A:H8	1.71	0.56
25:BB:969:G:H2'	25:BB:970:U:C6	2.41	0.56
1:CA:492:C:H2'	1:CA:493:A:N3	2.21	0.56
28:BE:129:PRO:HD3	28:BE:156:ASN:HD21	1.71	0.56

Continued on next page...

Continued from previous page...

Atom-1	Atom-2	Distance(Å)	Clash(Å)
7:AE:141:ASP:O	7:AE:144:GLU:HB3	2.05	0.56
10:CH:29:SER:N	10:CH:32:LYS:HD2	2.20	0.56
29:DF:41:GLU:O	29:DF:43:ILE:HG22	2.05	0.56
35:DL:110:VAL:HG23	35:DL:126:ARG:O	2.06	0.56
13:AK:31:VAL:HG21	13:AK:66:ALA:CB	2.35	0.56
16:AN:63:CYS:HB3	16:AN:66:THR:OG1	2.05	0.56
25:DB:1355:G:O2'	25:DB:1356:G:H5'	2.06	0.56
31:DH:60:GLU:HA	31:DH:63:ALA:HB2	1.86	0.56
42:DS:99:ARG:HH11	42:DS:99:ARG:HG3	1.71	0.56
1:AA:1162:C:H2'	1:AA:1163:A:H8	1.71	0.56
25:BB:499:U:H2'	25:BB:500:G:O4'	2.06	0.56
25:BB:1862:G:O2'	25:BB:1863:G:H5'	2.06	0.56
1:CA:1508:A:H2'	1:CA:1509:C:C6	2.41	0.56
1:AA:539:A:H2'	1:AA:540:G:H8	1.70	0.56
25:DB:2365:G:H4'	46:DW:59:PHE:CE1	2.41	0.56
11:AI:11:ARG:CG	11:AI:77:ALA:HA	2.36	0.56
11:AI:71:ILE:HD12	11:AI:71:ILE:H	1.70	0.56
10:CH:73:SER:HB2	10:CH:128:VAL:O	2.06	0.56
25:DB:1055:G:C3'	25:DB:1056:G:H4'	2.36	0.56
28:BE:46:GLN:HB2	28:BE:87:ALA:O	2.06	0.56
11:CI:4:GLN:HB3	11:CI:20:ILE:O	2.06	0.56
43:BT:43:ILE:O	43:BT:46:ALA:HB3	2.06	0.56
5:CC:183:TYR:OH	5:CC:198:LYS:HE2	2.05	0.56
5:CC:22:PHE:CE2	5:CC:24:ASN:HB2	2.40	0.56
5:CC:49:ALA:HA	5:CC:71:ARG:CZ	2.36	0.56
43:DT:28:ASN:HA	43:DT:91:GLN:OE1	2.06	0.56
31:BH:104:THR:HA	31:BH:109:GLU:HA	1.88	0.56
41:BR:2:TYR:CD2	41:BR:13:ARG:HD2	2.41	0.56
8:AF:27:ALA:C	8:AF:29:ILE:H	2.09	0.56
32:DI:108:ILE:HG22	32:DI:128:ILE:HD13	1.88	0.56
9:CG:92:PRO:HA	9:CG:95:ARG:CG	2.36	0.56
4:CB:99:MET:HE3	4:CB:147:LEU:HD23	1.88	0.56
6:AD:12:ARG:C	6:AD:14:GLU:H	2.10	0.56
45:BV:1:MET:HG3	45:BV:2:PHE:CD2	2.41	0.56
14:AL:64:SER:HG	14:AL:96:THR:HG23	1.69	0.56
25:BB:138:U:H2'	25:BB:140:C:H1'	1.86	0.56
6:AD:96:ARG:O	6:AD:100:VAL:HG23	2.06	0.56
45:DV:2:PHE:CZ	45:DV:55:GLU:HB2	2.41	0.56
1:CA:1160:G:H2'	1:CA:1161:C:C6	2.40	0.56
7:AE:15:ILE:HG21	7:AE:35:LEU:HD13	1.88	0.56
11:CI:109:GLN:HG2	11:CI:110:VAL:N	2.21	0.56
6:AD:43:ARG:HB2	6:AD:43:ARG:NH1	2.19	0.56

Continued on next page...

Continued from previous page...

Atom-1	Atom-2	Distance(Å)	Clash(Å)
28:BE:2:GLU:HG3	28:BE:13:THR:H	1.71	0.56
4:AB:104:LYS:O	4:AB:107:ARG:HG2	2.05	0.56
51:B1:16:THR:OG1	51:B1:41:VAL:HG21	2.05	0.56
27:DD:106:LYS:HB3	27:DD:206:ALA:N	2.20	0.56
25:DB:171:U:H2'	25:DB:172:A:C8	2.41	0.56
1:CA:1260:G:OP1	1:CA:1284:C:H4'	2.05	0.56
25:BB:82:U:H2'	25:BB:83:A:C8	2.41	0.56
25:BB:594:U:H2'	25:BB:595:C:H6	1.68	0.56
25:BB:155:A:H2'	25:BB:156:A:H8	1.70	0.56
10:CH:81:GLY:O	19:CQ:35:LYS:HD3	2.06	0.56
25:DB:1593:A:H2'	25:DB:1594:U:H6	1.70	0.56
31:BH:43:ASN:HA	31:BH:46:PHE:HB3	1.88	0.56
25:DB:1487:U:H2'	25:DB:1488:C:H6	1.71	0.56
25:DB:969:G:H2'	25:DB:970:U:C6	2.40	0.56
14:AL:58:ASN:HD22	14:AL:58:ASN:N	2.04	0.56
25:DB:1709:U:H2'	25:DB:1710:G:H8	1.70	0.56
25:BB:1354:A:H2'	25:BB:1355:G:O4'	2.05	0.56
1:AA:161:A:H2'	1:AA:162:A:C8	2.40	0.56
25:DB:559:G:H1'	40:DQ:55:GLN:HE22	1.71	0.56
7:CE:132:PRO:HA	7:CE:135:VAL:CG2	2.36	0.56
19:AQ:29:LYS:HE3	19:AQ:36:PHE:CZ	2.41	0.56
25:DB:2520:C:C6	25:DB:2567:G:H1'	2.41	0.56
1:CA:257:G:H2'	1:CA:258:G:H5"	1.87	0.56
48:DY:40:SER:O	48:DY:43:LEU:HB2	2.05	0.56
1:AA:1115:U:H2'	1:AA:1116:U:C6	2.41	0.56
1:CA:1386:G:H2'	1:CA:1387:G:H8	1.71	0.56
1:CA:1107:C:C4	1:CA:1108:G:N7	2.74	0.56
25:DB:2076:U:O2	25:DB:2076:U:O4'	2.24	0.56
9:AG:12:LEU:H	9:AG:12:LEU:HD22	1.70	0.56
4:CB:123:GLY:HA2	4:CB:126:ASP:OD1	2.06	0.56
48:BY:40:SER:O	48:BY:43:LEU:HB2	2.06	0.56
46:BW:50:VAL:O	46:BW:59:PHE:HB3	2.06	0.56
27:DD:148:GLN:HG3	27:DD:152:PRO:CG	2.18	0.56
7:CE:14:LEU:HD13	7:CE:15:ILE:N	2.21	0.56
11:CI:34:LEU:CD1	11:CI:48:ARG:HH22	2.18	0.56
25:BB:1819:A:H5"	26:BC:159:THR:HG21	1.88	0.56
43:BT:28:ASN:HA	43:BT:91:GLN:OE1	2.05	0.56
34:DK:62:VAL:HG12	34:DK:63:ARG:HD3	1.88	0.56
31:DH:31:VAL:CG1	31:DH:32:PRO:HD2	2.35	0.56
27:DD:10:GLY:HA3	27:DD:26:VAL:N	2.13	0.56
25:BB:2729:G:H2'	25:BB:2730:C:H6	1.71	0.56
46:DW:40:ARG:HG3	46:DW:40:ARG:NH1	2.21	0.56

Continued on next page...

Continued from previous page...

Atom-1	Atom-2	Distance(Å)	Clash(Å)
25:DB:1058:U:H1'	32:DI:117:THR:HG22	1.88	0.56
29:BF:64:PRO:HA	29:BF:88:VAL:HG22	1.87	0.56
12:CJ:7:ARG:HH11	12:CJ:73:LEU:HD21	1.71	0.56
9:CG:72:VAL:HG22	9:CG:89:GLU:HA	1.88	0.56
12:AJ:10:LEU:HD22	12:AJ:72:ARG:HB2	1.87	0.56
15:AM:52:ILE:HG23	15:AM:53:ASP:N	2.21	0.56
4:CB:134:LEU:HA	4:CB:137:THR:OG1	2.06	0.56
9:AG:137:ARG:HD2	9:AG:138:GLU:N	2.21	0.56
11:AI:83:THR:CG2	11:AI:102:PHE:HB3	2.36	0.56
35:DL:6:LEU:N	35:DL:6:LEU:HD23	2.21	0.56
48:BY:20:ASN:O	48:BY:25:GLN:HB2	2.06	0.56
51:D1:26:LYS:HZ3	51:D1:52:LYS:HB3	1.70	0.56
36:BM:43:ALA:O	36:BM:46:ILE:HG13	2.06	0.56
25:DB:68:G:O2'	25:DB:69:C:H5'	2.06	0.56
25:DB:743:A:O2'	25:DB:744:U:H5'	2.06	0.56
32:BI:105:LEU:HD11	32:BI:139:VAL:CG1	2.35	0.56
25:BB:2537:U:H2'	25:BB:2538:C:H6	1.70	0.56
25:BB:1485:U:H2'	25:BB:1486:U:C6	2.41	0.56
19:CQ:30:HIS:HB3	19:CQ:34:GLY:H	1.71	0.56
30:DG:24:THR:HG22	30:DG:34:ARG:HA	1.87	0.56
25:BB:2563:U:H2'	25:BB:2565:A:OP2	2.06	0.56
25:BB:564:C:O2'	25:BB:565:C:H5'	2.06	0.56
25:DB:1360:G:H2'	25:DB:1361:G:H5'	1.87	0.56
25:DB:1366:A:H2'	25:DB:1367:A:O4'	2.05	0.56
1:CA:1402:C:H2'	1:CA:1403:C:O4'	2.06	0.56
25:DB:1750:G:O2'	25:DB:1751:U:H5'	2.06	0.56
1:AA:755:G:OP2	17:AO:64:LYS:HD3	2.06	0.56
1:AA:806:C:H2'	1:AA:807:A:H8	1.71	0.56
34:BK:70:ARG:O	34:BK:71:PRO:C	2.43	0.55
34:DK:70:ARG:O	34:DK:71:PRO:C	2.43	0.55
1:CA:875:U:O2'	10:CH:14:ARG:HD2	2.06	0.55
25:DB:1099:G:O2'	25:DB:1100:C:H5'	2.07	0.55
11:CI:48:ARG:HA	11:CI:51:LEU:HG	1.88	0.55
16:AN:12:ARG:HG3	16:AN:60:ARG:NH2	2.17	0.55
11:AI:33:SER:N	11:AI:36:GLN:HE21	1.91	0.55
43:BT:27:SER:O	43:BT:28:ASN:HB3	2.06	0.55
21:CS:17:LYS:O	21:CS:20:LYS:HB3	2.05	0.55
41:BR:3:ALA:O	41:BR:13:ARG:HA	2.06	0.55
45:DV:17:SER:HB3	45:DV:21:ARG:HH12	1.70	0.55
30:BG:30:GLY:HA3	30:BG:78:VAL:CA	2.32	0.55
30:BG:58:ALA:C	30:BG:60:GLY:H	2.09	0.55
30:DG:26:LYS:HG2	30:DG:27:GLY:N	2.21	0.55

Continued on next page...

Continued from previous page...

Atom-1	Atom-2	Distance(Å)	Clash(Å)
30:DG:66:THR:O	30:DG:70:LEU:HB2	2.06	0.55
36:BM:38:ARG:HH11	36:BM:38:ARG:CB	2.16	0.55
9:CG:99:ALA:O	9:CG:103:ILE:HG13	2.06	0.55
9:CG:137:ARG:NH1	9:CG:141:HIS:HB2	2.21	0.55
6:AD:55:ARG:HH21	6:AD:58:GLN:HB2	1.71	0.55
1:CA:920:U:H2'	1:CA:921:U:C6	2.41	0.55
1:CA:236:A:H2'	1:CA:237:G:C8	2.41	0.55
1:CA:238:A:H2'	1:CA:239:U:H5''	1.87	0.55
25:DB:321:U:OP2	28:DE:130:LYS:HA	2.06	0.55
33:BJ:99:ARG:C	33:BJ:101:ILE:H	2.10	0.55
1:AA:966:G:H2'	1:AA:967:C:C6	2.41	0.55
1:AA:1437:A:H2'	1:AA:1438:G:H8	1.71	0.55
47:DX:39:VAL:HG22	47:DX:44:ARG:O	2.06	0.55
31:DH:9:VAL:HG22	31:DH:35:LYS:HD2	1.87	0.55
1:CA:308:C:H2'	1:CA:309:A:C8	2.41	0.55
25:BB:170:U:O2'	25:BB:171:U:H5'	2.06	0.55
25:BB:171:U:H2'	25:BB:172:A:H8	1.71	0.55
1:CA:1015:G:H2'	1:CA:1016:A:H8	1.71	0.55
3:AX:3:G:C5'	3:AX:5:U:H5'	2.36	0.55
37:DN:33:ILE:HG22	37:DN:114:GLU:HB2	1.88	0.55
1:AA:93:U:H2'	1:AA:94:G:H5''	1.87	0.55
25:DB:372:G:H5''	47:DX:60:LYS:HD3	1.87	0.55
25:BB:1487:U:H2'	25:BB:1488:C:H6	1.71	0.55
43:BT:68:LYS:O	43:BT:74:ILE:HG13	2.05	0.55
1:CA:160:A:H2'	1:CA:161:A:O4'	2.05	0.55
25:DB:523:C:O2'	25:DB:524:G:H5'	2.05	0.55
25:BB:657:U:H2'	25:BB:658:U:C6	2.41	0.55
1:CA:651:C:O2'	1:CA:652:U:H5'	2.06	0.55
45:DV:40:ILE:HD13	45:DV:40:ILE:H	1.71	0.55
15:AM:70:ARG:HG2	15:AM:70:ARG:HH11	1.71	0.55
25:DB:2795:C:H2'	25:DB:2796:U:O4'	2.06	0.55
46:BW:59:PHE:HD2	46:BW:60:ALA:N	2.04	0.55
11:AI:5:TYR:HB2	11:AI:20:ILE:HB	1.87	0.55
7:CE:76:ASN:H	7:CE:81:GLN:HG2	1.71	0.55
10:CH:11:THR:O	10:CH:15:ASN:HB2	2.06	0.55
25:DB:1099:G:C8	32:DI:3:LYS:CB	2.89	0.55
15:AM:90:HIS:HA	15:AM:108:ARG:NH2	2.20	0.55
16:AN:59:GLN:NE2	16:AN:59:GLN:H	2.03	0.55
26:DC:141:HIS:CG	26:DC:142:ASN:H	2.23	0.55
26:DC:154:ALA:HB2	26:DC:161:VAL:HG23	1.88	0.55
41:DR:66:HIS:CE1	41:DR:94:THR:HG22	2.41	0.55
29:BF:69:ALA:HB1	29:BF:78:ILE:CG2	2.33	0.55

Continued on next page...

Continued from previous page...

Atom-1	Atom-2	Distance(Å)	Clash(Å)
41:BR:9:GLY:H	41:BR:10:LYS:HD2	1.72	0.55
45:BV:17:SER:HB3	45:BV:21:ARG:HH12	1.71	0.55
30:BG:71:LEU:HD13	30:BG:74:MET:SD	2.46	0.55
1:CA:262:A:H5'	22:CT:70:LYS:HG2	1.88	0.55
32:BI:76:ALA:O	32:BI:80:LYS:HG3	2.06	0.55
9:CG:72:VAL:N	9:CG:141:HIS:HE1	1.97	0.55
26:DC:58:LYS:O	26:DC:59:GLN:HB2	2.04	0.55
1:CA:470:C:H2'	1:CA:471:U:C6	2.42	0.55
6:CD:12:ARG:O	6:CD:37:PRO:HG3	2.07	0.55
25:BB:1198:U:O2'	40:BQ:4:LYS:HB3	2.07	0.55
27:DD:14:ILE:CA	39:DP:11:GLN:HE22	2.18	0.55
1:CA:332:G:H2'	1:CA:333:U:H6	1.71	0.55
26:BC:130:PRO:HA	26:BC:188:ARG:HA	1.89	0.55
25:DB:27:G:H1'	25:DB:513:A:N6	2.20	0.55
7:AE:132:PRO:HA	7:AE:135:VAL:CG2	2.36	0.55
5:AC:19:SER:HB3	5:AC:21:TRP:HE1	1.71	0.55
1:CA:314:C:O2'	1:CA:315:A:H5'	2.05	0.55
1:AA:737:C:H5'	8:AF:89:VAL:O	2.07	0.55
36:BM:69:PRO:HA	36:BM:94:ALA:HB2	1.88	0.55
12:AJ:84:VAL:HG23	12:AJ:85:ASP:N	2.22	0.55
1:CA:613:C:H2'	1:CA:614:C:C6	2.41	0.55
25:BB:2415:G:C4'	35:BL:66:PHE:HB2	2.35	0.55
25:BB:2845:U:O2'	25:BB:2846:G:H5'	2.06	0.55
25:BB:1853:A:N1	25:BB:2087:G:H1'	2.21	0.55
25:DB:1404:C:O2'	25:DB:1405:U:H5'	2.06	0.55
1:CA:1307:U:H2'	1:CA:1308:U:H6	1.70	0.55
51:B1:4:ILE:HG13	51:B1:5:ARG:N	2.21	0.55
1:CA:1450:U:H2'	1:CA:1452:C:C5	2.42	0.55
15:CM:14:ALA:O	15:CM:18:LEU:HD22	2.07	0.55
1:AA:1031:C:H4'	1:AA:1032:G:C4	2.42	0.55
25:BB:2841:C:H2'	25:BB:2842:G:C8	2.42	0.55
47:DX:34:SER:HA	47:DX:48:LEU:O	2.07	0.55
1:AA:659:U:H2'	1:AA:660:C:C6	2.42	0.55
53:B3:27:ASN:N	53:B3:27:ASN:HD22	2.03	0.55
36:DM:42:THR:C	36:DM:44:ARG:H	2.09	0.55
27:BD:29:VAL:O	27:BD:185:ASN:HB3	2.06	0.55
45:BV:40:ILE:H	45:BV:40:ILE:HD13	1.70	0.55
25:DB:37:C:O2'	25:DB:38:A:H5'	2.06	0.55
5:AC:9:ILE:O	5:AC:9:ILE:HG23	2.04	0.55
50:D0:9:ARG:O	50:D0:12:ARG:HB3	2.06	0.55
34:BK:97:ARG:N	34:BK:97:ARG:HE	2.03	0.55
25:DB:485:C:O2'	42:DS:60:HIS:NE2	2.39	0.55

Continued on next page...

Continued from previous page...

Atom-1	Atom-2	Distance(Å)	Clash(Å)
1:AA:1354:U:H2'	1:AA:1355:G:C8	2.41	0.55
11:AI:66:VAL:HG22	11:AI:67:LYS:N	2.20	0.55
1:CA:1289:A:H3'	1:CA:1290:G:H8	1.70	0.55
6:CD:160:LEU:N	6:CD:160:LEU:HD13	2.22	0.55
33:DJ:45:THR:HG23	33:DJ:45:THR:O	2.04	0.55
41:DR:2:TYR:CD2	41:DR:13:ARG:HD2	2.40	0.55
21:AS:55:GLN:CD	21:AS:56:HIS:H	2.08	0.55
31:BH:27:ARG:H	31:BH:31:VAL:HG21	1.68	0.55
25:BB:2327:A:H2'	25:BB:2328:A:C8	2.41	0.55
12:AJ:52:LEU:HD22	16:AN:80:ARG:NH1	2.21	0.55
21:AS:18:VAL:HG13	21:AS:19:GLU:N	2.14	0.55
23:AU:33:ARG:NH2	23:AU:34:ARG:HG2	2.22	0.55
1:AA:1284:C:H3'	1:AA:1285:A:C5'	2.37	0.55
4:AB:208:ALA:HA	4:AB:211:LEU:HG	1.88	0.55
1:CA:470:C:H2'	1:CA:471:U:O4'	2.06	0.55
5:AC:10:ARG:HB3	5:AC:15:LYS:HG3	1.88	0.55
25:DB:2071:A:H2'	25:DB:2072:C:H6	1.70	0.55
1:CA:1165:U:H2'	1:CA:1166:G:O4'	2.07	0.55
25:DB:1805:A:N3	26:DC:49:THR:CG2	2.70	0.55
29:DF:134:GLN:HE22	29:DF:136:ILE:HA	1.69	0.55
34:BK:13:SER:OG	34:BK:51:VAL:HG23	2.06	0.55
34:DK:115:ILE:HD12	34:DK:116:SER:N	2.21	0.55
25:BB:2650:U:H2'	25:BB:2651:C:C6	2.42	0.55
18:AP:42:ILE:HB	18:AP:46:LYS:NZ	2.20	0.55
25:DB:2340:A:H2'	25:DB:2341:G:H8	1.70	0.55
1:CA:555:U:H2'	1:CA:556:C:H6	1.71	0.55
35:BL:116:VAL:HG13	35:BL:117:THR:H	1.71	0.55
1:AA:501:C:H1'	1:AA:549:C:H1'	1.89	0.55
36:DM:109:PRO:C	36:DM:111:GLU:H	2.08	0.55
25:BB:1904:G:H1'	25:BB:1927:A:N1	2.21	0.55
25:DB:2348:U:H1'	51:D1:38:PHE:HE2	1.72	0.55
1:CA:1247:U:H2'	1:CA:1248:A:H8	1.71	0.55
1:AA:1060:U:H4'	12:AJ:54:SER:HB2	1.88	0.55
39:BP:28:LYS:O	39:BP:81:ASP:HB3	2.06	0.55
25:DB:433:C:O2'	25:DB:434:U:H5'	2.06	0.55
1:CA:659:U:H2'	1:CA:660:C:C6	2.41	0.55
25:DB:813:U:H2'	25:DB:814:C:C6	2.42	0.55
44:DU:10:VAL:O	44:DU:21:ARG:HD2	2.07	0.55
25:DB:1916:A:H2'	25:DB:1917:U:C6	2.42	0.55
5:AC:166:TRP:HA	5:AC:166:TRP:CE3	2.40	0.55
31:DH:50:ARG:HA	31:DH:50:ARG:NH1	2.21	0.55
24:DA:64:G:H2'	24:DA:65:U:C6	2.41	0.55

Continued on next page...

Continued from previous page...

Atom-1	Atom-2	Distance(Å)	Clash(Å)
25:DB:841:G:O2'	25:DB:842:U:H5'	2.06	0.55
9:AG:94:ARG:CZ	9:AG:98:LEU:HD21	2.36	0.55
7:CE:76:ASN:N	7:CE:81:GLN:HG2	2.22	0.55
8:CF:38:ARG:CD	8:CF:97:THR:HA	2.36	0.55
40:DQ:57:ARG:HA	40:DQ:60:TRP:CE3	2.41	0.55
16:CN:24:ALA:C	16:CN:26:LEU:H	2.09	0.55
6:CD:70:GLN:HA	6:CD:73:ASN:HD22	1.71	0.55
29:BF:98:PHE:C	29:BF:100:GLU:H	2.09	0.55
33:DJ:64:VAL:O	33:DJ:68:LYS:HE3	2.06	0.55
13:CK:125:LYS:CD	23:CU:32:ARG:HB3	2.31	0.55
1:AA:426:U:H2'	1:AA:427:U:C6	2.41	0.55
30:DG:84:LYS:CG	30:DG:85:LYS:H	2.15	0.55
13:CK:34:THR:HG23	13:CK:39:ASN:N	2.17	0.55
25:DB:19:A:H2'	25:DB:20:C:C6	2.41	0.55
25:DB:20:C:H2'	25:DB:21:A:H8	1.70	0.55
1:CA:468:A:H3'	1:CA:469:C:C6	2.41	0.55
1:CA:429:U:P	6:CD:12:ARG:HE	2.30	0.55
47:BX:69:GLU:O	47:BX:70:LEU:HB3	2.06	0.55
40:BQ:4:LYS:HD3	40:BQ:7:VAL:HG22	1.87	0.55
1:CA:797:C:O2'	1:CA:798:U:H5'	2.07	0.55
1:CA:1073:U:H2'	1:CA:1074:G:H8	1.72	0.55
32:BI:17:ALA:O	32:BI:18:ASN:HB3	2.06	0.55
1:AA:332:G:H2'	1:AA:333:U:H6	1.72	0.55
1:CA:1167:A:H2'	1:CA:1169:A:H8	1.71	0.55
38:DO:70:ALA:O	38:DO:74:VAL:HG23	2.05	0.55
9:CG:112:ASP:HB2	9:CG:118:ARG:HG3	1.88	0.55
25:BB:1444:G:H2'	25:BB:1445:G:H8	1.71	0.55
25:BB:1443:U:H2'	25:BB:1444:G:H8	1.72	0.55
25:DB:1747:U:H2'	25:DB:1748:C:C6	2.42	0.55
28:DE:48:THR:H	28:DE:51:GLU:HG3	1.72	0.55
1:AA:26:A:H61	1:AA:558:G:H1'	1.71	0.55
1:AA:600:A:H5'	10:AH:120:LEU:HA	1.89	0.55
42:BS:48:LYS:O	42:BS:52:GLU:HG2	2.06	0.55
1:AA:922:G:H4'	7:AE:24:VAL:HA	1.88	0.55
25:DB:464:U:H5'	52:D2:5:PHE:CD2	2.41	0.55
16:AN:32:ASP:O	16:AN:40:ARG:HD3	2.06	0.55
1:CA:586:C:O2'	1:CA:878:A:H4'	2.05	0.55
25:DB:863:A:H2'	25:DB:864:G:C8	2.41	0.55
40:DQ:51:GLN:O	40:DQ:54:ARG:HB2	2.06	0.55
32:BI:112:LYS:O	32:BI:116:MET:HG3	2.06	0.55
35:DL:85:VAL:HG22	35:DL:94:THR:HG22	1.89	0.55
25:BB:973:A:OP1	25:BB:973:A:H8	1.89	0.55

Continued on next page...

Continued from previous page...

Atom-1	Atom-2	Distance(Å)	Clash(Å)
25:DB:2600:A:O2'	25:DB:2601:C:H5'	2.06	0.55
10:CH:45:ILE:HB	10:CH:61:THR:O	2.07	0.55
21:AS:4:LEU:HB3	21:AS:8:PRO:HA	1.89	0.55
4:CB:31:PHE:HD1	4:CB:32:GLY:H	1.53	0.55
19:AQ:19:SER:HB3	19:AQ:70:LYS:NZ	2.21	0.55
37:DN:83:LEU:HA	37:DN:86:ARG:CB	2.26	0.55
4:CB:67:LEU:HD12	4:CB:89:PHE:O	2.06	0.55
25:BB:6:A:N3	33:BJ:135:GLN:NE2	2.54	0.55
6:CD:58:GLN:CA	6:CD:58:GLN:HE21	2.20	0.55
46:DW:9:THR:HG23	46:DW:10:ARG:CD	2.32	0.55
33:BJ:64:VAL:HG22	33:BJ:68:LYS:HG3	1.87	0.55
25:BB:360:U:H2'	25:BB:361:G:O4'	2.06	0.55
40:DQ:7:VAL:HG23	40:DQ:8:ILE:N	2.20	0.55
19:CQ:28:VAL:HG12	19:CQ:37:ILE:O	2.06	0.55
26:DC:73:ILE:HB	26:DC:95:TYR:HD2	1.71	0.55
25:DB:285:G:H3'	25:DB:286:U:C6	2.42	0.55
25:DB:320:A:H2'	28:DE:131:THR:OG1	2.07	0.55
42:DS:84:ARG:HB3	42:DS:96:ILE:CG2	2.34	0.55
16:CN:8:ARG:HG2	16:CN:12:ARG:NH1	2.21	0.55
25:BB:1936:A:N6	25:BB:1963:U:H3	2.02	0.55
25:DB:1439:A:N1	25:DB:1552:A:N7	2.55	0.55
18:AP:28:ARG:HG3	18:AP:29:ASN:N	2.22	0.55
12:AJ:29:ALA:HA	12:AJ:86:ALA:HB3	1.88	0.55
36:BM:46:ILE:HA	36:BM:103:TYR:OH	2.05	0.55
25:BB:2720:U:H5''	39:BP:52:ARG:NH2	2.22	0.55
4:AB:133:ALA:O	4:AB:137:THR:HG23	2.06	0.55
25:DB:1594:U:H2'	25:DB:1595:C:C6	2.41	0.55
25:BB:1593:A:H2'	25:BB:1594:U:H6	1.70	0.55
1:AA:1450:U:H2'	1:AA:1452:C:C5	2.42	0.55
25:DB:1484:U:H2'	25:DB:1485:U:H6	1.72	0.55
9:AG:14:ASP:HB3	9:AG:18:GLY:N	2.22	0.55
35:DL:110:VAL:HB	35:DL:127:VAL:HG23	1.88	0.55
1:CA:161:A:H2'	1:CA:162:A:C8	2.41	0.55
1:AA:1354:U:H2'	1:AA:1355:G:H8	1.72	0.55
32:BI:14:ALA:HB1	32:BI:50:LYS:HA	1.87	0.55
1:CA:625:U:H4'	18:CP:16:PHE:CZ	2.41	0.55
50:B0:30:ASP:HB3	50:B0:33:SER:O	2.07	0.55
27:DD:29:VAL:O	27:DD:185:ASN:HB3	2.06	0.55
25:DB:2199:A:H3'	25:DB:2200:C:H6	1.71	0.55
41:BR:91:GLN:HG3	41:BR:92:TRP:H	1.72	0.55
25:DB:2859:G:H2'	25:DB:2860:A:C8	2.40	0.55
1:CA:992:U:H2'	1:CA:1043:G:N7	2.21	0.55

Continued on next page...

Continued from previous page...

Atom-1	Atom-2	Distance(Å)	Clash(Å)
32:DI:5:GLN:O	32:DI:6:ALA:HB3	2.07	0.55
11:CI:70:GLY:O	11:CI:74:GLN:HG2	2.06	0.55
35:DL:143:GLU:O	35:DL:144:GLU:HB3	2.06	0.55
44:BU:48:VAL:O	44:BU:50:ALA:N	2.39	0.55
47:DX:2:ARG:HA	47:DX:32:LEU:CD2	2.36	0.55
47:BX:2:ARG:HA	47:BX:32:LEU:CD2	2.37	0.55
25:BB:19:A:H2'	25:BB:20:C:C6	2.41	0.55
1:CA:923:A:H2'	1:CA:924:C:C6	2.42	0.55
25:BB:2039:U:H2'	25:BB:2040:G:C8	2.41	0.55
23:AU:17:ARG:HG2	23:AU:20:ARG:HH11	1.71	0.55
25:BB:321:U:OP2	28:BE:130:LYS:HA	2.06	0.55
41:BR:61:ALA:HB2	41:BR:98:ILE:HA	1.87	0.55
34:DK:13:SER:OG	34:DK:51:VAL:HG23	2.07	0.55
25:DB:2073:C:H5''	26:DC:227:VAL:CG1	2.37	0.55
1:AA:9:G:C5'	7:AE:107:GLY:HA3	2.36	0.55
1:AA:586:C:O2'	1:AA:878:A:H4'	2.06	0.55
25:BB:146:A:H2'	25:BB:147:C:C6	2.41	0.55
1:CA:197:A:N3	1:CA:198:G:H1'	2.22	0.55
25:DB:2702:G:H2'	25:DB:2703:C:C6	2.42	0.55
34:DK:97:ARG:N	34:DK:97:ARG:HE	2.04	0.55
25:BB:1695:G:N7	26:BC:13:ARG:NH2	2.55	0.55
27:DD:137:SER:C	27:DD:138:LEU:HD22	2.27	0.55
25:BB:2783:U:H2'	25:BB:2784:U:C6	2.42	0.55
39:BP:31:VAL:O	39:BP:32:VAL:HG12	2.07	0.55
25:BB:324:A:H2'	25:BB:325:G:O4'	2.07	0.55
25:BB:1790:C:O2'	26:BC:207:ALA:HB2	2.07	0.55
1:CA:139:A:H2'	1:CA:140:U:C6	2.42	0.55
27:BD:149:ASN:O	27:BD:152:PRO:HD2	2.06	0.55
27:BD:151:THR:CB	27:BD:152:PRO:HD3	2.35	0.55
25:BB:2352:A:N1	46:BW:30:VAL:HG11	2.22	0.55
1:CA:600:A:P	10:CH:87:ARG:HG2	2.47	0.55
10:CH:101:ALA:HA	10:CH:127:TYR:HB3	1.87	0.55
25:DB:1098:A:OP2	32:DI:3:LYS:HG2	2.07	0.55
1:CA:1117:A:H2'	1:CA:1118:U:C6	2.42	0.55
1:CA:1143:G:H2'	1:CA:1144:G:H8	1.71	0.55
11:CI:32:ARG:HB3	11:CI:36:GLN:HB2	1.89	0.55
11:CI:56:MET:C	11:CI:58:GLU:H	2.10	0.55
11:CI:29:ILE:HD11	11:CI:66:VAL:CG1	2.35	0.55
15:AM:89:ARG:HB3	15:AM:96:VAL:HG22	1.87	0.55
40:DQ:91:ARG:CB	40:DQ:93:ILE:HG22	2.37	0.55
26:BC:145:MET:HE3	26:BC:153:LEU:HD21	1.88	0.55
21:AS:62:THR:H	21:AS:65:MET:CE	2.14	0.55

Continued on next page...

Continued from previous page...

Atom-1	Atom-2	Distance(Å)	Clash(Å)
16:CN:40:ARG:HH22	21:CS:6:LYS:HG3	1.72	0.55
35:BL:143:GLU:HG2	35:BL:144:GLU:H	1.71	0.55
34:DK:63:ARG:N	34:DK:82:ALA:HB3	2.21	0.55
27:DD:118:PHE:O	27:DD:119:ALA:HB3	2.05	0.55
25:BB:2896:C:H2'	25:BB:2897:U:C6	2.42	0.55
40:BQ:60:TRP:CZ2	40:BQ:93:ILE:HB	2.42	0.55
27:DD:13:ARG:HH12	39:DP:74:GLN:HB3	1.70	0.55
24:BA:43:C:H1'	29:BF:91:ARG:HD2	1.89	0.55
25:BB:2336:A:N7	46:BW:40:ARG:HD2	2.22	0.55
25:BB:281:C:H2'	25:BB:282:A:C8	2.42	0.55
4:CB:111:LYS:HZ1	4:CB:112:ARG:HB2	1.71	0.55
4:CB:114:LYS:O	4:CB:117:GLU:HB2	2.07	0.55
1:AA:470:C:H2'	1:AA:471:U:C6	2.41	0.55
40:BQ:7:VAL:HG23	40:BQ:8:ILE:N	2.21	0.55
25:BB:2040:G:H2'	25:BB:2041:U:C6	2.42	0.55
9:AG:147:ASN:HB3	9:AG:150:PHE:CD1	2.42	0.55
9:AG:74:VAL:HG12	9:AG:87:PRO:CA	2.34	0.55
13:AK:16:SER:H	13:AK:78:ILE:HD13	1.72	0.55
20:CR:33:THR:HG23	20:CR:35:SER:H	1.71	0.55
9:AG:46:LEU:HB3	9:AG:57:GLU:HB3	1.88	0.55
25:DB:2104:C:H6	25:DB:2104:C:H3'	1.70	0.55
5:CC:179:ALA:HB1	5:CC:202:PHE:CE1	2.42	0.55
27:DD:172:VAL:O	27:DD:173:GLN:HB2	2.07	0.55
27:DD:109:VAL:HA	27:DD:202:ILE:O	2.06	0.55
25:BB:75:G:H4'	48:BY:48:ARG:HH21	1.72	0.55
1:AA:1001:C:H2'	1:AA:1002:G:H8	1.71	0.55
53:B3:18:LYS:HD2	53:B3:19:GLY:N	2.22	0.55
26:DC:245:THR:O	26:DC:248:GLY:N	2.39	0.55
24:BA:7:G:H5''	38:BO:29:HIS:CD2	2.42	0.55
40:BQ:43:GLN:NE2	41:BR:77:PHE:HB3	2.21	0.55
1:CA:985:C:H2'	1:CA:986:U:C6	2.42	0.55
1:CA:204:G:H2'	1:CA:205:A:C8	2.41	0.55
25:BB:1061:U:O4'	25:BB:1070:A:H1'	2.06	0.55
25:BB:2829:A:P	27:BD:59:ARG:HH12	2.28	0.55
25:DB:2538:C:H2'	25:DB:2539:C:H6	1.72	0.55
25:DB:753:A:H2'	25:DB:754:U:C6	2.42	0.55
51:D1:4:ILE:HG13	51:D1:5:ARG:N	2.21	0.55
1:CA:1526:G:P	23:CU:38:GLU:HB2	2.46	0.55
24:BA:57:A:C5	29:BF:25:MET:HG2	2.42	0.55
36:BM:108:VAL:HG22	36:BM:109:PRO:HD2	1.87	0.55
23:AU:42:THR:OG1	23:AU:43:GLU:N	2.38	0.55
1:AA:186:C:H5'	22:AT:72:ALA:HB1	1.89	0.55

Continued on next page...

Continued from previous page...

Atom-1	Atom-2	Distance(Å)	Clash(Å)
25:DB:1300:G:H4'	25:DB:1301:A:H5'	1.87	0.55
25:DB:1400:U:H2'	25:DB:1401:G:H8	1.72	0.55
1:AA:1496:C:H2'	1:AA:1497:G:O4'	2.05	0.55
25:DB:129:C:H4'	25:DB:1348:C:O2'	2.07	0.55
1:CA:769:G:O2'	1:CA:770:C:H5'	2.07	0.55
25:BB:2603:G:O2'	25:BB:2604:U:H5'	2.07	0.55
25:BB:2627:G:O2'	25:BB:2781:A:N1	2.37	0.55
25:DB:2269:G:H4'	46:DW:18:LYS:HZ1	1.72	0.55
46:DW:30:VAL:O	46:DW:30:VAL:HG22	2.07	0.55
46:BW:37:VAL:C	46:BW:39:GLN:H	2.09	0.55
10:CH:35:ILE:HG22	10:CH:39:LEU:HD21	1.88	0.55
11:CI:18:VAL:HG21	11:CI:81:GLY:CA	2.37	0.55
40:DQ:60:TRP:CZ2	40:DQ:93:ILE:HB	2.41	0.55
19:AQ:10:ARG:HH12	19:AQ:54:ILE:HG13	1.72	0.55
4:CB:163:ILE:O	4:CB:164:ASP:HB2	2.06	0.55
30:BG:75:VAL:HA	30:BG:78:VAL:HG22	1.87	0.55
27:BD:24:VAL:HG22	27:BD:25:THR:H	1.72	0.55
12:AJ:17:LEU:HB3	12:AJ:96:VAL:HG22	1.89	0.55
12:AJ:6:ILE:O	12:AJ:76:ILE:HG13	2.07	0.55
28:DE:75:SER:O	28:DE:77:ILE:HG12	2.07	0.55
6:AD:111:ALA:HA	6:AD:114:ARG:HD3	1.88	0.55
47:BX:67:LEU:HD22	47:BX:77:TYR:CD1	2.42	0.55
22:AT:61:ALA:HB2	22:AT:71:ALA:HB2	1.89	0.55
49:BZ:16:LEU:CD2	49:BZ:16:LEU:H	2.18	0.55
25:DB:919:U:H2'	25:DB:920:A:H8	1.69	0.55
25:BB:1431:A:H2'	25:BB:1432:G:C8	2.42	0.55
25:BB:2294:G:O2'	25:BB:2295:C:H5'	2.07	0.55
1:AA:1165:U:H2'	1:AA:1166:G:O4'	2.07	0.55
33:BJ:110:PRO:HB2	33:BJ:111:LYS:HD2	1.89	0.55
1:AA:182:A:O2'	1:AA:183:C:H3'	2.07	0.55
25:BB:1170:C:H2'	25:BB:1171:G:H8	1.72	0.55
4:CB:122:ASP:C	4:CB:124:THR:H	2.10	0.55
1:AA:279:A:H5''	1:AA:280:C:H3'	1.87	0.55
25:BB:2340:A:H2'	25:BB:2341:G:H8	1.71	0.55
47:BX:35:HIS:HD2	47:BX:36:ARG:N	2.04	0.55
35:BL:119:PRO:HA	35:BL:139:GLY:O	2.07	0.55
25:DB:2443:C:H2'	25:DB:2444:G:C8	2.42	0.55
25:DB:1411:U:H2'	25:DB:1412:U:H6	1.70	0.55
25:BB:771:G:O2'	25:BB:772:C:H5'	2.07	0.55
25:DB:1958:C:O2'	25:DB:1959:G:H5'	2.07	0.55
25:BB:2369:A:O2'	25:BB:2370:G:H5'	2.06	0.55
30:BG:104:LEU:HB2	30:BG:112:VAL:HG11	1.88	0.55

Continued on next page...

Continued from previous page...

Atom-1	Atom-2	Distance(Å)	Clash(Å)
25:BB:2492:U:O2'	25:BB:2493:U:H5'	2.05	0.55
16:AN:30:ILE:HG22	16:AN:30:ILE:O	2.07	0.55
1:CA:478:A:H2'	1:CA:479:U:O4'	2.07	0.55
25:DB:540:C:H2'	25:DB:541:A:H8	1.72	0.55
25:DB:1015:U:H2'	25:DB:1016:G:C8	2.42	0.55
25:DB:2698:U:H2'	25:DB:2699:C:C6	2.41	0.55
40:DQ:96:ASP:C	40:DQ:98:ALA:H	2.10	0.55
25:DB:857:G:N3	46:DW:19:ARG:NH2	2.53	0.55
25:BB:2365:G:H4'	46:BW:59:PHE:CE1	2.42	0.55
1:CA:125:U:H2'	1:CA:126:G:H8	1.72	0.55
7:CE:84:VAL:HB	7:CE:143:LEU:C	2.27	0.55
7:CE:88:HIS:O	7:CE:89:THR:HB	2.07	0.55
1:CA:1151:A:H1'	1:CA:1152:A:C8	2.42	0.55
33:DJ:25:LEU:HB2	33:DJ:62:VAL:HG21	1.89	0.55
26:BC:146:LYS:HG3	26:BC:149:LYS:HE3	1.89	0.55
5:CC:71:ARG:NH2	5:CC:74:ILE:HG21	2.20	0.55
16:CN:96:LYS:HG2	16:CN:97:LYS:HZ2	1.70	0.55
31:BH:84:ALA:HB3	1:CA:359:G:OP1	2.07	0.55
30:DG:70:LEU:O	30:DG:74:MET:HG3	2.07	0.55
27:BD:106:LYS:HB3	27:BD:206:ALA:CB	2.37	0.55
25:DB:2327:A:H2'	25:DB:2328:A:C8	2.42	0.55
25:DB:2328:A:H2'	25:DB:2329:U:H6	1.72	0.55
1:CA:135:C:H2'	1:CA:136:C:H5'	1.89	0.55
32:DI:49:GLU:CB	32:DI:52:LEU:HD12	2.37	0.55
1:CA:1237:C:H4'	1:CA:1334:G:N2	2.22	0.55
30:DG:163:TYR:O	30:DG:166:GLU:HB3	2.07	0.55
9:AG:25:PHE:HD2	9:AG:42:VAL:HG13	1.70	0.55
23:CU:14:ALA:HB3	23:CU:16:ARG:CZ	2.37	0.55
17:AO:44:GLU:HG2	17:AO:45:HIS:CD2	2.42	0.55
1:CA:673:A:N3	20:CR:63:TYR:HE1	2.04	0.55
34:BK:115:ILE:HD12	34:BK:116:SER:N	2.22	0.55
24:DA:29:A:H3'	24:DA:30:C:C6	2.39	0.55
18:AP:33:ILE:HG22	18:AP:34:GLU:HG3	1.89	0.55
25:BB:1747:U:H2'	25:BB:1748:C:C6	2.42	0.55
1:AA:1134:G:N3	1:AA:1135:U:H1'	2.22	0.55
25:DB:2650:U:H2'	25:DB:2651:C:C6	2.42	0.55
34:BK:53:LYS:H	34:BK:53:LYS:HD2	1.72	0.55
1:CA:1309:G:H2'	1:CA:1310:G:H8	1.70	0.55
1:AA:270:A:H2'	1:AA:271:C:H6	1.71	0.55
1:CA:76:G:H2'	1:CA:77:A:H8	1.72	0.55
25:BB:2722:G:H4'	37:BN:4:ARG:HB2	1.88	0.55
25:DB:2729:G:H2'	25:DB:2730:C:C6	2.42	0.55

Continued on next page...

Continued from previous page...

Atom-1	Atom-2	Distance(Å)	Clash(Å)
1:CA:190:A:H2'	1:CA:191:G:O4'	2.06	0.55
34:DK:10:ALA:HB3	34:DK:84:VAL:HG23	1.89	0.55
1:CA:1162:C:H2'	1:CA:1163:A:C8	2.42	0.55
17:AO:2:LEU:HG	17:AO:34:GLN:HG2	1.87	0.55
28:DE:192:ALA:O	28:DE:196:VAL:HG23	2.07	0.55
1:AA:820:U:H4'	1:AA:821:G:OP2	2.07	0.55
29:BF:70:ARG:HD2	29:BF:71:LYS:H	1.72	0.55
25:DB:2836:U:H2'	25:DB:2837:A:C8	2.42	0.55
16:AN:23:ARG:HA	16:AN:26:LEU:HB2	1.87	0.55
25:BB:1108:U:H2'	25:BB:1109:C:O4'	2.07	0.55
25:BB:2698:U:H2'	25:BB:2699:C:C6	2.42	0.55
40:BQ:96:ASP:C	40:BQ:98:ALA:H	2.08	0.55
6:CD:54:LEU:O	6:CD:57:LYS:HB3	2.06	0.55
36:BM:50:ARG:O	36:BM:53:MET:HB3	2.07	0.55
10:AH:48:PHE:HA	10:AH:59:GLU:O	2.06	0.55
46:DW:20:LEU:HD11	46:DW:35:ILE:HG13	1.89	0.55
46:DW:49:ASN:HA	46:DW:61:LYS:H	1.71	0.55
1:CA:1137:C:H1'	1:CA:1138:G:N1	2.22	0.55
1:CA:829:G:H4'	4:CB:24:PRO:HG2	1.89	0.55
4:CB:30:ILE:CD1	4:CB:40:ILE:HA	2.37	0.55
40:DQ:65:ASN:HD21	40:DQ:69:ARG:CZ	2.20	0.55
34:BK:63:ARG:N	34:BK:82:ALA:HB3	2.22	0.55
4:AB:70:GLY:HA2	4:AB:163:ILE:CG2	2.37	0.55
4:CB:14:HIS:HD2	4:CB:202:ASN:HD21	1.52	0.55
41:BR:49:ILE:HB	41:BR:53:PHE:O	2.07	0.55
5:AC:65:VAL:HG12	5:AC:66:THR:N	2.22	0.55
25:BB:2144:G:N3	25:BB:2146:C:H4'	2.22	0.55
1:AA:490:C:H2'	1:AA:491:G:H8	1.72	0.55
7:CE:19:ARG:CG	7:CE:29:ILE:HG22	2.37	0.55
40:BQ:4:LYS:HG2	40:BQ:7:VAL:HG22	1.89	0.55
14:AL:32:VAL:H	14:AL:54:VAL:CG1	2.20	0.55
1:AA:1306:A:H61	1:AA:1331:G:H1'	1.72	0.55
33:BJ:18:VAL:HG12	33:BJ:54:ILE:HD11	1.87	0.55
1:AA:1432:G:H1'	1:AA:1468:A:H61	1.72	0.55
29:DF:6:TYR:HA	29:DF:9:ASP:HB2	1.89	0.55
1:AA:1080:A:H5''	7:AE:20:VAL:HG11	1.89	0.55
1:AA:120:A:H2'	1:AA:121:U:H5''	1.89	0.55
37:DN:45:ARG:O	37:DN:49:GLU:HG3	2.07	0.55
25:DB:582:A:H2'	25:DB:583:G:C8	2.42	0.55
19:CQ:40:THR:HG22	19:CQ:41:THR:H	1.71	0.55
25:DB:91:A:H1'	25:DB:92:U:C6	2.41	0.55
1:CA:673:A:H1'	20:CR:63:TYR:CD1	2.41	0.55

Continued on next page...

Continued from previous page...

Atom-1	Atom-2	Distance(Å)	Clash(Å)
1:CA:474:G:H2'	1:CA:475:C:C6	2.42	0.55
9:AG:49:LEU:HD11	9:AG:123:LEU:HB3	1.89	0.55
25:BB:150:U:H2'	25:BB:151:C:C6	2.41	0.55
29:DF:122:ASP:OD2	29:DF:126:ASN:HB2	2.06	0.55
12:CJ:102:LEU:HD13	12:CJ:102:LEU:H	1.72	0.55
36:DM:64:TRP:HB2	36:DM:104:GLU:HB3	1.89	0.55
1:CA:208:U:H2'	1:CA:210:C:C5	2.42	0.55
9:CG:149:ALA:HB2	13:CK:55:ARG:CZ	2.36	0.55
1:AA:373:A:OP2	1:AA:373:A:H3'	2.07	0.55
1:CA:586:C:O3'	10:CH:80:PRO:HB2	2.07	0.55
44:BU:32:LYS:HG2	44:BU:65:GLN:HG2	1.88	0.55
25:DB:863:A:H2'	25:DB:864:G:H8	1.72	0.55
25:DB:2841:C:H2'	25:DB:2842:G:C8	2.42	0.55
1:CA:1017:U:H2'	1:CA:1018:G:C8	2.42	0.55
45:BV:28:ALA:O	45:BV:40:ILE:HD13	2.07	0.55
39:BP:31:VAL:HG11	39:BP:38:ARG:NE	2.22	0.55
25:BB:522:A:H2'	25:BB:523:C:C6	2.42	0.55
25:BB:718:A:H3'	25:BB:719:C:H6	1.72	0.55
40:DQ:38:VAL:O	40:DQ:41:ALA:HB3	2.06	0.55
1:AA:67:C:H2'	1:AA:68:G:C8	2.42	0.55
28:DE:129:PRO:HD3	28:DE:156:ASN:HD21	1.72	0.55
1:AA:1402:C:H2'	1:AA:1403:C:O4'	2.06	0.55
4:AB:128:LEU:HB3	4:AB:132:GLU:HB3	1.88	0.55
33:BJ:130:HIS:HD2	33:BJ:132:HIS:HB2	1.72	0.55
44:DU:40:LEU:HA	44:DU:60:LYS:O	2.07	0.55
25:BB:600:G:H2'	25:BB:601:C:C6	2.42	0.55
7:CE:38:VAL:HG23	7:CE:66:ALA:CB	2.37	0.54
11:CI:34:LEU:C	11:CI:36:GLN:H	2.10	0.54
1:AA:978:A:H4'	1:AA:1322:C:C6	2.42	0.54
1:CA:1240:U:O2	9:CG:31:VAL:HB	2.07	0.54
11:CI:123:ARG:HG3	11:CI:124:PRO:HD2	1.88	0.54
4:CB:19:THR:HG23	4:CB:20:ARG:N	2.21	0.54
41:DR:4:VAL:CG2	41:DR:39:LEU:HG	2.38	0.54
5:CC:115:VAL:HG12	5:CC:136:ALA:HB1	1.90	0.54
12:CJ:65:TYR:CD1	16:CN:95:LEU:HD11	2.42	0.54
16:CN:29:ILE:HA	16:CN:34:ASN:HB3	1.89	0.54
21:CS:39:ILE:HG12	21:CS:68:HIS:O	2.07	0.54
25:BB:2729:G:H2'	25:BB:2730:C:C6	2.42	0.54
27:BD:109:VAL:HA	27:BD:202:ILE:O	2.07	0.54
25:DB:2230:G:H4'	47:DX:30:PRO:O	2.07	0.54
4:AB:44:LYS:O	4:AB:47:PRO:HD2	2.08	0.54
32:DI:116:MET:HE1	32:DI:128:ILE:CG1	2.36	0.54

Continued on next page...

Continued from previous page...

Atom-1	Atom-2	Distance(Å)	Clash(Å)
1:AA:6:G:H3'	1:AA:6:G:N3	2.22	0.54
7:AE:96:GLN:HB3	7:AE:123:LEU:HD12	1.89	0.54
25:BB:2230:G:H4'	47:BX:30:PRO:O	2.06	0.54
1:AA:492:C:H2'	1:AA:493:A:N3	2.22	0.54
42:DS:35:ILE:HG22	50:D0:24:VAL:HG13	1.88	0.54
25:DB:1131:G:H4'	33:DJ:84:ILE:HG12	1.88	0.54
1:AA:1117:A:H2'	1:AA:1118:U:H6	1.71	0.54
1:AA:236:A:H2'	1:AA:237:G:C8	2.42	0.54
31:BH:96:THR:HB	31:BH:112:LYS:CA	2.34	0.54
14:AL:113:ARG:NH2	14:AL:120:ARG:HA	2.22	0.54
28:DE:2:GLU:HG3	28:DE:13:THR:H	1.69	0.54
25:DB:582:A:H2'	25:DB:583:G:H8	1.72	0.54
36:DM:69:PRO:HA	36:DM:94:ALA:HB2	1.88	0.54
29:BF:134:GLN:HB2	29:BF:149:ARG:HB2	1.88	0.54
29:BF:134:GLN:HE22	29:BF:136:ILE:HA	1.71	0.54
1:CA:182:A:O2'	1:CA:183:C:H3'	2.07	0.54
25:BB:1548:A:H2'	25:BB:1549:A:H8	1.70	0.54
27:BD:22:ILE:HG22	27:BD:23:PRO:O	2.07	0.54
10:AH:15:ASN:O	10:AH:18:ALA:HB3	2.06	0.54
25:DB:170:U:O2'	25:DB:171:U:H5'	2.08	0.54
25:DB:958:U:H3	36:DM:16:ARG:HB3	1.71	0.54
1:AA:82:G:H1'	1:AA:89:U:O4'	2.06	0.54
10:AH:4:ASP:OD2	10:AH:80:PRO:HD3	2.07	0.54
1:AA:1356:G:H2'	1:AA:1357:A:H8	1.70	0.54
1:CA:501:C:H1'	1:CA:549:C:H1'	1.89	0.54
1:AA:208:U:H2'	1:AA:210:C:C5	2.42	0.54
16:AN:73:LEU:HD12	16:AN:73:LEU:N	2.23	0.54
1:AA:373:A:O4'	1:AA:481:G:H1'	2.06	0.54
53:D3:18:LYS:HD2	53:D3:19:GLY:N	2.22	0.54
25:DB:1315:C:O2'	25:DB:1316:U:H5'	2.07	0.54
25:BB:2096:C:H2'	25:BB:2097:A:C8	2.42	0.54
1:AA:257:G:C2'	1:AA:258:G:H5''	2.36	0.54
1:CA:404:G:H2'	1:CA:405:U:C6	2.42	0.54
6:CD:3:TYR:OH	6:CD:6:PRO:HG2	2.07	0.54
47:BX:65:THR:O	47:BX:68:ALA:HB3	2.08	0.54
25:DB:130:C:O2'	25:DB:131:A:H5'	2.07	0.54
25:BB:540:C:H2'	25:BB:541:A:H8	1.72	0.54
1:CA:539:A:H2'	1:CA:540:G:H8	1.71	0.54
1:AA:1247:U:H2'	1:AA:1248:A:H8	1.71	0.54
46:DW:59:PHE:CD2	46:DW:60:ALA:N	2.75	0.54
25:BB:2353:G:H1'	46:BW:30:VAL:HG13	1.89	0.54
46:BW:59:PHE:CD2	46:BW:60:ALA:N	2.75	0.54

Continued on next page...

Continued from previous page...

Atom-1	Atom-2	Distance(Å)	Clash(Å)
11:CI:17:ARG:HH11	11:CI:65:THR:HB	1.72	0.54
11:CI:15:ALA:O	11:CI:66:VAL:HA	2.08	0.54
33:DJ:54:ILE:HD12	33:DJ:55:ILE:N	2.23	0.54
25:DB:996:A:H1'	41:DR:9:GLY:O	2.07	0.54
1:AA:250:A:H1'	1:AA:252:U:C5	2.42	0.54
1:CA:1320:C:H2'	1:CA:1321:U:O4'	2.08	0.54
16:CN:30:ILE:HB	16:CN:44:VAL:HG21	1.88	0.54
31:BH:128:HIS:H	31:BH:144:VAL:HB	1.72	0.54
4:AB:159:ALA:HB1	4:AB:183:PHE:HE1	1.72	0.54
31:DH:143:ILE:HG22	31:DH:144:VAL:N	2.22	0.54
25:DB:2314:A:H2'	25:DB:2315:G:H8	1.71	0.54
25:BB:2314:A:H2'	25:BB:2315:G:H8	1.71	0.54
27:BD:10:GLY:HA3	27:BD:26:VAL:N	2.13	0.54
25:DB:2331:G:O2'	46:DW:40:ARG:HB3	2.07	0.54
27:BD:45:TYR:O	27:BD:46:ARG:HB2	2.05	0.54
13:CK:125:LYS:HA	13:CK:125:LYS:CE	2.37	0.54
15:CM:13:HIS:C	15:CM:15:VAL:H	2.10	0.54
30:BG:83:THR:HA	30:BG:84:LYS:HZ3	1.71	0.54
29:BF:12:VAL:O	29:BF:16:MET:N	2.33	0.54
1:AA:468:A:H3'	1:AA:469:C:H6	1.71	0.54
25:BB:30:G:H2'	25:BB:31:C:C6	2.42	0.54
14:AL:83:GLY:HA2	14:AL:94:TYR:CD1	2.42	0.54
26:DC:130:PRO:HA	26:DC:188:ARG:HA	1.87	0.54
25:BB:2294:G:P	38:BO:94:ARG:HH11	2.30	0.54
1:CA:1218:C:H2'	1:CA:1219:A:H8	1.72	0.54
25:DB:2881:U:H2'	25:DB:2882:A:H8	1.72	0.54
1:AA:663:A:H5'	1:AA:836:G:OP1	2.07	0.54
25:DB:636:G:H3'	35:DL:128:THR:HG21	1.89	0.54
25:DB:825:A:O2'	25:DB:826:U:H5'	2.07	0.54
35:DL:6:LEU:H	35:DL:6:LEU:CD2	2.19	0.54
17:AO:14:PHE:CD2	17:AO:29:ALA:HB2	2.42	0.54
1:AA:204:G:H2'	1:AA:205:A:C8	2.42	0.54
35:DL:4:ASN:ND2	35:DL:4:ASN:N	2.53	0.54
1:AA:555:U:H2'	1:AA:556:C:H6	1.71	0.54
1:AA:635:A:H2'	1:AA:636:U:C6	2.43	0.54
1:AA:635:A:H2'	1:AA:636:U:H6	1.71	0.54
47:DX:35:HIS:HD2	47:DX:36:ARG:N	2.05	0.54
25:DB:2492:U:O2'	25:DB:2493:U:H5'	2.06	0.54
25:BB:2181:U:O2	25:BB:2181:U:H2'	2.07	0.54
24:BA:54:G:O2'	24:BA:55:U:H5'	2.06	0.54
32:BI:109:ALA:HB1	32:BI:124:MET:HG3	1.89	0.54
13:AK:31:VAL:HG21	13:AK:66:ALA:HB2	1.89	0.54

Continued on next page...

Continued from previous page...

Atom-1	Atom-2	Distance(Å)	Clash(Å)
13:AK:23:HIS:O	13:AK:29:THR:HA	2.07	0.54
25:BB:1351:C:H2'	25:BB:1352:U:O4'	2.08	0.54
25:BB:193:U:O3'	25:BB:803:U:H4'	2.06	0.54
25:BB:2348:U:H1'	51:B1:38:PHE:HE2	1.72	0.54
5:CC:23:ALA:HB1	5:CC:27:GLU:CB	2.37	0.54
25:BB:1015:U:H2'	25:BB:1016:G:H8	1.72	0.54
1:AA:992:U:H2'	1:AA:1043:G:N7	2.22	0.54
25:DB:2666:C:O4'	25:DB:2666:C:O2	2.23	0.54
25:BB:24:G:H1'	42:BS:77:ASP:HB3	1.90	0.54
25:DB:1737:G:H5'	25:DB:1738:G:OP2	2.08	0.54
25:BB:1319:C:O2'	25:BB:1320:C:H5'	2.06	0.54
1:CA:1044:A:C5	1:CA:1045:C:H1'	2.43	0.54
25:BB:853:C:H2'	25:BB:854:C:H6	1.72	0.54
46:BW:30:VAL:HG13	46:BW:30:VAL:O	2.07	0.54
25:DB:1055:G:H3'	25:DB:1056:G:H4'	1.89	0.54
16:AN:12:ARG:O	16:AN:15:LEU:HD11	2.07	0.54
43:DT:50:LEU:O	43:DT:51:PHE:HB2	2.07	0.54
4:CB:161:PHE:CE1	4:CB:216:VAL:HG21	2.42	0.54
31:DH:119:ASN:C	31:DH:121:VAL:H	2.11	0.54
40:BQ:57:ARG:HA	40:BQ:60:TRP:CE3	2.42	0.54
40:BQ:78:PHE:CZ	40:BQ:82:LEU:HD11	2.42	0.54
41:BR:5:PHE:O	41:BR:11:GLN:HA	2.06	0.54
25:DB:2230:G:H2'	25:DB:2231:U:C6	2.42	0.54
47:DX:67:LEU:HD22	47:DX:77:TYR:CD1	2.43	0.54
54:B4:7:VAL:HG23	54:B4:35:GLN:CB	2.37	0.54
30:BG:163:TYR:O	30:BG:166:GLU:HB3	2.07	0.54
49:DZ:16:LEU:N	49:DZ:16:LEU:HD22	2.20	0.54
38:BO:28:VAL:HG21	38:BO:106:LEU:HD21	1.88	0.54
28:DE:146:VAL:HG12	28:DE:147:LEU:H	1.73	0.54
4:AB:114:LYS:C	4:AB:116:LEU:H	2.10	0.54
10:AH:11:THR:HG22	10:AH:15:ASN:ND2	2.22	0.54
24:BA:33:G:O2'	24:BA:34:A:H5'	2.07	0.54
24:BA:51:G:C2'	24:BA:52:A:H5''	2.36	0.54
1:AA:88:U:O2'	1:AA:89:U:C5	2.60	0.54
25:DB:1175:A:H2'	25:DB:1176:U:C4'	2.38	0.54
30:BG:41:GLU:HB3	30:BG:52:GLY:O	2.07	0.54
25:DB:518:G:H4'	42:DS:18:ARG:NH2	2.22	0.54
1:CA:559:A:H4'	1:CA:560:A:H3'	1.90	0.54
1:AA:996:A:H2'	1:AA:997:U:C6	2.42	0.54
25:DB:1152:C:H2'	25:DB:1153:C:H6	1.71	0.54
35:DL:51:GLU:HG2	53:D3:56:LEU:HD21	1.89	0.54
25:DB:2729:G:H2'	25:DB:2730:C:H6	1.72	0.54

Continued on next page...

Continued from previous page...

Atom-1	Atom-2	Distance(Å)	Clash(Å)
24:BA:61:G:H2'	24:BA:62:C:C6	2.42	0.54
1:AA:189:A:H2'	1:AA:190:A:C8	2.41	0.54
1:CA:1247:U:H2'	1:CA:1248:A:C8	2.42	0.54
25:DB:847:U:H6	25:DB:934:U:H1'	1.71	0.54
18:CP:46:LYS:H	18:CP:46:LYS:CE	2.20	0.54
25:DB:906:U:H4'	36:DM:66:ARG:NH1	2.23	0.54
18:CP:56:ARG:O	18:CP:59:HIS:HB3	2.07	0.54
25:BB:2489:U:O2'	25:BB:2490:G:H5'	2.06	0.54
25:DB:2885:G:N2	50:D0:31:LYS:HG2	2.23	0.54
25:DB:184:C:H2'	25:DB:185:G:H8	1.71	0.54
25:BB:2601:C:C3'	25:BB:2602:A:H5''	2.38	0.54
46:BW:51:GLY:HA3	46:BW:59:PHE:CB	2.38	0.54
10:CH:17:GLN:HG2	10:CH:62:LEU:HD23	1.89	0.54
1:CA:1134:G:H2'	1:CA:1135:U:O4'	2.08	0.54
33:DJ:119:PHE:C	33:DJ:121:LYS:H	2.10	0.54
40:DQ:69:ARG:HB2	40:DQ:69:ARG:NH2	2.23	0.54
5:CC:119:ILE:HD11	5:CC:132:ALA:C	2.28	0.54
5:CC:137:VAL:O	5:CC:141:MET:HG2	2.07	0.54
5:CC:19:SER:O	16:CN:93:PRO:HB3	2.07	0.54
39:DP:62:LYS:HB3	39:DP:69:VAL:HG22	1.89	0.54
31:DH:31:VAL:HB	31:DH:32:PRO:CD	2.28	0.54
23:CU:27:VAL:C	23:CU:29:ALA:H	2.10	0.54
27:BD:68:PHE:HB3	27:BD:73:VAL:HG23	1.88	0.54
14:AL:86:VAL:HG12	14:AL:87:LYS:N	2.21	0.54
27:DD:33:ARG:NE	27:DD:74:GLU:HB3	2.16	0.54
21:AS:11:ASP:O	21:AS:14:LEU:HG	2.07	0.54
12:CJ:30:LYS:HA	12:CJ:36:VAL:HG21	1.88	0.54
4:CB:43:GLU:C	4:CB:45:THR:H	2.10	0.54
9:CG:136:LYS:O	9:CG:140:VAL:HG23	2.08	0.54
9:CG:49:LEU:HD22	9:CG:60:ALA:CB	2.37	0.54
1:CA:1302:C:P	15:CM:16:ILE:HD11	2.48	0.54
1:AA:542:G:OP1	6:AD:9:LYS:HE3	2.07	0.54
1:CA:1295:U:H2'	1:CA:1296:C:C6	2.42	0.54
1:CA:202:G:H2'	1:CA:203:G:H8	1.70	0.54
1:CA:201:G:H21	1:CA:469:C:H1'	1.73	0.54
39:DP:8:GLU:HG3	39:DP:54:LEU:HB3	1.89	0.54
25:BB:136:G:H2'	25:BB:137:U:C5	2.42	0.54
7:AE:56:PRO:HA	7:AE:59:ILE:HG22	1.90	0.54
25:DB:299:A:H2'	25:DB:300:A:C8	2.41	0.54
33:BJ:25:LEU:HB2	33:BJ:62:VAL:HG21	1.89	0.54
1:AA:942:G:N2	11:AI:125:GLN:HE22	2.04	0.54
43:DT:69:ARG:HH11	43:DT:70:HIS:N	2.05	0.54

Continued on next page...

Continued from previous page...

Atom-1	Atom-2	Distance(Å)	Clash(Å)
31:DH:104:THR:O	31:DH:109:GLU:HA	2.06	0.54
25:DB:1551:A:C3'	25:DB:1552:A:H5''	2.36	0.54
1:CA:66:A:H3'	1:CA:67:C:H5''	1.90	0.54
1:CA:1277:C:H1'	1:CA:1282:C:O2	2.07	0.54
7:AE:68:ARG:NH1	7:AE:69:ASN:HD21	2.06	0.54
14:AL:31:GLY:O	14:AL:78:VAL:HG13	2.07	0.54
12:AJ:56:HIS:O	12:AJ:57:VAL:HG12	2.07	0.54
25:DB:2341:G:H2'	25:DB:2342:C:H6	1.73	0.54
11:AI:56:MET:SD	11:AI:56:MET:N	2.80	0.54
25:BB:1076:C:H5''	32:BI:94:LYS:HZ1	1.73	0.54
25:DB:2591:C:H2'	25:DB:2592:G:H8	1.72	0.54
49:DZ:15:ARG:HD2	49:DZ:15:ARG:N	2.23	0.54
1:AA:175:C:H2'	1:AA:176:C:H6	1.73	0.54
25:BB:753:A:H2'	25:BB:754:U:C6	2.42	0.54
1:CA:257:G:C2'	1:CA:258:G:H5''	2.37	0.54
25:DB:1400:U:H2'	25:DB:1401:G:C8	2.42	0.54
25:BB:1015:U:H2'	25:BB:1016:G:C8	2.42	0.54
1:CA:1153:G:H2'	1:CA:1154:G:O4'	2.08	0.54
30:DG:171:LYS:HD3	30:DG:172:GLU:H	1.70	0.54
1:CA:806:C:H2'	1:CA:807:A:H8	1.73	0.54
8:AF:14:GLN:NE2	8:AF:17:GLN:HE21	2.05	0.54
25:BB:2218:G:O2'	25:BB:2219:U:H5'	2.08	0.54
25:DB:1188:U:O2'	25:DB:1189:A:H5'	2.07	0.54
30:DG:82:PHE:CZ	30:DG:137:LYS:HB2	2.43	0.54
1:CA:594:U:H2'	1:CA:595:A:O4'	2.08	0.54
10:AH:46:GLU:HB2	10:AH:61:THR:HB	1.88	0.54
46:DW:24:ARG:HA	46:DW:66:VAL:N	2.18	0.54
25:BB:2365:G:O2'	46:BW:59:PHE:CE1	2.56	0.54
46:BW:30:VAL:HA	46:BW:60:ALA:O	2.08	0.54
8:CF:6:ILE:HG12	8:CF:62:MET:CB	2.38	0.54
1:CA:1128:C:H4'	1:CA:1148:U:H3	1.73	0.54
15:AM:76:ILE:HG23	15:AM:90:HIS:CD2	2.42	0.54
16:AN:12:ARG:HE	16:AN:53:ASP:CG	2.10	0.54
1:AA:1314:C:OP2	21:AS:5:LYS:HG2	2.08	0.54
6:CD:166:LYS:HB3	6:CD:166:LYS:NZ	2.19	0.54
22:CT:80:ALA:HA	22:CT:83:ASN:ND2	2.06	0.54
4:AB:17:HIS:O	4:AB:37:VAL:HG23	2.07	0.54
15:CM:80:MET:SD	15:CM:91:ARG:HB3	2.47	0.54
25:BB:3:U:HO2'	25:BB:4:U:H6	1.47	0.54
18:AP:71:VAL:HA	18:AP:74:LEU:HG	1.89	0.54
5:AC:63:ILE:H	5:AC:98:ALA:HB2	1.71	0.54
36:DM:38:ARG:HH11	36:DM:38:ARG:CB	2.15	0.54

Continued on next page...

Continued from previous page...

Atom-1	Atom-2	Distance(Å)	Clash(Å)
33:BJ:65:THR:HG23	33:BJ:66:GLY:N	2.21	0.54
27:DD:68:PHE:HB3	27:DD:73:VAL:CG2	2.37	0.54
45:BV:65:VAL:O	45:BV:68:LYS:HG2	2.07	0.54
23:AU:39:LYS:N	23:AU:40:PRO:CD	2.71	0.54
9:CG:25:PHE:HD1	9:CG:100:MET:HG3	1.71	0.54
13:CK:125:LYS:HD2	23:CU:32:ARG:O	2.08	0.54
1:AA:1125:U:H5'	12:AJ:37:ARG:HH11	1.72	0.54
15:CM:13:HIS:HD2	15:CM:43:LYS:HG2	1.72	0.54
42:BS:35:ILE:HA	50:B0:24:VAL:CG1	2.38	0.54
1:CA:1332:A:H2'	1:CA:1333:A:C8	2.42	0.54
1:AA:493:A:H3'	1:AA:494:G:H8	1.72	0.54
5:AC:23:ALA:C	5:AC:24:ASN:HD22	2.11	0.54
16:AN:76:PHE:CE2	16:AN:92:ILE:HD13	2.42	0.54
4:AB:202:ASN:HD21	4:AB:204:ASP:HB2	1.73	0.54
22:CT:54:GLN:N	22:CT:55:PRO:HD2	2.22	0.54
1:CA:202:G:H1'	1:CA:468:A:H8	1.72	0.54
9:CG:12:LEU:HD13	9:CG:13:PRO:HD2	1.89	0.54
23:AU:31:VAL:O	23:AU:32:ARG:HB3	2.08	0.54
6:AD:94:GLU:HG3	6:AD:103:ARG:HH12	1.72	0.54
4:CB:130:LYS:C	4:CB:132:GLU:H	2.10	0.54
32:DI:129:GLU:HB3	32:DI:133:ARG:HH12	1.71	0.54
25:DB:2103:C:H3'	25:DB:2104:C:O2	2.07	0.54
29:DF:140:ILE:HG22	29:DF:141:ASP:OD2	2.07	0.54
25:BB:2308:G:H5'	25:BB:2308:G:C8	2.43	0.54
1:CA:373:A:OP2	1:CA:373:A:H3'	2.08	0.54
1:AA:125:U:H2'	1:AA:126:G:C8	2.43	0.54
1:AA:266:G:O2'	1:AA:267:C:H3'	2.08	0.54
25:DB:2547:A:H4'	34:DK:28:HIS:CE1	2.41	0.54
29:BF:29:ARG:HH11	29:BF:29:ARG:HB2	1.72	0.54
14:AL:106:VAL:HG13	14:AL:116:TYR:HB3	1.90	0.54
1:CA:21:G:H2'	1:CA:22:G:C8	2.43	0.54
1:AA:1162:C:H2'	1:AA:1163:A:C8	2.43	0.54
1:AA:806:C:H2'	1:AA:807:A:C8	2.43	0.54
25:DB:522:A:H2'	25:DB:523:C:C6	2.42	0.54
50:D0:30:ASP:HB3	50:D0:33:SER:O	2.07	0.54
25:DB:1862:G:O2'	25:DB:1863:G:H5'	2.08	0.54
45:DV:48:MET:O	45:DV:51:GLN:HG3	2.08	0.54
39:DP:28:LYS:O	39:DP:81:ASP:HB3	2.07	0.54
25:BB:1636:U:H2'	25:BB:1637:A:C8	2.42	0.54
25:BB:2859:G:H2'	25:BB:2860:A:C8	2.41	0.54
25:BB:847:U:H6	25:BB:934:U:H1'	1.72	0.54
1:AA:1044:A:C5	1:AA:1045:C:H1'	2.43	0.54

Continued on next page...

Continued from previous page...

Atom-1	Atom-2	Distance(Å)	Clash(Å)
1:CA:1109:C:H3'	57:CA:1933:HOH:O	2.06	0.54
12:CJ:83:THR:O	12:CJ:87:LEU:HB2	2.08	0.54
43:DT:68:LYS:O	43:DT:74:ILE:HG13	2.07	0.54
25:DB:589:U:H2'	25:DB:590:A:C8	2.42	0.54
46:BW:30:VAL:O	46:BW:30:VAL:HG22	2.07	0.54
25:BB:2365:G:O2'	46:BW:59:PHE:HE1	1.88	0.54
11:AI:78:ILE:HG22	11:AI:82:ILE:HG13	1.90	0.54
7:CE:85:LYS:HA	7:CE:142:GLY:O	2.07	0.54
7:CE:84:VAL:O	7:CE:143:LEU:HD12	2.08	0.54
10:CH:46:GLU:HB2	10:CH:61:THR:HB	1.90	0.54
1:AA:1320:C:H2'	1:AA:1321:U:O4'	2.08	0.54
16:AN:53:ASP:O	16:AN:58:ARG:HD3	2.07	0.54
1:CA:1343:G:H2'	1:CA:1344:C:C6	2.43	0.54
5:CC:112:ALA:O	5:CC:199:VAL:HG21	2.07	0.54
27:BD:118:PHE:CD1	27:BD:119:ALA:N	2.75	0.54
4:AB:158:ASP:O	4:AB:181:PRO:HD2	2.08	0.54
40:BQ:91:ARG:CB	40:BQ:93:ILE:HG22	2.37	0.54
44:DU:48:VAL:O	44:DU:50:ALA:N	2.40	0.54
13:CK:113:THR:HG22	23:CU:28:LEU:HD22	1.90	0.54
8:CF:68:GLN:CD	8:CF:68:GLN:H	2.11	0.54
8:CF:68:GLN:O	8:CF:71:ILE:HG22	2.07	0.54
18:AP:4:ILE:HD13	18:AP:67:ILE:HB	1.90	0.54
23:AU:36:PHE:HB2	23:AU:40:PRO:HD3	1.87	0.54
25:BB:2305:U:C4	29:BF:151:LEU:HA	2.43	0.54
15:CM:36:ALA:HB3	15:CM:38:ILE:HG12	1.88	0.54
15:CM:22:TYR:CD2	15:CM:65:GLU:HA	2.32	0.54
29:BF:7:TYR:O	29:BF:12:VAL:HG23	2.08	0.54
47:BX:76:LYS:HG3	47:BX:77:TYR:H	1.71	0.54
29:BF:177:ARG:NE	29:BF:178:LYS:H	1.98	0.54
14:AL:73:LEU:HD21	14:AL:103:CYS:HB2	1.88	0.54
24:BA:83:G:OP1	49:BZ:16:LEU:HD21	2.07	0.54
29:BF:6:TYR:HA	29:BF:9:ASP:HB2	1.90	0.54
1:CA:783:C:O2'	1:CA:784:A:H5'	2.08	0.54
25:DB:1387:A:H5'	25:DB:1469:A:H1'	1.90	0.54
5:AC:205:GLU:HG2	5:AC:206:ILE:H	1.73	0.54
5:AC:86:LEU:HA	5:AC:89:VAL:HG23	1.89	0.54
41:BR:60:LYS:H	41:BR:100:GLY:HA3	1.72	0.54
1:AA:663:A:O2'	1:AA:664:G:H5'	2.08	0.54
25:DB:1080:A:H4'	32:DI:126:ARG:CD	2.37	0.54
25:BB:1547:C:H2'	25:BB:1548:A:C8	2.43	0.54
1:CA:966:G:H2'	1:CA:967:C:C6	2.42	0.54
18:AP:33:ILE:HG22	18:AP:34:GLU:CG	2.38	0.54

Continued on next page...

Continued from previous page...

Atom-1	Atom-2	Distance(Å)	Clash(Å)
1:CA:223:A:H2'	1:CA:224:U:C6	2.42	0.54
1:CA:1013:G:H2'	1:CA:1015:G:OP2	2.08	0.54
1:AA:603:U:H2'	1:AA:604:G:H8	1.73	0.54
1:AA:1309:G:H2'	1:AA:1310:G:H8	1.69	0.54
42:DS:48:LYS:O	42:DS:52:GLU:HG2	2.07	0.54
25:BB:78:U:H2'	25:BB:79:C:H6	1.73	0.54
1:AA:211:G:H5''	1:AA:211:G:N3	2.22	0.54
25:BB:1404:C:O2'	25:BB:1405:U:H5'	2.08	0.54
1:CA:384:G:H2'	1:CA:385:C:H6	1.72	0.54
34:DK:36:ASP:O	34:DK:60:VAL:HA	2.07	0.54
5:AC:129:PHE:O	5:AC:133:MET:HE3	2.07	0.54
1:CA:490:C:H2'	1:CA:491:G:H8	1.73	0.54
25:DB:104:A:H2'	25:DB:105:C:C6	2.43	0.54
10:CH:29:SER:O	10:CH:33:VAL:HG23	2.07	0.54
5:AC:166:TRP:HA	5:AC:166:TRP:HE3	1.73	0.54
1:AA:1247:U:H2'	1:AA:1248:A:C8	2.41	0.54
17:CO:49:HIS:O	17:CO:52:ARG:HB3	2.08	0.54
37:BN:41:ALA:C	37:BN:43:GLU:H	2.11	0.54
25:BB:1420:A:H2'	25:BB:2211:A:N6	2.23	0.54
25:BB:2216:G:H2'	25:BB:2217:G:C8	2.43	0.54
25:BB:2693:G:O2'	25:BB:2694:G:H5'	2.06	0.54
25:BB:1400:U:H2'	25:BB:1401:G:H8	1.73	0.54
5:CC:138:GLN:HA	5:CC:138:GLN:HE21	1.73	0.54
1:AA:529:G:O6	14:AL:45:ASN:HA	2.08	0.54
46:BW:58:LEU:HG	46:BW:79:ILE:HD12	1.89	0.54
8:CF:10:VAL:HG12	8:CF:11:HIS:N	2.23	0.54
11:CI:98:ARG:CG	11:CI:103:VAL:HG21	2.36	0.54
30:DG:40:VAL:HG12	30:DG:52:GLY:O	2.08	0.54
26:DC:68:ARG:NH2	26:DC:103:ILE:HD13	2.23	0.54
33:DJ:99:ARG:C	33:DJ:101:ILE:H	2.09	0.54
40:DQ:94:LEU:HD21	41:DR:12:HIS:HA	1.89	0.54
41:DR:54:VAL:HG22	41:DR:55:ASP:H	1.72	0.54
26:BC:141:HIS:CG	26:BC:142:ASN:H	2.25	0.54
26:BC:154:ALA:HB2	26:BC:161:VAL:HG23	1.90	0.54
25:BB:1654:A:HO2'	27:BD:118:PHE:CB	2.20	0.54
41:BR:2:TYR:H	41:BR:42:ALA:HB2	1.73	0.54
27:DD:24:VAL:HG22	27:DD:25:THR:H	1.72	0.54
29:BF:62:GLN:HG3	29:BF:91:ARG:HH11	1.73	0.54
27:BD:68:PHE:HB3	27:BD:73:VAL:CG2	2.38	0.54
18:CP:8:ARG:CZ	18:CP:15:PRO:HB3	2.37	0.54
32:DI:54:ILE:HD13	32:DI:55:PRO:N	2.22	0.54
1:AA:523:A:N6	14:AL:49:ARG:HH12	2.05	0.54

Continued on next page...

Continued from previous page...

Atom-1	Atom-2	Distance(Å)	Clash(Å)
32:BI:77:VAL:HA	32:BI:80:LYS:CE	2.38	0.54
32:BI:125:THR:O	32:BI:129:GLU:HG3	2.07	0.54
27:DD:34:VAL:CG1	27:DD:48:ILE:HD11	2.37	0.54
25:BB:2230:G:H2'	25:BB:2231:U:C6	2.42	0.54
12:AJ:11:LYS:HG2	12:AJ:97:ASP:HB3	1.88	0.54
25:BB:2033:A:H1'	25:BB:2035:G:OP2	2.08	0.54
1:AA:202:G:HO2'	1:AA:468:A:H8	1.55	0.54
41:BR:27:ILE:HG13	41:BR:33:VAL:HG11	1.90	0.54
4:CB:128:LEU:HD23	4:CB:129:THR:N	2.22	0.54
7:AE:132:PRO:O	7:AE:136:VAL:HG12	2.08	0.54
25:BB:1563:U:H2'	25:BB:1564:C:C6	2.43	0.54
1:AA:1342:C:H2'	1:AA:1343:G:H8	1.73	0.54
17:AO:45:HIS:O	17:AO:47:LYS:HG3	2.07	0.54
9:AG:107:ALA:O	9:AG:118:ARG:HB3	2.08	0.54
1:AA:218:U:H2'	1:AA:219:U:C6	2.43	0.54
1:CA:250:A:H1'	1:CA:252:U:C5	2.42	0.54
24:BA:30:C:H2'	24:BA:31:C:H5'	1.90	0.54
37:BN:72:ASP:OD2	37:BN:74:GLU:HB3	2.08	0.54
5:CC:5:HIS:CG	16:CN:88:MET:HB3	2.43	0.54
8:CF:1:MET:HA	8:CF:67:PRO:N	2.22	0.54
25:DB:150:U:H2'	25:DB:151:C:C6	2.42	0.54
31:DH:72:ILE:O	31:DH:142:VAL:HG21	2.07	0.54
37:BN:102:PHE:N	37:BN:102:PHE:CD1	2.75	0.54
20:CR:57:ALA:HA	20:CR:60:ARG:HH11	1.71	0.54
25:DB:1164:C:H2'	25:DB:1165:A:H8	1.72	0.54
25:BB:1405:U:H2'	25:BB:1406:U:H6	1.72	0.54
15:CM:44:ILE:HD12	15:CM:44:ILE:N	2.22	0.54
28:BE:150:THR:HG21	28:BE:153:LEU:HA	1.90	0.54
25:BB:754:U:H2'	25:BB:755:U:H6	1.71	0.54
24:DA:61:G:H2'	24:DA:62:C:C6	2.42	0.54
1:AA:1203:C:OP1	16:AN:1:ALA:HB3	2.08	0.54
1:AA:1060:U:H1'	12:AJ:54:SER:OG	2.08	0.54
1:CA:660:C:OP1	17:CO:4:THR:HG21	2.07	0.54
25:DB:1736:U:H2'	25:DB:1737:G:O4'	2.07	0.54
30:DG:22:VAL:HG22	30:DG:36:LEU:CD1	2.38	0.54
25:DB:84:A:H4'	25:DB:85:G:O5'	2.07	0.54
25:DB:696:G:O2'	25:DB:697:G:H5'	2.07	0.54
24:BA:95:U:H2'	24:BA:96:G:H8	1.73	0.54
25:BB:1461:C:O2'	25:BB:1462:C:H5'	2.08	0.54
25:BB:1930:G:H2'	25:BB:1968:G:H1	1.73	0.54
25:DB:2101:A:H2'	25:DB:2102:G:H8	1.73	0.54
25:DB:1904:G:H1'	25:DB:1927:A:N1	2.22	0.54

Continued on next page...

Continued from previous page...

Atom-1	Atom-2	Distance(Å)	Clash(Å)
25:DB:564:C:O2'	25:DB:565:C:H5'	2.08	0.54
25:BB:2078:C:O2'	25:BB:2079:U:H5'	2.07	0.54
1:CA:603:U:H2'	1:CA:604:G:C8	2.42	0.54
8:CF:38:ARG:HD3	8:CF:96:VAL:O	2.08	0.54
25:DB:1055:G:H1'	25:DB:1085:A:C2	2.43	0.54
11:CI:33:SER:H	11:CI:36:GLN:CG	2.21	0.54
4:CB:30:ILE:HG12	4:CB:40:ILE:HA	1.90	0.54
33:DJ:5:THR:N	33:DJ:44:TYR:HE2	2.05	0.54
41:DR:51:VAL:O	41:DR:52:PRO:C	2.46	0.54
5:CC:61:LYS:HA	5:CC:61:LYS:HZ3	1.72	0.54
35:BL:124:GLY:N	35:BL:143:GLU:CG	2.71	0.54
31:BH:127:GLU:HG3	31:BH:143:ILE:HB	1.89	0.54
31:BH:90:LEU:HD22	31:BH:123:ARG:C	2.28	0.54
4:AB:220:VAL:HG12	4:AB:221:ARG:H	1.73	0.54
4:AB:84:LEU:HD12	4:AB:88:GLN:O	2.08	0.54
25:DB:1655:A:H5'	27:DD:118:PHE:CG	2.42	0.54
35:DL:124:GLY:N	35:DL:143:GLU:CG	2.71	0.54
27:BD:25:THR:HG21	27:BD:193:VAL:HG22	1.88	0.54
7:AE:75:LEU:HD23	7:AE:76:ASN:N	2.23	0.54
44:BU:5:ARG:NH2	44:BU:93:ARG:HD3	2.23	0.54
25:BB:1365:A:OP2	47:BX:2:ARG:HG2	2.08	0.54
46:BW:9:THR:OG1	46:BW:10:ARG:N	2.41	0.54
5:AC:11:LEU:HD13	5:AC:17:TRP:NE1	2.23	0.54
25:DB:116:C:O2'	25:DB:126:A:C8	2.59	0.54
15:AM:53:ASP:HA	15:AM:56:ARG:CZ	2.37	0.54
30:BG:154:GLU:O	30:BG:156:TYR:N	2.40	0.54
1:AA:1332:A:H2'	1:AA:1333:A:C8	2.43	0.54
11:AI:24:ASN:O	11:AI:61:ASP:HA	2.07	0.54
1:AA:37:U:OP1	14:AL:120:ARG:HB2	2.07	0.54
1:AA:474:G:H2'	1:AA:475:C:C6	2.42	0.54
28:DE:149:ILE:HG13	28:DE:170:ARG:O	2.08	0.54
29:BF:134:GLN:NE2	29:BF:136:ILE:HA	2.23	0.54
25:BB:1444:G:O2'	25:BB:1445:G:H5'	2.07	0.54
27:BD:113:SER:HB2	27:BD:168:GLU:N	2.22	0.54
44:BU:35:VAL:HB	44:BU:38:ILE:CG2	2.38	0.54
30:DG:88:LEU:HD13	30:DG:93:TYR:HB3	1.89	0.54
1:AA:1160:G:H5''	4:AB:131:LYS:HD2	1.88	0.54
35:BL:6:LEU:HD23	35:BL:6:LEU:N	2.22	0.54
1:CA:986:U:H1'	21:CS:53:GLY:O	2.07	0.54
1:AA:280:C:H41	19:AQ:38:LYS:HE2	1.73	0.54
1:AA:559:A:H4'	1:AA:560:A:H3'	1.90	0.54
1:AA:125:U:H2'	1:AA:126:G:H8	1.72	0.54

Continued on next page...

Continued from previous page...

Atom-1	Atom-2	Distance(Å)	Clash(Å)
25:BB:720:U:H2'	25:BB:721:A:C8	2.43	0.54
1:AA:993:G:H2'	1:AA:995:C:H41	1.73	0.54
3:CX:3:G:C5'	3:CX:5:U:H5'	2.38	0.54
7:AE:92:ARG:HB2	7:AE:127:TYR:HB2	1.90	0.54
31:DH:58:LEU:HA	31:DH:61:VAL:CG1	2.38	0.54
25:BB:1484:U:H2'	25:BB:1485:U:C6	2.43	0.54
25:BB:1411:U:H2'	25:BB:1412:U:H6	1.71	0.54
25:DB:1853:A:N1	25:DB:2087:G:H1'	2.22	0.54
25:DB:1945:G:H2'	25:DB:1946:U:C6	2.43	0.54
10:AH:12:ARG:HB3	10:AH:24:VAL:HG21	1.89	0.54
18:CP:46:LYS:H	18:CP:46:LYS:HE3	1.71	0.54
25:BB:988:A:P	49:BZ:11:SER:HB3	2.48	0.54
38:DO:15:ARG:HH21	38:DO:95:SER:HB3	1.72	0.54
25:BB:457:A:N1	25:BB:470:A:H5''	2.23	0.54
37:DN:77:ALA:O	37:DN:81:ASN:HB2	2.08	0.54
30:BG:82:PHE:HB2	30:BG:134:GLY:O	2.07	0.54
1:CA:6:G:N3	1:CA:6:G:H3'	2.22	0.54
25:DB:729:G:C6	26:DC:206:LYS:HB2	2.43	0.54
25:BB:2360:G:H4'	35:BL:61:LEU:HD11	1.88	0.54
25:DB:2027:G:O2'	25:DB:2028:U:H5'	2.07	0.54
22:CT:50:PHE:O	22:CT:53:MET:HG3	2.07	0.54
1:AA:613:C:H2'	1:AA:614:C:C6	2.42	0.54
25:BB:794:A:H2'	25:BB:795:C:C6	2.43	0.54
7:CE:38:VAL:N	7:CE:46:GLY:HA3	2.20	0.54
10:CH:100:ILE:CD1	10:CH:128:VAL:H	2.21	0.54
25:DB:1051:G:H2'	25:DB:1052:C:H6	1.73	0.54
11:CI:44:ARG:HG3	11:CI:45:MET:SD	2.47	0.54
12:CJ:11:LYS:HD2	12:CJ:71:LEU:HD12	1.89	0.54
1:CA:1342:C:H2'	1:CA:1343:G:H8	1.72	0.54
26:DC:145:MET:HE3	26:DC:153:LEU:HD21	1.90	0.54
5:CC:109:GLU:CB	5:CC:143:LEU:HD11	2.38	0.54
19:AQ:61:ARG:HG2	19:AQ:75:VAL:HG12	1.90	0.54
21:CS:30:LEU:HD12	21:CS:47:THR:O	2.07	0.54
43:DT:38:ALA:HB2	43:DT:81:LYS:NZ	2.21	0.54
4:AB:83:ALA:CB	4:AB:90:PHE:HB3	2.38	0.54
20:CR:72:ARG:NH2	23:CU:3:ILE:HG22	2.23	0.54
18:AP:68:SER:OG	18:AP:71:VAL:HG12	2.08	0.54
39:DP:77:SER:OG	39:DP:79:VAL:HG22	2.08	0.54
30:BG:26:LYS:HG2	30:BG:27:GLY:N	2.21	0.54
30:BG:8:VAL:HG21	30:BG:51:PHE:HE2	1.73	0.54
33:BJ:65:THR:HG22	33:BJ:68:LYS:CE	2.38	0.54
1:AA:1130:A:N6	1:AA:1143:G:N2	2.56	0.54

Continued on next page...

Continued from previous page...

Atom-1	Atom-2	Distance(Å)	Clash(Å)
13:CK:35:ASP:HB3	13:CK:39:ASN:HB2	1.89	0.54
1:CA:193:C:H2'	1:CA:194:C:C6	2.43	0.54
1:CA:331:G:OP1	1:CA:332:G:H5'	2.08	0.54
25:DB:285:G:H3'	25:DB:286:U:H6	1.73	0.54
27:DD:121:THR:HB	27:DD:127:PHE:HB2	1.89	0.54
25:DB:139:U:C4	43:DT:1:MET:HA	2.43	0.54
1:CA:266:G:O2'	1:CA:267:C:H3'	2.08	0.54
1:CA:255:G:H5''	19:CQ:18:LYS:HB2	1.89	0.54
24:DA:75:G:H4'	45:DV:29:ILE:HG21	1.89	0.54
29:BF:122:ASP:OD2	29:BF:126:ASN:HB2	2.08	0.54
1:AA:265:G:H4'	19:AQ:66:LEU:O	2.08	0.54
1:CA:1191:A:H5''	5:CC:3:LYS:NZ	2.23	0.54
25:DB:1405:U:H2'	25:DB:1406:U:H6	1.72	0.54
1:AA:1029:U:H2'	1:AA:1031:C:N3	2.23	0.54
22:CT:37:ALA:HB1	22:CT:42:ASP:O	2.07	0.54
1:CA:1350:A:H2'	1:CA:1351:U:C6	2.43	0.54
17:AO:87:ARG:HB2	17:AO:87:ARG:NH1	2.23	0.54
1:AA:1508:A:H2'	1:AA:1509:C:H6	1.71	0.54
25:DB:1354:A:H2'	25:DB:1355:G:O4'	2.08	0.54
1:CA:741:G:H4'	17:CO:54:GLY:HA3	1.90	0.54
25:DB:1220:G:H2'	25:DB:1221:C:H6	1.73	0.54
12:AJ:67:ILE:HA	16:AN:94:GLY:O	2.07	0.54
38:DO:89:ASP:HA	38:DO:116:GLN:O	2.08	0.54
38:BO:15:ARG:HH21	38:BO:95:SER:HB3	1.72	0.54
48:BY:19:LEU:O	48:BY:24:GLU:HB2	2.08	0.54
4:AB:111:LYS:HD3	4:AB:111:LYS:O	2.08	0.54
12:CJ:82:LYS:HD2	12:CJ:82:LYS:N	2.23	0.54
41:DR:91:GLN:HG3	41:DR:92:TRP:H	1.73	0.54
46:DW:50:VAL:O	46:DW:59:PHE:HB3	2.08	0.54
7:CE:106:ALA:HB3	7:CE:111:ARG:HA	1.88	0.54
8:CF:38:ARG:O	8:CF:39:LEU:HB3	2.06	0.54
21:AS:2:ARG:HG3	21:AS:3:SER:H	1.73	0.54
35:BL:92:LEU:HG	35:BL:93:ASN:H	1.74	0.54
4:AB:166:ASP:HB2	4:AB:190:SER:HA	1.89	0.54
4:CB:14:HIS:CD2	4:CB:202:ASN:HD21	2.26	0.54
4:CB:69:VAL:HA	4:CB:91:VAL:O	2.08	0.54
8:AF:4:TYR:CE2	8:AF:71:ILE:HG21	2.43	0.54
8:CF:2:ARG:HB2	8:CF:68:GLN:OE1	2.08	0.54
32:DI:76:ALA:HA	32:DI:135:MET:SD	2.48	0.54
44:DU:12:VAL:HG21	44:DU:38:ILE:HD11	1.90	0.54
12:AJ:43:PRO:O	12:AJ:71:LEU:HD11	2.08	0.54
29:DF:12:VAL:O	29:DF:16:MET:N	2.33	0.54

Continued on next page...

Continued from previous page...

Atom-1	Atom-2	Distance(Å)	Clash(Å)
28:BE:176:ASP:O	28:BE:180:LEU:HD23	2.07	0.54
6:AD:117:VAL:HA	6:AD:122:ILE:HB	1.90	0.54
49:BZ:16:LEU:N	49:BZ:16:LEU:HD22	2.20	0.54
48:DY:7:ARG:NH2	48:DY:9:LYS:H	2.07	0.54
1:CA:1437:A:H2'	1:CA:1438:G:H8	1.72	0.54
19:CQ:42:LYS:C	19:CQ:43:LEU:HD12	2.28	0.54
44:BU:15:GLY:CA	44:BU:16:LYS:HZ2	2.20	0.54
29:DF:134:GLN:NE2	29:DF:136:ILE:HA	2.22	0.54
25:DB:171:U:H2'	25:DB:172:A:H8	1.72	0.54
1:AA:626:G:H2'	1:AA:627:G:H8	1.72	0.54
25:DB:277:G:O2'	25:DB:278:A:H3'	2.08	0.54
1:CA:154:U:O2'	1:CA:155:A:H5'	2.08	0.54
1:AA:70:U:H4'	1:AA:71:A:OP1	2.07	0.54
7:AE:13:LYS:NZ	7:AE:112:ALA:HA	2.22	0.54
25:BB:2880:C:O4'	37:BN:91:ALA:HB3	2.08	0.54
25:BB:2320:U:O2'	25:BB:2322:A:N7	2.41	0.54
25:BB:2341:G:H2'	25:BB:2342:C:H6	1.71	0.54
2:CW:28:C:H2'	2:CW:29:G:H8	1.73	0.54
9:CG:149:ALA:HB2	13:CK:55:ARG:NH1	2.23	0.54
35:DL:116:VAL:HG13	35:DL:117:THR:H	1.72	0.54
1:AA:1107:C:C4	1:AA:1108:G:N7	2.76	0.54
31:DH:57:LYS:HG3	31:DH:58:LEU:N	2.23	0.54
25:BB:549:G:H5''	25:BB:550:C:C6	2.43	0.54
25:DB:164:C:H2'	25:DB:165:A:H5'	1.90	0.54
25:DB:354:A:H2'	25:DB:355:U:C6	2.42	0.54
25:BB:729:G:H4'	25:BB:763:G:O5'	2.08	0.54
28:DE:150:THR:HG21	28:DE:153:LEU:HA	1.89	0.54
1:CA:494:G:O2'	1:CA:496:A:H1'	2.08	0.54
31:DH:60:GLU:O	31:DH:63:ALA:HB3	2.07	0.54
44:DU:20:LYS:O	44:DU:21:ARG:HG2	2.07	0.54
9:AG:93:VAL:HG23	9:AG:94:ARG:H	1.72	0.54
25:BB:2600:A:O2'	25:BB:2601:C:H5'	2.07	0.54
37:DN:41:ALA:C	37:DN:43:GLU:H	2.11	0.54
1:CA:990:C:O2'	1:CA:991:U:H5'	2.08	0.54
1:AA:478:A:H2'	1:AA:479:U:O4'	2.08	0.54
4:AB:45:THR:HA	4:AB:48:MET:SD	2.48	0.54
36:BM:42:THR:C	36:BM:44:ARG:H	2.10	0.54
25:DB:457:A:N1	25:DB:470:A:H5''	2.22	0.54
37:DN:102:PHE:N	37:DN:102:PHE:CD1	2.76	0.54
25:BB:2248:C:H2'	25:BB:2249:U:O4'	2.07	0.54
5:AC:152:VAL:HG23	5:AC:165:GLU:H	1.72	0.54
1:AA:1270:G:H2'	1:AA:1271:A:C8	2.42	0.54

Continued on next page...

Continued from previous page...

Atom-1	Atom-2	Distance(Å)	Clash(Å)
46:DW:51:GLY:HA3	46:DW:59:PHE:HB2	1.89	0.53
46:BW:23:LYS:HD2	46:BW:24:ARG:N	2.23	0.53
7:CE:134:ASN:HB3	7:CE:137:ARG:HD2	1.89	0.53
11:CI:42:THR:O	11:CI:45:MET:HG2	2.08	0.53
11:CI:54:VAL:HG21	11:CI:86:LEU:HD11	1.90	0.53
1:AA:952:U:H2'	1:AA:953:G:H8	1.73	0.53
15:AM:79:LEU:HD22	15:AM:86:ARG:HH21	1.73	0.53
5:CC:77:GLY:HA3	5:CC:82:ASP:OD1	2.08	0.53
43:DT:38:ALA:O	43:DT:39:THR:HB	2.08	0.53
4:CB:204:ASP:N	4:CB:209:VAL:HG11	2.23	0.53
33:BJ:13:ARG:H	33:BJ:41:LYS:NZ	2.06	0.53
41:BR:51:VAL:O	41:BR:52:PRO:C	2.46	0.53
31:BH:27:ARG:HH21	31:BH:27:ARG:HG2	1.72	0.53
25:DB:2680:U:OP2	27:DD:114:LYS:HB3	2.08	0.53
30:BG:70:LEU:O	30:BG:74:MET:HG3	2.08	0.53
25:BB:2328:A:H2'	25:BB:2329:U:H6	1.73	0.53
1:AA:1526:G:OP2	23:AU:38:GLU:HB3	2.07	0.53
23:AU:33:ARG:HH21	23:AU:34:ARG:HG2	1.72	0.53
6:AD:32:LYS:HE2	6:AD:35:GLN:HG3	1.89	0.53
25:DB:17:G:H2'	25:DB:18:U:C6	2.43	0.53
40:BQ:26:ALA:O	40:BQ:30:VAL:HG12	2.08	0.53
25:BB:136:G:H2'	25:BB:137:U:H6	1.71	0.53
23:AU:20:ARG:NH1	23:AU:20:ARG:HB3	2.23	0.53
30:DG:8:VAL:HG21	30:DG:51:PHE:HE2	1.70	0.53
13:CK:52:ARG:O	13:CK:56:LYS:HB3	2.08	0.53
44:DU:26:ASN:N	44:DU:26:ASN:HD22	2.06	0.53
31:DH:7:ASP:CG	31:DH:8:LYS:N	2.62	0.53
32:BI:18:ASN:N	32:BI:19:PRO:CD	2.71	0.53
25:BB:2800:A:OP2	25:BB:2800:A:H3'	2.08	0.53
25:DB:2294:G:O2'	25:DB:2295:C:H5'	2.08	0.53
11:AI:39:GLY:HA2	11:AI:44:ARG:NE	2.23	0.53
25:DB:1440:U:H2'	25:DB:1441:G:H8	1.72	0.53
25:DB:1547:C:H2'	25:DB:1548:A:C8	2.43	0.53
34:BK:110:LYS:HD3	34:BK:110:LYS:H	1.71	0.53
1:AA:153:C:H2'	1:AA:154:U:H6	1.74	0.53
20:AR:57:ALA:O	20:AR:60:ARG:HG3	2.07	0.53
1:AA:26:A:N6	1:AA:558:G:H1'	2.23	0.53
1:CA:950:U:H2'	1:CA:951:G:C8	2.42	0.53
1:CA:1432:G:H1'	1:CA:1468:A:H61	1.72	0.53
25:BB:1826:G:H2'	25:BB:1827:U:C6	2.43	0.53
28:DE:153:LEU:HD22	28:DE:171:ASP:HB2	1.90	0.53
39:DP:31:VAL:HG11	39:DP:38:ARG:NE	2.23	0.53

Continued on next page...

Continued from previous page...

Atom-1	Atom-2	Distance(Å)	Clash(Å)
28:BE:129:PRO:HD3	28:BE:156:ASN:ND2	2.23	0.53
25:BB:589:U:H2'	25:BB:590:A:C8	2.42	0.53
25:DB:1415:U:O2'	25:DB:1416:G:H4'	2.08	0.53
25:DB:2845:U:O2'	25:DB:2846:G:H5'	2.08	0.53
28:BE:37:ALA:C	28:BE:39:ALA:H	2.11	0.53
41:DR:68:ARG:HB3	41:DR:90:ARG:HG2	1.90	0.53
28:DE:37:ALA:C	28:DE:39:ALA:H	2.11	0.53
1:AA:500:G:H1'	1:AA:547:A:N1	2.23	0.53
46:BW:37:VAL:HG13	46:BW:55:ASP:O	2.08	0.53
25:BB:38:A:N3	28:BE:43:THR:HB	2.23	0.53
1:CA:1134:G:N3	1:CA:1135:U:H1'	2.22	0.53
12:CJ:12:ALA:HB2	12:CJ:96:VAL:CG2	2.38	0.53
4:CB:46:VAL:N	4:CB:47:PRO:CD	2.71	0.53
5:CC:126:ARG:HA	5:CC:126:ARG:NH1	2.23	0.53
5:CC:137:VAL:HG13	5:CC:148:ILE:HG23	1.89	0.53
15:CM:73:SER:HA	15:CM:76:ILE:HD12	1.90	0.53
29:DF:69:ALA:HB1	29:DF:78:ILE:CG2	2.33	0.53
41:BR:54:VAL:HG22	41:BR:55:ASP:H	1.73	0.53
54:D4:7:VAL:CG1	54:D4:8:LYS:H	2.16	0.53
13:AK:22:ILE:HD11	13:AK:83:VAL:HG12	1.89	0.53
25:DB:2336:A:C5	46:DW:40:ARG:HD2	2.44	0.53
25:BB:1141:U:OP2	33:BJ:65:THR:HG21	2.08	0.53
44:DU:35:VAL:HB	44:DU:38:ILE:CG2	2.36	0.53
33:DJ:65:THR:HG23	33:DJ:66:GLY:N	2.23	0.53
1:AA:697:U:O2	1:AA:798:U:H1'	2.08	0.53
1:CA:1328:C:H5''	15:CM:27:THR:CG2	2.37	0.53
1:CA:1329:A:H5''	15:CM:25:GLY:H	1.73	0.53
25:DB:127:A:OP2	52:D2:46:LYS:HE3	2.09	0.53
30:DG:154:GLU:O	30:DG:156:TYR:N	2.42	0.53
44:BU:62:ALA:O	44:BU:63:ALA:HB3	2.08	0.53
14:AL:23:LEU:C	14:AL:23:LEU:HD22	2.29	0.53
1:CA:1160:G:H5''	4:CB:130:LYS:HB2	1.89	0.53
11:AI:87:MET:HB3	11:AI:91:GLU:HG2	1.89	0.53
25:DB:2070:A:H2'	25:DB:2071:A:H8	1.73	0.53
27:BD:121:THR:HB	27:BD:127:PHE:HB2	1.89	0.53
19:CQ:11:VAL:HG23	19:CQ:56:ASP:O	2.08	0.53
37:BN:33:ILE:HG22	37:BN:114:GLU:HB2	1.89	0.53
25:DB:1547:C:H2'	25:DB:1548:A:H8	1.73	0.53
1:CA:438:U:H1'	6:CD:119:HIS:HD2	1.73	0.53
25:BB:1549:A:H2'	25:BB:1550:C:C6	2.44	0.53
4:AB:119:GLN:HA	4:AB:124:THR:OG1	2.08	0.53
34:BK:112:MET:SD	34:BK:115:ILE:HD11	2.49	0.53

Continued on next page...

Continued from previous page...

Atom-1	Atom-2	Distance(Å)	Clash(Å)
9:AG:91:ARG:O	9:AG:95:ARG:HB2	2.07	0.53
30:BG:40:VAL:HG12	30:BG:52:GLY:O	2.08	0.53
45:DV:42:LEU:N	45:DV:42:LEU:HD23	2.24	0.53
1:AA:1262:C:H2'	1:AA:1263:C:C6	2.43	0.53
25:DB:2805:C:O2'	25:DB:2806:C:H5'	2.08	0.53
40:BQ:51:GLN:O	40:BQ:54:ARG:HB2	2.09	0.53
37:DN:24:MET:HG2	37:DN:44:LEU:HD13	1.89	0.53
25:DB:1495:A:H1'	25:DB:1579:A:H5'	1.90	0.53
25:DB:281:C:H2'	25:DB:282:A:C8	2.43	0.53
4:AB:53:LEU:HD13	4:AB:56:LEU:HD23	1.90	0.53
25:DB:2187:U:H2'	25:DB:2188:U:H6	1.72	0.53
31:BH:58:LEU:C	31:BH:60:GLU:H	2.10	0.53
1:AA:1492:A:H2'	25:BB:1913:A:C2	2.43	0.53
25:DB:1485:U:H2'	25:DB:1486:U:C6	2.43	0.53
25:DB:2392:A:H4'	53:D3:27:ASN:HD21	1.73	0.53
25:DB:1015:U:H2'	25:DB:1016:G:H8	1.73	0.53
25:BB:712:G:H2'	25:BB:713:G:O4'	2.07	0.53
25:BB:2216:G:H2'	25:BB:2217:G:H8	1.74	0.53
26:BC:71:ASP:OD2	26:BC:118:GLY:HA2	2.08	0.53
25:BB:2395:C:H2'	25:BB:2396:G:O4'	2.09	0.53
22:AT:4:LYS:HD2	22:AT:6:ALA:H	1.72	0.53
25:DB:930:G:H1'	49:DZ:24:LEU:HD11	1.89	0.53
29:DF:70:ARG:HD2	29:DF:71:LYS:H	1.73	0.53
25:BB:944:C:H5'	25:BB:945:A:C5'	2.38	0.53
48:BY:18:LEU:HD13	48:BY:18:LEU:O	2.08	0.53
37:DN:38:LEU:HB3	37:DN:39:PRO:HD3	1.89	0.53
46:DW:19:ARG:NH1	46:DW:22:VAL:HG11	2.23	0.53
1:CA:125:U:H2'	1:CA:126:G:C8	2.44	0.53
7:CE:84:VAL:HG21	7:CE:144:GLU:C	2.29	0.53
7:CE:75:LEU:HD12	7:CE:76:ASN:N	2.23	0.53
7:CE:75:LEU:CA	7:CE:81:GLN:HE21	2.16	0.53
1:AA:1317:C:N4	16:AN:52:ARG:HH22	2.06	0.53
1:AA:950:U:H2'	1:AA:951:G:C8	2.42	0.53
15:AM:86:ARG:HB2	21:AS:72:GLU:OE2	2.09	0.53
4:CB:22:TRP:N	4:CB:189:ASN:HA	2.18	0.53
41:DR:49:ILE:HB	41:DR:53:PHE:O	2.09	0.53
1:AA:842:U:H2'	1:AA:844:G:P	2.49	0.53
57:AA:1860:HOH:O	11:AI:110:VAL:HG13	2.08	0.53
4:CB:73:ARG:HG3	4:CB:74:ALA:N	2.24	0.53
25:DB:2308:G:C8	25:DB:2308:G:H5'	2.44	0.53
25:BB:2679:A:O2'	25:BB:2680:U:H5'	2.09	0.53
27:BD:33:ARG:NE	27:BD:74:GLU:HB3	2.14	0.53

Continued on next page...

Continued from previous page...

Atom-1	Atom-2	Distance(Å)	Clash(Å)
31:DH:82:SER:O	31:DH:83:LYS:HD2	2.08	0.53
13:AK:56:LYS:O	13:AK:58:THR:HG23	2.08	0.53
7:CE:28:ARG:HG2	7:CE:29:ILE:N	2.19	0.53
27:DD:182:ALA:O	27:DD:183:GLU:HB2	2.08	0.53
9:AG:24:LYS:HA	9:AG:27:ASN:ND2	2.24	0.53
1:CA:57:G:H2'	1:CA:58:C:C6	2.44	0.53
11:AI:94:ARG:C	11:AI:96:GLU:H	2.12	0.53
1:AA:121:U:H3'	1:AA:121:U:OP1	2.08	0.53
5:AC:30:ASP:HA	16:AN:64:ARG:HH12	1.74	0.53
25:DB:2834:G:H2'	25:DB:2879:A:N6	2.23	0.53
28:BE:69:ARG:O	28:BE:70:SER:HB3	2.07	0.53
6:CD:197:HIS:O	6:CD:200:VAL:HG12	2.08	0.53
49:BZ:15:ARG:N	49:BZ:15:ARG:HD2	2.22	0.53
20:CR:23:LYS:C	20:CR:23:LYS:HE2	2.29	0.53
57:DB:3720:HOH:O	35:DL:39:LYS:HB2	2.07	0.53
1:AA:84:U:C2	1:AA:87:C:H1'	2.43	0.53
25:DB:1796:U:H2'	25:DB:1797:G:H8	1.72	0.53
25:BB:84:A:H4'	25:BB:85:G:O5'	2.08	0.53
25:DB:1322:A:H2'	25:DB:1323:C:H5'	1.89	0.53
25:BB:2538:C:H2'	25:BB:2539:C:H6	1.72	0.53
1:CA:211:G:N3	1:CA:211:G:H5''	2.23	0.53
16:AN:68:ARG:NH1	16:AN:70:HIS:HB2	2.23	0.53
25:BB:1657:U:O2'	25:BB:1658:C:H5'	2.08	0.53
25:DB:1485:U:H2'	25:DB:1486:U:H6	1.73	0.53
1:AA:1040:U:H2'	1:AA:1041:G:H8	1.73	0.53
14:CL:7:VAL:HG13	19:CQ:30:HIS:HE2	1.72	0.53
25:DB:2601:C:C3'	25:DB:2602:A:H5''	2.38	0.53
25:BB:1400:U:H2'	25:BB:1401:G:C8	2.43	0.53
25:BB:159:G:O2'	25:BB:160:A:H5''	2.07	0.53
25:DB:2248:C:H2'	25:DB:2249:U:O4'	2.08	0.53
25:DB:2708:G:H1'	37:DN:71:ARG:NH2	2.23	0.53
48:DY:19:LEU:O	48:DY:24:GLU:HB2	2.09	0.53
25:DB:499:U:H2'	25:DB:500:G:O4'	2.08	0.53
1:CA:355:C:O2'	1:CA:356:A:H5'	2.09	0.53
1:AA:1206:G:H2'	1:AA:1207:G:O4'	2.09	0.53
25:BB:2702:G:H2'	25:BB:2703:C:C6	2.44	0.53
1:AA:994:A:N1	1:AA:1047:G:H4'	2.24	0.53
11:CI:47:VAL:HG11	11:CI:78:ILE:HD12	1.90	0.53
17:CO:34:GLN:HA	17:CO:34:GLN:NE2	2.24	0.53
1:CA:1040:U:H2'	1:CA:1041:G:H8	1.71	0.53
15:CM:1:ALA:HA	15:CM:10:ASP:OD1	2.08	0.53
46:DW:30:VAL:HA	46:DW:60:ALA:O	2.08	0.53

Continued on next page...

Continued from previous page...

Atom-1	Atom-2	Distance(Å)	Clash(Å)
8:CF:38:ARG:HH21	8:CF:63:ASN:HD21	1.56	0.53
15:AM:90:HIS:HA	15:AM:108:ARG:HH22	1.72	0.53
25:DB:1395:A:H4'	25:DB:1397:U:C4	2.42	0.53
35:DL:143:GLU:HG2	35:DL:144:GLU:H	1.73	0.53
5:AC:69:THR:O	5:AC:104:GLU:HA	2.09	0.53
29:DF:62:GLN:HG3	29:DF:91:ARG:HH11	1.74	0.53
20:AR:23:LYS:C	20:AR:25:ILE:H	2.11	0.53
6:CD:61:ARG:HA	6:CD:66:VAL:CG1	2.38	0.53
33:DJ:35:ARG:NE	33:DJ:140:LEU:HD11	2.15	0.53
12:CJ:30:LYS:HG3	12:CJ:31:ARG:H	1.73	0.53
28:BE:108:ILE:CG1	35:BL:2:ARG:HH22	2.17	0.53
30:BG:115:GLN:HG2	30:BG:116:LEU:N	2.23	0.53
1:AA:469:C:H2'	1:AA:470:C:O4'	2.08	0.53
1:AA:1330:U:H2'	1:AA:1331:G:O4'	2.08	0.53
25:DB:2896:C:H2'	25:DB:2897:U:C6	2.44	0.53
25:BB:1559:U:H3'	25:BB:1560:G:C5'	2.38	0.53
1:CA:1218:C:H2'	1:CA:1219:A:C8	2.44	0.53
14:AL:113:ARG:CB	14:AL:118:VAL:HG23	2.37	0.53
38:BO:67:ASN:H	38:BO:70:ALA:HB3	1.73	0.53
25:DB:654:A:C2'	25:DB:655:A:H5''	2.39	0.53
9:CG:19:SER:HB3	9:CG:22:LEU:HD12	1.90	0.53
25:BB:1170:C:H2'	25:BB:1171:G:C8	2.44	0.53
13:CK:15:VAL:O	13:CK:16:SER:HB3	2.08	0.53
1:CA:993:G:H2'	1:CA:995:C:H41	1.73	0.53
25:DB:245:G:O2'	25:DB:246:C:H5'	2.08	0.53
1:CA:947:G:H2'	1:CA:948:C:C6	2.43	0.53
25:DB:2360:G:H1'	35:DL:60:ARG:HD2	1.90	0.53
1:AA:1013:G:H2'	1:AA:1015:G:OP2	2.08	0.53
25:BB:164:C:H2'	25:BB:165:A:H5'	1.91	0.53
35:BL:109:LYS:HD3	35:BL:126:ARG:HB3	1.90	0.53
5:AC:129:PHE:O	5:AC:133:MET:HG2	2.08	0.53
14:CL:116:TYR:CD2	14:CL:116:TYR:N	2.76	0.53
10:AH:32:LYS:HB3	10:AH:58:LEU:HD12	1.89	0.53
25:DB:2665:A:O2'	25:DB:2666:C:H5'	2.09	0.53
10:CH:9:MET:HA	10:CH:26:MET:HE3	1.89	0.53
9:AG:73:GLU:O	9:AG:88:VAL:N	2.41	0.53
1:CA:9:G:H2'	1:CA:10:A:H8	1.74	0.53
25:BB:649:G:H2'	25:BB:650:C:C6	2.43	0.53
1:AA:139:A:H2'	1:AA:140:U:C6	2.44	0.53
1:AA:1234:C:O2'	1:AA:1235:U:H5'	2.09	0.53
4:CB:104:LYS:HD2	4:CB:104:LYS:H	1.74	0.53
47:BX:34:SER:HA	47:BX:48:LEU:O	2.08	0.53

Continued on next page...

Continued from previous page...

Atom-1	Atom-2	Distance(Å)	Clash(Å)
25:DB:1585:C:H2'	25:DB:1586:A:O4'	2.08	0.53
46:DW:50:VAL:HG23	46:DW:61:LYS:HE3	1.91	0.53
1:CA:1117:A:H2'	1:CA:1118:U:H6	1.73	0.53
21:CS:36:ARG:H	21:CS:36:ARG:HD2	1.73	0.53
1:CA:627:G:H2'	1:CA:628:G:C8	2.44	0.53
18:AP:5:ARG:HH22	18:AP:26:ASN:HB2	1.72	0.53
12:CJ:28:THR:HG23	12:CJ:31:ARG:NH2	2.23	0.53
1:CA:1306:A:H61	1:CA:1331:G:H1'	1.73	0.53
6:AD:14:GLU:OE2	6:AD:58:GLN:HB3	2.08	0.53
40:DQ:20:ALA:HA	40:DQ:23:TYR:CE1	2.43	0.53
1:AA:468:A:H3'	1:AA:469:C:C6	2.43	0.53
14:AL:32:VAL:H	14:AL:54:VAL:HG13	1.74	0.53
33:BJ:54:ILE:HD12	33:BJ:55:ILE:N	2.22	0.53
51:B1:10:LEU:HD21	51:B1:35:LEU:HD21	1.91	0.53
28:DE:57:LYS:C	28:DE:58:LYS:HD3	2.28	0.53
1:AA:1157:A:C2	1:AA:1180:A:H2'	2.44	0.53
4:CB:80:LYS:HB3	4:CB:92:ASN:CB	2.38	0.53
16:CN:12:ARG:HD3	16:CN:58:ARG:HB3	1.90	0.53
1:AA:669:G:O2'	1:AA:670:G:H5'	2.09	0.53
1:AA:769:G:O2'	1:AA:770:C:H5'	2.08	0.53
1:AA:143:A:H2	1:AA:220:G:H22	1.56	0.53
25:DB:1444:G:O2'	25:DB:1445:G:H5'	2.09	0.53
31:DH:12:LEU:HG	31:DH:12:LEU:O	2.09	0.53
25:BB:634:C:H2'	25:BB:635:C:H6	1.74	0.53
22:AT:30:PHE:HB3	22:AT:53:MET:HB3	1.90	0.53
25:BB:100:U:H1'	25:BB:101:A:N1	2.23	0.53
25:BB:83:A:H61	25:BB:101:A:H5'	1.70	0.53
35:BL:6:LEU:H	35:BL:6:LEU:CD2	2.20	0.53
52:B2:33:ARG:HH21	52:B2:33:ARG:CB	2.22	0.53
1:AA:708:C:H2'	1:AA:709:U:C6	2.43	0.53
1:AA:833:G:H2'	1:AA:834:U:C6	2.43	0.53
25:BB:2103:C:H3'	25:BB:2104:C:C6	2.43	0.53
1:CA:878:A:H5''	10:CH:80:PRO:HG2	1.91	0.53
1:CA:652:U:H4'	10:CH:55:LYS:HZ1	1.74	0.53
29:BF:71:LYS:HG2	29:BF:73:VAL:HG23	1.90	0.53
25:BB:1737:G:H5'	25:BB:1738:G:OP2	2.09	0.53
30:BG:22:VAL:HG22	30:BG:36:LEU:CD1	2.39	0.53
25:DB:712:G:H2'	25:DB:713:G:O4'	2.09	0.53
7:CE:139:THR:HA	7:CE:143:LEU:CD2	2.39	0.53
7:CE:37:VAL:HG13	7:CE:46:GLY:N	2.21	0.53
16:AN:9:GLU:OE2	16:AN:60:ARG:HG2	2.08	0.53
30:DG:41:GLU:HB3	30:DG:52:GLY:O	2.08	0.53

Continued on next page...

Continued from previous page...

Atom-1	Atom-2	Distance(Å)	Clash(Å)
40:DQ:91:ARG:NE	40:DQ:94:LEU:HD23	2.08	0.53
5:CC:183:TYR:HA	5:CC:199:VAL:O	2.09	0.53
5:CC:63:ILE:HG22	5:CC:97:PRO:O	2.08	0.53
15:CM:81:ASP:C	15:CM:82:LEU:HD23	2.29	0.53
25:BB:1655:A:H5'	27:BD:118:PHE:CG	2.44	0.53
4:CB:69:VAL:HG12	4:CB:91:VAL:HB	1.91	0.53
4:CB:83:ALA:HB3	4:CB:90:PHE:CD2	2.39	0.53
41:BR:4:VAL:CG2	41:BR:39:LEU:HG	2.38	0.53
8:CF:92:THR:HG22	8:CF:93:LYS:N	2.22	0.53
29:BF:161:SER:C	29:BF:163:GLU:H	2.12	0.53
18:CP:19:VAL:O	18:CP:36:VAL:HG12	2.09	0.53
25:BB:2331:G:H2'	25:BB:2332:C:C6	2.44	0.53
32:BI:11:GLN:O	32:BI:11:GLN:HG3	2.08	0.53
1:CA:82:G:H3'	1:CA:83:C:C4'	2.37	0.53
12:CJ:15:HIS:HB3	12:CJ:70:HIS:NE2	2.23	0.53
31:DH:81:ALA:CB	31:DH:147:VAL:H	2.21	0.53
15:CM:15:VAL:O	15:CM:19:THR:HG23	2.08	0.53
40:DQ:4:LYS:HG2	40:DQ:7:VAL:HG22	1.90	0.53
8:CF:19:PRO:HA	8:CF:22:ILE:HD12	1.90	0.53
42:DS:35:ILE:HA	50:D0:24:VAL:CG1	2.39	0.53
49:DZ:16:LEU:CD2	49:DZ:16:LEU:H	2.18	0.53
25:DB:774:G:H5''	26:DC:47:ARG:HH21	1.73	0.53
29:DF:134:GLN:HB2	29:DF:149:ARG:HB2	1.91	0.53
5:AC:38:VAL:HG23	5:AC:39:ARG:H	1.72	0.53
25:BB:1439:A:N7	25:BB:1440:U:N1	2.57	0.53
1:CA:426:U:H2'	1:CA:427:U:C6	2.44	0.53
25:DB:1535:A:H3'	25:DB:1536:C:C6	2.44	0.53
4:CB:124:THR:O	4:CB:125:PHE:HB3	2.09	0.53
42:BS:9:HIS:H	42:BS:102:HIS:CE1	2.27	0.53
25:DB:1163:G:O2'	25:DB:1164:C:H5'	2.09	0.53
31:DH:54:LEU:C	31:DH:56:ALA:H	2.11	0.53
25:BB:1097:U:C2'	25:BB:1098:A:H5'	2.37	0.53
29:BF:70:ARG:HD2	29:BF:71:LYS:N	2.24	0.53
1:AA:170:U:O2'	1:AA:171:A:H5'	2.09	0.53
1:CA:806:C:H2'	1:CA:807:A:C8	2.44	0.53
24:BA:95:U:H2'	24:BA:96:G:C8	2.44	0.53
1:CA:265:G:H5'	19:CQ:66:LEU:HA	1.90	0.53
1:AA:1214:C:H4'	1:AA:1215:G:OP1	2.06	0.53
25:DB:2008:C:H2'	25:DB:2009:A:H8	1.74	0.53
25:BB:68:G:O2'	25:BB:69:C:H5'	2.08	0.53
45:BV:48:MET:O	45:BV:51:GLN:HG3	2.09	0.53
26:DC:132:ARG:HG3	26:DC:132:ARG:O	2.08	0.53

Continued on next page...

Continued from previous page...

Atom-1	Atom-2	Distance(Å)	Clash(Å)
1:AA:341:C:O2'	1:AA:342:C:H5'	2.08	0.53
25:BB:1871:A:H8	25:BB:1872:A:C5	2.26	0.53
7:CE:23:THR:HA	7:CE:27:GLY:O	2.09	0.53
37:BN:38:LEU:HB3	37:BN:39:PRO:HD3	1.89	0.53
25:BB:923:G:H1'	46:BW:23:LYS:HZ1	1.74	0.53
1:CA:1079:G:H2'	1:CA:1080:A:C8	2.44	0.53
1:CA:1129:C:H5'	11:CI:17:ARG:NH2	2.23	0.53
1:CA:1182:G:H4'	1:CA:1183:U:H5'	1.91	0.53
41:DR:3:ALA:O	41:DR:4:VAL:HG13	2.08	0.53
35:BL:143:GLU:O	35:BL:144:GLU:HB3	2.07	0.53
25:DB:1341:G:O6	43:DT:24:MET:SD	2.66	0.53
31:BH:125:THR:HG23	31:BH:126:GLY:N	2.24	0.53
40:BQ:59:LEU:O	40:BQ:62:ALA:HB3	2.09	0.53
41:BR:2:TYR:CE2	41:BR:13:ARG:HD2	2.44	0.53
5:AC:100:ILE:O	5:AC:101:ASN:HB3	2.07	0.53
47:DX:76:LYS:HG3	47:DX:77:TYR:H	1.72	0.53
36:BM:19:GLY:C	36:BM:20:LEU:HD22	2.29	0.53
33:BJ:64:VAL:O	33:BJ:68:LYS:HE3	2.07	0.53
25:BB:1060:U:C4	32:BI:131:THR:HG22	2.44	0.53
25:BB:1060:U:O4	32:BI:131:THR:HG22	2.08	0.53
9:CG:25:PHE:CE2	9:CG:119:LEU:HD11	2.44	0.53
25:BB:2620:C:O4'	27:BD:161:MET:HE2	2.08	0.53
15:CM:6:ILE:N	15:CM:6:ILE:HD12	2.24	0.53
6:AD:12:ARG:HB3	6:AD:37:PRO:CB	2.39	0.53
5:AC:4:VAL:HG22	5:AC:5:HIS:N	2.20	0.53
13:AK:112:VAL:O	13:AK:113:THR:C	2.46	0.53
33:BJ:103:ILE:O	33:BJ:106:LYS:HB3	2.09	0.53
45:BV:42:LEU:HD23	45:BV:42:LEU:N	2.24	0.53
25:DB:645:C:H3'	25:DB:646:U:H5	1.72	0.53
9:CG:115:MET:HA	9:CG:118:ARG:HD2	1.91	0.53
18:AP:48:GLU:HG2	18:AP:49:GLY:N	2.24	0.53
25:BB:654:A:C2'	25:BB:655:A:H5''	2.38	0.53
1:CA:1276:G:H2'	1:CA:1277:C:H6	1.74	0.53
25:BB:1244:A:O2'	25:BB:1245:G:H5'	2.09	0.53
14:CL:49:ARG:CD	14:CL:89:LEU:HD21	2.38	0.53
25:BB:401:A:H2'	25:BB:402:A:H8	1.71	0.53
1:CA:513:C:H2'	1:CA:514:C:H6	1.74	0.53
1:CA:1264:U:H2'	1:CA:1265:C:C6	2.44	0.53
1:CA:737:C:H2'	1:CA:738:C:H6	1.73	0.53
5:AC:150:VAL:HA	5:AC:198:LYS:O	2.09	0.53
32:BI:100:ILE:O	32:BI:139:VAL:HA	2.09	0.53
1:AA:1011:C:H2'	1:AA:1012:A:C8	2.44	0.53

Continued on next page...

Continued from previous page...

Atom-1	Atom-2	Distance(Å)	Clash(Å)
1:AA:1015:G:H2'	1:AA:1016:A:H8	1.74	0.53
29:DF:59:ILE:HD12	29:DF:59:ILE:N	2.23	0.53
25:DB:898:C:O3'	25:DB:899:A:H4'	2.09	0.53
1:AA:1458:G:H2'	1:AA:1459:G:C8	2.43	0.53
1:CA:1446:A:C2'	1:CA:1447:A:H5''	2.39	0.53
25:DB:2033:A:H1'	25:DB:2035:G:OP2	2.09	0.53
1:AA:701:U:O5'	1:AA:703:G:H5'	2.08	0.53
29:DF:43:ILE:HD12	29:DF:46:LYS:HE2	1.90	0.53
25:DB:2860:A:O5'	25:DB:2860:A:H8	1.92	0.53
25:BB:2860:A:O5'	25:BB:2860:A:H8	1.91	0.53
25:BB:847:U:O4'	25:BB:847:U:O2	2.27	0.53
36:BM:42:THR:HB	36:BM:45:GLN:HG3	1.91	0.53
26:DC:110:LYS:HB3	26:DC:113:ASP:OD2	2.09	0.53
1:CA:716:A:N3	13:CK:119:GLY:HA2	2.24	0.53
32:BI:81:LYS:HG3	32:BI:82:ALA:N	2.23	0.53
26:BC:30:ALA:N	26:BC:31:PRO:HD2	2.24	0.53
1:AA:954:G:H2'	1:AA:955:U:H6	1.74	0.53
25:DB:2563:U:H2'	25:DB:2565:A:OP2	2.09	0.53
25:DB:1268:A:H2'	25:DB:1269:A:O4'	2.08	0.53
25:BB:2045:C:H5''	50:B0:14:MET:CE	2.38	0.53
1:AA:618:C:H3'	1:AA:620:C:OP2	2.07	0.53
1:AA:1380:U:O4	9:AG:2:ARG:HA	2.08	0.53
25:DB:2603:G:O2'	25:DB:2604:U:H5'	2.08	0.53
25:BB:852:U:H2'	25:BB:853:C:C6	2.44	0.53
25:BB:2387:U:H1'	46:BW:38:ARG:CZ	2.39	0.53
46:BW:59:PHE:O	46:BW:60:ALA:HB3	2.09	0.53
1:AA:1289:A:H61	11:AI:71:ILE:HD13	1.72	0.53
11:CI:38:PHE:HB2	11:CI:44:ARG:HB3	1.90	0.53
1:AA:1323:G:H4'	1:AA:1362:A:C4	2.43	0.53
25:DB:1819:A:H5''	26:DC:159:THR:HG21	1.90	0.53
4:CB:26:MET:O	4:CB:30:ILE:HB	2.09	0.53
40:DQ:71:ASN:ND2	40:DQ:106:THR:HG23	2.20	0.53
39:BP:73:PHE:C	39:BP:75:THR:H	2.12	0.53
29:BF:74:ALA:CB	29:BF:78:ILE:HB	2.38	0.53
37:DN:82:GLU:HB3	37:DN:83:LEU:HD12	1.90	0.53
4:AB:84:LEU:HA	4:AB:88:GLN:O	2.09	0.53
1:AA:651:C:O2'	1:AA:652:U:H5'	2.08	0.53
40:BQ:104:ALA:HB1	41:BR:46:GLU:CD	2.29	0.53
40:BQ:88:GLU:CA	41:BR:49:ILE:HD11	2.39	0.53
45:BV:80:HIS:HD2	45:BV:83:LYS:H	1.57	0.53
27:DD:25:THR:HG21	27:DD:193:VAL:HG22	1.90	0.53
30:DG:58:ALA:C	30:DG:60:GLY:H	2.10	0.53

Continued on next page...

Continued from previous page...

Atom-1	Atom-2	Distance(Å)	Clash(Å)
29:BF:166:ARG:HD2	29:BF:167:ALA:H	1.73	0.53
32:DI:71:LYS:HB3	32:DI:115:ASP:OD2	2.07	0.53
7:CE:98:ALA:HB3	7:CE:123:LEU:N	2.24	0.53
9:CG:99:ALA:HA	9:CG:102:TRP:CE3	2.44	0.53
31:DH:80:ILE:O	31:DH:146:VAL:HA	2.09	0.53
36:DM:37:GLY:CA	36:DM:127:LYS:HE2	2.36	0.53
15:CM:23:GLY:HA3	15:CM:64:VAL:HG12	1.90	0.53
6:AD:196:GLU:C	6:AD:198:LEU:H	2.12	0.53
6:AD:36:ALA:HA	6:AD:41:GLY:HA3	1.91	0.53
1:CA:469:C:H2'	1:CA:470:C:O4'	2.09	0.53
25:BB:2061:G:H5''	25:BB:2503:A:C2	2.44	0.53
38:BO:71:ALA:HB3	38:BO:102:ARG:HB3	1.91	0.53
13:CK:48:GLY:C	13:CK:68:ARG:HH12	2.11	0.53
1:CA:642:A:H2'	1:CA:643:C:C6	2.43	0.53
16:CN:50:LEU:HB2	16:CN:51:PRO:CD	2.39	0.53
25:BB:1386:C:H5''	25:BB:1396:U:O2	2.09	0.53
25:DB:2136:G:O2'	25:DB:2137:U:H5'	2.09	0.53
1:CA:890:G:O2'	1:CA:906:A:N6	2.42	0.53
25:DB:558:U:P	33:DJ:113:PRO:HG2	2.48	0.53
25:DB:636:G:OP2	35:DL:128:THR:HG22	2.09	0.53
22:AT:48:LYS:O	22:AT:52:GLU:HG3	2.08	0.53
24:BA:51:G:H2'	24:BA:52:A:H5''	1.89	0.53
51:D1:8:ILE:HD11	51:D1:52:LYS:HG3	1.90	0.53
17:AO:10:ILE:HD11	17:AO:29:ALA:HB1	1.90	0.53
25:BB:1507:C:O3'	25:BB:1508:A:H4'	2.08	0.53
1:CA:373:A:O4'	1:CA:481:G:H1'	2.08	0.53
1:CA:1048:G:OP1	16:CN:3:GLN:N	2.42	0.53
25:DB:1486:U:H2'	25:DB:1487:U:H6	1.74	0.53
25:BB:2392:A:H4'	53:B3:27:ASN:HD21	1.73	0.53
25:DB:540:C:O2'	25:DB:541:A:H5'	2.08	0.53
42:BS:13:SER:OG	42:BS:14:ALA:N	2.42	0.53
26:DC:204:LEU:HD22	26:DC:209:ALA:HB1	1.91	0.53
36:DM:120:ALA:O	36:DM:122:ALA:N	2.41	0.53
26:BC:162:GLN:NE2	26:BC:174:ARG:HH21	2.07	0.53
1:AA:320:A:H2'	1:AA:321:A:C8	2.44	0.53
25:DB:1783:A:H5'	25:DB:2608:G:H4'	1.91	0.53
25:BB:1297:C:OP1	25:BB:2710:C:H4'	2.09	0.53
25:BB:212:G:O2'	25:BB:213:A:H5'	2.09	0.53
25:BB:2269:G:H4'	46:BW:18:LYS:NZ	2.24	0.53
7:CE:93:VAL:HA	7:CE:127:TYR:CD1	2.44	0.53
1:AA:981:U:H4'	16:AN:60:ARG:HD2	1.91	0.53
16:AN:12:ARG:HD2	16:AN:58:ARG:NH1	2.23	0.53

Continued on next page...

Continued from previous page...

Atom-1	Atom-2	Distance(Å)	Clash(Å)
26:BC:124:LYS:HG3	26:BC:125:PRO:HD2	1.90	0.53
26:BC:140:VAL:HA	26:BC:191:LEU:HD12	1.91	0.53
43:BT:38:ALA:O	43:BT:39:THR:HB	2.09	0.53
21:CS:62:THR:HG22	21:CS:65:MET:CE	2.39	0.53
4:CB:66:ILE:HA	4:CB:159:ALA:CB	2.36	0.53
27:DD:118:PHE:CD1	27:DD:119:ALA:N	2.76	0.53
1:CA:546:A:P	6:CD:68:GLU:HB3	2.48	0.53
6:CD:90:LEU:HD12	6:CD:93:LEU:HD12	1.90	0.53
32:DI:57:VAL:HG23	32:DI:71:LYS:NZ	2.24	0.53
25:DB:1024:G:H21	25:DB:1144:A:C4'	2.22	0.53
12:AJ:8:ILE:O	12:AJ:10:LEU:HD12	2.08	0.53
1:AA:1296:C:H5'	15:AM:13:HIS:CE1	2.43	0.53
30:DG:115:GLN:HG2	30:DG:116:LEU:N	2.23	0.53
25:BB:2019:A:H2	25:BB:2035:G:H22	1.57	0.53
9:AG:26:VAL:CA	9:AG:42:VAL:HG21	2.37	0.53
19:CQ:59:GLU:O	19:CQ:75:VAL:HG22	2.08	0.53
1:CA:780:A:O2'	1:CA:781:A:H5''	2.08	0.53
1:AA:235:C:H2'	1:AA:236:A:H8	1.74	0.53
10:AH:116:ARG:HH11	10:AH:116:ARG:HB2	1.73	0.53
25:DB:2800:A:H3'	25:DB:2800:A:OP2	2.09	0.53
11:AI:19:PHE:HB2	11:AI:63:TYR:O	2.09	0.53
25:BB:2012:G:H4'	42:BS:96:ILE:CD1	2.38	0.53
38:BO:105:ALA:C	38:BO:107:ALA:N	2.63	0.53
9:AG:61:PHE:HA	9:AG:123:LEU:CD1	2.38	0.53
38:DO:28:VAL:HG21	38:DO:106:LEU:HD21	1.91	0.53
29:DF:141:ASP:HB2	29:DF:144:LYS:CE	2.39	0.53
20:AR:52:ARG:NH1	20:AR:52:ARG:HG2	2.23	0.53
47:BX:39:VAL:CG2	47:BX:42:GLU:HB3	2.39	0.53
18:AP:22:ALA:HA	18:AP:33:ILE:CD1	2.39	0.53
1:AA:627:G:H2'	1:AA:628:G:C8	2.43	0.53
1:AA:123:U:H5''	1:AA:311:C:O2'	2.09	0.53
25:BB:2297:A:N1	25:BB:2320:U:H4'	2.24	0.53
27:BD:56:LYS:C	27:BD:58:ASN:H	2.12	0.53
16:AN:33:VAL:HA	16:AN:40:ARG:NE	2.22	0.53
25:DB:1317:G:H2'	25:DB:1318:U:C6	2.43	0.53
44:DU:32:LYS:HE2	44:DU:65:GLN:HG2	1.90	0.53
25:BB:1545:A:H2'	25:BB:1546:G:O4'	2.09	0.53
40:DQ:51:GLN:O	40:DQ:55:GLN:HG3	2.09	0.53
7:CE:45:VAL:HB	7:CE:140:ILE:HD11	1.91	0.53
25:BB:1736:U:H2'	25:BB:1737:G:O4'	2.08	0.53
1:AA:1153:G:H2'	1:AA:1154:G:O4'	2.08	0.53
25:DB:2772:C:H4'	27:DD:171:THR:CG2	2.39	0.53

Continued on next page...

Continued from previous page...

Atom-1	Atom-2	Distance(Å)	Clash(Å)
25:BB:2671:G:H2'	25:BB:2672:U:C6	2.44	0.53
25:DB:159:G:O2'	25:DB:160:A:H5''	2.09	0.53
25:BB:99:U:O4'	25:BB:99:U:O2	2.26	0.53
5:CC:78:LYS:NZ	5:CC:78:LYS:HB3	2.24	0.53
25:DB:572:A:OP2	41:DR:80:ARG:NH2	2.42	0.53
25:BB:1415:U:O2'	25:BB:1416:G:H4'	2.08	0.53
10:AH:5:PRO:HG2	10:AH:6:ILE:H	1.72	0.53
25:DB:852:U:H2'	25:DB:853:C:H6	1.73	0.53
46:DW:30:VAL:O	46:DW:30:VAL:HG13	2.09	0.53
46:DW:37:VAL:HG13	46:DW:55:ASP:O	2.09	0.53
25:BB:852:U:H2'	25:BB:853:C:H6	1.73	0.53
11:CI:34:LEU:HD11	11:CI:48:ARG:HH22	1.72	0.53
15:AM:84:CYS:HB2	21:AS:72:GLU:OE1	2.09	0.53
1:CA:1289:A:H2	1:CA:1372:U:H1'	1.73	0.53
26:DC:146:LYS:HG3	26:DC:149:LYS:HE3	1.91	0.53
40:DQ:88:GLU:CA	41:DR:49:ILE:HD11	2.39	0.53
1:CA:978:A:H4'	1:CA:1322:C:C6	2.44	0.53
4:CB:212:TYR:CE1	4:CB:215:ALA:HB3	2.44	0.53
4:CB:220:VAL:O	4:CB:221:ARG:HB3	2.09	0.53
54:D4:7:VAL:HG23	54:D4:35:GLN:CB	2.38	0.53
25:DB:2091:C:H1'	47:DX:33:HIS:CD2	2.44	0.53
1:CA:626:G:H2'	1:CA:627:G:H8	1.73	0.53
18:CP:41:PRO:O	18:CP:42:ILE:HD13	2.09	0.53
32:DI:79:LEU:HD11	32:DI:131:THR:OG1	2.09	0.53
37:BN:99:LYS:HB2	50:B0:41:HIS:CB	2.39	0.53
47:BX:50:VAL:HG12	47:BX:51:SER:N	2.21	0.53
1:CA:708:C:H2'	1:CA:709:U:C6	2.44	0.53
14:AL:54:VAL:HG11	14:AL:79:ILE:HD11	1.90	0.53
44:DU:62:ALA:O	44:DU:63:ALA:HB3	2.09	0.53
25:DB:1559:U:H3'	25:DB:1560:G:C5'	2.39	0.53
33:BJ:114:LEU:O	33:BJ:118:MET:HG3	2.08	0.53
1:CA:218:U:H2'	1:CA:219:U:C6	2.43	0.53
1:CA:252:U:H2'	1:CA:253:A:C8	2.43	0.53
11:AI:35:GLU:HA	11:AI:39:GLY:HA3	1.91	0.53
29:BF:134:GLN:C	29:BF:136:ILE:H	2.13	0.53
25:BB:1441:G:H2'	25:BB:1442:U:C6	2.44	0.53
1:CA:1091:U:H2'	1:CA:1093:A:OP2	2.08	0.53
25:BB:1722:A:H2'	25:BB:1723:G:C8	2.43	0.53
1:CA:230:G:O2'	1:CA:231:U:H5'	2.09	0.53
44:BU:71:ILE:HD11	44:BU:82:VAL:HG22	1.90	0.53
42:DS:9:HIS:H	42:DS:102:HIS:CE1	2.27	0.53
1:AA:1069:C:O2'	1:AA:1192:C:H1'	2.09	0.53

Continued on next page...

Continued from previous page...

Atom-1	Atom-2	Distance(Å)	Clash(Å)
1:CA:1062:U:H2'	1:CA:1063:C:C5	2.44	0.53
4:AB:134:LEU:HA	4:AB:137:THR:OG1	2.09	0.53
3:CX:5:U:H5''	57:CX:204:HOH:O	2.08	0.53
25:DB:900:A:H2'	25:DB:901:C:C6	2.44	0.53
25:BB:548:G:H4'	25:BB:549:G:C4	2.43	0.53
9:AG:4:ARG:CZ	9:AG:5:VAL:H	2.22	0.53
9:AG:4:ARG:CZ	9:AG:5:VAL:HG22	2.39	0.53
34:DK:1:ILE:H3	34:DK:1:ILE:HD12	1.73	0.53
1:CA:1029:U:H2'	1:CA:1031:C:N3	2.24	0.53
25:BB:2425:A:H5'	25:BB:2427:C:O4'	2.09	0.53
25:DB:1690:A:H2'	25:DB:1691:C:O4'	2.09	0.53
46:BW:41:GLY:HA2	46:BW:44:PHE:CE2	2.44	0.53
1:AA:642:A:H2'	1:AA:643:C:C6	2.44	0.53
1:AA:858:G:O6	1:AA:869:G:H3'	2.09	0.53
41:BR:78:ARG:HB3	41:BR:83:TYR:HB3	1.91	0.53
25:DB:657:U:H2'	25:DB:658:U:C6	2.44	0.53
25:DB:99:U:O2	25:DB:99:U:O4'	2.27	0.53
1:CA:320:A:H2'	1:CA:321:A:C8	2.44	0.53
25:DB:852:U:H2'	25:DB:853:C:C6	2.44	0.52
1:CA:599:C:H4'	10:CH:122:GLY:HA2	1.91	0.52
10:CH:83:ARG:HB3	10:CH:85:TYR:CE1	2.44	0.52
10:CH:93:LYS:HA	10:CH:93:LYS:NZ	2.24	0.52
25:DB:1054:A:H2'	25:DB:1055:G:C8	2.44	0.52
16:AN:9:GLU:CD	16:AN:60:ARG:HG2	2.30	0.52
29:BF:41:GLU:O	29:BF:43:ILE:N	2.41	0.52
15:AM:11:HIS:H	15:AM:44:ILE:HG12	1.73	0.52
18:AP:51:ARG:HH11	18:AP:53:ASP:H	1.56	0.52
18:CP:36:VAL:HG22	18:CP:52:LEU:O	2.09	0.52
1:CA:1329:A:H5''	15:CM:25:GLY:N	2.25	0.52
1:AA:404:G:H2'	1:AA:405:U:C6	2.43	0.52
8:CF:7:VAL:HG13	8:CF:88:MET:HB3	1.90	0.52
1:CA:697:U:O2	1:CA:798:U:H1'	2.09	0.52
1:CA:1070:U:H2'	1:CA:1071:C:C6	2.45	0.52
1:AA:1178:G:H5'	11:AI:94:ARG:HH12	1.74	0.52
33:BJ:119:PHE:C	33:BJ:121:LYS:H	2.12	0.52
45:DV:30:ILE:O	45:DV:37:PRO:HA	2.09	0.52
25:BB:2190:G:H2'	25:BB:2191:A:C1'	2.39	0.52
11:AI:79:ARG:NH2	11:AI:102:PHE:HA	2.23	0.52
11:AI:34:LEU:HD11	11:AI:47:VAL:HG11	1.90	0.52
31:BH:9:VAL:HG22	31:BH:35:LYS:HD2	1.90	0.52
24:DA:51:G:H2'	24:DA:52:A:H5''	1.91	0.52
9:CG:110:ARG:HD3	9:CG:118:ARG:HG2	1.92	0.52

Continued on next page...

Continued from previous page...

Atom-1	Atom-2	Distance(Å)	Clash(Å)
25:BB:1439:A:N1	25:BB:1552:A:N7	2.57	0.52
25:BB:1552:A:H2'	25:BB:1553:A:C5'	2.39	0.52
34:DK:112:MET:SD	34:DK:115:ILE:HD11	2.49	0.52
25:DB:634:C:H2'	25:DB:635:C:H6	1.74	0.52
10:AH:11:THR:HA	10:AH:14:ARG:NH2	2.24	0.52
1:AA:224:U:H2'	1:AA:225:C:H6	1.75	0.52
1:CA:224:U:H2'	1:CA:225:C:C6	2.44	0.52
14:CL:93:ARG:N	14:CL:93:ARG:HD2	2.24	0.52
14:CL:93:ARG:HB2	14:CL:94:TYR:CE1	2.45	0.52
25:DB:1507:C:O3'	25:DB:1508:A:H4'	2.09	0.52
1:CA:762:U:H2'	1:CA:763:G:H8	1.74	0.52
27:DD:56:LYS:C	27:DD:58:ASN:H	2.12	0.52
25:BB:2070:A:H2'	25:BB:2071:A:O4'	2.07	0.52
1:AA:210:C:H4'	1:AA:211:G:N1	2.23	0.52
31:BH:22:LYS:C	31:BH:24:GLY:H	2.11	0.52
25:BB:2154:A:O2'	1:CA:416:G:H4'	2.09	0.52
25:BB:1053:C:H2'	25:BB:1054:A:H8	1.74	0.52
10:AH:51:GLU:O	10:AH:56:PRO:HA	2.08	0.52
1:CA:1029:U:H2'	1:CA:1031:C:O2	2.09	0.52
7:AE:67:ARG:HH11	7:AE:67:ARG:HB2	1.74	0.52
25:DB:1356:G:H2'	25:DB:1357:C:C6	2.43	0.52
1:AA:539:A:H2'	1:AA:540:G:C8	2.44	0.52
13:AK:45:THR:HG23	13:AK:48:GLY:H	1.74	0.52
25:BB:2488:G:O2'	25:BB:2489:U:H5'	2.09	0.52
25:BB:1930:G:H2'	25:BB:1968:G:N1	2.24	0.52
17:CO:10:ILE:HG23	17:CO:14:PHE:CE1	2.44	0.52
31:DH:22:LYS:C	31:DH:24:GLY:H	2.12	0.52
1:CA:952:U:H2'	1:CA:953:G:C8	2.44	0.52
40:BQ:85:ALA:HB2	40:BQ:115:ALA:HB2	1.91	0.52
25:DB:1351:C:H2'	25:DB:1352:U:O4'	2.09	0.52
1:CA:118:U:O4	1:CA:288:A:H2'	2.09	0.52
25:DB:2875:C:H2'	25:DB:2876:G:H8	1.73	0.52
25:BB:327:G:H2'	25:BB:328:U:C6	2.44	0.52
46:DW:49:ASN:O	46:DW:50:VAL:HG13	2.09	0.52
46:DW:59:PHE:O	46:DW:60:ALA:HB3	2.09	0.52
46:BW:20:LEU:HD11	46:BW:35:ILE:HG13	1.91	0.52
11:CI:16:ALA:HB2	11:CI:66:VAL:HB	1.91	0.52
1:AA:952:U:H2'	1:AA:953:G:C8	2.44	0.52
6:CD:167:PRO:CB	6:CD:170:LEU:HD11	2.39	0.52
41:DR:5:PHE:O	41:DR:11:GLN:HA	2.08	0.52
1:CA:1049:U:H1'	1:CA:1201:A:C5	2.45	0.52
19:AQ:23:ALA:HB1	19:AQ:40:THR:CG2	2.40	0.52

Continued on next page...

Continued from previous page...

Atom-1	Atom-2	Distance(Å)	Clash(Å)
11:AI:120:ALA:O	11:AI:121:ARG:HD2	2.09	0.52
31:BH:128:HIS:ND1	31:BH:129:GLU:N	2.57	0.52
42:BS:44:ALA:C	42:BS:46:LEU:H	2.12	0.52
29:DF:104:THR:O	29:DF:108:PRO:HG2	2.09	0.52
32:DI:52:LEU:HD22	32:DI:81:LYS:HD3	1.90	0.52
25:BB:2329:U:H2'	25:BB:2330:G:C8	2.45	0.52
37:BN:97:ILE:HD12	37:BN:98:LEU:N	2.24	0.52
12:CJ:73:LEU:O	12:CJ:75:ASP:N	2.42	0.52
1:AA:542:G:O2'	1:AA:543:U:H5'	2.10	0.52
6:AD:12:ARG:HG2	6:AD:12:ARG:HH11	1.73	0.52
39:BP:4:ILE:HG22	39:BP:5:LYS:H	1.73	0.52
9:AG:30:MET:SD	9:AG:35:LYS:HB2	2.49	0.52
30:DG:51:PHE:CD2	30:DG:68:ARG:HG2	2.44	0.52
25:DB:340:A:H2'	25:DB:341:C:O4'	2.09	0.52
51:D1:33:LEU:HG	51:D1:35:LEU:HD22	1.91	0.52
43:DT:1:MET:C	43:DT:2:ILE:HD13	2.30	0.52
36:DM:68:PHE:CG	36:DM:69:PRO:HD2	2.43	0.52
25:BB:581:C:OP1	40:BQ:32:ARG:HG3	2.09	0.52
38:BO:89:ASP:HA	38:BO:116:GLN:O	2.09	0.52
1:AA:1160:G:H2'	1:AA:1161:C:C6	2.40	0.52
1:AA:70:U:H1'	1:AA:71:A:N7	2.24	0.52
1:CA:26:A:N6	1:CA:558:G:H1'	2.23	0.52
11:AI:56:MET:HA	11:AI:59:LYS:HB3	1.92	0.52
25:DB:1139:G:O2'	25:DB:1140:C:H5'	2.10	0.52
1:CA:1409:C:C1'	25:DB:1914:C:N4	2.71	0.52
25:BB:1076:C:H5''	32:BI:94:LYS:NZ	2.24	0.52
1:CA:833:G:H2'	1:CA:834:U:C6	2.44	0.52
25:DB:1412:U:H2'	25:DB:1413:A:H8	1.73	0.52
14:CL:3:VAL:O	14:CL:7:VAL:HG23	2.09	0.52
10:CH:117:GLN:HE21	10:CH:117:GLN:H	1.56	0.52
1:CA:121:U:H3'	1:CA:121:U:OP1	2.09	0.52
44:BU:20:LYS:O	44:BU:21:ARG:HG2	2.10	0.52
28:DE:129:PRO:HD3	28:DE:156:ASN:ND2	2.23	0.52
1:CA:539:A:H2'	1:CA:540:G:C8	2.45	0.52
37:DN:8:ARG:HH11	37:DN:42:LYS:HB3	1.74	0.52
1:CA:1524:C:OP1	13:CK:124:LYS:HD3	2.09	0.52
13:CK:17:ASP:HB3	13:CK:80:ASN:HB2	1.91	0.52
25:DB:2458:G:H8	25:DB:2459:A:H62	1.57	0.52
1:CA:820:U:H4'	1:CA:821:G:OP2	2.10	0.52
25:BB:566:U:H2'	25:BB:567:U:O4'	2.10	0.52
25:BB:1573:G:H2'	25:BB:1574:C:H5'	1.91	0.52
26:BC:132:ARG:O	26:BC:132:ARG:HG3	2.09	0.52

Continued on next page...

Continued from previous page...

Atom-1	Atom-2	Distance(Å)	Clash(Å)
6:AD:123:MET:CE	6:AD:145:ARG:HA	2.39	0.52
46:BW:17:ALA:HA	46:BW:35:ILE:HG22	1.91	0.52
46:BW:50:VAL:HG23	46:BW:61:LYS:HE3	1.91	0.52
7:CE:80:LEU:N	7:CE:118:GLY:O	2.40	0.52
7:CE:37:VAL:HA	7:CE:46:GLY:HA3	1.91	0.52
12:CJ:12:ALA:HB2	12:CJ:96:VAL:CB	2.39	0.52
4:CB:34:ARG:O	4:CB:37:VAL:HG12	2.09	0.52
5:CC:153:SER:HB3	5:CC:196:GLY:O	2.09	0.52
21:CS:14:LEU:HD12	21:CS:15:LEU:H	1.74	0.52
31:BH:98:ASP:OD1	31:BH:98:ASP:N	2.42	0.52
29:BF:43:ILE:HD12	29:BF:46:LYS:HE2	1.91	0.52
4:AB:81:ASP:HA	4:AB:85:SER:CB	2.39	0.52
4:CB:58:LYS:HD3	4:CB:58:LYS:O	2.10	0.52
5:AC:72:PRO:O	5:AC:76:ILE:HG12	2.10	0.52
6:CD:130:ASN:H	6:CD:130:ASN:HD22	1.56	0.52
29:DF:128:SER:HA	29:DF:154:THR:HA	1.91	0.52
13:CK:85:VAL:CG2	13:CK:111:ASP:HA	2.35	0.52
8:CF:52:ASN:O	8:CF:53:LYS:HB3	2.09	0.52
29:BF:172:PHE:O	29:BF:174:PHE:N	2.43	0.52
47:DX:2:ARG:HB2	47:DX:11:PRO:HD3	1.91	0.52
25:DB:2331:G:H2'	25:DB:2332:C:C6	2.43	0.52
25:BB:2336:A:H4'	25:BB:2337:G:OP1	2.09	0.52
7:AE:81:GLN:CD	7:AE:82:HIS:H	2.12	0.52
9:CG:45:ALA:HA	9:CG:48:THR:CG2	2.39	0.52
12:AJ:6:ILE:HB	12:AJ:76:ILE:HD11	1.91	0.52
1:AA:412:A:H4'	1:AA:413:G:OP1	2.08	0.52
25:DB:1197:G:H2'	25:DB:1198:U:C6	2.44	0.52
5:AC:24:ASN:N	5:AC:24:ASN:HD22	2.07	0.52
13:CK:19:VAL:CG2	13:CK:34:THR:HG22	2.39	0.52
13:AK:88:PRO:HD3	23:AU:28:LEU:HD13	1.90	0.52
45:DV:1:MET:HG3	45:DV:2:PHE:CD2	2.44	0.52
1:AA:1179:A:O3'	11:AI:104:THR:HG22	2.10	0.52
13:AK:80:ASN:ND2	13:AK:80:ASN:H	2.05	0.52
45:BV:42:LEU:HD12	45:BV:47:VAL:HG21	1.91	0.52
14:CL:35:ARG:HH12	14:CL:75:GLU:CG	2.22	0.52
11:AI:79:ARG:HG2	11:AI:102:PHE:CE2	2.44	0.52
25:BB:1440:U:H2'	25:BB:1441:G:H8	1.74	0.52
1:AA:1073:U:H2'	1:AA:1074:G:C8	2.45	0.52
4:AB:113:LEU:HB2	4:AB:143:LEU:HB3	1.92	0.52
34:DK:108:SER:O	34:DK:110:LYS:N	2.43	0.52
27:DD:105:LYS:HA	27:DD:177:VAL:CG2	2.40	0.52
24:DA:28:C:H2'	24:DA:29:A:C1'	2.39	0.52

Continued on next page...

Continued from previous page...

Atom-1	Atom-2	Distance(Å)	Clash(Å)
18:AP:20:VAL:HG21	18:AP:32:PHE:CD2	2.42	0.52
1:AA:154:U:O2'	1:AA:155:A:H5'	2.10	0.52
48:BY:41:HIS:O	48:BY:45:GLN:HG3	2.10	0.52
30:BG:88:LEU:HD13	30:BG:93:TYR:HB3	1.89	0.52
25:DB:1725:U:H2'	25:DB:1726:C:C6	2.44	0.52
12:AJ:57:VAL:HG13	12:AJ:58:ASN:N	2.24	0.52
25:BB:1041:G:H2'	25:BB:1042:G:C8	2.43	0.52
44:BU:32:LYS:HE2	44:BU:65:GLN:HG2	1.91	0.52
14:AL:106:VAL:HG22	14:AL:116:TYR:HB2	1.91	0.52
1:CA:634:C:H2'	1:CA:635:A:C8	2.45	0.52
1:CA:264:C:H4'	19:CQ:64:ARG:NE	2.25	0.52
7:AE:38:VAL:HG12	7:AE:39:GLY:N	2.25	0.52
25:DB:1356:G:H2'	25:DB:1357:C:H6	1.74	0.52
1:CA:1508:A:H2'	1:CA:1509:C:H6	1.73	0.52
9:AG:73:GLU:HG2	9:AG:90:VAL:HG13	1.91	0.52
1:CA:952:U:H2'	1:CA:953:G:H8	1.73	0.52
33:DJ:130:HIS:HD2	33:DJ:132:HIS:HB2	1.74	0.52
26:DC:30:ALA:N	26:DC:31:PRO:HD2	2.23	0.52
10:AH:72:GLU:O	10:AH:73:SER:HB2	2.08	0.52
25:DB:1461:C:O2'	25:DB:1462:C:H5'	2.10	0.52
1:CA:669:G:O2'	1:CA:670:G:H5'	2.08	0.52
25:BB:1585:C:H2'	25:BB:1586:A:O4'	2.08	0.52
35:BL:55:MET:HE3	35:BL:55:MET:HA	1.92	0.52
25:DB:2766:A:H2'	25:DB:2766:A:N3	2.24	0.52
42:DS:55:ILE:O	42:DS:59:GLU:HG2	2.09	0.52
10:CH:39:LEU:HD22	10:CH:39:LEU:H	1.75	0.52
10:CH:46:GLU:HA	10:CH:63:LYS:HD3	1.91	0.52
25:BB:37:C:O2'	25:BB:38:A:H5'	2.09	0.52
11:CI:34:LEU:HD21	11:CI:48:ARG:HH12	1.75	0.52
15:CM:91:ARG:HD3	15:CM:91:ARG:O	2.09	0.52
21:CS:62:THR:H	21:CS:65:MET:CG	2.22	0.52
31:BH:100:ALA:O	31:BH:103:VAL:HG22	2.09	0.52
39:BP:63:ILE:CA	39:BP:68:GLY:HA2	2.28	0.52
4:AB:71:THR:HB	4:AB:168:GLU:OE1	2.09	0.52
29:DF:74:ALA:CB	29:DF:78:ILE:HB	2.38	0.52
18:AP:51:ARG:CD	18:AP:52:LEU:H	2.14	0.52
7:AE:110:MET:SD	7:AE:110:MET:N	2.83	0.52
42:BS:26:GLY:H	42:BS:71:VAL:HG13	1.74	0.52
1:CA:1306:A:N6	1:CA:1331:G:O2'	2.42	0.52
35:DL:2:ARG:O	35:DL:2:ARG:HG2	2.10	0.52
25:DB:126:A:H5'	52:D2:19:ARG:CG	2.35	0.52
15:AM:3:ILE:HG12	15:AM:52:ILE:HD11	1.91	0.52

Continued on next page...

Continued from previous page...

Atom-1	Atom-2	Distance(Å)	Clash(Å)
1:CA:412:A:H4'	1:CA:413:G:OP1	2.10	0.52
13:CK:56:LYS:HA	13:CK:61:ALA:CB	2.40	0.52
13:CK:61:ALA:O	13:CK:64:VAL:HG22	2.10	0.52
1:CA:238:A:H3'	1:CA:239:U:H5''	1.92	0.52
1:CA:1074:G:H2'	1:CA:1075:U:H6	1.74	0.52
1:AA:1350:A:H2'	1:AA:1351:U:C6	2.45	0.52
16:CN:9:GLU:O	16:CN:13:VAL:HG23	2.10	0.52
1:AA:57:G:H2'	1:AA:58:C:C6	2.45	0.52
1:CA:719:C:H1'	20:CR:37:LYS:HB2	1.91	0.52
1:CA:255:G:H2'	1:CA:256:U:H6	1.74	0.52
28:BE:146:VAL:HG12	28:BE:147:LEU:H	1.73	0.52
24:DA:51:G:H5''	38:DO:64:TYR:CD2	2.44	0.52
15:CM:89:ARG:HH12	15:CM:95:PRO:HG2	1.74	0.52
27:BD:113:SER:CB	27:BD:168:GLU:H	2.22	0.52
9:AG:78:ARG:N	9:AG:83:THR:HG23	2.24	0.52
25:BB:1728:C:H2'	25:BB:1730:C:O2	2.08	0.52
38:DO:24:THR:OG1	38:DO:90:VAL:HG12	2.10	0.52
25:BB:637:A:OP2	35:BL:112:LEU:HD22	2.09	0.52
1:CA:184:G:O4'	1:CA:224:U:H4'	2.10	0.52
48:BY:42:LEU:HD12	48:BY:45:GLN:HB2	1.91	0.52
25:DB:2320:U:O2'	25:DB:2322:A:N7	2.40	0.52
25:DB:1533:C:H2'	25:DB:1534:U:O4'	2.09	0.52
28:BE:48:THR:H	28:BE:51:GLU:HG3	1.73	0.52
25:BB:2093:G:H1'	25:BB:2198:A:C2	2.43	0.52
25:BB:345:A:H1'	25:BB:346:A:H2	1.73	0.52
25:BB:1356:G:H2'	25:BB:1357:C:C6	2.44	0.52
32:DI:99:LYS:HD3	32:DI:99:LYS:N	2.24	0.52
6:CD:98:ASP:HB3	6:CD:114:ARG:HB2	1.90	0.52
44:BU:20:LYS:HG3	44:BU:21:ARG:H	1.73	0.52
25:DB:1735:A:H2'	25:DB:1736:U:O4'	2.10	0.52
25:BB:2078:C:H2'	25:BB:2079:U:O4'	2.09	0.52
25:BB:255:A:H2'	25:BB:256:A:O4'	2.09	0.52
34:BK:25:GLY:HA3	34:BK:29:ARG:HD2	1.91	0.52
1:CA:440:C:H2'	1:CA:441:A:C8	2.44	0.52
25:BB:2752:C:H2'	25:BB:2753:A:O4'	2.09	0.52
45:BV:9:ARG:CD	45:BV:41:GLU:HB3	2.39	0.52
41:DR:43:ASN:ND2	41:DR:45:GLU:H	2.07	0.52
25:BB:1100:C:H2'	25:BB:1101:U:H6	1.73	0.52
25:DB:2395:C:H2'	25:DB:2396:G:O4'	2.09	0.52
35:DL:55:MET:HA	35:DL:55:MET:HE3	1.89	0.52
1:AA:1453:G:N3	1:AA:1453:G:H3'	2.23	0.52
9:AG:21:LEU:H	9:AG:21:LEU:HD23	1.74	0.52

Continued on next page...

Continued from previous page...

Atom-1	Atom-2	Distance(Å)	Clash(Å)
1:CA:1179:A:H2'	1:CA:1180:A:O4'	2.10	0.52
1:AA:1227:A:C8	1:AA:1227:A:H5'	2.42	0.52
16:AN:55:SER:OG	16:AN:58:ARG:HB3	2.10	0.52
4:CB:30:ILE:CG1	4:CB:41:ASN:H	2.23	0.52
16:CN:97:LYS:HB2	16:CN:97:LYS:NZ	2.25	0.52
1:AA:252:U:H2'	1:AA:253:A:C8	2.43	0.52
21:CS:32:THR:HG22	21:CS:33:TRP:H	1.72	0.52
42:DS:46:LEU:O	42:DS:50:VAL:HG23	2.09	0.52
4:CB:158:ASP:HA	4:CB:180:ILE:HD12	1.91	0.52
4:CB:67:LEU:O	4:CB:160:LEU:HA	2.10	0.52
41:BR:2:TYR:N	41:BR:42:ALA:HB2	2.24	0.52
18:AP:72:ALA:HA	18:AP:75:ILE:HD11	1.90	0.52
25:BB:2748:A:O2'	30:BG:62:ALA:HA	2.08	0.52
31:DH:81:ALA:CB	31:DH:149:GLU:HB2	2.38	0.52
45:DV:65:VAL:O	45:DV:68:LYS:HG2	2.10	0.52
48:BY:55:THR:O	48:BY:59:GLU:HG3	2.09	0.52
25:DB:20:C:H2'	25:DB:21:A:C8	2.44	0.52
28:BE:11:ALA:O	28:BE:12:LEU:HD22	2.09	0.52
1:AA:220:G:O2'	1:AA:221:C:H5'	2.10	0.52
25:DB:193:U:O3'	25:DB:803:U:H4'	2.09	0.52
9:CG:107:ALA:HB1	9:CG:115:MET:CE	2.39	0.52
9:AG:78:ARG:HD2	9:AG:78:ARG:C	2.30	0.52
44:BU:12:VAL:HG21	44:BU:38:ILE:HD11	1.91	0.52
1:AA:223:A:H2'	1:AA:224:U:C6	2.44	0.52
1:CA:1479:C:H2'	1:CA:1480:A:H8	1.74	0.52
1:AA:1137:C:H1'	1:AA:1138:G:N1	2.24	0.52
1:AA:73:C:H2'	1:AA:74:A:O4'	2.10	0.52
25:BB:1175:A:H3'	25:BB:1176:U:H4'	1.91	0.52
1:AA:708:C:H2'	1:AA:709:U:H6	1.73	0.52
31:BH:39:ALA:C	31:BH:41:LYS:H	2.12	0.52
1:CA:1206:G:H2'	1:CA:1207:G:O4'	2.10	0.52
1:AA:1105:A:H2'	1:AA:1106:G:H8	1.74	0.52
6:CD:22:SER:H	6:CD:109:THR:HG22	1.75	0.52
25:DB:1842:G:H2'	25:DB:1843:C:H6	1.72	0.52
28:DE:21:ARG:NH2	28:DE:21:ARG:HB2	2.24	0.52
14:AL:67:GLY:O	14:AL:98:ARG:HD2	2.08	0.52
14:AL:58:ASN:H	14:AL:58:ASN:HD22	1.55	0.52
25:DB:2039:U:H2'	25:DB:2040:G:C8	2.43	0.52
1:CA:65:A:C2	1:CA:381:C:H2'	2.44	0.52
30:DG:82:PHE:HB2	30:DG:134:GLY:O	2.09	0.52
25:DB:718:A:H3'	25:DB:719:C:H6	1.75	0.52
1:CA:715:A:O2'	1:CA:716:A:H5'	2.09	0.52

Continued on next page...

Continued from previous page...

Atom-1	Atom-2	Distance(Å)	Clash(Å)
46:DW:41:GLY:HA2	46:DW:44:PHE:CE2	2.44	0.52
24:BA:21:G:H2'	24:BA:22:U:C6	2.44	0.52
25:BB:997:G:O2'	25:BB:998:C:H5'	2.09	0.52
1:AA:1218:C:H2'	1:AA:1219:A:H8	1.73	0.52
28:DE:23:PHE:N	28:DE:114:ARG:HH22	2.07	0.52
25:BB:2849:U:H4'	25:BB:2850:A:H5'	1.92	0.52
25:BB:1785:A:H2'	25:BB:1787:A:N7	2.24	0.52
1:AA:355:C:O2'	1:AA:356:A:H5'	2.09	0.52
25:BB:1893:C:H2'	25:BB:1894:C:O4'	2.09	0.52
46:BW:18:LYS:HD2	46:BW:36:ILE:HD11	1.92	0.52
46:BW:49:ASN:O	46:BW:50:VAL:HG13	2.09	0.52
11:AI:18:VAL:CA	11:AI:64:ILE:HG23	2.34	0.52
7:CE:156:ARG:HG2	10:CH:63:LYS:HD2	1.91	0.52
39:DP:73:PHE:C	39:DP:75:THR:H	2.13	0.52
26:DC:124:LYS:HG3	26:DC:125:PRO:HD2	1.91	0.52
41:DR:2:TYR:CE2	41:DR:13:ARG:HD2	2.45	0.52
31:BH:90:LEU:HD13	31:BH:123:ARG:O	2.10	0.52
31:BH:82:SER:N	31:BH:146:VAL:HG13	2.22	0.52
31:BH:85:GLY:O	31:BH:86:ASP:HB2	2.10	0.52
37:DN:83:LEU:N	37:DN:83:LEU:HD12	2.24	0.52
31:DH:99:ILE:C	31:DH:101:ASP:H	2.13	0.52
13:CK:86:LYS:HA	13:CK:113:THR:OG1	2.10	0.52
31:DH:4:ILE:HG23	31:DH:17:ASP:C	2.30	0.52
18:AP:6:LEU:HD13	18:AP:19:VAL:HG13	1.92	0.52
9:CG:49:LEU:HG	9:CG:52:ARG:NH2	2.25	0.52
14:CL:23:LEU:CB	14:CL:58:ASN:HD22	2.22	0.52
1:AA:1128:C:H4'	1:AA:1148:U:H3	1.74	0.52
1:AA:1253:G:H5'	12:AJ:46:LYS:O	2.09	0.52
36:BM:37:GLY:CA	36:BM:127:LYS:HE2	2.39	0.52
39:DP:4:ILE:HG22	39:DP:5:LYS:H	1.75	0.52
32:DI:32:VAL:HG22	32:DI:60:VAL:CG2	2.40	0.52
6:AD:125:ASN:OD1	6:AD:141:VAL:HG23	2.09	0.52
31:BH:7:ASP:CG	31:BH:8:LYS:N	2.62	0.52
1:CA:1053:G:O6	1:CA:1199:U:H2'	2.09	0.52
25:DB:919:U:H6	25:DB:919:U:O5'	1.93	0.52
25:BB:727:A:OP1	25:BB:1431:A:O2'	2.28	0.52
44:BU:18:LYS:HD3	44:BU:18:LYS:C	2.30	0.52
1:CA:91:U:H2'	1:CA:92:U:C6	2.44	0.52
1:CA:220:G:O2'	1:CA:221:C:H5'	2.10	0.52
25:BB:1547:C:H2'	25:BB:1548:A:H8	1.74	0.52
19:CQ:58:VAL:HG12	19:CQ:77:VAL:HG13	1.91	0.52
20:CR:23:LYS:NZ	20:CR:24:ASP:HB2	2.24	0.52

Continued on next page...

Continued from previous page...

Atom-1	Atom-2	Distance(Å)	Clash(Å)
17:CO:80:LEU:HD23	17:CO:84:LEU:HD13	1.92	0.52
1:AA:9:G:H2'	1:AA:10:A:H8	1.73	0.52
1:CA:123:U:H5''	1:CA:311:C:O2'	2.09	0.52
25:BB:2514:U:H2'	25:BB:2515:C:C6	2.45	0.52
25:BB:2804:U:H2'	25:BB:2805:C:H6	1.74	0.52
38:DO:11:ALA:HB2	38:DO:96:GLY:N	2.23	0.52
9:CG:65:LEU:C	9:CG:67:ASN:H	2.13	0.52
1:CA:210:C:H4'	1:CA:211:G:N1	2.25	0.52
40:BQ:65:ASN:HD21	40:BQ:69:ARG:CZ	2.23	0.52
37:BN:55:ALA:HB1	37:BN:84:GLY:HA2	1.90	0.52
1:AA:658:C:H2'	1:AA:659:U:H6	1.75	0.52
1:AA:1060:U:C4'	12:AJ:54:SER:HB2	2.40	0.52
25:BB:934:U:H2'	25:BB:935:C:C6	2.44	0.52
1:AA:1218:C:H2'	1:AA:1219:A:C8	2.44	0.52
12:AJ:13:PHE:HD1	16:AN:93:PRO:HB2	1.74	0.52
6:AD:116:LEU:HD21	6:AD:153:ARG:CD	2.40	0.52
25:DB:1935:G:H1'	25:DB:1964:G:N2	2.24	0.52
25:DB:1420:A:H2'	25:DB:2211:A:N6	2.24	0.52
25:BB:2008:C:H2'	25:BB:2009:A:H8	1.75	0.52
25:DB:1145:C:O2'	25:DB:1146:C:H5'	2.10	0.52
1:CA:1234:C:O2'	1:CA:1235:U:H5'	2.08	0.52
25:BB:553:G:H2'	25:BB:554:U:O4'	2.09	0.52
34:BK:65:LYS:HG3	34:BK:80:GLY:H	1.74	0.52
1:CA:994:A:N1	1:CA:1047:G:H4'	2.24	0.52
36:BM:120:ALA:O	36:BM:122:ALA:N	2.43	0.52
37:BN:109:PRO:O	37:BN:110:MET:HE2	2.09	0.52
7:CE:12:GLU:C	7:CE:13:LYS:HE2	2.31	0.52
25:BB:38:A:O2'	28:BE:43:THR:HA	2.10	0.52
1:CA:842:U:H2'	1:CA:844:G:P	2.50	0.52
4:CB:38:HIS:HD2	4:CB:188:THR:HG22	1.73	0.52
5:CC:83:VAL:HA	5:CC:86:LEU:HD13	1.91	0.52
1:CA:1316:G:N2	1:CA:1318:A:H3'	2.24	0.52
34:DK:63:ARG:O	34:DK:81:ASN:HA	2.10	0.52
31:DH:27:ARG:HH21	31:DH:27:ARG:HG2	1.73	0.52
18:AP:51:ARG:NH2	18:AP:54:LEU:HD13	2.25	0.52
27:BD:111:GLY:H	27:BD:194:PRO:HG2	1.75	0.52
25:DB:1060:U:O2	25:DB:1088:A:C8	2.63	0.52
1:AA:1056:U:H5'	5:AC:162:ALA:CB	2.31	0.52
25:BB:1060:U:O2	25:BB:1088:A:C8	2.63	0.52
7:AE:75:LEU:HD11	7:AE:119:VAL:N	2.24	0.52
10:AH:101:ALA:O	10:AH:103:VAL:HG23	2.09	0.52
7:AE:106:ALA:HB1	7:AE:110:MET:CG	2.35	0.52

Continued on next page...

Continued from previous page...

Atom-1	Atom-2	Distance(Å)	Clash(Å)
12:CJ:37:ARG:HD3	12:CJ:75:ASP:O	2.10	0.52
31:DH:83:LYS:O	31:DH:90:LEU:HA	2.08	0.52
14:CL:23:LEU:C	14:CL:25:ALA:H	2.13	0.52
13:CK:122:PRO:HB2	23:CU:32:ARG:HA	1.91	0.52
1:AA:1151:A:H1'	1:AA:1152:A:C8	2.45	0.52
46:BW:9:THR:HG23	46:BW:10:ARG:CD	2.34	0.52
5:AC:28:PHE:CZ	16:AN:92:ILE:HG23	2.45	0.52
16:CN:62:ARG:HH21	16:CN:69:PRO:HD3	1.75	0.52
1:CA:408:A:H3'	1:CA:409:U:H6	1.74	0.52
27:BD:186:LEU:HD11	39:BP:3:ILE:HG13	1.91	0.52
22:AT:57:VAL:HG12	22:AT:71:ALA:HB1	1.92	0.52
33:BJ:74:TYR:HE2	33:BJ:103:ILE:HD11	1.75	0.52
25:BB:321:U:H5''	28:BE:131:THR:HG23	1.92	0.52
25:BB:340:A:H2'	25:BB:341:C:O4'	2.10	0.52
1:CA:1056:U:H4'	5:CC:155:ARG:HG3	1.92	0.52
1:CA:1014:A:H4'	21:CS:13:HIS:CG	2.45	0.52
16:CN:51:PRO:HB2	16:CN:54:SER:HB3	1.92	0.52
13:CK:97:ARG:HD3	23:CU:16:ARG:NH1	2.23	0.52
37:BN:45:ARG:O	37:BN:49:GLU:HG3	2.09	0.52
5:AC:38:VAL:HG12	5:AC:90:VAL:HG12	1.92	0.52
49:BZ:2:LYS:HG3	49:BZ:4:ILE:HD11	1.91	0.52
25:BB:1535:A:H3'	25:BB:1536:C:C6	2.45	0.52
25:BB:2514:U:H2'	25:BB:2515:C:H6	1.74	0.52
1:AA:309:A:H2'	1:AA:310:G:C8	2.44	0.52
5:CC:173:PRO:HB2	5:CC:176:THR:HG23	1.91	0.52
1:AA:280:C:N4	19:AQ:38:LYS:HE2	2.24	0.52
1:CA:763:G:H2'	1:CA:764:C:H6	1.74	0.52
14:AL:41:PRO:HG3	14:AL:46:SER:O	2.10	0.52
42:BS:15:GLN:HA	42:BS:18:ARG:HG2	1.91	0.52
25:DB:720:U:H2'	25:DB:721:A:C8	2.44	0.52
25:BB:77:G:H2'	25:BB:78:U:C6	2.45	0.52
1:AA:208:U:H2'	1:AA:210:C:C6	2.44	0.52
14:AL:8:ARG:HG3	14:AL:9:LYS:H	1.75	0.52
13:CK:55:ARG:HD3	13:CK:55:ARG:O	2.10	0.52
5:AC:122:GLN:O	5:AC:127:VAL:HG13	2.10	0.52
50:D0:55:ALA:HB3	50:D0:56:LYS:NZ	2.24	0.52
25:DB:1545:A:H2'	25:DB:1546:G:O4'	2.10	0.52
40:DQ:73:ILE:HG13	40:DQ:74:SER:N	2.25	0.52
25:DB:493:G:H2'	25:DB:494:G:O4'	2.10	0.52
44:DU:20:LYS:HG3	44:DU:21:ARG:H	1.74	0.52
25:DB:1399:C:O2'	25:DB:1400:U:H5'	2.10	0.52
16:AN:25:GLU:HA	16:AN:28:ALA:HB3	1.91	0.52

Continued on next page...

Continued from previous page...

Atom-1	Atom-2	Distance(Å)	Clash(Å)
25:DB:1927:A:H2'	25:DB:1928:A:C8	2.45	0.52
25:BB:2246:G:H2'	25:BB:2247:A:C8	2.45	0.52
29:DF:70:ARG:HD2	29:DF:71:LYS:N	2.25	0.52
46:BW:41:GLY:HA2	46:BW:44:PHE:CD2	2.45	0.52
25:BB:2674:G:H4'	34:BK:29:ARG:HG3	1.92	0.52
14:AL:10:PRO:HB3	19:AQ:33:TYR:OH	2.09	0.52
25:DB:1871:A:H8	25:DB:1872:A:C5	2.27	0.52
1:AA:62:U:H2'	1:AA:63:C:C6	2.44	0.52
25:DB:2218:G:O2'	25:DB:2219:U:H5'	2.10	0.52
1:CA:1456:A:H2'	1:CA:1457:G:C8	2.44	0.52
25:DB:1893:C:H2'	25:DB:1894:C:O4'	2.08	0.52
34:DK:25:GLY:HA3	34:DK:29:ARG:HD2	1.91	0.52
1:CA:114:U:O2'	1:CA:115:G:H5'	2.10	0.52
25:DB:198:C:O5'	25:DB:198:C:H6	1.93	0.52
9:AG:17:PHE:CE2	9:AG:58:LEU:HB2	2.45	0.52
1:CA:1414:U:H2'	1:CA:1415:G:H8	1.75	0.52
25:BB:1958:C:O2'	25:BB:1959:G:H5'	2.10	0.52
50:B0:9:ARG:O	50:B0:12:ARG:HB3	2.09	0.52
32:BI:23:VAL:HG23	32:BI:24:GLY:N	2.25	0.52
10:CH:77:VAL:HG12	10:CH:84:ILE:HD13	1.92	0.52
1:CA:1137:C:O4'	1:CA:1137:C:O2	2.27	0.52
26:DC:159:THR:O	26:DC:194:VAL:HG12	2.10	0.52
40:DQ:87:VAL:HG13	40:DQ:89:ILE:HD11	1.92	0.52
41:DR:4:VAL:HA	41:DR:12:HIS:O	2.10	0.52
19:AQ:22:VAL:O	19:AQ:42:LYS:HA	2.10	0.52
29:BF:43:ILE:HA	29:BF:46:LYS:NZ	2.25	0.52
4:AB:95:TRP:CZ2	4:AB:171:ALA:HA	2.45	0.52
40:BQ:94:LEU:HD21	41:BR:12:HIS:HA	1.91	0.52
45:BV:21:ARG:NE	45:BV:87:GLN:HB3	2.25	0.52
1:CA:44:A:OP2	18:CP:12:LYS:HD2	2.09	0.52
25:BB:2682:A:H61	25:BB:2728:U:H1'	1.75	0.52
29:BF:65:LEU:HD23	29:BF:87:LYS:HD2	1.91	0.52
9:CG:72:VAL:HG13	9:CG:88:VAL:O	2.10	0.52
42:BS:24:ILE:HD11	42:BS:36:LEU:HD21	1.91	0.52
15:CM:63:VAL:O	15:CM:68:LEU:HD13	2.10	0.52
6:AD:111:ALA:O	6:AD:114:ARG:HG2	2.09	0.52
28:DE:108:ILE:CG1	35:DL:2:ARG:HH22	2.15	0.52
25:BB:20:C:H2'	25:BB:21:A:C8	2.45	0.52
6:CD:7:LYS:HZ1	6:CD:21:LYS:HA	1.75	0.52
6:CD:29:THR:C	6:CD:30:LYS:HZ2	2.13	0.52
27:DD:22:ILE:HG22	27:DD:23:PRO:O	2.08	0.52
25:BB:141:G:H5"	25:BB:142:A:N7	2.24	0.52

Continued on next page...

Continued from previous page...

Atom-1	Atom-2	Distance(Å)	Clash(Å)
43:BT:1:MET:C	43:BT:2:ILE:HD13	2.29	0.52
25:DB:513:A:O5'	25:DB:513:A:H8	1.92	0.52
25:DB:1431:A:H2'	25:DB:1432:G:C8	2.44	0.52
1:CA:1014:A:H4'	21:CS:13:HIS:HB3	1.91	0.52
14:AL:121:PRO:HG2	14:AL:122:LYS:H	1.75	0.52
42:BS:84:ARG:HB3	42:BS:96:ILE:CG2	2.39	0.52
13:AK:77:GLY:O	13:AK:78:ILE:HD13	2.10	0.52
1:CA:143:A:H2	1:CA:220:G:H22	1.57	0.52
41:DR:60:LYS:H	41:DR:100:GLY:HA3	1.75	0.52
38:BO:70:ALA:O	38:BO:74:VAL:HG23	2.09	0.52
1:AA:1167:A:H2'	1:AA:1169:A:H8	1.75	0.52
24:DA:51:G:C2'	24:DA:52:A:H5''	2.40	0.52
41:BR:15:SER:O	41:BR:18:GLN:HG3	2.10	0.52
32:DI:85:ILE:CD1	32:DI:137:LEU:HD21	2.39	0.52
25:BB:102:U:O2'	48:BY:2:LYS:NZ	2.43	0.52
12:AJ:22:THR:O	12:AJ:25:ILE:HB	2.09	0.52
4:CB:56:LEU:HD22	4:CB:219:THR:CB	2.40	0.52
25:BB:1796:U:H2'	25:BB:1797:G:H8	1.73	0.52
35:BL:30:THR:O	35:BL:32:GLY:N	2.43	0.52
26:DC:246:PRO:HB2	26:DC:247:TRP:CE3	2.44	0.52
24:BA:7:G:H5''	38:BO:29:HIS:NE2	2.25	0.52
1:CA:1011:C:H2'	1:CA:1012:A:C8	2.45	0.52
15:CM:51:GLN:O	15:CM:55:LEU:HG	2.10	0.52
1:CA:948:C:O2'	1:CA:949:A:H5'	2.10	0.52
17:CO:44:GLU:CD	17:CO:45:HIS:H	2.12	0.52
25:BB:251:A:H2'	25:BB:252:G:O4'	2.09	0.52
5:CC:190:THR:HB	5:CC:193:GLY:H	1.74	0.52
1:AA:923:A:H2'	1:AA:924:C:C6	2.44	0.52
1:AA:1297:G:N2	9:AG:113:LYS:HB3	2.24	0.52
40:DQ:73:ILE:HD11	40:DQ:77:LYS:HD3	1.92	0.52
25:DB:1484:U:H2'	25:DB:1485:U:C6	2.45	0.52
1:CA:1095:U:H2'	1:CA:1096:C:C6	2.44	0.52
1:AA:384:G:H2'	1:AA:385:C:H6	1.74	0.52
28:DE:153:LEU:HB3	28:DE:171:ASP:OD1	2.09	0.52
25:BB:1356:G:H2'	25:BB:1357:C:H6	1.74	0.52
52:D2:26:ASN:C	52:D2:28:ARG:H	2.13	0.52
19:AQ:27:PHE:CD1	19:AQ:36:PHE:HB3	2.45	0.52
1:CA:1105:A:H2'	1:CA:1106:G:H8	1.75	0.52
25:DB:2436:G:O2'	25:DB:2437:G:H5'	2.10	0.52
25:BB:2013:A:N3	42:BS:88:ARG:NH1	2.57	0.52
1:CA:954:G:H2'	1:CA:955:U:H6	1.75	0.52
1:AA:1051:C:H2'	1:AA:1052:U:C6	2.45	0.52

Continued on next page...

Continued from previous page...

Atom-1	Atom-2	Distance(Å)	Clash(Å)
6:AD:200:VAL:O	6:AD:204:SER:HB3	2.10	0.52
1:CA:580:C:H2'	1:CA:581:G:O4'	2.09	0.52
25:DB:925:A:O2'	25:DB:926:G:H5'	2.10	0.52
7:CE:139:THR:HA	7:CE:143:LEU:HD22	1.92	0.52
10:CH:91:LEU:HD12	10:CH:116:ARG:HG3	1.92	0.52
25:DB:1083:U:O2	25:DB:1085:A:H8	1.93	0.52
25:DB:1099:G:C5'	32:DI:3:LYS:N	2.72	0.52
1:CA:1127:G:O2'	1:CA:1128:C:H5'	2.10	0.52
5:CC:19:SER:HB3	5:CC:21:TRP:CZ2	2.45	0.52
16:CN:76:PHE:HE2	16:CN:92:ILE:HG21	1.75	0.52
16:CN:30:ILE:HA	16:CN:40:ARG:HA	1.91	0.52
21:CS:17:LYS:HB3	21:CS:30:LEU:HD23	1.91	0.52
4:AB:166:ASP:CB	4:AB:190:SER:HA	2.40	0.52
4:AB:68:PHE:O	4:AB:90:PHE:HA	2.10	0.52
29:DF:39:VAL:CG1	29:DF:84:ILE:HD12	2.40	0.52
40:BQ:94:LEU:HD11	41:BR:13:ARG:HB2	1.91	0.52
27:DD:114:LYS:CD	27:DD:116:LYS:HE3	2.39	0.52
30:BG:6:ALA:HB3	30:BG:68:ARG:HD3	1.92	0.52
25:DB:2755:C:HO2'	25:DB:2756:U:H6	1.56	0.52
30:DG:27:GLY:HA3	30:DG:78:VAL:HB	1.90	0.52
18:CP:15:PRO:HG2	18:CP:41:PRO:HG3	1.92	0.52
18:CP:17:TYR:N	18:CP:17:TYR:CD1	2.78	0.52
25:BB:1139:G:O2'	25:BB:1140:C:H5'	2.10	0.52
1:AA:1326:U:O2'	1:AA:1327:C:H5'	2.10	0.52
9:CG:71:THR:HG23	9:CG:141:HIS:CE1	2.45	0.52
25:BB:2144:G:N3	25:BB:2144:G:H2'	2.24	0.52
1:CA:1300:G:H1'	1:CA:1301:U:H5	1.73	0.52
40:DQ:7:VAL:HG23	40:DQ:8:ILE:H	1.75	0.52
42:DS:31:GLN:O	42:DS:33:LEU:N	2.41	0.52
1:CA:234:C:H2'	1:CA:235:C:H6	1.75	0.52
32:BI:17:ALA:O	32:BI:18:ASN:CB	2.58	0.52
1:AA:1350:A:OP1	11:AI:122:ARG:HD2	2.09	0.52
11:AI:126:PHE:CB	11:AI:129:ARG:HG3	2.40	0.52
5:AC:15:LYS:HE2	5:AC:180:ASP:HB2	1.91	0.52
38:DO:7:ARG:HD2	38:DO:97:PHE:CE1	2.45	0.52
41:DR:15:SER:O	41:DR:18:GLN:HG3	2.09	0.52
25:DB:276:U:O2	25:DB:276:U:C2'	2.58	0.52
6:CD:125:ASN:HB2	6:CD:127:ARG:HH12	1.72	0.52
47:DX:39:VAL:CG2	47:DX:42:GLU:HB3	2.39	0.52
5:AC:21:TRP:CH2	5:AC:31:ASN:HB3	2.45	0.52
5:AC:39:ARG:CZ	5:AC:56:ILE:HD12	2.40	0.52
1:AA:1074:G:H2'	1:AA:1075:U:H6	1.75	0.52

Continued on next page...

Continued from previous page...

Atom-1	Atom-2	Distance(Å)	Clash(Å)
17:CO:32:THR:OG1	17:CO:62:ARG:HD2	2.09	0.52
10:AH:82:LEU:O	10:AH:82:LEU:HD13	2.10	0.52
25:DB:2297:A:N1	25:DB:2320:U:H4'	2.23	0.52
25:DB:709:U:H2'	25:DB:710:U:C6	2.45	0.52
26:DC:244:VAL:HA	26:DC:251:THR:H	1.74	0.52
1:AA:737:C:H2'	1:AA:738:C:H6	1.74	0.52
1:AA:1264:U:H2'	1:AA:1265:C:C6	2.44	0.52
1:CA:1262:C:H2'	1:CA:1263:C:C6	2.44	0.52
32:BI:91:LYS:HB2	32:BI:94:LYS:HD2	1.91	0.52
17:CO:27:GLN:OE1	17:CO:27:GLN:HA	2.09	0.52
52:B2:13:ASN:O	52:B2:17:GLY:HA3	2.10	0.52
31:DH:39:ALA:C	31:DH:41:LYS:H	2.13	0.52
32:BI:89:SER:HB2	32:BI:136:GLY:HA3	1.91	0.52
8:AF:18:VAL:HG21	8:AF:58:HIS:ND1	2.24	0.52
1:CA:1031:C:H4'	1:CA:1032:G:C4	2.44	0.52
25:BB:571:U:H3'	41:BR:80:ARG:NH2	2.25	0.52
28:DE:95:LYS:HZ1	28:DE:97:ASN:HA	1.74	0.52
1:AA:686:U:O4	1:AA:703:G:H1'	2.10	0.52
5:AC:106:ARG:HD3	5:AC:106:ARG:H	1.74	0.52
1:AA:1163:A:H2'	1:AA:1164:G:C8	2.45	0.52
1:CA:1106:G:H2'	1:CA:1107:C:H6	1.74	0.52
10:CH:54:THR:HG23	10:CH:55:LYS:HG2	1.92	0.52
25:DB:1915:U:H2'	25:DB:1916:A:O4'	2.10	0.52
25:DB:794:A:H2'	25:DB:795:C:C6	2.44	0.52
1:CA:1270:G:H2'	1:CA:1271:A:C8	2.44	0.52
25:BB:1465:G:H2'	25:BB:1466:U:C6	2.45	0.52
25:BB:1921:G:O2'	25:BB:1922:G:H5'	2.10	0.52
44:BU:40:LEU:HA	44:BU:60:LYS:O	2.09	0.52
25:BB:1045:C:H5''	25:BB:1047:G:C1'	2.40	0.52
29:BF:8:LYS:HD3	29:BF:8:LYS:O	2.10	0.52
25:BB:2766:A:H2'	25:BB:2766:A:N3	2.25	0.52
25:DB:2352:A:N1	46:DW:30:VAL:HG11	2.24	0.52
9:CG:35:LYS:HB2	9:CG:35:LYS:HZ2	1.75	0.52
6:CD:170:LEU:HA	6:CD:182:LYS:N	2.24	0.52
41:DR:27:ILE:HG22	41:DR:28:ALA:N	2.25	0.52
31:BH:144:VAL:HG12	31:BH:145:ASN:N	2.25	0.52
42:DS:44:ALA:C	42:DS:46:LEU:H	2.13	0.52
1:CA:1099:G:H5''	4:CB:94:ARG:CZ	2.40	0.52
40:BQ:91:ARG:HD3	41:BR:11:GLN:OE1	2.10	0.52
23:CU:24:LYS:HB3	23:CU:24:LYS:HZ2	1.75	0.52
29:BF:108:PRO:O	29:BF:110:ILE:HG23	2.09	0.52
29:BF:166:ARG:CD	29:BF:167:ALA:H	2.23	0.52

Continued on next page...

Continued from previous page...

Atom-1	Atom-2	Distance(Å)	Clash(Å)
29:DF:64:PRO:HA	29:DF:88:VAL:HG21	1.92	0.52
22:CT:66:ILE:HG22	22:CT:67:HIS:N	2.25	0.52
36:DM:19:GLY:C	36:DM:20:LEU:HD22	2.29	0.52
17:CO:31:LEU:HD11	17:CO:61:GLN:NE2	2.25	0.52
7:AE:103:GLY:O	7:AE:105:ILE:HG13	2.10	0.52
12:CJ:10:LEU:HD13	12:CJ:22:THR:OG1	2.10	0.52
1:AA:1260:G:OP1	1:AA:1284:C:H4'	2.10	0.52
1:CA:1330:U:H2'	1:CA:1331:G:O4'	2.09	0.52
25:DB:127:A:H5''	25:DB:128:C:O4'	2.08	0.52
6:AD:89:LEU:HG	6:AD:90:LEU:N	2.23	0.52
25:DB:547:A:C8	25:DB:548:G:H1'	2.45	0.52
25:BB:28:A:N6	25:BB:512:G:O2'	2.43	0.52
25:BB:513:A:O5'	25:BB:513:A:H8	1.93	0.52
1:CA:1160:G:H5''	4:CB:130:LYS:HG2	1.92	0.52
25:DB:338:G:N2	25:DB:339:U:H1'	2.25	0.52
1:AA:1118:U:C5'	11:AI:10:ARG:HH21	2.23	0.52
25:DB:1812:U:C1'	26:DC:44:ASN:HD21	2.23	0.52
11:AI:44:ARG:O	11:AI:47:VAL:HG13	2.10	0.52
38:DO:67:ASN:H	38:DO:70:ALA:HB3	1.74	0.52
49:BZ:50:VAL:HB	49:BZ:53:MET:HB2	1.92	0.52
40:DQ:56:PHE:C	40:DQ:58:GLN:N	2.62	0.52
1:AA:627:G:H2'	1:AA:628:G:H8	1.75	0.52
1:CA:153:C:H2'	1:CA:154:U:H6	1.75	0.52
17:AO:62:ARG:NH1	17:AO:86:LEU:HD21	2.25	0.52
1:AA:599:C:H4'	10:AH:121:GLY:HA3	1.91	0.52
1:AA:513:C:H2'	1:AA:514:C:H6	1.74	0.52
4:AB:139:GLU:O	4:AB:142:LYS:HG3	2.10	0.52
31:BH:20:ASN:ND2	31:BH:21:VAL:H	2.08	0.52
31:BH:21:VAL:HG21	31:BH:25:TYR:HD2	1.73	0.52
5:CC:192:TYR:N	5:CC:192:TYR:CD2	2.78	0.52
1:CA:1458:G:H2'	1:CA:1459:G:C8	2.44	0.52
25:BB:2213:U:H2'	25:BB:2214:C:H5'	1.92	0.52
25:BB:969:G:H2'	25:BB:970:U:H6	1.74	0.52
1:CA:1060:U:C5	5:CC:1:GLY:HA2	2.45	0.52
53:D3:27:ASN:ND2	53:D3:27:ASN:N	2.58	0.52
52:B2:26:ASN:C	52:B2:28:ARG:H	2.14	0.52
25:BB:2199:A:H5''	25:BB:2200:C:H5	1.74	0.52
1:AA:685:G:O2'	1:AA:686:U:H5'	2.09	0.52
29:DF:41:GLU:O	29:DF:43:ILE:N	2.41	0.52
24:DA:95:U:H2'	24:DA:96:G:H8	1.74	0.52
25:BB:623:C:H2'	25:BB:624:C:H6	1.74	0.52
1:AA:113:G:O2'	1:AA:354:G:H5'	2.10	0.52

Continued on next page...

Continued from previous page...

Atom-1	Atom-2	Distance(Å)	Clash(Å)
25:DB:255:A:H2'	25:DB:256:A:O4'	2.10	0.52
31:DH:87:GLU:OE2	31:DH:89:LYS:HB2	2.09	0.52
1:AA:1414:U:H2'	1:AA:1415:G:H8	1.75	0.52
1:AA:325:A:H2'	1:AA:326:G:C8	2.45	0.52
32:DI:63:ASP:O	32:DI:64:ARG:HB2	2.08	0.52
25:BB:2082:A:H2'	25:BB:2083:G:O4'	2.10	0.52
25:DB:496:G:H1'	42:DS:61:ASN:HD21	1.73	0.52
25:DB:2271:G:O2'	25:DB:2272:U:H5'	2.10	0.51
11:AI:5:TYR:HB3	11:AI:20:ILE:HD13	1.92	0.51
1:CA:862:C:OP2	7:CE:87:VAL:HG11	2.10	0.51
7:CE:156:ARG:NE	10:CH:63:LYS:HZ1	2.07	0.51
15:AM:79:LEU:CD2	15:AM:86:ARG:HH21	2.23	0.51
21:AS:68:HIS:HD2	21:AS:72:GLU:HG3	1.75	0.51
26:BC:117:SER:CB	26:BC:128:THR:HB	2.40	0.51
31:DH:92:GLY:O	31:DH:93:SER:HB2	2.10	0.51
5:AC:75:VAL:O	5:AC:82:ASP:HB3	2.10	0.51
29:DF:161:SER:C	29:DF:163:GLU:H	2.14	0.51
29:DF:166:ARG:HD2	29:DF:167:ALA:H	1.75	0.51
31:BH:32:PRO:O	31:BH:33:GLN:HB2	2.09	0.51
5:AC:59:PRO:HD2	5:AC:62:SER:O	2.10	0.51
25:DB:1059:G:H2'	25:DB:1060:U:C5	2.45	0.51
28:BE:106:LYS:HE3	28:BE:200:LEU:HD12	1.91	0.51
28:DE:181:ILE:CD1	35:DL:2:ARG:HE	2.22	0.51
1:CA:708:C:H2'	1:CA:709:U:H6	1.76	0.51
4:AB:9:LEU:HD21	4:AB:11:ALA:HB2	1.91	0.51
25:BB:528:A:C2	25:BB:2043:C:H4'	2.45	0.51
1:AA:234:C:H2'	1:AA:235:C:H6	1.75	0.51
1:AA:942:G:H21	11:AI:125:GLN:HE22	1.58	0.51
4:AB:38:HIS:O	4:AB:39:ILE:HD13	2.10	0.51
16:CN:50:LEU:H	16:CN:51:PRO:HD2	1.75	0.51
1:AA:331:G:OP1	1:AA:332:G:H5'	2.10	0.51
36:DM:43:ALA:O	36:DM:46:ILE:HG13	2.10	0.51
20:CR:58:ILE:O	20:CR:67:LEU:HD12	2.11	0.51
24:DA:52:A:H2'	24:DA:53:A:C8	2.42	0.51
28:DE:69:ARG:O	28:DE:70:SER:HB3	2.10	0.51
1:CA:224:U:H2'	1:CA:225:C:H6	1.73	0.51
25:DB:1722:A:H2'	25:DB:1723:G:C8	2.45	0.51
25:DB:1728:C:H2'	25:DB:1730:C:O2	2.10	0.51
46:DW:15:SER:O	46:DW:16:GLU:C	2.49	0.51
1:AA:308:C:H2'	1:AA:309:A:C8	2.41	0.51
36:BM:68:PHE:CG	36:BM:69:PRO:HD2	2.44	0.51
25:BB:2070:A:H2'	25:BB:2071:A:C8	2.45	0.51

Continued on next page...

Continued from previous page...

Atom-1	Atom-2	Distance(Å)	Clash(Å)
47:BX:36:ARG:CB	47:BX:36:ARG:HH21	2.23	0.51
1:AA:1175:G:O2'	1:AA:1176:A:H5'	2.10	0.51
1:AA:763:G:H2'	1:AA:764:C:H6	1.75	0.51
25:BB:1394:U:O2'	25:BB:1395:A:H5'	2.11	0.51
25:BB:1858:A:H61	25:BB:1884:G:H1'	1.75	0.51
25:DB:251:A:H2'	25:DB:252:G:O4'	2.10	0.51
1:CA:712:A:O2'	1:CA:713:G:H5'	2.10	0.51
28:BE:153:LEU:HD22	28:BE:171:ASP:HB2	1.92	0.51
25:BB:1864:U:O2'	25:BB:1865:U:H5'	2.10	0.51
25:DB:969:G:H2'	25:DB:970:U:H6	1.74	0.51
25:DB:103:A:H3'	25:DB:104:A:H8	1.74	0.51
1:AA:1446:A:C2'	1:AA:1447:A:H5''	2.40	0.51
6:CD:101:VAL:HB	6:CD:113:ALA:HB1	1.90	0.51
25:DB:327:G:H2'	25:DB:328:U:C6	2.44	0.51
25:BB:1399:C:O2'	25:BB:1400:U:H5'	2.10	0.51
30:BG:82:PHE:CZ	30:BG:137:LYS:HB2	2.45	0.51
25:DB:729:G:H4'	25:DB:763:G:O5'	2.09	0.51
25:DB:1220:G:H2'	25:DB:1221:C:C6	2.45	0.51
32:BI:52:LEU:HD21	32:BI:81:LYS:HZ2	1.75	0.51
26:BC:180:MET:HB2	26:BC:268:ARG:H	1.75	0.51
27:DD:101:PHE:O	27:DD:180:VAL:HG11	2.10	0.51
25:BB:1258:U:H2'	25:BB:1259:G:C8	2.45	0.51
25:DB:2716:C:H2'	25:DB:2717:C:C6	2.45	0.51
25:DB:600:G:H2'	25:DB:601:C:C6	2.45	0.51
30:DG:96:ALA:CB	30:DG:103:ASN:HB3	2.40	0.51
1:AA:580:C:H2'	1:AA:581:G:O4'	2.09	0.51
1:CA:1256:A:H5''	5:CC:26:LYS:CE	2.40	0.51
25:BB:65:U:H2'	25:BB:66:C:H6	1.74	0.51
28:BE:119:ILE:N	28:BE:119:ILE:HD13	2.25	0.51
5:AC:78:LYS:NZ	5:AC:81:GLU:HG2	2.25	0.51
1:CA:131:A:H2'	1:CA:132:C:C6	2.45	0.51
28:DE:24:ASN:HD22	28:DE:24:ASN:C	2.12	0.51
25:DB:208:C:H2'	25:DB:209:C:C6	2.44	0.51
46:BW:17:ALA:HA	46:BW:35:ILE:CG2	2.40	0.51
7:CE:81:GLN:NE2	7:CE:82:HIS:NE2	2.57	0.51
7:CE:155:LYS:HD2	10:CH:65:PHE:CE1	2.45	0.51
11:CI:25:GLY:HA3	11:CI:58:GLU:HA	1.91	0.51
12:CJ:42:LEU:HG	12:CJ:43:PRO:HD2	1.92	0.51
1:AA:1316:G:N2	1:AA:1318:A:H3'	2.25	0.51
21:AS:4:LEU:HD22	21:AS:9:PHE:N	2.25	0.51
26:DC:140:VAL:HA	26:DC:191:LEU:HD12	1.92	0.51
4:CB:34:ARG:CG	4:CB:39:ILE:HG13	2.40	0.51

Continued on next page...

Continued from previous page...

Atom-1	Atom-2	Distance(Å)	Clash(Å)
33:DJ:114:LEU:O	33:DJ:118:MET:HG3	2.10	0.51
1:CA:1320:C:C2	21:CS:71:GLY:HA3	2.46	0.51
31:BH:104:THR:HA	31:BH:109:GLU:CG	2.38	0.51
4:AB:184:ALA:O	4:AB:199:ILE:HG13	2.10	0.51
4:AB:27:LYS:H	4:AB:28:PRO:CD	2.23	0.51
45:DV:21:ARG:NE	45:DV:87:GLN:HB3	2.25	0.51
8:AF:6:ILE:HA	8:AF:88:MET:O	2.10	0.51
18:AP:4:ILE:O	18:AP:71:VAL:HG11	2.10	0.51
18:CP:40:ASN:HD22	18:CP:41:PRO:CD	2.15	0.51
18:CP:40:ASN:ND2	18:CP:41:PRO:HD2	2.15	0.51
44:DU:45:GLN:HG3	44:DU:58:VAL:HG21	1.92	0.51
12:CJ:44:THR:HG23	12:CJ:70:HIS:N	2.24	0.51
25:BB:2143:C:C4	25:BB:2144:G:H1'	2.46	0.51
1:AA:408:A:H3'	1:AA:409:U:H6	1.75	0.51
6:AD:12:ARG:NH1	6:AD:12:ARG:HG2	2.25	0.51
1:AA:715:A:O2'	1:AA:716:A:H5'	2.09	0.51
6:AD:75:TYR:CE1	6:AD:203:TYR:HB3	2.45	0.51
1:AA:1240:U:OP1	9:AG:115:MET:N	2.43	0.51
25:DB:1444:G:H2'	25:DB:1445:G:C8	2.45	0.51
25:BB:558:U:P	33:BJ:113:PRO:HG2	2.49	0.51
24:DA:6:G:O2'	24:DA:7:G:H5'	2.10	0.51
1:AA:184:G:O4'	1:AA:224:U:H4'	2.10	0.51
1:AA:1137:C:O2	1:AA:1137:C:O4'	2.28	0.51
40:BQ:56:PHE:C	40:BQ:58:GLN:N	2.63	0.51
14:CL:38:THR:HA	14:CL:49:ARG:O	2.10	0.51
25:BB:2805:C:O2'	25:BB:2806:C:H5'	2.10	0.51
17:CO:42:PHE:CE1	17:CO:55:LEU:HD22	2.45	0.51
25:DB:1029:A:H2'	25:DB:1030:C:O4'	2.11	0.51
25:BB:1163:G:O2'	25:BB:1164:C:H5'	2.10	0.51
1:AA:1458:G:OP1	22:AT:26:MET:HA	2.10	0.51
1:AA:1095:U:H2'	1:AA:1096:C:C6	2.44	0.51
1:AA:21:G:H2'	1:AA:22:G:C8	2.45	0.51
46:DW:70:VAL:O	46:DW:70:VAL:HG13	2.10	0.51
27:DD:136:ASN:HD21	27:DD:139:SER:C	2.13	0.51
35:DL:109:LYS:HD3	35:DL:126:ARG:HB3	1.92	0.51
18:CP:43:ALA:HA	18:CP:46:LYS:HE2	1.91	0.51
44:BU:61:GLU:CD	44:BU:61:GLU:H	2.13	0.51
46:BW:70:VAL:HG13	46:BW:70:VAL:O	2.10	0.51
1:CA:1426:G:H2'	1:CA:1427:C:C6	2.45	0.51
1:AA:646:G:H2'	1:AA:647:C:H6	1.76	0.51
26:BC:110:LYS:HB3	26:BC:113:ASP:OD2	2.10	0.51
25:BB:823:C:O2'	25:BB:824:U:H5'	2.10	0.51

Continued on next page...

Continued from previous page...

Atom-1	Atom-2	Distance(Å)	Clash(Å)
30:BG:96:ALA:CB	30:BG:103:ASN:HB3	2.40	0.51
25:BB:208:C:H2'	25:BB:209:C:C6	2.45	0.51
11:AI:88:GLU:H	11:AI:88:GLU:CD	2.13	0.51
26:DC:180:MET:HB2	26:DC:268:ARG:H	1.74	0.51
1:CA:864:A:H2'	1:CA:865:A:C8	2.46	0.51
25:DB:1099:G:C8	32:DI:3:LYS:CA	2.93	0.51
6:CD:170:LEU:HA	6:CD:182:LYS:HB2	1.91	0.51
33:DJ:41:LYS:C	33:DJ:43:GLU:H	2.13	0.51
1:CA:1324:A:N6	21:CS:2:ARG:N	2.57	0.51
25:DB:1657:U:O2'	25:DB:1658:C:H5'	2.10	0.51
35:DL:92:LEU:HG	35:DL:93:ASN:H	1.76	0.51
33:BJ:5:THR:N	33:BJ:44:TYR:HE2	2.08	0.51
44:DU:48:VAL:HG12	44:DU:52:ASN:O	2.10	0.51
29:DF:111:ARG:HD2	29:DF:111:ARG:N	2.26	0.51
1:CA:627:G:H2'	1:CA:628:G:H8	1.75	0.51
1:AA:920:U:H2'	1:AA:921:U:H6	1.75	0.51
33:DJ:140:LEU:HD23	33:DJ:141:ASP:N	2.26	0.51
12:AJ:11:LYS:HE2	12:AJ:97:ASP:CB	2.38	0.51
1:CA:1335:U:H4'	1:CA:1336:C:C5	2.44	0.51
40:DQ:26:ALA:O	40:DQ:30:VAL:HG12	2.11	0.51
30:BG:122:ALA:HA	30:BG:132:LEU:HA	1.93	0.51
30:DG:90:GLY:HA2	30:DG:159:LYS:HE3	1.92	0.51
34:BK:34:VAL:HG23	34:BK:35:GLY:N	2.20	0.51
1:AA:1188:A:H2'	1:AA:1189:U:O4'	2.11	0.51
44:BU:26:ASN:HD22	44:BU:26:ASN:N	2.08	0.51
22:AT:61:ALA:CB	22:AT:66:ILE:HG22	2.40	0.51
53:D3:21:PHE:HE2	53:D3:61:LEU:HD12	1.75	0.51
32:BI:33:ASN:HD21	32:BI:64:ARG:NH1	2.03	0.51
25:DB:1430:G:H2'	25:DB:1431:A:C8	2.45	0.51
25:DB:727:A:OP1	25:DB:1431:A:O2'	2.28	0.51
25:BB:1180:U:H2'	25:BB:1181:U:O4'	2.10	0.51
25:BB:2800:A:H2'	25:BB:2801:G:C4'	2.40	0.51
25:DB:138:U:H1'	25:DB:141:G:O6	2.10	0.51
1:AA:484:G:H4'	1:AA:485:U:H5'	1.91	0.51
9:AG:111:GLY:HA2	9:AG:118:ARG:HH21	1.75	0.51
1:CA:267:C:OP2	19:CQ:68:LYS:HD2	2.11	0.51
28:DE:112:LEU:HD13	28:DE:186:VAL:HG11	1.91	0.51
29:BF:140:ILE:HG22	29:BF:141:ASP:OD2	2.10	0.51
1:AA:1026:G:H2'	1:AA:1027:C:H6	1.76	0.51
29:DF:147:ARG:O	29:DF:147:ARG:HD2	2.11	0.51
25:BB:480:A:N3	25:BB:480:A:H2'	2.25	0.51
24:DA:30:C:H2'	24:DA:31:C:H5'	1.92	0.51

Continued on next page...

Continued from previous page...

Atom-1	Atom-2	Distance(Å)	Clash(Å)
1:AA:87:C:H2'	1:AA:88:U:C4'	2.40	0.51
44:DU:85:ARG:CZ	44:DU:86:PHE:H	2.23	0.51
35:BL:4:ASN:N	35:BL:4:ASN:HD22	2.08	0.51
25:BB:1507:C:H5'	25:BB:1508:A:OP2	2.11	0.51
26:DC:246:PRO:HB2	26:DC:247:TRP:CZ3	2.45	0.51
13:CK:30:ILE:HG22	13:CK:45:THR:HB	1.92	0.51
1:AA:634:C:H2'	1:AA:635:A:C8	2.46	0.51
1:CA:632:U:H3'	1:CA:633:G:C5'	2.40	0.51
11:AI:54:VAL:HB	11:AI:59:LYS:NZ	2.24	0.51
40:BQ:73:ILE:HG13	40:BQ:74:SER:N	2.25	0.51
1:AA:677:U:O2'	1:AA:678:U:H5'	2.10	0.51
1:CA:1464:U:H2'	1:CA:1465:A:H8	1.75	0.51
25:DB:1151:A:H4'	40:DQ:80:ASN:OD1	2.11	0.51
25:BB:493:G:H2'	25:BB:494:G:O4'	2.09	0.51
15:AM:58:GLU:HA	15:AM:61:LYS:HG3	1.91	0.51
25:DB:1864:U:O2'	25:DB:1865:U:H5'	2.11	0.51
25:BB:729:G:C5	26:BC:206:LYS:HB2	2.46	0.51
25:BB:1322:A:H2'	25:BB:1323:C:H5'	1.91	0.51
25:BB:1945:G:H2'	25:BB:1946:U:C6	2.45	0.51
6:CD:98:ASP:OD2	6:CD:132:ALA:HB1	2.10	0.51
25:BB:2046:G:H2'	25:BB:2047:C:C6	2.46	0.51
25:BB:523:C:O2'	25:BB:524:G:H5'	2.09	0.51
1:CA:341:C:O2'	1:CA:342:C:H5'	2.10	0.51
32:BI:3:LYS:HG2	32:BI:4:VAL:N	2.25	0.51
25:BB:2851:A:H2'	25:BB:2852:G:C8	2.45	0.51
19:CQ:4:ILE:O	19:CQ:4:ILE:HD12	2.11	0.51
15:CM:48:SER:C	15:CM:50:GLY:H	2.14	0.51
38:BO:56:LYS:O	38:BO:60:GLU:HG2	2.10	0.51
25:DB:2267:A:C3'	25:DB:2267:A:H8	2.19	0.51
7:CE:48:GLY:C	7:CE:62:ALA:HA	2.31	0.51
7:CE:75:LEU:HA	7:CE:81:GLN:NE2	2.17	0.51
11:CI:9:GLY:H	11:CI:80:HIS:HD2	1.57	0.51
1:AA:947:G:H2'	1:AA:948:C:C6	2.45	0.51
1:AA:948:C:O2'	1:AA:949:A:H5'	2.10	0.51
16:AN:16:ALA:HA	16:AN:20:PHE:HD2	1.76	0.51
33:DJ:74:TYR:HE2	33:DJ:103:ILE:HD11	1.75	0.51
16:CN:76:PHE:C	16:CN:78:LEU:H	2.14	0.51
19:AQ:6:THR:HA	19:AQ:60:ILE:O	2.10	0.51
4:AB:31:PHE:HB2	4:AB:41:ASN:HA	1.93	0.51
45:DV:80:HIS:HD2	45:DV:83:LYS:H	1.57	0.51
5:AC:83:VAL:HB	5:AC:87:ARG:NH2	2.22	0.51
6:CD:130:ASN:H	6:CD:130:ASN:ND2	2.09	0.51

Continued on next page...

Continued from previous page...

Atom-1	Atom-2	Distance(Å)	Clash(Å)
1:CA:376:G:H2'	1:CA:377:G:H8	1.75	0.51
18:CP:5:ARG:HB3	18:CP:68:SER:CB	2.40	0.51
32:DI:78:LEU:HD13	32:DI:108:ILE:HG23	1.93	0.51
32:DI:54:ILE:C	32:DI:54:ILE:HD13	2.30	0.51
33:DJ:64:VAL:HG13	33:DJ:65:THR:N	2.25	0.51
7:AE:85:LYS:HE3	7:AE:94:PHE:HB2	1.92	0.51
44:DU:58:VAL:CG1	44:DU:59:GLU:H	2.16	0.51
42:BS:36:LEU:HA	42:BS:39:THR:OG1	2.11	0.51
25:DB:18:U:P	40:DQ:29:ARG:HH22	2.33	0.51
30:DG:89:VAL:HG12	30:DG:90:GLY:H	1.75	0.51
32:DI:21:PRO:CB	32:DI:22:PRO:HD3	2.38	0.51
43:DT:2:ILE:HB	43:DT:3:ARG:HD3	1.92	0.51
37:BN:33:ILE:HG23	37:BN:118:ARG:HD3	1.91	0.51
25:DB:527:C:O2	25:DB:527:C:O4'	2.26	0.51
9:CG:87:PRO:HG3	9:CG:148:LYS:CA	2.39	0.51
31:DH:104:THR:HG22	31:DH:109:GLU:OE2	2.11	0.51
10:AH:92:PRO:HA	10:AH:93:LYS:HZ3	1.73	0.51
23:AU:48:LYS:HA	23:AU:51:ALA:CB	2.39	0.51
25:BB:1725:U:H2'	25:BB:1726:C:C6	2.45	0.51
25:DB:2073:C:O2'	25:DB:2074:U:H5'	2.10	0.51
19:CQ:10:ARG:NH1	19:CQ:10:ARG:HB3	2.22	0.51
25:BB:1132:U:H5''	33:BJ:84:ILE:HD11	1.91	0.51
25:DB:1537:G:C6	25:DB:1538:G:H1'	2.45	0.51
1:CA:558:G:H2'	1:CA:559:A:C2	2.45	0.51
25:BB:2688:G:H1'	25:BB:2721:A:N6	2.26	0.51
6:AD:169:TRP:O	6:AD:182:LYS:HB3	2.10	0.51
44:DU:32:LYS:HG2	44:DU:65:GLN:HG2	1.92	0.51
25:BB:464:U:H5'	52:B2:5:PHE:CD2	2.45	0.51
34:BK:83:CYS:O	34:BK:84:VAL:HG23	2.10	0.51
1:CA:686:U:O4	1:CA:703:G:H1'	2.10	0.51
29:DF:43:ILE:HA	29:DF:46:LYS:NZ	2.26	0.51
25:DB:2815:C:H2'	25:DB:2816:G:H8	1.75	0.51
6:AD:115:GLN:HG3	6:AD:119:HIS:CE1	2.46	0.51
10:AH:73:SER:HB3	10:AH:129:ALA:HB3	1.91	0.51
25:BB:956:G:N2	25:BB:959:A:H3'	2.26	0.51
25:BB:1268:A:H2'	25:BB:1269:A:O4'	2.11	0.51
49:DZ:5:LYS:HB2	49:DZ:57:GLU:HB2	1.93	0.51
1:CA:52:C:H2'	1:CA:53:A:C8	2.46	0.51
25:DB:1930:G:H2'	25:DB:1968:G:H1	1.74	0.51
1:AA:1369:C:H2'	1:AA:1370:G:C8	2.45	0.51
4:CB:25:LYS:O	4:CB:26:MET:HB2	2.11	0.51
5:CC:113:LYS:HE2	5:CC:184:ASN:CG	2.31	0.51

Continued on next page...

Continued from previous page...

Atom-1	Atom-2	Distance(Å)	Clash(Å)
5:CC:184:ASN:H	5:CC:199:VAL:HG23	1.76	0.51
5:CC:39:ARG:HH21	5:CC:55:VAL:HA	1.75	0.51
15:CM:79:LEU:HD12	15:CM:80:MET:H	1.75	0.51
35:BL:92:LEU:HD23	35:BL:92:LEU:H	1.76	0.51
1:AA:1103:C:O2	4:AB:105:THR:HG21	2.11	0.51
4:CB:101:THR:HG22	4:CB:174:GLU:OE2	2.11	0.51
4:CB:68:PHE:HB2	4:CB:90:PHE:HA	1.92	0.51
31:DH:32:PRO:O	31:DH:33:GLN:HB2	2.10	0.51
41:BR:4:VAL:HA	41:BR:12:HIS:O	2.10	0.51
29:DF:172:PHE:O	29:DF:174:PHE:N	2.43	0.51
18:CP:74:LEU:HA	18:CP:77:GLU:HG3	1.92	0.51
9:CG:98:LEU:HD22	9:CG:102:TRP:CZ2	2.46	0.51
1:AA:1128:C:H4'	1:AA:1148:U:N3	2.26	0.51
6:AD:27:ILE:HD12	6:AD:27:ILE:N	2.26	0.51
6:AD:28:ASP:O	6:AD:30:LYS:HD3	2.11	0.51
52:D2:46:LYS:N	52:D2:46:LYS:HD2	2.25	0.51
47:BX:76:LYS:CG	47:BX:77:TYR:H	2.24	0.51
1:AA:1306:A:N6	1:AA:1331:G:O2'	2.43	0.51
19:CQ:60:ILE:HA	19:CQ:75:VAL:HG13	1.92	0.51
49:BZ:19:HIS:C	49:BZ:21:ALA:N	2.64	0.51
23:AU:17:ARG:HA	23:AU:20:ARG:HB2	1.92	0.51
25:DB:1491:G:H5'	26:DC:97:ASP:OD1	2.10	0.51
25:BB:299:A:H2'	25:BB:300:A:C8	2.46	0.51
25:BB:1431:A:H2'	25:BB:1432:G:H8	1.75	0.51
5:AC:13:ILE:HG22	5:AC:14:VAL:N	2.25	0.51
51:D1:10:LEU:HD21	51:D1:35:LEU:HD21	1.91	0.51
33:DJ:20:ALA:HA	33:DJ:23:LYS:HG3	1.93	0.51
25:DB:1439:A:N7	25:DB:1440:U:N1	2.58	0.51
25:BB:709:U:H2'	25:BB:710:U:C6	2.46	0.51
25:BB:1203:U:H1'	35:BL:4:ASN:HD21	1.75	0.51
25:BB:1537:G:C6	25:BB:1538:G:H1'	2.45	0.51
25:BB:1590:A:H2'	25:BB:1591:A:H8	1.71	0.51
25:DB:2688:G:H1'	25:DB:2721:A:N6	2.25	0.51
54:B4:11:CYS:SG	54:B4:13:ASN:HB2	2.50	0.51
1:AA:1106:G:H2'	1:AA:1107:C:H6	1.74	0.51
29:BF:59:ILE:N	29:BF:59:ILE:HD12	2.25	0.51
14:CL:7:VAL:HG13	19:CQ:30:HIS:NE2	2.25	0.51
50:B0:55:ALA:HB3	50:B0:56:LYS:NZ	2.25	0.51
1:CA:1163:A:H2'	1:CA:1164:G:C8	2.46	0.51
1:CA:159:G:N1	1:CA:163:C:N4	2.58	0.51
1:CA:159:G:H1	1:CA:163:C:N4	2.09	0.51
1:AA:1270:G:H2'	1:AA:1271:A:H8	1.76	0.51

Continued on next page...

Continued from previous page...

Atom-1	Atom-2	Distance(Å)	Clash(Å)
26:DC:74:PRO:HG2	26:DC:96:LYS:HG2	1.92	0.51
25:DB:2626:C:O2'	25:DB:2627:G:H5'	2.10	0.51
25:BB:179:C:H2'	25:BB:180:G:O4'	2.10	0.51
25:DB:2281:A:O2'	25:DB:2282:G:H5'	2.09	0.51
25:BB:49:A:OP1	25:BB:51:G:H5'	2.11	0.51
35:BL:36:LYS:HB2	57:BL:201:HOH:O	2.09	0.51
25:BB:394:C:O2'	25:BB:395:U:H5'	2.11	0.51
30:DG:17:LYS:HA	30:DG:17:LYS:HE3	1.92	0.51
25:BB:696:G:O2'	25:BB:697:G:H5'	2.10	0.51
25:BB:859:G:H1'	25:BB:860:U:H5	1.76	0.51
46:DW:37:VAL:HB	46:DW:38:ARG:NH1	2.26	0.51
10:CH:102:VAL:HG23	10:CH:126:CYS:H	1.76	0.51
1:CA:1128:C:H4'	1:CA:1148:U:N3	2.26	0.51
12:CJ:42:LEU:HD23	12:CJ:71:LEU:HD23	1.93	0.51
6:CD:171:GLU:HB2	6:CD:179:GLY:O	2.10	0.51
41:DR:3:ALA:O	41:DR:13:ARG:HA	2.10	0.51
41:DR:27:ILE:HG13	41:DR:33:VAL:HG11	1.90	0.51
8:AF:80:PHE:CE1	26:BC:123:ILE:HD13	2.46	0.51
26:BC:149:LYS:HD2	26:BC:152:GLN:NE2	2.25	0.51
5:CC:85:LYS:CG	5:CC:86:LEU:HD12	2.41	0.51
21:CS:48:ILE:HB	21:CS:59:VAL:HG23	1.93	0.51
37:BN:83:LEU:HA	37:BN:86:ARG:CB	2.28	0.51
29:BF:39:VAL:HG11	29:BF:42:ALA:HB2	1.93	0.51
29:BF:48:LEU:H	29:BF:48:LEU:HD23	1.75	0.51
29:BF:39:VAL:HG22	29:BF:49:LEU:HD12	1.92	0.51
4:CB:175:ALA:HA	4:CB:178:LEU:HD11	1.93	0.51
4:CB:204:ASP:O	4:CB:205:ALA:HB3	2.11	0.51
4:CB:59:ILE:CG2	4:CB:62:ARG:HH11	2.22	0.51
29:DF:103:ILE:HD11	29:DF:174:PHE:HA	1.92	0.51
13:CK:111:ASP:HB3	23:CU:23:GLU:OE1	2.09	0.51
8:AF:36:ILE:N	8:AF:36:ILE:HD12	2.26	0.51
27:DD:12:THR:H	27:DD:24:VAL:HG12	1.76	0.51
29:BF:106:ALA:H	29:BF:108:PRO:HD2	1.75	0.51
25:BB:2834:G:H1'	25:BB:2883:A:N6	2.25	0.51
27:BD:46:ARG:O	27:BD:84:LEU:HG	2.10	0.51
9:CG:92:PRO:HA	9:CG:95:ARG:HG2	1.92	0.51
12:AJ:7:ARG:C	12:AJ:8:ILE:HD13	2.30	0.51
30:DG:117:PRO:O	30:DG:120:ILE:HG22	2.10	0.51
47:BX:69:GLU:O	47:BX:71:ARG:N	2.40	0.51
38:BO:71:ALA:CB	38:BO:102:ARG:HB3	2.41	0.51
29:DF:177:ARG:NE	29:DF:178:LYS:H	1.99	0.51
32:DI:24:GLY:HA2	32:DI:34:ILE:HD12	1.93	0.51

Continued on next page...

Continued from previous page...

Atom-1	Atom-2	Distance(Å)	Clash(Å)
31:DH:5:LEU:HD13	31:DH:13:GLY:CA	2.39	0.51
1:AA:1179:A:H2'	1:AA:1180:A:O4'	2.10	0.51
11:AI:23:GLY:H	11:AI:60:LEU:HA	1.74	0.51
1:AA:1343:G:H2'	1:AA:1344:C:C6	2.45	0.51
1:AA:1349:A:H2'	1:AA:1350:A:O4'	2.10	0.51
45:BV:30:ILE:HG12	45:BV:91:PHE:CB	2.38	0.51
45:BV:30:ILE:O	45:BV:37:PRO:HA	2.10	0.51
25:DB:2049:G:O2'	25:DB:2050:C:H5'	2.11	0.51
25:DB:1443:U:H2'	25:DB:1444:G:H8	1.76	0.51
24:BA:28:C:H2'	24:BA:29:A:C1'	2.41	0.51
4:AB:107:ARG:HG3	4:AB:108:GLN:N	2.25	0.51
34:BK:108:SER:O	34:BK:110:LYS:N	2.43	0.51
1:CA:542:G:O2'	1:CA:543:U:H5'	2.10	0.51
46:BW:15:SER:O	46:BW:16:GLU:C	2.49	0.51
10:AH:76:ARG:HD3	10:AH:77:VAL:H	1.76	0.51
1:CA:123:U:OP1	1:CA:312:C:H5'	2.11	0.51
25:DB:1536:C:H1'	25:DB:1537:G:H22	1.75	0.51
26:DC:244:VAL:HG12	26:DC:250:GLN:N	2.25	0.51
25:DB:1322:A:O2'	25:DB:1323:C:H5'	2.11	0.51
42:DS:15:GLN:HA	42:DS:18:ARG:HG2	1.91	0.51
42:DS:18:ARG:HB3	42:DS:76:VAL:CG1	2.41	0.51
37:BN:102:PHE:HD1	37:BN:102:PHE:N	2.09	0.51
14:AL:9:LYS:HD3	14:AL:9:LYS:O	2.11	0.51
1:AA:372:C:H1'	1:AA:373:A:OP2	2.11	0.51
13:CK:81:LEU:HD23	13:CK:99:LEU:HD23	1.93	0.51
25:DB:2732:G:H5'	25:DB:2733:A:O4'	2.11	0.51
5:AC:119:ILE:HD13	5:AC:137:VAL:CG2	2.39	0.51
25:BB:1680:U:H2'	25:BB:1681:G:O4'	2.10	0.51
25:DB:2520:C:O2'	25:DB:2521:C:H5'	2.11	0.51
32:BI:49:GLU:CG	32:BI:54:ILE:HD11	2.41	0.51
32:BI:23:VAL:HG23	32:BI:24:GLY:H	1.75	0.51
1:CA:1426:G:H2'	1:CA:1427:C:H6	1.75	0.51
25:BB:2281:A:O2'	25:BB:2282:G:H5'	2.11	0.51
10:AH:112:ASP:O	10:AH:115:ALA:HB3	2.11	0.51
28:DE:109:LEU:C	28:DE:111:GLU:H	2.14	0.51
38:BO:99:TYR:CE1	38:BO:104:GLN:HG3	2.46	0.51
25:BB:2027:G:O2'	25:BB:2028:U:H5'	2.11	0.51
1:AA:118:U:O4	1:AA:288:A:H2'	2.10	0.51
1:AA:131:A:H2'	1:AA:132:C:C6	2.46	0.51
1:AA:594:U:H2'	1:AA:595:A:O4'	2.09	0.51
25:DB:2480:C:O2'	25:DB:2481:G:H5'	2.11	0.51
25:DB:1540:G:H2'	25:DB:1541:C:C6	2.46	0.51

Continued on next page...

Continued from previous page...

Atom-1	Atom-2	Distance(Å)	Clash(Å)
41:DR:78:ARG:HB3	41:DR:83:TYR:HB3	1.91	0.51
25:DB:65:U:H2'	25:DB:66:C:H6	1.74	0.51
28:BE:23:PHE:N	28:BE:114:ARG:HH22	2.07	0.51
25:BB:2052:A:H4'	27:BD:148:GLN:O	2.11	0.51
28:DE:46:GLN:HB2	28:DE:87:ALA:O	2.11	0.51
46:BW:19:ARG:NH1	46:BW:22:VAL:HG11	2.26	0.51
46:BW:37:VAL:HB	46:BW:38:ARG:NH1	2.26	0.51
46:BW:59:PHE:O	46:BW:60:ALA:CB	2.59	0.51
8:CF:97:THR:O	8:CF:98:GLU:HB3	2.10	0.51
1:CA:1150:A:H1'	1:CA:1280:A:C6	2.44	0.51
6:CD:168:THR:C	6:CD:170:LEU:H	2.14	0.51
26:DC:141:HIS:CG	26:DC:142:ASN:N	2.79	0.51
39:BP:50:ARG:CD	39:BP:56:SER:HB3	2.41	0.51
1:CA:1314:C:H2'	1:CA:1315:U:C6	2.45	0.51
31:BH:94:ILE:HD12	31:BH:98:ASP:CB	2.40	0.51
31:DH:122:LEU:H	31:DH:128:HIS:CE1	2.28	0.51
1:CA:403:C:H5'	6:CD:131:ILE:CG2	2.41	0.51
30:BG:27:GLY:HA3	30:BG:78:VAL:HB	1.91	0.51
29:BF:107:VAL:O	29:BF:110:ILE:HG22	2.10	0.51
29:BF:107:VAL:N	29:BF:108:PRO:CD	2.73	0.51
29:BF:121:PHE:HB3	29:BF:162:ASP:HB2	1.92	0.51
29:BF:128:SER:HA	29:BF:154:THR:HA	1.92	0.51
1:AA:797:C:OP2	13:AK:125:LYS:HD3	2.11	0.51
12:AJ:10:LEU:HG	12:AJ:98:VAL:CG1	2.41	0.51
15:CM:30:LYS:HA	15:CM:33:LEU:CD1	2.34	0.51
42:BS:35:ILE:HA	50:B0:24:VAL:HG13	1.93	0.51
28:DE:106:LYS:HE3	28:DE:200:LEU:HD12	1.92	0.51
1:AA:619:U:N3	6:AD:130:ASN:ND2	2.54	0.51
25:BB:527:C:O4'	25:BB:527:C:O2	2.27	0.51
30:BG:89:VAL:HG12	30:BG:90:GLY:H	1.76	0.51
25:DB:1386:C:H5''	25:DB:1396:U:O2	2.11	0.51
25:DB:300:A:H2'	25:DB:334:C:H1'	1.92	0.51
36:DM:41:LEU:HD11	36:DM:102:LEU:HD12	1.93	0.51
5:CC:147:GLY:HA2	5:CC:170:GLY:HA3	1.91	0.51
25:DB:1549:A:H2'	25:DB:1550:C:C6	2.45	0.51
24:DA:48:U:H2'	24:DA:49:C:H6	1.76	0.51
25:BB:1439:A:N7	25:BB:1440:U:C2	2.79	0.51
20:CR:25:ILE:HG23	20:CR:26:ALA:H	1.76	0.51
27:DD:202:ILE:HD12	27:DD:202:ILE:H	1.75	0.51
35:DL:78:ARG:HB3	35:DL:113:ALA:CB	2.41	0.51
35:DL:4:ASN:HD22	35:DL:4:ASN:N	2.08	0.51
1:AA:1300:G:H1'	1:AA:1301:U:H5	1.73	0.51

Continued on next page...

Continued from previous page...

Atom-1	Atom-2	Distance(Å)	Clash(Å)
54:B4:11:CYS:HB3	54:B4:33:HIS:HE1	1.75	0.51
34:BK:23:VAL:HG13	34:BK:32:ALA:HB2	1.92	0.51
28:BE:153:LEU:HB3	28:BE:171:ASP:OD1	2.10	0.51
25:BB:2626:C:O2'	25:BB:2627:G:H5'	2.11	0.51
25:BB:2078:C:H2'	25:BB:2079:U:C6	2.46	0.51
1:AA:954:G:H2'	1:AA:955:U:C6	2.46	0.51
25:BB:1048:A:H1'	25:BB:1112:G:N2	2.26	0.51
25:BB:1258:U:O4'	28:BE:79:ARG:HG3	2.10	0.51
27:BD:137:SER:C	27:BD:138:LEU:HD22	2.31	0.51
57:BB:3341:HOH:O	28:BE:81:GLY:HA2	2.09	0.51
24:BA:35:C:H2'	24:BA:36:C:O4'	2.11	0.51
25:DB:1921:G:O2'	25:DB:1922:G:H5'	2.10	0.51
27:BD:101:PHE:O	27:BD:180:VAL:HG11	2.10	0.51
25:BB:1569:A:O2'	26:BC:35:LYS:HD3	2.10	0.51
43:BT:9:LYS:HD3	43:BT:9:LYS:H	1.75	0.51
25:DB:2671:G:H2'	25:DB:2672:U:C6	2.46	0.51
25:DB:553:G:H2'	25:DB:554:U:O4'	2.10	0.51
25:DB:649:G:H2'	25:DB:650:C:C6	2.44	0.51
8:CF:36:ILE:H	8:CF:36:ILE:HD12	1.76	0.51
5:AC:110:LEU:HD12	5:AC:143:LEU:HD22	1.92	0.51
1:CA:325:A:H2'	1:CA:326:G:C8	2.45	0.51
25:DB:947:A:H2'	25:DB:948:C:C6	2.46	0.51
28:BE:109:LEU:C	28:BE:111:GLU:H	2.13	0.51
25:BB:2458:G:H8	25:BB:2459:A:H62	1.58	0.51
11:AI:64:ILE:HG22	11:AI:65:THR:N	2.19	0.51
1:CA:599:C:C4'	10:CH:122:GLY:HA2	2.40	0.51
10:CH:74:ILE:HG13	10:CH:128:VAL:HG12	1.91	0.51
25:BB:445:C:OP1	40:BQ:1:ALA:HA	2.10	0.51
1:CA:1157:A:C2	1:CA:1180:A:H2'	2.46	0.51
11:CI:60:LEU:O	11:CI:60:LEU:HD12	2.11	0.51
26:DC:149:LYS:HD2	26:DC:152:GLN:NE2	2.25	0.51
11:AI:32:ARG:HB3	11:AI:36:GLN:O	2.10	0.51
40:DQ:85:ALA:HB2	40:DQ:115:ALA:HB2	1.92	0.51
41:DR:2:TYR:N	41:DR:42:ALA:HB2	2.26	0.51
21:CS:32:THR:HG22	21:CS:33:TRP:N	2.25	0.51
4:AB:67:LEU:HB2	4:AB:160:LEU:HA	1.93	0.51
4:AB:67:LEU:HD21	4:AB:157:PRO:HA	1.93	0.51
30:BG:23:ILE:HG22	30:BG:25:ILE:HD11	1.93	0.51
30:BG:50:THR:HG22	30:BG:51:PHE:N	2.26	0.51
22:CT:67:HIS:HB3	22:CT:68:LYS:CE	2.40	0.51
18:AP:6:LEU:CG	18:AP:17:TYR:HB3	2.40	0.51
7:AE:95:MET:HA	7:AE:124:ALA:HB2	1.91	0.51

Continued on next page...

Continued from previous page...

Atom-1	Atom-2	Distance(Å)	Clash(Å)
7:AE:79:THR:OG1	7:AE:80:LEU:N	2.44	0.51
27:DD:46:ARG:O	27:DD:84:LEU:HG	2.10	0.51
9:CG:137:ARG:HH11	9:CG:141:HIS:CD2	2.29	0.51
13:CK:125:LYS:HA	13:CK:125:LYS:HE2	1.93	0.51
47:BX:10:ARG:HB3	47:BX:11:PRO:HD2	1.93	0.51
4:CB:147:LEU:O	4:CB:151:LYS:HG2	2.10	0.51
6:AD:47:LEU:HB2	6:AD:51:GLY:HA3	1.92	0.51
38:DO:71:ALA:HB3	38:DO:102:ARG:HB3	1.92	0.51
1:AA:1070:U:H2'	1:AA:1071:C:C6	2.46	0.51
1:CA:643:C:H5'	10:CH:31:LEU:HD13	1.93	0.51
7:AE:56:PRO:HG2	7:AE:57:ALA:H	1.76	0.51
16:CN:8:ARG:HD3	16:CN:12:ARG:HH22	1.76	0.51
1:AA:506:G:H2'	1:AA:507:C:C6	2.46	0.51
25:BB:364:C:O2'	25:BB:365:U:H5'	2.10	0.51
17:CO:66:LEU:HB3	17:CO:77:TYR:CE1	2.46	0.51
29:BF:147:ARG:HD2	29:BF:147:ARG:O	2.11	0.51
41:BR:59:ILE:HG12	41:BR:101:ILE:HD13	1.93	0.51
1:CA:1227:A:H5'	1:CA:1227:A:C8	2.42	0.51
5:AC:37:LYS:HB3	5:AC:93:ILE:HD11	1.91	0.51
1:CA:1112:C:N3	5:CC:177:LEU:HB2	2.25	0.51
35:DL:30:THR:O	35:DL:32:GLY:N	2.43	0.51
1:AA:890:G:O2'	1:AA:906:A:N6	2.44	0.51
24:DA:90:C:OP1	36:DM:16:ARG:HB2	2.09	0.51
37:DN:106:ASP:C	37:DN:108:ALA:N	2.63	0.51
45:DV:42:LEU:HD12	45:DV:47:VAL:HG21	1.93	0.51
18:AP:42:ILE:HG22	18:AP:43:ALA:H	1.74	0.51
25:DB:963:U:H5''	57:DB:3692:HOH:O	2.11	0.51
42:BS:15:GLN:O	42:BS:19:LEU:HB2	2.10	0.51
12:CJ:5:ARG:O	12:CJ:102:LEU:HD12	2.10	0.51
25:BB:77:G:H2'	25:BB:78:U:H6	1.76	0.51
25:DB:753:A:H2'	25:DB:754:U:H6	1.75	0.51
1:CA:16:A:N1	1:CA:919:A:H2	2.09	0.51
1:AA:641:U:H4'	10:AH:106:SER:O	2.10	0.51
31:BH:58:LEU:O	31:BH:62:LEU:HG	2.11	0.51
25:DB:631:A:H2'	25:DB:632:A:O4'	2.10	0.51
25:BB:1486:U:H2'	25:BB:1487:U:H6	1.76	0.51
1:CA:175:C:H2'	1:CA:176:C:H6	1.74	0.51
1:CA:1349:A:H2'	1:CA:1350:A:O4'	2.10	0.51
25:DB:968:C:O2'	25:DB:969:G:H5'	2.11	0.51
1:AA:159:G:N1	1:AA:163:C:N4	2.59	0.51
25:BB:794:A:H2'	25:BB:795:C:H6	1.76	0.51
25:DB:457:A:H61	25:DB:470:A:H5''	1.76	0.51

Continued on next page...

Continued from previous page...

Atom-1	Atom-2	Distance(Å)	Clash(Å)
25:DB:929:U:O2'	25:DB:930:G:H5'	2.10	0.51
31:DH:21:VAL:HG21	31:DH:25:TYR:HD2	1.76	0.51
25:DB:1930:G:H2'	25:DB:1968:G:N1	2.26	0.51
25:DB:554:U:H2'	25:DB:555:G:O4'	2.10	0.51
50:B0:16:ARG:HA	50:B0:19:ASP:HB2	1.91	0.51
1:CA:802:A:H2'	1:CA:803:G:O4'	2.11	0.51
25:DB:235:U:H2'	25:DB:236:C:H6	1.75	0.51
57:DB:3323:HOH:O	28:DE:63:LYS:HE2	2.10	0.51
1:CA:1214:C:H4'	1:CA:1215:G:OP1	2.08	0.51
25:DB:1891:G:H2'	25:DB:1892:C:H6	1.76	0.51
25:BB:2875:C:H2'	25:BB:2876:G:H8	1.76	0.51
25:BB:660:C:H2'	25:BB:661:A:H8	1.76	0.51
1:AA:990:C:O2'	1:AA:991:U:H5'	2.10	0.51
25:BB:693:A:O2'	25:BB:694:U:H5'	2.11	0.51
25:DB:857:G:O2'	25:DB:858:G:H5'	2.11	0.51
46:DW:23:LYS:HD2	46:DW:24:ARG:H	1.76	0.51
1:AA:1289:A:H2	1:AA:1372:U:H1'	1.74	0.51
48:DY:42:LEU:HD12	48:DY:45:GLN:HB2	1.92	0.51
48:DY:47:ARG:C	48:DY:49:ASP:H	2.14	0.51
7:CE:110:MET:HG2	7:CE:114:LEU:HB2	1.92	0.51
7:CE:106:ALA:HB1	7:CE:110:MET:O	2.11	0.51
7:CE:35:LEU:HD13	7:CE:133:ILE:HG12	1.93	0.51
10:CH:14:ARG:HE	10:CH:74:ILE:HG23	1.76	0.51
15:AM:78:ARG:HH21	15:AM:82:LEU:HG	1.76	0.51
9:CG:38:ALA:O	9:CG:42:VAL:HG23	2.10	0.51
33:DJ:99:ARG:HA	33:DJ:102:GLU:HB2	1.92	0.51
33:DJ:45:THR:H	33:DJ:46:PRO:CD	2.18	0.51
5:CC:55:VAL:C	5:CC:56:ILE:HD12	2.30	0.51
16:CN:31:SER:C	16:CN:40:ARG:HD3	2.31	0.51
31:BH:84:ALA:HA	31:BH:90:LEU:HA	1.92	0.51
4:AB:183:PHE:CD1	4:AB:183:PHE:N	2.78	0.51
4:CB:168:GLU:HB3	4:CB:171:ALA:HB3	1.92	0.51
31:DH:96:THR:HG21	31:DH:117:LEU:HD23	1.92	0.51
29:DF:107:VAL:N	29:DF:108:PRO:CD	2.73	0.51
29:DF:113:PHE:CZ	29:DF:116:LEU:HB2	2.46	0.51
29:DF:121:PHE:HB3	29:DF:162:ASP:HB2	1.92	0.51
34:BK:72:ASP:O	39:BP:74:GLN:HG3	2.11	0.51
5:AC:156:LEU:CD1	5:AC:156:LEU:H	2.20	0.51
10:CH:95:MET:HG2	10:CH:98:LEU:HD11	1.92	0.51
12:CJ:10:LEU:O	12:CJ:18:ILE:HD11	2.10	0.51
25:BB:2144:G:C3'	25:BB:2146:C:H5''	2.36	0.51
8:AF:54:LEU:HD12	8:AF:56:LYS:O	2.11	0.51

Continued on next page...

Continued from previous page...

Atom-1	Atom-2	Distance(Å)	Clash(Å)
30:DG:117:PRO:HD2	30:DG:120:ILE:HG21	1.92	0.51
13:CK:48:GLY:HA3	13:CK:68:ARG:HH22	1.75	0.51
1:CA:1074:G:H2'	1:CA:1075:U:C6	2.45	0.51
7:CE:33:THR:HG22	7:CE:51:LYS:HG3	1.93	0.51
1:AA:16:A:N1	1:AA:919:A:H2	2.08	0.51
1:AA:119:A:H4'	1:AA:120:A:O4'	2.11	0.51
6:CD:146:GLU:CD	6:CD:146:GLU:N	2.61	0.51
51:B1:8:ILE:HD11	51:B1:52:LYS:HG3	1.92	0.51
25:DB:1936:A:H2	25:DB:1943:U:C5	2.28	0.51
37:DN:98:LEU:CD1	50:D0:42:ILE:HD11	2.39	0.51
25:DB:581:C:OP1	40:DQ:32:ARG:HG3	2.11	0.51
1:AA:1240:U:C2	9:AG:31:VAL:HG12	2.46	0.51
11:AI:50:PRO:HB3	11:AI:102:PHE:CE2	2.46	0.51
6:CD:125:ASN:HA	6:CD:141:VAL:HG23	1.93	0.51
25:DB:2104:C:C6	25:DB:2104:C:C3'	2.94	0.51
25:DB:1441:G:H2'	25:DB:1442:U:C6	2.46	0.51
25:DB:1785:A:H2'	25:DB:1787:A:N7	2.25	0.51
25:BB:480:A:H3'	25:BB:481:G:C5'	2.40	0.51
49:DZ:50:VAL:HB	49:DZ:53:MET:HB2	1.92	0.51
29:BF:124:ARG:HA	29:BF:159:ALA:O	2.11	0.51
1:AA:375:U:OP1	18:AP:70:ARG:HD3	2.11	0.51
1:AA:451:A:H5''	18:AP:70:ARG:HH22	1.75	0.51
48:BY:47:ARG:C	48:BY:49:ASP:H	2.14	0.51
18:AP:39:PHE:CE2	18:AP:41:PRO:HG3	2.46	0.51
25:BB:181:A:H2'	25:BB:182:A:H8	1.75	0.51
1:AA:193:C:H2'	1:AA:194:C:C6	2.46	0.51
1:AA:632:U:H3'	1:AA:633:G:C5'	2.41	0.51
25:BB:1152:C:H2'	25:BB:1153:C:H6	1.74	0.51
26:BC:264:LYS:HG3	26:BC:265:PHE:CD2	2.46	0.51
30:BG:144:ALA:O	30:BG:147:LEU:HB2	2.11	0.51
25:DB:2786:U:O2'	27:DD:66:GLY:HA3	2.10	0.51
37:BN:17:ARG:HB2	37:BN:17:ARG:HH21	1.75	0.51
36:DM:50:ARG:HH11	36:DM:51:ARG:NH1	2.09	0.51
53:B3:27:ASN:N	53:B3:27:ASN:ND2	2.59	0.51
1:CA:658:C:H2'	1:CA:659:U:H6	1.75	0.51
36:DM:28:PHE:CE2	36:DM:66:ARG:HD3	2.46	0.51
25:DB:588:U:H2'	25:DB:589:U:C6	2.46	0.51
38:BO:27:VAL:HG21	38:BO:40:ILE:HD12	1.92	0.51
29:DF:71:LYS:HG2	29:DF:73:VAL:HG23	1.93	0.51
24:DA:95:U:H2'	24:DA:96:G:C8	2.45	0.51
25:DB:1541:C:H2'	25:DB:1542:U:O4'	2.11	0.51
25:DB:212:G:O2'	25:DB:213:A:H5'	2.11	0.51

Continued on next page...

Continued from previous page...

Atom-1	Atom-2	Distance(Å)	Clash(Å)
1:CA:524:G:H2'	1:CA:525:C:C6	2.46	0.51
25:DB:1297:C:OP1	25:DB:2710:C:H4'	2.11	0.51
25:BB:1083:U:H2'	25:BB:1085:A:OP2	2.11	0.51
25:BB:2105:U:H2'	25:BB:2106:U:O4'	2.11	0.51
25:BB:631:A:H2'	25:BB:632:A:O4'	2.11	0.51
1:AA:390:U:H2'	1:AA:391:G:C8	2.45	0.51
42:DS:13:SER:OG	42:DS:14:ALA:N	2.42	0.51
25:BB:2352:A:C6	46:BW:30:VAL:HG11	2.46	0.51
1:AA:980:C:H4'	16:AN:58:ARG:HH12	1.76	0.51
26:DC:67:LYS:HE3	26:DC:149:LYS:O	2.11	0.51
33:DJ:25:LEU:C	33:DJ:25:LEU:HD13	2.31	0.51
43:BT:40:LYS:HZ2	43:BT:60:THR:N	2.02	0.51
5:CC:152:VAL:HB	5:CC:156:LEU:CD2	2.41	0.51
5:CC:58:ARG:HB3	5:CC:63:ILE:HD12	1.93	0.51
21:AS:28:LYS:HB3	21:AS:29:PRO:HD2	1.93	0.51
37:BN:82:GLU:HB3	37:BN:83:LEU:HD12	1.92	0.51
37:BN:83:LEU:N	37:BN:83:LEU:HD12	2.26	0.51
27:BD:120:GLY:HA2	27:BD:162:ALA:HA	1.93	0.51
31:DH:31:VAL:O	31:DH:33:GLN:N	2.44	0.51
42:BS:46:LEU:O	42:BS:50:VAL:HG23	2.11	0.51
30:DG:30:GLY:HA3	30:DG:78:VAL:CA	2.32	0.51
47:DX:6:VAL:CG1	47:DX:50:VAL:HG13	2.41	0.51
31:BH:4:ILE:HG23	31:BH:17:ASP:C	2.31	0.51
27:BD:182:ALA:O	27:BD:183:GLU:HB2	2.11	0.51
4:AB:58:LYS:HB3	4:AB:62:ARG:NH1	2.26	0.51
32:BI:29:GLN:HA	32:BI:29:GLN:HE21	1.75	0.51
1:CA:1438:G:O2'	1:CA:1439:G:H5'	2.11	0.51
25:DB:141:G:H2'	25:DB:142:A:O4'	2.11	0.51
20:CR:33:THR:HG23	20:CR:35:SER:N	2.26	0.51
1:CA:170:U:O2'	1:CA:171:A:H5'	2.11	0.51
25:DB:1824:G:O3'	26:DC:246:PRO:HD3	2.11	0.51
14:CL:38:THR:CG2	14:CL:50:LYS:HG3	2.40	0.51
25:DB:150:U:H2'	25:DB:151:C:H6	1.76	0.51
1:CA:373:A:H1'	1:CA:481:G:N3	2.26	0.51
1:AA:972:C:H1'	12:AJ:57:VAL:HG23	1.93	0.51
25:DB:2339:C:H2'	25:DB:2340:A:C8	2.46	0.51
15:CM:47:LEU:HD11	15:CM:55:LEU:HD21	1.93	0.51
17:CO:11:VAL:HA	17:CO:26:VAL:HG21	1.93	0.51
1:CA:208:U:C2'	1:CA:209:U:H5''	2.41	0.51
1:AA:1029:U:H2'	1:AA:1031:C:O2	2.11	0.51
25:BB:1010:A:N3	25:BB:1153:C:H1'	2.26	0.51
25:BB:1231:U:H2'	25:BB:1232:G:C8	2.45	0.51

Continued on next page...

Continued from previous page...

Atom-1	Atom-2	Distance(Å)	Clash(Å)
25:BB:2461:A:H2'	25:BB:2462:C:H6	1.76	0.51
31:BH:51:ARG:C	31:BH:53:GLU:H	2.14	0.51
34:DK:23:VAL:HG13	34:DK:32:ALA:HB2	1.93	0.51
25:DB:1486:U:H2'	25:DB:1487:U:C6	2.46	0.51
37:DN:55:ALA:HB1	37:DN:84:GLY:HA2	1.91	0.51
1:CA:1250:A:H2'	1:CA:1251:A:C8	2.46	0.51
25:DB:2425:A:H5'	25:DB:2427:C:O4'	2.10	0.51
25:DB:1946:U:H2'	25:DB:1947:C:C6	2.46	0.51
10:CH:117:GLN:C	10:CH:119:GLY:H	2.14	0.51
25:BB:2868:A:H2'	25:BB:2869:G:C8	2.46	0.51
25:BB:2199:A:H3'	25:BB:2200:C:C6	2.46	0.51
25:BB:770:G:O2'	25:BB:771:G:H5'	2.11	0.51
32:BI:48:ILE:HG22	32:BI:49:GLU:HG2	1.93	0.51
25:DB:2875:C:H2'	25:DB:2876:G:C8	2.46	0.51
25:BB:1807:G:H2'	25:BB:1808:A:H5'	1.92	0.51
25:DB:1882:U:O2'	25:DB:1883:U:H5'	2.10	0.51
25:BB:2886:A:C8	50:B0:39:ARG:NH2	2.78	0.51
1:AA:65:A:H4'	1:AA:66:A:C5'	2.40	0.51
1:CA:304:U:H2'	1:CA:305:G:C8	2.46	0.51
25:DB:1258:U:H2'	25:DB:1259:G:C8	2.46	0.51
1:AA:1035:A:H2'	1:AA:1036:A:C8	2.46	0.51
1:AA:956:U:O2'	1:AA:957:U:H5'	2.11	0.51
25:BB:476:G:N2	25:BB:478:A:H3'	2.26	0.51
25:DB:2677:G:O2'	25:DB:2678:C:H5'	2.11	0.51
25:DB:823:C:O2'	25:DB:824:U:H5'	2.11	0.51
25:BB:2543:G:H2'	25:BB:2544:G:O4'	2.11	0.51
46:DW:59:PHE:O	46:DW:60:ALA:CB	2.59	0.50
46:BW:23:LYS:O	46:BW:66:VAL:HB	2.11	0.50
1:CA:1180:A:H5"	1:CA:1181:G:OP2	2.11	0.50
11:CI:32:ARG:HD2	11:CI:36:GLN:CB	2.37	0.50
11:CI:48:ARG:O	11:CI:51:LEU:HG	2.10	0.50
1:AA:1320:C:N3	21:AS:35:ARG:NH1	2.59	0.50
30:DG:54:ARG:CD	30:DG:55:ASP:H	2.24	0.50
26:DC:134:ILE:HD12	26:DC:163:ILE:HG13	1.93	0.50
26:DC:68:ARG:CB	26:DC:128:THR:HG21	2.39	0.50
4:AB:35:ASN:C	4:AB:37:VAL:H	2.14	0.50
4:CB:16:GLY:O	4:CB:188:THR:HG21	2.11	0.50
26:BC:86:ARG:HE	26:BC:90:ILE:HD11	1.76	0.50
19:AQ:10:ARG:CZ	19:AQ:55:GLY:N	2.74	0.50
19:AQ:58:VAL:HG12	19:AQ:77:VAL:CA	2.34	0.50
39:DP:62:LYS:HD3	39:DP:64:SER:HB2	1.92	0.50
4:AB:27:LYS:HA	4:AB:30:ILE:HD11	1.92	0.50

Continued on next page...

Continued from previous page...

Atom-1	Atom-2	Distance(Å)	Clash(Å)
4:CB:14:HIS:CE1	4:CB:42:LEU:HD13	2.47	0.50
10:AH:54:THR:OG1	10:AH:55:LYS:HE3	2.11	0.50
18:AP:51:ARG:HH11	18:AP:53:ASP:N	2.09	0.50
6:CD:88:ASN:O	6:CD:92:LEU:HD23	2.10	0.50
30:DG:23:ILE:HG22	30:DG:25:ILE:HD11	1.93	0.50
29:BF:103:ILE:HD11	29:BF:174:PHE:HA	1.91	0.50
1:AA:376:G:H2'	1:AA:377:G:H8	1.75	0.50
1:CA:1123:U:O2'	12:CJ:40:ILE:HA	2.11	0.50
12:CJ:39:PRO:HA	12:CJ:74:VAL:HG22	1.93	0.50
1:AA:494:G:O2'	1:AA:496:A:H1'	2.10	0.50
6:AD:32:LYS:HE2	6:AD:35:GLN:CG	2.40	0.50
8:AF:47:LEU:HG	8:AF:56:LYS:CA	2.41	0.50
13:CK:106:ILE:HD11	13:CK:109:ILE:HG13	1.94	0.50
8:CF:88:MET:HG3	8:CF:90:MET:HE3	1.92	0.50
14:AL:20:VAL:CG1	14:AL:23:LEU:HB2	2.41	0.50
9:AG:87:PRO:HD2	9:AG:150:PHE:HB2	1.93	0.50
1:CA:235:C:H2'	1:CA:236:A:H8	1.74	0.50
1:AA:1342:C:H1'	11:AI:125:GLN:NE2	2.25	0.50
1:CA:484:G:H4'	1:CA:485:U:H5'	1.92	0.50
24:BA:48:U:H2'	24:BA:49:C:H6	1.74	0.50
29:DF:134:GLN:C	29:DF:136:ILE:H	2.14	0.50
25:DB:277:G:H2'	25:DB:277:G:N3	2.26	0.50
17:AO:20:ASP:O	17:AO:26:VAL:HG11	2.11	0.50
1:AA:69:G:N2	1:AA:71:A:N6	2.59	0.50
25:BB:1176:U:H4'	25:BB:1176:U:OP1	2.10	0.50
14:CL:41:PRO:HB3	14:CL:89:LEU:HD13	1.93	0.50
15:CM:52:ILE:HG23	15:CM:53:ASP:OD2	2.10	0.50
1:CA:1464:U:H2'	1:CA:1465:A:C8	2.46	0.50
26:DC:264:LYS:HG3	26:DC:265:PHE:CD2	2.45	0.50
1:CA:300:A:H2'	1:CA:301:G:O4'	2.11	0.50
25:BB:1495:A:H1'	25:BB:1579:A:H5'	1.93	0.50
31:DH:3:VAL:HG23	31:DH:36:ALA:HB1	1.93	0.50
1:CA:636:U:H2'	1:CA:637:C:C6	2.46	0.50
1:CA:1298:U:H2'	9:CG:113:LYS:HZ1	1.75	0.50
25:DB:1680:U:H2'	25:DB:1681:G:O4'	2.11	0.50
9:AG:15:PRO:HG2	9:AG:43:TYR:CZ	2.46	0.50
36:DM:42:THR:HB	36:DM:45:GLN:HG3	1.92	0.50
41:BR:91:GLN:HG3	41:BR:92:TRP:N	2.26	0.50
25:DB:2702:G:H2'	25:DB:2703:C:H6	1.75	0.50
25:BB:526:A:N6	25:BB:2626:C:H4'	2.25	0.50
16:AN:30:ILE:HD12	16:AN:30:ILE:H	1.75	0.50
4:AB:42:LEU:HA	4:AB:45:THR:HB	1.91	0.50

Continued on next page...

Continued from previous page...

Atom-1	Atom-2	Distance(Å)	Clash(Å)
1:CA:52:C:H2'	1:CA:53:A:H8	1.76	0.50
25:BB:2543:G:H2'	25:BB:2544:G:C8	2.46	0.50
25:DB:686:U:H2'	25:DB:788:A:N1	2.26	0.50
37:BN:77:ALA:O	37:BN:81:ASN:HB2	2.10	0.50
26:BC:172:THR:HB	26:BC:182:LYS:HG2	1.94	0.50
1:CA:31:G:N2	1:CA:47:C:H4'	2.26	0.50
1:CA:745:G:H2'	1:CA:746:A:H8	1.77	0.50
1:AA:1533:C:C3'	1:AA:1534:A:H5''	2.41	0.50
25:BB:1882:U:O2'	25:BB:1883:U:H5'	2.10	0.50
1:CA:603:U:H2'	1:CA:604:G:H8	1.76	0.50
10:CH:62:LEU:HD12	10:CH:62:LEU:N	2.26	0.50
4:CB:21:TYR:HB2	4:CB:189:ASN:HB2	1.93	0.50
33:DJ:13:ARG:H	33:DJ:41:LYS:NZ	2.08	0.50
43:BT:50:LEU:N	43:BT:50:LEU:HD22	2.26	0.50
5:CC:184:ASN:O	5:CC:199:VAL:HG22	2.12	0.50
39:BP:50:ARG:HD3	39:BP:56:SER:HB3	1.93	0.50
34:DK:78:PHE:CD2	39:DP:69:VAL:HG12	2.46	0.50
45:BV:80:HIS:HA	45:BV:87:GLN:OE1	2.11	0.50
29:DF:166:ARG:CD	29:DF:167:ALA:H	2.25	0.50
27:BD:33:ARG:HH11	27:BD:74:GLU:HG3	1.77	0.50
25:BB:2263:C:H4'	25:BB:2329:U:H4'	1.93	0.50
33:BJ:140:LEU:HD23	33:BJ:141:ASP:N	2.27	0.50
9:CG:52:ARG:NH1	9:CG:121:ASN:HD22	2.09	0.50
4:CB:150:ILE:HA	4:CB:153:MET:CB	2.40	0.50
1:AA:1143:G:H2'	1:AA:1144:G:H8	1.71	0.50
40:DQ:4:LYS:HG3	40:DQ:5:ARG:N	2.26	0.50
30:BG:101:VAL:HG12	30:BG:115:GLN:CB	2.40	0.50
8:CF:20:GLY:HA2	8:CF:23:GLU:OE2	2.11	0.50
9:AG:8:GLN:HG2	9:AG:9:ARG:N	2.26	0.50
39:BP:8:GLU:HG3	39:BP:54:LEU:CB	2.42	0.50
1:AA:1182:G:H4'	1:AA:1183:U:H5'	1.94	0.50
28:DE:2:GLU:HA	28:DE:13:THR:H	1.76	0.50
25:DB:2800:A:H2'	25:DB:2801:G:C4'	2.41	0.50
31:DH:51:ARG:HG2	31:DH:55:GLU:HB2	1.92	0.50
25:DB:275:C:H2'	25:DB:276:U:C4'	2.41	0.50
28:BE:112:LEU:HD13	28:BE:186:VAL:HG11	1.92	0.50
31:BH:116:ARG:O	31:BH:117:LEU:HG	2.11	0.50
15:CM:95:PRO:HG3	15:CM:101:THR:HG22	1.94	0.50
1:CA:1226:C:N4	15:CM:102:LYS:HD2	2.24	0.50
33:BJ:20:ALA:HA	33:BJ:23:LYS:HG3	1.92	0.50
32:DI:126:ARG:HH11	32:DI:126:ARG:HB3	1.76	0.50
1:AA:1101:A:H4'	1:AA:1102:A:O5'	2.12	0.50

Continued on next page...

Continued from previous page...

Atom-1	Atom-2	Distance(Å)	Clash(Å)
34:DK:112:MET:O	34:DK:115:ILE:HG13	2.11	0.50
1:AA:230:G:O2'	1:AA:231:U:H5'	2.11	0.50
25:DB:480:A:H2'	25:DB:480:A:N3	2.26	0.50
21:CS:24:SER:HB3	21:CS:27:LYS:NZ	2.26	0.50
44:BU:85:ARG:CZ	44:BU:86:PHE:H	2.24	0.50
25:BB:150:U:H2'	25:BB:151:C:H6	1.76	0.50
25:BB:850:U:O2'	49:BZ:22:THR:HG22	2.11	0.50
1:CA:1069:C:O2'	1:CA:1192:C:H1'	2.10	0.50
25:BB:2659:G:N2	25:BB:2661:G:H5''	2.26	0.50
9:AG:4:ARG:NH1	9:AG:5:VAL:HG22	2.26	0.50
9:AG:4:ARG:HG3	9:AG:5:VAL:N	2.27	0.50
25:BB:2520:C:O2'	25:BB:2521:C:H5'	2.10	0.50
1:AA:1018:G:H2'	1:AA:1019:A:H8	1.76	0.50
1:CA:22:G:H4'	1:CA:885:G:C8	2.46	0.50
25:DB:103:A:H3'	25:DB:104:A:C8	2.45	0.50
1:CA:119:A:H4'	1:CA:120:A:O4'	2.11	0.50
34:BK:96:THR:HB	34:BK:97:ARG:NE	2.26	0.50
34:DK:96:THR:HB	34:DK:97:ARG:NE	2.26	0.50
41:DR:91:GLN:HG3	41:DR:92:TRP:N	2.26	0.50
25:BB:70:G:H5'	25:BB:112:U:O2	2.11	0.50
25:BB:2886:A:N7	50:B0:39:ARG:CZ	2.74	0.50
25:DB:688:U:O2'	25:DB:689:A:H5'	2.11	0.50
27:DD:132:ALA:HA	27:DD:140:HIS:ND1	2.27	0.50
25:BB:836:G:H2'	25:BB:837:C:C6	2.46	0.50
25:BB:1935:G:H1'	25:BB:1964:G:N2	2.25	0.50
14:AL:105:GLY:HA3	14:AL:117:GLY:O	2.11	0.50
1:CA:775:G:H2'	1:CA:776:G:H8	1.77	0.50
25:DB:973:A:OP1	25:DB:973:A:H8	1.93	0.50
1:AA:168:G:O2'	1:AA:169:C:H5'	2.11	0.50
46:BW:18:LYS:CA	46:BW:36:ILE:HG13	2.40	0.50
11:AI:12:LYS:HA	11:AI:109:GLN:NE2	2.27	0.50
11:AI:78:ILE:O	11:AI:82:ILE:HG13	2.12	0.50
25:DB:95:A:H4'	48:DY:38:GLN:CD	2.30	0.50
7:CE:139:THR:HA	7:CE:143:LEU:HB3	1.92	0.50
39:DP:56:SER:CB	39:DP:75:THR:HG21	2.40	0.50
25:DB:1567:G:H3'	26:DC:84:PRO:HG2	1.92	0.50
41:DR:2:TYR:H	41:DR:42:ALA:HB2	1.75	0.50
41:DR:30:GLY:HA2	41:DR:63:VAL:HG23	1.93	0.50
26:BC:86:ARG:NE	26:BC:90:ILE:HD11	2.25	0.50
15:CM:74:MET:HA	15:CM:77:LYS:NZ	2.25	0.50
15:CM:73:SER:O	15:CM:77:LYS:HG3	2.11	0.50
4:CB:178:LEU:HD13	4:CB:180:ILE:HG12	1.94	0.50

Continued on next page...

Continued from previous page...

Atom-1	Atom-2	Distance(Å)	Clash(Å)
31:DH:76:GLU:HG2	31:DH:77:THR:N	2.26	0.50
33:BJ:45:THR:H	33:BJ:46:PRO:CD	2.18	0.50
40:BQ:90:ASP:HA	41:BR:11:GLN:OE1	2.11	0.50
45:DV:80:HIS:HA	45:DV:87:GLN:OE1	2.11	0.50
30:DG:23:ILE:HG22	30:DG:25:ILE:CD1	2.41	0.50
9:AG:63:VAL:HA	9:AG:66:GLU:OE1	2.12	0.50
7:AE:143:LEU:HA	7:AE:146:MET:HG3	1.93	0.50
4:CB:45:THR:CG2	4:CB:199:ILE:HD12	2.37	0.50
1:AA:1150:A:H1'	1:AA:1280:A:C6	2.46	0.50
13:CK:35:ASP:HB2	13:CK:41:LEU:HD21	1.93	0.50
30:BG:84:LYS:HG2	30:BG:85:LYS:N	2.22	0.50
30:DG:154:GLU:CD	30:DG:159:LYS:HB2	2.32	0.50
1:CA:924:C:H2'	1:CA:925:G:C8	2.46	0.50
25:BB:1197:G:H2'	25:BB:1198:U:C6	2.46	0.50
1:AA:1065:U:H5''	1:AA:1190:G:H22	1.76	0.50
33:DJ:84:ILE:HG13	33:DJ:84:ILE:O	2.11	0.50
49:DZ:19:HIS:C	49:DZ:21:ALA:N	2.65	0.50
38:DO:105:ALA:C	38:DO:107:ALA:N	2.65	0.50
50:D0:16:ARG:HA	50:D0:19:ASP:HB2	1.94	0.50
1:AA:1438:G:O2'	1:AA:1439:G:H5'	2.12	0.50
27:BD:121:THR:C	27:BD:123:LYS:H	2.14	0.50
25:DB:77:G:H2'	25:DB:78:U:H6	1.77	0.50
6:AD:159:GLU:HG3	6:AD:160:LEU:HD13	1.94	0.50
28:BE:2:GLU:CG	28:BE:11:ALA:HB1	2.40	0.50
20:CR:35:SER:HB2	20:CR:37:LYS:HE3	1.93	0.50
32:DI:102:ARG:CG	32:DI:141:ASP:HA	2.40	0.50
19:CQ:68:LYS:C	19:CQ:70:LYS:H	2.13	0.50
25:DB:2106:U:O2	25:DB:2106:U:H2'	2.10	0.50
29:BF:141:ASP:HB2	29:BF:144:LYS:CE	2.41	0.50
24:BA:30:C:H2'	24:BA:30:C:O2	2.12	0.50
1:CA:541:G:H2'	1:CA:542:G:H8	1.77	0.50
12:AJ:28:THR:OG1	12:AJ:87:LEU:HD23	2.10	0.50
1:AA:451:A:H5''	18:AP:70:ARG:NH2	2.26	0.50
26:BC:204:LEU:HD22	26:BC:209:ALA:HB1	1.93	0.50
1:CA:309:A:H2'	1:CA:310:G:C8	2.43	0.50
1:AA:1478:U:H2'	1:AA:1479:C:C6	2.47	0.50
1:AA:215:C:H2'	1:AA:216:U:C6	2.46	0.50
1:AA:737:C:H2'	1:AA:738:C:C6	2.47	0.50
37:BN:106:ASP:C	37:BN:108:ALA:N	2.64	0.50
31:DH:67:ALA:O	31:DH:70:GLU:HG3	2.12	0.50
12:CJ:35:GLN:HB2	12:CJ:78:GLU:CG	2.41	0.50
38:BO:11:ALA:HB2	38:BO:96:GLY:N	2.26	0.50

Continued on next page...

Continued from previous page...

Atom-1	Atom-2	Distance(Å)	Clash(Å)
1:AA:1009:U:O2'	1:AA:1010:U:H5'	2.11	0.50
25:BB:125:A:OP2	52:B2:19:ARG:NH2	2.44	0.50
37:DN:33:ILE:HG23	37:DN:118:ARG:HD3	1.94	0.50
37:DN:28:LEU:HD13	37:DN:48:VAL:HG11	1.93	0.50
32:BI:89:SER:HA	32:BI:97:VAL:CG2	2.41	0.50
31:BH:50:ARG:HH11	31:BH:50:ARG:HA	1.76	0.50
25:BB:2180:U:H6	25:BB:2180:U:O5'	1.94	0.50
27:DD:29:VAL:HB	27:DD:98:VAL:HG13	1.93	0.50
31:DH:20:ASN:ND2	31:DH:21:VAL:H	2.08	0.50
8:CF:36:ILE:HD12	8:CF:36:ILE:N	2.27	0.50
27:BD:130:GLN:HG3	27:BD:140:HIS:O	2.12	0.50
31:BH:40:THR:OG1	31:BH:42:LYS:HB3	2.12	0.50
25:DB:2304:G:H22	25:DB:2312:U:H3	1.58	0.50
1:CA:1268:G:H2'	1:CA:1269:A:C8	2.47	0.50
25:BB:816:C:O2'	25:BB:817:C:H5'	2.12	0.50
1:AA:114:U:O2'	1:AA:115:G:H5'	2.12	0.50
1:CA:646:G:H2'	1:CA:647:C:H6	1.77	0.50
25:DB:438:G:H2'	25:DB:439:A:C8	2.47	0.50
8:AF:53:LYS:HA	8:AF:53:LYS:HE2	1.93	0.50
53:B3:31:ILE:HD11	53:B3:34:LYS:CE	2.40	0.50
28:BE:4:VAL:HG13	28:BE:9:GLN:HA	1.93	0.50
25:BB:2893:A:H4'	25:BB:2894:G:H5'	1.93	0.50
25:BB:784:G:H5"	26:BC:225:ASN:ND2	2.27	0.50
28:DE:119:ILE:HD13	28:DE:119:ILE:N	2.26	0.50
7:CE:73:VAL:HA	7:CE:146:MET:SD	2.51	0.50
25:DB:1055:G:N7	25:DB:1056:G:H1'	2.27	0.50
11:CI:24:ASN:ND2	11:CI:24:ASN:H	2.10	0.50
15:AM:82:LEU:HB2	15:AM:84:CYS:SG	2.51	0.50
40:DQ:106:THR:O	40:DQ:109:VAL:HB	2.11	0.50
19:AQ:45:VAL:HG22	19:AQ:60:ILE:HG21	1.93	0.50
35:BL:143:GLU:CG	35:BL:144:GLU:H	2.24	0.50
29:DF:39:VAL:HG22	29:DF:49:LEU:HD12	1.93	0.50
33:BJ:43:GLU:O	33:BJ:44:TYR:C	2.49	0.50
41:BR:2:TYR:O	41:BR:41:ILE:HA	2.11	0.50
5:AC:102:ILE:HD12	5:AC:103:ALA:N	2.26	0.50
29:BF:113:PHE:CZ	29:BF:116:LEU:HB2	2.46	0.50
29:BF:33:ILE:HA	29:BF:154:THR:O	2.11	0.50
29:BF:32:LYS:HA	29:BF:95:MET:CG	2.40	0.50
29:BF:62:GLN:CG	29:BF:91:ARG:HH11	2.24	0.50
25:BB:1024:G:H21	25:BB:1144:A:C4'	2.24	0.50
27:BD:34:VAL:CG1	27:BD:48:ILE:HD11	2.41	0.50
7:AE:102:THR:O	7:AE:121:ASN:HB2	2.11	0.50

Continued on next page...

Continued from previous page...

Atom-1	Atom-2	Distance(Å)	Clash(Å)
27:DD:42:ASN:O	27:DD:43:ASP:HB2	2.12	0.50
4:CB:99:MET:HE2	4:CB:147:LEU:HA	1.92	0.50
15:CM:4:ALA:HA	15:CM:56:ARG:HD3	1.93	0.50
1:CA:1330:U:H5''	15:CM:69:ARG:NH2	2.26	0.50
39:DP:8:GLU:HG3	39:DP:54:LEU:CB	2.42	0.50
42:DS:35:ILE:O	42:DS:39:THR:HG23	2.12	0.50
7:AE:14:LEU:HD13	7:AE:15:ILE:N	2.26	0.50
16:CN:1:ALA:O	16:CN:5:MET:HB3	2.11	0.50
28:DE:2:GLU:CG	28:DE:11:ALA:HB1	2.42	0.50
1:CA:91:U:H2'	1:CA:92:U:H6	1.76	0.50
25:BB:1939:U:O2	25:BB:1967:C:H4'	2.11	0.50
31:BH:12:LEU:O	31:BH:12:LEU:HG	2.09	0.50
19:CQ:16:MET:CB	19:CQ:19:SER:HB2	2.40	0.50
34:BK:112:MET:O	34:BK:115:ILE:HG13	2.12	0.50
1:CA:967:C:H2'	1:CA:968:A:C2	2.47	0.50
1:AA:224:U:H2'	1:AA:225:C:C6	2.46	0.50
10:AH:82:LEU:HD13	10:AH:84:ILE:HD11	1.92	0.50
13:AK:15:VAL:HG13	13:AK:36:ARG:CZ	2.40	0.50
13:AK:69:CYS:O	13:AK:73:VAL:HG23	2.12	0.50
36:BM:69:PRO:HG2	36:BM:70:ASP:H	1.76	0.50
1:CA:279:A:OP1	1:CA:281:G:H5'	2.11	0.50
46:DW:28:GLU:N	46:DW:31:LEU:HG	2.26	0.50
5:AC:2:GLN:N	5:AC:2:GLN:NE2	2.59	0.50
42:BS:18:ARG:HB3	42:BS:76:VAL:CG1	2.41	0.50
1:AA:1062:U:H2'	1:AA:1063:C:C5	2.47	0.50
4:AB:22:TRP:HA	4:AB:189:ASN:HB3	1.92	0.50
31:DH:103:VAL:HG22	31:DH:108:VAL:O	2.10	0.50
35:DL:121:THR:HG22	35:DL:141:LYS:HB2	1.93	0.50
25:BB:2228:G:H2'	25:BB:2229:U:H6	1.76	0.50
13:CK:22:ILE:HG22	13:CK:31:VAL:HG22	1.94	0.50
10:AH:9:MET:HA	10:AH:26:MET:HE2	1.94	0.50
10:AH:58:LEU:HD22	10:AH:60:LEU:CD1	2.41	0.50
25:BB:2836:U:H2'	25:BB:2837:A:H8	1.76	0.50
28:BE:21:ARG:HB2	28:BE:21:ARG:NH2	2.27	0.50
30:DG:144:ALA:O	30:DG:147:LEU:HB2	2.11	0.50
1:AA:706:A:O2'	13:AK:32:THR:HG21	2.11	0.50
25:BB:2360:G:H1'	35:BL:60:ARG:HD2	1.92	0.50
38:DO:116:GLN:O	38:DO:117:PHE:HB3	2.11	0.50
25:BB:1463:C:H2'	25:BB:1464:G:C8	2.46	0.50
1:AA:957:U:H4'	21:AS:78:THR:HB	1.93	0.50
26:DC:71:ASP:OD2	26:DC:118:GLY:HA2	2.12	0.50
1:AA:31:G:N7	1:AA:306:A:H1'	2.26	0.50

Continued on next page...

Continued from previous page...

Atom-1	Atom-2	Distance(Å)	Clash(Å)
25:BB:396:G:OP2	47:BX:9:LYS:HE2	2.12	0.50
25:BB:1220:G:H2'	25:BB:1221:C:C6	2.47	0.50
1:AA:802:A:H2'	1:AA:803:G:O4'	2.11	0.50
1:AA:1426:G:H2'	1:AA:1427:C:C6	2.46	0.50
26:DC:172:THR:HB	26:DC:182:LYS:HG2	1.93	0.50
25:BB:2270:A:H2'	25:BB:2271:G:O4'	2.11	0.50
11:CI:40:ARG:HH11	11:CI:40:ARG:CB	2.19	0.50
40:DQ:90:ASP:HA	41:DR:11:GLN:OE1	2.11	0.50
26:BC:141:HIS:CG	26:BC:142:ASN:N	2.79	0.50
5:CC:51:VAL:HG12	5:CC:69:THR:OG1	2.12	0.50
1:CA:1323:G:H4'	1:CA:1362:A:C4	2.45	0.50
15:CM:67:ASP:HA	15:CM:70:ARG:NH2	2.25	0.50
25:DB:1394:U:O2'	25:DB:1395:A:H5'	2.11	0.50
31:BH:68:ARG:C	31:BH:70:GLU:H	2.15	0.50
1:CA:358:U:H2'	1:CA:359:G:C8	2.46	0.50
4:AB:92:ASN:ND2	4:AB:93:HIS:H	2.09	0.50
4:CB:91:VAL:HG13	4:CB:146:SER:O	2.12	0.50
13:CK:90:PRO:C	13:CK:92:ARG:H	2.15	0.50
8:CF:71:ILE:O	8:CF:74:LEU:HB3	2.12	0.50
25:DB:1141:U:OP2	33:DJ:65:THR:HG21	2.10	0.50
23:CU:40:PRO:HB2	23:CU:44:ARG:HE	1.74	0.50
25:BB:2141:G:H2'	25:BB:2142:A:C8	2.46	0.50
9:AG:149:ALA:HB1	13:AK:58:THR:HG21	1.94	0.50
44:BU:58:VAL:CG1	44:BU:59:GLU:H	2.15	0.50
30:BG:85:LYS:HG3	30:BG:164:ALA:HB3	1.93	0.50
6:CD:7:LYS:HZ3	6:CD:21:LYS:HG2	1.76	0.50
30:BG:90:GLY:HA2	30:BG:159:LYS:HE3	1.94	0.50
1:AA:1335:U:H4'	1:AA:1336:C:C5	2.46	0.50
42:DS:35:ILE:HA	50:D0:24:VAL:HG13	1.93	0.50
9:AG:147:ASN:HB3	9:AG:150:PHE:CE1	2.46	0.50
25:BB:134:G:O2'	25:BB:135:U:H5'	2.11	0.50
1:CA:1073:U:H2'	1:CA:1074:G:C8	2.46	0.50
25:BB:1430:G:H2'	25:BB:1431:A:C8	2.47	0.50
11:AI:126:PHE:HB2	11:AI:129:ARG:CG	2.41	0.50
25:DB:1563:U:H2'	25:DB:1564:C:C6	2.45	0.50
6:AD:72:ARG:HA	6:AD:203:TYR:HE1	1.76	0.50
25:BB:1181:U:H2'	25:BB:1182:G:C8	2.46	0.50
28:BE:2:GLU:HA	28:BE:13:THR:H	1.76	0.50
25:DB:2103:C:H3'	25:DB:2104:C:C2	2.46	0.50
6:AD:162:GLU:HA	6:AD:166:LYS:HZ3	1.73	0.50
25:BB:1440:U:H2'	25:BB:1441:G:C8	2.47	0.50
20:AR:40:PRO:N	20:AR:43:ILE:HD11	2.26	0.50

Continued on next page...

Continued from previous page...

Atom-1	Atom-2	Distance(Å)	Clash(Å)
25:BB:1746:A:H2'	25:BB:1747:U:H6	1.76	0.50
27:DD:35:THR:HB	27:DD:67:HIS:CE1	2.43	0.50
35:BL:78:ARG:HB3	35:BL:113:ALA:CB	2.40	0.50
25:BB:2050:C:H2'	25:BB:2051:A:C8	2.47	0.50
30:BG:94:ARG:HA	30:BG:127:GLN:HG3	1.93	0.50
36:BM:43:ALA:HB2	36:BM:69:PRO:HB3	1.94	0.50
25:DB:1507:C:H5'	25:DB:1508:A:OP2	2.12	0.50
4:AB:22:TRP:C	4:AB:189:ASN:HA	2.32	0.50
25:DB:1275:A:N3	25:DB:1275:A:H2'	2.26	0.50
1:CA:208:U:H2'	1:CA:210:C:C6	2.46	0.50
25:BB:1317:G:H2'	25:BB:1318:U:C6	2.46	0.50
25:BB:2734:A:C2'	25:BB:2735:G:H5'	2.42	0.50
35:DL:51:GLU:HG2	53:D3:56:LEU:CD2	2.41	0.50
25:BB:1412:U:H2'	25:BB:1413:A:H8	1.74	0.50
29:DF:29:ARG:O	29:DF:158:THR:HG23	2.12	0.50
25:DB:2488:G:O2'	25:DB:2489:U:H5'	2.10	0.50
25:DB:2869:G:H2'	25:DB:2870:C:C6	2.47	0.50
42:DS:60:HIS:O	42:DS:60:HIS:ND1	2.45	0.50
36:BM:50:ARG:HH11	36:BM:51:ARG:NH1	2.09	0.50
25:DB:1219:U:H2'	25:DB:1220:G:C8	2.47	0.50
6:AD:120:LYS:HB3	6:AD:145:ARG:NH1	2.26	0.50
25:DB:1460:U:H3'	25:DB:1461:C:H5'	1.94	0.50
25:DB:235:U:H2'	25:DB:236:C:C6	2.46	0.50
1:CA:775:G:H2'	1:CA:776:G:C8	2.46	0.50
25:DB:1866:A:H2'	25:DB:1867:G:O4'	2.12	0.50
25:DB:693:A:O2'	25:DB:694:U:H5'	2.12	0.50
25:BB:688:U:O2'	25:BB:689:A:H5'	2.11	0.50
25:BB:1360:G:H2'	25:BB:1361:G:H5'	1.92	0.50
25:DB:2543:G:H2'	25:DB:2544:G:O4'	2.12	0.50
28:DE:15:SER:HB2	28:DE:197:GLU:OE2	2.10	0.50
1:CA:389:A:H2'	1:CA:389:A:N3	2.26	0.50
1:CA:592:G:H2'	1:CA:593:U:C6	2.46	0.50
1:CA:1453:G:H3'	1:CA:1453:G:N3	2.26	0.50
25:BB:1783:A:N1	25:BB:2587:A:H2'	2.26	0.50
25:BB:2382:G:H21	53:B3:41:ARG:NH2	2.08	0.50
1:AA:1456:A:H2'	1:AA:1457:G:C8	2.46	0.50
46:DW:17:ALA:HA	46:DW:35:ILE:HG22	1.92	0.50
7:CE:41:GLY:HA2	7:CE:116:VAL:HG12	1.94	0.50
10:CH:42:GLU:HG3	10:CH:100:ILE:HG21	1.92	0.50
6:CD:171:GLU:OE1	6:CD:182:LYS:HG2	2.11	0.50
33:DJ:103:ILE:O	33:DJ:106:LYS:HB3	2.11	0.50
16:CN:68:ARG:HH12	16:CN:81:ILE:HD12	1.77	0.50

Continued on next page...

Continued from previous page...

Atom-1	Atom-2	Distance(Å)	Clash(Å)
19:AQ:11:VAL:HG13	19:AQ:20:ILE:HB	1.92	0.50
1:CA:1321:U:H5''	1:CA:1322:C:OP2	2.12	0.50
31:BH:140:ALA:C	31:BH:141:LYS:HD3	2.32	0.50
31:BH:85:GLY:O	31:BH:86:ASP:CB	2.56	0.50
4:AB:221:ARG:HD2	4:AB:222:GLU:N	2.27	0.50
25:DB:2307:G:H4'	25:DB:2308:G:C5'	2.42	0.50
25:BB:3:U:O2'	25:BB:4:U:P	2.69	0.50
42:BS:47:VAL:HG12	42:BS:103:ILE:HG21	1.93	0.50
29:DF:106:ALA:H	29:DF:108:PRO:HD2	1.77	0.50
7:AE:46:GLY:HA3	7:AE:70:MET:CG	2.30	0.50
27:DD:111:GLY:H	27:DD:194:PRO:HG2	1.77	0.50
23:CU:39:LYS:N	23:CU:40:PRO:HD2	2.26	0.50
30:DG:86:LEU:HA	30:DG:163:TYR:HB3	1.93	0.50
13:CK:41:LEU:HB3	13:CK:76:TYR:CE1	2.47	0.50
8:CF:18:VAL:O	8:CF:22:ILE:HG13	2.11	0.50
9:AG:145:GLU:C	9:AG:147:ASN:H	2.14	0.50
25:BB:1491:G:H5'	26:BC:97:ASP:OD1	2.12	0.50
4:CB:128:LEU:HD23	4:CB:129:THR:H	1.76	0.50
1:AA:17:U:H2'	1:AA:18:C:H6	1.76	0.50
25:DB:321:U:H5''	28:DE:131:THR:HG23	1.94	0.50
25:BB:1562:U:H2'	25:BB:1563:U:C6	2.46	0.50
33:BJ:25:LEU:C	33:BJ:25:LEU:HD13	2.32	0.50
25:DB:1433:A:H2'	25:DB:1434:A:O4'	2.12	0.50
10:AH:113:ARG:CA	10:AH:116:ARG:HH12	2.20	0.50
28:DE:11:ALA:O	28:DE:12:LEU:HD22	2.11	0.50
13:AK:105:ARG:O	13:AK:106:ILE:HB	2.12	0.50
1:CA:361:G:H3'	57:CA:1730:HOH:O	2.12	0.50
36:DM:102:LEU:N	36:DM:102:LEU:HD22	2.26	0.50
14:CL:35:ARG:NH2	14:CL:75:GLU:HB3	2.26	0.50
1:AA:1004:A:H1'	1:AA:1026:G:C6	2.47	0.50
25:BB:1438:U:H2'	25:BB:1439:A:O4'	2.12	0.50
5:CC:13:ILE:HD12	5:CC:177:LEU:HB3	1.93	0.50
27:DD:113:SER:HB2	27:DD:168:GLU:N	2.24	0.50
25:BB:2377:A:H2'	25:BB:2378:A:H8	1.72	0.50
49:BZ:25:GLY:HA3	49:BZ:46:MET:CE	2.41	0.50
1:CA:419:C:H2'	1:CA:420:U:H6	1.76	0.50
25:BB:1174:U:H4'	25:BB:1176:U:C2	2.45	0.50
1:AA:476:U:H2'	1:AA:477:C:H6	1.74	0.50
25:DB:1152:C:H5''	40:DQ:79:ILE:HG23	1.93	0.50
31:DH:2:GLN:HB2	31:DH:39:ALA:HB3	1.92	0.50
1:CA:1446:A:C3'	1:CA:1447:A:H5''	2.41	0.50
44:DU:61:GLU:H	44:DU:61:GLU:CD	2.13	0.50

Continued on next page...

Continued from previous page...

Atom-1	Atom-2	Distance(Å)	Clash(Å)
1:CA:741:G:OP2	17:CO:1:SER:HB3	2.12	0.50
25:BB:1783:A:H5'	25:BB:2608:G:H4'	1.92	0.50
25:DB:2213:U:H2'	25:DB:2214:C:H5'	1.93	0.50
1:AA:52:C:H2'	1:AA:53:A:C8	2.46	0.50
29:BF:31:GLU:HB3	29:BF:156:THR:O	2.12	0.50
1:CA:817:C:H1'	1:CA:819:A:H5'	1.93	0.50
34:BK:40:ILE:HG23	34:BK:41:THR:N	2.27	0.50
25:BB:1224:U:H4'	41:BR:88:GLY:O	2.11	0.50
25:BB:2716:C:H2'	25:BB:2717:C:C6	2.46	0.50
34:DK:70:ARG:CB	34:DK:71:PRO:CD	2.66	0.50
25:DB:1084:A:H2	25:DB:1106:G:H1'	1.77	0.50
1:CA:1368:A:O2'	1:CA:1369:C:H5'	2.11	0.50
26:DC:86:ARG:HE	26:DC:90:ILE:HD11	1.77	0.50
26:DC:86:ARG:NE	26:DC:90:ILE:HD11	2.26	0.50
20:AR:33:THR:HG23	20:AR:35:SER:H	1.77	0.50
21:AS:70:LEU:HD12	21:AS:70:LEU:H	1.76	0.50
4:AB:210:THR:HA	4:AB:213:LEU:HB3	1.94	0.50
4:CB:185:ILE:HB	4:CB:202:ASN:O	2.12	0.50
40:BQ:71:ASN:ND2	40:BQ:106:THR:HG23	2.24	0.50
44:BU:48:VAL:HG12	44:BU:52:ASN:O	2.11	0.50
29:BF:111:ARG:N	29:BF:111:ARG:HD2	2.27	0.50
27:BD:12:THR:H	27:BD:24:VAL:HG12	1.75	0.50
25:DB:2092:U:H5	25:DB:2226:C:OP2	1.94	0.50
18:CP:6:LEU:HD12	18:CP:19:VAL:HB	1.93	0.50
1:AA:1277:C:H1'	1:AA:1282:C:O2	2.11	0.50
6:AD:31:CYS:O	6:AD:32:LYS:HB2	2.12	0.50
34:DK:34:VAL:HG23	34:DK:35:GLY:N	2.21	0.50
9:AG:30:MET:CE	9:AG:33:GLY:HA2	2.42	0.50
1:AA:553:A:O4'	14:AL:27:PRO:HA	2.10	0.50
1:CA:643:C:OP1	10:CH:30:LYS:HD2	2.11	0.50
37:DN:49:GLU:CB	37:DN:50:PRO:HD3	2.41	0.50
36:BM:72:PRO:O	36:BM:73:ILE:HB	2.11	0.50
25:DB:146:A:H2'	25:DB:147:C:H6	1.76	0.50
1:AA:1241:G:H2'	1:AA:1242:G:C8	2.44	0.50
9:AG:122:GLU:HA	9:AG:125:ASP:HB2	1.92	0.50
17:CO:66:LEU:HD22	17:CO:77:TYR:HE1	1.77	0.50
1:CA:506:G:H2'	1:CA:507:C:C6	2.46	0.50
6:CD:185:PRO:CB	6:CD:190:LEU:HD21	2.40	0.50
48:BY:2:LYS:O	48:BY:6:LEU:HD23	2.12	0.50
35:BL:80:SER:HA	35:BL:115:GLU:HB2	1.93	0.50
19:CQ:20:ILE:HG12	19:CQ:52:CYS:SG	2.51	0.50
1:CA:812:G:HO2'	1:CA:813:U:H6	1.58	0.50

Continued on next page...

Continued from previous page...

Atom-1	Atom-2	Distance(Å)	Clash(Å)
24:BA:89:U:H1'	25:BB:958:U:C2'	2.42	0.50
52:D2:33:ARG:HH21	52:D2:33:ARG:CB	2.24	0.50
1:AA:762:U:H2'	1:AA:763:G:H8	1.76	0.50
35:BL:121:THR:HG22	35:BL:141:LYS:HB2	1.94	0.50
25:BB:1315:C:O2'	25:BB:1316:U:H5'	2.12	0.50
5:AC:171:ARG:HH21	5:AC:173:PRO:CG	2.25	0.50
1:AA:373:A:H1'	1:AA:481:G:N3	2.27	0.50
25:DB:2682:A:H61	25:DB:2728:U:H1'	1.76	0.50
25:DB:356:G:H2'	25:DB:357:C:O4'	2.12	0.50
39:BP:99:LEU:HA	39:BP:102:ARG:HG3	1.93	0.50
1:AA:300:A:H2'	1:AA:301:G:O4'	2.12	0.50
1:AA:1049:U:H1'	1:AA:1201:A:C5	2.46	0.50
39:BP:31:VAL:HG12	39:BP:38:ARG:H	1.77	0.50
24:BA:8:C:H5''	38:BO:15:ARG:NH1	2.27	0.50
25:BB:1735:A:H2'	25:BB:1736:U:O4'	2.11	0.50
6:AD:116:LEU:HD21	6:AD:153:ARG:HD2	1.94	0.50
25:BB:1922:G:O2'	25:BB:1923:U:H5'	2.12	0.50
26:DC:74:PRO:HG2	26:DC:96:LYS:CG	2.41	0.50
25:DB:436:C:O2'	25:DB:437:U:H5'	2.11	0.50
38:BO:79:ALA:O	38:BO:83:LEU:HB2	2.12	0.50
33:DJ:92:MET:HB3	33:DJ:100:VAL:CG2	2.42	0.50
30:BG:87:GLN:HA	30:BG:129:GLU:HA	1.94	0.50
38:DO:56:LYS:O	38:DO:60:GLU:HG2	2.12	0.50
25:DB:816:C:O2'	25:DB:817:C:H5'	2.10	0.50
25:DB:2216:G:H2'	25:DB:2217:G:C8	2.46	0.50
6:AD:66:VAL:HG12	6:AD:67:LEU:N	2.27	0.50
25:DB:2022:U:O4	50:D0:5:ASN:HB2	2.11	0.50
25:DB:393:C:O2'	25:DB:394:C:H5'	2.12	0.50
1:CA:328:C:H1'	1:CA:329:A:OP2	2.12	0.50
25:DB:2270:A:H2'	25:DB:2271:G:O4'	2.12	0.50
46:DW:17:ALA:HA	46:DW:35:ILE:CG2	2.42	0.50
7:CE:55:VAL:N	7:CE:56:PRO:HD2	2.27	0.50
10:CH:100:ILE:HG13	10:CH:129:ALA:O	2.12	0.50
11:CI:4:GLN:CD	11:CI:21:LYS:HB2	2.32	0.50
15:AM:112:ARG:HG2	15:AM:114:PRO:HD3	1.94	0.50
15:AM:97:ARG:H	15:AM:99:GLN:HE22	1.60	0.50
6:CD:122:ILE:HG22	6:CD:123:MET:N	2.27	0.50
25:DB:3:U:O2'	25:DB:4:U:H5'	2.12	0.50
26:BC:184:GLU:O	26:BC:185:ALA:HB3	2.12	0.50
43:BT:39:THR:HG21	43:BT:42:GLU:CG	2.32	0.50
16:CN:65:GLN:HG2	16:CN:82:LYS:NZ	2.27	0.50
1:AA:250:A:N3	1:AA:250:A:H2'	2.26	0.50

Continued on next page...

Continued from previous page...

Atom-1	Atom-2	Distance(Å)	Clash(Å)
31:BH:90:LEU:CD2	31:BH:123:ARG:HB2	2.40	0.50
4:CB:100:LEU:HD13	4:CB:174:GLU:HB3	1.93	0.50
8:CF:68:GLN:HA	8:CF:71:ILE:HG22	1.93	0.50
29:BF:103:ILE:HG23	29:BF:103:ILE:O	2.12	0.50
27:BD:174:SER:O	27:BD:175:LEU:HB2	2.12	0.50
27:BD:105:LYS:HA	27:BD:177:VAL:CG2	2.41	0.50
22:CT:24:ARG:HD3	22:CT:28:ARG:NH2	2.26	0.50
27:DD:50:VAL:HG22	27:DD:80:TRP:O	2.12	0.50
45:DV:63:ILE:N	45:DV:63:ILE:HD12	2.27	0.50
15:CM:28:ARG:HH22	15:CM:59:VAL:HA	1.75	0.50
1:CA:1326:U:O2'	1:CA:1327:C:H5'	2.12	0.50
6:AD:8:LEU:HD11	6:AD:21:LYS:HD2	1.93	0.50
4:AB:10:LYS:HA	4:AB:10:LYS:HE2	1.93	0.50
38:DO:71:ALA:CB	38:DO:102:ARG:HB3	2.41	0.50
39:BP:4:ILE:O	39:BP:6:GLN:N	2.42	0.50
19:CQ:61:ARG:HG2	19:CQ:61:ARG:HH11	1.77	0.50
26:DC:95:TYR:C	26:DC:97:ASP:H	2.15	0.50
25:BB:322:A:H1'	25:BB:339:U:O2	2.11	0.50
1:AA:1178:G:N2	1:AA:1180:A:H3'	2.26	0.50
33:DJ:56:VAL:HG12	33:DJ:57:LEU:N	2.27	0.50
25:BB:1433:A:H2'	25:BB:1434:A:O4'	2.12	0.50
25:BB:705:A:N6	25:BB:726:G:O2'	2.45	0.50
25:BB:704:G:C2'	25:BB:726:G:H22	2.22	0.50
33:BJ:99:ARG:HA	33:BJ:102:GLU:HB2	1.93	0.50
5:CC:70:ALA:HA	5:CC:105:VAL:HG11	1.94	0.50
25:DB:1562:U:H2'	25:DB:1563:U:C6	2.47	0.50
27:DD:121:THR:C	27:DD:123:LYS:H	2.15	0.50
13:AK:80:ASN:N	13:AK:105:ARG:HD3	2.26	0.50
25:DB:231:A:H2'	25:DB:232:G:O4'	2.11	0.50
25:DB:274:C:H2'	25:DB:275:C:C6	2.46	0.50
28:BE:149:ILE:HG13	28:BE:170:ARG:O	2.12	0.50
9:CG:74:VAL:HA	9:CG:87:PRO:HA	1.93	0.50
1:AA:975:A:H4'	1:AA:975:A:OP2	2.12	0.50
1:AA:1074:G:H2'	1:AA:1075:U:C6	2.46	0.50
11:CI:129:ARG:HD3	11:CI:129:ARG:O	2.12	0.50
25:BB:104:A:H2'	25:BB:105:C:C6	2.47	0.50
20:AR:60:ARG:HG2	20:AR:60:ARG:HH11	1.77	0.50
36:BM:41:LEU:HD11	36:BM:102:LEU:HD12	1.94	0.50
34:DK:46:ILE:HG23	34:DK:47:PRO:CD	2.42	0.50
25:BB:1275:A:N3	25:BB:1275:A:H2'	2.27	0.50
40:BQ:51:GLN:O	40:BQ:55:GLN:HG3	2.11	0.50
27:BD:136:ASN:HD21	27:BD:139:SER:C	2.15	0.50

Continued on next page...

Continued from previous page...

Atom-1	Atom-2	Distance(Å)	Clash(Å)
36:BM:101:VAL:HG13	36:BM:101:VAL:O	2.12	0.50
25:BB:1315:C:H2'	25:BB:1316:U:C6	2.47	0.50
20:AR:45:GLY:C	20:AR:47:ARG:H	2.14	0.50
25:BB:756:A:H2'	25:BB:757:G:O4'	2.12	0.50
10:AH:37:ASN:C	10:AH:39:LEU:H	2.14	0.50
25:BB:570:G:H2'	25:BB:2030:A:N7	2.27	0.50
25:BB:1322:A:O2'	25:BB:1323:C:H5'	2.11	0.50
25:DB:2038:G:H2'	25:DB:2039:U:O4'	2.12	0.50
25:DB:847:U:O4'	25:DB:847:U:O2	2.27	0.50
42:DS:66:ILE:H	42:DS:66:ILE:HD13	1.76	0.50
26:BC:110:LYS:HB3	26:BC:113:ASP:CG	2.32	0.50
25:DB:2627:G:O2'	25:DB:2781:A:N1	2.39	0.50
22:AT:67:HIS:HB3	22:AT:68:LYS:HE2	1.93	0.50
1:AA:389:A:H2'	1:AA:389:A:N3	2.26	0.50
25:BB:1219:U:H2'	25:BB:1220:G:C8	2.46	0.50
24:BA:25:U:H4'	24:BA:26:C:OP1	2.11	0.50
25:DB:784:G:H5''	26:DC:225:ASN:ND2	2.26	0.50
49:BZ:5:LYS:HB2	49:BZ:57:GLU:HB2	1.94	0.50
25:BB:1281:G:H2'	25:BB:1282:U:C6	2.46	0.50
25:DB:839:U:H2'	25:DB:840:C:C6	2.47	0.50
25:DB:179:C:H2'	25:DB:180:G:O4'	2.11	0.50
25:DB:1720:U:C2'	25:DB:1721:G:H5'	2.42	0.50
9:CG:145:GLU:C	9:CG:147:ASN:H	2.15	0.50
25:DB:1476:U:H2'	25:DB:1514:G:H22	1.77	0.50
9:CG:2:ARG:HH11	9:CG:2:ARG:HG2	1.76	0.50
25:BB:1690:A:H2'	25:BB:1691:C:O4'	2.12	0.50
25:BB:2469:A:H4'	36:BM:55:ARG:HE	1.76	0.50
46:DW:50:VAL:HG23	46:DW:61:LYS:CE	2.42	0.50
1:AA:1251:A:H2'	1:AA:1252:A:H8	1.77	0.50
25:DB:1056:G:C5'	25:DB:1057:A:H5'	2.40	0.50
11:CI:34:LEU:HB3	11:CI:35:GLU:OE1	2.12	0.50
12:CJ:11:LYS:O	12:CJ:96:VAL:HG23	2.12	0.50
1:CA:1242:G:H2'	1:CA:1243:C:C6	2.47	0.50
1:CA:1369:C:OP1	16:CN:100:TRP:NE1	2.44	0.50
1:CA:1369:C:H2'	1:CA:1370:G:C8	2.46	0.50
11:CI:114:LYS:H	11:CI:120:ALA:HA	1.77	0.50
43:BT:41:ALA:C	43:BT:43:ILE:H	2.14	0.50
4:AB:67:LEU:HD11	4:AB:153:MET:HE3	1.92	0.50
31:DH:77:THR:HB	31:DH:143:ILE:O	2.12	0.50
40:BQ:87:VAL:HB	41:BR:50:GLY:O	2.12	0.50
18:AP:74:LEU:HD23	18:AP:77:GLU:OE2	2.12	0.50
8:CF:47:LEU:HD12	8:CF:55:HIS:HA	1.94	0.50

Continued on next page...

Continued from previous page...

Atom-1	Atom-2	Distance(Å)	Clash(Å)
24:DA:42:C:C5	29:DF:65:LEU:HD22	2.47	0.50
44:DU:15:GLY:CA	44:DU:16:LYS:HZ2	2.24	0.50
48:DY:52:ARG:O	48:DY:55:THR:HB	2.12	0.50
44:BU:92:VAL:HG12	44:BU:93:ARG:O	2.12	0.50
47:BX:2:ARG:HA	47:BX:32:LEU:HD21	1.93	0.50
4:CB:110:ILE:CG2	4:CB:147:LEU:HD22	2.42	0.50
49:BZ:19:HIS:C	49:BZ:21:ALA:H	2.15	0.50
25:BB:135:U:H2'	25:BB:136:G:C8	2.47	0.50
25:BB:300:A:H2'	25:BB:334:C:H1'	1.93	0.50
4:CB:128:LEU:CD2	4:CB:132:GLU:HB2	2.40	0.50
28:BE:57:LYS:C	28:BE:58:LYS:HD3	2.32	0.50
11:CI:110:VAL:HB	57:CI:202:HOH:O	2.11	0.50
16:CN:53:ASP:HA	16:CN:58:ARG:HD2	1.93	0.50
1:AA:37:U:H2'	1:AA:38:G:H8	1.77	0.50
25:DB:139:U:H3'	25:DB:140:C:C5	2.47	0.50
6:AD:157:ALA:O	6:AD:160:LEU:HD22	2.12	0.50
36:DM:72:PRO:O	36:DM:73:ILE:HB	2.12	0.50
25:DB:274:C:H2'	25:DB:275:C:H6	1.76	0.50
9:AG:61:PHE:CE1	9:AG:123:LEU:HD21	2.46	0.50
38:BO:62:LEU:HD12	38:BO:64:TYR:H	1.77	0.50
5:AC:38:VAL:O	5:AC:42:LEU:HD23	2.12	0.50
49:DZ:2:LYS:HG3	49:DZ:4:ILE:HD11	1.93	0.50
1:CA:824:G:O2'	10:CH:2:MET:HB2	2.11	0.50
10:AH:79:ARG:HG2	10:AH:82:LEU:HD12	1.93	0.50
18:AP:1:MET:HB3	18:AP:24:SER:CB	2.39	0.50
33:BJ:84:ILE:O	33:BJ:84:ILE:HG13	2.12	0.50
1:CA:1222:G:O2'	1:CA:1223:C:H5'	2.12	0.50
1:AA:279:A:OP1	1:AA:281:G:H5'	2.12	0.50
34:BK:9:VAL:HG21	34:BK:14:GLY:O	2.12	0.50
25:BB:2339:C:H2'	25:BB:2340:A:C8	2.47	0.50
11:AI:51:LEU:HD13	11:AI:56:MET:HG2	1.93	0.50
25:BB:107:G:O2'	25:BB:108:G:H5'	2.11	0.50
1:CA:17:U:H2'	1:CA:18:C:H6	1.76	0.50
25:DB:2284:A:OP2	51:D1:5:ARG:HG3	2.12	0.50
25:DB:875:G:H3'	25:DB:876:C:H5''	1.94	0.50
25:DB:632:A:H1'	35:DL:66:PHE:HE2	1.75	0.50
14:AL:98:ARG:HB2	14:AL:116:TYR:CA	2.40	0.50
5:AC:129:PHE:HB2	5:AC:133:MET:HE1	1.94	0.50
1:CA:701:U:O5'	1:CA:703:G:H5'	2.12	0.50
16:AN:23:ARG:HG3	16:AN:26:LEU:HD23	1.93	0.50
25:DB:934:U:H2'	25:DB:935:C:C6	2.46	0.50
38:DO:25:ARG:HE	38:DO:27:VAL:HG22	1.76	0.50

Continued on next page...

Continued from previous page...

Atom-1	Atom-2	Distance(Å)	Clash(Å)
26:DC:110:LYS:HB3	26:DC:113:ASP:CG	2.31	0.50
1:AA:390:U:H2'	1:AA:391:G:H8	1.77	0.50
25:BB:1720:U:C2'	25:BB:1721:G:H5'	2.42	0.50
25:BB:2480:C:O2'	25:BB:2481:G:H5'	2.11	0.50
25:DB:988:A:P	49:DZ:11:SER:HB3	2.51	0.50
45:DV:78:GLN:HB2	45:DV:88:HIS:HB3	1.93	0.50
25:DB:2559:C:O2'	25:DB:2560:A:H5'	2.12	0.50
25:BB:1173:U:O2	25:BB:1173:U:H2'	2.12	0.50
29:DF:8:LYS:O	29:DF:8:LYS:HD3	2.12	0.50
37:BN:8:ARG:HH11	37:BN:42:LYS:HB3	1.77	0.50
25:BB:235:U:H2'	25:BB:236:C:H6	1.77	0.50
24:BA:76:G:H21	45:BV:78:GLN:HE22	1.60	0.50
25:DB:2886:A:N7	50:D0:39:ARG:CZ	2.75	0.50
45:DV:9:ARG:CD	45:DV:41:GLU:HB3	2.41	0.50
25:DB:2365:G:H4'	46:DW:59:PHE:HD1	1.73	0.49
11:AI:29:ILE:HD11	11:AI:37:TYR:HD2	1.77	0.49
48:DY:41:HIS:O	48:DY:45:GLN:HG3	2.12	0.49
10:CH:17:GLN:NE2	10:CH:69:ALA:HB2	2.27	0.49
1:AA:1314:C:H2'	1:AA:1315:U:C6	2.47	0.49
1:CA:1241:G:H2'	1:CA:1242:G:C8	2.44	0.49
26:BC:123:ILE:HD12	26:BC:135:PRO:CD	2.42	0.49
1:CA:1315:U:H2'	1:CA:1316:G:O4'	2.12	0.49
4:AB:164:ASP:OD1	4:AB:167:HIS:HB3	2.12	0.49
4:AB:76:SER:C	4:AB:92:ASN:HB2	2.32	0.49
4:CB:168:GLU:O	4:CB:172:ILE:HG12	2.12	0.49
33:BJ:44:TYR:HD2	33:BJ:44:TYR:O	1.95	0.49
41:BR:2:TYR:H	41:BR:42:ALA:CB	2.25	0.49
29:DF:108:PRO:O	29:DF:110:ILE:HG23	2.11	0.49
9:AG:56:SER:HB2	9:AG:59:GLU:OE1	2.11	0.49
10:AH:94:VAL:HG23	10:AH:101:ALA:HB2	1.94	0.49
7:CE:105:ILE:HD11	7:CE:122:VAL:O	2.12	0.49
12:AJ:40:ILE:CG2	12:AJ:42:LEU:HG	2.41	0.49
25:BB:72:U:H1'	48:BY:51:ALA:HB1	1.93	0.49
5:AC:26:LYS:HD3	5:AC:27:GLU:OE1	2.12	0.49
30:DG:85:LYS:HG3	30:DG:164:ALA:HB3	1.94	0.49
7:CE:22:LYS:NZ	7:CE:24:VAL:HA	2.27	0.49
1:AA:202:G:H1'	1:AA:468:A:C8	2.46	0.49
40:BQ:4:LYS:HG3	40:BQ:5:ARG:N	2.27	0.49
14:AL:27:PRO:HB2	14:AL:28:GLN:NE2	2.27	0.49
25:BB:919:U:H6	25:BB:919:U:O5'	1.94	0.49
32:DI:27:LEU:HD23	32:DI:27:LEU:N	2.21	0.49
7:AE:15:ILE:CG2	7:AE:35:LEU:HD13	2.42	0.49

Continued on next page...

Continued from previous page...

Atom-1	Atom-2	Distance(Å)	Clash(Å)
11:AI:10:ARG:HG3	11:AI:10:ARG:O	2.12	0.49
1:CA:98:A:H2'	1:CA:99:C:H6	1.72	0.49
6:CD:150:LYS:O	6:CD:151:GLN:C	2.50	0.49
1:CA:168:G:O2'	1:CA:169:C:H5'	2.12	0.49
51:D1:26:LYS:HD3	51:D1:52:LYS:HZ2	1.77	0.49
1:CA:372:C:H1'	1:CA:373:A:OP2	2.12	0.49
26:BC:246:PRO:HB2	26:BC:247:TRP:CE3	2.47	0.49
25:BB:2108:A:H4'	25:BB:2151:U:H4'	1.93	0.49
25:DB:2720:U:H5''	39:DP:52:ARG:NH2	2.26	0.49
12:CJ:35:GLN:HB2	12:CJ:78:GLU:CB	2.42	0.49
4:CB:105:THR:HG23	4:CB:108:GLN:OE1	2.12	0.49
35:DL:57:LEU:C	35:DL:59:ARG:H	2.15	0.49
22:CT:29:THR:HA	22:CT:32:LYS:HE2	1.93	0.49
13:CK:100:ASN:C	13:CK:102:ALA:H	2.16	0.49
8:AF:18:VAL:HG11	8:AF:58:HIS:ND1	2.26	0.49
1:CA:63:C:P	1:CA:384:G:H21	2.34	0.49
25:DB:2659:G:N2	25:DB:2661:G:H5''	2.26	0.49
10:CH:24:VAL:HG22	10:CH:25:THR:N	2.27	0.49
37:DN:17:ARG:HH21	37:DN:17:ARG:HB2	1.77	0.49
9:AG:22:LEU:O	9:AG:22:LEU:HD22	2.12	0.49
1:AA:185:U:H2'	1:AA:186:C:H6	1.75	0.49
25:DB:2247:A:O2'	25:DB:2248:C:H5'	2.11	0.49
1:CA:954:G:H2'	1:CA:955:U:C6	2.46	0.49
1:AA:31:G:N2	1:AA:47:C:H4'	2.27	0.49
1:CA:608:A:H2'	1:CA:609:A:O4'	2.11	0.49
25:DB:776:G:H4'	25:DB:777:G:O5'	2.13	0.49
26:BC:12:ARG:HD3	26:BC:12:ARG:O	2.12	0.49
25:BB:2531:A:P	30:BG:174:LYS:HZ2	2.34	0.49
10:CH:60:LEU:HD12	10:CH:60:LEU:O	2.12	0.49
1:CA:285:C:H2'	1:CA:286:C:H6	1.77	0.49
8:AF:13:ASP:HB3	6:CD:163:GLN:HA	1.92	0.49
25:DB:623:C:H2'	25:DB:624:C:H6	1.77	0.49
25:DB:2208:C:O2'	25:DB:2209:G:H5'	2.12	0.49
25:BB:1145:C:O2'	25:BB:1146:C:H5'	2.12	0.49
1:AA:262:A:H2'	1:AA:263:A:C8	2.47	0.49
25:BB:1454:C:C5	37:BN:64:ARG:HG2	2.47	0.49
26:BC:74:PRO:HG2	26:BC:96:LYS:CG	2.42	0.49
25:DB:2273:A:H2'	25:DB:2274:A:C8	2.47	0.49
16:AN:12:ARG:HA	16:AN:15:LEU:CD2	2.36	0.49
6:CD:167:PRO:HG2	6:CD:170:LEU:HD11	1.94	0.49
26:BC:68:ARG:CB	26:BC:128:THR:HG21	2.41	0.49
1:CA:1059:C:H5''	16:CN:84:ARG:NH2	2.26	0.49

Continued on next page...

Continued from previous page...

Atom-1	Atom-2	Distance(Å)	Clash(Å)
39:BP:56:SER:CB	39:BP:75:THR:HG21	2.43	0.49
39:BP:58:PHE:CG	39:BP:73:PHE:HB2	2.47	0.49
4:AB:181:PRO:HB3	4:AB:197:PHE:CE2	2.47	0.49
31:DH:27:ARG:N	31:DH:31:VAL:HG23	2.23	0.49
31:BH:27:ARG:HG3	47:BX:59:ASP:OD1	2.11	0.49
31:BH:31:VAL:O	31:BH:33:GLN:N	2.45	0.49
27:DD:193:VAL:O	27:DD:194:PRO:O	2.31	0.49
30:DG:25:ILE:CG2	30:DG:78:VAL:HG21	2.42	0.49
27:BD:202:ILE:HD12	27:BD:202:ILE:H	1.76	0.49
18:CP:72:ALA:HA	18:CP:75:ILE:HD12	1.93	0.49
1:AA:1053:G:O6	1:AA:1199:U:H2'	2.11	0.49
5:AC:161:ILE:HD13	5:AC:161:ILE:N	2.27	0.49
25:DB:2636:C:O5'	27:DD:81:GLU:HB2	2.11	0.49
8:CF:58:HIS:HD2	8:CF:59:TYR:N	2.10	0.49
1:AA:1375:A:H2'	1:AA:1376:U:O4'	2.12	0.49
7:AE:131:ASN:CB	7:AE:134:ASN:HD22	2.24	0.49
28:BE:68:ALA:O	28:BE:69:ARG:C	2.50	0.49
17:CO:63:ARG:HG2	17:CO:63:ARG:NH1	2.27	0.49
25:BB:825:A:O2'	25:BB:826:U:H5'	2.11	0.49
29:BF:139:GLU:HB3	29:BF:142:TYR:CD2	2.47	0.49
29:BF:147:ARG:HB3	29:BF:147:ARG:CZ	2.41	0.49
28:DE:68:ALA:O	28:DE:69:ARG:C	2.50	0.49
25:DB:558:U:H5''	33:DJ:111:LYS:HD3	1.94	0.49
25:BB:1805:A:N3	26:BC:49:THR:HG21	2.27	0.49
49:DZ:50:VAL:O	49:DZ:54:VAL:HG22	2.12	0.49
25:DB:626:A:H2'	35:DL:78:ARG:NH1	2.28	0.49
25:DB:170:U:H2'	25:DB:171:U:C6	2.47	0.49
14:CL:48:LEU:O	14:CL:50:LYS:HD2	2.11	0.49
25:BB:2809:A:H2'	25:BB:2810:A:C8	2.46	0.49
14:AL:5:GLN:HA	14:AL:8:ARG:NH1	2.27	0.49
25:DB:2393:U:H2'	25:DB:2394:C:O4'	2.12	0.49
25:DB:357:C:H2'	25:DB:358:U:C6	2.46	0.49
1:CA:1251:A:H2'	1:CA:1252:A:H8	1.77	0.49
1:CA:491:G:O2'	1:CA:492:C:H5'	2.12	0.49
39:DP:30:TRP:HA	39:DP:38:ARG:O	2.12	0.49
25:BB:2665:A:O2'	25:BB:2666:C:H5'	2.12	0.49
25:DB:2485:G:H5''	36:DM:45:GLN:NE2	2.27	0.49
50:D0:33:SER:HB3	50:D0:35:GLU:HG2	1.94	0.49
25:DB:2100:G:H2'	25:DB:2101:A:O4'	2.13	0.49
10:CH:26:MET:HB2	10:CH:27:PRO:HD2	1.94	0.49
25:DB:2772:C:H4'	27:DD:171:THR:HG21	1.93	0.49
1:AA:580:C:H2'	1:AA:581:G:C8	2.47	0.49

Continued on next page...

Continued from previous page...

Atom-1	Atom-2	Distance(Å)	Clash(Å)
26:DC:162:GLN:NE2	26:DC:174:ARG:HH21	2.10	0.49
25:DB:1257:C:O2'	28:DE:79:ARG:HB2	2.12	0.49
1:AA:1036:A:H2'	1:AA:1037:C:O4'	2.12	0.49
1:CA:390:U:H2'	1:CA:391:G:C8	2.47	0.49
10:AH:110:MET:HE3	10:AH:111:THR:O	2.12	0.49
1:CA:899:C:H2'	1:CA:900:A:O4'	2.12	0.49
28:BE:15:SER:HB2	28:BE:197:GLU:OE2	2.12	0.49
1:AA:775:G:H2'	1:AA:776:G:C8	2.47	0.49
21:CS:52:ASN:HB3	21:CS:55:GLN:O	2.12	0.49
23:CU:8:ASN:O	23:CU:9:GLU:HB2	2.12	0.49
24:DA:54:G:O2'	24:DA:55:U:H5'	2.11	0.49
1:CA:876:C:H2'	1:CA:877:G:C8	2.46	0.49
25:BB:1237:A:H2'	25:BB:1237:A:N3	2.27	0.49
12:CJ:86:ALA:HA	12:CJ:90:LEU:HB3	1.93	0.49
12:CJ:88:MET:HA	12:CJ:91:ASP:OD2	2.12	0.49
53:D3:31:ILE:HD11	53:D3:34:LYS:HD3	1.94	0.49
1:CA:881:G:H2'	1:CA:882:C:O4'	2.12	0.49
48:DY:23:ARG:O	48:DY:27:ASN:HB2	2.13	0.49
1:CA:1133:G:O2'	1:CA:1134:G:H5'	2.11	0.49
1:CA:1133:G:H2'	1:CA:1134:G:O4'	2.13	0.49
11:CI:26:LYS:HG3	11:CI:61:ASP:OD2	2.12	0.49
1:AA:1320:C:C5	21:AS:36:ARG:HA	2.46	0.49
4:CB:27:LYS:O	4:CB:30:ILE:HG22	2.13	0.49
4:CB:37:VAL:HG13	4:CB:39:ILE:HD11	1.93	0.49
40:DQ:85:ALA:O	40:DQ:86:SER:C	2.51	0.49
15:CM:82:LEU:N	15:CM:82:LEU:HD23	2.27	0.49
4:CB:72:LYS:H	4:CB:75:ALA:CB	2.26	0.49
31:DH:79:THR:CG2	31:DH:145:ASN:HB3	2.43	0.49
5:AC:185:THR:HG22	5:AC:186:SER:N	2.26	0.49
25:BB:2881:U:H2'	25:BB:2882:A:H8	1.77	0.49
12:AJ:61:ALA:O	12:AJ:62:ARG:HB2	2.12	0.49
10:AH:94:VAL:HG21	10:AH:100:ILE:O	2.13	0.49
12:CJ:30:LYS:HE3	12:CJ:31:ARG:HD2	1.93	0.49
12:CJ:36:VAL:HA	12:CJ:76:ILE:HD13	1.93	0.49
9:CG:99:ALA:HA	9:CG:102:TRP:HE3	1.76	0.49
13:AK:53:GLY:O	13:AK:56:LYS:HG2	2.11	0.49
12:AJ:37:ARG:HB2	12:AJ:74:VAL:O	2.12	0.49
6:AD:25:ARG:NH1	6:AD:30:LYS:HE3	2.27	0.49
25:DB:2514:U:H2'	25:DB:2515:C:C6	2.47	0.49
30:DG:50:THR:HG22	30:DG:51:PHE:N	2.26	0.49
23:AU:16:ARG:HA	23:AU:16:ARG:HE	1.78	0.49
25:BB:2295:C:O2'	25:BB:2296:U:H5'	2.12	0.49

Continued on next page...

Continued from previous page...

Atom-1	Atom-2	Distance(Å)	Clash(Å)
25:DB:77:G:H2'	25:DB:78:U:C6	2.47	0.49
37:DN:97:ILE:HD12	37:DN:98:LEU:N	2.25	0.49
8:CF:86:ARG:HH12	20:CR:63:TYR:C	2.16	0.49
25:DB:274:C:O2'	25:DB:275:C:H5'	2.12	0.49
25:DB:275:C:N3	25:DB:276:U:H1'	2.27	0.49
25:DB:1438:U:H2'	25:DB:1439:A:O4'	2.13	0.49
25:BB:1444:G:H2'	25:BB:1445:G:C8	2.46	0.49
20:AR:43:ILE:HD12	20:AR:44:THR:N	2.26	0.49
1:CA:1258:G:H2'	1:CA:1259:C:C6	2.47	0.49
25:BB:1533:C:H2'	25:BB:1534:U:O4'	2.12	0.49
25:BB:2811:G:O2'	25:BB:2812:G:H5'	2.12	0.49
1:AA:558:G:H2'	1:AA:559:A:C2	2.48	0.49
25:DB:68:G:H2'	25:DB:69:C:H6	1.77	0.49
47:DX:36:ARG:HH21	47:DX:36:ARG:CB	2.25	0.49
25:DB:2809:A:H2'	25:DB:2810:A:C8	2.46	0.49
2:AW:28:C:H2'	2:AW:29:G:C8	2.48	0.49
1:CA:1422:G:O2'	1:CA:1423:G:H5'	2.12	0.49
25:BB:2086:U:H2'	25:BB:2087:G:C8	2.48	0.49
1:AA:1464:U:H2'	1:AA:1465:A:C8	2.48	0.49
7:CE:78:GLY:HA3	7:CE:120:HIS:CE1	2.47	0.49
1:AA:924:C:H2'	1:AA:925:G:C8	2.47	0.49
25:DB:400:G:N7	47:DX:56:ARG:NH1	2.60	0.49
14:CL:116:TYR:HD2	14:CL:116:TYR:N	2.11	0.49
1:AA:1446:A:C3'	1:AA:1447:A:H5''	2.42	0.49
17:AO:85:GLY:O	17:AO:88:ARG:HD3	2.12	0.49
9:AG:94:ARG:NH2	9:AG:98:LEU:HD21	2.27	0.49
25:DB:2665:A:H2'	25:DB:2666:C:O2	2.12	0.49
25:BB:588:U:H2'	25:BB:589:U:C6	2.47	0.49
25:BB:590:A:H2'	25:BB:591:U:C6	2.47	0.49
25:DB:1416:G:HO2'	25:DB:1417:C:H6	1.58	0.49
26:DC:174:ARG:HD3	26:DC:180:MET:CE	2.43	0.49
27:DD:130:GLN:HG3	27:DD:140:HIS:O	2.12	0.49
29:DF:31:GLU:HB3	29:DF:156:THR:O	2.11	0.49
25:BB:1541:C:H2'	25:BB:1542:U:O4'	2.11	0.49
6:AD:176:LYS:HD2	6:AD:178:GLU:HB3	1.93	0.49
13:AK:70:ALA:C	13:AK:72:ALA:H	2.16	0.49
1:CA:1035:A:H2'	1:CA:1036:A:C8	2.47	0.49
25:DB:566:U:H2'	25:DB:567:U:O4'	2.13	0.49
18:AP:56:ARG:O	18:AP:59:HIS:HB3	2.12	0.49
33:DJ:75:TYR:CD1	33:DJ:86:GLN:HB2	2.47	0.49
25:DB:2352:A:C6	46:DW:30:VAL:HG11	2.48	0.49
1:CA:1130:A:N6	1:CA:1143:G:N2	2.59	0.49

Continued on next page...

Continued from previous page...

Atom-1	Atom-2	Distance(Å)	Clash(Å)
1:AA:1225:A:N3	1:AA:1225:A:H2'	2.27	0.49
1:AA:1315:U:H2'	1:AA:1316:G:O4'	2.13	0.49
6:CD:123:MET:HE1	6:CD:126:GLY:N	2.25	0.49
6:CD:181:PHE:O	6:CD:182:LYS:C	2.50	0.49
26:BC:146:LYS:HB2	26:BC:149:LYS:HB2	1.94	0.49
1:AA:252:U:H2'	1:AA:253:A:H8	1.76	0.49
31:BH:94:ILE:HG13	31:BH:99:ILE:HG12	1.94	0.49
34:BK:63:ARG:O	34:BK:81:ASN:HA	2.12	0.49
29:DF:39:VAL:HG11	29:DF:42:ALA:HB2	1.93	0.49
44:DU:48:VAL:O	44:DU:48:VAL:HG22	2.13	0.49
47:DX:10:ARG:HB3	47:DX:11:PRO:HD2	1.93	0.49
29:BF:64:PRO:HA	29:BF:88:VAL:HG21	1.94	0.49
9:CG:98:LEU:HB3	9:CG:102:TRP:CH2	2.47	0.49
13:CK:121:ARG:HH21	23:CU:34:ARG:HG3	1.77	0.49
6:AD:12:ARG:HD2	6:AD:31:CYS:O	2.12	0.49
5:AC:24:ASN:HB2	5:AC:27:GLU:OE2	2.12	0.49
30:DG:84:LYS:HB2	30:DG:132:LEU:HG	1.94	0.49
1:CA:1511:G:H2'	1:CA:1512:U:O4'	2.12	0.49
11:AI:87:MET:SD	11:AI:94:ARG:HB2	2.53	0.49
25:DB:142:A:H2'	25:DB:143:C:O4'	2.12	0.49
25:DB:1440:U:H2'	25:DB:1441:G:C8	2.46	0.49
25:BB:1439:A:N7	25:BB:1440:U:C6	2.80	0.49
27:BD:35:THR:HB	27:BD:67:HIS:CE1	2.42	0.49
25:BB:2307:G:H4'	25:BB:2308:G:C5'	2.42	0.49
38:BO:116:GLN:O	38:BO:117:PHE:HB3	2.12	0.49
25:BB:170:U:H2'	25:BB:171:U:C6	2.48	0.49
1:CA:1009:U:O2'	1:CA:1010:U:H5'	2.12	0.49
1:CA:956:U:O2'	1:CA:957:U:H5'	2.12	0.49
19:AQ:68:LYS:O	19:AQ:69:THR:HB	2.13	0.49
25:DB:2804:U:H2'	25:DB:2805:C:H6	1.76	0.49
25:BB:1275:A:N6	25:BB:1296:G:H4'	2.26	0.49
1:CA:657:U:H1'	17:CO:21:THR:O	2.11	0.49
1:AA:1107:C:OP1	5:AC:173:PRO:HD3	2.13	0.49
25:DB:1858:A:H61	25:DB:1884:G:H1'	1.78	0.49
25:BB:2462:C:H2'	25:BB:2463:C:C6	2.47	0.49
10:CH:79:ARG:HB2	10:CH:80:PRO:HD2	1.94	0.49
9:CG:50:ALA:HB2	9:CG:57:GLU:HA	1.94	0.49
28:BE:154:ASP:OD2	28:BE:157:LEU:HD22	2.12	0.49
1:CA:490:C:H2'	1:CA:491:G:C8	2.48	0.49
35:BL:94:THR:O	35:BL:98:ALA:N	2.45	0.49
32:BI:124:MET:O	32:BI:128:ILE:HG12	2.13	0.49
38:BO:25:ARG:HE	38:BO:27:VAL:HG22	1.77	0.49

Continued on next page...

Continued from previous page...

Atom-1	Atom-2	Distance(Å)	Clash(Å)
46:DW:41:GLY:HA2	46:DW:44:PHE:CD2	2.46	0.49
25:DB:794:A:H2'	25:DB:795:C:H6	1.76	0.49
6:CD:162:GLU:OE1	6:CD:163:GLN:HG3	2.12	0.49
26:BC:74:PRO:HG2	26:BC:96:LYS:HG2	1.92	0.49
25:DB:1687:G:H2'	25:DB:1688:U:C6	2.48	0.49
1:CA:721:G:OP1	20:CR:51:GLN:HG2	2.12	0.49
45:BV:19:ARG:O	45:BV:22:ALA:HB3	2.12	0.49
25:BB:2234:G:O2'	25:BB:2235:G:H5'	2.12	0.49
1:CA:394:G:H2'	1:CA:395:C:H6	1.77	0.49
52:D2:13:ASN:O	52:D2:17:GLY:HA3	2.13	0.49
25:DB:1465:G:H2'	25:DB:1466:U:C6	2.47	0.49
43:DT:9:LYS:HD3	43:DT:9:LYS:H	1.76	0.49
25:BB:1601:G:H2'	25:BB:1602:U:O4'	2.13	0.49
25:DB:921:C:H2'	25:DB:922:C:H6	1.77	0.49
46:BW:50:VAL:HG23	46:BW:61:LYS:CE	2.43	0.49
1:AA:1368:A:O2'	1:AA:1369:C:H5'	2.11	0.49
10:CH:72:GLU:H	10:CH:129:ALA:HB2	1.77	0.49
1:CA:1128:C:O2'	1:CA:1129:C:H5'	2.11	0.49
11:CI:10:ARG:H	11:CI:80:HIS:CD2	2.31	0.49
11:CI:54:VAL:HG12	11:CI:93:LEU:HD11	1.94	0.49
15:AM:103:THR:HG22	15:AM:104:ASN:OD1	2.13	0.49
6:CD:167:PRO:CG	6:CD:170:LEU:HD11	2.43	0.49
5:CC:29:ALA:HA	5:CC:32:LEU:HD12	1.94	0.49
5:CC:52:SER:HB2	5:CC:111:ASP:OD2	2.11	0.49
5:CC:57:GLU:HB3	5:CC:64:ARG:HD2	1.93	0.49
1:AA:255:G:H2'	1:AA:256:U:H6	1.77	0.49
21:CS:15:LEU:HD23	21:CS:19:GLU:OE1	2.13	0.49
31:BH:80:ILE:HD12	31:BH:101:ASP:O	2.13	0.49
39:BP:63:ILE:HA	39:BP:68:GLY:CA	2.30	0.49
4:AB:221:ARG:CZ	4:AB:222:GLU:HB2	2.42	0.49
31:DH:129:GLU:H	31:DH:129:GLU:CD	2.15	0.49
40:BQ:104:ALA:O	40:BQ:105:PHE:HB3	2.12	0.49
40:BQ:106:THR:O	40:BQ:109:VAL:HB	2.13	0.49
40:BQ:88:GLU:HA	41:BR:49:ILE:HD11	1.94	0.49
29:DF:107:VAL:O	29:DF:110:ILE:HG22	2.12	0.49
18:AP:51:ARG:O	18:AP:52:LEU:HB2	2.12	0.49
6:CD:61:ARG:HH21	6:CD:68:GLU:N	2.06	0.49
32:DI:92:PRO:O	32:DI:93:ASN:HB2	2.12	0.49
7:AE:104:ILE:CD1	7:AE:122:VAL:HG23	2.41	0.49
7:AE:76:ASN:CG	7:AE:77:ASN:N	2.64	0.49
9:CG:49:LEU:CB	9:CG:52:ARG:HH21	2.26	0.49
25:DB:71:A:C4'	25:DB:72:U:H5'	2.37	0.49

Continued on next page...

Continued from previous page...

Atom-1	Atom-2	Distance(Å)	Clash(Å)
25:DB:1568:G:H4'	26:DC:58:LYS:CB	2.37	0.49
6:AD:59:LYS:C	6:AD:61:ARG:H	2.15	0.49
40:DQ:30:VAL:HG22	40:DQ:31:TYR:N	2.20	0.49
8:CF:88:MET:O	8:CF:89:VAL:HB	2.13	0.49
30:BG:154:GLU:CD	30:BG:159:LYS:HB2	2.33	0.49
22:AT:31:ILE:HG21	22:AT:74:HIS:CE1	2.47	0.49
25:BB:27:G:H1'	25:BB:513:A:H61	1.77	0.49
13:CK:64:VAL:O	13:CK:68:ARG:HB2	2.11	0.49
25:BB:338:G:N2	25:BB:339:U:H1'	2.27	0.49
1:CA:1053:G:C4'	1:CA:1054:C:H5'	2.42	0.49
9:CG:58:LEU:HB2	9:CG:62:GLU:OE2	2.13	0.49
1:CA:250:A:N3	1:CA:250:A:H2'	2.27	0.49
25:DB:2104:C:H3'	25:DB:2104:C:C6	2.46	0.49
25:BB:309:A:C4'	44:BU:16:LYS:HZ1	2.21	0.49
4:AB:61:SER:HA	4:AB:224:ARG:CB	2.41	0.49
25:DB:1439:A:N7	25:DB:1440:U:C6	2.80	0.49
4:AB:116:LEU:HB3	4:AB:140:LEU:HD21	1.95	0.49
17:CO:32:THR:OG1	17:CO:86:LEU:HD21	2.12	0.49
24:DA:30:C:O2	24:DA:30:C:H2'	2.12	0.49
25:BB:2290:G:H2'	25:BB:2291:U:C6	2.47	0.49
25:BB:929:U:H1'	49:BZ:25:GLY:O	2.12	0.49
39:DP:44:GLY:HA3	39:DP:60:VAL:CG1	2.43	0.49
17:AO:62:ARG:HH21	25:BB:715:A:H4'	1.76	0.49
1:AA:602:A:O2'	1:AA:603:U:H5'	2.12	0.49
1:CA:503:C:OP2	14:CL:112:ALA:HB2	2.13	0.49
25:DB:279:A:H2'	25:DB:280:U:O4'	2.12	0.49
36:DM:101:VAL:HG13	36:DM:101:VAL:O	2.12	0.49
25:DB:2734:A:C2'	25:DB:2735:G:H5'	2.43	0.49
25:BB:2199:A:H5'	25:BB:2200:C:OP2	2.12	0.49
25:DB:2783:U:H2'	25:DB:2784:U:H6	1.77	0.49
1:AA:185:U:H2'	1:AA:186:C:C6	2.48	0.49
25:BB:540:C:O2'	25:BB:541:A:H5'	2.13	0.49
35:BL:57:LEU:C	35:BL:59:ARG:H	2.14	0.49
25:BB:1540:G:H2'	25:BB:1541:C:C6	2.46	0.49
25:DB:771:G:O2'	25:DB:772:C:H5'	2.12	0.49
25:BB:1011:G:H5''	40:BQ:76:SER:OG	2.13	0.49
22:CT:26:MET:O	22:CT:30:PHE:HB2	2.11	0.49
25:BB:2772:C:H2'	25:BB:2773:C:H6	1.76	0.49
25:BB:485:C:O2'	42:BS:60:HIS:NE2	2.43	0.49
1:CA:107:G:O6	22:CT:9:ARG:HD3	2.13	0.49
25:DB:1279:G:H2'	25:DB:1280:G:H8	1.77	0.49
25:BB:2511:U:O5'	25:BB:2511:U:H6	1.95	0.49

Continued on next page...

Continued from previous page...

Atom-1	Atom-2	Distance(Å)	Clash(Å)
12:CJ:93:ALA:C	12:CJ:95:GLY:H	2.16	0.49
46:DW:18:LYS:HD2	46:DW:36:ILE:HD11	1.95	0.49
46:BW:24:ARG:HA	46:BW:66:VAL:N	2.16	0.49
7:CE:96:GLN:O	7:CE:124:ALA:HB2	2.12	0.49
25:DB:1051:G:H2'	25:DB:1052:C:C6	2.48	0.49
39:DP:50:ARG:HD3	39:DP:56:SER:HB3	1.94	0.49
1:CA:1375:A:H2'	1:CA:1376:U:O4'	2.12	0.49
26:DC:146:LYS:HB2	26:DC:149:LYS:HB2	1.94	0.49
4:AB:17:HIS:CG	4:AB:18:GLN:H	2.30	0.49
4:AB:18:GLN:O	4:AB:37:VAL:HB	2.13	0.49
33:DJ:17:VAL:HG22	33:DJ:55:ILE:CG1	2.43	0.49
33:DJ:73:VAL:HG23	33:DJ:74:TYR:N	2.22	0.49
41:DR:2:TYR:O	41:DR:41:ILE:HA	2.13	0.49
25:BB:1819:A:OP1	26:BC:154:ALA:HA	2.12	0.49
5:CC:128:MET:SD	5:CC:131:ARG:N	2.85	0.49
43:DT:44:LYS:C	43:DT:46:ALA:N	2.66	0.49
4:AB:81:ASP:HA	4:AB:85:SER:HB2	1.94	0.49
15:AM:10:ASP:HB3	15:AM:44:ILE:HG12	1.93	0.49
25:DB:2263:C:H4'	25:DB:2329:U:H4'	1.95	0.49
4:CB:45:THR:HA	4:CB:200:PRO:HD2	1.94	0.49
9:CG:25:PHE:HE2	9:CG:119:LEU:HD11	1.78	0.49
12:AJ:8:ILE:CG1	12:AJ:74:VAL:HB	2.41	0.49
1:CA:1329:A:H4'	15:CM:23:GLY:O	2.13	0.49
1:AA:545:C:H5'	6:AD:68:GLU:CG	2.43	0.49
4:AB:202:ASN:HD22	4:AB:203:ASP:N	2.10	0.49
13:CK:21:HIS:CD2	13:CK:34:THR:HB	2.47	0.49
40:DQ:27:ARG:HA	40:DQ:33:VAL:O	2.12	0.49
40:BQ:20:ALA:HA	40:BQ:23:TYR:CE1	2.48	0.49
9:AG:26:VAL:HG12	9:AG:42:VAL:HG11	1.95	0.49
42:DS:26:GLY:H	42:DS:71:VAL:HG13	1.78	0.49
25:DB:1431:A:H2'	25:DB:1432:G:H8	1.78	0.49
25:BB:231:A:H2'	25:BB:232:G:O4'	2.12	0.49
1:AA:1391:U:H2'	1:AA:1392:G:H8	1.74	0.49
25:BB:2471:A:O2'	25:BB:2472:G:O5'	2.29	0.49
37:BN:28:LEU:HD13	37:BN:48:VAL:HG11	1.95	0.49
38:DO:4:LYS:O	38:DO:7:ARG:HB3	2.13	0.49
25:DB:1244:A:O2'	25:DB:1245:G:H5'	2.12	0.49
1:CA:1026:G:H2'	1:CA:1027:C:H6	1.77	0.49
24:DA:51:G:OP2	38:DO:64:TYR:HD2	1.95	0.49
34:DK:106:LEU:C	34:DK:108:SER:H	2.16	0.49
25:DB:480:A:H3'	25:DB:481:G:C5'	2.42	0.49
1:AA:153:C:H2'	1:AA:154:U:C6	2.47	0.49

Continued on next page...

Continued from previous page...

Atom-1	Atom-2	Distance(Å)	Clash(Å)
27:DD:113:SER:CB	27:DD:168:GLU:H	2.24	0.49
1:CA:153:C:H2'	1:CA:154:U:C6	2.47	0.49
49:BZ:25:GLY:HA3	49:BZ:46:MET:HE1	1.94	0.49
25:DB:1726:C:H2'	25:DB:1727:C:H6	1.76	0.49
25:DB:1824:G:O2'	25:DB:1825:U:H5'	2.13	0.49
13:CK:23:HIS:O	13:CK:29:THR:HA	2.11	0.49
1:CA:215:C:H2'	1:CA:216:U:C6	2.48	0.49
26:DC:173:LEU:HD22	26:DC:181:ARG:O	2.12	0.49
25:BB:2438:U:O3'	25:BB:2439:A:H3'	2.13	0.49
31:BH:39:ALA:O	31:BH:41:LYS:N	2.45	0.49
4:AB:50:ASN:HA	4:AB:53:LEU:HD23	1.94	0.49
16:CN:6:LYS:O	16:CN:10:VAL:HG23	2.13	0.49
1:AA:373:A:H2'	1:AA:374:A:C8	2.48	0.49
25:BB:289:G:H2'	25:BB:290:U:C6	2.47	0.49
25:DB:2037:A:H2'	25:DB:2038:G:H8	1.78	0.49
1:AA:159:G:H1	1:AA:163:C:N4	2.10	0.49
25:BB:1274:A:N3	25:BB:1297:C:H1'	2.28	0.49
25:BB:554:U:H2'	25:BB:555:G:O4'	2.13	0.49
4:AB:26:MET:HE1	4:AB:192:PRO:HD3	1.93	0.49
6:AD:104:MET:HB3	6:AD:172:VAL:HG21	1.95	0.49
25:BB:1192:G:O2'	25:BB:1193:G:H5'	2.13	0.49
25:DB:2466:C:O2'	25:DB:2467:C:H5'	2.13	0.49
25:BB:1924:C:O2'	25:BB:1925:C:H5'	2.12	0.49
25:BB:1833:C:H2'	25:BB:1834:U:H6	1.77	0.49
25:BB:1344:U:O2	25:BB:1385:A:H5'	2.12	0.49
25:BB:874:G:H5'	25:BB:875:G:OP2	2.13	0.49
25:DB:1011:G:H5''	40:DQ:76:SER:OG	2.13	0.49
1:AA:440:C:H2'	1:AA:441:A:C8	2.47	0.49
1:AA:358:U:H2'	1:AA:359:G:C8	2.48	0.49
22:CT:46:ALA:HB1	22:CT:82:ILE:HG21	1.94	0.49
1:CA:1141:C:H2'	1:CA:1142:G:O4'	2.13	0.49
11:CI:44:ARG:NE	11:CI:45:MET:SD	2.86	0.49
16:AN:12:ARG:HD3	16:AN:53:ASP:O	2.12	0.49
16:AN:56:PRO:C	16:AN:59:GLN:HE22	2.16	0.49
1:CA:1375:A:H2'	1:CA:1376:U:C6	2.48	0.49
26:DC:117:SER:CB	26:DC:128:THR:HB	2.43	0.49
26:BC:68:ARG:NH2	26:BC:103:ILE:HD13	2.28	0.49
39:BP:50:ARG:HB2	39:BP:56:SER:CB	2.42	0.49
1:CA:1320:C:H1'	21:CS:72:GLU:CA	2.42	0.49
29:BF:39:VAL:CG1	29:BF:84:ILE:HD12	2.41	0.49
25:BB:1654:A:C2'	27:BD:118:PHE:HB3	2.42	0.49
4:CB:71:THR:OG1	4:CB:78:ALA:HB3	2.12	0.49

Continued on next page...

Continued from previous page...

Atom-1	Atom-2	Distance(Å)	Clash(Å)
24:DA:76:G:H5''	45:DV:17:SER:OG	2.13	0.49
8:AF:1:MET:HB3	8:AF:65:GLU:O	2.13	0.49
27:BD:179:ARG:HB2	27:BD:188:LEU:HG	1.94	0.49
32:DI:75:ALA:O	32:DI:79:LEU:HG	2.13	0.49
7:AE:121:ASN:O	7:AE:122:VAL:HG13	2.13	0.49
4:CB:48:MET:SD	4:CB:200:PRO:HD3	2.53	0.49
1:AA:1279:G:N2	12:AJ:45:ARG:HE	2.11	0.49
1:AA:490:C:H2'	1:AA:491:G:C8	2.47	0.49
8:CF:9:MET:HA	8:CF:58:HIS:O	2.13	0.49
5:AC:5:HIS:CD2	5:AC:7:ASN:HB3	2.48	0.49
16:AN:84:ARG:O	16:AN:88:MET:HG2	2.13	0.49
23:AU:24:LYS:C	23:AU:26:GLY:H	2.16	0.49
1:CA:37:U:H2'	1:CA:38:G:H8	1.78	0.49
25:DB:27:G:H1'	25:DB:513:A:H61	1.78	0.49
25:DB:1429:G:H2'	25:DB:1430:G:H8	1.77	0.49
25:BB:2471:A:HO2'	25:BB:2472:G:H8	1.51	0.49
25:BB:2100:G:C6	25:BB:2190:G:C6	3.01	0.49
9:AG:46:LEU:O	9:AG:57:GLU:HG3	2.13	0.49
25:BB:1936:A:H2	25:BB:1943:U:C5	2.31	0.49
25:DB:674:G:C4'	28:DE:69:ARG:HB3	2.43	0.49
1:CA:1225:A:H2'	1:CA:1225:A:N3	2.26	0.49
12:CJ:62:ARG:HG3	12:CJ:62:ARG:HH11	1.77	0.49
12:CJ:62:ARG:HG3	12:CJ:62:ARG:NH1	2.27	0.49
24:BA:32:U:H2'	24:BA:33:G:H8	1.78	0.49
1:AA:88:U:O2'	1:AA:88:U:O2	2.31	0.49
1:AA:1133:G:O2'	1:AA:1134:G:H5'	2.12	0.49
48:BY:46:VAL:N	48:BY:49:ASP:OD2	2.45	0.49
17:AO:10:ILE:HG21	17:AO:30:LEU:HD12	1.95	0.49
25:BB:1169:A:H2'	25:BB:1170:C:H6	1.77	0.49
38:BO:29:HIS:HB3	38:BO:36:TYR:HB2	1.95	0.49
1:AA:122:G:O2'	1:AA:123:U:H5'	2.12	0.49
29:DF:124:ARG:HA	29:DF:159:ALA:O	2.12	0.49
1:CA:737:C:H2'	1:CA:738:C:C6	2.47	0.49
25:BB:39:G:H2'	25:BB:40:U:H6	1.72	0.49
35:DL:137:ALA:C	35:DL:139:GLY:H	2.16	0.49
48:DY:2:LYS:O	48:DY:6:LEU:HD23	2.12	0.49
25:BB:1315:C:H2'	25:BB:1316:U:H6	1.77	0.49
31:BH:120:GLY:O	31:BH:122:LEU:N	2.46	0.49
49:BZ:29:ARG:H	49:BZ:33:HIS:CD2	2.31	0.49
49:DZ:29:ARG:H	49:DZ:33:HIS:CD2	2.30	0.49
1:AA:190:A:H8	1:AA:190:A:O5'	1.95	0.49
25:BB:1946:U:H2'	25:BB:1947:C:C6	2.48	0.49

Continued on next page...

Continued from previous page...

Atom-1	Atom-2	Distance(Å)	Clash(Å)
25:BB:986:C:O2'	25:BB:987:C:H5'	2.12	0.49
26:DC:211:ARG:C	26:DC:213:ARG:H	2.16	0.49
25:BB:1258:U:C4'	28:BE:79:ARG:HG3	2.43	0.49
27:BD:132:ALA:HA	27:BD:140:HIS:ND1	2.28	0.49
25:DB:770:G:O2'	25:DB:771:G:H5'	2.13	0.49
25:DB:1281:G:H2'	25:DB:1282:U:C6	2.47	0.49
1:AA:1417:G:N2	1:AA:1482:G:H2'	2.28	0.49
44:BU:27:VAL:HA	44:BU:33:VAL:HG12	1.95	0.49
1:CA:185:U:H2'	1:CA:186:C:C6	2.47	0.49
1:CA:1388:C:H2'	1:CA:1389:C:H6	1.77	0.49
35:BL:64:PHE:CD2	35:BL:64:PHE:N	2.79	0.49
45:BV:46:LYS:HA	45:BV:46:LYS:HE3	1.93	0.49
1:AA:526:C:H2'	1:AA:527:G:H4'	1.95	0.49
1:AA:608:A:H2'	1:AA:609:A:O4'	2.11	0.49
25:DB:2233:U:H2'	25:DB:2234:G:C8	2.47	0.49
25:BB:1891:G:H2'	25:BB:1892:C:H6	1.78	0.49
25:DB:2387:U:H1'	46:DW:38:ARG:CZ	2.43	0.49
7:CE:87:VAL:CG1	7:CE:88:HIS:H	2.11	0.49
10:CH:128:VAL:HG23	10:CH:129:ALA:N	2.21	0.49
10:CH:93:LYS:HG3	10:CH:96:ALA:O	2.13	0.49
39:DP:50:ARG:CD	39:DP:56:SER:HB3	2.42	0.49
1:AA:1312:G:O2'	1:AA:1313:U:H5'	2.13	0.49
26:DC:138:SER:O	26:DC:140:VAL:HG23	2.13	0.49
41:DR:51:VAL:HB	41:DR:52:PRO:CD	2.41	0.49
16:CN:29:ILE:HD12	16:CN:29:ILE:N	2.27	0.49
33:BJ:3:THR:HB	33:BJ:44:TYR:OH	2.12	0.49
36:DM:36:VAL:HG21	36:DM:129:THR:HB	1.94	0.49
45:DV:80:HIS:CD2	45:DV:81:PRO:HD2	2.46	0.49
29:DF:62:GLN:CG	29:DF:91:ARG:HH11	2.25	0.49
31:BH:31:VAL:CB	31:BH:32:PRO:CD	2.88	0.49
30:BG:6:ALA:O	30:BG:68:ARG:HD3	2.12	0.49
29:BF:89:THR:O	29:BF:91:ARG:CZ	2.61	0.49
18:CP:2:VAL:HA	18:CP:23:ASP:HA	1.94	0.49
27:BD:42:ASN:O	27:BD:43:ASP:HB2	2.13	0.49
48:DY:55:THR:O	48:DY:59:GLU:HG3	2.13	0.49
29:DF:13:LYS:O	29:DF:16:MET:HB2	2.12	0.49
1:AA:1188:A:H4'	16:AN:97:LYS:HE2	1.94	0.49
25:BB:2037:A:H2'	25:BB:2038:G:H8	1.76	0.49
1:AA:1236:A:H2'	1:AA:1237:C:C6	2.47	0.49
42:DS:35:ILE:HD13	42:DS:35:ILE:H	1.78	0.49
26:DC:130:PRO:CG	26:DC:133:ASN:HD22	2.24	0.49
33:BJ:122:LEU:HD21	33:BJ:124:VAL:HG13	1.95	0.49

Continued on next page...

Continued from previous page...

Atom-1	Atom-2	Distance(Å)	Clash(Å)
6:AD:94:GLU:HG3	6:AD:103:ARG:NH2	2.28	0.49
39:DP:96:LEU:HD12	39:DP:96:LEU:N	2.28	0.49
1:AA:1157:A:H2	1:AA:1180:A:H2'	1.78	0.49
11:CI:106:ASP:OD2	11:CI:108:ARG:HG3	2.13	0.49
1:AA:1511:G:H2'	1:AA:1512:U:O4'	2.13	0.49
26:DC:75:ALA:HB1	26:DC:93:VAL:HG23	1.95	0.49
25:DB:78:U:H2'	25:DB:79:C:H6	1.75	0.49
1:CA:252:U:H2'	1:CA:253:A:H8	1.76	0.49
9:AG:61:PHE:CD1	9:AG:123:LEU:HD11	2.48	0.49
9:AG:46:LEU:HB3	9:AG:57:GLU:CB	2.42	0.49
32:DI:100:ILE:O	32:DI:139:VAL:HG13	2.13	0.49
25:DB:1552:A:H2'	25:DB:1553:A:C5'	2.40	0.49
14:AL:6:LEU:HD21	14:AL:11:ARG:NE	2.27	0.49
4:AB:143:LEU:O	4:AB:147:LEU:HG	2.12	0.49
1:CA:1291:U:OP2	9:CG:37:THR:HG23	2.13	0.49
49:DZ:43:ILE:O	49:DZ:47:ILE:HG12	2.13	0.49
6:AD:18:LEU:O	6:AD:63:ILE:HG13	2.12	0.49
46:BW:28:GLU:N	46:BW:31:LEU:HG	2.27	0.49
1:CA:1478:U:H2'	1:CA:1479:C:C6	2.47	0.49
1:AA:1133:G:H2'	1:AA:1134:G:O4'	2.13	0.49
13:AK:34:THR:OG1	13:AK:39:ASN:N	2.46	0.49
39:BP:47:ILE:HD11	39:BP:59:THR:HG22	1.95	0.49
25:BB:2547:A:H4'	34:BK:28:HIS:CE1	2.47	0.49
25:BB:2393:U:H2'	25:BB:2394:C:O4'	2.13	0.49
37:DN:13:ASN:OD1	37:DN:13:ASN:N	2.46	0.49
1:AA:210:C:H4'	1:AA:211:G:C2	2.47	0.49
25:DB:282:A:H2'	25:DB:283:G:C8	2.48	0.49
1:AA:924:C:H2'	1:AA:925:G:H8	1.78	0.49
1:AA:621:A:H2'	1:AA:622:A:C8	2.47	0.49
25:BB:1486:U:H2'	25:BB:1487:U:C6	2.47	0.49
25:DB:1315:C:H2'	25:DB:1316:U:C6	2.48	0.49
34:DK:32:ALA:CB	34:DK:38:ILE:HD11	2.42	0.49
25:DB:2661:G:H2'	25:DB:2662:A:O4'	2.12	0.49
28:BE:95:LYS:NZ	28:BE:97:ASN:HD22	2.11	0.49
1:AA:298:A:H2'	1:AA:299:G:C8	2.48	0.49
39:BP:77:SER:OG	39:BP:79:VAL:HG22	2.12	0.49
25:BB:599:A:H2'	25:BB:600:G:H8	1.77	0.49
25:DB:1258:U:O4'	28:DE:79:ARG:HG3	2.13	0.49
1:AA:1426:G:H2'	1:AA:1427:C:H6	1.77	0.49
8:AF:13:ASP:HB3	6:CD:163:GLN:CB	2.43	0.49
1:CA:185:U:H2'	1:CA:186:C:H6	1.77	0.49
49:BZ:41:PRO:HA	49:BZ:44:ARG:HB3	1.95	0.49

Continued on next page...

Continued from previous page...

Atom-1	Atom-2	Distance(Å)	Clash(Å)
43:BT:14:PRO:O	43:BT:16:VAL:HG23	2.13	0.49
25:DB:467:G:O2'	25:DB:468:G:H5'	2.13	0.49
38:DO:2:ASP:HB3	38:DO:5:SER:OG	2.13	0.49
1:AA:304:U:H2'	1:AA:305:G:C8	2.48	0.49
25:DB:2561:U:O2	34:DK:22:LYS:HE2	2.13	0.49
25:DB:1092:C:H2'	25:DB:1093:G:H5'	1.94	0.49
25:BB:116:C:O2'	25:BB:117:G:H5'	2.13	0.49
16:AN:6:LYS:O	16:AN:10:VAL:HG23	2.13	0.49
25:DB:859:G:H1'	25:DB:860:U:H5	1.78	0.49
24:BA:17:C:O2'	24:BA:18:G:H5'	2.13	0.49
25:BB:2052:A:OP1	27:BD:145:SER:HA	2.13	0.49
25:BB:925:A:O2'	25:BB:926:G:H5'	2.13	0.49
46:BW:51:GLY:HA3	46:BW:59:PHE:HB2	1.94	0.49
25:BB:2365:G:H4'	46:BW:59:PHE:HD1	1.73	0.49
1:CA:1128:C:C4'	1:CA:1148:U:H3	2.25	0.49
16:CN:76:PHE:CE2	16:CN:92:ILE:HG21	2.47	0.49
19:AQ:14:ASP:C	19:AQ:16:MET:H	2.16	0.49
19:AQ:80:LYS:HD2	19:AQ:81:ALA:N	2.21	0.49
31:BH:128:HIS:HB3	31:BH:144:VAL:CG2	2.43	0.49
31:BH:89:LYS:HD2	31:BH:90:LEU:H	1.78	0.49
29:BF:69:ALA:HB2	29:BF:82:TYR:HD1	1.77	0.49
4:CB:68:PHE:HB2	4:CB:90:PHE:CB	2.42	0.49
41:BR:3:ALA:O	41:BR:4:VAL:HG13	2.13	0.49
30:BG:23:ILE:HG22	30:BG:25:ILE:CD1	2.42	0.49
47:DX:76:LYS:CG	47:DX:77:TYR:H	2.25	0.49
1:AA:1055:A:C2	1:AA:1056:U:H1'	2.48	0.49
44:BU:94:PHE:CB	44:BU:101:THR:HA	2.43	0.49
1:AA:1141:C:H2'	1:AA:1142:G:O4'	2.13	0.49
15:CM:33:LEU:HB3	15:CM:38:ILE:O	2.13	0.49
40:DQ:29:ARG:O	40:DQ:30:VAL:CB	2.59	0.49
40:BQ:24:TYR:O	40:BQ:27:ARG:HB2	2.13	0.49
39:DP:4:ILE:O	39:DP:6:GLN:N	2.40	0.49
38:BO:35:ILE:HD11	38:BO:102:ARG:HH11	1.77	0.49
25:DB:1131:G:C5	33:DJ:77:HIS:ND1	2.79	0.49
9:AG:145:GLU:C	9:AG:147:ASN:N	2.66	0.49
28:DE:61:ARG:HH12	28:DE:64:GLY:HA3	1.73	0.49
25:DB:322:A:H1'	25:DB:339:U:O2	2.12	0.49
32:DI:18:ASN:HB2	32:DI:38:CYS:SG	2.53	0.49
1:CA:1014:A:H4'	21:CS:13:HIS:CD2	2.48	0.49
25:DB:1715:G:H2'	25:DB:1715:G:OP1	2.12	0.49
25:DB:2834:G:H1'	25:DB:2883:A:N6	2.27	0.49
34:BK:46:ILE:HG23	34:BK:47:PRO:CD	2.42	0.49

Continued on next page...

Continued from previous page...

Atom-1	Atom-2	Distance(Å)	Clash(Å)
41:DR:58:VAL:HG22	41:DR:59:ILE:N	2.28	0.49
25:BB:2099:U:H2'	25:BB:2100:G:H8	1.78	0.49
29:DF:139:GLU:HB3	29:DF:142:TYR:CD2	2.47	0.49
29:DF:142:TYR:CD2	29:DF:142:TYR:N	2.78	0.49
9:CG:111:GLY:H	9:CG:118:ARG:HH12	1.61	0.49
5:CC:10:ARG:NH2	5:CC:179:ALA:N	2.61	0.49
17:CO:81:ILE:HG23	17:CO:86:LEU:O	2.12	0.49
38:DO:29:HIS:HB3	38:DO:36:TYR:HB2	1.95	0.49
18:AP:20:VAL:HG23	18:AP:34:GLU:C	2.33	0.49
12:AJ:25:ILE:HG23	12:AJ:87:LEU:HD21	1.94	0.49
25:DB:152:A:H2'	25:DB:153:U:H6	1.76	0.49
1:AA:636:U:H2'	1:AA:637:C:C6	2.47	0.49
42:BS:18:ARG:HB3	42:BS:76:VAL:HG11	1.94	0.49
25:BB:2688:G:H1'	25:BB:2721:A:H61	1.77	0.49
35:BL:120:VAL:HG12	35:BL:121:THR:H	1.78	0.49
1:CA:210:C:H4'	1:CA:211:G:C2	2.48	0.49
6:CD:22:SER:N	6:CD:109:THR:HG22	2.28	0.49
28:DE:17:THR:HB	28:DE:21:ARG:HH22	1.77	0.49
25:BB:1410:G:O2'	25:BB:1411:U:H5'	2.13	0.49
25:DB:2874:C:H5''	37:DN:4:ARG:NH2	2.28	0.49
25:DB:2002:G:OP1	37:DN:17:ARG:NH1	2.45	0.49
25:BB:2796:U:H3'	25:BB:2798:U:C5	2.48	0.49
25:DB:520:G:H2'	25:DB:521:U:C6	2.47	0.49
24:BA:8:C:O2'	38:BO:40:ILE:HD13	2.13	0.49
4:AB:42:LEU:HA	4:AB:45:THR:CB	2.42	0.49
37:DN:102:PHE:N	37:DN:102:PHE:HD1	2.11	0.49
25:DB:1274:A:N3	25:DB:1297:C:H1'	2.28	0.49
25:BB:1220:G:H2'	25:BB:1221:C:H6	1.76	0.49
25:BB:235:U:H2'	25:BB:236:C:C6	2.47	0.49
25:BB:1080:A:H2'	25:BB:1081:U:H6	1.77	0.49
37:BN:90:ARG:HG2	37:BN:94:TYR:HD1	1.77	0.49
1:CA:113:G:O2'	1:CA:354:G:H5'	2.13	0.49
25:DB:2362:C:O2'	25:DB:2363:G:H5'	2.13	0.49
25:BB:2853:C:H2'	25:BB:2854:G:H8	1.77	0.49
44:BU:31:GLY:O	44:BU:66:VAL:HG12	2.13	0.49
25:BB:469:G:O6	52:B2:37:LYS:HE3	2.13	0.49
25:BB:615:U:O2	28:BE:35:TYR:HA	2.13	0.49
25:BB:2840:C:H5''	37:BN:53:THR:OG1	2.12	0.49
25:BB:1120:G:O2'	25:BB:1121:C:H5'	2.13	0.49
40:BQ:38:VAL:O	40:BQ:41:ALA:HB3	2.12	0.49
46:DW:18:LYS:CA	46:DW:36:ILE:HG13	2.42	0.49
25:BB:2273:A:H2'	25:BB:2274:A:C8	2.48	0.49

Continued on next page...

Continued from previous page...

Atom-1	Atom-2	Distance(Å)	Clash(Å)
10:CH:17:GLN:HE22	10:CH:69:ALA:HB2	1.78	0.49
1:AA:1322:C:C2'	1:AA:1322:C:O2	2.51	0.49
1:AA:1317:C:OP1	16:AN:56:PRO:HD2	2.12	0.49
26:DC:66:PHE:HB3	26:DC:142:ASN:HD21	1.78	0.49
40:DQ:57:ARG:HH11	40:DQ:57:ARG:HG2	1.76	0.49
5:CC:116:ALA:HB1	5:CC:186:SER:CB	2.43	0.49
16:CN:63:CYS:HB2	16:CN:79:SER:HB3	1.95	0.49
43:DT:84:TYR:O	43:DT:86:THR:HG23	2.13	0.49
1:AA:1348:U:OP1	11:AI:111:GLU:HB2	2.13	0.49
29:DF:39:VAL:HG12	29:DF:84:ILE:HD12	1.94	0.49
41:BR:4:VAL:HB	41:BR:39:LEU:HG	1.95	0.49
1:CA:401:C:O2'	1:CA:402:G:H5'	2.13	0.49
29:DF:33:ILE:HA	29:DF:154:THR:O	2.12	0.49
6:CD:58:GLN:NE2	6:CD:61:ARG:HD3	2.28	0.49
29:BF:104:THR:O	29:BF:108:PRO:HG2	2.13	0.49
18:CP:68:SER:H	18:CP:71:VAL:CG1	2.26	0.49
44:DU:94:PHE:CB	44:DU:101:THR:HA	2.42	0.49
7:CE:83:PRO:HG3	7:CE:97:PRO:CD	2.36	0.49
1:CA:1101:A:H4'	1:CA:1102:A:O5'	2.13	0.49
4:CB:95:TRP:CD1	4:CB:170:ILE:HB	2.48	0.49
1:AA:429:U:H3'	6:AD:8:LEU:HD13	1.94	0.49
35:DL:103:ILE:H	35:DL:103:ILE:CD1	2.16	0.49
30:DG:122:ALA:HA	30:DG:132:LEU:HA	1.93	0.49
1:CA:1398:A:H61	7:CE:25:LYS:HB2	1.78	0.49
1:CA:920:U:H2'	1:CA:921:U:H6	1.78	0.49
39:DP:3:ILE:C	39:DP:3:ILE:HD13	2.33	0.49
9:AG:23:ALA:O	9:AG:26:VAL:HG22	2.13	0.49
1:AA:1237:C:C4'	1:AA:1334:G:N2	2.76	0.49
1:AA:1339:A:H2'	1:AA:1340:A:O4'	2.13	0.49
33:BJ:124:VAL:HG23	33:BJ:125:TYR:H	1.77	0.49
49:DZ:19:HIS:C	49:DZ:21:ALA:H	2.15	0.49
4:CB:130:LYS:CA	4:CB:134:LEU:HB2	2.42	0.49
28:DE:58:LYS:O	28:DE:59:PRO:C	2.51	0.49
42:BS:5:ALA:HB3	42:BS:54:ALA:HB2	1.95	0.49
25:BB:1429:G:H2'	25:BB:1430:G:H8	1.78	0.49
32:DI:17:ALA:O	32:DI:18:ASN:HB3	2.13	0.49
14:AL:43:LYS:H	14:AL:44:PRO:CD	2.23	0.49
25:DB:811:U:N3	35:DL:21:ARG:NH2	2.60	0.49
33:BJ:56:VAL:HG12	33:BJ:57:LEU:N	2.27	0.49
36:DM:102:LEU:CD2	36:DM:102:LEU:H	2.26	0.49
26:BC:93:VAL:HG11	26:BC:101:ARG:HB3	1.94	0.49
25:BB:2099:U:H2'	25:BB:2100:G:C8	2.48	0.49

Continued on next page...

Continued from previous page...

Atom-1	Atom-2	Distance(Å)	Clash(Å)
31:DH:104:THR:CA	31:DH:109:GLU:HA	2.41	0.49
25:DB:1439:A:N7	25:DB:1440:U:C2	2.81	0.49
20:AR:32:ILE:CG2	20:AR:58:ILE:HD13	2.40	0.49
4:AB:120:SER:HA	4:AB:125:PHE:CG	2.48	0.49
49:BZ:50:VAL:O	49:BZ:54:VAL:HG22	2.13	0.49
12:AJ:30:LYS:HB3	12:AJ:34:ALA:HB3	1.95	0.49
25:DB:1747:U:H2'	25:DB:1748:C:H6	1.77	0.49
38:BO:24:THR:OG1	38:BO:90:VAL:HG12	2.12	0.49
30:DG:94:ARG:HA	30:DG:127:GLN:HG3	1.94	0.49
44:DU:86:PHE:CE1	44:DU:88:ASP:HB3	2.47	0.49
25:DB:1723:G:H3'	25:DB:1724:G:H8	1.78	0.49
42:DS:18:ARG:HB3	42:DS:76:VAL:HG11	1.93	0.49
1:CA:373:A:H2'	1:CA:374:A:C8	2.48	0.49
1:AA:1262:C:N4	1:AA:1273:C:H42	2.11	0.49
17:CO:42:PHE:HE1	17:CO:55:LEU:HD13	1.77	0.49
7:AE:9:GLU:HG3	7:AE:40:ASP:HB2	1.95	0.49
25:BB:2539:C:O2'	25:BB:2540:C:H5'	2.13	0.49
25:BB:146:A:H2'	25:BB:147:C:H6	1.78	0.49
25:DB:874:G:H5'	25:DB:875:G:OP2	2.12	0.49
9:AG:100:MET:O	9:AG:104:VAL:HG23	2.13	0.49
34:BK:32:ALA:CB	34:BK:38:ILE:HD11	2.43	0.49
25:BB:418:C:H2'	25:BB:419:U:C6	2.47	0.49
25:DB:1711:A:H2'	25:DB:1712:U:H6	1.77	0.49
28:DE:40:ARG:NH1	28:DE:40:ARG:HG3	2.27	0.49
25:BB:414:C:H1'	25:BB:1864:U:H1'	1.93	0.49
10:AH:58:LEU:HD22	10:AH:60:LEU:HD12	1.95	0.49
39:DP:31:VAL:HG12	39:DP:38:ARG:H	1.77	0.49
50:B0:33:SER:HB3	50:B0:35:GLU:HG2	1.94	0.49
25:DB:2199:A:H3'	25:DB:2200:C:C6	2.48	0.49
25:BB:2247:A:O2'	25:BB:2248:C:H5'	2.12	0.49
25:DB:598:U:H2'	25:DB:599:A:C8	2.48	0.49
25:DB:599:A:H2'	25:DB:600:G:H8	1.77	0.49
25:DB:526:A:N6	25:DB:2626:C:H4'	2.27	0.49
1:CA:592:G:H2'	1:CA:593:U:H6	1.78	0.49
25:DB:987:C:H2'	25:DB:988:A:O4'	2.13	0.49
25:DB:49:A:OP1	25:DB:51:G:H5'	2.13	0.49
25:DB:1120:G:O2'	25:DB:1121:C:H5'	2.13	0.49
1:CA:1339:A:H2'	1:CA:1340:A:O4'	2.13	0.49
48:BY:8:GLU:OE1	48:BY:12:GLU:HB3	2.13	0.49
25:BB:776:G:H4'	25:BB:777:G:C5'	2.43	0.49
23:AU:50:SER:C	23:AU:52:VAL:H	2.16	0.49
7:AE:125:LYS:HB2	7:AE:125:LYS:NZ	2.27	0.49

Continued on next page...

Continued from previous page...

Atom-1	Atom-2	Distance(Å)	Clash(Å)
38:BO:2:ASP:HB3	38:BO:5:SER:OG	2.13	0.49
1:CA:1051:C:H2'	1:CA:1052:U:C6	2.47	0.49
25:DB:853:C:H2'	25:DB:854:C:C6	2.47	0.48
1:AA:1250:A:H2'	1:AA:1251:A:C8	2.48	0.48
11:AI:29:ILE:O	11:AI:29:ILE:HG13	2.13	0.48
11:CI:45:MET:O	11:CI:49:GLN:HG3	2.13	0.48
16:AN:51:PRO:HA	16:AN:54:SER:OG	2.13	0.48
1:AA:981:U:C5'	16:AN:60:ARG:HE	2.21	0.48
6:CD:138:PRO:HA	6:CD:181:PHE:HB3	1.94	0.48
6:CD:24:VAL:HG22	6:CD:160:LEU:HB3	1.94	0.48
4:AB:17:HIS:CG	4:AB:18:GLN:N	2.81	0.48
33:DJ:44:TYR:HD2	33:DJ:44:TYR:O	1.96	0.48
41:DR:2:TYR:H	41:DR:42:ALA:CB	2.26	0.48
26:BC:125:PRO:HA	26:BC:191:LEU:O	2.13	0.48
5:CC:100:ILE:HG13	5:CC:101:ASN:N	2.28	0.48
5:CC:76:ILE:HD13	5:CC:83:VAL:CG2	2.42	0.48
1:AA:844:G:N7	1:AA:846:G:N3	2.60	0.48
21:CS:35:ARG:HA	21:CS:70:LEU:HB2	1.95	0.48
27:BD:119:ALA:HB2	27:BD:165:MET:HB2	1.93	0.48
4:CB:159:ALA:O	4:CB:160:LEU:HG	2.12	0.48
29:DF:48:LEU:HD23	29:DF:48:LEU:H	1.78	0.48
5:AC:46:LEU:HD21	5:AC:67:ILE:HD13	1.93	0.48
4:AB:46:VAL:CG1	4:AB:47:PRO:HD3	2.36	0.48
25:DB:2336:A:H4'	25:DB:2337:G:OP1	2.11	0.48
50:B0:42:ILE:HD13	50:B0:48:TYR:HB2	1.95	0.48
21:AS:10:ILE:HD12	21:AS:11:ASP:N	2.28	0.48
27:DD:48:ILE:HG22	27:DD:84:LEU:HD23	1.95	0.48
1:AA:1127:G:O2'	1:AA:1128:C:H5'	2.13	0.48
44:BU:58:VAL:CG1	44:BU:59:GLU:N	2.76	0.48
13:CK:108:ASN:HA	23:CU:6:ARG:CD	2.43	0.48
13:CK:106:ILE:HG12	13:CK:109:ILE:HD11	1.95	0.48
30:BG:117:PRO:HD2	30:BG:120:ILE:HG21	1.95	0.48
48:BY:7:ARG:HH21	48:BY:9:LYS:CD	2.21	0.48
25:BB:274:C:H2'	25:BB:275:C:O4'	2.13	0.48
42:DS:96:ILE:O	42:DS:96:ILE:HG23	2.13	0.48
1:CA:35:G:OP1	14:CL:100:ALA:HB2	2.13	0.48
5:AC:13:ILE:HG22	5:AC:14:VAL:CG1	2.42	0.48
13:AK:79:LYS:HG3	13:AK:80:ASN:H	1.78	0.48
5:CC:147:GLY:CA	5:CC:170:GLY:HA3	2.43	0.48
25:BB:1715:G:OP1	25:BB:1715:G:H2'	2.13	0.48
19:CQ:15:LYS:HG3	19:CQ:16:MET:N	2.28	0.48
25:DB:1081:U:H4'	32:DI:123:ALA:CB	2.43	0.48

Continued on next page...

Continued from previous page...

Atom-1	Atom-2	Distance(Å)	Clash(Å)
25:BB:557:C:H2'	25:BB:558:U:C6	2.49	0.48
1:CA:1385:G:C5'	11:CI:129:ARG:HH22	2.26	0.48
27:DD:174:SER:O	27:DD:175:LEU:HB2	2.13	0.48
25:BB:1723:G:H3'	25:BB:1724:G:H8	1.78	0.48
25:DB:362:A:H2'	25:DB:363:G:H8	1.78	0.48
25:DB:1796:U:H2'	25:DB:1797:G:C8	2.48	0.48
30:DG:38:ASP:CG	30:DG:63:GLN:HG2	2.33	0.48
42:DS:17:VAL:C	42:DS:19:LEU:N	2.66	0.48
24:BA:6:G:O2'	24:BA:7:G:H5'	2.13	0.48
30:BG:148:ARG:HD3	30:BG:152:ARG:HD3	1.95	0.48
36:BM:41:LEU:HD13	36:BM:46:ILE:HG22	1.95	0.48
39:DP:47:ILE:HD11	39:DP:59:THR:HG22	1.95	0.48
14:CL:66:ILE:HG21	14:CL:71:HIS:CD2	2.48	0.48
1:AA:832:G:O2'	1:AA:833:G:H5'	2.13	0.48
25:BB:1164:C:H2'	25:BB:1165:A:H8	1.73	0.48
2:CW:27:U:H2'	2:CW:28:C:H6	1.75	0.48
31:BH:47:PHE:O	31:BH:51:ARG:HG3	2.13	0.48
8:AF:20:GLY:O	8:AF:23:GLU:HB2	2.13	0.48
37:DN:55:ALA:HA	37:DN:80:PHE:CE1	2.48	0.48
1:CA:190:A:O5'	1:CA:190:A:H8	1.96	0.48
22:AT:43:LYS:HG3	22:AT:86:ALA:CB	2.42	0.48
27:BD:29:VAL:HB	27:BD:98:VAL:HG13	1.94	0.48
35:DL:94:THR:O	35:DL:98:ALA:N	2.46	0.48
50:D0:33:SER:C	50:D0:35:GLU:H	2.16	0.48
25:BB:987:C:H2'	25:BB:988:A:O4'	2.13	0.48
25:DB:2008:C:H2'	25:DB:2009:A:C8	2.48	0.48
26:BC:174:ARG:HD3	26:BC:180:MET:CE	2.43	0.48
1:CA:580:C:H2'	1:CA:581:G:C8	2.48	0.48
25:BB:623:C:H2'	25:BB:624:C:C6	2.48	0.48
25:BB:1258:U:H2'	25:BB:1259:G:H8	1.78	0.48
1:AA:52:C:H2'	1:AA:53:A:H8	1.78	0.48
53:D3:31:ILE:HD11	53:D3:34:LYS:CE	2.43	0.48
42:DS:89:ALA:O	42:DS:90:LYS:HB2	2.13	0.48
26:DC:64:VAL:O	26:DC:102:TYR:O	2.31	0.48
6:AD:74:TYR:CE1	6:AD:92:LEU:HB3	2.48	0.48
25:DB:1601:G:H2'	25:DB:1602:U:O4'	2.13	0.48
1:CA:904:U:H2'	1:CA:905:U:C6	2.48	0.48
38:DO:99:TYR:CE1	38:DO:104:GLN:HG3	2.48	0.48
25:BB:191:A:H2'	25:BB:192:C:C6	2.49	0.48
33:BJ:92:MET:HB3	33:BJ:100:VAL:CG2	2.43	0.48
25:BB:2787:C:H2'	25:BB:2788:C:C6	2.47	0.48
1:AA:524:G:H2'	1:AA:525:C:C6	2.48	0.48

Continued on next page...

Continued from previous page...

Atom-1	Atom-2	Distance(Å)	Clash(Å)
25:DB:2787:C:H2'	25:DB:2788:C:C6	2.48	0.48
25:DB:1199:U:H2'	25:DB:1200:C:H6	1.78	0.48
1:AA:1268:G:H2'	1:AA:1269:A:C8	2.47	0.48
8:AF:28:ALA:O	8:AF:70:VAL:HG11	2.12	0.48
25:BB:924:G:H4'	46:BW:24:ARG:NH2	2.27	0.48
7:CE:109:ALA:C	7:CE:111:ARG:H	2.15	0.48
25:DB:1084:A:O2'	25:DB:1106:G:H5'	2.13	0.48
11:CI:33:SER:H	11:CI:36:GLN:HG3	1.78	0.48
1:AA:1321:U:H5''	1:AA:1322:C:OP2	2.13	0.48
16:AN:59:GLN:HA	16:AN:60:ARG:NH1	2.29	0.48
4:AB:20:ARG:NH2	4:AB:36:LYS:HA	2.28	0.48
26:BC:134:ILE:HD12	26:BC:163:ILE:HG13	1.94	0.48
26:BC:86:ARG:HD2	26:BC:90:ILE:HD11	1.95	0.48
20:AR:35:SER:HA	20:AR:71:ASP:OD1	2.13	0.48
21:CS:39:ILE:HB	21:CS:66:VAL:O	2.13	0.48
43:DT:57:VAL:HG13	43:DT:58:VAL:N	2.28	0.48
29:BF:74:ALA:HB3	29:BF:78:ILE:HB	1.95	0.48
4:AB:160:LEU:HD11	4:AB:182:VAL:HG22	1.95	0.48
4:CB:101:THR:C	4:CB:103:TRP:N	2.66	0.48
4:CB:158:ASP:CA	4:CB:180:ILE:HG23	2.39	0.48
4:CB:93:HIS:O	4:CB:146:SER:HB3	2.12	0.48
29:DF:79:ARG:O	29:DF:81:GLY:N	2.44	0.48
33:BJ:44:TYR:CD2	33:BJ:44:TYR:O	2.67	0.48
5:AC:46:LEU:O	5:AC:49:ALA:HB3	2.13	0.48
36:BM:36:VAL:HG21	36:BM:129:THR:HB	1.94	0.48
1:CA:621:A:H2'	1:CA:622:A:C8	2.48	0.48
8:CF:3:HIS:HB2	8:CF:92:THR:CA	2.32	0.48
32:DI:72:THR:HG23	32:DI:112:LYS:NZ	2.27	0.48
1:AA:1053:G:C4'	1:AA:1054:C:H5'	2.42	0.48
1:AA:522:C:N4	14:AL:49:ARG:HH22	1.98	0.48
27:BD:43:ASP:C	27:BD:45:TYR:H	2.16	0.48
13:CK:125:LYS:HA	13:CK:125:LYS:HZ3	1.78	0.48
47:BX:2:ARG:HB2	47:BX:11:PRO:HD3	1.94	0.48
1:AA:1128:C:O2'	1:AA:1129:C:H5'	2.12	0.48
48:BY:56:LEU:O	48:BY:57:LEU:CB	2.61	0.48
1:CA:1236:A:H2'	1:CA:1237:C:C6	2.48	0.48
6:AD:47:LEU:HD12	6:AD:51:GLY:C	2.34	0.48
13:CK:19:VAL:HG12	13:CK:82:GLU:HB2	1.95	0.48
40:DQ:30:VAL:HG11	40:DQ:33:VAL:CG2	2.42	0.48
1:CA:193:C:C4'	22:CT:54:GLN:HG2	2.43	0.48
1:CA:924:C:H2'	1:CA:925:G:H8	1.77	0.48
12:AJ:53:ILE:HG23	16:AN:84:ARG:CD	2.43	0.48

Continued on next page...

Continued from previous page...

Atom-1	Atom-2	Distance(Å)	Clash(Å)
1:AA:1338:G:H2'	1:AA:1339:A:C8	2.48	0.48
42:DS:36:LEU:HA	42:DS:39:THR:OG1	2.13	0.48
25:DB:323:C:H2'	28:DE:163:ASN:OD1	2.13	0.48
11:AI:95:SER:C	11:AI:96:GLU:HG3	2.33	0.48
25:DB:1430:G:H2'	25:DB:1431:A:H8	1.78	0.48
51:B1:8:ILE:N	51:B1:22:THR:O	2.42	0.48
45:DV:30:ILE:HG12	45:DV:91:PHE:CB	2.42	0.48
36:DM:69:PRO:HG2	36:DM:70:ASP:H	1.77	0.48
25:DB:2471:A:HO2'	25:DB:2472:G:H8	1.58	0.48
43:BT:12:ARG:O	43:BT:13:ALA:HB2	2.11	0.48
48:BY:49:ASP:O	48:BY:53:VAL:HG23	2.14	0.48
25:DB:1746:A:H2'	25:DB:1747:U:H6	1.77	0.48
13:AK:35:ASP:HA	13:AK:41:LEU:HD11	1.94	0.48
42:DS:15:GLN:O	42:DS:19:LEU:HB2	2.13	0.48
36:BM:102:LEU:HD22	36:BM:102:LEU:N	2.26	0.48
25:BB:2740:A:H2'	25:BB:2741:A:C8	2.48	0.48
1:CA:1188:A:H2'	1:CA:1189:U:O4'	2.12	0.48
25:BB:2661:G:H2'	25:BB:2662:A:O4'	2.13	0.48
1:CA:832:G:O2'	1:CA:833:G:H5'	2.13	0.48
31:BH:54:LEU:O	31:BH:58:LEU:HB2	2.13	0.48
25:DB:2415:G:C4'	35:DL:66:PHE:HB2	2.42	0.48
25:DB:1231:U:H2'	25:DB:1232:G:C8	2.47	0.48
25:BB:1656:C:P	27:BD:141:ARG:HH11	2.36	0.48
25:DB:2391:G:O6	25:DB:2425:A:H8	1.95	0.48
28:DE:97:ASN:ND2	28:DE:97:ASN:N	2.61	0.48
27:BD:78:GLY:C	27:BD:79:LEU:HD22	2.33	0.48
25:BB:598:U:H2'	25:BB:599:A:C8	2.48	0.48
38:BO:15:ARG:HH21	38:BO:95:SER:CB	2.26	0.48
7:CE:23:THR:CB	7:CE:27:GLY:H	2.26	0.48
25:BB:1259:G:O2'	25:BB:1260:A:H5'	2.13	0.48
25:DB:438:G:H2'	25:DB:439:A:H8	1.78	0.48
25:DB:2523:G:O2'	25:DB:2524:G:H5'	2.13	0.48
1:CA:1522:U:O2'	1:CA:1523:G:H5'	2.13	0.48
28:DE:4:VAL:HG13	28:DE:9:GLN:HA	1.95	0.48
1:AA:398:U:H2'	1:AA:399:G:C8	2.48	0.48
25:BB:2304:G:H22	25:BB:2312:U:H3	1.61	0.48
1:AA:591:U:OP1	10:AH:30:LYS:HE2	2.13	0.48
1:AA:1409:C:O2'	1:AA:1410:A:H5'	2.13	0.48
28:BE:24:ASN:C	28:BE:24:ASN:HD22	2.14	0.48
25:DB:2851:A:H2'	25:DB:2852:G:C8	2.48	0.48
4:AB:173:LYS:HD3	4:AB:173:LYS:O	2.13	0.48
25:BB:2367:G:O2'	25:BB:2368:C:H5'	2.14	0.48

Continued on next page...

Continued from previous page...

Atom-1	Atom-2	Distance(Å)	Clash(Å)
46:DW:30:VAL:HG23	46:DW:59:PHE:CE2	2.48	0.48
46:BW:65:LYS:NZ	46:BW:84:GLU:HB3	2.28	0.48
7:CE:11:GLN:NE2	7:CE:13:LYS:HE3	2.24	0.48
10:CH:46:GLU:HB2	10:CH:61:THR:CB	2.44	0.48
25:DB:1101:U:O2'	25:DB:1102:C:H5'	2.12	0.48
1:AA:1226:C:C4	15:AM:102:LYS:HB3	2.47	0.48
16:AN:50:LEU:H	16:AN:51:PRO:HD2	1.78	0.48
1:AA:1317:C:N4	16:AN:52:ARG:NH2	2.61	0.48
6:CD:164:ARG:O	6:CD:166:LYS:N	2.46	0.48
26:DC:145:MET:HB2	26:DC:152:GLN:HE21	1.77	0.48
43:BT:84:TYR:O	43:BT:86:THR:HG23	2.13	0.48
5:CC:36:PHE:O	5:CC:39:ARG:HB2	2.14	0.48
5:CC:59:PRO:HD2	5:CC:63:ILE:CA	2.43	0.48
16:CN:92:ILE:CG2	16:CN:95:LEU:HB2	2.42	0.48
16:CN:23:ARG:HA	16:CN:26:LEU:CD1	2.42	0.48
16:CN:29:ILE:H	16:CN:29:ILE:CD1	2.26	0.48
29:DF:69:ALA:HB2	29:DF:82:TYR:HD1	1.78	0.48
29:DF:74:ALA:HB3	29:DF:78:ILE:HB	1.95	0.48
40:BQ:91:ARG:HB2	40:BQ:94:LEU:HB2	1.95	0.48
29:DF:168:LEU:CD2	29:DF:169:LEU:H	2.16	0.48
18:AP:74:LEU:O	18:AP:78:VAL:HG12	2.13	0.48
22:CT:68:LYS:HB2	22:CT:70:LYS:HG3	1.95	0.48
1:AA:15:G:O2'	7:AE:28:ARG:NE	2.47	0.48
44:DU:35:VAL:HB	44:DU:38:ILE:CB	2.43	0.48
25:BB:2305:U:O4'	29:BF:130:GLY:HA3	2.13	0.48
40:BQ:29:ARG:O	40:BQ:30:VAL:CB	2.59	0.48
30:BG:117:PRO:O	30:BG:120:ILE:HG22	2.14	0.48
6:AD:84:ASN:O	6:AD:88:ASN:HB2	2.14	0.48
27:BD:182:ALA:C	27:BD:184:ARG:N	2.66	0.48
12:AJ:53:ILE:HG23	16:AN:84:ARG:NE	2.28	0.48
26:BC:95:TYR:C	26:BC:97:ASP:H	2.16	0.48
7:AE:17:VAL:O	7:AE:17:VAL:HG13	2.13	0.48
1:AA:238:A:H3'	1:AA:239:U:H5''	1.94	0.48
1:AA:1344:C:H5'	11:AI:122:ARG:HA	1.95	0.48
25:BB:2295:C:OP2	38:BO:10:ARG:HG3	2.13	0.48
25:DB:665:U:H2'	25:DB:666:A:C8	2.48	0.48
19:CQ:41:THR:HG22	19:CQ:43:LEU:HD11	1.94	0.48
1:AA:1242:G:H2'	1:AA:1243:C:C6	2.48	0.48
53:B3:21:PHE:HE2	53:B3:61:LEU:HD12	1.78	0.48
25:DB:2295:C:O2'	25:DB:2296:U:H5'	2.13	0.48
9:CG:110:ARG:NE	9:CG:122:GLU:HB2	2.27	0.48
5:CC:10:ARG:O	5:CC:13:ILE:O	2.31	0.48

Continued on next page...

Continued from previous page...

Atom-1	Atom-2	Distance(Å)	Clash(Å)
34:BK:106:LEU:C	34:BK:108:SER:H	2.16	0.48
8:AF:86:ARG:HD3	20:AR:63:TYR:O	2.13	0.48
25:DB:2297:A:N6	25:DB:2319:G:H1'	2.29	0.48
12:AJ:83:THR:O	12:AJ:86:ALA:HB3	2.13	0.48
1:AA:984:C:H2'	1:AA:985:C:H6	1.79	0.48
25:BB:2297:A:N6	25:BB:2319:G:H1'	2.29	0.48
25:DB:2547:A:H2'	25:DB:2548:U:H6	1.79	0.48
34:DK:39:LYS:HZ2	34:DK:88:ASN:HD21	1.59	0.48
25:DB:900:A:H2'	25:DB:901:C:H6	1.77	0.48
1:AA:373:A:H2'	1:AA:374:A:H8	1.78	0.48
1:CA:667:G:H4'	17:CO:50:HIS:CG	2.49	0.48
54:D4:11:CYS:SG	54:D4:13:ASN:HB2	2.54	0.48
25:BB:287:G:H2'	25:BB:288:U:H6	1.76	0.48
28:BE:17:THR:HB	28:BE:21:ARG:HH22	1.78	0.48
18:CP:7:ALA:HB1	18:CP:9:HIS:HE1	1.79	0.48
1:AA:394:G:H2'	1:AA:395:C:H6	1.79	0.48
28:BE:159:LEU:O	28:BE:162:ARG:HB2	2.13	0.48
25:DB:836:G:H2'	25:DB:837:C:C6	2.47	0.48
38:DO:79:ALA:O	38:DO:83:LEU:HB2	2.13	0.48
1:AA:1230:C:H2'	1:AA:1231:G:H8	1.78	0.48
25:BB:2889:C:O2'	25:BB:2890:G:H5'	2.13	0.48
32:DI:10:LEU:O	32:DI:10:LEU:HD12	2.13	0.48
25:BB:198:C:H6	25:BB:198:C:O5'	1.96	0.48
25:DB:191:A:H2'	25:DB:192:C:C6	2.47	0.48
18:AP:3:THR:HB	18:AP:66:THR:OG1	2.12	0.48
25:DB:2269:G:O3'	46:DW:18:LYS:HE3	2.14	0.48
1:CA:857:C:H2'	1:CA:858:G:O4'	2.13	0.48
8:CF:81:ASN:OD1	8:CF:83:ALA:HB3	2.12	0.48
39:DP:75:THR:CG2	39:DP:76:HIS:H	2.12	0.48
33:DJ:44:TYR:O	33:DJ:44:TYR:CD2	2.67	0.48
26:BC:66:PHE:HB3	26:BC:142:ASN:HD21	1.78	0.48
1:CA:975:A:OP2	1:CA:975:A:H4'	2.12	0.48
19:AQ:4:ILE:CD1	19:AQ:6:THR:H	2.17	0.48
21:CS:39:ILE:HA	21:CS:43:MET:SD	2.54	0.48
31:BH:132:PHE:CD2	31:BH:134:VAL:HB	2.47	0.48
35:DL:143:GLU:CG	35:DL:144:GLU:H	2.25	0.48
23:CU:24:LYS:N	23:CU:28:LEU:HD12	2.27	0.48
27:DD:179:ARG:HB2	27:DD:188:LEU:HG	1.94	0.48
34:DK:72:ASP:O	39:DP:74:GLN:HG3	2.13	0.48
30:BG:8:VAL:O	30:BG:9:VAL:HB	2.13	0.48
27:BD:201:LEU:O	27:BD:201:LEU:HD12	2.12	0.48
33:BJ:64:VAL:HG13	33:BJ:65:THR:N	2.27	0.48

Continued on next page...

Continued from previous page...

Atom-1	Atom-2	Distance(Å)	Clash(Å)
7:AE:105:ILE:HD12	7:AE:123:LEU:HD23	1.95	0.48
44:DU:92:VAL:HG12	44:DU:93:ARG:O	2.14	0.48
12:CJ:17:LEU:CD1	12:CJ:21:ALA:HB3	2.43	0.48
1:CA:976:G:OP1	16:CN:70:HIS:HA	2.12	0.48
30:BG:83:THR:C	30:BG:84:LYS:HD3	2.34	0.48
25:BB:2037:A:H2'	25:BB:2038:G:C8	2.49	0.48
25:BB:981:A:H4'	25:BB:2037:A:H5'	1.95	0.48
44:DU:26:ASN:ND2	44:DU:26:ASN:N	2.61	0.48
24:DA:97:C:O2'	25:DB:918:A:H5''	2.14	0.48
1:AA:864:A:H2'	1:AA:865:A:C8	2.48	0.48
32:BI:21:PRO:CB	32:BI:22:PRO:HD3	2.39	0.48
5:CC:105:VAL:HG12	5:CC:106:ARG:H	1.78	0.48
26:DC:93:VAL:HG11	26:DC:101:ARG:HB3	1.94	0.48
1:AA:505:G:H2'	1:AA:506:G:C8	2.48	0.48
25:DB:2881:U:H2'	25:DB:2882:A:C8	2.48	0.48
1:AA:1422:G:O2'	1:AA:1423:G:H5'	2.14	0.48
36:DM:43:ALA:HB2	36:DM:69:PRO:HB3	1.94	0.48
1:AA:474:G:H2'	1:AA:475:C:H6	1.78	0.48
34:BK:109:GLU:HA	34:BK:112:MET:HG2	1.94	0.48
25:BB:558:U:O3'	33:BJ:111:LYS:HE2	2.14	0.48
1:AA:455:G:H2'	1:AA:456:A:C8	2.47	0.48
25:BB:929:U:O2'	25:BB:930:G:H5'	2.13	0.48
43:DT:12:ARG:O	43:DT:13:ALA:HB2	2.12	0.48
25:DB:2438:U:O3'	25:DB:2439:A:H3'	2.13	0.48
1:AA:724:G:O2'	1:AA:725:G:H5'	2.14	0.48
35:BL:137:ALA:C	35:BL:139:GLY:H	2.14	0.48
25:DB:756:A:H2'	25:DB:757:G:O4'	2.14	0.48
2:CW:28:C:H2'	2:CW:29:G:C8	2.49	0.48
25:BB:1029:A:H2'	25:BB:1030:C:O4'	2.13	0.48
1:AA:1382:C:H2'	1:AA:1383:C:C6	2.48	0.48
24:BA:62:C:O2'	24:BA:63:C:H5'	2.13	0.48
36:DM:105:MET:HG2	36:DM:108:VAL:HG12	1.95	0.48
25:BB:2869:G:H2'	25:BB:2870:C:C6	2.49	0.48
25:DB:2868:A:H2'	25:DB:2869:G:C8	2.48	0.48
15:AM:48:SER:H	15:AM:51:GLN:HG3	1.77	0.48
35:BL:56:PRO:O	35:BL:60:ARG:HB2	2.14	0.48
10:CH:9:MET:O	10:CH:13:ILE:HG13	2.14	0.48
1:AA:1210:C:C2'	1:AA:1211:U:H5'	2.44	0.48
25:DB:2773:C:H2'	25:DB:2774:C:H6	1.78	0.48
25:BB:1219:U:H2'	25:BB:1220:G:H8	1.78	0.48
25:DB:2216:G:H2'	25:DB:2217:G:H8	1.78	0.48
25:DB:776:G:H4'	25:DB:777:G:C5'	2.44	0.48

Continued on next page...

Continued from previous page...

Atom-1	Atom-2	Distance(Å)	Clash(Å)
1:CA:366:A:O2'	1:CA:394:G:N2	2.46	0.48
25:BB:438:G:H2'	25:BB:439:A:C8	2.48	0.48
26:BC:157:ALA:HB1	26:BC:196:ASN:HB2	1.95	0.48
25:BB:1687:G:H2'	25:BB:1688:U:C6	2.48	0.48
25:DB:1833:C:H2'	25:DB:1834:U:H6	1.78	0.48
42:BS:55:ILE:O	42:BS:59:GLU:HG2	2.12	0.48
32:BI:72:THR:HG21	32:BI:111:THR:O	2.13	0.48
25:DB:643:A:C8	25:DB:644:A:H8	2.31	0.48
38:BO:61:GLN:N	38:BO:61:GLN:HE21	2.11	0.48
33:DJ:95:ARG:HD3	33:DJ:95:ARG:O	2.13	0.48
25:DB:352:A:N3	25:DB:352:A:H2'	2.28	0.48
4:AB:72:LYS:HE2	4:AB:72:LYS:HA	1.95	0.48
26:DC:107:LYS:HZ2	26:DC:193:GLU:HB2	1.79	0.48
1:CA:317:U:H2'	1:CA:318:G:H8	1.78	0.48
16:CN:48:GLN:HE21	16:CN:49:THR:CG2	2.26	0.48
4:AB:18:GLN:NE2	4:AB:18:GLN:HA	2.29	0.48
33:DJ:3:THR:O	33:DJ:4:PHE:O	2.31	0.48
4:CB:163:ILE:HG12	4:CB:203:ASP:O	2.13	0.48
27:DD:119:ALA:HB2	27:DD:165:MET:HB2	1.95	0.48
35:DL:92:LEU:HD23	35:DL:92:LEU:H	1.78	0.48
45:BV:80:HIS:CD2	45:BV:81:PRO:HD2	2.48	0.48
18:AP:51:ARG:NH1	18:AP:53:ASP:H	2.11	0.48
18:AP:78:VAL:O	18:AP:80:LYS:N	2.47	0.48
29:BF:91:ARG:C	29:BF:95:MET:HB2	2.34	0.48
27:BD:204:LYS:HG2	27:BD:205:PRO:CD	2.43	0.48
25:DB:2230:G:H2'	25:DB:2231:U:H6	1.77	0.48
27:BD:54:ALA:HA	27:BD:76:GLY:H	1.79	0.48
46:DW:9:THR:OG1	46:DW:10:ARG:N	2.40	0.48
32:DI:79:LEU:HD12	32:DI:135:MET:SD	2.53	0.48
21:AS:18:VAL:HG22	21:AS:19:GLU:N	2.27	0.48
4:CB:148:GLY:HA2	4:CB:151:LYS:CE	2.43	0.48
6:AD:61:ARG:NH1	6:AD:68:GLU:HA	2.22	0.48
30:BG:116:LEU:HD21	30:BG:122:ALA:CB	2.43	0.48
30:BG:86:LEU:HA	30:BG:163:TYR:HB3	1.94	0.48
25:BB:2041:U:H2'	25:BB:2042:A:C8	2.47	0.48
43:BT:2:ILE:HB	43:BT:3:ARG:HD3	1.94	0.48
30:DG:6:ALA:O	30:DG:68:ARG:HD3	2.14	0.48
41:BR:30:GLY:HA2	41:BR:63:VAL:HG23	1.94	0.48
25:DB:28:A:N6	25:DB:512:G:O2'	2.46	0.48
1:CA:487:A:H3'	1:CA:488:C:H6	1.78	0.48
25:BB:195:A:H5''	35:BL:47:ARG:HH22	1.78	0.48
20:AR:56:ARG:HA	20:AR:59:LYS:HZ2	1.79	0.48

Continued on next page...

Continued from previous page...

Atom-1	Atom-2	Distance(Å)	Clash(Å)
1:CA:183:C:O2	1:CA:183:C:O4'	2.30	0.48
4:AB:113:LEU:CA	4:AB:143:LEU:HD13	2.44	0.48
4:AB:114:LYS:HE2	4:AB:151:LYS:CG	2.43	0.48
1:AA:675:A:OP1	20:AR:73:HIS:HB3	2.13	0.48
25:BB:96:C:H4'	48:BY:41:HIS:CE1	2.48	0.48
25:DB:2377:A:H2'	25:DB:2378:A:H8	1.76	0.48
25:DB:2758:A:H4'	30:DG:63:GLN:HE22	1.79	0.48
30:DG:37:ASN:O	30:DG:38:ASP:HB3	2.14	0.48
25:BB:100:U:H1'	25:BB:101:A:C2	2.48	0.48
25:DB:1203:U:H1'	35:DL:4:ASN:HD21	1.79	0.48
9:CG:59:GLU:HG2	9:CG:63:VAL:HB	1.95	0.48
1:AA:600:A:C5'	10:AH:120:LEU:HA	2.43	0.48
25:BB:677:A:O2'	25:BB:2071:A:H5'	2.13	0.48
25:DB:2688:G:H1'	25:DB:2721:A:H61	1.77	0.48
26:BC:173:LEU:HD22	26:BC:181:ARG:O	2.13	0.48
25:DB:1150:C:O2'	25:DB:1151:A:H5'	2.14	0.48
25:BB:184:C:H2'	25:BB:185:G:C8	2.46	0.48
25:DB:589:U:H2'	25:DB:590:A:H8	1.78	0.48
32:BI:52:LEU:HD12	32:BI:52:LEU:N	2.29	0.48
25:DB:2772:C:H2'	25:DB:2773:C:H6	1.78	0.48
25:BB:2849:U:C4	25:BB:2867:G:H1'	2.48	0.48
41:DR:78:ARG:HB2	41:DR:83:TYR:HD1	1.79	0.48
25:DB:1190:G:H2'	25:DB:1191:G:H8	1.78	0.48
1:AA:775:G:H2'	1:AA:776:G:H8	1.78	0.48
1:CA:1036:A:H2'	1:CA:1037:C:O4'	2.13	0.48
28:BE:155:GLU:O	28:BE:159:LEU:HD13	2.13	0.48
10:AH:104:SER:HA	10:AH:109:VAL:HA	1.96	0.48
18:AP:79:ASN:HB3	18:AP:82:ALA:HB3	1.95	0.48
10:AH:63:LYS:HB2	10:AH:63:LYS:NZ	2.28	0.48
25:BB:2000:C:O2'	25:BB:2001:C:H5'	2.12	0.48
45:BV:31:TYR:O	45:BV:92:VAL:HA	2.14	0.48
25:BB:2335:A:OP1	38:BO:13:ARG:HD2	2.13	0.48
1:AA:1434:A:H2'	1:AA:1435:G:O4'	2.14	0.48
25:BB:1961:C:O2'	25:BB:1962:C:H5'	2.14	0.48
25:BB:131:A:H2'	25:BB:132:G:H8	1.77	0.48
25:BB:949:G:O2'	25:BB:950:G:H5'	2.13	0.48
25:DB:660:C:H2'	25:DB:661:A:H8	1.77	0.48
25:BB:990:A:H1'	25:BB:1156:A:N3	2.28	0.48
46:DW:61:LYS:HB3	46:DW:62:ALA:H	1.42	0.48
1:CA:865:A:H2'	1:CA:866:C:C6	2.49	0.48
7:CE:156:ARG:HG2	10:CH:63:LYS:HZ3	1.77	0.48
7:CE:84:VAL:HG12	7:CE:85:LYS:H	1.79	0.48

Continued on next page...

Continued from previous page...

Atom-1	Atom-2	Distance(Å)	Clash(Å)
11:CI:79:ARG:NH2	11:CI:102:PHE:HA	2.29	0.48
6:CD:106:PHE:CD1	6:CD:144:ILE:HD11	2.48	0.48
26:DC:184:GLU:O	26:DC:185:ALA:HB3	2.13	0.48
43:BT:38:ALA:HB2	43:BT:81:LYS:NZ	2.24	0.48
5:CC:129:PHE:O	5:CC:133:MET:HG2	2.14	0.48
19:AQ:8:GLN:HG3	19:AQ:59:GLU:OE1	2.14	0.48
21:CS:36:ARG:HH11	21:CS:36:ARG:HG2	1.79	0.48
39:DP:63:ILE:CA	39:DP:68:GLY:HA2	2.29	0.48
4:CB:69:VAL:N	4:CB:79:VAL:HG21	2.26	0.48
8:AF:61:LEU:HD11	20:AR:23:LYS:HE2	1.96	0.48
8:CF:75:GLU:O	8:CF:79:ARG:HG2	2.14	0.48
30:BG:25:ILE:CG2	30:BG:78:VAL:HG21	2.43	0.48
25:BB:2316:G:H2'	25:BB:2317:A:H8	1.78	0.48
27:BD:12:THR:N	27:BD:24:VAL:HG12	2.28	0.48
27:BD:50:VAL:HG22	27:BD:80:TRP:O	2.13	0.48
18:CP:6:LEU:HD23	18:CP:17:TYR:CB	2.44	0.48
18:CP:67:ILE:HD11	18:CP:71:VAL:CG2	2.44	0.48
25:BB:686:U:H2'	25:BB:788:A:N1	2.27	0.48
15:CM:32:ILE:HG23	15:CM:33:LEU:N	2.29	0.48
28:DE:176:ASP:OD1	28:DE:178:VAL:HG12	2.14	0.48
4:AB:9:LEU:H	4:AB:9:LEU:HD13	1.78	0.48
1:AA:1346:A:H2'	9:AG:9:ARG:HH22	1.78	0.48
1:AA:202:G:H21	1:AA:465:A:H61	1.60	0.48
6:AD:117:VAL:HG22	6:AD:122:ILE:HG13	1.93	0.48
5:AC:8:GLY:HA3	16:AN:88:MET:SD	2.54	0.48
33:DJ:81:ILE:HG12	33:DJ:82:GLY:N	2.28	0.48
1:AA:1079:G:H2'	1:AA:1080:A:C8	2.49	0.48
7:AE:55:VAL:N	7:AE:56:PRO:HD2	2.27	0.48
11:AI:119:LYS:NZ	11:AI:119:LYS:HB3	2.28	0.48
11:CI:105:ARG:HD3	11:CI:106:ASP:N	2.29	0.48
37:DN:99:LYS:HA	37:DN:111:ALA:HA	1.95	0.48
20:CR:46:THR:HB	20:CR:50:TYR:HD1	1.79	0.48
17:CO:6:ALA:O	17:CO:9:LYS:HB3	2.13	0.48
25:BB:825:A:H2'	25:BB:826:U:O4'	2.13	0.48
1:CA:457:G:H2'	1:CA:458:U:C6	2.48	0.48
1:AA:745:G:H2'	1:AA:746:A:H8	1.78	0.48
24:DA:5:U:O2'	24:DA:6:G:H5'	2.13	0.48
40:DQ:43:GLN:NE2	41:DR:77:PHE:HB3	2.28	0.48
28:BE:29:HIS:NE2	35:BL:8:PRO:HG3	2.28	0.48
10:AH:79:ARG:O	10:AH:83:ARG:HD3	2.14	0.48
30:BG:145:ALA:CA	30:BG:148:ARG:HE	2.26	0.48
9:AG:16:LYS:HA	9:AG:16:LYS:HZ3	1.78	0.48

Continued on next page...

Continued from previous page...

Atom-1	Atom-2	Distance(Å)	Clash(Å)
1:AA:419:C:H2'	1:AA:420:U:H6	1.77	0.48
25:DB:1685:C:H2'	25:DB:1686:C:H6	1.78	0.48
35:DL:120:VAL:HG12	35:DL:121:THR:N	2.28	0.48
35:BL:120:VAL:HG12	35:BL:121:THR:N	2.28	0.48
31:BH:2:GLN:HB2	31:BH:39:ALA:HB3	1.96	0.48
9:AG:71:THR:O	9:AG:72:VAL:HG13	2.13	0.48
1:AA:1464:U:H2'	1:AA:1465:A:H8	1.78	0.48
1:CA:532:A:H62	1:CA:1207:G:H5'	1.78	0.48
25:DB:1010:A:N3	25:DB:1153:C:H1'	2.29	0.48
1:CA:878:A:C5'	10:CH:80:PRO:HG2	2.43	0.48
22:CT:37:ALA:HB2	22:CT:45:ALA:HB3	1.96	0.48
37:BN:55:ALA:HA	37:BN:80:PHE:CE1	2.48	0.48
37:BN:55:ALA:CB	37:BN:84:GLY:HA2	2.43	0.48
25:DB:1570:A:H5'	26:DC:35:LYS:HG2	1.95	0.48
25:BB:1032:A:O2'	25:BB:1033:U:H5'	2.13	0.48
10:AH:25:THR:HG22	10:AH:26:MET:N	2.28	0.48
10:AH:24:VAL:HG22	10:AH:25:THR:N	2.28	0.48
44:BU:10:VAL:O	44:BU:21:ARG:HA	2.13	0.48
17:AO:34:GLN:HB3	17:AO:58:MET:HE1	1.96	0.48
15:AM:70:ARG:NH1	15:AM:70:ARG:HG2	2.28	0.48
25:DB:1783:A:N1	25:DB:2587:A:H2'	2.28	0.48
25:BB:2849:U:O4	25:BB:2867:G:H8	1.96	0.48
25:BB:2875:C:H2'	25:BB:2876:G:C8	2.47	0.48
1:AA:957:U:H4'	21:AS:78:THR:CB	2.44	0.48
25:BB:1720:U:O2'	25:BB:1721:G:H5'	2.13	0.48
25:DB:1463:C:H2'	25:DB:1464:G:C8	2.48	0.48
27:BD:110:THR:HG23	27:BD:171:THR:HA	1.94	0.48
1:AA:366:A:O2'	1:AA:394:G:N2	2.46	0.48
25:DB:990:A:H1'	25:DB:1156:A:N3	2.28	0.48
25:BB:907:G:O2'	25:BB:908:C:H5'	2.14	0.48
10:AH:87:ARG:HD2	10:AH:90:GLU:OE2	2.13	0.48
24:DA:21:G:H2'	24:DA:22:U:C6	2.49	0.48
52:D2:18:PHE:HD2	52:D2:43:THR:HG21	1.79	0.48
25:BB:1147:A:H2'	25:BB:1148:U:C6	2.49	0.48
25:DB:672:C:H2'	25:DB:673:C:C6	2.48	0.48
25:DB:1668:A:O2'	25:DB:1674:G:N7	2.40	0.48
25:BB:2267:A:H8	25:BB:2268:A:OP1	1.96	0.48
10:CH:77:VAL:CG2	10:CH:126:CYS:HA	2.39	0.48
39:DP:58:PHE:CG	39:DP:73:PHE:HB2	2.49	0.48
11:CI:18:VAL:HA	11:CI:63:TYR:O	2.13	0.48
15:AM:79:LEU:O	15:AM:87:GLY:HA2	2.13	0.48
11:AI:32:ARG:HA	11:AI:36:GLN:NE2	2.29	0.48

Continued on next page...

Continued from previous page...

Atom-1	Atom-2	Distance(Å)	Clash(Å)
4:CB:30:ILE:HG12	4:CB:41:ASN:H	1.78	0.48
33:DJ:4:PHE:C	33:DJ:44:TYR:HE2	2.17	0.48
33:DJ:3:THR:HB	33:DJ:44:TYR:OH	2.13	0.48
40:DQ:91:ARG:HD3	41:DR:11:GLN:OE1	2.14	0.48
26:BC:83:ASP:HA	26:BC:84:PRO:HD3	1.75	0.48
43:BT:39:THR:HG23	43:BT:40:LYS:N	2.28	0.48
43:BT:57:VAL:HG13	43:BT:58:VAL:N	2.27	0.48
5:CC:197:VAL:HG12	5:CC:198:LYS:N	2.29	0.48
31:BH:104:THR:CA	31:BH:109:GLU:HA	2.44	0.48
33:BJ:13:ARG:O	33:BJ:14:ASP:HB2	2.14	0.48
41:BR:51:VAL:HB	41:BR:52:PRO:CD	2.40	0.48
13:CK:110:THR:HG22	23:CU:3:ILE:C	2.33	0.48
54:D4:3:VAL:HG23	54:D4:4:ARG:N	2.28	0.48
29:BF:163:GLU:C	29:BF:166:ARG:NE	2.64	0.48
27:BD:172:VAL:CG1	27:BD:175:LEU:HD11	2.43	0.48
29:DF:65:LEU:HD23	29:DF:87:LYS:HD2	1.95	0.48
47:DX:2:ARG:HA	47:DX:32:LEU:HD21	1.94	0.48
47:DX:69:GLU:O	47:DX:71:ARG:N	2.41	0.48
5:AC:62:SER:HB3	5:AC:97:PRO:O	2.12	0.48
7:AE:22:LYS:HB3	7:AE:29:ILE:HD11	1.96	0.48
27:DD:5:VAL:HG21	27:DD:80:TRP:CE3	2.49	0.48
7:AE:100:GLU:HA	7:AE:121:ASN:OD1	2.13	0.48
45:DV:65:VAL:C	45:DV:67:GLY:H	2.17	0.48
1:AA:493:A:H5'	1:AA:494:G:OP2	2.14	0.48
1:AA:409:U:H5''	6:AD:24:VAL:HG11	1.95	0.48
40:DQ:4:LYS:CD	40:DQ:7:VAL:HG22	2.43	0.48
15:AM:56:ARG:O	15:AM:59:VAL:HG12	2.14	0.48
6:CD:27:ILE:C	6:CD:29:THR:H	2.17	0.48
40:BQ:7:VAL:HG23	40:BQ:8:ILE:H	1.78	0.48
9:AG:86:VAL:HG13	9:AG:151:ALA:HB2	1.96	0.48
25:BB:138:U:H2'	25:BB:140:C:C1'	2.44	0.48
30:DG:8:VAL:O	30:DG:9:VAL:HB	2.12	0.48
1:CA:1160:G:H5''	4:CB:130:LYS:CG	2.43	0.48
32:DI:19:PRO:HB2	32:DI:22:PRO:HD2	1.95	0.48
5:CC:110:LEU:HD12	5:CC:203:LYS:HE3	1.95	0.48
5:AC:12:GLY:O	5:AC:13:ILE:HD13	2.13	0.48
9:CG:134:VAL:O	9:CG:138:GLU:HB2	2.14	0.48
25:DB:2882:A:H2'	25:DB:2883:A:H5''	1.96	0.48
5:CC:13:ILE:O	5:CC:14:VAL:HG22	2.14	0.48
4:AB:113:LEU:HD23	4:AB:114:LYS:HG2	1.96	0.48
20:AR:31:TYR:O	20:AR:39:VAL:HG22	2.13	0.48
44:BU:86:PHE:CE1	44:BU:88:ASP:HB3	2.49	0.48

Continued on next page...

Continued from previous page...

Atom-1	Atom-2	Distance(Å)	Clash(Å)
30:BG:38:ASP:CG	30:BG:63:GLN:HG2	2.34	0.48
1:CA:423:G:H2'	1:CA:424:G:H4'	1.96	0.48
50:D0:11:LYS:HD2	50:D0:14:MET:HE2	1.96	0.48
1:CA:1012:A:O2'	1:CA:1013:G:H5'	2.14	0.48
42:BS:76:VAL:CG2	42:BS:101:SER:HB2	2.44	0.48
25:BB:350:G:O2'	25:BB:351:C:H5'	2.13	0.48
1:CA:947:G:H5''	15:CM:106:ARG:O	2.13	0.48
25:DB:2539:C:O2'	25:DB:2540:C:H5'	2.12	0.48
1:CA:1409:C:O2'	1:CA:1410:A:H5'	2.13	0.48
25:DB:1576:U:O2'	25:DB:1577:C:H5'	2.14	0.48
25:DB:360:U:H2'	25:DB:361:G:C1'	2.43	0.48
25:BB:1212:G:H1'	25:BB:1236:G:N2	2.28	0.48
25:DB:2462:C:H2'	25:DB:2463:C:C6	2.49	0.48
52:B2:46:LYS:N	52:B2:46:LYS:HD2	2.29	0.48
32:BI:56:VAL:CG2	32:BI:68:PHE:HB2	2.43	0.48
30:DG:34:ARG:HH11	30:DG:34:ARG:H	1.61	0.48
9:AG:93:VAL:HG23	9:AG:94:ARG:N	2.29	0.48
25:BB:521:U:H2'	25:BB:522:A:C8	2.48	0.48
40:BQ:85:ALA:O	40:BQ:86:SER:C	2.51	0.48
1:AA:1014:A:C2	1:AA:1219:A:H1'	2.49	0.48
46:BW:70:VAL:HA	46:BW:76:ARG:O	2.14	0.48
25:BB:821:A:H5''	25:BB:822:G:O5'	2.13	0.48
1:CA:1210:C:C2'	1:CA:1211:U:H5'	2.44	0.48
1:AA:1533:C:H2'	1:AA:1534:A:H5''	1.96	0.48
25:DB:2543:G:H2'	25:DB:2544:G:C8	2.49	0.48
42:BS:66:ILE:H	42:BS:66:ILE:HD13	1.78	0.48
26:DC:107:LYS:HD3	26:DC:193:GLU:HB2	1.96	0.48
28:BE:134:LEU:O	28:BE:138:LEU:HG	2.13	0.48
25:DB:2082:A:H2'	25:DB:2083:G:O4'	2.13	0.48
1:AA:847:G:H2'	1:AA:848:C:H6	1.79	0.48
24:DA:25:U:H4'	24:DA:26:C:OP1	2.12	0.48
25:BB:53:A:H2'	25:BB:54:G:O4'	2.14	0.48
34:BK:94:ILE:O	34:BK:94:ILE:HG23	2.14	0.48
1:AA:317:U:H2'	1:AA:318:G:H8	1.78	0.48
25:DB:907:G:O2'	25:DB:908:C:H5'	2.13	0.48
25:DB:2578:G:H4'	25:DB:2578:G:OP2	2.12	0.48
25:DB:53:A:H2'	25:DB:54:G:O4'	2.14	0.48
34:DK:40:ILE:HG23	34:DK:41:THR:N	2.28	0.48
34:DK:100:GLY:O	34:DK:119:PRO:HB2	2.14	0.48
29:DF:160:LYS:HG2	29:DF:164:GLU:CD	2.33	0.48
1:CA:600:A:H2'	1:CA:601:G:C8	2.49	0.48
25:DB:1098:A:N3	32:DI:4:VAL:HA	2.28	0.48

Continued on next page...

Continued from previous page...

Atom-1	Atom-2	Distance(Å)	Clash(Å)
25:DB:1098:A:C5	32:DI:3:LYS:HB3	2.48	0.48
1:AA:1320:C:H41	21:AS:36:ARG:HB3	1.79	0.48
4:CB:41:ASN:ND2	4:CB:44:LYS:H	1.95	0.48
25:DB:6:A:H2'	25:DB:7:G:C8	2.49	0.48
5:CC:121:SER:O	5:CC:125:ARG:HG3	2.14	0.48
43:DT:39:THR:HG23	43:DT:40:LYS:N	2.28	0.48
39:BP:62:LYS:HD3	39:BP:64:SER:HB2	1.95	0.48
4:AB:83:ALA:HB1	4:AB:90:PHE:HB3	1.95	0.48
31:DH:29:PHE:O	31:DH:33:GLN:HB3	2.14	0.48
31:BH:27:ARG:N	31:BH:31:VAL:HG23	2.23	0.48
29:BF:161:SER:C	29:BF:163:GLU:N	2.66	0.48
4:AB:46:VAL:HA	4:AB:49:PHE:CD2	2.47	0.48
27:BD:68:PHE:C	27:BD:73:VAL:HB	2.34	0.48
5:AC:186:SER:H	5:AC:197:VAL:HG12	1.79	0.48
1:AA:1056:U:C5'	5:AC:162:ALA:HB2	2.33	0.48
5:AC:141:MET:HA	5:AC:145:ALA:HB3	1.96	0.48
27:DD:68:PHE:C	27:DD:73:VAL:HB	2.34	0.48
21:AS:10:ILE:HD13	21:AS:40:PHE:CE1	2.48	0.48
25:BB:2144:G:H3'	25:BB:2146:C:C5'	2.37	0.48
45:DV:70:ILE:HD13	45:DV:70:ILE:H	1.79	0.48
28:BE:176:ASP:OD1	28:BE:178:VAL:HG12	2.14	0.48
25:BB:483:A:H4'	44:BU:45:GLN:O	2.13	0.48
40:DQ:10:ARG:HB2	40:DQ:10:ARG:NH1	2.29	0.48
4:AB:208:ALA:CB	4:AB:211:LEU:HD12	2.44	0.48
40:BQ:27:ARG:HA	40:BQ:33:VAL:O	2.14	0.48
40:BQ:30:VAL:HG11	40:BQ:33:VAL:CG2	2.43	0.48
26:BC:130:PRO:CG	26:BC:133:ASN:HD22	2.24	0.48
33:BJ:27:ARG:C	33:BJ:30:THR:HG22	2.34	0.48
25:DB:675:A:H4'	28:DE:62:GLN:HE22	1.78	0.48
25:DB:704:G:C2'	25:DB:726:G:H22	2.22	0.48
26:DC:12:ARG:HD3	26:DC:12:ARG:O	2.14	0.48
25:DB:138:U:O3'	25:DB:139:U:H2'	2.12	0.48
25:DB:139:U:O5'	25:DB:139:U:H6	1.97	0.48
25:BB:1266:G:H22	25:BB:2012:G:H2'	1.76	0.48
6:CD:45:PRO:O	6:CD:46:ARG:HG2	2.14	0.48
25:BB:1936:A:H3'	25:BB:1937:A:H5'	1.96	0.48
25:BB:1963:U:O5'	25:BB:1963:U:H6	1.96	0.48
29:DF:147:ARG:HB3	29:DF:147:ARG:CZ	2.43	0.48
20:AR:29:LYS:O	20:AR:32:ILE:HG12	2.13	0.48
25:BB:1551:A:H2'	25:BB:1552:A:O4'	2.14	0.48
34:DK:109:GLU:HA	34:DK:112:MET:HG2	1.96	0.48
25:BB:1728:C:O2	25:BB:1729:U:H5	1.97	0.48

Continued on next page...

Continued from previous page...

Atom-1	Atom-2	Distance(Å)	Clash(Å)
53:D3:50:SER:C	53:D3:52:GLY:H	2.17	0.48
1:CA:122:G:O2'	1:CA:123:U:H5'	2.13	0.48
25:DB:709:U:H2'	25:DB:710:U:H6	1.79	0.48
14:CL:62:VAL:HG21	14:CL:94:TYR:CE1	2.49	0.48
25:DB:215:G:C4'	25:DB:216:A:H4'	2.43	0.48
39:BP:48:ALA:HA	39:BP:95:LYS:HG3	1.96	0.48
1:CA:1189:U:H2'	1:CA:1190:G:H5'	1.95	0.48
39:DP:52:ARG:NH1	39:DP:52:ARG:HG2	2.28	0.48
7:AE:40:ASP:OD1	7:AE:44:ARG:HB2	2.13	0.48
1:AA:95:C:H2'	1:AA:95:C:O2	2.13	0.48
14:CL:107:LYS:HG2	14:CL:108:ASP:OD2	2.14	0.48
1:CA:833:G:H2'	1:CA:834:U:H6	1.79	0.48
25:BB:288:U:O2'	25:BB:289:G:H5'	2.14	0.48
4:CB:35:ASN:C	4:CB:36:LYS:HG3	2.34	0.48
25:DB:485:C:HO2'	42:DS:60:HIS:CE1	2.31	0.48
25:DB:590:A:H2'	25:DB:591:U:C6	2.47	0.48
1:AA:532:A:H62	1:AA:1207:G:H5'	1.79	0.48
25:BB:2702:G:H2'	25:BB:2703:C:H6	1.78	0.48
25:DB:1475:G:H4'	25:DB:1476:U:O5'	2.13	0.48
1:CA:285:C:H2'	1:CA:286:C:C6	2.48	0.48
25:BB:2233:U:H2'	25:BB:2234:G:C8	2.49	0.48
7:AE:125:LYS:HD3	7:AE:126:ALA:O	2.14	0.48
1:AA:592:G:H2'	1:AA:593:U:C6	2.48	0.48
25:BB:436:C:O2'	25:BB:437:U:H5'	2.13	0.48
25:DB:1032:A:O2'	25:DB:1033:U:H5'	2.14	0.48
28:BE:132:LYS:O	28:BE:135:ALA:HB3	2.14	0.48
25:BB:467:G:O2'	25:BB:468:G:H5'	2.14	0.48
25:BB:1666:G:O2'	25:BB:1667:G:H5'	2.13	0.48
45:DV:77:VAL:HG13	45:DV:77:VAL:O	2.14	0.48
1:AA:1522:U:O2'	1:AA:1523:G:H5'	2.14	0.48
25:BB:856:G:H2'	25:BB:857:G:C8	2.49	0.48
25:BB:921:C:H2'	25:BB:922:C:H6	1.78	0.48
25:DB:1056:G:N2	25:DB:1102:C:N4	2.61	0.48
1:CA:1129:C:C1'	1:CA:1146:A:H61	2.27	0.48
1:CA:1374:A:O2'	1:CA:1375:A:H5'	2.14	0.48
33:DJ:124:VAL:HG23	33:DJ:125:TYR:H	1.78	0.48
33:DJ:43:GLU:O	33:DJ:44:TYR:C	2.50	0.48
26:BC:145:MET:HB2	26:BC:152:GLN:HE21	1.78	0.48
20:AR:33:THR:HG22	20:AR:37:LYS:O	2.14	0.48
29:DF:72:SER:HA	29:DF:78:ILE:CG2	2.31	0.48
33:BJ:41:LYS:C	33:BJ:43:GLU:H	2.17	0.48
36:BM:35:ALA:O	36:BM:36:VAL:HB	2.14	0.48

Continued on next page...

Continued from previous page...

Atom-1	Atom-2	Distance(Å)	Clash(Å)
29:DF:99:PHE:HA	29:DF:102:LEU:CD1	2.44	0.48
23:CU:24:LYS:HD2	23:CU:25:ALA:H	1.76	0.48
29:BF:119:LYS:HA	29:BF:121:PHE:CE1	2.48	0.48
29:BF:91:ARG:CD	29:BF:91:ARG:N	2.74	0.48
29:BF:99:PHE:HA	29:BF:102:LEU:CD1	2.44	0.48
1:CA:455:G:H2'	1:CA:456:A:C8	2.48	0.48
18:CP:2:VAL:HG23	18:CP:22:ALA:O	2.13	0.48
18:CP:66:THR:HG22	18:CP:67:ILE:N	2.28	0.48
15:AM:22:TYR:C	15:AM:69:ARG:HH22	2.17	0.48
45:BV:63:ILE:HD12	45:BV:63:ILE:N	2.29	0.48
44:DU:73:ASN:OD1	44:DU:75:ALA:HB3	2.14	0.48
12:CJ:10:LEU:HD11	12:CJ:74:VAL:CG2	2.44	0.48
6:AD:2:ARG:HH11	6:AD:114:ARG:HD2	1.79	0.48
1:AA:407:U:P	6:AD:114:ARG:HH22	2.37	0.48
1:CA:202:G:H1'	1:CA:468:A:C8	2.48	0.48
15:AM:3:ILE:HG13	15:AM:8:ILE:HG23	1.96	0.48
1:CA:413:G:H22	1:CA:429:U:P	2.37	0.48
25:BB:2041:U:H2'	25:BB:2042:A:H8	1.78	0.48
44:BU:26:ASN:ND2	44:BU:26:ASN:N	2.62	0.48
23:AU:13:VAL:HG13	23:AU:14:ALA:N	2.22	0.48
26:BC:69:ASN:HA	26:BC:188:ARG:HH12	1.79	0.48
25:BB:811:U:N3	35:BL:21:ARG:NH2	2.62	0.48
42:BS:4:ILE:HD12	42:BS:5:ALA:N	2.29	0.48
28:BE:61:ARG:HH12	28:BE:64:GLY:HA3	1.77	0.48
13:AK:80:ASN:HB3	13:AK:105:ARG:NE	2.22	0.48
6:CD:198:LEU:HA	6:CD:201:GLU:OE2	2.13	0.48
6:CD:185:PRO:HB2	6:CD:190:LEU:HD21	1.94	0.48
15:CM:89:ARG:NH1	15:CM:95:PRO:HG2	2.28	0.48
24:BA:75:G:H1'	45:BV:29:ILE:HG12	1.96	0.48
25:DB:558:U:O3'	33:DJ:111:LYS:HE2	2.13	0.48
20:AR:70:THR:HG23	20:AR:73:HIS:H	1.79	0.48
1:AA:183:C:O2	1:AA:183:C:O4'	2.30	0.48
31:DH:65:ALA:CB	31:DH:135:HIS:HB2	2.44	0.48
1:AA:177:G:H5'	22:AT:59:ARG:NH2	2.29	0.48
39:DP:99:LEU:HA	39:DP:102:ARG:HG3	1.95	0.48
36:BM:102:LEU:CD2	36:BM:102:LEU:H	2.25	0.48
1:CA:984:C:H2'	1:CA:985:C:H6	1.79	0.48
25:DB:245:G:H2'	25:DB:246:C:H6	1.78	0.48
40:BQ:73:ILE:HD11	40:BQ:77:LYS:HD3	1.95	0.48
25:DB:39:G:H2'	25:DB:40:U:H6	1.74	0.48
35:DL:56:PRO:O	35:DL:60:ARG:HB2	2.13	0.48
16:AN:72:PHE:C	16:AN:73:LEU:HD12	2.34	0.48

Continued on next page...

Continued from previous page...

Atom-1	Atom-2	Distance(Å)	Clash(Å)
54:B4:11:CYS:HB3	54:B4:33:HIS:CE1	2.48	0.48
6:AD:168:THR:C	6:AD:170:LEU:H	2.16	0.48
1:AA:1108:G:H5''	5:AC:175:HIS:CD2	2.49	0.48
1:CA:1526:G:OP1	23:CU:38:GLU:HB2	2.14	0.48
30:BG:24:THR:HG22	30:BG:34:ARG:HB3	1.96	0.48
37:DN:55:ALA:CB	37:DN:84:GLY:HA2	2.44	0.48
36:BM:28:PHE:CE2	36:BM:66:ARG:HD3	2.49	0.48
14:AL:98:ARG:HB2	14:AL:116:TYR:O	2.13	0.48
14:CL:7:VAL:HG13	19:CQ:30:HIS:CD2	2.49	0.48
13:CK:74:LYS:CE	13:CK:79:LYS:HE2	2.43	0.48
25:DB:2085:U:O2'	25:DB:2086:U:H5'	2.14	0.48
25:DB:519:U:O2'	25:DB:520:G:H5'	2.13	0.48
25:DB:2816:G:O2'	25:DB:2817:U:H5'	2.14	0.48
35:BL:57:LEU:HD22	53:B3:53:ASP:HB3	1.95	0.48
17:CO:34:GLN:HE21	17:CO:34:GLN:HA	1.78	0.48
41:BR:78:ARG:HG3	41:BR:78:ARG:HH21	1.77	0.48
25:BB:393:C:O2'	25:BB:394:C:H5'	2.13	0.48
42:DS:13:SER:OG	42:DS:16:LYS:HB2	2.14	0.48
1:AA:1035:A:H2'	1:AA:1036:A:H8	1.78	0.48
42:BS:60:HIS:ND1	42:BS:60:HIS:O	2.45	0.48
47:DX:65:THR:O	47:DX:68:ALA:HB3	2.13	0.48
25:BB:1476:U:H2'	25:BB:1514:G:H22	1.77	0.48
25:BB:1576:U:O2'	25:BB:1577:C:H5'	2.14	0.48
1:CA:1417:G:N2	1:CA:1482:G:H2'	2.29	0.48
25:DB:2853:C:H2'	25:DB:2854:G:H8	1.78	0.48
6:AD:164:ARG:HH11	6:AD:164:ARG:HG3	1.79	0.48
25:BB:1878:G:H2'	25:BB:1879:C:C6	2.49	0.48
27:BD:125:TRP:CG	27:BD:160:LYS:HB3	2.48	0.48
25:DB:1764:C:O2'	25:DB:1765:U:H5'	2.13	0.48
25:BB:1866:A:H2'	25:BB:1867:G:O4'	2.13	0.48
48:DY:8:GLU:OE1	48:DY:12:GLU:HB3	2.12	0.48
1:CA:601:G:H2'	1:CA:602:A:H8	1.79	0.48
1:CA:1135:U:H3'	1:CA:1137:C:N4	2.29	0.48
11:CI:16:ALA:HA	11:CI:66:VAL:HA	1.96	0.48
1:AA:947:G:H5''	15:AM:106:ARG:O	2.14	0.48
21:AS:4:LEU:HD13	21:AS:8:PRO:HA	1.96	0.48
21:AS:4:LEU:CD1	21:AS:9:PHE:H	2.26	0.48
26:DC:83:ASP:HA	26:DC:84:PRO:HD3	1.75	0.48
16:CN:29:ILE:C	16:CN:31:SER:H	2.17	0.48
31:BH:81:ALA:CB	31:BH:147:VAL:H	2.26	0.48
34:BK:78:PHE:CD2	39:BP:69:VAL:HG12	2.49	0.48
4:AB:66:ILE:C	4:AB:67:LEU:HD22	2.34	0.48

Continued on next page...

Continued from previous page...

Atom-1	Atom-2	Distance(Å)	Clash(Å)
4:AB:73:ARG:C	4:AB:75:ALA:H	2.18	0.48
33:BJ:44:TYR:CG	40:BQ:63:ARG:CZ	2.97	0.48
25:DB:2316:G:H2'	25:DB:2317:A:H8	1.79	0.48
29:DF:161:SER:C	29:DF:163:GLU:N	2.67	0.48
5:AC:120:THR:CB	5:AC:188:ALA:HB2	2.35	0.48
5:AC:186:SER:N	5:AC:197:VAL:HG12	2.29	0.48
23:CU:36:PHE:HB2	23:CU:39:LYS:HB2	1.95	0.48
13:AK:56:LYS:O	13:AK:57:SER:HB3	2.14	0.48
15:CM:23:GLY:HA2	15:CM:68:LEU:HD22	1.95	0.48
30:DG:116:LEU:HD21	30:DG:122:ALA:CB	2.43	0.48
30:BG:84:LYS:HB2	30:BG:132:LEU:HG	1.95	0.48
31:DH:114:GLU:HB2	31:DH:133:GLN:HE21	1.77	0.48
39:DP:5:LYS:HZ1	39:DP:9:GLN:HB3	1.79	0.48
1:CA:239:U:H6	1:CA:239:U:C5'	2.27	0.48
44:DU:26:ASN:H	44:DU:26:ASN:HD22	1.62	0.48
44:DU:39:ASN:CG	44:DU:62:ALA:HB3	2.34	0.48
4:CB:130:LYS:CB	4:CB:134:LEU:HD12	2.38	0.48
28:DE:60:TRP:CE3	28:DE:60:TRP:HA	2.49	0.48
38:BO:7:ARG:HD2	38:BO:97:PHE:CE1	2.48	0.48
13:AK:24:ALA:HB3	13:AK:87:GLY:O	2.14	0.48
25:DB:1939:U:O2	25:DB:1967:C:H4'	2.14	0.48
32:DI:129:GLU:CB	32:DI:133:ARG:HH12	2.27	0.48
32:DI:129:GLU:HB3	32:DI:133:ARG:NH1	2.28	0.48
32:DI:100:ILE:O	32:DI:139:VAL:HA	2.14	0.48
24:DA:32:U:H2'	24:DA:33:G:H8	1.79	0.48
25:DB:2049:G:C2'	25:DB:2050:C:H5'	2.44	0.48
1:AA:747:A:H5'	1:AA:748:G:OP2	2.14	0.48
12:CJ:52:LEU:N	12:CJ:52:LEU:HD12	2.25	0.48
25:BB:1552:A:C2'	25:BB:1553:A:H5'	2.41	0.48
25:BB:645:C:H5'	25:BB:645:C:H6	1.78	0.48
27:BD:14:ILE:CA	39:BP:11:GLN:HE22	2.24	0.48
24:DA:7:G:H5''	38:DO:29:HIS:CD2	2.48	0.48
35:DL:80:SER:HA	35:DL:115:GLU:HB2	1.94	0.48
28:BE:49:ARG:HH11	28:BE:72:SER:HB2	1.77	0.48
24:BA:52:A:H2'	24:BA:53:A:C8	2.45	0.48
34:DK:9:VAL:HG21	34:DK:14:GLY:O	2.13	0.48
10:AH:3:GLN:HA	10:AH:3:GLN:HE21	1.79	0.48
43:DT:12:ARG:HA	48:DY:29:ARG:NH1	2.27	0.48
34:BK:14:GLY:HA2	34:BK:45:ALA:HA	1.94	0.48
25:BB:347:A:H2'	25:BB:348:A:H8	1.79	0.48
1:CA:60:A:H2'	22:CT:4:LYS:NZ	2.29	0.48
22:CT:4:LYS:HD3	22:CT:5:SER:N	2.28	0.48

Continued on next page...

Continued from previous page...

Atom-1	Atom-2	Distance(Å)	Clash(Å)
1:AA:881:G:H2'	1:AA:882:C:O4'	2.14	0.48
1:AA:883:C:O2'	1:AA:884:U:H5'	2.14	0.48
25:BB:1151:A:H4'	40:BQ:80:ASN:CG	2.35	0.48
25:DB:2143:C:O2'	25:DB:2144:G:H5'	2.14	0.48
10:AH:49:LYS:HG3	10:AH:50:VAL:N	2.28	0.48
9:AG:4:ARG:HH22	9:AG:5:VAL:HG22	1.79	0.48
1:CA:1499:A:OP2	1:CA:1499:A:H3'	2.14	0.48
25:DB:2796:U:H3'	25:DB:2798:U:C5	2.48	0.48
36:DM:42:THR:O	36:DM:44:ARG:N	2.40	0.48
25:DB:1401:G:H2'	25:DB:1402:U:C6	2.49	0.48
16:AN:27:LYS:HA	16:AN:30:ILE:HD13	1.96	0.48
11:CI:75:ALA:HA	11:CI:78:ILE:HD12	1.95	0.48
1:CA:745:G:H2'	1:CA:746:A:C8	2.48	0.48
25:DB:1720:U:O2'	25:DB:1721:G:H5'	2.14	0.48
25:BB:1454:C:H5'	37:BN:63:ARG:NE	2.28	0.48
25:BB:1475:G:H4'	25:BB:1476:U:O5'	2.14	0.48
1:CA:526:C:H2'	1:CA:527:G:H4'	1.95	0.48
8:AF:98:GLU:O	8:AF:99:ALA:HB3	2.14	0.48
1:AA:1121:U:H2'	1:AA:1122:U:C6	2.49	0.48
25:BB:947:A:H2'	25:BB:948:C:C6	2.49	0.48
15:CM:41:ASP:N	15:CM:41:ASP:OD2	2.44	0.48
25:DB:1237:A:N3	25:DB:1237:A:H2'	2.29	0.48
36:BM:1:MET:O	36:BM:2:LEU:HB2	2.13	0.48
1:CA:1230:C:H2'	1:CA:1231:G:H8	1.79	0.48
25:BB:2813:A:H2'	25:BB:2814:A:C8	2.49	0.48
25:BB:1036:G:O2'	25:BB:1037:G:H5'	2.13	0.48
11:AI:29:ILE:HG22	11:AI:64:ILE:C	2.33	0.47
25:DB:1099:G:C5'	32:DI:3:LYS:H	2.27	0.47
25:DB:1104:C:H2'	25:DB:1105:U:H6	1.76	0.47
41:DR:4:VAL:HB	41:DR:39:LEU:HG	1.96	0.47
5:CC:115:VAL:HB	5:CC:199:VAL:HG11	1.96	0.47
5:CC:184:ASN:H	5:CC:199:VAL:CG2	2.27	0.47
1:AA:844:G:C8	1:AA:846:G:H1'	2.49	0.47
31:BH:146:VAL:HG12	31:BH:147:VAL:N	2.29	0.47
31:BH:90:LEU:HD12	31:BH:90:LEU:N	2.28	0.47
29:BF:69:ALA:HB2	29:BF:82:TYR:CD1	2.49	0.47
4:AB:69:VAL:HG13	4:AB:91:VAL:HG23	1.95	0.47
4:AB:81:ASP:O	4:AB:85:SER:HB2	2.14	0.47
4:AB:76:SER:O	4:AB:92:ASN:HB2	2.13	0.47
31:DH:79:THR:HG23	31:DH:145:ASN:O	2.13	0.47
33:BJ:11:VAL:HG12	33:BJ:13:ARG:HG2	1.96	0.47
44:BU:48:VAL:HG22	44:BU:48:VAL:O	2.14	0.47

Continued on next page...

Continued from previous page...

Atom-1	Atom-2	Distance(Å)	Clash(Å)
29:DF:128:SER:HA	29:DF:153:ILE:O	2.13	0.47
23:CU:3:ILE:HD11	23:CU:18:PHE:CD1	2.50	0.47
8:CF:78:PHE:C	8:CF:80:PHE:H	2.17	0.47
27:DD:10:GLY:HA2	27:DD:26:VAL:HG23	1.95	0.47
29:BF:62:GLN:HG3	29:BF:91:ARG:NH1	2.29	0.47
27:BD:114:LYS:CD	27:BD:116:LYS:HE3	2.41	0.47
25:BB:2834:G:H2'	25:BB:2879:A:H61	1.78	0.47
4:CB:45:THR:HG23	4:CB:200:PRO:HG2	1.96	0.47
14:CL:23:LEU:HG	14:CL:24:GLU:N	2.29	0.47
25:BB:2142:A:C2	25:BB:2148:G:N2	2.81	0.47
1:AA:1128:C:C4'	1:AA:1148:U:H3	2.26	0.47
1:AA:1276:G:H2'	1:AA:1277:C:H6	1.76	0.47
15:CM:12:LYS:HA	15:CM:43:LYS:HZ3	1.79	0.47
6:AD:53:GLN:HA	6:AD:198:LEU:HB3	1.95	0.47
30:DG:84:LYS:HG2	30:DG:85:LYS:N	2.22	0.47
13:CK:83:VAL:HG21	13:CK:106:ILE:HD12	1.95	0.47
25:DB:543:G:H3'	25:DB:544:C:C5'	2.36	0.47
41:BR:27:ILE:HG22	41:BR:28:ALA:N	2.28	0.47
25:DB:287:G:H2'	25:DB:288:U:H6	1.76	0.47
1:AA:1342:C:H5''	11:AI:129:ARG:NH2	2.26	0.47
25:DB:2471:A:O2'	25:DB:2472:G:O5'	2.32	0.47
12:CJ:52:LEU:N	12:CJ:62:ARG:HD3	2.28	0.47
1:AA:462:G:H3'	1:AA:463:U:H5''	1.96	0.47
32:DI:85:ILE:HD12	32:DI:87:SER:O	2.13	0.47
25:DB:479:A:O2'	25:DB:481:G:H5'	2.14	0.47
44:BU:17:ASP:OD1	44:BU:38:ILE:HA	2.14	0.47
18:AP:33:ILE:HD12	18:AP:33:ILE:N	2.28	0.47
15:CM:112:ARG:H	15:CM:112:ARG:HH11	1.61	0.47
19:CQ:14:ASP:HA	19:CQ:20:ILE:CD1	2.42	0.47
1:AA:1258:G:N3	1:AA:1278:G:N2	2.62	0.47
25:BB:2758:A:H4'	30:BG:63:GLN:HE22	1.78	0.47
25:DB:1728:C:O2	25:DB:1729:U:H5	1.97	0.47
1:AA:738:C:H2'	1:AA:739:C:H6	1.78	0.47
14:CL:71:HIS:CE1	14:CL:73:LEU:HB2	2.48	0.47
25:DB:593:U:H2'	25:DB:594:U:C6	2.49	0.47
2:AW:27:U:H2'	2:AW:28:C:H6	1.75	0.47
25:DB:418:C:H2'	25:DB:419:U:C6	2.49	0.47
25:BB:2732:G:H5'	25:BB:2733:A:O4'	2.13	0.47
14:AL:51:VAL:HG12	14:AL:52:CYS:N	2.28	0.47
1:AA:882:C:H5	14:AL:5:GLN:HE22	1.61	0.47
1:AA:402:G:H5'	1:AA:621:A:H1'	1.96	0.47
1:CA:174:A:O2'	1:CA:175:C:H5'	2.14	0.47

Continued on next page...

Continued from previous page...

Atom-1	Atom-2	Distance(Å)	Clash(Å)
14:AL:71:HIS:HA	14:AL:98:ARG:HH22	1.78	0.47
25:BB:1987:A:H2'	25:BB:1988:G:C8	2.49	0.47
25:DB:2579:C:O5'	25:DB:2579:C:H6	1.97	0.47
10:CH:55:LYS:HZ3	10:CH:55:LYS:HB3	1.77	0.47
50:D0:29:VAL:HA	50:D0:35:GLU:O	2.14	0.47
11:CI:75:ALA:HA	11:CI:78:ILE:CD1	2.44	0.47
25:DB:1600:C:H5'	43:DT:62:VAL:HG21	1.96	0.47
25:BB:1037:G:O2'	25:BB:1038:G:H5'	2.13	0.47
1:CA:809:G:OP2	17:CO:47:LYS:HE3	2.14	0.47
25:DB:956:G:N2	25:DB:959:A:H3'	2.29	0.47
1:AA:285:C:H2'	1:AA:286:C:C6	2.49	0.47
1:CA:1434:A:H2'	1:CA:1435:G:O4'	2.14	0.47
25:DB:782:A:H4'	25:DB:783:A:O5'	2.14	0.47
25:BB:2300:C:H2'	25:BB:2301:C:C6	2.49	0.47
25:DB:570:G:H2'	25:DB:2030:A:N7	2.28	0.47
45:DV:19:ARG:O	45:DV:22:ALA:HB3	2.13	0.47
26:BC:198:GLU:HA	26:BC:201:LEU:HD23	1.94	0.47
25:DB:2849:U:O4	25:DB:2867:G:H8	1.97	0.47
25:BB:672:C:H2'	25:BB:673:C:C6	2.49	0.47
45:DV:46:LYS:HA	45:DV:46:LYS:HE3	1.94	0.47
14:AL:107:LYS:HD2	14:AL:107:LYS:N	2.29	0.47
25:DB:291:G:O2'	25:DB:292:U:H5'	2.14	0.47
25:DB:2405:G:H2'	25:DB:2411:A:H62	1.79	0.47
25:BB:1334:G:O2'	25:BB:1335:C:H5'	2.14	0.47
25:DB:856:G:H2'	25:DB:857:G:C8	2.49	0.47
46:DW:24:ARG:O	46:DW:24:ARG:HD2	2.14	0.47
11:AI:38:PHE:HE1	11:AI:74:GLN:HB2	1.79	0.47
11:CI:5:TYR:O	11:CI:19:PHE:HA	2.14	0.47
11:CI:114:LYS:HG3	11:CI:120:ALA:HB1	1.96	0.47
26:DC:91:ALA:CB	26:DC:105:ALA:HB2	2.44	0.47
19:AQ:44:HIS:O	19:AQ:70:LYS:HG3	2.15	0.47
19:AQ:10:ARG:CZ	19:AQ:55:GLY:H	2.27	0.47
15:CM:79:LEU:HA	15:CM:82:LEU:HG	1.95	0.47
16:CN:26:LEU:CG	16:CN:44:VAL:HG22	2.33	0.47
21:AS:31:ARG:HG2	21:AS:56:HIS:CD2	2.49	0.47
31:BH:83:LYS:HE2	1:CA:358:U:OP1	2.13	0.47
31:BH:83:LYS:HG3	31:BH:90:LEU:HB3	1.96	0.47
4:AB:186:VAL:HG23	4:AB:186:VAL:O	2.14	0.47
4:AB:81:ASP:C	4:AB:83:ALA:H	2.17	0.47
40:BQ:87:VAL:HG13	40:BQ:89:ILE:HD11	1.96	0.47
5:AC:49:ALA:HA	5:AC:74:ILE:HG21	1.96	0.47
8:AF:29:ILE:HD13	8:AF:64:VAL:HG13	1.95	0.47

Continued on next page...

Continued from previous page...

Atom-1	Atom-2	Distance(Å)	Clash(Å)
54:D4:16:ILE:HG12	54:D4:25:VAL:CG2	2.43	0.47
54:B4:16:ILE:HG12	54:B4:25:VAL:CG2	2.43	0.47
47:BX:6:VAL:CG1	47:BX:50:VAL:HG13	2.44	0.47
42:BS:35:ILE:HG12	42:BS:36:LEU:HD22	1.96	0.47
1:CA:1237:C:C4'	1:CA:1334:G:N2	2.77	0.47
25:BB:2261:C:N4	46:BW:10:ARG:HB3	2.30	0.47
4:AB:11:ALA:HA	4:AB:14:HIS:CE1	2.49	0.47
7:CE:28:ARG:CG	7:CE:29:ILE:H	2.21	0.47
5:AC:5:HIS:CD2	5:AC:7:ASN:H	2.31	0.47
25:BB:2038:G:H2'	25:BB:2039:U:O4'	2.14	0.47
14:AL:80:LEU:O	14:AL:97:VAL:HG23	2.14	0.47
42:DS:35:ILE:HG12	42:DS:36:LEU:HD22	1.96	0.47
1:CA:233:C:O2'	1:CA:234:C:H5'	2.14	0.47
1:CA:642:A:H2'	1:CA:643:C:H6	1.78	0.47
7:AE:35:LEU:HG	7:AE:133:ILE:HG22	1.94	0.47
17:AO:45:HIS:HA	17:AO:47:LYS:HZ3	1.79	0.47
1:CA:1391:U:H2'	1:CA:1392:G:H8	1.75	0.47
43:DT:2:ILE:HB	43:DT:3:ARG:HH11	1.80	0.47
25:BB:832:U:OP1	35:BL:39:LYS:HG2	2.14	0.47
36:DM:41:LEU:C	36:DM:43:ALA:H	2.17	0.47
6:CD:43:ARG:O	6:CD:45:PRO:HD3	2.13	0.47
38:BO:105:ALA:HA	38:BO:108:ASP:OD2	2.14	0.47
25:DB:645:C:H5'	25:DB:645:C:H6	1.78	0.47
17:CO:66:LEU:HD22	17:CO:77:TYR:CE1	2.49	0.47
41:BR:58:VAL:HG22	41:BR:59:ILE:N	2.28	0.47
25:DB:1552:A:C2'	25:DB:1553:A:H5'	2.42	0.47
29:DF:135:ILE:HG13	29:DF:137:PHE:H	1.80	0.47
25:BB:1726:C:H2'	25:BB:1727:C:H6	1.77	0.47
1:AA:89:U:H2'	1:AA:90:C:H6	1.77	0.47
34:DK:14:GLY:HA2	34:DK:45:ALA:HA	1.95	0.47
10:AH:77:VAL:CG1	10:AH:84:ILE:HD13	2.43	0.47
25:DB:2297:A:H61	25:DB:2319:G:H1'	1.80	0.47
25:BB:850:U:O2'	49:BZ:22:THR:HA	2.14	0.47
43:DT:12:ARG:HG3	43:DT:35:ALA:H	1.79	0.47
42:DS:76:VAL:CG2	42:DS:101:SER:HB2	2.44	0.47
1:AA:812:G:O2'	1:AA:813:U:H6	1.96	0.47
36:BM:41:LEU:C	36:BM:43:ALA:H	2.18	0.47
25:BB:1061:U:H5'	32:BI:9:LYS:NZ	2.30	0.47
25:BB:2804:U:H2'	25:BB:2805:C:C6	2.49	0.47
30:DG:148:ARG:HD3	30:DG:152:ARG:NH2	2.30	0.47
25:BB:347:A:H2'	25:BB:348:A:C8	2.49	0.47
29:DF:120:SER:OG	29:DF:127:TYR:HA	2.14	0.47

Continued on next page...

Continued from previous page...

Atom-1	Atom-2	Distance(Å)	Clash(Å)
25:DB:414:C:H1'	25:DB:1864:U:H1'	1.95	0.47
25:DB:1947:C:H2'	25:DB:1948:G:H8	1.79	0.47
25:BB:520:G:H2'	25:BB:521:U:C6	2.49	0.47
25:DB:846:U:O2'	25:DB:847:U:H5''	2.15	0.47
38:DO:27:VAL:HG21	38:DO:40:ILE:HD12	1.96	0.47
35:BL:57:LEU:HD12	35:BL:61:LEU:HD13	1.95	0.47
36:BM:42:THR:O	36:BM:44:ARG:N	2.41	0.47
25:BB:69:C:H2'	25:BB:70:G:H8	1.79	0.47
31:DH:21:VAL:HG22	31:DH:22:LYS:N	2.29	0.47
25:BB:2008:C:H2'	25:BB:2009:A:C8	2.49	0.47
25:BB:1259:G:H2'	25:BB:1260:A:C8	2.49	0.47
5:AC:143:LEU:N	5:AC:143:LEU:HD12	2.29	0.47
1:CA:646:G:H2'	1:CA:647:C:C6	2.50	0.47
53:B3:31:ILE:HD11	53:B3:34:LYS:HD3	1.96	0.47
1:AA:591:U:H2'	1:AA:592:G:H8	1.79	0.47
25:BB:131:A:H2'	25:BB:132:G:C8	2.49	0.47
26:DC:198:GLU:HA	26:DC:201:LEU:HD23	1.96	0.47
25:BB:680:C:H2'	25:BB:681:G:C8	2.49	0.47
53:D3:60:CYS:C	53:D3:62:PRO:HD3	2.34	0.47
25:BB:1199:U:H2'	25:BB:1200:C:H6	1.78	0.47
28:DE:134:LEU:O	28:DE:138:LEU:HG	2.14	0.47
25:BB:2405:G:H2'	25:BB:2411:A:H62	1.79	0.47
28:DE:159:LEU:O	28:DE:162:ARG:HB2	2.12	0.47
33:BJ:95:ARG:HD3	33:BJ:95:ARG:O	2.15	0.47
24:DA:116:G:O2'	24:DA:117:G:H5'	2.14	0.47
38:DO:16:ARG:O	38:DO:19:GLN:HB3	2.15	0.47
25:DB:2889:C:O2'	25:DB:2890:G:H5'	2.14	0.47
25:DB:923:G:H1'	46:DW:23:LYS:HZ1	1.78	0.47
46:BW:23:LYS:HD2	46:BW:24:ARG:H	1.79	0.47
25:BB:855:G:N3	46:BW:23:LYS:HE3	2.29	0.47
1:CA:1078:U:H5'	7:CE:89:THR:OG1	2.14	0.47
7:CE:75:LEU:HD22	7:CE:80:LEU:HB2	1.95	0.47
11:CI:61:ASP:C	11:CI:62:LEU:HD13	2.34	0.47
15:AM:84:CYS:HA	21:AS:73:PHE:HA	1.96	0.47
33:DJ:44:TYR:CG	40:DQ:63:ARG:CZ	2.97	0.47
5:CC:21:TRP:O	5:CC:22:PHE:HB2	2.14	0.47
16:CN:66:THR:OG1	16:CN:67:GLY:N	2.47	0.47
21:AS:62:THR:HB	21:AS:64:GLU:OE1	2.15	0.47
16:CN:23:ARG:CA	16:CN:26:LEU:HD13	2.43	0.47
43:DT:41:ALA:C	43:DT:43:ILE:H	2.15	0.47
43:DT:53:VAL:HG12	43:DT:54:GLU:N	2.22	0.47
4:AB:92:ASN:ND2	4:AB:93:HIS:N	2.62	0.47

Continued on next page...

Continued from previous page...

Atom-1	Atom-2	Distance(Å)	Clash(Å)
27:DD:120:GLY:HA2	27:DD:162:ALA:HA	1.96	0.47
24:DA:43:C:H2'	24:DA:44:G:H5''	1.96	0.47
27:DD:36:GLN:O	27:DD:36:GLN:HG3	2.13	0.47
27:DD:78:GLY:C	27:DD:79:LEU:HD22	2.34	0.47
25:BB:2230:G:H2'	25:BB:2231:U:H6	1.78	0.47
15:CM:21:ILE:O	15:CM:21:ILE:HG22	2.14	0.47
15:CM:33:LEU:O	15:CM:38:ILE:N	2.46	0.47
1:AA:410:G:H2'	1:AA:429:U:C5	2.50	0.47
6:AD:14:GLU:OE2	6:AD:59:LYS:HG3	2.14	0.47
8:AF:12:PRO:HG3	8:AF:54:LEU:CD1	2.39	0.47
8:AF:44:ARG:CG	8:AF:56:LYS:HG2	2.44	0.47
40:DQ:10:ARG:HB2	40:DQ:10:ARG:CZ	2.44	0.47
1:AA:1189:U:H2'	1:AA:1190:G:H5'	1.95	0.47
44:BU:9:GLU:O	44:BU:72:PHE:HB2	2.14	0.47
28:BE:61:ARG:HD2	28:BE:61:ARG:HA	1.78	0.47
27:DD:122:VAL:N	27:DD:127:PHE:HB2	2.24	0.47
16:CN:13:VAL:O	16:CN:16:ALA:HB3	2.14	0.47
25:DB:677:A:O2'	25:DB:2071:A:H5'	2.14	0.47
25:DB:1963:U:O5'	25:DB:1963:U:H6	1.98	0.47
19:CQ:21:VAL:HG11	19:CQ:42:LYS:HE2	1.97	0.47
19:CQ:41:THR:HG22	19:CQ:43:LEU:CD1	2.44	0.47
37:BN:28:LEU:HA	37:BN:34:ILE:HD12	1.97	0.47
8:CF:48:ALA:HB2	20:CR:66:LEU:O	2.14	0.47
25:DB:1812:U:H4'	26:DC:44:ASN:OD1	2.14	0.47
19:CQ:67:SER:CB	19:CQ:70:LYS:HB3	2.44	0.47
1:AA:744:C:H2'	1:AA:745:G:C8	2.50	0.47
8:AF:75:GLU:O	8:AF:79:ARG:HG3	2.14	0.47
34:BK:108:SER:O	34:BK:110:LYS:HG2	2.14	0.47
25:BB:1018:U:O2'	25:BB:1019:U:H5'	2.15	0.47
49:BZ:47:ILE:HG23	49:BZ:54:VAL:HG21	1.96	0.47
49:DZ:47:ILE:HG23	49:DZ:54:VAL:HG21	1.96	0.47
25:DB:825:A:H2'	25:DB:826:U:O4'	2.13	0.47
25:BB:104:A:H2'	25:BB:105:C:H6	1.78	0.47
43:BT:12:ARG:NE	48:BY:29:ARG:HH11	2.11	0.47
26:BC:211:ARG:C	26:BC:213:ARG:H	2.17	0.47
48:BY:46:VAL:O	48:BY:49:ASP:HB2	2.14	0.47
1:AA:1191:A:P	5:AC:2:GLN:HB3	2.54	0.47
1:CA:762:U:H2'	1:CA:763:G:C8	2.49	0.47
31:BH:3:VAL:HG23	31:BH:36:ALA:HB1	1.97	0.47
9:CG:66:GLU:HA	9:CG:69:ARG:CD	2.44	0.47
25:DB:1212:G:H1'	25:DB:1236:G:N2	2.29	0.47
25:DB:1887:C:O2'	25:DB:1888:G:H5'	2.14	0.47

Continued on next page...

Continued from previous page...

Atom-1	Atom-2	Distance(Å)	Clash(Å)
1:AA:1107:C:OP1	5:AC:171:ARG:HB2	2.14	0.47
25:BB:2791:G:H2'	25:BB:2792:A:O4'	2.14	0.47
25:DB:372:G:N7	47:DX:56:ARG:HB3	2.29	0.47
14:CL:107:LYS:O	14:CL:107:LYS:HE3	2.14	0.47
25:DB:651:G:OP1	53:D3:18:LYS:HG3	2.14	0.47
28:BE:150:THR:CG2	28:BE:153:LEU:HA	2.44	0.47
43:DT:64:LYS:N	43:DT:64:LYS:HD2	2.28	0.47
4:CB:184:ALA:H	4:CB:198:VAL:CG1	2.27	0.47
25:DB:1380:G:H1'	25:DB:1569:A:N6	2.29	0.47
1:AA:1006:G:O2'	1:AA:1007:U:H5'	2.14	0.47
1:AA:659:U:H2'	1:AA:660:C:H6	1.80	0.47
16:AN:27:LYS:HZ3	16:AN:28:ALA:HA	1.79	0.47
25:DB:1891:G:H2'	25:DB:1892:C:C6	2.49	0.47
25:DB:1259:G:O2'	25:DB:1260:A:H5'	2.14	0.47
25:BB:2772:C:H4'	27:BD:171:THR:CG2	2.44	0.47
25:BB:485:C:HO2'	42:BS:60:HIS:CE1	2.31	0.47
36:DM:1:MET:O	36:DM:2:LEU:HB2	2.14	0.47
1:CA:930:C:O2'	1:CA:931:C:H5'	2.14	0.47
48:DY:18:LEU:O	48:DY:18:LEU:HD13	2.14	0.47
25:DB:476:G:N2	25:DB:478:A:H3'	2.29	0.47
25:DB:1651:G:P	37:DN:37:THR:HG21	2.54	0.47
25:DB:854:C:O2'	25:DB:855:G:H5'	2.14	0.47
10:CH:105:THR:CG2	10:CH:122:GLY:H	2.27	0.47
8:CF:21:MET:HB3	8:CF:25:TYR:CE1	2.49	0.47
1:AA:1225:A:N3	1:AA:1225:A:C2'	2.78	0.47
16:AN:15:LEU:HD13	16:AN:54:SER:HA	1.96	0.47
16:AN:16:ALA:HA	16:AN:20:PHE:CD2	2.49	0.47
1:CA:1346:A:H5''	11:CI:121:ARG:HH12	1.79	0.47
26:DC:125:PRO:HA	26:DC:191:LEU:O	2.14	0.47
40:DQ:104:ALA:O	40:DQ:105:PHE:HB3	2.13	0.47
12:CJ:67:ILE:HG23	12:CJ:67:ILE:O	2.14	0.47
31:BH:81:ALA:HA	31:BH:146:VAL:CA	2.44	0.47
29:BF:82:TYR:HA	29:BF:83:PRO:HD3	1.72	0.47
25:BB:6:A:H2'	25:BB:7:G:C8	2.48	0.47
44:BU:48:VAL:N	44:BU:49:PRO:CD	2.78	0.47
25:BB:2751:G:N3	25:BB:2751:G:H2'	2.29	0.47
44:DU:73:ASN:C	44:DU:75:ALA:H	2.17	0.47
7:AE:108:GLY:O	7:AE:111:ARG:HB3	2.14	0.47
1:CA:1237:C:H3'	1:CA:1336:C:N4	2.26	0.47
31:DH:113:SER:HB3	31:DH:132:PHE:CE2	2.49	0.47
1:AA:1375:A:H2'	1:AA:1376:U:C6	2.48	0.47
25:DB:2514:U:H2'	25:DB:2515:C:H6	1.80	0.47

Continued on next page...

Continued from previous page...

Atom-1	Atom-2	Distance(Å)	Clash(Å)
25:BB:322:A:OP2	28:BE:163:ASN:HB2	2.15	0.47
25:BB:323:C:H2'	28:BE:163:ASN:OD1	2.14	0.47
7:AE:14:LEU:HD22	7:AE:35:LEU:O	2.14	0.47
11:AI:21:LYS:N	11:AI:61:ASP:HB3	2.27	0.47
42:DS:5:ALA:HB3	42:DS:54:ALA:HB2	1.95	0.47
32:DI:45:THR:HA	32:DI:48:ILE:CG2	2.39	0.47
36:BM:40:ARG:HB2	36:BM:93:VAL:HG22	1.96	0.47
13:AK:80:ASN:ND2	13:AK:80:ASN:N	2.59	0.47
1:CA:407:U:O3'	6:CD:112:GLU:HB2	2.15	0.47
25:BB:558:U:H5''	33:BJ:111:LYS:HD3	1.97	0.47
27:DD:204:LYS:HG2	27:DD:205:PRO:CD	2.45	0.47
37:DN:96:ARG:HG2	37:DN:96:ARG:HH21	1.78	0.47
48:BY:42:LEU:HA	48:BY:45:GLN:HE21	1.79	0.47
1:CA:420:U:H1'	1:CA:424:G:N2	2.29	0.47
26:BC:246:PRO:HB2	26:BC:247:TRP:CZ3	2.49	0.47
25:BB:2393:U:O2'	25:BB:2394:C:H5'	2.13	0.47
1:CA:1175:G:O2'	1:CA:1176:A:H5'	2.13	0.47
25:BB:1889:A:H1'	25:BB:2086:U:O2'	2.15	0.47
1:CA:414:A:H2'	1:CA:415:A:O4'	2.15	0.47
25:DB:1579:A:H2'	25:DB:1580:A:H8	1.78	0.47
43:BT:64:LYS:HD2	43:BT:64:LYS:N	2.30	0.47
6:CD:63:ILE:O	6:CD:63:ILE:HG12	2.15	0.47
31:DH:41:LYS:O	31:DH:44:ILE:HG12	2.15	0.47
25:BB:2179:C:H2'	25:BB:2180:U:C5	2.49	0.47
25:BB:1657:U:H2'	25:BB:1658:C:H6	1.79	0.47
25:DB:200:U:O2'	47:DX:21:LEU:HD12	2.14	0.47
25:BB:2718:G:H5''	39:BP:97:TYR:CD1	2.49	0.47
28:DE:95:LYS:NZ	28:DE:97:ASN:HD22	2.12	0.47
25:DB:2037:A:H2'	25:DB:2038:G:C8	2.49	0.47
25:DB:1917:U:O2'	25:DB:1918:A:H5'	2.14	0.47
18:CP:46:LYS:HD2	18:CP:47:GLU:H	1.79	0.47
25:BB:1460:U:H3'	25:BB:1461:C:H5'	1.97	0.47
25:DB:729:G:C5	26:DC:206:LYS:HB2	2.50	0.47
25:DB:1922:G:O2'	25:DB:1923:U:H5'	2.14	0.47
25:BB:776:G:H4'	25:BB:777:G:O5'	2.15	0.47
26:BC:157:ALA:HB1	26:BC:196:ASN:CB	2.43	0.47
1:AA:285:C:H2'	1:AA:286:C:H6	1.79	0.47
25:BB:2010:G:H2'	25:BB:2011:U:H6	1.79	0.47
25:BB:1451:C:H1'	25:BB:1452:G:N7	2.29	0.47
15:AM:26:LYS:O	15:AM:30:LYS:HG2	2.14	0.47
16:CN:89:ARG:HB3	16:CN:91:GLU:HG2	1.96	0.47
25:DB:1985:C:O2'	25:DB:1986:C:H5'	2.14	0.47

Continued on next page...

Continued from previous page...

Atom-1	Atom-2	Distance(Å)	Clash(Å)
1:CA:915:A:H2'	1:CA:916:U:H5'	1.96	0.47
34:BK:48:ARG:HB3	34:BK:49:GLY:H	1.53	0.47
25:DB:2518:A:N3	25:DB:2518:A:H2'	2.29	0.47
25:BB:2446:G:H2'	25:BB:2447:G:H5''	1.96	0.47
1:AA:810:C:O2'	1:AA:811:C:H5'	2.15	0.47
37:BN:37:THR:HA	37:BN:110:MET:HE2	1.97	0.47
46:BW:19:ARG:HE	46:BW:19:ARG:HB2	1.48	0.47
46:BW:37:VAL:HG12	46:BW:38:ARG:N	2.25	0.47
7:CE:116:VAL:C	7:CE:118:GLY:H	2.18	0.47
10:CH:87:ARG:O	10:CH:91:LEU:HG	2.15	0.47
11:CI:4:GLN:NE2	11:CI:19:PHE:HB3	2.29	0.47
6:CD:142:VAL:O	6:CD:142:VAL:HG22	2.14	0.47
41:DR:49:ILE:HD12	41:DR:50:GLY:O	2.15	0.47
1:AA:841:C:H2'	1:AA:843:U:O2	2.15	0.47
31:BH:146:VAL:HG12	31:BH:147:VAL:H	1.79	0.47
29:DF:39:VAL:HG13	29:DF:49:LEU:HD11	1.96	0.47
29:DF:48:LEU:O	29:DF:51:ASN:HB2	2.14	0.47
29:DF:33:ILE:HG21	29:DF:98:PHE:CE2	2.49	0.47
25:BB:2748:A:C4'	30:BG:3:VAL:HG21	2.44	0.47
24:BA:43:C:H2'	24:BA:44:G:H5''	1.96	0.47
54:B4:25:VAL:HB	54:B4:35:GLN:HE21	1.80	0.47
5:AC:55:VAL:O	5:AC:65:VAL:HA	2.15	0.47
50:D0:28:SER:HB3	50:D0:37:HIS:CE1	2.49	0.47
13:AK:124:LYS:CA	23:AU:33:ARG:HH21	2.27	0.47
1:AA:1130:A:H62	1:AA:1143:G:H22	1.61	0.47
12:AJ:38:GLY:O	12:AJ:74:VAL:HA	2.14	0.47
48:BY:60:LYS:O	48:BY:60:LYS:HG2	2.14	0.47
1:CA:976:G:H2'	57:CA:1894:HOH:O	2.13	0.47
4:AB:202:ASN:ND2	4:AB:204:ASP:N	2.55	0.47
30:DG:101:VAL:HG12	30:DG:115:GLN:CB	2.40	0.47
6:AD:117:VAL:O	6:AD:130:ASN:HA	2.14	0.47
25:BB:584:C:OP1	40:BQ:5:ARG:HB3	2.15	0.47
5:AC:5:HIS:CE1	5:AC:7:ASN:HD22	2.33	0.47
25:DB:546:U:H4'	25:DB:548:G:OP2	2.14	0.47
42:DS:24:ILE:HG23	42:DS:32:ALA:CB	2.40	0.47
33:BJ:98:GLU:HB3	33:BJ:124:VAL:CG2	2.44	0.47
4:CB:128:LEU:HD22	4:CB:132:GLU:CB	2.39	0.47
33:BJ:109:LEU:HD13	33:BJ:119:PHE:HB2	1.97	0.47
25:DB:665:U:H2'	25:DB:666:A:H8	1.80	0.47
1:CA:719:C:N4	20:CR:59:LYS:HE2	2.29	0.47
6:CD:46:ARG:NE	6:CD:46:ARG:HA	2.29	0.47
6:CD:198:LEU:O	6:CD:201:GLU:HB2	2.15	0.47

Continued on next page...

Continued from previous page...

Atom-1	Atom-2	Distance(Å)	Clash(Å)
10:AH:1:SER:C	10:AH:3:GLN:H	2.17	0.47
25:DB:2741:A:H2'	25:DB:2742:G:O4'	2.15	0.47
39:BP:44:GLY:HA3	39:BP:60:VAL:CG1	2.45	0.47
25:DB:1729:U:C5	25:DB:1731:G:N2	2.82	0.47
1:CA:128:G:H2'	1:CA:129:A:C8	2.50	0.47
25:DB:1275:A:N6	25:DB:1296:G:H4'	2.29	0.47
15:CM:106:ARG:HH12	15:CM:109:LYS:HE3	1.80	0.47
1:AA:677:U:H2'	1:AA:678:U:C6	2.46	0.47
25:BB:314:C:O2'	25:BB:315:G:H5'	2.14	0.47
1:AA:1382:C:H2'	1:AA:1383:C:H6	1.78	0.47
24:DA:62:C:O2'	24:DA:63:C:H5'	2.14	0.47
25:BB:1927:A:H2'	25:BB:1928:A:C8	2.49	0.47
25:DB:1838:C:H4'	25:DB:1839:G:C8	2.50	0.47
39:BP:77:SER:O	39:BP:80:VAL:HG12	2.14	0.47
25:DB:2836:U:H2'	25:DB:2837:A:H8	1.78	0.47
1:AA:68:G:O4'	1:AA:171:A:H1'	2.14	0.47
25:BB:934:U:H2'	25:BB:935:C:H6	1.79	0.47
1:CA:6:G:O2'	1:CA:7:A:H8	1.98	0.47
5:AC:165:GLU:OE1	5:AC:165:GLU:HA	2.14	0.47
25:BB:589:U:H2'	25:BB:590:A:H8	1.78	0.47
1:AA:112:G:H21	1:AA:354:G:C4'	2.28	0.47
25:BB:688:U:H5'	25:BB:1780:A:N1	2.29	0.47
25:BB:728:G:H4'	26:BC:12:ARG:HG3	1.97	0.47
1:CA:1338:G:H21	2:CW:41:C:H1'	1.79	0.47
1:CA:1338:G:H2'	1:CA:1339:A:C8	2.49	0.47
25:DB:2849:U:H4'	25:DB:2850:A:H5'	1.96	0.47
28:DE:155:GLU:O	28:DE:159:LEU:HD13	2.15	0.47
1:AA:915:A:H2'	1:AA:916:U:H5'	1.96	0.47
25:DB:2552:U:C2	25:DB:2554:U:H5'	2.49	0.47
2:AW:37:A:H2'	2:AW:38:A:O4'	2.14	0.47
25:BB:1750:G:O2'	25:BB:1751:U:H5'	2.13	0.47
5:AC:113:LYS:HB2	5:AC:184:ASN:OD1	2.15	0.47
25:DB:2767:C:O2'	25:DB:2768:U:H5'	2.15	0.47
35:DL:64:PHE:CD2	35:DL:64:PHE:N	2.83	0.47
53:B3:50:SER:C	53:B3:52:GLY:H	2.17	0.47
2:CW:37:A:H2'	2:CW:38:A:O4'	2.14	0.47
25:DB:445:C:OP1	40:DQ:1:ALA:HA	2.14	0.47
46:BW:24:ARG:O	46:BW:24:ARG:HD2	2.14	0.47
11:AI:70:GLY:O	11:AI:74:GLN:HG3	2.14	0.47
1:CA:126:G:OP1	1:CA:605:U:O2'	2.28	0.47
7:CE:85:LYS:HE2	7:CE:92:ARG:NE	2.30	0.47
10:CH:112:ASP:O	10:CH:116:ARG:HB2	2.14	0.47

Continued on next page...

Continued from previous page...

Atom-1	Atom-2	Distance(Å)	Clash(Å)
8:CF:14:GLN:HE21	8:CF:83:ALA:CA	2.27	0.47
25:DB:1818:U:HO2'	25:DB:1819:A:P	2.37	0.47
26:DC:131:MET:HE3	26:DC:187:CYS:HB2	1.97	0.47
33:DJ:122:LEU:HD21	33:DJ:124:VAL:HG13	1.97	0.47
33:DJ:17:VAL:HG22	33:DJ:55:ILE:HG12	1.96	0.47
25:BB:1817:G:H5''	26:BC:86:ARG:NH1	2.30	0.47
12:CJ:66:GLU:HG2	12:CJ:67:ILE:H	1.79	0.47
15:CM:72:ILE:HG23	15:CM:73:SER:N	2.28	0.47
33:BJ:4:PHE:C	33:BJ:44:TYR:HE2	2.18	0.47
39:DP:77:SER:O	39:DP:80:VAL:HG12	2.15	0.47
8:CF:49:TYR:HB2	8:CF:50:PRO:HD2	1.96	0.47
29:BF:90:LEU:HB3	29:BF:95:MET:HA	1.96	0.47
27:BD:10:GLY:HA2	27:BD:26:VAL:HG23	1.96	0.47
25:BB:2882:A:H2'	25:BB:2883:A:H5''	1.96	0.47
33:BJ:65:THR:HG22	33:BJ:68:LYS:HE3	1.97	0.47
27:BD:48:ILE:HG22	27:BD:84:LEU:HD23	1.95	0.47
1:AA:1328:C:H2'	1:AA:1329:A:H8	1.79	0.47
1:AA:1129:C:H5'	11:AI:17:ARG:HH12	1.80	0.47
1:AA:491:G:O2'	1:AA:492:C:H5'	2.14	0.47
1:AA:541:G:H2'	1:AA:542:G:H8	1.79	0.47
10:AH:10:LEU:O	10:AH:13:ILE:HG13	2.14	0.47
30:DG:153:PRO:O	30:DG:155:PRO:HD3	2.14	0.47
1:CA:202:G:H21	1:CA:465:A:H61	1.62	0.47
1:CA:1398:A:H61	7:CE:25:LYS:CB	2.27	0.47
1:AA:1374:A:O2'	1:AA:1375:A:H5'	2.15	0.47
44:BU:39:ASN:CG	44:BU:62:ALA:HB3	2.34	0.47
28:DE:58:LYS:CD	28:DE:58:LYS:N	2.78	0.47
38:DO:111:ARG:NH1	38:DO:112:GLU:HB2	2.24	0.47
5:CC:146:LYS:HE3	5:CC:146:LYS:N	2.29	0.47
44:DU:18:LYS:HD3	44:DU:18:LYS:C	2.34	0.47
5:AC:205:GLU:CG	5:AC:206:ILE:H	2.27	0.47
36:BM:12:MET:HB2	36:BM:72:PRO:CD	2.40	0.47
17:AO:40:GLY:O	17:AO:43:ALA:HB3	2.14	0.47
41:DR:59:ILE:HG12	41:DR:101:ILE:HD13	1.95	0.47
11:AI:80:HIS:CE1	11:AI:84:ARG:HH12	2.32	0.47
29:BF:142:TYR:N	29:BF:142:TYR:CD2	2.78	0.47
6:CD:195:ASN:HB3	6:CD:197:HIS:CD2	2.49	0.47
1:CA:1226:C:H3'	15:CM:101:THR:O	2.14	0.47
1:AA:745:G:H2'	1:AA:746:A:C8	2.50	0.47
4:AB:98:GLY:HA2	4:AB:101:THR:CG2	2.41	0.47
25:DB:603:A:H4'	25:DB:604:G:O5'	2.15	0.47
49:DZ:2:LYS:HE3	49:DZ:4:ILE:HD11	1.95	0.47

Continued on next page...

Continued from previous page...

Atom-1	Atom-2	Distance(Å)	Clash(Å)
24:DA:28:C:H2'	24:DA:29:A:O4'	2.15	0.47
25:BB:1747:U:H2'	25:BB:1748:C:H6	1.79	0.47
37:BN:96:ARG:HG2	37:BN:96:ARG:HH21	1.78	0.47
8:AF:9:MET:HB3	8:AF:57:ALA:CB	2.41	0.47
1:AA:1139:G:H4'	1:AA:1140:C:OP1	2.13	0.47
30:DG:91:VAL:O	30:DG:93:TYR:N	2.48	0.47
42:DS:17:VAL:O	42:DS:19:LEU:N	2.44	0.47
25:DB:532:A:H4'	25:DB:533:G:C8	2.50	0.47
1:CA:812:G:O2'	1:CA:813:U:H6	1.96	0.47
1:CA:1262:C:N4	1:CA:1273:C:H42	2.13	0.47
39:BP:52:ARG:HG2	39:BP:52:ARG:NH1	2.30	0.47
25:BB:2722:G:H2'	25:BB:2723:C:C6	2.49	0.47
13:CK:81:LEU:HD22	13:CK:104:PHE:CD2	2.49	0.47
10:AH:38:VAL:O	10:AH:42:GLU:HB2	2.13	0.47
25:DB:2155:U:H3'	25:DB:2156:G:H5''	1.96	0.47
25:DB:2425:A:C5'	25:DB:2426:A:H3'	2.44	0.47
36:BM:105:MET:HG2	36:BM:108:VAL:HG12	1.97	0.47
39:DP:31:VAL:CG1	39:DP:38:ARG:HG2	2.45	0.47
32:DI:37:PHE:HB2	32:DI:66:PHE:CE2	2.49	0.47
50:B0:33:SER:C	50:B0:35:GLU:H	2.18	0.47
25:BB:2605:U:H2'	25:BB:2606:C:C6	2.50	0.47
25:DB:2300:C:H2'	25:DB:2301:C:C6	2.50	0.47
1:AA:1234:C:H1'	1:AA:1364:U:C6	2.49	0.47
1:AA:869:G:H4'	1:AA:872:A:C8	2.50	0.47
25:BB:974:G:OP2	41:BR:78:ARG:HD3	2.15	0.47
6:AD:119:HIS:C	6:AD:121:ALA:H	2.18	0.47
25:BB:1048:A:H1'	25:BB:1112:G:H21	1.79	0.47
1:AA:646:G:H2'	1:AA:647:C:C6	2.49	0.47
5:AC:110:LEU:CD2	5:AC:140:ALA:HB1	2.45	0.47
1:CA:395:C:O2'	1:CA:396:C:H5'	2.14	0.47
25:DB:1093:G:O2'	25:DB:1094:U:H5'	2.14	0.47
1:AA:399:G:H2'	1:AA:400:C:C6	2.49	0.47
25:BB:2553:G:H2'	25:BB:2554:U:C4'	2.45	0.47
33:DJ:88:THR:HG22	33:DJ:91:GLU:OE1	2.15	0.47
25:DB:1227:G:O2'	25:DB:1228:G:H5'	2.14	0.47
42:BS:31:GLN:O	42:BS:33:LEU:N	2.42	0.47
1:AA:930:C:O2'	1:AA:931:C:H5'	2.15	0.47
34:BK:100:GLY:O	34:BK:119:PRO:HB2	2.14	0.47
25:DB:1908:C:O2'	25:DB:1909:C:H5'	2.15	0.47
25:DB:912:C:O2'	25:DB:913:U:H5'	2.14	0.47
25:BB:2412:A:H2'	25:BB:2413:G:O4'	2.15	0.47
54:B4:9:LYS:N	54:B4:9:LYS:HD3	2.30	0.47

Continued on next page...

Continued from previous page...

Atom-1	Atom-2	Distance(Å)	Clash(Å)
9:AG:105:GLU:O	9:AG:109:LYS:HG3	2.15	0.47
44:DU:9:GLU:O	44:DU:72:PHE:HB2	2.15	0.47
46:DW:23:LYS:CE	46:DW:24:ARG:HG3	2.44	0.47
46:DW:37:VAL:CG1	46:DW:55:ASP:HB2	2.45	0.47
46:DW:39:GLN:O	46:DW:56:HIS:HB3	2.15	0.47
46:DW:65:LYS:NZ	46:DW:84:GLU:HB3	2.29	0.47
46:DW:23:LYS:O	46:DW:66:VAL:HB	2.14	0.47
25:DB:2267:A:H8	25:DB:2268:A:OP1	1.97	0.47
48:DY:42:LEU:HA	48:DY:45:GLN:HE21	1.79	0.47
25:DB:96:C:H4'	48:DY:41:HIS:CE1	2.50	0.47
7:CE:89:THR:HG22	7:CE:90:GLY:N	2.29	0.47
7:CE:111:ARG:HG3	7:CE:112:ALA:H	1.80	0.47
7:CE:137:ARG:HB3	7:CE:141:ASP:HB2	1.96	0.47
32:DI:1:ALA:H3	32:DI:3:LYS:NZ	2.12	0.47
1:CA:1178:G:N2	1:CA:1180:A:H3'	2.30	0.47
11:CI:25:GLY:HA2	11:CI:60:LEU:C	2.35	0.47
11:CI:96:GLU:O	11:CI:97:LEU:HD23	2.14	0.47
1:AA:1318:A:H4'	21:AS:9:PHE:CG	2.49	0.47
15:AM:95:PRO:CA	15:AM:108:ARG:HG2	2.45	0.47
9:CG:34:LYS:O	9:CG:38:ALA:HB2	2.15	0.47
4:AB:17:HIS:C	4:AB:37:VAL:HG23	2.35	0.47
25:DB:6:A:N3	33:DJ:135:GLN:NE2	2.62	0.47
33:DJ:36:LEU:HD12	33:DJ:118:MET:O	2.15	0.47
33:DJ:54:ILE:HD12	33:DJ:55:ILE:H	1.80	0.47
26:BC:131:MET:HE3	26:BC:187:CYS:HB2	1.95	0.47
26:BC:67:LYS:HE3	26:BC:149:LYS:O	2.14	0.47
5:CC:102:ILE:HD12	5:CC:103:ALA:H	1.79	0.47
5:CC:152:VAL:HB	5:CC:156:LEU:HD21	1.97	0.47
26:BC:117:SER:HB3	26:BC:128:THR:HB	1.96	0.47
1:AA:718:A:C2	20:AR:37:LYS:HE2	2.50	0.47
21:CS:63:ASP:O	21:CS:66:VAL:HG23	2.13	0.47
21:CS:35:ARG:HB2	21:CS:71:GLY:N	2.29	0.47
16:CN:21:ALA:O	16:CN:24:ALA:HB3	2.15	0.47
16:CN:26:LEU:HB3	16:CN:44:VAL:CG1	2.36	0.47
16:CN:27:LYS:HA	16:CN:31:SER:HB2	1.97	0.47
1:AA:1348:U:H4'	11:AI:121:ARG:NH1	2.28	0.47
31:BH:127:GLU:OE2	31:BH:143:ILE:HG21	2.15	0.47
29:BF:39:VAL:HG13	29:BF:49:LEU:HD11	1.96	0.47
29:BF:79:ARG:O	29:BF:81:GLY:N	2.47	0.47
29:BF:39:VAL:HG12	29:BF:84:ILE:HD12	1.97	0.47
39:BP:62:LYS:O	39:BP:63:ILE:HB	2.14	0.47
4:CB:67:LEU:HD22	4:CB:157:PRO:CG	2.45	0.47

Continued on next page...

Continued from previous page...

Atom-1	Atom-2	Distance(Å)	Clash(Å)
4:CB:55:GLU:HA	4:CB:58:LYS:HB2	1.97	0.47
29:DF:69:ALA:HB2	29:DF:82:TYR:CD1	2.50	0.47
31:DH:121:VAL:O	31:DH:122:LEU:HB2	2.15	0.47
36:DM:35:ALA:O	36:DM:36:VAL:HB	2.14	0.47
44:DU:48:VAL:N	44:DU:49:PRO:CD	2.77	0.47
8:AF:7:VAL:CG2	20:AR:64:LEU:HD21	2.42	0.47
18:AP:36:VAL:HG23	18:AP:53:ASP:HB2	1.96	0.47
6:CD:66:VAL:HG23	6:CD:70:GLN:CD	2.35	0.47
29:BF:104:THR:HG22	29:BF:105:ILE:HG23	1.97	0.47
1:CA:262:A:H2'	1:CA:263:A:C8	2.50	0.47
25:DB:2336:A:N7	46:DW:40:ARG:HD2	2.29	0.47
1:CA:626:G:H5''	18:CP:38:PHE:CD2	2.49	0.47
32:BI:79:LEU:HD11	32:BI:131:THR:OG1	2.13	0.47
21:AS:10:ILE:HD12	21:AS:11:ASP:H	1.79	0.47
45:BV:70:ILE:CD1	45:BV:70:ILE:N	2.75	0.47
1:CA:1122:U:H2'	1:CA:1123:U:C6	2.50	0.47
44:BU:73:ASN:C	44:BU:75:ALA:H	2.18	0.47
12:AJ:11:LYS:NZ	12:AJ:99:GLN:H	2.12	0.47
1:AA:1125:U:H3'	12:AJ:37:ARG:NH1	2.30	0.47
25:BB:71:A:C4'	25:BB:72:U:H5'	2.38	0.47
1:AA:413:G:H22	1:AA:429:U:P	2.38	0.47
6:AD:59:LYS:C	6:AD:61:ARG:N	2.67	0.47
30:DG:83:THR:C	30:DG:84:LYS:HD3	2.35	0.47
40:BQ:23:TYR:HB3	40:BQ:27:ARG:HB3	1.97	0.47
9:CG:128:GLU:HG3	9:CG:130:LYS:HG2	1.97	0.47
8:CF:19:PRO:HG2	8:CF:20:GLY:H	1.79	0.47
6:AD:90:LEU:HA	6:AD:93:LEU:HD12	1.97	0.47
12:AJ:65:TYR:OH	16:AN:84:ARG:HG3	2.15	0.47
9:CG:13:PRO:HB3	9:CG:20:GLU:CG	2.44	0.47
9:AG:145:GLU:HA	9:AG:148:LYS:HB3	1.97	0.47
25:BB:137:U:H3'	25:BB:138:U:H5	1.74	0.47
25:BB:142:A:OP2	25:BB:142:A:H8	1.98	0.47
1:CA:58:C:O2'	1:CA:59:A:H5'	2.14	0.47
4:CB:130:LYS:HB3	4:CB:134:LEU:HB2	1.96	0.47
1:AA:865:A:H2'	1:AA:866:C:C6	2.50	0.47
28:DE:164:LEU:O	28:DE:166:LYS:N	2.48	0.47
1:AA:1181:G:C2	1:AA:1182:G:N2	2.83	0.47
25:DB:1561:C:H2'	25:DB:1562:U:H6	1.79	0.47
26:BC:52:HIS:NE2	26:BC:218:THR:HG23	2.28	0.47
39:BP:96:LEU:HD12	39:BP:96:LEU:N	2.30	0.47
16:AN:81:ILE:O	16:AN:85:GLU:HB3	2.14	0.47
25:BB:532:A:H4'	25:BB:533:G:C8	2.50	0.47

Continued on next page...

Continued from previous page...

Atom-1	Atom-2	Distance(Å)	Clash(Å)
36:DM:126:ILE:CD1	36:DM:126:ILE:H	2.24	0.47
1:CA:1172:C:H2'	1:CA:1173:U:C6	2.49	0.47
42:BS:96:ILE:HG23	42:BS:96:ILE:O	2.15	0.47
25:BB:1279:G:H2'	25:BB:1280:G:H8	1.79	0.47
36:DM:41:LEU:HD13	36:DM:46:ILE:HG22	1.96	0.47
25:DB:1813:G:N3	26:DC:49:THR:HG21	2.30	0.47
26:BC:75:ALA:HB1	26:BC:93:VAL:HG23	1.96	0.47
14:CL:32:VAL:HG12	14:CL:33:CYS:N	2.30	0.47
1:CA:1004:A:H1'	1:CA:1026:G:C6	2.50	0.47
25:DB:2105:U:O5'	25:DB:2105:U:H6	1.96	0.47
29:BF:148:VAL:O	29:BF:149:ARG:HG2	2.14	0.47
25:DB:1255:U:C5	28:DE:68:ALA:HA	2.50	0.47
12:CJ:56:HIS:H	16:CN:80:ARG:NH2	2.12	0.47
4:AB:114:LYS:HE2	4:AB:151:LYS:HG3	1.97	0.47
27:BD:112:THR:O	27:BD:113:SER:HB2	2.14	0.47
27:DD:203:VAL:HG13	27:DD:203:VAL:O	2.15	0.47
1:AA:674:G:H2'	1:AA:675:A:C8	2.45	0.47
25:BB:1796:U:H2'	25:BB:1797:G:C8	2.49	0.47
22:AT:50:PHE:O	22:AT:53:MET:SD	2.72	0.47
1:AA:84:U:H4'	1:AA:85:U:OP1	2.15	0.47
48:BY:23:ARG:O	48:BY:27:ASN:HB2	2.14	0.47
39:DP:48:ALA:HA	39:DP:95:LYS:HG3	1.96	0.47
13:AK:19:VAL:HG23	13:AK:35:ASP:O	2.15	0.47
37:BN:73:ASN:HA	37:BN:76:VAL:CG2	2.45	0.47
30:DG:38:ASP:CG	30:DG:39:ALA:N	2.64	0.47
1:AA:123:U:OP1	1:AA:312:C:H5'	2.15	0.47
25:DB:1505:A:H2'	25:DB:1506:U:O4'	2.14	0.47
45:DV:26:PHE:HE1	45:DV:89:ILE:HG13	1.79	0.47
25:BB:1824:G:O2'	25:BB:1825:U:H5'	2.15	0.47
1:AA:972:C:O2'	12:AJ:57:VAL:HA	2.14	0.47
1:CA:763:G:H2'	1:CA:764:C:C6	2.50	0.47
1:CA:738:C:H2'	1:CA:739:C:H6	1.78	0.47
1:AA:1113:C:C6	5:AC:177:LEU:HD13	2.49	0.47
1:AA:128:G:H2'	1:AA:129:A:C8	2.50	0.47
3:AX:5:U:H5''	57:AX:209:HOH:O	2.14	0.47
1:AA:208:U:C2'	1:AA:209:U:H5''	2.43	0.47
1:AA:712:A:O2'	1:AA:713:G:H5'	2.15	0.47
25:BB:1685:C:H2'	25:BB:1686:C:H6	1.79	0.47
9:CG:66:GLU:HA	9:CG:69:ARG:HD3	1.97	0.47
47:DX:26:ARG:HD3	47:DX:27:ARG:N	2.30	0.47
25:DB:1789:A:OP1	26:DC:219:VAL:HA	2.15	0.47
1:AA:1012:A:O2'	1:AA:1013:G:H5'	2.14	0.47

Continued on next page...

Continued from previous page...

Atom-1	Atom-2	Distance(Å)	Clash(Å)
1:AA:932:C:H5'	9:AG:3:ARG:CD	2.45	0.47
31:DH:58:LEU:HA	31:DH:61:VAL:HG12	1.97	0.47
9:AG:4:ARG:NE	9:AG:4:ARG:HA	2.30	0.47
54:D4:11:CYS:HB3	54:D4:33:HIS:HE1	1.78	0.47
25:BB:1711:A:H2'	25:BB:1712:U:H6	1.77	0.47
24:BA:54:G:H21	29:BF:25:MET:HE1	1.79	0.47
25:DB:1410:G:H2'	25:DB:1411:U:C6	2.50	0.47
39:BP:102:ARG:HB3	39:BP:107:ALA:HB2	1.97	0.47
28:BE:95:LYS:HZ1	28:BE:97:ASN:HA	1.78	0.47
1:AA:1489:G:H2'	1:AA:1490:U:C6	2.49	0.47
25:DB:2038:G:H2'	25:DB:2039:U:C6	2.50	0.47
30:DG:104:LEU:HB2	30:DG:112:VAL:CB	2.45	0.47
51:B1:46:VAL:HG22	51:B1:47:ILE:N	2.30	0.47
13:CK:116:PRO:C	13:CK:118:ASN:H	2.18	0.47
25:BB:118:A:H5'	25:BB:119:A:H8	1.80	0.47
17:CO:16:ARG:H	17:CO:20:ASP:CG	2.17	0.47
25:BB:1930:G:C2'	25:BB:1931:U:OP2	2.63	0.47
25:BB:457:A:H61	25:BB:470:A:H5''	1.78	0.47
24:BA:8:C:H2'	24:BA:9:G:O4'	2.15	0.47
25:BB:68:G:H2'	25:BB:69:C:H6	1.80	0.47
25:DB:2211:A:H4'	25:DB:2211:A:OP2	2.13	0.47
25:BB:1047:G:OP1	25:BB:1047:G:H4'	2.14	0.47
25:DB:208:C:H2'	25:DB:209:C:H6	1.78	0.47
25:BB:1259:G:H2'	25:BB:1260:A:H8	1.79	0.47
1:CA:744:C:H2'	1:CA:745:G:C8	2.50	0.47
25:DB:2544:G:O2'	25:DB:2545:G:H5'	2.15	0.47
28:DE:14:VAL:HG23	28:DE:15:SER:H	1.80	0.47
1:CA:390:U:H2'	1:CA:391:G:H8	1.80	0.47
25:DB:178:G:O2'	25:DB:179:C:H5'	2.15	0.47
25:DB:1190:G:H2'	25:DB:1191:G:C8	2.50	0.47
1:CA:1035:A:H2'	1:CA:1036:A:H8	1.80	0.47
25:DB:1092:C:H2'	25:DB:1093:G:C5'	2.44	0.47
25:BB:1080:A:O2'	25:BB:1081:U:H5'	2.13	0.47
4:AB:177:ASN:OD1	4:AB:178:LEU:HD22	2.15	0.47
1:CA:810:C:O2'	1:CA:811:C:H5'	2.14	0.47
25:DB:1924:C:O2'	25:DB:1925:C:H5'	2.14	0.47
25:BB:378:C:O2'	25:BB:379:G:H5'	2.15	0.47
25:BB:2417:C:O2'	25:BB:2418:A:H5'	2.15	0.47
38:DO:61:GLN:HE21	38:DO:61:GLN:N	2.12	0.47
1:AA:537:G:H2'	1:AA:538:G:C8	2.50	0.47
20:AR:38:ILE:HD13	20:AR:55:ALA:HA	1.95	0.47
34:DK:76:ILE:HG12	39:DP:71:ARG:HD2	1.97	0.47

Continued on next page...

Continued from previous page...

Atom-1	Atom-2	Distance(Å)	Clash(Å)
25:DB:1042:G:H2'	25:DB:1043:C:C6	2.50	0.47
1:CA:28:A:H2'	1:CA:29:U:O4'	2.14	0.47
25:BB:545:U:H2'	25:BB:546:U:H4'	1.95	0.47
22:CT:20:ASN:HA	22:CT:23:ARG:HG2	1.96	0.47
25:DB:257:C:H2'	25:DB:258:G:O4'	2.15	0.47
42:BS:89:ALA:O	42:BS:90:LYS:HB2	2.14	0.47
25:DB:1807:G:H2'	25:DB:1808:A:H5'	1.97	0.47
30:BG:17:LYS:HE3	30:BG:17:LYS:HA	1.96	0.47
25:BB:1227:G:O2'	25:BB:1228:G:H5'	2.14	0.47
25:BB:2063:C:O2	25:BB:2450:A:N1	2.48	0.47
1:CA:787:A:O2'	1:CA:788:U:H5'	2.15	0.47
6:AD:98:ASP:OD1	6:AD:132:ALA:HB1	2.14	0.47
1:AA:899:C:H2'	1:AA:900:A:O4'	2.14	0.47
25:BB:1985:C:O2'	25:BB:1986:C:H5'	2.15	0.47
11:AI:7:GLY:CA	11:AI:85:ALA:HB2	2.44	0.47
15:AM:89:ARG:HH11	15:AM:94:LEU:HD12	1.80	0.47
26:DC:140:VAL:CG1	26:DC:141:HIS:H	2.11	0.47
33:DJ:44:TYR:O	33:DJ:45:THR:CB	2.63	0.47
26:BC:171:VAL:O	26:BC:183:VAL:HG12	2.15	0.47
43:BT:57:VAL:HG22	43:BT:58:VAL:N	2.23	0.47
5:CC:38:VAL:O	5:CC:42:LEU:HD23	2.15	0.47
21:AS:28:LYS:N	21:AS:28:LYS:HE2	2.30	0.47
31:BH:81:ALA:HB2	31:BH:147:VAL:CB	2.44	0.47
4:CB:64:GLY:O	4:CB:66:ILE:HG12	2.14	0.47
4:CB:68:PHE:CZ	4:CB:83:ALA:HA	2.50	0.47
31:DH:122:LEU:H	31:DH:128:HIS:HE1	1.63	0.47
36:BM:33:LEU:HD11	36:BM:121:ALA:HB2	1.97	0.47
1:CA:401:C:H2'	1:CA:402:G:H8	1.79	0.47
18:CP:12:LYS:O	18:CP:13:LYS:HB2	2.15	0.47
54:D4:15:LYS:O	54:D4:16:ILE:CB	2.61	0.47
29:BF:102:LEU:HD22	29:BF:103:ILE:HB	1.97	0.47
1:AA:376:G:H5''	18:AP:5:ARG:HB2	1.97	0.47
33:DJ:65:THR:HG22	33:DJ:68:LYS:HE3	1.95	0.47
9:CG:71:THR:HG23	9:CG:141:HIS:NE2	2.30	0.47
4:CB:150:ILE:O	4:CB:153:MET:HB3	2.15	0.47
1:AA:1130:A:H62	1:AA:1143:G:N2	2.12	0.47
32:BI:32:VAL:HG13	32:BI:66:PHE:CD2	2.49	0.47
29:BF:13:LYS:O	29:BF:16:MET:HB2	2.15	0.47
40:BQ:9:ALA:C	40:BQ:11:ALA:H	2.19	0.47
1:AA:1338:G:H21	2:AW:41:C:H1'	1.79	0.47
6:AD:94:GLU:HG3	6:AD:103:ARG:CZ	2.45	0.47
6:AD:99:ASN:CB	6:AD:103:ARG:HH21	2.23	0.47

Continued on next page...

Continued from previous page...

Atom-1	Atom-2	Distance(Å)	Clash(Å)
35:BL:17:LYS:HD2	35:BL:19:LEU:HD11	1.96	0.47
1:CA:361:G:O2'	1:CA:362:G:H5'	2.15	0.47
26:DC:78:GLU:OE1	26:DC:100:ARG:NE	2.46	0.47
25:DB:138:U:O5'	25:DB:138:U:H6	1.98	0.47
1:CA:254:G:O2'	1:CA:255:G:H5'	2.15	0.47
1:CA:462:G:H3'	1:CA:463:U:H5''	1.97	0.47
41:BR:1:MET:O	41:BR:15:SER:HB3	2.15	0.47
15:CM:102:LYS:O	15:CM:103:THR:C	2.52	0.47
1:AA:1084:G:H5'	1:AA:1102:A:OP2	2.15	0.47
27:DD:172:VAL:CG1	27:DD:175:LEU:HD11	2.44	0.47
22:CT:11:ILE:HG13	22:CT:12:GLN:N	2.28	0.47
35:DL:77:ILE:HG22	35:DL:78:ARG:H	1.80	0.47
44:DU:71:ILE:HD11	44:DU:81:ARG:O	2.14	0.47
30:BG:54:ARG:CD	30:BG:55:ASP:H	2.26	0.47
25:DB:2297:A:H2	25:DB:2320:U:H4'	1.76	0.47
25:BB:1130:U:HO2'	25:BB:1131:G:H8	1.62	0.47
34:DK:68:VAL:O	34:DK:69:ARG:HB3	2.15	0.47
14:CL:47:ALA:HB3	14:CL:49:ARG:NH2	2.29	0.47
25:BB:2742:G:O2'	25:BB:2743:U:H5'	2.15	0.47
1:AA:423:G:H2'	1:AA:424:G:H4'	1.97	0.47
25:BB:156:A:H2'	25:BB:157:C:H6	1.80	0.47
25:DB:1275:A:C4	37:DN:16:HIS:CD2	3.03	0.47
35:DL:120:VAL:HG12	35:DL:121:THR:H	1.79	0.47
25:DB:2791:G:H2'	25:DB:2792:A:O4'	2.15	0.47
31:BH:45:GLU:HA	31:BH:48:GLU:HB3	1.97	0.47
25:BB:2598:A:H5''	26:BC:233:GLY:HA2	1.97	0.47
1:CA:298:A:H2'	1:CA:299:G:C8	2.49	0.47
1:CA:1382:C:H2'	1:CA:1383:C:C6	2.50	0.47
46:DW:67:LYS:HG3	46:DW:69:GLU:HG3	1.97	0.47
25:DB:1360:G:C2'	25:DB:1361:G:H5'	2.44	0.47
1:CA:651:C:H2'	1:CA:652:U:C6	2.49	0.47
25:BB:2783:U:H2'	25:BB:2784:U:H6	1.77	0.47
25:BB:1790:C:H2'	25:BB:1791:A:C8	2.50	0.47
25:BB:598:U:H2'	25:BB:599:A:H8	1.80	0.47
25:DB:184:C:H2'	25:DB:185:G:C8	2.48	0.47
31:DH:1:MET:HB3	31:DH:21:VAL:O	2.15	0.47
25:DB:2626:C:H2'	25:DB:2627:G:O4'	2.15	0.47
1:CA:1388:C:H2'	1:CA:1389:C:C6	2.49	0.47
1:AA:1388:C:H2'	1:AA:1389:C:C6	2.50	0.47
44:DU:27:VAL:HA	44:DU:33:VAL:HG12	1.96	0.47
28:DE:132:LYS:O	28:DE:135:ALA:HB3	2.15	0.47
24:DA:35:C:H2'	24:DA:36:C:O4'	2.14	0.47

Continued on next page...

Continued from previous page...

Atom-1	Atom-2	Distance(Å)	Clash(Å)
30:DG:87:GLN:HA	30:DG:129:GLU:HA	1.96	0.47
15:AM:109:LYS:HD3	15:AM:110:GLY:O	2.14	0.47
32:DI:69:VAL:HG23	32:DI:69:VAL:O	2.14	0.47
25:DB:1344:U:O2	25:DB:1385:A:H5'	2.15	0.47
25:DB:289:G:H2'	25:DB:290:U:C6	2.50	0.47
25:BB:2264:C:O2'	25:BB:2265:U:H5'	2.15	0.47
25:BB:2241:A:H2'	25:BB:2242:G:C8	2.50	0.47
46:DW:18:LYS:HD2	46:DW:19:ARG:HD3	1.97	0.47
46:BW:18:LYS:HG3	46:BW:19:ARG:H	1.80	0.47
46:BW:30:VAL:HG23	46:BW:59:PHE:CE2	2.50	0.47
7:CE:32:PHE:CD1	7:CE:32:PHE:N	2.83	0.47
10:CH:10:LEU:HD12	10:CH:14:ARG:HH22	1.79	0.47
10:CH:101:ALA:N	10:CH:112:ASP:OD1	2.48	0.47
25:DB:1098:A:C3'	32:DI:4:VAL:H	2.28	0.47
39:DP:50:ARG:HB2	39:DP:56:SER:CB	2.45	0.47
1:CA:1139:G:H4'	1:CA:1140:C:OP1	2.15	0.47
1:AA:978:A:H4'	1:AA:1322:C:H6	1.78	0.47
1:AA:1226:C:H41	15:AM:102:LYS:NZ	2.13	0.47
15:AM:98:GLY:O	15:AM:99:GLN:HG3	2.15	0.47
6:CD:103:ARG:HB3	6:CD:170:LEU:HD21	1.97	0.47
26:BC:138:SER:O	26:BC:140:VAL:HG23	2.15	0.47
5:CC:63:ILE:HG12	5:CC:65:VAL:CG2	2.45	0.47
4:AB:164:ASP:HB3	4:AB:168:GLU:CG	2.44	0.47
4:AB:198:VAL:O	4:AB:199:ILE:HG23	2.15	0.47
4:CB:66:ILE:HB	4:CB:87:ASP:O	2.14	0.47
13:CK:111:ASP:H	23:CU:3:ILE:N	2.12	0.47
29:BF:35:LEU:HD23	29:BF:153:ILE:HG12	1.97	0.47
27:BD:106:LYS:CB	27:BD:206:ALA:HB3	2.44	0.47
18:CP:8:ARG:NE	18:CP:15:PRO:HB3	2.30	0.47
25:BB:2832:U:H5''	25:BB:2834:G:O4'	2.15	0.47
25:BB:1023:U:H2'	25:BB:1024:G:H5'	1.96	0.47
7:AE:81:GLN:HE22	7:AE:82:HIS:CD2	2.33	0.47
9:CG:24:LYS:HB3	9:CG:100:MET:HE1	1.97	0.47
31:DH:82:SER:HB3	31:DH:90:LEU:HG	1.97	0.47
48:BY:13:GLU:HG3	48:BY:57:LEU:CD2	2.45	0.47
10:AH:17:GLN:HG3	10:AH:62:LEU:CD2	2.45	0.47
22:CT:55:PRO:HG2	22:CT:56:ILE:H	1.80	0.47
40:BQ:4:LYS:CD	40:BQ:7:VAL:HG22	2.44	0.47
14:AL:22:ALA:HB1	14:AL:56:LEU:CD2	2.45	0.47
25:DB:1491:G:H4'	26:DC:70:LYS:NZ	2.30	0.47
1:CA:643:C:C5'	10:CH:31:LEU:HD13	2.45	0.47
25:BB:273:G:H2'	25:BB:274:C:H6	1.79	0.47

Continued on next page...

Continued from previous page...

Atom-1	Atom-2	Distance(Å)	Clash(Å)
28:BE:58:LYS:O	28:BE:59:PRO:C	2.51	0.47
32:BI:62:ALA:C	32:BI:64:ARG:H	2.19	0.47
14:CL:101:LEU:HB2	14:CL:103:CYS:SG	2.55	0.47
25:DB:527:C:N4	25:DB:2779:U:OP2	2.48	0.47
11:AI:42:THR:C	11:AI:44:ARG:H	2.17	0.47
46:BW:28:GLU:H	46:BW:31:LEU:CD1	2.28	0.47
25:BB:61:C:P	48:BY:47:ARG:HH12	2.38	0.47
1:AA:600:A:H2'	1:AA:601:G:C8	2.50	0.47
1:AA:601:G:H2'	1:AA:602:A:H8	1.80	0.47
25:BB:2318:G:C6	25:BB:2319:G:N1	2.83	0.47
1:CA:560:A:H5'	1:CA:566:G:N2	2.30	0.47
1:CA:735:C:H2'	1:CA:736:C:H6	1.80	0.47
25:DB:2538:C:O2'	25:DB:2539:C:H5'	2.15	0.47
25:BB:245:G:O2'	25:BB:246:C:H5'	2.15	0.47
37:DN:28:LEU:HD12	37:DN:44:LEU:HD21	1.97	0.47
4:AB:50:ASN:O	4:AB:53:LEU:HB2	2.14	0.47
10:CH:111:THR:O	10:CH:115:ALA:N	2.48	0.47
16:AN:33:VAL:HA	16:AN:40:ARG:CZ	2.45	0.47
45:DV:73:LYS:HA	45:DV:73:LYS:HZ2	1.79	0.47
25:DB:200:U:H5''	47:DX:21:LEU:O	2.14	0.47
25:DB:608:A:H2'	25:DB:609:A:C8	2.50	0.47
25:BB:1410:G:H2'	25:BB:1411:U:C6	2.50	0.47
28:BE:97:ASN:ND2	28:BE:97:ASN:N	2.62	0.47
25:BB:1669:A:H8	34:BK:4:GLN:HG3	1.78	0.47
1:AA:257:G:C3'	1:AA:258:G:H5''	2.45	0.47
37:DN:17:ARG:HH21	37:DN:17:ARG:CB	2.28	0.47
25:BB:1301:A:O2'	25:BB:1302:A:H3'	2.15	0.47
25:DB:521:U:H2'	25:DB:522:A:C8	2.50	0.47
44:DU:10:VAL:O	44:DU:21:ARG:HA	2.14	0.47
18:CP:46:LYS:N	18:CP:46:LYS:HE3	2.30	0.47
25:BB:1401:G:H2'	25:BB:1402:U:C6	2.49	0.47
25:DB:839:U:H2'	25:DB:840:C:H6	1.79	0.47
25:DB:623:C:H2'	25:DB:624:C:C6	2.50	0.47
1:AA:1388:C:H2'	1:AA:1389:C:H6	1.78	0.47
26:BC:231:HIS:HA	26:BC:241:LYS:HD3	1.96	0.47
34:DK:94:ILE:O	34:DK:94:ILE:HG23	2.13	0.47
25:BB:560:C:H2'	25:BB:561:G:O4'	2.15	0.47
25:BB:381:G:O2'	25:BB:382:A:H5'	2.14	0.47
25:BB:2691:C:O2'	25:BB:2692:G:H5'	2.15	0.47
37:DN:90:ARG:HG2	37:DN:94:TYR:HD1	1.79	0.47
22:AT:80:ALA:O	22:AT:84:LYS:HG3	2.15	0.47
27:DD:125:TRP:CG	27:DD:160:LYS:HB3	2.49	0.47

Continued on next page...

Continued from previous page...

Atom-1	Atom-2	Distance(Å)	Clash(Å)
11:AI:112:ARG:O	11:AI:112:ARG:HG3	2.14	0.47
25:DB:1115:G:H2'	25:DB:1116:G:H8	1.80	0.47
25:DB:444:C:O2'	25:DB:445:C:H5'	2.14	0.47
25:DB:1097:U:C2	25:DB:1098:A:H1'	2.50	0.47
1:AA:949:A:O2'	1:AA:950:U:H5'	2.15	0.47
15:AM:78:ARG:HH22	15:AM:81:ASP:HB2	1.80	0.47
21:AS:36:ARG:HH11	21:AS:36:ARG:CB	2.26	0.47
4:CB:21:TYR:HB2	4:CB:189:ASN:HA	1.97	0.47
26:BC:91:ALA:CB	26:BC:105:ALA:HB2	2.45	0.47
5:CC:153:SER:OG	5:CC:154:GLY:N	2.46	0.47
21:CS:59:VAL:HG11	21:CS:73:PHE:HB3	1.96	0.47
1:CA:620:C:C2	6:CD:131:ILE:HG21	2.50	0.47
23:CU:18:PHE:CB	23:CU:19:LYS:HZ2	2.28	0.47
23:CU:20:ARG:N	23:CU:20:ARG:NE	2.63	0.47
27:BD:54:ALA:N	27:BD:76:GLY:HA2	2.30	0.47
32:DI:52:LEU:HD13	32:DI:81:LYS:HZ3	1.79	0.47
12:CJ:44:THR:HG23	12:CJ:70:HIS:HA	1.97	0.47
9:CG:98:LEU:HB3	9:CG:102:TRP:CZ3	2.50	0.47
12:AJ:6:ILE:HB	12:AJ:76:ILE:CG1	2.45	0.47
6:AD:32:LYS:HB3	6:AD:35:GLN:HG2	1.97	0.47
40:DQ:4:LYS:CE	40:DQ:7:VAL:HG13	2.45	0.47
1:CA:202:G:HO2'	1:CA:468:A:H8	1.61	0.47
40:BQ:4:LYS:CE	40:BQ:7:VAL:HG13	2.45	0.47
25:DB:543:G:N1	25:DB:545:U:H4'	2.30	0.47
1:CA:238:A:C3'	1:CA:239:U:H5''	2.45	0.47
33:BJ:81:ILE:HG23	33:BJ:82:GLY:N	2.22	0.47
35:DL:17:LYS:HD2	35:DL:19:LEU:HD11	1.97	0.47
5:CC:110:LEU:O	5:CC:110:LEU:HG	2.15	0.47
11:CI:11:ARG:HA	11:CI:105:ARG:CZ	2.45	0.47
1:AA:332:G:P	22:AT:2:ASN:HB3	2.54	0.47
1:CA:474:G:H2'	1:CA:475:C:H6	1.79	0.47
1:AA:1172:C:O2'	1:AA:1173:U:H5'	2.15	0.47
29:DF:148:VAL:O	29:DF:149:ARG:HG2	2.14	0.47
15:CM:89:ARG:NH2	15:CM:94:LEU:HB3	2.30	0.47
25:DB:2615:U:C2	50:D0:3:GLN:HA	2.50	0.47
33:DJ:110:PRO:HB2	33:DJ:111:LYS:HD2	1.97	0.47
25:BB:709:U:H2'	25:BB:710:U:H6	1.80	0.47
1:AA:451:A:N6	1:AA:480:U:H2'	2.30	0.47
22:AT:55:PRO:HG2	22:AT:56:ILE:H	1.79	0.47
13:AK:20:ALA:HA	13:AK:33:ILE:HA	1.97	0.47
1:CA:373:A:H2'	1:CA:374:A:H8	1.79	0.47
17:AO:84:LEU:HD13	17:AO:86:LEU:HD12	1.97	0.47

Continued on next page...

Continued from previous page...

Atom-1	Atom-2	Distance(Å)	Clash(Å)
42:BS:17:VAL:C	42:BS:19:LEU:N	2.67	0.47
25:DB:68:G:H2'	25:DB:69:C:C6	2.50	0.47
1:CA:665:A:H2'	1:CA:725:G:N2	2.30	0.47
9:CG:16:LYS:HD3	9:CG:43:TYR:CE2	2.50	0.47
16:AN:62:ARG:HB3	16:AN:67:GLY:C	2.35	0.47
25:DB:1151:A:O2'	25:DB:1152:C:H5'	2.15	0.47
30:DG:174:LYS:HB3	30:DG:174:LYS:HZ2	1.80	0.47
6:CD:155:LYS:C	6:CD:157:ALA:H	2.17	0.47
1:CA:678:U:H2'	1:CA:679:C:C6	2.50	0.47
25:DB:2461:A:H2'	25:DB:2462:C:H6	1.77	0.47
30:BG:34:ARG:H	30:BG:34:ARG:HH11	1.63	0.47
1:AA:1090:U:H2'	1:AA:1091:U:C6	2.50	0.47
1:CA:1250:A:H4'	11:CI:69:GLY:O	2.15	0.47
28:DE:189:THR:O	28:DE:193:VAL:HG23	2.15	0.47
25:DB:1947:C:O2'	25:DB:1948:G:H5'	2.15	0.47
45:DV:28:ALA:O	45:DV:40:ILE:HD13	2.15	0.47
44:DU:40:LEU:HA	44:DU:60:LYS:C	2.36	0.47
25:BB:540:C:H2'	25:BB:541:A:C8	2.49	0.47
1:CA:989:U:O2'	1:CA:990:C:H5'	2.14	0.47
26:DC:110:LYS:HD2	26:DC:113:ASP:OD2	2.15	0.47
25:BB:1187:G:H5''	41:BR:83:TYR:CE2	2.50	0.47
1:CA:1270:G:H2'	1:CA:1271:A:H8	1.79	0.47
44:BU:40:LEU:N	44:BU:61:GLU:HA	2.30	0.47
25:BB:178:G:O2'	25:BB:179:C:H5'	2.15	0.47
25:DB:1258:U:H2'	25:DB:1259:G:H8	1.80	0.47
45:BV:78:GLN:HB2	45:BV:88:HIS:HB3	1.96	0.47
1:CA:900:A:O2'	1:CA:901:A:H5'	2.15	0.47
25:BB:2773:C:H2'	25:BB:2774:C:H6	1.80	0.47
10:AH:64:TYR:CD1	10:AH:64:TYR:N	2.83	0.47
38:DO:19:GLN:HB3	38:DO:19:GLN:HE21	1.59	0.47
12:CJ:14:ASP:OD1	12:CJ:16:ARG:HB2	2.15	0.47
25:DB:1973:G:H2'	25:DB:1974:C:C6	2.49	0.47
25:BB:903:C:H2'	25:BB:904:G:H8	1.79	0.47
25:BB:643:A:C8	25:BB:644:A:H8	2.32	0.47
42:BS:61:ASN:HD22	42:BS:61:ASN:HA	1.55	0.47
25:BB:1758:U:H3'	25:BB:1759:A:H8	1.80	0.47
38:BO:16:ARG:O	38:BO:19:GLN:HB3	2.15	0.47
45:BV:77:VAL:HG13	45:BV:77:VAL:O	2.14	0.47
1:AA:28:A:H2'	1:AA:29:U:O4'	2.14	0.47
25:BB:2271:G:O2'	25:BB:2272:U:H5'	2.14	0.46
1:AA:950:U:O4	15:AM:103:THR:HG21	2.15	0.46
1:CA:1372:U:OP1	11:CI:72:SER:HB2	2.16	0.46

Continued on next page...

Continued from previous page...

Atom-1	Atom-2	Distance(Å)	Clash(Å)
4:CB:27:LYS:N	4:CB:28:PRO:CD	2.78	0.46
4:CB:27:LYS:H	4:CB:28:PRO:CD	2.29	0.46
33:DJ:4:PHE:HB3	33:DJ:44:TYR:CE2	2.50	0.46
19:AQ:45:VAL:HG12	19:AQ:46:HIS:H	1.80	0.46
19:AQ:45:VAL:HG12	19:AQ:46:HIS:N	2.29	0.46
15:CM:70:ARG:HA	15:CM:74:MET:HE3	1.97	0.46
43:DT:50:LEU:HD22	43:DT:50:LEU:N	2.28	0.46
31:BH:135:HIS:ND1	31:BH:138:VAL:HG22	2.29	0.46
29:BF:72:SER:HA	29:BF:78:ILE:CG2	2.32	0.46
39:BP:63:ILE:HG22	39:BP:63:ILE:O	2.15	0.46
4:CB:14:HIS:HD2	4:CB:202:ASN:ND2	2.14	0.46
4:CB:215:ALA:O	4:CB:216:VAL:HG13	2.14	0.46
4:CB:78:ALA:HB1	4:CB:163:ILE:HD12	1.96	0.46
6:CD:130:ASN:N	6:CD:130:ASN:ND2	2.63	0.46
29:DF:91:ARG:C	29:DF:95:MET:HB2	2.36	0.46
18:AP:4:ILE:HG13	18:AP:21:VAL:HG22	1.97	0.46
18:AP:67:ILE:HD11	18:AP:71:VAL:HG22	1.97	0.46
27:BD:51:THR:HG22	27:BD:52:THR:N	2.29	0.46
25:DB:2329:U:H2'	25:DB:2330:G:C8	2.49	0.46
32:DI:11:GLN:HA	32:DI:55:PRO:HA	1.96	0.46
15:AM:22:TYR:HB3	15:AM:69:ARG:NH2	2.30	0.46
50:B0:48:TYR:CG	50:B0:49:ARG:N	2.81	0.46
27:BD:46:ARG:HH22	27:BD:86:GLU:HA	1.78	0.46
27:DD:46:ARG:HH22	27:DD:86:GLU:HA	1.80	0.46
14:CL:56:LEU:C	14:CL:58:ASN:H	2.18	0.46
1:CA:1084:G:H5'	1:CA:1102:A:OP2	2.14	0.46
28:DE:177:PRO:O	28:DE:181:ILE:HG22	2.14	0.46
16:CN:62:ARG:NH2	16:CN:69:PRO:HB3	2.30	0.46
29:BF:11:VAL:CG1	29:BF:12:VAL:H	2.20	0.46
8:CF:8:PHE:CZ	8:CF:60:VAL:HG11	2.50	0.46
6:CD:33:ILE:C	6:CD:35:GLN:H	2.18	0.46
9:AG:23:ALA:O	9:AG:26:VAL:HG13	2.15	0.46
14:AL:24:GLU:C	14:AL:26:CYS:H	2.19	0.46
33:DJ:128:ASN:C	33:DJ:129:GLU:HG3	2.35	0.46
50:D0:42:ILE:HD13	50:D0:48:TYR:HB2	1.96	0.46
19:CQ:40:THR:HG22	19:CQ:41:THR:N	2.29	0.46
25:BB:363:G:H2'	25:BB:364:C:H6	1.75	0.46
38:DO:62:LEU:HD12	38:DO:64:TYR:H	1.79	0.46
25:BB:307:G:H2'	25:BB:309:A:OP2	2.14	0.46
6:CD:56:GLU:HG2	6:CD:198:LEU:CD1	2.41	0.46
1:CA:1225:A:N3	1:CA:1225:A:C2'	2.78	0.46
32:BI:103:ALA:O	32:BI:107:GLU:HG3	2.15	0.46

Continued on next page...

Continued from previous page...

Atom-1	Atom-2	Distance(Å)	Clash(Å)
24:BA:28:C:H2'	24:BA:29:A:O4'	2.15	0.46
44:BU:71:ILE:HD11	44:BU:81:ARG:O	2.14	0.46
44:BU:85:ARG:HD3	44:BU:86:PHE:N	2.28	0.46
25:DB:363:G:H2'	25:DB:364:C:H6	1.76	0.46
4:AB:206:ILE:O	4:AB:209:VAL:HG22	2.15	0.46
48:BY:23:ARG:C	48:BY:25:GLN:H	2.18	0.46
30:BG:38:ASP:CG	30:BG:39:ALA:N	2.64	0.46
30:BG:91:VAL:O	30:BG:93:TYR:N	2.49	0.46
30:BG:93:TYR:O	30:BG:94:ARG:HG3	2.15	0.46
25:DB:1533:C:H2'	25:DB:1534:U:C6	2.49	0.46
37:DN:72:ASP:OD2	37:DN:74:GLU:HB3	2.15	0.46
25:DB:1508:A:H2'	25:DB:1509:A:N3	2.30	0.46
12:AJ:57:VAL:O	12:AJ:58:ASN:HB2	2.14	0.46
1:AA:126:G:OP1	1:AA:605:U:O2'	2.28	0.46
1:CA:993:G:C2'	1:CA:995:C:H41	2.27	0.46
38:BO:11:ALA:CB	38:BO:96:GLY:H	2.29	0.46
43:DT:19:LYS:HA	43:DT:23:ALA:HB2	1.97	0.46
29:BF:29:ARG:O	29:BF:158:THR:HG23	2.15	0.46
1:CA:1351:U:O2'	1:CA:1352:C:H5'	2.15	0.46
1:AA:784:A:H4'	25:BB:1837:C:OP1	2.15	0.46
25:BB:2665:A:H2'	25:BB:2666:C:O2	2.14	0.46
22:AT:43:LYS:HE3	22:AT:86:ALA:HA	1.97	0.46
50:B0:29:VAL:HA	50:B0:35:GLU:O	2.14	0.46
25:DB:2199:A:H5''	25:DB:2200:C:H5	1.80	0.46
1:AA:67:C:O2	1:AA:171:A:H2	1.98	0.46
5:CC:23:ALA:HB1	5:CC:27:GLU:HB3	1.96	0.46
22:CT:50:PHE:HD2	22:CT:78:LEU:HD13	1.79	0.46
25:BB:1100:C:H2'	25:BB:1101:U:C6	2.50	0.46
25:BB:1110:G:N2	25:BB:1111:A:N6	2.63	0.46
5:AC:78:LYS:HB2	5:AC:81:GLU:HB2	1.97	0.46
1:CA:29:U:O2'	1:CA:30:U:H5'	2.15	0.46
25:BB:268:C:H2'	25:BB:268:C:O2	2.14	0.46
24:DA:17:C:O2'	24:DA:18:G:H5'	2.16	0.46
14:CL:14:LYS:HG2	14:CL:15:VAL:N	2.30	0.46
32:DI:35:MET:HE3	32:DI:39:LYS:HG2	1.97	0.46
25:DB:560:C:H2'	25:DB:561:G:O4'	2.15	0.46
26:BC:64:VAL:O	26:BC:102:TYR:O	2.33	0.46
25:BB:2155:U:H2'	25:BB:2156:G:C8	2.49	0.46
43:BT:92:ASN:C	43:BT:93:LEU:HD22	2.36	0.46
53:B3:60:CYS:C	53:B3:62:PRO:HD3	2.35	0.46
29:BF:55:ASP:O	29:BF:58:ALA:HB3	2.15	0.46
25:DB:445:C:C2'	25:DB:446:G:H5'	2.45	0.46

Continued on next page...

Continued from previous page...

Atom-1	Atom-2	Distance(Å)	Clash(Å)
46:DW:59:PHE:HE2	46:DW:61:LYS:HA	1.80	0.46
25:BB:853:C:H2'	25:BB:854:C:C6	2.48	0.46
11:AI:7:GLY:HA3	11:AI:85:ALA:HB2	1.96	0.46
48:DY:23:ARG:C	48:DY:25:GLN:H	2.18	0.46
10:CH:100:ILE:HA	10:CH:112:ASP:OD2	2.15	0.46
32:DI:1:ALA:H3	32:DI:3:LYS:HZ1	1.62	0.46
12:CJ:12:ALA:HB2	12:CJ:96:VAL:HG23	1.96	0.46
5:CC:51:VAL:HG23	5:CC:51:VAL:O	2.15	0.46
19:AQ:23:ALA:HB2	19:AQ:42:LYS:HG2	1.98	0.46
21:AS:62:THR:HB	21:AS:64:GLU:CD	2.36	0.46
13:AK:117:HIS:O	13:AK:118:ASN:HB2	2.15	0.46
29:BF:39:VAL:CG1	29:BF:42:ALA:HB2	2.46	0.46
4:AB:70:GLY:HA2	4:AB:163:ILE:HG21	1.96	0.46
33:BJ:41:LYS:CE	33:BJ:51:GLY:HA2	2.46	0.46
23:CU:26:GLY:O	23:CU:27:VAL:HG13	2.16	0.46
18:AP:74:LEU:HA	18:AP:77:GLU:OE2	2.16	0.46
27:DD:12:THR:N	27:DD:24:VAL:HG12	2.29	0.46
24:BA:43:C:H4'	29:BF:91:ARG:NE	2.30	0.46
25:BB:2677:G:O2'	25:BB:2678:C:H5'	2.15	0.46
12:AJ:52:LEU:HA	12:AJ:62:ARG:HA	1.97	0.46
27:DD:54:ALA:HA	27:DD:76:GLY:H	1.80	0.46
25:DB:1023:U:H2'	25:DB:1024:G:H5'	1.97	0.46
12:CJ:9:ARG:NH2	12:CJ:99:GLN:HG3	2.31	0.46
33:DJ:27:ARG:C	33:DJ:30:THR:HG22	2.34	0.46
40:DQ:9:ALA:C	40:DQ:11:ALA:H	2.19	0.46
40:DQ:24:TYR:O	40:DQ:27:ARG:HB2	2.16	0.46
6:CD:8:LEU:HD13	6:CD:11:SER:HB2	1.97	0.46
14:AL:35:ARG:CA	14:AL:35:ARG:HE	2.24	0.46
32:DI:23:VAL:HG12	32:DI:27:LEU:HD21	1.96	0.46
32:DI:23:VAL:HG12	32:DI:24:GLY:N	2.30	0.46
22:AT:7:LYS:HG2	22:AT:8:LYS:H	1.81	0.46
33:BJ:81:ILE:HG12	33:BJ:82:GLY:N	2.29	0.46
39:DP:22:GLY:HA3	39:DP:91:VAL:HG21	1.97	0.46
25:DB:2895:G:H2'	25:DB:2896:C:H6	1.80	0.46
32:DI:18:ASN:N	32:DI:19:PRO:CD	2.77	0.46
5:CC:145:ALA:C	5:CC:146:LYS:HE3	2.36	0.46
5:AC:176:THR:HG22	5:AC:178:ARG:HG2	1.96	0.46
1:AA:35:G:H2'	1:AA:36:C:C6	2.51	0.46
25:DB:2883:A:OP1	50:D0:48:TYR:HE1	1.98	0.46
26:DC:52:HIS:NE2	26:DC:218:THR:HG23	2.30	0.46
1:AA:1172:C:H2'	1:AA:1173:U:C6	2.50	0.46
24:DA:32:U:O2'	24:DA:52:A:N6	2.48	0.46

Continued on next page...

Continued from previous page...

Atom-1	Atom-2	Distance(Å)	Clash(Å)
31:DH:10:ALA:O	31:DH:12:LEU:N	2.49	0.46
4:AB:101:THR:HG23	4:AB:102:ASN:N	2.30	0.46
27:BD:14:ILE:HA	39:BP:11:GLN:NE2	2.25	0.46
20:CR:26:ALA:HA	20:CR:29:LYS:CE	2.44	0.46
44:BU:35:VAL:HB	44:BU:38:ILE:CB	2.45	0.46
20:AR:60:ARG:HA	20:AR:63:TYR:HD1	1.81	0.46
1:AA:628:G:O2'	1:AA:629:A:H5'	2.15	0.46
1:AA:1135:U:H3'	1:AA:1137:C:N4	2.30	0.46
1:AA:1138:G:H5'	1:AA:1139:G:OP2	2.15	0.46
1:AA:1254:A:H2'	1:AA:1255:G:C8	2.50	0.46
1:CA:279:A:C5'	1:CA:280:C:H3'	2.45	0.46
12:CJ:35:GLN:HB2	12:CJ:78:GLU:HG2	1.97	0.46
26:BC:173:LEU:HD13	26:BC:173:LEU:N	2.29	0.46
1:AA:833:G:H2'	1:AA:834:U:H6	1.78	0.46
31:BH:41:LYS:HA	31:BH:44:ILE:CG2	2.45	0.46
31:BH:44:ILE:CD1	31:BH:45:GLU:HG3	2.45	0.46
1:AA:197:A:H4'	1:AA:198:G:O5'	2.15	0.46
35:DL:68:SER:HB2	35:DL:71:ALA:H	1.80	0.46
25:DB:1315:C:H2'	25:DB:1316:U:H6	1.79	0.46
25:BB:753:A:H2'	25:BB:754:U:H6	1.78	0.46
24:BA:64:G:H2'	24:BA:65:U:H6	1.80	0.46
25:BB:1947:C:O2'	25:BB:1948:G:H5'	2.14	0.46
24:DA:65:U:O2'	24:DA:66:A:H5'	2.15	0.46
25:BB:601:C:O2'	25:BB:605:G:H5''	2.15	0.46
24:DA:8:C:H2'	24:DA:9:G:O4'	2.14	0.46
38:DO:15:ARG:HH21	38:DO:95:SER:CB	2.28	0.46
1:AA:499:A:H4'	1:AA:500:G:OP1	2.15	0.46
1:AA:643:C:H1'	10:AH:123:GLU:OE2	2.15	0.46
25:BB:2083:G:H2'	25:BB:2084:C:C6	2.50	0.46
16:AN:2:LYS:HD2	16:AN:5:MET:HG2	1.97	0.46
1:AA:29:U:O2'	1:AA:30:U:H5'	2.15	0.46
49:DZ:41:PRO:HA	49:DZ:44:ARG:HB3	1.96	0.46
25:DB:2045:C:O2	50:D0:18:HIS:NE2	2.45	0.46
1:CA:1125:U:O2'	1:CA:1126:U:H2'	2.16	0.46
1:CA:928:G:O2'	1:CA:929:G:H5'	2.14	0.46
25:BB:2523:G:O2'	25:BB:2524:G:H5'	2.15	0.46
25:DB:2753:A:H2'	25:DB:2754:U:O4'	2.15	0.46
1:AA:328:C:H1'	1:AA:329:A:OP2	2.14	0.46
25:BB:2436:G:O2'	25:BB:2437:G:H5'	2.15	0.46
25:DB:1370:C:H2'	25:DB:1371:G:O4'	2.15	0.46
25:DB:2419:U:OP2	53:D3:32:LEU:HD13	2.13	0.46
25:DB:1113:U:O2'	25:DB:1114:C:H5'	2.16	0.46

Continued on next page...

Continued from previous page...

Atom-1	Atom-2	Distance(Å)	Clash(Å)
22:CT:85:LEU:HG	22:CT:86:ALA:N	2.29	0.46
8:CF:10:VAL:HG21	8:CF:21:MET:SD	2.56	0.46
1:CA:844:G:N7	1:CA:846:G:N3	2.63	0.46
1:AA:1225:A:H5''	15:AM:102:LYS:NZ	2.30	0.46
1:AA:946:A:H2'	1:AA:947:G:H8	1.77	0.46
15:AM:84:CYS:HA	21:AS:72:GLU:O	2.15	0.46
26:BC:90:ILE:HG22	26:BC:91:ALA:N	2.30	0.46
5:CC:53:ARG:HB3	5:CC:113:LYS:HZ1	1.81	0.46
39:DP:62:LYS:O	39:DP:63:ILE:HB	2.14	0.46
4:CB:203:ASP:C	4:CB:209:VAL:HG11	2.35	0.46
25:DB:1654:A:HO2'	27:DD:118:PHE:CB	2.24	0.46
40:BQ:101:ASP:HB3	40:BQ:104:ALA:HB3	1.96	0.46
29:DF:62:GLN:HG3	29:DF:91:ARG:NH1	2.29	0.46
18:AP:36:VAL:HG13	18:AP:36:VAL:O	2.15	0.46
30:DG:25:ILE:HG22	30:DG:78:VAL:HG21	1.97	0.46
47:DX:50:VAL:HG12	47:DX:51:SER:N	2.25	0.46
1:CA:377:G:H5''	18:CP:24:SER:HB2	1.98	0.46
5:AC:117:ASP:HA	5:AC:120:THR:OG1	2.15	0.46
7:AE:95:MET:HA	7:AE:124:ALA:CB	2.45	0.46
7:AE:80:LEU:HD13	7:AE:84:VAL:CG1	2.43	0.46
27:DD:48:ILE:HD12	27:DD:89:GLU:CG	2.44	0.46
12:CJ:7:ARG:O	12:CJ:100:ILE:HA	2.15	0.46
9:CG:45:ALA:HB3	9:CG:119:LEU:HD22	1.97	0.46
48:DY:13:GLU:HG3	48:DY:57:LEU:CD2	2.45	0.46
15:CM:15:VAL:HG21	15:CM:40:GLU:OE1	2.15	0.46
42:BS:35:ILE:O	42:BS:39:THR:HG23	2.14	0.46
6:AD:1:ALA:O	6:AD:2:ARG:HG3	2.14	0.46
8:CF:41:ASP:CG	8:CF:58:HIS:HE2	2.19	0.46
27:BD:186:LEU:CD2	39:BP:3:ILE:HD11	2.42	0.46
25:BB:2038:G:H2'	25:BB:2039:U:C6	2.49	0.46
25:BB:28:A:H1'	25:BB:513:A:C2	2.50	0.46
13:CK:48:GLY:CA	13:CK:68:ARG:HH22	2.29	0.46
1:CA:1055:A:C2	1:CA:1056:U:H1'	2.49	0.46
1:AA:1180:A:H5''	1:AA:1181:G:OP2	2.15	0.46
32:BI:19:PRO:HB2	32:BI:22:PRO:HD2	1.97	0.46
25:DB:2896:C:H2'	25:DB:2897:U:H6	1.81	0.46
1:AA:32:A:H2'	1:AA:33:A:C8	2.51	0.46
14:CL:30:ARG:HH21	14:CL:57:THR:HG21	1.80	0.46
1:AA:1003:G:N2	1:AA:1005:A:H5'	2.31	0.46
5:AC:19:SER:HA	5:AC:56:ILE:O	2.15	0.46
25:BB:102:U:H4'	25:BB:103:A:OP1	2.15	0.46
1:AA:87:C:C2	1:AA:88:U:H1'	2.50	0.46

Continued on next page...

Continued from previous page...

Atom-1	Atom-2	Distance(Å)	Clash(Å)
34:DK:42:ILE:HG21	34:DK:45:ALA:HB2	1.98	0.46
1:AA:1255:G:O2'	1:AA:1258:G:H1'	2.15	0.46
46:DW:46:ALA:HB2	46:DW:78:PHE:HD1	1.80	0.46
25:BB:215:G:C4'	25:BB:216:A:H4'	2.45	0.46
25:DB:2340:A:H2'	25:DB:2341:G:C8	2.50	0.46
25:DB:2804:U:H2'	25:DB:2805:C:C6	2.50	0.46
25:BB:350:G:H2'	25:BB:351:C:O4'	2.14	0.46
1:AA:763:G:H2'	1:AA:764:C:C6	2.50	0.46
1:CA:949:A:O2'	1:CA:950:U:H5'	2.15	0.46
1:AA:993:G:C2'	1:AA:995:C:H41	2.27	0.46
25:DB:2285:C:OP2	51:D1:5:ARG:HD3	2.15	0.46
1:AA:1106:G:H2'	1:AA:1107:C:C6	2.51	0.46
31:DH:120:GLY:HA3	31:DH:123:ARG:NH2	2.30	0.46
1:CA:1489:G:H2'	1:CA:1490:U:C6	2.51	0.46
35:BL:90:VAL:HB	35:BL:122:VAL:HA	1.97	0.46
1:AA:1244:G:O2'	1:AA:1245:C:H5'	2.16	0.46
40:BQ:96:ASP:O	40:BQ:99:VAL:HG23	2.14	0.46
25:DB:2299:U:H2'	25:DB:2300:C:C6	2.50	0.46
25:DB:2246:G:H2'	25:DB:2247:A:C8	2.50	0.46
27:DD:110:THR:HG23	27:DD:171:THR:HA	1.97	0.46
25:BB:807:U:OP2	35:BL:36:LYS:HG2	2.16	0.46
33:DJ:100:VAL:HG12	33:DJ:100:VAL:O	2.15	0.46
1:CA:883:C:O2'	1:CA:884:U:H5'	2.15	0.46
1:AA:592:G:H2'	1:AA:593:U:H6	1.81	0.46
25:DB:1041:G:O2'	25:DB:1042:G:H5'	2.15	0.46
25:DB:1777:U:O2'	25:DB:1778:U:H5'	2.15	0.46
15:AM:15:VAL:O	15:AM:19:THR:HG23	2.15	0.46
25:BB:2755:C:C4	54:B4:19:ARG:NH1	2.83	0.46
25:DB:2724:U:H2'	25:DB:2725:A:C8	2.50	0.46
45:DV:31:TYR:O	45:DV:92:VAL:HA	2.15	0.46
26:DC:157:ALA:HB1	26:DC:196:ASN:HB2	1.97	0.46
25:DB:2000:C:O2'	25:DB:2001:C:H5'	2.15	0.46
30:DG:72:ASN:O	30:DG:76:ILE:HG12	2.16	0.46
19:CQ:80:LYS:O	19:CQ:81:ALA:HB3	2.15	0.46
44:BU:13:LEU:HD12	44:BU:13:LEU:N	2.31	0.46
31:DH:115:VAL:HG13	31:DH:115:VAL:O	2.15	0.46
25:DB:2691:C:O2'	25:DB:2692:G:H5'	2.15	0.46
25:DB:1760:C:H2'	25:DB:1761:C:O4'	2.16	0.46
25:DB:2272:U:HO2'	25:DB:2273:A:H8	1.63	0.46
46:BW:37:VAL:CG1	46:BW:55:ASP:HB2	2.45	0.46
46:BW:59:PHE:HE2	46:BW:61:LYS:HA	1.80	0.46
11:AI:78:ILE:HG22	11:AI:82:ILE:CG1	2.45	0.46

Continued on next page...

Continued from previous page...

Atom-1	Atom-2	Distance(Å)	Clash(Å)
1:CA:602:A:O2'	1:CA:603:U:H5'	2.15	0.46
7:CE:91:SER:HB2	7:CE:134:ASN:HB2	1.97	0.46
7:CE:92:ARG:O	7:CE:93:VAL:CB	2.64	0.46
10:CH:75:GLN:O	10:CH:126:CYS:HB2	2.15	0.46
25:DB:1100:C:H2'	25:DB:1101:U:C6	2.48	0.46
11:CI:46:VAL:O	11:CI:79:ARG:HD3	2.16	0.46
11:CI:16:ALA:CB	11:CI:66:VAL:HB	2.44	0.46
26:DC:124:LYS:HB3	26:DC:127:ASN:HD21	1.79	0.46
25:DB:6:A:H2'	25:DB:7:G:H8	1.80	0.46
33:DJ:11:VAL:HG12	33:DJ:13:ARG:HG2	1.96	0.46
33:DJ:73:VAL:O	33:DJ:87:ALA:O	2.34	0.46
5:CC:149:LYS:HE3	5:CC:200:TRP:CE3	2.50	0.46
5:CC:53:ARG:HB2	5:CC:54:ILE:H	1.61	0.46
19:AQ:60:ILE:CG2	19:AQ:72:TRP:HB3	2.45	0.46
1:CA:1319:A:OP1	21:CS:4:LEU:HD23	2.16	0.46
21:CS:14:LEU:HD12	21:CS:15:LEU:N	2.29	0.46
21:CS:14:LEU:O	21:CS:17:LYS:N	2.48	0.46
1:AA:1348:U:C4'	11:AI:121:ARG:HH11	2.24	0.46
4:CB:86:CYS:C	4:CB:88:GLN:H	2.18	0.46
36:DM:35:ALA:HB3	36:DM:99:GLY:N	2.14	0.46
27:BD:193:VAL:O	27:BD:194:PRO:O	2.33	0.46
27:BD:8:LYS:HD2	27:BD:195:GLY:HA3	1.97	0.46
22:CT:64:GLY:HA2	22:CT:67:HIS:HD2	1.80	0.46
32:DI:49:GLU:HB3	32:DI:52:LEU:HD12	1.98	0.46
25:BB:2337:G:N3	25:BB:2337:G:H2'	2.31	0.46
25:DB:307:G:H2'	25:DB:309:A:OP2	2.14	0.46
1:AA:6:G:O2'	1:AA:7:A:H8	1.99	0.46
45:DV:4:ILE:CB	45:DV:63:ILE:HG13	2.39	0.46
12:AJ:36:VAL:CA	12:AJ:77:VAL:HG23	2.45	0.46
1:AA:545:C:H5'	6:AD:68:GLU:HB2	1.96	0.46
4:AB:9:LEU:H	4:AB:9:LEU:CD1	2.29	0.46
6:CD:18:LEU:C	6:CD:20:LEU:H	2.17	0.46
6:CD:29:THR:HB	6:CD:30:LYS:HZ1	1.81	0.46
30:BG:153:PRO:O	30:BG:155:PRO:HD3	2.15	0.46
25:BB:2466:C:O2'	25:BB:2467:C:H5'	2.15	0.46
6:CD:40:HIS:O	6:CD:43:ARG:HB2	2.14	0.46
1:CA:484:G:H4'	1:CA:485:U:C5'	2.45	0.46
1:CA:1006:G:O2'	1:CA:1007:U:H5'	2.15	0.46
29:DF:141:ASP:HB2	29:DF:144:LYS:HE2	1.98	0.46
20:AR:58:ILE:O	20:AR:62:ARG:HG3	2.15	0.46
31:DH:30:LEU:CA	31:DH:35:LYS:HB2	2.45	0.46
6:CD:148:ALA:O	6:CD:151:GLN:HG2	2.14	0.46

Continued on next page...

Continued from previous page...

Atom-1	Atom-2	Distance(Å)	Clash(Å)
25:BB:479:A:O2'	25:BB:481:G:H5'	2.15	0.46
9:CG:37:THR:O	9:CG:40:SER:HB2	2.15	0.46
1:CA:1255:G:O2'	1:CA:1258:G:H1'	2.15	0.46
25:DB:426:C:O2'	25:DB:427:U:H5'	2.15	0.46
51:D1:8:ILE:N	51:D1:22:THR:O	2.43	0.46
1:AA:1258:G:H2'	1:AA:1259:C:C6	2.50	0.46
25:BB:593:U:H2'	25:BB:594:U:C6	2.50	0.46
25:DB:67:U:H2'	25:DB:68:G:H8	1.81	0.46
34:BK:42:ILE:HG21	34:BK:45:ALA:HB2	1.97	0.46
25:BB:2069:G:O2'	25:BB:2070:A:H5'	2.15	0.46
1:CA:724:G:O2'	1:CA:725:G:H5'	2.14	0.46
25:DB:24:G:O2'	25:DB:25:U:H5'	2.16	0.46
1:CA:585:G:N3	1:CA:879:C:H4'	2.31	0.46
25:DB:283:G:H2'	25:DB:284:U:C6	2.51	0.46
28:DE:126:VAL:HG22	28:DE:127:GLU:N	2.29	0.46
25:DB:464:U:H2'	25:DB:465:G:O4'	2.15	0.46
40:BQ:69:ARG:CB	40:BQ:69:ARG:HH21	2.29	0.46
28:BE:40:ARG:NH1	28:BE:40:ARG:HG3	2.29	0.46
4:CB:184:ALA:HB3	4:CB:198:VAL:HG11	1.98	0.46
25:DB:2489:U:C2'	25:DB:2490:G:H5'	2.45	0.46
25:DB:2152:G:H2'	25:DB:2153:C:C6	2.51	0.46
25:DB:1987:A:H2'	25:DB:1988:G:C8	2.51	0.46
39:BP:38:ARG:C	39:BP:39:LEU:HD12	2.35	0.46
25:BB:2626:C:H2'	25:BB:2627:G:O4'	2.15	0.46
30:BG:104:LEU:HB2	30:BG:112:VAL:CB	2.46	0.46
25:DB:934:U:H2'	25:DB:935:C:H6	1.80	0.46
24:DA:8:C:H5''	38:DO:15:ARG:NH1	2.30	0.46
25:DB:1219:U:H2'	25:DB:1220:G:H8	1.79	0.46
32:BI:52:LEU:HD21	32:BI:81:LYS:NZ	2.30	0.46
25:DB:2639:A:H2'	25:DB:2640:G:O4'	2.15	0.46
1:CA:1234:C:H1'	1:CA:1364:U:C6	2.51	0.46
1:AA:1051:C:H2'	1:AA:1052:U:H6	1.81	0.46
1:CA:747:A:H5'	1:CA:748:G:OP2	2.14	0.46
12:CJ:86:ALA:HA	12:CJ:90:LEU:CB	2.46	0.46
25:DB:2233:U:H2'	25:DB:2234:G:H8	1.80	0.46
25:DB:2553:G:C2	25:DB:2583:G:H1'	2.50	0.46
6:CD:100:VAL:HG21	6:CD:136:VAL:HG21	1.97	0.46
1:CA:1454:G:H2'	1:CA:1455:G:H8	1.80	0.46
24:BA:97:C:O2'	25:BB:918:A:H5''	2.15	0.46
25:BB:1571:A:H2'	25:BB:1572:A:C8	2.50	0.46
1:AA:1360:A:C8	16:AN:57:SER:HB3	2.51	0.46
1:CA:853:C:O2'	1:CA:854:U:H5'	2.15	0.46

Continued on next page...

Continued from previous page...

Atom-1	Atom-2	Distance(Å)	Clash(Å)
54:D4:9:LYS:HD3	54:D4:9:LYS:N	2.31	0.46
25:DB:2353:G:H1'	46:DW:30:VAL:HG12	1.94	0.46
25:BB:2387:U:O4'	46:BW:38:ARG:NH1	2.49	0.46
25:BB:857:G:O2'	25:BB:858:G:H5'	2.14	0.46
48:DY:46:VAL:N	48:DY:49:ASP:OD2	2.49	0.46
7:CE:127:TYR:CG	7:CE:128:GLY:N	2.84	0.46
25:DB:1099:G:H5''	32:DI:3:LYS:H	1.79	0.46
25:BB:37:C:O2'	28:BE:45:ALA:HA	2.16	0.46
6:CD:123:MET:CE	6:CD:126:GLY:H	2.25	0.46
26:DC:90:ILE:HG22	26:DC:91:ALA:N	2.31	0.46
25:DB:7:G:H2'	25:DB:8:C:O4'	2.15	0.46
40:DQ:91:ARG:HB2	40:DQ:94:LEU:HB2	1.96	0.46
25:BB:1567:G:H3'	26:BC:84:PRO:HG2	1.98	0.46
43:BT:44:LYS:C	43:BT:46:ALA:N	2.66	0.46
1:CA:1320:C:O2'	1:CA:1321:U:H5'	2.16	0.46
16:CN:20:PHE:C	16:CN:24:ALA:HB2	2.36	0.46
42:DS:47:VAL:HG12	42:DS:103:ILE:HG21	1.97	0.46
4:AB:159:ALA:HB1	4:AB:183:PHE:CE1	2.49	0.46
4:AB:40:ILE:HD12	4:AB:201:GLY:O	2.15	0.46
4:CB:66:ILE:CA	4:CB:159:ALA:HB3	2.42	0.46
4:CB:98:GLY:O	4:CB:100:LEU:N	2.43	0.46
25:BB:2895:G:H2'	25:BB:2896:C:H6	1.80	0.46
25:BB:2901:C:H2'	25:BB:2902:C:H5'	1.96	0.46
33:BJ:5:THR:O	33:BJ:5:THR:HG23	2.15	0.46
5:AC:80:GLY:O	5:AC:84:GLU:HB2	2.15	0.46
24:DA:43:C:C1'	29:DF:91:ARG:HD2	2.46	0.46
8:AF:36:ILE:HG22	8:AF:38:ARG:O	2.16	0.46
18:CP:19:VAL:HG13	18:CP:36:VAL:HG13	1.97	0.46
48:DY:54:LYS:O	48:DY:58:ASN:HB2	2.15	0.46
12:AJ:8:ILE:HG12	12:AJ:75:ASP:H	1.79	0.46
25:BB:870:U:C3'	25:BB:871:U:H5''	2.46	0.46
48:BY:52:ARG:O	48:BY:55:THR:HB	2.14	0.46
44:BU:45:GLN:HG3	44:BU:58:VAL:HG21	1.97	0.46
6:AD:10:LEU:HD23	6:AD:10:LEU:C	2.36	0.46
38:DO:35:ILE:HD11	38:DO:102:ARG:HH11	1.79	0.46
31:DH:113:SER:HB3	31:DH:132:PHE:CZ	2.50	0.46
31:DH:133:GLN:HA	31:DH:139:PHE:CB	2.46	0.46
7:CE:24:VAL:O	7:CE:25:LYS:HB3	2.16	0.46
15:AM:3:ILE:HG13	15:AM:8:ILE:CG2	2.45	0.46
39:BP:5:LYS:HZ2	39:BP:9:GLN:HB3	1.80	0.46
9:AG:26:VAL:O	9:AG:30:MET:HB2	2.15	0.46
25:BB:527:C:N4	25:BB:2779:U:OP2	2.48	0.46

Continued on next page...

Continued from previous page...

Atom-1	Atom-2	Distance(Å)	Clash(Å)
44:BU:39:ASN:HB3	44:BU:63:ALA:H	1.79	0.46
14:AL:21:PRO:C	14:AL:23:LEU:H	2.19	0.46
9:AG:74:VAL:HB	9:AG:85:GLN:O	2.16	0.46
28:BE:166:LYS:O	28:BE:167:VAL:HB	2.15	0.46
35:BL:19:LEU:O	35:BL:21:ARG:HG2	2.16	0.46
32:DI:17:ALA:C	32:DI:19:PRO:HD3	2.36	0.46
51:B1:26:LYS:HB2	51:B1:52:LYS:NZ	2.31	0.46
13:CK:93:GLU:HG2	23:CU:16:ARG:HD2	1.97	0.46
25:DB:2832:U:H5''	25:DB:2834:G:O4'	2.15	0.46
1:CA:718:A:H61	20:CR:62:ARG:NH1	2.13	0.46
25:BB:1515:A:H4'	25:BB:1556:C:O2'	2.15	0.46
29:BF:141:ASP:HB2	29:BF:144:LYS:HE2	1.97	0.46
25:DB:1287:A:O2'	25:DB:1288:G:H5'	2.15	0.46
25:DB:674:G:H1'	28:DE:69:ARG:HD2	1.96	0.46
1:CA:230:G:H2'	1:CA:231:U:O4'	2.16	0.46
1:AA:1479:C:H2'	1:AA:1480:A:C8	2.49	0.46
25:BB:83:A:H5''	44:BU:1:ALA:N	2.31	0.46
12:AJ:48:ARG:HB3	16:AN:100:TRP:HH2	1.80	0.46
24:BA:5:U:O2'	24:BA:6:G:H5'	2.16	0.46
1:CA:371:A:O2'	1:CA:372:C:H5'	2.16	0.46
25:BB:2741:A:H2'	25:BB:2742:G:O4'	2.15	0.46
1:AA:420:U:H1'	1:AA:424:G:N2	2.31	0.46
25:BB:2340:A:H2'	25:BB:2341:G:C8	2.50	0.46
38:DO:11:ALA:CB	38:DO:96:GLY:H	2.28	0.46
25:BB:346:A:H5'	25:BB:346:A:N3	2.30	0.46
25:BB:2769:U:H2'	25:BB:2770:G:C8	2.49	0.46
25:BB:2769:U:H2'	25:BB:2770:G:H8	1.81	0.46
1:AA:995:C:C2'	1:AA:996:A:H5''	2.46	0.46
1:AA:882:C:O2'	1:AA:883:C:H5'	2.15	0.46
16:AN:61:ASN:O	16:AN:62:ARG:HB2	2.15	0.46
16:AN:61:ASN:HB3	16:AN:72:PHE:CD2	2.51	0.46
1:CA:1207:G:O2'	1:CA:1208:C:H5'	2.15	0.46
25:BB:1495:A:H2'	25:BB:1496:A:H8	1.80	0.46
25:BB:1149:G:H2'	25:BB:1150:C:H6	1.80	0.46
25:BB:1150:C:O2'	25:BB:1151:A:H5'	2.16	0.46
1:CA:188:C:H2'	1:CA:189:A:O4'	2.16	0.46
34:BK:59:ALA:HB1	34:BK:84:VAL:O	2.16	0.46
28:DE:150:THR:CG2	28:DE:153:LEU:HA	2.44	0.46
8:AF:24:ARG:NH1	8:AF:24:ARG:HB2	2.30	0.46
10:AH:44:PHE:CD1	10:AH:71:VAL:HG22	2.49	0.46
25:BB:813:U:H2'	25:BB:814:C:H6	1.79	0.46
6:CD:6:PRO:HB2	6:CD:9:LYS:HB2	1.96	0.46

Continued on next page...

Continued from previous page...

Atom-1	Atom-2	Distance(Å)	Clash(Å)
32:BI:116:MET:SD	32:BI:124:MET:HB2	2.56	0.46
1:CA:1106:G:H2'	1:CA:1107:C:C6	2.51	0.46
1:CA:659:U:H2'	1:CA:660:C:H6	1.79	0.46
25:DB:813:U:O2'	25:DB:1225:G:H1'	2.15	0.46
25:DB:1400:U:O2'	25:DB:1401:G:H5'	2.16	0.46
18:CP:43:ALA:HA	18:CP:46:LYS:CE	2.46	0.46
42:DS:66:ILE:N	42:DS:66:ILE:HD13	2.31	0.46
42:DS:59:GLU:OE2	42:DS:66:ILE:HG23	2.14	0.46
44:BU:40:LEU:HA	44:BU:60:LYS:C	2.36	0.46
26:BC:110:LYS:HD2	26:BC:113:ASP:OD2	2.16	0.46
8:AF:13:ASP:HB3	6:CD:163:GLN:CA	2.45	0.46
25:BB:2772:C:H2'	25:BB:2773:C:C6	2.50	0.46
26:DC:157:ALA:HB1	26:DC:196:ASN:CB	2.45	0.46
25:BB:226:A:H5'	25:BB:257:C:O3'	2.15	0.46
43:DT:56:GLU:OE1	43:DT:88:LYS:HD3	2.16	0.46
35:DL:70:LYS:O	35:DL:73:ILE:HG12	2.16	0.46
25:BB:909:A:H2'	25:BB:912:C:H5	1.81	0.46
25:BB:1190:G:H2'	25:BB:1191:G:H8	1.80	0.46
31:DH:40:THR:C	31:DH:42:LYS:H	2.18	0.46
43:DT:14:PRO:O	43:DT:16:VAL:HG23	2.15	0.46
1:CA:847:G:H2'	1:CA:848:C:H6	1.80	0.46
25:DB:458:G:N2	25:DB:469:G:H2'	2.30	0.46
25:BB:1760:C:H2'	25:BB:1761:C:O4'	2.15	0.46
29:BF:24:VAL:O	29:BF:24:VAL:HG22	2.16	0.46
5:AC:61:LYS:HA	5:AC:61:LYS:HE2	1.97	0.46
10:CH:44:PHE:CE1	10:CH:129:ALA:HB3	2.50	0.46
8:CF:38:ARG:HH11	8:CF:98:GLU:N	2.00	0.46
1:CA:1342:C:O2'	1:CA:1343:G:H5'	2.16	0.46
6:CD:120:LYS:HG3	6:CD:128:VAL:HG21	1.97	0.46
6:CD:123:MET:CB	6:CD:128:VAL:HA	2.30	0.46
4:AB:17:HIS:HB3	4:AB:187:ASP:OD2	2.15	0.46
33:DJ:13:ARG:O	33:DJ:14:ASP:HB2	2.15	0.46
19:AQ:59:GLU:HB2	19:AQ:75:VAL:HG22	1.98	0.46
39:DP:63:ILE:O	39:DP:63:ILE:HG22	2.16	0.46
4:CB:83:ALA:O	4:CB:84:LEU:C	2.54	0.46
31:BH:29:PHE:O	31:BH:33:GLN:HB3	2.16	0.46
27:BD:202:ILE:CG2	27:BD:203:VAL:N	2.78	0.46
27:BD:5:VAL:HG21	27:BD:80:TRP:CE3	2.51	0.46
1:AA:1058:G:O2'	1:AA:1059:C:H5'	2.16	0.46
27:DD:33:ARG:HH11	27:DD:74:GLU:HG3	1.81	0.46
21:AS:14:LEU:HD12	21:AS:15:LEU:N	2.31	0.46
7:AE:85:LYS:HG3	7:AE:93:VAL:O	2.15	0.46

Continued on next page...

Continued from previous page...

Atom-1	Atom-2	Distance(Å)	Clash(Å)
13:CK:122:PRO:HG2	23:CU:33:ARG:O	2.16	0.46
9:AG:149:ALA:HB1	13:AK:58:THR:OG1	2.15	0.46
12:AJ:46:LYS:NZ	12:AJ:46:LYS:HB2	2.30	0.46
28:BE:177:PRO:O	28:BE:181:ILE:HG22	2.15	0.46
25:DB:870:U:C3'	25:DB:871:U:H5''	2.46	0.46
31:DH:111:ALA:O	31:DH:112:LYS:C	2.53	0.46
1:CA:194:C:H5'	22:CT:55:PRO:HA	1.97	0.46
6:AD:89:LEU:HD11	6:AD:93:LEU:HD11	1.97	0.46
1:CA:408:A:H3'	1:CA:409:U:C6	2.50	0.46
1:CA:410:G:H2'	1:CA:429:U:C5	2.50	0.46
6:CD:8:LEU:HD13	6:CD:8:LEU:O	2.15	0.46
27:DD:182:ALA:C	27:DD:184:ARG:N	2.68	0.46
25:BB:2039:U:O2'	25:BB:2040:G:H5'	2.16	0.46
27:DD:201:LEU:O	27:DD:201:LEU:HD12	2.15	0.46
33:BJ:55:ILE:CG2	33:BJ:123:LYS:HB2	2.46	0.46
1:CA:57:G:H2'	1:CA:58:C:H6	1.81	0.46
28:BE:60:TRP:CE3	28:BE:60:TRP:HA	2.50	0.46
5:CC:110:LEU:HD12	5:CC:203:LYS:HG2	1.96	0.46
6:AD:190:LEU:O	6:AD:192:ALA:N	2.49	0.46
41:DR:1:MET:O	41:DR:15:SER:HB3	2.16	0.46
17:CO:63:ARG:HE	17:CO:87:ARG:NH1	2.14	0.46
47:DX:40:GLU:C	47:DX:42:GLU:H	2.19	0.46
31:BH:30:LEU:CA	31:BH:35:LYS:HB2	2.46	0.46
1:CA:244:U:O4	1:CA:906:A:H1'	2.15	0.46
6:CD:197:HIS:CD2	6:CD:198:LEU:HG	2.51	0.46
12:CJ:52:LEU:CD1	12:CJ:52:LEU:H	2.27	0.46
25:DB:603:A:N6	25:DB:655:A:O4'	2.49	0.46
25:BB:1805:A:N3	26:BC:49:THR:HG23	2.30	0.46
22:AT:56:ILE:O	22:AT:59:ARG:HB3	2.16	0.46
10:AH:102:VAL:HB	10:AH:125:ILE:HB	1.96	0.46
25:BB:100:U:H1'	25:BB:101:A:C6	2.50	0.46
25:DB:1322:A:OP1	42:DS:11:ARG:NH1	2.49	0.46
34:DK:69:ARG:HD3	34:DK:75:VAL:HG22	1.96	0.46
30:DG:148:ARG:HD3	30:DG:152:ARG:HD3	1.98	0.46
1:CA:537:G:H2'	1:CA:538:G:C8	2.50	0.46
25:BB:108:G:H4'	25:BB:347:A:H2	1.80	0.46
25:BB:1886:U:H2'	25:BB:1887:C:C6	2.50	0.46
25:BB:145:C:H2'	25:BB:146:A:H8	1.79	0.46
22:CT:29:THR:HA	22:CT:32:LYS:CE	2.46	0.46
25:BB:547:A:H5''	25:BB:548:G:C8	2.50	0.46
28:BE:189:THR:O	28:BE:193:VAL:HG23	2.16	0.46
25:BB:608:A:H2'	25:BB:609:A:C8	2.51	0.46

Continued on next page...

Continued from previous page...

Atom-1	Atom-2	Distance(Å)	Clash(Å)
1:AA:1489:G:H2'	1:AA:1490:U:H6	1.80	0.46
33:BJ:28:LEU:O	33:BJ:31:GLU:HB3	2.14	0.46
39:DP:31:VAL:HG12	39:DP:38:ARG:HG2	1.97	0.46
30:DG:143:VAL:O	30:DG:147:LEU:HG	2.16	0.46
25:BB:1838:C:H4'	25:BB:1839:G:C8	2.50	0.46
25:BB:1734:G:H2'	25:BB:1735:A:H8	1.81	0.46
25:BB:1869:G:H2'	25:BB:1871:A:OP2	2.16	0.46
25:DB:2772:C:H2'	25:DB:2773:C:C6	2.51	0.46
1:AA:391:G:H4'	18:AP:8:ARG:NH1	2.30	0.46
25:DB:394:C:O2'	25:DB:395:U:H5'	2.15	0.46
25:DB:986:C:O2'	25:DB:987:C:H5'	2.16	0.46
6:CD:162:GLU:O	6:CD:163:GLN:HB2	2.15	0.46
6:AD:176:LYS:HD3	6:AD:176:LYS:O	2.15	0.46
25:BB:1891:G:H2'	25:BB:1892:C:C6	2.51	0.46
25:DB:909:A:H2'	25:DB:912:C:H5	1.80	0.46
25:BB:2559:C:O2'	25:BB:2560:A:H5'	2.16	0.46
25:BB:629:G:OP1	53:B3:17:GLY:N	2.48	0.46
25:DB:2769:U:H2'	25:DB:2770:G:C8	2.51	0.46
25:DB:2367:G:O2'	25:DB:2368:C:H5'	2.16	0.46
25:DB:1334:G:O2'	25:DB:1335:C:H5'	2.16	0.46
24:DA:13:G:H1	24:DA:69:G:HO2'	1.62	0.46
1:AA:853:C:O2'	1:AA:854:U:H5'	2.16	0.46
25:BB:2705:A:H2'	25:BB:2706:A:O4'	2.16	0.46
1:AA:585:G:N3	1:AA:879:C:H4'	2.31	0.46
25:DB:2016:U:H2'	25:DB:2017:U:C6	2.51	0.46
25:BB:2139:U:H2'	25:BB:2140:G:H8	1.80	0.46
25:DB:2760:C:O2'	25:DB:2761:A:H5'	2.16	0.46
44:DU:13:LEU:N	44:DU:13:LEU:HD12	2.30	0.46
25:BB:2623:G:O2'	25:BB:2624:G:H5'	2.15	0.46
44:DU:54:PRO:HG2	44:DU:55:GLY:H	1.79	0.46
46:DW:37:VAL:HG12	46:DW:38:ARG:N	2.25	0.46
46:BW:46:ALA:HB2	46:BW:78:PHE:HD1	1.81	0.46
7:CE:131:ASN:ND2	7:CE:134:ASN:HD22	2.14	0.46
8:CF:38:ARG:HE	8:CF:63:ASN:ND2	2.14	0.46
11:CI:50:PRO:HG2	11:CI:51:LEU:CD2	2.46	0.46
41:DR:38:VAL:HG13	41:DR:54:VAL:HG12	1.96	0.46
1:CA:1059:C:H5''	16:CN:84:ARG:HH21	1.81	0.46
19:AQ:7:LEU:HD11	19:AQ:72:TRP:CZ3	2.50	0.46
1:AA:841:C:H2'	1:AA:843:U:H1'	1.98	0.46
15:CM:72:ILE:HG12	15:CM:76:ILE:HD11	1.98	0.46
21:AS:30:LEU:HD22	21:AS:30:LEU:N	2.30	0.46
31:DH:77:THR:HB	31:DH:143:ILE:C	2.36	0.46

Continued on next page...

Continued from previous page...

Atom-1	Atom-2	Distance(Å)	Clash(Å)
25:BB:7:G:H2'	25:BB:8:C:O4'	2.15	0.46
33:BJ:44:TYR:O	33:BJ:45:THR:CB	2.63	0.46
41:BR:38:VAL:HG13	41:BR:54:VAL:HG12	1.97	0.46
5:AC:102:ILE:C	5:AC:102:ILE:HD12	2.36	0.46
44:DU:51:LEU:O	44:DU:52:ASN:C	2.54	0.46
29:DF:104:THR:HG22	29:DF:105:ILE:HG23	1.97	0.46
8:AF:40:GLU:O	8:AF:42:TRP:HD1	1.99	0.46
27:DD:24:VAL:HG21	27:DD:188:LEU:HB3	1.97	0.46
27:BD:193:VAL:O	27:BD:194:PRO:C	2.54	0.46
25:DB:2337:G:H2'	25:DB:2337:G:N3	2.30	0.46
18:CP:71:VAL:HG13	18:CP:72:ALA:N	2.31	0.46
18:AP:6:LEU:HD11	18:AP:17:TYR:HB3	1.98	0.46
21:AS:14:LEU:O	21:AS:18:VAL:HG12	2.16	0.46
7:AE:143:LEU:HD23	7:AE:146:MET:SD	2.56	0.46
12:CJ:44:THR:HG23	12:CJ:70:HIS:CA	2.45	0.46
44:BU:93:ARG:O	44:BU:94:PHE:HB3	2.15	0.46
4:CB:99:MET:CE	4:CB:147:LEU:HD23	2.46	0.46
29:DF:11:VAL:CG1	29:DF:12:VAL:H	2.19	0.46
1:AA:408:A:H3'	1:AA:409:U:C6	2.51	0.46
6:AD:14:GLU:CD	6:AD:59:LYS:HG3	2.36	0.46
13:CK:82:GLU:C	13:CK:108:ASN:ND2	2.69	0.46
25:BB:21:A:H2'	25:BB:22:C:C6	2.50	0.46
1:AA:1376:U:H2'	1:AA:1377:A:H8	1.76	0.46
15:AM:49:GLU:OE1	15:AM:53:ASP:HB3	2.15	0.46
47:BX:70:LEU:HD11	47:BX:77:TYR:HB3	1.97	0.46
25:BB:31:C:O2'	25:BB:32:C:H5'	2.16	0.46
25:BB:528:A:C2'	25:BB:529:A:H5''	2.40	0.46
38:BO:35:ILE:CD1	38:BO:102:ARG:HH11	2.28	0.46
25:BB:1082:U:C2	25:BB:1086:A:N1	2.84	0.46
33:BJ:17:VAL:HG22	33:BJ:55:ILE:CG1	2.45	0.46
28:BE:164:LEU:O	28:BE:166:LYS:N	2.49	0.46
10:CH:5:PRO:HG2	10:CH:6:ILE:H	1.81	0.46
25:DB:587:C:N3	35:DL:33:ARG:NH2	2.63	0.46
1:AA:18:C:P	7:AE:131:ASN:HD21	2.38	0.46
1:AA:942:G:H21	11:AI:125:GLN:NE2	2.14	0.46
26:DC:75:ALA:N	26:DC:115:ILE:O	2.49	0.46
19:CQ:12:VAL:HG11	19:CQ:42:LYS:HE3	1.97	0.46
36:DM:72:PRO:O	36:DM:91:TYR:O	2.34	0.46
1:AA:457:G:H2'	1:AA:458:U:C6	2.51	0.46
1:CA:505:G:H2'	1:CA:506:G:C8	2.50	0.46
25:DB:2049:G:N2	27:DD:161:MET:HE1	2.30	0.46
25:DB:1018:U:O2'	25:DB:1019:U:H5'	2.15	0.46

Continued on next page...

Continued from previous page...

Atom-1	Atom-2	Distance(Å)	Clash(Å)
25:DB:557:C:H2'	25:DB:558:U:C6	2.50	0.46
25:DB:815:C:OP2	41:DR:85:LYS:HE2	2.16	0.46
22:AT:49:ALA:HA	22:AT:52:GLU:OE1	2.16	0.46
30:BG:123:GLU:HG2	30:BG:124:CYS:N	2.31	0.46
25:DB:1745:A:H2'	25:DB:1746:A:H8	1.81	0.46
17:AO:11:VAL:HG13	17:AO:12:SER:N	2.29	0.46
9:CG:55:LYS:O	9:CG:56:SER:HB2	2.15	0.46
30:DG:145:ALA:CA	30:DG:148:ARG:HE	2.29	0.46
47:BX:35:HIS:CD2	47:BX:36:ARG:N	2.83	0.46
25:BB:2720:U:H2'	25:BB:2721:A:C8	2.50	0.46
25:BB:2845:U:H5''	39:BP:51:ASN:O	2.16	0.46
25:BB:1887:C:O2'	25:BB:1888:G:H5'	2.16	0.46
25:DB:1495:A:H2'	25:DB:1496:A:H8	1.80	0.46
5:CC:192:TYR:N	5:CC:192:TYR:HD2	2.14	0.46
31:DH:54:LEU:O	31:DH:58:LEU:HB2	2.16	0.46
1:CA:677:U:O2'	1:CA:678:U:H5'	2.16	0.46
34:DK:37:ILE:O	34:DK:38:ILE:HD13	2.15	0.46
28:BE:127:GLU:OE2	28:BE:133:LEU:HD22	2.15	0.46
1:CA:1097:C:O2'	1:CA:1098:C:H5'	2.14	0.46
25:DB:1946:U:H2'	25:DB:1947:C:H6	1.81	0.46
45:BV:73:LYS:HZ2	45:BV:73:LYS:HA	1.81	0.46
6:CD:98:ASP:CB	6:CD:114:ARG:HE	2.28	0.46
17:AO:24:THR:HA	17:AO:27:GLN:HB2	1.96	0.46
29:DF:43:ILE:HA	29:DF:46:LYS:HE2	1.97	0.46
13:AK:23:HIS:HB3	13:AK:30:ILE:HG13	1.96	0.46
25:DB:1416:G:O2'	25:DB:1417:C:H6	1.99	0.46
1:AA:1234:C:O4'	1:AA:1364:U:H1'	2.16	0.46
1:AA:857:C:H2'	1:AA:858:G:O4'	2.15	0.46
1:CA:570:G:H1'	1:CA:820:U:C4	2.50	0.46
1:CA:1234:C:O4'	1:CA:1364:U:H1'	2.16	0.46
1:AA:1461:G:H2'	1:AA:1462:C:C6	2.51	0.46
28:BE:14:VAL:HG23	28:BE:15:SER:H	1.81	0.46
25:DB:1279:G:H2'	25:DB:1280:G:C8	2.50	0.46
25:BB:2788:C:H2'	25:BB:2789:C:C6	2.50	0.46
1:AA:1231:G:H2'	1:AA:1232:U:C6	2.50	0.46
1:AA:1122:U:H2'	1:AA:1123:U:C6	2.50	0.46
1:CA:1229:A:H2'	1:CA:1230:C:C6	2.50	0.46
25:BB:1750:G:H2'	25:BB:1751:U:C6	2.51	0.46
25:BB:839:U:H2'	25:BB:840:C:C6	2.51	0.46
25:DB:2382:G:H21	53:D3:41:ARG:NH2	2.14	0.46
25:BB:1902:C:H2'	25:BB:1903:G:O4'	2.16	0.46
33:BJ:75:TYR:CD1	33:BJ:86:GLN:HB2	2.50	0.46

Continued on next page...

Continued from previous page...

Atom-1	Atom-2	Distance(Å)	Clash(Å)
1:AA:610:U:O2	1:AA:610:U:O4'	2.34	0.46
12:CJ:92:LEU:HD23	12:CJ:92:LEU:N	2.30	0.46
29:DF:24:VAL:HG22	29:DF:24:VAL:O	2.16	0.46
25:BB:2518:A:H2'	25:BB:2518:A:N3	2.30	0.46
25:BB:406:G:H2'	25:BB:407:G:H8	1.81	0.46
25:DB:2352:A:C2'	25:DB:2353:G:H5'	2.46	0.46
10:CH:17:GLN:NE2	10:CH:62:LEU:HD23	2.31	0.46
1:CA:844:G:C8	1:CA:846:G:H1'	2.51	0.46
11:CI:83:THR:HA	11:CI:86:LEU:CB	2.46	0.46
16:AN:20:PHE:CZ	16:AN:55:SER:HA	2.50	0.46
9:CG:31:VAL:C	9:CG:33:GLY:H	2.18	0.46
4:AB:19:THR:HG23	4:AB:20:ARG:N	2.24	0.46
33:DJ:42:ALA:O	33:DJ:44:TYR:N	2.48	0.46
5:CC:29:ALA:O	5:CC:32:LEU:HB2	2.16	0.46
19:AQ:10:ARG:NE	19:AQ:56:ASP:O	2.44	0.46
11:AI:111:GLU:OE1	11:AI:111:GLU:HA	2.16	0.46
4:CB:100:LEU:HD22	4:CB:174:GLU:HG2	1.97	0.46
33:BJ:47:HIS:ND1	33:BJ:48:VAL:HG23	2.31	0.46
41:BR:4:VAL:HG21	41:BR:40:MET:HB2	1.98	0.46
41:BR:49:ILE:HD12	41:BR:50:GLY:O	2.16	0.46
23:CU:18:PHE:H	23:CU:19:LYS:NZ	2.14	0.46
8:AF:6:ILE:HD11	8:AF:8:PHE:HD2	1.79	0.46
18:AP:4:ILE:H	18:AP:4:ILE:HD12	1.81	0.46
54:D4:25:VAL:HB	54:D4:35:GLN:HE21	1.81	0.46
6:CD:61:ARG:HG2	6:CD:66:VAL:O	2.16	0.46
29:BF:89:THR:C	29:BF:90:LEU:HD22	2.36	0.46
25:DB:1059:G:H2'	25:DB:1060:U:C6	2.50	0.46
50:B0:28:SER:HB3	50:B0:37:HIS:CE1	2.51	0.46
31:BH:4:ILE:HD12	31:BH:4:ILE:N	2.31	0.46
1:AA:1217:C:H3'	16:AN:8:ARG:NH2	2.21	0.46
48:BY:54:LYS:O	48:BY:58:ASN:HB2	2.15	0.46
15:CM:15:VAL:CG2	15:CM:40:GLU:HB2	2.45	0.46
6:AD:58:GLN:HG3	6:AD:62:ARG:CG	2.45	0.46
5:AC:24:ASN:N	5:AC:24:ASN:ND2	2.64	0.46
30:DG:6:ALA:HB3	30:DG:68:ARG:HD3	1.96	0.46
10:CH:30:LYS:HD3	10:CH:31:LEU:N	2.31	0.46
53:D3:21:PHE:CE2	53:D3:61:LEU:HD12	2.51	0.46
1:AA:239:U:C5'	1:AA:239:U:H6	2.29	0.46
11:AI:127:SER:C	11:AI:129:ARG:H	2.19	0.46
39:BP:22:GLY:HA3	39:BP:91:VAL:HG21	1.96	0.46
1:CA:1166:G:H1'	1:CA:1170:A:H61	1.80	0.46
1:CA:1170:A:H5"	4:CB:138:ARG:NH2	2.31	0.46

Continued on next page...

Continued from previous page...

Atom-1	Atom-2	Distance(Å)	Clash(Å)
26:BC:75:ALA:N	26:BC:115:ILE:O	2.49	0.46
26:BC:78:GLU:OE1	26:BC:100:ARG:NE	2.47	0.46
41:DR:61:ALA:HB1	41:DR:98:ILE:H	1.80	0.46
1:CA:255:G:C5'	19:CQ:18:LYS:HB2	2.46	0.46
19:CQ:18:LYS:HA	19:CQ:47:ASP:O	2.16	0.46
25:DB:1515:A:H4'	25:DB:1556:C:O2'	2.15	0.46
27:BD:113:SER:HB3	27:BD:167:ASN:HA	1.96	0.46
25:BB:1725:U:H2'	25:BB:1726:C:H6	1.81	0.46
25:BB:1729:U:C5	25:BB:1731:G:N2	2.84	0.46
1:CA:66:A:C3'	1:CA:67:C:H5''	2.46	0.46
27:DD:170:VAL:O	27:DD:170:VAL:HG23	2.15	0.46
30:BG:37:ASN:O	30:BG:38:ASP:HB3	2.16	0.46
25:BB:1505:A:H2'	25:BB:1506:U:O4'	2.16	0.46
25:BB:2808:G:H5'	25:BB:2809:A:OP1	2.16	0.46
31:DH:71:LYS:C	31:DH:72:ILE:HD12	2.36	0.46
25:BB:2297:A:H61	25:BB:2319:G:H1'	1.80	0.46
34:BK:68:VAL:O	34:BK:69:ARG:HB3	2.15	0.46
47:DX:36:ARG:HD3	47:DX:47:THR:HB	1.97	0.46
47:BX:36:ARG:HD3	47:BX:47:THR:HB	1.97	0.46
1:CA:738:C:H2'	1:CA:739:C:C6	2.51	0.46
12:CJ:34:ALA:O	12:CJ:78:GLU:HG2	2.15	0.46
1:AA:762:U:H2'	1:AA:763:G:C8	2.51	0.46
35:DL:118:THR:O	35:DL:120:VAL:HG23	2.15	0.46
1:AA:678:U:H2'	1:AA:679:C:C6	2.51	0.46
16:AN:72:PHE:CZ	16:AN:77:GLY:HA2	2.51	0.46
25:BB:1403:A:H2'	25:BB:1404:C:C6	2.50	0.46
1:AA:1108:G:H5''	5:AC:175:HIS:HD2	1.81	0.46
14:AL:106:VAL:HG22	14:AL:116:TYR:CB	2.46	0.46
14:CL:106:VAL:CB	14:CL:116:TYR:HB3	2.46	0.46
10:AH:12:ARG:CD	10:AH:26:MET:HB3	2.46	0.46
17:AO:87:ARG:C	17:AO:88:ARG:HG2	2.35	0.46
1:AA:1163:A:H2'	1:AA:1164:G:H8	1.80	0.46
1:AA:570:G:H1'	1:AA:820:U:C4	2.51	0.46
25:BB:2602:A:H3'	25:BB:2602:A:OP1	2.15	0.46
41:BR:78:ARG:HB2	41:BR:83:TYR:HD1	1.80	0.46
25:BB:660:C:H2'	25:BB:661:A:C8	2.50	0.46
1:AA:989:U:O2'	1:AA:990:C:H5'	2.16	0.46
25:BB:2893:A:H4'	25:BB:2894:G:C5'	2.46	0.46
25:BB:458:G:N2	25:BB:469:G:H2'	2.31	0.46
25:BB:2553:G:C2	25:BB:2583:G:H1'	2.51	0.46
34:DK:94:ILE:HG13	34:DK:94:ILE:O	2.15	0.46
25:DB:1878:G:H2'	25:DB:1879:C:C6	2.51	0.46

Continued on next page...

Continued from previous page...

Atom-1	Atom-2	Distance(Å)	Clash(Å)
52:D2:34:ARG:HD3	52:D2:42:LEU:O	2.15	0.46
25:BB:2272:U:HO2'	25:BB:2273:A:H8	1.64	0.46
25:BB:2353:G:H1'	46:BW:30:VAL:HG12	1.98	0.46
7:CE:14:LEU:HD21	7:CE:16:ALA:O	2.16	0.46
8:CF:38:ARG:O	8:CF:39:LEU:CB	2.63	0.46
25:BB:1818:U:HO2'	25:BB:1819:A:P	2.39	0.46
21:CS:68:HIS:HB3	21:CS:72:GLU:CD	2.37	0.46
43:DT:29:THR:HA	43:DT:86:THR:CA	2.33	0.46
31:BH:83:LYS:HD2	31:BH:91:PHE:CB	2.45	0.46
4:CB:14:HIS:HA	4:CB:208:ALA:CB	2.45	0.46
31:DH:96:THR:HA	31:DH:99:ILE:HD12	1.98	0.46
25:BB:6:A:H2'	25:BB:7:G:H8	1.80	0.46
29:DF:103:ILE:H	29:DF:107:VAL:HG23	1.81	0.46
29:DF:111:ARG:CD	29:DF:111:ARG:N	2.79	0.46
29:DF:90:LEU:HB3	29:DF:95:MET:HA	1.97	0.46
29:BF:113:PHE:HZ	29:BF:175:PRO:HB2	1.81	0.46
18:CP:1:MET:O	18:CP:3:THR:HG23	2.15	0.46
37:BN:99:LYS:HA	37:BN:111:ALA:HA	1.97	0.46
45:BV:4:ILE:O	45:BV:63:ILE:HA	2.16	0.46
45:BV:65:VAL:C	45:BV:67:GLY:H	2.18	0.46
7:AE:98:ALA:HB3	7:AE:122:VAL:HA	1.97	0.46
7:AE:82:HIS:HE1	7:AE:147:ASN:H	1.64	0.46
1:CA:1121:U:H2'	1:CA:1122:U:C6	2.51	0.46
12:CJ:30:LYS:HG3	12:CJ:31:ARG:N	2.31	0.46
12:CJ:39:PRO:CB	12:CJ:74:VAL:HG22	2.46	0.46
9:CG:49:LEU:CG	9:CG:52:ARG:HH21	2.28	0.46
10:AH:10:LEU:CD2	10:AH:74:ILE:HD11	2.39	0.46
6:AD:84:ASN:ND2	6:AD:87:GLU:HB3	2.30	0.46
39:BP:1:SER:HA	39:BP:4:ILE:HD12	1.98	0.46
25:DB:544:C:H4'	25:DB:545:U:C5'	2.46	0.46
25:DB:285:G:N3	25:DB:285:G:H2'	2.31	0.46
26:BC:73:ILE:HB	26:BC:95:TYR:CD2	2.51	0.46
11:AI:97:LEU:HD22	11:AI:97:LEU:N	2.30	0.46
25:DB:1266:G:H22	25:DB:2012:G:H2'	1.79	0.46
1:AA:57:G:H2'	1:AA:58:C:H6	1.81	0.46
1:AA:484:G:H4'	1:AA:485:U:C5'	2.45	0.46
20:CR:62:ARG:HG2	20:CR:67:LEU:HB2	1.97	0.46
25:BB:2191:A:N3	25:BB:2191:A:H2'	2.31	0.46
28:BE:118:LEU:HD21	28:BE:188:MET:CE	2.46	0.46
38:DO:67:ASN:O	38:DO:69:ASP:N	2.46	0.46
25:BB:1439:A:N6	25:BB:1440:U:O2	2.42	0.46
32:BI:122:GLU:CD	32:BI:122:GLU:H	2.18	0.46

Continued on next page...

Continued from previous page...

Atom-1	Atom-2	Distance(Å)	Clash(Å)
4:AB:119:GLN:O	4:AB:125:PHE:HB3	2.15	0.46
27:DD:106:LYS:CB	27:DD:206:ALA:HB3	2.43	0.46
25:BB:2443:C:O2'	25:BB:2444:G:H5'	2.16	0.46
31:DH:70:GLU:CD	31:DH:71:LYS:N	2.70	0.46
5:CC:2:GLN:HE21	5:CC:3:LYS:HG2	1.81	0.46
9:CG:69:ARG:HH11	9:CG:69:ARG:HG2	1.81	0.46
13:CK:55:ARG:HH12	13:CK:60:PHE:HD1	1.64	0.46
1:AA:401:C:O2'	1:AA:402:G:H5'	2.16	0.46
1:AA:621:A:H2'	1:AA:622:A:H8	1.79	0.46
26:BC:255:LYS:C	26:BC:257:ARG:H	2.18	0.46
10:AH:36:ALA:HA	10:AH:39:LEU:HD12	1.97	0.46
25:DB:31:C:O2'	25:DB:32:C:H5'	2.16	0.46
35:BL:68:SER:HB2	35:BL:71:ALA:H	1.80	0.46
10:AH:29:SER:OG	10:AH:32:LYS:HG3	2.16	0.46
6:CD:98:ASP:CB	6:CD:114:ARG:HB2	2.45	0.46
37:BN:17:ARG:HH21	37:BN:17:ARG:CB	2.28	0.46
1:CA:257:G:C3'	1:CA:258:G:H5''	2.46	0.46
1:CA:139:A:H2'	1:CA:140:U:H6	1.81	0.46
44:DU:40:LEU:N	44:DU:61:GLU:HA	2.31	0.46
25:DB:1734:G:H2'	25:DB:1735:A:H8	1.81	0.46
25:BB:1450:G:H1	25:BB:1461:C:H42	1.64	0.46
25:BB:2045:C:H5''	50:B0:14:MET:SD	2.56	0.46
25:DB:1965:C:H5''	25:DB:1966:A:H2'	1.98	0.46
25:BB:2886:A:N7	50:B0:39:ARG:NH2	2.63	0.46
1:CA:590:U:O2'	1:CA:591:U:H5'	2.15	0.46
25:DB:816:C:H2'	25:DB:817:C:H6	1.80	0.46
25:BB:2480:C:H2'	25:BB:2481:G:O4'	2.16	0.46
8:AF:13:ASP:CG	6:CD:163:GLN:HB3	2.36	0.46
25:BB:701:G:O2'	25:BB:702:U:H5'	2.16	0.46
25:DB:1972:G:H3'	57:DB:3560:HOH:O	2.16	0.46
25:DB:2564:A:OP1	25:DB:2648:G:H4'	2.16	0.46
25:DB:903:C:H2'	25:DB:904:G:H8	1.80	0.46
44:BU:54:PRO:HG2	44:BU:55:GLY:H	1.80	0.46
9:AG:37:THR:HA	9:AG:40:SER:OG	2.16	0.46
21:CS:80:ARG:HB3	21:CS:80:ARG:NH1	2.31	0.46
27:BD:170:VAL:O	27:BD:170:VAL:HG23	2.15	0.46
25:BB:1051:G:H2'	25:BB:1052:C:O4'	2.15	0.46
46:BW:61:LYS:HB3	46:BW:62:ALA:H	1.43	0.46
7:CE:85:LYS:CG	7:CE:86:GLY:H	2.26	0.46
11:CI:88:GLU:CD	11:CI:89:TYR:N	2.66	0.46
1:AA:1317:C:H42	16:AN:52:ARG:HH22	1.63	0.46
15:AM:94:LEU:C	15:AM:108:ARG:HG2	2.36	0.46

Continued on next page...

Continued from previous page...

Atom-1	Atom-2	Distance(Å)	Clash(Å)
21:AS:36:ARG:HB3	21:AS:36:ARG:NH1	2.28	0.46
5:CC:112:ALA:C	5:CC:199:VAL:HG21	2.36	0.46
5:CC:85:LYS:HG3	5:CC:86:LEU:HD12	1.98	0.46
20:AR:71:ASP:HB2	20:AR:72:ARG:NH1	2.31	0.46
21:CS:7:GLY:N	21:CS:8:PRO:HD3	2.31	0.46
43:DT:27:SER:O	43:DT:28:ASN:CB	2.63	0.46
31:BH:101:ASP:O	31:BH:104:THR:HG23	2.16	0.46
4:AB:210:THR:HG23	4:AB:213:LEU:HD23	1.96	0.46
4:AB:71:THR:CG2	4:AB:95:TRP:H	2.29	0.46
4:CB:187:ASP:HB3	4:CB:203:ASP:CG	2.37	0.46
25:DB:1656:C:H2'	25:DB:1657:U:C6	2.49	0.46
40:BQ:57:ARG:HG2	40:BQ:57:ARG:NH1	2.30	0.46
44:BU:47:PRO:HB2	44:BU:53:GLN:HB2	1.98	0.46
29:DF:103:ILE:HG23	29:DF:103:ILE:O	2.15	0.46
29:DF:117:SER:OG	29:DF:119:LYS:HD3	2.16	0.46
25:DB:2756:U:H4'	25:DB:2757:A:O5'	2.15	0.46
18:CP:8:ARG:NH2	18:CP:15:PRO:HB3	2.31	0.46
36:BM:97:GLN:HB2	36:BM:98:PRO:HD2	1.98	0.46
27:BD:36:GLN:HE21	27:BD:38:LYS:HG2	1.81	0.46
7:AE:121:ASN:N	7:AE:121:ASN:ND2	2.62	0.46
13:AK:124:LYS:HA	23:AU:33:ARG:HH21	1.81	0.46
27:DD:43:ASP:C	27:DD:45:TYR:H	2.18	0.46
4:CB:99:MET:H	4:CB:99:MET:HG3	1.54	0.46
42:BS:35:ILE:H	42:BS:35:ILE:HD13	1.80	0.46
9:AG:26:VAL:HG22	9:AG:27:ASN:OD1	2.16	0.46
14:AL:20:VAL:O	14:AL:23:LEU:HB3	2.16	0.46
25:DB:28:A:H1'	25:DB:513:A:C2	2.51	0.46
7:AE:56:PRO:O	7:AE:60:GLN:HG2	2.16	0.46
25:BB:1430:G:H2'	25:BB:1431:A:H8	1.81	0.46
33:BJ:128:ASN:C	33:BJ:129:GLU:HG3	2.36	0.46
14:CL:43:LYS:HB3	14:CL:44:PRO:CD	2.41	0.46
45:DV:30:ILE:HD13	45:DV:72:VAL:HG11	1.97	0.46
26:BC:93:VAL:O	26:BC:94:LEU:HB3	2.16	0.46
25:DB:528:A:C2'	25:DB:529:A:H5''	2.44	0.46
1:CA:254:G:H2'	1:CA:255:G:H8	1.81	0.46
19:CQ:46:HIS:HB2	19:CQ:70:LYS:HE3	1.98	0.46
20:AR:58:ILE:HG22	20:AR:62:ARG:NE	2.31	0.46
6:CD:115:GLN:OE1	6:CD:119:HIS:HE1	1.99	0.46
25:BB:645:C:H3'	25:BB:646:U:H5	1.75	0.46
34:DK:110:LYS:CD	34:DK:110:LYS:H	2.25	0.46
20:AR:39:VAL:HB	20:AR:43:ILE:CD1	2.46	0.46
25:BB:603:A:H4'	25:BB:604:G:O5'	2.16	0.46

Continued on next page...

Continued from previous page...

Atom-1	Atom-2	Distance(Å)	Clash(Å)
12:AJ:30:LYS:HB3	12:AJ:34:ALA:CB	2.46	0.46
1:CA:1254:A:H2'	1:CA:1255:G:C8	2.51	0.46
48:BY:20:ASN:HB3	48:BY:50:VAL:HG22	1.98	0.46
25:DB:2318:G:C6	25:DB:2319:G:N1	2.84	0.46
25:BB:2650:U:H2'	25:BB:2651:C:H6	1.78	0.46
17:AO:10:ILE:HG23	17:AO:11:VAL:N	2.30	0.46
12:AJ:85:ASP:O	12:AJ:89:ARG:HB3	2.15	0.46
34:BK:27:SER:O	34:BK:28:HIS:HB2	2.16	0.46
25:BB:79:C:HO2'	25:BB:346:A:H8	1.63	0.46
31:BH:1:MET:HB3	31:BH:21:VAL:O	2.16	0.46
25:DB:1790:C:H2'	25:DB:1791:A:C8	2.51	0.46
9:CG:83:THR:O	9:CG:84:TYR:CB	2.64	0.46
35:BL:109:LYS:HB3	35:BL:111:ILE:HG12	1.98	0.46
8:AF:24:ARG:CZ	8:AF:24:ARG:HB2	2.46	0.46
25:DB:981:A:H4'	25:DB:2037:A:H5'	1.97	0.46
25:DB:2039:U:O2'	25:DB:2040:G:H5'	2.16	0.46
17:CO:78:THR:O	17:CO:82:GLU:HG2	2.16	0.46
5:AC:106:ARG:NH1	5:AC:107:LYS:HE2	2.30	0.46
39:BP:31:VAL:C	39:BP:33:GLU:H	2.20	0.46
25:BB:2604:U:O2'	25:BB:2605:U:H5'	2.15	0.46
16:AN:25:GLU:HA	16:AN:28:ALA:CB	2.46	0.46
50:D0:30:ASP:OD2	50:D0:31:LYS:N	2.49	0.46
25:DB:2300:C:H2'	25:DB:2301:C:H6	1.80	0.46
42:DS:61:ASN:HD22	42:DS:61:ASN:HA	1.55	0.46
25:DB:601:C:O2'	25:DB:605:G:H5''	2.16	0.46
26:DC:174:ARG:HD3	26:DC:180:MET:HE1	1.97	0.46
1:CA:31:G:N7	1:CA:306:A:H1'	2.31	0.46
43:BT:14:PRO:HD2	48:BY:33:ALA:HB1	1.97	0.46
28:BE:24:ASN:OD1	28:BE:27:LEU:HB2	2.16	0.46
1:AA:1229:A:H2'	1:AA:1230:C:C6	2.50	0.46
25:BB:2564:A:OP1	25:BB:2648:G:H4'	2.16	0.46
27:DD:62:LYS:N	27:DD:63:PRO:CD	2.79	0.46
43:DT:92:ASN:C	43:DT:93:LEU:HD22	2.36	0.46
44:DU:31:GLY:O	44:DU:66:VAL:HG12	2.15	0.46
25:BB:2221:G:O2'	25:BB:2222:C:H5'	2.16	0.46
25:DB:723:C:H2'	25:DB:724:U:H6	1.80	0.46
1:AA:361:G:O2'	1:AA:362:G:H5'	2.15	0.46
48:DY:46:VAL:O	48:DY:49:ASP:HB2	2.16	0.45
1:CA:869:G:H4'	1:CA:872:A:C8	2.50	0.45
7:CE:32:PHE:CD2	7:CE:55:VAL:HG13	2.51	0.45
7:CE:59:ILE:O	7:CE:62:ALA:HB3	2.16	0.45
10:CH:22:ALA:O	10:CH:62:LEU:N	2.48	0.45

Continued on next page...

Continued from previous page...

Atom-1	Atom-2	Distance(Å)	Clash(Å)
25:DB:1098:A:C3'	32:DI:4:VAL:N	2.80	0.45
1:CA:841:C:H2'	1:CA:843:U:O2	2.16	0.45
1:AA:1225:A:H5''	15:AM:102:LYS:HZ2	1.80	0.45
41:DR:10:LYS:N	41:DR:10:LYS:HD2	2.31	0.45
5:CC:59:PRO:HD2	5:CC:63:ILE:N	2.31	0.45
31:BH:125:THR:HG23	31:BH:126:GLY:H	1.81	0.45
1:CA:357:G:C2'	1:CA:358:U:H5'	2.46	0.45
31:DH:79:THR:HA	31:DH:144:VAL:HG12	1.97	0.45
25:BB:8:C:H5''	33:BJ:53:TYR:OH	2.16	0.45
29:DF:102:LEU:HD22	29:DF:103:ILE:HB	1.98	0.45
24:BA:43:C:C1'	29:BF:91:ARG:HD2	2.46	0.45
1:CA:451:A:H5''	18:CP:70:ARG:HH22	1.81	0.45
32:DI:52:LEU:HD13	32:DI:81:LYS:NZ	2.31	0.45
44:DU:17:ASP:OD1	44:DU:38:ILE:HA	2.15	0.45
23:AU:40:PRO:HG2	23:AU:41:THR:H	1.81	0.45
9:CG:73:GLU:HB3	9:CG:90:VAL:CG2	2.46	0.45
48:DY:60:LYS:HG2	48:DY:60:LYS:O	2.16	0.45
1:AA:1150:A:N6	1:AA:1151:A:N6	2.64	0.45
1:AA:1277:C:O2'	1:AA:1279:G:H8	1.99	0.45
1:CA:1328:C:H2'	1:CA:1329:A:H8	1.81	0.45
40:BQ:10:ARG:CZ	40:BQ:10:ARG:HB2	2.46	0.45
6:CD:29:THR:HB	6:CD:30:LYS:NZ	2.31	0.45
6:CD:27:ILE:HB	6:CD:30:LYS:NZ	2.31	0.45
39:DP:1:SER:HA	39:DP:4:ILE:HD12	1.97	0.45
39:BP:3:ILE:HD13	39:BP:3:ILE:C	2.37	0.45
39:BP:4:ILE:O	39:BP:5:LYS:HB3	2.15	0.45
26:DC:69:ASN:HA	26:DC:188:ARG:HH12	1.80	0.45
25:BB:1561:C:H2'	25:BB:1562:U:H6	1.79	0.45
5:AC:179:ALA:HA	5:AC:205:GLU:HA	1.97	0.45
27:DD:122:VAL:HA	27:DD:127:PHE:O	2.16	0.45
1:AA:58:C:O2'	1:AA:59:A:H5'	2.16	0.45
25:DB:1939:U:H5'	25:DB:1939:U:C6	2.49	0.45
1:AA:487:A:H3'	1:AA:488:C:H6	1.80	0.45
20:CR:44:THR:OG1	20:CR:46:THR:HG23	2.16	0.45
26:BC:75:ALA:HB1	26:BC:93:VAL:CG2	2.47	0.45
47:BX:40:GLU:C	47:BX:42:GLU:H	2.20	0.45
25:BB:1812:U:C1'	26:BC:44:ASN:HD21	2.27	0.45
13:AK:15:VAL:C	13:AK:17:ASP:H	2.18	0.45
1:AA:1222:G:O2'	1:AA:1223:C:H5'	2.16	0.45
9:CG:53:SER:C	9:CG:55:LYS:N	2.69	0.45
25:BB:2297:A:H2	25:BB:2320:U:H4'	1.77	0.45
14:CL:109:ARG:HH21	14:CL:112:ALA:C	2.18	0.45

Continued on next page...

Continued from previous page...

Atom-1	Atom-2	Distance(Å)	Clash(Å)
1:CA:1188:A:H2'	1:CA:1189:U:H6	1.81	0.45
20:CR:56:ARG:O	20:CR:60:ARG:HG3	2.16	0.45
1:AA:503:C:H2'	1:AA:504:C:C6	2.51	0.45
28:DE:127:GLU:H	28:DE:127:GLU:CD	2.19	0.45
28:DE:133:LEU:HA	28:DE:136:GLN:CD	2.36	0.45
25:DB:876:C:H42	25:DB:901:C:H41	1.64	0.45
28:BE:133:LEU:HA	28:BE:136:GLN:CD	2.37	0.45
25:BB:288:U:H2'	25:BB:289:G:C8	2.51	0.45
1:CA:497:G:H2'	1:CA:498:A:C8	2.52	0.45
40:DQ:92:LYS:O	40:DQ:95:ALA:HB3	2.17	0.45
33:DJ:28:LEU:O	33:DJ:31:GLU:HB3	2.17	0.45
50:B0:30:ASP:OD2	50:B0:31:LYS:N	2.48	0.45
25:DB:1014:A:H2'	25:DB:1015:U:C6	2.51	0.45
1:AA:706:A:H4'	13:AK:30:ILE:HD11	1.98	0.45
25:BB:591:U:H1'	53:B3:1:PRO:H3	1.81	0.45
11:CI:75:ALA:HA	11:CI:78:ILE:HG13	1.98	0.45
1:AA:642:A:H2'	1:AA:643:C:H6	1.81	0.45
25:BB:1463:C:H2'	25:BB:1464:G:H8	1.80	0.45
25:BB:822:G:O6	25:BB:943:A:H2	1.99	0.45
19:CQ:3:LYS:HG2	19:CQ:4:ILE:HG13	1.97	0.45
45:DV:9:ARG:HD2	45:DV:41:GLU:HB3	1.98	0.45
25:DB:1092:C:C2'	25:DB:1093:G:H5'	2.46	0.45
33:BJ:100:VAL:HG12	33:BJ:100:VAL:O	2.16	0.45
25:DB:2553:G:H2'	25:DB:2554:U:C4'	2.46	0.45
25:DB:2705:A:H2'	25:DB:2706:A:O4'	2.16	0.45
25:DB:2533:U:H2'	25:DB:2534:A:O4'	2.15	0.45
30:BG:72:ASN:O	30:BG:76:ILE:HG12	2.16	0.45
25:DB:259:G:H2'	25:DB:260:G:H8	1.81	0.45
5:AC:112:ALA:HB2	5:AC:182:ASP:HB3	1.97	0.45
25:DB:1451:C:H1'	25:DB:1452:G:N7	2.31	0.45
52:B2:34:ARG:HD3	52:B2:42:LEU:O	2.15	0.45
25:DB:381:G:O2'	25:DB:382:A:H5'	2.16	0.45
1:AA:1520:C:O2'	1:AA:1521:C:H5'	2.16	0.45
1:CA:687:A:H4'	1:CA:688:G:O5'	2.16	0.45
25:DB:1192:G:O2'	25:DB:1193:G:H5'	2.16	0.45
1:CA:692:U:H2'	1:CA:694:A:OP2	2.16	0.45
25:DB:2412:A:H2'	25:DB:2413:G:O4'	2.16	0.45
7:CE:86:GLY:HA3	7:CE:141:ASP:O	2.16	0.45
25:DB:1055:G:H1'	25:DB:1085:A:H2	1.81	0.45
25:DB:1082:U:C2	25:DB:1086:A:N1	2.84	0.45
1:CA:1181:G:C2	1:CA:1182:G:N2	2.84	0.45
11:CI:103:VAL:HG23	11:CI:104:THR:N	2.31	0.45

Continued on next page...

Continued from previous page...

Atom-1	Atom-2	Distance(Å)	Clash(Å)
11:CI:50:PRO:HB2	11:CI:83:THR:HG23	1.97	0.45
1:AA:1319:A:OP1	21:AS:4:LEU:HD11	2.15	0.45
43:BT:27:SER:O	43:BT:28:ASN:CB	2.64	0.45
21:CS:35:ARG:HD3	21:CS:71:GLY:HA3	1.99	0.45
31:BH:110:VAL:HG12	31:BH:132:PHE:HE1	1.81	0.45
4:AB:165:ALA:HB2	4:AB:184:ALA:HB1	1.98	0.45
4:AB:186:VAL:H	4:AB:200:PRO:HA	1.81	0.45
29:DF:39:VAL:CG1	29:DF:42:ALA:HB2	2.47	0.45
44:BU:51:LEU:O	44:BU:52:ASN:C	2.54	0.45
8:AF:4:TYR:CZ	8:AF:71:ILE:HG12	2.51	0.45
8:CF:3:HIS:CD2	8:CF:92:THR:HG23	2.51	0.45
29:BF:33:ILE:HG21	29:BF:98:PHE:CE2	2.51	0.45
32:DI:78:LEU:HD23	32:DI:81:LYS:HE2	1.98	0.45
12:CJ:26:VAL:O	12:CJ:29:ALA:HB3	2.16	0.45
13:CK:106:ILE:HD11	13:CK:109:ILE:CG1	2.46	0.45
31:DH:97:ARG:HA	31:DH:112:LYS:HB2	1.98	0.45
1:AA:1374:A:H2'	1:AA:1375:A:H8	1.81	0.45
23:AU:25:ALA:HA	23:AU:28:LEU:HD12	1.98	0.45
6:AD:19:PHE:HD2	6:AD:110:ARG:HH12	1.62	0.45
10:CH:6:ILE:H	10:CH:6:ILE:CD1	2.26	0.45
1:AA:238:A:C3'	1:AA:239:U:H5''	2.46	0.45
25:BB:1560:G:H2'	25:BB:1561:C:H6	1.81	0.45
1:AA:967:C:H2'	1:AA:968:A:C2	2.51	0.45
1:CA:1014:A:C2	1:CA:1219:A:H1'	2.51	0.45
25:DB:145:C:H2'	25:DB:146:A:H8	1.80	0.45
25:BB:1279:G:H2'	25:BB:1280:G:C8	2.51	0.45
52:B2:1:MET:HG2	52:B2:2:LYS:N	2.27	0.45
1:CA:337:G:H2'	1:CA:338:A:H8	1.76	0.45
31:DH:9:VAL:CG2	31:DH:35:LYS:HD2	2.46	0.45
5:CC:172:VAL:HG12	5:CC:202:PHE:HB2	1.96	0.45
25:DB:170:U:H2'	25:DB:171:U:H6	1.80	0.45
47:BX:28:PHE:N	47:BX:28:PHE:CD1	2.84	0.45
30:BG:39:ALA:HB1	30:BG:57:TYR:CZ	2.51	0.45
25:BB:170:U:H2'	25:BB:171:U:H6	1.80	0.45
25:DB:156:A:H2'	25:DB:157:C:H6	1.81	0.45
29:DF:125:GLY:O	29:DF:157:THR:HG22	2.16	0.45
45:DV:43:ASP:O	45:DV:47:VAL:HG23	2.16	0.45
1:AA:1263:C:H2'	1:AA:1264:U:H6	1.82	0.45
1:AA:560:A:H5'	1:AA:566:G:N2	2.31	0.45
25:BB:2684:U:H4'	34:BK:75:VAL:CG2	2.45	0.45
25:DB:2808:G:H5'	25:DB:2809:A:OP1	2.15	0.45
25:DB:2811:G:O2'	25:DB:2812:G:H5'	2.16	0.45

Continued on next page...

Continued from previous page...

Atom-1	Atom-2	Distance(Å)	Clash(Å)
35:BL:118:THR:O	35:BL:120:VAL:HG23	2.16	0.45
1:AA:987:G:H2'	1:AA:988:G:H8	1.82	0.45
25:BB:1151:A:O2'	25:BB:1152:C:H5'	2.16	0.45
1:AA:622:A:H3'	1:AA:623:C:H6	1.80	0.45
25:DB:2188:U:H2'	25:DB:2189:U:C6	2.52	0.45
1:CA:1033:G:H2'	1:CA:1034:G:O4'	2.16	0.45
37:DN:52:ILE:O	37:DN:55:ALA:HB3	2.17	0.45
14:CL:7:VAL:HG12	14:CL:8:ARG:NH1	2.32	0.45
32:DI:140:GLU:CD	32:DI:140:GLU:H	2.19	0.45
25:BB:813:U:O2'	25:BB:1225:G:H1'	2.16	0.45
35:DL:109:LYS:HB3	35:DL:111:ILE:HG12	1.99	0.45
25:DB:2602:A:OP1	25:DB:2602:A:H3'	2.16	0.45
39:BP:31:VAL:CG1	39:BP:38:ARG:HG2	2.46	0.45
25:BB:519:U:O2'	25:BB:520:G:H5'	2.16	0.45
48:DY:19:LEU:HB3	48:DY:24:GLU:OE1	2.16	0.45
25:DB:649:G:H2'	25:DB:650:C:H6	1.82	0.45
25:DB:688:U:H5'	25:DB:1780:A:N1	2.31	0.45
1:CA:327:A:H1'	1:CA:329:A:O4'	2.16	0.45
25:DB:1333:G:O2'	25:DB:1334:G:H5'	2.15	0.45
25:DB:1613:G:H4'	52:D2:3:ARG:HG3	1.98	0.45
1:CA:1155:A:H2'	1:CA:1156:G:O4'	2.16	0.45
3:CX:1:A:H1'	3:CX:6:U:O2'	2.16	0.45
25:BB:1716:U:H2'	25:BB:1717:A:C8	2.50	0.45
25:BB:1091:G:O2'	25:BB:1092:C:H5'	2.16	0.45
26:DC:231:HIS:HA	26:DC:241:LYS:HD3	1.98	0.45
31:BH:97:ARG:HD3	31:BH:97:ARG:N	2.31	0.45
8:AF:34:GLY:O	8:AF:35:LYS:HG3	2.17	0.45
48:DY:45:GLN:O	48:DY:47:ARG:N	2.45	0.45
10:CH:88:LYS:O	10:CH:91:LEU:HG	2.17	0.45
25:DB:1082:U:H5''	32:DI:119:ALA:CB	2.44	0.45
1:CA:1343:G:H4'	11:CI:123:ARG:O	2.17	0.45
4:AB:17:HIS:O	4:AB:18:GLN:HB2	2.16	0.45
26:BC:89:ASN:HD22	26:BC:89:ASN:HA	1.53	0.45
43:BT:49:LYS:HB2	43:BT:50:LEU:HD22	1.98	0.45
43:BT:83:ALA:HB1	43:BT:85:VAL:HG23	1.97	0.45
5:CC:21:TRP:CZ3	5:CC:31:ASN:HB3	2.51	0.45
16:CN:27:LYS:HA	16:CN:31:SER:CB	2.47	0.45
43:DT:29:THR:HG22	43:DT:86:THR:HB	1.97	0.45
4:AB:96:LEU:HD13	4:AB:97:GLY:N	2.31	0.45
4:CB:162:VAL:HG23	4:CB:162:VAL:O	2.15	0.45
29:DF:67:THR:OG1	29:DF:85:GLY:HA3	2.16	0.45
36:BM:33:LEU:CD1	36:BM:121:ALA:HB2	2.46	0.45

Continued on next page...

Continued from previous page...

Atom-1	Atom-2	Distance(Å)	Clash(Å)
29:DF:104:THR:C	29:DF:108:PRO:HG2	2.37	0.45
29:DF:34:THR:HA	29:DF:89:THR:HA	1.98	0.45
23:CU:3:ILE:HB	23:CU:4:LYS:H	1.66	0.45
20:AR:64:LEU:HB3	20:AR:66:LEU:HG	1.97	0.45
30:BG:23:ILE:CG2	30:BG:71:LEU:HD11	2.45	0.45
30:DG:23:ILE:CG2	30:DG:71:LEU:HD11	2.47	0.45
29:BF:160:LYS:HG2	29:BF:164:GLU:CD	2.37	0.45
22:CT:24:ARG:HD3	22:CT:28:ARG:CZ	2.47	0.45
32:BI:74:PRO:O	32:BI:77:VAL:HG22	2.15	0.45
25:BB:2143:C:H2'	25:BB:2144:G:H4'	1.98	0.45
4:CB:99:MET:CE	4:CB:147:LEU:HA	2.46	0.45
42:BS:36:LEU:HD22	42:BS:36:LEU:N	2.30	0.45
40:DQ:4:LYS:HE3	40:DQ:6:GLY:CA	2.46	0.45
30:DG:83:THR:HA	30:DG:84:LYS:HZ3	1.81	0.45
1:CA:193:C:O3'	22:CT:55:PRO:HB3	2.16	0.45
7:CE:22:LYS:HZ1	7:CE:24:VAL:HA	1.81	0.45
34:BK:33:GLY:O	34:BK:35:GLY:N	2.49	0.45
22:CT:2:ASN:CG	22:CT:3:ILE:N	2.69	0.45
10:CH:6:ILE:HD12	10:CH:6:ILE:N	2.28	0.45
1:AA:1182:G:C4'	1:AA:1183:U:H5'	2.47	0.45
36:BM:73:ILE:HG13	36:BM:93:VAL:HB	1.99	0.45
25:DB:140:C:H1'	25:DB:141:G:C6	2.52	0.45
1:CA:251:G:H4'	1:CA:252:U:H5'	1.97	0.45
28:DE:29:HIS:NE2	35:DL:8:PRO:HG3	2.31	0.45
25:BB:2189:U:H2'	25:BB:2190:G:H8	1.81	0.45
6:CD:125:ASN:C	6:CD:127:ARG:H	2.20	0.45
1:CA:1003:G:N2	1:CA:1005:A:H5'	2.31	0.45
1:AA:746:A:C6	1:AA:747:A:N6	2.84	0.45
12:CJ:51:VAL:O	12:CJ:62:ARG:HA	2.15	0.45
12:CJ:55:PRO:O	12:CJ:56:HIS:HB3	2.16	0.45
25:DB:1080:A:H4'	32:DI:126:ARG:HD3	1.98	0.45
5:AC:37:LYS:HB3	5:AC:93:ILE:CD1	2.46	0.45
1:CA:1090:U:H2'	1:CA:1091:U:C6	2.52	0.45
49:BZ:43:ILE:O	49:BZ:47:ILE:HG12	2.16	0.45
46:BW:28:GLU:H	46:BW:31:LEU:CG	2.28	0.45
7:AE:52:ALA:CB	7:AE:58:ALA:HB2	2.42	0.45
44:BU:81:ARG:HB2	44:BU:96:LYS:CG	2.47	0.45
8:AF:85:ILE:HB	8:AF:86:ARG:H	1.42	0.45
25:DB:278:A:C2	25:DB:362:A:H1'	2.52	0.45
19:AQ:64:ARG:HG2	19:AQ:65:PRO:HD2	1.98	0.45
43:DT:12:ARG:NE	48:DY:29:ARG:HH11	2.14	0.45
1:AA:812:G:C2'	1:AA:812:G:N3	2.79	0.45

Continued on next page...

Continued from previous page...

Atom-1	Atom-2	Distance(Å)	Clash(Å)
1:CA:957:U:H4'	21:CS:78:THR:HB	1.98	0.45
29:DF:125:GLY:HA3	29:DF:159:ALA:HB3	1.98	0.45
25:DB:2650:U:H2'	25:DB:2651:C:H6	1.79	0.45
36:BM:62:LYS:HG2	36:BM:64:TRP:CH2	2.52	0.45
25:DB:1138:G:H1'	33:DJ:107:GLY:O	2.16	0.45
25:BB:1843:C:H2'	25:BB:1844:C:C6	2.52	0.45
31:BH:21:VAL:HG22	31:BH:22:LYS:N	2.30	0.45
25:DB:1403:A:H2'	25:DB:1404:C:C6	2.51	0.45
25:DB:360:U:H2'	25:DB:361:G:O4'	2.16	0.45
25:DB:2443:C:O2'	25:DB:2444:G:H5'	2.16	0.45
25:DB:372:G:C8	47:DX:56:ARG:HB3	2.51	0.45
49:BZ:28:LEU:HA	49:BZ:33:HIS:CD2	2.49	0.45
25:DB:2185:U:H2'	25:DB:2186:G:C8	2.51	0.45
1:AA:373:A:O2'	1:AA:374:A:H5'	2.16	0.45
10:CH:79:ARG:CD	10:CH:82:LEU:HB3	2.47	0.45
25:BB:968:C:O2'	25:BB:969:G:H5'	2.16	0.45
1:CA:212:G:H2'	1:CA:213:G:H8	1.82	0.45
25:BB:755:U:H2'	25:BB:756:A:C8	2.51	0.45
1:AA:22:G:H4'	1:AA:885:G:C8	2.52	0.45
1:CA:497:G:H2'	1:CA:498:A:H8	1.82	0.45
10:AH:32:LYS:HB3	10:AH:58:LEU:CD1	2.45	0.45
39:BP:31:VAL:HG12	39:BP:38:ARG:HG2	1.98	0.45
25:BB:718:A:H2'	25:BB:719:C:H5'	1.98	0.45
25:BB:160:A:H2'	25:BB:161:A:C8	2.52	0.45
30:BG:96:ALA:HB3	30:BG:103:ASN:O	2.16	0.45
25:BB:2772:C:H4'	27:BD:171:THR:HG21	1.99	0.45
42:BS:61:ASN:HB3	42:BS:62:ASP:H	1.47	0.45
25:BB:1072:C:N3	25:BB:1092:C:N4	2.64	0.45
25:DB:2088:A:H2'	25:DB:2089:C:C6	2.52	0.45
34:BK:76:ILE:HG12	39:BP:71:ARG:HD2	1.97	0.45
1:AA:876:C:H2'	1:AA:877:G:C8	2.51	0.45
1:CA:1220:G:O2'	21:CS:51:HIS:ND1	2.48	0.45
25:BB:1766:G:H2'	25:BB:1767:G:H8	1.81	0.45
25:BB:2533:U:H2'	25:BB:2534:A:O4'	2.16	0.45
25:BB:2724:U:H2'	25:BB:2725:A:C8	2.51	0.45
25:DB:857:G:C2'	25:DB:858:G:H5'	2.45	0.45
25:DB:924:G:H4'	46:DW:24:ARG:NH2	2.32	0.45
25:BB:857:G:N3	46:BW:19:ARG:NH2	2.65	0.45
48:DY:49:ASP:O	48:DY:53:VAL:HG23	2.16	0.45
7:CE:35:LEU:HB3	7:CE:133:ILE:HG13	1.98	0.45
15:AM:84:CYS:O	15:AM:88:LEU:HG	2.16	0.45
26:DC:86:ARG:HD2	26:DC:90:ILE:HD11	1.97	0.45

Continued on next page...

Continued from previous page...

Atom-1	Atom-2	Distance(Å)	Clash(Å)
1:AA:718:A:H2	20:AR:37:LYS:HE2	1.82	0.45
43:DT:39:THR:HG21	43:DT:42:GLU:CG	2.32	0.45
29:BF:43:ILE:HA	29:BF:46:LYS:HE2	1.97	0.45
4:AB:67:LEU:HD11	4:AB:153:MET:CE	2.47	0.45
4:AB:87:ASP:C	4:AB:88:GLN:HG3	2.36	0.45
4:CB:67:LEU:HB3	4:CB:159:ALA:O	2.17	0.45
1:CA:1099:G:OP1	4:CB:94:ARG:HG3	2.17	0.45
36:DM:33:LEU:CD1	36:DM:121:ALA:HB2	2.47	0.45
1:CA:398:U:H2'	1:CA:399:G:C8	2.51	0.45
23:CU:24:LYS:HB3	23:CU:24:LYS:NZ	2.32	0.45
23:CU:27:VAL:C	23:CU:29:ALA:N	2.70	0.45
30:BG:62:ALA:O	30:BG:66:THR:HG23	2.17	0.45
29:BF:110:ILE:HD12	29:BF:112:ASP:C	2.36	0.45
29:BF:128:SER:HA	29:BF:153:ILE:O	2.15	0.45
47:DX:2:ARG:O	47:DX:10:ARG:HA	2.16	0.45
5:AC:195:ILE:HG22	5:AC:196:GLY:N	2.32	0.45
44:DU:15:GLY:C	44:DU:16:LYS:HZ2	2.20	0.45
25:DB:2636:C:O2'	27:DD:45:TYR:CZ	2.68	0.45
1:AA:1125:U:C5'	12:AJ:37:ARG:HD2	2.46	0.45
5:AC:23:ALA:HB1	5:AC:28:PHE:N	2.31	0.45
44:BU:26:ASN:HD22	44:BU:26:ASN:H	1.64	0.45
29:DF:177:ARG:NE	29:DF:177:ARG:HA	2.32	0.45
1:AA:552:U:H2'	1:AA:553:A:H8	1.81	0.45
32:DI:27:LEU:HB2	32:DI:32:VAL:HG21	1.99	0.45
25:DB:2012:G:H4'	42:DS:96:ILE:CD1	2.44	0.45
5:AC:10:ARG:NH1	5:AC:10:ARG:HG3	2.29	0.45
38:BO:4:LYS:O	38:BO:7:ARG:HB3	2.16	0.45
33:BJ:59:ALA:C	33:BJ:61:LYS:N	2.69	0.45
6:AD:75:TYR:CD1	6:AD:203:TYR:HD1	2.34	0.45
11:AI:27:ILE:N	11:AI:27:ILE:HD12	2.30	0.45
25:DB:1936:A:H3'	25:DB:1937:A:H5'	1.98	0.45
25:DB:528:A:C2	25:DB:2042:A:H2'	2.51	0.45
25:BB:665:U:H2'	25:BB:666:A:C8	2.52	0.45
25:DB:1551:A:H2'	25:DB:1552:A:O4'	2.15	0.45
29:DF:141:ASP:HB2	29:DF:144:LYS:HE3	1.97	0.45
1:AA:336:A:O2'	1:AA:337:G:H5'	2.16	0.45
9:CG:17:PHE:CB	9:CG:22:LEU:HD13	2.46	0.45
1:AA:244:U:O4	1:AA:906:A:H1'	2.16	0.45
1:CA:1253:G:N1	1:CA:1285:A:N6	2.64	0.45
25:BB:2073:C:H5''	26:BC:227:VAL:CG1	2.46	0.45
51:D1:26:LYS:HB2	51:D1:52:LYS:NZ	2.32	0.45
25:BB:1508:A:H2'	25:BB:1509:A:N3	2.31	0.45

Continued on next page...

Continued from previous page...

Atom-1	Atom-2	Distance(Å)	Clash(Å)
13:AK:82:GLU:OE2	13:AK:108:ASN:HB3	2.17	0.45
1:AA:960:U:H5''	1:AA:960:U:O2	2.17	0.45
1:CA:503:C:H2'	1:CA:504:C:C6	2.52	0.45
15:AM:41:ASP:CG	15:AM:42:VAL:HG13	2.36	0.45
25:BB:1854:A:C2'	25:BB:1855:U:H5'	2.46	0.45
25:DB:1210:G:OP1	25:DB:1212:G:H5'	2.16	0.45
25:DB:1789:A:H2'	25:DB:1790:C:O4'	2.17	0.45
32:BI:135:MET:HG3	32:BI:137:LEU:HG	1.98	0.45
25:BB:550:C:H2'	25:BB:551:G:C8	2.48	0.45
25:DB:2186:G:O2'	25:DB:2187:U:H5'	2.16	0.45
25:BB:488:G:H1'	25:BB:492:A:N6	2.30	0.45
25:DB:1316:U:O2'	25:DB:1317:G:H5'	2.16	0.45
25:BB:2425:A:C5'	25:BB:2426:A:H3'	2.46	0.45
43:BT:19:LYS:HA	43:BT:23:ALA:HB2	1.98	0.45
25:BB:464:U:H2'	25:BB:465:G:O4'	2.16	0.45
25:BB:1668:A:O2'	25:BB:1674:G:N7	2.38	0.45
25:DB:620:G:N3	25:DB:620:G:H5'	2.32	0.45
25:BB:2345:G:H4'	25:BB:2346:A:O5'	2.17	0.45
1:AA:1201:A:H1'	1:AA:1202:U:OP2	2.17	0.45
1:CA:499:A:H4'	1:CA:500:G:OP1	2.16	0.45
22:AT:43:LYS:HG3	22:AT:86:ALA:HA	1.97	0.45
9:AG:12:LEU:HD22	9:AG:12:LEU:N	2.32	0.45
39:BP:30:TRP:HA	39:BP:38:ARG:O	2.15	0.45
25:BB:782:A:H4'	25:BB:783:A:O5'	2.16	0.45
25:BB:782:A:N7	26:BC:219:VAL:HG21	2.32	0.45
25:DB:1301:A:H2'	25:DB:1301:A:N3	2.31	0.45
1:AA:1494:G:H2'	1:AA:1495:U:C6	2.51	0.45
25:BB:2487:G:H2'	25:BB:2488:G:H8	1.82	0.45
1:CA:805:C:O2'	1:CA:806:C:H5'	2.16	0.45
1:CA:1040:U:H2'	1:CA:1041:G:C8	2.51	0.45
25:DB:713:G:H2'	25:DB:714:U:C6	2.51	0.45
25:DB:1869:G:H2'	25:DB:1871:A:OP2	2.17	0.45
25:DB:1893:C:C2'	25:DB:1894:C:H5'	2.46	0.45
25:BB:942:G:O2'	25:BB:943:A:H5'	2.15	0.45
25:BB:477:A:H2'	25:BB:478:A:C8	2.52	0.45
1:CA:112:G:H21	1:CA:354:G:C4'	2.29	0.45
18:AP:3:THR:HB	18:AP:66:THR:N	2.32	0.45
34:BK:94:ILE:O	34:BK:94:ILE:HG13	2.16	0.45
25:BB:2300:C:H2'	25:BB:2301:C:H6	1.80	0.45
25:DB:2849:U:C4	25:DB:2867:G:H1'	2.51	0.45
1:CA:688:G:O2'	1:CA:689:C:H5'	2.16	0.45
25:DB:135:U:H2'	25:DB:136:G:O4'	2.16	0.45

Continued on next page...

Continued from previous page...

Atom-1	Atom-2	Distance(Å)	Clash(Å)
25:DB:779:U:O2'	25:DB:780:G:H5'	2.16	0.45
26:DC:123:ILE:HD12	26:DC:135:PRO:CD	2.46	0.45
30:DG:2:ARG:O	30:DG:5:LYS:HB2	2.16	0.45
16:AN:46:LYS:C	16:AN:48:GLN:H	2.18	0.45
25:BB:1764:C:O2'	25:BB:1765:U:H5'	2.16	0.45
41:BR:86:GLN:HE21	41:BR:86:GLN:HB2	1.63	0.45
25:DB:57:C:H2'	25:DB:58:G:O4'	2.16	0.45
34:DK:65:LYS:HG3	34:DK:80:GLY:H	1.80	0.45
1:AA:904:U:H2'	1:AA:905:U:C6	2.51	0.45
1:CA:794:A:O2'	1:CA:795:C:H5'	2.17	0.45
37:DN:38:LEU:N	37:DN:39:PRO:CD	2.80	0.45
46:BW:43:LYS:HD3	46:BW:77:LYS:HG2	1.99	0.45
1:CA:604:G:H2'	1:CA:605:U:O4'	2.17	0.45
10:CH:123:GLU:HG2	10:CH:124:ILE:O	2.17	0.45
11:CI:25:GLY:HA3	11:CI:58:GLU:CA	2.47	0.45
15:AM:100:ARG:HD2	15:AM:103:THR:HB	1.98	0.45
15:AM:85:TYR:CZ	15:AM:89:ARG:HG3	2.51	0.45
16:AN:15:LEU:HD12	16:AN:16:ALA:H	1.78	0.45
25:DB:1819:A:OP1	26:DC:154:ALA:HA	2.16	0.45
1:CA:1358:U:OP1	16:CN:74:ARG:HD2	2.16	0.45
19:AQ:20:ILE:CD1	19:AQ:45:VAL:HB	2.46	0.45
19:AQ:24:ILE:O	19:AQ:40:THR:HA	2.16	0.45
19:AQ:3:LYS:O	19:AQ:5:ARG:N	2.50	0.45
4:CB:156:LEU:HD12	4:CB:156:LEU:O	2.16	0.45
31:DH:31:VAL:CB	31:DH:32:PRO:CD	2.88	0.45
29:DF:62:GLN:HB2	29:DF:91:ARG:HH11	1.80	0.45
18:AP:51:ARG:HH11	18:AP:53:ASP:HA	1.81	0.45
18:AP:51:ARG:NH1	18:AP:53:ASP:N	2.63	0.45
27:DD:193:VAL:O	27:DD:194:PRO:C	2.54	0.45
29:BF:62:GLN:HB2	29:BF:91:ARG:HH11	1.80	0.45
1:CA:451:A:N6	1:CA:480:U:H2'	2.30	0.45
44:DU:16:LYS:HB2	44:DU:17:ASP:H	1.46	0.45
9:CG:92:PRO:HA	9:CG:95:ARG:HG3	1.98	0.45
48:DY:13:GLU:HA	48:DY:16:THR:HB	1.98	0.45
47:BX:2:ARG:O	47:BX:10:ARG:HA	2.17	0.45
15:CM:7:ASN:CG	15:CM:21:ILE:HG23	2.36	0.45
30:DG:166:GLU:HG2	30:DG:167:VAL:N	2.32	0.45
40:DQ:23:TYR:HB3	40:DQ:27:ARG:HB3	1.97	0.45
1:AA:619:U:H3	6:AD:130:ASN:HD22	1.60	0.45
9:AG:87:PRO:HD2	9:AG:151:ALA:H	1.82	0.45
30:DG:11:PRO:HD2	30:DG:14:VAL:HG21	1.99	0.45
1:AA:1078:U:H2'	1:AA:1079:G:O4'	2.16	0.45

Continued on next page...

Continued from previous page...

Atom-1	Atom-2	Distance(Å)	Clash(Å)
7:AE:135:VAL:O	7:AE:138:ALA:HB3	2.16	0.45
32:BI:29:GLN:HA	32:BI:29:GLN:NE2	2.31	0.45
25:DB:1266:G:OP1	50:D0:15:ARG:NE	2.46	0.45
50:D0:48:TYR:CG	50:D0:49:ARG:N	2.81	0.45
1:CA:90:C:H2'	1:CA:91:U:C5	2.50	0.45
37:BN:28:LEU:HD12	37:BN:44:LEU:HD21	1.99	0.45
6:CD:46:ARG:HG2	6:CD:46:ARG:NH1	2.32	0.45
53:B3:21:PHE:O	53:B3:22:LYS:O	2.35	0.45
26:BC:65:ASP:OD2	26:BC:101:ARG:HD3	2.17	0.45
38:BO:111:ARG:NH1	38:BO:112:GLU:HB2	2.27	0.45
32:DI:96:LYS:HD3	32:DI:138:VAL:HG21	1.98	0.45
41:BR:61:ALA:HB1	41:BR:98:ILE:H	1.80	0.45
15:CM:95:PRO:CG	15:CM:101:THR:HG22	2.47	0.45
4:AB:119:GLN:C	4:AB:125:PHE:HB3	2.36	0.45
27:DD:107:VAL:HG13	27:DD:203:VAL:CG2	2.46	0.45
25:DB:265:A:N6	25:DB:427:U:O2'	2.50	0.45
47:BX:12:VAL:O	47:BX:27:ARG:HB2	2.17	0.45
25:DB:1177:G:O5'	25:DB:1177:G:H8	1.98	0.45
48:DY:29:ARG:NH2	48:DY:29:ARG:HB2	2.31	0.45
13:CK:15:VAL:HB	13:CK:78:ILE:HG21	1.97	0.45
14:CL:49:ARG:HG2	14:CL:89:LEU:HD21	1.99	0.45
26:BC:244:VAL:HA	26:BC:251:THR:H	1.82	0.45
1:CA:76:G:H2'	1:CA:77:A:O4'	2.16	0.45
12:CJ:5:ARG:C	12:CJ:102:LEU:HB3	2.37	0.45
25:BB:244:A:H2'	25:BB:245:G:O4'	2.15	0.45
9:CG:67:ASN:ND2	9:CG:129:ASN:ND2	2.63	0.45
25:DB:755:U:H2'	25:DB:756:A:C8	2.51	0.45
25:DB:2228:G:H2'	25:DB:2229:U:H6	1.78	0.45
16:CN:3:GLN:OE1	16:CN:3:GLN:HA	2.17	0.45
1:AA:174:A:O2'	1:AA:175:C:H5'	2.17	0.45
14:AL:58:ASN:ND2	14:AL:58:ASN:N	2.61	0.45
39:DP:31:VAL:C	39:DP:33:GLU:H	2.19	0.45
1:CA:547:A:H4'	1:CA:548:G:O5'	2.17	0.45
17:AO:27:GLN:O	17:AO:31:LEU:HD23	2.17	0.45
25:DB:540:C:H2'	25:DB:541:A:C8	2.49	0.45
5:CC:27:GLU:HA	5:CC:30:ASP:OD1	2.16	0.45
1:AA:1213:A:H2'	1:AA:1215:G:C8	2.51	0.45
25:BB:68:G:H2'	25:BB:69:C:C6	2.52	0.45
25:BB:69:C:H2'	25:BB:70:G:C8	2.50	0.45
42:BS:13:SER:OG	42:BS:16:LYS:HB2	2.17	0.45
1:CA:440:C:H2'	1:CA:441:A:H8	1.81	0.45
45:BV:9:ARG:HD2	45:BV:41:GLU:HB3	1.98	0.45

Continued on next page...

Continued from previous page...

Atom-1	Atom-2	Distance(Å)	Clash(Å)
24:BA:21:G:H2'	24:BA:22:U:H6	1.81	0.45
25:BB:1465:G:H2'	25:BB:1466:U:O4'	2.17	0.45
25:DB:1881:C:H2'	25:DB:1882:U:O4'	2.17	0.45
25:DB:821:A:H5''	25:DB:822:G:O5'	2.16	0.45
25:DB:660:C:H2'	25:DB:661:A:C8	2.51	0.45
1:CA:1231:G:H2'	1:CA:1232:U:C6	2.51	0.45
26:DC:77:VAL:HG23	26:DC:77:VAL:O	2.17	0.45
25:DB:1147:A:H2'	25:DB:1148:U:C6	2.51	0.45
38:DO:53:THR:O	38:DO:59:ALA:HB2	2.16	0.45
23:AU:6:ARG:O	23:AU:7:GLU:C	2.55	0.45
1:AA:1399:C:H4'	1:AA:1400:C:O5'	2.16	0.45
52:B2:18:PHE:HD2	52:B2:43:THR:HG21	1.82	0.45
27:BD:62:LYS:N	27:BD:63:PRO:CD	2.79	0.45
1:AA:350:G:H2'	1:AA:351:G:C8	2.51	0.45
49:BZ:35:VAL:HG22	49:BZ:36:GLU:N	2.32	0.45
24:DA:87:U:H2'	24:DA:88:C:H5''	1.98	0.45
46:BW:18:LYS:HD2	46:BW:19:ARG:HD3	1.99	0.45
7:CE:39:GLY:O	7:CE:116:VAL:HG11	2.17	0.45
7:CE:13:LYS:O	7:CE:36:THR:HB	2.17	0.45
7:CE:14:LEU:HA	7:CE:36:THR:HB	1.99	0.45
7:CE:16:ALA:O	7:CE:17:VAL:HB	2.17	0.45
1:CA:1157:A:H4'	1:CA:1158:C:O5'	2.17	0.45
1:CA:1182:G:C4'	1:CA:1183:U:H5'	2.46	0.45
11:CI:18:VAL:HG21	11:CI:81:GLY:HA2	1.98	0.45
33:DJ:5:THR:HG23	33:DJ:5:THR:O	2.16	0.45
40:DQ:101:ASP:HB3	40:DQ:104:ALA:HB3	1.99	0.45
5:CC:63:ILE:HG21	5:CC:90:VAL:HG11	1.98	0.45
19:AQ:50:ASN:C	19:AQ:50:ASN:HD22	2.20	0.45
21:CS:32:THR:HG21	21:CS:70:LEU:HD13	1.98	0.45
4:AB:162:VAL:HG22	4:AB:163:ILE:N	2.31	0.45
4:CB:68:PHE:CG	4:CB:83:ALA:HB2	2.52	0.45
36:BM:117:PHE:O	36:BM:121:ALA:N	2.48	0.45
1:CA:399:G:H2'	1:CA:400:C:C6	2.52	0.45
29:DF:113:PHE:HZ	29:DF:175:PRO:HB2	1.82	0.45
25:BB:2315:G:H2'	25:BB:2316:G:H8	1.82	0.45
27:BD:107:VAL:HG13	27:BD:203:VAL:CG2	2.46	0.45
39:BP:74:GLN:HA	39:BP:74:GLN:OE1	2.17	0.45
1:CA:378:G:H2'	1:CA:379:C:C6	2.51	0.45
18:CP:18:GLN:HA	18:CP:38:PHE:HA	1.99	0.45
18:CP:23:ASP:OD1	18:CP:25:ARG:HB2	2.17	0.45
1:AA:921:U:H4'	7:AE:22:LYS:HD2	1.98	0.45
27:BD:38:LYS:NZ	27:BD:38:LYS:HB2	2.30	0.45

Continued on next page...

Continued from previous page...

Atom-1	Atom-2	Distance(Å)	Clash(Å)
27:DD:79:LEU:HD22	27:DD:79:LEU:N	2.32	0.45
12:CJ:8:ILE:HA	12:CJ:99:GLN:O	2.17	0.45
48:DY:56:LEU:O	48:DY:57:LEU:CB	2.62	0.45
4:CB:143:LEU:O	4:CB:147:LEU:HB2	2.17	0.45
1:AA:1125:U:O2'	1:AA:1126:U:H2'	2.16	0.45
12:AJ:96:VAL:HG12	12:AJ:97:ASP:H	1.82	0.45
28:BE:176:ASP:HB3	28:BE:179:SER:CB	2.44	0.45
34:DK:33:GLY:O	34:DK:35:GLY:N	2.50	0.45
25:BB:141:G:H5''	25:BB:142:A:C8	2.51	0.45
38:DO:105:ALA:HA	38:DO:108:ASP:OD2	2.15	0.45
25:DB:322:A:OP2	28:DE:163:ASN:HB2	2.17	0.45
28:BE:58:LYS:CD	28:BE:58:LYS:N	2.79	0.45
11:CI:11:ARG:HA	11:CI:105:ARG:NH2	2.32	0.45
26:BC:93:VAL:CG1	26:BC:94:LEU:N	2.78	0.45
14:CL:35:ARG:CZ	14:CL:75:GLU:HB3	2.46	0.45
28:DE:118:LEU:HD21	28:DE:188:MET:CE	2.47	0.45
31:BH:9:VAL:CG2	31:BH:35:LYS:HD2	2.47	0.45
6:CD:147:LYS:HA	6:CD:150:LYS:HE3	1.98	0.45
20:CR:25:ILE:HG23	20:CR:26:ALA:N	2.31	0.45
29:BF:125:GLY:HA3	29:BF:159:ALA:HB3	1.98	0.45
39:DP:101:GLU:O	39:DP:102:ARG:HG2	2.16	0.45
39:DP:97:TYR:C	39:DP:99:LEU:N	2.70	0.45
30:BG:41:GLU:OE1	30:BG:54:ARG:HG2	2.17	0.45
25:DB:2740:A:H2'	25:DB:2741:A:C8	2.52	0.45
25:BB:928:A:H2'	25:BB:929:U:C6	2.52	0.45
30:DG:39:ALA:HB1	30:DG:57:TYR:CE1	2.51	0.45
17:AO:23:SER:O	17:AO:26:VAL:HG23	2.16	0.45
25:DB:1725:U:H2'	25:DB:1726:C:H6	1.79	0.45
43:DT:13:ALA:O	43:DT:33:LYS:N	2.50	0.45
1:CA:371:A:H1'	1:CA:482:A:H1'	1.98	0.45
1:AA:422:C:H1'	1:AA:423:G:N2	2.31	0.45
42:BS:34:ASP:HA	42:BS:37:THR:OG1	2.17	0.45
32:BI:102:ARG:HD3	32:BI:141:ASP:OD1	2.17	0.45
25:DB:2720:U:H2'	25:DB:2721:A:C8	2.51	0.45
25:BB:2720:U:H2'	25:BB:2721:A:H8	1.82	0.45
25:BB:1104:C:H2'	25:BB:1105:U:C6	2.51	0.45
4:AB:134:LEU:O	4:AB:138:ARG:HB3	2.16	0.45
25:BB:1854:A:H2	25:BB:2087:G:N3	2.13	0.45
7:CE:115:GLU:O	7:CE:120:HIS:HD2	1.99	0.45
1:AA:1033:G:H2'	1:AA:1034:G:O4'	2.16	0.45
51:D1:36:LYS:HA	51:D1:47:ILE:HA	1.97	0.45
1:CA:22:G:O2'	1:CA:23:C:H5'	2.17	0.45

Continued on next page...

Continued from previous page...

Atom-1	Atom-2	Distance(Å)	Clash(Å)
25:DB:460:A:H2'	25:DB:461:C:O4'	2.17	0.45
51:B1:36:LYS:HA	51:B1:47:ILE:HA	1.98	0.45
24:BA:65:U:O2'	24:BA:66:A:H5'	2.17	0.45
40:DQ:52:ARG:C	40:DQ:54:ARG:H	2.20	0.45
45:BV:60:VAL:HA	45:BV:73:LYS:NZ	2.32	0.45
17:CO:20:ASP:O	17:CO:22:GLY:N	2.49	0.45
29:DF:43:ILE:HA	29:DF:46:LYS:HZ3	1.81	0.45
25:BB:2746:U:H5''	30:BG:137:LYS:HG2	1.99	0.45
22:CT:53:MET:SD	22:CT:57:VAL:HG21	2.57	0.45
12:CJ:81:GLU:HB2	12:CJ:82:LYS:NZ	2.31	0.45
25:DB:1450:G:H1	25:DB:1461:C:H42	1.64	0.45
5:AC:78:LYS:HD2	5:AC:81:GLU:HG2	1.99	0.45
1:AA:167:A:H2'	1:AA:168:G:H8	1.82	0.45
25:DB:1465:G:H2'	25:DB:1466:U:O4'	2.16	0.45
25:BB:644:A:H2'	25:BB:644:A:N3	2.31	0.45
25:BB:1190:G:H2'	25:BB:1191:G:C8	2.52	0.45
25:BB:2708:G:H1'	37:BN:71:ARG:NH2	2.31	0.45
25:BB:779:U:OP1	26:BC:48:ILE:HG13	2.17	0.45
25:BB:1908:C:O2'	25:BB:1909:C:H5'	2.17	0.45
25:BB:2668:G:O2'	25:BB:2669:G:H5'	2.16	0.45
1:CA:1494:G:H2'	1:CA:1495:U:C6	2.51	0.45
4:CB:65:LYS:HE2	4:CB:65:LYS:H	1.80	0.45
39:BP:111:GLU:H	39:BP:111:GLU:CD	2.19	0.45
25:DB:1758:U:H3'	25:DB:1759:A:H8	1.82	0.45
9:AG:68:VAL:HG11	9:AG:103:ILE:CG1	2.46	0.45
25:BB:2267:A:H8	25:BB:2267:A:C3'	2.22	0.45
25:BB:924:G:O2'	25:BB:925:A:H5'	2.16	0.45
11:AI:71:ILE:HG22	11:AI:72:SER:N	2.30	0.45
48:DY:37:LEU:O	48:DY:38:GLN:HB2	2.16	0.45
10:CH:10:LEU:HD12	10:CH:14:ARG:NH2	2.30	0.45
1:CA:597:G:N2	10:CH:85:TYR:HE2	2.14	0.45
48:BY:37:LEU:HD22	48:BY:39:GLN:H	1.81	0.45
33:DJ:41:LYS:CE	33:DJ:51:GLY:HA2	2.46	0.45
26:BC:124:LYS:HB3	26:BC:127:ASN:HD22	1.81	0.45
5:CC:49:ALA:O	5:CC:51:VAL:HG13	2.17	0.45
16:CN:96:LYS:C	16:CN:97:LYS:HG3	2.37	0.45
21:CS:31:ARG:HA	21:CS:49:ALA:HB3	1.99	0.45
21:CS:63:ASP:HA	21:CS:66:VAL:CG2	2.46	0.45
43:DT:83:ALA:HB1	43:DT:85:VAL:HG23	1.98	0.45
31:BH:68:ARG:NH1	31:BH:72:ILE:HD12	2.32	0.45
29:BF:43:ILE:HA	29:BF:46:LYS:CE	2.47	0.45
4:CB:210:THR:C	4:CB:213:LEU:HG	2.36	0.45

Continued on next page...

Continued from previous page...

Atom-1	Atom-2	Distance(Å)	Clash(Å)
31:DH:122:LEU:N	31:DH:128:HIS:HE1	2.15	0.45
33:BJ:134:ALA:HB3	33:BJ:135:GLN:NE2	2.32	0.45
1:CA:400:C:O2'	1:CA:401:C:H5'	2.17	0.45
1:CA:622:A:H3'	1:CA:623:C:H6	1.81	0.45
29:DF:119:LYS:HA	29:DF:121:PHE:CE1	2.52	0.45
30:BG:25:ILE:HG22	30:BG:78:VAL:HG21	1.99	0.45
30:DG:62:ALA:O	30:DG:66:THR:HG23	2.16	0.45
25:BB:2316:G:H2'	25:BB:2317:A:C8	2.52	0.45
27:BD:203:VAL:HG13	27:BD:203:VAL:O	2.16	0.45
27:BD:8:LYS:HB2	27:BD:201:LEU:HD21	1.99	0.45
18:CP:35:ARG:HG2	18:CP:36:VAL:N	2.30	0.45
7:AE:84:VAL:HG23	7:AE:142:GLY:HA3	1.98	0.45
44:BU:5:ARG:HB3	44:BU:6:ARG:H	1.65	0.45
44:BU:73:ASN:OD1	44:BU:75:ALA:HB3	2.16	0.45
1:AA:1129:C:C1'	1:AA:1146:A:H61	2.30	0.45
15:CM:8:ILE:N	15:CM:9:PRO:CD	2.79	0.45
35:BL:2:ARG:HB3	35:BL:2:ARG:HE	1.48	0.45
42:BS:36:LEU:H	42:BS:36:LEU:CD2	2.29	0.45
6:AD:59:LYS:O	6:AD:61:ARG:N	2.50	0.45
25:DB:584:C:OP1	40:DQ:5:ARG:HB3	2.16	0.45
40:BQ:30:VAL:HG22	40:BQ:31:TYR:N	2.20	0.45
31:DH:111:ALA:O	31:DH:132:PHE:HZ	2.00	0.45
40:BQ:10:ARG:NH1	40:BQ:10:ARG:HB2	2.32	0.45
39:DP:4:ILE:O	39:DP:5:LYS:HB3	2.16	0.45
1:AA:1188:A:H4'	16:AN:97:LYS:NZ	2.31	0.45
22:AT:66:ILE:HG23	22:AT:70:LYS:HD3	1.99	0.45
25:DB:545:U:H2'	25:DB:548:G:OP2	2.16	0.45
41:BR:23:GLU:O	41:BR:25:LEU:HD12	2.17	0.45
4:CB:130:LYS:HA	4:CB:134:LEU:HB2	1.97	0.45
1:AA:824:G:O2'	1:AA:825:A:H5'	2.17	0.45
28:DE:164:LEU:HB2	28:DE:167:VAL:HG12	1.98	0.45
11:AI:21:LYS:HB2	11:AI:61:ASP:CB	2.47	0.45
11:AI:60:LEU:HD11	11:AI:89:TYR:CE2	2.51	0.45
1:AA:237:G:O2'	1:AA:238:A:H5'	2.17	0.45
44:BU:14:THR:HG21	44:BU:64:ILE:CD1	2.41	0.45
6:AD:152:SER:HA	6:AD:155:LYS:HD3	1.97	0.45
19:CQ:24:ILE:HD13	19:CQ:43:LEU:HD13	1.98	0.45
28:BE:69:ARG:HB2	28:BE:70:SER:H	1.63	0.45
1:CA:438:U:H1'	6:CD:119:HIS:CD2	2.52	0.45
34:BK:114:ILE:HG23	34:BK:115:ILE:N	2.32	0.45
27:DD:202:ILE:CG2	27:DD:203:VAL:N	2.79	0.45
1:CA:1477:U:H2'	1:CA:1478:U:H6	1.81	0.45

Continued on next page...

Continued from previous page...

Atom-1	Atom-2	Distance(Å)	Clash(Å)
1:AA:448:A:H2'	1:AA:449:G:O4'	2.17	0.45
48:BY:23:ARG:HD3	48:BY:27:ASN:HD21	1.82	0.45
30:DG:93:TYR:O	30:DG:94:ARG:HG3	2.17	0.45
25:DB:1824:G:N3	26:DC:251:THR:CG2	2.80	0.45
25:BB:1176:U:H3'	25:BB:1177:G:C8	2.52	0.45
1:AA:1300:G:C2'	1:AA:1301:U:OP2	2.65	0.45
7:AE:152:VAL:HA	7:AE:155:LYS:HD3	1.98	0.45
1:CA:128:G:H2'	1:CA:129:A:H8	1.82	0.45
14:AL:41:PRO:HG3	14:AL:46:SER:C	2.36	0.45
15:AM:41:ASP:OD2	15:AM:42:VAL:HG13	2.17	0.45
1:CA:207:C:O2'	1:CA:208:U:H5'	2.17	0.45
25:DB:1577:C:H2'	25:DB:1578:U:O4'	2.17	0.45
25:BB:2661:G:H2'	25:BB:2662:A:C8	2.51	0.45
1:CA:532:A:N6	1:CA:1207:G:H5'	2.32	0.45
25:DB:1152:C:H2'	25:DB:1153:C:C6	2.52	0.45
20:AR:24:ASP:O	20:AR:28:LEU:HB2	2.17	0.45
1:AA:482:A:H2'	1:AA:483:C:H5'	1.99	0.45
10:AH:29:SER:O	10:AH:32:LYS:HB2	2.16	0.45
25:DB:2722:G:H2'	25:DB:2723:C:C6	2.51	0.45
25:DB:325:G:O2'	25:DB:326:G:H5'	2.17	0.45
25:BB:2489:U:H2'	25:BB:2490:G:O4'	2.16	0.45
25:DB:2299:U:OP1	29:DF:71:LYS:HD2	2.16	0.45
48:DY:22:LEU:O	48:DY:24:GLU:N	2.46	0.45
26:DC:76:VAL:HA	26:DC:113:ASP:O	2.16	0.45
25:BB:213:A:H2'	25:BB:214:G:C8	2.51	0.45
1:CA:994:A:C8	1:CA:1216:A:H4'	2.52	0.45
1:CA:131:A:H2'	1:CA:132:C:H6	1.81	0.45
1:CA:746:A:C6	1:CA:747:A:N6	2.85	0.45
53:B3:31:ILE:HD11	53:B3:34:LYS:NZ	2.31	0.45
53:B3:31:ILE:HG12	53:B3:31:ILE:O	2.17	0.45
9:CG:143:MET:O	9:CG:147:ASN:HB2	2.17	0.45
25:DB:2013:A:N3	42:DS:88:ARG:NH1	2.62	0.45
36:DM:29:GLY:HA2	36:DM:106:ASP:HB2	1.99	0.45
25:DB:2630:G:H2'	25:DB:2631:G:H8	1.82	0.45
20:AR:49:LYS:C	20:AR:49:LYS:HD3	2.36	0.45
37:BN:38:LEU:N	37:BN:39:PRO:CD	2.79	0.45
46:DW:37:VAL:C	46:DW:39:GLN:N	2.70	0.45
8:CF:5:GLU:HG2	8:CF:5:GLU:O	2.17	0.45
48:BY:37:LEU:O	48:BY:38:GLN:HB2	2.16	0.45
6:CD:165:GLU:O	6:CD:166:LYS:HB3	2.16	0.45
33:DJ:134:ALA:HB3	33:DJ:135:GLN:NE2	2.32	0.45
5:CC:56:ILE:HG22	5:CC:57:GLU:N	2.32	0.45

Continued on next page...

Continued from previous page...

Atom-1	Atom-2	Distance(Å)	Clash(Å)
19:AQ:6:THR:C	19:AQ:7:LEU:HG	2.37	0.45
39:BP:58:PHE:CE2	39:BP:75:THR:HB	2.51	0.45
21:CS:63:ASP:HA	21:CS:66:VAL:HG23	1.98	0.45
31:BH:103:VAL:HG23	31:BH:104:THR:N	2.32	0.45
4:AB:165:ALA:HB2	4:AB:184:ALA:CB	2.47	0.45
4:AB:197:PHE:O	4:AB:199:ILE:HG12	2.16	0.45
4:AB:86:CYS:O	4:AB:87:ASP:HB3	2.17	0.45
4:CB:60:ALA:O	4:CB:223:GLY:HA3	2.17	0.45
33:BJ:4:PHE:HB3	40:BQ:63:ARG:HH22	1.82	0.45
41:BR:39:LEU:HA	41:BR:49:ILE:HG21	1.99	0.45
1:CA:402:G:H5'	1:CA:621:A:H1'	1.98	0.45
29:DF:89:THR:C	29:DF:90:LEU:HD22	2.36	0.45
47:DX:32:LEU:O	47:DX:33:HIS:CG	2.70	0.45
1:CA:135:C:O2	18:CP:1:MET:HB2	2.17	0.45
25:DB:1064:C:H2'	25:DB:1065:U:O4'	2.17	0.45
12:CJ:13:PHE:O	12:CJ:70:HIS:NE2	2.50	0.45
15:CM:42:VAL:HB	15:CM:46:GLU:CG	2.47	0.45
6:AD:24:VAL:HG23	6:AD:25:ARG:H	1.80	0.45
30:DG:10:VAL:O	30:DG:11:PRO:O	2.35	0.45
1:CA:237:G:O2'	1:CA:238:A:H5'	2.16	0.45
1:AA:234:C:H2'	1:AA:235:C:C6	2.52	0.45
10:AH:113:ARG:HA	10:AH:116:ARG:NH1	2.25	0.45
45:BV:30:ILE:HD13	45:BV:72:VAL:HG11	1.99	0.45
1:AA:199:A:N1	1:AA:218:U:O2	2.50	0.45
38:BO:67:ASN:O	38:BO:69:ASP:N	2.44	0.45
25:DB:2049:G:H22	27:DD:161:MET:HE1	1.82	0.45
34:BK:110:LYS:H	34:BK:110:LYS:CD	2.28	0.45
49:BZ:26:LEU:CD1	49:BZ:47:ILE:HD13	2.47	0.45
21:CS:27:LYS:HB2	21:CS:28:LYS:NZ	2.30	0.45
1:CA:1258:G:N3	1:CA:1278:G:N2	2.65	0.45
43:BT:13:ALA:O	43:BT:33:LYS:N	2.49	0.45
47:BX:26:ARG:HD3	47:BX:27:ARG:N	2.32	0.45
30:DG:123:GLU:HG2	30:DG:124:CYS:N	2.32	0.45
25:DB:2739:U:O2'	25:DB:2740:A:H5'	2.17	0.45
1:CA:419:C:O2'	1:CA:420:U:H5'	2.16	0.45
25:DB:1243:C:O2	35:DL:4:ASN:HA	2.17	0.45
1:AA:738:C:H2'	1:AA:739:C:C6	2.51	0.45
5:CC:173:PRO:HB2	5:CC:176:THR:CG2	2.47	0.45
1:CA:987:G:H2'	1:CA:988:G:H8	1.81	0.45
46:DW:28:GLU:H	46:DW:31:LEU:CG	2.29	0.45
26:BC:244:VAL:HB	26:BC:248:GLY:HA2	1.98	0.45
1:CA:1065:U:H5''	1:CA:1190:G:H22	1.81	0.45

Continued on next page...

Continued from previous page...

Atom-1	Atom-2	Distance(Å)	Clash(Å)
25:BB:77:G:O2'	25:BB:78:U:H5'	2.17	0.45
47:DX:12:VAL:O	47:DX:27:ARG:HB2	2.17	0.45
25:DB:279:A:N6	25:DB:361:G:O2'	2.49	0.45
25:BB:1210:G:OP1	25:BB:1212:G:H5'	2.17	0.45
34:BK:23:VAL:HA	34:BK:38:ILE:HD12	1.98	0.45
9:AG:136:LYS:O	9:AG:140:VAL:HG23	2.17	0.45
14:CL:8:ARG:N	14:CL:8:ARG:HD2	2.31	0.45
4:CB:184:ALA:N	4:CB:198:VAL:HG11	2.32	0.45
25:DB:488:G:H1'	25:DB:492:A:N6	2.32	0.45
16:AN:63:CYS:HB2	16:AN:79:SER:OG	2.16	0.45
25:DB:1360:G:H2'	25:DB:1361:G:C5'	2.47	0.45
25:DB:2199:A:H5'	25:DB:2200:C:OP2	2.16	0.45
25:BB:24:G:O2'	25:BB:25:U:H5'	2.16	0.45
25:BB:956:G:H1'	36:BM:82:MET:HE1	1.99	0.45
25:BB:1380:G:H1'	25:BB:1569:A:N6	2.31	0.45
25:DB:1259:G:H2'	25:DB:1260:A:C8	2.51	0.45
4:AB:178:LEU:H	4:AB:178:LEU:HD22	1.82	0.45
27:DD:61:THR:OG1	27:DD:63:PRO:HD2	2.17	0.45
25:DB:2893:A:H4'	25:DB:2894:G:H5'	1.98	0.45
25:BB:1777:U:O2'	25:BB:1778:U:H5'	2.17	0.45
25:DB:406:G:H2'	25:DB:407:G:H8	1.81	0.45
9:CG:78:ARG:O	9:CG:79:VAL:HG13	2.16	0.45
21:CS:40:PHE:HD1	21:CS:41:PRO:HD3	1.81	0.45
43:BT:56:GLU:OE1	43:BT:88:LYS:HD3	2.17	0.45
25:DB:268:C:O2	25:DB:268:C:H2'	2.15	0.45
1:AA:926:G:H3'	1:AA:1505:G:H21	1.82	0.45
25:DB:205:G:O2'	25:DB:206:U:OP2	2.35	0.45
29:BF:109:ARG:O	29:BF:109:ARG:HD2	2.16	0.45
39:DP:111:GLU:H	39:DP:111:GLU:CD	2.20	0.45
25:DB:2221:G:O2'	25:DB:2222:C:H5'	2.15	0.45
29:BF:45:ASP:CG	29:BF:47:LYS:HD3	2.38	0.45
36:BM:113:ALA:HA	36:BM:116:ALA:HB3	1.99	0.45
25:DB:1651:G:OP1	37:DN:37:THR:HG21	2.17	0.45
46:DW:37:VAL:O	46:DW:39:GLN:N	2.38	0.45
46:BW:46:ALA:O	46:BW:80:SER:HA	2.16	0.45
48:DY:20:ASN:HB3	48:DY:50:VAL:HG22	1.99	0.45
7:CE:32:PHE:HB2	7:CE:52:ALA:O	2.17	0.45
10:CH:44:PHE:CE2	10:CH:100:ILE:HG12	2.52	0.45
25:DB:1084:A:H1'	25:DB:1106:G:H4'	1.98	0.45
11:CI:7:GLY:CA	11:CI:85:ALA:HB2	2.47	0.45
9:CG:33:GLY:O	9:CG:35:LYS:N	2.50	0.45
26:DC:171:VAL:O	26:DC:183:VAL:HG12	2.17	0.45

Continued on next page...

Continued from previous page...

Atom-1	Atom-2	Distance(Å)	Clash(Å)
33:DJ:109:LEU:HD13	33:DJ:119:PHE:HB2	1.98	0.45
40:DQ:88:GLU:HA	41:DR:49:ILE:HD11	1.99	0.45
5:CC:140:ALA:HB2	5:CC:148:ILE:HD12	1.97	0.45
1:AA:254:G:O2'	1:AA:255:G:H5'	2.16	0.45
19:AQ:24:ILE:HD12	19:AQ:24:ILE:N	2.31	0.45
19:AQ:59:GLU:HB2	19:AQ:75:VAL:CG2	2.47	0.45
20:AR:33:THR:HG23	20:AR:35:SER:N	2.32	0.45
21:AS:50:VAL:O	21:AS:56:HIS:HA	2.17	0.45
43:DT:48:GLN:HA	43:DT:48:GLN:NE2	2.32	0.45
31:DH:99:ILE:HG12	31:DH:122:LEU:HG	1.99	0.45
33:BJ:3:THR:O	33:BJ:4:PHE:O	2.33	0.45
40:BQ:82:LEU:HD22	40:BQ:88:GLU:OE2	2.17	0.45
29:DF:3:LEU:HD23	29:DF:100:GLU:OE2	2.17	0.45
8:CF:93:LYS:HD2	8:CF:93:LYS:O	2.17	0.45
25:BB:2680:U:OP2	27:BD:114:LYS:HB3	2.16	0.45
47:DX:70:LEU:HD11	47:DX:77:TYR:HB3	1.98	0.45
50:D0:27:LEU:HB2	50:D0:37:HIS:O	2.17	0.45
18:CP:19:VAL:HG13	18:CP:36:VAL:CG1	2.47	0.45
25:DB:1060:U:H5	32:DI:131:THR:CG2	2.28	0.45
14:AL:89:LEU:HB3	14:AL:92:VAL:HG21	1.98	0.45
25:BB:1021:A:H61	25:BB:1142:A:H61	1.59	0.45
1:AA:378:G:H2'	1:AA:379:C:C6	2.52	0.45
25:BB:1064:C:H2'	25:BB:1065:U:O4'	2.17	0.45
27:DD:51:THR:HG22	27:DD:52:THR:N	2.32	0.45
27:DD:54:ALA:N	27:DD:76:GLY:HA2	2.32	0.45
12:CJ:26:VAL:HG11	12:CJ:39:PRO:HD3	1.99	0.45
25:BB:686:U:H1'	52:B2:6:GLN:O	2.17	0.45
25:DB:72:U:H1'	48:DY:51:ALA:HB1	1.99	0.45
14:CL:23:LEU:HG	14:CL:24:GLU:H	1.82	0.45
15:CM:3:ILE:CD1	15:CM:9:PRO:HD2	2.44	0.45
5:AC:11:LEU:HD11	16:AN:87:ALA:O	2.17	0.45
38:DO:35:ILE:CG1	38:DO:66:GLY:HA2	2.47	0.45
30:BG:84:LYS:CD	30:BG:133:LYS:HA	2.47	0.45
7:CE:21:SER:HA	7:CE:28:ARG:CG	2.47	0.45
40:BQ:4:LYS:HE3	40:BQ:6:GLY:CA	2.47	0.45
1:AA:1065:U:H1'	1:AA:1066:C:OP2	2.17	0.45
12:AJ:65:TYR:HA	16:AN:98:ALA:N	2.28	0.45
1:AA:1306:A:N6	1:AA:1331:G:H1'	2.32	0.45
6:AD:96:ARG:HH22	6:AD:133:SER:HB3	1.82	0.45
6:AD:70:GLN:NE2	6:AD:96:ARG:HH22	2.12	0.45
27:DD:121:THR:O	27:DD:122:VAL:HB	2.17	0.45
26:DC:216:ARG:NH1	26:DC:216:ARG:HG3	2.29	0.45

Continued on next page...

Continued from previous page...

Atom-1	Atom-2	Distance(Å)	Clash(Å)
1:AA:219:U:H2'	1:AA:220:G:O4'	2.16	0.45
26:BC:100:ARG:O	26:BC:101:ARG:HB2	2.17	0.45
25:DB:1516:G:O2'	25:DB:1517:G:H5'	2.16	0.45
29:BF:135:ILE:HG13	29:BF:137:PHE:H	1.80	0.45
25:DB:1287:A:H3'	25:DB:1288:G:N2	2.32	0.45
25:BB:664:G:O2'	25:BB:665:U:H5'	2.16	0.45
25:DB:1441:G:O2'	25:DB:1442:U:H5'	2.17	0.45
15:CM:85:TYR:O	15:CM:89:ARG:HG3	2.17	0.45
4:AB:114:LYS:O	4:AB:116:LEU:N	2.50	0.45
4:AB:113:LEU:CB	4:AB:143:LEU:HD13	2.47	0.45
4:AB:110:ILE:HA	4:AB:147:LEU:CD1	2.47	0.45
24:BA:105:G:O2'	24:BA:106:G:H5'	2.16	0.45
10:AH:14:ARG:CZ	10:AH:14:ARG:HB3	2.47	0.45
25:DB:2074:U:H2'	25:DB:2075:U:C6	2.52	0.45
22:AT:30:PHE:O	22:AT:33:LYS:HB2	2.16	0.45
24:BA:32:U:H2'	24:BA:33:G:C8	2.52	0.45
30:BG:127:GLN:HA	30:BG:127:GLN:OE1	2.17	0.45
17:AO:11:VAL:HG23	17:AO:26:VAL:CG1	2.46	0.45
1:CA:448:A:H2'	1:CA:449:G:O4'	2.16	0.45
1:AA:1264:U:H2'	1:AA:1265:C:H6	1.82	0.45
31:DH:70:GLU:CD	31:DH:71:LYS:H	2.20	0.45
30:DG:148:ARG:HD3	30:DG:152:ARG:HH21	1.81	0.45
29:BF:120:SER:OG	29:BF:127:TYR:HA	2.17	0.45
1:CA:735:C:H2'	1:CA:736:C:C6	2.52	0.45
37:BN:16:HIS:C	37:BN:18:GLN:H	2.21	0.45
37:DN:33:ILE:HG22	37:DN:114:GLU:HG3	1.99	0.45
25:DB:1392:A:P	43:DT:19:LYS:HZ2	2.39	0.45
1:CA:197:A:H4'	1:CA:198:G:O5'	2.17	0.45
1:CA:677:U:H2'	1:CA:678:U:C6	2.50	0.45
1:AA:212:G:H2'	1:AA:213:G:H8	1.81	0.45
24:BA:55:U:H2'	24:BA:56:G:C8	2.52	0.45
1:AA:188:C:H2'	1:AA:189:A:O4'	2.17	0.45
46:DW:70:VAL:HA	46:DW:76:ARG:O	2.17	0.45
25:BB:1837:C:H2'	25:BB:1899:A:H61	1.81	0.45
7:AE:63:MET:O	7:AE:67:ARG:HD3	2.17	0.45
5:CC:23:ALA:O	5:CC:27:GLU:HB2	2.17	0.45
8:AF:25:TYR:CD2	8:AF:74:LEU:HD11	2.52	0.45
1:AA:113:G:H1'	1:AA:354:G:H5'	1.99	0.45
25:BB:1807:G:C2'	25:BB:1808:A:H5'	2.47	0.45
1:AA:590:U:O2'	1:AA:591:U:H5'	2.17	0.45
25:BB:438:G:H2'	25:BB:439:A:H8	1.80	0.45
25:BB:2552:U:C2	25:BB:2554:U:H5'	2.52	0.45

Continued on next page...

Continued from previous page...

Atom-1	Atom-2	Distance(Å)	Clash(Å)
25:DB:680:C:H2'	25:DB:681:G:C8	2.52	0.45
25:BB:2109:U:H2'	25:BB:2110:G:O4'	2.16	0.45
25:DB:2183:A:H2'	25:DB:2184:A:O4'	2.17	0.45
25:DB:2052:A:OP1	27:DD:145:SER:HA	2.16	0.45
1:AA:787:A:O2'	1:AA:788:U:H5'	2.17	0.45
1:AA:793:U:O2	1:AA:1516:G:H4'	2.17	0.45
4:CB:50:ASN:HA	4:CB:50:ASN:HD22	1.54	0.45
17:AO:80:LEU:HD23	17:AO:80:LEU:C	2.37	0.45
26:DC:42:ARG:HG3	26:DC:46:GLY:O	2.17	0.45
8:AF:41:ASP:OD1	8:AF:60:VAL:HG22	2.16	0.45
25:BB:2639:A:H2'	25:BB:2640:G:O4'	2.16	0.45
25:BB:2362:C:O2'	25:BB:2363:G:H5'	2.17	0.45
46:DW:23:LYS:CG	46:DW:24:ARG:N	2.80	0.45
46:BW:39:GLN:O	46:BW:56:HIS:HB3	2.17	0.45
7:CE:84:VAL:HG21	7:CE:144:GLU:O	2.17	0.45
7:CE:52:ALA:HB2	7:CE:61:LYS:HZ1	1.81	0.45
11:CI:114:LYS:H	11:CI:120:ALA:CB	2.30	0.45
4:CB:27:LYS:O	4:CB:27:LYS:HD2	2.16	0.45
5:CC:123:LEU:HA	5:CC:127:VAL:CG2	2.45	0.45
16:CN:63:CYS:O	16:CN:67:GLY:HA2	2.17	0.45
21:CS:17:LYS:HE2	21:CS:17:LYS:N	2.32	0.45
37:BN:82:GLU:HB3	37:BN:83:LEU:H	1.65	0.45
31:BH:83:LYS:CG	31:BH:90:LEU:HB3	2.47	0.45
4:CB:68:PHE:CD1	4:CB:83:ALA:HB2	2.52	0.45
41:BR:10:LYS:HD2	41:BR:10:LYS:N	2.32	0.45
29:DF:117:SER:C	29:DF:119:LYS:H	2.20	0.45
27:DD:11:MET:HA	27:DD:24:VAL:O	2.17	0.45
25:DB:2331:G:H2'	25:DB:2332:C:H6	1.80	0.45
1:CA:628:G:O2'	1:CA:629:A:H5'	2.17	0.45
18:CP:52:LEU:HD11	18:CP:74:LEU:HD22	1.99	0.45
25:BB:2331:G:H2'	25:BB:2332:C:H6	1.82	0.45
37:BN:100:CYS:HA	50:B0:41:HIS:ND1	2.30	0.45
7:AE:96:GLN:HB3	7:AE:123:LEU:CD1	2.46	0.45
12:CJ:10:LEU:HG	12:CJ:72:ARG:HB2	1.99	0.45
4:CB:110:ILE:HG21	4:CB:150:ILE:HG23	1.99	0.45
12:AJ:73:LEU:O	12:AJ:74:VAL:HB	2.17	0.45
48:BY:13:GLU:HA	48:BY:16:THR:HB	1.98	0.45
1:CA:1160:G:H5"	4:CB:130:LYS:CB	2.47	0.45
33:BJ:36:LEU:HD12	33:BJ:118:MET:O	2.16	0.45
25:BB:2294:G:OP1	38:BO:10:ARG:HD3	2.17	0.45
26:BC:216:ARG:NH1	26:BC:216:ARG:HG3	2.31	0.45
6:AD:79:ALA:HA	6:AD:85:THR:HG23	1.99	0.45

Continued on next page...

Continued from previous page...

Atom-1	Atom-2	Distance(Å)	Clash(Å)
14:CL:43:LYS:C	14:CL:45:ASN:H	2.21	0.45
36:DM:12:MET:HB2	36:DM:72:PRO:CD	2.41	0.45
25:DB:1813:G:N2	26:DC:49:THR:HG22	2.32	0.45
1:CA:250:A:C2'	1:CA:250:A:N3	2.80	0.45
28:BE:118:LEU:HD23	28:BE:186:VAL:O	2.17	0.45
17:CO:63:ARG:HH21	17:CO:87:ARG:CD	2.29	0.45
32:DI:100:ILE:HG23	32:DI:104:GLN:OE1	2.17	0.45
32:DI:138:VAL:HG12	32:DI:139:VAL:N	2.31	0.45
1:AA:1166:G:H1'	1:AA:1170:A:H61	1.82	0.45
24:DA:32:U:H2'	24:DA:33:G:C8	2.52	0.45
21:CS:12:LEU:HD13	21:CS:12:LEU:O	2.17	0.45
1:AA:723:U:C5	23:AU:48:LYS:HB2	2.52	0.45
25:DB:169:G:O2'	25:DB:170:U:H5'	2.17	0.45
54:B4:3:VAL:HG23	54:B4:4:ARG:N	2.27	0.45
1:CA:1479:C:H2'	1:CA:1480:A:C8	2.52	0.45
9:AG:92:PRO:O	9:AG:96:ASN:ND2	2.49	0.45
1:AA:9:G:C4'	7:AE:107:GLY:HA3	2.46	0.45
39:BP:23:ASP:O	39:BP:45:VAL:HA	2.17	0.45
14:AL:30:ARG:CG	14:AL:31:GLY:H	2.28	0.45
25:DB:2354:C:H4'	46:DW:31:LEU:HD23	1.98	0.45
18:AP:42:ILE:HB	18:AP:46:LYS:HZ1	1.81	0.45
25:DB:2339:C:H2'	25:DB:2340:A:H8	1.82	0.45
1:AA:604:G:H2'	1:AA:605:U:O4'	2.17	0.45
42:BS:18:ARG:HA	42:BS:21:ALA:HB3	1.99	0.45
1:AA:128:G:H2'	1:AA:129:A:H8	1.82	0.45
1:CA:657:U:H5'	17:CO:27:GLN:HE22	1.82	0.45
35:DL:61:LEU:HD23	53:D3:23:HIS:CG	2.52	0.45
16:CN:41:TRP:O	16:CN:45:LEU:HG	2.16	0.45
1:AA:414:A:H2'	1:AA:415:A:O4'	2.16	0.45
1:CA:679:C:H2'	1:CA:680:C:C6	2.52	0.45
34:DK:1:ILE:HA	34:DK:32:ALA:H	1.82	0.45
25:BB:2491:U:H5''	25:BB:2570:G:C5'	2.47	0.45
25:DB:2487:G:H2'	25:DB:2488:G:C8	2.51	0.45
25:DB:2487:G:H2'	25:DB:2488:G:H8	1.81	0.45
1:CA:1018:G:H2'	1:CA:1019:A:H8	1.80	0.45
16:AN:71:GLY:O	16:AN:79:SER:HA	2.16	0.45
30:DG:24:THR:HG22	30:DG:34:ARG:HB3	1.99	0.45
25:BB:713:G:H2'	25:BB:714:U:C6	2.52	0.45
25:DB:932:U:H5'	25:DB:933:A:OP1	2.17	0.45
25:DB:2009:A:O4'	37:DN:107:ASN:HB2	2.17	0.45
1:CA:1233:G:H21	1:CA:1364:U:H6	1.65	0.45
25:BB:552:U:O2'	25:BB:553:G:H5'	2.16	0.45

Continued on next page...

Continued from previous page...

Atom-1	Atom-2	Distance(Å)	Clash(Å)
25:BB:1047:G:C2'	25:BB:1110:G:H1	2.29	0.45
25:DB:598:U:H2'	25:DB:599:A:H8	1.81	0.45
30:DG:96:ALA:HB3	30:DG:103:ASN:O	2.17	0.45
25:DB:1930:G:C2'	25:DB:1931:U:OP2	2.64	0.45
1:AA:131:A:H2'	1:AA:132:C:H6	1.82	0.45
25:DB:1513:U:O2'	25:DB:1514:G:H5'	2.17	0.45
25:DB:2467:C:C2'	25:DB:2468:A:H5'	2.47	0.45
49:BZ:39:ASP:CG	49:BZ:44:ARG:HH11	2.20	0.45
42:BS:59:GLU:OE2	42:BS:66:ILE:HG23	2.17	0.45
42:BS:66:ILE:HA	42:BS:69:LEU:HD22	1.99	0.45
25:BB:1513:U:O2'	25:BB:1514:G:H5'	2.17	0.45
25:BB:201:C:OP1	47:BX:17:ARG:NH1	2.50	0.45
1:AA:1155:A:H2'	1:AA:1156:G:O4'	2.16	0.45
12:CJ:6:ILE:HD12	12:CJ:79:PRO:HB3	1.98	0.45
25:BB:2016:U:H2'	25:BB:2017:U:C6	2.51	0.45
25:DB:2861:U:H2'	25:DB:2862:G:H8	1.81	0.45
25:DB:1454:C:OP2	25:DB:1454:C:H3'	2.17	0.45
25:BB:543:G:H2'	25:BB:544:C:C5'	2.47	0.45
41:BR:62:GLU:O	41:BR:96:VAL:HA	2.17	0.45
25:BB:2861:U:H2'	25:BB:2862:G:H8	1.81	0.45
25:BB:2400:G:O2'	25:BB:2401:U:H5'	2.17	0.45
40:BQ:92:LYS:O	40:BQ:95:ALA:HB3	2.16	0.45
25:BB:587:C:N3	35:BL:33:ARG:NH2	2.64	0.45
25:DB:1292:G:H2'	25:DB:1293:C:C6	2.52	0.45
25:DB:80:G:C6	25:DB:107:G:C6	3.04	0.45
1:CA:144:G:H3'	1:CA:144:G:OP2	2.17	0.45
7:CE:38:VAL:HG23	7:CE:66:ALA:HB1	1.99	0.44
16:AN:15:LEU:HB2	16:AN:54:SER:HB3	1.98	0.44
25:DB:1817:G:H5'	26:DC:86:ARG:NH1	2.32	0.44
40:DQ:93:ILE:HG23	40:DQ:94:LEU:N	2.32	0.44
16:CN:72:PHE:CE1	16:CN:74:ARG:HG3	2.52	0.44
1:CA:1312:G:O2'	1:CA:1313:U:H5'	2.16	0.44
16:CN:46:LYS:HD3	21:CS:10:ILE:HD12	1.98	0.44
21:CS:4:LEU:HD22	21:CS:8:PRO:CB	2.47	0.44
35:BL:125:LEU:H	35:BL:143:GLU:HG3	1.82	0.44
4:AB:99:MET:HA	4:AB:106:VAL:HG21	1.99	0.44
4:AB:84:LEU:HD13	4:AB:149:GLY:HA2	1.99	0.44
4:AB:70:GLY:HA2	4:AB:163:ILE:HG22	1.99	0.44
4:CB:160:LEU:CD1	4:CB:182:VAL:HG22	2.46	0.44
4:CB:160:LEU:HB2	4:CB:182:VAL:HG22	1.98	0.44
36:DM:35:ALA:O	36:DM:128:THR:HA	2.17	0.44
1:CA:621:A:H2'	1:CA:622:A:H8	1.83	0.44

Continued on next page...

Continued from previous page...

Atom-1	Atom-2	Distance(Å)	Clash(Å)
29:DF:35:LEU:HD23	29:DF:153:ILE:HG12	1.98	0.44
23:CU:3:ILE:HG23	23:CU:23:GLU:OE1	2.17	0.44
27:BD:203:VAL:HG22	27:BD:203:VAL:O	2.17	0.44
27:BD:4:LEU:HD22	27:BD:4:LEU:N	2.32	0.44
25:DB:2313:C:H5'	29:DF:36:ASN:OD1	2.18	0.44
54:B4:15:LYS:O	54:B4:16:ILE:CB	2.62	0.44
9:AG:55:LYS:O	9:AG:56:SER:C	2.55	0.44
32:DI:90:GLY:C	32:DI:92:PRO:HD3	2.38	0.44
13:AK:124:LYS:HE3	23:AU:34:ARG:HD3	1.99	0.44
45:DV:4:ILE:O	45:DV:63:ILE:HA	2.16	0.44
1:AA:411:A:C4	1:AA:413:G:H1'	2.53	0.44
40:DQ:4:LYS:CG	40:DQ:7:VAL:HG22	2.47	0.44
33:BJ:54:ILE:HD12	33:BJ:55:ILE:H	1.81	0.44
45:DV:2:PHE:HZ	45:DV:55:GLU:HB2	1.81	0.44
53:D3:14:LYS:O	53:D3:21:PHE:O	2.35	0.44
28:DE:166:LYS:O	28:DE:167:VAL:HB	2.17	0.44
33:DJ:59:ALA:C	33:DJ:61:LYS:N	2.70	0.44
16:CN:56:PRO:CA	16:CN:59:GLN:HG2	2.43	0.44
26:DC:75:ALA:HB1	26:DC:93:VAL:CG2	2.47	0.44
25:BB:2838:G:H2'	25:BB:2839:G:H8	1.82	0.44
25:DB:527:C:H1'	25:DB:528:A:C5	2.52	0.44
11:AI:45:MET:C	11:AI:47:VAL:H	2.20	0.44
12:CJ:56:HIS:O	12:CJ:57:VAL:HG12	2.17	0.44
12:CJ:55:PRO:HA	16:CN:80:ARG:HH21	1.82	0.44
25:BB:1017:G:H2'	25:BB:1018:U:H6	1.81	0.44
49:DZ:6:ILE:HG21	49:DZ:47:ILE:HD12	1.98	0.44
1:AA:1135:U:H3'	1:AA:1137:C:H42	1.82	0.44
1:CA:373:A:O2'	1:CA:374:A:H5'	2.16	0.44
1:AA:279:A:C5'	1:AA:280:C:H3'	2.47	0.44
25:BB:518:G:H4'	42:BS:18:ARG:CZ	2.47	0.44
1:AA:834:U:H2'	1:AA:835:U:H6	1.80	0.44
1:AA:211:G:C3'	1:AA:211:G:N3	2.79	0.44
1:AA:1090:U:H2'	1:AA:1091:U:H6	1.82	0.44
28:DE:40:ARG:HH11	28:DE:40:ARG:HG3	1.82	0.44
28:DE:154:ASP:OD2	28:DE:157:LEU:HD22	2.16	0.44
10:AH:8:ASP:O	10:AH:12:ARG:HG3	2.17	0.44
22:AT:43:LYS:HG3	22:AT:86:ALA:HB2	1.98	0.44
17:AO:35:ILE:HD13	17:AO:59:VAL:HG22	1.99	0.44
27:BD:79:LEU:N	27:BD:79:LEU:HD22	2.31	0.44
25:DB:38:A:N3	28:DE:43:THR:HB	2.32	0.44
25:BB:1014:A:H2'	25:BB:1015:U:C6	2.52	0.44
25:BB:538:A:N6	25:BB:555:G:O2'	2.47	0.44

Continued on next page...

Continued from previous page...

Atom-1	Atom-2	Distance(Å)	Clash(Å)
43:BT:7:LEU:HD22	43:BT:9:LYS:HE3	1.99	0.44
25:DB:1259:G:H2'	25:DB:1260:A:H8	1.81	0.44
42:BS:69:LEU:HB3	42:BS:107:VAL:CG2	2.47	0.44
25:DB:1115:G:H2'	25:DB:1116:G:C8	2.52	0.44
1:AA:928:G:O2'	1:AA:929:G:H5'	2.16	0.44
49:DZ:35:VAL:HG22	49:DZ:36:GLU:N	2.32	0.44
25:BB:2208:C:O2'	25:BB:2209:G:H5'	2.17	0.44
25:DB:1837:C:H2'	25:DB:1899:A:H61	1.82	0.44
25:DB:2685:G:O2'	25:DB:2686:G:H5'	2.17	0.44
24:BA:87:U:H2'	24:BA:88:C:H5''	1.99	0.44
47:DX:28:PHE:CD1	47:DX:28:PHE:N	2.85	0.44
1:CA:610:U:O4'	1:CA:610:U:O2	2.35	0.44
35:BL:70:LYS:O	35:BL:73:ILE:HG12	2.18	0.44
25:DB:1571:A:H2'	25:DB:1572:A:C8	2.52	0.44
28:DE:115:GLN:O	28:DE:117:ARG:N	2.51	0.44
11:AI:11:ARG:O	11:AI:14:SER:HB2	2.16	0.44
11:AI:62:LEU:O	11:AI:64:ILE:HG13	2.17	0.44
1:CA:1078:U:H2'	1:CA:1079:G:O4'	2.17	0.44
8:CF:17:GLN:HB3	8:CF:21:MET:HE3	1.99	0.44
25:DB:1056:G:H1	25:DB:1102:C:H5	1.65	0.44
11:CI:90:ASP:O	11:CI:93:LEU:HB2	2.17	0.44
21:AS:4:LEU:HD21	21:AS:9:PHE:HB3	2.00	0.44
30:DG:61:TRP:O	30:DG:64:ALA:HB3	2.17	0.44
40:DQ:90:ASP:H	41:DR:39:LEU:HD11	1.83	0.44
26:BC:68:ARG:NH1	26:BC:128:THR:OG1	2.50	0.44
43:BT:57:VAL:HG12	43:BT:86:THR:OG1	2.17	0.44
1:CA:1203:C:O2'	1:CA:1204:A:H5'	2.17	0.44
5:CC:76:ILE:CD1	5:CC:83:VAL:HG21	2.46	0.44
43:DT:49:LYS:HB2	43:DT:50:LEU:HD22	2.00	0.44
43:DT:57:VAL:HG12	43:DT:86:THR:OG1	2.17	0.44
31:BH:84:ALA:CA	31:BH:90:LEU:HA	2.47	0.44
25:BB:1654:A:O2'	27:BD:118:PHE:CB	2.50	0.44
4:AB:166:ASP:OD1	4:AB:190:SER:HA	2.17	0.44
31:DH:129:GLU:HA	31:DH:143:ILE:CA	2.34	0.44
40:BQ:93:ILE:HG23	40:BQ:94:LEU:N	2.33	0.44
36:DM:33:LEU:HD11	36:DM:121:ALA:HB2	1.99	0.44
45:DV:83:LYS:O	45:DV:85:LYS:N	2.49	0.44
45:BV:83:LYS:O	45:BV:85:LYS:N	2.49	0.44
45:BV:44:HIS:HE1	45:BV:85:LYS:HB2	1.79	0.44
6:CD:55:ARG:HH11	6:CD:55:ARG:HA	1.82	0.44
6:CD:67:LEU:HD12	6:CD:67:LEU:N	2.32	0.44
30:BG:2:ARG:O	30:BG:5:LYS:HB2	2.17	0.44

Continued on next page...

Continued from previous page...

Atom-1	Atom-2	Distance(Å)	Clash(Å)
25:BB:2748:A:H1'	30:BG:66:THR:HG23	2.00	0.44
29:BF:89:THR:OG1	29:BF:91:ARG:NH2	2.50	0.44
1:CA:451:A:H4'	1:CA:452:A:C1'	2.46	0.44
18:CP:39:PHE:CG	18:CP:40:ASN:N	2.86	0.44
18:CP:74:LEU:O	18:CP:74:LEU:HD23	2.16	0.44
18:CP:72:ALA:HA	18:CP:75:ILE:CD1	2.48	0.44
12:AJ:52:LEU:HB2	16:AN:80:ARG:HD2	1.98	0.44
25:BB:1060:U:H5	32:BI:131:THR:HG22	1.82	0.44
7:AE:104:ILE:HD11	7:AE:114:LEU:HD12	1.99	0.44
13:CK:12:ARG:HD2	13:CK:13:LYS:HZ3	1.81	0.44
42:DS:24:ILE:HG22	42:DS:25:ARG:N	2.32	0.44
23:CU:47:ALA:O	23:CU:51:ALA:N	2.51	0.44
4:AB:58:LYS:HD2	4:AB:58:LYS:N	2.22	0.44
11:AI:98:ARG:NE	11:AI:103:VAL:HG21	2.32	0.44
1:AA:1352:C:H2'	1:AA:1353:G:H8	1.81	0.44
25:DB:1299:G:H2'	25:DB:1639:C:N4	2.32	0.44
27:BD:122:VAL:HA	27:BD:127:PHE:O	2.16	0.44
25:DB:1805:A:N3	26:DC:49:THR:HG21	2.31	0.44
22:CT:17:ARG:HD2	22:CT:17:ARG:C	2.38	0.44
1:CA:859:G:H2'	1:CA:860:A:H8	1.80	0.44
25:BB:265:A:C8	25:BB:266:G:H1'	2.51	0.44
27:DD:107:VAL:HG21	27:DD:177:VAL:HG13	1.99	0.44
25:DB:635:C:O2'	25:DB:636:G:H5'	2.17	0.44
25:BB:603:A:N6	25:BB:655:A:O4'	2.50	0.44
39:DP:61:ARG:HH12	39:DP:100:ARG:HA	1.79	0.44
25:DB:1795:C:H2'	25:DB:1796:U:C6	2.53	0.44
39:DP:94:ALA:C	39:DP:95:LYS:HD2	2.37	0.44
25:DB:1241:A:O4'	25:DB:1241:A:N3	2.50	0.44
14:CL:36:VAL:HG21	14:CL:73:LEU:O	2.17	0.44
1:AA:1263:C:O2'	1:AA:1264:U:H5'	2.17	0.44
1:AA:637:C:H2'	1:AA:638:U:C6	2.52	0.44
34:BK:68:VAL:HG12	34:BK:69:ARG:H	1.82	0.44
34:BK:69:ARG:HD3	34:BK:75:VAL:HG22	1.99	0.44
14:CL:109:ARG:NH1	14:CL:109:ARG:HG3	2.31	0.44
25:BB:2394:C:H5''	35:BL:63:LYS:HD3	1.99	0.44
47:DX:35:HIS:CD2	47:DX:36:ARG:N	2.85	0.44
34:BK:52:LYS:HD3	34:BK:55:ASP:OD2	2.16	0.44
25:DB:1684:G:H2'	25:DB:1685:C:C6	2.52	0.44
4:AB:22:TRP:CZ3	4:AB:24:PRO:HA	2.52	0.44
14:AL:62:VAL:HG22	14:AL:63:THR:N	2.30	0.44
31:DH:103:VAL:HG13	31:DH:110:VAL:CG1	2.48	0.44
1:CA:947:G:H2'	1:CA:948:C:H6	1.81	0.44

Continued on next page...

Continued from previous page...

Atom-1	Atom-2	Distance(Å)	Clash(Å)
1:CA:211:G:N3	1:CA:211:G:C3'	2.80	0.44
1:CA:1432:G:H5''	39:DP:105:LYS:HG3	1.99	0.44
43:BT:64:LYS:HE3	43:BT:64:LYS:HA	1.98	0.44
1:AA:922:G:N3	1:AA:1398:A:H2	2.14	0.44
25:DB:899:A:H2'	25:DB:900:A:C8	2.51	0.44
25:BB:2557:G:H2'	25:BB:2558:C:H6	1.82	0.44
47:DX:53:LYS:O	47:DX:57:VAL:HG23	2.17	0.44
53:D3:19:GLY:O	53:D3:20:GLY:O	2.35	0.44
25:BB:418:C:H2'	25:BB:419:U:H6	1.82	0.44
1:CA:1382:C:H2'	1:CA:1383:C:H6	1.82	0.44
25:DB:1317:G:H2'	25:DB:1318:U:H6	1.81	0.44
24:BA:55:U:H4'	29:BF:23:SER:OG	2.18	0.44
34:DK:59:ALA:HB1	34:DK:84:VAL:O	2.17	0.44
36:DM:45:GLN:HE22	36:DM:125:PRO:CG	2.30	0.44
39:BP:80:VAL:O	39:BP:82:SER:N	2.51	0.44
32:BI:44:LYS:O	32:BI:48:ILE:HG13	2.16	0.44
25:DB:2788:C:H2'	25:DB:2789:C:C6	2.52	0.44
25:BB:2366:A:H2'	25:BB:2367:G:O4'	2.18	0.44
41:BR:79:ARG:O	41:BR:81:LYS:HG2	2.18	0.44
14:AL:13:ARG:HH11	14:AL:13:ARG:HG2	1.82	0.44
15:CM:105:ALA:O	15:CM:107:THR:N	2.45	0.44
48:DY:37:LEU:HD22	48:DY:39:GLN:H	1.82	0.44
7:CE:17:VAL:HA	7:CE:34:ALA:HB2	1.98	0.44
10:CH:77:VAL:HB	10:CH:124:ILE:HD11	1.99	0.44
8:CF:14:GLN:NE2	8:CF:83:ALA:HA	2.29	0.44
33:DJ:14:ASP:O	33:DJ:53:TYR:HB2	2.17	0.44
5:CC:53:ARG:NH1	5:CC:54:ILE:H	2.15	0.44
1:AA:250:A:C2'	1:AA:250:A:N3	2.80	0.44
20:AR:35:SER:HA	20:AR:71:ASP:OD2	2.18	0.44
21:CS:32:THR:HB	21:CS:50:VAL:HA	1.99	0.44
31:BH:78:VAL:HG11	31:BH:145:ASN:HB3	1.99	0.44
31:BH:83:LYS:O	31:BH:84:ALA:HB2	2.17	0.44
30:BG:61:TRP:O	30:BG:64:ALA:HB3	2.18	0.44
4:AB:167:HIS:C	4:AB:169:HIS:H	2.20	0.44
4:AB:66:ILE:CG1	4:AB:88:GLN:HG2	2.44	0.44
4:CB:62:ARG:HG3	4:CB:63:LYS:H	1.82	0.44
29:DF:82:TYR:HA	29:DF:83:PRO:HD3	1.72	0.44
45:BV:23:ALA:O	45:BV:24:ASN:HB2	2.17	0.44
18:CP:4:ILE:HB	18:CP:67:ILE:HD12	2.00	0.44
21:AS:40:PHE:HB2	21:AS:43:MET:HG3	1.99	0.44
45:BV:70:ILE:H	45:BV:70:ILE:HD13	1.78	0.44
7:CE:104:ILE:HD13	7:CE:105:ILE:N	2.32	0.44

Continued on next page...

Continued from previous page...

Atom-1	Atom-2	Distance(Å)	Clash(Å)
9:CG:137:ARG:HH11	9:CG:141:HIS:HD2	1.65	0.44
38:DO:35:ILE:CD1	38:DO:102:ARG:HH11	2.31	0.44
30:BG:102:ILE:CD1	30:BG:116:LEU:HD11	2.47	0.44
30:BG:166:GLU:HG2	30:BG:167:VAL:N	2.32	0.44
7:AE:109:ALA:HB3	7:AE:135:VAL:HG23	1.99	0.44
33:BJ:58:ASN:O	33:BJ:59:ALA:HB3	2.17	0.44
6:AD:69:ARG:HH21	6:AD:72:ARG:HB2	1.82	0.44
26:DC:65:ASP:CG	26:DC:101:ARG:HD3	2.38	0.44
25:DB:2834:G:H2'	25:DB:2879:A:H61	1.83	0.44
29:DF:136:ILE:O	29:DF:136:ILE:HG22	2.18	0.44
25:DB:1017:G:H2'	25:DB:1018:U:H6	1.82	0.44
6:AD:7:LYS:HG3	6:AD:20:LEU:HD13	1.99	0.44
27:DD:113:SER:HB3	27:DD:167:ASN:HA	1.98	0.44
43:BT:12:ARG:HB3	43:BT:12:ARG:HH11	1.81	0.44
25:BB:1241:A:O4'	25:BB:1241:A:N3	2.50	0.44
14:CL:89:LEU:N	14:CL:89:LEU:HD22	2.32	0.44
32:BI:12:VAL:HG23	32:BI:41:PHE:CE2	2.53	0.44
25:DB:1324:G:H1'	25:DB:1616:A:C6	2.52	0.44
1:CA:538:G:H4'	14:CL:110:LYS:NZ	2.31	0.44
25:DB:2547:A:H5''	34:DK:28:HIS:NE2	2.32	0.44
20:CR:48:ALA:HB1	20:CR:52:ARG:NH1	2.32	0.44
25:DB:1165:A:C2	25:DB:1166:G:N7	2.86	0.44
5:CC:93:ILE:H	5:CC:93:ILE:HD12	1.82	0.44
25:BB:1316:U:O2'	25:BB:1317:G:H5'	2.16	0.44
37:BN:52:ILE:O	37:BN:55:ALA:HB3	2.16	0.44
1:AA:1097:C:O2'	1:AA:1098:C:H5'	2.17	0.44
39:BP:102:ARG:HD2	39:BP:106:ALA:O	2.17	0.44
1:CA:1244:G:O2'	1:CA:1245:C:H5'	2.18	0.44
1:AA:1203:C:O2'	1:AA:1204:A:H5'	2.18	0.44
1:AA:821:G:H2'	1:AA:822:U:C6	2.52	0.44
25:DB:928:A:H2'	25:DB:929:U:C6	2.52	0.44
1:CA:800:G:HO2'	1:CA:801:U:H6	1.60	0.44
1:CA:389:A:H2'	1:CA:390:U:H5'	2.00	0.44
4:CB:49:PHE:CG	4:CB:50:ASN:N	2.85	0.44
25:DB:2108:A:OP1	25:DB:2150:C:H4'	2.17	0.44
1:CA:981:U:H2'	1:CA:982:U:C5	2.52	0.44
1:CA:246:A:N3	1:CA:247:G:H1'	2.32	0.44
39:BP:103:THR:HG22	39:BP:104:GLY:N	2.33	0.44
25:DB:2430:A:H5'	25:DB:2431:U:OP2	2.17	0.44
1:CA:350:G:H2'	1:CA:351:G:C8	2.52	0.44
29:DF:1:ALA:O	29:DF:4:HIS:HB3	2.17	0.44
29:DF:55:ASP:O	29:DF:58:ALA:HB3	2.17	0.44

Continued on next page...

Continued from previous page...

Atom-1	Atom-2	Distance(Å)	Clash(Å)
25:DB:2668:G:O2'	25:DB:2669:G:H5'	2.17	0.44
1:CA:1486:G:H2'	1:CA:1487:G:O4'	2.18	0.44
25:BB:2578:G:OP2	25:BB:2578:G:H4'	2.17	0.44
25:BB:2630:G:H2'	25:BB:2631:G:H8	1.81	0.44
46:DW:25:PHE:H	46:DW:66:VAL:HG23	1.83	0.44
1:CA:862:C:OP1	7:CE:87:VAL:HG11	2.17	0.44
10:CH:10:LEU:HD23	10:CH:10:LEU:H	1.82	0.44
1:CA:1135:U:H2'	1:CA:1138:G:O6	2.18	0.44
11:CI:48:ARG:CZ	11:CI:48:ARG:HB2	2.47	0.44
1:AA:1226:C:P	15:AM:89:ARG:HH12	2.41	0.44
33:DJ:55:ILE:CG2	33:DJ:123:LYS:HB2	2.47	0.44
33:DJ:4:PHE:C	33:DJ:44:TYR:CE2	2.91	0.44
1:CA:1317:C:H2'	1:CA:1318:A:O4'	2.17	0.44
1:CA:1320:C:H1'	21:CS:72:GLU:N	2.32	0.44
4:AB:27:LYS:HB3	4:AB:28:PRO:HD3	2.00	0.44
4:CB:93:HIS:O	4:CB:94:ARG:HB2	2.17	0.44
1:AA:651:C:H2'	1:AA:652:U:C6	2.52	0.44
35:DL:95:LEU:O	35:DL:100:ILE:HG22	2.17	0.44
33:BJ:42:ALA:O	33:BJ:44:TYR:N	2.51	0.44
1:CA:43:C:OP2	18:CP:12:LYS:HD3	2.16	0.44
29:BF:111:ARG:N	29:BF:111:ARG:CD	2.80	0.44
29:BF:33:ILE:HG22	29:BF:34:THR:N	2.32	0.44
27:BD:74:GLU:OE1	27:BD:74:GLU:HA	2.17	0.44
50:B0:27:LEU:HB2	50:B0:37:HIS:O	2.17	0.44
25:BB:1365:A:OP1	47:BX:2:ARG:HG3	2.18	0.44
45:DV:70:ILE:CD1	45:DV:70:ILE:N	2.75	0.44
12:AJ:36:VAL:HA	12:AJ:77:VAL:HG23	1.99	0.44
15:CM:33:LEU:HA	15:CM:38:ILE:HB	1.99	0.44
15:CM:33:LEU:HD23	15:CM:38:ILE:HB	2.00	0.44
25:DB:585:G:O2'	28:DE:77:ILE:HG22	2.17	0.44
1:CA:1237:C:H2'	1:CA:1336:C:C5	2.52	0.44
1:AA:427:U:H5'	6:AD:38:GLY:O	2.17	0.44
25:DB:21:A:H2'	25:DB:22:C:C6	2.52	0.44
31:DH:114:GLU:O	31:DH:116:ARG:N	2.50	0.44
6:AD:89:LEU:CD1	6:AD:93:LEU:HD11	2.48	0.44
42:DS:36:LEU:HD22	42:DS:36:LEU:N	2.32	0.44
33:BJ:72:LYS:HB3	33:BJ:73:VAL:H	1.61	0.44
33:BJ:73:VAL:O	33:BJ:87:ALA:O	2.35	0.44
1:CA:1055:A:H1'	5:CC:155:ARG:NH1	2.32	0.44
1:CA:1172:C:O2'	1:CA:1173:U:H5'	2.17	0.44
36:DM:73:ILE:HG13	36:DM:93:VAL:HB	1.99	0.44
9:AG:49:LEU:HA	9:AG:52:ARG:HB2	1.99	0.44

Continued on next page...

Continued from previous page...

Atom-1	Atom-2	Distance(Å)	Clash(Å)
25:BB:92:U:H3'	25:BB:93:G:H8	1.82	0.44
1:CA:336:A:O2'	1:CA:337:G:H5'	2.18	0.44
5:AC:53:ARG:HG2	5:AC:54:ILE:N	2.32	0.44
6:CD:148:ALA:C	6:CD:150:LYS:H	2.20	0.44
1:CA:966:G:N2	11:CI:129:ARG:HH11	2.15	0.44
34:DK:106:LEU:CD2	34:DK:114:ILE:HD13	2.47	0.44
34:DK:106:LEU:HD23	34:DK:114:ILE:HD13	1.99	0.44
34:DK:114:ILE:HG23	34:DK:115:ILE:N	2.32	0.44
49:DZ:26:LEU:CD1	49:DZ:47:ILE:HD13	2.48	0.44
25:BB:636:G:H5'	25:BB:639:U:OP1	2.17	0.44
39:DP:102:ARG:HB3	39:DP:107:ALA:HB2	1.98	0.44
25:BB:1241:A:H3'	25:BB:1242:U:H6	1.82	0.44
35:BL:3:LEU:HB3	35:BL:4:ASN:H	1.69	0.44
30:BG:39:ALA:HB1	30:BG:57:TYR:CE1	2.52	0.44
1:AA:556:C:O2'	1:AA:557:G:H5'	2.17	0.44
1:CA:730:G:O2'	1:CA:766:A:H5'	2.16	0.44
25:DB:1886:U:H2'	25:DB:1887:C:C6	2.52	0.44
1:AA:373:A:C1'	1:AA:481:G:H1'	2.47	0.44
10:CH:119:GLY:O	10:CH:120:LEU:HD22	2.17	0.44
25:BB:2816:G:O2'	25:BB:2817:U:H5'	2.18	0.44
29:DF:43:ILE:HA	29:DF:46:LYS:CE	2.47	0.44
5:CC:23:ALA:HB3	5:CC:28:PHE:HA	1.98	0.44
25:BB:846:U:O2'	25:BB:847:U:H5''	2.17	0.44
42:DS:66:ILE:HG12	42:DS:67:ASP:N	2.31	0.44
26:BC:76:VAL:HA	26:BC:113:ASP:O	2.18	0.44
53:D3:31:ILE:HD11	53:D3:34:LYS:CD	2.48	0.44
25:DB:1463:C:H2'	25:DB:1464:G:H8	1.83	0.44
25:DB:644:A:H2'	25:DB:644:A:N3	2.32	0.44
25:BB:132:G:O2'	25:BB:133:U:H5'	2.17	0.44
25:DB:570:G:O2'	25:DB:571:U:H5'	2.17	0.44
25:DB:2366:A:H2'	25:DB:2367:G:O4'	2.18	0.44
25:BB:779:U:O2'	25:BB:780:G:H5'	2.16	0.44
10:AH:65:PHE:CD2	10:AH:66:GLN:HG2	2.52	0.44
25:BB:259:G:H2'	25:BB:260:G:H8	1.81	0.44
39:BP:86:LYS:HB3	39:BP:87:ARG:H	1.57	0.44
32:DI:46:ASP:HA	32:DI:50:LYS:HE2	1.99	0.44
25:BB:2430:A:H5'	25:BB:2431:U:OP2	2.16	0.44
15:AM:63:VAL:HG13	15:AM:67:ASP:HB2	2.00	0.44
9:AG:10:LYS:CD	9:AG:10:LYS:H	2.29	0.44
17:AO:39:GLN:HE21	17:AO:39:GLN:HB3	1.55	0.44
22:CT:59:ARG:HB2	22:CT:59:ARG:HE	1.61	0.44
37:DN:37:THR:CG2	37:DN:39:PRO:HD2	2.37	0.44

Continued on next page...

Continued from previous page...

Atom-1	Atom-2	Distance(Å)	Clash(Å)
46:BW:37:VAL:CG1	46:BW:38:ARG:HH11	2.30	0.44
48:DY:23:ARG:HD3	48:DY:27:ASN:HD21	1.82	0.44
7:CE:144:GLU:O	7:CE:146:MET:N	2.50	0.44
7:CE:93:VAL:HG22	7:CE:94:PHE:N	2.33	0.44
10:CH:76:ARG:NE	10:CH:78:SER:O	2.51	0.44
8:CF:39:LEU:C	8:CF:39:LEU:HD13	2.38	0.44
1:CA:1130:A:H62	1:CA:1143:G:H22	1.64	0.44
11:CI:56:MET:O	11:CI:57:VAL:HB	2.17	0.44
15:AM:85:TYR:CE2	15:AM:89:ARG:HG3	2.53	0.44
4:AB:16:GLY:O	4:AB:17:HIS:HB2	2.16	0.44
40:DQ:86:SER:O	41:DR:50:GLY:O	2.36	0.44
40:DQ:87:VAL:CG1	40:DQ:88:GLU:H	2.24	0.44
16:CN:87:ALA:HB1	16:CN:95:LEU:CD1	2.47	0.44
43:DT:40:LYS:HE3	43:DT:58:VAL:O	2.18	0.44
31:BH:134:VAL:HG13	31:BH:135:HIS:N	2.29	0.44
4:AB:214:GLY:C	4:AB:216:VAL:H	2.21	0.44
4:CB:70:GLY:HA3	4:CB:163:ILE:H	1.82	0.44
4:CB:214:GLY:C	4:CB:216:VAL:H	2.21	0.44
31:DH:144:VAL:O	31:DH:145:ASN:HB2	2.17	0.44
25:BB:2896:C:H2'	25:BB:2897:U:H6	1.79	0.44
36:BM:34:LYS:HZ1	45:BV:82:TYR:HA	1.81	0.44
6:CD:58:GLN:NE2	6:CD:58:GLN:HA	2.32	0.44
39:DP:80:VAL:O	39:DP:82:SER:N	2.51	0.44
30:BG:67:ALA:O	30:BG:71:LEU:N	2.50	0.44
29:BF:62:GLN:NE2	29:BF:91:ARG:HE	2.14	0.44
27:BD:11:MET:HA	27:BD:24:VAL:O	2.17	0.44
14:AL:49:ARG:NH1	14:AL:49:ARG:HG2	2.33	0.44
18:AP:6:LEU:CD1	18:AP:17:TYR:HB3	2.47	0.44
27:BD:36:GLN:O	27:BD:37:VAL:C	2.56	0.44
27:DD:38:LYS:NZ	27:DD:38:LYS:HB2	2.32	0.44
1:AA:1280:A:O4'	12:AJ:43:PRO:HG3	2.17	0.44
12:AJ:71:LEU:HD12	12:AJ:71:LEU:N	2.31	0.44
15:CM:32:ILE:CD1	15:CM:59:VAL:HB	2.48	0.44
1:CA:1335:U:O3'	1:CA:1336:C:H6	2.00	0.44
15:CM:63:VAL:HG12	15:CM:68:LEU:CB	2.41	0.44
6:AD:3:TYR:CZ	6:AD:10:LEU:HD12	2.53	0.44
8:AF:47:LEU:HG	8:AF:56:LYS:HA	2.00	0.44
30:DG:166:GLU:H	30:DG:166:GLU:CD	2.21	0.44
4:AB:14:HIS:HB3	4:AB:208:ALA:HB2	1.99	0.44
30:DG:154:GLU:OE2	30:DG:159:LYS:HB2	2.18	0.44
8:CF:89:VAL:HG13	8:CF:89:VAL:O	2.17	0.44
1:CA:922:G:H4'	7:CE:24:VAL:HB	1.99	0.44

Continued on next page...

Continued from previous page...

Atom-1	Atom-2	Distance(Å)	Clash(Å)
1:CA:409:U:OP2	6:CD:21:LYS:HE2	2.18	0.44
1:AA:1070:U:H2'	1:AA:1071:C:H6	1.83	0.44
22:AT:66:ILE:HG23	22:AT:70:LYS:HG3	1.99	0.44
25:DB:1131:G:OP1	33:DJ:82:GLY:HA2	2.17	0.44
13:CK:56:LYS:HG2	13:CK:56:LYS:O	2.16	0.44
25:BB:299:A:N6	25:BB:322:A:O2'	2.49	0.44
25:BB:1491:G:H4'	26:BC:70:LYS:NZ	2.33	0.44
25:DB:704:G:H2'	25:DB:726:G:N2	2.23	0.44
33:BJ:59:ALA:C	33:BJ:61:LYS:H	2.20	0.44
1:CA:50:A:N6	1:CA:361:G:H4'	2.33	0.44
25:BB:2468:A:H2'	25:BB:2476:A:C6	2.53	0.44
25:DB:2883:A:OP1	50:D0:48:TYR:CE1	2.71	0.44
25:DB:92:U:H3'	25:DB:93:G:H8	1.82	0.44
1:CA:266:G:N2	1:CA:270:A:N6	2.65	0.44
31:BH:10:ALA:O	31:BH:12:LEU:N	2.50	0.44
29:BF:136:ILE:HG22	29:BF:136:ILE:O	2.17	0.44
4:AB:113:LEU:HD12	4:AB:144:GLU:HA	1.98	0.44
34:DK:108:SER:O	34:DK:110:LYS:HG2	2.17	0.44
49:BZ:2:LYS:HE3	49:BZ:4:ILE:HD11	1.97	0.44
1:AA:230:G:H2'	1:AA:231:U:O4'	2.16	0.44
25:BB:636:G:H3'	35:BL:128:THR:HG21	1.99	0.44
12:AJ:26:VAL:HG12	12:AJ:30:LYS:HE3	1.98	0.44
38:BO:88:LYS:O	38:BO:89:ASP:HB3	2.18	0.44
1:AA:1069:C:O4'	1:AA:1191:A:H2	2.01	0.44
25:DB:69:C:H2'	25:DB:70:G:H8	1.83	0.44
1:CA:995:C:C2'	1:CA:996:A:H5''	2.46	0.44
1:CA:1263:C:H2'	1:CA:1264:U:H6	1.82	0.44
15:CM:52:ILE:HA	15:CM:55:LEU:HG	2.00	0.44
9:AG:72:VAL:HA	9:AG:89:GLU:HA	1.99	0.44
25:DB:2598:A:H5''	26:DC:233:GLY:HA2	2.00	0.44
1:CA:1458:G:OP1	22:CT:29:THR:HG21	2.17	0.44
1:AA:401:C:H2'	1:AA:402:G:H8	1.81	0.44
1:CA:679:C:H2'	1:CA:680:C:H6	1.83	0.44
16:AN:33:VAL:HG22	16:AN:40:ARG:NH2	2.32	0.44
54:D4:11:CYS:HB3	54:D4:33:HIS:CE1	2.52	0.44
25:BB:1656:C:OP1	27:BD:141:ARG:NH1	2.51	0.44
25:BB:2391:G:O6	25:BB:2425:A:H8	1.99	0.44
25:DB:32:C:O2'	25:DB:33:C:H5'	2.17	0.44
25:BB:1946:U:H2'	25:BB:1947:C:H6	1.82	0.44
25:DB:1636:U:H2'	25:DB:1637:A:H8	1.82	0.44
1:CA:1042:A:H2'	1:CA:1043:G:O4'	2.18	0.44
30:DG:171:LYS:HD3	30:DG:172:GLU:N	2.32	0.44

Continued on next page...

Continued from previous page...

Atom-1	Atom-2	Distance(Å)	Clash(Å)
49:BZ:11:SER:OG	49:BZ:13:ILE:HG13	2.17	0.44
25:BB:67:U:H2'	25:BB:68:G:H8	1.82	0.44
26:BC:30:ALA:C	26:BC:32:LEU:H	2.20	0.44
25:DB:160:A:H2'	25:DB:161:A:C8	2.52	0.44
25:DB:1258:U:C4'	28:DE:79:ARG:HG3	2.48	0.44
25:BB:1881:C:H2'	25:BB:1882:U:O4'	2.16	0.44
25:BB:816:C:H2'	25:BB:817:C:H6	1.82	0.44
33:DJ:75:TYR:CE1	33:DJ:86:GLN:HB2	2.53	0.44
25:DB:1279:G:H4'	37:DN:31:HIS:CD2	2.51	0.44
1:AA:246:A:N3	1:AA:247:G:H1'	2.33	0.44
1:AA:657:U:O2	17:AO:21:THR:O	2.35	0.44
1:CA:276:G:O2'	1:CA:277:C:H5'	2.18	0.44
26:BC:42:ARG:HG3	26:BC:46:GLY:O	2.17	0.44
25:DB:1472:C:O2'	25:DB:1473:G:H5'	2.17	0.44
10:CH:50:VAL:HG13	10:CH:50:VAL:O	2.18	0.44
1:AA:710:G:O2'	1:AA:711:G:H5'	2.18	0.44
1:AA:1371:G:O3'	11:AI:70:GLY:HA3	2.18	0.44
8:CF:29:ILE:CD1	8:CF:64:VAL:HG21	2.47	0.44
11:CI:80:HIS:CE1	11:CI:84:ARG:NE	2.86	0.44
11:CI:5:TYR:CG	11:CI:88:GLU:HG2	2.52	0.44
1:AA:950:U:H5	15:AM:100:ARG:HE	1.66	0.44
1:CA:1374:A:H2'	1:CA:1375:A:H8	1.81	0.44
4:CB:32:GLY:O	4:CB:34:ARG:HG2	2.17	0.44
41:DR:49:ILE:HD13	41:DR:53:PHE:O	2.18	0.44
43:BT:48:GLN:NE2	43:BT:48:GLN:HA	2.32	0.44
5:CC:21:TRP:HB2	5:CC:22:PHE:H	1.45	0.44
1:AA:254:G:H2'	1:AA:255:G:H8	1.82	0.44
31:BH:99:ILE:HG23	31:BH:144:VAL:HG13	1.98	0.44
33:BJ:38:GLY:O	33:BJ:43:GLU:HB2	2.18	0.44
36:DM:117:PHE:O	36:DM:121:ALA:N	2.49	0.44
25:DB:2316:G:H2'	25:DB:2317:A:C8	2.53	0.44
29:DF:33:ILE:HG22	29:DF:34:THR:N	2.32	0.44
23:CU:27:VAL:HG23	23:CU:28:LEU:H	1.82	0.44
29:BF:117:SER:C	29:BF:119:LYS:H	2.20	0.44
29:BF:34:THR:HA	29:BF:89:THR:HA	1.98	0.44
5:AC:141:MET:HE2	5:AC:148:ILE:HG22	2.00	0.44
12:CJ:7:ARG:HB3	12:CJ:101:SER:O	2.18	0.44
47:BX:29:LEU:CD2	47:BX:29:LEU:H	2.24	0.44
12:AJ:37:ARG:N	12:AJ:77:VAL:HG23	2.32	0.44
1:CA:1300:G:C2'	1:CA:1301:U:OP2	2.65	0.44
13:CK:13:LYS:HB2	13:CK:76:TYR:CE2	2.53	0.44
30:BG:132:LEU:HD23	30:BG:132:LEU:N	2.33	0.44

Continued on next page...

Continued from previous page...

Atom-1	Atom-2	Distance(Å)	Clash(Å)
25:BB:32:C:O2'	25:BB:33:C:H5'	2.18	0.44
9:AG:30:MET:HE1	9:AG:33:GLY:HA2	1.98	0.44
14:AL:19:ASN:OD1	14:AL:20:VAL:HG23	2.17	0.44
13:AK:113:THR:HG21	23:AU:28:LEU:HD11	1.99	0.44
42:DS:38:TYR:HB2	50:D0:24:VAL:HG11	1.99	0.44
42:DS:71:VAL:O	42:DS:71:VAL:HG22	2.17	0.44
13:AK:59:PRO:HG2	13:AK:60:PHE:H	1.83	0.44
1:CA:697:U:H2'	1:CA:698:G:H5'	2.00	0.44
30:DG:7:PRO:O	30:DG:8:VAL:HB	2.18	0.44
23:AU:13:VAL:HG22	23:AU:14:ALA:N	2.33	0.44
44:DU:39:ASN:HB3	44:DU:63:ALA:H	1.82	0.44
25:DB:323:C:C5'	28:DE:163:ASN:HD21	2.30	0.44
1:CA:362:G:OP2	14:CL:30:ARG:NH2	2.50	0.44
26:DC:65:ASP:OD2	26:DC:101:ARG:HD3	2.18	0.44
25:DB:139:U:H3'	25:DB:140:C:H6	1.79	0.44
1:CA:199:A:N1	1:CA:218:U:O2	2.50	0.44
20:CR:50:TYR:O	20:CR:54:LEU:HB2	2.18	0.44
25:DB:1441:G:H2'	25:DB:1442:U:H6	1.83	0.44
5:AC:33:ASP:O	5:AC:36:PHE:HB3	2.17	0.44
25:BB:1441:G:H2'	25:BB:1442:U:H6	1.81	0.44
5:CC:12:GLY:C	5:CC:13:ILE:HG12	2.37	0.44
1:CA:968:A:H4'	1:CA:969:A:OP2	2.17	0.44
20:AR:42:ARG:NH1	20:AR:43:ILE:HG23	2.32	0.44
1:AA:723:U:N3	23:AU:48:LYS:HD3	2.33	0.44
26:DC:203:VAL:O	26:DC:205:GLY:N	2.50	0.44
25:DB:363:G:H2'	25:DB:364:C:C5	2.53	0.44
1:AA:85:U:O2	1:AA:85:U:O4'	2.35	0.44
23:CU:41:THR:O	23:CU:45:LYS:HB3	2.17	0.44
1:CA:310:G:O2'	1:CA:311:C:H5'	2.17	0.44
35:DL:3:LEU:HB3	35:DL:4:ASN:H	1.69	0.44
36:DM:6:ARG:HD2	36:DM:8:LYS:HZ1	1.80	0.44
1:AA:735:C:H2'	1:AA:736:C:H6	1.83	0.44
39:DP:60:VAL:O	39:DP:70:GLU:HA	2.18	0.44
39:BP:94:ALA:C	39:BP:95:LYS:HD2	2.38	0.44
26:BC:244:VAL:HG12	26:BC:250:GLN:N	2.31	0.44
1:CA:812:G:O2'	1:CA:813:U:C6	2.69	0.44
1:AA:636:U:H2'	1:AA:637:C:H6	1.83	0.44
34:BK:37:ILE:O	34:BK:38:ILE:HD13	2.17	0.44
25:BB:547:A:H3'	25:BB:548:G:C8	2.53	0.44
8:AF:16:GLU:O	8:AF:19:PRO:HD2	2.17	0.44
28:BE:126:VAL:HG22	28:BE:127:GLU:N	2.31	0.44
25:BB:1656:C:H2'	25:BB:1657:U:C6	2.48	0.44

Continued on next page...

Continued from previous page...

Atom-1	Atom-2	Distance(Å)	Clash(Å)
39:BP:101:GLU:O	39:BP:102:ARG:HG2	2.18	0.44
39:BP:97:TYR:C	39:BP:99:LEU:N	2.70	0.44
28:BE:95:LYS:HB3	28:BE:95:LYS:HZ2	1.83	0.44
52:B2:24:THR:O	52:B2:28:ARG:HB2	2.18	0.44
51:B1:36:LYS:HA	51:B1:46:VAL:O	2.18	0.44
25:DB:2567:G:H2'	25:DB:2568:U:C6	2.52	0.44
31:DH:50:ARG:HA	31:DH:50:ARG:HH11	1.82	0.44
40:DQ:96:ASP:O	40:DQ:99:VAL:HG23	2.17	0.44
25:BB:160:A:N6	25:BB:167:A:H1'	2.33	0.44
1:AA:1233:G:H21	1:AA:1364:U:H6	1.64	0.44
26:DC:29:PHE:CE2	26:DC:31:PRO:HG2	2.53	0.44
42:DS:57:ASN:O	42:DS:61:ASN:HB2	2.17	0.44
1:CA:1461:G:H2'	1:CA:1462:C:C6	2.52	0.44
1:CA:31:G:H22	1:CA:47:C:H4'	1.83	0.44
25:BB:2716:C:H2'	25:BB:2717:C:H6	1.82	0.44
49:DZ:11:SER:OG	49:DZ:13:ILE:HG13	2.17	0.44
53:D3:31:ILE:O	53:D3:31:ILE:HG12	2.18	0.44
25:DB:1092:C:O2'	25:DB:1093:G:H5'	2.17	0.44
52:B2:37:LYS:HE2	52:B2:39:ARG:NH2	2.32	0.44
42:BS:66:ILE:HG12	42:BS:67:ASP:N	2.31	0.44
25:DB:1613:G:C4'	52:D2:3:ARG:HG3	2.48	0.44
1:CA:793:U:O2	1:CA:1516:G:H4'	2.18	0.44
1:AA:1197:A:P	1:AA:1197:A:H3'	2.58	0.44
53:D3:54:LEU:HG	53:D3:58:ILE:HD11	2.00	0.44
25:BB:1905:C:O2'	25:BB:1929:G:H1'	2.17	0.44
29:BF:131:VAL:C	29:BF:133:GLU:H	2.21	0.44
1:CA:644:U:O2'	1:CA:645:G:H5'	2.17	0.44
1:AA:687:A:H4'	1:AA:688:G:O5'	2.18	0.44
25:BB:205:G:O2'	25:BB:206:U:OP2	2.35	0.44
1:CA:1021:A:H2'	1:CA:1022:A:C8	2.52	0.44
25:DB:2511:U:O5'	25:DB:2511:U:H6	1.99	0.44
5:AC:168:ARG:HE	5:AC:168:ARG:HB3	1.71	0.44
36:BM:90:GLU:HA	36:BM:90:GLU:OE1	2.16	0.44
12:CJ:84:VAL:HB	12:CJ:89:ARG:NH2	2.33	0.44
14:CL:113:ARG:HB3	14:CL:118:VAL:O	2.18	0.44
26:BC:221:GLY:C	26:BC:223:ALA:H	2.21	0.44
11:AI:66:VAL:HG11	11:AI:74:GLN:HE21	1.83	0.44
25:DB:1052:C:O2'	25:DB:1053:C:H5'	2.18	0.44
1:AA:1320:C:O2'	1:AA:1321:U:H5'	2.16	0.44
1:AA:947:G:H2'	1:AA:948:C:H6	1.83	0.44
15:AM:92:ARG:HD3	15:AM:94:LEU:CD1	2.29	0.44
15:AM:86:ARG:HA	15:AM:96:VAL:CG1	2.47	0.44

Continued on next page...

Continued from previous page...

Atom-1	Atom-2	Distance(Å)	Clash(Å)
1:CA:1240:U:N3	9:CG:29:LEU:O	2.51	0.44
30:DG:52:GLY:HA2	30:DG:53:PRO:HD3	1.84	0.44
4:CB:23:ASN:OD1	4:CB:25:LYS:HD3	2.18	0.44
4:CB:30:ILE:C	4:CB:41:ASN:HB2	2.38	0.44
5:CC:49:ALA:O	5:CC:51:VAL:N	2.51	0.44
19:AQ:54:ILE:C	19:AQ:56:ASP:H	2.20	0.44
1:AA:718:A:C1'	13:AK:117:HIS:HA	2.48	0.44
15:CM:82:LEU:HD22	21:CS:64:GLU:OE1	2.18	0.44
16:CN:31:SER:HA	16:CN:40:ARG:HD3	2.00	0.44
25:DB:1394:U:C2'	25:DB:1395:A:H5'	2.47	0.44
43:DT:59:ASN:O	43:DT:83:ALA:O	2.35	0.44
31:BH:81:ALA:HA	31:BH:147:VAL:N	2.33	0.44
4:AB:220:VAL:HG12	4:AB:221:ARG:N	2.33	0.44
4:AB:82:ALA:HA	4:AB:86:CYS:SG	2.58	0.44
25:DB:1654:A:C2'	27:DD:118:PHE:HB3	2.46	0.44
31:DH:128:HIS:O	31:DH:144:VAL:HG23	2.17	0.44
18:AP:75:ILE:HG22	18:AP:80:LYS:HD2	2.00	0.44
6:CD:70:GLN:HA	6:CD:73:ASN:ND2	2.33	0.44
24:BA:43:C:O4'	29:BF:91:ARG:CZ	2.66	0.44
29:BF:101:ARG:HE	29:BF:105:ILE:HD11	1.83	0.44
27:BD:11:MET:H	27:BD:25:THR:HA	1.83	0.44
25:DB:2092:U:C6	25:DB:2225:A:O2'	2.71	0.44
5:AC:64:ARG:O	5:AC:65:VAL:HB	2.18	0.44
1:CA:451:A:C5'	18:CP:70:ARG:HH22	2.31	0.44
5:AC:153:SER:O	5:AC:156:LEU:HD11	2.17	0.44
1:AA:796:C:O2'	1:AA:797:C:H5'	2.17	0.44
12:CJ:37:ARG:HB2	12:CJ:75:ASP:O	2.17	0.44
9:CG:73:GLU:H	9:CG:90:VAL:HG23	1.82	0.44
45:DV:63:ILE:N	45:DV:70:ILE:CG1	2.73	0.44
1:AA:1129:C:C5'	11:AI:17:ARG:HH12	2.31	0.44
6:AD:12:ARG:HB3	6:AD:37:PRO:HB3	2.00	0.44
28:DE:108:ILE:HD13	28:DE:108:ILE:C	2.38	0.44
30:DG:84:LYS:CD	30:DG:133:LYS:HA	2.47	0.44
13:CK:83:VAL:HB	13:CK:108:ASN:O	2.17	0.44
30:BG:85:LYS:HZ3	30:BG:163:TYR:HB2	1.82	0.44
30:BG:168:VAL:HG12	30:BG:170:THR:CG2	2.48	0.44
8:CF:43:GLY:HA2	8:CF:58:HIS:NE2	2.33	0.44
15:AM:1:ALA:HA	15:AM:56:ARG:NH1	2.33	0.44
6:CD:34:GLU:O	6:CD:34:GLU:HG2	2.17	0.44
29:BF:177:ARG:HA	29:BF:177:ARG:NE	2.33	0.44
30:BG:154:GLU:OE2	30:BG:159:LYS:HB2	2.18	0.44
9:CG:12:LEU:HD13	9:CG:13:PRO:CD	2.48	0.44

Continued on next page...

Continued from previous page...

Atom-1	Atom-2	Distance(Å)	Clash(Å)
29:DF:115:GLY:HA3	29:DF:177:ARG:HD2	2.00	0.44
1:AA:1336:C:H1'	1:AA:1337:G:C6	2.53	0.44
27:DD:8:LYS:HD2	27:DD:195:GLY:HA3	1.99	0.44
1:CA:1075:U:H2'	1:CA:1076:U:C6	2.53	0.44
1:CA:1053:G:C3'	1:CA:1054:C:H5'	2.48	0.44
25:DB:1560:G:H2'	25:DB:1561:C:H6	1.81	0.44
42:DS:4:ILE:HG22	42:DS:106:VAL:HG22	1.99	0.44
42:DS:4:ILE:HD12	42:DS:5:ALA:N	2.33	0.44
5:AC:10:ARG:HB3	5:AC:15:LYS:CG	2.48	0.44
28:DE:5:LEU:HG	28:DE:12:LEU:CD2	2.47	0.44
25:DB:549:G:N3	25:DB:549:G:O4'	2.51	0.44
11:AI:83:THR:CB	11:AI:102:PHE:HB3	2.48	0.44
9:CG:107:ALA:HB1	9:CG:115:MET:HE2	1.99	0.44
5:AC:33:ASP:O	5:AC:37:LYS:HG2	2.18	0.44
1:CA:932:C:H5'	9:CG:3:ARG:HG2	1.99	0.44
25:BB:654:A:C3'	25:BB:655:A:H5''	2.47	0.44
29:BF:124:ARG:HD2	29:BF:159:ALA:O	2.18	0.44
1:CA:723:U:C5'	23:CU:45:LYS:HE3	2.45	0.44
25:BB:1536:C:H1'	25:BB:1537:G:H22	1.81	0.44
39:DP:23:ASP:O	39:DP:45:VAL:HA	2.17	0.44
26:DC:173:LEU:N	26:DC:173:LEU:HD13	2.31	0.44
25:BB:350:G:H2'	25:BB:351:C:C6	2.52	0.44
34:DK:27:SER:O	34:DK:28:HIS:HB2	2.18	0.44
1:CA:731:G:O2'	1:CA:732:C:H5'	2.17	0.44
25:BB:1341:G:N2	25:BB:1398:C:H4'	2.33	0.44
37:DN:2:ARG:HD2	37:DN:5:LYS:HB2	2.00	0.44
34:BK:1:ILE:HA	34:BK:32:ALA:H	1.82	0.44
25:BB:547:A:H2'	25:BB:547:A:N3	2.32	0.44
46:BW:67:LYS:HG3	46:BW:69:GLU:HG3	1.99	0.44
22:AT:47:GLN:HE21	22:AT:82:ILE:CD1	2.29	0.44
5:AC:133:MET:HA	5:AC:137:VAL:CG2	2.48	0.44
30:BG:143:VAL:O	30:BG:147:LEU:HG	2.17	0.44
25:BB:1789:A:H2'	25:BB:1790:C:O4'	2.18	0.44
25:DB:2698:U:H2'	25:DB:2699:C:H6	1.82	0.44
25:BB:713:G:H21	25:BB:718:A:H2	1.64	0.44
1:AA:1042:A:H2'	1:AA:1043:G:O4'	2.18	0.44
25:DB:927:A:O2'	25:DB:928:A:H5'	2.17	0.44
1:AA:140:U:H2'	1:AA:141:G:H8	1.81	0.44
26:DC:30:ALA:C	26:DC:32:LEU:H	2.21	0.44
25:BB:2849:U:OP1	39:BP:92:ARG:NH1	2.50	0.44
25:DB:947:A:HO2'	25:DB:984:A:H2	1.61	0.44
8:AF:70:VAL:O	8:AF:73:GLU:HB3	2.18	0.44

Continued on next page...

Continued from previous page...

Atom-1	Atom-2	Distance(Å)	Clash(Å)
25:BB:439:A:H2'	25:BB:440:C:O4'	2.18	0.44
10:AH:63:LYS:HG3	10:AH:64:TYR:H	1.82	0.44
52:D2:18:PHE:HB2	52:D2:43:THR:OG1	2.17	0.44
25:BB:1498:C:O4'	25:BB:1577:C:H4'	2.18	0.44
38:DO:16:ARG:HD3	38:DO:19:GLN:NE2	2.32	0.44
23:AU:6:ARG:O	23:AU:7:GLU:O	2.36	0.44
1:CA:1533:C:H2'	1:CA:1534:A:H5'	1.99	0.44
25:DB:121:G:H4'	25:DB:148:U:H2'	2.00	0.44
25:BB:2767:C:O2'	25:BB:2768:U:H5'	2.18	0.44
39:BP:26:GLU:HB3	39:BP:84:SER:HB2	2.00	0.44
25:DB:2193:G:H2'	25:DB:2194:U:C6	2.53	0.44
25:DB:1716:U:H2'	25:DB:1717:A:C8	2.53	0.44
53:B3:36:ALA:HB3	53:B3:39:ARG:HB2	1.99	0.44
25:DB:2206:C:O2'	25:DB:2207:C:H5'	2.17	0.44
25:DB:1669:A:C8	34:DK:4:GLN:HG3	2.52	0.44
25:DB:1766:G:H2'	25:DB:1767:G:H8	1.83	0.44
25:BB:1158:C:H5"	49:BZ:30:ARG:CG	2.47	0.44
28:DE:46:GLN:CG	28:DE:87:ALA:HB3	2.23	0.44
25:BB:2269:G:H4'	46:BW:18:LYS:HZ1	1.82	0.44
46:BW:37:VAL:O	46:BW:38:ARG:HG2	2.17	0.44
11:CI:90:ASP:HB3	11:CI:93:LEU:HB2	1.98	0.44
12:CJ:11:LYS:HD2	12:CJ:71:LEU:CD1	2.47	0.44
1:AA:1320:C:H5'	21:AS:2:ARG:HG2	2.00	0.44
1:AA:1323:G:O2'	1:AA:1362:A:O4'	2.36	0.44
6:CD:123:MET:O	6:CD:142:VAL:HA	2.18	0.44
41:DR:39:LEU:HA	41:DR:49:ILE:HG21	1.99	0.44
21:AS:62:THR:HG22	21:AS:63:ASP:N	2.29	0.44
1:CA:978:A:H4'	1:CA:1322:C:H6	1.80	0.44
21:CS:4:LEU:HD12	21:CS:4:LEU:N	2.24	0.44
4:CB:162:VAL:HG22	4:CB:183:PHE:O	2.17	0.44
29:DF:99:PHE:HD1	29:DF:102:LEU:HD11	1.82	0.44
29:DF:89:THR:O	29:DF:91:ARG:CZ	2.66	0.44
18:AP:51:ARG:HH11	18:AP:53:ASP:CA	2.30	0.44
30:BG:10:VAL:O	30:BG:11:PRO:O	2.36	0.44
27:BD:107:VAL:N	27:BD:205:PRO:HA	2.28	0.44
25:DB:1365:A:OP1	47:DX:2:ARG:HG3	2.18	0.44
25:DB:2261:C:O2'	25:DB:2262:U:H5'	2.18	0.44
36:DM:97:GLN:HB2	36:DM:98:PRO:HD2	1.99	0.44
25:BB:1139:G:O2'	25:BB:1143:A:N1	2.49	0.44
21:AS:43:MET:O	21:AS:46:LEU:HB2	2.18	0.44
7:CE:97:PRO:HA	7:CE:122:VAL:HB	2.00	0.44
12:CJ:7:ARG:NH1	12:CJ:73:LEU:HD21	2.33	0.44

Continued on next page...

Continued from previous page...

Atom-1	Atom-2	Distance(Å)	Clash(Å)
9:CG:48:THR:O	9:CG:52:ARG:HG3	2.18	0.44
15:CM:32:ILE:CG2	15:CM:33:LEU:N	2.81	0.44
1:AA:497:G:H2'	1:AA:498:A:C8	2.53	0.44
28:DE:175:ILE:HG13	28:DE:180:LEU:CD2	2.46	0.44
28:DE:176:ASP:HB3	28:DE:179:SER:CB	2.43	0.44
30:DG:168:VAL:HG12	30:DG:170:THR:CG2	2.48	0.44
1:CA:429:U:C1'	1:CA:430:A:H5''	2.46	0.44
26:DC:73:ILE:HB	26:DC:95:TYR:CD2	2.52	0.44
25:BB:323:C:C5'	28:BE:163:ASN:HD21	2.31	0.44
28:BE:164:LEU:HB2	28:BE:167:VAL:HG12	2.00	0.44
11:CI:109:GLN:HG2	11:CI:110:VAL:HG22	1.99	0.44
28:BE:5:LEU:HG	28:BE:12:LEU:CD2	2.48	0.44
25:DB:1080:A:O2'	25:DB:1081:U:H5'	2.17	0.44
34:BK:98:ILE:HG12	34:BK:114:ILE:HG13	2.00	0.44
25:DB:637:A:OP2	35:DL:112:LEU:HD22	2.18	0.44
25:BB:1204:A:N1	25:BB:1241:A:C2	2.86	0.44
1:AA:959:A:N6	1:AA:1222:G:H5'	2.33	0.44
34:DK:68:VAL:HG12	34:DK:69:ARG:H	1.81	0.44
25:BB:1287:A:O2'	25:BB:1288:G:H5'	2.17	0.44
26:DC:255:LYS:C	26:DC:257:ARG:H	2.20	0.44
25:BB:1076:C:H2'	25:BB:1077:A:C8	2.53	0.44
13:AK:64:VAL:O	13:AK:68:ARG:HB2	2.17	0.44
25:DB:466:A:N3	25:DB:683:U:H1'	2.32	0.44
31:DH:53:GLU:CD	31:DH:57:LYS:HG2	2.38	0.44
25:DB:1843:C:H2'	25:DB:1844:C:C6	2.53	0.44
51:D1:46:VAL:HG22	51:D1:47:ILE:N	2.33	0.44
1:CA:1351:U:C5	11:CI:119:LYS:HE2	2.52	0.44
25:DB:1410:G:O2'	25:DB:1411:U:H5'	2.17	0.44
25:BB:1301:A:N3	25:BB:1301:A:H2'	2.33	0.44
25:DB:2605:U:H2'	25:DB:2606:C:C6	2.53	0.44
25:BB:1047:G:O2'	25:BB:1110:G:N1	2.43	0.44
25:BB:208:C:H2'	25:BB:209:C:H6	1.80	0.44
25:BB:2851:A:H2'	25:BB:2852:G:H8	1.83	0.44
1:CA:591:U:H2'	1:CA:592:G:H8	1.82	0.44
25:DB:51:G:H1'	25:DB:118:A:N6	2.33	0.44
1:AA:25:C:C5'	1:AA:524:G:H1'	2.47	0.44
25:BB:378:C:C2'	25:BB:379:G:H5'	2.48	0.44
6:CD:100:VAL:HG21	6:CD:136:VAL:CG2	2.48	0.44
25:BB:2109:U:O2'	25:BB:2110:G:H5'	2.17	0.44
25:DB:1752:C:H5'	25:DB:2861:U:O3'	2.18	0.44
1:CA:981:U:H2'	1:CA:982:U:C6	2.53	0.44
7:CE:65:LYS:HA	7:CE:65:LYS:HD3	1.79	0.44

Continued on next page...

Continued from previous page...

Atom-1	Atom-2	Distance(Å)	Clash(Å)
29:DF:45:ASP:CG	29:DF:47:LYS:HD3	2.38	0.44
15:AM:21:ILE:HB	15:AM:24:VAL:CG2	2.48	0.44
1:AA:1486:G:H2'	1:AA:1487:G:O4'	2.18	0.44
6:AD:186:GLU:O	6:AD:187:ARG:C	2.56	0.44
25:DB:2010:G:H2'	25:DB:2011:U:H6	1.82	0.44
1:CA:771:G:O2'	1:CA:772:U:H5'	2.18	0.44
1:AA:742:G:H5''	17:AO:57:ARG:NH1	2.33	0.44
32:DI:70:THR:O	32:DI:70:THR:HG23	2.17	0.44
25:DB:2134:A:N3	25:DB:2134:A:O4'	2.50	0.44
37:BN:2:ARG:HD2	37:BN:5:LYS:HB2	2.00	0.44
46:DW:19:ARG:HE	46:DW:19:ARG:HB2	1.48	0.44
46:BW:37:VAL:HB	46:BW:38:ARG:HD3	2.00	0.44
7:CE:14:LEU:HD13	7:CE:14:LEU:C	2.38	0.44
1:CA:1135:U:H3'	1:CA:1137:C:H42	1.83	0.44
11:CI:42:THR:HA	11:CI:45:MET:HG2	1.99	0.44
15:AM:78:ARG:NH2	15:AM:81:ASP:HB2	2.32	0.44
30:DG:41:GLU:OE1	30:DG:54:ARG:HG2	2.18	0.44
4:CB:8:MET:HG2	4:CB:46:VAL:CB	2.35	0.44
40:DQ:88:GLU:N	41:DR:49:ILE:HD11	2.32	0.44
5:CC:32:LEU:O	5:CC:35:ASP:HB3	2.17	0.44
12:CJ:66:GLU:HG2	12:CJ:67:ILE:N	2.33	0.44
19:AQ:60:ILE:HG22	19:AQ:72:TRP:CE3	2.50	0.44
19:AQ:80:LYS:CD	19:AQ:81:ALA:H	2.23	0.44
1:AA:842:U:O2'	1:AA:846:G:N1	2.50	0.44
35:BL:95:LEU:O	35:BL:100:ILE:HG22	2.18	0.44
43:DT:57:VAL:HG22	43:DT:58:VAL:N	2.23	0.44
31:BH:90:LEU:HD11	31:BH:125:THR:HA	2.00	0.44
4:AB:31:PHE:HB2	4:AB:40:ILE:O	2.18	0.44
4:AB:77:GLU:C	4:AB:79:VAL:H	2.21	0.44
31:DH:29:PHE:C	31:DH:31:VAL:H	2.21	0.44
33:BJ:4:PHE:HB3	33:BJ:44:TYR:CE2	2.53	0.44
29:DF:168:LEU:C	29:DF:170:ALA:N	2.71	0.44
8:CF:2:ARG:HH12	8:CF:91:ARG:CD	2.30	0.44
6:CD:84:ASN:CG	6:CD:85:THR:N	2.71	0.44
25:BB:2676:C:O2'	25:BB:2677:G:H5'	2.18	0.44
54:B4:2:LYS:O	54:B4:35:GLN:HA	2.18	0.44
18:CP:8:ARG:HB3	18:CP:28:ARG:NH2	2.32	0.44
25:BB:2262:U:H4'	25:BB:2328:A:C2	2.53	0.44
33:BJ:35:ARG:NE	33:BJ:140:LEU:HD11	2.18	0.44
12:AJ:51:VAL:O	12:AJ:62:ARG:HA	2.17	0.44
25:BB:1059:G:H2'	25:BB:1060:U:C5	2.52	0.44
12:CJ:40:ILE:H	12:CJ:74:VAL:HA	1.83	0.44

Continued on next page...

Continued from previous page...

Atom-1	Atom-2	Distance(Å)	Clash(Å)
13:AK:27:ASN:O	13:AK:56:LYS:HE2	2.18	0.44
28:BE:181:ILE:HD13	35:BL:2:ARG:HE	1.83	0.44
1:AA:404:G:O2'	1:AA:405:U:H5'	2.16	0.44
6:AD:3:TYR:HB2	6:AD:62:ARG:NH2	2.33	0.44
13:CK:83:VAL:HG21	13:CK:96:ILE:HG23	2.00	0.44
30:BG:166:GLU:H	30:BG:166:GLU:CD	2.21	0.44
1:AA:202:G:N2	1:AA:465:A:H61	2.15	0.44
39:DP:5:LYS:CA	39:DP:8:GLU:HB2	2.46	0.44
43:BT:2:ILE:HB	43:BT:3:ARG:HH11	1.82	0.44
27:DD:8:LYS:HB2	27:DD:201:LEU:HD21	2.00	0.44
48:DY:7:ARG:HH21	48:DY:9:LYS:CD	2.21	0.44
41:BR:25:LEU:HD13	41:BR:94:THR:OG1	2.18	0.44
1:CA:234:C:H2'	1:CA:235:C:C6	2.52	0.44
1:CA:1072:G:P	7:CE:51:LYS:HZ3	2.41	0.44
33:DJ:58:ASN:O	33:DJ:59:ALA:HB3	2.17	0.44
32:BI:19:PRO:HG2	32:BI:22:PRO:HB2	2.00	0.44
1:CA:562:U:C2'	14:CL:13:ARG:HG3	2.44	0.44
36:BM:12:MET:CB	36:BM:72:PRO:HD2	2.42	0.44
16:CN:55:SER:OG	16:CN:56:PRO:HD2	2.17	0.44
23:CU:14:ALA:HB3	23:CU:16:ARG:NE	2.33	0.44
45:BV:26:PHE:HE1	45:BV:89:ILE:HG13	1.82	0.44
41:DR:15:SER:O	41:DR:16:GLU:C	2.56	0.44
25:BB:1516:G:O2'	25:BB:1517:G:H5'	2.18	0.44
43:BT:69:ARG:HD2	43:BT:69:ARG:HA	1.82	0.44
44:BU:15:GLY:C	44:BU:16:LYS:HZ2	2.22	0.44
41:BR:15:SER:O	41:BR:16:GLU:C	2.56	0.44
25:DB:1438:U:C4	25:DB:1552:A:N6	2.86	0.44
1:CA:275:G:C4'	19:CQ:15:LYS:HG2	2.43	0.44
1:CA:435:A:OP2	1:CA:435:A:H8	2.01	0.44
25:BB:1441:G:O2'	25:BB:1442:U:H5'	2.17	0.44
27:DD:106:LYS:O	27:DD:107:VAL:HB	2.18	0.44
24:DA:7:G:H5''	38:DO:29:HIS:NE2	2.33	0.44
6:AD:7:LYS:HD3	6:AD:20:LEU:HB3	2.00	0.44
1:AA:451:A:H4'	1:AA:452:A:C1'	2.48	0.44
22:AT:56:ILE:HA	22:AT:59:ARG:HB3	2.00	0.44
17:AO:15:GLY:HA3	17:AO:20:ASP:OD2	2.17	0.44
12:AJ:48:ARG:HB3	16:AN:100:TRP:CH2	2.53	0.44
30:BG:145:ALA:HB1	30:BG:148:ARG:HH21	1.82	0.44
14:CL:65:TYR:C	14:CL:66:ILE:HD13	2.39	0.44
1:AA:276:G:O2'	1:AA:277:C:H5'	2.17	0.44
1:CA:557:G:N1	1:CA:558:G:C2	2.86	0.44
37:BN:13:ASN:OD1	37:BN:13:ASN:N	2.49	0.44

Continued on next page...

Continued from previous page...

Atom-1	Atom-2	Distance(Å)	Clash(Å)
25:BB:1324:G:H1'	25:BB:1616:A:C6	2.53	0.44
16:AN:72:PHE:CE2	16:AN:77:GLY:HA2	2.53	0.44
1:AA:94:G:H4'	1:AA:95:C:OP1	2.17	0.44
15:AM:32:ILE:HD11	15:AM:58:GLU:HB2	2.00	0.44
1:CA:637:C:H2'	1:CA:638:U:C6	2.53	0.44
25:BB:1674:G:N2	25:BB:1677:A:N1	2.65	0.44
25:BB:460:A:H2'	25:BB:461:C:O4'	2.18	0.44
25:BB:620:G:H5'	25:BB:620:G:N3	2.33	0.44
25:DB:1367:A:O3'	52:D2:25:LYS:HE2	2.18	0.44
25:DB:1750:G:H2'	25:DB:1751:U:C6	2.53	0.44
25:BB:2784:U:H2'	25:BB:2785:C:C6	2.53	0.44
29:BF:70:ARG:O	29:BF:80:GLN:HA	2.18	0.44
17:CO:46:LYS:O	17:CO:52:ARG:NH2	2.50	0.44
11:CI:47:VAL:HG11	11:CI:78:ILE:CD1	2.48	0.44
42:BS:13:SER:O	42:BS:14:ALA:HB2	2.17	0.44
25:DB:538:A:N6	25:DB:555:G:O2'	2.46	0.44
1:AA:31:G:H22	1:AA:47:C:H4'	1.83	0.44
25:DB:2886:A:C8	50:D0:39:ARG:NH2	2.86	0.44
53:D3:31:ILE:HD11	53:D3:34:LYS:NZ	2.33	0.44
25:BB:2853:C:H2'	25:BB:2854:G:C8	2.53	0.44
1:AA:327:A:H1'	1:AA:329:A:O4'	2.17	0.44
25:BB:1653:G:H3'	37:BN:2:ARG:HG3	1.99	0.44
25:DB:1126:A:H4'	25:DB:1127:A:O5'	2.18	0.44
36:DM:55:ARG:O	36:DM:56:ALA:HB2	2.18	0.44
54:B4:30:GLU:HA	54:B4:31:PRO:HD3	1.85	0.44
19:AQ:73:THR:HG22	19:AQ:74:LEU:N	2.32	0.44
25:DB:960:A:H61	36:DM:82:MET:CE	2.30	0.44
20:CR:49:LYS:O	20:CR:53:GLN:HG3	2.17	0.44
32:BI:63:ASP:C	32:BI:65:SER:H	2.21	0.44
36:BM:29:GLY:HA2	36:BM:106:ASP:HB2	2.00	0.44
25:BB:1292:G:H2'	25:BB:1293:C:C6	2.53	0.44
5:AC:111:ASP:HB3	5:AC:114:LEU:HB2	2.00	0.44
1:CA:1399:C:H4'	1:CA:1400:C:O5'	2.17	0.44
3:AX:1:A:H1'	3:AX:6:U:O2'	2.18	0.44
25:DB:2588:G:O2'	25:DB:2589:A:H5'	2.18	0.44
52:B2:3:ARG:NE	52:B2:3:ARG:HA	2.33	0.44
50:D0:50:GLY:O	50:D0:51:ARG:C	2.55	0.44
36:DM:90:GLU:HA	36:DM:90:GLU:OE1	2.18	0.44
25:BB:1126:A:H4'	25:BB:1127:A:O5'	2.17	0.44
25:DB:924:G:O2'	25:DB:925:A:H5'	2.18	0.43
48:DY:41:HIS:O	48:DY:44:LYS:HB3	2.18	0.43
10:CH:93:LYS:HE2	10:CH:116:ARG:HH12	1.82	0.43

Continued on next page...

Continued from previous page...

Atom-1	Atom-2	Distance(Å)	Clash(Å)
10:CH:100:ILE:HD11	10:CH:128:VAL:CG2	2.48	0.43
10:CH:22:ALA:O	10:CH:61:THR:HA	2.18	0.43
25:DB:1050:A:H2'	25:DB:1051:G:C8	2.47	0.43
1:CA:841:C:H2'	1:CA:843:U:H1'	1.99	0.43
1:CA:1130:A:H62	1:CA:1143:G:N2	2.16	0.43
1:CA:1157:A:H2	1:CA:1180:A:H2'	1.82	0.43
11:CI:79:ARG:HH21	11:CI:102:PHE:HA	1.81	0.43
11:CI:38:PHE:HA	11:CI:41:GLU:CD	2.38	0.43
11:CI:59:LYS:CE	11:CI:60:LEU:HD23	2.41	0.43
15:AM:91:ARG:C	15:AM:93:GLY:H	2.22	0.43
6:CD:166:LYS:HG2	6:CD:167:PRO:HD2	2.00	0.43
30:DG:54:ARG:HA	30:DG:54:ARG:HE	1.82	0.43
26:DC:141:HIS:O	26:DC:143:VAL:N	2.50	0.43
41:DR:4:VAL:HG21	41:DR:40:MET:HB2	1.99	0.43
26:BC:124:LYS:HE2	26:BC:127:ASN:ND2	2.31	0.43
5:CC:101:ASN:HB3	5:CC:102:ILE:H	1.56	0.43
5:CC:75:VAL:HG12	5:CC:83:VAL:HG22	2.00	0.43
19:AQ:18:LYS:HB3	19:AQ:46:HIS:CE1	2.53	0.43
15:CM:82:LEU:HD22	21:CS:64:GLU:CD	2.38	0.43
33:BJ:13:ARG:O	33:BJ:52:ASP:HA	2.18	0.43
25:DB:1060:U:OP2	32:DI:112:LYS:HE2	2.18	0.43
25:DB:1063:G:O2'	25:DB:1064:C:H5'	2.18	0.43
32:DI:73:PRO:HA	32:DI:74:PRO:HD3	1.92	0.43
5:AC:185:THR:HG22	5:AC:186:SER:H	1.83	0.43
5:AC:156:LEU:CD1	5:AC:163:ARG:HB3	2.48	0.43
32:BI:79:LEU:HD23	32:BI:108:ILE:CD1	2.49	0.43
45:BV:63:ILE:N	45:BV:70:ILE:CG1	2.75	0.43
12:CJ:23:ALA:HB1	12:CJ:27:GLU:CB	2.48	0.43
13:AK:52:ARG:HB2	13:AK:56:LYS:HD2	1.99	0.43
12:AJ:18:ILE:HG23	12:AJ:72:ARG:HG3	1.99	0.43
15:CM:28:ARG:NH1	15:CM:59:VAL:HG23	2.33	0.43
28:DE:108:ILE:HD13	28:DE:108:ILE:O	2.17	0.43
16:AN:87:ALA:HB2	16:AN:95:LEU:HD23	2.00	0.43
13:CK:95:THR:HG23	13:CK:96:ILE:H	1.83	0.43
31:DH:133:GLN:HA	31:DH:139:PHE:CA	2.48	0.43
6:CD:17:ASP:HA	6:CD:28:ASP:OD1	2.18	0.43
33:BJ:73:VAL:HG23	33:BJ:74:TYR:N	2.21	0.43
25:DB:705:A:O2'	26:DC:6:LYS:HG3	2.18	0.43
26:DC:93:VAL:O	26:DC:94:LEU:HB3	2.17	0.43
25:BB:2838:G:H1'	37:BN:45:ARG:CZ	2.48	0.43
25:BB:796:C:O2'	25:BB:797:G:H5'	2.18	0.43
9:AG:61:PHE:CZ	9:AG:65:LEU:HD13	2.53	0.43

Continued on next page...

Continued from previous page...

Atom-1	Atom-2	Distance(Å)	Clash(Å)
1:AA:79:G:H2'	1:AA:80:A:C8	2.53	0.43
1:AA:1074:G:H5'	4:AB:104:LYS:HZ2	1.82	0.43
48:BY:2:LYS:HD2	48:BY:2:LYS:N	2.31	0.43
25:BB:2250:G:O5'	25:BB:2250:G:H8	2.01	0.43
27:DD:112:THR:O	27:DD:113:SER:HB2	2.16	0.43
1:CA:1279:G:N2	12:CJ:45:ARG:NE	2.65	0.43
1:CA:1283:U:C2'	1:CA:1284:C:H5'	2.48	0.43
43:BT:12:ARG:HG3	43:BT:35:ALA:H	1.82	0.43
48:BY:29:ARG:NH2	48:BY:29:ARG:HB2	2.33	0.43
25:DB:362:A:C4	25:DB:363:G:C8	3.06	0.43
48:BY:17:GLU:HB3	48:BY:53:VAL:CG1	2.46	0.43
36:BM:64:TRP:HB2	36:BM:104:GLU:CB	2.48	0.43
4:AB:22:TRP:O	4:AB:23:ASN:HB2	2.18	0.43
1:CA:1264:U:H2'	1:CA:1265:C:H6	1.83	0.43
19:AQ:13:SER:CB	19:AQ:21:VAL:HB	2.48	0.43
35:DL:89:VAL:HG13	35:DL:89:VAL:O	2.18	0.43
35:BL:89:VAL:O	35:BL:89:VAL:HG13	2.17	0.43
40:BQ:52:ARG:C	40:BQ:54:ARG:H	2.22	0.43
25:DB:1829:A:H2'	25:DB:1830:C:O4'	2.18	0.43
2:CW:27:U:H2'	2:CW:28:C:O4'	2.18	0.43
37:DN:28:LEU:HA	37:DN:34:ILE:HD12	2.00	0.43
25:DB:1149:G:H2'	25:DB:1150:C:H6	1.78	0.43
47:DX:52:ALA:O	47:DX:53:LYS:HB3	2.18	0.43
13:CK:99:LEU:O	13:CK:102:ALA:HB3	2.18	0.43
9:AG:139:ASP:HA	9:AG:142:ARG:CD	2.49	0.43
25:DB:2460:U:H2'	25:DB:2461:A:H8	1.82	0.43
34:DK:23:VAL:HA	34:DK:38:ILE:HD12	2.00	0.43
25:DB:357:C:H2'	25:DB:358:U:H6	1.82	0.43
25:DB:2661:G:H2'	25:DB:2662:A:C8	2.52	0.43
10:AH:37:ASN:ND2	10:AH:41:GLU:HB2	2.33	0.43
50:B0:52:LYS:O	50:B0:52:LYS:HD3	2.18	0.43
1:CA:685:G:H5'	13:CK:40:ALA:O	2.17	0.43
23:AU:42:THR:O	23:AU:46:ARG:N	2.51	0.43
25:BB:2698:U:H2'	25:BB:2699:C:H6	1.83	0.43
8:AF:21:MET:HG2	8:AF:25:TYR:OH	2.18	0.43
25:BB:845:A:C2	25:BB:847:U:H1'	2.52	0.43
25:BB:932:U:H5'	25:BB:933:A:OP1	2.18	0.43
38:DO:88:LYS:O	38:DO:89:ASP:HB3	2.18	0.43
29:DF:70:ARG:O	29:DF:80:GLN:HA	2.18	0.43
1:AA:1213:A:C6	1:AA:1215:G:H1'	2.53	0.43
25:DB:1541:C:O2'	25:DB:1542:U:H5'	2.18	0.43
53:B3:31:ILE:HD11	53:B3:34:LYS:CD	2.47	0.43

Continued on next page...

Continued from previous page...

Atom-1	Atom-2	Distance(Å)	Clash(Å)
25:DB:839:U:H1'	25:DB:1191:G:H1'	2.00	0.43
1:AA:440:C:H2'	1:AA:441:A:H8	1.83	0.43
25:DB:477:A:H2'	25:DB:478:A:C8	2.53	0.43
25:BB:257:C:H2'	25:BB:258:G:O4'	2.19	0.43
25:BB:2206:C:O2'	25:BB:2207:C:H5'	2.18	0.43
25:DB:2421:G:N7	53:D3:30:HIS:NE2	2.66	0.43
1:CA:891:U:O2'	1:CA:892:A:H5'	2.18	0.43
25:BB:2284:A:O2'	25:BB:2285:C:H5'	2.18	0.43
1:AA:891:U:O2'	1:AA:892:A:H5'	2.18	0.43
25:DB:97:C:H2'	25:DB:98:G:O4'	2.18	0.43
49:DZ:45:GLY:O	49:DZ:48:ASN:HB3	2.18	0.43
1:AA:1363:A:N3	1:AA:1363:A:H2'	2.33	0.43
27:DD:4:LEU:N	27:DD:4:LEU:HD22	2.33	0.43
25:DB:855:G:N3	46:DW:23:LYS:HE3	2.32	0.43
46:DW:37:VAL:CG1	46:DW:38:ARG:HH11	2.30	0.43
7:CE:35:LEU:HD13	7:CE:133:ILE:CG1	2.48	0.43
7:CE:156:ARG:HE	10:CH:63:LYS:HZ1	1.66	0.43
11:CI:24:ASN:OD1	11:CI:26:LYS:HE3	2.18	0.43
16:AN:15:LEU:HD13	16:AN:54:SER:CB	2.48	0.43
43:BT:29:THR:HG22	43:BT:86:THR:HB	1.99	0.43
39:BP:75:THR:CG2	39:BP:76:HIS:H	2.12	0.43
1:CA:1320:C:H41	21:CS:36:ARG:CG	2.25	0.43
15:CM:70:ARG:O	15:CM:74:MET:N	2.45	0.43
21:CS:35:ARG:O	21:CS:70:LEU:HB2	2.18	0.43
31:BH:128:HIS:HB3	31:BH:144:VAL:HG21	2.00	0.43
31:BH:149:GLU:HG3	1:CA:358:U:O2'	2.18	0.43
4:AB:89:PHE:CE2	4:AB:153:MET:HB2	2.53	0.43
4:CB:165:ALA:HA	4:CB:172:ILE:HG13	2.00	0.43
45:DV:23:ALA:O	45:DV:24:ASN:HB2	2.18	0.43
30:BG:3:VAL:HG23	30:BG:4:ALA:N	2.33	0.43
29:BF:168:LEU:C	29:BF:170:ALA:N	2.71	0.43
27:BD:107:VAL:HG21	27:BD:177:VAL:HG13	2.00	0.43
5:AC:62:SER:HB2	5:AC:98:ALA:HA	2.00	0.43
5:AC:57:GLU:OE1	5:AC:64:ARG:HG2	2.18	0.43
25:DB:2264:C:O2'	25:DB:2265:U:H5'	2.17	0.43
37:BN:98:LEU:C	37:BN:99:LYS:HG2	2.38	0.43
25:DB:306:U:H2'	25:DB:307:G:O4'	2.18	0.43
1:AA:1253:G:N1	1:AA:1285:A:N6	2.66	0.43
42:BS:24:ILE:HG23	42:BS:32:ALA:CB	2.41	0.43
15:CM:23:GLY:HA3	15:CM:64:VAL:CA	2.44	0.43
5:AC:24:ASN:H	5:AC:27:GLU:CG	2.27	0.43
15:AM:8:ILE:H	15:AM:8:ILE:HD12	1.83	0.43

Continued on next page...

Continued from previous page...

Atom-1	Atom-2	Distance(Å)	Clash(Å)
1:CA:429:U:H4'	1:CA:430:A:OP1	2.18	0.43
6:CD:27:ILE:HB	6:CD:30:LYS:HZ1	1.83	0.43
38:BO:35:ILE:CG1	38:BO:66:GLY:HA2	2.48	0.43
1:AA:1237:C:H3'	1:AA:1336:C:N4	2.30	0.43
1:CA:332:G:O2'	1:CA:333:U:H5'	2.19	0.43
6:AD:99:ASN:CG	6:AD:110:ARG:HH21	2.21	0.43
26:BC:6:LYS:O	26:BC:8:THR:N	2.44	0.43
36:BM:72:PRO:O	36:BM:91:TYR:O	2.36	0.43
25:BB:2467:C:C2'	25:BB:2468:A:H5'	2.48	0.43
1:CA:1171:A:O2'	1:CA:1172:C:H5'	2.18	0.43
37:DN:98:LEU:C	37:DN:99:LYS:HG2	2.38	0.43
14:CL:32:VAL:O	14:CL:54:VAL:HG12	2.17	0.43
14:CL:53:ARG:HA	14:CL:63:THR:HA	1.99	0.43
9:AG:137:ARG:C	9:AG:137:ARG:HD2	2.39	0.43
25:BB:665:U:H2'	25:BB:666:A:H8	1.83	0.43
32:BI:107:GLU:HA	32:BI:110:GLN:OE1	2.18	0.43
25:DB:636:G:H5'	25:DB:639:U:OP1	2.17	0.43
49:DZ:4:ILE:HG22	49:DZ:6:ILE:HD11	2.00	0.43
1:AA:453:G:H2'	1:AA:454:G:O4'	2.18	0.43
25:DB:265:A:C8	25:DB:266:G:H1'	2.53	0.43
1:AA:1135:U:H2'	1:AA:1138:G:O6	2.18	0.43
30:DG:127:GLN:HA	30:DG:127:GLN:OE1	2.17	0.43
1:AA:586:C:HO2'	1:AA:878:A:H4'	1.82	0.43
25:DB:2286:G:H5'	25:DB:2286:G:C8	2.52	0.43
25:BB:2286:G:C8	25:BB:2286:G:H5'	2.53	0.43
8:CF:66:ALA:HB1	8:CF:70:VAL:HG21	1.98	0.43
31:DH:130:VAL:N	31:DH:142:VAL:O	2.52	0.43
39:BP:59:THR:N	39:BP:72:VAL:HA	2.30	0.43
32:BI:138:VAL:HG12	32:BI:139:VAL:N	2.32	0.43
1:CA:1065:U:H1'	1:CA:1066:C:OP2	2.17	0.43
25:BB:79:C:H2'	25:BB:346:A:H8	1.82	0.43
25:BB:1843:C:H2'	25:BB:1844:C:H6	1.83	0.43
25:DB:1496:A:H2'	25:DB:1498:C:C5	2.54	0.43
28:DE:127:GLU:OE2	28:DE:133:LEU:HD22	2.18	0.43
25:DB:1181:U:H2'	25:DB:1182:G:C8	2.48	0.43
50:D0:55:ALA:C	50:D0:56:LYS:HG2	2.39	0.43
31:BH:46:PHE:HD2	31:BH:50:ARG:HH21	1.66	0.43
25:DB:2392:A:H4'	53:D3:27:ASN:ND2	2.33	0.43
1:CA:1489:G:H2'	1:CA:1490:U:H6	1.82	0.43
1:CA:493:A:H5'	1:CA:494:G:OP2	2.17	0.43
25:DB:997:G:OP1	40:DQ:92:LYS:HG3	2.18	0.43
25:DB:103:A:H2'	25:DB:104:A:O4'	2.18	0.43

Continued on next page...

Continued from previous page...

Atom-1	Atom-2	Distance(Å)	Clash(Å)
1:AA:162:A:H2'	1:AA:163:C:O4'	2.18	0.43
6:CD:2:ARG:O	6:CD:3:TYR:HB3	2.18	0.43
32:BI:56:VAL:HG13	32:BI:58:ILE:HD11	2.00	0.43
1:CA:140:U:H2'	1:CA:141:G:H8	1.82	0.43
25:BB:2359:C:H4'	53:B3:53:ASP:OD2	2.19	0.43
25:DB:1449:G:O2'	25:DB:1450:G:H5'	2.18	0.43
25:BB:2233:U:H2'	25:BB:2234:G:H8	1.83	0.43
25:DB:2235:G:H2'	25:DB:2236:U:C6	2.54	0.43
25:BB:2333:A:H5'	25:BB:2335:A:H1'	2.01	0.43
16:CN:86:ALA:O	16:CN:91:GLU:HG2	2.19	0.43
25:BB:902:C:H2'	25:BB:903:C:C6	2.53	0.43
42:BS:57:ASN:O	42:BS:61:ASN:HB2	2.17	0.43
25:BB:839:U:H1'	25:BB:1191:G:H1'	1.99	0.43
25:BB:877:A:H2'	25:BB:899:A:N1	2.33	0.43
39:DP:20:ARG:HG3	39:DP:21:PRO:HD2	2.00	0.43
1:CA:710:G:O2'	1:CA:711:G:H5'	2.18	0.43
25:DB:2813:A:H2'	25:DB:2814:A:C8	2.53	0.43
25:BB:1183:U:H2'	25:BB:1184:U:C6	2.53	0.43
35:BL:28:GLY:HA3	41:BR:82:HIS:NE2	2.33	0.43
1:AA:1021:A:H2'	1:AA:1022:A:C8	2.53	0.43
25:BB:2588:G:O2'	25:BB:2589:A:H5'	2.18	0.43
25:BB:766:U:H2'	25:BB:767:U:C6	2.53	0.43
1:CA:1197:A:P	1:CA:1197:A:H3'	2.58	0.43
13:CK:36:ARG:HB3	13:CK:36:ARG:NH1	2.33	0.43
46:DW:36:ILE:HG22	46:DW:36:ILE:O	2.18	0.43
46:BW:23:LYS:CG	46:BW:24:ARG:N	2.81	0.43
11:AI:71:ILE:N	11:AI:71:ILE:HD12	2.33	0.43
7:CE:15:ILE:HD12	7:CE:35:LEU:CD2	2.48	0.43
7:CE:38:VAL:HG23	7:CE:66:ALA:HB3	1.99	0.43
10:CH:44:PHE:HA	10:CH:70:VAL:CG2	2.48	0.43
25:BB:95:A:H4'	48:BY:38:GLN:CD	2.37	0.43
11:CI:19:PHE:HB2	11:CI:63:TYR:HB3	2.00	0.43
1:AA:1317:C:H2'	1:AA:1318:A:O4'	2.19	0.43
15:AM:97:ARG:H	15:AM:99:GLN:NE2	2.17	0.43
5:CC:65:VAL:O	5:CC:100:ILE:HD12	2.18	0.43
5:CC:71:ARG:HH21	5:CC:74:ILE:HD13	1.82	0.43
39:DP:62:LYS:CD	39:DP:64:SER:HB2	2.48	0.43
29:DF:110:ILE:HD12	29:DF:112:ASP:C	2.39	0.43
15:AM:11:HIS:H	15:AM:44:ILE:HG13	1.84	0.43
6:CD:61:ARG:HE	6:CD:67:LEU:C	2.20	0.43
6:CD:66:VAL:HG23	6:CD:70:GLN:CG	2.47	0.43
29:BF:34:THR:OG1	29:BF:154:THR:HB	2.19	0.43

Continued on next page...

Continued from previous page...

Atom-1	Atom-2	Distance(Å)	Clash(Å)
32:DI:112:LYS:HB2	32:DI:116:MET:SD	2.59	0.43
25:BB:1064:C:C5'	32:BI:88:GLY:H	2.31	0.43
21:AS:10:ILE:HG21	21:AS:40:PHE:HZ	1.83	0.43
21:AS:19:GLU:HA	21:AS:22:VAL:CG2	2.48	0.43
25:DB:1022:G:N2	25:DB:1024:G:C2	2.87	0.43
23:CU:33:ARG:HD3	23:CU:34:ARG:N	2.26	0.43
47:BX:52:ALA:O	47:BX:53:LYS:HB3	2.18	0.43
4:CB:112:ARG:O	4:CB:113:LEU:HB2	2.17	0.43
12:AJ:36:VAL:HA	12:AJ:77:VAL:N	2.31	0.43
28:BE:105:LEU:O	28:BE:106:LYS:HG3	2.18	0.43
1:AA:497:G:H2'	1:AA:498:A:H8	1.83	0.43
35:DL:2:ARG:HB3	35:DL:2:ARG:HE	1.45	0.43
4:AB:13:VAL:O	4:AB:208:ALA:HB2	2.18	0.43
1:AA:1375:A:H2'	1:AA:1376:U:H6	1.84	0.43
6:AD:122:ILE:O	6:AD:128:VAL:HG23	2.18	0.43
25:BB:527:C:H1'	25:BB:528:A:C5	2.53	0.43
1:AA:18:C:H4'	1:AA:1078:U:O2	2.18	0.43
42:BS:95:ARG:O	42:BS:96:ILE:O	2.36	0.43
20:AR:52:ARG:O	20:AR:56:ARG:HG3	2.18	0.43
1:AA:337:G:H2'	1:AA:338:A:H8	1.78	0.43
25:BB:1779:U:C5	25:BB:1784:A:N7	2.78	0.43
49:BZ:4:ILE:HG22	49:BZ:6:ILE:HD11	2.00	0.43
49:BZ:7:THR:HG22	49:BZ:8:GLN:N	2.33	0.43
17:CO:86:LEU:C	17:CO:88:ARG:H	2.22	0.43
44:DU:81:ARG:HB2	44:DU:96:LYS:CG	2.48	0.43
13:AK:35:ASP:CG	13:AK:39:ASN:HB2	2.38	0.43
13:AK:35:ASP:OD1	13:AK:39:ASN:N	2.51	0.43
7:AE:68:ARG:NH1	7:AE:69:ASN:ND2	2.65	0.43
46:DW:46:ALA:O	46:DW:80:SER:HA	2.17	0.43
39:DP:59:THR:N	39:DP:72:VAL:HA	2.30	0.43
1:AA:599:C:O2'	1:AA:600:A:H5'	2.19	0.43
1:AA:665:A:H2'	1:AA:725:G:N2	2.32	0.43
13:AK:37:GLN:HE21	13:AK:37:GLN:CA	2.26	0.43
31:BH:41:LYS:CA	31:BH:44:ILE:HG12	2.48	0.43
25:BB:1684:G:H2'	25:BB:1685:C:C6	2.53	0.43
1:AA:146:G:H2'	1:AA:147:G:C8	2.54	0.43
25:DB:355:U:H2'	25:DB:356:G:H8	1.83	0.43
30:BG:171:LYS:CD	30:BG:172:GLU:HG2	2.48	0.43
9:AG:106:ALA:HB2	9:AG:132:THR:HB	1.98	0.43
26:BC:1:ALA:HB3	26:BC:19:VAL:CG2	2.48	0.43
29:DF:29:ARG:HH11	29:DF:29:ARG:CB	2.31	0.43
39:DP:38:ARG:C	39:DP:39:LEU:HD12	2.38	0.43

Continued on next page...

Continued from previous page...

Atom-1	Atom-2	Distance(Å)	Clash(Å)
1:CA:428:G:OP2	6:CD:6:PRO:HG3	2.18	0.43
1:CA:652:U:H4'	10:CH:55:LYS:NZ	2.33	0.43
25:BB:2487:G:H2'	25:BB:2488:G:C8	2.52	0.43
1:CA:807:A:H2'	1:CA:808:C:C6	2.53	0.43
28:DE:37:ALA:C	28:DE:39:ALA:N	2.72	0.43
22:AT:4:LYS:NZ	22:AT:6:ALA:HB2	2.33	0.43
1:AA:1210:C:H4'	1:AA:1214:C:N4	2.33	0.43
25:DB:2773:C:H5''	27:DD:169:ARG:HB3	1.99	0.43
25:BB:1257:C:O2'	28:BE:79:ARG:HB2	2.18	0.43
15:CM:48:SER:C	15:CM:50:GLY:N	2.71	0.43
25:BB:1570:A:H5'	26:BC:35:LYS:HG2	2.01	0.43
1:CA:1213:A:H2'	1:CA:1215:G:C8	2.52	0.43
36:BM:55:ARG:O	36:BM:56:ALA:HB2	2.18	0.43
1:AA:357:G:C2'	1:AA:358:U:H5'	2.48	0.43
25:DB:2234:G:O2'	25:DB:2235:G:H5'	2.17	0.43
28:BE:155:GLU:HA	28:BE:158:PHE:HB3	2.00	0.43
25:BB:2553:G:H2'	25:BB:2554:U:H4'	2.01	0.43
6:AD:186:GLU:OE1	6:AD:188:SER:HB3	2.18	0.43
25:BB:1994:C:OP1	27:BD:131:ASP:HA	2.18	0.43
1:AA:116:A:H2'	1:AA:117:G:O4'	2.18	0.43
25:DB:1623:G:O2'	25:DB:1624:U:H5'	2.18	0.43
29:DF:109:ARG:HD2	29:DF:109:ARG:O	2.18	0.43
14:AL:115:LYS:N	14:AL:115:LYS:HD2	2.34	0.43
32:DI:59:THR:O	32:DI:59:THR:HG23	2.18	0.43
41:BR:20:VAL:HG12	41:BR:21:ARG:N	2.34	0.43
28:DE:44:ARG:HE	28:DE:87:ALA:HB1	1.83	0.43
46:BW:25:PHE:H	46:BW:66:VAL:HG23	1.83	0.43
11:AI:82:ILE:HA	11:AI:85:ALA:HB3	2.01	0.43
1:CA:598:U:H2'	1:CA:599:C:C6	2.53	0.43
7:CE:15:ILE:HG23	7:CE:109:ALA:CB	2.48	0.43
28:BE:44:ARG:HE	28:BE:87:ALA:HB1	1.83	0.43
1:CA:1130:A:H1'	1:CA:1146:A:C2	2.53	0.43
11:CI:18:VAL:HG11	11:CI:81:GLY:CA	2.47	0.43
11:CI:29:ILE:HA	11:CI:64:ILE:O	2.18	0.43
11:CI:118:ARG:NH2	11:CI:122:ARG:HE	2.15	0.43
1:CA:830:G:H2'	1:CA:831:A:H8	1.84	0.43
33:DJ:99:ARG:C	33:DJ:101:ILE:N	2.72	0.43
16:CN:68:ARG:NH1	16:CN:81:ILE:HD12	2.33	0.43
31:BH:89:LYS:C	31:BH:90:LEU:HD12	2.38	0.43
4:AB:160:LEU:HD12	4:AB:160:LEU:O	2.17	0.43
4:AB:88:GLN:OE1	4:AB:220:VAL:HG11	2.18	0.43
4:CB:186:VAL:O	4:CB:187:ASP:HB3	2.18	0.43

Continued on next page...

Continued from previous page...

Atom-1	Atom-2	Distance(Å)	Clash(Å)
4:CB:72:LYS:H	4:CB:75:ALA:HB3	1.83	0.43
25:DB:2307:G:O6	29:DF:40:GLY:CA	2.65	0.43
35:DL:125:LEU:H	35:DL:143:GLU:HG3	1.83	0.43
33:BJ:4:PHE:C	33:BJ:44:TYR:CE2	2.92	0.43
5:AC:76:ILE:CG2	5:AC:80:GLY:H	2.29	0.43
29:DF:174:PHE:O	29:DF:175:PRO:C	2.57	0.43
8:CF:3:HIS:HB2	8:CF:92:THR:HG23	2.00	0.43
25:DB:2748:A:H1'	30:DG:66:THR:CG2	2.48	0.43
30:DG:58:ALA:C	30:DG:60:GLY:N	2.71	0.43
18:CP:6:LEU:CD1	18:CP:19:VAL:HB	2.49	0.43
18:CP:3:THR:CG2	18:CP:66:THR:HB	2.47	0.43
25:DB:1064:C:H4'	32:DI:90:GLY:CA	2.43	0.43
45:BV:4:ILE:CB	45:BV:63:ILE:HG13	2.39	0.43
44:DU:95:PHE:HB2	44:DU:100:GLU:HB3	2.00	0.43
25:DB:2637:U:C2'	25:DB:2638:G:H5'	2.48	0.43
27:DD:34:VAL:O	27:DD:34:VAL:HG23	2.18	0.43
25:BB:2144:G:C4	25:BB:2146:C:H4'	2.53	0.43
12:AJ:15:HIS:CE1	12:AJ:19:ASP:HB2	2.54	0.43
12:AJ:5:ARG:HG2	12:AJ:77:VAL:O	2.17	0.43
45:BV:2:PHE:HZ	45:BV:55:GLU:HB2	1.81	0.43
30:DG:132:LEU:HD23	30:DG:132:LEU:N	2.34	0.43
13:CK:13:LYS:HD2	13:CK:13:LYS:N	2.34	0.43
4:AB:13:VAL:HG13	4:AB:207:ARG:HG2	2.01	0.43
4:AB:9:LEU:HD22	4:AB:9:LEU:C	2.39	0.43
1:CA:922:G:N3	1:CA:1398:A:H2	2.17	0.43
29:BF:115:GLY:HA3	29:BF:177:ARG:HD2	2.00	0.43
33:DJ:80:HIS:O	33:DJ:81:ILE:C	2.56	0.43
1:CA:693:G:OP1	13:CK:126:ARG:NH2	2.51	0.43
33:BJ:80:HIS:O	33:BJ:81:ILE:C	2.57	0.43
25:DB:26:G:H2'	25:DB:27:G:C1'	2.48	0.43
1:AA:1157:A:H4'	1:AA:1158:C:O5'	2.19	0.43
1:AA:968:A:H4'	1:AA:969:A:OP2	2.18	0.43
25:DB:726:G:HO2'	25:DB:727:A:P	2.40	0.43
1:AA:37:U:H2'	1:AA:38:G:C8	2.53	0.43
17:AO:42:PHE:C	17:AO:44:GLU:H	2.22	0.43
16:AN:65:GLN:HB2	16:AN:78:LEU:HD22	1.99	0.43
25:DB:1937:A:N7	25:DB:1939:U:H2'	2.34	0.43
26:BC:65:ASP:CG	26:BC:101:ARG:HD3	2.39	0.43
25:BB:2190:G:H2'	25:BB:2191:A:O4'	2.18	0.43
6:CD:195:ASN:HB2	6:CD:198:LEU:HD12	2.00	0.43
25:DB:1779:U:C5	25:DB:1784:A:N7	2.77	0.43
25:BB:1442:U:H2'	25:BB:1443:U:C6	2.54	0.43

Continued on next page...

Continued from previous page...

Atom-1	Atom-2	Distance(Å)	Clash(Å)
5:CC:10:ARG:O	5:CC:15:LYS:HB3	2.19	0.43
21:CS:27:LYS:NZ	21:CS:27:LYS:HB3	2.33	0.43
25:BB:2183:A:H2'	25:BB:2184:A:H8	1.76	0.43
25:BB:930:G:C1'	49:BZ:24:LEU:HD11	2.49	0.43
12:AJ:86:ALA:O	12:AJ:90:LEU:HD12	2.17	0.43
25:DB:2290:G:H2'	25:DB:2291:U:C6	2.54	0.43
7:AE:89:THR:CG2	7:AE:90:GLY:H	2.23	0.43
42:BS:17:VAL:O	42:BS:19:LEU:N	2.48	0.43
1:AA:730:G:O2'	1:AA:766:A:H5'	2.18	0.43
25:BB:2547:A:H2'	25:BB:2548:U:H6	1.79	0.43
25:BB:2547:A:H5''	34:BK:28:HIS:NE2	2.33	0.43
47:BX:36:ARG:CG	47:BX:36:ARG:HH21	2.31	0.43
25:BB:1287:A:H3'	25:BB:1288:G:N2	2.32	0.43
5:AC:173:PRO:C	5:AC:175:HIS:H	2.20	0.43
25:DB:1151:A:H2'	25:DB:1152:C:H6	1.83	0.43
32:BI:85:ILE:CD1	32:BI:137:LEU:HD21	2.46	0.43
30:DG:79:THR:HG22	30:DG:80:GLU:N	2.33	0.43
28:BE:150:THR:OG1	28:BE:151:GLY:N	2.52	0.43
1:AA:1040:U:H2'	1:AA:1041:G:C8	2.52	0.43
19:AQ:29:LYS:HE3	19:AQ:36:PHE:CE1	2.53	0.43
40:BQ:96:ASP:O	40:BQ:98:ALA:N	2.44	0.43
25:BB:1400:U:O2'	25:BB:1401:G:H5'	2.18	0.43
1:AA:1207:G:O2'	1:AA:1208:C:H5'	2.19	0.43
25:BB:1870:C:H5''	25:BB:1871:A:C2	2.54	0.43
25:BB:1416:G:O2'	25:BB:1417:C:H6	2.01	0.43
1:CA:1364:U:O2	1:CA:1364:U:O4'	2.35	0.43
25:DB:599:A:O2'	25:DB:600:G:H5'	2.19	0.43
28:BE:119:ILE:HD11	28:BE:185:LYS:HB3	2.00	0.43
25:BB:960:A:H61	36:BM:82:MET:CE	2.31	0.43
28:BE:134:LEU:HA	28:BE:137:LYS:CB	2.48	0.43
25:BB:2630:G:H2'	25:BB:2631:G:C8	2.54	0.43
31:BH:64:ALA:C	31:BH:66:ASN:H	2.22	0.43
2:AW:39:C:H2'	2:AW:40:C:H6	1.82	0.43
25:BB:2408:U:H2'	25:BB:2409:G:H8	1.82	0.43
5:CC:195:ILE:HG22	5:CC:195:ILE:O	2.18	0.43
21:AS:12:LEU:HD23	21:AS:12:LEU:C	2.38	0.43
25:BB:1973:G:H2'	25:BB:1974:C:C6	2.53	0.43
24:BA:116:G:O2'	24:BA:117:G:H5'	2.18	0.43
25:DB:766:U:H2'	25:DB:767:U:C6	2.53	0.43
24:DA:84:G:O2'	24:DA:85:G:H5'	2.19	0.43
25:BB:241:A:O2'	53:B3:2:LYS:NZ	2.52	0.43
7:CE:50:GLY:N	7:CE:62:ALA:HB2	2.17	0.43

Continued on next page...

Continued from previous page...

Atom-1	Atom-2	Distance(Å)	Clash(Å)
1:CA:842:U:O2'	1:CA:846:G:N1	2.50	0.43
11:CI:49:GLN:N	11:CI:50:PRO:CD	2.80	0.43
16:AN:52:ARG:C	16:AN:54:SER:H	2.21	0.43
26:DC:117:SER:HB3	26:DC:128:THR:HB	2.01	0.43
33:DJ:4:PHE:HB3	40:DQ:63:ARG:HH22	1.83	0.43
41:DR:28:ALA:HB3	41:DR:31:GLU:HG3	2.00	0.43
1:CA:1201:A:H1'	1:CA:1202:U:OP2	2.19	0.43
12:CJ:66:GLU:O	16:CN:95:LEU:HA	2.19	0.43
1:AA:253:A:H2'	1:AA:254:G:C8	2.54	0.43
15:CM:70:ARG:CA	15:CM:74:MET:HE3	2.49	0.43
21:AS:29:PRO:HB3	21:AS:47:THR:HG22	2.01	0.43
25:DB:1340:U:H5'	43:DT:61:LEU:HD22	2.00	0.43
43:DT:38:ALA:HB2	43:DT:81:LYS:CE	2.48	0.43
31:BH:90:LEU:HD22	31:BH:123:ARG:CB	2.46	0.43
4:AB:69:VAL:HG13	4:AB:91:VAL:CG2	2.48	0.43
4:CB:71:THR:N	4:CB:167:HIS:CD2	2.85	0.43
4:CB:57:ASN:HA	4:CB:60:ALA:HB2	2.00	0.43
40:BQ:105:PHE:O	40:BQ:109:VAL:HG23	2.19	0.43
36:BM:35:ALA:O	36:BM:128:THR:HA	2.18	0.43
13:CK:113:THR:HG22	23:CU:28:LEU:CD2	2.49	0.43
6:CD:86:GLY:HA3	6:CD:196:GLU:CD	2.37	0.43
30:BG:11:PRO:HD2	30:BG:14:VAL:HG21	2.00	0.43
30:BG:8:VAL:HG22	30:BG:68:ARG:HD2	2.00	0.43
30:DG:60:GLY:O	30:DG:62:ALA:N	2.49	0.43
18:CP:15:PRO:HB2	18:CP:17:TYR:CE1	2.53	0.43
36:DM:17:ASN:CB	36:DM:38:ARG:HH22	2.32	0.43
27:DD:31:ALA:O	27:DD:52:THR:HG23	2.18	0.43
1:AA:768:A:H5'	1:AA:1524:C:H1'	2.01	0.43
48:DY:56:LEU:C	48:DY:58:ASN:H	2.21	0.43
27:BD:159:LYS:O	27:BD:161:MET:HG2	2.19	0.43
6:CD:17:ASP:O	6:CD:18:LEU:HB2	2.17	0.43
49:BZ:16:LEU:HD23	49:BZ:19:HIS:CD2	2.53	0.43
33:DJ:81:ILE:HG23	33:DJ:82:GLY:N	2.23	0.43
6:AD:94:GLU:CA	6:AD:103:ARG:HH22	2.31	0.43
26:BC:69:ASN:O	26:BC:70:LYS:C	2.56	0.43
28:DE:5:LEU:HB2	28:DE:10:SER:HB2	1.99	0.43
25:DB:144:A:H2'	25:DB:145:C:C6	2.54	0.43
1:AA:484:G:H5'	1:AA:486:U:H5'	1.99	0.43
28:BE:5:LEU:HB2	28:BE:10:SER:HB2	2.00	0.43
25:BB:1279:G:H4'	37:BN:31:HIS:CD2	2.54	0.43
1:CA:266:G:H21	1:CA:270:A:N6	2.16	0.43
9:AG:49:LEU:HB2	9:AG:57:GLU:OE2	2.18	0.43

Continued on next page...

Continued from previous page...

Atom-1	Atom-2	Distance(Å)	Clash(Å)
25:BB:825:A:O2'	35:BL:54:GLN:HB3	2.18	0.43
47:DX:42:GLU:O	47:DX:42:GLU:HG2	2.19	0.43
44:BU:15:GLY:HA3	44:BU:16:LYS:NZ	2.32	0.43
20:AR:44:THR:HG22	20:AR:46:THR:N	2.34	0.43
25:BB:627:A:H61	35:BL:112:LEU:HD21	1.84	0.43
1:AA:754:C:H4'	17:AO:71:ARG:NH2	2.31	0.43
30:DG:39:ALA:HB1	30:DG:57:TYR:CZ	2.53	0.43
43:DT:12:ARG:HH11	43:DT:12:ARG:HB3	1.84	0.43
43:DT:12:ARG:HH21	48:DY:29:ARG:HE	1.63	0.43
25:DB:1241:A:H3'	25:DB:1242:U:H6	1.83	0.43
25:DB:1825:U:O4'	26:DC:251:THR:HG21	2.18	0.43
25:BB:1825:U:O4'	26:BC:251:THR:HG21	2.18	0.43
25:BB:2739:U:O2'	25:BB:2740:A:H5'	2.18	0.43
1:CA:812:G:H4'	1:CA:812:G:OP1	2.18	0.43
1:CA:556:C:O2'	1:CA:557:G:H5'	2.18	0.43
1:AA:266:G:N2	1:AA:270:A:N6	2.67	0.43
1:AA:207:C:O2'	1:AA:208:U:H5'	2.18	0.43
25:DB:1653:G:H3'	37:DN:2:ARG:CG	2.48	0.43
25:DB:550:C:H2'	25:DB:551:G:C8	2.51	0.43
17:AO:68:TYR:O	17:AO:72:LYS:HB2	2.19	0.43
15:CM:44:ILE:H	15:CM:44:ILE:CD1	2.31	0.43
8:AF:18:VAL:HG11	8:AF:58:HIS:CE1	2.54	0.43
25:DB:2489:U:H2'	25:DB:2490:G:O4'	2.18	0.43
46:DW:69:GLU:HB3	46:DW:70:VAL:H	1.55	0.43
17:AO:87:ARG:HH11	17:AO:87:ARG:CA	2.31	0.43
1:CA:428:G:H5''	6:CD:9:LYS:HG3	2.01	0.43
25:BB:2392:A:H4'	53:B3:27:ASN:ND2	2.33	0.43
1:AA:1495:U:O2'	1:AA:1496:C:H5'	2.18	0.43
25:DB:845:A:C2	25:DB:847:U:H1'	2.54	0.43
25:BB:988:A:C8	49:BZ:13:ILE:HD12	2.54	0.43
10:CH:9:MET:HA	10:CH:26:MET:CE	2.47	0.43
25:DB:2774:C:H2'	25:DB:2775:G:O4'	2.18	0.43
42:BS:88:ARG:HH21	42:BS:88:ARG:HG3	1.83	0.43
42:DS:61:ASN:HB3	42:DS:62:ASP:H	1.46	0.43
36:BM:54:THR:O	36:BM:56:ALA:N	2.51	0.43
25:BB:437:U:H2'	25:BB:438:G:C8	2.53	0.43
26:DC:107:LYS:NZ	26:DC:193:GLU:HB2	2.33	0.43
25:DB:2405:G:H2'	25:DB:2411:A:N6	2.33	0.43
25:DB:476:G:H4'	25:DB:502:A:N1	2.33	0.43
25:BB:2010:G:H2'	25:BB:2011:U:C6	2.54	0.43
25:DB:902:C:H2'	25:DB:903:C:C6	2.52	0.43
27:BD:61:THR:OG1	27:BD:63:PRO:HD2	2.17	0.43

Continued on next page...

Continued from previous page...

Atom-1	Atom-2	Distance(Å)	Clash(Å)
20:CR:22:TYR:HA	20:CR:28:LEU:HD11	2.00	0.43
32:BI:5:GLN:HG2	32:BI:6:ALA:N	2.34	0.43
25:BB:1829:A:H3'	25:BB:1830:C:C6	2.53	0.43
1:CA:116:A:H2'	1:CA:117:G:O4'	2.17	0.43
42:BS:1:MET:HA	42:BS:1:MET:CE	2.49	0.43
25:DB:2400:G:O2'	25:DB:2401:U:H5'	2.18	0.43
25:DB:1845:G:O2'	25:DB:1846:G:H5'	2.18	0.43
25:BB:2727:A:OP1	34:BK:66:LYS:NZ	2.52	0.43
25:BB:2455:G:H2'	25:BB:2456:C:C6	2.53	0.43
1:AA:1454:G:H2'	1:AA:1455:G:H8	1.84	0.43
7:CE:36:THR:HG23	7:CE:62:ALA:CB	2.48	0.43
25:DB:1099:G:OP2	32:DI:2:LYS:C	2.57	0.43
48:BY:37:LEU:HD23	48:BY:37:LEU:HA	1.79	0.43
21:AS:4:LEU:HD13	21:AS:8:PRO:CA	2.48	0.43
40:DQ:69:ARG:HH21	40:DQ:69:ARG:CB	2.30	0.43
43:BT:59:ASN:O	43:BT:83:ALA:O	2.36	0.43
1:AA:255:G:O3'	19:AQ:18:LYS:HD2	2.19	0.43
21:CS:43:MET:O	21:CS:46:LEU:HD23	2.19	0.43
39:DP:63:ILE:HA	39:DP:68:GLY:CA	2.31	0.43
29:BF:39:VAL:HB	29:BF:84:ILE:HD12	2.00	0.43
29:BF:67:THR:OG1	29:BF:85:GLY:HA3	2.19	0.43
42:DS:47:VAL:O	42:DS:50:VAL:HB	2.19	0.43
4:CB:85:SER:HB3	4:CB:88:GLN:HG2	2.01	0.43
25:BB:2899:A:H2'	25:BB:2900:A:C8	2.54	0.43
42:BS:47:VAL:O	42:BS:50:VAL:HB	2.18	0.43
25:BB:2748:A:H5''	30:BG:3:VAL:HG21	2.01	0.43
22:CT:24:ARG:HH21	22:CT:65:LEU:HD11	1.83	0.43
18:CP:57:ILE:O	18:CP:61:VAL:HG23	2.18	0.43
25:DB:1059:G:H4'	32:DI:116:MET:CE	2.48	0.43
25:BB:279:A:H2'	25:BB:280:U:H5'	1.99	0.43
1:CA:1236:A:C4'	1:CA:1304:G:H4'	2.40	0.43
1:AA:429:U:C1'	1:AA:430:A:H5''	2.47	0.43
6:AD:58:GLN:O	6:AD:62:ARG:N	2.51	0.43
13:CK:82:GLU:CB	13:CK:108:ASN:HD22	2.31	0.43
22:CT:52:GLU:O	22:CT:56:ILE:HD13	2.18	0.43
7:CE:24:VAL:HG23	7:CE:25:LYS:HG2	2.01	0.43
27:DD:186:LEU:HD11	39:DP:3:ILE:HG13	2.01	0.43
9:AG:24:LYS:O	9:AG:28:ILE:N	2.47	0.43
14:AL:55:ARG:HA	14:AL:61:GLU:HA	1.99	0.43
28:DE:60:TRP:CH2	28:DE:62:GLN:NE2	2.86	0.43
1:AA:238:A:C2'	1:AA:239:U:H5''	2.49	0.43
1:CA:32:A:H2'	1:CA:33:A:C8	2.53	0.43

Continued on next page...

Continued from previous page...

Atom-1	Atom-2	Distance(Å)	Clash(Å)
1:AA:37:U:P	14:AL:119:LYS:HB2	2.59	0.43
5:AC:45:GLU:OE1	5:AC:86:LEU:HD21	2.19	0.43
25:BB:2020:A:O2'	25:BB:2021:C:H5'	2.19	0.43
15:AM:33:LEU:HD22	15:AM:38:ILE:HB	2.00	0.43
19:CQ:68:LYS:O	19:CQ:70:LYS:N	2.49	0.43
25:BB:1714:U:H3'	25:BB:1715:G:C5'	2.44	0.43
25:DB:2104:C:H6	25:DB:2104:C:C3'	2.32	0.43
25:BB:306:U:H2'	25:BB:307:G:O4'	2.17	0.43
1:CA:274:A:H4'	1:CA:275:G:O5'	2.18	0.43
32:DI:126:ARG:NH1	32:DI:126:ARG:HB3	2.32	0.43
34:BK:111:PHE:O	34:BK:113:LYS:N	2.52	0.43
21:CS:27:LYS:CB	21:CS:28:LYS:HZ2	2.29	0.43
18:AP:7:ALA:HB1	18:AP:29:ASN:CB	2.47	0.43
25:BB:927:A:O2'	25:BB:928:A:H5'	2.19	0.43
1:CA:482:A:H2'	1:CA:483:C:H5'	2.00	0.43
1:CA:1069:C:O4'	1:CA:1191:A:H2	2.02	0.43
25:DB:963:U:O2'	25:DB:964:C:H5'	2.19	0.43
1:CA:1310:G:OP1	15:CM:78:ARG:NH2	2.51	0.43
37:DN:12:ARG:HG2	37:DN:16:HIS:CG	2.53	0.43
35:DL:118:THR:HA	35:DL:119:PRO:HD3	1.92	0.43
1:AA:997:U:H2'	1:AA:998:C:O4'	2.18	0.43
14:AL:9:LYS:HB2	14:AL:9:LYS:HE3	1.86	0.43
14:AL:8:ARG:HG3	14:AL:9:LYS:N	2.33	0.43
19:CQ:38:LYS:HD2	19:CQ:38:LYS:N	2.34	0.43
25:BB:1317:G:H2'	25:BB:1318:U:O4'	2.19	0.43
25:DB:2393:U:O2'	25:DB:2394:C:H5'	2.18	0.43
51:D1:47:ILE:HD12	51:D1:47:ILE:N	2.33	0.43
30:DG:28:LYS:NZ	30:DG:79:THR:HA	2.33	0.43
14:AL:71:HIS:HA	14:AL:98:ARG:NH2	2.34	0.43
1:CA:79:G:OP2	1:CA:79:G:H8	2.01	0.43
25:DB:2848:G:H1'	25:DB:2868:A:H61	1.83	0.43
1:CA:625:U:H4'	18:CP:16:PHE:CE2	2.53	0.43
30:BG:104:LEU:HB2	30:BG:112:VAL:CG1	2.48	0.43
1:CA:539:A:O2'	1:CA:540:G:H5'	2.18	0.43
18:CP:46:LYS:HD2	18:CP:47:GLU:N	2.34	0.43
8:AF:17:GLN:O	8:AF:21:MET:HB2	2.18	0.43
1:AA:856:C:O2'	1:AA:857:C:H5'	2.19	0.43
25:BB:566:U:O2'	25:BB:567:U:H5'	2.18	0.43
25:DB:1460:U:H3'	25:DB:1461:C:C5'	2.48	0.43
1:CA:1427:C:O2'	1:CA:1428:A:H5'	2.18	0.43
28:BE:23:PHE:H	28:BE:114:ARG:HH12	1.65	0.43
1:AA:395:C:O2'	1:AA:396:C:H5'	2.19	0.43

Continued on next page...

Continued from previous page...

Atom-1	Atom-2	Distance(Å)	Clash(Å)
26:BC:196:ASN:O	26:BC:197:ALA:HB3	2.18	0.43
42:BS:66:ILE:N	42:BS:66:ILE:HD13	2.32	0.43
25:DB:2853:C:H2'	25:DB:2854:G:C8	2.54	0.43
25:BB:2405:G:H2'	25:BB:2411:A:N6	2.32	0.43
25:BB:2445:G:O2'	25:BB:2446:G:H5'	2.19	0.43
38:BO:16:ARG:HD3	38:BO:19:GLN:NE2	2.34	0.43
25:DB:723:C:H2'	25:DB:724:U:C6	2.53	0.43
1:CA:1520:C:O2'	1:CA:1521:C:H5'	2.18	0.43
25:BB:1623:G:O2'	25:BB:1624:U:H5'	2.18	0.43
41:DR:20:VAL:HG12	41:DR:21:ARG:N	2.34	0.43
41:DR:7:SER:CB	41:DR:22:LEU:HD13	2.49	0.43
1:CA:1287:A:H2'	1:CA:1288:A:C8	2.54	0.43
26:BC:4:LYS:HB3	26:BC:5:CYS:H	1.45	0.43
25:BB:2057:G:H2'	25:BB:2058:A:O4'	2.19	0.43
28:BE:117:ARG:HG2	28:BE:184:ASP:O	2.17	0.43
1:CA:109:A:H5'	1:CA:110:C:H5	1.84	0.43
25:BB:2259:U:H2'	25:BB:2260:C:H6	1.84	0.43
35:DL:40:SER:O	35:DL:41:ARG:O	2.36	0.43
5:AC:146:LYS:HG3	5:AC:204:GLY:H	1.83	0.43
30:BG:46:ASP:HB3	30:BG:47:ASN:H	1.68	0.43
41:DR:62:GLU:O	41:DR:96:VAL:HA	2.18	0.43
28:DE:45:ALA:C	28:DE:46:GLN:HG2	2.39	0.43
46:DW:49:ASN:CB	46:DW:60:ALA:HA	2.39	0.43
46:DW:84:GLU:H	46:DW:84:GLU:HG2	1.61	0.43
8:CF:29:ILE:CG2	8:CF:64:VAL:HG11	2.27	0.43
25:DB:1099:G:H4'	32:DI:4:VAL:CG1	2.49	0.43
11:AI:32:ARG:NE	11:AI:36:GLN:HG2	2.34	0.43
33:DJ:123:LYS:HB3	33:DJ:125:TYR:CE2	2.54	0.43
43:BT:38:ALA:HB2	43:BT:81:LYS:CE	2.49	0.43
5:CC:100:ILE:HG13	5:CC:101:ASN:H	1.84	0.43
5:CC:125:ARG:O	5:CC:126:ARG:HB2	2.19	0.43
25:DB:1398:C:OP1	43:DT:59:ASN:ND2	2.51	0.43
31:DH:129:GLU:N	31:DH:129:GLU:CD	2.71	0.43
33:BJ:51:GLY:O	33:BJ:52:ASP:O	2.37	0.43
41:BR:49:ILE:HD13	41:BR:53:PHE:O	2.18	0.43
18:AP:4:ILE:HD11	18:AP:65:ALA:HB1	1.99	0.43
29:BF:104:THR:C	29:BF:108:PRO:HG2	2.38	0.43
31:DH:4:ILE:HD12	31:DH:4:ILE:N	2.34	0.43
27:BD:107:VAL:N	27:BD:206:ALA:H	2.17	0.43
27:BD:31:ALA:O	27:BD:52:THR:HG23	2.18	0.43
27:BD:68:PHE:HE2	27:BD:75:ALA:O	2.02	0.43
1:CA:453:G:H2'	1:CA:454:G:O4'	2.19	0.43

Continued on next page...

Continued from previous page...

Atom-1	Atom-2	Distance(Å)	Clash(Å)
1:CA:375:U:C4'	18:CP:17:TYR:HE2	2.32	0.43
18:CP:20:VAL:HG22	18:CP:21:VAL:N	2.33	0.43
18:CP:71:VAL:HG13	18:CP:72:ALA:H	1.83	0.43
1:AA:1057:G:OP1	5:AC:154:GLY:N	2.51	0.43
14:AL:89:LEU:HD22	14:AL:89:LEU:N	2.34	0.43
47:BX:52:ALA:O	47:BX:54:GLY:N	2.46	0.43
4:CB:95:TRP:HE1	4:CB:170:ILE:CG2	2.31	0.43
45:DV:38:LEU:HD21	45:DV:65:VAL:HG21	2.01	0.43
28:DE:181:ILE:HD13	35:DL:2:ARG:HE	1.83	0.43
25:DB:126:A:OP2	52:D2:19:ARG:HG3	2.19	0.43
1:AA:716:A:N3	13:AK:119:GLY:HA2	2.33	0.43
23:AU:15:LEU:C	23:AU:17:ARG:N	2.72	0.43
41:BR:31:GLU:H	41:BR:63:VAL:HG22	1.84	0.43
33:DJ:58:ASN:CA	33:DJ:127:GLY:HA2	2.44	0.43
25:BB:1434:A:H62	25:BB:1558:C:H42	1.67	0.43
1:AA:1351:U:O2'	1:AA:1352:C:H5'	2.19	0.43
38:BO:10:ARG:O	38:BO:10:ARG:HG2	2.19	0.43
6:AD:69:ARG:HH21	6:AD:72:ARG:HD2	1.84	0.43
31:BH:87:GLU:HB2	1:CA:361:G:OP2	2.19	0.43
1:AA:669:G:H5'	17:AO:47:LYS:NZ	2.33	0.43
27:BD:121:THR:O	27:BD:122:VAL:HB	2.18	0.43
1:CA:219:U:H2'	1:CA:220:G:O4'	2.18	0.43
41:DR:61:ALA:CB	41:DR:98:ILE:HA	2.49	0.43
25:DB:2471:A:O2'	25:DB:2472:G:C8	2.67	0.43
1:AA:734:G:O2'	20:AR:59:LYS:HD2	2.18	0.43
25:DB:1170:C:H2'	25:DB:1171:G:C8	2.53	0.43
10:AH:93:LYS:HE2	10:AH:93:LYS:N	2.34	0.43
45:DV:79:ARG:HB3	45:DV:79:ARG:NH1	2.34	0.43
1:CA:103:U:H1'	1:CA:171:A:N1	2.34	0.43
24:BA:32:U:O2'	24:BA:52:A:N6	2.51	0.43
1:AA:1138:G:H2'	1:AA:1140:C:C6	2.53	0.43
30:DG:88:LEU:O	30:DG:88:LEU:HD12	2.19	0.43
25:DB:2742:G:O2'	25:DB:2743:U:H5'	2.18	0.43
39:BP:60:VAL:O	39:BP:70:GLU:HA	2.18	0.43
8:CF:32:ALA:CB	8:CF:70:VAL:HG11	2.46	0.43
1:CA:1010:U:H2'	1:CA:1011:C:H6	1.82	0.43
25:DB:152:A:O2'	25:DB:153:U:H5'	2.18	0.43
25:BB:2684:U:H4'	34:BK:75:VAL:HG23	2.01	0.43
25:BB:108:G:O2'	25:BB:109:C:H5'	2.19	0.43
25:BB:2719:G:H4'	25:BB:2846:G:O3'	2.19	0.43
36:DM:64:TRP:HB2	36:DM:104:GLU:CB	2.49	0.43
25:DB:1849:G:H2'	25:DB:1850:G:H8	1.83	0.43

Continued on next page...

Continued from previous page...

Atom-1	Atom-2	Distance(Å)	Clash(Å)
25:BB:1076:C:H2'	25:BB:1077:A:H8	1.82	0.43
9:CG:65:LEU:HD21	9:CG:69:ARG:NH2	2.32	0.43
16:AN:62:ARG:HH11	16:AN:69:PRO:HD3	1.84	0.43
25:DB:2557:G:H2'	25:DB:2558:C:H6	1.82	0.43
34:BK:1:ILE:HD12	34:BK:1:ILE:N	2.33	0.43
7:AE:156:ARG:HB2	10:AH:43:GLY:O	2.18	0.43
30:DG:104:LEU:HB2	30:DG:112:VAL:CG1	2.47	0.43
52:D2:24:THR:O	52:D2:28:ARG:HB2	2.19	0.43
25:DB:2818:U:H4'	25:DB:2837:A:O4'	2.18	0.43
4:AB:42:LEU:HA	4:AB:45:THR:OG1	2.18	0.43
1:AA:139:A:H2'	1:AA:140:U:H6	1.83	0.43
1:CA:821:G:H2'	1:CA:822:U:C6	2.54	0.43
28:DE:107:SER:O	28:DE:111:GLU:HB2	2.18	0.43
1:CA:25:C:C5'	1:CA:524:G:H1'	2.48	0.43
1:AA:590:U:H2'	1:AA:591:U:H6	1.83	0.43
1:AA:847:G:H2'	1:AA:848:C:C6	2.53	0.43
25:BB:1577:C:H2'	25:BB:1578:U:O4'	2.19	0.43
53:D3:60:CYS:O	53:D3:62:PRO:HD3	2.19	0.43
16:CN:89:ARG:HD2	16:CN:91:GLU:CD	2.39	0.43
16:CN:89:ARG:HH11	16:CN:91:GLU:CD	2.22	0.43
25:DB:226:A:H5'	25:DB:257:C:O3'	2.18	0.43
49:DZ:39:ASP:CG	49:DZ:44:ARG:HH11	2.22	0.43
25:DB:2333:A:H5'	25:DB:2335:A:H1'	2.00	0.43
25:DB:1961:C:O2'	25:DB:1962:C:H5'	2.18	0.43
25:DB:2623:G:O2'	25:DB:2624:G:H5'	2.18	0.43
25:BB:1821:A:H2'	25:BB:1822:C:C6	2.54	0.43
26:BC:107:LYS:HD3	26:BC:193:GLU:HB2	2.00	0.43
18:AP:12:LYS:O	18:AP:13:LYS:HB2	2.18	0.43
1:AA:227:G:H21	18:AP:63:GLN:HB3	1.84	0.43
5:CC:180:ASP:HB2	5:CC:204:GLY:O	2.19	0.43
25:BB:2636:C:H2'	25:BB:2637:U:H6	1.84	0.43
25:BB:857:G:C2'	25:BB:858:G:H5'	2.48	0.43
11:AI:5:TYR:CB	11:AI:20:ILE:HD13	2.48	0.43
48:DY:23:ARG:HD2	48:DY:27:ASN:OD1	2.18	0.43
8:CF:96:VAL:HG12	8:CF:97:THR:N	2.34	0.43
1:CA:1150:A:N6	1:CA:1151:A:N6	2.67	0.43
11:CI:17:ARG:HB2	11:CI:65:THR:CB	2.49	0.43
11:CI:5:TYR:HD2	11:CI:20:ILE:HB	1.82	0.43
6:CD:182:LYS:HA	6:CD:182:LYS:HE3	2.00	0.43
33:DJ:98:GLU:HB3	33:DJ:124:VAL:CG2	2.47	0.43
43:BT:81:LYS:HG3	43:BT:82:LYS:N	2.34	0.43
5:CC:19:SER:HA	5:CC:56:ILE:O	2.19	0.43

Continued on next page...

Continued from previous page...

Atom-1	Atom-2	Distance(Å)	Clash(Å)
16:CN:87:ALA:HB1	16:CN:95:LEU:CG	2.49	0.43
34:DK:63:ARG:HB2	34:DK:82:ALA:CB	2.49	0.43
1:CA:357:G:O2'	1:CA:358:U:H5'	2.19	0.43
34:BK:62:VAL:CG1	34:BK:102:VAL:HG12	2.48	0.43
4:AB:67:LEU:HD22	4:AB:67:LEU:N	2.34	0.43
4:CB:79:VAL:HG23	4:CB:161:PHE:HB3	2.01	0.43
33:BJ:43:GLU:O	33:BJ:45:THR:N	2.52	0.43
44:DU:47:PRO:HB2	44:DU:53:GLN:HB2	2.01	0.43
8:CF:53:LYS:O	8:CF:54:LEU:HB3	2.19	0.43
29:BF:163:GLU:HG2	29:BF:163:GLU:O	2.18	0.43
24:BA:43:C:O2'	29:BF:91:ARG:HD2	2.19	0.43
27:BD:106:LYS:O	27:BD:107:VAL:HB	2.18	0.43
1:CA:939:G:H2'	1:CA:940:C:C6	2.54	0.43
18:CP:18:GLN:NE2	18:CP:35:ARG:CZ	2.82	0.43
32:DI:72:THR:OG1	32:DI:73:PRO:HD2	2.18	0.43
25:BB:2262:U:H2'	25:BB:2263:C:H6	1.84	0.43
25:BB:2329:U:H2'	25:BB:2330:G:H8	1.84	0.43
25:BB:1060:U:C1'	25:BB:1062:G:H5'	2.49	0.43
5:AC:148:ILE:HA	5:AC:200:TRP:O	2.19	0.43
27:DD:36:GLN:O	27:DD:36:GLN:CG	2.66	0.43
27:DD:36:GLN:O	27:DD:37:VAL:C	2.56	0.43
15:CM:2:ARG:O	15:CM:8:ILE:HG22	2.19	0.43
28:BE:104:ALA:O	28:BE:106:LYS:N	2.47	0.43
25:BB:483:A:O4'	44:BU:44:HIS:HB3	2.19	0.43
15:CM:6:ILE:HD13	15:CM:65:GLU:HG3	2.00	0.43
6:AD:61:ARG:HH22	6:AD:68:GLU:N	2.17	0.43
13:CK:82:GLU:HA	13:CK:108:ASN:HB3	2.00	0.43
6:CD:17:ASP:C	6:CD:19:PHE:H	2.22	0.43
27:BD:184:ARG:NH2	39:BP:6:GLN:HE22	2.17	0.43
33:BJ:72:LYS:HD3	33:BJ:73:VAL:HG22	2.00	0.43
13:CK:28:ASN:HD22	13:CK:56:LYS:CD	2.26	0.43
31:BH:6:LEU:O	31:BH:7:ASP:HB2	2.19	0.43
6:AD:94:GLU:HA	6:AD:103:ARG:HH22	1.84	0.43
25:DB:336:C:O2'	25:DB:337:C:H5'	2.19	0.43
25:DB:322:A:C2	25:DB:340:A:C6	3.06	0.43
15:AM:14:ALA:HB3	15:AM:40:GLU:C	2.39	0.43
37:BN:28:LEU:O	37:BN:32:GLU:N	2.52	0.43
9:AG:61:PHE:CE2	9:AG:65:LEU:HD13	2.54	0.43
38:DO:62:LEU:HD11	38:DO:70:ALA:CB	2.44	0.43
25:DB:2049:G:N2	27:DD:161:MET:CE	2.81	0.43
20:AR:29:LYS:HE2	20:AR:29:LYS:HB2	1.85	0.43
1:CA:1092:A:H2'	1:CA:1093:A:C8	2.54	0.43

Continued on next page...

Continued from previous page...

Atom-1	Atom-2	Distance(Å)	Clash(Å)
21:CS:12:LEU:CD1	21:CS:16:LYS:HE3	2.43	0.43
38:BO:41:ALA:HB1	38:BO:42:PRO:HD2	2.01	0.43
1:AA:644:U:O2'	1:AA:645:G:H5'	2.19	0.43
13:AK:35:ASP:CA	13:AK:41:LEU:HD11	2.49	0.43
28:DE:47:LYS:HB3	28:DE:51:GLU:HB2	2.01	0.43
25:BB:83:A:H2'	25:BB:84:A:N7	2.33	0.43
1:AA:1299:A:C8	1:AA:1301:U:H1'	2.54	0.43
25:BB:2720:U:H5''	39:BP:52:ARG:HH21	1.84	0.43
9:CG:67:ASN:ND2	9:CG:127:ALA:HA	2.33	0.43
23:CU:49:ALA:HA	23:CU:52:VAL:CG1	2.49	0.43
25:BB:1418:G:H2'	25:BB:1579:A:H62	1.83	0.43
25:BB:1579:A:H2'	25:BB:1580:A:H8	1.79	0.43
1:CA:148:G:H2'	1:CA:149:A:H5''	2.00	0.43
45:DV:58:SER:O	45:DV:73:LYS:HE3	2.19	0.43
29:BF:23:SER:C	29:BF:25:MET:N	2.71	0.43
10:AH:36:ALA:HA	10:AH:39:LEU:CD1	2.49	0.43
25:BB:1838:C:N4	25:BB:1898:U:H2'	2.34	0.43
9:AG:70:PRO:HG3	9:AG:102:TRP:CH2	2.54	0.43
25:DB:1301:A:O2'	25:DB:1302:A:H3'	2.19	0.43
29:BF:71:LYS:HG2	29:BF:73:VAL:CG2	2.48	0.43
25:BB:2215:C:H2'	25:BB:2216:G:C8	2.54	0.43
1:AA:532:A:N6	1:AA:1207:G:H5'	2.33	0.43
25:BB:1893:C:C2'	25:BB:1894:C:H5'	2.49	0.43
25:BB:476:G:H4'	25:BB:502:A:N1	2.34	0.43
1:AA:803:G:H2'	1:AA:804:U:C6	2.54	0.43
53:D3:33:THR:HG23	53:D3:34:LYS:N	2.34	0.43
34:BK:50:LYS:HD3	34:BK:94:ILE:HD11	2.01	0.43
5:AC:61:LYS:O	5:AC:96:VAL:HB	2.18	0.43
25:BB:2623:G:H2'	25:BB:2624:G:H8	1.84	0.43
1:CA:689:C:OP1	13:CK:47:GLY:HA3	2.18	0.43
29:DF:1:ALA:CA	29:DF:4:HIS:HB3	2.48	0.43
18:AP:12:LYS:C	18:AP:14:ARG:H	2.21	0.43
15:AM:12:LYS:HB3	15:AM:17:ALA:HB2	2.00	0.43
25:DB:2445:G:O2'	25:DB:2446:G:H5'	2.19	0.43
24:DA:14:U:H5''	24:DA:70:C:O2'	2.19	0.43
25:BB:740:C:O2'	25:BB:741:U:H5'	2.19	0.43
50:B0:50:GLY:O	50:B0:51:ARG:C	2.57	0.43
25:BB:57:C:H2'	25:BB:58:G:O4'	2.18	0.43
24:BA:112:G:H2'	24:BA:113:C:H6	1.84	0.43
1:CA:292:G:OP2	1:CA:293:G:N7	2.52	0.43
26:DC:104:LEU:HD12	26:DC:104:LEU:HA	1.86	0.43
5:CC:161:ILE:H	5:CC:161:ILE:HG13	1.55	0.43

Continued on next page...

Continued from previous page...

Atom-1	Atom-2	Distance(Å)	Clash(Å)
35:DL:23:ILE:HD12	35:DL:23:ILE:H	1.84	0.43
25:BB:1874:C:H2'	25:BB:1875:G:O4'	2.19	0.43
31:DH:124:THR:OG1	31:DH:125:THR:N	2.47	0.43
41:BR:7:SER:CB	41:BR:22:LEU:HD13	2.49	0.43
25:DB:923:G:O2'	25:DB:924:G:H5'	2.19	0.43
1:CA:872:A:C4	1:CA:874:G:N7	2.87	0.43
10:CH:44:PHE:CZ	10:CH:129:ALA:HB3	2.54	0.43
25:DB:1082:U:OP1	32:DI:119:ALA:HB3	2.19	0.43
1:CA:1144:G:H22	1:CA:1146:A:H62	1.62	0.43
6:CD:170:LEU:N	6:CD:182:LYS:HB2	2.34	0.43
26:DC:145:MET:HG3	26:DC:152:GLN:NE2	2.34	0.43
41:DR:27:ILE:HG22	41:DR:28:ALA:H	1.84	0.43
19:AQ:7:LEU:HD22	19:AQ:24:ILE:HG12	1.99	0.43
29:BF:43:ILE:HA	29:BF:46:LYS:HZ3	1.82	0.43
4:AB:100:LEU:HB2	4:AB:174:GLU:HG3	2.01	0.43
4:CB:93:HIS:CB	4:CB:145:ASN:HB3	2.48	0.43
25:BB:2898:U:O2	33:BJ:134:ALA:HB1	2.19	0.43
29:DF:163:GLU:O	29:DF:163:GLU:HG2	2.19	0.43
29:DF:91:ARG:N	29:DF:91:ARG:CD	2.78	0.43
8:AF:71:ILE:HG13	8:AF:72:ASP:N	2.33	0.43
8:AF:38:ARG:NH1	20:AR:23:LYS:NZ	2.64	0.43
30:DG:67:ALA:O	30:DG:71:LEU:N	2.48	0.43
47:DX:69:GLU:H	47:DX:69:GLU:HG3	1.67	0.43
32:DI:128:ILE:HA	32:DI:131:THR:HG23	2.00	0.43
32:DI:54:ILE:HD11	32:DI:71:LYS:N	2.33	0.43
14:AL:49:ARG:HH11	14:AL:49:ARG:HG2	1.83	0.43
12:CJ:39:PRO:HA	12:CJ:74:VAL:CA	2.42	0.43
12:CJ:41:PRO:O	12:CJ:72:ARG:HA	2.18	0.43
12:AJ:36:VAL:HG13	12:AJ:76:ILE:CA	2.38	0.43
48:BY:56:LEU:C	48:BY:58:ASN:H	2.22	0.43
30:DG:102:ILE:CD1	30:DG:116:LEU:HD11	2.48	0.43
15:AM:53:ASP:HA	15:AM:56:ARG:NH2	2.34	0.43
6:CD:27:ILE:HD13	6:CD:30:LYS:HE2	2.01	0.43
1:CA:38:G:P	14:CL:120:ARG:HH22	2.42	0.43
1:CA:1512:U:H2'	1:CA:1513:A:H8	1.83	0.43
32:DI:21:PRO:HB2	32:DI:22:PRO:CD	2.42	0.43
25:BB:1180:U:O2'	25:BB:1181:U:H5'	2.18	0.43
15:AM:14:ALA:HB3	15:AM:40:GLU:O	2.19	0.43
25:DB:2137:U:O2'	25:DB:2138:G:H5'	2.19	0.43
6:AD:162:GLU:HA	6:AD:166:LYS:HZ1	1.83	0.43
20:AR:29:LYS:HA	20:AR:32:ILE:HG12	2.01	0.43
20:AR:56:ARG:HA	20:AR:59:LYS:NZ	2.34	0.43

Continued on next page...

Continued from previous page...

Atom-1	Atom-2	Distance(Å)	Clash(Å)
34:BK:12:ASN:O	34:BK:13:SER:HB3	2.19	0.43
20:CR:21:ASP:CG	20:CR:23:LYS:HG3	2.38	0.43
25:BB:1812:U:H4'	26:BC:44:ASN:OD1	2.18	0.43
24:BA:106:G:H2'	24:BA:107:G:O4'	2.19	0.43
1:AA:229:U:H2'	1:AA:230:G:H8	1.79	0.43
31:DH:134:VAL:HG23	31:DH:138:VAL:C	2.38	0.43
44:BU:84:PHE:O	44:BU:85:ARG:HB2	2.19	0.43
26:BC:209:ALA:O	26:BC:213:ARG:HB2	2.19	0.43
48:BY:41:HIS:O	48:BY:44:LYS:HB3	2.18	0.43
48:BY:44:LYS:HZ3	48:BY:48:ARG:NH2	2.16	0.43
39:DP:103:THR:HG22	39:DP:104:GLY:N	2.33	0.43
34:DK:9:VAL:HG12	34:DK:11:ASP:OD1	2.19	0.43
30:BG:88:LEU:O	30:BG:88:LEU:HD12	2.19	0.43
1:CA:960:U:H5''	1:CA:960:U:O2	2.19	0.43
1:CA:373:A:C1'	1:CA:481:G:H1'	2.48	0.43
36:BM:6:ARG:HD2	36:BM:8:LYS:HZ3	1.82	0.43
1:AA:972:C:O3'	12:AJ:59:LYS:HG2	2.18	0.43
25:DB:2835:A:N6	25:DB:2878:U:H2'	2.32	0.43
25:DB:69:C:H2'	25:DB:70:G:C8	2.53	0.43
37:BN:12:ARG:HG2	37:BN:16:HIS:CG	2.54	0.43
25:DB:1275:A:O2'	37:DN:16:HIS:CE1	2.72	0.43
40:BQ:73:ILE:HG23	40:BQ:74:SER:O	2.18	0.43
1:AA:632:U:C3'	1:AA:633:G:H5'	2.49	0.43
1:AA:679:C:H2'	1:AA:680:C:C6	2.54	0.43
25:BB:244:A:OP2	53:B3:7:ARG:NH2	2.52	0.43
25:DB:1854:A:C2'	25:DB:1855:U:H5'	2.47	0.43
23:CU:49:ALA:HA	23:CU:52:VAL:HG12	2.00	0.43
25:DB:2345:G:H4'	25:DB:2346:A:O5'	2.19	0.43
25:DB:314:C:O2'	25:DB:315:G:H5'	2.19	0.43
31:DH:39:ALA:O	31:DH:41:LYS:N	2.51	0.43
27:BD:163:GLY:O	27:BD:164:GLN:C	2.57	0.43
50:D0:52:LYS:HD3	50:D0:52:LYS:O	2.19	0.43
1:CA:1526:G:O2'	1:CA:1527:U:H5'	2.18	0.43
10:AH:40:LYS:HZ3	10:AH:41:GLU:N	2.17	0.43
19:CQ:30:HIS:ND1	19:CQ:31:PRO:HD2	2.34	0.43
27:BD:69:ALA:C	27:BD:71:ALA:N	2.73	0.43
1:CA:685:G:O4'	13:CK:40:ALA:HB3	2.19	0.43
25:DB:494:G:O2'	25:DB:495:G:H5'	2.19	0.43
25:DB:1838:C:N4	25:DB:1898:U:H2'	2.34	0.43
17:CO:15:GLY:HA3	17:CO:20:ASP:OD1	2.19	0.43
25:BB:325:G:O2'	25:BB:326:G:H5'	2.18	0.43
25:BB:600:G:H2'	25:BB:601:C:H6	1.82	0.43

Continued on next page...

Continued from previous page...

Atom-1	Atom-2	Distance(Å)	Clash(Å)
30:DG:171:LYS:CD	30:DG:172:GLU:HG2	2.49	0.43
25:BB:517:C:OP2	50:B0:9:ARG:NH2	2.52	0.43
25:DB:538:A:H2'	25:DB:539:G:O4'	2.19	0.43
25:DB:1279:G:OP2	37:DN:35:LYS:HD2	2.19	0.43
53:B3:50:SER:O	53:B3:52:GLY:N	2.52	0.43
24:DA:18:G:O2'	24:DA:19:C:H5'	2.19	0.43
25:DB:1292:G:H2'	25:DB:1293:C:H6	1.84	0.43
25:DB:1669:A:H2'	25:DB:1669:A:N3	2.33	0.43
25:BB:1829:A:H3'	25:BB:1830:C:H6	1.83	0.43
25:BB:2561:U:O2	34:BK:22:LYS:HE2	2.19	0.43
25:BB:723:C:H2'	25:BB:724:U:H6	1.84	0.43
1:AA:751:U:H2'	1:AA:752:G:O4'	2.18	0.43
1:AA:759:A:H2'	1:AA:760:G:O4'	2.19	0.43
25:BB:1458:U:O3'	25:BB:1459:G:H4'	2.19	0.43
25:DB:1239:G:H2'	25:DB:1240:U:O4'	2.19	0.43
25:DB:2819:G:H2'	25:DB:2821:A:N7	2.34	0.43
42:DS:28:LYS:HB3	42:DS:29:VAL:H	1.49	0.43
25:DB:1905:C:O2'	25:DB:1929:G:H1'	2.19	0.43
1:CA:937:A:C5	1:CA:938:A:N7	2.86	0.43
1:AA:144:G:H3'	1:AA:144:G:OP2	2.18	0.43
25:DB:2408:U:H2'	25:DB:2409:G:H8	1.84	0.43
25:BB:122:G:O2'	25:BB:123:G:H5'	2.19	0.43
29:BF:1:ALA:CA	29:BF:4:HIS:HB3	2.49	0.43
25:DB:1099:G:C5	25:DB:1100:C:C5	3.07	0.43
11:CI:29:ILE:O	11:CI:29:ILE:HG23	2.19	0.43
26:DC:124:LYS:HB3	26:DC:127:ASN:HD22	1.82	0.43
4:CB:44:LYS:HA	4:CB:47:PRO:HG2	2.01	0.43
26:BC:86:ARG:CD	26:BC:90:ILE:HD11	2.49	0.43
43:BT:34:VAL:HG21	43:BT:43:ILE:HD11	2.01	0.43
19:AQ:10:ARG:O	19:AQ:22:VAL:HG13	2.17	0.43
1:CA:1320:C:N4	21:CS:35:ARG:HG3	2.34	0.43
1:CA:977:A:H2'	1:CA:978:A:H5''	2.01	0.43
15:CM:74:MET:HA	15:CM:77:LYS:HZ1	1.83	0.43
16:CN:25:GLU:C	16:CN:27:LYS:N	2.72	0.43
16:CN:46:LYS:HE3	21:CS:15:LEU:HD11	1.99	0.43
31:BH:91:PHE:HB3	31:BH:92:GLY:H	1.56	0.43
4:CB:85:SER:OG	4:CB:86:CYS:N	2.51	0.43
25:DB:1657:U:H2'	25:DB:1658:C:H6	1.84	0.43
33:BJ:14:ASP:O	33:BJ:53:TYR:HB2	2.19	0.43
44:DU:49:PRO:HA	44:DU:53:GLN:NE2	2.14	0.43
31:BH:31:VAL:HG12	31:BH:32:PRO:HD2	2.00	0.43
8:CF:3:HIS:CB	8:CF:92:THR:HA	2.36	0.43

Continued on next page...

Continued from previous page...

Atom-1	Atom-2	Distance(Å)	Clash(Å)
27:DD:12:THR:O	27:DD:24:VAL:HG12	2.18	0.43
29:BF:99:PHE:HD1	29:BF:102:LEU:HD11	1.82	0.43
29:BF:174:PHE:O	29:BF:175:PRO:C	2.57	0.43
27:BD:24:VAL:HG21	27:BD:188:LEU:HB3	2.00	0.43
1:CA:377:G:H2'	1:CA:378:G:H8	1.83	0.43
25:DB:1021:A:H61	25:DB:1142:A:H61	1.61	0.43
1:CA:83:C:H2'	1:CA:85:U:O4	2.18	0.43
44:DU:73:ASN:OD1	44:DU:76:THR:HG23	2.19	0.43
7:AE:108:GLY:N	7:AE:110:MET:SD	2.92	0.43
12:CJ:15:HIS:C	12:CJ:17:LEU:H	2.21	0.43
12:CJ:41:PRO:HA	12:CJ:72:ARG:CD	2.49	0.43
15:CM:15:VAL:HG13	15:CM:33:LEU:CD1	2.48	0.43
15:CM:28:ARG:NH2	15:CM:59:VAL:HA	2.33	0.43
1:CA:1306:A:N6	1:CA:1331:G:H1'	2.33	0.43
1:AA:542:G:H2'	1:AA:543:U:H6	1.83	0.43
40:BQ:17:LEU:HD11	40:BQ:28:SER:O	2.19	0.43
6:CD:27:ILE:HD13	6:CD:30:LYS:CE	2.48	0.43
1:CA:1070:U:H2'	1:CA:1071:C:H6	1.82	0.43
25:DB:2899:A:H2'	25:DB:2900:A:C8	2.54	0.43
25:BB:1432:G:O2'	25:BB:1433:A:H5'	2.18	0.43
25:DB:728:G:H4'	26:DC:12:ARG:HG3	2.01	0.43
25:DB:664:G:H2'	25:DB:665:U:H6	1.84	0.43
6:AD:155:LYS:C	6:AD:157:ALA:H	2.21	0.43
19:CQ:24:ILE:N	19:CQ:24:ILE:HD12	2.33	0.43
1:CA:674:G:H2'	1:CA:675:A:C8	2.46	0.43
53:B3:21:PHE:CE2	53:B3:61:LEU:HD12	2.53	0.43
36:BM:126:ILE:H	36:BM:126:ILE:CD1	2.24	0.43
6:CD:125:ASN:HB2	6:CD:127:ARG:HH11	1.80	0.43
1:CA:1002:G:H2'	1:CA:1003:G:C8	2.54	0.43
25:BB:329:G:C6	44:BU:16:LYS:NZ	2.83	0.43
25:DB:1438:U:O2'	25:DB:1439:A:H5'	2.19	0.43
1:CA:275:G:C5'	19:CQ:15:LYS:HG2	2.49	0.43
9:CG:75:LYS:HB3	9:CG:76:SER:H	1.71	0.43
1:CA:437:U:H5''	6:CD:151:GLN:NE2	2.34	0.43
25:BB:1438:U:C4	25:BB:1552:A:N6	2.87	0.43
4:AB:114:LYS:C	4:AB:116:LEU:N	2.71	0.43
27:BD:22:ILE:HA	27:BD:23:PRO:HD3	1.90	0.43
25:BB:426:C:O2'	25:BB:427:U:H5'	2.19	0.43
49:DZ:23:LEU:HD21	49:DZ:53:MET:SD	2.59	0.43
35:DL:78:ARG:NH2	35:DL:113:ALA:HB1	2.33	0.43
25:DB:172:A:O2'	25:DB:173:A:H5'	2.19	0.43
44:BU:3:LYS:HB3	44:BU:82:VAL:HG21	2.00	0.43

Continued on next page...

Continued from previous page...

Atom-1	Atom-2	Distance(Å)	Clash(Å)
25:BB:152:A:H2'	25:BB:153:U:H6	1.80	0.43
44:DU:85:ARG:NE	44:DU:86:PHE:H	2.17	0.43
53:B3:18:LYS:HD2	53:B3:20:GLY:N	2.32	0.43
13:CK:30:ILE:HG22	13:CK:45:THR:CB	2.48	0.43
1:AA:731:G:O2'	1:AA:732:C:H5'	2.19	0.43
42:DS:34:ASP:HA	42:DS:37:THR:OG1	2.18	0.43
35:BL:65:GLY:O	35:BL:66:PHE:CB	2.67	0.43
25:DB:1403:A:H2'	25:DB:1404:C:H6	1.84	0.43
25:DB:253:C:OP2	53:D3:4:LYS:HD2	2.18	0.43
25:BB:1152:C:H2'	25:BB:1153:C:C6	2.54	0.43
1:CA:834:U:H2'	1:CA:835:U:H6	1.82	0.43
28:BE:40:ARG:HH11	28:BE:40:ARG:HG3	1.84	0.43
27:DD:69:ALA:C	27:DD:71:ALA:N	2.72	0.43
25:DB:2645:G:C4'	25:DB:2732:G:H2'	2.49	0.43
25:DB:2152:G:H2'	25:DB:2153:C:H6	1.84	0.43
40:DQ:96:ASP:C	40:DQ:98:ALA:N	2.73	0.43
22:CT:74:HIS:O	22:CT:78:LEU:HB2	2.19	0.43
25:DB:160:A:N6	25:DB:167:A:H1'	2.34	0.43
26:DC:180:MET:HG2	26:DC:268:ARG:HB3	2.01	0.43
25:DB:949:G:O2'	25:DB:950:G:H5'	2.19	0.43
53:B3:33:THR:HG23	53:B3:34:LYS:N	2.34	0.43
25:DB:2886:A:N7	50:D0:39:ARG:NH2	2.67	0.43
1:CA:882:C:O2'	1:CA:883:C:H5'	2.19	0.43
23:AU:52:VAL:HG13	23:AU:53:LYS:N	2.34	0.43
25:BB:2299:U:H2'	25:BB:2300:C:C6	2.53	0.43
25:BB:2449:U:H4'	25:BB:2450:A:OP1	2.19	0.43
25:DB:2089:C:O2'	25:DB:2090:A:H5'	2.18	0.43
25:DB:2630:G:H2'	25:DB:2631:G:C8	2.54	0.43
25:DB:2893:A:H4'	25:DB:2894:G:C5'	2.49	0.43
28:DE:117:ARG:HG2	28:DE:184:ASP:O	2.19	0.43
25:BB:767:U:O2'	25:BB:768:G:H5'	2.19	0.43
28:BE:115:GLN:O	28:BE:117:ARG:N	2.52	0.43
25:BB:1370:C:H2'	25:BB:1371:G:O4'	2.18	0.43
1:AA:77:A:H2'	1:AA:78:A:C8	2.54	0.43
25:BB:386:G:H4'	25:BB:387:U:OP2	2.18	0.43
14:CL:55:ARG:HD3	14:CL:61:GLU:CD	2.39	0.43
25:BB:497:A:H2'	25:BB:498:G:C8	2.54	0.43
25:BB:1311:G:H21	25:BB:1603:A:H62	1.66	0.43
7:CE:142:GLY:O	7:CE:143:LEU:HB2	2.19	0.42
10:CH:102:VAL:HB	10:CH:125:ILE:HD12	2.01	0.42
8:CF:98:GLU:CD	8:CF:99:ALA:H	2.23	0.42
25:DB:1055:G:H2'	25:DB:1056:G:O2'	2.19	0.42

Continued on next page...

Continued from previous page...

Atom-1	Atom-2	Distance(Å)	Clash(Å)
11:CI:79:ARG:HG3	11:CI:79:ARG:HH11	1.84	0.42
6:CD:170:LEU:HD12	6:CD:170:LEU:N	2.33	0.42
33:DJ:51:GLY:O	33:DJ:52:ASP:O	2.36	0.42
43:BT:81:LYS:HB2	43:BT:81:LYS:NZ	2.32	0.42
1:AA:251:G:H4'	1:AA:252:U:H5'	1.99	0.42
19:AQ:18:LYS:HD3	19:AQ:48:GLU:CD	2.39	0.42
43:DT:29:THR:HB	43:DT:86:THR:HG22	2.01	0.42
31:BH:81:ALA:CA	31:BH:146:VAL:HA	2.45	0.42
27:BD:119:ALA:CB	27:BD:165:MET:HB2	2.49	0.42
4:CB:206:ILE:C	4:CB:208:ALA:H	2.22	0.42
4:CB:83:ALA:CB	4:CB:90:PHE:HB3	2.49	0.42
25:DB:1655:A:H5'	27:DD:118:PHE:CB	2.49	0.42
29:DF:102:LEU:O	29:DF:103:ILE:CG2	2.62	0.42
6:CD:67:LEU:O	6:CD:71:PHE:HB2	2.19	0.42
25:BB:2729:G:O2'	25:BB:2730:C:H5'	2.18	0.42
47:DX:32:LEU:HD23	47:DX:49:ARG:HH22	1.84	0.42
47:DX:69:GLU:C	47:DX:71:ARG:H	2.22	0.42
27:BD:65:ALA:O	27:BD:68:PHE:HB2	2.19	0.42
25:DB:1058:U:O2'	32:DI:116:MET:HA	2.19	0.42
12:AJ:52:LEU:HD13	16:AN:80:ARG:HD2	2.00	0.42
25:BB:1064:C:O2'	25:BB:1065:U:H5'	2.19	0.42
27:DD:51:THR:HG22	27:DD:76:GLY:HA3	1.99	0.42
33:DJ:64:VAL:CG1	33:DJ:65:THR:N	2.82	0.42
7:AE:79:THR:O	7:AE:119:VAL:HG12	2.18	0.42
12:AJ:7:ARG:HA	12:AJ:75:ASP:HA	2.01	0.42
1:AA:509:A:N3	1:AA:543:U:O2'	2.47	0.42
5:AC:26:LYS:HD3	5:AC:27:GLU:CD	2.39	0.42
13:CK:39:ASN:HD22	13:CK:39:ASN:HA	1.55	0.42
29:BF:11:VAL:HG13	29:BF:171:ALA:CB	2.49	0.42
15:AM:2:ARG:C	15:AM:4:ALA:H	2.23	0.42
39:BP:5:LYS:CA	39:BP:8:GLU:HB2	2.47	0.42
1:AA:1237:C:H2'	1:AA:1336:C:C5	2.54	0.42
42:DS:36:LEU:H	42:DS:36:LEU:CD2	2.32	0.42
6:AD:181:PHE:CZ	6:AD:185:PRO:HD3	2.42	0.42
28:BE:161:ALA:HA	28:BE:164:LEU:HD12	2.01	0.42
49:DZ:16:LEU:HD23	49:DZ:19:HIS:CD2	2.53	0.42
25:DB:299:A:N6	25:DB:322:A:O2'	2.47	0.42
1:AA:1118:U:H1'	1:AA:1179:A:N3	2.34	0.42
25:BB:705:A:O2'	26:BC:6:LYS:HG3	2.19	0.42
32:DI:12:VAL:HG13	32:DI:41:PHE:CE2	2.54	0.42
36:BM:72:PRO:HB3	36:BM:89:VAL:HG12	1.99	0.42
1:AA:1512:U:H2'	1:AA:1513:A:H8	1.83	0.42

Continued on next page...

Continued from previous page...

Atom-1	Atom-2	Distance(Å)	Clash(Å)
25:BB:774:G:H5''	26:BC:47:ARG:HH21	1.83	0.42
1:AA:59:A:H3'	1:AA:331:G:H22	1.84	0.42
37:BN:33:ILE:HG22	37:BN:114:GLU:HG3	2.01	0.42
13:CK:33:ILE:HB	13:CK:73:VAL:HG11	2.00	0.42
13:CK:70:ALA:CA	13:CK:73:VAL:HG22	2.46	0.42
4:AB:110:ILE:HD13	4:AB:150:ILE:HD11	1.99	0.42
19:CQ:58:VAL:CG1	19:CQ:77:VAL:HG13	2.47	0.42
20:AR:46:THR:HG21	20:AR:51:GLN:NE2	2.34	0.42
49:DZ:7:THR:HG22	49:DZ:8:GLN:N	2.34	0.42
1:CA:1277:C:O2'	1:CA:1279:G:H8	2.01	0.42
44:BU:85:ARG:HE	44:BU:85:ARG:HA	1.82	0.42
48:BY:23:ARG:O	48:BY:25:GLN:N	2.52	0.42
25:DB:1535:A:H3'	25:DB:1536:C:C5	2.54	0.42
25:BB:1533:C:H2'	25:BB:1534:U:C6	2.54	0.42
25:DB:1204:A:N1	25:DB:1241:A:C2	2.86	0.42
42:DS:18:ARG:HA	42:DS:21:ALA:HB3	2.01	0.42
39:DP:47:ILE:HG12	39:DP:59:THR:O	2.19	0.42
7:AE:150:GLU:O	7:AE:151:MET:HB3	2.19	0.42
1:CA:614:C:C2'	1:CA:615:G:H5'	2.49	0.42
7:AE:88:HIS:CE1	7:AE:89:THR:HG1	2.36	0.42
1:AA:598:U:H2'	1:AA:599:C:C6	2.53	0.42
25:DB:2547:A:H4'	34:DK:28:HIS:NE2	2.33	0.42
9:CG:67:ASN:CG	9:CG:127:ALA:HA	2.39	0.42
25:BB:1485:U:C2	25:BB:1486:U:C5	3.07	0.42
7:AE:156:ARG:HB2	10:AH:43:GLY:C	2.39	0.42
25:BB:1669:A:H2'	25:BB:1669:A:N3	2.33	0.42
33:DJ:28:LEU:HD21	33:DJ:32:LEU:HD11	2.01	0.42
31:DH:60:GLU:C	31:DH:63:ALA:H	2.22	0.42
1:AA:807:A:H2'	1:AA:808:C:C6	2.54	0.42
24:DA:65:U:C2'	24:DA:66:A:H5'	2.49	0.42
36:BM:50:ARG:HD3	36:BM:65:ILE:HD11	2.01	0.42
28:BE:37:ALA:C	28:BE:39:ALA:N	2.72	0.42
6:AD:123:MET:HE1	6:AD:145:ARG:HA	2.00	0.42
25:DB:213:A:H2'	25:DB:214:G:C8	2.54	0.42
42:DS:13:SER:O	42:DS:14:ALA:HB2	2.18	0.42
25:DB:942:G:O2'	25:DB:943:A:H5'	2.19	0.42
36:BM:56:ALA:H	36:BM:58:LYS:H	1.66	0.42
43:DT:7:LEU:HD22	43:DT:9:LYS:HE3	2.01	0.42
25:DB:1674:G:N2	25:DB:1677:A:N1	2.65	0.42
25:BB:1476:U:O2'	25:BB:1477:A:P	2.77	0.42
25:BB:2240:U:O2'	25:BB:2241:A:H5'	2.18	0.42
25:BB:839:U:H2'	25:BB:840:C:H6	1.83	0.42

Continued on next page...

Continued from previous page...

Atom-1	Atom-2	Distance(Å)	Clash(Å)
32:BI:63:ASP:O	32:BI:65:SER:N	2.51	0.42
25:DB:690:G:H2'	25:DB:691:C:O4'	2.19	0.42
32:BI:38:CYS:O	32:BI:42:ASN:ND2	2.52	0.42
36:DM:113:ALA:HA	36:DM:116:ALA:HB3	2.01	0.42
25:BB:1472:C:O2'	25:BB:1473:G:H5'	2.18	0.42
25:DB:441:U:H2'	25:DB:442:G:C8	2.53	0.42
1:CA:1471:U:O2'	1:CA:1472:U:H5'	2.19	0.42
25:BB:1754:A:H2'	25:BB:1755:A:C8	2.54	0.42
25:DB:2655:G:N2	25:DB:2664:G:H2'	2.34	0.42
42:BS:97:LEU:HD22	42:BS:97:LEU:N	2.34	0.42
42:DS:49:LYS:HB3	42:DS:49:LYS:NZ	2.34	0.42
1:AA:625:U:OP1	18:AP:9:HIS:O	2.37	0.42
24:BA:14:U:H5''	24:BA:70:C:O2'	2.19	0.42
34:DK:70:ARG:O	34:DK:73:GLY:N	2.51	0.42
11:CI:59:LYS:CD	11:CI:60:LEU:HD23	2.49	0.42
12:CJ:11:LYS:HB3	12:CJ:71:LEU:HD12	2.01	0.42
1:AA:981:U:H2'	1:AA:982:U:C5	2.54	0.42
11:CI:117:LEU:HD22	11:CI:121:ARG:C	2.38	0.42
11:CI:117:LEU:HD23	11:CI:123:ARG:HA	2.00	0.42
26:DC:183:VAL:HG13	26:DC:185:ALA:H	1.84	0.42
26:BC:123:ILE:HD12	26:BC:135:PRO:HD2	2.00	0.42
5:CC:123:LEU:HG	5:CC:129:PHE:HB2	2.01	0.42
5:CC:32:LEU:CD1	16:CN:76:PHE:HA	2.49	0.42
1:AA:253:A:H2'	1:AA:254:G:H8	1.84	0.42
21:CS:14:LEU:HD23	21:CS:32:THR:CG2	2.44	0.42
44:BU:49:PRO:HA	44:BU:53:GLN:NE2	2.15	0.42
29:DF:62:GLN:NE2	29:DF:91:ARG:HE	2.17	0.42
29:DF:89:THR:OG1	29:DF:91:ARG:NH2	2.52	0.42
31:BH:29:PHE:C	31:BH:31:VAL:H	2.21	0.42
8:CF:55:HIS:N	8:CF:55:HIS:ND1	2.67	0.42
30:BG:7:PRO:O	30:BG:8:VAL:HB	2.19	0.42
30:BG:79:THR:HG22	30:BG:80:GLU:N	2.33	0.42
25:BB:2881:U:H2'	25:BB:2882:A:C8	2.52	0.42
25:BB:2882:A:H2'	25:BB:2883:A:O4'	2.19	0.42
17:CO:61:GLN:O	17:CO:65:LEU:HG	2.19	0.42
27:BD:34:VAL:HG23	27:BD:34:VAL:O	2.17	0.42
33:DJ:67:ASN:C	33:DJ:69:ARG:H	2.23	0.42
45:BV:38:LEU:HD21	45:BV:65:VAL:HG21	2.00	0.42
7:AE:146:MET:HE2	7:AE:146:MET:HB3	1.83	0.42
25:DB:2636:C:H2'	25:DB:2637:U:H6	1.84	0.42
12:CJ:9:ARG:HH21	12:CJ:99:GLN:HG3	1.84	0.42
25:BB:686:U:O2	52:B2:8:SER:HB3	2.18	0.42

Continued on next page...

Continued from previous page...

Atom-1	Atom-2	Distance(Å)	Clash(Å)
47:BX:53:LYS:O	47:BX:57:VAL:HG23	2.19	0.42
12:AJ:10:LEU:CD1	12:AJ:72:ARG:HB2	2.42	0.42
12:AJ:8:ILE:HD13	12:AJ:8:ILE:N	2.34	0.42
15:CM:32:ILE:HG13	15:CM:58:GLU:HG3	2.01	0.42
1:CA:1305:G:O2'	1:CA:1306:A:H8	2.02	0.42
13:CK:12:ARG:C	13:CK:13:LYS:HD2	2.39	0.42
1:CA:202:G:N2	1:CA:465:A:H61	2.17	0.42
15:AM:56:ARG:HA	15:AM:59:VAL:CG1	2.46	0.42
1:AA:1335:U:O3'	1:AA:1336:C:H6	2.03	0.42
44:DU:39:ASN:HD22	44:DU:63:ALA:C	2.23	0.42
7:AE:131:ASN:O	7:AE:135:VAL:HG13	2.18	0.42
11:AI:98:ARG:HG3	11:AI:104:THR:HG23	2.01	0.42
33:DJ:59:ALA:C	33:DJ:61:LYS:H	2.21	0.42
16:AN:65:GLN:HG2	16:AN:82:LYS:CE	2.49	0.42
1:AA:332:G:H2'	1:AA:333:U:C6	2.54	0.42
25:BB:2191:A:H5'	25:BB:2192:U:OP2	2.19	0.42
29:BF:134:GLN:HB2	29:BF:149:ARG:CB	2.49	0.42
1:CA:274:A:H4'	19:CQ:15:LYS:NZ	2.33	0.42
5:CC:10:ARG:HH22	5:CC:179:ALA:HB3	1.83	0.42
1:CA:1090:U:H2'	1:CA:1091:U:H6	1.84	0.42
34:BK:106:LEU:HD23	34:BK:114:ILE:HD13	1.99	0.42
25:DB:654:A:C3'	25:DB:655:A:H5''	2.50	0.42
34:DK:111:PHE:O	34:DK:113:LYS:N	2.53	0.42
38:DO:41:ALA:HB1	38:DO:42:PRO:HD2	2.01	0.42
35:BL:77:ILE:HG22	35:BL:78:ARG:H	1.84	0.42
48:BY:23:ARG:HG2	48:BY:23:ARG:HH11	1.84	0.42
35:BL:30:THR:O	35:BL:30:THR:OG1	2.34	0.42
53:B3:19:GLY:O	53:B3:20:GLY:O	2.36	0.42
1:CA:370:C:O2'	1:CA:371:A:H5'	2.20	0.42
18:AP:10:GLY:CA	18:AP:16:PHE:H	2.30	0.42
25:BB:1824:G:O3'	26:BC:246:PRO:HD3	2.19	0.42
15:CM:47:LEU:CG	15:CM:51:GLN:HB2	2.47	0.42
25:DB:2720:U:H2'	25:DB:2721:A:H8	1.84	0.42
1:CA:61:G:O2'	1:CA:62:U:H5'	2.18	0.42
1:AA:1010:U:H2'	1:AA:1011:C:H6	1.82	0.42
25:DB:1418:G:H2'	25:DB:1579:A:H62	1.84	0.42
20:AR:50:TYR:O	20:AR:53:GLN:HG3	2.19	0.42
14:CL:107:LYS:H	14:CL:107:LYS:HD3	1.84	0.42
1:CA:678:U:H2'	1:CA:679:C:H6	1.84	0.42
25:DB:164:C:C2'	25:DB:165:A:H5'	2.48	0.42
35:DL:90:VAL:HB	35:DL:122:VAL:HA	2.00	0.42
1:AA:684:U:H2'	1:AA:685:G:O4'	2.19	0.42

Continued on next page...

Continued from previous page...

Atom-1	Atom-2	Distance(Å)	Clash(Å)
45:BV:58:SER:O	45:BV:73:LYS:HE3	2.18	0.42
26:DC:1:ALA:HB3	26:DC:19:VAL:CG2	2.50	0.42
7:AE:86:GLY:HA3	7:AE:141:ASP:HB3	2.00	0.42
25:BB:2786:U:O2'	27:BD:66:GLY:HA3	2.19	0.42
25:BB:1449:G:O2'	25:BB:1450:G:H5'	2.19	0.42
36:BM:45:GLN:HE22	36:BM:125:PRO:CG	2.32	0.42
25:BB:2249:U:N3	25:BB:2253:G:OP2	2.46	0.42
1:AA:1364:U:O4'	1:AA:1364:U:O2	2.36	0.42
17:CO:14:PHE:HE2	17:CO:83:ARG:HD3	1.82	0.42
45:BV:9:ARG:NH2	45:BV:12:GLN:HA	2.34	0.42
28:DE:24:ASN:OD1	28:DE:27:LEU:HB2	2.19	0.42
1:CA:1460:C:H2'	1:CA:1461:G:O4'	2.19	0.42
25:DB:552:U:O2'	25:DB:553:G:H5'	2.19	0.42
25:BB:1360:G:C2'	25:BB:1361:G:H5'	2.49	0.42
25:DB:2854:G:O2'	25:DB:2855:C:H5'	2.19	0.42
25:BB:1333:G:O2'	25:BB:1334:G:H5'	2.18	0.42
53:B3:60:CYS:O	53:B3:62:PRO:HD3	2.19	0.42
7:CE:65:LYS:HA	7:CE:68:ARG:HG2	2.01	0.42
5:CC:194:VAL:HG12	5:CC:195:ILE:N	2.34	0.42
1:AA:144:G:H2'	1:AA:145:G:O4'	2.19	0.42
25:BB:120:U:H4'	25:BB:121:G:H5'	2.02	0.42
25:DB:2240:U:O2'	25:DB:2241:A:H5'	2.18	0.42
17:CO:17:ASP:HB2	17:CO:18:ALA:H	1.57	0.42
14:CL:6:LEU:HB3	19:CQ:33:TYR:OH	2.20	0.42
25:DB:490:C:OP2	25:DB:490:C:H4'	2.19	0.42
25:DB:1666:G:O2'	25:DB:1667:G:H5'	2.19	0.42
20:AR:22:TYR:HB2	20:AR:61:ALA:HB2	2.02	0.42
12:AJ:14:ASP:OD2	12:AJ:16:ARG:HD3	2.19	0.42
25:DB:752:A:H62	25:DB:2609:U:H3	1.67	0.42
6:CD:99:ASN:CG	6:CD:110:ARG:HH22	2.22	0.42
46:BW:37:VAL:C	46:BW:39:GLN:N	2.71	0.42
46:BW:47:GLY:O	46:BW:49:ASN:N	2.51	0.42
48:DY:37:LEU:HD22	48:DY:38:GLN:H	1.84	0.42
7:CE:131:ASN:OD1	7:CE:133:ILE:HG22	2.19	0.42
7:CE:95:MET:SD	7:CE:138:ALA:O	2.77	0.42
1:CA:1128:C:H2'	1:CA:1129:C:C6	2.54	0.42
1:CA:1151:A:C5'	12:CJ:43:PRO:HA	2.49	0.42
15:AM:84:CYS:HB2	21:AS:72:GLU:CD	2.39	0.42
26:DC:143:VAL:HG12	26:DC:144:GLU:N	2.34	0.42
26:DC:89:ASN:HA	26:DC:89:ASN:HD22	1.52	0.42
33:DJ:13:ARG:O	33:DJ:52:ASP:HA	2.18	0.42
5:CC:154:GLY:HA2	5:CC:163:ARG:O	2.19	0.42

Continued on next page...

Continued from previous page...

Atom-1	Atom-2	Distance(Å)	Clash(Å)
16:CN:63:CYS:HB3	16:CN:67:GLY:H	1.84	0.42
1:CA:1313:U:H2'	1:CA:1314:C:O4'	2.20	0.42
43:DT:61:LEU:HG	43:DT:82:LYS:HB2	2.01	0.42
31:BH:128:HIS:O	31:BH:143:ILE:HA	2.19	0.42
4:CB:73:ARG:C	4:CB:75:ALA:H	2.22	0.42
8:AF:62:MET:HG3	8:AF:64:VAL:CG2	2.48	0.42
15:AM:44:ILE:O	15:AM:47:LEU:HB2	2.19	0.42
47:DX:10:ARG:CB	47:DX:11:PRO:HD2	2.50	0.42
18:CP:67:ILE:HG13	18:CP:68:SER:H	1.84	0.42
29:BF:87:LYS:CG	29:BF:88:VAL:H	2.32	0.42
27:BD:90:PHE:C	27:BD:92:VAL:H	2.23	0.42
33:DJ:64:VAL:O	33:DJ:65:THR:HG22	2.19	0.42
25:BB:2305:U:C4'	29:BF:130:GLY:HA3	2.49	0.42
12:CJ:7:ARG:HD3	12:CJ:75:ASP:OD1	2.20	0.42
9:CG:52:ARG:NH1	9:CG:121:ASN:ND2	2.66	0.42
23:CU:36:PHE:HB2	23:CU:39:LYS:CB	2.49	0.42
44:BU:73:ASN:O	44:BU:75:ALA:N	2.47	0.42
12:AJ:15:HIS:HD2	12:AJ:18:ILE:HB	1.84	0.42
32:BI:27:LEU:HB2	32:BI:32:VAL:HG21	2.01	0.42
42:BS:24:ILE:HG22	42:BS:25:ARG:N	2.34	0.42
42:BS:71:VAL:HG22	42:BS:71:VAL:O	2.19	0.42
1:CA:921:U:O2'	7:CE:24:VAL:HG12	2.19	0.42
6:CD:31:CYS:C	6:CD:33:ILE:N	2.72	0.42
40:BQ:4:LYS:CG	40:BQ:7:VAL:HG22	2.47	0.42
22:AT:31:ILE:HD13	22:AT:74:HIS:NE2	2.34	0.42
1:AA:1236:A:C4'	1:AA:1304:G:H4'	2.41	0.42
26:DC:69:ASN:O	26:DC:70:LYS:C	2.57	0.42
1:CA:238:A:C2'	1:CA:239:U:H5''	2.49	0.42
1:CA:1075:U:H2'	1:CA:1076:U:H6	1.83	0.42
28:DE:5:LEU:HD22	28:DE:122:GLU:N	2.34	0.42
36:DM:72:PRO:HB3	36:DM:89:VAL:HG12	2.01	0.42
25:DB:1244:A:H4'	28:DE:29:HIS:CE1	2.55	0.42
28:BE:146:VAL:HG12	28:BE:147:LEU:N	2.34	0.42
17:CO:63:ARG:CG	17:CO:63:ARG:HH11	2.32	0.42
28:DE:118:LEU:HD23	28:DE:186:VAL:O	2.18	0.42
29:DF:136:ILE:HG22	29:DF:142:TYR:CD1	2.54	0.42
20:AR:29:LYS:HD3	20:AR:30:ASN:N	2.34	0.42
5:AC:38:VAL:CG1	5:AC:90:VAL:HG12	2.48	0.42
13:CK:70:ALA:O	13:CK:73:VAL:HG22	2.19	0.42
25:BB:481:G:OP2	44:BU:43:LYS:HD3	2.19	0.42
25:BB:1017:G:H2'	25:BB:1018:U:C6	2.54	0.42
25:BB:1724:G:H2'	25:BB:1725:U:C6	2.54	0.42

Continued on next page...

Continued from previous page...

Atom-1	Atom-2	Distance(Å)	Clash(Å)
25:BB:627:A:N6	35:BL:112:LEU:HD21	2.34	0.42
25:BB:1795:C:H2'	25:BB:1796:U:C6	2.54	0.42
25:BB:152:A:O2'	25:BB:153:U:H5'	2.19	0.42
25:DB:1724:G:H2'	25:DB:1725:U:C6	2.54	0.42
53:B3:19:GLY:O	53:B3:20:GLY:C	2.57	0.42
5:CC:176:THR:C	5:CC:178:ARG:H	2.23	0.42
32:BI:102:ARG:HB2	32:BI:141:ASP:CG	2.40	0.42
2:AW:27:U:H2'	2:AW:28:C:O4'	2.18	0.42
25:BB:2538:C:O2'	25:BB:2539:C:H5'	2.20	0.42
25:BB:346:A:H2'	25:BB:347:A:C5'	2.47	0.42
25:BB:2770:G:H8	25:BB:2770:G:O5'	2.03	0.42
25:BB:1682:G:H2'	25:BB:1683:U:C6	2.55	0.42
1:AA:880:C:O2'	1:AA:881:G:H5'	2.18	0.42
34:BK:1:ILE:HD12	34:BK:1:ILE:H3	1.84	0.42
1:AA:1458:G:H5'	22:AT:26:MET:HB2	2.00	0.42
31:BH:62:LEU:C	31:BH:62:LEU:HD12	2.40	0.42
53:D3:19:GLY:O	53:D3:20:GLY:C	2.57	0.42
8:AF:19:PRO:HG2	8:AF:20:GLY:H	1.83	0.42
9:CG:83:THR:OG1	9:CG:84:TYR:N	2.51	0.42
30:BG:171:LYS:HD3	30:BG:172:GLU:N	2.31	0.42
22:AT:82:ILE:O	22:AT:85:LEU:HD23	2.20	0.42
25:BB:466:A:N3	25:BB:683:U:H1'	2.35	0.42
50:B0:55:ALA:C	50:B0:56:LYS:HG2	2.40	0.42
28:DE:150:THR:OG1	28:DE:151:GLY:N	2.51	0.42
1:CA:496:A:H2'	1:CA:497:G:N7	2.34	0.42
25:BB:127:A:H5''	25:BB:128:C:O4'	2.20	0.42
1:CA:162:A:H2'	1:CA:163:C:O4'	2.19	0.42
1:CA:658:C:O2'	1:CA:659:U:H5'	2.19	0.42
34:DK:96:THR:C	34:DK:97:ARG:HE	2.23	0.42
1:CA:5:U:H1'	1:CA:6:G:C2	2.53	0.42
25:BB:2485:G:H5''	36:BM:45:GLN:NE2	2.34	0.42
1:AA:954:G:H2'	1:AA:955:U:O4'	2.18	0.42
42:DS:66:ILE:CD1	42:DS:66:ILE:H	2.32	0.42
28:DE:23:PHE:H	28:DE:114:ARG:HH12	1.66	0.42
1:AA:1427:C:O2'	1:AA:1428:A:H5'	2.20	0.42
52:B2:37:LYS:HE2	52:B2:39:ARG:HH21	1.84	0.42
25:DB:751:A:C5'	42:DS:90:LYS:HA	2.49	0.42
34:DK:50:LYS:HD3	34:DK:94:ILE:HD11	2.00	0.42
25:DB:2769:U:H2'	25:DB:2770:G:H8	1.84	0.42
52:B2:18:PHE:HB2	52:B2:43:THR:OG1	2.20	0.42
48:DY:31:GLN:HG3	48:DY:36:GLN:HB2	2.01	0.42
1:AA:109:A:H5'	1:AA:110:C:H5	1.84	0.42

Continued on next page...

Continued from previous page...

Atom-1	Atom-2	Distance(Å)	Clash(Å)
1:AA:110:C:H2'	1:AA:111:G:C8	2.54	0.42
32:DI:68:PHE:N	32:DI:68:PHE:CD1	2.88	0.42
39:BP:20:ARG:HG3	39:BP:21:PRO:HD2	2.00	0.42
1:CA:8:A:C5	6:CD:205:LYS:HB2	2.53	0.42
17:AO:48:ASP:C	17:AO:50:HIS:H	2.22	0.42
25:BB:2617:U:C4	25:BB:2618:G:N7	2.88	0.42
1:CA:751:U:H2'	1:CA:752:G:O4'	2.20	0.42
1:CA:759:A:H2'	1:CA:760:G:O4'	2.19	0.42
1:AA:794:A:O2'	1:AA:795:C:H5'	2.20	0.42
1:AA:1110:A:N3	1:AA:1110:A:H2'	2.34	0.42
12:AJ:92:LEU:N	12:AJ:92:LEU:HD22	2.34	0.42
25:BB:490:C:OP2	25:BB:490:C:H4'	2.20	0.42
25:BB:97:C:H2'	25:BB:98:G:O4'	2.18	0.42
9:AG:50:ALA:O	9:AG:54:GLY:N	2.52	0.42
46:DW:18:LYS:CD	46:DW:36:ILE:HD11	2.50	0.42
46:DW:37:VAL:O	46:DW:38:ARG:HG2	2.20	0.42
25:BB:2352:A:C2'	25:BB:2353:G:H5'	2.49	0.42
46:BW:84:GLU:H	46:BW:84:GLU:HG2	1.61	0.42
10:CH:42:GLU:HG3	10:CH:100:ILE:CG2	2.49	0.42
10:CH:62:LEU:CD1	10:CH:62:LEU:N	2.82	0.42
10:CH:76:ARG:HH11	10:CH:76:ARG:HG2	1.84	0.42
25:BB:444:C:O2'	25:BB:445:C:H5'	2.18	0.42
11:CI:23:GLY:HA3	11:CI:61:ASP:HB2	2.00	0.42
16:AN:9:GLU:O	16:AN:13:VAL:HG23	2.18	0.42
33:DJ:43:GLU:O	33:DJ:45:THR:N	2.53	0.42
5:CC:19:SER:HB3	5:CC:21:TRP:CE2	2.55	0.42
16:CN:97:LYS:HB2	16:CN:97:LYS:HZ2	1.85	0.42
21:CS:5:LYS:HB3	21:CS:5:LYS:NZ	2.35	0.42
21:AS:27:LYS:HB2	21:AS:28:LYS:H	1.62	0.42
4:CB:85:SER:HB3	4:CB:88:GLN:OE1	2.19	0.42
35:DL:95:LEU:HD11	35:DL:125:LEU:HD11	2.02	0.42
27:DD:11:MET:H	27:DD:25:THR:HA	1.84	0.42
47:DX:69:GLU:O	47:DX:70:LEU:CB	2.66	0.42
1:AA:376:G:H5'	18:AP:6:LEU:O	2.19	0.42
27:BD:36:GLN:HG3	27:BD:36:GLN:O	2.18	0.42
25:DB:305:C:O2'	25:DB:306:U:H5'	2.19	0.42
44:DU:93:ARG:O	44:DU:94:PHE:HB3	2.19	0.42
7:CE:83:PRO:HG2	10:CH:95:MET:SD	2.59	0.42
12:CJ:41:PRO:HA	12:CJ:72:ARG:HD2	2.00	0.42
1:AA:1280:A:C8	12:AJ:43:PRO:HD3	2.54	0.42
25:BB:76:C:O3'	48:BY:52:ARG:HG3	2.20	0.42
42:BS:27:LYS:O	42:BS:32:ALA:HB2	2.19	0.42

Continued on next page...

Continued from previous page...

Atom-1	Atom-2	Distance(Å)	Clash(Å)
52:D2:6:GLN:HA	52:D2:7:PRO:HD2	1.93	0.42
28:DE:105:LEU:O	28:DE:106:LYS:HG3	2.19	0.42
40:DQ:17:LEU:HD13	40:DQ:30:VAL:O	2.19	0.42
8:CF:16:GLU:O	8:CF:19:PRO:HD2	2.19	0.42
8:CF:20:GLY:O	8:CF:24:ARG:HG3	2.19	0.42
14:AL:29:LYS:O	14:AL:80:LEU:HD12	2.19	0.42
2:AW:41:C:O2'	2:AW:42:G:H5'	2.19	0.42
42:DS:27:LYS:O	42:DS:32:ALA:HB2	2.18	0.42
45:DV:1:MET:O	45:DV:2:PHE:HB2	2.19	0.42
25:DB:670:A:O2'	25:DB:671:C:OP2	2.35	0.42
25:BB:704:G:O2'	25:BB:727:A:N6	2.53	0.42
16:CN:5:MET:HG2	16:CN:8:ARG:CZ	2.49	0.42
23:CU:14:ALA:O	23:CU:17:ARG:NH2	2.53	0.42
26:DC:93:VAL:CG1	26:DC:94:LEU:H	2.27	0.42
25:DB:1936:A:C2	25:DB:1943:U:H5	2.37	0.42
41:DR:100:GLY:O	41:DR:101:ILE:HB	2.19	0.42
25:BB:2189:U:H2'	25:BB:2190:G:C8	2.53	0.42
32:DI:129:GLU:O	32:DI:133:ARG:HG3	2.20	0.42
29:BF:137:PHE:O	29:BF:139:GLU:N	2.52	0.42
29:BF:136:ILE:HG22	29:BF:142:TYR:CD1	2.54	0.42
13:CK:33:ILE:CG1	13:CK:73:VAL:HG11	2.49	0.42
49:BZ:6:ILE:HG21	49:BZ:47:ILE:HD12	2.00	0.42
25:BB:963:U:O2'	25:BB:964:C:H5'	2.20	0.42
25:DB:1174:U:H1'	25:DB:1176:U:C6	2.54	0.42
35:BL:4:ASN:HB2	35:BL:5:THR:H	1.59	0.42
36:BM:32:GLY:CA	36:BM:104:GLU:HA	2.49	0.42
11:AI:56:MET:HB2	11:AI:57:VAL:H	1.54	0.42
25:BB:2845:U:O3'	39:BP:52:ARG:NH1	2.52	0.42
37:DN:28:LEU:O	37:DN:32:GLU:N	2.51	0.42
25:DB:1383:A:H2	25:DB:1405:U:O2	2.03	0.42
23:CU:49:ALA:O	23:CU:52:VAL:HG12	2.19	0.42
25:BB:164:C:C2'	25:BB:165:A:H5'	2.48	0.42
1:CA:173:U:H5''	1:CA:197:A:H5'	2.01	0.42
1:AA:371:A:O2'	1:AA:372:C:H5'	2.20	0.42
45:DV:60:VAL:HA	45:DV:73:LYS:NZ	2.34	0.42
15:AM:58:GLU:HA	15:AM:61:LYS:CD	2.49	0.42
25:DB:413:C:H2'	25:DB:414:C:C6	2.54	0.42
47:DX:19:HIS:O	47:DX:20:ALA:CB	2.67	0.42
30:BG:24:THR:HG22	30:BG:34:ARG:CA	2.49	0.42
1:CA:636:U:H2'	1:CA:637:C:H6	1.83	0.42
25:BB:570:G:O2'	25:BB:571:U:H5'	2.19	0.42
25:BB:129:C:H2'	25:BB:130:C:C6	2.54	0.42

Continued on next page...

Continued from previous page...

Atom-1	Atom-2	Distance(Å)	Clash(Å)
25:BB:1947:C:H2'	25:BB:1948:G:H8	1.83	0.42
39:BP:28:LYS:HE3	39:BP:82:SER:O	2.18	0.42
16:AN:30:ILE:HD12	16:AN:30:ILE:N	2.33	0.42
25:BB:2215:C:H2'	25:BB:2216:G:H8	1.83	0.42
5:CC:138:GLN:HE21	5:CC:138:GLN:CA	2.30	0.42
25:BB:453:A:H1'	25:BB:457:A:O2'	2.19	0.42
32:BI:49:GLU:HG3	32:BI:54:ILE:HD11	2.01	0.42
17:CO:14:PHE:CE2	17:CO:83:ARG:HD3	2.54	0.42
1:CA:1456:A:H2'	1:CA:1457:G:O4'	2.19	0.42
1:CA:1213:A:C6	1:CA:1215:G:H1'	2.54	0.42
1:CA:590:U:H2'	1:CA:591:U:H6	1.84	0.42
25:DB:2215:C:H2'	25:DB:2216:G:C8	2.55	0.42
8:AF:13:ASP:HA	6:CD:163:GLN:O	2.20	0.42
24:DA:55:U:H2'	24:DA:56:G:C8	2.54	0.42
25:BB:1213:A:C6	25:BB:1237:A:H1'	2.55	0.42
1:CA:113:G:H1'	1:CA:354:G:H5'	2.00	0.42
25:BB:2854:G:O2'	25:BB:2855:C:H5'	2.20	0.42
1:CA:317:U:H2'	1:CA:318:G:C8	2.54	0.42
25:BB:903:C:H2'	25:BB:904:G:C8	2.54	0.42
26:DC:196:ASN:O	26:DC:197:ALA:HB3	2.19	0.42
52:D2:3:ARG:NE	52:D2:3:ARG:HA	2.33	0.42
36:DM:54:THR:O	36:DM:56:ALA:N	2.53	0.42
25:BB:2636:C:O5'	27:BD:81:GLU:HB2	2.20	0.42
25:DB:1037:G:O2'	25:DB:1038:G:H5'	2.20	0.42
54:D4:30:GLU:HA	54:D4:31:PRO:HD3	1.85	0.42
1:AA:39:G:H2'	1:AA:40:C:O4'	2.19	0.42
1:AA:939:G:H2'	1:AA:940:C:C6	2.54	0.42
25:BB:2685:G:O2'	25:BB:2686:G:H5'	2.20	0.42
25:BB:48:G:H4'	25:BB:52:A:O4'	2.20	0.42
25:BB:398:C:H2'	25:BB:399:U:O4'	2.20	0.42
29:DF:131:VAL:C	29:DF:133:GLU:H	2.22	0.42
14:CL:39:THR:OG1	14:CL:40:THR:N	2.52	0.42
1:CA:1110:A:N3	1:CA:1110:A:H2'	2.33	0.42
25:BB:1965:C:H5''	25:BB:1966:A:H2'	2.00	0.42
52:D2:37:LYS:HE2	52:D2:39:ARG:NH2	2.35	0.42
25:DB:48:G:H4'	25:DB:52:A:O4'	2.19	0.42
25:DB:922:C:H1'	46:DW:22:VAL:HG21	2.02	0.42
46:DW:50:VAL:O	46:DW:52:CYS:N	2.53	0.42
46:BW:23:LYS:CE	46:BW:24:ARG:HG3	2.49	0.42
46:BW:57:THR:O	46:BW:59:PHE:N	2.52	0.42
1:CA:599:C:O2'	1:CA:600:A:H5'	2.20	0.42
7:CE:52:ALA:C	7:CE:54:GLU:N	2.72	0.42

Continued on next page...

Continued from previous page...

Atom-1	Atom-2	Distance(Å)	Clash(Å)
7:CE:52:ALA:HB2	7:CE:61:LYS:HZ2	1.83	0.42
10:CH:100:ILE:O	10:CH:101:ALA:HB2	2.20	0.42
10:CH:39:LEU:C	10:CH:45:ILE:HG12	2.40	0.42
25:DB:1055:G:H2'	25:DB:1056:G:H4'	2.01	0.42
25:DB:1085:A:O2'	25:DB:1086:A:H5'	2.19	0.42
11:CI:103:VAL:HG23	11:CI:104:THR:H	1.84	0.42
11:CI:49:GLN:HE21	11:CI:49:GLN:HB2	1.59	0.42
26:BC:183:VAL:HG13	26:BC:185:ALA:H	1.83	0.42
5:CC:113:LYS:HA	5:CC:116:ALA:CB	2.48	0.42
5:CC:168:ARG:HE	5:CC:168:ARG:HB3	1.70	0.42
5:CC:22:PHE:CD2	12:CJ:97:ASP:HB2	2.55	0.42
16:CN:44:VAL:O	16:CN:47:LEU:HB3	2.19	0.42
1:CA:1320:C:H1'	21:CS:72:GLU:HB3	2.01	0.42
31:BH:85:GLY:HA3	31:BH:91:PHE:CG	2.54	0.42
4:AB:95:TRP:CZ3	4:AB:97:GLY:HA2	2.54	0.42
4:CB:186:VAL:HA	4:CB:190:SER:OG	2.20	0.42
13:CK:92:ARG:NH2	23:CU:24:LYS:HB2	2.30	0.42
8:CF:54:LEU:HD13	8:CF:55:HIS:N	2.34	0.42
30:BG:58:ALA:C	30:BG:60:GLY:N	2.71	0.42
29:BF:162:ASP:O	29:BF:166:ARG:HG3	2.20	0.42
18:CP:53:ASP:O	18:CP:54:LEU:C	2.57	0.42
27:DD:90:PHE:C	27:DD:92:VAL:H	2.23	0.42
12:CJ:20:GLN:OE1	12:CJ:21:ALA:HB2	2.19	0.42
47:BX:32:LEU:O	47:BX:33:HIS:CG	2.72	0.42
15:CM:33:LEU:HD22	15:CM:40:GLU:CA	2.49	0.42
44:DU:78:LYS:HG2	44:DU:79:ALA:N	2.22	0.42
1:AA:1342:C:O2'	1:AA:1343:G:H5'	2.20	0.42
25:DB:1432:G:H2'	25:DB:1433:A:C8	2.55	0.42
25:DB:704:G:O2'	25:DB:727:A:N6	2.53	0.42
25:DB:2882:A:H2'	25:DB:2883:A:O4'	2.19	0.42
25:BB:2012:G:O3'	42:BS:96:ILE:HD12	2.18	0.42
28:BE:5:LEU:HD22	28:BE:122:GLU:N	2.34	0.42
20:CR:59:LYS:O	20:CR:63:TYR:HD2	2.02	0.42
26:BC:93:VAL:CG1	26:BC:94:LEU:H	2.25	0.42
25:DB:1287:A:O5'	37:DN:103:ARG:HD2	2.20	0.42
1:AA:1075:U:H2'	1:AA:1076:U:C6	2.55	0.42
4:AB:107:ARG:CA	4:AB:110:ILE:HD12	2.47	0.42
34:BK:106:LEU:CD2	34:BK:114:ILE:HD13	2.49	0.42
20:CR:23:LYS:O	20:CR:25:ILE:N	2.50	0.42
27:DD:202:ILE:HG22	27:DD:203:VAL:H	1.85	0.42
1:CA:541:G:H2'	1:CA:542:G:C8	2.53	0.42
17:CO:86:LEU:C	17:CO:88:ARG:N	2.72	0.42

Continued on next page...

Continued from previous page...

Atom-1	Atom-2	Distance(Å)	Clash(Å)
1:AA:648:A:O2'	1:AA:649:A:H5'	2.20	0.42
26:DC:16:VAL:N	26:DC:203:VAL:CG1	2.83	0.42
22:AT:49:ALA:O	22:AT:53:MET:HG3	2.20	0.42
26:BC:16:VAL:N	26:BC:203:VAL:CG1	2.83	0.42
26:BC:27:LYS:HB3	26:BC:28:PRO:HD2	2.01	0.42
42:DS:9:HIS:O	42:DS:11:ARG:HD3	2.20	0.42
29:DF:125:GLY:HA3	29:DF:157:THR:CG2	2.50	0.42
54:B4:1:MET:CE	54:B4:36:ARG:HB2	2.49	0.42
42:BS:75:PHE:O	42:BS:76:VAL:HB	2.20	0.42
39:BP:47:ILE:HG12	39:BP:59:THR:O	2.20	0.42
14:CL:109:ARG:HH21	14:CL:112:ALA:CA	2.32	0.42
34:BK:9:VAL:HG12	34:BK:11:ASP:OD1	2.20	0.42
1:AA:713:G:H2'	1:AA:714:G:C8	2.54	0.42
1:CA:1463:U:H2'	1:CA:1464:U:H6	1.84	0.42
35:DL:57:LEU:HD12	35:DL:61:LEU:HD13	2.00	0.42
37:DN:24:MET:CE	37:DN:44:LEU:HB2	2.50	0.42
1:AA:92:U:H2'	1:AA:93:U:C5	2.54	0.42
25:BB:1340:U:O4	43:BT:64:LYS:HD3	2.20	0.42
25:DB:1151:A:H2'	25:DB:1152:C:C6	2.55	0.42
1:AA:622:A:H2'	1:AA:623:C:O4'	2.18	0.42
25:BB:548:G:H4'	25:BB:549:G:C2	2.54	0.42
1:AA:371:A:H1'	1:AA:482:A:H1'	2.00	0.42
1:AA:148:G:H2'	1:AA:149:A:H5''	2.01	0.42
25:BB:1827:U:O2'	25:BB:1828:G:H5'	2.19	0.42
36:DM:124:LEU:HA	36:DM:125:PRO:HD3	1.82	0.42
25:DB:38:A:O2'	28:DE:43:THR:HA	2.20	0.42
25:DB:2817:U:O2'	25:DB:2837:A:H1'	2.19	0.42
33:BJ:130:HIS:CD2	33:BJ:132:HIS:HB2	2.54	0.42
1:CA:616:G:O2'	18:CP:47:GLU:HG3	2.19	0.42
10:AH:46:GLU:O	10:AH:47:ASP:HB3	2.20	0.42
25:DB:565:C:OP2	41:DR:79:ARG:HB2	2.20	0.42
1:AA:994:A:C8	1:AA:1216:A:H4'	2.54	0.42
25:BB:67:U:H2'	25:BB:68:G:C8	2.55	0.42
25:DB:2773:C:H2'	25:DB:2774:C:C6	2.54	0.42
25:DB:1870:C:H5''	25:DB:1871:A:C6	2.55	0.42
25:DB:1893:C:O2'	25:DB:1894:C:H5'	2.18	0.42
1:CA:328:C:H4'	1:CA:329:A:O5'	2.19	0.42
42:DS:88:ARG:HB3	42:DS:89:ALA:H	1.55	0.42
1:CA:847:G:H2'	1:CA:848:C:C6	2.55	0.42
31:BH:97:ARG:NH2	1:CA:369:G:H5'	2.35	0.42
36:DM:56:ALA:H	36:DM:58:LYS:H	1.67	0.42
25:BB:1624:U:O2'	25:BB:1625:C:H5'	2.18	0.42

Continued on next page...

Continued from previous page...

Atom-1	Atom-2	Distance(Å)	Clash(Å)
25:BB:1704:C:O2'	25:BB:1705:A:H5'	2.19	0.42
42:BS:28:LYS:O	42:BS:29:VAL:HG23	2.20	0.42
25:BB:449:A:H3'	57:BB:3340:HOH:O	2.19	0.42
1:CA:754:C:O5'	17:CO:71:ARG:NH2	2.52	0.42
1:AA:692:U:C2	1:AA:694:A:H5''	2.55	0.42
25:DB:1179:G:H2'	25:DB:1180:U:C6	2.54	0.42
25:BB:1313:U:C2'	25:BB:1313:U:O2	2.67	0.42
6:AD:13:ARG:HG3	6:AD:13:ARG:O	2.20	0.42
39:BP:19:PHE:HA	39:BP:19:PHE:HD2	1.68	0.42
32:DI:89:SER:HA	32:DI:97:VAL:HG11	2.01	0.42
25:DB:2269:G:H4'	46:DW:18:LYS:HZ2	1.85	0.42
11:AI:12:LYS:HA	11:AI:109:GLN:HE22	1.84	0.42
11:AI:66:VAL:CG2	11:AI:67:LYS:N	2.82	0.42
11:AI:9:GLY:HA2	11:AI:77:ALA:O	2.19	0.42
7:CE:14:LEU:O	7:CE:109:ALA:HB2	2.19	0.42
7:CE:15:ILE:HB	7:CE:16:ALA:H	1.61	0.42
1:CA:845:A:H3'	1:CA:846:G:O4'	2.20	0.42
1:CA:1242:G:H2'	1:CA:1243:C:H6	1.85	0.42
33:DJ:55:ILE:CB	33:DJ:123:LYS:HB2	2.47	0.42
33:DJ:47:HIS:ND1	33:DJ:48:VAL:HG23	2.34	0.42
5:CC:112:ALA:O	5:CC:115:VAL:HG23	2.18	0.42
19:AQ:58:VAL:HG23	19:AQ:60:ILE:HD11	2.02	0.42
34:DK:63:ARG:H	34:DK:82:ALA:HB3	1.85	0.42
21:AS:27:LYS:HE3	21:AS:30:LEU:HD21	2.01	0.42
25:DB:1341:G:N2	25:DB:1398:C:H4'	2.35	0.42
37:DN:83:LEU:CD1	37:DN:83:LEU:H	2.32	0.42
4:AB:185:ILE:HG22	4:AB:200:PRO:O	2.19	0.42
4:AB:31:PHE:CB	4:AB:41:ASN:HA	2.49	0.42
4:AB:95:TRP:NE1	4:AB:99:MET:SD	2.92	0.42
40:BQ:87:VAL:O	40:BQ:88:GLU:HB3	2.18	0.42
8:AF:7:VAL:O	8:AF:7:VAL:HG13	2.19	0.42
8:CF:74:LEU:HD13	8:CF:78:PHE:HE1	1.85	0.42
18:AP:67:ILE:HG13	18:AP:71:VAL:CG1	2.49	0.42
25:BB:1049:C:O2'	25:BB:1050:A:H5'	2.20	0.42
29:BF:3:LEU:HD23	29:BF:100:GLU:OE2	2.18	0.42
29:BF:108:PRO:C	29:BF:110:ILE:H	2.23	0.42
47:DX:5:GLN:HG3	47:DX:75:GLU:OE1	2.19	0.42
27:BD:33:ARG:HE	27:BD:74:GLU:CB	2.20	0.42
1:CA:376:G:H5''	18:CP:5:ARG:HB2	2.00	0.42
25:BB:1059:G:H2'	25:BB:1060:U:C6	2.54	0.42
7:AE:114:LEU:HB3	7:AE:119:VAL:HG23	2.01	0.42
7:AE:105:ILE:CD1	7:AE:123:LEU:HB3	2.43	0.42

Continued on next page...

Continued from previous page...

Atom-1	Atom-2	Distance(Å)	Clash(Å)
1:AA:1526:G:O2'	1:AA:1527:U:H5'	2.19	0.42
27:DD:36:GLN:HE21	27:DD:38:LYS:HG2	1.84	0.42
31:DH:82:SER:HB3	31:DH:90:LEU:CG	2.50	0.42
14:CL:23:LEU:O	14:CL:25:ALA:N	2.52	0.42
1:CA:1101:A:N3	1:CA:1102:A:H1'	2.34	0.42
42:BS:38:TYR:HB2	50:B0:24:VAL:HG11	2.01	0.42
1:AA:541:G:H2'	1:AA:542:G:C8	2.54	0.42
40:DQ:4:LYS:HE2	40:DQ:7:VAL:HG13	2.02	0.42
4:AB:9:LEU:CD2	4:AB:11:ALA:HB2	2.49	0.42
30:BG:162:ARG:CG	30:BG:166:GLU:HG3	2.50	0.42
25:DB:116:C:H5''	25:DB:128:C:H5	1.85	0.42
7:CE:25:LYS:HB3	7:CE:25:LYS:NZ	2.34	0.42
6:AD:87:GLU:C	6:AD:89:LEU:N	2.73	0.42
25:DB:2515:C:O2'	25:DB:2516:A:H5'	2.19	0.42
44:BU:78:LYS:HG2	44:BU:79:ALA:N	2.20	0.42
38:DO:108:ASP:HA	38:DO:111:ARG:HB3	2.01	0.42
7:AE:136:VAL:HG13	7:AE:137:ARG:N	2.23	0.42
25:DB:727:A:O2'	25:DB:728:G:H5'	2.19	0.42
51:B1:26:LYS:HZ3	51:B1:52:LYS:HB3	1.82	0.42
51:B1:8:ILE:HA	51:B1:8:ILE:HD13	1.85	0.42
36:BM:72:PRO:HB3	36:BM:89:VAL:CG1	2.50	0.42
1:AA:34:C:H2'	1:AA:35:G:C8	2.55	0.42
28:BE:122:GLU:H	28:BE:122:GLU:HG2	1.62	0.42
14:CL:43:LYS:CB	14:CL:44:PRO:HD2	2.43	0.42
36:DM:40:ARG:HB2	36:DM:93:VAL:HG22	2.02	0.42
11:AI:40:ARG:HA	11:AI:44:ARG:HH21	1.84	0.42
9:CG:112:ASP:OD2	9:CG:112:ASP:N	2.53	0.42
4:AB:102:ASN:HA	4:AB:104:LYS:HZ3	1.84	0.42
4:AB:116:LEU:HD21	4:AB:136:ARG:HE	1.85	0.42
1:CA:967:C:H1'	11:CI:129:ARG:O	2.19	0.42
13:AK:69:CYS:O	13:AK:73:VAL:N	2.53	0.42
1:AA:363:A:OP2	14:AL:30:ARG:NH1	2.52	0.42
1:AA:419:C:O2'	1:AA:420:U:H5'	2.19	0.42
25:DB:244:A:H2'	25:DB:245:G:O4'	2.19	0.42
48:DY:2:LYS:HD2	48:DY:2:LYS:N	2.32	0.42
1:CA:665:A:N3	1:CA:732:C:H2'	2.34	0.42
35:DL:57:LEU:CD2	53:D3:53:ASP:HB3	2.49	0.42
5:AC:122:GLN:O	5:AC:125:ARG:HB3	2.20	0.42
25:BB:1317:G:H2'	25:BB:1318:U:H6	1.84	0.42
20:AR:19:GLU:OE1	20:AR:53:GLN:HB2	2.19	0.42
1:CA:476:U:H2'	1:CA:477:C:H6	1.80	0.42
25:DB:2590:A:H2'	25:DB:2591:C:C6	2.54	0.42

Continued on next page...

Continued from previous page...

Atom-1	Atom-2	Distance(Å)	Clash(Å)
50:D0:52:LYS:CE	50:D0:55:ALA:HA	2.50	0.42
31:BH:53:GLU:O	31:BH:57:LYS:HG3	2.19	0.42
13:CK:79:LYS:HD2	13:CK:103:GLY:O	2.19	0.42
25:BB:287:G:O2'	25:BB:288:U:H5'	2.20	0.42
1:CA:1163:A:H2'	1:CA:1164:G:H8	1.82	0.42
1:AA:805:C:O2'	1:AA:806:C:H5'	2.20	0.42
25:DB:1014:A:O2'	25:DB:1015:U:H5'	2.19	0.42
25:DB:2719:G:H4'	25:DB:2846:G:O3'	2.20	0.42
1:AA:62:U:OP1	1:AA:386:C:H5'	2.19	0.42
38:BO:100:HIS:CA	38:BO:104:GLN:HB2	2.50	0.42
25:DB:2676:C:O2'	25:DB:2677:G:H5'	2.19	0.42
1:AA:167:A:H2'	1:AA:168:G:C8	2.55	0.42
25:DB:437:U:H2'	25:DB:438:G:C8	2.54	0.42
25:BB:2774:C:H2'	25:BB:2775:G:O4'	2.19	0.42
1:CA:1337:G:H5''	1:CA:1338:G:OP1	2.20	0.42
1:AA:317:U:H2'	1:AA:318:G:C8	2.54	0.42
25:BB:1878:G:H2'	25:BB:1879:C:H6	1.85	0.42
28:DE:138:LEU:HB3	28:DE:143:LEU:HB2	2.00	0.42
25:DB:2552:U:O2	25:DB:2554:U:H5'	2.19	0.42
25:DB:2017:U:H4'	50:D0:4:GLN:O	2.19	0.42
25:BB:1653:G:O6	37:BN:10:LEU:O	2.38	0.42
25:BB:241:A:H1'	25:BB:243:U:C6	2.54	0.42
1:AA:830:G:H2'	1:AA:831:A:H8	1.84	0.42
24:DA:100:G:H2'	24:DA:101:A:O4'	2.20	0.42
25:DB:2863:C:O2'	25:DB:2864:G:H5'	2.19	0.42
25:BB:2760:C:O2'	25:BB:2761:A:H5'	2.19	0.42
13:CK:24:ALA:HB3	13:CK:87:GLY:O	2.19	0.42
25:BB:2863:C:O2'	25:BB:2864:G:H5'	2.19	0.42
25:DB:716:A:H2'	25:DB:717:C:O4'	2.20	0.42
25:BB:1845:G:O2'	25:BB:1846:G:H5'	2.20	0.42
25:DB:1183:U:H2'	25:DB:1184:U:C6	2.54	0.42
42:DS:1:MET:CE	42:DS:1:MET:HA	2.49	0.42
17:AO:5:GLU:HG3	17:AO:5:GLU:H	1.68	0.42
25:DB:1313:U:O2	25:DB:1313:U:C2'	2.67	0.42
11:AI:108:ARG:HG2	11:AI:108:ARG:H	1.65	0.42
26:BC:77:VAL:O	26:BC:77:VAL:HG23	2.19	0.42
25:DB:386:G:H4'	25:DB:387:U:OP2	2.20	0.42
25:BB:303:G:H2'	25:BB:304:U:C6	2.55	0.42
1:AA:951:G:O2'	1:AA:952:U:H5'	2.20	0.42
16:AN:9:GLU:OE1	16:AN:60:ARG:HG2	2.19	0.42
1:CA:1348:U:OP1	11:CI:111:GLU:N	2.49	0.42
1:CA:1375:A:H2'	1:CA:1376:U:H6	1.83	0.42

Continued on next page...

Continued from previous page...

Atom-1	Atom-2	Distance(Å)	Clash(Å)
26:DC:63:ILE:HD13	26:DC:63:ILE:HA	1.95	0.42
25:DB:536:G:H21	33:DJ:47:HIS:CG	2.38	0.42
26:BC:123:ILE:HG13	26:BC:191:LEU:CD2	2.50	0.42
43:BT:40:LYS:HE3	43:BT:58:VAL:O	2.19	0.42
29:BF:48:LEU:O	29:BF:51:ASN:HB2	2.19	0.42
4:CB:83:ALA:HB2	4:CB:90:PHE:HB3	2.01	0.42
13:AK:21:HIS:HA	13:AK:84:MET:O	2.19	0.42
27:BD:179:ARG:HG3	27:BD:188:LEU:HD12	2.02	0.42
27:BD:202:ILE:HG22	27:BD:203:VAL:H	1.82	0.42
47:DX:66:VAL:HA	47:DX:69:GLU:OE1	2.19	0.42
18:CP:4:ILE:HG12	18:CP:21:VAL:HG22	2.02	0.42
25:DB:1062:G:H2'	25:DB:1063:G:H8	1.85	0.42
32:DI:57:VAL:HG23	32:DI:71:LYS:HZ1	1.83	0.42
1:AA:377:G:H2'	1:AA:378:G:H8	1.84	0.42
23:CU:36:PHE:N	23:CU:36:PHE:CD1	2.87	0.42
25:BB:2147:A:H5'	25:BB:2148:G:H5'	2.01	0.42
25:BB:2231:U:OP1	47:BX:29:LEU:HD23	2.20	0.42
28:BE:108:ILE:C	28:BE:108:ILE:HD13	2.40	0.42
1:CA:181:A:N6	1:CA:194:C:H2'	2.35	0.42
39:BP:5:LYS:C	39:BP:5:LYS:HD3	2.40	0.42
14:AL:21:PRO:HG2	14:AL:22:ALA:H	1.85	0.42
30:DG:3:VAL:HG23	30:DG:4:ALA:N	2.34	0.42
7:AE:17:VAL:HG21	7:AE:55:VAL:HG13	2.02	0.42
42:BS:4:ILE:HG22	42:BS:106:VAL:HG22	2.02	0.42
33:DJ:57:LEU:CD2	33:DJ:128:ASN:HA	2.49	0.42
14:AL:43:LYS:N	14:AL:44:PRO:HD2	2.24	0.42
5:AC:10:ARG:HB3	5:AC:15:LYS:HB2	2.01	0.42
36:BM:71:LYS:HA	36:BM:72:PRO:HD3	1.93	0.42
13:AK:80:ASN:CA	13:AK:105:ARG:HD3	2.50	0.42
1:AA:668:G:O2'	1:AA:669:G:H5'	2.20	0.42
25:BB:1255:U:C5	28:BE:68:ALA:HA	2.54	0.42
6:CD:46:ARG:HG2	6:CD:46:ARG:HH11	1.85	0.42
38:BO:28:VAL:CG2	38:BO:106:LEU:HD21	2.49	0.42
28:DE:146:VAL:HG12	28:DE:147:LEU:N	2.34	0.42
15:CM:102:LYS:HZ2	15:CM:102:LYS:CB	2.32	0.42
34:BK:109:GLU:O	34:BK:111:PHE:N	2.53	0.42
27:DD:203:VAL:HG22	27:DD:203:VAL:O	2.19	0.42
35:DL:77:ILE:HG22	35:DL:78:ARG:N	2.35	0.42
35:BL:78:ARG:NH2	35:BL:113:ALA:HB1	2.35	0.42
1:AA:452:A:H2'	1:AA:453:G:O4'	2.20	0.42
22:AT:51:ASN:C	22:AT:53:MET:H	2.22	0.42
10:AH:80:PRO:CA	10:AH:83:ARG:HE	2.32	0.42

Continued on next page...

Continued from previous page...

Atom-1	Atom-2	Distance(Å)	Clash(Å)
14:CL:85:ARG:CB	14:CL:93:ARG:HA	2.49	0.42
39:DP:44:GLY:HA3	39:DP:60:VAL:HG11	2.02	0.42
1:AA:519:C:H5'	14:AL:47:ALA:HA	2.00	0.42
1:CA:997:U:H2'	1:CA:998:C:O4'	2.20	0.42
25:BB:156:A:H2'	25:BB:157:C:O4'	2.19	0.42
25:BB:2134:A:H2'	25:BB:2135:A:H8	1.81	0.42
1:CA:86:G:H1'	1:CA:87:C:C5	2.55	0.42
25:BB:1397:U:H5''	25:BB:1398:C:H5	1.84	0.42
25:BB:1684:G:H2'	25:BB:1685:C:H6	1.85	0.42
25:BB:245:G:H2'	25:BB:246:C:H6	1.84	0.42
1:AA:988:G:H21	1:AA:1016:A:H1'	1.85	0.42
5:CC:17:TRP:HB3	5:CC:18:ASN:H	1.70	0.42
25:BB:1212:G:H1'	25:BB:1236:G:H22	1.84	0.42
25:BB:1494:A:H2	25:BB:1579:A:O4'	2.03	0.42
25:DB:1372:U:O2'	25:DB:2212:A:C8	2.73	0.42
25:DB:1317:G:H2'	25:DB:1318:U:O4'	2.19	0.42
15:AM:28:ARG:NH2	15:AM:62:PHE:CB	2.82	0.42
25:DB:1411:U:O2'	25:DB:1412:U:H5'	2.20	0.42
25:BB:906:U:H4'	36:BM:66:ARG:HH12	1.84	0.42
5:AC:129:PHE:CG	5:AC:130:ARG:N	2.88	0.42
51:B1:47:ILE:HD12	51:B1:47:ILE:N	2.33	0.42
25:BB:2345:G:N3	25:BB:2381:A:H2'	2.35	0.42
32:BI:109:ALA:HB1	32:BI:124:MET:CG	2.49	0.42
10:CH:29:SER:HB3	10:CH:32:LYS:CD	2.50	0.42
4:CB:123:GLY:HA2	4:CB:126:ASP:CG	2.39	0.42
25:DB:517:C:OP2	50:D0:9:ARG:NH2	2.53	0.42
25:BB:770:G:H2'	25:BB:771:G:H8	1.85	0.42
40:BQ:96:ASP:C	40:BQ:98:ALA:N	2.72	0.42
6:CD:50:TYR:OH	6:CD:54:LEU:HD12	2.20	0.42
1:AA:103:U:H1'	1:AA:171:A:N1	2.34	0.42
25:BB:1636:U:H2'	25:BB:1637:A:H8	1.84	0.42
25:DB:591:U:H1'	53:D3:1:PRO:H3	1.84	0.42
25:DB:457:A:N6	25:DB:470:A:H5''	2.34	0.42
32:BI:52:LEU:O	32:BI:54:ILE:HG13	2.20	0.42
26:BC:29:PHE:CE2	26:BC:31:PRO:HG2	2.54	0.42
25:DB:167:A:H2'	25:DB:168:G:O4'	2.20	0.42
25:BB:859:G:O2'	25:BB:860:U:OP2	2.38	0.42
41:DR:78:ARG:HH21	41:DR:78:ARG:HG3	1.84	0.42
28:BE:107:SER:O	28:BE:111:GLU:HB2	2.20	0.42
38:DO:57:ALA:O	38:DO:60:GLU:HB2	2.20	0.42
1:AA:357:G:O2'	1:AA:358:U:H5'	2.20	0.42
34:DK:41:THR:HG23	34:DK:56:VAL:HG22	2.01	0.42

Continued on next page...

Continued from previous page...

Atom-1	Atom-2	Distance(Å)	Clash(Å)
25:DB:1764:C:H2'	25:DB:1765:U:H6	1.85	0.42
25:DB:1807:G:C2'	25:DB:1808:A:H5'	2.50	0.42
25:BB:2241:A:O2'	25:BB:2242:G:H5'	2.20	0.42
25:DB:2770:G:O5'	25:DB:2770:G:H8	2.03	0.42
32:BI:63:ASP:C	32:BI:65:SER:N	2.73	0.42
39:DP:26:GLU:HB3	39:DP:84:SER:HB2	2.00	0.42
25:DB:2712:C:OP1	25:DB:2714:G:H4'	2.20	0.42
25:DB:2455:G:H2'	25:DB:2456:C:C6	2.55	0.42
1:CA:726:C:O2'	1:CA:727:G:H5'	2.19	0.42
25:DB:740:C:O2'	25:DB:741:U:H5'	2.20	0.42
25:DB:1821:A:H2'	25:DB:1822:C:C6	2.54	0.42
36:BM:63:ILE:HD12	36:BM:63:ILE:N	2.35	0.42
26:BC:18:VAL:O	26:BC:18:VAL:HG13	2.20	0.42
7:AE:11:GLN:HB3	7:AE:116:VAL:HB	2.01	0.42
1:AA:432:A:H2'	1:AA:433:G:O4'	2.19	0.42
25:BB:2272:U:H6	25:BB:2272:U:O5'	2.03	0.42
25:BB:854:C:O2'	25:BB:855:G:H5'	2.20	0.42
7:CE:80:LEU:HG	7:CE:82:HIS:C	2.39	0.42
8:CF:14:GLN:HE21	8:CF:83:ALA:CB	2.33	0.42
39:DP:58:PHE:CE2	39:DP:75:THR:HB	2.55	0.42
1:AA:977:A:H2'	1:AA:978:A:H5''	2.01	0.42
16:AN:50:LEU:HD23	16:AN:51:PRO:N	2.35	0.42
6:CD:170:LEU:HA	6:CD:182:LYS:H	1.85	0.42
12:CJ:65:TYR:HB3	16:CN:95:LEU:HD21	2.01	0.42
35:BL:95:LEU:HD11	35:BL:125:LEU:HD11	2.00	0.42
43:DT:31:VAL:HA	43:DT:83:ALA:HB3	2.02	0.42
31:BH:94:ILE:HG21	31:BH:99:ILE:H	1.83	0.42
25:BB:1655:A:H5'	27:BD:118:PHE:CD1	2.54	0.42
4:CB:177:ASN:H	4:CB:178:LEU:HD12	1.85	0.42
8:AF:67:PRO:O	8:AF:71:ILE:HG23	2.20	0.42
32:DI:73:PRO:CG	32:DI:78:LEU:HD21	2.48	0.42
5:AC:163:ARG:HG2	5:AC:164:THR:N	2.25	0.42
27:DD:68:PHE:HE2	27:DD:75:ALA:O	2.03	0.42
1:AA:796:C:OP1	13:AK:127:ARG:HB2	2.19	0.42
11:CI:14:SER:O	11:CI:77:ALA:HB2	2.19	0.42
1:AA:1147:C:O2	11:AI:17:ARG:NH1	2.52	0.42
28:BE:176:ASP:C	28:BE:176:ASP:OD1	2.58	0.42
42:BS:71:VAL:HG13	42:BS:71:VAL:O	2.20	0.42
15:CM:23:GLY:CA	15:CM:64:VAL:HG12	2.49	0.42
15:CM:69:ARG:HH11	15:CM:69:ARG:HG2	1.85	0.42
6:AD:12:ARG:HB3	6:AD:37:PRO:HG3	2.01	0.42
6:AD:56:GLU:HB2	6:AD:198:LEU:HD12	2.02	0.42

Continued on next page...

Continued from previous page...

Atom-1	Atom-2	Distance(Å)	Clash(Å)
6:AD:197:HIS:O	6:AD:198:LEU:HD23	2.20	0.42
30:DG:162:ARG:CG	30:DG:166:GLU:HG3	2.50	0.42
13:CK:19:VAL:HG12	13:CK:82:GLU:CB	2.50	0.42
30:BG:100:ASN:ND2	30:BG:101:VAL:N	2.64	0.42
25:DB:2502:G:H5'	25:DB:2503:A:C5'	2.39	0.42
6:CD:26:ALA:C	6:CD:28:ASP:H	2.23	0.42
6:CD:25:ARG:O	6:CD:26:ALA:HB2	2.20	0.42
39:DP:5:LYS:C	39:DP:5:LYS:HD3	2.40	0.42
9:AG:41:ILE:HG22	9:AG:42:VAL:N	2.34	0.42
13:CK:56:LYS:HA	13:CK:61:ALA:HB1	2.01	0.42
1:CA:332:G:O5'	22:CT:2:ASN:N	2.53	0.42
1:CA:237:G:H2'	1:CA:238:A:H8	1.85	0.42
1:CA:782:A:H4'	1:CA:1514:G:O2'	2.20	0.42
7:AE:133:ILE:HD12	7:AE:134:ASN:CG	2.40	0.42
42:DS:95:ARG:O	42:DS:96:ILE:O	2.38	0.42
1:CA:35:G:H2'	1:CA:36:C:C6	2.54	0.42
6:AD:78:ALA:O	6:AD:85:THR:HG23	2.19	0.42
25:DB:664:G:O2'	25:DB:665:U:H5'	2.20	0.42
1:AA:668:G:HO2'	1:AA:669:G:H5'	1.84	0.42
6:AD:157:ALA:O	6:AD:160:LEU:HD13	2.18	0.42
20:CR:62:ARG:HG2	20:CR:67:LEU:CB	2.49	0.42
20:CR:64:LEU:C	20:CR:66:LEU:H	2.23	0.42
6:CD:43:ARG:CZ	6:CD:44:LYS:H	2.31	0.42
9:AG:49:LEU:HD23	9:AG:52:ARG:HD3	2.02	0.42
41:BR:14:VAL:HG22	41:BR:15:SER:N	2.35	0.42
41:BR:61:ALA:CB	41:BR:98:ILE:HA	2.49	0.42
29:DF:134:GLN:HE21	29:DF:134:GLN:HB3	1.69	0.42
25:DB:173:A:H2'	25:DB:174:U:C6	2.55	0.42
18:AP:69:ASP:CG	18:AP:70:ARG:N	2.72	0.42
34:DK:9:VAL:HG21	34:DK:15:ALA:HA	2.00	0.42
30:BG:54:ARG:HA	30:BG:54:ARG:HE	1.84	0.42
54:D4:1:MET:CE	54:D4:36:ARG:HB2	2.50	0.42
42:DS:75:PHE:HB2	42:DS:76:VAL:H	1.57	0.42
34:BK:42:ILE:HG22	34:BK:53:LYS:HA	2.02	0.42
26:BC:173:LEU:HD23	26:BC:175:LEU:HD21	2.02	0.42
1:CA:946:A:H2'	1:CA:947:G:H8	1.79	0.42
1:AA:173:U:H5''	1:AA:197:A:H5'	2.02	0.42
1:AA:1028:C:H2'	1:AA:1029:U:C6	2.55	0.42
25:BB:2462:C:H2'	25:BB:2463:C:H6	1.84	0.42
1:CA:146:G:H2'	1:CA:147:G:C8	2.55	0.42
31:BH:50:ARG:O	31:BH:53:GLU:HB3	2.20	0.42
47:DX:19:HIS:C	47:DX:21:LEU:H	2.23	0.42

Continued on next page...

Continued from previous page...

Atom-1	Atom-2	Distance(Å)	Clash(Å)
53:D3:26:ALA:O	53:D3:27:ASN:HB2	2.20	0.42
25:BB:1864:U:C2'	25:BB:1865:U:H5'	2.49	0.42
1:AA:274:A:H4'	1:AA:275:G:O5'	2.19	0.42
25:DB:1642:G:O2'	25:DB:1643:G:H5'	2.20	0.42
14:CL:115:LYS:O	14:CL:116:TYR:HB2	2.20	0.42
28:BE:17:THR:O	28:BE:21:ARG:HB2	2.20	0.42
16:AN:63:CYS:CB	16:AN:66:THR:HG1	2.33	0.42
25:BB:1336:A:P	43:BT:68:LYS:HZ1	2.42	0.42
25:BB:2784:U:H2'	25:BB:2785:C:H6	1.84	0.42
25:BB:2489:U:C2'	25:BB:2490:G:H5'	2.50	0.42
25:BB:1401:G:H2'	25:BB:1402:U:O4'	2.19	0.42
41:DR:79:ARG:O	41:DR:81:LYS:HG2	2.20	0.42
25:BB:538:A:H2'	25:BB:539:G:O4'	2.20	0.42
25:DB:2480:C:H2'	25:DB:2481:G:O4'	2.19	0.42
25:DB:1542:U:O2'	25:DB:1543:G:H5'	2.20	0.42
25:DB:439:A:H2'	25:DB:440:C:O4'	2.19	0.42
25:BB:1454:C:H5'	37:BN:63:ARG:CZ	2.49	0.42
28:BE:134:LEU:HA	28:BE:137:LYS:HB3	2.02	0.42
25:DB:1877:A:O2'	25:DB:1878:G:H5'	2.20	0.42
25:DB:1878:G:O2'	25:DB:1879:C:H5'	2.19	0.42
25:DB:1454:C:H5'	37:DN:63:ARG:NE	2.35	0.42
1:CA:144:G:H2'	1:CA:145:G:O4'	2.19	0.42
25:BB:2207:C:O2'	25:BB:2208:C:H5'	2.18	0.42
15:AM:63:VAL:CG1	15:AM:67:ASP:HB2	2.50	0.42
24:BA:116:G:H4'	38:BO:54:VAL:O	2.20	0.42
39:BP:20:ARG:CD	39:BP:21:PRO:HD2	2.50	0.42
25:DB:1179:G:H2'	25:DB:1180:U:H6	1.85	0.42
25:DB:1820:U:H4'	25:DB:1821:A:OP2	2.20	0.42
25:DB:596:U:H2'	25:DB:597:G:C8	2.55	0.42
1:AA:1471:U:O2'	1:AA:1472:U:H5'	2.20	0.42
1:AA:1473:G:O2'	1:AA:1474:U:H5'	2.20	0.42
43:BT:18:GLU:O	43:BT:20:ALA:N	2.53	0.42
25:DB:1331:G:O2'	25:DB:1332:G:H5'	2.19	0.42
25:BB:575:A:O2'	25:BB:576:U:H5'	2.20	0.42
26:DC:259:ASN:OD1	26:DC:261:ARG:HB3	2.20	0.42
14:CL:82:ARG:HG2	14:CL:82:ARG:HH11	1.84	0.42
53:B3:54:LEU:HG	53:B3:58:ILE:HD11	2.01	0.42
19:AQ:30:HIS:HB3	19:AQ:34:GLY:H	1.85	0.42
25:BB:690:G:H2'	25:BB:691:C:O4'	2.18	0.42
1:AA:533:A:HO2'	1:AA:535:A:P	2.42	0.42
46:DW:57:THR:O	46:DW:59:PHE:N	2.53	0.42
25:BB:921:C:H2'	25:BB:922:C:C6	2.55	0.42

Continued on next page...

Continued from previous page...

Atom-1	Atom-2	Distance(Å)	Clash(Å)
7:CE:156:ARG:NE	10:CH:63:LYS:NZ	2.67	0.42
16:AN:16:ALA:C	16:AN:18:LYS:H	2.23	0.42
1:CA:1186:G:H21	16:CN:100:TRP:CA	2.32	0.42
26:DC:140:VAL:CG2	26:DC:163:ILE:HG12	2.50	0.42
40:DQ:71:ASN:HB3	40:DQ:72:GLY:H	1.52	0.42
40:DQ:87:VAL:O	40:DQ:88:GLU:HB3	2.19	0.42
43:BT:81:LYS:HZ2	43:BT:81:LYS:HB2	1.84	0.42
5:CC:46:LEU:HD13	5:CC:51:VAL:CG1	2.37	0.42
29:BF:40:GLY:H	29:BF:84:ILE:HD11	1.85	0.42
1:CA:401:C:H2'	1:CA:402:G:C8	2.54	0.42
13:CK:86:LYS:HG3	13:CK:113:THR:CA	2.45	0.42
18:AP:61:VAL:HA	18:AP:65:ALA:HB3	2.01	0.42
39:DP:29:VAL:HA	39:DP:79:VAL:O	2.20	0.42
29:BF:15:LEU:CD1	29:BF:168:LEU:HD23	2.48	0.42
27:BD:187:LEU:CD2	27:BD:203:VAL:HG21	2.50	0.42
27:BD:4:LEU:O	27:BD:203:VAL:HG12	2.20	0.42
25:BB:2331:G:H21	25:BB:2336:A:H8	1.68	0.42
25:DB:329:G:C6	44:DU:16:LYS:NZ	2.84	0.42
23:AU:33:ARG:O	23:AU:34:ARG:C	2.58	0.42
27:DD:45:TYR:CD1	27:DD:45:TYR:N	2.88	0.42
9:CG:68:VAL:HG23	9:CG:99:ALA:HB1	2.01	0.42
5:AC:11:LEU:HB3	5:AC:17:TRP:CE2	2.54	0.42
13:CK:21:HIS:NE2	13:CK:34:THR:HB	2.34	0.42
1:CA:193:C:H2'	1:CA:194:C:C5	2.55	0.42
1:AA:1375:A:O2'	1:AA:1376:U:H5'	2.20	0.42
22:AT:66:ILE:HG23	22:AT:70:LYS:CD	2.50	0.42
25:BB:26:G:H2'	25:BB:27:G:C1'	2.50	0.42
33:BJ:123:LYS:HB3	33:BJ:125:TYR:CE2	2.55	0.42
23:AU:14:ALA:C	23:AU:16:ARG:H	2.22	0.42
6:AD:138:PRO:HB3	6:AD:181:PHE:CD2	2.53	0.42
53:D3:21:PHE:O	53:D3:22:LYS:O	2.37	0.42
25:DB:1434:A:H62	25:DB:1558:C:H42	1.68	0.42
4:CB:195:VAL:CG1	4:CB:196:ASP:H	2.17	0.42
20:CR:62:ARG:C	20:CR:64:LEU:H	2.23	0.42
25:DB:1805:A:N3	26:DC:49:THR:HG23	2.34	0.42
1:CA:484:G:H5'	1:CA:486:U:H5'	2.01	0.42
41:DR:14:VAL:HG22	41:DR:15:SER:N	2.34	0.42
25:BB:2191:A:H5'	25:BB:2192:U:P	2.60	0.42
11:AI:40:ARG:CA	11:AI:44:ARG:HH21	2.32	0.42
1:AA:1171:A:O2'	1:AA:1172:C:H5'	2.20	0.42
1:CA:639:G:O2'	1:CA:640:A:H5'	2.20	0.42
47:BX:42:GLU:HG2	47:BX:42:GLU:O	2.20	0.42

Continued on next page...

Continued from previous page...

Atom-1	Atom-2	Distance(Å)	Clash(Å)
45:BV:79:ARG:HB3	45:BV:79:ARG:NH1	2.35	0.42
49:BZ:8:GLN:HG2	49:BZ:10:ARG:O	2.19	0.42
9:AG:78:ARG:HG2	9:AG:83:THR:OG1	2.20	0.42
1:CA:167:A:H2'	1:CA:168:G:H8	1.85	0.42
29:BF:125:GLY:O	29:BF:157:THR:HG22	2.20	0.42
44:BU:85:ARG:NE	44:BU:86:PHE:H	2.17	0.42
20:AR:60:ARG:NH1	20:AR:60:ARG:HG2	2.34	0.42
25:BB:2356:U:C5'	46:BW:16:GLU:HG3	2.50	0.42
1:AA:1138:G:H2'	1:AA:1140:C:H6	1.84	0.42
4:AB:206:ILE:HD13	4:AB:206:ILE:O	2.20	0.42
17:AO:14:PHE:O	17:AO:25:GLU:HB3	2.20	0.42
25:BB:173:A:H2'	25:BB:174:U:C6	2.54	0.42
1:AA:735:C:H2'	1:AA:736:C:C6	2.54	0.42
1:CA:957:U:H2'	1:CA:959:A:OP2	2.19	0.42
4:CB:122:ASP:O	4:CB:124:THR:N	2.53	0.42
1:AA:606:G:H21	1:AA:631:C:H2'	1.85	0.42
27:DD:56:LYS:HG3	27:DD:59:ARG:H	1.85	0.42
17:CO:11:VAL:HA	17:CO:26:VAL:CG2	2.50	0.42
5:CC:93:ILE:N	5:CC:93:ILE:HD12	2.35	0.42
25:DB:2394:C:H5''	35:DL:63:LYS:HD3	2.02	0.42
1:AA:922:G:O2'	1:AA:923:A:H5'	2.20	0.42
1:CA:1028:C:H2'	1:CA:1029:U:C6	2.55	0.42
1:CA:1352:C:H2'	1:CA:1353:G:H8	1.81	0.42
1:CA:213:G:C2'	1:CA:214:C:H5'	2.48	0.42
25:DB:460:A:H4'	43:DT:72:GLN:HB2	2.01	0.42
25:BB:2815:C:H2'	25:BB:2816:G:C8	2.51	0.42
1:AA:418:C:H1'	1:AA:540:G:O2'	2.20	0.42
34:BK:96:THR:HB	34:BK:97:ARG:CZ	2.50	0.42
39:BP:29:VAL:HA	39:BP:79:VAL:O	2.20	0.42
34:DK:96:THR:HB	34:DK:97:ARG:CZ	2.50	0.42
16:AN:22:LYS:O	16:AN:25:GLU:HG3	2.19	0.42
36:BM:47:GLU:HB3	36:BM:51:ARG:NH2	2.35	0.42
1:CA:418:C:H1'	1:CA:540:G:O2'	2.19	0.42
25:DB:453:A:H1'	25:DB:457:A:O2'	2.19	0.42
25:DB:2298:A:OP1	29:DF:70:ARG:HD3	2.20	0.42
29:DF:71:LYS:HG2	29:DF:73:VAL:CG2	2.50	0.42
26:DC:209:ALA:O	26:DC:213:ARG:HB2	2.19	0.42
1:CA:994:A:N7	1:CA:1216:A:H4'	2.35	0.42
1:CA:954:G:H2'	1:CA:955:U:O4'	2.20	0.42
25:BB:822:G:H2'	25:BB:823:C:C6	2.55	0.42
1:CA:1210:C:H4'	1:CA:1214:C:N4	2.35	0.42
33:DJ:92:MET:HB3	33:DJ:100:VAL:HG22	2.02	0.42

Continued on next page...

Continued from previous page...

Atom-1	Atom-2	Distance(Å)	Clash(Å)
25:DB:672:C:H2'	25:DB:673:C:H6	1.85	0.42
4:AB:178:LEU:N	4:AB:178:LEU:HD22	2.35	0.42
5:AC:112:ALA:N	5:AC:201:ILE:HD12	2.35	0.42
26:DC:77:VAL:HA	26:DC:92:LEU:O	2.18	0.42
27:BD:62:LYS:HD2	27:BD:62:LYS:HA	1.80	0.42
25:BB:723:C:H2'	25:BB:724:U:C6	2.55	0.42
25:BB:2864:G:H2'	25:BB:2865:U:O4'	2.20	0.42
25:DB:1607:C:H4'	25:DB:1608:A:O5'	2.20	0.42
1:AA:771:G:O2'	1:AA:772:U:H5'	2.20	0.42
25:DB:1902:C:H2'	25:DB:1903:G:O4'	2.19	0.42
24:BA:85:G:H2'	24:BA:86:G:H8	1.85	0.42
25:DB:196:A:H2'	25:DB:196:A:N3	2.35	0.42
25:BB:1774:C:O2	25:BB:1774:C:H2'	2.20	0.42
36:BM:60:GLN:H	36:BM:60:GLN:HG3	1.44	0.42
2:CW:39:C:H2'	2:CW:40:C:H6	1.84	0.42
7:CE:57:ALA:HB1	7:CE:61:LYS:HZ1	1.85	0.42
10:CH:10:LEU:HD11	10:CH:76:ARG:HB2	2.02	0.42
8:CF:29:ILE:HG22	8:CF:34:GLY:HA3	2.02	0.42
11:CI:33:SER:H	11:CI:36:GLN:HB2	1.85	0.42
11:CI:117:LEU:HD13	11:CI:120:ALA:C	2.41	0.42
41:DR:10:LYS:HZ2	41:DR:23:GLU:HG3	1.85	0.42
41:DR:37:GLU:O	41:DR:39:LEU:HD23	2.20	0.42
43:BT:39:THR:CG2	43:BT:42:GLU:HG2	2.35	0.42
5:CC:76:ILE:HG22	5:CC:80:GLY:HA2	2.02	0.42
5:CC:85:LYS:HG3	5:CC:86:LEU:N	2.34	0.42
21:CS:30:LEU:O	21:CS:32:THR:N	2.53	0.42
31:BH:94:ILE:CG2	31:BH:98:ASP:HB2	2.32	0.42
27:BD:118:PHE:O	27:BD:119:ALA:CB	2.68	0.42
1:CA:622:A:H2'	1:CA:623:C:O4'	2.20	0.42
29:DF:162:ASP:O	29:DF:166:ARG:HG3	2.20	0.42
6:CD:67:LEU:HD12	6:CD:70:GLN:NE2	2.35	0.42
25:DB:2756:U:C4	25:DB:2759:G:O6	2.73	0.42
29:BF:168:LEU:CD2	29:BF:169:LEU:H	2.18	0.42
27:BD:111:GLY:HA2	27:BD:201:LEU:HB3	2.02	0.42
27:BD:32:ASN:O	27:BD:95:SER:HA	2.20	0.42
32:DI:117:THR:O	32:DI:118:GLY:C	2.58	0.42
32:DI:72:THR:CG2	32:DI:112:LYS:HD2	2.50	0.42
25:BB:1064:C:H5"	32:BI:88:GLY:H	1.85	0.42
44:DU:15:GLY:HA3	44:DU:16:LYS:NZ	2.35	0.42
27:DD:32:ASN:O	27:DD:95:SER:HA	2.20	0.42
7:AE:121:ASN:ND2	7:AE:121:ASN:H	2.02	0.42
32:BI:129:GLU:CB	32:BI:133:ARG:HH12	2.19	0.42

Continued on next page...

Continued from previous page...

Atom-1	Atom-2	Distance(Å)	Clash(Å)
14:CL:23:LEU:C	14:CL:25:ALA:N	2.74	0.42
44:BU:90:LYS:HE2	44:BU:92:VAL:CG2	2.48	0.42
9:AG:149:ALA:HB1	13:AK:58:THR:CG2	2.49	0.42
6:AD:52:VAL:HG23	6:AD:53:GLN:HG3	2.01	0.42
28:DE:176:ASP:HA	28:DE:177:PRO:HD3	1.97	0.42
30:DG:167:VAL:HG23	30:DG:168:VAL:N	2.27	0.42
1:CA:193:C:H4'	22:CT:54:GLN:HG2	2.02	0.42
5:AC:5:HIS:HA	5:AC:6:PRO:HD2	1.95	0.42
14:AL:95:HIS:ND1	14:AL:96:THR:N	2.68	0.42
9:CG:12:LEU:HD22	9:CG:13:PRO:HD2	2.02	0.42
19:CQ:61:ARG:HG2	19:CQ:75:VAL:HG12	2.02	0.42
42:DS:69:LEU:HB3	42:DS:107:VAL:CG2	2.50	0.42
25:DB:2515:C:OP1	33:DJ:81:ILE:HD11	2.19	0.42
1:AA:1118:U:C2'	1:AA:1118:U:O2	2.62	0.42
25:DB:1432:G:O2'	25:DB:1433:A:H5'	2.20	0.42
25:DB:705:A:N6	25:DB:726:G:O2'	2.52	0.42
28:DE:2:GLU:C	28:DE:3:LEU:HD22	2.40	0.42
28:DE:5:LEU:HG	28:DE:12:LEU:HD22	2.02	0.42
16:AN:64:ARG:HB2	16:AN:78:LEU:CD2	2.45	0.42
19:CQ:11:VAL:HG12	19:CQ:12:VAL:N	2.35	0.42
1:AA:1240:U:P	9:AG:115:MET:H	2.43	0.42
38:BO:75:GLY:O	38:BO:78:VAL:HB	2.19	0.42
25:DB:796:C:O2'	25:DB:797:G:H5'	2.19	0.42
6:CD:124:VAL:HA	6:CD:141:VAL:O	2.19	0.42
41:BR:100:GLY:O	41:BR:101:ILE:HB	2.20	0.42
25:BB:635:C:O2'	25:BB:636:G:H5'	2.20	0.42
31:DH:135:HIS:HB3	31:DH:138:VAL:HG23	2.01	0.42
1:CA:824:G:O2'	1:CA:825:A:H5'	2.20	0.42
25:DB:2287:A:O2'	25:DB:2288:A:H3'	2.20	0.42
14:CL:21:PRO:HG2	14:CL:94:TYR:OH	2.20	0.42
13:CK:23:HIS:HB3	13:CK:30:ILE:CG1	2.48	0.42
1:AA:599:C:H4'	10:AH:121:GLY:CA	2.49	0.42
42:BS:76:VAL:HA	42:BS:102:HIS:O	2.20	0.42
27:DD:56:LYS:O	27:DD:57:ALA:HB3	2.20	0.42
31:DH:68:ARG:HE	31:DH:108:VAL:HG13	1.84	0.42
1:AA:504:C:O5'	1:AA:504:C:H6	2.03	0.42
6:AD:169:TRP:C	6:AD:182:LYS:HB3	2.40	0.42
1:AA:1108:G:OP1	5:AC:174:LEU:HD12	2.19	0.42
27:DD:163:GLY:O	27:DD:164:GLN:C	2.58	0.42
25:BB:2102:G:C2	25:BB:2103:C:H1'	2.55	0.42
31:BH:43:ASN:HA	31:BH:46:PHE:CB	2.49	0.42
25:BB:2567:G:H2'	25:BB:2568:U:C6	2.54	0.42

Continued on next page...

Continued from previous page...

Atom-1	Atom-2	Distance(Å)	Clash(Å)
1:AA:885:G:N3	1:AA:914:A:C2	2.87	0.42
24:BA:65:U:C2'	24:BA:66:A:H5'	2.50	0.42
25:DB:2784:U:H2'	25:DB:2785:C:C6	2.55	0.42
10:CH:29:SER:HB3	10:CH:32:LYS:HD2	2.02	0.42
25:BB:2078:C:H2'	25:BB:2079:U:H6	1.85	0.42
25:BB:453:A:N3	25:BB:457:A:O2'	2.53	0.42
25:DB:729:G:H4'	25:DB:763:G:C5'	2.50	0.42
1:CA:10:A:H2'	1:CA:11:G:H8	1.85	0.42
30:BG:36:LEU:N	30:BG:36:LEU:HD22	2.35	0.42
57:BB:3428:HOH:O	35:BL:36:LYS:HD2	2.19	0.42
25:DB:213:A:O2'	25:DB:214:G:H5'	2.19	0.42
31:BH:40:THR:C	31:BH:42:LYS:H	2.22	0.42
25:BB:1360:G:H2'	25:BB:1361:G:C5'	2.50	0.42
1:AA:1456:A:H2'	1:AA:1457:G:O4'	2.19	0.42
25:BB:680:C:H2'	25:BB:681:G:H8	1.85	0.42
25:DB:903:C:H2'	25:DB:904:G:C8	2.54	0.42
25:DB:1293:C:H2'	25:DB:1294:U:H6	1.84	0.42
25:DB:1571:A:H2'	25:DB:1572:A:H8	1.85	0.42
1:AA:246:A:H4'	1:AA:247:G:H4'	2.02	0.42
25:DB:2446:G:H2'	25:DB:2447:G:H5''	2.00	0.42
25:BB:121:G:H2'	25:BB:122:G:C8	2.55	0.42
25:DB:1665:A:O2'	25:DB:1666:G:H5'	2.19	0.42
1:AA:829:G:O2'	1:AA:830:G:H5'	2.20	0.42
19:AQ:30:HIS:HB3	19:AQ:34:GLY:N	2.34	0.42
1:AA:912:C:O2'	1:AA:913:A:H5'	2.20	0.42
1:AA:893:C:H2'	1:AA:894:G:C8	2.54	0.42
25:BB:716:A:H2'	25:BB:717:C:O4'	2.20	0.42
1:CA:178:C:O2'	1:CA:179:A:H5'	2.20	0.42
25:BB:2024:G:OP2	25:BB:2034:U:H4'	2.20	0.42
1:CA:1473:G:O2'	1:CA:1474:U:H5'	2.20	0.42
29:BF:19:PHE:O	29:BF:20:ASN:C	2.59	0.42
25:BB:1117:C:H2'	25:BB:1118:C:C6	2.55	0.42
25:DB:737:C:H2'	25:DB:738:G:O4'	2.20	0.42
9:CG:8:GLN:HB2	9:CG:8:GLN:HE21	1.56	0.42
21:AS:57:VAL:HG23	21:AS:57:VAL:O	2.20	0.42
25:DB:1754:A:H2'	25:DB:1755:A:C8	2.55	0.42
29:DF:19:PHE:O	29:DF:20:ASN:C	2.58	0.42
44:DU:8:ASP:O	44:DU:23:LYS:HA	2.19	0.42
37:BN:37:THR:CG2	37:BN:39:PRO:HD2	2.38	0.41
46:DW:37:VAL:HB	46:DW:38:ARG:HD3	2.02	0.41
25:BB:923:G:O2'	25:BB:924:G:H5'	2.20	0.41
46:BW:39:GLN:HB2	46:BW:42:THR:HB	2.01	0.41

Continued on next page...

Continued from previous page...

Atom-1	Atom-2	Distance(Å)	Clash(Å)
11:AI:8:THR:OG1	11:AI:9:GLY:N	2.54	0.41
48:DY:23:ARG:O	48:DY:25:GLN:N	2.53	0.41
1:CA:856:C:O2'	1:CA:857:C:H5'	2.20	0.41
10:CH:38:VAL:HG13	10:CH:39:LEU:N	2.35	0.41
28:BE:45:ALA:C	28:BE:46:GLN:HG2	2.41	0.41
1:CA:1118:U:H1'	1:CA:1179:A:N3	2.34	0.41
11:CI:29:ILE:HG22	11:CI:33:SER:HA	2.02	0.41
15:AM:86:ARG:HA	15:AM:96:VAL:HG11	2.02	0.41
8:AF:3:HIS:C	8:AF:92:THR:HA	2.40	0.41
40:DQ:104:ALA:HB1	41:DR:46:GLU:CD	2.40	0.41
40:DQ:60:TRP:C	40:DQ:64:ILE:HG12	2.40	0.41
40:DQ:65:ASN:CG	40:DQ:69:ARG:HH22	2.23	0.41
41:DR:23:GLU:O	41:DR:25:LEU:HD12	2.20	0.41
1:CA:1058:G:O2'	1:CA:1059:C:H5'	2.19	0.41
19:AQ:40:THR:HG22	19:AQ:41:THR:N	2.34	0.41
16:CN:25:GLU:C	16:CN:27:LYS:H	2.23	0.41
21:CS:62:THR:HG22	21:CS:65:MET:HE2	2.01	0.41
35:BL:124:GLY:CA	35:BL:143:GLU:HG3	2.50	0.41
31:BH:70:GLU:HB2	31:BH:71:LYS:NZ	2.35	0.41
31:BH:80:ILE:HG22	31:BH:81:ALA:N	2.35	0.41
34:BK:63:ARG:HG2	34:BK:78:PHE:CE2	2.55	0.41
37:DN:82:GLU:HB3	37:DN:83:LEU:H	1.64	0.41
4:AB:83:ALA:HA	4:AB:88:GLN:HE21	1.85	0.41
4:CB:142:LYS:HD2	4:CB:145:ASN:ND2	2.34	0.41
25:DB:1654:A:O2'	27:DD:118:PHE:CB	2.52	0.41
29:DF:40:GLY:O	29:DF:42:ALA:N	2.53	0.41
5:AC:75:VAL:O	5:AC:83:VAL:HG22	2.20	0.41
24:DA:43:C:C2'	24:DA:44:G:H5''	2.50	0.41
29:DF:169:LEU:HG	29:DF:174:PHE:CD1	2.54	0.41
23:CU:19:LYS:CD	23:CU:19:LYS:H	2.32	0.41
18:AP:67:ILE:HG13	18:AP:71:VAL:HG13	2.02	0.41
54:D4:7:VAL:O	54:D4:8:LYS:O	2.38	0.41
25:DB:2680:U:P	27:DD:114:LYS:HB3	2.59	0.41
27:DD:116:LYS:HA	37:DN:1:MET:HE3	2.02	0.41
39:DP:74:GLN:HA	39:DP:74:GLN:OE1	2.18	0.41
27:BD:12:THR:O	27:BD:24:VAL:HG12	2.19	0.41
29:DF:87:LYS:O	29:DF:88:VAL:HB	2.20	0.41
27:BD:51:THR:HG22	27:BD:76:GLY:HA3	2.01	0.41
18:CP:6:LEU:HD23	18:CP:17:TYR:HB3	2.02	0.41
32:DI:131:THR:O	32:DI:135:MET:HG3	2.20	0.41
25:DB:1022:G:N2	25:DB:1024:G:N2	2.68	0.41
1:CA:82:G:H2'	1:CA:83:C:O3'	2.20	0.41

Continued on next page...

Continued from previous page...

Atom-1	Atom-2	Distance(Å)	Clash(Å)
25:DB:2638:G:H1'	25:DB:2778:A:N6	2.34	0.41
31:DH:82:SER:HB3	31:DH:83:LYS:H	1.72	0.41
44:BU:95:PHE:HB2	44:BU:100:GLU:HB3	2.01	0.41
25:BB:2146:C:H1'	25:BB:2147:A:C1'	2.49	0.41
1:AA:1130:A:H1'	1:AA:1146:A:C2	2.54	0.41
15:CM:7:ASN:OD1	15:CM:21:ILE:HG23	2.20	0.41
30:BG:85:LYS:HE2	30:BG:164:ALA:HB3	2.03	0.41
1:CA:411:A:OP1	6:CD:25:ARG:NH2	2.52	0.41
6:CD:30:LYS:HB2	6:CD:30:LYS:HZ2	1.84	0.41
29:DF:176:PHE:HB3	29:DF:177:ARG:H	1.67	0.41
1:AA:1237:C:C4'	1:AA:1334:G:H21	2.33	0.41
25:DB:1130:U:HO2'	25:DB:1131:G:H8	1.65	0.41
25:DB:2517:C:C2	25:DB:2542:A:N6	2.88	0.41
25:BB:140:C:OP1	25:BB:141:G:N7	2.53	0.41
1:CA:796:C:O2'	1:CA:797:C:H5'	2.19	0.41
27:DD:133:THR:HG23	27:DD:134:HIS:CD2	2.55	0.41
6:AD:125:ASN:N	6:AD:141:VAL:O	2.47	0.41
6:AD:99:ASN:ND2	6:AD:110:ARG:HH21	2.18	0.41
6:AD:94:GLU:HG3	6:AD:103:ARG:HH22	1.85	0.41
1:AA:1078:U:O2'	1:AA:1079:G:H5'	2.20	0.41
1:AA:918:A:H2'	1:AA:919:A:C8	2.55	0.41
1:AA:233:C:O2'	1:AA:234:C:H5'	2.19	0.41
35:DL:19:LEU:O	35:DL:21:ARG:HG2	2.20	0.41
33:BJ:99:ARG:C	33:BJ:101:ILE:N	2.72	0.41
27:BD:122:VAL:N	27:BD:127:PHE:HB2	2.24	0.41
1:AA:782:A:H4'	1:AA:1514:G:O2'	2.20	0.41
23:AU:18:PHE:HB3	23:AU:19:LYS:H	1.60	0.41
1:AA:505:G:H2'	1:AA:506:G:H8	1.85	0.41
37:BN:24:MET:CE	37:BN:44:LEU:HB2	2.50	0.41
20:CR:33:THR:HG23	20:CR:36:GLY:H	1.85	0.41
1:AA:1239:A:H1'	1:AA:1241:G:C5	2.55	0.41
29:BF:139:GLU:HG2	29:BF:140:ILE:HD12	2.02	0.41
29:BF:143:ASP:OD1	29:BF:144:LYS:HG3	2.20	0.41
9:CG:41:ILE:HG21	9:CG:115:MET:HB3	2.01	0.41
1:CA:1492:A:H2'	25:DB:1913:A:C2	2.55	0.41
25:DB:1017:G:H2'	25:DB:1018:U:C6	2.55	0.41
25:BB:264:C:C2'	25:BB:265:A:H5''	2.50	0.41
25:DB:1745:A:H2'	25:DB:1746:A:C8	2.55	0.41
44:DU:84:PHE:O	44:DU:85:ARG:HB2	2.20	0.41
25:BB:172:A:O2'	25:BB:173:A:H5'	2.19	0.41
28:BE:47:LYS:HB3	28:BE:51:GLU:HB2	2.02	0.41
25:BB:2742:G:P	54:B4:24:ARG:HH12	2.43	0.41

Continued on next page...

Continued from previous page...

Atom-1	Atom-2	Distance(Å)	Clash(Å)
1:CA:812:G:C2'	1:CA:812:G:N3	2.80	0.41
1:AA:665:A:N3	1:AA:732:C:H2'	2.34	0.41
4:CB:10:LYS:C	4:CB:12:GLY:H	2.23	0.41
1:AA:266:G:H21	1:AA:270:A:N6	2.18	0.41
25:DB:1682:G:H2'	25:DB:1683:U:C6	2.55	0.41
25:DB:1684:G:H2'	25:DB:1685:C:H6	1.84	0.41
1:AA:181:A:N6	1:AA:194:C:H2'	2.34	0.41
25:BB:2645:G:C4'	25:BB:2732:G:H2'	2.48	0.41
25:BB:125:A:H5'	52:B2:19:ARG:HD3	2.02	0.41
37:DN:118:ARG:HE	37:DN:118:ARG:HB3	1.75	0.41
25:BB:2590:A:H2'	25:BB:2591:C:C6	2.55	0.41
25:BB:1053:C:H2'	25:BB:1054:A:C8	2.55	0.41
25:DB:2593:U:O2'	25:DB:2594:C:H5'	2.20	0.41
1:AA:372:C:C1'	1:AA:373:A:OP2	2.68	0.41
31:BH:59:ALA:HA	31:BH:62:LEU:HD21	2.02	0.41
1:CA:1526:G:O5'	23:CU:38:GLU:HB2	2.20	0.41
1:CA:885:G:N3	1:CA:914:A:C2	2.87	0.41
1:CA:489:C:O2'	1:CA:490:C:H5'	2.19	0.41
10:CH:114:ALA:HA	10:CH:117:GLN:HE22	1.85	0.41
17:AO:31:LEU:O	17:AO:35:ILE:HG13	2.20	0.41
44:DU:21:ARG:HG3	44:DU:21:ARG:HH11	1.85	0.41
32:BI:14:ALA:CB	32:BI:50:LYS:HA	2.49	0.41
25:BB:1014:A:O2'	25:BB:1015:U:H5'	2.20	0.41
25:BB:2211:A:H4'	25:BB:2211:A:OP2	2.19	0.41
25:BB:2077:A:O2'	25:BB:2078:C:H5'	2.19	0.41
48:BY:22:LEU:O	48:BY:24:GLU:N	2.47	0.41
48:BY:19:LEU:HB3	48:BY:24:GLU:OE1	2.20	0.41
12:CJ:81:GLU:HB2	12:CJ:82:LYS:HZ3	1.84	0.41
25:DB:2604:U:O2'	25:DB:2605:U:H5'	2.20	0.41
25:DB:1870:C:H5''	25:DB:1871:A:C5	2.55	0.41
25:BB:64:A:H2'	25:BB:65:U:C6	2.55	0.41
25:BB:568:U:P	35:BL:36:LYS:HE2	2.60	0.41
24:BA:35:C:O4'	24:BA:35:C:O2	2.38	0.41
14:AL:105:GLY:HA3	14:AL:117:GLY:HA3	2.01	0.41
42:DS:88:ARG:HG3	42:DS:88:ARG:HH21	1.84	0.41
1:AA:394:G:H2'	1:AA:395:C:C6	2.55	0.41
25:DB:191:A:H2'	25:DB:192:C:H6	1.85	0.41
25:DB:2849:U:OP1	39:DP:92:ARG:NH1	2.53	0.41
28:DE:134:LEU:HA	28:DE:137:LYS:CB	2.49	0.41
1:AA:926:G:H2'	1:AA:1505:G:N3	2.35	0.41
25:BB:2408:U:H2'	25:BB:2409:G:C8	2.55	0.41
25:DB:2623:G:H2'	25:DB:2624:G:H8	1.85	0.41

Continued on next page...

Continued from previous page...

Atom-1	Atom-2	Distance(Å)	Clash(Å)
25:DB:2241:A:H2'	25:DB:2242:G:C8	2.55	0.41
4:AB:172:ILE:HG22	4:AB:176:ASN:HD21	1.84	0.41
25:BB:2373:G:H2'	25:BB:2374:C:C6	2.55	0.41
1:AA:49:U:O2'	1:AA:50:A:H2'	2.19	0.41
25:DB:1326:U:H2'	25:DB:1327:A:H8	1.85	0.41
25:BB:2655:G:N2	25:BB:2664:G:H2'	2.35	0.41
25:BB:910:A:C6	25:BB:911:A:C6	3.08	0.41
33:BJ:88:THR:HG22	33:BJ:91:GLU:OE1	2.20	0.41
14:CL:72:ASN:N	14:CL:72:ASN:ND2	2.68	0.41
11:AI:55:ASP:N	11:AI:55:ASP:OD2	2.52	0.41
25:DB:201:C:OP1	47:DX:17:ARG:NH1	2.51	0.41
47:DX:17:ARG:HE	47:DX:23:ALA:HB2	1.84	0.41
17:CO:35:ILE:HD11	17:CO:58:MET:HB2	2.01	0.41
38:BO:53:THR:O	38:BO:59:ALA:HB2	2.19	0.41
25:BB:2386:A:H2'	25:BB:2387:U:C6	2.55	0.41
7:CE:12:GLU:O	7:CE:13:LYS:HE2	2.21	0.41
7:CE:85:LYS:HG2	7:CE:86:GLY:N	2.31	0.41
10:CH:40:LYS:HD3	10:CH:41:GLU:N	2.35	0.41
10:CH:4:ASP:OD1	10:CH:7:ALA:HB2	2.20	0.41
1:CA:1138:G:H5'	1:CA:1139:G:OP2	2.20	0.41
1:AA:947:G:O3'	15:AM:107:THR:OG1	2.37	0.41
21:AS:51:HIS:CD2	21:AS:53:GLY:H	2.38	0.41
1:CA:1239:A:H1'	1:CA:1241:G:C5	2.55	0.41
1:CA:1368:A:OP2	11:CI:113:LYS:HD3	2.19	0.41
6:CD:120:LYS:HB3	6:CD:145:ARG:CD	2.49	0.41
6:CD:160:LEU:O	6:CD:164:ARG:HD3	2.20	0.41
25:DB:1818:U:C4	26:DC:152:GLN:HB3	2.55	0.41
33:DJ:99:ARG:HG2	33:DJ:99:ARG:HH11	1.84	0.41
26:BC:141:HIS:HB2	26:BC:192:GLY:O	2.20	0.41
25:BB:1599:U:OP1	43:BT:40:LYS:HB2	2.20	0.41
43:BT:41:ALA:C	43:BT:43:ILE:N	2.74	0.41
1:CA:975:A:HO2'	1:CA:1358:U:H1'	1.85	0.41
5:CC:59:PRO:HD3	5:CC:64:ARG:HG3	2.02	0.41
1:AA:841:C:H2'	1:AA:843:U:C2	2.54	0.41
31:BH:132:PHE:O	31:BH:134:VAL:N	2.53	0.41
4:AB:163:ILE:O	4:AB:185:ILE:HG13	2.20	0.41
4:AB:184:ALA:N	4:AB:199:ILE:HD11	2.35	0.41
4:AB:74:ALA:O	4:AB:75:ALA:HB2	2.19	0.41
4:CB:158:ASP:O	4:CB:180:ILE:HG23	2.20	0.41
31:DH:77:THR:CG2	31:DH:143:ILE:HB	2.50	0.41
25:BB:7:G:H2'	25:BB:8:C:C6	2.56	0.41
18:AP:4:ILE:CD1	18:AP:65:ALA:HB1	2.50	0.41

Continued on next page...

Continued from previous page...

Atom-1	Atom-2	Distance(Å)	Clash(Å)
29:BF:103:ILE:H	29:BF:107:VAL:HG23	1.85	0.41
27:BD:74:GLU:O	27:BD:75:ALA:C	2.58	0.41
25:DB:2332:C:H5'	46:DW:40:ARG:CD	2.51	0.41
1:AA:1053:G:C3'	1:AA:1054:C:H5'	2.49	0.41
14:AL:89:LEU:HB3	14:AL:92:VAL:CG2	2.51	0.41
23:AU:34:ARG:HG3	23:AU:34:ARG:HH11	1.85	0.41
14:CL:31:GLY:HA2	14:CL:56:LEU:HA	2.02	0.41
15:CM:3:ILE:CG2	15:CM:4:ALA:H	2.25	0.41
29:DF:11:VAL:HG22	29:DF:171:ALA:HB1	2.02	0.41
1:AA:542:G:H2'	1:AA:543:U:C6	2.55	0.41
28:DE:181:ILE:CD1	35:DL:2:ARG:HB3	2.49	0.41
13:CK:82:GLU:HB3	13:CK:108:ASN:ND2	2.32	0.41
25:DB:18:U:O2'	25:DB:19:A:H5'	2.20	0.41
1:CA:411:A:C4	1:CA:413:G:H1'	2.55	0.41
44:BU:39:ASN:C	44:BU:62:ALA:H	2.23	0.41
49:BZ:16:LEU:HD23	49:BZ:19:HIS:NE2	2.35	0.41
33:BJ:55:ILE:CB	33:BJ:123:LYS:HB2	2.49	0.41
1:CA:37:U:H2'	1:CA:38:G:C8	2.55	0.41
11:AI:21:LYS:HB2	11:AI:61:ASP:HB3	2.01	0.41
51:D1:34:GLU:O	51:D1:35:LEU:HB3	2.21	0.41
9:AG:129:ASN:O	9:AG:130:LYS:CB	2.64	0.41
9:AG:67:ASN:HB3	9:AG:137:ARG:NH2	2.34	0.41
31:BH:115:VAL:HB	31:BH:130:VAL:HB	2.01	0.41
1:AA:1165:U:H2'	1:AA:1166:G:C8	2.55	0.41
38:DO:75:GLY:O	38:DO:78:VAL:HB	2.20	0.41
1:AA:79:G:H2'	1:AA:80:A:O4'	2.20	0.41
6:CD:147:LYS:HB2	6:CD:147:LYS:HE2	1.90	0.41
1:CA:932:C:C5'	9:CG:3:ARG:HG2	2.50	0.41
1:AA:1101:A:N3	1:AA:1102:A:H1'	2.35	0.41
4:AB:120:SER:HA	4:AB:125:PHE:CD2	2.54	0.41
8:AF:76:THR:HA	8:AF:79:ARG:HH11	1.83	0.41
9:AG:78:ARG:NH1	9:AG:80:GLY:N	2.69	0.41
27:DD:187:LEU:CD2	27:DD:203:VAL:HG21	2.51	0.41
27:DD:107:VAL:N	27:DD:206:ALA:H	2.17	0.41
49:DZ:23:LEU:HD22	49:DZ:50:VAL:HG11	2.02	0.41
25:BB:709:U:O2'	25:BB:710:U:H5'	2.20	0.41
1:AA:177:G:N3	1:AA:177:G:O4'	2.53	0.41
25:DB:76:C:OP1	48:DY:48:ARG:HD3	2.20	0.41
25:DB:1174:U:O2'	25:DB:1176:U:O4'	2.37	0.41
25:BB:1535:A:H3'	25:BB:1536:C:C5	2.55	0.41
39:BP:61:ARG:HH12	39:BP:100:ARG:HA	1.82	0.41
1:AA:310:G:O2'	1:AA:311:C:H5'	2.20	0.41

Continued on next page...

Continued from previous page...

Atom-1	Atom-2	Distance(Å)	Clash(Å)
1:CA:988:G:H21	1:CA:1016:A:H1'	1.85	0.41
26:DC:173:LEU:HD23	26:DC:175:LEU:HD21	2.01	0.41
37:BN:102:PHE:HE2	42:BS:40:ASN:ND2	2.19	0.41
26:DC:255:LYS:C	26:DC:256:THR:HG23	2.40	0.41
25:DB:1791:A:C2	25:DB:1829:A:H4'	2.55	0.41
2:CW:29:G:O2'	2:CW:30:G:H5'	2.20	0.41
25:DB:279:A:H61	25:DB:361:G:H1'	1.86	0.41
5:AC:171:ARG:HH21	5:AC:173:PRO:CB	2.33	0.41
31:DH:3:VAL:HA	31:DH:39:ALA:N	2.34	0.41
25:BB:1229:C:H2'	25:BB:1230:A:H8	1.85	0.41
25:BB:1798:U:OP1	26:BC:257:ARG:HB2	2.20	0.41
35:DL:65:GLY:O	35:DL:66:PHE:CB	2.68	0.41
51:D1:36:LYS:HA	51:D1:46:VAL:O	2.20	0.41
1:AA:1092:A:H2'	1:AA:1093:A:C8	2.54	0.41
49:DZ:28:LEU:HA	49:DZ:33:HIS:CD2	2.52	0.41
5:AC:135:ARG:C	5:AC:137:VAL:H	2.23	0.41
7:AE:12:GLU:HG2	7:AE:38:VAL:HG22	2.01	0.41
25:DB:807:U:OP2	35:DL:36:LYS:HG2	2.20	0.41
29:DF:43:ILE:HG23	29:DF:44:ALA:N	2.35	0.41
25:DB:2485:G:O2'	25:DB:2486:C:H5'	2.20	0.41
25:BB:2785:C:H2'	25:BB:2786:U:H6	1.85	0.41
38:DO:25:ARG:HE	38:DO:27:VAL:CG2	2.33	0.41
1:CA:10:A:H2'	1:CA:11:G:C8	2.55	0.41
25:DB:713:G:H21	25:DB:718:A:H2	1.66	0.41
1:AA:872:A:C4	1:AA:874:G:N7	2.88	0.41
1:CA:768:A:H5'	1:CA:1524:C:H1'	2.01	0.41
33:DJ:130:HIS:CD2	33:DJ:132:HIS:HB2	2.55	0.41
25:DB:1869:G:N2	25:DB:1872:A:OP2	2.54	0.41
25:BB:1957:C:H2'	25:BB:1958:C:C6	2.54	0.41
10:AH:63:LYS:HB3	10:AH:70:VAL:HG21	2.02	0.41
25:BB:672:C:O2'	25:BB:673:C:H5'	2.20	0.41
25:DB:560:C:H3'	25:DB:561:G:C8	2.55	0.41
25:DB:2417:C:O2'	25:DB:2418:A:H5'	2.20	0.41
25:BB:1571:A:H2'	25:BB:1572:A:H8	1.84	0.41
25:BB:909:A:H2'	25:BB:912:C:C5	2.55	0.41
25:DB:902:C:H2'	25:DB:903:C:H6	1.85	0.41
1:AA:1515:G:O2'	1:AA:1516:G:H5'	2.20	0.41
26:BC:77:VAL:HA	26:BC:92:LEU:O	2.20	0.41
24:BA:84:G:O2'	24:BA:85:G:H5'	2.20	0.41
25:BB:1849:G:H2'	25:BB:1850:G:H8	1.85	0.41
23:CU:43:GLU:O	23:CU:46:ARG:HB2	2.20	0.41
18:CP:55:ASP:OD2	18:CP:55:ASP:N	2.52	0.41

Continued on next page...

Continued from previous page...

Atom-1	Atom-2	Distance(Å)	Clash(Å)
25:DB:1713:A:OP1	25:DB:1713:A:H8	2.03	0.41
26:DC:18:VAL:O	26:DC:18:VAL:HG13	2.20	0.41
6:CD:176:LYS:HD3	6:CD:176:LYS:H	1.85	0.41
57:BB:3554:HOH:O	28:BE:63:LYS:HE2	2.19	0.41
1:CA:1504:G:H4'	1:CA:1505:G:C4	2.56	0.41
25:DB:921:C:H2'	25:DB:922:C:C6	2.55	0.41
46:BW:36:ILE:O	46:BW:36:ILE:HG22	2.19	0.41
46:BW:49:ASN:C	46:BW:50:VAL:HG22	2.41	0.41
7:CE:87:VAL:CG1	7:CE:88:HIS:N	2.76	0.41
7:CE:89:THR:CG2	7:CE:90:GLY:N	2.83	0.41
25:DB:1101:U:C2'	25:DB:1102:C:H5'	2.49	0.41
1:AA:1313:U:H2'	1:AA:1314:C:O4'	2.20	0.41
1:AA:1324:A:O4'	1:AA:1362:A:H4'	2.21	0.41
5:CC:113:LYS:HE2	5:CC:184:ASN:OD1	2.20	0.41
5:CC:82:ASP:O	5:CC:85:LYS:HG2	2.20	0.41
19:AQ:47:ASP:N	19:AQ:47:ASP:OD1	2.52	0.41
1:CA:1323:G:O2'	1:CA:1362:A:O4'	2.38	0.41
21:CS:62:THR:HG22	21:CS:65:MET:HE3	2.01	0.41
43:DT:32:LEU:H	43:DT:83:ALA:CB	2.29	0.41
31:BH:82:SER:O	31:BH:83:LYS:HB2	2.20	0.41
6:CD:67:LEU:HD12	6:CD:67:LEU:H	1.85	0.41
29:BF:90:LEU:HD22	29:BF:90:LEU:N	2.35	0.41
27:BD:8:LYS:HD3	27:BD:196:ALA:N	2.35	0.41
1:CA:134:G:H1	18:CP:25:ARG:HD2	1.84	0.41
32:DI:54:ILE:O	32:DI:54:ILE:HG23	2.20	0.41
5:AC:148:ILE:CG1	5:AC:149:LYS:N	2.83	0.41
9:CG:137:ARG:C	9:CG:139:ASP:N	2.71	0.41
13:CK:121:ARG:NH2	23:CU:34:ARG:HG3	2.35	0.41
15:CM:3:ILE:HB	15:CM:7:ASN:O	2.20	0.41
32:BI:32:VAL:HG22	32:BI:60:VAL:CG2	2.51	0.41
1:CA:1328:C:H5''	15:CM:27:THR:CB	2.51	0.41
15:CM:68:LEU:HD23	15:CM:69:ARG:N	2.35	0.41
13:CK:84:MET:SD	13:CK:108:ASN:ND2	2.91	0.41
30:BG:163:TYR:N	30:BG:163:TYR:CD2	2.88	0.41
9:AG:11:ILE:HD12	9:AG:35:LYS:NZ	2.34	0.41
25:BB:513:A:O2'	25:BB:514:A:H5'	2.20	0.41
42:DS:71:VAL:HA	42:DS:107:VAL:HA	2.02	0.41
1:CA:693:G:P	13:CK:126:ARG:HH12	2.42	0.41
30:DG:8:VAL:HG22	30:DG:68:ARG:HD2	2.02	0.41
44:DU:41:VAL:CG1	44:DU:62:ALA:HB2	2.47	0.41
25:DB:513:A:O2'	25:DB:514:A:H5'	2.19	0.41
1:AA:1158:C:O2	1:AA:1158:C:H3'	2.21	0.41

Continued on next page...

Continued from previous page...

Atom-1	Atom-2	Distance(Å)	Clash(Å)
28:BE:60:TRP:HB3	28:BE:61:ARG:H	1.25	0.41
1:CA:34:C:H2'	1:CA:35:G:C8	2.55	0.41
1:CA:49:U:O2'	1:CA:50:A:H2'	2.20	0.41
25:BB:1266:G:OP1	50:B0:15:ARG:NE	2.48	0.41
53:B3:14:LYS:O	53:B3:21:PHE:O	2.38	0.41
38:DO:10:ARG:O	38:DO:10:ARG:HG2	2.19	0.41
28:BE:169:VAL:C	28:BE:170:ARG:HD2	2.41	0.41
9:AG:46:LEU:N	9:AG:46:LEU:HD22	2.35	0.41
38:BO:62:LEU:HD11	38:BO:70:ALA:CB	2.45	0.41
29:BF:141:ASP:HB2	29:BF:144:LYS:HE3	2.02	0.41
25:BB:664:G:H2'	25:BB:665:U:H6	1.84	0.41
27:DD:159:LYS:O	27:DD:161:MET:HG2	2.21	0.41
25:DB:1442:U:H2'	25:DB:1443:U:C6	2.54	0.41
29:DF:143:ASP:OD1	29:DF:144:LYS:HG3	2.20	0.41
1:CA:407:U:H1'	6:CD:115:GLN:HG2	2.02	0.41
34:DK:109:GLU:O	34:DK:111:PHE:N	2.53	0.41
35:DL:128:THR:C	35:DL:130:GLY:H	2.23	0.41
9:CG:19:SER:CB	9:CG:22:LEU:HD12	2.50	0.41
28:DE:49:ARG:HH11	28:DE:72:SER:HB2	1.80	0.41
38:DO:41:ALA:HB1	38:DO:42:PRO:CD	2.50	0.41
35:DL:79:LEU:CG	35:DL:112:LEU:HA	2.49	0.41
14:CL:110:LYS:O	14:CL:111:GLN:O	2.39	0.41
25:DB:67:U:H2'	25:DB:68:G:C8	2.54	0.41
25:BB:2579:C:O5'	25:BB:2579:C:H6	2.02	0.41
17:CO:24:THR:O	17:CO:27:GLN:HB2	2.20	0.41
1:CA:1307:U:H2'	1:CA:1308:U:O4'	2.20	0.41
25:BB:1229:C:H2'	25:BB:1230:A:C8	2.56	0.41
25:DB:2592:G:O2'	25:DB:2593:U:H5'	2.20	0.41
28:DE:95:LYS:HZ2	28:DE:97:ASN:HD22	1.67	0.41
1:CA:492:C:H2'	1:CA:493:A:C4	2.54	0.41
25:BB:2848:G:H1'	25:BB:2868:A:H61	1.83	0.41
32:BI:14:ALA:HA	32:BI:45:THR:HG21	2.01	0.41
4:AB:42:LEU:HG	4:AB:42:LEU:H	1.53	0.41
25:BB:588:U:O2'	25:BB:589:U:H5'	2.20	0.41
1:AA:547:A:H4'	1:AA:548:G:O5'	2.21	0.41
25:DB:829:A:N7	25:DB:2247:A:O2'	2.50	0.41
25:DB:946:C:H2'	25:DB:947:A:H8	1.84	0.41
1:CA:525:C:P	14:CL:87:LYS:NZ	2.93	0.41
25:BB:784:G:H5''	26:BC:225:ASN:HD21	1.85	0.41
25:DB:2215:C:H2'	25:DB:2216:G:H8	1.84	0.41
1:CA:1231:G:H2'	1:CA:1232:U:H6	1.86	0.41
25:DB:1999:C:O2'	25:DB:2000:C:H5'	2.20	0.41

Continued on next page...

Continued from previous page...

Atom-1	Atom-2	Distance(Å)	Clash(Å)
1:AA:1520:C:H2'	1:AA:1521:C:C6	2.56	0.41
25:DB:1147:A:H2'	25:DB:1148:U:H6	1.85	0.41
24:BA:111:U:H2'	24:BA:112:G:H8	1.85	0.41
1:CA:8:A:N6	6:CD:202:LEU:HA	2.35	0.41
25:DB:596:U:H2'	25:DB:597:G:H8	1.86	0.41
25:BB:690:G:O2'	25:BB:691:C:H5'	2.20	0.41
25:DB:1311:G:H21	25:DB:1603:A:H62	1.68	0.41
1:AA:292:G:OP2	1:AA:293:G:N7	2.54	0.41
25:BB:596:U:H2'	25:BB:597:G:C8	2.54	0.41
25:DB:1158:C:O2'	25:DB:1159:U:H5'	2.21	0.41
25:DB:2343:U:O3'	25:DB:2373:G:H4'	2.20	0.41
1:CA:552:U:H2'	1:CA:553:A:H8	1.86	0.41
25:BB:2419:U:OP2	53:B3:32:LEU:HD13	2.20	0.41
18:AP:25:ARG:HD3	18:AP:25:ARG:H	1.85	0.41
25:BB:1713:A:OP1	25:BB:1713:A:H8	2.03	0.41
13:CK:37:GLN:HB3	13:CK:37:GLN:HE21	1.64	0.41
25:BB:1306:C:H2'	25:BB:1307:A:H8	1.85	0.41
25:DB:1107:G:O2'	25:DB:1108:U:H5'	2.21	0.41
42:DS:72:THR:C	42:DS:73:LYS:HD2	2.40	0.41
53:D3:36:ALA:HB3	53:D3:39:ARG:HB2	2.02	0.41
1:AA:1249:C:O2'	11:AI:38:PHE:HZ	2.03	0.41
1:AA:1250:A:C4'	11:AI:69:GLY:H	2.31	0.41
11:AI:11:ARG:HG2	11:AI:77:ALA:HA	2.02	0.41
7:CE:107:GLY:O	7:CE:111:ARG:HB3	2.19	0.41
8:CF:39:LEU:HD23	8:CF:62:MET:SD	2.61	0.41
25:DB:1056:G:C3'	25:DB:1057:A:H5'	2.51	0.41
1:CA:1138:G:H2'	1:CA:1140:C:C6	2.56	0.41
1:CA:1140:C:O2'	1:CA:1141:C:H5'	2.21	0.41
11:CI:16:ALA:HB2	11:CI:66:VAL:CG2	2.50	0.41
1:CA:1345:U:H4'	1:CA:1346:A:H5''	2.02	0.41
4:CB:30:ILE:HG23	4:CB:31:PHE:O	2.20	0.41
41:DR:28:ALA:O	41:DR:63:VAL:HG21	2.20	0.41
5:CC:56:ILE:CG2	5:CC:57:GLU:N	2.83	0.41
16:CN:81:ILE:C	16:CN:83:VAL:H	2.23	0.41
19:AQ:4:ILE:CG1	19:AQ:5:ARG:N	2.81	0.41
39:BP:62:LYS:CD	39:BP:64:SER:HB2	2.50	0.41
4:CB:163:ILE:O	4:CB:185:ILE:HG13	2.20	0.41
4:CB:75:ALA:C	4:CB:77:GLU:H	2.23	0.41
13:AK:95:THR:HG23	13:AK:96:ILE:N	2.34	0.41
29:BF:169:LEU:HG	29:BF:174:PHE:CD1	2.54	0.41
25:DB:1060:U:C1'	25:DB:1062:G:H5'	2.50	0.41
32:DI:11:GLN:NE2	32:DI:74:PRO:HG3	2.35	0.41

Continued on next page...

Continued from previous page...

Atom-1	Atom-2	Distance(Å)	Clash(Å)
1:AA:523:A:C2	14:AL:87:LYS:HB3	2.54	0.41
50:B0:37:HIS:CG	50:B0:43:THR:HG22	2.55	0.41
29:BF:87:LYS:HG3	29:BF:88:VAL:H	1.85	0.41
13:AK:122:PRO:O	23:AU:34:ARG:HA	2.21	0.41
12:CJ:15:HIS:HA	12:CJ:18:ILE:CG2	2.46	0.41
52:B2:6:GLN:HA	52:B2:7:PRO:HD2	1.93	0.41
12:AJ:71:LEU:H	12:AJ:71:LEU:HD12	1.85	0.41
12:AJ:99:GLN:O	12:AJ:100:ILE:HG23	2.20	0.41
28:BE:108:ILE:O	28:BE:108:ILE:HD13	2.21	0.41
15:CM:68:LEU:CD2	15:CM:69:ARG:HH11	2.33	0.41
6:AD:26:ALA:O	6:AD:27:ILE:HB	2.20	0.41
6:AD:47:LEU:HD12	6:AD:52:VAL:N	2.36	0.41
22:CT:54:GLN:N	22:CT:55:PRO:CD	2.84	0.41
6:CD:19:PHE:N	6:CD:19:PHE:CD2	2.88	0.41
27:BD:184:ARG:HH12	39:BP:6:GLN:CD	2.24	0.41
29:BF:176:PHE:HB3	29:BF:177:ARG:H	1.66	0.41
1:AA:1337:G:H5'	1:AA:1338:G:OP1	2.20	0.41
42:DS:33:LEU:HA	42:DS:36:LEU:HD23	2.01	0.41
9:AG:148:LYS:C	9:AG:150:PHE:H	2.24	0.41
26:DC:73:ILE:HD13	26:DC:73:ILE:N	2.36	0.41
30:DG:8:VAL:HB	30:DG:49:LEU:HB3	2.02	0.41
4:CB:131:LYS:HG3	4:CB:135:MET:HE2	2.03	0.41
11:CI:11:ARG:CD	11:CI:106:ASP:HB3	2.45	0.41
16:AN:65:GLN:HG2	16:AN:82:LYS:HD2	2.02	0.41
20:CR:33:THR:HG22	20:CR:37:LYS:HG2	2.01	0.41
11:AI:47:VAL:O	11:AI:50:PRO:HD2	2.20	0.41
17:CO:63:ARG:HG2	17:CO:63:ARG:HH11	1.85	0.41
29:BF:136:ILE:HG23	29:BF:142:TYR:HB2	2.01	0.41
6:CD:189:ASP:OD2	6:CD:189:ASP:N	2.51	0.41
25:DB:2015:A:N3	50:D0:2:VAL:HG12	2.35	0.41
1:CA:437:U:O2'	6:CD:119:HIS:HB2	2.21	0.41
1:AA:182:A:HO2'	1:AA:183:C:H3'	1.84	0.41
35:DL:30:THR:O	35:DL:30:THR:OG1	2.34	0.41
48:BY:45:GLN:O	48:BY:46:VAL:HB	2.20	0.41
47:BX:12:VAL:HG23	47:BX:28:PHE:HD1	1.85	0.41
25:DB:1795:C:H2'	25:DB:1796:U:H6	1.84	0.41
44:DU:86:PHE:HE1	44:DU:88:ASP:HB3	1.85	0.41
25:BB:2515:C:O2'	25:BB:2516:A:H5'	2.20	0.41
25:BB:2287:A:O2'	25:BB:2288:A:H3'	2.19	0.41
14:CL:93:ARG:HD3	14:CL:94:TYR:CE1	2.55	0.41
27:BD:56:LYS:HG3	27:BD:59:ARG:H	1.86	0.41
25:BB:156:A:H2'	25:BB:157:C:C6	2.55	0.41

Continued on next page...

Continued from previous page...

Atom-1	Atom-2	Distance(Å)	Clash(Å)
1:AA:678:U:H4'	1:AA:778:G:OP1	2.20	0.41
1:AA:93:U:OP2	1:AA:93:U:H3'	2.20	0.41
31:DH:3:VAL:HA	31:DH:37:VAL:O	2.20	0.41
14:CL:107:LYS:H	14:CL:107:LYS:CD	2.33	0.41
25:BB:749:A:H1'	25:BB:1618:A:OP1	2.20	0.41
28:BE:127:GLU:H	28:BE:127:GLU:CD	2.21	0.41
30:BG:34:ARG:HD3	30:BG:34:ARG:N	2.35	0.41
1:AA:1039:G:H2'	1:AA:1040:U:C6	2.56	0.41
25:DB:2151:U:H2'	25:DB:2152:G:H8	1.85	0.41
25:BB:1837:C:O2	25:BB:1927:A:H2	2.04	0.41
1:CA:404:G:OP2	6:CD:2:ARG:CZ	2.68	0.41
25:DB:522:A:H2'	25:DB:523:C:H6	1.85	0.41
53:B3:53:ASP:O	53:B3:57:VAL:HG23	2.20	0.41
25:DB:1414:C:H2'	25:DB:1415:U:H6	1.85	0.41
6:AD:116:LEU:HD21	6:AD:153:ARG:HD3	2.02	0.41
1:CA:801:U:H2'	1:CA:802:A:H8	1.84	0.41
1:AA:389:A:H2'	1:AA:390:U:H5'	2.03	0.41
26:BC:165:ALA:HB3	26:BC:172:THR:CG2	2.50	0.41
34:BK:41:THR:HG23	34:BK:56:VAL:HG22	2.03	0.41
25:DB:1464:G:H2'	25:DB:1465:G:H8	1.84	0.41
4:AB:29:PHE:N	4:AB:29:PHE:CD1	2.89	0.41
25:DB:1199:U:H2'	25:DB:1200:C:C6	2.56	0.41
25:BB:437:U:H2'	25:BB:438:G:H8	1.84	0.41
42:BS:66:ILE:CD1	42:BS:66:ILE:H	2.34	0.41
25:BB:189:G:H2'	25:BB:205:G:N2	2.35	0.41
15:AM:21:ILE:HB	15:AM:24:VAL:HG22	2.02	0.41
6:CD:116:LEU:HD21	6:CD:153:ARG:HD2	2.02	0.41
40:BQ:45:ALA:O	40:BQ:49:ARG:HB2	2.20	0.41
25:DB:2617:U:C4	25:DB:2618:G:N7	2.88	0.41
38:DO:9:ARG:HA	38:DO:12:THR:OG1	2.20	0.41
25:DB:10:A:H8	25:DB:11:C:C6	2.39	0.41
51:D1:20:TYR:CD2	51:D1:37:LYS:HD3	2.56	0.41
32:DI:91:LYS:HD2	32:DI:91:LYS:N	2.35	0.41
1:CA:1363:A:H2'	1:CA:1363:A:N3	2.34	0.41
46:DW:18:LYS:HG3	46:DW:19:ARG:H	1.84	0.41
7:CE:111:ARG:HG3	7:CE:112:ALA:N	2.34	0.41
7:CE:39:GLY:HA2	7:CE:116:VAL:HG21	2.03	0.41
7:CE:59:ILE:HD12	7:CE:63:MET:SD	2.60	0.41
7:CE:75:LEU:HB2	7:CE:80:LEU:HA	2.03	0.41
10:CH:100:ILE:HD12	10:CH:100:ILE:C	2.41	0.41
10:CH:77:VAL:HG11	10:CH:124:ILE:HD11	2.03	0.41
10:CH:14:ARG:HG3	10:CH:15:ASN:N	2.36	0.41

Continued on next page...

Continued from previous page...

Atom-1	Atom-2	Distance(Å)	Clash(Å)
8:CF:11:HIS:CG	8:CF:12:PRO:HD2	2.53	0.41
39:DP:50:ARG:HG2	39:DP:57:ALA:O	2.20	0.41
26:DC:116:GLN:HG2	26:DC:117:SER:N	2.36	0.41
26:DC:86:ARG:CD	26:DC:90:ILE:HD11	2.51	0.41
1:CA:829:G:O2'	1:CA:830:G:H5'	2.21	0.41
25:DB:996:A:H4'	40:DQ:91:ARG:NH1	2.35	0.41
25:DB:536:G:H21	33:DJ:47:HIS:CB	2.33	0.41
5:CC:58:ARG:HA	5:CC:59:PRO:HD2	1.96	0.41
19:AQ:19:SER:O	19:AQ:20:ILE:HG23	2.21	0.41
19:AQ:76:ARG:CZ	19:AQ:78:VAL:HG22	2.50	0.41
21:CS:8:PRO:O	21:CS:10:ILE:HG13	2.21	0.41
34:DK:63:ARG:HG2	34:DK:78:PHE:CE2	2.56	0.41
31:BH:84:ALA:O	1:CA:359:G:P	2.79	0.41
4:AB:30:ILE:C	4:AB:41:ASN:HB2	2.41	0.41
4:AB:92:ASN:O	4:AB:93:HIS:O	2.39	0.41
25:DB:1655:A:H3'	25:DB:1656:C:C6	2.55	0.41
27:DD:118:PHE:O	27:DD:119:ALA:CB	2.68	0.41
18:AP:75:ILE:HG21	18:AP:80:LYS:NZ	2.36	0.41
29:BF:110:ILE:HD12	29:BF:112:ASP:O	2.21	0.41
25:BB:2336:A:H61	46:BW:40:ARG:HH11	1.59	0.41
24:BA:42:C:O2	29:BF:88:VAL:HA	2.20	0.41
33:BJ:67:ASN:C	33:BJ:69:ARG:H	2.24	0.41
27:BD:43:ASP:O	27:BD:45:TYR:N	2.54	0.41
31:BH:14:SER:C	31:BH:16:GLY:N	2.73	0.41
1:CA:82:G:H3'	1:CA:83:C:O3'	2.20	0.41
9:CG:102:TRP:HB3	9:CG:136:LYS:HG3	2.02	0.41
31:DH:82:SER:CB	31:DH:90:LEU:HD21	2.51	0.41
14:CL:23:LEU:HB3	14:CL:58:ASN:ND2	2.28	0.41
4:CB:148:GLY:HA2	4:CB:151:LYS:HG2	2.02	0.41
4:CB:95:TRP:HZ3	4:CB:99:MET:SD	2.44	0.41
1:AA:1279:G:H5''	12:AJ:9:ARG:CZ	2.50	0.41
36:DM:127:LYS:N	36:DM:127:LYS:HD3	2.20	0.41
1:AA:496:A:H2'	1:AA:497:G:N7	2.35	0.41
6:AD:109:THR:HG22	6:AD:111:ALA:N	2.35	0.41
30:DG:163:TYR:N	30:DG:163:TYR:CD2	2.88	0.41
12:AJ:65:TYR:C	16:AN:98:ALA:HB2	2.40	0.41
25:DB:547:A:H5'	25:DB:548:G:H21	1.80	0.41
25:BB:138:U:C2	25:BB:140:C:H1'	2.55	0.41
41:BR:28:ALA:HB3	41:BR:31:GLU:HG3	2.02	0.41
1:AA:237:G:H2'	1:AA:238:A:H8	1.86	0.41
25:DB:2901:C:O2'	25:DB:2902:C:H5'	2.21	0.41
26:DC:6:LYS:O	26:DC:8:THR:N	2.44	0.41

Continued on next page...

Continued from previous page...

Atom-1	Atom-2	Distance(Å)	Clash(Å)
16:CN:13:VAL:HG22	16:CN:59:GLN:OE1	2.20	0.41
13:AK:92:ARG:HH21	13:AK:111:ASP:CG	2.24	0.41
45:BV:89:ILE:HD13	45:BV:91:PHE:CE1	2.56	0.41
25:DB:142:A:H2'	25:DB:143:C:H6	1.83	0.41
8:CF:86:ARG:NH2	20:CR:63:TYR:O	2.54	0.41
11:AI:79:ARG:O	11:AI:83:THR:HG22	2.20	0.41
11:AI:80:HIS:CE1	11:AI:84:ARG:NH1	2.88	0.41
28:DE:187:VAL:O	28:DE:188:MET:HB3	2.20	0.41
24:DA:106:G:H2'	24:DA:107:G:O4'	2.20	0.41
9:CG:14:ASP:HB3	9:CG:19:SER:O	2.20	0.41
25:BB:633:A:H2'	25:BB:634:C:C5'	2.50	0.41
20:AR:60:ARG:HA	20:AR:63:TYR:CD1	2.56	0.41
1:AA:1135:U:H3'	1:AA:1137:C:N3	2.36	0.41
1:AA:985:C:H2'	1:AA:986:U:C5	2.56	0.41
1:AA:277:C:O2'	1:AA:278:G:H5'	2.20	0.41
30:DG:148:ARG:HA	30:DG:161:VAL:CB	2.47	0.41
25:BB:2830:C:OP2	27:BD:59:ARG:NH2	2.53	0.41
37:DN:16:HIS:C	37:DN:18:GLN:H	2.22	0.41
1:AA:194:C:H3'	57:AA:1939:HOH:O	2.19	0.41
25:DB:1789:A:H2'	25:DB:1790:C:C6	2.56	0.41
51:B1:3:GLY:C	51:B1:5:ARG:H	2.24	0.41
25:DB:2284:A:O2'	25:DB:2285:C:H5'	2.20	0.41
40:DQ:79:ILE:O	40:DQ:79:ILE:HD13	2.20	0.41
1:AA:102:G:N3	1:AA:151:A:H2	2.17	0.41
40:DQ:73:ILE:HG23	40:DQ:74:SER:O	2.20	0.41
1:CA:461:A:N3	1:CA:461:A:C2'	2.83	0.41
1:AA:1499:A:OP2	1:AA:1499:A:H3'	2.20	0.41
1:CA:21:G:H2'	1:CA:22:G:H8	1.84	0.41
36:BM:57:VAL:HG13	36:BM:108:VAL:HG21	2.02	0.41
25:DB:572:A:H5''	25:DB:573:U:OP2	2.20	0.41
25:BB:820:A:H2'	25:BB:821:A:O4'	2.20	0.41
25:DB:948:C:O2'	25:DB:949:G:H5'	2.20	0.41
1:CA:25:C:H5''	1:CA:524:G:H1'	2.01	0.41
10:CH:48:PHE:HA	10:CH:60:LEU:HA	2.02	0.41
28:BE:24:ASN:C	28:BE:24:ASN:ND2	2.74	0.41
25:DB:835:C:O2'	25:DB:836:G:H5'	2.20	0.41
1:AA:1229:A:H2'	1:AA:1230:C:H6	1.84	0.41
25:DB:672:C:O2'	25:DB:673:C:H5'	2.20	0.41
25:BB:1879:C:H2'	25:BB:1880:U:O4'	2.21	0.41
28:DE:155:GLU:HA	28:DE:158:PHE:HB3	2.01	0.41
27:DD:62:LYS:HD2	27:DD:62:LYS:HA	1.78	0.41
1:AA:1197:A:OP1	1:AA:1198:G:OP2	2.38	0.41

Continued on next page...

Continued from previous page...

Atom-1	Atom-2	Distance(Å)	Clash(Å)
1:CA:1520:C:H2'	1:CA:1521:C:C6	2.55	0.41
25:DB:2864:G:H2'	25:DB:2865:U:O4'	2.21	0.41
26:DC:259:ASN:C	26:DC:261:ARG:H	2.24	0.41
25:BB:596:U:H2'	25:BB:597:G:H8	1.84	0.41
25:BB:616:A:H4'	28:BE:101:TYR:CE2	2.55	0.41
25:BB:535:G:O4'	40:BQ:48:ASP:HB3	2.20	0.41
38:BO:31:THR:HG23	38:BO:34:HIS:O	2.20	0.41
1:CA:728:A:H2'	1:CA:729:A:C8	2.55	0.41
40:DQ:45:ALA:O	40:DQ:49:ARG:HB2	2.20	0.41
25:DB:2379:G:H2'	25:DB:2380:C:C6	2.56	0.41
25:DB:2838:G:H2'	25:DB:2839:G:H8	1.85	0.41
32:DI:53:PRO:CG	32:DI:77:VAL:HG11	2.49	0.41
5:CC:60:ALA:H	12:CJ:94:ALA:HB1	1.86	0.41
57:BB:3460:HOH:O	35:BL:99:ASN:HB2	2.19	0.41
48:DY:17:GLU:HB3	48:DY:53:VAL:CG1	2.47	0.41
1:CA:124:C:O2'	1:CA:125:U:H5'	2.20	0.41
48:BY:37:LEU:HD22	48:BY:38:GLN:H	1.85	0.41
4:CB:38:HIS:O	4:CB:39:ILE:HD13	2.21	0.41
25:DB:2:G:H2'	25:DB:3:U:O4'	2.21	0.41
25:DB:8:C:O2'	25:DB:9:G:H5'	2.20	0.41
33:DJ:72:LYS:HD3	33:DJ:73:VAL:HG22	2.03	0.41
26:BC:134:ILE:HA	26:BC:135:PRO:HD3	1.92	0.41
1:CA:1057:G:H2'	1:CA:1058:G:O4'	2.20	0.41
5:CC:197:VAL:HG12	5:CC:198:LYS:H	1.86	0.41
5:CC:64:ARG:HA	5:CC:99:GLN:HB2	2.03	0.41
16:CN:82:LYS:HD2	16:CN:82:LYS:HA	1.88	0.41
29:BF:40:GLY:O	29:BF:42:ALA:N	2.54	0.41
20:CR:34:GLU:HB2	23:CU:18:PHE:HZ	1.86	0.41
54:D4:2:LYS:O	54:D4:35:GLN:HA	2.21	0.41
29:BF:33:ILE:H	29:BF:90:LEU:HB2	1.86	0.41
27:BD:107:VAL:HG12	27:BD:108:ASP:N	2.35	0.41
25:DB:2264:C:H41	46:DW:11:ASN:ND2	2.19	0.41
18:CP:51:ARG:O	18:CP:52:LEU:HD12	2.20	0.41
25:BB:1022:G:N2	25:BB:1024:G:C2	2.89	0.41
27:DD:74:GLU:O	27:DD:75:ALA:C	2.58	0.41
21:AS:15:LEU:HA	21:AS:18:VAL:HG12	2.01	0.41
7:AE:95:MET:CE	7:AE:114:LEU:HD11	2.50	0.41
10:AH:96:ALA:O	10:AH:98:LEU:HD12	2.20	0.41
7:CE:98:ALA:H	7:CE:122:VAL:HG12	1.84	0.41
7:AE:106:ALA:HB3	7:AE:111:ARG:HA	2.03	0.41
13:AK:125:LYS:O	23:AU:33:ARG:CZ	2.68	0.41
9:CG:68:VAL:HG23	9:CG:68:VAL:O	2.21	0.41

Continued on next page...

Continued from previous page...

Atom-1	Atom-2	Distance(Å)	Clash(Å)
4:CB:144:GLU:HB3	4:CB:151:LYS:NZ	2.35	0.41
4:CB:95:TRP:CZ3	4:CB:99:MET:SD	3.14	0.41
30:DG:115:GLN:CG	30:DG:116:LEU:N	2.84	0.41
1:AA:1305:G:O2'	1:AA:1306:A:H8	2.03	0.41
25:BB:1057:A:H62	25:BB:1086:A:H2'	1.85	0.41
4:CB:130:LYS:HB3	4:CB:134:LEU:CD1	2.41	0.41
28:DE:61:ARG:HA	28:DE:61:ARG:HD2	1.77	0.41
1:AA:1182:G:C3'	1:AA:1183:U:H5'	2.51	0.41
5:CC:146:LYS:HD2	5:CC:203:LYS:O	2.21	0.41
38:BO:108:ASP:HA	38:BO:111:ARG:HB3	2.01	0.41
34:DK:12:ASN:O	34:DK:13:SER:HB3	2.20	0.41
25:DB:803:U:O2'	25:DB:804:A:H5'	2.20	0.41
25:BB:1549:A:H2'	25:BB:1550:C:H6	1.85	0.41
49:BZ:23:LEU:HD22	49:BZ:50:VAL:HG11	2.02	0.41
25:DB:638:G:H2'	25:DB:639:U:O4'	2.21	0.41
10:AH:11:THR:HA	10:AH:14:ARG:HH22	1.84	0.41
12:AJ:21:ALA:O	12:AJ:25:ILE:HG13	2.21	0.41
31:DH:135:HIS:CG	31:DH:136:SER:H	2.38	0.41
48:BY:23:ARG:HD2	48:BY:27:ASN:OD1	2.21	0.41
39:DP:102:ARG:HD2	39:DP:106:ALA:O	2.20	0.41
25:DB:156:A:H2'	25:DB:157:C:O4'	2.21	0.41
1:CA:959:A:N6	1:CA:1222:G:H5'	2.35	0.41
9:CG:53:SER:C	9:CG:55:LYS:H	2.23	0.41
38:BO:17:LYS:O	38:BO:21:LEU:HG	2.21	0.41
25:DB:181:A:H2'	25:DB:182:A:H8	1.79	0.41
35:BL:131:ALA:O	35:BL:135:ILE:HG22	2.20	0.41
25:DB:1829:A:H3'	25:DB:1830:C:C6	2.55	0.41
1:CA:416:G:H2'	1:CA:417:G:O4'	2.21	0.41
1:AA:987:G:O2'	1:AA:988:G:H5'	2.20	0.41
25:DB:1494:A:H2	25:DB:1579:A:O4'	2.03	0.41
1:AA:1463:U:H2'	1:AA:1464:U:H6	1.86	0.41
35:DL:131:ALA:O	35:DL:135:ILE:HG22	2.21	0.41
6:AD:105:GLY:HA2	6:AD:161:ALA:HB2	2.03	0.41
50:B0:52:LYS:CE	50:B0:55:ALA:HA	2.50	0.41
1:CA:684:U:H2'	1:CA:685:G:O4'	2.21	0.41
9:AG:22:LEU:C	9:AG:22:LEU:HD13	2.41	0.41
25:DB:2784:U:H2'	25:DB:2785:C:H6	1.86	0.41
6:CD:97:LEU:O	6:CD:101:VAL:HG23	2.20	0.41
36:DM:47:GLU:HB3	36:DM:51:ARG:NH2	2.36	0.41
30:DG:144:ALA:HA	30:DG:147:LEU:HD12	2.03	0.41
13:AK:30:ILE:HG22	13:AK:45:THR:HA	2.02	0.41
25:DB:2845:U:H5"	39:DP:51:ASN:O	2.21	0.41

Continued on next page...

Continued from previous page...

Atom-1	Atom-2	Distance(Å)	Clash(Å)
25:BB:1737:G:H8	25:BB:1737:G:OP2	2.04	0.41
25:BB:1872:A:O5'	25:BB:1872:A:H8	2.04	0.41
6:AD:119:HIS:O	6:AD:120:LYS:HB2	2.21	0.41
12:AJ:13:PHE:HE2	12:AJ:69:THR:HG1	1.69	0.41
25:DB:1869:G:H1'	25:DB:1872:A:H61	1.85	0.41
1:AA:132:C:H5''	22:AT:68:LYS:HG2	2.03	0.41
1:CA:304:U:H2'	1:CA:305:G:H8	1.86	0.41
1:AA:114:U:H4'	57:AA:1849:HOH:O	2.19	0.41
28:DE:119:ILE:HD11	28:DE:185:LYS:HB3	2.03	0.41
25:DB:1362:C:H5'	25:DB:2215:C:H4'	2.02	0.41
1:CA:394:G:H2'	1:CA:395:C:C6	2.54	0.41
33:BJ:92:MET:HB3	33:BJ:100:VAL:HG22	2.01	0.41
6:CD:100:VAL:HG11	6:CD:136:VAL:HG21	2.01	0.41
1:CA:981:U:H3'	1:CA:982:U:H2'	2.01	0.41
1:AA:692:U:H2'	1:AA:694:A:OP2	2.20	0.41
1:AA:1287:A:H2'	1:AA:1288:A:C8	2.56	0.41
1:CA:14:U:H5''	57:CA:1728:HOH:O	2.21	0.41
25:BB:441:U:H2'	25:BB:442:G:C8	2.56	0.41
25:DB:1998:A:OP2	27:DD:141:ARG:NH2	2.53	0.41
9:CG:132:THR:O	9:CG:135:LYS:N	2.54	0.41
16:CN:15:LEU:HA	16:CN:18:LYS:HB2	2.02	0.41
43:DT:66:LYS:HG2	43:DT:66:LYS:H	1.56	0.41
40:BQ:79:ILE:HD13	40:BQ:79:ILE:O	2.21	0.41
25:DB:2352:A:H2'	25:DB:2353:G:H5'	2.01	0.41
1:AA:1250:A:H4'	11:AI:69:GLY:O	2.21	0.41
48:DY:17:GLU:HA	48:DY:20:ASN:OD1	2.20	0.41
39:DP:13:LYS:CD	39:DP:76:HIS:HA	2.51	0.41
1:CA:841:C:H2'	1:CA:843:U:C2	2.55	0.41
1:AA:981:U:H3'	1:AA:982:U:H2'	2.02	0.41
40:DQ:89:ILE:HD13	40:DQ:89:ILE:N	2.36	0.41
41:DR:31:GLU:H	41:DR:63:VAL:HG22	1.84	0.41
26:BC:145:MET:HG3	26:BC:152:GLN:NE2	2.36	0.41
25:BB:1818:U:C4	26:BC:152:GLN:HB3	2.56	0.41
5:CC:69:THR:O	5:CC:72:PRO:HD3	2.21	0.41
1:AA:718:A:C8	13:AK:117:HIS:HB3	2.55	0.41
29:BF:43:ILE:HG23	29:BF:44:ALA:N	2.36	0.41
34:BK:63:ARG:H	34:BK:82:ALA:HB3	1.85	0.41
4:CB:160:LEU:O	4:CB:183:PHE:N	2.50	0.41
25:DB:2311:A:H1'	29:DF:78:ILE:CD1	2.32	0.41
31:DH:127:GLU:HA	31:DH:144:VAL:O	2.21	0.41
41:BR:37:GLU:O	41:BR:39:LEU:HD23	2.20	0.41
41:BR:53:PHE:HB2	41:BR:54:VAL:H	1.62	0.41

Continued on next page...

Continued from previous page...

Atom-1	Atom-2	Distance(Å)	Clash(Å)
30:BG:28:LYS:O	30:BG:30:GLY:N	2.51	0.41
29:BF:35:LEU:CD1	29:BF:90:LEU:HD21	2.51	0.41
1:AA:1055:A:H4'	5:AC:160:GLU:OE1	2.21	0.41
27:BD:45:TYR:CD1	27:BD:45:TYR:N	2.88	0.41
23:CU:40:PRO:HG3	23:CU:44:ARG:HH21	1.85	0.41
45:BV:1:MET:O	45:BV:2:PHE:HB2	2.21	0.41
13:CK:34:THR:HG21	13:CK:38:GLY:HA2	2.02	0.41
31:DH:113:SER:O	31:DH:114:GLU:HG3	2.20	0.41
16:AN:89:ARG:HB3	16:AN:89:ARG:NH1	2.35	0.41
9:AG:23:ALA:HA	9:AG:26:VAL:HG13	2.03	0.41
14:AL:79:ILE:HG22	14:AL:103:CYS:HB2	2.02	0.41
33:BJ:72:LYS:CB	33:BJ:89:PHE:HB2	2.43	0.41
22:CT:2:ASN:CG	22:CT:3:ILE:H	2.24	0.41
25:BB:336:C:O2'	25:BB:337:C:H5'	2.20	0.41
25:BB:274:C:H2'	25:BB:275:C:C1'	2.50	0.41
28:DE:161:ALA:HA	28:DE:164:LEU:HD12	2.02	0.41
25:BB:781:A:OP1	26:BC:216:ARG:NH2	2.54	0.41
17:AO:44:GLU:O	17:AO:45:HIS:HB2	2.20	0.41
26:DC:93:VAL:HG12	26:DC:101:ARG:C	2.40	0.41
25:DB:549:G:H2'	33:DJ:2:LYS:HE3	2.03	0.41
47:DX:29:LEU:CD2	47:DX:29:LEU:H	2.26	0.41
28:BE:5:LEU:HG	28:BE:12:LEU:HD22	2.03	0.41
38:BO:105:ALA:O	38:BO:107:ALA:N	2.51	0.41
25:BB:1936:A:C2	25:BB:1943:U:H5	2.39	0.41
38:DO:75:GLY:HA3	38:DO:106:LEU:O	2.20	0.41
6:CD:197:HIS:CD2	6:CD:198:LEU:N	2.89	0.41
29:DF:137:PHE:O	29:DF:139:GLU:N	2.54	0.41
29:DF:149:ARG:HA	29:DF:149:ARG:HD3	1.83	0.41
21:CS:12:LEU:HD13	21:CS:16:LYS:HG3	2.03	0.41
25:BB:265:A:N6	25:BB:427:U:O2'	2.53	0.41
27:DD:108:ASP:OD2	27:DD:206:ALA:HA	2.21	0.41
17:CO:81:ILE:O	17:CO:85:GLY:N	2.54	0.41
53:D3:50:SER:O	53:D3:52:GLY:N	2.53	0.41
1:AA:9:G:H2'	1:AA:10:A:C8	2.55	0.41
10:AH:82:LEU:HD22	10:AH:82:LEU:O	2.20	0.41
13:AK:33:ILE:HD11	13:AK:69:CYS:SG	2.61	0.41
39:BP:44:GLY:HA3	39:BP:60:VAL:HG11	2.03	0.41
25:BB:1243:C:O2	35:BL:4:ASN:HA	2.20	0.41
25:DB:1322:A:C5	25:DB:1323:C:C5	3.09	0.41
29:DF:124:ARG:HB3	29:DF:126:ASN:HD21	1.86	0.41
25:DB:2250:G:H8	25:DB:2250:G:O5'	2.02	0.41
1:AA:267:C:OP2	19:AQ:68:LYS:HD2	2.20	0.41

Continued on next page...

Continued from previous page...

Atom-1	Atom-2	Distance(Å)	Clash(Å)
20:CR:56:ARG:HB2	20:CR:60:ARG:HH12	1.84	0.41
35:BL:118:THR:HA	35:BL:119:PRO:HD3	1.92	0.41
25:BB:2087:G:O2'	25:BB:2088:A:H5'	2.21	0.41
1:CA:918:A:H2'	1:CA:919:A:C8	2.55	0.41
27:DD:40:LEU:CD2	27:DD:44:GLY:HA2	2.48	0.41
25:DB:1498:C:O4'	25:DB:1577:C:H4'	2.20	0.41
1:AA:1032:G:H2'	1:AA:1033:G:C4'	2.51	0.41
25:BB:2463:C:O2'	25:BB:2464:G:H5'	2.21	0.41
24:DA:57:A:C5	29:DF:25:MET:HG2	2.56	0.41
25:DB:1488:C:C2'	25:DB:1489:C:H5'	2.50	0.41
29:BF:25:MET:C	29:BF:27:VAL:N	2.73	0.41
34:BK:16:ARG:HB3	34:BK:17:ARG:H	1.46	0.41
28:DE:17:THR:O	28:DE:21:ARG:HB2	2.21	0.41
1:CA:913:A:H4'	1:CA:914:A:H4'	2.03	0.41
25:BB:128:C:H2'	25:BB:129:C:H6	1.86	0.41
10:CH:114:ALA:O	10:CH:118:ALA:HB2	2.21	0.41
17:CO:20:ASP:C	17:CO:22:GLY:N	2.74	0.41
25:DB:520:G:H2'	25:DB:521:U:H6	1.85	0.41
24:DA:64:G:H2'	24:DA:65:U:H6	1.82	0.41
50:B0:33:SER:CB	50:B0:35:GLU:HG2	2.51	0.41
25:DB:1401:G:H2'	25:DB:1402:U:O4'	2.20	0.41
6:CD:53:GLN:H	6:CD:53:GLN:HG2	1.34	0.41
30:DG:36:LEU:N	30:DG:36:LEU:HD22	2.35	0.41
38:BO:25:ARG:HE	38:BO:27:VAL:CG2	2.34	0.41
36:BM:124:LEU:HA	36:BM:125:PRO:HD3	1.82	0.41
36:BM:42:THR:C	36:BM:44:ARG:N	2.73	0.41
25:DB:457:A:H61	25:DB:470:A:H3'	1.85	0.41
25:DB:718:A:H2'	25:DB:719:C:H5'	2.02	0.41
25:DB:1268:A:H5'	57:DB:3261:HOH:O	2.21	0.41
25:BB:213:A:O2'	25:BB:214:G:H5'	2.21	0.41
25:DB:1872:A:H8	25:DB:1872:A:O5'	2.04	0.41
25:BB:1957:C:H2'	25:BB:1958:C:H6	1.85	0.41
1:CA:1426:G:O2'	1:CA:1427:C:H5'	2.21	0.41
25:DB:941:A:H2'	25:DB:942:G:C8	2.56	0.41
25:DB:437:U:H2'	25:DB:438:G:H8	1.85	0.41
26:DC:165:ALA:HB3	26:DC:172:THR:CG2	2.51	0.41
45:DV:9:ARG:NH2	45:DV:12:GLN:HA	2.34	0.41
16:AN:2:LYS:O	16:AN:6:LYS:HG3	2.20	0.41
25:DB:859:G:HO2'	25:DB:916:G:H1	1.69	0.41
1:CA:1340:A:H2'	1:CA:1341:U:C6	2.55	0.41
1:AA:900:A:O2'	1:AA:901:A:H5'	2.21	0.41
26:BC:221:GLY:C	26:BC:223:ALA:N	2.74	0.41

Continued on next page...

Continued from previous page...

Atom-1	Atom-2	Distance(Å)	Clash(Å)
29:BF:1:ALA:O	29:BF:4:HIS:HB3	2.20	0.41
6:CD:99:ASN:OD1	6:CD:110:ARG:NH1	2.51	0.41
25:DB:1313:U:O2	25:DB:1313:U:H2'	2.20	0.41
1:AA:142:G:O2'	1:AA:196:A:N1	2.41	0.41
26:BC:259:ASN:C	26:BC:261:ARG:H	2.24	0.41
1:AA:705:G:H22	13:AK:43:TRP:HB2	1.85	0.41
37:DN:59:SER:OG	37:DN:60:VAL:N	2.53	0.41
25:BB:9:G:H2'	25:BB:2629:U:O4	2.20	0.41
1:CA:1113:C:O2'	1:CA:1114:C:H5'	2.20	0.41
1:AA:352:C:OP1	1:AA:352:C:H6	2.04	0.41
36:DM:10:ARG:HG3	36:DM:10:ARG:HH21	1.86	0.41
25:BB:1326:U:H2'	25:BB:1327:A:H8	1.86	0.41
7:CE:114:LEU:CD2	7:CE:139:THR:HG22	2.50	0.41
7:CE:95:MET:HE3	7:CE:114:LEU:HD21	2.03	0.41
8:CF:62:MET:HB3	8:CF:63:ASN:H	1.69	0.41
11:CI:87:MET:HB3	11:CI:94:ARG:NH2	2.35	0.41
6:CD:165:GLU:O	6:CD:166:LYS:CB	2.69	0.41
4:CB:44:LYS:HD2	4:CB:44:LYS:HA	1.94	0.41
25:DB:7:G:H2'	25:DB:8:C:C6	2.55	0.41
33:DJ:13:ARG:O	33:DJ:14:ASP:CB	2.69	0.41
33:DJ:53:TYR:CE1	33:DJ:121:LYS:HG2	2.56	0.41
43:BT:48:GLN:CB	43:BT:49:LYS:HE3	2.50	0.41
5:CC:62:SER:HA	5:CC:96:VAL:HB	2.02	0.41
19:AQ:75:VAL:CG2	19:AQ:76:ARG:HG2	2.47	0.41
34:DK:62:VAL:CG1	34:DK:102:VAL:HG12	2.50	0.41
25:BB:2621:G:O5'	27:BD:124:ARG:NH2	2.54	0.41
4:AB:159:ALA:CB	4:AB:181:PRO:HB2	2.51	0.41
4:AB:96:LEU:HD13	4:AB:97:GLY:O	2.20	0.41
4:CB:69:VAL:O	4:CB:162:VAL:HA	2.20	0.41
25:DB:1655:A:C4'	27:DD:118:PHE:HB2	2.51	0.41
44:DU:50:ALA:C	44:DU:51:LEU:O	2.58	0.41
30:BG:28:LYS:NZ	30:BG:79:THR:HA	2.34	0.41
31:DH:14:SER:C	31:DH:16:GLY:N	2.72	0.41
27:BD:32:ASN:HA	27:BD:51:THR:O	2.21	0.41
5:AC:153:SER:HB2	5:AC:196:GLY:H	1.86	0.41
14:AL:49:ARG:NH2	14:AL:88:ASP:OD1	2.53	0.41
27:BD:90:PHE:O	27:BD:92:VAL:N	2.54	0.41
45:BV:63:ILE:O	45:BV:70:ILE:HD12	2.21	0.41
40:DQ:9:ALA:O	40:DQ:12:ARG:HG2	2.21	0.41
16:AN:92:ILE:HG22	16:AN:95:LEU:HB2	2.03	0.41
47:BX:66:VAL:HA	47:BX:69:GLU:OE1	2.20	0.41
44:BU:39:ASN:HD22	44:BU:63:ALA:C	2.24	0.41

Continued on next page...

Continued from previous page...

Atom-1	Atom-2	Distance(Å)	Clash(Å)
23:AU:31:VAL:CG1	23:AU:32:ARG:H	2.15	0.41
51:B1:33:LEU:CG	51:B1:35:LEU:HD22	2.51	0.41
6:AD:94:GLU:O	6:AD:103:ARG:NH2	2.52	0.41
33:BJ:99:ARG:HG2	33:BJ:99:ARG:HH11	1.85	0.41
25:DB:1564:C:O5'	25:DB:1564:C:H6	2.04	0.41
32:DI:45:THR:O	32:DI:48:ILE:HG22	2.20	0.41
5:AC:45:GLU:C	5:AC:47:ALA:H	2.22	0.41
20:CR:54:LEU:HD22	20:CR:58:ILE:HD11	2.03	0.41
25:DB:1286:A:H1'	25:DB:1288:G:OP2	2.20	0.41
1:AA:79:G:H2'	1:AA:80:A:C1'	2.50	0.41
4:AB:119:GLN:OE1	4:AB:119:GLN:HA	2.21	0.41
1:CA:68:G:O4'	1:CA:171:A:H1'	2.19	0.41
44:DU:81:ARG:HD3	44:DU:96:LYS:NZ	2.36	0.41
35:BL:128:THR:C	35:BL:130:GLY:H	2.23	0.41
27:DD:168:GLU:O	27:DD:170:VAL:HG22	2.20	0.41
43:BT:12:ARG:HH21	48:BY:29:ARG:HE	1.64	0.41
22:AT:56:ILE:CA	22:AT:59:ARG:HB3	2.51	0.41
24:BA:32:U:O2'	24:BA:33:G:H5'	2.20	0.41
38:BO:41:ALA:HB1	38:BO:42:PRO:CD	2.51	0.41
39:DP:102:ARG:O	39:DP:103:THR:HB	2.21	0.41
39:DP:95:LYS:HB3	39:DP:97:TYR:CE1	2.55	0.41
48:DY:48:ARG:CB	48:DY:48:ARG:HH11	2.32	0.41
30:BG:106:LEU:HB2	30:BG:108:PHE:CE1	2.56	0.41
1:AA:74:A:H1'	1:AA:97:G:N2	2.36	0.41
26:DC:244:VAL:HB	26:DC:248:GLY:HA2	2.03	0.41
25:DB:518:G:H4'	42:DS:18:ARG:CZ	2.50	0.41
13:CK:23:HIS:O	13:CK:29:THR:HG23	2.21	0.41
7:AE:151:MET:HG2	7:AE:155:LYS:HD2	2.01	0.41
1:CA:632:U:C3'	1:CA:633:G:H5'	2.48	0.41
32:BI:83:ALA:N	32:BI:100:ILE:HD11	2.35	0.41
37:DN:62:ASN:N	37:DN:62:ASN:ND2	2.66	0.41
25:DB:1847:A:OP2	25:DB:1847:A:H2	2.03	0.41
37:DN:24:MET:HE3	37:DN:44:LEU:HB2	2.03	0.41
25:DB:878:A:H1'	25:DB:899:A:N6	2.35	0.41
25:BB:2104:C:O5'	25:BB:2104:C:H6	2.03	0.41
25:DB:2729:G:O2'	25:DB:2730:C:H5'	2.21	0.41
25:BB:1657:U:H2'	25:BB:1658:C:C6	2.54	0.41
24:BA:55:U:H2'	24:BA:56:G:H8	1.85	0.41
1:AA:1039:G:H2'	1:AA:1040:U:H6	1.86	0.41
28:BE:95:LYS:NZ	28:BE:97:ASN:ND2	2.69	0.41
32:DI:99:LYS:HB2	32:DI:140:GLU:OE1	2.21	0.41
17:AO:34:GLN:HA	17:AO:34:GLN:OE1	2.20	0.41

Continued on next page...

Continued from previous page...

Atom-1	Atom-2	Distance(Å)	Clash(Å)
25:BB:1107:G:O2'	25:BB:1108:U:H5'	2.20	0.41
6:CD:50:TYR:HA	6:CD:53:GLN:HG3	2.02	0.41
25:BB:649:G:H2'	25:BB:650:C:H6	1.81	0.41
27:DD:101:PHE:HA	27:DD:104:VAL:CG2	2.50	0.41
1:AA:1460:C:H2'	1:AA:1461:G:O4'	2.20	0.41
1:AA:1533:C:C2'	1:AA:1534:A:H5''	2.51	0.41
28:DE:14:VAL:HG23	28:DE:15:SER:N	2.36	0.41
1:AA:1048:G:H5''	16:AN:2:LYS:HG3	2.03	0.41
16:CN:48:GLN:HE21	16:CN:49:THR:HG22	1.86	0.41
25:DB:909:A:H2'	25:DB:912:C:C5	2.55	0.41
25:BB:381:G:C2'	25:BB:382:A:H5'	2.51	0.41
25:BB:406:G:H2'	25:BB:407:G:C8	2.55	0.41
43:DT:92:ASN:HB3	43:DT:93:LEU:HD22	2.02	0.41
25:DB:189:G:H2'	25:DB:205:G:N2	2.35	0.41
25:BB:1829:A:H2'	25:BB:1830:C:O4'	2.20	0.41
1:AA:938:A:H5''	9:AG:75:LYS:HZ1	1.86	0.41
25:DB:1874:C:H2'	25:DB:1875:G:O4'	2.20	0.41
21:CS:22:VAL:HG23	21:CS:23:GLU:H	1.86	0.41
25:DB:1604:C:H2'	25:DB:1605:C:C6	2.55	0.41
25:BB:1996:C:H5	34:BK:31:TYR:HH	1.68	0.41
9:AG:144:ALA:C	9:AG:146:ALA:H	2.23	0.41
25:BB:687:C:H5'	52:B2:4:THR:O	2.21	0.41
25:DB:745:G:H5'	25:DB:746:U:OP2	2.20	0.41
44:BU:8:ASP:O	44:BU:23:LYS:HA	2.20	0.41
32:BI:35:MET:C	32:BI:35:MET:SD	2.98	0.41
40:BQ:116:LEU:O	40:BQ:116:LEU:HG	2.21	0.41
53:B3:5:THR:HG22	53:B3:63:TYR:HD2	1.86	0.41
48:BY:31:GLN:HG3	48:BY:36:GLN:HB2	2.01	0.41
1:AA:726:C:O2'	1:AA:727:G:H5'	2.21	0.41
34:BK:70:ARG:O	34:BK:73:GLY:N	2.50	0.41
25:DB:2267:A:OP2	25:DB:2268:A:H5''	2.21	0.41
25:BB:2269:G:O3'	46:BW:18:LYS:HE3	2.20	0.41
46:BW:50:VAL:O	46:BW:52:CYS:N	2.53	0.41
48:DY:23:ARG:HH11	48:DY:23:ARG:HG2	1.86	0.41
48:DY:39:GLN:O	48:DY:42:LEU:HB3	2.21	0.41
48:DY:25:GLN:HB3	48:DY:25:GLN:HE21	1.61	0.41
7:CE:59:ILE:HG13	7:CE:60:GLN:N	2.36	0.41
7:CE:95:MET:O	7:CE:96:GLN:NE2	2.53	0.41
8:CF:11:HIS:HB3	8:CF:14:GLN:HG2	2.03	0.41
8:CF:30:THR:HA	8:CF:34:GLY:O	2.20	0.41
25:BB:37:C:H4'	25:BB:451:U:OP1	2.21	0.41
15:AM:108:ARG:HH11	15:AM:108:ARG:HG3	1.86	0.41

Continued on next page...

Continued from previous page...

Atom-1	Atom-2	Distance(Å)	Clash(Å)
21:AS:35:ARG:CZ	21:AS:76:THR:HG21	2.51	0.41
26:DC:152:GLN:HA	26:DC:155:ARG:HD2	2.02	0.41
33:DJ:97:PRO:O	33:DJ:99:ARG:N	2.54	0.41
40:DQ:104:ALA:C	40:DQ:106:THR:H	2.24	0.41
5:CC:129:PHE:CE2	5:CC:156:LEU:HD13	2.56	0.41
5:CC:39:ARG:NH2	5:CC:55:VAL:HA	2.35	0.41
5:CC:85:LYS:HG2	5:CC:86:LEU:HD12	2.02	0.41
19:AQ:18:LYS:O	19:AQ:46:HIS:ND1	2.54	0.41
26:BC:116:GLN:HG2	26:BC:117:SER:N	2.36	0.41
26:BC:140:VAL:CG2	26:BC:163:ILE:HG12	2.51	0.41
5:CC:122:GLN:O	5:CC:127:VAL:HG13	2.21	0.41
5:CC:115:VAL:CG1	5:CC:136:ALA:HB1	2.50	0.41
1:CA:1321:U:O2'	21:CS:76:THR:HG22	2.20	0.41
25:DB:1397:U:H5''	25:DB:1398:C:H5	1.86	0.41
43:DT:42:GLU:O	43:DT:46:ALA:HB2	2.21	0.41
31:BH:80:ILE:CD1	31:BH:101:ASP:HB3	2.51	0.41
29:BF:46:LYS:HA	29:BF:49:LEU:HD23	2.03	0.41
4:AB:27:LYS:H	4:AB:28:PRO:HD2	1.85	0.41
4:CB:67:LEU:HD23	4:CB:160:LEU:HD21	2.03	0.41
4:CB:171:ALA:O	4:CB:175:ALA:HB3	2.21	0.41
4:CB:220:VAL:O	4:CB:220:VAL:HG12	2.20	0.41
27:DD:119:ALA:CB	27:DD:165:MET:HB2	2.51	0.41
31:DH:31:VAL:HG12	31:DH:32:PRO:HD2	2.02	0.41
40:BQ:105:PHE:N	41:BR:46:GLU:OE1	2.53	0.41
40:BQ:91:ARG:CD	41:BR:11:GLN:HB2	2.51	0.41
45:DV:44:HIS:O	45:DV:45:ASP:C	2.58	0.41
29:DF:33:ILE:H	29:DF:90:LEU:HB2	1.85	0.41
8:AF:38:ARG:HG3	8:AF:39:LEU:N	2.35	0.41
8:AF:42:TRP:CB	8:AF:59:TYR:HB2	2.35	0.41
18:AP:52:LEU:O	18:AP:52:LEU:HD13	2.21	0.41
6:CD:84:ASN:N	6:CD:88:ASN:HD21	2.18	0.41
27:DD:179:ARG:HG3	27:DD:188:LEU:HD12	2.03	0.41
30:BG:31:GLU:O	30:BG:32:LEU:HB2	2.21	0.41
25:BB:2313:C:H2'	25:BB:2314:A:H8	1.86	0.41
29:DF:36:ASN:O	29:DF:86:CYS:O	2.39	0.41
29:DF:87:LYS:CG	29:DF:88:VAL:H	2.33	0.41
25:BB:2678:C:H2'	25:BB:2679:A:C8	2.56	0.41
27:BD:109:VAL:HG11	27:BD:193:VAL:HG11	2.03	0.41
5:AC:65:VAL:CG1	5:AC:66:THR:N	2.84	0.41
1:CA:232:G:H1'	1:CA:262:A:N1	2.36	0.41
25:DB:2330:G:C2'	25:DB:2331:G:H5'	2.51	0.41
1:CA:452:A:H2'	1:CA:453:G:O4'	2.21	0.41

Continued on next page...

Continued from previous page...

Atom-1	Atom-2	Distance(Å)	Clash(Å)
32:DI:108:ILE:CG2	32:DI:128:ILE:HD13	2.51	0.41
15:AM:69:ARG:HG2	15:AM:69:ARG:HH11	1.86	0.41
29:BF:36:ASN:O	29:BF:86:CYS:O	2.38	0.41
32:BI:73:PRO:HA	32:BI:74:PRO:HD3	1.99	0.41
25:BB:1062:G:H2'	25:BB:1063:G:H8	1.84	0.41
27:DD:74:GLU:OE1	27:DD:74:GLU:HA	2.20	0.41
45:BV:63:ILE:H	45:BV:70:ILE:CG1	2.22	0.41
44:DU:73:ASN:O	44:DU:75:ALA:N	2.47	0.41
1:AA:796:C:O3'	13:AK:126:ARG:NH2	2.47	0.41
27:DD:90:PHE:O	27:DD:92:VAL:N	2.54	0.41
12:CJ:41:PRO:O	12:CJ:72:ARG:HD3	2.20	0.41
25:BB:2144:G:N2	25:BB:2148:G:C8	2.89	0.41
12:AJ:36:VAL:HG22	12:AJ:76:ILE:HB	2.03	0.41
25:BB:869:G:H2'	25:BB:870:U:O4'	2.20	0.41
1:AA:1128:C:H2'	1:AA:1129:C:C6	2.56	0.41
1:AA:1283:U:C2'	1:AA:1284:C:H5'	2.51	0.41
15:CM:3:ILE:O	15:CM:5:GLY:N	2.45	0.41
29:DF:11:VAL:HG13	29:DF:171:ALA:CB	2.51	0.41
1:AA:405:U:O2	1:AA:498:A:H2'	2.21	0.41
4:AB:202:ASN:C	4:AB:202:ASN:ND2	2.74	0.41
29:BF:11:VAL:HG22	29:BF:171:ALA:HB1	2.02	0.41
1:CA:471:U:H2'	1:CA:472:U:H6	1.84	0.41
8:CF:18:VAL:N	8:CF:19:PRO:HD2	2.36	0.41
1:AA:471:U:O2'	1:AA:472:U:H5'	2.21	0.41
6:CD:7:LYS:HG3	6:CD:7:LYS:H	1.45	0.41
47:BX:69:GLU:O	47:BX:70:LEU:CB	2.67	0.41
47:BX:76:LYS:HG3	47:BX:77:TYR:N	2.35	0.41
9:AG:24:LYS:HA	9:AG:27:ASN:HD22	1.84	0.41
5:AC:7:ASN:ND2	16:AN:89:ARG:HA	2.20	0.41
33:DJ:82:GLY:O	33:DJ:84:ILE:N	2.54	0.41
9:AG:85:GLN:NE2	9:AG:85:GLN:HA	2.32	0.41
23:AU:20:ARG:NH1	23:AU:21:SER:N	2.69	0.41
23:AU:20:ARG:HG3	23:AU:24:LYS:HE3	2.03	0.41
1:CA:59:A:H3'	1:CA:331:G:H22	1.85	0.41
44:BU:78:LYS:CG	44:BU:79:ALA:H	2.21	0.41
31:DH:6:LEU:O	31:DH:7:ASP:HB2	2.21	0.41
25:BB:1562:U:H2'	25:BB:1563:U:H6	1.85	0.41
33:BJ:97:PRO:O	33:BJ:99:ARG:N	2.54	0.41
25:DB:1266:G:OP2	50:D0:16:ARG:NE	2.53	0.41
1:AA:1343:G:OP1	11:AI:126:PHE:HE1	2.04	0.41
4:CB:195:VAL:CG1	4:CB:196:ASP:N	2.82	0.41
25:DB:1430:G:O2'	25:DB:1431:A:H5'	2.21	0.41

Continued on next page...

Continued from previous page...

Atom-1	Atom-2	Distance(Å)	Clash(Å)
11:CI:12:LYS:H	11:CI:105:ARG:NH2	2.19	0.41
11:CI:12:LYS:HE2	11:CI:109:GLN:CG	2.45	0.41
16:CN:56:PRO:HA	16:CN:59:GLN:CG	2.43	0.41
28:DE:122:GLU:O	28:DE:123:LYS:HB2	2.21	0.41
23:CU:15:LEU:C	23:CU:17:ARG:HD2	2.42	0.41
17:AO:46:LYS:O	17:AO:52:ARG:NH2	2.54	0.41
1:AA:769:G:H4'	1:AA:1513:A:H4'	2.03	0.41
25:BB:2467:C:H2'	25:BB:2468:A:H5'	2.03	0.41
1:CA:1168:U:H4'	1:CA:1169:A:OP2	2.21	0.41
25:DB:1714:U:H3'	25:DB:1715:G:C5'	2.43	0.41
43:DT:69:ARG:HA	43:DT:69:ARG:HD2	1.84	0.41
37:BN:118:ARG:HE	37:BN:118:ARG:HB3	1.75	0.41
9:AG:125:ASP:HB3	9:AG:130:LYS:O	2.21	0.41
31:DH:48:GLU:OE2	31:DH:52:ALA:HB2	2.21	0.41
25:BB:668:A:C2	25:BB:670:A:C6	3.09	0.41
9:AG:67:ASN:HB3	9:AG:137:ARG:HH22	1.85	0.41
1:CA:253:A:H2'	1:CA:254:G:C8	2.55	0.41
1:CA:253:A:H2'	1:CA:254:G:H8	1.86	0.41
25:BB:1937:A:N7	25:BB:1939:U:H2'	2.35	0.41
43:BT:69:ARG:HB3	43:BT:70:HIS:CE1	2.56	0.41
1:AA:1023:U:H2'	1:AA:1024:G:H8	1.86	0.41
41:BR:35:PHE:HB2	41:BR:59:ILE:HB	2.03	0.41
35:BL:48:ARG:C	35:BL:50:PHE:H	2.24	0.41
15:CM:102:LYS:HZ1	15:CM:103:THR:CG2	2.34	0.41
9:CG:110:ARG:HD3	9:CG:118:ARG:CB	2.51	0.41
4:AB:102:ASN:HA	4:AB:104:LYS:NZ	2.36	0.41
1:AA:1075:U:H2'	1:AA:1076:U:H6	1.86	0.41
25:DB:1017:G:O2'	25:DB:1018:U:H5'	2.21	0.41
49:BZ:15:ARG:HG2	49:BZ:53:MET:SD	2.61	0.41
49:DZ:8:GLN:HG2	49:DZ:10:ARG:O	2.20	0.41
44:DU:3:LYS:HB3	44:DU:82:VAL:HG21	2.02	0.41
25:BB:626:A:H2'	35:BL:78:ARG:NH1	2.35	0.41
1:CA:1277:C:H2'	1:CA:1278:G:H5'	2.03	0.41
25:BB:2377:A:H4'	38:BO:117:PHE:O	2.21	0.41
25:BB:61:C:OP2	48:BY:47:ARG:NH2	2.52	0.41
1:AA:135:C:O2	18:AP:1:MET:HB2	2.19	0.41
13:AK:39:ASN:O	13:AK:41:LEU:HG	2.21	0.41
44:DU:85:ARG:NH1	44:DU:86:PHE:H	2.19	0.41
25:DB:2526:G:N3	54:D4:1:MET:N	2.69	0.41
1:CA:313:A:O2'	1:CA:314:C:H5'	2.20	0.41
42:DS:76:VAL:HA	42:DS:102:HIS:O	2.20	0.41
30:BG:148:ARG:HA	30:BG:161:VAL:CB	2.46	0.41

Continued on next page...

Continued from previous page...

Atom-1	Atom-2	Distance(Å)	Clash(Å)
1:CA:450:G:N7	1:CA:481:G:O6	2.54	0.41
13:CK:30:ILE:HD12	13:CK:30:ILE:O	2.21	0.41
45:DV:42:LEU:HB2	45:DV:47:VAL:HG21	2.03	0.41
46:DW:28:GLU:H	46:DW:31:LEU:CD1	2.34	0.41
1:AA:636:U:O2'	1:AA:637:C:H5'	2.20	0.41
11:AI:51:LEU:HB3	11:AI:56:MET:HG3	2.02	0.41
24:BA:89:U:C1'	25:BB:958:U:H2'	2.47	0.41
3:AX:3:G:H4'	3:AX:5:U:H5'	2.03	0.41
25:BB:1394:U:C2'	25:BB:1395:A:H5'	2.50	0.41
32:BI:91:LYS:O	32:BI:94:LYS:HB2	2.21	0.41
25:BB:1165:A:C2	25:BB:1166:G:N7	2.89	0.41
25:DB:2197:U:O2'	25:DB:2198:A:H2'	2.20	0.41
36:DM:76:LYS:HA	36:DM:77:PRO:HD3	1.97	0.41
25:BB:1494:A:H2'	25:BB:1495:A:C8	2.55	0.41
25:BB:147:C:O2'	25:BB:148:U:H5'	2.21	0.41
29:DF:23:SER:C	29:DF:25:MET:N	2.73	0.41
29:DF:25:MET:C	29:DF:27:VAL:N	2.72	0.41
31:BH:60:GLU:HA	31:BH:63:ALA:HB2	2.01	0.41
31:BH:58:LEU:C	31:BH:60:GLU:N	2.74	0.41
1:CA:1352:C:H2'	1:CA:1353:G:O4'	2.21	0.41
1:AA:1498:U:H4'	1:AA:1519:A:C2	2.55	0.41
7:AE:156:ARG:NH1	10:AH:42:GLU:O	2.54	0.41
25:BB:413:C:H2'	25:BB:414:C:C6	2.55	0.41
1:CA:522:C:H5''	14:CL:116:TYR:OH	2.21	0.41
1:CA:404:G:O2'	1:CA:405:U:H5'	2.19	0.41
6:CD:2:ARG:HG2	6:CD:2:ARG:H	1.54	0.41
9:AG:19:SER:O	9:AG:22:LEU:HB3	2.20	0.41
25:DB:2785:C:H2'	25:DB:2786:U:H6	1.85	0.41
36:DM:51:ARG:HH11	36:DM:51:ARG:HG2	1.86	0.41
42:BS:99:ARG:HG3	42:BS:99:ARG:NH1	2.36	0.41
36:DM:42:THR:C	36:DM:44:ARG:N	2.72	0.41
25:DB:813:U:H2'	25:DB:814:C:H6	1.83	0.41
50:D0:33:SER:CB	50:D0:35:GLU:HG2	2.51	0.41
25:BB:1460:U:H3'	25:BB:1461:C:C5'	2.49	0.41
25:BB:470:A:H2'	25:BB:471:A:O4'	2.21	0.41
12:AJ:67:ILE:HG12	16:AN:94:GLY:O	2.21	0.41
1:AA:994:A:N7	1:AA:1216:A:H4'	2.36	0.41
31:DH:1:MET:HB2	31:DH:23:ALA:HB2	2.03	0.41
13:CK:80:ASN:HA	13:CK:105:ARG:H	1.86	0.41
25:BB:2849:U:H4'	25:BB:2850:A:C5'	2.51	0.41
28:DE:22:ASP:HA	28:DE:114:ARG:NH2	2.35	0.41
14:CL:87:LYS:HE2	14:CL:87:LYS:HB3	1.89	0.41

Continued on next page...

Continued from previous page...

Atom-1	Atom-2	Distance(Å)	Clash(Å)
25:DB:822:G:O6	25:DB:943:A:H2	2.04	0.41
1:AA:31:G:C5	1:AA:306:A:H1'	2.56	0.41
1:AA:1231:G:H2'	1:AA:1232:U:H6	1.86	0.41
25:BB:1147:A:H2'	25:BB:1148:U:H6	1.83	0.41
28:BE:138:LEU:HB3	28:BE:143:LEU:HB2	2.03	0.41
1:CA:915:A:C2'	1:CA:916:U:H5'	2.51	0.41
24:DA:35:C:O4'	24:DA:35:C:O2	2.38	0.41
25:BB:496:G:H1'	42:BS:61:ASN:HD21	1.86	0.41
25:DB:259:G:H2'	25:DB:260:G:C8	2.56	0.41
49:BZ:30:ARG:C	49:BZ:32:GLY:H	2.24	0.41
1:CA:110:C:H2'	1:CA:111:G:C8	2.56	0.41
25:DB:1667:G:OP1	34:DK:5:THR:HA	2.21	0.41
32:DI:56:VAL:CG2	32:DI:68:PHE:HB2	2.51	0.41
1:AA:691:G:O2'	1:AA:692:U:H5'	2.21	0.41
1:AA:937:A:C5	1:AA:938:A:N7	2.89	0.41
38:DO:31:THR:HG23	38:DO:34:HIS:O	2.20	0.41
25:BB:2379:G:H2'	25:BB:2380:C:C6	2.55	0.41
25:BB:1159:U:O2'	25:BB:1160:G:H5'	2.21	0.41
30:DG:46:ASP:HB3	30:DG:47:ASN:H	1.67	0.41
25:DB:1076:C:H2'	25:DB:1077:A:H8	1.85	0.41
39:DP:86:LYS:HB3	39:DP:87:ARG:H	1.57	0.41
1:CA:177:G:N3	1:CA:177:G:O4'	2.53	0.41
13:CK:14:GLN:CD	13:CK:14:GLN:N	2.74	0.41
1:CA:108:G:N3	1:CA:108:G:O4'	2.54	0.41
6:AD:60:VAL:O	6:AD:60:VAL:HG22	2.21	0.41
25:DB:497:A:H2'	25:DB:498:G:C8	2.55	0.41
1:CA:893:C:H2'	1:CA:894:G:C8	2.56	0.41
25:DB:1511:G:H2'	25:DB:1512:C:H6	1.86	0.41
19:CQ:6:THR:C	19:CQ:7:LEU:HD22	2.41	0.41
25:DB:1068:G:C6	25:DB:1069:A:N6	2.89	0.41
25:BB:2638:G:H1'	25:BB:2778:A:N6	2.35	0.41
25:BB:1742:U:O2'	25:BB:1743:G:H5'	2.21	0.41
24:BA:13:G:H1	24:BA:69:G:HO2'	1.64	0.41
1:CA:742:G:O2'	1:CA:743:A:H5'	2.21	0.41
25:DB:1458:U:O3'	25:DB:1459:G:H4'	2.20	0.41
1:CA:1212:U:C6	1:CA:1212:U:H5''	2.56	0.41
14:AL:111:GLN:HE21	14:AL:111:GLN:HB2	1.54	0.41
25:BB:1040:A:H2	25:BB:1115:G:H22	1.69	0.41
25:BB:2714:G:H2'	25:BB:2715:C:C6	2.56	0.41
53:B3:44:ARG:N	53:B3:45:PRO:HD2	2.35	0.41
1:AA:1289:A:N6	1:AA:1371:G:HO2'	2.18	0.41
11:AI:11:ARG:HG3	11:AI:77:ALA:CA	2.50	0.41

Continued on next page...

Continued from previous page...

Atom-1	Atom-2	Distance(Å)	Clash(Å)
10:CH:23:ALA:CB	10:CH:61:THR:HA	2.50	0.41
25:DB:1100:C:C4	25:DB:1101:U:C5	3.08	0.41
1:CA:1182:G:C3'	1:CA:1183:U:H5'	2.51	0.41
11:CI:6:TYR:HE1	11:CI:8:THR:HA	1.85	0.41
11:CI:94:ARG:HB3	11:CI:98:ARG:CZ	2.51	0.41
11:CI:93:LEU:O	11:CI:97:LEU:HG	2.21	0.41
6:CD:144:ILE:HG22	6:CD:145:ARG:N	2.36	0.41
26:BC:152:GLN:HA	26:BC:155:ARG:HD2	2.02	0.41
1:CA:1049:U:H4'	1:CA:1050:G:OP2	2.20	0.41
5:CC:129:PHE:CZ	5:CC:156:LEU:HD13	2.56	0.41
5:CC:52:SER:C	5:CC:53:ARG:HG3	2.38	0.41
1:CA:1315:U:C5	21:CS:5:LYS:HD2	2.56	0.41
21:CS:48:ILE:HG21	21:CS:70:LEU:HD22	2.03	0.41
29:BF:77:LYS:HG3	29:BF:78:ILE:H	1.86	0.41
39:BP:62:LYS:HB3	39:BP:69:VAL:CG2	2.50	0.41
4:AB:31:PHE:N	4:AB:41:ASN:HB2	2.35	0.41
40:BQ:101:ASP:O	40:BQ:104:ALA:HB3	2.21	0.41
33:BJ:41:LYS:O	40:BQ:66:ALA:HB1	2.21	0.41
18:CP:12:LYS:C	18:CP:14:ARG:H	2.23	0.41
29:DF:170:ALA:C	29:DF:172:PHE:N	2.74	0.41
13:CK:92:ARG:NH2	23:CU:20:ARG:HH22	2.19	0.41
23:CU:24:LYS:O	23:CU:28:LEU:N	2.54	0.41
8:CF:3:HIS:ND1	8:CF:95:ALA:HB2	2.35	0.41
54:D4:2:LYS:CD	54:D4:4:ARG:HH21	2.34	0.41
6:CD:86:GLY:O	6:CD:89:LEU:HB3	2.20	0.41
25:BB:2756:U:H4'	25:BB:2757:A:O5'	2.20	0.41
29:BF:117:SER:OG	29:BF:119:LYS:HD3	2.21	0.41
54:B4:7:VAL:O	54:B4:8:LYS:O	2.38	0.41
33:BJ:64:VAL:CG1	33:BJ:65:THR:N	2.83	0.41
32:BI:11:GLN:NE2	32:BI:74:PRO:HG2	2.35	0.41
10:AH:94:VAL:O	10:AH:95:MET:C	2.59	0.41
47:BX:4:CYS:C	47:BX:6:VAL:H	2.24	0.41
6:AD:27:ILE:HG22	6:AD:28:ASP:N	2.36	0.41
6:AD:55:ARG:HH21	6:AD:58:GLN:CB	2.32	0.41
1:CA:707:U:H4'	13:CK:21:HIS:CG	2.55	0.41
29:BF:11:VAL:O	29:BF:12:VAL:HB	2.21	0.41
8:CF:7:VAL:HG23	8:CF:60:VAL:O	2.21	0.41
15:AM:2:ARG:HG2	15:AM:6:ILE:HA	2.03	0.41
25:BB:2061:G:C8	25:BB:2501:C:H4'	2.56	0.41
25:BB:141:G:C6	43:BT:2:ILE:HD12	2.56	0.41
38:DO:105:ALA:O	38:DO:107:ALA:N	2.54	0.41
5:AC:15:LYS:HE2	5:AC:180:ASP:CB	2.51	0.41

Continued on next page...

Continued from previous page...

Atom-1	Atom-2	Distance(Å)	Clash(Å)
10:AH:113:ARG:O	10:AH:116:ARG:NH1	2.53	0.41
14:AL:120:ARG:HG2	14:AL:121:PRO:HD2	2.02	0.41
6:AD:75:TYR:O	6:AD:78:ALA:HB3	2.21	0.41
31:BH:115:VAL:O	31:BH:115:VAL:HG23	2.21	0.41
28:DE:169:VAL:C	28:DE:170:ARG:HD2	2.41	0.41
1:AA:975:A:N6	12:AJ:50:THR:O	2.54	0.41
1:CA:1112:C:H42	5:CC:177:LEU:HD23	1.83	0.41
25:BB:1017:G:O2'	25:BB:1018:U:H5'	2.21	0.41
25:BB:1813:G:N2	26:BC:49:THR:HG22	2.36	0.41
25:DB:834:G:H4'	53:D3:52:GLY:O	2.21	0.41
1:CA:169:C:O2'	1:CA:170:U:H5'	2.21	0.41
1:CA:1283:U:O2'	1:CA:1284:C:H5'	2.21	0.41
31:DH:136:SER:HB2	31:DH:137:GLU:OE1	2.21	0.41
26:BC:211:ARG:HD2	26:BC:211:ARG:HA	1.91	0.41
48:BY:17:GLU:HA	48:BY:20:ASN:OD1	2.21	0.41
48:BY:45:GLN:O	48:BY:47:ARG:N	2.47	0.41
1:AA:73:C:O2'	1:AA:74:A:H5'	2.21	0.41
25:DB:2684:U:H4'	34:DK:75:VAL:CG2	2.51	0.41
9:CG:59:GLU:HA	9:CG:63:VAL:HG23	2.03	0.41
1:AA:1302:C:H5'	15:AM:16:ILE:HG23	2.02	0.41
1:CA:613:C:OP2	6:CD:80:ARG:NH2	2.54	0.41
42:BS:40:ASN:O	42:BS:41:LYS:HG3	2.21	0.41
27:BD:56:LYS:O	27:BD:57:ALA:HB3	2.20	0.41
15:CM:106:ARG:HD3	15:CM:110:GLY:O	2.21	0.41
25:BB:2031:A:C6	25:BB:2498:C:H1'	2.56	0.41
25:BB:995:C:P	40:BQ:52:ARG:HH11	2.44	0.41
9:CG:66:GLU:HA	9:CG:69:ARG:CZ	2.51	0.41
5:CC:33:ASP:O	5:CC:37:LYS:HG2	2.20	0.41
1:AA:416:G:H2'	1:AA:417:G:O4'	2.20	0.41
6:CD:22:SER:HB3	6:CD:108:ALA:O	2.21	0.41
53:B3:3:ILE:H	53:B3:3:ILE:HG13	1.57	0.41
25:BB:1488:C:C2'	25:BB:1489:C:H5'	2.50	0.41
8:AF:18:VAL:N	8:AF:19:PRO:CD	2.84	0.41
25:DB:2869:G:H2'	25:DB:2870:C:H6	1.84	0.41
6:CD:98:ASP:O	6:CD:113:ALA:HB3	2.20	0.41
25:DB:326:G:O2'	25:DB:327:G:H5'	2.21	0.41
9:AG:98:LEU:HB3	9:AG:102:TRP:CZ2	2.56	0.41
25:DB:1957:C:H2'	25:DB:1958:C:C6	2.56	0.41
25:DB:2639:A:N6	25:DB:2775:G:O2'	2.50	0.41
25:BB:1464:G:H2'	25:BB:1465:G:H8	1.85	0.41
32:DI:63:ASP:O	32:DI:63:ASP:OD1	2.39	0.41
1:CA:818:G:C3'	1:CA:819:A:H5''	2.51	0.41

Continued on next page...

Continued from previous page...

Atom-1	Atom-2	Distance(Å)	Clash(Å)
1:CA:880:C:O2'	1:CA:881:G:H5'	2.20	0.41
4:AB:26:MET:CE	4:AB:192:PRO:HD3	2.50	0.41
1:CA:1051:C:H2'	1:CA:1052:U:H6	1.85	0.41
25:DB:1601:G:OP2	43:DT:62:VAL:HB	2.21	0.41
25:BB:267:C:H2'	25:BB:268:C:C6	2.56	0.41
25:DB:107:G:O2'	25:DB:108:G:H5'	2.20	0.41
25:DB:2010:G:H2'	25:DB:2011:U:C6	2.56	0.41
37:BN:2:ARG:HA	37:BN:5:LYS:HD2	2.03	0.41
25:DB:767:U:O2'	25:DB:768:G:H5'	2.21	0.41
26:BC:107:LYS:HZ2	26:BC:193:GLU:HB2	1.86	0.41
25:BB:1313:U:O2	25:BB:1313:U:H2'	2.21	0.41
1:AA:100:G:H2'	1:AA:101:A:O4'	2.21	0.41
1:AA:676:A:H1'	13:AK:116:PRO:HB3	2.03	0.41
25:DB:473:G:O2'	25:DB:474:G:H5'	2.21	0.41
27:BD:18:ASP:OD2	27:BD:18:ASP:N	2.52	0.41
25:BB:2310:C:H6	25:BB:2310:C:O5'	2.04	0.41
38:DO:14:ALA:O	38:DO:18:LEU:HD13	2.21	0.41
25:DB:851:C:O4'	49:DZ:46:MET:HG2	2.21	0.40
48:DY:45:GLN:O	48:DY:46:VAL:HB	2.20	0.40
1:CA:1129:C:O3'	1:CA:1130:A:H8	2.04	0.40
1:CA:1135:U:H3'	1:CA:1137:C:N3	2.36	0.40
11:CI:98:ARG:HA	11:CI:103:VAL:HG22	2.02	0.40
1:AA:1226:C:H5"	15:AM:101:THR:HG21	2.03	0.40
1:AA:1323:G:H4'	1:AA:1362:A:C6	2.56	0.40
6:CD:104:MET:O	6:CD:106:PHE:N	2.54	0.40
25:DB:996:A:H4'	40:DQ:91:ARG:CG	2.43	0.40
25:DB:8:C:H5"	33:DJ:53:TYR:OH	2.21	0.40
40:DQ:57:ARG:HG2	40:DQ:57:ARG:NH1	2.34	0.40
40:DQ:91:ARG:CD	41:DR:11:GLN:HB2	2.51	0.40
5:CC:89:VAL:HG23	5:CC:90:VAL:N	2.37	0.40
43:DT:10:VAL:HG21	43:DT:42:GLU:HG3	2.03	0.40
43:DT:34:VAL:HG21	43:DT:43:ILE:HD11	2.02	0.40
31:BH:70:GLU:CB	31:BH:71:LYS:HD3	2.51	0.40
4:CB:156:LEU:HA	4:CB:157:PRO:HD2	1.91	0.40
4:CB:210:THR:HA	4:CB:213:LEU:HG	2.03	0.40
25:DB:2306:C:H42	29:DF:38:GLY:HA3	1.87	0.40
23:CU:24:LYS:O	23:CU:27:VAL:HG23	2.21	0.40
23:CU:27:VAL:O	23:CU:29:ALA:N	2.54	0.40
15:AM:10:ASP:HB3	15:AM:44:ILE:CD1	2.51	0.40
8:CF:2:ARG:HG2	8:CF:92:THR:HG1	1.86	0.40
18:AP:71:VAL:HG13	18:AP:72:ALA:N	2.36	0.40
18:AP:75:ILE:HG21	18:AP:80:LYS:HZ2	1.85	0.40

Continued on next page...

Continued from previous page...

Atom-1	Atom-2	Distance(Å)	Clash(Å)
30:BG:3:VAL:C	30:BG:5:LYS:H	2.25	0.40
25:DB:2262:U:H4'	25:DB:2328:A:C2	2.56	0.40
29:BF:87:LYS:O	29:BF:88:VAL:HB	2.20	0.40
25:BB:1025:G:H8	25:BB:1025:G:OP1	2.04	0.40
21:AS:10:ILE:HD12	21:AS:14:LEU:HD21	2.02	0.40
1:AA:5:U:H1'	1:AA:6:G:C2	2.56	0.40
7:AE:82:HIS:CE1	7:AE:146:MET:HA	2.56	0.40
4:CB:199:ILE:C	4:CB:201:GLY:H	2.24	0.40
9:CG:73:GLU:HG2	9:CG:88:VAL:HG13	2.02	0.40
25:BB:2091:C:H1'	47:BX:33:HIS:CD2	2.56	0.40
48:BY:57:LEU:N	48:BY:59:GLU:OE2	2.54	0.40
15:CM:13:HIS:HA	15:CM:43:LYS:HA	2.03	0.40
13:CK:95:THR:CG2	13:CK:96:ILE:N	2.83	0.40
8:CF:58:HIS:CD2	8:CF:59:TYR:N	2.89	0.40
25:BB:1196:C:H2'	25:BB:1197:G:C8	2.56	0.40
14:AL:23:LEU:HD13	14:AL:25:ALA:N	2.30	0.40
13:AK:86:LYS:CB	13:AK:86:LYS:HZ3	2.34	0.40
25:DB:2515:C:P	33:DJ:81:ILE:HD11	2.61	0.40
25:DB:587:C:C6	25:DB:671:C:H1'	2.57	0.40
25:BB:1564:C:O5'	25:BB:1564:C:H6	2.04	0.40
1:CA:1014:A:C5'	21:CS:13:HIS:HB3	2.51	0.40
25:BB:1279:G:OP2	37:BN:35:LYS:HD2	2.21	0.40
37:BN:31:HIS:C	37:BN:33:ILE:H	2.25	0.40
52:B2:1:MET:CG	52:B2:2:LYS:H	2.27	0.40
25:BB:2188:U:H2'	25:BB:2189:U:O4'	2.22	0.40
11:AI:44:ARG:C	11:AI:46:VAL:H	2.24	0.40
6:CD:125:ASN:H	6:CD:141:VAL:HG23	1.86	0.40
1:CA:1004:A:H2'	1:CA:1005:A:O4'	2.21	0.40
25:BB:1283:G:H1'	25:BB:1329:U:O2	2.21	0.40
31:BH:34:GLY:O	31:BH:35:LYS:HG2	2.21	0.40
29:DF:136:ILE:HG23	29:DF:142:TYR:HB2	2.03	0.40
20:AR:29:LYS:C	20:AR:29:LYS:HD3	2.41	0.40
35:DL:39:LYS:HD2	35:DL:39:LYS:HA	1.76	0.40
26:DC:20:ASN:CB	26:DC:23:LEU:HD13	2.49	0.40
1:CA:422:C:H1'	1:CA:423:G:N2	2.36	0.40
25:DB:1241:A:H2'	25:DB:1242:U:C5'	2.50	0.40
25:DB:1241:A:H3'	25:DB:1242:U:C6	2.56	0.40
14:CL:36:VAL:O	14:CL:36:VAL:HG23	2.21	0.40
1:CA:764:C:H2'	1:CA:765:G:C5'	2.49	0.40
30:DG:145:ALA:HB1	30:DG:148:ARG:HH21	1.86	0.40
34:BK:9:VAL:HG21	34:BK:15:ALA:HA	2.03	0.40
36:DM:32:GLY:CA	36:DM:104:GLU:HA	2.49	0.40

Continued on next page...

Continued from previous page...

Atom-1	Atom-2	Distance(Å)	Clash(Å)
25:DB:2093:G:H1'	25:DB:2198:A:C2	2.56	0.40
1:CA:1432:G:H5''	39:DP:105:LYS:CG	2.51	0.40
25:BB:1340:U:H5'	43:BT:61:LEU:CD2	2.50	0.40
6:AD:170:LEU:HA	6:AD:182:LYS:CB	2.50	0.40
25:BB:2592:G:O2'	25:BB:2593:U:H5'	2.21	0.40
25:BB:1151:A:H2'	25:BB:1152:C:C6	2.56	0.40
25:DB:2590:A:H2'	25:DB:2591:C:H6	1.86	0.40
1:CA:878:A:OP1	10:CH:79:ARG:CZ	2.69	0.40
10:CH:79:ARG:CB	10:CH:80:PRO:HD2	2.51	0.40
25:DB:2461:A:H1'	25:DB:2492:U:C2	2.56	0.40
1:AA:213:G:C2'	1:AA:214:C:H5'	2.48	0.40
25:DB:2432:A:N1	47:DX:20:ALA:HA	2.36	0.40
1:AA:1498:U:H4'	1:AA:1519:A:H2	1.87	0.40
25:BB:289:G:O2'	25:BB:290:U:H5'	2.20	0.40
35:BL:51:GLU:HG2	53:B3:56:LEU:HD21	2.03	0.40
25:BB:2868:A:H2'	25:BB:2869:G:H8	1.84	0.40
1:CA:1017:U:O2'	1:CA:1018:G:H5'	2.21	0.40
7:CE:45:VAL:HG21	7:CE:140:ILE:HG12	2.03	0.40
16:AN:23:ARG:HG3	16:AN:26:LEU:CD2	2.51	0.40
22:AT:4:LYS:O	22:AT:6:ALA:N	2.54	0.40
8:AF:52:ASN:O	8:AF:53:LYS:HB2	2.21	0.40
1:CA:876:C:H2'	1:CA:877:G:H8	1.85	0.40
25:BB:1542:U:O2'	25:BB:1543:G:H5'	2.21	0.40
25:BB:775:G:H4'	25:BB:776:G:H5'	2.02	0.40
25:BB:1716:U:H2'	25:BB:1717:A:H8	1.87	0.40
1:CA:246:A:H4'	1:CA:247:G:H4'	2.03	0.40
25:BB:1292:G:H2'	25:BB:1293:C:H6	1.86	0.40
6:CD:99:ASN:O	6:CD:102:TYR:HB3	2.21	0.40
42:DS:72:THR:O	42:DS:73:LYS:HD2	2.22	0.40
25:DB:1873:G:O2'	25:DB:1874:C:H5'	2.21	0.40
1:CA:74:A:H2'	1:CA:75:G:O4'	2.21	0.40
26:DC:221:GLY:C	26:DC:223:ALA:H	2.23	0.40
25:BB:372:G:H5''	47:BX:60:LYS:HD3	2.03	0.40
25:DB:2550:G:O2'	25:DB:2551:C:H5'	2.21	0.40
25:DB:701:G:O2'	25:DB:702:U:H5'	2.21	0.40
25:BB:2507:C:H2'	25:BB:2508:G:H8	1.86	0.40
1:CA:944:G:H2'	1:CA:945:G:H5''	2.03	0.40
31:DH:28:ASN:HA	31:DH:28:ASN:HD22	1.55	0.40
42:BS:49:LYS:NZ	42:BS:49:LYS:HB3	2.36	0.40
25:BB:312:G:H2'	25:BB:313:G:H8	1.86	0.40
42:DS:2:GLU:O	42:DS:3:THR:C	2.60	0.40
1:AA:178:C:O2'	1:AA:179:A:H5'	2.21	0.40

Continued on next page...

Continued from previous page...

Atom-1	Atom-2	Distance(Å)	Clash(Å)
1:AA:322:C:H4'	22:AT:17:ARG:HG3	2.03	0.40
25:BB:1239:G:H2'	25:BB:1240:U:O4'	2.21	0.40
46:BW:18:LYS:CD	46:BW:36:ILE:HD11	2.50	0.40
7:CE:36:THR:HG23	7:CE:62:ALA:HB1	2.02	0.40
7:CE:89:THR:HG22	7:CE:91:SER:H	1.86	0.40
32:DI:4:VAL:O	32:DI:5:GLN:O	2.40	0.40
1:AA:1226:C:H5''	15:AM:101:THR:HB	2.04	0.40
16:AN:58:ARG:HG3	16:AN:58:ARG:HH11	1.85	0.40
26:DC:183:VAL:CG1	26:DC:184:GLU:N	2.72	0.40
11:AI:28:VAL:HA	11:AI:33:SER:HA	2.03	0.40
33:DJ:101:ILE:O	33:DJ:105:VAL:HG13	2.21	0.40
41:DR:4:VAL:O	41:DR:38:VAL:HA	2.21	0.40
43:BT:29:THR:HB	43:BT:86:THR:HG22	2.02	0.40
43:BT:53:VAL:CG1	43:BT:87:LEU:HD22	2.43	0.40
5:CC:136:ALA:O	5:CC:139:ASN:OD1	2.38	0.40
5:CC:9:ILE:HA	16:CN:97:LYS:HE2	2.04	0.40
31:BH:135:HIS:O	31:BH:136:SER:C	2.58	0.40
31:BH:70:GLU:HB2	31:BH:71:LYS:HD3	2.04	0.40
31:BH:70:GLU:C	31:BH:71:LYS:HD3	2.41	0.40
4:AB:66:ILE:O	4:AB:89:PHE:HD1	2.04	0.40
40:BQ:71:ASN:HB3	40:BQ:72:GLY:H	1.51	0.40
29:DF:163:GLU:C	29:DF:166:ARG:NE	2.63	0.40
29:DF:174:PHE:HA	29:DF:175:PRO:HD2	1.84	0.40
8:AF:6:ILE:HG23	8:AF:62:MET:CB	2.48	0.40
30:BG:60:GLY:O	30:BG:62:ALA:N	2.49	0.40
30:BG:3:VAL:HG23	30:BG:65:GLY:HA3	2.03	0.40
13:AK:96:ILE:H	13:AK:96:ILE:HG13	1.70	0.40
25:BB:2678:C:O2'	25:BB:2679:A:H5'	2.21	0.40
18:CP:67:ILE:HD11	18:CP:71:VAL:HG22	2.04	0.40
1:AA:1057:G:H2'	1:AA:1058:G:O4'	2.21	0.40
25:BB:2330:G:C2'	25:BB:2331:G:H5'	2.51	0.40
25:BB:1022:G:C2	25:BB:1140:C:N3	2.89	0.40
18:AP:26:ASN:HD21	18:AP:31:ARG:HB3	1.82	0.40
27:DD:32:ASN:HA	27:DD:51:THR:O	2.22	0.40
13:CK:123:PRO:C	13:CK:125:LYS:H	2.24	0.40
44:BU:73:ASN:OD1	44:BU:76:THR:HG23	2.21	0.40
4:CB:110:ILE:O	4:CB:111:LYS:C	2.59	0.40
13:AK:56:LYS:O	13:AK:58:THR:N	2.49	0.40
1:CA:1299:A:C8	1:CA:1301:U:H1'	2.56	0.40
1:CA:1299:A:N7	1:CA:1302:C:H5	2.19	0.40
15:CM:33:LEU:O	15:CM:37:GLY:N	2.54	0.40
1:CA:1330:U:H5''	15:CM:69:ARG:HH22	1.86	0.40

Continued on next page...

Continued from previous page...

Atom-1	Atom-2	Distance(Å)	Clash(Å)
40:BQ:17:LEU:HD13	40:BQ:30:VAL:O	2.20	0.40
1:CA:922:G:O2'	1:CA:923:A:H5'	2.21	0.40
15:AM:3:ILE:HA	15:AM:52:ILE:HD11	2.04	0.40
34:DK:33:GLY:O	34:DK:34:VAL:C	2.59	0.40
47:BX:69:GLU:C	47:BX:71:ARG:H	2.23	0.40
44:BU:72:PHE:HA	44:BU:78:LYS:O	2.21	0.40
51:B1:34:GLU:O	51:B1:35:LEU:HB3	2.21	0.40
31:BH:15:LEU:HD22	31:BH:15:LEU:N	2.36	0.40
1:CA:1072:G:H2'	1:CA:1073:U:H6	1.86	0.40
11:AI:89:TYR:O	11:AI:90:ASP:HB2	2.20	0.40
1:AA:121:U:N3	1:AA:235:C:OP2	2.54	0.40
26:DC:100:ARG:O	26:DC:101:ARG:HB2	2.21	0.40
1:CA:1165:U:H2'	1:CA:1166:G:C8	2.57	0.40
25:DB:1936:A:C2	25:DB:1943:U:C5	3.08	0.40
19:CQ:12:VAL:HG22	19:CQ:12:VAL:O	2.22	0.40
36:DM:12:MET:CB	36:DM:72:PRO:HD2	2.44	0.40
53:B3:22:LYS:HA	53:B3:48:MET:N	2.31	0.40
14:CL:34:THR:HG21	14:CL:53:ARG:CZ	2.50	0.40
38:BO:75:GLY:HA3	38:BO:106:LEU:O	2.21	0.40
25:DB:674:G:H5''	28:DE:71:GLY:N	2.37	0.40
5:AC:18:ASN:OD1	5:AC:39:ARG:NH2	2.54	0.40
1:CA:435:A:O2'	1:CA:436:C:H5'	2.22	0.40
19:CQ:62:GLU:HA	19:CQ:72:TRP:CD2	2.57	0.40
20:AR:51:GLN:NE2	20:AR:51:GLN:HA	2.33	0.40
25:BB:1813:G:N3	26:BC:49:THR:HG21	2.35	0.40
25:DB:832:U:OP1	35:DL:39:LYS:HG2	2.21	0.40
10:AH:11:THR:CG2	10:AH:14:ARG:HH12	2.29	0.40
25:BB:1745:A:H2'	25:BB:1746:A:H8	1.85	0.40
25:BB:637:A:O5'	35:BL:112:LEU:HD21	2.21	0.40
44:BU:3:LYS:N	44:BU:84:PHE:HZ	2.20	0.40
48:BY:23:ARG:C	48:BY:25:GLN:N	2.75	0.40
34:DK:52:LYS:HD3	34:DK:55:ASP:OD2	2.21	0.40
1:AA:264:C:H2'	1:AA:265:G:O4'	2.21	0.40
1:AA:644:U:C2	1:AA:645:G:C8	3.09	0.40
37:DN:73:ASN:HA	37:DN:76:VAL:CG2	2.47	0.40
25:DB:156:A:H2'	25:DB:157:C:C6	2.56	0.40
1:CA:986:U:H2'	1:CA:987:G:O4'	2.22	0.40
14:CL:49:ARG:HG3	14:CL:65:TYR:HE2	1.83	0.40
4:CB:119:GLN:HG2	4:CB:124:THR:CG2	2.52	0.40
1:AA:1263:C:H2'	1:AA:1264:U:C6	2.56	0.40
31:DH:70:GLU:OE2	31:DH:71:LYS:N	2.54	0.40
14:AL:40:THR:HB	14:AL:41:PRO:HD2	2.03	0.40

Continued on next page...

Continued from previous page...

Atom-1	Atom-2	Distance(Å)	Clash(Å)
17:AO:62:ARG:NH2	25:BB:715:A:H4'	2.36	0.40
1:AA:637:C:H2'	1:AA:638:U:H6	1.87	0.40
26:BC:53:ILE:CG2	26:BC:53:ILE:O	2.69	0.40
1:CA:766:A:H2'	1:CA:767:A:O4'	2.21	0.40
35:BL:135:ILE:CG2	35:BL:136:GLU:N	2.84	0.40
25:DB:1829:A:H3'	25:DB:1830:C:H6	1.85	0.40
1:CA:102:G:N3	1:CA:151:A:H2	2.20	0.40
25:DB:1010:A:H5'	40:DQ:61:ILE:CG2	2.51	0.40
25:DB:2531:A:OP1	30:DG:174:LYS:HD3	2.22	0.40
1:AA:401:C:H2'	1:AA:402:G:C8	2.54	0.40
25:BB:749:A:N3	25:BB:1618:A:H2'	2.35	0.40
9:AG:139:ASP:O	9:AG:142:ARG:HB2	2.21	0.40
34:DK:1:ILE:O	34:DK:2:GLN:HB3	2.20	0.40
25:DB:1544:A:H2'	25:DB:1545:A:H8	1.85	0.40
43:DT:64:LYS:HA	43:DT:64:LYS:HE3	2.02	0.40
28:DE:40:ARG:HH11	28:DE:40:ARG:CG	2.33	0.40
25:DB:1889:A:H2'	25:DB:1890:A:H8	1.84	0.40
5:AC:129:PHE:CD1	5:AC:129:PHE:N	2.88	0.40
25:BB:200:U:H5''	47:BX:21:LEU:O	2.22	0.40
25:DB:1349:C:H2'	25:DB:1350:C:C6	2.53	0.40
25:BB:2817:U:O2'	25:BB:2837:A:H1'	2.21	0.40
45:BV:7:GLU:O	45:BV:40:ILE:HA	2.21	0.40
25:BB:2492:U:H2'	25:BB:2493:U:C6	2.56	0.40
6:CD:53:GLN:HB3	6:CD:53:GLN:HE21	1.67	0.40
37:DN:41:ALA:C	37:DN:43:GLU:N	2.74	0.40
11:CI:75:ALA:HA	11:CI:78:ILE:CG1	2.51	0.40
45:BV:9:ARG:HD3	45:BV:41:GLU:HB3	2.03	0.40
25:DB:1964:G:H4'	25:DB:1965:C:OP2	2.22	0.40
1:CA:746:A:H2'	1:CA:747:A:C8	2.56	0.40
25:DB:1476:U:O2'	25:DB:1477:A:P	2.79	0.40
1:AA:232:G:H1'	1:AA:262:A:N1	2.36	0.40
25:BB:2773:C:H5''	27:BD:169:ARG:HB3	2.04	0.40
25:DB:751:A:H5'	42:DS:90:LYS:HA	2.02	0.40
1:AA:398:U:H2'	1:AA:399:G:H8	1.86	0.40
15:AM:15:VAL:O	15:AM:18:LEU:N	2.54	0.40
25:DB:2373:G:H2'	25:DB:2374:C:C6	2.57	0.40
18:AP:23:ASP:OD1	18:AP:25:ARG:N	2.54	0.40
6:CD:116:LEU:CD2	6:CD:153:ARG:HH11	2.33	0.40
25:DB:1076:C:O2'	25:DB:1077:A:H5'	2.22	0.40
25:BB:1068:G:C6	25:BB:1069:A:N6	2.89	0.40
10:CH:19:ALA:O	10:CH:20:ASN:HB3	2.21	0.40
1:AA:75:G:H2'	1:AA:76:G:C1'	2.51	0.40

Continued on next page...

Continued from previous page...

Atom-1	Atom-2	Distance(Å)	Clash(Å)
25:DB:627:A:H4'	25:DB:628:G:OP1	2.21	0.40
4:CB:224:ARG:CZ	4:CB:224:ARG:HB3	2.50	0.40
13:AK:115:ILE:HG13	13:AK:115:ILE:O	2.21	0.40
1:AA:1251:A:H1'	1:AA:1369:C:O2'	2.21	0.40
1:CA:597:G:H21	10:CH:85:TYR:HE2	1.68	0.40
11:CI:66:VAL:HG13	11:CI:74:GLN:OE1	2.21	0.40
15:AM:100:ARG:HB2	15:AM:100:ARG:HH11	1.85	0.40
6:CD:183:ARG:HB2	6:CD:184:LYS:H	1.64	0.40
4:CB:26:MET:HE2	4:CB:38:HIS:NE2	2.36	0.40
33:DJ:17:VAL:HG23	33:DJ:137:PRO:HB3	2.02	0.40
40:DQ:66:ALA:O	40:DQ:69:ARG:HB3	2.21	0.40
40:DQ:90:ASP:H	41:DR:39:LEU:CD1	2.34	0.40
43:BT:31:VAL:HA	43:BT:83:ALA:HB3	2.03	0.40
5:CC:19:SER:HB3	5:CC:21:TRP:NE1	2.36	0.40
16:CN:94:GLY:O	16:CN:95:LEU:C	2.59	0.40
19:AQ:3:LYS:O	19:AQ:4:ILE:HG13	2.21	0.40
21:CS:5:LYS:C	21:CS:6:LYS:HD2	2.42	0.40
43:DT:50:LEU:C	43:DT:52:GLU:N	2.73	0.40
29:BF:51:ASN:HD22	29:BF:51:ASN:N	2.19	0.40
4:CB:85:SER:HB3	4:CB:88:GLN:CG	2.50	0.40
29:DF:39:VAL:HB	29:DF:84:ILE:HD12	2.03	0.40
41:BR:4:VAL:O	41:BR:38:VAL:HA	2.22	0.40
36:BM:34:LYS:HZ3	36:BM:34:LYS:HG2	1.75	0.40
25:DB:2315:G:H2'	25:DB:2316:G:H8	1.86	0.40
29:DF:106:ALA:N	29:DF:108:PRO:HD2	2.36	0.40
29:DF:34:THR:OG1	29:DF:154:THR:HB	2.21	0.40
20:CR:70:THR:C	20:CR:72:ARG:H	2.25	0.40
31:BH:27:ARG:NH2	31:BH:27:ARG:HG2	2.37	0.40
8:CF:74:LEU:HD13	8:CF:74:LEU:C	2.42	0.40
34:DK:72:ASP:OD2	39:DP:79:VAL:HG21	2.22	0.40
29:BF:161:SER:O	29:BF:164:GLU:N	2.54	0.40
27:BD:33:ARG:CD	27:BD:51:THR:HB	2.50	0.40
25:DB:2261:C:N4	46:DW:10:ARG:HB3	2.35	0.40
18:CP:67:ILE:HG13	18:CP:68:SER:N	2.37	0.40
25:BB:2336:A:N6	46:BW:40:ARG:CZ	2.84	0.40
7:AE:80:LEU:HD22	7:AE:146:MET:CE	2.51	0.40
12:CJ:10:LEU:CG	12:CJ:72:ARG:HB2	2.52	0.40
14:CL:23:LEU:HD23	14:CL:58:ASN:CB	2.39	0.40
4:CB:95:TRP:HZ3	4:CB:99:MET:HB2	1.86	0.40
6:AD:36:ALA:N	6:AD:37:PRO:HD3	2.37	0.40
28:DE:108:ILE:HG12	35:DL:2:ARG:NH2	2.19	0.40
25:BB:2019:A:H4'	40:BQ:33:VAL:HG21	2.03	0.40

Continued on next page...

Continued from previous page...

Atom-1	Atom-2	Distance(Å)	Clash(Å)
34:BK:33:GLY:O	34:BK:34:VAL:C	2.60	0.40
6:CD:27:ILE:HG22	6:CD:27:ILE:O	2.21	0.40
27:DD:9:VAL:O	27:DD:9:VAL:HG22	2.21	0.40
48:BY:9:LYS:HD2	48:BY:9:LYS:N	2.37	0.40
6:AD:96:ARG:NH2	6:AD:133:SER:HB3	2.36	0.40
7:AE:56:PRO:HA	7:AE:59:ILE:CG2	2.52	0.40
33:BJ:57:LEU:CD2	33:BJ:128:ASN:HA	2.51	0.40
1:AA:534:U:O5'	1:AA:534:U:H6	2.05	0.40
28:BE:187:VAL:O	28:BE:188:MET:HB3	2.22	0.40
32:DI:101:SER:OG	32:DI:104:GLN:HG3	2.21	0.40
1:AA:1168:U:H4'	1:AA:1169:A:OP2	2.20	0.40
29:BF:147:ARG:NH1	29:BF:147:ARG:HB3	2.36	0.40
1:AA:338:A:H2'	1:AA:339:C:O4'	2.21	0.40
6:CD:112:GLU:HA	6:CD:115:GLN:HB3	2.02	0.40
5:CC:10:ARG:NH1	5:CC:10:ARG:HG3	2.37	0.40
1:AA:1101:A:N6	4:AB:101:THR:HG21	2.28	0.40
24:DA:105:G:O2'	24:DA:106:G:H5'	2.21	0.40
35:DL:62:PRO:HB2	53:D3:24:LYS:HD2	2.03	0.40
18:AP:70:ARG:O	18:AP:73:ALA:HB3	2.21	0.40
26:BC:203:VAL:O	26:BC:205:GLY:N	2.52	0.40
26:BC:203:VAL:O	26:BC:204:LEU:HB2	2.20	0.40
18:AP:39:PHE:O	18:AP:41:PRO:HD3	2.21	0.40
7:AE:68:ARG:HH11	7:AE:69:ASN:ND2	2.20	0.40
30:DG:151:ARG:HA	30:DG:151:ARG:HD2	2.00	0.40
25:BB:1131:G:C5	33:BJ:77:HIS:ND1	2.88	0.40
28:BE:47:LYS:HE2	28:BE:52:VAL:HA	2.04	0.40
25:BB:1176:U:H3'	25:BB:1177:G:H8	1.86	0.40
1:AA:313:A:O2'	1:AA:314:C:H5'	2.21	0.40
1:CA:372:C:C1'	1:CA:373:A:OP2	2.69	0.40
1:AA:557:G:N1	1:AA:558:G:C2	2.90	0.40
1:AA:124:C:O2'	1:AA:125:U:H5'	2.22	0.40
42:BS:37:THR:HG23	42:BS:48:LYS:CE	2.49	0.40
25:BB:1854:A:H62	25:BB:1888:G:H1'	1.83	0.40
25:DB:1848:A:H2'	25:DB:1849:G:C8	2.55	0.40
1:CA:60:A:C4'	1:CA:61:G:O5'	2.64	0.40
25:DB:1212:G:H1'	25:DB:1236:G:H22	1.86	0.40
25:DB:15:G:H2'	25:DB:16:C:H6	1.87	0.40
36:DM:76:LYS:HG2	36:DM:80:VAL:HG11	2.03	0.40
15:CM:14:ALA:HA	15:CM:44:ILE:HD11	2.03	0.40
40:DQ:79:ILE:C	40:DQ:79:ILE:HD13	2.41	0.40
37:BN:62:ASN:N	37:BN:62:ASN:ND2	2.66	0.40
9:AG:136:LYS:HA	9:AG:139:ASP:HB2	2.02	0.40

Continued on next page...

Continued from previous page...

Atom-1	Atom-2	Distance(Å)	Clash(Å)
15:AM:58:GLU:HA	15:AM:61:LYS:CE	2.51	0.40
1:AA:1017:U:O2'	1:AA:1018:G:H5'	2.22	0.40
1:CA:912:C:O2'	1:CA:913:A:H5'	2.21	0.40
47:BX:19:HIS:C	47:BX:21:LEU:H	2.23	0.40
30:DG:34:ARG:HD3	30:DG:34:ARG:N	2.37	0.40
1:AA:186:C:O4'	22:AT:75:LYS:HE3	2.22	0.40
6:CD:57:LYS:HE3	6:CD:203:TYR:HE2	1.86	0.40
25:BB:522:A:H2'	25:BB:523:C:H6	1.85	0.40
25:BB:718:A:H5'	25:BB:719:C:C5	2.56	0.40
25:DB:588:U:O2'	25:DB:589:U:H5'	2.21	0.40
37:BN:41:ALA:C	37:BN:43:GLU:N	2.74	0.40
36:BM:45:GLN:HE22	36:BM:125:PRO:HG2	1.86	0.40
25:DB:500:G:H1'	25:DB:505:A:N6	2.36	0.40
26:BC:174:ARG:HD3	26:BC:180:MET:HE1	2.02	0.40
1:CA:668:G:O2'	1:CA:669:G:H5'	2.21	0.40
42:BS:88:ARG:HA	42:BS:88:ARG:HD2	1.94	0.40
25:BB:1465:G:H2'	25:BB:1466:U:H6	1.86	0.40
25:BB:2028:U:H2'	25:BB:2029:G:O4'	2.21	0.40
25:DB:974:G:OP2	41:DR:78:ARG:HD3	2.21	0.40
28:BE:14:VAL:HG23	28:BE:15:SER:N	2.36	0.40
22:CT:9:ARG:HH11	22:CT:9:ARG:HG2	1.86	0.40
25:DB:975:A:H1'	25:DB:990:A:C2	2.56	0.40
25:BB:1199:U:H2'	25:BB:1200:C:C6	2.55	0.40
38:BO:19:GLN:HB3	38:BO:19:GLN:HE21	1.57	0.40
43:BT:92:ASN:HB3	43:BT:93:LEU:HD22	2.03	0.40
25:DB:135:U:O5'	25:DB:135:U:H6	2.04	0.40
25:DB:2751:G:O4'	30:DG:2:ARG:HD3	2.21	0.40
25:BB:1290:C:O2'	25:BB:1291:C:H5'	2.21	0.40
1:AA:116:A:H8	1:AA:116:A:O5'	2.03	0.40
24:DA:85:G:H2'	24:DA:86:G:H8	1.86	0.40
30:BG:46:ASP:C	30:BG:48:THR:H	2.25	0.40
4:AB:172:ILE:HG22	4:AB:176:ASN:ND2	2.37	0.40
1:AA:1131:G:P	11:AI:4:GLN:HE22	2.44	0.40
9:CG:64:ALA:HA	9:CG:126:ALA:HB1	2.03	0.40
27:BD:16:THR:HG22	27:BD:17:GLU:N	2.36	0.40
42:BS:2:GLU:O	42:BS:3:THR:C	2.60	0.40
25:BB:388:G:N7	25:BB:390:U:H2'	2.37	0.40
24:BA:80:U:H2'	24:BA:81:G:C8	2.56	0.40
1:AA:1212:U:H5''	1:AA:1212:U:C6	2.56	0.40
46:DW:49:ASN:C	46:DW:50:VAL:HG22	2.40	0.40
46:BW:35:ILE:HG22	46:BW:36:ILE:N	2.35	0.40
46:BW:37:VAL:HG11	46:BW:38:ARG:HH11	1.86	0.40

Continued on next page...

Continued from previous page...

Atom-1	Atom-2	Distance(Å)	Clash(Å)
11:AI:11:ARG:HA	11:AI:105:ARG:NH2	2.36	0.40
1:CA:599:C:H4'	10:CH:121:GLY:C	2.41	0.40
7:CE:54:GLU:CD	7:CE:56:PRO:HG2	2.42	0.40
7:CE:156:ARG:NH2	10:CH:43:GLY:HA2	2.37	0.40
11:CI:48:ARG:CA	11:CI:51:LEU:HG	2.51	0.40
16:AN:52:ARG:C	16:AN:54:SER:N	2.75	0.40
1:CA:1343:G:H1'	11:CI:122:ARG:HH12	1.86	0.40
26:DC:62:ARG:HB3	26:DC:63:ILE:H	1.48	0.40
11:AI:33:SER:OG	11:AI:36:GLN:HB2	2.21	0.40
33:DJ:4:PHE:O	33:DJ:5:THR:HB	2.22	0.40
41:DR:13:ARG:HE	41:DR:13:ARG:HB3	1.79	0.40
5:CC:115:VAL:HB	5:CC:199:VAL:CG1	2.52	0.40
5:CC:128:MET:SD	5:CC:128:MET:C	3.00	0.40
5:CC:140:ALA:HA	5:CC:143:LEU:HD21	2.03	0.40
16:CN:87:ALA:HB1	16:CN:95:LEU:HD12	2.03	0.40
20:AR:35:SER:HA	20:AR:71:ASP:CG	2.41	0.40
16:CN:22:LYS:C	16:CN:24:ALA:H	2.24	0.40
37:BN:78:LYS:HG2	37:BN:83:LEU:HD13	2.02	0.40
31:BH:128:HIS:HB3	31:BH:144:VAL:HB	2.03	0.40
4:AB:83:ALA:HA	4:AB:88:GLN:NE2	2.36	0.40
4:CB:161:PHE:HE1	4:CB:216:VAL:HG11	1.86	0.40
4:CB:204:ASP:N	4:CB:209:VAL:CG1	2.84	0.40
4:CB:221:ARG:C	4:CB:223:GLY:H	2.24	0.40
25:BB:2901:C:H2'	25:BB:2901:C:O2	2.21	0.40
25:BB:2:G:O2'	25:BB:3:U:H5'	2.21	0.40
33:BJ:44:TYR:C	33:BJ:44:TYR:CD2	2.95	0.40
33:BJ:4:PHE:O	33:BJ:5:THR:HB	2.21	0.40
40:BQ:63:ARG:HA	40:BQ:66:ALA:HB3	2.04	0.40
45:DV:83:LYS:HA	45:DV:84:PRO:HD3	1.90	0.40
1:CA:43:C:H5''	18:CP:12:LYS:HB3	2.03	0.40
29:DF:15:LEU:CD1	29:DF:168:LEU:HD23	2.49	0.40
29:DF:116:LEU:HD23	29:DF:175:PRO:HG2	2.03	0.40
8:CF:74:LEU:O	8:CF:78:PHE:CE1	2.75	0.40
8:CF:3:HIS:CE1	8:CF:95:ALA:H	2.40	0.40
6:CD:71:PHE:CE2	6:CD:89:LEU:HD11	2.50	0.40
25:DB:2756:U:H1'	25:DB:2757:A:H5''	2.04	0.40
24:BA:43:C:C2'	24:BA:44:G:H5''	2.50	0.40
29:BF:102:LEU:C	29:BF:104:THR:N	2.75	0.40
31:DH:4:ILE:HG21	31:DH:47:PHE:CD1	2.57	0.40
25:BB:2730:C:H4'	27:BD:174:SER:HB3	2.04	0.40
27:BD:92:VAL:O	27:BD:93:GLY:C	2.60	0.40
25:DB:309:A:H1'	25:DB:329:G:N3	2.37	0.40

Continued on next page...

Continued from previous page...

Atom-1	Atom-2	Distance(Å)	Clash(Å)
7:AE:80:LEU:HG	7:AE:122:VAL:CG1	2.50	0.40
1:AA:1527:U:H2'	1:AA:1528:U:C6	2.57	0.40
13:AK:126:ARG:CB	23:AU:33:ARG:HD2	2.52	0.40
13:AK:126:ARG:HB2	23:AU:33:ARG:HD2	2.03	0.40
12:CJ:39:PRO:CA	12:CJ:74:VAL:HG22	2.51	0.40
1:AA:1328:C:H2'	1:AA:1329:A:C8	2.57	0.40
9:CG:70:PRO:HA	9:CG:141:HIS:NE2	2.37	0.40
47:BX:10:ARG:CB	47:BX:11:PRO:HD2	2.51	0.40
47:BX:7:THR:HG21	47:BX:54:GLY:HA2	2.04	0.40
12:AJ:10:LEU:HD13	12:AJ:72:ARG:CB	2.43	0.40
1:AA:428:G:O4'	1:AA:430:A:C8	2.75	0.40
28:DE:104:ALA:O	28:DE:106:LYS:N	2.46	0.40
14:AL:32:VAL:HB	14:AL:55:ARG:HB3	2.04	0.40
22:AT:31:ILE:HG21	22:AT:74:HIS:HE1	1.85	0.40
33:BJ:106:LYS:C	33:BJ:108:MET:N	2.73	0.40
1:CA:1053:G:C6	1:CA:1199:U:H2'	2.57	0.40
49:DZ:16:LEU:HD23	49:DZ:19:HIS:NE2	2.35	0.40
7:AE:14:LEU:C	7:AE:14:LEU:HD13	2.41	0.40
25:BB:704:G:H2'	25:BB:726:G:N2	2.23	0.40
26:BC:6:LYS:C	26:BC:8:THR:H	2.23	0.40
1:AA:1352:C:H2'	1:AA:1353:G:O4'	2.21	0.40
32:DI:41:PHE:CE2	32:DI:45:THR:HG21	2.55	0.40
25:DB:137:U:H2'	25:DB:138:U:C6	2.57	0.40
28:BE:122:GLU:O	28:BE:123:LYS:HB2	2.21	0.40
43:DT:69:ARG:HB3	43:DT:70:HIS:CE1	2.56	0.40
1:CA:266:G:HO2'	1:CA:267:C:H3'	1.83	0.40
52:D2:1:MET:HG2	52:D2:2:LYS:N	2.27	0.40
20:AR:27:THR:O	20:AR:27:THR:HG22	2.21	0.40
9:CG:109:LYS:O	9:CG:110:ARG:HG3	2.21	0.40
34:DK:109:GLU:C	34:DK:111:PHE:H	2.25	0.40
29:BF:157:THR:C	29:BF:159:ALA:H	2.25	0.40
1:AA:85:U:H1'	1:AA:86:G:O4'	2.21	0.40
28:BE:29:HIS:CD2	35:BL:8:PRO:HG3	2.57	0.40
25:DB:1649:G:O2'	37:DN:106:ASP:OD2	2.39	0.40
30:DG:94:ARG:CA	30:DG:127:GLN:HG3	2.52	0.40
10:AH:77:VAL:HG12	10:AH:78:SER:N	2.36	0.40
25:BB:2758:A:C2'	25:BB:2759:G:H5'	2.51	0.40
30:BG:94:ARG:CA	30:BG:127:GLN:HG3	2.51	0.40
25:BB:169:G:O2'	25:BB:170:U:H5'	2.21	0.40
12:AJ:80:THR:HB	12:AJ:83:THR:OG1	2.22	0.40
1:AA:1300:G:O2'	1:AA:1301:U:P	2.79	0.40
1:AA:1069:C:HO2'	1:AA:1192:C:H1'	1.87	0.40

Continued on next page...

Continued from previous page...

Atom-1	Atom-2	Distance(Å)	Clash(Å)
1:CA:538:G:OP2	14:CL:111:GLN:HB2	2.22	0.40
14:CL:109:ARG:HH21	14:CL:112:ALA:HB3	1.86	0.40
1:AA:766:A:H2'	1:AA:767:A:O4'	2.21	0.40
25:DB:2830:C:OP2	27:DD:59:ARG:NH2	2.53	0.40
42:DS:40:ASN:O	42:DS:41:LYS:HG3	2.22	0.40
4:AB:21:TYR:O	4:AB:22:TRP:C	2.60	0.40
1:AA:1113:C:O2'	1:AA:1114:C:H5'	2.22	0.40
35:BL:117:THR:HB	35:BL:118:THR:H	1.68	0.40
1:AA:996:A:O2'	1:AA:997:U:H5'	2.22	0.40
1:AA:503:C:H2'	1:AA:504:C:H6	1.87	0.40
37:DN:118:ARG:C	37:DN:120:GLU:H	2.25	0.40
25:DB:1885:A:C2	25:DB:1886:U:H1'	2.56	0.40
25:BB:2593:U:O2'	25:BB:2594:C:H5'	2.21	0.40
25:BB:143:C:N4	25:BB:144:A:N6	2.69	0.40
25:DB:1864:U:C2'	25:DB:1865:U:H5'	2.52	0.40
1:AA:1092:A:C6	1:AA:1093:A:C6	3.10	0.40
46:BW:72:GLY:HA3	46:BW:73:PRO:HD3	1.99	0.40
1:CA:636:U:O2'	1:CA:637:C:H5'	2.22	0.40
36:BM:109:PRO:C	36:BM:111:GLU:N	2.74	0.40
25:BB:1668:A:H4'	25:BB:1669:A:O5'	2.22	0.40
25:BB:1353:A:H2'	25:BB:1354:A:C8	2.56	0.40
46:DW:74:LYS:O	46:DW:75:ASN:HB3	2.22	0.40
25:BB:2869:G:H2'	25:BB:2870:C:H6	1.86	0.40
25:DB:568:U:OP1	25:DB:945:A:N6	2.52	0.40
25:DB:568:U:P	35:DL:36:LYS:HE2	2.61	0.40
25:DB:2570:G:O2'	25:DB:2571:U:H5'	2.21	0.40
25:BB:500:G:H1'	25:BB:505:A:N6	2.37	0.40
36:DM:45:GLN:HE22	36:DM:125:PRO:HG2	1.87	0.40
25:BB:1789:A:OP1	26:BC:219:VAL:HA	2.21	0.40
25:BB:935:C:H2'	25:BB:936:A:H8	1.87	0.40
25:BB:457:A:H61	25:BB:470:A:H3'	1.85	0.40
45:BV:51:GLN:HE21	45:BV:51:GLN:HB2	1.66	0.40
25:DB:2671:G:O2'	25:DB:2672:U:H5'	2.22	0.40
1:AA:524:G:H5'	57:AA:1925:HOH:O	2.20	0.40
32:DI:10:LEU:C	32:DI:10:LEU:HD12	2.41	0.40
44:DU:9:GLU:O	44:DU:72:PHE:N	2.55	0.40
25:BB:381:G:OP1	47:BX:17:ARG:HD3	2.21	0.40
25:DB:2418:A:H2'	25:DB:2419:U:O4'	2.22	0.40
25:BB:912:C:O2'	25:BB:913:U:H5'	2.21	0.40
25:DB:267:C:H2'	25:DB:268:C:C6	2.55	0.40
25:BB:2820:A:OP2	37:BN:2:ARG:NH2	2.54	0.40
25:DB:2408:U:H2'	25:DB:2409:G:C8	2.57	0.40

Continued on next page...

Continued from previous page...

Atom-1	Atom-2	Distance(Å)	Clash(Å)
25:DB:1326:U:O2'	25:DB:1327:A:H5'	2.21	0.40
53:D3:44:ARG:N	53:D3:45:PRO:HD2	2.36	0.40
1:CA:909:A:H2'	1:CA:910:C:O4'	2.21	0.40
49:DZ:30:ARG:C	49:DZ:32:GLY:H	2.25	0.40
19:CQ:48:GLU:C	19:CQ:50:ASN:H	2.25	0.40
25:BB:473:G:O2'	25:BB:474:G:H5'	2.22	0.40
26:DC:177:SER:O	26:DC:270:ARG:HG3	2.22	0.40
25:DB:2056:G:N3	25:DB:2056:G:H2'	2.36	0.40
25:BB:1523:U:H6	25:BB:1523:U:O5'	2.05	0.40
34:DK:99:PHE:CD1	34:DK:99:PHE:N	2.89	0.40
27:DD:126:ASN:HD22	27:DD:126:ASN:HA	1.66	0.40
48:BY:14:LEU:C	48:BY:14:LEU:HD13	2.42	0.40
1:CA:600:A:OP2	10:CH:87:ARG:HG2	2.21	0.40
7:CE:93:VAL:HG22	7:CE:95:MET:HG3	2.04	0.40
11:CI:9:GLY:H	11:CI:80:HIS:CD2	2.38	0.40
1:AA:1224:U:H4'	1:AA:1225:A:OP2	2.21	0.40
1:AA:949:A:N7	15:AM:104:ASN:ND2	2.69	0.40
1:CA:1344:C:OP1	11:CI:123:ARG:NH2	2.55	0.40
11:AI:33:SER:H	11:AI:36:GLN:HB3	1.87	0.40
4:CB:24:PRO:O	4:CB:28:PRO:HD3	2.21	0.40
33:DJ:106:LYS:HA	33:DJ:109:LEU:HD12	2.03	0.40
33:DJ:41:LYS:O	40:DQ:66:ALA:HB1	2.22	0.40
40:DQ:82:LEU:HD22	40:DQ:88:GLU:OE2	2.21	0.40
41:DR:25:LEU:HD13	41:DR:94:THR:OG1	2.21	0.40
26:BC:124:LYS:CG	26:BC:125:PRO:HD2	2.52	0.40
26:BC:141:HIS:O	26:BC:143:VAL:N	2.53	0.40
43:BT:50:LEU:HG	48:BY:26:PHE:CE1	2.56	0.40
5:CC:119:ILE:HD13	5:CC:136:ALA:CB	2.46	0.40
5:CC:61:LYS:HZ2	5:CC:61:LYS:HA	1.81	0.40
39:BP:50:ARG:HG2	39:BP:57:ALA:O	2.22	0.40
43:DT:81:LYS:HG3	43:DT:82:LYS:N	2.35	0.40
4:CB:79:VAL:O	4:CB:82:ALA:HB3	2.21	0.40
40:BQ:90:ASP:H	41:BR:39:LEU:HD11	1.86	0.40
36:BM:35:ALA:HB3	36:BM:99:GLY:N	2.15	0.40
36:BM:35:ALA:O	36:BM:36:VAL:CB	2.69	0.40
29:DF:103:ILE:HG13	29:DF:175:PRO:CD	2.51	0.40
29:DF:90:LEU:N	29:DF:90:LEU:HD22	2.36	0.40
8:AF:64:VAL:CG1	8:AF:65:GLU:H	2.26	0.40
27:DD:12:THR:CG2	27:DD:13:ARG:H	2.32	0.40
13:AK:95:THR:O	13:AK:99:LEU:HD23	2.22	0.40
29:BF:129:MET:HG3	29:BF:153:ILE:HB	2.04	0.40
47:DX:4:CYS:C	47:DX:6:VAL:H	2.24	0.40

Continued on next page...

Continued from previous page...

Atom-1	Atom-2	Distance(Å)	Clash(Å)
54:B4:7:VAL:CG1	54:B4:8:LYS:H	2.16	0.40
1:AA:1055:A:N3	5:AC:155:ARG:NH1	2.70	0.40
25:BB:2834:G:H1'	25:BB:2883:A:H61	1.85	0.40
11:AI:115:VAL:CG2	12:AJ:62:ARG:HD2	2.51	0.40
36:BM:97:GLN:HB2	36:BM:98:PRO:CD	2.51	0.40
33:BJ:64:VAL:O	33:BJ:65:THR:HG22	2.21	0.40
27:BD:45:TYR:HD1	27:BD:45:TYR:N	2.19	0.40
45:BV:70:ILE:CG1	45:BV:71:LYS:H	2.21	0.40
7:AE:79:THR:HG23	7:AE:80:LEU:N	2.37	0.40
13:AK:124:LYS:HA	23:AU:34:ARG:HG2	2.04	0.40
27:DD:34:VAL:HA	27:DD:49:GLN:O	2.22	0.40
48:DY:13:GLU:HG3	48:DY:57:LEU:HD23	2.02	0.40
47:BX:32:LEU:HA	47:BX:50:VAL:O	2.21	0.40
47:BX:54:GLY:O	47:BX:57:VAL:HB	2.20	0.40
15:CM:11:HIS:C	15:CM:43:LYS:HD3	2.41	0.40
1:CA:1327:C:H2'	1:CA:1328:C:H6	1.83	0.40
25:BB:585:G:O2'	28:BE:77:ILE:HG22	2.22	0.40
25:DB:1196:C:H2'	25:DB:1197:G:C8	2.56	0.40
16:CN:60:ARG:O	16:CN:61:ASN:HB2	2.21	0.40
4:AB:10:LYS:O	4:AB:14:HIS:HE1	2.05	0.40
6:CD:33:ILE:O	6:CD:34:GLU:HB3	2.21	0.40
25:BB:30:G:OP1	40:BQ:4:LYS:HD2	2.21	0.40
40:BQ:4:LYS:HE2	40:BQ:7:VAL:HG13	2.03	0.40
14:AL:34:THR:O	14:AL:35:ARG:HB2	2.21	0.40
25:DB:2065:C:C2	25:DB:2066:C:C5	3.10	0.40
1:CA:1056:U:H5'	5:CC:162:ALA:HB2	2.03	0.40
25:DB:918:A:H2'	25:DB:919:U:H5'	2.02	0.40
1:CA:782:A:H2'	1:CA:783:C:O4'	2.21	0.40
28:DE:60:TRP:HB3	28:DE:61:ARG:H	1.26	0.40
7:AE:132:PRO:C	7:AE:134:ASN:H	2.25	0.40
25:DB:1564:C:H2'	25:DB:1565:C:C6	2.57	0.40
37:BN:114:GLU:HG2	37:BN:115:LEU:O	2.21	0.40
37:BN:48:VAL:O	37:BN:49:GLU:HG2	2.22	0.40
37:BN:49:GLU:N	37:BN:50:PRO:CD	2.84	0.40
36:DM:93:VAL:HG13	36:DM:94:ALA:N	2.36	0.40
1:AA:1085:U:H3'	1:AA:1086:U:C5	2.56	0.40
11:AI:49:GLN:N	11:AI:50:PRO:CD	2.83	0.40
1:CA:1005:A:C2	1:CA:1006:G:H1'	2.56	0.40
1:AA:745:G:H1'	1:AA:836:G:O2'	2.21	0.40
25:DB:1784:A:H4'	25:DB:1785:A:O5'	2.21	0.40
20:AR:42:ARG:HH11	20:AR:43:ILE:HG23	1.87	0.40
1:CA:509:A:N3	1:CA:543:U:O2'	2.45	0.40

Continued on next page...

Continued from previous page...

Atom-1	Atom-2	Distance(Å)	Clash(Å)
44:BU:2:ALA:O	44:BU:3:LYS:C	2.60	0.40
25:DB:1242:U:H2'	25:DB:1243:C:C6	2.57	0.40
1:AA:812:G:OP1	1:AA:812:G:H4'	2.21	0.40
1:AA:1299:A:N7	1:AA:1302:C:H5	2.18	0.40
18:AP:42:ILE:O	18:AP:43:ALA:CB	2.65	0.40
1:AA:126:G:H4'	1:AA:634:C:H1'	2.04	0.40
34:BK:68:VAL:HG11	34:BK:105:GLU:OE1	2.21	0.40
15:CM:78:ARG:HB3	15:CM:78:ARG:HE	1.63	0.40
25:BB:2339:C:H2'	25:BB:2340:A:H8	1.85	0.40
32:BI:102:ARG:HA	32:BI:105:LEU:HD12	2.02	0.40
25:DB:419:U:H2'	25:DB:420:C:C6	2.57	0.40
1:AA:679:C:H2'	1:AA:680:C:H6	1.85	0.40
31:BH:24:GLY:O	31:BH:28:ASN:HB2	2.21	0.40
31:BH:1:MET:HG3	31:BH:3:VAL:HG13	2.03	0.40
1:AA:1307:U:H2'	1:AA:1308:U:O4'	2.21	0.40
25:BB:1383:A:H2	25:BB:1405:U:O2	2.03	0.40
25:DB:1634:A:H3'	25:DB:1635:A:C5'	2.52	0.40
37:BN:57:THR:HB	37:BN:62:ASN:OD1	2.21	0.40
29:BF:29:ARG:HH11	29:BF:29:ARG:CB	2.35	0.40
46:BW:74:LYS:O	46:BW:75:ASN:HB3	2.22	0.40
25:DB:1695:G:H8	26:DC:7:PRO:O	2.04	0.40
14:AL:66:ILE:HG21	14:AL:71:HIS:CD2	2.57	0.40
36:DM:57:VAL:HG13	36:DM:108:VAL:HG21	2.03	0.40
1:AA:826:C:O5'	10:AH:12:ARG:NH2	2.54	0.40
17:AO:31:LEU:HD12	17:AO:58:MET:HB2	2.03	0.40
44:DU:21:ARG:HG3	44:DU:21:ARG:NH1	2.36	0.40
40:DQ:34:ALA:O	40:DQ:38:VAL:HG23	2.22	0.40
24:DA:8:C:O2'	38:DO:40:ILE:HD13	2.22	0.40
29:DF:71:LYS:C	29:DF:73:VAL:H	2.25	0.40
25:BB:1869:G:H1'	25:BB:1872:A:H61	1.86	0.40
25:DB:822:G:H2'	25:DB:823:C:C6	2.57	0.40
38:BO:79:ALA:HA	38:BO:115:LEU:HD13	2.02	0.40
4:AB:26:MET:HG3	4:AB:29:PHE:CZ	2.57	0.40
57:AA:1760:HOH:O	16:AN:2:LYS:HA	2.20	0.40
25:BB:1665:A:O2'	25:BB:1666:G:H5'	2.22	0.40
22:CT:19:HIS:CD2	22:CT:23:ARG:HD3	2.57	0.40
25:BB:2220:U:O2'	25:BB:2221:G:H5'	2.22	0.40
25:BB:1291:C:O2'	25:BB:1292:G:H5'	2.22	0.40
25:DB:1624:U:O2'	25:DB:1625:C:H5'	2.21	0.40
25:BB:723:C:O2'	25:BB:724:U:H5'	2.22	0.40
32:DI:53:PRO:HG2	32:DI:77:VAL:HG11	2.02	0.40
25:DB:1076:C:H2'	25:DB:1077:A:C8	2.57	0.40

Continued on next page...

Continued from previous page...

Atom-1	Atom-2	Distance(Å)	Clash(Å)
25:BB:2714:G:O2'	25:BB:2715:C:H5'	2.22	0.40
49:BZ:45:GLY:O	49:BZ:48:ASN:HB3	2.22	0.40
1:AA:392:C:C2	1:AA:393:A:C8	3.09	0.40
1:AA:791:G:C6	1:AA:792:A:N7	2.90	0.40
4:CB:52:ALA:C	4:CB:54:ALA:H	2.24	0.40
4:CB:127:LYS:HB2	4:CB:127:LYS:NZ	2.37	0.40
25:DB:2051:A:OP2	25:DB:2051:A:H8	2.05	0.40
25:DB:388:G:N7	25:DB:390:U:H2'	2.36	0.40
1:AA:259:G:O2'	1:AA:260:G:H5'	2.22	0.40
5:AC:139:ASN:O	5:AC:142:ARG:HB3	2.22	0.40
25:DB:1047:G:H1'	25:DB:1110:G:N2	2.37	0.40

There are no symmetry-related clashes.

5.3 Torsion angles

5.3.1 Protein backbone ⓘ

In the following table, the Percentiles column shows the percent Ramachandran outliers of the chain as a percentile score with respect to all X-ray entries followed by that with respect to entries of similar resolution.

The Analysed column shows the number of residues for which the backbone conformation was analysed, and the total number of residues.

Mol	Chain	Analysed	Favoured	Allowed	Outliers	Percentiles	
4	AB	216/240 (90%)	133 (62%)	59 (27%)	24 (11%)	1	5
4	CB	216/240 (90%)	106 (49%)	71 (33%)	39 (18%)	0	1
5	AC	204/232 (88%)	134 (66%)	50 (24%)	20 (10%)	1	7
5	CC	204/232 (88%)	119 (58%)	57 (28%)	28 (14%)	0	2
6	AD	203/205 (99%)	123 (61%)	56 (28%)	24 (12%)	1	4
6	CD	203/205 (99%)	122 (60%)	54 (27%)	27 (13%)	0	2
7	AE	148/166 (89%)	101 (68%)	38 (26%)	9 (6%)	2	19
7	CE	148/166 (89%)	78 (53%)	50 (34%)	20 (14%)	0	2
8	AF	98/135 (73%)	63 (64%)	24 (24%)	11 (11%)	1	4
8	CF	98/135 (73%)	52 (53%)	30 (31%)	16 (16%)	0	1
9	AG	148/178 (83%)	107 (72%)	31 (21%)	10 (7%)	2	15
9	CG	148/178 (83%)	89 (60%)	40 (27%)	19 (13%)	0	3

Continued on next page...

Continued from previous page...

Mol	Chain	Analysed	Favoured	Allowed	Outliers	Percentiles	
10	AH	127/129 (98%)	83 (65%)	31 (24%)	13 (10%)	1	6
10	CH	127/129 (98%)	78 (61%)	35 (28%)	14 (11%)	1	5
11	AI	125/129 (97%)	78 (62%)	33 (26%)	14 (11%)	1	4
11	CI	125/129 (97%)	74 (59%)	44 (35%)	7 (6%)	3	23
12	AJ	96/103 (93%)	55 (57%)	27 (28%)	14 (15%)	0	2
12	CJ	96/103 (93%)	60 (62%)	22 (23%)	14 (15%)	0	2
13	AK	115/128 (90%)	75 (65%)	30 (26%)	10 (9%)	1	9
13	CK	115/128 (90%)	82 (71%)	25 (22%)	8 (7%)	2	14
14	AL	121/123 (98%)	80 (66%)	30 (25%)	11 (9%)	1	8
14	CL	121/123 (98%)	80 (66%)	24 (20%)	17 (14%)	0	2
15	AM	112/117 (96%)	75 (67%)	22 (20%)	15 (13%)	0	2
15	CM	111/117 (95%)	66 (60%)	29 (26%)	16 (14%)	0	2
16	AN	92/100 (92%)	61 (66%)	25 (27%)	6 (6%)	2	17
16	CN	94/100 (94%)	46 (49%)	29 (31%)	19 (20%)	0	0
17	AO	86/88 (98%)	69 (80%)	14 (16%)	3 (4%)	6	37
17	CO	86/88 (98%)	70 (81%)	14 (16%)	2 (2%)	10	52
18	AP	80/82 (98%)	46 (58%)	26 (32%)	8 (10%)	1	7
18	CP	78/82 (95%)	53 (68%)	17 (22%)	8 (10%)	1	6
19	AQ	78/83 (94%)	51 (65%)	16 (20%)	11 (14%)	0	2
19	CQ	78/83 (94%)	51 (65%)	20 (26%)	7 (9%)	1	8
20	AR	53/74 (72%)	39 (74%)	9 (17%)	5 (9%)	1	8
20	CR	53/74 (72%)	37 (70%)	12 (23%)	4 (8%)	2	12
21	AS	77/91 (85%)	53 (69%)	19 (25%)	5 (6%)	2	17
21	CS	77/91 (85%)	55 (71%)	18 (23%)	4 (5%)	3	25
22	AT	83/86 (96%)	63 (76%)	11 (13%)	9 (11%)	1	5
22	CT	83/86 (96%)	59 (71%)	20 (24%)	4 (5%)	4	27
23	AU	49/70 (70%)	21 (43%)	17 (35%)	11 (22%)	0	0
23	CU	49/70 (70%)	27 (55%)	16 (33%)	6 (12%)	1	3
26	BC	269/272 (99%)	166 (62%)	68 (25%)	35 (13%)	0	3
26	DC	269/272 (99%)	168 (62%)	63 (23%)	38 (14%)	0	2
27	BD	207/209 (99%)	113 (55%)	56 (27%)	38 (18%)	0	1

Continued on next page...

Continued from previous page...

Mol	Chain	Analysed	Favoured	Allowed	Outliers	Percentiles	
27	DD	207/209 (99%)	110 (53%)	56 (27%)	41 (20%)	0	0
28	BE	199/201 (99%)	126 (63%)	43 (22%)	30 (15%)	0	1
28	DE	199/201 (99%)	127 (64%)	42 (21%)	30 (15%)	0	1
29	BF	176/178 (99%)	97 (55%)	40 (23%)	39 (22%)	0	0
29	DF	176/178 (99%)	95 (54%)	43 (24%)	38 (22%)	0	0
30	BG	174/176 (99%)	94 (54%)	54 (31%)	26 (15%)	0	1
30	DG	174/176 (99%)	93 (53%)	55 (32%)	26 (15%)	0	1
31	BH	147/149 (99%)	69 (47%)	50 (34%)	28 (19%)	0	0
31	DH	147/149 (99%)	68 (46%)	54 (37%)	25 (17%)	0	1
32	BI	139/141 (99%)	118 (85%)	16 (12%)	5 (4%)	5	36
32	DI	139/141 (99%)	114 (82%)	21 (15%)	4 (3%)	7	43
33	BJ	140/142 (99%)	88 (63%)	30 (21%)	22 (16%)	0	1
33	DJ	140/142 (99%)	88 (63%)	30 (21%)	22 (16%)	0	1
34	BK	119/123 (97%)	75 (63%)	26 (22%)	18 (15%)	0	1
34	DK	119/123 (97%)	75 (63%)	26 (22%)	18 (15%)	0	1
35	BL	141/144 (98%)	81 (57%)	37 (26%)	23 (16%)	0	1
35	DL	141/144 (98%)	81 (57%)	37 (26%)	23 (16%)	0	1
36	BM	134/136 (98%)	77 (58%)	32 (24%)	25 (19%)	0	0
36	DM	134/136 (98%)	77 (58%)	33 (25%)	24 (18%)	0	1
37	BN	118/127 (93%)	75 (64%)	27 (23%)	16 (14%)	0	2
37	DN	118/127 (93%)	75 (64%)	27 (23%)	16 (14%)	0	2
38	BO	114/117 (97%)	85 (75%)	24 (21%)	5 (4%)	4	29
38	DO	114/117 (97%)	85 (75%)	24 (21%)	5 (4%)	4	29
39	BP	112/114 (98%)	71 (63%)	20 (18%)	21 (19%)	0	0
39	DP	112/114 (98%)	71 (63%)	20 (18%)	21 (19%)	0	0
40	BQ	115/117 (98%)	74 (64%)	28 (24%)	13 (11%)	1	4
40	DQ	115/117 (98%)	74 (64%)	28 (24%)	13 (11%)	1	4
41	BR	101/103 (98%)	64 (63%)	24 (24%)	13 (13%)	0	3
41	DR	101/103 (98%)	64 (63%)	24 (24%)	13 (13%)	0	3
42	BS	108/110 (98%)	66 (61%)	26 (24%)	16 (15%)	0	1
42	DS	108/110 (98%)	66 (61%)	26 (24%)	16 (15%)	0	1

Continued on next page...

Continued from previous page...

Mol	Chain	Analysed	Favoured	Allowed	Outliers	Percentiles	
43	BT	91/100 (91%)	54 (59%)	23 (25%)	14 (15%)	0	1
43	DT	91/100 (91%)	52 (57%)	25 (28%)	14 (15%)	0	1
44	BU	100/103 (97%)	58 (58%)	27 (27%)	15 (15%)	0	1
44	DU	100/103 (97%)	57 (57%)	28 (28%)	15 (15%)	0	1
45	BV	92/94 (98%)	74 (80%)	11 (12%)	7 (8%)	2	12
45	DV	92/94 (98%)	73 (79%)	12 (13%)	7 (8%)	2	12
46	BW	77/84 (92%)	29 (38%)	23 (30%)	25 (32%)	0	0
46	DW	77/84 (92%)	29 (38%)	22 (29%)	26 (34%)	0	0
47	BX	75/77 (97%)	43 (57%)	26 (35%)	6 (8%)	1	11
47	DX	75/77 (97%)	41 (55%)	27 (36%)	7 (9%)	1	8
48	BY	61/63 (97%)	37 (61%)	18 (30%)	6 (10%)	1	7
48	DY	61/63 (97%)	34 (56%)	21 (34%)	6 (10%)	1	7
49	BZ	56/58 (97%)	42 (75%)	11 (20%)	3 (5%)	3	24
49	DZ	56/58 (97%)	42 (75%)	11 (20%)	3 (5%)	3	24
50	B0	54/56 (96%)	35 (65%)	8 (15%)	11 (20%)	0	0
50	D0	54/56 (96%)	34 (63%)	10 (18%)	10 (18%)	0	1
51	B1	48/54 (89%)	33 (69%)	7 (15%)	8 (17%)	0	1
51	D1	48/54 (89%)	33 (69%)	6 (12%)	9 (19%)	0	0
52	B2	44/46 (96%)	26 (59%)	13 (30%)	5 (11%)	1	4
52	D2	44/46 (96%)	26 (59%)	14 (32%)	4 (9%)	1	8
53	B3	62/64 (97%)	42 (68%)	15 (24%)	5 (8%)	1	10
53	D3	62/64 (97%)	41 (66%)	17 (27%)	4 (6%)	2	17
54	B4	36/38 (95%)	21 (58%)	11 (31%)	4 (11%)	1	5
54	D4	36/38 (95%)	21 (58%)	11 (31%)	4 (11%)	1	5
All	All	11239/11910 (94%)	6961 (62%)	2802 (25%)	1476 (13%)	0	2

All (1476) Ramachandran outliers are listed below:

Mol	Chain	Res	Type
4	AB	19	THR
4	AB	22	TRP
4	AB	75	ALA
4	AB	76	SER
4	AB	91	VAL

Continued on next page...

Continued from previous page...

Mol	Chain	Res	Type
4	AB	93	HIS
4	AB	119	GLN
4	AB	220	VAL
5	AC	65	VAL
5	AC	112	ALA
5	AC	205	GLU
6	AD	27	ILE
6	AD	148	ALA
6	AD	187	ARG
6	AD	191	SER
10	AH	66	GLN
10	AH	73	SER
11	AI	37	TYR
12	AJ	35	GLN
12	AJ	57	VAL
13	AK	35	ASP
13	AK	105	ARG
13	AK	124	LYS
14	AL	42	LYS
15	AM	6	ILE
15	AM	7	ASN
15	AM	42	VAL
15	AM	65	GLU
18	AP	43	ALA
18	AP	52	LEU
18	AP	79	ASN
19	AQ	4	ILE
20	AR	40	PRO
21	AS	33	TRP
23	AU	7	GLU
23	AU	18	PHE
23	AU	23	GLU
26	BC	53	ILE
26	BC	78	GLU
26	BC	140	VAL
26	BC	184	GLU
26	BC	246	PRO
27	BD	9	VAL
27	BD	14	ILE
27	BD	45	TYR
27	BD	46	ARG
27	BD	107	VAL

Continued on next page...

Continued from previous page...

Mol	Chain	Res	Type
27	BD	113	SER
27	BD	162	ALA
27	BD	169	ARG
27	BD	170	VAL
27	BD	192	ALA
27	BD	194	PRO
27	BD	196	ALA
28	BE	45	ALA
28	BE	69	ARG
28	BE	73	ILE
28	BE	76	PRO
28	BE	165	HIS
28	BE	187	VAL
29	BF	32	LYS
29	BF	77	LYS
29	BF	84	ILE
29	BF	110	ILE
29	BF	113	PHE
29	BF	124	ARG
29	BF	138	PRO
29	BF	142	TYR
29	BF	149	ARG
29	BF	173	ASP
30	BG	2	ARG
30	BG	11	PRO
30	BG	38	ASP
30	BG	41	GLU
30	BG	85	LYS
30	BG	91	VAL
30	BG	94	ARG
30	BG	96	ALA
30	BG	167	VAL
31	BH	7	ASP
31	BH	28	ASN
31	BH	32	PRO
31	BH	33	GLN
31	BH	40	THR
31	BH	54	LEU
31	BH	72	ILE
31	BH	84	ALA
31	BH	91	PHE
31	BH	121	VAL

Continued on next page...

Continued from previous page...

Mol	Chain	Res	Type
32	BI	18	ASN
33	BJ	4	PHE
33	BJ	5	THR
33	BJ	43	GLU
33	BJ	45	THR
33	BJ	52	ASP
33	BJ	81	ILE
33	BJ	111	LYS
34	BK	16	ARG
34	BK	34	VAL
34	BK	70	ARG
34	BK	71	PRO
34	BK	91	GLU
34	BK	109	GLU
34	BK	112	MET
34	BK	118	ALA
35	BL	81	ASP
35	BL	89	VAL
35	BL	103	ILE
35	BL	116	VAL
35	BL	117	THR
35	BL	135	ILE
35	BL	143	GLU
36	BM	13	HIS
36	BM	36	VAL
36	BM	56	ALA
36	BM	78	LEU
37	BN	13	ASN
37	BN	49	GLU
37	BN	58	ASP
37	BN	82	GLU
39	BP	25	VAL
39	BP	50	ARG
39	BP	75	THR
39	BP	84	SER
39	BP	86	LYS
39	BP	112	ARG
40	BQ	30	VAL
40	BQ	91	ARG
42	BS	13	SER
42	BS	14	ALA
42	BS	25	ARG

Continued on next page...

Continued from previous page...

Mol	Chain	Res	Type
42	BS	61	ASN
42	BS	76	VAL
42	BS	88	ARG
42	BS	96	ILE
43	BT	18	GLU
43	BT	19	LYS
43	BT	20	ALA
43	BT	28	ASN
43	BT	36	LYS
43	BT	39	THR
43	BT	64	LYS
43	BT	69	ARG
43	BT	70	HIS
43	BT	88	LYS
44	BU	6	ARG
44	BU	49	PRO
46	BW	9	THR
46	BW	16	GLU
46	BW	30	VAL
46	BW	36	ILE
46	BW	50	VAL
46	BW	59	PHE
46	BW	60	ALA
46	BW	61	LYS
46	BW	70	VAL
46	BW	72	GLY
46	BW	73	PRO
47	BX	76	LYS
48	BY	2	LYS
48	BY	38	GLN
50	B0	42	ILE
52	B2	45	SER
53	B3	22	LYS
53	B3	48	MET
54	B4	8	LYS
54	B4	37	GLN
4	CB	17	HIS
4	CB	26	MET
4	CB	125	PHE
4	CB	186	VAL
4	CB	187	ASP
4	CB	221	ARG

Continued on next page...

Continued from previous page...

Mol	Chain	Res	Type
4	CB	224	ARG
5	CC	50	SER
5	CC	101	ASN
5	CC	111	ASP
5	CC	116	ALA
5	CC	153	SER
5	CC	203	LYS
6	CD	7	LYS
6	CD	14	GLU
6	CD	146	GLU
6	CD	165	GLU
6	CD	182	LYS
6	CD	192	ALA
7	CE	17	VAL
7	CE	25	LYS
7	CE	40	ASP
7	CE	87	VAL
7	CE	93	VAL
7	CE	145	ASN
8	CF	38	ARG
8	CF	60	VAL
8	CF	89	VAL
8	CF	92	THR
8	CF	98	GLU
9	CG	107	ALA
9	CG	126	ALA
9	CG	150	PHE
10	CH	98	LEU
10	CH	110	MET
12	CJ	32	THR
12	CJ	57	VAL
12	CJ	61	ALA
12	CJ	67	ILE
12	CJ	90	LEU
13	CK	36	ARG
14	CL	32	VAL
14	CL	100	ALA
14	CL	111	GLN
15	CM	3	ILE
15	CM	29	SER
15	CM	105	ALA
16	CN	18	LYS

Continued on next page...

Continued from previous page...

Mol	Chain	Res	Type
16	CN	27	LYS
16	CN	43	ALA
16	CN	45	LEU
16	CN	80	ARG
18	CP	27	ALA
19	CQ	78	VAL
20	CR	66	LEU
21	CS	22	VAL
22	CT	42	ASP
23	CU	27	VAL
23	CU	32	ARG
26	DC	35	LYS
26	DC	53	ILE
26	DC	77	VAL
26	DC	140	VAL
26	DC	184	GLU
26	DC	246	PRO
27	DD	9	VAL
27	DD	14	ILE
27	DD	45	TYR
27	DD	46	ARG
27	DD	107	VAL
27	DD	113	SER
27	DD	162	ALA
27	DD	169	ARG
27	DD	170	VAL
27	DD	192	ALA
27	DD	194	PRO
28	DE	45	ALA
28	DE	69	ARG
28	DE	73	ILE
28	DE	76	PRO
28	DE	165	HIS
28	DE	187	VAL
29	DF	32	LYS
29	DF	77	LYS
29	DF	84	ILE
29	DF	110	ILE
29	DF	113	PHE
29	DF	124	ARG
29	DF	138	PRO
29	DF	142	TYR

Continued on next page...

Continued from previous page...

Mol	Chain	Res	Type
29	DF	149	ARG
29	DF	173	ASP
30	DG	2	ARG
30	DG	11	PRO
30	DG	38	ASP
30	DG	41	GLU
30	DG	85	LYS
30	DG	91	VAL
30	DG	94	ARG
30	DG	96	ALA
30	DG	167	VAL
31	DH	3	VAL
31	DH	7	ASP
31	DH	28	ASN
31	DH	32	PRO
31	DH	33	GLN
31	DH	91	PHE
31	DH	93	SER
31	DH	115	VAL
32	DI	5	GLN
32	DI	18	ASN
33	DJ	4	PHE
33	DJ	5	THR
33	DJ	43	GLU
33	DJ	45	THR
33	DJ	52	ASP
33	DJ	81	ILE
33	DJ	111	LYS
34	DK	16	ARG
34	DK	34	VAL
34	DK	70	ARG
34	DK	71	PRO
34	DK	91	GLU
34	DK	109	GLU
34	DK	112	MET
34	DK	118	ALA
35	DL	81	ASP
35	DL	89	VAL
35	DL	103	ILE
35	DL	116	VAL
35	DL	117	THR
35	DL	135	ILE

Continued on next page...

Continued from previous page...

Mol	Chain	Res	Type
35	DL	143	GLU
36	DM	13	HIS
36	DM	36	VAL
36	DM	56	ALA
36	DM	78	LEU
37	DN	13	ASN
37	DN	49	GLU
37	DN	58	ASP
37	DN	82	GLU
39	DP	25	VAL
39	DP	50	ARG
39	DP	75	THR
39	DP	84	SER
39	DP	86	LYS
39	DP	112	ARG
40	DQ	30	VAL
40	DQ	91	ARG
42	DS	13	SER
42	DS	25	ARG
42	DS	61	ASN
42	DS	76	VAL
42	DS	88	ARG
42	DS	96	ILE
43	DT	18	GLU
43	DT	19	LYS
43	DT	20	ALA
43	DT	28	ASN
43	DT	39	THR
43	DT	64	LYS
43	DT	69	ARG
43	DT	70	HIS
44	DU	6	ARG
44	DU	49	PRO
46	DW	9	THR
46	DW	16	GLU
46	DW	30	VAL
46	DW	36	ILE
46	DW	50	VAL
46	DW	59	PHE
46	DW	60	ALA
46	DW	61	LYS
46	DW	70	VAL

Continued on next page...

Continued from previous page...

Mol	Chain	Res	Type
46	DW	72	GLY
46	DW	73	PRO
47	DX	32	LEU
47	DX	76	LYS
48	DY	2	LYS
48	DY	38	GLN
50	D0	42	ILE
52	D2	45	SER
53	D3	48	MET
54	D4	8	LYS
54	D4	37	GLN
4	AB	27	LYS
4	AB	115	ASP
4	AB	131	LYS
4	AB	150	ILE
4	AB	159	ALA
4	AB	200	PRO
5	AC	14	VAL
6	AD	24	VAL
6	AD	46	ARG
6	AD	152	SER
6	AD	165	GLU
6	AD	175	GLY
7	AE	20	VAL
7	AE	25	LYS
8	AF	39	LEU
8	AF	85	ILE
8	AF	92	THR
8	AF	95	ALA
8	AF	98	GLU
9	AG	18	GLY
9	AG	130	LYS
10	AH	5	PRO
10	AH	82	LEU
11	AI	54	VAL
11	AI	56	MET
11	AI	65	THR
11	AI	71	ILE
11	AI	90	ASP
12	AJ	19	ASP
12	AJ	41	PRO
12	AJ	74	VAL

Continued on next page...

Continued from previous page...

Mol	Chain	Res	Type
12	AJ	75	ASP
12	AJ	93	ALA
13	AK	72	ALA
13	AK	106	ILE
14	AL	84	GLY
14	AL	92	VAL
15	AM	4	ALA
15	AM	66	GLY
15	AM	80	MET
15	AM	104	ASN
16	AN	2	LYS
16	AN	33	VAL
17	AO	86	LEU
18	AP	42	ILE
19	AQ	5	ARG
19	AQ	34	GLY
19	AQ	68	LYS
19	AQ	69	THR
20	AR	47	ARG
21	AS	18	VAL
22	AT	3	ILE
22	AT	69	ASN
23	AU	8	ASN
23	AU	13	VAL
23	AU	14	ALA
23	AU	34	ARG
26	BC	3	VAL
26	BC	4	LYS
26	BC	35	LYS
26	BC	37	SER
26	BC	63	ILE
26	BC	77	VAL
26	BC	121	ALA
26	BC	141	HIS
26	BC	189	ALA
26	BC	238	ASN
26	BC	239	PHE
26	BC	250	GLN
26	BC	254	LYS
27	BD	31	ALA
27	BD	93	GLY
27	BD	102	ALA

Continued on next page...

Continued from previous page...

Mol	Chain	Res	Type
27	BD	109	VAL
27	BD	115	GLY
27	BD	119	ALA
27	BD	121	THR
27	BD	122	VAL
27	BD	131	ASP
27	BD	144	GLY
27	BD	164	GLN
27	BD	195	GLY
28	BE	5	LEU
28	BE	77	ILE
28	BE	79	ARG
28	BE	81	GLY
28	BE	116	ASP
29	BF	71	LYS
29	BF	78	ILE
29	BF	92	GLY
29	BF	112	ASP
29	BF	145	VAL
29	BF	148	VAL
29	BF	175	PRO
30	BG	15	ASP
30	BG	89	VAL
30	BG	92	GLY
30	BG	118	ALA
30	BG	155	PRO
30	BG	156	TYR
30	BG	164	ALA
31	BH	3	VAL
31	BH	10	ALA
31	BH	11	ASN
31	BH	34	GLY
31	BH	81	ALA
31	BH	99	ILE
31	BH	136	SER
32	BI	14	ALA
32	BI	64	ARG
33	BJ	13	ARG
33	BJ	51	GLY
33	BJ	54	ILE
33	BJ	73	VAL
33	BJ	83	GLY

Continued on next page...

Continued from previous page...

Mol	Chain	Res	Type
33	BJ	98	GLU
34	BK	110	LYS
35	BL	4	ASN
35	BL	31	GLY
35	BL	36	LYS
35	BL	41	ARG
35	BL	68	SER
35	BL	111	ILE
36	BM	2	LEU
36	BM	24	THR
36	BM	55	ARG
36	BM	69	PRO
36	BM	72	PRO
36	BM	121	ALA
36	BM	134	THR
37	BN	59	SER
37	BN	63	ARG
37	BN	100	CYS
37	BN	101	GLY
37	BN	105	GLY
38	BO	83	LEU
38	BO	87	ILE
39	BP	32	VAL
39	BP	45	VAL
39	BP	65	ASN
39	BP	76	HIS
39	BP	85	VAL
39	BP	113	LEU
40	BQ	4	LYS
40	BQ	6	GLY
40	BQ	71	ASN
40	BQ	86	SER
40	BQ	97	ILE
41	BR	42	ALA
41	BR	43	ASN
41	BR	52	PRO
41	BR	70	GLU
42	BS	3	THR
42	BS	33	LEU
42	BS	53	SER
42	BS	67	ASP
43	BT	29	THR

Continued on next page...

Continued from previous page...

Mol	Chain	Res	Type
43	BT	71	GLY
44	BU	12	VAL
44	BU	41	VAL
44	BU	42	LYS
44	BU	80	ASP
44	BU	87	GLU
44	BU	92	VAL
45	BV	44	HIS
46	BW	11	ASN
46	BW	14	ASP
46	BW	17	ALA
46	BW	27	GLY
46	BW	48	ALA
46	BW	58	LEU
46	BW	76	ARG
47	BX	17	ARG
47	BX	27	ARG
47	BX	32	LEU
48	BY	9	LYS
48	BY	37	LEU
50	B0	40	HIS
50	B0	51	ARG
50	B0	55	ALA
53	B3	20	GLY
53	B3	31	ILE
54	B4	7	VAL
54	B4	16	ILE
4	CB	22	TRP
4	CB	73	ARG
4	CB	78	ALA
4	CB	79	VAL
4	CB	113	LEU
4	CB	195	VAL
4	CB	216	VAL
5	CC	22	PHE
5	CC	25	THR
5	CC	67	ILE
5	CC	144	GLY
5	CC	145	ALA
5	CC	167	TYR
6	CD	26	ALA
6	CD	27	ILE

Continued on next page...

Continued from previous page...

Mol	Chain	Res	Type
6	CD	45	PRO
6	CD	46	ARG
6	CD	47	LEU
6	CD	68	GLU
6	CD	151	GLN
7	CE	23	THR
7	CE	28	ARG
7	CE	119	VAL
7	CE	143	LEU
8	CF	5	GLU
8	CF	56	LYS
8	CF	62	MET
8	CF	85	ILE
9	CG	16	LYS
9	CG	18	GLY
9	CG	34	LYS
9	CG	40	SER
9	CG	56	SER
9	CG	116	ALA
9	CG	118	ARG
10	CH	72	GLU
10	CH	116	ARG
11	CI	8	THR
11	CI	55	ASP
11	CI	56	MET
11	CI	57	VAL
12	CJ	77	VAL
12	CJ	85	ASP
14	CL	10	PRO
14	CL	70	GLY
14	CL	74	GLN
14	CL	88	ASP
14	CL	101	LEU
15	CM	6	ILE
15	CM	87	GLY
15	CM	98	GLY
16	CN	30	ILE
17	CO	7	THR
17	CO	21	THR
18	CP	30	GLY
18	CP	54	LEU
19	CQ	12	VAL

Continued on next page...

Continued from previous page...

Mol	Chain	Res	Type
19	CQ	48	GLU
21	CS	31	ARG
23	CU	22	CYS
26	DC	4	LYS
26	DC	37	SER
26	DC	63	ILE
26	DC	78	GLU
26	DC	121	ALA
26	DC	141	HIS
26	DC	189	ALA
26	DC	238	ASN
26	DC	239	PHE
26	DC	250	GLN
26	DC	254	LYS
27	DD	31	ALA
27	DD	93	GLY
27	DD	102	ALA
27	DD	109	VAL
27	DD	119	ALA
27	DD	121	THR
27	DD	122	VAL
27	DD	131	ASP
27	DD	144	GLY
27	DD	195	GLY
27	DD	196	ALA
28	DE	5	LEU
28	DE	77	ILE
28	DE	79	ARG
28	DE	116	ASP
29	DF	71	LYS
29	DF	78	ILE
29	DF	92	GLY
29	DF	112	ASP
29	DF	145	VAL
29	DF	148	VAL
29	DF	175	PRO
30	DG	15	ASP
30	DG	89	VAL
30	DG	92	GLY
30	DG	118	ALA
30	DG	155	PRO
30	DG	156	TYR

Continued on next page...

Continued from previous page...

Mol	Chain	Res	Type
30	DG	164	ALA
31	DH	10	ALA
31	DH	11	ASN
31	DH	34	GLY
31	DH	40	THR
31	DH	89	LYS
31	DH	94	ILE
33	DJ	13	ARG
33	DJ	51	GLY
33	DJ	54	ILE
33	DJ	73	VAL
33	DJ	83	GLY
33	DJ	98	GLU
34	DK	110	LYS
35	DL	4	ASN
35	DL	31	GLY
35	DL	41	ARG
35	DL	68	SER
35	DL	111	ILE
36	DM	24	THR
36	DM	55	ARG
36	DM	69	PRO
36	DM	72	PRO
36	DM	80	VAL
36	DM	121	ALA
36	DM	134	THR
37	DN	59	SER
37	DN	63	ARG
37	DN	100	CYS
37	DN	101	GLY
37	DN	105	GLY
38	DO	83	LEU
38	DO	87	ILE
39	DP	32	VAL
39	DP	45	VAL
39	DP	65	ASN
39	DP	76	HIS
39	DP	85	VAL
39	DP	113	LEU
40	DQ	4	LYS
40	DQ	6	GLY
40	DQ	71	ASN

Continued on next page...

Continued from previous page...

Mol	Chain	Res	Type
40	DQ	86	SER
40	DQ	97	ILE
41	DR	42	ALA
41	DR	52	PRO
41	DR	65	ALA
41	DR	70	GLU
42	DS	3	THR
42	DS	14	ALA
42	DS	33	LEU
42	DS	53	SER
42	DS	67	ASP
43	DT	36	LYS
43	DT	71	GLY
43	DT	88	LYS
44	DU	12	VAL
44	DU	41	VAL
44	DU	42	LYS
44	DU	80	ASP
44	DU	87	GLU
44	DU	92	VAL
45	DV	44	HIS
46	DW	14	ASP
46	DW	27	GLY
46	DW	48	ALA
46	DW	58	LEU
46	DW	76	ARG
47	DX	17	ARG
47	DX	27	ARG
48	DY	9	LYS
48	DY	37	LEU
50	D0	40	HIS
50	D0	51	ARG
50	D0	55	ALA
53	D3	20	GLY
53	D3	22	LYS
53	D3	31	ILE
54	D4	7	VAL
54	D4	16	ILE
4	AB	15	PHE
4	AB	129	THR
4	AB	187	ASP
5	AC	17	TRP

Continued on next page...

Continued from previous page...

Mol	Chain	Res	Type
5	AC	18	ASN
5	AC	21	TRP
5	AC	101	ASN
5	AC	136	ALA
5	AC	167	TYR
6	AD	28	ASP
6	AD	38	GLY
6	AD	39	GLN
6	AD	84	ASN
6	AD	86	GLY
7	AE	43	GLY
7	AE	78	GLY
7	AE	146	MET
8	AF	79	ARG
8	AF	94	HIS
10	AH	6	ILE
11	AI	57	VAL
11	AI	101	GLY
11	AI	128	LYS
12	AJ	36	VAL
12	AJ	43	PRO
13	AK	113	THR
14	AL	19	ASN
14	AL	47	ALA
15	AM	3	ILE
15	AM	22	TYR
16	AN	22	LYS
18	AP	51	ARG
19	AQ	6	THR
21	AS	27	LYS
22	AT	53	MET
22	AT	68	LYS
23	AU	16	ARG
23	AU	37	TYR
26	BC	36	ASN
26	BC	237	ARG
26	BC	270	ARG
27	BD	44	GLY
27	BD	65	ALA
27	BD	95	SER
27	BD	136	ASN
27	BD	197	THR

Continued on next page...

Continued from previous page...

Mol	Chain	Res	Type
28	BE	30	GLN
28	BE	43	THR
28	BE	62	GLN
28	BE	106	LYS
28	BE	132	LYS
28	BE	144	GLU
28	BE	174	GLY
29	BF	2	LYS
29	BF	9	ASP
29	BF	36	ASN
29	BF	86	CYS
29	BF	87	LYS
30	BG	40	VAL
30	BG	84	LYS
30	BG	113	ASP
31	BH	75	LEU
31	BH	120	GLY
31	BH	130	VAL
32	BI	23	VAL
33	BJ	9	GLU
33	BJ	12	LYS
33	BJ	41	LYS
33	BJ	72	LYS
34	BK	5	THR
34	BK	17	ARG
34	BK	30	ARG
34	BK	45	ALA
34	BK	48	ARG
35	BL	3	LEU
35	BL	5	THR
35	BL	19	LEU
35	BL	28	GLY
35	BL	104	GLN
35	BL	115	GLU
36	BM	20	LEU
36	BM	80	VAL
36	BM	113	ALA
36	BM	132	THR
37	BN	18	GLN
37	BN	70	THR
38	BO	16	ARG
38	BO	99	TYR

Continued on next page...

Continued from previous page...

Mol	Chain	Res	Type
38	BO	100	HIS
39	BP	33	GLU
39	BP	37	LYS
39	BP	42	PHE
39	BP	81	ASP
40	BQ	9	ALA
40	BQ	18	LYS
40	BQ	87	VAL
41	BR	65	ALA
41	BR	100	GLY
43	BT	55	VAL
44	BU	18	LYS
44	BU	52	ASN
45	BV	71	LYS
46	BW	10	ARG
46	BW	18	LYS
46	BW	23	LYS
46	BW	37	VAL
46	BW	77	LYS
48	BY	24	GLU
48	BY	36	GLN
50	B0	44	ALA
51	B1	27	ARG
51	B1	35	LEU
51	B1	37	LYS
4	CB	15	PHE
4	CB	18	GLN
4	CB	33	ALA
4	CB	55	GLU
4	CB	99	MET
4	CB	100	LEU
4	CB	103	TRP
4	CB	150	ILE
5	CC	82	ASP
5	CC	107	LYS
5	CC	112	ALA
5	CC	178	ARG
5	CC	179	ALA
5	CC	189	HIS
6	CD	29	THR
6	CD	154	VAL
7	CE	88	HIS

Continued on next page...

Continued from previous page...

Mol	Chain	Res	Type
8	CF	48	ALA
8	CF	94	HIS
8	CF	99	ALA
9	CG	31	VAL
9	CG	66	GLU
9	CG	138	GLU
9	CG	144	ALA
10	CH	94	VAL
10	CH	101	ALA
11	CI	39	GLY
12	CJ	17	LEU
12	CJ	35	GLN
13	CK	39	ASN
13	CK	101	ALA
14	CL	85	ARG
15	CM	14	ALA
15	CM	106	ARG
16	CN	2	LYS
16	CN	35	ALA
16	CN	49	THR
16	CN	50	LEU
16	CN	70	HIS
18	CP	28	ARG
20	CR	68	PRO
21	CS	9	PHE
22	CT	47	GLN
26	DC	3	VAL
26	DC	36	ASN
26	DC	142	ASN
26	DC	237	ARG
27	DD	65	ALA
27	DD	75	ALA
27	DD	95	SER
27	DD	115	GLY
27	DD	136	ASN
27	DD	164	GLN
27	DD	197	THR
28	DE	30	GLN
28	DE	43	THR
28	DE	62	GLN
28	DE	81	GLY
28	DE	106	LYS

Continued on next page...

Continued from previous page...

Mol	Chain	Res	Type
28	DE	132	LYS
28	DE	144	GLU
29	DF	9	ASP
29	DF	36	ASN
29	DF	87	LYS
30	DG	40	VAL
30	DG	84	LYS
30	DG	113	ASP
31	DH	113	SER
32	DI	23	VAL
33	DJ	9	GLU
33	DJ	12	LYS
33	DJ	41	LYS
33	DJ	72	LYS
34	DK	5	THR
34	DK	17	ARG
34	DK	30	ARG
34	DK	45	ALA
34	DK	48	ARG
35	DL	3	LEU
35	DL	5	THR
35	DL	19	LEU
35	DL	28	GLY
35	DL	36	LYS
35	DL	104	GLN
36	DM	2	LEU
36	DM	20	LEU
36	DM	113	ALA
36	DM	132	THR
37	DN	18	GLN
37	DN	70	THR
38	DO	16	ARG
38	DO	99	TYR
38	DO	100	HIS
39	DP	33	GLU
39	DP	37	LYS
39	DP	81	ASP
40	DQ	9	ALA
40	DQ	18	LYS
40	DQ	87	VAL
41	DR	4	VAL
41	DR	43	ASN

Continued on next page...

Continued from previous page...

Mol	Chain	Res	Type
41	DR	69	GLY
41	DR	100	GLY
43	DT	29	THR
43	DT	55	VAL
44	DU	18	LYS
45	DV	70	ILE
45	DV	71	LYS
46	DW	10	ARG
46	DW	11	ASN
46	DW	17	ALA
46	DW	23	LYS
46	DW	37	VAL
46	DW	77	LYS
48	DY	24	GLU
48	DY	36	GLN
49	DZ	4	ILE
51	D1	27	ARG
51	D1	35	LEU
51	D1	37	LYS
52	D2	17	GLY
52	D2	35	ARG
4	AB	211	LEU
4	AB	223	GLY
5	AC	67	ILE
5	AC	99	GLN
5	AC	104	GLU
5	AC	174	LEU
5	AC	180	ASP
6	AD	13	ARG
6	AD	31	CYS
7	AE	81	GLN
9	AG	50	ALA
9	AG	71	THR
10	AH	3	GLN
10	AH	43	GLY
10	AH	44	PHE
11	AI	24	ASN
11	AI	53	LEU
11	AI	95	SER
12	AJ	56	HIS
12	AJ	96	VAL
13	AK	26	PHE

Continued on next page...

Continued from previous page...

Mol	Chain	Res	Type
13	AK	71	ASP
13	AK	91	GLY
14	AL	122	LYS
15	AM	98	GLY
16	AN	67	GLY
17	AO	19	ASN
18	AP	27	ALA
18	AP	69	ASP
19	AQ	80	LYS
20	AR	24	ASP
20	AR	48	ALA
23	AU	9	GLU
26	BC	65	ASP
26	BC	196	ASN
26	BC	259	ASN
27	BD	71	ALA
27	BD	75	ALA
27	BD	91	THR
27	BD	133	THR
27	BD	145	SER
27	BD	203	VAL
28	BE	14	VAL
28	BE	72	SER
28	BE	123	LYS
28	BE	188	MET
29	BF	41	GLU
29	BF	59	ILE
29	BF	88	VAL
31	BH	69	ALA
31	BH	82	SER
31	BH	107	GLY
31	BH	113	SER
33	BJ	44	TYR
33	BJ	120	ARG
35	BL	47	ARG
35	BL	56	PRO
36	BM	19	GLY
36	BM	30	SER
36	BM	70	ASP
36	BM	77	PRO
36	BM	110	GLU
36	BM	122	ALA

Continued on next page...

Continued from previous page...

Mol	Chain	Res	Type
37	BN	42	LYS
39	BP	64	SER
39	BP	74	GLN
41	BR	4	VAL
41	BR	53	PHE
41	BR	69	GLY
43	BT	86	THR
45	BV	2	PHE
45	BV	70	ILE
46	BW	75	ASN
49	BZ	4	ILE
49	BZ	34	THR
49	BZ	39	ASP
50	B0	39	ARG
51	B1	5	ARG
51	B1	41	VAL
52	B2	17	GLY
52	B2	35	ARG
4	CB	31	PHE
4	CB	47	PRO
4	CB	63	LYS
4	CB	84	LEU
4	CB	96	LEU
4	CB	181	PRO
4	CB	217	ALA
5	CC	42	LEU
5	CC	78	LYS
5	CC	110	LEU
6	CD	4	LEU
6	CD	120	LYS
7	CE	53	ARG
7	CE	80	LEU
7	CE	137	ARG
8	CF	79	ARG
9	CG	84	TYR
10	CH	77	VAL
10	CH	82	LEU
11	CI	35	GLU
11	CI	70	GLY
12	CJ	16	ARG
12	CJ	56	HIS
12	CJ	58	ASN

Continued on next page...

Continued from previous page...

Mol	Chain	Res	Type
12	CJ	75	ASP
13	CK	14	GLN
13	CK	35	ASP
14	CL	24	GLU
14	CL	83	GLY
14	CL	102	ASP
14	CL	110	LYS
15	CM	16	ILE
15	CM	41	ASP
15	CM	62	PHE
15	CM	103	THR
15	CM	104	ASN
16	CN	21	ALA
16	CN	25	GLU
16	CN	40	ARG
16	CN	51	PRO
16	CN	96	LYS
18	CP	79	ASN
19	CQ	67	SER
23	CU	9	GLU
23	CU	28	LEU
26	DC	65	ASP
26	DC	196	ASN
26	DC	259	ASN
26	DC	270	ARG
27	DD	44	GLY
27	DD	91	THR
27	DD	133	THR
27	DD	145	SER
27	DD	203	VAL
28	DE	14	VAL
28	DE	72	SER
28	DE	123	LYS
28	DE	174	GLY
28	DE	188	MET
29	DF	2	LYS
29	DF	20	ASN
29	DF	41	GLU
29	DF	59	ILE
29	DF	86	CYS
29	DF	88	VAL
31	DH	55	GLU

Continued on next page...

Continued from previous page...

Mol	Chain	Res	Type
31	DH	122	LEU
31	DH	127	GLU
31	DH	128	HIS
33	DJ	44	TYR
33	DJ	120	ARG
34	DK	119	PRO
35	DL	56	PRO
36	DM	30	SER
36	DM	70	ASP
36	DM	122	ALA
37	DN	42	LYS
37	DN	98	LEU
39	DP	42	PHE
39	DP	64	SER
39	DP	74	GLN
41	DR	53	PHE
43	DT	86	THR
44	DU	52	ASN
45	DV	2	PHE
45	DV	45	ASP
46	DW	18	LYS
46	DW	75	ASN
49	DZ	34	THR
49	DZ	39	ASP
50	D0	39	ARG
51	D1	5	ARG
51	D1	36	LYS
51	D1	41	VAL
51	D1	50	GLU
4	AB	128	LEU
4	AB	206	ILE
5	AC	152	VAL
5	AC	188	ALA
6	AD	59	LYS
6	AD	153	ARG
6	AD	169	TRP
6	AD	197	HIS
8	AF	54	LEU
8	AF	61	LEU
9	AG	19	SER
9	AG	61	PHE
9	AG	129	ASN

Continued on next page...

Continued from previous page...

Mol	Chain	Res	Type
10	AH	2	MET
11	AI	121	ARG
12	AJ	53	ILE
12	AJ	100	ILE
14	AL	43	LYS
14	AL	120	ARG
14	AL	121	PRO
15	AM	15	VAL
15	AM	85	TYR
16	AN	62	ARG
20	AR	46	THR
21	AS	32	THR
22	AT	5	SER
22	AT	57	VAL
22	AT	85	LEU
26	BC	59	GLN
26	BC	105	ALA
26	BC	142	ASN
27	BD	190	LYS
28	BE	4	VAL
28	BE	83	VAL
29	BF	20	ASN
29	BF	37	MET
29	BF	73	VAL
29	BF	82	TYR
29	BF	139	GLU
30	BG	9	VAL
30	BG	97	VAL
30	BG	125	PRO
30	BG	152	ARG
31	BH	2	GLN
31	BH	23	ALA
33	BJ	125	TYR
34	BK	92	GLN
34	BK	119	PRO
35	BL	66	PHE
35	BL	86	GLU
36	BM	73	ILE
36	BM	79	ALA
36	BM	133	LYS
37	BN	98	LEU
37	BN	102	PHE

Continued on next page...

Continued from previous page...

Mol	Chain	Res	Type
40	BQ	78	PHE
41	BR	57	GLY
41	BR	98	ILE
42	BS	29	VAL
42	BS	72	THR
44	BU	63	ALA
44	BU	71	ILE
44	BU	83	GLY
45	BV	45	ASP
45	BV	93	ARG
47	BX	34	SER
50	B0	26	SER
50	B0	48	TYR
50	B0	52	LYS
50	B0	54	ILE
51	B1	36	LYS
51	B1	50	GLU
52	B2	22	MET
52	B2	33	ARG
4	CB	21	TYR
4	CB	36	LYS
4	CB	44	LYS
4	CB	166	ASP
4	CB	213	LEU
4	CB	215	ALA
4	CB	220	VAL
5	CC	26	LYS
5	CC	65	VAL
5	CC	166	TRP
5	CC	187	GLU
6	CD	84	ASN
6	CD	147	LYS
7	CE	110	MET
8	CF	37	HIS
8	CF	39	LEU
9	CG	68	VAL
9	CG	96	ASN
10	CH	74	ILE
13	CK	88	PRO
13	CK	96	ILE
14	CL	43	LYS
14	CL	117	GLY

Continued on next page...

Continued from previous page...

Mol	Chain	Res	Type
15	CM	65	GLU
18	CP	17	TYR
18	CP	36	VAL
18	CP	47	GLU
19	CQ	51	GLU
19	CQ	69	THR
20	CR	26	ALA
23	CU	23	GLU
26	DC	59	GLN
26	DC	76	VAL
26	DC	105	ALA
26	DC	241	LYS
27	DD	11	MET
27	DD	71	ALA
27	DD	190	LYS
28	DE	4	VAL
28	DE	83	VAL
29	DF	37	MET
29	DF	73	VAL
29	DF	82	TYR
29	DF	136	ILE
29	DF	139	GLU
30	DG	9	VAL
30	DG	32	LEU
30	DG	97	VAL
30	DG	125	PRO
30	DG	152	ARG
31	DH	2	GLN
31	DH	123	ARG
31	DH	144	VAL
32	DI	14	ALA
33	DJ	10	THR
33	DJ	125	TYR
34	DK	92	GLN
35	DL	66	PHE
35	DL	86	GLU
35	DL	115	GLU
36	DM	73	ILE
36	DM	77	PRO
36	DM	110	GLU
36	DM	133	LYS
40	DQ	78	PHE

Continued on next page...

Continued from previous page...

Mol	Chain	Res	Type
41	DR	57	GLY
41	DR	98	ILE
42	DS	18	ARG
42	DS	29	VAL
42	DS	32	ALA
42	DS	72	THR
44	DU	63	ALA
44	DU	71	ILE
44	DU	83	GLY
45	DV	93	ARG
50	D0	26	SER
50	D0	44	ALA
50	D0	48	TYR
50	D0	54	ILE
52	D2	33	ARG
4	AB	168	GLU
6	AD	33	ILE
6	AD	82	LYS
6	AD	133	SER
8	AF	28	ALA
8	AF	62	MET
14	AL	15	VAL
14	AL	101	LEU
15	AM	14	ALA
17	AO	22	GLY
18	AP	39	PHE
19	AQ	28	VAL
26	BC	29	PHE
26	BC	34	GLU
26	BC	123	ILE
26	BC	136	VAL
28	BE	96	VAL
28	BE	167	VAL
28	BE	177	PRO
29	BF	66	ILE
29	BF	136	ILE
30	BG	32	LEU
32	BI	49	GLU
33	BJ	10	THR
37	BN	19	ALA
40	BQ	81	GLY
41	BR	24	LYS

Continued on next page...

Continued from previous page...

Mol	Chain	Res	Type
42	BS	32	ALA
44	BU	15	GLY
44	BU	47	PRO
46	BW	51	GLY
47	BX	30	PRO
53	B3	51	LYS
4	CB	164	ASP
4	CB	207	ARG
6	CD	59	LYS
6	CD	166	LYS
6	CD	167	PRO
6	CD	169	TRP
7	CE	41	GLY
9	CG	32	ASP
10	CH	20	ASN
10	CH	118	ALA
14	CL	91	GLY
15	CM	4	ALA
15	CM	22	TYR
16	CN	28	ALA
22	CT	41	GLY
26	DC	94	LEU
26	DC	123	ILE
26	DC	136	VAL
26	DC	167	ASP
27	DD	106	LYS
27	DD	206	ALA
28	DE	96	VAL
28	DE	131	THR
28	DE	177	PRO
29	DF	66	ILE
31	DH	23	ALA
31	DH	121	VAL
35	DL	47	ARG
37	DN	19	ALA
37	DN	102	PHE
40	DQ	81	GLY
41	DR	24	LYS
44	DU	47	PRO
46	DW	51	GLY
47	DX	30	PRO
47	DX	33	HIS

Continued on next page...

Continued from previous page...

Mol	Chain	Res	Type
47	DX	34	SER
51	D1	51	ALA
4	AB	148	GLY
9	AG	13	PRO
9	AG	63	VAL
10	AH	38	VAL
15	AM	52	ILE
21	AS	45	GLY
22	AT	64	GLY
26	BC	76	VAL
28	BE	42	GLY
28	BE	129	PRO
29	BF	11	VAL
29	BF	12	VAL
29	BF	24	VAL
29	BF	135	ILE
30	BG	16	VAL
33	BJ	112	GLY
42	BS	45	VAL
45	BV	84	PRO
50	B0	53	VAL
51	B1	4	ILE
4	CB	37	VAL
5	CC	102	ILE
6	CD	105	GLY
6	CD	136	VAL
7	CE	108	GLY
9	CG	79	VAL
10	CH	121	GLY
16	CN	33	VAL
16	CN	69	PRO
19	CQ	11	VAL
28	DE	42	GLY
28	DE	167	VAL
29	DF	12	VAL
29	DF	24	VAL
30	DG	16	VAL
36	DM	19	GLY
37	DN	93	GLY
39	DP	104	GLY
42	DS	45	VAL
45	DV	84	PRO

Continued on next page...

Continued from previous page...

Mol	Chain	Res	Type
51	D1	4	ILE
5	AC	100	ILE
10	AH	94	VAL
10	AH	125	ILE
11	AI	115	VAL
31	BH	92	GLY
36	BM	125	PRO
37	BN	93	GLY
39	BP	17	PRO
39	BP	104	GLY
41	BR	101	ILE
27	DD	19	GLY
28	DE	129	PRO
29	DF	11	VAL
29	DF	135	ILE
33	DJ	112	GLY
34	DK	84	VAL
36	DM	125	PRO
41	DR	101	ILE
44	DU	15	GLY
50	D0	53	VAL
7	AE	56	PRO
7	AE	136	VAL
13	AK	119	GLY
19	AQ	31	PRO
19	AQ	32	ILE
26	BC	31	PRO
26	BC	64	VAL
27	BD	19	GLY
27	BD	37	VAL
28	BE	52	VAL
29	BF	123	GLY
39	BP	63	ILE
40	BQ	33	VAL
5	CC	63	ILE
6	CD	179	GLY
7	CE	15	ILE
10	CH	67	GLY
12	CJ	36	VAL
13	CK	53	GLY
14	CL	54	VAL
20	CR	20	ILE

Continued on next page...

Continued from previous page...

Mol	Chain	Res	Type
26	DC	64	VAL
27	DD	37	VAL
29	DF	103	ILE
31	DH	16	GLY
39	DP	63	ILE
40	DQ	33	VAL
4	AB	157	PRO
5	AC	194	VAL
7	AE	133	ILE
9	AG	88	VAL
10	AH	77	VAL
16	AN	83	VAL
19	AQ	78	VAL
23	AU	31	VAL
26	BC	106	PRO
29	BF	43	ILE
29	BF	103	ILE
30	BG	112	VAL
31	BH	16	GLY
34	BK	102	VAL
7	CE	27	GLY
7	CE	140	ILE
10	CH	5	PRO
21	CS	61	VAL
22	CT	55	PRO
26	DC	31	PRO
26	DC	106	PRO
26	DC	195	GLY
29	DF	123	GLY
34	DK	102	VAL
39	DP	17	PRO
46	DW	53	GLY
5	AC	137	VAL
6	AD	60	VAL
12	AJ	8	ILE
22	AT	56	ILE
34	BK	84	VAL
42	BS	24	ILE
5	CC	100	ILE
6	CD	6	PRO
8	CF	7	VAL
26	DC	236	GLY

Continued on next page...

Continued from previous page...

Mol	Chain	Res	Type
30	DG	112	VAL

5.3.2 Protein sidechains ⓘ

In the following table, the Percentiles column shows the percent sidechain outliers of the chain as a percentile score with respect to all X-ray entries followed by that with respect to entries of similar resolution. The Analysed column shows the number of residues for which the sidechain conformation was analysed, and the total number of residues.

Mol	Chain	Analysed	Rotameric	Outliers	Percentiles	
4	AB	180/198 (91%)	140 (78%)	40 (22%)	1	6
4	CB	180/198 (91%)	143 (79%)	37 (21%)	2	8
5	AC	170/189 (90%)	134 (79%)	36 (21%)	1	8
5	CC	170/189 (90%)	138 (81%)	32 (19%)	2	11
6	AD	172/172 (100%)	146 (85%)	26 (15%)	4	19
6	CD	172/172 (100%)	130 (76%)	42 (24%)	1	3
7	AE	113/125 (90%)	95 (84%)	18 (16%)	4	16
7	CE	113/125 (90%)	87 (77%)	26 (23%)	1	5
8	AF	87/116 (75%)	74 (85%)	13 (15%)	4	20
8	CF	87/116 (75%)	76 (87%)	11 (13%)	7	30
9	AG	123/146 (84%)	99 (80%)	24 (20%)	2	10
9	CG	123/146 (84%)	100 (81%)	23 (19%)	2	11
10	AH	104/104 (100%)	89 (86%)	15 (14%)	5	22
10	CH	104/104 (100%)	81 (78%)	23 (22%)	1	6
11	AI	105/106 (99%)	83 (79%)	22 (21%)	1	8
11	CI	105/106 (99%)	83 (79%)	22 (21%)	1	8
12	AJ	86/90 (96%)	75 (87%)	11 (13%)	6	29
12	CJ	86/90 (96%)	71 (83%)	15 (17%)	3	13
13	AK	90/98 (92%)	75 (83%)	15 (17%)	3	14
13	CK	90/98 (92%)	77 (86%)	13 (14%)	5	22
14	AL	103/103 (100%)	83 (81%)	20 (19%)	2	10
14	CL	103/103 (100%)	80 (78%)	23 (22%)	1	6
15	AM	92/95 (97%)	75 (82%)	17 (18%)	2	11
15	CM	91/95 (96%)	71 (78%)	20 (22%)	1	6

Continued on next page...

Continued from previous page...

Mol	Chain	Analysed	Rotameric	Outliers	Percentiles	
16	AN	79/83 (95%)	60 (76%)	19 (24%)	1	4
16	CN	79/83 (95%)	66 (84%)	13 (16%)	3	14
17	AO	76/76 (100%)	65 (86%)	11 (14%)	5	22
17	CO	76/76 (100%)	67 (88%)	9 (12%)	8	34
18	AP	65/65 (100%)	52 (80%)	13 (20%)	2	9
18	CP	65/65 (100%)	58 (89%)	7 (11%)	9	37
19	AQ	74/77 (96%)	60 (81%)	14 (19%)	2	11
19	CQ	74/77 (96%)	66 (89%)	8 (11%)	9	37
20	AR	48/64 (75%)	37 (77%)	11 (23%)	1	5
20	CR	48/64 (75%)	43 (90%)	5 (10%)	10	39
21	AS	70/78 (90%)	55 (79%)	15 (21%)	1	7
21	CS	70/78 (90%)	51 (73%)	19 (27%)	1	2
22	AT	65/65 (100%)	56 (86%)	9 (14%)	5	24
22	CT	65/65 (100%)	55 (85%)	10 (15%)	4	18
23	AU	44/60 (73%)	37 (84%)	7 (16%)	4	16
23	CU	44/60 (73%)	32 (73%)	12 (27%)	0	2
26	BC	216/217 (100%)	182 (84%)	34 (16%)	4	17
26	DC	216/217 (100%)	182 (84%)	34 (16%)	4	17
27	BD	164/164 (100%)	136 (83%)	28 (17%)	3	14
27	DD	164/164 (100%)	137 (84%)	27 (16%)	3	14
28	BE	165/165 (100%)	130 (79%)	35 (21%)	1	8
28	DE	165/165 (100%)	130 (79%)	35 (21%)	1	8
29	BF	149/149 (100%)	116 (78%)	33 (22%)	1	6
29	DF	149/149 (100%)	117 (78%)	32 (22%)	1	7
30	BG	137/137 (100%)	110 (80%)	27 (20%)	2	9
30	DG	137/137 (100%)	110 (80%)	27 (20%)	2	9
31	BH	114/114 (100%)	85 (75%)	29 (25%)	1	2
31	DH	114/114 (100%)	86 (75%)	28 (25%)	1	3
32	BI	109/109 (100%)	107 (98%)	2 (2%)	71	93
32	DI	109/109 (100%)	104 (95%)	5 (5%)	37	80
33	BJ	116/116 (100%)	100 (86%)	16 (14%)	5	24

Continued on next page...

Continued from previous page...

Mol	Chain	Analysed	Rotameric	Outliers	Percentiles	
33	DJ	116/116 (100%)	100 (86%)	16 (14%)	5	24
34	BK	102/104 (98%)	84 (82%)	18 (18%)	3	13
34	DK	102/104 (98%)	83 (81%)	19 (19%)	2	11
35	BL	102/103 (99%)	87 (85%)	15 (15%)	4	21
35	DL	102/103 (99%)	88 (86%)	14 (14%)	5	25
36	BM	109/109 (100%)	93 (85%)	16 (15%)	4	21
36	DM	109/109 (100%)	93 (85%)	16 (15%)	4	21
37	BN	100/103 (97%)	85 (85%)	15 (15%)	4	20
37	DN	100/103 (97%)	84 (84%)	16 (16%)	3	16
38	BO	86/87 (99%)	76 (88%)	10 (12%)	8	35
38	DO	86/87 (99%)	76 (88%)	10 (12%)	8	35
39	BP	99/99 (100%)	76 (77%)	23 (23%)	1	5
39	DP	99/99 (100%)	77 (78%)	22 (22%)	1	6
40	BQ	89/89 (100%)	73 (82%)	16 (18%)	2	12
40	DQ	89/89 (100%)	73 (82%)	16 (18%)	2	12
41	BR	84/84 (100%)	67 (80%)	17 (20%)	2	9
41	DR	84/84 (100%)	67 (80%)	17 (20%)	2	9
42	BS	93/93 (100%)	79 (85%)	14 (15%)	4	19
42	DS	93/93 (100%)	79 (85%)	14 (15%)	4	19
43	BT	80/84 (95%)	65 (81%)	15 (19%)	2	11
43	DT	80/84 (95%)	64 (80%)	16 (20%)	2	9
44	BU	83/84 (99%)	69 (83%)	14 (17%)	3	14
44	DU	83/84 (99%)	70 (84%)	13 (16%)	4	17
45	BV	78/78 (100%)	67 (86%)	11 (14%)	5	23
45	DV	78/78 (100%)	67 (86%)	11 (14%)	5	23
46	BW	59/62 (95%)	49 (83%)	10 (17%)	3	14
46	DW	59/62 (95%)	48 (81%)	11 (19%)	2	11
47	BX	67/67 (100%)	56 (84%)	11 (16%)	3	15
47	DX	67/67 (100%)	57 (85%)	10 (15%)	4	20
48	BY	55/55 (100%)	43 (78%)	12 (22%)	1	7
48	DY	55/55 (100%)	43 (78%)	12 (22%)	1	7

Continued on next page...

Continued from previous page...

Mol	Chain	Analysed	Rotameric	Outliers	Percentiles	
49	BZ	48/48 (100%)	43 (90%)	5 (10%)	10	39
49	DZ	48/48 (100%)	43 (90%)	5 (10%)	10	39
50	B0	47/47 (100%)	40 (85%)	7 (15%)	4	20
50	D0	47/47 (100%)	40 (85%)	7 (15%)	4	20
51	B1	45/48 (94%)	38 (84%)	7 (16%)	4	17
51	D1	45/48 (94%)	38 (84%)	7 (16%)	4	17
52	B2	38/38 (100%)	33 (87%)	5 (13%)	6	27
52	D2	38/38 (100%)	33 (87%)	5 (13%)	6	27
53	B3	51/51 (100%)	44 (86%)	7 (14%)	5	25
53	D3	51/51 (100%)	43 (84%)	8 (16%)	4	17
54	B4	34/34 (100%)	29 (85%)	5 (15%)	4	21
54	D4	34/34 (100%)	29 (85%)	5 (15%)	4	21
All	All	9329/9696 (96%)	7688 (82%)	1641 (18%)	3	13

All (1641) residues with a non-rotameric sidechain are listed below:

Mol	Chain	Res	Type
4	AB	9	LEU
4	AB	10	LYS
4	AB	15	PHE
4	AB	18	GLN
4	AB	23	ASN
4	AB	29	PHE
4	AB	42	LEU
4	AB	46	VAL
4	AB	48	MET
4	AB	50	ASN
4	AB	68	PHE
4	AB	72	LYS
4	AB	81	ASP
4	AB	86	CYS
4	AB	88	GLN
4	AB	91	VAL
4	AB	92	ASN
4	AB	104	LYS
4	AB	113	LEU
4	AB	116	LEU
4	AB	126	ASP

Continued on next page...

Continued from previous page...

Mol	Chain	Res	Type
4	AB	127	LYS
4	AB	128	LEU
4	AB	131	LYS
4	AB	132	GLU
4	AB	139	GLU
4	AB	140	LEU
4	AB	144	GLU
4	AB	145	ASN
4	AB	152	ASP
4	AB	156	LEU
4	AB	168	GLU
4	AB	176	ASN
4	AB	183	PHE
4	AB	196	ASP
4	AB	199	ILE
4	AB	202	ASN
4	AB	204	ASP
4	AB	206	ILE
4	AB	212	TYR
5	AC	2	GLN
5	AC	3	LYS
5	AC	17	TRP
5	AC	18	ASN
5	AC	21	TRP
5	AC	26	LYS
5	AC	28	PHE
5	AC	30	ASP
5	AC	34	SER
5	AC	63	ILE
5	AC	69	THR
5	AC	79	LYS
5	AC	82	ASP
5	AC	84	GLU
5	AC	85	LYS
5	AC	100	ILE
5	AC	106	ARG
5	AC	110	LEU
5	AC	118	SER
5	AC	120	THR
5	AC	124	GLU
5	AC	129	PHE
5	AC	130	ARG

Continued on next page...

Continued from previous page...

Mol	Chain	Res	Type
5	AC	138	GLN
5	AC	139	ASN
5	AC	146	LYS
5	AC	160	GLU
5	AC	161	ILE
5	AC	166	TRP
5	AC	168	ARG
5	AC	174	LEU
5	AC	180	ASP
5	AC	182	ASP
5	AC	191	THR
5	AC	192	TYR
5	AC	205	GLU
6	AD	7	LYS
6	AD	12	ARG
6	AD	18	LEU
6	AD	25	ARG
6	AD	30	LYS
6	AD	31	CYS
6	AD	35	GLN
6	AD	43	ARG
6	AD	55	ARG
6	AD	69	ARG
6	AD	71	PHE
6	AD	84	ASN
6	AD	89	LEU
6	AD	98	ASP
6	AD	119	HIS
6	AD	130	ASN
6	AD	152	SER
6	AD	159	GLU
6	AD	160	LEU
6	AD	162	GLU
6	AD	165	GLU
6	AD	176	LYS
6	AD	178	GLU
6	AD	196	GLU
6	AD	197	HIS
6	AD	200	VAL
7	AE	18	ASN
7	AE	23	THR
7	AE	30	PHE

Continued on next page...

Continued from previous page...

Mol	Chain	Res	Type
7	AE	35	LEU
7	AE	42	ASN
7	AE	44	ARG
7	AE	67	ARG
7	AE	68	ARG
7	AE	81	GLN
7	AE	84	VAL
7	AE	96	GLN
7	AE	110	MET
7	AE	121	ASN
7	AE	122	VAL
7	AE	123	LEU
7	AE	125	LYS
7	AE	151	MET
7	AE	156	ARG
8	AF	5	GLU
8	AF	6	ILE
8	AF	14	GLN
8	AF	16	GLU
8	AF	24	ARG
8	AF	36	ILE
8	AF	39	LEU
8	AF	54	LEU
8	AF	58	HIS
8	AF	72	ASP
8	AF	85	ILE
8	AF	86	ARG
8	AF	94	HIS
9	AG	2	ARG
9	AG	3	ARG
9	AG	10	LYS
9	AG	16	LYS
9	AG	17	PHE
9	AG	26	VAL
9	AG	40	SER
9	AG	41	ILE
9	AG	43	TYR
9	AG	52	ARG
9	AG	55	LYS
9	AG	56	SER
9	AG	72	VAL
9	AG	78	ARG

Continued on next page...

Continued from previous page...

Mol	Chain	Res	Type
9	AG	85	GLN
9	AG	89	GLU
9	AG	90	VAL
9	AG	91	ARG
9	AG	123	LEU
9	AG	125	ASP
9	AG	132	THR
9	AG	139	ASP
9	AG	141	HIS
9	AG	143	MET
10	AH	2	MET
10	AH	3	GLN
10	AH	8	ASP
10	AH	9	MET
10	AH	26	MET
10	AH	40	LYS
10	AH	58	LEU
10	AH	63	LYS
10	AH	64	TYR
10	AH	72	GLU
10	AH	76	ARG
10	AH	93	LYS
10	AH	110	MET
10	AH	116	ARG
10	AH	120	LEU
11	AI	20	ILE
11	AI	35	GLU
11	AI	40	ARG
11	AI	44	ARG
11	AI	53	LEU
11	AI	54	VAL
11	AI	55	ASP
11	AI	56	MET
11	AI	58	GLU
11	AI	63	TYR
11	AI	64	ILE
11	AI	67	LYS
11	AI	83	THR
11	AI	84	ARG
11	AI	92	SER
11	AI	93	LEU
11	AI	108	ARG

Continued on next page...

Continued from previous page...

Mol	Chain	Res	Type
11	AI	109	GLN
11	AI	112	ARG
11	AI	119	LYS
11	AI	121	ARG
11	AI	126	PHE
12	AJ	8	ILE
12	AJ	11	LYS
12	AJ	16	ARG
12	AJ	28	THR
12	AJ	40	ILE
12	AJ	48	ARG
12	AJ	50	THR
12	AJ	52	LEU
12	AJ	59	LYS
12	AJ	71	LEU
12	AJ	97	ASP
13	AK	17	ASP
13	AK	34	THR
13	AK	36	ARG
13	AK	37	GLN
13	AK	55	ARG
13	AK	64	VAL
13	AK	67	GLU
13	AK	75	GLU
13	AK	79	LYS
13	AK	80	ASN
13	AK	85	VAL
13	AK	100	ASN
13	AK	112	VAL
13	AK	127	ARG
13	AK	128	VAL
14	AL	5	GLN
14	AL	9	LYS
14	AL	23	LEU
14	AL	28	GLN
14	AL	33	CYS
14	AL	35	ARG
14	AL	37	TYR
14	AL	48	LEU
14	AL	49	ARG
14	AL	50	LYS
14	AL	55	ARG

Continued on next page...

Continued from previous page...

Mol	Chain	Res	Type
14	AL	58	ASN
14	AL	60	PHE
14	AL	72	ASN
14	AL	74	GLN
14	AL	82	ARG
14	AL	111	GLN
14	AL	115	LYS
14	AL	118	VAL
14	AL	119	LYS
15	AM	6	ILE
15	AM	8	ILE
15	AM	28	ARG
15	AM	57	ASP
15	AM	65	GLU
15	AM	67	ASP
15	AM	68	LEU
15	AM	77	LYS
15	AM	78	ARG
15	AM	82	LEU
15	AM	90	HIS
15	AM	94	LEU
15	AM	99	GLN
15	AM	101	THR
15	AM	102	LYS
15	AM	104	ASN
15	AM	109	LYS
16	AN	2	LYS
16	AN	3	GLN
16	AN	4	SER
16	AN	25	GLU
16	AN	27	LYS
16	AN	42	ASN
16	AN	47	LEU
16	AN	50	LEU
16	AN	55	SER
16	AN	58	ARG
16	AN	59	GLN
16	AN	60	ARG
16	AN	65	GLN
16	AN	78	LEU
16	AN	81	ILE
16	AN	85	GLU

Continued on next page...

Continued from previous page...

Mol	Chain	Res	Type
16	AN	96	LYS
16	AN	97	LYS
16	AN	100	TRP
17	AO	16	ARG
17	AO	23	SER
17	AO	26	VAL
17	AO	34	GLN
17	AO	39	GLN
17	AO	47	LYS
17	AO	57	ARG
17	AO	70	LYS
17	AO	82	GLU
17	AO	84	LEU
17	AO	87	ARG
18	AP	3	THR
18	AP	19	VAL
18	AP	25	ARG
18	AP	26	ASN
18	AP	29	ASN
18	AP	32	PHE
18	AP	34	GLU
18	AP	46	LYS
18	AP	51	ARG
18	AP	55	ASP
18	AP	56	ARG
18	AP	66	THR
18	AP	75	ILE
19	AQ	3	LYS
19	AQ	5	ARG
19	AQ	7	LEU
19	AQ	20	ILE
19	AQ	27	PHE
19	AQ	37	ILE
19	AQ	41	THR
19	AQ	50	ASN
19	AQ	51	GLU
19	AQ	52	CYS
19	AQ	61	ARG
19	AQ	66	LEU
19	AQ	79	GLU
19	AQ	80	LYS
20	AR	19	GLU

Continued on next page...

Continued from previous page...

Mol	Chain	Res	Type
20	AR	21	ASP
20	AR	29	LYS
20	AR	30	ASN
20	AR	41	SER
20	AR	49	LYS
20	AR	53	GLN
20	AR	60	ARG
20	AR	69	TYR
20	AR	71	ASP
20	AR	72	ARG
21	AS	2	ARG
21	AS	4	LEU
21	AS	5	LYS
21	AS	10	ILE
21	AS	15	LEU
21	AS	19	GLU
21	AS	27	LYS
21	AS	33	TRP
21	AS	36	ARG
21	AS	46	LEU
21	AS	52	ASN
21	AS	64	GLU
21	AS	72	GLU
21	AS	73	PHE
21	AS	78	THR
22	AT	2	ASN
22	AT	12	GLN
22	AT	15	LYS
22	AT	26	MET
22	AT	34	VAL
22	AT	43	LYS
22	AT	70	LYS
22	AT	73	ARG
22	AT	78	LEU
23	AU	11	PHE
23	AU	16	ARG
23	AU	18	PHE
23	AU	20	ARG
23	AU	41	THR
23	AU	42	THR
23	AU	48	LYS
26	BC	2	VAL

Continued on next page...

Continued from previous page...

Mol	Chain	Res	Type
26	BC	4	LYS
26	BC	5	CYS
26	BC	12	ARG
26	BC	17	LYS
26	BC	43	ASN
26	BC	51	ARG
26	BC	52	HIS
26	BC	53	ILE
26	BC	62	ARG
26	BC	73	ILE
26	BC	89	ASN
26	BC	104	LEU
26	BC	107	LYS
26	BC	109	LEU
26	BC	129	LEU
26	BC	145	MET
26	BC	155	ARG
26	BC	172	THR
26	BC	173	LEU
26	BC	176	ARG
26	BC	181	ARG
26	BC	184	GLU
26	BC	188	ARG
26	BC	212	TRP
26	BC	213	ARG
26	BC	235	GLU
26	BC	241	LYS
26	BC	246	PRO
26	BC	250	GLN
26	BC	252	LYS
26	BC	257	ARG
26	BC	264	LYS
26	BC	269	ARG
27	BD	18	ASP
27	BD	24	VAL
27	BD	33	ARG
27	BD	35	THR
27	BD	36	GLN
27	BD	38	LYS
27	BD	39	ASP
27	BD	46	ARG
27	BD	48	ILE

Continued on next page...

Continued from previous page...

Mol	Chain	Res	Type
27	BD	56	LYS
27	BD	74	GLU
27	BD	81	GLU
27	BD	89	GLU
27	BD	99	GLU
27	BD	100	LEU
27	BD	103	ASP
27	BD	106	LYS
27	BD	110	THR
27	BD	126	ASN
27	BD	130	GLN
27	BD	138	LEU
27	BD	148	GLN
27	BD	168	GLU
27	BD	176	ASP
27	BD	177	VAL
27	BD	180	VAL
27	BD	184	ARG
27	BD	208	LYS
28	BE	2	GLU
28	BE	12	LEU
28	BE	17	THR
28	BE	21	ARG
28	BE	24	ASN
28	BE	40	ARG
28	BE	60	TRP
28	BE	62	GLN
28	BE	65	THR
28	BE	67	ARG
28	BE	70	SER
28	BE	75	SER
28	BE	76	PRO
28	BE	78	TRP
28	BE	95	LYS
28	BE	108	ILE
28	BE	111	GLU
28	BE	116	ASP
28	BE	117	ARG
28	BE	118	LEU
28	BE	119	ILE
28	BE	122	GLU
28	BE	127	GLU

Continued on next page...

Continued from previous page...

Mol	Chain	Res	Type
28	BE	136	GLN
28	BE	137	LYS
28	BE	150	THR
28	BE	153	LEU
28	BE	154	ASP
28	BE	157	LEU
28	BE	165	HIS
28	BE	166	LYS
28	BE	180	LEU
28	BE	181	ILE
28	BE	185	LYS
28	BE	189	THR
29	BF	3	LEU
29	BF	18	GLU
29	BF	26	GLN
29	BF	29	ARG
29	BF	32	LYS
29	BF	34	THR
29	BF	45	ASP
29	BF	49	LEU
29	BF	56	LEU
29	BF	62	GLN
29	BF	68	LYS
29	BF	82	TYR
29	BF	91	ARG
29	BF	94	ARG
29	BF	102	LEU
29	BF	109	ARG
29	BF	111	ARG
29	BF	121	PHE
29	BF	126	ASN
29	BF	134	GLN
29	BF	135	ILE
29	BF	137	PHE
29	BF	138	PRO
29	BF	141	ASP
29	BF	142	TYR
29	BF	144	LYS
29	BF	146	ASP
29	BF	147	ARG
29	BF	149	ARG
29	BF	152	ASP

Continued on next page...

Continued from previous page...

Mol	Chain	Res	Type
29	BF	156	THR
29	BF	166	ARG
29	BF	172	PHE
30	BG	17	LYS
30	BG	28	LYS
30	BG	31	GLU
30	BG	34	ARG
30	BG	49	LEU
30	BG	54	ARG
30	BG	59	ASP
30	BG	63	GLN
30	BG	68	ARG
30	BG	70	LEU
30	BG	72	ASN
30	BG	80	GLU
30	BG	84	LYS
30	BG	85	LYS
30	BG	100	ASN
30	BG	113	ASP
30	BG	115	GLN
30	BG	120	ILE
30	BG	123	GLU
30	BG	132	LEU
30	BG	151	ARG
30	BG	163	TYR
30	BG	166	GLU
30	BG	167	VAL
30	BG	171	LYS
30	BG	174	LYS
30	BG	176	LYS
31	BH	3	VAL
31	BH	17	ASP
31	BH	18	GLN
31	BH	28	ASN
31	BH	31	VAL
31	BH	33	GLN
31	BH	50	ARG
31	BH	55	GLU
31	BH	71	LYS
31	BH	75	LEU
31	BH	76	GLU
31	BH	77	THR

Continued on next page...

Continued from previous page...

Mol	Chain	Res	Type
31	BH	79	THR
31	BH	83	LYS
31	BH	86	ASP
31	BH	89	LYS
31	BH	91	PHE
31	BH	97	ARG
31	BH	98	ASP
31	BH	101	ASP
31	BH	104	THR
31	BH	109	GLU
31	BH	110	VAL
31	BH	122	LEU
31	BH	123	ARG
31	BH	130	VAL
31	BH	131	SER
31	BH	133	GLN
31	BH	142	VAL
32	BI	7	TYR
32	BI	96	LYS
33	BJ	25	LEU
33	BJ	28	LEU
33	BJ	43	GLU
33	BJ	44	TYR
33	BJ	53	TYR
33	BJ	54	ILE
33	BJ	65	THR
33	BJ	76	HIS
33	BJ	86	GLN
33	BJ	95	ARG
33	BJ	106	LYS
33	BJ	111	LYS
33	BJ	124	VAL
33	BJ	129	GLU
33	BJ	131	ASN
33	BJ	136	GLN
34	BK	1	ILE
34	BK	9	VAL
34	BK	20	CYS
34	BK	31	TYR
34	BK	40	ILE
34	BK	51	VAL
34	BK	52	LYS

Continued on next page...

Continued from previous page...

Mol	Chain	Res	Type
34	BK	53	LYS
34	BK	63	ARG
34	BK	64	THR
34	BK	70	ARG
34	BK	77	ARG
34	BK	86	LEU
34	BK	97	ARG
34	BK	104	ARG
34	BK	110	LYS
34	BK	111	PHE
34	BK	113	LYS
35	BL	4	ASN
35	BL	6	LEU
35	BL	36	LYS
35	BL	47	ARG
35	BL	54	GLN
35	BL	55	MET
35	BL	64	PHE
35	BL	69	ARG
35	BL	91	ASP
35	BL	92	LEU
35	BL	117	THR
35	BL	118	THR
35	BL	122	VAL
35	BL	123	ARG
35	BL	129	LYS
36	BM	5	LYS
36	BM	8	LYS
36	BM	12	MET
36	BM	13	HIS
36	BM	20	LEU
36	BM	60	GLN
36	BM	70	ASP
36	BM	88	ASN
36	BM	90	GLU
36	BM	93	VAL
36	BM	105	MET
36	BM	108	VAL
36	BM	112	LEU
36	BM	114	ARG
36	BM	119	LEU
36	BM	127	LYS

Continued on next page...

Continued from previous page...

Mol	Chain	Res	Type
37	BN	13	ASN
37	BN	18	GLN
37	BN	21	PHE
37	BN	30	ARG
37	BN	35	LYS
37	BN	37	THR
37	BN	62	ASN
37	BN	71	ARG
37	BN	96	ARG
37	BN	97	ILE
37	BN	99	LYS
37	BN	102	PHE
37	BN	112	TYR
37	BN	114	GLU
37	BN	118	ARG
38	BO	9	ARG
38	BO	17	LYS
38	BO	19	GLN
38	BO	31	THR
38	BO	61	GLN
38	BO	62	LEU
38	BO	81	ARG
38	BO	100	HIS
38	BO	106	LEU
38	BO	116	GLN
39	BP	3	ILE
39	BP	6	GLN
39	BP	8	GLU
39	BP	14	GLN
39	BP	18	SER
39	BP	19	PHE
39	BP	25	VAL
39	BP	32	VAL
39	BP	37	LYS
39	BP	38	ARG
39	BP	40	GLN
39	BP	43	GLU
39	BP	45	VAL
39	BP	49	ILE
39	BP	61	ARG
39	BP	83	ILE
39	BP	86	LYS

Continued on next page...

Continued from previous page...

Mol	Chain	Res	Type
39	BP	87	ARG
39	BP	92	ARG
39	BP	100	ARG
39	BP	101	GLU
39	BP	111	GLU
39	BP	112	ARG
40	BQ	4	LYS
40	BQ	5	ARG
40	BQ	10	ARG
40	BQ	50	ARG
40	BQ	53	LYS
40	BQ	58	GLN
40	BQ	59	LEU
40	BQ	69	ARG
40	BQ	71	ASN
40	BQ	79	ILE
40	BQ	88	GLU
40	BQ	91	ARG
40	BQ	94	LEU
40	BQ	100	PHE
40	BQ	101	ASP
40	BQ	102	LYS
41	BR	4	VAL
41	BR	10	LYS
41	BR	18	GLN
41	BR	21	ARG
41	BR	22	LEU
41	BR	37	GLU
41	BR	39	LEU
41	BR	48	LYS
41	BR	52	PRO
41	BR	53	PHE
41	BR	64	VAL
41	BR	72	VAL
41	BR	82	HIS
41	BR	86	GLN
41	BR	93	PHE
41	BR	94	THR
41	BR	95	ASP
42	BS	6	LYS
42	BS	31	GLN
42	BS	35	ILE

Continued on next page...

Continued from previous page...

Mol	Chain	Res	Type
42	BS	37	THR
42	BS	40	ASN
42	BS	46	LEU
42	BS	61	ASN
42	BS	66	ILE
42	BS	67	ASP
42	BS	68	ASP
42	BS	81	SER
42	BS	84	ARG
42	BS	88	ARG
42	BS	109	ASP
43	BT	3	ARG
43	BT	7	LEU
43	BT	8	LEU
43	BT	9	LYS
43	BT	11	LEU
43	BT	31	VAL
43	BT	32	LEU
43	BT	50	LEU
43	BT	64	LYS
43	BT	68	LYS
43	BT	69	ARG
43	BT	70	HIS
43	BT	73	ARG
43	BT	76	ARG
43	BT	81	LYS
44	BU	7	ASP
44	BU	8	ASP
44	BU	11	ILE
44	BU	16	LYS
44	BU	17	ASP
44	BU	18	LYS
44	BU	20	LYS
44	BU	26	ASN
44	BU	28	LEU
44	BU	40	LEU
44	BU	49	PRO
44	BU	53	GLN
44	BU	73	ASN
44	BU	85	ARG
45	BV	40	ILE
45	BV	42	LEU

Continued on next page...

Continued from previous page...

Mol	Chain	Res	Type
45	BV	46	LYS
45	BV	51	GLN
45	BV	53	LYS
45	BV	66	ASP
45	BV	70	ILE
45	BV	73	LYS
45	BV	75	GLN
45	BV	79	ARG
45	BV	89	ILE
46	BW	19	ARG
46	BW	23	LYS
46	BW	25	PHE
46	BW	39	GLN
46	BW	44	PHE
46	BW	49	ASN
46	BW	50	VAL
46	BW	63	ASP
46	BW	73	PRO
46	BW	77	LYS
47	BX	16	ASN
47	BX	17	ARG
47	BX	24	THR
47	BX	26	ARG
47	BX	27	ARG
47	BX	28	PHE
47	BX	34	SER
47	BX	36	ARG
47	BX	47	THR
47	BX	64	ASP
47	BX	77	TYR
48	BY	2	LYS
48	BY	12	GLU
48	BY	17	GLU
48	BY	25	GLN
48	BY	31	GLN
48	BY	37	LEU
48	BY	38	GLN
48	BY	48	ARG
48	BY	57	LEU
48	BY	58	ASN
48	BY	59	GLU
48	BY	60	LYS

Continued on next page...

Continued from previous page...

Mol	Chain	Res	Type
49	BZ	15	ARG
49	BZ	19	HIS
49	BZ	30	ARG
49	BZ	33	HIS
49	BZ	37	ARG
50	B0	9	ARG
50	B0	10	SER
50	B0	14	MET
50	B0	22	THR
50	B0	28	SER
50	B0	38	LEU
50	B0	56	LYS
51	B1	4	ILE
51	B1	9	LYS
51	B1	24	LYS
51	B1	31	GLU
51	B1	32	LYS
51	B1	41	VAL
51	B1	49	LYS
52	B2	4	THR
52	B2	24	THR
52	B2	33	ARG
52	B2	42	LEU
52	B2	46	LYS
53	B3	5	THR
53	B3	7	ARG
53	B3	14	LYS
53	B3	18	LYS
53	B3	29	ARG
53	B3	48	MET
53	B3	56	LEU
54	B4	9	LYS
54	B4	15	LYS
54	B4	24	ARG
54	B4	28	SER
54	B4	35	GLN
4	CB	8	MET
4	CB	27	LYS
4	CB	29	PHE
4	CB	31	PHE
4	CB	35	ASN
4	CB	36	LYS

Continued on next page...

Continued from previous page...

Mol	Chain	Res	Type
4	CB	40	ILE
4	CB	48	MET
4	CB	49	PHE
4	CB	50	ASN
4	CB	57	ASN
4	CB	63	LYS
4	CB	65	LYS
4	CB	69	VAL
4	CB	86	CYS
4	CB	87	ASP
4	CB	99	MET
4	CB	115	ASP
4	CB	119	GLN
4	CB	121	GLN
4	CB	122	ASP
4	CB	127	LYS
4	CB	153	MET
4	CB	156	LEU
4	CB	158	ASP
4	CB	176	ASN
4	CB	178	LEU
4	CB	185	ILE
4	CB	188	THR
4	CB	189	ASN
4	CB	196	ASP
4	CB	204	ASP
4	CB	207	ARG
4	CB	210	THR
4	CB	216	VAL
4	CB	221	ARG
4	CB	222	GLU
5	CC	2	GLN
5	CC	5	HIS
5	CC	7	ASN
5	CC	13	ILE
5	CC	17	TRP
5	CC	20	THR
5	CC	21	TRP
5	CC	28	PHE
5	CC	30	ASP
5	CC	33	ASP
5	CC	43	THR

Continued on next page...

Continued from previous page...

Mol	Chain	Res	Type
5	CC	53	ARG
5	CC	61	LYS
5	CC	76	ILE
5	CC	78	LYS
5	CC	82	ASP
5	CC	101	ASN
5	CC	106	ARG
5	CC	115	VAL
5	CC	128	MET
5	CC	129	PHE
5	CC	138	GLN
5	CC	143	LEU
5	CC	146	LYS
5	CC	152	VAL
5	CC	165	GLU
5	CC	168	ARG
5	CC	169	GLU
5	CC	175	HIS
5	CC	184	ASN
5	CC	192	TYR
5	CC	205	GLU
6	CD	2	ARG
6	CD	7	LYS
6	CD	8	LEU
6	CD	14	GLU
6	CD	21	LYS
6	CD	25	ARG
6	CD	28	ASP
6	CD	30	LYS
6	CD	32	LYS
6	CD	39	GLN
6	CD	47	LEU
6	CD	53	GLN
6	CD	55	ARG
6	CD	56	GLU
6	CD	58	GLN
6	CD	67	LEU
6	CD	69	ARG
6	CD	71	PHE
6	CD	80	ARG
6	CD	82	LYS
6	CD	88	ASN

Continued on next page...

Continued from previous page...

Mol	Chain	Res	Type
6	CD	106	PHE
6	CD	110	ARG
6	CD	119	HIS
6	CD	123	MET
6	CD	125	ASN
6	CD	130	ASN
6	CD	131	ILE
6	CD	134	TYR
6	CD	141	VAL
6	CD	147	LYS
6	CD	151	GLN
6	CD	158	LEU
6	CD	160	LEU
6	CD	162	GLU
6	CD	166	LYS
6	CD	170	LEU
6	CD	176	LYS
6	CD	182	LYS
6	CD	183	ARG
6	CD	189	ASP
6	CD	197	HIS
7	CE	9	GLU
7	CE	10	LEU
7	CE	11	GLN
7	CE	14	LEU
7	CE	22	LYS
7	CE	25	LYS
7	CE	33	THR
7	CE	53	ARG
7	CE	55	VAL
7	CE	70	MET
7	CE	72	ASN
7	CE	81	GLN
7	CE	92	ARG
7	CE	95	MET
7	CE	102	THR
7	CE	104	ILE
7	CE	105	ILE
7	CE	111	ARG
7	CE	114	LEU
7	CE	119	VAL
7	CE	125	LYS

Continued on next page...

Continued from previous page...

Mol	Chain	Res	Type
7	CE	139	THR
7	CE	143	LEU
7	CE	144	GLU
7	CE	146	MET
7	CE	148	SER
8	CF	1	MET
8	CF	6	ILE
8	CF	7	VAL
8	CF	13	ASP
8	CF	17	GLN
8	CF	30	THR
8	CF	74	LEU
8	CF	88	MET
8	CF	93	LYS
8	CF	97	THR
8	CF	98	GLU
9	CG	2	ARG
9	CG	8	GLN
9	CG	12	LEU
9	CG	14	ASP
9	CG	22	LEU
9	CG	32	ASP
9	CG	37	THR
9	CG	46	LEU
9	CG	58	LEU
9	CG	65	LEU
9	CG	69	ARG
9	CG	71	THR
9	CG	74	VAL
9	CG	79	VAL
9	CG	89	GLU
9	CG	110	ARG
9	CG	115	MET
9	CG	119	LEU
9	CG	121	ASN
9	CG	130	LYS
9	CG	136	LYS
9	CG	137	ARG
9	CG	150	PHE
10	CH	2	MET
10	CH	9	MET
10	CH	10	LEU

Continued on next page...

Continued from previous page...

Mol	Chain	Res	Type
10	CH	14	ARG
10	CH	25	THR
10	CH	40	LYS
10	CH	54	THR
10	CH	55	LYS
10	CH	58	LEU
10	CH	59	GLU
10	CH	60	LEU
10	CH	61	THR
10	CH	63	LYS
10	CH	65	PHE
10	CH	70	VAL
10	CH	79	ARG
10	CH	89	ASP
10	CH	93	LYS
10	CH	102	VAL
10	CH	107	LYS
10	CH	112	ASP
10	CH	117	GLN
10	CH	124	ILE
11	CI	18	VAL
11	CI	24	ASN
11	CI	27	ILE
11	CI	35	GLU
11	CI	37	TYR
11	CI	40	ARG
11	CI	51	LEU
11	CI	53	LEU
11	CI	58	GLU
11	CI	59	LYS
11	CI	62	LEU
11	CI	84	ARG
11	CI	86	LEU
11	CI	87	MET
11	CI	88	GLU
11	CI	93	LEU
11	CI	94	ARG
11	CI	96	GLU
11	CI	105	ARG
11	CI	108	ARG
11	CI	122	ARG
11	CI	129	ARG

Continued on next page...

Continued from previous page...

Mol	Chain	Res	Type
12	CJ	10	LEU
12	CJ	24	GLU
12	CJ	25	ILE
12	CJ	31	ARG
12	CJ	48	ARG
12	CJ	57	VAL
12	CJ	77	VAL
12	CJ	84	VAL
12	CJ	85	ASP
12	CJ	87	LEU
12	CJ	90	LEU
12	CJ	91	ASP
12	CJ	96	VAL
12	CJ	99	GLN
12	CJ	102	LEU
13	CK	26	PHE
13	CK	34	THR
13	CK	37	GLN
13	CK	39	ASN
13	CK	51	PHE
13	CK	55	ARG
13	CK	56	LYS
13	CK	78	ILE
13	CK	92	ARG
13	CK	107	THR
13	CK	112	VAL
13	CK	118	ASN
13	CK	125	LYS
14	CL	13	ARG
14	CL	14	LYS
14	CL	15	VAL
14	CL	17	LYS
14	CL	19	ASN
14	CL	24	GLU
14	CL	26	CYS
14	CL	28	GLN
14	CL	33	CYS
14	CL	39	THR
14	CL	49	ARG
14	CL	54	VAL
14	CL	66	ILE
14	CL	72	ASN

Continued on next page...

Continued from previous page...

Mol	Chain	Res	Type
14	CL	75	GLU
14	CL	85	ARG
14	CL	93	ARG
14	CL	95	HIS
14	CL	98	ARG
14	CL	107	LYS
14	CL	110	LYS
14	CL	111	GLN
14	CL	116	TYR
15	CM	7	ASN
15	CM	15	VAL
15	CM	22	TYR
15	CM	24	VAL
15	CM	27	THR
15	CM	41	ASP
15	CM	42	VAL
15	CM	68	LEU
15	CM	78	ARG
15	CM	79	LEU
15	CM	80	MET
15	CM	82	LEU
15	CM	91	ARG
15	CM	97	ARG
15	CM	100	ARG
15	CM	102	LYS
15	CM	103	THR
15	CM	106	ARG
15	CM	107	THR
15	CM	112	ARG
16	CN	3	GLN
16	CN	19	TYR
16	CN	20	PHE
16	CN	25	GLU
16	CN	26	LEU
16	CN	30	ILE
16	CN	64	ARG
16	CN	72	PHE
16	CN	74	ARG
16	CN	75	LYS
16	CN	82	LYS
16	CN	85	GLU
16	CN	97	LYS

Continued on next page...

Continued from previous page...

Mol	Chain	Res	Type
17	CO	4	THR
17	CO	14	PHE
17	CO	17	ASP
17	CO	19	ASN
17	CO	27	GLN
17	CO	34	GLN
17	CO	44	GLU
17	CO	63	ARG
17	CO	69	LEU
18	CP	5	ARG
18	CP	17	TYR
18	CP	25	ARG
18	CP	40	ASN
18	CP	46	LYS
18	CP	57	ILE
18	CP	69	ASP
19	CQ	8	GLN
19	CQ	20	ILE
19	CQ	26	ARG
19	CQ	30	HIS
19	CQ	37	ILE
19	CQ	51	GLU
19	CQ	66	LEU
19	CQ	80	LYS
20	CR	23	LYS
20	CR	54	LEU
20	CR	56	ARG
20	CR	65	SER
20	CR	72	ARG
21	CS	3	SER
21	CS	4	LEU
21	CS	6	LYS
21	CS	12	LEU
21	CS	14	LEU
21	CS	15	LEU
21	CS	19	GLU
21	CS	20	LYS
21	CS	22	VAL
21	CS	23	GLU
21	CS	26	ASP
21	CS	27	LYS
21	CS	28	LYS

Continued on next page...

Continued from previous page...

Mol	Chain	Res	Type
21	CS	33	TRP
21	CS	36	ARG
21	CS	52	ASN
21	CS	59	VAL
21	CS	61	VAL
21	CS	72	GLU
22	CT	3	ILE
22	CT	19	HIS
22	CT	26	MET
22	CT	35	TYR
22	CT	53	MET
22	CT	58	ASP
22	CT	67	HIS
22	CT	69	ASN
22	CT	78	LEU
22	CT	83	ASN
23	CU	6	ARG
23	CU	17	ARG
23	CU	19	LYS
23	CU	20	ARG
23	CU	22	CYS
23	CU	24	LYS
23	CU	27	VAL
23	CU	33	ARG
23	CU	34	ARG
23	CU	36	PHE
23	CU	38	GLU
23	CU	42	THR
26	DC	2	VAL
26	DC	4	LYS
26	DC	5	CYS
26	DC	12	ARG
26	DC	17	LYS
26	DC	43	ASN
26	DC	51	ARG
26	DC	52	HIS
26	DC	57	HIS
26	DC	62	ARG
26	DC	73	ILE
26	DC	89	ASN
26	DC	104	LEU
26	DC	107	LYS

Continued on next page...

Continued from previous page...

Mol	Chain	Res	Type
26	DC	109	LEU
26	DC	129	LEU
26	DC	145	MET
26	DC	155	ARG
26	DC	172	THR
26	DC	173	LEU
26	DC	176	ARG
26	DC	181	ARG
26	DC	184	GLU
26	DC	188	ARG
26	DC	212	TRP
26	DC	213	ARG
26	DC	235	GLU
26	DC	241	LYS
26	DC	246	PRO
26	DC	250	GLN
26	DC	252	LYS
26	DC	257	ARG
26	DC	264	LYS
26	DC	269	ARG
27	DD	18	ASP
27	DD	24	VAL
27	DD	33	ARG
27	DD	35	THR
27	DD	36	GLN
27	DD	38	LYS
27	DD	39	ASP
27	DD	46	ARG
27	DD	48	ILE
27	DD	56	LYS
27	DD	74	GLU
27	DD	81	GLU
27	DD	89	GLU
27	DD	99	GLU
27	DD	100	LEU
27	DD	103	ASP
27	DD	106	LYS
27	DD	110	THR
27	DD	126	ASN
27	DD	130	GLN
27	DD	138	LEU
27	DD	148	GLN

Continued on next page...

Continued from previous page...

Mol	Chain	Res	Type
27	DD	168	GLU
27	DD	176	ASP
27	DD	177	VAL
27	DD	180	VAL
27	DD	184	ARG
28	DE	2	GLU
28	DE	12	LEU
28	DE	17	THR
28	DE	21	ARG
28	DE	24	ASN
28	DE	40	ARG
28	DE	58	LYS
28	DE	60	TRP
28	DE	62	GLN
28	DE	65	THR
28	DE	67	ARG
28	DE	70	SER
28	DE	75	SER
28	DE	76	PRO
28	DE	78	TRP
28	DE	95	LYS
28	DE	108	ILE
28	DE	111	GLU
28	DE	116	ASP
28	DE	117	ARG
28	DE	118	LEU
28	DE	119	ILE
28	DE	127	GLU
28	DE	136	GLN
28	DE	137	LYS
28	DE	150	THR
28	DE	153	LEU
28	DE	154	ASP
28	DE	157	LEU
28	DE	165	HIS
28	DE	166	LYS
28	DE	180	LEU
28	DE	181	ILE
28	DE	185	LYS
28	DE	189	THR
29	DF	3	LEU
29	DF	26	GLN

Continued on next page...

Continued from previous page...

Mol	Chain	Res	Type
29	DF	29	ARG
29	DF	32	LYS
29	DF	34	THR
29	DF	45	ASP
29	DF	49	LEU
29	DF	56	LEU
29	DF	62	GLN
29	DF	68	LYS
29	DF	82	TYR
29	DF	91	ARG
29	DF	94	ARG
29	DF	102	LEU
29	DF	109	ARG
29	DF	111	ARG
29	DF	121	PHE
29	DF	126	ASN
29	DF	134	GLN
29	DF	135	ILE
29	DF	137	PHE
29	DF	138	PRO
29	DF	141	ASP
29	DF	142	TYR
29	DF	144	LYS
29	DF	146	ASP
29	DF	147	ARG
29	DF	149	ARG
29	DF	152	ASP
29	DF	156	THR
29	DF	166	ARG
29	DF	172	PHE
30	DG	17	LYS
30	DG	28	LYS
30	DG	31	GLU
30	DG	34	ARG
30	DG	49	LEU
30	DG	54	ARG
30	DG	59	ASP
30	DG	63	GLN
30	DG	68	ARG
30	DG	70	LEU
30	DG	72	ASN
30	DG	80	GLU

Continued on next page...

Continued from previous page...

Mol	Chain	Res	Type
30	DG	84	LYS
30	DG	85	LYS
30	DG	100	ASN
30	DG	113	ASP
30	DG	115	GLN
30	DG	120	ILE
30	DG	123	GLU
30	DG	132	LEU
30	DG	151	ARG
30	DG	163	TYR
30	DG	166	GLU
30	DG	167	VAL
30	DG	171	LYS
30	DG	174	LYS
30	DG	176	LYS
31	DH	3	VAL
31	DH	17	ASP
31	DH	18	GLN
31	DH	28	ASN
31	DH	31	VAL
31	DH	33	GLN
31	DH	43	ASN
31	DH	47	PHE
31	DH	51	ARG
31	DH	57	LYS
31	DH	61	VAL
31	DH	70	GLU
31	DH	77	THR
31	DH	86	ASP
31	DH	87	GLU
31	DH	89	LYS
31	DH	112	LYS
31	DH	114	GLU
31	DH	117	LEU
31	DH	122	LEU
31	DH	125	THR
31	DH	127	GLU
31	DH	128	HIS
31	DH	129	GLU
31	DH	132	PHE
31	DH	134	VAL
31	DH	141	LYS

Continued on next page...

Continued from previous page...

Mol	Chain	Res	Type
31	DH	147	VAL
32	DI	54	ILE
32	DI	91	LYS
32	DI	99	LYS
32	DI	121	ILE
32	DI	140	GLU
33	DJ	25	LEU
33	DJ	28	LEU
33	DJ	43	GLU
33	DJ	44	TYR
33	DJ	53	TYR
33	DJ	54	ILE
33	DJ	65	THR
33	DJ	76	HIS
33	DJ	86	GLN
33	DJ	95	ARG
33	DJ	106	LYS
33	DJ	111	LYS
33	DJ	124	VAL
33	DJ	129	GLU
33	DJ	131	ASN
33	DJ	136	GLN
34	DK	1	ILE
34	DK	9	VAL
34	DK	20	CYS
34	DK	31	TYR
34	DK	40	ILE
34	DK	51	VAL
34	DK	52	LYS
34	DK	53	LYS
34	DK	63	ARG
34	DK	64	THR
34	DK	70	ARG
34	DK	77	ARG
34	DK	83	CYS
34	DK	86	LEU
34	DK	97	ARG
34	DK	104	ARG
34	DK	110	LYS
34	DK	111	PHE
34	DK	113	LYS
35	DL	4	ASN

Continued on next page...

Continued from previous page...

Mol	Chain	Res	Type
35	DL	6	LEU
35	DL	36	LYS
35	DL	47	ARG
35	DL	54	GLN
35	DL	55	MET
35	DL	69	ARG
35	DL	91	ASP
35	DL	92	LEU
35	DL	117	THR
35	DL	118	THR
35	DL	122	VAL
35	DL	123	ARG
35	DL	129	LYS
36	DM	5	LYS
36	DM	8	LYS
36	DM	12	MET
36	DM	13	HIS
36	DM	20	LEU
36	DM	60	GLN
36	DM	70	ASP
36	DM	88	ASN
36	DM	90	GLU
36	DM	93	VAL
36	DM	105	MET
36	DM	108	VAL
36	DM	112	LEU
36	DM	114	ARG
36	DM	119	LEU
36	DM	127	LYS
37	DN	13	ASN
37	DN	18	GLN
37	DN	20	MET
37	DN	21	PHE
37	DN	30	ARG
37	DN	35	LYS
37	DN	37	THR
37	DN	62	ASN
37	DN	71	ARG
37	DN	96	ARG
37	DN	97	ILE
37	DN	99	LYS
37	DN	102	PHE

Continued on next page...

Continued from previous page...

Mol	Chain	Res	Type
37	DN	112	TYR
37	DN	114	GLU
37	DN	118	ARG
38	DO	9	ARG
38	DO	17	LYS
38	DO	19	GLN
38	DO	31	THR
38	DO	61	GLN
38	DO	62	LEU
38	DO	81	ARG
38	DO	100	HIS
38	DO	106	LEU
38	DO	116	GLN
39	DP	3	ILE
39	DP	6	GLN
39	DP	8	GLU
39	DP	14	GLN
39	DP	18	SER
39	DP	19	PHE
39	DP	32	VAL
39	DP	37	LYS
39	DP	38	ARG
39	DP	40	GLN
39	DP	43	GLU
39	DP	45	VAL
39	DP	49	ILE
39	DP	61	ARG
39	DP	83	ILE
39	DP	86	LYS
39	DP	87	ARG
39	DP	92	ARG
39	DP	100	ARG
39	DP	101	GLU
39	DP	111	GLU
39	DP	112	ARG
40	DQ	4	LYS
40	DQ	5	ARG
40	DQ	10	ARG
40	DQ	50	ARG
40	DQ	53	LYS
40	DQ	58	GLN
40	DQ	59	LEU

Continued on next page...

Continued from previous page...

Mol	Chain	Res	Type
40	DQ	69	ARG
40	DQ	71	ASN
40	DQ	79	ILE
40	DQ	88	GLU
40	DQ	91	ARG
40	DQ	94	LEU
40	DQ	100	PHE
40	DQ	101	ASP
40	DQ	102	LYS
41	DR	4	VAL
41	DR	10	LYS
41	DR	18	GLN
41	DR	21	ARG
41	DR	22	LEU
41	DR	37	GLU
41	DR	39	LEU
41	DR	48	LYS
41	DR	52	PRO
41	DR	53	PHE
41	DR	64	VAL
41	DR	72	VAL
41	DR	82	HIS
41	DR	86	GLN
41	DR	93	PHE
41	DR	94	THR
41	DR	95	ASP
42	DS	6	LYS
42	DS	31	GLN
42	DS	35	ILE
42	DS	37	THR
42	DS	40	ASN
42	DS	46	LEU
42	DS	61	ASN
42	DS	66	ILE
42	DS	67	ASP
42	DS	68	ASP
42	DS	81	SER
42	DS	84	ARG
42	DS	88	ARG
42	DS	109	ASP
43	DT	3	ARG
43	DT	7	LEU

Continued on next page...

Continued from previous page...

Mol	Chain	Res	Type
43	DT	8	LEU
43	DT	9	LYS
43	DT	11	LEU
43	DT	31	VAL
43	DT	32	LEU
43	DT	50	LEU
43	DT	58	VAL
43	DT	64	LYS
43	DT	68	LYS
43	DT	69	ARG
43	DT	70	HIS
43	DT	73	ARG
43	DT	76	ARG
43	DT	81	LYS
44	DU	7	ASP
44	DU	11	ILE
44	DU	16	LYS
44	DU	17	ASP
44	DU	18	LYS
44	DU	20	LYS
44	DU	26	ASN
44	DU	28	LEU
44	DU	40	LEU
44	DU	49	PRO
44	DU	53	GLN
44	DU	73	ASN
44	DU	85	ARG
45	DV	40	ILE
45	DV	42	LEU
45	DV	46	LYS
45	DV	51	GLN
45	DV	53	LYS
45	DV	66	ASP
45	DV	70	ILE
45	DV	73	LYS
45	DV	75	GLN
45	DV	79	ARG
45	DV	89	ILE
46	DW	13	ARG
46	DW	19	ARG
46	DW	23	LYS
46	DW	25	PHE

Continued on next page...

Continued from previous page...

Mol	Chain	Res	Type
46	DW	39	GLN
46	DW	44	PHE
46	DW	49	ASN
46	DW	50	VAL
46	DW	63	ASP
46	DW	73	PRO
46	DW	77	LYS
47	DX	16	ASN
47	DX	17	ARG
47	DX	24	THR
47	DX	26	ARG
47	DX	27	ARG
47	DX	34	SER
47	DX	36	ARG
47	DX	47	THR
47	DX	64	ASP
47	DX	77	TYR
48	DY	2	LYS
48	DY	12	GLU
48	DY	17	GLU
48	DY	25	GLN
48	DY	31	GLN
48	DY	37	LEU
48	DY	38	GLN
48	DY	48	ARG
48	DY	57	LEU
48	DY	58	ASN
48	DY	59	GLU
48	DY	60	LYS
49	DZ	15	ARG
49	DZ	19	HIS
49	DZ	30	ARG
49	DZ	33	HIS
49	DZ	37	ARG
50	D0	9	ARG
50	D0	10	SER
50	D0	14	MET
50	D0	22	THR
50	D0	28	SER
50	D0	38	LEU
50	D0	56	LYS
51	D1	4	ILE

Continued on next page...

Continued from previous page...

Mol	Chain	Res	Type
51	D1	9	LYS
51	D1	24	LYS
51	D1	31	GLU
51	D1	32	LYS
51	D1	41	VAL
51	D1	49	LYS
52	D2	4	THR
52	D2	24	THR
52	D2	33	ARG
52	D2	42	LEU
52	D2	46	LYS
53	D3	5	THR
53	D3	7	ARG
53	D3	14	LYS
53	D3	18	LYS
53	D3	29	ARG
53	D3	48	MET
53	D3	51	LYS
53	D3	56	LEU
54	D4	9	LYS
54	D4	15	LYS
54	D4	24	ARG
54	D4	28	SER
54	D4	35	GLN

Some sidechains can be flipped to improve hydrogen bonding and reduce clashes. All (364) such sidechains are listed below:

Mol	Chain	Res	Type
4	AB	23	ASN
4	AB	35	ASN
4	AB	41	ASN
4	AB	88	GLN
4	AB	93	HIS
4	AB	145	ASN
4	AB	167	HIS
4	AB	176	ASN
4	AB	202	ASN
5	AC	2	GLN
5	AC	7	ASN
5	AC	24	ASN
5	AC	40	GLN
5	AC	68	HIS

Continued on next page...

Continued from previous page...

Mol	Chain	Res	Type
5	AC	122	GLN
5	AC	138	GLN
5	AC	139	ASN
6	AD	70	GLN
6	AD	84	ASN
6	AD	88	ASN
6	AD	130	ASN
6	AD	135	GLN
6	AD	139	ASN
6	AD	197	HIS
7	AE	69	ASN
7	AE	76	ASN
7	AE	96	GLN
7	AE	121	ASN
7	AE	131	ASN
7	AE	134	ASN
7	AE	147	ASN
8	AF	17	GLN
8	AF	68	GLN
9	AG	27	ASN
9	AG	67	ASN
9	AG	85	GLN
9	AG	129	ASN
9	AG	147	ASN
10	AH	15	ASN
10	AH	17	GLN
10	AH	37	ASN
11	AI	24	ASN
11	AI	36	GLN
11	AI	49	GLN
11	AI	74	GLN
11	AI	125	GLN
12	AJ	15	HIS
12	AJ	35	GLN
12	AJ	99	GLN
13	AK	14	GLN
13	AK	37	GLN
13	AK	39	ASN
13	AK	80	ASN
13	AK	100	ASN
13	AK	108	ASN
14	AL	5	GLN

Continued on next page...

Continued from previous page...

Mol	Chain	Res	Type
14	AL	28	GLN
14	AL	58	ASN
14	AL	72	ASN
14	AL	74	GLN
14	AL	111	GLN
15	AM	99	GLN
16	AN	59	GLN
16	AN	65	GLN
17	AO	36	ASN
17	AO	39	GLN
17	AO	45	HIS
18	AP	18	GLN
18	AP	26	ASN
19	AQ	50	ASN
20	AR	51	GLN
20	AR	53	GLN
21	AS	55	GLN
21	AS	68	HIS
22	AT	2	ASN
22	AT	12	GLN
22	AT	20	ASN
22	AT	47	GLN
22	AT	51	ASN
22	AT	81	GLN
22	AT	83	ASN
23	AU	8	ASN
26	BC	20	ASN
26	BC	43	ASN
26	BC	52	HIS
26	BC	57	HIS
26	BC	59	GLN
26	BC	89	ASN
26	BC	133	ASN
26	BC	152	GLN
26	BC	162	GLN
26	BC	225	ASN
26	BC	238	ASN
27	BD	32	ASN
27	BD	36	GLN
27	BD	49	GLN
27	BD	126	ASN
27	BD	130	GLN

Continued on next page...

Continued from previous page...

Mol	Chain	Res	Type
27	BD	136	ASN
27	BD	148	GLN
27	BD	173	GLN
28	BE	24	ASN
28	BE	29	HIS
28	BE	30	GLN
28	BE	62	GLN
28	BE	97	ASN
28	BE	163	ASN
29	BF	26	GLN
29	BF	51	ASN
29	BF	134	GLN
30	BG	19	ASN
30	BG	29	ASN
30	BG	63	GLN
30	BG	100	ASN
30	BG	115	GLN
31	BH	20	ASN
31	BH	28	ASN
32	BI	11	GLN
32	BI	29	GLN
32	BI	33	ASN
32	BI	93	ASN
33	BJ	40	HIS
33	BJ	58	ASN
33	BJ	135	GLN
33	BJ	136	GLN
33	BJ	138	GLN
34	BK	2	GLN
34	BK	4	GLN
34	BK	87	ASN
34	BK	88	ASN
35	BL	4	ASN
35	BL	54	GLN
35	BL	99	ASN
36	BM	3	GLN
37	BN	11	ASN
37	BN	62	ASN
38	BO	19	GLN
38	BO	34	HIS
38	BO	38	GLN
38	BO	61	GLN

Continued on next page...

Continued from previous page...

Mol	Chain	Res	Type
38	BO	67	ASN
39	BP	6	GLN
39	BP	11	GLN
39	BP	40	GLN
39	BP	65	ASN
40	BQ	43	GLN
40	BQ	51	GLN
40	BQ	55	GLN
40	BQ	71	ASN
41	BR	43	ASN
41	BR	86	GLN
42	BS	40	ASN
42	BS	57	ASN
42	BS	61	ASN
43	BT	48	GLN
43	BT	91	GLN
43	BT	92	ASN
44	BU	26	ASN
44	BU	39	ASN
44	BU	53	GLN
44	BU	65	GLN
45	BV	44	HIS
45	BV	51	GLN
45	BV	80	HIS
45	BV	88	HIS
46	BW	39	GLN
46	BW	49	ASN
47	BX	5	GLN
47	BX	35	HIS
48	BY	25	GLN
48	BY	31	GLN
48	BY	38	GLN
48	BY	45	GLN
49	BZ	33	HIS
50	B0	3	GLN
50	B0	5	ASN
52	B2	13	ASN
53	B3	27	ASN
54	B4	35	GLN
4	CB	14	HIS
4	CB	41	ASN
4	CB	50	ASN

Continued on next page...

Continued from previous page...

Mol	Chain	Res	Type
4	CB	102	ASN
4	CB	119	GLN
4	CB	121	GLN
4	CB	167	HIS
4	CB	189	ASN
4	CB	202	ASN
5	CC	2	GLN
5	CC	122	GLN
5	CC	138	GLN
6	CD	35	GLN
6	CD	39	GLN
6	CD	53	GLN
6	CD	58	GLN
6	CD	70	GLN
6	CD	73	ASN
6	CD	84	ASN
6	CD	115	GLN
6	CD	130	ASN
6	CD	139	ASN
6	CD	163	GLN
6	CD	197	HIS
7	CE	11	GLN
7	CE	42	ASN
7	CE	72	ASN
7	CE	76	ASN
7	CE	81	GLN
7	CE	121	ASN
7	CE	134	ASN
7	CE	147	ASN
8	CF	11	HIS
8	CF	14	GLN
8	CF	37	HIS
8	CF	68	GLN
9	CG	8	GLN
9	CG	51	GLN
9	CG	67	ASN
9	CG	121	ASN
9	CG	141	HIS
9	CG	147	ASN
10	CH	15	ASN
10	CH	17	GLN
10	CH	75	GLN

Continued on next page...

Continued from previous page...

Mol	Chain	Res	Type
10	CH	117	GLN
11	CI	4	GLN
11	CI	24	ASN
11	CI	49	GLN
11	CI	80	HIS
11	CI	109	GLN
12	CJ	99	GLN
13	CK	14	GLN
13	CK	28	ASN
13	CK	37	GLN
13	CK	39	ASN
13	CK	63	GLN
13	CK	108	ASN
13	CK	118	ASN
14	CL	28	GLN
14	CL	45	ASN
14	CL	72	ASN
15	CM	13	HIS
16	CN	48	GLN
16	CN	61	ASN
17	CO	34	GLN
17	CO	37	HIS
17	CO	39	GLN
17	CO	49	HIS
17	CO	61	GLN
18	CP	18	GLN
18	CP	40	ASN
18	CP	59	HIS
19	CQ	8	GLN
19	CQ	49	ASN
21	CS	13	HIS
21	CS	52	ASN
22	CT	2	ASN
22	CT	12	GLN
22	CT	54	GLN
22	CT	60	GLN
22	CT	67	HIS
22	CT	69	ASN
22	CT	83	ASN
26	DC	20	ASN
26	DC	43	ASN
26	DC	57	HIS

Continued on next page...

Continued from previous page...

Mol	Chain	Res	Type
26	DC	59	GLN
26	DC	89	ASN
26	DC	133	ASN
26	DC	152	GLN
26	DC	162	GLN
26	DC	225	ASN
26	DC	238	ASN
27	DD	32	ASN
27	DD	36	GLN
27	DD	49	GLN
27	DD	126	ASN
27	DD	130	GLN
27	DD	136	ASN
27	DD	148	GLN
27	DD	173	GLN
28	DE	24	ASN
28	DE	29	HIS
28	DE	30	GLN
28	DE	62	GLN
28	DE	97	ASN
28	DE	163	ASN
29	DF	26	GLN
29	DF	51	ASN
29	DF	134	GLN
30	DG	19	ASN
30	DG	29	ASN
30	DG	63	GLN
30	DG	100	ASN
30	DG	115	GLN
31	DH	20	ASN
31	DH	28	ASN
31	DH	43	ASN
31	DH	128	HIS
31	DH	133	GLN
32	DI	5	GLN
32	DI	11	GLN
32	DI	33	ASN
32	DI	93	ASN
33	DJ	40	HIS
33	DJ	58	ASN
33	DJ	67	ASN
33	DJ	135	GLN

Continued on next page...

Continued from previous page...

Mol	Chain	Res	Type
33	DJ	136	GLN
33	DJ	138	GLN
34	DK	4	GLN
34	DK	87	ASN
34	DK	88	ASN
35	DL	4	ASN
35	DL	54	GLN
35	DL	99	ASN
36	DM	3	GLN
37	DN	11	ASN
37	DN	16	HIS
37	DN	62	ASN
38	DO	19	GLN
38	DO	38	GLN
38	DO	61	GLN
38	DO	67	ASN
38	DO	116	GLN
39	DP	6	GLN
39	DP	11	GLN
39	DP	40	GLN
39	DP	65	ASN
40	DQ	43	GLN
40	DQ	51	GLN
40	DQ	55	GLN
40	DQ	71	ASN
41	DR	43	ASN
41	DR	86	GLN
42	DS	40	ASN
42	DS	57	ASN
42	DS	61	ASN
43	DT	48	GLN
43	DT	91	GLN
43	DT	92	ASN
44	DU	26	ASN
44	DU	39	ASN
44	DU	53	GLN
44	DU	65	GLN
45	DV	44	HIS
45	DV	51	GLN
45	DV	80	HIS
46	DW	39	GLN
46	DW	49	ASN

Continued on next page...

Continued from previous page...

Mol	Chain	Res	Type
47	DX	5	GLN
47	DX	22	ASN
47	DX	35	HIS
48	DY	25	GLN
48	DY	31	GLN
48	DY	36	GLN
48	DY	38	GLN
48	DY	45	GLN
49	DZ	33	HIS
50	D0	3	GLN
50	D0	5	ASN
52	D2	13	ASN
53	D3	27	ASN
54	D4	35	GLN

5.3.3 RNA ⓘ

Mol	Chain	Analysed	Backbone Outliers	Pucker Outliers
1	AA	1529/1542 (99%)	278 (18%)	20 (1%)
1	CA	1529/1542 (99%)	272 (17%)	19 (1%)
2	AW	16/17 (94%)	0	0
2	CW	16/17 (94%)	0	0
24	BA	116/120 (96%)	19 (16%)	2 (1%)
24	DA	116/120 (96%)	19 (16%)	2 (1%)
25	BB	2837/2904 (97%)	416 (14%)	13 (0%)
25	DB	2837/2904 (97%)	420 (14%)	17 (0%)
3	AX	5/6 (83%)	3 (60%)	0
3	CX	5/6 (83%)	3 (60%)	0
All	All	9006/9178 (98%)	1430 (15%)	73 (0%)

All (1430) RNA backbone outliers are listed below:

Mol	Chain	Res	Type
1	AA	6	G
1	AA	8	A
1	AA	9	G
1	AA	14	U
1	AA	15	G
1	AA	31	G
1	AA	32	A
1	AA	39	G

Continued on next page...

Continued from previous page...

Mol	Chain	Res	Type
1	AA	47	C
1	AA	48	C
1	AA	51	A
1	AA	52	C
1	AA	55	A
1	AA	61	G
1	AA	64	G
1	AA	65	A
1	AA	66	A
1	AA	69	G
1	AA	71	A
1	AA	72	A
1	AA	76	G
1	AA	82	G
1	AA	83	C
1	AA	85	U
1	AA	86	G
1	AA	87	C
1	AA	88	U
1	AA	89	U
1	AA	92	U
1	AA	93	U
1	AA	95	C
1	AA	101	A
1	AA	108	G
1	AA	121	U
1	AA	122	G
1	AA	131	A
1	AA	144	G
1	AA	149	A
1	AA	155	A
1	AA	182	A
1	AA	183	C
1	AA	197	A
1	AA	204	G
1	AA	209	U
1	AA	210	C
1	AA	211	G
1	AA	239	U
1	AA	240	G
1	AA	243	A
1	AA	244	U

Continued on next page...

Continued from previous page...

Mol	Chain	Res	Type
1	AA	245	U
1	AA	247	G
1	AA	250	A
1	AA	251	G
1	AA	252	U
1	AA	253	A
1	AA	257	G
1	AA	258	G
1	AA	266	G
1	AA	267	C
1	AA	280	C
1	AA	289	G
1	AA	306	A
1	AA	308	C
1	AA	316	C
1	AA	328	C
1	AA	329	A
1	AA	332	G
1	AA	345	C
1	AA	352	C
1	AA	353	A
1	AA	354	G
1	AA	367	U
1	AA	373	A
1	AA	374	A
1	AA	381	C
1	AA	382	A
1	AA	397	A
1	AA	398	U
1	AA	406	G
1	AA	408	A
1	AA	409	U
1	AA	411	A
1	AA	412	A
1	AA	413	G
1	AA	414	A
1	AA	416	G
1	AA	421	U
1	AA	422	C
1	AA	424	G
1	AA	429	U
1	AA	430	A

Continued on next page...

Continued from previous page...

Mol	Chain	Res	Type
1	AA	435	A
1	AA	438	U
1	AA	456	A
1	AA	459	A
1	AA	461	A
1	AA	462	G
1	AA	463	U
1	AA	465	A
1	AA	466	A
1	AA	467	U
1	AA	468	A
1	AA	481	G
1	AA	484	G
1	AA	485	U
1	AA	486	U
1	AA	493	A
1	AA	499	A
1	AA	508	U
1	AA	511	C
1	AA	512	U
1	AA	518	C
1	AA	524	G
1	AA	527	G
1	AA	531	U
1	AA	532	A
1	AA	547	A
1	AA	562	U
1	AA	572	A
1	AA	573	A
1	AA	576	C
1	AA	577	G
1	AA	596	A
1	AA	633	G
1	AA	653	U
1	AA	665	A
1	AA	666	G
1	AA	700	G
1	AA	702	A
1	AA	703	G
1	AA	721	G
1	AA	724	G
1	AA	731	G

Continued on next page...

Continued from previous page...

Mol	Chain	Res	Type
1	AA	747	A
1	AA	748	G
1	AA	752	G
1	AA	755	G
1	AA	777	A
1	AA	781	A
1	AA	782	A
1	AA	793	U
1	AA	794	A
1	AA	812	G
1	AA	815	A
1	AA	817	C
1	AA	819	A
1	AA	821	G
1	AA	828	U
1	AA	841	C
1	AA	842	U
1	AA	843	U
1	AA	844	G
1	AA	847	G
1	AA	849	G
1	AA	873	A
1	AA	914	A
1	AA	926	G
1	AA	927	G
1	AA	934	C
1	AA	935	A
1	AA	945	G
1	AA	960	U
1	AA	961	U
1	AA	966	G
1	AA	968	A
1	AA	969	A
1	AA	971	G
1	AA	974	A
1	AA	977	A
1	AA	993	G
1	AA	994	A
1	AA	996	A
1	AA	1004	A
1	AA	1018	G
1	AA	1020	G

Continued on next page...

Continued from previous page...

Mol	Chain	Res	Type
1	AA	1028	C
1	AA	1031	C
1	AA	1032	G
1	AA	1034	G
1	AA	1036	A
1	AA	1050	G
1	AA	1053	G
1	AA	1054	C
1	AA	1064	G
1	AA	1065	U
1	AA	1066	C
1	AA	1070	U
1	AA	1085	U
1	AA	1086	U
1	AA	1094	G
1	AA	1095	U
1	AA	1101	A
1	AA	1110	A
1	AA	1113	C
1	AA	1118	U
1	AA	1119	C
1	AA	1124	G
1	AA	1125	U
1	AA	1130	A
1	AA	1133	G
1	AA	1134	G
1	AA	1135	U
1	AA	1136	C
1	AA	1137	C
1	AA	1138	G
1	AA	1139	G
1	AA	1140	C
1	AA	1145	A
1	AA	1146	A
1	AA	1159	U
1	AA	1160	G
1	AA	1167	A
1	AA	1168	U
1	AA	1181	G
1	AA	1182	G
1	AA	1183	U
1	AA	1184	G

Continued on next page...

Continued from previous page...

Mol	Chain	Res	Type
1	AA	1196	A
1	AA	1197	A
1	AA	1202	U
1	AA	1212	U
1	AA	1213	A
1	AA	1215	G
1	AA	1225	A
1	AA	1226	C
1	AA	1227	A
1	AA	1228	C
1	AA	1238	A
1	AA	1240	U
1	AA	1241	G
1	AA	1249	C
1	AA	1256	A
1	AA	1258	G
1	AA	1261	A
1	AA	1270	G
1	AA	1280	A
1	AA	1281	C
1	AA	1285	A
1	AA	1286	U
1	AA	1287	A
1	AA	1297	G
1	AA	1300	G
1	AA	1301	U
1	AA	1303	C
1	AA	1305	G
1	AA	1316	G
1	AA	1317	C
1	AA	1320	C
1	AA	1322	C
1	AA	1323	G
1	AA	1331	G
1	AA	1336	C
1	AA	1346	A
1	AA	1353	G
1	AA	1363	A
1	AA	1364	U
1	AA	1380	U
1	AA	1381	U
1	AA	1398	A

Continued on next page...

Continued from previous page...

Mol	Chain	Res	Type
1	AA	1399	C
1	AA	1419	G
1	AA	1432	G
1	AA	1446	A
1	AA	1448	C
1	AA	1451	U
1	AA	1454	G
1	AA	1493	A
1	AA	1494	G
1	AA	1497	G
1	AA	1499	A
1	AA	1503	A
1	AA	1506	U
1	AA	1517	G
1	AA	1520	C
1	AA	1529	G
1	AA	1530	G
1	AA	1534	A
3	AX	4	U
3	AX	5	U
3	AX	6	U
24	BA	9	G
24	BA	13	G
24	BA	15	A
24	BA	16	G
24	BA	25	U
24	BA	26	C
24	BA	27	C
24	BA	29	A
24	BA	30	C
24	BA	45	A
24	BA	52	A
24	BA	53	A
24	BA	66	A
24	BA	67	G
24	BA	88	C
24	BA	90	C
24	BA	91	C
24	BA	99	A
24	BA	109	A
25	BB	4	U
25	BB	34	U

Continued on next page...

Continued from previous page...

Mol	Chain	Res	Type
25	BB	35	G
25	BB	46	G
25	BB	71	A
25	BB	72	U
25	BB	74	A
25	BB	75	G
25	BB	84	A
25	BB	91	A
25	BB	95	A
25	BB	98	G
25	BB	100	U
25	BB	101	A
25	BB	102	U
25	BB	118	A
25	BB	119	A
25	BB	120	U
25	BB	121	G
25	BB	125	A
25	BB	126	A
25	BB	138	U
25	BB	139	U
25	BB	140	C
25	BB	141	G
25	BB	142	A
25	BB	144	A
25	BB	160	A
25	BB	163	C
25	BB	181	A
25	BB	196	A
25	BB	199	A
25	BB	216	A
25	BB	221	A
25	BB	222	A
25	BB	233	A
25	BB	241	A
25	BB	248	G
25	BB	249	C
25	BB	255	A
25	BB	264	C
25	BB	265	A
25	BB	266	G
25	BB	268	C

Continued on next page...

Continued from previous page...

Mol	Chain	Res	Type
25	BB	271	G
25	BB	276	U
25	BB	277	G
25	BB	278	A
25	BB	279	A
25	BB	281	C
25	BB	284	U
25	BB	294	A
25	BB	299	A
25	BB	311	A
25	BB	329	G
25	BB	330	A
25	BB	333	G
25	BB	346	A
25	BB	353	C
25	BB	355	U
25	BB	362	A
25	BB	371	A
25	BB	372	G
25	BB	386	G
25	BB	387	U
25	BB	406	G
25	BB	411	G
25	BB	412	A
25	BB	424	G
25	BB	455	C
25	BB	457	A
25	BB	479	A
25	BB	481	G
25	BB	490	C
25	BB	491	G
25	BB	504	A
25	BB	505	A
25	BB	508	A
25	BB	509	C
25	BB	512	G
25	BB	527	C
25	BB	531	C
25	BB	532	A
25	BB	533	G
25	BB	544	C
25	BB	546	U

Continued on next page...

Continued from previous page...

Mol	Chain	Res	Type
25	BB	547	A
25	BB	549	G
25	BB	555	G
25	BB	563	A
25	BB	573	U
25	BB	575	A
25	BB	586	A
25	BB	588	U
25	BB	603	A
25	BB	613	A
25	BB	614	A
25	BB	615	U
25	BB	627	A
25	BB	637	A
25	BB	646	U
25	BB	647	G
25	BB	654	A
25	BB	655	A
25	BB	656	G
25	BB	671	C
25	BB	686	U
25	BB	717	C
25	BB	718	A
25	BB	730	A
25	BB	746	U
25	BB	747	U
25	BB	752	A
25	BB	757	G
25	BB	762	U
25	BB	764	A
25	BB	775	G
25	BB	782	A
25	BB	784	G
25	BB	785	G
25	BB	805	G
25	BB	812	C
25	BB	819	A
25	BB	827	U
25	BB	828	U
25	BB	846	U
25	BB	847	U
25	BB	858	G

Continued on next page...

Continued from previous page...

Mol	Chain	Res	Type
25	BB	859	G
25	BB	871	U
25	BB	875	G
25	BB	876	C
25	BB	877	A
25	BB	878	A
25	BB	910	A
25	BB	912	C
25	BB	919	U
25	BB	931	U
25	BB	932	U
25	BB	933	A
25	BB	941	A
25	BB	946	C
25	BB	961	C
25	BB	973	A
25	BB	974	G
25	BB	983	A
25	BB	991	C
25	BB	995	C
25	BB	996	A
25	BB	1005	C
25	BB	1012	U
25	BB	1013	C
25	BB	1022	G
25	BB	1023	U
25	BB	1025	G
25	BB	1033	U
25	BB	1045	C
25	BB	1046	A
25	BB	1047	G
25	BB	1056	G
25	BB	1062	G
25	BB	1070	A
25	BB	1088	A
25	BB	1090	A
25	BB	1112	G
25	BB	1132	U
25	BB	1133	A
25	BB	1134	A
25	BB	1135	C
25	BB	1136	G

Continued on next page...

Continued from previous page...

Mol	Chain	Res	Type
25	BB	1139	G
25	BB	1142	A
25	BB	1174	U
25	BB	1176	U
25	BB	1177	G
25	BB	1205	A
25	BB	1206	G
25	BB	1211	C
25	BB	1238	G
25	BB	1241	A
25	BB	1242	U
25	BB	1248	G
25	BB	1250	G
25	BB	1253	A
25	BB	1256	G
25	BB	1266	G
25	BB	1271	G
25	BB	1272	A
25	BB	1273	U
25	BB	1275	A
25	BB	1276	A
25	BB	1300	G
25	BB	1301	A
25	BB	1325	U
25	BB	1337	G
25	BB	1341	G
25	BB	1352	U
25	BB	1365	A
25	BB	1368	G
25	BB	1374	G
25	BB	1379	U
25	BB	1383	A
25	BB	1384	A
25	BB	1396	U
25	BB	1397	U
25	BB	1416	G
25	BB	1417	C
25	BB	1419	A
25	BB	1421	G
25	BB	1427	A
25	BB	1428	C
25	BB	1451	C

Continued on next page...

Continued from previous page...

Mol	Chain	Res	Type
25	BB	1453	A
25	BB	1454	C
25	BB	1455	G
25	BB	1459	G
25	BB	1460	U
25	BB	1461	C
25	BB	1469	A
25	BB	1470	A
25	BB	1476	U
25	BB	1477	A
25	BB	1478	G
25	BB	1482	G
25	BB	1490	A
25	BB	1493	C
25	BB	1504	A
25	BB	1505	A
25	BB	1507	C
25	BB	1508	A
25	BB	1509	A
25	BB	1524	G
25	BB	1532	A
25	BB	1535	A
25	BB	1538	G
25	BB	1552	A
25	BB	1559	U
25	BB	1560	G
25	BB	1567	G
25	BB	1569	A
25	BB	1578	U
25	BB	1585	C
25	BB	1608	A
25	BB	1609	A
25	BB	1610	A
25	BB	1634	A
25	BB	1635	A
25	BB	1640	A
25	BB	1647	U
25	BB	1648	U
25	BB	1654	A
25	BB	1674	G
25	BB	1700	A
25	BB	1714	U

Continued on next page...

Continued from previous page...

Mol	Chain	Res	Type
25	BB	1715	G
25	BB	1729	U
25	BB	1730	C
25	BB	1731	G
25	BB	1733	G
25	BB	1738	G
25	BB	1756	G
25	BB	1758	U
25	BB	1764	C
25	BB	1773	A
25	BB	1776	G
25	BB	1781	U
25	BB	1800	C
25	BB	1801	A
25	BB	1808	A
25	BB	1816	C
25	BB	1829	A
25	BB	1870	C
25	BB	1884	G
25	BB	1896	G
25	BB	1906	G
25	BB	1913	A
25	BB	1914	C
25	BB	1915	U
25	BB	1929	G
25	BB	1930	G
25	BB	1931	U
25	BB	1937	A
25	BB	1938	A
25	BB	1939	U
25	BB	1940	U
25	BB	1955	U
25	BB	1967	C
25	BB	1970	A
25	BB	1971	U
25	BB	1972	G
25	BB	1991	U
25	BB	1993	U
25	BB	1997	C
25	BB	2020	A
25	BB	2022	U
25	BB	2023	C

Continued on next page...

Continued from previous page...

Mol	Chain	Res	Type
25	BB	2031	A
25	BB	2033	A
25	BB	2043	C
25	BB	2055	C
25	BB	2056	G
25	BB	2060	A
25	BB	2061	G
25	BB	2062	A
25	BB	2069	G
25	BB	2072	C
25	BB	2100	G
25	BB	2103	C
25	BB	2105	U
25	BB	2134	A
25	BB	2135	A
25	BB	2144	G
25	BB	2145	C
25	BB	2146	C
25	BB	2147	A
25	BB	2152	G
25	BB	2154	A
25	BB	2180	U
25	BB	2182	U
25	BB	2183	A
25	BB	2187	U
25	BB	2190	G
25	BB	2191	A
25	BB	2192	U
25	BB	2193	G
25	BB	2198	A
25	BB	2203	U
25	BB	2204	G
25	BB	2212	A
25	BB	2213	U
25	BB	2214	C
25	BB	2225	A
25	BB	2238	G
25	BB	2239	G
25	BB	2266	A
25	BB	2278	A
25	BB	2279	G
25	BB	2283	C

Continued on next page...

Continued from previous page...

Mol	Chain	Res	Type
25	BB	2287	A
25	BB	2288	A
25	BB	2297	A
25	BB	2305	U
25	BB	2307	G
25	BB	2308	G
25	BB	2309	A
25	BB	2320	U
25	BB	2321	U
25	BB	2322	A
25	BB	2324	U
25	BB	2325	G
25	BB	2333	A
25	BB	2336	A
25	BB	2337	G
25	BB	2347	C
25	BB	2379	G
25	BB	2383	G
25	BB	2385	C
25	BB	2396	G
25	BB	2402	U
25	BB	2403	C
25	BB	2406	A
25	BB	2423	U
25	BB	2425	A
25	BB	2426	A
25	BB	2429	G
25	BB	2430	A
25	BB	2434	A
25	BB	2441	U
25	BB	2448	A
25	BB	2472	G
25	BB	2476	A
25	BB	2478	A
25	BB	2491	U
25	BB	2498	C
25	BB	2502	G
25	BB	2505	G
25	BB	2506	U
25	BB	2518	A
25	BB	2529	G
25	BB	2534	A

Continued on next page...

Continued from previous page...

Mol	Chain	Res	Type
25	BB	2535	G
25	BB	2554	U
25	BB	2566	A
25	BB	2567	G
25	BB	2572	A
25	BB	2586	U
25	BB	2602	A
25	BB	2609	U
25	BB	2613	U
25	BB	2629	U
25	BB	2682	A
25	BB	2689	U
25	BB	2690	U
25	BB	2714	G
25	BB	2726	A
25	BB	2744	G
25	BB	2757	A
25	BB	2765	A
25	BB	2778	A
25	BB	2791	G
25	BB	2793	C
25	BB	2798	U
25	BB	2799	A
25	BB	2800	A
25	BB	2808	G
25	BB	2820	A
25	BB	2821	A
25	BB	2832	U
25	BB	2836	U
25	BB	2850	A
25	BB	2867	G
25	BB	2872	A
25	BB	2873	A
25	BB	2883	A
25	BB	2884	U
25	BB	2903	U
1	CA	6	G
1	CA	8	A
1	CA	9	G
1	CA	14	U
1	CA	15	G
1	CA	31	G

Continued on next page...

Continued from previous page...

Mol	Chain	Res	Type
1	CA	32	A
1	CA	39	G
1	CA	47	C
1	CA	48	C
1	CA	51	A
1	CA	52	C
1	CA	55	A
1	CA	61	G
1	CA	67	C
1	CA	70	U
1	CA	71	A
1	CA	75	G
1	CA	79	G
1	CA	80	A
1	CA	83	C
1	CA	85	U
1	CA	86	G
1	CA	88	U
1	CA	91	U
1	CA	101	A
1	CA	108	G
1	CA	121	U
1	CA	122	G
1	CA	131	A
1	CA	144	G
1	CA	149	A
1	CA	155	A
1	CA	182	A
1	CA	183	C
1	CA	197	A
1	CA	204	G
1	CA	205	A
1	CA	209	U
1	CA	210	C
1	CA	211	G
1	CA	239	U
1	CA	240	G
1	CA	243	A
1	CA	244	U
1	CA	245	U
1	CA	247	G
1	CA	250	A

Continued on next page...

Continued from previous page...

Mol	Chain	Res	Type
1	CA	251	G
1	CA	252	U
1	CA	253	A
1	CA	257	G
1	CA	258	G
1	CA	266	G
1	CA	267	C
1	CA	280	C
1	CA	289	G
1	CA	306	A
1	CA	308	C
1	CA	328	C
1	CA	329	A
1	CA	332	G
1	CA	345	C
1	CA	352	C
1	CA	353	A
1	CA	354	G
1	CA	367	U
1	CA	372	C
1	CA	373	A
1	CA	374	A
1	CA	381	C
1	CA	382	A
1	CA	397	A
1	CA	398	U
1	CA	406	G
1	CA	408	A
1	CA	409	U
1	CA	411	A
1	CA	412	A
1	CA	413	G
1	CA	414	A
1	CA	416	G
1	CA	421	U
1	CA	422	C
1	CA	424	G
1	CA	429	U
1	CA	430	A
1	CA	435	A
1	CA	438	U
1	CA	456	A

Continued on next page...

Continued from previous page...

Mol	Chain	Res	Type
1	CA	459	A
1	CA	461	A
1	CA	462	G
1	CA	463	U
1	CA	465	A
1	CA	466	A
1	CA	467	U
1	CA	468	A
1	CA	481	G
1	CA	484	G
1	CA	485	U
1	CA	486	U
1	CA	493	A
1	CA	499	A
1	CA	508	U
1	CA	511	C
1	CA	512	U
1	CA	518	C
1	CA	524	G
1	CA	527	G
1	CA	531	U
1	CA	532	A
1	CA	547	A
1	CA	562	U
1	CA	572	A
1	CA	573	A
1	CA	576	C
1	CA	577	G
1	CA	596	A
1	CA	633	G
1	CA	653	U
1	CA	665	A
1	CA	666	G
1	CA	700	G
1	CA	703	G
1	CA	721	G
1	CA	724	G
1	CA	731	G
1	CA	747	A
1	CA	748	G
1	CA	752	G
1	CA	755	G

Continued on next page...

Continued from previous page...

Mol	Chain	Res	Type
1	CA	777	A
1	CA	781	A
1	CA	782	A
1	CA	793	U
1	CA	794	A
1	CA	812	G
1	CA	815	A
1	CA	817	C
1	CA	819	A
1	CA	821	G
1	CA	828	U
1	CA	841	C
1	CA	842	U
1	CA	843	U
1	CA	844	G
1	CA	847	G
1	CA	849	G
1	CA	873	A
1	CA	914	A
1	CA	926	G
1	CA	927	G
1	CA	934	C
1	CA	935	A
1	CA	945	G
1	CA	960	U
1	CA	961	U
1	CA	966	G
1	CA	968	A
1	CA	969	A
1	CA	971	G
1	CA	974	A
1	CA	977	A
1	CA	993	G
1	CA	994	A
1	CA	996	A
1	CA	1004	A
1	CA	1018	G
1	CA	1020	G
1	CA	1028	C
1	CA	1031	C
1	CA	1032	G
1	CA	1034	G

Continued on next page...

Continued from previous page...

Mol	Chain	Res	Type
1	CA	1036	A
1	CA	1050	G
1	CA	1053	G
1	CA	1054	C
1	CA	1065	U
1	CA	1066	C
1	CA	1070	U
1	CA	1085	U
1	CA	1086	U
1	CA	1094	G
1	CA	1095	U
1	CA	1101	A
1	CA	1110	A
1	CA	1113	C
1	CA	1118	U
1	CA	1119	C
1	CA	1124	G
1	CA	1125	U
1	CA	1130	A
1	CA	1133	G
1	CA	1134	G
1	CA	1135	U
1	CA	1136	C
1	CA	1137	C
1	CA	1138	G
1	CA	1139	G
1	CA	1140	C
1	CA	1145	A
1	CA	1146	A
1	CA	1159	U
1	CA	1160	G
1	CA	1167	A
1	CA	1168	U
1	CA	1181	G
1	CA	1182	G
1	CA	1183	U
1	CA	1184	G
1	CA	1196	A
1	CA	1197	A
1	CA	1202	U
1	CA	1212	U
1	CA	1213	A

Continued on next page...

Continued from previous page...

Mol	Chain	Res	Type
1	CA	1215	G
1	CA	1225	A
1	CA	1226	C
1	CA	1227	A
1	CA	1228	C
1	CA	1238	A
1	CA	1240	U
1	CA	1241	G
1	CA	1249	C
1	CA	1256	A
1	CA	1258	G
1	CA	1261	A
1	CA	1270	G
1	CA	1280	A
1	CA	1281	C
1	CA	1285	A
1	CA	1286	U
1	CA	1287	A
1	CA	1297	G
1	CA	1300	G
1	CA	1301	U
1	CA	1303	C
1	CA	1305	G
1	CA	1316	G
1	CA	1317	C
1	CA	1319	A
1	CA	1320	C
1	CA	1322	C
1	CA	1323	G
1	CA	1331	G
1	CA	1336	C
1	CA	1346	A
1	CA	1353	G
1	CA	1363	A
1	CA	1364	U
1	CA	1380	U
1	CA	1381	U
1	CA	1398	A
1	CA	1399	C
1	CA	1419	G
1	CA	1432	G
1	CA	1446	A

Continued on next page...

Continued from previous page...

Mol	Chain	Res	Type
1	CA	1448	C
1	CA	1451	U
1	CA	1454	G
1	CA	1493	A
1	CA	1494	G
1	CA	1497	G
1	CA	1499	A
1	CA	1503	A
1	CA	1506	U
1	CA	1517	G
1	CA	1520	C
1	CA	1529	G
1	CA	1530	G
1	CA	1534	A
3	CX	4	U
3	CX	5	U
3	CX	6	U
24	DA	9	G
24	DA	13	G
24	DA	15	A
24	DA	16	G
24	DA	25	U
24	DA	26	C
24	DA	27	C
24	DA	29	A
24	DA	30	C
24	DA	45	A
24	DA	52	A
24	DA	53	A
24	DA	66	A
24	DA	67	G
24	DA	88	C
24	DA	90	C
24	DA	91	C
24	DA	99	A
24	DA	109	A
25	DB	34	U
25	DB	35	G
25	DB	46	G
25	DB	71	A
25	DB	72	U
25	DB	74	A

Continued on next page...

Continued from previous page...

Mol	Chain	Res	Type
25	DB	75	G
25	DB	84	A
25	DB	91	A
25	DB	95	A
25	DB	98	G
25	DB	101	A
25	DB	102	U
25	DB	103	A
25	DB	118	A
25	DB	119	A
25	DB	120	U
25	DB	125	A
25	DB	126	A
25	DB	136	G
25	DB	137	U
25	DB	139	U
25	DB	140	C
25	DB	141	G
25	DB	143	C
25	DB	144	A
25	DB	160	A
25	DB	163	C
25	DB	181	A
25	DB	196	A
25	DB	199	A
25	DB	216	A
25	DB	221	A
25	DB	222	A
25	DB	233	A
25	DB	241	A
25	DB	248	G
25	DB	249	C
25	DB	255	A
25	DB	264	C
25	DB	265	A
25	DB	266	G
25	DB	268	C
25	DB	271	G
25	DB	273	G
25	DB	276	U
25	DB	277	G
25	DB	278	A

Continued on next page...

Continued from previous page...

Mol	Chain	Res	Type
25	DB	281	C
25	DB	283	G
25	DB	286	U
25	DB	299	A
25	DB	311	A
25	DB	329	G
25	DB	330	A
25	DB	333	G
25	DB	346	A
25	DB	352	A
25	DB	353	C
25	DB	362	A
25	DB	363	G
25	DB	364	C
25	DB	371	A
25	DB	372	G
25	DB	386	G
25	DB	387	U
25	DB	406	G
25	DB	411	G
25	DB	412	A
25	DB	424	G
25	DB	455	C
25	DB	457	A
25	DB	479	A
25	DB	481	G
25	DB	490	C
25	DB	491	G
25	DB	504	A
25	DB	505	A
25	DB	508	A
25	DB	509	C
25	DB	512	G
25	DB	527	C
25	DB	531	C
25	DB	532	A
25	DB	533	G
25	DB	544	C
25	DB	545	U
25	DB	546	U
25	DB	547	A
25	DB	548	G

Continued on next page...

Continued from previous page...

Mol	Chain	Res	Type
25	DB	549	G
25	DB	555	G
25	DB	563	A
25	DB	573	U
25	DB	575	A
25	DB	586	A
25	DB	588	U
25	DB	603	A
25	DB	613	A
25	DB	614	A
25	DB	615	U
25	DB	627	A
25	DB	637	A
25	DB	646	U
25	DB	647	G
25	DB	654	A
25	DB	655	A
25	DB	656	G
25	DB	671	C
25	DB	686	U
25	DB	717	C
25	DB	718	A
25	DB	730	A
25	DB	746	U
25	DB	747	U
25	DB	752	A
25	DB	757	G
25	DB	762	U
25	DB	764	A
25	DB	775	G
25	DB	782	A
25	DB	784	G
25	DB	785	G
25	DB	805	G
25	DB	812	C
25	DB	819	A
25	DB	827	U
25	DB	828	U
25	DB	846	U
25	DB	847	U
25	DB	858	G
25	DB	859	G

Continued on next page...

Continued from previous page...

Mol	Chain	Res	Type
25	DB	871	U
25	DB	875	G
25	DB	876	C
25	DB	877	A
25	DB	899	A
25	DB	910	A
25	DB	912	C
25	DB	919	U
25	DB	931	U
25	DB	932	U
25	DB	933	A
25	DB	941	A
25	DB	946	C
25	DB	961	C
25	DB	973	A
25	DB	974	G
25	DB	983	A
25	DB	985	C
25	DB	991	C
25	DB	995	C
25	DB	996	A
25	DB	1005	C
25	DB	1012	U
25	DB	1013	C
25	DB	1022	G
25	DB	1023	U
25	DB	1025	G
25	DB	1033	U
25	DB	1046	A
25	DB	1054	A
25	DB	1056	G
25	DB	1057	A
25	DB	1070	A
25	DB	1088	A
25	DB	1090	A
25	DB	1104	C
25	DB	1112	G
25	DB	1116	G
25	DB	1132	U
25	DB	1133	A
25	DB	1134	A
25	DB	1135	C

Continued on next page...

Continued from previous page...

Mol	Chain	Res	Type
25	DB	1136	G
25	DB	1139	G
25	DB	1142	A
25	DB	1175	A
25	DB	1176	U
25	DB	1195	G
25	DB	1205	A
25	DB	1206	G
25	DB	1211	C
25	DB	1238	G
25	DB	1241	A
25	DB	1242	U
25	DB	1248	G
25	DB	1250	G
25	DB	1253	A
25	DB	1256	G
25	DB	1266	G
25	DB	1271	G
25	DB	1272	A
25	DB	1273	U
25	DB	1275	A
25	DB	1276	A
25	DB	1300	G
25	DB	1301	A
25	DB	1325	U
25	DB	1337	G
25	DB	1341	G
25	DB	1352	U
25	DB	1365	A
25	DB	1368	G
25	DB	1374	G
25	DB	1379	U
25	DB	1383	A
25	DB	1384	A
25	DB	1396	U
25	DB	1397	U
25	DB	1416	G
25	DB	1417	C
25	DB	1419	A
25	DB	1421	G
25	DB	1427	A
25	DB	1428	C

Continued on next page...

Continued from previous page...

Mol	Chain	Res	Type
25	DB	1451	C
25	DB	1453	A
25	DB	1454	C
25	DB	1455	G
25	DB	1459	G
25	DB	1460	U
25	DB	1461	C
25	DB	1469	A
25	DB	1470	A
25	DB	1476	U
25	DB	1477	A
25	DB	1478	G
25	DB	1482	G
25	DB	1490	A
25	DB	1493	C
25	DB	1504	A
25	DB	1505	A
25	DB	1507	C
25	DB	1508	A
25	DB	1509	A
25	DB	1524	G
25	DB	1532	A
25	DB	1535	A
25	DB	1538	G
25	DB	1552	A
25	DB	1559	U
25	DB	1560	G
25	DB	1567	G
25	DB	1569	A
25	DB	1578	U
25	DB	1585	C
25	DB	1608	A
25	DB	1609	A
25	DB	1610	A
25	DB	1634	A
25	DB	1635	A
25	DB	1640	A
25	DB	1647	U
25	DB	1648	U
25	DB	1654	A
25	DB	1674	G
25	DB	1700	A

Continued on next page...

Continued from previous page...

Mol	Chain	Res	Type
25	DB	1714	U
25	DB	1715	G
25	DB	1729	U
25	DB	1730	C
25	DB	1731	G
25	DB	1733	G
25	DB	1738	G
25	DB	1756	G
25	DB	1758	U
25	DB	1764	C
25	DB	1773	A
25	DB	1776	G
25	DB	1781	U
25	DB	1800	C
25	DB	1801	A
25	DB	1808	A
25	DB	1816	C
25	DB	1829	A
25	DB	1870	C
25	DB	1884	G
25	DB	1896	G
25	DB	1906	G
25	DB	1913	A
25	DB	1929	G
25	DB	1930	G
25	DB	1931	U
25	DB	1937	A
25	DB	1938	A
25	DB	1939	U
25	DB	1940	U
25	DB	1955	U
25	DB	1967	C
25	DB	1970	A
25	DB	1971	U
25	DB	1972	G
25	DB	1991	U
25	DB	1993	U
25	DB	1997	C
25	DB	2020	A
25	DB	2022	U
25	DB	2023	C
25	DB	2031	A

Continued on next page...

Continued from previous page...

Mol	Chain	Res	Type
25	DB	2033	A
25	DB	2043	C
25	DB	2055	C
25	DB	2056	G
25	DB	2060	A
25	DB	2061	G
25	DB	2062	A
25	DB	2065	C
25	DB	2069	G
25	DB	2076	U
25	DB	2077	A
25	DB	2096	C
25	DB	2101	A
25	DB	2105	U
25	DB	2107	G
25	DB	2108	A
25	DB	2109	U
25	DB	2134	A
25	DB	2136	G
25	DB	2137	U
25	DB	2144	G
25	DB	2145	C
25	DB	2146	C
25	DB	2147	A
25	DB	2154	A
25	DB	2155	U
25	DB	2156	G
25	DB	2157	G
25	DB	2184	A
25	DB	2198	A
25	DB	2203	U
25	DB	2204	G
25	DB	2212	A
25	DB	2214	C
25	DB	2225	A
25	DB	2238	G
25	DB	2239	G
25	DB	2266	A
25	DB	2278	A
25	DB	2279	G
25	DB	2283	C
25	DB	2287	A

Continued on next page...

Continued from previous page...

Mol	Chain	Res	Type
25	DB	2288	A
25	DB	2297	A
25	DB	2305	U
25	DB	2307	G
25	DB	2308	G
25	DB	2309	A
25	DB	2320	U
25	DB	2321	U
25	DB	2322	A
25	DB	2324	U
25	DB	2325	G
25	DB	2333	A
25	DB	2336	A
25	DB	2337	G
25	DB	2347	C
25	DB	2383	G
25	DB	2385	C
25	DB	2396	G
25	DB	2402	U
25	DB	2403	C
25	DB	2406	A
25	DB	2423	U
25	DB	2425	A
25	DB	2426	A
25	DB	2429	G
25	DB	2430	A
25	DB	2434	A
25	DB	2441	U
25	DB	2448	A
25	DB	2472	G
25	DB	2476	A
25	DB	2478	A
25	DB	2491	U
25	DB	2498	C
25	DB	2502	G
25	DB	2505	G
25	DB	2506	U
25	DB	2518	A
25	DB	2529	G
25	DB	2534	A
25	DB	2535	G
25	DB	2554	U

Continued on next page...

Continued from previous page...

Mol	Chain	Res	Type
25	DB	2566	A
25	DB	2567	G
25	DB	2572	A
25	DB	2573	C
25	DB	2586	U
25	DB	2602	A
25	DB	2609	U
25	DB	2613	U
25	DB	2629	U
25	DB	2682	A
25	DB	2689	U
25	DB	2690	U
25	DB	2714	G
25	DB	2726	A
25	DB	2744	G
25	DB	2748	A
25	DB	2751	G
25	DB	2757	A
25	DB	2765	A
25	DB	2778	A
25	DB	2791	G
25	DB	2793	C
25	DB	2798	U
25	DB	2799	A
25	DB	2800	A
25	DB	2808	G
25	DB	2820	A
25	DB	2821	A
25	DB	2832	U
25	DB	2836	U
25	DB	2850	A
25	DB	2867	G
25	DB	2872	A
25	DB	2873	A
25	DB	2883	A
25	DB	2884	U

All (73) RNA pucker outliers are listed below:

Mol	Chain	Res	Type
1	AA	51	A
1	AA	60	A

Continued on next page...

Continued from previous page...

Mol	Chain	Res	Type
1	AA	81	A
1	AA	243	A
1	AA	279	A
1	AA	328	C
1	AA	366	A
1	AA	372	C
1	AA	428	G
1	AA	429	U
1	AA	484	G
1	AA	960	U
1	AA	1049	U
1	AA	1065	U
1	AA	1201	A
1	AA	1214	C
1	AA	1226	C
1	AA	1300	G
1	AA	1302	C
1	AA	1319	A
24	BA	25	U
24	BA	66	A
25	BB	670	A
25	BB	784	G
25	BB	858	G
25	BB	1210	G
25	BB	1608	A
25	BB	1930	G
25	BB	2282	G
25	BB	2308	G
25	BB	2336	A
25	BB	2425	A
25	BB	2430	A
25	BB	2756	U
25	BB	2894	G
1	CA	51	A
1	CA	60	A
1	CA	243	A
1	CA	279	A
1	CA	328	C
1	CA	366	A
1	CA	372	C
1	CA	428	G
1	CA	429	U

Continued on next page...

Continued from previous page...

Mol	Chain	Res	Type
1	CA	484	G
1	CA	960	U
1	CA	1049	U
1	CA	1065	U
1	CA	1201	A
1	CA	1214	C
1	CA	1226	C
1	CA	1300	G
1	CA	1302	C
1	CA	1319	A
24	DA	25	U
24	DA	66	A
25	DB	241	A
25	DB	544	C
25	DB	670	A
25	DB	784	G
25	DB	858	G
25	DB	973	A
25	DB	1210	G
25	DB	1608	A
25	DB	1930	G
25	DB	2076	U
25	DB	2282	G
25	DB	2308	G
25	DB	2336	A
25	DB	2425	A
25	DB	2430	A
25	DB	2756	U
25	DB	2894	G

5.4 Non-standard residues in protein, DNA, RNA chains ⓘ

There are no non-standard protein/DNA/RNA residues in this entry.

5.5 Carbohydrates ⓘ

There are no carbohydrates in this entry.

5.6 Ligand geometry ⓘ

Of 360 ligands modelled in this entry, 360 are monoatomic - leaving 0 for Mogul analysis.

There are no bond length outliers.

There are no bond angle outliers.

There are no chirality outliers.

There are no torsion outliers.

There are no ring outliers.

5.7 Other polymers

There are no such residues in this entry.

5.8 Polymer linkage issues

There are no chain breaks in this entry.

6 Fit of model and data ⓘ

6.1 Protein, DNA and RNA chains ⓘ

In the following table, the column labelled ‘#RSRZ> 2’ contains the number (and percentage) of RSRZ outliers, followed by percent RSRZ outliers for the chain as percentile scores relative to all X-ray entries and entries of similar resolution. The OWAB column contains the minimum, median, 95th percentile and maximum values of the occupancy-weighted average B-factor per residue. The column labelled ‘Q< 0.9’ lists the number of (and percentage) of residues with an average occupancy less than 0.9.

Mol	Chain	Analysed	<RSRZ>	#RSRZ>2	OWAB(Å ²)	Q<0.9
1	AA	1530/1542 (99%)	-0.46	16 (1%) 79 31	41, 98, 164, 180	0
1	CA	1530/1542 (99%)	-0.50	5 (0%) 91 60	41, 109, 167, 180	0
2	AW	17/17 (100%)	1.09	3 (17%) 2 1	73, 87, 132, 177	0
2	CW	17/17 (100%)	-0.29	1 (5%) 22 5	63, 86, 126, 150	0
3	AX	6/6 (100%)	2.99	4 (66%) 0 0	63, 78, 113, 127	0
3	CX	6/6 (100%)	0.33	1 (16%) 2 1	76, 83, 113, 115	0
4	AB	218/240 (90%)	0.52	14 (6%) 19 4	59, 127, 169, 180	0
4	CB	218/240 (90%)	1.80	72 (33%) 1 0	67, 141, 180, 180	0
5	AC	206/232 (88%)	3.21	154 (74%) 0 0	61, 104, 153, 180	0
5	CC	206/232 (88%)	1.28	44 (21%) 1 1	69, 121, 161, 180	0
6	AD	205/205 (100%)	1.40	60 (29%) 1 1	44, 106, 149, 180	0
6	CD	205/205 (100%)	1.57	69 (33%) 1 0	67, 120, 164, 180	0
7	AE	150/166 (90%)	1.15	33 (22%) 1 1	39, 98, 148, 180	0
7	CE	150/166 (90%)	2.48	66 (44%) 1 0	46, 129, 180, 180	0
8	AF	100/135 (74%)	0.50	5 (5%) 28 6	52, 100, 148, 180	0
8	CF	100/135 (74%)	0.31	7 (7%) 16 4	33, 101, 144, 165	0
9	AG	150/178 (84%)	1.21	35 (23%) 1 1	55, 113, 167, 180	0
9	CG	150/178 (84%)	0.28	13 (8%) 10 3	71, 122, 165, 180	0
10	AH	129/129 (100%)	0.64	21 (16%) 2 1	51, 100, 143, 179	0
10	CH	129/129 (100%)	0.01	4 (3%) 47 10	37, 106, 149, 176	0
11	AI	127/129 (98%)	0.16	6 (4%) 30 6	84, 120, 166, 180	0
11	CI	127/129 (98%)	-0.06	4 (3%) 47 10	68, 128, 167, 180	0
12	AJ	98/103 (95%)	2.55	57 (58%) 0 0	56, 124, 172, 180	0
12	CJ	98/103 (95%)	1.26	25 (25%) 1 1	76, 131, 164, 180	0

Continued on next page...

Continued from previous page...

Mol	Chain	Analysed	<RSRZ>	#RSRZ>2	OWAB(Å ²)	Q<0.9
13	AK	117/128 (91%)	1.69	37 (31%) 1 1	36, 91, 142, 180	0
13	CK	117/128 (91%)	0.55	11 (9%) 9 2	48, 91, 131, 159	0
14	AL	123/123 (100%)	1.61	41 (33%) 1 0	31, 80, 130, 169	0
14	CL	123/123 (100%)	1.95	49 (39%) 1 0	42, 91, 138, 172	0
15	AM	114/117 (97%)	-0.07	4 (3%) 42 9	63, 119, 165, 180	0
15	CM	113/117 (96%)	-0.23	1 (0%) 81 35	58, 121, 165, 176	0
16	AN	96/100 (96%)	2.06	39 (40%) 1 0	56, 112, 155, 180	0
16	CN	96/100 (96%)	1.54	25 (26%) 1 1	65, 124, 154, 180	0
17	AO	88/88 (100%)	0.89	16 (18%) 2 1	54, 91, 138, 180	0
17	CO	88/88 (100%)	0.56	4 (4%) 32 7	37, 96, 143, 160	0
18	AP	82/82 (100%)	0.48	5 (6%) 21 4	49, 95, 163, 180	0
18	CP	80/82 (97%)	0.50	10 (12%) 5 1	68, 113, 155, 180	0
19	AQ	80/83 (96%)	0.96	17 (21%) 1 1	54, 107, 155, 169	0
19	CQ	80/83 (96%)	0.85	12 (15%) 3 1	50, 104, 145, 155	0
20	AR	55/74 (74%)	1.22	11 (20%) 2 1	52, 98, 134, 158	0
20	CR	55/74 (74%)	0.60	7 (12%) 4 1	46, 101, 144, 157	0
21	AS	79/91 (86%)	0.13	4 (5%) 27 5	80, 133, 169, 180	0
21	CS	79/91 (86%)	0.33	3 (3%) 38 8	75, 128, 160, 180	0
22	AT	85/86 (98%)	-0.36	1 (1%) 75 27	62, 101, 151, 162	0
22	CT	85/86 (98%)	-0.26	0 100 100	65, 104, 154, 180	0
23	AU	51/70 (72%)	3.02	34 (66%) 0 0	54, 110, 154, 180	0
23	CU	51/70 (72%)	2.00	23 (45%) 1 0	63, 125, 169, 180	0
24	BA	117/120 (97%)	0.36	1 (0%) 81 35	44, 75, 109, 180	0
24	DA	117/120 (97%)	-0.45	1 (0%) 81 35	33, 66, 105, 180	0
25	BB	2841/2904 (97%)	-0.20	57 (2%) 62 18	13, 70, 147, 180	0
25	DB	2841/2904 (97%)	-0.27	37 (1%) 74 26	12, 55, 149, 180	0
26	BC	271/272 (99%)	1.68	89 (32%) 1 0	16, 66, 111, 151	0
26	DC	271/272 (99%)	1.43	62 (22%) 1 1	9, 52, 97, 153	0
27	BD	209/209 (100%)	1.91	88 (42%) 1 0	25, 83, 146, 180	0
27	DD	209/209 (100%)	0.70	12 (5%) 23 5	20, 59, 119, 166	0
28	BE	201/201 (100%)	1.11	38 (18%) 2 1	22, 78, 139, 172	0

Continued on next page...

Continued from previous page...

Mol	Chain	Analysed	<RSRZ>	#RSRZ>2	OWAB(Å ²)	Q<0.9
28	DE	201/201 (100%)	1.66	76 (37%) 1 0	11, 76, 143, 178	0
29	BF	178/178 (100%)	-0.20	2 (1%) 77 29	49, 111, 174, 180	0
29	DF	178/178 (100%)	-0.02	0 100 100	49, 110, 166, 180	0
30	BG	176/176 (100%)	0.14	5 (2%) 50 11	47, 112, 165, 176	0
30	DG	176/176 (100%)	0.21	9 (5%) 27 5	38, 88, 155, 174	0
31	BH	149/149 (100%)	2.79	58 (38%) 1 0	52, 131, 180, 180	0
31	DH	149/149 (100%)	1.85	50 (33%) 1 0	35, 109, 150, 180	0
32	BI	141/141 (100%)	0.52	12 (8%) 11 3	110, 167, 180, 180	0
32	DI	141/141 (100%)	0.51	8 (5%) 23 5	105, 179, 180, 180	0
33	BJ	142/142 (100%)	1.22	32 (22%) 1 1	32, 86, 133, 180	0
33	DJ	142/142 (100%)	0.08	1 (0%) 84 40	19, 53, 108, 175	0
34	BK	121/123 (98%)	3.31	104 (85%) 0 0	32, 74, 148, 180	0
34	DK	121/123 (98%)	1.52	36 (29%) 1 1	27, 64, 130, 163	0
35	BL	143/144 (99%)	0.29	8 (5%) 24 5	27, 69, 121, 180	0
35	DL	143/144 (99%)	1.94	62 (43%) 1 0	17, 64, 115, 180	0
36	BM	136/136 (100%)	0.47	4 (2%) 49 11	33, 65, 132, 168	0
36	DM	136/136 (100%)	0.71	9 (6%) 18 4	11, 56, 109, 176	0
37	BN	120/127 (94%)	2.31	59 (49%) 1 0	43, 88, 131, 169	0
37	DN	120/127 (94%)	0.47	3 (2%) 54 13	19, 57, 97, 180	0
38	BO	116/117 (99%)	0.06	0 100 100	34, 77, 118, 138	0
38	DO	116/117 (99%)	-0.12	0 100 100	28, 71, 129, 157	0
39	BP	114/114 (100%)	3.15	88 (77%) 0 0	43, 84, 145, 164	0
39	DP	114/114 (100%)	1.74	47 (41%) 1 0	26, 73, 123, 174	0
40	BQ	117/117 (100%)	0.11	2 (1%) 67 20	34, 73, 135, 149	0
40	DQ	117/117 (100%)	0.39	3 (2%) 53 12	22, 53, 104, 158	0
41	BR	103/103 (100%)	0.43	4 (3%) 37 8	44, 95, 146, 177	0
41	DR	103/103 (100%)	0.16	5 (4%) 28 6	23, 72, 131, 156	0
42	BS	110/110 (100%)	2.40	69 (62%) 0 0	47, 84, 138, 180	0
42	DS	110/110 (100%)	1.22	22 (20%) 2 1	18, 53, 108, 152	0
43	BT	93/100 (93%)	1.09	16 (17%) 2 1	44, 93, 163, 180	0
43	DT	93/100 (93%)	0.72	8 (8%) 11 3	35, 72, 141, 178	0

Continued on next page...

Continued from previous page...

Mol	Chain	Analysed	<RSRZ>	#RSRZ>2	OWAB(Å ²)	Q<0.9
44	BU	102/103 (99%)	0.58	5 (4%) 28 6	48, 106, 162, 175	0
44	DU	102/103 (99%)	0.01	0 100 100	41, 94, 154, 180	0
45	BV	94/94 (100%)	0.13	1 (1%) 77 29	37, 84, 140, 180	0
45	DV	94/94 (100%)	0.69	7 (7%) 14 4	31, 70, 138, 156	0
46	BW	79/84 (94%)	0.60	5 (6%) 19 4	6, 53, 116, 154	0
46	DW	79/84 (94%)	0.39	2 (2%) 54 13	7, 42, 103, 180	0
47	BX	77/77 (100%)	0.80	6 (7%) 13 3	24, 63, 107, 157	0
47	DX	77/77 (100%)	1.45	22 (28%) 1 1	23, 60, 112, 152	0
48	BY	63/63 (100%)	0.25	3 (4%) 29 6	47, 108, 165, 180	0
48	DY	63/63 (100%)	-0.27	0 100 100	34, 92, 158, 180	0
49	BZ	58/58 (100%)	-0.04	0 100 100	40, 74, 124, 150	0
49	DZ	58/58 (100%)	-0.08	0 100 100	22, 58, 110, 114	0
50	B0	56/56 (100%)	1.81	22 (39%) 1 0	35, 87, 152, 180	0
50	D0	56/56 (100%)	0.42	3 (5%) 25 5	19, 56, 118, 135	0
51	B1	50/54 (92%)	0.55	4 (8%) 12 3	43, 72, 122, 140	0
51	D1	50/54 (92%)	0.14	1 (2%) 62 18	26, 76, 119, 163	0
52	B2	46/46 (100%)	1.43	10 (21%) 1 1	42, 61, 97, 162	0
52	D2	46/46 (100%)	1.69	13 (28%) 1 1	17, 47, 97, 131	0
53	B3	64/64 (100%)	0.58	4 (6%) 19 4	21, 56, 99, 136	0
53	D3	64/64 (100%)	1.44	14 (21%) 1 1	27, 49, 85, 105	0
54	B4	38/38 (100%)	0.04	0 100 100	36, 86, 126, 146	0
54	D4	38/38 (100%)	-0.09	0 100 100	44, 68, 126, 165	0
All	All	20459/21088 (97%)	0.43	2382 (11%) 5 2	6, 86, 162, 180	0

All (2382) RSRZ outliers are listed below:

Mol	Chain	Res	Type	RSRZ
7	CE	114	LEU	16.5
31	BH	124	THR	14.2
31	BH	88	GLY	13.7
7	CE	53	ARG	13.2
31	BH	129	GLU	13.1
31	BH	89	LYS	13.0
31	BH	117	LEU	12.7

Continued on next page...

Continued from previous page...

Mol	Chain	Res	Type	RSRZ
16	AN	91	GLU	12.4
15	AM	114	PRO	11.9
31	BH	122	LEU	11.6
7	CE	106	ALA	11.4
7	CE	133	ILE	11.4
4	CB	36	LYS	11.0
31	BH	90	LEU	11.0
31	BH	126	GLY	11.0
31	BH	128	HIS	10.8
5	CC	165	GLU	10.4
1	AA	1534	A	10.1
31	BH	116	ARG	10.1
4	CB	207	ARG	9.9
16	CN	23	ARG	9.9
31	BH	102	ALA	9.9
31	BH	120	GLY	9.8
25	DB	654	A	9.7
5	AC	151	GLU	9.7
4	CB	77	GLU	9.6
4	CB	72	LYS	9.5
12	CJ	65	TYR	9.4
7	CE	15	ILE	9.1
1	CA	412	A	9.1
14	CL	69	GLU	8.7
31	BH	87	GLU	8.6
31	DH	105	ALA	8.5
2	AW	27	U	8.5
7	CE	113	VAL	8.5
31	BH	127	GLU	8.4
5	AC	187	GLU	8.3
31	BH	80	ILE	8.3
31	BH	125	THR	8.2
31	BH	123	ARG	8.2
31	BH	119	ASN	8.0
5	AC	198	LYS	8.0
14	CL	123	ALA	7.9
31	DH	107	GLY	7.9
34	BK	17	ARG	7.9
43	DT	72	GLN	7.9
27	BD	209	ALA	7.8
23	AU	44	ARG	7.8
7	CE	56	PRO	7.8

Continued on next page...

Continued from previous page...

Mol	Chain	Res	Type	RSRZ
9	CG	4	ARG	7.7
11	CI	129	ARG	7.7
31	BH	118	PRO	7.7
14	CL	24	GLU	7.7
5	AC	104	GLU	7.7
31	BH	106	ALA	7.6
34	BK	107	ARG	7.6
34	BK	65	LYS	7.6
16	CN	19	TYR	7.5
26	BC	1	ALA	7.5
31	BH	130	VAL	7.5
42	BS	110	ARG	7.4
6	AD	146	GLU	7.4
50	B0	56	LYS	7.3
7	CE	52	ALA	7.3
39	BP	67	GLU	7.3
6	CD	8	LEU	7.3
5	AC	5	HIS	7.3
16	AN	78	LEU	7.3
7	CE	88	HIS	7.2
23	AU	36	PHE	7.2
27	BD	10	GLY	7.2
53	D3	64	ALA	7.1
12	AJ	20	GLN	7.1
7	CE	141	ASP	7.1
34	BK	97	ARG	7.1
4	CB	206	ILE	7.0
16	AN	65	GLN	7.0
7	CE	110	MET	7.0
37	BN	18	GLN	7.0
4	CB	73	ARG	7.0
34	BK	16	ARG	7.0
31	DH	149	GLU	6.9
9	AG	4	ARG	6.9
23	AU	35	GLU	6.8
31	BH	113	SER	6.8
4	CB	35	ASN	6.8
31	BH	105	ALA	6.7
4	CB	110	ILE	6.7
6	CD	24	VAL	6.6
12	AJ	88	MET	6.6
39	BP	37	LYS	6.6

Continued on next page...

Continued from previous page...

Mol	Chain	Res	Type	RSRZ
23	CU	4	LYS	6.6
4	CB	99	MET	6.6
31	BH	68	ARG	6.6
24	DA	88	C	6.6
5	CC	167	TYR	6.6
42	BS	70	LYS	6.5
31	DH	106	ALA	6.4
23	CU	43	GLU	6.4
16	AN	84	ARG	6.4
39	BP	70	GLU	6.4
23	AU	23	GLU	6.4
12	AJ	16	ARG	6.4
4	CB	37	VAL	6.4
5	AC	25	THR	6.4
7	CE	127	TYR	6.4
7	CE	30	PHE	6.3
7	CE	109	ALA	6.3
23	AU	34	ARG	6.3
27	BD	190	LYS	6.3
16	AN	89	ARG	6.3
6	AD	178	GLU	6.3
7	CE	70	MET	6.3
24	BA	88	C	6.3
31	BH	121	VAL	6.2
14	CL	122	LYS	6.2
31	DH	117	LEU	6.2
43	BT	72	GLN	6.2
34	BK	69	ARG	6.2
35	DL	115	GLU	6.2
35	DL	129	LYS	6.2
5	AC	56	ILE	6.2
9	AG	77	ARG	6.1
35	DL	82	LEU	6.1
16	CN	84	ARG	6.1
37	BN	22	ARG	6.1
6	CD	174	ALA	6.1
25	BB	2602	A	6.1
7	AE	85	LYS	6.1
25	DB	653	U	6.1
3	AX	5	U	6.1
39	BP	100	ARG	6.1
39	DP	71	ARG	6.1

Continued on next page...

Continued from previous page...

Mol	Chain	Res	Type	RSRZ
7	CE	85	LYS	6.0
39	BP	50	ARG	6.0
5	AC	9	ILE	6.0
4	CB	17	HIS	6.0
34	BK	32	ALA	6.0
31	BH	96	THR	5.9
4	CB	195	VAL	5.9
7	CE	71	ILE	5.9
25	BB	2799	A	5.9
5	AC	41	TYR	5.9
5	CC	130	ARG	5.9
4	CB	34	ARG	5.9
37	BN	40	LYS	5.9
6	AD	145	ARG	5.9
26	BC	5	CYS	5.9
12	CJ	51	VAL	5.9
5	AC	133	MET	5.9
39	BP	43	GLU	5.9
43	DT	73	ARG	5.9
25	BB	654	A	5.8
12	AJ	17	LEU	5.8
4	CB	166	ASP	5.8
7	AE	54	GLU	5.8
32	DI	82	ALA	5.8
39	BP	97	TYR	5.8
37	BN	17	ARG	5.8
5	CC	129	PHE	5.8
23	AU	37	TYR	5.7
5	AC	136	ALA	5.7
39	BP	101	GLU	5.7
34	DK	44	GLU	5.7
5	AC	53	ARG	5.7
6	AD	153	ARG	5.6
5	AC	67	ILE	5.6
5	CC	166	TRP	5.6
4	CB	74	ALA	5.6
31	BH	85	GLY	5.6
34	DK	50	LYS	5.6
5	AC	66	THR	5.6
27	BD	13	ARG	5.6
5	AC	200	TRP	5.6
34	BK	77	ARG	5.6

Continued on next page...

Continued from previous page...

Mol	Chain	Res	Type	RSRZ
14	AL	61	GLU	5.6
26	BC	17	LYS	5.6
12	AJ	47	GLU	5.6
51	B1	52	LYS	5.6
16	AN	93	PRO	5.5
28	DE	60	TRP	5.5
31	BH	72	ILE	5.5
15	CM	113	LYS	5.5
28	DE	188	MET	5.5
39	BP	71	ARG	5.5
27	BD	4	LEU	5.5
4	CB	167	HIS	5.5
4	CB	208	ALA	5.5
31	BH	92	GLY	5.5
12	AJ	62	ARG	5.4
6	AD	108	ALA	5.4
39	BP	61	ARG	5.4
6	AD	144	ILE	5.4
37	BN	99	LYS	5.4
5	AC	165	GLU	5.4
23	AU	10	PRO	5.4
23	AU	4	LYS	5.4
31	DH	94	ILE	5.4
31	DH	141	LYS	5.4
6	CD	44	LYS	5.4
5	AC	64	ARG	5.4
28	DE	51	GLU	5.4
13	AK	60	PHE	5.4
23	CU	42	THR	5.4
25	BB	546	U	5.4
5	AC	97	PRO	5.4
5	AC	131	ARG	5.4
5	AC	182	ASP	5.4
11	AI	129	ARG	5.4
5	CC	150	VAL	5.4
16	AN	68	ARG	5.4
6	AD	177	MET	5.3
14	CL	16	ALA	5.3
34	BK	76	ILE	5.3
31	DH	97	ARG	5.3
9	CG	5	VAL	5.3
6	CD	190	LEU	5.3

Continued on next page...

Continued from previous page...

Mol	Chain	Res	Type	RSRZ
31	DH	116	ARG	5.3
34	BK	106	LEU	5.3
5	AC	45	GLU	5.3
39	BP	96	LEU	5.3
7	CE	100	GLU	5.2
7	CE	26	GLY	5.2
6	CD	27	ILE	5.2
12	AJ	92	LEU	5.2
25	BB	1275	A	5.2
34	BK	44	GLU	5.2
15	AM	113	LYS	5.2
28	DE	61	ARG	5.2
42	BS	27	LYS	5.2
5	AC	183	TYR	5.2
16	AN	64	ARG	5.2
34	BK	104	ARG	5.1
14	CL	108	ASP	5.1
25	DB	2602	A	5.1
7	AE	92	ARG	5.1
7	CE	87	VAL	5.1
16	CN	95	LEU	5.1
16	AN	92	ILE	5.1
31	DH	104	THR	5.1
28	BE	60	TRP	5.1
7	CE	50	GLY	5.1
4	CB	157	PRO	5.1
7	CE	115	GLU	5.1
34	BK	70	ARG	5.1
31	BH	94	ILE	5.1
14	CL	35	ARG	5.1
5	AC	32	LEU	5.0
7	CE	105	ILE	5.0
12	AJ	65	TYR	5.0
31	DH	140	ALA	5.0
39	DP	70	GLU	5.0
16	AN	75	LYS	5.0
5	AC	55	VAL	5.0
50	B0	23	ALA	5.0
5	AC	189	HIS	5.0
34	BK	63	ARG	5.0
5	AC	61	LYS	5.0
26	BC	174	ARG	5.0

Continued on next page...

Continued from previous page...

Mol	Chain	Res	Type	RSRZ
9	AG	80	GLY	5.0
7	AE	14	LEU	5.0
5	AC	57	GLU	4.9
41	BR	46	GLU	4.9
14	CL	8	ARG	4.9
37	BN	98	LEU	4.9
26	BC	4	LYS	4.9
5	CC	163	ARG	4.9
39	BP	28	LYS	4.9
14	AL	55	ARG	4.9
27	BD	8	LYS	4.9
28	BE	61	ARG	4.9
3	AX	4	U	4.9
12	AJ	10	LEU	4.9
36	BM	1	MET	4.9
34	BK	66	LYS	4.9
35	DL	144	GLU	4.9
7	CE	51	LYS	4.9
5	AC	54	ILE	4.9
5	AC	63	ILE	4.9
31	BH	111	ALA	4.9
31	BH	144	VAL	4.9
35	DL	2	ARG	4.8
7	AE	13	LYS	4.8
5	AC	99	GLN	4.8
39	BP	58	PHE	4.8
26	DC	269	ARG	4.8
37	BN	1	MET	4.8
14	AL	8	ARG	4.8
42	BS	38	TYR	4.8
53	D3	63	TYR	4.8
23	AU	30	GLU	4.8
12	CJ	49	PHE	4.8
16	AN	95	LEU	4.8
13	AK	92	ARG	4.8
7	CE	68	ARG	4.8
34	BK	34	VAL	4.8
43	DT	71	GLY	4.8
26	BC	165	ALA	4.8
5	AC	39	ARG	4.8
27	BD	11	MET	4.8
27	BD	7	LYS	4.7

Continued on next page...

Continued from previous page...

Mol	Chain	Res	Type	RSRZ
23	CU	16	ARG	4.7
4	CB	14	HIS	4.7
5	AC	22	PHE	4.7
12	AJ	99	GLN	4.7
10	AH	83	ARG	4.7
5	AC	167	TYR	4.7
39	BP	48	ALA	4.7
35	DL	76	GLU	4.7
6	AD	150	LYS	4.7
31	BH	83	LYS	4.7
37	BN	9	GLN	4.7
12	AJ	67	ILE	4.7
9	CG	78	ARG	4.7
4	CB	161	PHE	4.7
4	CB	75	ALA	4.7
39	BP	62	LYS	4.7
42	DS	95	ARG	4.7
12	AJ	68	ARG	4.7
23	CU	35	GLU	4.6
5	AC	108	PRO	4.6
25	BB	2585	U	4.6
25	BB	2506	U	4.6
12	CJ	8	ILE	4.6
14	AL	53	ARG	4.6
5	AC	125	ARG	4.6
7	CE	94	PHE	4.6
39	BP	98	TYR	4.6
27	BD	157	LYS	4.6
6	CD	106	PHE	4.6
7	AE	109	ALA	4.6
37	BN	8	ARG	4.6
42	BS	23	LEU	4.6
16	AN	94	GLY	4.6
31	DH	128	HIS	4.6
4	CB	180	ILE	4.6
45	DV	69	GLU	4.6
12	AJ	63	ASP	4.6
5	CC	67	ILE	4.6
12	AJ	102	LEU	4.6
12	AJ	69	THR	4.6
39	BP	63	ILE	4.6
12	AJ	49	PHE	4.5

Continued on next page...

Continued from previous page...

Mol	Chain	Res	Type	RSRZ
4	CB	19	THR	4.5
5	AC	42	LEU	4.5
6	AD	147	LYS	4.5
9	AG	78	ARG	4.5
43	BT	73	ARG	4.5
34	BK	36	ASP	4.5
1	AA	412	A	4.5
25	BB	1175	A	4.5
33	BJ	86	GLN	4.5
37	BN	20	MET	4.5
23	AU	24	LYS	4.5
34	DK	45	ALA	4.5
4	CB	152	ASP	4.5
13	AK	125	LYS	4.5
27	BD	201	LEU	4.5
35	DL	77	ILE	4.5
4	CB	205	ALA	4.5
12	CJ	48	ARG	4.5
35	DL	95	LEU	4.5
5	AC	23	ALA	4.5
6	AD	121	ALA	4.5
16	AN	82	LYS	4.5
47	DX	77	TYR	4.5
13	AK	67	GLU	4.5
5	AC	82	ASP	4.5
12	CJ	50	THR	4.5
39	BP	54	LEU	4.5
5	AC	130	ARG	4.5
5	AC	163	ARG	4.5
5	AC	65	VAL	4.5
25	DB	1175	A	4.5
26	DC	182	LYS	4.5
42	DS	92	ARG	4.5
28	DE	175	ILE	4.5
5	AC	160	GLU	4.5
5	AC	185	THR	4.5
39	BP	99	LEU	4.5
27	BD	124	ARG	4.5
39	BP	73	PHE	4.5
6	AD	149	LYS	4.5
37	BN	111	ALA	4.5
26	DC	268	ARG	4.4

Continued on next page...

Continued from previous page...

Mol	Chain	Res	Type	RSRZ
20	CR	19	GLU	4.4
5	AC	156	LEU	4.4
20	AR	19	GLU	4.4
13	AK	128	VAL	4.4
50	B0	24	VAL	4.4
1	AA	1493	A	4.4
34	DK	16	ARG	4.4
4	CB	10	LYS	4.4
5	CC	198	LYS	4.4
27	BD	200	ASP	4.4
7	AE	86	GLY	4.4
23	CU	5	VAL	4.4
39	BP	65	ASN	4.4
37	BN	38	LEU	4.4
42	BS	32	ALA	4.4
31	BH	95	GLY	4.4
37	BN	12	ARG	4.4
27	BD	128	ARG	4.4
16	AN	88	MET	4.4
37	BN	113	ILE	4.4
28	DE	88	ARG	4.4
34	BK	48	ARG	4.4
26	BC	228	ASP	4.4
37	BN	21	PHE	4.4
34	BK	7	LEU	4.4
7	CE	86	GLY	4.4
52	D2	1	MET	4.4
35	DL	141	LYS	4.3
17	AO	88	ARG	4.3
43	BT	71	GLY	4.3
5	AC	177	LEU	4.3
35	DL	123	ARG	4.3
50	B0	22	THR	4.3
43	DT	74	ILE	4.3
31	BH	86	ASP	4.3
23	AU	25	ALA	4.3
34	BK	37	ILE	4.3
37	BN	10	LEU	4.3
39	BP	109	ILE	4.3
5	CC	152	VAL	4.3
5	AC	190	THR	4.3
27	BD	208	LYS	4.3

Continued on next page...

Continued from previous page...

Mol	Chain	Res	Type	RSRZ
42	BS	74	ILE	4.3
13	CK	81	LEU	4.3
4	CB	114	LYS	4.3
28	BE	201	ALA	4.3
35	DL	109	LYS	4.3
39	BP	47	ILE	4.3
9	AG	8	GLN	4.3
34	BK	103	THR	4.2
14	CL	107	LYS	4.2
7	CE	16	ALA	4.2
6	CD	43	ARG	4.2
5	AC	68	HIS	4.2
5	AC	158	GLY	4.2
9	CG	81	GLY	4.2
9	AG	75	LYS	4.2
6	CD	203	TYR	4.2
23	AU	3	ILE	4.2
33	BJ	80	HIS	4.2
6	AD	3	TYR	4.2
27	BD	186	LEU	4.2
9	AG	7	GLY	4.2
50	D0	56	LYS	4.2
31	DH	132	PHE	4.2
34	BK	2	GLN	4.2
6	CD	19	PHE	4.2
39	BP	75	THR	4.2
39	DP	58	PHE	4.2
39	BP	74	GLN	4.2
27	BD	141	ARG	4.2
5	AC	181	ILE	4.2
16	AN	71	GLY	4.2
4	CB	13	VAL	4.2
5	AC	44	LYS	4.2
47	BX	75	GLU	4.2
39	DP	61	ARG	4.2
5	AC	102	ILE	4.2
42	BS	46	LEU	4.2
5	AC	96	VAL	4.2
5	AC	186	SER	4.2
26	BC	271	SER	4.2
12	AJ	48	ARG	4.2
12	AJ	12	ALA	4.2

Continued on next page...

Continued from previous page...

Mol	Chain	Res	Type	RSRZ
34	BK	101	PRO	4.1
42	BS	10	ALA	4.1
5	CC	128	MET	4.1
25	DB	2609	U	4.1
34	BK	50	LYS	4.1
9	AG	145	GLU	4.1
14	CL	48	LEU	4.1
34	BK	80	GLY	4.1
4	AB	38	HIS	4.1
12	AJ	91	ASP	4.1
5	AC	28	PHE	4.1
27	BD	12	THR	4.1
42	BS	73	LYS	4.1
4	CB	100	LEU	4.1
5	AC	135	ARG	4.1
23	AU	9	GLU	4.1
23	CU	46	ARG	4.1
27	BD	6	GLY	4.1
9	AG	84	TYR	4.1
12	CJ	63	ASP	4.1
23	AU	6	ARG	4.1
39	BP	33	GLU	4.1
12	CJ	64	GLN	4.1
16	AN	26	LEU	4.1
26	BC	202	ARG	4.1
34	BK	35	GLY	4.1
34	BK	67	GLY	4.1
12	AJ	26	VAL	4.1
52	B2	1	MET	4.1
37	BN	7	GLY	4.1
39	BP	23	ASP	4.1
12	CJ	25	ILE	4.1
26	BC	107	LYS	4.1
28	DE	57	LYS	4.1
16	AN	1	ALA	4.1
5	AC	15	LYS	4.1
31	DH	87	GLU	4.1
39	BP	69	VAL	4.1
50	B0	51	ARG	4.1
39	BP	91	VAL	4.1
5	AC	58	ARG	4.1
27	BD	187	LEU	4.1

Continued on next page...

Continued from previous page...

Mol	Chain	Res	Type	RSRZ
28	DE	58	LYS	4.1
26	DC	1	ALA	4.1
7	AE	19	ARG	4.1
28	DE	181	ILE	4.1
14	AL	89	LEU	4.0
43	DT	70	HIS	4.0
26	BC	162	GLN	4.0
27	BD	19	GLY	4.0
39	BP	19	PHE	4.0
41	DR	73	LYS	4.0
6	CD	28	ASP	4.0
12	AJ	53	ILE	4.0
4	CB	210	THR	4.0
31	DH	139	PHE	4.0
5	AC	93	ILE	4.0
37	BN	43	GLU	4.0
37	BN	114	GLU	4.0
34	BK	85	LEU	4.0
32	DI	138	VAL	4.0
9	CG	80	GLY	4.0
5	AC	78	LYS	4.0
34	BK	75	VAL	4.0
31	DH	55	GLU	4.0
39	BP	46	VAL	4.0
16	CN	73	LEU	4.0
4	CB	15	PHE	4.0
39	BP	13	LYS	4.0
6	CD	147	LYS	4.0
7	CE	35	LEU	4.0
5	AC	106	ARG	4.0
12	CJ	100	ILE	4.0
42	BS	109	ASP	4.0
5	AC	134	LYS	4.0
16	CN	96	LYS	4.0
31	DH	137	GLU	4.0
32	DI	81	LYS	4.0
4	CB	12	GLY	4.0
35	DL	91	ASP	4.0
14	CL	23	LEU	4.0
9	CG	150	PHE	4.0
34	BK	83	CYS	4.0
14	CL	15	VAL	3.9

Continued on next page...

Continued from previous page...

Mol	Chain	Res	Type	RSRZ
23	AU	46	ARG	3.9
12	AJ	24	GLU	3.9
26	DC	241	LYS	3.9
42	BS	40	ASN	3.9
43	BT	70	HIS	3.9
23	AU	45	LYS	3.9
5	AC	174	LEU	3.9
50	B0	55	ALA	3.9
5	AC	197	VAL	3.9
6	AD	155	LYS	3.9
31	DH	121	VAL	3.9
52	D2	46	LYS	3.9
27	BD	9	VAL	3.9
34	BK	31	TYR	3.9
10	AH	82	LEU	3.9
30	BG	176	LYS	3.9
1	CA	1534	A	3.9
5	AC	38	VAL	3.9
27	BD	203	VAL	3.9
37	BN	112	TYR	3.9
42	BS	103	ILE	3.9
34	BK	15	ALA	3.9
6	CD	155	LYS	3.9
26	BC	6	LYS	3.9
26	BC	20	ASN	3.9
16	CN	78	LEU	3.9
34	BK	45	ALA	3.9
4	CB	93	HIS	3.9
16	AN	87	ALA	3.9
5	AC	144	GLY	3.9
5	AC	75	VAL	3.9
25	DB	34	U	3.9
34	BK	68	VAL	3.9
39	BP	94	ALA	3.8
4	CB	204	ASP	3.8
12	CJ	52	LEU	3.8
39	BP	20	ARG	3.8
50	B0	25	THR	3.8
51	D1	52	LYS	3.8
4	CB	211	LEU	3.8
34	BK	38	ILE	3.8
6	AD	103	ARG	3.8

Continued on next page...

Continued from previous page...

Mol	Chain	Res	Type	RSRZ
37	BN	46	ARG	3.8
48	BY	63	ALA	3.8
9	CG	8	GLN	3.8
43	BT	1	MET	3.8
2	CW	27	U	3.8
4	CB	151	LYS	3.8
6	CD	11	SER	3.8
28	DE	99	LYS	3.8
39	BP	110	LYS	3.8
6	AD	172	VAL	3.8
36	DM	110	GLU	3.8
16	AN	81	ILE	3.8
5	AC	36	PHE	3.8
4	CB	11	ALA	3.8
14	AL	17	LYS	3.8
34	BK	9	VAL	3.8
42	BS	19	LEU	3.8
42	BS	96	ILE	3.8
27	BD	179	ARG	3.8
5	AC	43	THR	3.8
25	BB	2610	C	3.8
18	AP	47	GLU	3.8
28	DE	25	GLU	3.8
31	DH	130	VAL	3.8
6	CD	175	GLY	3.8
34	BK	113	LYS	3.8
17	AO	62	ARG	3.8
5	AC	166	TRP	3.8
28	BE	3	LEU	3.8
5	AC	179	ALA	3.8
32	BI	49	GLU	3.8
7	CE	69	ASN	3.8
5	AC	69	THR	3.8
5	CC	164	THR	3.8
23	AU	43	GLU	3.8
42	BS	86	MET	3.8
12	AJ	11	LYS	3.8
5	AC	192	TYR	3.7
31	DH	147	VAL	3.7
13	AK	23	HIS	3.7
31	DH	27	ARG	3.7
16	CN	98	ALA	3.7

Continued on next page...

Continued from previous page...

Mol	Chain	Res	Type	RSRZ
14	AL	39	THR	3.7
6	AD	151	GLN	3.7
39	BP	102	ARG	3.7
12	AJ	100	ILE	3.7
18	AP	48	GLU	3.7
25	BB	2713	U	3.7
26	DC	166	ARG	3.7
34	DK	17	ARG	3.7
14	AL	95	HIS	3.7
16	AN	98	ALA	3.7
42	BS	35	ILE	3.7
34	BK	13	SER	3.7
34	DK	49	GLY	3.7
6	CD	177	MET	3.7
28	DE	47	LYS	3.7
53	D3	15	LYS	3.7
1	AA	845	A	3.7
9	AG	79	VAL	3.7
7	CE	130	THR	3.7
35	DL	126	ARG	3.7
5	AC	206	ILE	3.7
9	CG	79	VAL	3.7
26	BC	131	MET	3.7
5	AC	89	VAL	3.7
26	BC	109	LEU	3.7
39	BP	21	PRO	3.7
34	BK	29	ARG	3.7
39	BP	2	ASN	3.7
42	BS	7	HIS	3.7
12	AJ	51	VAL	3.7
16	AN	74	ARG	3.7
5	AC	180	ASP	3.7
5	AC	126	ARG	3.7
20	AR	43	ILE	3.7
42	BS	99	ARG	3.7
5	AC	86	LEU	3.7
27	BD	30	GLU	3.7
31	DH	95	GLY	3.7
33	BJ	76	HIS	3.7
34	BK	57	LEU	3.7
27	BD	119	ALA	3.7
39	BP	107	ALA	3.7

Continued on next page...

Continued from previous page...

Mol	Chain	Res	Type	RSRZ
39	BP	38	ARG	3.7
34	DK	53	LYS	3.7
42	BS	28	LYS	3.7
11	AI	62	LEU	3.7
42	BS	45	VAL	3.7
34	DK	76	ILE	3.6
5	AC	178	ARG	3.6
5	AC	114	LEU	3.6
26	BC	173	LEU	3.6
34	BK	115	ILE	3.6
35	DL	83	ALA	3.6
39	DP	67	GLU	3.6
6	AD	129	VAL	3.6
7	CE	92	ARG	3.6
51	B1	27	ARG	3.6
12	AJ	52	LEU	3.6
12	AJ	72	ARG	3.6
42	BS	95	ARG	3.6
6	AD	176	LYS	3.6
27	BD	28	GLU	3.6
42	BS	24	ILE	3.6
5	CC	106	ARG	3.6
26	BC	13	ARG	3.6
26	BC	213	ARG	3.6
7	CE	29	ILE	3.6
14	AL	54	VAL	3.6
37	BN	41	ALA	3.6
39	DP	107	ALA	3.6
7	CE	49	TYR	3.6
13	AK	126	ARG	3.6
5	AC	20	THR	3.6
5	AC	95	GLY	3.6
20	AR	31	TYR	3.6
31	BH	91	PHE	3.6
13	AK	79	LYS	3.6
42	BS	20	VAL	3.6
37	BN	100	CYS	3.6
31	DH	119	ASN	3.6
33	BJ	81	ILE	3.6
34	BK	102	VAL	3.6
7	CE	61	LYS	3.6
25	DB	789	A	3.6

Continued on next page...

Continued from previous page...

Mol	Chain	Res	Type	RSRZ
34	BK	58	LYS	3.6
26	BC	22	GLU	3.6
9	AG	151	ALA	3.6
13	AK	87	GLY	3.6
6	AD	28	ASP	3.6
5	AC	91	ALA	3.6
35	DL	125	LEU	3.6
5	CC	100	ILE	3.6
13	AK	99	LEU	3.6
47	DX	25	LYS	3.6
14	AL	42	LYS	3.6
39	DP	19	PHE	3.6
9	AG	61	PHE	3.6
26	DC	228	ASP	3.6
25	BB	1274	A	3.6
28	BE	6	LYS	3.6
37	BN	48	VAL	3.6
31	BH	143	ILE	3.6
35	DL	113	ALA	3.5
5	AC	6	PRO	3.5
34	BK	19	MET	3.5
23	CU	23	GLU	3.5
42	BS	2	GLU	3.5
52	B2	46	LYS	3.5
39	BP	45	VAL	3.5
40	BQ	90	ASP	3.5
35	DL	100	ILE	3.5
11	AI	123	ARG	3.5
12	AJ	101	SER	3.5
39	BP	26	GLU	3.5
13	AK	13	LYS	3.5
39	DP	50	ARG	3.5
6	CD	42	ALA	3.5
12	AJ	93	ALA	3.5
31	BH	142	VAL	3.5
5	AC	52	SER	3.5
7	CE	140	ILE	3.5
26	BC	3	VAL	3.5
26	BC	7	PRO	3.5
6	AD	143	SER	3.5
39	BP	15	ASP	3.5
53	D3	51	LYS	3.5

Continued on next page...

Continued from previous page...

Mol	Chain	Res	Type	RSRZ
25	DB	1781	U	3.5
39	BP	88	ARG	3.5
5	CC	123	LEU	3.5
31	BH	84	ALA	3.5
12	CJ	62	ARG	3.5
27	BD	14	ILE	3.5
39	DP	87	ARG	3.5
6	AD	20	LEU	3.5
26	BC	241	LYS	3.5
26	BC	269	ARG	3.5
33	BJ	142	ILE	3.5
12	AJ	21	ALA	3.5
42	BS	1	MET	3.5
14	AL	43	LYS	3.5
31	BH	55	GLU	3.5
33	BJ	85	LYS	3.5
39	DP	62	LYS	3.5
5	AC	107	LYS	3.5
5	AC	128	MET	3.5
22	AT	3	ILE	3.5
26	DC	183	VAL	3.5
5	AC	188	ALA	3.5
9	AG	73	GLU	3.5
13	CK	109	ILE	3.5
25	DB	790	U	3.5
4	AB	127	LYS	3.5
9	AG	6	ILE	3.5
12	CJ	66	GLU	3.5
8	CF	46	GLN	3.5
42	DS	84	ARG	3.5
4	CB	81	ASP	3.5
13	AK	124	LYS	3.5
35	DL	101	ILE	3.5
25	DB	752	A	3.5
34	BK	24	LEU	3.5
37	BN	14	SER	3.5
33	DJ	142	ILE	3.5
31	BH	114	GLU	3.5
13	CK	83	VAL	3.5
35	DL	110	VAL	3.5
10	AH	127	TYR	3.5
14	AL	37	TYR	3.5

Continued on next page...

Continued from previous page...

Mol	Chain	Res	Type	RSRZ
32	BI	52	LEU	3.5
27	BD	202	ILE	3.5
5	AC	77	GLY	3.4
14	CL	14	LYS	3.4
26	DC	271	SER	3.4
37	BN	70	THR	3.4
6	AD	122	ILE	3.4
6	AD	142	VAL	3.4
5	CC	160	GLU	3.4
34	BK	53	LYS	3.4
34	DK	51	VAL	3.4
5	AC	4	VAL	3.4
14	CL	110	LYS	3.4
19	AQ	35	LYS	3.4
7	CE	98	ALA	3.4
34	BK	100	GLY	3.4
41	BR	65	ALA	3.4
7	CE	126	ALA	3.4
30	DG	55	ASP	3.4
26	BC	53	ILE	3.4
16	CN	22	LYS	3.4
34	DK	75	VAL	3.4
50	B0	1	ALA	3.4
34	BK	78	PHE	3.4
34	BK	39	LYS	3.4
42	BS	68	ASP	3.4
5	AC	46	LEU	3.4
39	DP	47	ILE	3.4
31	BH	35	LYS	3.4
6	CD	199	ILE	3.4
34	BK	105	GLU	3.4
37	BN	47	VAL	3.4
7	CE	47	PHE	3.4
42	DS	83	LYS	3.4
26	DC	165	ALA	3.4
5	AC	100	ILE	3.4
16	AN	72	PHE	3.4
35	DL	10	GLU	3.4
12	AJ	28	THR	3.4
39	BP	16	VAL	3.4
13	AK	20	ALA	3.4
5	CC	161	ILE	3.4

Continued on next page...

Continued from previous page...

Mol	Chain	Res	Type	RSRZ
26	DC	109	LEU	3.4
4	CB	27	LYS	3.4
33	BJ	74	TYR	3.4
34	BK	3	GLU	3.4
14	CL	13	ARG	3.4
9	AG	86	VAL	3.4
11	AI	128	LYS	3.4
27	BD	55	LYS	3.4
10	AH	84	ILE	3.4
35	DL	75	ALA	3.4
26	DC	54	GLY	3.4
9	CG	3	ARG	3.4
26	BC	18	VAL	3.4
34	DK	42	ILE	3.4
26	BC	51	ARG	3.4
13	AK	104	PHE	3.4
19	AQ	29	LYS	3.4
14	AL	34	THR	3.4
5	AC	40	GLN	3.4
9	AG	82	SER	3.4
14	CL	82	ARG	3.4
23	AU	32	ARG	3.4
5	AC	203	LYS	3.4
26	BC	198	GLU	3.4
16	AN	73	LEU	3.4
39	BP	60	VAL	3.3
53	D3	14	LYS	3.3
27	BD	77	ARG	3.3
31	BH	131	SER	3.3
28	DE	155	GLU	3.3
34	BK	109	GLU	3.3
27	BD	48	ILE	3.3
34	BK	6	MET	3.3
35	DL	92	LEU	3.3
34	BK	30	ARG	3.3
19	AQ	37	ILE	3.3
12	AJ	87	LEU	3.3
34	BK	93	PRO	3.3
23	CU	53	LYS	3.3
27	BD	27	ILE	3.3
6	CD	64	TYR	3.3
19	AQ	33	TYR	3.3

Continued on next page...

Continued from previous page...

Mol	Chain	Res	Type	RSRZ
34	DK	83	CYS	3.3
4	CB	20	ARG	3.3
5	CC	201	ILE	3.3
16	AN	22	LYS	3.3
34	BK	1	ILE	3.3
34	DK	82	ALA	3.3
4	AB	35	ASN	3.3
23	AU	28	LEU	3.3
23	CU	28	LEU	3.3
50	B0	21	LEU	3.3
25	DB	2062	A	3.3
26	DC	216	ARG	3.3
26	DC	162	GLN	3.3
28	DE	63	LYS	3.3
37	BN	97	ILE	3.3
25	BB	1781	U	3.3
37	BN	37	THR	3.3
37	BN	65	LEU	3.3
6	AD	173	ASP	3.3
5	AC	159	ALA	3.3
17	AO	87	ARG	3.3
34	BK	98	ILE	3.3
26	DC	38	LYS	3.3
9	AG	85	GLN	3.3
42	DS	87	PRO	3.3
23	CU	3	ILE	3.3
39	DP	105	LYS	3.3
34	DK	46	ILE	3.3
16	AN	80	ARG	3.3
6	AD	154	VAL	3.3
13	AK	74	LYS	3.3
5	AC	101	ASN	3.3
39	BP	76	HIS	3.3
5	AC	81	GLU	3.3
25	BB	2689	U	3.3
28	DE	172	ALA	3.3
26	DC	270	ARG	3.3
4	AB	128	LEU	3.3
5	AC	112	ALA	3.2
35	DL	108	ALA	3.2
14	AL	122	LYS	3.2
18	CP	80	LYS	3.2

Continued on next page...

Continued from previous page...

Mol	Chain	Res	Type	RSRZ
26	BC	123	ILE	3.2
27	BD	84	LEU	3.2
23	AU	42	THR	3.2
16	AN	97	LYS	3.2
4	CB	42	LEU	3.2
14	AL	48	LEU	3.2
26	DC	164	VAL	3.2
26	DC	175	LEU	3.2
47	BX	48	LEU	3.2
42	DS	32	ALA	3.2
27	BD	165	MET	3.2
35	DL	105	ILE	3.2
34	BK	87	ASN	3.2
44	BU	82	VAL	3.2
6	CD	194	ILE	3.2
10	AH	126	CYS	3.2
34	BK	33	GLY	3.2
26	BC	42	ARG	3.2
37	BN	96	ARG	3.2
26	BC	166	ARG	3.2
39	BP	9	GLN	3.2
1	AA	1492	A	3.2
17	AO	84	LEU	3.2
34	BK	18	VAL	3.2
28	BE	2	GLU	3.2
31	BH	60	GLU	3.2
5	AC	26	LYS	3.2
6	AD	43	ARG	3.2
31	BH	112	LYS	3.2
37	BN	71	ARG	3.2
13	CK	18	GLY	3.2
26	BC	214	GLY	3.2
1	CA	1533	C	3.2
9	AG	5	VAL	3.2
37	BN	36	THR	3.2
6	CD	34	GLU	3.2
35	DL	79	LEU	3.2
34	BK	10	ALA	3.2
6	CD	107	GLY	3.2
39	BP	8	GLU	3.2
5	AC	24	ASN	3.2
26	DC	65	ASP	3.2

Continued on next page...

Continued from previous page...

Mol	Chain	Res	Type	RSRZ
35	DL	58	TYR	3.2
26	BC	201	LEU	3.2
14	AL	47	ALA	3.2
5	AC	137	VAL	3.2
39	BP	72	VAL	3.2
42	BS	85	ILE	3.2
6	AD	106	PHE	3.2
25	DB	2799	A	3.2
28	BE	59	PRO	3.2
34	BK	96	THR	3.2
39	BP	44	GLY	3.2
7	CE	95	MET	3.2
5	CC	133	MET	3.2
26	BC	217	PRO	3.2
27	BD	140	HIS	3.2
35	DL	69	ARG	3.2
42	BS	69	LEU	3.2
51	B1	6	GLU	3.2
6	CD	17	ASP	3.2
42	DS	94	ASP	3.2
26	BC	80	LEU	3.2
28	BE	11	ALA	3.2
32	DI	83	ALA	3.2
39	BP	59	THR	3.2
26	BC	125	PRO	3.2
28	DE	59	PRO	3.2
7	AE	49	TYR	3.2
25	DB	2442	C	3.2
28	DE	67	ARG	3.1
39	DP	48	ALA	3.2
34	BK	91	GLU	3.1
12	AJ	25	ILE	3.1
27	BD	111	GLY	3.1
28	DE	151	GLY	3.1
5	AC	19	SER	3.1
35	DL	84	LYS	3.1
29	BF	79	ARG	3.1
14	CL	79	ILE	3.1
5	AC	94	ALA	3.1
14	CL	9	LYS	3.1
27	DD	190	LYS	3.1
34	BK	89	ASN	3.1

Continued on next page...

Continued from previous page...

Mol	Chain	Res	Type	RSRZ
27	DD	209	ALA	3.1
45	DV	82	TYR	3.1
25	BB	740	C	3.1
31	DH	120	GLY	3.1
27	BD	169	ARG	3.1
33	BJ	83	GLY	3.1
34	DK	77	ARG	3.1
43	BT	69	ARG	3.1
23	AU	18	PHE	3.1
26	BC	14	HIS	3.1
26	BC	16	VAL	3.1
28	BE	155	GLU	3.1
5	AC	145	ALA	3.1
23	AU	39	LYS	3.1
5	AC	157	GLY	3.1
6	AD	22	SER	3.1
28	DE	118	LEU	3.1
34	BK	82	ALA	3.1
42	BS	43	ALA	3.1
37	BN	110	MET	3.1
39	BP	22	GLY	3.1
4	CB	163	ILE	3.1
5	AC	74	ILE	3.1
5	AC	199	VAL	3.1
5	CC	151	GLU	3.1
53	D3	58	ILE	3.1
19	AQ	7	LEU	3.1
26	BC	211	ARG	3.1
34	BK	11	ASP	3.1
34	BK	81	ASN	3.1
46	DW	84	GLU	3.1
10	AH	96	ALA	3.1
7	AE	127	TYR	3.1
13	AK	96	ILE	3.1
6	CD	31	CYS	3.1
5	CC	23	ALA	3.1
25	BB	1660	G	3.1
31	DH	133	GLN	3.1
39	BP	68	GLY	3.1
27	DD	27	ILE	3.1
7	CE	72	ASN	3.1
16	AN	46	LYS	3.1

Continued on next page...

Continued from previous page...

Mol	Chain	Res	Type	RSRZ
31	DH	81	ALA	3.1
35	DL	116	VAL	3.1
5	AC	88	LYS	3.1
9	AG	123	LEU	3.1
39	BP	5	LYS	3.1
39	DP	102	ARG	3.1
42	DS	85	ILE	3.1
26	DC	64	VAL	3.1
28	DE	120	VAL	3.1
31	BH	100	ALA	3.1
35	DL	17	LYS	3.1
35	DL	72	ALA	3.1
9	AG	25	PHE	3.1
25	DB	645	C	3.1
1	AA	121	U	3.1
14	CL	93	ARG	3.1
8	AF	54	LEU	3.1
27	BD	198	GLY	3.1
42	BS	15	GLN	3.1
5	AC	90	VAL	3.1
34	BK	121	VAL	3.1
5	AC	150	VAL	3.1
26	BC	172	THR	3.1
39	BP	95	LYS	3.1
52	B2	13	ASN	3.1
6	CD	46	ARG	3.1
32	BI	25	PRO	3.1
4	CB	194	GLY	3.1
5	AC	11	LEU	3.1
14	AL	96	THR	3.1
28	BE	57	LYS	3.1
5	CC	169	GLU	3.1
7	CE	136	VAL	3.1
25	BB	1510	G	3.1
26	BC	19	VAL	3.1
26	DC	179	GLU	3.1
42	BS	92	ARG	3.1
14	AL	59	GLY	3.1
19	AQ	34	GLY	3.1
27	BD	123	LYS	3.1
39	DP	28	LYS	3.1
42	BS	12	SER	3.1

Continued on next page...

Continued from previous page...

Mol	Chain	Res	Type	RSRZ
39	BP	30	TRP	3.1
6	AD	123	MET	3.1
8	CF	47	LEU	3.1
31	BH	93	SER	3.1
4	CB	76	SER	3.1
28	DE	65	THR	3.1
12	AJ	66	GLU	3.0
12	AJ	61	ALA	3.0
52	D2	41	ARG	3.0
39	BP	80	VAL	3.0
6	CD	193	ASP	3.0
34	BK	20	CYS	3.0
42	BS	48	LYS	3.0
21	AS	79	TYR	3.0
5	CC	168	ARG	3.0
19	CQ	25	GLU	3.0
4	CB	18	GLN	3.0
7	CE	55	VAL	3.0
27	BD	20	VAL	3.0
31	BH	79	THR	3.0
5	CC	149	LYS	3.0
6	AD	97	LEU	3.0
9	AG	12	LEU	3.0
16	AN	96	LYS	3.0
28	DE	19	PHE	3.0
42	BS	71	VAL	3.0
7	CE	54	GLU	3.0
23	CU	10	PRO	3.0
6	AD	18	LEU	3.0
26	BC	204	LEU	3.0
26	DC	4	LYS	3.0
26	DC	66	PHE	3.0
14	AL	123	ALA	3.0
25	BB	1780	A	3.0
6	CD	57	LYS	3.0
37	BN	39	PRO	3.0
42	BS	37	THR	3.0
19	AQ	82	VAL	3.0
26	DC	167	ASP	3.0
4	AB	181	PRO	3.0
5	AC	79	LYS	3.0
5	CC	45	GLU	3.0

Continued on next page...

Continued from previous page...

Mol	Chain	Res	Type	RSRZ
6	AD	120	LYS	3.0
7	CE	9	GLU	3.0
28	BE	5	LEU	3.0
6	AD	174	ALA	3.0
12	AJ	32	THR	3.0
1	AA	1491	G	3.0
17	AO	70	LYS	3.0
37	BN	120	GLU	3.0
34	BK	62	VAL	3.0
4	CB	94	ARG	3.0
42	BS	21	ALA	3.0
26	BC	229	HIS	3.0
37	BN	44	LEU	3.0
39	BP	42	PHE	3.0
28	DE	91	ASP	3.0
40	DQ	16	ILE	3.0
16	CN	15	LEU	3.0
27	DD	8	LYS	3.0
42	BS	42	LYS	3.0
52	D2	29	GLN	3.0
28	DE	148	ILE	3.0
33	BJ	87	ALA	3.0
6	CD	103	ARG	3.0
6	CD	74	TYR	3.0
20	AR	37	LYS	3.0
26	BC	2	VAL	3.0
34	BK	23	VAL	3.0
34	DK	52	LYS	3.0
39	BP	49	ILE	3.0
4	AB	134	LEU	3.0
16	AN	83	VAL	3.0
18	CP	52	LEU	3.0
25	BB	755	U	3.0
28	DE	94	GLN	3.0
4	CB	113	LEU	3.0
25	BB	743	A	3.0
5	AC	18	ASN	3.0
42	BS	39	THR	3.0
26	BC	224	MET	3.0
37	BN	5	LYS	3.0
42	BS	41	LYS	3.0
18	CP	33	ILE	3.0

Continued on next page...

Continued from previous page...

Mol	Chain	Res	Type	RSRZ
41	DR	70	GLU	3.0
5	AC	72	PRO	3.0
17	CO	71	ARG	3.0
28	DE	185	LYS	3.0
31	DH	108	VAL	3.0
18	CP	57	ILE	3.0
39	DP	103	THR	3.0
16	CN	76	PHE	3.0
16	AN	86	ALA	3.0
4	CB	189	ASN	3.0
12	AJ	64	GLN	3.0
28	DE	186	VAL	3.0
34	BK	22	LYS	3.0
6	AD	116	LEU	2.9
13	AK	83	VAL	2.9
12	AJ	15	HIS	2.9
5	AC	191	THR	2.9
35	DL	49	GLY	2.9
39	BP	27	VAL	2.9
6	CD	90	LEU	2.9
12	AJ	70	HIS	2.9
14	CL	81	ILE	2.9
52	D2	2	LYS	2.9
5	AC	184	ASN	2.9
8	AF	88	MET	2.9
35	DL	134	ALA	2.9
14	CL	74	GLN	2.9
26	BC	126	GLY	2.9
28	DE	157	LEU	2.9
42	DS	103	ILE	2.9
35	DL	114	GLY	2.9
5	AC	149	LYS	2.9
28	DE	46	GLN	2.9
31	DH	76	GLU	2.9
6	CD	7	LYS	2.9
12	AJ	13	PHE	2.9
23	CU	8	ASN	2.9
28	DE	105	LEU	2.9
27	DD	14	ILE	2.9
34	BK	42	ILE	2.9
28	DE	187	VAL	2.9
6	CD	116	LEU	2.9

Continued on next page...

Continued from previous page...

Mol	Chain	Res	Type	RSRZ
34	DK	7	LEU	2.9
31	DH	9	VAL	2.9
37	BN	35	LYS	2.9
39	BP	31	VAL	2.9
9	AG	87	PRO	2.9
3	CX	4	U	2.9
7	CE	144	GLU	2.9
43	DT	69	ARG	2.9
6	CD	160	LEU	2.9
14	AL	13	ARG	2.9
20	AR	29	LYS	2.9
1	CA	1397	C	2.9
4	CB	92	ASN	2.9
4	AB	36	LYS	2.9
12	CJ	68	ARG	2.9
14	CL	109	ARG	2.9
40	DQ	15	LYS	2.9
10	AH	75	GLN	2.9
37	BN	28	LEU	2.9
19	AQ	5	ARG	2.9
31	DH	84	ALA	2.9
26	BC	215	VAL	2.9
19	AQ	36	PHE	2.9
42	BS	65	ASP	2.9
13	AK	24	ALA	2.9
4	CB	16	GLY	2.9
7	AE	12	GLU	2.9
35	DL	106	GLU	2.9
52	B2	12	ARG	2.9
28	DE	180	LEU	2.9
42	BS	47	VAL	2.9
50	B0	36	LYS	2.9
34	BK	120	GLU	2.9
12	AJ	19	ASP	2.9
42	BS	31	GLN	2.9
42	BS	82	MET	2.9
47	DX	14	GLY	2.9
53	D3	18	LYS	2.9
47	DX	44	ARG	2.9
12	AJ	73	LEU	2.9
28	BE	109	LEU	2.9
28	DE	32	VAL	2.9

Continued on next page...

Continued from previous page...

Mol	Chain	Res	Type	RSRZ
37	BN	115	LEU	2.9
39	BP	25	VAL	2.9
39	DP	96	LEU	2.9
42	BS	66	ILE	2.9
26	BC	160	TYR	2.9
50	B0	32	THR	2.9
17	AO	83	ARG	2.9
6	AD	159	GLU	2.9
30	DG	41	GLU	2.9
39	BP	39	LEU	2.9
44	BU	90	LYS	2.9
28	DE	134	LEU	2.8
28	DE	171	ASP	2.8
35	BL	82	LEU	2.8
7	AE	96	GLN	2.8
27	BD	109	VAL	2.8
27	DD	55	LYS	2.8
34	BK	88	ASN	2.8
47	DX	76	LYS	2.8
7	CE	146	MET	2.8
5	AC	164	THR	2.8
5	CC	99	GLN	2.8
6	CD	149	LYS	2.8
27	BD	56	LYS	2.8
14	CL	6	LEU	2.8
35	DL	6	LEU	2.8
53	D3	19	GLY	2.8
27	BD	26	VAL	2.8
39	DP	69	VAL	2.8
33	BJ	75	TYR	2.8
10	AH	74	ILE	2.8
13	AK	22	ILE	2.8
50	B0	49	ARG	2.8
28	BE	134	LEU	2.8
31	DH	35	LYS	2.8
4	CB	9	LEU	2.8
25	BB	2690	U	2.8
1	AA	791	G	2.8
25	DB	1780	A	2.8
26	BC	15	VAL	2.8
34	BK	61	VAL	2.8
37	BN	15	SER	2.8

Continued on next page...

Continued from previous page...

Mol	Chain	Res	Type	RSRZ
34	BK	14	GLY	2.8
5	CC	54	ILE	2.8
28	BE	148	ILE	2.8
28	DE	170	ARG	2.8
39	DP	108	ARG	2.8
27	BD	131	ASP	2.8
5	AC	155	ARG	2.8
5	CC	156	LEU	2.8
6	AD	62	ARG	2.8
25	DB	751	A	2.8
33	BJ	141	ASP	2.8
13	AK	109	ILE	2.8
27	BD	125	TRP	2.8
28	DE	29	HIS	2.8
47	DX	73	ARG	2.8
52	D2	42	LEU	2.8
27	BD	122	VAL	2.8
39	BP	81	ASP	2.8
5	AC	109	GLU	2.8
28	BE	172	ALA	2.8
6	CD	63	ILE	2.8
27	BD	160	LYS	2.8
50	B0	42	ILE	2.8
28	BE	12	LEU	2.8
28	DE	90	GLN	2.8
42	BS	72	THR	2.8
42	BS	44	ALA	2.8
14	AL	52	CYS	2.8
27	BD	80	TRP	2.8
31	DH	96	THR	2.8
4	CB	169	HIS	2.8
39	DP	98	TYR	2.8
14	AL	81	ILE	2.8
9	AG	91	ARG	2.8
39	DP	100	ARG	2.8
52	B2	17	GLY	2.8
31	DH	12	LEU	2.8
12	AJ	94	ALA	2.8
46	BW	19	ARG	2.8
26	DC	90	ILE	2.8
39	BP	93	LYS	2.8
7	CE	137	ARG	2.8

Continued on next page...

Continued from previous page...

Mol	Chain	Res	Type	RSRZ
12	CJ	24	GLU	2.8
14	CL	49	ARG	2.8
17	AO	73	ASP	2.8
47	DX	24	THR	2.8
34	DK	38	ILE	2.8
37	BN	16	HIS	2.8
6	AD	158	LEU	2.8
13	AK	29	THR	2.8
27	BD	181	ASP	2.8
16	CN	29	ILE	2.8
12	CJ	60	ASP	2.8
5	AC	124	GLU	2.8
31	DH	123	ARG	2.8
35	DL	87	GLY	2.8
37	BN	25	ALA	2.8
16	AN	76	PHE	2.8
47	DX	47	THR	2.8
35	DL	86	GLU	2.8
39	DP	33	GLU	2.8
52	D2	12	ARG	2.8
25	BB	764	A	2.8
42	DS	90	LYS	2.8
13	AK	81	LEU	2.8
27	BD	83	ARG	2.8
13	AK	80	ASN	2.7
25	BB	653	U	2.7
6	CD	167	PRO	2.7
19	CQ	39	ARG	2.7
37	BN	34	ILE	2.7
52	D2	3	ARG	2.7
7	AE	93	VAL	2.7
11	CI	49	GLN	2.7
13	AK	95	THR	2.7
6	CD	159	GLU	2.7
14	AL	93	ARG	2.7
16	CN	91	GLU	2.7
23	CU	34	ARG	2.7
29	BF	82	TYR	2.7
39	BP	90	ALA	2.7
16	AN	90	GLY	2.7
18	AP	44	SER	2.7
53	B3	20	GLY	2.7

Continued on next page...

Continued from previous page...

Mol	Chain	Res	Type	RSRZ
33	BJ	55	ILE	2.7
34	DK	94	ILE	2.7
37	DN	48	VAL	2.7
39	BP	32	VAL	2.7
6	AD	104	MET	2.7
9	AG	81	GLY	2.7
10	CH	72	GLU	2.7
18	AP	45	GLU	2.7
39	BP	6	GLN	2.7
53	B3	22	LYS	2.7
4	CB	33	ALA	2.7
34	BK	51	VAL	2.7
35	DL	90	VAL	2.7
42	BS	97	LEU	2.7
53	D3	59	ALA	2.7
27	BD	146	ILE	2.7
28	DE	55	SER	2.7
3	AX	6	U	2.7
28	DE	95	LYS	2.7
4	CB	82	ALA	2.7
14	CL	116	TYR	2.7
43	BT	74	ILE	2.7
14	CL	80	LEU	2.7
27	BD	154	LYS	2.7
28	BE	58	LYS	2.7
5	CC	125	ARG	2.7
32	BI	48	ILE	2.7
34	BK	79	ASP	2.7
25	DB	1459	G	2.7
5	AC	176	THR	2.7
25	DB	2441	U	2.7
16	CN	46	LYS	2.7
28	BE	19	PHE	2.7
52	D2	6	GLN	2.7
53	D3	2	LYS	2.7
28	DE	56	GLY	2.7
20	AR	42	ARG	2.7
27	BD	189	VAL	2.7
5	AC	3	LYS	2.7
7	AE	36	THR	2.7
25	BB	2716	C	2.7
39	DP	13	LYS	2.7

Continued on next page...

Continued from previous page...

Mol	Chain	Res	Type	RSRZ
35	DL	104	GLN	2.7
13	AK	12	ARG	2.7
19	AQ	26	ARG	2.7
26	BC	79	ARG	2.7
43	BT	6	ARG	2.7
13	AK	93	GLU	2.7
5	AC	201	ILE	2.7
35	DL	9	ALA	2.7
4	CB	28	PRO	2.7
1	CA	1398	A	2.7
25	BB	742	A	2.7
25	DB	676	A	2.7
1	AA	1059	C	2.7
34	BK	94	ILE	2.7
6	AD	175	GLY	2.7
4	CB	66	ILE	2.7
16	CN	24	ALA	2.7
31	BH	5	LEU	2.7
41	BR	48	LYS	2.7
26	BC	48	ILE	2.7
16	CN	93	PRO	2.7
4	CB	117	GLU	2.7
6	CD	10	LEU	2.7
6	CD	176	LYS	2.7
13	AK	86	LYS	2.7
26	DC	34	GLU	2.7
5	AC	12	GLY	2.7
7	CE	93	VAL	2.7
34	DK	63	ARG	2.7
34	BK	86	LEU	2.7
7	AE	55	VAL	2.7
27	BD	118	PHE	2.7
31	DH	129	GLU	2.7
31	DH	146	VAL	2.7
23	AU	16	ARG	2.7
47	DX	26	ARG	2.7
35	DL	96	LYS	2.7
13	AK	82	GLU	2.7
42	BS	94	ASP	2.7
5	AC	113	LYS	2.7
28	DE	96	VAL	2.7
28	DE	119	ILE	2.7

Continued on next page...

Continued from previous page...

Mol	Chain	Res	Type	RSRZ
25	BB	2684	U	2.7
14	CL	39	THR	2.7
27	BD	126	ASN	2.7
42	BS	26	GLY	2.7
53	B3	19	GLY	2.7
5	CC	131	ARG	2.7
25	BB	1981	A	2.7
34	BK	118	ALA	2.7
39	BP	3	ILE	2.7
4	AB	15	PHE	2.6
28	DE	201	ALA	2.6
39	BP	11	GLN	2.6
16	CN	18	LYS	2.6
14	AL	62	VAL	2.6
28	BE	200	LEU	2.6
34	BK	52	LYS	2.6
27	BD	3	GLY	2.6
28	DE	30	GLN	2.6
39	BP	83	ILE	2.6
32	BI	3	LYS	2.6
12	AJ	22	THR	2.6
31	DH	118	PRO	2.6
52	B2	31	LEU	2.6
1	AA	1397	C	2.6
5	AC	98	ALA	2.6
39	DP	99	LEU	2.6
5	AC	13	ILE	2.6
26	BC	196	ASN	2.6
39	DP	26	GLU	2.6
39	DP	97	TYR	2.6
45	DV	74	ALA	2.6
5	CC	48	LYS	2.6
27	BD	159	LYS	2.6
28	DE	23	PHE	2.6
4	CB	156	LEU	2.6
36	DM	10	ARG	2.6
39	DP	88	ARG	2.6
42	BS	67	ASP	2.6
5	AC	172	VAL	2.6
14	AL	15	VAL	2.6
33	BJ	11	VAL	2.6
39	DP	60	VAL	2.6

Continued on next page...

Continued from previous page...

Mol	Chain	Res	Type	RSRZ
7	AE	15	ILE	2.6
5	AC	84	GLU	2.6
26	BC	209	ALA	2.6
35	BL	77	ILE	2.6
5	AC	196	GLY	2.6
28	DE	124	PHE	2.6
6	CD	22	SER	2.6
35	DL	78	ARG	2.6
52	B2	28	ARG	2.6
34	DK	8	ASN	2.6
5	AC	129	PHE	2.6
23	AU	40	PRO	2.6
26	BC	163	ILE	2.6
39	BP	24	THR	2.6
4	AB	178	LEU	2.6
6	CD	60	VAL	2.6
1	AA	1060	U	2.6
14	AL	14	LYS	2.6
16	AN	85	GLU	2.6
5	AC	119	ILE	2.6
13	AK	30	ILE	2.6
28	DE	62	GLN	2.6
34	BK	114	ILE	2.6
6	CD	62	ARG	2.6
52	D2	21	ARG	2.6
10	AH	128	VAL	2.6
28	DE	64	GLY	2.6
17	AO	16	ARG	2.6
13	AK	26	PHE	2.6
32	BI	80	LYS	2.6
34	BK	60	VAL	2.6
39	DP	59	THR	2.6
26	DC	152	GLN	2.6
39	DP	109	ILE	2.6
7	CE	57	ALA	2.6
1	AA	1202	U	2.6
3	AX	3	G	2.6
6	CD	23	GLY	2.6
10	AH	93	LYS	2.6
12	AJ	98	VAL	2.6
12	CJ	10	LEU	2.6
13	AK	84	MET	2.6

Continued on next page...

Continued from previous page...

Mol	Chain	Res	Type	RSRZ
27	BD	105	LYS	2.6
27	BD	184	ARG	2.6
13	CK	106	ILE	2.6
25	BB	2003	A	2.6
26	DC	163	ILE	2.6
6	CD	35	GLN	2.6
28	DE	41	GLN	2.6
7	CE	31	SER	2.6
20	CR	28	LEU	2.6
26	DC	92	LEU	2.6
28	DE	166	LYS	2.6
39	BP	64	SER	2.6
50	B0	38	LEU	2.6
18	CP	36	VAL	2.6
53	B3	21	PHE	2.6
16	CN	40	ARG	2.6
27	BD	188	LEU	2.6
2	AW	43	A	2.6
4	CB	49	PHE	2.6
6	AD	156	ALA	2.6
6	CD	108	ALA	2.6
25	BB	739	A	2.6
28	BE	175	ILE	2.6
27	BD	178	VAL	2.6
27	DD	28	GLU	2.6
42	BS	107	VAL	2.6
5	CC	126	ARG	2.6
14	AL	85	ARG	2.6
26	BC	227	VAL	2.6
26	DC	265	PHE	2.6
33	BJ	18	VAL	2.6
33	BJ	84	ILE	2.6
7	AE	110	MET	2.6
19	AQ	59	GLU	2.6
39	BP	78	PRO	2.6
12	CJ	87	LEU	2.6
36	DM	102	LEU	2.6
26	DC	79	ARG	2.5
35	DL	48	ARG	2.5
42	BS	88	ARG	2.5
42	DS	88	ARG	2.5
27	BD	176	ASP	2.5

Continued on next page...

Continued from previous page...

Mol	Chain	Res	Type	RSRZ
42	BS	75	PHE	2.5
4	CB	71	THR	2.5
14	AL	9	LYS	2.5
14	CL	97	VAL	2.5
27	BD	129	THR	2.5
28	DE	73	ILE	2.5
39	BP	36	LYS	2.5
12	AJ	95	GLY	2.5
20	AR	34	GLU	2.5
39	BP	111	GLU	2.5
42	BS	101	SER	2.5
25	BB	1273	U	2.5
25	BB	2609	U	2.5
43	BT	11	LEU	2.5
34	DK	80	GLY	2.5
42	BS	25	ARG	2.5
14	CL	44	PRO	2.5
16	AN	20	PHE	2.5
9	AG	100	MET	2.5
28	BE	1	MET	2.5
4	CB	150	ILE	2.5
33	BJ	116	ARG	2.5
27	BD	192	ALA	2.5
33	BJ	9	GLU	2.5
37	DN	83	LEU	2.5
4	AB	27	LYS	2.5
7	CE	145	ASN	2.5
27	BD	173	GLN	2.5
34	DK	104	ARG	2.5
7	CE	27	GLY	2.5
5	AC	37	LYS	2.5
9	CG	61	PHE	2.5
12	AJ	46	LYS	2.5
27	BD	110	THR	2.5
34	DK	48	ARG	2.5
5	AC	76	ILE	2.5
27	BD	25	THR	2.5
31	DH	82	SER	2.5
39	DP	43	GLU	2.5
8	AF	80	PHE	2.5
8	CF	52	ASN	2.5
5	CC	195	ILE	2.5

Continued on next page...

Continued from previous page...

Mol	Chain	Res	Type	RSRZ
7	CE	73	VAL	2.5
13	CK	92	ARG	2.5
13	CK	111	ASP	2.5
14	CL	68	GLY	2.5
13	CK	99	LEU	2.5
25	BB	790	U	2.5
5	AC	71	ARG	2.5
34	DK	70	ARG	2.5
43	DT	68	LYS	2.5
23	AU	8	ASN	2.5
5	AC	48	LYS	2.5
25	DB	791	C	2.5
5	AC	8	GLY	2.5
5	CC	28	PHE	2.5
6	AD	2	ARG	2.5
28	DE	50	ALA	2.5
35	DL	81	ASP	2.5
42	DS	99	ARG	2.5
5	AC	14	VAL	2.5
33	BJ	53	TYR	2.5
39	BP	79	VAL	2.5
20	CR	67	LEU	2.5
26	BC	232	GLY	2.5
34	BK	99	PHE	2.5
14	CL	62	VAL	2.5
14	AL	60	PHE	2.5
5	AC	29	ALA	2.5
6	CD	136	VAL	2.5
14	CL	43	LYS	2.5
14	CL	71	HIS	2.5
46	BW	42	THR	2.5
16	CN	83	VAL	2.5
50	B0	40	HIS	2.5
13	CK	108	ASN	2.5
14	CL	12	ALA	2.5
23	AU	11	PHE	2.5
20	AR	50	TYR	2.5
25	BB	756	A	2.5
9	AG	148	LYS	2.5
12	CJ	12	ALA	2.5
23	CU	20	ARG	2.5
26	BC	34	GLU	2.5

Continued on next page...

Continued from previous page...

Mol	Chain	Res	Type	RSRZ
26	BC	193	GLU	2.5
30	DG	54	ARG	2.5
30	DG	23	ILE	2.5
35	DL	57	LEU	2.5
39	BP	14	GLN	2.5
34	BK	59	ALA	2.5
43	BT	64	LYS	2.5
42	BS	11	ARG	2.5
5	AC	195	ILE	2.5
10	AH	60	LEU	2.5
17	AO	77	TYR	2.5
26	DC	131	MET	2.5
14	CL	103	CYS	2.5
26	BC	70	LYS	2.5
6	CD	153	ARG	2.5
21	CS	10	ILE	2.5
39	BP	112	ARG	2.5
28	BE	124	PHE	2.5
1	AA	966	G	2.5
39	DP	72	VAL	2.5
28	DE	69	ARG	2.5
5	CC	190	THR	2.4
14	CL	10	PRO	2.4
18	CP	34	GLU	2.4
47	BX	77	TYR	2.4
11	AI	127	SER	2.4
12	CJ	90	LEU	2.4
14	CL	7	VAL	2.4
39	BP	17	PRO	2.4
42	BS	105	VAL	2.4
9	CG	151	ALA	2.4
7	CE	28	ARG	2.4
14	AL	7	VAL	2.4
14	CL	53	ARG	2.4
26	BC	132	ARG	2.4
35	BL	2	ARG	2.4
6	AD	87	GLU	2.4
17	AO	43	ALA	2.4
39	BP	34	GLY	2.4
34	BK	111	PHE	2.4
6	AD	126	GLY	2.4
10	AH	92	PRO	2.4

Continued on next page...

Continued from previous page...

Mol	Chain	Res	Type	RSRZ
14	AL	49	ARG	2.4
19	AQ	31	PRO	2.4
23	AU	41	THR	2.4
42	DS	104	THR	2.4
25	DB	2059	A	2.4
16	AN	70	HIS	2.4
25	BB	1662	U	2.4
27	BD	156	PHE	2.4
28	BE	23	PHE	2.4
33	BJ	140	LEU	2.4
23	CU	9	GLU	2.4
7	AE	18	ASN	2.4
26	BC	199	HIS	2.4
34	BK	116	SER	2.4
35	DL	117	THR	2.4
31	DH	114	GLU	2.4
47	DX	64	ASP	2.4
7	AE	95	MET	2.4
26	BC	270	ARG	2.4
37	BN	118	ARG	2.4
48	BY	62	GLY	2.4
6	CD	20	LEU	2.4
26	BC	106	PRO	2.4
30	BG	106	LEU	2.4
6	CD	184	LYS	2.4
26	DC	81	GLU	2.4
27	BD	132	ALA	2.4
27	BD	130	GLN	2.4
36	DM	1	MET	2.4
47	DX	5	GLN	2.4
47	DX	17	ARG	2.4
10	AH	86	LYS	2.4
19	AQ	38	LYS	2.4
25	DB	2585	U	2.4
2	AW	28	C	2.4
13	AK	110	THR	2.4
31	DH	18	GLN	2.4
36	BM	3	GLN	2.4
27	BD	175	LEU	2.4
5	AC	92	ASP	2.4
27	BD	15	PHE	2.4
53	D3	20	GLY	2.4

Continued on next page...

Continued from previous page...

Mol	Chain	Res	Type	RSRZ
53	D3	21	PHE	2.4
8	CF	53	LYS	2.4
42	DS	73	LYS	2.4
48	BY	5	GLU	2.4
23	AU	49	ALA	2.4
1	AA	531	U	2.4
4	CB	103	TRP	2.4
42	BS	4	ILE	2.4
7	AE	47	PHE	2.4
26	BC	210	ALA	2.4
26	DC	232	GLY	2.4
26	DC	35	LYS	2.4
28	DE	101	TYR	2.4
33	BJ	54	ILE	2.4
39	DP	101	GLU	2.4
46	BW	82	GLU	2.4
26	DC	202	ARG	2.4
10	AH	94	VAL	2.4
12	CJ	67	ILE	2.4
34	BK	84	VAL	2.4
32	BI	20	SER	2.4
14	AL	41	PRO	2.4
19	CQ	10	ARG	2.4
4	CB	40	ILE	2.4
4	CB	41	ASN	2.4
6	AD	194	ILE	2.4
10	AH	100	ILE	2.4
34	DK	74	SER	2.4
39	DP	83	ILE	2.4
39	BP	12	MET	2.4
52	B2	16	HIS	2.4
4	AB	28	PRO	2.4
5	AC	51	VAL	2.4
28	DE	78	TRP	2.4
39	DP	110	LYS	2.4
28	DE	48	THR	2.4
31	BH	107	GLY	2.4
42	BS	104	THR	2.4
13	CK	36	ARG	2.4
21	AS	70	LEU	2.4
33	BJ	32	LEU	2.4
34	DK	107	ARG	2.4

Continued on next page...

Continued from previous page...

Mol	Chain	Res	Type	RSRZ
37	BN	75	ILE	2.4
35	DL	121	THR	2.4
4	CB	178	LEU	2.4
5	AC	161	ILE	2.4
18	CP	21	VAL	2.4
42	BS	106	VAL	2.4
42	BS	33	LEU	2.4
43	BT	80	TRP	2.4
46	BW	45	HIS	2.4
7	CE	151	MET	2.4
7	AE	104	ILE	2.4
10	AH	71	VAL	2.4
10	AH	76	ARG	2.4
25	BB	140	C	2.4
10	CH	75	GLN	2.4
34	BK	40	ILE	2.4
23	CU	41	THR	2.4
23	CU	45	LYS	2.4
26	BC	206	LYS	2.4
31	DH	41	LYS	2.4
35	DL	107	PHE	2.4
37	BN	72	ASP	2.4
17	CO	30	LEU	2.4
52	D2	16	HIS	2.4
10	AH	90	GLU	2.4
34	BK	47	PRO	2.4
41	BR	45	GLU	2.4
27	BD	116	LYS	2.4
37	BN	13	ASN	2.3
28	BE	32	VAL	2.3
28	DE	152	GLU	2.3
32	BI	21	PRO	2.3
40	BQ	94	LEU	2.3
34	BK	46	ILE	2.3
47	DX	46	VAL	2.3
37	BN	45	ARG	2.3
14	AL	40	THR	2.3
28	BE	118	LEU	2.3
14	AL	79	ILE	2.3
31	BH	27	ARG	2.3
39	DP	42	PHE	2.3
28	BE	100	MET	2.3

Continued on next page...

Continued from previous page...

Mol	Chain	Res	Type	RSRZ
7	AE	113	VAL	2.3
26	DC	215	VAL	2.3
34	DK	102	VAL	2.3
14	CL	121	PRO	2.3
26	BC	141	HIS	2.3
31	DH	17	ASP	2.3
14	AL	5	GLN	2.3
39	BP	103	THR	2.3
14	AL	80	LEU	2.3
30	DG	45	ALA	2.3
33	BJ	101	ILE	2.3
26	BC	179	GLU	2.3
26	BC	247	TRP	2.3
14	CL	70	GLY	2.3
25	BB	1276	A	2.3
32	BI	86	LYS	2.3
35	DL	44	GLY	2.3
26	DC	63	ILE	2.3
32	BI	58	ILE	2.3
6	CD	105	GLY	2.3
11	CI	116	GLY	2.3
25	BB	1653	G	2.3
6	CD	113	ALA	2.3
7	AE	35	LEU	2.3
23	CU	50	SER	2.3
50	B0	54	ILE	2.3
25	BB	741	U	2.3
50	D0	23	ALA	2.3
26	BC	176	ARG	2.3
26	DC	211	ARG	2.3
27	BD	127	PHE	2.3
47	DX	36	ARG	2.3
39	DP	104	GLY	2.3
28	DE	178	VAL	2.3
6	AD	23	GLY	2.3
23	AU	50	SER	2.3
37	BN	26	GLY	2.3
47	BX	25	LYS	2.3
4	CB	199	ILE	2.3
21	CS	39	ILE	2.3
25	DB	2213	U	2.3
6	CD	16	THR	2.3

Continued on next page...

Continued from previous page...

Mol	Chain	Res	Type	RSRZ
17	AO	63	ARG	2.3
26	BC	216	ARG	2.3
26	DC	227	VAL	2.3
16	AN	79	SER	2.3
17	AO	80	LEU	2.3
28	BE	147	LEU	2.3
28	DE	12	LEU	2.3
4	CB	26	MET	2.3
37	BN	101	GLY	2.3
53	D3	1	PRO	2.3
7	CE	37	VAL	2.3
33	BJ	35	ARG	2.3
43	DT	76	ARG	2.3
19	CQ	81	ALA	2.3
34	BK	71	PRO	2.3
33	BJ	95	ARG	2.3
7	CE	12	GLU	2.3
12	AJ	33	GLY	2.3
14	CL	73	LEU	2.3
25	BB	2682	A	2.3
26	DC	169	ALA	2.3
26	BC	21	PRO	2.3
45	DV	80	HIS	2.3
25	BB	791	C	2.3
26	DC	239	PHE	2.3
27	BD	82	PHE	2.3
12	CJ	98	VAL	2.3
6	CD	163	GLN	2.3
25	BB	2728	U	2.3
26	BC	23	LEU	2.3
26	BC	102	TYR	2.3
26	DC	248	GLY	2.3
27	BD	138	LEU	2.3
43	BT	47	VAL	2.3
50	B0	53	VAL	2.3
37	BN	87	PHE	2.3
12	AJ	50	THR	2.3
16	CN	75	LYS	2.3
23	CU	26	GLY	2.3
26	DC	53	ILE	2.3
27	BD	114	LYS	2.3
8	CF	59	TYR	2.3

Continued on next page...

Continued from previous page...

Mol	Chain	Res	Type	RSRZ
25	BB	782	A	2.3
34	BK	74	SER	2.3
9	AG	102	TRP	2.3
42	DS	110	ARG	2.3
35	DL	13	LYS	2.3
9	AG	150	PHE	2.3
47	DX	48	LEU	2.3
28	DE	76	PRO	2.3
32	BI	19	PRO	2.3
6	AD	114	ARG	2.3
9	CG	88	VAL	2.3
18	AP	4	ILE	2.3
26	BC	101	ARG	2.3
27	BD	193	VAL	2.3
28	BE	14	VAL	2.3
41	DR	77	PHE	2.3
25	BB	1998	A	2.3
42	DS	93	ALA	2.3
50	B0	20	ALA	2.3
17	AO	85	GLY	2.3
47	DX	9	LYS	2.3
44	BU	28	LEU	2.3
26	DC	61	TYR	2.3
28	DE	100	MET	2.3
34	BK	112	MET	2.3
28	DE	109	LEU	2.3
33	BJ	123	LYS	2.3
35	DL	142	ILE	2.3
14	CL	101	LEU	2.3
53	D3	54	LEU	2.3
27	BD	103	ASP	2.3
31	BH	97	ARG	2.3
18	CP	32	PHE	2.3
37	BN	102	PHE	2.3
42	BS	30	SER	2.3
35	BL	144	GLU	2.3
35	DL	74	THR	2.3
16	CN	30	ILE	2.2
5	AC	143	LEU	2.2
9	AG	136	LYS	2.2
34	BK	43	LYS	2.2
39	DP	63	ILE	2.2

Continued on next page...

Continued from previous page...

Mol	Chain	Res	Type	RSRZ
27	DD	10	GLY	2.2
47	DX	75	GLU	2.2
26	DC	261	ARG	2.2
28	BE	199	MET	2.2
34	DK	62	VAL	2.2
7	CE	10	LEU	2.2
14	CL	67	GLY	2.2
27	DD	187	LEU	2.2
35	DL	71	ALA	2.2
4	AB	212	TYR	2.2
6	AD	26	ALA	2.2
7	CE	19	ARG	2.2
14	CL	55	ARG	2.2
25	BB	1511	G	2.2
35	BL	115	GLU	2.2
26	BC	62	ARG	2.2
26	DC	101	ARG	2.2
34	DK	81	ASN	2.2
35	BL	134	ALA	2.2
39	DP	106	ALA	2.2
42	DS	91	GLY	2.2
4	CB	164	ASP	2.2
26	BC	231	HIS	2.2
27	DD	26	VAL	2.2
5	AC	47	ALA	2.2
9	AG	149	ALA	2.2
23	CU	22	CYS	2.2
28	BE	181	ILE	2.2
43	BT	4	GLU	2.2
28	DE	143	LEU	2.2
31	BH	62	LEU	2.2
34	DK	32	ALA	2.2
47	DX	70	LEU	2.2
18	CP	4	ILE	2.2
31	DH	32	PRO	2.2
21	AS	67	GLY	2.2
27	BD	106	LYS	2.2
37	BN	30	ARG	2.2
45	DV	42	LEU	2.2
52	D2	25	LYS	2.2
12	AJ	6	ILE	2.2
16	CN	71	GLY	2.2

Continued on next page...

Continued from previous page...

Mol	Chain	Res	Type	RSRZ
26	DC	266	ILE	2.2
28	BE	72	SER	2.2
33	BJ	77	HIS	2.2
35	DL	73	ILE	2.2
50	B0	41	HIS	2.2
18	CP	22	ALA	2.2
26	BC	110	LYS	2.2
31	BH	141	LYS	2.2
30	BG	23	ILE	2.2
5	AC	205	GLU	2.2
15	AM	112	ARG	2.2
25	DB	2867	G	2.2
26	DC	181	ARG	2.2
27	BD	89	GLU	2.2
27	DD	7	LYS	2.2
1	AA	532	A	2.2
6	CD	15	GLY	2.2
39	DP	68	GLY	2.2
50	B0	3	GLN	2.2
20	AR	38	ILE	2.2
25	DB	793	A	2.2
42	DS	82	MET	2.2
45	DV	63	ILE	2.2
46	DW	73	PRO	2.2
39	DP	16	VAL	2.2
12	AJ	42	LEU	2.2
17	AO	79	ARG	2.2
26	BC	237	ARG	2.2
39	BP	87	ARG	2.2
42	BS	22	ASP	2.2
14	AL	57	THR	2.2
20	CR	68	PRO	2.2
28	BE	120	VAL	2.2
42	BS	76	VAL	2.2
6	AD	112	GLU	2.2
7	AE	88	HIS	2.2
28	DE	71	GLY	2.2
5	AC	152	VAL	2.2
8	CF	14	GLN	2.2
25	DB	878	A	2.2
51	B1	4	ILE	2.2
46	BW	63	ASP	2.2

Continued on next page...

Continued from previous page...

Mol	Chain	Res	Type	RSRZ
14	CL	76	HIS	2.2
33	BJ	78	THR	2.2
6	CD	102	TYR	2.2
6	AD	169	TRP	2.2
23	CU	6	ARG	2.2
26	BC	108	GLY	2.2
39	BP	51	ASN	2.2
26	BC	153	LEU	2.2
28	DE	31	VAL	2.2
43	BT	68	LYS	2.2
16	CN	61	ASN	2.2
25	DB	1614	A	2.2
42	DS	22	ASP	2.2
6	CD	154	VAL	2.2
14	CL	36	VAL	2.2
19	AQ	30	HIS	2.2
25	DB	2440	C	2.2
30	DG	48	THR	2.2
31	DH	33	GLN	2.2
5	CC	132	ALA	2.2
7	AE	57	ALA	2.2
6	AD	21	LYS	2.2
6	AD	96	ARG	2.2
42	DS	97	LEU	2.2
19	CQ	24	ILE	2.2
52	D2	43	THR	2.2
16	CN	32	ASP	2.2
25	BB	757	G	2.2
30	BG	8	VAL	2.2
5	CC	63	ILE	2.2
5	AC	21	TRP	2.2
8	AF	62	MET	2.2
28	BE	108	ILE	2.2
10	AH	89	ASP	2.2
28	DE	83	VAL	2.2
9	AG	3	ARG	2.2
13	AK	108	ASN	2.2
20	CR	29	LYS	2.2
26	DC	32	LEU	2.2
34	BK	21	ILE	2.2
36	BM	10	ARG	2.2
23	AU	51	ALA	2.2

Continued on next page...

Continued from previous page...

Mol	Chain	Res	Type	RSRZ
25	BB	1131	G	2.2
25	DB	613	A	2.2
25	DB	748	G	2.2
25	DB	1537	G	2.2
5	CC	101	ASN	2.2
36	DM	78	LEU	2.2
27	BD	112	THR	2.2
39	BP	86	LYS	2.2
34	BK	55	ASP	2.2
6	AD	45	PRO	2.2
13	AK	90	PRO	2.2
9	AG	72	VAL	2.2
20	CR	20	ILE	2.2
23	CU	37	TYR	2.2
28	BE	138	LEU	2.2
30	BG	104	LEU	2.2
30	DG	37	ASN	2.2
47	BX	76	LYS	2.2
50	B0	27	LEU	2.2
26	DC	51	ARG	2.2
26	DC	103	ILE	2.2
34	DK	97	ARG	2.2
47	BX	27	ARG	2.2
7	AE	124	ALA	2.2
25	DB	776	G	2.2
25	DB	2586	U	2.2
31	BH	56	ALA	2.2
44	BU	59	GLU	2.2
31	DH	30	LEU	2.2
32	BI	141	ASP	2.2
34	DK	37	ILE	2.2
52	B2	2	LYS	2.2
4	CB	162	VAL	2.1
5	AC	27	GLU	2.1
7	AE	84	VAL	2.1
28	DE	86	ALA	2.1
19	CQ	9	GLY	2.1
7	AE	31	SER	2.1
7	CE	36	THR	2.1
19	CQ	44	HIS	2.1
36	DM	136	MET	2.1
37	BN	42	LYS	2.1

Continued on next page...

Continued from previous page...

Mol	Chain	Res	Type	RSRZ
8	AF	7	VAL	2.1
26	BC	197	ALA	2.1
35	DL	99	ASN	2.1
7	CE	139	THR	2.1
35	DL	111	ILE	2.1
36	DM	103	TYR	2.1
6	CD	162	GLU	2.1
6	AD	181	PHE	2.1
8	CF	62	MET	2.1
27	BD	32	ASN	2.1
37	BN	24	MET	2.1
16	AN	77	GLY	2.1
14	CL	52	CYS	2.1
19	CQ	23	ALA	2.1
26	DC	5	CYS	2.1
5	AC	110	LEU	2.1
6	CD	112	GLU	2.1
14	CL	42	LYS	2.1
25	BB	1483	G	2.1
25	BB	1645	G	2.1
39	DP	15	ASP	2.1
43	BT	56	GLU	2.1
26	DC	36	ASN	2.1
36	BM	67	VAL	2.1
39	DP	14	GLN	2.1
44	BU	32	LYS	2.1
45	DV	83	LYS	2.1
6	CD	156	ALA	2.1
7	AE	48	GLY	2.1
33	BJ	13	ARG	2.1
6	CD	9	LYS	2.1
19	AQ	60	ILE	2.1
31	DH	5	LEU	2.1
31	DH	142	VAL	2.1
34	DK	103	THR	2.1
26	BC	12	ARG	2.1
5	CC	188	ALA	2.1
6	CD	109	THR	2.1
6	CD	202	LEU	2.1
12	AJ	96	VAL	2.1
23	AU	38	GLU	2.1
41	DR	76	LYS	2.1

Continued on next page...

Continued from previous page...

Mol	Chain	Res	Type	RSRZ
12	CJ	99	GLN	2.1
19	CQ	26	ARG	2.1
21	AS	80	ARG	2.1
27	BD	33	ARG	2.1
4	CB	183	PHE	2.1
28	BE	187	VAL	2.1
39	DP	29	VAL	2.1
26	BC	103	ILE	2.1
28	BE	105	LEU	2.1
14	AL	64	SER	2.1
23	AU	7	GLU	2.1
43	BT	42	GLU	2.1
6	AD	42	ALA	2.1
13	AK	14	GLN	2.1
35	DL	18	ARG	2.1
34	BK	72	ASP	2.1
50	B0	26	SER	2.1
25	BB	2002	G	2.1
7	CE	154	ALA	2.1
12	AJ	29	ALA	2.1
32	DI	110	GLN	2.1
9	AG	76	SER	2.1
34	BK	119	PRO	2.1
10	CH	9	MET	2.1
27	BD	133	THR	2.1
7	AE	126	ALA	2.1
25	BB	2820	A	2.1
25	DB	626	A	2.1
26	DC	3	VAL	2.1
31	DH	89	LYS	2.1
34	DK	43	LYS	2.1
42	BS	90	LYS	2.1
26	BC	46	GLY	2.1
26	DC	213	ARG	2.1
26	DC	237	ARG	2.1
7	AE	32	PHE	2.1
28	DE	169	VAL	2.1
37	BN	29	VAL	2.1
33	BJ	121	LYS	2.1
42	DS	28	LYS	2.1
5	AC	171	ARG	2.1
6	CD	45	PRO	2.1

Continued on next page...

Continued from previous page...

Mol	Chain	Res	Type	RSRZ
6	CD	122	ILE	2.1
10	AH	78	SER	2.1
17	AO	86	LEU	2.1
33	BJ	17	VAL	2.1
17	AO	47	LYS	2.1
26	BC	181	ARG	2.1
26	DC	138	SER	2.1
31	BH	59	ALA	2.1
9	AG	92	PRO	2.1
6	CD	89	LEU	2.1
31	BH	133	GLN	2.1
6	AD	105	GLY	2.1
39	DP	86	LYS	2.1
11	AI	126	PHE	2.1
25	DB	747	U	2.1
26	BC	189	ALA	2.1
35	DL	85	VAL	2.1
7	CE	147	ASN	2.1
27	BD	143	PRO	2.1
47	DX	49	ARG	2.1
17	CO	55	LEU	2.1
26	DC	173	LEU	2.1
32	DI	106	GLN	2.1
7	AE	17	VAL	2.1
14	AL	29	LYS	2.1
25	BB	2726	A	2.1
28	DE	98	LYS	2.1
34	DK	78	PHE	2.1
13	AK	55	ARG	2.1
26	BC	230	PRO	2.1
5	AC	123	LEU	2.1
9	AG	65	LEU	2.1
28	DE	70	SER	2.1
7	AE	125	LYS	2.1
19	CQ	28	VAL	2.1
25	DB	591	U	2.1
28	BE	123	LYS	2.1
30	DG	16	VAL	2.1
42	BS	34	ASP	2.1
12	AJ	18	ILE	2.1
4	AB	37	VAL	2.1
14	AL	56	LEU	2.1

Continued on next page...

Continued from previous page...

Mol	Chain	Res	Type	RSRZ
26	BC	8	THR	2.1
33	BJ	102	GLU	2.1
39	DP	76	HIS	2.1
12	CJ	54	SER	2.1
1	AA	530	G	2.1
5	CC	58	ARG	2.1
11	CI	118	ARG	2.1
12	AJ	56	HIS	2.1
14	AL	10	PRO	2.1
20	CR	42	ARG	2.1
26	BC	40	GLY	2.1
5	CC	122	GLN	2.1
6	AD	90	LEU	2.1
6	AD	171	GLU	2.1
27	BD	163	GLY	2.1
28	BE	144	GLU	2.1
28	DE	3	LEU	2.1
31	BH	75	LEU	2.1
36	DM	111	GLU	2.1
25	BB	2715	C	2.1
9	CG	7	GLY	2.1
19	CQ	22	VAL	2.1
23	AU	33	ARG	2.1
27	BD	172	VAL	2.1
37	DN	30	ARG	2.1
4	AB	130	LYS	2.0
33	BJ	92	MET	2.0
25	BB	745	G	2.0
15	AM	109	LYS	2.0
26	BC	250	GLN	2.0
26	DC	141	HIS	2.0
35	BL	83	ALA	2.0
40	DQ	4	LYS	2.0
21	CS	48	ILE	2.0
35	DL	127	VAL	2.0
6	CD	61	ARG	2.0
20	AR	64	LEU	2.0
5	CC	107	LYS	2.0
16	CN	92	ILE	2.0
35	BL	114	GLY	2.0
5	AC	111	ASP	2.0
6	CD	4	LEU	2.0

Continued on next page...

Continued from previous page...

Mol	Chain	Res	Type	RSRZ
13	CK	110	THR	2.0
17	CO	77	TYR	2.0
28	DE	117	ARG	2.0
6	AD	165	GLU	2.0
35	DL	14	LYS	2.0
39	BP	29	VAL	2.0
39	DP	27	VAL	2.0
4	CB	64	GLY	2.0
47	DX	23	ALA	2.0
28	DE	49	ARG	2.0
50	D0	22	THR	2.0
5	CC	197	VAL	2.0
12	AJ	90	LEU	2.0
45	BV	57	TYR	2.0
7	CE	34	ALA	2.0
32	DI	84	GLY	2.0
34	BK	49	GLY	2.0
14	CL	72	ASN	2.0
36	DM	73	ILE	2.0
37	BN	33	ILE	2.0
16	AN	69	PRO	2.0
19	AQ	58	VAL	2.0
47	DX	10	ARG	2.0
5	AC	31	ASN	2.0
5	CC	3	LYS	2.0
10	AH	129	ALA	2.0
12	AJ	23	ALA	2.0
19	CQ	42	LYS	2.0
25	BB	1646	C	2.0
25	BB	1694	C	2.0
25	BB	2612	C	2.0
26	DC	115	ILE	2.0
6	AD	127	ARG	2.0
6	AD	185	PRO	2.0
6	CD	18	LEU	2.0
10	CH	73	SER	2.0
20	AR	44	THR	2.0
28	DE	89	PRO	2.0
52	B2	24	THR	2.0
16	AN	25	GLU	2.0
23	AU	53	LYS	2.0
31	DH	80	ILE	2.0

Continued on next page...

Continued from previous page...

Mol	Chain	Res	Type	RSRZ
32	DI	85	ILE	2.0
41	DR	75	VAL	2.0
34	BK	28	HIS	2.0
7	CE	48	GLY	2.0
13	AK	42	GLY	2.0
26	DC	62	ARG	2.0
27	DD	11	MET	2.0
30	DG	52	GLY	2.0
42	DS	23	LEU	2.0
12	CJ	61	ALA	2.0
25	BB	744	U	2.0
25	DB	686	U	2.0
28	DE	146	VAL	2.0
35	DL	122	VAL	2.0
42	BS	16	LYS	2.0
42	BS	59	GLU	2.0
19	AQ	8	GLN	2.0
31	DH	85	GLY	2.0
6	CD	32	LYS	2.0
47	DX	50	VAL	2.0
4	CB	179	GLY	2.0
25	BB	1272	A	2.0
34	BK	90	SER	2.0

6.2 Non-standard residues in protein, DNA, RNA chains ⓘ

There are no non-standard protein/DNA/RNA residues in this entry.

6.3 Carbohydrates ⓘ

There are no carbohydrates in this entry.

6.4 Ligands ⓘ

In the following table, the Atoms column lists the number of modelled atoms in the group and the number defined in the chemical component dictionary. LLDF column lists the quality of electron density of the group with respect to its neighbouring residues in protein, DNA or RNA chains. The B-factors column lists the minimum, median, 95th percentile and maximum values of B factors of atoms in the group. The column labelled 'Q< 0.9' lists the number of atoms with occupancy less than 0.9.

Mol	Type	Chain	Res	Atoms	RSR	LLDF	B-factors(\AA^2)	Q<0.9
55	MG	AA	1626	1/1	0.44	120.20	139,139,139,139	0
55	MG	AA	1658	1/1	0.55	47.98	147,147,147,147	0
55	MG	AA	1614	1/1	0.59	47.10	174,174,174,174	0
55	MG	AA	1637	1/1	0.70	42.16	134,134,134,134	0
55	MG	CA	1646	1/1	0.47	40.64	155,155,155,155	0
55	MG	AA	1627	1/1	0.29	35.01	91,91,91,91	0
55	MG	CA	1640	1/1	0.36	33.88	138,138,138,138	0
55	MG	DB	3065	1/1	0.26	31.11	67,67,67,67	0
55	MG	DB	3058	1/1	0.33	29.80	136,136,136,136	0
55	MG	BB	3014	1/1	0.23	20.14	76,76,76,76	0
55	MG	CA	1639	1/1	0.32	12.00	99,99,99,99	0
55	MG	AA	1617	1/1	0.29	9.50	123,123,123,123	0
55	MG	DB	3052	1/1	0.82	9.03	137,137,137,137	0
55	MG	DB	3082	1/1	0.33	8.41	104,104,104,104	0
55	MG	AA	1632	1/1	0.26	7.87	106,106,106,106	0
55	MG	BB	3063	1/1	0.47	7.36	95,95,95,95	0
55	MG	DB	3032	1/1	0.58	5.37	111,111,111,111	0
55	MG	BB	3016	1/1	0.43	5.30	91,91,91,91	0
55	MG	CA	1638	1/1	0.61	4.90	102,102,102,102	0
55	MG	BB	3031	1/1	0.47	4.76	83,83,83,83	0
55	MG	AA	1652	1/1	0.19	4.07	103,103,103,103	0
55	MG	AA	1656	1/1	0.47	4.04	101,101,101,101	0
55	MG	AA	1653	1/1	0.16	4.03	84,84,84,84	0
55	MG	AA	1625	1/1	0.14	4.00	145,145,145,145	0
55	MG	CA	1613	1/1	0.20	3.94	140,140,140,140	0
55	MG	DB	3034	1/1	0.30	3.81	87,87,87,87	0
55	MG	DB	3088	1/1	0.18	3.75	83,83,83,83	0
55	MG	CA	1606	1/1	0.18	3.40	139,139,139,139	0
55	MG	CA	1655	1/1	0.20	3.39	153,153,153,153	0
55	MG	AA	1628	1/1	0.23	3.08	100,100,100,100	0
55	MG	AA	1650	1/1	0.16	3.07	92,92,92,92	0
55	MG	CA	1627	1/1	0.15	2.88	122,122,122,122	0
55	MG	DB	3043	1/1	0.24	2.46	49,49,49,49	0
55	MG	AA	1643	1/1	0.21	2.44	112,112,112,112	0
55	MG	AA	1655	1/1	0.18	2.40	82,82,82,82	0
55	MG	AA	1639	1/1	0.11	2.33	126,126,126,126	0
55	MG	BB	3033	1/1	0.18	2.29	86,86,86,86	0
55	MG	BB	3093	1/1	0.56	2.24	120,120,120,120	0
55	MG	DB	3070	1/1	0.19	2.08	61,61,61,61	0
55	MG	CA	1614	1/1	0.18	1.99	171,171,171,171	0
55	MG	AA	1619	1/1	0.28	1.88	92,92,92,92	0
55	MG	DB	3109	1/1	0.23	1.67	28,28,28,28	0

Continued on next page...

Continued from previous page...

Mol	Type	Chain	Res	Atoms	RSR	LLDF	B-factors(Å ²)	Q<0.9
55	MG	BB	3083	1/1	0.21	1.66	47,47,47,47	0
55	MG	DB	3091	1/1	0.20	1.54	39,39,39,39	0
55	MG	CA	1643	1/1	0.17	1.52	138,138,138,138	0
55	MG	DB	3095	1/1	0.17	1.41	26,26,26,26	0
55	MG	AX	101	1/1	0.39	1.41	84,84,84,84	0
55	MG	CA	1610	1/1	0.23	1.39	130,130,130,130	0
55	MG	BB	3105	1/1	0.18	1.35	64,64,64,64	0
55	MG	BB	3057	1/1	0.73	1.29	100,100,100,100	0
55	MG	AA	1649	1/1	0.12	1.14	84,84,84,84	0
55	MG	CA	1623	1/1	0.14	1.04	136,136,136,136	0
55	MG	CA	1649	1/1	0.14	1.00	100,100,100,100	0
55	MG	CA	1632	1/1	0.30	0.99	154,154,154,154	0
55	MG	CA	1618	1/1	0.12	0.94	87,87,87,87	0
55	MG	DB	3029	1/1	0.83	0.94	92,92,92,92	0
55	MG	DB	3069	1/1	0.32	0.89	48,48,48,48	0
55	MG	BB	3077	1/1	0.15	0.71	50,50,50,50	0
55	MG	CA	1634	1/1	0.15	0.67	80,80,80,80	0
55	MG	DB	3012	1/1	0.17	0.66	37,37,37,37	0
55	MG	AA	1602	1/1	0.17	0.52	83,83,83,83	0
55	MG	BB	3087	1/1	0.17	0.51	63,63,63,63	0
55	MG	BB	3118	1/1	0.46	0.34	113,113,113,113	0
55	MG	BB	3010	1/1	0.16	0.33	95,95,95,95	0
55	MG	DB	3061	1/1	0.11	0.27	97,97,97,97	0
55	MG	DB	3094	1/1	0.37	0.24	77,77,77,77	0
55	MG	AA	1647	1/1	0.27	0.22	79,79,79,79	0
55	MG	CA	1654	1/1	0.19	0.21	78,78,78,78	0
55	MG	BB	3076	1/1	0.17	0.17	56,56,56,56	0
55	MG	AA	1651	1/1	0.16	0.13	83,83,83,83	0
55	MG	BB	3027	1/1	0.14	0.08	40,40,40,40	0
55	MG	AA	1622	1/1	0.16	0.04	87,87,87,87	0
55	MG	BB	3041	1/1	0.15	-0.03	28,28,28,28	0
55	MG	CA	1656	1/1	0.26	-0.07	97,97,97,97	0
55	MG	DB	3092	1/1	0.16	-0.07	44,44,44,44	0
55	MG	DB	3054	1/1	0.17	-0.13	53,53,53,53	0
55	MG	AA	1635	1/1	0.13	-0.14	129,129,129,129	0
55	MG	AA	1606	1/1	0.13	-0.15	114,114,114,114	0
55	MG	BB	3106	1/1	0.31	-0.16	53,53,53,53	0
55	MG	CA	1635	1/1	0.39	-0.21	129,129,129,129	0
55	MG	AA	1645	1/1	0.17	-0.26	127,127,127,127	0
55	MG	CA	1621	1/1	0.10	-0.34	161,161,161,161	0
55	MG	BB	3095	1/1	0.19	-0.34	48,48,48,48	0
55	MG	BB	3110	1/1	0.12	-0.36	56,56,56,56	0

Continued on next page...

Continued from previous page...

Mol	Type	Chain	Res	Atoms	RSR	LLDF	B-factors(\AA^2)	Q<0.9
55	MG	BB	3071	1/1	0.17	-0.36	41,41,41,41	0
55	MG	AA	1660	1/1	0.38	-0.36	95,95,95,95	0
55	MG	CA	1611	1/1	0.13	-0.37	102,102,102,102	0
55	MG	CA	1637	1/1	0.15	-0.42	81,81,81,81	0
55	MG	BB	3109	1/1	0.14	-0.42	52,52,52,52	0
55	MG	BB	3112	1/1	0.23	-0.43	27,27,27,27	0
55	MG	CA	1651	1/1	0.12	-0.46	66,66,66,66	0
55	MG	CA	1653	1/1	0.14	-0.47	149,149,149,149	0
55	MG	BB	3034	1/1	0.27	-0.53	70,70,70,70	0
55	MG	DB	3119	1/1	0.14	-0.57	64,64,64,64	0
55	MG	BB	3024	1/1	0.16	-0.57	47,47,47,47	0
55	MG	BB	3060	1/1	0.16	-0.58	33,33,33,33	0
55	MG	BB	3117	1/1	0.24	-0.59	82,82,82,82	0
56	ZN	D4	401	1/1	0.12	-0.59	72,72,72,72	0
55	MG	BB	3051	1/1	0.17	-0.63	94,94,94,94	0
55	MG	AA	1621	1/1	0.11	-0.65	36,36,36,36	0
55	MG	BB	3115	1/1	0.11	-0.67	106,106,106,106	0
55	MG	AA	1630	1/1	0.10	-0.70	114,114,114,114	0
55	MG	DB	3008	1/1	0.15	-0.72	55,55,55,55	0
55	MG	DB	3093	1/1	0.12	-0.72	54,54,54,54	0
55	MG	DB	3089	1/1	0.10	-0.72	51,51,51,51	0
55	MG	DB	3023	1/1	0.09	-0.73	46,46,46,46	0
55	MG	DB	3114	1/1	0.18	-0.75	43,43,43,43	0
55	MG	AA	1618	1/1	0.11	-0.75	92,92,92,92	0
55	MG	BB	3046	1/1	0.10	-0.76	90,90,90,90	0
55	MG	CN	201	1/1	0.09	-0.77	104,104,104,104	0
55	MG	AA	1620	1/1	0.11	-0.78	74,74,74,74	0
55	MG	AA	1608	1/1	0.10	-0.80	113,113,113,113	0
55	MG	CA	1603	1/1	0.12	-0.80	124,124,124,124	0
55	MG	DB	3108	1/1	0.10	-0.80	36,36,36,36	0
55	MG	AA	1631	1/1	0.10	-0.81	91,91,91,91	0
55	MG	AA	1607	1/1	0.13	-0.84	93,93,93,93	0
55	MG	CA	1619	1/1	0.03	-0.84	79,79,79,79	0
55	MG	DB	3077	1/1	0.19	-0.85	57,57,57,57	0
55	MG	CA	1607	1/1	0.08	-0.86	108,108,108,108	0
55	MG	AX	102	1/1	0.18	-0.86	66,66,66,66	0
55	MG	DB	3057	1/1	0.11	-0.86	63,63,63,63	0
55	MG	CA	1608	1/1	0.12	-0.88	82,82,82,82	0
55	MG	CA	1624	1/1	0.05	-0.89	103,103,103,103	0
55	MG	CA	1641	1/1	0.10	-0.91	123,123,123,123	0
55	MG	AA	1636	1/1	0.04	-0.96	61,61,61,61	0
55	MG	BB	3099	1/1	0.12	-0.97	41,41,41,41	0

Continued on next page...

Continued from previous page...

Mol	Type	Chain	Res	Atoms	RSR	LLDF	B-factors(\AA^2)	Q<0.9
55	MG	CA	1644	1/1	0.11	-1.06	131,131,131,131	0
55	MG	BB	3012	1/1	0.12	-1.07	32,32,32,32	0
55	MG	DB	3064	1/1	0.15	-1.08	32,32,32,32	0
55	MG	AA	1646	1/1	0.23	-1.12	74,74,74,74	0
55	MG	BB	3075	1/1	0.10	-1.15	44,44,44,44	0
55	MG	BB	3080	1/1	0.12	-1.17	65,65,65,65	0
55	MG	BB	3054	1/1	0.12	-1.18	56,56,56,56	0
55	MG	AA	1638	1/1	0.11	-1.19	95,95,95,95	0
55	MG	CA	1615	1/1	0.12	-1.21	156,156,156,156	0
55	MG	AA	1640	1/1	0.10	-1.23	99,99,99,99	0
55	MG	BB	3029	1/1	0.09	-1.25	81,81,81,81	0
55	MG	DB	3030	1/1	0.14	-1.25	46,46,46,46	0
55	MG	DB	3056	1/1	0.20	-1.26	28,28,28,28	0
55	MG	DB	3099	1/1	0.07	-1.28	19,19,19,19	0
55	MG	CA	1617	1/1	0.10	-1.28	149,149,149,149	0
55	MG	DB	3113	1/1	0.09	-1.33	27,27,27,27	0
55	MG	AA	1613	1/1	0.09	-1.35	106,106,106,106	0
55	MG	BB	3094	1/1	0.12	-1.35	81,81,81,81	0
55	MG	BB	3113	1/1	0.07	-1.37	41,41,41,41	0
55	MG	BB	3111	1/1	0.10	-1.43	43,43,43,43	0
55	MG	BB	3007	1/1	0.09	-1.46	115,115,115,115	0
55	MG	AA	1615	1/1	0.07	-1.49	85,85,85,85	0
55	MG	DB	3025	1/1	0.10	-1.50	40,40,40,40	0
55	MG	CA	1609	1/1	0.10	-1.50	60,60,60,60	0
55	MG	BB	3042	1/1	0.13	-1.54	90,90,90,90	0
55	MG	DB	3111	1/1	0.11	-1.56	38,38,38,38	0
55	MG	AA	1624	1/1	0.09	-1.57	88,88,88,88	0
55	MG	BB	3019	1/1	0.12	-1.60	62,62,62,62	0
55	MG	BB	3005	1/1	0.11	-1.64	52,52,52,52	0
55	MG	DB	3003	1/1	0.04	-1.70	24,24,24,24	0
55	MG	DB	3112	1/1	0.16	-1.71	52,52,52,52	0
55	MG	CX	101	1/1	0.06	-1.72	73,73,73,73	0
55	MG	CA	1620	1/1	0.09	-1.74	103,103,103,103	0
55	MG	BB	3040	1/1	0.09	-1.74	64,64,64,64	0
55	MG	CA	1605	1/1	0.05	-1.75	98,98,98,98	0
55	MG	DB	3050	1/1	0.10	-1.76	51,51,51,51	0
55	MG	CA	1612	1/1	0.12	-1.77	95,95,95,95	0
55	MG	CA	1647	1/1	0.06	-1.81	109,109,109,109	0
55	MG	BB	3107	1/1	0.13	-1.81	86,86,86,86	0
55	MG	BB	3102	1/1	0.10	-1.83	71,71,71,71	0
55	MG	DB	3066	1/1	0.18	-1.83	30,30,30,30	0
55	MG	BB	3066	1/1	0.09	-1.84	51,51,51,51	0

Continued on next page...

Continued from previous page...

Mol	Type	Chain	Res	Atoms	RSR	LLDF	B-factors(\AA^2)	Q<0.9
55	MG	BB	3038	1/1	0.08	-1.84	125,125,125,125	0
55	MG	DB	3010	1/1	0.11	-1.84	20,20,20,20	0
55	MG	AA	1634	1/1	0.16	-1.86	55,55,55,55	0
55	MG	BB	3101	1/1	0.08	-1.87	50,50,50,50	0
55	MG	AA	1612	1/1	0.09	-1.87	117,117,117,117	0
55	MG	BB	3025	1/1	0.12	-1.92	63,63,63,63	0
55	MG	CA	1633	1/1	0.06	-1.93	136,136,136,136	0
55	MG	CA	1629	1/1	0.07	-1.93	94,94,94,94	0
55	MG	BB	3116	1/1	0.07	-1.93	24,24,24,24	0
55	MG	BB	3072	1/1	0.10	-1.94	58,58,58,58	0
55	MG	BB	3091	1/1	0.15	-1.95	44,44,44,44	0
55	MG	DB	3027	1/1	0.10	-1.95	43,43,43,43	0
55	MG	BB	3067	1/1	0.09	-1.96	39,39,39,39	0
55	MG	CA	1650	1/1	0.07	-1.97	103,103,103,103	0
55	MG	BB	3085	1/1	0.07	-1.97	57,57,57,57	0
55	MG	BB	3103	1/1	0.16	-1.98	38,38,38,38	0
55	MG	AA	1642	1/1	0.10	-2.00	63,63,63,63	0
55	MG	BB	3048	1/1	0.07	-2.00	38,38,38,38	0
55	MG	BB	3079	1/1	0.10	-2.01	46,46,46,46	0
55	MG	DB	3117	1/1	0.04	-2.04	26,26,26,26	0
55	MG	BB	3064	1/1	0.12	-2.05	63,63,63,63	0
55	MG	CA	1626	1/1	0.07	-2.05	154,154,154,154	0
55	MG	CA	1642	1/1	0.05	-2.06	110,110,110,110	0
55	MG	DB	3047	1/1	0.08	-2.06	36,36,36,36	0
55	MG	DB	3102	1/1	0.18	-2.07	67,67,67,67	0
56	ZN	B4	101	1/1	0.02	-2.08	72,72,72,72	0
55	MG	DB	3035	1/1	0.09	-2.12	27,27,27,27	0
55	MG	BB	3092	1/1	0.10	-2.16	62,62,62,62	0
55	MG	BB	3096	1/1	0.08	-2.17	49,49,49,49	0
55	MG	BB	3100	1/1	0.09	-2.19	128,128,128,128	0
55	MG	BB	3008	1/1	0.09	-2.19	63,63,63,63	0
55	MG	DB	3068	1/1	0.06	-2.21	35,35,35,35	0
55	MG	DB	3021	1/1	0.09	-2.26	50,50,50,50	0
55	MG	BB	3114	1/1	0.10	-2.26	57,57,57,57	0
55	MG	DB	3051	1/1	0.07	-2.26	48,48,48,48	0
55	MG	BB	3006	1/1	0.09	-2.27	35,35,35,35	0
55	MG	DB	3018	1/1	0.13	-2.27	32,32,32,32	0
55	MG	DB	3033	1/1	0.11	-2.30	43,43,43,43	0
55	MG	BB	3053	1/1	0.04	-2.31	43,43,43,43	0
55	MG	BB	3047	1/1	0.09	-2.32	131,131,131,131	0
55	MG	CA	1648	1/1	0.07	-2.34	119,119,119,119	0
55	MG	CA	1601	1/1	0.09	-2.38	48,48,48,48	0

Continued on next page...

Continued from previous page...

Mol	Type	Chain	Res	Atoms	RSR	LLDF	B-factors(\AA^2)	Q<0.9
55	MG	DB	3076	1/1	0.07	-2.41	49,49,49,49	0
55	MG	DB	3062	1/1	0.10	-2.41	54,54,54,54	0
55	MG	DB	3080	1/1	0.09	-2.42	29,29,29,29	0
55	MG	BB	3098	1/1	0.10	-2.42	73,73,73,73	0
55	MG	CA	1604	1/1	0.07	-2.42	58,58,58,58	0
55	MG	CA	1652	1/1	0.07	-2.44	117,117,117,117	0
55	MG	BB	3002	1/1	0.11	-2.44	31,31,31,31	0
55	MG	BB	3056	1/1	0.12	-2.46	49,49,49,49	0
55	MG	BB	3044	1/1	0.10	-2.47	62,62,62,62	0
55	MG	DB	3007	1/1	0.09	-2.47	49,49,49,49	0
55	MG	DB	3036	1/1	0.09	-2.51	36,36,36,36	0
55	MG	AA	1610	1/1	0.04	-2.55	61,61,61,61	0
55	MG	DB	3013	1/1	0.09	-2.55	62,62,62,62	0
55	MG	AA	1609	1/1	0.12	-2.58	67,67,67,67	0
55	MG	BB	3004	1/1	0.11	-2.59	65,65,65,65	0
55	MG	DB	3067	1/1	0.17	-2.60	33,33,33,33	0
55	MG	BB	3021	1/1	0.13	-2.62	45,45,45,45	0
55	MG	BB	3090	1/1	0.09	-2.62	71,71,71,71	0
55	MG	BB	3037	1/1	0.07	-2.65	56,56,56,56	0
55	MG	BB	3081	1/1	0.08	-2.67	85,85,85,85	0
55	MG	DB	3020	1/1	0.07	-2.68	25,25,25,25	0
55	MG	DB	3074	1/1	0.05	-2.70	9,9,9,9	0
55	MG	BB	3035	1/1	0.08	-2.73	40,40,40,40	0
55	MG	BB	3023	1/1	0.07	-2.77	15,15,15,15	0
55	MG	CA	1631	1/1	0.10	-2.78	91,91,91,91	0
55	MG	BB	3084	1/1	0.13	-2.80	61,61,61,61	0
55	MG	DB	3118	1/1	0.06	-2.84	35,35,35,35	0
55	MG	BB	3017	1/1	0.07	-2.84	35,35,35,35	0
55	MG	DB	3116	1/1	0.06	-2.85	54,54,54,54	0
55	MG	BB	3009	1/1	0.05	-2.87	92,92,92,92	0
55	MG	BB	3011	1/1	0.09	-2.90	45,45,45,45	0
55	MG	AA	1654	1/1	0.05	-2.95	49,49,49,49	0
55	MG	BB	3028	1/1	0.11	-2.96	54,54,54,54	0
55	MG	DB	3098	1/1	0.07	-2.99	42,42,42,42	0
55	MG	BB	3088	1/1	0.09	-3.00	76,76,76,76	0
55	MG	DB	3015	1/1	0.09	-3.01	49,49,49,49	0
55	MG	DB	3107	1/1	0.09	-3.02	24,24,24,24	0
55	MG	DB	3086	1/1	0.08	-3.02	57,57,57,57	0
55	MG	DB	3011	1/1	0.09	-3.02	16,16,16,16	0
55	MG	DB	3071	1/1	0.10	-3.03	30,30,30,30	0
55	MG	BB	3082	1/1	0.12	-3.06	80,80,80,80	0
55	MG	DB	3045	1/1	0.09	-3.10	140,140,140,140	0

Continued on next page...

Continued from previous page...

Mol	Type	Chain	Res	Atoms	RSR	LLDF	B-factors(\AA^2)	Q<0.9
55	MG	AA	1659	1/1	0.07	-3.11	86,86,86,86	0
55	MG	AA	1641	1/1	0.07	-3.17	111,111,111,111	0
55	MG	DB	3103	1/1	0.04	-3.19	46,46,46,46	0
55	MG	BB	3036	1/1	0.09	-3.24	52,52,52,52	0
55	MG	BB	3045	1/1	0.07	-3.28	60,60,60,60	0
55	MG	CA	1602	1/1	0.07	-3.30	87,87,87,87	0
55	MG	DB	3085	1/1	0.05	-3.37	21,21,21,21	0
55	MG	BB	3003	1/1	0.09	-3.38	20,20,20,20	0
55	MG	DB	3006	1/1	0.08	-3.39	38,38,38,38	0
55	MG	CA	1622	1/1	0.08	-3.40	98,98,98,98	0
55	MG	BB	3049	1/1	0.06	-3.40	40,40,40,40	0
55	MG	AA	1648	1/1	0.06	-3.48	67,67,67,67	0
55	MG	BB	3104	1/1	0.08	-3.50	38,38,38,38	0
55	MG	BB	3062	1/1	0.06	-3.56	42,42,42,42	0
55	MG	DB	3090	1/1	0.08	-3.56	62,62,62,62	0
55	MG	DB	3017	1/1	0.08	-3.57	34,34,34,34	0
55	MG	CA	1616	1/1	0.06	-3.63	80,80,80,80	0
55	MG	AA	1644	1/1	0.06	-3.66	99,99,99,99	0
55	MG	BB	3050	1/1	0.08	-3.68	54,54,54,54	0
55	MG	AA	1601	1/1	0.04	-3.68	62,62,62,62	0
55	MG	DB	3024	1/1	0.05	-3.68	22,22,22,22	0
55	MG	DB	3048	1/1	0.07	-3.70	45,45,45,45	0
55	MG	BB	3070	1/1	0.08	-3.73	52,52,52,52	0
55	MG	CA	1630	1/1	0.06	-3.73	97,97,97,97	0
55	MG	DB	3005	1/1	0.07	-3.76	66,66,66,66	0
55	MG	BB	3022	1/1	0.06	-3.77	56,56,56,56	0
55	MG	DB	3038	1/1	0.08	-3.80	19,19,19,19	0
55	MG	DB	3014	1/1	0.04	-3.83	32,32,32,32	0
55	MG	DB	3084	1/1	0.10	-3.85	26,26,26,26	0
55	MG	BB	3074	1/1	0.07	-3.88	25,25,25,25	0
55	MG	AA	1604	1/1	0.06	-3.90	45,45,45,45	0
55	MG	BB	3018	1/1	0.07	-3.92	42,42,42,42	0
55	MG	DB	3040	1/1	0.09	-3.93	41,41,41,41	0
55	MG	DB	3105	1/1	0.11	-4.05	18,18,18,18	0
55	MG	BB	3086	1/1	0.09	-4.05	50,50,50,50	0
55	MG	BB	3026	1/1	0.11	-4.05	26,26,26,26	0
55	MG	BB	3032	1/1	0.14	-4.06	53,53,53,53	0
55	MG	DB	3044	1/1	0.07	-4.14	20,20,20,20	0
55	MG	DB	3063	1/1	0.06	-4.15	45,45,45,45	0
55	MG	DB	3083	1/1	0.11	-4.18	31,31,31,31	0
55	MG	BB	3108	1/1	0.11	-4.20	30,30,30,30	0
55	MG	BB	3013	1/1	0.07	-4.22	52,52,52,52	0

Continued on next page...

Continued from previous page...

Mol	Type	Chain	Res	Atoms	RSR	LLDF	B-factors(\AA^2)	Q<0.9
55	MG	CA	1636	1/1	0.08	-4.22	127,127,127,127	0
55	MG	DB	3097	1/1	0.07	-4.23	39,39,39,39	0
55	MG	AA	1633	1/1	0.05	-4.24	85,85,85,85	0
55	MG	DB	3055	1/1	0.04	-4.25	30,30,30,30	0
55	MG	DB	3104	1/1	0.08	-4.27	50,50,50,50	0
55	MG	BB	3020	1/1	0.27	-4.30	45,45,45,45	0
55	MG	AA	1605	1/1	0.07	-4.31	87,87,87,87	0
55	MG	DB	3087	1/1	0.08	-4.41	28,28,28,28	0
55	MG	DB	3101	1/1	0.05	-4.54	44,44,44,44	0
55	MG	DB	3100	1/1	0.05	-4.69	10,10,10,10	0
55	MG	BB	3061	1/1	0.06	-4.73	57,57,57,57	0
55	MG	DB	3041	1/1	0.05	-4.89	32,32,32,32	0
55	MG	DB	3004	1/1	0.06	-4.94	21,21,21,21	0
55	MG	BB	3097	1/1	0.06	-4.95	112,112,112,112	0
55	MG	DB	3059	1/1	0.08	-4.96	110,110,110,110	0
55	MG	DB	3002	1/1	0.10	-4.97	44,44,44,44	0
55	MG	BB	3039	1/1	0.10	-5.02	55,55,55,55	0
55	MG	BB	3073	1/1	0.06	-5.07	30,30,30,30	0
55	MG	CA	1625	1/1	0.07	-5.12	54,54,54,54	0
55	MG	AA	1629	1/1	0.07	-5.18	53,53,53,53	0
55	MG	DB	3001	1/1	0.05	-5.18	14,14,14,14	0
55	MG	DB	3016	1/1	0.05	-5.22	43,43,43,43	0
55	MG	DB	3110	1/1	0.07	-5.29	41,41,41,41	0
55	MG	DB	3028	1/1	0.05	-5.37	42,42,42,42	0
55	MG	DB	3009	1/1	0.04	-5.47	48,48,48,48	0
55	MG	DB	3019	1/1	0.06	-5.50	43,43,43,43	0
55	MG	DB	3026	1/1	0.07	-5.60	38,38,38,38	0
55	MG	DB	3075	1/1	0.04	-5.65	46,46,46,46	0
55	MG	BB	3001	1/1	0.07	-5.76	57,57,57,57	0
55	MG	BB	3069	1/1	0.10	-5.83	28,28,28,28	0
55	MG	DB	3073	1/1	0.08	-5.90	7,7,7,7	0
55	MG	DB	3072	1/1	0.13	-5.95	39,39,39,39	0
55	MG	DB	3060	1/1	0.06	-5.99	35,35,35,35	0
55	MG	BB	3043	1/1	0.07	-6.46	107,107,107,107	0
55	MG	DB	3081	1/1	0.05	-7.24	36,36,36,36	0
55	MG	BB	3055	1/1	0.08	-7.34	72,72,72,72	0
55	MG	DB	3049	1/1	0.12	-7.90	42,42,42,42	0
55	MG	BB	3030	1/1	0.08	-7.94	111,111,111,111	0
55	MG	DB	3022	1/1	0.06	-8.11	42,42,42,42	0
55	MG	AA	1616	1/1	0.05	-8.62	104,104,104,104	0
55	MG	CA	1628	1/1	0.07	-8.70	106,106,106,106	0
55	MG	DB	3042	1/1	0.11	-8.80	56,56,56,56	0

Continued on next page...

Continued from previous page...

Mol	Type	Chain	Res	Atoms	RSR	LLDF	B-factors(\AA^2)	Q<0.9
55	MG	AA	1603	1/1	0.05	-9.41	55,55,55,55	0
55	MG	DB	3079	1/1	0.07	-9.67	18,18,18,18	0
55	MG	BB	3015	1/1	0.08	-9.81	69,69,69,69	0
55	MG	DB	3046	1/1	0.08	-9.95	47,47,47,47	0
55	MG	DB	3037	1/1	0.08	-10.12	32,32,32,32	0
55	MG	DB	3078	1/1	0.05	-10.20	28,28,28,28	0
55	MG	DB	3031	1/1	0.04	-10.39	16,16,16,16	0
55	MG	BB	3078	1/1	0.08	-10.43	71,71,71,71	0
55	MG	BB	3058	1/1	0.06	-10.44	62,62,62,62	0
55	MG	BB	3059	1/1	0.07	-10.96	37,37,37,37	0
55	MG	BB	3052	1/1	0.05	-11.07	33,33,33,33	0
55	MG	DB	3096	1/1	0.06	-11.20	46,46,46,46	0
55	MG	DB	3106	1/1	0.06	-12.36	29,29,29,29	0
55	MG	BB	3065	1/1	0.11	-12.93	46,46,46,46	0
55	MG	AA	1657	1/1	0.06	-14.12	85,85,85,85	0
55	MG	DB	3053	1/1	0.05	-14.57	37,37,37,37	0
55	MG	BB	3089	1/1	0.05	-17.24	51,51,51,51	0
55	MG	BB	3068	1/1	0.10	-27.17	40,40,40,40	0
55	MG	CA	1645	1/1	0.11	-49.00	119,119,119,119	0
55	MG	DB	3039	1/1	0.06	-128.69	95,95,95,95	0
55	MG	AA	1611	1/1	5.42	-	148,148,148,148	0
55	MG	BJ	201	1/1	0.63	-	160,160,160,160	0
55	MG	DB	3115	1/1	0.43	-	132,132,132,132	0
55	MG	AA	1623	1/1	0.22	-	115,115,115,115	0

6.5 Other polymers ⓘ

There are no such residues in this entry.