



Full wwPDB X-ray Structure Validation Report ⓘ

Jun 16, 2014 – 06:48 PM BST

PDB ID : 4V52
Title : Crystal structure of the bacterial ribosome from Escherichia coli in complex with neomycin.
Authors : Borovinskaya, M.A.; Pai, R.D.; Zhang, W.; Schuwirth, B.-S.; Holton, J.M.; Hirokawa, G.; Kaji, H.; Kaji, A.; Cate, J.H.D.
Deposited on : 2007-06-15
Resolution : 3.21 Å(reported)

This is a full wwPDB validation report for a publicly released PDB entry.
We welcome your comments at validation@mail.wwpdb.org
A user guide is available at <http://wwpdb.org/ValidationPDFNotes.html>

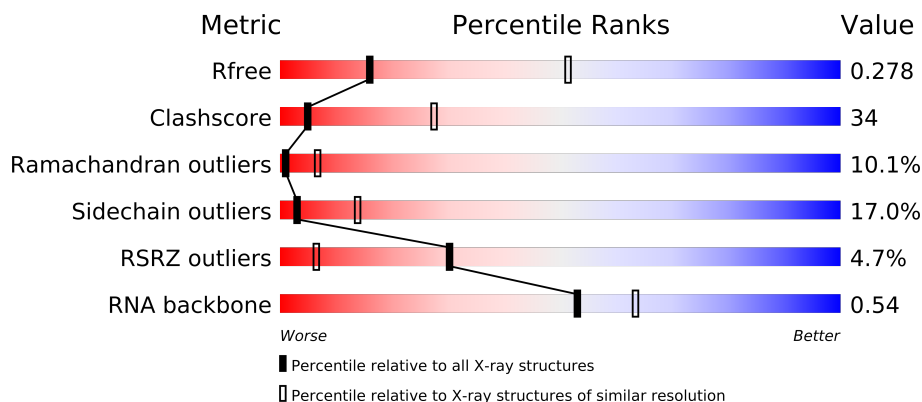
The following versions of software and data (see [references](#)) were used in the production of this report:

MolProbity : 4.02b-467
Mogul : 1.16 November 2013
Xtriage (Phenix) : dev-1323
EDS : stable23397
Percentile statistics : 21963
Refmac : 5.8.0049
CCP4 : 6.3.0 (Settle)
Ideal geometry (proteins) : Engh & Huber (2001)
Ideal geometry (DNA, RNA) : Parkinson et. al. (1996)
Validation Pipeline (wwPDB-VP) : stable23397

1 Overall quality at a glance

The reported resolution of this entry is 3.21 Å.

Percentile scores (ranging between 0-100) for global validation metrics of the entry are shown in the following graphic. The table shows the number of entries on which the scores are based.



Metric	Whole archive (#Entries)	Similar resolution (#Entries, resolution range(Å))
R_{free}	66092	1205 (3.30-3.14)
Clashscore	79885	1072 (3.28-3.16)
Ramachandran outliers	78287	1052 (3.28-3.16)
Sidechain outliers	78261	1051 (3.28-3.16)
RSRZ outliers	66119	1206 (3.30-3.14)
RNA backbone	1838	1004 (3.74-2.70)

The table below summarises the geometric issues observed across the polymeric chains and their fit to the electron density. The red, orange, yellow and green segments on the lower bar indicate the fraction of residues that contain outliers for ≥ 3 , 2, 1 and 0 types of geometric quality criteria. The upper red bar (where present) indicates the fraction of residues that have poor fit to the electron density.

Mol	Chain	Length	Quality of chain
1	AA	1542	
1	CA	1542	
2	AC	232	
2	CC	232	
3	AD	205	
3	CD	205	
4	AE	166	
4	CE	166	
5	AF	135	
5	CF	135	
6	AG	178	
6	CG	178	

Continued on next page...

Continued from previous page...

Mol	Chain	Length	Quality of chain
7	AH	129	
7	CH	129	
8	AI	129	
8	CI	129	
9	AJ	103	
9	CJ	103	
10	AK	128	
10	CK	128	
11	AL	123	
11	CL	123	
12	AM	117	
12	CM	117	
13	AN	100	
13	CN	100	
14	AO	89	
14	CO	89	
15	AP	82	
15	CP	82	
16	AQ	83	
16	CQ	83	
17	AR	74	
17	CR	74	
18	AS	91	
18	CS	91	
19	AT	86	
19	CT	86	
20	AB	240	
20	CB	240	
21	AU	70	
21	CU	70	
22	BA	120	
22	DA	120	
23	BB	2904	
23	DB	2904	
24	BI	141	
24	DI	141	
25	BC	272	
25	DC	272	
26	BD	209	
26	DD	209	
27	BK	123	
27	DK	123	

Continued on next page...

Continued from previous page...

Mol	Chain	Length	Quality of chain
28	BP	114	
28	DP	114	
29	BE	201	
29	DE	201	
30	BY	58	
30	DY	58	
31	B0	56	
31	D0	56	
32	B4	38	
32	D4	38	
33	B1	54	
33	D1	54	
34	B3	64	
34	D3	64	
35	BV	94	
35	DV	94	
36	B2	46	
36	D2	46	
37	BL	144	
37	DL	144	
38	BM	136	
38	DM	136	
39	BX	63	
39	DX	63	
40	BH	149	
40	DH	149	
41	BJ	142	
41	DJ	142	
42	BN	127	
42	DN	127	
43	BO	117	
43	DO	117	
44	BQ	117	
44	DQ	117	
45	BS	110	
45	DS	110	
46	BU	103	
46	DU	103	
47	BF	178	
47	DF	178	
48	BG	176	
48	DG	176	

Continued on next page...

Continued from previous page...

Mol	Chain	Length	Quality of chain
49	BR	103	
49	DR	103	
50	BT	100	
50	DT	100	
51	BZ	78	
51	DZ	78	
52	BW	84	
52	DW	84	

The following table lists non-polymeric compounds that are outliers for geometric or electron-density-fit criteria:

Mol	Type	Chain	Res	Geometry	Electron density
53	NMY	BB	3001	-	X
53	NMY	CA	1601	-	X
53	NMY	DB	3001	-	X
54	MG	AA	1620	-	X
54	MG	AA	1623	-	X
54	MG	AA	1624	-	X
54	MG	AA	1648	-	X
54	MG	AA	1658	-	X
54	MG	AA	1660	-	X
54	MG	BB	3029	-	X
54	MG	BB	3034	-	X
54	MG	BB	3048	-	X
54	MG	BB	3082	-	X
54	MG	BB	3088	-	X
54	MG	CA	1620	-	X
54	MG	CA	1621	-	X
54	MG	CA	1638	-	X
54	MG	CA	1652	-	X
54	MG	CA	1657	-	X
54	MG	DB	3031	-	X
54	MG	DB	3035	-	X
54	MG	DB	3059	-	X
54	MG	DB	3067	-	X
54	MG	DB	3097	-	X

2 Entry composition

There are 56 unique types of molecules in this entry. The entry contains 284172 atoms, of which 0 are hydrogen and 0 are deuterium.

In the tables below, the ZeroOcc column contains the number of atoms modelled with zero occupancy, the AltConf column contains the number of residues with at least one atom in alternate conformation and the Trace column contains the number of residues modelled with at most 2 atoms.

- Molecule 1 is a RNA chain called 16S rRNA.

Mol	Chain	Residues	Atoms					ZeroOcc	AltConf	Trace
1	AA	1530	Total	C	N	O	P	0	0	0
			32831	14642	6024	10635	1530			
1	CA	1530	Total	C	N	O	P	0	0	0
			32831	14642	6024	10635	1530			

- Molecule 2 is a protein called 30S ribosomal protein S3.

Mol	Chain	Residues	Atoms					ZeroOcc	AltConf	Trace
2	AC	206	Total	C	N	O	S	0	0	0
			1624	1028	305	288	3			
2	CC	206	Total	C	N	O	S	0	0	0
			1624	1028	305	288	3			

- Molecule 3 is a protein called 30S ribosomal protein S4.

Mol	Chain	Residues	Atoms					ZeroOcc	AltConf	Trace
3	AD	205	Total	C	N	O	S	0	0	0
			1643	1026	315	298	4			
3	CD	205	Total	C	N	O	S	0	0	0
			1643	1026	315	298	4			

- Molecule 4 is a protein called 30S ribosomal protein S5.

Mol	Chain	Residues	Atoms					ZeroOcc	AltConf	Trace
4	AE	150	Total	C	N	O	S	0	0	0
			1105	687	211	201	6			
4	CE	150	Total	C	N	O	S	0	0	0
			1105	687	211	201	6			

- Molecule 5 is a protein called 30S ribosomal protein S6.

Mol	Chain	Residues	Atoms					ZeroOcc	AltConf	Trace
5	AF	100	Total	C	N	O	S	0	0	0
			817	515	148	148	6			
5	CF	100	Total	C	N	O	S	0	0	0
			817	515	148	148	6			

- Molecule 6 is a protein called 30S ribosomal protein S7.

Mol	Chain	Residues	Atoms					ZeroOcc	AltConf	Trace
6	AG	150	Total	C	N	O	S	0	0	0
			1174	730	226	214	4			
6	CG	152	Total	C	N	O	S	0	0	0
			1196	745	230	217	4			

- Molecule 7 is a protein called 30S ribosomal protein S8.

Mol	Chain	Residues	Atoms					ZeroOcc	AltConf	Trace
7	AH	129	Total	C	N	O	S	0	0	0
			979	616	173	184	6			
7	CH	129	Total	C	N	O	S	0	0	0
			979	616	173	184	6			

- Molecule 8 is a protein called 30S ribosomal protein S9.

Mol	Chain	Residues	Atoms					ZeroOcc	AltConf	Trace
8	AI	127	Total	C	N	O	S	0	0	0
			1022	634	206	179	3			
8	CI	127	Total	C	N	O	S	0	0	0
			1022	634	206	179	3			

- Molecule 9 is a protein called 30S ribosomal protein S10.

Mol	Chain	Residues	Atoms					ZeroOcc	AltConf	Trace
9	AJ	98	Total	C	N	O	S	0	0	0
			786	493	150	142	1			
9	CJ	98	Total	C	N	O	S	0	0	0
			786	493	150	142	1			

- Molecule 10 is a protein called 30S ribosomal protein S11.

Mol	Chain	Residues	Atoms					ZeroOcc	AltConf	Trace
10	AK	117	Total	C	N	O	S	0	0	0
			877	540	174	160	3			

Continued on next page...

Continued from previous page...

Mol	Chain	Residues	Atoms					ZeroOcc	AltConf	Trace
10	CK	117	Total	C	N	O	S	0	0	0
			877	540	174	160	3			

- Molecule 11 is a protein called 30S ribosomal protein S12.

Mol	Chain	Residues	Atoms					ZeroOcc	AltConf	Trace
11	AL	123	Total	C	N	O	S	0	0	0
			955	590	196	165	4			
11	CL	123	Total	C	N	O	S	0	0	0
			955	590	196	165	4			

- Molecule 12 is a protein called 30S ribosomal protein S13.

Mol	Chain	Residues	Atoms					ZeroOcc	AltConf	Trace
12	AM	114	Total	C	N	O	S	0	0	0
			883	546	178	156	3			
12	CM	113	Total	C	N	O	S	0	0	0
			876	541	177	155	3			

- Molecule 13 is a protein called 30S ribosomal protein S14.

Mol	Chain	Residues	Atoms					ZeroOcc	AltConf	Trace
13	AN	96	Total	C	N	O	S	0	0	0
			774	483	160	128	3			
13	CN	96	Total	C	N	O	S	0	0	0
			774	483	160	128	3			

- Molecule 14 is a protein called 30S ribosomal protein S15.

Mol	Chain	Residues	Atoms					ZeroOcc	AltConf	Trace
14	AO	88	Total	C	N	O	S	0	0	0
			714	439	144	130	1			
14	CO	88	Total	C	N	O	S	0	0	0
			714	439	144	130	1			

- Molecule 15 is a protein called 30S ribosomal protein S16.

Mol	Chain	Residues	Atoms					ZeroOcc	AltConf	Trace
15	AP	82	Total	C	N	O	S	0	0	0
			649	406	128	114	1			
15	CP	80	Total	C	N	O	S	0	0	0
			638	400	126	111	1			

- Molecule 16 is a protein called 30S ribosomal protein S17.

Mol	Chain	Residues	Atoms					ZeroOcc	AltConf	Trace
16	AQ	80	Total	C	N	O	S	0	0	0
			648	411	121	113	3			
16	CQ	81	Total	C	N	O	S	0	0	0
			657	417	122	115	3			

- Molecule 17 is a protein called 30S ribosomal protein S18.

Mol	Chain	Residues	Atoms				ZeroOcc	AltConf	Trace
17	AR	55	Total	C	N	O	0	0	0
			455	288	86	81			
17	CR	55	Total	C	N	O	0	0	0
			455	288	86	81			

- Molecule 18 is a protein called 30S ribosomal protein S19.

Mol	Chain	Residues	Atoms					ZeroOcc	AltConf	Trace
18	AS	79	Total	C	N	O	S	0	0	0
			637	408	120	107	2			
18	CS	80	Total	C	N	O	S	0	0	0
			644	413	121	108	2			

- Molecule 19 is a protein called 30S ribosomal protein S20.

Mol	Chain	Residues	Atoms					ZeroOcc	AltConf	Trace
19	AT	85	Total	C	N	O	S	0	0	0
			665	411	137	114	3			
19	CT	85	Total	C	N	O	S	0	0	0
			665	411	137	114	3			

- Molecule 20 is a protein called 30S ribosomal protein S2.

Mol	Chain	Residues	Atoms					ZeroOcc	AltConf	Trace
20	AB	218	Total	C	N	O	S	0	0	0
			1704	1081	305	311	7			
20	CB	218	Total	C	N	O	S	0	0	0
			1704	1081	305	311	7			

- Molecule 21 is a protein called 30S ribosomal protein S21.

Mol	Chain	Residues	Atoms					ZeroOcc	AltConf	Trace
21	AU	51	Total	C	N	O	S	0	0	0
			425	265	86	73	1			
21	CU	51	Total	C	N	O	S	0	0	0
			425	265	86	73	1			

- Molecule 22 is a RNA chain called 5S rRNA.

Mol	Chain	Residues	Atoms					ZeroOcc	AltConf	Trace
22	BA	117	Total	C	N	O	P	0	0	0
			2507	1116	459	815	117			
22	DA	117	Total	C	N	O	P	0	0	0
			2507	1116	459	815	117			

- Molecule 23 is a RNA chain called 23S rRNA.

Mol	Chain	Residues	Atoms					ZeroOcc	AltConf	Trace
23	BB	2841	Total	C	N	O	P	0	0	0
			60995	27210	11229	19715	2841			
23	DB	2841	Total	C	N	O	P	0	0	0
			60995	27210	11229	19715	2841			

- Molecule 24 is a protein called 50S ribosomal protein L11.

Mol	Chain	Residues	Atoms					ZeroOcc	AltConf	Trace
24	BI	141	Total	C	N	O	S	0	0	0
			1032	651	179	196	6			
24	DI	141	Total	C	N	O	S	0	0	0
			1032	651	179	196	6			

- Molecule 25 is a protein called 50S ribosomal protein L2.

Mol	Chain	Residues	Atoms					ZeroOcc	AltConf	Trace
25	BC	271	Total	C	N	O	S	0	0	0
			2082	1288	423	364	7			
25	DC	271	Total	C	N	O	S	0	0	0
			2082	1288	423	364	7			

- Molecule 26 is a protein called 50S ribosomal protein L3.

Mol	Chain	Residues	Atoms					ZeroOcc	AltConf	Trace
26	BD	209	Total	C	N	O	S	0	0	0
			1565	979	288	294	4			

Continued on next page...

Continued from previous page...

Mol	Chain	Residues	Atoms					ZeroOcc	AltConf	Trace
26	DD	209	Total	C	N	O	S	0	0	0
			1565	979	288	294	4			

- Molecule 27 is a protein called 50S ribosomal protein L14.

Mol	Chain	Residues	Atoms					ZeroOcc	AltConf	Trace
27	BK	121	Total	C	N	O	S	0	0	0
			930	582	179	164	5			
27	DK	121	Total	C	N	O	S	0	0	0
			930	582	179	164	5			

- Molecule 28 is a protein called 50S ribosomal protein L19.

Mol	Chain	Residues	Atoms					ZeroOcc	AltConf	Trace
28	BP	114	Total	C	N	O	S	0	0	0
			917	574	179	163	1			
28	DP	114	Total	C	N	O	S	0	0	0
			917	574	179	163	1			

- Molecule 29 is a protein called 50S ribosomal protein L4.

Mol	Chain	Residues	Atoms					ZeroOcc	AltConf	Trace
29	BE	201	Total	C	N	O	S	0	0	0
			1552	974	283	290	5			
29	DE	201	Total	C	N	O	S	0	0	0
			1552	974	283	290	5			

- Molecule 30 is a protein called 50S ribosomal protein L30.

Mol	Chain	Residues	Atoms					ZeroOcc	AltConf	Trace
30	BY	58	Total	C	N	O	S	0	0	0
			449	281	87	79	2			
30	DY	58	Total	C	N	O	S	0	0	0
			449	281	87	79	2			

- Molecule 31 is a protein called 50S ribosomal protein L32.

Mol	Chain	Residues	Atoms					ZeroOcc	AltConf	Trace
31	B0	56	Total	C	N	O	S	0	0	0
			444	269	94	80	1			
31	D0	56	Total	C	N	O	S	0	0	0
			444	269	94	80	1			

- Molecule 32 is a protein called 50S ribosomal protein L36.

Mol	Chain	Residues	Atoms					ZeroOcc	AltConf	Trace
32	B4	38	Total	C	N	O	S	0	0	0
			302	185	65	48	4			
32	D4	38	Total	C	N	O	S	0	0	0
			302	185	65	48	4			

- Molecule 33 is a protein called 50S ribosomal protein L33.

Mol	Chain	Residues	Atoms				ZeroOcc	AltConf	Trace
33	B1	50	Total	C	N	O	0	0	0
			409	263	75	71			
33	D1	50	Total	C	N	O	0	0	0
			409	263	75	71			

- Molecule 34 is a protein called 50S ribosomal protein L35.

Mol	Chain	Residues	Atoms					ZeroOcc	AltConf	Trace
34	B3	64	Total	C	N	O	S	0	0	0
			504	323	105	74	2			
34	D3	64	Total	C	N	O	S	0	0	0
			504	323	105	74	2			

- Molecule 35 is a protein called 50S ribosomal protein L25.

Mol	Chain	Residues	Atoms					ZeroOcc	AltConf	Trace
35	BV	94	Total	C	N	O	S	0	0	0
			753	479	137	134	3			
35	DV	94	Total	C	N	O	S	0	0	0
			753	479	137	134	3			

- Molecule 36 is a protein called 50S ribosomal protein L34.

Mol	Chain	Residues	Atoms					ZeroOcc	AltConf	Trace
36	B2	46	Total	C	N	O	S	0	0	0
			377	228	90	57	2			
36	D2	46	Total	C	N	O	S	0	0	0
			377	228	90	57	2			

- Molecule 37 is a protein called 50S ribosomal protein L15.

Mol	Chain	Residues	Atoms					ZeroOcc	AltConf	Trace
37	BL	143	Total	C	N	O	S	0	0	0
			1045	649	206	189	1			
37	DL	143	Total	C	N	O	S	0	0	0
			1045	649	206	189	1			

- Molecule 38 is a protein called 50S ribosomal protein L16.

Mol	Chain	Residues	Atoms					ZeroOcc	AltConf	Trace
38	BM	136	Total	C	N	O	S	0	0	0
			1074	686	205	177	6			
38	DM	136	Total	C	N	O	S	0	0	0
			1074	686	205	177	6			

- Molecule 39 is a protein called 50S ribosomal protein L29.

Mol	Chain	Residues	Atoms					ZeroOcc	AltConf	Trace
39	BX	63	Total	C	N	O	S	0	0	0
			509	313	99	95	2			
39	DX	63	Total	C	N	O	S	0	0	0
			509	313	99	95	2			

- Molecule 40 is a protein called 50S ribosomal protein L9.

Mol	Chain	Residues	Atoms					ZeroOcc	AltConf	Trace
40	BH	149	Total	C	N	O	S	0	0	0
			1111	699	197	214	1			
40	DH	149	Total	C	N	O	S	0	0	0
			1111	699	197	214	1			

- Molecule 41 is a protein called 50S ribosomal protein L13.

Mol	Chain	Residues	Atoms					ZeroOcc	AltConf	Trace
41	BJ	142	Total	C	N	O	S	0	0	0
			1129	714	212	199	4			
41	DJ	142	Total	C	N	O	S	0	0	0
			1129	714	212	199	4			

- Molecule 42 is a protein called 50S ribosomal protein L17.

Mol	Chain	Residues	Atoms					ZeroOcc	AltConf	Trace
42	BN	120	Total	C	N	O	S	0	0	0
			960	593	196	166	5			

Continued on next page...

Continued from previous page...

Mol	Chain	Residues	Atoms					ZeroOcc	AltConf	Trace
42	DN	120	Total	C	N	O	S	0	0	0
			960	593	196	166	5			

- Molecule 43 is a protein called 50S ribosomal protein L18.

Mol	Chain	Residues	Atoms					ZeroOcc	AltConf	Trace
43	BO	116	Total	C	N	O		0	0	0
			892	552	178	162				
43	DO	116	Total	C	N	O		0	0	0
			892	552	178	162				

- Molecule 44 is a protein called 50S ribosomal protein L20.

Mol	Chain	Residues	Atoms					ZeroOcc	AltConf	Trace
44	BQ	117	Total	C	N	O		0	0	0
			947	604	192	151				
44	DQ	117	Total	C	N	O		0	0	0
			947	604	192	151				

- Molecule 45 is a protein called 50S ribosomal protein L22.

Mol	Chain	Residues	Atoms					ZeroOcc	AltConf	Trace
45	BS	110	Total	C	N	O	S	0	0	0
			857	532	166	156	3			
45	DS	110	Total	C	N	O	S	0	0	0
			857	532	166	156	3			

- Molecule 46 is a protein called 50S ribosomal protein L24.

Mol	Chain	Residues	Atoms					ZeroOcc	AltConf	Trace
46	BU	102	Total	C	N	O		0	0	0
			779	492	146	141				
46	DU	102	Total	C	N	O		0	0	0
			779	492	146	141				

- Molecule 47 is a protein called 50S ribosomal protein L5.

Mol	Chain	Residues	Atoms					ZeroOcc	AltConf	Trace
47	BF	178	Total	C	N	O	S	0	0	0
			1420	905	251	258	6			
47	DF	178	Total	C	N	O	S	0	0	0
			1420	905	251	258	6			

- Molecule 48 is a protein called 50S ribosomal protein L6.

Mol	Chain	Residues	Atoms					ZeroOcc	AltConf	Trace
48	BG	176	Total	C	N	O	S	0	0	0
			1323	832	243	246	2			
48	DG	176	Total	C	N	O	S	0	0	0
			1323	832	243	246	2			

- Molecule 49 is a protein called 50S ribosomal protein L21.

Mol	Chain	Residues	Atoms					ZeroOcc	AltConf	Trace
49	BR	103	Total	C	N	O	S	0	0	0
			816	516	153	145	2			
49	DR	103	Total	C	N	O	S	0	0	0
			816	516	153	145	2			

- Molecule 50 is a protein called 50S ribosomal protein L23.

Mol	Chain	Residues	Atoms					ZeroOcc	AltConf	Trace
50	BT	93	Total	C	N	O	S	0	0	0
			738	466	139	131	2			
50	DT	93	Total	C	N	O	S	0	0	0
			738	466	139	131	2			

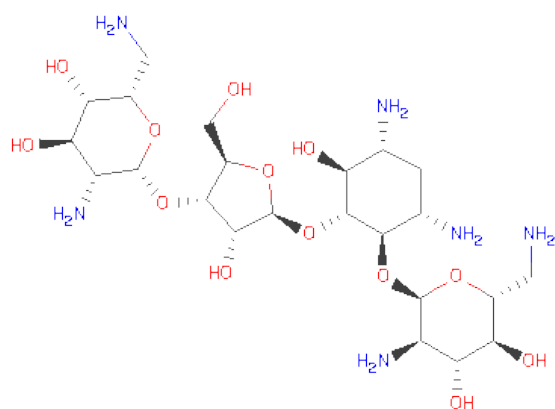
- Molecule 51 is a protein called 50S ribosomal protein L28.

Mol	Chain	Residues	Atoms					ZeroOcc	AltConf	Trace
51	BZ	77	Total	C	N	O	S	0	0	0
			625	388	129	106	2			
51	DZ	77	Total	C	N	O	S	0	0	0
			625	388	129	106	2			

- Molecule 52 is a protein called 50S ribosomal protein L27.

Mol	Chain	Residues	Atoms					ZeroOcc	AltConf	Trace
52	BW	79	Total	C	N	O	S	0	0	0
			596	367	120	108	1			
52	DW	79	Total	C	N	O	S	0	0	0
			596	367	120	108	1			

- Molecule 53 is NEOMYCIN (three-letter code: NMY) (formula: C₂₃H₄₆N₆O₁₃).



Mol	Chain	Residues	Atoms				ZeroOcc	AltConf
53	AA	1	Total	C	N	O	0	0
			42	23	6	13		
53	BB	1	Total	C	N	O	0	0
			42	23	6	13		
53	CA	1	Total	C	N	O	0	0
			42	23	6	13		
53	DB	1	Total	C	N	O	0	0
			42	23	6	13		

- Molecule 54 is MAGNESIUM ION (three-letter code: MG) (formula: Mg).

Mol	Chain	Residues	Atoms		ZeroOcc	AltConf
54	BB	110	Total	Mg	0	0
			110	110		
54	CN	1	Total	Mg	0	0
			1	1		
54	CA	60	Total	Mg	0	0
			60	60		
54	AA	60	Total	Mg	0	0
			60	60		
54	CE	1	Total	Mg	0	0
			1	1		
54	DB	111	Total	Mg	0	0
			111	111		

- Molecule 55 is ZINC ION (three-letter code: ZN) (formula: Zn).

Mol	Chain	Residues	Atoms		ZeroOcc	AltConf
55	B4	1	Total 1	Zn 1	0	0
55	D4	1	Total 1	Zn 1	0	0

- Molecule 56 is water.

Mol	Chain	Residues	Atoms		ZeroOcc	AltConf
56	AA	291	Total 291	O 291	0	0
56	AL	4	Total 4	O 4	0	0
56	AN	4	Total 4	O 4	0	0
56	AT	1	Total 1	O 1	0	0
56	BB	497	Total 497	O 497	0	0
56	BC	5	Total 5	O 5	0	0
56	BE	1	Total 1	O 1	0	0
56	BL	1	Total 1	O 1	0	0
56	BN	1	Total 1	O 1	0	0
56	BR	1	Total 1	O 1	0	0
56	CA	298	Total 298	O 298	0	0
56	CE	3	Total 3	O 3	0	0
56	CL	2	Total 2	O 2	0	0
56	CN	4	Total 4	O 4	0	0
56	CP	1	Total 1	O 1	0	0
56	CT	1	Total 1	O 1	0	0
56	DB	502	Total 502	O 502	0	0
56	DC	6	Total 6	O 6	0	0

Continued on next page...

Continued from previous page...

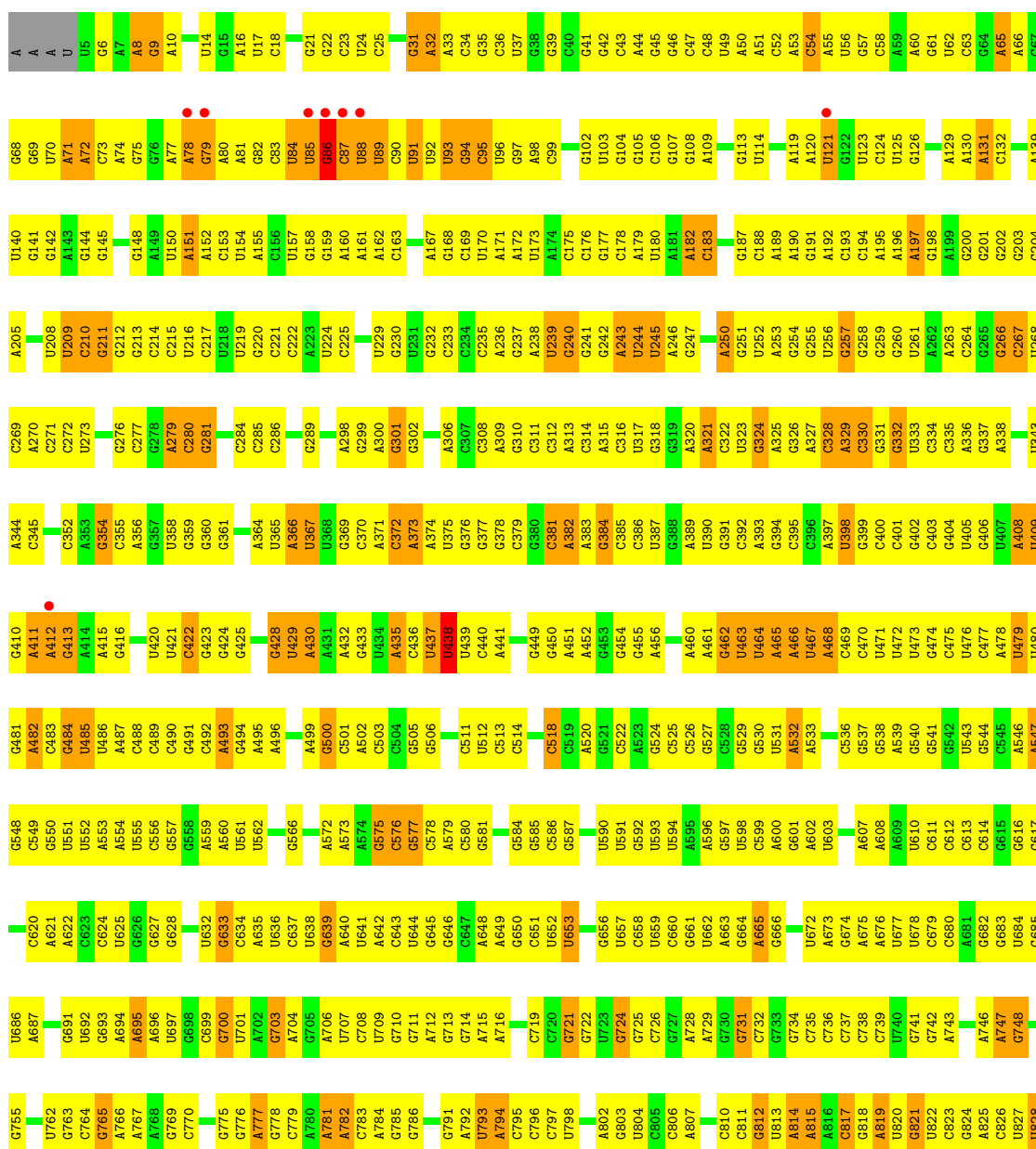
Mol	Chain	Residues	Atoms		ZeroOcc	AltConf
56	DE	1	Total 1	O 1	0	0
56	DL	2	Total 2	O 2	0	0
56	DR	1	Total 1	O 1	0	0


3 Residue-property plots

These plots are drawn for all protein, RNA and DNA chains in the entry. The first graphic for a chain summarises the proportions of errors displayed in the second graphic. The second graphic shows the sequence view annotated by issues in geometry and electron density. Residues are color-coded according to the number of geometric quality criteria for which they contain at least one outlier: green = 0, yellow = 1, orange = 2 and red = 3 or more. A red dot above a residue indicates a poor fit to the electron density ($RSRZ > 2$). Stretches of 2 or more consecutive residues without any outlier are shown as a green connector. Residues present in the sample, but not in the model, are shown in grey.

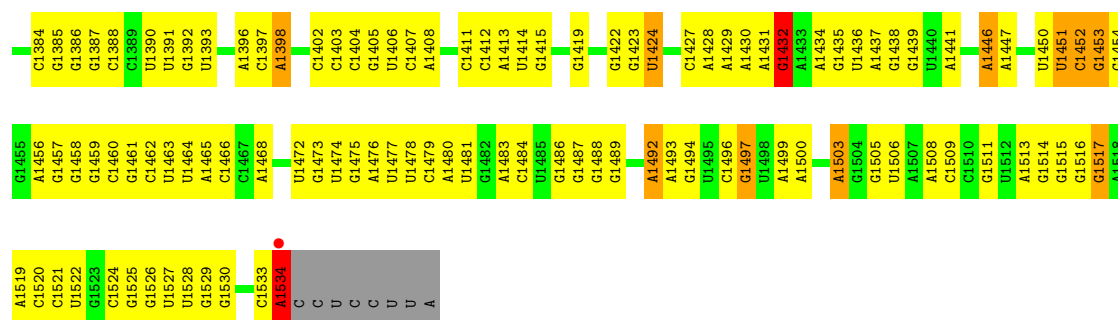
• Molecule 1: 16S rRNA

Chain AA: 



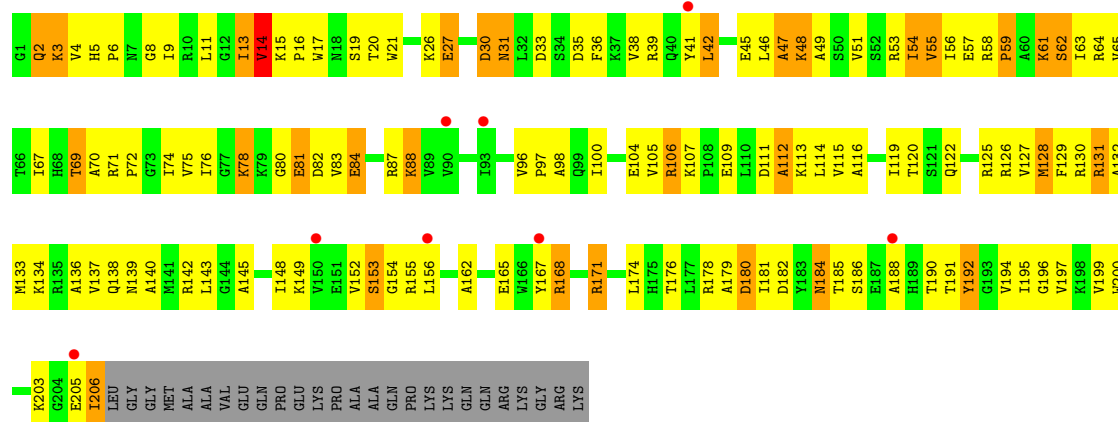


A1251	A1319	U1118	U1049	C985	A915	G833	G755	A687	C618	G548	G484	G413	C352	U273
A1252	A1320	C1119	G1050	U986	U916	G833	U762	G691	U619	C549	U485	A414	C352	A274
G1253	A1321	C1120	G1053	G987	G917	U834	U763	U692	C620	U550	U486	A415	A353	G275
A1254	A1322	U1121	C1054	G988	A918	U835	G764	G693	A621	U551	C488	G416	G354	G276
G1255	G1323	U1122	C1054	A918	A919	C840	G765	A694	C623	A553	C489	U420	C355	G277
A1256	A1324	U1123	U1056	U991	U920	C841	A766	A695	G624	A554	C490	U421	A356	G278
	U1325	C1196	G1057	G992	U921	U842	A767	A696	U625	A555	C491	U422	G357	A279
G1260	U1326	U1124	G1057	G993	U922	U843	A768	U697	G626	C556	C492	G423	U358	C280
A1261	A1327	U1126	U1060	A994	A923	G844	G769	G698	G627	C557	G493	G424	C360	G281
C1262	C1328	G1131	U1060	C995	A924	G845	C770	G699	G628	G558	G494	G425	G361	C284
C1263	A1329	U1132	U1062	A996	C924	A845	C770	G699		A559	A495			C285
	U1330	C1132	U1062	U997	G925	G846		G700		A560	A496		A364	C286
G1270	G1331	G1133	C1063	C998	G926	G847	G775	U701	U632	U561	G428	G428	A364	
A1271	A1332	U1202	G1064	C999	G927	C848	G776	A702	G633	U562	U429	U429	U365	G289
A1332	A1333	C1203	U1065	A1000	G928	G849	A777	G703	C634		A499	A430	A366	
C1273	G1334	C1273	C1066	C1001	G929		G778	A704	A635		G500	A431	U367	
A1274	U1335	G1206	A1067	G1002		U855	C779	G705	U636		C501	A432		A298
	C1336	G1207	G1068	G1003	C932		A780	A706	C637		A502	G433		G299
G1337	G1337	C1208	C1140	A1004	G933	G858	A781	U707	U638		C503	U434	A371	A300
G1338	C1338	C1209	U1070	A1005	C934	G859	A782	C708	C639	A573	C504	A435	C372	G301
A1339	G1279	C1210	G1071	G1006	A935	A860	A783	U709	A640	A574	G505	A436	A373	G302
C1340	A1280	U1211	U1072	U1007	C936	G861	A784	C710	U641	G575	G506	U437	A374	
C1281	U1341	U1212	U1073	U1008		C862	G785	G711	A642	C576		U438	A374	
G1282	C1342	A1213	U1076	U1009	G939	U863		A712	C643		A509	U439	U375	A306
C1343	G1343	C1214	U1076	U1010	C940	A864	A792	G713		C577	A510	C440	G376	C307
C1344		G1215	G1077	C1011	G941	A865	U793	G714	A648	C578	C511	A441	G377	C308
A1285	G1347	A1216	U1078	A1012	G942	C866	A794	A715	A649	C580	U512		C379	A309
U1286	U1348	C1217	G1079	G1013	A946	G867	C795	A716	G650	C581	C513	G449	C380	G310
A1287		U1218	A1150	U1014	G947	C868	C796		C651		C514	G450	C381	G312
A1288		A1219	A1151	U1080	C948	C869	C797		U652		C515	A451	A382	A313
A1289	U1351	G1220	A1152	G1015	A949		U798	C719	U653		U584	A450	A382	A313
C1290	C1352	G1221	C1158	U1016	U950	A872		G720		C585	U516		A383	C314
G1291	G1353	G1222	U1159	G1018	G951	A873	A802	G722	G656	C586	C517	G453	G384	A315
U1354		C1223	G1160	A1019	U952	G874	G803	U723	U657	C587	C519	G454	C385	G316
G1355		U1224	C1161	G1087	G953		U804	G724	C658		C520	G455	C386	U317
C1294	C1356	A1225	C1162	G1088		A878	C805	G725	U659	U591	A520	A456	U387	G318
U1295	A1357	C1226	A1163	U1088	U956	C879	C806	C726	C660	C592	G521		G388	G319
C1296		A1227	G1164	U1091	U957	C880	A807	G727	C661	C593	C522	A460	A389	A320
G1297	C1359		U1165	U1025	U960	C882	C810	A729	U662	C594	C523	A461	U390	A321
	U1298	G1230	U1166	G1094	U961	C883	C811	G730	A663	C595	C524	G462	C391	C322
A1299	G1361	C1231	A1167	U1095	U961	C884	G812	A729	C664	A465	C525	U463	C392	U323
A1362		U1232	U1168	C1096		U966	U813	G732	A665	C597	C526	U464	A393	G324
A1363	U1363	G1233	A1169	C1097	G966	C885	G812	C731	U666	C598	C527	A465	C394	A325
U1364	C1302	U1234	A1170	U1030	U969	C893	U813	G732	G666	C599	C528	U466	C395	G326
G1365	C1303	C1235	A1171	G1099	A969	C894	A814	C733	G667	C600	C529	U467	C396	A327
C1304	G1304	U1236	C1172	G1032	U970	C894	A815	G734	U673	A601	C530	A468	U398	C328
G1305	C1305	C1237	U1173	G1033	G971	C895	C817	C735	A674	U531	C531	C469	U398	A329
A1306	U1306	A1238	G1174	G1034	C972	C896	G818	C736	C673	A602	U532	C470	G399	C330
C1368	C1369	U1239	G1175	C1103	G973	C897	A819	C737	G674	U603		U471	C400	G331
G1370	U1308	U1240	A1176	G1104	A974	C898	U820	C738	A675		C536	U472	C401	G332
C1309	G1371	G1241	G1177	A1105	U975	A901	G821	C739	A676	A607	G537	U473	C402	U333
A1310	U1372	C1242	G1178	G1106	A976	G902	U822	U740	U677	A608	C538	G474	C403	C334
G1373	C1311	C1243	A1179	C1107	U977	G903	C823	G742	U678	A609	A539	C475	G404	C335
U1374		G1244	A1180	U1040	A978	U904	G824	A743	C679	C611	G540	U476	U405	A336
	C1313	C1245	G1181	U1111	A978	U905	G824	C743	C680	C511	G541	C477	C406	G337
C1314	C1314	A1246	G1182	C1112	C979	U906	A825	C744	A681	C612	G542	U478	U407	A338
U1247	U1375	U1247	U1183	C1113	C980	A906	C826	G745	G682	C613	U543	A479	A408	
G1316	G1379	A1248	U1183	C1114	U981	A907	U827	A746	G683	C614	G544	U480	U409	C345
C1317	U1380	C1249	G1186	C1115	U982	A908	U828	G747	U684	C615	C545	G481	C410	C346
A1318		U1250	U1187	U1115	A983	A909	G829	G748	G685	C616	A546	A482	C411	G348
					C984	C910			U596	C617	A547	C482	A412	A349



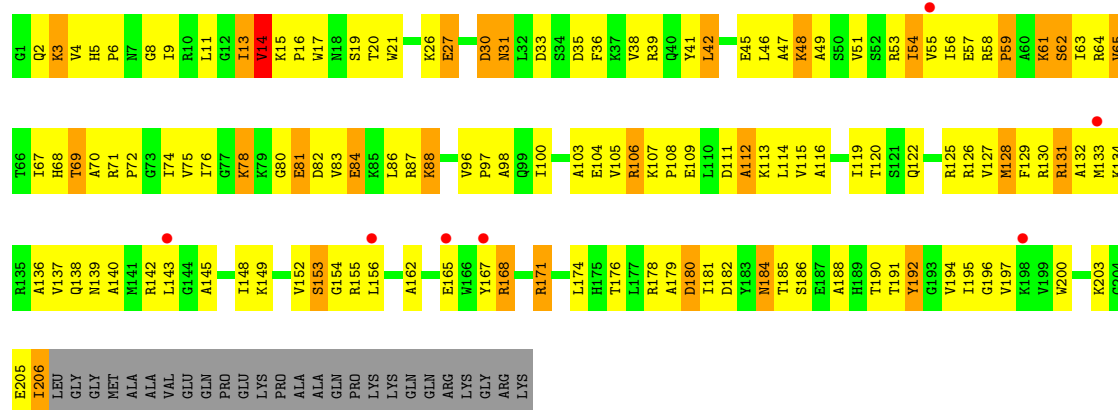
• Molecule 2: 30S ribosomal protein S3

Chain AC:



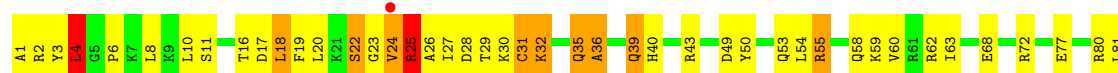
• Molecule 2: 30S ribosomal protein S3

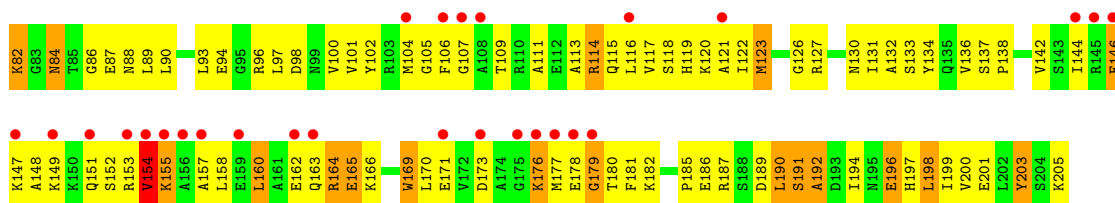
Chain CC:



• Molecule 3: 30S ribosomal protein S4

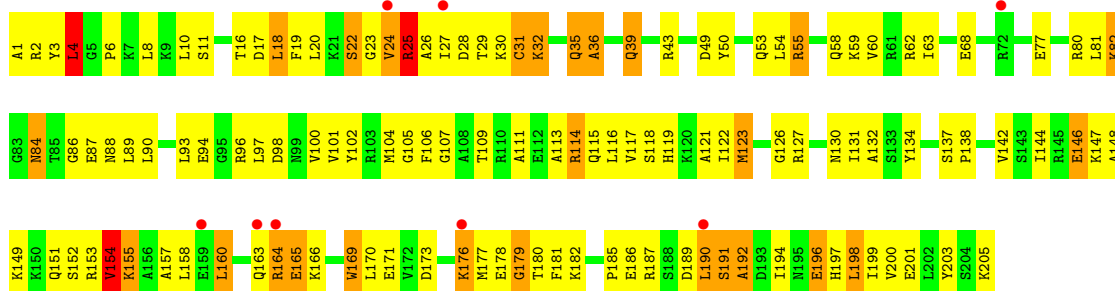
Chain AD:





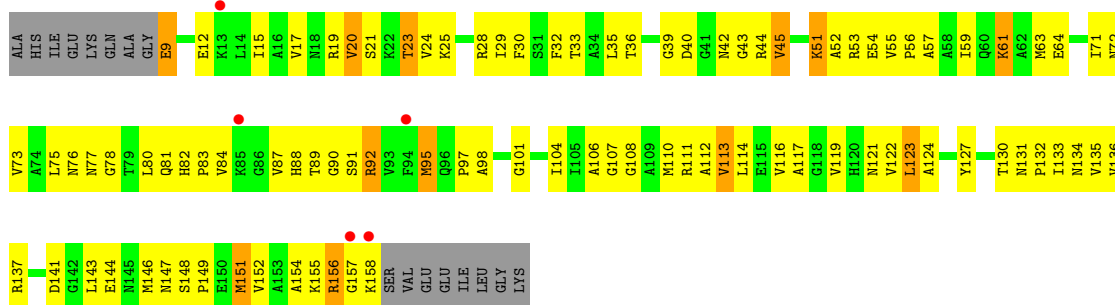
• Molecule 3: 30S ribosomal protein S4

Chain CD:



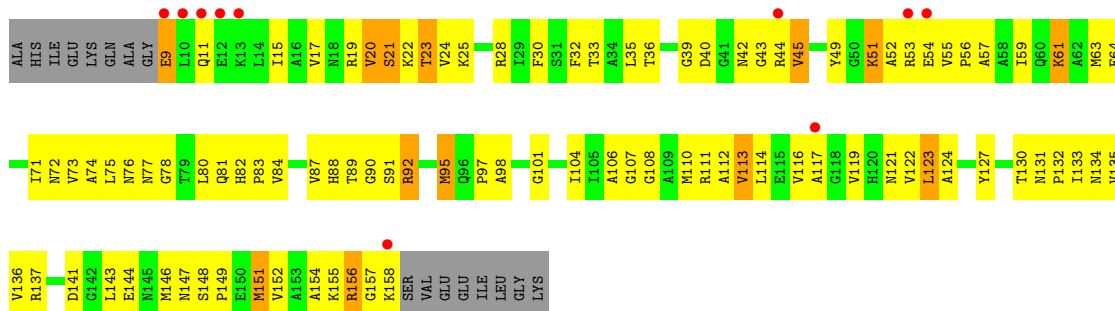
• Molecule 4: 30S ribosomal protein S5

Chain AE:



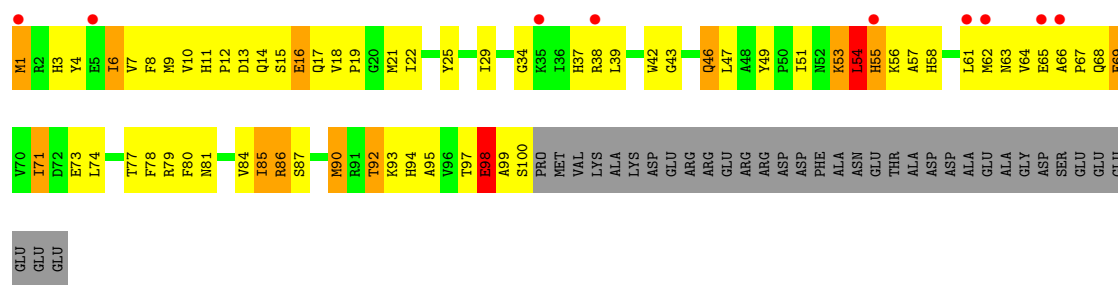
• Molecule 4: 30S ribosomal protein S5

Chain CE:



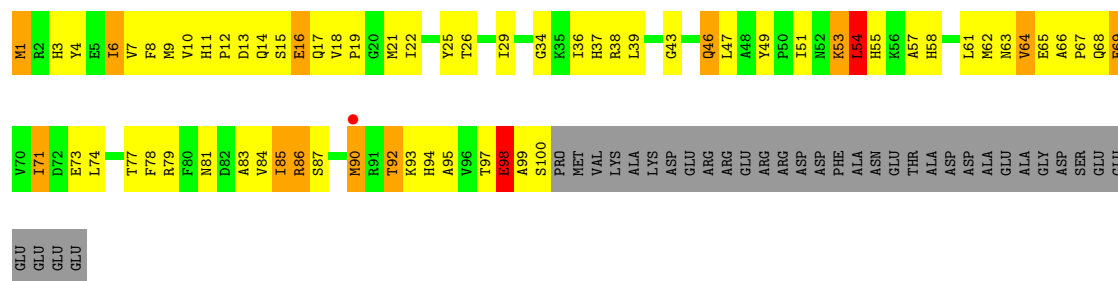
• Molecule 5: 30S ribosomal protein S6

Chain AF:



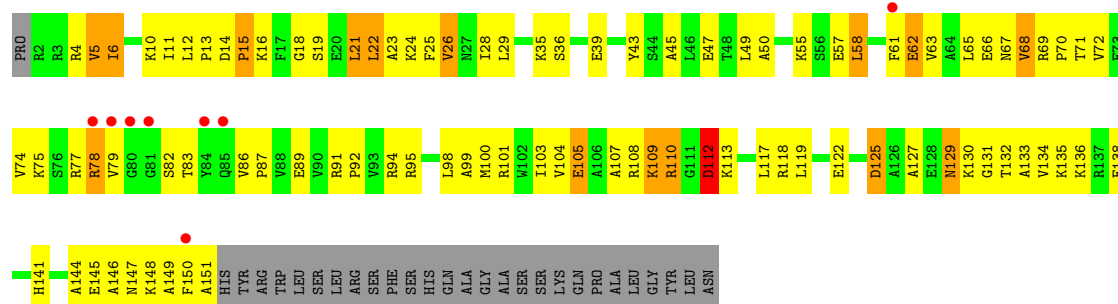
- Molecule 5: 30S ribosomal protein S6

Chain CF:



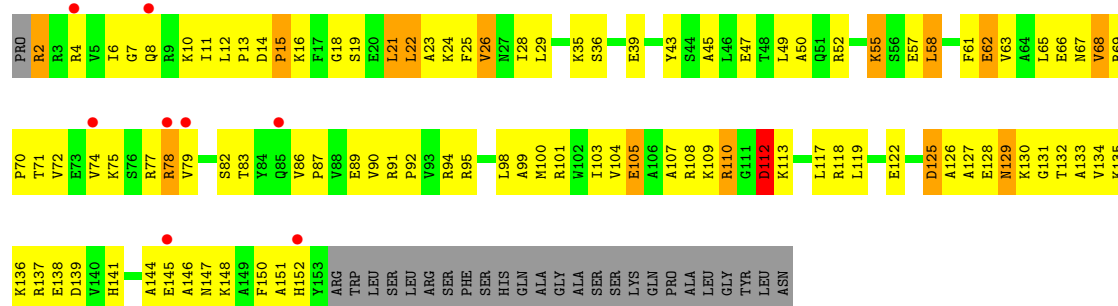
- Molecule 6: 30S ribosomal protein S7

Chain AG:



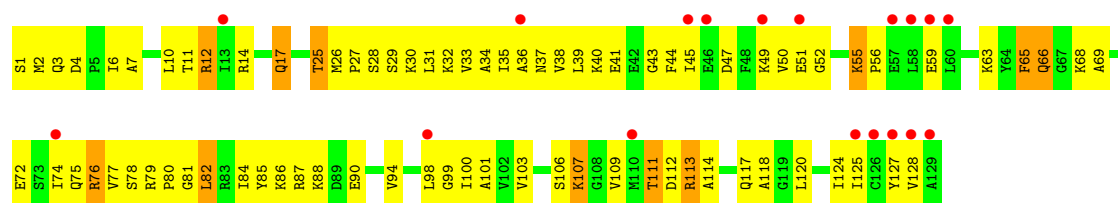
- Molecule 6: 30S ribosomal protein S7

Chain CG:



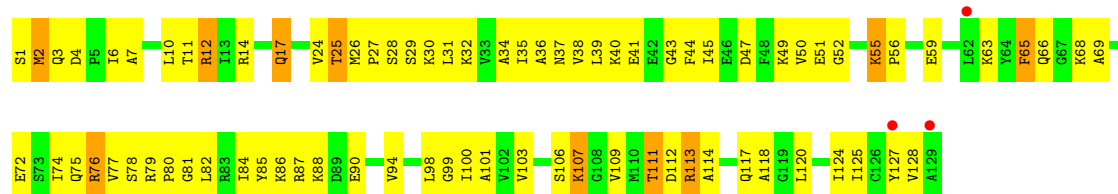
- Molecule 7: 30S ribosomal protein S8

Chain AH:



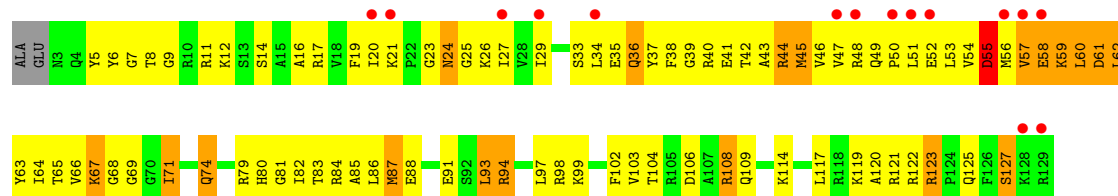
• Molecule 7: 30S ribosomal protein S8

Chain CH:



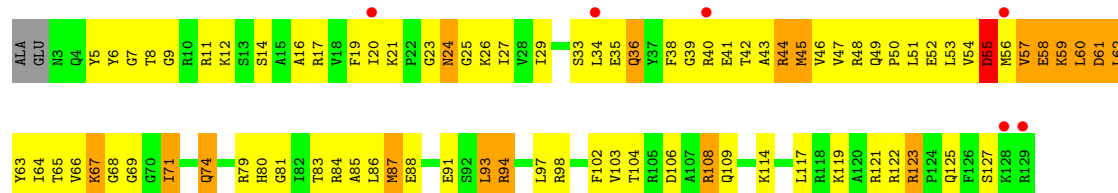
• Molecule 8: 30S ribosomal protein S9

Chain AI:



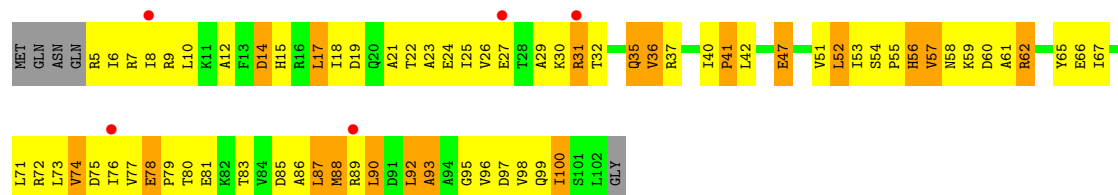
• Molecule 8: 30S ribosomal protein S9

Chain CI:



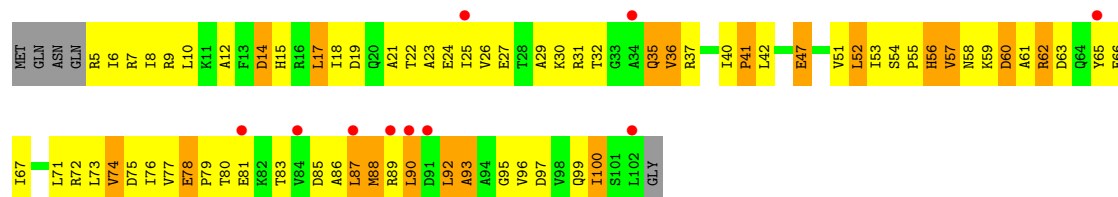
• Molecule 9: 30S ribosomal protein S10

Chain AJ:



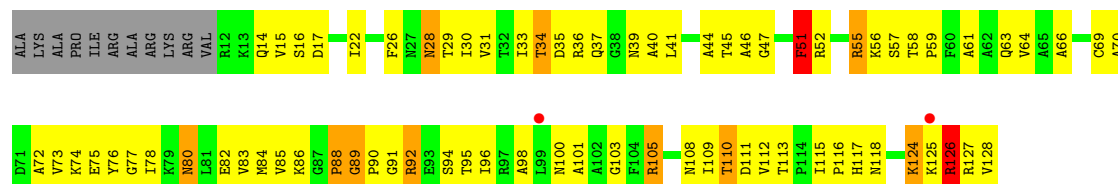
• Molecule 9: 30S ribosomal protein S10

Chain CJ:



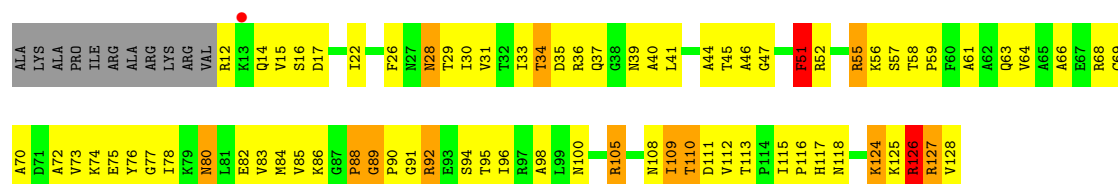
• Molecule 10: 30S ribosomal protein S11

Chain AK:



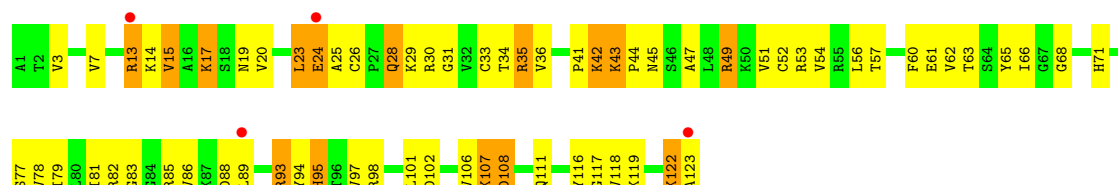
• Molecule 10: 30S ribosomal protein S11

Chain CK:



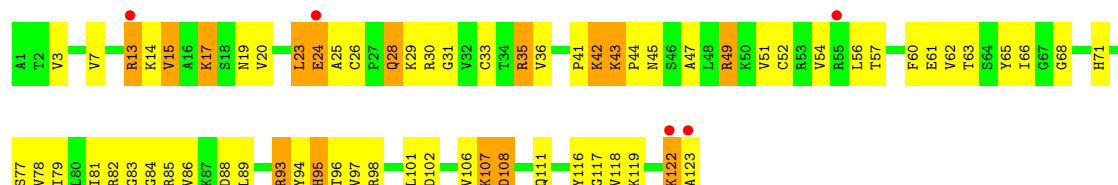
• Molecule 11: 30S ribosomal protein S12

Chain AL:



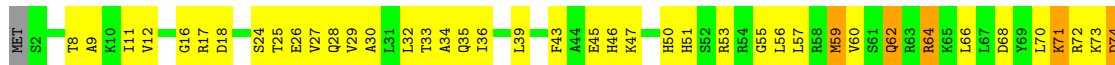
• Molecule 11: 30S ribosomal protein S12

Chain CL:



• Molecule 12: 30S ribosomal protein S13

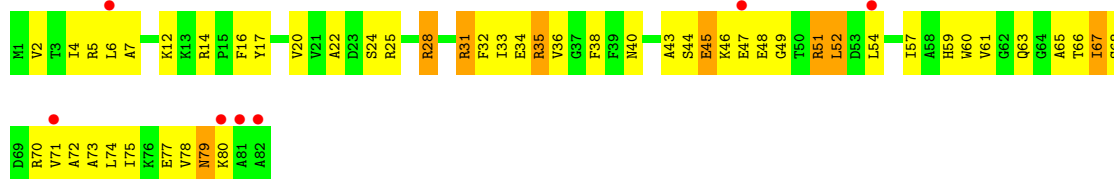
Chain AM:





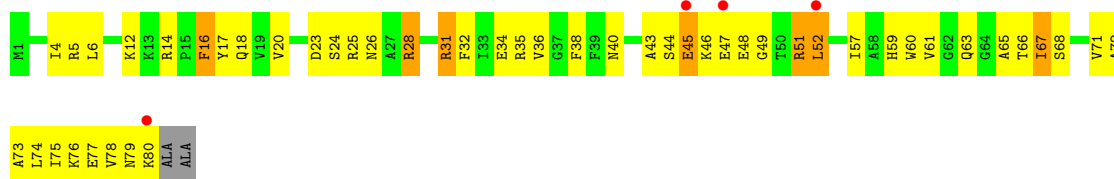
- Molecule 15: 30S ribosomal protein S16

Chain AP:



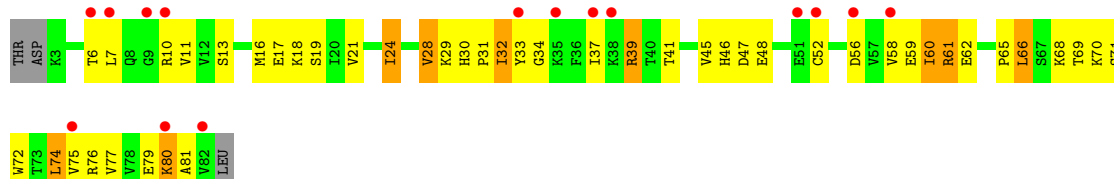
- Molecule 15: 30S ribosomal protein S16

Chain CP:



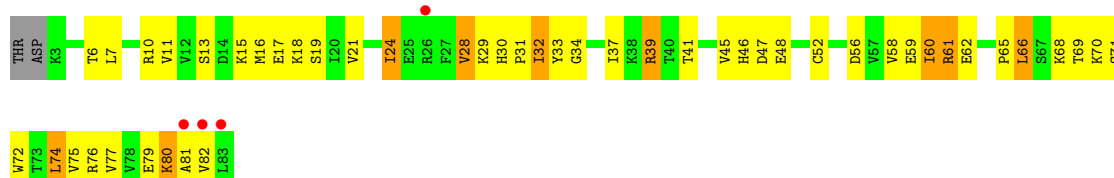
- Molecule 16: 30S ribosomal protein S17

Chain AQ:



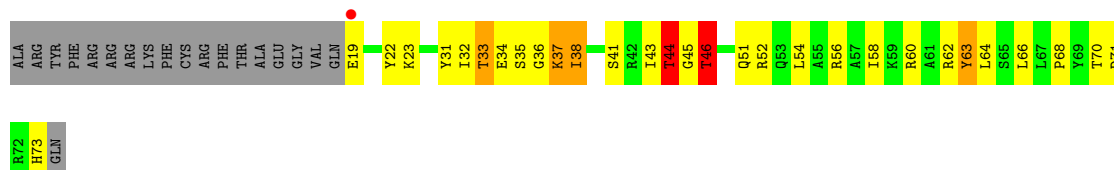
- Molecule 16: 30S ribosomal protein S17

Chain CQ:



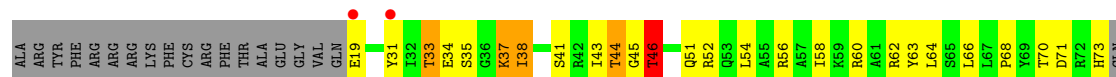
- Molecule 17: 30S ribosomal protein S18

Chain AR:



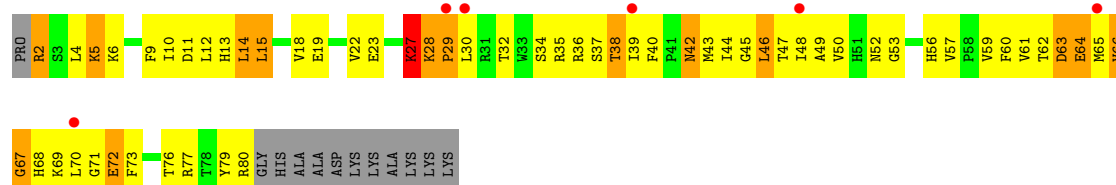
- Molecule 17: 30S ribosomal protein S18

Chain CR: 



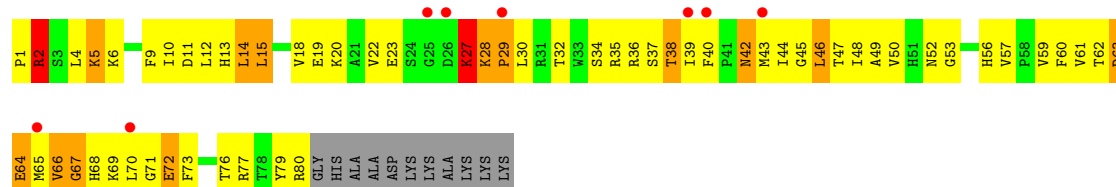
- Molecule 18: 30S ribosomal protein S19

Chain AS: 



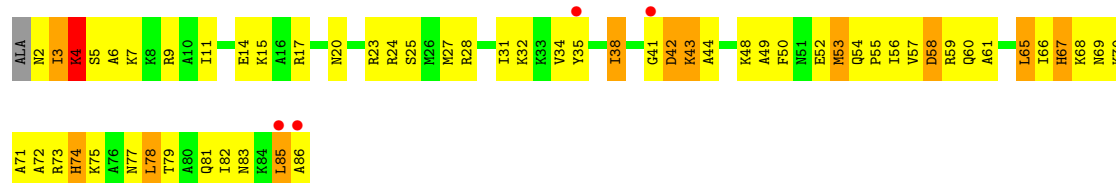
- Molecule 18: 30S ribosomal protein S19

Chain CS: 



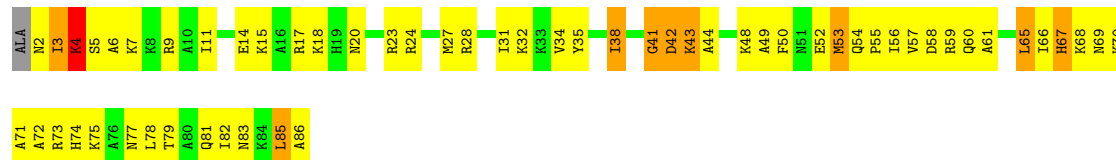
- Molecule 19: 30S ribosomal protein S20

Chain AT: 




- Molecule 19: 30S ribosomal protein S20


Chain CT: 



- Molecule 20: 30S ribosomal protein S2

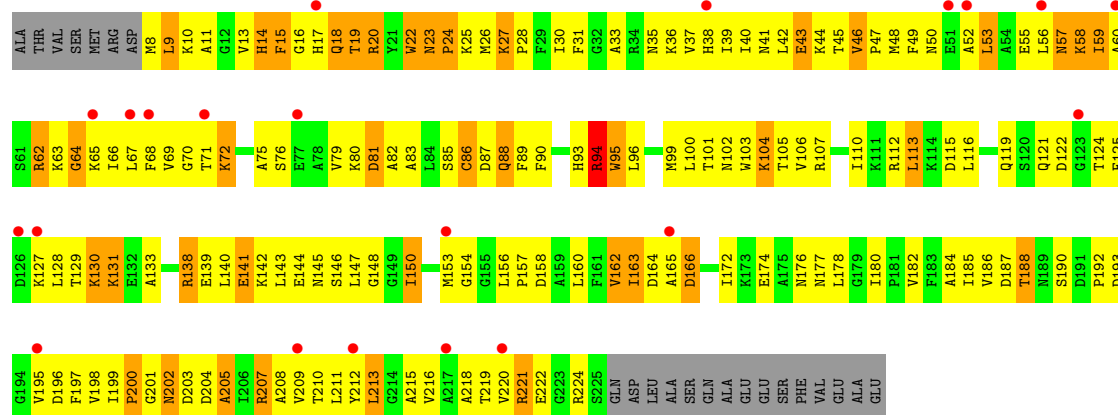
Chain AB: 





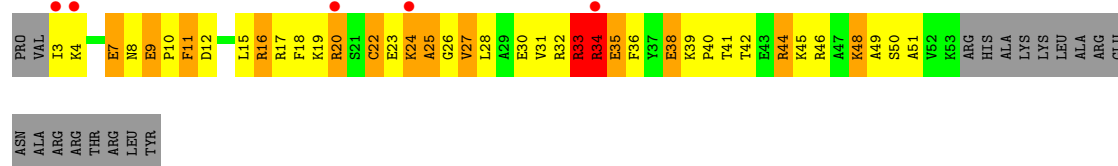
- Molecule 20: 30S ribosomal protein S2

Chain CB:



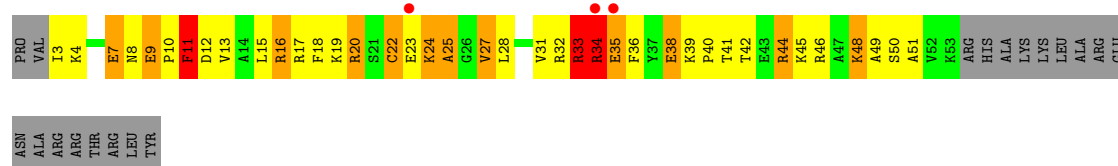
- Molecule 21: 30S ribosomal protein S21

Chain AU:



- Molecule 21: 30S ribosomal protein S21

Chain CU:



- Molecule 22: 5S rRNA


Chain BA:







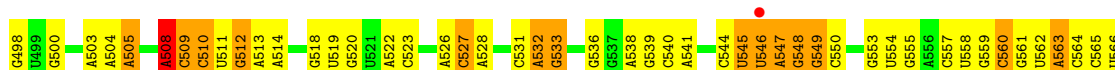
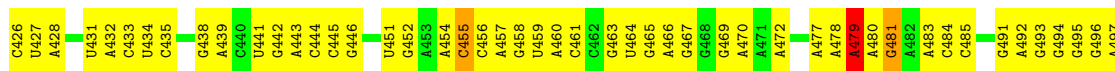
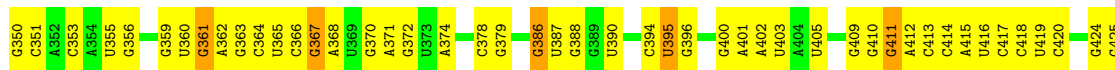
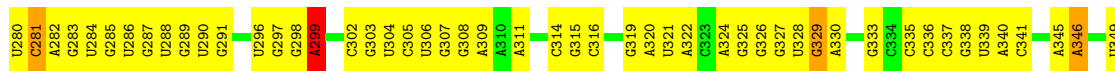
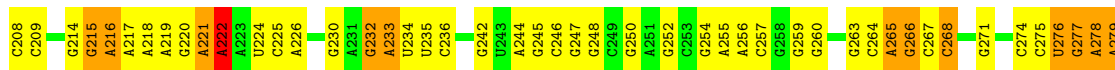
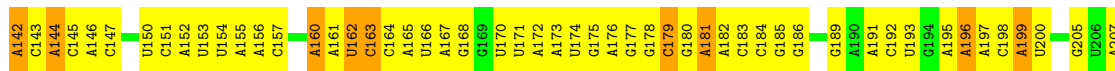
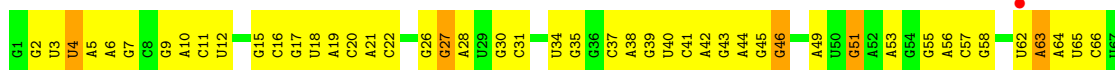
• Molecule 22: 5S rRNA

Chain DA:



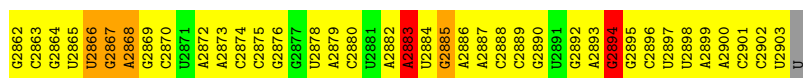
• Molecule 23: 23S rRNA

Chain BB:






U2797	G2732	G2664	G2592	G2512	C2440	C2374	G2307	G2242	U2181	A	U1979	C1909	U1841
U2798	A2733	A2665	U2593	A2513	U2441	C2379	G2308	U2243	U2182	G	G1980	G1910	G1842
U2799	A2734	G2666	G2594	U2514	G2442	G2380	A2309	U2244	A2183	U	U1981	A1912	C1843
A2800	G2735	G2667	G2595	C2515	C2443	C2310	C2310	U2245	A2184	G	C1985	A1913	C1844
G2801	A2736	G2668	A2598	A2516	G2444	G2382	A2311	G2246	U2185	G	C1986	G1914	G1845
G2802	G2737	G2671	G2599	A2518	A2448	G2383	A2314	A2247	U2186	G	C1987	U1915	A1847
G2803	A2738	G2672	A2602	U2519	U2449	G2384	G2315	C2248	U2187	G	G1988	U1916	A1848
G2804	U2739	G2673	G2603	G2520	A2450	U2385	G2316	U2249	U2188	A	U1991	A1917	G1849
G2805	G2740	G2674	U2604	C2521	A2451	A2387	A2317	G2250	U2189	G	G1992	A1918	G1850
G2806	A2741	G2675	U2605	U2522	G2452	U2387	G2318	G2251	G2190	C	U1993	A1919	
G2807	U2742	G2676	G2523	G2523	G2453	A2388	G2319	G2252	U2191	U	U1994	C1920	A1853
G2808	G2743	G2677	G2524	G2524	C2455	G2389	U2320	G2253	U2192	U	U1995	C1921	A1854
G2809	A2744	G2678	U2609	C2527	C2456	G2390	U2321	U2257	U2193	U	C1997	A1922	U1855
G2810	G2745	A2679	G2610	G2528	U2457	U2393	A2322	C2258	U2194	U	A1998	G1922	U1856
G2811	U2746	U2680	C2611	U2528	G2458	C2394	G2325	U2259	U2195	G	C1999	U1923	G1857
G2812	G2747	G2681	U2612	G2529	U2459	C2395	U2326	C2260	C2196	G	C2000	C1924	U1858
G2813	A2748	A2682	G2613	A2531	A2460	G2396	G2328	C2261	U2197	G	C2001	A1927	U1859
G2814	A2749	G2683	U2614	U2535	A2461	G2397	U2329		U2198	G	G2002	U1928	G1860
G2815	A2750	U2685	U2615	G2536	C2462	U2398	G2330	U2265	U2199	G	U	G1929	
G2816	G2751	G2686	G2616	U2537	C2463	G2399	G2331	U2266	U2203	G	C2008	G1930	G1863
G2817	U2752	U2687	U2617	C2538	G2464	G2400	A2332	A2267	G2204	G	A2009	U1931	U1864
G2818	U2753	G2688	G2618	C2539	C2465	U2401	A2333	A2268	U2205	G	C2078	A1932	U1865
G2819	C2754	U2689	C2626	C2540	C2466	U2402	A2334	A2269	U2206	G	U2079	G1933	A1866
G2820	U2755	U2690	G2627	U2541	C2467	C2403	A2336	A2270	C2207	G	A2014	C1934	G1867
G2821	U2756	G2691	G2628	A2542	A2468	U2404	G2337	U2271	C2208	G	A2015	G1935	C1868
G2822	A2757	U2692	C2629	G2543	A2471	U2405	C2338	U2272	C2209	G	U2085	A1936	G1869
G2823	G2758	G2693	G2630	G2544	G2472	A2406	C2339	A2273	U2210	G	U2086	U1937	C1870
G2824	C2760	G2694	G2631	U2547	A2475	A2407	A2340	A2274	U2211	G	U2087	A1938	A1871
G2825	A2761	U2698	G2632	U2548	A2476	U2408	G2341	C2275	A2212	G	U2088	U1939	A1872
G2826	U2762	G2699	U2633	U2552	C2480	U2409	C2342	G2276	U2213	G	U2089	U1940	G1873
G2827	G2763	U2700	A2634	G2553	G2481	G2410	U2343	G2277	U2214	G	A2090	U1943	C1874
G2828	U2764	U2701	G2635	U2554	A2482	A2411	U2344	A2278	C2215	G	C2091	U1944	G1875
G2829	A2765	G2702	U2636	U2555	G2483	A2412	G2345	G2279	U2216	G	U2092	U1945	A1877
G2830	U2766	G2703	G2637	U2556	A2484	A2413	A2346	G2280	G2217	G	U2093	U1946	G1878
G2831	G2767	U2704	U2638	C2557	G2485	G2415	G2347	A2281	U2218	G	A2094	G1947	C1879
G2832	U2768	U2705	A2639	G2558	G2486	C2416	U2356	G2282	U2219	G	A2095	U1948	U1880
G2833	G2769	G2706	G2640	G2559	U2488	C2417	A2352	C2283	U2220	G	C2096	U1951	C1881
G2834	U2770	C2707	G2641	U2560	U2489	A2418	G2353	A2284	U2221	C	A2097	U1952	G1882
G2835	C2771	G2708	G2642	U2561	U2490	U2419	C2354	C2285	G2222	C	U2098	A1953	U1883
G2836	U2772	U2709	G2643	U2562	G2491	G2420	G2355	G2286	G2223	G	U2099	G1954	A1874
G2837	G2773	A2706	G2644	U2563	U2492	G2421	U2356	A2287	G2224	C	G2100	U1955	G1885
G2838	U2774	U2707	U2645	G2564	U2493	G2422	U2357	A2288	A2225	C	A2101	U1956	A1889
G2839	G2775	U2708	U2646	G2565	U2494	U2423	A2358	U2291	C2226	C	G2102	C1957	A1890
G2840	U2776	G2709	G2647	U2566	C2496	C2424	C2359	U2292	A2227	U	C2103	C1958	
G2841	G2777	C2710	G2648	U2567	A2497	A2425	G2360	U2293	U2228	U	C2104	C1959	
G2842	A2778	U2711	G2649	U2568	G2498	A2426	G2361	G2294	G2230	G	U2105	G1964	C1893
G2843	U2779	U2712	U2650	G2569	G2499	G2427	C2362	U2295	U2231	A	U2039	C1965	
G2844	G2780	U2713	U2651	U2570	U2500	G2428	G2363	U2296	C2232	A	G2040	A1966	G1897
G2845	U2781	G2714	G2652	U2571	G2501	U2429	G2364	A2297	U2233	A	U2041	C1967	U1898
G2846	G2782	C2715	U2653	G2572	A2502	A2430	G2365	A2298	G2234	U	A2042	G1968	
G2847	U2783	U2716	U2654	U2573	G2503	U2431	G2366	U2299	G2235	A	C2043	A1969	C1902
G2848	G2784	G2717	U2655	G2574	U2504	A2434	G2367	G2300	U2236	C	G	U	G1903
G2849	U2785	U2720	C2651	U2575	U2505	A2435	G2368	C2301	U2237	A	U2048	U1970	G1904
G2850	U2786	A2721	G2652	U2576	G2506	G2436	A2369	U2302	G2238	C	A	U1971	C1905
G2851	G2787	G2722	U2653	U2577	U2507	G2437	G2370	U2303	G2239	C	G	G1972	G1906
G2852	U2788	U2723	G2654	U2578	G2508	U2438	G2371	U2304	A2241	U	A2051	C1973	G1907
G2853	G2789	U2724	U2655	U2579	G2509	G2439	U2372	U2305	U2240	A	G2053	C1974	C1908
G2854	U2790	A2725	U2656	U2580	U2510	A2440	U2373	C2306		U			
G2855	G2791	G2726	G2657	U2581	U2511	A2441	U2374						
G2856	U2792	A2727	G2658	U2582	U2512	A2442	U2375						
G2857	C2793	U2728	A2660	U2583	U2513	A2443	U2376						
G2858	U2794	G2729	G2661	U2584	U2514	A2444	U2377						
G2859	G2795	U2796	A2662	U2585	U2515	A2445	U2378						
G2860	U2796		G2663	U2586	U2516	A2446	U2379						





• Molecule 23: 23S rRNA

Chain DB:



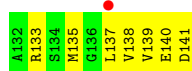
U2017	A1937	A1872	C1804	G1737	A1665	A1583	U1520	C1447	G1382	A1306	A1241	C1167	C1100	A959
G2018	A1938	G1873	A1805	G1738	G1666	C1584	G1521	G1448	A1383	U1242	U1101	G1168	A1028	A960
A2019	U1939	C1874	A1876	A1739	G1667	C1585	G1521	G1448	A1384	U1243	C1102	A1169	C1029	C961
A2020	U1940	A1875	A1810	G1740	A1586	C1586	G1524	C1451	A1385	G1244	A103	C1170	C1030	C962
C2021	U1943	G1876	G1811	C1741	A1672	G1587	A1525	G1452	A1386	G1245	G104	U1173	U1105	U967
U2022	A1944	A1877	U1812	U1742	G1673	G1588	C1526	A1453	A1387	A1246	A1032	U1174	U1106	C968
C2023	U1945	G1878	G1813	G1743	G1674	U1589	G1527	C1454	G1388	U1247	U1033	A1175	G1107	C969
G2024	G1946	C1879	A1814	A1744	C1675	A1590	A1528	G1455	G1389	U1248	G1034	U1176	U1035	G970
C2025	U1947	U1880	A1815	A1745	G1676	A1591	G1529	G1455	U1390	U1249	U1035	U1177	U1035	C971
U2026	C1947	C1881	G1816	A1746	A1677	C1592	G1530	U1458	U1391	G1250	G1036	G1178	U1036	A972
G2027	G1948	U1882	G1817	U1747	A1678	A1593	C1531	U1459	G1389	G1251	A1111	U1179	A1111	A973
U2028	U1883	C1883	U1818	C1748	A1679	U1594	A1532	U1460	A1395	G1252	C1044	C1179	G1112	A974
G2029	A1884	C1884	A1819	A1749	U1680	C1595	A1533	C1461	U1396	A1253	C1045	U1180	G1045	G974
A2030	A1952	C1852	U1820	G1750	G1681	C1595	G1533	C1461	U1397	A1253	G1045	U1181	G1046	A975
A2031	A1953	C1888	A1821	U1751	G1682	A1597	U1534	G1464	C1398	G1256	G1047	U1181	G1047	G976
G2032	G1954	A1889	C1822	C1752	U1683	A1597	A1535	G1464	C1398	C1257	G1115	U1182	G1115	G977
A2033	U1955	A1890	G1823	G1753	U1684	U1599	G1537	U1466	U1400	U1258	G1116	U1183	G1116	G978
U2034	U1956	C1956	G1824	C1753	C1685	U1599	G1537	U1466	U1401	G1259	G1117	U1184	G1117	G979
G2035	C1957	C1957	G1824	C1754	C1685	C1600	G1538	U1469	G1401	G1259	C1118	U1185	G1118	A979
C2036	U1958	G1893	U1825	G1756	C1685	C1600	U1539	A1469	U1402	A1260	U1119	G1186	U1119	A980
A2037	C1958	C1894	U1826	A1757	A1689	A1603	G1540	A1470	U1405	C1261	G1187	G1187	G1120	A981
G2038	U1758	G1895	G1827	A1758	C1691	C1607	C1541	G1471	U1406	U1263	C1121	G1190	C1054	A983
U2039	U1963	A1897	A1829	U1759	C1692	C1608	U1542	U1476	U1407	U1263	G1124	G1191	G1055	A984
G2040	G1964	U1898	C1830	C1761	U1693	A1609	A1545	A1477	G1408	G1266	G1125	G1192	G1056	C987
U2041	C1965	C1965	G1831	A1762	C1694	A1610	G1546	G1478	U1409	U1267	G1126	G1193	U1057	A988
A2042	A1966	C1966	C1832	G1763	C1694	C1611	C1547	G1478	G1410	A1268	U1058	C1196	U1058	A989
C2043	C1967	G1903	C1833	C1764	A1700	C1617	A1548	G1482	U1411	A1269	G1131	G1197	G1059	A990
G2048	G1904	C1904	G1834	U1765	A1701	C1617	C1550	U1484	U1412	G1271	U1060	U1198	U1061	C991
U2049	A1969	C1905	G1838	G1766	A1701	C1617	A1551	U1485	U1413	G1272	A1133	U1199	G1062	C992
C2050	A1970	G1906	C1838	G1767	C1704	C1617	A1551	U1485	U1413	A1272	A1134	U1199	G1063	C993
A2051	U1971	C1907	U1841	C1771	A1705	G1623	A1552	U1486	G1416	A1274	C1135	C1200	G1063	C994
G2052	C1908	G1908	C1842	C1771	C1706	U1624	U1553	U1487	C1417	A1274	G1136	U1203	U1065	C995
C2053	U1909	C1844	C1843	A1772	U1709	G1633	U1554	C1488	U1418	A1275	G1137	U1204	G1068	A996
A2054	G1910	C1844	C1844	A1773	C1710	C1633	U1554	C1489	U1419	A1276	G1138	A1205	G1068	A997
C2055	U1911	G1845	C1845	C1774	G1710	A1634	A1490	C1491	U1420	G1283	C1139	G1206	A1069	C998
G2056	G1983	A1912	G1846	U1775	C1710	A1635	C1558	G1491	G1421	U1283	C1140	G1206	A1069	C999
U2057	C1984	C1913	A1847	U1776	A1713	U1636	U1559	G1492	G1422	A1284	U1141	A1070	U999	A1000
A2060	U1985	C1914	A1848	U1778	U1714	U1636	U1559	C1493	G1423	A1285	A1142	C1210	C1076	A1001
G2061	C1986	U1915	G1849	U1779	G1715	C1638	G1560	C1493	G1424	A1286	C1211	G1211	A1077	G1002
C2062	A1987	A1916	C1850	A1779	C1715	C1638	C1561	A1494	G1425	A1287	C1145	G1212	C1145	C1007
G2063	G1988	U1917	U1851	A1784	U1716	C1639	U1562	A1495	G1426	A1288	C1146	A1213	C1146	A1008
C2064	U1918	C1852	U1852	A1785	G1718	A1641	C1564	A1496	G1427	C1289	A1147	A1214	A1147	C1007
U2065	A1919	G1857	U1853	A1786	G1718	A1641	C1564	A1496	G1427	C1289	U1148	G1215	U1081	A1009
C2066	C1920	A1854	C1854	A1787	U1720	G1643	A1566	A1502	U1428	C1291	G1149	G1216	U1082	A1010
G2067	G1921	C1920	U1855	C1788	G1721	C1643	G1567	A1503	G1430	G1292	C1150	G1216	U1083	C1011
U2068	U1922	U1856	A1722	U1789	A1722	U1647	G1568	A1504	A1431	C1293	A1151	U1219	U1084	G1011
C2069	C1923	G1857	U1857	C1790	G1723	U1648	A1569	A1505	G1432	U1294	C1152	G1220	A1085	U1012
G2066	A1924	A1858	G1858	A1791	G1724	U1648	U1570	U1506	A1433	C1295	C1153	C1221	A1086	C1013
A2070	C1925	U1859	U1859	G1792	U1725	G1651	A1571	C1507	A1434	G1296	G1154	U1222	G1087	A1014
C2071	G2002	U1926	G1860	C1793	C1726	A1652	A1572	A1508	C1437	C1298	A1155	G1223	A1088	U1015
G2072	A1927	C1927	C1863	A1794	C1727	G1653	G1573	U1509	U1438	C1297	A1156	U1224	A1089	G1016
C2073	U1928	U1864	U1796	C1796	U1728	A1654	C1574	G1510	A1439	G1300	U1090	C1229	G1091	G1017
U2074	G1929	U1864	A1796	U1796	U1729	A1655	C1575	U1513	U1439	G1300	U1159	G1229	G1091	U1018
G2075	A2009	G1930	U1865	G1797	C1730	C1656	U1576	U1513	U1440	A1301	G1160	A1230	C1092	U1019
U2076	U2076	U1931	A1866	U1798	G1731	U1657	C1577	G1514	G1441	A1302	G1093	U1231	C1092	A1020
C2077	A1932	C1932	G1867	G1799	C1732	C1658	U1578	A1515	U1442	G1303	G1161	U1231	U1094	A1021
U2078	G2012	A1932	C1868	G1799	C1732	U1657	U1578	G1516	U1442	G1303	G1162	G1236	G1097	G1022
A2013	A2013	G1933	A1869	C1800	G1733	A1579	A1579	G1516	U1443	A1304	G1163	A1237	C1097	U1023
U2079	C1934	C1868	G1734	A1901	G1734	U1580	A1580	G1517	G1444	C1305	A1237	C1097	A1098	G1024
A2015	G1935	C1870	G1735	A1735	U1662	G1581	C1581	C1518	G1445	C1306	G1165	G1238	A1098	C1025
U2016	A1936	A1871	U1736	U1736	U1736	C1582	G1519	C1446	G1381	A1307				G1025






• Molecule 24: 50S ribosomal protein L11

Chain DI:



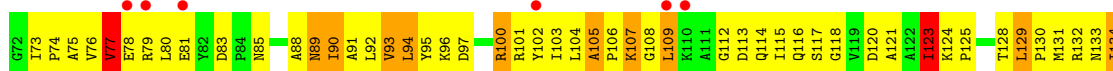
• Molecule 25: 50S ribosomal protein L2

Chain BC:



• Molecule 25: 50S ribosomal protein L2

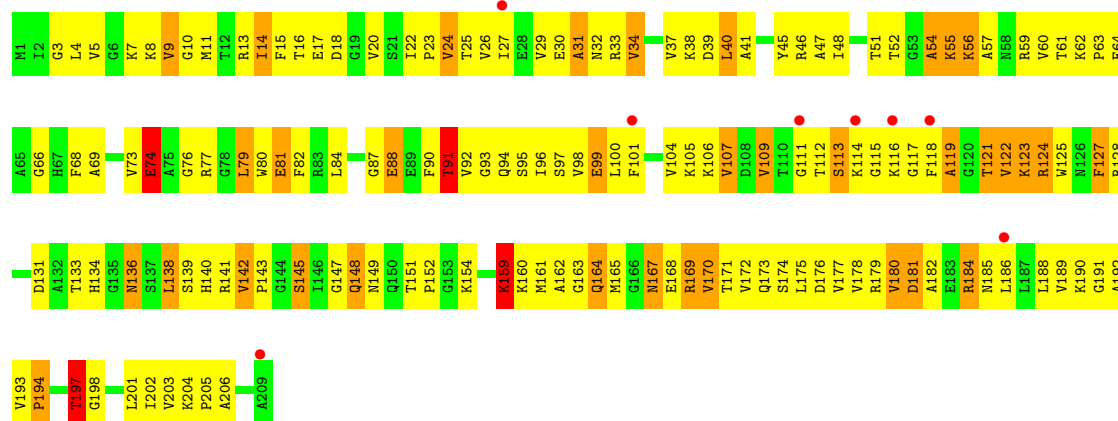
Chain DC:





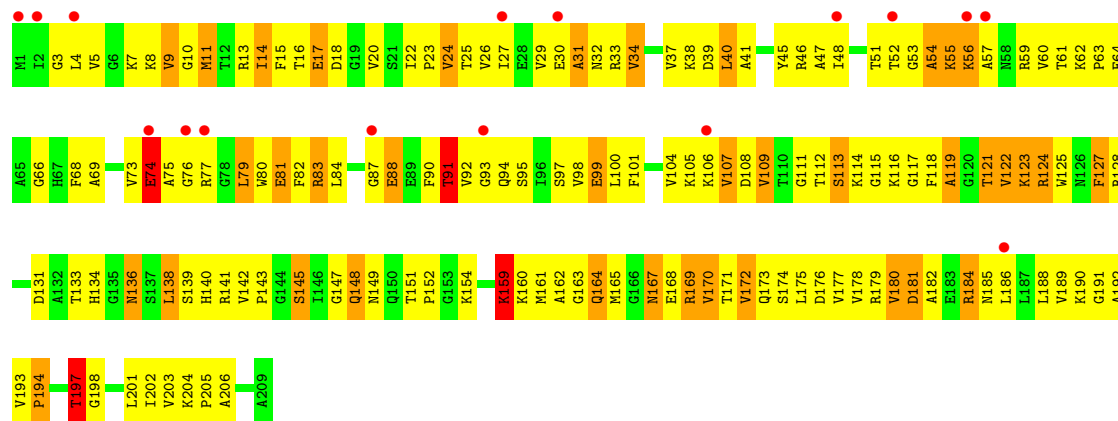
- Molecule 26: 50S ribosomal protein L3

Chain BD:



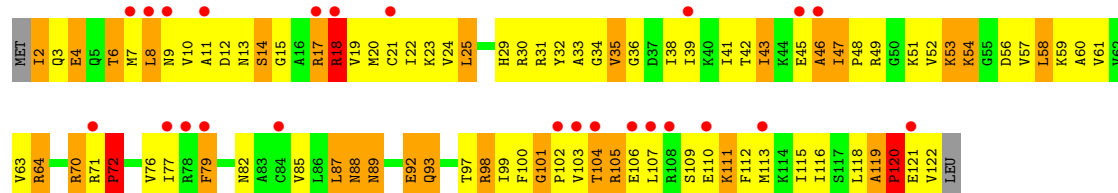
- Molecule 26: 50S ribosomal protein L3

Chain DD:



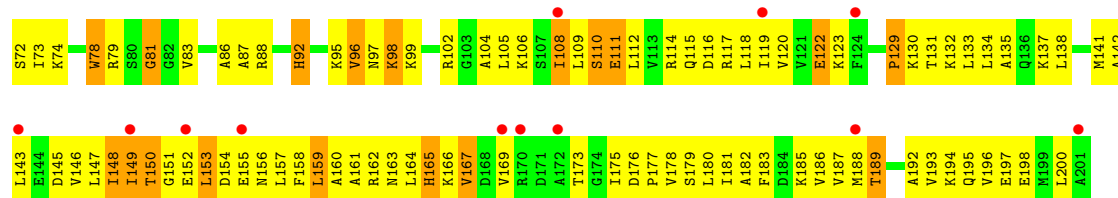
- Molecule 27: 50S ribosomal protein L14

Chain BK:



- Molecule 27: 50S ribosomal protein L14

Chain DK:



- Molecule 30: 50S ribosomal protein L30

Chain BY:



- Molecule 30: 50S ribosomal protein L30

Chain DY:



- Molecule 31: 50S ribosomal protein L32

Chain B0:



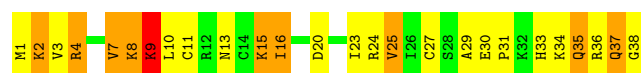
- Molecule 31: 50S ribosomal protein L32

Chain D0:



- Molecule 32: 50S ribosomal protein L36

Chain B4:



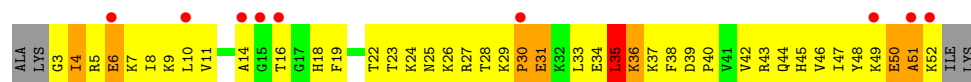
- Molecule 32: 50S ribosomal protein L36

Chain D4:




- Molecule 33: 50S ribosomal protein L33

Chain B1:



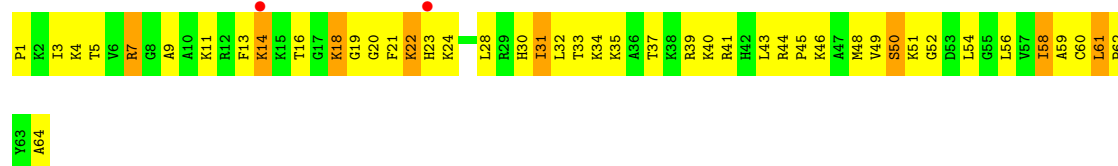
- Molecule 33: 50S ribosomal protein L33

Chain D1:



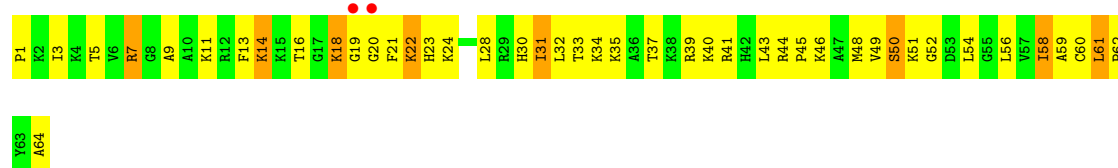
- Molecule 34: 50S ribosomal protein L35

Chain B3:



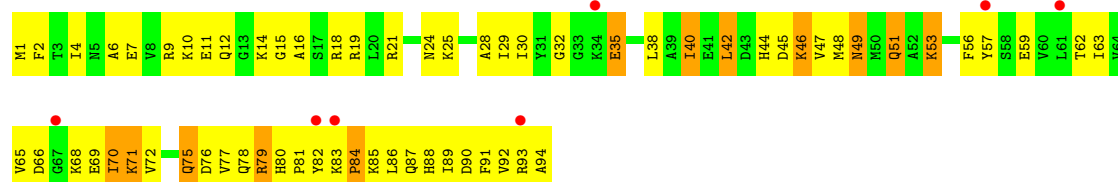
- Molecule 34: 50S ribosomal protein L35

Chain D3:



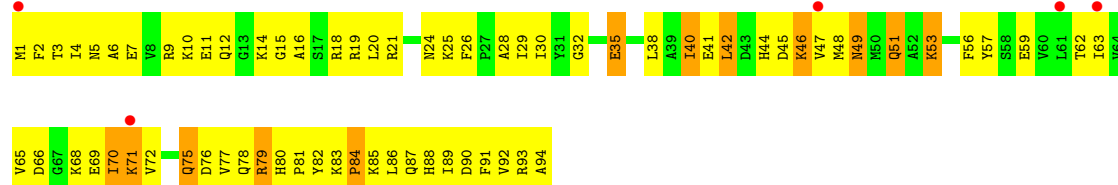
- Molecule 35: 50S ribosomal protein L25

Chain BV:



- Molecule 35: 50S ribosomal protein L25

Chain DV:



- Molecule 36: 50S ribosomal protein L34

Chain B2:



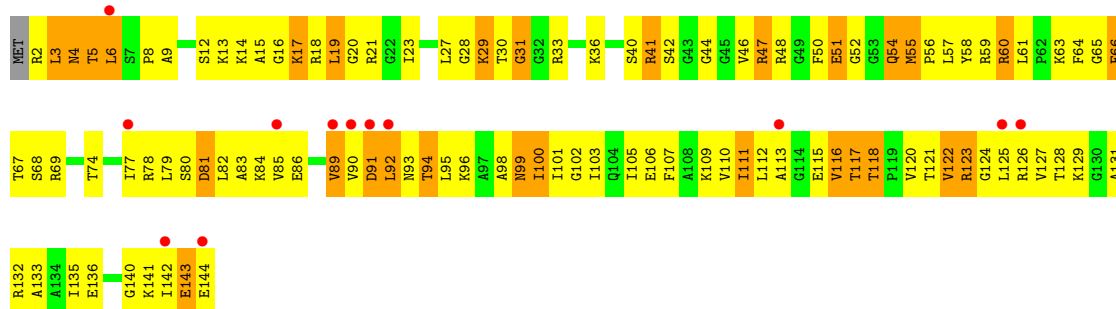
- Molecule 36: 50S ribosomal protein L34

Chain D2: 



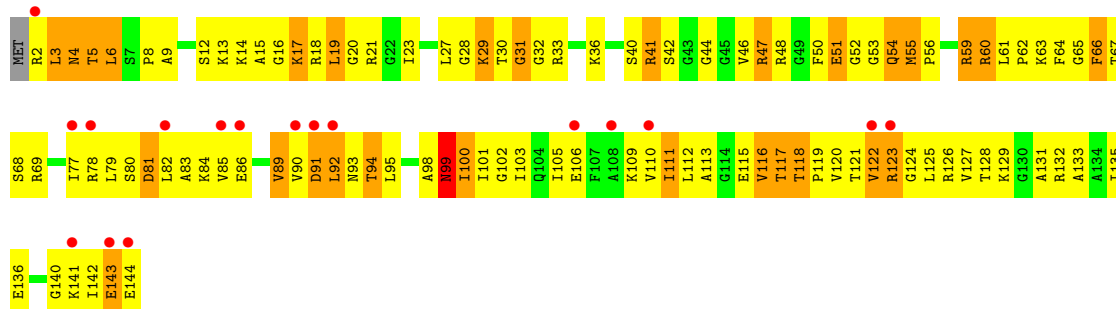
- Molecule 37: 50S ribosomal protein L15

Chain BL: 



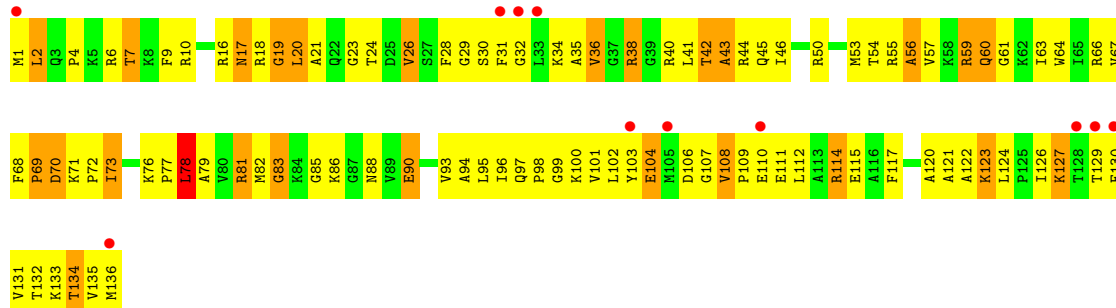
- Molecule 37: 50S ribosomal protein L15

Chain DL: 



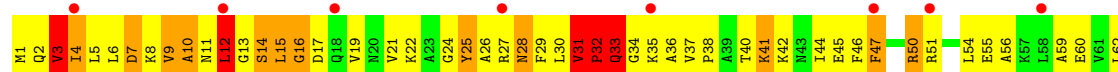
- Molecule 38: 50S ribosomal protein L16

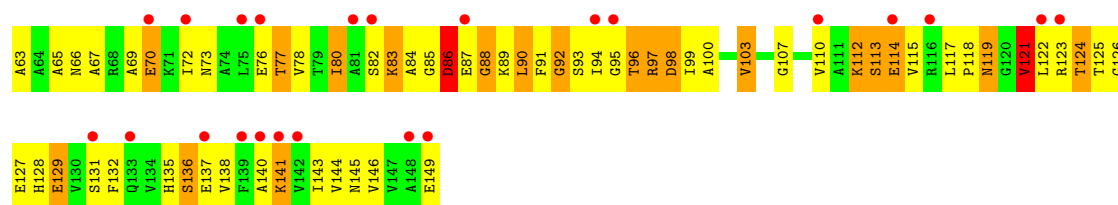
Chain BM: 



- Molecule 38: 50S ribosomal protein L16

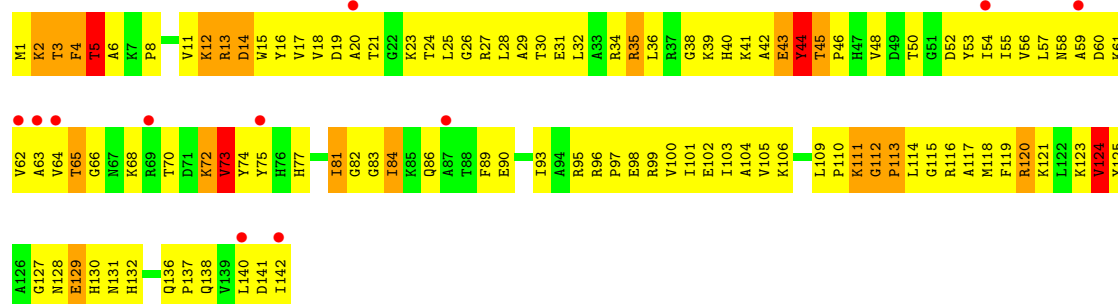
Chain DM: 





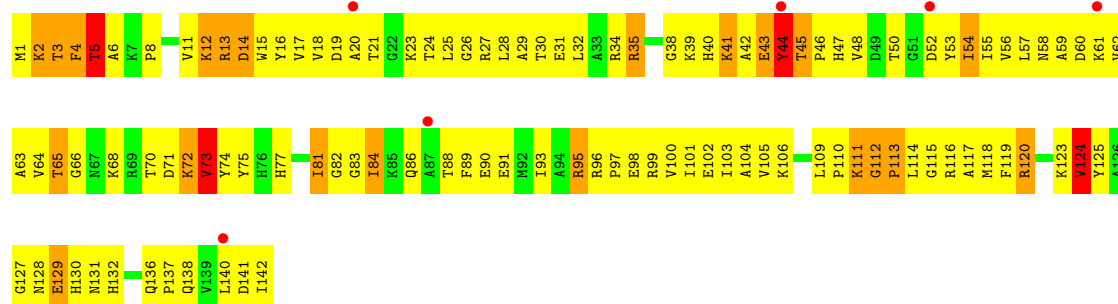
• Molecule 41: 50S ribosomal protein L13

Chain BJ:



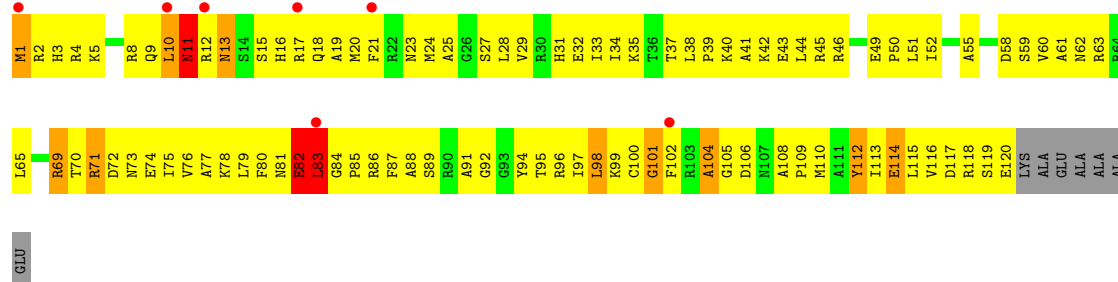
• Molecule 41: 50S ribosomal protein L13

Chain DJ:



• Molecule 42: 50S ribosomal protein L17

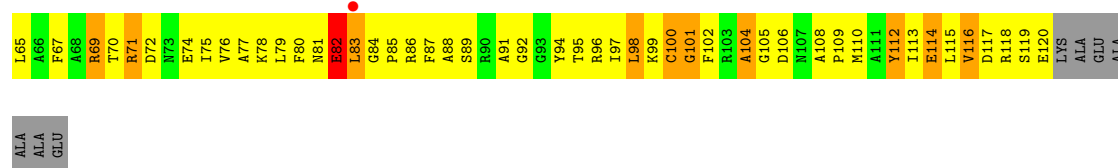
Chain BN:



• Molecule 42: 50S ribosomal protein L17

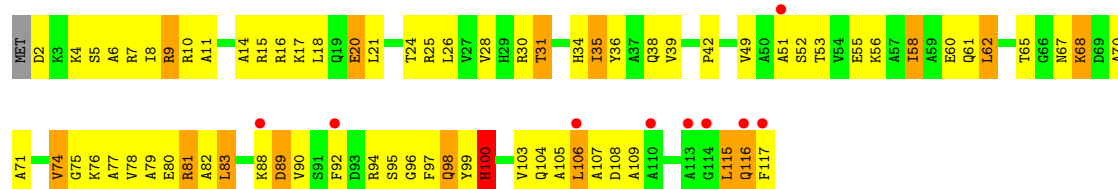
Chain DN:





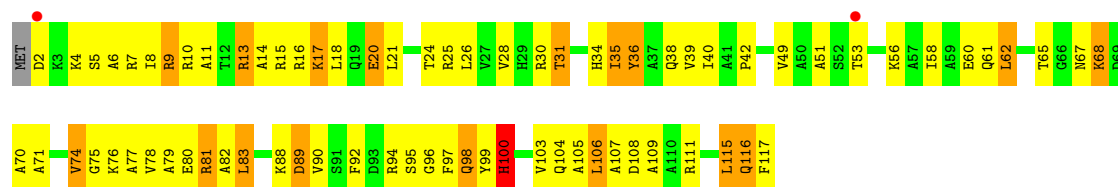
- Molecule 43: 50S ribosomal protein L18

Chain BO:



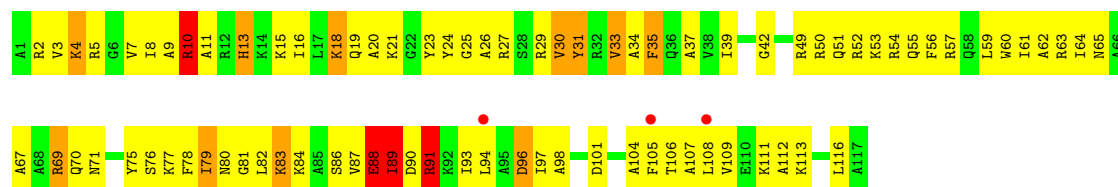
- Molecule 43: 50S ribosomal protein L18

Chain DO:



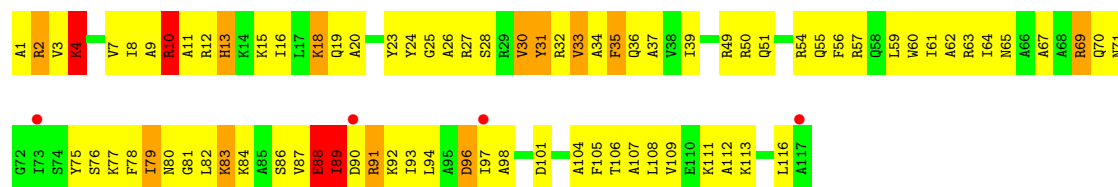
- Molecule 44: 50S ribosomal protein L20

Chain BQ:



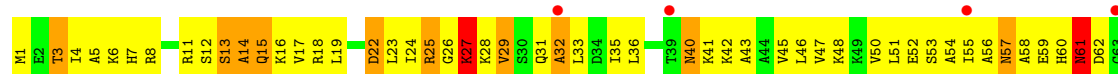
- Molecule 44: 50S ribosomal protein L20

Chain DQ:



- Molecule 45: 50S ribosomal protein L22

Chain BS:





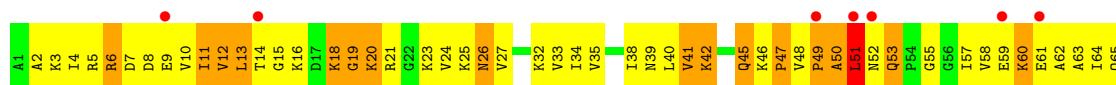
- Molecule 45: 50S ribosomal protein L22

Chain DS:



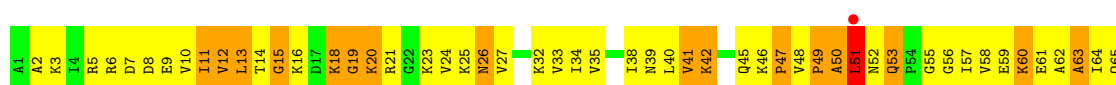
- Molecule 46: 50S ribosomal protein L24

Chain BU:



- Molecule 46: 50S ribosomal protein L24

Chain DU:



- Molecule 47: 50S ribosomal protein L5

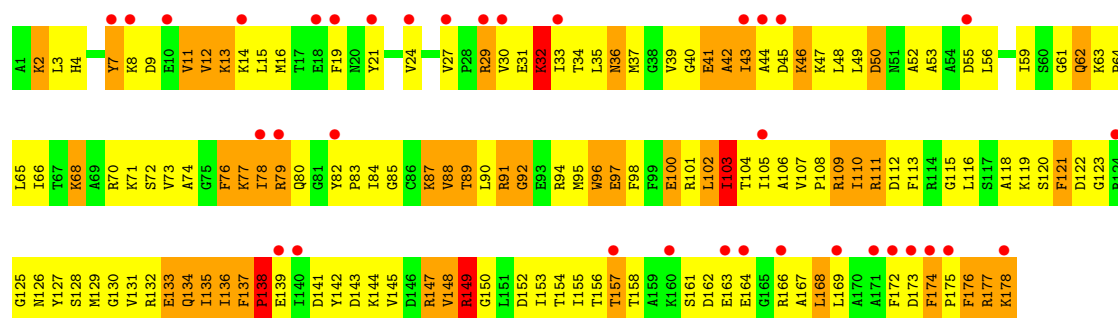
Chain BF:



- Molecule 47: 50S ribosomal protein L5

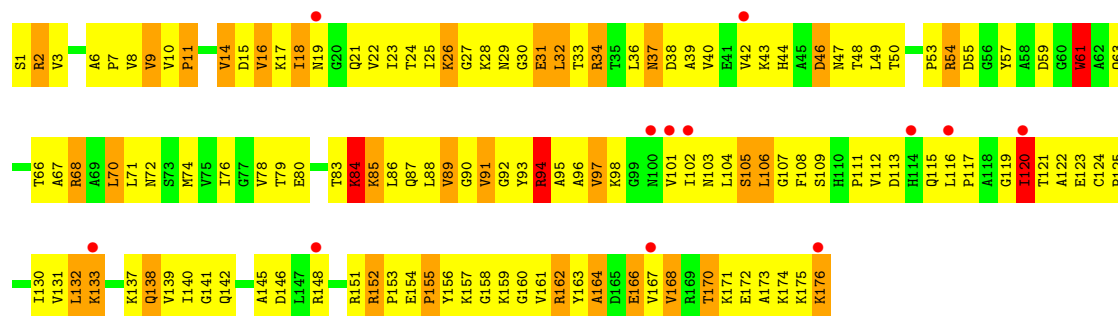
Chain DF:





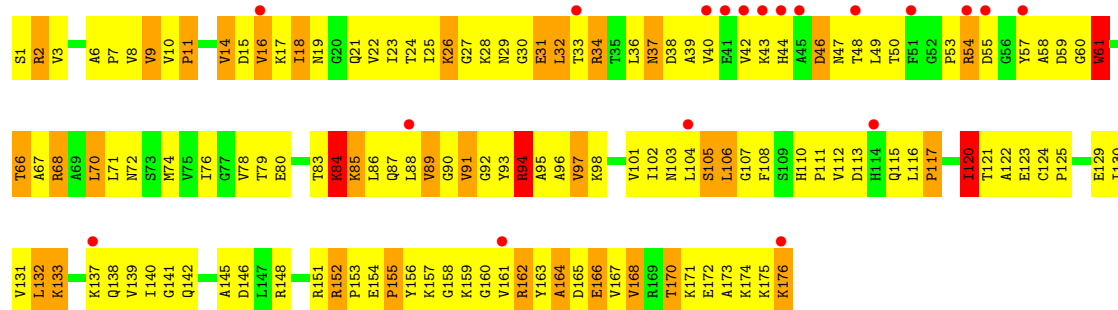
- Molecule 48: 50S ribosomal protein L6

Chain BG:



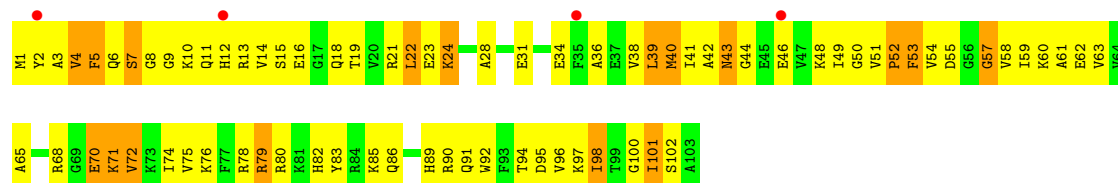
- Molecule 48: 50S ribosomal protein L6

Chain DG:



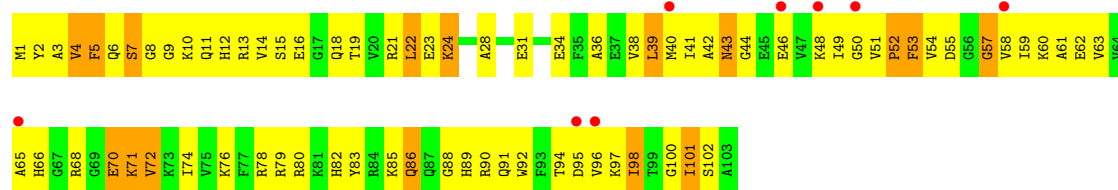
- Molecule 49: 50S ribosomal protein L21

Chain BR:



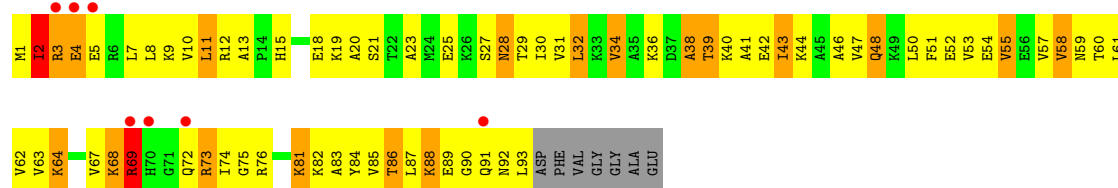
- Molecule 49: 50S ribosomal protein L21

Chain DR:



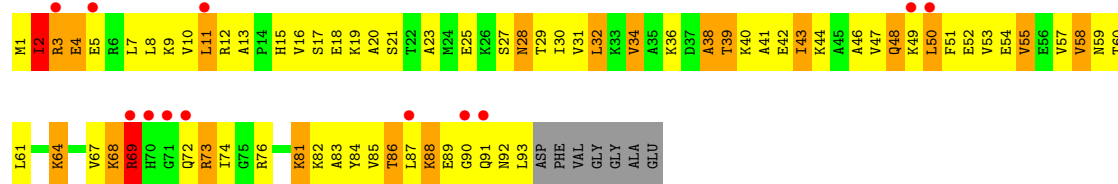
• Molecule 50: 50S ribosomal protein L23

Chain BT:



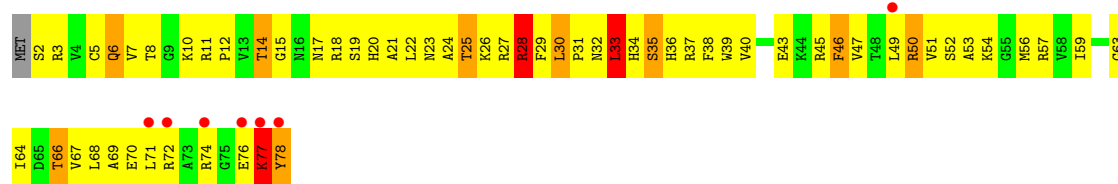
• Molecule 50: 50S ribosomal protein L23

Chain DT:



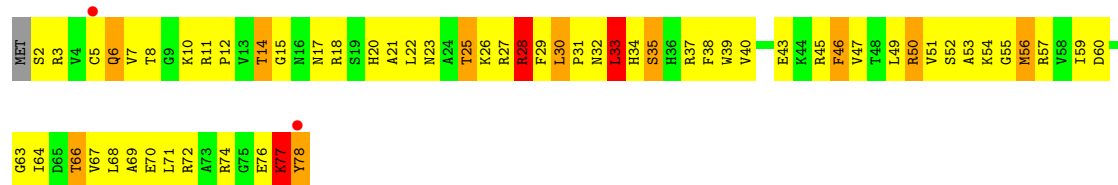
• Molecule 51: 50S ribosomal protein L28

Chain BZ:



• Molecule 51: 50S ribosomal protein L28

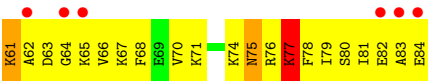
Chain DZ:



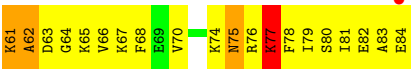
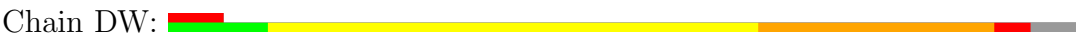
• Molecule 52: 50S ribosomal protein L27

Chain BW:





● Molecule 52: 50S ribosomal protein L27



4 Data and refinement statistics

Property	Value	Source
Space group	P 21 21 21	Depositor
Cell constants a, b, c, α , β , γ	208.85Å 379.20Å 739.28Å 90.00° 90.00° 90.00°	Depositor
Resolution (Å)	70.00 – 3.21 138.41 – 3.22	Depositor EDS
% Data completeness (in resolution range)	(Not available) (70.00-3.21) 66.6 (138.41-3.22)	Depositor EDS
R_{merge}	0.11	Depositor
R_{sym}	(Not available)	Depositor
$\langle I/\sigma(I) \rangle$ ¹	1.54 (at 3.19Å)	Xtriage
Refinement program	CNS	Depositor
R, R_{free}	0.274 , 0.309 0.250 , 0.278	Depositor DCC
R_{free} test set	30053 reflections (5.04%)	DCC
Wilson B-factor (Å ²)	93.7	Xtriage
Anisotropy	0.398	Xtriage
Bulk solvent k_{sol} (e/Å ³), B_{sol} (Å ²)	0.24 , 25.5	EDS
Estimated twinning fraction	No twinning to report.	Xtriage
L-test for twinning	$\langle L \rangle = 0.49$, $\langle L^2 \rangle = 0.32$	Xtriage
Outliers	0 of 626512 reflections	Xtriage
F_o, F_c correlation	0.91	EDS
Total number of atoms	284172	wwPDB-VP
Average B, all atoms (Å ²)	72.0	wwPDB-VP

Xtriage's analysis on translational NCS is as follows: *The largest off-origin peak in the Patterson function is 1.47% of the height of the origin peak. No significant pseudotranslation is detected.*

¹Intensities estimated from amplitudes.

5 Model quality

5.1 Standard geometry

Bond lengths and bond angles in the following residue types are not validated in this section: ZN, MG, NMY

The Z score for a bond length (or angle) is the number of standard deviations the observed value is removed from the expected value. A bond length (or angle) with $|Z| > 5$ is considered an outlier worth inspection. RMSZ is the root-mean-square of all Z scores of the bond lengths (or angles).

Mol	Chain	Bond lengths		Bond angles	
		RMSZ	# $ Z > 5$	RMSZ	# $ Z > 5$
1	AA	0.25	1/36762 (0.0%)	0.75	12/57350 (0.0%)
1	CA	0.26	1/36762 (0.0%)	0.75	16/57350 (0.0%)
2	AC	0.23	0/1651	0.44	0/2225
2	CC	0.23	0/1651	0.44	0/2225
3	AD	0.23	0/1665	0.44	0/2227
3	CD	0.23	0/1665	0.44	0/2227
4	AE	0.24	0/1118	0.46	0/1504
4	CE	0.23	0/1118	0.46	0/1504
5	AF	0.24	0/835	0.45	0/1128
5	CF	0.24	0/835	0.45	0/1128
6	AG	0.23	0/1187	0.45	0/1591
6	CG	0.23	0/1211	0.45	0/1624
7	AH	0.23	0/989	0.45	0/1326
7	CH	0.23	0/989	0.45	0/1326
8	AI	0.24	0/1034	0.45	0/1375
8	CI	0.24	0/1034	0.45	0/1375
9	AJ	0.22	0/796	0.49	0/1077
9	CJ	0.22	0/796	0.49	0/1077
10	AK	0.24	0/893	0.47	0/1205
10	CK	0.24	0/893	0.47	0/1205
11	AL	0.22	0/969	0.49	0/1300
11	CL	0.22	0/969	0.49	0/1300
12	AM	0.21	0/892	0.46	0/1193
12	CM	0.21	0/884	0.45	0/1181
13	AN	0.24	0/785	0.48	0/1043
13	CN	0.24	0/785	0.48	0/1043
14	AO	0.23	0/722	0.47	0/964
14	CO	0.23	0/722	0.47	0/964
15	AP	0.25	0/659	0.46	0/884
15	CP	0.25	0/648	0.46	0/870
16	AQ	0.23	0/657	0.47	0/881
16	CQ	0.23	0/666	0.48	0/892

Mol	Chain	Bond lengths		Bond angles	
		RMSZ	# Z >5	RMSZ	# Z >5
17	AR	0.23	0/462	0.45	0/621
17	CR	0.23	0/462	0.45	0/621
18	AS	0.25	0/652	0.46	0/877
18	CS	0.25	0/660	0.48	0/888
19	AT	0.24	0/671	0.40	0/888
19	CT	0.24	0/671	0.40	0/888
20	AB	0.25	0/1735	0.45	0/2338
20	CB	0.25	0/1735	0.45	0/2338
21	AU	0.26	0/430	0.48	0/570
21	CU	0.26	0/430	0.48	0/570
22	BA	0.24	0/2803	0.75	1/4371 (0.0%)
22	DA	0.24	0/2803	0.75	1/4371 (0.0%)
23	BB	0.28	8/68314 (0.0%)	0.77	42/106569 (0.0%)
23	DB	0.28	9/68314 (0.0%)	0.77	48/106569 (0.0%)
24	BI	0.24	0/1046	0.47	0/1410
24	DI	0.25	0/1046	0.49	0/1410
25	BC	0.22	0/2121	0.48	0/2852
25	DC	0.22	0/2121	0.48	0/2852
26	BD	0.24	0/1586	0.49	0/2134
26	DD	0.24	0/1586	0.49	0/2134
27	BK	0.24	0/939	0.56	0/1258
27	DK	0.24	0/939	0.56	0/1258
28	BP	0.24	0/929	0.51	0/1242
28	DP	0.24	0/929	0.51	0/1242
29	BE	0.24	0/1571	0.51	0/2113
29	DE	0.24	0/1571	0.51	0/2113
30	BY	0.23	0/453	0.50	0/605
30	DY	0.23	0/453	0.50	0/605
31	B0	0.22	0/450	0.56	0/599
31	D0	0.22	0/450	0.56	0/599
32	B4	0.23	0/303	0.48	0/397
32	D4	0.23	0/303	0.47	0/397
33	B1	0.27	0/416	0.49	0/554
33	D1	0.27	0/416	0.49	0/554
34	B3	0.24	0/513	0.48	0/676
34	D3	0.24	0/513	0.48	0/676
35	BV	0.25	0/766	0.42	0/1025
35	DV	0.25	0/766	0.42	0/1025
36	B2	0.26	0/380	0.47	0/498
36	D2	0.26	0/380	0.47	0/498
37	BL	0.23	0/1054	0.48	0/1403
37	DL	0.24	0/1054	0.49	0/1403
38	BM	0.25	0/1093	0.49	0/1460

Mol	Chain	Bond lengths		Bond angles	
		RMSZ	# Z >5	RMSZ	# Z >5
38	DM	0.25	0/1093	0.48	0/1460
39	BX	0.24	0/510	0.53	0/677
39	DX	0.24	0/510	0.53	0/677
40	BH	0.25	0/1122	0.48	0/1515
40	DH	0.25	0/1122	0.49	0/1515
41	BJ	0.23	0/1152	0.48	0/1551
41	DJ	0.23	0/1152	0.48	0/1551
42	BN	0.24	0/973	0.52	0/1301
42	DN	0.24	0/973	0.52	0/1301
43	BO	0.23	0/902	0.49	0/1209
43	DO	0.23	0/902	0.49	0/1209
44	BQ	0.26	0/960	0.50	0/1278
44	DQ	0.26	0/960	0.50	0/1278
45	BS	0.22	0/864	0.52	0/1156
45	DS	0.22	0/864	0.52	0/1156
46	BU	0.25	0/787	0.47	0/1051
46	DU	0.25	0/787	0.48	0/1051
47	BF	0.26	0/1444	0.52	0/1937
47	DF	0.26	0/1444	0.52	0/1937
48	BG	0.23	0/1343	0.47	0/1816
48	DG	0.23	0/1343	0.47	0/1816
49	BR	0.25	0/829	0.49	0/1107
49	DR	0.25	0/829	0.49	0/1107
50	BT	0.23	0/744	0.57	0/994
50	DT	0.23	0/744	0.57	0/994
51	BZ	0.25	0/635	0.52	0/848
51	DZ	0.25	0/635	0.52	0/848
52	BW	0.28	0/603	0.53	0/797
52	DW	0.28	0/603	0.53	0/797
All	All	0.26	19/306360 (0.0%)	0.70	120/457969 (0.0%)

Chiral center outliers are detected by calculating the chiral volume of a chiral center and verifying if the center is modelled as a planar moiety or with the opposite hand. A planarity outlier is detected by checking planarity of atoms in a peptide group, atoms in a mainchain group or atoms of a sidechain that are expected to be planar.

Mol	Chain	#Chirality outliers	#Planarity outliers
1	AA	0	13
1	CA	0	11
23	BB	0	43
23	DB	0	42
All	All	0	109

All (19) bond length outliers are listed below:

Mol	Chain	Res	Type	Atoms	Z	Observed(Å)	Ideal(Å)
23	DB	1086	A	C5-C6	-16.27	1.26	1.41
23	BB	1086	A	C5-C6	-16.18	1.26	1.41
23	BB	1088	A	C6-N1	-10.58	1.28	1.35
23	DB	1088	A	C6-N1	-10.47	1.28	1.35
23	DB	2323	G	O3'-P	9.74	1.72	1.61
23	DB	1060	U	C2-N3	7.84	1.43	1.37
23	BB	1060	U	C2-N3	7.75	1.43	1.37
23	DB	2318	G	O3'-P	-7.29	1.52	1.61
23	BB	1086	A	N3-C4	-6.97	1.30	1.34
23	DB	1086	A	N3-C4	-6.86	1.30	1.34
23	BB	1086	A	N7-C5	-6.47	1.35	1.39
23	BB	2267	A	C5-C6	-6.45	1.35	1.41
23	DB	1086	A	N7-C5	-6.44	1.35	1.39
23	DB	2267	A	C5-C6	-6.39	1.35	1.41
23	DB	2280	G	O3'-P	5.81	1.68	1.61
23	BB	2325	G	P-OP2	5.78	1.58	1.49
1	CA	495	A	N3-C4	-5.21	1.31	1.34
1	AA	495	A	N3-C4	-5.11	1.31	1.34
23	BB	2267	A	C4'-C3'	-5.05	1.47	1.52

All (120) bond angle outliers are listed below:

Mol	Chain	Res	Type	Atoms	Z	Observed(°)	Ideal(°)
23	DB	2204	G	O5'-P-OP1	-29.64	75.14	110.70
23	BB	2204	G	O5'-P-OP2	-28.20	76.86	110.70
23	BB	2791	G	O5'-P-OP1	-27.64	77.53	110.70
23	DB	2791	G	O5'-P-OP2	-26.90	78.42	110.70
23	BB	2791	G	O5'-P-OP2	18.64	133.06	110.70
23	DB	2791	G	O5'-P-OP1	18.57	132.98	110.70
23	BB	2204	G	O5'-P-OP1	17.75	132.00	110.70
23	DB	2204	G	O5'-P-OP2	17.72	131.96	110.70
23	BB	2790	U	OP1-P-O3'	14.84	137.84	105.20
23	DB	2790	U	OP2-P-O3'	14.73	137.61	105.20
23	DB	2203	U	OP1-P-O3'	14.35	136.76	105.20
23	BB	2203	U	OP2-P-O3'	14.09	136.19	105.20
23	BB	1552	A	N9-C1'-C2'	-9.40	101.66	112.00
23	DB	1552	A	N9-C1'-C2'	-9.38	101.69	112.00
23	DB	1397	U	C5'-C4'-C3'	-8.56	102.31	116.00
23	BB	1397	U	C5'-C4'-C3'	-8.46	102.46	116.00
23	DB	1088	A	N1-C6-N6	-8.28	113.63	118.60
23	BB	1088	A	N1-C6-N6	-8.22	113.67	118.60
1	CA	765	G	N9-C1'-C2'	-8.12	103.07	112.00

Continued on next page...

Continued from previous page...

Mol	Chain	Res	Type	Atoms	Z	Observed(°)	Ideal(°)
1	AA	765	G	N9-C1'-C2'	-8.09	103.10	112.00
23	BB	1439	A	N9-C1'-C2'	-7.58	103.66	112.00
23	DB	1439	A	N9-C1'-C2'	-7.56	103.68	112.00
23	DB	773	U	C5'-C4'-C3'	-7.35	104.23	116.00
23	DB	1060	U	C5-C4-O4	-7.32	121.51	125.90
23	BB	690	G	C5'-C4'-C3'	-7.31	104.30	116.00
23	BB	1060	U	C5-C4-O4	-7.30	121.52	125.90
1	CA	232	G	C5'-C4'-C3'	-7.13	104.60	116.00
23	DB	1086	A	C4-C5-C6	7.07	120.54	117.00
23	DB	690	G	C5'-C4'-C3'	-7.04	104.73	116.00
23	BB	1086	A	C4-C5-C6	7.03	120.51	117.00
23	BB	2733	A	N9-C1'-C2'	-6.95	104.36	112.00
23	BB	2283	C	O5'-P-OP2	-6.94	99.46	105.70
1	CA	1049	U	O5'-P-OP1	-6.93	99.47	105.70
23	DB	745	G	C5'-C4'-C3'	-6.90	104.96	116.00
23	DB	944	C	C5'-C4'-C3'	-6.88	104.99	116.00
23	DB	2733	A	N9-C1'-C2'	-6.81	104.51	112.00
23	DB	560	C	C5'-C4'-C3'	-6.81	105.11	116.00
23	BB	773	U	C5'-C4'-C3'	-6.70	105.28	116.00
1	AA	855	U	C5'-C4'-C3'	-6.63	105.39	116.00
1	AA	232	G	C5'-C4'-C3'	-6.58	105.47	116.00
23	BB	745	G	C5'-C4'-C3'	-6.53	105.55	116.00
23	DB	2199	A	C5'-C4'-C3'	-6.44	105.69	116.00
23	DB	1088	A	C5-C6-N6	6.43	128.85	123.70
1	CA	1432	G	N9-C1'-C2'	-6.41	104.95	112.00
1	AA	1432	G	N9-C1'-C2'	-6.40	104.96	112.00
23	BB	2894	G	N9-C1'-C2'	-6.36	105.00	112.00
23	BB	1088	A	C5-C6-N6	6.36	128.78	123.70
23	DB	2894	G	N9-C1'-C2'	-6.34	105.02	112.00
1	AA	1301	U	N1-C1'-C2'	6.31	122.20	114.00
23	DB	1251	C	C5'-C4'-C3'	-6.26	105.98	116.00
1	CA	1424	U	C5'-C4'-C3'	-6.26	105.98	116.00
23	BB	2790	U	O3'-P-O5'	-6.26	92.11	104.00
1	CA	1301	U	N1-C1'-C2'	6.25	122.13	114.00
23	BB	560	C	C5'-C4'-C3'	-6.18	106.11	116.00
23	DB	2894	G	C5'-C4'-C3'	-6.18	106.11	116.00
23	DB	671	C	C5'-C4'-C3'	-6.16	106.15	116.00
23	DB	2790	U	O3'-P-O5'	-6.14	92.33	104.00
23	BB	508	A	C4'-C3'-O3'	-6.13	96.53	109.40
23	BB	1086	A	C6-C5-N7	-6.13	128.01	132.30
23	DB	2267	A	C5-C6-N6	-6.12	118.80	123.70
23	DB	1086	A	C6-C5-N7	-6.09	128.04	132.30

Continued on next page...

Continued from previous page...

Mol	Chain	Res	Type	Atoms	Z	Observed(°)	Ideal(°)
23	DB	508	A	C4'-C3'-O3'	-6.06	96.67	109.40
23	BB	2267	A	C5-C6-N6	-6.06	118.85	123.70
1	CA	31	G	C5'-C4'-C3'	-5.99	106.42	116.00
23	DB	2203	U	O3'-P-O5'	-5.90	92.79	104.00
23	BB	2894	G	C5'-C4'-C3'	-5.83	106.67	116.00
23	BB	2199	A	C5'-C4'-C3'	-5.81	106.70	116.00
1	CA	855	U	C5'-C4'-C3'	-5.80	106.72	116.00
1	AA	1250	A	C5'-C4'-C3'	5.79	125.27	116.00
22	BA	52	A	C5'-C4'-C3'	5.77	125.23	116.00
1	CA	814	A	C5'-C4'-C3'	5.74	125.19	116.00
1	CA	1432	G	C5'-C4'-C3'	-5.71	106.87	116.00
23	BB	1086	A	C2-N3-C4	-5.65	107.77	110.60
23	DB	2323	G	OP2-P-O3'	5.64	117.62	105.20
23	BB	1251	C	C5'-C4'-C3'	-5.60	107.04	116.00
23	BB	1060	U	N1-C2-O2	-5.58	118.89	122.80
23	BB	1126	A	C5'-C4'-C3'	-5.57	107.08	116.00
23	BB	2267	A	C4-N9-C1'	5.57	136.32	126.30
1	CA	1250	A	C5'-C4'-C3'	5.54	124.87	116.00
23	DB	2267	A	C4-N9-C1'	5.54	136.27	126.30
23	DB	2096	C	C5'-C4'-C3'	-5.50	107.20	116.00
23	DB	1086	A	C2-N3-C4	-5.50	107.85	110.60
1	CA	1534	A	C2'-C3'-O3'	-5.50	97.41	109.50
23	DB	2716	C	C5'-C4'-C3'	5.46	124.74	116.00
23	BB	2716	C	C5'-C4'-C3'	5.45	124.72	116.00
23	BB	479	A	C4'-C3'-O3'	-5.43	98.00	109.40
23	BB	1382	G	C5'-C4'-C3'	5.42	124.66	116.00
23	DB	1634	A	C5'-C4'-C3'	-5.41	107.34	116.00
23	DB	2272	U	C5-C4-O4	-5.41	122.66	125.90
23	DB	2619	C	C5'-C4'-C3'	-5.38	107.39	116.00
23	BB	268	C	C5'-C4'-C3'	-5.38	107.40	116.00
23	DB	1060	U	N1-C2-O2	-5.35	119.06	122.80
23	BB	1060	U	N3-C2-O2	5.34	125.94	122.20
23	DB	1060	U	N3-C2-O2	5.33	125.93	122.20
23	BB	2272	U	C5-C4-O4	-5.33	122.70	125.90
22	DA	52	A	C5'-C4'-C3'	5.30	124.47	116.00
1	AA	814	A	C5'-C4'-C3'	5.29	124.46	116.00
1	AA	31	G	C5'-C4'-C3'	-5.28	107.55	116.00
23	DB	134	G	C5'-C4'-C3'	-5.27	107.56	116.00
23	DB	1382	G	C5'-C4'-C3'	5.26	124.42	116.00
23	BB	2203	U	O3'-P-O5'	-5.24	94.05	104.00
1	AA	1432	G	C5'-C4'-C3'	-5.23	107.63	116.00
23	DB	1126	A	C5'-C4'-O4'	5.22	115.37	109.10

Continued on next page...

Continued from previous page...

Mol	Chain	Res	Type	Atoms	Z	Observed(°)	Ideal(°)
1	CA	72	A	C5'-C4'-C3'	-5.21	107.66	116.00
1	CA	1049	U	C5'-C4'-O4'	5.21	115.35	109.10
23	BB	944	C	C5'-C4'-C3'	-5.20	107.68	116.00
23	DB	2718	G	C5'-C4'-C3'	5.19	124.30	116.00
23	BB	2191	A	C5'-C4'-C3'	-5.17	107.73	116.00
23	DB	1350	C	C5'-C4'-C3'	-5.17	107.73	116.00
1	AA	765	G	C4'-C3'-O3'	5.15	123.30	113.00
23	DB	268	C	C5'-C4'-C3'	-5.14	107.77	116.00
23	BB	1126	A	O5'-P-OP2	-5.11	101.11	105.70
23	BB	2267	A	C8-N9-C1'	-5.10	118.52	127.70
23	DB	2267	A	C8-N9-C1'	-5.10	118.52	127.70
1	CA	765	G	C4'-C3'-O3'	5.08	123.17	113.00
1	AA	1398	A	C5'-C4'-C3'	-5.08	107.87	116.00
1	CA	1279	G	N9-C1'-C2'	5.03	120.54	114.00
23	DB	1880	U	C5'-C4'-C3'	-5.03	107.95	116.00
1	AA	1279	G	N9-C1'-C2'	5.02	120.52	114.00
23	DB	1294	U	C5'-C4'-C3'	-5.01	107.99	116.00

There are no chirality outliers.

All (109) planarity outliers are listed below:

Mol	Chain	Res	Type	Group
1	AA	1331	G	Sidechain
1	AA	1432	G	Sidechain
1	AA	1441	A	Sidechain
1	AA	187	G	Sidechain
1	AA	281	G	Sidechain
1	AA	324	G	Sidechain
1	AA	437	U	Sidechain
1	AA	438	U	Sidechain
1	AA	496	A	Sidechain
1	AA	575	G	Sidechain
1	AA	703	G	Sidechain
1	AA	78	A	Sidechain
1	AA	86	G	Sidechain
23	BB	1047	G	Sidechain
23	BB	1060	U	Sidechain
23	BB	1086	A	Sidechain
23	BB	1088	A	Sidechain
23	BB	1111	A	Sidechain
23	BB	1426	G	Sidechain
23	BB	1439	A	Sidechain

Continued on next page...

Continued from previous page...

Mol	Chain	Res	Type	Group
23	BB	1546	G	Sidechain
23	BB	1572	A	Sidechain
23	BB	1722	A	Sidechain
23	BB	1734	G	Sidechain
23	BB	1814	G	Sidechain
23	BB	1828	G	Sidechain
23	BB	2062	A	Sidechain
23	BB	2108	A	Sidechain
23	BB	221	A	Sidechain
23	BB	222	A	Sidechain
23	BB	2272	U	Sidechain
23	BB	2279	G	Sidechain
23	BB	232	G	Sidechain
23	BB	2454	G	Sidechain
23	BB	2471	A	Sidechain
23	BB	2503	A	Sidechain
23	BB	2508	G	Sidechain
23	BB	2587	A	Sidechain
23	BB	2638	G	Sidechain
23	BB	2733	A	Sidechain
23	BB	2770	G	Sidechain
23	BB	2834	G	Sidechain
23	BB	2848	G	Sidechain
23	BB	2857	G	Sidechain
23	BB	2868	A	Sidechain
23	BB	2883	A	Sidechain
23	BB	299	A	Sidechain
23	BB	361	G	Sidechain
23	BB	370	G	Sidechain
23	BB	500	G	Sidechain
23	BB	51	G	Sidechain
23	BB	562	U	Sidechain
23	BB	630	G	Sidechain
23	BB	727	A	Sidechain
23	BB	729	G	Sidechain
23	BB	757	G	Sidechain
1	CA	1331	G	Sidechain
1	CA	1432	G	Sidechain
1	CA	1441	A	Sidechain
1	CA	187	G	Sidechain
1	CA	281	G	Sidechain
1	CA	324	G	Sidechain

Continued on next page...

Continued from previous page...

Mol	Chain	Res	Type	Group
1	CA	437	U	Sidechain
1	CA	438	U	Sidechain
1	CA	496	A	Sidechain
1	CA	575	G	Sidechain
1	CA	703	G	Sidechain
23	DB	1047	G	Sidechain
23	DB	1060	U	Sidechain
23	DB	1086	A	Sidechain
23	DB	1088	A	Sidechain
23	DB	1426	G	Sidechain
23	DB	1439	A	Sidechain
23	DB	1546	G	Sidechain
23	DB	1572	A	Sidechain
23	DB	1722	A	Sidechain
23	DB	1734	G	Sidechain
23	DB	1814	G	Sidechain
23	DB	1828	G	Sidechain
23	DB	2062	A	Sidechain
23	DB	2135	A	Sidechain
23	DB	221	A	Sidechain
23	DB	222	A	Sidechain
23	DB	2272	U	Sidechain
23	DB	2279	G	Sidechain
23	DB	232	G	Sidechain
23	DB	2454	G	Sidechain
23	DB	2471	A	Sidechain
23	DB	2503	A	Sidechain
23	DB	2508	G	Sidechain
23	DB	2587	A	Sidechain
23	DB	2638	G	Sidechain
23	DB	2733	A	Sidechain
23	DB	2770	G	Sidechain
23	DB	2834	G	Sidechain
23	DB	2848	G	Sidechain
23	DB	2857	G	Sidechain
23	DB	2868	A	Sidechain
23	DB	2883	A	Sidechain
23	DB	299	A	Sidechain
23	DB	356	G	Sidechain
23	DB	370	G	Sidechain
23	DB	500	G	Sidechain
23	DB	51	G	Sidechain

Continued on next page...

Continued from previous page...

Mol	Chain	Res	Type	Group
23	DB	562	U	Sidechain
23	DB	630	G	Sidechain
23	DB	727	A	Sidechain
23	DB	729	G	Sidechain
23	DB	757	G	Sidechain

5.2 Close contacts ⓘ

In the following table, the Non-H and H(model) columns list the number of non-hydrogen atoms and hydrogen atoms in the chain respectively. The H(added) column lists the number of hydrogens added by MolProbity. The Clashes column lists the number of clashes within the asymmetric unit, and the number in parentheses is this value normalized per 1000 atoms of the molecule in the chain. The Symm-Clashes column gives symmetry related clashes, in the same way as for the Clashes column.

Mol	Chain	Non-H	H(model)	H(added)	Clashes	Symm-Clashes
1	AA	32831	0	16521	1156	0
1	CA	32831	0	16521	1152	0
2	AC	1624	0	1699	127	0
2	CC	1624	0	1699	127	0
3	AD	1643	0	1710	158	0
3	CD	1643	0	1710	151	0
4	AE	1105	0	1148	92	0
4	CE	1105	0	1148	95	0
5	AF	817	0	808	83	0
5	CF	817	0	808	79	0
6	AG	1174	0	1230	89	0
6	CG	1196	0	1246	88	0
7	AH	979	0	1034	83	0
7	CH	979	0	1034	82	0
8	AI	1022	0	1070	128	0
8	CI	1022	0	1070	118	0
9	AJ	786	0	828	85	0
9	CJ	786	0	828	89	0
10	AK	877	0	887	94	0
10	CK	877	0	887	93	0
11	AL	955	0	1019	75	0
11	CL	955	0	1019	73	0
12	AM	883	0	944	116	0
12	CM	876	0	937	115	0
13	AN	774	0	827	101	0
13	CN	774	0	827	105	0

Continued on next page...

Continued from previous page...

Mol	Chain	Non-H	H(model)	H(added)	Clashes	Symm-Clashes
14	AO	714	0	734	57	0
14	CO	714	0	734	52	0
15	AP	649	0	666	54	0
15	CP	638	0	656	51	0
16	AQ	648	0	691	42	0
16	CQ	657	0	702	45	0
17	AR	455	0	478	28	0
17	CR	455	0	478	26	0
18	AS	637	0	665	86	0
18	CS	644	0	675	89	0
19	AT	665	0	714	55	0
19	CT	665	0	714	52	0
20	AB	1704	0	1732	199	0
20	CB	1704	0	1732	199	0
21	AU	425	0	449	61	0
21	CU	425	0	449	59	0
22	BA	2507	0	1270	96	0
22	DA	2507	0	1270	89	0
23	BB	60995	0	30678	2146	0
23	DB	60995	0	30677	2248	0
24	BI	1032	0	1088	111	0
24	DI	1032	0	1088	196	0
25	BC	2082	0	2157	259	0
25	DC	2082	0	2157	244	0
26	BD	1565	0	1616	204	0
26	DD	1565	0	1616	214	0
27	BK	930	0	1000	117	0
27	DK	930	0	1000	121	0
28	BP	917	0	965	119	0
28	DP	917	0	965	117	0
29	BE	1552	0	1619	185	0
29	DE	1552	0	1619	165	0
30	BY	449	0	491	52	0
30	DY	449	0	491	47	0
31	B0	444	0	461	45	0
31	D0	444	0	461	46	0
32	B4	302	0	340	30	0
32	D4	302	0	341	28	0
33	B1	409	0	440	51	0
33	D1	409	0	440	42	0
34	B3	504	0	574	56	0
34	D3	504	0	574	51	0

Continued on next page...

Continued from previous page...

Mol	Chain	Non-H	H(model)	H(added)	Clashes	Symm-Clashes
35	BV	753	0	780	80	0
35	DV	753	0	780	83	0
36	B2	377	0	418	44	0
36	D2	377	0	418	47	0
37	BL	1045	0	1117	142	0
37	DL	1045	0	1117	152	0
38	BM	1074	0	1157	115	0
38	DM	1074	0	1157	114	0
39	BX	509	0	543	62	0
39	DX	509	0	543	58	0
40	BH	1111	0	1148	196	0
40	DH	1111	0	1148	153	0
41	BJ	1129	0	1162	146	0
41	DJ	1129	0	1162	148	0
42	BN	960	0	1000	116	0
42	DN	960	0	1000	116	0
43	BO	892	0	923	79	0
43	DO	892	0	923	91	0
44	BQ	947	0	1022	142	0
44	DQ	947	0	1022	147	0
45	BS	857	0	922	103	0
45	DS	857	0	922	100	0
46	BU	779	0	834	125	0
46	DU	779	0	834	118	0
47	BF	1420	0	1460	231	0
47	DF	1420	0	1460	237	0
48	BG	1323	0	1374	187	0
48	DG	1323	0	1374	189	0
49	BR	816	0	839	97	0
49	DR	816	0	839	102	0
50	BT	738	0	807	129	0
50	DT	738	0	807	122	0
51	BZ	625	0	652	82	0
51	DZ	625	0	652	83	0
52	BW	596	0	610	136	0
52	DW	596	0	610	143	0
53	AA	42	0	46	2	0
53	BB	42	0	46	0	0
53	CA	42	0	46	0	0
53	DB	42	0	46	1	0
54	AA	60	0	0	0	0
54	BB	110	0	0	0	0

Continued on next page...

Continued from previous page...

Mol	Chain	Non-H	H(model)	H(added)	Clashes	Symm-Clashes
54	CA	60	0	0	0	0
54	CE	1	0	0	0	0
54	CN	1	0	0	0	0
54	DB	111	0	0	0	0
55	B4	1	0	0	0	0
55	D4	1	0	0	0	0
56	AA	291	0	0	2	0
56	AL	4	0	0	0	0
56	AN	4	0	0	0	0
56	AT	1	0	0	0	0
56	BB	497	0	0	8	0
56	BC	5	0	0	0	0
56	BE	1	0	0	0	0
56	BL	1	0	0	0	0
56	BN	1	0	0	0	0
56	BR	1	0	0	0	0
56	CA	298	0	0	1	0
56	CE	3	0	0	0	0
56	CL	2	0	0	0	0
56	CN	4	0	0	0	0
56	CP	1	0	0	0	0
56	CT	1	0	0	0	0
56	DB	502	0	0	10	0
56	DC	6	0	0	0	0
56	DE	1	0	0	0	0
56	DL	2	0	0	0	0
56	DR	1	0	0	0	0
All	All	284172	0	190846	16001	0

Clashscore is defined as the number of clashes calculated for the entry per 1000 atoms (including hydrogens) of the entry. The overall clashscore for this entry is 34.

All (16001) close contacts within the same asymmetric unit are listed below.

Atom-1	Atom-2	Distance(Å)	Clash(Å)
23:DB:1099:G:H8	24:DI:3:LYS:N	1.38	1.21
40:DH:31:VAL:HB	40:DH:32:PRO:HD2	1.30	1.11
21:CU:36:PHE:HB3	21:CU:40:PRO:HD3	1.32	1.11
6:CG:2:ARG:HH11	6:CG:2:ARG:HB3	1.10	1.11
40:BH:31:VAL:HB	40:BH:32:PRO:HD2	1.29	1.10
46:BU:85:ARG:HD3	46:BU:86:PHE:H	1.17	1.09
9:CJ:9:ARG:HB2	9:CJ:99:GLN:HB3	1.35	1.08
20:AB:163:ILE:HG23	20:AB:164:ASP:H	1.18	1.08

Continued on next page...

Continued from previous page...

Atom-1	Atom-2	Distance(Å)	Clash(Å)
23:BB:855:G:H21	52:BW:23:LYS:HG2	0.99	1.07
23:DB:1099:G:O5'	24:DI:4:VAL:N	1.86	1.06
6:AG:149:ALA:HB2	10:AK:55:ARG:HE	1.19	1.06
21:AU:36:PHE:HB3	21:AU:40:PRO:HD3	1.31	1.05
46:DU:85:ARG:HD3	46:DU:86:PHE:H	1.19	1.05
23:DB:1098:A:H3'	24:DI:3:LYS:CA	1.87	1.04
23:DB:1099:G:C8	24:DI:3:LYS:N	2.22	1.04
49:DR:60:LYS:H	49:DR:100:GLY:HA3	1.22	1.04
23:BB:126:A:H5'	36:B2:19:ARG:HG3	1.40	1.03
9:AJ:9:ARG:HB2	9:AJ:99:GLN:HB3	1.39	1.03
52:DW:51:GLY:HA3	52:DW:59:PHE:HB2	1.40	1.03
26:BD:10:GLY:HA3	26:BD:26:VAL:H	1.20	1.03
26:DD:10:GLY:HA3	26:DD:26:VAL:H	1.19	1.03
52:BW:17:ALA:HA	52:BW:35:ILE:HG23	1.39	1.02
23:DB:855:G:H21	52:DW:23:LYS:HG2	1.22	1.02
26:DD:106:LYS:HB3	26:DD:206:ALA:H	1.21	1.02
5:CF:29:ILE:HG21	5:CF:64:VAL:HG11	1.42	1.02
26:BD:24:VAL:HG21	26:BD:188:LEU:HB3	1.42	1.02
52:DW:17:ALA:HA	52:DW:35:ILE:HG23	1.37	1.02
44:DQ:30:VAL:HG13	44:DQ:31:TYR:H	1.20	1.01
26:BD:106:LYS:HB3	26:BD:206:ALA:H	1.20	1.01
20:CB:163:ILE:HG23	20:CB:164:ASP:H	1.20	1.01
23:DB:1098:A:H3'	24:DI:3:LYS:HA	1.40	1.01
1:CA:1533:C:H2'	1:CA:1534:A:H3'	1.40	1.01
8:AI:20:ILE:HA	8:AI:62:LEU:HD12	1.43	1.01
5:CF:92:THR:HG22	5:CF:94:HIS:H	1.23	1.00
44:BQ:30:VAL:HG13	44:BQ:31:TYR:H	1.18	1.00
8:CI:20:ILE:HA	8:CI:62:LEU:HD12	1.42	1.00
28:DP:63:ILE:HA	28:DP:68:GLY:HA2	1.40	1.00
26:DD:24:VAL:HG21	26:DD:188:LEU:HB3	1.43	1.00
5:AF:92:THR:HG22	5:AF:94:HIS:H	1.23	1.00
48:BG:89:VAL:HB	48:BG:159:LYS:HA	1.41	0.99
27:BK:70:ARG:HB3	27:BK:76:VAL:HG22	1.45	0.99
5:AF:29:ILE:HG21	5:AF:64:VAL:HG11	1.40	0.99
49:BR:60:LYS:H	49:BR:100:GLY:HA3	1.23	0.99
52:BW:51:GLY:HA3	52:BW:59:PHE:HB2	1.42	0.99
50:BT:5:GLU:HA	50:BT:8:LEU:HB2	1.45	0.98
23:BB:855:G:N2	52:BW:23:LYS:HG2	1.78	0.98
23:BB:1458:U:H5''	23:BB:1459:G:H5'	1.45	0.98
42:DN:2:ARG:HA	42:DN:5:LYS:HD3	1.46	0.98
3:AD:22:SER:HB3	3:AD:164:ARG:HH22	1.28	0.98
42:BN:2:ARG:HA	42:BN:5:LYS:HD3	1.41	0.98

Continued on next page...

Continued from previous page...

Atom-1	Atom-2	Distance(Å)	Clash(Å)
33:D1:33:LEU:H	33:D1:51:ALA:HB3	1.29	0.98
1:CA:243:A:H4'	1:CA:244:U:H5'	1.45	0.98
28:BP:63:ILE:HA	28:BP:68:GLY:HA2	1.42	0.97
13:AN:40:ARG:NH2	18:AS:6:LYS:HB2	1.79	0.97
48:DG:43:LYS:HB2	48:DG:50:THR:HB	1.47	0.97
42:DN:37:THR:HG22	42:DN:39:PRO:HD2	1.46	0.97
48:BG:43:LYS:HB2	48:BG:50:THR:HB	1.43	0.97
48:DG:89:VAL:HB	48:DG:159:LYS:HA	1.42	0.97
23:DB:2502:G:H5'	23:DB:2503:A:H5''	1.43	0.97
33:B1:33:LEU:H	33:B1:51:ALA:HB3	1.30	0.97
13:CN:51:PRO:HB2	13:CN:54:SER:HB3	1.47	0.96
25:BC:77:VAL:HG23	25:BC:112:GLY:H	1.25	0.96
51:DZ:5:CYS:HB3	51:DZ:10:LYS:H	1.29	0.96
13:CN:40:ARG:NH2	18:CS:6:LYS:HB2	1.79	0.96
40:BH:84:ALA:HA	40:BH:90:LEU:HA	1.46	0.96
37:DL:79:LEU:HB2	37:DL:113:ALA:H	1.31	0.96
38:BM:59:ARG:HH11	38:BM:60:GLN:HB3	1.29	0.96
25:DC:105:ALA:HB1	25:DC:109:LEU:HD12	1.47	0.96
23:BB:2502:G:H5'	23:BB:2503:A:H5''	1.45	0.95
52:DW:9:THR:HG23	52:DW:10:ARG:HD3	1.45	0.95
49:DR:7:SER:HB2	49:DR:22:LEU:HB3	1.48	0.95
39:DX:28:LEU:HD13	39:DX:37:LEU:HD11	1.47	0.95
19:CT:43:LYS:HE2	19:CT:44:ALA:H	1.32	0.95
2:CC:76:ILE:HA	2:CC:83:VAL:HG23	1.48	0.95
27:DK:70:ARG:HB3	27:DK:76:VAL:HG22	1.45	0.95
29:DE:145:ASP:HA	29:DE:166:LYS:HB3	1.46	0.95
2:AC:76:ILE:HA	2:AC:83:VAL:HG23	1.48	0.95
25:DC:77:VAL:HG23	25:DC:112:GLY:H	1.26	0.95
29:BE:145:ASP:HA	29:BE:166:LYS:HB3	1.46	0.95
3:CD:187:ARG:HH12	3:CD:191:SER:HA	1.32	0.95
1:AA:243:A:H4'	1:AA:244:U:H5'	1.48	0.95
50:DT:5:GLU:HA	50:DT:8:LEU:HB2	1.47	0.94
37:DL:123:ARG:HA	37:DL:143:GLU:HB3	1.48	0.94
3:CD:22:SER:HB3	3:CD:164:ARG:HH22	1.31	0.94
13:AN:51:PRO:HB2	13:AN:54:SER:HB3	1.49	0.94
1:AA:1086:U:H3	1:AA:1099:G:H22	1.11	0.94
10:CK:22:ILE:HG21	10:CK:95:THR:HG21	1.49	0.94
23:DB:1420:A:H2'	23:DB:2211:A:H62	1.31	0.94
2:AC:126:ARG:HH22	2:AC:190:THR:HG23	1.33	0.94
47:DF:43:ILE:HG23	47:DF:44:ALA:H	1.33	0.94
33:B1:34:GLU:HB3	33:B1:49:LYS:HD3	1.50	0.94
38:DM:59:ARG:HH11	38:DM:60:GLN:HB3	1.31	0.94

Continued on next page...

Continued from previous page...

Atom-1	Atom-2	Distance(Å)	Clash(Å)
23:DB:1458:U:H5''	23:DB:1459:G:H5'	1.48	0.94
52:BW:9:THR:HG23	52:BW:10:ARG:HD3	1.46	0.94
18:CS:48:ILE:HB	18:CS:59:VAL:HG23	1.50	0.94
48:BG:34:ARG:H	48:BG:34:ARG:HH11	1.16	0.94
10:CK:34:THR:HB	10:CK:40:ALA:HA	1.47	0.94
26:BD:5:VAL:H	26:BD:32:ASN:HD21	1.12	0.94
39:BX:28:LEU:HD13	39:BX:37:LEU:HD11	1.49	0.94
26:DD:5:VAL:H	26:DD:32:ASN:HD21	1.11	0.94
10:AK:34:THR:HB	10:AK:40:ALA:HA	1.46	0.94
21:CU:16:ARG:HE	21:CU:16:ARG:HA	1.32	0.93
20:AB:198:VAL:HG12	20:AB:200:PRO:HD3	1.49	0.93
51:BZ:5:CYS:HB3	51:BZ:10:LYS:H	1.30	0.93
40:BH:100:ALA:HB3	40:BH:112:LYS:HA	1.49	0.93
18:AS:48:ILE:HB	18:AS:59:VAL:HG23	1.51	0.93
51:DZ:54:LYS:HA	51:DZ:57:ARG:HD3	1.50	0.93
20:AB:162:VAL:HG13	20:AB:184:ALA:HB2	1.51	0.93
49:BR:7:SER:HB2	49:BR:22:LEU:HB3	1.47	0.93
20:AB:96:LEU:HD21	20:AB:146:SER:HB2	1.50	0.93
1:AA:68:G:H5'	1:AA:171:A:H1'	1.49	0.93
23:BB:125:A:H5'	36:B2:19:ARG:HD2	1.50	0.93
13:AN:40:ARG:HH22	18:AS:6:LYS:HB2	1.34	0.93
23:BB:1420:A:H2'	23:BB:2211:A:H62	1.32	0.93
23:BB:460:A:H4'	50:BT:72:GLN:HB2	1.51	0.93
37:BL:123:ARG:HA	37:BL:143:GLU:HB3	1.51	0.93
10:AK:22:ILE:HG21	10:AK:95:THR:HG21	1.50	0.93
42:BN:102:PHE:H	42:BN:109:PRO:HA	1.34	0.93
23:BB:850:U:H5''	30:BY:18:LYS:HD3	1.50	0.93
10:AK:124:LYS:HA	21:AU:34:ARG:HB3	1.50	0.92
42:BN:101:GLY:HA2	42:BN:110:MET:N	1.84	0.92
51:DZ:40:VAL:HG21	51:DZ:43:GLU:HB3	1.51	0.92
37:BL:81:ASP:HA	37:BL:84:LYS:HE2	1.51	0.92
21:AU:16:ARG:HA	21:AU:16:ARG:HE	1.32	0.92
51:BZ:54:LYS:HA	51:BZ:57:ARG:HD3	1.51	0.92
33:D1:34:GLU:HB3	33:D1:49:LYS:HD3	1.51	0.92
25:BC:4:LYS:HD2	25:BC:5:CYS:H	1.34	0.92
28:DP:4:ILE:HG22	28:DP:5:LYS:H	1.35	0.92
25:BC:105:ALA:HB1	25:BC:109:LEU:HD12	1.48	0.92
41:BJ:17:VAL:HG23	41:BJ:137:PRO:HB2	1.51	0.92
50:BT:57:VAL:HG22	50:BT:58:VAL:H	1.34	0.92
44:DQ:97:ILE:HD11	44:DQ:108:LEU:HD11	1.52	0.92
42:DN:101:GLY:HA2	42:DN:110:MET:N	1.83	0.92
10:CK:124:LYS:HA	21:CU:34:ARG:HB3	1.48	0.92

Continued on next page...

Continued from previous page...

Atom-1	Atom-2	Distance(Å)	Clash(Å)
37:BL:79:LEU:HB2	37:BL:113:ALA:H	1.31	0.92
1:CA:1086:U:H3	1:CA:1099:G:H22	1.12	0.92
41:DJ:17:VAL:HG23	41:DJ:137:PRO:HB2	1.52	0.92
3:AD:187:ARG:HH12	3:AD:191:SER:HA	1.33	0.92
25:BC:130:PRO:HG2	25:BC:133:ASN:HD22	1.35	0.91
45:DS:76:VAL:HG12	45:DS:103:ILE:HA	1.50	0.91
25:DC:183:VAL:HG13	25:DC:185:ALA:H	1.34	0.91
27:DK:47:ILE:HG12	27:DK:48:PRO:HD2	1.51	0.91
20:CB:96:LEU:HD21	20:CB:146:SER:HB2	1.50	0.91
4:CE:33:THR:HG22	4:CE:51:LYS:HB3	1.52	0.91
39:DX:31:GLN:HG2	39:DX:37:LEU:HB2	1.50	0.91
48:DG:34:ARG:HH11	48:DG:34:ARG:H	1.15	0.91
25:DC:16:VAL:HB	25:DC:203:VAL:HB	1.53	0.91
23:BB:670:A:H4'	23:BB:671:C:H5'	1.53	0.91
25:DC:226:PRO:HG3	25:DC:233:GLY:H	1.36	0.91
44:BQ:97:ILE:HD11	44:BQ:108:LEU:HD11	1.53	0.91
42:DN:102:PHE:H	42:DN:109:PRO:HA	1.33	0.90
4:AE:33:THR:HG22	4:AE:51:LYS:HB3	1.53	0.90
47:DF:45:ASP:HB3	47:DF:48:LEU:HD22	1.51	0.90
25:DC:130:PRO:HG2	25:DC:133:ASN:HD22	1.34	0.90
43:DO:49:VAL:HG21	43:DO:82:ALA:HB2	1.53	0.90
25:DC:144:GLU:HA	25:DC:151:GLY:HA2	1.52	0.90
47:BF:45:ASP:HB3	47:BF:48:LEU:HD22	1.52	0.90
37:DL:79:LEU:HG	37:DL:112:LEU:HA	1.53	0.90
2:CC:48:LYS:HD3	2:CC:48:LYS:H	1.36	0.90
43:BO:49:VAL:HG21	43:BO:82:ALA:HB2	1.52	0.90
20:CB:162:VAL:HG13	20:CB:184:ALA:HB2	1.52	0.90
50:DT:57:VAL:HG22	50:DT:58:VAL:H	1.37	0.90
25:BC:183:VAL:HG13	25:BC:185:ALA:H	1.36	0.90
25:DC:129:LEU:HD23	25:DC:130:PRO:HD2	1.52	0.90
23:DB:1060:U:N3	23:DB:1088:A:N7	2.20	0.90
25:DC:4:LYS:HD2	25:DC:5:CYS:H	1.35	0.90
40:BH:116:ARG:HB2	40:BH:133:GLN:HB2	1.51	0.90
16:AQ:6:THR:HG22	16:AQ:61:ARG:HB3	1.54	0.90
40:DH:135:HIS:HB3	40:DH:138:VAL:HB	1.52	0.90
20:CB:198:VAL:HG12	20:CB:200:PRO:HD3	1.52	0.89
23:BB:1060:U:N3	23:BB:1088:A:N7	2.20	0.89
6:AG:145:GLU:HA	6:AG:148:LYS:HB2	1.53	0.89
20:CB:202:ASN:ND2	20:CB:204:ASP:H	1.69	0.89
23:BB:2305:U:H5"	47:BF:130:GLY:HA3	1.53	0.89
27:BK:47:ILE:HG12	27:BK:48:PRO:HD2	1.53	0.89
39:BX:31:GLN:HG2	39:BX:37:LEU:HB2	1.54	0.89

Continued on next page...

Continued from previous page...

Atom-1	Atom-2	Distance(Å)	Clash(Å)
47:BF:43:ILE:HG23	47:BF:44:ALA:H	1.34	0.89
37:DL:81:ASP:HA	37:DL:84:LYS:HE2	1.52	0.89
39:DX:3:ALA:HA	39:DX:6:LEU:HD23	1.51	0.89
23:BB:2356:U:H5''	52:BW:16:GLU:HG3	1.51	0.89
39:BX:3:ALA:HA	39:BX:6:LEU:HD23	1.54	0.89
37:DL:6:LEU:H	37:DL:6:LEU:HD23	1.36	0.89
18:CS:28:LYS:HZ2	18:CS:28:LYS:H	1.20	0.89
4:AE:89:THR:HG22	4:AE:90:GLY:H	1.37	0.89
23:DB:2108:A:H5''	23:DB:2150:C:H4'	1.54	0.89
1:AA:1206:G:H4'	2:AC:192:TYR:HA	1.54	0.89
25:DC:144:GLU:HG3	25:DC:151:GLY:H	1.38	0.89
52:BW:58:LEU:HD12	52:BW:79:ILE:HD12	1.55	0.89
1:AA:72:A:H61	1:AA:98:A:H2	1.15	0.89
28:BP:4:ILE:HG22	28:BP:5:LYS:H	1.36	0.89
10:CK:33:ILE:HB	10:CK:73:VAL:HG11	1.55	0.89
20:AB:27:LYS:HA	20:AB:30:ILE:HD12	1.55	0.88
20:AB:202:ASN:ND2	20:AB:204:ASP:H	1.71	0.88
2:CC:126:ARG:HH22	2:CC:190:THR:HG23	1.36	0.88
33:D1:26:LYS:HD3	33:D1:52:LYS:HB3	1.53	0.88
40:BH:80:ILE:HB	40:BH:144:VAL:HG13	1.53	0.88
27:BK:35:VAL:HG23	27:BK:36:GLY:H	1.37	0.88
23:BB:2108:A:H2'	23:BB:2109:U:H4'	1.55	0.88
1:AA:1236:A:H4'	1:AA:1304:G:H4'	1.55	0.88
23:DB:1080:A:H4'	24:DI:126:ARG:CD	2.03	0.88
6:CG:145:GLU:HA	6:CG:148:LYS:HB2	1.54	0.88
27:DK:35:VAL:HG23	27:DK:36:GLY:H	1.36	0.88
2:AC:48:LYS:H	2:AC:48:LYS:HD3	1.36	0.88
51:DZ:6:GLN:HE21	51:DZ:50:ARG:H	1.18	0.88
46:DU:95:PHE:HE1	46:DU:102:ILE:HB	1.38	0.88
19:AT:43:LYS:HE2	19:AT:44:ALA:H	1.36	0.88
1:CA:1296:C:H4'	1:CA:1302:C:H41	1.38	0.88
23:DB:1244:A:H5''	37:DL:8:PRO:HD3	1.55	0.88
21:AU:24:LYS:HD2	21:AU:25:ALA:H	1.37	0.88
13:CN:40:ARG:HH22	18:CS:6:LYS:HB2	1.35	0.88
45:BS:76:VAL:HG12	45:BS:103:ILE:HA	1.54	0.88
23:BB:1203:U:H1'	37:BL:4:ASN:HD21	1.39	0.88
10:AK:33:ILE:HB	10:AK:73:VAL:HG11	1.56	0.88
23:BB:27:G:H22	23:BB:512:G:H2'	1.37	0.88
23:DB:2267:A:H3'	23:DB:2267:A:H8	1.38	0.88
20:AB:67:LEU:HD12	20:AB:157:PRO:HG3	1.56	0.88
15:CP:40:ASN:HD21	15:CP:43:ALA:H	1.19	0.87
51:DZ:14:THR:HA	51:DZ:28:ARG:HA	1.56	0.87

Continued on next page...

Continued from previous page...

Atom-1	Atom-2	Distance(Å)	Clash(Å)
1:AA:1296:C:H4'	1:AA:1302:C:H41	1.39	0.87
52:DW:66:VAL:HA	52:DW:81:ILE:HG22	1.55	0.87
25:BC:16:VAL:HB	25:BC:203:VAL:HB	1.55	0.87
27:DK:71:ARG:HG3	27:DK:105:ARG:NH2	1.89	0.87
27:DK:19:VAL:HG12	27:DK:43:ILE:HA	1.56	0.87
4:CE:52:ALA:HB2	4:CE:61:LYS:HE2	1.57	0.87
51:BZ:7:VAL:HG13	51:BZ:8:THR:HG23	1.57	0.87
50:DT:11:LEU:H	50:DT:11:LEU:HD22	1.40	0.87
21:CU:24:LYS:HD2	21:CU:25:ALA:H	1.35	0.87
23:DB:27:G:H22	23:DB:512:G:H2'	1.36	0.87
26:BD:29:VAL:HB	26:BD:98:VAL:HG22	1.56	0.87
40:BH:80:ILE:HD12	40:BH:144:VAL:HG22	1.55	0.87
37:BL:143:GLU:HG2	37:BL:144:GLU:H	1.39	0.87
48:BG:68:ARG:HH12	48:BG:72:ASN:HD22	1.21	0.87
23:DB:670:A:H4'	23:DB:671:C:H5'	1.55	0.87
33:D1:49:LYS:HG3	33:D1:50:GLU:H	1.37	0.87
23:DB:558:U:OP1	41:DJ:113:PRO:HG2	1.74	0.87
52:BW:66:VAL:HA	52:BW:81:ILE:HG22	1.57	0.87
48:BG:24:THR:HG22	48:BG:34:ARG:HB3	1.57	0.87
37:BL:79:LEU:HG	37:BL:112:LEU:HA	1.56	0.87
42:DN:72:ASP:HB3	42:DN:75:ILE:HG12	1.56	0.87
26:DD:29:VAL:HB	26:DD:98:VAL:HG22	1.56	0.87
27:BK:25:LEU:HD13	27:BK:38:ILE:HG22	1.57	0.87
5:AF:3:HIS:HB2	5:AF:92:THR:HA	1.56	0.87
51:BZ:40:VAL:HG21	51:BZ:43:GLU:HB3	1.54	0.87
20:CB:156:LEU:HD12	20:CB:156:LEU:H	1.40	0.87
1:AA:79:G:H2'	1:AA:80:A:C8	2.10	0.87
40:DH:90:LEU:HD23	40:DH:94:ILE:HD13	1.55	0.87
46:DU:58:VAL:HG12	46:DU:59:GLU:H	1.39	0.87
20:CB:67:LEU:HD12	20:CB:157:PRO:HG3	1.56	0.87
24:BI:27:LEU:HD23	24:BI:27:LEU:H	1.39	0.87
20:CB:27:LYS:HA	20:CB:30:ILE:HD12	1.56	0.87
23:DB:1287:A:OP1	42:DN:104:ALA:HB3	1.75	0.87
33:B1:49:LYS:HG3	33:B1:50:GLU:H	1.37	0.86
33:B1:26:LYS:HD3	33:B1:52:LYS:HB3	1.56	0.86
25:BC:128:THR:HA	25:BC:190:THR:HA	1.55	0.86
1:CA:120:A:H2'	1:CA:121:U:H5''	1.54	0.86
42:BN:37:THR:HG22	42:BN:39:PRO:HD2	1.54	0.86
23:BB:2267:A:H8	23:BB:2267:A:H3'	1.37	0.86
51:BZ:71:LEU:HD13	51:BZ:76:GLU:HB3	1.56	0.86
23:DB:79:C:HO2'	23:DB:346:A:H8	1.20	0.86
1:AA:120:A:H2'	1:AA:121:U:H5''	1.57	0.86

Continued on next page...

Continued from previous page...

Atom-1	Atom-2	Distance(Å)	Clash(Å)
25:BC:129:LEU:HD23	25:BC:130:PRO:HD2	1.55	0.86
25:BC:64:VAL:O	25:BC:65:ASP:HB3	1.75	0.86
1:CA:1236:A:H4'	1:CA:1304:G:H4'	1.56	0.86
46:BU:95:PHE:HE1	46:BU:102:ILE:HB	1.39	0.86
25:DC:128:THR:HA	25:DC:190:THR:HA	1.58	0.86
37:DL:143:GLU:HG2	37:DL:144:GLU:H	1.38	0.86
46:BU:58:VAL:HG12	46:BU:59:GLU:H	1.41	0.86
40:DH:127:GLU:HA	40:DH:145:ASN:HA	1.57	0.86
23:DB:2379:G:H4'	43:DO:21:LEU:HD11	1.58	0.86
6:CG:2:ARG:HB3	6:CG:2:ARG:NH1	1.90	0.86
5:CF:3:HIS:HB2	5:CF:92:THR:HA	1.55	0.86
41:DJ:81:ILE:HG23	41:DJ:82:GLY:H	1.41	0.86
40:DH:7:ASP:HA	40:DH:15:LEU:HD22	1.57	0.86
23:DB:276:U:H2'	23:DB:278:A:C2	2.11	0.86
51:BZ:6:GLN:HE21	51:BZ:50:ARG:H	1.20	0.86
21:AU:16:ARG:HA	21:AU:16:ARG:NE	1.91	0.86
23:DB:328:U:H4'	46:DU:65:GLN:HE22	1.40	0.86
16:CQ:6:THR:HG22	16:CQ:61:ARG:HB3	1.55	0.86
38:BM:34:LYS:HB3	38:BM:129:THR:HG22	1.58	0.86
50:BT:11:LEU:HD22	50:BT:11:LEU:H	1.40	0.86
18:CS:50:VAL:HG23	18:CS:59:VAL:HG21	1.58	0.86
48:DG:24:THR:HG22	48:DG:34:ARG:HB3	1.58	0.86
27:DK:25:LEU:HD13	27:DK:38:ILE:HG22	1.57	0.85
1:CA:1206:G:H4'	2:CC:192:TYR:HA	1.56	0.85
15:AP:40:ASN:HD21	15:AP:43:ALA:H	1.18	0.85
24:DI:11:GLN:HG2	24:DI:55:PRO:HB3	1.59	0.85
15:AP:40:ASN:HD21	15:AP:43:ALA:N	1.73	0.85
40:BH:7:ASP:HA	40:BH:15:LEU:HD22	1.57	0.85
1:AA:411:A:H62	1:AA:413:G:H21	1.23	0.85
35:DV:62:THR:HA	35:DV:71:LYS:HA	1.56	0.85
23:DB:850:U:H5''	30:DY:18:LYS:HD3	1.56	0.85
20:CB:99:MET:HA	20:CB:106:VAL:HG21	1.58	0.85
47:DF:87:LYS:HG3	47:DF:88:VAL:H	1.39	0.85
3:CD:25:ARG:HH11	3:CD:26:ALA:H	1.24	0.85
51:DZ:7:VAL:HG13	51:DZ:8:THR:HG23	1.56	0.85
39:DX:39:GLN:HB3	39:DX:42:LEU:HD13	1.58	0.85
10:CK:34:THR:HA	10:CK:41:LEU:HG	1.56	0.85
20:AB:156:LEU:HD12	20:AB:156:LEU:H	1.41	0.85
35:BV:62:THR:HA	35:BV:71:LYS:HA	1.58	0.85
32:D4:7:VAL:HG13	32:D4:8:LYS:H	1.41	0.85
51:DZ:64:ILE:HD12	51:DZ:64:ILE:H	1.40	0.85
25:BC:144:GLU:HA	25:BC:151:GLY:HA2	1.55	0.85

Continued on next page...

Continued from previous page...

Atom-1	Atom-2	Distance(Å)	Clash(Å)
23:DB:142:A:H2'	23:DB:143:C:C6	2.11	0.85
25:BC:226:PRO:HG3	25:BC:233:GLY:H	1.40	0.85
23:BB:1287:A:OP1	42:BN:104:ALA:HB3	1.75	0.85
41:DJ:1:MET:HG2	41:DJ:2:LYS:HG2	1.57	0.85
34:B3:31:ILE:HD11	34:B3:34:LYS:HD3	1.57	0.85
1:AA:85:U:O3'	1:AA:86:G:H4'	1.77	0.85
23:DB:1080:A:H4'	24:DI:126:ARG:HD3	1.59	0.85
15:CP:40:ASN:HD21	15:CP:43:ALA:N	1.73	0.85
23:DB:328:U:H4'	46:DU:65:GLN:NE2	1.92	0.85
23:BB:79:C:O2'	23:BB:346:A:H1'	1.76	0.85
23:BB:558:U:OP1	41:BJ:113:PRO:HG2	1.76	0.85
1:CA:203:G:H1'	1:CA:465:A:N6	1.92	0.85
12:AM:106:ARG:HH12	12:AM:109:LYS:HD2	1.42	0.85
23:DB:1099:G:P	24:DI:3:LYS:HA	2.16	0.85
51:DZ:71:LEU:HD13	51:DZ:76:GLU:HB3	1.58	0.85
51:BZ:64:ILE:H	51:BZ:64:ILE:HD12	1.41	0.85
25:DC:64:VAL:O	25:DC:65:ASP:HB3	1.75	0.85
52:DW:58:LEU:HD12	52:DW:79:ILE:HD12	1.58	0.85
24:DI:27:LEU:HD23	24:DI:27:LEU:H	1.41	0.85
52:BW:39:GLN:HE21	52:BW:42:THR:HB	1.42	0.84
48:BG:15:ASP:HB2	48:BG:26:LYS:H	1.41	0.84
29:BE:108:ILE:HD11	29:BE:181:ILE:HB	1.59	0.84
37:BL:6:LEU:HD23	37:BL:6:LEU:H	1.38	0.84
42:BN:72:ASP:HB3	42:BN:75:ILE:HG12	1.56	0.84
18:AS:18:VAL:HG21	18:AS:43:MET:HB3	1.59	0.84
23:DB:1024:G:H3'	23:DB:1025:G:H5''	1.57	0.84
40:DH:46:PHE:HA	40:DH:50:ARG:HH21	1.42	0.84
52:DW:37:VAL:HG12	52:DW:38:ARG:H	1.41	0.84
21:CU:16:ARG:NE	21:CU:16:ARG:HA	1.91	0.84
34:D3:31:ILE:HD11	34:D3:34:LYS:HD3	1.59	0.84
27:BK:19:VAL:HG12	27:BK:43:ILE:HA	1.59	0.84
20:AB:99:MET:HA	20:AB:106:VAL:HG21	1.59	0.84
15:AP:54:LEU:HD22	15:AP:80:LYS:HE3	1.59	0.84
10:AK:28:ASN:HD21	10:AK:47:GLY:H	1.26	0.84
1:AA:203:G:H1'	1:AA:465:A:N6	1.91	0.84
45:DS:4:ILE:HG22	45:DS:106:VAL:HG13	1.58	0.84
25:DC:144:GLU:HG3	25:DC:151:GLY:N	1.93	0.84
48:DG:15:ASP:HB2	48:DG:26:LYS:H	1.43	0.84
2:CC:63:ILE:HD12	2:CC:98:ALA:HB2	1.57	0.84
23:DB:2769:U:H2'	23:DB:2770:G:H8	1.43	0.84
48:BG:17:LYS:HB3	48:BG:24:THR:H	1.41	0.84
23:DB:9:G:H21	23:DB:10:A:H62	1.25	0.84

Continued on next page...

Continued from previous page...

Atom-1	Atom-2	Distance(Å)	Clash(Å)
23:BB:2769:U:H2'	23:BB:2770:G:H8	1.41	0.84
25:BC:144:GLU:HG3	25:BC:151:GLY:H	1.43	0.84
48:DG:17:LYS:HB3	48:DG:24:THR:H	1.43	0.84
35:BV:4:ILE:HB	35:BV:63:ILE:HA	1.59	0.84
26:BD:113:SER:HB2	26:BD:168:GLU:H	1.41	0.84
32:B4:7:VAL:HG13	32:B4:8:LYS:H	1.42	0.84
1:CA:1323:G:H2'	1:CA:1324:A:C8	2.13	0.84
47:DF:137:PHE:HB2	47:DF:138:PRO:HD2	1.60	0.84
6:CG:14:ASP:HB3	6:CG:18:GLY:H	1.40	0.84
23:DB:1099:G:P	24:DI:4:VAL:H	2.00	0.84
51:DZ:31:PRO:HB2	51:DZ:33:LEU:HD11	1.60	0.84
3:AD:165:GLU:HG3	3:AD:166:LYS:H	1.42	0.84
23:DB:2306:C:H3'	23:DB:2307:G:C5'	2.08	0.84
3:AD:24:VAL:HG23	3:AD:25:ARG:H	1.40	0.84
46:BU:84:PHE:O	46:BU:85:ARG:HB2	1.78	0.84
1:AA:1412:C:H2'	1:AA:1413:A:C8	2.13	0.84
51:BZ:14:THR:HA	51:BZ:28:ARG:HA	1.57	0.84
41:BJ:81:ILE:HG23	41:BJ:82:GLY:H	1.42	0.83
39:BX:39:GLN:HB3	39:BX:42:LEU:HD13	1.58	0.83
47:BF:87:LYS:HG3	47:BF:88:VAL:H	1.43	0.83
3:CD:116:LEU:HB3	3:CD:122:ILE:HD11	1.60	0.83
23:BB:1244:A:H5''	37:BL:8:PRO:HD3	1.60	0.83
21:AU:36:PHE:HA	21:AU:39:LYS:HE3	1.59	0.83
23:BB:2306:C:H3'	23:BB:2307:G:C5'	2.08	0.83
26:DD:107:VAL:HG13	26:DD:203:VAL:HG23	1.61	0.83
10:AK:34:THR:HA	10:AK:41:LEU:HG	1.59	0.83
5:CF:53:LYS:HD3	5:CF:54:LEU:HD13	1.61	0.83
10:CK:28:ASN:HD21	10:CK:47:GLY:H	1.27	0.83
3:AD:116:LEU:HB3	3:AD:122:ILE:HD11	1.58	0.83
20:CB:46:VAL:HG13	20:CB:47:PRO:HD3	1.61	0.83
23:BB:100:U:O2	23:BB:100:U:H2'	1.76	0.83
23:DB:1099:G:H8	24:DI:3:LYS:CA	1.90	0.83
23:DB:137:U:H2'	23:DB:138:U:O4'	1.78	0.83
23:BB:1024:G:H3'	23:BB:1025:G:H5''	1.60	0.83
21:CU:36:PHE:HA	21:CU:39:LYS:HE3	1.61	0.83
25:DC:80:LEU:HD11	25:DC:109:LEU:HG	1.59	0.83
27:BK:71:ARG:HG3	27:BK:105:ARG:NH2	1.93	0.83
52:DW:39:GLN:HE21	52:DW:42:THR:HB	1.41	0.83
23:DB:2267:A:C8	23:DB:2267:A:H3'	2.13	0.83
23:BB:2267:A:C8	23:BB:2267:A:H3'	2.13	0.83
2:AC:63:ILE:HD12	2:AC:98:ALA:HB2	1.59	0.83
52:BW:37:VAL:HG12	52:BW:38:ARG:H	1.41	0.83

Continued on next page...

Continued from previous page...

Atom-1	Atom-2	Distance(Å)	Clash(Å)
6:AG:14:ASP:HB3	6:AG:18:GLY:H	1.43	0.83
1:AA:1323:G:H2'	1:AA:1324:A:C8	2.13	0.83
47:BF:137:PHE:HB2	47:BF:138:PRO:HD2	1.60	0.83
37:BL:30:THR:O	37:BL:33:ARG:HG2	1.79	0.83
23:BB:1060:U:C2	23:BB:1088:A:N7	2.47	0.83
23:DB:742:A:H2'	23:DB:743:A:C8	2.14	0.83
5:AF:53:LYS:HD3	5:AF:54:LEU:HD13	1.61	0.83
47:DF:163:GLU:HA	47:DF:166:ARG:HH11	1.43	0.83
20:AB:46:VAL:HG13	20:AB:47:PRO:HD3	1.61	0.82
1:AA:1361:G:H2'	1:AA:1362:A:H5''	1.61	0.82
4:CE:89:THR:HG22	4:CE:90:GLY:H	1.43	0.82
47:BF:163:GLU:HA	47:BF:166:ARG:HH11	1.44	0.82
44:BQ:91:ARG:CZ	49:BR:11:GLN:H	1.91	0.82
23:BB:2322:A:N6	23:BB:2333:A:H62	1.75	0.82
37:DL:30:THR:O	37:DL:33:ARG:HG2	1.78	0.82
40:BH:81:ALA:HA	40:BH:146:VAL:HA	1.61	0.82
18:AS:50:VAL:HG23	18:AS:59:VAL:HG21	1.61	0.82
40:BH:103:VAL:HG23	40:BH:110:VAL:HG21	1.61	0.82
1:CA:1361:G:H2'	1:CA:1362:A:H5''	1.60	0.82
14:AO:70:LEU:HD11	14:AO:77:ARG:HB2	1.61	0.82
41:BJ:25:LEU:HD22	41:BJ:26:GLY:H	1.43	0.82
10:CK:111:ASP:HB2	21:CU:19:LYS:HE3	1.61	0.82
3:CD:146:GLU:HA	3:CD:149:LYS:HG2	1.62	0.82
38:DM:34:LYS:HB3	38:DM:129:THR:HG22	1.59	0.82
1:CA:411:A:H62	1:CA:413:G:H21	1.24	0.82
8:AI:56:MET:HA	8:AI:59:LYS:HB2	1.62	0.82
23:BB:161:A:H3'	23:BB:162:U:H5''	1.61	0.82
23:BB:2749:A:H3'	23:BB:2750:A:H5''	1.61	0.82
36:B2:31:LEU:HD23	36:B2:42:LEU:HD12	1.62	0.82
24:DI:121:ILE:HD13	24:DI:121:ILE:H	1.44	0.82
23:BB:858:G:N3	23:BB:2268:A:H2'	1.94	0.82
25:BC:80:LEU:HD11	25:BC:109:LEU:HG	1.59	0.82
23:DB:1060:U:C2	23:DB:1088:A:N7	2.48	0.82
23:BB:1141:U:H4'	23:BB:1142:A:O4'	1.79	0.82
29:DE:108:ILE:HD11	29:DE:181:ILE:HB	1.60	0.82
40:DH:115:VAL:HB	40:DH:132:PHE:HD1	1.44	0.82
38:BM:38:ARG:HH11	38:BM:38:ARG:HB3	1.43	0.82
23:DB:161:A:H3'	23:DB:162:U:H5''	1.61	0.82
23:DB:2305:U:H4'	47:DF:132:ARG:HD3	1.62	0.82
23:DB:1099:G:OP2	24:DI:3:LYS:HA	1.79	0.82
6:AG:149:ALA:HB2	10:AK:55:ARG:NE	1.95	0.82
23:BB:141:G:H1	50:BT:2:ILE:HD12	1.42	0.82

Continued on next page...

Continued from previous page...

Atom-1	Atom-2	Distance(Å)	Clash(Å)
8:CI:56:MET:HA	8:CI:59:LYS:HB2	1.61	0.82
29:BE:143:LEU:HB3	29:BE:146:VAL:HG21	1.60	0.82
21:AU:3:ILE:HD13	21:AU:19:LYS:HA	1.60	0.82
50:BT:29:THR:HA	50:BT:86:THR:HA	1.62	0.82
40:BH:131:SER:HA	40:BH:141:LYS:HA	1.60	0.82
23:BB:1082:U:C4	23:BB:1086:A:C2	2.68	0.82
47:DF:11:VAL:HG12	47:DF:12:VAL:H	1.43	0.82
14:CO:70:LEU:HD11	14:CO:77:ARG:HB2	1.62	0.82
38:DM:38:ARG:HH11	38:DM:38:ARG:HB3	1.43	0.82
21:CU:33:ARG:CZ	21:CU:34:ARG:HG2	2.10	0.81
40:DH:125:THR:HA	40:DH:146:VAL:HB	1.60	0.81
47:BF:11:VAL:HG12	47:BF:12:VAL:H	1.45	0.81
23:DB:972:A:H3'	23:DB:973:A:H5''	1.60	0.81
8:AI:29:ILE:HA	8:AI:64:ILE:HB	1.61	0.81
6:AG:149:ALA:H	10:AK:55:ARG:HH21	1.25	0.81
8:AI:59:LYS:HB3	8:AI:60:LEU:HD23	1.62	0.81
8:CI:59:LYS:HB3	8:CI:60:LEU:HD23	1.61	0.81
42:BN:101:GLY:HA2	42:BN:110:MET:H	1.44	0.81
3:CD:24:VAL:HG23	3:CD:25:ARG:H	1.44	0.81
8:CI:29:ILE:HA	8:CI:64:ILE:HB	1.60	0.81
23:BB:287:G:H2'	23:BB:288:U:C6	2.15	0.81
41:DJ:25:LEU:HD22	41:DJ:26:GLY:H	1.43	0.81
23:DB:2886:A:H62	31:D0:39:ARG:NE	1.78	0.81
1:CA:18:C:H4'	1:CA:1078:U:O2	1.79	0.81
2:AC:69:THR:HG21	2:AC:75:VAL:HG21	1.62	0.81
23:DB:1082:U:C4	23:DB:1086:A:C2	2.68	0.81
48:BG:17:LYS:HZ2	48:BG:18:ILE:H	1.29	0.81
27:DK:71:ARG:HG3	27:DK:105:ARG:HH21	1.41	0.81
30:DY:8:GLN:HG2	30:DY:31:ILE:HA	1.62	0.81
23:DB:636:G:H3'	37:DL:128:THR:HG21	1.62	0.81
44:BQ:30:VAL:HG13	44:BQ:31:TYR:N	1.95	0.81
50:BT:11:LEU:HD21	50:BT:46:ALA:HB1	1.60	0.81
42:DN:101:GLY:HA2	42:DN:110:MET:H	1.43	0.81
13:CN:63:CYS:HB2	13:CN:79:SER:HB3	1.62	0.81
23:DB:704:G:H2'	23:DB:726:G:H22	1.46	0.81
4:AE:131:ASN:HD21	4:AE:133:ILE:HB	1.45	0.81
40:BH:90:LEU:HD21	40:BH:146:VAL:HG11	1.63	0.81
25:DC:4:LYS:HD2	25:DC:5:CYS:N	1.95	0.81
40:DH:78:VAL:HB	40:DH:144:VAL:HG13	1.63	0.81
23:DB:1141:U:H4'	23:DB:1142:A:O4'	1.79	0.81
23:DB:1324:G:H1'	23:DB:1616:A:N6	1.95	0.81
46:DU:46:LYS:HG2	46:DU:47:PRO:HD2	1.63	0.81

Continued on next page...

Continued from previous page...

Atom-1	Atom-2	Distance(Å)	Clash(Å)
1:CA:1412:C:H2'	1:CA:1413:A:C8	2.16	0.81
50:DT:11:LEU:HD21	50:DT:46:ALA:HB1	1.60	0.81
25:BC:144:GLU:HG3	25:BC:151:GLY:N	1.96	0.81
28:DP:20:ARG:HG3	28:DP:21:PRO:HD2	1.63	0.81
12:CM:106:ARG:HH12	12:CM:109:LYS:HD2	1.45	0.81
35:DV:9:ARG:NH2	35:DV:12:GLN:HA	1.95	0.81
25:BC:4:LYS:HD2	25:BC:5:CYS:N	1.94	0.81
24:BI:55:PRO:HD3	24:BI:74:PRO:HD3	1.62	0.81
3:AD:25:ARG:HH11	3:AD:26:ALA:H	1.26	0.81
23:BB:141:G:N1	50:BT:2:ILE:HD12	1.95	0.81
23:DB:117:G:H5'	23:DB:126:A:H8	1.46	0.81
25:BC:76:VAL:HG12	25:BC:114:GLN:HG2	1.61	0.81
51:BZ:31:PRO:HB2	51:BZ:33:LEU:HD11	1.62	0.81
23:BB:9:G:H21	23:BB:10:A:H62	1.27	0.81
23:DB:1592:C:H2'	23:DB:1593:A:H8	1.46	0.81
9:CJ:36:VAL:HG22	9:CJ:76:ILE:HG22	1.63	0.81
48:DG:106:LEU:HD12	48:DG:151:ARG:HD3	1.61	0.81
50:DT:29:THR:HA	50:DT:86:THR:HA	1.63	0.80
47:DF:42:ALA:HA	47:DF:48:LEU:HD21	1.61	0.80
18:CS:18:VAL:HG21	18:CS:43:MET:HB3	1.63	0.80
23:BB:135:U:H2'	23:BB:136:G:C8	2.17	0.80
45:BS:4:ILE:HG22	45:BS:106:VAL:HG13	1.62	0.80
23:BB:1076:C:H4'	24:BI:94:LYS:HE3	1.61	0.80
26:DD:91:THR:HG23	26:DD:92:VAL:H	1.46	0.80
26:BD:105:LYS:HD2	26:BD:177:VAL:HG22	1.62	0.80
29:BE:188:MET:HE2	29:BE:193:VAL:HG22	1.60	0.80
21:AU:33:ARG:CZ	21:AU:34:ARG:HG2	2.10	0.80
23:DB:139:U:H3	50:DT:49:LYS:HZ1	1.25	0.80
38:BM:19:GLY:HA2	38:BM:97:GLN:HB2	1.61	0.80
23:BB:1381:G:H2'	23:BB:1382:G:H5'	1.63	0.80
26:DD:114:LYS:HE3	26:DD:116:LYS:NZ	1.96	0.80
38:DM:121:ALA:HA	38:DM:124:LEU:HD12	1.60	0.80
23:BB:62:U:H3'	23:BB:63:A:C8	2.17	0.80
21:CU:3:ILE:HD13	21:CU:19:LYS:HA	1.62	0.80
1:AA:411:A:N6	1:AA:413:G:H21	1.78	0.80
1:AA:1060:U:H4'	9:AJ:54:SER:HB2	1.63	0.80
9:AJ:36:VAL:HG22	9:AJ:76:ILE:HG22	1.61	0.80
52:BW:18:LYS:HA	52:BW:36:ILE:HG12	1.64	0.80
23:DB:138:U:O3'	23:DB:139:U:H3'	1.82	0.80
23:DB:858:G:N3	23:DB:2268:A:H2'	1.96	0.80
23:DB:62:U:H3'	23:DB:63:A:C8	2.17	0.80
14:CO:24:SER:HB3	14:CO:27:VAL:HG23	1.64	0.80

Continued on next page...

Continued from previous page...

Atom-1	Atom-2	Distance(Å)	Clash(Å)
23:BB:775:G:H4'	23:BB:776:G:H5'	1.64	0.80
35:BV:9:ARG:NH2	35:BV:12:GLN:HA	1.97	0.80
4:AE:52:ALA:HB2	4:AE:61:LYS:HE2	1.64	0.80
28:DP:110:LYS:HD2	28:DP:110:LYS:H	1.45	0.80
46:DU:84:PHE:O	46:DU:85:ARG:HB2	1.79	0.80
10:AK:111:ASP:HB2	21:AU:19:LYS:HE3	1.64	0.80
47:DF:36:ASN:HA	47:DF:87:LYS:HA	1.64	0.80
26:BD:148:GLN:HG3	26:BD:152:PRO:HG2	1.64	0.80
24:DI:21:PRO:HB2	24:DI:22:PRO:HD3	1.64	0.80
23:DB:1381:G:H2'	23:DB:1382:G:H5'	1.64	0.80
47:BF:42:ALA:HA	47:BF:48:LEU:HD21	1.61	0.80
23:BB:2311:A:H1'	47:BF:84:ILE:HD13	1.63	0.80
1:CA:411:A:N6	1:CA:413:G:H21	1.79	0.80
30:BY:8:GLN:HG2	30:BY:31:ILE:HA	1.62	0.80
22:BA:43:C:O2'	47:BF:91:ARG:HD2	1.81	0.80
49:DR:8:GLY:HA3	49:DR:23:GLU:HB2	1.64	0.80
2:CC:69:THR:HG21	2:CC:75:VAL:HG21	1.64	0.80
26:DD:113:SER:HB2	26:DD:168:GLU:H	1.45	0.80
13:AN:63:CYS:HB2	13:AN:79:SER:HB3	1.64	0.80
46:BU:46:LYS:HG2	46:BU:47:PRO:HD2	1.62	0.80
29:BE:46:GLN:HG3	29:BE:87:ALA:HB3	1.64	0.80
29:DE:46:GLN:HG3	29:DE:87:ALA:HB3	1.64	0.79
52:DW:77:LYS:HZ2	52:DW:77:LYS:H	1.30	0.79
14:AO:24:SER:HB3	14:AO:27:VAL:HG23	1.63	0.79
28:BP:110:LYS:HD2	28:BP:110:LYS:H	1.48	0.79
2:AC:106:ARG:HD2	2:AC:106:ARG:H	1.47	0.79
6:CG:12:LEU:HD22	6:CG:13:PRO:HD2	1.62	0.79
25:DC:196:ASN:HD22	25:DC:199:HIS:HB2	1.47	0.79
35:DV:4:ILE:HB	35:DV:63:ILE:HA	1.64	0.79
23:BB:1324:G:H1'	23:BB:1616:A:N6	1.96	0.79
29:DE:58:LYS:HE2	29:DE:60:TRP:HD1	1.46	0.79
23:BB:2148:G:H3'	23:BB:2149:U:O4'	1.83	0.79
6:CG:58:LEU:H	6:CG:58:LEU:HD23	1.47	0.79
23:DB:855:G:N2	52:DW:23:LYS:HG2	1.97	0.79
43:BO:53:THR:HB	43:BO:65:THR:HG22	1.65	0.79
20:CB:202:ASN:HD22	20:CB:204:ASP:H	1.29	0.79
49:BR:8:GLY:HA3	49:BR:23:GLU:HB2	1.65	0.79
23:DB:2264:C:H41	52:DW:11:ASN:HD21	1.30	0.79
3:CD:165:GLU:HG3	3:CD:166:LYS:H	1.46	0.79
22:DA:43:C:O2'	47:DF:91:ARG:HD2	1.81	0.79
48:DG:17:LYS:HA	48:DG:17:LYS:HZ2	1.48	0.79
4:CE:131:ASN:HD21	4:CE:133:ILE:HB	1.48	0.79

Continued on next page...

Continued from previous page...

Atom-1	Atom-2	Distance(Å)	Clash(Å)
24:BI:106:GLN:O	24:BI:110:GLN:HG3	1.83	0.79
43:DO:62:LEU:HD11	43:DO:70:ALA:HA	1.64	0.79
23:DB:354:A:H2'	23:DB:355:U:C6	2.17	0.79
2:AC:122:GLN:HB3	2:AC:127:VAL:HG21	1.64	0.79
26:BD:91:THR:HG23	26:BD:92:VAL:H	1.48	0.79
6:AG:58:LEU:HD23	6:AG:58:LEU:H	1.48	0.79
40:DH:72:ILE:HD11	40:DH:140:ALA:HB3	1.64	0.79
38:BM:121:ALA:HA	38:BM:124:LEU:HD12	1.63	0.79
48:DG:166:GLU:HG2	48:DG:168:VAL:HG23	1.65	0.79
25:DC:14:HIS:O	25:DC:203:VAL:HG11	1.83	0.79
13:CN:68:ARG:HB3	13:CN:68:ARG:HH11	1.48	0.79
25:DC:76:VAL:HG12	25:DC:114:GLN:HG2	1.63	0.79
41:BJ:1:MET:HG2	41:BJ:2:LYS:HG2	1.62	0.79
14:CO:89:ARG:HA	14:CO:89:ARG:HH11	1.48	0.79
24:BI:129:GLU:HB3	24:BI:133:ARG:HH12	1.46	0.79
25:BC:196:ASN:HD22	25:BC:199:HIS:HB2	1.48	0.79
50:BT:39:THR:HG22	50:BT:42:GLU:HG2	1.63	0.79
38:DM:19:GLY:HA2	38:DM:97:GLN:HB2	1.62	0.79
52:BW:77:LYS:H	52:BW:77:LYS:NZ	1.81	0.79
20:CB:128:LEU:HD13	20:CB:129:THR:N	1.98	0.79
35:BV:42:LEU:HD12	35:BV:47:VAL:HG21	1.64	0.79
2:CC:106:ARG:HD2	2:CC:106:ARG:H	1.48	0.79
40:BH:27:ARG:HE	51:BZ:64:ILE:HD11	1.48	0.79
46:BU:85:ARG:HD3	46:BU:86:PHE:N	1.97	0.79
20:CB:62:ARG:H	20:CB:62:ARG:HD2	1.48	0.79
6:AG:149:ALA:H	10:AK:55:ARG:NH2	1.80	0.78
2:CC:122:GLN:HB3	2:CC:127:VAL:HG21	1.65	0.78
17:CR:19:GLU:HG3	17:CR:54:LEU:HD12	1.65	0.78
23:BB:280:U:H2'	23:BB:281:C:C6	2.18	0.78
46:BU:39:ASN:HB3	46:BU:62:ALA:HB3	1.65	0.78
23:BB:1019:U:H2'	23:BB:1020:A:C8	2.18	0.78
18:AS:28:LYS:HZ2	18:AS:28:LYS:H	1.30	0.78
3:AD:146:GLU:HA	3:AD:149:LYS:HG2	1.64	0.78
23:DB:742:A:H2'	23:DB:743:A:H8	1.46	0.78
6:AG:12:LEU:HD22	6:AG:13:PRO:HD2	1.65	0.78
23:BB:2073:C:H5"	25:BC:227:VAL:HG12	1.64	0.78
26:BD:107:VAL:HG13	26:BD:203:VAL:HG23	1.64	0.78
51:DZ:45:ARG:HE	51:DZ:47:VAL:HG12	1.49	0.78
35:DV:42:LEU:HD12	35:DV:47:VAL:HG21	1.64	0.78
23:BB:1176:U:H3'	23:BB:1177:G:H8	1.46	0.78
33:B1:46:VAL:HG22	33:B1:47:ILE:H	1.48	0.78
47:BF:36:ASN:HA	47:BF:87:LYS:HA	1.63	0.78

Continued on next page...

Continued from previous page...

Atom-1	Atom-2	Distance(Å)	Clash(Å)
40:BH:40:THR:H	40:BH:43:ASN:HD21	1.26	0.78
2:AC:26:LYS:HG3	2:AC:27:GLU:H	1.47	0.78
23:BB:742:A:H2'	23:BB:743:A:C8	2.18	0.78
23:DB:1173:U:H2'	23:DB:1174:U:C6	2.18	0.78
40:DH:97:ARG:HB3	40:DH:112:LYS:HE2	1.65	0.78
48:BG:166:GLU:HG2	48:BG:168:VAL:HG23	1.64	0.78
24:BI:21:PRO:HB2	24:BI:22:PRO:HD3	1.63	0.78
51:DZ:5:CYS:HB2	51:DZ:10:LYS:HB3	1.66	0.78
44:DQ:91:ARG:CZ	49:DR:11:GLN:H	1.96	0.78
18:AS:43:MET:HG3	18:AS:61:VAL:HG21	1.66	0.78
22:DA:98:G:H1	35:DV:14:LYS:HB2	1.48	0.78
37:DL:103:ILE:H	37:DL:103:ILE:HD12	1.47	0.78
40:BH:94:ILE:HB	40:BH:121:VAL:HB	1.65	0.78
44:DQ:94:LEU:HD12	49:DR:13:ARG:HB2	1.66	0.78
10:CK:126:ARG:HB2	21:CU:33:ARG:HD2	1.65	0.78
20:AB:202:ASN:HD22	20:AB:204:ASP:H	1.30	0.78
1:CA:203:G:H1'	1:CA:465:A:H61	1.49	0.78
1:AA:1220:G:H21	18:AS:53:GLY:HA2	1.49	0.78
23:BB:2743:U:H2'	23:BB:2744:G:O4'	1.83	0.78
20:CB:63:LYS:HA	20:CB:224:ARG:HH11	1.48	0.78
40:BH:82:SER:H	40:BH:146:VAL:HG13	1.47	0.78
50:DT:39:THR:HG22	50:DT:42:GLU:HG2	1.65	0.78
23:BB:142:A:H2'	23:BB:143:C:C6	2.18	0.78
1:CA:1412:C:H2'	1:CA:1413:A:H8	1.48	0.78
13:AN:63:CYS:HB3	13:AN:67:GLY:H	1.48	0.78
2:CC:26:LYS:HG3	2:CC:27:GLU:H	1.49	0.78
35:DV:16:ALA:HA	35:DV:19:ARG:HE	1.49	0.78
17:AR:19:GLU:HG3	17:AR:54:LEU:HD12	1.65	0.78
40:BH:31:VAL:HB	40:BH:32:PRO:CD	2.11	0.78
52:DW:18:LYS:HA	52:DW:36:ILE:HG12	1.65	0.78
25:DC:149:LYS:HD3	25:DC:152:GLN:HE22	1.49	0.78
29:DE:143:LEU:HB3	29:DE:146:VAL:HG21	1.62	0.78
10:AK:126:ARG:HB2	21:AU:33:ARG:HD2	1.63	0.78
48:BG:106:LEU:HD12	48:BG:151:ARG:HD3	1.65	0.78
40:BH:130:VAL:HG21	40:BH:144:VAL:HG23	1.66	0.78
47:DF:107:VAL:HG11	47:DF:175:PRO:HG3	1.65	0.78
23:DB:2073:C:H5''	25:DC:227:VAL:HG12	1.66	0.78
24:DI:45:THR:HA	24:DI:48:ILE:HG22	1.66	0.78
23:BB:972:A:H3'	23:BB:973:A:H5''	1.63	0.78
50:DT:48:GLN:HA	50:DT:48:GLN:HE21	1.48	0.78
40:BH:68:ARG:HH11	40:BH:134:VAL:HG21	1.48	0.78
40:DH:86:ASP:HB2	40:DH:89:LYS:HZ3	1.49	0.78

Continued on next page...

Continued from previous page...

Atom-1	Atom-2	Distance(Å)	Clash(Å)
52:DW:77:LYS:H	52:DW:77:LYS:NZ	1.82	0.78
34:B3:49:VAL:HG21	34:B3:54:LEU:HD13	1.64	0.78
48:DG:68:ARG:HH12	48:DG:72:ASN:HD22	1.29	0.78
38:BM:82:MET:HE3	38:BM:83:GLY:H	1.49	0.77
51:BZ:33:LEU:HG	51:BZ:52:SER:HB3	1.66	0.77
44:DQ:30:VAL:HG13	44:DQ:31:TYR:N	1.97	0.77
48:BG:26:LYS:HB2	48:BG:32:LEU:HG	1.65	0.77
1:AA:337:G:H2'	1:AA:338:A:C8	2.19	0.77
1:CA:1060:U:H4'	9:CJ:54:SER:HB2	1.65	0.77
35:DV:30:ILE:HD12	35:DV:38:LEU:HD23	1.64	0.77
24:DI:72:THR:HG21	24:DI:112:LYS:HA	1.66	0.77
23:DB:62:U:H3'	23:DB:63:A:H8	1.47	0.77
23:BB:645:C:H4'	23:BB:646:U:OP2	1.84	0.77
23:BB:2264:C:H41	52:BW:11:ASN:HD21	1.32	0.77
1:CA:844:G:H2'	1:CA:845:A:C8	2.19	0.77
50:DT:67:VAL:HB	50:DT:76:ARG:HG2	1.66	0.77
23:DB:1019:U:H2'	23:DB:1020:A:C8	2.19	0.77
47:DF:64:PRO:HA	47:DF:88:VAL:HG22	1.66	0.77
27:BK:71:ARG:HG3	27:BK:105:ARG:HH21	1.48	0.77
47:DF:8:LYS:HA	47:DF:12:VAL:HG21	1.65	0.77
23:BB:1171:G:C4	23:BB:1172:C:H1'	2.20	0.77
23:BB:704:G:H2'	23:BB:726:G:H22	1.48	0.77
15:CP:52:LEU:HD21	15:CP:75:ILE:HG12	1.66	0.77
28:BP:20:ARG:HG3	28:BP:21:PRO:HD2	1.64	0.77
1:CA:1343:G:H4'	8:CI:123:ARG:O	1.85	0.77
23:DB:2331:G:O2'	52:DW:40:ARG:HB2	1.85	0.77
23:DB:668:A:H2'	23:DB:670:A:H62	1.49	0.77
23:BB:1046:A:H3'	23:BB:1047:G:H5''	1.65	0.77
20:AB:163:ILE:HG23	20:AB:164:ASP:N	1.98	0.77
26:BD:106:LYS:HB3	26:BD:206:ALA:N	1.99	0.77
16:CQ:16:MET:HB2	16:CQ:19:SER:HB2	1.66	0.77
20:AB:63:LYS:HA	20:AB:224:ARG:HH11	1.48	0.77
47:DF:72:SER:HB2	47:DF:80:GLN:HA	1.66	0.77
35:BV:72:VAL:HG12	35:BV:94:ALA:H	1.49	0.77
27:DK:54:LYS:H	27:DK:54:LYS:HD2	1.49	0.77
40:BH:40:THR:H	40:BH:43:ASN:ND2	1.82	0.77
3:CD:90:LEU:HD21	3:CD:196:GLU:HB3	1.67	0.77
42:BN:34:ILE:HB	42:BN:113:ILE:HG22	1.67	0.77
1:CA:108:G:H5'	1:CA:109:A:H5''	1.66	0.77
51:DZ:33:LEU:HG	51:DZ:52:SER:HB3	1.66	0.77
26:DD:105:LYS:HD2	26:DD:177:VAL:HG22	1.65	0.77
23:BB:62:U:H3'	23:BB:63:A:H8	1.48	0.77

Continued on next page...

Continued from previous page...

Atom-1	Atom-2	Distance(Å)	Clash(Å)
5:AF:98:GLU:HG2	5:AF:99:ALA:N	1.99	0.77
1:AA:1348:U:H4'	8:AI:121:ARG:HG3	1.67	0.77
42:DN:38:LEU:HB3	42:DN:39:PRO:HD3	1.66	0.77
24:BI:27:LEU:HD12	24:BI:32:VAL:HG11	1.65	0.77
40:DH:131:SER:HB2	40:DH:141:LYS:HG3	1.67	0.77
23:DB:2615:U:H1'	31:D0:3:GLN:HB3	1.67	0.77
36:D2:31:LEU:HD23	36:D2:42:LEU:HD12	1.67	0.77
11:CL:49:ARG:HG2	11:CL:89:LEU:HD21	1.66	0.77
25:BC:14:HIS:O	25:BC:203:VAL:HG11	1.84	0.77
23:DB:1080:A:H2'	23:DB:1081:U:H6	1.49	0.77
23:BB:27:G:N2	23:BB:512:G:H2'	2.00	0.77
38:BM:19:GLY:N	38:BM:38:ARG:HH22	1.83	0.77
12:AM:3:ILE:HA	12:AM:56:ARG:HG2	1.65	0.77
26:DD:148:GLN:HG3	26:DD:152:PRO:HG2	1.67	0.77
48:BG:16:VAL:HG13	48:BG:49:LEU:HD11	1.67	0.77
36:B2:19:ARG:HH21	36:B2:19:ARG:HG2	1.49	0.76
51:BZ:45:ARG:HE	51:BZ:47:VAL:HG12	1.50	0.76
1:AA:203:G:H1'	1:AA:465:A:H61	1.48	0.76
1:AA:239:U:H4'	1:AA:239:U:OP1	1.85	0.76
24:DI:105:LEU:HD13	24:DI:129:GLU:HG2	1.65	0.76
37:DL:124:GLY:N	37:DL:143:GLU:HG3	2.01	0.76
48:DG:26:LYS:HB2	48:DG:32:LEU:HG	1.67	0.76
23:BB:668:A:H2'	23:BB:670:A:H62	1.48	0.76
27:BK:105:ARG:HD3	27:BK:105:ARG:H	1.50	0.76
43:DO:53:THR:HB	43:DO:65:THR:HG22	1.67	0.76
1:CA:1250:A:H4'	8:CI:69:GLY:H	1.50	0.76
23:BB:275:C:H2'	23:BB:276:U:O4'	1.86	0.76
45:DS:66:ILE:H	45:DS:66:ILE:HD13	1.50	0.76
23:BB:2769:U:H2'	23:BB:2770:G:C8	2.20	0.76
1:AA:1323:G:H2'	1:AA:1324:A:H8	1.51	0.76
40:DH:115:VAL:HB	40:DH:132:PHE:CD1	2.20	0.76
1:CA:337:G:H2'	1:CA:338:A:C8	2.19	0.76
46:DU:39:ASN:HB3	46:DU:62:ALA:HB3	1.67	0.76
34:D3:49:VAL:HG21	34:D3:54:LEU:HD13	1.66	0.76
23:BB:922:C:H1'	52:BW:22:VAL:HG21	1.67	0.76
9:AJ:12:ALA:HB3	9:AJ:18:ILE:HB	1.68	0.76
26:DD:106:LYS:HB3	26:DD:206:ALA:N	1.99	0.76
29:DE:188:MET:HE2	29:DE:193:VAL:HG22	1.65	0.76
40:BH:134:VAL:HG13	40:BH:135:HIS:H	1.49	0.76
23:DB:28:A:H61	23:DB:512:G:H1'	1.50	0.76
32:B4:7:VAL:HG23	32:B4:35:GLN:HB2	1.68	0.76
47:BF:102:LEU:HD22	47:BF:103:ILE:H	1.50	0.76

Continued on next page...

Continued from previous page...

Atom-1	Atom-2	Distance(Å)	Clash(Å)
14:AO:89:ARG:HA	14:AO:89:ARG:HH11	1.50	0.76
3:AD:94:GLU:HG2	3:AD:185:PRO:HG3	1.66	0.76
23:BB:2886:A:H62	31:B0:39:ARG:NE	1.84	0.76
37:DL:23:ILE:HD12	37:DL:23:ILE:H	1.50	0.76
23:DB:27:G:N2	23:DB:512:G:H2'	2.00	0.76
25:DC:196:ASN:ND2	25:DC:199:HIS:HB2	2.01	0.76
47:BF:72:SER:HB2	47:BF:80:GLN:HA	1.67	0.76
43:BO:62:LEU:HD11	43:BO:70:ALA:HA	1.65	0.76
1:AA:108:G:H5'	1:AA:109:A:H5''	1.66	0.76
1:AA:1029:U:H2'	1:AA:1031:C:N3	2.01	0.76
12:CM:3:ILE:HA	12:CM:56:ARG:HG2	1.66	0.76
41:DJ:72:LYS:HB2	41:DJ:89:PHE:HB2	1.67	0.76
40:DH:31:VAL:CB	40:DH:32:PRO:HD2	2.14	0.76
25:BC:143:VAL:HB	25:BC:153:LEU:HB2	1.67	0.76
27:BK:54:LYS:H	27:BK:54:LYS:HD2	1.50	0.76
35:DV:72:VAL:HG12	35:DV:94:ALA:H	1.49	0.76
27:DK:76:VAL:H	28:DP:72:VAL:HG23	1.51	0.76
50:BT:53:VAL:HG11	50:BT:87:LEU:HD13	1.68	0.76
45:DS:52:GLU:HA	45:DS:55:ILE:HG22	1.68	0.76
40:DH:90:LEU:HD11	40:DH:146:VAL:HG11	1.66	0.76
33:D1:46:VAL:HG22	33:D1:47:ILE:H	1.49	0.76
37:BL:103:ILE:H	37:BL:103:ILE:HD12	1.49	0.76
23:DB:845:A:H2'	23:DB:846:U:H5''	1.67	0.76
23:BB:2269:G:H4'	52:BW:19:ARG:NH1	2.01	0.76
47:BF:64:PRO:HA	47:BF:88:VAL:HG22	1.67	0.76
47:BF:107:VAL:HG11	47:BF:175:PRO:HG3	1.68	0.76
47:BF:8:LYS:HA	47:BF:12:VAL:HG21	1.67	0.76
46:DU:26:ASN:HD21	46:DU:34:ILE:HD12	1.51	0.76
1:CA:423:G:H2'	1:CA:424:G:O4'	1.85	0.76
23:DB:90:U:H3'	23:DB:91:A:H5''	1.67	0.76
42:DN:33:ILE:HG22	42:DN:114:GLU:HB2	1.68	0.76
50:BT:67:VAL:HB	50:BT:76:ARG:HG2	1.66	0.76
40:DH:31:VAL:HB	40:DH:32:PRO:CD	2.11	0.76
23:BB:28:A:H61	23:BB:512:G:H1'	1.51	0.76
36:D2:19:ARG:HG2	36:D2:19:ARG:HH21	1.51	0.76
26:DD:114:LYS:HE3	26:DD:116:LYS:HZ2	1.50	0.76
48:DG:16:VAL:HG13	48:DG:49:LEU:HD11	1.68	0.76
48:DG:9:VAL:HA	48:DG:48:THR:HG22	1.67	0.76
35:BV:16:ALA:HA	35:BV:19:ARG:HE	1.51	0.76
3:AD:90:LEU:HD21	3:AD:196:GLU:HB3	1.67	0.76
30:BY:12:ALA:HA	30:BY:15:ARG:HD3	1.65	0.76
8:CI:51:LEU:HB3	8:CI:56:MET:HB2	1.68	0.75

Continued on next page...

Continued from previous page...

Atom-1	Atom-2	Distance(Å)	Clash(Å)
47:DF:64:PRO:HA	47:DF:88:VAL:CG2	2.16	0.75
47:DF:62:GLN:HG3	47:DF:91:ARG:HH11	1.49	0.75
23:DB:1437:C:H2'	23:DB:1438:U:C6	2.20	0.75
9:CJ:57:VAL:HG22	9:CJ:58:ASN:H	1.51	0.75
23:DB:1098:A:H2'	24:DI:4:VAL:N	2.02	0.75
23:BB:923:G:H1'	52:BW:23:LYS:HZ2	1.49	0.75
46:DU:85:ARG:HD3	46:DU:86:PHE:N	2.00	0.75
28:BP:61:ARG:HH21	28:BP:61:ARG:HB3	1.51	0.75
37:BL:89:VAL:HG23	37:BL:123:ARG:HG3	1.68	0.75
41:BJ:72:LYS:HB2	41:BJ:89:PHE:HB2	1.68	0.75
27:DK:105:ARG:H	27:DK:105:ARG:HD3	1.50	0.75
31:B0:42:ILE:HD11	42:BN:98:LEU:HD12	1.66	0.75
35:BV:30:ILE:HD12	35:BV:38:LEU:HD23	1.67	0.75
23:DB:775:G:H4'	23:DB:776:G:H5'	1.66	0.75
29:DE:176:ASP:HB3	29:DE:179:SER:HB2	1.67	0.75
40:BH:142:VAL:HG12	40:BH:143:ILE:H	1.48	0.75
23:BB:1060:U:C5	24:BI:131:THR:HG22	2.21	0.75
48:DG:167:VAL:HG23	48:DG:168:VAL:H	1.51	0.75
23:BB:90:U:H3'	23:BB:91:A:H5''	1.67	0.75
37:DL:89:VAL:HG23	37:DL:123:ARG:HG3	1.68	0.75
3:CD:25:ARG:HD3	3:CD:26:ALA:N	2.02	0.75
13:CN:63:CYS:HB3	13:CN:67:GLY:H	1.49	0.75
26:DD:114:LYS:HB2	26:DD:116:LYS:HE3	1.68	0.75
23:BB:45:G:H5'	23:BB:46:G:H5'	1.69	0.75
8:CI:71:ILE:H	8:CI:71:ILE:HD12	1.51	0.75
37:BL:47:ARG:HB3	37:BL:47:ARG:HH21	1.50	0.75
23:BB:856:G:H1'	52:BW:23:LYS:HB3	1.68	0.75
48:DG:26:LYS:HG2	48:DG:27:GLY:N	2.01	0.75
1:CA:1323:G:H2'	1:CA:1324:A:H8	1.50	0.75
48:BG:167:VAL:HG23	48:BG:168:VAL:H	1.50	0.75
23:DB:2531:A:H5'	48:DG:173:ALA:HB1	1.69	0.75
43:BO:51:ALA:HB3	43:BO:78:VAL:HG22	1.68	0.75
1:AA:844:G:H2'	1:AA:845:A:C8	2.21	0.75
23:DB:1099:G:O4'	24:DI:3:LYS:C	2.24	0.75
42:BN:38:LEU:HB3	42:BN:39:PRO:HD3	1.66	0.75
26:BD:151:THR:HB	26:BD:152:PRO:HD3	1.69	0.75
23:BB:955:U:OP1	38:BM:86:LYS:HE3	1.87	0.75
23:DB:1168:G:H2'	23:DB:1169:A:C8	2.21	0.75
23:DB:645:C:H4'	23:DB:646:U:OP2	1.84	0.75
1:CA:239:U:OP1	1:CA:239:U:H4'	1.85	0.75
20:AB:60:ALA:HA	20:AB:64:GLY:HA3	1.69	0.75
1:CA:1220:G:H21	18:CS:53:GLY:HA2	1.51	0.75

Continued on next page...

Continued from previous page...

Atom-1	Atom-2	Distance(Å)	Clash(Å)
29:DE:155:GLU:HA	29:DE:158:PHE:HB3	1.69	0.75
42:DN:34:ILE:HB	42:DN:113:ILE:HG22	1.67	0.75
44:DQ:77:LYS:HE2	44:DQ:116:LEU:HD23	1.69	0.75
3:AD:192:ALA:HB3	3:AD:194:ILE:HG22	1.67	0.75
47:BF:128:SER:HB3	47:BF:154:THR:HG23	1.69	0.75
23:BB:547:A:H3'	23:BB:548:G:C8	2.21	0.75
35:BV:80:HIS:HD2	35:BV:82:TYR:H	1.34	0.75
37:BL:116:VAL:HG13	37:BL:117:THR:H	1.52	0.75
29:BE:176:ASP:HB3	29:BE:179:SER:HB2	1.67	0.75
16:AQ:16:MET:HB2	16:AQ:19:SER:HB2	1.68	0.75
26:BD:104:VAL:HA	26:BD:106:LYS:HZ1	1.51	0.75
20:CB:60:ALA:HA	20:CB:64:GLY:HA3	1.67	0.75
8:AI:20:ILE:HD13	8:AI:85:ALA:HB3	1.69	0.75
44:BQ:93:ILE:HG23	44:BQ:94:LEU:HD22	1.67	0.75
23:BB:1021:A:H61	23:BB:1142:A:N6	1.84	0.75
23:DB:2723:C:H5''	42:DN:1:MET:HE2	1.69	0.75
3:CD:94:GLU:HG2	3:CD:185:PRO:HG3	1.68	0.75
23:BB:2787:C:H1'	26:BD:63:PRO:HG3	1.69	0.75
23:BB:845:A:H2'	23:BB:846:U:H5''	1.67	0.75
23:DB:281:C:H2'	23:DB:282:A:C8	2.22	0.75
45:BS:66:ILE:H	45:BS:66:ILE:HD13	1.51	0.75
33:B1:8:ILE:HD11	33:B1:52:LYS:HB2	1.69	0.74
48:BG:15:ASP:HB3	48:BG:25:ILE:HA	1.69	0.74
30:DY:12:ALA:HA	30:DY:15:ARG:HD3	1.67	0.74
23:DB:45:G:H5'	23:DB:46:G:H5'	1.67	0.74
26:BD:114:LYS:HE3	26:BD:116:LYS:NZ	2.01	0.74
1:CA:1029:U:H2'	1:CA:1031:C:N3	2.02	0.74
10:AK:22:ILE:HD12	10:AK:85:VAL:HG22	1.67	0.74
23:DB:1081:U:H5'	24:DI:126:ARG:NH1	2.02	0.74
23:BB:1019:U:H2'	23:BB:1020:A:H8	1.51	0.74
23:BB:2472:G:H2'	23:BB:2475:C:H42	1.51	0.74
49:BR:14:VAL:HG21	49:BR:98:ILE:HG12	1.66	0.74
26:DD:105:LYS:HE3	26:DD:176:ASP:HB3	1.68	0.74
3:CD:22:SER:HB2	3:CD:109:THR:HG22	1.69	0.74
18:CS:43:MET:O	18:CS:46:LEU:HB2	1.87	0.74
47:DF:31:GLU:O	47:DF:32:LYS:HD3	1.88	0.74
43:DO:5:SER:HA	43:DO:8:ILE:HD12	1.69	0.74
35:BV:14:LYS:HE3	35:BV:18:ARG:HH22	1.52	0.74
23:DB:1099:G:H5''	24:DI:3:LYS:N	2.03	0.74
3:CD:192:ALA:HB3	3:CD:194:ILE:HG22	1.69	0.74
24:DI:55:PRO:HD3	24:DI:74:PRO:HD3	1.68	0.74
23:BB:345:A:H1'	23:BB:346:A:H2	1.50	0.74

Continued on next page...

Continued from previous page...

Atom-1	Atom-2	Distance(Å)	Clash(Å)
38:DM:19:GLY:N	38:DM:38:ARG:HH22	1.85	0.74
40:BH:44:ILE:HA	40:BH:51:ARG:HH22	1.51	0.74
26:BD:62:LYS:HD2	26:BD:62:LYS:H	1.53	0.74
20:AB:62:ARG:H	20:AB:62:ARG:HD2	1.51	0.74
41:BJ:23:LYS:HE3	41:BJ:142:ILE:HG23	1.70	0.74
1:AA:1343:G:H4'	8:AI:123:ARG:O	1.86	0.74
10:CK:83:VAL:HB	10:CK:109:ILE:HG23	1.67	0.74
32:D4:7:VAL:HG23	32:D4:35:GLN:HB2	1.69	0.74
47:DF:102:LEU:HD22	47:DF:103:ILE:H	1.52	0.74
23:BB:2185:U:H2'	23:BB:2186:G:C8	2.23	0.74
23:DB:1387:A:H2'	23:DB:1388:G:H8	1.52	0.74
5:CF:79:ARG:NH2	5:CF:87:SER:HB3	2.02	0.74
23:BB:855:G:H21	52:BW:23:LYS:CG	1.91	0.74
26:BD:105:LYS:HE3	26:BD:176:ASP:HB3	1.68	0.74
17:CR:34:GLU:HB2	21:CU:18:PHE:HZ	1.51	0.74
40:BH:108:VAL:HG12	40:BH:109:GLU:H	1.53	0.74
20:AB:27:LYS:HB3	20:AB:28:PRO:HD3	1.70	0.74
27:BK:97:THR:C	27:BK:98:ARG:HE	1.91	0.74
35:BV:44:HIS:HE1	35:BV:86:LEU:H	1.33	0.74
1:CA:1348:U:H4'	8:CI:121:ARG:HG3	1.68	0.74
33:B1:7:LYS:HA	33:B1:23:THR:HG22	1.70	0.74
1:AA:973:G:H3'	1:AA:974:A:H5''	1.70	0.74
5:CF:98:GLU:HG2	5:CF:99:ALA:N	2.02	0.74
40:DH:27:ARG:NH1	51:DZ:60:ASP:HA	2.03	0.74
20:AB:95:TRP:HH2	20:AB:100:LEU:HB2	1.52	0.74
27:BK:112:PHE:O	27:BK:115:ILE:HG22	1.87	0.74
20:AB:87:ASP:HB2	20:AB:224:ARG:CZ	2.17	0.74
23:BB:125:A:H3'	23:BB:126:A:H5''	1.69	0.74
44:DQ:63:ARG:HH22	44:DQ:96:ASP:HA	1.53	0.74
48:BG:26:LYS:HG2	48:BG:27:GLY:N	2.02	0.74
23:DB:1021:A:H61	23:DB:1142:A:N6	1.86	0.74
46:BU:26:ASN:HD21	46:BU:34:ILE:HD12	1.52	0.74
9:CJ:12:ALA:HB3	9:CJ:18:ILE:HB	1.69	0.74
45:BS:84:ARG:HB3	45:BS:96:ILE:HG23	1.70	0.74
37:DL:47:ARG:HH21	37:DL:47:ARG:HB3	1.53	0.74
23:BB:254:G:H22	34:B3:7:ARG:HH21	1.35	0.74
25:BC:149:LYS:HD3	25:BC:152:GLN:HE22	1.50	0.74
23:DB:28:A:N6	23:DB:512:G:H1'	2.03	0.74
23:BB:2267:A:C8	23:BB:2267:A:C3'	2.71	0.74
39:BX:29:ARG:NH1	50:BT:12:ARG:HE	1.85	0.74
46:DU:35:VAL:HB	46:DU:38:ILE:HG21	1.70	0.74
13:AN:27:LYS:HG3	13:AN:28:ALA:H	1.53	0.74

Continued on next page...

Continued from previous page...

Atom-1	Atom-2	Distance(Å)	Clash(Å)
13:CN:27:LYS:HG3	13:CN:28:ALA:H	1.51	0.74
29:BE:58:LYS:HE2	29:BE:60:TRP:HD1	1.52	0.74
23:DB:2743:U:H2'	23:DB:2744:G:H5''	1.68	0.74
8:AI:51:LEU:HB3	8:AI:56:MET:HB2	1.69	0.74
44:BQ:24:TYR:O	44:BQ:27:ARG:HB2	1.88	0.74
18:CS:43:MET:HG3	18:CS:61:VAL:HG21	1.67	0.74
50:BT:48:GLN:HE21	50:BT:48:GLN:HA	1.52	0.74
27:DK:97:THR:C	27:DK:98:ARG:HE	1.91	0.74
23:BB:1082:U:N3	23:BB:1086:A:C2	2.56	0.74
52:BW:77:LYS:HZ2	52:BW:77:LYS:H	1.35	0.74
46:BU:35:VAL:HB	46:BU:38:ILE:HG21	1.69	0.74
23:BB:1107:G:H2'	23:BB:1108:U:C6	2.23	0.74
52:DW:51:GLY:HA3	52:DW:59:PHE:CB	2.17	0.73
29:BE:155:GLU:HA	29:BE:158:PHE:HB3	1.68	0.73
3:AD:25:ARG:HD3	3:AD:26:ALA:N	2.03	0.73
23:DB:743:A:O2'	23:DB:744:U:H5'	1.88	0.73
42:DN:97:ILE:HD12	42:DN:98:LEU:N	2.03	0.73
37:DL:116:VAL:HG13	37:DL:117:THR:H	1.53	0.73
23:BB:1592:C:H2'	23:BB:1593:A:H8	1.53	0.73
23:BB:1437:C:H2'	23:BB:1438:U:C6	2.23	0.73
23:DB:2148:G:H2'	23:DB:2148:G:N3	2.03	0.73
21:AU:36:PHE:CB	21:AU:40:PRO:HD3	2.17	0.73
42:DN:85:PRO:HA	42:DN:88:ALA:HB2	1.70	0.73
47:DF:109:ARG:HB3	47:DF:135:ILE:HD12	1.68	0.73
1:CA:373:A:H1'	1:CA:481:G:N3	2.03	0.73
7:AH:11:THR:HG22	7:AH:14:ARG:HH12	1.52	0.73
49:DR:72:VAL:HG23	49:DR:89:HIS:HB3	1.70	0.73
23:DB:2039:U:H2'	23:DB:2040:G:H8	1.51	0.73
44:DQ:24:TYR:O	44:DQ:27:ARG:HB2	1.88	0.73
21:CU:24:LYS:HD2	21:CU:25:ALA:N	2.03	0.73
20:CB:202:ASN:HD22	20:CB:203:ASP:N	1.87	0.73
27:BK:99:ILE:HG12	27:BK:115:ILE:HG13	1.68	0.73
27:DK:99:ILE:HG12	27:DK:115:ILE:HG13	1.70	0.73
24:DI:20:SER:HB3	24:DI:21:PRO:HD3	1.68	0.73
47:DF:128:SER:HB3	47:DF:154:THR:HG23	1.71	0.73
24:BI:122:GLU:O	24:BI:126:ARG:HG3	1.88	0.73
23:BB:743:A:O2'	23:BB:744:U:H5'	1.88	0.73
41:DJ:23:LYS:HE3	41:DJ:142:ILE:HG23	1.70	0.73
23:DB:2472:G:H2'	23:DB:2475:C:H42	1.53	0.73
23:DB:717:C:H3'	23:DB:718:A:H5''	1.70	0.73
13:CN:25:GLU:HB2	13:CN:29:ILE:HD11	1.69	0.73
6:AG:149:ALA:N	10:AK:55:ARG:HH21	1.85	0.73

Continued on next page...

Continued from previous page...

Atom-1	Atom-2	Distance(Å)	Clash(Å)
5:AF:64:VAL:HG12	5:AF:65:GLU:H	1.52	0.73
45:DS:5:ALA:HB3	45:DS:54:ALA:HB2	1.71	0.73
23:DB:2267:A:C8	23:DB:2267:A:C3'	2.70	0.73
23:BB:2867:G:H2'	23:BB:2867:G:N3	2.04	0.73
23:DB:713:G:H21	23:DB:718:A:H2	1.36	0.73
5:AF:79:ARG:NH2	5:AF:87:SER:HB3	2.03	0.73
1:AA:373:A:H1'	1:AA:481:G:N3	2.03	0.73
23:DB:616:A:H3'	23:DB:617:G:H8	1.54	0.73
1:CA:1004:A:H2'	1:CA:1005:A:O4'	1.89	0.73
1:CA:859:G:H2'	1:CA:860:A:C8	2.24	0.73
11:CL:78:VAL:HG12	11:CL:101:LEU:HD13	1.69	0.73
23:BB:2108:A:H2'	23:BB:2109:U:C4'	2.17	0.73
23:DB:2769:U:H2'	23:DB:2770:G:C8	2.22	0.73
47:BF:109:ARG:HB3	47:BF:135:ILE:HD12	1.69	0.73
43:DO:67:ASN:H	43:DO:70:ALA:HB3	1.52	0.73
24:BI:20:SER:HB3	24:BI:21:PRO:HD3	1.69	0.73
26:DD:62:LYS:H	26:DD:62:LYS:HD2	1.54	0.73
47:BF:61:GLY:HA3	47:BF:94:ARG:HD2	1.71	0.73
51:BZ:5:CYS:HB2	51:BZ:10:LYS:HB3	1.69	0.73
44:DQ:26:ALA:O	44:DQ:30:VAL:HG12	1.89	0.73
28:DP:61:ARG:HH21	28:DP:61:ARG:HB3	1.53	0.73
23:DB:1176:U:H2'	23:DB:1177:G:C8	2.22	0.73
48:DG:84:LYS:HG2	48:DG:85:LYS:H	1.54	0.73
9:AJ:57:VAL:HG22	9:AJ:58:ASN:H	1.53	0.73
23:BB:717:C:H3'	23:BB:718:A:H5''	1.69	0.73
23:DB:2496:C:OP1	38:DM:82:MET:HB2	1.89	0.73
23:BB:2039:U:H2'	23:BB:2040:G:H8	1.53	0.73
23:DB:350:G:H2'	23:DB:351:C:O4'	1.89	0.73
23:BB:1485:U:H2'	23:BB:1486:U:C6	2.23	0.73
32:B4:24:ARG:HG2	32:B4:36:ARG:HG3	1.71	0.73
52:DW:23:LYS:NZ	52:DW:24:ARG:HG3	2.04	0.73
40:DH:46:PHE:HA	40:DH:50:ARG:NH2	2.03	0.73
23:BB:1486:U:H2'	23:BB:1487:U:C6	2.23	0.73
40:DH:62:LEU:HG	40:DH:66:ASN:HD22	1.54	0.73
10:AK:82:GLU:HG2	10:AK:108:ASN:HB2	1.69	0.73
23:DB:1084:A:H1'	23:DB:1106:G:H5'	1.70	0.73
52:BW:23:LYS:HZ3	52:BW:24:ARG:HG3	1.53	0.73
33:D1:8:ILE:HD11	33:D1:52:LYS:HB2	1.70	0.73
23:BB:320:A:H2'	29:BE:131:THR:OG1	1.89	0.73
37:BL:124:GLY:N	37:BL:143:GLU:HG3	2.03	0.73
23:DB:1019:U:H2'	23:DB:1020:A:H8	1.52	0.73
1:AA:1004:A:H2'	1:AA:1005:A:O4'	1.88	0.73

Continued on next page...

Continued from previous page...

Atom-1	Atom-2	Distance(Å)	Clash(Å)
49:DR:14:VAL:HG21	49:DR:98:ILE:HG12	1.70	0.73
1:AA:922:G:H4'	4:AE:24:VAL:HA	1.70	0.73
1:AA:1250:A:H4'	8:AI:69:GLY:H	1.52	0.73
23:DB:856:G:H1'	52:DW:23:LYS:HB3	1.71	0.73
52:BW:39:GLN:HG2	52:BW:40:ARG:N	2.04	0.73
26:BD:5:VAL:H	26:BD:32:ASN:ND2	1.87	0.73
8:CI:51:LEU:HD13	8:CI:56:MET:HG2	1.71	0.73
42:BN:33:ILE:HG22	42:BN:114:GLU:HB2	1.69	0.73
18:AS:43:MET:O	18:AS:46:LEU:HB2	1.89	0.73
1:CA:437:U:H2'	1:CA:438:U:O4'	1.89	0.73
23:DB:1082:U:N3	23:DB:1086:A:C2	2.57	0.73
1:CA:843:U:H5'	1:CA:844:G:N7	2.04	0.73
43:BO:67:ASN:H	43:BO:70:ALA:HB3	1.54	0.73
31:D0:42:ILE:HD11	42:DN:98:LEU:HD12	1.69	0.73
23:DB:2144:G:O2'	23:DB:2145:C:H5'	1.89	0.73
20:CB:95:TRP:HH2	20:CB:100:LEU:HB2	1.54	0.73
23:BB:1812:U:H2'	23:BB:1813:G:H8	1.53	0.73
1:AA:93:U:H3'	1:AA:94:G:H5''	1.69	0.73
13:AN:40:ARG:HH22	18:AS:6:LYS:CB	2.01	0.73
18:AS:48:ILE:HG22	18:AS:49:ALA:H	1.54	0.73
48:DG:15:ASP:HB3	48:DG:25:ILE:HA	1.71	0.73
10:CK:28:ASN:ND2	10:CK:29:THR:H	1.86	0.73
23:BB:2322:A:N6	23:BB:2333:A:N6	2.37	0.73
23:DB:2867:G:N3	23:DB:2867:G:H2'	2.04	0.73
24:DI:105:LEU:HD11	24:DI:139:VAL:HG21	1.68	0.73
23:DB:90:U:H3'	23:DB:91:A:C5'	2.19	0.73
1:AA:662:U:H2'	1:AA:663:A:C8	2.24	0.73
10:CK:80:ASN:H	10:CK:80:ASN:HD22	1.35	0.73
23:DB:1283:G:H22	23:DB:1286:A:H5'	1.54	0.73
4:AE:44:ARG:HA	4:AE:71:ILE:O	1.89	0.73
23:DB:1099:G:H5''	24:DI:2:LYS:C	2.09	0.72
18:CS:5:LYS:C	18:CS:6:LYS:HD2	2.10	0.72
47:BF:62:GLN:HG3	47:BF:91:ARG:HH11	1.53	0.72
13:AN:68:ARG:HB3	13:AN:68:ARG:HH11	1.54	0.72
1:AA:522:C:H41	11:AL:49:ARG:NH2	1.86	0.72
20:AB:128:LEU:HD13	20:AB:129:THR:H	1.52	0.72
41:DJ:117:ALA:HA	41:DJ:120:ARG:HD2	1.70	0.72
7:CH:11:THR:HG22	7:CH:14:ARG:HH12	1.53	0.72
45:BS:52:GLU:HA	45:BS:55:ILE:HG22	1.71	0.72
47:BF:64:PRO:HA	47:BF:88:VAL:CG2	2.18	0.72
20:CB:87:ASP:HB2	20:CB:224:ARG:CZ	2.19	0.72
20:AB:65:LYS:HB2	20:AB:158:ASP:H	1.54	0.72

Continued on next page...

Continued from previous page...

Atom-1	Atom-2	Distance(Å)	Clash(Å)
31:D0:38:LEU:HB3	31:D0:41:HIS:NE2	2.05	0.72
23:DB:919:U:H2'	23:DB:920:A:C8	2.24	0.72
24:BI:33:ASN:HD21	24:BI:64:ARG:HH11	1.38	0.72
1:CA:764:C:H2'	1:CA:765:G:H5'	1.70	0.72
23:DB:1486:U:H2'	23:DB:1487:U:C6	2.25	0.72
1:CA:973:G:H3'	1:CA:974:A:H5''	1.71	0.72
8:AI:25:GLY:HA2	8:AI:60:LEU:O	1.88	0.72
50:BT:54:GLU:HG3	50:BT:90:GLY:H	1.52	0.72
44:DQ:109:VAL:HG12	44:DQ:113:LYS:HE3	1.71	0.72
43:BO:39:VAL:HB	43:BO:49:VAL:HG22	1.71	0.72
45:BS:5:ALA:HB3	45:BS:54:ALA:HB2	1.71	0.72
23:BB:704:G:H1'	23:BB:727:A:H61	1.54	0.72
23:BB:704:G:H1'	23:BB:727:A:N6	2.04	0.72
32:D4:24:ARG:HG2	32:D4:36:ARG:HG3	1.69	0.72
23:DB:71:A:H4'	23:DB:72:U:H5'	1.72	0.72
23:BB:1785:A:H2'	23:BB:1787:A:N7	2.04	0.72
7:CH:51:GLU:HG2	7:CH:52:GLY:H	1.55	0.72
23:DB:2461:A:H2'	23:DB:2462:C:C6	2.24	0.72
23:BB:1469:A:H2'	23:BB:1470:A:C8	2.24	0.72
23:BB:2615:U:H1'	31:B0:3:GLN:HB3	1.71	0.72
13:AN:25:GLU:HB2	13:AN:29:ILE:HD11	1.69	0.72
10:CK:82:GLU:HG2	10:CK:108:ASN:HB2	1.71	0.72
42:DN:29:VAL:HG13	42:DN:83:LEU:HD21	1.71	0.72
23:DB:2787:C:H1'	26:DD:63:PRO:HG3	1.71	0.72
23:BB:1387:A:H5'	23:BB:1469:A:H1'	1.70	0.72
13:AN:30:ILE:HG22	13:AN:41:TRP:HB2	1.72	0.72
23:DB:452:G:OP1	29:DE:53:THR:HG23	1.90	0.72
23:DB:2859:G:H2'	23:DB:2860:A:C8	2.25	0.72
47:BF:149:ARG:HA	47:BF:149:ARG:HH11	1.52	0.72
44:BQ:77:LYS:HE2	44:BQ:116:LEU:HD23	1.71	0.72
31:B0:27:LEU:HD12	31:B0:27:LEU:H	1.54	0.72
1:AA:423:G:H2'	1:AA:424:G:O4'	1.88	0.72
39:DX:37:LEU:HD23	39:DX:39:GLN:H	1.54	0.72
44:BQ:63:ARG:HH22	44:BQ:96:ASP:HA	1.54	0.72
23:BB:287:G:H2'	23:BB:288:U:H6	1.55	0.72
23:DB:2269:G:H4'	52:DW:19:ARG:NH1	2.04	0.72
22:BA:32:U:H4'	22:BA:52:A:H62	1.55	0.72
23:BB:742:A:H2'	23:BB:743:A:H8	1.54	0.72
31:B0:38:LEU:HB3	31:B0:41:HIS:NE2	2.05	0.72
23:DB:1301:A:O2'	23:DB:1302:A:H2'	1.89	0.72
23:BB:458:G:N2	23:BB:469:G:H2'	2.04	0.72
23:DB:172:A:H2'	23:DB:173:A:C8	2.25	0.72

Continued on next page...

Continued from previous page...

Atom-1	Atom-2	Distance(Å)	Clash(Å)
37:BL:51:GLU:HG3	37:BL:56:PRO:HA	1.69	0.72
45:BS:24:ILE:HD11	45:BS:36:LEU:HD11	1.72	0.72
23:DB:141:G:N3	23:DB:141:G:H3'	2.05	0.72
37:DL:29:LYS:HG3	37:DL:30:THR:HG23	1.69	0.72
1:CA:522:C:H41	11:CL:49:ARG:NH2	1.88	0.72
37:DL:51:GLU:HG3	37:DL:56:PRO:HA	1.70	0.72
1:CA:1137:C:H1'	1:CA:1138:G:C2	2.25	0.72
51:DZ:6:GLN:NE2	51:DZ:50:ARG:H	1.87	0.72
23:BB:90:U:H3'	23:BB:91:A:C5'	2.19	0.72
45:DS:84:ARG:HB3	45:DS:96:ILE:HG23	1.72	0.72
23:DB:2498:C:O2'	23:DB:2499:C:H5'	1.89	0.72
40:BH:31:VAL:CB	40:BH:32:PRO:HD2	2.14	0.72
52:BW:51:GLY:HA3	52:BW:59:PHE:CB	2.19	0.72
8:AI:55:ASP:HB2	8:AI:59:LYS:HG3	1.72	0.72
44:BQ:26:ALA:O	44:BQ:30:VAL:HG12	1.89	0.72
8:CI:48:ARG:HA	8:CI:51:LEU:HD12	1.71	0.72
25:DC:143:VAL:HB	25:DC:153:LEU:HB2	1.72	0.72
50:DT:53:VAL:HG11	50:DT:87:LEU:HD13	1.70	0.72
20:AB:202:ASN:HD22	20:AB:203:ASP:N	1.87	0.72
23:BB:137:U:H2'	23:BB:138:U:C6	2.23	0.72
23:DB:704:G:H1'	23:DB:727:A:N6	2.04	0.72
45:DS:83:LYS:HD3	45:DS:97:LEU:HD11	1.71	0.72
38:BM:67:VAL:HG11	38:BM:102:LEU:HD13	1.71	0.72
41:BJ:117:ALA:HA	41:BJ:120:ARG:HD2	1.71	0.72
30:BY:16:LEU:H	30:BY:16:LEU:HD22	1.55	0.72
8:AI:51:LEU:HD13	8:AI:56:MET:HG2	1.71	0.72
26:DD:14:ILE:HA	28:DP:11:GLN:HE22	1.55	0.72
20:CB:185:ILE:HA	20:CB:199:ILE:HB	1.72	0.72
24:BI:77:VAL:HA	24:BI:80:LYS:HE2	1.72	0.72
23:BB:28:A:N6	23:BB:512:G:H1'	2.05	0.72
23:DB:704:G:H1'	23:DB:727:A:H61	1.55	0.72
23:DB:126:A:H5'	36:D2:19:ARG:HG3	1.72	0.72
13:AN:60:ARG:HE	13:AN:62:ARG:HG2	1.54	0.72
1:AA:843:U:H5'	1:AA:844:G:N7	2.04	0.72
7:AH:118:ALA:HB3	7:AH:120:LEU:HD22	1.72	0.72
35:DV:80:HIS:HD2	35:DV:82:TYR:H	1.35	0.72
23:DB:899:A:H3'	23:DB:900:A:H8	1.54	0.72
32:B4:3:VAL:HG23	32:B4:4:ARG:H	1.55	0.72
19:CT:2:ASN:ND2	19:CT:3:ILE:H	1.86	0.72
52:BW:49:ASN:HB2	52:BW:61:LYS:H	1.55	0.72
8:AI:24:ASN:ND2	8:AI:25:GLY:H	1.88	0.72
10:AK:92:ARG:HH21	21:AU:24:LYS:HG2	1.55	0.72

Continued on next page...

Continued from previous page...

Atom-1	Atom-2	Distance(Å)	Clash(Å)
44:BQ:109:VAL:HG12	44:BQ:113:LYS:HE3	1.72	0.72
40:BH:68:ARG:HD3	40:BH:134:VAL:HG11	1.71	0.72
40:DH:87:GLU:H	40:DH:89:LYS:HZ2	1.37	0.72
47:BF:102:LEU:HD22	47:BF:103:ILE:N	2.03	0.72
23:BB:2788:C:H2'	23:BB:2789:C:C6	2.25	0.72
23:BB:1655:A:H5'	26:BD:118:PHE:HB2	1.72	0.72
23:DB:1469:A:H2'	23:DB:1470:A:H8	1.55	0.72
23:BB:713:G:H21	23:BB:718:A:H2	1.36	0.72
38:DM:82:MET:HE3	38:DM:83:GLY:H	1.54	0.72
35:DV:44:HIS:HE1	35:DV:86:LEU:H	1.33	0.72
6:AG:78:ARG:HG2	6:AG:83:THR:HG22	1.72	0.72
9:AJ:55:PRO:HA	13:AN:80:ARG:NH2	2.04	0.72
41:DJ:29:ALA:HA	41:DJ:32:LEU:HD12	1.72	0.72
20:CB:31:PHE:HB2	20:CB:41:ASN:HA	1.71	0.72
40:BH:116:ARG:HB2	40:BH:116:ARG:HH11	1.55	0.71
26:BD:186:LEU:HD21	28:BP:3:ILE:HD11	1.70	0.71
12:CM:70:ARG:NH2	47:DF:142:TYR:HB3	2.05	0.71
23:BB:674:G:H5''	29:BE:71:GLY:N	2.05	0.71
10:CK:17:ASP:HB3	10:CK:80:ASN:ND2	2.05	0.71
1:AA:946:A:H2'	1:AA:947:G:C8	2.25	0.71
23:DB:2720:U:H5''	28:DP:52:ARG:HH21	1.54	0.71
4:AE:106:ALA:HB1	4:AE:110:MET:HB3	1.72	0.71
27:BK:76:VAL:H	28:BP:72:VAL:HG23	1.54	0.71
13:CN:40:ARG:HH22	18:CS:6:LYS:CB	2.03	0.71
41:DJ:45:THR:H	41:DJ:46:PRO:HD3	1.55	0.71
20:AB:184:ALA:HB3	20:AB:195:VAL:HG21	1.73	0.71
45:BS:24:ILE:HG22	45:BS:71:VAL:HG11	1.71	0.71
41:DJ:82:GLY:O	41:DJ:84:ILE:HG22	1.90	0.71
47:DF:149:ARG:HA	47:DF:149:ARG:HH11	1.55	0.71
23:BB:1387:A:H2'	23:BB:1388:G:H8	1.55	0.71
23:DB:2078:C:H2'	23:DB:2079:U:C6	2.25	0.71
20:CB:19:THR:HG23	20:CB:20:ARG:H	1.54	0.71
23:BB:2859:G:H2'	23:BB:2860:A:C8	2.25	0.71
2:AC:149:LYS:HB3	2:AC:200:TRP:HB2	1.71	0.71
23:DB:2356:U:H5''	52:DW:16:GLU:HG3	1.70	0.71
26:DD:11:MET:HE1	26:DD:192:ALA:H	1.54	0.71
20:CB:65:LYS:HB2	20:CB:158:ASP:H	1.55	0.71
8:CI:20:ILE:HD13	8:CI:85:ALA:HB3	1.72	0.71
23:DB:2267:A:H61	23:DB:2272:U:H3	1.39	0.71
29:BE:29:HIS:NE2	37:BL:8:PRO:HG3	2.05	0.71
12:CM:49:GLU:O	12:CM:52:ILE:HG22	1.90	0.71
23:DB:1469:A:H2'	23:DB:1470:A:C8	2.24	0.71

Continued on next page...

Continued from previous page...

Atom-1	Atom-2	Distance(Å)	Clash(Å)
11:AL:49:ARG:HG2	11:AL:89:LEU:HD21	1.72	0.71
23:DB:1046:A:H3'	23:DB:1047:G:H5'	1.72	0.71
4:CE:44:ARG:HA	4:CE:71:ILE:O	1.90	0.71
20:AB:31:PHE:HB2	20:AB:41:ASN:HA	1.72	0.71
23:BB:181:A:H2'	23:BB:182:A:C8	2.25	0.71
19:AT:2:ASN:ND2	19:AT:3:ILE:H	1.88	0.71
1:AA:764:C:H2'	1:AA:765:G:H5'	1.71	0.71
19:AT:79:THR:HG22	19:AT:83:ASN:HD21	1.55	0.71
26:DD:5:VAL:H	26:DD:32:ASN:ND2	1.86	0.71
8:AI:26:LYS:H	8:AI:61:ASP:HB3	1.55	0.71
23:DB:626:A:H2'	37:DL:78:ARG:NH1	2.05	0.71
41:DJ:99:ARG:O	41:DJ:103:ILE:HG13	1.90	0.71
23:DB:1060:U:C4	23:DB:1088:A:N6	2.59	0.71
47:DF:102:LEU:HD22	47:DF:103:ILE:N	2.05	0.71
26:DD:151:THR:HB	26:DD:152:PRO:HD3	1.71	0.71
23:DB:307:G:N2	23:DB:309:A:H3'	2.06	0.71
23:BB:307:G:N2	23:BB:309:A:H3'	2.05	0.71
23:BB:1412:U:H2'	23:BB:1413:A:C8	2.25	0.71
23:BB:321:U:OP2	29:BE:130:LYS:HA	1.90	0.71
17:AR:34:GLU:HB2	21:AU:18:PHE:HZ	1.53	0.71
15:AP:52:LEU:HD21	15:AP:75:ILE:HG12	1.69	0.71
23:DB:2884:U:O4	31:D0:39:ARG:HD3	1.89	0.71
1:CA:922:G:H4'	4:CE:24:VAL:HA	1.73	0.71
23:BB:1176:U:H3'	23:BB:1177:G:C8	2.25	0.71
12:AM:42:VAL:HB	12:AM:47:LEU:HD21	1.72	0.71
26:BD:114:LYS:HB2	26:BD:116:LYS:HE3	1.73	0.71
33:B1:7:LYS:HD3	34:B3:33:THR:HG21	1.73	0.71
23:DB:2591:C:H2'	23:DB:2592:G:C8	2.25	0.71
39:BX:17:GLU:HB3	39:BX:53:VAL:HG11	1.70	0.71
8:AI:48:ARG:HA	8:AI:51:LEU:HD12	1.71	0.71
8:CI:26:LYS:H	8:CI:61:ASP:HB3	1.56	0.71
21:AU:24:LYS:HD2	21:AU:25:ALA:N	2.05	0.71
20:CB:27:LYS:HB3	20:CB:28:PRO:HD3	1.71	0.71
42:BN:83:LEU:HA	42:BN:86:ARG:HB2	1.71	0.71
1:AA:920:U:H2'	1:AA:921:U:C6	2.25	0.71
1:AA:591:U:OP1	7:AH:30:LYS:HE2	1.91	0.71
38:DM:67:VAL:HG11	38:DM:102:LEU:HD13	1.71	0.71
40:BH:57:LYS:HG3	40:BH:58:LEU:N	2.05	0.71
43:BO:15:ARG:HH21	43:BO:95:SER:HB3	1.56	0.71
23:DB:2602:A:H2'	23:DB:2602:A:N3	2.06	0.71
23:DB:666:A:H4'	37:DL:48:ARG:HD2	1.70	0.71
19:CT:79:THR:HG22	19:CT:83:ASN:HD21	1.55	0.71

Continued on next page...

Continued from previous page...

Atom-1	Atom-2	Distance(Å)	Clash(Å)
1:CA:1526:G:OP2	21:CU:38:GLU:HB3	1.91	0.71
26:DD:104:VAL:HA	26:DD:106:LYS:HZ1	1.55	0.71
52:DW:39:GLN:HG2	52:DW:40:ARG:N	2.03	0.71
50:DT:82:LYS:HD2	50:DT:84:TYR:HE1	1.55	0.71
41:BJ:45:THR:H	41:BJ:46:PRO:HD3	1.55	0.71
27:DK:112:PHE:O	27:DK:115:ILE:HG22	1.89	0.71
43:DO:67:ASN:HB3	43:DO:70:ALA:HB2	1.72	0.71
48:BG:9:VAL:HA	48:BG:48:THR:HG22	1.70	0.71
12:CM:42:VAL:HB	12:CM:47:LEU:HD21	1.71	0.71
5:CF:38:ARG:HH21	5:CF:63:ASN:HD21	1.35	0.71
23:DB:1412:U:H2'	23:DB:1413:A:C8	2.25	0.71
48:BG:79:THR:HG22	48:BG:80:GLU:HG2	1.73	0.71
1:AA:1406:U:H2'	1:AA:1407:C:H5'	1.72	0.71
33:B1:33:LEU:N	33:B1:51:ALA:HB3	2.06	0.71
18:CS:48:ILE:HG22	18:CS:49:ALA:H	1.55	0.71
1:AA:1412:C:H2'	1:AA:1413:A:H8	1.54	0.71
1:CA:920:U:H2'	1:CA:921:U:C6	2.26	0.71
23:DB:845:A:C2	23:DB:847:U:H1'	2.25	0.71
23:BB:1866:A:H2'	23:BB:1867:G:O4'	1.91	0.71
43:DO:51:ALA:HB3	43:DO:78:VAL:HG22	1.71	0.71
42:BN:87:PHE:HE1	42:BN:116:VAL:HG12	1.55	0.71
51:BZ:6:GLN:NE2	51:BZ:50:ARG:H	1.89	0.71
44:BQ:57:ARG:NH1	44:BQ:61:ILE:HD11	2.05	0.71
42:BN:85:PRO:HA	42:BN:88:ALA:HB2	1.72	0.71
23:DB:718:A:H2'	23:DB:719:C:H5'	1.73	0.71
48:BG:84:LYS:HG2	48:BG:85:LYS:H	1.54	0.71
1:CA:591:U:OP1	7:CH:30:LYS:HE2	1.90	0.71
1:AA:1526:G:OP2	21:AU:38:GLU:HB3	1.91	0.71
10:CK:28:ASN:HD22	10:CK:29:THR:H	1.39	0.71
38:DM:19:GLY:HA2	38:DM:98:PRO:HD2	1.71	0.71
12:AM:49:GLU:O	12:AM:52:ILE:HG22	1.91	0.71
23:DB:1485:U:H2'	23:DB:1486:U:C6	2.26	0.71
23:DB:773:U:H5'	23:DB:774:G:OP2	1.91	0.71
8:AI:71:ILE:HD12	8:AI:71:ILE:H	1.54	0.71
23:BB:355:U:H2'	23:BB:356:G:H8	1.55	0.71
23:BB:2498:C:O2'	23:BB:2499:C:H5'	1.90	0.71
45:BS:82:MET:HB2	45:BS:98:LYS:HB2	1.73	0.71
37:BL:23:ILE:HD12	37:BL:23:ILE:H	1.55	0.71
20:CB:221:ARG:HH11	20:CB:221:ARG:HB3	1.56	0.71
44:DQ:57:ARG:NH1	44:DQ:61:ILE:HD11	2.06	0.70
40:BH:116:ARG:HB3	40:BH:131:SER:HB2	1.73	0.70
23:BB:1060:U:C4	23:BB:1088:A:N6	2.59	0.70

Continued on next page...

Continued from previous page...

Atom-1	Atom-2	Distance(Å)	Clash(Å)
10:AK:28:ASN:ND2	10:AK:29:THR:H	1.88	0.70
23:BB:1381:G:C2'	23:BB:1382:G:H5'	2.21	0.70
23:BB:544:C:H2'	23:BB:545:U:C2	2.24	0.70
31:B0:41:HIS:HB3	42:BN:99:LYS:HB2	1.71	0.70
23:DB:1387:A:H5'	23:DB:1469:A:H1'	1.73	0.70
23:BB:1486:U:H2'	23:BB:1487:U:H6	1.56	0.70
23:BB:1798:U:H5''	25:BC:257:ARG:HB2	1.73	0.70
28:BP:91:VAL:HG11	28:BP:96:LEU:HD11	1.72	0.70
40:BH:83:LYS:HB3	40:BH:91:PHE:HB2	1.72	0.70
45:BS:83:LYS:HD3	45:BS:97:LEU:HD11	1.73	0.70
23:DB:365:U:H2'	23:DB:366:C:C6	2.26	0.70
22:DA:109:A:H2'	22:DA:110:C:C6	2.25	0.70
41:BJ:99:ARG:O	41:BJ:103:ILE:HG13	1.91	0.70
45:DS:24:ILE:HG22	45:DS:71:VAL:HG11	1.71	0.70
27:DK:15:GLY:HA3	27:DK:52:VAL:HG23	1.73	0.70
49:DR:61:ALA:HB2	49:DR:98:ILE:HA	1.73	0.70
23:BB:616:A:H3'	23:BB:617:G:H8	1.54	0.70
32:D4:3:VAL:HG23	32:D4:4:ARG:H	1.54	0.70
12:CM:90:HIS:HA	12:CM:108:ARG:HH22	1.56	0.70
28:DP:91:VAL:HG11	28:DP:96:LEU:HD11	1.72	0.70
1:AA:859:G:H2'	1:AA:860:A:C8	2.25	0.70
23:DB:543:G:H2'	23:DB:544:C:H4'	1.73	0.70
43:DO:39:VAL:HB	43:DO:49:VAL:HG22	1.73	0.70
47:DF:30:VAL:HG21	47:DF:96:TRP:HE1	1.56	0.70
1:AA:437:U:H2'	1:AA:438:U:O4'	1.91	0.70
23:DB:138:U:H2'	23:DB:140:C:N1	2.06	0.70
38:BM:19:GLY:HA2	38:BM:98:PRO:HD2	1.72	0.70
23:BB:845:A:C2	23:BB:847:U:H1'	2.27	0.70
23:DB:2720:U:H5''	28:DP:52:ARG:NH2	2.06	0.70
23:BB:172:A:H2'	23:BB:173:A:C8	2.26	0.70
23:BB:1283:G:H22	23:BB:1286:A:H5'	1.56	0.70
23:DB:458:G:N2	23:DB:469:G:H2'	2.05	0.70
3:AD:84:ASN:ND2	4:AE:101:GLY:HA3	2.06	0.70
1:AA:806:C:H2'	1:AA:807:A:C8	2.26	0.70
34:B3:61:LEU:HB2	34:B3:64:ALA:HB2	1.74	0.70
24:DI:85:ILE:HD13	24:DI:137:LEU:HD21	1.73	0.70
8:AI:21:LYS:O	8:AI:60:LEU:HB2	1.92	0.70
8:CI:25:GLY:HA2	8:CI:60:LEU:O	1.91	0.70
8:CI:21:LYS:O	8:CI:60:LEU:HB2	1.90	0.70
10:CK:22:ILE:HD12	10:CK:85:VAL:HG22	1.74	0.70
39:BX:37:LEU:HD23	39:BX:39:GLN:H	1.56	0.70
10:CK:124:LYS:HA	21:CU:34:ARG:CB	2.22	0.70

Continued on next page...

Continued from previous page...

Atom-1	Atom-2	Distance(Å)	Clash(Å)
45:DS:3:THR:HB	45:DS:62:ASP:HB2	1.74	0.70
52:DW:43:LYS:HB3	52:DW:58:LEU:HD11	1.73	0.70
35:DV:14:LYS:HE3	35:DV:18:ARG:HH22	1.56	0.70
42:BN:97:ILE:HD12	42:BN:98:LEU:N	2.06	0.70
23:BB:2444:G:OP2	29:BE:63:LYS:HD2	1.92	0.70
13:CN:30:ILE:H	13:CN:30:ILE:HD12	1.56	0.70
23:BB:71:A:H4'	23:BB:72:U:H5'	1.72	0.70
31:B0:8:THR:HG23	31:B0:11:LYS:H	1.56	0.70
28:BP:58:PHE:HB2	28:BP:73:PHE:HB2	1.74	0.70
15:CP:57:ILE:O	15:CP:61:VAL:HG23	1.90	0.70
19:CT:68:LYS:HA	19:CT:68:LYS:HE2	1.74	0.70
2:CC:149:LYS:HB3	2:CC:200:TRP:HB2	1.73	0.70
22:BA:109:A:H2'	22:BA:110:C:C6	2.27	0.70
13:AN:51:PRO:HB2	13:AN:54:SER:CB	2.21	0.70
45:DS:29:VAL:HG11	45:DS:55:ILE:HD13	1.74	0.70
23:DB:2271:G:H2'	23:DB:2272:U:C6	2.26	0.70
23:BB:919:U:H2'	23:BB:920:A:C8	2.25	0.70
12:AM:90:HIS:HA	12:AM:108:ARG:HH22	1.55	0.70
1:CA:1238:A:H5'	1:CA:1336:C:H41	1.57	0.70
4:AE:152:VAL:HG21	7:AH:98:LEU:HB3	1.73	0.70
7:CH:118:ALA:HB3	7:CH:120:LEU:HD22	1.73	0.70
11:AL:107:LYS:H	11:AL:107:LYS:NZ	1.88	0.70
50:DT:54:GLU:HG3	50:DT:90:GLY:H	1.54	0.70
43:DO:11:ALA:HB2	43:DO:96:GLY:N	2.06	0.70
52:DW:37:VAL:HG12	52:DW:38:ARG:N	2.07	0.70
26:BD:106:LYS:CB	26:BD:206:ALA:H	2.00	0.70
25:DC:90:ILE:HD12	25:DC:102:TYR:HB3	1.73	0.70
25:BC:90:ILE:HD12	25:BC:102:TYR:HB3	1.72	0.70
25:BC:103:ILE:HG22	25:BC:105:ALA:H	1.56	0.70
3:CD:25:ARG:HH11	3:CD:26:ALA:N	1.90	0.70
47:BF:30:VAL:HG21	47:BF:96:TRP:HE1	1.57	0.70
4:AE:71:ILE:HD11	4:AE:144:GLU:HG3	1.72	0.70
1:CA:764:C:C2'	1:CA:765:G:H5'	2.22	0.70
24:BI:105:LEU:HD11	24:BI:139:VAL:HG11	1.73	0.70
10:AK:80:ASN:HD22	10:AK:80:ASN:H	1.38	0.70
6:CG:78:ARG:HG2	6:CG:83:THR:HG22	1.72	0.70
51:DZ:33:LEU:HA	51:DZ:52:SER:HA	1.72	0.70
20:CB:163:ILE:HG23	20:CB:164:ASP:N	2.00	0.70
48:BG:30:GLY:HA3	48:BG:78:VAL:HA	1.73	0.70
51:BZ:40:VAL:HG22	51:BZ:45:ARG:O	1.91	0.70
42:BN:29:VAL:HG13	42:BN:83:LEU:HD21	1.72	0.70
23:BB:2271:G:H2'	23:BB:2272:U:C6	2.26	0.70

Continued on next page...

Continued from previous page...

Atom-1	Atom-2	Distance(Å)	Clash(Å)
3:AD:29:THR:HB	3:AD:30:LYS:NZ	2.07	0.70
47:BF:2:LYS:HD2	47:BF:100:GLU:HG2	1.72	0.70
23:DB:1381:G:C2'	23:DB:1382:G:H5'	2.22	0.70
47:BF:31:GLU:O	47:BF:32:LYS:HD3	1.90	0.70
23:DB:2788:C:H2'	23:DB:2789:C:C6	2.26	0.70
10:AK:83:VAL:HB	10:AK:109:ILE:HG23	1.74	0.70
43:BO:5:SER:HA	43:BO:8:ILE:HD12	1.74	0.70
23:DB:1124:G:H1'	32:D4:38:GLY:OXT	1.91	0.70
51:BZ:33:LEU:HA	51:BZ:52:SER:HA	1.74	0.70
18:AS:5:LYS:C	18:AS:6:LYS:HD2	2.11	0.70
45:BS:47:VAL:HG12	45:BS:103:ILE:HG21	1.73	0.70
23:DB:277:G:H4'	23:DB:278:A:C5	2.26	0.70
49:BR:24:LYS:HA	49:BR:94:THR:HG23	1.72	0.70
23:BB:773:U:H5'	23:BB:774:G:OP2	1.92	0.70
42:DN:87:PHE:HE1	42:DN:116:VAL:HG12	1.56	0.70
47:DF:61:GLY:HA3	47:DF:94:ARG:HD2	1.73	0.70
1:CA:946:A:H2'	1:CA:947:G:C8	2.27	0.70
52:DW:50:VAL:HG23	52:DW:61:LYS:HE3	1.73	0.70
23:BB:547:A:H2	23:BB:549:G:H1	1.40	0.70
13:AN:30:ILE:HD12	13:AN:30:ILE:H	1.57	0.70
23:BB:2461:A:H2'	23:BB:2462:C:C6	2.27	0.70
23:BB:2591:C:H2'	23:BB:2592:G:C8	2.27	0.70
11:CL:107:LYS:NZ	11:CL:107:LYS:H	1.89	0.70
3:AD:22:SER:HB2	3:AD:109:THR:HG22	1.74	0.70
9:CJ:6:ILE:HB	9:CJ:76:ILE:HD11	1.73	0.70
23:BB:1812:U:H1'	25:BC:43:ASN:HD21	1.56	0.70
4:CE:71:ILE:HD11	4:CE:144:GLU:HG3	1.74	0.70
20:AB:19:THR:HG23	20:AB:20:ARG:H	1.56	0.70
4:AE:80:LEU:HA	4:AE:146:MET:HE1	1.74	0.70
9:AJ:24:GLU:HG2	9:AJ:90:LEU:HD21	1.74	0.70
40:BH:68:ARG:NH1	40:BH:134:VAL:HG21	2.06	0.69
41:BJ:58:ASN:HA	41:BJ:127:GLY:HA2	1.74	0.69
14:CO:89:ARG:HH22	23:DB:715:A:H5''	1.57	0.69
25:BC:196:ASN:ND2	25:BC:199:HIS:HB2	2.06	0.69
47:BF:147:ARG:HD2	47:BF:148:VAL:HG22	1.74	0.69
28:DP:58:PHE:HB2	28:DP:73:PHE:HB2	1.73	0.69
1:CA:1513:A:H2'	1:CA:1514:G:C8	2.27	0.69
41:DJ:18:VAL:HG12	41:DJ:54:ILE:HD11	1.73	0.69
37:BL:29:LYS:HG3	37:BL:30:THR:HG23	1.73	0.69
42:DN:83:LEU:HA	42:DN:86:ARG:HB2	1.73	0.69
23:BB:1081:U:H5'	24:BI:126:ARG:HD2	1.74	0.69
23:DB:364:C:H2'	23:DB:365:U:C6	2.27	0.69

Continued on next page...

Continued from previous page...

Atom-1	Atom-2	Distance(Å)	Clash(Å)
8:AI:46:VAL:O	8:AI:79:ARG:HG3	1.91	0.69
10:AK:86:LYS:HB3	10:AK:112:VAL:HG23	1.74	0.69
23:DB:455:C:N3	23:DB:472:A:H2'	2.07	0.69
1:AA:269:C:H2'	1:AA:270:A:C8	2.26	0.69
10:CK:86:LYS:HB3	10:CK:112:VAL:HG23	1.74	0.69
23:DB:1097:U:H2'	23:DB:1098:A:O4'	1.91	0.69
26:DD:10:GLY:HA3	26:DD:26:VAL:N	2.02	0.69
8:CI:55:ASP:HB2	8:CI:59:LYS:HG3	1.73	0.69
29:BE:147:LEU:HB3	29:BE:186:VAL:HG23	1.74	0.69
21:CU:24:LYS:CD	21:CU:25:ALA:H	2.05	0.69
45:BS:69:LEU:HG	45:BS:107:VAL:HG22	1.74	0.69
49:DR:24:LYS:HA	49:DR:94:THR:HG23	1.74	0.69
1:CA:981:U:H4'	13:CN:60:ARG:HD2	1.75	0.69
13:CN:30:ILE:HG22	13:CN:41:TRP:HB2	1.75	0.69
40:DH:59:ALA:O	40:DH:62:LEU:HD22	1.92	0.69
23:DB:1785:A:H2'	23:DB:1787:A:N7	2.07	0.69
48:BG:98:LYS:HB2	48:BG:101:VAL:HG23	1.74	0.69
23:BB:2181:U:H2'	23:BB:2182:U:H6	1.57	0.69
50:BT:11:LEU:HA	50:BT:34:VAL:HG12	1.74	0.69
1:CA:1296:C:H4'	1:CA:1302:C:N4	2.07	0.69
48:BG:9:VAL:HG12	48:BG:11:PRO:HD3	1.74	0.69
1:AA:93:U:H5''	1:AA:94:G:OP2	1.92	0.69
23:BB:222:A:N6	23:BB:232:G:H1'	2.07	0.69
37:DL:95:LEU:HA	37:DL:98:ALA:HB3	1.75	0.69
29:DE:59:PRO:HB2	29:DE:67:ARG:HH22	1.57	0.69
1:AA:1137:C:H1'	1:AA:1138:G:C2	2.27	0.69
31:D0:8:THR:HG23	31:D0:11:LYS:H	1.58	0.69
50:DT:32:LEU:H	50:DT:83:ALA:HB3	1.57	0.69
52:BW:46:ALA:HB2	52:BW:78:PHE:HD1	1.57	0.69
23:BB:2849:U:H4'	23:BB:2850:A:H5'	1.72	0.69
11:CL:41:PRO:HB3	11:CL:49:ARG:NH1	2.08	0.69
43:BO:67:ASN:HB3	43:BO:70:ALA:HB2	1.74	0.69
16:AQ:59:GLU:O	16:AQ:75:VAL:HG22	1.93	0.69
23:BB:570:G:H2'	23:BB:2030:A:N7	2.07	0.69
23:DB:1812:U:H1'	25:DC:43:ASN:HD21	1.57	0.69
23:DB:1812:U:H2'	23:DB:1813:G:H8	1.54	0.69
20:AB:221:ARG:HH11	20:AB:221:ARG:HB3	1.58	0.69
20:AB:163:ILE:CG2	20:AB:164:ASP:H	2.02	0.69
52:BW:49:ASN:HB3	52:BW:81:ILE:HG12	1.74	0.69
52:DW:49:ASN:HB2	52:DW:61:LYS:H	1.55	0.69
28:DP:47:ILE:HD13	28:DP:61:ARG:HG2	1.75	0.69
42:BN:24:MET:HG2	42:BN:44:LEU:HD22	1.73	0.69

Continued on next page...

Continued from previous page...

Atom-1	Atom-2	Distance(Å)	Clash(Å)
20:AB:156:LEU:HD23	20:AB:178:LEU:HD13	1.74	0.69
23:DB:1412:U:H2'	23:DB:1413:A:H8	1.58	0.69
23:BB:773:U:H4'	25:BC:45:ASN:O	1.93	0.69
46:BU:81:ARG:HH21	46:BU:81:ARG:N	1.90	0.69
1:AA:1477:U:H2'	1:AA:1478:U:C6	2.28	0.69
1:AA:673:A:H2'	1:AA:674:G:C8	2.28	0.69
1:CA:662:U:H2'	1:CA:663:A:C8	2.26	0.69
29:DE:117:ARG:HA	29:DE:185:LYS:HE3	1.73	0.69
23:DB:2365:G:H4'	52:DW:59:PHE:CE1	2.27	0.69
25:DC:66:PHE:HB2	25:DC:150:GLY:O	1.92	0.69
10:CK:31:VAL:HG21	10:CK:66:ALA:HA	1.74	0.69
25:BC:66:PHE:HB2	25:BC:150:GLY:O	1.92	0.69
48:DG:71:LEU:HA	48:DG:74:MET:SD	2.33	0.69
52:DW:67:LYS:O	52:DW:68:PHE:HB2	1.93	0.69
29:DE:58:LYS:H	29:DE:58:LYS:NZ	1.90	0.69
1:CA:763:G:H2'	1:CA:764:C:H6	1.58	0.69
4:CE:106:ALA:HB1	4:CE:110:MET:HB3	1.75	0.69
14:CO:68:ASP:O	14:CO:72:ARG:HG3	1.93	0.69
26:DD:8:LYS:HD3	26:DD:197:THR:H	1.55	0.69
4:CE:152:VAL:HG21	7:CH:98:LEU:HB3	1.73	0.69
1:AA:1513:A:H2'	1:AA:1514:G:C8	2.27	0.69
23:BB:666:A:H4'	37:BL:48:ARG:HD2	1.72	0.69
23:BB:2635:A:H5'	26:BD:79:LEU:HD23	1.75	0.69
1:CA:1328:C:H5''	12:CM:27:THR:HG21	1.73	0.69
21:CU:36:PHE:CB	21:CU:40:PRO:HD3	2.17	0.69
29:DE:192:ALA:HA	29:DE:195:GLN:HE21	1.58	0.69
10:AK:31:VAL:HG21	10:AK:66:ALA:HA	1.75	0.69
10:AK:124:LYS:HA	21:AU:34:ARG:CB	2.23	0.69
20:CB:186:VAL:O	20:CB:200:PRO:HA	1.92	0.69
23:BB:2305:U:H4'	47:BF:132:ARG:HD3	1.73	0.69
1:AA:85:U:H1'	1:AA:86:G:O4'	1.93	0.69
40:DH:86:ASP:HB2	40:DH:89:LYS:NZ	2.07	0.69
47:DF:2:LYS:HD2	47:DF:100:GLU:HG2	1.75	0.69
23:DB:139:U:H3	50:DT:49:LYS:NZ	1.91	0.69
23:DB:163:C:H2'	23:DB:164:C:O4'	1.92	0.69
1:CA:920:U:O2'	1:CA:1081:A:H4'	1.92	0.69
29:DE:60:TRP:O	29:DE:61:ARG:HB2	1.92	0.69
8:CI:117:LEU:HD22	8:CI:123:ARG:HG2	1.75	0.69
23:BB:721:A:H2'	23:BB:722:A:C8	2.28	0.69
4:AE:28:ARG:HH12	4:AE:30:PHE:HB3	1.57	0.69
23:BB:1469:A:H2'	23:BB:1470:A:H8	1.56	0.69
2:AC:137:VAL:HA	2:AC:148:ILE:HD13	1.75	0.69

Continued on next page...

Continued from previous page...

Atom-1	Atom-2	Distance(Å)	Clash(Å)
23:BB:1412:U:H2'	23:BB:1413:A:H8	1.56	0.69
1:CA:1238:A:H5'	1:CA:1336:C:N4	2.07	0.69
6:AG:129:ASN:HA	6:AG:134:VAL:HG11	1.74	0.69
23:DB:570:G:H2'	23:DB:2030:A:N7	2.07	0.69
22:BA:104:A:H2'	22:BA:105:G:O4'	1.93	0.69
49:BR:72:VAL:HG23	49:BR:89:HIS:HB3	1.72	0.69
23:BB:1802:A:H2'	23:BB:1803:A:C8	2.28	0.69
41:BJ:29:ALA:HA	41:BJ:32:LEU:HD12	1.73	0.69
22:DA:104:A:H2'	22:DA:105:G:O4'	1.93	0.69
14:AO:68:ASP:O	14:AO:72:ARG:HG3	1.93	0.69
30:DY:16:LEU:H	30:DY:16:LEU:HD22	1.55	0.69
5:CF:64:VAL:HG12	5:CF:65:GLU:H	1.58	0.69
26:BD:98:VAL:HG12	26:BD:180:VAL:HG12	1.72	0.69
25:DC:103:ILE:HG22	25:DC:105:ALA:H	1.58	0.69
44:DQ:93:ILE:HG23	44:DQ:94:LEU:HD22	1.73	0.69
49:DR:49:ILE:HD13	49:DR:53:PHE:N	2.08	0.69
25:DC:129:LEU:HB3	25:DC:134:ILE:HG22	1.75	0.69
18:CS:27:LYS:HG3	18:CS:28:LYS:HD2	1.74	0.69
23:DB:2849:U:H4'	23:DB:2850:A:H5'	1.75	0.69
23:DB:2866:U:H4'	23:DB:2867:G:H4'	1.75	0.69
1:CA:1158:C:H4'	20:CB:131:LYS:HD3	1.73	0.69
15:CP:67:ILE:HG13	15:CP:71:VAL:HG13	1.74	0.69
12:AM:52:ILE:HG23	12:AM:56:ARG:HH12	1.58	0.69
43:DO:35:ILE:HG22	43:DO:53:THR:HG23	1.74	0.69
13:CN:60:ARG:HE	13:CN:62:ARG:HG2	1.55	0.69
29:BE:58:LYS:NZ	29:BE:58:LYS:H	1.89	0.69
28:BP:57:ALA:HA	28:BP:73:PHE:O	1.93	0.69
10:AK:105:ARG:NH2	21:AU:10:PRO:HB3	2.08	0.69
6:CG:72:VAL:HG12	6:CG:89:GLU:HA	1.74	0.69
1:CA:9:G:H5'	4:CE:107:GLY:HA3	1.75	0.69
23:DB:181:A:H2'	23:DB:182:A:C8	2.28	0.69
52:DW:49:ASN:HB3	52:DW:81:ILE:HG12	1.73	0.69
13:CN:51:PRO:HB2	13:CN:54:SER:CB	2.22	0.69
40:BH:84:ALA:HA	40:BH:90:LEU:CA	2.22	0.69
23:DB:2108:A:H2'	23:DB:2109:U:O4'	1.93	0.69
47:BF:126:ASN:HD22	47:BF:156:THR:HA	1.58	0.69
40:DH:67:ALA:O	40:DH:70:GLU:HG3	1.93	0.69
23:BB:1558:C:H4'	23:BB:1559:U:H5'	1.75	0.69
12:AM:39:ALA:HB3	12:AM:42:VAL:HG13	1.74	0.69
12:AM:53:ASP:HA	12:AM:56:ARG:NH2	2.07	0.69
17:CR:52:ARG:HB3	17:CR:56:ARG:HH21	1.56	0.69
23:BB:2773:C:H5''	26:BD:169:ARG:HB2	1.73	0.69

Continued on next page...

Continued from previous page...

Atom-1	Atom-2	Distance(Å)	Clash(Å)
48:DG:79:THR:HG22	48:DG:80:GLU:HG2	1.74	0.69
22:DA:32:U:H4'	22:DA:52:A:H62	1.55	0.69
23:DB:192:C:H2'	23:DB:193:U:H5'	1.74	0.69
8:CI:9:GLY:HA2	8:CI:80:HIS:CD2	2.28	0.69
51:DZ:10:LYS:O	51:DZ:31:PRO:HG2	1.93	0.68
52:BW:39:GLN:HG3	52:BW:42:THR:HB	1.74	0.68
48:BG:71:LEU:HA	48:BG:74:MET:SD	2.33	0.68
1:AA:1073:U:H4'	20:AB:104:LYS:HE3	1.73	0.68
44:DQ:71:ASN:HD22	44:DQ:109:VAL:HG11	1.58	0.68
20:CB:184:ALA:HB3	20:CB:195:VAL:HG21	1.74	0.68
23:DB:27:G:H1'	23:DB:513:A:N6	2.08	0.68
5:CF:6:ILE:HG23	5:CF:62:MET:HB3	1.75	0.68
23:DB:1406:U:H2'	23:DB:1407:G:H8	1.57	0.68
28:BP:50:ARG:HB3	28:BP:57:ALA:N	2.07	0.68
22:DA:28:C:H5	22:DA:56:G:H1	1.41	0.68
1:AA:734:G:H21	17:AR:63:TYR:HE1	1.41	0.68
23:BB:455:C:N3	23:BB:472:A:H2'	2.08	0.68
23:BB:479:A:N3	23:BB:481:G:H5''	2.09	0.68
10:CK:92:ARG:HH21	21:CU:24:LYS:HG2	1.58	0.68
50:DT:2:ILE:HB	50:DT:3:ARG:HD3	1.75	0.68
23:BB:163:C:H2'	23:BB:164:C:O4'	1.92	0.68
24:BI:25:PRO:O	24:BI:29:GLN:HG2	1.93	0.68
23:BB:2039:U:H2'	23:BB:2040:G:C8	2.28	0.68
10:AK:17:ASP:HA	10:AK:80:ASN:O	1.93	0.68
23:BB:1993:U:H4'	26:BD:133:THR:CG2	2.23	0.68
23:DB:873:C:H4'	38:DM:64:TRP:HE1	1.57	0.68
23:DB:2804:U:H2'	23:DB:2805:C:C6	2.28	0.68
33:D1:7:LYS:HA	33:D1:23:THR:HG22	1.73	0.68
1:AA:1238:A:H5'	1:AA:1336:C:H41	1.58	0.68
27:DK:8:LEU:H	27:DK:8:LEU:HD12	1.58	0.68
45:DS:24:ILE:HD11	45:DS:36:LEU:HD11	1.75	0.68
45:BS:24:ILE:HG12	45:BS:36:LEU:HD21	1.75	0.68
45:BS:3:THR:HB	45:BS:62:ASP:HB2	1.74	0.68
1:AA:1296:C:H4'	1:AA:1302:C:N4	2.07	0.68
26:DD:98:VAL:HG12	26:DD:180:VAL:HG12	1.75	0.68
13:AN:26:LEU:HD11	13:AN:44:VAL:HG22	1.74	0.68
23:DB:1866:A:H2'	23:DB:1867:G:O4'	1.93	0.68
23:DB:222:A:N6	23:DB:232:G:H1'	2.08	0.68
1:CA:1071:C:H2'	1:CA:1072:G:H8	1.58	0.68
23:DB:1798:U:H5''	25:DC:257:ARG:HB2	1.76	0.68
1:CA:909:A:H2'	1:CA:910:C:O4'	1.93	0.68
6:CG:66:GLU:HA	6:CG:69:ARG:HD2	1.73	0.68

Continued on next page...

Continued from previous page...

Atom-1	Atom-2	Distance(Å)	Clash(Å)
23:BB:192:C:H2'	23:BB:193:U:H5'	1.75	0.68
23:BB:2150:C:H2'	23:BB:2151:U:C6	2.29	0.68
19:AT:66:ILE:HG13	19:AT:70:LYS:HE3	1.73	0.68
9:AJ:17:LEU:HD22	9:AJ:96:VAL:HG13	1.75	0.68
28:BP:31:VAL:HG12	28:BP:38:ARG:O	1.94	0.68
42:DN:24:MET:HG2	42:DN:44:LEU:HD22	1.73	0.68
20:AB:185:ILE:HA	20:AB:199:ILE:HB	1.75	0.68
44:BQ:94:LEU:HD12	49:BR:13:ARG:HB2	1.76	0.68
40:BH:75:LEU:HD23	40:BH:76:GLU:H	1.57	0.68
27:BK:15:GLY:HA3	27:BK:52:VAL:HG23	1.75	0.68
47:DF:101:ARG:NH1	47:DF:138:PRO:HB2	2.09	0.68
47:DF:147:ARG:HD2	47:DF:148:VAL:HG22	1.73	0.68
40:DH:70:GLU:HA	40:DH:73:ASN:HB2	1.75	0.68
2:AC:26:LYS:HG3	2:AC:27:GLU:HG3	1.74	0.68
2:CC:26:LYS:HG3	2:CC:27:GLU:HG3	1.75	0.68
48:BG:8:VAL:HG11	48:BG:49:LEU:HB2	1.76	0.68
29:BE:109:LEU:HD13	29:BE:180:LEU:HD13	1.76	0.68
26:BD:114:LYS:HE3	26:BD:116:LYS:HZ2	1.56	0.68
28:DP:50:ARG:HB3	28:DP:57:ALA:N	2.08	0.68
1:AA:763:G:H2'	1:AA:764:C:H6	1.58	0.68
7:AH:51:GLU:HG2	7:AH:52:GLY:H	1.57	0.68
40:BH:47:PHE:HA	40:BH:50:ARG:HH21	1.58	0.68
23:DB:2346:A:H3'	23:DB:2347:C:H5''	1.75	0.68
48:DG:30:GLY:HA3	48:DG:78:VAL:HA	1.74	0.68
23:BB:2602:A:N3	23:BB:2602:A:H2'	2.06	0.68
23:DB:2502:G:H5'	23:DB:2503:A:C5'	2.22	0.68
23:BB:1060:U:O2	23:BB:1088:A:N7	2.27	0.68
18:CS:47:THR:HG23	18:CS:60:PHE:HE1	1.58	0.68
45:BS:29:VAL:HA	45:BS:32:ALA:HB3	1.74	0.68
1:CA:1081:A:OP1	4:CE:22:LYS:HB2	1.92	0.68
9:AJ:10:LEU:HD11	9:AJ:25:ILE:HD12	1.74	0.68
23:DB:982:C:O2	23:DB:982:C:H5'	1.94	0.68
28:DP:57:ALA:HA	28:DP:73:PHE:O	1.94	0.68
1:AA:764:C:C2'	1:AA:765:G:H5'	2.24	0.68
28:BP:50:ARG:HB3	28:BP:57:ALA:H	1.59	0.68
1:CA:806:C:H2'	1:CA:807:A:C8	2.28	0.68
39:DX:14:LEU:HD13	39:DX:57:LEU:HD21	1.75	0.68
2:CC:13:ILE:H	2:CC:13:ILE:HD13	1.57	0.68
4:CE:76:ASN:HB2	4:CE:81:GLN:NE2	2.08	0.68
23:BB:664:G:H2'	23:BB:665:U:H6	1.58	0.68
52:DW:30:VAL:HA	52:DW:60:ALA:O	1.94	0.68
8:CI:24:ASN:ND2	8:CI:25:GLY:H	1.91	0.68

Continued on next page...

Continued from previous page...

Atom-1	Atom-2	Distance(Å)	Clash(Å)
44:DQ:63:ARG:HH22	44:DQ:96:ASP:CA	2.07	0.68
40:DH:90:LEU:HD12	40:DH:90:LEU:H	1.58	0.68
23:DB:78:U:H2'	23:DB:79:C:C6	2.29	0.68
16:CQ:59:GLU:O	16:CQ:75:VAL:HG22	1.94	0.68
49:BR:61:ALA:HB2	49:BR:98:ILE:HA	1.75	0.68
9:CJ:10:LEU:HD11	9:CJ:25:ILE:HD12	1.75	0.68
23:BB:3:U:O2'	23:BB:4:U:H6	1.77	0.68
9:CJ:77:VAL:HG12	9:CJ:78:GLU:HG3	1.75	0.68
8:AI:94:ARG:HH11	8:AI:94:ARG:HB3	1.56	0.68
37:DL:123:ARG:HH11	37:DL:123:ARG:HB3	1.59	0.68
38:BM:35:ALA:CB	38:BM:100:LYS:H	2.06	0.68
47:BF:32:LYS:HA	47:BF:95:MET:HG3	1.76	0.68
48:DG:9:VAL:HG12	48:DG:11:PRO:HD3	1.74	0.68
23:DB:2039:U:H2'	23:DB:2040:G:C8	2.27	0.68
23:BB:718:A:H2'	23:BB:719:C:H5'	1.75	0.68
23:BB:1301:A:O2'	23:BB:1302:A:H2'	1.93	0.68
31:D0:27:LEU:H	31:D0:27:LEU:HD12	1.59	0.68
1:AA:408:A:OP1	3:AD:111:ALA:HB3	1.93	0.68
6:CG:129:ASN:HA	6:CG:134:VAL:HG11	1.74	0.68
11:AL:17:LYS:H	11:AL:17:LYS:HE3	1.57	0.68
23:BB:877:A:H3'	23:BB:899:A:H61	1.58	0.68
23:BB:1508:A:H5'	23:BB:1509:A:C6	2.28	0.68
52:BW:65:LYS:HG3	52:BW:84:GLU:HB3	1.76	0.68
52:BW:37:VAL:HG12	52:BW:38:ARG:N	2.08	0.68
40:BH:84:ALA:HB2	40:BH:147:VAL:O	1.94	0.68
45:DS:47:VAL:HG12	45:DS:103:ILE:HG21	1.76	0.68
23:BB:1060:U:H5	24:BI:131:THR:HG22	1.57	0.68
15:AP:75:ILE:HG22	15:AP:80:LYS:HD2	1.76	0.68
30:DY:6:ILE:O	30:DY:34:THR:HA	1.94	0.68
23:BB:1178:C:H2'	23:BB:1179:G:C8	2.28	0.68
12:AM:38:ILE:HG22	12:AM:42:VAL:HG21	1.76	0.68
23:DB:1437:C:H2'	23:DB:1438:U:H6	1.57	0.68
1:CA:269:C:H2'	1:CA:270:A:C8	2.29	0.68
38:DM:114:ARG:HB2	38:DM:114:ARG:HH21	1.58	0.68
1:CA:1287:A:H2'	1:CA:1288:A:C8	2.28	0.68
11:AL:51:VAL:HG12	11:AL:52:CYS:H	1.59	0.68
45:DS:73:LYS:HE3	45:DS:74:ILE:H	1.59	0.68
23:DB:2071:A:H2'	23:DB:2072:C:C6	2.29	0.68
40:DH:27:ARG:H	40:DH:31:VAL:CG2	2.07	0.68
52:DW:65:LYS:HG3	52:DW:84:GLU:HB3	1.76	0.68
38:BM:59:ARG:HE	38:BM:60:GLN:H	1.41	0.68
50:DT:32:LEU:N	50:DT:83:ALA:HB3	2.09	0.68

Continued on next page...

Continued from previous page...

Atom-1	Atom-2	Distance(Å)	Clash(Å)
1:AA:1071:C:H2'	1:AA:1072:G:H8	1.59	0.68
37:BL:123:ARG:HH11	37:BL:123:ARG:HB3	1.59	0.68
45:BS:24:ILE:HG23	45:BS:32:ALA:HB1	1.75	0.68
52:DW:46:ALA:HB2	52:DW:78:PHE:HD1	1.59	0.68
8:AI:117:LEU:HD22	8:AI:123:ARG:HG2	1.75	0.68
23:DB:2810:A:H2'	23:DB:2811:G:O4'	1.94	0.68
10:CK:17:ASP:HA	10:CK:80:ASN:O	1.94	0.68
23:BB:2099:U:H2'	23:BB:2100:G:H8	1.58	0.68
1:CA:493:A:H5'	1:CA:494:G:OP2	1.94	0.68
43:BO:11:ALA:HB2	43:BO:96:GLY:N	2.08	0.68
8:CI:46:VAL:O	8:CI:79:ARG:HG3	1.94	0.68
26:BD:46:ARG:NH2	26:BD:87:GLY:H	1.92	0.68
39:BX:20:ASN:O	39:BX:24:GLU:HB3	1.92	0.68
1:AA:909:A:H2'	1:AA:910:C:O4'	1.94	0.68
44:BQ:57:ARG:HH12	44:BQ:61:ILE:HD11	1.60	0.68
25:BC:129:LEU:HB3	25:BC:134:ILE:HG22	1.75	0.68
45:DS:24:ILE:HG12	45:DS:36:LEU:HD21	1.75	0.68
40:BH:114:GLU:HB3	40:BH:134:VAL:HA	1.75	0.68
20:CB:156:LEU:HD23	20:CB:178:LEU:HD13	1.75	0.68
3:CD:29:THR:HB	3:CD:30:LYS:NZ	2.08	0.68
23:BB:675:A:H5'	29:BE:60:TRP:HE1	1.58	0.68
23:DB:543:G:C6	23:DB:544:C:H1'	2.29	0.68
23:BB:1283:G:N2	23:BB:1285:A:H3'	2.09	0.68
43:BO:89:ASP:HA	43:BO:116:GLN:O	1.94	0.68
25:BC:202:ARG:NH1	25:BC:213:ARG:HE	1.91	0.68
23:DB:96:C:H4'	39:DX:41:HIS:CE1	2.29	0.68
40:BH:67:ALA:O	40:BH:71:LYS:HB2	1.94	0.68
52:DW:23:LYS:HZ3	52:DW:24:ARG:HG3	1.57	0.67
33:D1:33:LEU:N	33:D1:51:ALA:HB3	2.05	0.67
52:BW:43:LYS:HB3	52:BW:58:LEU:HD11	1.76	0.67
1:CA:1002:G:H2'	1:CA:1003:G:O4'	1.94	0.67
23:BB:1338:G:H4'	50:BT:18:GLU:HG3	1.76	0.67
23:DB:1149:G:H2'	23:DB:1150:C:C6	2.29	0.67
23:DB:1911:U:H2'	23:DB:1918:A:N1	2.08	0.67
1:CA:673:A:H2'	1:CA:674:G:C8	2.29	0.67
37:BL:95:LEU:HA	37:BL:98:ALA:HB3	1.76	0.67
26:DD:106:LYS:CB	26:DD:206:ALA:H	2.02	0.67
23:DB:1060:U:O2	23:DB:1088:A:N7	2.27	0.67
40:BH:69:ALA:HB2	40:BH:139:PHE:O	1.93	0.67
4:CE:28:ARG:HH12	4:CE:30:PHE:HB3	1.59	0.67
23:DB:125:A:H5'	36:D2:19:ARG:HD2	1.76	0.67
29:BE:58:LYS:C	29:BE:60:TRP:H	1.97	0.67

Continued on next page...

Continued from previous page...

Atom-1	Atom-2	Distance(Å)	Clash(Å)
2:CC:137:VAL:HA	2:CC:148:ILE:HD13	1.76	0.67
11:CL:20:VAL:HB	11:CL:94:TYR:HE1	1.58	0.67
3:CD:84:ASN:ND2	4:CE:101:GLY:HA3	2.09	0.67
46:DU:81:ARG:N	46:DU:81:ARG:HH21	1.91	0.67
48:DG:98:LYS:HB2	48:DG:101:VAL:HG23	1.74	0.67
23:DB:1464:G:H2'	23:DB:1465:G:H8	1.58	0.67
23:BB:2804:U:H2'	23:BB:2805:C:C6	2.30	0.67
13:AN:52:ARG:HD2	13:AN:58:ARG:HH21	1.59	0.67
15:AP:67:ILE:HG13	15:AP:71:VAL:HG13	1.75	0.67
23:BB:2734:A:H2'	23:BB:2735:G:H5'	1.76	0.67
23:BB:1012:U:O4	41:BJ:30:THR:HG21	1.94	0.67
23:DB:974:G:OP2	49:DR:78:ARG:HD3	1.94	0.67
30:BY:6:ILE:O	30:BY:34:THR:HA	1.94	0.67
1:AA:981:U:H4'	13:AN:60:ARG:HD2	1.76	0.67
23:BB:594:U:H2'	23:BB:595:C:C6	2.30	0.67
3:AD:137:SER:HB2	3:AD:138:PRO:HD2	1.76	0.67
1:AA:1432:G:H1'	1:AA:1468:A:N6	2.09	0.67
23:BB:328:U:H4'	46:BU:65:GLN:NE2	2.08	0.67
1:AA:1170:A:H2'	1:AA:1171:A:O4'	1.94	0.67
1:CA:87:C:H2'	1:CA:88:U:H5"	1.77	0.67
51:BZ:10:LYS:O	51:BZ:31:PRO:HG2	1.94	0.67
52:BW:30:VAL:HA	52:BW:60:ALA:O	1.94	0.67
47:DF:32:LYS:HA	47:DF:95:MET:HG3	1.76	0.67
23:BB:1172:C:H3'	23:BB:1173:U:C6	2.29	0.67
13:AN:5:MET:HB3	13:AN:62:ARG:HH12	1.59	0.67
23:BB:1045:C:H5"	23:BB:1047:G:O4'	1.93	0.67
13:AN:25:GLU:O	13:AN:29:ILE:HG13	1.93	0.67
45:DS:82:MET:HB2	45:DS:98:LYS:HB2	1.76	0.67
25:DC:250:GLN:CD	25:DC:250:GLN:H	1.96	0.67
26:BD:109:VAL:HG11	26:BD:193:VAL:HB	1.76	0.67
39:DX:17:GLU:HB3	39:DX:53:VAL:HG11	1.76	0.67
24:DI:25:PRO:O	24:DI:29:GLN:HG3	1.94	0.67
23:BB:784:G:C6	25:BC:227:VAL:HG11	2.29	0.67
1:AA:1000:A:H2'	1:AA:1001:C:C6	2.28	0.67
12:CM:39:ALA:HB3	12:CM:42:VAL:HG13	1.76	0.67
23:BB:1594:U:H2'	23:BB:1595:C:C6	2.29	0.67
1:AA:1273:C:H2'	1:AA:1274:A:O4'	1.95	0.67
6:AG:72:VAL:HG12	6:AG:89:GLU:HA	1.76	0.67
1:CA:390:U:H2'	1:CA:391:G:C8	2.30	0.67
11:AL:78:VAL:HG12	11:AL:101:LEU:HD13	1.76	0.67
23:BB:2086:U:H2'	23:BB:2087:G:C8	2.30	0.67
1:AA:518:C:H2'	1:AA:530:G:H8	1.60	0.67

Continued on next page...

Continued from previous page...

Atom-1	Atom-2	Distance(Å)	Clash(Å)
29:BE:117:ARG:HA	29:BE:185:LYS:HE3	1.75	0.67
45:DS:29:VAL:HA	45:DS:32:ALA:HB3	1.77	0.67
41:BJ:82:GLY:O	41:BJ:84:ILE:HG22	1.94	0.67
1:AA:1202:U:H1'	13:AN:68:ARG:HD2	1.76	0.67
31:D0:41:HIS:HB3	42:DN:99:LYS:HB2	1.77	0.67
25:BC:250:GLN:H	25:BC:250:GLN:CD	1.97	0.67
1:CA:41:G:H2'	1:CA:42:G:H8	1.59	0.67
1:CA:1006:G:H2'	1:CA:1007:U:H6	1.60	0.67
23:DB:1180:U:H2'	23:DB:1181:U:C6	2.30	0.67
23:DB:1558:C:H4'	23:DB:1559:U:H5'	1.75	0.67
52:BW:49:ASN:HB2	52:BW:60:ALA:HA	1.76	0.67
52:DW:49:ASN:HB2	52:DW:60:ALA:HA	1.77	0.67
5:CF:3:HIS:CD2	5:CF:65:GLU:HG3	2.30	0.67
5:CF:3:HIS:CG	5:CF:92:THR:HG23	2.30	0.67
26:BD:30:GLU:HG3	26:BD:52:THR:HG22	1.77	0.67
49:DR:49:ILE:HD13	49:DR:53:PHE:H	1.60	0.67
41:DJ:99:ARG:HA	41:DJ:102:GLU:HB2	1.77	0.67
24:DI:73:PRO:HG2	24:DI:78:LEU:HD21	1.75	0.67
23:BB:2267:A:H61	23:BB:2272:U:H3	1.43	0.67
15:AP:68:SER:OG	15:AP:71:VAL:HG12	1.95	0.67
1:CA:1316:G:H22	1:CA:1318:A:H3'	1.58	0.67
1:CA:1316:G:N2	1:CA:1318:A:H3'	2.09	0.67
18:AS:27:LYS:HG3	18:AS:28:LYS:HD2	1.76	0.67
29:BE:60:TRP:O	29:BE:61:ARG:HB2	1.94	0.67
10:AK:17:ASP:HB3	10:AK:80:ASN:ND2	2.08	0.67
1:AA:1477:U:H2'	1:AA:1478:U:H6	1.58	0.67
1:AA:1238:A:H5'	1:AA:1336:C:N4	2.09	0.67
25:DC:202:ARG:NH1	25:DC:213:ARG:HE	1.92	0.67
17:AR:52:ARG:HB3	17:AR:56:ARG:HH21	1.58	0.67
1:AA:45:G:H2'	1:AA:46:G:H8	1.58	0.67
23:DB:2645:G:H3'	23:DB:2646:C:H5'	1.77	0.67
8:AI:9:GLY:HA2	8:AI:80:HIS:CD2	2.30	0.67
22:BA:107:G:O2'	22:BA:108:A:H5'	1.95	0.67
23:DB:1802:A:H2'	23:DB:1803:A:C8	2.30	0.67
11:CL:24:GLU:HB2	11:CL:26:CYS:SG	2.35	0.67
12:CM:9:PRO:HB2	12:CM:17:ALA:HB1	1.77	0.67
23:BB:2328:A:H2'	23:BB:2329:U:C6	2.30	0.67
1:CA:1488:G:H2'	1:CA:1489:G:H8	1.59	0.67
1:AA:1328:C:H5''	12:AM:27:THR:HG21	1.77	0.67
8:CI:94:ARG:HH11	8:CI:94:ARG:HB3	1.59	0.67
26:DD:46:ARG:NH2	26:DD:87:GLY:H	1.93	0.67
51:BZ:6:GLN:HE22	51:BZ:77:LYS:NZ	1.92	0.67

Continued on next page...

Continued from previous page...

Atom-1	Atom-2	Distance(Å)	Clash(Å)
26:DD:30:GLU:HG3	26:DD:52:THR:HG22	1.76	0.67
5:AF:3:HIS:CG	5:AF:92:THR:HG23	2.29	0.67
23:BB:2267:A:H8	23:BB:2267:A:O5'	1.77	0.67
1:CA:17:U:H2'	1:CA:18:C:C6	2.30	0.67
23:DB:1178:C:H2'	23:DB:1179:G:H8	1.60	0.67
26:DD:9:VAL:HA	26:DD:197:THR:HG23	1.76	0.67
2:AC:154:GLY:HA3	2:AC:162:ALA:HB1	1.76	0.67
1:AA:212:G:H2'	1:AA:213:G:H8	1.60	0.67
23:DB:2294:G:P	43:DO:94:ARG:HH11	2.17	0.67
1:CA:1054:C:O2'	1:CA:1055:A:H5''	1.95	0.67
20:AB:209:VAL:O	20:AB:213:LEU:HB2	1.95	0.67
26:BD:14:ILE:HA	28:BP:11:GLN:HE22	1.59	0.67
29:BE:130:LYS:HB2	29:BE:133:LEU:HG	1.76	0.67
37:DL:125:LEU:H	37:DL:143:GLU:HG3	1.60	0.67
23:BB:996:A:C4'	44:BQ:91:ARG:HH11	2.08	0.67
45:DS:69:LEU:HG	45:DS:107:VAL:HG22	1.76	0.67
23:BB:27:G:H1'	23:BB:513:A:N6	2.09	0.67
6:AG:19:SER:OG	6:AG:22:LEU:HB2	1.95	0.67
38:DM:35:ALA:CB	38:DM:100:LYS:H	2.07	0.67
23:DB:1429:G:H2'	23:DB:1430:G:H8	1.60	0.67
23:DB:1655:A:H5'	26:DD:118:PHE:HB2	1.76	0.67
22:BA:28:C:H5	22:BA:56:G:H1	1.42	0.67
1:AA:1002:G:H2'	1:AA:1003:G:O4'	1.95	0.67
29:DE:109:LEU:HD13	29:DE:180:LEU:HD13	1.77	0.67
23:DB:2141:G:H2'	23:DB:2142:A:H8	1.60	0.67
23:DB:2143:C:H3'	23:DB:2144:G:H8	1.60	0.67
39:BX:14:LEU:HD13	39:BX:57:LEU:HD21	1.75	0.67
23:BB:2151:U:H2'	23:BB:2152:G:H8	1.58	0.67
1:CA:1244:G:H2'	1:CA:1245:C:C6	2.30	0.67
23:BB:2751:G:N3	23:BB:2751:G:H2'	2.10	0.67
25:BC:158:GLY:N	25:BC:194:VAL:HG13	2.10	0.67
42:BN:45:ARG:HG3	42:BN:95:THR:HG21	1.76	0.67
1:CA:1170:A:H2'	1:CA:1171:A:O4'	1.95	0.67
2:CC:154:GLY:HA3	2:CC:162:ALA:HB1	1.77	0.67
23:DB:2291:U:H2'	23:DB:2292:U:C6	2.30	0.67
1:CA:1432:G:H1'	1:CA:1468:A:N6	2.10	0.67
9:AJ:80:THR:HB	9:AJ:83:THR:OG1	1.94	0.67
25:BC:216:ARG:HH11	25:BC:216:ARG:HG3	1.60	0.67
24:BI:10:LEU:HD13	24:BI:12:VAL:HG13	1.76	0.67
49:DR:68:ARG:NH1	49:DR:90:ARG:HD3	2.09	0.67
46:BU:85:ARG:HH11	46:BU:86:PHE:N	1.93	0.67
1:AA:1277:C:HO2'	1:AA:1279:G:H8	1.39	0.67

Continued on next page...

Continued from previous page...

Atom-1	Atom-2	Distance(Å)	Clash(Å)
10:AK:28:ASN:HD22	10:AK:29:THR:H	1.43	0.67
23:BB:1429:G:H2'	23:BB:1430:G:H8	1.60	0.67
9:CJ:17:LEU:HD22	9:CJ:96:VAL:HG13	1.76	0.67
13:CN:27:LYS:HA	13:CN:31:SER:HB2	1.76	0.67
29:BE:58:LYS:HZ2	29:BE:58:LYS:H	1.42	0.67
23:DB:2394:C:H5''	37:DL:63:LYS:HD3	1.76	0.67
8:CI:9:GLY:HA2	8:CI:80:HIS:HD2	1.59	0.67
23:DB:594:U:H2'	23:DB:595:C:C6	2.30	0.67
1:AA:473:U:H2'	1:AA:474:G:H8	1.60	0.67
1:CA:518:C:H2'	1:CA:530:G:H8	1.60	0.67
43:DO:89:ASP:HA	43:DO:116:GLN:O	1.94	0.67
23:BB:2078:C:H2'	23:BB:2079:U:C6	2.30	0.67
39:BX:12:GLU:HA	39:BX:15:ASN:HD21	1.58	0.67
6:AG:66:GLU:HA	6:AG:69:ARG:HD2	1.77	0.67
13:CN:52:ARG:HD2	13:CN:58:ARG:HH21	1.57	0.66
20:AB:186:VAL:O	20:AB:200:PRO:HA	1.95	0.66
44:BQ:91:ARG:NH1	49:BR:10:LYS:HB3	2.10	0.66
21:AU:24:LYS:CD	21:AU:25:ALA:H	2.06	0.66
50:BT:32:LEU:H	50:BT:83:ALA:HB3	1.59	0.66
24:DI:27:LEU:HD12	24:DI:32:VAL:HG11	1.75	0.66
29:DE:58:LYS:C	29:DE:60:TRP:H	1.97	0.66
47:DF:126:ASN:HD22	47:DF:156:THR:HA	1.60	0.66
47:DF:62:GLN:HG3	47:DF:91:ARG:NH1	2.09	0.66
35:DV:80:HIS:CD2	35:DV:83:LYS:HB2	2.29	0.66
23:BB:191:A:H2'	23:BB:192:C:C6	2.30	0.66
19:AT:68:LYS:HE2	19:AT:68:LYS:HA	1.76	0.66
45:BS:73:LYS:HE3	45:BS:74:ILE:H	1.59	0.66
3:CD:137:SER:HB2	3:CD:138:PRO:HD2	1.76	0.66
46:BU:12:VAL:HG22	46:BU:69:VAL:HG12	1.77	0.66
46:BU:14:THR:HG21	46:BU:64:ILE:HD13	1.76	0.66
1:AA:1009:U:H5'	1:AA:1010:U:OP2	1.95	0.66
49:DR:31:GLU:H	49:DR:63:VAL:HG22	1.58	0.66
23:BB:1568:G:H4'	25:BC:58:LYS:HB3	1.77	0.66
11:CL:33:CYS:HA	11:CL:54:VAL:HA	1.77	0.66
23:DB:923:G:H1'	52:DW:23:LYS:HZ2	1.60	0.66
23:BB:587:C:O2'	37:BL:19:LEU:HD13	1.93	0.66
52:BW:67:LYS:O	52:BW:68:PHE:HB2	1.93	0.66
28:BP:4:ILE:HG22	28:BP:5:LYS:N	2.10	0.66
23:DB:1778:U:H2'	23:DB:1784:A:H62	1.59	0.66
11:AL:33:CYS:HA	11:AL:54:VAL:HA	1.76	0.66
23:DB:1722:A:H2'	23:DB:1723:G:H8	1.60	0.66
51:DZ:66:THR:O	51:DZ:69:ALA:HB3	1.95	0.66

Continued on next page...

Continued from previous page...

Atom-1	Atom-2	Distance(Å)	Clash(Å)
51:DZ:5:CYS:CB	51:DZ:10:LYS:H	2.06	0.66
52:BW:50:VAL:HG23	52:BW:61:LYS:HE3	1.76	0.66
29:BE:192:ALA:HA	29:BE:195:GLN:HE21	1.61	0.66
4:AE:89:THR:HG22	4:AE:90:GLY:N	2.09	0.66
23:DB:1080:A:H2'	23:DB:1081:U:C6	2.29	0.66
45:BS:48:LYS:O	45:BS:52:GLU:HG2	1.94	0.66
45:BS:55:ILE:HD12	45:BS:69:LEU:HD23	1.76	0.66
23:DB:549:G:H2'	41:DJ:2:LYS:HE3	1.76	0.66
23:DB:2734:A:H2'	23:DB:2735:G:H5'	1.78	0.66
23:DB:140:C:H4'	23:DB:141:G:C6	2.31	0.66
9:CJ:52:LEU:HA	9:CJ:62:ARG:HA	1.77	0.66
13:CN:25:GLU:O	13:CN:29:ILE:HG13	1.95	0.66
23:DB:1486:U:H2'	23:DB:1487:U:H6	1.59	0.66
5:CF:38:ARG:HH21	5:CF:63:ASN:ND2	1.92	0.66
23:DB:1406:U:H2'	23:DB:1407:G:C8	2.30	0.66
23:DB:191:A:H2'	23:DB:192:C:C6	2.30	0.66
1:AA:1432:G:H5'	28:BP:105:LYS:HG2	1.76	0.66
6:AG:4:ARG:HD2	6:AG:5:VAL:H	1.59	0.66
12:AM:9:PRO:HB2	12:AM:17:ALA:HB1	1.77	0.66
1:AA:56:U:H2'	1:AA:57:G:H8	1.60	0.66
19:AT:49:ALA:HA	19:AT:52:GLU:OE2	1.95	0.66
30:DY:43:ILE:O	30:DY:47:ILE:HG12	1.95	0.66
9:CJ:80:THR:HB	9:CJ:83:THR:OG1	1.94	0.66
23:DB:2103:C:H3'	23:DB:2104:C:C2	2.30	0.66
2:CC:70:ALA:HA	2:CC:105:VAL:HG21	1.77	0.66
9:AJ:23:ALA:O	9:AJ:27:GLU:HB2	1.95	0.66
23:BB:2728:U:H2'	23:BB:2729:G:C8	2.31	0.66
1:AA:532:A:N6	2:AC:191:THR:HB	2.10	0.66
3:AD:25:ARG:HH11	3:AD:26:ALA:N	1.93	0.66
40:DH:113:SER:H	40:DH:132:PHE:HE1	1.44	0.66
23:DB:1592:C:H2'	23:DB:1593:A:C8	2.31	0.66
43:BO:35:ILE:HG22	43:BO:53:THR:HG23	1.77	0.66
23:DB:2264:C:N4	52:DW:11:ASN:HD21	1.93	0.66
36:D2:21:ARG:HG2	36:D2:31:LEU:HG	1.77	0.66
12:CM:52:ILE:HG23	12:CM:56:ARG:HH12	1.59	0.66
48:DG:8:VAL:HG11	48:DG:49:LEU:HB2	1.75	0.66
13:CN:5:MET:HB3	13:CN:62:ARG:HH12	1.61	0.66
23:DB:2141:G:H2'	23:DB:2142:A:C8	2.31	0.66
1:CA:1000:A:H2'	1:CA:1001:C:C6	2.31	0.66
1:AA:41:G:H2'	1:AA:42:G:H8	1.61	0.66
34:D3:61:LEU:HB2	34:D3:64:ALA:HB2	1.77	0.66
46:DU:12:VAL:HG22	46:DU:69:VAL:HG12	1.76	0.66

Continued on next page...

Continued from previous page...

Atom-1	Atom-2	Distance(Å)	Clash(Å)
1:AA:539:A:H2'	1:AA:540:G:C8	2.31	0.66
52:BW:23:LYS:HD2	52:BW:24:ARG:H	1.61	0.66
39:DX:20:ASN:O	39:DX:24:GLU:HB3	1.95	0.66
24:DI:72:THR:HG22	24:DI:115:ASP:OD2	1.95	0.66
23:BB:79:C:HO2'	23:BB:346:A:H1'	1.59	0.66
27:BK:8:LEU:H	27:BK:8:LEU:HD12	1.61	0.66
23:BB:549:G:H2'	41:BJ:2:LYS:HE3	1.77	0.66
23:BB:1081:U:H4'	24:BI:123:ALA:HB1	1.77	0.66
48:DG:122:ALA:HA	48:DG:132:LEU:HA	1.78	0.66
23:BB:1484:U:H2'	23:BB:1485:U:C6	2.31	0.66
23:BB:2882:A:OP1	42:BN:96:ARG:HD2	1.94	0.66
23:DB:545:U:H3'	23:DB:545:U:OP2	1.96	0.66
23:DB:2425:A:H5'	23:DB:2427:C:O4'	1.95	0.66
1:AA:1062:U:H2'	1:AA:1063:C:C6	2.30	0.66
1:AA:390:U:H2'	1:AA:391:G:C8	2.30	0.66
7:AH:87:ARG:H	7:AH:90:GLU:HB3	1.61	0.66
47:DF:119:LYS:HA	47:DF:121:PHE:CE1	2.30	0.66
9:AJ:77:VAL:HG12	9:AJ:78:GLU:HG3	1.78	0.66
23:BB:873:C:H4'	38:BM:64:TRP:HE1	1.60	0.66
40:DH:2:GLN:O	40:DH:3:VAL:HG22	1.95	0.66
1:CA:658:C:H2'	1:CA:659:U:H6	1.61	0.66
46:DU:85:ARG:HH11	46:DU:86:PHE:N	1.93	0.66
1:CA:1320:C:N3	18:CS:35:ARG:HD3	2.11	0.66
41:BJ:99:ARG:HA	41:BJ:102:GLU:HB2	1.78	0.66
50:BT:32:LEU:N	50:BT:83:ALA:HB3	2.09	0.66
24:DI:9:LYS:HG2	24:DI:57:VAL:HG13	1.77	0.66
41:DJ:58:ASN:HA	41:DJ:127:GLY:HA2	1.76	0.66
29:DE:58:LYS:HE2	29:DE:60:TRP:CD1	2.28	0.66
24:DI:42:ASN:HA	24:DI:45:THR:OG1	1.95	0.66
37:DL:56:PRO:HD2	37:DL:59:ARG:HG3	1.78	0.66
23:DB:2591:C:H2'	23:DB:2592:G:H8	1.60	0.66
38:DM:42:THR:O	38:DM:44:ARG:N	2.27	0.66
23:BB:171:U:H2'	23:BB:172:A:C8	2.30	0.66
23:DB:2102:G:H2'	23:DB:2103:C:O4'	1.96	0.66
2:AC:13:ILE:H	2:AC:13:ILE:HD13	1.61	0.66
1:CA:524:G:H2'	1:CA:525:C:C6	2.31	0.66
23:BB:1464:G:H2'	23:BB:1465:G:H8	1.60	0.66
3:AD:2:ARG:NH1	3:AD:114:ARG:HG3	2.11	0.66
1:CA:1009:U:H5'	1:CA:1010:U:OP2	1.95	0.66
23:DB:479:A:N3	23:DB:481:G:H5"	2.09	0.66
52:BW:81:ILE:O	52:BW:81:ILE:HG13	1.95	0.66
51:DZ:40:VAL:HG22	51:DZ:45:ARG:O	1.94	0.66

Continued on next page...

Continued from previous page...

Atom-1	Atom-2	Distance(Å)	Clash(Å)
45:DS:24:ILE:HG23	45:DS:32:ALA:HB1	1.76	0.66
23:DB:1080:A:H4'	24:DI:126:ARG:HD2	1.75	0.66
1:CA:1302:C:OP2	12:CM:16:ILE:HD11	1.95	0.66
45:BS:27:LYS:O	45:BS:32:ALA:HB2	1.96	0.66
1:AA:1316:G:H22	1:AA:1318:A:H3'	1.61	0.66
48:DG:104:LEU:HB2	48:DG:112:VAL:HB	1.78	0.66
12:CM:53:ASP:HA	12:CM:56:ARG:NH2	2.10	0.66
13:AN:27:LYS:HA	13:AN:31:SER:HB2	1.76	0.66
23:DB:721:A:H2'	23:DB:722:A:C8	2.30	0.66
1:AA:806:C:H2'	1:AA:807:A:H8	1.60	0.66
25:BC:156:SER:O	25:BC:194:VAL:HG11	1.96	0.66
1:CA:501:C:H2'	1:CA:502:A:H8	1.59	0.66
30:BY:43:ILE:O	30:BY:47:ILE:HG12	1.94	0.66
15:AP:57:ILE:O	15:AP:61:VAL:HG23	1.95	0.66
50:DT:11:LEU:HA	50:DT:34:VAL:HG12	1.77	0.66
50:BT:82:LYS:HD2	50:BT:84:TYR:HE1	1.59	0.66
48:DG:26:LYS:HA	48:DG:32:LEU:HA	1.78	0.66
20:AB:14:HIS:HD2	20:AB:202:ASN:H	1.44	0.66
23:BB:78:U:H2'	23:BB:79:C:C6	2.30	0.66
29:BE:48:THR:N	29:BE:51:GLU:HG3	2.11	0.66
9:CJ:55:PRO:HA	13:CN:80:ARG:NH2	2.10	0.66
23:BB:1551:A:H3'	23:BB:1552:A:H5''	1.78	0.66
23:BB:982:C:H5'	23:BB:982:C:O2	1.96	0.66
23:DB:171:U:H2'	23:DB:172:A:C8	2.30	0.66
23:DB:224:U:O4	23:DB:420:C:H5'	1.95	0.66
23:DB:1098:A:H2'	24:DI:4:VAL:CA	2.26	0.66
20:CB:209:VAL:O	20:CB:213:LEU:HB2	1.96	0.66
38:DM:59:ARG:HE	38:DM:60:GLN:H	1.42	0.66
27:BK:104:THR:HB	27:BK:106:GLU:OE1	1.96	0.66
26:DD:116:LYS:HB3	26:DD:118:PHE:CE2	2.30	0.66
16:CQ:16:MET:CB	16:CQ:19:SER:HB2	2.25	0.66
35:BV:80:HIS:CD2	35:BV:83:LYS:HB2	2.30	0.66
1:AA:865:A:H5'	1:AA:1078:U:O4	1.96	0.66
23:BB:1406:U:H2'	23:BB:1407:G:C8	2.31	0.66
23:BB:2591:C:H2'	23:BB:2592:G:H8	1.61	0.66
11:AL:17:LYS:HE3	11:AL:17:LYS:N	2.11	0.66
23:BB:709:U:H2'	23:BB:710:U:C6	2.31	0.66
44:BQ:65:ASN:HB2	44:BQ:75:TYR:HB2	1.78	0.66
23:DB:18:U:H2'	23:DB:19:A:C8	2.31	0.66
1:CA:60:A:H4'	1:CA:61:G:O5'	1.96	0.66
23:BB:1149:G:H2'	23:BB:1150:C:C6	2.31	0.66
28:BP:47:ILE:HD13	28:BP:61:ARG:HG2	1.78	0.66

Continued on next page...

Continued from previous page...

Atom-1	Atom-2	Distance(Å)	Clash(Å)
17:CR:34:GLU:HB2	21:CU:18:PHE:CZ	2.31	0.66
48:BG:17:LYS:HZ2	48:BG:18:ILE:N	1.94	0.66
23:BB:1138:G:H2'	23:BB:1139:G:O4'	1.96	0.66
47:BF:116:LEU:HB3	47:BF:176:PHE:HA	1.78	0.66
23:DB:770:G:H5''	36:D2:10:LEU:HD12	1.77	0.66
47:BF:62:GLN:HG3	47:BF:91:ARG:NH1	2.11	0.66
23:DB:784:G:C6	25:DC:227:VAL:HG11	2.31	0.66
23:DB:773:U:H4'	25:DC:45:ASN:O	1.96	0.66
23:DB:962:G:H21	23:DB:2250:G:H22	1.43	0.66
20:AB:138:ARG:HD3	20:AB:141:GLU:OE1	1.96	0.66
22:DA:107:G:O2'	22:DA:108:A:H5'	1.96	0.66
4:CE:92:ARG:HB3	4:CE:92:ARG:HH11	1.61	0.66
25:DC:158:GLY:N	25:DC:194:VAL:HG13	2.11	0.66
21:AU:38:GLU:C	21:AU:40:PRO:HD2	2.16	0.65
52:BW:35:ILE:HG12	52:BW:35:ILE:O	1.96	0.65
5:AF:38:ARG:HH21	5:AF:63:ASN:HD21	1.43	0.65
37:BL:90:VAL:HB	37:BL:122:VAL:HG12	1.78	0.65
26:BD:148:GLN:CG	26:BD:152:PRO:HG2	2.26	0.65
42:BN:34:ILE:O	42:BN:112:TYR:HA	1.96	0.65
39:BX:49:ASP:O	39:BX:53:VAL:HG23	1.97	0.65
23:DB:2484:G:OP1	38:DM:44:ARG:HD3	1.96	0.65
4:AE:76:ASN:HB2	4:AE:81:GLN:NE2	2.10	0.65
25:DC:244:VAL:HB	25:DC:249:VAL:H	1.61	0.65
44:BQ:65:ASN:O	44:BQ:69:ARG:HB2	1.95	0.65
42:DN:45:ARG:HG3	42:DN:95:THR:HG21	1.76	0.65
24:BI:7:TYR:HB2	24:BI:58:ILE:O	1.95	0.65
1:AA:493:A:H5'	1:AA:494:G:OP2	1.96	0.65
23:BB:751:A:H5'	45:BS:90:LYS:HA	1.78	0.65
29:DE:130:LYS:HB2	29:DE:133:LEU:HG	1.77	0.65
23:DB:664:G:H2'	23:DB:665:U:H6	1.61	0.65
52:DW:39:GLN:HG3	52:DW:42:THR:HB	1.77	0.65
44:BQ:30:VAL:O	44:BQ:31:TYR:HB2	1.96	0.65
19:CT:43:LYS:HE2	19:CT:44:ALA:N	2.09	0.65
48:BG:26:LYS:HA	48:BG:32:LEU:HA	1.78	0.65
39:BX:39:GLN:O	39:BX:42:LEU:HB2	1.96	0.65
41:BJ:3:THR:HB	41:BJ:44:TYR:CE1	2.31	0.65
44:BQ:71:ASN:HD22	44:BQ:109:VAL:HG11	1.61	0.65
20:CB:14:HIS:HD2	20:CB:202:ASN:H	1.42	0.65
29:DE:29:HIS:NE2	37:DL:8:PRO:HG3	2.11	0.65
23:DB:2267:A:O5'	23:DB:2267:A:H8	1.79	0.65
15:CP:46:LYS:HG3	15:CP:48:GLU:O	1.95	0.65
23:BB:1021:A:H62	23:BB:1141:U:H3	1.43	0.65

Continued on next page...

Continued from previous page...

Atom-1	Atom-2	Distance(Å)	Clash(Å)
15:CP:68:SER:OG	15:CP:71:VAL:HG12	1.96	0.65
26:BD:116:LYS:HB3	26:BD:118:PHE:CE2	2.31	0.65
9:CJ:15:HIS:HA	9:CJ:18:ILE:HG22	1.78	0.65
23:DB:1125:G:H4'	32:D4:37:GLN:NE2	2.11	0.65
23:DB:1484:U:H2'	23:DB:1485:U:C6	2.32	0.65
23:BB:1386:C:H2'	23:BB:1387:A:C8	2.31	0.65
38:BM:42:THR:O	38:BM:44:ARG:N	2.28	0.65
48:BG:122:ALA:HA	48:BG:132:LEU:HA	1.77	0.65
4:CE:80:LEU:HA	4:CE:146:MET:HE1	1.77	0.65
46:DU:80:ASP:HB3	46:DU:96:LYS:N	2.12	0.65
23:BB:654:A:H2'	23:BB:655:A:H5''	1.76	0.65
52:BW:23:LYS:NZ	52:BW:24:ARG:HG3	2.09	0.65
52:DW:23:LYS:HD2	52:DW:24:ARG:H	1.62	0.65
23:DB:996:A:C4'	44:DQ:91:ARG:HH11	2.09	0.65
6:AG:74:VAL:HA	6:AG:87:PRO:HA	1.78	0.65
23:DB:1138:G:H2'	23:DB:1139:G:O4'	1.96	0.65
36:B2:21:ARG:HG2	36:B2:31:LEU:HG	1.78	0.65
23:DB:162:U:H4'	23:DB:163:C:OP1	1.95	0.65
23:DB:1309:G:OP1	36:D2:9:VAL:HG12	1.97	0.65
46:DU:24:VAL:HG22	46:DU:35:VAL:HG22	1.76	0.65
4:CE:45:VAL:HG12	4:CE:116:VAL:HG23	1.79	0.65
23:DB:545:U:H2'	23:DB:546:U:H4'	1.78	0.65
23:BB:664:G:H2'	23:BB:665:U:C6	2.30	0.65
23:BB:1166:G:H2'	23:BB:1167:C:C6	2.31	0.65
23:DB:1508:A:H5'	23:DB:1509:A:C6	2.31	0.65
1:CA:812:G:H2'	1:CA:812:G:N3	2.11	0.65
21:CU:11:PHE:O	21:CU:11:PHE:HD1	1.79	0.65
14:AO:8:THR:O	14:AO:12:VAL:HG23	1.96	0.65
23:BB:2795:C:H2'	23:BB:2796:U:O4'	1.96	0.65
23:DB:1131:G:N2	23:DB:2024:G:H21	1.94	0.65
50:DT:73:ARG:HB3	50:DT:73:ARG:HH21	1.61	0.65
2:AC:129:PHE:HE2	2:AC:165:GLU:HG2	1.61	0.65
23:DB:947:A:H2'	23:DB:948:C:C6	2.30	0.65
40:BH:27:ARG:HG2	40:BH:27:ARG:HH21	1.62	0.65
29:DE:147:LEU:HB3	29:DE:186:VAL:HG23	1.77	0.65
23:BB:2322:A:C6	23:BB:2333:A:N6	2.65	0.65
23:BB:1820:U:OP1	25:BC:176:ARG:HD2	1.97	0.65
18:AS:47:THR:HG23	18:AS:60:PHE:HE1	1.61	0.65
23:BB:675:A:H4'	29:BE:60:TRP:CZ2	2.31	0.65
46:BU:24:VAL:HG22	46:BU:35:VAL:HG22	1.78	0.65
28:DP:50:ARG:HB3	28:DP:57:ALA:H	1.60	0.65
1:AA:590:U:H2'	1:AA:591:U:C6	2.31	0.65

Continued on next page...

Continued from previous page...

Atom-1	Atom-2	Distance(Å)	Clash(Å)
43:BO:15:ARG:HH21	43:BO:95:SER:CB	2.09	0.65
39:DX:49:ASP:O	39:DX:53:VAL:HG23	1.96	0.65
25:BC:156:SER:HB3	25:BC:159:THR:HG21	1.78	0.65
23:DB:947:A:H2'	23:DB:948:C:H6	1.62	0.65
47:BF:119:LYS:HA	47:BF:121:PHE:CE1	2.30	0.65
1:AA:1463:U:H2'	1:AA:1464:U:C6	2.31	0.65
1:AA:1287:A:H2'	1:AA:1288:A:C8	2.32	0.65
11:AL:24:GLU:HB2	11:AL:26:CYS:SG	2.37	0.65
23:DB:2458:G:H1'	23:DB:2460:U:O4	1.96	0.65
49:BR:68:ARG:NH1	49:BR:90:ARG:HD3	2.11	0.65
23:DB:709:U:H2'	23:DB:710:U:C6	2.31	0.65
23:DB:460:A:H4'	50:DT:72:GLN:HB2	1.78	0.65
1:AA:1244:G:H2'	1:AA:1245:C:C6	2.31	0.65
36:B2:10:LEU:HD21	36:B2:14:ARG:NH1	2.10	0.65
52:DW:81:ILE:O	52:DW:81:ILE:HG13	1.96	0.65
36:D2:19:ARG:HG2	36:D2:19:ARG:NH2	2.09	0.65
23:DB:857:G:C2'	23:DB:858:G:H5'	2.27	0.65
13:CN:26:LEU:HD11	13:CN:44:VAL:HG22	1.78	0.65
37:BL:56:PRO:HD2	37:BL:59:ARG:HG3	1.78	0.65
26:BD:8:LYS:HD3	26:BD:197:THR:H	1.61	0.65
23:BB:18:U:H2'	23:BB:19:A:C8	2.31	0.65
26:DD:69:ALA:HA	26:DD:73:VAL:HB	1.78	0.65
1:AA:9:G:H5'	4:AE:107:GLY:HA3	1.78	0.65
9:CJ:23:ALA:O	9:CJ:27:GLU:HB2	1.97	0.65
23:DB:1993:U:H4'	26:DD:133:THR:CG2	2.26	0.65
6:CG:74:VAL:HA	6:CG:87:PRO:HA	1.78	0.65
11:AL:20:VAL:HB	11:AL:94:TYR:HE1	1.62	0.65
51:DZ:38:PHE:HE2	51:DZ:51:VAL:HG21	1.61	0.65
1:CA:473:U:H2'	1:CA:474:G:H8	1.62	0.65
20:AB:53:LEU:HD11	20:AB:216:VAL:HG12	1.78	0.65
52:BW:24:ARG:HA	52:BW:66:VAL:H	1.62	0.65
23:BB:1309:G:OP1	36:B2:9:VAL:HG12	1.97	0.65
19:CT:38:ILE:HG12	19:CT:85:LEU:HD13	1.77	0.65
1:AA:1320:C:N3	18:AS:35:ARG:HD3	2.11	0.65
37:BL:125:LEU:H	37:BL:143:GLU:HG3	1.60	0.65
48:DG:24:THR:HA	48:DG:34:ARG:HA	1.79	0.65
47:BF:40:GLY:O	47:BF:41:GLU:C	2.35	0.65
15:AP:46:LYS:HG3	15:AP:48:GLU:O	1.97	0.65
23:BB:162:U:H4'	23:BB:163:C:OP1	1.96	0.65
23:BB:2866:U:H4'	23:BB:2867:G:H4'	1.77	0.65
34:D3:22:LYS:HB2	34:D3:48:MET:SD	2.36	0.65
23:DB:981:A:H2'	23:DB:982:C:H5''	1.78	0.65

Continued on next page...

Continued from previous page...

Atom-1	Atom-2	Distance(Å)	Clash(Å)
37:DL:90:VAL:HB	37:DL:122:VAL:HG12	1.78	0.65
23:DB:479:A:O2'	23:DB:481:G:H5'	1.96	0.65
23:BB:2291:U:H2'	23:BB:2292:U:C6	2.31	0.65
50:BT:69:ARG:HB3	50:BT:74:ILE:HA	1.79	0.65
1:AA:658:C:H2'	1:AA:659:U:H6	1.61	0.65
23:DB:2366:A:H2'	23:DB:2367:G:O4'	1.97	0.65
23:DB:1726:C:H2'	23:DB:1727:C:C6	2.31	0.65
44:DQ:65:ASN:HB2	44:DQ:75:TYR:HB2	1.79	0.65
23:BB:962:G:H21	23:BB:2250:G:H22	1.44	0.65
23:BB:224:U:O4	23:BB:420:C:H5'	1.97	0.65
1:CA:320:A:H2'	1:CA:321:A:C8	2.31	0.65
1:AA:812:G:H2'	1:AA:812:G:N3	2.11	0.65
23:DB:492:A:H2'	23:DB:493:G:O4'	1.97	0.65
36:B2:19:ARG:NH2	36:B2:19:ARG:HG2	2.08	0.65
23:DB:849:A:H2'	23:DB:850:U:C6	2.31	0.65
52:DW:24:ARG:HA	52:DW:66:VAL:H	1.62	0.65
39:DX:39:GLN:O	39:DX:42:LEU:HB2	1.96	0.65
44:BQ:63:ARG:HH22	44:BQ:96:ASP:CA	2.09	0.65
25:BC:137:GLY:H	25:BC:163:ILE:HB	1.62	0.65
23:DB:362:A:N3	23:DB:362:A:H2'	2.10	0.65
40:BH:8:LYS:O	40:BH:13:GLY:HA3	1.96	0.65
15:AP:6:LEU:HB3	15:AP:17:TYR:HB3	1.78	0.65
47:DF:135:ILE:HD11	47:DF:137:PHE:HB3	1.79	0.65
48:DG:88:LEU:O	48:DG:88:LEU:HD12	1.97	0.65
2:AC:26:LYS:HG3	2:AC:27:GLU:N	2.11	0.65
12:AM:28:ARG:NH2	12:AM:62:PHE:HB2	2.11	0.65
23:BB:1406:U:H2'	23:BB:1407:G:H8	1.61	0.65
8:AI:9:GLY:HA2	8:AI:80:HIS:HD2	1.61	0.65
49:DR:28:ALA:O	49:DR:63:VAL:HG21	1.96	0.65
44:DQ:65:ASN:O	44:DQ:69:ARG:HB2	1.96	0.65
1:CA:814:A:H5'	1:CA:1511:G:H4'	1.79	0.65
23:BB:590:A:H2'	23:BB:591:U:C6	2.32	0.65
23:BB:53:A:H1'	23:BB:179:C:O2'	1.97	0.65
23:BB:1722:A:H2'	23:BB:1723:G:H8	1.60	0.65
10:AK:58:THR:HB	10:AK:59:PRO:HD2	1.79	0.65
1:AA:524:G:H2'	1:AA:525:C:C6	2.32	0.65
26:BD:69:ALA:HA	26:BD:73:VAL:HB	1.77	0.65
38:BM:96:ILE:HD11	38:BM:126:ILE:HG12	1.79	0.65
44:DQ:91:ARG:NH1	49:DR:10:LYS:HB3	2.11	0.65
27:BK:41:ILE:HG13	27:BK:42:THR:H	1.61	0.65
47:DF:107:VAL:O	47:DF:110:ILE:HG22	1.97	0.65
1:AA:1316:G:N2	1:AA:1318:A:H3'	2.11	0.65

Continued on next page...

Continued from previous page...

Atom-1	Atom-2	Distance(Å)	Clash(Å)
9:AJ:6:ILE:HB	9:AJ:76:ILE:HD11	1.79	0.65
29:DE:48:THR:N	29:DE:51:GLU:HG3	2.12	0.65
23:DB:281:C:H2'	23:DB:282:A:H8	1.61	0.65
11:AL:107:LYS:H	11:AL:107:LYS:HZ2	1.44	0.65
23:DB:233:A:H61	23:DB:428:A:H61	1.44	0.65
2:CC:155:ARG:H	2:CC:162:ALA:HA	1.62	0.65
11:AL:20:VAL:HB	11:AL:94:TYR:CE1	2.32	0.65
50:BT:73:ARG:HH21	50:BT:73:ARG:HB3	1.62	0.65
23:BB:431:U:O2'	23:BB:432:A:H5'	1.96	0.65
42:DN:58:ASP:O	42:DN:59:SER:HB3	1.95	0.65
1:AA:1479:C:H2'	1:AA:1480:A:H8	1.62	0.65
23:DB:155:A:H2'	23:DB:156:A:C8	2.31	0.65
24:BI:89:SER:HA	24:BI:97:VAL:HG21	1.79	0.65
7:AH:40:LYS:HD2	7:AH:47:ASP:HA	1.79	0.65
51:DZ:6:GLN:HE22	51:DZ:77:LYS:NZ	1.94	0.65
1:CA:1103:C:H5''	20:CB:96:LEU:HD12	1.78	0.65
40:DH:77:THR:HA	40:DH:143:ILE:O	1.97	0.65
1:CA:408:A:OP1	3:CD:111:ALA:HB3	1.95	0.65
18:AS:18:VAL:CG2	18:AS:43:MET:HB3	2.26	0.65
47:DF:168:LEU:HD13	47:DF:169:LEU:H	1.62	0.65
35:BV:42:LEU:HD23	35:BV:42:LEU:H	1.62	0.65
12:CM:28:ARG:NH2	12:CM:62:PHE:HB2	2.11	0.65
12:CM:2:ARG:HG3	12:CM:6:ILE:H	1.62	0.65
16:AQ:16:MET:CB	16:AQ:19:SER:HB2	2.26	0.65
49:DR:71:LYS:HG3	49:DR:72:VAL:N	2.12	0.65
23:DB:544:C:H2'	23:DB:545:U:C4	2.32	0.65
37:DL:93:ASN:O	37:DL:95:LEU:HD12	1.97	0.65
23:BB:1993:U:H4'	26:BD:133:THR:HG22	1.79	0.65
23:BB:2728:U:H2'	23:BB:2729:G:H8	1.61	0.65
4:CE:92:ARG:HB3	4:CE:92:ARG:NH1	2.12	0.65
7:AH:76:ARG:HG3	7:AH:77:VAL:N	2.12	0.65
23:DB:2635:A:H5'	26:DD:79:LEU:HD23	1.79	0.65
23:DB:2360:G:H4'	37:DL:61:LEU:HD11	1.77	0.65
23:DB:1338:G:H4'	50:DT:18:GLU:HG3	1.79	0.65
7:CH:76:ARG:HG3	7:CH:77:VAL:N	2.12	0.65
11:AL:60:PHE:O	11:AL:62:VAL:HG13	1.97	0.65
1:AA:1054:C:O2'	1:AA:1055:A:H5''	1.97	0.65
25:DC:173:LEU:H	25:DC:173:LEU:HD22	1.61	0.65
42:BN:58:ASP:O	42:BN:59:SER:HB3	1.96	0.65
40:DH:31:VAL:O	40:DH:32:PRO:C	2.34	0.65
21:CU:38:GLU:C	21:CU:40:PRO:HD2	2.17	0.65
41:DJ:3:THR:HB	41:DJ:44:TYR:CE1	2.32	0.65

Continued on next page...

Continued from previous page...

Atom-1	Atom-2	Distance(Å)	Clash(Å)
23:DB:138:U:H4'	23:DB:139:U:H2'	1.78	0.65
23:BB:547:A:H3'	23:BB:548:G:H8	1.62	0.65
24:DI:41:PHE:O	24:DI:45:THR:HG23	1.97	0.65
12:AM:44:ILE:HD12	12:AM:45:SER:H	1.62	0.65
46:DU:34:ILE:HG12	46:DU:63:ALA:HB2	1.79	0.65
1:CA:235:C:H2'	1:CA:236:A:C8	2.32	0.65
16:AQ:18:LYS:HE3	16:AQ:48:GLU:HG2	1.79	0.65
23:DB:2471:A:O2'	23:DB:2472:G:H8	1.79	0.65
4:AE:45:VAL:HG12	4:AE:116:VAL:HG23	1.79	0.65
1:CA:1006:G:H2'	1:CA:1007:U:C6	2.32	0.65
23:BB:1038:G:H2'	23:BB:1039:A:H8	1.61	0.65
40:BH:2:GLN:O	40:BH:3:VAL:HG22	1.97	0.65
23:DB:2728:U:H2'	23:DB:2729:G:H8	1.62	0.65
13:AN:40:ARG:NH2	18:AS:6:LYS:CB	2.58	0.64
50:DT:38:ALA:O	50:DT:39:THR:HB	1.96	0.64
18:CS:30:LEU:HD12	18:CS:48:ILE:HG12	1.79	0.64
47:BF:107:VAL:O	47:BF:110:ILE:HG22	1.97	0.64
23:BB:134:G:H2'	23:BB:135:U:C6	2.33	0.64
23:BB:545:U:C6	23:BB:547:A:H5'	2.31	0.64
23:BB:2884:U:O2	31:B0:49:ARG:HG2	1.97	0.64
12:CM:38:ILE:HG22	12:CM:42:VAL:HG21	1.78	0.64
16:AQ:18:LYS:HG2	16:AQ:48:GLU:HA	1.79	0.64
46:DU:35:VAL:HB	46:DU:38:ILE:CG2	2.26	0.64
11:AL:41:PRO:HB3	11:AL:49:ARG:NH1	2.12	0.64
43:DO:74:VAL:O	43:DO:78:VAL:HG23	1.97	0.64
23:DB:18:U:H2'	23:DB:19:A:H8	1.61	0.64
25:DC:156:SER:O	25:DC:194:VAL:HG11	1.97	0.64
23:DB:664:G:H2'	23:DB:665:U:C6	2.32	0.64
23:BB:2229:U:H2'	23:BB:2230:G:C8	2.32	0.64
46:BU:48:VAL:C	46:BU:53:GLN:HG3	2.18	0.64
40:DH:119:ASN:ND2	40:DH:121:VAL:HG13	2.11	0.64
23:DB:2400:G:O2'	23:DB:2401:U:H5'	1.97	0.64
33:D1:3:GLY:O	33:D1:4:ILE:HG12	1.96	0.64
4:AE:92:ARG:HB3	4:AE:92:ARG:NH1	2.13	0.64
40:BH:27:ARG:H	40:BH:31:VAL:CG2	2.11	0.64
25:DC:140:VAL:HG12	25:DC:141:HIS:H	1.61	0.64
23:DB:1203:U:H1'	37:DL:4:ASN:HD21	1.62	0.64
27:DK:38:ILE:HD13	27:DK:61:VAL:HG12	1.78	0.64
23:BB:1076:C:H4'	24:BI:94:LYS:CE	2.27	0.64
35:DV:42:LEU:H	35:DV:42:LEU:HD23	1.61	0.64
2:CC:26:LYS:HG3	2:CC:27:GLU:N	2.12	0.64
23:BB:1441:G:H2'	23:BB:1442:U:C6	2.31	0.64

Continued on next page...

Continued from previous page...

Atom-1	Atom-2	Distance(Å)	Clash(Å)
11:CL:20:VAL:HB	11:CL:94:TYR:CE1	2.32	0.64
23:DB:594:U:H2'	23:DB:595:C:H6	1.62	0.64
25:DC:216:ARG:HH11	25:DC:216:ARG:HG3	1.60	0.64
9:CJ:24:GLU:HG2	9:CJ:90:LEU:HD21	1.78	0.64
23:BB:1726:C:H2'	23:BB:1727:C:C6	2.33	0.64
40:BH:79:THR:HG22	40:BH:145:ASN:HB2	1.79	0.64
11:CL:51:VAL:HG12	11:CL:52:CYS:H	1.62	0.64
23:BB:581:C:H2'	23:BB:582:A:C8	2.33	0.64
47:DF:141:ASP:HB2	47:DF:144:LYS:HB2	1.78	0.64
23:DB:1205:A:H4'	23:DB:1206:G:OP2	1.96	0.64
52:DW:37:VAL:HG13	52:DW:55:ASP:O	1.96	0.64
49:BR:60:LYS:N	49:BR:100:GLY:HA3	2.06	0.64
26:DD:186:LEU:HD21	28:DP:3:ILE:HD11	1.79	0.64
41:BJ:18:VAL:HG12	41:BJ:54:ILE:HD11	1.78	0.64
40:BH:132:PHE:HB3	40:BH:140:ALA:HB3	1.79	0.64
23:BB:2267:A:C8	23:BB:2267:A:O5'	2.51	0.64
23:BB:345:A:H1'	23:BB:346:A:C2	2.32	0.64
23:BB:139:U:H5	50:BT:1:MET:HB3	1.63	0.64
23:DB:1440:U:H2'	23:DB:1441:G:C8	2.32	0.64
13:CN:20:PHE:HB3	13:CN:24:ALA:HB2	1.79	0.64
46:BU:80:ASP:HB3	46:BU:96:LYS:N	2.13	0.64
37:BL:93:ASN:O	37:BL:95:LEU:HD12	1.96	0.64
23:BB:18:U:H2'	23:BB:19:A:H8	1.61	0.64
23:DB:2728:U:H2'	23:DB:2729:G:C8	2.31	0.64
49:BR:28:ALA:O	49:BR:63:VAL:HG21	1.97	0.64
23:DB:315:G:H2'	23:DB:316:C:C6	2.32	0.64
1:AA:1006:G:H2'	1:AA:1007:U:H6	1.62	0.64
3:AD:60:VAL:HA	3:AD:63:ILE:HD12	1.80	0.64
2:AC:116:ALA:O	2:AC:119:ILE:HG22	1.98	0.64
23:DB:2182:U:H2'	23:DB:2183:A:C8	2.33	0.64
1:CA:1463:U:H2'	1:CA:1464:U:C6	2.32	0.64
17:CR:38:ILE:H	17:CR:38:ILE:HD13	1.63	0.64
23:DB:2137:U:O2'	23:DB:2138:G:H5'	1.97	0.64
42:BN:106:ASP:C	42:BN:108:ALA:H	2.01	0.64
40:BH:31:VAL:O	40:BH:32:PRO:C	2.34	0.64
26:BD:51:THR:HG21	26:BD:76:GLY:HA3	1.80	0.64
20:CB:53:LEU:HD11	20:CB:216:VAL:HG12	1.80	0.64
25:BC:173:LEU:H	25:BC:173:LEU:HD22	1.61	0.64
20:AB:16:GLY:HA3	20:AB:39:ILE:HA	1.79	0.64
27:DK:41:ILE:HG13	27:DK:42:THR:H	1.63	0.64
5:CF:53:LYS:HB3	5:CF:54:LEU:HD22	1.80	0.64
47:BF:110:ILE:HA	47:BF:111:ARG:CZ	2.27	0.64

Continued on next page...

Continued from previous page...

Atom-1	Atom-2	Distance(Å)	Clash(Å)
9:AJ:15:HIS:HA	9:AJ:18:ILE:HG22	1.79	0.64
42:DN:34:ILE:O	42:DN:112:TYR:HA	1.97	0.64
1:AA:1343:G:H2'	1:AA:1344:C:C6	2.33	0.64
46:BU:35:VAL:HB	46:BU:38:ILE:CG2	2.26	0.64
1:CA:1009:U:H1'	1:CA:1021:A:C2	2.33	0.64
49:BR:31:GLU:H	49:BR:63:VAL:HG22	1.61	0.64
23:DB:1373:A:H2'	23:DB:1374:G:O4'	1.96	0.64
23:DB:254:G:H22	34:D3:7:ARG:HH21	1.45	0.64
23:DB:2086:U:H2'	23:DB:2087:G:C8	2.32	0.64
23:DB:1857:G:N2	23:DB:1884:G:H2'	2.13	0.64
2:AC:70:ALA:HA	2:AC:105:VAL:HG21	1.79	0.64
2:CC:116:ALA:O	2:CC:119:ILE:HG22	1.97	0.64
48:DG:87:GLN:HG2	48:DG:164:ALA:HA	1.80	0.64
46:DU:86:PHE:CD2	46:DU:92:VAL:HG21	2.32	0.64
44:DQ:91:ARG:HH21	44:DQ:94:LEU:HD21	1.63	0.64
29:DE:134:LEU:HD21	29:DE:161:ALA:HB2	1.79	0.64
23:BB:321:U:H5''	29:BE:131:THR:HG23	1.79	0.64
45:DS:48:LYS:O	45:DS:52:GLU:HG2	1.96	0.64
27:DK:87:LEU:HB2	27:DK:93:GLN:O	1.98	0.64
23:BB:2147:A:H5'	23:BB:2148:G:H4'	1.79	0.64
23:DB:1439:A:C6	23:DB:1552:A:N7	2.65	0.64
23:DB:1386:C:H2'	23:DB:1387:A:C8	2.33	0.64
23:DB:1283:G:N2	23:DB:1285:A:H3'	2.12	0.64
38:BM:26:VAL:HA	38:BM:66:ARG:HH21	1.62	0.64
1:CA:501:C:H2'	1:CA:502:A:C8	2.32	0.64
17:AR:38:ILE:H	17:AR:38:ILE:HD13	1.62	0.64
43:BO:76:LYS:O	43:BO:80:GLU:HG2	1.97	0.64
49:BR:49:ILE:HD13	49:BR:53:PHE:N	2.13	0.64
23:BB:2102:G:N3	23:BB:2102:G:H2'	2.12	0.64
1:CA:1273:C:H2'	1:CA:1274:A:O4'	1.97	0.64
6:CG:125:ASP:HB3	6:CG:131:GLY:N	2.13	0.64
20:AB:118:THR:O	20:AB:121:GLN:HB3	1.97	0.64
23:DB:1175:A:N3	23:DB:1175:A:H3'	2.13	0.64
23:BB:125:A:H3'	23:BB:126:A:C5'	2.28	0.64
25:DC:116:GLN:HG2	25:DC:117:SER:H	1.63	0.64
47:DF:40:GLY:O	47:DF:41:GLU:C	2.35	0.64
1:AA:1302:C:OP2	12:AM:16:ILE:HD11	1.97	0.64
3:AD:165:GLU:CG	3:AD:166:LYS:H	2.09	0.64
23:BB:1024:G:C3'	23:BB:1025:G:H5''	2.26	0.64
47:BF:107:VAL:HA	47:BF:111:ARG:HH12	1.63	0.64
23:BB:2749:A:C3'	23:BB:2750:A:H5''	2.28	0.64
1:CA:451:A:H4'	1:CA:452:A:O4'	1.98	0.64

Continued on next page...

Continued from previous page...

Atom-1	Atom-2	Distance(Å)	Clash(Å)
23:DB:2471:A:HO2'	23:DB:2472:G:H8	1.45	0.64
4:AE:43:GLY:O	4:AE:72:ASN:HA	1.97	0.64
1:CA:590:U:H2'	1:CA:591:U:C6	2.32	0.64
8:AI:39:GLY:HA2	8:AI:44:ARG:HD3	1.78	0.64
28:DP:31:VAL:HG12	28:DP:38:ARG:O	1.97	0.64
2:CC:129:PHE:HE2	2:CC:165:GLU:HG2	1.61	0.64
23:DB:1166:G:H2'	23:DB:1167:C:C6	2.33	0.64
1:CA:279:A:H5''	1:CA:280:C:H3'	1.79	0.64
1:AA:501:C:H2'	1:AA:502:A:H8	1.62	0.64
14:AO:53:ARG:HD2	23:BB:715:A:H61	1.61	0.64
43:DO:15:ARG:HH21	43:DO:95:SER:HB3	1.61	0.64
23:DB:2334:U:N3	43:DO:16:ARG:HG2	2.11	0.64
15:CP:20:VAL:HG23	15:CP:35:ARG:HA	1.79	0.64
23:DB:1098:A:H3'	24:DI:3:LYS:CB	2.27	0.64
44:DQ:27:ARG:HA	44:DQ:33:VAL:HG23	1.80	0.64
48:BG:24:THR:HA	48:BG:34:ARG:HA	1.80	0.64
27:BK:38:ILE:HD13	27:BK:61:VAL:HG12	1.79	0.64
40:DH:8:LYS:O	40:DH:13:GLY:HA3	1.97	0.64
32:B4:7:VAL:HG13	32:B4:8:LYS:N	2.13	0.64
50:BT:2:ILE:HB	50:BT:3:ARG:HD3	1.79	0.64
23:DB:2070:A:H2'	23:DB:2071:A:C8	2.32	0.64
8:CI:39:GLY:HA2	8:CI:44:ARG:HD3	1.79	0.64
14:CO:8:THR:O	14:CO:12:VAL:HG23	1.97	0.64
28:BP:88:ARG:HB2	28:BP:112:ARG:NH1	2.13	0.64
23:DB:431:U:O2'	23:DB:432:A:H5'	1.98	0.64
23:DB:654:A:H2'	23:DB:655:A:H5''	1.79	0.64
7:CH:87:ARG:H	7:CH:90:GLU:HB3	1.61	0.64
23:BB:315:G:H2'	23:BB:316:C:C6	2.33	0.64
46:DU:48:VAL:C	46:DU:53:GLN:HG3	2.18	0.64
23:BB:2810:A:H2'	23:BB:2811:G:O4'	1.96	0.64
51:DZ:30:LEU:HD23	51:DZ:30:LEU:N	2.11	0.64
25:DC:77:VAL:HG23	25:DC:112:GLY:N	2.08	0.64
47:DF:40:GLY:HA2	47:DF:84:ILE:HG23	1.79	0.64
25:BC:140:VAL:HG12	25:BC:141:HIS:H	1.61	0.64
45:DS:27:LYS:O	45:DS:32:ALA:HB2	1.97	0.64
1:CA:1202:U:H1'	13:CN:68:ARG:HD2	1.79	0.64
40:DH:96:THR:HG23	40:DH:97:ARG:HD3	1.79	0.64
38:DM:2:LEU:O	38:DM:69:PRO:HG3	1.98	0.64
2:CC:14:VAL:O	2:CC:15:LYS:HD2	1.97	0.64
26:BD:9:VAL:HA	26:BD:197:THR:HG23	1.80	0.64
4:AE:92:ARG:HH11	4:AE:92:ARG:HB3	1.63	0.64
23:BB:1727:C:H2'	23:BB:1728:C:H6	1.63	0.64

Continued on next page...

Continued from previous page...

Atom-1	Atom-2	Distance(Å)	Clash(Å)
23:BB:155:A:H2'	23:BB:156:A:C8	2.32	0.64
37:BL:132:ARG:O	37:BL:136:GLU:HG3	1.98	0.64
7:CH:40:LYS:HD2	7:CH:47:ASP:HA	1.80	0.64
43:DO:76:LYS:O	43:DO:80:GLU:HG2	1.98	0.64
1:CA:1391:U:H2'	1:CA:1392:G:C8	2.33	0.64
23:BB:2331:G:H21	23:BB:2336:A:H8	1.44	0.64
52:DW:35:ILE:O	52:DW:35:ILE:HG12	1.97	0.64
47:DF:39:VAL:HG11	47:DF:49:LEU:HD23	1.79	0.64
47:DF:39:VAL:HG21	47:DF:49:LEU:HA	1.80	0.64
41:BJ:43:GLU:O	41:BJ:45:THR:N	2.31	0.64
25:BC:13:ARG:HG3	25:BC:14:HIS:ND1	2.13	0.64
25:DC:13:ARG:HG3	25:DC:14:HIS:ND1	2.13	0.64
47:BF:135:ILE:HD11	47:BF:137:PHE:HB3	1.78	0.64
16:CQ:18:LYS:HG2	16:CQ:48:GLU:HA	1.80	0.64
12:AM:2:ARG:HG3	12:AM:6:ILE:H	1.62	0.64
1:CA:1250:A:H2'	1:CA:1251:A:C8	2.33	0.64
1:CA:337:G:H2'	1:CA:338:A:H8	1.60	0.64
23:DB:1440:U:H2'	23:DB:1441:G:H8	1.62	0.64
4:AE:28:ARG:NH2	4:AE:30:PHE:HA	2.13	0.64
10:CK:105:ARG:NH2	21:CU:10:PRO:HB3	2.13	0.64
1:CA:806:C:H2'	1:CA:807:A:H8	1.62	0.64
8:CI:79:ARG:NH2	8:CI:102:PHE:HA	2.13	0.64
1:CA:812:G:HO2'	1:CA:813:U:H6	1.45	0.64
23:DB:1727:C:H2'	23:DB:1728:C:H6	1.62	0.64
1:AA:1006:G:H2'	1:AA:1007:U:C6	2.33	0.64
16:CQ:13:SER:HB3	16:CQ:21:VAL:HB	1.80	0.64
23:BB:2645:G:H3'	23:BB:2646:C:H5'	1.79	0.64
1:AA:279:A:H5''	1:AA:280:C:H3'	1.77	0.64
47:BF:141:ASP:HB2	47:BF:144:LYS:HB2	1.79	0.64
1:CA:1478:U:H2'	1:CA:1479:C:C6	2.32	0.64
44:DQ:4:LYS:HZ3	44:DQ:7:VAL:HG22	1.63	0.64
17:AR:34:GLU:HB2	21:AU:18:PHE:CZ	2.33	0.64
23:BB:1203:U:H3'	23:BB:1204:A:H5''	1.80	0.64
46:DU:26:ASN:N	46:DU:26:ASN:HD22	1.94	0.64
46:DU:24:VAL:HA	46:DU:35:VAL:HA	1.79	0.64
23:DB:172:A:H2'	23:DB:173:A:H8	1.62	0.64
23:BB:355:U:H2'	23:BB:356:G:C8	2.31	0.64
23:DB:1812:U:H2'	23:DB:1813:G:C8	2.33	0.64
23:BB:479:A:O2'	23:BB:481:G:H5'	1.98	0.64
46:BU:72:PHE:HA	46:BU:78:LYS:O	1.98	0.64
37:DL:132:ARG:O	37:DL:136:GLU:HG3	1.98	0.64
1:AA:1391:U:H2'	1:AA:1392:G:C8	2.33	0.64

Continued on next page...

Continued from previous page...

Atom-1	Atom-2	Distance(Å)	Clash(Å)
51:BZ:66:THR:O	51:BZ:69:ALA:HB3	1.98	0.64
1:CA:734:G:H21	17:CR:63:TYR:HE1	1.44	0.64
23:BB:492:A:H2'	23:BB:493:G:O4'	1.97	0.64
23:DB:751:A:H5'	45:DS:90:LYS:HA	1.78	0.64
49:DR:60:LYS:N	49:DR:100:GLY:HA3	2.05	0.63
49:BR:36:ALA:HA	49:BR:58:VAL:HA	1.80	0.63
44:DQ:57:ARG:HH12	44:DQ:61:ILE:HD11	1.61	0.63
29:BE:134:LEU:HD21	29:BE:161:ALA:HB2	1.80	0.63
37:DL:143:GLU:CG	37:DL:144:GLU:H	2.10	0.63
1:CA:1101:A:H61	20:CB:101:THR:HG21	1.63	0.63
23:DB:1060:U:O4	23:DB:1088:A:N6	2.31	0.63
27:DK:71:ARG:HD2	27:DK:106:GLU:OE2	1.97	0.63
47:BF:101:ARG:NH1	47:BF:138:PRO:HB2	2.12	0.63
38:BM:19:GLY:N	38:BM:38:ARG:NH2	2.46	0.63
1:CA:923:A:H2'	1:CA:924:C:C6	2.33	0.63
23:BB:365:U:H2'	23:BB:366:C:C6	2.33	0.63
23:BB:741:U:H2'	23:BB:742:A:C8	2.33	0.63
1:AA:1218:C:H2'	1:AA:1219:A:C8	2.33	0.63
15:CP:6:LEU:HB3	15:CP:17:TYR:HB3	1.80	0.63
48:BG:8:VAL:HG11	48:BG:49:LEU:CB	2.28	0.63
23:BB:2884:U:O4	31:B0:39:ARG:HD3	1.98	0.63
43:BO:58:ILE:HG22	43:BO:62:LEU:HD23	1.81	0.63
23:BB:2471:A:HO2'	23:BB:2472:G:H8	1.45	0.63
23:BB:675:A:H4'	29:BE:60:TRP:HZ2	1.61	0.63
48:DG:84:LYS:HB2	48:DG:132:LEU:H	1.63	0.63
2:AC:14:VAL:O	2:AC:15:LYS:HD2	1.98	0.63
1:CA:502:A:H2'	1:CA:503:C:H6	1.62	0.63
23:BB:1354:A:H2'	23:BB:1355:G:O4'	1.98	0.63
23:DB:794:A:H2'	23:DB:795:C:C6	2.32	0.63
23:DB:2296:U:H4'	23:DB:2297:A:OP1	1.98	0.63
23:DB:2674:G:H4'	27:DK:30:ARG:HG3	1.78	0.63
21:AU:11:PHE:O	21:AU:11:PHE:HD1	1.80	0.63
38:DM:40:ARG:HD3	38:DM:93:VAL:HG21	1.80	0.63
23:DB:1947:C:H2'	23:DB:1948:G:H8	1.63	0.63
23:DB:2795:C:H2'	23:DB:2796:U:O4'	1.97	0.63
52:DW:64:GLY:HA2	52:DW:84:GLU:H	1.63	0.63
23:DB:580:U:H2'	23:DB:581:C:C6	2.34	0.63
44:BQ:91:ARG:HH21	44:BQ:94:LEU:HD21	1.63	0.63
1:AA:411:A:H62	1:AA:413:G:N2	1.96	0.63
40:BH:41:LYS:N	40:BH:41:LYS:HE3	2.14	0.63
1:AA:337:G:H2'	1:AA:338:A:H8	1.60	0.63
1:CA:1221:G:O3'	18:CS:76:THR:HG21	1.98	0.63

Continued on next page...

Continued from previous page...

Atom-1	Atom-2	Distance(Å)	Clash(Å)
1:CA:859:G:H2'	1:CA:860:A:H8	1.63	0.63
40:BH:83:LYS:CB	40:BH:91:PHE:HB2	2.29	0.63
23:DB:543:G:H21	23:DB:545:U:H5'	1.63	0.63
4:CE:152:VAL:HA	4:CE:155:LYS:HD3	1.81	0.63
2:AC:155:ARG:H	2:AC:162:ALA:HA	1.62	0.63
25:DC:156:SER:HB3	25:DC:159:THR:HG21	1.80	0.63
23:DB:948:C:H2'	23:DB:949:G:H8	1.63	0.63
38:BM:2:LEU:O	38:BM:69:PRO:HG3	1.97	0.63
23:DB:864:G:O2'	23:DB:865:C:H5'	1.98	0.63
1:CA:818:G:H3'	1:CA:819:A:H5''	1.80	0.63
10:CK:51:PHE:HB2	10:CK:55:ARG:HB3	1.80	0.63
50:BT:36:LYS:O	50:BT:36:LYS:HD3	1.97	0.63
1:AA:17:U:H2'	1:AA:18:C:C6	2.33	0.63
26:DD:51:THR:HG21	26:DD:76:GLY:HA3	1.79	0.63
47:BF:42:ALA:HB1	47:BF:46:LYS:HZ3	1.63	0.63
47:BF:105:ILE:O	47:BF:109:ARG:HB2	1.98	0.63
23:BB:1439:A:C6	23:BB:1552:A:N7	2.66	0.63
1:AA:1513:A:H2'	1:AA:1514:G:H8	1.61	0.63
23:DB:1790:C:O2'	25:DC:207:ALA:HB2	1.98	0.63
1:AA:74:A:O2'	1:AA:75:G:H5'	1.98	0.63
1:CA:45:G:H2'	1:CA:46:G:H8	1.61	0.63
1:CA:56:U:H2'	1:CA:57:G:H8	1.62	0.63
35:DV:70:ILE:HD13	35:DV:70:ILE:N	2.13	0.63
23:DB:2353:G:N3	52:DW:30:VAL:HG13	2.14	0.63
8:AI:62:LEU:HD22	8:AI:62:LEU:H	1.62	0.63
8:CI:62:LEU:HD22	8:CI:62:LEU:H	1.63	0.63
41:DJ:3:THR:HB	41:DJ:44:TYR:HE1	1.63	0.63
18:AS:30:LEU:HD12	18:AS:48:ILE:HG12	1.80	0.63
44:BQ:56:PHE:O	44:BQ:59:LEU:HB3	1.98	0.63
25:BC:128:THR:HA	25:BC:190:THR:CA	2.27	0.63
50:BT:38:ALA:O	50:BT:39:THR:HB	1.99	0.63
27:BK:102:PRO:HA	27:BK:120:PRO:HB3	1.81	0.63
27:DK:64:ARG:HD2	27:DK:102:PRO:O	1.98	0.63
47:BF:168:LEU:HD13	47:BF:169:LEU:H	1.63	0.63
24:BI:129:GLU:HB3	24:BI:133:ARG:NH1	2.12	0.63
3:AD:169:TRP:NE1	3:AD:170:LEU:HD23	2.13	0.63
23:BB:2471:A:O2'	23:BB:2472:G:H8	1.81	0.63
9:AJ:52:LEU:HA	9:AJ:62:ARG:HA	1.79	0.63
23:DB:2078:C:H2'	23:DB:2079:U:H6	1.62	0.63
39:BX:56:LEU:C	39:BX:58:ASN:H	2.02	0.63
1:CA:1237:C:H3'	1:CA:1336:C:H41	1.63	0.63
10:CK:88:PRO:HD3	21:CU:28:LEU:CD1	2.28	0.63

Continued on next page...

Continued from previous page...

Atom-1	Atom-2	Distance(Å)	Clash(Å)
23:BB:222:A:N1	23:BB:233:A:H5''	2.13	0.63
23:DB:2137:U:H2'	23:DB:2138:G:H8	1.62	0.63
1:CA:818:G:C3'	1:CA:819:A:H5''	2.28	0.63
23:DB:26:G:H1'	23:DB:514:A:N6	2.14	0.63
26:BD:16:THR:HB	26:BD:18:ASP:OD1	1.98	0.63
47:DF:125:GLY:O	47:DF:157:THR:HG23	1.99	0.63
23:DB:1447:C:H2'	23:DB:1448:G:H8	1.63	0.63
28:DP:88:ARG:HB2	28:DP:112:ARG:NH1	2.13	0.63
46:DU:78:LYS:HD3	46:DU:79:ALA:H	1.62	0.63
11:CL:17:LYS:HE3	11:CL:17:LYS:H	1.63	0.63
23:BB:794:A:H2'	23:BB:795:C:C6	2.33	0.63
23:BB:620:G:H5'	23:BB:620:G:N3	2.13	0.63
1:AA:728:A:H2'	1:AA:729:A:C8	2.33	0.63
52:BW:37:VAL:HG13	52:BW:55:ASP:O	1.99	0.63
37:DL:78:ARG:HB3	37:DL:113:ALA:HB2	1.79	0.63
47:DF:41:GLU:O	47:DF:43:ILE:HG22	1.97	0.63
41:BJ:3:THR:HB	41:BJ:44:TYR:HE1	1.63	0.63
49:BR:38:VAL:HG22	49:BR:40:MET:H	1.64	0.63
24:BI:11:GLN:HA	24:BI:55:PRO:HA	1.79	0.63
23:DB:2267:A:C3'	23:DB:2267:A:H8	2.07	0.63
40:DH:94:ILE:O	40:DH:122:LEU:HB2	1.98	0.63
5:CF:53:LYS:NZ	5:CF:54:LEU:H	1.95	0.63
38:DM:21:ALA:HB2	38:DM:100:LYS:HG2	1.80	0.63
24:DI:20:SER:O	24:DI:25:PRO:HD2	1.98	0.63
13:CN:5:MET:SD	13:CN:8:ARG:HD3	2.38	0.63
23:BB:2444:G:P	29:BE:63:LYS:HD2	2.38	0.63
46:BU:24:VAL:HA	46:BU:35:VAL:HA	1.81	0.63
23:DB:2137:U:H2'	23:DB:2138:G:C8	2.34	0.63
38:BM:114:ARG:HH21	38:BM:114:ARG:HB2	1.63	0.63
23:DB:1935:G:H1'	23:DB:1964:G:N2	2.14	0.63
1:AA:382:A:H2'	1:AA:383:A:C8	2.34	0.63
23:BB:176:A:O2'	23:BB:177:G:H5'	1.98	0.63
23:DB:1579:A:H2'	23:DB:1580:A:C8	2.34	0.63
1:AA:586:C:H5''	7:AH:81:GLY:HA2	1.80	0.63
30:DY:2:LYS:HD3	30:DY:2:LYS:H	1.63	0.63
10:AK:110:THR:HG22	21:AU:4:LYS:HA	1.81	0.63
1:AA:781:A:H2'	1:AA:782:A:H5'	1.79	0.63
10:CK:58:THR:HB	10:CK:59:PRO:HD2	1.79	0.63
23:DB:620:G:H5'	23:DB:620:G:N3	2.13	0.63
23:DB:1015:U:H2'	23:DB:1016:G:C8	2.34	0.63
23:BB:1579:A:H2'	23:BB:1580:A:C8	2.33	0.63
51:BZ:5:CYS:CB	51:BZ:10:LYS:H	2.08	0.63

Continued on next page...

Continued from previous page...

Atom-1	Atom-2	Distance(Å)	Clash(Å)
23:DB:2387:U:H1'	52:DW:38:ARG:CZ	2.28	0.63
5:AF:29:ILE:HD13	5:AF:64:VAL:HG21	1.81	0.63
5:AF:6:ILE:HG23	5:AF:62:MET:HB3	1.78	0.63
33:B1:26:LYS:HD2	33:B1:30:PRO:HA	1.80	0.63
29:BE:149:ILE:HG23	29:BE:188:MET:HA	1.81	0.63
45:DS:55:ILE:HD12	45:DS:69:LEU:HD23	1.80	0.63
23:BB:1060:U:O4	23:BB:1088:A:N6	2.31	0.63
27:DK:41:ILE:HG13	27:DK:42:THR:N	2.14	0.63
47:DF:107:VAL:HA	47:DF:111:ARG:HH12	1.63	0.63
6:CG:23:ALA:O	6:CG:26:VAL:HG22	1.99	0.63
36:D2:10:LEU:HD21	36:D2:14:ARG:NH1	2.13	0.63
24:BI:20:SER:O	24:BI:25:PRO:HD2	1.99	0.63
1:AA:235:C:H2'	1:AA:236:A:C8	2.33	0.63
1:AA:522:C:H41	11:AL:49:ARG:HH22	1.46	0.63
19:CT:79:THR:HG22	19:CT:83:ASN:ND2	2.13	0.63
23:BB:2181:U:H2'	23:BB:2182:U:C6	2.33	0.63
1:CA:41:G:H2'	1:CA:42:G:C8	2.34	0.63
3:CD:138:PRO:HA	3:CD:181:PHE:HD2	1.62	0.63
50:DT:69:ARG:HB3	50:DT:74:ILE:HA	1.81	0.63
14:CO:11:ILE:HD11	14:CO:30:ALA:HB1	1.81	0.63
1:CA:1163:A:H2'	1:CA:1164:G:H8	1.64	0.63
1:CA:950:U:H2'	1:CA:951:G:C8	2.34	0.63
48:BG:145:ALA:HA	48:BG:148:ARG:HG3	1.80	0.63
23:BB:948:C:H2'	23:BB:949:G:H8	1.64	0.63
23:BB:2346:A:H3'	23:BB:2347:C:H5''	1.80	0.63
23:BB:2155:U:H2'	23:BB:2156:G:O4'	1.99	0.63
11:CL:60:PHE:O	11:CL:62:VAL:HG13	1.98	0.63
23:DB:581:C:H2'	23:DB:582:A:C8	2.34	0.63
50:DT:61:LEU:HG	50:DT:82:LYS:HB2	1.78	0.63
28:DP:4:ILE:HG22	28:DP:5:LYS:N	2.09	0.63
20:CB:44:LYS:C	20:CB:47:PRO:HD2	2.19	0.63
23:DB:278:A:H3'	23:DB:278:A:OP2	1.98	0.63
23:BB:557:C:H2'	23:BB:558:U:C6	2.33	0.63
24:DI:27:LEU:CD2	24:DI:27:LEU:H	2.11	0.63
41:BJ:84:ILE:HG23	41:BJ:84:ILE:O	1.98	0.63
29:BE:47:LYS:HB3	29:BE:51:GLU:HB2	1.79	0.63
23:DB:1018:U:O2'	23:DB:1019:U:H5'	1.98	0.63
23:BB:1812:U:H2'	23:BB:1813:G:C8	2.34	0.63
23:BB:2720:U:H5''	28:BP:52:ARG:NH2	2.13	0.63
1:AA:1237:C:H3'	1:AA:1336:C:H41	1.63	0.63
23:BB:2135:A:H3'	23:BB:2136:G:H8	1.63	0.63
48:DG:148:ARG:HB2	48:DG:152:ARG:NH2	2.14	0.63

Continued on next page...

Continued from previous page...

Atom-1	Atom-2	Distance(Å)	Clash(Å)
6:AG:57:GLU:CD	6:AG:57:GLU:H	2.02	0.63
51:BZ:30:LEU:HD23	51:BZ:30:LEU:N	2.13	0.63
23:DB:580:U:H2'	23:DB:581:C:H6	1.64	0.63
41:BJ:72:LYS:HB2	41:BJ:89:PHE:H	1.64	0.63
47:BF:40:GLY:HA2	47:BF:84:ILE:HG23	1.80	0.63
40:DH:5:LEU:HD13	40:DH:13:GLY:HA2	1.80	0.63
24:DI:121:ILE:N	24:DI:121:ILE:HD13	2.13	0.63
23:BB:142:A:O2'	23:BB:143:C:H5'	1.99	0.63
1:CA:1414:U:H2'	1:CA:1415:G:H8	1.62	0.63
13:AN:63:CYS:HB3	13:AN:67:GLY:N	2.13	0.63
23:DB:2074:U:H2'	23:DB:2075:U:C6	2.33	0.63
16:CQ:18:LYS:HE3	16:CQ:48:GLU:HG2	1.79	0.63
20:AB:63:LYS:HA	20:AB:224:ARG:NH1	2.14	0.63
23:BB:1442:U:H2'	23:BB:1443:U:C6	2.34	0.63
42:DN:96:ARG:HE	42:DN:116:VAL:HG23	1.64	0.63
26:BD:25:THR:HG21	26:BD:193:VAL:HG22	1.81	0.63
23:BB:580:U:H2'	23:BB:581:C:C6	2.33	0.63
14:AO:53:ARG:HG3	14:AO:57:LEU:HD13	1.81	0.63
23:DB:1506:U:H2'	23:DB:1507:C:C6	2.34	0.63
38:DM:71:LYS:HD3	38:DM:95:LEU:HD13	1.81	0.63
48:BG:173:ALA:HB3	48:BG:175:LYS:NZ	2.14	0.63
1:CA:728:A:H2'	1:CA:729:A:C8	2.34	0.63
23:DB:53:A:H1'	23:DB:179:C:O2'	1.99	0.63
23:BB:974:G:OP2	49:BR:78:ARG:HD3	1.99	0.63
20:AB:85:SER:O	20:AB:86:CYS:HB2	1.98	0.63
23:BB:2425:A:H5'	23:BB:2427:C:O4'	1.99	0.63
3:CD:2:ARG:NH1	3:CD:114:ARG:HG3	2.13	0.63
46:BU:86:PHE:CD2	46:BU:92:VAL:HG21	2.33	0.63
23:DB:2331:G:H21	23:DB:2336:A:H8	1.45	0.63
44:BQ:27:ARG:HA	44:BQ:33:VAL:HG23	1.81	0.63
5:AF:3:HIS:CD2	5:AF:65:GLU:HG3	2.34	0.63
44:DQ:63:ARG:NH2	44:DQ:96:ASP:HA	2.13	0.63
10:CK:91:GLY:HA2	10:CK:94:SER:HB3	1.81	0.63
25:BC:116:GLN:HG2	25:BC:117:SER:H	1.64	0.63
50:BT:28:ASN:HA	50:BT:91:GLN:HE22	1.64	0.63
44:BQ:97:ILE:HG13	44:BQ:105:PHE:HB2	1.81	0.63
19:AT:43:LYS:HE2	19:AT:44:ALA:N	2.11	0.63
10:AK:14:GLN:HA	10:AK:76:TYR:O	1.98	0.63
46:DU:32:LYS:HA	46:DU:65:GLN:HA	1.81	0.63
5:AF:53:LYS:HB3	5:AF:54:LEU:HD22	1.79	0.63
35:DV:9:ARG:HH22	35:DV:12:GLN:HA	1.64	0.63
23:BB:279:A:N6	23:BB:361:G:H1'	2.13	0.63

Continued on next page...

Continued from previous page...

Atom-1	Atom-2	Distance(Å)	Clash(Å)
23:DB:1178:C:H2'	23:DB:1179:G:C8	2.34	0.63
26:DD:148:GLN:CG	26:DD:152:PRO:HG2	2.28	0.63
1:AA:844:G:H3'	1:AA:844:G:OP2	1.99	0.63
48:BG:84:LYS:HB2	48:BG:132:LEU:H	1.64	0.63
2:CC:148:ILE:HA	2:CC:200:TRP:O	1.99	0.63
23:BB:2229:U:H2'	23:BB:2230:G:H8	1.64	0.63
5:AF:18:VAL:HG21	5:AF:58:HIS:CE1	2.34	0.63
23:BB:1015:U:H2'	23:BB:1016:G:C8	2.34	0.63
23:BB:1205:A:H4'	23:BB:1206:G:OP2	1.99	0.63
23:BB:2064:C:H2'	23:BB:2065:C:C6	2.34	0.63
40:DH:27:ARG:H	40:DH:31:VAL:HG21	1.64	0.62
51:DZ:7:VAL:HG21	51:DZ:59:ILE:HD11	1.79	0.62
23:DB:2328:A:H2'	23:DB:2329:U:C6	2.34	0.62
44:DQ:30:VAL:O	44:DQ:31:TYR:HB2	1.97	0.62
26:BD:51:THR:CG2	26:BD:76:GLY:HA3	2.29	0.62
41:DJ:6:ALA:HB3	41:DJ:45:THR:HG21	1.81	0.62
47:DF:43:ILE:HG23	47:DF:44:ALA:N	2.12	0.62
37:BL:78:ARG:HB3	37:BL:113:ALA:HB2	1.80	0.62
45:BS:29:VAL:HG11	45:BS:55:ILE:HD13	1.81	0.62
23:BB:1203:U:H3'	23:BB:1204:A:C5'	2.28	0.62
23:DB:557:C:H2'	23:DB:558:U:C6	2.33	0.62
38:BM:35:ALA:HB3	38:BM:99:GLY:H	1.63	0.62
4:CE:28:ARG:NH2	4:CE:30:PHE:HA	2.14	0.62
4:CE:113:VAL:HG11	4:CE:136:VAL:HG23	1.81	0.62
43:DO:58:ILE:HG22	43:DO:62:LEU:HD23	1.81	0.62
1:AA:1329:A:H5''	12:AM:24:VAL:HA	1.80	0.62
22:BA:98:G:H1	35:BV:14:LYS:HB2	1.63	0.62
23:BB:1107:G:H2'	23:BB:1108:U:H6	1.61	0.62
28:DP:52:ARG:HH11	28:DP:52:ARG:HG2	1.62	0.62
20:CB:20:ARG:CZ	20:CB:20:ARG:HA	2.29	0.62
40:BH:57:LYS:O	40:BH:61:VAL:HG12	1.99	0.62
42:BN:96:ARG:HE	42:BN:116:VAL:HG23	1.63	0.62
4:CE:87:VAL:HG23	4:CE:92:ARG:HA	1.80	0.62
23:BB:947:A:H2'	23:BB:948:C:C6	2.34	0.62
30:BY:2:LYS:HD3	30:BY:2:LYS:H	1.63	0.62
6:AG:125:ASP:HB3	6:AG:131:GLY:N	2.12	0.62
26:DD:136:ASN:HD21	26:DD:139:SER:C	2.03	0.62
36:B2:30:VAL:HA	36:B2:33:ARG:NH2	2.13	0.62
41:DJ:40:HIS:HE1	41:DJ:41:LYS:HE3	1.63	0.62
23:BB:2071:A:H2'	23:BB:2072:C:C6	2.33	0.62
23:BB:2801:G:H2'	23:BB:2802:G:C8	2.34	0.62
13:AN:48:GLN:O	13:AN:51:PRO:HD2	2.00	0.62

Continued on next page...

Continued from previous page...

Atom-1	Atom-2	Distance(Å)	Clash(Å)
41:DJ:103:ILE:HD12	41:DJ:104:ALA:N	2.14	0.62
45:BS:15:GLN:HA	45:BS:18:ARG:HG2	1.81	0.62
23:BB:26:G:H1'	23:BB:514:A:N6	2.14	0.62
23:BB:1018:U:O2'	23:BB:1019:U:H5'	1.98	0.62
23:BB:918:A:H2'	23:BB:919:U:H5'	1.81	0.62
13:AN:20:PHE:HB3	13:AN:24:ALA:HB2	1.79	0.62
23:BB:1440:U:H2'	23:BB:1441:G:H8	1.64	0.62
4:AE:45:VAL:O	4:AE:71:ILE:HG22	1.98	0.62
4:CE:43:GLY:O	4:CE:72:ASN:HA	1.99	0.62
28:DP:91:VAL:HG21	28:DP:96:LEU:HD21	1.82	0.62
23:DB:2834:G:H1'	23:DB:2883:A:N6	2.15	0.62
40:BH:49:ALA:HB3	40:BH:50:ARG:NH1	2.14	0.62
23:DB:2138:G:H2'	23:DB:2139:U:C6	2.34	0.62
3:CD:96:ARG:HB3	3:CD:98:ASP:OD2	1.99	0.62
42:DN:106:ASP:C	42:DN:108:ALA:H	2.03	0.62
50:DT:92:ASN:HB2	50:DT:93:LEU:HD22	1.81	0.62
1:CA:539:A:H2'	1:CA:540:G:C8	2.34	0.62
1:AA:1486:G:H2'	1:AA:1487:G:O4'	1.99	0.62
23:BB:753:A:H2'	23:BB:754:U:C6	2.33	0.62
46:DU:14:THR:HG21	46:DU:64:ILE:HD13	1.80	0.62
36:B2:3:ARG:NE	36:B2:3:ARG:HA	2.14	0.62
40:DH:27:ARG:HH21	40:DH:27:ARG:HG2	1.63	0.62
47:DF:42:ALA:HB1	47:DF:46:LYS:NZ	2.13	0.62
37:BL:18:ARG:C	37:BL:19:LEU:HD12	2.20	0.62
40:BH:135:HIS:HB3	40:BH:138:VAL:HG23	1.82	0.62
27:DK:104:THR:HB	27:DK:106:GLU:OE1	1.98	0.62
38:DM:35:ALA:HB3	38:DM:99:GLY:H	1.64	0.62
23:DB:126:A:OP2	36:D2:19:ARG:HB2	1.98	0.62
52:DW:77:LYS:O	52:DW:78:PHE:HB2	1.99	0.62
46:BU:26:ASN:HD22	46:BU:26:ASN:N	1.96	0.62
48:BG:88:LEU:O	48:BG:88:LEU:HD12	1.98	0.62
1:CA:843:U:OP2	1:CA:843:U:H4'	2.00	0.62
8:CI:123:ARG:HB3	8:CI:123:ARG:NH1	2.14	0.62
3:AD:96:ARG:HB3	3:AD:98:ASP:OD2	1.99	0.62
28:DP:13:LYS:HD3	28:DP:76:HIS:HA	1.80	0.62
23:DB:155:A:H2'	23:DB:156:A:H8	1.63	0.62
1:AA:501:C:H2'	1:AA:502:A:C8	2.34	0.62
20:CB:138:ARG:HD3	20:CB:141:GLU:OE1	2.00	0.62
23:DB:2814:A:H2'	23:DB:2815:C:C6	2.34	0.62
23:BB:118:A:H5'	23:BB:119:A:H8	1.64	0.62
27:BK:89:ASN:C	27:BK:89:ASN:HD22	2.03	0.62
1:AA:719:C:O2'	17:AR:37:LYS:HB2	1.97	0.62

Continued on next page...

Continued from previous page...

Atom-1	Atom-2	Distance(Å)	Clash(Å)
1:CA:1277:C:HO2'	1:CA:1279:G:H8	1.46	0.62
23:DB:996:A:H4'	44:DQ:91:ARG:HG2	1.80	0.62
47:DF:43:ILE:HB	47:DF:82:TYR:OH	1.99	0.62
50:BT:44:LYS:O	50:BT:48:GLN:HG2	1.99	0.62
24:DI:126:ARG:HB3	24:DI:126:ARG:HH11	1.64	0.62
40:DH:94:ILE:HG22	40:DH:122:LEU:HG	1.81	0.62
47:DF:105:ILE:O	47:DF:109:ARG:HB2	1.99	0.62
6:CG:19:SER:OG	6:CG:22:LEU:HB2	1.99	0.62
1:CA:411:A:H62	1:CA:413:G:N2	1.97	0.62
38:DM:19:GLY:N	38:DM:38:ARG:NH2	2.48	0.62
23:BB:1046:A:C3'	23:BB:1047:G:H5''	2.30	0.62
1:CA:522:C:H41	11:CL:49:ARG:HH22	1.47	0.62
25:BC:244:VAL:HB	25:BC:249:VAL:H	1.65	0.62
50:DT:54:GLU:CB	50:DT:88:LYS:HB2	2.30	0.62
26:DD:133:THR:HG23	26:DD:134:HIS:N	2.14	0.62
43:DO:15:ARG:HH21	43:DO:95:SER:CB	2.12	0.62
28:BP:89:GLY:HA2	28:BP:112:ARG:N	2.14	0.62
44:DQ:4:LYS:NZ	44:DQ:7:VAL:HG22	2.14	0.62
49:DR:36:ALA:HA	49:DR:58:VAL:HA	1.81	0.62
23:BB:1857:G:N2	23:BB:1884:G:H2'	2.14	0.62
1:AA:699:C:H2'	1:AA:700:G:H5''	1.81	0.62
11:CL:42:LYS:HD2	11:CL:43:LYS:HG2	1.82	0.62
1:AA:818:G:C3'	1:AA:819:A:H5''	2.29	0.62
2:AC:190:THR:HG22	2:AC:191:THR:H	1.65	0.62
27:BK:87:LEU:HB2	27:BK:93:GLN:O	1.99	0.62
27:DK:102:PRO:HA	27:DK:120:PRO:HB3	1.81	0.62
23:DB:1024:G:C3'	23:DB:1025:G:H5''	2.26	0.62
46:DU:46:LYS:NZ	46:DU:47:PRO:HG2	2.15	0.62
1:AA:451:A:H4'	1:AA:452:A:O4'	2.00	0.62
4:CE:45:VAL:O	4:CE:71:ILE:HG22	2.00	0.62
23:BB:2834:G:H1'	23:BB:2883:A:N6	2.15	0.62
23:DB:1813:G:N3	25:DC:49:THR:HG21	2.14	0.62
49:BR:71:LYS:HG3	49:BR:72:VAL:N	2.14	0.62
22:DA:28:C:OP1	43:DO:31:THR:HG21	1.99	0.62
42:BN:59:SER:O	42:BN:63:ARG:HB2	1.99	0.62
23:BB:2737:G:H2'	23:BB:2738:A:C8	2.35	0.62
23:DB:1786:A:H1'	23:DB:1938:A:N6	2.14	0.62
11:CL:82:ARG:HG2	11:CL:82:ARG:HH11	1.64	0.62
1:AA:950:U:H2'	1:AA:951:G:C8	2.34	0.62
2:AC:6:PRO:HA	2:AC:9:ILE:HG22	1.80	0.62
1:AA:320:A:H2'	1:AA:321:A:C8	2.34	0.62
23:BB:2366:A:H2'	23:BB:2367:G:O4'	1.99	0.62

Continued on next page...

Continued from previous page...

Atom-1	Atom-2	Distance(Å)	Clash(Å)
23:DB:1100:C:H2'	23:DB:1101:U:H6	1.63	0.62
23:BB:770:G:H5''	36:B2:10:LEU:HD12	1.82	0.62
40:BH:112:LYS:HE3	40:BH:112:LYS:C	2.20	0.62
40:BH:90:LEU:HD11	40:BH:146:VAL:HG12	1.82	0.62
18:CS:48:ILE:HG21	18:CS:70:LEU:HD21	1.81	0.62
44:DQ:97:ILE:HG13	44:DQ:105:PHE:HB2	1.81	0.62
27:BK:64:ARG:HD2	27:BK:102:PRO:O	1.99	0.62
27:DK:119:ALA:HB3	27:DK:120:PRO:HD3	1.81	0.62
47:DF:116:LEU:HB3	47:DF:176:PHE:HA	1.80	0.62
5:AF:53:LYS:NZ	5:AF:54:LEU:H	1.97	0.62
13:CN:68:ARG:HH12	13:CN:70:HIS:HB2	1.64	0.62
23:DB:704:G:C2'	23:DB:726:G:H22	2.12	0.62
23:DB:1593:A:H2'	23:DB:1594:U:C6	2.35	0.62
46:BU:34:ILE:HG12	46:BU:63:ALA:HB2	1.81	0.62
23:BB:2074:U:H2'	23:BB:2075:U:C6	2.34	0.62
20:CB:63:LYS:HA	20:CB:224:ARG:NH1	2.15	0.62
3:CD:169:TRP:NE1	3:CD:170:LEU:HD23	2.15	0.62
8:AI:123:ARG:HB3	8:AI:123:ARG:NH1	2.15	0.62
4:AE:23:THR:HA	4:AE:28:ARG:HA	1.81	0.62
1:CA:1513:A:H2'	1:CA:1514:G:H8	1.62	0.62
10:AK:88:PRO:HD3	21:AU:28:LEU:CD1	2.30	0.62
23:BB:594:U:H2'	23:BB:595:C:H6	1.63	0.62
1:CA:1163:A:H2'	1:CA:1164:G:C8	2.34	0.62
23:BB:2183:A:H2'	23:BB:2184:A:C8	2.34	0.62
23:DB:2065:C:H2'	23:DB:2066:C:H6	1.64	0.62
11:CL:85:ARG:HA	11:CL:93:ARG:HA	1.81	0.62
20:AB:26:MET:SD	20:AB:192:PRO:HD3	2.39	0.62
1:AA:678:U:H2'	1:AA:679:C:C6	2.34	0.62
47:BF:125:GLY:O	47:BF:157:THR:HG23	1.99	0.62
23:BB:1935:G:H1'	23:BB:1964:G:N2	2.15	0.62
23:DB:1826:G:H2'	23:DB:1827:U:H6	1.64	0.62
11:AL:122:LYS:HG3	11:AL:123:ALA:H	1.65	0.62
23:DB:753:A:H2'	23:DB:754:U:C6	2.34	0.62
25:DC:73:ILE:HG21	25:DC:97:ASP:HB2	1.82	0.62
40:BH:90:LEU:HB3	40:BH:123:ARG:HD3	1.80	0.62
27:DK:79:PHE:CD2	28:DP:69:VAL:HG12	2.35	0.62
37:DL:17:LYS:HD2	37:DL:19:LEU:HD11	1.82	0.62
14:AO:81:LEU:HD23	14:AO:85:LEU:HD13	1.81	0.62
22:DA:98:G:N1	35:DV:14:LYS:HB2	2.14	0.62
34:B3:22:LYS:HA	34:B3:48:MET:HA	1.81	0.62
1:CA:1343:G:H2'	1:CA:1344:C:C6	2.34	0.62
12:CM:44:ILE:HD12	12:CM:45:SER:H	1.64	0.62

Continued on next page...

Continued from previous page...

Atom-1	Atom-2	Distance(Å)	Clash(Å)
35:DV:93:ARG:HG3	35:DV:93:ARG:HH11	1.64	0.62
48:DG:8:VAL:HG11	48:DG:49:LEU:CB	2.29	0.62
1:CA:1218:C:H2'	1:CA:1219:A:C8	2.35	0.62
23:DB:282:A:H2'	23:DB:283:G:C8	2.34	0.62
23:BB:2189:U:H2'	23:BB:2190:G:H8	1.62	0.62
23:BB:419:U:H2'	23:BB:420:C:C6	2.35	0.62
23:BB:2814:A:H2'	23:BB:2815:C:C6	2.35	0.62
48:BG:148:ARG:HB2	48:BG:152:ARG:NH2	2.13	0.62
23:DB:2243:U:H2'	23:DB:2244:U:C6	2.34	0.62
23:DB:2097:A:H2'	23:DB:2098:U:C6	2.34	0.62
23:BB:1131:G:N2	23:BB:2024:G:H21	1.97	0.62
35:DV:79:ARG:NH1	38:DM:134:THR:HG21	2.14	0.62
47:DF:71:LYS:O	47:DF:73:VAL:HG23	2.00	0.62
23:BB:2400:G:O2'	23:BB:2401:U:H5'	2.00	0.62
5:AF:66:ALA:HB1	5:AF:67:PRO:HD2	1.82	0.62
49:DR:76:LYS:HB2	49:DR:85:LYS:HB2	1.81	0.62
52:BW:64:GLY:HA2	52:BW:84:GLU:H	1.64	0.62
20:CB:163:ILE:CG2	20:CB:164:ASP:H	2.05	0.62
20:CB:213:LEU:O	20:CB:216:VAL:HG22	2.00	0.62
25:BC:77:VAL:HG23	25:BC:112:GLY:N	2.07	0.62
1:CA:1313:U:OP2	18:CS:5:LYS:HA	2.00	0.62
51:DZ:40:VAL:CG2	51:DZ:43:GLU:HB3	2.27	0.62
44:BQ:104:ALA:HA	49:BR:46:GLU:CD	2.19	0.62
42:DN:102:PHE:N	42:DN:109:PRO:HA	2.11	0.62
47:BF:42:ALA:HB1	47:BF:46:LYS:NZ	2.15	0.62
23:DB:1060:U:C5	24:DI:131:THR:HG22	2.35	0.62
41:BJ:25:LEU:HD13	41:BJ:26:GLY:N	2.14	0.62
23:BB:136:G:H2'	23:BB:137:U:C6	2.34	0.62
23:BB:1590:A:H2'	23:BB:1591:A:C8	2.35	0.62
23:BB:1590:A:H2'	23:BB:1591:A:H8	1.65	0.62
10:CK:80:ASN:H	10:CK:80:ASN:ND2	1.97	0.62
1:AA:590:U:H2'	1:AA:591:U:H6	1.65	0.62
22:DA:32:U:H4'	22:DA:52:A:N6	2.15	0.62
39:BX:20:ASN:HA	39:BX:24:GLU:OE1	2.00	0.62
23:BB:580:U:H2'	23:BB:581:C:H6	1.65	0.62
10:CK:61:ALA:O	10:CK:64:VAL:HG12	2.00	0.62
23:BB:1447:C:H2'	23:BB:1448:G:H8	1.63	0.62
23:DB:2773:C:H5''	26:DD:169:ARG:HB2	1.82	0.62
26:BD:174:SER:O	26:BD:175:LEU:HB2	1.98	0.62
44:BQ:10:ARG:HA	44:BQ:13:HIS:HB2	1.82	0.62
23:BB:968:C:H2'	23:BB:969:G:H8	1.65	0.62
23:DB:1104:C:H2'	23:DB:1105:U:C6	2.35	0.62

Continued on next page...

Continued from previous page...

Atom-1	Atom-2	Distance(Å)	Clash(Å)
39:DX:12:GLU:HA	39:DX:15:ASN:HD21	1.64	0.62
8:AI:33:SER:HB3	8:AI:36:GLN:HB2	1.82	0.62
51:DZ:59:ILE:HG22	51:DZ:64:ILE:HG13	1.82	0.62
23:BB:2352:A:H2'	23:BB:2353:G:O4'	2.00	0.62
8:CI:5:TYR:HB2	8:CI:20:ILE:HB	1.81	0.62
33:D1:26:LYS:HD2	33:D1:30:PRO:HA	1.81	0.62
49:DR:6:GLN:HE22	49:DR:10:LYS:N	1.97	0.62
49:DR:4:VAL:HG23	49:DR:39:LEU:H	1.64	0.62
44:BQ:107:ALA:HB1	49:BR:48:LYS:HE3	1.81	0.62
20:CB:16:GLY:HA2	20:CB:40:ILE:HG13	1.81	0.62
20:CB:16:GLY:HA3	20:CB:39:ILE:HA	1.80	0.62
10:CK:14:GLN:HA	10:CK:76:TYR:O	1.99	0.62
19:AT:38:ILE:HG12	19:AT:85:LEU:HD13	1.80	0.62
27:DK:118:LEU:O	27:DK:120:PRO:HD2	2.00	0.62
27:BK:41:ILE:HG13	27:BK:42:THR:N	2.14	0.62
46:DU:46:LYS:HZ1	46:DU:47:PRO:HG2	1.64	0.62
36:D2:10:LEU:HD11	36:D2:14:ARG:CZ	2.30	0.62
23:DB:1594:U:H2'	23:DB:1595:C:C6	2.35	0.62
20:CB:85:SER:O	20:CB:86:CYS:HB2	1.98	0.62
23:BB:254:G:N2	34:B3:7:ARG:HH21	1.96	0.62
39:BX:29:ARG:NH1	50:BT:12:ARG:NE	2.48	0.62
23:BB:1593:A:H2'	23:BB:1594:U:C6	2.35	0.62
23:BB:981:A:H2'	23:BB:982:C:H5''	1.80	0.62
1:AA:90:C:H2'	1:AA:91:U:C5	2.34	0.62
2:AC:148:ILE:HA	2:AC:200:TRP:O	2.00	0.62
19:AT:79:THR:HG22	19:AT:83:ASN:ND2	2.14	0.62
46:BU:78:LYS:HD3	46:BU:79:ALA:H	1.64	0.62
2:AC:59:PRO:HG2	2:AC:62:SER:OG	1.99	0.62
23:BB:289:G:H2'	23:BB:290:U:O4'	1.99	0.62
40:DH:83:LYS:HE2	40:DH:149:GLU:HG3	1.81	0.62
2:CC:6:PRO:HA	2:CC:9:ILE:HG22	1.81	0.62
24:BI:85:ILE:HD13	24:BI:137:LEU:HD21	1.80	0.62
23:DB:2229:U:H2'	23:DB:2230:G:C8	2.35	0.62
23:BB:2636:C:H2'	23:BB:2637:U:C6	2.35	0.62
23:BB:2636:C:H4'	26:BD:81:GLU:OE2	2.00	0.62
21:AU:42:THR:O	21:AU:46:ARG:HG3	2.00	0.62
26:DD:51:THR:CG2	26:DD:76:GLY:HA3	2.30	0.62
8:AI:26:LYS:N	8:AI:61:ASP:HB3	2.15	0.62
8:CI:51:LEU:HB3	8:CI:56:MET:HG2	1.82	0.62
49:BR:6:GLN:HE22	49:BR:10:LYS:N	1.96	0.62
38:DM:35:ALA:HB2	38:DM:100:LYS:HB2	1.80	0.62
29:DE:58:LYS:C	29:DE:60:TRP:N	2.52	0.62

Continued on next page...

Continued from previous page...

Atom-1	Atom-2	Distance(Å)	Clash(Å)
48:BG:104:LEU:HB2	48:BG:112:VAL:HB	1.82	0.62
39:BX:48:ARG:O	39:BX:51:ALA:HB3	2.00	0.62
39:DX:56:LEU:C	39:DX:58:ASN:H	2.03	0.62
25:BC:202:ARG:HH12	25:BC:213:ARG:HE	1.45	0.62
3:CD:84:ASN:ND2	3:CD:86:GLY:H	1.98	0.62
41:DJ:40:HIS:CE1	41:DJ:41:LYS:HG3	2.35	0.62
1:AA:323:U:H2'	1:AA:324:G:O4'	2.00	0.62
25:DC:74:PRO:HG2	25:DC:96:LYS:CG	2.30	0.62
26:DD:174:SER:O	26:DD:175:LEU:HB2	1.98	0.62
1:CA:188:C:H2'	1:CA:189:A:O4'	2.00	0.62
23:BB:1373:A:H2'	23:BB:1374:G:O4'	1.99	0.62
23:DB:176:A:O2'	23:DB:177:G:H5'	1.99	0.62
23:DB:1568:G:H4'	25:DC:58:LYS:HB3	1.80	0.62
5:AF:80:PHE:CZ	25:BC:123:ILE:HG12	2.35	0.62
1:CA:312:C:H2'	1:CA:313:A:H8	1.64	0.62
40:BH:99:ILE:HD12	40:BH:130:VAL:HG11	1.82	0.61
23:DB:2898:U:H2'	23:DB:2899:A:C8	2.35	0.61
23:BB:2147:A:H5'	23:BB:2148:G:C4'	2.30	0.61
23:BB:1045:C:H4'	23:BB:1046:A:H5''	1.81	0.61
1:AA:843:U:OP2	1:AA:843:U:H4'	1.97	0.61
35:BV:44:HIS:NE2	35:BV:85:LYS:HB2	2.15	0.61
29:BE:58:LYS:HE2	29:BE:60:TRP:CD1	2.32	0.61
42:BN:87:PHE:CE1	42:BN:116:VAL:HG12	2.34	0.61
23:BB:172:A:H2'	23:BB:173:A:H8	1.64	0.61
1:CA:390:U:H2'	1:CA:391:G:H8	1.65	0.61
1:AA:1011:C:H2'	1:AA:1012:A:C8	2.35	0.61
1:AA:746:A:H2'	1:AA:747:A:C8	2.35	0.61
23:BB:589:U:H2'	23:BB:590:A:C8	2.35	0.61
1:AA:1007:U:H2'	1:AA:1008:U:C6	2.34	0.61
49:BR:49:ILE:HD13	49:BR:53:PHE:H	1.63	0.61
23:DB:1869:G:H2'	23:DB:1870:C:H5'	1.82	0.61
11:AL:35:ARG:HA	11:AL:35:ARG:CZ	2.30	0.61
23:DB:1849:G:H2'	23:DB:1850:G:H8	1.65	0.61
23:BB:2674:G:H4'	27:BK:30:ARG:HG3	1.82	0.61
9:AJ:22:THR:OG1	9:AJ:72:ARG:HG3	2.00	0.61
1:CA:212:G:H2'	1:CA:213:G:H8	1.63	0.61
10:CK:110:THR:HG22	21:CU:4:LYS:HA	1.81	0.61
23:BB:1869:G:H2'	23:BB:1870:C:H5'	1.82	0.61
1:AA:1359:C:H3'	13:AN:74:ARG:NH2	2.14	0.61
23:DB:1100:C:OP2	24:DI:2:LYS:HB3	1.99	0.61
23:DB:2352:A:C2	52:DW:29:SER:HB3	2.35	0.61
23:DB:855:G:N3	52:DW:23:LYS:HE3	2.15	0.61

Continued on next page...

Continued from previous page...

Atom-1	Atom-2	Distance(Å)	Clash(Å)
52:DW:24:ARG:HD2	52:DW:65:LYS:HG2	1.82	0.61
26:DD:10:GLY:O	26:DD:11:MET:HB2	2.01	0.61
8:AI:51:LEU:HB3	8:AI:56:MET:HG2	1.83	0.61
29:DE:161:ALA:HA	29:DE:164:LEU:HB2	1.83	0.61
10:AK:91:GLY:HA2	10:AK:94:SER:HB3	1.82	0.61
38:BM:35:ALA:HB2	38:BM:100:LYS:HB2	1.81	0.61
38:BM:21:ALA:HB2	38:BM:100:LYS:HG2	1.81	0.61
24:DI:32:VAL:HG22	24:DI:60:VAL:HG21	1.82	0.61
47:DF:24:VAL:O	47:DF:27:VAL:HG22	2.01	0.61
14:CO:70:LEU:HD12	14:CO:78:TYR:HB2	1.81	0.61
23:DB:1590:A:H2'	23:DB:1591:A:C8	2.35	0.61
23:BB:1553:A:O2'	23:BB:1554:U:H2'	2.00	0.61
23:DB:351:C:H2'	23:DB:352:A:C8	2.34	0.61
9:AJ:52:LEU:HD21	9:AJ:59:LYS:HA	1.82	0.61
19:CT:61:ALA:HA	19:CT:67:HIS:H	1.65	0.61
23:DB:2882:A:OP1	42:DN:96:ARG:HD2	2.00	0.61
6:AG:72:VAL:HG12	6:AG:89:GLU:HG3	1.81	0.61
42:DN:59:SER:O	42:DN:63:ARG:HB2	1.99	0.61
1:CA:1147:C:H1'	8:CI:17:ARG:NH1	2.16	0.61
5:CF:18:VAL:HG21	5:CF:58:HIS:CE1	2.35	0.61
1:CA:621:A:H2'	1:CA:622:A:C8	2.35	0.61
1:CA:182:A:O2'	1:CA:183:C:H3'	2.00	0.61
40:DH:42:LYS:HA	40:DH:45:GLU:OE2	1.98	0.61
26:DD:97:SER:HB3	26:DD:99:GLU:HG3	1.82	0.61
19:CT:49:ALA:HA	19:CT:52:GLU:OE2	2.00	0.61
23:BB:1947:C:H2'	23:BB:1948:G:H8	1.65	0.61
26:DD:16:THR:HB	26:DD:18:ASP:OD1	2.00	0.61
7:CH:94:VAL:HG23	7:CH:101:ALA:HB2	1.81	0.61
48:DG:154:GLU:HB3	48:DG:158:GLY:H	1.65	0.61
15:AP:20:VAL:HG23	15:AP:35:ARG:HA	1.81	0.61
40:BH:32:PRO:HG3	51:BZ:39:TRP:HB3	1.82	0.61
21:AU:39:LYS:N	21:AU:40:PRO:HD2	2.14	0.61
8:AI:5:TYR:HB2	8:AI:20:ILE:HB	1.81	0.61
1:AA:1313:U:OP2	18:AS:5:LYS:HA	2.00	0.61
23:DB:2311:A:H1'	47:DF:84:ILE:HD13	1.81	0.61
23:DB:559:G:P	41:DJ:111:LYS:HD3	2.41	0.61
47:DF:110:ILE:HA	47:DF:111:ARG:CZ	2.30	0.61
29:BE:33:VAL:O	29:BE:36:ALA:HB3	2.00	0.61
23:BB:145:C:H2'	23:BB:146:A:H8	1.65	0.61
23:BB:1082:U:N3	23:BB:1086:A:C6	2.69	0.61
29:BE:48:THR:H	29:BE:51:GLU:HG3	1.66	0.61
3:AD:197:HIS:HA	3:AD:200:VAL:HG22	1.82	0.61

Continued on next page...

Continued from previous page...

Atom-1	Atom-2	Distance(Å)	Clash(Å)
23:DB:1441:G:H2'	23:DB:1442:U:C6	2.34	0.61
35:DV:24:ASN:O	35:DV:44:HIS:HB2	2.00	0.61
35:DV:44:HIS:NE2	35:DV:85:LYS:HB2	2.16	0.61
23:DB:899:A:H2'	23:DB:900:A:O4'	2.00	0.61
23:BB:75:G:H4'	39:BX:48:ARG:HH22	1.63	0.61
38:DM:43:ALA:O	38:DM:46:ILE:HG12	2.01	0.61
42:DN:87:PHE:CE1	42:DN:116:VAL:HG12	2.35	0.61
23:BB:222:A:H61	23:BB:232:G:H1'	1.66	0.61
23:BB:5:A:H2'	23:BB:6:A:C8	2.35	0.61
2:CC:70:ALA:HA	2:CC:105:VAL:CG2	2.31	0.61
26:DD:68:PHE:HB3	26:DD:73:VAL:HG23	1.83	0.61
23:BB:1038:G:H2'	23:BB:1039:A:C8	2.35	0.61
20:AB:83:ALA:HB3	20:AB:90:PHE:HB3	1.82	0.61
36:B2:3:ARG:HA	36:B2:3:ARG:CZ	2.29	0.61
48:DG:154:GLU:H	48:DG:158:GLY:HA2	1.65	0.61
23:BB:30:G:OP1	44:BQ:4:LYS:HG2	2.00	0.61
1:AA:1239:A:H4'	1:AA:1240:U:H5'	1.81	0.61
9:CJ:22:THR:OG1	9:CJ:72:ARG:HG3	1.99	0.61
7:AH:94:VAL:HG23	7:AH:101:ALA:HB2	1.83	0.61
23:DB:992:C:H4'	49:DR:74:ILE:HD13	1.82	0.61
20:AB:80:LYS:HG3	20:AB:81:ASP:H	1.65	0.61
23:BB:452:G:OP1	29:BE:53:THR:HG23	1.99	0.61
23:DB:1098:A:OP2	24:DI:3:LYS:HG2	1.99	0.61
23:BB:857:G:C2'	23:BB:858:G:H5'	2.31	0.61
18:AS:48:ILE:HG21	18:AS:70:LEU:HD21	1.81	0.61
23:DB:2151:U:O2'	23:DB:2152:G:H5'	2.01	0.61
20:AB:16:GLY:HA2	20:AB:40:ILE:HG13	1.82	0.61
23:BB:2267:A:H8	23:BB:2267:A:C3'	2.07	0.61
27:BK:71:ARG:HD2	27:BK:106:GLU:OE2	2.01	0.61
23:DB:1082:U:N3	23:DB:1086:A:C6	2.68	0.61
23:BB:62:U:H2'	23:BB:62:U:O2	1.99	0.61
46:BU:46:LYS:HZ1	46:BU:47:PRO:HG2	1.65	0.61
47:DF:91:ARG:HD3	47:DF:91:ARG:N	2.15	0.61
43:BO:74:VAL:O	43:BO:78:VAL:HG23	2.00	0.61
23:BB:1440:U:H2'	23:BB:1441:G:C8	2.34	0.61
1:AA:922:G:H2'	1:AA:923:A:C8	2.36	0.61
23:BB:458:G:H22	23:BB:469:G:H2'	1.65	0.61
28:BP:91:VAL:HG21	28:BP:96:LEU:HD21	1.83	0.61
1:AA:270:A:H2'	1:AA:271:C:C6	2.35	0.61
38:DM:26:VAL:HA	38:DM:66:ARG:HH21	1.64	0.61
11:CL:54:VAL:CG2	11:CL:79:ILE:HD11	2.29	0.61
23:DB:955:U:OP1	38:DM:86:LYS:HE3	1.99	0.61

Continued on next page...

Continued from previous page...

Atom-1	Atom-2	Distance(Å)	Clash(Å)
5:CF:66:ALA:HB1	5:CF:67:PRO:HD2	1.82	0.61
23:DB:1316:U:O2'	23:DB:1317:G:H5'	2.01	0.61
23:DB:877:A:O2'	23:DB:878:A:H5'	2.01	0.61
33:B1:3:GLY:O	33:B1:4:ILE:HG12	2.00	0.61
49:BR:34:GLU:HG2	49:BR:60:LYS:HG2	1.81	0.61
50:BT:5:GLU:HA	50:BT:8:LEU:CB	2.28	0.61
49:BR:4:VAL:HG23	49:BR:39:LEU:H	1.65	0.61
47:BF:66:ILE:HD11	47:BF:83:PRO:HB3	1.83	0.61
40:DH:82:SER:OG	40:DH:94:ILE:HD11	2.00	0.61
14:AO:25:THR:HB	14:AO:70:LEU:HD23	1.82	0.61
23:BB:63:A:H2'	23:BB:63:A:OP2	2.01	0.61
13:AN:68:ARG:HH12	13:AN:70:HIS:HB2	1.65	0.61
13:AN:60:ARG:NE	13:AN:62:ARG:HG2	2.15	0.61
23:DB:784:G:O2'	23:DB:785:G:H5''	2.00	0.61
3:CD:197:HIS:HA	3:CD:200:VAL:HG22	1.82	0.61
31:B0:53:VAL:HG21	42:BN:98:LEU:HD11	1.82	0.61
1:AA:451:A:C6	1:AA:480:U:H2'	2.35	0.61
23:BB:1405:U:H2'	23:BB:1406:U:C6	2.36	0.61
23:DB:1405:U:H2'	23:DB:1406:U:C6	2.35	0.61
1:AA:1432:G:H1'	1:AA:1468:A:H61	1.66	0.61
1:CA:1007:U:H2'	1:CA:1008:U:C6	2.35	0.61
39:BX:8:GLU:O	39:BX:12:GLU:HB2	2.00	0.61
23:BB:2155:U:H2'	23:BB:2156:G:C8	2.35	0.61
23:BB:2284:A:OP2	33:B1:5:ARG:HG3	2.00	0.61
1:AA:154:U:H2'	1:AA:155:A:C8	2.35	0.61
4:CE:95:MET:HG3	4:CE:124:ALA:HB2	1.82	0.61
23:DB:2636:C:H2'	23:DB:2637:U:C6	2.36	0.61
48:BG:87:GLN:HE21	48:BG:164:ALA:HA	1.65	0.61
48:BG:37:ASN:HD22	48:BG:40:VAL:HB	1.66	0.61
1:AA:1147:C:H1'	8:AI:17:ARG:NH1	2.15	0.61
5:CF:16:GLU:CD	5:CF:16:GLU:H	2.01	0.61
23:DB:1099:G:C5'	24:DI:3:LYS:N	2.64	0.61
8:CI:26:LYS:N	8:CI:61:ASP:HB3	2.14	0.61
33:B1:29:LYS:N	33:B1:30:PRO:HD3	2.15	0.61
13:CN:40:ARG:NH2	18:CS:6:LYS:CB	2.59	0.61
29:DE:189:THR:O	29:DE:193:VAL:HG23	2.01	0.61
23:DB:1203:U:H3'	23:DB:1204:A:C5'	2.30	0.61
23:DB:1080:A:O2'	24:DI:126:ARG:HD2	2.01	0.61
41:DJ:84:ILE:HG23	41:DJ:84:ILE:O	2.00	0.61
1:CA:429:U:H3'	3:CD:8:LEU:HD23	1.83	0.61
3:AD:153:ARG:HG3	3:AD:154:VAL:N	2.15	0.61
13:CN:63:CYS:HB3	13:CN:67:GLY:N	2.13	0.61

Continued on next page...

Continued from previous page...

Atom-1	Atom-2	Distance(Å)	Clash(Å)
23:BB:2885:G:N2	31:B0:31:LYS:HG3	2.15	0.61
1:CA:1329:A:H5''	12:CM:24:VAL:HA	1.82	0.61
29:BE:58:LYS:C	29:BE:60:TRP:N	2.52	0.61
23:BB:1552:A:H2'	23:BB:1553:A:H5'	1.81	0.61
1:AA:1250:A:H2'	1:AA:1251:A:C8	2.35	0.61
4:AE:82:HIS:HB2	4:AE:83:PRO:HD2	1.81	0.61
1:CA:270:A:H2'	1:CA:271:C:C6	2.36	0.61
38:BM:64:TRP:HB2	38:BM:104:GLU:HB2	1.82	0.61
39:DX:8:GLU:O	39:DX:12:GLU:HB2	2.00	0.61
1:AA:1338:G:H2'	1:AA:1339:A:C8	2.35	0.61
1:CA:1062:U:H2'	1:CA:1063:C:C6	2.35	0.61
23:BB:1104:C:H2'	23:BB:1105:U:C6	2.35	0.61
23:BB:1849:G:H2'	23:BB:1850:G:H8	1.64	0.61
34:B3:37:THR:HA	34:B3:40:LYS:HE2	1.82	0.61
25:BC:73:ILE:HG21	25:BC:97:ASP:HB2	1.82	0.61
1:CA:678:U:H2'	1:CA:679:C:C6	2.36	0.61
52:BW:24:ARG:HD2	52:BW:65:LYS:HG2	1.83	0.61
23:DB:2352:A:H2'	23:DB:2353:G:O4'	2.00	0.61
8:CI:51:LEU:HB3	8:CI:56:MET:CB	2.30	0.61
26:DD:14:ILE:HD13	26:DD:178:VAL:HG11	1.83	0.61
41:DJ:43:GLU:O	41:DJ:45:THR:N	2.34	0.61
50:DT:28:ASN:HA	50:DT:91:GLN:HE22	1.66	0.61
47:BF:41:GLU:O	47:BF:43:ILE:HG22	2.00	0.61
24:DI:128:ILE:HA	24:DI:131:THR:HG23	1.83	0.61
40:BH:116:ARG:NH1	40:BH:139:PHE:HB2	2.16	0.61
27:DK:64:ARG:HH12	27:DK:101:GLY:HA3	1.66	0.61
23:DB:9:G:N2	23:DB:10:A:H62	1.96	0.61
23:DB:2895:G:H2'	23:DB:2896:C:C6	2.36	0.61
3:AD:116:LEU:HD21	3:AD:153:ARG:HD2	1.83	0.61
23:DB:117:G:H5'	23:DB:126:A:C8	2.31	0.61
23:BB:2143:C:H2'	23:BB:2144:G:C8	2.36	0.61
24:BI:18:ASN:N	24:BI:19:PRO:HD2	2.15	0.61
34:B3:22:LYS:HD2	34:B3:46:LYS:HB2	1.83	0.61
23:BB:921:C:H2'	23:BB:922:C:H6	1.66	0.61
3:AD:90:LEU:HA	3:AD:93:LEU:HD12	1.82	0.61
23:DB:2146:C:H4'	23:DB:2148:G:H1'	1.83	0.61
28:BP:13:LYS:HD3	28:BP:76:HIS:HA	1.81	0.61
23:BB:1796:U:H2'	23:BB:1797:G:H8	1.65	0.61
19:AT:61:ALA:HA	19:AT:67:HIS:H	1.65	0.61
43:BO:24:THR:HG22	43:BO:42:PRO:HD3	1.82	0.61
26:BD:27:ILE:HG23	26:BD:201:LEU:HD12	1.82	0.61
39:DX:15:ASN:ND2	39:DX:15:ASN:H	1.99	0.61

Continued on next page...

Continued from previous page...

Atom-1	Atom-2	Distance(Å)	Clash(Å)
7:CH:10:LEU:HD22	7:CH:74:ILE:HD11	1.82	0.61
23:DB:2801:G:H2'	23:DB:2802:G:C8	2.34	0.61
1:AA:204:G:H2'	1:AA:205:A:C8	2.36	0.61
29:DE:11:ALA:O	29:DE:12:LEU:HD22	2.00	0.61
1:AA:621:A:H2'	1:AA:622:A:C8	2.35	0.61
23:BB:2355:G:H4'	52:BW:20:LEU:CD1	2.31	0.61
7:CH:78:SER:HA	7:CH:84:ILE:HD12	1.83	0.61
7:AH:107:LYS:HE3	7:AH:107:LYS:HA	1.82	0.61
23:DB:5:A:H2'	23:DB:6:A:C8	2.36	0.61
1:CA:781:A:H2'	1:CA:782:A:H5'	1.81	0.61
1:CA:1239:A:H4'	1:CA:1240:U:H5'	1.81	0.61
21:CU:39:LYS:N	21:CU:40:PRO:HD2	2.15	0.61
10:AK:61:ALA:O	10:AK:64:VAL:HG12	2.00	0.61
52:DW:23:LYS:HD2	52:DW:24:ARG:N	2.16	0.61
33:D1:29:LYS:N	33:D1:30:PRO:HD3	2.15	0.61
23:BB:2898:U:H2'	23:BB:2899:A:C8	2.36	0.61
38:DM:35:ALA:HB2	38:DM:100:LYS:H	1.65	0.61
23:BB:139:U:H3'	23:BB:140:C:C5'	2.31	0.61
22:BA:32:U:H4'	22:BA:52:A:N6	2.15	0.61
23:BB:2187:U:H2'	23:BB:2188:U:C6	2.36	0.61
1:AA:923:A:H2'	1:AA:924:C:C6	2.35	0.61
1:AA:216:U:H2'	1:AA:217:C:C6	2.35	0.61
1:CA:474:G:H2'	1:CA:475:C:C6	2.35	0.61
26:BD:68:PHE:HB3	26:BD:73:VAL:HG23	1.83	0.61
2:AC:70:ALA:HA	2:AC:105:VAL:CG2	2.31	0.61
50:DT:12:ARG:NH1	50:DT:12:ARG:HB3	2.15	0.61
34:D3:37:THR:HA	34:D3:40:LYS:HE2	1.82	0.61
23:BB:38:A:O2'	29:BE:43:THR:HA	2.01	0.61
23:DB:522:A:H2'	23:DB:523:C:C6	2.35	0.61
1:CA:63:C:H5'	1:CA:64:G:OP2	2.01	0.61
1:AA:1356:G:H2'	1:AA:1357:A:C8	2.36	0.61
25:BC:74:PRO:HG2	25:BC:96:LYS:CG	2.31	0.61
46:BU:3:LYS:HD3	46:BU:82:VAL:HB	1.83	0.61
40:BH:97:ARG:O	40:BH:101:ASP:HB2	2.01	0.61
37:BL:17:LYS:HD2	37:BL:19:LEU:HD11	1.83	0.61
29:DE:47:LYS:HB3	29:DE:51:GLU:HB2	1.81	0.61
23:BB:1080:A:O2'	24:BI:126:ARG:HB2	2.01	0.61
23:DB:2144:G:N3	23:DB:2146:C:H5'	2.16	0.61
10:AK:80:ASN:ND2	10:AK:80:ASN:H	1.98	0.61
26:BD:133:THR:HG23	26:BD:134:HIS:N	2.16	0.61
23:BB:1506:U:H2'	23:BB:1507:C:C6	2.36	0.61
1:AA:41:G:H2'	1:AA:42:G:C8	2.35	0.61

Continued on next page...

Continued from previous page...

Atom-1	Atom-2	Distance(Å)	Clash(Å)
1:AA:390:U:H2'	1:AA:391:G:H8	1.66	0.61
1:AA:190:A:H2'	1:AA:191:G:O4'	2.01	0.61
26:DD:25:THR:HG21	26:DD:193:VAL:HG22	1.83	0.61
1:CA:699:C:H2'	1:CA:700:G:H5''	1.83	0.61
1:CA:160:A:H2'	1:CA:161:A:O4'	2.01	0.61
23:BB:729:G:C5	25:BC:206:LYS:HB2	2.35	0.61
1:CA:1359:C:H3'	13:CN:74:ARG:NH2	2.16	0.61
10:AK:72:ALA:O	10:AK:75:GLU:HG2	2.01	0.61
23:DB:2671:G:H2'	23:DB:2672:U:C6	2.35	0.61
36:D2:3:ARG:CZ	36:D2:3:ARG:HA	2.31	0.61
7:CH:107:LYS:HA	7:CH:107:LYS:HE3	1.83	0.61
50:BT:92:ASN:HB2	50:BT:93:LEU:HD22	1.82	0.61
51:BZ:7:VAL:HG21	51:BZ:59:ILE:HD11	1.82	0.61
50:DT:31:VAL:HA	50:DT:84:TYR:H	1.66	0.61
50:DT:60:THR:HB	50:DT:81:LYS:HD2	1.83	0.61
37:DL:123:ARG:HA	37:DL:143:GLU:CB	2.26	0.61
42:BN:102:PHE:N	42:BN:109:PRO:HA	2.11	0.61
20:CB:187:ASP:H	20:CB:190:SER:HB2	1.66	0.61
37:DL:6:LEU:H	37:DL:6:LEU:CD2	2.10	0.61
41:BJ:77:HIS:CD2	41:BJ:84:ILE:H	2.19	0.61
47:BF:24:VAL:O	47:BF:27:VAL:HG22	2.01	0.61
20:CB:128:LEU:HD22	20:CB:129:THR:H	1.66	0.61
23:DB:1174:U:H1'	23:DB:1176:U:C2	2.35	0.61
9:CJ:52:LEU:HD21	9:CJ:59:LYS:HA	1.82	0.61
23:DB:1552:A:H2'	23:DB:1553:A:H5'	1.82	0.61
35:BV:24:ASN:O	35:BV:44:HIS:HB2	2.00	0.61
35:BV:80:HIS:CD2	35:BV:82:TYR:H	2.16	0.61
48:BG:120:ILE:HD11	48:BG:132:LEU:HB2	1.83	0.61
23:BB:2720:U:H5''	28:BP:52:ARG:HH21	1.66	0.61
10:CK:113:THR:HG21	21:CU:28:LEU:HD12	1.83	0.61
26:BD:79:LEU:N	26:BD:79:LEU:HD22	2.16	0.61
4:CE:82:HIS:HB2	4:CE:83:PRO:HD2	1.81	0.61
1:AA:1009:U:H1'	1:AA:1021:A:C2	2.35	0.61
48:DG:148:ARG:HD3	48:DG:152:ARG:CZ	2.31	0.61
23:BB:1105:U:H2'	23:BB:1106:G:C8	2.36	0.61
1:AA:620:C:N1	3:AD:131:ILE:HD13	2.16	0.61
23:DB:2241:A:H2'	23:DB:2242:G:C8	2.36	0.61
1:CA:1338:G:H2'	1:CA:1339:A:C8	2.36	0.61
23:DB:968:C:H2'	23:DB:969:G:H8	1.66	0.61
6:CG:57:GLU:H	6:CG:57:GLU:CD	2.04	0.61
23:BB:1914:C:H2'	23:BB:1915:U:O4'	2.01	0.61
11:AL:65:TYR:HB3	11:AL:95:HIS:CD2	2.36	0.61

Continued on next page...

Continued from previous page...

Atom-1	Atom-2	Distance(Å)	Clash(Å)
23:DB:699:A:H4'	23:DB:1634:A:N7	2.16	0.61
12:CM:29:SER:O	12:CM:32:ILE:HG22	2.01	0.61
50:DT:36:LYS:O	50:DT:36:LYS:HD3	2.00	0.61
23:BB:1032:A:H1'	32:B4:23:ILE:HD13	1.82	0.61
24:DI:1:ALA:HB1	24:DI:2:LYS:HD2	1.81	0.60
44:BQ:63:ARG:NH2	44:BQ:96:ASP:HA	2.15	0.60
3:CD:153:ARG:HG3	3:CD:154:VAL:N	2.16	0.60
4:CE:23:THR:HA	4:CE:28:ARG:HA	1.83	0.60
23:DB:357:C:H2'	23:DB:358:U:C6	2.36	0.60
23:BB:2885:G:H2'	23:BB:2886:A:O4'	2.00	0.60
13:CN:60:ARG:NE	13:CN:62:ARG:HG2	2.16	0.60
47:BF:37:MET:SD	47:BF:52:ALA:HB1	2.40	0.60
8:AI:79:ARG:NH2	8:AI:102:PHE:HA	2.16	0.60
23:BB:2635:A:H4'	26:BD:79:LEU:HB2	1.83	0.60
4:CE:73:VAL:HG11	4:CE:143:LEU:HB3	1.83	0.60
9:AJ:37:ARG:NE	9:AJ:37:ARG:HA	2.15	0.60
46:DU:13:LEU:H	46:DU:13:LEU:HD12	1.65	0.60
34:D3:44:ARG:N	34:D3:45:PRO:HD2	2.16	0.60
26:BD:97:SER:HB3	26:BD:99:GLU:HG3	1.83	0.60
6:CG:77:ARG:HG3	6:CG:79:VAL:HG23	1.82	0.60
23:DB:443:A:C8	29:DE:40:ARG:HD3	2.36	0.60
48:BG:154:GLU:HB3	48:BG:158:GLY:H	1.66	0.60
35:BV:70:ILE:HD13	35:BV:70:ILE:N	2.16	0.60
36:D2:30:VAL:HA	36:D2:33:ARG:NH2	2.16	0.60
1:CA:1225:A:H3'	1:CA:1226:C:C6	2.35	0.60
23:DB:571:U:H3'	49:DR:80:ARG:NH1	2.16	0.60
23:BB:782:A:N7	25:BC:219:VAL:HG21	2.15	0.60
29:DE:149:ILE:HG23	29:DE:188:MET:HA	1.83	0.60
23:BB:626:A:H2'	37:BL:78:ARG:NH1	2.16	0.60
41:DJ:93:ILE:O	41:DJ:97:PRO:HG3	2.01	0.60
23:BB:1178:C:H2'	23:BB:1179:G:H8	1.65	0.60
1:AA:1221:G:O3'	18:AS:76:THR:HG21	2.01	0.60
41:DJ:72:LYS:HB2	41:DJ:89:PHE:H	1.66	0.60
23:DB:1551:A:H3'	23:DB:1552:A:H5''	1.82	0.60
4:AE:152:VAL:HA	4:AE:155:LYS:HD3	1.81	0.60
37:DL:95:LEU:HB3	37:DL:100:ILE:HG23	1.81	0.60
1:CA:746:A:H2'	1:CA:747:A:C8	2.35	0.60
23:DB:962:G:N2	23:DB:2250:G:H1	1.99	0.60
38:DM:71:LYS:HE3	38:DM:73:ILE:HD11	1.82	0.60
48:BG:154:GLU:H	48:BG:158:GLY:HA2	1.66	0.60
1:AA:182:A:O2'	1:AA:183:C:H3'	2.01	0.60
23:BB:1709:U:H2'	23:BB:1710:G:C8	2.36	0.60

Continued on next page...

Continued from previous page...

Atom-1	Atom-2	Distance(Å)	Clash(Å)
23:DB:693:A:H2'	23:DB:694:U:C6	2.36	0.60
23:DB:414:C:H2'	23:DB:415:A:C8	2.37	0.60
23:DB:441:U:H2'	23:DB:442:G:C8	2.36	0.60
1:AA:328:C:H4'	1:AA:329:A:H5''	1.83	0.60
37:DL:92:LEU:HD23	37:DL:92:LEU:H	1.65	0.60
23:BB:2358:A:H61	37:BL:54:GLN:HE22	1.49	0.60
29:BE:59:PRO:HB2	29:BE:67:ARG:HH22	1.65	0.60
16:AQ:13:SER:HB3	16:AQ:21:VAL:HB	1.81	0.60
51:DZ:77:LYS:HD2	51:DZ:78:TYR:H	1.66	0.60
26:BD:10:GLY:HA3	26:BD:26:VAL:N	2.03	0.60
8:AI:51:LEU:HB3	8:AI:56:MET:CB	2.31	0.60
18:CS:18:VAL:CG2	18:CS:43:MET:HB3	2.29	0.60
50:BT:60:THR:HB	50:BT:81:LYS:HD2	1.81	0.60
23:DB:1203:U:H3'	23:DB:1204:A:H5''	1.83	0.60
1:AA:97:G:H2'	1:AA:98:A:O4'	2.01	0.60
42:BN:29:VAL:HG12	42:BN:78:LYS:HG2	1.84	0.60
38:BM:35:ALA:HB2	38:BM:100:LYS:H	1.65	0.60
23:DB:2722:G:H4'	42:DN:4:ARG:HB2	1.82	0.60
20:CB:83:ALA:HB3	20:CB:90:PHE:HB3	1.83	0.60
48:BG:104:LEU:HB3	48:BG:106:LEU:HD21	1.83	0.60
29:BE:176:ASP:O	29:BE:180:LEU:HG	2.01	0.60
23:BB:1485:U:H2'	23:BB:1486:U:H6	1.66	0.60
23:BB:233:A:H61	23:BB:428:A:H61	1.48	0.60
6:CG:72:VAL:HG12	6:CG:89:GLU:HG3	1.81	0.60
1:AA:1019:A:H2'	1:AA:1020:G:C8	2.36	0.60
1:AA:818:G:H3'	1:AA:819:A:H5''	1.83	0.60
44:BQ:4:LYS:NZ	44:BQ:7:VAL:HG22	2.16	0.60
23:BB:2091:C:H1'	51:BZ:34:HIS:CD2	2.36	0.60
1:AA:398:U:H2'	1:AA:399:G:H8	1.66	0.60
23:DB:1061:U:O4'	23:DB:1070:A:H1'	2.00	0.60
23:BB:1826:G:H2'	23:BB:1827:U:H6	1.66	0.60
1:CA:1035:A:H2'	1:CA:1036:A:H8	1.66	0.60
11:CL:35:ARG:HA	11:CL:35:ARG:CZ	2.31	0.60
23:DB:1098:A:C8	24:DI:3:LYS:HB3	2.36	0.60
33:B1:33:LEU:HB3	33:B1:51:ALA:CB	2.31	0.60
29:BE:189:THR:O	29:BE:193:VAL:HG23	2.01	0.60
18:CS:10:ILE:HG22	18:CS:37:SER:HB3	1.82	0.60
25:BC:117:SER:HB3	25:BC:128:THR:HB	1.82	0.60
45:DS:18:ARG:HB3	45:DS:76:VAL:CG2	2.31	0.60
40:DH:129:GLU:HA	40:DH:143:ILE:HA	1.83	0.60
1:CA:429:U:H1'	1:CA:430:A:H5''	1.83	0.60
23:DB:1021:A:H62	23:DB:1141:U:H3	1.49	0.60

Continued on next page...

Continued from previous page...

Atom-1	Atom-2	Distance(Å)	Clash(Å)
4:CE:89:THR:HG22	4:CE:90:GLY:N	2.14	0.60
23:DB:2885:G:H2'	23:DB:2886:A:O4'	2.01	0.60
24:BI:91:LYS:HB2	24:BI:94:LYS:HD2	1.82	0.60
46:BU:46:LYS:NZ	46:BU:47:PRO:HG2	2.15	0.60
29:DE:48:THR:HG23	29:DE:88:ARG:HH11	1.67	0.60
25:DC:76:VAL:CG1	25:DC:114:GLN:HG2	2.31	0.60
20:AB:57:ASN:HB2	20:AB:219:THR:O	2.02	0.60
23:DB:458:G:H22	23:DB:469:G:H2'	1.66	0.60
20:AB:20:ARG:CZ	20:AB:20:ARG:HA	2.31	0.60
1:AA:812:G:O2'	1:AA:813:U:H6	1.83	0.60
38:BM:40:ARG:HB2	38:BM:93:VAL:CG2	2.31	0.60
20:AB:119:GLN:O	20:AB:125:PHE:HB3	2.01	0.60
23:BB:155:A:H2'	23:BB:156:A:H8	1.65	0.60
47:BF:141:ASP:O	47:BF:145:VAL:HG13	2.01	0.60
5:CF:4:TYR:CE2	5:CF:71:ILE:HG21	2.37	0.60
23:BB:1169:A:H2'	23:BB:1170:C:C6	2.36	0.60
1:AA:1216:A:H5''	13:AN:4:SER:HB3	1.83	0.60
1:CA:398:U:H2'	1:CA:399:G:H8	1.66	0.60
7:AH:28:SER:OG	7:AH:56:PRO:HB2	2.01	0.60
23:DB:1099:G:C8	24:DI:3:LYS:CA	2.80	0.60
49:DR:34:GLU:HG2	49:DR:60:LYS:HG2	1.84	0.60
36:B2:10:LEU:O	36:B2:14:ARG:HG2	2.02	0.60
5:CF:92:THR:HG22	5:CF:93:LYS:N	2.17	0.60
8:AI:24:ASN:HD21	8:AI:26:LYS:HG3	1.67	0.60
29:BE:196:VAL:O	29:BE:200:LEU:HD23	2.01	0.60
10:CK:111:ASP:HB2	21:CU:19:LYS:CE	2.32	0.60
1:CA:1361:G:C2'	1:CA:1362:A:H5''	2.32	0.60
47:DF:37:MET:SD	47:DF:52:ALA:HB1	2.42	0.60
23:BB:2516:A:O2'	23:BB:2517:C:H5'	2.02	0.60
23:DB:138:U:H2'	23:DB:140:C:C6	2.36	0.60
1:CA:16:A:O2'	1:CA:17:U:H5'	2.01	0.60
1:CA:844:G:OP2	1:CA:844:G:H3'	2.01	0.60
1:AA:237:G:H2'	1:AA:238:A:H8	1.67	0.60
23:DB:1553:A:O2'	23:DB:1554:U:H2'	2.02	0.60
23:BB:2723:C:H5''	42:BN:1:MET:HE2	1.82	0.60
1:CA:763:G:H2'	1:CA:764:C:C6	2.36	0.60
35:DV:80:HIS:CD2	35:DV:82:TYR:H	2.17	0.60
10:AK:113:THR:HG21	21:AU:28:LEU:HD12	1.84	0.60
23:DB:1464:G:H2'	23:DB:1465:G:C8	2.37	0.60
3:AD:138:PRO:HA	3:AD:181:PHE:HD2	1.64	0.60
23:DB:1727:C:H2'	23:DB:1728:C:C6	2.36	0.60
23:DB:1338:G:H4'	50:DT:18:GLU:CG	2.32	0.60

Continued on next page...

Continued from previous page...

Atom-1	Atom-2	Distance(Å)	Clash(Å)
2:CC:120:THR:HG22	2:CC:197:VAL:HG21	1.82	0.60
2:CC:188:ALA:HB3	2:CC:195:ILE:HB	1.83	0.60
1:AA:16:A:O2'	1:AA:17:U:H5'	2.01	0.60
48:BG:152:ARG:HH22	48:BG:162:ARG:HA	1.65	0.60
36:D2:3:ARG:NE	36:D2:3:ARG:HA	2.15	0.60
27:DK:89:ASN:C	27:DK:89:ASN:HD22	2.04	0.60
39:DX:46:VAL:O	39:DX:50:VAL:HG23	2.02	0.60
1:AA:814:A:H5'	1:AA:1511:G:H4'	1.82	0.60
1:CA:204:G:H1'	1:CA:466:A:N7	2.17	0.60
1:AA:129:A:H1'	1:AA:130:A:C8	2.37	0.60
10:CK:72:ALA:O	10:CK:75:GLU:HG2	2.02	0.60
23:DB:833:A:H2'	23:DB:834:G:C8	2.37	0.60
46:BU:85:ARG:HH11	46:BU:86:PHE:H	1.50	0.60
52:DW:39:GLN:NE2	52:DW:42:THR:HB	2.16	0.60
5:AF:38:ARG:HH21	5:AF:63:ASN:ND2	1.98	0.60
39:DX:20:ASN:HA	39:DX:24:GLU:OE1	2.01	0.60
23:BB:849:A:H2'	23:BB:850:U:C6	2.35	0.60
47:BF:39:VAL:HG21	47:BF:49:LEU:HA	1.84	0.60
40:BH:133:GLN:HA	40:BH:139:PHE:CB	2.31	0.60
40:BH:68:ARG:HD3	40:BH:134:VAL:CG1	2.32	0.60
40:BH:134:VAL:HG22	40:BH:135:HIS:N	2.16	0.60
27:BK:119:ALA:HB3	27:BK:120:PRO:HD3	1.82	0.60
26:BD:113:SER:HB3	26:BD:167:ASN:N	2.17	0.60
37:DL:18:ARG:C	37:DL:19:LEU:HD12	2.21	0.60
14:AO:70:LEU:HD12	14:AO:78:TYR:HB2	1.83	0.60
1:CA:922:G:H2'	1:CA:923:A:C8	2.35	0.60
23:DB:1654:A:O2'	26:DD:118:PHE:HB2	2.01	0.60
13:AN:71:GLY:O	13:AN:79:SER:HA	2.02	0.60
52:DW:77:LYS:N	52:DW:77:LYS:HZ2	1.99	0.60
47:DF:31:GLU:HB3	47:DF:156:THR:O	2.01	0.60
38:BM:82:MET:HE3	38:BM:83:GLY:N	2.17	0.60
35:BV:93:ARG:HH11	35:BV:93:ARG:HG3	1.67	0.60
1:AA:841:C:H2'	1:AA:843:U:OP2	2.01	0.60
23:DB:1168:G:H2'	23:DB:1169:A:H8	1.66	0.60
38:DM:96:ILE:HD11	38:DM:126:ILE:HG12	1.81	0.60
11:CL:107:LYS:H	11:CL:107:LYS:HZ2	1.50	0.60
38:DM:26:VAL:HG23	38:DM:104:GLU:OE2	2.02	0.60
1:CA:1053:G:C3'	1:CA:1054:C:H5'	2.31	0.60
40:DH:3:VAL:HG12	40:DH:38:PRO:HA	1.83	0.60
23:BB:1722:A:H2'	23:BB:1723:G:C8	2.37	0.60
26:DD:79:LEU:HD22	26:DD:79:LEU:N	2.15	0.60
48:DG:145:ALA:HA	48:DG:148:ARG:HG3	1.83	0.60

Continued on next page...

Continued from previous page...

Atom-1	Atom-2	Distance(Å)	Clash(Å)
1:AA:188:C:H2'	1:AA:189:A:O4'	2.00	0.60
44:BQ:101:ASP:HB2	49:BR:2:TYR:OH	2.02	0.60
23:DB:1001:A:H2'	23:DB:1002:G:O4'	2.02	0.60
20:CB:26:MET:SD	20:CB:192:PRO:HD3	2.41	0.60
23:DB:1709:U:H2'	23:DB:1710:G:C8	2.36	0.60
23:BB:2880:C:C1'	42:BN:91:ALA:HB3	2.31	0.60
1:AA:22:G:H2'	1:AA:23:C:C6	2.36	0.60
1:CA:98:A:H2'	1:CA:99:C:C6	2.37	0.60
20:CB:130:LYS:HA	20:CB:133:ALA:HB3	1.82	0.60
25:DC:137:GLY:H	25:DC:163:ILE:HB	1.67	0.60
50:BT:39:THR:CG2	50:BT:42:GLU:H	2.15	0.60
20:CB:202:ASN:C	20:CB:202:ASN:HD22	2.04	0.60
2:CC:190:THR:HG22	2:CC:191:THR:H	1.67	0.60
29:DE:33:VAL:O	29:DE:36:ALA:HB3	2.02	0.60
47:DF:102:LEU:HA	47:DF:106:ALA:CB	2.32	0.60
1:AA:410:G:P	3:AD:25:ARG:HE	2.24	0.60
1:AA:429:U:H1'	1:AA:430:A:H5''	1.83	0.60
4:AE:113:VAL:HG11	4:AE:136:VAL:HG23	1.82	0.60
26:BD:34:VAL:CG1	26:BD:94:GLN:H	2.15	0.60
44:DQ:81:GLY:HA3	44:DQ:112:ALA:HB1	1.83	0.60
23:BB:1437:C:H2'	23:BB:1438:U:H6	1.63	0.60
23:DB:921:C:H2'	23:DB:922:C:H6	1.66	0.60
39:BX:17:GLU:HB3	39:BX:53:VAL:CG1	2.31	0.60
30:DY:16:LEU:O	30:DY:19:HIS:HB2	2.02	0.60
25:DC:202:ARG:HH12	25:DC:213:ARG:HE	1.48	0.60
23:DB:948:C:H2'	23:DB:949:G:C8	2.37	0.60
46:DU:72:PHE:HA	46:DU:78:LYS:O	2.02	0.60
23:BB:2063:C:O2	23:BB:2450:A:N1	2.34	0.60
1:AA:1494:G:H5'	23:BB:1913:A:C6	2.36	0.60
23:DB:2516:A:O2'	23:DB:2517:C:H5'	2.02	0.60
1:CA:154:U:H2'	1:CA:155:A:C8	2.35	0.60
23:BB:129:C:H2'	23:BB:130:C:H6	1.67	0.60
47:BF:71:LYS:O	47:BF:73:VAL:HG23	2.02	0.60
23:BB:1268:A:H2'	23:BB:1269:A:O4'	2.02	0.60
1:CA:1356:G:H2'	1:CA:1357:A:C8	2.37	0.60
1:AA:1225:A:H3'	1:AA:1226:C:C6	2.37	0.60
1:AA:1039:G:H2'	1:AA:1040:U:C6	2.36	0.60
29:BE:5:LEU:CD1	29:BE:10:SER:HB2	2.32	0.60
29:DE:31:VAL:HG21	29:DE:104:ALA:HB2	1.84	0.60
10:AK:51:PHE:HB2	10:AK:55:ARG:HB3	1.82	0.60
8:CI:24:ASN:HD21	8:CI:26:LYS:HG3	1.67	0.60
25:DC:128:THR:HA	25:DC:190:THR:CA	2.29	0.60

Continued on next page...

Continued from previous page...

Atom-1	Atom-2	Distance(Å)	Clash(Å)
23:BB:2502:G:H5'	23:BB:2503:A:C5'	2.25	0.60
49:DR:38:VAL:HG22	49:DR:40:MET:H	1.65	0.60
50:DT:48:GLN:HA	50:DT:48:GLN:NE2	2.16	0.60
44:BQ:104:ALA:HA	49:BR:46:GLU:OE1	2.01	0.60
47:BF:39:VAL:HG11	47:BF:49:LEU:HD23	1.83	0.60
39:DX:7:ARG:HH11	39:DX:7:ARG:HB2	1.67	0.60
20:AB:187:ASP:H	20:AB:190:SER:HB2	1.66	0.60
20:AB:44:LYS:C	20:AB:47:PRO:HD2	2.22	0.60
40:BH:5:LEU:HD13	40:BH:13:GLY:HA2	1.83	0.60
23:DB:143:C:H2'	23:DB:144:A:C8	2.37	0.60
23:BB:2675:A:N1	23:BB:2732:G:O6	2.35	0.60
1:AA:429:U:H3'	3:AD:8:LEU:HD23	1.84	0.60
26:BD:20:VAL:HG22	27:BK:72:PRO:HB3	1.82	0.60
23:BB:2868:A:H2'	23:BB:2869:G:C8	2.37	0.60
48:DG:173:ALA:HB3	48:DG:175:LYS:NZ	2.17	0.60
23:DB:233:A:N6	23:DB:428:A:H61	1.99	0.60
2:AC:13:ILE:O	2:AC:14:VAL:HG22	2.02	0.60
14:AO:11:ILE:HD11	14:AO:30:ALA:HB1	1.84	0.60
4:AE:87:VAL:HG23	4:AE:92:ARG:HA	1.84	0.60
9:AJ:41:PRO:O	9:AJ:42:LEU:HB2	2.02	0.60
23:BB:2671:G:H2'	23:BB:2672:U:C6	2.36	0.60
11:AL:42:LYS:HD2	11:AL:43:LYS:HG2	1.82	0.60
23:DB:2547:A:H2'	23:DB:2548:U:C6	2.37	0.60
29:DE:137:LYS:HE2	29:DE:141:MET:SD	2.42	0.60
23:BB:693:A:H2'	23:BB:694:U:C6	2.37	0.60
52:BW:23:LYS:HD2	52:BW:24:ARG:N	2.15	0.60
45:DS:17:VAL:C	45:DS:19:LEU:H	2.05	0.60
23:DB:275:C:H2'	23:DB:276:U:N1	2.17	0.60
32:D4:7:VAL:HG13	32:D4:8:LYS:N	2.13	0.60
29:DE:176:ASP:O	29:DE:180:LEU:HG	2.01	0.60
23:DB:870:U:O2'	23:DB:871:U:H5'	2.02	0.60
1:CA:590:U:H2'	1:CA:591:U:H6	1.67	0.60
37:DL:110:VAL:HG23	37:DL:126:ARG:O	2.02	0.60
1:CA:1432:G:H1'	1:CA:1468:A:H61	1.67	0.60
23:BB:1727:C:H2'	23:BB:1728:C:C6	2.37	0.60
48:DG:87:GLN:HE21	48:DG:164:ALA:HA	1.67	0.60
20:AB:119:GLN:HA	20:AB:124:THR:OG1	2.01	0.60
38:DM:40:ARG:HB2	38:DM:93:VAL:CG2	2.32	0.60
23:BB:2092:U:H4'	23:BB:2093:G:O5'	2.02	0.60
14:CO:53:ARG:HG3	14:CO:57:LEU:HD13	1.84	0.60
26:BD:136:ASN:HD21	26:BD:139:SER:C	2.05	0.60
20:CB:127:LYS:HD2	20:CB:127:LYS:O	2.02	0.60

Continued on next page...

Continued from previous page...

Atom-1	Atom-2	Distance(Å)	Clash(Å)
5:AF:16:GLU:H	5:AF:16:GLU:CD	2.05	0.60
1:CA:83:C:O2'	1:CA:84:U:H2'	2.02	0.60
29:DE:69:ARG:O	29:DE:70:SER:HB3	2.02	0.60
33:D1:33:LEU:HB3	33:D1:51:ALA:CB	2.32	0.60
41:DJ:11:VAL:HG11	41:DJ:13:ARG:HE	1.67	0.60
37:BL:123:ARG:HA	37:BL:143:GLU:CB	2.29	0.60
41:BJ:93:ILE:O	41:BJ:97:PRO:HG3	2.02	0.60
2:CC:63:ILE:HD11	2:CC:96:VAL:HG23	1.84	0.60
47:BF:31:GLU:HB3	47:BF:156:THR:O	2.02	0.60
47:BF:91:ARG:HD3	47:BF:91:ARG:N	2.17	0.60
52:BW:77:LYS:O	52:BW:78:PHE:HB2	2.01	0.60
23:DB:1442:U:H2'	23:DB:1443:U:C6	2.35	0.60
1:AA:481:G:HO2'	1:AA:482:A:H8	1.50	0.60
28:BP:52:ARG:HH11	28:BP:52:ARG:HG2	1.65	0.60
1:CA:1019:A:H2'	1:CA:1020:G:C8	2.37	0.60
38:BM:43:ALA:O	38:BM:46:ILE:HG12	2.01	0.60
1:CA:190:A:H2'	1:CA:191:G:O4'	2.02	0.60
23:BB:1847:A:H4'	23:BB:1848:A:C8	2.37	0.60
4:AE:95:MET:HG3	4:AE:124:ALA:HB2	1.84	0.60
2:AC:19:SER:HB3	2:AC:21:TRP:HE1	1.65	0.60
23:DB:98:G:H2'	23:DB:99:U:H5''	1.83	0.60
28:DP:97:TYR:O	28:DP:100:ARG:HB2	2.02	0.60
1:CA:484:G:H4'	1:CA:485:U:H5''	1.84	0.60
23:BB:1419:A:H2'	23:BB:1421:G:N7	2.17	0.60
46:BU:60:LYS:HA	46:BU:60:LYS:HE2	1.83	0.60
23:DB:1930:G:N2	23:DB:1968:G:H2'	2.17	0.60
1:CA:1405:G:O2'	1:CA:1406:U:H5'	2.01	0.60
24:DI:1:ALA:C	24:DI:2:LYS:HD2	2.22	0.59
13:CN:48:GLN:O	13:CN:51:PRO:HD2	2.02	0.59
45:DS:15:GLN:HA	45:DS:18:ARG:HG2	1.84	0.59
39:BX:7:ARG:HH11	39:BX:7:ARG:HB2	1.66	0.59
37:BL:6:LEU:H	37:BL:6:LEU:CD2	2.13	0.59
23:DB:2675:A:N1	23:DB:2732:G:O6	2.35	0.59
41:BJ:58:ASN:HA	41:BJ:127:GLY:CA	2.31	0.59
13:CN:71:GLY:O	13:CN:79:SER:HA	2.02	0.59
35:BV:9:ARG:HH22	35:BV:12:GLN:HA	1.67	0.59
47:DF:90:LEU:C	47:DF:91:ARG:HD3	2.21	0.59
1:CA:108:G:C6	19:CT:9:ARG:HG2	2.38	0.59
1:AA:108:G:C6	19:AT:9:ARG:HG2	2.37	0.59
7:CH:11:THR:HA	7:CH:14:ARG:NH1	2.17	0.59
9:CJ:37:ARG:NE	9:CJ:37:ARG:HA	2.17	0.59
23:DB:2814:A:H2'	23:DB:2815:C:H6	1.67	0.59

Continued on next page...

Continued from previous page...

Atom-1	Atom-2	Distance(Å)	Clash(Å)
38:DM:61:GLY:HA2	38:DM:107:GLY:HA3	1.84	0.59
3:CD:97:LEU:HB2	3:CD:134:TYR:HB3	1.84	0.59
23:DB:2033:A:O2'	23:DB:2035:G:OP2	2.18	0.59
6:CG:71:THR:HG22	6:CG:141:HIS:NE2	2.17	0.59
23:DB:1346:G:O2'	23:DB:1347:A:H5'	2.02	0.59
23:DB:165:A:H2'	23:DB:166:U:H6	1.67	0.59
23:BB:83:A:N1	23:BB:101:A:H5'	2.17	0.59
1:AA:131:A:H2'	1:AA:132:C:C6	2.36	0.59
20:CB:122:ASP:OD2	20:CB:124:THR:HG22	2.02	0.59
1:CA:882:C:O2'	1:CA:883:C:H5'	2.02	0.59
44:DQ:63:ARG:HH12	44:DQ:96:ASP:HB2	1.67	0.59
49:DR:4:VAL:O	49:DR:38:VAL:HA	2.03	0.59
50:BT:31:VAL:HA	50:BT:84:TYR:H	1.66	0.59
14:CO:25:THR:HB	14:CO:70:LEU:HD23	1.82	0.59
23:DB:62:U:O2	23:DB:62:U:H2'	2.01	0.59
1:CA:1001:C:H2'	1:CA:1002:G:H8	1.67	0.59
23:DB:918:A:H2'	23:DB:919:U:H5'	1.84	0.59
4:AE:155:LYS:O	4:AE:158:LYS:HE3	2.02	0.59
1:AA:57:G:H2'	1:AA:58:C:C6	2.37	0.59
1:CA:812:G:O2'	1:CA:813:U:H6	1.85	0.59
2:AC:129:PHE:CE2	2:AC:156:LEU:HD13	2.37	0.59
23:BB:2809:A:H2'	23:BB:2810:A:C8	2.37	0.59
23:BB:2070:A:H2'	23:BB:2071:A:C8	2.37	0.59
23:DB:1826:G:H2'	23:DB:1827:U:C6	2.37	0.59
23:BB:2531:A:H5''	48:BG:156:TYR:CZ	2.37	0.59
37:DL:131:ALA:C	37:DL:133:ALA:H	2.05	0.59
23:DB:1599:U:H2'	23:DB:1600:C:C6	2.37	0.59
23:DB:2737:G:H2'	23:DB:2738:A:C8	2.38	0.59
23:DB:1268:A:H2'	23:DB:1269:A:O4'	2.02	0.59
23:BB:1229:C:H2'	23:BB:1230:A:H8	1.67	0.59
40:BH:31:VAL:CB	40:BH:32:PRO:CD	2.78	0.59
51:BZ:77:LYS:HD2	51:BZ:78:TYR:H	1.66	0.59
46:BU:86:PHE:HE1	46:BU:88:ASP:HB3	1.67	0.59
50:BT:57:VAL:HG22	50:BT:58:VAL:N	2.14	0.59
50:BT:54:GLU:CB	50:BT:88:LYS:HB2	2.32	0.59
24:DI:112:LYS:O	24:DI:116:MET:HG3	2.02	0.59
18:CS:28:LYS:HB2	18:CS:29:PRO:HD2	1.84	0.59
23:DB:2267:A:C8	23:DB:2267:A:O5'	2.54	0.59
23:DB:27:G:HO2'	23:DB:28:A:H8	1.50	0.59
23:DB:2898:U:H2'	23:DB:2899:A:H8	1.67	0.59
3:CD:116:LEU:HD21	3:CD:153:ARG:HD2	1.83	0.59
23:DB:1012:U:O4	41:DJ:30:THR:HG21	2.02	0.59

Continued on next page...

Continued from previous page...

Atom-1	Atom-2	Distance(Å)	Clash(Å)
41:DJ:25:LEU:HD13	41:DJ:26:GLY:N	2.16	0.59
23:DB:1590:A:H2'	23:DB:1591:A:H8	1.67	0.59
29:DE:58:LYS:HB2	29:DE:58:LYS:HZ3	1.67	0.59
23:DB:2052:A:OP1	26:DD:145:SER:HA	2.01	0.59
23:DB:1549:A:H2'	23:DB:1550:C:C6	2.38	0.59
23:DB:1550:C:H2'	23:DB:1551:A:H8	1.68	0.59
35:BV:44:HIS:CE1	35:BV:85:LYS:HB2	2.38	0.59
48:DG:120:ILE:HD11	48:DG:132:LEU:HB2	1.83	0.59
48:DG:84:LYS:HG3	48:DG:131:VAL:HB	1.84	0.59
6:CG:78:ARG:NH1	6:CG:82:SER:H	2.00	0.59
22:DA:32:U:C4'	22:DA:52:A:H62	2.16	0.59
25:BC:211:ARG:C	25:BC:213:ARG:H	2.05	0.59
23:BB:2329:U:H2'	23:BB:2330:G:C8	2.37	0.59
23:DB:1722:A:H2'	23:DB:1723:G:C8	2.37	0.59
7:AH:6:ILE:HB	7:AH:76:ARG:NH1	2.16	0.59
20:AB:121:GLN:HE21	20:AB:122:ASP:HB2	1.67	0.59
39:DX:5:GLU:O	39:DX:8:GLU:HG2	2.01	0.59
23:DB:2636:C:H4'	26:DD:81:GLU:OE2	2.02	0.59
23:DB:825:A:O2'	37:DL:54:GLN:HB3	2.03	0.59
8:CI:14:SER:HA	8:CI:68:GLY:O	2.01	0.59
23:BB:864:G:O2'	23:BB:865:C:H5'	2.02	0.59
8:AI:14:SER:HA	8:AI:68:GLY:O	2.02	0.59
1:CA:21:G:H2'	1:CA:22:G:C8	2.37	0.59
24:BI:5:GLN:HG2	24:BI:6:ALA:N	2.17	0.59
1:AA:1035:A:H2'	1:AA:1036:A:H8	1.67	0.59
23:DB:2652:C:H2'	23:DB:2653:U:O4'	2.02	0.59
1:CA:382:A:H2'	1:CA:383:A:C8	2.37	0.59
2:CC:19:SER:HB3	2:CC:21:TRP:HE1	1.66	0.59
23:BB:131:A:H2'	23:BB:132:G:H8	1.67	0.59
23:DB:589:U:H2'	23:DB:590:A:C8	2.36	0.59
13:CN:40:ARG:CZ	18:CS:6:LYS:HB2	2.32	0.59
25:DC:117:SER:HB3	25:DC:128:THR:HB	1.85	0.59
29:BE:158:PHE:HA	29:BE:169:VAL:HG21	1.83	0.59
23:BB:2895:G:H2'	23:BB:2896:C:C6	2.38	0.59
27:DK:60:ALA:HA	27:DK:87:LEU:HD23	1.85	0.59
4:AE:132:PRO:O	4:AE:136:VAL:HG12	2.02	0.59
9:AJ:65:TYR:OH	13:AN:84:ARG:HG3	2.03	0.59
23:BB:2264:C:N4	52:BW:11:ASN:HD21	1.99	0.59
3:CD:90:LEU:HA	3:CD:93:LEU:HD12	1.83	0.59
34:D3:22:LYS:HA	34:D3:48:MET:HA	1.83	0.59
23:BB:3:U:HO2'	23:BB:4:U:H6	1.48	0.59
1:AA:1053:G:C3'	1:AA:1054:C:H5'	2.32	0.59

Continued on next page...

Continued from previous page...

Atom-1	Atom-2	Distance(Å)	Clash(Å)
23:DB:794:A:H2'	23:DB:795:C:H6	1.68	0.59
11:AL:106:VAL:HG23	11:AL:116:TYR:HB3	1.84	0.59
23:BB:1930:G:N2	23:BB:1968:G:H2'	2.17	0.59
23:DB:2411:A:H2'	23:DB:2412:A:C8	2.37	0.59
20:AB:213:LEU:O	20:AB:216:VAL:HG22	2.02	0.59
1:AA:80:A:N3	1:AA:81:A:H1'	2.18	0.59
24:BI:27:LEU:CD2	24:BI:27:LEU:H	2.14	0.59
22:BA:52:A:OP1	22:BA:52:A:H4'	2.03	0.59
23:BB:2443:C:O2'	23:BB:2444:G:H5'	2.02	0.59
1:AA:763:G:H2'	1:AA:764:C:C6	2.37	0.59
23:DB:871:U:H2'	23:DB:872:U:C6	2.36	0.59
8:CI:46:VAL:HA	8:CI:49:GLN:HG3	1.85	0.59
25:DC:242:HIS:O	25:DC:244:VAL:HG13	2.02	0.59
1:AA:45:G:H2'	1:AA:46:G:C8	2.35	0.59
47:DF:141:ASP:CB	47:DF:144:LYS:HB2	2.32	0.59
1:CA:312:C:H2'	1:CA:313:A:C8	2.36	0.59
1:CA:204:G:H2'	1:CA:205:A:C8	2.38	0.59
23:BB:129:C:H2'	23:BB:130:C:C6	2.38	0.59
23:DB:1794:A:H2'	23:DB:1795:C:C6	2.37	0.59
23:DB:1794:A:H2'	23:DB:1795:C:H6	1.67	0.59
41:BJ:11:VAL:HG11	41:BJ:13:ARG:HE	1.68	0.59
23:DB:1275:A:H2'	23:DB:1276:A:O4'	2.02	0.59
29:BE:21:ARG:HG3	29:BE:22:ASP:N	2.17	0.59
23:DB:560:C:H2'	23:DB:561:G:O4'	2.03	0.59
23:DB:1564:C:O2'	23:DB:1565:C:H5'	2.03	0.59
1:AA:1163:A:H2'	1:AA:1164:G:H8	1.67	0.59
1:AA:160:A:H2'	1:AA:161:A:O4'	2.03	0.59
11:AL:85:ARG:HA	11:AL:93:ARG:HA	1.83	0.59
51:DZ:30:LEU:HD23	51:DZ:30:LEU:H	1.68	0.59
40:BH:27:ARG:H	40:BH:31:VAL:HG21	1.67	0.59
28:DP:4:ILE:O	28:DP:6:GLN:N	2.34	0.59
10:CK:127:ARG:HH11	10:CK:127:ARG:HG3	1.67	0.59
24:DI:108:ILE:HG22	24:DI:128:ILE:HD13	1.84	0.59
20:AB:202:ASN:C	20:AB:202:ASN:HD22	2.05	0.59
48:BG:166:GLU:CG	48:BG:168:VAL:HG23	2.33	0.59
23:DB:784:G:N1	25:DC:227:VAL:HG11	2.17	0.59
1:CA:268:U:H2'	1:CA:269:C:C6	2.38	0.59
1:AA:539:A:H2'	1:AA:540:G:H8	1.67	0.59
38:BM:66:ARG:CZ	38:BM:101:VAL:HG11	2.32	0.59
23:DB:254:G:N2	34:D3:7:ARG:HH21	2.00	0.59
28:DP:89:GLY:HA2	28:DP:112:ARG:N	2.16	0.59
29:BE:5:LEU:HD12	29:BE:10:SER:HB2	1.84	0.59

Continued on next page...

Continued from previous page...

Atom-1	Atom-2	Distance(Å)	Clash(Å)
23:DB:590:A:H2'	23:DB:591:U:C6	2.37	0.59
1:AA:1163:A:H2'	1:AA:1164:G:C8	2.37	0.59
23:BB:2557:G:H2'	23:BB:2558:C:C6	2.38	0.59
1:CA:719:C:O2'	17:CR:37:LYS:HB2	2.02	0.59
41:BJ:40:HIS:CE1	41:BJ:41:LYS:HG3	2.38	0.59
23:BB:1097:U:H2'	23:BB:1098:A:H5'	1.84	0.59
23:DB:264:C:O2'	23:DB:265:A:H5''	2.02	0.59
20:CB:80:LYS:HG3	20:CB:81:ASP:H	1.66	0.59
1:CA:328:C:H4'	1:CA:329:A:H5''	1.83	0.59
5:AF:4:TYR:CE2	5:AF:71:ILE:HG21	2.37	0.59
23:DB:850:U:H2'	23:DB:851:C:C6	2.38	0.59
20:CB:60:ALA:HB1	20:CB:220:VAL:HG13	1.85	0.59
25:DC:170:TYR:HE2	25:DC:184:GLU:HG2	1.68	0.59
44:DQ:56:PHE:O	44:DQ:59:LEU:HB3	2.02	0.59
39:DX:34:SER:HB2	39:DX:36:GLN:OE1	2.03	0.59
50:DT:43:ILE:O	50:DT:47:VAL:HG23	2.03	0.59
21:CU:19:LYS:HB2	21:CU:20:ARG:HE	1.67	0.59
49:BR:4:VAL:O	49:BR:38:VAL:HA	2.02	0.59
50:BT:61:LEU:HG	50:BT:82:LYS:HB2	1.83	0.59
26:DD:20:VAL:HG22	27:DK:72:PRO:HB3	1.84	0.59
23:DB:360:U:H2'	23:DB:361:G:C1'	2.33	0.59
47:BF:103:ILE:HD11	47:BF:174:PHE:HA	1.84	0.59
23:DB:1082:U:C2	23:DB:1086:A:C6	2.90	0.59
26:BD:148:GLN:HG3	26:BD:152:PRO:CG	2.32	0.59
34:B3:22:LYS:HB2	34:B3:48:MET:SD	2.43	0.59
23:BB:871:U:H2'	23:BB:872:U:C6	2.38	0.59
23:DB:2064:C:H2'	23:DB:2065:C:C6	2.38	0.59
23:BB:1104:C:H2'	23:BB:1105:U:H6	1.66	0.59
23:BB:782:A:N3	25:BC:224:MET:HB3	2.18	0.59
6:AG:77:ARG:HG3	6:AG:79:VAL:HG23	1.83	0.59
1:CA:625:U:H4'	15:CP:16:PHE:CE2	2.38	0.59
1:CA:376:G:H2'	1:CA:377:G:H8	1.67	0.59
28:BP:97:TYR:O	28:BP:100:ARG:HB2	2.03	0.59
9:CJ:40:ILE:HD12	9:CJ:73:LEU:HD12	1.83	0.59
23:BB:1001:A:H2'	23:BB:1002:G:O4'	2.02	0.59
23:DB:69:C:O2'	23:DB:70:G:H5'	2.01	0.59
40:DH:31:VAL:CB	40:DH:32:PRO:CD	2.78	0.59
52:DW:49:ASN:O	52:DW:50:VAL:HG13	2.03	0.59
26:DD:10:GLY:CA	26:DD:26:VAL:H	2.06	0.59
23:BB:1245:G:OP1	37:BL:13:LYS:HE3	2.03	0.59
23:BB:145:C:H2'	23:BB:146:A:C8	2.38	0.59
23:BB:1082:U:C2	23:BB:1086:A:C6	2.91	0.59

Continued on next page...

Continued from previous page...

Atom-1	Atom-2	Distance(Å)	Clash(Å)
23:BB:63:A:H8	23:BB:63:A:OP2	1.84	0.59
23:BB:784:G:H21	25:BC:225:ASN:HD22	1.51	0.59
50:BT:12:ARG:NH1	50:BT:12:ARG:HB3	2.17	0.59
1:AA:664:G:H22	1:AA:741:G:H1	1.51	0.59
23:DB:171:U:H2'	23:DB:172:A:H8	1.68	0.59
46:BU:81:ARG:HH21	46:BU:81:ARG:H	1.51	0.59
46:BU:32:LYS:HA	46:BU:65:GLN:HA	1.83	0.59
43:DO:24:THR:HG22	43:DO:42:PRO:HD3	1.83	0.59
46:BU:13:LEU:HD12	46:BU:13:LEU:H	1.68	0.59
24:BI:89:SER:HB2	24:BI:136:GLY:HA3	1.84	0.59
7:CH:6:ILE:HD12	7:CH:35:ILE:HD11	1.84	0.59
37:DL:136:GLU:HA	37:DL:140:GLY:H	1.66	0.59
23:BB:947:A:H2'	23:BB:948:C:H6	1.68	0.59
23:BB:1709:U:H2'	23:BB:1710:G:H8	1.67	0.59
1:AA:1151:A:HO2'	1:AA:1152:A:H8	1.50	0.59
1:AA:926:G:N2	1:AA:1505:G:H2'	2.18	0.59
23:DB:145:C:H2'	23:DB:146:A:H8	1.68	0.59
23:BB:2760:C:O2'	23:BB:2761:A:H5'	2.03	0.59
1:CA:35:G:H2'	1:CA:36:C:C6	2.38	0.59
45:BS:31:GLN:O	45:BS:35:ILE:HG12	2.02	0.59
49:BR:76:LYS:HB2	49:BR:85:LYS:HB2	1.83	0.59
20:CB:72:LYS:O	20:CB:76:SER:HB2	2.02	0.59
34:B3:44:ARG:N	34:B3:45:PRO:HD2	2.16	0.59
2:AC:81:GLU:HG3	2:AC:82:ASP:N	2.18	0.59
1:AA:1279:G:H5''	9:AJ:9:ARG:NH2	2.17	0.59
23:DB:855:G:H21	52:DW:23:LYS:CG	2.07	0.59
17:AR:64:LEU:HB3	17:AR:66:LEU:HG	1.85	0.59
29:DE:196:VAL:O	29:DE:200:LEU:HD23	2.03	0.59
50:DT:39:THR:CG2	50:DT:42:GLU:H	2.15	0.59
48:BG:15:ASP:CB	48:BG:26:LYS:H	2.14	0.59
35:DV:62:THR:HB	35:DV:71:LYS:HG2	1.84	0.59
41:BJ:112:GLY:H	41:BJ:113:PRO:HD2	1.68	0.59
13:AN:42:ASN:O	13:AN:46:LYS:HG3	2.03	0.59
23:DB:115:C:O2'	23:DB:116:C:H5'	2.03	0.59
25:BC:76:VAL:CG1	25:BC:114:GLN:HG2	2.31	0.59
23:DB:2679:A:O2'	23:DB:2680:U:H5'	2.03	0.59
1:AA:1001:C:H2'	1:AA:1002:G:H8	1.67	0.59
23:BB:675:A:H4'	29:BE:62:GLN:HE22	1.67	0.59
23:DB:2809:A:H2'	23:DB:2810:A:C8	2.38	0.59
17:CR:64:LEU:HB3	17:CR:66:LEU:HG	1.84	0.59
1:AA:1289:A:H61	8:AI:71:ILE:HD11	1.68	0.59
22:DA:52:A:H4'	22:DA:52:A:OP1	2.01	0.59

Continued on next page...

Continued from previous page...

Atom-1	Atom-2	Distance(Å)	Clash(Å)
19:AT:66:ILE:HG23	19:AT:70:LYS:HB3	1.85	0.59
37:BL:110:VAL:HG23	37:BL:126:ARG:O	2.02	0.59
46:BU:53:GLN:O	46:BU:53:GLN:HG2	2.03	0.59
23:BB:2066:C:O2'	23:BB:2067:G:H5'	2.03	0.59
48:BG:87:GLN:HG2	48:BG:164:ALA:HA	1.83	0.59
25:DC:69:ASN:O	25:DC:70:LYS:C	2.41	0.59
23:BB:527:C:H5'	56:BB:3417:HOH:O	2.02	0.59
11:AL:82:ARG:HH11	11:AL:82:ARG:HG2	1.66	0.59
23:BB:2758:A:H2'	23:BB:2759:G:H5'	1.84	0.59
17:CR:41:SER:HB2	17:CR:51:GLN:HG2	1.85	0.59
1:CA:560:A:H4'	1:CA:561:U:H5''	1.83	0.59
23:DB:2756:U:H1'	23:DB:2757:A:H5''	1.85	0.59
23:BB:1210:G:H5'	23:BB:1212:G:O4'	2.02	0.59
23:BB:414:C:H2'	23:BB:415:A:C8	2.37	0.59
20:AB:103:TRP:O	20:AB:107:ARG:HG2	2.02	0.59
21:AU:19:LYS:HB2	21:AU:20:ARG:HE	1.68	0.59
25:BC:4:LYS:HD3	25:BC:16:VAL:HG22	1.85	0.59
23:BB:1060:U:OP2	24:BI:74:PRO:HA	2.03	0.59
27:BK:118:LEU:O	27:BK:120:PRO:HD2	2.02	0.59
42:BN:33:ILE:O	42:BN:33:ILE:HD12	2.03	0.59
27:DK:113:MET:HE2	27:DK:116:ILE:HD11	1.85	0.59
6:CG:21:LEU:HG	6:CG:22:LEU:H	1.67	0.59
5:CF:53:LYS:CE	5:CF:54:LEU:H	2.16	0.59
22:BA:28:C:OP1	43:BO:31:THR:HG21	2.03	0.59
1:CA:841:C:H2'	1:CA:843:U:OP2	2.03	0.59
3:CD:197:HIS:O	3:CD:200:VAL:HG22	2.03	0.59
26:DD:13:ARG:HH12	28:DP:74:GLN:NE2	2.01	0.59
28:BP:83:ILE:HD13	28:BP:83:ILE:O	2.03	0.59
4:AE:73:VAL:HG11	4:AE:143:LEU:HB3	1.84	0.59
1:CA:664:G:H22	1:CA:741:G:H1	1.50	0.59
1:CA:518:C:H2'	1:CA:530:G:C8	2.38	0.59
23:DB:1993:U:H4'	26:DD:133:THR:HG22	1.83	0.59
34:D3:7:ARG:O	34:D3:11:LYS:HG3	2.03	0.59
37:BL:136:GLU:HA	37:BL:140:GLY:H	1.68	0.59
23:DB:1199:U:H2'	23:DB:1200:C:C6	2.38	0.59
23:BB:2241:A:H2'	23:BB:2242:G:C8	2.37	0.59
48:DG:37:ASN:HD22	48:DG:40:VAL:HB	1.68	0.59
27:DK:7:MET:HE2	27:DK:18:ARG:NH1	2.17	0.59
23:DB:2199:A:H5'	23:DB:2200:C:OP2	2.03	0.59
1:CA:193:C:H2'	1:CA:194:C:C6	2.37	0.59
1:CA:1045:C:H2'	1:CA:1046:A:O4'	2.03	0.59
23:BB:2458:G:H1'	23:BB:2460:U:O4	2.02	0.59

Continued on next page...

Continued from previous page...

Atom-1	Atom-2	Distance(Å)	Clash(Å)
52:BW:49:ASN:O	52:BW:50:VAL:HG13	2.03	0.58
8:CI:48:ARG:O	8:CI:52:GLU:HG2	2.03	0.58
13:AN:40:ARG:CZ	18:AS:6:LYS:HB2	2.32	0.58
49:DR:10:LYS:N	49:DR:10:LYS:HD2	2.18	0.58
41:BJ:45:THR:N	41:BJ:46:PRO:HD3	2.18	0.58
44:DQ:104:ALA:HA	49:DR:46:GLU:OE1	2.03	0.58
41:DJ:110:PRO:HB2	41:DJ:111:LYS:HE2	1.85	0.58
27:DK:10:VAL:HG12	27:DK:12:ASP:H	1.68	0.58
6:AG:23:ALA:O	6:AG:26:VAL:HG22	2.03	0.58
47:BF:102:LEU:HA	47:BF:106:ALA:CB	2.33	0.58
5:AF:53:LYS:CE	5:AF:54:LEU:H	2.16	0.58
23:BB:2143:C:H2'	23:BB:2144:G:H8	1.68	0.58
18:AS:28:LYS:HB2	18:AS:29:PRO:HD2	1.84	0.58
13:AN:5:MET:SD	13:AN:8:ARG:HD3	2.42	0.58
9:CJ:52:LEU:HB2	13:CN:80:ARG:HD2	1.85	0.58
36:D2:21:ARG:CD	36:D2:43:THR:HG21	2.33	0.58
23:BB:1119:U:OP1	35:BV:83:LYS:HE3	2.03	0.58
23:BB:2443:C:H2'	23:BB:2444:G:H8	1.68	0.58
39:BX:14:LEU:O	39:BX:18:LEU:HB2	2.03	0.58
1:AA:859:G:H2'	1:AA:860:A:H8	1.66	0.58
23:BB:753:A:H2'	23:BB:754:U:H6	1.68	0.58
23:DB:1827:U:C2'	23:DB:1828:G:H5'	2.33	0.58
29:BE:98:LYS:HZ1	29:BE:99:LYS:HE3	1.68	0.58
23:DB:2557:G:H2'	23:DB:2558:C:C6	2.38	0.58
29:DE:5:LEU:CD1	29:DE:10:SER:HB2	2.33	0.58
23:BB:322:A:H3'	29:BE:163:ASN:HD21	1.68	0.58
10:CK:30:ILE:HG22	10:CK:45:THR:OG1	2.03	0.58
1:CA:834:U:H2'	1:CA:835:U:C6	2.36	0.58
3:CD:60:VAL:HA	3:CD:63:ILE:HD12	1.85	0.58
47:DF:15:LEU:HD22	47:DF:167:ALA:HB1	1.84	0.58
50:BT:8:LEU:HD22	50:BT:46:ALA:HA	1.86	0.58
29:BE:195:GLN:O	29:BE:198:GLU:HG2	2.03	0.58
37:BL:143:GLU:HG2	37:BL:144:GLU:N	2.16	0.58
23:DB:345:A:H1'	23:DB:346:A:C2	2.38	0.58
36:B2:21:ARG:CD	36:B2:43:THR:HG21	2.33	0.58
40:DH:113:SER:HB2	40:DH:132:PHE:HZ	1.68	0.58
40:BH:44:ILE:HA	40:BH:51:ARG:NH2	2.18	0.58
35:DV:72:VAL:HB	35:DV:92:VAL:O	2.04	0.58
1:AA:1342:C:H2'	1:AA:1343:G:C8	2.38	0.58
23:BB:1549:A:H2'	23:BB:1550:C:C6	2.38	0.58
23:DB:2143:C:H2'	23:DB:2144:G:O4'	2.03	0.58
1:AA:1078:U:H2'	1:AA:1079:G:O4'	2.03	0.58

Continued on next page...

Continued from previous page...

Atom-1	Atom-2	Distance(Å)	Clash(Å)
23:BB:181:A:H2'	23:BB:182:A:H8	1.66	0.58
23:BB:1283:G:N2	23:BB:1286:A:H5'	2.17	0.58
26:DD:8:LYS:CD	26:DD:197:THR:H	2.17	0.58
26:DD:27:ILE:HG23	26:DD:201:LEU:HD12	1.85	0.58
23:DB:222:A:H61	23:DB:232:G:H1'	1.68	0.58
1:AA:1464:U:P	28:BP:108:ARG:HH22	2.25	0.58
47:DF:141:ASP:O	47:DF:145:VAL:HG13	2.02	0.58
1:AA:502:A:H2'	1:AA:503:C:H6	1.66	0.58
44:BQ:9:ALA:C	44:BQ:11:ALA:H	2.06	0.58
4:CE:95:MET:HA	4:CE:124:ALA:HB2	1.86	0.58
1:CA:1437:A:H2'	1:CA:1438:G:H8	1.69	0.58
23:BB:441:U:H2'	23:BB:442:G:C8	2.38	0.58
1:CA:301:G:H2'	1:CA:302:G:H8	1.67	0.58
23:BB:1733:G:H2'	23:BB:1734:G:C8	2.38	0.58
1:CA:642:A:H2'	1:CA:643:C:H6	1.68	0.58
23:BB:1657:U:O2'	23:BB:1658:C:H5'	2.04	0.58
23:DB:2008:C:H2'	23:DB:2009:A:H8	1.68	0.58
23:DB:1656:C:H2'	23:DB:1657:U:H6	1.67	0.58
23:DB:547:A:N1	23:DB:548:G:H1'	2.19	0.58
26:BD:15:PHE:H	26:BD:15:PHE:HD1	1.51	0.58
28:BP:26:GLU:HA	28:BP:43:GLU:HA	1.84	0.58
26:BD:14:ILE:HD13	26:BD:178:VAL:HG11	1.84	0.58
42:DN:38:LEU:O	42:DN:42:LYS:HG3	2.04	0.58
41:BJ:124:VAL:O	41:BJ:125:TYR:HB2	2.02	0.58
37:BL:79:LEU:CG	37:BL:112:LEU:HA	2.32	0.58
23:BB:559:G:OP1	41:BJ:111:LYS:HD3	2.03	0.58
3:AD:154:VAL:O	3:AD:158:LEU:HD12	2.03	0.58
2:AC:63:ILE:HD11	2:AC:96:VAL:HG23	1.85	0.58
41:DJ:58:ASN:HA	41:DJ:127:GLY:CA	2.33	0.58
29:BE:48:THR:HG23	29:BE:88:ARG:HH11	1.68	0.58
29:DE:48:THR:HG22	29:DE:86:ALA:HB3	1.85	0.58
23:DB:1820:U:OP1	25:DC:176:ARG:HD2	2.03	0.58
23:BB:2143:C:H2'	23:BB:2144:G:O4'	2.03	0.58
23:BB:2146:C:H1'	23:BB:2147:A:H4'	1.84	0.58
23:BB:2496:C:OP1	38:BM:82:MET:HB2	2.04	0.58
20:AB:60:ALA:HB1	20:AB:220:VAL:HG13	1.85	0.58
16:AQ:45:VAL:HG21	16:AQ:60:ILE:HG21	1.86	0.58
8:AI:46:VAL:HA	8:AI:49:GLN:HG3	1.85	0.58
23:DB:222:A:N1	23:DB:233:A:H5''	2.17	0.58
2:CC:13:ILE:O	2:CC:14:VAL:HG22	2.03	0.58
46:BU:10:VAL:O	46:BU:21:ARG:HA	2.03	0.58
48:BG:148:ARG:HD3	48:BG:152:ARG:CZ	2.32	0.58

Continued on next page...

Continued from previous page...

Atom-1	Atom-2	Distance(Å)	Clash(Å)
23:DB:753:A:H2'	23:DB:754:U:H6	1.68	0.58
5:CF:47:LEU:HD21	5:CF:57:ALA:HB3	1.85	0.58
9:AJ:67:ILE:HG12	13:AN:94:GLY:O	2.04	0.58
28:DP:24:THR:O	28:DP:25:VAL:HG22	2.03	0.58
11:CL:106:VAL:HG23	11:CL:116:TYR:HB3	1.84	0.58
23:DB:1230:A:H2'	23:DB:1231:U:C6	2.38	0.58
8:CI:33:SER:HB3	8:CI:36:GLN:HB2	1.84	0.58
23:BB:2033:A:H3'	56:BB:3539:HOH:O	2.03	0.58
23:DB:1354:A:H2'	23:DB:1355:G:O4'	2.02	0.58
1:AA:1045:C:H2'	1:AA:1046:A:O4'	2.03	0.58
1:AA:1488:G:O2'	1:AA:1489:G:H5'	2.03	0.58
27:DK:14:SER:HB2	27:DK:51:LYS:H	1.68	0.58
19:CT:66:ILE:HG13	19:CT:70:LYS:HE3	1.84	0.58
48:DG:95:ALA:HB2	48:DG:130:ILE:HD11	1.86	0.58
23:BB:2547:A:H2'	23:BB:2548:U:C6	2.38	0.58
26:BD:10:GLY:CA	26:BD:26:VAL:H	2.06	0.58
26:BD:105:LYS:H	26:BD:106:LYS:NZ	2.01	0.58
29:BE:161:ALA:HA	29:BE:164:LEU:HB2	1.85	0.58
50:DT:32:LEU:O	50:DT:83:ALA:HB2	2.03	0.58
47:DF:66:ILE:HD11	47:DF:83:PRO:HB3	1.85	0.58
37:BL:143:GLU:CG	37:BL:144:GLU:H	2.11	0.58
50:BT:59:ASN:O	50:BT:84:TYR:HB2	2.03	0.58
12:AM:13:HIS:HB2	12:AM:16:ILE:HG22	1.85	0.58
27:DK:43:ILE:HG22	27:DK:54:LYS:HA	1.86	0.58
41:DJ:112:GLY:H	41:DJ:113:PRO:HD2	1.68	0.58
27:BK:60:ALA:HA	27:BK:87:LEU:HD23	1.84	0.58
40:DH:93:SER:O	40:DH:94:ILE:HD12	2.02	0.58
47:DF:103:ILE:HD11	47:DF:174:PHE:HA	1.84	0.58
14:CO:81:LEU:HD23	14:CO:85:LEU:HD13	1.85	0.58
23:DB:63:A:H2'	23:DB:63:A:OP2	2.03	0.58
47:DF:33:ILE:HD13	47:DF:95:MET:HG2	1.85	0.58
1:CA:1342:C:H2'	1:CA:1343:G:C8	2.38	0.58
24:DI:125:THR:O	24:DI:129:GLU:HG3	2.03	0.58
9:AJ:18:ILE:HG23	9:AJ:19:ASP:N	2.18	0.58
23:BB:2820:A:OP1	42:BN:4:ARG:HA	2.02	0.58
35:DV:44:HIS:CE1	35:DV:86:LEU:H	2.20	0.58
22:DA:54:G:O2'	22:DA:55:U:H5'	2.02	0.58
22:BA:106:G:H2'	22:BA:107:G:C8	2.39	0.58
19:AT:49:ALA:O	19:AT:52:GLU:HG2	2.04	0.58
25:DC:158:GLY:H	25:DC:194:VAL:HG13	1.69	0.58
25:DC:173:LEU:H	25:DC:173:LEU:CD2	2.17	0.58
23:BB:581:C:H2'	23:BB:582:A:H8	1.68	0.58

Continued on next page...

Continued from previous page...

Atom-1	Atom-2	Distance(Å)	Clash(Å)
2:CC:129:PHE:CE2	2:CC:156:LEU:HD13	2.38	0.58
14:AO:53:ARG:HD2	23:BB:715:A:N6	2.19	0.58
23:BB:948:C:H2'	23:BB:949:G:C8	2.38	0.58
48:DG:152:ARG:HH22	48:DG:162:ARG:HA	1.68	0.58
1:AA:21:G:H2'	1:AA:22:G:C8	2.38	0.58
9:CJ:41:PRO:O	9:CJ:42:LEU:HB2	2.02	0.58
25:DC:78:GLU:OE1	25:DC:94:LEU:HD22	2.04	0.58
23:BB:264:C:O2'	23:BB:265:A:H5''	2.02	0.58
7:AH:79:ARG:HB2	7:AH:80:PRO:HD2	1.85	0.58
23:DB:1419:A:H2'	23:DB:1421:G:N7	2.19	0.58
23:DB:609:A:H2'	23:DB:610:C:O4'	2.02	0.58
51:BZ:7:VAL:HG13	51:BZ:8:THR:CG2	2.33	0.58
52:BW:39:GLN:NE2	52:BW:42:THR:HB	2.15	0.58
37:DL:79:LEU:CG	37:DL:112:LEU:HA	2.30	0.58
25:DC:141:HIS:CG	25:DC:142:ASN:H	2.22	0.58
39:BX:34:SER:HB2	39:BX:36:GLN:OE1	2.04	0.58
40:BH:132:PHE:HB2	40:BH:142:VAL:HG23	1.85	0.58
20:AB:204:ASP:CG	20:AB:205:ALA:H	2.06	0.58
41:DJ:114:LEU:O	41:DJ:118:MET:HE3	2.03	0.58
31:D0:38:LEU:HD13	31:D0:41:HIS:NE2	2.19	0.58
1:AA:1342:C:H2'	1:AA:1343:G:H8	1.68	0.58
1:CA:1004:A:H5'	1:CA:1025:U:O2	2.04	0.58
1:AA:474:G:H2'	1:AA:475:C:C6	2.38	0.58
23:BB:1464:G:H2'	23:BB:1465:G:C8	2.38	0.58
23:DB:21:A:H2'	23:DB:22:C:C6	2.39	0.58
1:CA:1162:C:H2'	1:CA:1163:A:C8	2.39	0.58
23:BB:1826:G:H2'	23:BB:1827:U:C6	2.38	0.58
1:AA:22:G:H2'	1:AA:23:C:H6	1.69	0.58
9:AJ:40:ILE:HD12	9:AJ:73:LEU:HD12	1.84	0.58
8:CI:11:ARG:HE	8:CI:12:LYS:HG3	1.67	0.58
23:BB:165:A:H2'	23:BB:166:U:H6	1.69	0.58
44:DQ:10:ARG:HB2	44:DQ:10:ARG:NH1	2.18	0.58
14:CO:55:GLY:O	14:CO:59:MET:HG2	2.03	0.58
23:BB:2653:U:O2'	48:BG:109:SER:HB2	2.03	0.58
23:BB:445:C:O2'	23:BB:446:G:H5'	2.03	0.58
23:DB:1796:U:H2'	23:DB:1797:G:H8	1.68	0.58
1:CA:1450:U:H2'	1:CA:1452:C:C4	2.37	0.58
1:AA:1532:U:C2	1:AA:1534:A:H5'	2.39	0.58
21:CU:42:THR:O	21:CU:46:ARG:HG3	2.02	0.58
1:CA:1279:G:H5''	9:CJ:9:ARG:NH2	2.18	0.58
26:BD:11:MET:HE1	26:BD:192:ALA:H	1.69	0.58
8:CI:47:VAL:HG23	8:CI:48:ARG:HG3	1.86	0.58

Continued on next page...

Continued from previous page...

Atom-1	Atom-2	Distance(Å)	Clash(Å)
5:AF:6:ILE:HD11	5:AF:8:PHE:HD2	1.67	0.58
50:DT:5:GLU:HA	50:DT:8:LEU:CB	2.28	0.58
21:AU:24:LYS:HB3	21:AU:24:LYS:NZ	2.18	0.58
20:CB:195:VAL:HG12	20:CB:197:PHE:H	1.69	0.58
20:CB:204:ASP:CG	20:CB:205:ALA:H	2.06	0.58
45:BS:17:VAL:C	45:BS:19:LEU:H	2.07	0.58
27:DK:115:ILE:HG23	27:DK:116:ILE:N	2.18	0.58
1:AA:1361:G:C2'	1:AA:1362:A:H5''	2.33	0.58
1:CA:1342:C:H2'	1:CA:1343:G:H8	1.69	0.58
23:BB:1047:G:HO2'	23:BB:1048:A:P	2.26	0.58
1:CA:237:G:H2'	1:CA:238:A:H8	1.69	0.58
23:BB:1444:G:H2'	23:BB:1445:G:H8	1.69	0.58
23:BB:979:A:H2'	23:BB:982:C:N4	2.18	0.58
11:AL:54:VAL:CG2	11:AL:79:ILE:HD11	2.34	0.58
23:DB:419:U:H2'	23:DB:420:C:C6	2.38	0.58
23:BB:946:C:H2'	23:BB:947:A:H8	1.69	0.58
48:DG:152:ARG:HG3	48:DG:153:PRO:HD2	1.86	0.58
7:AH:10:LEU:HD22	7:AH:74:ILE:HD11	1.85	0.58
23:DB:523:C:H4'	23:DB:540:C:O2	2.04	0.58
29:BE:98:LYS:NZ	29:BE:99:LYS:HE3	2.18	0.58
20:AB:23:ASN:HD22	20:AB:24:PRO:HD2	1.68	0.58
1:CA:777:A:H2'	1:CA:778:G:H8	1.68	0.58
24:BI:109:ALA:HB1	24:BI:124:MET:HG3	1.85	0.58
23:BB:98:G:H2'	23:BB:99:U:H5''	1.85	0.58
46:BU:86:PHE:HD1	46:BU:88:ASP:H	1.48	0.58
8:AI:24:ASN:CG	8:AI:25:GLY:H	2.07	0.58
52:DW:7:GLY:C	52:DW:10:ARG:HH12	2.07	0.58
50:DT:44:LYS:O	50:DT:48:GLN:HG2	2.02	0.58
41:DJ:124:VAL:O	41:DJ:125:TYR:HB2	2.02	0.58
41:DJ:55:ILE:HG13	41:DJ:55:ILE:O	2.03	0.58
24:DI:71:LYS:HB3	24:DI:115:ASP:OD2	2.03	0.58
12:CM:70:ARG:CZ	47:DF:142:TYR:HB3	2.33	0.58
22:BA:32:U:C4'	22:BA:52:A:H62	2.15	0.58
47:DF:34:THR:OG1	47:DF:154:THR:HB	2.04	0.58
26:BD:34:VAL:HB	26:BD:48:ILE:HD11	1.86	0.58
48:DG:166:GLU:CG	48:DG:168:VAL:HG23	2.34	0.58
23:DB:1283:G:N2	23:DB:1286:A:H5'	2.17	0.58
35:DV:44:HIS:CE1	35:DV:85:LYS:HB2	2.38	0.58
1:CA:769:G:O2'	1:CA:770:C:H5'	2.04	0.58
37:DL:85:VAL:HG22	37:DL:94:THR:CG2	2.34	0.58
1:AA:518:C:H2'	1:AA:530:G:C8	2.37	0.58
1:AA:56:U:H2'	1:AA:57:G:C8	2.37	0.58

Continued on next page...

Continued from previous page...

Atom-1	Atom-2	Distance(Å)	Clash(Å)
1:CA:470:C:H2'	1:CA:471:U:C6	2.39	0.58
38:BM:40:ARG:HD3	38:BM:93:VAL:HG21	1.86	0.58
23:BB:2814:A:H2'	23:BB:2815:C:H6	1.67	0.58
48:BG:148:ARG:HA	48:BG:161:VAL:HB	1.85	0.58
23:DB:2063:C:O2	23:DB:2450:A:N1	2.37	0.58
39:DX:1:MET:O	39:DX:5:GLU:HG2	2.03	0.58
23:DB:2240:U:O2'	23:DB:2241:A:H5'	2.03	0.58
25:DC:75:ALA:HB1	25:DC:93:VAL:HG22	1.84	0.58
1:CA:1151:A:HO2'	1:CA:1152:A:H8	1.49	0.58
15:AP:73:ALA:O	15:AP:77:GLU:HG3	2.04	0.58
1:AA:1307:U:H2'	1:AA:1308:U:C6	2.39	0.58
10:AK:30:ILE:HG22	10:AK:45:THR:OG1	2.02	0.58
4:AE:12:GLU:HB3	4:AE:63:MET:HE1	1.86	0.58
23:DB:445:C:O2'	23:DB:446:G:H5'	2.03	0.58
2:CC:59:PRO:HG2	2:CC:62:SER:OG	2.02	0.58
44:DQ:79:ILE:O	44:DQ:79:ILE:HD13	2.04	0.58
40:DH:99:ILE:O	40:DH:103:VAL:HG12	2.03	0.58
37:BL:131:ALA:C	37:BL:133:ALA:H	2.06	0.58
19:AT:4:LYS:HE3	19:AT:6:ALA:H	1.68	0.58
8:AI:62:LEU:N	8:AI:62:LEU:HD22	2.19	0.58
50:DT:29:THR:CA	50:DT:86:THR:HA	2.33	0.58
48:BG:34:ARG:HD3	48:BG:34:ARG:N	2.19	0.58
25:BC:141:HIS:CG	25:BC:142:ASN:H	2.22	0.58
23:BB:2896:C:H2'	23:BB:2897:U:C6	2.39	0.58
41:BJ:25:LEU:HD22	41:BJ:26:GLY:N	2.18	0.58
23:BB:1082:U:O4	23:BB:1086:A:C2	2.57	0.58
23:DB:2849:U:N3	23:DB:2867:G:C8	2.71	0.58
24:DI:45:THR:CA	24:DI:48:ILE:HG22	2.32	0.58
29:DE:158:PHE:HA	29:DE:169:VAL:HG21	1.84	0.58
25:BC:242:HIS:O	25:BC:244:VAL:HG13	2.03	0.58
44:BQ:81:GLY:HA3	44:BQ:112:ALA:HB1	1.85	0.58
9:AJ:55:PRO:HA	13:AN:80:ARG:HH22	1.68	0.58
24:BI:105:LEU:HD11	24:BI:139:VAL:CG1	2.33	0.58
1:CA:1071:C:H2'	1:CA:1072:G:C8	2.39	0.58
37:BL:95:LEU:HB3	37:BL:100:ILE:HG23	1.85	0.58
38:BM:26:VAL:HG23	38:BM:104:GLU:OE2	2.04	0.58
1:CA:1011:C:H2'	1:CA:1012:A:C8	2.39	0.58
23:BB:417:C:H2'	23:BB:418:C:C6	2.37	0.58
23:BB:2646:C:H2'	23:BB:2647:U:O4'	2.03	0.58
10:CK:51:PHE:CZ	10:CK:61:ALA:HA	2.39	0.58
46:DU:10:VAL:O	46:DU:21:ARG:HA	2.04	0.58
47:DF:19:PHE:CE2	47:DF:164:GLU:HG2	2.39	0.58

Continued on next page...

Continued from previous page...

Atom-1	Atom-2	Distance(Å)	Clash(Å)
23:DB:1657:U:O2'	23:DB:1658:C:H5'	2.04	0.58
23:BB:2033:A:O2'	23:BB:2035:G:OP2	2.19	0.58
23:BB:1771:C:H2'	23:BB:1772:A:H8	1.69	0.58
47:DF:35:LEU:HD23	47:DF:153:ILE:HG12	1.86	0.58
22:DA:94:A:H2'	22:DA:95:U:O4'	2.04	0.58
23:BB:1061:U:H4'	23:BB:1070:A:O3'	2.04	0.58
23:DB:322:A:H5'	23:DB:340:A:H1'	1.85	0.58
6:CG:112:ASP:HB2	6:CG:118:ARG:HG2	1.85	0.58
1:AA:868:C:H2'	1:AA:869:G:O4'	2.04	0.58
1:AA:312:C:H2'	1:AA:313:A:H8	1.68	0.58
22:DA:2:G:H2'	22:DA:3:C:C6	2.38	0.58
1:CA:1039:G:H2'	1:CA:1040:U:C6	2.39	0.58
23:BB:1794:A:H2'	23:BB:1795:C:C6	2.38	0.58
23:DB:1582:C:H2'	23:DB:1583:A:O4'	2.04	0.58
46:BU:3:LYS:HB3	46:BU:82:VAL:HG21	1.85	0.58
46:DU:86:PHE:HE1	46:DU:88:ASP:HB3	1.69	0.58
52:DW:48:ALA:HB3	52:DW:81:ILE:O	2.03	0.58
52:DW:23:LYS:O	52:DW:66:VAL:HB	2.04	0.58
29:BE:154:ASP:OD1	29:BE:156:ASN:HB3	2.03	0.58
18:CS:39:ILE:HB	18:CS:66:VAL:HA	1.85	0.58
23:BB:9:G:N2	23:BB:10:A:H62	2.00	0.58
25:DC:226:PRO:HA	25:DC:232:GLY:HA3	1.84	0.58
26:BD:182:ALA:O	26:BD:184:ARG:HG2	2.04	0.58
27:DK:35:VAL:HG23	27:DK:36:GLY:N	2.15	0.58
15:CP:46:LYS:C	15:CP:48:GLU:H	2.06	0.58
1:AA:617:G:H4'	15:AP:46:LYS:HE2	1.86	0.58
3:CD:154:VAL:O	3:CD:158:LEU:HD12	2.04	0.58
26:DD:113:SER:HB3	26:DD:167:ASN:N	2.19	0.58
35:DV:30:ILE:HB	35:DV:38:LEU:HB3	1.86	0.58
23:BB:646:U:H3'	23:BB:647:G:H8	1.68	0.58
1:AA:1026:G:H2'	1:AA:1027:C:H6	1.68	0.58
4:AE:45:VAL:HG13	4:AE:117:ALA:HA	1.86	0.58
30:BY:16:LEU:O	30:BY:19:HIS:HB2	2.02	0.58
22:DA:109:A:H2'	22:DA:110:C:H6	1.68	0.58
23:BB:2845:U:O2'	23:BB:2846:G:H5'	2.03	0.58
1:AA:470:C:H2'	1:AA:471:U:C6	2.39	0.58
39:BX:1:MET:O	39:BX:5:GLU:HG2	2.04	0.58
11:CL:54:VAL:HG21	11:CL:79:ILE:HD11	1.84	0.58
11:CL:17:LYS:HE3	11:CL:17:LYS:N	2.19	0.58
27:DK:59:LYS:HD2	27:DK:89:ASN:ND2	2.19	0.58
41:BJ:38:GLY:HA3	41:BJ:50:THR:O	2.03	0.58
1:CA:625:U:H4'	15:CP:16:PHE:CZ	2.38	0.58

Continued on next page...

Continued from previous page...

Atom-1	Atom-2	Distance(Å)	Clash(Å)
29:DE:5:LEU:HD12	29:DE:10:SER:HB2	1.85	0.58
44:DQ:10:ARG:HA	44:DQ:13:HIS:HB2	1.84	0.58
27:BK:14:SER:HB2	27:BK:51:LYS:H	1.68	0.58
23:DB:796:C:H2'	23:DB:797:G:H8	1.68	0.58
7:CH:79:ARG:HB2	7:CH:80:PRO:HD2	1.85	0.58
25:BC:177:SER:O	25:BC:270:ARG:HG3	2.04	0.58
23:BB:833:A:H2'	23:BB:834:G:C8	2.38	0.58
1:AA:1123:U:O2'	1:AA:1124:G:H5'	2.04	0.58
2:AC:88:LYS:O	2:AC:88:LYS:HE3	2.04	0.58
23:BB:2893:A:H5''	23:BB:2894:G:H5'	1.86	0.58
11:CL:65:TYR:HB3	11:CL:95:HIS:CD2	2.39	0.58
1:AA:1450:U:H2'	1:AA:1452:C:C4	2.38	0.58
52:DW:49:ASN:HB3	52:DW:81:ILE:CG1	2.34	0.58
29:DE:189:THR:HG23	29:DE:192:ALA:H	1.69	0.58
44:BQ:94:LEU:HD21	49:BR:11:GLN:HB2	1.86	0.58
37:BL:92:LEU:HD23	37:BL:92:LEU:H	1.68	0.58
1:CA:410:G:P	3:CD:25:ARG:HE	2.27	0.58
26:BD:170:VAL:O	26:BD:170:VAL:HG23	2.04	0.58
41:DJ:25:LEU:HD22	41:DJ:26:GLY:N	2.17	0.58
36:D2:10:LEU:O	36:D2:14:ARG:HG2	2.03	0.58
1:AA:1004:A:H5'	1:AA:1025:U:O2	2.04	0.58
23:DB:1548:A:H2'	23:DB:1549:A:C8	2.38	0.58
23:DB:644:A:O2'	23:DB:645:C:H5'	2.04	0.58
20:CB:218:ALA:HA	20:CB:221:ARG:HG2	1.84	0.58
23:DB:1778:U:H2'	23:DB:1784:A:N6	2.19	0.58
37:DL:95:LEU:HB3	37:DL:100:ILE:CG2	2.34	0.58
4:CE:155:LYS:O	4:CE:158:LYS:HE3	2.04	0.58
46:DU:81:ARG:H	46:DU:81:ARG:HH21	1.51	0.58
23:BB:1735:A:H2'	23:BB:1736:U:C6	2.39	0.58
38:BM:71:LYS:HD3	38:BM:95:LEU:HD13	1.86	0.58
1:CA:56:U:H2'	1:CA:57:G:C8	2.39	0.58
23:DB:2229:U:H2'	23:DB:2230:G:H8	1.67	0.58
1:CA:620:C:N1	3:CD:131:ILE:HD13	2.18	0.58
23:BB:322:A:H5'	23:BB:340:A:H1'	1.84	0.58
3:CD:77:GLU:HA	3:CD:80:ARG:HG2	1.85	0.58
18:AS:65:MET:HG3	18:AS:73:PHE:CZ	2.39	0.58
31:D0:33:SER:C	31:D0:35:GLU:H	2.07	0.58
47:BF:177:ARG:CZ	47:BF:177:ARG:HA	2.34	0.58
5:CF:29:ILE:HD13	5:CF:64:VAL:HG21	1.85	0.57
23:DB:2329:U:H2'	23:DB:2330:G:C8	2.39	0.57
8:CI:56:MET:C	8:CI:58:GLU:H	2.06	0.57
48:BG:89:VAL:HG12	48:BG:90:GLY:H	1.69	0.57

Continued on next page...

Continued from previous page...

Atom-1	Atom-2	Distance(Å)	Clash(Å)
41:DJ:45:THR:N	41:DJ:46:PRO:HD3	2.18	0.57
29:DE:138:LEU:HB3	29:DE:143:LEU:O	2.04	0.57
29:BE:106:LYS:HE3	29:BE:200:LEU:HD12	1.85	0.57
3:CD:102:TYR:HE1	3:CD:109:THR:HA	1.69	0.57
2:AC:126:ARG:HH22	2:AC:190:THR:CG2	2.14	0.57
25:DC:226:PRO:HG3	25:DC:233:GLY:N	2.14	0.57
23:BB:1021:A:H61	23:BB:1142:A:H61	1.50	0.57
24:DI:121:ILE:CD1	24:DI:121:ILE:H	2.14	0.57
46:DU:47:PRO:HD3	46:DU:55:GLY:HA3	1.86	0.57
23:DB:2868:A:H2'	23:DB:2869:G:C8	2.39	0.57
23:DB:63:A:OP2	23:DB:63:A:H8	1.86	0.57
47:BF:90:LEU:C	47:BF:91:ARG:HD3	2.25	0.57
23:BB:704:G:C2'	23:BB:726:G:H22	2.15	0.57
26:DD:148:GLN:HB2	26:DD:152:PRO:HG2	1.86	0.57
23:BB:921:C:H2'	23:BB:922:C:C6	2.39	0.57
23:BB:720:U:H2'	23:BB:721:A:C8	2.39	0.57
23:DB:871:U:H2'	23:DB:872:U:H6	1.67	0.57
48:BG:84:LYS:HG3	48:BG:131:VAL:HB	1.85	0.57
10:AK:88:PRO:HD3	21:AU:28:LEU:HD11	1.86	0.57
23:DB:1805:A:H5''	25:DC:247:TRP:CE2	2.39	0.57
19:AT:27:MET:O	19:AT:31:ILE:HG13	2.03	0.57
23:BB:2190:G:O2'	23:BB:2191:A:H5'	2.04	0.57
42:DN:49:GLU:OE2	42:DN:95:THR:HG22	2.02	0.57
23:BB:870:U:O2'	23:BB:871:U:H5'	2.03	0.57
5:AF:43:GLY:HA2	5:AF:58:HIS:NE2	2.19	0.57
35:DV:1:MET:HG2	35:DV:59:GLU:HG3	1.86	0.57
20:CB:93:HIS:CD2	20:CB:145:ASN:HB3	2.39	0.57
6:AG:112:ASP:HB2	6:AG:118:ARG:HG2	1.86	0.57
23:BB:1810:A:H2'	23:BB:1811:G:O4'	2.03	0.57
23:BB:564:C:O2'	23:BB:565:C:H5'	2.04	0.57
1:CA:6:G:H2'	4:CE:123:LEU:HD22	1.86	0.57
4:CE:55:VAL:N	4:CE:56:PRO:HD2	2.18	0.57
23:BB:1316:U:O2'	23:BB:1317:G:H5'	2.03	0.57
2:CC:182:ASP:HB2	2:CC:203:LYS:HE2	1.86	0.57
45:DS:31:GLN:O	45:DS:35:ILE:HG12	2.04	0.57
23:DB:581:C:H2'	23:DB:582:A:H8	1.68	0.57
26:BD:204:LYS:HB2	26:BD:205:PRO:HD2	1.85	0.57
47:DF:78:ILE:N	47:DF:78:ILE:HD12	2.18	0.57
24:DI:123:ALA:HA	24:DI:126:ARG:HH12	1.68	0.57
45:BS:18:ARG:HB3	45:BS:76:VAL:CG2	2.34	0.57
3:CD:149:LYS:HB2	3:CD:177:MET:HG3	1.86	0.57
23:DB:139:U:O2'	50:DT:1:MET:HB2	2.03	0.57

Continued on next page...

Continued from previous page...

Atom-1	Atom-2	Distance(Å)	Clash(Å)
47:BF:137:PHE:O	47:BF:139:GLU:N	2.37	0.57
38:DM:36:VAL:HB	38:DM:127:LYS:O	2.03	0.57
29:DE:62:GLN:HG2	29:DE:63:LYS:HG3	1.86	0.57
22:BA:94:A:H2'	22:BA:95:U:O4'	2.03	0.57
23:BB:1550:C:H2'	23:BB:1551:A:H8	1.69	0.57
39:BX:17:GLU:OE1	39:BX:21:LEU:HD11	2.04	0.57
38:DM:64:TRP:HB2	38:DM:104:GLU:HB2	1.85	0.57
23:DB:233:A:H61	23:DB:428:A:N6	2.01	0.57
40:BH:47:PHE:HA	40:BH:50:ARG:NH2	2.19	0.57
39:DX:48:ARG:O	39:DX:51:ALA:HB3	2.03	0.57
23:DB:417:C:H2'	23:DB:418:C:C6	2.39	0.57
23:DB:946:C:H2'	23:DB:947:A:H8	1.69	0.57
23:DB:2182:U:H2'	23:DB:2183:A:H8	1.68	0.57
23:DB:441:U:H2'	23:DB:442:G:H8	1.69	0.57
3:CD:18:LEU:HB2	3:CD:20:LEU:HG	1.86	0.57
23:BB:2652:C:H2'	23:BB:2653:U:O4'	2.03	0.57
8:CI:87:MET:HG2	8:CI:91:GLU:HG2	1.85	0.57
38:DM:108:VAL:HG22	38:DM:109:PRO:HD2	1.87	0.57
23:BB:992:C:H4'	49:BR:74:ILE:HD13	1.86	0.57
43:DO:56:LYS:HG2	43:DO:60:GLU:CD	2.24	0.57
23:DB:1513:U:O2'	23:DB:1514:G:H5'	2.03	0.57
23:BB:1477:A:H2'	23:BB:1478:G:O4'	2.04	0.57
1:AA:1414:U:H2'	1:AA:1415:G:H8	1.70	0.57
23:DB:564:C:O2'	23:DB:565:C:H5'	2.04	0.57
1:AA:1521:C:H2'	1:AA:1522:U:C6	2.39	0.57
35:BV:49:ASN:HD22	35:BV:49:ASN:N	2.01	0.57
1:AA:1437:A:H2'	1:AA:1438:G:H8	1.67	0.57
6:CG:2:ARG:HH11	6:CG:2:ARG:CB	2.00	0.57
23:DB:2386:A:H2'	23:DB:2387:U:C6	2.39	0.57
8:AI:56:MET:C	8:AI:58:GLU:H	2.07	0.57
29:DE:154:ASP:OD1	29:DE:156:ASN:HB3	2.04	0.57
18:AS:10:ILE:HG22	18:AS:37:SER:HB3	1.85	0.57
1:AA:796:C:H4'	10:AK:126:ARG:NH2	2.19	0.57
25:BC:173:LEU:H	25:BC:173:LEU:CD2	2.16	0.57
47:DF:137:PHE:O	47:DF:139:GLU:N	2.37	0.57
23:BB:1022:G:N2	23:BB:1142:A:N1	2.51	0.57
27:BK:79:PHE:CD2	28:BP:69:VAL:HG12	2.39	0.57
26:DD:34:VAL:HB	26:DD:48:ILE:HD11	1.86	0.57
1:AA:1060:U:C4'	9:AJ:54:SER:HB2	2.33	0.57
47:BF:33:ILE:HD13	47:BF:95:MET:HG2	1.86	0.57
37:BL:116:VAL:HG13	37:BL:117:THR:N	2.17	0.57
9:CJ:18:ILE:HG23	9:CJ:19:ASP:N	2.19	0.57

Continued on next page...

Continued from previous page...

Atom-1	Atom-2	Distance(Å)	Clash(Å)
23:DB:921:C:H2'	23:DB:922:C:C6	2.39	0.57
4:CE:45:VAL:HG13	4:CE:117:ALA:HA	1.85	0.57
4:AE:84:VAL:CG1	4:AE:146:MET:HB3	2.35	0.57
6:CG:134:VAL:O	6:CG:138:GLU:HG3	2.03	0.57
23:BB:591:U:H1'	34:B3:1:PRO:N	2.19	0.57
44:DQ:9:ALA:C	44:DQ:11:ALA:H	2.07	0.57
1:AA:1390:U:H2'	1:AA:1391:U:C6	2.39	0.57
1:CA:45:G:H2'	1:CA:46:G:C8	2.38	0.57
23:DB:1827:U:O2'	23:DB:1828:G:H5'	2.05	0.57
23:BB:2285:C:OP2	33:B1:5:ARG:HD3	2.03	0.57
23:DB:1061:U:H4'	23:DB:1070:A:O3'	2.03	0.57
1:CA:22:G:H2'	1:CA:23:C:C6	2.38	0.57
1:CA:1216:A:H5''	13:CN:4:SER:HB3	1.85	0.57
1:AA:35:G:H2'	1:AA:36:C:C6	2.39	0.57
7:AH:78:SER:HA	7:AH:84:ILE:HD12	1.86	0.57
16:AQ:77:VAL:HG12	16:AQ:79:GLU:H	1.69	0.57
1:AA:484:G:H4'	1:AA:485:U:H5''	1.85	0.57
1:CA:640:A:O2'	1:CA:641:U:H5'	2.03	0.57
1:CA:586:C:H5''	7:CH:81:GLY:HA2	1.86	0.57
20:CB:56:LEU:O	20:CB:59:ILE:HD12	2.05	0.57
35:DV:49:ASN:N	35:DV:49:ASN:HD22	2.01	0.57
45:BS:88:ARG:HH21	45:BS:88:ARG:HG3	1.70	0.57
25:BC:69:ASN:O	25:BC:70:LYS:C	2.42	0.57
51:BZ:59:ILE:HG22	51:BZ:64:ILE:HG13	1.85	0.57
8:CI:62:LEU:HD22	8:CI:62:LEU:N	2.19	0.57
5:AF:92:THR:HG22	5:AF:93:LYS:N	2.19	0.57
50:DT:50:LEU:HD22	50:DT:50:LEU:N	2.19	0.57
23:BB:2898:U:H2'	23:BB:2899:A:H8	1.69	0.57
25:BC:130:PRO:HA	25:BC:188:ARG:HA	1.86	0.57
48:DG:17:LYS:NZ	48:DG:18:ILE:H	2.03	0.57
47:BF:43:ILE:HB	47:BF:82:TYR:OH	2.04	0.57
51:BZ:40:VAL:CG2	51:BZ:43:GLU:HB3	2.31	0.57
38:BM:35:ALA:HB3	38:BM:99:GLY:N	2.20	0.57
23:BB:2146:C:H1'	23:BB:2147:A:C4'	2.33	0.57
23:BB:705:A:N6	23:BB:726:G:H1'	2.19	0.57
16:CQ:45:VAL:HG21	16:CQ:60:ILE:HG21	1.85	0.57
3:AD:104:MET:SD	3:AD:179:GLY:HA3	2.44	0.57
23:DB:1550:C:H2'	23:DB:1551:A:C8	2.40	0.57
13:CN:60:ARG:CZ	13:CN:69:PRO:HB3	2.33	0.57
37:DL:55:MET:HE2	37:DL:56:PRO:HD2	1.86	0.57
8:CI:67:LYS:HZ3	8:CI:67:LYS:HB2	1.69	0.57
25:DC:211:ARG:C	25:DC:213:ARG:H	2.07	0.57

Continued on next page...

Continued from previous page...

Atom-1	Atom-2	Distance(Å)	Clash(Å)
23:DB:2646:C:H2'	23:DB:2647:U:O4'	2.04	0.57
23:DB:2292:U:H2'	23:DB:2293:G:H8	1.70	0.57
39:BX:15:ASN:H	39:BX:15:ASN:ND2	2.02	0.57
19:AT:49:ALA:HA	19:AT:52:GLU:CD	2.23	0.57
7:AH:86:LYS:HD2	7:AH:90:GLU:CG	2.35	0.57
47:BF:120:SER:O	47:BF:127:TYR:HA	2.04	0.57
46:DU:53:GLN:HG2	46:DU:53:GLN:O	2.03	0.57
17:AR:41:SER:HB2	17:AR:51:GLN:HG2	1.84	0.57
23:DB:2893:A:H5''	23:DB:2894:G:H5'	1.86	0.57
51:DZ:21:ALA:HB3	51:DZ:23:ASN:HD21	1.68	0.57
23:DB:1923:U:H2'	23:DB:1924:C:H6	1.68	0.57
24:DI:37:PHE:CZ	24:DI:58:ILE:HD11	2.39	0.57
23:BB:1582:C:H3'	23:BB:1583:A:N3	2.20	0.57
23:DB:1733:G:H2'	23:DB:1734:G:C8	2.40	0.57
2:CC:57:GLU:HB2	2:CC:64:ARG:HB2	1.86	0.57
23:DB:757:G:H2'	23:DB:758:C:H5'	1.87	0.57
23:BB:1513:U:O2'	23:BB:1514:G:H5'	2.04	0.57
23:DB:1098:A:C2'	24:DI:4:VAL:N	2.68	0.57
21:AU:40:PRO:O	21:AU:44:ARG:HB2	2.04	0.57
46:DU:86:PHE:HD1	46:DU:88:ASP:H	1.50	0.57
8:AI:47:VAL:HG23	8:AI:48:ARG:HG3	1.86	0.57
52:DW:9:THR:HG22	52:DW:10:ARG:HH11	1.69	0.57
19:CT:82:ILE:HA	19:CT:85:LEU:HD22	1.87	0.57
2:CC:72:PRO:O	2:CC:76:ILE:HG12	2.04	0.57
18:AS:39:ILE:HB	18:AS:66:VAL:HA	1.86	0.57
37:BL:90:VAL:HB	37:BL:122:VAL:HA	1.86	0.57
1:CA:617:G:H4'	15:CP:46:LYS:HE2	1.87	0.57
27:DK:105:ARG:H	27:DK:105:ARG:CD	2.18	0.57
27:BK:64:ARG:HH12	27:BK:101:GLY:HA3	1.69	0.57
27:BK:115:ILE:HG23	27:BK:116:ILE:N	2.20	0.57
23:DB:1021:A:H61	23:DB:1142:A:H61	1.51	0.57
27:BK:43:ILE:HG22	27:BK:54:LYS:HA	1.86	0.57
23:DB:139:U:H3	50:DT:49:LYS:CE	2.18	0.57
41:DJ:21:THR:O	41:DJ:62:VAL:HA	2.04	0.57
23:DB:1429:G:O2'	23:DB:1430:G:H5'	2.03	0.57
23:BB:1080:A:H2'	23:BB:1081:U:H6	1.70	0.57
23:BB:1432:G:O2'	23:BB:1433:A:H5'	2.04	0.57
36:D2:21:ARG:HH21	36:D2:43:THR:HG21	1.69	0.57
47:BF:149:ARG:HA	47:BF:149:ARG:NH1	2.20	0.57
1:AA:268:U:H2'	1:AA:269:C:C6	2.40	0.57
1:CA:323:U:H2'	1:CA:324:G:O4'	2.04	0.57
40:BH:3:VAL:HG12	40:BH:38:PRO:HA	1.86	0.57

Continued on next page...

Continued from previous page...

Atom-1	Atom-2	Distance(Å)	Clash(Å)
40:DH:119:ASN:HD21	40:DH:121:VAL:HG13	1.69	0.57
23:DB:1856:U:H2'	23:DB:1857:G:H5'	1.86	0.57
23:DB:1847:A:H4'	23:DB:1848:A:C8	2.39	0.57
41:BJ:40:HIS:HE1	41:BJ:41:LYS:HE3	1.69	0.57
23:BB:1771:C:H2'	23:BB:1772:A:C8	2.39	0.57
1:AA:335:C:H2'	1:AA:336:A:H8	1.70	0.57
23:BB:609:A:H2'	23:BB:610:C:O4'	2.04	0.57
51:BZ:38:PHE:HE2	51:BZ:51:VAL:HG21	1.69	0.57
23:DB:2301:C:H2'	23:DB:2302:U:H6	1.69	0.57
3:AD:16:THR:HG22	3:AD:17:ASP:H	1.68	0.57
44:DQ:35:PHE:HE1	44:DQ:39:ILE:HD11	1.68	0.57
23:BB:1192:G:O2'	23:BB:1193:G:H5'	2.05	0.57
23:DB:528:A:C2	23:DB:2042:A:H2'	2.40	0.57
38:BM:61:GLY:HA2	38:BM:107:GLY:HA3	1.85	0.57
1:CA:1472:U:H2'	1:CA:1473:G:C8	2.39	0.57
47:BF:15:LEU:HD22	47:BF:167:ALA:HB1	1.86	0.57
23:BB:2411:A:H2'	23:BB:2412:A:C8	2.38	0.57
29:BE:31:VAL:HG21	29:BE:104:ALA:HB2	1.87	0.57
23:DB:1939:U:H5'	23:DB:1939:U:H6	1.69	0.57
26:DD:15:PHE:HD1	26:DD:15:PHE:H	1.52	0.57
1:CA:131:A:H2'	1:CA:132:C:C6	2.38	0.57
30:BY:35:VAL:HG21	30:BY:37:ARG:HH22	1.70	0.57
23:DB:2500:U:H5'	23:DB:2501:C:OP2	2.04	0.57
25:BC:75:ALA:HB1	25:BC:93:VAL:HG22	1.85	0.57
23:DB:856:G:C1'	52:DW:23:LYS:HB3	2.33	0.57
52:DW:35:ILE:O	52:DW:37:VAL:N	2.38	0.57
29:DE:195:GLN:O	29:DE:198:GLU:HG2	2.04	0.57
44:BQ:91:ARG:HH12	49:BR:10:LYS:HB3	1.68	0.57
47:BF:78:ILE:H	47:BF:79:ARG:HH11	1.51	0.57
38:DM:35:ALA:HB3	38:DM:99:GLY:N	2.20	0.57
1:CA:1078:U:H2'	1:CA:1079:G:O4'	2.05	0.57
2:CC:51:VAL:HA	2:CC:69:THR:HA	1.87	0.57
22:BA:54:G:O2'	22:BA:55:U:H5'	2.05	0.57
43:BO:30:ARG:HD2	43:BO:31:THR:N	2.19	0.57
1:CA:844:G:H2'	1:CA:845:A:N9	2.19	0.57
11:CL:86:VAL:HG11	11:CL:89:LEU:HD23	1.87	0.57
1:AA:1027:C:H2'	1:AA:1028:C:C6	2.39	0.57
37:BL:47:ARG:HH21	37:BL:47:ARG:CB	2.16	0.57
23:BB:2679:A:O2'	23:BB:2680:U:H5'	2.04	0.57
29:BE:60:TRP:CE3	29:BE:60:TRP:HA	2.40	0.57
23:DB:2143:C:H3'	23:DB:2144:G:C8	2.39	0.57
23:BB:171:U:H2'	23:BB:172:A:H8	1.68	0.57

Continued on next page...

Continued from previous page...

Atom-1	Atom-2	Distance(Å)	Clash(Å)
20:AB:218:ALA:HA	20:AB:221:ARG:HG2	1.85	0.57
23:BB:2078:C:H2'	23:BB:2079:U:H6	1.68	0.57
22:DA:106:G:H2'	22:DA:107:G:C8	2.40	0.57
51:BZ:70:GLU:O	51:BZ:72:ARG:N	2.35	0.57
23:BB:131:A:H2'	23:BB:132:G:C8	2.39	0.57
23:DB:145:C:H2'	23:DB:146:A:C8	2.39	0.57
2:CC:81:GLU:HG3	2:CC:82:ASP:N	2.19	0.57
23:DB:526:A:N6	23:DB:2626:C:H4'	2.19	0.57
28:DP:102:ARG:HD2	28:DP:106:ALA:O	2.04	0.57
23:BB:2776:A:H4'	23:BB:2777:G:C5'	2.35	0.57
23:DB:37:C:O2'	29:DE:45:ALA:HA	2.05	0.57
23:BB:988:A:P	30:BY:11:SER:HB3	2.44	0.57
5:AF:47:LEU:HD21	5:AF:57:ALA:HB3	1.85	0.57
3:AD:201:GLU:OE1	4:AE:104:ILE:HG22	2.04	0.57
51:BZ:30:LEU:HD23	51:BZ:30:LEU:H	1.70	0.57
52:BW:35:ILE:O	52:BW:37:VAL:N	2.38	0.57
23:BB:850:U:H2'	23:BB:851:C:C6	2.40	0.57
23:DB:2598:A:H5''	25:DC:233:GLY:CA	2.34	0.57
1:AA:86:G:C2	1:AA:87:C:N4	2.73	0.57
41:BJ:110:PRO:HB2	41:BJ:111:LYS:HE2	1.86	0.57
47:DF:102:LEU:HD13	47:DF:103:ILE:HB	1.86	0.57
6:CG:21:LEU:HG	6:CG:22:LEU:N	2.19	0.57
50:BT:1:MET:C	50:BT:2:ILE:HD13	2.25	0.57
23:BB:1081:U:C5'	24:BI:126:ARG:HD2	2.34	0.57
1:CA:1060:U:C4'	9:CJ:54:SER:HB2	2.35	0.57
3:CD:201:GLU:OE1	4:CE:104:ILE:HG22	2.04	0.57
41:DJ:72:LYS:CB	41:DJ:89:PHE:HB2	2.35	0.57
23:BB:2783:U:H2'	23:BB:2784:U:C6	2.40	0.57
23:DB:1387:A:H2'	23:DB:1388:G:C8	2.37	0.57
29:BE:62:GLN:HG2	29:BE:63:LYS:HG3	1.85	0.57
1:CA:370:C:H2'	1:CA:371:A:H8	1.69	0.57
6:AG:78:ARG:NH1	6:AG:82:SER:H	2.03	0.57
23:BB:2181:U:OP2	23:BB:2181:U:H3'	2.04	0.57
38:DM:66:ARG:CZ	38:DM:101:VAL:HG11	2.34	0.57
8:CI:38:PHE:HZ	8:CI:74:GLN:HB3	1.67	0.57
23:DB:1911:U:O2'	23:DB:1912:A:H5'	2.04	0.57
23:BB:871:U:H2'	23:BB:872:U:H6	1.67	0.57
36:B2:29:GLN:O	36:B2:33:ARG:HB2	2.05	0.57
23:DB:2093:G:O5'	40:DH:24:GLY:HA3	2.04	0.57
1:CA:1160:G:H4'	20:CB:130:LYS:HB2	1.86	0.57
1:AA:335:C:H2'	1:AA:336:A:C8	2.39	0.57
23:DB:2246:G:H2'	23:DB:2247:A:C8	2.40	0.57

Continued on next page...

Continued from previous page...

Atom-1	Atom-2	Distance(Å)	Clash(Å)
2:AC:176:THR:HB	2:AC:179:ALA:HB2	1.85	0.57
23:BB:1716:U:H2'	23:BB:1717:A:C8	2.40	0.57
19:AT:54:GLN:N	19:AT:55:PRO:HD2	2.20	0.57
23:DB:2776:A:H4'	23:DB:2777:G:C5'	2.35	0.57
23:BB:1932:A:H2'	23:BB:1933:G:O4'	2.05	0.57
4:AE:55:VAL:N	4:AE:56:PRO:HD2	2.19	0.57
23:BB:1400:U:H2'	23:BB:1401:G:C8	2.39	0.57
1:CA:1132:C:H2'	1:CA:1133:G:C8	2.39	0.57
1:CA:784:A:H2'	1:CA:785:G:H8	1.70	0.57
1:AA:449:G:H2'	1:AA:450:G:C8	2.40	0.57
40:DH:31:VAL:O	40:DH:33:GLN:N	2.37	0.57
52:BW:59:PHE:O	52:BW:60:ALA:CB	2.53	0.57
26:BD:178:VAL:HB	26:BD:188:LEU:HB2	1.86	0.57
20:CB:57:ASN:HB2	20:CB:219:THR:O	2.03	0.57
5:AF:29:ILE:HG22	5:AF:34:GLY:HA3	1.85	0.57
50:BT:11:LEU:N	50:BT:11:LEU:HD22	2.16	0.57
47:DF:42:ALA:HB1	47:DF:46:LYS:HZ3	1.68	0.57
1:AA:1071:C:H2'	1:AA:1072:G:C8	2.40	0.57
21:AU:19:LYS:HD3	21:AU:20:ARG:HH21	1.70	0.57
50:BT:48:GLN:NE2	50:BT:48:GLN:HA	2.18	0.57
50:BT:29:THR:CA	50:BT:86:THR:HA	2.32	0.57
25:DC:4:LYS:HD3	25:DC:16:VAL:HG22	1.87	0.57
24:DI:78:LEU:HA	24:DI:81:LYS:HE2	1.87	0.57
20:CB:14:HIS:CD2	20:CB:202:ASN:H	2.22	0.57
23:DB:27:G:H1'	23:DB:513:A:H61	1.69	0.57
23:DB:1287:A:N7	42:DN:105:GLY:HA3	2.19	0.57
15:AP:46:LYS:C	15:AP:48:GLU:H	2.07	0.57
23:DB:741:U:H2'	23:DB:742:A:C8	2.40	0.57
23:DB:636:G:H3'	37:DL:128:THR:CG2	2.31	0.57
23:BB:972:A:C3'	23:BB:973:A:H5''	2.33	0.57
31:B0:38:LEU:HD13	31:B0:41:HIS:NE2	2.20	0.57
23:BB:1592:C:H2'	23:BB:1593:A:C8	2.36	0.57
23:BB:1441:G:H2'	23:BB:1442:U:H6	1.70	0.57
23:BB:1439:A:H1'	23:BB:1553:A:N6	2.20	0.57
23:DB:720:U:H2'	23:DB:721:A:C8	2.39	0.57
23:BB:1779:U:H5	23:BB:1784:A:N7	2.03	0.57
22:BA:83:G:OP1	30:BY:16:LEU:HD21	2.05	0.57
28:DP:52:ARG:HB2	28:DP:55:HIS:O	2.05	0.57
51:DZ:35:SER:HA	51:DZ:49:LEU:O	2.03	0.57
23:BB:1205:A:N1	29:BE:165:HIS:HB2	2.20	0.57
23:BB:2636:C:H2'	23:BB:2637:U:H6	1.69	0.57
1:AA:204:G:H2'	1:AA:205:A:H8	1.70	0.57

Continued on next page...

Continued from previous page...

Atom-1	Atom-2	Distance(Å)	Clash(Å)
23:DB:215:G:H4'	23:DB:216:A:H4'	1.87	0.57
52:DW:41:GLY:HA2	52:DW:44:PHE:CD2	2.40	0.57
29:DE:1:MET:HB3	29:DE:14:VAL:O	2.05	0.57
1:AA:157:U:O2'	1:AA:158:G:H5'	2.05	0.57
8:AI:38:PHE:HZ	8:AI:74:GLN:HB3	1.69	0.57
23:BB:49:A:H5''	23:BB:51:G:O4'	2.05	0.57
29:DE:98:LYS:NZ	29:DE:99:LYS:HE3	2.20	0.57
1:CA:868:C:H2'	1:CA:869:G:O4'	2.05	0.57
1:AA:513:C:H2'	1:AA:514:C:H6	1.70	0.57
23:DB:1192:G:O2'	23:DB:1193:G:H5'	2.05	0.57
1:AA:625:U:H4'	15:AP:16:PHE:CE2	2.40	0.57
51:DZ:7:VAL:HG13	51:DZ:8:THR:CG2	2.31	0.57
21:CU:40:PRO:O	21:CU:44:ARG:HB2	2.05	0.57
40:BH:31:VAL:O	40:BH:33:GLN:N	2.38	0.57
46:DU:85:ARG:HH11	46:DU:86:PHE:H	1.51	0.57
3:AD:102:TYR:HE1	3:AD:109:THR:HA	1.69	0.57
2:AC:72:PRO:O	2:AC:76:ILE:HG12	2.04	0.57
20:AB:195:VAL:HG12	20:AB:197:PHE:H	1.70	0.57
27:DK:47:ILE:CG1	27:DK:48:PRO:HD2	2.32	0.57
40:DH:90:LEU:HD22	40:DH:122:LEU:O	2.04	0.57
50:DT:1:MET:C	50:DT:2:ILE:HD13	2.25	0.57
25:DC:6:LYS:O	25:DC:8:THR:HG22	2.05	0.57
48:DG:104:LEU:HB3	48:DG:106:LEU:HD21	1.86	0.57
23:BB:784:G:O2'	23:BB:785:G:H5''	2.05	0.57
1:CA:1060:U:H2'	1:CA:1061:G:H8	1.70	0.57
11:CL:41:PRO:HB3	11:CL:49:ARG:HH11	1.70	0.57
23:DB:1444:G:H2'	23:DB:1445:G:H8	1.70	0.57
26:BD:124:ARG:HA	26:BD:165:MET:HE3	1.87	0.57
37:DL:116:VAL:HG13	37:DL:117:THR:N	2.19	0.57
1:AA:918:A:H2'	1:AA:919:A:C8	2.39	0.57
23:BB:1778:U:H2'	23:BB:1784:A:H62	1.69	0.57
23:DB:899:A:C5	23:DB:900:A:H1'	2.39	0.57
28:BP:52:ARG:HB2	28:BP:55:HIS:O	2.05	0.57
23:BB:233:A:N6	23:BB:428:A:H61	2.02	0.57
37:DL:90:VAL:HB	37:DL:122:VAL:HA	1.87	0.57
19:AT:70:LYS:HA	19:AT:73:ARG:NH1	2.20	0.57
4:CE:84:VAL:CG1	4:CE:146:MET:HB3	2.34	0.57
42:BN:92:GLY:HA2	42:BN:94:TYR:CZ	2.40	0.57
49:DR:31:GLU:H	49:DR:63:VAL:CG2	2.16	0.57
30:BY:40:THR:O	30:BY:43:ILE:HG23	2.05	0.57
42:DN:92:GLY:HA2	42:DN:94:TYR:CZ	2.40	0.57
1:CA:57:G:H2'	1:CA:58:C:C6	2.40	0.57

Continued on next page...

Continued from previous page...

Atom-1	Atom-2	Distance(Å)	Clash(Å)
1:CA:950:U:H2'	1:CA:951:G:H8	1.68	0.57
23:BB:1868:C:H2'	23:BB:1869:G:O4'	2.05	0.57
5:CF:43:GLY:HA2	5:CF:58:HIS:NE2	2.20	0.57
23:BB:1000:A:H2'	23:BB:1001:A:C8	2.40	0.57
45:BS:31:GLN:C	45:BS:33:LEU:H	2.07	0.57
19:CT:70:LYS:HA	19:CT:73:ARG:NH1	2.20	0.57
44:DQ:34:ALA:O	44:DQ:37:ALA:HB3	2.05	0.57
14:CO:43:PHE:CD1	14:CO:56:LEU:HD22	2.40	0.57
23:BB:2008:C:H2'	23:BB:2009:A:H8	1.70	0.57
6:CG:107:ALA:HA	6:CG:110:ARG:HD2	1.87	0.57
23:DB:2633:G:H2'	23:DB:2634:A:O4'	2.05	0.57
5:CF:69:GLU:O	5:CF:73:GLU:HG3	2.04	0.57
23:DB:836:G:H2'	23:DB:837:C:C6	2.40	0.57
23:BB:2318:G:C6	23:BB:2319:G:N1	2.73	0.57
2:AC:182:ASP:HB2	2:AC:203:LYS:HE2	1.86	0.57
20:CB:8:MET:O	20:CB:9:LEU:HB3	2.04	0.57
23:BB:1786:A:H1'	23:BB:1938:A:N6	2.20	0.57
1:CA:229:U:H2'	1:CA:230:G:H8	1.70	0.57
1:AA:1176:A:H2'	1:AA:1177:G:O4'	2.05	0.57
20:CB:163:ILE:HD11	20:CB:209:VAL:HG12	1.87	0.57
8:CI:57:VAL:HB	8:CI:58:GLU:OE2	2.04	0.57
29:DE:134:LEU:O	29:DE:138:LEU:HG	2.05	0.57
41:BJ:3:THR:HG21	44:BQ:60:TRP:HE1	1.70	0.57
44:BQ:60:TRP:O	44:BQ:64:ILE:HG12	2.05	0.57
1:AA:1072:G:H2'	1:AA:1073:U:C6	2.40	0.57
10:AK:111:ASP:HB2	21:AU:19:LYS:CE	2.34	0.57
41:BJ:72:LYS:CB	41:BJ:89:PHE:HB2	2.35	0.57
50:BT:32:LEU:O	50:BT:83:ALA:HB2	2.04	0.57
42:DN:29:VAL:HG12	42:DN:78:LYS:HG2	1.86	0.57
27:BK:113:MET:HE2	27:BK:116:ILE:HD11	1.87	0.57
36:B2:21:ARG:HH21	36:B2:43:THR:HG21	1.70	0.57
23:DB:1055:G:H3'	23:DB:1056:G:H8	1.70	0.57
46:BU:47:PRO:HD3	46:BU:55:GLY:HA3	1.87	0.57
23:DB:646:U:H3'	23:DB:647:G:H8	1.69	0.57
1:AA:482:A:H2'	1:AA:483:C:O4'	2.05	0.57
23:DB:899:A:H3'	23:DB:900:A:C8	2.37	0.57
37:DL:77:ILE:HG12	37:DL:95:LEU:HD22	1.86	0.57
43:DO:97:PHE:HB3	43:DO:103:VAL:HG21	1.87	0.57
23:DB:2100:G:H3'	23:DB:2101:A:H8	1.69	0.57
51:DZ:38:PHE:CE2	51:DZ:51:VAL:HG21	2.38	0.57
23:BB:962:G:N2	23:BB:2250:G:H1	2.03	0.57
7:CH:6:ILE:HB	7:CH:76:ARG:NH1	2.19	0.57

Continued on next page...

Continued from previous page...

Atom-1	Atom-2	Distance(Å)	Clash(Å)
49:BR:31:GLU:H	49:BR:63:VAL:CG2	2.18	0.57
3:CD:2:ARG:HG3	3:CD:114:ARG:NH1	2.20	0.57
27:BK:59:LYS:HD2	27:BK:89:ASN:ND2	2.20	0.57
1:AA:1301:U:O2	1:AA:1301:U:H2'	2.05	0.57
23:BB:523:C:H4'	23:BB:540:C:O2	2.05	0.57
1:AA:370:C:H2'	1:AA:371:A:H8	1.69	0.57
23:BB:2753:A:O2'	23:BB:2754:U:H5'	2.05	0.57
12:AM:29:SER:O	12:AM:32:ILE:HG22	2.05	0.57
23:DB:2543:G:H8	23:DB:2543:G:H5'	1.70	0.57
22:DA:10:G:H2'	22:DA:11:C:O4'	2.05	0.57
20:CB:23:ASN:HD22	20:CB:24:PRO:HD2	1.70	0.57
23:BB:1564:C:O2'	23:BB:1565:C:H5'	2.04	0.57
23:BB:528:A:C2	23:BB:2042:A:H2'	2.40	0.57
7:CH:124:ILE:HG22	7:CH:125:ILE:N	2.20	0.57
3:AD:77:GLU:HA	3:AD:80:ARG:HG2	1.86	0.57
23:DB:100:U:OP1	23:DB:100:U:H3'	2.05	0.57
1:CA:129:A:H1'	1:CA:130:A:C8	2.40	0.57
43:BO:56:LYS:HG2	43:BO:60:GLU:CD	2.26	0.57
23:BB:2539:C:O2'	23:BB:2540:C:H5'	2.05	0.57
26:BD:10:GLY:O	26:BD:11:MET:HB2	2.03	0.56
26:DD:204:LYS:HB2	26:DD:205:PRO:HD2	1.87	0.56
26:DD:178:VAL:HB	26:DD:188:LEU:HB2	1.87	0.56
5:AF:7:VAL:HG11	17:AR:64:LEU:HD21	1.87	0.56
47:BF:43:ILE:HG23	47:BF:44:ALA:N	2.13	0.56
27:BK:63:VAL:HG12	27:BK:64:ARG:HD3	1.87	0.56
27:BK:60:ALA:HA	27:BK:87:LEU:CD2	2.35	0.56
42:BN:38:LEU:O	42:BN:42:LYS:HG3	2.05	0.56
41:DJ:77:HIS:CD2	41:DJ:84:ILE:H	2.23	0.56
23:DB:1139:G:O2'	23:DB:1140:C:H5'	2.05	0.56
23:DB:1082:U:O4	23:DB:1086:A:C2	2.57	0.56
23:DB:2821:A:OP2	26:DD:115:GLY:HA3	2.05	0.56
26:DD:170:VAL:O	26:DD:170:VAL:HG23	2.05	0.56
20:CB:62:ARG:H	20:CB:62:ARG:CD	2.14	0.56
23:BB:1558:C:H4'	23:BB:1559:U:C5'	2.34	0.56
34:D3:22:LYS:HD2	34:D3:46:LYS:HB2	1.87	0.56
23:BB:1442:U:H2'	23:BB:1443:U:H6	1.69	0.56
23:BB:1548:A:H2'	23:BB:1549:A:C8	2.40	0.56
23:BB:2860:A:O5'	23:BB:2860:A:H8	1.88	0.56
46:BU:81:ARG:NH2	46:BU:81:ARG:H	2.02	0.56
23:DB:96:C:H4'	39:DX:41:HIS:ND1	2.20	0.56
23:BB:328:U:H4'	46:BU:65:GLN:HE22	1.69	0.56
23:DB:459:U:O2'	23:DB:460:A:H5'	2.05	0.56

Continued on next page...

Continued from previous page...

Atom-1	Atom-2	Distance(Å)	Clash(Å)
23:BB:17:G:H2'	23:BB:18:U:C6	2.39	0.56
44:BQ:10:ARG:NH1	44:BQ:10:ARG:HB2	2.20	0.56
19:CT:66:ILE:HG23	19:CT:70:LYS:HB3	1.86	0.56
12:AM:79:LEU:HD22	12:AM:86:ARG:HE	1.69	0.56
43:DO:56:LYS:O	43:DO:60:GLU:HG2	2.05	0.56
1:CA:1472:U:H2'	1:CA:1473:G:H8	1.70	0.56
25:BC:78:GLU:OE1	25:BC:94:LEU:HD22	2.05	0.56
23:BB:2776:A:H4'	23:BB:2777:G:H5''	1.86	0.56
1:AA:636:U:H2'	1:AA:637:C:C6	2.40	0.56
1:AA:636:U:H2'	1:AA:637:C:H6	1.70	0.56
25:BC:229:HIS:ND1	25:BC:230:PRO:HD2	2.20	0.56
24:DI:99:LYS:HD3	24:DI:99:LYS:H	1.70	0.56
1:CA:602:A:O2'	1:CA:603:U:H5'	2.05	0.56
6:AG:71:THR:HG22	6:AG:141:HIS:NE2	2.20	0.56
2:AC:57:GLU:HB2	2:AC:64:ARG:HB2	1.87	0.56
1:AA:193:C:H2'	1:AA:194:C:C6	2.40	0.56
1:AA:195:A:H1'	1:AA:222:C:O2'	2.05	0.56
1:AA:1132:C:H2'	1:AA:1133:G:C8	2.40	0.56
23:DB:1810:A:H2'	23:DB:1811:G:O4'	2.05	0.56
23:BB:69:C:O2'	23:BB:70:G:H5'	2.04	0.56
14:AO:55:GLY:O	14:AO:59:MET:HG2	2.05	0.56
30:DY:30:ARG:HD3	30:DY:30:ARG:H	1.70	0.56
23:DB:1098:A:H3'	24:DI:3:LYS:C	2.26	0.56
23:DB:1098:A:P	24:DI:3:LYS:HG2	2.45	0.56
44:DQ:107:ALA:HB1	49:DR:48:LYS:HE3	1.87	0.56
13:CN:42:ASN:O	13:CN:46:LYS:HG3	2.05	0.56
41:BJ:45:THR:OG1	41:BJ:48:VAL:HB	2.04	0.56
40:BH:116:ARG:HH11	40:BH:133:GLN:HB2	1.69	0.56
42:DN:72:ASP:O	42:DN:76:VAL:HG13	2.05	0.56
1:AA:80:A:H2'	1:AA:81:A:O4'	2.05	0.56
23:BB:557:C:H2'	23:BB:558:U:H6	1.70	0.56
3:AD:149:LYS:HB2	3:AD:177:MET:HG3	1.87	0.56
47:BF:102:LEU:HD13	47:BF:103:ILE:HB	1.86	0.56
47:BF:4:HIS:O	47:BF:7:TYR:HB3	2.05	0.56
2:CC:67:ILE:HG22	2:CC:69:THR:HG22	1.87	0.56
29:DE:48:THR:H	29:DE:51:GLU:HG3	1.68	0.56
20:CB:86:CYS:HB3	20:CB:88:GLN:CD	2.24	0.56
35:BV:72:VAL:HB	35:BV:92:VAL:O	2.05	0.56
48:BG:10:VAL:HG23	48:BG:48:THR:HA	1.87	0.56
1:AA:237:G:H2'	1:AA:238:A:C8	2.41	0.56
3:CD:169:TRP:O	3:CD:182:LYS:HB2	2.06	0.56
23:DB:45:G:C5'	23:DB:46:G:H5'	2.34	0.56

Continued on next page...

Continued from previous page...

Atom-1	Atom-2	Distance(Å)	Clash(Å)
23:DB:2741:A:H2'	23:DB:2742:G:O4'	2.05	0.56
23:DB:979:A:H2'	23:DB:982:C:N4	2.19	0.56
50:BT:18:GLU:C	50:BT:20:ALA:H	2.09	0.56
39:DX:17:GLU:OE1	39:DX:21:LEU:HD11	2.06	0.56
23:BB:967:U:H2'	23:BB:968:C:C6	2.40	0.56
1:AA:285:C:H2'	1:AA:286:C:H6	1.70	0.56
1:AA:384:G:H2'	1:AA:385:C:C6	2.40	0.56
31:B0:33:SER:C	31:B0:35:GLU:H	2.07	0.56
49:BR:16:GLU:HG2	49:BR:101:ILE:HG13	1.86	0.56
22:BA:60:C:H2'	22:BA:61:G:H8	1.69	0.56
10:AK:16:SER:HA	10:AK:77:GLY:O	2.04	0.56
52:BW:28:GLU:HB2	52:BW:31:LEU:HD21	1.87	0.56
23:DB:2783:U:H2'	23:DB:2784:U:C6	2.40	0.56
23:BB:1322:A:OP1	45:BS:11:ARG:HD2	2.05	0.56
6:AG:107:ALA:HA	6:AG:110:ARG:HD2	1.86	0.56
7:CH:17:GLN:HE21	7:CH:17:GLN:HA	1.70	0.56
1:CA:975:A:H4'	1:CA:976:G:OP2	2.04	0.56
10:AK:51:PHE:CZ	10:AK:61:ALA:HA	2.40	0.56
52:DW:59:PHE:O	52:DW:60:ALA:CB	2.52	0.56
23:DB:2365:G:H4'	52:DW:59:PHE:CD1	2.41	0.56
52:BW:39:GLN:CG	52:BW:42:THR:HB	2.35	0.56
5:CF:29:ILE:HG22	5:CF:34:GLY:HA3	1.86	0.56
8:AI:48:ARG:O	8:AI:52:GLU:HG2	2.05	0.56
42:DN:37:THR:HB	42:DN:40:LYS:HB2	1.86	0.56
40:BH:117:LEU:HD11	40:BH:130:VAL:CG1	2.35	0.56
25:DC:80:LEU:HD23	25:DC:91:ALA:HB2	1.87	0.56
41:DJ:12:LYS:HB3	41:DJ:12:LYS:HZ2	1.70	0.56
50:DT:59:ASN:O	50:DT:84:TYR:HB2	2.05	0.56
47:DF:47:LYS:HA	47:DF:50:ASP:OD1	2.05	0.56
26:DD:182:ALA:O	26:DD:184:ARG:HG2	2.04	0.56
25:BC:107:LYS:O	25:BC:109:LEU:HD22	2.05	0.56
47:BF:47:LYS:HA	47:BF:50:ASP:OD1	2.05	0.56
19:AT:82:ILE:HA	19:AT:85:LEU:HD22	1.87	0.56
42:DN:55:ALA:HA	42:DN:80:PHE:CE1	2.41	0.56
27:BK:10:VAL:HG12	27:BK:12:ASP:H	1.70	0.56
41:BJ:114:LEU:O	41:BJ:118:MET:HE2	2.06	0.56
23:DB:2897:U:H2'	23:DB:2898:U:C6	2.40	0.56
6:AG:21:LEU:HG	6:AG:22:LEU:N	2.20	0.56
47:BF:137:PHE:HB2	47:BF:138:PRO:CD	2.35	0.56
38:DM:34:LYS:HE2	38:DM:99:GLY:HA2	1.88	0.56
41:DJ:128:ASN:C	41:DJ:129:GLU:HG3	2.25	0.56
23:DB:2884:U:O2	31:D0:49:ARG:HG2	2.05	0.56

Continued on next page...

Continued from previous page...

Atom-1	Atom-2	Distance(Å)	Clash(Å)
23:DB:705:A:N6	23:DB:726:G:H1'	2.20	0.56
23:DB:1654:A:H2'	23:DB:1655:A:H8	1.71	0.56
9:AJ:53:ILE:CG2	9:AJ:61:ALA:HB1	2.35	0.56
23:DB:355:U:H2'	23:DB:356:G:C8	2.39	0.56
23:DB:1174:U:H1'	23:DB:1176:U:H1'	1.88	0.56
9:CJ:53:ILE:HG13	13:CN:84:ARG:NE	2.20	0.56
23:DB:2052:A:O4'	26:DD:147:GLY:HA3	2.05	0.56
42:DN:33:ILE:HD12	42:DN:33:ILE:O	2.04	0.56
35:BV:30:ILE:HB	35:BV:38:LEU:HB3	1.86	0.56
23:BB:45:G:H5'	23:BB:46:G:OP1	2.05	0.56
23:BB:1125:G:H4'	32:B4:37:GLN:NE2	2.20	0.56
48:DG:84:LYS:CG	48:DG:85:LYS:H	2.19	0.56
23:BB:1387:A:H2'	23:BB:1388:G:C8	2.39	0.56
13:AN:30:ILE:HB	13:AN:44:VAL:HG11	1.87	0.56
26:DD:13:ARG:HH12	28:DP:74:GLN:CD	2.09	0.56
12:AM:80:MET:HA	12:AM:87:GLY:HA3	1.87	0.56
6:AG:129:ASN:HA	6:AG:134:VAL:HG21	1.85	0.56
43:DO:30:ARG:HD2	43:DO:31:THR:N	2.20	0.56
23:DB:1560:G:H2'	23:DB:1561:C:H6	1.69	0.56
1:AA:599:C:H5''	7:AH:86:LYS:O	2.05	0.56
23:BB:580:U:O2'	23:BB:581:C:H5'	2.06	0.56
2:CC:129:PHE:CE2	2:CC:165:GLU:HG2	2.41	0.56
23:DB:1198:U:H2'	23:DB:1199:U:C6	2.40	0.56
23:DB:30:G:H2'	23:DB:31:C:C6	2.41	0.56
23:BB:2065:C:H2'	23:BB:2066:C:H6	1.69	0.56
23:DB:967:U:H2'	23:DB:968:C:C6	2.40	0.56
26:BD:136:ASN:HD21	26:BD:140:HIS:N	2.03	0.56
1:CA:1451:U:H5''	1:CA:1452:C:OP2	2.06	0.56
1:AA:312:C:H2'	1:AA:313:A:C8	2.39	0.56
23:BB:1794:A:H2'	23:BB:1795:C:H6	1.71	0.56
43:BO:56:LYS:O	43:BO:60:GLU:HG2	2.04	0.56
1:AA:272:C:H2'	1:AA:273:U:H6	1.70	0.56
23:DB:1771:C:H2'	23:DB:1772:A:H8	1.70	0.56
23:BB:2199:A:H5'	23:BB:2200:C:OP2	2.05	0.56
23:DB:2539:C:O2'	23:DB:2540:C:H5'	2.05	0.56
43:DO:100:HIS:C	43:DO:104:GLN:HB2	2.26	0.56
20:AB:56:LEU:O	20:AB:59:ILE:HD12	2.05	0.56
23:DB:1838:C:N4	23:DB:1898:U:H2'	2.19	0.56
2:AC:188:ALA:HB3	2:AC:195:ILE:HB	1.85	0.56
22:BA:13:G:H2'	22:BA:14:U:H5''	1.87	0.56
22:DA:48:U:H2'	22:DA:49:C:C6	2.40	0.56
43:BO:100:HIS:C	43:BO:104:GLN:HB2	2.26	0.56

Continued on next page...

Continued from previous page...

Atom-1	Atom-2	Distance(Å)	Clash(Å)
23:DB:1771:C:H2'	23:DB:1772:A:C8	2.40	0.56
1:CA:1175:G:O2'	1:CA:1176:A:H5'	2.06	0.56
10:CK:16:SER:HA	10:CK:77:GLY:O	2.05	0.56
22:BA:48:U:H2'	22:BA:49:C:C6	2.41	0.56
1:CA:636:U:H2'	1:CA:637:C:C6	2.40	0.56
28:BP:24:THR:O	28:BP:25:VAL:HG22	2.05	0.56
48:DG:54:ARG:HB3	48:DG:57:TYR:CD1	2.40	0.56
23:BB:2301:C:H2'	23:BB:2302:U:H6	1.70	0.56
23:BB:560:C:H2'	23:BB:561:G:O4'	2.05	0.56
22:BA:41:G:H21	23:BB:2340:A:H5'	1.71	0.56
23:BB:2500:U:H5'	23:BB:2501:C:OP2	2.05	0.56
1:AA:520:A:N1	1:AA:536:C:H1'	2.21	0.56
14:CO:28:GLN:O	14:CO:32:LEU:HD23	2.05	0.56
44:DQ:86:SER:HB2	49:DR:50:GLY:O	2.04	0.56
23:DB:2896:C:H2'	23:DB:2897:U:C6	2.41	0.56
2:AC:96:VAL:HB	2:AC:97:PRO:HD2	1.87	0.56
23:BB:141:G:C6	50:BT:2:ILE:HD12	2.40	0.56
29:BE:48:THR:HG22	29:BE:86:ALA:HB3	1.86	0.56
23:BB:546:U:H5'	23:BB:548:G:O6	2.06	0.56
23:BB:784:G:N1	25:BC:227:VAL:HG11	2.20	0.56
23:BB:1429:G:O2'	23:BB:1430:G:H5'	2.04	0.56
23:BB:2869:G:H2'	23:BB:2870:C:C6	2.40	0.56
1:CA:1343:G:O3'	8:CI:123:ARG:HB2	2.05	0.56
1:CA:332:G:OP2	19:CT:4:LYS:HB2	2.06	0.56
19:CT:4:LYS:HE3	19:CT:6:ALA:H	1.70	0.56
23:DB:19:A:H2'	23:DB:20:C:C6	2.40	0.56
11:AL:20:VAL:HG23	11:AL:20:VAL:O	2.05	0.56
23:BB:794:A:H2'	23:BB:795:C:H6	1.71	0.56
48:DG:148:ARG:HA	48:DG:161:VAL:HB	1.86	0.56
23:BB:1856:U:H2'	23:BB:1857:G:H5'	1.86	0.56
1:AA:1239:A:H4'	1:AA:1240:U:C5'	2.35	0.56
1:AA:1299:A:H2'	1:AA:1301:U:H1'	1.88	0.56
11:AL:98:ARG:HB2	11:AL:116:TYR:HA	1.88	0.56
23:BB:2240:U:O2'	23:BB:2241:A:H5'	2.05	0.56
23:DB:2008:C:H2'	23:DB:2009:A:C8	2.40	0.56
23:BB:2297:A:N6	23:BB:2319:G:H1'	2.21	0.56
23:BB:1346:G:O2'	23:BB:1347:A:H5'	2.05	0.56
12:AM:70:ARG:HH22	47:BF:112:ASP:HB3	1.71	0.56
1:CA:810:C:O2'	1:CA:811:C:H5'	2.06	0.56
23:BB:197:A:N6	23:BB:2430:A:H2'	2.21	0.56
23:DB:1164:C:H2'	23:DB:1165:A:H8	1.70	0.56
23:DB:1744:A:H2'	23:DB:1745:A:C8	2.40	0.56

Continued on next page...

Continued from previous page...

Atom-1	Atom-2	Distance(Å)	Clash(Å)
23:DB:1735:A:H2'	23:DB:1736:U:C6	2.41	0.56
23:DB:1477:A:H2'	23:DB:1478:G:O4'	2.06	0.56
23:BB:1311:G:H21	23:BB:1603:A:H62	1.53	0.56
23:DB:1099:G:C8	24:DI:3:LYS:HB2	2.41	0.56
52:BW:23:LYS:O	52:BW:66:VAL:HB	2.05	0.56
29:BE:134:LEU:O	29:BE:138:LEU:HG	2.06	0.56
44:BQ:91:ARG:HG2	44:BQ:93:ILE:HG22	1.87	0.56
1:CA:1097:C:H2'	1:CA:1098:C:C6	2.41	0.56
40:BH:140:ALA:C	40:BH:141:LYS:HD3	2.26	0.56
23:DB:2272:U:H5''	23:DB:2273:A:OP1	2.06	0.56
20:CB:156:LEU:H	20:CB:156:LEU:CD1	2.16	0.56
42:BN:72:ASP:O	42:BN:76:VAL:HG13	2.05	0.56
27:DK:60:ALA:HA	27:DK:87:LEU:CD2	2.35	0.56
47:BF:135:ILE:CD1	47:BF:137:PHE:HB3	2.36	0.56
1:CA:918:A:H2'	1:CA:919:A:C8	2.41	0.56
1:AA:1060:U:H2'	1:AA:1061:G:H8	1.70	0.56
1:CA:1027:C:H2'	1:CA:1028:C:C6	2.41	0.56
23:DB:718:A:H3'	23:DB:719:C:H6	1.70	0.56
23:BB:1410:G:H2'	23:BB:1411:U:C6	2.41	0.56
48:BG:123:GLU:O	48:BG:125:PRO:HD3	2.05	0.56
4:AE:81:GLN:HG2	4:AE:148:SER:HA	1.87	0.56
6:AG:134:VAL:O	6:AG:138:GLU:HG3	2.05	0.56
25:BC:158:GLY:H	25:BC:194:VAL:HG13	1.70	0.56
47:BF:141:ASP:CB	47:BF:144:LYS:HB2	2.34	0.56
30:DY:2:LYS:CD	30:DY:2:LYS:H	2.18	0.56
1:AA:950:U:H2'	1:AA:951:G:H8	1.68	0.56
1:CA:777:A:H2'	1:CA:778:G:C8	2.40	0.56
4:AE:59:ILE:O	4:AE:63:MET:HG2	2.04	0.56
23:DB:197:A:N6	23:DB:2430:A:H2'	2.21	0.56
23:DB:402:A:H2'	23:DB:403:U:O4'	2.05	0.56
23:BB:2836:U:H2'	23:BB:2837:A:C8	2.40	0.56
10:AK:37:GLN:HB2	10:AK:39:ASN:HD22	1.70	0.56
1:AA:848:C:H2'	1:AA:849:G:O4'	2.05	0.56
1:AA:1049:U:H6	1:AA:1049:U:H5'	1.71	0.56
23:DB:2841:C:H2'	23:DB:2842:G:C8	2.40	0.56
12:AM:58:GLU:O	12:AM:61:LYS:HG2	2.06	0.56
1:CA:482:A:H2'	1:CA:483:C:O4'	2.06	0.56
1:AA:882:C:O2'	1:AA:883:C:H5'	2.04	0.56
2:CC:88:LYS:O	2:CC:88:LYS:HE3	2.05	0.56
24:BI:96:LYS:N	24:BI:96:LYS:HD2	2.21	0.56
28:DP:83:ILE:HD13	28:DP:83:ILE:O	2.06	0.56
23:DB:2314:A:H2'	23:DB:2315:G:C8	2.40	0.56

Continued on next page...

Continued from previous page...

Atom-1	Atom-2	Distance(Å)	Clash(Å)
25:DC:54:GLY:O	25:DC:214:GLY:HA2	2.06	0.56
44:BQ:34:ALA:O	44:BQ:37:ALA:HB3	2.05	0.56
23:BB:856:G:C1'	52:BW:23:LYS:HB3	2.36	0.56
52:BW:24:ARG:HD3	52:BW:65:LYS:HE3	1.88	0.56
46:DU:3:LYS:HD3	46:DU:82:VAL:HB	1.86	0.56
44:DQ:91:ARG:HH12	49:DR:10:LYS:HB3	1.70	0.56
29:DE:106:LYS:HE3	29:DE:200:LEU:HD12	1.87	0.56
1:AA:1099:G:H2'	1:AA:1100:C:O4'	2.06	0.56
41:BJ:17:VAL:HG23	41:BJ:137:PRO:CB	2.31	0.56
37:BL:19:LEU:O	37:BL:21:ARG:HG2	2.04	0.56
47:BF:78:ILE:HD12	47:BF:78:ILE:N	2.21	0.56
24:DI:54:ILE:HD13	24:DI:55:PRO:N	2.21	0.56
24:BI:76:ALA:O	24:BI:80:LYS:HG3	2.06	0.56
20:CB:15:PHE:HA	20:CB:42:LEU:HD21	1.88	0.56
47:DF:137:PHE:HB2	47:DF:138:PRO:CD	2.35	0.56
23:BB:139:U:C5	50:BT:1:MET:HB3	2.41	0.56
9:AJ:53:ILE:HG13	13:AN:84:ARG:NE	2.20	0.56
26:DD:113:SER:HB2	26:DD:168:GLU:N	2.19	0.56
23:BB:2741:A:H2'	23:BB:2742:G:O4'	2.05	0.56
9:CJ:59:LYS:HG3	9:CJ:60:ASP:N	2.20	0.56
48:DG:10:VAL:HG23	48:DG:48:THR:HA	1.88	0.56
1:CA:451:A:C6	1:CA:480:U:H2'	2.41	0.56
23:DB:720:U:H2'	23:DB:721:A:H8	1.69	0.56
1:AA:451:A:N6	1:AA:480:U:H2'	2.21	0.56
23:BB:2395:C:H2'	23:BB:2396:G:O4'	2.06	0.56
23:DB:2720:U:H2'	23:DB:2721:A:C8	2.41	0.56
45:BS:95:ARG:HG3	45:BS:97:LEU:HD13	1.87	0.56
8:AI:87:MET:HG2	8:AI:91:GLU:HG2	1.88	0.56
37:BL:110:VAL:HB	37:BL:127:VAL:HG23	1.87	0.56
1:CA:502:A:H2'	1:CA:503:C:C6	2.39	0.56
2:AC:120:THR:HG22	2:AC:197:VAL:HG21	1.87	0.56
23:DB:2185:U:H2'	23:DB:2186:G:O4'	2.05	0.56
11:CL:43:LYS:HE2	11:CL:44:PRO:HD3	1.88	0.56
36:D2:29:GLN:O	36:D2:33:ARG:HB2	2.05	0.56
23:DB:796:C:H2'	23:DB:797:G:C8	2.40	0.56
45:DS:31:GLN:C	45:DS:33:LEU:H	2.07	0.56
16:CQ:77:VAL:HG12	16:CQ:79:GLU:H	1.69	0.56
23:DB:1902:C:H4'	25:DC:241:LYS:O	2.05	0.56
23:DB:1092:C:H2'	23:DB:1093:G:H5'	1.88	0.56
29:DE:21:ARG:HG3	29:DE:22:ASP:N	2.21	0.56
3:AD:97:LEU:HB2	3:AD:134:TYR:HB3	1.87	0.56
47:DF:177:ARG:HA	47:DF:177:ARG:CZ	2.35	0.56

Continued on next page...

Continued from previous page...

Atom-1	Atom-2	Distance(Å)	Clash(Å)
23:DB:1099:G:H8	24:DI:3:LYS:H	1.04	0.56
23:DB:1099:G:O5'	24:DI:4:VAL:HG12	2.06	0.56
33:D1:26:LYS:HB2	33:D1:52:LYS:NZ	2.21	0.56
18:AS:30:LEU:HB2	18:AS:48:ILE:HG23	1.88	0.56
23:BB:1599:U:H2'	23:BB:1600:C:C6	2.41	0.56
25:DC:130:PRO:HA	25:DC:188:ARG:HA	1.88	0.56
12:CM:13:HIS:HB2	12:CM:16:ILE:HG22	1.87	0.56
45:BS:70:LYS:HD3	45:BS:110:ARG:O	2.05	0.56
23:BB:1651:G:OP1	42:BN:40:LYS:HG3	2.05	0.56
6:AG:21:LEU:HG	6:AG:22:LEU:H	1.70	0.56
41:DJ:24:THR:HA	41:DJ:63:ALA:HB3	1.86	0.56
47:BF:35:LEU:HD23	47:BF:153:ILE:HG12	1.87	0.56
47:DF:126:ASN:HB3	47:DF:156:THR:HA	1.87	0.56
9:CJ:65:TYR:OH	13:CN:84:ARG:HG3	2.05	0.56
34:D3:14:LYS:O	34:D3:21:PHE:O	2.24	0.56
23:DB:1439:A:H1'	23:DB:1553:A:N6	2.20	0.56
1:CA:1026:G:H2'	1:CA:1027:C:H6	1.70	0.56
12:CM:90:HIS:HA	12:CM:108:ARG:NH2	2.21	0.56
39:DX:56:LEU:O	39:DX:57:LEU:HB3	2.06	0.56
11:CL:20:VAL:O	11:CL:20:VAL:HG23	2.05	0.56
24:BI:10:LEU:HD12	24:BI:10:LEU:O	2.05	0.56
47:DF:120:SER:O	47:DF:127:TYR:HA	2.06	0.56
23:DB:416:U:H2'	23:DB:417:C:C6	2.41	0.56
48:BG:152:ARG:HG3	48:BG:153:PRO:HD2	1.86	0.56
23:BB:30:G:H2'	23:BB:31:C:C6	2.41	0.56
1:AA:204:G:H1'	1:AA:466:A:N7	2.21	0.56
6:CG:29:LEU:O	6:CG:29:LEU:HD23	2.06	0.56
25:BC:74:PRO:HG2	25:BC:96:LYS:HG3	1.86	0.56
26:DD:109:VAL:HG11	26:DD:193:VAL:HB	1.86	0.56
42:DN:9:GLN:O	42:DN:11:ASN:N	2.39	0.56
24:BI:14:ALA:HB1	24:BI:50:LYS:HA	1.87	0.56
23:DB:2443:C:O2'	23:DB:2444:G:H5'	2.06	0.56
1:CA:824:G:O2'	1:CA:825:A:H5'	2.05	0.56
23:DB:2105:U:H2'	23:DB:2106:U:O4'	2.06	0.56
19:CT:54:GLN:N	19:CT:55:PRO:HD2	2.20	0.56
23:DB:1460:U:H4'	23:DB:1461:C:O5'	2.05	0.56
23:BB:278:A:H2'	23:BB:278:A:N3	2.19	0.56
23:BB:2257:U:O2'	23:BB:2258:C:H5'	2.06	0.56
23:BB:2246:G:H2'	23:BB:2247:A:C8	2.41	0.56
51:BZ:64:ILE:N	51:BZ:64:ILE:HD12	2.18	0.56
52:BW:49:ASN:HB3	52:BW:81:ILE:CG1	2.36	0.56
5:CF:93:LYS:O	5:CF:94:HIS:HB2	2.06	0.56

Continued on next page...

Continued from previous page...

Atom-1	Atom-2	Distance(Å)	Clash(Å)
23:BB:1458:U:H4'	23:BB:1459:G:O4'	2.06	0.56
25:DC:68:ARG:HB2	25:DC:128:THR:HG21	1.88	0.56
41:BJ:6:ALA:HB3	41:BJ:45:THR:HG21	1.86	0.56
23:BB:1351:C:O2'	23:BB:1571:A:H1'	2.06	0.56
47:BF:34:THR:OG1	47:BF:154:THR:HB	2.06	0.56
48:DG:123:GLU:O	48:DG:125:PRO:HD3	2.06	0.56
1:AA:93:U:H3'	1:AA:94:G:C5'	2.36	0.56
9:AJ:52:LEU:HB2	13:AN:80:ARG:HD2	1.86	0.56
23:BB:5:A:H2'	23:BB:6:A:H8	1.70	0.56
3:AD:18:LEU:HB2	3:AD:20:LEU:HG	1.87	0.56
23:DB:2183:A:H2'	23:DB:2184:A:C8	2.41	0.56
23:DB:1853:A:N1	23:DB:2087:G:H1'	2.21	0.56
25:DC:74:PRO:HG2	25:DC:96:LYS:HG3	1.87	0.56
1:CA:1254:A:H2'	1:CA:1255:G:C8	2.41	0.56
41:BJ:13:ARG:O	41:BJ:52:ASP:HA	2.05	0.56
1:AA:1162:C:H2'	1:AA:1163:A:C8	2.41	0.56
23:BB:1061:U:O4'	23:BB:1070:A:H1'	2.06	0.56
1:AA:1451:U:H5''	1:AA:1452:C:OP2	2.06	0.56
23:BB:522:A:H2'	23:BB:523:C:C6	2.39	0.56
1:CA:1176:A:H2'	1:CA:1177:G:O4'	2.06	0.56
23:DB:1682:G:H2'	23:DB:1683:U:C6	2.41	0.56
35:BV:1:MET:HG2	35:BV:59:GLU:HG3	1.88	0.56
25:DC:124:LYS:HG3	25:DC:125:PRO:HD2	1.88	0.56
20:CB:103:TRP:O	20:CB:107:ARG:HG2	2.06	0.56
23:BB:184:C:H2'	23:BB:185:G:H8	1.70	0.56
1:CA:449:G:H2'	1:CA:450:G:C8	2.41	0.56
15:AP:36:VAL:HG13	15:AP:36:VAL:O	2.06	0.56
23:BB:200:U:H5''	51:BZ:22:LEU:O	2.05	0.56
23:BB:796:C:H2'	23:BB:797:G:H8	1.70	0.56
44:DQ:91:ARG:HG2	44:DQ:93:ILE:HG22	1.88	0.56
29:BE:115:GLN:O	29:BE:117:ARG:HG3	2.05	0.56
18:CS:11:ASP:HB2	18:CS:14:LEU:HD23	1.87	0.56
44:BQ:63:ARG:HH12	44:BQ:96:ASP:HB2	1.70	0.56
41:BJ:103:ILE:HD12	41:BJ:104:ALA:N	2.20	0.56
23:BB:2110:G:N2	23:BB:2180:U:H3	2.03	0.56
23:BB:27:G:H1'	23:BB:513:A:H61	1.69	0.56
3:CD:29:THR:HG22	3:CD:30:LYS:H	1.71	0.56
47:BF:62:GLN:NE2	47:BF:90:LEU:HD13	2.21	0.56
23:BB:1173:U:H2'	23:BB:1174:U:H4'	1.88	0.56
33:B1:35:LEU:O	33:B1:36:LYS:HB2	2.06	0.56
40:BH:41:LYS:HA	40:BH:44:ILE:HG13	1.88	0.56
1:CA:253:A:H2'	1:CA:254:G:H8	1.71	0.56

Continued on next page...

Continued from previous page...

Atom-1	Atom-2	Distance(Å)	Clash(Å)
16:AQ:45:VAL:HG12	16:AQ:46:HIS:N	2.21	0.56
13:CN:30:ILE:HB	13:CN:44:VAL:HG11	1.88	0.56
23:DB:1485:U:H2'	23:DB:1486:U:H6	1.70	0.56
23:BB:233:A:H61	23:BB:428:A:N6	2.03	0.56
23:DB:1558:C:H4'	23:DB:1559:U:C5'	2.35	0.56
1:CA:1018:G:H2'	1:CA:1019:A:C8	2.41	0.56
50:DT:18:GLU:C	50:DT:20:ALA:H	2.09	0.56
46:DU:78:LYS:HE3	46:DU:79:ALA:N	2.21	0.56
1:CA:376:G:H5''	15:CP:5:ARG:HB2	1.87	0.56
51:BZ:35:SER:HA	51:BZ:49:LEU:O	2.05	0.56
1:AA:625:U:H4'	15:AP:16:PHE:CZ	2.41	0.56
1:AA:272:C:H2'	1:AA:273:U:C6	2.40	0.56
45:BS:13:SER:OG	45:BS:16:LYS:HB2	2.06	0.56
1:AA:834:U:H2'	1:AA:835:U:C6	2.41	0.56
23:BB:1275:A:H2'	23:BB:1276:A:O4'	2.06	0.56
3:CD:16:THR:HG22	3:CD:17:ASP:H	1.70	0.56
38:DM:90:GLU:HA	38:DM:90:GLU:OE1	2.06	0.56
23:DB:40:U:H2'	23:DB:41:C:C6	2.41	0.56
29:DE:34:ALA:HB2	29:DE:96:VAL:HG21	1.87	0.56
23:DB:2365:G:H4'	52:DW:59:PHE:HE1	1.70	0.56
23:BB:2386:A:H2'	23:BB:2387:U:C6	2.41	0.56
48:DG:89:VAL:HG12	48:DG:90:GLY:H	1.71	0.56
33:B1:33:LEU:HB3	33:B1:51:ALA:HB3	1.87	0.56
44:DQ:111:LYS:HZ2	49:DR:48:LYS:HD2	1.70	0.56
29:BE:149:ILE:HG23	29:BE:188:MET:CA	2.36	0.56
47:DF:50:ASP:O	47:DF:53:ALA:HB3	2.06	0.56
23:BB:459:U:O2'	23:BB:460:A:H5'	2.06	0.56
23:BB:670:A:H5''	37:BL:42:SER:HB2	1.87	0.56
20:CB:165:ALA:HA	20:CB:172:ILE:HD11	1.87	0.56
24:DI:49:GLU:CB	24:DI:52:LEU:HD12	2.36	0.56
40:BH:103:VAL:HG12	40:BH:142:VAL:HG11	1.87	0.56
27:DK:63:VAL:HG12	27:DK:64:ARG:HD3	1.87	0.56
10:AK:28:ASN:ND2	10:AK:46:ALA:HB3	2.20	0.56
47:DF:37:MET:HE3	47:DF:56:LEU:HD23	1.88	0.56
23:DB:140:C:H4'	23:DB:141:G:C5	2.41	0.56
52:BW:77:LYS:HZ2	52:BW:77:LYS:N	2.03	0.56
40:BH:40:THR:N	40:BH:43:ASN:HD21	2.02	0.56
12:AM:10:ASP:HA	12:AM:44:ILE:HD13	1.87	0.56
12:AM:47:LEU:HD13	12:AM:51:GLN:O	2.06	0.56
23:BB:91:A:H1'	23:BB:92:U:C6	2.41	0.56
23:BB:720:U:H2'	23:BB:721:A:H8	1.70	0.56
43:BO:4:LYS:O	43:BO:8:ILE:HG13	2.06	0.56

Continued on next page...

Continued from previous page...

Atom-1	Atom-2	Distance(Å)	Clash(Å)
1:CA:908:A:O2'	1:CA:909:A:H5'	2.06	0.56
1:CA:1488:G:H2'	1:CA:1489:G:C8	2.40	0.56
1:AA:1018:G:H2'	1:AA:1019:A:H8	1.71	0.56
23:DB:2136:G:O2'	23:DB:2137:U:H5'	2.06	0.56
7:CH:86:LYS:HD2	7:CH:90:GLU:CG	2.36	0.56
23:DB:2092:U:H4'	23:DB:2093:G:O5'	2.06	0.56
23:BB:1447:C:H2'	23:BB:1448:G:C8	2.41	0.56
23:DB:1709:U:H2'	23:DB:1710:G:H8	1.69	0.56
23:BB:2893:A:H4'	23:BB:2894:G:O5'	2.06	0.56
23:DB:2892:G:H5''	23:DB:2894:G:N2	2.21	0.56
23:DB:1924:C:O2'	23:DB:1925:C:H5'	2.06	0.56
29:DE:98:LYS:HZ1	29:DE:99:LYS:HE3	1.71	0.56
16:AQ:11:VAL:HG23	16:AQ:56:ASP:O	2.05	0.56
7:CH:28:SER:OG	7:CH:56:PRO:HB2	2.06	0.56
28:DP:26:GLU:HA	28:DP:43:GLU:HA	1.86	0.56
23:DB:1311:G:H21	23:DB:1603:A:H62	1.54	0.56
1:CA:403:C:H2'	1:CA:404:G:H8	1.71	0.56
23:BB:1535:A:H5''	23:BB:1536:C:C5	2.40	0.56
2:CC:142:ARG:HH21	2:CC:143:LEU:HD21	1.71	0.56
22:DA:102:G:O2'	22:DA:103:U:H5'	2.06	0.56
1:AA:602:A:O2'	1:AA:603:U:H5'	2.05	0.56
1:AA:301:G:H2'	1:AA:302:G:H8	1.70	0.56
23:BB:2605:U:H2'	23:BB:2606:C:C6	2.41	0.56
23:DB:841:G:O2'	23:DB:842:U:H5'	2.05	0.56
12:CM:58:GLU:O	12:CM:61:LYS:HG2	2.06	0.56
52:BW:24:ARG:CD	52:BW:65:LYS:HG2	2.36	0.55
46:DU:82:VAL:HG13	46:DU:93:ARG:HB3	1.88	0.55
52:DW:37:VAL:CG1	52:DW:38:ARG:HH11	2.18	0.55
50:BT:50:LEU:N	50:BT:50:LEU:HD22	2.21	0.55
45:DS:26:GLY:H	45:DS:71:VAL:HG13	1.71	0.55
40:BH:133:GLN:HA	40:BH:139:PHE:HB3	1.88	0.55
26:BD:186:LEU:HD11	28:BP:3:ILE:HG13	1.86	0.55
18:AS:11:ASP:HB2	18:AS:14:LEU:HD23	1.88	0.55
10:CK:28:ASN:HD22	10:CK:29:THR:N	2.04	0.55
47:BF:110:ILE:HA	47:BF:111:ARG:NH1	2.21	0.55
48:DG:108:PHE:HD1	48:DG:108:PHE:H	1.54	0.55
26:DD:34:VAL:CG1	26:DD:94:GLN:H	2.19	0.55
26:BD:148:GLN:HB2	26:BD:152:PRO:HG2	1.88	0.55
47:BF:62:GLN:NE2	47:BF:90:LEU:HA	2.21	0.55
9:CJ:53:ILE:CG2	9:CJ:61:ALA:HB1	2.36	0.55
29:BE:69:ARG:O	29:BE:70:SER:HB3	2.04	0.55
23:BB:721:A:H2'	23:BB:722:A:H8	1.70	0.55

Continued on next page...

Continued from previous page...

Atom-1	Atom-2	Distance(Å)	Clash(Å)
23:BB:182:A:H2'	23:BB:183:C:C6	2.41	0.55
12:CM:63:VAL:HG12	12:CM:68:LEU:HG	1.88	0.55
26:BD:25:THR:HG21	26:BD:193:VAL:CG2	2.37	0.55
39:DX:17:GLU:HB3	39:DX:53:VAL:CG1	2.36	0.55
1:AA:476:U:H2'	1:AA:477:C:C6	2.42	0.55
1:AA:403:C:H2'	1:AA:404:G:H8	1.71	0.55
28:DP:112:ARG:O	28:DP:113:LEU:HB3	2.06	0.55
26:BD:175:LEU:HD21	26:BD:191:GLY:O	2.06	0.55
5:AF:80:PHE:HE1	25:BC:135:PRO:HG2	1.72	0.55
1:AA:552:U:H4'	11:AL:82:ARG:HG2	1.87	0.55
23:BB:1210:G:OP1	23:BB:1212:G:H5'	2.06	0.55
23:DB:2523:G:O2'	23:DB:2524:G:H5'	2.06	0.55
25:DC:229:HIS:ND1	25:DC:230:PRO:HD2	2.20	0.55
23:DB:15:G:O2'	23:DB:16:C:H5'	2.06	0.55
20:AB:72:LYS:O	20:AB:76:SER:HB2	2.06	0.55
23:DB:1013:C:H2'	23:DB:1014:A:H8	1.71	0.55
1:CA:1048:G:O3'	1:CA:1049:U:H3'	2.05	0.55
20:AB:33:ALA:HA	20:AB:37:VAL:O	2.06	0.55
29:DE:148:ILE:HD13	29:DE:187:VAL:CG2	2.36	0.55
23:DB:582:A:H2'	23:DB:583:G:C8	2.42	0.55
41:DJ:17:VAL:HG23	41:DJ:137:PRO:CB	2.31	0.55
12:AM:106:ARG:HD3	12:AM:110:GLY:O	2.07	0.55
47:DF:110:ILE:CG2	47:DF:113:PHE:HB3	2.36	0.55
23:BB:1139:G:O2'	23:BB:1140:C:H5'	2.06	0.55
23:BB:2207:C:H2'	23:BB:2208:C:C6	2.41	0.55
1:CA:17:U:H2'	1:CA:18:C:H6	1.69	0.55
1:CA:1414:U:H2'	1:CA:1415:G:C8	2.40	0.55
26:BD:37:VAL:HG23	26:BD:91:THR:HA	1.88	0.55
16:CQ:46:HIS:HB2	16:CQ:66:LEU:HD13	1.89	0.55
45:DS:66:ILE:N	45:DS:66:ILE:HD13	2.20	0.55
16:AQ:46:HIS:HB2	16:AQ:66:LEU:HD13	1.89	0.55
43:DO:4:LYS:O	43:DO:8:ILE:HG13	2.06	0.55
23:DB:2144:G:O2'	23:DB:2146:C:H5''	2.07	0.55
12:AM:95:PRO:N	12:AM:108:ARG:HG2	2.22	0.55
39:DX:14:LEU:O	39:DX:18:LEU:HB2	2.04	0.55
1:AA:908:A:O2'	1:AA:909:A:H5'	2.06	0.55
1:AA:477:C:H2'	1:AA:478:A:C8	2.42	0.55
1:AA:57:G:H2'	1:AA:58:C:H6	1.69	0.55
23:DB:17:G:H2'	23:DB:18:U:C6	2.41	0.55
1:CA:476:U:H2'	1:CA:477:C:C6	2.41	0.55
23:DB:1868:C:H2'	23:DB:1869:G:O4'	2.05	0.55
1:CA:560:A:N1	1:CA:566:G:H5'	2.21	0.55

Continued on next page...

Continued from previous page...

Atom-1	Atom-2	Distance(Å)	Clash(Å)
23:BB:1716:U:H2'	23:BB:1717:A:H8	1.71	0.55
10:AK:16:SER:HA	10:AK:78:ILE:HA	1.87	0.55
23:BB:1535:A:H5''	23:BB:1536:C:H5	1.70	0.55
23:BB:150:U:H2'	23:BB:151:C:C6	2.41	0.55
23:DB:2322:A:N6	23:DB:2333:A:H62	2.04	0.55
48:BG:54:ARG:HB3	48:BG:57:TYR:CD1	2.40	0.55
1:AA:6:G:H2'	4:AE:123:LEU:HD22	1.87	0.55
23:DB:1400:U:H2'	23:DB:1401:G:C8	2.40	0.55
29:DE:6:LYS:HB2	29:DE:120:VAL:O	2.06	0.55
52:BW:41:GLY:HA2	52:BW:44:PHE:CD2	2.41	0.55
1:AA:1200:C:C3'	1:AA:1201:A:H5'	2.37	0.55
1:CA:285:C:H2'	1:CA:286:C:H6	1.71	0.55
23:BB:1744:A:H2'	23:BB:1745:A:C8	2.41	0.55
7:AH:17:GLN:HA	7:AH:17:GLN:HE21	1.71	0.55
23:DB:2207:C:H2'	23:DB:2208:C:C6	2.41	0.55
22:DA:60:C:H2'	22:DA:61:G:H8	1.71	0.55
35:BV:46:LYS:HD2	35:BV:46:LYS:N	2.22	0.55
25:BC:79:ARG:HD2	25:BC:81:GLU:HG3	1.88	0.55
23:BB:1872:A:H2'	23:BB:1873:G:O4'	2.07	0.55
5:CF:10:VAL:HG12	5:CF:11:HIS:N	2.21	0.55
46:BU:86:PHE:HD1	46:BU:88:ASP:N	2.05	0.55
8:AI:34:LEU:HD11	8:AI:47:VAL:HG21	1.88	0.55
8:CI:19:PHE:HB2	8:CI:63:TYR:HB3	1.87	0.55
33:D1:33:LEU:HB3	33:D1:51:ALA:HB3	1.88	0.55
25:DC:89:ASN:O	25:DC:105:ALA:HB3	2.06	0.55
41:DJ:38:GLY:HA3	41:DJ:50:THR:O	2.05	0.55
20:AB:165:ALA:HA	20:AB:172:ILE:HD11	1.88	0.55
25:BC:64:VAL:HG22	25:BC:90:ILE:HD11	1.87	0.55
41:DJ:16:TYR:O	41:DJ:55:ILE:HG12	2.06	0.55
48:DG:34:ARG:HD3	48:DG:34:ARG:N	2.22	0.55
44:BQ:104:ALA:O	44:BQ:105:PHE:HB3	2.07	0.55
24:BI:77:VAL:HA	24:BI:80:LYS:CE	2.36	0.55
1:AA:72:A:H2'	1:AA:73:C:C6	2.42	0.55
10:CK:33:ILE:HG13	10:CK:73:VAL:HG21	1.89	0.55
19:AT:85:LEU:HD23	19:AT:86:ALA:H	1.71	0.55
23:DB:559:G:OP1	41:DJ:111:LYS:HD3	2.05	0.55
47:DF:147:ARG:HB3	47:DF:147:ARG:CZ	2.35	0.55
6:AG:14:ASP:HB3	6:AG:18:GLY:N	2.18	0.55
23:DB:1351:C:O2'	23:DB:1571:A:H1'	2.06	0.55
40:BH:44:ILE:O	40:BH:48:GLU:HB3	2.07	0.55
23:BB:705:A:O2'	25:BC:6:LYS:HG3	2.06	0.55
1:CA:108:G:O6	19:CT:9:ARG:HG2	2.06	0.55

Continued on next page...

Continued from previous page...

Atom-1	Atom-2	Distance(Å)	Clash(Å)
12:AM:56:ARG:O	12:AM:59:VAL:HG12	2.07	0.55
26:DD:148:GLN:HG3	26:DD:152:PRO:CG	2.34	0.55
1:CA:987:G:O2'	1:CA:988:G:H5'	2.06	0.55
23:DB:1029:A:H2'	23:DB:1030:C:O4'	2.06	0.55
11:AL:86:VAL:HG11	11:AL:89:LEU:HD23	1.88	0.55
45:DS:96:ILE:HG23	45:DS:96:ILE:O	2.06	0.55
28:DP:91:VAL:O	28:DP:92:ARG:HB3	2.07	0.55
23:BB:877:A:H2	23:BB:900:A:N7	2.04	0.55
23:BB:1338:G:H4'	50:BT:18:GLU:CG	2.35	0.55
11:AL:54:VAL:HG21	11:AL:79:ILE:HD11	1.88	0.55
23:BB:1723:G:H2'	23:BB:1724:G:O4'	2.06	0.55
1:AA:1254:A:H2'	1:AA:1255:G:C8	2.41	0.55
49:BR:2:TYR:HB2	49:BR:42:ALA:HB2	1.88	0.55
1:AA:484:G:H4'	1:AA:485:U:C5'	2.37	0.55
23:DB:1923:U:H2'	23:DB:1924:C:C6	2.41	0.55
23:BB:1400:U:H2'	23:BB:1401:G:H8	1.71	0.55
43:BO:105:ALA:C	43:BO:107:ALA:H	2.10	0.55
23:BB:2339:C:H2'	23:BB:2340:A:C8	2.41	0.55
23:DB:2257:U:O2'	23:DB:2258:C:H5'	2.06	0.55
1:AA:1472:U:H2'	1:AA:1473:G:C8	2.40	0.55
3:CD:113:ALA:O	3:CD:117:VAL:HG23	2.06	0.55
23:DB:2091:C:H1'	51:DZ:34:HIS:CD2	2.41	0.55
23:DB:2595:G:H1	25:DC:238:ASN:ND2	2.04	0.55
49:DR:2:TYR:HB2	49:DR:42:ALA:HB2	1.87	0.55
36:B2:39:ARG:HH11	36:B2:39:ARG:HG3	1.71	0.55
23:DB:2014:A:H2'	23:DB:2015:A:C8	2.42	0.55
23:BB:402:A:H2'	23:BB:403:U:O4'	2.06	0.55
4:CE:15:ILE:HB	4:CE:35:LEU:O	2.06	0.55
23:BB:1874:C:H2'	23:BB:1875:G:O4'	2.05	0.55
5:AF:93:LYS:O	5:AF:94:HIS:HB2	2.05	0.55
40:BH:130:VAL:HG21	40:BH:144:VAL:CG2	2.33	0.55
50:DT:50:LEU:HD22	50:DT:50:LEU:H	1.72	0.55
37:DL:143:GLU:HG2	37:DL:144:GLU:N	2.15	0.55
52:BW:9:THR:HG22	52:BW:10:ARG:HH11	1.71	0.55
44:BQ:94:LEU:CD2	49:BR:11:GLN:HB2	2.36	0.55
4:CE:17:VAL:HG23	4:CE:33:THR:O	2.07	0.55
23:BB:2109:U:H3'	23:BB:2110:G:C8	2.42	0.55
42:BN:55:ALA:HA	42:BN:80:PHE:CE1	2.41	0.55
20:AB:156:LEU:CD1	20:AB:156:LEU:H	2.16	0.55
23:DB:1022:G:N2	23:DB:1142:A:N1	2.53	0.55
23:BB:162:U:O2'	23:BB:163:C:H5'	2.06	0.55
23:DB:2869:G:H2'	23:DB:2870:C:C6	2.41	0.55

Continued on next page...

Continued from previous page...

Atom-1	Atom-2	Distance(Å)	Clash(Å)
47:BF:32:LYS:H	47:BF:95:MET:HE1	1.72	0.55
29:DE:60:TRP:CE3	29:DE:60:TRP:HA	2.42	0.55
25:BC:6:LYS:O	25:BC:8:THR:HG22	2.07	0.55
1:AA:109:A:H2'	1:AA:326:G:N2	2.22	0.55
1:AA:376:G:H2'	1:AA:377:G:H8	1.69	0.55
12:CM:47:LEU:HB3	12:CM:51:GLN:HB2	1.88	0.55
34:B3:7:ARG:O	34:B3:11:LYS:HG3	2.05	0.55
23:DB:2038:G:H2'	23:DB:2039:U:C6	2.42	0.55
44:BQ:80:ASN:O	44:BQ:83:LYS:HB3	2.07	0.55
23:BB:2484:G:OP1	38:BM:44:ARG:HD3	2.07	0.55
12:CM:80:MET:HA	12:CM:87:GLY:HA3	1.88	0.55
17:AR:63:TYR:N	17:AR:63:TYR:CD2	2.74	0.55
1:AA:1238:A:C8	1:AA:1303:C:H1'	2.41	0.55
46:DU:81:ARG:H	46:DU:81:ARG:NH2	2.03	0.55
8:AI:99:LYS:HE3	9:CJ:80:THR:HA	1.87	0.55
26:DD:136:ASN:HD21	26:DD:140:HIS:N	2.05	0.55
1:CA:539:A:H2'	1:CA:540:G:H8	1.70	0.55
1:AA:676:A:H1'	10:AK:116:PRO:HB3	1.88	0.55
1:CA:216:U:H2'	1:CA:217:C:C6	2.41	0.55
1:CA:712:A:O2'	1:CA:713:G:H5'	2.06	0.55
23:BB:1229:C:H2'	23:BB:1230:A:C8	2.42	0.55
23:DB:1656:C:H2'	23:DB:1657:U:C6	2.42	0.55
22:DA:95:U:H2'	22:DA:96:G:C8	2.42	0.55
4:CE:32:PHE:CE2	4:CE:55:VAL:HG22	2.42	0.55
51:BZ:49:LEU:HB2	51:BZ:51:VAL:HG23	1.88	0.55
29:BE:34:ALA:HB2	29:BE:96:VAL:HG21	1.89	0.55
23:DB:2626:C:O2'	23:DB:2627:G:H5'	2.07	0.55
23:DB:37:C:O2'	23:DB:38:A:H5'	2.06	0.55
1:AA:624:C:H2'	1:AA:625:U:C6	2.42	0.55
1:AA:560:A:H4'	1:AA:561:U:H5''	1.87	0.55
6:AG:132:THR:O	6:AG:135:LYS:HB3	2.06	0.55
23:BB:2243:U:H2'	23:BB:2244:U:C6	2.42	0.55
1:AA:880:C:H2'	1:AA:881:G:H8	1.70	0.55
1:CA:208:U:H2'	1:CA:210:C:C5	2.40	0.55
45:DS:88:ARG:HG3	45:DS:88:ARG:HH21	1.72	0.55
38:BM:108:VAL:HG22	38:BM:109:PRO:HD2	1.88	0.55
8:CI:93:LEU:O	8:CI:97:LEU:HG	2.06	0.55
26:BD:14:ILE:HG22	26:BD:22:ILE:O	2.06	0.55
44:DQ:60:TRP:O	44:DQ:64:ILE:HG12	2.07	0.55
23:DB:1458:U:H4'	23:DB:1459:G:O4'	2.07	0.55
33:D1:34:GLU:HA	33:D1:48:TYR:O	2.06	0.55
44:DQ:105:PHE:O	44:DQ:109:VAL:HG23	2.05	0.55

Continued on next page...

Continued from previous page...

Atom-1	Atom-2	Distance(Å)	Clash(Å)
48:DG:17:LYS:HZ2	48:DG:18:ILE:H	1.52	0.55
47:BF:76:PHE:HD2	47:BF:78:ILE:HD13	1.72	0.55
47:DF:65:LEU:HD23	47:DF:87:LYS:HD2	1.89	0.55
27:BK:105:ARG:H	27:BK:105:ARG:CD	2.16	0.55
23:DB:587:C:O2'	37:DL:19:LEU:HD13	2.06	0.55
2:AC:51:VAL:HA	2:AC:69:THR:HA	1.88	0.55
4:AE:131:ASN:HD22	4:AE:134:ASN:H	1.53	0.55
47:DF:128:SER:HB3	47:DF:154:THR:HA	1.88	0.55
23:BB:740:C:O2'	23:BB:741:U:H5'	2.06	0.55
23:DB:784:G:H21	25:DC:225:ASN:HD22	1.52	0.55
23:DB:2748:A:H4'	48:DG:3:VAL:HG21	1.87	0.55
1:AA:376:G:H5''	15:AP:5:ARG:HB2	1.88	0.55
44:DQ:80:ASN:O	44:DQ:83:LYS:HB3	2.07	0.55
1:CA:373:A:C1'	1:CA:481:G:H1'	2.36	0.55
1:AA:373:A:C1'	1:AA:481:G:H1'	2.37	0.55
23:BB:1813:G:N3	25:BC:49:THR:HG21	2.22	0.55
23:DB:922:C:H1'	52:DW:22:VAL:HG21	1.89	0.55
44:BQ:83:LYS:NZ	44:BQ:87:VAL:HA	2.21	0.55
23:DB:1410:G:H2'	23:DB:1411:U:C6	2.42	0.55
37:DL:110:VAL:HB	37:DL:127:VAL:HG23	1.88	0.55
17:AR:63:TYR:N	17:AR:63:TYR:HD2	2.05	0.55
37:BL:95:LEU:HB3	37:BL:100:ILE:CG2	2.37	0.55
1:AA:1018:G:H2'	1:AA:1019:A:C8	2.41	0.55
23:DB:1723:G:H2'	23:DB:1724:G:O4'	2.07	0.55
38:BM:30:SER:HA	38:BM:133:LYS:HB2	1.88	0.55
38:BM:66:ARG:NE	38:BM:101:VAL:HG11	2.22	0.55
24:BI:89:SER:HA	24:BI:97:VAL:CG2	2.36	0.55
1:AA:502:A:H2'	1:AA:503:C:C6	2.42	0.55
1:AA:712:A:O2'	1:AA:713:G:H5'	2.06	0.55
23:DB:5:A:H2'	23:DB:6:A:H8	1.72	0.55
23:BB:1827:U:O2'	23:BB:1828:G:H5'	2.06	0.55
23:BB:441:U:H2'	23:BB:442:G:H8	1.72	0.55
11:CL:98:ARG:HB2	11:CL:116:TYR:HA	1.87	0.55
23:DB:1582:C:H3'	23:DB:1583:A:N3	2.21	0.55
23:BB:1583:A:H5''	23:BB:1584:U:OP1	2.06	0.55
23:DB:2605:U:H2'	23:DB:2606:C:C6	2.41	0.55
23:DB:1210:G:H5'	23:DB:1212:G:O4'	2.07	0.55
23:BB:15:G:O2'	23:BB:16:C:H5'	2.06	0.55
6:CG:99:ALA:O	6:CG:103:ILE:HG13	2.06	0.55
25:BC:20:ASN:OD1	25:BC:22:GLU:HG2	2.07	0.55
19:CT:20:ASN:O	19:CT:24:ARG:HB2	2.06	0.55
23:DB:2836:U:H2'	23:DB:2837:A:C8	2.42	0.55

Continued on next page...

Continued from previous page...

Atom-1	Atom-2	Distance(Å)	Clash(Å)
9:CJ:67:ILE:HG12	13:CN:94:GLY:O	2.06	0.55
27:BK:7:MET:HE2	27:BK:18:ARG:NH1	2.21	0.55
52:BW:21:GLY:CA	52:BW:33:GLY:HA2	2.37	0.55
4:AE:53:ARG:HE	4:AE:54:GLU:HG2	1.70	0.55
38:BM:90:GLU:HA	38:BM:90:GLU:OE1	2.06	0.55
24:DI:63:ASP:O	24:DI:64:ARG:HB2	2.06	0.55
37:DL:9:ALA:HB3	37:DL:12:SER:OG	2.07	0.55
1:AA:810:C:O2'	1:AA:811:C:H5'	2.06	0.55
1:AA:731:G:H5'	1:AA:766:A:H4'	1.89	0.55
46:DU:86:PHE:HB3	46:DU:90:LYS:O	2.06	0.55
23:DB:2352:A:C6	52:DW:30:VAL:HG11	2.42	0.55
40:BH:95:GLY:O	40:BH:99:ILE:HG12	2.07	0.55
50:DT:11:LEU:N	50:DT:11:LEU:HD22	2.16	0.55
44:DQ:109:VAL:O	44:DQ:113:LYS:HG3	2.06	0.55
24:DI:79:LEU:HD11	24:DI:131:THR:OG1	2.07	0.55
2:CC:190:THR:HG22	2:CC:191:THR:N	2.22	0.55
45:BS:18:ARG:HB3	45:BS:76:VAL:HG22	1.89	0.55
37:DL:19:LEU:O	37:DL:21:ARG:HG2	2.07	0.55
41:BJ:128:ASN:C	41:BJ:129:GLU:HG3	2.27	0.55
47:DF:168:LEU:HD13	47:DF:169:LEU:N	2.21	0.55
26:DD:37:VAL:HG23	26:DD:91:THR:HA	1.87	0.55
26:DD:118:PHE:HZ	26:DD:123:LYS:HZ3	1.54	0.55
1:CA:333:U:H2'	1:CA:334:C:C6	2.41	0.55
23:DB:1442:U:H2'	23:DB:1443:U:H6	1.70	0.55
23:BB:1470:A:H3'	23:BB:1471:G:H8	1.72	0.55
34:B3:5:THR:HG22	34:B3:62:PRO:HD2	1.89	0.55
24:BI:100:ILE:O	24:BI:139:VAL:HA	2.06	0.55
37:DL:100:ILE:O	37:DL:100:ILE:HG12	2.05	0.55
37:BL:100:ILE:O	37:BL:100:ILE:HG12	2.07	0.55
19:AT:48:LYS:O	19:AT:52:GLU:HB3	2.07	0.55
1:AA:1288:A:N1	1:AA:1371:G:H1'	2.22	0.55
23:BB:582:A:H2'	23:BB:583:G:C8	2.42	0.55
1:CA:1301:U:H2'	1:CA:1301:U:O2	2.06	0.55
1:CA:204:G:H2'	1:CA:205:A:H8	1.72	0.55
23:BB:1230:A:H2'	23:BB:1231:U:C6	2.41	0.55
23:DB:1164:C:H2'	23:DB:1165:A:C8	2.41	0.55
44:DQ:101:ASP:HB2	49:DR:2:TYR:OH	2.06	0.55
23:BB:1838:C:N4	23:BB:1898:U:H2'	2.22	0.55
23:BB:2196:C:O2'	23:BB:2197:U:H5'	2.06	0.55
23:DB:1872:A:H2'	23:DB:1873:G:O4'	2.06	0.55
23:DB:2210:U:N3	23:DB:2212:A:N7	2.55	0.55
23:DB:324:A:H2'	23:DB:325:G:O4'	2.06	0.55

Continued on next page...

Continued from previous page...

Atom-1	Atom-2	Distance(Å)	Clash(Å)
39:BX:46:VAL:O	39:BX:50:VAL:HG23	2.07	0.55
23:BB:1788:C:O2'	23:BB:1789:A:H5'	2.06	0.55
23:BB:215:G:H4'	23:BB:216:A:H4'	1.88	0.55
4:CE:53:ARG:HE	4:CE:54:GLU:HG2	1.71	0.55
20:AB:163:ILE:HD11	20:AB:209:VAL:HG12	1.89	0.55
33:B1:29:LYS:HA	33:B1:31:GLU:OE1	2.07	0.55
33:B1:34:GLU:HA	33:B1:48:TYR:O	2.06	0.55
29:DE:192:ALA:HA	29:DE:195:GLN:NE2	2.20	0.55
25:BC:80:LEU:HD23	25:BC:91:ALA:HB2	1.88	0.55
41:BJ:55:ILE:O	41:BJ:55:ILE:HG13	2.04	0.55
41:DJ:96:ARG:O	41:DJ:99:ARG:HG3	2.07	0.55
48:DG:15:ASP:CB	48:DG:26:LYS:H	2.15	0.55
10:CK:33:ILE:HG12	10:CK:69:CYS:SG	2.47	0.55
20:AB:14:HIS:CD2	20:AB:202:ASN:H	2.24	0.55
42:BN:37:THR:HB	42:BN:40:LYS:HB2	1.89	0.55
35:BV:62:THR:HB	35:BV:71:LYS:HG2	1.89	0.55
25:BC:226:PRO:HA	25:BC:232:GLY:HA3	1.87	0.55
15:AP:74:LEU:O	15:AP:78:VAL:HG12	2.05	0.55
47:DF:135:ILE:CD1	47:DF:137:PHE:HB3	2.37	0.55
41:BJ:30:THR:HG23	41:BJ:31:GLU:N	2.22	0.55
23:DB:1571:A:H2'	23:DB:1572:A:C8	2.42	0.55
47:BF:128:SER:HB3	47:BF:154:THR:HA	1.88	0.55
40:DH:141:LYS:HE3	40:DH:141:LYS:N	2.21	0.55
3:AD:169:TRP:CE2	3:AD:185:PRO:HB3	2.42	0.55
48:DG:9:VAL:H	48:DG:48:THR:HB	1.71	0.55
35:BV:78:GLN:HB2	35:BV:88:HIS:O	2.07	0.55
37:DL:47:ARG:CB	37:DL:47:ARG:HH21	2.18	0.55
23:BB:1550:C:H2'	23:BB:1551:A:C8	2.41	0.55
7:AH:11:THR:HA	7:AH:14:ARG:NH1	2.22	0.55
23:DB:2860:A:H8	23:DB:2860:A:O5'	1.89	0.55
46:BU:81:ARG:HB2	46:BU:96:LYS:CG	2.37	0.55
29:DE:115:GLN:O	29:DE:117:ARG:HG3	2.06	0.55
23:BB:1508:A:H5'	23:BB:1509:A:N6	2.22	0.55
23:DB:1432:G:O2'	23:DB:1433:A:H5'	2.06	0.55
46:BU:11:ILE:O	46:BU:12:VAL:HB	2.07	0.55
11:AL:31:GLY:HA3	11:AL:54:VAL:CG1	2.37	0.55
44:BQ:78:PHE:CZ	44:BQ:82:LEU:HD11	2.41	0.55
17:CR:63:TYR:HD2	17:CR:63:TYR:N	2.05	0.55
1:CA:314:C:O2'	1:CA:315:A:H5'	2.07	0.55
1:CA:1239:A:H4'	1:CA:1240:U:C5'	2.36	0.55
1:CA:1299:A:H2'	1:CA:1301:U:H1'	1.89	0.55
1:CA:1035:A:H2'	1:CA:1036:A:C8	2.42	0.55

Continued on next page...

Continued from previous page...

Atom-1	Atom-2	Distance(Å)	Clash(Å)
23:BB:2758:A:H1'	48:BG:63:GLN:HE22	1.72	0.55
1:CA:195:A:H1'	1:CA:222:C:O2'	2.06	0.55
23:DB:2776:A:H4'	23:DB:2777:G:H5''	1.88	0.55
11:CL:122:LYS:HG3	11:CL:123:ALA:H	1.70	0.55
19:AT:20:ASN:O	19:AT:24:ARG:HB2	2.06	0.55
23:BB:679:C:O2'	23:BB:680:C:H5'	2.07	0.55
23:DB:1874:C:H2'	23:DB:1875:G:O4'	2.06	0.55
23:BB:2841:C:H2'	23:BB:2842:G:C8	2.40	0.55
30:DY:35:VAL:HG21	30:DY:37:ARG:HH22	1.72	0.55
43:BO:79:ALA:O	43:BO:83:LEU:HB2	2.07	0.55
18:CS:65:MET:HG3	18:CS:73:PHE:CZ	2.41	0.55
43:BO:97:PHE:HB3	43:BO:103:VAL:HG21	1.88	0.55
1:CA:1308:U:H2'	1:CA:1309:G:H8	1.72	0.55
23:DB:1716:U:H2'	23:DB:1717:A:C8	2.42	0.55
49:DR:16:GLU:HG2	49:DR:101:ILE:HG13	1.87	0.55
23:BB:1425:G:H2'	23:BB:1426:G:C8	2.42	0.55
1:CA:1380:U:H5	6:CG:2:ARG:HH12	1.55	0.55
46:BU:82:VAL:HG13	46:BU:93:ARG:HB3	1.88	0.55
26:DD:105:LYS:H	26:DD:106:LYS:NZ	2.04	0.55
13:CN:51:PRO:HG2	13:CN:52:ARG:H	1.71	0.55
29:BE:138:LEU:HB3	29:BE:143:LEU:O	2.07	0.55
25:BC:89:ASN:O	25:BC:105:ALA:HB3	2.07	0.55
50:BT:38:ALA:HB3	50:BT:81:LYS:HE2	1.89	0.55
41:DJ:125:TYR:HH	41:DJ:132:HIS:CE1	2.25	0.55
45:DS:70:LYS:HD3	45:DS:110:ARG:O	2.06	0.55
48:DG:25:ILE:O	48:DG:32:LEU:HA	2.07	0.55
28:BP:3:ILE:HG23	28:BP:4:ILE:N	2.21	0.55
20:AB:166:ASP:OD2	20:AB:190:SER:HA	2.07	0.55
40:DH:87:GLU:H	40:DH:89:LYS:NZ	2.04	0.55
42:BN:52:ILE:O	42:BN:55:ALA:HB3	2.07	0.55
22:DA:42:C:C5	47:DF:65:LEU:HD22	2.42	0.55
35:BV:4:ILE:HD12	35:BV:63:ILE:HG13	1.87	0.55
2:CC:96:VAL:HB	2:CC:97:PRO:HD2	1.88	0.55
23:BB:743:A:C2'	23:BB:744:U:H5'	2.37	0.55
1:AA:844:G:H2'	1:AA:845:A:N9	2.21	0.55
3:CD:169:TRP:CE2	3:CD:185:PRO:HB3	2.42	0.55
23:BB:2286:G:H4'	23:BB:2287:A:O4'	2.07	0.55
1:AA:860:A:H2'	1:AA:861:G:O4'	2.07	0.55
24:DI:85:ILE:CD1	24:DI:137:LEU:HD21	2.36	0.55
1:AA:270:A:H2'	1:AA:271:C:H6	1.71	0.55
23:DB:1509:A:H4'	23:DB:1510:G:H8	1.71	0.55
17:AR:58:ILE:O	17:AR:62:ARG:HG3	2.07	0.55

Continued on next page...

Continued from previous page...

Atom-1	Atom-2	Distance(Å)	Clash(Å)
1:CA:1057:G:H4'	2:CC:196:GLY:H	1.72	0.55
17:CR:63:TYR:CD2	17:CR:63:TYR:N	2.74	0.55
23:DB:2297:A:N6	23:DB:2319:G:H1'	2.22	0.55
23:DB:1000:A:H2'	23:DB:1001:A:C8	2.42	0.55
23:BB:2008:C:H2'	23:BB:2009:A:C8	2.41	0.55
1:AA:1048:G:O3'	1:AA:1049:U:H3'	2.07	0.55
23:BB:1816:C:H3'	25:BC:61:TYR:HE2	1.72	0.55
22:DA:13:G:H2'	22:DA:14:U:H5''	1.89	0.55
46:BU:27:VAL:HG23	46:BU:33:VAL:HG12	1.88	0.55
45:DS:13:SER:OG	45:DS:16:LYS:HB2	2.06	0.55
23:DB:1831:G:H2'	23:DB:1832:C:C6	2.42	0.55
23:BB:634:C:H2'	23:BB:635:C:C6	2.42	0.55
23:DB:2286:G:H4'	23:DB:2287:A:O4'	2.06	0.55
23:BB:836:G:H2'	23:BB:837:C:C6	2.42	0.55
23:BB:660:C:H2'	23:BB:661:A:H8	1.71	0.55
1:CA:848:C:H2'	1:CA:849:G:O4'	2.07	0.55
27:DK:3:GLN:HG2	27:DK:4:GLU:N	2.22	0.55
23:DB:1661:G:O2'	23:DB:1662:U:H5'	2.05	0.55
23:BB:324:A:H2'	23:BB:325:G:O4'	2.07	0.55
51:DZ:31:PRO:HB2	51:DZ:33:LEU:CD1	2.34	0.55
52:BW:35:ILE:HG13	52:BW:57:THR:OG1	2.05	0.55
52:BW:37:VAL:CG1	52:BW:38:ARG:HH11	2.19	0.55
26:DD:51:THR:HG22	26:DD:52:THR:H	1.72	0.55
44:DQ:30:VAL:CG1	44:DQ:33:VAL:HG22	2.36	0.55
49:DR:6:GLN:HE21	49:DR:7:SER:N	2.04	0.55
29:BE:189:THR:HG23	29:BE:192:ALA:H	1.71	0.55
1:AA:241:G:O2'	1:AA:242:G:H5'	2.06	0.55
13:AN:51:PRO:HG2	13:AN:52:ARG:H	1.72	0.55
2:AC:190:THR:HG22	2:AC:191:THR:N	2.22	0.55
18:AS:39:ILE:HG12	18:AS:70:LEU:HD12	1.88	0.55
41:BJ:96:ARG:O	41:BJ:99:ARG:HG3	2.07	0.55
24:BI:11:GLN:O	24:BI:11:GLN:HG3	2.07	0.55
12:AM:106:ARG:HH12	12:AM:109:LYS:CD	2.17	0.55
32:B4:27:CYS:SG	32:B4:29:ALA:HB3	2.47	0.55
47:DF:101:ARG:CZ	47:DF:138:PRO:HB2	2.37	0.55
1:AA:437:U:H5''	3:AD:151:GLN:CD	2.27	0.55
47:BF:110:ILE:CG2	47:BF:113:PHE:HB3	2.37	0.55
47:DF:62:GLN:NE2	47:DF:90:LEU:HA	2.22	0.55
23:BB:644:A:O2'	23:BB:645:C:H5'	2.07	0.55
23:BB:2867:G:N7	28:BP:20:ARG:NH1	2.54	0.55
16:CQ:45:VAL:HG12	16:CQ:46:HIS:N	2.22	0.55
36:D2:21:ARG:HH21	36:D2:43:THR:CG2	2.20	0.55

Continued on next page...

Continued from previous page...

Atom-1	Atom-2	Distance(Å)	Clash(Å)
12:AM:47:LEU:HB3	12:AM:51:GLN:HB2	1.87	0.55
26:DD:149:ASN:O	26:DD:152:PRO:HD2	2.06	0.55
23:DB:91:A:H1'	23:DB:92:U:C6	2.42	0.55
3:AD:197:HIS:O	3:AD:200:VAL:HG22	2.06	0.55
23:BB:2038:G:H2'	23:BB:2039:U:C6	2.42	0.55
45:DS:95:ARG:HG3	45:DS:97:LEU:HD13	1.89	0.55
23:DB:1044:C:H1'	23:DB:1048:A:H1'	1.89	0.55
23:DB:1047:G:H1'	23:DB:1111:A:N6	2.21	0.55
22:DA:83:G:H4'	30:DY:52:PHE:CD2	2.40	0.55
38:DM:66:ARG:NE	38:DM:101:VAL:HG11	2.22	0.55
26:BD:9:VAL:HG22	26:BD:9:VAL:O	2.07	0.55
23:DB:2635:A:H4'	26:DD:79:LEU:HB2	1.89	0.55
1:CA:598:U:H2'	1:CA:599:C:C6	2.42	0.55
23:BB:154:U:H2'	23:BB:155:A:C8	2.42	0.55
46:BU:78:LYS:HE3	46:BU:79:ALA:N	2.22	0.55
1:CA:1404:C:H2'	1:CA:1405:G:C8	2.42	0.55
24:BI:112:LYS:O	24:BI:116:MET:HG3	2.06	0.55
1:CA:1131:G:O2'	1:CA:1132:C:H5'	2.07	0.55
1:CA:1132:C:H2'	1:CA:1133:G:H8	1.71	0.55
8:AI:67:LYS:HB2	8:AI:67:LYS:HZ3	1.72	0.55
14:CO:56:LEU:O	14:CO:60:VAL:HG23	2.07	0.55
48:DG:174:LYS:HZ3	48:DG:176:LYS:HG2	1.72	0.55
23:DB:2369:A:H2'	23:DB:2370:G:H8	1.72	0.55
23:BB:1919:A:H2'	23:BB:1920:C:H5'	1.89	0.55
1:CA:555:U:H2'	1:CA:556:C:C6	2.42	0.55
25:BC:124:LYS:HG3	25:BC:125:PRO:HD2	1.88	0.55
23:DB:1535:A:H5''	23:DB:1536:C:C5	2.41	0.55
23:BB:571:U:H3'	49:BR:80:ARG:NH1	2.22	0.55
6:AG:100:MET:O	6:AG:104:VAL:HG23	2.06	0.55
23:DB:1495:A:H2'	23:DB:1496:A:C8	2.42	0.55
47:DF:113:PHE:CZ	47:DF:175:PRO:HB2	2.42	0.55
47:DF:4:HIS:O	47:DF:7:TYR:HB3	2.07	0.55
23:DB:2885:G:N2	31:D0:31:LYS:HG3	2.22	0.55
23:DB:1381:G:H1'	23:DB:1571:A:N1	2.22	0.55
1:AA:1031:C:H4'	1:AA:1032:G:H5''	1.87	0.55
9:CJ:17:LEU:HD22	9:CJ:96:VAL:CG1	2.36	0.55
37:BL:55:MET:HE3	37:BL:55:MET:HA	1.89	0.55
9:AJ:59:LYS:HG3	9:AJ:60:ASP:N	2.22	0.55
1:AA:948:C:O2'	1:AA:949:A:H5'	2.07	0.55
10:CK:88:PRO:HD3	21:CU:28:LEU:HD11	1.88	0.55
6:CG:129:ASN:HA	6:CG:134:VAL:HG21	1.87	0.55
11:AL:51:VAL:HG12	11:AL:52:CYS:N	2.22	0.55

Continued on next page...

Continued from previous page...

Atom-1	Atom-2	Distance(Å)	Clash(Å)
30:DY:40:THR:O	30:DY:43:ILE:HG23	2.07	0.55
34:D3:5:THR:HG22	34:D3:62:PRO:HD2	1.89	0.55
23:BB:589:U:H2'	23:BB:590:A:H8	1.72	0.55
7:AH:6:ILE:HD12	7:AH:35:ILE:HD11	1.88	0.55
15:CP:20:VAL:HG21	15:CP:32:PHE:CG	2.42	0.55
43:DO:9:ARG:HG3	43:DO:10:ARG:N	2.22	0.55
40:DH:83:LYS:HD2	40:DH:83:LYS:H	1.71	0.55
7:AH:44:PHE:HE2	7:AH:100:ILE:HG12	1.72	0.55
23:BB:37:C:O2'	23:BB:38:A:H5'	2.07	0.55
1:CA:1225:A:H3'	1:CA:1226:C:H6	1.72	0.55
1:CA:484:G:H4'	1:CA:485:U:C5'	2.37	0.55
1:CA:22:G:H2'	1:CA:23:C:H6	1.72	0.55
1:CA:624:C:H2'	1:CA:625:U:C6	2.42	0.55
23:BB:2758:A:C2'	23:BB:2759:G:H5'	2.37	0.55
1:AA:332:G:O2'	1:AA:333:U:H5'	2.07	0.55
51:BZ:38:PHE:CE2	51:BZ:51:VAL:HG21	2.42	0.55
3:AD:16:THR:HG22	3:AD:17:ASP:N	2.20	0.55
1:AA:1132:C:H2'	1:AA:1133:G:H8	1.71	0.55
22:BA:13:G:C2'	22:BA:14:U:H5''	2.37	0.55
1:AA:560:A:N1	1:AA:566:G:H5'	2.22	0.55
23:DB:2153:C:H2'	23:DB:2154:A:H8	1.72	0.55
23:BB:2369:A:H2'	23:BB:2370:G:H8	1.72	0.55
13:AN:14:ALA:O	13:AN:18:LYS:HG3	2.07	0.55
40:BH:73:ASN:HD22	40:BH:74:ALA:N	2.05	0.55
34:D3:18:LYS:HD2	34:D3:19:GLY:N	2.21	0.55
23:BB:2314:A:H2'	23:BB:2315:G:C8	2.41	0.55
25:DC:20:ASN:OD1	25:DC:22:GLU:HG2	2.07	0.55
40:BH:1:MET:HB3	40:BH:21:VAL:O	2.07	0.55
1:AA:66:A:H5'	1:AA:173:U:O4	2.07	0.55
5:AF:69:GLU:O	5:AF:73:GLU:HG3	2.07	0.55
23:DB:1100:C:H2'	23:DB:1101:U:C6	2.42	0.54
41:DJ:13:ARG:O	41:DJ:14:ASP:HB2	2.07	0.54
21:CU:24:LYS:HB3	21:CU:24:LYS:NZ	2.21	0.54
1:AA:796:C:H4'	10:AK:126:ARG:HH21	1.71	0.54
41:DJ:18:VAL:CG1	41:DJ:54:ILE:HD11	2.36	0.54
23:DB:143:C:H2'	23:DB:144:A:H8	1.72	0.54
10:CK:28:ASN:ND2	10:CK:46:ALA:HB3	2.22	0.54
20:CB:128:LEU:HD13	20:CB:129:THR:H	1.72	0.54
15:CP:4:ILE:HB	15:CP:67:ILE:HD12	1.87	0.54
23:BB:718:A:H3'	23:BB:719:C:H6	1.71	0.54
11:AL:49:ARG:HH12	11:AL:88:ASP:CB	2.20	0.54
12:AM:90:HIS:HA	12:AM:108:ARG:NH2	2.21	0.54

Continued on next page...

Continued from previous page...

Atom-1	Atom-2	Distance(Å)	Clash(Å)
23:BB:1796:U:H2'	23:BB:1797:G:C8	2.42	0.54
19:AT:67:HIS:CD2	19:AT:68:LYS:H	2.25	0.54
1:CA:1288:A:N1	1:CA:1371:G:H1'	2.21	0.54
11:CL:31:GLY:HA3	11:CL:54:VAL:CG1	2.37	0.54
1:CA:1018:G:H2'	1:CA:1019:A:H8	1.72	0.54
5:AF:80:PHE:CE1	25:BC:135:PRO:HG2	2.42	0.54
19:CT:49:ALA:HA	19:CT:52:GLU:CD	2.28	0.54
1:CA:676:A:H1'	10:CK:116:PRO:HB3	1.88	0.54
23:BB:264:C:C2'	23:BB:265:A:H5''	2.36	0.54
11:CL:66:ILE:N	11:CL:66:ILE:HD12	2.22	0.54
1:AA:36:C:H4'	11:AL:118:VAL:O	2.08	0.54
43:DO:105:ALA:C	43:DO:107:ALA:H	2.09	0.54
10:CK:16:SER:HA	10:CK:78:ILE:HA	1.88	0.54
1:CA:607:A:H2'	1:CA:608:A:C8	2.43	0.54
12:CM:71:GLU:HA	12:CM:74:MET:SD	2.48	0.54
1:AA:555:U:H2'	1:AA:556:C:C6	2.41	0.54
23:DB:2341:G:H2'	23:DB:2342:C:C6	2.43	0.54
23:BB:2662:A:H2'	23:BB:2663:G:O4'	2.07	0.54
23:BB:699:A:H4'	23:BB:1634:A:N7	2.21	0.54
23:BB:1198:U:H2'	23:BB:1199:U:C6	2.42	0.54
10:CK:37:GLN:HB2	10:CK:39:ASN:HD22	1.72	0.54
27:BK:3:GLN:HG2	27:BK:4:GLU:N	2.22	0.54
26:BD:7:LYS:HE2	26:BD:198:GLY:HA2	1.89	0.54
1:AA:975:A:H4'	1:AA:976:G:OP2	2.06	0.54
15:AP:25:ARG:HD3	15:AP:25:ARG:H	1.71	0.54
7:AH:26:MET:HB2	7:AH:27:PRO:HD2	1.90	0.54
15:CP:25:ARG:H	15:CP:25:ARG:HD3	1.72	0.54
46:BU:86:PHE:HB3	46:BU:90:LYS:O	2.07	0.54
52:BW:48:ALA:HB3	52:BW:81:ILE:O	2.06	0.54
8:AI:19:PHE:HB2	8:AI:63:TYR:HB3	1.87	0.54
23:BB:1460:U:H4'	23:BB:1461:C:O5'	2.08	0.54
40:BH:82:SER:N	40:BH:146:VAL:HG13	2.18	0.54
29:BE:145:ASP:OD1	29:BE:183:PHE:HA	2.07	0.54
29:BE:192:ALA:HA	29:BE:195:GLN:NE2	2.22	0.54
10:AK:127:ARG:HG3	10:AK:127:ARG:HH11	1.71	0.54
50:BT:39:THR:HG22	50:BT:42:GLU:CG	2.33	0.54
44:DQ:105:PHE:HA	44:DQ:108:LEU:HG	1.88	0.54
3:AD:187:ARG:NH1	3:AD:191:SER:HA	2.14	0.54
48:DG:17:LYS:CA	48:DG:17:LYS:HZ2	2.17	0.54
47:DF:110:ILE:HA	47:DF:111:ARG:NH1	2.23	0.54
14:AO:78:TYR:CZ	14:AO:82:ILE:HD11	2.42	0.54
23:DB:639:U:H2'	23:DB:640:C:C6	2.43	0.54

Continued on next page...

Continued from previous page...

Atom-1	Atom-2	Distance(Å)	Clash(Å)
30:BY:23:LEU:HD13	30:BY:28:LEU:HB2	1.89	0.54
47:BF:126:ASN:HB3	47:BF:156:THR:HA	1.89	0.54
47:DF:32:LYS:H	47:DF:95:MET:HE1	1.73	0.54
3:AD:98:ASP:HB3	3:AD:132:ALA:HB1	1.90	0.54
12:CM:3:ILE:HG21	12:CM:21:ILE:HD11	1.90	0.54
1:CA:237:G:H2'	1:CA:238:A:C8	2.41	0.54
23:DB:721:A:H2'	23:DB:722:A:H8	1.69	0.54
23:BB:2720:U:H2'	23:BB:2721:A:C8	2.42	0.54
1:CA:1238:A:C8	1:CA:1303:C:H1'	2.42	0.54
1:AA:672:U:H2'	1:AA:673:A:C8	2.43	0.54
37:BL:77:ILE:HG12	37:BL:95:LEU:HD22	1.89	0.54
1:CA:1200:C:C3'	1:CA:1201:A:H5'	2.37	0.54
39:BX:5:GLU:O	39:BX:8:GLU:HG2	2.07	0.54
25:DC:71:ASP:OD2	25:DC:118:GLY:HA2	2.07	0.54
23:DB:992:C:O2'	23:DB:993:G:H5'	2.07	0.54
23:DB:2636:C:H2'	23:DB:2637:U:H6	1.72	0.54
36:D2:33:ARG:HH21	36:D2:33:ARG:CB	2.20	0.54
23:BB:1656:C:H2'	23:BB:1657:U:H6	1.72	0.54
11:CL:66:ILE:HG21	11:CL:71:HIS:HB3	1.90	0.54
1:CA:229:U:H2'	1:CA:230:G:C8	2.42	0.54
1:CA:636:U:H2'	1:CA:637:C:H6	1.72	0.54
23:BB:2840:C:H2'	23:BB:2841:C:C6	2.43	0.54
43:BO:94:ARG:HD2	43:BO:97:PHE:O	2.06	0.54
1:AA:176:C:H2'	1:AA:177:G:N3	2.22	0.54
23:BB:615:U:O4	29:BE:39:ALA:HB2	2.07	0.54
1:AA:642:A:H2'	1:AA:643:C:H6	1.72	0.54
25:DC:79:ARG:HD2	25:DC:81:GLU:HG3	1.88	0.54
16:CQ:30:HIS:CE1	16:CQ:32:ILE:HG22	2.42	0.54
25:BC:162:GLN:NE2	25:BC:174:ARG:HH21	2.05	0.54
1:AA:487:A:H2'	1:AA:488:C:O4'	2.07	0.54
1:CA:272:C:H2'	1:CA:273:U:C6	2.43	0.54
23:DB:987:C:H2'	23:DB:988:A:O4'	2.07	0.54
23:BB:1732:C:H2'	23:BB:1732:C:OP1	2.06	0.54
15:CP:74:LEU:O	15:CP:78:VAL:HG12	2.07	0.54
1:AA:310:G:H5''	15:AP:31:ARG:HB2	1.89	0.54
23:DB:903:C:H2'	23:DB:904:G:C8	2.42	0.54
37:BL:65:GLY:O	37:BL:66:PHE:HB3	2.06	0.54
35:BV:89:ILE:HD12	35:BV:89:ILE:O	2.07	0.54
8:CI:24:ASN:CG	8:CI:25:GLY:H	2.10	0.54
26:DD:14:ILE:HG22	26:DD:22:ILE:O	2.06	0.54
48:BG:25:ILE:O	48:BG:32:LEU:HA	2.07	0.54
25:BC:68:ARG:HB2	25:BC:128:THR:HG21	1.90	0.54

Continued on next page...

Continued from previous page...

Atom-1	Atom-2	Distance(Å)	Clash(Å)
37:DL:3:LEU:O	37:DL:5:THR:N	2.40	0.54
23:BB:1007:C:O3'	41:BJ:110:PRO:HB3	2.07	0.54
41:BJ:21:THR:O	41:BJ:62:VAL:HA	2.08	0.54
14:CO:78:TYR:CZ	14:CO:82:ILE:HD11	2.42	0.54
23:DB:2886:A:H62	31:D0:39:ARG:CD	2.19	0.54
30:DY:8:GLN:CG	30:DY:31:ILE:HA	2.36	0.54
23:DB:125:A:H3'	23:DB:126:A:H5''	1.89	0.54
4:CE:131:ASN:O	4:CE:135:VAL:HG23	2.08	0.54
43:DO:58:ILE:O	43:DO:62:LEU:HB2	2.07	0.54
13:AN:60:ARG:CZ	13:AN:69:PRO:HB3	2.37	0.54
1:CA:1060:U:H5''	9:CJ:53:ILE:CD1	2.38	0.54
3:AD:169:TRP:O	3:AD:182:LYS:HB2	2.06	0.54
1:AA:922:G:N3	1:AA:1398:A:H2	2.04	0.54
13:AN:21:ALA:O	13:AN:22:LYS:HE2	2.07	0.54
44:BQ:87:VAL:HG12	44:BQ:89:ILE:HD13	1.89	0.54
23:DB:2845:U:O2'	23:DB:2846:G:H5'	2.06	0.54
12:CM:95:PRO:N	12:CM:108:ARG:HG2	2.22	0.54
28:DP:91:VAL:CG2	28:DP:96:LEU:HD21	2.37	0.54
50:DT:54:GLU:HB3	50:DT:88:LYS:HB2	1.89	0.54
23:DB:181:A:H2'	23:DB:182:A:H8	1.72	0.54
28:BP:31:VAL:O	28:BP:32:VAL:HB	2.06	0.54
4:CE:81:GLN:HG2	4:CE:148:SER:HA	1.88	0.54
1:CA:270:A:H2'	1:CA:271:C:H6	1.71	0.54
42:BN:49:GLU:OE2	42:BN:95:THR:HG22	2.07	0.54
1:AA:598:U:H2'	1:AA:599:C:C6	2.42	0.54
23:BB:1166:G:H2'	23:BB:1167:C:H6	1.70	0.54
23:BB:2815:C:H2'	23:BB:2816:G:H8	1.72	0.54
23:BB:2355:G:H4'	52:BW:20:LEU:HD13	1.89	0.54
20:CB:112:ARG:NH2	20:CB:116:LEU:HD21	2.22	0.54
23:DB:165:A:H2'	23:DB:166:U:C6	2.42	0.54
41:BJ:12:LYS:HZ2	41:BJ:12:LYS:HB3	1.72	0.54
23:BB:2019:A:H2	23:BB:2035:G:H22	1.54	0.54
44:DQ:10:ARG:HB2	44:DQ:10:ARG:CZ	2.36	0.54
1:AA:33:A:H2'	1:AA:34:C:C6	2.42	0.54
1:CA:586:C:O2'	1:CA:587:G:H5'	2.07	0.54
23:BB:796:C:H2'	23:BB:797:G:C8	2.42	0.54
1:AA:1472:U:H2'	1:AA:1473:G:H8	1.73	0.54
23:BB:634:C:H2'	23:BB:635:C:H6	1.72	0.54
46:DU:60:LYS:HA	46:DU:60:LYS:HE2	1.87	0.54
1:AA:640:A:O2'	1:AA:641:U:H5'	2.08	0.54
1:CA:1351:U:O2'	1:CA:1352:C:H5'	2.08	0.54
23:DB:1159:U:O2'	23:DB:1160:G:H5'	2.07	0.54

Continued on next page...

Continued from previous page...

Atom-1	Atom-2	Distance(Å)	Clash(Å)
23:BB:2216:G:H2'	23:BB:2217:G:C8	2.43	0.54
3:CD:104:MET:SD	3:CD:179:GLY:HA3	2.47	0.54
34:D3:24:LYS:HB2	37:DL:64:PHE:CD2	2.42	0.54
23:DB:660:C:H2'	23:DB:661:A:H8	1.72	0.54
7:AH:37:ASN:O	7:AH:41:GLU:HG2	2.06	0.54
37:DL:65:GLY:O	37:DL:66:PHE:HB3	2.06	0.54
23:BB:2512:C:H2'	23:BB:2513:A:O4'	2.07	0.54
51:BZ:5:CYS:SG	51:BZ:8:THR:HG23	2.48	0.54
8:CI:56:MET:CG	8:CI:57:VAL:H	2.20	0.54
18:CS:30:LEU:HB2	18:CS:48:ILE:HG23	1.87	0.54
48:BG:24:THR:C	48:BG:25:ILE:HD12	2.28	0.54
37:DL:4:ASN:HD22	37:DL:4:ASN:N	2.04	0.54
18:CS:27:LYS:HB2	18:CS:28:LYS:NZ	2.22	0.54
38:BM:36:VAL:HB	38:BM:127:LYS:O	2.08	0.54
1:AA:437:U:H4'	3:AD:153:ARG:NH1	2.23	0.54
23:DB:972:A:C3'	23:DB:973:A:H5''	2.33	0.54
41:DJ:30:THR:HG23	41:DJ:31:GLU:H	1.71	0.54
1:CA:922:G:N3	1:CA:1398:A:H2	2.04	0.54
24:BI:17:ALA:O	24:BI:18:ASN:HB3	2.07	0.54
34:B3:14:LYS:O	34:B3:21:PHE:O	2.25	0.54
23:BB:2867:G:N3	23:BB:2867:G:C2'	2.70	0.54
31:B0:38:LEU:HB3	31:B0:41:HIS:CD2	2.43	0.54
1:AA:108:G:O6	19:AT:9:ARG:HG2	2.08	0.54
28:BP:91:VAL:O	28:BP:92:ARG:HB3	2.08	0.54
40:BH:47:PHE:CA	40:BH:50:ARG:HH21	2.20	0.54
1:CA:492:C:H2'	1:CA:493:A:N3	2.22	0.54
23:DB:1181:U:H2'	23:DB:1182:G:H8	1.71	0.54
23:DB:1197:G:H2'	23:DB:1198:U:H6	1.72	0.54
23:BB:37:C:H4'	23:BB:451:U:OP1	2.08	0.54
34:D3:41:ARG:HG3	34:D3:44:ARG:HH22	1.71	0.54
1:CA:1225:A:H5'	1:CA:1226:C:OP2	2.07	0.54
1:CA:98:A:H2'	1:CA:99:C:H6	1.72	0.54
1:AA:1308:U:H2'	1:AA:1309:G:H8	1.72	0.54
23:DB:2893:A:H4'	23:DB:2894:G:O5'	2.07	0.54
47:BF:19:PHE:CE2	47:BF:164:GLU:HG2	2.43	0.54
23:DB:1422:G:H1'	23:DB:1495:A:H61	1.73	0.54
28:BP:102:ARG:HD2	28:BP:106:ALA:O	2.08	0.54
3:CD:106:PHE:CG	3:CD:144:ILE:HD11	2.42	0.54
16:CQ:11:VAL:HG23	16:CQ:56:ASP:O	2.08	0.54
23:DB:2196:C:O2'	23:DB:2197:U:H5'	2.07	0.54
2:CC:176:THR:HB	2:CC:179:ALA:HB2	1.88	0.54
23:BB:1666:G:O2'	23:BB:1667:G:H5'	2.06	0.54

Continued on next page...

Continued from previous page...

Atom-1	Atom-2	Distance(Å)	Clash(Å)
25:DC:12:ARG:HD3	25:DC:12:ARG:O	2.07	0.54
23:DB:1292:G:H2'	23:DB:1293:C:C6	2.42	0.54
16:AQ:30:HIS:CE1	16:AQ:32:ILE:HG22	2.42	0.54
23:DB:575:A:O2'	23:DB:576:U:H5'	2.08	0.54
3:AD:106:PHE:CG	3:AD:144:ILE:HD11	2.42	0.54
52:DW:37:VAL:HG11	52:DW:38:ARG:HH11	1.72	0.54
41:DJ:44:TYR:O	41:DJ:45:THR:HB	2.07	0.54
48:BG:30:GLY:HA3	48:BG:78:VAL:HG12	1.89	0.54
41:DJ:17:VAL:HG22	41:DJ:55:ILE:HD11	1.90	0.54
19:AT:38:ILE:HD13	19:AT:38:ILE:O	2.08	0.54
29:DE:28:VAL:O	29:DE:32:VAL:HG13	2.07	0.54
27:DK:53:LYS:HD3	27:DK:56:ASP:OD2	2.08	0.54
40:DH:87:GLU:N	40:DH:89:LYS:HZ2	2.04	0.54
1:CA:430:A:OP1	3:CD:8:LEU:HB2	2.07	0.54
3:CD:151:GLN:HE21	3:CD:153:ARG:HG2	1.73	0.54
41:DJ:30:THR:HG23	41:DJ:31:GLU:N	2.22	0.54
23:DB:2867:G:N3	23:DB:2867:G:C2'	2.70	0.54
1:AA:1060:U:H5''	9:AJ:53:ILE:CD1	2.37	0.54
48:BG:108:PHE:H	48:BG:108:PHE:HD1	1.53	0.54
1:CA:254:G:OP1	16:CQ:68:LYS:O	2.26	0.54
1:CA:333:U:H2'	1:CA:334:C:H6	1.71	0.54
33:D1:35:LEU:O	33:D1:36:LYS:HB2	2.06	0.54
23:BB:45:G:C5'	23:BB:46:G:H5'	2.36	0.54
23:BB:1654:A:H2'	23:BB:1655:A:H8	1.73	0.54
5:CF:6:ILE:HD11	5:CF:8:PHE:HD2	1.72	0.54
3:AD:84:ASN:ND2	3:AD:86:GLY:H	2.05	0.54
24:BI:58:ILE:N	24:BI:58:ILE:HD12	2.22	0.54
23:BB:417:C:H2'	23:BB:418:C:H6	1.73	0.54
1:AA:501:C:H1'	1:AA:549:C:H1'	1.89	0.54
23:DB:1447:C:H2'	23:DB:1448:G:C8	2.42	0.54
20:AB:86:CYS:HB3	20:AB:88:GLN:CD	2.28	0.54
23:DB:2450:A:O2'	23:DB:2451:A:H5'	2.07	0.54
44:BQ:10:ARG:CZ	44:BQ:10:ARG:HB2	2.37	0.54
23:BB:1870:C:H5''	23:BB:1871:A:C6	2.42	0.54
23:DB:1599:U:H2'	23:DB:1600:C:H6	1.72	0.54
20:CB:80:LYS:HG3	20:CB:81:ASP:N	2.23	0.54
1:AA:314:C:O2'	1:AA:315:A:H5'	2.07	0.54
23:BB:2216:G:H2'	23:BB:2217:G:H8	1.72	0.54
1:CA:512:U:O2'	1:CA:513:C:H5'	2.06	0.54
4:CE:59:ILE:O	4:CE:63:MET:HG2	2.08	0.54
23:DB:2700:A:H2'	23:DB:2701:U:C6	2.43	0.54
1:CA:1521:C:H2'	1:CA:1522:U:C6	2.42	0.54

Continued on next page...

Continued from previous page...

Atom-1	Atom-2	Distance(Å)	Clash(Å)
7:AH:124:ILE:HG22	7:AH:125:ILE:N	2.22	0.54
6:AG:94:ARG:NH1	6:AG:98:LEU:HD21	2.23	0.54
23:DB:150:U:H2'	23:DB:151:C:C6	2.43	0.54
6:CG:45:ALA:HB3	6:CG:119:LEU:HD23	1.89	0.54
40:DH:47:PHE:O	40:DH:51:ARG:HB2	2.08	0.54
23:DB:2666:C:O4'	23:DB:2666:C:O2	2.25	0.54
23:DB:1541:C:H2'	23:DB:1542:U:C6	2.42	0.54
23:BB:2436:G:O2'	23:BB:2437:G:H5'	2.07	0.54
29:BE:6:LYS:HB2	29:BE:120:VAL:O	2.07	0.54
49:DR:62:GLU:O	49:DR:96:VAL:HA	2.07	0.54
51:DZ:64:ILE:N	51:DZ:64:ILE:HD12	2.19	0.54
1:CA:1099:G:H2'	1:CA:1100:C:O4'	2.08	0.54
20:AB:15:PHE:HA	20:AB:42:LEU:HD21	1.88	0.54
42:DN:52:ILE:O	42:DN:55:ALA:HB3	2.08	0.54
22:BA:42:C:C5	47:BF:65:LEU:HD22	2.43	0.54
47:BF:65:LEU:HD23	47:BF:87:LYS:HD2	1.89	0.54
23:DB:162:U:O2'	23:DB:163:C:H5'	2.07	0.54
30:DY:26:LEU:HB2	30:DY:28:LEU:HG	1.89	0.54
4:CE:132:PRO:O	4:CE:136:VAL:HG12	2.08	0.54
34:D3:54:LEU:O	34:D3:58:ILE:HG13	2.08	0.54
31:D0:38:LEU:HB3	31:D0:41:HIS:CD2	2.43	0.54
45:BS:96:ILE:HG23	45:BS:96:ILE:O	2.07	0.54
13:CN:20:PHE:CB	13:CN:24:ALA:HB2	2.38	0.54
1:AA:93:U:H2'	1:AA:94:G:H4'	1.89	0.54
23:BB:1784:A:H4'	23:BB:1785:A:O5'	2.07	0.54
1:CA:1137:C:O2'	1:CA:1138:G:H5''	2.07	0.54
23:DB:1779:U:H5	23:DB:1784:A:N7	2.06	0.54
23:BB:2150:C:H2'	23:BB:2151:U:H6	1.71	0.54
1:AA:1173:U:H2'	1:AA:1174:G:C8	2.42	0.54
1:AA:212:G:H2'	1:AA:213:G:C8	2.42	0.54
51:DZ:49:LEU:HB2	51:DZ:51:VAL:HG23	1.88	0.54
40:DH:119:ASN:O	40:DH:121:VAL:HG22	2.08	0.54
30:BY:2:LYS:HE3	30:BY:58:GLU:HB3	1.89	0.54
23:DB:2815:C:H2'	23:DB:2816:G:H8	1.73	0.54
29:BE:102:ARG:HG3	29:BE:102:ARG:HH21	1.72	0.54
29:BE:98:LYS:HG2	29:BE:99:LYS:N	2.21	0.54
1:AA:333:U:H2'	1:AA:334:C:C6	2.43	0.54
1:AA:313:A:H2'	1:AA:314:C:C6	2.43	0.54
25:BC:93:VAL:HG21	25:BC:115:ILE:HD11	1.88	0.54
1:AA:1131:G:O2'	1:AA:1132:C:H5'	2.07	0.54
1:AA:177:G:H5''	19:AT:59:ARG:NH2	2.22	0.54
23:DB:2700:A:H2'	23:DB:2701:U:H6	1.72	0.54

Continued on next page...

Continued from previous page...

Atom-1	Atom-2	Distance(Å)	Clash(Å)
44:DQ:18:LYS:C	44:DQ:20:ALA:H	2.11	0.54
23:BB:2756:U:H1'	23:BB:2757:A:H5''	1.87	0.54
1:CA:1270:G:H2'	1:CA:1271:A:H8	1.73	0.54
22:BA:89:U:O2	23:BB:958:U:H2'	2.08	0.54
23:BB:538:A:N6	23:BB:555:G:O2'	2.41	0.54
6:CG:86:VAL:HG22	6:CG:150:PHE:HB3	1.88	0.54
23:BB:2875:C:H2'	23:BB:2876:G:H8	1.73	0.54
23:BB:1859:U:H2'	23:BB:1860:G:C8	2.42	0.54
1:CA:113:G:H2'	1:CA:114:U:C6	2.42	0.54
1:CA:731:G:H5'	1:CA:766:A:H4'	1.90	0.54
9:CJ:92:LEU:H	9:CJ:92:LEU:HD22	1.73	0.54
23:DB:1932:A:H2'	23:DB:1933:G:O4'	2.07	0.54
1:AA:1076:U:H2'	1:AA:1077:G:C8	2.43	0.54
23:BB:1889:A:H2'	23:BB:1890:A:C8	2.42	0.54
23:DB:2880:C:C1'	42:DN:91:ALA:HB3	2.38	0.54
23:BB:2543:G:H8	23:BB:2543:G:H5'	1.71	0.54
23:BB:2639:A:H2'	23:BB:2640:G:O4'	2.07	0.54
51:DZ:5:CYS:O	51:DZ:6:GLN:HB3	2.08	0.54
52:DW:24:ARG:HD3	52:DW:65:LYS:HE3	1.90	0.54
1:AA:1314:C:H2'	1:AA:1315:U:C6	2.42	0.54
33:B1:49:LYS:HG3	33:B1:50:GLU:N	2.17	0.54
23:DB:996:A:H4'	44:DQ:91:ARG:CG	2.38	0.54
48:BG:17:LYS:HA	48:BG:17:LYS:HZ2	1.73	0.54
23:BB:848:C:H2'	23:BB:849:A:C8	2.43	0.54
37:DL:3:LEU:O	37:DL:5:THR:HG23	2.08	0.54
28:BP:4:ILE:O	28:BP:6:GLN:N	2.36	0.54
23:BB:2272:U:H5''	23:BB:2273:A:OP1	2.07	0.54
23:BB:559:G:P	41:BJ:111:LYS:HD3	2.48	0.54
41:BJ:30:THR:HG23	41:BJ:31:GLU:H	1.71	0.54
23:DB:2269:G:H4'	52:DW:19:ARG:HH11	1.72	0.54
3:CD:165:GLU:CG	3:CD:166:LYS:H	2.12	0.54
23:BB:705:A:N6	23:BB:726:G:O2'	2.40	0.54
15:CP:67:ILE:HD11	15:CP:71:VAL:HG22	1.90	0.54
1:CA:1329:A:O2'	1:CA:1330:U:H5'	2.07	0.54
23:BB:2467:C:H1'	38:BM:122:ALA:HB1	1.90	0.54
39:BX:56:LEU:O	39:BX:57:LEU:HB3	2.08	0.54
46:BU:80:ASP:O	46:BU:96:LYS:HG2	2.08	0.54
9:AJ:17:LEU:HD22	9:AJ:96:VAL:CG1	2.38	0.54
23:BB:3:U:H6	23:BB:3:U:O5'	1.90	0.54
43:DO:94:ARG:HD2	43:DO:97:PHE:O	2.08	0.54
23:DB:1728:C:O2'	23:DB:1729:U:H5'	2.08	0.54
23:BB:416:U:H2'	23:BB:417:C:C6	2.43	0.54

Continued on next page...

Continued from previous page...

Atom-1	Atom-2	Distance(Å)	Clash(Å)
1:CA:1476:A:H2'	1:CA:1477:U:O4'	2.07	0.54
1:AA:1239:A:H62	1:AA:1299:A:H62	1.56	0.54
20:AB:80:LYS:HG3	20:AB:81:ASP:N	2.22	0.54
45:BS:43:ALA:HA	45:BS:46:LEU:HD12	1.89	0.54
23:DB:1229:C:H2'	23:DB:1230:A:H8	1.72	0.54
38:DM:108:VAL:HG13	38:DM:112:LEU:HB3	1.90	0.54
23:BB:2080:A:OP1	51:BZ:20:HIS:HB3	2.08	0.54
42:BN:9:GLN:O	42:BN:11:ASN:N	2.41	0.54
22:DA:13:G:C2'	22:DA:14:U:H5''	2.38	0.54
22:BA:10:G:H2'	22:BA:11:C:O4'	2.08	0.54
48:BG:174:LYS:HZ3	48:BG:176:LYS:HG2	1.72	0.54
23:DB:438:G:H2'	23:DB:439:A:H8	1.73	0.54
34:B3:18:LYS:HD2	34:B3:19:GLY:N	2.23	0.54
14:AO:28:GLN:O	14:AO:32:LEU:HD23	2.08	0.54
23:BB:786:C:O2'	23:BB:787:C:H5'	2.08	0.54
23:BB:1501:G:O2'	23:BB:1502:A:H5'	2.08	0.54
23:DB:1567:G:H5'	25:DC:57:HIS:CD2	2.43	0.54
20:CB:75:ALA:O	20:CB:79:VAL:HG23	2.08	0.54
27:BK:70:ARG:HB3	27:BK:70:ARG:HH11	1.73	0.54
49:BR:58:VAL:O	49:BR:58:VAL:HG13	2.08	0.54
45:DS:71:VAL:HA	45:DS:107:VAL:HA	1.90	0.54
37:DL:19:LEU:HD23	37:DL:31:GLY:O	2.07	0.54
23:BB:160:A:H2'	23:BB:161:A:C8	2.43	0.54
24:DI:45:THR:HA	24:DI:48:ILE:CG2	2.37	0.54
12:CM:7:ASN:H	12:CM:7:ASN:ND2	2.06	0.54
13:AN:20:PHE:CB	13:AN:24:ALA:HB2	2.37	0.54
29:BE:58:LYS:HZ3	29:BE:58:LYS:HB2	1.72	0.54
10:CK:80:ASN:HD22	10:CK:80:ASN:N	2.04	0.54
26:DD:9:VAL:O	26:DD:9:VAL:HG22	2.08	0.54
38:DM:30:SER:HA	38:DM:133:LYS:HB2	1.90	0.54
33:D1:7:LYS:HD3	34:D3:33:THR:HG21	1.90	0.54
23:BB:2100:G:C6	23:BB:2190:G:C6	2.96	0.54
46:DU:81:ARG:HB2	46:DU:96:LYS:CG	2.37	0.54
23:DB:1181:U:O2'	23:DB:1182:G:H5'	2.07	0.54
7:AH:86:LYS:HD2	7:AH:90:GLU:HG3	1.89	0.54
23:BB:156:A:H2'	23:BB:157:C:H6	1.73	0.54
23:BB:1015:U:H2'	23:BB:1016:G:H8	1.73	0.54
30:BY:2:LYS:H	30:BY:2:LYS:CD	2.18	0.54
42:DN:106:ASP:OD1	42:DN:108:ALA:HB3	2.08	0.54
47:DF:71:LYS:HE2	47:DF:73:VAL:HB	1.90	0.54
15:AP:34:GLU:CD	15:AP:60:TRP:HE1	2.11	0.54
1:CA:62:U:H2'	1:CA:63:C:C6	2.43	0.54

Continued on next page...

Continued from previous page...

Atom-1	Atom-2	Distance(Å)	Clash(Å)
11:AL:82:ARG:HB2	11:AL:97:VAL:HG22	1.90	0.54
23:DB:1013:C:H2'	23:DB:1014:A:C8	2.42	0.54
23:DB:2339:C:H2'	23:DB:2340:A:C8	2.42	0.54
1:CA:168:G:O2'	1:CA:169:C:H5'	2.08	0.54
23:BB:1164:C:H2'	23:BB:1165:A:H8	1.73	0.54
23:DB:335:C:O2'	23:DB:336:C:H5'	2.08	0.54
23:DB:1152:C:H4'	44:DQ:76:SER:HA	1.88	0.54
35:DV:89:ILE:HD12	35:DV:89:ILE:O	2.07	0.54
23:BB:925:A:O2'	23:BB:926:G:H5'	2.08	0.54
21:AU:8:ASN:O	21:AU:9:GLU:HB3	2.08	0.54
23:BB:1013:C:H2'	23:BB:1014:A:H8	1.73	0.54
1:AA:783:C:O2'	1:AA:784:A:H5'	2.07	0.54
29:BE:148:ILE:HD13	29:BE:187:VAL:CG2	2.37	0.54
15:CP:36:VAL:O	15:CP:36:VAL:HG13	2.07	0.54
3:AD:55:ARG:HG3	3:AD:55:ARG:HH11	1.73	0.54
52:DW:28:GLU:HB2	52:DW:31:LEU:HD21	1.90	0.54
26:BD:33:ARG:CZ	26:BD:74:GLU:HB3	2.38	0.54
24:DI:92:PRO:O	24:DI:93:ASN:HB2	2.08	0.54
21:CU:44:ARG:HG2	21:CU:44:ARG:HH11	1.73	0.54
40:BH:27:ARG:NE	51:BZ:64:ILE:HD11	2.21	0.54
23:BB:923:G:H1'	52:BW:23:LYS:NZ	2.22	0.54
8:AI:56:MET:CG	8:AI:57:VAL:H	2.20	0.54
33:D1:26:LYS:HB2	33:D1:52:LYS:HZ2	1.72	0.54
33:D1:29:LYS:HA	33:D1:31:GLU:OE1	2.07	0.54
1:CA:241:G:O2'	1:CA:242:G:H5'	2.07	0.54
1:CA:1314:C:H2'	1:CA:1315:U:C6	2.42	0.54
40:BH:94:ILE:HG23	40:BH:99:ILE:HD11	1.90	0.54
25:DC:149:LYS:HD3	25:DC:152:GLN:NE2	2.21	0.54
52:DW:9:THR:CG2	52:DW:10:ARG:HH11	2.21	0.54
41:DJ:45:THR:OG1	41:DJ:48:VAL:HB	2.08	0.54
49:BR:6:GLN:HE21	49:BR:7:SER:N	2.06	0.54
23:BB:460:A:H2'	23:BB:461:C:O4'	2.07	0.54
10:AK:92:ARG:HH21	21:AU:24:LYS:CG	2.21	0.54
41:BJ:16:TYR:O	41:BJ:55:ILE:HG12	2.08	0.54
1:CA:1101:A:H4'	1:CA:1102:A:O5'	2.07	0.54
25:DC:226:PRO:CG	25:DC:233:GLY:H	2.15	0.54
23:DB:557:C:H2'	23:DB:558:U:H6	1.72	0.54
46:DU:58:VAL:HG12	46:DU:59:GLU:N	2.18	0.54
40:BH:5:LEU:O	40:BH:6:LEU:HD12	2.08	0.54
24:DI:24:GLY:HA2	24:DI:34:ILE:HD12	1.89	0.54
47:BF:168:LEU:HD13	47:BF:169:LEU:N	2.22	0.54
49:DR:78:ARG:HH21	49:DR:78:ARG:HG3	1.72	0.54

Continued on next page...

Continued from previous page...

Atom-1	Atom-2	Distance(Å)	Clash(Å)
36:D2:10:LEU:HD21	36:D2:14:ARG:HH11	1.73	0.54
24:DI:17:ALA:O	24:DI:18:ASN:CB	2.56	0.54
35:DV:78:GLN:HB2	35:DV:88:HIS:O	2.08	0.54
1:CA:106:C:O2'	1:CA:107:G:H5'	2.07	0.54
1:AA:845:A:N7	1:AA:846:G:H1'	2.23	0.54
1:AA:253:A:H2'	1:AA:254:G:H8	1.72	0.54
23:BB:2680:U:OP2	26:BD:114:LYS:HB3	2.08	0.54
23:DB:919:U:H2'	23:DB:920:A:H8	1.67	0.54
47:BF:147:ARG:HB3	47:BF:147:ARG:CZ	2.37	0.54
1:CA:1369:C:H2'	1:CA:1370:G:C8	2.42	0.54
23:DB:460:A:H2'	23:DB:461:C:O4'	2.08	0.54
23:BB:19:A:H2'	23:BB:20:C:C6	2.43	0.54
23:DB:154:U:H2'	23:DB:155:A:C8	2.43	0.54
23:BB:2230:G:H2'	23:BB:2231:U:C6	2.42	0.54
48:BG:148:ARG:HD3	48:BG:152:ARG:NE	2.23	0.54
19:CT:48:LYS:O	19:CT:52:GLU:HB3	2.08	0.54
23:DB:2405:G:H1'	23:DB:2412:A:H61	1.73	0.54
1:AA:333:U:H2'	1:AA:334:C:H6	1.73	0.54
23:DB:2841:C:H2'	23:DB:2842:G:H8	1.73	0.54
5:CF:10:VAL:HG12	5:CF:11:HIS:H	1.73	0.54
23:BB:639:U:H2'	23:BB:640:C:C6	2.43	0.54
23:DB:2286:G:H5'	23:DB:2286:G:C8	2.43	0.54
2:AC:171:ARG:HB2	2:AC:171:ARG:HH11	1.72	0.54
47:BF:134:GLN:NE2	47:BF:136:ILE:HD13	2.23	0.54
9:CJ:29:ALA:O	9:CJ:32:THR:HG22	2.07	0.54
20:AB:93:HIS:CD2	20:AB:145:ASN:HB3	2.43	0.54
23:BB:1274:A:N3	23:BB:1297:C:H1'	2.23	0.54
23:DB:2662:A:H2'	23:DB:2663:G:O4'	2.08	0.54
23:DB:1816:C:H3'	25:DC:61:TYR:HE2	1.71	0.54
23:BB:942:G:O2'	23:BB:943:A:H5'	2.07	0.54
35:DV:46:LYS:HD2	35:DV:46:LYS:N	2.22	0.54
23:BB:1877:A:H2'	23:BB:1878:G:C8	2.42	0.54
26:DD:33:ARG:CZ	26:DD:74:GLU:HB3	2.38	0.54
51:BZ:6:GLN:HE22	51:BZ:77:LYS:CE	2.20	0.54
52:BW:37:VAL:HG11	52:BW:38:ARG:HH11	1.71	0.54
29:BE:130:LYS:C	29:BE:132:LYS:H	2.12	0.54
1:CA:1321:U:H2'	1:CA:1322:C:C5	2.42	0.54
1:AA:68:G:C5'	1:AA:171:A:H1'	2.32	0.54
28:DP:3:ILE:HG23	28:DP:4:ILE:N	2.23	0.54
50:BT:41:ALA:C	50:BT:43:ILE:H	2.10	0.54
50:BT:43:ILE:O	50:BT:47:VAL:HG23	2.06	0.54
1:CA:1096:C:H2'	1:CA:1097:C:C6	2.43	0.54

Continued on next page...

Continued from previous page...

Atom-1	Atom-2	Distance(Å)	Clash(Å)
45:DS:24:ILE:CG1	45:DS:36:LEU:HD21	2.38	0.54
24:DI:76:ALA:HA	24:DI:135:MET:SD	2.48	0.54
2:AC:48:LYS:H	2:AC:48:LYS:CD	2.17	0.54
46:DU:73:ASN:C	46:DU:75:ALA:H	2.11	0.54
26:DD:168:GLU:O	26:DD:170:VAL:HG22	2.08	0.54
2:AC:26:LYS:HE2	2:AC:27:GLU:HG3	1.90	0.54
1:CA:845:A:N7	1:CA:846:G:H1'	2.23	0.54
23:BB:2861:U:H2'	23:BB:2862:G:H8	1.73	0.54
12:AM:19:THR:HA	12:AM:24:VAL:HG23	1.90	0.54
23:BB:2277:G:H5''	38:BM:86:LYS:HB3	1.90	0.54
26:BD:62:LYS:HB2	26:BD:63:PRO:HD3	1.90	0.54
35:BV:14:LYS:HE3	35:BV:18:ARG:NH2	2.21	0.54
23:BB:2443:C:H2'	23:BB:2444:G:C8	2.43	0.54
1:CA:373:A:OP2	1:CA:373:A:H3'	2.08	0.54
1:AA:373:A:OP2	1:AA:373:A:H3'	2.08	0.54
23:BB:1029:A:H2'	23:BB:1030:C:O4'	2.08	0.54
45:DS:86:MET:HG3	45:DS:96:ILE:HD12	1.88	0.54
8:AI:44:ARG:HH11	8:AI:44:ARG:HG2	1.71	0.54
23:DB:182:A:H2'	23:DB:183:C:C6	2.43	0.54
23:BB:1482:G:N2	23:BB:1508:A:H1'	2.23	0.54
23:BB:1508:A:H2'	23:BB:1509:A:C2	2.43	0.54
1:AA:1057:G:H4'	2:AC:196:GLY:H	1.73	0.54
23:DB:1454:C:H5'	42:DN:63:ARG:NE	2.23	0.54
23:DB:2359:C:H2'	23:DB:2360:G:C8	2.43	0.54
1:CA:1392:G:O2'	1:CA:1393:U:H5'	2.07	0.54
1:AA:17:U:H2'	1:AA:18:C:H6	1.72	0.54
1:AA:818:G:H3'	1:AA:819:A:C5'	2.38	0.54
48:BG:154:GLU:OE2	48:BG:156:TYR:HB2	2.07	0.54
1:CA:1438:G:O2'	1:CA:1439:G:H5'	2.08	0.54
25:DC:93:VAL:HG21	25:DC:115:ILE:HD11	1.89	0.54
1:CA:1307:U:H2'	1:CA:1308:U:C6	2.42	0.54
23:DB:1535:A:H5''	23:DB:1536:C:H5	1.71	0.54
3:CD:104:MET:SD	3:CD:142:VAL:HB	2.48	0.54
1:AA:784:A:H2'	1:AA:785:G:H8	1.73	0.54
1:CA:157:U:O2'	1:CA:158:G:H5'	2.07	0.54
2:CC:134:LYS:HA	2:CC:167:TYR:HE2	1.72	0.54
23:DB:2643:G:H2'	23:DB:2644:G:O4'	2.08	0.54
1:CA:384:G:H2'	1:CA:385:C:C6	2.43	0.54
23:BB:841:G:O2'	23:BB:842:U:H5'	2.07	0.54
35:DV:10:LYS:HG2	35:DV:11:GLU:HG3	1.89	0.54
1:AA:996:A:H2'	1:AA:997:U:C6	2.43	0.54
23:BB:636:G:H3'	37:BL:128:THR:HG21	1.89	0.54

Continued on next page...

Continued from previous page...

Atom-1	Atom-2	Distance(Å)	Clash(Å)
1:AA:178:C:O2'	1:AA:179:A:H5'	2.08	0.54
1:CA:1230:C:H2'	1:CA:1231:G:H8	1.72	0.54
52:DW:24:ARG:CD	52:DW:65:LYS:HG2	2.38	0.53
23:DB:851:C:O4'	30:DY:46:MET:HG2	2.08	0.53
23:DB:580:U:O2'	23:DB:581:C:H5'	2.07	0.53
23:DB:1060:U:OP2	24:DI:74:PRO:HA	2.08	0.53
1:AA:72:A:H2'	1:AA:73:C:H6	1.73	0.53
27:BK:99:ILE:N	27:BK:118:LEU:HD22	2.23	0.53
23:DB:79:C:O2'	23:DB:346:A:H1'	2.07	0.53
24:DI:32:VAL:HG22	24:DI:60:VAL:CG2	2.38	0.53
23:DB:1140:C:H2'	23:DB:1141:U:H5'	1.90	0.53
23:DB:740:C:O2'	23:DB:741:U:H5'	2.08	0.53
23:BB:1571:A:H2'	23:BB:1572:A:C8	2.43	0.53
34:B3:54:LEU:O	34:B3:58:ILE:HG13	2.07	0.53
1:CA:1343:G:H2'	1:CA:1344:C:H6	1.73	0.53
1:CA:1250:A:H4'	8:CI:69:GLY:N	2.19	0.53
1:CA:335:C:H2'	1:CA:336:A:C8	2.44	0.53
35:DV:75:GLN:HG2	35:DV:92:VAL:HB	1.90	0.53
23:DB:1444:G:H2'	23:DB:1445:G:C8	2.43	0.53
23:DB:45:G:H5'	23:DB:46:G:OP1	2.08	0.53
1:AA:1343:G:H2'	1:AA:1344:C:H6	1.73	0.53
40:BH:62:LEU:HD13	40:BH:66:ASN:HD21	1.73	0.53
20:CB:218:ALA:O	20:CB:222:GLU:HG2	2.08	0.53
40:BH:49:ALA:HB3	40:BH:50:ARG:CZ	2.38	0.53
48:DG:30:GLY:HA3	48:DG:78:VAL:HG12	1.88	0.53
23:BB:2292:U:H2'	23:BB:2293:G:H8	1.74	0.53
38:BM:71:LYS:HE3	38:BM:73:ILE:HD11	1.90	0.53
38:BM:71:LYS:HG2	38:BM:73:ILE:HD11	1.90	0.53
40:DH:118:PRO:O	40:DH:119:ASN:HB3	2.08	0.53
14:AO:56:LEU:HD21	23:BB:715:A:C2	2.44	0.53
28:DP:88:ARG:HB2	28:DP:112:ARG:CZ	2.38	0.53
23:DB:2065:C:H2'	23:DB:2066:C:C6	2.43	0.53
23:BB:968:C:H2'	23:BB:969:G:C8	2.43	0.53
1:CA:679:C:H2'	1:CA:680:C:H6	1.72	0.53
42:DN:13:ASN:C	42:DN:15:SER:H	2.12	0.53
25:DC:94:LEU:HB2	25:DC:100:ARG:HD3	1.89	0.53
23:DB:1583:A:H5''	23:DB:1584:U:OP1	2.08	0.53
1:CA:586:C:C2'	1:CA:587:G:H5'	2.38	0.53
1:AA:370:C:O2'	1:AA:371:A:H5'	2.08	0.53
23:BB:1535:A:H3'	23:BB:1536:C:H6	1.74	0.53
20:CB:144:GLU:O	20:CB:148:GLY:HA3	2.08	0.53
1:CA:176:C:H2'	1:CA:177:G:N3	2.22	0.53

Continued on next page...

Continued from previous page...

Atom-1	Atom-2	Distance(Å)	Clash(Å)
1:CA:177:G:H5''	19:CT:59:ARG:NH2	2.22	0.53
27:BK:53:LYS:HD3	27:BK:56:ASP:OD2	2.09	0.53
1:AA:1142:G:H2'	1:AA:1143:G:O4'	2.08	0.53
23:BB:2633:G:H2'	23:BB:2634:A:O4'	2.07	0.53
23:BB:1607:C:H4'	23:BB:1608:A:O5'	2.08	0.53
6:AG:61:PHE:O	6:AG:65:LEU:HD13	2.08	0.53
52:BW:39:GLN:HG3	52:BW:42:THR:CB	2.38	0.53
5:CF:3:HIS:HB2	5:CF:92:THR:CA	2.33	0.53
52:DW:37:VAL:C	52:DW:39:GLN:H	2.12	0.53
8:AI:57:VAL:HB	8:AI:58:GLU:OE2	2.08	0.53
5:AF:3:HIS:CE1	5:AF:95:ALA:H	2.26	0.53
33:D1:28:THR:C	33:D1:30:PRO:HD3	2.28	0.53
29:BE:188:MET:HG2	29:BE:193:VAL:HG22	1.90	0.53
13:AN:16:ALA:HA	13:AN:54:SER:O	2.07	0.53
18:CS:30:LEU:HB2	18:CS:48:ILE:HA	1.90	0.53
50:BT:50:LEU:C	50:BT:52:GLU:H	2.11	0.53
45:BS:71:VAL:HA	45:BS:107:VAL:HA	1.91	0.53
40:DH:90:LEU:CD1	40:DH:90:LEU:H	2.21	0.53
23:DB:2895:G:H2'	23:DB:2896:C:H6	1.71	0.53
3:AD:160:LEU:N	3:AD:160:LEU:HD13	2.24	0.53
5:AF:53:LYS:C	5:AF:54:LEU:HD22	2.28	0.53
36:B2:21:ARG:HD2	36:B2:43:THR:HG21	1.90	0.53
23:DB:2861:U:H2'	23:DB:2862:G:H8	1.73	0.53
12:CM:106:ARG:HD3	12:CM:110:GLY:O	2.07	0.53
22:DA:43:C:H1'	47:DF:91:ARG:NH2	2.22	0.53
23:BB:2886:A:H62	31:B0:39:ARG:CD	2.21	0.53
12:CM:47:LEU:HD13	12:CM:51:GLN:O	2.08	0.53
23:BB:1654:A:O2'	26:BD:118:PHE:HB2	2.07	0.53
45:BS:86:MET:HG3	45:BS:96:ILE:HD12	1.90	0.53
1:CA:1003:G:N2	1:CA:1005:A:H5'	2.23	0.53
47:BF:37:MET:HE3	47:BF:56:LEU:HD23	1.89	0.53
23:DB:2393:U:O2'	23:DB:2394:C:H5'	2.08	0.53
11:AL:107:LYS:N	11:AL:107:LYS:NZ	2.56	0.53
23:BB:592:A:N3	34:B3:3:ILE:HD11	2.23	0.53
1:AA:492:C:H2'	1:AA:493:A:N3	2.24	0.53
23:DB:2138:G:H2'	23:DB:2139:U:H6	1.73	0.53
1:CA:818:G:H3'	1:CA:819:A:C5'	2.38	0.53
23:DB:540:C:H2'	23:DB:541:A:H8	1.72	0.53
23:DB:699:A:H2'	23:DB:700:G:O4'	2.08	0.53
1:CA:560:A:H5'	1:CA:566:G:N2	2.22	0.53
1:AA:1521:C:H2'	1:AA:1522:U:H6	1.73	0.53
23:DB:2301:C:H2'	23:DB:2302:U:C6	2.43	0.53

Continued on next page...

Continued from previous page...

Atom-1	Atom-2	Distance(Å)	Clash(Å)
23:BB:528:A:C2	23:BB:2043:C:H4'	2.42	0.53
23:DB:1771:C:O2'	23:DB:1772:A:H5'	2.09	0.53
23:BB:1197:G:H2'	23:BB:1198:U:H6	1.73	0.53
23:DB:1816:C:H3'	25:DC:61:TYR:CE2	2.43	0.53
22:DA:89:U:O2	23:DB:958:U:H2'	2.09	0.53
1:AA:1270:G:H2'	1:AA:1271:A:H8	1.73	0.53
6:AG:45:ALA:HB3	6:AG:119:LEU:HD23	1.89	0.53
23:DB:132:G:O2'	23:DB:133:U:H5'	2.08	0.53
6:AG:86:VAL:HG22	6:AG:150:PHE:HB3	1.90	0.53
21:AU:48:LYS:HG3	21:AU:49:ALA:N	2.24	0.53
1:AA:777:A:H2'	1:AA:778:G:C8	2.43	0.53
23:BB:937:C:H2'	23:BB:938:G:H8	1.73	0.53
23:BB:2700:A:H2'	23:BB:2701:U:C6	2.43	0.53
24:BI:81:LYS:HG3	24:BI:82:ALA:N	2.23	0.53
24:BI:52:LEU:HD21	24:BI:81:LYS:HZ2	1.73	0.53
25:DC:179:GLU:HG3	25:DC:269:ARG:HA	1.89	0.53
12:AM:85:TYR:HA	12:AM:88:LEU:HD12	1.89	0.53
1:CA:499:A:H4'	1:CA:500:G:OP1	2.07	0.53
43:BO:9:ARG:HG3	43:BO:10:ARG:N	2.23	0.53
23:DB:1098:A:C3'	24:DI:4:VAL:N	2.71	0.53
46:DU:86:PHE:HD1	46:DU:88:ASP:N	2.07	0.53
8:CI:34:LEU:HD11	8:CI:47:VAL:HG21	1.89	0.53
47:DF:46:LYS:HZ3	47:DF:46:LYS:HA	1.73	0.53
47:DF:78:ILE:H	47:DF:79:ARG:HH11	1.55	0.53
41:BJ:44:TYR:O	41:BJ:45:THR:HB	2.09	0.53
49:BR:7:SER:HB2	49:BR:22:LEU:CB	2.30	0.53
1:CA:796:C:H4'	10:CK:126:ARG:HH21	1.74	0.53
23:DB:2598:A:OP1	25:DC:233:GLY:HA3	2.08	0.53
45:BS:26:GLY:H	45:BS:71:VAL:HG13	1.73	0.53
27:DK:19:VAL:HB	27:DK:41:ILE:CG1	2.38	0.53
1:AA:80:A:C2	1:AA:81:A:H1'	2.43	0.53
46:BU:73:ASN:C	46:BU:75:ALA:H	2.11	0.53
47:BF:113:PHE:CZ	47:BF:175:PRO:HB2	2.43	0.53
14:AO:78:TYR:CE1	14:AO:82:ILE:HD11	2.43	0.53
41:BJ:24:THR:HA	41:BJ:63:ALA:HB3	1.89	0.53
26:BD:151:THR:CB	26:BD:152:PRO:HD3	2.38	0.53
30:BY:26:LEU:HB2	30:BY:28:LEU:HG	1.90	0.53
1:AA:987:G:O2'	1:AA:988:G:H5'	2.08	0.53
34:D3:49:VAL:O	34:D3:51:LYS:N	2.42	0.53
1:CA:1306:A:N6	1:CA:1331:G:H1'	2.23	0.53
40:DH:60:GLU:OE2	40:DH:63:ALA:HB2	2.08	0.53
28:BP:91:VAL:CG2	28:BP:96:LEU:HD21	2.38	0.53

Continued on next page...

Continued from previous page...

Atom-1	Atom-2	Distance(Å)	Clash(Å)
19:CT:67:HIS:CD2	19:CT:68:LYS:H	2.26	0.53
12:AM:63:VAL:HG12	12:AM:68:LEU:HG	1.90	0.53
37:DL:93:ASN:O	37:DL:95:LEU:N	2.41	0.53
1:AA:596:A:H2'	1:AA:597:G:H8	1.73	0.53
1:AA:499:A:H4'	1:AA:500:G:OP1	2.08	0.53
1:CA:538:G:OP2	11:CL:111:GLN:HB2	2.08	0.53
1:AA:1035:A:H2'	1:AA:1036:A:C8	2.42	0.53
25:BC:94:LEU:HB2	25:BC:100:ARG:CD	2.37	0.53
23:BB:987:C:H2'	23:BB:988:A:O4'	2.08	0.53
3:CD:16:THR:HG22	3:CD:17:ASP:N	2.23	0.53
7:AH:17:GLN:NE2	7:AH:69:ALA:HB1	2.23	0.53
23:DB:151:C:H2'	23:DB:152:A:H8	1.72	0.53
23:BB:2756:U:C1'	23:BB:2757:A:H5''	2.39	0.53
52:DW:28:GLU:H	52:DW:31:LEU:HG	1.73	0.53
22:BA:16:G:O2'	22:BA:17:C:H5'	2.08	0.53
8:AI:11:ARG:HE	8:AI:12:LYS:HG3	1.71	0.53
24:BI:49:GLU:CG	24:BI:54:ILE:HD11	2.39	0.53
23:DB:1050:A:H2'	23:DB:1051:G:O4'	2.08	0.53
23:BB:909:A:H2'	23:BB:912:C:H5	1.73	0.53
23:DB:2639:A:H2'	23:DB:2640:G:O4'	2.08	0.53
40:BH:120:GLY:O	40:BH:122:LEU:HD12	2.08	0.53
1:CA:1121:U:H2'	1:CA:1122:U:C6	2.44	0.53
29:BE:11:ALA:O	29:BE:12:LEU:HD22	2.09	0.53
23:DB:811:U:OP2	37:DL:20:GLY:HA2	2.08	0.53
19:CT:50:PHE:O	19:CT:53:MET:HG3	2.08	0.53
6:CG:15:PRO:HG2	6:CG:43:TYR:OH	2.09	0.53
1:AA:168:G:O2'	1:AA:169:C:H5'	2.08	0.53
52:BW:49:ASN:CB	52:BW:60:ALA:HA	2.38	0.53
44:BQ:30:VAL:CG1	44:BQ:33:VAL:HG22	2.39	0.53
33:B1:28:THR:O	33:B1:29:LYS:HD2	2.08	0.53
41:DJ:13:ARG:O	41:DJ:52:ASP:HA	2.09	0.53
21:CU:19:LYS:HD3	21:CU:20:ARG:HH21	1.72	0.53
52:BW:9:THR:CG2	52:BW:10:ARG:HH11	2.22	0.53
41:BJ:123:LYS:HG2	41:BJ:132:HIS:NE2	2.23	0.53
44:BQ:105:PHE:O	44:BQ:109:VAL:HG23	2.08	0.53
40:BH:142:VAL:HG12	40:BH:143:ILE:N	2.20	0.53
38:BM:24:THR:HG23	38:BM:34:LYS:HE3	1.90	0.53
38:BM:34:LYS:HE2	38:BM:99:GLY:HA2	1.89	0.53
35:DV:4:ILE:HD12	35:DV:63:ILE:HG13	1.90	0.53
26:BD:168:GLU:O	26:BD:170:VAL:HG22	2.09	0.53
23:DB:2306:C:H3'	23:DB:2307:G:H5'	1.90	0.53
5:CF:53:LYS:C	5:CF:54:LEU:HD22	2.29	0.53

Continued on next page...

Continued from previous page...

Atom-1	Atom-2	Distance(Å)	Clash(Å)
1:CA:415:A:H3'	1:CA:416:G:H8	1.72	0.53
1:CA:250:A:H1'	1:CA:252:U:C5	2.44	0.53
1:AA:1028:C:H3'	1:AA:1029:U:C5	2.44	0.53
12:CM:10:ASP:HA	12:CM:44:ILE:HD13	1.89	0.53
9:CJ:56:HIS:O	9:CJ:57:VAL:HG12	2.08	0.53
1:CA:1031:C:H4'	1:CA:1032:G:H5''	1.90	0.53
23:DB:1407:G:H2'	23:DB:1408:G:H8	1.72	0.53
1:AA:769:G:O2'	1:AA:770:C:H5'	2.07	0.53
8:CI:44:ARG:HG2	8:CI:44:ARG:HH11	1.73	0.53
23:BB:592:A:H2'	23:BB:593:U:C6	2.43	0.53
45:BS:22:ASP:HA	45:BS:25:ARG:NH1	2.23	0.53
42:BN:106:ASP:OD1	42:BN:108:ALA:HB3	2.08	0.53
14:AO:43:PHE:CD1	14:AO:56:LEU:HD22	2.43	0.53
32:B4:23:ILE:HB	32:B4:38:GLY:HA3	1.89	0.53
1:AA:398:U:H2'	1:AA:399:G:C8	2.44	0.53
11:AL:43:LYS:HE2	11:AL:44:PRO:HD3	1.90	0.53
20:CB:142:LYS:HA	20:CB:145:ASN:OD1	2.07	0.53
23:BB:2405:G:H1'	23:BB:2412:A:H61	1.73	0.53
25:BC:94:LEU:HB2	25:BC:100:ARG:HD3	1.89	0.53
52:BW:21:GLY:HA3	52:BW:33:GLY:HA2	1.91	0.53
23:BB:2197:U:O2'	23:BB:2198:A:H2'	2.08	0.53
14:AO:32:LEU:O	14:AO:36:ILE:HG12	2.08	0.53
23:BB:1013:C:H2'	23:BB:1014:A:C8	2.43	0.53
1:CA:520:A:N1	1:CA:536:C:H1'	2.23	0.53
7:CH:49:LYS:HG3	7:CH:50:VAL:N	2.23	0.53
1:AA:229:U:H2'	1:AA:230:G:H8	1.73	0.53
23:BB:757:G:H2'	23:BB:758:C:H5'	1.91	0.53
23:BB:95:A:H4'	39:BX:38:GLN:O	2.09	0.53
52:DW:49:ASN:HB2	52:DW:61:LYS:N	2.23	0.53
52:BW:37:VAL:C	52:BW:39:GLN:H	2.11	0.53
52:DW:35:ILE:HG13	52:DW:57:THR:OG1	2.08	0.53
44:DQ:23:TYR:HB3	44:DQ:27:ARG:HB3	1.90	0.53
33:B1:28:THR:C	33:B1:30:PRO:HD3	2.29	0.53
25:DC:143:VAL:HG12	25:DC:144:GLU:N	2.24	0.53
1:AA:1096:C:H2'	1:AA:1097:C:C6	2.43	0.53
2:AC:126:ARG:NH2	2:AC:190:THR:HG23	2.13	0.53
23:BB:2897:U:H2'	23:BB:2898:U:C6	2.44	0.53
37:BL:4:ASN:N	37:BL:4:ASN:HD22	2.04	0.53
1:AA:82:G:C6	1:AA:88:U:O2	2.61	0.53
36:B2:21:ARG:HH21	36:B2:43:THR:CG2	2.21	0.53
1:CA:1081:A:OP1	4:CE:21:SER:O	2.26	0.53
23:DB:634:C:H2'	23:DB:635:C:C6	2.42	0.53

Continued on next page...

Continued from previous page...

Atom-1	Atom-2	Distance(Å)	Clash(Å)
23:DB:705:A:N6	23:DB:726:G:O2'	2.42	0.53
14:CO:16:GLY:HA2	14:CO:27:VAL:CG2	2.39	0.53
46:BU:62:ALA:O	46:BU:63:ALA:HB3	2.09	0.53
24:BI:18:ASN:N	24:BI:19:PRO:CD	2.71	0.53
23:BB:2868:A:H2'	23:BB:2869:G:H8	1.73	0.53
29:DE:109:LEU:HD12	29:DE:112:LEU:HD12	1.89	0.53
23:BB:2722:G:H4'	42:BN:4:ARG:HB2	1.89	0.53
9:AJ:56:HIS:O	9:AJ:57:VAL:HG12	2.09	0.53
43:DO:51:ALA:O	43:DO:74:VAL:HG13	2.08	0.53
23:BB:2834:G:H1'	23:BB:2883:A:H61	1.74	0.53
40:BH:83:LYS:HB3	40:BH:83:LYS:NZ	2.24	0.53
23:DB:1508:A:H2'	23:DB:1509:A:C2	2.43	0.53
23:DB:947:A:HO2'	23:DB:984:A:H2	1.57	0.53
1:CA:552:U:H4'	11:CL:82:ARG:HG2	1.90	0.53
15:AP:20:VAL:HG21	15:AP:32:PHE:CG	2.44	0.53
1:CA:1239:A:H62	1:CA:1299:A:H62	1.55	0.53
1:AA:182:A:O2'	1:AA:183:C:H5''	2.09	0.53
23:DB:693:A:H2'	23:DB:694:U:H6	1.73	0.53
4:AE:95:MET:HA	4:AE:124:ALA:HB2	1.90	0.53
1:CA:783:C:O2'	1:CA:784:A:H5'	2.08	0.53
23:DB:2840:C:H2'	23:DB:2841:C:C6	2.43	0.53
23:DB:2153:C:H2'	23:DB:2154:A:C8	2.44	0.53
23:DB:2339:C:H2'	23:DB:2340:A:H8	1.73	0.53
23:DB:2654:A:N1	23:DB:2665:A:H5''	2.23	0.53
23:BB:633:A:O5'	23:BB:633:A:H8	1.91	0.53
20:AB:144:GLU:O	20:AB:148:GLY:HA3	2.09	0.53
35:BV:10:LYS:HG2	35:BV:11:GLU:HG3	1.91	0.53
23:DB:2649:C:H2'	23:DB:2650:U:H6	1.73	0.53
23:BB:1395:A:H4'	23:BB:1397:U:C5	2.44	0.53
23:BB:1341:G:H2'	23:BB:1397:U:O2'	2.07	0.53
23:DB:1913:A:H4'	23:DB:1915:U:OP2	2.08	0.53
30:BY:30:ARG:H	30:BY:30:ARG:HD3	1.74	0.53
38:DM:55:ARG:HH21	38:DM:55:ARG:HA	1.74	0.53
39:BX:41:HIS:O	39:BX:44:LYS:HB3	2.09	0.53
16:AQ:24:ILE:HG13	16:AQ:41:THR:HB	1.90	0.53
23:BB:950:G:H2'	23:BB:951:C:C6	2.44	0.53
6:AG:99:ALA:O	6:AG:103:ILE:HG13	2.09	0.53
23:DB:1098:A:C3'	24:DI:3:LYS:HA	2.28	0.53
52:DW:37:VAL:CG1	52:DW:38:ARG:H	2.18	0.53
25:DC:146:LYS:HB2	25:DC:149:LYS:HB2	1.91	0.53
39:DX:39:GLN:HB2	39:DX:42:LEU:HD22	1.91	0.53
29:BE:200:LEU:O	29:BE:201:ALA:HB3	2.07	0.53

Continued on next page...

Continued from previous page...

Atom-1	Atom-2	Distance(Å)	Clash(Å)
52:BW:7:GLY:C	52:BW:10:ARG:HH12	2.12	0.53
27:BK:35:VAL:HG23	27:BK:36:GLY:N	2.16	0.53
47:DF:3:LEU:HB2	47:DF:100:GLU:OE1	2.08	0.53
6:CG:14:ASP:HB3	6:CG:18:GLY:N	2.15	0.53
3:AD:29:THR:HG22	3:AD:30:LYS:H	1.73	0.53
47:BF:101:ARG:CZ	47:BF:138:PRO:HB2	2.38	0.53
47:BF:7:TYR:OH	47:BF:29:ARG:HG3	2.08	0.53
41:DJ:127:GLY:O	41:DJ:128:ASN:HB2	2.08	0.53
9:AJ:76:ILE:O	9:AJ:76:ILE:HD12	2.08	0.53
34:B3:21:PHE:CE1	34:B3:58:ILE:HG12	2.43	0.53
34:D3:21:PHE:HE1	34:D3:58:ILE:HG12	1.73	0.53
22:BA:95:U:H2'	22:BA:96:G:C8	2.44	0.53
31:D0:53:VAL:HG21	42:DN:98:LEU:HD11	1.91	0.53
1:AA:250:A:H1'	1:AA:252:U:C5	2.44	0.53
51:DZ:70:GLU:O	51:DZ:72:ARG:N	2.36	0.53
1:AA:1053:G:N7	1:AA:1199:U:H3'	2.24	0.53
23:BB:582:A:H2'	23:BB:583:G:H8	1.74	0.53
28:DP:31:VAL:O	28:DP:32:VAL:HB	2.08	0.53
1:CA:1390:U:H2'	1:CA:1391:U:C6	2.44	0.53
11:AL:106:VAL:CG2	11:AL:116:TYR:HB3	2.38	0.53
23:BB:1097:U:C2'	23:BB:1098:A:H5'	2.37	0.53
9:CJ:42:LEU:HD11	9:CJ:73:LEU:HB2	1.90	0.53
24:BI:75:ALA:HB2	24:BI:112:LYS:HE2	1.89	0.53
1:AA:32:A:H2'	1:AA:33:A:C8	2.44	0.53
29:DE:98:LYS:HG2	29:DE:99:LYS:N	2.23	0.53
23:DB:1716:U:H2'	23:DB:1717:A:H8	1.74	0.53
23:DB:1877:A:H2'	23:DB:1878:G:C8	2.43	0.53
23:BB:1009:A:P	41:BJ:39:LYS:HZ2	2.32	0.53
40:DH:1:MET:HB3	40:DH:21:VAL:O	2.09	0.53
7:CH:37:ASN:O	7:CH:41:GLU:HG2	2.08	0.53
23:DB:1607:C:H4'	23:DB:1608:A:O5'	2.08	0.53
5:AF:10:VAL:HG12	5:AF:11:HIS:N	2.23	0.53
1:CA:1386:G:O2'	1:CA:1387:G:H5'	2.09	0.53
1:CA:487:A:H2'	1:CA:488:C:O4'	2.07	0.53
23:BB:2054:A:H2'	31:B0:4:GLN:OE1	2.09	0.53
2:AC:142:ARG:HH21	2:AC:143:LEU:HD21	1.73	0.53
23:BB:2360:G:H4'	37:BL:61:LEU:HD11	1.91	0.53
32:D4:27:CYS:SG	32:D4:29:ALA:HB3	2.48	0.53
51:BZ:31:PRO:HB2	51:BZ:33:LEU:CD1	2.33	0.53
23:BB:337:C:OP1	46:BU:3:LYS:HG3	2.08	0.53
20:CB:67:LEU:H	20:CB:160:LEU:HA	1.74	0.53
37:DL:115:GLU:N	37:DL:115:GLU:OE1	2.42	0.53

Continued on next page...

Continued from previous page...

Atom-1	Atom-2	Distance(Å)	Clash(Å)
25:DC:104:LEU:O	25:DC:105:ALA:HB3	2.08	0.53
50:DT:21:SER:O	50:DT:25:GLU:HB2	2.09	0.53
1:AA:1097:C:H2'	1:AA:1098:C:C6	2.43	0.53
18:CS:39:ILE:HG12	18:CS:70:LEU:HD12	1.89	0.53
1:AA:1321:U:H2'	1:AA:1322:C:C5	2.43	0.53
41:BJ:136:GLN:N	41:BJ:137:PRO:HD3	2.24	0.53
42:DN:82:GLU:C	42:DN:84:GLY:H	2.12	0.53
23:DB:2675:A:H4'	27:DK:29:HIS:HB2	1.91	0.53
5:CF:54:LEU:N	5:CF:54:LEU:HD13	2.24	0.53
14:AO:26:GLU:HA	14:AO:81:LEU:HD11	1.90	0.53
30:DY:23:LEU:HD13	30:DY:28:LEU:HB2	1.91	0.53
40:BH:44:ILE:HG22	40:BH:51:ARG:HH22	1.72	0.53
24:DI:100:ILE:O	24:DI:139:VAL:HA	2.09	0.53
34:D3:21:PHE:CE1	34:D3:58:ILE:HG12	2.44	0.53
1:AA:376:G:H5''	15:AP:5:ARG:HD3	1.91	0.53
12:CM:15:VAL:HG22	12:CM:33:LEU:HD11	1.89	0.53
12:CM:48:SER:HB2	12:CM:51:GLN:HG3	1.91	0.53
1:CA:238:A:H2'	1:CA:239:U:H5''	1.90	0.53
1:AA:1343:G:O3'	8:AI:123:ARG:HB2	2.09	0.53
23:DB:2037:A:H2'	23:DB:2038:G:C8	2.44	0.53
26:DD:62:LYS:HB2	26:DD:63:PRO:HD3	1.91	0.53
23:BB:1405:U:H2'	23:BB:1406:U:H6	1.74	0.53
26:BD:13:ARG:HH12	28:BP:74:GLN:NE2	2.06	0.53
8:AI:93:LEU:O	8:AI:97:LEU:HG	2.07	0.53
23:BB:2772:C:H2'	23:BB:2773:C:H6	1.74	0.53
29:DE:130:LYS:C	29:DE:132:LYS:H	2.11	0.53
2:AC:129:PHE:CE2	2:AC:165:GLU:HG2	2.41	0.53
23:DB:2135:A:H61	23:DB:2156:G:C2'	2.21	0.53
23:DB:1199:U:H2'	23:DB:1200:C:H6	1.73	0.53
1:CA:212:G:H2'	1:CA:213:G:C8	2.44	0.53
34:D3:41:ARG:HG3	34:D3:44:ARG:NH2	2.24	0.53
23:DB:264:C:C2'	23:DB:265:A:H5''	2.38	0.53
5:AF:68:GLN:O	5:AF:71:ILE:HG23	2.08	0.53
1:CA:376:G:H5''	15:CP:5:ARG:HD3	1.91	0.53
23:BB:2339:C:H2'	23:BB:2340:A:H8	1.72	0.53
23:DB:2195:U:O2'	23:DB:2196:C:H5'	2.09	0.53
1:CA:513:C:H2'	1:CA:514:C:H6	1.73	0.53
23:BB:1877:A:H2'	23:BB:1878:G:H8	1.74	0.53
23:BB:2700:A:H2'	23:BB:2701:U:H6	1.72	0.53
1:CA:1386:G:H2'	1:CA:1387:G:H8	1.72	0.53
23:BB:1156:A:H5''	56:BB:3488:HOH:O	2.09	0.53
38:DM:6:ARG:O	38:DM:7:THR:HG23	2.09	0.53

Continued on next page...

Continued from previous page...

Atom-1	Atom-2	Distance(Å)	Clash(Å)
29:BE:137:LYS:HE2	29:BE:141:MET:SD	2.49	0.53
8:CI:98:ARG:NE	8:CI:103:VAL:HG21	2.23	0.53
23:BB:1495:A:H2'	23:BB:1496:A:C8	2.43	0.53
28:DP:77:SER:OG	28:DP:79:VAL:HG22	2.09	0.53
1:CA:996:A:H2'	1:CA:997:U:C6	2.43	0.53
23:DB:1341:G:H2'	23:DB:1397:U:O2'	2.09	0.53
1:CA:1234:C:O2'	1:CA:1235:U:H5'	2.09	0.53
23:DB:854:C:O2'	23:DB:855:G:H5'	2.08	0.53
23:DB:925:A:O2'	23:DB:926:G:H5'	2.08	0.53
29:DE:145:ASP:OD1	29:DE:183:PHE:HA	2.08	0.53
48:BG:34:ARG:N	48:BG:34:ARG:HH11	1.97	0.53
49:BR:10:LYS:HD2	49:BR:10:LYS:N	2.23	0.53
49:BR:5:PHE:O	49:BR:11:GLN:HA	2.07	0.53
44:DQ:104:ALA:HA	49:DR:46:GLU:CD	2.29	0.53
1:CA:796:C:H4'	10:CK:126:ARG:NH2	2.24	0.53
41:DJ:136:GLN:N	41:DJ:137:PRO:HD3	2.24	0.53
48:DG:34:ARG:HH11	48:DG:34:ARG:N	1.96	0.53
24:DI:52:LEU:HD22	24:DI:81:LYS:HD3	1.91	0.53
20:AB:67:LEU:H	20:AB:160:LEU:HA	1.74	0.53
40:DH:86:ASP:OD2	40:DH:89:LYS:HD3	2.09	0.53
40:BH:9:VAL:HB	40:BH:12:LEU:O	2.09	0.53
3:CD:25:ARG:HD3	3:CD:25:ARG:C	2.29	0.53
4:CE:89:THR:CG2	4:CE:90:GLY:H	2.16	0.53
41:BJ:26:GLY:O	41:BJ:30:THR:HG22	2.09	0.53
31:D0:48:TYR:CG	31:D0:49:ARG:N	2.76	0.53
23:BB:646:U:H3'	23:BB:647:G:C8	2.44	0.53
3:CD:196:GLU:H	3:CD:196:GLU:CD	2.12	0.53
1:AA:1306:A:N6	1:AA:1331:G:H1'	2.24	0.53
12:AM:15:VAL:HG22	12:AM:33:LEU:HD11	1.88	0.53
12:AM:7:ASN:ND2	12:AM:7:ASN:H	2.06	0.53
42:DN:114:GLU:HG2	42:DN:115:LEU:N	2.24	0.53
23:DB:280:U:H2'	23:DB:281:C:C6	2.44	0.53
23:BB:1444:G:H2'	23:BB:1445:G:C8	2.43	0.53
23:BB:1551:A:C3'	23:BB:1552:A:H5''	2.39	0.53
23:DB:2142:A:H2'	23:DB:2143:C:O4'	2.09	0.53
23:DB:305:C:H2'	23:DB:306:U:C6	2.44	0.53
48:BG:116:LEU:HD23	48:BG:121:THR:HA	1.91	0.53
23:DB:544:C:O5'	23:DB:545:U:OP1	2.27	0.53
12:AM:63:VAL:CG1	12:AM:67:ASP:HB2	2.39	0.53
38:DM:26:VAL:HG13	38:DM:133:LYS:HA	1.90	0.53
23:DB:1434:A:H62	23:DB:1558:C:H42	1.55	0.53
23:BB:21:A:H2'	23:BB:22:C:C6	2.44	0.53

Continued on next page...

Continued from previous page...

Atom-1	Atom-2	Distance(Å)	Clash(Å)
1:CA:477:C:H2'	1:CA:478:A:C8	2.44	0.53
23:DB:30:G:OP1	44:DQ:4:LYS:HG2	2.08	0.53
46:BU:21:ARG:HD3	46:BU:72:PHE:CD2	2.43	0.53
23:DB:26:G:H1'	23:DB:514:A:H61	1.72	0.53
11:CL:82:ARG:HB2	11:CL:97:VAL:HG22	1.89	0.53
1:CA:313:A:H2'	1:CA:314:C:C6	2.44	0.53
4:CE:95:MET:HA	4:CE:124:ALA:CB	2.39	0.53
1:AA:1225:A:H3'	1:AA:1226:C:H6	1.73	0.53
1:AA:1308:U:H2'	1:AA:1309:G:C8	2.43	0.53
42:BN:15:SER:O	42:BN:18:GLN:HB2	2.09	0.53
1:CA:1308:U:H2'	1:CA:1309:G:C8	2.43	0.53
9:AJ:29:ALA:O	9:AJ:32:THR:HG22	2.08	0.53
23:DB:1220:G:H2'	23:DB:1221:C:H6	1.73	0.53
23:DB:1889:A:H2'	23:DB:1890:A:C8	2.44	0.53
1:CA:266:G:O2'	1:CA:267:C:H3'	2.09	0.53
6:CG:100:MET:O	6:CG:104:VAL:HG23	2.08	0.53
23:BB:1541:C:H2'	23:BB:1542:U:C6	2.43	0.53
23:BB:40:U:H2'	23:BB:41:C:C6	2.44	0.53
33:B1:40:PRO:O	33:B1:43:ARG:HG2	2.09	0.53
23:BB:1661:G:O2'	23:BB:1662:U:H5'	2.09	0.53
1:CA:1480:A:H2'	1:CA:1481:U:C6	2.44	0.53
1:AA:1230:C:H2'	1:AA:1231:G:H8	1.73	0.53
46:DU:27:VAL:HG23	46:DU:33:VAL:HG12	1.90	0.53
50:DT:64:LYS:H	50:DT:64:LYS:HD2	1.74	0.53
7:CH:55:LYS:NZ	7:CH:55:LYS:HA	2.24	0.53
46:BU:23:LYS:HD2	46:BU:23:LYS:N	2.23	0.53
1:AA:607:A:H2'	1:AA:608:A:C8	2.44	0.53
23:BB:1306:C:H2'	23:BB:1307:A:H8	1.74	0.53
23:BB:410:G:H5''	23:BB:411:G:H5'	1.91	0.53
52:DW:39:GLN:CG	52:DW:42:THR:HB	2.39	0.53
23:DB:582:A:H2'	23:DB:583:G:H8	1.74	0.53
33:B1:10:LEU:O	33:B1:19:PHE:HB2	2.08	0.53
29:DE:149:ILE:HG23	29:DE:188:MET:CA	2.39	0.53
47:BF:78:ILE:HA	47:BF:82:TYR:CD2	2.44	0.53
37:BL:3:LEU:O	37:BL:5:THR:HG23	2.09	0.53
42:BN:31:HIS:O	42:BN:33:ILE:HG13	2.09	0.53
40:BH:7:ASP:CG	40:BH:8:LYS:H	2.09	0.53
47:DF:138:PRO:HA	47:DF:142:TYR:CE2	2.44	0.53
47:DF:149:ARG:HA	47:DF:149:ARG:NH1	2.21	0.53
41:BJ:127:GLY:O	41:BJ:128:ASN:HB2	2.08	0.53
50:BT:2:ILE:HG12	50:BT:3:ARG:H	1.73	0.53
14:AO:24:SER:HB3	14:AO:27:VAL:CG2	2.36	0.53

Continued on next page...

Continued from previous page...

Atom-1	Atom-2	Distance(Å)	Clash(Å)
47:DF:34:THR:HA	47:DF:89:THR:HA	1.91	0.53
35:DV:29:ILE:HG13	35:DV:88:HIS:HE1	1.74	0.53
1:AA:238:A:H2'	1:AA:239:U:H5''	1.91	0.53
13:CN:60:ARG:NE	13:CN:69:PRO:HB3	2.24	0.53
44:DQ:77:LYS:HA	44:DQ:80:ASN:HB3	1.90	0.53
16:AQ:74:LEU:HD22	16:AQ:75:VAL:N	2.24	0.53
1:CA:1028:C:H3'	1:CA:1029:U:C5	2.44	0.53
34:B3:7:ARG:HH11	34:B3:7:ARG:HG3	1.74	0.53
23:BB:673:C:H5''	29:BE:76:PRO:HD2	1.90	0.53
23:DB:1028:A:N6	23:DB:1125:G:H2'	2.24	0.53
13:CN:41:TRP:HB3	13:CN:44:VAL:HG12	1.90	0.53
48:BG:123:GLU:HG2	48:BG:124:CYS:N	2.23	0.53
23:DB:2834:G:H1'	23:DB:2883:A:H61	1.74	0.53
23:BB:2772:C:H2'	23:BB:2773:C:C6	2.43	0.53
1:AA:1272:G:H2'	1:AA:1273:C:C6	2.44	0.53
42:BN:45:ARG:O	42:BN:49:GLU:HG3	2.09	0.53
46:DU:11:ILE:O	46:DU:12:VAL:HB	2.08	0.53
23:DB:321:U:OP2	29:DE:130:LYS:HD3	2.08	0.53
23:BB:156:A:H2'	23:BB:157:C:C6	2.43	0.53
30:DY:2:LYS:HE3	30:DY:58:GLU:HB3	1.90	0.53
23:DB:1015:U:H2'	23:DB:1016:G:H8	1.73	0.53
36:B2:33:ARG:HH21	36:B2:33:ARG:HB2	1.74	0.53
8:CI:17:ARG:HB2	8:CI:65:THR:HB	1.91	0.53
1:AA:1225:A:H5'	1:AA:1226:C:OP2	2.09	0.53
1:AA:1533:C:O2'	1:AA:1534:A:H5''	2.08	0.53
22:DA:2:G:H2'	22:DA:3:C:H6	1.72	0.53
23:BB:2405:G:H1'	23:BB:2412:A:N6	2.24	0.53
22:BA:48:U:H2'	22:BA:49:C:H6	1.74	0.53
1:CA:825:A:H2'	1:CA:826:C:H6	1.74	0.53
56:DB:3575:HOH:O	25:DC:230:PRO:HA	2.09	0.53
23:BB:2841:C:H2'	23:BB:2842:G:H8	1.73	0.53
23:BB:1633:G:O2'	23:BB:1634:A:H5''	2.09	0.53
21:AU:48:LYS:HA	21:AU:51:ALA:HB3	1.91	0.53
23:DB:2512:C:H2'	23:DB:2513:A:O4'	2.08	0.53
23:BB:2643:G:H2'	23:BB:2644:G:O4'	2.08	0.53
20:CB:33:ALA:HA	20:CB:37:VAL:O	2.08	0.53
1:AA:394:G:H2'	1:AA:395:C:H6	1.74	0.53
23:BB:2852:G:H2'	23:BB:2853:C:C6	2.44	0.53
23:DB:1742:U:H2'	23:DB:1743:G:C8	2.44	0.53
1:CA:956:U:O2'	1:CA:957:U:H5'	2.09	0.53
6:CG:132:THR:O	6:CG:135:LYS:HB3	2.08	0.53
21:CU:8:ASN:O	21:CU:9:GLU:HB3	2.09	0.53

Continued on next page...

Continued from previous page...

Atom-1	Atom-2	Distance(Å)	Clash(Å)
1:CA:95:C:O2	1:CA:95:C:H2'	2.08	0.53
48:BG:133:LYS:N	48:BG:133:LYS:HD3	2.23	0.53
1:CA:880:C:H2'	1:CA:881:G:H8	1.74	0.53
8:AI:19:PHE:O	8:AI:62:LEU:HA	2.08	0.53
8:CI:56:MET:SD	8:CI:57:VAL:N	2.81	0.53
33:B1:26:LYS:HB2	33:B1:52:LYS:NZ	2.24	0.53
25:DC:107:LYS:O	25:DC:109:LEU:HD22	2.09	0.53
50:DT:50:LEU:C	50:DT:52:GLU:H	2.12	0.53
23:BB:2261:C:N4	52:BW:10:ARG:HB3	2.24	0.53
4:AE:17:VAL:HG23	4:AE:33:THR:O	2.09	0.53
43:DO:49:VAL:CG2	43:DO:82:ALA:HB2	2.35	0.53
40:BH:115:VAL:O	40:BH:133:GLN:HB3	2.09	0.53
23:BB:1060:U:O2	23:BB:1088:A:C8	2.62	0.53
52:BW:43:LYS:HD2	52:BW:79:ILE:HD11	1.90	0.53
1:AA:415:A:H3'	1:AA:416:G:H8	1.73	0.53
47:DF:108:PRO:O	47:DF:110:ILE:HG23	2.08	0.53
23:BB:144:A:H2'	23:BB:145:C:C6	2.43	0.53
9:CJ:76:ILE:HD12	9:CJ:76:ILE:O	2.08	0.53
4:CE:136:VAL:HG13	4:CE:137:ARG:H	1.73	0.53
1:AA:1219:A:H2'	1:AA:1220:G:C8	2.44	0.53
34:B3:21:PHE:HE1	34:B3:58:ILE:HG12	1.73	0.53
15:CP:66:THR:O	15:CP:67:ILE:HB	2.09	0.53
1:CA:325:A:H2'	1:CA:326:G:O4'	2.09	0.53
31:B0:48:TYR:CG	31:B0:49:ARG:N	2.77	0.53
29:DE:109:LEU:O	29:DE:112:LEU:HB2	2.09	0.53
23:DB:283:G:C2	23:DB:284:U:H1'	2.44	0.53
23:BB:2185:U:H2'	23:BB:2186:G:H8	1.70	0.53
23:BB:1443:U:H2'	23:BB:1444:G:C8	2.43	0.53
1:CA:1004:A:C8	1:CA:1025:U:H1'	2.44	0.53
23:BB:2037:A:H2'	23:BB:2038:G:C8	2.44	0.53
49:DR:61:ALA:CB	49:DR:98:ILE:HA	2.39	0.53
37:DL:55:MET:HA	37:DL:55:MET:HE3	1.90	0.53
23:DB:2720:U:H2'	23:DB:2721:A:H8	1.72	0.53
15:CP:61:VAL:HA	15:CP:65:ALA:HB3	1.91	0.53
1:CA:672:U:H2'	1:CA:673:A:C8	2.44	0.53
23:DB:2292:U:H2'	23:DB:2293:G:C8	2.44	0.53
1:AA:1011:C:H2'	1:AA:1012:A:H8	1.73	0.53
1:AA:1020:G:H2'	1:AA:1020:G:N3	2.23	0.53
23:DB:709:U:H2'	23:DB:710:U:H6	1.74	0.53
23:BB:2183:A:H2'	23:BB:2184:A:N7	2.23	0.53
36:D2:33:ARG:HH21	36:D2:33:ARG:HB2	1.74	0.53
23:BB:825:A:O2'	37:BL:54:GLN:HB3	2.09	0.53

Continued on next page...

Continued from previous page...

Atom-1	Atom-2	Distance(Å)	Clash(Å)
12:AM:86:ARG:HD2	18:AS:2:ARG:HH12	1.74	0.53
1:AA:123:U:H2'	1:AA:124:C:C6	2.44	0.53
23:DB:1922:G:H2'	23:DB:1923:U:O4'	2.09	0.53
22:DA:48:U:H2'	22:DA:49:C:H6	1.74	0.53
23:DB:1400:U:H2'	23:DB:1401:G:H8	1.73	0.53
23:DB:2415:G:H4'	37:DL:66:PHE:HB2	1.90	0.53
6:AG:94:ARG:HH11	6:AG:98:LEU:HD11	1.72	0.53
1:AA:179:A:H2'	1:AA:180:U:O4'	2.08	0.53
23:BB:937:C:H2'	23:BB:938:G:C8	2.44	0.53
7:AH:38:VAL:HG13	7:AH:111:THR:HG22	1.89	0.53
1:AA:1101:A:H4'	1:AA:1102:A:O5'	2.09	0.53
25:BC:180:MET:HB3	25:BC:267:VAL:HB	1.90	0.53
1:AA:113:G:H2'	1:AA:114:U:C6	2.44	0.53
1:AA:952:U:H2'	1:AA:953:G:C8	2.44	0.53
35:DV:53:LYS:NZ	35:DV:53:LYS:HA	2.23	0.53
16:AQ:37:ILE:HG22	16:AQ:39:ARG:HE	1.74	0.53
46:DU:3:LYS:HB3	46:DU:82:VAL:HG21	1.90	0.52
8:CI:19:PHE:O	8:CI:62:LEU:HA	2.09	0.52
39:DX:20:ASN:HD22	39:DX:20:ASN:N	2.06	0.52
48:DG:17:LYS:HB3	48:DG:24:THR:N	2.19	0.52
23:DB:1693:U:O2'	25:DC:13:ARG:NH2	2.40	0.52
47:BF:50:ASP:O	47:BF:53:ALA:HB3	2.09	0.52
47:BF:79:ARG:HE	47:BF:79:ARG:N	2.07	0.52
42:DN:65:LEU:HD11	42:DN:69:ARG:CZ	2.40	0.52
40:DH:80:ILE:HD11	40:DH:146:VAL:HA	1.90	0.52
18:AS:18:VAL:HG21	18:AS:43:MET:HE2	1.91	0.52
15:AP:4:ILE:HB	15:AP:67:ILE:HD12	1.90	0.52
23:BB:1244:A:H5''	37:BL:8:PRO:CD	2.36	0.52
29:BE:28:VAL:O	29:BE:32:VAL:HG13	2.09	0.52
23:DB:634:C:H2'	23:DB:635:C:H6	1.74	0.52
1:CA:1289:A:H61	8:CI:71:ILE:HD11	1.73	0.52
23:BB:2472:G:O6	23:BB:2476:A:H4'	2.09	0.52
23:BB:2286:G:C8	23:BB:2286:G:H5'	2.44	0.52
1:CA:371:A:O2'	1:CA:372:C:H5'	2.10	0.52
23:DB:2395:C:H2'	23:DB:2396:G:O4'	2.08	0.52
23:DB:1784:A:H4'	23:DB:1785:A:O5'	2.09	0.52
23:BB:2152:G:H2'	23:BB:2152:G:N3	2.24	0.52
11:CL:51:VAL:HG12	11:CL:52:CYS:N	2.23	0.52
23:DB:1166:G:H2'	23:DB:1167:C:H6	1.72	0.52
46:BU:21:ARG:HD3	46:BU:72:PHE:CG	2.44	0.52
23:DB:2297:A:H61	23:DB:2319:G:H1'	1.74	0.52
26:DD:25:THR:HG21	26:DD:193:VAL:CG2	2.39	0.52

Continued on next page...

Continued from previous page...

Atom-1	Atom-2	Distance(Å)	Clash(Å)
41:BJ:35:ARG:HA	41:BJ:40:HIS:CD2	2.44	0.52
47:DF:19:PHE:CZ	47:DF:164:GLU:HA	2.43	0.52
19:CT:27:MET:O	19:CT:31:ILE:HG13	2.08	0.52
1:AA:285:C:H2'	1:AA:286:C:C6	2.43	0.52
1:CA:285:C:H2'	1:CA:286:C:C6	2.44	0.52
38:BM:108:VAL:HG13	38:BM:112:LEU:HB3	1.89	0.52
23:DB:2341:G:H2'	23:DB:2342:C:H6	1.73	0.52
23:DB:958:U:H3	38:DM:16:ARG:HB3	1.73	0.52
5:AF:11:HIS:CE1	5:AF:13:ASP:HB2	2.44	0.52
23:DB:2512:C:OP2	26:DD:128:ARG:HD2	2.10	0.52
23:BB:247:G:H4'	23:BB:386:G:C5	2.44	0.52
1:CA:1203:C:H4'	13:CN:66:THR:HG22	1.90	0.52
27:BK:17:ARG:HB2	27:BK:45:GLU:HB3	1.90	0.52
7:CH:38:VAL:HG13	7:CH:111:THR:HG22	1.90	0.52
16:CQ:24:ILE:HG13	16:CQ:41:THR:HB	1.91	0.52
24:DI:5:GLN:O	24:DI:6:ALA:HB3	2.08	0.52
1:AA:1508:A:H2'	1:AA:1509:C:C6	2.44	0.52
21:CU:48:LYS:HG3	21:CU:49:ALA:N	2.23	0.52
27:BK:58:LEU:N	27:BK:58:LEU:HD23	2.24	0.52
23:DB:64:A:H2'	23:DB:65:U:C6	2.44	0.52
24:BI:23:VAL:HG23	24:BI:24:GLY:N	2.24	0.52
23:DB:848:C:H2'	23:DB:849:A:C8	2.44	0.52
28:DP:62:LYS:O	28:DP:63:ILE:HB	2.10	0.52
26:DD:14:ILE:O	26:DD:14:ILE:HG23	2.09	0.52
50:DT:11:LEU:CD2	50:DT:46:ALA:HB1	2.37	0.52
25:BC:170:TYR:HE2	25:BC:184:GLU:HG2	1.73	0.52
41:BJ:96:ARG:NE	41:BJ:99:ARG:HD2	2.25	0.52
20:CB:182:VAL:HG12	20:CB:195:VAL:HG13	1.91	0.52
47:DF:107:VAL:N	47:DF:108:PRO:CD	2.71	0.52
38:DM:21:ALA:CB	38:DM:100:LYS:HG2	2.39	0.52
23:DB:160:A:H2'	23:DB:161:A:C8	2.44	0.52
26:DD:121:THR:C	26:DD:123:LYS:H	2.12	0.52
35:BV:40:ILE:N	35:BV:40:ILE:HD13	2.23	0.52
44:DQ:87:VAL:HG12	44:DQ:89:ILE:HD13	1.89	0.52
13:AN:26:LEU:HA	13:AN:29:ILE:HD12	1.92	0.52
23:DB:1805:A:N3	25:DC:49:THR:CG2	2.72	0.52
37:BL:93:ASN:O	37:BL:95:LEU:N	2.40	0.52
1:CA:1021:A:H2'	1:CA:1022:A:O4'	2.09	0.52
1:AA:1369:C:H2'	1:AA:1370:G:C8	2.43	0.52
26:BD:8:LYS:CD	26:BD:197:THR:H	2.23	0.52
23:DB:1993:U:H4'	26:DD:133:THR:HG21	1.91	0.52
23:BB:1723:G:H3'	23:BB:1724:G:H8	1.74	0.52

Continued on next page...

Continued from previous page...

Atom-1	Atom-2	Distance(Å)	Clash(Å)
38:BM:68:PHE:CG	38:BM:69:PRO:HD2	2.44	0.52
1:CA:599:C:H5''	7:CH:86:LYS:O	2.09	0.52
23:BB:2800:A:H2'	23:BB:2801:G:O4'	2.10	0.52
39:DX:15:ASN:O	39:DX:19:LEU:HD13	2.09	0.52
5:CF:68:GLN:O	5:CF:71:ILE:HG23	2.09	0.52
1:CA:398:U:H2'	1:CA:399:G:C8	2.45	0.52
23:DB:591:U:H1'	34:D3:1:PRO:N	2.24	0.52
23:DB:2405:G:H1'	23:DB:2412:A:N6	2.24	0.52
28:DP:19:PHE:CE2	28:DP:25:VAL:HG11	2.44	0.52
23:BB:1582:C:H2'	23:BB:1583:A:O4'	2.08	0.52
12:CM:79:LEU:HD22	12:CM:86:ARG:HE	1.74	0.52
1:CA:272:C:H2'	1:CA:273:U:H6	1.74	0.52
23:DB:988:A:P	30:DY:11:SER:HB3	2.49	0.52
7:AH:103:VAL:HG22	7:AH:124:ILE:HA	1.90	0.52
23:BB:96:C:H4'	39:BX:41:HIS:CE1	2.43	0.52
23:DB:729:G:C5	25:DC:206:LYS:HB2	2.44	0.52
2:CC:128:MET:HB2	2:CC:131:ARG:HB2	1.92	0.52
23:BB:903:C:H2'	23:BB:904:G:C8	2.43	0.52
6:CG:68:VAL:HG11	6:CG:133:ALA:HB1	1.91	0.52
23:DB:1528:A:H2'	23:DB:1529:G:O4'	2.09	0.52
27:DK:17:ARG:HB2	27:DK:45:GLU:HB3	1.91	0.52
23:BB:64:A:H2'	23:BB:65:U:C6	2.44	0.52
9:AJ:92:LEU:H	9:AJ:92:LEU:HD22	1.73	0.52
23:BB:1332:G:H2'	23:BB:1332:G:N3	2.25	0.52
3:CD:82:LYS:NZ	3:CD:82:LYS:HB3	2.24	0.52
23:BB:2626:C:O2'	23:BB:2627:G:H5'	2.09	0.52
24:DI:2:LYS:C	24:DI:3:LYS:HD2	2.30	0.52
52:BW:49:ASN:HB2	52:BW:61:LYS:N	2.22	0.52
5:AF:92:THR:O	5:AF:93:LYS:HB2	2.10	0.52
13:CN:16:ALA:HA	13:CN:54:SER:O	2.09	0.52
19:CT:85:LEU:HD23	19:CT:86:ALA:H	1.74	0.52
44:DQ:104:ALA:O	44:DQ:105:PHE:HB3	2.08	0.52
24:DI:131:THR:O	24:DI:135:MET:HG3	2.10	0.52
40:DH:5:LEU:O	40:DH:6:LEU:HD12	2.09	0.52
23:BB:2598:A:H5''	25:BC:233:GLY:CA	2.38	0.52
3:AD:26:ALA:HA	3:AD:30:LYS:HE3	1.92	0.52
23:DB:2305:U:H5''	47:DF:130:GLY:HA3	1.91	0.52
23:BB:141:G:C6	50:BT:2:ILE:HG21	2.44	0.52
47:DF:11:VAL:HG12	47:DF:12:VAL:N	2.21	0.52
47:BF:34:THR:HA	47:BF:89:THR:HA	1.90	0.52
22:BA:43:C:H1'	47:BF:91:ARG:NH2	2.23	0.52
22:BA:32:U:H1'	22:BA:52:A:N7	2.25	0.52

Continued on next page...

Continued from previous page...

Atom-1	Atom-2	Distance(Å)	Clash(Å)
1:CA:109:A:H2'	1:CA:326:G:N2	2.24	0.52
1:AA:254:G:OP1	16:AQ:68:LYS:O	2.26	0.52
23:BB:2186:G:H2'	23:BB:2187:U:O4'	2.08	0.52
48:DG:123:GLU:HG2	48:DG:124:CYS:N	2.23	0.52
23:BB:1805:A:H5''	25:BC:247:TRP:CE2	2.45	0.52
28:BP:56:SER:O	28:BP:74:GLN:HA	2.10	0.52
23:DB:1560:G:H2'	23:DB:1561:C:C6	2.44	0.52
48:DG:154:GLU:OE2	48:DG:156:TYR:HB2	2.10	0.52
23:DB:467:G:OP1	36:D2:33:ARG:HG2	2.08	0.52
23:DB:825:A:H1'	37:DL:54:GLN:HE21	1.73	0.52
25:BC:221:GLY:C	25:BC:223:ALA:H	2.13	0.52
23:BB:1816:C:H3'	25:BC:61:TYR:CE2	2.45	0.52
35:DV:77:VAL:HA	35:DV:89:ILE:HG22	1.91	0.52
23:DB:2648:G:H2'	23:DB:2649:C:C6	2.44	0.52
6:CG:135:LYS:HD3	6:CG:136:LYS:N	2.25	0.52
24:BI:23:VAL:HG23	24:BI:24:GLY:H	1.73	0.52
24:DI:102:ARG:HG3	24:DI:141:ASP:HB2	1.92	0.52
23:DB:303:G:H2'	23:DB:304:U:C6	2.45	0.52
23:DB:2704:C:H2'	23:DB:2705:A:O4'	2.10	0.52
25:DC:32:LEU:O	25:DC:33:LEU:HD23	2.10	0.52
8:AI:98:ARG:NE	8:AI:103:VAL:HG21	2.25	0.52
23:DB:2216:G:H2'	23:DB:2217:G:H8	1.75	0.52
26:DD:77:ARG:HB2	26:DD:80:TRP:HH2	1.75	0.52
23:DB:1335:C:H2'	23:DB:1336:A:H8	1.74	0.52
23:DB:1322:A:C2'	23:DB:1323:C:H5'	2.40	0.52
28:BP:77:SER:OG	28:BP:79:VAL:HG22	2.09	0.52
1:CA:1123:U:O2'	1:CA:1124:G:H5'	2.09	0.52
2:AC:134:LYS:HA	2:AC:167:TYR:HE2	1.75	0.52
48:BG:95:ALA:HB2	48:BG:130:ILE:HD11	1.90	0.52
1:AA:956:U:O2'	1:AA:957:U:H5'	2.09	0.52
40:DH:4:ILE:HD12	40:DH:37:VAL:HG13	1.90	0.52
43:DO:79:ALA:O	43:DO:83:LEU:HB2	2.08	0.52
37:BL:9:ALA:HB3	37:BL:12:SER:OG	2.09	0.52
2:AC:128:MET:HB2	2:AC:131:ARG:HB2	1.90	0.52
23:DB:2492:U:O2'	23:DB:2493:U:H5'	2.09	0.52
48:DG:133:LYS:N	48:DG:133:LYS:HD3	2.24	0.52
38:BM:63:ILE:N	38:BM:63:ILE:HD12	2.24	0.52
24:DI:10:LEU:O	24:DI:10:LEU:HD12	2.09	0.52
29:BE:1:MET:HB3	29:BE:14:VAL:O	2.10	0.52
1:CA:792:A:H4'	1:CA:793:U:O5'	2.07	0.52
21:AU:39:LYS:N	21:AU:40:PRO:CD	2.73	0.52
23:DB:2386:A:N3	52:DW:38:ARG:HD2	2.25	0.52

Continued on next page...

Continued from previous page...

Atom-1	Atom-2	Distance(Å)	Clash(Å)
8:AI:56:MET:HE1	8:AI:59:LYS:HB3	1.92	0.52
33:D1:8:ILE:HG23	33:D1:51:ALA:HA	1.92	0.52
50:DT:57:VAL:HG13	50:DT:58:VAL:N	2.25	0.52
47:DF:74:ALA:HB3	47:DF:77:LYS:O	2.09	0.52
23:BB:996:A:H4'	44:BQ:91:ARG:HH11	1.74	0.52
45:DS:18:ARG:HB3	45:DS:76:VAL:HG22	1.91	0.52
23:DB:2598:A:H5''	25:DC:233:GLY:HA2	1.91	0.52
24:DI:79:LEU:HD12	24:DI:135:MET:SD	2.49	0.52
31:B0:21:LEU:HD12	45:BS:19:LEU:O	2.09	0.52
23:BB:26:G:H1'	23:BB:514:A:H61	1.73	0.52
27:DK:99:ILE:N	27:DK:118:LEU:HD22	2.24	0.52
1:CA:437:U:H5''	3:CD:151:GLN:CD	2.29	0.52
3:AD:160:LEU:H	3:AD:160:LEU:HD13	1.74	0.52
23:BB:1140:C:H2'	23:BB:1141:U:H5'	1.92	0.52
5:AF:54:LEU:N	5:AF:54:LEU:HD13	2.24	0.52
38:DM:24:THR:HG23	38:DM:34:LYS:HE3	1.91	0.52
23:BB:1381:G:H1'	23:BB:1571:A:N1	2.25	0.52
23:BB:363:G:H2'	23:BB:364:C:C6	2.43	0.52
23:BB:2849:U:H4'	23:BB:2850:A:C5'	2.39	0.52
36:D2:21:ARG:HD2	36:D2:43:THR:HG21	1.90	0.52
44:DQ:83:LYS:NZ	44:DQ:87:VAL:HA	2.23	0.52
16:AQ:60:ILE:HG22	16:AQ:74:LEU:HA	1.90	0.52
1:CA:373:A:H1'	1:CA:481:G:H1'	1.92	0.52
23:DB:2589:A:H2'	23:DB:2590:A:H8	1.75	0.52
38:DM:68:PHE:CG	38:DM:69:PRO:HD2	2.45	0.52
37:BL:85:VAL:HG22	37:BL:94:THR:CG2	2.38	0.52
48:DG:148:ARG:HD3	48:DG:152:ARG:NE	2.25	0.52
36:B2:33:ARG:HH21	36:B2:33:ARG:CB	2.22	0.52
25:DC:74:PRO:HG2	25:DC:96:LYS:HG2	1.90	0.52
7:CH:44:PHE:HE2	7:CH:100:ILE:HG12	1.73	0.52
6:AG:29:LEU:HD23	6:AG:29:LEU:O	2.09	0.52
23:BB:1827:U:C2'	23:BB:1828:G:H5'	2.39	0.52
22:BA:60:C:H2'	22:BA:61:G:C8	2.45	0.52
22:BA:49:C:H2'	22:BA:50:A:C8	2.44	0.52
12:CM:85:TYR:HA	12:CM:88:LEU:HD12	1.91	0.52
23:BB:1164:C:H2'	23:BB:1165:A:C8	2.45	0.52
23:DB:1077:A:H4'	24:DI:93:ASN:OD1	2.09	0.52
1:AA:777:A:H2'	1:AA:778:G:H8	1.74	0.52
7:AH:49:LYS:HG3	7:AH:50:VAL:N	2.23	0.52
23:BB:2666:C:O4'	23:BB:2666:C:O2	2.25	0.52
22:BA:30:C:H2'	22:BA:31:C:H5'	1.91	0.52
23:BB:1742:U:H2'	23:BB:1743:G:C8	2.45	0.52

Continued on next page...

Continued from previous page...

Atom-1	Atom-2	Distance(Å)	Clash(Å)
23:BB:1292:G:H2'	23:BB:1293:C:C6	2.44	0.52
25:DC:162:GLN:NE2	25:DC:174:ARG:HH21	2.07	0.52
1:AA:224:U:H2'	1:AA:225:C:H6	1.73	0.52
25:DC:177:SER:O	25:DC:270:ARG:HG3	2.09	0.52
34:B3:39:ARG:O	34:B3:43:LEU:HG	2.10	0.52
8:CI:20:ILE:HG23	8:CI:60:LEU:CD1	2.39	0.52
41:DJ:44:TYR:CD2	44:DQ:59:LEU:HD11	2.45	0.52
37:BL:115:GLU:OE1	37:BL:115:GLU:N	2.42	0.52
37:BL:79:LEU:HB2	37:BL:113:ALA:N	2.13	0.52
41:DJ:96:ARG:NE	41:DJ:99:ARG:HD2	2.25	0.52
24:DI:116:MET:HE1	24:DI:128:ILE:HG13	1.91	0.52
23:DB:2899:A:H2'	23:DB:2900:A:C8	2.45	0.52
47:DF:2:LYS:HE3	47:DF:97:GLU:HA	1.92	0.52
47:BF:3:LEU:HB2	47:BF:100:GLU:OE1	2.10	0.52
50:BT:1:MET:HB2	50:BT:2:ILE:HD13	1.91	0.52
48:DG:88:LEU:HD13	48:DG:93:TYR:HB3	1.91	0.52
26:BD:149:ASN:O	26:BD:152:PRO:HD2	2.08	0.52
23:BB:1560:G:H2'	23:BB:1561:C:H6	1.72	0.52
3:AD:196:GLU:CD	3:AD:196:GLU:H	2.12	0.52
1:CA:239:U:C5'	1:CA:239:U:H6	2.23	0.52
23:DB:1470:A:H3'	23:DB:1471:G:H8	1.74	0.52
1:CA:370:C:O2'	1:CA:371:A:H5'	2.08	0.52
32:B4:2:LYS:HG2	32:B4:4:ARG:HG3	1.92	0.52
32:D4:23:ILE:HB	32:D4:38:GLY:HA3	1.91	0.52
23:DB:2358:A:H61	37:DL:54:GLN:HE22	1.57	0.52
23:DB:2019:A:H2	23:DB:2035:G:H22	1.57	0.52
23:BB:1656:C:H2'	23:BB:1657:U:C6	2.44	0.52
25:DC:94:LEU:HB2	25:DC:100:ARG:CD	2.40	0.52
45:DS:43:ALA:HA	45:DS:46:LEU:HD12	1.90	0.52
23:BB:608:A:H2'	23:BB:609:A:C8	2.44	0.52
7:CH:17:GLN:NE2	7:CH:69:ALA:HB1	2.25	0.52
28:DP:26:GLU:O	28:DP:28:LYS:HE2	2.09	0.52
23:BB:2838:G:H2'	23:BB:2839:G:H8	1.74	0.52
12:CM:89:ARG:NH2	12:CM:94:LEU:HD12	2.25	0.52
46:DU:41:VAL:HG22	46:DU:60:LYS:O	2.09	0.52
23:DB:152:A:H2'	23:DB:153:U:C6	2.44	0.52
25:DC:180:MET:HB3	25:DC:267:VAL:HB	1.91	0.52
23:BB:1159:U:O2'	23:BB:1160:G:H5'	2.08	0.52
1:AA:1292:G:H2'	1:AA:1293:C:C6	2.45	0.52
23:DB:2537:U:H2'	23:DB:2538:C:H6	1.74	0.52
23:DB:1190:G:OP1	37:DL:32:GLY:HA2	2.09	0.52
23:BB:2210:U:N3	23:BB:2212:A:N7	2.57	0.52

Continued on next page...

Continued from previous page...

Atom-1	Atom-2	Distance(Å)	Clash(Å)
22:BA:86:G:H2'	22:BA:87:U:O4'	2.10	0.52
23:DB:2213:U:O2	23:DB:2213:U:C2'	2.57	0.52
7:AH:34:ALA:HB1	7:AH:109:VAL:HB	1.92	0.52
23:BB:503:A:H5''	23:BB:505:A:OP1	2.10	0.52
23:DB:1099:G:C5'	24:DI:4:VAL:HG12	2.40	0.52
51:BZ:76:GLU:HG3	51:BZ:77:LYS:H	1.75	0.52
49:DR:54:VAL:HG22	49:DR:55:ASP:OD2	2.10	0.52
25:BC:179:GLU:HG3	25:BC:269:ARG:HA	1.92	0.52
41:BJ:17:VAL:HG22	41:BJ:55:ILE:HD11	1.90	0.52
50:BT:87:LEU:HB2	50:BT:91:GLN:HG2	1.91	0.52
41:DJ:55:ILE:HB	41:DJ:123:LYS:HB2	1.91	0.52
31:D0:21:LEU:HD12	45:DS:19:LEU:O	2.09	0.52
45:DS:27:LYS:HD2	45:DS:27:LYS:H	1.73	0.52
44:BQ:105:PHE:HA	44:BQ:108:LEU:HG	1.91	0.52
45:BS:48:LYS:HE2	45:BS:52:GLU:OE1	2.10	0.52
27:BK:99:ILE:HD13	27:BK:118:LEU:HD13	1.92	0.52
40:DH:7:ASP:CG	40:DH:8:LYS:H	2.11	0.52
27:DK:61:VAL:HG11	27:DK:112:PHE:CE2	2.45	0.52
47:DF:102:LEU:HA	47:DF:106:ALA:HB3	1.90	0.52
47:DF:134:GLN:C	47:DF:136:ILE:H	2.13	0.52
47:BF:107:VAL:N	47:BF:108:PRO:CD	2.71	0.52
47:DF:169:LEU:HA	47:DF:172:PHE:HD2	1.74	0.52
1:CA:1080:A:H2'	1:CA:1081:A:H5'	1.91	0.52
23:BB:1349:C:H2'	23:BB:1350:C:H6	1.74	0.52
14:CO:24:SER:HB3	14:CO:27:VAL:CG2	2.37	0.52
35:BV:42:LEU:HD23	35:BV:42:LEU:N	2.24	0.52
12:AM:3:ILE:HG21	12:AM:21:ILE:HD11	1.90	0.52
12:CM:6:ILE:O	12:CM:8:ILE:HG23	2.10	0.52
41:DJ:73:VAL:HG23	41:DJ:74:TYR:H	1.75	0.52
29:BE:173:THR:C	29:BE:175:ILE:H	2.13	0.52
9:AJ:52:LEU:HG	9:AJ:62:ARG:HE	1.75	0.52
23:DB:1405:U:H2'	23:DB:1406:U:H6	1.74	0.52
11:CL:107:LYS:NZ	11:CL:107:LYS:N	2.57	0.52
50:BT:68:LYS:O	50:BT:69:ARG:CB	2.58	0.52
50:BT:68:LYS:O	50:BT:69:ARG:HB3	2.10	0.52
15:CP:34:GLU:CD	15:CP:60:TRP:HE1	2.13	0.52
28:BP:88:ARG:HB2	28:BP:112:ARG:CZ	2.40	0.52
46:DU:21:ARG:HG3	46:DU:21:ARG:HH11	1.74	0.52
23:BB:1849:G:H2'	23:BB:1850:G:C8	2.44	0.52
9:AJ:42:LEU:HD11	9:AJ:73:LEU:HB2	1.92	0.52
23:DB:2651:C:O2'	23:DB:2652:C:H5'	2.09	0.52
41:BJ:13:ARG:O	41:BJ:14:ASP:HB2	2.09	0.52

Continued on next page...

Continued from previous page...

Atom-1	Atom-2	Distance(Å)	Clash(Å)
1:CA:32:A:H2'	1:CA:33:A:C8	2.45	0.52
23:DB:299:A:N6	23:DB:322:A:H1'	2.25	0.52
47:BF:19:PHE:CZ	47:BF:164:GLU:HA	2.44	0.52
47:DF:115:GLY:HA3	47:DF:177:ARG:HD2	1.91	0.52
23:BB:151:C:H2'	23:BB:152:A:H8	1.74	0.52
23:DB:2322:A:N6	23:DB:2333:A:N6	2.58	0.52
1:AA:229:U:H2'	1:AA:230:G:C8	2.44	0.52
23:DB:950:G:H2'	23:DB:951:C:C6	2.45	0.52
23:DB:696:G:O2'	23:DB:697:G:H5'	2.10	0.52
6:AG:68:VAL:HG11	6:AG:133:ALA:HB1	1.91	0.52
23:DB:2355:G:H4'	52:DW:20:LEU:CD1	2.40	0.52
23:DB:1425:G:H2'	23:DB:1426:G:C8	2.45	0.52
2:CC:171:ARG:HB2	2:CC:171:ARG:HH11	1.73	0.52
22:BA:76:G:O2'	22:BA:77:U:H5'	2.10	0.52
11:AL:66:ILE:N	11:AL:66:ILE:HD12	2.25	0.52
1:AA:792:A:H4'	1:AA:793:U:O5'	2.10	0.52
43:BO:28:VAL:HG11	43:BO:92:PHE:CZ	2.45	0.52
38:BM:55:ARG:HH21	38:BM:55:ARG:HA	1.74	0.52
23:DB:1666:G:O2'	23:DB:1667:G:H5'	2.09	0.52
32:D4:15:LYS:O	32:D4:16:ILE:HB	2.09	0.52
23:DB:1676:A:H2'	23:DB:1677:A:O4'	2.09	0.52
37:DL:79:LEU:HB2	37:DL:113:ALA:N	2.13	0.52
44:BQ:111:LYS:HZ2	49:BR:48:LYS:HD2	1.73	0.52
20:CB:101:THR:HG22	20:CB:174:GLU:OE1	2.10	0.52
40:DH:76:GLU:O	40:DH:77:THR:HG23	2.09	0.52
41:BJ:81:ILE:HG23	41:BJ:82:GLY:N	2.19	0.52
36:B2:42:LEU:O	36:B2:43:THR:HG23	2.10	0.52
47:DF:7:TYR:OH	47:DF:29:ARG:HG3	2.10	0.52
41:DJ:26:GLY:O	41:DJ:30:THR:HG22	2.09	0.52
1:CA:17:U:O2'	1:CA:18:C:H5'	2.09	0.52
23:DB:675:A:H4'	29:DE:62:GLN:HE22	1.74	0.52
16:CQ:74:LEU:HD22	16:CQ:75:VAL:N	2.25	0.52
12:AM:48:SER:HB2	12:AM:51:GLN:HG3	1.90	0.52
48:BG:16:VAL:HG11	48:BG:44:HIS:CE1	2.45	0.52
48:BG:9:VAL:H	48:BG:48:THR:HB	1.74	0.52
23:DB:1443:U:H2'	23:DB:1444:G:C8	2.45	0.52
1:CA:1219:A:H2'	1:CA:1220:G:C8	2.45	0.52
23:BB:1654:A:H2'	23:BB:1655:A:C8	2.44	0.52
26:BD:118:PHE:HE2	42:BN:1:MET:SD	2.32	0.52
48:DG:116:LEU:HD23	48:DG:121:THR:HA	1.91	0.52
1:CA:948:C:O2'	1:CA:949:A:H5'	2.10	0.52
23:BB:1993:U:H4'	26:BD:133:THR:HG21	1.90	0.52

Continued on next page...

Continued from previous page...

Atom-1	Atom-2	Distance(Å)	Clash(Å)
1:CA:1072:G:H2'	1:CA:1073:U:C6	2.44	0.52
4:CE:80:LEU:HG	4:CE:122:VAL:HG11	1.90	0.52
23:DB:1149:G:H2'	23:DB:1150:C:H6	1.72	0.52
23:BB:1728:C:O2'	23:BB:1729:U:H5'	2.09	0.52
1:AA:279:A:H5'	1:AA:281:G:O4'	2.09	0.52
1:CA:1161:C:H2'	1:CA:1162:C:H6	1.74	0.52
1:CA:62:U:H2'	1:CA:63:C:H6	1.73	0.52
23:DB:968:C:H2'	23:DB:969:G:C8	2.44	0.52
23:DB:827:U:H5'	23:DB:828:U:O5'	2.10	0.52
1:AA:1491:G:H3'	53:AA:1601:NMY:O3	2.09	0.52
1:AA:1438:G:O2'	1:AA:1439:G:H5'	2.09	0.52
29:DE:98:LYS:O	29:DE:102:ARG:HG2	2.09	0.52
14:CO:43:PHE:CE1	14:CO:56:LEU:HD22	2.45	0.52
48:BG:39:ALA:C	48:BG:54:ARG:HB2	2.30	0.52
23:BB:1923:U:H2'	23:BB:1924:C:C6	2.45	0.52
23:BB:1682:G:H2'	23:BB:1683:U:C6	2.44	0.52
23:DB:2710:C:H2'	23:DB:2711:A:H8	1.75	0.52
23:DB:234:U:H2'	23:DB:235:U:H6	1.74	0.52
23:BB:2025:C:H5'	26:BD:154:LYS:NZ	2.25	0.52
19:CT:28:ARG:O	19:CT:32:LYS:HG3	2.09	0.52
23:BB:1831:G:H2'	23:BB:1832:C:C6	2.43	0.52
23:DB:1332:G:H2'	23:DB:1332:G:N3	2.25	0.52
40:DH:110:VAL:O	40:DH:110:VAL:HG22	2.09	0.52
23:DB:49:A:H5''	23:DB:51:G:O4'	2.09	0.52
1:AA:264:C:O2'	16:AQ:65:PRO:HG2	2.09	0.52
23:DB:1859:U:H2'	23:DB:1860:G:C8	2.45	0.52
23:BB:1957:C:H2'	23:BB:1958:C:C6	2.44	0.52
23:BB:2455:G:H2'	23:BB:2456:C:C6	2.44	0.52
23:DB:1098:A:H3'	24:DI:3:LYS:HB3	1.91	0.52
5:CF:3:HIS:CE1	5:CF:95:ALA:H	2.27	0.52
40:BH:121:VAL:HG21	40:BH:128:HIS:NE2	2.25	0.52
25:DC:185:ALA:C	25:DC:187:CYS:H	2.13	0.52
41:DJ:4:PHE:CG	41:DJ:5:THR:N	2.78	0.52
19:CT:38:ILE:O	19:CT:38:ILE:HD13	2.10	0.52
13:AN:50:LEU:N	13:AN:51:PRO:HD2	2.25	0.52
18:CS:32:THR:HG22	18:CS:34:SER:H	1.75	0.52
25:BC:143:VAL:HG12	25:BC:144:GLU:N	2.25	0.52
23:BB:2895:G:H2'	23:BB:2896:C:H6	1.74	0.52
50:BT:54:GLU:HB3	50:BT:88:LYS:HB2	1.92	0.52
45:BS:58:ALA:CB	45:BS:69:LEU:HD21	2.40	0.52
46:BU:40:LEU:HB3	46:BU:59:GLU:HG2	1.91	0.52
23:DB:361:G:O2'	23:DB:362:A:H5'	2.09	0.52

Continued on next page...

Continued from previous page...

Atom-1	Atom-2	Distance(Å)	Clash(Å)
15:AP:78:VAL:O	15:AP:80:LYS:N	2.43	0.52
47:DF:134:GLN:NE2	47:DF:136:ILE:HD13	2.25	0.52
1:AA:430:A:OP1	3:AD:8:LEU:HB2	2.10	0.52
3:CD:152:SER:O	3:CD:155:LYS:HG2	2.10	0.52
23:DB:857:G:H2'	23:DB:858:G:H5'	1.92	0.52
13:AN:60:ARG:NE	13:AN:69:PRO:HB3	2.25	0.52
9:CJ:52:LEU:HG	9:CJ:62:ARG:HE	1.74	0.52
31:B0:53:VAL:HG12	42:BN:118:ARG:NH1	2.25	0.52
23:DB:2472:G:O6	23:DB:2476:A:H4'	2.09	0.52
23:BB:1386:C:H2'	23:BB:1387:A:H8	1.72	0.52
1:AA:1137:C:O2'	1:AA:1138:G:H5''	2.10	0.52
23:BB:1149:G:H2'	23:BB:1150:C:H6	1.75	0.52
20:AB:138:ARG:HB2	20:AB:138:ARG:NH1	2.24	0.52
42:DN:49:GLU:HB2	42:DN:50:PRO:HD3	1.92	0.52
23:DB:1849:G:H2'	23:DB:1850:G:C8	2.45	0.52
7:AH:100:ILE:HG13	7:AH:128:VAL:O	2.10	0.52
1:AA:1147:C:O2'	8:AI:17:ARG:HD2	2.10	0.52
23:BB:729:G:H2'	23:BB:1775:U:H1'	1.91	0.52
11:CL:106:VAL:CG2	11:CL:116:TYR:HB3	2.39	0.52
23:BB:165:A:H2'	23:BB:166:U:C6	2.44	0.52
23:BB:2341:G:H2'	23:BB:2342:C:C6	2.45	0.52
23:BB:2341:G:H2'	23:BB:2342:C:H6	1.75	0.52
23:BB:1747:U:H2'	23:BB:1748:C:C6	2.45	0.52
23:BB:2512:C:OP2	26:BD:128:ARG:HD2	2.09	0.52
1:AA:1508:A:H2'	1:AA:1509:C:H6	1.74	0.52
22:BA:38:C:H2'	22:BA:39:A:O4'	2.10	0.52
23:BB:1749:A:H2'	23:BB:1750:G:H8	1.75	0.52
23:DB:2520:C:O2'	23:DB:2521:C:H5'	2.10	0.52
33:D1:25:ASN:OD1	33:D1:27:ARG:HB2	2.10	0.52
1:CA:685:G:O2'	1:CA:686:U:H5'	2.10	0.52
23:DB:394:C:H2'	23:DB:395:U:O4'	2.10	0.52
21:CU:39:LYS:N	21:CU:40:PRO:CD	2.73	0.52
21:CU:40:PRO:HA	21:CU:44:ARG:HD3	1.92	0.52
26:BD:32:ASN:HA	26:BD:51:THR:O	2.09	0.52
8:AI:56:MET:SD	8:AI:57:VAL:N	2.82	0.52
44:DQ:94:LEU:C	44:DQ:96:ASP:H	2.14	0.52
1:AA:244:U:O4	1:AA:906:A:H1'	2.10	0.52
50:DT:10:VAL:HG21	50:DT:42:GLU:HG3	1.91	0.52
44:BQ:86:SER:HB3	49:BR:52:PRO:HD3	1.92	0.52
41:BJ:55:ILE:HB	41:BJ:123:LYS:HB2	1.92	0.52
3:AD:186:GLU:CD	3:AD:187:ARG:H	2.13	0.52
27:BK:47:ILE:CG1	27:BK:48:PRO:HD2	2.34	0.52

Continued on next page...

Continued from previous page...

Atom-1	Atom-2	Distance(Å)	Clash(Å)
27:DK:87:LEU:HD12	27:DK:92:GLU:HA	1.92	0.52
3:CD:29:THR:HB	3:CD:30:LYS:HZ2	1.72	0.52
35:BV:4:ILE:N	35:BV:62:THR:O	2.43	0.52
15:AP:66:THR:O	15:AP:67:ILE:HB	2.10	0.52
26:BD:113:SER:HB2	26:BD:168:GLU:N	2.17	0.52
1:CA:1318:A:H4'	18:CS:9:PHE:CE1	2.44	0.52
1:AA:436:C:O2'	1:AA:437:U:H5'	2.09	0.52
47:BF:169:LEU:HA	47:BF:172:PHE:HD2	1.75	0.52
41:DJ:25:LEU:HB2	41:DJ:62:VAL:CG2	2.40	0.52
23:DB:633:A:O5'	23:DB:633:A:H8	1.92	0.52
14:CO:17:ARG:HD3	14:CO:24:SER:OG	2.10	0.52
23:BB:364:C:H2'	23:BB:365:U:C6	2.44	0.52
3:AD:104:MET:SD	3:AD:142:VAL:HB	2.50	0.52
12:CM:19:THR:HA	12:CM:24:VAL:HG23	1.91	0.52
3:AD:196:GLU:O	3:AD:199:ILE:HG12	2.09	0.52
38:BM:134:THR:HG22	38:BM:136:MET:H	1.75	0.52
1:CA:860:A:H2'	1:CA:861:G:O4'	2.09	0.52
23:BB:2037:A:H2'	23:BB:2038:G:H8	1.73	0.52
23:BB:329:G:H1	46:BU:16:LYS:HG3	1.74	0.52
40:BH:62:LEU:N	40:BH:62:LEU:HD12	2.24	0.52
23:BB:616:A:H4'	29:BE:101:TYR:CE2	2.44	0.52
23:BB:2720:U:H2'	23:BB:2721:A:H8	1.74	0.52
1:CA:1200:C:H3'	1:CA:1201:A:H5'	1.92	0.52
23:DB:1508:A:H5'	23:DB:1509:A:N6	2.23	0.52
28:DP:88:ARG:HB3	28:DP:88:ARG:NH2	2.25	0.52
46:DU:78:LYS:CD	46:DU:79:ALA:H	2.22	0.52
19:CT:49:ALA:O	19:CT:52:GLU:HG2	2.10	0.52
7:CH:94:VAL:CG2	7:CH:101:ALA:HB2	2.39	0.52
1:CA:677:U:H3	1:CA:713:G:H22	1.57	0.52
1:AA:327:A:H1'	1:AA:329:A:O4'	2.09	0.52
23:BB:1169:A:H2'	23:BB:1170:C:H6	1.72	0.52
23:BB:2651:C:O2'	23:BB:2652:C:H5'	2.10	0.52
23:BB:2892:G:H5''	23:BB:2894:G:N2	2.25	0.52
52:BW:28:GLU:H	52:BW:31:LEU:HG	1.75	0.52
23:DB:2443:C:H2'	23:DB:2444:G:H8	1.75	0.52
23:BB:1747:U:H2'	23:BB:1748:C:H6	1.75	0.52
3:CD:117:VAL:O	3:CD:130:ASN:HA	2.10	0.52
23:DB:1422:G:C1'	23:DB:1495:A:H61	2.23	0.52
1:CA:1521:C:H2'	1:CA:1522:U:H6	1.75	0.52
23:BB:1422:G:H1'	23:BB:1495:A:H61	1.75	0.52
1:CA:1234:C:H1'	1:CA:1364:U:O2	2.10	0.52
24:DI:5:GLN:HB2	24:DI:30:GLN:OE1	2.10	0.52

Continued on next page...

Continued from previous page...

Atom-1	Atom-2	Distance(Å)	Clash(Å)
1:AA:824:G:O2'	1:AA:825:A:H5'	2.09	0.52
23:DB:1501:G:O2'	23:DB:1502:A:H5'	2.09	0.52
1:CA:178:C:O2'	1:CA:179:A:H5'	2.09	0.52
1:CA:24:U:O2'	1:CA:25:C:H5'	2.10	0.52
6:CG:61:PHE:O	6:CG:65:LEU:HD13	2.10	0.52
23:DB:929:U:O2'	23:DB:930:G:H5'	2.10	0.52
6:AG:15:PRO:HG2	6:AG:43:TYR:OH	2.10	0.52
33:D1:10:LEU:O	33:D1:19:PHE:HB2	2.10	0.52
2:CC:54:ILE:O	2:CC:54:ILE:HG23	2.09	0.52
23:DB:1732:C:OP1	23:DB:1732:C:H2'	2.10	0.52
23:DB:2698:U:H2'	23:DB:2699:C:C6	2.45	0.52
52:DW:21:GLY:CA	52:DW:33:GLY:HA2	2.40	0.52
1:AA:266:G:O2'	1:AA:267:C:H3'	2.10	0.52
36:B2:10:LEU:HD11	36:B2:14:ARG:CZ	2.40	0.52
26:DD:51:THR:HG22	26:DD:52:THR:N	2.25	0.52
33:B1:8:ILE:HG23	33:B1:51:ALA:HA	1.92	0.52
25:DC:90:ILE:CD1	25:DC:102:TYR:HB3	2.39	0.52
52:DW:9:THR:OG1	52:DW:10:ARG:N	2.42	0.52
29:BE:166:LYS:O	29:BE:167:VAL:HB	2.10	0.52
50:DT:39:THR:O	50:DT:40:LYS:HB2	2.09	0.52
50:DT:82:LYS:HD2	50:DT:84:TYR:CE1	2.42	0.52
50:DT:87:LEU:HB2	50:DT:91:GLN:HG2	1.92	0.52
47:DF:39:VAL:HG12	47:DF:84:ILE:C	2.30	0.52
47:DF:43:ILE:HB	47:DF:82:TYR:CZ	2.45	0.52
41:BJ:4:PHE:CG	41:BJ:5:THR:N	2.78	0.52
44:BQ:94:LEU:C	44:BQ:96:ASP:H	2.13	0.52
20:AB:95:TRP:CH2	20:AB:100:LEU:HB2	2.40	0.52
47:BF:78:ILE:HG23	47:BF:82:TYR:HB3	1.92	0.52
47:BF:79:ARG:NE	47:BF:82:TYR:HD2	2.07	0.52
40:BH:75:LEU:HD21	40:BH:105:ALA:HA	1.93	0.52
23:DB:2734:A:C2'	23:DB:2735:G:H5'	2.40	0.52
47:BF:138:PRO:HA	47:BF:142:TYR:CE2	2.45	0.52
41:BJ:56:VAL:HG12	41:BJ:57:LEU:N	2.25	0.52
14:CO:78:TYR:CE1	14:CO:82:ILE:HD11	2.45	0.52
26:DD:123:LYS:O	26:DD:165:MET:HE1	2.10	0.52
23:BB:1172:C:H2'	23:BB:1172:C:O2	2.10	0.52
1:CA:253:A:H2'	1:CA:254:G:C8	2.44	0.52
31:B0:42:ILE:HG12	42:BN:99:LYS:O	2.09	0.52
1:AA:1003:G:N2	1:AA:1005:A:H5'	2.25	0.52
23:DB:1386:C:H2'	23:DB:1387:A:H8	1.75	0.52
23:DB:173:A:H2'	23:DB:174:U:C6	2.45	0.52
23:BB:182:A:H2'	23:BB:183:C:H6	1.74	0.52

Continued on next page...

Continued from previous page...

Atom-1	Atom-2	Distance(Å)	Clash(Å)
48:BG:96:ALA:HB3	48:BG:103:ASN:HB3	1.92	0.52
1:AA:1289:A:H2'	1:AA:1290:G:H5'	1.91	0.52
23:BB:2021:C:OP1	31:B0:8:THR:HG21	2.10	0.52
1:AA:472:U:H2'	1:AA:473:U:C6	2.44	0.52
3:AD:11:SER:HA	3:AD:18:LEU:CD2	2.39	0.52
23:DB:2085:U:O2'	23:DB:2086:U:H5'	2.10	0.52
49:BR:54:VAL:HG22	49:BR:55:ASP:OD2	2.10	0.52
1:CA:405:U:O4	3:CD:1:ALA:HA	2.10	0.52
1:CA:194:C:O2'	1:CA:195:A:H5'	2.10	0.52
23:BB:322:A:C3'	29:BE:163:ASN:HD21	2.23	0.52
22:DA:50:A:OP1	43:DO:68:LYS:HB2	2.10	0.52
23:BB:2301:C:H2'	23:BB:2302:U:C6	2.44	0.52
1:AA:560:A:H5'	1:AA:566:G:N2	2.25	0.52
23:BB:699:A:H2'	23:BB:700:G:O4'	2.09	0.52
4:AE:19:ARG:O	4:AE:20:VAL:HB	2.10	0.52
35:DV:76:ASP:CG	35:DV:77:VAL:H	2.14	0.52
23:DB:2537:U:H2'	23:DB:2538:C:C6	2.46	0.52
11:AL:66:ILE:HG21	11:AL:71:HIS:HB3	1.91	0.52
23:BB:2825:G:N3	23:BB:2825:G:H5''	2.25	0.52
23:DB:2707:U:H2'	23:DB:2708:G:C8	2.45	0.52
22:DA:16:G:O2'	22:DA:17:C:H5'	2.10	0.52
1:CA:575:G:H4'	1:CA:576:C:OP1	2.10	0.52
1:CA:394:G:H2'	1:CA:395:C:H6	1.75	0.52
23:BB:1676:A:H2'	23:BB:1677:A:O4'	2.10	0.52
46:DU:23:LYS:HD2	46:DU:23:LYS:N	2.25	0.52
1:CA:144:G:H2'	1:CA:145:G:O4'	2.10	0.52
23:BB:2353:G:N3	52:BW:30:VAL:HG13	2.26	0.51
21:AU:40:PRO:HA	21:AU:44:ARG:HD3	1.92	0.51
26:DD:101:PHE:HE2	26:DD:205:PRO:HD3	1.75	0.51
50:DT:41:ALA:C	50:DT:43:ILE:H	2.12	0.51
50:DT:57:VAL:HG22	50:DT:58:VAL:N	2.16	0.51
47:DF:78:ILE:HG23	47:DF:82:TYR:HB3	1.92	0.51
52:BW:9:THR:OG1	52:BW:10:ARG:N	2.42	0.51
20:AB:107:ARG:HA	20:AB:110:ILE:HD12	1.91	0.51
20:AB:113:LEU:HD12	20:AB:143:LEU:HB3	1.92	0.51
25:BC:142:ASN:O	25:BC:142:ASN:CG	2.48	0.51
28:BP:3:ILE:HG23	28:BP:4:ILE:HG13	1.92	0.51
40:DH:88:GLY:C	40:DH:89:LYS:HD2	2.30	0.51
3:CD:26:ALA:HA	3:CD:30:LYS:HE3	1.91	0.51
15:AP:67:ILE:HD11	15:AP:71:VAL:HG22	1.92	0.51
40:BH:40:THR:N	40:BH:43:ASN:ND2	2.55	0.51
1:AA:1219:A:H2'	1:AA:1220:G:H8	1.75	0.51

Continued on next page...

Continued from previous page...

Atom-1	Atom-2	Distance(Å)	Clash(Å)
23:BB:2849:U:N3	23:BB:2867:G:C8	2.76	0.51
12:CM:56:ARG:O	12:CM:59:VAL:HG12	2.10	0.51
43:BO:51:ALA:O	43:BO:74:VAL:HG13	2.10	0.51
20:AB:62:ARG:H	20:AB:62:ARG:CD	2.16	0.51
23:BB:1805:A:N3	25:BC:49:THR:CG2	2.74	0.51
23:BB:616:A:H3'	23:BB:617:G:C8	2.42	0.51
24:DI:85:ILE:HD12	24:DI:87:SER:O	2.09	0.51
9:AJ:14:ASP:OD1	9:AJ:17:LEU:HB2	2.10	0.51
23:DB:592:A:H2'	23:DB:593:U:C6	2.45	0.51
11:CL:31:GLY:HA3	11:CL:54:VAL:HG12	1.92	0.51
23:DB:1723:G:H3'	23:DB:1724:G:H8	1.74	0.51
23:DB:2425:A:H5''	23:DB:2426:A:H3'	1.91	0.51
38:BM:26:VAL:HG13	38:BM:133:LYS:HA	1.92	0.51
42:DN:49:GLU:HA	42:DN:94:TYR:HD2	1.76	0.51
26:BD:69:ALA:CA	26:BD:73:VAL:HB	2.40	0.51
23:BB:2136:G:H3'	23:BB:2137:U:H5	1.76	0.51
23:DB:2772:C:H2'	23:DB:2773:C:C6	2.45	0.51
23:BB:1847:A:H4'	23:BB:1848:A:H8	1.75	0.51
1:CA:926:G:N2	1:CA:1505:G:H2'	2.25	0.51
23:BB:132:G:O2'	23:BB:133:U:H5'	2.10	0.51
23:BB:322:A:C2'	29:BE:163:ASN:HD21	2.23	0.51
24:DI:99:LYS:HD3	24:DI:99:LYS:N	2.25	0.51
3:CD:106:PHE:CD1	3:CD:144:ILE:HD11	2.45	0.51
23:BB:1295:C:H2'	23:BB:1296:G:C8	2.45	0.51
23:BB:817:C:O2'	23:BB:839:U:H5''	2.10	0.51
6:CG:104:VAL:HG12	6:CG:108:ARG:HH11	1.75	0.51
23:DB:1376:C:H3'	56:DB:3278:HOH:O	2.10	0.51
2:AC:113:LYS:HB2	2:AC:184:ASN:OD1	2.09	0.51
49:BR:62:GLU:O	49:BR:96:VAL:HA	2.10	0.51
23:DB:2282:G:H4'	23:DB:2389:G:O2'	2.09	0.51
22:DA:22:U:H2'	22:DA:23:G:C8	2.45	0.51
1:CA:952:U:H2'	1:CA:953:G:C8	2.44	0.51
2:CC:113:LYS:HB2	2:CC:184:ASN:OD1	2.10	0.51
11:CL:7:VAL:HG22	16:CQ:33:TYR:HD1	1.74	0.51
23:BB:2052:A:OP1	26:BD:145:SER:HA	2.09	0.51
23:DB:2852:G:H2'	23:DB:2853:C:C6	2.45	0.51
23:BB:1220:G:H2'	23:BB:1221:C:H6	1.74	0.51
23:BB:1319:C:O2'	23:BB:1320:C:H5'	2.09	0.51
23:DB:483:A:C4	46:DU:57:ILE:HD11	2.45	0.51
23:BB:1050:A:H2'	23:BB:1051:G:H8	1.75	0.51
26:BD:77:ARG:HB2	26:BD:80:TRP:HH2	1.75	0.51
6:CG:11:ILE:H	6:CG:11:ILE:HD12	1.75	0.51

Continued on next page...

Continued from previous page...

Atom-1	Atom-2	Distance(Å)	Clash(Å)
1:CA:1142:G:H2'	1:CA:1143:G:O4'	2.09	0.51
46:BU:85:ARG:HA	46:BU:85:ARG:NE	2.26	0.51
36:B2:10:LEU:HD21	36:B2:14:ARG:HH11	1.72	0.51
52:DW:49:ASN:CB	52:DW:60:ALA:HA	2.40	0.51
5:CF:92:THR:O	5:CF:93:LYS:HB2	2.11	0.51
40:BH:82:SER:HB3	40:BH:92:GLY:O	2.09	0.51
25:DC:116:GLN:HG2	25:DC:117:SER:N	2.23	0.51
25:DC:151:GLY:C	25:DC:152:GLN:HG3	2.30	0.51
44:DQ:86:SER:HB3	49:DR:52:PRO:HD3	1.92	0.51
47:DF:79:ARG:NE	47:DF:82:TYR:HD2	2.08	0.51
18:CS:11:ASP:H	18:CS:14:LEU:HD21	1.75	0.51
23:DB:1060:U:O2	23:DB:1088:A:C8	2.63	0.51
23:BB:1241:A:H2'	23:BB:1242:U:H5'	1.92	0.51
37:BL:3:LEU:O	37:BL:5:THR:N	2.43	0.51
1:AA:465:A:H5'	1:AA:465:A:N3	2.26	0.51
23:BB:139:U:H5''	23:BB:140:C:O4'	2.10	0.51
23:DB:1654:A:H2'	23:DB:1655:A:C8	2.44	0.51
40:DH:73:ASN:ND2	40:DH:140:ALA:HB1	2.26	0.51
1:CA:972:C:P	9:CJ:59:LYS:HD3	2.50	0.51
12:AM:49:GLU:HG3	12:AM:53:ASP:OD1	2.11	0.51
12:AM:6:ILE:O	12:AM:8:ILE:HG23	2.11	0.51
1:AA:325:A:H2'	1:AA:326:G:O4'	2.09	0.51
1:AA:1004:A:C8	1:AA:1025:U:H1'	2.45	0.51
13:AN:24:ALA:O	13:AN:27:LYS:HG2	2.10	0.51
13:AN:41:TRP:HB3	13:AN:44:VAL:HG12	1.90	0.51
48:BG:84:LYS:HB3	48:BG:132:LEU:O	2.11	0.51
37:DL:85:VAL:HG22	37:DL:94:THR:HG22	1.93	0.51
25:DC:246:PRO:HB2	25:DC:247:TRP:CZ3	2.45	0.51
23:BB:478:A:H5''	23:BB:479:A:OP2	2.10	0.51
39:BX:20:ASN:HD22	39:BX:20:ASN:N	2.08	0.51
1:CA:1488:G:O2'	1:CA:1489:G:H5'	2.10	0.51
25:BC:159:THR:O	25:BC:194:VAL:HG12	2.11	0.51
23:DB:156:A:H2'	23:DB:157:C:C6	2.45	0.51
20:AB:112:ARG:NH2	20:AB:116:LEU:HD21	2.24	0.51
20:AB:124:THR:OG1	20:AB:124:THR:O	2.25	0.51
1:AA:586:C:C2'	1:AA:587:G:H5'	2.40	0.51
5:AF:43:GLY:HA2	5:AF:58:HIS:CD2	2.45	0.51
30:BY:2:LYS:HG2	30:BY:3:THR:H	1.75	0.51
49:DR:58:VAL:O	49:DR:58:VAL:HG13	2.10	0.51
23:DB:753:A:O2'	23:DB:754:U:H5'	2.10	0.51
23:DB:2230:G:H2'	23:DB:2231:U:C6	2.45	0.51
1:CA:1147:C:O2'	8:CI:17:ARG:HD2	2.11	0.51

Continued on next page...

Continued from previous page...

Atom-1	Atom-2	Distance(Å)	Clash(Å)
23:DB:825:A:H1'	37:DL:54:GLN:NE2	2.26	0.51
23:DB:1229:C:H2'	23:DB:1230:A:C8	2.45	0.51
12:AM:89:ARG:NH2	12:AM:94:LEU:HD12	2.25	0.51
1:AA:858:G:O6	1:AA:869:G:H3'	2.10	0.51
1:AA:1298:U:H2'	6:AG:113:LYS:NZ	2.25	0.51
1:CA:634:C:H2'	1:CA:635:A:H8	1.76	0.51
44:BQ:35:PHE:HE1	44:BQ:39:ILE:HD11	1.75	0.51
23:DB:1213:A:C6	23:DB:1237:A:H1'	2.45	0.51
1:AA:825:A:H2'	1:AA:826:C:H6	1.73	0.51
23:BB:1220:G:H2'	23:BB:1221:C:C6	2.45	0.51
23:BB:438:G:H2'	23:BB:439:A:C8	2.45	0.51
25:DC:221:GLY:C	25:DC:223:ALA:H	2.14	0.51
20:CB:13:VAL:HG11	20:CB:207:ARG:HG2	1.91	0.51
19:AT:50:PHE:O	19:AT:53:MET:HG3	2.09	0.51
23:BB:934:U:H2'	23:BB:935:C:C6	2.45	0.51
26:BD:111:GLY:H	26:BD:194:PRO:HG2	1.75	0.51
1:CA:201:G:O2'	1:CA:469:C:H4'	2.09	0.51
23:BB:2213:U:O2	23:BB:2213:U:C2'	2.57	0.51
9:AJ:88:MET:SD	9:AJ:88:MET:N	2.83	0.51
26:BD:14:ILE:O	26:BD:14:ILE:HG23	2.10	0.51
25:DC:64:VAL:HG22	25:DC:90:ILE:HD11	1.91	0.51
49:DR:5:PHE:O	49:DR:11:GLN:HA	2.09	0.51
29:BE:182:ALA:O	29:BE:183:PHE:HB2	2.10	0.51
50:DT:43:ILE:HG21	50:DT:58:VAL:HG21	1.92	0.51
41:BJ:44:TYR:C	41:BJ:44:TYR:CD2	2.84	0.51
1:AA:171:A:H2'	1:AA:172:A:C8	2.44	0.51
41:BJ:18:VAL:CG1	41:BJ:54:ILE:HD11	2.39	0.51
50:BT:50:LEU:H	50:BT:50:LEU:HD22	1.74	0.51
40:DH:135:HIS:CG	40:DH:136:SER:N	2.79	0.51
18:CS:27:LYS:HB3	18:CS:27:LYS:HZ2	1.76	0.51
23:DB:1007:C:O3'	41:DJ:110:PRO:HB3	2.09	0.51
27:BK:64:ARG:O	27:BK:82:ASN:HA	2.10	0.51
18:AS:44:ILE:HA	18:AS:61:VAL:CG1	2.40	0.51
41:DJ:56:VAL:HG12	41:DJ:57:LEU:N	2.25	0.51
24:DI:18:ASN:HB2	24:DI:38:CYS:SG	2.51	0.51
12:AM:15:VAL:HG22	12:AM:33:LEU:CD1	2.40	0.51
1:AA:239:U:C5'	1:AA:239:U:H6	2.23	0.51
24:DI:129:GLU:HB3	24:DI:133:ARG:HH12	1.75	0.51
1:CA:1251:A:H2'	1:CA:1252:A:C8	2.46	0.51
23:BB:274:C:H2'	23:BB:275:C:O4'	2.11	0.51
23:BB:919:U:H2'	23:BB:920:A:H8	1.70	0.51
42:DN:31:HIS:O	42:DN:33:ILE:HG13	2.10	0.51

Continued on next page...

Continued from previous page...

Atom-1	Atom-2	Distance(Å)	Clash(Å)
1:AA:253:A:H2'	1:AA:254:G:C8	2.45	0.51
49:BR:61:ALA:CB	49:BR:98:ILE:HA	2.41	0.51
19:CT:2:ASN:ND2	19:CT:3:ILE:N	2.57	0.51
12:CM:96:VAL:C	12:CM:98:GLY:H	2.14	0.51
26:BD:13:ARG:HH12	28:BP:74:GLN:CD	2.14	0.51
37:DL:82:LEU:HD23	37:DL:90:VAL:HG21	1.92	0.51
23:BB:1509:A:H4'	23:BB:1510:G:H8	1.74	0.51
1:CA:674:G:H2'	1:CA:675:A:H8	1.75	0.51
46:DU:81:ARG:HB2	46:DU:96:LYS:HG2	1.91	0.51
1:AA:1172:C:O2'	1:AA:1173:U:H5'	2.10	0.51
1:CA:1243:C:H2'	1:CA:1244:G:H8	1.75	0.51
8:AI:99:LYS:HE3	9:CJ:80:THR:CA	2.40	0.51
50:DT:68:LYS:O	50:DT:69:ARG:HB3	2.10	0.51
40:BH:77:THR:HG22	40:BH:79:THR:HG23	1.93	0.51
1:AA:677:U:H2'	1:AA:678:U:C6	2.45	0.51
23:DB:1083:U:H2'	23:DB:1085:A:OP2	2.10	0.51
1:CA:310:G:H5''	15:CP:31:ARG:HB2	1.91	0.51
23:DB:692:C:H2'	23:DB:693:A:H8	1.75	0.51
1:CA:34:C:H2'	1:CA:35:G:H8	1.76	0.51
1:AA:1490:U:H5'	1:AA:1491:G:OP2	2.11	0.51
23:DB:1796:U:H2'	23:DB:1797:G:C8	2.45	0.51
20:AB:23:ASN:HD22	20:AB:24:PRO:CD	2.23	0.51
4:AE:104:ILE:O	4:AE:104:ILE:HG23	2.10	0.51
28:BP:77:SER:O	28:BP:80:VAL:HG12	2.10	0.51
1:CA:179:A:H2'	1:CA:180:U:O4'	2.09	0.51
56:CA:1764:HOH:O	13:CN:1:ALA:HB3	2.10	0.51
23:DB:2611:C:O2'	23:DB:2612:C:H5'	2.10	0.51
7:CH:34:ALA:HB1	7:CH:109:VAL:HB	1.91	0.51
23:BB:1083:U:H2'	23:BB:1085:A:OP2	2.10	0.51
23:DB:1310:G:H21	23:DB:1610:A:H8	1.59	0.51
23:DB:1349:C:H2'	23:DB:1350:C:H6	1.76	0.51
1:CA:1292:G:H2'	1:CA:1293:C:C6	2.44	0.51
1:CA:386:C:C2'	1:CA:387:U:H5'	2.41	0.51
1:CA:1298:U:H2'	6:CG:113:LYS:NZ	2.25	0.51
23:BB:84:A:P	46:BU:5:ARG:HE	2.33	0.51
23:DB:2489:U:O2'	23:DB:2490:G:H5'	2.10	0.51
23:DB:184:C:H2'	23:DB:185:G:H8	1.75	0.51
23:BB:767:U:O2'	23:BB:768:G:H5'	2.10	0.51
16:CQ:80:LYS:H	16:CQ:80:LYS:HD2	1.75	0.51
23:DB:937:C:H2'	23:DB:938:G:C8	2.46	0.51
23:DB:851:C:H2'	23:DB:852:U:H6	1.75	0.51
52:DW:36:ILE:HB	52:DW:39:GLN:NE2	2.24	0.51

Continued on next page...

Continued from previous page...

Atom-1	Atom-2	Distance(Å)	Clash(Å)
25:DC:102:TYR:O	25:DC:103:ILE:HG13	2.10	0.51
44:DQ:59:LEU:O	44:DQ:62:ALA:HB3	2.10	0.51
44:BQ:59:LEU:O	44:BQ:62:ALA:HB3	2.11	0.51
25:BC:104:LEU:O	25:BC:105:ALA:HB3	2.10	0.51
25:BC:116:GLN:HG2	25:BC:117:SER:N	2.25	0.51
45:DS:58:ALA:CB	45:DS:69:LEU:HD21	2.40	0.51
44:BQ:105:PHE:HA	44:BQ:108:LEU:CD1	2.40	0.51
45:BS:24:ILE:CG1	45:BS:36:LEU:HD21	2.39	0.51
24:DI:23:VAL:HG12	24:DI:27:LEU:HD21	1.92	0.51
13:AN:46:LYS:HZ2	18:AS:15:LEU:HD11	1.75	0.51
47:DF:106:ALA:HA	47:DF:135:ILE:CD1	2.41	0.51
1:AA:1318:A:H4'	18:AS:9:PHE:CE1	2.45	0.51
23:BB:143:C:H6	23:BB:143:C:O5'	1.94	0.51
22:BA:55:U:H2'	22:BA:56:G:H8	1.76	0.51
40:BH:40:THR:O	40:BH:42:LYS:N	2.39	0.51
35:DV:40:ILE:N	35:DV:40:ILE:HD13	2.26	0.51
16:CQ:75:VAL:HG23	16:CQ:76:ARG:N	2.25	0.51
11:CL:49:ARG:HH12	11:CL:88:ASP:CB	2.23	0.51
1:AA:1329:A:O2'	1:AA:1330:U:H5'	2.10	0.51
16:AQ:45:VAL:HG11	16:AQ:60:ILE:HG21	1.92	0.51
23:BB:305:C:H2'	23:BB:306:U:C6	2.46	0.51
23:BB:173:A:H2'	23:BB:174:U:C6	2.45	0.51
4:AE:80:LEU:HG	4:AE:122:VAL:HG11	1.92	0.51
46:DU:80:ASP:O	46:DU:96:LYS:HG2	2.10	0.51
1:CA:1053:G:N7	1:CA:1199:U:H3'	2.25	0.51
1:AA:1243:C:H2'	1:AA:1244:G:H8	1.75	0.51
28:DP:107:ALA:O	28:DP:108:ARG:C	2.49	0.51
2:CC:116:ALA:O	2:CC:120:THR:HG23	2.10	0.51
20:AB:118:THR:HA	20:AB:121:GLN:HB3	1.92	0.51
30:DY:2:LYS:HG2	30:DY:3:THR:H	1.76	0.51
47:DF:71:LYS:HG2	47:DF:73:VAL:H	1.76	0.51
1:AA:1359:C:H3'	13:AN:74:ARG:HH21	1.74	0.51
1:CA:182:A:O2'	1:CA:183:C:H5''	2.11	0.51
1:CA:679:C:H2'	1:CA:680:C:C6	2.45	0.51
23:DB:1633:G:O2'	23:DB:1634:A:H5''	2.09	0.51
1:CA:1225:A:H2'	1:CA:1225:A:N3	2.25	0.51
23:DB:589:U:H2'	23:DB:590:A:H8	1.75	0.51
1:CA:33:A:H2'	1:CA:34:C:C6	2.45	0.51
23:DB:2106:U:H2'	23:DB:2107:G:OP1	2.10	0.51
23:DB:817:C:O2'	23:DB:839:U:H5''	2.10	0.51
23:BB:2747:G:H2'	23:BB:2748:A:C8	2.45	0.51
23:BB:438:G:H2'	23:BB:439:A:H8	1.74	0.51

Continued on next page...

Continued from previous page...

Atom-1	Atom-2	Distance(Å)	Clash(Å)
23:BB:1704:C:O2'	23:BB:1705:A:H5'	2.09	0.51
23:BB:2649:C:H2'	23:BB:2650:U:H6	1.73	0.51
23:BB:443:A:C8	29:BE:40:ARG:HD3	2.45	0.51
22:DA:38:C:H2'	22:DA:39:A:O4'	2.09	0.51
1:AA:1234:C:O2'	1:AA:1235:U:H5'	2.10	0.51
23:BB:1117:C:H2'	23:BB:1118:C:H6	1.76	0.51
25:BC:222:THR:HA	25:BC:231:HIS:O	2.10	0.51
51:BZ:64:ILE:CD1	51:BZ:64:ILE:H	2.17	0.51
25:DC:107:LYS:HD3	25:DC:193:GLU:HB2	1.93	0.51
37:DL:141:LYS:NZ	37:DL:143:GLU:HA	2.25	0.51
37:BL:125:LEU:H	37:BL:143:GLU:CG	2.24	0.51
37:BL:141:LYS:NZ	37:BL:143:GLU:HA	2.25	0.51
25:BC:146:LYS:HB2	25:BC:149:LYS:HB2	1.92	0.51
41:BJ:96:ARG:N	41:BJ:97:PRO:HD3	2.25	0.51
40:BH:68:ARG:O	40:BH:72:ILE:HG22	2.11	0.51
45:BS:27:LYS:H	45:BS:27:LYS:HD2	1.75	0.51
42:BN:82:GLU:C	42:BN:84:GLY:H	2.14	0.51
23:BB:1287:A:N7	42:BN:105:GLY:HA3	2.25	0.51
32:B4:11:CYS:SG	32:B4:13:ASN:HB2	2.50	0.51
47:DF:21:TYR:HD2	47:DF:27:VAL:HG12	1.76	0.51
14:CO:26:GLU:HA	14:CO:81:LEU:HD11	1.91	0.51
2:AC:67:ILE:HG22	2:AC:69:THR:HG22	1.93	0.51
25:DC:6:LYS:C	25:DC:8:THR:H	2.14	0.51
42:DN:3:HIS:O	42:DN:4:ARG:HB2	2.11	0.51
20:CB:83:ALA:HA	20:CB:88:GLN:HB2	1.92	0.51
48:BG:88:LEU:HD13	48:BG:93:TYR:HB3	1.92	0.51
25:BC:6:LYS:C	25:BC:8:THR:H	2.13	0.51
35:BV:75:GLN:HG2	35:BV:92:VAL:HB	1.92	0.51
23:DB:2615:U:C2	31:D0:3:GLN:HA	2.45	0.51
29:BE:109:LEU:O	29:BE:112:LEU:HB2	2.10	0.51
45:BS:66:ILE:N	45:BS:66:ILE:HD13	2.20	0.51
23:BB:674:G:O2'	29:BE:60:TRP:HH2	1.94	0.51
38:DM:82:MET:HE3	38:DM:83:GLY:N	2.24	0.51
1:AA:93:U:OP2	1:AA:94:G:H5''	2.10	0.51
47:BF:37:MET:HE1	47:BF:149:ARG:HD2	1.92	0.51
20:CB:221:ARG:CB	20:CB:221:ARG:HH11	2.24	0.51
23:BB:2589:A:H2'	23:BB:2590:A:H8	1.75	0.51
37:BL:93:ASN:ND2	37:BL:94:THR:H	2.08	0.51
26:DD:46:ARG:HH12	26:DD:88:GLU:HG3	1.75	0.51
23:BB:709:U:H2'	23:BB:710:U:H6	1.72	0.51
23:BB:418:C:H2'	23:BB:419:U:C6	2.46	0.51
23:DB:1870:C:H5''	23:DB:1871:A:C6	2.46	0.51

Continued on next page...

Continued from previous page...

Atom-1	Atom-2	Distance(Å)	Clash(Å)
20:CB:116:LEU:HB3	20:CB:140:LEU:HD11	1.92	0.51
1:AA:162:A:H2'	1:AA:163:C:O4'	2.10	0.51
23:BB:2241:A:H2'	23:BB:2242:G:H8	1.76	0.51
23:BB:827:U:H5'	23:BB:828:U:O5'	2.11	0.51
37:BL:46:VAL:HB	37:BL:50:PHE:HD1	1.76	0.51
42:BN:13:ASN:C	42:BN:15:SER:H	2.14	0.51
23:DB:2207:C:H2'	23:DB:2208:C:H6	1.75	0.51
49:DR:1:MET:HA	49:DR:42:ALA:HB3	1.93	0.51
35:BV:76:ASP:CG	35:BV:77:VAL:H	2.13	0.51
23:DB:438:G:H2'	23:DB:439:A:C8	2.45	0.51
23:DB:1220:G:H2'	23:DB:1221:C:C6	2.45	0.51
1:AA:224:U:H2'	1:AA:225:C:C6	2.46	0.51
25:DC:209:ALA:HA	25:DC:212:TRP:NE1	2.25	0.51
12:AM:71:GLU:HA	12:AM:74:MET:HG3	1.92	0.51
48:BG:140:ILE:HD12	48:BG:141:GLY:N	2.26	0.51
25:DC:34:GLU:O	25:DC:34:GLU:HG3	2.10	0.51
44:BQ:18:LYS:C	44:BQ:20:ALA:H	2.12	0.51
3:AD:117:VAL:O	3:AD:130:ASN:HA	2.11	0.51
23:DB:1099:G:H5''	24:DI:2:LYS:HB2	1.93	0.51
26:BD:14:ILE:HG23	26:BD:22:ILE:HB	1.91	0.51
26:BD:104:VAL:HG13	26:BD:106:LYS:HE2	1.92	0.51
44:BQ:91:ARG:NE	49:BR:11:GLN:H	2.09	0.51
1:CA:1085:U:H3'	1:CA:1086:U:C5	2.45	0.51
1:CA:1102:A:H2'	1:CA:1103:C:C6	2.45	0.51
40:DH:88:GLY:HA3	40:DH:125:THR:OG1	2.10	0.51
42:BN:77:ALA:O	42:BN:81:ASN:HB2	2.11	0.51
52:DW:68:PHE:CE1	52:DW:79:ILE:HD11	2.45	0.51
18:AS:11:ASP:H	18:AS:14:LEU:HD21	1.75	0.51
36:B2:43:THR:O	36:B2:44:VAL:C	2.49	0.51
4:CE:19:ARG:O	4:CE:20:VAL:HB	2.11	0.51
4:AE:131:ASN:O	4:AE:135:VAL:HG23	2.09	0.51
18:AS:27:LYS:NZ	18:AS:27:LYS:HB3	2.26	0.51
2:CC:26:LYS:HE2	2:CC:27:GLU:HG3	1.92	0.51
1:CA:1219:A:H2'	1:CA:1220:G:H8	1.76	0.51
13:CN:26:LEU:HA	13:CN:29:ILE:HD12	1.92	0.51
1:AA:946:A:H2'	1:AA:947:G:H8	1.72	0.51
23:DB:1812:U:H1'	25:DC:43:ASN:ND2	2.25	0.51
22:DA:32:U:H2'	22:DA:33:G:H8	1.75	0.51
1:CA:1287:A:H2'	1:CA:1288:A:H8	1.72	0.51
44:DQ:78:PHE:CZ	44:DQ:82:LEU:HD11	2.46	0.51
23:BB:871:U:H4'	38:BM:68:PHE:CE2	2.46	0.51
28:DP:89:GLY:HA2	28:DP:111:GLU:HA	1.92	0.51

Continued on next page...

Continued from previous page...

Atom-1	Atom-2	Distance(Å)	Clash(Å)
23:BB:1418:G:H1'	23:BB:1580:A:H61	1.75	0.51
1:AA:677:U:H2'	1:AA:678:U:H6	1.75	0.51
7:CH:74:ILE:HG13	7:CH:128:VAL:HG22	1.92	0.51
8:AI:17:ARG:HB2	8:AI:65:THR:HB	1.92	0.51
25:BC:71:ASP:OD2	25:BC:118:GLY:HA2	2.11	0.51
47:BF:71:LYS:HE2	47:BF:73:VAL:HB	1.92	0.51
1:AA:123:U:H2'	1:AA:124:C:H6	1.76	0.51
23:BB:1582:C:H3'	23:BB:1583:A:C2	2.45	0.51
25:BC:93:VAL:HG13	25:BC:94:LEU:N	2.26	0.51
23:BB:1347:A:H2'	23:BB:1348:C:O4'	2.11	0.51
23:BB:1789:A:OP1	25:BC:220:ARG:HD3	2.11	0.51
35:BV:77:VAL:HA	35:BV:89:ILE:HG22	1.91	0.51
22:DA:90:C:OP1	38:DM:16:ARG:HB2	2.11	0.51
23:BB:2698:U:H2'	23:BB:2699:C:C6	2.45	0.51
3:AD:113:ALA:O	3:AD:117:VAL:HG23	2.11	0.51
7:CH:26:MET:HB2	7:CH:27:PRO:HD2	1.93	0.51
16:CQ:28:VAL:HG12	16:CQ:37:ILE:O	2.11	0.51
1:CA:715:A:H2'	1:CA:716:A:C8	2.46	0.51
23:DB:2376:A:N1	43:DO:92:PHE:HD2	2.07	0.51
23:BB:2704:C:H2'	23:BB:2705:A:O4'	2.11	0.51
1:CA:123:U:H2'	1:CA:124:C:C6	2.45	0.51
23:BB:2707:U:H2'	23:BB:2708:G:C8	2.46	0.51
19:AT:72:ALA:HA	19:AT:75:LYS:HD3	1.92	0.51
23:BB:575:A:O2'	23:BB:576:U:H5'	2.11	0.51
23:BB:394:C:H2'	23:BB:395:U:O4'	2.10	0.51
1:AA:538:G:OP2	11:AL:111:GLN:HB2	2.10	0.51
23:BB:2344:U:H4'	23:BB:2345:G:OP1	2.10	0.51
23:DB:1774:C:H2'	23:DB:1774:C:O2	2.10	0.51
26:BD:61:THR:O	26:BD:64:GLU:HB2	2.11	0.51
23:DB:2875:C:H2'	23:DB:2876:G:H8	1.76	0.51
24:DI:1:ALA:CB	24:DI:2:LYS:HD2	2.40	0.51
51:BZ:5:CYS:O	51:BZ:6:GLN:HB3	2.10	0.51
52:BW:17:ALA:O	52:BW:18:LYS:HD2	2.11	0.51
26:DD:107:VAL:HA	26:DD:204:LYS:O	2.11	0.51
26:BD:51:THR:HG22	26:BD:52:THR:N	2.26	0.51
13:CN:55:SER:HB2	13:CN:58:ARG:HD2	1.93	0.51
49:DR:3:ALA:O	49:DR:4:VAL:HG13	2.10	0.51
29:BE:195:GLN:HA	29:BE:198:GLU:CD	2.31	0.51
1:AA:242:G:H2'	1:AA:243:A:H5''	1.91	0.51
50:DT:39:THR:HG22	50:DT:42:GLU:CG	2.36	0.51
38:DM:59:ARG:HE	38:DM:60:GLN:N	2.09	0.51
39:BX:31:GLN:HB3	39:BX:37:LEU:HD12	1.93	0.51

Continued on next page...

Continued from previous page...

Atom-1	Atom-2	Distance(Å)	Clash(Å)
44:BQ:111:LYS:NZ	49:BR:50:GLY:HA2	2.26	0.51
25:BC:185:ALA:C	25:BC:187:CYS:H	2.14	0.51
44:DQ:105:PHE:HA	44:DQ:108:LEU:CD1	2.41	0.51
41:DJ:96:ARG:N	41:DJ:97:PRO:HD3	2.26	0.51
38:BM:21:ALA:CB	38:BM:100:LYS:HG2	2.40	0.51
1:CA:436:C:O2'	1:CA:437:U:H5'	2.11	0.51
3:AD:152:SER:O	3:AD:155:LYS:HG2	2.11	0.51
23:BB:62:U:C2'	23:BB:63:A:H5'	2.40	0.51
23:DB:62:U:C2'	23:DB:63:A:H5'	2.41	0.51
47:BF:126:ASN:HD22	47:BF:156:THR:CA	2.22	0.51
47:DF:126:ASN:HD22	47:DF:156:THR:CA	2.24	0.51
23:BB:279:A:H2'	23:BB:280:U:H5'	1.92	0.51
1:CA:842:U:H4'	1:CA:846:G:C2	2.45	0.51
35:BV:44:HIS:CE1	35:BV:86:LEU:H	2.20	0.51
12:CM:63:VAL:CG1	12:CM:67:ASP:HB2	2.41	0.51
37:DL:93:ASN:ND2	37:DL:94:THR:H	2.08	0.51
23:DB:1804:C:OP1	25:DC:256:THR:HB	2.11	0.51
42:BN:49:GLU:HA	42:BN:94:TYR:HD2	1.75	0.51
3:AD:2:ARG:HG3	3:AD:114:ARG:NH1	2.25	0.51
33:D1:3:GLY:C	33:D1:5:ARG:H	2.14	0.51
1:CA:279:A:H5'	1:CA:281:G:O4'	2.10	0.51
23:DB:1198:U:H2'	23:DB:1199:U:H6	1.75	0.51
46:BU:78:LYS:CD	46:BU:79:ALA:H	2.24	0.51
23:BB:1353:A:H2'	23:BB:1354:A:C8	2.45	0.51
1:CA:57:G:H2'	1:CA:58:C:H6	1.75	0.51
23:BB:1947:C:H2'	23:BB:1948:G:C8	2.46	0.51
7:AH:94:VAL:CG2	7:AH:101:ALA:HB2	2.40	0.51
33:B1:3:GLY:C	33:B1:5:ARG:H	2.14	0.51
23:BB:693:A:H2'	23:BB:694:U:H6	1.75	0.51
42:DN:13:ASN:OD1	42:DN:15:SER:HB3	2.09	0.51
23:DB:2893:A:H4'	23:DB:2894:G:C5'	2.41	0.51
6:AG:135:LYS:HD3	6:AG:136:LYS:N	2.26	0.51
1:AA:555:U:H2'	1:AA:556:C:H6	1.75	0.51
23:BB:912:C:H2'	23:BB:913:U:C6	2.45	0.51
46:BU:23:LYS:HD2	46:BU:23:LYS:H	1.76	0.51
16:AQ:28:VAL:HG12	16:AQ:37:ILE:O	2.10	0.51
23:BB:526:A:N6	23:BB:2626:C:H4'	2.25	0.51
23:BB:2648:G:H2'	23:BB:2649:C:C6	2.45	0.51
34:D3:39:ARG:O	34:D3:43:LEU:HG	2.10	0.51
27:BK:109:SER:HB2	27:BK:111:LYS:HE2	1.92	0.51
1:AA:144:G:H2'	1:AA:145:G:O4'	2.11	0.51
52:BW:32:ALA:C	52:BW:34:SER:H	2.14	0.51

Continued on next page...

Continued from previous page...

Atom-1	Atom-2	Distance(Å)	Clash(Å)
23:DB:1274:A:N3	23:DB:1297:C:H1'	2.25	0.51
1:AA:1351:U:O2'	1:AA:1352:C:H5'	2.10	0.51
23:BB:1054:A:H2'	23:BB:1055:G:C8	2.46	0.51
23:DB:1098:A:H2'	24:DI:3:LYS:C	2.32	0.51
23:DB:2352:A:N3	52:DW:29:SER:HB3	2.26	0.51
5:AF:3:HIS:HB2	5:AF:92:THR:CA	2.35	0.51
5:AF:6:ILE:HD11	5:AF:8:PHE:CD2	2.46	0.51
40:BH:90:LEU:HD13	40:BH:124:THR:O	2.11	0.51
23:DB:1818:U:HO2'	23:DB:1819:A:P	2.33	0.51
37:DL:125:LEU:HB2	37:DL:143:GLU:OE2	2.11	0.51
37:BL:82:LEU:HD23	37:BL:90:VAL:HG21	1.92	0.51
25:BC:106:PRO:O	25:BC:109:LEU:HD13	2.10	0.51
41:BJ:102:GLU:HG3	41:BJ:124:VAL:HG11	1.93	0.51
50:BT:10:VAL:HG21	50:BT:42:GLU:HG3	1.93	0.51
24:BI:79:LEU:HD11	24:BI:131:THR:OG1	2.10	0.51
1:AA:77:A:H8	1:AA:77:A:O5'	1.93	0.51
46:DU:40:LEU:HB3	46:DU:59:GLU:HG2	1.92	0.51
42:BN:83:LEU:HA	42:BN:86:ARG:HG3	1.91	0.51
23:DB:136:G:H2'	23:DB:137:U:C6	2.46	0.51
41:BJ:25:LEU:HB2	41:BJ:62:VAL:CG2	2.40	0.51
1:CA:923:A:H2'	1:CA:924:C:H6	1.74	0.51
48:DG:93:TYR:C	48:DG:94:ARG:HG3	2.31	0.51
24:DI:17:ALA:C	24:DI:19:PRO:HD3	2.31	0.51
14:AO:16:GLY:HA2	14:AO:27:VAL:CG2	2.40	0.51
26:BD:92:VAL:O	26:BD:94:GLN:N	2.44	0.51
40:DH:141:LYS:HE3	40:DH:141:LYS:H	1.75	0.51
40:BH:4:ILE:HD12	40:BH:37:VAL:HG13	1.92	0.51
24:BI:17:ALA:O	24:BI:18:ASN:CB	2.59	0.51
3:CD:196:GLU:O	3:CD:199:ILE:HG12	2.10	0.51
26:DD:151:THR:CB	26:DD:152:PRO:HD3	2.38	0.51
1:AA:1026:G:H2'	1:AA:1027:C:C6	2.46	0.51
1:AA:840:C:H2'	1:AA:842:U:OP2	2.11	0.51
13:CN:24:ALA:O	13:CN:27:LYS:HG2	2.11	0.51
1:AA:1250:A:H4'	8:AI:69:GLY:N	2.20	0.51
5:CF:6:ILE:HD12	5:CF:7:VAL:N	2.26	0.51
1:AA:1289:A:H61	8:AI:71:ILE:CD1	2.24	0.51
8:AI:41:GLU:C	8:AI:43:ALA:H	2.14	0.51
23:DB:182:A:H2'	23:DB:183:C:H6	1.75	0.51
26:BD:109:VAL:HG11	26:BD:193:VAL:CB	2.39	0.51
42:BN:49:GLU:HB2	42:BN:50:PRO:HD3	1.93	0.51
9:AJ:35:GLN:HG2	9:AJ:78:GLU:OE1	2.10	0.51
38:BM:40:ARG:HB2	38:BM:93:VAL:HG21	1.92	0.51

Continued on next page...

Continued from previous page...

Atom-1	Atom-2	Distance(Å)	Clash(Å)
46:DU:21:ARG:HD3	46:DU:72:PHE:CG	2.46	0.51
23:DB:1418:G:H1'	23:DB:1580:A:H61	1.76	0.51
1:AA:586:C:O2'	1:AA:587:G:H5'	2.09	0.51
1:AA:678:U:H2'	1:AA:679:C:H6	1.74	0.51
23:DB:2094:A:H2'	23:DB:2095:A:C8	2.46	0.51
1:AA:204:G:H1'	1:AA:466:A:H62	1.76	0.51
1:AA:399:G:H2'	1:AA:400:C:C6	2.45	0.51
1:AA:1225:A:N3	1:AA:1225:A:H2'	2.25	0.51
1:AA:332:G:OP2	19:AT:4:LYS:HB2	2.10	0.51
20:CB:23:ASN:HD22	20:CB:24:PRO:CD	2.24	0.51
22:DA:49:C:H2'	22:DA:50:A:C8	2.46	0.51
23:DB:1736:U:H2'	23:DB:1737:G:O4'	2.11	0.51
23:DB:2840:C:H2'	23:DB:2841:C:H6	1.75	0.51
6:AG:104:VAL:HG12	6:AG:108:ARG:HH11	1.76	0.51
1:AA:556:C:O2'	1:AA:557:G:H5'	2.11	0.51
23:BB:2875:C:H2'	23:BB:2876:G:C8	2.46	0.51
9:CJ:92:LEU:HD13	9:CJ:92:LEU:N	2.26	0.51
23:DB:1341:G:N2	23:DB:1398:C:H4'	2.26	0.51
9:AJ:92:LEU:HD13	9:AJ:92:LEU:N	2.25	0.51
23:DB:2216:G:H2'	23:DB:2217:G:C8	2.45	0.51
1:CA:893:C:H2'	1:CA:894:G:H8	1.76	0.51
19:AT:28:ARG:O	19:AT:32:LYS:HG3	2.09	0.51
1:CA:148:G:N3	1:CA:1446:A:H2	2.09	0.51
26:BD:159:LYS:O	26:BD:161:MET:HG2	2.11	0.51
1:CA:1384:C:H2'	1:CA:1385:G:C8	2.46	0.51
6:AG:11:ILE:HG12	6:AG:24:LYS:HE2	1.91	0.51
35:BV:53:LYS:HA	35:BV:53:LYS:NZ	2.25	0.51
7:AH:55:LYS:NZ	7:AH:55:LYS:HA	2.25	0.51
38:DM:63:ILE:N	38:DM:63:ILE:HD12	2.26	0.51
1:CA:80:A:H2'	1:CA:81:A:C8	2.46	0.51
51:DZ:6:GLN:HE22	51:DZ:77:LYS:CE	2.24	0.51
1:AA:1524:C:H2'	1:AA:1525:G:C8	2.46	0.51
52:DW:17:ALA:O	52:DW:18:LYS:HD2	2.10	0.51
26:BD:107:VAL:HA	26:BD:204:LYS:O	2.11	0.51
50:BT:11:LEU:HD11	50:BT:46:ALA:HB3	1.93	0.51
44:DQ:111:LYS:HB2	49:DR:48:LYS:HE2	1.92	0.51
29:DE:182:ALA:O	29:DE:183:PHE:HB2	2.11	0.51
47:DF:78:ILE:HA	47:DF:82:TYR:CD2	2.46	0.51
25:BC:102:TYR:O	25:BC:103:ILE:HG13	2.11	0.51
25:BC:109:LEU:H	25:BC:109:LEU:CD2	2.24	0.51
25:BC:90:ILE:HD13	25:BC:103:ILE:O	2.11	0.51
45:DS:26:GLY:HA2	45:DS:71:VAL:O	2.11	0.51

Continued on next page...

Continued from previous page...

Atom-1	Atom-2	Distance(Å)	Clash(Å)
2:AC:48:LYS:N	2:AC:48:LYS:HD3	2.17	0.51
23:DB:1245:G:OP1	37:DL:13:LYS:HE3	2.11	0.51
40:DH:93:SER:C	40:DH:94:ILE:HD12	2.30	0.51
23:DB:345:A:N3	23:DB:346:A:N1	2.58	0.51
38:BM:35:ALA:HB3	38:BM:100:LYS:H	1.74	0.51
27:DK:99:ILE:HD13	27:DK:118:LEU:HD13	1.93	0.51
3:AD:151:GLN:HE21	3:AD:153:ARG:HG2	1.76	0.51
27:BK:79:PHE:HZ	27:BK:104:THR:HG23	1.76	0.51
47:BF:21:TYR:HD2	47:BF:27:VAL:HG12	1.76	0.51
13:AN:68:ARG:HH12	13:AN:71:GLY:H	1.59	0.51
23:BB:279:A:H2'	23:BB:280:U:C5'	2.41	0.51
40:DH:96:THR:HG23	40:DH:97:ARG:H	1.75	0.51
48:BG:104:LEU:O	48:BG:111:PRO:HA	2.11	0.51
1:CA:842:U:H2'	1:CA:843:U:O3'	2.11	0.51
1:CA:335:C:H2'	1:CA:336:A:H8	1.74	0.51
1:AA:373:A:H1'	1:AA:481:G:H1'	1.93	0.51
35:DV:80:HIS:CG	35:DV:83:LYS:HB2	2.46	0.51
23:BB:1407:G:H2'	23:BB:1408:G:H8	1.74	0.51
23:BB:1804:C:OP1	25:BC:256:THR:HB	2.11	0.51
1:AA:1377:A:C5	6:AG:6:ILE:HG12	2.45	0.51
1:CA:1020:G:N3	1:CA:1020:G:H2'	2.25	0.51
23:BB:1736:U:H2'	23:BB:1737:G:O4'	2.10	0.51
14:AO:39:LEU:HD23	14:AO:43:PHE:HE1	1.76	0.51
28:BP:89:GLY:HA2	28:BP:111:GLU:HA	1.93	0.51
23:BB:2450:A:O2'	23:BB:2451:A:H5'	2.11	0.51
23:DB:2066:C:O2'	23:DB:2067:G:H5'	2.11	0.51
23:DB:2801:G:H2'	23:DB:2802:G:H8	1.74	0.51
1:CA:162:A:H2'	1:CA:163:C:O4'	2.11	0.51
36:D2:26:ASN:O	36:D2:30:VAL:HG23	2.10	0.51
23:DB:265:A:O2'	23:DB:266:G:H4'	2.11	0.51
23:DB:610:C:O2'	23:DB:611:C:H5'	2.11	0.51
23:DB:612:G:H2'	23:DB:614:A:H5''	1.93	0.51
24:BI:124:MET:O	24:BI:128:ILE:HG12	2.11	0.51
23:DB:1582:C:H3'	23:DB:1583:A:C2	2.46	0.51
23:DB:528:A:C2	23:DB:2043:C:H4'	2.45	0.51
25:BC:75:ALA:HB2	25:BC:95:TYR:HA	1.93	0.51
7:CH:103:VAL:HG22	7:CH:124:ILE:HA	1.93	0.51
23:BB:152:A:H2'	23:BB:153:U:C6	2.45	0.51
1:AA:1473:G:H2'	1:AA:1474:U:O4'	2.11	0.51
23:DB:1535:A:H3'	23:DB:1536:C:H6	1.76	0.51
23:BB:1957:C:H2'	23:BB:1958:C:H6	1.76	0.51
46:DU:23:LYS:H	46:DU:23:LYS:HD2	1.76	0.51

Continued on next page...

Continued from previous page...

Atom-1	Atom-2	Distance(Å)	Clash(Å)
1:AA:742:G:O2'	1:AA:743:A:H5'	2.11	0.51
23:BB:2611:C:O2'	23:BB:2612:C:H5'	2.10	0.51
32:B4:15:LYS:O	32:B4:16:ILE:HB	2.10	0.51
1:AA:979:C:H1'	1:AA:1317:C:H41	1.76	0.51
8:CI:53:LEU:HD13	8:CI:53:LEU:O	2.11	0.51
23:BB:1939:U:H6	23:BB:1939:U:H5'	1.75	0.51
23:DB:2692:G:O2'	23:DB:2693:G:H5'	2.11	0.51
19:CT:77:ASN:O	19:CT:81:GLN:HG3	2.11	0.51
23:BB:338:G:N2	23:BB:339:U:H1'	2.25	0.51
1:CA:1278:G:H4'	1:CA:1279:G:C5'	2.41	0.51
33:B1:26:LYS:HB2	33:B1:52:LYS:HZ2	1.76	0.51
40:BH:80:ILE:HD11	40:BH:102:ALA:HB3	1.91	0.51
29:DE:153:LEU:HG	29:DE:154:ASP:H	1.76	0.51
50:DT:81:LYS:HG3	50:DT:82:LYS:N	2.26	0.51
13:AN:55:SER:HB2	13:AN:58:ARG:HD2	1.92	0.51
1:AA:1320:C:H41	18:AS:36:ARG:HE	1.58	0.51
20:AB:102:ASN:O	20:AB:106:VAL:HG23	2.11	0.51
23:BB:78:U:H2'	23:BB:79:C:H6	1.76	0.51
12:AM:109:LYS:HG3	12:AM:110:GLY:H	1.76	0.51
26:BD:113:SER:HB3	26:BD:167:ASN:H	1.76	0.51
23:BB:1244:A:O2'	23:BB:1245:G:H5'	2.10	0.51
47:BF:102:LEU:HA	47:BF:106:ALA:HB3	1.92	0.51
23:BB:161:A:C3'	23:BB:162:U:H5''	2.38	0.51
29:DE:58:LYS:HZ2	29:DE:58:LYS:H	1.59	0.51
26:BD:34:VAL:HG12	26:BD:94:GLN:H	1.75	0.51
35:DV:42:LEU:N	35:DV:42:LEU:HD23	2.25	0.51
40:BH:44:ILE:C	40:BH:46:PHE:H	2.13	0.51
40:DH:96:THR:OG1	40:DH:112:LYS:HD3	2.10	0.51
4:CE:104:ILE:O	4:CE:104:ILE:HG23	2.11	0.51
23:DB:646:U:H3'	23:DB:647:G:C8	2.44	0.51
23:BB:674:G:O2'	29:BE:60:TRP:CH2	2.63	0.51
23:DB:2037:A:H2'	23:DB:2038:G:H8	1.76	0.51
48:DG:84:LYS:CB	48:DG:132:LEU:H	2.24	0.51
23:BB:1484:U:H2'	23:BB:1485:U:H6	1.76	0.51
41:DJ:116:ARG:O	41:DJ:120:ARG:HG2	2.10	0.51
37:BL:55:MET:HE2	37:BL:56:PRO:HD2	1.93	0.51
23:BB:329:G:H1	46:BU:16:LYS:NZ	2.09	0.51
38:DM:126:ILE:N	38:DM:126:ILE:HD12	2.26	0.51
23:DB:543:G:N2	23:DB:545:U:H5'	2.26	0.51
1:AA:674:G:H2'	1:AA:675:A:H8	1.75	0.51
23:DB:873:C:H4'	38:DM:64:TRP:NE1	2.26	0.51
23:BB:2329:U:H2'	23:BB:2330:G:H8	1.75	0.51

Continued on next page...

Continued from previous page...

Atom-1	Atom-2	Distance(Å)	Clash(Å)
50:DT:68:LYS:O	50:DT:69:ARG:CB	2.58	0.51
23:BB:2292:U:H2'	23:BB:2293:G:C8	2.46	0.51
23:BB:962:G:H21	23:BB:2250:G:N2	2.08	0.51
43:DO:15:ARG:NH2	43:DO:95:SER:HB3	2.26	0.51
1:CA:1477:U:H2'	1:CA:1478:U:C6	2.46	0.51
23:DB:2579:C:O2'	26:DD:136:ASN:HA	2.11	0.51
5:AF:1:MET:SD	5:AF:67:PRO:HD3	2.51	0.51
10:CK:70:ALA:C	10:CK:72:ALA:H	2.14	0.51
42:DN:12:ARG:HG2	42:DN:16:HIS:HB2	1.93	0.51
3:CD:11:SER:HA	3:CD:18:LEU:CD2	2.40	0.51
25:DC:75:ALA:CB	25:DC:93:VAL:HG22	2.41	0.51
23:DB:299:A:N6	23:DB:322:A:O2'	2.43	0.51
23:DB:1897:G:O2'	23:DB:1898:U:H5'	2.11	0.51
22:BA:50:A:OP1	43:BO:68:LYS:HB2	2.11	0.51
3:AD:106:PHE:CD1	3:AD:144:ILE:HD11	2.46	0.51
6:AG:94:ARG:NH1	6:AG:98:LEU:HD11	2.26	0.51
22:BA:11:C:H5''	52:BW:71:LYS:HE3	1.93	0.51
48:BG:176:LYS:O	48:BG:176:LYS:HE2	2.10	0.51
23:DB:934:U:H2'	23:DB:935:C:C6	2.47	0.51
1:CA:123:U:H2'	1:CA:124:C:H6	1.76	0.51
38:BM:6:ARG:O	38:BM:7:THR:HG23	2.10	0.51
35:BV:51:GLN:HA	35:BV:56:PHE:CG	2.46	0.51
23:BB:1902:C:H4'	25:BC:241:LYS:O	2.11	0.51
56:DB:3474:HOH:O	37:DL:99:ASN:HB3	2.10	0.51
22:BA:91:C:H2'	22:BA:92:C:H6	1.76	0.51
25:BC:32:LEU:O	25:BC:33:LEU:HD23	2.11	0.51
1:AA:1203:C:H4'	13:AN:66:THR:HG22	1.93	0.51
23:DB:912:C:H2'	23:DB:913:U:C6	2.45	0.51
23:DB:1640:A:H2'	23:DB:1641:A:C8	2.46	0.51
3:AD:82:LYS:NZ	3:AD:82:LYS:HB3	2.25	0.51
23:BB:2710:C:H2'	23:BB:2711:A:H8	1.75	0.51
51:DZ:64:ILE:CD1	51:DZ:64:ILE:H	2.16	0.50
51:DZ:74:ARG:HD2	51:DZ:76:GLU:OE2	2.10	0.50
51:DZ:5:CYS:SG	51:DZ:8:THR:HG23	2.51	0.50
2:CC:76:ILE:HA	2:CC:83:VAL:CG2	2.33	0.50
50:DT:27:SER:O	50:DT:28:ASN:HB3	2.10	0.50
44:BQ:111:LYS:HZ3	49:BR:50:GLY:HA2	1.76	0.50
49:BR:39:LEU:O	49:BR:40:MET:HB2	2.12	0.50
23:BB:588:U:H1'	29:BE:85:PHE:CG	2.46	0.50
40:DH:135:HIS:HB3	40:DH:138:VAL:CB	2.33	0.50
20:CB:14:HIS:CE1	20:CB:42:LEU:HD22	2.45	0.50
10:AK:44:ALA:HB3	10:AK:69:CYS:HB2	1.92	0.50

Continued on next page...

Continued from previous page...

Atom-1	Atom-2	Distance(Å)	Clash(Å)
27:BK:11:ALA:HB3	27:BK:85:VAL:CG2	2.41	0.50
40:DH:9:VAL:HB	40:DH:12:LEU:O	2.11	0.50
23:BB:558:U:O2'	23:BB:559:G:H5'	2.11	0.50
3:AD:25:ARG:C	3:AD:25:ARG:HD3	2.31	0.50
47:BF:101:ARG:HA	47:BF:105:ILE:HD12	1.93	0.50
23:DB:1820:U:H3	25:DC:197:ALA:HA	1.77	0.50
34:B3:49:VAL:CG2	34:B3:54:LEU:HD13	2.38	0.50
35:BV:29:ILE:HG13	35:BV:88:HIS:HE1	1.75	0.50
1:CA:235:C:H2'	1:CA:236:A:H8	1.74	0.50
23:BB:2393:U:O2'	23:BB:2394:C:H5'	2.11	0.50
12:CM:95:PRO:HD3	12:CM:108:ARG:HG2	1.93	0.50
4:AE:82:HIS:CE1	4:AE:146:MET:HA	2.46	0.50
23:DB:1150:C:H2'	23:DB:1151:A:H8	1.76	0.50
2:AC:13:ILE:HG12	2:AC:14:VAL:HG13	1.94	0.50
1:AA:658:C:H2'	1:AA:659:U:C6	2.45	0.50
1:CA:624:C:H2'	1:CA:625:U:H6	1.75	0.50
28:BP:26:GLU:O	28:BP:28:LYS:HE2	2.10	0.50
23:BB:988:A:C8	30:BY:13:ILE:HD12	2.46	0.50
22:DA:60:C:H2'	22:DA:61:G:C8	2.46	0.50
26:BD:7:LYS:CE	26:BD:198:GLY:HA2	2.41	0.50
5:AF:10:VAL:HG12	5:AF:11:HIS:H	1.77	0.50
23:BB:1422:G:C1'	23:BB:1495:A:H61	2.24	0.50
23:DB:1395:A:H4'	23:DB:1397:U:C5	2.46	0.50
23:DB:2281:A:O2'	23:DB:2282:G:H5'	2.11	0.50
1:CA:979:C:H1'	1:CA:1317:C:H41	1.75	0.50
23:BB:234:U:H2'	23:BB:235:U:H6	1.76	0.50
1:AA:1458:G:H2'	1:AA:1459:G:H8	1.76	0.50
23:DB:425:G:O2'	23:DB:426:C:H5'	2.11	0.50
23:BB:1640:A:O2'	23:BB:1641:A:H5'	2.11	0.50
22:DA:35:C:H3'	22:DA:35:C:O2	2.11	0.50
27:DK:2:ILE:HD12	27:DK:2:ILE:N	2.26	0.50
23:BB:1774:C:H2'	23:BB:1774:C:O2	2.11	0.50
3:AD:54:LEU:O	3:AD:54:LEU:HD22	2.11	0.50
23:DB:1647:U:H3'	23:DB:1647:U:P	2.52	0.50
1:AA:148:G:N3	1:AA:1446:A:H2	2.08	0.50
1:CA:140:U:H2'	1:CA:141:G:H8	1.75	0.50
13:CN:50:LEU:N	13:CN:51:PRO:HD2	2.25	0.50
38:BM:59:ARG:NH1	38:BM:60:GLN:HB3	2.13	0.50
45:DS:52:GLU:HA	45:DS:55:ILE:CG2	2.39	0.50
48:DG:24:THR:C	48:DG:25:ILE:HD12	2.30	0.50
18:CS:27:LYS:HB2	18:CS:28:LYS:HZ2	1.75	0.50
40:DH:86:ASP:H	40:DH:89:LYS:HD3	1.76	0.50

Continued on next page...

Continued from previous page...

Atom-1	Atom-2	Distance(Å)	Clash(Å)
40:DH:127:GLU:CA	40:DH:145:ASN:HA	2.37	0.50
47:DF:87:LYS:CG	47:DF:88:VAL:H	2.19	0.50
27:BK:19:VAL:HB	27:BK:41:ILE:CG1	2.41	0.50
47:BF:108:PRO:O	47:BF:110:ILE:HG23	2.11	0.50
38:DM:35:ALA:HB3	38:DM:100:LYS:H	1.76	0.50
41:DJ:25:LEU:HB2	41:DJ:62:VAL:HG21	1.92	0.50
48:DG:104:LEU:O	48:DG:111:PRO:HA	2.10	0.50
30:BY:8:GLN:CG	30:BY:31:ILE:HA	2.37	0.50
47:BF:32:LYS:HE2	47:BF:34:THR:HG22	1.93	0.50
23:BB:2886:A:H3'	23:BB:2887:A:H8	1.75	0.50
3:AD:89:LEU:CD2	3:AD:199:ILE:HD11	2.42	0.50
16:AQ:75:VAL:HG23	16:AQ:76:ARG:N	2.25	0.50
23:BB:2722:G:H2'	23:BB:2723:C:C6	2.46	0.50
19:AT:2:ASN:ND2	19:AT:3:ILE:N	2.58	0.50
40:BH:83:LYS:HB3	40:BH:83:LYS:HZ2	1.75	0.50
10:AK:80:ASN:HD22	10:AK:80:ASN:N	2.07	0.50
1:AA:269:C:H2'	1:AA:270:A:H8	1.72	0.50
26:DD:8:LYS:HB2	26:DD:201:LEU:HD11	1.93	0.50
45:DS:73:LYS:CE	45:DS:74:ILE:H	2.24	0.50
25:DC:18:VAL:HG11	25:DC:202:ARG:HD2	1.93	0.50
39:BX:12:GLU:CA	39:BX:15:ASN:HD21	2.23	0.50
46:DU:11:ILE:O	46:DU:11:ILE:HD13	2.11	0.50
23:DB:962:G:H21	23:DB:2250:G:N2	2.07	0.50
23:DB:1725:U:O2'	23:DB:1726:C:H5'	2.11	0.50
20:AB:112:ARG:HA	20:AB:115:ASP:OD2	2.11	0.50
1:CA:598:U:H2'	1:CA:599:C:H6	1.76	0.50
23:BB:2801:G:H2'	23:BB:2802:G:H8	1.73	0.50
23:DB:1847:A:H4'	23:DB:1848:A:H8	1.76	0.50
23:DB:414:C:H2'	23:DB:415:A:H8	1.76	0.50
27:DK:58:LEU:N	27:DK:58:LEU:HD23	2.26	0.50
49:BR:1:MET:HA	49:BR:42:ALA:HB3	1.92	0.50
1:CA:1473:G:H2'	1:CA:1474:U:O4'	2.11	0.50
4:AE:32:PHE:CE2	4:AE:55:VAL:HG22	2.47	0.50
1:AA:512:U:H2'	1:AA:513:C:C6	2.47	0.50
5:CF:11:HIS:CE1	5:CF:13:ASP:HB2	2.46	0.50
23:BB:1790:C:O2'	25:BC:207:ALA:HB2	2.09	0.50
1:AA:1080:A:H2'	1:AA:1081:A:H5'	1.93	0.50
23:BB:1117:C:H2'	23:BB:1118:C:C6	2.46	0.50
23:DB:1295:C:H2'	23:DB:1296:G:C8	2.45	0.50
6:AG:11:ILE:HD12	6:AG:11:ILE:H	1.75	0.50
22:DA:86:G:H2'	22:DA:87:U:O4'	2.10	0.50
23:BB:997:G:O2'	23:BB:998:C:H5'	2.11	0.50

Continued on next page...

Continued from previous page...

Atom-1	Atom-2	Distance(Å)	Clash(Å)
1:CA:1076:U:H2'	1:CA:1077:G:C8	2.47	0.50
23:BB:2281:A:O2'	23:BB:2282:G:H5'	2.11	0.50
22:BA:35:C:H3'	22:BA:35:C:O2	2.11	0.50
29:DE:111:GLU:HG2	29:DE:114:ARG:HH21	1.76	0.50
23:DB:1064:C:H5'	24:DI:88:GLY:HA3	1.93	0.50
1:CA:505:G:H2'	1:CA:506:G:H8	1.75	0.50
23:DB:1100:C:H41	24:DI:1:ALA:N	2.10	0.50
44:DQ:24:TYR:CG	44:DQ:25:GLY:N	2.79	0.50
41:DJ:44:TYR:CD2	41:DJ:44:TYR:C	2.84	0.50
50:DT:5:GLU:CA	50:DT:8:LEU:HB2	2.32	0.50
49:BR:3:ALA:O	49:BR:4:VAL:HG13	2.12	0.50
50:BT:57:VAL:HG13	50:BT:58:VAL:N	2.27	0.50
41:DJ:123:LYS:HG2	41:DJ:132:HIS:NE2	2.26	0.50
24:DI:11:GLN:HA	24:DI:55:PRO:HA	1.92	0.50
18:CS:27:LYS:NZ	18:CS:27:LYS:HB3	2.26	0.50
20:AB:15:PHE:CD1	20:AB:16:GLY:N	2.80	0.50
20:AB:187:ASP:HB3	20:AB:201:GLY:O	2.11	0.50
40:DH:125:THR:HA	40:DH:146:VAL:CB	2.37	0.50
42:BN:70:THR:HB	42:BN:75:ILE:HD11	1.94	0.50
23:DB:277:G:H4'	23:DB:278:A:N7	2.26	0.50
35:BV:4:ILE:HG22	35:BV:63:ILE:HG23	1.94	0.50
47:BF:64:PRO:HA	47:BF:88:VAL:HG21	1.94	0.50
6:AG:21:LEU:H	6:AG:21:LEU:HD23	1.76	0.50
48:DG:93:TYR:O	48:DG:94:ARG:HG3	2.11	0.50
23:DB:2722:G:H2'	23:DB:2723:C:C6	2.47	0.50
28:DP:110:LYS:HD2	28:DP:110:LYS:N	2.20	0.50
48:BG:93:TYR:C	48:BG:94:ARG:HG3	2.32	0.50
34:D3:14:LYS:O	34:D3:14:LYS:HD2	2.10	0.50
9:CJ:10:LEU:HB3	9:CJ:18:ILE:HD11	1.93	0.50
7:AH:14:ARG:HE	7:AH:75:GLN:NE2	2.10	0.50
48:DG:84:LYS:HB3	48:DG:132:LEU:O	2.10	0.50
48:DG:85:LYS:HA	48:DG:131:VAL:HG12	1.93	0.50
44:BQ:77:LYS:HA	44:BQ:80:ASN:HB3	1.93	0.50
28:DP:56:SER:O	28:DP:74:GLN:HA	2.11	0.50
12:AM:95:PRO:HD3	12:AM:108:ARG:HG2	1.93	0.50
23:BB:1729:U:H2'	23:BB:1730:C:C4'	2.41	0.50
38:DM:40:ARG:HB2	38:DM:93:VAL:HG22	1.92	0.50
35:DV:70:ILE:HD13	35:DV:70:ILE:H	1.76	0.50
38:DM:71:LYS:HG2	38:DM:73:ILE:HD11	1.92	0.50
23:BB:2449:U:H4'	23:BB:2450:A:OP1	2.11	0.50
1:AA:719:C:O2	17:AR:37:LYS:HA	2.11	0.50
23:DB:2449:U:H4'	23:DB:2450:A:OP1	2.11	0.50

Continued on next page...

Continued from previous page...

Atom-1	Atom-2	Distance(Å)	Clash(Å)
23:DB:2097:A:H2'	23:DB:2098:U:H6	1.76	0.50
23:DB:3:U:H2'	23:DB:4:U:C6	2.46	0.50
1:CA:1359:C:H3'	13:CN:74:ARG:HH21	1.74	0.50
23:BB:815:C:OP2	49:BR:85:LYS:HE2	2.12	0.50
23:BB:612:G:H2'	23:BB:614:A:H5''	1.93	0.50
29:BE:34:ALA:CB	29:BE:96:VAL:HG21	2.41	0.50
1:AA:624:C:H2'	1:AA:625:U:H6	1.75	0.50
48:DG:39:ALA:C	48:DG:54:ARG:HB2	2.31	0.50
23:DB:1534:U:H2'	23:DB:1536:C:C5	2.46	0.50
23:BB:1199:U:H2'	23:BB:1200:C:C6	2.46	0.50
23:DB:2197:U:O2'	23:DB:2198:A:H2'	2.12	0.50
23:BB:958:U:H3	38:BM:16:ARG:HB3	1.77	0.50
23:DB:1877:A:H2'	23:DB:1878:G:H8	1.77	0.50
28:DP:77:SER:O	28:DP:80:VAL:HG12	2.11	0.50
1:AA:1446:A:N6	1:AA:1447:A:N6	2.59	0.50
9:AJ:7:ARG:O	9:AJ:100:ILE:HA	2.11	0.50
1:CA:1456:A:H2'	1:CA:1457:G:O4'	2.11	0.50
23:BB:1824:G:O2'	23:BB:1825:U:H5'	2.11	0.50
23:DB:259:G:O2'	23:DB:260:G:H5'	2.12	0.50
23:DB:2076:U:O2	23:DB:2076:U:O4'	2.29	0.50
23:BB:598:U:H2'	23:BB:599:A:H8	1.76	0.50
20:AB:75:ALA:O	20:AB:79:VAL:HG23	2.12	0.50
33:D1:28:THR:O	33:D1:29:LYS:HD2	2.11	0.50
50:DT:38:ALA:HB3	50:DT:81:LYS:HE2	1.93	0.50
20:AB:101:THR:HG23	20:AB:102:ASN:H	1.76	0.50
41:BJ:72:LYS:CG	41:BJ:89:PHE:HB2	2.41	0.50
41:DJ:98:GLU:HG3	41:DJ:124:VAL:HB	1.94	0.50
39:DX:7:ARG:NH1	39:DX:7:ARG:HB2	2.26	0.50
26:BD:186:LEU:HD21	28:BP:7:LEU:HD22	1.93	0.50
46:DU:73:ASN:HD22	46:DU:74:ALA:N	2.10	0.50
20:AB:156:LEU:N	20:AB:156:LEU:HD12	2.20	0.50
27:BK:71:ARG:HE	27:BK:71:ARG:HA	1.76	0.50
24:DI:19:PRO:HB2	24:DI:22:PRO:HD2	1.94	0.50
24:BI:125:THR:O	24:BI:129:GLU:HG3	2.11	0.50
12:CM:49:GLU:HG3	12:CM:53:ASP:OD1	2.12	0.50
23:DB:1439:A:N7	23:DB:1440:U:N1	2.59	0.50
1:CA:370:C:H2'	1:CA:371:A:C8	2.46	0.50
5:CF:7:VAL:HG11	17:CR:64:LEU:HD21	1.93	0.50
1:AA:1406:U:C2'	1:AA:1407:C:H5'	2.41	0.50
22:DA:32:U:H2'	22:DA:33:G:C8	2.46	0.50
1:CA:87:C:C2'	1:CA:88:U:H5''	2.41	0.50
1:AA:1479:C:O2'	1:AA:1480:A:H5'	2.12	0.50

Continued on next page...

Continued from previous page...

Atom-1	Atom-2	Distance(Å)	Clash(Å)
28:BP:112:ARG:O	28:BP:113:LEU:HB3	2.11	0.50
20:AB:83:ALA:HA	20:AB:88:GLN:HB2	1.94	0.50
5:AF:18:VAL:N	5:AF:19:PRO:HD2	2.26	0.50
1:CA:678:U:H2'	1:CA:679:C:H6	1.76	0.50
10:AK:70:ALA:C	10:AK:72:ALA:H	2.15	0.50
41:BJ:11:VAL:HG13	41:BJ:50:THR:HG22	1.92	0.50
7:CH:66:GLN:C	7:CH:68:LYS:H	2.14	0.50
23:DB:197:A:H62	23:DB:2430:A:H2'	1.76	0.50
1:AA:684:U:H1'	10:AK:39:ASN:HA	1.93	0.50
1:CA:555:U:H2'	1:CA:556:C:H6	1.76	0.50
6:CG:104:VAL:CG1	6:CG:108:ARG:HH11	2.25	0.50
21:CU:48:LYS:HA	21:CU:51:ALA:HB3	1.93	0.50
1:CA:1422:G:O2'	1:CA:1423:G:H5'	2.10	0.50
35:DV:51:GLN:HA	35:DV:56:PHE:CG	2.46	0.50
1:AA:1105:A:H2'	1:AA:1106:G:H8	1.76	0.50
1:CA:815:A:H4'	1:CA:817:C:C4	2.46	0.50
1:CA:454:G:H2'	1:CA:455:G:H8	1.75	0.50
1:AA:1121:U:H2'	1:AA:1122:U:C6	2.46	0.50
48:DG:140:ILE:HD12	48:DG:141:GLY:N	2.26	0.50
23:BB:2537:U:H2'	23:BB:2538:C:H6	1.76	0.50
23:DB:1098:A:C4	24:DI:3:LYS:O	2.65	0.50
20:AB:70:GLY:HA3	20:AB:79:VAL:HG21	1.94	0.50
23:BB:854:C:O2'	23:BB:855:G:H5'	2.12	0.50
21:AU:44:ARG:HH11	21:AU:44:ARG:HG2	1.77	0.50
52:DW:39:GLN:HG3	52:DW:42:THR:CB	2.41	0.50
23:DB:1799:G:N2	23:DB:1818:U:O2'	2.45	0.50
41:DJ:3:THR:HG21	44:DQ:60:TRP:HE1	1.75	0.50
39:DX:31:GLN:HB3	39:DX:37:LEU:HD12	1.93	0.50
18:CS:42:ASN:HD21	18:CS:43:MET:HE2	1.77	0.50
25:BC:90:ILE:CD1	25:BC:102:TYR:HB3	2.41	0.50
23:BB:1799:G:OP2	25:BC:269:ARG:NH2	2.45	0.50
41:BJ:124:VAL:HG23	41:BJ:125:TYR:H	1.77	0.50
41:BJ:98:GLU:HG3	41:BJ:124:VAL:HB	1.93	0.50
10:AK:33:ILE:HG13	10:AK:73:VAL:HG21	1.92	0.50
27:DK:54:LYS:N	27:DK:54:LYS:HD2	2.22	0.50
42:DN:77:ALA:O	42:DN:81:ASN:HB2	2.12	0.50
27:BK:87:LEU:HD12	27:BK:92:GLU:HA	1.93	0.50
1:AA:79:G:H2'	1:AA:80:A:H8	1.71	0.50
42:BN:24:MET:HE1	42:BN:40:LYS:O	2.10	0.50
42:BN:72:ASP:C	42:BN:74:GLU:H	2.15	0.50
23:DB:278:A:P	23:DB:278:A:H3'	2.52	0.50
24:DI:27:LEU:HD23	24:DI:27:LEU:N	2.19	0.50

Continued on next page...

Continued from previous page...

Atom-1	Atom-2	Distance(Å)	Clash(Å)
47:DF:37:MET:HE1	47:DF:149:ARG:HD2	1.94	0.50
6:CG:14:ASP:HB3	6:CG:19:SER:H	1.75	0.50
3:AD:115:GLN:HG3	3:AD:119:HIS:CE1	2.46	0.50
26:DD:118:PHE:CE1	26:DD:123:LYS:HD2	2.47	0.50
16:CQ:45:VAL:HG11	16:CQ:60:ILE:HG21	1.92	0.50
16:CQ:7:LEU:O	16:CQ:60:ILE:HD13	2.11	0.50
43:BO:58:ILE:O	43:BO:62:LEU:HB2	2.11	0.50
31:D0:53:VAL:HG12	42:DN:118:ARG:NH1	2.26	0.50
26:BD:121:THR:C	26:BD:123:LYS:H	2.15	0.50
49:BR:15:SER:H	49:BR:18:GLN:CD	2.14	0.50
23:BB:719:C:O2'	23:BB:720:U:H5'	2.11	0.50
1:AA:91:U:H2'	1:AA:92:U:O4'	2.12	0.50
11:AL:41:PRO:HB3	11:AL:49:ARG:HH11	1.75	0.50
23:BB:2393:U:H4'	37:BL:59:ARG:O	2.11	0.50
23:DB:2078:C:O2'	23:DB:2079:U:H5'	2.12	0.50
38:DM:1:MET:O	38:DM:2:LEU:HB2	2.12	0.50
38:DM:4:PRO:HG2	38:DM:70:ASP:HA	1.91	0.50
6:AG:62:GLU:O	6:AG:66:GLU:HG3	2.12	0.50
14:AO:9:ALA:O	14:AO:12:VAL:HB	2.12	0.50
23:BB:2795:C:H2'	23:BB:2796:U:C1'	2.41	0.50
28:BP:107:ALA:O	28:BP:108:ARG:C	2.50	0.50
50:BT:69:ARG:HG2	50:BT:73:ARG:O	2.12	0.50
15:CP:18:GLN:HE21	15:CP:35:ARG:HD3	1.76	0.50
1:AA:245:U:H2'	1:AA:246:A:H5'	1.92	0.50
11:CL:43:LYS:CE	11:CL:44:PRO:HD3	2.42	0.50
23:DB:2241:A:H2'	23:DB:2242:G:H8	1.73	0.50
47:BF:71:LYS:HG2	47:BF:73:VAL:H	1.76	0.50
46:BU:41:VAL:HG22	46:BU:60:LYS:O	2.11	0.50
23:DB:608:A:H2'	23:DB:609:A:C8	2.47	0.50
23:DB:2247:A:O2'	23:DB:2248:C:H5'	2.11	0.50
30:DY:30:ARG:N	30:DY:30:ARG:HD3	2.26	0.50
12:CM:71:GLU:HA	12:CM:74:MET:HG3	1.94	0.50
1:CA:201:G:H2'	1:CA:202:G:O4'	2.12	0.50
43:DO:28:VAL:HG11	43:DO:92:PHE:CZ	2.46	0.50
43:DO:75:GLY:HA3	43:DO:106:LEU:HA	1.93	0.50
6:AG:24:LYS:O	6:AG:28:ILE:HG12	2.11	0.50
1:AA:1317:C:OP1	13:AN:56:PRO:HD2	2.12	0.50
9:AJ:8:ILE:HG13	9:AJ:100:ILE:HG22	1.93	0.50
1:AA:1456:A:H2'	1:AA:1457:G:O4'	2.11	0.50
2:AC:54:ILE:HG23	2:AC:54:ILE:O	2.12	0.50
23:BB:1528:A:H2'	23:BB:1529:G:O4'	2.11	0.50
22:BA:22:U:H2'	22:BA:23:G:C8	2.46	0.50

Continued on next page...

Continued from previous page...

Atom-1	Atom-2	Distance(Å)	Clash(Å)
1:AA:893:C:H2'	1:AA:894:G:C8	2.47	0.50
1:AA:651:C:H2'	1:AA:652:U:C6	2.47	0.50
23:DB:1882:U:O2'	23:DB:1883:U:H5'	2.11	0.50
1:AA:1499:A:O2'	1:AA:1500:A:H5'	2.11	0.50
48:BG:142:GLN:HG3	48:BG:146:ASP:OD2	2.12	0.50
15:CP:76:LYS:NZ	15:CP:80:LYS:HD3	2.27	0.50
23:BB:2523:G:O2'	23:BB:2524:G:H5'	2.10	0.50
23:DB:1390:U:O2'	23:DB:1391:U:H5'	2.11	0.50
23:DB:767:U:O2'	23:DB:768:G:H5'	2.11	0.50
23:BB:2365:G:O2'	52:BW:59:PHE:HE1	1.95	0.50
52:BW:59:PHE:O	52:BW:60:ALA:HB3	2.11	0.50
26:DD:104:VAL:HG13	26:DD:106:LYS:HE2	1.94	0.50
23:DB:627:A:N6	37:DL:112:LEU:HD21	2.26	0.50
44:DQ:94:LEU:CD2	49:DR:11:GLN:HB2	2.42	0.50
49:DR:3:ALA:O	49:DR:13:ARG:HA	2.12	0.50
3:CD:186:GLU:CD	3:CD:187:ARG:H	2.15	0.50
50:DT:11:LEU:HD11	50:DT:46:ALA:HB3	1.93	0.50
48:BG:17:LYS:HA	48:BG:17:LYS:NZ	2.25	0.50
48:BG:17:LYS:NZ	48:BG:18:ILE:H	2.04	0.50
41:BJ:125:TYR:HH	41:BJ:132:HIS:CE1	2.30	0.50
23:BB:1599:U:H2'	23:BB:1600:C:H6	1.77	0.50
50:BT:39:THR:O	50:BT:40:LYS:HB2	2.10	0.50
23:BB:513:A:O5'	23:BB:513:A:H8	1.94	0.50
27:DK:71:ARG:HB3	27:DK:72:PRO:HD2	1.93	0.50
47:DF:135:ILE:HG13	47:DF:137:PHE:H	1.77	0.50
1:CA:437:U:H4'	3:CD:153:ARG:NH1	2.26	0.50
12:CM:106:ARG:HA	12:CM:106:ARG:HH11	1.77	0.50
16:CQ:60:ILE:HG12	16:CQ:72:TRP:HE3	1.77	0.50
16:AQ:68:LYS:HG2	16:AQ:69:THR:HG23	1.93	0.50
23:DB:279:A:H2'	23:DB:280:U:H5'	1.93	0.50
23:DB:2467:C:H1'	38:DM:122:ALA:HB1	1.94	0.50
13:CN:21:ALA:O	13:CN:22:LYS:HE2	2.11	0.50
49:DR:14:VAL:HG22	49:DR:15:SER:N	2.26	0.50
23:BB:2615:U:C2	31:B0:3:GLN:HA	2.46	0.50
23:DB:1046:A:H3'	23:DB:1047:G:C5'	2.42	0.50
12:AM:63:VAL:HG13	12:AM:67:ASP:HB2	1.94	0.50
1:AA:736:C:H2'	1:AA:737:C:C6	2.47	0.50
23:BB:1853:A:N1	23:BB:2087:G:H1'	2.26	0.50
45:BS:22:ASP:HA	45:BS:25:ARG:HH11	1.76	0.50
1:CA:501:C:H1'	1:CA:549:C:H1'	1.92	0.50
23:DB:417:C:H2'	23:DB:418:C:H6	1.75	0.50
21:CU:11:PHE:O	21:CU:11:PHE:CD1	2.63	0.50

Continued on next page...

Continued from previous page...

Atom-1	Atom-2	Distance(Å)	Clash(Å)
2:AC:129:PHE:CG	2:AC:130:ARG:N	2.80	0.50
7:CH:6:ILE:HD12	7:CH:35:ILE:CD1	2.42	0.50
17:CR:58:ILE:O	17:CR:62:ARG:HG3	2.12	0.50
14:AO:43:PHE:CE1	14:AO:56:LEU:HD22	2.47	0.50
46:DU:14:THR:O	46:DU:18:LYS:HA	2.11	0.50
7:CH:100:ILE:HG13	7:CH:128:VAL:O	2.10	0.50
23:DB:99:U:O2	23:DB:99:U:H5'	2.11	0.50
2:CC:21:TRP:CH2	2:CC:31:ASN:HB3	2.47	0.50
1:CA:719:C:O2	17:CR:37:LYS:HA	2.11	0.50
25:DC:75:ALA:HB2	25:DC:95:TYR:HA	1.94	0.50
23:BB:1401:G:H2'	23:BB:1402:U:C6	2.46	0.50
23:BB:2840:C:H2'	23:BB:2841:C:H6	1.75	0.50
20:AB:142:LYS:HA	20:AB:145:ASN:OD1	2.11	0.50
23:DB:2389:G:H5''	23:DB:2390:U:H5'	1.93	0.50
1:CA:80:A:H2'	1:CA:81:A:H8	1.77	0.50
23:DB:1306:C:H2'	23:DB:1307:A:H8	1.76	0.50
37:DL:109:LYS:HB3	37:DL:111:ILE:HD11	1.93	0.50
1:CA:707:U:H2'	1:CA:708:C:C6	2.46	0.50
3:AD:173:ASP:HB3	3:AD:178:GLU:HB2	1.94	0.50
23:BB:1545:A:H2'	23:BB:1546:G:O4'	2.11	0.50
46:BU:19:GLY:O	46:BU:20:LYS:HD3	2.11	0.50
23:BB:1100:C:H2'	23:BB:1101:U:H6	1.76	0.50
1:AA:140:U:H2'	1:AA:141:G:H8	1.75	0.50
1:CA:1105:A:H2'	1:CA:1106:G:H8	1.75	0.50
3:AD:58:GLN:O	3:AD:62:ARG:HG2	2.12	0.50
50:DT:7:LEU:O	50:DT:7:LEU:HD13	2.12	0.50
1:AA:467:U:H2'	1:AA:467:U:O2	2.12	0.50
23:DB:289:G:H2'	23:DB:290:U:C6	2.46	0.50
50:BT:7:LEU:O	50:BT:7:LEU:HD13	2.12	0.50
20:AB:13:VAL:HG11	20:AB:207:ARG:HG2	1.94	0.50
23:DB:337:C:H2'	23:DB:338:G:O4'	2.12	0.50
52:BW:37:VAL:CG1	52:BW:38:ARG:H	2.18	0.50
23:BB:1458:U:C5'	23:BB:1459:G:H5'	2.30	0.50
25:DC:142:ASN:CG	25:DC:142:ASN:O	2.49	0.50
25:DC:83:ASP:HB2	25:DC:90:ILE:HB	1.94	0.50
41:DJ:11:VAL:HG21	41:DJ:13:ARG:HH11	1.76	0.50
41:DJ:11:VAL:HG13	41:DJ:50:THR:HG22	1.93	0.50
10:AK:92:ARG:NH2	21:AU:24:LYS:HG2	2.24	0.50
3:AD:192:ALA:C	3:AD:194:ILE:H	2.13	0.50
1:CA:1101:A:N6	20:CB:101:THR:HG21	2.27	0.50
40:DH:65:ALA:HB1	40:DH:138:VAL:HG11	1.92	0.50
40:DH:127:GLU:HB2	40:DH:143:ILE:HG22	1.92	0.50

Continued on next page...

Continued from previous page...

Atom-1	Atom-2	Distance(Å)	Clash(Å)
23:DB:2678:C:H2'	23:DB:2679:A:C8	2.47	0.50
34:B3:14:LYS:O	34:B3:14:LYS:HD2	2.11	0.50
9:CJ:55:PRO:HA	13:CN:80:ARG:HH22	1.76	0.50
12:CM:7:ASN:HD22	12:CM:7:ASN:N	2.08	0.50
29:BE:109:LEU:HD12	29:BE:112:LEU:HD12	1.92	0.50
1:AA:255:G:H5'	16:AQ:17:GLU:O	2.12	0.50
41:BJ:116:ARG:O	41:BJ:120:ARG:HG2	2.11	0.50
2:CC:149:LYS:HG3	2:CC:168:ARG:HB2	1.93	0.50
22:BA:109:A:H2'	22:BA:110:C:H6	1.71	0.50
29:DE:119:ILE:HD11	29:DE:185:LYS:HE2	1.93	0.50
45:DS:22:ASP:HA	45:DS:25:ARG:NH1	2.27	0.50
23:DB:1723:G:C2'	23:DB:1724:G:H5'	2.42	0.50
1:CA:524:G:H2'	1:CA:525:C:H6	1.76	0.50
1:AA:405:U:O4	3:AD:1:ALA:HA	2.11	0.50
23:DB:1482:G:N2	23:DB:1508:A:H1'	2.25	0.50
14:CO:8:THR:O	14:CO:11:ILE:HG22	2.11	0.50
5:CF:85:ILE:HG22	5:CF:86:ARG:N	2.27	0.50
23:DB:2094:A:H2'	23:DB:2095:A:H8	1.77	0.50
5:CF:18:VAL:N	5:CF:19:PRO:HD2	2.26	0.50
48:DG:154:GLU:C	48:DG:156:TYR:H	2.15	0.50
6:CG:50:ALA:HB2	6:CG:57:GLU:HG3	1.93	0.50
1:CA:69:G:N2	1:CA:71:A:H62	2.09	0.50
42:DN:15:SER:O	42:DN:18:GLN:HB2	2.11	0.50
23:BB:813:U:H2'	23:BB:814:C:C6	2.47	0.50
29:BE:98:LYS:O	29:BE:102:ARG:HG2	2.10	0.50
47:DF:35:LEU:CD2	47:DF:153:ILE:HG12	2.42	0.50
1:AA:370:C:H2'	1:AA:371:A:C8	2.47	0.50
20:CB:22:TRP:HA	20:CB:188:THR:HB	1.94	0.50
51:BZ:21:ALA:HB3	51:BZ:23:ASN:HD21	1.77	0.50
23:BB:1534:U:H2'	23:BB:1536:C:C5	2.47	0.50
1:CA:512:U:H2'	1:CA:513:C:C6	2.47	0.50
22:BA:90:C:OP1	38:BM:16:ARG:HB2	2.12	0.50
23:BB:41:C:O2'	23:BB:42:A:H5'	2.11	0.50
23:BB:2654:A:N1	23:BB:2665:A:H5''	2.26	0.50
23:BB:1640:A:H2'	23:BB:1641:A:C8	2.47	0.50
1:AA:455:G:H2'	1:AA:456:A:C8	2.47	0.50
26:DD:61:THR:O	26:DD:64:GLU:HB2	2.12	0.50
1:CA:542:G:O2'	1:CA:543:U:H5'	2.12	0.50
41:BJ:101:ILE:O	41:BJ:105:VAL:HG22	2.11	0.50
11:AL:45:ASN:N	11:AL:45:ASN:HD22	2.10	0.50
25:BC:210:ALA:O	25:BC:215:VAL:HB	2.12	0.50
45:DS:72:THR:CG2	45:DS:108:SER:HB3	2.42	0.50

Continued on next page...

Continued from previous page...

Atom-1	Atom-2	Distance(Å)	Clash(Å)
25:DC:2:VAL:HG23	25:DC:3:VAL:N	2.27	0.50
26:DD:7:LYS:HE2	26:DD:198:GLY:HA2	1.94	0.50
1:AA:634:C:H2'	1:AA:635:A:H8	1.76	0.50
23:DB:1098:A:O5'	24:DI:3:LYS:HG2	2.12	0.50
52:DW:65:LYS:HG3	52:DW:84:GLU:CB	2.41	0.50
44:BQ:26:ALA:HB1	44:BQ:30:VAL:CG1	2.42	0.50
26:DD:14:ILE:HG23	26:DD:22:ILE:HB	1.94	0.50
40:BH:99:ILE:C	40:BH:101:ASP:H	2.16	0.50
25:DC:109:LEU:H	25:DC:109:LEU:CD2	2.25	0.50
50:DT:8:LEU:HD22	50:DT:46:ALA:HA	1.93	0.50
1:AA:532:A:C8	2:AC:192:TYR:HD2	2.29	0.50
49:BR:3:ALA:O	49:BR:13:ARG:HA	2.12	0.50
10:AK:22:ILE:CG2	10:AK:95:THR:HG21	2.34	0.50
21:AU:16:ARG:CZ	21:AU:19:LYS:NZ	2.75	0.50
50:BT:10:VAL:HG11	50:BT:43:ILE:HG13	1.93	0.50
50:BT:13:ALA:O	50:BT:32:LEU:HB2	2.12	0.50
50:BT:54:GLU:HG3	50:BT:90:GLY:N	2.25	0.50
50:BT:81:LYS:HG3	50:BT:82:LYS:N	2.26	0.50
3:AD:191:SER:O	3:AD:192:ALA:HB2	2.12	0.50
37:BL:42:SER:C	37:BL:44:GLY:H	2.14	0.50
20:CB:202:ASN:ND2	20:CB:204:ASP:N	2.51	0.50
20:AB:14:HIS:CE1	20:AB:42:LEU:HD22	2.47	0.50
2:CC:61:LYS:O	2:CC:96:VAL:HB	2.12	0.50
3:CD:160:LEU:N	3:CD:160:LEU:HD13	2.26	0.50
23:DB:2886:A:H3'	23:DB:2887:A:H8	1.76	0.50
1:CA:920:U:H2'	1:CA:921:U:H6	1.76	0.50
29:DE:58:LYS:HD3	29:DE:58:LYS:N	2.27	0.50
24:BI:122:GLU:CD	24:BI:122:GLU:H	2.15	0.50
24:BI:29:GLN:HA	24:BI:29:GLN:HE21	1.76	0.50
11:CL:49:ARG:CG	11:CL:89:LEU:HD21	2.39	0.50
33:D1:36:LYS:HG3	33:D1:47:ILE:HG13	1.94	0.50
35:BV:80:HIS:HA	35:BV:87:GLN:OE1	2.11	0.50
23:DB:719:C:O2'	23:DB:720:U:H5'	2.12	0.50
23:BB:2466:C:OP1	32:B4:4:ARG:HB3	2.12	0.50
50:DT:54:GLU:HG3	50:DT:89:GLU:H	1.77	0.50
23:DB:873:C:H2'	23:DB:874:G:C8	2.46	0.50
11:CL:81:ILE:HG23	11:CL:94:TYR:HB3	1.94	0.50
1:AA:1377:A:H2'	6:AG:6:ILE:HD11	1.93	0.50
23:DB:478:A:H5''	23:DB:479:A:OP2	2.12	0.50
26:BD:8:LYS:HB2	26:BD:201:LEU:HD11	1.94	0.50
26:DD:69:ALA:CA	26:DD:73:VAL:HB	2.40	0.50
25:DC:52:HIS:NE2	25:DC:218:THR:HG23	2.26	0.50

Continued on next page...

Continued from previous page...

Atom-1	Atom-2	Distance(Å)	Clash(Å)
1:CA:735:C:O2'	1:CA:736:C:H5'	2.12	0.50
23:DB:540:C:O2'	23:DB:541:A:H5'	2.11	0.50
23:DB:98:G:C2'	23:DB:99:U:H5''	2.42	0.50
25:DC:93:VAL:HG13	25:DC:94:LEU:N	2.27	0.50
1:AA:1175:G:O2'	1:AA:1176:A:H5'	2.11	0.50
23:BB:197:A:H62	23:BB:2430:A:H2'	1.75	0.50
47:BF:134:GLN:C	47:BF:136:ILE:H	2.15	0.50
1:AA:454:G:H2'	1:AA:455:G:H8	1.75	0.50
38:BM:131:VAL:HG12	38:BM:132:THR:H	1.76	0.50
7:AH:113:ARG:HH21	7:AH:114:ALA:HA	1.77	0.50
1:CA:802:A:H2'	1:CA:803:G:O4'	2.12	0.50
23:DB:2455:G:H2'	23:DB:2456:C:C6	2.47	0.50
9:CJ:7:ARG:O	9:CJ:100:ILE:HA	2.12	0.50
23:DB:538:A:N6	23:DB:555:G:O2'	2.43	0.50
25:DC:53:ILE:HG23	25:DC:53:ILE:O	2.12	0.50
19:CT:72:ALA:HA	19:CT:75:LYS:HD3	1.92	0.50
23:BB:303:G:H2'	23:BB:304:U:C6	2.47	0.50
1:CA:1508:A:H2'	1:CA:1509:C:C6	2.47	0.50
1:CA:244:U:O4	1:CA:906:A:H1'	2.11	0.50
26:DD:186:LEU:HD21	28:DP:7:LEU:HD22	1.94	0.50
41:BJ:73:VAL:HG23	41:BJ:74:TYR:H	1.76	0.50
50:BT:21:SER:O	50:BT:25:GLU:HB2	2.11	0.50
20:CB:101:THR:HG23	20:CB:102:ASN:H	1.77	0.50
23:DB:1063:G:H4'	24:DI:135:MET:HG2	1.94	0.50
10:CK:44:ALA:HB3	10:CK:69:CYS:HB2	1.92	0.50
20:AB:46:VAL:HA	20:AB:49:PHE:CD2	2.47	0.50
23:DB:558:U:O2'	23:DB:559:G:H5'	2.12	0.50
42:DN:75:ILE:O	42:DN:79:LEU:HD12	2.11	0.50
23:BB:1056:G:H4'	23:BB:1086:A:H8	1.77	0.50
26:DD:118:PHE:HE2	42:DN:1:MET:SD	2.34	0.50
1:AA:1217:C:OP1	13:AN:8:ARG:HD2	2.12	0.50
48:BG:106:LEU:O	48:BG:108:PHE:N	2.44	0.50
34:B3:49:VAL:O	34:B3:51:LYS:N	2.44	0.50
3:CD:89:LEU:CD2	3:CD:199:ILE:HD11	2.42	0.50
36:D2:43:THR:O	36:D2:44:VAL:C	2.49	0.50
1:AA:843:U:H2'	1:AA:843:U:O2	2.12	0.50
26:BD:116:LYS:HB3	26:BD:118:PHE:CZ	2.47	0.50
48:DG:96:ALA:HB3	48:DG:103:ASN:HB3	1.94	0.50
23:BB:1778:U:H2'	23:BB:1784:A:N6	2.27	0.50
43:BO:15:ARG:NH2	43:BO:95:SER:HB3	2.23	0.50
4:AE:143:LEU:O	4:AE:146:MET:HG2	2.11	0.50
23:DB:2021:C:OP1	31:D0:8:THR:HG21	2.12	0.50

Continued on next page...

Continued from previous page...

Atom-1	Atom-2	Distance(Å)	Clash(Å)
11:AL:31:GLY:HA3	11:AL:54:VAL:HG12	1.92	0.50
44:BQ:65:ASN:CB	44:BQ:75:TYR:HB2	2.41	0.50
42:DN:45:ARG:O	42:DN:49:GLU:HG3	2.11	0.50
23:DB:459:U:C2'	23:DB:460:A:H5'	2.42	0.50
3:AD:18:LEU:HD12	3:AD:63:ILE:HG12	1.94	0.50
40:DH:41:LYS:O	40:DH:45:GLU:HG3	2.12	0.50
23:DB:2514:U:H2'	23:DB:2515:C:C6	2.47	0.50
23:DB:673:C:C2'	23:DB:674:G:H5'	2.42	0.50
25:BC:75:ALA:CB	25:BC:93:VAL:HG22	2.42	0.50
23:DB:2246:G:H2'	23:DB:2247:A:H8	1.77	0.50
48:DG:176:LYS:HE2	48:DG:176:LYS:O	2.12	0.50
1:CA:152:A:H2'	1:CA:153:C:O4'	2.11	0.50
43:BO:28:VAL:HG21	43:BO:106:LEU:HD21	1.93	0.50
23:BB:1674:G:N2	23:BB:1677:A:N1	2.60	0.50
1:CA:952:U:H2'	1:CA:953:G:H8	1.77	0.50
23:BB:2052:A:O4'	26:BD:147:GLY:HA3	2.12	0.50
23:DB:1640:A:O2'	23:DB:1641:A:H5'	2.12	0.50
1:CA:1317:C:OP1	13:CN:56:PRO:HD2	2.11	0.50
1:CA:1508:A:H2'	1:CA:1509:C:H6	1.76	0.50
18:AS:32:THR:HG22	18:AS:34:SER:H	1.76	0.50
25:BC:12:ARG:HA	25:BC:15:VAL:HG23	1.94	0.50
1:AA:1014:A:H4'	18:AS:13:HIS:CG	2.47	0.50
1:CA:1014:A:H4'	18:CS:13:HIS:CG	2.47	0.50
1:AA:1410:A:H2'	1:AA:1411:C:C6	2.47	0.50
1:AA:802:A:H2'	1:AA:803:G:O4'	2.11	0.50
1:CA:1524:C:H2'	1:CA:1525:G:C8	2.47	0.49
23:DB:2329:U:H2'	23:DB:2330:G:H8	1.77	0.49
18:AS:5:LYS:O	18:AS:6:LYS:HD2	2.12	0.49
13:CN:40:ARG:NH1	18:CS:6:LYS:O	2.36	0.49
40:BH:124:THR:O	40:BH:125:THR:CB	2.59	0.49
47:DF:79:ARG:HE	47:DF:79:ARG:N	2.09	0.49
1:CA:1321:U:H2'	1:CA:1322:C:H5	1.76	0.49
18:CS:44:ILE:HA	18:CS:61:VAL:CG1	2.42	0.49
41:BJ:42:ALA:O	41:BJ:44:TYR:N	2.45	0.49
28:DP:3:ILE:HD13	28:DP:3:ILE:O	2.12	0.49
50:BT:82:LYS:HD2	50:BT:84:TYR:CE1	2.43	0.49
24:DI:78:LEU:HD13	24:DI:108:ILE:HG23	1.94	0.49
1:CA:617:G:H4'	15:CP:46:LYS:CE	2.42	0.49
23:DB:558:U:H5'	41:DJ:114:LEU:HD22	1.94	0.49
12:AM:106:ARG:HH11	12:AM:106:ARG:HA	1.77	0.49
18:AS:44:ILE:O	18:AS:44:ILE:HG23	2.12	0.49
23:DB:1141:U:H4'	23:DB:1142:A:C1'	2.42	0.49

Continued on next page...

Continued from previous page...

Atom-1	Atom-2	Distance(Å)	Clash(Å)
23:BB:2734:A:C2'	23:BB:2735:G:H5'	2.39	0.49
3:AD:29:THR:HG22	3:AD:30:LYS:HD3	1.94	0.49
2:AC:61:LYS:O	2:AC:96:VAL:HB	2.12	0.49
47:BF:135:ILE:HG13	47:BF:137:PHE:H	1.77	0.49
38:DM:24:THR:HG23	38:DM:34:LYS:CE	2.42	0.49
40:DH:113:SER:HB2	40:DH:132:PHE:CZ	2.47	0.49
38:BM:18:ARG:C	38:BM:38:ARG:HH22	2.15	0.49
23:DB:636:G:O5'	37:DL:128:THR:HG22	2.11	0.49
23:DB:2863:C:O2'	23:DB:2864:G:H5'	2.12	0.49
9:CJ:6:ILE:HB	9:CJ:76:ILE:CD1	2.40	0.49
23:DB:2820:A:OP1	42:DN:4:ARG:HA	2.12	0.49
18:AS:27:LYS:HB2	18:AS:28:LYS:NZ	2.26	0.49
23:BB:784:G:H5''	25:BC:225:ASN:OD1	2.13	0.49
1:CA:255:G:H2'	1:CA:256:U:C6	2.47	0.49
12:AM:7:ASN:HD22	12:AM:7:ASN:N	2.10	0.49
12:CM:2:ARG:HG3	12:CM:6:ILE:N	2.27	0.49
1:CA:374:A:H5''	1:CA:452:A:N1	2.26	0.49
23:DB:1106:G:H2'	23:DB:1107:G:H8	1.77	0.49
23:DB:1484:U:H2'	23:DB:1485:U:H6	1.76	0.49
12:AM:96:VAL:C	12:AM:98:GLY:H	2.15	0.49
22:DA:55:U:H2'	22:DA:56:G:H8	1.76	0.49
23:BB:477:A:H2'	23:BB:478:A:C8	2.47	0.49
4:CE:82:HIS:CE1	4:CE:146:MET:HA	2.47	0.49
23:DB:2645:G:H3'	23:DB:2646:C:C5'	2.42	0.49
1:AA:1021:A:H2'	1:AA:1022:A:O4'	2.11	0.49
47:DF:119:LYS:C	47:DF:121:PHE:H	2.15	0.49
1:CA:472:U:H2'	1:CA:473:U:C6	2.47	0.49
23:DB:315:G:H2'	23:DB:316:C:H6	1.76	0.49
20:AB:116:LEU:HB3	20:AB:140:LEU:HD11	1.93	0.49
23:BB:1355:G:O2'	23:BB:1356:G:H5'	2.12	0.49
40:DH:40:THR:O	40:DH:42:LYS:N	2.44	0.49
44:BQ:4:LYS:HZ3	44:BQ:7:VAL:HG22	1.76	0.49
25:BC:74:PRO:HG2	25:BC:96:LYS:HG2	1.93	0.49
23:BB:2893:A:H4'	23:BB:2894:G:C5'	2.42	0.49
16:CQ:30:HIS:ND1	16:CQ:32:ILE:HG22	2.27	0.49
25:DC:12:ARG:HA	25:DC:15:VAL:HG23	1.93	0.49
23:DB:729:G:H2'	23:DB:1775:U:H1'	1.93	0.49
40:DH:4:ILE:HD12	40:DH:37:VAL:O	2.12	0.49
43:DO:28:VAL:HG21	43:DO:106:LEU:HD21	1.94	0.49
9:CJ:8:ILE:HG13	9:CJ:100:ILE:HG22	1.94	0.49
1:AA:1366:C:H2'	1:AA:1367:C:H6	1.77	0.49
17:CR:33:THR:C	17:CR:35:SER:H	2.15	0.49

Continued on next page...

Continued from previous page...

Atom-1	Atom-2	Distance(Å)	Clash(Å)
1:AA:201:G:O2'	1:AA:469:C:H4'	2.12	0.49
23:BB:2076:U:O4'	23:BB:2076:U:O2	2.30	0.49
16:AQ:80:LYS:HD2	16:AQ:80:LYS:H	1.77	0.49
23:DB:57:C:H2'	23:DB:58:G:O4'	2.12	0.49
42:DN:23:ASN:O	42:DN:27:SER:HB2	2.12	0.49
23:BB:1213:A:C6	23:BB:1237:A:H1'	2.47	0.49
51:BZ:71:LEU:O	51:BZ:74:ARG:HG2	2.12	0.49
23:BB:2352:A:C6	52:BW:30:VAL:HG11	2.47	0.49
1:AA:1278:G:H4'	1:AA:1279:G:C5'	2.42	0.49
26:DD:4:LEU:HD23	26:DD:101:PHE:CE1	2.47	0.49
26:BD:101:PHE:HE2	26:BD:205:PRO:HD3	1.78	0.49
44:BQ:23:TYR:HB3	44:BQ:27:ARG:HB3	1.94	0.49
8:CI:51:LEU:HB3	8:CI:56:MET:CG	2.42	0.49
40:BH:144:VAL:HG12	40:BH:146:VAL:HG23	1.94	0.49
25:DC:170:TYR:CD2	25:DC:184:GLU:HA	2.47	0.49
25:DC:90:ILE:HD13	25:DC:103:ILE:O	2.12	0.49
44:DQ:94:LEU:HD21	49:DR:11:GLN:HB2	1.94	0.49
27:DK:70:ARG:HH11	27:DK:70:ARG:HB3	1.76	0.49
29:DE:147:LEU:HD12	29:DE:149:ILE:HG22	1.94	0.49
1:AA:1207:G:O2'	1:AA:1208:C:H5'	2.13	0.49
18:AS:49:ALA:HA	18:AS:57:VAL:O	2.12	0.49
28:DP:3:ILE:HG23	28:DP:4:ILE:HG13	1.94	0.49
25:BC:107:LYS:HD3	25:BC:193:GLU:HB2	1.92	0.49
1:CA:692:U:H2'	1:CA:694:A:OP2	2.12	0.49
20:CB:16:GLY:CA	20:CB:40:ILE:H	2.25	0.49
10:AK:33:ILE:HG12	10:AK:69:CYS:SG	2.52	0.49
52:DW:43:LYS:HB3	52:DW:58:LEU:CD1	2.42	0.49
47:BF:87:LYS:HG3	47:BF:88:VAL:N	2.20	0.49
24:DI:17:ALA:O	24:DI:18:ASN:HB3	2.12	0.49
2:AC:106:ARG:HG2	2:AC:106:ARG:O	2.12	0.49
4:CE:131:ASN:HD22	4:CE:134:ASN:H	1.60	0.49
23:BB:1175:A:C5	23:BB:1176:U:H1'	2.47	0.49
48:BG:93:TYR:O	48:BG:94:ARG:HG3	2.11	0.49
23:BB:1560:G:H2'	23:BB:1561:C:C6	2.46	0.49
1:CA:332:G:O2'	1:CA:333:U:H5'	2.11	0.49
48:DG:10:VAL:HG12	48:DG:14:VAL:HG21	1.94	0.49
23:DB:1439:A:N7	23:DB:1440:U:C2	2.81	0.49
1:CA:373:A:O4'	1:CA:481:G:H1'	2.12	0.49
23:BB:1487:U:H2'	23:BB:1488:C:C6	2.47	0.49
23:DB:309:A:N3	23:DB:329:G:O2'	2.45	0.49
48:BG:84:LYS:HG3	48:BG:131:VAL:CA	2.42	0.49
19:CT:68:LYS:CA	19:CT:68:LYS:HE2	2.42	0.49

Continued on next page...

Continued from previous page...

Atom-1	Atom-2	Distance(Å)	Clash(Å)
4:AE:158:LYS:NZ	7:AH:65:PHE:HA	2.27	0.49
4:AE:82:HIS:HE1	4:AE:146:MET:HA	1.77	0.49
46:BU:81:ARG:HB2	46:BU:96:LYS:HG2	1.93	0.49
2:CC:13:ILE:HD13	2:CC:13:ILE:N	2.27	0.49
1:CA:441:A:H61	1:CA:493:A:H62	1.60	0.49
1:AA:389:A:H2'	1:AA:389:A:N3	2.27	0.49
23:DB:1729:U:H2'	23:DB:1730:C:C4'	2.42	0.49
23:DB:156:A:H2'	23:DB:157:C:H6	1.76	0.49
46:DU:21:ARG:HD3	46:DU:72:PHE:CD2	2.47	0.49
23:BB:946:C:H2'	23:BB:947:A:C8	2.48	0.49
41:DJ:35:ARG:HA	41:DJ:40:HIS:CD2	2.47	0.49
23:DB:2095:A:H3'	23:DB:2096:C:H6	1.76	0.49
1:CA:1240:U:H3	6:CG:29:LEU:HD23	1.77	0.49
1:CA:36:C:H4'	11:CL:118:VAL:O	2.12	0.49
5:AF:47:LEU:HD21	5:AF:57:ALA:CB	2.42	0.49
20:CB:8:MET:CG	20:CB:9:LEU:H	2.25	0.49
23:DB:2443:C:H2'	23:DB:2444:G:C8	2.48	0.49
23:DB:1210:G:OP1	23:DB:1212:G:H5'	2.11	0.49
1:CA:1308:U:H3'	12:CM:97:ARG:NH1	2.26	0.49
40:BH:73:ASN:N	40:BH:73:ASN:HD22	2.10	0.49
1:CA:1446:A:N6	1:CA:1447:A:N6	2.60	0.49
39:DX:23:ARG:HA	39:DX:26:PHE:HB3	1.94	0.49
23:BB:1714:U:H3'	23:BB:1715:G:C5'	2.42	0.49
27:BK:2:ILE:HA	27:BK:33:ALA:H	1.77	0.49
1:AA:505:G:H2'	1:AA:506:G:H8	1.76	0.49
3:CD:54:LEU:HD22	3:CD:54:LEU:O	2.12	0.49
23:DB:2746:U:H4'	48:DG:137:LYS:HG3	1.94	0.49
1:AA:1527:U:O2'	1:AA:1528:U:H5'	2.11	0.49
23:DB:997:G:O2'	23:DB:998:C:H5'	2.13	0.49
23:DB:1099:G:O2'	23:DB:1100:C:H5'	2.13	0.49
23:BB:855:G:N3	52:BW:23:LYS:HE3	2.27	0.49
52:DW:30:VAL:O	52:DW:30:VAL:HG22	2.13	0.49
52:DW:50:VAL:HG23	52:DW:61:LYS:CE	2.42	0.49
52:DW:59:PHE:O	52:DW:60:ALA:HB3	2.12	0.49
26:DD:32:ASN:HA	26:DD:51:THR:O	2.12	0.49
5:AF:3:HIS:N	5:AF:3:HIS:CD2	2.81	0.49
37:DL:125:LEU:H	37:DL:143:GLU:CG	2.22	0.49
23:BB:2260:C:H2'	23:BB:2261:C:H6	1.77	0.49
1:CA:1320:C:H41	18:CS:36:ARG:HE	1.59	0.49
18:CS:66:VAL:C	18:CS:68:HIS:H	2.16	0.49
39:BX:39:GLN:HB2	39:BX:42:LEU:HD22	1.93	0.49
25:BC:151:GLY:C	25:BC:152:GLN:HG3	2.31	0.49

Continued on next page...

Continued from previous page...

Atom-1	Atom-2	Distance(Å)	Clash(Å)
50:BT:15:HIS:HB3	50:BT:31:VAL:HG23	1.94	0.49
24:DI:54:ILE:C	24:DI:54:ILE:HD13	2.32	0.49
45:BS:36:LEU:N	45:BS:36:LEU:HD22	2.27	0.49
1:AA:87:C:H2'	1:AA:88:U:C4'	2.42	0.49
40:DH:90:LEU:HD12	40:DH:90:LEU:N	2.25	0.49
42:BN:114:GLU:HG2	42:BN:115:LEU:N	2.27	0.49
42:BN:25:ALA:O	42:BN:29:VAL:HG23	2.11	0.49
42:BN:83:LEU:HA	42:BN:86:ARG:CB	2.42	0.49
47:DF:64:PRO:HA	47:DF:88:VAL:HG21	1.92	0.49
47:BF:106:ALA:HA	47:BF:135:ILE:CD1	2.41	0.49
5:AF:53:LYS:HA	5:AF:53:LYS:HE2	1.94	0.49
47:BF:168:LEU:O	47:BF:169:LEU:HB2	2.13	0.49
47:BF:1:ALA:O	47:BF:4:HIS:HB3	2.13	0.49
49:DR:78:ARG:HB3	49:DR:83:TYR:HB3	1.94	0.49
13:CN:79:SER:O	13:CN:83:VAL:HG23	2.12	0.49
26:DD:92:VAL:O	26:DD:94:GLN:N	2.45	0.49
28:BP:110:LYS:HD2	28:BP:110:LYS:N	2.23	0.49
23:BB:545:U:C5	23:BB:547:A:H5'	2.47	0.49
40:BH:4:ILE:HD12	40:BH:37:VAL:O	2.11	0.49
40:BH:4:ILE:HG12	40:BH:44:ILE:HG23	1.93	0.49
23:BB:1434:A:H62	23:BB:1558:C:H42	1.58	0.49
1:AA:1330:U:H2'	1:AA:1331:G:H5'	1.94	0.49
1:AA:842:U:H2'	1:AA:843:U:O3'	2.13	0.49
26:BD:124:ARG:HG3	26:BD:124:ARG:O	2.11	0.49
49:BR:14:VAL:HG22	49:BR:15:SER:N	2.27	0.49
29:BE:70:SER:HB2	29:BE:78:TRP:CZ2	2.48	0.49
23:DB:920:A:H2'	23:DB:921:C:C6	2.47	0.49
48:BG:85:LYS:HA	48:BG:131:VAL:HG12	1.94	0.49
8:AI:39:GLY:HA2	8:AI:44:ARG:CD	2.41	0.49
37:DL:77:ILE:HD11	37:DL:95:LEU:HD13	1.93	0.49
1:CA:658:C:H2'	1:CA:659:U:C6	2.44	0.49
46:BU:21:ARG:HG3	46:BU:21:ARG:HH11	1.76	0.49
23:DB:863:A:H2'	23:DB:864:G:C8	2.47	0.49
38:BM:31:PHE:HB3	38:BM:130:PHE:CZ	2.48	0.49
38:DM:135:VAL:O	38:DM:136:MET:HG3	2.12	0.49
38:DM:134:THR:HG22	38:DM:136:MET:H	1.76	0.49
10:CK:110:THR:CG2	21:CU:4:LYS:HA	2.42	0.49
7:AH:94:VAL:HG21	7:AH:100:ILE:O	2.12	0.49
1:AA:401:C:H2'	1:AA:402:G:H8	1.76	0.49
1:CA:399:G:H2'	1:CA:400:C:C6	2.47	0.49
1:CA:378:G:H2'	1:CA:379:C:C6	2.47	0.49
8:AI:66:VAL:CG2	8:AI:74:GLN:HG3	2.42	0.49

Continued on next page...

Continued from previous page...

Atom-1	Atom-2	Distance(Å)	Clash(Å)
23:BB:528:A:N1	23:BB:2042:A:H2'	2.28	0.49
29:DE:34:ALA:CB	29:DE:96:VAL:HG21	2.41	0.49
1:AA:1200:C:H3'	1:AA:1201:A:H5'	1.93	0.49
7:AH:66:GLN:C	7:AH:68:LYS:H	2.15	0.49
6:AG:94:ARG:HH12	6:AG:98:LEU:HD21	1.77	0.49
23:DB:1153:C:H2'	23:DB:1154:G:O4'	2.12	0.49
43:BO:75:GLY:HA3	43:BO:106:LEU:HA	1.94	0.49
23:BB:1219:U:H2'	23:BB:1220:G:H8	1.77	0.49
19:AT:53:MET:O	19:AT:57:VAL:HG22	2.12	0.49
23:DB:937:C:H2'	23:DB:938:G:H8	1.76	0.49
1:AA:1247:U:O2'	1:AA:1248:A:H5'	2.12	0.49
5:AF:81:ASN:HB3	5:AF:84:VAL:HG12	1.94	0.49
11:CL:45:ASN:HD22	11:CL:45:ASN:N	2.09	0.49
23:DB:1326:U:H2'	23:DB:1327:A:H8	1.77	0.49
38:DM:78:LEU:HD12	38:DM:79:ALA:H	1.77	0.49
1:AA:208:U:H2'	1:AA:210:C:C5	2.47	0.49
26:BD:40:LEU:HD12	26:BD:41:ALA:N	2.28	0.49
23:BB:2691:C:H2'	23:BB:2692:G:H8	1.78	0.49
6:CG:94:ARG:NH1	6:CG:98:LEU:HD21	2.27	0.49
23:DB:2025:C:H5'	26:DD:154:LYS:NZ	2.27	0.49
2:CC:174:LEU:H	2:CC:174:LEU:HD12	1.77	0.49
2:CC:181:ILE:HD12	2:CC:181:ILE:N	2.26	0.49
25:BC:53:ILE:O	25:BC:53:ILE:HG23	2.11	0.49
33:D1:40:PRO:O	33:D1:43:ARG:HG2	2.11	0.49
23:BB:696:G:O2'	23:BB:697:G:H5'	2.12	0.49
26:DD:111:GLY:H	26:DD:194:PRO:HG2	1.77	0.49
1:CA:794:A:H2'	1:CA:795:C:C6	2.48	0.49
23:BB:2269:G:H4'	52:BW:19:ARG:HH12	1.78	0.49
52:BW:39:GLN:HG3	52:BW:42:THR:H	1.77	0.49
44:DQ:26:ALA:HB1	44:DQ:30:VAL:HG11	1.93	0.49
28:DP:62:LYS:HE3	28:DP:64:SER:OG	2.11	0.49
28:BP:47:ILE:HG13	28:BP:48:ALA:H	1.77	0.49
41:DJ:42:ALA:O	41:DJ:44:TYR:N	2.46	0.49
3:CD:191:SER:O	3:CD:192:ALA:HB2	2.13	0.49
48:BG:17:LYS:HB3	48:BG:24:THR:N	2.17	0.49
20:AB:172:ILE:HG23	20:AB:182:VAL:HG11	1.95	0.49
41:BJ:44:TYR:CD2	44:BQ:59:LEU:HD11	2.47	0.49
51:BZ:53:ALA:O	51:BZ:54:LYS:HB3	2.12	0.49
25:BC:117:SER:CB	25:BC:128:THR:HB	2.43	0.49
1:CA:1096:C:H2'	1:CA:1097:C:H6	1.78	0.49
47:BF:42:ALA:O	47:BF:43:ILE:C	2.51	0.49
46:BU:73:ASN:HD22	46:BU:74:ALA:N	2.10	0.49

Continued on next page...

Continued from previous page...

Atom-1	Atom-2	Distance(Å)	Clash(Å)
23:DB:2897:U:H2'	23:DB:2898:U:H6	1.77	0.49
47:BF:2:LYS:HE3	47:BF:97:GLU:HA	1.94	0.49
23:BB:1570:A:H2'	23:BB:1571:A:C8	2.47	0.49
47:BF:35:LEU:CD2	47:BF:153:ILE:HG12	2.42	0.49
23:BB:362:A:H3'	23:BB:363:G:H8	1.76	0.49
23:BB:705:A:H61	23:BB:726:G:H1'	1.78	0.49
1:AA:1031:C:H4'	1:AA:1032:G:C5'	2.43	0.49
29:DE:173:THR:C	29:DE:175:ILE:H	2.15	0.49
23:DB:2147:A:O5'	23:DB:2148:G:H5''	2.12	0.49
25:BC:243:PRO:O	25:BC:250:GLN:HA	2.12	0.49
23:BB:2498:C:H3'	56:BB:3589:HOH:O	2.12	0.49
8:AI:39:GLY:O	8:AI:41:GLU:HG3	2.12	0.49
23:BB:1482:G:H2'	23:BB:1483:G:H8	1.77	0.49
1:CA:389:A:H2'	1:CA:389:A:N3	2.27	0.49
38:BM:126:ILE:HD12	38:BM:126:ILE:N	2.27	0.49
22:DA:7:G:H1'	43:DO:38:GLN:HE22	1.76	0.49
1:CA:596:A:H2'	1:CA:597:G:H8	1.77	0.49
37:BL:129:LYS:HA	37:BL:132:ARG:HG2	1.93	0.49
1:CA:204:G:H1'	1:CA:466:A:H62	1.78	0.49
29:DE:70:SER:HB2	29:DE:78:TRP:CZ2	2.48	0.49
2:AC:21:TRP:CH2	2:AC:31:ASN:HB3	2.47	0.49
23:BB:814:C:H2'	23:BB:815:C:H6	1.77	0.49
34:B3:41:ARG:HG3	34:B3:44:ARG:HH22	1.76	0.49
34:B3:41:ARG:HG3	34:B3:44:ARG:NH2	2.26	0.49
23:BB:414:C:H2'	23:BB:415:A:H8	1.78	0.49
45:DS:43:ALA:O	45:DS:46:LEU:HB2	2.12	0.49
23:BB:540:C:H2'	23:BB:541:A:H8	1.76	0.49
16:AQ:30:HIS:ND1	16:AQ:32:ILE:HG22	2.27	0.49
1:AA:714:G:H21	1:AA:777:A:H1'	1.77	0.49
23:DB:2355:G:H4'	52:DW:20:LEU:HD13	1.94	0.49
43:BO:28:VAL:O	43:BO:28:VAL:HG13	2.13	0.49
23:BB:1683:U:H2'	23:BB:1684:G:C8	2.47	0.49
52:DW:21:GLY:HA3	52:DW:33:GLY:HA2	1.94	0.49
19:AT:53:MET:HA	19:AT:56:ILE:HD12	1.93	0.49
23:BB:1161:C:H2'	23:BB:1162:G:H8	1.77	0.49
23:DB:81:G:H2'	23:DB:82:U:O4'	2.12	0.49
23:DB:2825:G:H5''	23:DB:2825:G:N3	2.27	0.49
1:CA:1069:C:H4'	1:CA:1192:C:O2	2.12	0.49
23:DB:1364:G:H5''	51:DZ:3:ARG:CZ	2.42	0.49
41:BJ:34:ARG:HG3	41:BJ:34:ARG:HH11	1.76	0.49
23:BB:2081:U:OP1	51:BZ:19:SER:HB3	2.13	0.49
23:BB:337:C:H2'	23:BB:338:G:O4'	2.12	0.49

Continued on next page...

Continued from previous page...

Atom-1	Atom-2	Distance(Å)	Clash(Å)
23:BB:857:G:O2'	23:BB:858:G:H5'	2.12	0.49
20:CB:57:ASN:HA	20:CB:60:ALA:HB3	1.94	0.49
8:AI:20:ILE:HD13	8:AI:85:ALA:CB	2.40	0.49
44:BQ:26:ALA:HB1	44:BQ:30:VAL:HG11	1.94	0.49
25:DC:117:SER:CB	25:DC:128:THR:HB	2.42	0.49
50:DT:29:THR:CG2	50:DT:86:THR:HG22	2.43	0.49
1:AA:1085:U:H3'	1:AA:1086:U:C5	2.47	0.49
47:DF:49:LEU:HD11	47:DF:66:ILE:HD12	1.92	0.49
45:DS:36:LEU:HD22	45:DS:36:LEU:N	2.27	0.49
47:BF:84:ILE:HG22	47:BF:84:ILE:O	2.12	0.49
43:BO:26:LEU:HD13	43:BO:39:VAL:HG23	1.94	0.49
20:CB:16:GLY:HA2	20:CB:40:ILE:CG1	2.42	0.49
28:BP:6:GLN:HA	28:BP:9:GLN:CD	2.33	0.49
37:DL:42:SER:C	37:DL:44:GLY:H	2.16	0.49
32:D4:11:CYS:SG	32:D4:13:ASN:HB2	2.52	0.49
32:D4:9:LYS:HD3	32:D4:9:LYS:N	2.28	0.49
23:BB:2732:G:H5'	23:BB:2733:A:O4'	2.13	0.49
23:BB:1023:U:H2'	23:BB:1024:G:H5'	1.93	0.49
8:CI:64:ILE:H	8:CI:64:ILE:HD12	1.78	0.49
9:CJ:53:ILE:HG13	13:CN:84:ARG:CZ	2.43	0.49
48:BG:10:VAL:HG12	48:BG:10:VAL:O	2.12	0.49
12:CM:52:ILE:HD12	12:CM:55:LEU:HD12	1.95	0.49
41:DJ:72:LYS:CG	41:DJ:89:PHE:HB2	2.43	0.49
1:AA:374:A:H5''	1:AA:452:A:N1	2.27	0.49
28:BP:74:GLN:O	28:BP:76:HIS:N	2.45	0.49
23:BB:3:U:O2'	23:BB:4:U:C6	2.63	0.49
8:CI:66:VAL:CG2	8:CI:74:GLN:HG3	2.41	0.49
23:BB:873:C:H2'	23:BB:874:G:C8	2.47	0.49
15:AP:61:VAL:HA	15:AP:65:ALA:HB3	1.94	0.49
1:AA:1480:A:H2'	1:AA:1481:U:O4'	2.13	0.49
1:CA:598:U:H4'	7:CH:85:TYR:CD2	2.47	0.49
23:BB:2155:U:H2'	23:BB:2156:G:H8	1.76	0.49
23:BB:118:A:N3	23:BB:178:G:H1'	2.27	0.49
1:AA:679:C:H2'	1:AA:680:C:C6	2.47	0.49
23:DB:2243:U:O2'	23:DB:2244:U:H5'	2.13	0.49
5:CF:43:GLY:HA2	5:CF:58:HIS:CD2	2.48	0.49
7:AH:94:VAL:HG12	7:AH:99:GLY:HA3	1.93	0.49
48:BG:154:GLU:C	48:BG:156:TYR:H	2.15	0.49
1:CA:6:G:H4'	1:CA:298:A:H4'	1.95	0.49
1:AA:34:C:H2'	1:AA:35:G:H8	1.76	0.49
25:BC:93:VAL:HG12	25:BC:101:ARG:O	2.13	0.49
23:BB:2247:A:O2'	23:BB:2248:C:H5'	2.11	0.49

Continued on next page...

Continued from previous page...

Atom-1	Atom-2	Distance(Å)	Clash(Å)
23:BB:2757:A:H2'	23:BB:2757:A:N3	2.28	0.49
40:BH:122:LEU:HD12	40:BH:122:LEU:H	1.77	0.49
23:BB:1683:U:H2'	23:BB:1684:G:H8	1.78	0.49
25:BC:12:ARG:HD3	25:BC:12:ARG:O	2.13	0.49
23:BB:1258:U:H2'	23:BB:1259:G:H8	1.78	0.49
1:AA:1386:G:H2'	1:AA:1387:G:H8	1.76	0.49
23:BB:820:A:H2'	23:BB:821:A:O4'	2.12	0.49
1:AA:685:G:O2'	1:AA:686:U:H5'	2.12	0.49
11:CL:23:LEU:O	11:CL:25:ALA:N	2.45	0.49
23:DB:813:U:H2'	23:DB:814:C:C6	2.47	0.49
13:CN:14:ALA:O	13:CN:18:LYS:HG3	2.12	0.49
44:BQ:79:ILE:HD13	44:BQ:79:ILE:O	2.11	0.49
40:BH:149:GLU:O	40:BH:149:GLU:HG3	2.11	0.49
40:DH:95:GLY:H	40:DH:98:ASP:HB2	1.78	0.49
46:DU:85:ARG:NH1	46:DU:86:PHE:N	2.60	0.49
42:DN:24:MET:HE1	42:DN:40:LYS:O	2.12	0.49
42:DN:39:PRO:C	42:DN:41:ALA:H	2.14	0.49
29:DE:150:THR:HG21	29:DE:153:LEU:HA	1.93	0.49
29:DE:166:LYS:O	29:DE:167:VAL:HB	2.12	0.49
50:DT:25:GLU:HG2	50:DT:29:THR:O	2.13	0.49
18:AS:48:ILE:HG22	18:AS:49:ALA:N	2.24	0.49
23:BB:996:A:H4'	44:BQ:91:ARG:HG2	1.94	0.49
1:AA:1073:U:H4'	20:AB:104:LYS:CE	2.42	0.49
28:DP:3:ILE:C	28:DP:3:ILE:HD13	2.33	0.49
29:BE:181:ILE:HG12	37:BL:2:ARG:N	2.27	0.49
47:DF:87:LYS:HG3	47:DF:88:VAL:N	2.17	0.49
27:BK:71:ARG:HB3	27:BK:72:PRO:HD2	1.95	0.49
47:BF:174:PHE:HB3	47:BF:176:PHE:CD1	2.48	0.49
23:DB:743:A:C2'	23:DB:744:U:H5'	2.42	0.49
26:DD:90:PHE:CD2	26:DD:94:GLN:HG3	2.47	0.49
26:DD:90:PHE:HD2	26:DD:94:GLN:HG3	1.77	0.49
23:DB:1570:A:H2'	23:DB:1571:A:C8	2.47	0.49
1:CA:840:C:N3	1:CA:842:U:H5'	2.26	0.49
36:D2:42:LEU:O	36:D2:43:THR:HG23	2.13	0.49
23:DB:1551:A:C3'	23:DB:1552:A:H5''	2.42	0.49
43:BO:51:ALA:HB3	43:BO:78:VAL:CG2	2.38	0.49
24:BI:62:ALA:C	24:BI:64:ARG:H	2.15	0.49
7:CH:51:GLU:HG2	7:CH:52:GLY:N	2.24	0.49
12:CM:63:VAL:HG13	12:CM:67:ASP:HB2	1.94	0.49
12:AM:95:PRO:CD	12:AM:108:ARG:HG2	2.43	0.49
23:BB:454:A:H4'	23:BB:455:C:OP2	2.12	0.49
38:DM:101:VAL:HG13	38:DM:101:VAL:O	2.13	0.49

Continued on next page...

Continued from previous page...

Atom-1	Atom-2	Distance(Å)	Clash(Å)
2:CC:13:ILE:HG12	2:CC:14:VAL:HG13	1.93	0.49
11:CL:83:GLY:HA2	11:CL:94:TYR:HA	1.95	0.49
3:AD:138:PRO:HA	3:AD:181:PHE:CD2	2.47	0.49
23:DB:2101:A:O2'	23:DB:2102:G:H5'	2.12	0.49
1:AA:441:A:H61	1:AA:493:A:H62	1.61	0.49
1:CA:1272:G:H2'	1:CA:1273:C:C6	2.48	0.49
20:AB:125:PHE:C	20:AB:127:LYS:HD2	2.33	0.49
1:CA:1057:G:H5''	2:CC:153:SER:HB2	1.95	0.49
2:CC:129:PHE:CG	2:CC:130:ARG:N	2.80	0.49
28:BP:88:ARG:HB3	28:BP:88:ARG:NH2	2.27	0.49
23:BB:2065:C:H2'	23:BB:2066:C:C6	2.46	0.49
5:CF:18:VAL:O	5:CF:22:ILE:HG13	2.11	0.49
47:DF:19:PHE:HE1	47:DF:167:ALA:HB2	1.78	0.49
28:BP:26:GLU:HG3	28:BP:43:GLU:HB2	1.95	0.49
47:BF:115:GLY:HA3	47:BF:177:ARG:HD2	1.94	0.49
23:BB:540:C:O2'	23:BB:541:A:H5'	2.12	0.49
14:CO:32:LEU:O	14:CO:36:ILE:HG12	2.12	0.49
23:BB:1665:A:O2'	23:BB:1666:G:H5'	2.13	0.49
23:BB:975:A:H1'	23:BB:990:A:C2	2.47	0.49
23:BB:2213:U:O2	23:BB:2213:U:H2'	2.13	0.49
1:CA:893:C:H2'	1:CA:894:G:C8	2.47	0.49
23:DB:909:A:H2'	23:DB:912:C:H5	1.76	0.49
23:BB:2282:G:H4'	23:BB:2389:G:O2'	2.12	0.49
26:DD:7:LYS:CE	26:DD:198:GLY:HA2	2.42	0.49
23:BB:1258:U:H2'	23:BB:1259:G:C8	2.47	0.49
1:CA:984:C:O2'	1:CA:985:C:H5'	2.12	0.49
23:DB:782:A:N3	25:DC:224:MET:HB3	2.28	0.49
23:DB:1319:C:O2'	23:DB:1320:C:H5'	2.13	0.49
23:DB:975:A:H1'	23:DB:990:A:C2	2.48	0.49
23:DB:598:U:H2'	23:DB:599:A:H8	1.77	0.49
15:CP:73:ALA:O	15:CP:77:GLU:HG3	2.13	0.49
21:CU:27:VAL:O	21:CU:31:VAL:HG23	2.12	0.49
23:DB:1539:U:H2'	23:DB:1540:G:C8	2.46	0.49
23:BB:81:G:H2'	23:BB:82:U:O4'	2.13	0.49
25:DC:175:LEU:HD11	25:DC:181:ARG:HG3	1.94	0.49
10:AK:115:ILE:O	10:AK:115:ILE:HD12	2.11	0.49
34:B3:50:SER:C	34:B3:52:GLY:H	2.16	0.49
23:DB:2385:C:H2'	23:DB:2386:A:C8	2.47	0.49
49:BR:34:GLU:CD	49:BR:60:LYS:HE2	2.33	0.49
23:DB:2260:C:H2'	23:DB:2261:C:H6	1.77	0.49
29:BE:150:THR:HG21	29:BE:153:LEU:HA	1.94	0.49
50:DT:13:ALA:O	50:DT:32:LEU:HB2	2.13	0.49

Continued on next page...

Continued from previous page...

Atom-1	Atom-2	Distance(Å)	Clash(Å)
20:AB:165:ALA:HB3	20:AB:186:VAL:HG12	1.95	0.49
44:BQ:86:SER:HB2	49:BR:50:GLY:O	2.12	0.49
44:DQ:109:VAL:CG1	44:DQ:113:LYS:HE3	2.41	0.49
23:BB:588:U:H1'	29:BE:85:PHE:CD1	2.47	0.49
40:BH:114:GLU:HB3	40:BH:134:VAL:CA	2.43	0.49
40:BH:141:LYS:HD3	40:BH:141:LYS:N	2.26	0.49
24:BI:74:PRO:O	24:BI:77:VAL:HG22	2.12	0.49
10:AK:73:VAL:O	10:AK:76:TYR:HB2	2.12	0.49
42:BN:39:PRO:C	42:BN:41:ALA:H	2.16	0.49
47:DF:65:LEU:H	47:DF:88:VAL:HG22	1.75	0.49
23:DB:2732:G:H5'	23:DB:2733:A:O4'	2.12	0.49
23:BB:2732:G:H3'	23:BB:2733:A:H5'	1.95	0.49
47:DF:104:THR:C	47:DF:108:PRO:HG2	2.33	0.49
47:DF:174:PHE:HB3	47:DF:176:PHE:CD1	2.47	0.49
30:DY:7:THR:HA	30:DY:34:THR:HA	1.95	0.49
30:DY:8:GLN:HB3	30:DY:31:ILE:O	2.13	0.49
24:DI:21:PRO:CB	24:DI:22:PRO:HD3	2.38	0.49
14:AO:17:ARG:HD3	14:AO:24:SER:OG	2.13	0.49
47:DF:32:LYS:HE2	47:DF:34:THR:HG22	1.93	0.49
23:BB:1080:A:O2'	23:BB:1081:U:H5'	2.12	0.49
23:DB:1439:A:N7	23:DB:1440:U:C6	2.81	0.49
35:BV:40:ILE:HD13	35:BV:40:ILE:H	1.78	0.49
9:CJ:14:ASP:OD1	9:CJ:17:LEU:HB2	2.13	0.49
29:BE:58:LYS:N	29:BE:58:LYS:HD3	2.27	0.49
23:BB:1439:A:N7	23:BB:1440:U:N1	2.61	0.49
23:DB:2471:A:O2'	23:DB:2472:G:O5'	2.31	0.49
1:AA:1251:A:H2'	1:AA:1252:A:C8	2.47	0.49
25:BC:245:THR:O	25:BC:247:TRP:N	2.45	0.49
23:DB:1487:U:H2'	23:DB:1488:C:C6	2.48	0.49
23:BB:1779:U:C5	23:BB:1784:A:N7	2.79	0.49
37:DL:95:LEU:O	37:DL:100:ILE:HG22	2.13	0.49
23:DB:192:C:C2'	23:DB:193:U:H5'	2.42	0.49
6:CG:62:GLU:O	6:CG:66:GLU:HG3	2.12	0.49
46:BU:14:THR:O	46:BU:18:LYS:HA	2.12	0.49
1:AA:1057:G:H5''	2:AC:153:SER:HB2	1.94	0.49
38:BM:4:PRO:HG2	38:BM:70:ASP:HA	1.93	0.49
23:BB:1729:U:H2'	23:BB:1730:C:O4'	2.13	0.49
1:AA:17:U:O2'	1:AA:18:C:H5'	2.12	0.49
10:AK:110:THR:CG2	21:AU:4:LYS:HA	2.43	0.49
1:CA:552:U:O2'	1:CA:553:A:H5'	2.13	0.49
1:AA:679:C:H2'	1:AA:680:C:H6	1.77	0.49
25:DC:71:ASP:O	25:DC:73:ILE:HG12	2.13	0.49

Continued on next page...

Continued from previous page...

Atom-1	Atom-2	Distance(Å)	Clash(Å)
23:DB:68:G:H2'	23:DB:69:C:H6	1.77	0.49
5:CF:47:LEU:HD21	5:CF:57:ALA:CB	2.42	0.49
23:DB:2776:A:H4'	23:DB:2777:G:O5'	2.13	0.49
23:DB:100:U:OP1	23:DB:101:A:O5'	2.30	0.49
22:BA:49:C:H2'	22:BA:50:A:H8	1.77	0.49
23:BB:1198:U:H2'	23:BB:1199:U:H6	1.78	0.49
22:BA:88:C:HO2'	22:BA:89:U:H6	1.61	0.49
23:BB:2359:C:H2'	23:BB:2360:G:C8	2.48	0.49
23:BB:39:G:H2'	23:BB:40:U:C6	2.48	0.49
6:AG:15:PRO:HG3	6:AG:39:GLU:OE1	2.13	0.49
23:BB:2537:U:H2'	23:BB:2538:C:C6	2.47	0.49
27:BK:2:ILE:HD12	27:BK:2:ILE:N	2.27	0.49
23:DB:782:A:N7	25:DC:219:VAL:HG21	2.28	0.49
23:BB:2828:G:O2'	23:BB:2829:A:H5'	2.11	0.49
23:BB:1310:G:H21	23:BB:1610:A:H8	1.61	0.49
1:CA:432:A:H2'	1:CA:433:G:H5'	1.94	0.49
1:CA:627:G:H2'	1:CA:628:G:C8	2.47	0.49
1:CA:264:C:O2'	16:CQ:65:PRO:HG2	2.12	0.49
4:AE:15:ILE:HB	4:AE:35:LEU:O	2.12	0.49
23:BB:57:C:H2'	23:BB:58:G:O4'	2.12	0.49
23:DB:1916:A:H2'	23:DB:1917:U:O4'	2.13	0.49
2:AC:174:LEU:HD12	2:AC:174:LEU:H	1.78	0.49
1:CA:219:U:H2'	1:CA:220:G:H8	1.77	0.49
3:CD:49:ASP:O	3:CD:53:GLN:HG3	2.13	0.49
1:AA:715:A:H2'	1:AA:716:A:C8	2.47	0.49
22:DA:76:G:O2'	22:DA:77:U:H5'	2.12	0.49
20:CB:70:GLY:HA3	20:CB:79:VAL:HG21	1.94	0.49
1:CA:242:G:H2'	1:CA:243:A:H5"	1.94	0.49
29:BE:160:ALA:O	29:BE:161:ALA:HB3	2.13	0.49
1:AA:1321:U:H2'	1:AA:1322:C:H5	1.78	0.49
18:AS:30:LEU:HB2	18:AS:48:ILE:HA	1.94	0.49
44:BQ:91:ARG:NH2	49:BR:11:GLN:H	2.11	0.49
25:BC:183:VAL:HG22	25:BC:187:CYS:SG	2.53	0.49
37:BL:19:LEU:HD23	37:BL:31:GLY:O	2.12	0.49
20:CB:184:ALA:C	20:CB:199:ILE:HD12	2.33	0.49
23:BB:2108:A:C2'	23:BB:2109:U:H4'	2.35	0.49
24:DI:126:ARG:HB3	24:DI:126:ARG:NH1	2.27	0.49
45:BS:54:ALA:HA	45:BS:57:ASN:HB2	1.95	0.49
23:BB:2598:A:OP1	25:BC:233:GLY:HA3	2.13	0.49
47:BF:65:LEU:H	47:BF:88:VAL:HG22	1.76	0.49
47:DF:168:LEU:O	47:DF:169:LEU:HB2	2.12	0.49
47:BF:27:VAL:O	47:BF:27:VAL:HG23	2.13	0.49

Continued on next page...

Continued from previous page...

Atom-1	Atom-2	Distance(Å)	Clash(Å)
9:CJ:5:ARG:HG2	9:CJ:79:PRO:HG3	1.95	0.49
30:BY:7:THR:HG22	30:BY:9:THR:H	1.78	0.49
23:BB:643:A:H2'	23:BB:644:A:O4'	2.12	0.49
16:CQ:68:LYS:HG2	16:CQ:69:THR:HG23	1.95	0.49
9:AJ:10:LEU:HB3	9:AJ:18:ILE:HD11	1.93	0.49
9:AJ:10:LEU:O	9:AJ:71:LEU:HA	2.13	0.49
12:CM:15:VAL:HG22	12:CM:33:LEU:CD1	2.42	0.49
35:BV:80:HIS:CG	35:BV:83:LYS:HB2	2.47	0.49
23:BB:2187:U:H2'	23:BB:2188:U:H6	1.77	0.49
1:AA:373:A:H2'	1:AA:374:A:H8	1.77	0.49
49:DR:15:SER:H	49:DR:18:GLN:CD	2.15	0.49
4:AE:28:ARG:NH1	4:AE:30:PHE:HB3	2.25	0.49
20:CB:95:TRP:CH2	20:CB:100:LEU:HB2	2.42	0.49
23:DB:1487:U:H2'	23:DB:1488:C:H6	1.78	0.49
22:DA:32:U:H1'	22:DA:52:A:N7	2.28	0.49
8:CI:49:GLN:N	8:CI:50:PRO:HD2	2.27	0.49
39:DX:41:HIS:O	39:DX:44:LYS:HB3	2.12	0.49
1:CA:1169:A:H2'	1:CA:1170:A:C8	2.47	0.49
46:BU:11:ILE:O	46:BU:11:ILE:HD13	2.12	0.49
23:DB:418:C:H2'	23:DB:419:U:C6	2.47	0.49
1:AA:1287:A:H2'	1:AA:1288:A:H8	1.77	0.49
26:BD:8:LYS:HB2	26:BD:201:LEU:HD21	1.95	0.49
23:BB:1454:C:H5'	42:BN:63:ARG:NE	2.27	0.49
42:BN:106:ASP:C	42:BN:108:ALA:N	2.66	0.49
1:CA:734:G:H2'	1:CA:735:C:C6	2.48	0.49
23:BB:2136:G:N3	23:BB:2136:G:H2'	2.28	0.49
23:BB:2065:C:O2'	23:BB:2066:C:H5'	2.12	0.49
26:DD:175:LEU:HD21	26:DD:191:GLY:O	2.13	0.49
23:DB:572:A:H5''	23:DB:573:U:OP2	2.13	0.49
1:AA:1151:A:O2'	1:AA:1152:A:H8	1.95	0.49
23:DB:1923:U:O2'	23:DB:1924:C:H5'	2.12	0.49
47:BF:161:SER:OG	47:BF:164:GLU:HG3	2.12	0.49
20:CB:107:ARG:HA	20:CB:110:ILE:HD12	1.94	0.49
23:BB:660:C:H2'	23:BB:661:A:C8	2.46	0.49
19:CT:53:MET:O	19:CT:57:VAL:HG22	2.12	0.49
23:BB:1341:G:N2	23:BB:1398:C:H4'	2.28	0.49
22:BA:30:C:H2'	22:BA:30:C:O2	2.13	0.49
23:BB:1830:C:H2'	23:BB:1831:G:H8	1.76	0.49
43:DO:28:VAL:O	43:DO:28:VAL:HG13	2.13	0.49
1:AA:1366:C:H2'	1:AA:1367:C:C6	2.47	0.49
1:AA:201:G:H2'	1:AA:202:G:O4'	2.12	0.49
23:BB:2693:G:O2'	23:BB:2694:G:H5'	2.13	0.49

Continued on next page...

Continued from previous page...

Atom-1	Atom-2	Distance(Å)	Clash(Å)
23:BB:1539:U:H2'	23:BB:1540:G:C8	2.48	0.49
1:AA:1113:C:O2'	1:AA:1114:C:H5'	2.13	0.49
23:BB:1773:A:N7	23:BB:1829:A:H1'	2.28	0.49
22:DA:30:C:H2'	22:DA:31:C:H5'	1.94	0.49
23:DB:1263:U:O2'	31:D0:7:PRO:HD2	2.13	0.49
10:CK:115:ILE:HD12	10:CK:115:ILE:O	2.12	0.49
25:BC:54:GLY:O	25:BC:214:GLY:HA2	2.12	0.49
23:DB:755:U:H2'	23:DB:756:A:C8	2.47	0.49
24:DI:89:SER:HA	24:DI:97:VAL:HG11	1.95	0.49
51:BZ:74:ARG:HD2	51:BZ:76:GLU:OE2	2.12	0.49
5:CF:3:HIS:N	5:CF:92:THR:OG1	2.45	0.49
8:AI:20:ILE:HG23	8:AI:60:LEU:CD1	2.43	0.49
25:DC:155:ARG:CB	25:DC:155:ARG:HH11	2.26	0.49
29:DE:150:THR:OG1	29:DE:151:GLY:N	2.45	0.49
47:DF:76:PHE:HD2	47:DF:78:ILE:HD13	1.75	0.49
23:BB:851:C:H2'	23:BB:852:U:H6	1.78	0.49
1:AA:797:C:O2'	1:AA:798:U:H5'	2.13	0.49
25:BC:83:ASP:HB2	25:BC:90:ILE:HB	1.95	0.49
45:DS:54:ALA:HA	45:DS:57:ASN:HB2	1.95	0.49
27:DK:47:ILE:HG23	27:DK:48:PRO:CD	2.43	0.49
48:DG:17:LYS:HA	48:DG:17:LYS:NZ	2.24	0.49
40:BH:133:GLN:HA	40:BH:139:PHE:HB2	1.95	0.49
20:CB:15:PHE:CD1	20:CB:16:GLY:N	2.80	0.49
2:CC:126:ARG:HH22	2:CC:190:THR:CG2	2.16	0.49
23:BB:1242:U:H2'	23:BB:1243:C:C6	2.48	0.49
23:BB:1203:U:C4'	37:BL:3:LEU:HD12	2.43	0.49
27:DK:43:ILE:CD1	27:DK:52:VAL:HB	2.43	0.49
1:CA:465:A:H5'	1:CA:465:A:N3	2.27	0.49
27:BK:54:LYS:HD2	27:BK:54:LYS:N	2.23	0.49
1:AA:438:U:H4'	3:AD:119:HIS:HD2	1.78	0.49
14:AO:25:THR:CB	14:AO:70:LEU:HD23	2.42	0.49
40:DH:113:SER:N	40:DH:132:PHE:HE1	2.08	0.49
47:BF:11:VAL:HG21	47:BF:172:PHE:CE1	2.48	0.49
2:CC:106:ARG:O	2:CC:106:ARG:HG2	2.13	0.49
23:BB:741:U:H2'	23:BB:742:A:H8	1.78	0.49
1:AA:378:G:H2'	1:AA:379:C:C6	2.48	0.49
23:BB:2821:A:OP2	26:BD:115:GLY:HA3	2.12	0.49
26:BD:124:ARG:HA	26:BD:165:MET:CE	2.43	0.49
1:CA:451:A:N6	1:CA:480:U:H2'	2.27	0.49
48:DG:84:LYS:HG3	48:DG:131:VAL:CA	2.42	0.49
23:BB:1028:A:N6	23:BB:1125:G:H2'	2.28	0.49
23:DB:2077:A:C6	23:DB:2078:C:N4	2.81	0.49

Continued on next page...

Continued from previous page...

Atom-1	Atom-2	Distance(Å)	Clash(Å)
4:AE:101:GLY:H	4:AE:121:ASN:ND2	2.10	0.49
1:AA:736:C:H5'	5:AF:90:MET:CE	2.42	0.49
23:BB:1465:G:H2'	23:BB:1466:U:C6	2.47	0.49
28:BP:112:ARG:HB2	28:BP:112:ARG:HH11	1.77	0.49
24:BI:135:MET:HG3	24:BI:137:LEU:HG	1.95	0.49
24:BI:85:ILE:CD1	24:BI:137:LEU:HD21	2.43	0.49
7:CH:94:VAL:HG21	7:CH:100:ILE:O	2.12	0.49
1:CA:677:U:H2'	1:CA:678:U:C6	2.48	0.49
23:BB:150:U:H2'	23:BB:151:C:H6	1.77	0.49
45:DS:13:SER:OG	45:DS:14:ALA:N	2.46	0.49
1:CA:366:A:O2'	1:CA:394:G:N2	2.46	0.49
6:CG:24:LYS:O	6:CG:28:ILE:HG12	2.12	0.49
23:DB:1064:C:H2'	23:DB:1065:U:O4'	2.13	0.49
1:AA:803:G:H2'	1:AA:804:U:C6	2.48	0.49
1:CA:420:U:H2'	1:CA:422:C:C4	2.48	0.49
28:BP:103:THR:HG22	28:BP:104:GLY:H	1.78	0.49
4:AE:156:ARG:HA	7:AH:63:LYS:NZ	2.28	0.49
25:DC:222:THR:HA	25:DC:231:HIS:O	2.12	0.49
4:CE:156:ARG:HB3	7:CH:43:GLY:HA3	1.95	0.49
23:DB:1824:G:O2'	23:DB:1825:U:H5'	2.12	0.49
2:AC:181:ILE:N	2:AC:181:ILE:HD12	2.28	0.49
23:DB:2761:A:H1'	48:DG:142:GLN:NE2	2.27	0.49
23:DB:2054:A:H2'	31:D0:4:GLN:OE1	2.12	0.49
52:BW:65:LYS:HG3	52:BW:84:GLU:CB	2.41	0.49
26:BD:106:LYS:N	26:BD:106:LYS:HD3	2.28	0.49
26:BD:51:THR:HG22	26:BD:52:THR:H	1.77	0.49
8:AI:51:LEU:HB3	8:AI:56:MET:CG	2.43	0.49
8:AI:23:GLY:H	8:AI:60:LEU:HA	1.77	0.49
10:CK:92:ARG:HH21	21:CU:24:LYS:CG	2.25	0.49
18:AS:66:VAL:C	18:AS:68:HIS:H	2.16	0.49
20:AB:101:THR:HG23	20:AB:102:ASN:N	2.27	0.49
28:DP:1:SER:H1	28:DP:4:ILE:HB	1.77	0.49
25:BC:140:VAL:HG12	25:BC:141:HIS:N	2.27	0.49
39:BX:7:ARG:NH1	39:BX:7:ARG:HB2	2.27	0.49
23:DB:2150:C:H2'	23:DB:2151:U:C6	2.48	0.49
27:DK:71:ARG:HA	27:DK:71:ARG:HE	1.78	0.49
1:AA:87:C:H2'	1:AA:88:U:H4'	1.95	0.49
23:DB:328:U:H4'	46:DU:65:GLN:CD	2.32	0.49
15:AP:40:ASN:ND2	15:AP:43:ALA:N	2.53	0.49
1:AA:413:G:H2'	1:AA:428:G:H21	1.78	0.49
35:DV:4:ILE:N	35:DV:62:THR:O	2.46	0.49
23:BB:1287:A:H3'	23:BB:1288:G:N2	2.28	0.49

Continued on next page...

Continued from previous page...

Atom-1	Atom-2	Distance(Å)	Clash(Å)
1:AA:409:U:OP1	3:AD:23:GLY:HA3	2.13	0.49
6:AG:14:ASP:O	6:AG:18:GLY:HA2	2.13	0.49
23:BB:141:G:H3'	23:BB:142:A:O4'	2.13	0.49
41:DJ:59:ALA:O	41:DJ:62:VAL:HG12	2.13	0.49
23:DB:1429:G:H2'	23:DB:1430:G:C8	2.43	0.49
23:DB:2864:G:H2'	23:DB:2865:U:C6	2.48	0.49
23:DB:1591:A:H2'	23:DB:1592:C:C6	2.48	0.49
16:CQ:18:LYS:HA	16:CQ:47:ASP:O	2.13	0.49
16:CQ:60:ILE:HG22	16:CQ:74:LEU:HA	1.94	0.49
20:AB:57:ASN:HA	20:AB:60:ALA:HB3	1.94	0.49
23:BB:2678:C:H2'	23:BB:2679:A:C8	2.48	0.49
23:DB:616:A:H3'	23:DB:617:G:C8	2.41	0.49
23:BB:1386:C:H1'	23:BB:1470:A:H1'	1.94	0.49
12:CM:95:PRO:CD	12:CM:108:ARG:HG2	2.43	0.49
12:AM:22:TYR:N	12:AM:65:GLU:OE2	2.46	0.49
1:CA:1238:A:H2	1:CA:1241:G:N3	2.11	0.49
29:DE:59:PRO:HB2	29:DE:67:ARG:NH2	2.25	0.49
23:DB:873:C:H2'	23:DB:874:G:H8	1.78	0.49
1:CA:1172:C:O2'	1:CA:1173:U:H5'	2.12	0.49
6:AG:4:ARG:NE	6:AG:6:ILE:HG23	2.28	0.49
38:BM:40:ARG:HB2	38:BM:93:VAL:HG22	1.93	0.49
14:AO:35:GLN:O	14:AO:39:LEU:HB2	2.13	0.49
23:BB:315:G:H2'	23:BB:316:C:H6	1.76	0.49
23:DB:2795:C:H2'	23:DB:2796:U:C1'	2.43	0.49
48:BG:145:ALA:HA	48:BG:148:ARG:CG	2.42	0.49
23:DB:2772:C:H2'	23:DB:2773:C:H6	1.77	0.49
1:AA:1216:A:H5''	13:AN:4:SER:CB	2.42	0.49
10:CK:70:ALA:O	10:CK:74:LYS:HB2	2.13	0.49
23:BB:2557:G:H2'	23:BB:2558:C:H6	1.78	0.49
23:DB:2557:G:H2'	23:DB:2558:C:H6	1.78	0.49
23:BB:322:A:H5'	23:BB:340:A:C1'	2.43	0.49
1:CA:834:U:H2'	1:CA:835:U:H6	1.78	0.49
23:DB:1230:A:H2'	23:DB:1231:U:H6	1.75	0.49
1:AA:34:C:H2'	1:AA:35:G:C8	2.47	0.49
23:DB:758:C:O2	23:DB:1981:A:H2	1.95	0.49
23:DB:38:A:N3	29:DE:43:THR:HB	2.28	0.49
20:CB:113:LEU:HD12	20:CB:143:LEU:HB3	1.95	0.49
23:BB:1275:A:N3	23:BB:1275:A:H2'	2.28	0.49
23:DB:41:C:O2'	23:DB:42:A:H5'	2.12	0.49
3:CD:171:GLU:HB2	3:CD:180:THR:HB	1.94	0.49
23:DB:660:C:H2'	23:DB:661:A:C8	2.47	0.49
23:BB:951:C:O2'	23:BB:952:G:H5'	2.13	0.49

Continued on next page...

Continued from previous page...

Atom-1	Atom-2	Distance(Å)	Clash(Å)
27:BK:107:LEU:C	27:BK:109:SER:H	2.16	0.49
27:DK:2:ILE:HA	27:DK:33:ALA:H	1.78	0.49
23:BB:2692:G:O2'	23:BB:2693:G:H5'	2.13	0.49
19:CT:14:GLU:O	19:CT:17:ARG:HB3	2.13	0.49
1:CA:903:G:H2'	1:CA:904:U:C6	2.48	0.49
22:BA:102:G:O2'	22:BA:103:U:H5'	2.13	0.49
44:DQ:51:GLN:O	44:DQ:54:ARG:HB2	2.13	0.49
23:BB:2233:U:H2'	23:BB:2234:G:C8	2.48	0.49
8:AI:53:LEU:O	8:AI:53:LEU:HD13	2.13	0.49
10:CK:117:HIS:O	10:CK:118:ASN:HB2	2.13	0.49
51:DZ:76:GLU:HG3	51:DZ:77:LYS:H	1.77	0.48
46:DU:85:ARG:NE	46:DU:85:ARG:HA	2.26	0.48
46:DU:85:ARG:O	46:DU:92:VAL:HB	2.12	0.48
44:DQ:26:ALA:HB1	44:DQ:30:VAL:CG1	2.42	0.48
8:AI:61:ASP:C	8:AI:62:LEU:HD13	2.34	0.48
44:BQ:24:TYR:CG	44:BQ:25:GLY:N	2.80	0.48
28:BP:62:LYS:O	28:BP:63:ILE:HB	2.13	0.48
25:DC:140:VAL:HG12	25:DC:141:HIS:N	2.28	0.48
41:DJ:45:THR:HG23	41:DJ:45:THR:O	2.13	0.48
39:BX:28:LEU:HB3	39:BX:43:LEU:HD21	1.95	0.48
49:BR:4:VAL:HA	49:BR:12:HIS:O	2.13	0.48
1:AA:1072:G:H2'	1:AA:1073:U:H6	1.77	0.48
25:BC:91:ALA:CB	25:BC:105:ALA:HB2	2.43	0.48
45:DS:48:LYS:HE2	45:DS:52:GLU:OE1	2.13	0.48
37:DL:4:ASN:ND2	37:DL:4:ASN:N	2.61	0.48
18:CS:28:LYS:HZ2	18:CS:28:LYS:N	2.01	0.48
42:DN:51:LEU:HD21	42:DN:70:THR:HG21	1.95	0.48
18:AS:62:THR:HG22	18:AS:63:ASP:N	2.29	0.48
23:DB:2421:G:N7	34:D3:30:HIS:NE2	2.61	0.48
6:CG:14:ASP:O	6:CG:18:GLY:HA2	2.13	0.48
6:CG:21:LEU:H	6:CG:21:LEU:HD23	1.78	0.48
1:AA:1324:A:H2'	1:AA:1325:C:O4'	2.13	0.48
14:CO:84:ARG:C	14:CO:85:LEU:HD12	2.34	0.48
49:DR:78:ARG:NH2	49:DR:78:ARG:HG3	2.28	0.48
22:BA:32:U:H2'	22:BA:33:G:C8	2.48	0.48
43:BO:30:ARG:HG3	43:BO:30:ARG:HH11	1.77	0.48
46:BU:39:ASN:CB	46:BU:62:ALA:HB3	2.41	0.48
23:BB:2862:G:H2'	23:BB:2863:C:C6	2.48	0.48
23:BB:2864:G:H2'	23:BB:2865:U:C6	2.48	0.48
1:CA:1330:U:H2'	1:CA:1331:G:H5'	1.95	0.48
23:DB:845:A:C2'	23:DB:846:U:H5''	2.39	0.48
16:AQ:7:LEU:O	16:AQ:60:ILE:HD13	2.13	0.48

Continued on next page...

Continued from previous page...

Atom-1	Atom-2	Distance(Å)	Clash(Å)
1:CA:1026:G:H2'	1:CA:1027:C:C6	2.48	0.48
23:DB:2144:G:C2	23:DB:2146:C:H5'	2.47	0.48
17:CR:56:ARG:O	17:CR:60:ARG:HG2	2.13	0.48
4:CE:158:LYS:NZ	7:CH:65:PHE:HA	2.28	0.48
4:CE:82:HIS:HE1	4:CE:146:MET:HA	1.77	0.48
8:CI:41:GLU:C	8:CI:43:ALA:H	2.16	0.48
23:BB:419:U:H2'	23:BB:420:C:H6	1.76	0.48
23:DB:2800:A:H2'	23:DB:2801:G:O4'	2.12	0.48
23:DB:522:A:H2'	23:DB:523:C:H6	1.75	0.48
10:AK:70:ALA:O	10:AK:74:LYS:HB2	2.12	0.48
23:BB:2579:C:O2'	26:BD:136:ASN:HA	2.13	0.48
23:DB:2756:U:C1'	23:DB:2757:A:H5''	2.42	0.48
12:AM:86:ARG:O	12:AM:89:ARG:HB2	2.13	0.48
23:DB:1585:C:H2'	23:DB:1586:A:O4'	2.13	0.48
23:BB:833:A:H1'	37:BL:52:GLY:N	2.28	0.48
51:DZ:20:HIS:O	51:DZ:21:ALA:HB3	2.13	0.48
23:DB:200:U:H5''	51:DZ:22:LEU:O	2.13	0.48
23:DB:38:A:O2'	29:DE:43:THR:HA	2.13	0.48
1:CA:858:G:O6	1:CA:869:G:H3'	2.13	0.48
14:CO:39:LEU:HD23	14:CO:43:PHE:HE1	1.78	0.48
1:CA:1310:G:O2'	1:CA:1311:A:H5'	2.13	0.48
23:DB:1536:C:H1'	23:DB:1537:G:N2	2.29	0.48
21:AU:9:GLU:OE2	2:CC:108:PRO:HG3	2.13	0.48
23:BB:1295:C:H2'	23:BB:1296:G:H8	1.78	0.48
1:AA:893:C:H2'	1:AA:894:G:H8	1.76	0.48
6:CG:94:ARG:HH11	6:CG:98:LEU:HD11	1.78	0.48
22:DA:30:C:H1'	22:DA:58:A:N1	2.28	0.48
4:AE:156:ARG:HB3	7:AH:43:GLY:HA3	1.95	0.48
4:CE:156:ARG:HA	7:CH:63:LYS:NZ	2.28	0.48
1:CA:1332:A:H2'	1:CA:1333:A:O4'	2.13	0.48
1:AA:152:A:H2'	1:AA:153:C:O4'	2.12	0.48
23:BB:378:C:O2'	23:BB:379:G:H5'	2.13	0.48
7:CH:113:ARG:HH21	7:CH:114:ALA:HA	1.78	0.48
23:DB:1714:U:H3'	23:DB:1715:G:C5'	2.43	0.48
23:DB:1749:A:H2'	23:DB:1750:G:H8	1.77	0.48
33:D1:14:ALA:HB3	33:D1:16:THR:HG22	1.93	0.48
23:BB:1390:U:O2'	23:BB:1391:U:H5'	2.12	0.48
23:DB:657:U:H2'	23:DB:658:U:C6	2.48	0.48
29:DE:27:LEU:O	29:DE:30:GLN:HB3	2.13	0.48
9:CJ:88:MET:SD	9:CJ:88:MET:N	2.86	0.48
27:DK:109:SER:C	27:DK:111:LYS:H	2.17	0.48
23:BB:510:C:H2'	23:BB:511:U:O4'	2.12	0.48

Continued on next page...

Continued from previous page...

Atom-1	Atom-2	Distance(Å)	Clash(Å)
51:BZ:6:GLN:HE22	51:BZ:77:LYS:HZ1	1.57	0.48
50:BT:4:GLU:CD	50:BT:5:GLU:H	2.16	0.48
3:AD:102:TYR:CE1	3:AD:109:THR:HA	2.48	0.48
33:B1:8:ILE:HD12	33:B1:51:ALA:HA	1.96	0.48
13:CN:49:THR:O	13:CN:50:LEU:HB2	2.12	0.48
1:AA:1319:A:H4'	1:AA:1320:C:OP1	2.13	0.48
41:BJ:4:PHE:HB3	41:BJ:44:TYR:CD1	2.49	0.48
41:BJ:100:VAL:O	41:BJ:104:ALA:HB2	2.14	0.48
20:CB:172:ILE:HG23	20:CB:182:VAL:HG11	1.95	0.48
40:BH:116:ARG:CZ	40:BH:131:SER:HB3	2.43	0.48
20:CB:187:ASP:OD1	20:CB:203:ASP:HB3	2.13	0.48
20:CB:46:VAL:HA	20:CB:49:PHE:CD2	2.48	0.48
23:DB:1241:A:H2'	23:DB:1242:U:H5'	1.95	0.48
45:BS:26:GLY:HA2	45:BS:71:VAL:O	2.13	0.48
47:DF:134:GLN:H	47:DF:150:GLY:H	1.61	0.48
23:BB:2306:C:H3'	23:BB:2307:G:H5''	1.93	0.48
3:AD:115:GLN:HE21	3:AD:119:HIS:CE1	2.31	0.48
6:AG:14:ASP:HB3	6:AG:19:SER:H	1.78	0.48
41:BJ:19:ASP:OD2	41:BJ:58:ASN:HB2	2.13	0.48
23:BB:547:A:H5''	23:BB:548:G:N7	2.27	0.48
23:BB:2869:G:H2'	23:BB:2870:C:H6	1.77	0.48
12:CM:14:ALA:HB1	12:CM:33:LEU:HD21	1.95	0.48
23:DB:847:U:O4'	23:DB:847:U:O2	2.30	0.48
16:AQ:60:ILE:HG12	16:AQ:72:TRP:HE3	1.77	0.48
49:BR:15:SER:OG	49:BR:18:GLN:HG2	2.13	0.48
23:DB:170:U:H2'	23:DB:171:U:C6	2.48	0.48
23:BB:2394:C:H5''	37:BL:63:LYS:HD3	1.95	0.48
1:AA:948:C:H2'	1:AA:949:A:H8	1.78	0.48
2:AC:140:ALA:HB3	2:AC:148:ILE:HD12	1.94	0.48
8:AI:49:GLN:N	8:AI:50:PRO:HD2	2.29	0.48
29:DE:115:GLN:HE22	37:DL:2:ARG:HD3	1.78	0.48
4:CE:143:LEU:O	4:CE:146:MET:HG2	2.14	0.48
9:AJ:80:THR:HG22	9:AJ:81:GLU:N	2.28	0.48
30:DY:43:ILE:HG13	30:DY:44:ARG:N	2.29	0.48
2:AC:116:ALA:O	2:AC:120:THR:HG23	2.13	0.48
1:CA:246:A:N6	1:CA:281:G:H1'	2.28	0.48
7:CH:86:LYS:HD2	7:CH:90:GLU:HG3	1.93	0.48
1:CA:1391:U:H2'	1:CA:1392:G:H8	1.76	0.48
23:BB:947:A:HO2'	23:BB:984:A:H2	1.62	0.48
23:BB:2800:A:H2'	23:BB:2801:G:C8	2.48	0.48
1:CA:677:U:H2'	1:CA:678:U:H6	1.77	0.48
1:AA:1161:C:H2'	1:AA:1162:C:H6	1.78	0.48

Continued on next page...

Continued from previous page...

Atom-1	Atom-2	Distance(Å)	Clash(Å)
1:CA:34:C:H2'	1:CA:35:G:C8	2.48	0.48
51:DZ:21:ALA:HB3	51:DZ:23:ASN:ND2	2.27	0.48
23:BB:610:C:O2'	23:BB:611:C:H5'	2.13	0.48
23:BB:2297:A:H61	23:BB:2319:G:H1'	1.78	0.48
48:DG:54:ARG:HB3	48:DG:57:TYR:HD1	1.78	0.48
23:BB:2836:U:H2'	23:BB:2837:A:H8	1.77	0.48
47:BF:134:GLN:H	47:BF:150:GLY:H	1.61	0.48
1:AA:823:C:O2'	1:AA:824:G:H5'	2.13	0.48
6:CG:11:ILE:HG12	6:CG:24:LYS:HE2	1.95	0.48
7:CH:12:ARG:HH11	7:CH:12:ARG:HG3	1.79	0.48
23:DB:1295:C:H2'	23:DB:1296:G:H8	1.77	0.48
23:DB:2693:G:O2'	23:DB:2694:G:H5'	2.13	0.48
48:DG:142:GLN:HG3	48:DG:146:ASP:OD2	2.13	0.48
27:DK:109:SER:HB2	27:DK:111:LYS:HE2	1.96	0.48
23:BB:2553:G:H2'	23:BB:2554:U:O4'	2.13	0.48
6:CG:6:ILE:HG22	6:CG:7:GLY:N	2.28	0.48
41:DJ:101:ILE:O	41:DJ:105:VAL:HG22	2.14	0.48
23:DB:1252:G:H5''	56:DB:3464:HOH:O	2.13	0.48
23:BB:657:U:H2'	23:BB:658:U:C6	2.48	0.48
23:DB:1248:G:OP1	44:DQ:1:ALA:HB3	2.13	0.48
23:DB:1545:A:H2'	23:DB:1546:G:O4'	2.12	0.48
1:CA:224:U:H2'	1:CA:225:C:C6	2.48	0.48
23:DB:2418:A:H2'	23:DB:2419:U:O4'	2.14	0.48
51:DZ:71:LEU:O	51:DZ:74:ARG:HG2	2.14	0.48
23:BB:858:G:H21	23:BB:2268:A:H3'	1.78	0.48
52:BW:49:ASN:HB2	52:BW:60:ALA:CA	2.43	0.48
46:DU:84:PHE:O	46:DU:85:ARG:CB	2.58	0.48
20:CB:64:GLY:O	20:CB:66:ILE:HG12	2.13	0.48
23:DB:1651:G:OP1	42:DN:37:THR:HG21	2.13	0.48
40:BH:97:ARG:HA	40:BH:112:LYS:CB	2.43	0.48
25:DC:106:PRO:O	25:DC:109:LEU:HD13	2.12	0.48
3:CD:102:TYR:CE1	3:CD:109:THR:HA	2.47	0.48
1:AA:1320:C:H2'	1:AA:1321:U:O4'	2.13	0.48
44:BQ:109:VAL:O	44:BQ:113:LYS:HG3	2.13	0.48
43:BO:49:VAL:CG2	43:BO:82:ALA:HB2	2.34	0.48
40:BH:114:GLU:HB2	40:BH:132:PHE:CE1	2.48	0.48
20:CB:187:ASP:HB3	20:CB:201:GLY:O	2.13	0.48
37:DL:6:LEU:N	37:DL:6:LEU:HD23	2.18	0.48
42:DN:72:ASP:C	42:DN:74:GLU:H	2.15	0.48
1:AA:86:G:H1'	1:AA:87:C:H5	1.77	0.48
46:BU:58:VAL:HG12	46:BU:59:GLU:N	2.20	0.48
25:BC:226:PRO:CG	25:BC:233:GLY:H	2.19	0.48

Continued on next page...

Continued from previous page...

Atom-1	Atom-2	Distance(Å)	Clash(Å)
12:AM:106:ARG:HE	12:AM:112:ARG:HD3	1.78	0.48
23:DB:1023:U:H2'	23:DB:1024:G:H5'	1.94	0.48
12:CM:109:LYS:HG3	12:CM:110:GLY:H	1.77	0.48
23:DB:2821:A:H2'	23:DB:2822:G:O4'	2.14	0.48
23:DB:1161:C:H2'	23:DB:1162:G:H8	1.79	0.48
29:DE:58:LYS:CB	29:DE:58:LYS:HZ3	2.25	0.48
23:DB:786:C:O2'	23:DB:787:C:H5'	2.14	0.48
48:DG:1:SER:HA	48:DG:61:TRP:CZ3	2.48	0.48
3:AD:96:ARG:HH12	3:AD:133:SER:HB3	1.78	0.48
2:AC:149:LYS:HB2	2:AC:168:ARG:HG3	1.96	0.48
28:BP:96:LEU:HB3	28:BP:99:LEU:HB2	1.95	0.48
27:DK:8:LEU:HD12	27:DK:8:LEU:N	2.25	0.48
38:DM:114:ARG:HA	38:DM:130:PHE:CE1	2.47	0.48
38:DM:31:PHE:HB3	38:DM:130:PHE:CZ	2.48	0.48
45:DS:22:ASP:HA	45:DS:25:ARG:HH11	1.79	0.48
23:BB:418:C:H2'	23:BB:419:U:H6	1.78	0.48
4:AE:87:VAL:HG23	4:AE:91:SER:O	2.12	0.48
1:CA:736:C:H2'	1:CA:737:C:C6	2.48	0.48
5:AF:18:VAL:O	5:AF:22:ILE:HG13	2.13	0.48
23:DB:2096:C:H2'	23:DB:2097:A:C8	2.49	0.48
1:CA:401:C:H2'	1:CA:402:G:H8	1.77	0.48
7:CH:74:ILE:O	7:CH:74:ILE:HG23	2.13	0.48
7:AH:74:ILE:HG13	7:AH:128:VAL:HG22	1.94	0.48
23:DB:956:G:OP2	38:DM:86:LYS:HE2	2.12	0.48
23:DB:969:G:H2'	23:DB:970:U:C6	2.49	0.48
23:DB:37:C:H4'	23:DB:451:U:OP1	2.12	0.48
12:CM:86:ARG:O	12:CM:89:ARG:HB2	2.13	0.48
24:BI:52:LEU:HD12	24:BI:52:LEU:N	2.28	0.48
23:BB:2025:C:H5'	26:BD:154:LYS:HZ1	1.77	0.48
23:BB:1902:C:H2'	23:BB:1903:G:O4'	2.13	0.48
23:BB:598:U:H2'	23:BB:599:A:C8	2.49	0.48
27:DK:107:LEU:C	27:DK:109:SER:H	2.16	0.48
1:CA:224:U:H2'	1:CA:225:C:H6	1.77	0.48
23:BB:2489:U:O2'	23:BB:2490:G:H5'	2.13	0.48
23:DB:246:C:C2'	23:DB:247:G:H5'	2.43	0.48
1:AA:65:A:C2	1:AA:381:C:H2'	2.48	0.48
23:DB:1704:C:O2'	23:DB:1705:A:H5'	2.13	0.48
23:BB:195:A:H61	23:BB:198:C:H3'	1.78	0.48
45:BS:6:LYS:HB3	45:BS:104:THR:HA	1.95	0.48
1:CA:648:A:H2'	1:CA:649:A:C8	2.48	0.48
2:CC:11:LEU:HD11	13:CN:87:ALA:O	2.13	0.48
16:CQ:82:VAL:HG13	16:CQ:82:VAL:O	2.14	0.48

Continued on next page...

Continued from previous page...

Atom-1	Atom-2	Distance(Å)	Clash(Å)
23:DB:464:U:H2'	23:DB:465:G:O4'	2.14	0.48
23:BB:532:A:H4'	23:BB:533:G:C8	2.49	0.48
8:CI:61:ASP:C	8:CI:62:LEU:HD13	2.33	0.48
42:DN:2:ARG:HG2	42:DN:2:ARG:O	2.13	0.48
44:DQ:91:ARG:HE	44:DQ:94:LEU:HD23	1.78	0.48
29:DE:195:GLN:HA	29:DE:198:GLU:CD	2.33	0.48
3:CD:187:ARG:O	3:CD:191:SER:HB3	2.13	0.48
50:DT:15:HIS:HB3	50:DT:31:VAL:HG23	1.94	0.48
40:BH:65:ALA:O	40:BH:68:ARG:HD2	2.13	0.48
48:BG:53:PRO:HG3	48:BG:61:TRP:CD2	2.49	0.48
27:BK:61:VAL:HG11	27:BK:112:PHE:CE2	2.49	0.48
23:DB:1287:A:H3'	23:DB:1288:G:N2	2.28	0.48
41:DJ:81:ILE:HG23	41:DJ:82:GLY:N	2.18	0.48
18:AS:42:ASN:ND2	18:AS:43:MET:H	2.12	0.48
23:DB:2896:C:H2'	23:DB:2897:U:H6	1.78	0.48
5:CF:53:LYS:HE2	5:CF:53:LYS:HA	1.94	0.48
41:BJ:59:ALA:C	41:BJ:61:LYS:H	2.17	0.48
47:DF:27:VAL:O	47:DF:27:VAL:HG23	2.14	0.48
26:DD:124:ARG:HA	26:DD:165:MET:CE	2.43	0.48
23:DB:858:G:H21	23:DB:2268:A:H3'	1.78	0.48
13:AN:79:SER:O	13:AN:83:VAL:HG23	2.13	0.48
22:BA:53:A:O2'	22:BA:54:G:H5'	2.14	0.48
1:AA:984:C:O2'	1:AA:985:C:H5'	2.13	0.48
23:BB:2667:C:H1'	48:BG:108:PHE:CD2	2.48	0.48
8:CI:123:ARG:HB3	8:CI:123:ARG:CZ	2.43	0.48
31:B0:43:THR:OG1	31:B0:47:TYR:HB2	2.13	0.48
1:AA:107:G:O6	19:AT:9:ARG:HD3	2.14	0.48
48:DG:10:VAL:HG12	48:DG:10:VAL:O	2.12	0.48
3:CD:169:TRP:CD2	3:CD:185:PRO:HB3	2.48	0.48
8:AI:123:ARG:HB3	8:AI:123:ARG:CZ	2.44	0.48
23:BB:1549:A:H2'	23:BB:1550:C:H6	1.79	0.48
1:CA:373:A:H2'	1:CA:374:A:H8	1.79	0.48
23:BB:1487:U:H2'	23:BB:1488:C:H6	1.78	0.48
23:BB:1028:A:H2'	23:BB:1029:A:C8	2.48	0.48
23:DB:919:U:H6	23:DB:919:U:O5'	1.96	0.48
23:DB:1488:C:O2'	23:DB:1489:C:H5'	2.13	0.48
23:BB:2466:C:O2'	23:BB:2467:C:H5'	2.13	0.48
1:CA:946:A:H2'	1:CA:947:G:H8	1.74	0.48
4:CE:87:VAL:HG23	4:CE:91:SER:O	2.13	0.48
23:DB:1856:U:C2'	23:DB:1857:G:H5'	2.44	0.48
23:BB:2425:A:H5''	23:BB:2426:A:H3'	1.95	0.48
26:BD:175:LEU:HD23	26:BD:190:LYS:HB3	1.94	0.48

Continued on next page...

Continued from previous page...

Atom-1	Atom-2	Distance(Å)	Clash(Å)
23:BB:2636:C:O2'	23:BB:2637:U:H5'	2.13	0.48
25:BC:71:ASP:O	25:BC:73:ILE:HG12	2.13	0.48
29:BE:102:ARG:NH2	29:BE:102:ARG:HG3	2.28	0.48
23:DB:1353:A:H2'	23:DB:1354:A:C8	2.47	0.48
20:CB:104:LYS:NZ	20:CB:104:LYS:HB2	2.28	0.48
23:BB:1920:C:H2'	23:BB:1921:G:H8	1.78	0.48
23:BB:840:C:H2'	23:BB:841:G:H8	1.79	0.48
24:BI:52:LEU:HD21	24:BI:81:LYS:NZ	2.29	0.48
2:CC:128:MET:H	2:CC:128:MET:CE	2.27	0.48
1:AA:794:A:H2'	1:AA:795:C:C6	2.48	0.48
23:BB:1749:A:H2'	23:BB:1750:G:C8	2.48	0.48
23:BB:932:U:O4'	23:BB:932:U:O2	2.32	0.48
35:BV:51:GLN:HB2	35:BV:57:TYR:OH	2.13	0.48
2:AC:53:ARG:HG2	2:AC:54:ILE:H	1.79	0.48
23:DB:659:G:H21	29:DE:30:GLN:NE2	2.11	0.48
1:CA:1347:G:C8	8:CI:108:ARG:HB2	2.48	0.48
1:CA:584:G:O2'	1:CA:585:G:H5'	2.14	0.48
49:BR:57:GLY:HA2	49:BR:102:SER:O	2.13	0.48
1:CA:1186:G:H21	13:CN:100:TRP:C	2.17	0.48
23:BB:929:U:O2'	23:BB:930:G:H5'	2.14	0.48
29:BE:27:LEU:O	29:BE:30:GLN:HB3	2.14	0.48
3:AD:126:GLY:O	3:AD:127:ARG:HD2	2.12	0.48
23:DB:945:A:H4'	23:DB:945:A:OP2	2.14	0.48
1:AA:939:G:H5'	6:AG:101:ARG:NH1	2.29	0.48
23:DB:208:C:H2'	23:DB:209:C:C6	2.48	0.48
1:AA:665:A:H2'	1:AA:725:G:N2	2.28	0.48
24:DI:2:LYS:NZ	24:DI:2:LYS:HB3	2.28	0.48
52:DW:39:GLN:HG3	52:DW:42:THR:H	1.77	0.48
26:BD:106:LYS:O	26:BD:107:VAL:HB	2.13	0.48
5:AF:6:ILE:HD12	5:AF:7:VAL:N	2.29	0.48
28:BP:47:ILE:HD11	28:BP:59:THR:HG22	1.95	0.48
28:BP:47:ILE:HG13	28:BP:48:ALA:N	2.29	0.48
29:BE:150:THR:OG1	29:BE:151:GLY:N	2.46	0.48
13:CN:42:ASN:HD22	13:CN:45:LEU:HD22	1.78	0.48
33:D1:49:LYS:HG3	33:D1:50:GLU:N	2.17	0.48
50:BT:27:SER:O	50:BT:28:ASN:HB3	2.12	0.48
39:BX:23:ARG:HA	39:BX:26:PHE:HB3	1.95	0.48
45:DS:1:MET:SD	45:DS:62:ASP:HB3	2.53	0.48
23:DB:1059:G:H4'	24:DI:116:MET:HE2	1.95	0.48
20:CB:166:ASP:OD2	20:CB:190:SER:HA	2.13	0.48
23:DB:1244:A:O2'	23:DB:1245:G:H5'	2.12	0.48
45:BS:1:MET:SD	45:BS:62:ASP:HB3	2.54	0.48

Continued on next page...

Continued from previous page...

Atom-1	Atom-2	Distance(Å)	Clash(Å)
27:DK:19:VAL:C	27:DK:41:ILE:HD11	2.33	0.48
27:DK:43:ILE:HD12	27:DK:56:ASP:HB2	1.96	0.48
40:DH:85:GLY:H	40:DH:89:LYS:H	1.60	0.48
1:AA:413:G:H2'	1:AA:428:G:N2	2.29	0.48
23:BB:79:C:HO2'	23:BB:346:A:C1'	2.26	0.48
24:DI:27:LEU:HB2	24:DI:32:VAL:HG21	1.94	0.48
1:CA:1324:A:H2'	1:CA:1325:C:O4'	2.13	0.48
3:CD:160:LEU:HA	3:CD:163:GLN:HG3	1.96	0.48
41:BJ:25:LEU:HB2	41:BJ:62:VAL:HG21	1.94	0.48
48:DG:53:PRO:HG3	48:DG:61:TRP:CD2	2.48	0.48
12:AM:2:ARG:HG3	12:AM:6:ILE:N	2.27	0.48
12:AM:14:ALA:HB1	12:AM:33:LEU:HD21	1.96	0.48
3:AD:169:TRP:CD2	3:AD:185:PRO:HB3	2.48	0.48
23:BB:2821:A:H2'	23:BB:2822:G:O4'	2.14	0.48
23:DB:1028:A:H2'	23:DB:1029:A:C8	2.48	0.48
1:CA:374:A:OP1	1:CA:452:A:N1	2.46	0.48
35:DV:21:ARG:HE	35:DV:87:GLN:HB3	1.78	0.48
35:DV:80:HIS:HA	35:DV:87:GLN:OE1	2.14	0.48
26:DD:13:ARG:HD2	28:DP:55:HIS:ND1	2.28	0.48
28:DP:50:ARG:HD3	28:DP:56:SER:HB3	1.96	0.48
4:CE:11:GLN:HB3	4:CE:116:VAL:HG12	1.96	0.48
32:D4:2:LYS:HG2	32:D4:4:ARG:HG3	1.95	0.48
12:AM:87:GLY:HA2	12:AM:90:HIS:HD2	1.78	0.48
23:DB:2882:A:H2'	23:DB:2883:A:H5''	1.96	0.48
11:CL:107:LYS:HZ3	11:CL:107:LYS:N	2.12	0.48
23:BB:2151:U:H2'	23:BB:2152:G:C8	2.43	0.48
9:CJ:35:GLN:HG2	9:CJ:78:GLU:OE1	2.13	0.48
23:BB:2191:A:H2'	23:BB:2192:U:C6	2.48	0.48
1:CA:1432:G:H5'	28:DP:105:LYS:HG2	1.96	0.48
43:DO:88:LYS:HE2	43:DO:116:GLN:CD	2.34	0.48
23:DB:19:A:H2'	23:DB:20:C:H6	1.77	0.48
23:DB:1482:G:H2'	23:DB:1483:G:H8	1.77	0.48
23:BB:1725:U:O2'	23:BB:1726:C:H5'	2.14	0.48
6:CG:122:GLU:OE1	6:CG:131:GLY:HA3	2.13	0.48
22:DA:6:G:H2'	22:DA:7:G:H8	1.78	0.48
46:DU:48:VAL:O	46:DU:48:VAL:HG13	2.14	0.48
20:AB:83:ALA:O	20:AB:88:GLN:HB2	2.14	0.48
23:BB:753:A:O2'	23:BB:754:U:H5'	2.13	0.48
27:BK:88:ASN:C	27:BK:88:ASN:ND2	2.67	0.48
1:AA:677:U:H3	1:AA:713:G:H22	1.60	0.48
7:AH:74:ILE:O	7:AH:74:ILE:HG23	2.14	0.48
23:DB:413:C:H2'	23:DB:414:C:C6	2.49	0.48

Continued on next page...

Continued from previous page...

Atom-1	Atom-2	Distance(Å)	Clash(Å)
1:CA:327:A:H1'	1:CA:329:A:O4'	2.12	0.48
23:DB:68:G:H2'	23:DB:69:C:C6	2.48	0.48
23:DB:146:A:H2'	23:DB:147:C:C6	2.48	0.48
19:CT:27:MET:HG2	19:CT:31:ILE:HD11	1.96	0.48
23:BB:2199:A:H3'	23:BB:2200:C:H6	1.79	0.48
22:DA:49:C:H2'	22:DA:50:A:H8	1.78	0.48
1:AA:1077:G:N2	1:AA:1080:A:OP2	2.42	0.48
19:CT:53:MET:HA	19:CT:56:ILE:HD12	1.95	0.48
24:DI:102:ARG:HG3	24:DI:141:ASP:CB	2.43	0.48
34:D3:28:LEU:HD22	34:D3:43:LEU:CB	2.44	0.48
23:BB:1364:G:H5''	51:BZ:3:ARG:CZ	2.43	0.48
23:BB:2492:U:O2'	23:BB:2493:U:H5'	2.13	0.48
1:CA:142:G:N3	1:CA:196:A:H2	2.12	0.48
1:AA:687:A:C2	1:AA:704:A:C5	3.02	0.48
10:AK:117:HIS:O	10:AK:118:ASN:HB2	2.12	0.48
11:CL:30:ARG:O	11:CL:57:THR:HG23	2.13	0.48
23:BB:1114:C:H2'	23:BB:1115:G:C8	2.49	0.48
3:CD:35:GLN:O	3:CD:36:ALA:HB2	2.13	0.48
1:CA:240:G:H5'	1:CA:240:G:H8	1.77	0.48
24:BI:2:LYS:NZ	24:BI:2:LYS:HB3	2.28	0.48
1:AA:1030:U:H2'	1:AA:1030:U:O2	2.14	0.48
52:DW:32:ALA:C	52:DW:34:SER:H	2.16	0.48
44:DQ:23:TYR:CB	44:DQ:27:ARG:HB3	2.44	0.48
26:BD:98:VAL:C	26:BD:100:LEU:H	2.17	0.48
44:DQ:57:ARG:HH11	44:DQ:57:ARG:HG2	1.79	0.48
49:DR:49:ILE:HG21	49:DR:53:PHE:C	2.33	0.48
49:DR:7:SER:HB2	49:DR:22:LEU:CB	2.31	0.48
44:BQ:91:ARG:HE	44:BQ:94:LEU:HD23	1.79	0.48
37:BL:125:LEU:HB2	37:BL:143:GLU:OE2	2.13	0.48
23:BB:1818:U:HO2'	23:BB:1819:A:P	2.35	0.48
23:BB:2899:A:H2'	23:BB:2900:A:C8	2.49	0.48
43:DO:26:LEU:HD13	43:DO:39:VAL:HG23	1.95	0.48
24:DI:57:VAL:HG23	24:DI:71:LYS:NZ	2.28	0.48
6:AG:144:ALA:O	6:AG:145:GLU:HB3	2.12	0.48
27:DK:64:ARG:O	27:DK:82:ASN:HA	2.14	0.48
25:BC:226:PRO:HG3	25:BC:233:GLY:N	2.19	0.48
47:DF:101:ARG:HA	47:DF:105:ILE:HD12	1.96	0.48
47:BF:2:LYS:CD	47:BF:100:GLU:HG2	2.41	0.48
47:BF:104:THR:C	47:BF:108:PRO:HG2	2.34	0.48
41:DJ:19:ASP:OD2	41:DJ:58:ASN:HB2	2.13	0.48
4:AE:136:VAL:HG13	4:AE:137:ARG:H	1.79	0.48
23:DB:857:G:O2'	23:DB:858:G:H5'	2.12	0.48

Continued on next page...

Continued from previous page...

Atom-1	Atom-2	Distance(Å)	Clash(Å)
24:BI:21:PRO:CB	24:BI:22:PRO:HD3	2.40	0.48
35:DV:14:LYS:HE3	35:DV:18:ARG:NH2	2.24	0.48
46:DU:62:ALA:O	46:DU:63:ALA:HB3	2.13	0.48
1:CA:1289:A:H2'	1:CA:1290:G:H5'	1.95	0.48
1:AA:842:U:H4'	1:AA:846:G:C2	2.49	0.48
23:DB:643:A:H2'	23:DB:644:A:O4'	2.13	0.48
5:CF:37:HIS:O	5:CF:97:THR:HG23	2.14	0.48
56:BB:3554:HOH:O	29:BE:63:LYS:HE2	2.13	0.48
23:BB:979:A:H2'	23:BB:982:C:H42	1.78	0.48
48:BG:84:LYS:CB	48:BG:132:LEU:H	2.25	0.48
23:BB:1285:A:H2'	23:BB:1286:A:H5''	1.94	0.48
2:CC:140:ALA:HB3	2:CC:148:ILE:HD12	1.94	0.48
23:BB:335:C:H5''	46:BU:81:ARG:NH1	2.29	0.48
23:BB:4:U:H2'	23:BB:5:A:C8	2.48	0.48
23:BB:1505:A:H2'	23:BB:1506:U:C6	2.49	0.48
1:AA:470:C:H2'	1:AA:471:U:H6	1.77	0.48
2:CC:104:GLU:HG2	2:CC:105:VAL:H	1.79	0.48
11:AL:81:ILE:HG23	11:AL:94:TYR:HB3	1.96	0.48
2:AC:119:ILE:HG13	2:AC:132:ALA:HB1	1.96	0.48
14:AO:56:LEU:O	14:AO:60:VAL:HG23	2.12	0.48
15:CP:20:VAL:HG21	15:CP:32:PHE:CD2	2.49	0.48
28:DP:112:ARG:HB2	28:DP:112:ARG:HH11	1.79	0.48
38:BM:114:ARG:HA	38:BM:130:PHE:CE1	2.49	0.48
41:DJ:40:HIS:ND1	41:DJ:41:LYS:HG3	2.29	0.48
46:DU:66:VAL:C	46:DU:68:ASN:H	2.17	0.48
1:AA:1240:U:H3	6:AG:29:LEU:HD23	1.78	0.48
11:CL:35:ARG:HG3	11:CL:36:VAL:N	2.28	0.48
23:BB:1230:A:H2'	23:BB:1231:U:H6	1.76	0.48
1:AA:552:U:O2'	1:AA:553:A:H5'	2.13	0.48
23:DB:1745:A:H2'	23:DB:1746:A:O4'	2.13	0.48
23:BB:1196:C:H2'	23:BB:1197:G:C8	2.49	0.48
29:BE:148:ILE:HD13	29:BE:187:VAL:HG21	1.95	0.48
23:DB:2663:G:H2'	23:DB:2664:G:O4'	2.12	0.48
1:CA:1180:A:OP1	8:CI:104:THR:HG22	2.14	0.48
1:AA:1179:A:H2'	1:AA:1180:A:O4'	2.14	0.48
23:BB:576:U:H2'	23:BB:577:G:C8	2.48	0.48
23:DB:95:A:H4'	39:DX:38:GLN:O	2.14	0.48
1:AA:1294:G:H2'	1:AA:1295:U:C6	2.49	0.48
33:B1:14:ALA:HB3	33:B1:16:THR:HG22	1.95	0.48
25:BC:2:VAL:HG23	25:BC:3:VAL:N	2.28	0.48
23:BB:1647:U:H3'	23:BB:1647:U:P	2.53	0.48
2:CC:109:GLU:HG2	2:CC:139:ASN:HB3	1.96	0.48

Continued on next page...

Continued from previous page...

Atom-1	Atom-2	Distance(Å)	Clash(Å)
23:DB:378:C:O2'	23:DB:379:G:H5'	2.14	0.48
23:BB:1326:U:H2'	23:BB:1327:A:H8	1.78	0.48
26:DD:40:LEU:HD12	26:DD:41:ALA:N	2.28	0.48
23:DB:942:G:O2'	23:DB:943:A:H5'	2.13	0.48
1:CA:1526:G:P	21:CU:38:GLU:HB3	2.54	0.48
1:AA:1278:G:H4'	1:AA:1279:G:O5'	2.14	0.48
26:BD:14:ILE:CG2	26:BD:22:ILE:HB	2.44	0.48
1:CA:1533:C:H2'	1:CA:1534:A:C3'	2.29	0.48
8:AI:56:MET:O	8:AI:58:GLU:N	2.42	0.48
1:CA:906:A:C2'	1:CA:907:A:H5''	2.44	0.48
1:AA:906:A:C2'	1:AA:907:A:H5''	2.43	0.48
48:BG:28:LYS:O	48:BG:29:ASN:HB3	2.14	0.48
47:BF:39:VAL:HG12	47:BF:84:ILE:C	2.33	0.48
23:BB:1060:U:C4	24:BI:131:THR:HG22	2.47	0.48
31:B0:21:LEU:HB3	45:BS:23:LEU:HD21	1.96	0.48
27:DK:79:PHE:HD2	28:DP:69:VAL:HG12	1.74	0.48
42:DN:70:THR:HB	42:DN:75:ILE:HD11	1.94	0.48
27:BK:98:ARG:N	27:BK:98:ARG:HE	2.12	0.48
15:AP:66:THR:HG22	15:AP:67:ILE:H	1.79	0.48
10:AK:28:ASN:HD22	10:AK:29:THR:N	2.08	0.48
12:CM:70:ARG:NE	47:DF:136:ILE:HG21	2.28	0.48
1:CA:438:U:H4'	3:CD:119:HIS:HD2	1.78	0.48
1:CA:413:G:H2'	1:CA:428:G:H21	1.79	0.48
28:DP:20:ARG:O	28:DP:46:VAL:HG21	2.13	0.48
48:DG:106:LEU:O	48:DG:108:PHE:N	2.47	0.48
30:BY:7:THR:HA	30:BY:34:THR:HA	1.96	0.48
47:DF:62:GLN:NE2	47:DF:90:LEU:HD13	2.27	0.48
23:BB:1429:G:H2'	23:BB:1430:G:C8	2.44	0.48
1:AA:373:A:O4'	1:AA:481:G:H1'	2.13	0.48
4:CE:39:GLY:HA3	4:CE:116:VAL:HB	1.95	0.48
37:DL:95:LEU:HB2	37:DL:101:ILE:CG1	2.44	0.48
20:AB:218:ALA:O	20:AB:222:GLU:HG2	2.13	0.48
20:AB:221:ARG:CB	20:AB:221:ARG:HH11	2.25	0.48
19:AT:68:LYS:HE2	19:AT:68:LYS:CA	2.44	0.48
1:CA:1370:G:O2'	1:CA:1371:G:H5'	2.13	0.48
1:CA:490:C:H2'	1:CA:491:G:C8	2.49	0.48
9:CJ:83:THR:O	9:CJ:87:LEU:HD22	2.14	0.48
23:BB:1150:C:H2'	23:BB:1151:A:H8	1.79	0.48
23:DB:2186:G:H2'	23:DB:2187:U:O4'	2.12	0.48
23:DB:2797:U:H3'	23:DB:2798:U:C5	2.48	0.48
1:CA:1161:C:H2'	1:CA:1162:C:C6	2.48	0.48
1:CA:190:A:O5'	1:CA:190:A:H8	1.97	0.48

Continued on next page...

Continued from previous page...

Atom-1	Atom-2	Distance(Å)	Clash(Å)
23:BB:2880:C:O4'	42:BN:91:ALA:HB3	2.14	0.48
1:AA:1039:G:H2'	1:AA:1040:U:H6	1.77	0.48
23:BB:132:G:H2'	23:BB:133:U:C6	2.49	0.48
24:BI:116:MET:SD	24:BI:124:MET:HB2	2.53	0.48
12:AM:70:ARG:HH22	47:BF:112:ASP:CB	2.26	0.48
38:BM:108:VAL:HG11	38:BM:112:LEU:HD12	1.94	0.48
23:DB:1212:G:H1'	23:DB:1236:G:N2	2.29	0.48
23:DB:1212:G:HO2'	23:DB:1213:A:P	2.37	0.48
23:BB:1197:G:H2'	23:BB:1198:U:C6	2.48	0.48
23:BB:1163:G:O2'	23:BB:1164:C:H5'	2.14	0.48
1:AA:1102:A:H2'	1:AA:1103:C:C6	2.49	0.48
40:DH:4:ILE:H	40:DH:4:ILE:HD12	1.79	0.48
1:CA:505:G:H2'	1:CA:506:G:C8	2.49	0.48
23:DB:598:U:H2'	23:DB:599:A:C8	2.49	0.48
1:AA:50:A:N6	1:AA:361:G:H4'	2.29	0.48
23:DB:1957:C:H2'	23:DB:1958:C:C6	2.49	0.48
23:DB:2022:U:O2'	23:DB:2617:U:H5'	2.13	0.48
23:DB:1184:U:O2'	23:DB:1185:G:H5'	2.14	0.48
25:BC:34:GLU:O	25:BC:34:GLU:HG3	2.14	0.48
17:AR:33:THR:C	17:AR:35:SER:H	2.16	0.48
15:AP:59:HIS:O	15:AP:63:GLN:HG3	2.13	0.48
23:DB:1099:G:C8	24:DI:3:LYS:CB	2.96	0.48
40:BH:125:THR:HG23	40:BH:146:VAL:O	2.13	0.48
41:DJ:44:TYR:CE2	44:DQ:59:LEU:HD11	2.49	0.48
47:DF:42:ALA:O	47:DF:43:ILE:C	2.51	0.48
25:BC:152:GLN:HA	25:BC:155:ARG:HD3	1.94	0.48
37:BL:80:SER:H	37:BL:113:ALA:HB3	1.79	0.48
48:DG:17:LYS:HZ2	48:DG:18:ILE:N	2.09	0.48
40:BH:105:ALA:HB3	40:BH:108:VAL:HG21	1.96	0.48
40:BH:68:ARG:HB3	40:BH:134:VAL:HG11	1.96	0.48
10:CK:73:VAL:O	10:CK:76:TYR:HB2	2.13	0.48
32:B4:9:LYS:N	32:B4:9:LYS:HD3	2.29	0.48
3:CD:160:LEU:H	3:CD:160:LEU:HD13	1.78	0.48
47:DF:162:ASP:O	47:DF:166:ARG:HD2	2.13	0.48
23:DB:161:A:C3'	23:DB:162:U:H5''	2.38	0.48
23:DB:2862:G:H2'	23:DB:2863:C:C6	2.48	0.48
29:DE:87:ALA:O	29:DE:88:ARG:HD3	2.14	0.48
52:BW:75:ASN:O	52:BW:76:ARG:HB2	2.13	0.48
20:CB:128:LEU:CD1	20:CB:131:LYS:HB3	2.43	0.48
23:DB:2751:G:H4'	48:DG:3:VAL:HG13	1.96	0.48
1:CA:106:C:HO2'	1:CA:107:G:H5'	1.79	0.48
48:BG:44:HIS:ND1	48:BG:49:LEU:HD12	2.29	0.48

Continued on next page...

Continued from previous page...

Atom-1	Atom-2	Distance(Å)	Clash(Å)
24:DI:100:ILE:O	24:DI:139:VAL:HG13	2.14	0.48
24:DI:129:GLU:HB3	24:DI:133:ARG:NH1	2.29	0.48
1:AA:1001:C:H2'	1:AA:1002:G:C8	2.48	0.48
1:AA:840:C:N3	1:AA:842:U:H5'	2.29	0.48
26:BD:118:PHE:O	26:BD:119:ALA:HB3	2.14	0.48
23:BB:1591:A:H2'	23:BB:1592:C:C6	2.49	0.48
23:BB:1443:U:H2'	23:BB:1444:G:H8	1.79	0.48
13:CN:30:ILE:HB	13:CN:44:VAL:HG21	1.96	0.48
23:DB:1285:A:H2'	23:DB:1286:A:H5''	1.94	0.48
28:DP:74:GLN:O	28:DP:76:HIS:N	2.47	0.48
38:DM:69:PRO:HA	38:DM:94:ALA:HB2	1.96	0.48
40:BH:59:ALA:HA	40:BH:62:LEU:CD2	2.44	0.48
23:BB:192:C:C2'	23:BB:193:U:H5'	2.44	0.48
25:BC:18:VAL:HG11	25:BC:202:ARG:HD2	1.95	0.48
6:AG:63:VAL:HA	6:AG:66:GLU:CD	2.34	0.48
1:AA:490:C:H2'	1:AA:491:G:C8	2.49	0.48
14:AO:8:THR:O	14:AO:11:ILE:HG22	2.14	0.48
38:BM:2:LEU:CD2	38:BM:46:ILE:HD11	2.44	0.48
23:DB:1338:G:H5''	50:DT:17:SER:HB3	1.96	0.48
46:BU:50:ALA:H	46:BU:53:GLN:CD	2.17	0.48
23:DB:2295:C:O2'	23:DB:2296:U:H5'	2.13	0.48
23:DB:1789:A:OP1	25:DC:220:ARG:HD3	2.14	0.48
23:BB:467:G:OP1	36:B2:33:ARG:HG2	2.14	0.48
3:CD:98:ASP:HB3	3:CD:132:ALA:HB1	1.96	0.48
23:BB:1913:A:H4'	23:BB:1914:C:H5''	1.95	0.48
1:CA:714:G:H21	1:CA:777:A:H1'	1.79	0.48
23:DB:526:A:N6	23:DB:2626:C:C4'	2.76	0.48
23:DB:401:A:H2'	23:DB:402:A:C8	2.49	0.48
23:BB:184:C:H2'	23:BB:185:G:C8	2.47	0.48
23:DB:2215:C:O2'	23:DB:2216:G:H5'	2.14	0.48
22:BA:30:C:H1'	22:BA:58:A:N1	2.28	0.48
23:DB:2213:U:O2	23:DB:2213:U:H2'	2.13	0.48
3:AD:118:SER:HA	3:AD:130:ASN:HB2	1.96	0.48
3:AD:173:ASP:OD1	3:AD:176:LYS:HD3	2.14	0.48
44:DQ:51:GLN:O	44:DQ:55:GLN:HG3	2.14	0.48
45:DS:6:LYS:HB3	45:DS:104:THR:HA	1.95	0.48
3:CD:126:GLY:O	3:CD:127:ARG:HD2	2.14	0.48
34:D3:50:SER:C	34:D3:52:GLY:H	2.17	0.48
21:AU:27:VAL:O	21:AU:31:VAL:HG23	2.14	0.48
1:CA:1283:U:O2'	1:CA:1284:C:H5'	2.13	0.48
23:DB:510:C:H2'	23:DB:511:U:O4'	2.13	0.48
3:AD:35:GLN:O	3:AD:36:ALA:HB2	2.13	0.48

Continued on next page...

Continued from previous page...

Atom-1	Atom-2	Distance(Å)	Clash(Å)
3:CD:173:ASP:HB3	3:CD:178:GLU:HB2	1.96	0.48
23:DB:1773:A:N7	23:DB:1829:A:H1'	2.29	0.48
48:BG:19:ASN:HB2	48:BG:22:VAL:HB	1.95	0.48
46:DU:51:LEU:O	46:DU:52:ASN:HB2	2.14	0.48
23:DB:615:U:O4	29:DE:39:ALA:HB2	2.13	0.48
49:DR:21:ARG:HB3	49:DR:95:ASP:OD1	2.14	0.48
52:BW:30:VAL:O	52:BW:30:VAL:HG22	2.14	0.48
5:CF:3:HIS:CD2	5:CF:3:HIS:N	2.81	0.48
5:CF:36:ILE:HG12	5:CF:64:VAL:HG13	1.96	0.48
8:CI:23:GLY:H	8:CI:60:LEU:HA	1.79	0.48
42:BN:2:ARG:HG2	42:BN:2:ARG:O	2.14	0.48
40:BH:117:LEU:HD11	40:BH:130:VAL:HG13	1.95	0.48
25:DC:91:ALA:CB	25:DC:105:ALA:HB2	2.44	0.48
3:CD:192:ALA:C	3:CD:194:ILE:H	2.18	0.48
41:BJ:44:TYR:CD2	44:BQ:59:LEU:HD21	2.49	0.48
41:BJ:45:THR:HG23	41:BJ:45:THR:O	2.14	0.48
20:AB:101:THR:HG22	20:AB:174:GLU:OE1	2.13	0.48
33:D1:11:VAL:O	33:D1:48:TYR:HA	2.13	0.48
1:CA:695:A:H61	1:CA:797:C:H1'	1.79	0.48
25:BC:131:MET:HA	25:BC:134:ILE:HG12	1.96	0.48
23:BB:663:G:OP1	37:BL:17:LYS:HG2	2.14	0.48
18:CS:29:PRO:HA	18:CS:47:THR:O	2.13	0.48
46:BU:73:ASN:HD22	46:BU:73:ASN:N	2.11	0.48
27:DK:98:ARG:HE	27:DK:98:ARG:N	2.12	0.48
1:CA:410:G:H2'	1:CA:429:U:C5	2.49	0.48
23:BB:2207:C:H2'	23:BB:2208:C:H6	1.77	0.48
14:CO:85:LEU:HD12	14:CO:85:LEU:N	2.29	0.48
23:DB:2849:U:H4'	23:DB:2850:A:C5'	2.41	0.48
23:DB:121:G:H2'	23:DB:122:G:H8	1.79	0.48
52:DW:46:ALA:HB2	52:DW:78:PHE:CD1	2.46	0.48
48:DG:44:HIS:ND1	48:DG:49:LEU:HD12	2.28	0.48
23:DB:1438:U:H2'	23:DB:1439:A:O4'	2.13	0.48
43:DO:2:ASP:OD2	43:DO:4:LYS:HB3	2.14	0.48
46:DU:35:VAL:O	46:DU:38:ILE:HG22	2.14	0.48
13:CN:27:LYS:HG3	13:CN:28:ALA:N	2.26	0.48
23:BB:674:G:HO2'	29:BE:60:TRP:HH2	1.55	0.48
1:AA:919:A:O2'	1:AA:920:U:H5'	2.13	0.48
13:AN:30:ILE:HG22	13:AN:41:TRP:CB	2.41	0.48
23:BB:306:U:H2'	23:BB:307:G:O4'	2.14	0.48
25:DC:159:THR:O	25:DC:194:VAL:HG12	2.14	0.48
1:AA:658:C:O2'	1:AA:659:U:H5'	2.13	0.48
48:BG:173:ALA:HB3	48:BG:175:LYS:HZ1	1.79	0.48

Continued on next page...

Continued from previous page...

Atom-1	Atom-2	Distance(Å)	Clash(Å)
6:AG:122:GLU:OE1	6:AG:131:GLY:HA3	2.14	0.48
40:DH:83:LYS:HG3	40:DH:149:GLU:HG3	1.94	0.48
23:BB:1491:G:H5'	25:BC:97:ASP:OD1	2.13	0.48
23:DB:7:G:H4'	41:DJ:15:TRP:CZ2	2.49	0.48
23:DB:831:G:H2'	23:DB:832:U:O4'	2.14	0.48
5:CF:46:GLN:HG3	5:CF:47:LEU:N	2.29	0.48
20:AB:22:TRP:HA	20:AB:188:THR:HB	1.96	0.48
23:DB:2838:G:H2'	23:DB:2839:G:H8	1.77	0.48
29:DE:21:ARG:HG3	29:DE:22:ASP:O	2.13	0.48
23:BB:2246:G:H2'	23:BB:2247:A:H8	1.77	0.48
45:BS:13:SER:OG	45:BS:14:ALA:N	2.47	0.48
29:DE:148:ILE:HD13	29:DE:187:VAL:HG21	1.96	0.48
23:DB:2415:G:C4'	37:DL:66:PHE:HB2	2.44	0.48
1:CA:113:G:H2'	1:CA:114:U:H6	1.76	0.48
1:AA:1178:G:H2'	1:AA:1180:A:OP2	2.14	0.48
43:BO:106:LEU:CA	43:BO:109:ALA:HB3	2.44	0.48
22:BA:91:C:H2'	22:BA:92:C:C6	2.48	0.48
1:CA:455:G:H2'	1:CA:456:A:C8	2.48	0.48
23:DB:2053:G:O2'	23:DB:2054:A:H5'	2.13	0.48
3:CD:32:LYS:O	3:CD:35:GLN:HB2	2.14	0.48
38:DM:54:THR:O	38:DM:56:ALA:N	2.43	0.48
1:CA:1247:U:O2'	1:CA:1248:A:H5'	2.13	0.48
11:AL:30:ARG:O	11:AL:57:THR:HG23	2.14	0.48
23:BB:1180:U:O2'	23:BB:1181:U:H5'	2.13	0.48
1:CA:50:A:N6	1:CA:361:G:H4'	2.29	0.48
23:DB:1260:A:H2'	23:DB:1261:C:C6	2.48	0.48
3:AD:49:ASP:O	3:AD:53:GLN:HG3	2.13	0.48
37:DL:14:LYS:O	37:DL:16:GLY:N	2.47	0.48
48:BG:155:PRO:C	48:BG:170:THR:HB	2.34	0.48
1:AA:142:G:N3	1:AA:196:A:H2	2.12	0.48
48:BG:115:GLN:CD	48:BG:115:GLN:H	2.17	0.48
1:CA:1278:G:H4'	1:CA:1279:G:O5'	2.14	0.48
44:DQ:30:VAL:O	44:DQ:31:TYR:CB	2.62	0.48
33:D1:8:ILE:HD12	33:D1:51:ALA:HA	1.95	0.48
25:DC:66:PHE:CD1	25:DC:66:PHE:N	2.81	0.48
25:DC:80:LEU:HD21	25:DC:109:LEU:HG	1.95	0.48
41:DJ:4:PHE:HB3	41:DJ:44:TYR:CD1	2.49	0.48
51:DZ:53:ALA:O	51:DZ:54:LYS:HB3	2.13	0.48
1:CA:1097:C:H2'	1:CA:1098:C:H6	1.78	0.48
20:CB:44:LYS:O	20:CB:48:MET:HG2	2.14	0.48
28:BP:3:ILE:HD13	28:BP:3:ILE:C	2.34	0.48
28:BP:4:ILE:CG2	28:BP:5:LYS:H	2.18	0.48

Continued on next page...

Continued from previous page...

Atom-1	Atom-2	Distance(Å)	Clash(Å)
40:DH:127:GLU:HA	40:DH:144:VAL:O	2.13	0.48
3:AD:25:ARG:O	3:AD:26:ALA:HB3	2.14	0.48
3:AD:30:LYS:N	3:AD:30:LYS:HD3	2.29	0.48
3:AD:151:GLN:HB3	3:AD:154:VAL:HG22	1.95	0.48
47:BF:100:GLU:C	47:BF:102:LEU:N	2.68	0.48
8:AI:64:ILE:HD12	8:AI:64:ILE:H	1.79	0.48
4:CE:28:ARG:NH1	4:CE:30:PHE:HB3	2.27	0.48
23:DB:635:C:O2'	23:DB:639:U:H5''	2.13	0.48
26:DD:116:LYS:HB3	26:DD:118:PHE:CZ	2.48	0.48
29:DE:58:LYS:H	29:DE:58:LYS:HZ3	1.59	0.48
47:DF:34:THR:HG22	47:DF:89:THR:HG22	1.95	0.48
26:BD:90:PHE:CD2	26:BD:94:GLN:HG3	2.48	0.48
1:AA:235:C:H2'	1:AA:236:A:H8	1.75	0.48
48:DG:173:ALA:HB3	48:DG:175:LYS:HZ3	1.79	0.48
1:AA:974:A:H8	1:AA:974:A:OP1	1.97	0.48
11:CL:78:VAL:O	11:CL:102:ASP:HB2	2.14	0.48
11:AL:88:ASP:C	11:AL:89:LEU:HD22	2.34	0.48
22:BA:6:G:H2'	22:BA:7:G:H8	1.77	0.48
23:BB:2592:G:H2'	23:BB:2593:U:O4'	2.13	0.48
6:CG:63:VAL:HA	6:CG:66:GLU:CD	2.33	0.48
7:AH:51:GLU:HG2	7:AH:52:GLY:N	2.26	0.48
4:CE:101:GLY:H	4:CE:121:ASN:ND2	2.12	0.48
23:DB:1464:G:O2'	23:DB:1465:G:H5'	2.13	0.48
39:BX:15:ASN:O	39:BX:19:LEU:HD13	2.13	0.48
9:CJ:80:THR:HG22	9:CJ:81:GLU:N	2.29	0.48
38:BM:101:VAL:HG13	38:BM:101:VAL:O	2.13	0.48
23:BB:873:C:H4'	38:BM:64:TRP:NE1	2.28	0.48
23:DB:947:A:O2'	23:DB:984:A:H2	1.96	0.48
38:BM:1:MET:O	38:BM:2:LEU:HB2	2.14	0.48
7:AH:6:ILE:HD11	7:AH:31:LEU:HD23	1.96	0.48
23:BB:2228:G:H2'	23:BB:2229:U:C6	2.48	0.48
17:AR:38:ILE:HG22	17:AR:58:ILE:HG21	1.96	0.48
1:CA:245:U:H2'	1:CA:246:A:H5'	1.96	0.48
14:CO:9:ALA:O	14:CO:12:VAL:HB	2.13	0.48
1:CA:736:C:H5''	5:CF:90:MET:HE3	1.96	0.48
23:DB:1788:C:O2'	23:DB:1789:A:H5'	2.13	0.48
23:BB:1856:U:C2'	23:BB:1857:G:H5'	2.44	0.48
1:CA:551:U:O2'	1:CA:552:U:H5'	2.14	0.48
1:AA:1355:G:H2'	1:AA:1356:G:H8	1.79	0.48
1:CA:1337:G:H5''	1:CA:1338:G:OP1	2.14	0.48
23:DB:1275:A:N3	23:DB:1275:A:H2'	2.28	0.48
29:BE:21:ARG:HG3	29:BE:22:ASP:O	2.14	0.48

Continued on next page...

Continued from previous page...

Atom-1	Atom-2	Distance(Å)	Clash(Å)
25:DC:93:VAL:HG12	25:DC:101:ARG:O	2.13	0.48
28:BP:25:VAL:HA	28:BP:85:VAL:HA	1.96	0.48
23:DB:1747:U:H2'	23:DB:1748:C:H6	1.78	0.48
23:DB:1747:U:H2'	23:DB:1748:C:C6	2.48	0.48
8:CI:93:LEU:HD13	8:CI:97:LEU:HD11	1.96	0.48
23:BB:554:U:H2'	23:BB:555:G:O4'	2.14	0.48
1:CA:150:U:H2'	1:CA:151:A:H8	1.79	0.48
1:AA:952:U:H2'	1:AA:953:G:H8	1.77	0.48
25:DC:209:ALA:HA	25:DC:212:TRP:CE2	2.49	0.48
1:CA:1192:C:H2'	1:CA:1193:G:O4'	2.14	0.48
36:D2:1:MET:HG2	36:D2:2:LYS:H	1.78	0.48
1:CA:701:U:H5''	1:CA:703:G:O4'	2.13	0.48
23:BB:1532:A:H2'	23:BB:1532:A:N3	2.29	0.48
23:DB:503:A:H5''	23:DB:505:A:OP1	2.14	0.48
23:BB:2567:G:H2'	23:BB:2568:U:C6	2.49	0.48
46:BU:85:ARG:NH1	46:BU:86:PHE:N	2.60	0.47
52:BW:23:LYS:C	52:BW:66:VAL:HB	2.34	0.47
49:DR:34:GLU:CD	49:DR:60:LYS:HE2	2.34	0.47
52:DW:23:LYS:C	52:DW:66:VAL:HB	2.34	0.47
26:DD:106:LYS:HD3	26:DD:106:LYS:N	2.29	0.47
44:BQ:30:VAL:CG1	44:BQ:31:TYR:H	2.00	0.47
23:DB:2061:G:H5''	23:DB:2503:A:C2	2.49	0.47
25:DC:144:GLU:HB3	25:DC:187:CYS:HB3	1.96	0.47
44:DQ:59:LEU:C	44:DQ:59:LEU:HD13	2.35	0.47
44:DQ:96:ASP:C	44:DQ:98:ALA:H	2.17	0.47
1:AA:1096:C:H2'	1:AA:1097:C:H6	1.79	0.47
47:DF:43:ILE:CG2	47:DF:44:ALA:H	2.15	0.47
39:BX:28:LEU:HB3	39:BX:43:LEU:CD2	2.44	0.47
1:AA:68:G:H2'	1:AA:69:G:O4'	2.14	0.47
23:DB:1693:U:H1'	25:DC:13:ARG:NH2	2.28	0.47
47:BF:46:LYS:HA	47:BF:46:LYS:HZ3	1.79	0.47
47:BF:78:ILE:HG23	47:BF:82:TYR:CG	2.49	0.47
23:DB:1060:U:H5	24:DI:131:THR:HG22	1.76	0.47
6:AG:145:GLU:C	6:AG:147:ASN:H	2.16	0.47
15:CP:40:ASN:ND2	15:CP:43:ALA:N	2.52	0.47
23:DB:188:G:OP1	51:DZ:14:THR:HG23	2.14	0.47
42:BN:37:THR:OG1	42:BN:40:LYS:HE2	2.14	0.47
23:DB:360:U:H2'	23:DB:361:G:C8	2.48	0.47
1:AA:617:G:H4'	15:AP:46:LYS:CE	2.43	0.47
3:CD:25:ARG:HH12	3:CD:30:LYS:HE3	1.79	0.47
23:BB:1025:G:H8	23:BB:1025:G:OP1	1.97	0.47
23:DB:587:C:H4'	23:DB:588:U:C6	2.49	0.47

Continued on next page...

Continued from previous page...

Atom-1	Atom-2	Distance(Å)	Clash(Å)
23:DB:639:U:H2'	23:DB:640:C:H6	1.78	0.47
20:CB:83:ALA:O	20:CB:88:GLN:HB2	2.14	0.47
23:BB:727:A:OP1	23:BB:1431:A:O2'	2.31	0.47
23:BB:2865:U:H5''	23:BB:2866:U:OP2	2.14	0.47
23:DB:1441:G:H2'	23:DB:1442:U:H6	1.75	0.47
23:DB:283:G:H2'	23:DB:284:U:C4'	2.44	0.47
23:DB:2038:G:H2'	23:DB:2039:U:H6	1.79	0.47
1:AA:93:U:H6	1:AA:93:U:O5'	1.97	0.47
1:AA:972:C:P	9:AJ:59:LYS:HD3	2.53	0.47
23:BB:2882:A:H2'	23:BB:2883:A:H5''	1.96	0.47
23:BB:170:U:H2'	23:BB:171:U:C6	2.49	0.47
2:CC:149:LYS:HB2	2:CC:168:ARG:HG3	1.94	0.47
12:AM:76:ILE:O	12:AM:80:MET:HG3	2.13	0.47
23:DB:1779:U:C5	23:DB:1784:A:N7	2.82	0.47
23:DB:2804:U:H2'	23:DB:2805:C:H6	1.75	0.47
37:BL:95:LEU:O	37:BL:100:ILE:HG22	2.14	0.47
23:BB:873:C:H2'	23:BB:874:G:H8	1.79	0.47
23:BB:591:U:H1'	34:B3:1:PRO:H3	1.78	0.47
6:AG:50:ALA:HB2	6:AG:57:GLU:HG3	1.95	0.47
20:CB:138:ARG:HB2	20:CB:138:ARG:NH1	2.29	0.47
23:DB:2092:U:H5	23:DB:2226:C:OP2	1.97	0.47
39:DX:12:GLU:CA	39:DX:15:ASN:HD21	2.27	0.47
23:BB:1374:G:H2'	23:BB:1375:U:C6	2.49	0.47
23:BB:1847:A:H1'	23:BB:1848:A:N7	2.29	0.47
37:DL:46:VAL:HB	37:DL:50:PHE:HD1	1.79	0.47
23:BB:2093:G:O2'	23:BB:2094:A:H5'	2.13	0.47
4:AE:95:MET:HA	4:AE:124:ALA:CB	2.43	0.47
23:DB:547:A:H2'	23:DB:547:A:N3	2.28	0.47
19:CT:27:MET:SD	19:CT:66:ILE:HG12	2.54	0.47
23:BB:528:A:H2	23:BB:2043:C:H4'	1.78	0.47
1:CA:125:U:H2'	1:CA:126:G:C8	2.49	0.47
1:AA:880:C:H2'	1:AA:881:G:C8	2.47	0.47
23:BB:2755:C:O2'	23:BB:2756:U:H2'	2.14	0.47
23:BB:1296:G:O2'	23:BB:1297:C:H5'	2.14	0.47
23:BB:758:C:O2	23:BB:1981:A:H2	1.97	0.47
1:AA:394:G:H2'	1:AA:395:C:C6	2.49	0.47
27:BK:109:SER:C	27:BK:111:LYS:H	2.17	0.47
22:DA:85:G:H2'	22:DA:86:G:H8	1.79	0.47
9:CJ:8:ILE:N	9:CJ:8:ILE:HD12	2.28	0.47
22:DA:30:C:O2	22:DA:30:C:H2'	2.13	0.47
48:DG:28:LYS:O	48:DG:29:ASN:HB3	2.14	0.47
29:DE:52:VAL:HG11	29:DE:81:GLY:HA3	1.95	0.47

Continued on next page...

Continued from previous page...

Atom-1	Atom-2	Distance(Å)	Clash(Å)
23:DB:1880:U:H2'	23:DB:1881:C:C6	2.49	0.47
23:BB:2104:C:H2'	23:BB:2105:U:H6	1.79	0.47
45:BS:56:ALA:O	45:BS:59:GLU:HB2	2.13	0.47
1:CA:1190:G:OP1	2:CC:3:LYS:HA	2.14	0.47
31:B0:55:ALA:C	31:B0:56:LYS:HG3	2.33	0.47
20:AB:94:ARG:N	20:AB:94:ARG:HE	2.11	0.47
23:BB:1841:U:H2'	23:BB:1842:G:H8	1.78	0.47
23:BB:1573:G:H2'	23:BB:1574:C:H5'	1.95	0.47
5:AF:55:HIS:O	5:AF:56:LYS:HG3	2.14	0.47
1:CA:939:G:H2'	1:CA:940:C:C6	2.49	0.47
45:DS:42:LYS:O	45:DS:45:VAL:HG22	2.14	0.47
48:DG:115:GLN:H	48:DG:115:GLN:CD	2.17	0.47
40:BH:32:PRO:O	40:BH:33:GLN:HB2	2.14	0.47
51:BZ:6:GLN:NE2	51:BZ:77:LYS:NZ	2.62	0.47
52:BW:24:ARG:HD3	52:BW:65:LYS:CE	2.44	0.47
52:BW:50:VAL:HG23	52:BW:61:LYS:CE	2.44	0.47
26:DD:31:ALA:O	26:DD:52:THR:HG23	2.14	0.47
29:DE:188:MET:HG2	29:DE:193:VAL:HG22	1.96	0.47
29:BE:147:LEU:HD12	29:BE:149:ILE:HG22	1.96	0.47
1:AA:1098:C:O2'	1:AA:1099:G:H5'	2.14	0.47
18:CS:66:VAL:HG23	18:CS:67:GLY:H	1.78	0.47
44:BQ:60:TRP:CH2	44:BQ:93:ILE:HB	2.50	0.47
25:BC:153:LEU:HD13	25:BC:175:LEU:HD21	1.96	0.47
25:BC:181:ARG:HD3	25:BC:265:PHE:O	2.14	0.47
45:DS:26:GLY:N	45:DS:71:VAL:HG13	2.28	0.47
23:DB:2151:U:HO2'	23:DB:2152:G:H5'	1.79	0.47
24:BI:56:VAL:CG2	24:BI:68:PHE:HB2	2.44	0.47
23:DB:276:U:O5'	23:DB:276:U:H6	1.97	0.47
3:CD:29:THR:HG22	3:CD:30:LYS:HD3	1.95	0.47
14:CO:81:LEU:O	14:CO:85:LEU:HD13	2.14	0.47
24:DI:18:ASN:N	24:DI:19:PRO:CD	2.77	0.47
47:BF:34:THR:HG22	47:BF:89:THR:HG22	1.95	0.47
22:BA:32:U:H2'	22:BA:33:G:H8	1.78	0.47
35:DV:6:ALA:O	35:DV:65:VAL:HG12	2.14	0.47
22:DA:74:U:H2'	22:DA:75:G:C8	2.48	0.47
1:CA:255:G:H5'	16:CQ:17:GLU:O	2.15	0.47
35:BV:35:GLU:HG3	35:BV:93:ARG:NH1	2.29	0.47
23:DB:1386:C:H1'	23:DB:1470:A:H1'	1.95	0.47
13:AN:17:ASP:HA	13:AN:21:ALA:HB2	1.95	0.47
39:BX:55:THR:O	39:BX:58:ASN:HB3	2.14	0.47
5:CF:6:ILE:HD11	5:CF:8:PHE:CD2	2.49	0.47
2:CC:149:LYS:HA	2:CC:168:ARG:HB2	1.96	0.47

Continued on next page...

Continued from previous page...

Atom-1	Atom-2	Distance(Å)	Clash(Å)
25:DC:245:THR:O	25:DC:247:TRP:N	2.48	0.47
1:AA:736:C:H5''	5:AF:90:MET:HE3	1.96	0.47
43:BO:24:THR:OG1	43:BO:90:VAL:HG12	2.14	0.47
3:CD:138:PRO:HA	3:CD:181:PHE:CD2	2.46	0.47
30:BY:43:ILE:HG13	30:BY:44:ARG:N	2.28	0.47
23:DB:20:C:H2'	23:DB:21:A:H8	1.79	0.47
23:BB:2794:C:H2'	23:BB:2795:C:C6	2.49	0.47
38:BM:69:PRO:HA	38:BM:94:ALA:HB2	1.95	0.47
20:AB:120:SER:HA	20:AB:125:PHE:HB3	1.96	0.47
1:CA:738:C:H2'	1:CA:739:C:H6	1.79	0.47
23:DB:2243:U:O2	23:DB:2434:A:C2	2.68	0.47
23:BB:969:G:OP1	30:BY:17:PRO:HG3	2.14	0.47
11:AL:35:ARG:HG3	11:AL:36:VAL:N	2.29	0.47
1:CA:97:G:H2'	1:CA:98:A:O4'	2.14	0.47
23:BB:692:C:H2'	23:BB:693:A:H8	1.79	0.47
29:DE:68:ALA:O	29:DE:69:ARG:C	2.53	0.47
23:DB:1347:A:H2'	23:DB:1348:C:O4'	2.14	0.47
1:AA:161:A:H2'	1:AA:162:A:C8	2.49	0.47
3:CD:18:LEU:HD12	3:CD:63:ILE:HG12	1.95	0.47
23:DB:1355:G:O2'	23:DB:1356:G:H5'	2.13	0.47
19:CT:65:LEU:HD23	19:CT:66:ILE:HD13	1.96	0.47
23:BB:2747:G:O6	23:BB:2755:C:H5''	2.13	0.47
6:CG:104:VAL:HG12	6:CG:108:ARG:HD2	1.95	0.47
23:DB:2691:C:H2'	23:DB:2692:G:H8	1.79	0.47
23:BB:1263:U:O2'	31:B0:7:PRO:HD2	2.15	0.47
27:BK:22:ILE:O	27:BK:23:LYS:HB2	2.14	0.47
23:BB:1910:G:O2'	23:BB:1911:U:H5'	2.13	0.47
1:CA:821:G:H2'	1:CA:822:U:C6	2.48	0.47
23:DB:1997:C:O2'	23:DB:1998:A:H5'	2.14	0.47
6:CG:91:ARG:HB3	6:CG:92:PRO:HD2	1.96	0.47
23:BB:2022:U:O2'	23:BB:2617:U:H5'	2.14	0.47
46:BU:51:LEU:O	46:BU:52:ASN:HB2	2.14	0.47
23:BB:208:C:H2'	23:BB:209:C:C6	2.50	0.47
18:AS:64:GLU:N	18:AS:64:GLU:CD	2.68	0.47
1:AA:815:A:H4'	1:AA:817:C:C4	2.49	0.47
12:CM:22:TYR:N	12:CM:65:GLU:OE2	2.47	0.47
1:AA:541:G:O2'	3:AD:39:GLN:HB3	2.14	0.47
36:B2:9:VAL:HG13	36:B2:10:LEU:N	2.29	0.47
52:DW:64:GLY:HA3	52:DW:83:ALA:HA	1.96	0.47
26:BD:4:LEU:HD23	26:BD:101:PHE:CE1	2.48	0.47
28:BP:61:ARG:CB	28:BP:61:ARG:HH21	2.25	0.47
42:DN:38:LEU:CB	42:DN:39:PRO:HD3	2.41	0.47

Continued on next page...

Continued from previous page...

Atom-1	Atom-2	Distance(Å)	Clash(Å)
49:DR:39:LEU:O	49:DR:40:MET:HB2	2.13	0.47
1:CA:1319:A:H4'	1:CA:1320:C:OP1	2.14	0.47
20:AB:104:LYS:NZ	20:AB:104:LYS:HB2	2.29	0.47
23:BB:459:U:C2'	23:BB:460:A:H5'	2.44	0.47
25:BC:4:LYS:HE3	25:BC:13:ARG:O	2.13	0.47
25:BC:175:LEU:HD11	25:BC:181:ARG:HG3	1.96	0.47
25:BC:66:PHE:N	25:BC:66:PHE:CD1	2.82	0.47
1:CA:1098:C:O2'	1:CA:1099:G:H5'	2.15	0.47
41:DJ:102:GLU:HG3	41:DJ:124:VAL:HG11	1.95	0.47
2:CC:48:LYS:HD3	2:CC:48:LYS:N	2.17	0.47
40:BH:68:ARG:CD	40:BH:134:VAL:HG11	2.40	0.47
1:AA:78:A:H2'	1:AA:79:G:C8	2.49	0.47
23:DB:345:A:H1'	23:DB:346:A:H2	1.77	0.47
34:B3:30:HIS:O	34:B3:31:ILE:C	2.52	0.47
23:BB:558:U:H5'	41:BJ:114:LEU:HD22	1.96	0.47
23:DB:2895:G:O2'	23:DB:2896:C:H5'	2.15	0.47
23:DB:2867:G:N7	28:DP:20:ARG:NH1	2.62	0.47
35:DV:16:ALA:HA	35:DV:19:ARG:NE	2.26	0.47
16:CQ:46:HIS:NE2	16:CQ:48:GLU:HB2	2.28	0.47
20:AB:87:ASP:HB2	20:AB:224:ARG:NH2	2.28	0.47
23:BB:2884:U:H2'	23:BB:2885:G:C8	2.49	0.47
50:BT:76:ARG:CZ	50:BT:76:ARG:HB3	2.44	0.47
35:BV:21:ARG:HE	35:BV:87:GLN:HB3	1.79	0.47
46:DU:35:VAL:HB	46:DU:38:ILE:CB	2.43	0.47
47:BF:148:VAL:O	47:BF:149:ARG:HG2	2.14	0.47
12:AM:64:VAL:HA	12:AM:68:LEU:HD12	1.96	0.47
25:BC:255:LYS:C	25:BC:256:THR:HG23	2.34	0.47
23:BB:2751:G:H5'	48:BG:2:ARG:CD	2.44	0.47
46:BU:14:THR:HG21	46:BU:64:ILE:CD1	2.43	0.47
23:BB:2815:C:H2'	23:BB:2816:G:C8	2.49	0.47
23:BB:154:U:H2'	23:BB:155:A:H8	1.78	0.47
38:DM:40:ARG:HB2	38:DM:93:VAL:HG21	1.95	0.47
23:DB:2065:C:O2'	23:DB:2066:C:H5'	2.14	0.47
1:AA:1307:U:H2'	1:AA:1308:U:H6	1.79	0.47
23:DB:322:A:C2	23:DB:340:A:C6	3.02	0.47
1:AA:513:C:H2'	1:AA:514:C:C6	2.48	0.47
1:AA:192:A:O2'	1:AA:193:C:H5'	2.15	0.47
28:BP:19:PHE:CE2	28:BP:25:VAL:HG11	2.50	0.47
49:DR:91:GLN:HG3	49:DR:92:TRP:N	2.30	0.47
1:AA:682:G:O2'	1:AA:683:G:H5'	2.15	0.47
23:DB:1683:U:H2'	23:DB:1684:G:C8	2.49	0.47
42:BN:13:ASN:OD1	42:BN:15:SER:HB3	2.14	0.47

Continued on next page...

Continued from previous page...

Atom-1	Atom-2	Distance(Å)	Clash(Å)
1:CA:1179:A:H2'	1:CA:1180:A:O4'	2.14	0.47
1:AA:1410:A:H2'	1:AA:1411:C:H6	1.80	0.47
23:BB:1714:U:H3'	23:BB:1715:G:H5'	1.96	0.47
4:CE:156:ARG:HB3	7:CH:43:GLY:O	2.14	0.47
23:DB:246:C:H2'	23:DB:247:G:H5'	1.96	0.47
23:BB:207:A:H2'	23:BB:208:C:O4'	2.15	0.47
23:BB:2595:G:H1	25:BC:238:ASN:ND2	2.11	0.47
23:BB:536:G:P	44:BQ:52:ARG:HH21	2.37	0.47
1:AA:575:G:H4'	1:AA:576:C:OP1	2.14	0.47
38:DM:131:VAL:HG12	38:DM:132:THR:H	1.79	0.47
41:BJ:64:VAL:O	41:BJ:68:LYS:HD2	2.15	0.47
5:CF:17:GLN:O	5:CF:21:MET:HG3	2.14	0.47
34:B3:56:LEU:O	34:B3:59:ALA:HB3	2.14	0.47
4:CE:9:GLU:O	4:CE:40:ASP:HA	2.14	0.47
51:DZ:7:VAL:HG21	51:DZ:59:ILE:CD1	2.45	0.47
23:DB:338:G:N2	23:DB:339:U:H1'	2.28	0.47
25:DC:152:GLN:HA	25:DC:155:ARG:HD3	1.96	0.47
41:DJ:44:TYR:CD2	44:DQ:59:LEU:HD21	2.50	0.47
44:DQ:60:TRP:CH2	44:DQ:93:ILE:HB	2.49	0.47
47:DF:78:ILE:HG23	47:DF:82:TYR:CG	2.50	0.47
10:AK:22:ILE:HD13	10:AK:95:THR:CG2	2.44	0.47
25:BC:170:TYR:CD2	25:BC:184:GLU:HA	2.49	0.47
25:BC:89:ASN:HD22	25:BC:89:ASN:HA	1.52	0.47
24:DI:72:THR:CG2	24:DI:112:LYS:HD2	2.44	0.47
39:DX:3:ALA:O	39:DX:6:LEU:HB2	2.14	0.47
52:BW:43:LYS:HB3	52:BW:58:LEU:CD1	2.44	0.47
23:BB:2675:A:H4'	27:BK:29:HIS:HB2	1.96	0.47
23:BB:2514:U:H2'	23:BB:2515:C:C6	2.50	0.47
47:BF:107:VAL:HA	47:BF:111:ARG:NH1	2.30	0.47
23:DB:705:A:H61	23:DB:726:G:H1'	1.79	0.47
1:CA:1413:A:O2'	1:CA:1414:U:H5'	2.15	0.47
9:AJ:5:ARG:HG2	9:AJ:79:PRO:HG3	1.94	0.47
22:BA:55:U:H2'	22:BA:56:G:C8	2.49	0.47
33:B1:36:LYS:HG3	33:B1:47:ILE:HG13	1.95	0.47
1:CA:840:C:H2'	1:CA:842:U:OP2	2.14	0.47
1:CA:107:G:O6	19:CT:9:ARG:HD3	2.15	0.47
1:AA:106:C:HO2'	1:AA:107:G:H5'	1.80	0.47
12:CM:2:ARG:O	12:CM:4:ALA:N	2.48	0.47
1:CA:238:A:H3'	1:CA:239:U:H5''	1.96	0.47
9:CJ:10:LEU:O	9:CJ:71:LEU:HA	2.15	0.47
39:BX:29:ARG:HH12	50:BT:12:ARG:HG2	1.79	0.47
46:BU:35:VAL:O	46:BU:38:ILE:HG22	2.15	0.47

Continued on next page...

Continued from previous page...

Atom-1	Atom-2	Distance(Å)	Clash(Å)
13:CN:29:ILE:HB	13:CN:30:ILE:HD12	1.97	0.47
13:CN:30:ILE:HG22	13:CN:41:TRP:CB	2.44	0.47
1:AA:920:U:H2'	1:AA:921:U:H6	1.74	0.47
7:CH:14:ARG:HE	7:CH:75:GLN:NE2	2.12	0.47
1:CA:974:A:H8	1:CA:974:A:OP1	1.97	0.47
23:DB:2393:U:H5''	37:DL:62:PRO:HG3	1.96	0.47
20:CB:19:THR:HG23	20:CB:20:ARG:N	2.27	0.47
23:BB:335:C:O2'	23:BB:336:C:H5'	2.14	0.47
1:AA:1238:A:H2	1:AA:1241:G:N3	2.12	0.47
45:DS:25:ARG:CZ	45:DS:74:ILE:HG23	2.44	0.47
23:DB:1465:G:H2'	23:DB:1466:U:C6	2.50	0.47
2:AC:154:GLY:O	2:AC:155:ARG:HB2	2.15	0.47
2:AC:155:ARG:HD2	2:AC:155:ARG:HA	1.66	0.47
46:BU:66:VAL:C	46:BU:68:ASN:H	2.17	0.47
1:CA:659:U:N3	1:CA:747:A:N6	2.62	0.47
23:DB:1729:U:H2'	23:DB:1730:C:O4'	2.14	0.47
23:BB:1723:G:C2'	23:BB:1724:G:H5'	2.44	0.47
46:BU:48:VAL:O	46:BU:48:VAL:HG13	2.15	0.47
23:DB:1197:G:H2'	23:DB:1198:U:C6	2.48	0.47
1:CA:735:C:H2'	1:CA:736:C:H6	1.79	0.47
1:AA:1486:G:H2'	1:AA:1487:G:C1'	2.44	0.47
46:DU:19:GLY:O	46:DU:20:LYS:HD3	2.15	0.47
2:AC:6:PRO:O	2:AC:9:ILE:HG22	2.14	0.47
2:CC:6:PRO:O	2:CC:9:ILE:HG22	2.15	0.47
26:DD:175:LEU:HD23	26:DD:190:LYS:HB3	1.96	0.47
27:DK:88:ASN:ND2	27:DK:88:ASN:C	2.66	0.47
27:DK:22:ILE:O	27:DK:23:LYS:HB2	2.14	0.47
20:CB:112:ARG:HA	20:CB:115:ASP:OD2	2.14	0.47
23:DB:2199:A:H3'	23:DB:2200:C:H6	1.79	0.47
23:DB:2247:A:H2'	23:DB:2248:C:C6	2.50	0.47
29:DE:102:ARG:HG3	29:DE:102:ARG:HH21	1.79	0.47
1:AA:512:U:O2'	1:AA:513:C:H5'	2.14	0.47
23:DB:2784:U:H2'	23:DB:2785:C:H6	1.79	0.47
43:DO:104:GLN:O	43:DO:107:ALA:HB3	2.14	0.47
1:CA:607:A:H2'	1:CA:608:A:H8	1.78	0.47
23:BB:553:G:H2'	23:BB:554:U:O4'	2.13	0.47
1:CA:993:G:H2'	1:CA:995:C:H41	1.80	0.47
23:DB:485:C:HO2'	45:DS:60:HIS:CE1	2.32	0.47
43:DO:106:LEU:CA	43:DO:109:ALA:HB3	2.45	0.47
1:AA:1246:A:H2'	1:AA:1247:U:O4'	2.13	0.47
1:AA:1114:C:H2'	1:AA:1115:U:C6	2.50	0.47
22:BA:101:A:H2'	22:BA:102:G:O4'	2.14	0.47

Continued on next page...

Continued from previous page...

Atom-1	Atom-2	Distance(Å)	Clash(Å)
23:BB:2193:G:H2'	23:BB:2194:U:H6	1.79	0.47
23:BB:1260:A:H2'	23:BB:1261:C:C6	2.48	0.47
14:CO:74:ASP:OD1	14:CO:76:ALA:HB3	2.14	0.47
23:DB:1258:U:H2'	23:DB:1259:G:C8	2.49	0.47
1:CA:299:G:H2'	1:CA:300:A:C8	2.49	0.47
14:AO:64:ARG:HA	14:AO:64:ARG:NE	2.29	0.47
1:CA:531:U:H5'	1:CA:531:U:H6	1.79	0.47
50:BT:64:LYS:H	50:BT:64:LYS:HD2	1.79	0.47
23:DB:1936:A:H2	23:DB:1943:U:C5	2.31	0.47
1:AA:24:U:O2'	1:AA:25:C:H5'	2.14	0.47
19:AT:14:GLU:O	19:AT:17:ARG:HB3	2.14	0.47
40:BH:29:PHE:C	40:BH:31:VAL:H	2.18	0.47
1:AA:1526:G:P	21:AU:38:GLU:HB3	2.54	0.47
52:BW:36:ILE:HB	52:BW:39:GLN:NE2	2.29	0.47
26:DD:106:LYS:O	26:DD:107:VAL:HB	2.15	0.47
8:AI:5:TYR:O	8:AI:19:PHE:HA	2.15	0.47
27:DK:77:ILE:HG12	28:DP:71:ARG:HD2	1.95	0.47
44:BQ:59:LEU:C	44:BQ:59:LEU:HD13	2.35	0.47
44:BQ:60:TRP:CZ2	44:BQ:93:ILE:HB	2.50	0.47
41:BJ:123:LYS:HG2	41:BJ:132:HIS:CD2	2.49	0.47
20:CB:204:ASP:O	20:CB:208:ALA:HB3	2.15	0.47
20:AB:15:PHE:HD1	20:AB:16:GLY:N	2.12	0.47
20:AB:16:GLY:HA2	20:AB:40:ILE:CG1	2.44	0.47
29:BE:108:ILE:O	29:BE:108:ILE:HD13	2.15	0.47
42:DN:80:PHE:O	42:DN:85:PRO:HD3	2.15	0.47
32:D4:7:VAL:CG1	32:D4:8:LYS:H	2.22	0.47
3:AD:153:ARG:HG3	3:AD:154:VAL:H	1.79	0.47
23:DB:587:C:H4'	23:DB:588:U:H6	1.80	0.47
14:AO:26:GLU:CD	14:AO:77:ARG:HD2	2.35	0.47
1:CA:413:G:H2'	1:CA:428:G:N2	2.29	0.47
23:BB:167:A:H2'	23:BB:168:G:O4'	2.15	0.47
29:BE:46:GLN:HG3	29:BE:87:ALA:CB	2.40	0.47
23:BB:2743:U:H3'	23:BB:2744:G:H5''	1.97	0.47
1:CA:254:G:H4'	16:CQ:19:SER:OG	2.15	0.47
5:AF:98:GLU:CG	5:AF:99:ALA:N	2.73	0.47
1:AA:62:U:O2'	1:AA:379:C:H1'	2.15	0.47
23:BB:2787:C:O2'	23:BB:2788:C:H5'	2.14	0.47
29:BE:68:ALA:O	29:BE:69:ARG:C	2.52	0.47
23:BB:1488:C:O2'	23:BB:1489:C:H5'	2.14	0.47
31:B0:2:VAL:HG12	31:B0:3:GLN:H	1.79	0.47
20:CB:20:ARG:NE	20:CB:20:ARG:HA	2.30	0.47
1:CA:89:U:H2'	1:CA:90:C:C6	2.50	0.47

Continued on next page...

Continued from previous page...

Atom-1	Atom-2	Distance(Å)	Clash(Å)
1:CA:1173:U:H2'	1:CA:1174:G:C8	2.48	0.47
26:BD:68:PHE:HB3	26:BD:73:VAL:HA	1.96	0.47
23:DB:154:U:H2'	23:DB:155:A:H8	1.79	0.47
23:DB:1196:C:H2'	23:DB:1197:G:C8	2.50	0.47
1:AA:1391:U:H2'	1:AA:1392:G:H8	1.76	0.47
23:BB:118:A:OP2	23:BB:119:A:H2'	2.14	0.47
23:DB:175:G:O2'	23:DB:176:A:H5'	2.14	0.47
27:DK:88:ASN:ND2	27:DK:89:ASN:N	2.63	0.47
23:DB:833:A:H1'	37:DL:52:GLY:N	2.30	0.47
1:AA:1164:G:H2'	1:AA:1165:U:C6	2.49	0.47
45:DS:46:LEU:O	45:DS:50:VAL:HG23	2.15	0.47
24:DI:37:PHE:HB2	24:DI:66:PHE:CE2	2.49	0.47
23:BB:680:C:H2'	23:BB:681:G:C8	2.48	0.47
22:DA:14:U:H4'	22:DA:70:C:O2	2.15	0.47
1:CA:556:C:O2'	1:CA:557:G:H5'	2.14	0.47
23:DB:1292:G:O2'	23:DB:1293:C:H5'	2.15	0.47
23:BB:2295:C:O2'	23:BB:2296:U:H5'	2.14	0.47
23:DB:1050:A:C2	23:DB:1051:G:H1'	2.49	0.47
23:BB:950:G:H2'	23:BB:951:C:H6	1.79	0.47
23:DB:1674:G:N2	23:DB:1677:A:N1	2.61	0.47
35:DV:51:GLN:HB2	35:DV:57:TYR:OH	2.14	0.47
1:CA:1014:A:H2'	1:CA:1015:G:O4'	2.15	0.47
23:BB:2847:U:H5''	28:BP:94:ALA:CB	2.44	0.47
23:DB:1749:A:H2'	23:DB:1750:G:C8	2.49	0.47
23:DB:659:G:H4'	29:DE:95:LYS:HB3	1.95	0.47
23:BB:1841:U:H2'	23:BB:1842:G:C8	2.49	0.47
23:BB:1842:G:H2'	23:BB:1843:C:C6	2.49	0.47
1:CA:939:G:H5'	6:CG:101:ARG:NH1	2.29	0.47
23:DB:679:C:O2'	23:DB:680:C:H5'	2.15	0.47
1:CA:721:G:H4'	1:CA:722:G:O4'	2.13	0.47
1:CA:665:A:H2'	1:CA:725:G:N2	2.29	0.47
23:BB:1936:A:H2	23:BB:1943:U:C5	2.32	0.47
23:BB:196:A:H2'	23:BB:196:A:N3	2.29	0.47
1:AA:708:C:H2'	1:AA:709:U:H6	1.80	0.47
1:AA:1186:G:H21	13:AN:100:TRP:C	2.18	0.47
41:DJ:64:VAL:HG22	41:DJ:68:LYS:HD2	1.96	0.47
11:AL:7:VAL:HG22	16:AQ:33:TYR:HD1	1.80	0.47
23:DB:2049:G:O2'	23:DB:2050:C:H5'	2.14	0.47
23:DB:1851:U:O2'	23:DB:1852:U:H5'	2.14	0.47
14:AO:74:ASP:OD1	14:AO:76:ALA:HB3	2.15	0.47
26:BD:101:PHE:HA	26:BD:104:VAL:HG21	1.96	0.47
28:BP:61:ARG:HD3	28:BP:70:GLU:OE1	2.15	0.47

Continued on next page...

Continued from previous page...

Atom-1	Atom-2	Distance(Å)	Clash(Å)
29:DE:160:ALA:O	29:DE:161:ALA:HB3	2.15	0.47
29:BE:119:ILE:HD11	29:BE:185:LYS:HE2	1.95	0.47
23:BB:2311:A:O2'	47:BF:84:ILE:HG21	2.15	0.47
47:BF:49:LEU:HD11	47:BF:66:ILE:HD12	1.95	0.47
46:DU:73:ASN:HD22	46:DU:73:ASN:N	2.11	0.47
27:DK:105:ARG:N	27:DK:105:ARG:HD3	2.25	0.47
42:BN:81:ASN:O	42:BN:85:PRO:HD2	2.14	0.47
27:DK:11:ALA:HB3	27:DK:85:VAL:CG2	2.45	0.47
13:AN:42:ASN:ND2	13:AN:45:LEU:HD22	2.30	0.47
32:B4:9:LYS:HE2	32:B4:10:LEU:N	2.29	0.47
3:CD:116:LEU:O	3:CD:121:ALA:HB3	2.15	0.47
3:CD:153:ARG:HG3	3:CD:154:VAL:H	1.79	0.47
23:BB:138:U:O2'	50:BT:1:MET:HA	2.15	0.47
1:CA:919:A:O2'	1:CA:920:U:H5'	2.15	0.47
43:DO:67:ASN:H	43:DO:70:ALA:CB	2.26	0.47
38:BM:123:LYS:O	38:BM:124:LEU:HG	2.14	0.47
1:CA:843:U:H2'	1:CA:843:U:O2	2.14	0.47
12:AM:2:ARG:O	12:AM:4:ALA:N	2.48	0.47
12:CM:44:ILE:HA	12:CM:47:LEU:CD1	2.44	0.47
35:BV:83:LYS:O	35:BV:85:LYS:N	2.47	0.47
29:BE:60:TRP:HE3	29:BE:60:TRP:HA	1.80	0.47
23:BB:1030:C:O2'	23:BB:1031:G:H5'	2.15	0.47
38:DM:94:ALA:O	38:DM:96:ILE:HG23	2.15	0.47
23:BB:773:U:O2'	25:BC:47:ARG:HD3	2.14	0.47
19:AT:60:GLN:HB3	19:AT:65:LEU:HD23	1.97	0.47
23:DB:1434:A:H62	23:DB:1558:C:N4	2.12	0.47
17:AR:56:ARG:O	17:AR:60:ARG:HG2	2.15	0.47
1:CA:1171:A:H2'	1:CA:1172:C:C6	2.49	0.47
23:DB:946:C:H2'	23:DB:947:A:C8	2.49	0.47
26:DD:68:PHE:HB3	26:DD:73:VAL:HA	1.97	0.47
1:AA:1007:U:H2'	1:AA:1008:U:H6	1.77	0.47
23:DB:1847:A:H1'	23:DB:1848:A:N7	2.30	0.47
23:DB:521:U:H2'	23:DB:522:A:C8	2.50	0.47
1:AA:1254:A:H2'	1:AA:1255:G:H8	1.80	0.47
37:DL:131:ALA:C	37:DL:133:ALA:N	2.67	0.47
23:DB:1275:A:C4	42:DN:16:HIS:CD2	3.02	0.47
23:DB:263:G:H2'	23:DB:264:C:O4'	2.14	0.47
23:BB:299:A:N6	23:BB:322:A:H1'	2.30	0.47
52:BW:21:GLY:N	52:BW:33:GLY:HA2	2.29	0.47
23:BB:2663:G:H2'	23:BB:2664:G:O4'	2.14	0.47
23:DB:151:C:H2'	23:DB:152:A:C8	2.49	0.47
23:BB:41:C:H2'	23:BB:42:A:O4'	2.14	0.47

Continued on next page...

Continued from previous page...

Atom-1	Atom-2	Distance(Å)	Clash(Å)
22:BA:85:G:H2'	22:BA:86:G:H8	1.80	0.47
23:DB:1424:G:O2'	23:DB:1425:G:H5'	2.14	0.47
2:AC:112:ALA:HB1	2:AC:184:ASN:HB2	1.95	0.47
23:DB:2875:C:H2'	23:DB:2876:G:C8	2.49	0.47
23:DB:554:U:H2'	23:DB:555:G:O4'	2.13	0.47
23:DB:2025:C:H5'	26:DD:154:LYS:HZ3	1.80	0.47
23:DB:659:G:H21	29:DE:30:GLN:HE22	1.63	0.47
23:BB:1335:C:H2'	23:BB:1336:A:H8	1.80	0.47
41:DJ:75:TYR:CD1	41:DJ:86:GLN:HB3	2.50	0.47
48:DG:19:ASN:HB2	48:DG:22:VAL:HB	1.96	0.47
1:AA:649:A:H2'	1:AA:650:G:O4'	2.14	0.47
1:CA:1435:G:H2'	1:CA:1436:U:C6	2.49	0.47
15:CP:59:HIS:O	15:CP:63:GLN:HG3	2.15	0.47
42:BN:19:ALA:C	42:BN:21:PHE:H	2.18	0.47
1:CA:317:U:H2'	1:CA:318:G:H8	1.78	0.47
23:DB:198:C:H2'	23:DB:199:A:H5''	1.95	0.47
23:DB:1099:G:H3'	24:DI:2:LYS:HA	1.96	0.47
52:BW:64:GLY:HA3	52:BW:83:ALA:HA	1.96	0.47
23:BB:923:G:N3	52:BW:23:LYS:HE3	2.30	0.47
23:BB:2385:C:H3'	56:BB:3567:HOH:O	2.15	0.47
26:BD:31:ALA:O	26:BD:52:THR:HG23	2.15	0.47
20:CB:209:VAL:HG23	20:CB:210:THR:N	2.29	0.47
44:BQ:30:VAL:CG1	44:BQ:31:TYR:N	2.67	0.47
8:CI:56:MET:HE1	8:CI:59:LYS:HB3	1.95	0.47
50:BT:5:GLU:HA	50:BT:8:LEU:HD12	1.96	0.47
18:CS:5:LYS:O	18:CS:6:LYS:HD2	2.13	0.47
40:BH:90:LEU:HD11	40:BH:146:VAL:CG1	2.43	0.47
37:DL:80:SER:H	37:DL:113:ALA:HB3	1.80	0.47
44:DQ:91:ARG:HE	49:DR:11:GLN:HB2	1.79	0.47
3:CD:187:ARG:NH1	3:CD:191:SER:HA	2.14	0.47
50:DT:4:GLU:CD	50:DT:5:GLU:H	2.17	0.47
13:AN:49:THR:O	13:AN:50:LEU:HB2	2.14	0.47
52:BW:8:SER:O	52:BW:9:THR:HB	2.14	0.47
18:CS:44:ILE:O	18:CS:44:ILE:HG23	2.13	0.47
44:BQ:96:ASP:C	44:BQ:98:ALA:H	2.17	0.47
23:BB:460:A:C4'	50:BT:72:GLN:HB2	2.35	0.47
1:AA:695:A:H61	1:AA:797:C:H1'	1.78	0.47
50:BT:29:THR:CG2	50:BT:86:THR:HG22	2.44	0.47
50:BT:25:GLU:HG2	50:BT:29:THR:O	2.15	0.47
43:DO:26:LEU:HD13	43:DO:39:VAL:CG2	2.44	0.47
47:BF:43:ILE:HB	47:BF:82:TYR:CZ	2.50	0.47
40:BH:116:ARG:HD3	40:BH:133:GLN:HB2	1.97	0.47

Continued on next page...

Continued from previous page...

Atom-1	Atom-2	Distance(Å)	Clash(Å)
20:CB:16:GLY:HA2	20:CB:40:ILE:H	1.79	0.47
26:BD:181:ASP:CG	26:BD:184:ARG:HD2	2.35	0.47
20:AB:16:GLY:CA	20:AB:40:ILE:H	2.27	0.47
20:AB:204:ASP:O	20:AB:208:ALA:HB3	2.15	0.47
20:AB:44:LYS:O	20:AB:48:MET:HG2	2.13	0.47
23:BB:2179:C:H2'	23:BB:2180:U:C6	2.50	0.47
31:B0:21:LEU:HD13	45:BS:23:LEU:HD11	1.96	0.47
51:DZ:14:THR:HA	51:DZ:28:ARG:CA	2.38	0.47
42:DN:83:LEU:HA	42:DN:86:ARG:HG3	1.95	0.47
27:BK:63:VAL:HG21	27:BK:85:VAL:HG23	1.97	0.47
42:BN:80:PHE:O	42:BN:85:PRO:HD3	2.14	0.47
23:DB:275:C:H2'	23:DB:276:U:C1'	2.45	0.47
1:CA:1207:G:O2'	1:CA:1208:C:H5'	2.13	0.47
52:DW:43:LYS:HD2	52:DW:79:ILE:HD11	1.97	0.47
13:AN:42:ASN:HD22	13:AN:45:LEU:HD22	1.79	0.47
23:DB:10:A:H2'	23:DB:11:C:C2	2.49	0.47
3:CD:160:LEU:HA	3:CD:163:GLN:CG	2.45	0.47
47:DF:11:VAL:HG21	47:DF:172:PHE:CE1	2.50	0.47
1:CA:921:U:H5'	1:CA:1081:A:O3'	2.15	0.47
30:DY:51:SER:HA	30:DY:54:VAL:CG2	2.45	0.47
23:DB:630:G:N2	23:DB:632:A:H3'	2.30	0.47
23:DB:1654:A:O2'	26:DD:118:PHE:CB	2.63	0.47
1:AA:1060:U:H2'	1:AA:1061:G:C8	2.50	0.47
52:DW:75:ASN:O	52:DW:76:ARG:HB2	2.14	0.47
4:CE:136:VAL:HG13	4:CE:137:ARG:N	2.29	0.47
40:DH:131:SER:HA	40:DH:141:LYS:HA	1.97	0.47
40:DH:131:SER:HB2	40:DH:141:LYS:HA	1.96	0.47
40:BH:4:ILE:HD12	40:BH:4:ILE:H	1.79	0.47
48:DG:72:ASN:O	48:DG:76:ILE:HG12	2.15	0.47
50:DT:76:ARG:HB3	50:DT:76:ARG:CZ	2.44	0.47
3:CD:199:ILE:HG13	3:CD:200:VAL:N	2.30	0.47
12:AM:44:ILE:HA	12:AM:47:LEU:CD1	2.44	0.47
24:DI:96:LYS:HD3	24:DI:138:VAL:HG21	1.97	0.47
35:DV:93:ARG:HG3	35:DV:93:ARG:NH1	2.29	0.47
48:DG:10:VAL:HG13	48:DG:14:VAL:HB	1.96	0.47
38:BM:135:VAL:O	38:BM:136:MET:HG3	2.15	0.47
23:DB:281:C:O2'	23:DB:282:A:H5'	2.14	0.47
23:BB:2784:U:H2'	23:BB:2785:C:H6	1.80	0.47
23:BB:847:U:O4'	23:BB:847:U:O2	2.30	0.47
32:D4:36:ARG:HG2	32:D4:37:GLN:H	1.79	0.47
46:BU:35:VAL:HB	46:BU:38:ILE:CB	2.45	0.47
23:BB:1439:A:N7	23:BB:1440:U:C2	2.82	0.47

Continued on next page...

Continued from previous page...

Atom-1	Atom-2	Distance(Å)	Clash(Å)
23:BB:1595:C:O2'	23:BB:1596:A:H5'	2.14	0.47
48:DG:97:VAL:HA	48:DG:102:ILE:HA	1.96	0.47
38:DM:82:MET:HE2	38:DM:82:MET:HB3	1.77	0.47
40:DH:62:LEU:HG	40:DH:66:ASN:ND2	2.26	0.47
23:BB:1812:U:H1'	25:BC:43:ASN:ND2	2.26	0.47
28:DP:52:ARG:NH1	28:DP:52:ARG:HG2	2.29	0.47
38:DM:69:PRO:HG2	38:DM:70:ASP:H	1.78	0.47
40:BH:53:GLU:HA	40:BH:57:LYS:HG2	1.97	0.47
48:BG:97:VAL:HA	48:BG:102:ILE:HA	1.97	0.47
28:DP:96:LEU:HB3	28:DP:99:LEU:HB2	1.97	0.47
28:BP:50:ARG:CB	28:BP:57:ALA:H	2.27	0.47
37:DL:85:VAL:HG22	37:DL:94:THR:HG21	1.97	0.47
22:DA:28:C:H2'	22:DA:29:A:H8	1.80	0.47
1:AA:735:C:H2'	1:AA:736:C:H6	1.77	0.47
8:AI:94:ARG:CB	8:AI:94:ARG:HH11	2.25	0.47
23:BB:2099:U:H2'	23:BB:2100:G:C8	2.45	0.47
37:BL:77:ILE:HD11	37:BL:95:LEU:HD13	1.96	0.47
1:AA:1432:G:H5'	28:BP:105:LYS:CG	2.44	0.47
2:CC:154:GLY:O	2:CC:155:ARG:HB2	2.14	0.47
11:CL:79:ILE:HD12	11:CL:96:THR:HG22	1.96	0.47
34:D3:61:LEU:CB	34:D3:64:ALA:HB2	2.44	0.47
1:CA:1011:C:H2'	1:CA:1012:A:H8	1.78	0.47
1:CA:1010:U:O2'	1:CA:1011:C:H5'	2.14	0.47
23:DB:418:C:H2'	23:DB:419:U:H6	1.80	0.47
23:DB:21:A:O2'	23:DB:22:C:H5'	2.15	0.47
50:DT:69:ARG:HA	50:DT:69:ARG:NH1	2.29	0.47
50:BT:69:ARG:HG2	50:BT:73:ARG:C	2.35	0.47
44:DQ:65:ASN:CB	44:DQ:75:TYR:HB2	2.42	0.47
38:BM:69:PRO:HG2	38:BM:70:ASP:H	1.79	0.47
26:DD:79:LEU:HD22	26:DD:79:LEU:H	1.80	0.47
1:CA:279:A:H4'	1:CA:280:C:OP2	2.14	0.47
23:BB:1418:G:H1'	23:BB:1580:A:N6	2.30	0.47
27:BK:88:ASN:ND2	27:BK:89:ASN:N	2.63	0.47
1:CA:552:U:H2'	1:CA:553:A:C8	2.50	0.47
39:DX:15:ASN:HD22	39:DX:15:ASN:H	1.61	0.47
23:DB:2228:G:H2'	23:DB:2229:U:C6	2.50	0.47
1:AA:1337:G:H5''	1:AA:1338:G:OP1	2.13	0.47
23:DB:2515:C:O2'	23:DB:2516:A:H5'	2.15	0.47
1:AA:552:U:H5'	11:AL:82:ARG:HH11	1.80	0.47
47:DF:161:SER:OG	47:DF:164:GLU:HG3	2.14	0.47
1:AA:1308:U:H3'	12:AM:97:ARG:NH1	2.29	0.47
12:AM:79:LEU:HA	12:AM:82:LEU:HB2	1.96	0.47

Continued on next page...

Continued from previous page...

Atom-1	Atom-2	Distance(Å)	Clash(Å)
23:BB:1771:C:O2'	23:BB:1772:A:H5'	2.14	0.47
1:CA:1039:G:H2'	1:CA:1040:U:H6	1.80	0.47
3:CD:77:GLU:OE1	3:CD:80:ARG:HD3	2.15	0.47
38:DM:108:VAL:HG11	38:DM:112:LEU:HD12	1.96	0.47
1:CA:1216:A:H5''	13:CN:4:SER:CB	2.44	0.47
3:AD:81:LEU:HB2	3:AD:88:ASN:ND2	2.30	0.47
10:AK:35:ASP:C	10:AK:37:GLN:H	2.18	0.47
23:DB:2430:A:H5'	23:DB:2431:U:OP2	2.15	0.47
23:DB:1093:G:O2'	23:DB:1094:U:H5'	2.15	0.47
23:BB:2247:A:H2'	23:BB:2248:C:C6	2.50	0.47
23:BB:401:A:H2'	23:BB:402:A:C8	2.50	0.47
23:BB:2838:G:H2'	23:BB:2839:G:C8	2.49	0.47
45:DS:13:SER:HB3	45:DS:16:LYS:HE3	1.96	0.47
23:DB:1830:C:H2'	23:DB:1831:G:H8	1.78	0.47
23:DB:1577:C:H2'	23:DB:1578:U:O4'	2.15	0.47
1:AA:177:G:P	19:AT:23:ARG:HH22	2.37	0.47
1:CA:731:G:O2'	1:CA:732:C:H5'	2.15	0.47
1:AA:997:U:O2'	1:AA:998:C:H5'	2.14	0.47
1:AA:714:G:N2	1:AA:777:A:H1'	2.29	0.47
6:CG:15:PRO:HG3	6:CG:39:GLU:OE1	2.13	0.47
7:CH:49:LYS:HB3	7:CH:59:GLU:HB2	1.96	0.47
30:BY:30:ARG:N	30:BY:30:ARG:HD3	2.28	0.47
23:BB:2053:G:O2'	23:BB:2054:A:H5'	2.15	0.47
1:CA:1178:G:H2'	1:CA:1180:A:OP2	2.14	0.47
23:DB:951:C:O2'	23:DB:952:G:H5'	2.15	0.47
2:CC:53:ARG:HG2	2:CC:54:ILE:H	1.79	0.47
2:CC:184:ASN:HD22	2:CC:185:THR:H	1.63	0.47
23:DB:553:G:H2'	23:DB:554:U:O4'	2.14	0.47
1:AA:505:G:H2'	1:AA:506:G:C8	2.50	0.47
23:DB:814:C:H2'	23:DB:815:C:H6	1.79	0.47
23:BB:198:C:H2'	23:BB:199:A:H5''	1.97	0.47
1:AA:648:A:H2'	1:AA:649:A:C8	2.50	0.47
37:BL:14:LYS:O	37:BL:16:GLY:N	2.48	0.47
2:AC:109:GLU:HG2	2:AC:139:ASN:HB3	1.95	0.47
45:BS:72:THR:CG2	45:BS:108:SER:HB3	2.44	0.47
23:DB:196:A:N3	23:DB:196:A:H2'	2.30	0.47
26:DD:138:LEU:N	26:DD:138:LEU:HD22	2.29	0.47
48:DG:155:PRO:C	48:DG:170:THR:HB	2.35	0.47
26:BD:55:LYS:HB2	26:BD:60:VAL:HG13	1.95	0.47
9:AJ:26:VAL:O	9:AJ:30:LYS:HG3	2.15	0.47
9:AJ:66:GLU:HB3	13:AN:98:ALA:HB2	1.97	0.47
1:AA:463:U:H5'	1:AA:464:U:OP2	2.15	0.47

Continued on next page...

Continued from previous page...

Atom-1	Atom-2	Distance(Å)	Clash(Å)
1:CA:742:G:O2'	1:CA:743:A:H5'	2.14	0.47
23:DB:189:G:H2'	23:DB:205:G:H22	1.80	0.47
1:CA:200:G:O2'	1:CA:381:C:N4	2.48	0.47
23:DB:2676:C:H2'	23:DB:2677:G:H8	1.79	0.47
37:DL:142:ILE:N	37:DL:142:ILE:HD12	2.30	0.47
1:CA:467:U:O2	1:CA:467:U:H2'	2.13	0.47
23:BB:242:G:C8	34:B3:4:LYS:HG2	2.50	0.47
15:AP:38:PHE:CE2	15:AP:51:ARG:HD3	2.50	0.47
2:CC:178:ARG:O	2:CC:178:ARG:HG2	2.15	0.47
5:CF:25:TYR:O	5:CF:29:ILE:HG13	2.14	0.47
8:CI:56:MET:O	8:CI:58:GLU:N	2.41	0.47
41:DJ:13:ARG:HB3	41:DJ:53:TYR:CD2	2.50	0.47
44:DQ:86:SER:CB	49:DR:51:VAL:HA	2.44	0.47
23:BB:321:U:OP2	29:BE:130:LYS:HD3	2.15	0.47
50:DT:5:GLU:HA	50:DT:8:LEU:HD12	1.96	0.47
18:CS:50:VAL:O	18:CS:56:HIS:HA	2.14	0.47
25:BC:153:LEU:HD13	25:BC:175:LEU:CD2	2.45	0.47
41:BJ:55:ILE:CG2	41:BJ:123:LYS:HB2	2.45	0.47
31:D0:21:LEU:HB3	45:DS:23:LEU:HD21	1.97	0.47
27:BK:34:GLY:O	27:BK:36:GLY:N	2.48	0.47
23:BB:27:G:HO2'	23:BB:28:A:H8	1.57	0.47
20:CB:178:LEU:HB2	20:CB:180:ILE:HG12	1.97	0.47
40:DH:128:HIS:O	40:DH:144:VAL:N	2.48	0.47
38:BM:24:THR:HG23	38:BM:34:LYS:CE	2.44	0.47
27:DK:11:ALA:O	27:DK:100:PHE:N	2.42	0.47
13:AN:46:LYS:HZ2	18:AS:15:LEU:CD1	2.27	0.47
12:CM:70:ARG:HH22	47:DF:142:TYR:HB3	1.76	0.47
47:DF:147:ARG:HB3	47:DF:147:ARG:NH1	2.30	0.47
36:B2:21:ARG:HD3	36:B2:43:THR:HG21	1.96	0.47
14:CO:25:THR:CB	14:CO:70:LEU:HD23	2.45	0.47
26:DD:148:GLN:CB	26:DD:152:PRO:HG2	2.44	0.47
23:DB:1548:A:H2'	23:DB:1549:A:H8	1.79	0.47
23:DB:1439:A:C5	23:DB:1552:A:N6	2.83	0.47
35:BV:38:LEU:HG	35:BV:40:ILE:HG23	1.96	0.47
20:AB:65:LYS:H	20:AB:158:ASP:CG	2.18	0.47
1:AA:256:U:H3'	1:AA:257:G:H8	1.79	0.47
23:DB:2468:A:H2'	23:DB:2476:A:C6	2.49	0.47
1:AA:923:A:H2'	1:AA:924:C:H6	1.76	0.47
23:DB:170:U:H2'	23:DB:171:U:H6	1.80	0.47
12:CM:64:VAL:HA	12:CM:68:LEU:HD12	1.97	0.47
28:BP:50:ARG:HD3	28:BP:75:THR:OG1	2.14	0.47
12:AM:64:VAL:HA	12:AM:68:LEU:CD1	2.44	0.47

Continued on next page...

Continued from previous page...

Atom-1	Atom-2	Distance(Å)	Clash(Å)
12:AM:95:PRO:HB2	12:AM:99:GLN:OE1	2.15	0.47
11:AL:107:LYS:HD2	11:AL:107:LYS:O	2.15	0.47
47:BF:119:LYS:C	47:BF:121:PHE:H	2.17	0.47
3:AD:18:LEU:O	3:AD:19:PHE:HB2	2.15	0.47
2:CC:119:ILE:HG13	2:CC:132:ALA:HB1	1.96	0.47
1:AA:1392:G:O2'	1:AA:1393:U:H5'	2.15	0.47
1:CA:161:A:H2'	1:CA:162:A:C8	2.50	0.47
6:CG:50:ALA:CB	6:CG:57:GLU:HG3	2.45	0.47
23:DB:2548:U:H1'	27:DK:23:LYS:NZ	2.30	0.47
11:AL:68:GLY:HA3	11:AL:106:VAL:HG21	1.97	0.47
1:CA:642:A:H2'	1:CA:643:C:C6	2.50	0.47
11:CL:68:GLY:HA3	11:CL:106:VAL:HG21	1.97	0.47
23:BB:263:G:H2'	23:BB:264:C:O4'	2.15	0.47
23:DB:2892:G:H5''	23:DB:2894:G:H22	1.78	0.47
23:DB:528:A:N1	23:DB:2042:A:H2'	2.29	0.47
23:BB:151:C:H2'	23:BB:152:A:C8	2.50	0.47
23:BB:680:C:H2'	23:BB:681:G:H8	1.78	0.47
22:DA:14:U:H5'	22:DA:70:C:O2'	2.15	0.47
23:BB:553:G:O2'	23:BB:554:U:H5'	2.15	0.47
19:CT:57:VAL:HB	19:CT:71:ALA:HB1	1.96	0.47
16:CQ:37:ILE:HG22	16:CQ:39:ARG:HE	1.80	0.47
1:CA:979:C:H1'	1:CA:1317:C:N4	2.30	0.47
27:DK:2:ILE:HG13	27:DK:33:ALA:O	2.15	0.47
23:BB:1824:G:H1'	25:BC:251:THR:CG2	2.44	0.47
1:CA:822:U:O2'	1:CA:823:C:H5'	2.15	0.47
23:DB:1258:U:H2'	23:DB:1259:G:H8	1.79	0.47
23:DB:409:G:H2'	23:DB:410:G:C8	2.50	0.47
1:AA:832:G:O2'	1:AA:833:G:H5'	2.15	0.47
26:DD:171:THR:OG1	26:DD:172:VAL:N	2.48	0.47
1:CA:1262:C:H2'	1:CA:1263:C:C6	2.50	0.47
22:BA:64:G:H2'	22:BA:65:U:C6	2.50	0.47
1:CA:651:C:H2'	1:CA:652:U:C6	2.50	0.47
1:CA:1113:C:O2'	1:CA:1114:C:H5'	2.15	0.47
1:AA:240:G:H8	1:AA:240:G:H5'	1.80	0.47
1:AA:1435:G:H2'	1:AA:1436:U:C6	2.50	0.47
51:BZ:59:ILE:HD13	51:BZ:67:VAL:HG21	1.97	0.47
23:DB:924:G:H2'	23:DB:925:A:H8	1.80	0.47
47:DF:46:LYS:HA	47:DF:46:LYS:NZ	2.30	0.47
13:CN:46:LYS:HZ2	18:CS:15:LEU:HD11	1.80	0.47
44:BQ:109:VAL:CG1	44:BQ:113:LYS:HE3	2.43	0.47
25:DC:131:MET:HA	25:DC:134:ILE:HG12	1.97	0.47
24:DI:78:LEU:HD23	24:DI:81:LYS:HE2	1.95	0.47

Continued on next page...

Continued from previous page...

Atom-1	Atom-2	Distance(Å)	Clash(Å)
24:BI:79:LEU:HD23	24:BI:108:ILE:CD1	2.45	0.47
20:CB:15:PHE:O	20:CB:40:ILE:HD12	2.15	0.47
27:BK:47:ILE:HG23	27:BK:48:PRO:CD	2.45	0.47
1:AA:82:G:H2'	1:AA:84:U:C5	2.49	0.47
1:CA:1206:G:H2'	1:CA:1207:G:O4'	2.15	0.47
3:CD:25:ARG:O	3:CD:26:ALA:HB3	2.14	0.47
20:AB:178:LEU:HB2	20:AB:180:ILE:HG12	1.97	0.47
24:DI:23:VAL:HG12	24:DI:24:GLY:N	2.30	0.47
1:AA:430:A:P	3:AD:6:PRO:HA	2.55	0.47
23:BB:1141:U:H4'	23:BB:1142:A:C1'	2.44	0.47
14:AO:81:LEU:O	14:AO:85:LEU:HD13	2.15	0.47
38:DM:36:VAL:HG21	38:DM:129:THR:HB	1.96	0.47
30:DY:7:THR:HG22	30:DY:9:THR:H	1.80	0.47
12:CM:106:ARG:HH21	12:CM:112:ARG:HD3	1.80	0.47
22:BA:43:C:H4'	47:BF:91:ARG:NE	2.29	0.47
29:BE:87:ALA:O	29:BE:88:ARG:HD3	2.14	0.47
29:DE:60:TRP:HB3	29:DE:61:ARG:H	1.34	0.47
48:BG:91:VAL:O	48:BG:93:TYR:N	2.42	0.47
46:DU:26:ASN:ND2	46:DU:26:ASN:N	2.62	0.47
1:AA:377:G:H2'	1:AA:378:G:H8	1.80	0.47
12:CM:44:ILE:HA	12:CM:47:LEU:HD12	1.96	0.47
23:DB:1438:U:O2'	23:DB:1439:A:H5'	2.15	0.47
29:BE:60:TRP:C	29:BE:62:GLN:H	2.18	0.47
23:DB:351:C:H2'	23:DB:352:A:H8	1.75	0.47
13:AN:30:ILE:HB	13:AN:44:VAL:HG21	1.97	0.47
41:DJ:29:ALA:O	41:DJ:32:LEU:HB2	2.15	0.47
28:DP:50:ARG:HD3	28:DP:75:THR:OG1	2.14	0.47
23:DB:454:A:H4'	23:DB:455:C:OP2	2.15	0.47
23:DB:1805:A:N3	25:DC:49:THR:HG23	2.29	0.47
8:CI:43:ALA:O	8:CI:46:VAL:HG22	2.15	0.47
8:CI:46:VAL:O	8:CI:49:GLN:HB2	2.14	0.47
8:CI:16:ALA:HA	8:CI:66:VAL:HA	1.97	0.47
23:BB:593:U:H2'	23:BB:594:U:C6	2.50	0.47
26:BD:109:VAL:CG1	26:BD:193:VAL:HB	2.45	0.47
50:DT:69:ARG:HG2	50:DT:73:ARG:O	2.14	0.47
2:AC:119:ILE:HD11	2:AC:133:MET:HA	1.97	0.47
1:CA:1057:G:O3'	2:CC:196:GLY:HA3	2.15	0.47
14:AO:57:LEU:HD11	23:BB:715:A:N6	2.30	0.47
37:DL:129:LYS:HA	37:DL:132:ARG:HG2	1.95	0.47
23:BB:969:G:H2'	23:BB:970:U:C6	2.50	0.47
29:DE:40:ARG:NH2	29:DE:92:HIS:NE2	2.63	0.47
27:DK:88:ASN:HD22	27:DK:89:ASN:N	2.13	0.47

Continued on next page...

Continued from previous page...

Atom-1	Atom-2	Distance(Å)	Clash(Å)
39:DX:45:GLN:O	39:DX:46:VAL:HB	2.15	0.47
23:BB:863:A:H2'	23:BB:864:G:C8	2.50	0.47
1:CA:301:G:H2'	1:CA:302:G:C8	2.49	0.47
1:CA:1450:U:H2'	1:CA:1452:C:C5	2.49	0.47
5:AF:46:GLN:HG3	5:AF:47:LEU:N	2.29	0.47
31:B0:29:VAL:HA	31:B0:35:GLU:O	2.15	0.47
23:DB:2785:C:H2'	23:DB:2786:U:H6	1.80	0.47
23:BB:1536:C:H1'	23:BB:1537:G:N2	2.30	0.47
23:DB:1401:G:H2'	23:DB:1402:U:C6	2.50	0.47
1:CA:684:U:H1'	10:CK:39:ASN:HA	1.96	0.47
16:AQ:37:ILE:HG22	16:AQ:39:ARG:NE	2.30	0.47
23:DB:1335:C:H2'	23:DB:1336:A:C8	2.50	0.47
23:BB:1292:G:O2'	23:BB:1293:C:H5'	2.15	0.47
20:CB:13:VAL:HG12	20:CB:13:VAL:O	2.15	0.47
23:BB:426:C:O2'	23:BB:427:U:H5'	2.15	0.47
23:DB:426:C:O2'	23:DB:427:U:H5'	2.15	0.47
1:AA:125:U:H2'	1:AA:126:G:C8	2.50	0.47
38:BM:131:VAL:HG12	38:BM:132:THR:N	2.30	0.47
23:BB:1183:U:H2'	23:BB:1184:U:C6	2.49	0.47
47:BF:68:LYS:N	47:BF:68:LYS:HD2	2.29	0.47
1:AA:1190:G:OP1	2:AC:3:LYS:HA	2.14	0.47
1:AA:375:U:OP1	15:AP:70:ARG:HD3	2.15	0.47
26:DD:55:LYS:HB2	26:DD:60:VAL:HG13	1.96	0.47
1:AA:386:C:C2'	1:AA:387:U:H5'	2.45	0.47
6:AG:91:ARG:HB3	6:AG:92:PRO:HD2	1.97	0.47
23:BB:1821:A:H2'	23:BB:1822:C:C6	2.50	0.47
23:BB:755:U:H2'	23:BB:756:A:C8	2.49	0.47
23:BB:1063:G:H1'	24:BI:134:SER:O	2.15	0.47
49:BR:91:GLN:HG3	49:BR:92:TRP:N	2.30	0.47
41:DJ:34:ARG:HG3	41:DJ:34:ARG:HH11	1.80	0.47
1:AA:613:C:H2'	1:AA:614:C:C6	2.49	0.47
31:D0:55:ALA:C	31:D0:56:LYS:HG3	2.33	0.47
36:D2:39:ARG:HG3	36:D2:39:ARG:HH11	1.80	0.47
1:AA:627:G:H2'	1:AA:628:G:C8	2.50	0.47
23:BB:2428:G:H5''	23:BB:2429:G:OP1	2.15	0.47
23:DB:1672:A:C2	23:DB:2582:G:H5'	2.50	0.47
52:DW:49:ASN:HB2	52:DW:60:ALA:CA	2.43	0.47
8:CI:5:TYR:O	8:CI:19:PHE:HA	2.15	0.47
13:CN:53:ASP:HA	13:CN:58:ARG:HD3	1.97	0.47
25:DC:143:VAL:HG12	25:DC:144:GLU:H	1.80	0.47
44:DQ:111:LYS:HE3	49:DR:48:LYS:NZ	2.30	0.47
25:BC:80:LEU:HD21	25:BC:109:LEU:HG	1.97	0.47

Continued on next page...

Continued from previous page...

Atom-1	Atom-2	Distance(Å)	Clash(Å)
43:BO:26:LEU:HD13	43:BO:39:VAL:CG2	2.45	0.47
37:DL:3:LEU:HA	37:DL:6:LEU:HD21	1.96	0.47
20:AB:187:ASP:OD1	20:AB:203:ASP:HB3	2.14	0.47
47:DF:113:PHE:HZ	47:DF:175:PRO:HB2	1.79	0.47
3:CD:146:GLU:C	3:CD:148:ALA:H	2.18	0.47
50:DT:2:ILE:HG12	50:DT:3:ARG:H	1.79	0.47
23:BB:146:A:H2'	23:BB:147:C:C6	2.50	0.47
23:DB:727:A:OP1	23:DB:1431:A:O2'	2.31	0.47
23:DB:116:C:HO2'	23:DB:126:A:H8	1.54	0.47
9:CJ:5:ARG:N	9:CJ:76:ILE:O	2.48	0.47
26:DD:118:PHE:CD1	26:DD:119:ALA:N	2.83	0.47
26:DD:118:PHE:O	26:DD:119:ALA:HB3	2.14	0.47
1:CA:1060:U:H2'	1:CA:1061:G:C8	2.49	0.47
35:BV:72:VAL:HG11	35:BV:93:ARG:HA	1.97	0.47
11:CL:88:ASP:C	11:CL:89:LEU:HD22	2.35	0.47
12:AM:52:ILE:HA	12:AM:55:LEU:HG	1.97	0.47
1:CA:1250:A:H2'	1:CA:1251:A:H8	1.80	0.47
35:DV:72:VAL:HG11	35:DV:93:ARG:HA	1.97	0.47
30:BY:15:ARG:HG2	30:BY:53:MET:SD	2.55	0.47
22:BA:74:U:H2'	22:BA:75:G:O4'	2.15	0.47
1:CA:1289:A:H61	8:CI:71:ILE:CD1	2.28	0.47
26:BD:114:LYS:HG3	26:BD:115:GLY:H	1.80	0.47
13:CN:17:ASP:HA	13:CN:21:ALA:HB2	1.97	0.47
23:DB:2812:G:H2'	23:DB:2813:A:C8	2.50	0.47
23:DB:2497:A:H5''	56:DB:3699:HOH:O	2.15	0.47
13:AN:29:ILE:HB	13:AN:30:ILE:HD12	1.96	0.47
43:DO:51:ALA:HB3	43:DO:78:VAL:CG2	2.41	0.47
48:BG:84:LYS:HB2	48:BG:132:LEU:HG	1.97	0.47
29:DE:59:PRO:CB	29:DE:67:ARG:HH22	2.25	0.47
8:CI:50:PRO:O	8:CI:54:VAL:HG22	2.14	0.47
11:CL:29:LYS:HB3	11:CL:56:LEU:HD22	1.97	0.47
1:AA:1171:A:H2'	1:AA:1172:C:C6	2.49	0.47
25:DC:243:PRO:O	25:DC:250:GLN:HA	2.15	0.47
1:CA:1053:G:C4'	1:CA:1054:C:H5'	2.45	0.47
23:BB:781:A:OP1	25:BC:216:ARG:NH2	2.47	0.47
46:BU:13:LEU:HD12	46:BU:68:ASN:O	2.14	0.47
3:AD:2:ARG:O	3:AD:3:TYR:HB3	2.14	0.47
23:BB:2797:U:H3'	23:BB:2798:U:C5	2.50	0.47
1:AA:1244:G:H2'	1:AA:1245:C:H6	1.78	0.47
23:BB:2291:U:O2'	23:BB:2374:C:H1'	2.15	0.47
23:DB:2135:A:O2'	23:DB:2136:G:H5'	2.14	0.47
23:BB:2812:G:H2'	23:BB:2813:A:C8	2.50	0.47

Continued on next page...

Continued from previous page...

Atom-1	Atom-2	Distance(Å)	Clash(Å)
1:CA:736:C:H5''	5:CF:90:MET:CE	2.45	0.47
23:DB:1085:A:H1'	23:DB:1105:U:H1'	1.96	0.47
1:CA:620:C:C2	3:CD:131:ILE:HD13	2.50	0.47
1:CA:1335:U:H5''	1:CA:1337:G:N2	2.30	0.47
37:DL:50:PHE:O	37:DL:52:GLY:N	2.48	0.47
1:CA:96:U:H2'	1:CA:97:G:H8	1.80	0.47
29:DE:31:VAL:HG21	29:DE:104:ALA:CB	2.44	0.47
23:BB:2093:G:O5'	40:BH:24:GLY:HA3	2.15	0.47
41:BJ:11:VAL:HG21	41:BJ:13:ARG:HH11	1.79	0.47
9:CJ:41:PRO:HG2	9:CJ:42:LEU:H	1.80	0.47
23:BB:527:C:O4'	23:BB:527:C:O2	2.33	0.47
23:BB:265:A:O2'	23:BB:266:G:H4'	2.15	0.47
1:AA:33:A:H2'	1:AA:34:C:H6	1.79	0.47
30:BY:37:ARG:CG	30:BY:38:GLU:H	2.27	0.47
23:DB:1683:U:O2'	23:DB:1684:G:H5'	2.15	0.47
23:DB:817:C:H2'	23:DB:818:G:O4'	2.15	0.47
23:DB:2368:C:H2'	23:DB:2369:A:H8	1.79	0.47
1:CA:177:G:P	19:CT:23:ARG:HH22	2.38	0.47
1:CA:394:G:H2'	1:CA:395:C:C6	2.50	0.47
23:BB:2578:G:C5	26:BD:145:SER:HB2	2.50	0.47
12:AM:71:GLU:HA	12:AM:74:MET:SD	2.54	0.47
1:AA:208:U:O5'	1:AA:208:U:H6	1.98	0.47
23:BB:1184:U:O2'	23:BB:1185:G:H5'	2.15	0.47
1:CA:666:G:H5'	1:CA:726:C:H1'	1.97	0.47
1:AA:708:C:H2'	1:AA:709:U:C6	2.50	0.47
10:CK:63:GLN:HG3	10:CK:98:ALA:HB2	1.96	0.47
11:AL:23:LEU:O	11:AL:25:ALA:N	2.48	0.47
1:CA:1366:C:H2'	1:CA:1367:C:C6	2.49	0.47
35:BV:81:PRO:HG2	38:BM:20:LEU:HD12	1.97	0.47
23:BB:2835:A:N6	23:BB:2878:U:H2'	2.30	0.47
42:BN:23:ASN:O	42:BN:27:SER:HB2	2.15	0.47
23:DB:1908:C:O2'	23:DB:1909:C:H5'	2.15	0.47
2:CC:46:LEU:HB3	2:CC:49:ALA:CB	2.45	0.47
1:CA:687:A:C2	1:CA:704:A:C5	3.03	0.47
18:CS:79:TYR:CE1	18:CS:80:ARG:HG3	2.50	0.47
23:DB:1099:G:H4'	24:DI:4:VAL:CG1	2.45	0.46
46:BU:71:ILE:HD11	46:BU:82:VAL:HG22	1.97	0.46
46:DU:71:ILE:HD11	46:DU:82:VAL:HG22	1.96	0.46
50:BT:11:LEU:CD2	50:BT:46:ALA:HB1	2.38	0.46
40:BH:82:SER:HB2	40:BH:146:VAL:HG13	1.97	0.46
49:DR:4:VAL:HA	49:DR:12:HIS:O	2.15	0.46
39:DX:24:GLU:O	39:DX:28:LEU:HD23	2.15	0.46

Continued on next page...

Continued from previous page...

Atom-1	Atom-2	Distance(Å)	Clash(Å)
27:DK:76:VAL:HG12	27:DK:77:ILE:N	2.31	0.46
18:CS:18:VAL:HG21	18:CS:43:MET:HE2	1.97	0.46
20:AB:182:VAL:HG12	20:AB:195:VAL:HG13	1.97	0.46
49:BR:40:MET:O	49:BR:41:ILE:HD13	2.14	0.46
26:DD:186:LEU:HD11	28:DP:3:ILE:HG13	1.97	0.46
3:AD:186:GLU:CD	3:AD:187:ARG:N	2.68	0.46
48:DG:33:THR:HA	48:DG:34:ARG:NH1	2.30	0.46
47:BF:66:ILE:HA	47:BF:85:GLY:O	2.14	0.46
39:BX:3:ALA:O	39:BX:6:LEU:HB2	2.15	0.46
52:BW:68:PHE:CE1	52:BW:79:ILE:HD11	2.51	0.46
45:BS:15:GLN:HA	45:BS:18:ARG:CG	2.45	0.46
23:BB:1203:U:H4'	37:BL:3:LEU:HD12	1.96	0.46
27:DK:71:ARG:CG	27:DK:105:ARG:HH21	2.20	0.46
42:DN:79:LEU:C	42:DN:81:ASN:H	2.19	0.46
27:BK:11:ALA:O	27:BK:100:PHE:N	2.44	0.46
1:CA:409:U:OP1	3:CD:23:GLY:HA3	2.15	0.46
3:CD:115:GLN:HG3	3:CD:119:HIS:CE1	2.49	0.46
3:CD:148:ALA:O	3:CD:151:GLN:HB2	2.15	0.46
1:AA:437:U:H4'	3:AD:153:ARG:HH12	1.81	0.46
37:DL:29:LYS:C	37:DL:31:GLY:H	2.18	0.46
14:CO:26:GLU:CD	14:CO:77:ARG:HD2	2.35	0.46
1:CA:921:U:O2	4:CE:23:THR:HG23	2.14	0.46
23:DB:116:C:O2'	23:DB:126:A:C8	2.64	0.46
48:DG:93:TYR:HA	48:DG:105:SER:O	2.14	0.46
52:DW:19:ARG:N	52:DW:19:ARG:HD3	2.30	0.46
33:B1:46:VAL:HG22	33:B1:47:ILE:N	2.23	0.46
23:BB:2471:A:O2'	23:BB:2472:G:O5'	2.33	0.46
23:DB:2740:A:H2'	23:DB:2741:A:C8	2.50	0.46
23:DB:2589:A:H2'	23:DB:2590:A:C8	2.50	0.46
39:BX:56:LEU:C	39:BX:58:ASN:N	2.68	0.46
34:B3:60:CYS:C	34:B3:62:PRO:HD3	2.35	0.46
19:AT:27:MET:HG2	19:AT:31:ILE:HD11	1.97	0.46
26:BD:46:ARG:HH22	26:BD:87:GLY:H	1.62	0.46
37:BL:95:LEU:HB2	37:BL:101:ILE:CG1	2.45	0.46
8:CI:94:ARG:HH11	8:CI:94:ARG:CB	2.28	0.46
1:AA:598:U:H2'	1:AA:599:C:H6	1.79	0.46
1:CA:812:G:H4'	1:CA:812:G:OP1	2.15	0.46
23:BB:2250:G:O5'	23:BB:2250:G:H8	1.97	0.46
1:AA:525:C:O2'	1:AA:526:C:H5'	2.15	0.46
2:CC:119:ILE:HD11	2:CC:133:MET:HA	1.98	0.46
7:CH:86:LYS:HD2	7:CH:90:GLU:HG2	1.97	0.46
23:BB:2070:A:C2	23:BB:2442:C:C2	3.04	0.46

Continued on next page...

Continued from previous page...

Atom-1	Atom-2	Distance(Å)	Clash(Å)
5:CF:18:VAL:HG21	5:CF:58:HIS:CD2	2.50	0.46
1:AA:621:A:H2'	1:AA:622:A:H8	1.79	0.46
25:BC:209:ALA:HA	25:BC:212:TRP:NE1	2.30	0.46
41:BJ:13:ARG:HB3	41:BJ:53:TYR:CD2	2.50	0.46
42:DN:17:ARG:O	42:DN:18:GLN:HG2	2.14	0.46
23:BB:2758:A:C1'	48:BG:63:GLN:HE22	2.28	0.46
23:DB:322:A:H5'	23:DB:340:A:C1'	2.45	0.46
1:CA:634:C:H2'	1:CA:635:A:C8	2.50	0.46
6:AG:104:VAL:CG1	6:AG:108:ARG:HH11	2.28	0.46
23:DB:1577:C:H2'	23:DB:1578:U:C6	2.49	0.46
1:CA:167:A:H2'	1:CA:168:G:H8	1.80	0.46
23:DB:2649:C:H2'	23:DB:2650:U:C6	2.50	0.46
7:AH:49:LYS:HB3	7:AH:59:GLU:HB2	1.97	0.46
2:CC:39:ARG:HE	2:CC:54:ILE:HG23	1.80	0.46
1:CA:709:U:H2'	1:CA:710:G:H8	1.80	0.46
20:AB:10:LYS:O	20:AB:13:VAL:HG23	2.15	0.46
1:CA:1014:A:H4'	18:CS:13:HIS:CD2	2.50	0.46
23:DB:208:C:H2'	23:DB:209:C:H6	1.79	0.46
26:DD:39:ASP:OD2	26:DD:41:ALA:HB3	2.14	0.46
1:CA:1246:A:H2'	1:CA:1247:U:O4'	2.16	0.46
1:AA:546:A:P	3:AD:68:GLU:HB3	2.55	0.46
25:DC:210:ALA:O	25:DC:215:VAL:HB	2.15	0.46
44:BQ:51:GLN:O	44:BQ:55:GLN:HG3	2.16	0.46
23:BB:1266:G:N2	23:BB:2012:G:H2'	2.30	0.46
23:BB:2480:C:O2'	23:BB:2481:G:H5'	2.14	0.46
33:B1:24:LYS:HG2	33:B1:25:ASN:N	2.30	0.46
26:BD:171:THR:OG1	26:BD:172:VAL:N	2.47	0.46
18:AS:79:TYR:CE1	18:AS:80:ARG:HG3	2.50	0.46
23:BB:686:U:O2'	36:B2:5:PHE:HA	2.15	0.46
1:CA:1030:U:O2	1:CA:1030:U:H2'	2.13	0.46
11:CL:28:GLN:HE21	11:CL:28:GLN:HB3	1.53	0.46
23:DB:1842:G:H2'	23:DB:1843:C:C6	2.49	0.46
1:AA:1332:A:H2'	1:AA:1333:A:O4'	2.15	0.46
23:DB:1099:G:H3'	24:DI:2:LYS:CB	2.45	0.46
51:BZ:32:ASN:O	51:BZ:33:LEU:O	2.33	0.46
8:AI:5:TYR:HB3	8:AI:88:GLU:OE2	2.14	0.46
28:BP:62:LYS:HE3	28:BP:64:SER:OG	2.14	0.46
23:DB:1651:G:OP1	42:DN:40:LYS:HG3	2.14	0.46
40:BH:99:ILE:HG22	40:BH:100:ALA:N	2.30	0.46
28:DP:47:ILE:HG13	28:DP:48:ALA:N	2.30	0.46
1:CA:1320:C:H2'	1:CA:1321:U:O4'	2.15	0.46
48:BG:26:LYS:HA	48:BG:32:LEU:H	1.80	0.46

Continued on next page...

Continued from previous page...

Atom-1	Atom-2	Distance(Å)	Clash(Å)
44:BQ:91:ARG:NH2	49:BR:11:GLN:O	2.48	0.46
49:BR:6:GLN:HE21	49:BR:6:GLN:C	2.18	0.46
50:BT:43:ILE:HG21	50:BT:58:VAL:HG21	1.96	0.46
37:BL:113:ALA:HB3	37:BL:115:GLU:OE1	2.15	0.46
23:DB:1080:A:C4'	24:DI:126:ARG:HD2	2.43	0.46
6:CG:144:ALA:O	6:CG:145:GLU:HB3	2.14	0.46
27:DK:20:MET:O	27:DK:41:ILE:HD12	2.16	0.46
42:DN:81:ASN:O	42:DN:85:PRO:HD2	2.15	0.46
1:AA:86:G:HO2'	1:AA:88:U:H5	1.61	0.46
42:BN:38:LEU:CB	42:BN:39:PRO:HD3	2.40	0.46
26:BD:168:GLU:O	26:BD:170:VAL:HG13	2.15	0.46
47:BF:162:ASP:O	47:BF:166:ARG:HD2	2.15	0.46
41:BJ:59:ALA:O	41:BJ:62:VAL:HG12	2.15	0.46
23:DB:160:A:N6	23:DB:167:A:H1'	2.30	0.46
50:BT:1:MET:CG	50:BT:2:ILE:H	2.28	0.46
23:DB:2868:A:H2'	23:DB:2869:G:H8	1.77	0.46
48:DG:91:VAL:O	48:DG:93:TYR:N	2.45	0.46
29:BE:47:LYS:HA	29:BE:51:GLU:OE2	2.15	0.46
31:B0:53:VAL:HG21	42:BN:98:LEU:CD1	2.45	0.46
36:D2:21:ARG:HD3	36:D2:43:THR:HG21	1.96	0.46
12:AM:44:ILE:HA	12:AM:47:LEU:HD12	1.97	0.46
43:BO:67:ASN:N	43:BO:70:ALA:HB3	2.27	0.46
16:AQ:46:HIS:NE2	16:AQ:48:GLU:HB2	2.30	0.46
23:BB:2722:G:H2'	23:BB:2723:C:H6	1.81	0.46
34:B3:7:ARG:HG3	34:B3:7:ARG:NH1	2.30	0.46
23:BB:673:C:C2'	23:BB:674:G:H5'	2.45	0.46
23:DB:2146:C:H4'	23:DB:2148:G:C1'	2.44	0.46
23:DB:718:A:H5'	23:DB:719:C:C5	2.50	0.46
23:BB:2465:C:O2'	23:BB:2466:C:H5'	2.16	0.46
23:DB:309:A:H4'	46:DU:15:GLY:HA3	1.98	0.46
23:BB:1383:A:H2	23:BB:1405:U:O2	1.98	0.46
17:CR:52:ARG:CB	17:CR:56:ARG:HH21	2.26	0.46
5:AF:85:ILE:HG22	5:AF:86:ARG:N	2.30	0.46
23:BB:454:A:H3'	23:BB:455:C:H5'	1.96	0.46
40:BH:47:PHE:C	40:BH:50:ARG:HH21	2.18	0.46
1:AA:46:G:O2'	1:AA:365:U:H1'	2.16	0.46
23:BB:2078:C:O2'	23:BB:2079:U:H5'	2.15	0.46
34:D3:60:CYS:C	34:D3:62:PRO:HD3	2.36	0.46
1:CA:470:C:H2'	1:CA:471:U:H6	1.78	0.46
1:AA:812:G:H4'	1:AA:812:G:OP1	2.14	0.46
23:DB:2087:G:O2'	23:DB:2088:A:H5'	2.15	0.46
23:BB:2101:A:H2'	23:BB:2102:G:C8	2.50	0.46

Continued on next page...

Continued from previous page...

Atom-1	Atom-2	Distance(Å)	Clash(Å)
23:BB:947:A:O2'	23:BB:984:A:H2	1.98	0.46
23:DB:2815:C:H2'	23:DB:2816:G:C8	2.51	0.46
5:CF:18:VAL:HG11	5:CF:58:HIS:NE2	2.31	0.46
9:AJ:41:PRO:HG2	9:AJ:42:LEU:H	1.80	0.46
20:CB:115:ASP:O	20:CB:119:GLN:HG2	2.15	0.46
23:BB:99:U:O2	23:BB:99:U:H5'	2.15	0.46
1:CA:1151:A:O2'	1:CA:1152:A:H8	1.97	0.46
37:BL:50:PHE:O	37:BL:52:GLY:N	2.49	0.46
47:BF:177:ARG:NH2	47:BF:178:LYS:H	2.13	0.46
47:BF:19:PHE:HE1	47:BF:167:ALA:HB2	1.81	0.46
1:CA:131:A:H2'	1:CA:132:C:H6	1.80	0.46
23:BB:2753:A:H2'	23:BB:2754:U:C6	2.50	0.46
23:DB:2785:C:H2'	23:DB:2786:U:C6	2.50	0.46
23:BB:2817:U:O2'	23:BB:2837:A:H1'	2.15	0.46
23:DB:840:C:H2'	23:DB:841:G:H8	1.80	0.46
23:BB:635:C:O2'	23:BB:639:U:H5''	2.15	0.46
3:AD:101:VAL:HG13	3:AD:106:PHE:HB2	1.97	0.46
1:AA:1084:G:H5'	1:AA:1102:A:OP2	2.16	0.46
1:AA:261:U:H2'	1:AA:263:A:OP2	2.14	0.46
30:DY:21:ALA:O	30:DY:24:LEU:HB3	2.14	0.46
23:BB:2389:G:H5''	23:BB:2390:U:H5'	1.97	0.46
1:CA:708:C:H2'	1:CA:709:U:C6	2.51	0.46
1:CA:803:G:H2'	1:CA:804:U:C6	2.49	0.46
23:DB:553:G:O2'	23:DB:554:U:H5'	2.15	0.46
1:AA:1014:A:H4'	18:AS:13:HIS:CD2	2.50	0.46
1:AA:150:U:H2'	1:AA:151:A:H8	1.80	0.46
34:D3:56:LEU:O	34:D3:59:ALA:HB3	2.15	0.46
9:CJ:26:VAL:O	9:CJ:30:LYS:HG3	2.16	0.46
19:AT:77:ASN:O	19:AT:81:GLN:HG3	2.14	0.46
49:DR:57:GLY:HA2	49:DR:102:SER:O	2.15	0.46
23:DB:2027:G:O2'	23:DB:2028:U:H5'	2.14	0.46
24:DI:69:VAL:HG23	24:DI:69:VAL:O	2.14	0.46
11:AL:28:GLN:HB3	11:AL:28:GLN:HE21	1.53	0.46
23:BB:945:A:H4'	23:BB:945:A:OP2	2.15	0.46
16:AQ:29:LYS:HG3	16:AQ:34:GLY:O	2.15	0.46
23:DB:2889:C:H2'	23:DB:2890:G:C8	2.50	0.46
26:DD:101:PHE:HA	26:DD:104:VAL:HG21	1.96	0.46
1:CA:1533:C:C2'	1:CA:1534:A:H3'	2.29	0.46
23:DB:2260:C:O2'	23:DB:2261:C:H5'	2.15	0.46
13:CN:42:ASN:ND2	13:CN:45:LEU:HD22	2.30	0.46
18:AS:66:VAL:HG23	18:AS:67:GLY:H	1.80	0.46
41:BJ:8:PRO:HG3	41:BJ:48:VAL:HG13	1.97	0.46

Continued on next page...

Continued from previous page...

Atom-1	Atom-2	Distance(Å)	Clash(Å)
1:AA:69:G:H2'	1:AA:70:U:C6	2.50	0.46
1:AA:693:G:H2'	1:AA:694:A:O4'	2.15	0.46
23:BB:2896:C:H2'	23:BB:2897:U:H6	1.77	0.46
45:DS:61:ASN:HB3	45:DS:62:ASP:H	1.51	0.46
25:DC:4:LYS:HE3	25:DC:13:ARG:O	2.15	0.46
27:BK:47:ILE:HG23	27:BK:49:ARG:H	1.80	0.46
46:DU:95:PHE:CE1	46:DU:102:ILE:HB	2.30	0.46
27:DK:53:LYS:H	27:DK:53:LYS:HD3	1.80	0.46
23:DB:77:G:H2'	23:DB:78:U:O4'	2.15	0.46
40:DH:127:GLU:HA	40:DH:145:ASN:CA	2.39	0.46
23:BB:2598:A:H5''	25:BC:233:GLY:HA2	1.97	0.46
27:BK:105:ARG:HD3	27:BK:105:ARG:N	2.24	0.46
38:BM:38:ARG:HH11	38:BM:38:ARG:CB	2.20	0.46
26:DD:91:THR:HG23	26:DD:92:VAL:N	2.25	0.46
26:DD:124:ARG:HA	26:DD:165:MET:HE3	1.97	0.46
9:AJ:5:ARG:N	9:AJ:76:ILE:O	2.49	0.46
30:BY:8:GLN:HB3	30:BY:31:ILE:O	2.15	0.46
26:BD:90:PHE:HD2	26:BD:94:GLN:HG3	1.80	0.46
23:BB:548:G:O5'	23:BB:548:G:H8	1.98	0.46
35:BV:32:GLY:O	35:BV:93:ARG:HG3	2.15	0.46
5:AF:37:HIS:O	5:AF:97:THR:HG23	2.15	0.46
12:AM:1:ALA:O	12:AM:3:ILE:HG13	2.15	0.46
3:AD:94:GLU:OE2	3:AD:190:LEU:HD21	2.16	0.46
33:D1:36:LYS:HA	33:D1:46:VAL:O	2.15	0.46
48:DG:7:PRO:O	48:DG:8:VAL:HB	2.15	0.46
42:BN:3:HIS:O	42:BN:4:ARG:HB2	2.14	0.46
20:AB:128:LEU:HG	20:AB:132:GLU:HG2	1.97	0.46
23:BB:309:A:N3	23:BB:329:G:O2'	2.47	0.46
1:CA:592:G:H2'	1:CA:593:U:C6	2.50	0.46
1:CA:664:G:P	17:CR:52:ARG:HH21	2.39	0.46
43:DO:30:ARG:HG3	43:DO:30:ARG:HH11	1.80	0.46
2:AC:13:ILE:HD13	2:AC:13:ILE:N	2.30	0.46
46:BU:48:VAL:O	46:BU:48:VAL:HG22	2.15	0.46
1:CA:737:C:H2'	1:CA:738:C:H6	1.80	0.46
42:DN:106:ASP:C	42:DN:108:ALA:N	2.67	0.46
40:DH:41:LYS:O	40:DH:44:ILE:HG12	2.16	0.46
15:AP:20:VAL:HG21	15:AP:32:PHE:CD2	2.49	0.46
1:AA:620:C:C2	3:AD:131:ILE:HD13	2.51	0.46
23:DB:4:U:H2'	23:DB:5:A:C8	2.50	0.46
45:BS:46:LEU:O	45:BS:50:VAL:HG23	2.15	0.46
1:AA:551:U:O2'	1:AA:552:U:H5'	2.15	0.46
23:DB:1583:A:H4'	23:DB:1585:C:C4	2.50	0.46

Continued on next page...

Continued from previous page...

Atom-1	Atom-2	Distance(Å)	Clash(Å)
8:AI:67:LYS:NZ	8:AI:67:LYS:HB2	2.30	0.46
23:BB:68:G:H2'	23:BB:69:C:H6	1.80	0.46
10:CK:35:ASP:C	10:CK:37:GLN:H	2.18	0.46
23:BB:1577:C:H2'	23:BB:1578:U:O4'	2.15	0.46
1:AA:366:A:O2'	1:AA:394:G:N2	2.48	0.46
23:DB:950:G:H2'	23:DB:951:C:H6	1.80	0.46
23:BB:1683:U:O2'	23:BB:1684:G:H5'	2.16	0.46
23:BB:1219:U:H2'	23:BB:1220:G:C8	2.49	0.46
1:AA:1234:C:H1'	1:AA:1364:U:O2	2.15	0.46
23:BB:599:A:O2'	23:BB:600:G:H5'	2.14	0.46
1:AA:140:U:H2'	1:AA:141:G:C8	2.50	0.46
26:BD:39:ASP:OD2	26:BD:41:ALA:HB3	2.15	0.46
4:AE:156:ARG:HB3	7:AH:43:GLY:O	2.15	0.46
20:AB:71:THR:HG23	20:AB:94:ARG:H	1.80	0.46
41:BJ:65:THR:HG23	41:BJ:66:GLY:N	2.31	0.46
1:AA:707:U:H2'	1:AA:708:C:C6	2.50	0.46
23:DB:189:G:H2'	23:DB:205:G:N2	2.31	0.46
10:AK:63:GLN:HG3	10:AK:98:ALA:HB2	1.96	0.46
27:BK:121:GLU:O	27:BK:122:VAL:C	2.54	0.46
29:BE:52:VAL:HG11	29:BE:81:GLY:HA3	1.97	0.46
23:DB:508:A:HO2'	23:DB:509:C:P	2.38	0.46
36:B2:25:LYS:C	36:B2:27:GLY:H	2.19	0.46
1:CA:308:C:H2'	1:CA:309:A:H8	1.80	0.46
23:BB:2685:G:O2'	23:BB:2686:G:H5'	2.16	0.46
23:DB:1532:A:N3	23:DB:1532:A:H2'	2.29	0.46
1:CA:928:G:O2'	1:CA:929:G:H5'	2.16	0.46
15:AP:12:LYS:C	15:AP:14:ARG:H	2.19	0.46
1:AA:1430:A:H2'	1:AA:1431:A:O4'	2.16	0.46
40:DH:29:PHE:C	40:DH:31:VAL:H	2.19	0.46
46:DU:8:ASP:HB3	46:DU:71:ILE:HG22	1.97	0.46
23:DB:533:G:H5'	44:DQ:23:TYR:CD2	2.50	0.46
1:AA:1206:G:H2'	1:AA:1207:G:O4'	2.16	0.46
48:BG:26:LYS:HA	48:BG:32:LEU:CA	2.45	0.46
25:BC:91:ALA:HB2	25:BC:105:ALA:HB2	1.96	0.46
25:BC:130:PRO:CG	25:BC:133:ASN:HD22	2.18	0.46
40:BH:108:VAL:HG12	40:BH:109:GLU:N	2.28	0.46
27:DK:34:GLY:O	27:DK:36:GLY:N	2.48	0.46
45:BS:52:GLU:HA	45:BS:55:ILE:CG2	2.42	0.46
1:AA:1302:C:C2	12:AM:16:ILE:HD12	2.50	0.46
23:DB:276:U:H2'	23:DB:278:A:H2	1.77	0.46
23:DB:1025:G:H8	23:DB:1025:G:OP1	1.99	0.46
47:DF:100:GLU:C	47:DF:102:LEU:N	2.68	0.46

Continued on next page...

Continued from previous page...

Atom-1	Atom-2	Distance(Å)	Clash(Å)
38:DM:18:ARG:C	38:DM:38:ARG:HH22	2.18	0.46
23:DB:123:G:H2'	23:DB:124:G:H8	1.80	0.46
23:BB:2147:A:H5'	23:BB:2148:G:O4'	2.15	0.46
48:BG:167:VAL:HG23	48:BG:168:VAL:N	2.26	0.46
37:DL:103:ILE:H	37:DL:103:ILE:CD1	2.23	0.46
1:AA:987:G:H2'	1:AA:988:G:H8	1.80	0.46
13:AN:60:ARG:O	13:AN:62:ARG:N	2.49	0.46
23:DB:2751:G:OP2	48:DG:2:ARG:HD2	2.15	0.46
23:BB:1433:A:H2'	23:BB:1434:A:O4'	2.15	0.46
48:BG:10:VAL:HG12	48:BG:14:VAL:HG21	1.97	0.46
23:BB:919:U:H6	23:BB:919:U:O5'	1.98	0.46
12:CM:50:GLY:HA2	12:CM:53:ASP:OD1	2.16	0.46
8:CI:71:ILE:CD1	8:CI:71:ILE:H	2.26	0.46
1:CA:1217:C:OP1	13:CN:8:ARG:HD2	2.16	0.46
29:BE:58:LYS:HB2	29:BE:60:TRP:HB2	1.98	0.46
23:BB:1439:A:C5	23:BB:1552:A:N6	2.83	0.46
23:DB:2143:C:H2'	23:DB:2144:G:C4'	2.45	0.46
2:AC:137:VAL:HG13	2:AC:148:ILE:HG21	1.98	0.46
48:BG:96:ALA:O	48:BG:97:VAL:HB	2.16	0.46
12:CM:76:ILE:O	12:CM:80:MET:HG3	2.15	0.46
34:B3:61:LEU:CB	34:B3:64:ALA:HB2	2.44	0.46
20:AB:20:ARG:HA	20:AB:20:ARG:NE	2.30	0.46
23:DB:677:A:O2'	23:DB:2071:A:H5'	2.15	0.46
26:BD:46:ARG:HH12	26:BD:88:GLU:HG3	1.81	0.46
37:BL:95:LEU:HB2	37:BL:101:ILE:HG13	1.98	0.46
37:BL:85:VAL:HG22	37:BL:94:THR:HG22	1.97	0.46
1:CA:87:C:C3'	1:CA:88:U:H5''	2.46	0.46
23:DB:593:U:H2'	23:DB:594:U:C6	2.50	0.46
23:DB:419:U:H2'	23:DB:420:C:H6	1.79	0.46
46:DU:21:ARG:HG3	46:DU:21:ARG:NH1	2.31	0.46
3:CD:58:GLN:O	3:CD:62:ARG:HG2	2.15	0.46
23:DB:1827:U:H2'	23:DB:1828:G:H5'	1.96	0.46
7:CH:94:VAL:HG12	7:CH:99:GLY:HA3	1.97	0.46
7:AH:36:ALA:O	7:AH:45:ILE:HD11	2.15	0.46
1:AA:190:A:O5'	1:AA:190:A:H8	1.98	0.46
24:BI:5:GLN:HG2	24:BI:6:ALA:H	1.78	0.46
1:AA:159:G:N1	1:AA:163:C:N4	2.63	0.46
1:CA:586:C:C5'	7:CH:81:GLY:HA2	2.45	0.46
28:DP:103:THR:HG22	28:DP:104:GLY:H	1.79	0.46
42:BN:12:ARG:HG2	42:BN:16:HIS:HB2	1.97	0.46
1:AA:1460:C:H2'	1:AA:1461:G:C8	2.51	0.46
23:BB:1221:C:O2'	23:BB:1222:U:H5'	2.15	0.46

Continued on next page...

Continued from previous page...

Atom-1	Atom-2	Distance(Å)	Clash(Å)
23:BB:2746:U:H4'	48:BG:137:LYS:HG3	1.97	0.46
22:DA:35:C:H2'	22:DA:36:C:O4'	2.16	0.46
19:CT:72:ALA:O	19:CT:75:LYS:HD3	2.14	0.46
1:CA:725:G:H2'	1:CA:726:C:C6	2.50	0.46
23:BB:1985:C:O2'	23:BB:1986:C:H5'	2.14	0.46
1:AA:1187:G:P	8:AI:114:LYS:HE3	2.55	0.46
23:DB:2335:A:OP1	43:DO:13:ARG:NH1	2.48	0.46
27:DK:121:GLU:O	27:DK:122:VAL:C	2.54	0.46
1:AA:1260:G:OP1	1:AA:1284:C:H4'	2.15	0.46
1:CA:1430:A:H2'	1:CA:1431:A:O4'	2.16	0.46
1:CA:1527:U:O2'	1:CA:1528:U:H5'	2.15	0.46
2:AC:30:ASP:HA	13:AN:64:ARG:NH2	2.31	0.46
1:AA:775:G:O2'	1:AA:776:G:H5'	2.15	0.46
22:BA:112:G:O2'	22:BA:113:C:H5'	2.15	0.46
26:BD:38:LYS:HD3	26:BD:45:TYR:OH	2.14	0.46
23:BB:1678:A:H2'	23:BB:1679:A:O4'	2.16	0.46
1:CA:580:C:H2'	1:CA:581:G:O4'	2.16	0.46
38:BM:78:LEU:HD12	38:BM:79:ALA:H	1.80	0.46
26:DD:38:LYS:HD3	26:DD:45:TYR:OH	2.16	0.46
23:BB:2332:C:H4'	23:BB:2336:A:C6	2.51	0.46
26:DD:107:VAL:H	26:DD:205:PRO:HA	1.81	0.46
23:DB:2336:A:H62	52:DW:40:ARG:CB	2.28	0.46
26:BD:3:GLY:C	26:BD:4:LEU:HD22	2.36	0.46
23:BB:533:G:H5'	44:BQ:23:TYR:CD2	2.50	0.46
52:DW:8:SER:O	52:DW:9:THR:HB	2.16	0.46
29:BE:188:MET:HG2	29:BE:193:VAL:CG2	2.45	0.46
25:BC:155:ARG:HH11	25:BC:155:ARG:CB	2.29	0.46
28:BP:1:SER:N	28:BP:4:ILE:HB	2.31	0.46
6:CG:144:ALA:O	6:CG:146:ALA:N	2.41	0.46
37:BL:4:ASN:ND2	37:BL:4:ASN:N	2.61	0.46
18:AS:14:LEU:HG	18:AS:15:LEU:N	2.30	0.46
18:AS:62:THR:HG22	18:AS:63:ASP:H	1.81	0.46
23:DB:2732:G:H3'	23:DB:2733:A:H5'	1.98	0.46
3:AD:157:ALA:O	3:AD:160:LEU:HD22	2.16	0.46
23:BB:100:U:C2'	23:BB:100:U:O2	2.52	0.46
47:DF:7:TYR:HA	47:DF:11:VAL:CG2	2.45	0.46
41:DJ:59:ALA:C	41:DJ:61:LYS:H	2.17	0.46
47:DF:62:GLN:HE22	47:DF:90:LEU:HA	1.80	0.46
26:BD:48:ILE:HG23	26:BD:82:PHE:HB2	1.97	0.46
40:DH:96:THR:HG23	40:DH:97:ARG:CD	2.45	0.46
20:CB:86:CYS:SG	20:CB:87:ASP:N	2.86	0.46
23:BB:973:A:OP1	23:BB:973:A:H8	1.98	0.46

Continued on next page...

Continued from previous page...

Atom-1	Atom-2	Distance(Å)	Clash(Å)
35:DV:38:LEU:HG	35:DV:40:ILE:HG23	1.96	0.46
35:DV:29:ILE:HG13	35:DV:88:HIS:CE1	2.51	0.46
28:BP:20:ARG:O	28:BP:46:VAL:HG21	2.15	0.46
48:BG:7:PRO:O	48:BG:8:VAL:HB	2.16	0.46
31:D0:43:THR:HG23	31:D0:47:TYR:O	2.15	0.46
1:AA:255:G:O3'	16:AQ:18:LYS:HD2	2.14	0.46
26:BD:118:PHE:CD1	26:BD:119:ALA:N	2.84	0.46
1:CA:1031:C:H4'	1:CA:1032:G:C5'	2.45	0.46
23:BB:2286:G:O6	33:B1:22:THR:HG21	2.16	0.46
23:BB:674:G:H2'	23:BB:804:A:H61	1.80	0.46
23:BB:1439:A:N7	23:BB:1440:U:C6	2.83	0.46
23:DB:2688:G:H1'	23:DB:2721:A:N6	2.30	0.46
2:AC:149:LYS:HA	2:AC:168:ARG:HB2	1.97	0.46
38:DM:2:LEU:CD2	38:DM:46:ILE:HD11	2.45	0.46
40:BH:62:LEU:HD13	40:BH:66:ASN:ND2	2.29	0.46
12:CM:64:VAL:HA	12:CM:68:LEU:CD1	2.46	0.46
23:DB:544:C:H2'	23:DB:545:U:C5	2.51	0.46
37:DL:91:ASP:HB2	37:DL:94:THR:OG1	2.15	0.46
1:AA:1237:C:H3'	1:AA:1238:A:H5'	1.98	0.46
4:CE:84:VAL:HG11	4:CE:146:MET:HB3	1.97	0.46
9:CJ:37:ARG:NH1	9:CJ:77:VAL:HG21	2.30	0.46
8:AI:87:MET:HE2	8:AI:91:GLU:HG2	1.98	0.46
23:BB:877:A:C2	23:BB:900:A:N7	2.84	0.46
8:CI:39:GLY:O	8:CI:41:GLU:HG3	2.16	0.46
50:BT:18:GLU:O	50:BT:20:ALA:N	2.42	0.46
23:BB:2803:G:O2'	23:BB:2804:U:H5'	2.16	0.46
17:AR:52:ARG:CB	17:AR:56:ARG:HH21	2.28	0.46
1:CA:525:C:O2'	1:CA:526:C:H5'	2.15	0.46
23:BB:19:A:H2'	23:BB:20:C:H6	1.79	0.46
50:BT:69:ARG:NH1	50:BT:69:ARG:HA	2.30	0.46
40:BH:79:THR:HG22	40:BH:145:ASN:CB	2.44	0.46
49:BR:49:ILE:HG21	49:BR:53:PHE:C	2.36	0.46
20:AB:125:PHE:HD2	20:AB:125:PHE:H	1.64	0.46
21:AU:11:PHE:O	21:AU:11:PHE:CD1	2.65	0.46
23:DB:1945:G:C4	23:DB:1946:U:C5	3.04	0.46
49:BR:78:ARG:HG3	49:BR:78:ARG:HH21	1.79	0.46
23:BB:1105:U:H2'	23:BB:1106:G:H8	1.76	0.46
1:CA:711:G:O2'	1:CA:712:A:H5'	2.16	0.46
1:CA:780:A:O2'	1:CA:781:A:H5''	2.16	0.46
23:DB:2428:G:H5''	23:DB:2429:G:OP1	2.16	0.46
1:CA:36:C:O3'	11:CL:119:LYS:HA	2.15	0.46
28:DP:25:VAL:HA	28:DP:85:VAL:HA	1.97	0.46

Continued on next page...

Continued from previous page...

Atom-1	Atom-2	Distance(Å)	Clash(Å)
1:AA:1437:A:H2'	1:AA:1438:G:C8	2.49	0.46
7:CH:124:ILE:HG22	7:CH:125:ILE:H	1.80	0.46
23:BB:2430:A:H5'	23:BB:2431:U:OP2	2.15	0.46
51:BZ:20:HIS:O	51:BZ:21:ALA:HB3	2.15	0.46
3:CD:118:SER:HA	3:CD:130:ASN:HB2	1.95	0.46
30:DY:37:ARG:CG	30:DY:38:GLU:H	2.27	0.46
1:CA:766:A:H2'	1:CA:767:A:O4'	2.15	0.46
26:BD:33:ARG:NE	26:BD:74:GLU:HB3	2.30	0.46
1:AA:1141:C:H2'	1:AA:1142:G:H8	1.80	0.46
23:BB:246:C:H2'	23:BB:247:G:H5'	1.97	0.46
23:BB:2649:C:H2'	23:BB:2650:U:C6	2.51	0.46
23:BB:1053:C:H2'	23:BB:1054:A:H8	1.80	0.46
1:CA:896:C:O2'	1:CA:897:C:H5'	2.16	0.46
25:BC:239:PHE:HD1	25:BC:241:LYS:H	1.64	0.46
23:BB:1181:U:O2'	23:BB:1182:G:H5'	2.16	0.46
20:AB:71:THR:HG23	20:AB:94:ARG:N	2.31	0.46
23:DB:680:C:H2'	23:DB:681:G:C8	2.50	0.46
23:BB:1010:A:N3	23:BB:1153:C:H1'	2.30	0.46
1:AA:915:A:H2'	1:AA:916:U:H5'	1.96	0.46
23:BB:1343:G:O4'	23:BB:1597:A:H2'	2.16	0.46
3:CD:81:LEU:HB2	3:CD:88:ASN:ND2	2.31	0.46
25:DC:123:ILE:HD13	25:DC:135:PRO:HG2	1.98	0.46
17:CR:45:GLY:O	17:CR:46:THR:C	2.54	0.46
2:AC:178:ARG:HG2	2:AC:178:ARG:O	2.15	0.46
2:AC:111:ASP:OD2	2:AC:114:LEU:HG	2.16	0.46
1:AA:531:U:H6	1:AA:531:U:H5'	1.80	0.46
1:CA:994:A:N1	1:CA:1047:G:H4'	2.31	0.46
20:AB:209:VAL:HG23	20:AB:210:THR:N	2.30	0.46
23:BB:126:A:C5'	36:B2:19:ARG:HG3	2.27	0.46
23:DB:2353:G:N3	52:DW:30:VAL:CG1	2.78	0.46
23:DB:532:A:H4'	23:DB:533:G:C8	2.49	0.46
27:BK:76:VAL:HG12	27:BK:77:ILE:N	2.31	0.46
29:BE:153:LEU:HG	29:BE:154:ASP:H	1.79	0.46
21:CU:3:ILE:HG23	21:CU:18:PHE:CD1	2.51	0.46
44:BQ:91:ARG:HE	44:BQ:94:LEU:CD2	2.28	0.46
37:BL:89:VAL:HA	37:BL:121:THR:O	2.16	0.46
25:BC:141:HIS:HB3	25:BC:190:THR:OG1	2.16	0.46
50:BT:47:VAL:HG12	50:BT:47:VAL:O	2.16	0.46
45:DS:29:VAL:HG11	45:DS:55:ILE:CD1	2.44	0.46
20:CB:174:GLU:O	20:CB:177:ASN:HB3	2.16	0.46
28:BP:4:ILE:HA	28:BP:7:LEU:HB3	1.98	0.46
45:BS:26:GLY:N	45:BS:71:VAL:HG13	2.30	0.46

Continued on next page...

Continued from previous page...

Atom-1	Atom-2	Distance(Å)	Clash(Å)
23:DB:670:A:H5''	37:DL:42:SER:HB2	1.97	0.46
1:CA:430:A:P	3:CD:6:PRO:HA	2.56	0.46
47:DF:102:LEU:HA	47:DF:106:ALA:HB2	1.98	0.46
47:DF:3:LEU:HD12	47:DF:96:TRP:CD1	2.50	0.46
3:AD:165:GLU:CG	3:AD:166:LYS:N	2.79	0.46
27:BK:79:PHE:HD2	28:BP:69:VAL:HG12	1.80	0.46
23:BB:920:A:H2'	23:BB:921:C:C6	2.50	0.46
48:DG:16:VAL:HG11	48:DG:44:HIS:CE1	2.50	0.46
31:D0:43:THR:OG1	31:D0:47:TYR:HB2	2.15	0.46
23:BB:1438:U:H2'	23:BB:1439:A:O4'	2.15	0.46
1:AA:374:A:OP1	1:AA:452:A:N1	2.49	0.46
48:DG:84:LYS:HB2	48:DG:132:LEU:HG	1.96	0.46
48:DG:96:ALA:O	48:DG:97:VAL:HB	2.16	0.46
44:BQ:83:LYS:HZ1	44:BQ:87:VAL:HA	1.81	0.46
1:AA:1405:G:H2'	1:AA:1406:U:O4'	2.16	0.46
12:CM:95:PRO:HB2	12:CM:99:GLN:OE1	2.15	0.46
28:BP:50:ARG:HD3	28:BP:56:SER:HB3	1.97	0.46
1:CA:948:C:H2'	1:CA:949:A:H8	1.79	0.46
23:BB:2030:A:H4'	23:BB:2031:A:H5'	1.98	0.46
5:AF:51:ILE:HD11	5:AF:86:ARG:HG3	1.97	0.46
40:BH:49:ALA:HB3	40:BH:50:ARG:NH2	2.31	0.46
11:AL:78:VAL:O	11:AL:102:ASP:HB2	2.15	0.46
1:CA:1244:G:H2'	1:CA:1245:C:H6	1.78	0.46
1:AA:404:G:H2'	1:AA:405:U:C6	2.51	0.46
23:BB:2231:U:O2'	23:BB:2232:C:H5'	2.16	0.46
46:DU:50:ALA:H	46:DU:53:GLN:CD	2.19	0.46
23:DB:1947:C:H2'	23:DB:1948:G:C8	2.46	0.46
20:AB:68:PHE:CE1	20:AB:88:GLN:HB3	2.50	0.46
23:BB:677:A:O2'	23:BB:2071:A:H5'	2.15	0.46
23:DB:2800:A:H2'	23:DB:2801:G:C8	2.51	0.46
35:BV:70:ILE:H	35:BV:70:ILE:HD13	1.81	0.46
29:BE:59:PRO:HB2	29:BE:67:ARG:NH2	2.29	0.46
23:BB:322:A:C2	23:BB:340:A:C6	3.04	0.46
10:AK:30:ILE:HG13	10:AK:30:ILE:O	2.15	0.46
23:BB:68:G:H2'	23:BB:69:C:C6	2.50	0.46
23:DB:1683:U:H2'	23:DB:1684:G:H8	1.80	0.46
1:CA:284:C:H2'	1:CA:285:C:H6	1.81	0.46
46:DU:41:VAL:O	46:DU:42:LYS:HB2	2.16	0.46
6:CG:104:VAL:O	6:CG:108:ARG:HG3	2.16	0.46
33:D1:24:LYS:HG2	33:D1:25:ASN:N	2.30	0.46
2:CC:16:PRO:HG2	2:CC:53:ARG:NH2	2.30	0.46
22:DA:17:C:H2'	22:DA:18:G:O4'	2.16	0.46

Continued on next page...

Continued from previous page...

Atom-1	Atom-2	Distance(Å)	Clash(Å)
23:DB:483:A:O2'	46:DU:56:GLY:HA2	2.16	0.46
1:AA:634:C:H2'	1:AA:635:A:C8	2.51	0.46
6:CG:94:ARG:NH1	6:CG:98:LEU:HD11	2.31	0.46
1:CA:261:U:H2'	1:CA:263:A:OP2	2.16	0.46
3:AD:32:LYS:O	3:AD:35:GLN:HB2	2.15	0.46
23:DB:1260:A:H2'	23:DB:1261:C:H6	1.80	0.46
11:AL:3:VAL:O	11:AL:7:VAL:HG23	2.15	0.46
1:CA:1114:C:H2'	1:CA:1115:U:C6	2.51	0.46
23:BB:826:U:H5''	23:BB:2428:G:O3'	2.14	0.46
23:DB:2299:U:H2'	23:DB:2300:C:C6	2.51	0.46
52:BW:47:GLY:HA3	52:BW:80:SER:CB	2.45	0.46
23:BB:359:G:O2'	23:BB:360:U:H5'	2.14	0.46
1:CA:1458:G:H2'	1:CA:1459:G:H8	1.81	0.46
24:BI:63:ASP:C	24:BI:65:SER:H	2.18	0.46
23:BB:2774:C:H2'	23:BB:2775:G:O4'	2.15	0.46
23:BB:2153:C:H2'	23:BB:2153:C:O2	2.16	0.46
29:BE:73:ILE:O	29:BE:73:ILE:HG12	2.16	0.46
1:AA:432:A:H2'	1:AA:433:G:H5'	1.97	0.46
1:AA:993:G:H2'	1:AA:995:C:H41	1.80	0.46
23:DB:2309:A:H2'	23:DB:2310:C:C6	2.51	0.46
29:BE:111:GLU:HG2	29:BE:114:ARG:HH21	1.81	0.46
48:DG:86:LEU:HD23	48:DG:163:TYR:HA	1.98	0.46
40:DH:32:PRO:O	40:DH:33:GLN:HB2	2.16	0.46
26:DD:4:LEU:HD12	26:DD:32:ASN:HB2	1.97	0.46
20:CB:212:TYR:O	20:CB:216:VAL:HG13	2.16	0.46
37:DL:79:LEU:HB3	37:DL:115:GLU:O	2.16	0.46
47:DF:66:ILE:HA	47:DF:85:GLY:O	2.16	0.46
18:CS:15:LEU:O	18:CS:18:VAL:HG12	2.16	0.46
18:CS:48:ILE:HG22	18:CS:49:ALA:N	2.25	0.46
18:CS:49:ALA:HA	18:CS:57:VAL:O	2.16	0.46
20:AB:102:ASN:OD1	20:AB:105:THR:HB	2.16	0.46
41:BJ:89:PHE:CE1	41:BJ:93:ILE:HD13	2.49	0.46
41:DJ:124:VAL:HG23	41:DJ:125:TYR:H	1.80	0.46
3:AD:187:ARG:O	3:AD:191:SER:HB3	2.14	0.46
24:DI:75:ALA:O	24:DI:79:LEU:HG	2.16	0.46
20:CB:15:PHE:HD1	20:CB:16:GLY:N	2.13	0.46
23:BB:496:G:H4'	45:BS:61:ASN:ND2	2.30	0.46
48:BG:1:SER:HA	48:BG:61:TRP:CZ3	2.50	0.46
23:DB:667:U:H2'	23:DB:668:A:O4'	2.16	0.46
40:DH:92:GLY:O	40:DH:93:SER:HB3	2.16	0.46
42:BN:75:ILE:O	42:BN:79:LEU:HD12	2.16	0.46
23:DB:275:C:H2'	23:DB:276:U:C2	2.50	0.46

Continued on next page...

Continued from previous page...

Atom-1	Atom-2	Distance(Å)	Clash(Å)
12:AM:106:ARG:HH21	12:AM:112:ARG:HD3	1.80	0.46
41:BJ:24:THR:O	41:BJ:25:LEU:HB3	2.16	0.46
36:B2:31:LEU:CD2	36:B2:42:LEU:HD12	2.40	0.46
47:BF:7:TYR:HA	47:BF:11:VAL:CG2	2.46	0.46
30:DY:8:GLN:HB3	30:DY:31:ILE:C	2.35	0.46
26:BD:148:GLN:CB	26:BD:152:PRO:HG2	2.44	0.46
47:BF:62:GLN:HE22	47:BF:90:LEU:HA	1.81	0.46
23:BB:549:G:H2'	41:BJ:2:LYS:CE	2.45	0.46
3:CD:197:HIS:HA	3:CD:200:VAL:CG2	2.45	0.46
34:D3:49:VAL:CG2	34:D3:54:LEU:HD13	2.40	0.46
3:AD:169:TRP:CD1	3:AD:170:LEU:HD23	2.51	0.46
23:DB:845:A:N1	23:DB:847:U:H1'	2.29	0.46
16:AQ:18:LYS:HA	16:AQ:47:ASP:O	2.15	0.46
1:CA:1001:C:H2'	1:CA:1002:G:C8	2.47	0.46
23:DB:2787:C:O2'	23:DB:2788:C:H5'	2.15	0.46
35:DV:83:LYS:O	35:DV:85:LYS:N	2.48	0.46
39:BX:51:ALA:O	39:BX:55:THR:N	2.48	0.46
34:B3:60:CYS:C	34:B3:61:LEU:HD23	2.35	0.46
24:BI:138:VAL:HG12	24:BI:139:VAL:N	2.30	0.46
22:DA:28:C:H5	22:DA:56:G:N1	2.13	0.46
22:DA:53:A:O2'	22:DA:54:G:H5'	2.16	0.46
28:BP:32:VAL:HG12	28:BP:33:GLU:O	2.16	0.46
23:BB:1508:A:H5'	23:BB:1509:A:N1	2.30	0.46
37:BL:91:ASP:HB2	37:BL:94:THR:OG1	2.16	0.46
23:BB:328:U:H4'	46:BU:65:GLN:CD	2.35	0.46
23:BB:2085:U:O2'	23:BB:2086:U:H5'	2.15	0.46
45:BS:73:LYS:HE3	45:BS:74:ILE:N	2.29	0.46
45:BS:73:LYS:CE	45:BS:74:ILE:H	2.28	0.46
1:AA:1053:G:C4'	1:AA:1054:C:H5'	2.46	0.46
1:AA:499:A:H4'	1:AA:500:G:H5'	1.97	0.46
23:DB:1505:A:H2'	23:DB:1506:U:C6	2.51	0.46
5:AF:18:VAL:HG21	5:AF:58:HIS:CD2	2.50	0.46
1:CA:182:A:N3	1:CA:182:A:H5''	2.31	0.46
1:CA:1254:A:H2'	1:CA:1255:G:H8	1.80	0.46
23:BB:2579:C:O5'	23:BB:2579:C:H6	1.98	0.46
2:AC:19:SER:HB3	2:AC:21:TRP:NE1	2.31	0.46
46:BU:41:VAL:O	46:BU:42:LYS:HB2	2.15	0.46
45:BS:43:ALA:O	45:BS:46:LEU:HB2	2.16	0.46
10:CK:30:ILE:HG13	10:CK:30:ILE:O	2.16	0.46
19:CT:60:GLN:HB3	19:CT:65:LEU:HD23	1.97	0.46
14:CO:35:GLN:O	14:CO:39:LEU:HB2	2.16	0.46
43:BO:104:GLN:O	43:BO:107:ALA:HB3	2.15	0.46

Continued on next page...

Continued from previous page...

Atom-1	Atom-2	Distance(Å)	Clash(Å)
23:DB:1684:G:H2'	23:DB:1685:C:C6	2.51	0.46
23:BB:15:G:H2'	23:BB:16:C:H6	1.80	0.46
23:BB:1577:C:H2'	23:BB:1578:U:C6	2.51	0.46
23:DB:1221:C:O2'	23:DB:1222:U:H5'	2.16	0.46
33:B1:18:HIS:NE2	33:B1:40:PRO:HD2	2.30	0.46
23:BB:901:C:H2'	23:BB:902:C:C6	2.51	0.46
2:AC:128:MET:H	2:AC:128:MET:CE	2.29	0.46
1:AA:821:G:H2'	1:AA:822:U:C6	2.51	0.46
19:AT:57:VAL:HB	19:AT:71:ALA:HB1	1.97	0.46
23:DB:932:U:O2	23:DB:932:U:O4'	2.32	0.46
23:DB:1641:A:H2'	23:DB:1642:G:O4'	2.16	0.46
1:CA:454:G:O2'	1:CA:455:G:H5'	2.16	0.46
9:CJ:8:ILE:HD13	9:CJ:74:VAL:HG12	1.97	0.46
1:AA:1014:A:H2'	1:AA:1015:G:O4'	2.15	0.46
23:DB:991:C:H5'	23:DB:991:C:H6	1.80	0.46
23:BB:1911:U:O4	23:BB:1918:A:H2'	2.16	0.46
23:BB:1260:A:H2'	23:BB:1261:C:H6	1.81	0.46
36:D2:34:ARG:HB3	36:D2:39:ARG:HB2	1.97	0.46
4:CE:42:ASN:O	4:CE:75:LEU:HD12	2.16	0.46
23:DB:1821:A:H2'	23:DB:1822:C:C6	2.51	0.46
41:BJ:75:TYR:CD1	41:BJ:86:GLN:HB3	2.51	0.46
34:B3:9:ALA:HA	37:BL:58:TYR:HB2	1.97	0.46
20:AB:8:MET:O	20:AB:11:ALA:HB3	2.16	0.46
51:DZ:6:GLN:HE21	51:DZ:50:ARG:N	1.99	0.46
52:DW:24:ARG:HD3	52:DW:65:LYS:CE	2.45	0.46
23:DB:2332:C:H4'	23:DB:2336:A:C6	2.51	0.46
26:BD:4:LEU:HD12	26:BD:32:ASN:HB2	1.96	0.46
40:BH:82:SER:O	40:BH:90:LEU:HG	2.14	0.46
48:BG:33:THR:HA	48:BG:34:ARG:NH1	2.30	0.46
28:DP:6:GLN:HA	28:DP:9:GLN:CD	2.36	0.46
37:BL:40:SER:O	37:BL:44:GLY:HA3	2.15	0.46
24:DI:116:MET:HE1	24:DI:128:ILE:CG1	2.46	0.46
24:DI:57:VAL:HG23	24:DI:71:LYS:HZ1	1.81	0.46
40:DH:135:HIS:CG	40:DH:136:SER:H	2.34	0.46
6:CG:145:GLU:C	6:CG:147:ASN:H	2.18	0.46
23:DB:513:A:O5'	23:DB:513:A:H8	1.98	0.46
1:AA:81:A:N3	1:AA:82:G:N7	2.64	0.46
24:BI:27:LEU:HB2	24:BI:32:VAL:HG21	1.97	0.46
46:BU:95:PHE:CE1	46:BU:102:ILE:HB	2.31	0.46
32:D4:9:LYS:HE2	32:D4:10:LEU:N	2.31	0.46
34:D3:30:HIS:O	34:D3:31:ILE:C	2.53	0.46
27:BK:43:ILE:CD1	27:BK:52:VAL:HB	2.45	0.46

Continued on next page...

Continued from previous page...

Atom-1	Atom-2	Distance(Å)	Clash(Å)
32:B4:11:CYS:SG	32:B4:33:HIS:CE1	3.08	0.46
1:AA:978:A:H5'	1:AA:1362:A:N6	2.31	0.46
29:DE:108:ILE:HD13	29:DE:108:ILE:O	2.15	0.46
23:BB:1082:U:C2	23:BB:1086:A:N1	2.84	0.46
14:CO:71:LYS:HB2	14:CO:78:TYR:CG	2.51	0.46
23:DB:1055:G:H2'	23:DB:1056:G:O4'	2.15	0.46
23:DB:1055:G:H3'	23:DB:1056:G:C8	2.50	0.46
23:DB:2862:G:H2'	23:DB:2863:C:H6	1.81	0.46
17:CR:31:TYR:CD1	17:CR:54:LEU:HD11	2.50	0.46
48:DG:3:VAL:O	48:DG:68:ARG:HG3	2.16	0.46
29:BE:175:ILE:HD11	29:BE:180:LEU:HD11	1.97	0.46
1:AA:255:G:H2'	1:AA:256:U:C6	2.51	0.46
23:DB:2148:G:N3	23:DB:2148:G:C2'	2.78	0.46
23:DB:979:A:H2'	23:DB:982:C:H42	1.79	0.46
49:DR:15:SER:OG	49:DR:18:GLN:HG2	2.16	0.46
23:BB:329:G:H22	46:BU:16:LYS:NZ	2.13	0.46
23:BB:1411:U:H2'	23:BB:1412:U:C6	2.51	0.46
23:DB:1411:U:H2'	23:DB:1412:U:C6	2.51	0.46
48:BG:84:LYS:HG2	48:BG:85:LYS:N	2.28	0.46
1:CA:1237:C:H3'	1:CA:1238:A:H5'	1.97	0.46
4:AE:84:VAL:HG11	4:AE:146:MET:HB3	1.97	0.46
8:AI:50:PRO:O	8:AI:54:VAL:HG22	2.15	0.46
43:DO:116:GLN:O	43:DO:117:PHE:HB3	2.15	0.46
43:DO:24:THR:OG1	43:DO:90:VAL:HG12	2.15	0.46
23:BB:1464:G:O2'	23:BB:1465:G:H5'	2.16	0.46
1:AA:659:U:N3	1:AA:747:A:N6	2.63	0.46
26:BD:69:ALA:N	26:BD:73:VAL:HB	2.31	0.46
38:BM:126:ILE:H	38:BM:126:ILE:HD12	1.81	0.46
23:DB:1454:C:C5	42:DN:64:ARG:HG2	2.50	0.46
2:CC:194:VAL:HG12	2:CC:195:ILE:N	2.30	0.46
1:AA:246:A:N6	1:AA:281:G:H1'	2.31	0.46
27:BK:88:ASN:HD22	27:BK:89:ASN:N	2.13	0.46
1:CA:552:U:H2'	1:CA:553:A:H8	1.79	0.46
23:DB:2093:G:O2'	23:DB:2094:A:H5'	2.15	0.46
25:BC:209:ALA:HA	25:BC:212:TRP:CE2	2.51	0.46
1:AA:1226:C:C4	12:AM:102:LYS:HB3	2.51	0.46
9:CJ:40:ILE:HB	9:CJ:73:LEU:HB3	1.98	0.46
37:BL:131:ALA:C	37:BL:133:ALA:N	2.68	0.46
1:AA:1450:U:H2'	1:AA:1452:C:C5	2.51	0.46
30:BY:35:VAL:HG11	30:BY:37:ARG:HH12	1.81	0.46
8:AI:16:ALA:HA	8:AI:66:VAL:HA	1.97	0.46
1:AA:6:G:H4'	1:AA:298:A:H4'	1.98	0.46

Continued on next page...

Continued from previous page...

Atom-1	Atom-2	Distance(Å)	Clash(Å)
23:BB:1745:A:H2'	23:BB:1746:A:O4'	2.15	0.46
12:CM:71:GLU:HA	12:CM:74:MET:CG	2.45	0.46
23:DB:958:U:OP2	38:DM:14:LYS:NZ	2.44	0.46
24:BI:44:LYS:O	24:BI:48:ILE:HG13	2.15	0.46
1:CA:992:U:H1'	1:CA:993:G:C2	2.49	0.46
2:AC:184:ASN:HD22	2:AC:185:THR:H	1.64	0.46
29:BE:40:ARG:NH2	29:BE:92:HIS:NE2	2.64	0.46
1:AA:979:C:H1'	1:AA:1317:C:N4	2.31	0.46
23:BB:1641:A:H2'	23:BB:1642:G:O4'	2.16	0.46
9:CJ:8:ILE:HD13	9:CJ:74:VAL:CG1	2.46	0.46
23:DB:813:U:H2'	23:DB:814:C:H6	1.80	0.46
23:BB:2520:C:O2'	23:BB:2521:C:H5'	2.16	0.46
26:BD:38:LYS:HD3	26:BD:45:TYR:CZ	2.51	0.46
2:AC:178:ARG:HG2	2:AC:206:ILE:HA	1.96	0.46
23:DB:84:A:H4'	23:DB:85:G:O5'	2.16	0.46
23:DB:129:C:H2'	23:DB:130:C:H6	1.81	0.46
23:BB:1249:U:O4'	44:BQ:3:VAL:HG21	2.15	0.46
23:BB:259:G:O2'	23:BB:260:G:H5'	2.16	0.46
1:AA:102:G:H2'	1:AA:103:U:H6	1.80	0.46
1:CA:546:A:P	3:CD:68:GLU:HB3	2.56	0.46
1:CA:1375:A:H2'	1:CA:1376:U:H6	1.81	0.46
23:BB:572:A:H5''	23:BB:573:U:OP2	2.15	0.46
13:CN:11:LYS:O	13:CN:15:LEU:HG	2.16	0.46
25:DC:259:ASN:OD1	25:DC:261:ARG:HB3	2.16	0.46
4:AE:9:GLU:O	4:AE:40:ASP:HA	2.16	0.46
14:CO:64:ARG:NE	14:CO:64:ARG:HA	2.31	0.46
23:BB:1040:A:H2'	23:BB:1041:G:H8	1.80	0.46
23:BB:2716:C:O2'	23:BB:2717:C:H5'	2.16	0.46
23:BB:2438:U:O3'	23:BB:2439:A:H3'	2.16	0.46
23:DB:533:G:H5'	44:DQ:23:TYR:CE2	2.50	0.46
44:DQ:91:ARG:NE	49:DR:11:GLN:H	2.12	0.46
38:DM:59:ARG:NH1	38:DM:60:GLN:HB3	2.15	0.46
18:CS:62:THR:HG22	18:CS:63:ASP:N	2.30	0.46
28:DP:6:GLN:O	28:DP:10:GLU:HB2	2.16	0.46
23:BB:1799:G:H4'	23:BB:1800:C:O5'	2.16	0.46
45:DS:57:ASN:HD22	45:DS:57:ASN:HA	1.55	0.46
48:DG:26:LYS:HA	48:DG:32:LEU:H	1.80	0.46
27:BK:98:ARG:C	27:BK:99:ILE:HD12	2.36	0.46
40:DH:128:HIS:N	40:DH:144:VAL:O	2.49	0.46
34:D3:31:ILE:HD11	34:D3:34:LYS:CD	2.39	0.46
27:BK:19:VAL:C	27:BK:41:ILE:HD11	2.36	0.46
15:AP:6:LEU:CD1	15:AP:71:VAL:HB	2.46	0.46

Continued on next page...

Continued from previous page...

Atom-1	Atom-2	Distance(Å)	Clash(Å)
41:BJ:58:ASN:C	41:BJ:60:ASP:H	2.20	0.46
23:DB:2305:U:H1'	47:DF:132:ARG:HA	1.98	0.46
47:BF:7:TYR:O	47:BF:11:VAL:HB	2.16	0.46
23:DB:62:U:O2	23:DB:62:U:C2'	2.64	0.46
47:BF:91:ARG:O	47:BF:92:GLY:C	2.55	0.46
29:DE:47:LYS:HA	29:DE:51:GLU:OE2	2.16	0.46
20:CB:63:LYS:HB3	20:CB:87:ASP:OD2	2.16	0.46
31:D0:2:VAL:HG12	31:D0:3:GLN:H	1.81	0.46
24:DI:100:ILE:HG23	24:DI:104:GLN:OE1	2.16	0.46
46:DU:34:ILE:HG12	46:DU:63:ALA:CB	2.44	0.46
35:DV:32:GLY:O	35:DV:93:ARG:HG3	2.16	0.46
48:DG:10:VAL:HG21	48:DG:49:LEU:HD13	1.98	0.46
23:DB:646:U:H5''	23:DB:647:G:C8	2.50	0.46
20:AB:64:GLY:HA2	20:AB:158:ASP:OD1	2.15	0.46
20:AB:64:GLY:O	20:AB:66:ILE:HG12	2.15	0.46
1:AA:93:U:C3'	1:AA:94:G:H4'	2.46	0.46
48:BG:84:LYS:CG	48:BG:85:LYS:H	2.19	0.46
12:AM:22:TYR:HB3	12:AM:69:ARG:NH2	2.31	0.46
22:DA:55:U:H2'	22:DA:56:G:C8	2.50	0.46
37:BL:101:ILE:HG22	37:BL:102:GLY:N	2.31	0.46
23:DB:1433:A:H2'	23:DB:1434:A:O4'	2.15	0.46
1:AA:524:G:H2'	1:AA:525:C:H6	1.80	0.46
17:CR:38:ILE:HG22	17:CR:58:ILE:HG21	1.98	0.46
5:AF:18:VAL:HG11	5:AF:58:HIS:NE2	2.30	0.46
1:CA:620:C:O2	3:CD:131:ILE:HG21	2.15	0.46
1:CA:1355:G:H2'	1:CA:1356:G:H8	1.81	0.46
23:BB:444:C:O2'	23:BB:445:C:H5'	2.16	0.46
47:BF:177:ARG:CZ	47:BF:178:LYS:H	2.29	0.46
23:DB:564:C:H1'	44:DQ:36:GLN:OE1	2.16	0.46
2:AC:194:VAL:HG12	2:AC:195:ILE:N	2.31	0.46
22:BA:14:U:H4'	22:BA:70:C:O2	2.16	0.46
23:DB:2314:A:H2'	23:DB:2315:G:H8	1.81	0.46
23:DB:840:C:H2'	23:DB:841:G:C8	2.51	0.46
1:CA:682:G:O2'	1:CA:683:G:H5'	2.16	0.46
9:AJ:8:ILE:HD12	9:AJ:8:ILE:N	2.31	0.46
2:AC:16:PRO:HG2	2:AC:53:ARG:NH2	2.31	0.46
23:BB:508:A:HO2'	23:BB:509:C:P	2.38	0.46
23:DB:2028:U:H2'	23:DB:2029:G:C8	2.50	0.46
1:AA:992:U:H2'	1:AA:1043:G:N7	2.30	0.46
2:AC:11:LEU:HD11	13:AN:87:ALA:O	2.15	0.46
23:DB:2438:U:O3'	23:DB:2439:A:H3'	2.16	0.46
48:BG:86:LEU:HD23	48:BG:163:TYR:HA	1.98	0.46

Continued on next page...

Continued from previous page...

Atom-1	Atom-2	Distance(Å)	Clash(Å)
23:BB:2676:C:H2'	23:BB:2677:G:H8	1.81	0.46
23:BB:1152:C:H4'	44:BQ:76:SER:HA	1.97	0.46
23:DB:1266:G:N2	23:DB:2012:G:H2'	2.31	0.46
18:CS:1:PRO:O	18:CS:2:ARG:HB2	2.16	0.46
1:CA:1486:G:H2'	1:CA:1487:G:O4'	2.16	0.46
24:DI:70:THR:O	24:DI:70:THR:HG23	2.15	0.46
23:DB:1099:G:OP2	24:DI:2:LYS:O	2.33	0.46
46:BU:85:ARG:O	46:BU:92:VAL:HB	2.16	0.46
50:BT:5:GLU:CA	50:BT:8:LEU:HB2	2.31	0.46
41:DJ:11:VAL:HG21	41:DJ:13:ARG:NH1	2.31	0.46
28:DP:61:ARG:HD3	28:DP:70:GLU:HG3	1.97	0.46
50:DT:57:VAL:O	50:DT:85:VAL:O	2.34	0.46
44:BQ:91:ARG:NH2	49:BR:11:GLN:N	2.64	0.46
10:AK:85:VAL:O	10:AK:111:ASP:HA	2.16	0.46
26:DD:181:ASP:CG	26:DD:184:ARG:HD2	2.36	0.46
47:BF:41:GLU:O	47:BF:43:ILE:N	2.49	0.46
47:BF:78:ILE:HG13	47:BF:82:TYR:CZ	2.50	0.46
6:CG:144:ALA:C	6:CG:146:ALA:H	2.18	0.46
23:DB:558:U:O3'	41:DJ:111:LYS:HD3	2.16	0.46
27:DK:85:VAL:O	27:DK:87:LEU:HD23	2.15	0.46
34:B3:31:ILE:HD11	34:B3:34:LYS:CD	2.37	0.46
12:AM:109:LYS:HG3	12:AM:110:GLY:N	2.30	0.46
47:DF:37:MET:CE	47:DF:149:ARG:HD2	2.46	0.46
38:DM:97:GLN:HB2	38:DM:98:PRO:HD2	1.98	0.46
9:AJ:6:ILE:HB	9:AJ:76:ILE:CD1	2.46	0.46
26:DD:113:SER:HB3	26:DD:167:ASN:H	1.79	0.46
23:BB:1081:U:O2'	24:BI:118:GLY:HA2	2.16	0.46
23:DB:1173:U:H6	23:DB:1173:U:O5'	1.98	0.46
23:DB:784:G:H5''	25:DC:225:ASN:OD1	2.15	0.46
3:AD:199:ILE:HG13	3:AD:200:VAL:N	2.30	0.46
44:DQ:83:LYS:HZ2	44:DQ:83:LYS:HA	1.81	0.46
1:AA:662:U:H2'	1:AA:663:A:H8	1.80	0.46
24:BI:33:ASN:HD21	24:BI:64:ARG:NH1	2.09	0.46
23:DB:365:U:H2'	23:DB:366:C:H6	1.80	0.46
38:DM:30:SER:OG	38:DM:106:ASP:HA	2.16	0.46
23:BB:4:U:H2'	23:BB:5:A:H8	1.81	0.46
23:BB:2098:U:O2'	23:BB:2099:U:H5'	2.15	0.46
8:CI:67:LYS:NZ	8:CI:67:LYS:HB2	2.31	0.46
43:BO:88:LYS:HE2	43:BO:116:GLN:CD	2.36	0.46
40:BH:67:ALA:CA	40:BH:70:GLU:HG2	2.46	0.46
45:BS:73:LYS:HD2	45:BS:73:LYS:HA	1.68	0.46
1:AA:1010:U:O2'	1:AA:1011:C:H5'	2.15	0.46

Continued on next page...

Continued from previous page...

Atom-1	Atom-2	Distance(Å)	Clash(Å)
1:AA:403:C:H2'	1:AA:404:G:C8	2.50	0.46
11:AL:83:GLY:HA2	11:AL:94:TYR:HA	1.97	0.46
23:BB:1728:C:H2'	23:BB:1730:C:O2	2.16	0.46
22:DA:6:G:H2'	22:DA:7:G:C8	2.51	0.46
23:DB:30:G:H2'	23:DB:31:C:H6	1.79	0.46
49:BR:78:ARG:HB3	49:BR:83:TYR:HB3	1.97	0.46
15:AP:20:VAL:HG23	15:AP:34:GLU:C	2.36	0.46
1:AA:401:C:H1'	1:AA:622:A:H1'	1.98	0.46
1:AA:1161:C:H2'	1:AA:1162:C:C6	2.51	0.46
3:CD:11:SER:HA	3:CD:18:LEU:HD22	1.98	0.46
1:CA:642:A:C5	7:CH:106:SER:HA	2.51	0.46
1:AA:36:C:O3'	11:AL:119:LYS:HA	2.15	0.46
1:AA:642:A:C5	7:AH:106:SER:HA	2.51	0.46
23:DB:2194:U:H2'	23:DB:2195:U:H6	1.81	0.46
43:BO:7:ARG:HA	43:BO:10:ARG:CZ	2.46	0.46
12:AM:71:GLU:HA	12:AM:74:MET:CG	2.47	0.46
44:BQ:18:LYS:C	44:BQ:20:ALA:N	2.69	0.46
6:AG:11:ILE:N	6:AG:11:ILE:HD12	2.31	0.46
15:AP:38:PHE:CD2	15:AP:51:ARG:HB2	2.51	0.46
23:BB:1153:C:H2'	23:BB:1154:G:O4'	2.16	0.46
23:BB:1987:A:H2'	23:BB:1988:G:H8	1.81	0.46
22:DA:91:C:H2'	22:DA:92:C:H6	1.81	0.46
40:DH:14:SER:HB2	40:DH:17:ASP:HB2	1.98	0.46
23:DB:1965:C:H5''	23:DB:1966:A:H2'	1.98	0.46
1:CA:991:U:H2'	1:CA:1212:U:C2	2.50	0.46
23:DB:256:A:O2'	23:DB:257:C:H5'	2.16	0.46
22:BA:78:A:H2'	22:BA:79:G:O4'	2.16	0.46
23:BB:2415:G:H2'	23:BB:2416:C:H6	1.81	0.46
23:DB:820:A:H2'	23:DB:821:A:O4'	2.16	0.46
24:DI:59:THR:O	24:DI:59:THR:HG23	2.16	0.46
23:DB:2835:A:N6	23:DB:2878:U:H2'	2.31	0.46
51:BZ:15:GLY:O	51:BZ:26:LYS:HA	2.16	0.46
23:DB:1099:G:N7	24:DI:3:LYS:CD	2.79	0.45
23:BB:858:G:H4'	52:BW:19:ARG:HH22	1.81	0.45
20:CB:65:LYS:HA	20:CB:89:PHE:HE1	1.80	0.45
50:BT:4:GLU:OE2	50:BT:5:GLU:HG2	2.15	0.45
29:DE:161:ALA:HA	29:DE:164:LEU:HD12	1.97	0.45
50:DT:10:VAL:HG11	50:DT:43:ILE:HG13	1.98	0.45
23:BB:2897:U:H2'	23:BB:2898:U:H6	1.80	0.45
42:DN:70:THR:OG1	42:DN:70:THR:O	2.33	0.45
51:BZ:40:VAL:CG2	51:BZ:45:ARG:H	2.30	0.45
23:DB:346:A:H3'	23:DB:347:A:H8	1.81	0.45

Continued on next page...

Continued from previous page...

Atom-1	Atom-2	Distance(Å)	Clash(Å)
23:DB:78:U:H2'	23:DB:79:C:H6	1.75	0.45
38:BM:36:VAL:HG21	38:BM:129:THR:HB	1.98	0.45
1:CA:409:U:H2'	1:CA:410:G:C8	2.51	0.45
3:CD:115:GLN:HE21	3:CD:119:HIS:CE1	2.35	0.45
23:DB:141:G:N3	23:DB:141:G:C3'	2.75	0.45
47:BF:104:THR:CA	47:BF:108:PRO:HG2	2.46	0.45
47:DF:163:GLU:CA	47:DF:166:ARG:HH11	2.20	0.45
23:BB:141:G:H5''	23:BB:142:A:O4'	2.15	0.45
23:BB:143:C:H3'	23:BB:144:A:C8	2.51	0.45
47:DF:7:TYR:O	47:DF:11:VAL:HB	2.16	0.45
1:CA:1411:C:H2'	1:CA:1412:C:C6	2.51	0.45
12:CM:106:ARG:HH12	12:CM:109:LYS:CD	2.20	0.45
23:DB:122:G:O2'	23:DB:123:G:H5'	2.16	0.45
23:DB:125:A:C6	36:D2:10:LEU:HD23	2.52	0.45
1:AA:1060:U:H5''	9:AJ:53:ILE:HD11	1.98	0.45
17:AR:31:TYR:CD1	17:AR:54:LEU:HD11	2.51	0.45
48:BG:94:ARG:C	48:BG:94:ARG:HE	2.20	0.45
23:DB:2751:G:N3	23:DB:2751:G:H2'	2.30	0.45
1:CA:1342:C:O2'	8:CI:125:GLN:HB3	2.16	0.45
24:DI:138:VAL:HG12	24:DI:139:VAL:N	2.31	0.45
29:DE:176:ASP:OD1	29:DE:178:VAL:HG12	2.16	0.45
23:BB:2186:G:H2'	23:BB:2187:U:C6	2.50	0.45
23:DB:2461:A:H2'	23:DB:2462:C:H6	1.76	0.45
22:BA:7:G:H1'	43:BO:38:GLN:HE22	1.80	0.45
23:BB:2834:G:O6	23:BB:2879:A:H2'	2.15	0.45
23:BB:170:U:H2'	23:BB:171:U:H6	1.81	0.45
50:DT:54:GLU:HG3	50:DT:90:GLY:N	2.26	0.45
4:AE:148:SER:OG	4:AE:151:MET:HB2	2.16	0.45
22:DA:51:G:H2'	22:DA:52:A:O5'	2.17	0.45
39:DX:55:THR:O	39:DX:58:ASN:HB3	2.16	0.45
23:BB:2804:U:H2'	23:BB:2805:C:H6	1.77	0.45
23:DB:2088:A:H2'	23:DB:2089:C:C6	2.51	0.45
1:AA:1335:U:H5''	1:AA:1337:G:N2	2.31	0.45
2:CC:31:ASN:ND2	2:CC:58:ARG:HE	2.13	0.45
23:BB:299:A:N6	23:BB:322:A:O2'	2.48	0.45
48:DG:54:ARG:HD3	48:DG:55:ASP:N	2.31	0.45
4:AE:98:ALA:HB2	4:AE:123:LEU:HG	1.98	0.45
25:BC:61:TYR:HA	25:BC:85:ASN:HD21	1.80	0.45
27:BK:53:LYS:H	27:BK:53:LYS:HD3	1.81	0.45
23:DB:1665:A:O2'	23:DB:1666:G:H5'	2.15	0.45
1:CA:144:G:O2'	1:CA:145:G:H5'	2.16	0.45
23:BB:1824:G:O2'	25:BC:251:THR:HG21	2.16	0.45

Continued on next page...

Continued from previous page...

Atom-1	Atom-2	Distance(Å)	Clash(Å)
1:CA:725:G:H2'	1:CA:726:C:H6	1.82	0.45
26:BD:55:LYS:C	26:BD:57:ALA:H	2.19	0.45
1:AA:462:G:H2'	1:AA:463:U:C6	2.51	0.45
23:BB:217:A:H2'	23:BB:218:A:O4'	2.15	0.45
1:CA:1427:C:H2'	1:CA:1428:A:C8	2.51	0.45
45:DS:81:SER:CB	45:DS:99:ARG:HA	2.46	0.45
23:DB:374:A:N6	23:DB:400:G:H1'	2.31	0.45
44:DQ:15:LYS:HD2	44:DQ:19:GLN:HE21	1.80	0.45
1:AA:1347:G:C8	8:AI:108:ARG:HB2	2.51	0.45
23:DB:1517:G:O2'	23:DB:1518:C:H5'	2.16	0.45
23:BB:823:C:O2'	23:BB:824:U:H5'	2.16	0.45
1:AA:1408:A:H5'	1:AA:1409:C:OP2	2.16	0.45
1:CA:610:U:O4'	1:CA:610:U:O2	2.32	0.45
2:CC:111:ASP:OD2	2:CC:114:LEU:HG	2.15	0.45
23:BB:1979:U:O2'	23:BB:1980:G:H5'	2.16	0.45
1:CA:93:U:O5'	1:CA:93:U:H6	1.99	0.45
23:BB:2276:G:OP2	38:BM:85:GLY:N	2.43	0.45
23:BB:857:G:H2'	23:BB:858:G:H5'	1.98	0.45
21:AU:35:GLU:HB3	21:AU:36:PHE:H	1.47	0.45
8:AI:62:LEU:N	8:AI:62:LEU:HD13	2.32	0.45
23:BB:533:G:H5'	44:BQ:23:TYR:CE2	2.51	0.45
44:BQ:30:VAL:O	44:BQ:31:TYR:CB	2.62	0.45
25:DC:91:ALA:HB2	25:DC:105:ALA:HB2	1.97	0.45
49:DR:6:GLN:C	49:DR:6:GLN:HE21	2.19	0.45
10:AK:57:SER:O	10:AK:90:PRO:HG3	2.16	0.45
31:D0:21:LEU:HD13	45:DS:23:LEU:HD11	1.98	0.45
43:BO:49:VAL:HG11	43:BO:82:ALA:HB2	1.98	0.45
42:DN:86:ARG:HE	42:DN:117:ASP:CG	2.19	0.45
42:DN:83:LEU:HA	42:DN:86:ARG:CB	2.45	0.45
15:AP:43:ALA:HA	15:AP:46:LYS:HE3	1.98	0.45
3:CD:30:LYS:HD3	3:CD:30:LYS:N	2.31	0.45
23:DB:2900:A:H2'	23:DB:2901:C:O4'	2.15	0.45
47:BF:87:LYS:CG	47:BF:88:VAL:H	2.21	0.45
3:AD:160:LEU:HA	3:AD:163:GLN:HG3	1.98	0.45
23:DB:137:U:C2'	23:DB:138:U:O4'	2.60	0.45
38:BM:97:GLN:HB2	38:BM:98:PRO:HD2	1.98	0.45
12:CM:106:ARG:HE	12:CM:112:ARG:HD3	1.81	0.45
36:D2:9:VAL:HG13	36:D2:10:LEU:N	2.30	0.45
23:DB:2722:G:H2'	23:DB:2723:C:H6	1.80	0.45
9:AJ:53:ILE:HG13	13:AN:84:ARG:CZ	2.46	0.45
29:DE:60:TRP:C	29:DE:62:GLN:H	2.20	0.45
29:DE:58:LYS:HB2	29:DE:60:TRP:HB2	1.98	0.45

Continued on next page...

Continued from previous page...

Atom-1	Atom-2	Distance(Å)	Clash(Å)
23:DB:784:G:N2	25:DC:225:ASN:HD22	2.14	0.45
23:DB:2751:G:H4'	48:DG:3:VAL:CG1	2.46	0.45
34:D3:54:LEU:HD11	34:D3:58:ILE:HD11	1.98	0.45
31:B0:50:GLY:C	31:B0:51:ARG:HG2	2.37	0.45
1:AA:92:U:H2'	1:AA:93:U:C6	2.51	0.45
31:B0:27:LEU:CD1	31:B0:27:LEU:H	2.23	0.45
23:BB:182:A:H1'	23:BB:434:U:H5'	1.98	0.45
23:DB:306:U:H2'	23:DB:307:G:O4'	2.16	0.45
23:BB:2688:G:H1'	23:BB:2721:A:N6	2.32	0.45
12:AM:72:ILE:O	12:AM:76:ILE:HG13	2.15	0.45
19:AT:27:MET:SD	19:AT:66:ILE:HG12	2.56	0.45
39:DX:51:ALA:O	39:DX:55:THR:N	2.49	0.45
23:DB:1561:C:H2'	23:DB:1562:U:C6	2.50	0.45
26:DD:46:ARG:HH22	26:DD:87:GLY:H	1.61	0.45
47:BF:121:PHE:HB3	47:BF:127:TYR:CE2	2.52	0.45
23:BB:2230:G:H2'	23:BB:2231:U:H6	1.80	0.45
49:BR:21:ARG:HB3	49:BR:95:ASP:OD1	2.16	0.45
20:AB:115:ASP:O	20:AB:119:GLN:HG2	2.16	0.45
28:DP:32:VAL:HG12	28:DP:33:GLU:O	2.15	0.45
46:DU:48:VAL:O	46:DU:48:VAL:HG22	2.16	0.45
23:BB:2645:G:H3'	23:BB:2646:C:C5'	2.44	0.45
1:CA:364:A:H2'	1:CA:365:U:O2	2.17	0.45
36:B2:26:ASN:O	36:B2:30:VAL:HG23	2.16	0.45
23:BB:37:C:O2'	29:BE:45:ALA:HA	2.16	0.45
23:DB:825:A:O2'	37:DL:54:GLN:NE2	2.50	0.45
45:DS:33:LEU:HG	45:DS:51:LEU:HD23	1.98	0.45
23:DB:1922:G:O2'	23:DB:1923:U:H5'	2.16	0.45
23:DB:41:C:H2'	23:DB:42:A:O4'	2.16	0.45
23:BB:2839:G:H2'	23:BB:2840:C:H6	1.81	0.45
12:CM:79:LEU:HA	12:CM:82:LEU:HB2	1.98	0.45
6:AG:104:VAL:HG12	6:AG:108:ARG:HD2	1.99	0.45
23:DB:2341:G:O2'	23:DB:2342:C:H5'	2.16	0.45
37:BL:65:GLY:O	37:BL:66:PHE:CB	2.64	0.45
1:AA:113:G:H2'	1:AA:114:U:H6	1.77	0.45
9:AJ:92:LEU:HB2	9:AJ:93:ALA:H	1.63	0.45
23:DB:1190:G:P	37:DL:32:GLY:HA2	2.55	0.45
25:BC:29:PHE:CE2	25:BC:31:PRO:HG2	2.51	0.45
1:CA:541:G:O2'	3:CD:39:GLN:HB3	2.16	0.45
6:CG:94:ARG:HH12	6:CG:98:LEU:HD21	1.80	0.45
33:D1:18:HIS:NE2	33:D1:40:PRO:HD2	2.31	0.45
1:CA:649:A:H2'	1:CA:650:G:O4'	2.16	0.45
23:BB:208:C:H2'	23:BB:209:C:H6	1.81	0.45

Continued on next page...

Continued from previous page...

Atom-1	Atom-2	Distance(Å)	Clash(Å)
23:DB:2600:A:O2'	23:DB:2601:C:H5'	2.16	0.45
36:D2:25:LYS:C	36:D2:27:GLY:H	2.18	0.45
23:DB:2774:C:H2'	23:DB:2775:G:O4'	2.15	0.45
23:BB:485:C:HO2'	45:BS:60:HIS:CE1	2.34	0.45
23:DB:1249:U:O4'	44:DQ:3:VAL:HG21	2.16	0.45
1:AA:1402:C:H2'	1:AA:1403:C:O4'	2.16	0.45
23:DB:1637:A:H2'	23:DB:1638:C:C6	2.51	0.45
43:BO:18:LEU:HD23	43:BO:25:ARG:CD	2.47	0.45
23:BB:1882:U:O2'	23:BB:1883:U:H5'	2.15	0.45
23:DB:1118:C:H2'	23:DB:1119:U:C6	2.52	0.45
26:BD:29:VAL:O	26:BD:185:ASN:HB3	2.16	0.45
20:CB:65:LYS:H	20:CB:158:ASP:CG	2.19	0.45
40:BH:94:ILE:CG2	40:BH:99:ILE:HD11	2.46	0.45
23:DB:1799:G:H4'	23:DB:1800:C:O5'	2.17	0.45
44:DQ:91:ARG:HE	44:DQ:94:LEU:CD2	2.30	0.45
29:BE:154:ASP:C	29:BE:156:ASN:H	2.20	0.45
29:BE:134:LEU:CD2	29:BE:161:ALA:HB2	2.44	0.45
50:DT:4:GLU:OE2	50:DT:5:GLU:HG2	2.15	0.45
23:DB:2312:U:H5'	47:DF:84:ILE:HD12	1.99	0.45
18:CS:19:GLU:HA	18:CS:22:VAL:HG23	1.98	0.45
44:BQ:111:LYS:HB2	49:BR:48:LYS:HE2	1.98	0.45
49:BR:5:PHE:N	49:BR:5:PHE:CD1	2.84	0.45
28:DP:4:ILE:HA	28:DP:7:LEU:HB3	1.98	0.45
23:BB:2895:G:O2'	23:BB:2896:C:H5'	2.15	0.45
50:BT:83:ALA:O	50:BT:84:TYR:HB2	2.17	0.45
50:BT:54:GLU:HG3	50:BT:89:GLU:H	1.81	0.45
37:BL:80:SER:HB3	37:BL:115:GLU:OE2	2.16	0.45
20:CB:71:THR:HG23	20:CB:94:ARG:N	2.32	0.45
41:DJ:16:TYR:CD2	41:DJ:140:LEU:HD12	2.51	0.45
20:CB:101:THR:HG23	20:CB:102:ASN:N	2.30	0.45
23:DB:1694:C:OP1	25:DC:7:PRO:HG2	2.16	0.45
23:DB:1242:U:H2'	23:DB:1243:C:C6	2.52	0.45
28:BP:3:ILE:HD13	28:BP:3:ILE:O	2.16	0.45
20:AB:16:GLY:HA2	20:AB:40:ILE:H	1.80	0.45
20:CB:156:LEU:HD12	20:CB:156:LEU:N	2.20	0.45
40:DH:85:GLY:HA2	40:DH:91:PHE:CE1	2.51	0.45
42:BN:79:LEU:O	42:BN:80:PHE:HB2	2.16	0.45
32:D4:10:LEU:HD13	32:D4:33:HIS:CD2	2.51	0.45
27:BK:8:LEU:N	27:BK:8:LEU:HD12	2.28	0.45
47:DF:107:VAL:HG11	47:DF:175:PRO:CG	2.41	0.45
3:CD:151:GLN:HB3	3:CD:154:VAL:HG22	1.97	0.45
50:DT:1:MET:CG	50:DT:2:ILE:H	2.29	0.45

Continued on next page...

Continued from previous page...

Atom-1	Atom-2	Distance(Å)	Clash(Å)
47:BF:110:ILE:HB	47:BF:113:PHE:HB3	1.98	0.45
14:AO:84:ARG:C	14:AO:85:LEU:HD12	2.36	0.45
1:CA:865:A:H2'	1:CA:866:C:C6	2.51	0.45
23:DB:2869:G:H2'	23:DB:2870:C:H6	1.80	0.45
12:CM:109:LYS:HG3	12:CM:110:GLY:N	2.31	0.45
23:BB:63:A:C8	23:BB:63:A:OP2	2.68	0.45
26:DD:168:GLU:O	26:DD:170:VAL:HG13	2.16	0.45
40:DH:100:ALA:HB2	40:DH:112:LYS:HB3	1.99	0.45
1:CA:256:U:H3'	1:CA:257:G:H8	1.80	0.45
1:CA:105:G:H2'	1:CA:106:C:H6	1.81	0.45
1:CA:1253:G:N1	1:CA:1285:A:N6	2.64	0.45
12:CM:28:ARG:HH12	12:CM:59:VAL:HA	1.82	0.45
33:D1:47:ILE:HD12	33:D1:47:ILE:N	2.31	0.45
23:BB:845:A:N1	23:BB:847:U:H1'	2.32	0.45
30:DY:15:ARG:HG2	30:DY:53:MET:SD	2.56	0.45
23:BB:674:G:H1'	29:BE:69:ARG:HE	1.82	0.45
9:AJ:52:LEU:HB2	13:AN:80:ARG:CD	2.46	0.45
23:DB:2592:G:H2'	23:DB:2593:U:O4'	2.16	0.45
22:BA:7:G:O2'	22:BA:8:C:H5'	2.16	0.45
12:AM:68:LEU:O	12:AM:72:ILE:HB	2.17	0.45
20:AB:19:THR:HG23	20:AB:20:ARG:N	2.28	0.45
8:AI:93:LEU:HD13	8:AI:97:LEU:HD11	1.98	0.45
37:DL:2:ARG:O	37:DL:2:ARG:HG2	2.16	0.45
22:DA:28:C:H2'	22:DA:29:A:O4'	2.17	0.45
25:BC:18:VAL:O	25:BC:18:VAL:HG13	2.16	0.45
11:CL:81:ILE:CG2	11:CL:94:TYR:HB3	2.47	0.45
23:BB:2088:A:H2'	23:BB:2089:C:C6	2.52	0.45
9:AJ:83:THR:O	9:AJ:87:LEU:HD22	2.16	0.45
39:BX:15:ASN:H	39:BX:15:ASN:HD22	1.63	0.45
23:DB:477:A:H2'	23:DB:478:A:C8	2.51	0.45
7:CH:6:ILE:HD11	7:CH:31:LEU:HD23	1.97	0.45
23:DB:2184:A:H2'	23:DB:2185:U:C5	2.50	0.45
23:DB:1199:U:H5'	44:DQ:4:LYS:HD3	1.98	0.45
51:BZ:66:THR:O	51:BZ:70:GLU:HG3	2.16	0.45
23:DB:1418:G:H1'	23:DB:1580:A:N6	2.31	0.45
40:DH:83:LYS:CE	40:DH:149:GLU:HG3	2.47	0.45
23:BB:1945:G:C4	23:BB:1946:U:C5	3.04	0.45
23:BB:30:G:H2'	23:BB:31:C:H6	1.80	0.45
23:DB:1315:C:H2'	23:DB:1316:U:H6	1.81	0.45
23:DB:2:G:O2'	23:DB:3:U:H5'	2.16	0.45
26:DD:109:VAL:HG11	26:DD:193:VAL:CB	2.46	0.45
1:AA:706:A:H4'	10:AK:30:ILE:HD11	1.99	0.45

Continued on next page...

Continued from previous page...

Atom-1	Atom-2	Distance(Å)	Clash(Å)
31:D0:29:VAL:HA	31:D0:35:GLU:O	2.16	0.45
23:BB:992:C:O2'	23:BB:993:G:H5'	2.16	0.45
43:DO:56:LYS:HG2	43:DO:60:GLU:CG	2.45	0.45
23:DB:1921:G:O2'	23:DB:1922:G:H5'	2.16	0.45
23:BB:1585:C:H2'	23:BB:1586:A:O4'	2.16	0.45
23:DB:1733:G:H2'	23:DB:1734:G:H8	1.82	0.45
20:CB:25:LYS:HD3	20:CB:193:ASP:OD1	2.16	0.45
23:BB:2340:A:H2'	23:BB:2341:G:H8	1.81	0.45
23:DB:39:G:H2'	23:DB:40:U:C6	2.51	0.45
25:DC:62:ARG:O	25:DC:63:ILE:HG12	2.17	0.45
1:CA:1141:C:H2'	1:CA:1142:G:H8	1.82	0.45
23:DB:936:A:H2'	23:DB:937:C:C6	2.52	0.45
1:CA:895:G:H2'	1:CA:896:C:C6	2.52	0.45
23:BB:425:G:O2'	23:BB:426:C:H5'	2.15	0.45
23:DB:2417:C:O2'	23:DB:2418:A:H5'	2.15	0.45
23:DB:1957:C:H2'	23:DB:1958:C:H6	1.81	0.45
26:DD:55:LYS:C	26:DD:57:ALA:H	2.20	0.45
22:DA:91:C:H2'	22:DA:92:C:C6	2.52	0.45
23:BB:2415:G:H2'	23:BB:2416:C:C6	2.51	0.45
52:DW:47:GLY:HA3	52:DW:80:SER:CB	2.45	0.45
23:BB:819:A:OP2	23:BB:1187:G:N2	2.49	0.45
26:DD:125:TRP:CD1	26:DD:160:LYS:HB3	2.51	0.45
23:DB:1987:A:H2'	23:DB:1988:G:H8	1.82	0.45
30:DY:5:LYS:HE2	30:DY:57:GLU:O	2.16	0.45
38:BM:29:GLY:HA2	38:BM:106:ASP:HB2	1.98	0.45
26:DD:159:LYS:O	26:DD:161:MET:HG2	2.16	0.45
51:BZ:29:PHE:N	51:BZ:29:PHE:CD1	2.84	0.45
22:DA:15:A:H3'	22:DA:15:A:OP2	2.16	0.45
18:CS:64:GLU:CD	18:CS:64:GLU:N	2.70	0.45
47:DF:13:LYS:HE3	47:DF:14:LYS:N	2.31	0.45
23:DB:2352:A:H8	23:DB:2352:A:O5'	2.00	0.45
52:DW:36:ILE:HD12	52:DW:39:GLN:HE22	1.82	0.45
26:DD:14:ILE:CG2	26:DD:22:ILE:HB	2.46	0.45
29:DE:154:ASP:C	29:DE:156:ASN:H	2.20	0.45
3:CD:186:GLU:CD	3:CD:187:ARG:N	2.70	0.45
13:AN:53:ASP:HA	13:AN:58:ARG:HD3	1.97	0.45
47:DF:41:GLU:O	47:DF:43:ILE:N	2.50	0.45
28:DP:1:SER:N	28:DP:4:ILE:HB	2.31	0.45
10:CK:125:LYS:O	21:CU:33:ARG:CZ	2.63	0.45
48:DG:23:ILE:HG21	48:DG:71:LEU:HD11	1.98	0.45
47:BF:74:ALA:HB3	47:BF:77:LYS:O	2.15	0.45
24:DI:128:ILE:HA	24:DI:131:THR:CG2	2.45	0.45

Continued on next page...

Continued from previous page...

Atom-1	Atom-2	Distance(Å)	Clash(Å)
23:BB:1059:G:H2'	23:BB:1060:U:C5	2.51	0.45
23:DB:1204:A:N1	23:DB:1241:A:N1	2.65	0.45
26:BD:184:ARG:HD3	26:BD:186:LEU:HD22	1.98	0.45
32:D4:8:LYS:HG2	32:D4:9:LYS:HD3	1.98	0.45
32:B4:10:LEU:HD13	32:B4:33:HIS:CD2	2.52	0.45
23:DB:973:A:OP1	23:DB:973:A:H8	2.00	0.45
23:DB:705:A:O2'	25:DC:6:LYS:HG3	2.16	0.45
38:DM:123:LYS:O	38:DM:124:LEU:HG	2.16	0.45
43:BO:34:HIS:HB3	43:BO:36:TYR:HE2	1.81	0.45
47:DF:90:LEU:HB3	47:DF:95:MET:HA	1.98	0.45
23:BB:1080:A:H2'	23:BB:1081:U:C6	2.50	0.45
31:B0:43:THR:HG23	31:B0:47:TYR:O	2.17	0.45
1:AA:237:G:O2'	1:AA:238:A:H5'	2.17	0.45
34:D3:21:PHE:O	34:D3:22:LYS:O	2.35	0.45
12:CM:21:ILE:O	12:CM:24:VAL:HG22	2.16	0.45
48:DG:9:VAL:HA	48:DG:48:THR:CG2	2.41	0.45
30:BY:15:ARG:HD2	30:BY:15:ARG:N	2.31	0.45
8:CI:71:ILE:HD12	8:CI:71:ILE:N	2.27	0.45
23:DB:1168:G:O2'	23:DB:1169:A:H5'	2.17	0.45
44:DQ:77:LYS:O	44:DQ:80:ASN:HB3	2.16	0.45
35:BV:79:ARG:NH1	38:BM:134:THR:HG21	2.32	0.45
30:DY:15:ARG:N	30:DY:15:ARG:HD2	2.31	0.45
23:BB:675:A:OP1	29:BE:60:TRP:NE1	2.49	0.45
48:DG:84:LYS:HG2	48:DG:85:LYS:N	2.27	0.45
40:DH:62:LEU:HD23	40:DH:63:ALA:N	2.32	0.45
23:DB:2591:C:OP1	25:DC:237:ARG:HG3	2.16	0.45
23:DB:1383:A:H2	23:DB:1405:U:O2	1.99	0.45
1:CA:1241:G:H2'	1:CA:1242:G:H8	1.80	0.45
1:CA:1238:A:N7	1:CA:1303:C:H1'	2.32	0.45
23:DB:182:A:H1'	23:DB:434:U:H5'	1.98	0.45
22:DA:28:C:H5	22:DA:56:G:H22	1.64	0.45
22:DA:52:A:H2'	22:DA:53:A:H8	1.81	0.45
2:CC:13:ILE:C	2:CC:15:LYS:H	2.20	0.45
1:AA:1370:G:O2'	1:AA:1371:G:H5'	2.17	0.45
38:BM:41:LEU:O	38:BM:94:ALA:N	2.49	0.45
23:DB:2515:C:H2'	23:DB:2516:A:H8	1.82	0.45
1:CA:714:G:N2	1:CA:777:A:H1'	2.32	0.45
8:CI:87:MET:HE2	8:CI:87:MET:O	2.16	0.45
23:BB:1476:U:HO2'	23:BB:1477:A:H8	1.65	0.45
16:AQ:52:CYS:HB3	16:AQ:77:VAL:HG22	1.97	0.45
23:DB:2893:A:H4'	23:DB:2894:G:H5'	1.97	0.45
1:AA:371:A:O2'	1:AA:372:C:H5'	2.16	0.45

Continued on next page...

Continued from previous page...

Atom-1	Atom-2	Distance(Å)	Clash(Å)
24:BI:14:ALA:HA	24:BI:45:THR:HG21	1.96	0.45
23:DB:2106:U:O2	23:DB:2106:U:H2'	2.17	0.45
23:BB:2840:C:O2'	23:BB:2841:C:H5'	2.17	0.45
23:DB:1718:G:O2'	23:DB:1719:G:H5'	2.17	0.45
44:DQ:18:LYS:C	44:DQ:20:ALA:N	2.68	0.45
23:DB:1010:A:N3	23:DB:1153:C:H1'	2.31	0.45
23:BB:936:A:H2'	23:BB:937:C:C6	2.51	0.45
23:BB:1341:G:H2'	23:BB:1397:U:HO2'	1.82	0.45
1:CA:880:C:H2'	1:CA:881:G:C8	2.51	0.45
23:DB:64:A:O2'	23:DB:65:U:H5'	2.16	0.45
23:BB:219:A:O2'	23:BB:220:G:H5'	2.16	0.45
1:CA:708:C:O2'	1:CA:709:U:H5'	2.16	0.45
28:BP:103:THR:HG22	28:BP:104:GLY:N	2.32	0.45
23:DB:1714:U:H3'	23:DB:1715:G:H5'	1.98	0.45
23:DB:247:G:H4'	23:DB:386:G:C5	2.51	0.45
41:BJ:64:VAL:HG22	41:BJ:68:LYS:HD2	1.98	0.45
2:CC:178:ARG:HG2	2:CC:206:ILE:HA	1.98	0.45
33:B1:25:ASN:OD1	33:B1:27:ARG:HB2	2.16	0.45
23:DB:1843:C:O2'	23:DB:1844:C:H5'	2.16	0.45
23:BB:1880:U:H2'	23:BB:1881:C:C6	2.52	0.45
1:CA:8:A:C6	3:CD:205:LYS:HG3	2.52	0.45
23:DB:2348:U:O2'	23:DB:2349:G:H5'	2.16	0.45
25:BC:259:ASN:OD1	25:BC:261:ARG:HB3	2.17	0.45
23:BB:2569:G:O2'	23:BB:2570:G:H5'	2.16	0.45
1:AA:60:A:H4'	1:AA:61:G:O5'	2.17	0.45
23:BB:463:G:N2	23:BB:466:A:OP2	2.45	0.45
23:DB:2685:G:O2'	23:DB:2686:G:H5'	2.17	0.45
1:CA:197:A:H4'	1:CA:198:G:O5'	2.16	0.45
1:AA:592:G:H2'	1:AA:593:U:C6	2.50	0.45
23:BB:2309:A:H2'	23:BB:2310:C:C6	2.52	0.45
1:CA:1294:G:H2'	1:CA:1295:U:C6	2.52	0.45
23:BB:2418:A:H2'	23:BB:2419:U:O4'	2.16	0.45
26:BD:202:ILE:HD12	26:BD:202:ILE:N	2.31	0.45
23:DB:2233:U:H2'	23:DB:2234:G:C8	2.50	0.45
23:BB:2630:G:O2'	23:BB:2631:G:H5'	2.17	0.45
46:DU:98:ASN:OD1	46:DU:100:GLU:HB2	2.16	0.45
8:CI:51:LEU:HD22	8:CI:56:MET:CE	2.45	0.45
28:DP:47:ILE:HD11	28:DP:59:THR:HG22	1.97	0.45
29:BE:138:LEU:O	29:BE:142:ALA:N	2.50	0.45
48:BG:32:LEU:HB3	48:BG:34:ARG:CZ	2.47	0.45
48:BG:23:ILE:HG21	48:BG:71:LEU:HD11	1.98	0.45
37:BL:121:THR:HG22	37:BL:141:LYS:HB3	1.98	0.45

Continued on next page...

Continued from previous page...

Atom-1	Atom-2	Distance(Å)	Clash(Å)
41:BJ:123:LYS:O	41:BJ:124:VAL:HG13	2.16	0.45
1:CA:693:G:H2'	1:CA:694:A:O4'	2.16	0.45
23:BB:667:U:H2'	23:BB:668:A:O4'	2.17	0.45
42:DN:25:ALA:O	42:DN:29:VAL:HG23	2.17	0.45
42:BN:32:GLU:O	42:BN:114:GLU:HA	2.17	0.45
18:AS:15:LEU:O	18:AS:18:VAL:HG12	2.17	0.45
23:BB:2515:C:O2'	23:BB:2516:A:H5'	2.16	0.45
23:BB:2306:C:H3'	23:BB:2307:G:H5'	1.92	0.45
36:B2:22:MET:HE2	36:B2:31:LEU:HD13	1.97	0.45
47:BF:29:ARG:HH11	47:BF:29:ARG:HB2	1.82	0.45
23:DB:2884:U:H2'	23:DB:2885:G:C8	2.51	0.45
24:BI:126:ARG:HA	24:BI:129:GLU:OE2	2.16	0.45
23:BB:363:G:H2'	23:BB:364:C:H6	1.81	0.45
46:BU:26:ASN:N	46:BU:26:ASN:ND2	2.64	0.45
48:BG:93:TYR:HA	48:BG:105:SER:O	2.16	0.45
1:CA:105:G:H2'	1:CA:106:C:C6	2.51	0.45
12:AM:15:VAL:HG13	12:AM:30:LYS:HA	1.98	0.45
1:AA:238:A:H3'	1:AA:239:U:H5''	1.99	0.45
44:DQ:83:LYS:HA	44:DQ:83:LYS:NZ	2.31	0.45
48:DG:84:LYS:HG3	48:DG:131:VAL:CB	2.45	0.45
4:AE:71:ILE:HG12	4:AE:72:ASN:N	2.32	0.45
38:DM:41:LEU:O	38:DM:94:ALA:N	2.50	0.45
28:BP:52:ARG:HG2	28:BP:52:ARG:NH1	2.31	0.45
8:AI:43:ALA:O	8:AI:46:VAL:HG22	2.16	0.45
22:DA:28:C:H2'	22:DA:29:A:C8	2.52	0.45
40:BH:49:ALA:HB3	40:BH:50:ARG:HH12	1.81	0.45
1:CA:269:C:H2'	1:CA:270:A:H8	1.76	0.45
39:BX:1:MET:CG	39:BX:4:LYS:HD3	2.47	0.45
7:AH:6:ILE:HD12	7:AH:35:ILE:CD1	2.46	0.45
50:DT:18:GLU:O	50:DT:20:ALA:N	2.43	0.45
23:BB:2811:G:O2'	23:BB:2812:G:H5'	2.16	0.45
23:DB:2295:C:OP2	43:DO:10:ARG:HG2	2.16	0.45
1:AA:586:C:C5'	7:AH:81:GLY:HA2	2.44	0.45
6:AG:50:ALA:CB	6:AG:57:GLU:HG3	2.46	0.45
1:AA:818:G:C2'	1:AA:819:A:H5''	2.47	0.45
23:BB:1490:A:H2'	25:BC:97:ASP:OD1	2.16	0.45
23:DB:3:U:H2'	23:DB:4:U:H6	1.82	0.45
9:AJ:40:ILE:HB	9:AJ:73:LEU:HB3	1.98	0.45
1:CA:192:A:O2'	1:CA:193:C:H5'	2.17	0.45
23:BB:322:A:P	29:BE:163:ASN:HD22	2.39	0.45
1:AA:1533:C:C2'	1:AA:1534:A:H5''	2.46	0.45
45:DS:50:VAL:O	45:DS:53:SER:HB3	2.16	0.45

Continued on next page...

Continued from previous page...

Atom-1	Atom-2	Distance(Å)	Clash(Å)
23:BB:1789:A:H2'	23:BB:1790:C:O4'	2.17	0.45
45:DS:13:SER:O	45:DS:101:SER:HB3	2.17	0.45
23:DB:1291:C:O2'	23:DB:1292:G:H5'	2.17	0.45
23:BB:840:C:H2'	23:BB:841:G:C8	2.52	0.45
23:BB:246:C:C2'	23:BB:247:G:H5'	2.46	0.45
25:DC:28:PRO:HG2	25:DC:33:LEU:HD11	1.98	0.45
23:BB:2025:C:H2'	23:BB:2026:U:C6	2.52	0.45
43:DO:28:VAL:CG2	43:DO:106:LEU:HD21	2.47	0.45
23:BB:219:A:H2	23:BB:234:U:O2	2.00	0.45
1:CA:140:U:H2'	1:CA:141:G:C8	2.51	0.45
23:DB:599:A:O2'	23:DB:600:G:H5'	2.16	0.45
7:CH:113:ARG:O	7:CH:117:GLN:HG3	2.16	0.45
34:D3:32:LEU:HA	34:D3:35:LYS:HD2	1.97	0.45
23:BB:2023:C:H4'	23:BB:2617:U:O3'	2.17	0.45
41:DJ:65:THR:HG23	41:DJ:66:GLY:N	2.32	0.45
23:DB:195:A:H61	23:DB:198:C:H3'	1.81	0.45
19:CT:11:ILE:O	19:CT:15:LYS:HB2	2.16	0.45
2:AC:45:GLU:C	2:AC:46:LEU:HD22	2.37	0.45
5:CF:81:ASN:HB3	5:CF:84:VAL:HG12	1.98	0.45
23:DB:1740:G:H2'	23:DB:1741:C:H6	1.81	0.45
48:DG:67:ALA:HA	48:DG:70:LEU:HB2	1.98	0.45
23:BB:107:G:H2'	23:BB:108:G:H8	1.80	0.45
29:BE:152:GLU:OE1	29:BE:152:GLU:HA	2.16	0.45
23:DB:1678:A:H2'	23:DB:1679:A:O4'	2.16	0.45
20:CB:70:GLY:HA2	20:CB:163:ILE:CG2	2.47	0.45
33:B1:11:VAL:O	33:B1:48:TYR:HA	2.15	0.45
44:DQ:60:TRP:CZ2	44:DQ:93:ILE:HB	2.51	0.45
49:DR:49:ILE:HG22	49:DR:54:VAL:HB	1.99	0.45
37:DL:89:VAL:HA	37:DL:121:THR:O	2.17	0.45
44:BQ:57:ARG:HG2	44:BQ:57:ARG:HH11	1.82	0.45
23:BB:848:C:H2'	23:BB:849:A:H8	1.81	0.45
25:BC:106:PRO:HB3	25:BC:141:HIS:CE1	2.52	0.45
25:BC:128:THR:HG23	25:BC:190:THR:HG22	1.98	0.45
25:BC:143:VAL:HG12	25:BC:144:GLU:H	1.81	0.45
23:BB:9:G:H21	23:BB:10:A:N6	2.04	0.45
41:BJ:16:TYR:CD2	41:BJ:140:LEU:HD12	2.51	0.45
1:CA:692:U:O2	1:CA:694:A:H5''	2.17	0.45
23:DB:1693:U:H4'	23:DB:1694:C:OP2	2.16	0.45
2:CC:48:LYS:H	2:CC:48:LYS:CD	2.16	0.45
47:BF:131:VAL:O	47:BF:132:ARG:HB2	2.17	0.45
41:DJ:114:LEU:HG	41:DJ:118:MET:HE3	1.98	0.45
42:DN:51:LEU:HD11	42:DN:69:ARG:HG3	1.98	0.45

Continued on next page...

Continued from previous page...

Atom-1	Atom-2	Distance(Å)	Clash(Å)
24:BI:32:VAL:HG13	24:BI:66:PHE:CD2	2.51	0.45
42:BN:65:LEU:HD11	42:BN:69:ARG:CZ	2.46	0.45
23:DB:326:G:O2'	23:DB:327:G:H5'	2.17	0.45
27:DK:64:ARG:HH12	27:DK:101:GLY:CA	2.28	0.45
1:AA:412:A:O2'	1:AA:413:G:H5''	2.16	0.45
26:BD:112:THR:O	26:BD:113:SER:HB2	2.17	0.45
47:DF:106:ALA:N	47:DF:108:PRO:HD2	2.32	0.45
3:AD:24:VAL:HG23	3:AD:25:ARG:N	2.19	0.45
23:BB:2515:C:H2'	23:BB:2516:A:H8	1.82	0.45
23:DB:1082:U:C2	23:DB:1086:A:N1	2.84	0.45
23:DB:2678:C:H2'	23:DB:2679:A:H8	1.81	0.45
30:BY:8:GLN:HB3	30:BY:31:ILE:C	2.37	0.45
24:BI:19:PRO:HG2	24:BI:22:PRO:HB2	1.99	0.45
24:DI:45:THR:O	24:DI:48:ILE:HG22	2.15	0.45
9:CJ:51:VAL:CG2	13:CN:80:ARG:HB2	2.47	0.45
48:BG:10:VAL:HB	48:BG:47:ASN:O	2.16	0.45
1:CA:1252:A:H2'	1:CA:1253:G:O4'	2.17	0.45
9:CJ:18:ILE:CG2	9:CJ:19:ASP:N	2.80	0.45
29:BE:69:ARG:O	29:BE:70:SER:CB	2.64	0.45
23:DB:2466:C:O2'	23:DB:2467:C:H5'	2.16	0.45
23:DB:2472:G:C2'	23:DB:2475:C:H42	2.26	0.45
23:DB:2463:C:O2'	23:DB:2464:G:H5'	2.17	0.45
38:DM:126:ILE:H	38:DM:126:ILE:HD12	1.81	0.45
5:CF:38:ARG:HB3	5:CF:63:ASN:HB2	1.97	0.45
23:BB:2589:A:H2'	23:BB:2590:A:C8	2.51	0.45
1:CA:664:G:N2	1:CA:741:G:H1	2.15	0.45
4:CE:149:PRO:HB3	7:CH:98:LEU:HD21	1.98	0.45
23:DB:2344:U:H4'	23:DB:2345:G:OP1	2.16	0.45
23:BB:2189:U:H2'	23:BB:2190:G:C8	2.48	0.45
1:AA:1169:A:H2'	1:AA:1170:A:C8	2.51	0.45
1:AA:1020:G:H2'	1:AA:1021:A:H5'	1.99	0.45
23:DB:2250:G:H8	23:DB:2250:G:O5'	2.00	0.45
26:DD:69:ALA:N	26:DD:73:VAL:HB	2.31	0.45
1:CA:475:C:O2'	1:CA:476:U:H5'	2.16	0.45
1:CA:1463:U:OP1	28:DP:108:ARG:HD2	2.17	0.45
43:DO:14:ALA:C	43:DO:16:ARG:H	2.20	0.45
23:BB:2065:C:H1'	23:BB:2449:U:H3	1.81	0.45
40:DH:83:LYS:HE2	40:DH:149:GLU:CG	2.45	0.45
1:CA:311:C:HO2'	1:CA:312:C:H5'	1.82	0.45
23:DB:1315:C:H2'	23:DB:1316:U:C6	2.52	0.45
1:AA:1355:G:H2'	1:AA:1356:G:C8	2.52	0.45
23:BB:2092:U:H5	23:BB:2226:C:OP2	2.00	0.45

Continued on next page...

Continued from previous page...

Atom-1	Atom-2	Distance(Å)	Clash(Å)
23:DB:1653:G:O6	42:DN:10:LEU:O	2.34	0.45
23:BB:813:U:H2'	23:BB:814:C:H6	1.80	0.45
23:BB:98:G:C2'	23:BB:99:U:H5''	2.45	0.45
23:BB:831:G:H2'	23:BB:832:U:O4'	2.16	0.45
23:BB:2892:G:H5''	23:BB:2894:G:H22	1.81	0.45
16:CQ:52:CYS:HB3	16:CQ:77:VAL:HG22	1.97	0.45
8:CI:83:THR:OG1	8:CI:97:LEU:HD13	2.17	0.45
45:DS:13:SER:CB	45:DS:16:LYS:HE3	2.46	0.45
23:DB:901:C:H2'	23:DB:902:C:C6	2.52	0.45
34:D3:24:LYS:HB2	37:DL:64:PHE:HD2	1.82	0.45
23:DB:2415:G:H2'	23:DB:2416:C:C6	2.52	0.45
1:CA:152:A:H3'	1:CA:153:C:H6	1.82	0.45
34:B3:28:LEU:HD22	34:B3:43:LEU:CB	2.46	0.45
6:CG:11:ILE:HD12	6:CG:11:ILE:N	2.31	0.45
35:BV:48:MET:O	35:BV:51:GLN:HG3	2.17	0.45
1:AA:708:C:O2'	1:AA:709:U:H5'	2.17	0.45
23:DB:410:G:H5''	23:DB:411:G:H5'	1.98	0.45
23:DB:2028:U:O2'	23:DB:2029:G:H5'	2.16	0.45
23:DB:1117:C:O2'	23:DB:1118:C:H5'	2.15	0.45
1:AA:1193:G:O2'	1:AA:1194:U:H5'	2.15	0.45
1:CA:613:C:H2'	1:CA:614:C:C6	2.51	0.45
23:DB:1985:C:O2'	23:DB:1986:C:H5'	2.16	0.45
1:CA:463:U:H5'	1:CA:464:U:OP2	2.16	0.45
28:DP:44:GLY:HA3	28:DP:60:VAL:CG1	2.47	0.45
1:AA:219:U:H2'	1:AA:220:G:H8	1.80	0.45
1:AA:317:U:H2'	1:AA:318:G:H8	1.81	0.45
43:BO:20:GLU:OE2	43:BO:21:LEU:HG	2.17	0.45
1:AA:991:U:H2'	1:AA:1212:U:C2	2.51	0.45
23:DB:103:A:H3'	23:DB:104:A:H8	1.80	0.45
1:AA:420:U:H2'	1:AA:422:C:C4	2.51	0.45
47:BF:59:ILE:HG22	47:BF:98:PHE:HE1	1.82	0.45
52:BW:38:ARG:HD3	52:BW:38:ARG:N	2.31	0.45
44:BQ:23:TYR:CB	44:BQ:27:ARG:HB3	2.47	0.45
28:BP:61:ARG:HD3	28:BP:70:GLU:HG3	1.98	0.45
28:BP:59:THR:H	28:BP:72:VAL:HA	1.82	0.45
37:DL:113:ALA:HB3	37:DL:115:GLU:OE1	2.16	0.45
38:BM:59:ARG:HE	38:BM:60:GLN:N	2.09	0.45
10:CK:22:ILE:CG2	10:CK:95:THR:HG21	2.34	0.45
47:DF:84:ILE:O	47:DF:84:ILE:HG22	2.16	0.45
41:BJ:44:TYR:CE2	44:BQ:59:LEU:HD11	2.51	0.45
44:BQ:91:ARG:HE	49:BR:11:GLN:HB2	1.82	0.45
23:DB:1060:U:H5	24:DI:131:THR:CG2	2.30	0.45

Continued on next page...

Continued from previous page...

Atom-1	Atom-2	Distance(Å)	Clash(Å)
46:DU:73:ASN:HB3	46:DU:95:PHE:CD2	2.52	0.45
1:AA:85:U:H1'	1:AA:86:G:C4'	2.46	0.45
27:DK:63:VAL:HG21	27:DK:85:VAL:HG23	1.99	0.45
23:BB:2420:C:O2'	23:BB:2421:G:H5'	2.16	0.45
41:BJ:114:LEU:O	41:BJ:118:MET:HG3	2.17	0.45
47:DF:104:THR:CA	47:DF:108:PRO:HG2	2.47	0.45
47:DF:107:VAL:HB	47:DF:108:PRO:HD3	1.99	0.45
47:BF:3:LEU:HD12	47:BF:96:TRP:CD1	2.52	0.45
14:AO:85:LEU:N	14:AO:85:LEU:HD12	2.31	0.45
47:DF:29:ARG:HB2	47:DF:29:ARG:HH11	1.82	0.45
1:CA:1202:U:O2'	13:CN:68:ARG:HG3	2.17	0.45
26:DD:124:ARG:HG3	26:DD:124:ARG:O	2.14	0.45
49:DR:66:HIS:ND1	49:DR:94:THR:HG22	2.32	0.45
47:DF:32:LYS:HE2	47:DF:34:THR:CG2	2.46	0.45
22:DA:43:C:H4'	47:DF:91:ARG:NE	2.31	0.45
23:BB:1173:U:H1'	23:BB:1177:G:H22	1.82	0.45
23:BB:1173:U:H2'	23:BB:1174:U:C4'	2.47	0.45
42:BN:34:ILE:HB	42:BN:113:ILE:CG2	2.44	0.45
12:CM:52:ILE:HA	12:CM:55:LEU:HG	1.98	0.45
1:CA:1220:G:O2'	1:CA:1221:G:H5'	2.17	0.45
23:BB:2468:A:H2'	23:BB:2476:A:C6	2.52	0.45
23:BB:1551:A:H2'	23:BB:1552:A:O4'	2.17	0.45
12:CM:87:GLY:HA2	12:CM:90:HIS:HD2	1.82	0.45
23:BB:7:G:H4'	41:BJ:15:TRP:CZ2	2.52	0.45
11:CL:56:LEU:HD21	11:CL:81:ILE:HG13	1.99	0.45
1:CA:1007:U:H2'	1:CA:1008:U:H6	1.79	0.45
1:CA:658:C:O2'	1:CA:659:U:H5'	2.17	0.45
2:AC:13:ILE:C	2:AC:15:LYS:H	2.20	0.45
1:AA:8:A:C6	3:AD:205:LYS:HG3	2.52	0.45
1:CA:322:C:H2'	1:CA:323:U:C6	2.52	0.45
1:CA:597:G:H2'	1:CA:598:U:H5'	1.98	0.45
1:CA:598:U:H4'	7:CH:85:TYR:CG	2.51	0.45
3:CD:2:ARG:O	3:CD:3:TYR:HB3	2.17	0.45
50:DT:93:LEU:HD22	50:DT:93:LEU:N	2.32	0.45
1:CA:621:A:H2'	1:CA:622:A:H8	1.81	0.45
11:AL:43:LYS:CE	11:AL:44:PRO:HD3	2.46	0.45
45:BS:50:VAL:O	45:BS:53:SER:HB3	2.17	0.45
23:DB:299:A:H2'	23:DB:300:A:C8	2.51	0.45
23:BB:2790:U:H5'	23:BB:2893:A:N7	2.32	0.45
7:CH:1:SER:O	7:CH:3:GLN:HG3	2.16	0.45
1:AA:194:C:O2'	1:AA:195:A:H5'	2.17	0.45
7:CH:68:LYS:HG3	7:CH:69:ALA:H	1.82	0.45

Continued on next page...

Continued from previous page...

Atom-1	Atom-2	Distance(Å)	Clash(Å)
23:DB:1092:C:C2'	23:DB:1093:G:H5'	2.46	0.45
48:BG:54:ARG:HB3	48:BG:57:TYR:HD1	1.79	0.45
1:CA:513:C:H2'	1:CA:514:C:C6	2.49	0.45
23:DB:1541:C:H2'	23:DB:1542:U:H6	1.82	0.45
7:CH:49:LYS:O	7:CH:59:GLU:N	2.49	0.45
1:CA:1387:G:H2'	1:CA:1388:C:C6	2.52	0.45
23:DB:1219:U:H2'	23:DB:1220:G:H8	1.81	0.45
16:CQ:80:LYS:H	16:CQ:80:LYS:CD	2.29	0.45
23:BB:1100:C:H2'	23:BB:1101:U:C6	2.51	0.45
1:CA:543:U:H2'	1:CA:544:G:H8	1.82	0.45
27:BK:2:ILE:HG13	27:BK:33:ALA:O	2.17	0.45
23:DB:680:C:H2'	23:DB:681:G:H8	1.82	0.45
23:DB:1841:U:H2'	23:DB:1842:G:H8	1.81	0.45
1:AA:1280:A:H3'	1:AA:1281:C:H5''	1.98	0.45
16:CQ:29:LYS:HG3	16:CQ:34:GLY:O	2.17	0.45
9:CJ:66:GLU:HB3	13:CN:98:ALA:HB2	1.99	0.45
23:DB:2553:G:H2'	23:DB:2554:U:O4'	2.17	0.45
1:CA:832:G:O2'	1:CA:833:G:H5'	2.16	0.45
23:BB:2889:C:H2'	23:BB:2890:G:C8	2.51	0.45
1:CA:1118:U:H2'	1:CA:1119:C:H6	1.81	0.45
1:AA:610:U:O2	1:AA:610:U:O4'	2.31	0.45
29:DE:73:ILE:HG12	29:DE:73:ILE:O	2.17	0.45
21:CU:40:PRO:HG2	21:CU:41:THR:H	1.82	0.45
52:BW:23:LYS:HD2	52:BW:24:ARG:HB3	1.99	0.45
1:AA:731:G:O2'	1:AA:732:C:H5'	2.16	0.45
52:DW:37:VAL:HG12	52:DW:38:ARG:HD3	1.99	0.45
26:BD:106:LYS:HB3	26:BD:206:ALA:CB	2.47	0.45
8:CI:62:LEU:N	8:CI:62:LEU:HD13	2.31	0.45
25:DC:183:VAL:HG22	25:DC:187:CYS:SG	2.57	0.45
50:DT:43:ILE:CG2	50:DT:58:VAL:HG21	2.46	0.45
23:DB:1458:U:C5'	23:DB:1459:G:H5'	2.32	0.45
23:DB:1459:G:P	23:DB:1459:G:H8	2.40	0.45
18:CS:14:LEU:HG	18:CS:15:LEU:N	2.31	0.45
37:BL:84:LYS:C	37:BL:86:GLU:H	2.20	0.45
23:BB:1799:G:C5	25:BC:175:LEU:HD13	2.52	0.45
23:BB:1599:U:OP1	50:BT:39:THR:HA	2.16	0.45
45:DS:24:ILE:CG2	45:DS:71:VAL:HG11	2.42	0.45
27:DK:47:ILE:HG23	27:DK:49:ARG:H	1.82	0.45
48:DG:23:ILE:O	48:DG:34:ARG:HA	2.17	0.45
47:BF:78:ILE:HA	47:BF:79:ARG:HE	1.82	0.45
47:BF:78:ILE:H	47:BF:79:ARG:NH1	2.13	0.45
40:BH:132:PHE:HB2	40:BH:142:VAL:CG2	2.47	0.45

Continued on next page...

Continued from previous page...

Atom-1	Atom-2	Distance(Å)	Clash(Å)
45:BS:24:ILE:CG2	45:BS:71:VAL:HG11	2.44	0.45
29:BE:181:ILE:HG13	37:BL:2:ARG:HB3	1.99	0.45
48:BG:3:VAL:O	48:BG:68:ARG:HG3	2.17	0.45
48:BG:72:ASN:O	48:BG:76:ILE:HG12	2.16	0.45
42:BN:51:LEU:HD11	42:BN:69:ARG:HG3	1.99	0.45
47:DF:148:VAL:O	47:DF:149:ARG:HG2	2.16	0.45
47:BF:107:VAL:HB	47:BF:108:PRO:HD3	1.99	0.45
38:DM:38:ARG:HH11	38:DM:38:ARG:CB	2.21	0.45
23:DB:2865:U:H5'	23:DB:2866:U:OP2	2.17	0.45
26:DD:118:PHE:HZ	26:DD:123:LYS:NZ	2.14	0.45
24:DI:21:PRO:HB2	24:DI:22:PRO:CD	2.43	0.45
1:AA:1202:U:O2'	13:AN:68:ARG:HG3	2.17	0.45
25:DC:196:ASN:O	25:DC:197:ALA:HB3	2.17	0.45
35:BV:6:ALA:O	35:BV:65:VAL:HG12	2.17	0.45
35:DV:42:LEU:CD1	35:DV:47:VAL:HG21	2.42	0.45
23:BB:2740:A:H2'	23:BB:2741:A:C8	2.51	0.45
35:DV:40:ILE:HD13	35:DV:40:ILE:H	1.81	0.45
1:CA:254:G:O2'	1:CA:255:G:H5'	2.17	0.45
3:CD:89:LEU:HD23	3:CD:199:ILE:HD11	1.98	0.45
31:B0:42:ILE:HG22	31:B0:43:THR:O	2.16	0.45
45:DS:56:ALA:O	45:DS:59:GLU:HB2	2.17	0.45
34:D3:16:THR:HG21	34:D3:48:MET:SD	2.56	0.45
1:AA:105:G:H2'	1:AA:106:C:C6	2.52	0.45
12:CM:37:GLY:O	12:CM:38:ILE:HD13	2.17	0.45
23:DB:1549:A:H2'	23:DB:1550:C:H6	1.80	0.45
20:AB:65:LYS:HA	20:AB:89:PHE:HE1	1.82	0.45
44:DQ:81:GLY:C	44:DQ:83:LYS:N	2.67	0.45
33:B1:22:THR:OG1	33:B1:23:THR:N	2.49	0.45
29:BE:60:TRP:CZ3	29:BE:62:GLN:HA	2.52	0.45
23:DB:2811:G:OP1	26:DD:62:LYS:HD2	2.16	0.45
9:AJ:51:VAL:CG2	13:AN:80:ARG:HB2	2.46	0.45
23:BB:1408:G:O2'	23:BB:1409:U:H5'	2.17	0.45
22:BA:6:G:H2'	22:BA:7:G:C8	2.51	0.45
8:AI:46:VAL:O	8:AI:49:GLN:HB2	2.17	0.45
41:BJ:29:ALA:O	41:BJ:32:LEU:HB2	2.17	0.45
23:BB:2751:G:H5'	48:BG:2:ARG:HD2	1.99	0.45
23:DB:2373:G:O2'	23:DB:2374:C:H5'	2.17	0.45
23:BB:21:A:O2'	23:BB:22:C:H5'	2.16	0.45
1:CA:478:A:H2'	1:CA:479:U:O4'	2.17	0.45
23:BB:2373:G:O2'	23:BB:2374:C:H5'	2.17	0.45
38:BM:40:ARG:HB3	38:BM:95:LEU:HD12	1.99	0.45
1:AA:1053:G:H4'	1:AA:1054:C:H5'	1.99	0.45

Continued on next page...

Continued from previous page...

Atom-1	Atom-2	Distance(Å)	Clash(Å)
23:DB:2065:C:H1'	23:DB:2449:U:H3	1.81	0.45
23:DB:1:G:H2'	23:DB:2:G:H8	1.81	0.45
1:AA:1494:G:O2'	1:AA:1495:U:H5'	2.17	0.45
53:AA:1601:NMY:H5	53:AA:1601:NMY:H91	1.81	0.45
20:AB:22:TRP:CG	20:AB:23:ASN:N	2.83	0.45
12:AM:79:LEU:HD21	12:AM:86:ARG:HH21	1.82	0.45
1:CA:1460:C:H2'	1:CA:1461:G:C8	2.52	0.45
23:BB:1746:A:H2'	23:BB:1747:U:C6	2.51	0.45
23:DB:2829:A:O2'	23:DB:2830:C:H5'	2.17	0.45
23:BB:639:U:H2'	23:BB:640:C:H6	1.79	0.45
23:BB:817:C:H2'	23:BB:818:G:O4'	2.16	0.45
25:DC:29:PHE:CE2	25:DC:31:PRO:HG2	2.52	0.45
23:DB:52:A:C5	23:DB:118:A:C2	3.04	0.45
52:DW:21:GLY:N	52:DW:33:GLY:HA2	2.32	0.45
23:DB:483:A:H1'	46:DU:57:ILE:HG13	1.98	0.45
25:BC:32:LEU:O	25:BC:63:ILE:HG12	2.17	0.45
13:CN:87:ALA:HB2	13:CN:92:ILE:HD12	1.98	0.45
1:AA:709:U:H2'	1:AA:710:G:H8	1.82	0.45
1:AA:613:C:H2'	1:AA:614:C:H6	1.82	0.45
1:CA:1366:C:H2'	1:CA:1367:C:H6	1.81	0.45
1:CA:579:A:H2'	1:CA:580:C:C6	2.52	0.45
1:CA:93:U:H2'	1:CA:94:G:H5'	1.99	0.45
23:BB:244:A:H2'	23:BB:245:G:O4'	2.17	0.45
23:DB:2436:G:O2'	23:DB:2437:G:H5'	2.17	0.45
23:DB:1058:U:H1'	24:DI:117:THR:HG22	1.99	0.45
25:DC:36:ASN:HD21	25:DC:85:ASN:ND2	2.15	0.45
23:DB:2716:C:O2'	23:DB:2717:C:H5'	2.17	0.45
1:CA:1280:A:H3'	1:CA:1281:C:H5''	1.99	0.45
1:CA:600:A:H2'	1:CA:601:G:H8	1.81	0.45
23:DB:823:C:O2'	23:DB:824:U:H5'	2.17	0.45
23:DB:102:U:O2	23:DB:102:U:H5''	2.16	0.45
51:DZ:18:ARG:HE	51:DZ:18:ARG:HA	1.82	0.45
23:DB:1752:C:O2'	23:DB:1753:G:H5'	2.16	0.45
41:DJ:70:THR:HG22	41:DJ:90:GLU:OE2	2.16	0.45
23:DB:1098:A:C3'	24:DI:3:LYS:C	2.85	0.45
51:DZ:5:CYS:HB3	51:DZ:10:LYS:N	2.14	0.45
1:AA:766:A:H2'	1:AA:767:A:O4'	2.17	0.45
23:BB:125:A:C6	36:B2:10:LEU:HD23	2.52	0.45
52:DW:30:VAL:O	52:DW:30:VAL:HG13	2.17	0.45
23:DB:2336:A:N6	52:DW:40:ARG:HD2	2.32	0.45
26:BD:30:GLU:HB3	26:BD:185:ASN:ND2	2.31	0.45
8:CI:20:ILE:HD13	8:CI:85:ALA:CB	2.44	0.45

Continued on next page...

Continued from previous page...

Atom-1	Atom-2	Distance(Å)	Clash(Å)
8:CI:34:LEU:HD21	8:CI:48:ARG:HE	1.82	0.45
48:BG:157:LYS:HB3	48:BG:159:LYS:HG2	1.98	0.45
39:DX:31:GLN:CG	39:DX:37:LEU:HB2	2.36	0.45
28:DP:47:ILE:HG13	28:DP:48:ALA:H	1.81	0.45
29:DE:160:ALA:C	29:DE:162:ARG:H	2.19	0.45
50:DT:83:ALA:O	50:DT:84:TYR:HB2	2.17	0.45
50:DT:87:LEU:HB2	50:DT:91:GLN:CG	2.47	0.45
39:BX:36:GLN:HB2	39:BX:37:LEU:H	1.50	0.45
10:AK:95:THR:HG23	10:AK:96:ILE:N	2.31	0.45
21:AU:24:LYS:HZ3	21:AU:24:LYS:HB3	1.82	0.45
1:AA:693:G:OP1	10:AK:126:ARG:NH1	2.49	0.45
10:AK:125:LYS:O	21:AU:33:ARG:CZ	2.65	0.45
28:DP:6:GLN:HA	28:DP:9:GLN:HG2	1.99	0.45
25:BC:138:SER:O	25:BC:140:VAL:HG23	2.17	0.45
41:DJ:123:LYS:O	41:DJ:124:VAL:HG13	2.17	0.45
20:CB:102:ASN:O	20:CB:106:VAL:HG23	2.17	0.45
23:BB:587:C:H4'	23:BB:588:U:C6	2.52	0.45
37:BL:29:LYS:C	37:BL:31:GLY:H	2.21	0.45
42:BN:79:LEU:C	42:BN:81:ASN:H	2.20	0.45
50:DT:1:MET:O	50:DT:2:ILE:HG23	2.17	0.45
41:DJ:58:ASN:C	41:DJ:60:ASP:H	2.20	0.45
4:AE:52:ALA:HB2	4:AE:61:LYS:CE	2.42	0.45
23:BB:784:G:N2	25:BC:225:ASN:HD22	2.13	0.45
1:AA:1220:G:O2'	1:AA:1221:G:H5'	2.17	0.45
1:AA:986:U:H2'	1:AA:987:G:O4'	2.17	0.45
1:CA:1060:U:H5''	9:CJ:53:ILE:HD11	1.98	0.45
23:BB:1561:C:H2'	23:BB:1562:U:C6	2.52	0.45
12:AM:1:ALA:C	12:AM:8:ILE:HG22	2.38	0.45
1:CA:987:G:H2'	1:CA:988:G:H8	1.82	0.45
31:D0:42:ILE:HG22	31:D0:43:THR:O	2.16	0.45
23:BB:2678:C:H2'	23:BB:2679:A:H8	1.82	0.45
23:BB:1593:A:H2'	23:BB:1594:U:H6	1.80	0.45
23:BB:982:C:H2'	23:BB:982:C:O2	2.16	0.45
12:CM:68:LEU:O	12:CM:72:ILE:HB	2.17	0.45
43:BO:2:ASP:OD2	43:BO:4:LYS:HB3	2.16	0.45
1:AA:1241:G:H2'	1:AA:1242:G:H8	1.82	0.45
45:DS:73:LYS:HE3	45:DS:74:ILE:N	2.27	0.45
25:DC:250:GLN:HG2	25:DC:254:LYS:HG2	1.99	0.45
23:BB:2751:G:H4'	23:BB:2752:C:OP1	2.16	0.45
24:BI:12:VAL:HG23	24:BI:41:PHE:CE2	2.52	0.45
1:AA:478:A:H2'	1:AA:479:U:O4'	2.17	0.45
46:BU:12:VAL:HG22	46:BU:69:VAL:CG1	2.45	0.45

Continued on next page...

Continued from previous page...

Atom-1	Atom-2	Distance(Å)	Clash(Å)
1:CA:1020:G:H2'	1:CA:1021:A:H5'	1.99	0.45
25:DC:156:SER:HB3	25:DC:159:THR:CG2	2.47	0.45
1:AA:441:A:H61	1:AA:493:A:N6	2.15	0.45
1:AA:1057:G:O3'	2:AC:196:GLY:HA3	2.16	0.45
22:DA:7:G:O2'	22:DA:8:C:H5'	2.16	0.45
23:DB:1945:G:H2'	23:DB:1946:U:C6	2.52	0.45
23:DB:2793:C:H2'	23:DB:2794:C:C6	2.51	0.45
26:DD:47:ALA:HB1	26:DD:81:GLU:HG3	1.99	0.45
1:AA:182:A:H5''	1:AA:182:A:N3	2.32	0.45
23:DB:826:U:O2'	37:DL:53:GLY:HA3	2.17	0.45
23:DB:2411:A:H2'	23:DB:2412:A:H8	1.81	0.45
30:BY:37:ARG:HG3	30:BY:38:GLU:OE1	2.17	0.45
23:DB:2828:G:O2'	23:DB:2829:A:H5'	2.17	0.45
3:CD:100:VAL:HG11	3:CD:142:VAL:HG21	1.98	0.45
23:DB:2415:G:H2'	23:DB:2416:C:H6	1.81	0.45
1:AA:1140:C:O2'	1:AA:1141:C:H5'	2.17	0.45
1:CA:1386:G:H2'	1:CA:1387:G:C8	2.51	0.45
1:CA:992:U:H2'	1:CA:1043:G:N7	2.32	0.45
1:CA:997:U:O2'	1:CA:998:C:H5'	2.17	0.45
33:B1:18:HIS:CD2	33:B1:40:PRO:HD2	2.52	0.45
1:CA:1143:G:H2'	1:CA:1144:G:H8	1.82	0.45
1:CA:201:G:O2'	1:CA:202:G:H5'	2.17	0.45
23:DB:184:C:H2'	23:DB:185:G:C8	2.51	0.45
23:BB:508:A:O2'	23:BB:509:C:OP1	2.35	0.45
23:BB:242:G:N7	34:B3:4:LYS:HG2	2.31	0.45
2:AC:115:VAL:HG13	2:AC:136:ALA:HB1	1.98	0.45
24:BI:72:THR:HG21	24:BI:111:THR:O	2.17	0.45
30:BY:21:ALA:O	30:BY:24:LEU:HB3	2.17	0.45
26:BD:138:LEU:N	26:BD:138:LEU:HD22	2.31	0.45
1:CA:616:G:H2'	1:CA:616:G:N3	2.32	0.45
38:DM:17:ASN:HA	38:DM:17:ASN:HD22	1.60	0.45
4:AE:42:ASN:O	4:AE:75:LEU:HD12	2.16	0.45
21:CU:41:THR:HG22	21:CU:45:LYS:HZ3	1.82	0.45
23:DB:2365:G:O2'	52:DW:59:PHE:CE1	2.70	0.45
52:DW:61:LYS:HB3	52:DW:62:ALA:H	1.44	0.45
52:DW:38:ARG:HD3	52:DW:38:ARG:N	2.32	0.45
47:DF:74:ALA:HB1	47:DF:76:PHE:CD2	2.51	0.45
18:CS:42:ASN:ND2	18:CS:43:MET:H	2.15	0.45
41:DJ:123:LYS:HG2	41:DJ:132:HIS:CD2	2.51	0.45
47:BF:78:ILE:N	47:BF:79:ARG:HH11	2.15	0.45
40:BH:69:ALA:HA	40:BH:140:ALA:CB	2.47	0.45
45:BS:42:LYS:O	45:BS:45:VAL:HG22	2.17	0.45

Continued on next page...

Continued from previous page...

Atom-1	Atom-2	Distance(Å)	Clash(Å)
15:CP:43:ALA:HA	15:CP:46:LYS:HE3	1.99	0.45
40:DH:8:LYS:O	40:DH:9:VAL:C	2.55	0.45
18:AS:19:GLU:HA	18:AS:22:VAL:HG23	1.99	0.45
3:AD:160:LEU:HA	3:AD:163:GLN:CG	2.47	0.45
47:BF:106:ALA:N	47:BF:108:PRO:HD2	2.31	0.45
41:DJ:24:THR:O	41:DJ:25:LEU:HB3	2.17	0.45
13:CN:68:ARG:HH12	13:CN:71:GLY:H	1.63	0.45
26:DD:114:LYS:HG3	26:DD:115:GLY:H	1.81	0.45
13:AN:79:SER:OG	13:AN:82:LYS:HG2	2.17	0.45
23:BB:2146:C:C4'	23:BB:2148:G:H1'	2.47	0.45
22:BA:28:C:H2'	22:BA:29:A:O4'	2.17	0.45
18:AS:29:PRO:HA	18:AS:47:THR:O	2.16	0.45
33:B1:36:LYS:HA	33:B1:46:VAL:O	2.16	0.45
20:CB:87:ASP:HB2	20:CB:224:ARG:NH2	2.31	0.45
15:CP:4:ILE:O	15:CP:71:VAL:HG11	2.17	0.45
12:AM:7:ASN:ND2	12:AM:7:ASN:N	2.64	0.45
46:DU:39:ASN:CB	46:DU:62:ALA:HB3	2.42	0.45
3:AD:171:GLU:HB2	3:AD:180:THR:HB	1.99	0.45
48:DG:10:VAL:HB	48:DG:47:ASN:O	2.17	0.45
23:BB:2783:U:H2'	23:BB:2784:U:H6	1.82	0.45
26:BD:123:LYS:O	26:BD:165:MET:HE1	2.17	0.45
8:CI:119:LYS:C	8:CI:121:ARG:H	2.20	0.45
5:CF:97:THR:O	5:CF:98:GLU:CD	2.56	0.45
1:AA:92:U:H2'	1:AA:93:U:C5	2.52	0.45
20:AB:128:LEU:HB3	20:AB:132:GLU:HB3	1.99	0.45
44:BQ:81:GLY:C	44:BQ:83:LYS:N	2.68	0.45
2:AC:149:LYS:HG3	2:AC:168:ARG:HB2	1.98	0.45
48:BG:83:THR:C	48:BG:84:LYS:HD3	2.38	0.45
2:CC:137:VAL:HG13	2:CC:148:ILE:HG21	1.98	0.45
23:BB:2463:C:O2'	23:BB:2464:G:H5'	2.16	0.45
11:CL:107:LYS:HD2	11:CL:107:LYS:O	2.17	0.45
37:DL:101:ILE:HG22	37:DL:102:GLY:N	2.32	0.45
25:DC:248:GLY:C	25:DC:249:VAL:HG22	2.37	0.45
23:DB:2291:U:O2'	23:DB:2374:C:H1'	2.17	0.45
45:BS:25:ARG:CZ	45:BS:74:ILE:HG23	2.47	0.45
23:DB:321:U:OP2	29:DE:130:LYS:HA	2.17	0.45
23:DB:321:U:O4'	29:DE:159:LEU:HG	2.17	0.45
38:BM:94:ALA:O	38:BM:96:ILE:HG23	2.16	0.45
23:DB:1374:G:H2'	23:DB:1375:U:C6	2.52	0.45
7:AH:1:SER:O	7:AH:3:GLN:HG3	2.17	0.45
48:DG:145:ALA:HA	48:DG:148:ARG:CG	2.45	0.45
44:BQ:7:VAL:O	44:BQ:11:ALA:HB2	2.17	0.45

Continued on next page...

Continued from previous page...

Atom-1	Atom-2	Distance(Å)	Clash(Å)
23:BB:1845:G:O2'	23:BB:1846:G:H5'	2.17	0.45
29:BE:59:PRO:CB	29:BE:67:ARG:HH22	2.30	0.45
23:BB:2671:G:H2'	23:BB:2672:U:H6	1.81	0.45
45:BS:33:LEU:HG	45:BS:51:LEU:HD23	1.99	0.45
24:BI:109:ALA:HB1	24:BI:124:MET:CG	2.47	0.45
23:BB:1584:U:H3'	23:BB:1585:C:H5'	1.99	0.45
44:BQ:35:PHE:C	44:BQ:37:ALA:N	2.71	0.45
1:AA:879:C:O2'	1:AA:880:C:H5'	2.17	0.45
23:DB:2369:A:H2'	23:DB:2370:G:C8	2.52	0.45
23:DB:2340:A:H2'	23:DB:2341:G:H8	1.80	0.45
26:DD:33:ARG:NE	26:DD:74:GLU:HB3	2.32	0.45
23:DB:1051:G:H2'	23:DB:1052:C:C6	2.52	0.45
1:CA:1107:C:OP1	2:CC:171:ARG:HB2	2.16	0.45
2:CC:38:VAL:HG23	2:CC:39:ARG:N	2.32	0.45
23:BB:220:G:H1	23:BB:427:U:H2'	1.82	0.45
23:BB:2835:A:H61	23:BB:2878:U:H2'	1.82	0.45
43:BO:14:ALA:C	43:BO:16:ARG:H	2.21	0.45
23:BB:464:U:H2'	23:BB:465:G:O4'	2.17	0.45
2:AC:42:LEU:O	2:AC:46:LEU:HB2	2.16	0.45
1:CA:612:C:H2'	1:CA:613:C:C6	2.53	0.45
1:AA:1159:U:O4'	1:AA:1182:G:N2	2.50	0.45
23:BB:1637:A:H2'	23:BB:1638:C:C6	2.52	0.45
1:AA:580:C:H2'	1:AA:581:G:O4'	2.17	0.45
23:BB:1740:G:H2'	23:BB:1741:C:H6	1.80	0.45
37:BL:142:ILE:HD12	37:BL:142:ILE:N	2.31	0.45
7:AH:12:ARG:HH11	7:AH:12:ARG:HG3	1.82	0.45
23:BB:2714:G:O2'	23:BB:2715:C:H5'	2.17	0.45
22:DA:78:A:H2'	22:DA:79:G:O4'	2.17	0.45
23:BB:1239:G:H5''	56:BB:3608:HOH:O	2.17	0.45
23:BB:297:G:H2'	23:BB:298:G:O4'	2.17	0.44
1:CA:1313:U:O2'	1:CA:1314:C:H5'	2.18	0.44
40:BH:89:LYS:HB3	40:BH:90:LEU:H	1.59	0.44
19:CT:41:GLY:O	19:CT:42:ASP:HB2	2.17	0.44
28:DP:59:THR:H	28:DP:72:VAL:HA	1.82	0.44
29:DE:138:LEU:O	29:DE:142:ALA:N	2.50	0.44
10:CK:95:THR:HG23	10:CK:96:ILE:N	2.31	0.44
21:AU:16:ARG:NH2	21:AU:19:LYS:HZ3	2.14	0.44
50:BT:87:LEU:HB2	50:BT:91:GLN:CG	2.46	0.44
47:BF:45:ASP:C	47:BF:47:LYS:H	2.20	0.44
20:AB:15:PHE:O	20:AB:40:ILE:HD12	2.17	0.44
45:BS:61:ASN:HB3	45:BS:62:ASP:H	1.51	0.44
42:DN:79:LEU:O	42:DN:80:PHE:HB2	2.18	0.44

Continued on next page...

Continued from previous page...

Atom-1	Atom-2	Distance(Å)	Clash(Å)
27:BK:85:VAL:O	27:BK:87:LEU:HD23	2.17	0.44
40:DH:84:ALA:O	40:DH:91:PHE:HE1	1.99	0.44
23:DB:360:U:H2'	23:DB:361:G:O4'	2.17	0.44
12:CM:70:ARG:HH21	47:DF:136:ILE:HB	1.81	0.44
47:DF:110:ILE:HB	47:DF:113:PHE:HB3	1.99	0.44
27:BK:71:ARG:O	27:BK:72:PRO:C	2.56	0.44
30:DY:51:SER:HA	30:DY:54:VAL:HG22	1.99	0.44
48:DG:94:ARG:HH21	48:DG:104:LEU:HA	1.83	0.44
22:BA:28:C:H2'	22:BA:29:A:H8	1.82	0.44
40:BH:41:LYS:CA	40:BH:44:ILE:HG13	2.48	0.44
20:CB:68:PHE:CE1	20:CB:88:GLN:HB3	2.52	0.44
24:DI:41:PHE:CE2	24:DI:45:THR:HG21	2.52	0.44
23:BB:1047:G:O2'	23:BB:1110:G:N1	2.42	0.44
12:AM:3:ILE:HA	12:AM:56:ARG:CG	2.43	0.44
12:AM:42:VAL:HB	12:AM:47:LEU:CD2	2.44	0.44
43:BO:67:ASN:H	43:BO:70:ALA:CB	2.26	0.44
1:AA:106:C:O2'	1:AA:107:G:H5'	2.16	0.44
12:CM:50:GLY:HA2	12:CM:53:ASP:CG	2.37	0.44
12:CM:7:ASN:ND2	12:CM:7:ASN:N	2.64	0.44
1:AA:254:G:H4'	16:AQ:19:SER:OG	2.16	0.44
32:B4:36:ARG:HG2	32:B4:37:GLN:H	1.81	0.44
1:AA:90:C:H2'	1:AA:91:U:C6	2.52	0.44
1:AA:93:U:C2'	1:AA:94:G:H4'	2.47	0.44
23:DB:2846:G:OP1	28:DP:51:ASN:HB2	2.17	0.44
23:BB:329:G:H1	46:BU:16:LYS:HZ3	1.63	0.44
23:BB:72:U:H1'	39:BX:51:ALA:CB	2.47	0.44
38:DM:102:LEU:HB3	38:DM:103:TYR:CD1	2.51	0.44
48:BG:102:ILE:CD1	48:BG:116:LEU:HD11	2.46	0.44
23:DB:454:A:H3'	23:DB:455:C:H5'	1.99	0.44
23:BB:2181:U:H2'	23:BB:2182:U:O4'	2.16	0.44
23:BB:1797:G:O3'	25:BC:255:LYS:HA	2.18	0.44
1:CA:1006:G:O2'	1:CA:1007:U:H5'	2.17	0.44
51:DZ:66:THR:O	51:DZ:70:GLU:HG3	2.17	0.44
1:AA:659:U:O2'	1:AA:660:C:H5'	2.17	0.44
23:BB:2228:G:H2'	23:BB:2229:U:H6	1.82	0.44
5:CF:49:TYR:CE2	5:CF:51:ILE:HB	2.52	0.44
23:BB:175:G:O2'	23:BB:176:A:H5'	2.17	0.44
23:BB:971:G:OP2	23:BB:974:G:N2	2.50	0.44
15:AP:20:VAL:HG23	15:AP:34:GLU:O	2.18	0.44
1:AA:1239:A:N6	1:AA:1299:A:H62	2.15	0.44
1:AA:620:C:H2'	1:AA:621:A:C8	2.52	0.44
50:DT:12:ARG:HH11	50:DT:12:ARG:HB3	1.82	0.44

Continued on next page...

Continued from previous page...

Atom-1	Atom-2	Distance(Å)	Clash(Å)
23:DB:828:U:H4'	23:DB:831:G:N1	2.32	0.44
2:CC:19:SER:HB3	2:CC:21:TRP:NE1	2.32	0.44
1:CA:125:U:H2'	1:CA:126:G:H8	1.82	0.44
44:BQ:35:PHE:C	44:BQ:37:ALA:H	2.20	0.44
45:BS:13:SER:O	45:BS:101:SER:HB3	2.16	0.44
1:CA:439:U:H2'	1:CA:440:C:H6	1.82	0.44
39:BX:45:GLN:O	39:BX:46:VAL:HB	2.17	0.44
23:DB:1576:U:O2'	23:DB:1577:C:H5'	2.17	0.44
23:BB:2215:C:O2'	23:BB:2216:G:H5'	2.17	0.44
37:DL:65:GLY:O	37:DL:66:PHE:CB	2.65	0.44
23:DB:131:A:H2'	23:DB:132:G:C8	2.51	0.44
22:BA:17:C:H2'	22:BA:18:G:O4'	2.17	0.44
23:BB:990:A:H1'	23:BB:1156:A:C2	2.53	0.44
35:DV:53:LYS:HZ3	35:DV:53:LYS:HA	1.82	0.44
23:DB:1296:G:O2'	23:DB:1297:C:H5'	2.17	0.44
1:AA:725:G:H2'	1:AA:726:C:C6	2.52	0.44
23:DB:1998:A:OP2	26:DD:141:ARG:NH2	2.50	0.44
41:DJ:64:VAL:O	41:DJ:68:LYS:HD2	2.17	0.44
23:BB:1064:C:H2'	23:BB:1065:U:O4'	2.17	0.44
26:DD:38:LYS:HD3	26:DD:45:TYR:CZ	2.52	0.44
1:CA:1375:A:H2'	1:CA:1376:U:C6	2.51	0.44
1:AA:299:G:H2'	1:AA:300:A:C8	2.52	0.44
1:CA:171:A:H2'	1:CA:172:A:C8	2.52	0.44
23:BB:1091:G:O2'	23:BB:1092:C:H5'	2.17	0.44
1:CA:1453:G:H2'	1:CA:1454:G:O4'	2.17	0.44
24:DI:53:PRO:CG	24:DI:77:VAL:HG11	2.46	0.44
1:CA:1483:A:H2'	1:CA:1484:C:O4'	2.17	0.44
1:CA:577:G:O2'	1:CA:578:C:H5'	2.17	0.44
48:BG:36:LEU:N	48:BG:36:LEU:HD22	2.32	0.44
49:DR:86:GLN:HB2	49:DR:86:GLN:HE21	1.53	0.44
10:AK:36:ARG:HG3	10:AK:36:ARG:HH11	1.82	0.44
41:BJ:106:LYS:HD2	41:BJ:106:LYS:HA	1.86	0.44
23:DB:2110:G:H8	23:DB:2110:G:OP2	2.00	0.44
23:DB:292:U:H2'	23:DB:293:U:C6	2.52	0.44
1:CA:1499:A:O2'	1:CA:1500:A:H5'	2.17	0.44
1:CA:1379:G:N7	6:CG:2:ARG:CZ	2.80	0.44
51:BZ:7:VAL:HG21	51:BZ:59:ILE:CD1	2.48	0.44
23:DB:848:C:H2'	23:DB:849:A:H8	1.83	0.44
41:BJ:44:TYR:HB2	44:BQ:63:ARG:CD	2.47	0.44
20:CB:71:THR:HG23	20:CB:94:ARG:H	1.82	0.44
45:DS:24:ILE:CD1	45:DS:36:LEU:HD21	2.48	0.44
45:DS:28:LYS:HB3	45:DS:29:VAL:H	1.43	0.44

Continued on next page...

Continued from previous page...

Atom-1	Atom-2	Distance(Å)	Clash(Å)
23:DB:1060:U:OP1	24:DI:75:ALA:HB3	2.17	0.44
40:BH:141:LYS:HE2	40:BH:141:LYS:HB2	1.73	0.44
39:BX:6:LEU:O	39:BX:7:ARG:HB3	2.18	0.44
45:BS:70:LYS:HD3	45:BS:110:ARG:C	2.38	0.44
27:DK:79:PHE:HZ	27:DK:104:THR:HG23	1.82	0.44
40:DH:88:GLY:O	40:DH:124:THR:HA	2.17	0.44
1:CA:409:U:O2'	1:CA:410:G:H5'	2.17	0.44
3:AD:146:GLU:C	3:AD:148:ALA:H	2.18	0.44
36:B2:22:MET:HA	36:B2:28:ARG:HG3	1.99	0.44
4:AE:131:ASN:ND2	4:AE:134:ASN:H	2.15	0.44
23:DB:124:G:C6	36:D2:19:ARG:NH1	2.85	0.44
48:DG:94:ARG:HE	48:DG:94:ARG:C	2.20	0.44
26:DD:123:LYS:HD3	26:DD:165:MET:SD	2.57	0.44
30:BY:51:SER:HA	30:BY:54:VAL:CG2	2.48	0.44
47:DF:33:ILE:HG22	47:DF:90:LEU:HD23	1.97	0.44
52:BW:77:LYS:HB2	52:BW:77:LYS:HZ3	1.81	0.44
23:BB:1172:C:C2'	23:BB:1172:C:O2	2.65	0.44
35:BV:16:ALA:HA	35:BV:19:ARG:NE	2.27	0.44
30:BY:12:ALA:HB2	30:BY:53:MET:CE	2.47	0.44
35:BV:29:ILE:HG13	35:BV:88:HIS:CE1	2.51	0.44
23:DB:1030:C:O2'	23:DB:1031:G:H5'	2.17	0.44
48:DG:103:ASN:HA	48:DG:113:ASP:OD1	2.17	0.44
1:AA:921:U:O2	4:AE:23:THR:HG23	2.17	0.44
23:DB:2844:G:O2'	23:DB:2845:U:H5'	2.16	0.44
23:BB:182:A:O2'	23:BB:183:C:H5'	2.17	0.44
4:AE:149:PRO:HB3	7:AH:98:LEU:HD21	1.99	0.44
1:AA:734:G:H2'	1:AA:735:C:C6	2.53	0.44
38:DM:29:GLY:HA2	38:DM:106:ASP:HB2	1.98	0.44
1:AA:1238:A:N7	1:AA:1303:C:H1'	2.32	0.44
43:BO:116:GLN:O	43:BO:117:PHE:HB3	2.17	0.44
23:BB:327:G:O2'	23:BB:328:U:H5'	2.16	0.44
1:CA:189:A:H2'	1:CA:190:A:C8	2.51	0.44
50:BT:93:LEU:HD22	50:BT:93:LEU:N	2.32	0.44
1:AA:1225:A:O2'	18:AS:77:ARG:HD3	2.17	0.44
1:CA:84:U:O2'	1:CA:85:U:H5'	2.17	0.44
1:AA:1533:C:C3'	1:AA:1534:A:H5''	2.47	0.44
29:DE:1:MET:HB2	29:DE:16:GLU:CA	2.48	0.44
23:BB:528:A:H3'	23:BB:528:A:H8	1.81	0.44
23:DB:2838:G:H2'	23:DB:2839:G:C8	2.52	0.44
20:CB:110:ILE:O	20:CB:113:LEU:HB3	2.17	0.44
23:DB:1011:G:O2'	23:DB:1013:C:H5''	2.17	0.44
1:CA:208:U:H6	1:CA:208:U:O5'	2.01	0.44

Continued on next page...

Continued from previous page...

Atom-1	Atom-2	Distance(Å)	Clash(Å)
23:BB:1921:G:O2'	23:BB:1922:G:H5'	2.17	0.44
1:AA:308:C:H2'	1:AA:309:A:H8	1.83	0.44
24:DI:90:GLY:C	24:DI:92:PRO:HD3	2.38	0.44
40:BH:119:ASN:HB2	40:BH:120:GLY:H	1.71	0.44
43:BO:106:LEU:HA	43:BO:109:ALA:HB3	1.99	0.44
1:AA:468:A:H8	1:AA:469:C:C6	2.36	0.44
41:DJ:64:VAL:O	41:DJ:65:THR:HG22	2.16	0.44
1:AA:1332:A:H2'	1:AA:1333:A:C8	2.52	0.44
25:DC:259:ASN:C	25:DC:261:ARG:H	2.20	0.44
2:CC:115:VAL:HG13	2:CC:136:ALA:HB1	1.99	0.44
1:AA:1192:C:H2'	1:AA:1193:G:O4'	2.17	0.44
17:AR:45:GLY:O	17:AR:46:THR:C	2.55	0.44
23:DB:1951:U:O2'	23:DB:1953:A:N7	2.47	0.44
29:BE:129:PRO:HB3	29:BE:159:LEU:HD23	1.99	0.44
23:DB:686:U:O2'	36:D2:5:PHE:HA	2.17	0.44
51:DZ:15:GLY:O	51:DZ:26:LYS:HA	2.18	0.44
28:BP:44:GLY:HA3	28:BP:60:VAL:CG1	2.48	0.44
23:DB:1652:A:OP1	42:DN:8:ARG:HD3	2.18	0.44
14:CO:62:GLN:O	14:CO:66:LEU:HD23	2.17	0.44
1:AA:1418:A:N6	1:AA:1482:G:H1'	2.31	0.44
5:AF:17:GLN:O	5:AF:21:MET:HG3	2.17	0.44
1:AA:994:A:N1	1:AA:1047:G:H4'	2.32	0.44
51:BZ:11:ARG:HB3	51:BZ:12:PRO:HD2	1.99	0.44
23:DB:527:C:O2	23:DB:527:C:O4'	2.32	0.44
23:BB:1652:A:OP1	42:BN:8:ARG:HD3	2.17	0.44
23:BB:1146:C:H2'	23:BB:1147:A:C8	2.52	0.44
49:DR:5:PHE:CD1	49:DR:5:PHE:N	2.85	0.44
28:DP:61:ARG:CB	28:DP:61:ARG:HH21	2.27	0.44
50:DT:34:VAL:HG21	50:DT:43:ILE:HD11	1.99	0.44
50:DT:40:LYS:O	50:DT:43:ILE:HG22	2.18	0.44
10:CK:22:ILE:HD13	10:CK:95:THR:CG2	2.46	0.44
50:BT:57:VAL:O	50:BT:85:VAL:O	2.35	0.44
37:BL:79:LEU:HD13	37:BL:115:GLU:O	2.17	0.44
47:BF:46:LYS:NZ	47:BF:46:LYS:HA	2.32	0.44
20:CB:165:ALA:HB3	20:CB:186:VAL:HG12	1.98	0.44
23:DB:1059:G:H2'	23:DB:1060:U:C5	2.52	0.44
6:AG:87:PRO:HG2	6:AG:151:ALA:HB2	1.99	0.44
28:BP:3:ILE:CG2	28:BP:4:ILE:N	2.80	0.44
28:BP:6:GLN:HA	28:BP:9:GLN:HG2	2.00	0.44
37:BL:3:LEU:HA	37:BL:6:LEU:HD21	1.99	0.44
1:AA:88:U:O2'	1:AA:89:U:C6	2.70	0.44
3:CD:29:THR:HG22	3:CD:30:LYS:N	2.31	0.44

Continued on next page...

Continued from previous page...

Atom-1	Atom-2	Distance(Å)	Clash(Å)
32:D4:11:CYS:SG	32:D4:33:HIS:CE1	3.10	0.44
15:AP:66:THR:HG22	15:AP:67:ILE:N	2.33	0.44
47:BF:65:LEU:CD2	47:BF:87:LYS:HD2	2.47	0.44
3:AD:116:LEU:O	3:AD:121:ALA:HB3	2.17	0.44
14:AO:71:LYS:HB2	14:AO:78:TYR:CG	2.52	0.44
23:BB:138:U:O5'	23:BB:138:U:H6	2.00	0.44
8:CI:29:ILE:HG12	8:CI:64:ILE:CB	2.47	0.44
4:AE:136:VAL:HG13	4:AE:137:ARG:N	2.32	0.44
23:BB:1076:C:H4'	24:BI:94:LYS:NZ	2.31	0.44
23:BB:1349:C:H2'	23:BB:1350:C:C6	2.51	0.44
26:BD:91:THR:HG23	26:BD:92:VAL:N	2.26	0.44
35:BV:42:LEU:CD2	35:BV:42:LEU:H	2.25	0.44
23:DB:783:A:H8	23:DB:784:G:H4'	1.82	0.44
15:CP:6:LEU:CD1	15:CP:71:VAL:HB	2.48	0.44
23:BB:2863:C:O2'	23:BB:2864:G:H5'	2.16	0.44
12:CM:1:ALA:O	12:CM:3:ILE:HG13	2.17	0.44
33:D1:46:VAL:HG22	33:D1:47:ILE:N	2.25	0.44
23:DB:1443:U:H2'	23:DB:1444:G:H8	1.82	0.44
23:BB:845:A:C2'	23:BB:846:U:H5''	2.40	0.44
23:BB:2472:G:C2'	23:BB:2475:C:H42	2.26	0.44
1:CA:861:G:O2'	1:CA:862:C:H5'	2.16	0.44
23:BB:718:A:H5'	23:BB:719:C:C5	2.52	0.44
1:AA:1252:A:H2'	1:AA:1253:G:O4'	2.18	0.44
25:BC:248:GLY:C	25:BC:249:VAL:HG22	2.37	0.44
5:CF:62:MET:O	5:CF:63:ASN:HB2	2.17	0.44
12:AM:69:ARG:O	12:AM:72:ILE:HG22	2.18	0.44
1:AA:738:C:H2'	1:AA:739:C:H6	1.82	0.44
9:AJ:21:ALA:HB2	9:AJ:96:VAL:HG11	2.00	0.44
4:CE:81:GLN:H	4:CE:146:MET:CE	2.30	0.44
23:BB:2098:U:H2'	23:BB:2099:U:C6	2.52	0.44
1:CA:490:C:H2'	1:CA:491:G:H8	1.83	0.44
1:AA:475:C:O2'	1:AA:476:U:H5'	2.17	0.44
23:DB:962:G:H21	23:DB:2250:G:H1	1.61	0.44
9:CJ:24:GLU:CG	9:CJ:90:LEU:HD11	2.47	0.44
23:DB:1205:A:N1	29:DE:165:HIS:HB2	2.33	0.44
20:AB:122:ASP:C	20:AB:124:THR:H	2.21	0.44
43:DO:6:ALA:O	43:DO:10:ARG:HG3	2.17	0.44
23:DB:1653:G:H1	42:DN:11:ASN:HD21	1.65	0.44
23:DB:2080:A:OP1	51:DZ:20:HIS:HB3	2.18	0.44
23:DB:1746:A:H2'	23:DB:1747:U:C6	2.52	0.44
1:AA:883:C:O2'	1:AA:884:U:H5'	2.17	0.44
47:DF:177:ARG:NH2	47:DF:178:LYS:H	2.16	0.44

Continued on next page...

Continued from previous page...

Atom-1	Atom-2	Distance(Å)	Clash(Å)
51:BZ:21:ALA:HB3	51:BZ:23:ASN:ND2	2.32	0.44
23:DB:15:G:H2'	23:DB:16:C:H6	1.83	0.44
23:DB:2830:C:H1'	23:DB:2836:U:O4'	2.18	0.44
23:BB:1897:G:O2'	23:BB:1898:U:H5'	2.16	0.44
23:BB:1920:C:H2'	23:BB:1921:G:C8	2.53	0.44
23:DB:1219:U:H2'	23:DB:1220:G:C8	2.52	0.44
23:BB:932:U:H1'	23:BB:934:U:C4	2.52	0.44
46:BU:2:ALA:O	46:BU:5:ARG:NH2	2.50	0.44
23:BB:765:C:H2'	23:BB:766:U:C6	2.52	0.44
1:CA:455:G:H2'	1:CA:456:A:H8	1.83	0.44
1:CA:708:C:H2'	1:CA:709:U:H6	1.81	0.44
16:AQ:80:LYS:CD	16:AQ:80:LYS:H	2.30	0.44
24:BI:63:ASP:O	24:BI:65:SER:N	2.50	0.44
45:BS:60:HIS:ND1	45:BS:60:HIS:O	2.51	0.44
1:AA:1069:C:H4'	1:AA:1192:C:O2	2.18	0.44
13:AN:32:ASP:CG	13:AN:33:VAL:N	2.70	0.44
47:BF:13:LYS:HE3	47:BF:14:LYS:N	2.32	0.44
23:DB:2758:A:O2'	23:DB:2759:G:H5'	2.17	0.44
45:DS:40:ASN:O	45:DS:41:LYS:HG3	2.17	0.44
17:CR:68:PRO:HB2	17:CR:70:THR:O	2.17	0.44
48:DG:36:LEU:N	48:DG:36:LEU:HD22	2.33	0.44
23:DB:1854:A:N6	23:DB:1888:G:H1'	2.33	0.44
23:DB:1099:G:H4'	24:DI:4:VAL:HB	1.98	0.44
51:DZ:77:LYS:CG	51:DZ:78:TYR:H	2.30	0.44
52:BW:23:LYS:CG	52:BW:24:ARG:N	2.80	0.44
46:DU:84:PHE:CE2	46:DU:93:ARG:HG2	2.53	0.44
36:B2:10:LEU:HD13	36:B2:10:LEU:C	2.38	0.44
26:BD:24:VAL:HG23	26:BD:189:VAL:N	2.33	0.44
20:CB:64:GLY:HA2	20:CB:158:ASP:OD1	2.17	0.44
8:AI:21:LYS:HB3	8:AI:61:ASP:O	2.18	0.44
40:BH:80:ILE:CD1	40:BH:102:ALA:HB3	2.47	0.44
44:DQ:63:ARG:HH12	44:DQ:96:ASP:CB	2.31	0.44
50:DT:50:LEU:O	50:DT:51:PHE:HB2	2.16	0.44
13:CN:46:LYS:HZ2	18:CS:15:LEU:CD1	2.31	0.44
49:BR:6:GLN:HE22	49:BR:9:GLY:N	2.16	0.44
23:BB:470:A:H61	50:BT:72:GLN:NE2	2.15	0.44
10:AK:91:GLY:O	10:AK:95:THR:HG22	2.18	0.44
50:BT:40:LYS:O	50:BT:44:LYS:N	2.49	0.44
50:BT:55:VAL:HG22	50:BT:87:LEU:CD2	2.48	0.44
1:CA:1085:U:H3'	1:CA:1086:U:C6	2.53	0.44
24:DI:72:THR:OG1	24:DI:73:PRO:HD2	2.17	0.44
45:BS:17:VAL:HG11	45:BS:103:ILE:HG12	2.00	0.44

Continued on next page...

Continued from previous page...

Atom-1	Atom-2	Distance(Å)	Clash(Å)
37:BL:2:ARG:HG2	37:BL:2:ARG:O	2.17	0.44
27:BK:98:ARG:HA	27:BK:118:LEU:CD2	2.47	0.44
46:BU:73:ASN:HB3	46:BU:95:PHE:CD2	2.51	0.44
40:BH:8:LYS:O	40:BH:9:VAL:C	2.56	0.44
18:AS:42:ASN:HD21	18:AS:43:MET:HE2	1.82	0.44
23:DB:135:U:O2'	23:DB:136:G:H5'	2.17	0.44
47:DF:91:ARG:O	47:DF:92:GLY:C	2.55	0.44
23:DB:354:A:H2'	23:DB:355:U:H6	1.77	0.44
13:AN:5:MET:HE3	13:AN:62:ARG:HH22	1.82	0.44
23:BB:1434:A:H62	23:BB:1558:C:N4	2.15	0.44
23:BB:2862:G:H2'	23:BB:2863:C:H6	1.83	0.44
12:AM:33:LEU:HD22	12:AM:38:ILE:HB	1.99	0.44
3:AD:100:VAL:HG11	3:AD:142:VAL:HG21	1.98	0.44
35:DV:35:GLU:HG3	35:DV:93:ARG:NH1	2.32	0.44
3:AD:89:LEU:HD23	3:AD:199:ILE:HD11	1.99	0.44
23:DB:1551:A:H2'	23:DB:1552:A:O4'	2.17	0.44
1:CA:986:U:H2'	1:CA:987:G:O4'	2.17	0.44
29:BE:176:ASP:OD1	29:BE:178:VAL:HG12	2.17	0.44
50:BT:12:ARG:HB3	50:BT:12:ARG:HH11	1.83	0.44
10:CK:17:ASP:HB3	10:CK:80:ASN:HD21	1.77	0.44
23:DB:2393:U:H4'	37:DL:59:ARG:O	2.17	0.44
23:DB:329:G:H22	46:DU:16:LYS:NZ	2.16	0.44
23:BB:1409:U:O2'	23:BB:1410:G:H5'	2.17	0.44
7:AH:29:SER:OG	7:AH:32:LYS:HG3	2.16	0.44
1:CA:1237:C:H4'	1:CA:1334:G:N2	2.33	0.44
8:AI:40:ARG:H	8:AI:44:ARG:CZ	2.30	0.44
8:AI:83:THR:OG1	8:AI:97:LEU:HD13	2.17	0.44
8:CI:9:GLY:HA3	8:CI:81:GLY:N	2.33	0.44
39:DX:56:LEU:C	39:DX:58:ASN:N	2.69	0.44
40:BH:70:GLU:H	40:BH:70:GLU:CD	2.19	0.44
25:BC:52:HIS:NE2	25:BC:218:THR:HG23	2.33	0.44
46:BU:11:ILE:HG23	46:BU:12:VAL:N	2.33	0.44
8:AI:99:LYS:HE3	9:CJ:80:THR:C	2.37	0.44
23:DB:2103:C:H3'	23:DB:2104:C:O2	2.18	0.44
34:D3:60:CYS:C	34:D3:61:LEU:HD23	2.37	0.44
7:AH:86:LYS:HD2	7:AH:90:GLU:HG2	1.98	0.44
1:CA:322:C:O2'	1:CA:323:U:H5'	2.17	0.44
37:DL:132:ARG:HA	37:DL:135:ILE:CG2	2.47	0.44
1:CA:736:C:H2'	1:CA:737:C:H6	1.82	0.44
25:DC:71:ASP:C	25:DC:73:ILE:H	2.21	0.44
23:BB:1103:A:H5''	23:BB:1104:C:C5	2.53	0.44
23:BB:1846:G:H2'	23:BB:1847:A:O4'	2.18	0.44

Continued on next page...

Continued from previous page...

Atom-1	Atom-2	Distance(Å)	Clash(Å)
23:DB:692:C:H2'	23:DB:693:A:C8	2.53	0.44
29:DE:69:ARG:O	29:DE:70:SER:CB	2.64	0.44
1:AA:1165:U:H2'	1:AA:1166:G:O4'	2.18	0.44
48:DG:21:GLN:O	48:DG:37:ASN:HB2	2.17	0.44
1:AA:35:G:H2'	1:AA:36:C:H6	1.81	0.44
25:BC:78:GLU:HG3	25:BC:94:LEU:HB3	2.00	0.44
22:BA:14:U:H5'	22:BA:70:C:O2'	2.16	0.44
1:CA:1352:C:H2'	1:CA:1353:G:C8	2.52	0.44
1:AA:167:A:H2'	1:AA:168:G:H8	1.81	0.44
6:AG:15:PRO:HG2	6:AG:16:LYS:H	1.82	0.44
25:BC:30:ALA:C	25:BC:32:LEU:H	2.20	0.44
23:DB:1251:C:O2'	23:DB:1252:G:H3'	2.17	0.44
23:BB:1842:G:H2'	23:BB:1843:C:H6	1.83	0.44
13:AN:87:ALA:HB2	13:AN:92:ILE:HD12	1.99	0.44
23:BB:1072:C:N3	23:BB:1092:C:N4	2.64	0.44
1:AA:1453:G:H2'	1:AA:1454:G:O4'	2.17	0.44
30:BY:5:LYS:HE2	30:BY:57:GLU:O	2.17	0.44
15:CP:38:PHE:CE2	15:CP:51:ARG:HD3	2.52	0.44
23:DB:1792:G:O2'	23:DB:1793:C:H5'	2.17	0.44
23:BB:907:G:O2'	23:BB:908:C:H5'	2.18	0.44
26:BD:122:VAL:HG12	26:BD:122:VAL:O	2.18	0.44
39:DX:59:GLU:N	39:DX:59:GLU:OE2	2.50	0.44
10:CK:36:ARG:HG3	10:CK:36:ARG:HH11	1.82	0.44
23:DB:1573:G:H2'	23:DB:1574:C:H5'	1.98	0.44
52:BW:30:VAL:O	52:BW:30:VAL:HG13	2.18	0.44
52:BW:54:ARG:C	52:BW:56:HIS:H	2.20	0.44
26:BD:107:VAL:H	26:BD:205:PRO:HA	1.82	0.44
25:DC:140:VAL:CG2	25:DC:163:ILE:HG12	2.48	0.44
1:AA:906:A:H2'	1:AA:907:A:H5''	2.00	0.44
10:CK:109:ILE:HB	21:CU:16:ARG:HH12	1.83	0.44
48:BG:15:ASP:HA	48:BG:26:LYS:NZ	2.32	0.44
20:AB:96:LEU:HD23	20:AB:99:MET:HE3	2.00	0.44
10:AK:89:GLY:O	10:AK:92:ARG:HB2	2.16	0.44
21:AU:3:ILE:HG23	21:AU:18:PHE:CD1	2.52	0.44
50:BT:48:GLN:O	50:BT:52:GLU:HA	2.18	0.44
50:BT:32:LEU:HG	50:BT:83:ALA:HB2	2.00	0.44
1:CA:692:U:C2	1:CA:694:A:H5''	2.53	0.44
24:BI:11:GLN:NE2	24:BI:74:PRO:HG2	2.32	0.44
20:AB:27:LYS:C	20:AB:27:LYS:HD2	2.38	0.44
20:AB:14:HIS:HB2	20:AB:208:ALA:HB2	2.00	0.44
45:BS:29:VAL:HG23	45:BS:70:LYS:HA	2.00	0.44
26:DD:29:VAL:O	26:DD:185:ASN:HB3	2.18	0.44

Continued on next page...

Continued from previous page...

Atom-1	Atom-2	Distance(Å)	Clash(Å)
24:BI:32:VAL:HG22	24:BI:60:VAL:CG2	2.48	0.44
43:DO:17:LYS:O	43:DO:17:LYS:HD3	2.17	0.44
27:BK:20:MET:O	27:BK:41:ILE:HD12	2.17	0.44
23:DB:9:G:H21	23:DB:10:A:N6	2.03	0.44
47:DF:134:GLN:NE2	47:DF:136:ILE:HA	2.32	0.44
3:CD:157:ALA:O	3:CD:160:LEU:HD22	2.18	0.44
37:DL:29:LYS:C	37:DL:31:GLY:N	2.71	0.44
23:BB:2750:A:H8	23:BB:2750:A:OP1	1.99	0.44
29:DE:60:TRP:CZ3	29:DE:62:GLN:HA	2.53	0.44
29:DE:60:TRP:HE3	29:DE:60:TRP:HA	1.83	0.44
22:BA:52:A:H2'	22:BA:53:A:H8	1.82	0.44
47:DF:92:GLY:HA2	47:DF:95:MET:HE3	2.00	0.44
9:CJ:52:LEU:HB2	13:CN:80:ARG:CD	2.46	0.44
1:CA:844:G:C6	1:CA:845:A:N6	2.86	0.44
1:AA:1025:U:HO2'	1:AA:1026:G:H8	1.64	0.44
12:CM:1:ALA:C	12:CM:8:ILE:HG22	2.38	0.44
23:DB:2811:G:O2'	23:DB:2812:G:H5'	2.17	0.44
23:BB:1470:A:H2'	23:BB:1471:G:O4'	2.18	0.44
26:BD:79:LEU:H	26:BD:79:LEU:HD22	1.83	0.44
9:AJ:17:LEU:CD1	9:AJ:95:GLY:HA3	2.47	0.44
25:DC:255:LYS:C	25:DC:256:THR:HG23	2.36	0.44
1:CA:1053:G:H4'	1:CA:1054:C:H5'	2.00	0.44
11:CL:54:VAL:HG22	11:CL:79:ILE:HD11	1.98	0.44
46:DU:12:VAL:HG22	46:DU:69:VAL:CG1	2.44	0.44
21:CU:11:PHE:O	21:CU:13:VAL:N	2.49	0.44
1:AA:8:A:H1'	4:AE:107:GLY:HA2	1.99	0.44
2:AC:104:GLU:HG2	2:AC:105:VAL:H	1.81	0.44
44:DQ:7:VAL:O	44:DQ:11:ALA:HB2	2.18	0.44
46:BU:21:ARG:NH1	46:BU:21:ARG:HG3	2.32	0.44
1:AA:584:G:O2'	1:AA:585:G:H5'	2.18	0.44
13:AN:72:PHE:HE1	13:AN:74:ARG:HG2	1.82	0.44
7:CH:39:LEU:HD21	7:CH:128:VAL:HG21	2.00	0.44
7:CH:36:ALA:O	7:CH:45:ILE:HD11	2.17	0.44
23:BB:2531:A:H5''	48:BG:156:TYR:CE1	2.52	0.44
41:BJ:40:HIS:ND1	41:BJ:41:LYS:HG3	2.32	0.44
1:CA:35:G:H2'	1:CA:36:C:H6	1.79	0.44
22:DA:95:U:H2'	22:DA:96:G:H8	1.80	0.44
22:DA:2:G:O2'	22:DA:3:C:H5'	2.18	0.44
23:BB:1794:A:O2'	23:BB:1795:C:H5'	2.18	0.44
2:CC:81:GLU:CG	2:CC:82:ASP:N	2.81	0.44
23:DB:1902:C:H2'	23:DB:1903:G:O4'	2.17	0.44
25:DC:124:LYS:H	25:DC:191:LEU:HD13	1.82	0.44

Continued on next page...

Continued from previous page...

Atom-1	Atom-2	Distance(Å)	Clash(Å)
45:BS:13:SER:HB3	45:BS:16:LYS:HE3	1.98	0.44
48:BG:54:ARG:HD3	48:BG:55:ASP:N	2.33	0.44
40:BH:73:ASN:N	40:BH:73:ASN:ND2	2.66	0.44
23:DB:2194:U:H2'	23:DB:2195:U:C6	2.53	0.44
23:DB:149:A:H2'	23:DB:150:U:C6	2.53	0.44
6:CG:15:PRO:HG2	6:CG:16:LYS:H	1.82	0.44
1:AA:607:A:H2'	1:AA:608:A:H8	1.81	0.44
34:B3:28:LEU:O	34:B3:28:LEU:HG	2.18	0.44
23:BB:1684:G:H2'	23:BB:1685:C:C6	2.52	0.44
23:DB:2710:C:H2'	23:DB:2711:A:C8	2.53	0.44
45:DS:60:HIS:O	45:DS:60:HIS:ND1	2.50	0.44
23:BB:84:A:H4'	23:BB:85:G:O5'	2.17	0.44
1:AA:895:G:H2'	1:AA:896:C:C6	2.51	0.44
1:AA:529:G:O6	11:AL:45:ASN:HA	2.17	0.44
1:CA:1332:A:H2'	1:CA:1333:A:C8	2.53	0.44
2:CC:45:GLU:C	2:CC:46:LEU:HD22	2.37	0.44
23:DB:1841:U:H2'	23:DB:1842:G:C8	2.52	0.44
27:BK:103:VAL:HG23	27:BK:122:VAL:O	2.18	0.44
1:CA:308:C:H2'	1:CA:309:A:C8	2.53	0.44
24:BI:63:ASP:C	24:BI:65:SER:N	2.71	0.44
23:DB:1518:C:H2'	23:DB:1519:G:H8	1.83	0.44
2:AC:42:LEU:O	2:AC:46:LEU:HD23	2.17	0.44
1:AA:1181:G:H1'	1:AA:1182:G:C5	2.52	0.44
37:DL:118:THR:HA	37:DL:119:PRO:HD3	1.90	0.44
1:CA:935:A:O2'	1:CA:936:C:H5'	2.17	0.44
23:BB:2527:C:O3'	32:B4:31:PRO:HB2	2.16	0.44
23:BB:494:G:O2'	23:BB:495:G:H5'	2.17	0.44
1:AA:701:U:H5''	1:AA:703:G:O4'	2.16	0.44
39:DX:13:GLU:HA	39:DX:13:GLU:OE2	2.17	0.44
47:DF:68:LYS:HD2	47:DF:68:LYS:N	2.32	0.44
51:BZ:18:ARG:HA	51:BZ:18:ARG:HE	1.83	0.44
1:AA:439:U:H2'	1:AA:440:C:H6	1.82	0.44
1:AA:1262:C:H2'	1:AA:1263:C:C6	2.52	0.44
23:BB:1792:G:O2'	23:BB:1793:C:H5'	2.17	0.44
51:DZ:32:ASN:O	51:DZ:33:LEU:O	2.34	0.44
51:DZ:6:GLN:NE2	51:DZ:77:LYS:NZ	2.64	0.44
46:BU:85:ARG:HA	46:BU:85:ARG:CZ	2.48	0.44
20:AB:212:TYR:O	20:AB:216:VAL:HG13	2.17	0.44
52:BW:39:GLN:CG	52:BW:40:ARG:N	2.79	0.44
44:DQ:30:VAL:HG22	44:DQ:31:TYR:N	2.32	0.44
5:AF:38:ARG:HB3	5:AF:63:ASN:HB2	1.97	0.44
23:DB:2221:G:O2'	23:DB:2222:C:H5'	2.18	0.44

Continued on next page...

Continued from previous page...

Atom-1	Atom-2	Distance(Å)	Clash(Å)
25:DC:141:HIS:HB3	25:DC:190:THR:OG1	2.17	0.44
2:AC:76:ILE:HA	2:AC:83:VAL:CG2	2.33	0.44
29:BE:192:ALA:O	29:BE:196:VAL:HG23	2.18	0.44
50:DT:29:THR:H	50:DT:91:GLN:NE2	2.16	0.44
21:CU:16:ARG:CZ	21:CU:19:LYS:NZ	2.80	0.44
47:DF:45:ASP:C	47:DF:47:LYS:H	2.20	0.44
47:DF:46:LYS:O	47:DF:49:LEU:HB3	2.18	0.44
20:AB:110:ILE:O	20:AB:113:LEU:HB3	2.18	0.44
20:AB:174:GLU:O	20:AB:177:ASN:HB3	2.17	0.44
25:BC:140:VAL:CG2	25:BC:163:ILE:HG12	2.48	0.44
41:DJ:100:VAL:O	41:DJ:104:ALA:HB2	2.18	0.44
41:DJ:54:ILE:HD12	41:DJ:55:ILE:H	1.82	0.44
47:BF:78:ILE:HG23	47:BF:82:TYR:CB	2.47	0.44
45:BS:57:ASN:O	45:BS:61:ASN:HB2	2.18	0.44
27:DK:71:ARG:O	27:DK:72:PRO:C	2.56	0.44
27:BK:99:ILE:H	27:BK:118:LEU:HD22	1.82	0.44
23:BB:346:A:H5'	23:BB:346:A:N3	2.33	0.44
32:B4:8:LYS:HG2	32:B4:9:LYS:HD3	1.99	0.44
3:CD:154:VAL:HG23	3:CD:155:LYS:H	1.83	0.44
1:CA:865:A:H2	1:CA:918:A:H4'	1.83	0.44
26:DD:121:THR:HB	26:DD:127:PHE:CD1	2.53	0.44
52:BW:46:ALA:HB2	52:BW:78:PHE:CD1	2.44	0.44
23:BB:646:U:H5''	23:BB:647:G:C8	2.52	0.44
15:CP:66:THR:HG22	15:CP:67:ILE:H	1.83	0.44
46:DU:26:ASN:H	46:DU:26:ASN:HD22	1.63	0.44
3:AD:100:VAL:HG21	3:AD:136:VAL:HG21	2.00	0.44
37:DL:23:ILE:H	37:DL:23:ILE:CD1	2.26	0.44
1:CA:1217:C:H2'	1:CA:1218:C:C6	2.53	0.44
1:CA:986:U:H1'	18:CS:53:GLY:O	2.18	0.44
13:CN:60:ARG:O	13:CN:62:ARG:N	2.50	0.44
49:BR:19:THR:HB	49:BR:97:LYS:HA	1.99	0.44
13:AN:26:LEU:HD21	13:AN:44:VAL:HG13	2.00	0.44
44:BQ:77:LYS:O	44:BQ:80:ASN:HB3	2.18	0.44
22:BA:83:G:P	30:BY:16:LEU:HD21	2.58	0.44
38:BM:42:THR:HB	38:BM:45:GLN:HG3	2.00	0.44
8:AI:35:GLU:O	8:AI:39:GLY:HA3	2.17	0.44
1:CA:663:A:O2'	1:CA:664:G:H5'	2.18	0.44
26:DD:8:LYS:HB2	26:DD:201:LEU:HD21	1.98	0.44
23:DB:433:C:H2'	23:DB:434:U:C6	2.53	0.44
33:D1:22:THR:OG1	33:D1:23:THR:N	2.49	0.44
8:CI:35:GLU:O	8:CI:39:GLY:HA3	2.17	0.44
8:CI:66:VAL:HG21	8:CI:74:GLN:HG3	1.99	0.44

Continued on next page...

Continued from previous page...

Atom-1	Atom-2	Distance(Å)	Clash(Å)
43:DO:88:LYS:HG2	43:DO:116:GLN:HB2	2.00	0.44
1:AA:389:A:H3'	1:AA:390:U:H6	1.83	0.44
38:BM:64:TRP:HB2	38:BM:104:GLU:CB	2.46	0.44
23:BB:20:C:H2'	23:BB:21:A:H8	1.82	0.44
20:AB:116:LEU:HD22	20:AB:140:LEU:HD11	1.99	0.44
28:DP:33:GLU:OE1	28:DP:33:GLU:HA	2.18	0.44
37:BL:132:ARG:HA	37:BL:135:ILE:CG2	2.48	0.44
23:DB:1198:U:H5'	44:DQ:8:ILE:HD13	2.00	0.44
23:DB:2797:U:H3'	23:DB:2798:U:H5	1.83	0.44
1:AA:322:C:O2'	1:AA:323:U:H5'	2.18	0.44
23:DB:1846:G:H2'	23:DB:1847:A:O4'	2.17	0.44
23:DB:2637:U:H5''	26:DD:83:ARG:HH22	1.83	0.44
23:DB:6:A:O2'	23:DB:7:G:H5'	2.18	0.44
1:CA:33:A:H2'	1:CA:34:C:H6	1.82	0.44
2:AC:81:GLU:CG	2:AC:82:ASP:N	2.80	0.44
28:BP:25:VAL:HA	28:BP:85:VAL:CA	2.48	0.44
48:DG:54:ARG:HD3	48:DG:54:ARG:C	2.38	0.44
23:BB:2830:C:H1'	23:BB:2836:U:O4'	2.18	0.44
23:DB:1092:C:H2'	23:DB:1093:G:C5'	2.47	0.44
23:BB:2604:U:O2'	23:BB:2605:U:H5'	2.16	0.44
30:DY:35:VAL:HG11	30:DY:37:ARG:HH12	1.82	0.44
23:DB:1537:G:H5'	23:DB:1538:G:OP2	2.18	0.44
23:BB:2543:G:H2'	23:BB:2544:G:C8	2.52	0.44
23:BB:651:G:OP1	34:B3:18:LYS:HE3	2.18	0.44
23:DB:1878:G:H2'	23:DB:1879:C:C6	2.53	0.44
40:DH:25:TYR:CD1	40:DH:30:LEU:HG	2.53	0.44
1:CA:1384:C:H2'	1:CA:1385:G:H8	1.80	0.44
23:DB:866:A:H61	23:DB:913:U:C1'	2.31	0.44
23:BB:1161:C:H2'	23:BB:1162:G:C8	2.52	0.44
23:DB:659:G:H4'	29:DE:95:LYS:HD2	1.99	0.44
8:CI:108:ARG:HH11	8:CI:108:ARG:HB3	1.83	0.44
23:DB:1183:U:H2'	23:DB:1184:U:C6	2.52	0.44
3:CD:123:MET:HG3	3:CD:127:ARG:O	2.17	0.44
2:AC:111:ASP:O	2:AC:115:VAL:HG23	2.18	0.44
34:B3:32:LEU:HA	34:B3:35:LYS:HD2	2.00	0.44
1:AA:543:U:H2'	1:AA:544:G:H8	1.82	0.44
1:CA:1125:U:O2	1:CA:1126:U:H6	2.01	0.44
23:DB:536:G:H21	41:DJ:47:HIS:CG	2.36	0.44
23:DB:2660:A:H2'	23:DB:2661:G:C8	2.53	0.44
23:BB:1681:G:N3	23:BB:1762:A:H2'	2.32	0.44
1:CA:1407:C:O2'	1:CA:1408:A:H5'	2.18	0.44
1:AA:1427:C:H2'	1:AA:1428:A:C8	2.53	0.44

Continued on next page...

Continued from previous page...

Atom-1	Atom-2	Distance(Å)	Clash(Å)
23:DB:924:G:H2'	23:DB:925:A:C8	2.53	0.44
8:AI:51:LEU:HD22	8:AI:56:MET:CE	2.47	0.44
23:BB:1459:G:H8	23:BB:1459:G:P	2.40	0.44
50:DT:47:VAL:HG12	50:DT:47:VAL:O	2.18	0.44
1:AA:1097:C:H2'	1:AA:1098:C:H6	1.83	0.44
10:CK:92:ARG:HH22	10:CK:111:ASP:CG	2.21	0.44
41:BJ:4:PHE:O	41:BJ:44:TYR:CZ	2.71	0.44
1:AA:1070:U:H2'	1:AA:1071:C:C6	2.53	0.44
25:BC:144:GLU:HB3	25:BC:187:CYS:HB3	1.99	0.44
50:BT:30:ILE:O	50:BT:85:VAL:HG23	2.18	0.44
50:BT:50:LEU:O	50:BT:51:PHE:HB2	2.17	0.44
50:BT:50:LEU:O	50:BT:52:GLU:N	2.49	0.44
1:CA:797:C:O2'	1:CA:798:U:H5'	2.18	0.44
47:BF:43:ILE:HG13	47:BF:44:ALA:N	2.31	0.44
42:BN:82:GLU:HB3	42:BN:83:LEU:H	1.59	0.44
1:AA:415:A:N1	1:AA:428:G:O6	2.51	0.44
18:AS:42:ASN:ND2	18:AS:43:MET:N	2.66	0.44
23:DB:10:A:H61	23:DB:2895:G:H1'	1.82	0.44
23:DB:141:G:C6	50:DT:2:ILE:HG23	2.53	0.44
47:BF:113:PHE:HZ	47:BF:175:PRO:HB2	1.80	0.44
23:DB:2819:G:O2'	23:DB:2820:A:H5''	2.17	0.44
9:AJ:53:ILE:HG23	9:AJ:61:ALA:HB1	2.00	0.44
52:DW:76:ARG:HB3	52:DW:78:PHE:CE2	2.52	0.44
46:BU:34:ILE:HG12	46:BU:63:ALA:CB	2.46	0.44
23:BB:1173:U:O2	23:BB:1174:U:H1'	2.18	0.44
1:AA:986:U:H1'	18:AS:53:GLY:O	2.18	0.44
20:CB:86:CYS:HB3	20:CB:88:GLN:OE1	2.18	0.44
16:CQ:46:HIS:HB2	16:CQ:70:LYS:HE2	2.00	0.44
29:DE:175:ILE:HD11	29:DE:180:LEU:HD11	2.00	0.44
23:DB:1169:A:H2'	23:DB:1170:C:C6	2.53	0.44
23:BB:2186:G:O2'	23:BB:2187:U:H5'	2.18	0.44
23:BB:1438:U:C4	23:BB:1552:A:N6	2.86	0.44
48:DG:116:LEU:HG	48:DG:120:ILE:HD12	1.99	0.44
23:BB:2038:G:H2'	23:BB:2039:U:H6	1.80	0.44
38:BM:102:LEU:HB3	38:BM:103:TYR:CD1	2.53	0.44
48:BG:103:ASN:HA	48:BG:113:ASP:OD1	2.16	0.44
25:DC:246:PRO:HB2	25:DC:247:TRP:CE3	2.52	0.44
23:BB:335:C:OP2	46:BU:81:ARG:NH1	2.46	0.44
1:AA:737:C:H2'	1:AA:738:C:H6	1.83	0.44
3:CD:84:ASN:C	3:CD:84:ASN:ND2	2.70	0.44
23:BB:2087:G:O2'	23:BB:2088:A:H5'	2.18	0.44
23:DB:1508:A:H5'	23:DB:1509:A:N1	2.33	0.44

Continued on next page...

Continued from previous page...

Atom-1	Atom-2	Distance(Å)	Clash(Å)
23:BB:2794:C:O2'	23:BB:2795:C:H5'	2.18	0.44
3:AD:11:SER:HA	3:AD:18:LEU:HD22	1.98	0.44
23:DB:2794:C:H2'	23:DB:2795:C:C6	2.53	0.44
1:CA:1164:G:H2'	1:CA:1165:U:C6	2.53	0.44
23:DB:2579:C:O5'	23:DB:2579:C:H6	2.01	0.44
23:BB:2800:A:H2'	23:BB:2801:G:H8	1.82	0.44
1:AA:401:C:H2'	1:AA:402:G:C8	2.51	0.44
1:AA:328:C:H4'	1:AA:329:A:C5'	2.48	0.44
20:AB:25:LYS:HD3	20:AB:193:ASP:OD1	2.18	0.44
23:BB:993:G:O2'	23:BB:994:C:H5'	2.18	0.44
44:DQ:35:PHE:C	44:DQ:37:ALA:H	2.20	0.44
23:DB:40:U:H2'	23:DB:41:C:H6	1.82	0.44
23:BB:1534:U:O2'	23:BB:1535:A:H8	2.00	0.44
23:DB:2817:U:O2'	23:DB:2837:A:H1'	2.18	0.44
23:BB:2368:C:H2'	23:BB:2369:A:H8	1.82	0.44
3:AD:55:ARG:HG3	3:AD:55:ARG:NH1	2.33	0.44
1:AA:822:U:O2'	1:AA:823:C:H5'	2.18	0.44
1:CA:393:A:O2'	1:CA:394:G:H5'	2.16	0.44
23:DB:2389:G:H5''	23:DB:2390:U:O4'	2.17	0.44
44:BQ:16:ILE:O	44:BQ:18:LYS:N	2.50	0.44
43:DO:106:LEU:HA	43:DO:109:ALA:HB3	1.99	0.44
25:BC:62:ARG:O	25:BC:63:ILE:HG12	2.17	0.44
23:BB:1640:A:H2'	23:BB:1641:A:H8	1.83	0.44
22:BA:35:C:H2'	22:BA:36:C:O4'	2.18	0.44
1:CA:432:A:C2'	1:CA:433:G:H5'	2.48	0.44
13:CN:92:ILE:HG21	13:CN:95:LEU:HD22	2.00	0.44
1:AA:939:G:H2'	1:AA:940:C:C6	2.53	0.44
1:AA:612:C:H2'	1:AA:613:C:C6	2.52	0.44
23:DB:1531:C:H2'	23:DB:1532:A:C8	2.53	0.44
17:CR:44:THR:C	17:CR:46:THR:H	2.21	0.44
23:BB:2096:C:O2'	23:BB:2097:A:H5'	2.18	0.44
2:AC:80:GLY:O	2:AC:84:GLU:HB2	2.18	0.44
32:D4:30:GLU:HA	32:D4:31:PRO:HD3	1.89	0.44
1:CA:1181:G:H1'	1:CA:1182:G:C5	2.53	0.44
33:D1:38:PHE:HB2	33:D1:45:HIS:CE1	2.52	0.44
40:DH:34:GLY:O	40:DH:35:LYS:HG2	2.17	0.44
1:CA:10:A:OP2	4:CE:130:THR:HB	2.18	0.44
42:DN:19:ALA:C	42:DN:21:PHE:H	2.21	0.44
1:AA:616:G:H2'	1:AA:616:G:N3	2.33	0.44
4:AE:29:ILE:HG22	4:AE:29:ILE:O	2.18	0.44
15:CP:12:LYS:C	15:CP:14:ARG:H	2.20	0.44
4:AE:77:ASN:OD1	4:AE:78:GLY:N	2.51	0.44

Continued on next page...

Continued from previous page...

Atom-1	Atom-2	Distance(Å)	Clash(Å)
1:CA:960:U:O2'	1:CA:1223:C:H4'	2.17	0.44
1:AA:721:G:H4'	1:AA:722:G:O4'	2.18	0.44
51:BZ:77:LYS:CG	51:BZ:78:TYR:H	2.30	0.44
23:BB:770:G:H1'	23:BB:1379:U:C4	2.52	0.44
23:DB:2365:G:O2'	52:DW:59:PHE:HE1	2.00	0.44
23:BB:2385:C:H2'	23:BB:2386:A:C8	2.52	0.44
52:BW:37:VAL:HG12	52:BW:38:ARG:HD3	1.99	0.44
52:DW:17:ALA:CA	52:DW:35:ILE:HG23	2.27	0.44
44:DQ:30:VAL:HG11	44:DQ:33:VAL:HG22	2.00	0.44
8:CI:5:TYR:HB3	8:CI:88:GLU:OE2	2.18	0.44
26:DD:23:PRO:O	26:DD:24:VAL:HB	2.18	0.44
50:DT:40:LYS:O	50:DT:44:LYS:N	2.48	0.44
50:DT:55:VAL:HG13	50:DT:85:VAL:HG12	2.00	0.44
10:CK:91:GLY:O	10:CK:95:THR:HG22	2.17	0.44
47:DF:78:ILE:H	47:DF:79:ARG:NH1	2.16	0.44
44:BQ:96:ASP:C	44:BQ:98:ALA:N	2.70	0.44
1:AA:692:U:H2'	1:AA:694:A:OP2	2.17	0.44
40:BH:106:ALA:N	40:BH:108:VAL:HG23	2.33	0.44
28:BP:6:GLN:O	28:BP:10:GLU:HB2	2.17	0.44
28:BP:6:GLN:HA	28:BP:9:GLN:NE2	2.33	0.44
20:AB:202:ASN:ND2	20:AB:204:ASP:N	2.52	0.44
47:DF:106:ALA:HA	47:DF:135:ILE:HD13	2.00	0.44
47:DF:137:PHE:CD2	47:DF:137:PHE:N	2.82	0.44
3:AD:8:LEU:HD12	3:AD:31:CYS:SG	2.58	0.44
3:CD:151:GLN:HE22	3:CD:153:ARG:HH11	1.66	0.44
5:AF:53:LYS:CD	5:AF:54:LEU:H	2.31	0.44
31:D0:50:GLY:C	31:D0:51:ARG:HG2	2.38	0.44
23:DB:1595:C:O2'	23:DB:1596:A:H5'	2.18	0.44
47:BF:90:LEU:HB3	47:BF:95:MET:HA	1.99	0.44
23:DB:1177:G:H2'	23:DB:1178:C:C6	2.53	0.44
24:BI:19:PRO:HB2	24:BI:22:PRO:HD2	2.00	0.44
31:B0:41:HIS:HB2	42:BN:99:LYS:O	2.17	0.44
9:AJ:18:ILE:CG2	9:AJ:19:ASP:N	2.79	0.44
42:DN:32:GLU:O	42:DN:114:GLU:HA	2.18	0.44
31:D0:42:ILE:HG12	42:DN:99:LYS:O	2.18	0.44
16:AQ:46:HIS:HB2	16:AQ:70:LYS:HE2	2.00	0.44
16:AQ:58:VAL:HB	16:AQ:74:LEU:HD23	2.00	0.44
23:DB:1470:A:H2'	23:DB:1471:G:O4'	2.18	0.44
13:AN:27:LYS:HG3	13:AN:28:ALA:N	2.28	0.44
23:DB:1047:G:O3'	23:DB:1048:A:H8	2.00	0.44
1:AA:1237:C:H4'	1:AA:1334:G:N2	2.33	0.44
1:CA:1072:G:H2'	1:CA:1073:U:H6	1.82	0.44

Continued on next page...

Continued from previous page...

Atom-1	Atom-2	Distance(Å)	Clash(Å)
23:BB:2793:C:H2'	23:BB:2794:C:C6	2.53	0.44
26:BD:8:LYS:O	26:BD:9:VAL:HB	2.17	0.44
11:AL:56:LEU:HD21	11:AL:81:ILE:HG13	1.99	0.44
46:DU:13:LEU:HD12	46:DU:68:ASN:O	2.18	0.44
26:BD:47:ALA:HB1	26:BD:81:GLU:HG3	1.99	0.44
1:CA:401:C:H2'	1:CA:402:G:C8	2.52	0.44
23:BB:1124:G:H1'	32:B4:38:GLY:OXT	2.17	0.44
1:AA:552:U:H2'	1:AA:553:A:C8	2.52	0.44
3:CD:18:LEU:O	3:CD:19:PHE:HB2	2.17	0.44
1:CA:1451:U:O2	1:CA:1451:U:O4'	2.36	0.44
1:CA:587:G:H4'	7:CH:3:GLN:HA	2.00	0.44
23:BB:1322:A:C2'	23:BB:1323:C:H5'	2.47	0.44
45:BS:13:SER:CB	45:BS:16:LYS:HE3	2.48	0.44
12:CM:84:CYS:C	12:CM:88:LEU:HD12	2.38	0.44
23:DB:576:U:H2'	23:DB:577:G:C8	2.53	0.44
23:DB:150:U:H2'	23:DB:151:C:H6	1.83	0.44
1:AA:1080:A:O3'	4:AE:20:VAL:HG11	2.16	0.44
23:BB:1629:U:O2	23:BB:2698:U:H5''	2.18	0.44
25:DC:30:ALA:N	25:DC:31:PRO:HD2	2.32	0.44
23:DB:1336:A:H3'	23:DB:1337:G:H8	1.82	0.44
40:DH:4:ILE:CD1	40:DH:37:VAL:HG13	2.48	0.44
2:CC:112:ALA:HB1	2:CC:184:ASN:HB2	2.00	0.44
1:CA:201:G:H2'	1:CA:202:G:C8	2.53	0.44
23:DB:1349:C:H2'	23:DB:1350:C:C6	2.52	0.44
23:BB:2648:G:H2'	23:BB:2649:C:H6	1.81	0.44
7:AH:113:ARG:O	7:AH:117:GLN:HG3	2.18	0.44
1:CA:1193:G:O2'	1:CA:1194:U:H5'	2.18	0.44
23:BB:2233:U:H2'	23:BB:2234:G:H8	1.83	0.44
23:DB:2023:C:H4'	23:DB:2617:U:O3'	2.18	0.44
1:CA:1260:G:H4'	1:CA:1283:U:O2'	2.18	0.44
23:BB:1183:U:H2'	23:BB:1184:U:H6	1.83	0.44
23:BB:2617:U:C2'	23:BB:2618:G:H5'	2.48	0.44
1:CA:65:A:C8	1:CA:381:C:N4	2.86	0.44
9:CJ:26:VAL:HG12	9:CJ:30:LYS:HE2	2.00	0.44
2:AC:8:GLY:HA2	2:AC:11:LEU:HG	1.99	0.44
43:BO:14:ALA:O	43:BO:18:LEU:HB2	2.17	0.44
23:BB:465:G:H2'	23:BB:466:A:C8	2.52	0.44
23:BB:2419:U:OP2	34:B3:32:LEU:HD13	2.18	0.44
46:BU:98:ASN:OD1	46:BU:100:GLU:HB2	2.17	0.44
29:BE:72:SER:C	29:BE:74:LYS:H	2.20	0.44
29:BE:122:GLU:O	29:BE:123:LYS:HB2	2.17	0.44
23:BB:256:A:H2'	23:BB:257:C:H6	1.82	0.44

Continued on next page...

Continued from previous page...

Atom-1	Atom-2	Distance(Å)	Clash(Å)
1:AA:197:A:H4'	1:AA:198:G:O5'	2.18	0.44
24:BI:38:CYS:O	24:BI:42:ASN:ND2	2.50	0.44
23:BB:1904:G:H1'	23:BB:1927:A:N1	2.32	0.44
23:BB:2221:G:O2'	23:BB:2222:C:H5'	2.18	0.44
2:CC:30:ASP:HA	13:CN:64:ARG:NH2	2.32	0.44
41:BJ:70:THR:HG22	41:BJ:90:GLU:OE2	2.18	0.44
40:BH:14:SER:HB2	40:BH:17:ASP:HB2	1.99	0.44
23:DB:819:A:OP2	23:DB:1187:G:N2	2.48	0.44
19:CT:5:SER:C	19:CT:7:LYS:H	2.21	0.44
26:BD:117:GLY:HA2	26:BD:164:GLN:NE2	2.33	0.44
23:DB:285:G:O2'	23:DB:286:U:H5'	2.18	0.44
23:BB:121:G:H2'	23:BB:122:G:C8	2.53	0.44
1:CA:1277:C:O2'	1:CA:1279:G:H8	1.99	0.44
8:CI:56:MET:C	8:CI:58:GLU:N	2.70	0.44
44:DQ:91:ARG:NH2	49:DR:11:GLN:O	2.50	0.44
29:DE:146:VAL:O	29:DE:167:VAL:HA	2.18	0.44
12:CM:78:ARG:HH22	18:CS:68:HIS:CE1	2.36	0.44
18:CS:39:ILE:HG12	18:CS:70:LEU:CD1	2.48	0.44
51:DZ:53:ALA:O	51:DZ:55:GLY:N	2.46	0.44
25:BC:203:VAL:O	25:BC:204:LEU:HB2	2.18	0.44
39:BX:23:ARG:HD3	50:BT:50:LEU:HD12	2.00	0.44
25:BC:134:ILE:HG13	25:BC:134:ILE:O	2.16	0.44
45:DS:47:VAL:HG23	45:DS:48:LYS:N	2.32	0.44
23:BB:587:C:H4'	23:BB:588:U:H6	1.83	0.44
46:DU:73:ASN:ND2	46:DU:74:ALA:N	2.66	0.44
40:DH:90:LEU:HD13	40:DH:123:ARG:C	2.38	0.44
24:BI:32:VAL:HG22	24:BI:60:VAL:HG21	2.00	0.44
3:CD:24:VAL:HG23	3:CD:25:ARG:N	2.22	0.44
32:B4:35:GLN:HE21	32:B4:35:GLN:HB2	1.67	0.44
1:AA:410:G:H2'	1:AA:429:U:C5	2.53	0.44
14:AO:25:THR:CG2	14:AO:70:LEU:HD23	2.48	0.44
41:BJ:57:LEU:HB3	41:BJ:58:ASN:H	1.68	0.44
26:DD:48:ILE:HG23	26:DD:82:PHE:HB2	1.98	0.44
47:BF:32:LYS:HE2	47:BF:34:THR:CG2	2.48	0.44
13:AN:60:ARG:NH1	13:AN:62:ARG:CZ	2.81	0.44
9:CJ:57:VAL:HG13	9:CJ:58:ASN:N	2.33	0.44
1:CA:236:A:O2'	1:CA:237:G:H5'	2.18	0.44
26:BD:118:PHE:CE1	26:BD:123:LYS:HD2	2.53	0.44
49:BR:15:SER:H	49:BR:18:GLN:CG	2.30	0.44
23:BB:1547:C:H2'	23:BB:1548:A:C8	2.53	0.44
48:DG:120:ILE:C	48:DG:120:ILE:HD13	2.38	0.44
39:BX:52:ARG:O	39:BX:55:THR:HB	2.18	0.44

Continued on next page...

Continued from previous page...

Atom-1	Atom-2	Distance(Å)	Clash(Å)
23:BB:617:G:O2'	23:BB:618:G:H5'	2.18	0.44
28:BP:13:LYS:HG2	28:BP:76:HIS:ND1	2.33	0.44
10:AK:86:LYS:HB2	10:AK:113:THR:HA	1.99	0.44
20:AB:221:ARG:NH1	20:AB:221:ARG:HB3	2.30	0.44
23:DB:182:A:O2'	23:DB:183:C:H5'	2.17	0.44
1:AA:736:C:H2'	1:AA:737:C:H6	1.82	0.44
39:DX:18:LEU:O	39:DX:22:LEU:HB3	2.18	0.44
8:CI:40:ARG:H	8:CI:44:ARG:CZ	2.31	0.44
23:DB:962:G:N2	23:DB:2250:G:H22	2.12	0.44
44:DQ:75:TYR:O	44:DQ:78:PHE:HB3	2.17	0.44
23:BB:1723:G:N7	23:BB:1737:G:N2	2.61	0.44
48:DG:87:GLN:HE21	48:DG:164:ALA:CA	2.31	0.44
20:AB:125:PHE:O	20:AB:127:LYS:HD2	2.17	0.44
1:CA:46:G:O2'	1:CA:365:U:H1'	2.18	0.44
28:DP:89:GLY:N	28:DP:112:ARG:NH1	2.66	0.44
48:BG:173:ALA:HB3	48:BG:175:LYS:HZ3	1.81	0.44
1:CA:401:C:H1'	1:CA:622:A:H1'	2.00	0.44
23:BB:1945:G:H2'	23:BB:1946:U:C6	2.53	0.44
23:BB:1946:U:H2'	23:BB:1947:C:H6	1.83	0.44
23:DB:591:U:H1'	34:D3:1:PRO:H3	1.83	0.44
42:DN:11:ASN:O	42:DN:12:ARG:HB2	2.17	0.44
1:AA:1491:G:H2'	1:AA:1491:G:N3	2.33	0.44
17:AR:41:SER:HB2	17:AR:51:GLN:CG	2.48	0.44
23:BB:1583:A:H4'	23:BB:1585:C:C4	2.53	0.44
23:BB:1717:A:H2'	23:BB:1718:G:O4'	2.18	0.44
29:DE:102:ARG:HG3	29:DE:102:ARG:NH2	2.33	0.44
20:CB:22:TRP:CG	20:CB:23:ASN:N	2.83	0.44
43:BO:56:LYS:HG2	43:BO:60:GLU:CG	2.47	0.44
23:DB:2840:C:O2'	23:DB:2841:C:H5'	2.17	0.44
22:DA:61:G:H2'	22:DA:62:C:H6	1.83	0.44
1:CA:208:U:H2'	1:CA:210:C:C4	2.53	0.44
23:DB:2370:G:H2'	23:DB:2371:G:O4'	2.18	0.44
23:DB:1534:U:H1'	23:DB:1538:G:N2	2.33	0.44
23:DB:219:A:H2	23:DB:234:U:O2	2.01	0.44
23:DB:2282:G:H5'	23:DB:2389:G:H1'	2.00	0.44
23:BB:934:U:H2'	23:BB:935:C:H6	1.83	0.44
26:BD:159:LYS:HD3	26:BD:159:LYS:C	2.37	0.44
1:AA:455:G:H2'	1:AA:456:A:H8	1.81	0.44
1:AA:200:G:O2'	1:AA:381:C:N4	2.51	0.44
1:AA:725:G:H2'	1:AA:726:C:H6	1.83	0.44
21:AU:27:VAL:O	21:AU:30:GLU:HB3	2.17	0.44
23:BB:1145:C:O2'	23:BB:1146:C:H5'	2.18	0.44

Continued on next page...

Continued from previous page...

Atom-1	Atom-2	Distance(Å)	Clash(Å)
23:BB:1146:C:H2'	23:BB:1147:A:H8	1.83	0.44
1:AA:276:G:O2'	1:AA:277:C:H5'	2.18	0.44
1:AA:656:G:O2'	1:AA:657:U:H5'	2.17	0.44
23:DB:1147:A:O2'	23:DB:1148:U:H5'	2.18	0.44
1:AA:935:A:O2'	1:AA:936:C:H5'	2.18	0.44
19:AT:5:SER:C	19:AT:7:LYS:H	2.20	0.44
23:DB:1526:C:H2'	23:DB:1527:G:O4'	2.18	0.44
33:B1:38:PHE:HB2	33:B1:45:HIS:CE1	2.53	0.44
23:DB:1904:G:H1'	23:DB:1927:A:N1	2.33	0.44
45:BS:81:SER:CB	45:BS:99:ARG:HA	2.48	0.44
9:AJ:31:ARG:HE	9:AJ:31:ARG:HB2	1.66	0.44
51:DZ:29:PHE:CD1	51:DZ:29:PHE:N	2.85	0.44
1:AA:358:U:H2'	1:AA:359:G:C8	2.53	0.44
23:DB:760:G:C2'	23:DB:761:A:H5'	2.48	0.44
23:BB:1516:G:H2'	23:BB:1517:G:H8	1.83	0.44
1:CA:1525:G:O2'	1:CA:1526:G:H5'	2.18	0.43
51:BZ:71:LEU:HA	51:BZ:74:ARG:HE	1.83	0.43
46:BU:8:ASP:HB3	46:BU:71:ILE:HG22	2.00	0.43
46:DU:85:ARG:O	46:DU:86:PHE:HB2	2.18	0.43
42:DN:37:THR:OG1	42:DN:40:LYS:HE2	2.18	0.43
23:DB:637:A:P	37:DL:112:LEU:HD22	2.58	0.43
23:DB:1818:U:H2'	25:DC:152:GLN:O	2.18	0.43
49:DR:4:VAL:CG2	49:DR:39:LEU:HG	2.48	0.43
29:DE:151:GLY:HA2	29:DE:195:GLN:HE22	1.83	0.43
18:CS:42:ASN:ND2	18:CS:43:MET:N	2.66	0.43
50:BT:40:LYS:O	50:BT:43:ILE:HG22	2.18	0.43
48:DG:71:LEU:O	48:DG:74:MET:HB2	2.18	0.43
23:BB:2356:U:C5'	52:BW:16:GLU:HG3	2.36	0.43
23:DB:2267:A:N6	23:DB:2272:U:H3	2.11	0.43
23:DB:188:G:H5''	51:DZ:14:THR:HG21	1.99	0.43
24:BI:37:PHE:HB2	24:BI:66:PHE:CZ	2.53	0.43
18:AS:45:GLY:N	18:AS:61:VAL:HB	2.33	0.43
15:AP:7:ALA:O	15:AP:17:TYR:HA	2.17	0.43
1:CA:978:A:H5'	1:CA:1362:A:N6	2.32	0.43
43:BO:35:ILE:HG13	43:BO:71:ALA:CB	2.48	0.43
43:DO:67:ASN:N	43:DO:70:ALA:HB3	2.25	0.43
40:BH:18:GLN:NE2	40:BH:44:ILE:HG21	2.32	0.43
5:AF:97:THR:O	5:AF:98:GLU:CD	2.56	0.43
1:AA:105:G:H2'	1:AA:106:C:H6	1.83	0.43
23:DB:1553:A:H2'	23:DB:1555:G:N7	2.33	0.43
10:CK:80:ASN:HB3	10:CK:105:ARG:HB3	2.00	0.43
4:CE:71:ILE:HG12	4:CE:72:ASN:N	2.33	0.43

Continued on next page...

Continued from previous page...

Atom-1	Atom-2	Distance(Å)	Clash(Å)
23:BB:72:U:H1'	39:BX:51:ALA:HA	1.99	0.43
1:CA:1070:U:H2'	1:CA:1071:C:C6	2.52	0.43
25:BC:156:SER:HB3	25:BC:159:THR:CG2	2.45	0.43
25:BC:52:HIS:HA	25:BC:216:ARG:HB2	2.00	0.43
1:AA:598:U:H4'	7:AH:85:TYR:CD2	2.53	0.43
47:DF:121:PHE:HB3	47:DF:127:TYR:CE2	2.52	0.43
23:DB:21:A:H2'	23:DB:22:C:H6	1.83	0.43
1:AA:1243:C:H2'	1:AA:1244:G:C8	2.52	0.43
23:BB:2373:G:H2'	23:BB:2374:C:C6	2.53	0.43
38:BM:96:ILE:HD11	38:BM:126:ILE:CG1	2.47	0.43
7:CH:31:LEU:O	7:CH:35:ILE:HG13	2.18	0.43
1:CA:213:G:H3'	1:CA:214:C:H6	1.82	0.43
7:AH:44:PHE:CE2	7:AH:100:ILE:HG12	2.53	0.43
2:AC:78:LYS:HG3	2:AC:81:GLU:HB3	2.00	0.43
1:CA:1437:A:H2'	1:CA:1438:G:C8	2.49	0.43
25:DC:78:GLU:HG3	25:DC:94:LEU:HB3	2.00	0.43
23:DB:340:A:H2'	23:DB:341:C:O4'	2.18	0.43
23:DB:12:U:O2	23:DB:2626:C:H4'	2.18	0.43
51:BZ:20:HIS:C	51:BZ:22:LEU:H	2.22	0.43
48:BG:54:ARG:HD2	48:BG:57:TYR:HE1	1.83	0.43
7:AH:68:LYS:HG3	7:AH:69:ALA:H	1.81	0.43
36:B2:34:ARG:HB3	36:B2:39:ARG:HB2	1.99	0.43
23:DB:1237:A:O2'	23:DB:1238:G:O4'	2.36	0.43
23:BB:214:G:N2	23:BB:216:A:N3	2.65	0.43
1:CA:1307:U:H2'	1:CA:1308:U:H6	1.83	0.43
1:CA:1309:G:P	12:CM:86:ARG:HH12	2.41	0.43
23:BB:2314:A:H2'	23:BB:2315:G:H8	1.83	0.43
23:DB:1292:G:H2'	23:DB:1293:C:H6	1.82	0.43
23:BB:630:G:N2	23:BB:632:A:H3'	2.32	0.43
23:BB:1541:C:H2'	23:BB:1542:U:H6	1.83	0.43
20:CB:17:HIS:HB3	20:CB:18:GLN:OE1	2.18	0.43
23:DB:217:A:H2'	23:DB:218:A:O4'	2.18	0.43
23:DB:483:A:H3'	23:DB:484:C:H6	1.83	0.43
1:AA:1352:C:H2'	1:AA:1353:G:C8	2.53	0.43
25:BC:30:ALA:N	25:BC:31:PRO:HD2	2.32	0.43
27:BK:2:ILE:HD13	27:BK:6:THR:HG21	2.00	0.43
23:BB:1258:U:O4'	29:BE:79:ARG:HD2	2.18	0.43
3:AD:123:MET:HG3	3:AD:127:ARG:O	2.18	0.43
1:CA:1260:G:OP1	1:CA:1284:C:H4'	2.17	0.43
23:DB:1936:A:H2	23:DB:1943:U:O4	2.01	0.43
44:BQ:51:GLN:O	44:BQ:54:ARG:HB2	2.17	0.43
17:AR:43:ILE:O	17:AR:44:THR:HG23	2.18	0.43

Continued on next page...

Continued from previous page...

Atom-1	Atom-2	Distance(Å)	Clash(Å)
23:BB:2527:C:O2'	23:BB:2528:U:H5'	2.18	0.43
23:DB:1146:C:H2'	23:DB:1147:A:C8	2.53	0.43
23:DB:1681:G:N3	23:DB:1762:A:H2'	2.33	0.43
23:DB:596:U:H2'	23:DB:597:G:C8	2.53	0.43
1:AA:1118:U:H2'	1:AA:1119:C:H6	1.83	0.43
29:DE:122:GLU:O	29:DE:123:LYS:HB2	2.18	0.43
1:CA:102:G:H2'	1:CA:103:U:H6	1.82	0.43
42:BN:71:ARG:CG	42:BN:71:ARG:HH21	2.31	0.43
43:DO:61:GLN:HE21	43:DO:61:GLN:HB3	1.64	0.43
29:DE:152:GLU:OE1	29:DE:152:GLU:HA	2.18	0.43
1:CA:1402:C:H2'	1:CA:1403:C:O4'	2.17	0.43
23:BB:2352:A:H8	23:BB:2352:A:O5'	2.01	0.43
46:DU:85:ARG:HA	46:DU:85:ARG:CZ	2.48	0.43
5:AF:7:VAL:O	5:AF:7:VAL:HG13	2.18	0.43
37:DL:79:LEU:HD13	37:DL:115:GLU:O	2.18	0.43
44:DQ:96:ASP:C	44:DQ:98:ALA:N	2.71	0.43
27:DK:70:ARG:H	27:DK:70:ARG:HG2	1.69	0.43
10:CK:89:GLY:O	10:CK:92:ARG:HB2	2.17	0.43
1:AA:1072:G:N2	20:AB:105:THR:HG21	2.32	0.43
10:AK:90:PRO:C	10:AK:92:ARG:H	2.21	0.43
41:BJ:72:LYS:O	41:BJ:73:VAL:HG13	2.18	0.43
21:CU:33:ARG:NH1	21:CU:34:ARG:HH11	2.16	0.43
37:BL:79:LEU:HA	37:BL:79:LEU:HD23	1.90	0.43
45:DS:29:VAL:HG23	45:DS:70:LYS:HA	2.00	0.43
40:BH:103:VAL:CG1	40:BH:142:VAL:HG11	2.47	0.43
2:CC:126:ARG:NH2	2:CC:190:THR:HG23	2.16	0.43
42:BN:86:ARG:HE	42:BN:117:ASP:CG	2.21	0.43
23:DB:346:A:H2'	23:DB:347:A:O4'	2.18	0.43
47:DF:103:ILE:HD11	47:DF:174:PHE:CA	2.47	0.43
47:BF:2:LYS:CE	47:BF:100:GLU:HG2	2.48	0.43
47:BF:163:GLU:CA	47:BF:166:ARG:HH11	2.22	0.43
23:BB:160:A:N6	23:BB:167:A:H1'	2.33	0.43
1:CA:865:A:C2	1:CA:918:A:H4'	2.53	0.43
23:BB:1076:C:H2'	23:BB:1077:A:H8	1.82	0.43
47:DF:128:SER:HB3	47:DF:154:THR:CG2	2.45	0.43
47:DF:155:ILE:HG22	47:DF:156:THR:N	2.34	0.43
47:DF:62:GLN:HB2	47:DF:63:LYS:H	1.64	0.43
47:DF:62:GLN:NE2	47:DF:91:ARG:NE	2.66	0.43
23:DB:356:G:O2'	23:DB:357:C:H5'	2.18	0.43
24:DI:12:VAL:HG13	24:DI:41:PHE:CE2	2.53	0.43
23:DB:2751:G:O4'	48:DG:2:ARG:HD3	2.18	0.43
1:CA:252:U:H2'	1:CA:253:A:C8	2.53	0.43

Continued on next page...

Continued from previous page...

Atom-1	Atom-2	Distance(Å)	Clash(Å)
3:CD:90:LEU:HD21	3:CD:196:GLU:CB	2.45	0.43
24:DI:105:LEU:CD1	24:DI:129:GLU:HG2	2.44	0.43
23:DB:2531:A:H5'	48:DG:173:ALA:CB	2.45	0.43
23:BB:956:G:N2	23:BB:959:A:H3'	2.33	0.43
1:CA:235:C:H1'	16:CQ:62:GLU:OE1	2.18	0.43
3:CD:169:TRP:CD1	3:CD:170:LEU:HD23	2.53	0.43
13:AN:20:PHE:CG	13:AN:24:ALA:HB2	2.53	0.43
23:BB:672:C:H2'	23:BB:673:C:H6	1.84	0.43
23:BB:1553:A:H2'	23:BB:1555:G:N7	2.33	0.43
23:BB:981:A:H4'	23:BB:2037:A:H5'	2.00	0.43
23:DB:1106:G:O2'	23:DB:1107:G:H5'	2.18	0.43
49:DR:15:SER:H	49:DR:18:GLN:CG	2.31	0.43
39:BX:18:LEU:O	39:BX:22:LEU:HB3	2.18	0.43
26:BD:13:ARG:HD2	28:BP:55:HIS:ND1	2.33	0.43
23:DB:1434:A:N6	23:DB:1558:C:H42	2.16	0.43
38:BM:23:GLY:O	38:BM:101:VAL:HG12	2.18	0.43
3:AD:3:TYR:CZ	3:AD:10:LEU:HD21	2.54	0.43
42:DN:49:GLU:N	42:DN:50:PRO:CD	2.81	0.43
2:CC:116:ALA:HB1	2:CC:186:SER:OG	2.17	0.43
1:CA:737:C:H2'	1:CA:738:C:C6	2.53	0.43
33:B1:3:GLY:O	33:B1:5:ARG:N	2.51	0.43
23:BB:1103:A:H5''	23:BB:1104:C:C6	2.53	0.43
1:AA:1254:A:H5'	1:AA:1356:G:H4'	1.99	0.43
1:AA:189:A:H2'	1:AA:190:A:C8	2.53	0.43
23:DB:2671:G:H2'	23:DB:2672:U:H6	1.79	0.43
1:CA:1160:G:H4'	20:CB:130:LYS:HG3	2.00	0.43
14:CO:50:HIS:O	14:CO:53:ARG:HB3	2.18	0.43
23:BB:2556:C:H2'	23:BB:2557:G:O4'	2.18	0.43
23:DB:611:C:H2'	23:DB:612:G:O4'	2.17	0.43
12:AM:89:ARG:CZ	12:AM:94:LEU:HD12	2.48	0.43
44:BQ:49:ARG:O	44:BQ:53:LYS:HE2	2.18	0.43
23:BB:2776:A:H4'	23:BB:2777:G:O5'	2.18	0.43
52:DW:41:GLY:HA2	52:DW:44:PHE:CE2	2.53	0.43
23:DB:2836:U:H2'	23:DB:2837:A:H8	1.80	0.43
1:CA:1309:G:H2'	1:CA:1310:G:H8	1.84	0.43
1:AA:1270:G:H2'	1:AA:1271:A:C8	2.52	0.43
23:BB:39:G:H2'	23:BB:40:U:H6	1.81	0.43
23:BB:65:U:H2'	23:BB:66:C:H6	1.82	0.43
25:DC:30:ALA:C	25:DC:32:LEU:H	2.21	0.43
29:BE:1:MET:HB2	29:BE:16:GLU:CA	2.49	0.43
7:AH:49:LYS:O	7:AH:59:GLU:N	2.51	0.43
23:BB:2028:U:H2'	23:BB:2029:G:C8	2.53	0.43

Continued on next page...

Continued from previous page...

Atom-1	Atom-2	Distance(Å)	Clash(Å)
1:AA:263:A:H2'	1:AA:264:C:C6	2.53	0.43
1:CA:1140:C:O2'	1:CA:1141:C:H5'	2.18	0.43
27:DK:24:VAL:HG13	27:DK:33:ALA:HB2	1.99	0.43
1:AA:152:A:H3'	1:AA:153:C:H6	1.81	0.43
38:DM:131:VAL:HG12	38:DM:132:THR:N	2.32	0.43
41:BJ:64:VAL:O	41:BJ:65:THR:HG22	2.17	0.43
2:CC:42:LEU:O	2:CC:46:LEU:HD23	2.16	0.43
1:AA:593:U:H2'	1:AA:594:U:C6	2.53	0.43
1:AA:1465:A:O2'	1:AA:1466:C:H5'	2.18	0.43
23:DB:2432:A:H2'	23:DB:2433:A:C8	2.53	0.43
23:DB:463:G:N2	23:DB:466:A:OP2	2.50	0.43
23:BB:1998:A:OP2	26:BD:141:ARG:NH2	2.51	0.43
23:BB:1687:G:O2'	23:BB:1688:U:H5'	2.18	0.43
48:BG:67:ALA:HA	48:BG:70:LEU:HB2	2.00	0.43
23:BB:374:A:N6	23:BB:400:G:H1'	2.33	0.43
23:DB:367:G:N2	23:DB:368:A:H1'	2.33	0.43
23:BB:676:A:N1	23:BB:2069:G:O2'	2.46	0.43
23:DB:736:C:H2'	23:DB:737:C:C6	2.54	0.43
28:BP:15:ASP:O	28:BP:17:PRO:HD3	2.18	0.43
23:DB:297:G:H2'	23:DB:298:G:O4'	2.18	0.43
33:D1:39:ASP:OD1	33:D1:42:VAL:HG23	2.18	0.43
14:AO:62:GLN:O	14:AO:66:LEU:HD23	2.18	0.43
51:BZ:39:TRP:HB2	51:BZ:46:PHE:CE2	2.53	0.43
23:BB:2331:G:O2'	52:BW:40:ARG:HB2	2.18	0.43
26:DD:3:GLY:C	26:DD:4:LEU:HD22	2.38	0.43
13:CN:52:ARG:HA	13:CN:52:ARG:HD3	1.90	0.43
18:CS:36:ARG:O	18:CS:69:LYS:HD2	2.18	0.43
41:BJ:45:THR:HG1	41:BJ:48:VAL:HB	1.84	0.43
23:BB:1693:U:H4'	23:BB:1694:C:OP2	2.19	0.43
37:BL:79:LEU:HB3	37:BL:115:GLU:O	2.17	0.43
20:CB:94:ARG:N	20:CB:94:ARG:HE	2.15	0.43
41:DJ:54:ILE:HD12	41:DJ:55:ILE:N	2.33	0.43
45:DS:27:LYS:CD	45:DS:27:LYS:H	2.30	0.43
45:DS:57:ASN:O	45:DS:61:ASN:HB2	2.18	0.43
29:BE:181:ILE:HD13	37:BL:3:LEU:HD23	1.99	0.43
23:BB:28:A:N6	23:BB:512:G:O2'	2.51	0.43
27:BK:12:ASP:OD2	27:BK:85:VAL:HG13	2.18	0.43
23:BB:77:G:H2'	23:BB:78:U:O4'	2.17	0.43
15:AP:52:LEU:CD2	15:AP:75:ILE:HA	2.48	0.43
23:DB:2306:C:H3'	23:DB:2307:G:H5''	1.95	0.43
3:AD:29:THR:HG22	3:AD:30:LYS:N	2.33	0.43
29:BE:29:HIS:O	29:BE:33:VAL:HG23	2.18	0.43

Continued on next page...

Continued from previous page...

Atom-1	Atom-2	Distance(Å)	Clash(Å)
5:CF:53:LYS:CD	5:CF:54:LEU:H	2.32	0.43
47:BF:103:ILE:HD11	47:BF:174:PHE:CA	2.47	0.43
23:BB:143:C:H2'	23:BB:144:A:C8	2.53	0.43
23:DB:2680:U:OP2	26:DD:114:LYS:HB3	2.18	0.43
23:DB:1161:C:H2'	23:DB:1162:G:C8	2.54	0.43
25:BC:196:ASN:O	25:BC:197:ALA:HB3	2.16	0.43
23:BB:277:G:N3	23:BB:361:G:O6	2.50	0.43
34:B3:21:PHE:O	34:B3:22:LYS:O	2.37	0.43
34:B3:54:LEU:HD11	34:B3:58:ILE:HD11	2.01	0.43
48:DG:68:ARG:NH1	48:DG:72:ASN:HB2	2.33	0.43
12:AM:21:ILE:O	12:AM:24:VAL:HG22	2.19	0.43
43:DO:34:HIS:CE1	43:DO:65:THR:HG21	2.52	0.43
44:DQ:83:LYS:HZ3	44:DQ:87:VAL:HA	1.82	0.43
3:CD:182:LYS:HE2	3:CD:182:LYS:HB3	1.81	0.43
26:BD:118:PHE:HZ	26:BD:123:LYS:HZ3	1.66	0.43
26:BD:121:THR:HB	26:BD:127:PHE:CD1	2.53	0.43
49:BR:97:LYS:O	49:BR:98:ILE:HB	2.18	0.43
48:DG:97:VAL:HG23	48:DG:124:CYS:SG	2.59	0.43
23:DB:1409:U:O2'	23:DB:1410:G:H5'	2.19	0.43
28:BP:50:ARG:O	28:BP:51:ASN:HB2	2.18	0.43
24:BI:83:ALA:N	24:BI:100:ILE:HD11	2.33	0.43
37:DL:95:LEU:HB2	37:DL:101:ILE:HG13	1.99	0.43
20:AB:221:ARG:HG3	20:AB:222:GLU:N	2.32	0.43
4:CE:154:ALA:HB1	7:CH:65:PHE:CZ	2.53	0.43
1:AA:215:C:H2'	1:AA:216:U:O4'	2.17	0.43
1:AA:598:U:H4'	7:AH:85:TYR:CG	2.53	0.43
44:BQ:75:TYR:O	44:BQ:78:PHE:HB3	2.18	0.43
50:DT:69:ARG:HG2	50:DT:73:ARG:C	2.38	0.43
23:BB:1723:G:C4	23:BB:1724:G:C8	3.07	0.43
46:DU:14:THR:HG21	46:DU:64:ILE:CD1	2.46	0.43
23:DB:2230:G:H2'	23:DB:2231:U:H6	1.83	0.43
1:CA:214:C:H2'	1:CA:215:C:C6	2.53	0.43
1:CA:215:C:H2'	1:CA:216:U:O4'	2.18	0.43
1:CA:620:C:H2'	1:CA:621:A:C8	2.53	0.43
1:CA:83:C:O3'	1:CA:84:U:C6	2.71	0.43
1:AA:552:U:H2'	1:AA:553:A:H8	1.83	0.43
1:AA:1309:G:H2'	1:AA:1310:G:H8	1.83	0.43
20:CB:52:ALA:O	20:CB:56:LEU:HB2	2.17	0.43
29:BE:31:VAL:HG21	29:BE:104:ALA:CB	2.47	0.43
23:BB:988:A:O5'	30:BY:11:SER:HB3	2.18	0.43
1:CA:828:U:O2'	20:CB:24:PRO:HB3	2.18	0.43
1:AA:683:G:O2'	1:AA:684:U:H5'	2.18	0.43

Continued on next page...

Continued from previous page...

Atom-1	Atom-2	Distance(Å)	Clash(Å)
23:DB:1210:G:N3	23:DB:1212:G:N2	2.65	0.43
12:CM:89:ARG:CZ	12:CM:94:LEU:HD12	2.48	0.43
23:DB:1537:G:H5''	23:DB:1537:G:N3	2.33	0.43
23:DB:651:G:OP1	34:D3:18:LYS:HG3	2.18	0.43
23:DB:2665:A:H2'	23:DB:2666:C:O2	2.17	0.43
23:BB:2699:C:O2'	23:BB:2700:A:H5'	2.18	0.43
23:DB:65:U:H2'	23:DB:66:C:H6	1.82	0.43
1:AA:1180:A:OP1	8:AI:104:THR:HG22	2.18	0.43
34:D3:28:LEU:HG	34:D3:28:LEU:O	2.17	0.43
35:DV:51:GLN:HA	35:DV:56:PHE:CB	2.48	0.43
1:CA:529:G:O6	11:CL:45:ASN:HA	2.18	0.43
1:AA:1386:G:O2'	1:AA:1387:G:H5'	2.18	0.43
40:DH:95:GLY:N	40:DH:98:ASP:OD2	2.51	0.43
1:CA:420:U:H2'	1:CA:422:C:C5	2.53	0.43
1:AA:360:G:O2'	1:AA:361:G:H5'	2.18	0.43
23:DB:1791:A:C2	23:DB:1829:A:H4'	2.53	0.43
1:AA:611:C:H2'	1:AA:612:C:H6	1.82	0.43
45:DS:81:SER:HA	45:DS:99:ARG:HA	2.00	0.43
1:AA:579:A:H2'	1:AA:580:C:C6	2.54	0.43
23:BB:1251:C:O2'	23:BB:1252:G:H3'	2.18	0.43
51:DZ:11:ARG:HB3	51:DZ:12:PRO:HD2	1.99	0.43
51:DZ:17:ASN:HD22	51:DZ:25:THR:HB	1.84	0.43
23:BB:2014:A:H2'	23:BB:2015:A:C8	2.53	0.43
23:BB:596:U:H2'	23:BB:597:G:C8	2.53	0.43
17:AR:68:PRO:HB2	17:AR:70:THR:O	2.18	0.43
24:BI:103:ALA:O	24:BI:107:GLU:HG3	2.18	0.43
23:BB:736:C:H2'	23:BB:737:C:H6	1.83	0.43
1:CA:1475:G:H4'	23:DB:1689:A:H4'	1.99	0.43
1:AA:1148:U:H5'	8:AI:6:TYR:OH	2.19	0.43
37:BL:105:ILE:HG22	37:BL:106:GLU:N	2.33	0.43
3:CD:55:ARG:HG3	3:CD:55:ARG:HH11	1.83	0.43
1:CA:435:A:H2'	1:CA:435:A:N3	2.34	0.43
24:DI:2:LYS:O	24:DI:3:LYS:HG3	2.18	0.43
51:BZ:77:LYS:CD	51:BZ:78:TYR:H	2.30	0.43
23:BB:2365:G:H4'	52:BW:59:PHE:CE1	2.54	0.43
26:DD:106:LYS:HB3	26:DD:206:ALA:CB	2.48	0.43
26:DD:107:VAL:HG21	26:DD:177:VAL:HG12	2.01	0.43
26:DD:108:ASP:OD2	26:DD:206:ALA:HA	2.18	0.43
8:AI:34:LEU:HD21	8:AI:48:ARG:HE	1.83	0.43
8:AI:56:MET:C	8:AI:58:GLU:N	2.71	0.43
28:DP:63:ILE:O	28:DP:63:ILE:HG22	2.18	0.43
26:DD:22:ILE:HG22	26:DD:23:PRO:O	2.18	0.43

Continued on next page...

Continued from previous page...

Atom-1	Atom-2	Distance(Å)	Clash(Å)
18:CS:66:VAL:O	18:CS:68:HIS:N	2.52	0.43
28:DP:3:ILE:CG2	28:DP:4:ILE:N	2.81	0.43
1:CA:796:C:O2'	1:CA:797:C:H5'	2.18	0.43
41:DJ:55:ILE:CG2	41:DJ:123:LYS:HB2	2.48	0.43
41:DJ:99:ARG:HG2	41:DJ:99:ARG:HH11	1.82	0.43
45:DS:70:LYS:HD3	45:DS:110:ARG:C	2.39	0.43
23:DB:2267:A:C8	23:DB:2267:A:C4'	3.01	0.43
27:DK:19:VAL:HB	27:DK:41:ILE:HD11	2.00	0.43
27:BK:64:ARG:HH12	27:BK:101:GLY:CA	2.30	0.43
23:DB:360:U:H2'	23:DB:361:G:N9	2.32	0.43
23:BB:2733:A:H2'	23:BB:2734:A:O4'	2.18	0.43
3:AD:151:GLN:HE22	3:AD:153:ARG:HH11	1.66	0.43
23:BB:1137:G:O2'	23:BB:1138:G:H5'	2.18	0.43
48:DG:93:TYR:O	48:DG:94:ARG:O	2.37	0.43
23:BB:1076:C:H2'	23:BB:1077:A:C8	2.53	0.43
38:DM:124:LEU:HA	38:DM:125:PRO:HD3	1.89	0.43
47:BF:128:SER:HB3	47:BF:154:THR:CG2	2.44	0.43
47:BF:62:GLN:HB2	47:BF:63:LYS:H	1.64	0.43
47:BF:92:GLY:O	47:BF:95:MET:HB3	2.18	0.43
23:BB:783:A:H8	23:BB:784:G:H4'	1.83	0.43
35:DV:30:ILE:HA	35:DV:91:PHE:O	2.18	0.43
35:DV:30:ILE:HG12	35:DV:91:PHE:HB2	2.01	0.43
1:CA:255:G:O3'	16:CQ:18:LYS:HD2	2.19	0.43
42:BN:28:LEU:HD23	42:BN:113:ILE:HG23	2.00	0.43
36:D2:17:GLY:O	36:D2:21:ARG:HB2	2.17	0.43
1:AA:844:G:C6	1:AA:845:A:N6	2.87	0.43
23:BB:956:G:OP2	38:BM:86:LYS:HE2	2.18	0.43
48:BG:84:LYS:HG3	48:BG:131:VAL:CB	2.46	0.43
23:BB:2846:G:OP1	28:BP:51:ASN:HB2	2.18	0.43
2:CC:148:ILE:HG12	2:CC:149:LYS:N	2.33	0.43
46:BU:81:ARG:HB2	46:BU:96:LYS:HG3	1.99	0.43
1:CA:1327:C:H2'	1:CA:1328:C:C6	2.52	0.43
45:DS:25:ARG:HH11	45:DS:25:ARG:HB2	1.83	0.43
8:CI:39:GLY:HA2	8:CI:44:ARG:CD	2.45	0.43
43:DO:94:ARG:O	43:DO:97:PHE:HB2	2.17	0.43
42:BN:49:GLU:N	42:BN:50:PRO:CD	2.81	0.43
1:CA:1462:C:H2'	1:CA:1463:U:C6	2.54	0.43
14:AO:50:HIS:O	14:AO:53:ARG:HB3	2.18	0.43
2:AC:31:ASN:ND2	2:AC:58:ARG:HE	2.17	0.43
1:CA:328:C:H4'	1:CA:329:A:C5'	2.49	0.43
34:B3:44:ARG:N	34:B3:45:PRO:CD	2.82	0.43
23:BB:2457:U:C2'	23:BB:2458:G:H5'	2.48	0.43

Continued on next page...

Continued from previous page...

Atom-1	Atom-2	Distance(Å)	Clash(Å)
23:BB:322:A:H2'	29:BE:163:ASN:HD21	1.81	0.43
23:BB:1733:G:H2'	23:BB:1734:G:H8	1.80	0.43
1:AA:1489:G:H2'	1:AA:1490:U:H6	1.84	0.43
25:DC:93:VAL:CG2	25:DC:115:ILE:HD11	2.49	0.43
4:CE:98:ALA:HB2	4:CE:123:LEU:HG	2.00	0.43
4:CE:55:VAL:N	4:CE:56:PRO:CD	2.82	0.43
2:CC:57:GLU:HB2	2:CC:64:ARG:CB	2.49	0.43
23:DB:528:A:H8	23:DB:528:A:H3'	1.82	0.43
28:DP:103:THR:HG22	28:DP:104:GLY:N	2.33	0.43
10:AK:16:SER:CA	10:AK:78:ILE:HA	2.48	0.43
28:DP:26:GLU:HG3	28:DP:43:GLU:HB2	2.00	0.43
48:BG:54:ARG:C	48:BG:54:ARG:HD3	2.38	0.43
48:BG:54:ARG:HD2	48:BG:57:TYR:CE1	2.54	0.43
4:CE:15:ILE:HD12	4:CE:35:LEU:HG	2.01	0.43
25:BC:61:TYR:HA	25:BC:85:ASN:ND2	2.33	0.43
23:BB:2370:G:H2'	23:BB:2371:G:O4'	2.18	0.43
7:AH:124:ILE:HG22	7:AH:125:ILE:H	1.84	0.43
23:BB:2852:G:H2'	23:BB:2853:C:H6	1.81	0.43
23:BB:526:A:N6	23:BB:2626:C:C4'	2.81	0.43
7:CH:25:THR:O	7:CH:26:MET:HB3	2.18	0.43
16:CQ:37:ILE:HG22	16:CQ:39:ARG:NE	2.34	0.43
29:DE:110:SER:HB3	29:DE:114:ARG:HH12	1.84	0.43
1:CA:541:G:O2'	1:CA:542:G:H5'	2.19	0.43
23:BB:2489:U:H2'	23:BB:2490:G:O4'	2.18	0.43
26:DD:45:TYR:CD1	26:DD:45:TYR:N	2.86	0.43
28:DP:44:GLY:HA3	28:DP:60:VAL:HG12	2.00	0.43
23:BB:122:G:O2'	23:BB:123:G:H5'	2.19	0.43
1:AA:638:U:H2'	1:AA:639:G:O4'	2.19	0.43
23:DB:1427:A:H4'	23:DB:1428:C:O4'	2.18	0.43
36:B2:1:MET:HG2	36:B2:2:LYS:H	1.83	0.43
1:AA:960:U:O2'	1:AA:1223:C:H4'	2.18	0.43
24:BI:4:VAL:HG13	24:BI:4:VAL:O	2.18	0.43
23:DB:268:C:O2	23:DB:268:C:H2'	2.18	0.43
20:AB:131:LYS:HE2	20:AB:131:LYS:HB3	1.84	0.43
10:CK:52:ARG:HB3	10:CK:52:ARG:NH1	2.33	0.43
22:DA:64:G:H2'	22:DA:65:U:C6	2.53	0.43
13:CN:32:ASP:CG	13:CN:33:VAL:N	2.71	0.43
1:AA:1515:G:O2'	1:AA:1516:G:H5'	2.19	0.43
38:BM:32:GLY:HA2	38:BM:117:PHE:CZ	2.53	0.43
37:DL:105:ILE:HG22	37:DL:106:GLU:N	2.34	0.43
23:BB:923:G:H5'	52:BW:25:PHE:CZ	2.54	0.43
21:AU:40:PRO:HG2	21:AU:41:THR:H	1.82	0.43

Continued on next page...

Continued from previous page...

Atom-1	Atom-2	Distance(Å)	Clash(Å)
52:DW:23:LYS:HD2	52:DW:24:ARG:HB3	2.00	0.43
52:BW:39:GLN:HG3	52:BW:42:THR:N	2.33	0.43
23:DB:2330:G:H1'	52:DW:38:ARG:HB2	2.00	0.43
5:AF:62:MET:HG3	5:AF:64:VAL:CG2	2.49	0.43
29:DE:153:LEU:HG	29:DE:154:ASP:N	2.32	0.43
10:CK:31:VAL:HG11	10:CK:95:THR:OG1	2.18	0.43
47:DF:78:ILE:HA	47:DF:79:ARG:HE	1.84	0.43
47:DF:78:ILE:HG13	47:DF:82:TYR:CZ	2.53	0.43
23:BB:2260:C:O2'	23:BB:2261:C:H5'	2.19	0.43
18:AS:39:ILE:HG12	18:AS:70:LEU:CD1	2.48	0.43
28:DP:6:GLN:HA	28:DP:9:GLN:NE2	2.33	0.43
41:BJ:55:ILE:HG22	41:BJ:123:LYS:HB2	2.00	0.43
50:BT:55:VAL:HG13	50:BT:85:VAL:HG12	1.99	0.43
24:DI:54:ILE:O	24:DI:54:ILE:HG23	2.18	0.43
40:BH:78:VAL:HB	40:BH:143:ILE:O	2.19	0.43
20:CB:14:HIS:HB2	20:CB:208:ALA:HB2	2.01	0.43
45:BS:27:LYS:CD	45:BS:27:LYS:H	2.32	0.43
45:BS:28:LYS:O	45:BS:29:VAL:HG23	2.19	0.43
1:AA:82:G:H2'	1:AA:84:U:H5	1.84	0.43
47:DF:65:LEU:CD2	47:DF:87:LYS:HD2	2.48	0.43
23:BB:2421:G:N7	34:B3:30:HIS:NE2	2.67	0.43
23:BB:345:A:N3	23:BB:346:A:N1	2.66	0.43
51:BZ:14:THR:HA	51:BZ:28:ARG:CA	2.39	0.43
41:BJ:25:LEU:O	41:BJ:27:ARG:N	2.50	0.43
38:DM:19:GLY:H	38:DM:38:ARG:HH22	1.65	0.43
23:DB:121:G:H2'	23:DB:122:G:C8	2.53	0.43
24:BI:91:LYS:O	24:BI:94:LYS:HB2	2.18	0.43
23:BB:2144:G:O2'	23:BB:2146:C:H5'	2.18	0.43
22:BA:28:C:H5	22:BA:56:G:H22	1.66	0.43
33:B1:47:ILE:HD12	33:B1:47:ILE:N	2.33	0.43
24:BI:29:GLN:HA	24:BI:29:GLN:NE2	2.32	0.43
48:BG:105:SER:C	48:BG:106:LEU:HD23	2.39	0.43
23:BB:2886:A:N6	31:B0:39:ARG:NE	2.62	0.43
3:AD:197:HIS:HA	3:AD:200:VAL:CG2	2.47	0.43
1:AA:1342:C:O2'	8:AI:125:GLN:HB3	2.17	0.43
41:DJ:23:LYS:HE3	41:DJ:142:ILE:HG12	2.01	0.43
48:DG:83:THR:C	48:DG:84:LYS:HD3	2.38	0.43
23:DB:871:U:H4'	38:DM:68:PHE:CE2	2.54	0.43
40:BH:54:LEU:HA	40:BH:58:LEU:CB	2.48	0.43
48:BG:116:LEU:HG	48:BG:120:ILE:HD12	2.01	0.43
7:CH:29:SER:OG	7:CH:32:LYS:HG3	2.18	0.43
11:AL:107:LYS:N	11:AL:107:LYS:HZ3	2.17	0.43

Continued on next page...

Continued from previous page...

Atom-1	Atom-2	Distance(Å)	Clash(Å)
23:BB:1796:U:H4'	25:BC:252:LYS:O	2.18	0.43
37:BL:77:ILE:HG13	37:BL:101:ILE:HD11	2.00	0.43
37:BL:85:VAL:HG22	37:BL:94:THR:HG21	2.01	0.43
1:CA:1201:A:H8	1:CA:1201:A:H5''	1.84	0.43
46:DU:11:ILE:HG23	46:DU:12:VAL:N	2.33	0.43
23:BB:18:U:OP1	44:BQ:29:ARG:NH2	2.50	0.43
23:DB:1728:C:H2'	23:DB:1730:C:O2	2.18	0.43
28:BP:89:GLY:N	28:BP:112:ARG:NH1	2.66	0.43
23:DB:1789:A:H2'	23:DB:1790:C:O4'	2.18	0.43
28:DP:89:GLY:HA2	28:DP:112:ARG:H	1.82	0.43
3:CD:3:TYR:O	3:CD:4:LEU:HD12	2.17	0.43
1:CA:537:G:H2'	1:CA:538:G:C8	2.54	0.43
25:BC:123:ILE:HD13	25:BC:135:PRO:HG2	1.99	0.43
1:CA:618:C:N3	1:CA:622:A:N6	2.65	0.43
23:BB:340:A:H2'	23:BB:341:C:O4'	2.19	0.43
28:DP:25:VAL:HA	28:DP:85:VAL:CA	2.48	0.43
1:AA:311:C:HO2'	1:AA:312:C:H5'	1.83	0.43
23:DB:1923:U:O4	53:DB:3001:NMY:N9	2.51	0.43
23:BB:2199:A:H5''	23:BB:2200:C:H5	1.84	0.43
23:BB:2369:A:H2'	23:BB:2370:G:C8	2.53	0.43
23:BB:409:G:H2'	23:BB:410:G:C8	2.53	0.43
23:DB:235:U:H2'	23:DB:236:C:C6	2.53	0.43
23:DB:2520:C:C6	23:DB:2567:G:H1'	2.53	0.43
1:AA:537:G:H2'	1:AA:538:G:H8	1.84	0.43
23:DB:1640:A:H2'	23:DB:1641:A:H8	1.82	0.43
35:DV:48:MET:O	35:DV:51:GLN:HG3	2.19	0.43
23:DB:997:G:OP1	44:DQ:92:LYS:HB2	2.19	0.43
23:DB:2025:C:H2'	23:DB:2026:U:C6	2.53	0.43
34:B3:9:ALA:O	34:B3:13:PHE:HD2	2.01	0.43
45:DS:99:ARG:HG2	45:DS:99:ARG:H	1.54	0.43
23:DB:374:A:H61	23:DB:400:G:H1'	1.83	0.43
32:B4:30:GLU:HA	32:B4:31:PRO:HD3	1.89	0.43
23:BB:1526:C:H2'	23:BB:1527:G:O4'	2.19	0.43
38:DM:32:GLY:HA2	38:DM:117:PHE:CZ	2.53	0.43
51:DZ:39:TRP:HB2	51:DZ:46:PHE:CE2	2.54	0.43
36:D2:36:ALA:C	36:D2:38:GLY:N	2.72	0.43
17:AR:32:ILE:HG23	17:AR:36:GLY:O	2.19	0.43
51:DZ:59:ILE:HD13	51:DZ:67:VAL:HG21	2.00	0.43
44:DQ:24:TYR:CD1	44:DQ:25:GLY:N	2.86	0.43
26:BD:98:VAL:C	26:BD:100:LEU:N	2.71	0.43
20:CB:69:VAL:O	20:CB:163:ILE:HG22	2.19	0.43
41:DJ:45:THR:H	41:DJ:46:PRO:CD	2.27	0.43

Continued on next page...

Continued from previous page...

Atom-1	Atom-2	Distance(Å)	Clash(Å)
44:DQ:111:LYS:HE3	49:DR:48:LYS:HZ3	1.81	0.43
28:DP:61:ARG:HD3	28:DP:70:GLU:CG	2.49	0.43
29:BE:146:VAL:HG12	29:BE:147:LEU:N	2.34	0.43
29:BE:146:VAL:O	29:BE:167:VAL:HA	2.18	0.43
10:CK:92:ARG:NH2	21:CU:24:LYS:HG2	2.28	0.43
47:DF:78:ILE:HG23	47:DF:82:TYR:CB	2.49	0.43
18:AS:50:VAL:O	18:AS:56:HIS:HA	2.19	0.43
44:BQ:86:SER:O	44:BQ:88:GLU:N	2.48	0.43
25:BC:66:PHE:CE2	25:BC:104:LEU:HD11	2.54	0.43
25:DC:203:VAL:O	25:DC:204:LEU:HB2	2.19	0.43
40:BH:68:ARG:HD3	40:BH:134:VAL:HG21	2.00	0.43
37:DL:81:ASP:O	37:DL:83:ALA:N	2.45	0.43
27:DK:42:THR:O	27:DK:43:ILE:C	2.57	0.43
42:DN:82:GLU:C	42:DN:84:GLY:N	2.71	0.43
46:BU:73:ASN:ND2	46:BU:74:ALA:N	2.66	0.43
15:AP:4:ILE:O	15:AP:71:VAL:HG11	2.18	0.43
32:B4:7:VAL:CG1	32:B4:8:LYS:H	2.22	0.43
47:BF:106:ALA:HA	47:BF:135:ILE:HD13	1.99	0.43
47:DF:131:VAL:O	47:DF:132:ARG:HB2	2.19	0.43
23:BB:62:U:O2	23:BB:62:U:C2'	2.63	0.43
29:DE:46:GLN:HB3	29:DE:86:ALA:HA	2.00	0.43
15:CP:52:LEU:CD2	15:CP:75:ILE:HA	2.49	0.43
35:BV:93:ARG:HG3	35:BV:93:ARG:NH1	2.30	0.43
31:B0:41:HIS:HB2	42:BN:99:LYS:C	2.37	0.43
48:BG:10:VAL:HG13	48:BG:14:VAL:HB	2.00	0.43
43:DO:35:ILE:HG13	43:DO:71:ALA:CB	2.49	0.43
1:AA:104:G:O2'	1:AA:105:G:H5'	2.19	0.43
1:AA:865:A:H2	1:AA:918:A:H4'	1.83	0.43
13:AN:17:ASP:O	13:AN:21:ALA:HB3	2.18	0.43
28:DP:50:ARG:CB	28:DP:57:ALA:H	2.27	0.43
12:CM:76:ILE:HG22	12:CM:80:MET:HE2	2.01	0.43
29:DE:117:ARG:HA	29:DE:185:LYS:HG2	1.99	0.43
26:DD:8:LYS:O	26:DD:9:VAL:HB	2.19	0.43
51:DZ:51:VAL:HG11	51:DZ:56:MET:HG3	2.00	0.43
23:DB:155:A:O2'	23:DB:156:A:H5'	2.18	0.43
40:DH:119:ASN:C	40:DH:121:VAL:H	2.22	0.43
2:AC:116:ALA:HB1	2:AC:186:SER:OG	2.19	0.43
1:AA:279:A:H4'	1:AA:280:C:OP2	2.17	0.43
1:AA:587:G:H4'	7:AH:3:GLN:HA	2.01	0.43
5:CF:1:MET:SD	5:CF:67:PRO:HD3	2.57	0.43
23:DB:2637:U:H5''	26:DD:83:ARG:NH2	2.33	0.43
1:CA:676:A:H2'	1:CA:677:U:C6	2.54	0.43

Continued on next page...

Continued from previous page...

Atom-1	Atom-2	Distance(Å)	Clash(Å)
1:CA:1239:A:N6	1:CA:1299:A:H62	2.14	0.43
34:D3:44:ARG:N	34:D3:45:PRO:CD	2.81	0.43
12:AM:102:LYS:NZ	12:AM:102:LYS:HB2	2.34	0.43
11:AL:42:LYS:HB3	11:AL:43:LYS:H	1.63	0.43
20:CB:125:PHE:HA	20:CB:127:LYS:HZ1	1.83	0.43
45:BS:51:LEU:C	45:BS:53:SER:H	2.21	0.43
1:AA:1309:G:P	12:AM:86:ARG:HH12	2.42	0.43
23:DB:320:A:H4'	23:DB:322:A:N7	2.34	0.43
23:BB:2893:A:H4'	23:BB:2894:G:H5'	1.99	0.43
6:AG:112:ASP:HB3	6:AG:113:LYS:H	1.63	0.43
45:DS:51:LEU:C	45:DS:53:SER:H	2.21	0.43
23:BB:2411:A:H2'	23:BB:2412:A:H8	1.82	0.43
23:BB:1424:G:O2'	23:BB:1425:G:H5'	2.18	0.43
23:DB:1831:G:H2'	23:DB:1832:C:H6	1.83	0.43
23:BB:1666:G:C2'	23:BB:1667:G:H5'	2.48	0.43
23:BB:2874:C:H2'	23:BB:2875:C:C6	2.54	0.43
23:BB:924:G:H2'	23:BB:925:A:H8	1.83	0.43
47:BF:134:GLN:NE2	47:BF:136:ILE:HA	2.33	0.43
23:BB:1878:G:H2'	23:BB:1879:C:C6	2.53	0.43
23:BB:12:U:O2	23:BB:2626:C:H4'	2.19	0.43
23:DB:1322:A:H2'	23:DB:1323:C:H5'	2.00	0.43
23:DB:2489:U:H2'	23:DB:2490:G:O4'	2.19	0.43
22:BA:92:C:O2'	22:BA:93:C:H5'	2.18	0.43
23:DB:765:C:H2'	23:DB:766:U:C6	2.53	0.43
18:AS:64:GLU:H	18:AS:64:GLU:CD	2.21	0.43
2:CC:42:LEU:O	2:CC:46:LEU:HB2	2.19	0.43
23:DB:1145:C:O2'	23:DB:1146:C:H5'	2.18	0.43
23:BB:736:C:H2'	23:BB:737:C:C6	2.54	0.43
23:BB:1893:C:H2'	23:BB:1894:C:O4'	2.18	0.43
2:AC:38:VAL:HG23	2:AC:39:ARG:N	2.33	0.43
23:DB:1893:C:H2'	23:DB:1894:C:O4'	2.19	0.43
23:BB:2408:U:O2'	23:BB:2409:G:H5'	2.18	0.43
23:DB:695:G:OP1	23:DB:1380:G:H4'	2.19	0.43
26:DD:202:ILE:HG22	26:DD:202:ILE:O	2.17	0.43
6:CG:55:LYS:H	6:CG:55:LYS:HG2	1.63	0.43
20:CB:43:GLU:H	20:CB:43:GLU:HG2	1.50	0.43
39:BX:13:GLU:OE2	39:BX:13:GLU:HA	2.18	0.43
23:BB:298:G:OP1	46:BU:83:GLY:HA2	2.18	0.43
1:AA:1277:C:O2'	1:AA:1279:G:H8	1.97	0.43
8:CI:34:LEU:CD1	8:CI:47:VAL:HG21	2.49	0.43
28:BP:61:ARG:HD3	28:BP:70:GLU:CG	2.49	0.43
25:DC:107:LYS:HB3	25:DC:108:GLY:H	1.68	0.43

Continued on next page...

Continued from previous page...

Atom-1	Atom-2	Distance(Å)	Clash(Å)
23:DB:2261:C:N4	52:DW:10:ARG:HB3	2.33	0.43
18:AS:66:VAL:O	18:AS:68:HIS:N	2.52	0.43
50:BT:72:GLN:H	50:BT:72:GLN:HG2	1.63	0.43
44:DQ:105:PHE:HA	44:DQ:108:LEU:CG	2.49	0.43
45:DS:26:GLY:O	45:DS:28:LYS:N	2.52	0.43
27:DK:47:ILE:HG23	27:DK:48:PRO:N	2.33	0.43
1:CA:1103:C:O2	20:CB:105:THR:HG21	2.18	0.43
48:DG:26:LYS:HA	48:DG:32:LEU:CA	2.45	0.43
43:DO:49:VAL:HG11	43:DO:82:ALA:CA	2.49	0.43
43:BO:49:VAL:HG11	43:BO:82:ALA:CA	2.48	0.43
20:CB:45:THR:HA	20:CB:48:MET:HG3	2.00	0.43
45:BS:26:GLY:O	45:BS:28:LYS:N	2.52	0.43
1:AA:77:A:O2'	1:AA:78:A:H5'	2.19	0.43
27:DK:115:ILE:CG2	27:DK:116:ILE:N	2.82	0.43
3:CD:8:LEU:HD12	3:CD:31:CYS:SG	2.58	0.43
29:BE:32:VAL:HG23	29:BE:33:VAL:N	2.34	0.43
26:DD:90:PHE:O	26:DD:91:THR:C	2.57	0.43
26:DD:119:ALA:HB2	26:DD:163:GLY:C	2.39	0.43
29:DE:46:GLN:HG3	29:DE:87:ALA:CB	2.40	0.43
23:BB:2146:C:H4'	23:BB:2148:G:H1'	2.00	0.43
22:BA:53:A:C2'	22:BA:54:G:H5'	2.49	0.43
23:BB:2742:G:O2'	23:BB:2743:U:H5'	2.17	0.43
48:BG:94:ARG:HH21	48:BG:104:LEU:HA	1.82	0.43
48:BG:106:LEU:N	48:BG:106:LEU:HD23	2.33	0.43
35:DV:28:ALA:HA	35:DV:88:HIS:ND1	2.34	0.43
5:AF:98:GLU:HG2	5:AF:99:ALA:H	1.80	0.43
12:CM:28:ARG:CZ	12:CM:62:PHE:HB2	2.48	0.43
23:BB:2819:G:O2'	23:BB:2820:A:H5''	2.18	0.43
9:CJ:17:LEU:CD1	9:CJ:95:GLY:HA3	2.49	0.43
23:DB:2743:U:C2'	23:DB:2744:G:H5''	2.42	0.43
11:AL:49:ARG:CG	11:AL:89:LEU:HD21	2.44	0.43
28:DP:50:ARG:CD	28:DP:56:SER:HB3	2.49	0.43
2:AC:148:ILE:HG12	2:AC:149:LYS:N	2.34	0.43
23:DB:1559:U:H3'	23:DB:1560:G:H5'	2.00	0.43
43:DO:88:LYS:HG2	43:DO:89:ASP:N	2.33	0.43
1:AA:1017:U:H2'	1:AA:1018:G:C8	2.54	0.43
9:AJ:37:ARG:NH1	9:AJ:77:VAL:HG21	2.33	0.43
1:AA:1462:C:H2'	1:AA:1463:U:C6	2.53	0.43
23:BB:416:U:H2'	23:BB:417:C:H6	1.84	0.43
23:DB:2139:U:O2'	23:DB:2140:G:H5'	2.18	0.43
43:DO:14:ALA:O	43:DO:18:LEU:HB2	2.19	0.43
3:CD:3:TYR:CZ	3:CD:10:LEU:HD21	2.54	0.43

Continued on next page...

Continued from previous page...

Atom-1	Atom-2	Distance(Å)	Clash(Å)
23:DB:956:G:N2	23:DB:959:A:H3'	2.34	0.43
1:CA:1355:G:H2'	1:CA:1356:G:C8	2.53	0.43
1:CA:1254:A:OP1	9:CJ:47:GLU:HG3	2.19	0.43
20:CB:119:GLN:HB3	20:CB:125:PHE:HD1	1.84	0.43
23:BB:101:A:H2'	23:BB:102:U:OP2	2.19	0.43
1:CA:706:A:H4'	10:CK:30:ILE:HD11	2.00	0.43
23:BB:1478:G:O2'	23:BB:1479:G:H5'	2.18	0.43
1:CA:586:C:H2'	1:CA:587:G:H5'	2.01	0.43
2:CC:78:LYS:HE3	2:CC:81:GLU:HG2	2.01	0.43
23:BB:1401:G:H2'	23:BB:1402:U:H6	1.83	0.43
3:AD:77:GLU:O	3:AD:81:LEU:HG	2.18	0.43
23:DB:39:G:H2'	23:DB:40:U:H6	1.84	0.43
1:CA:403:C:H2'	1:CA:404:G:C8	2.51	0.43
23:DB:839:U:H2'	23:DB:840:C:C6	2.52	0.43
20:AB:18:GLN:O	20:AB:37:VAL:HG23	2.18	0.43
49:DR:2:TYR:CB	49:DR:42:ALA:HB2	2.49	0.43
1:AA:642:A:H2'	1:AA:643:C:C6	2.51	0.43
23:DB:958:U:O4	38:DM:16:ARG:HA	2.19	0.43
23:BB:1576:U:O2'	23:BB:1577:C:H5'	2.19	0.43
23:DB:64:A:H2'	23:DB:65:U:H6	1.84	0.43
23:DB:51:G:H1'	23:DB:118:A:N6	2.34	0.43
23:DB:930:G:H1'	30:DY:24:LEU:HD11	2.01	0.43
23:DB:2852:G:H2'	23:DB:2853:C:H6	1.82	0.43
23:DB:934:U:H2'	23:DB:935:C:H6	1.84	0.43
23:DB:912:C:O2'	23:DB:913:U:H5'	2.19	0.43
9:AJ:8:ILE:HD13	9:AJ:74:VAL:CG1	2.49	0.43
1:AA:894:G:O2'	1:AA:895:G:H5'	2.19	0.43
23:BB:2847:U:H5''	28:BP:94:ALA:HB2	2.00	0.43
3:CD:173:ASP:OD1	3:CD:176:LYS:HD3	2.19	0.43
1:CA:65:A:C4	1:CA:381:C:C4	3.07	0.43
23:BB:1739:A:H2'	23:BB:1740:G:C8	2.53	0.43
23:BB:1740:G:H2'	23:BB:1741:C:C6	2.54	0.43
23:BB:2220:U:O2'	23:BB:2221:G:H5'	2.18	0.43
38:BM:54:THR:O	38:BM:56:ALA:N	2.45	0.43
1:CA:355:C:O2'	1:CA:356:A:H5'	2.18	0.43
23:DB:1333:G:H2'	23:DB:1334:G:H8	1.82	0.43
23:DB:244:A:H2'	23:DB:245:G:O4'	2.19	0.43
43:DO:77:ALA:O	43:DO:81:ARG:HD3	2.18	0.43
23:BB:1567:G:H5'	25:BC:57:HIS:CD2	2.53	0.43
24:BI:15:GLY:O	24:BI:16:MET:HB2	2.19	0.43
40:DH:27:ARG:HE	51:DZ:64:ILE:HD11	1.84	0.43
21:CU:35:GLU:HB3	21:CU:36:PHE:H	1.47	0.43

Continued on next page...

Continued from previous page...

Atom-1	Atom-2	Distance(Å)	Clash(Å)
20:AB:70:GLY:HA2	20:AB:163:ILE:CG2	2.48	0.43
23:DB:2336:A:N6	52:DW:40:ARG:HB3	2.33	0.43
52:DW:18:LYS:H	52:DW:35:ILE:CG2	2.32	0.43
52:DW:39:GLN:HG3	52:DW:42:THR:N	2.34	0.43
26:BD:54:ALA:HA	26:BD:76:GLY:N	2.33	0.43
52:DW:9:THR:HG23	52:DW:10:ARG:CD	2.32	0.43
19:CT:42:ASP:HA	19:CT:43:LYS:NZ	2.34	0.43
29:BE:131:THR:HB	29:BE:164:LEU:HG	2.00	0.43
29:BE:153:LEU:HG	29:BE:154:ASP:N	2.34	0.43
50:DT:57:VAL:HG12	50:DT:86:THR:OG1	2.19	0.43
10:CK:57:SER:O	10:CK:90:PRO:HG3	2.18	0.43
20:AB:184:ALA:C	20:AB:199:ILE:HD12	2.39	0.43
37:BL:92:LEU:CD2	37:BL:124:GLY:HA3	2.48	0.43
1:AA:692:U:C2	1:AA:694:A:H5''	2.54	0.43
1:AA:697:U:O2	1:AA:798:U:H1'	2.19	0.43
10:AK:124:LYS:O	21:AU:33:ARG:HG2	2.18	0.43
37:BL:81:ASP:HA	37:BL:84:LYS:CE	2.36	0.43
25:BC:64:VAL:O	25:BC:65:ASP:CB	2.54	0.43
50:BT:57:VAL:HG12	50:BT:86:THR:OG1	2.18	0.43
44:DQ:104:ALA:C	44:DQ:106:THR:H	2.21	0.43
20:CB:96:LEU:HD23	20:CB:99:MET:HE3	2.00	0.43
47:BF:74:ALA:HB1	47:BF:76:PHE:CD2	2.53	0.43
23:BB:1060:U:C1'	23:BB:1062:G:H5'	2.49	0.43
39:DX:6:LEU:O	39:DX:7:ARG:HB3	2.19	0.43
23:DB:1203:U:C4'	37:DL:3:LEU:HD12	2.48	0.43
20:AB:27:LYS:CA	20:AB:30:ILE:HD12	2.39	0.43
19:AT:43:LYS:HB3	19:AT:85:LEU:HD21	2.01	0.43
51:DZ:28:ARG:O	51:DZ:28:ARG:HG2	2.18	0.43
4:CE:57:ALA:O	4:CE:61:LYS:HG2	2.18	0.43
48:BG:1:SER:O	48:BG:3:VAL:N	2.52	0.43
41:DJ:110:PRO:O	41:DJ:115:GLY:HA3	2.19	0.43
26:DD:98:VAL:C	26:DD:100:LEU:H	2.21	0.43
20:CB:27:LYS:C	20:CB:27:LYS:HD2	2.38	0.43
15:AP:46:LYS:O	15:AP:47:GLU:HB2	2.18	0.43
27:BK:43:ILE:HG21	27:BK:46:ALA:HB2	2.01	0.43
3:CD:105:GLY:O	3:CD:157:ALA:HB1	2.18	0.43
1:AA:1323:G:H4'	1:AA:1362:A:C4	2.54	0.43
1:CA:412:A:O2'	1:CA:413:G:H5''	2.19	0.43
23:BB:163:C:O2	23:BB:163:C:O4'	2.37	0.43
1:CA:16:A:H2	1:CA:1080:A:N3	2.17	0.43
14:CO:88:ARG:O	14:CO:89:ARG:HB2	2.19	0.43
18:AS:28:LYS:N	18:AS:28:LYS:HD2	2.34	0.43

Continued on next page...

Continued from previous page...

Atom-1	Atom-2	Distance(Å)	Clash(Å)
18:AS:28:LYS:HZ2	18:AS:28:LYS:N	2.08	0.43
23:BB:1175:A:H3'	23:BB:1176:U:O4'	2.19	0.43
48:DG:1:SER:O	48:DG:3:VAL:N	2.51	0.43
1:CA:276:G:O2'	1:CA:277:C:H5'	2.19	0.43
48:BG:9:VAL:HG12	48:BG:11:PRO:CD	2.47	0.43
24:DI:105:LEU:HD11	24:DI:139:VAL:CG2	2.43	0.43
3:AD:96:ARG:O	3:AD:100:VAL:HG23	2.19	0.43
12:CM:15:VAL:HG13	12:CM:30:LYS:HA	1.99	0.43
12:CM:42:VAL:HB	12:CM:47:LEU:CD2	2.44	0.43
26:BD:62:LYS:O	26:BD:66:GLY:N	2.51	0.43
23:BB:2590:A:H5''	25:BC:237:ARG:NH2	2.33	0.43
23:BB:1803:A:H4'	25:BC:256:THR:OG1	2.18	0.43
23:DB:2345:G:N3	23:DB:2381:A:H2'	2.33	0.43
37:BL:96:LYS:HE2	37:BL:102:GLY:O	2.19	0.43
23:BB:2751:G:N3	23:BB:2751:G:C2'	2.78	0.43
3:AD:3:TYR:O	3:AD:4:LEU:HD12	2.19	0.43
23:DB:1509:A:H4'	23:DB:1510:G:C8	2.53	0.43
50:BT:74:ILE:HG13	50:BT:75:GLY:N	2.34	0.43
1:CA:321:A:O2'	1:CA:322:C:H5'	2.18	0.43
3:AD:18:LEU:HD11	3:AD:59:LYS:HG3	1.99	0.43
15:CP:20:VAL:HG23	15:CP:34:GLU:C	2.39	0.43
5:CF:51:ILE:O	5:CF:51:ILE:HG23	2.19	0.43
46:DU:70:ALA:HB1	46:DU:79:ALA:CB	2.49	0.43
23:BB:2737:G:H2'	23:BB:2738:A:H8	1.83	0.43
1:AA:676:A:H2'	1:AA:677:U:C6	2.53	0.43
1:CA:159:G:N1	1:CA:163:C:N4	2.67	0.43
10:CK:75:GLU:N	10:CK:75:GLU:CD	2.71	0.43
23:DB:832:U:H2'	23:DB:833:A:C8	2.54	0.43
23:DB:1257:C:H5'	29:DE:78:TRP:CZ3	2.54	0.43
41:BJ:12:LYS:O	41:BJ:13:ARG:HB2	2.18	0.43
1:CA:36:C:O2'	1:CA:37:U:H5'	2.18	0.43
1:AA:1310:G:O2'	1:AA:1311:A:H5'	2.18	0.43
18:AS:71:GLY:C	18:AS:73:PHE:H	2.22	0.43
44:DQ:35:PHE:C	44:DQ:37:ALA:N	2.71	0.43
8:AI:66:VAL:HG21	8:AI:74:GLN:HG3	2.01	0.43
23:DB:2543:G:H2'	23:DB:2544:G:C8	2.53	0.43
10:AK:15:VAL:HB	10:AK:78:ILE:CD1	2.49	0.43
1:CA:825:A:H2'	1:CA:826:C:C6	2.53	0.43
23:BB:2243:U:O2	23:BB:2434:A:C2	2.72	0.43
12:CM:79:LEU:HD13	12:CM:86:ARG:HB3	2.01	0.43
23:DB:1535:A:O2'	23:DB:1536:C:H5'	2.17	0.43
6:AG:104:VAL:O	6:AG:108:ARG:HG3	2.18	0.43

Continued on next page...

Continued from previous page...

Atom-1	Atom-2	Distance(Å)	Clash(Å)
7:AH:25:THR:O	7:AH:26:MET:HB3	2.19	0.43
1:CA:1270:G:H2'	1:CA:1271:A:C8	2.52	0.43
43:BO:28:VAL:CG2	43:BO:106:LEU:HD21	2.47	0.43
22:BA:39:A:H2	22:BA:46:A:H61	1.67	0.43
23:BB:2825:G:H2'	23:BB:2826:A:H5'	2.00	0.43
23:DB:2282:G:H5''	23:DB:2283:C:O4'	2.19	0.43
23:DB:552:U:O2'	23:DB:553:G:H5'	2.18	0.43
1:AA:1014:A:H2'	1:AA:1015:G:C8	2.54	0.43
4:AE:15:ILE:HD12	4:AE:35:LEU:HG	2.00	0.43
23:DB:2617:U:C4	23:DB:2618:G:N7	2.87	0.43
23:BB:1843:C:O2'	23:BB:1844:C:H5'	2.19	0.43
23:DB:2888:C:H2'	23:DB:2889:C:C6	2.54	0.43
26:BD:45:TYR:CD1	26:BD:45:TYR:N	2.87	0.43
22:DA:92:C:O2'	22:DA:93:C:H5'	2.18	0.43
23:DB:1118:C:H2'	23:DB:1119:U:O4'	2.19	0.43
47:BF:59:ILE:HG13	47:BF:59:ILE:H	1.66	0.43
15:CP:38:PHE:CD2	15:CP:51:ARG:HB2	2.53	0.43
23:BB:1904:G:O2'	23:BB:1905:C:H5'	2.19	0.43
40:BH:14:SER:C	40:BH:16:GLY:N	2.72	0.43
1:CA:1067:A:H4'	1:CA:1068:G:O5'	2.18	0.43
23:BB:2659:G:N2	23:BB:2661:G:H3'	2.34	0.43
45:BS:40:ASN:O	45:BS:41:LYS:HG3	2.18	0.43
2:AC:55:VAL:HG12	2:AC:56:ILE:N	2.34	0.43
10:CK:68:ARG:HH11	10:CK:68:ARG:HG3	1.83	0.43
39:BX:59:GLU:OE2	39:BX:59:GLU:N	2.52	0.43
1:AA:903:G:H2'	1:AA:904:U:C6	2.54	0.43
23:BB:1333:G:H2'	23:BB:1334:G:H8	1.84	0.43
25:DC:106:PRO:HB3	25:DC:141:HIS:CE1	2.54	0.43
44:DQ:111:LYS:HZ3	49:DR:50:GLY:HA2	1.83	0.43
29:DE:134:LEU:HD12	29:DE:134:LEU:O	2.19	0.43
50:DT:4:GLU:CD	50:DT:5:GLU:N	2.72	0.43
50:DT:55:VAL:HG22	50:DT:87:LEU:CD2	2.49	0.43
10:CK:22:ILE:HG12	10:CK:31:VAL:HG12	2.00	0.43
48:BG:71:LEU:O	48:BG:74:MET:HB2	2.18	0.43
37:BL:89:VAL:HG23	37:BL:123:ARG:CG	2.45	0.43
43:DO:49:VAL:HG11	43:DO:82:ALA:HB2	2.00	0.43
47:BF:41:GLU:HB2	47:BF:48:LEU:HD11	2.00	0.43
40:BH:131:SER:CA	40:BH:141:LYS:HA	2.41	0.43
23:BB:2305:U:H1'	47:BF:132:ARG:HA	2.00	0.43
1:AA:98:A:O2'	1:AA:99:C:H5'	2.19	0.43
45:BS:47:VAL:HG23	45:BS:48:LYS:N	2.33	0.43
42:DN:82:GLU:O	42:DN:84:GLY:N	2.52	0.43

Continued on next page...

Continued from previous page...

Atom-1	Atom-2	Distance(Å)	Clash(Å)
6:CG:22:LEU:O	6:CG:26:VAL:HG13	2.18	0.43
51:BZ:28:ARG:HG2	51:BZ:28:ARG:O	2.19	0.43
23:DB:138:U:O3'	23:DB:140:C:OP2	2.37	0.43
14:AO:70:LEU:HD12	14:AO:78:TYR:CB	2.49	0.43
41:DJ:24:THR:OG1	41:DJ:27:ARG:HD2	2.19	0.43
1:CA:1411:C:H2'	1:CA:1412:C:H6	1.83	0.43
22:BA:51:G:H2'	22:BA:52:A:O5'	2.19	0.43
18:AS:29:PRO:HA	18:AS:47:THR:HG22	2.00	0.43
23:BB:1174:U:H2'	23:BB:1175:A:H5''	1.99	0.43
23:BB:1177:G:H2'	23:BB:1178:C:C6	2.53	0.43
1:CA:252:U:H2'	1:CA:253:A:H8	1.83	0.43
1:CA:424:G:O2'	1:CA:425:G:H5'	2.19	0.43
1:CA:238:A:C3'	1:CA:239:U:H5''	2.49	0.43
23:BB:613:A:C2	29:BE:173:THR:HG21	2.54	0.43
23:BB:2784:U:O2'	23:BB:2785:C:H5'	2.19	0.43
1:AA:1253:G:N1	1:AA:1285:A:N6	2.67	0.43
1:AA:663:A:O2'	1:AA:664:G:H5'	2.19	0.43
23:DB:920:A:H2'	23:DB:921:C:H6	1.82	0.43
9:AJ:52:LEU:CB	13:AN:80:ARG:HE	2.32	0.43
38:DM:42:THR:HB	38:DM:45:GLN:HG3	2.01	0.43
8:AI:35:GLU:HG3	8:AI:44:ARG:HD2	2.00	0.43
37:DL:82:LEU:O	37:DL:85:VAL:HG12	2.19	0.43
1:AA:737:C:H2'	1:AA:738:C:C6	2.54	0.43
23:BB:6:A:O2'	23:BB:7:G:H5'	2.19	0.43
1:AA:1173:U:H2'	1:AA:1174:G:H8	1.82	0.43
23:DB:781:A:OP1	25:DC:216:ARG:NH2	2.51	0.43
25:DC:216:ARG:NH1	25:DC:216:ARG:HG3	2.31	0.43
23:DB:2135:A:N6	23:DB:2156:G:O2'	2.48	0.43
49:BR:49:ILE:HG22	49:BR:54:VAL:HB	2.00	0.43
23:DB:993:G:OP1	44:DQ:49:ARG:NH1	2.52	0.43
23:DB:540:C:H2'	23:DB:541:A:C8	2.53	0.43
23:BB:978:G:O4'	23:BB:1001:A:H2	2.02	0.43
14:CO:59:MET:HG2	14:CO:59:MET:H	1.60	0.43
1:AA:195:A:H1'	1:AA:222:C:HO2'	1.83	0.43
20:CB:139:GLU:HG2	20:CB:143:LEU:HD12	2.01	0.43
42:BN:11:ASN:O	42:BN:12:ARG:HB2	2.17	0.43
23:DB:2154:A:H2'	23:DB:2155:U:O4'	2.19	0.43
34:D3:23:HIS:ND1	34:D3:24:LYS:N	2.67	0.43
1:AA:1082:A:O2'	1:AA:1083:U:H5'	2.19	0.43
1:CA:169:C:O2'	1:CA:170:U:H5'	2.19	0.43
22:DA:88:C:HO2'	22:DA:89:U:H6	1.66	0.43
20:AB:148:GLY:C	20:AB:150:ILE:H	2.23	0.43

Continued on next page...

Continued from previous page...

Atom-1	Atom-2	Distance(Å)	Clash(Å)
1:AA:1232:U:P	8:AI:127:SER:HG	2.42	0.43
23:BB:2028:U:O2'	23:BB:2029:G:H5'	2.18	0.43
26:BD:111:GLY:H	26:BD:194:PRO:CG	2.32	0.43
9:AJ:8:ILE:HD13	9:AJ:74:VAL:HG12	2.01	0.43
17:CR:43:ILE:O	17:CR:44:THR:HG23	2.18	0.43
1:CA:613:C:H2'	1:CA:614:C:H6	1.83	0.43
26:DD:202:ILE:HD12	26:DD:202:ILE:N	2.33	0.43
2:CC:80:GLY:O	2:CC:84:GLU:HB2	2.19	0.43
34:B3:23:HIS:ND1	34:B3:24:LYS:N	2.67	0.43
14:AO:45:GLU:O	14:AO:47:LYS:N	2.51	0.43
25:DC:132:ARG:HG3	25:DC:132:ARG:O	2.18	0.43
1:AA:10:A:OP2	4:AE:130:THR:HB	2.19	0.43
23:BB:518:G:H2'	23:BB:519:U:C6	2.54	0.43
51:DZ:30:LEU:HA	51:DZ:31:PRO:HD3	1.93	0.43
51:BZ:6:GLN:HE21	51:BZ:50:ARG:N	2.01	0.43
23:DB:580:U:O3'	44:DQ:30:VAL:HG23	2.19	0.43
8:AI:34:LEU:CD1	8:AI:47:VAL:HG21	2.49	0.43
50:BT:4:GLU:CD	50:BT:5:GLU:N	2.72	0.43
48:BG:23:ILE:O	48:BG:34:ARG:HA	2.18	0.43
20:AB:95:TRP:HZ3	20:AB:174:GLU:OE2	2.02	0.43
25:BC:141:HIS:CG	25:BC:142:ASN:N	2.87	0.43
10:CK:124:LYS:O	10:CK:125:LYS:HB2	2.19	0.43
20:CB:94:ARG:HG2	20:CB:94:ARG:O	2.18	0.43
23:DB:2598:A:H5''	25:DC:233:GLY:HA3	2.00	0.43
47:BF:78:ILE:HA	47:BF:79:ARG:HH11	1.84	0.43
37:DL:81:ASP:HA	37:DL:84:LYS:CE	2.37	0.43
37:DL:84:LYS:C	37:DL:86:GLU:H	2.20	0.43
28:BP:9:GLN:HA	28:BP:12:MET:SD	2.59	0.43
37:DL:40:SER:C	37:DL:41:ARG:HG3	2.39	0.43
40:DH:125:THR:CA	40:DH:146:VAL:HB	2.41	0.43
38:BM:18:ARG:HD2	38:BM:18:ARG:HA	1.74	0.43
47:DF:130:GLY:HA2	47:DF:152:ASP:HA	2.01	0.43
23:DB:1056:G:H5''	23:DB:1057:A:H5'	2.00	0.43
46:DU:47:PRO:HB3	46:DU:55:GLY:HA3	2.01	0.43
48:DG:93:TYR:HE1	48:DG:160:GLY:HA2	1.84	0.43
30:BY:8:GLN:OE1	30:BY:23:LEU:HD11	2.18	0.43
23:BB:2144:G:N2	23:BB:2146:C:O4'	2.49	0.43
43:BO:35:ILE:HG13	43:BO:71:ALA:HB2	2.01	0.43
46:BU:25:LYS:N	46:BU:34:ILE:O	2.51	0.43
1:CA:255:G:H2'	1:CA:256:U:H6	1.84	0.43
24:DI:129:GLU:CB	24:DI:133:ARG:HH12	2.31	0.43
3:AD:104:MET:CE	3:AD:170:LEU:HD13	2.48	0.43

Continued on next page...

Continued from previous page...

Atom-1	Atom-2	Distance(Å)	Clash(Å)
12:CM:3:ILE:HA	12:CM:56:ARG:CG	2.43	0.43
29:DE:157:LEU:HG	29:DE:169:VAL:HG11	2.00	0.43
31:D0:41:HIS:O	31:D0:42:ILE:O	2.37	0.43
23:BB:2785:C:H2'	23:BB:2786:U:C6	2.53	0.43
23:BB:2819:G:H2'	23:BB:2821:A:N7	2.33	0.43
23:BB:1548:A:H2'	23:BB:1549:A:H8	1.82	0.43
25:BC:245:THR:OG1	25:BC:249:VAL:HG23	2.19	0.43
28:DP:50:ARG:HB3	28:DP:57:ALA:O	2.19	0.43
2:AC:137:VAL:HA	2:AC:148:ILE:CD1	2.46	0.43
48:BG:120:ILE:C	48:BG:120:ILE:HD13	2.39	0.43
48:BG:132:LEU:HG	48:BG:132:LEU:H	1.71	0.43
28:BP:91:VAL:HG11	28:BP:96:LEU:CD1	2.47	0.43
12:CM:72:ILE:O	12:CM:76:ILE:HG13	2.19	0.43
4:CE:148:SER:OG	4:CE:151:MET:HB2	2.19	0.43
8:CI:35:GLU:HG3	8:CI:44:ARG:HD2	2.01	0.43
46:BU:11:ILE:CG2	46:BU:12:VAL:N	2.82	0.43
1:AA:490:C:H2'	1:AA:491:G:H8	1.83	0.43
23:BB:751:A:C5'	45:BS:90:LYS:HA	2.48	0.43
2:AC:133:MET:SD	2:AC:152:VAL:HG23	2.59	0.43
1:CA:818:G:C2'	1:CA:819:A:H5''	2.49	0.43
46:DU:20:LYS:HB2	46:DU:20:LYS:HE2	1.91	0.43
7:AH:39:LEU:HD21	7:AH:128:VAL:HG21	2.00	0.43
23:DB:528:A:H2	23:DB:2043:C:H4'	1.83	0.43
23:DB:1939:U:H5'	23:DB:1939:U:C6	2.52	0.43
6:AG:70:PRO:HA	6:AG:141:HIS:CE1	2.54	0.43
23:DB:2839:G:H2'	23:DB:2840:C:H6	1.83	0.43
24:BI:14:ALA:CB	24:BI:50:LYS:HA	2.49	0.43
1:CA:175:C:H2'	1:CA:176:C:H6	1.84	0.43
23:DB:1052:C:H2'	23:DB:1053:C:O4'	2.18	0.43
23:BB:902:C:H2'	23:BB:903:C:C6	2.53	0.43
23:DB:302:C:H2'	23:DB:303:G:H8	1.83	0.43
23:BB:1291:C:O2'	23:BB:1292:G:H5'	2.19	0.43
23:DB:219:A:O2'	23:DB:220:G:H5'	2.19	0.43
1:AA:825:A:H2'	1:AA:826:C:C6	2.53	0.43
23:BB:766:U:H2'	23:BB:767:U:C6	2.54	0.43
19:AT:72:ALA:O	19:AT:75:LYS:HD3	2.19	0.43
1:AA:537:G:H2'	1:AA:538:G:C8	2.53	0.43
23:BB:2389:G:H5''	23:BB:2390:U:O4'	2.18	0.43
1:AA:210:C:H1'	1:AA:211:G:C2	2.54	0.43
3:CD:50:TYR:HA	3:CD:53:GLN:HE21	1.83	0.43
23:BB:2104:C:C3'	23:BB:2104:C:C6	3.00	0.43
26:DD:125:TRP:CG	26:DD:160:LYS:HB3	2.54	0.43

Continued on next page...

Continued from previous page...

Atom-1	Atom-2	Distance(Å)	Clash(Å)
26:DD:159:LYS:HD3	26:DD:159:LYS:C	2.39	0.43
23:BB:2888:C:H2'	23:BB:2889:C:C6	2.54	0.43
17:AR:44:THR:C	17:AR:46:THR:H	2.22	0.43
23:DB:2659:G:N2	23:DB:2661:G:H3'	2.34	0.43
23:DB:2363:G:O2'	23:DB:2364:C:H5'	2.19	0.43
23:BB:282:A:O2'	23:BB:283:G:H5'	2.19	0.43
2:CC:4:VAL:HG22	2:CC:5:HIS:N	2.34	0.43
23:DB:1720:U:C2'	23:DB:1721:G:H5'	2.49	0.43
23:DB:566:U:H2'	23:DB:567:U:O4'	2.19	0.43
1:CA:1111:A:O2'	1:CA:1112:C:H5'	2.19	0.43
1:CA:1149:C:H2'	1:CA:1150:A:C8	2.54	0.43
52:DW:39:GLN:CG	52:DW:40:ARG:N	2.78	0.42
26:BD:54:ALA:N	26:BD:76:GLY:HA2	2.34	0.42
8:AI:27:ILE:CG2	8:AI:34:LEU:HB2	2.49	0.42
5:AF:62:MET:O	5:AF:63:ASN:HB2	2.18	0.42
25:DC:145:MET:HB2	25:DC:152:GLN:HE22	1.84	0.42
44:DQ:63:ARG:HH12	44:DQ:96:ASP:HA	1.83	0.42
49:DR:38:VAL:HG11	49:DR:41:ILE:HD11	2.01	0.42
28:DP:61:ARG:HD3	28:DP:70:GLU:OE1	2.19	0.42
50:DT:32:LEU:HG	50:DT:83:ALA:HB2	2.01	0.42
18:CS:43:MET:CG	18:CS:61:VAL:HG21	2.44	0.42
12:AM:78:ARG:HH22	18:AS:68:HIS:CE1	2.37	0.42
49:BR:6:GLN:HE22	49:BR:9:GLY:C	2.23	0.42
20:AB:104:LYS:HA	20:AB:107:ARG:HD3	2.01	0.42
37:BL:122:VAL:HG23	37:BL:143:GLU:OE1	2.19	0.42
23:BB:2204:G:OP2	25:BC:146:LYS:HD2	2.19	0.42
25:BC:173:LEU:N	25:BC:173:LEU:CD2	2.80	0.42
50:BT:29:THR:HA	50:BT:86:THR:CA	2.42	0.42
45:DS:17:VAL:HG11	45:DS:103:ILE:HG12	2.01	0.42
40:BH:106:ALA:C	40:BH:108:VAL:N	2.73	0.42
23:BB:1204:A:N1	23:BB:1241:A:N1	2.67	0.42
26:DD:98:VAL:C	26:DD:100:LEU:N	2.72	0.42
15:AP:45:GLU:C	15:AP:47:GLU:H	2.22	0.42
23:BB:2598:A:H5''	25:BC:233:GLY:HA3	2.01	0.42
47:BF:102:LEU:HA	47:BF:106:ALA:HB2	1.99	0.42
47:BF:102:LEU:CD2	47:BF:106:ALA:HB3	2.49	0.42
47:BF:116:LEU:HB3	47:BF:176:PHE:CA	2.47	0.42
23:DB:1057:A:H62	23:DB:1086:A:H2'	1.83	0.42
30:DY:6:ILE:HG22	30:DY:7:THR:H	1.84	0.42
26:DD:114:LYS:H	26:DD:114:LYS:HG2	1.61	0.42
30:BY:51:SER:HA	30:BY:54:VAL:HG22	2.01	0.42
22:BA:43:C:C2'	47:BF:91:ARG:HD2	2.49	0.42

Continued on next page...

Continued from previous page...

Atom-1	Atom-2	Distance(Å)	Clash(Å)
40:DH:96:THR:OG1	40:DH:97:ARG:N	2.52	0.42
23:BB:2861:U:H2'	23:BB:2862:G:C8	2.52	0.42
12:AM:53:ASP:HA	12:AM:56:ARG:CZ	2.49	0.42
12:AM:7:ASN:HD22	12:AM:7:ASN:H	1.67	0.42
1:AA:235:C:H1'	16:AQ:62:GLU:OE1	2.19	0.42
1:AA:252:U:H2'	1:AA:253:A:H8	1.84	0.42
23:BB:674:G:O3'	29:BE:60:TRP:CZ2	2.71	0.42
23:DB:982:C:O2	23:DB:982:C:H2'	2.17	0.42
48:DG:83:THR:HA	48:DG:84:LYS:NZ	2.34	0.42
49:DR:18:GLN:O	49:DR:18:GLN:HG3	2.19	0.42
1:AA:865:A:C2	1:AA:918:A:H4'	2.54	0.42
1:AA:664:G:N2	1:AA:741:G:H1	2.15	0.42
4:AE:43:GLY:O	4:AE:44:ARG:HG3	2.19	0.42
23:DB:1408:G:O2'	23:DB:1409:U:H5'	2.19	0.42
20:CB:221:ARG:HG3	20:CB:222:GLU:N	2.33	0.42
26:BD:13:ARG:HH12	28:BP:74:GLN:CG	2.31	0.42
23:DB:433:C:O2'	23:DB:434:U:H5'	2.19	0.42
1:AA:364:A:H2'	1:AA:365:U:O2	2.19	0.42
1:AA:214:C:H2'	1:AA:215:C:C6	2.53	0.42
1:AA:213:G:H3'	1:AA:214:C:H6	1.84	0.42
1:CA:1201:A:H5''	1:CA:1201:A:C8	2.54	0.42
1:AA:597:G:H2'	1:AA:598:U:H5'	2.00	0.42
11:AL:81:ILE:CG2	11:AL:94:TYR:HB3	2.49	0.42
46:BU:70:ALA:HB1	46:BU:79:ALA:CB	2.49	0.42
1:CA:44:A:O2'	1:CA:45:G:H5'	2.19	0.42
23:BB:974:G:P	49:BR:78:ARG:HD3	2.58	0.42
1:CA:551:U:H2'	1:CA:552:U:H6	1.83	0.42
1:CA:551:U:H2'	1:CA:552:U:C6	2.53	0.42
1:AA:711:G:O2'	1:AA:712:A:H5'	2.19	0.42
48:BG:21:GLN:O	48:BG:37:ASN:HB2	2.18	0.42
10:AK:75:GLU:N	10:AK:75:GLU:CD	2.72	0.42
23:BB:782:A:C2	25:BC:224:MET:SD	3.12	0.42
1:CA:1355:G:O2'	1:CA:1356:G:H5'	2.19	0.42
23:DB:674:G:H2'	23:DB:804:A:H61	1.84	0.42
1:AA:131:A:H2'	1:AA:132:C:H6	1.80	0.42
41:BJ:13:ARG:HB3	41:BJ:53:TYR:HD2	1.84	0.42
5:CF:46:GLN:HE21	5:CF:46:GLN:HB2	1.61	0.42
12:AM:79:LEU:HD13	12:AM:86:ARG:HB3	2.00	0.42
1:AA:1451:U:O2	1:AA:1451:U:O4'	2.36	0.42
23:DB:1400:U:O2'	23:DB:1401:G:H5'	2.19	0.42
49:DR:59:ILE:HA	49:DR:101:ILE:H	1.83	0.42
48:DG:174:LYS:NZ	48:DG:176:LYS:HG2	2.33	0.42

Continued on next page...

Continued from previous page...

Atom-1	Atom-2	Distance(Å)	Clash(Å)
1:CA:167:A:O2'	1:CA:168:G:H5'	2.19	0.42
23:DB:133:U:H2'	23:DB:134:G:C8	2.54	0.42
23:DB:133:U:H2'	23:DB:134:G:H8	1.84	0.42
5:AF:12:PRO:C	5:AF:14:GLN:H	2.22	0.42
23:DB:1397:U:H5''	23:DB:1398:C:H5	1.82	0.42
6:CG:135:LYS:HE2	6:CG:139:ASP:OD2	2.19	0.42
23:DB:235:U:H2'	23:DB:236:C:H6	1.84	0.42
23:DB:2488:G:O2'	23:DB:2489:U:H5'	2.19	0.42
23:DB:932:U:H1'	23:DB:934:U:C4	2.54	0.42
23:BB:599:A:H2'	23:BB:600:G:H8	1.84	0.42
1:AA:126:G:H4'	1:AA:634:C:H1'	2.00	0.42
23:DB:659:G:H4'	29:DE:95:LYS:CD	2.49	0.42
3:AD:53:GLN:HA	3:AD:198:LEU:HD22	2.00	0.42
26:BD:60:VAL:O	26:BD:60:VAL:HG23	2.19	0.42
23:DB:1739:A:H2'	23:DB:1740:G:O4'	2.19	0.42
45:BS:81:SER:HA	45:BS:99:ARG:HA	1.99	0.42
23:DB:596:U:H2'	23:DB:597:G:H8	1.84	0.42
1:CA:330:C:O2'	1:CA:331:G:H5'	2.18	0.42
23:BB:2379:G:H2'	23:BB:2380:C:C6	2.54	0.42
23:DB:1224:U:H4'	49:DR:88:GLY:O	2.19	0.42
23:BB:838:C:C2	23:BB:941:A:C6	3.07	0.42
23:DB:807:U:H2'	23:DB:808:G:H8	1.84	0.42
1:CA:775:G:O2'	1:CA:776:G:H5'	2.19	0.42
23:BB:586:A:H5'	29:BE:84:THR:OG1	2.18	0.42
28:BP:36:LYS:HA	28:BP:36:LYS:HD3	1.90	0.42
23:BB:991:C:H6	23:BB:991:C:H5'	1.84	0.42
23:DB:1764:C:O2'	23:DB:1765:U:H5'	2.18	0.42
23:BB:1864:U:O2'	23:BB:1865:U:H5'	2.19	0.42
23:DB:923:G:H1'	52:DW:23:LYS:NZ	2.32	0.42
48:BG:89:VAL:HG12	48:BG:90:GLY:N	2.33	0.42
23:BB:1459:G:H5''	23:BB:1460:U:OP1	2.19	0.42
41:DJ:38:GLY:O	41:DJ:43:GLU:HB2	2.19	0.42
29:BE:117:ARG:HA	29:BE:185:LYS:HG2	2.00	0.42
47:DF:43:ILE:HG13	47:DF:44:ALA:N	2.33	0.42
48:BG:26:LYS:CB	48:BG:32:LEU:HG	2.43	0.42
18:AS:38:THR:HA	18:AS:68:HIS:O	2.18	0.42
49:BR:4:VAL:HB	49:BR:39:LEU:HG	2.01	0.42
37:BL:81:ASP:O	37:BL:83:ALA:N	2.45	0.42
50:BT:48:GLN:HE21	50:BT:48:GLN:CA	2.19	0.42
25:DC:129:LEU:HB3	25:DC:134:ILE:CG2	2.47	0.42
20:CB:46:VAL:N	20:CB:47:PRO:CD	2.83	0.42
1:AA:71:A:H2'	1:AA:72:A:H8	1.84	0.42

Continued on next page...

Continued from previous page...

Atom-1	Atom-2	Distance(Å)	Clash(Å)
1:CA:1302:C:C2	12:CM:16:ILE:HD12	2.54	0.42
45:BS:28:LYS:HB3	45:BS:29:VAL:H	1.43	0.42
45:BS:24:ILE:CD1	45:BS:36:LEU:HD21	2.48	0.42
37:DL:40:SER:O	37:DL:44:GLY:HA3	2.18	0.42
23:DB:327:G:O2'	23:DB:328:U:H5'	2.18	0.42
47:DF:2:LYS:CD	47:DF:100:GLU:HG2	2.46	0.42
23:BB:1140:C:C2'	23:BB:1141:U:H5'	2.49	0.42
47:BF:118:ALA:HA	47:BF:176:PHE:HE2	1.84	0.42
46:BU:47:PRO:HB3	46:BU:55:GLY:HA3	2.02	0.42
4:CE:132:PRO:HG2	4:CE:133:ILE:H	1.84	0.42
23:BB:1559:U:H3'	23:BB:1560:G:H5'	2.01	0.42
8:AI:119:LYS:C	8:AI:121:ARG:H	2.21	0.42
12:AM:28:ARG:CZ	12:AM:62:PHE:HB2	2.50	0.42
12:CM:39:ALA:HB3	12:CM:42:VAL:CG1	2.48	0.42
41:BJ:23:LYS:HE3	41:BJ:142:ILE:HG12	2.02	0.42
9:CJ:15:HIS:HA	9:CJ:18:ILE:CG2	2.46	0.42
48:DG:117:PRO:HD2	48:DG:120:ILE:HG21	2.02	0.42
1:AA:864:A:H2'	1:AA:865:A:C8	2.53	0.42
23:BB:1805:A:N3	25:BC:49:THR:HG23	2.33	0.42
4:CE:39:GLY:HA2	4:CE:44:ARG:O	2.19	0.42
23:DB:773:U:O2'	25:DC:47:ARG:HD3	2.19	0.42
1:CA:947:G:H2'	1:CA:948:C:C6	2.54	0.42
10:CK:86:LYS:HB2	10:CK:113:THR:HA	2.01	0.42
31:D0:27:LEU:HB2	31:D0:28:SER:H	1.57	0.42
23:BB:2098:U:H2'	23:BB:2099:U:O4'	2.19	0.42
25:DC:18:VAL:O	25:DC:18:VAL:HG13	2.19	0.42
45:BS:25:ARG:HB2	45:BS:25:ARG:HH11	1.84	0.42
1:AA:1056:U:O2'	1:AA:1057:G:H5'	2.18	0.42
22:DA:8:C:OP1	43:DO:15:ARG:NH2	2.47	0.42
28:BP:89:GLY:HA2	28:BP:112:ARG:H	1.83	0.42
23:BB:314:C:O2'	23:BB:315:G:H5'	2.18	0.42
1:AA:1390:U:H2'	1:AA:1391:U:H6	1.80	0.42
51:BZ:63:GLY:HA3	51:BZ:66:THR:OG1	2.19	0.42
23:BB:607:U:O4	23:BB:620:G:H5'	2.19	0.42
25:BC:71:ASP:C	25:BC:73:ILE:H	2.22	0.42
1:CA:83:C:O3'	1:CA:84:U:H6	2.01	0.42
11:AL:68:GLY:HA3	11:AL:106:VAL:CG2	2.49	0.42
11:CL:68:GLY:HA3	11:CL:106:VAL:CG2	2.49	0.42
23:BB:832:U:H2'	23:BB:833:A:C8	2.53	0.42
1:AA:36:C:O2'	1:AA:37:U:H5'	2.18	0.42
51:DZ:20:HIS:C	51:DZ:22:LEU:H	2.23	0.42
23:DB:1163:G:O2'	23:DB:1164:C:H5'	2.20	0.42

Continued on next page...

Continued from previous page...

Atom-1	Atom-2	Distance(Å)	Clash(Å)
25:DC:239:PHE:HD1	25:DC:241:LYS:H	1.66	0.42
23:BB:1537:G:H5'	23:BB:1538:G:OP2	2.19	0.42
23:BB:2243:U:O2'	23:BB:2244:U:H5'	2.19	0.42
25:BC:124:LYS:H	25:BC:191:LEU:HD13	1.84	0.42
1:AA:1143:G:H2'	1:AA:1144:G:H8	1.84	0.42
23:DB:2283:C:H5''	23:DB:2389:G:O2'	2.19	0.42
11:CL:3:VAL:O	11:CL:7:VAL:HG23	2.19	0.42
1:CA:1292:G:H2'	1:CA:1293:C:H6	1.84	0.42
23:BB:85:G:OP1	46:BU:6:ARG:N	2.52	0.42
23:BB:2345:G:N3	23:BB:2381:A:H2'	2.33	0.42
23:DB:289:G:H2'	23:DB:290:U:H6	1.83	0.42
33:D1:18:HIS:CD2	33:D1:40:PRO:HD2	2.53	0.42
48:DG:139:VAL:O	48:DG:142:GLN:HB3	2.19	0.42
1:AA:724:G:O2'	1:AA:725:G:H5'	2.20	0.42
1:AA:666:G:H5'	1:AA:726:C:H1'	2.01	0.42
8:AI:108:ARG:HH11	8:AI:108:ARG:HB3	1.84	0.42
23:BB:1881:C:H2'	23:BB:1882:U:O4'	2.20	0.42
1:CA:171:A:O2'	1:CA:172:A:H5'	2.19	0.42
23:DB:291:G:O2'	23:DB:292:U:H5'	2.19	0.42
28:BP:45:VAL:N	28:BP:60:VAL:HG13	2.34	0.42
23:DB:2527:C:O2'	23:DB:2528:U:H5'	2.19	0.42
4:CE:111:ARG:HG3	4:CE:112:ALA:N	2.34	0.42
23:BB:2299:U:H2'	23:BB:2300:C:C6	2.54	0.42
23:BB:1908:C:O2'	23:BB:1909:C:H5'	2.20	0.42
23:BB:1556:C:O2'	23:BB:1557:C:H5'	2.19	0.42
23:DB:1343:G:O4'	23:DB:1597:A:H2'	2.19	0.42
49:DR:43:ASN:ND2	49:DR:44:GLY:N	2.66	0.42
1:AA:1149:C:H2'	1:AA:1150:A:C8	2.54	0.42
23:BB:748:G:C8	45:BS:89:ALA:HB1	2.54	0.42
6:AG:109:LYS:HA	6:AG:109:LYS:HE2	2.01	0.42
46:BU:45:GLN:HE21	46:BU:45:GLN:HB3	1.72	0.42
26:DD:17:GLU:H	26:DD:17:GLU:HG3	1.64	0.42
23:BB:1690:A:H2'	23:BB:1691:C:O4'	2.19	0.42
44:DQ:30:VAL:CG1	44:DQ:31:TYR:N	2.69	0.42
33:B1:10:LEU:HA	33:B1:49:LYS:O	2.19	0.42
40:BH:81:ALA:CB	40:BH:147:VAL:HG23	2.49	0.42
41:DJ:12:LYS:O	41:DJ:13:ARG:HB2	2.19	0.42
41:DJ:13:ARG:HB3	41:DJ:53:TYR:HD2	1.84	0.42
44:DQ:111:LYS:NZ	49:DR:50:GLY:HA2	2.35	0.42
49:DR:40:MET:HG3	49:DR:48:LYS:HA	2.01	0.42
29:BE:157:LEU:HG	29:BE:169:VAL:HG11	2.00	0.42
37:DL:89:VAL:HG13	37:DL:89:VAL:O	2.19	0.42

Continued on next page...

Continued from previous page...

Atom-1	Atom-2	Distance(Å)	Clash(Å)
50:BT:62:VAL:HG12	50:BT:63:VAL:H	1.85	0.42
10:CK:124:LYS:O	21:CU:33:ARG:HG2	2.20	0.42
23:DB:1062:G:H2'	23:DB:1063:G:H8	1.84	0.42
23:DB:1060:U:O4	24:DI:131:THR:HG22	2.19	0.42
20:AB:46:VAL:N	20:AB:47:PRO:CD	2.83	0.42
23:DB:2271:G:H2'	23:DB:2272:U:H6	1.79	0.42
27:DK:20:MET:C	27:DK:41:ILE:HD12	2.40	0.42
23:DB:28:A:N6	23:DB:512:G:O2'	2.52	0.42
42:BN:83:LEU:HD23	42:BN:115:LEU:HD11	2.01	0.42
42:BN:51:LEU:HD21	42:BN:70:THR:HG21	2.02	0.42
27:DK:99:ILE:H	27:DK:118:LEU:HD22	1.83	0.42
32:D4:8:LYS:CG	32:D4:9:LYS:HD3	2.50	0.42
23:DB:1140:C:C2'	23:DB:1141:U:H5'	2.49	0.42
47:DF:108:PRO:C	47:DF:110:ILE:H	2.23	0.42
3:AD:24:VAL:CG2	3:AD:25:ARG:H	2.21	0.42
23:BB:2515:C:OP1	41:BJ:81:ILE:HG12	2.19	0.42
3:AD:105:GLY:O	3:AD:157:ALA:HB1	2.19	0.42
36:B2:17:GLY:O	36:B2:21:ARG:HB2	2.19	0.42
40:DH:114:GLU:O	40:DH:115:VAL:C	2.58	0.42
23:DB:167:A:H2'	23:DB:168:G:O4'	2.19	0.42
23:BB:141:G:H1	50:BT:2:ILE:CD1	2.20	0.42
14:CO:70:LEU:HD12	14:CO:78:TYR:CB	2.47	0.42
48:DG:106:LEU:N	48:DG:106:LEU:HD23	2.34	0.42
56:DB:3321:HOH:O	29:DE:63:LYS:HE2	2.18	0.42
40:DH:131:SER:HA	40:DH:140:ALA:O	2.19	0.42
40:DH:97:ARG:HA	40:DH:112:LYS:HG2	2.01	0.42
48:DG:68:ARG:HH12	48:DG:72:ASN:ND2	2.07	0.42
23:BB:705:A:O2'	23:BB:706:A:H5'	2.19	0.42
20:AB:63:LYS:HG2	20:AB:224:ARG:NH1	2.34	0.42
12:AM:52:ILE:HD12	12:AM:55:LEU:HD12	1.99	0.42
1:AA:106:C:O2	1:AA:379:C:H4'	2.19	0.42
23:DB:1444:G:O2'	23:DB:1445:G:H5'	2.20	0.42
1:CA:982:U:OP2	13:CN:60:ARG:NH1	2.53	0.42
1:AA:661:G:O2'	1:AA:662:U:H5'	2.19	0.42
35:DV:83:LYS:HA	35:DV:84:PRO:HD3	1.92	0.42
4:CE:45:VAL:HG23	4:CE:71:ILE:CG2	2.49	0.42
22:BA:5:U:H2'	22:BA:6:G:H8	1.83	0.42
7:CH:120:LEU:HD23	7:CH:120:LEU:O	2.19	0.42
28:BP:33:GLU:OE1	28:BP:33:GLU:HA	2.18	0.42
11:AL:29:LYS:HB3	11:AL:56:LEU:HD22	2.01	0.42
10:CK:55:ARG:O	10:CK:55:ARG:HD3	2.19	0.42
23:BB:2064:C:H2'	23:BB:2065:C:H6	1.81	0.42

Continued on next page...

Continued from previous page...

Atom-1	Atom-2	Distance(Å)	Clash(Å)
36:B2:30:VAL:HA	36:B2:33:ARG:HH22	1.83	0.42
1:AA:818:G:C3'	1:AA:819:A:C5'	2.95	0.42
1:CA:182:A:H1'	1:CA:183:C:C5	2.55	0.42
1:AA:1226:C:H2'	12:AM:101:THR:OG1	2.19	0.42
1:AA:159:G:H5'	1:AA:160:A:OP2	2.19	0.42
23:DB:2604:U:O2'	23:DB:2605:U:H5'	2.19	0.42
23:DB:2368:C:H2'	23:DB:2369:A:C8	2.54	0.42
40:BH:25:TYR:CD1	40:BH:30:LEU:HG	2.54	0.42
52:DW:28:GLU:OE1	52:DW:28:GLU:HA	2.17	0.42
1:CA:1180:A:P	8:CI:98:ARG:HH22	2.42	0.42
1:AA:608:A:H3'	56:AA:1896:HOH:O	2.19	0.42
7:AH:38:VAL:CG1	7:AH:111:THR:HG22	2.49	0.42
23:DB:1322:A:OP1	45:DS:11:ARG:HD2	2.19	0.42
1:AA:266:G:OP2	1:AA:266:G:H4'	2.19	0.42
23:BB:2746:U:C4'	48:BG:138:GLN:HA	2.49	0.42
25:BC:28:PRO:HG2	25:BC:33:LEU:HD11	2.00	0.42
23:DB:990:A:H1'	23:DB:1156:A:C2	2.54	0.42
1:CA:219:U:H2'	1:CA:220:G:C8	2.54	0.42
23:BB:1539:U:H3'	23:BB:1540:G:H8	1.84	0.42
23:BB:1336:A:H3'	23:BB:1337:G:H8	1.83	0.42
26:DD:60:VAL:O	26:DD:60:VAL:HG23	2.19	0.42
43:BO:18:LEU:HD23	43:BO:25:ARG:HD3	2.00	0.42
48:DG:66:THR:HG23	48:DG:67:ALA:H	1.84	0.42
28:DP:45:VAL:N	28:DP:60:VAL:HG13	2.34	0.42
23:DB:1904:G:O2'	23:DB:1905:C:H5'	2.19	0.42
23:BB:2660:A:H2'	23:BB:2661:G:C8	2.53	0.42
23:DB:1120:G:O2'	23:DB:1121:C:H5'	2.19	0.42
23:DB:1864:U:O2'	23:DB:1865:U:H5'	2.19	0.42
43:BO:77:ALA:O	43:BO:81:ARG:HD3	2.19	0.42
23:DB:2630:G:O2'	23:DB:2631:G:H5'	2.19	0.42
1:CA:638:U:H2'	1:CA:639:G:O4'	2.19	0.42
26:BD:125:TRP:CE3	26:BD:160:LYS:HD3	2.53	0.42
23:BB:1672:A:C2	23:BB:2582:G:H5'	2.54	0.42
23:DB:1700:A:H2'	23:DB:1701:A:H5'	2.00	0.42
23:DB:2903:U:O2	23:DB:2903:U:H3'	2.19	0.42
1:CA:91:U:H2'	1:CA:92:U:H6	1.83	0.42
23:DB:497:A:H2'	23:DB:498:G:O4'	2.18	0.42
23:DB:1100:C:C5	24:DI:1:ALA:O	2.72	0.42
40:DH:27:ARG:CG	40:DH:27:ARG:HH21	2.31	0.42
51:DZ:30:LEU:CD2	51:DZ:30:LEU:N	2.81	0.42
52:DW:49:ASN:HB3	52:DW:81:ILE:CD1	2.49	0.42
1:CA:906:A:H2'	1:CA:907:A:H5''	2.00	0.42

Continued on next page...

Continued from previous page...

Atom-1	Atom-2	Distance(Å)	Clash(Å)
25:DC:171:VAL:HB	25:DC:183:VAL:HG12	2.02	0.42
25:DC:66:PHE:CE2	25:DC:104:LEU:HD11	2.55	0.42
44:DQ:84:LYS:O	44:DQ:86:SER:N	2.52	0.42
29:DE:134:LEU:CD2	29:DE:161:ALA:HB2	2.46	0.42
13:AN:50:LEU:H	13:AN:51:PRO:HD2	1.84	0.42
13:AN:50:LEU:HB3	13:AN:51:PRO:HD3	2.02	0.42
18:CS:57:VAL:HG23	18:CS:59:VAL:HG13	2.02	0.42
18:AS:36:ARG:O	18:AS:69:LYS:HD2	2.19	0.42
41:BJ:99:ARG:HH11	41:BJ:99:ARG:HG2	1.83	0.42
1:CA:693:G:OP1	10:CK:126:ARG:NH1	2.50	0.42
37:BL:19:LEU:HD12	37:BL:19:LEU:N	2.33	0.42
24:DI:54:ILE:HD11	24:DI:71:LYS:N	2.34	0.42
18:CS:28:LYS:N	18:CS:28:LYS:HD2	2.34	0.42
45:BS:71:VAL:HG22	45:BS:71:VAL:O	2.19	0.42
27:DK:98:ARG:HA	27:DK:118:LEU:CD2	2.48	0.42
27:DK:98:ARG:C	27:DK:99:ILE:HD12	2.39	0.42
40:BH:7:ASP:CG	40:BH:8:LYS:N	2.73	0.42
23:DB:2734:A:H2'	23:DB:2735:G:C5'	2.47	0.42
23:DB:2901:C:O2'	23:DB:2902:C:H5'	2.19	0.42
32:B4:8:LYS:CG	32:B4:9:LYS:HD3	2.48	0.42
47:DF:110:ILE:HA	47:DF:111:ARG:NE	2.34	0.42
3:AD:29:THR:HB	3:AD:30:LYS:HZ2	1.81	0.42
6:AG:22:LEU:O	6:AG:26:VAL:HG13	2.20	0.42
14:CO:82:ILE:O	14:CO:86:GLY:N	2.52	0.42
23:DB:632:A:H2'	23:DB:633:A:C8	2.53	0.42
23:DB:1616:A:H4'	23:DB:1617:C:OP2	2.20	0.42
29:BE:48:THR:C	29:BE:50:ALA:H	2.23	0.42
22:BA:28:C:H2'	22:BA:29:A:C8	2.54	0.42
2:CC:122:GLN:O	2:CC:127:VAL:HG13	2.19	0.42
31:B0:41:HIS:O	31:B0:42:ILE:O	2.38	0.42
31:B0:31:LYS:H	31:B0:31:LYS:HD2	1.85	0.42
41:DJ:72:LYS:O	41:DJ:73:VAL:HG13	2.19	0.42
23:DB:1547:C:H2'	23:DB:1548:A:C8	2.54	0.42
42:DN:98:LEU:O	42:DN:112:TYR:HB2	2.19	0.42
35:BV:79:ARG:HA	35:BV:86:LEU:HA	2.01	0.42
46:DU:35:VAL:HB	46:DU:38:ILE:HB	2.01	0.42
23:DB:2742:G:OP2	32:D4:24:ARG:NH1	2.52	0.42
20:AB:128:LEU:CD1	20:AB:129:THR:H	2.26	0.42
7:AH:118:ALA:HB3	7:AH:120:LEU:CD2	2.44	0.42
23:BB:433:C:H2'	23:BB:434:U:C6	2.53	0.42
22:DA:28:C:O2	22:DA:28:C:O4'	2.38	0.42
23:DB:2345:G:H4'	23:DB:2346:A:O5'	2.19	0.42

Continued on next page...

Continued from previous page...

Atom-1	Atom-2	Distance(Å)	Clash(Å)
1:AA:1009:U:H2'	1:AA:1009:U:O2	2.19	0.42
23:DB:1723:G:C4	23:DB:1724:G:C8	3.07	0.42
1:CA:502:A:H4'	1:CA:550:G:H4'	2.00	0.42
20:AB:68:PHE:CD1	20:AB:83:ALA:HB2	2.55	0.42
20:AB:68:PHE:CD1	20:AB:68:PHE:N	2.87	0.42
20:AB:83:ALA:CB	20:AB:90:PHE:HB3	2.49	0.42
23:BB:1946:U:H2'	23:BB:1947:C:C6	2.54	0.42
39:DX:29:ARG:NH1	50:DT:12:ARG:HE	2.16	0.42
11:CL:36:VAL:O	11:CL:36:VAL:HG23	2.19	0.42
10:CK:70:ALA:C	10:CK:72:ALA:N	2.72	0.42
23:DB:978:G:O4'	23:DB:1001:A:H2	2.03	0.42
17:CR:41:SER:HB2	17:CR:51:GLN:CG	2.48	0.42
10:AK:30:ILE:HG22	10:AK:45:THR:CB	2.50	0.42
25:BC:93:VAL:CG2	25:BC:115:ILE:HD11	2.49	0.42
8:AI:66:VAL:HG22	8:AI:67:LYS:N	2.35	0.42
23:BB:2317:A:H2'	23:BB:2318:G:O4'	2.19	0.42
49:BR:59:ILE:HA	49:BR:101:ILE:H	1.85	0.42
25:DC:124:LYS:N	25:DC:191:LEU:HD13	2.34	0.42
1:CA:273:U:O4	1:CA:274:A:N6	2.52	0.42
1:CA:151:A:H5'	1:CA:152:A:OP2	2.20	0.42
46:BU:2:ALA:HB3	46:BU:5:ARG:CZ	2.50	0.42
23:BB:1299:G:N2	23:BB:1640:A:C8	2.88	0.42
1:CA:1423:G:H2'	1:CA:1424:U:H6	1.82	0.42
1:AA:125:U:H2'	1:AA:126:G:H8	1.83	0.42
23:BB:1237:A:O2'	23:BB:1238:G:O4'	2.37	0.42
2:CC:8:GLY:HA2	2:CC:11:LEU:HG	2.00	0.42
3:AD:50:TYR:HA	3:AD:53:GLN:HE21	1.85	0.42
9:AJ:26:VAL:HG12	9:AJ:30:LYS:HE2	2.01	0.42
40:DH:14:SER:C	40:DH:16:GLY:N	2.72	0.42
23:DB:2835:A:H61	23:DB:2878:U:H2'	1.83	0.42
2:AC:46:LEU:HB3	2:AC:49:ALA:CB	2.49	0.42
1:AA:577:G:O2'	1:AA:578:C:H5'	2.18	0.42
7:AH:4:ASP:OD1	7:AH:7:ALA:HB2	2.19	0.42
23:BB:911:A:H2'	38:BM:9:PHE:CZ	2.54	0.42
52:DW:54:ARG:C	52:DW:56:HIS:H	2.22	0.42
23:BB:350:G:O2'	23:BB:351:C:H5'	2.19	0.42
48:DG:58:ALA:C	48:DG:60:GLY:H	2.22	0.42
1:AA:1125:U:O2	1:AA:1126:U:H6	2.02	0.42
23:BB:566:U:H2'	23:BB:567:U:O4'	2.20	0.42
23:BB:388:G:N7	23:BB:390:U:H2'	2.34	0.42
23:BB:2236:U:O2'	23:BB:2237:G:H5'	2.19	0.42
23:BB:483:A:C4	46:BU:57:ILE:HD11	2.54	0.42

Continued on next page...

Continued from previous page...

Atom-1	Atom-2	Distance(Å)	Clash(Å)
23:DB:1360:G:O6	23:DB:1372:U:C2	2.72	0.42
25:BC:132:ARG:O	25:BC:132:ARG:HG3	2.19	0.42
26:DD:122:VAL:HG12	26:DD:122:VAL:O	2.19	0.42
23:DB:108:G:H2'	23:DB:109:C:H6	1.85	0.42
1:CA:1256:A:O4'	1:CA:1278:G:N2	2.52	0.42
23:BB:2365:G:O2'	52:BW:59:PHE:CE1	2.72	0.42
23:DB:337:C:OP1	46:DU:3:LYS:HG3	2.20	0.42
8:AI:56:MET:HE1	8:AI:60:LEU:HD23	2.01	0.42
40:BH:99:ILE:CD1	40:BH:130:VAL:HG11	2.48	0.42
37:DL:112:LEU:O	37:DL:112:LEU:HD23	2.19	0.42
41:DJ:8:PRO:HG3	41:DJ:48:VAL:HG13	2.01	0.42
44:DQ:63:ARG:HH22	44:DQ:96:ASP:N	2.16	0.42
49:DR:6:GLN:HE22	49:DR:9:GLY:C	2.23	0.42
29:DE:192:ALA:O	29:DE:196:VAL:HG23	2.19	0.42
50:DT:32:LEU:H	50:DT:83:ALA:CB	2.31	0.42
50:DT:48:GLN:O	50:DT:52:GLU:HA	2.19	0.42
10:CK:90:PRO:C	10:CK:92:ARG:H	2.23	0.42
23:BB:10:A:H2'	23:BB:11:C:C2	2.55	0.42
25:DC:4:LYS:CD	25:DC:5:CYS:H	2.19	0.42
24:DI:108:ILE:CG2	24:DI:128:ILE:HD13	2.49	0.42
20:AB:45:THR:HA	20:AB:48:MET:HG3	2.02	0.42
48:BG:6:ALA:HB3	48:BG:68:ARG:NE	2.34	0.42
43:DO:20:GLU:OE2	43:DO:21:LEU:HG	2.19	0.42
35:DV:3:THR:HA	35:DV:62:THR:HG1	1.85	0.42
41:BJ:110:PRO:O	41:BJ:115:GLY:HA3	2.19	0.42
32:B4:27:CYS:HB3	32:B4:33:HIS:HB2	2.01	0.42
47:DF:102:LEU:O	47:DF:103:ILE:CB	2.68	0.42
47:DF:134:GLN:O	47:DF:136:ILE:N	2.52	0.42
47:BF:137:PHE:CD2	47:BF:137:PHE:N	2.83	0.42
14:CO:25:THR:O	14:CO:29:VAL:HG23	2.20	0.42
23:DB:63:A:C8	23:DB:63:A:OP2	2.70	0.42
29:DE:60:TRP:CZ2	29:DE:62:GLN:NE2	2.88	0.42
35:DV:6:ALA:HB2	35:DV:42:LEU:HB3	2.02	0.42
34:B3:16:THR:HG21	34:B3:48:MET:SD	2.60	0.42
31:B0:38:LEU:HD13	31:B0:41:HIS:CE1	2.54	0.42
3:AD:90:LEU:HD21	3:AD:196:GLU:CB	2.44	0.42
29:DE:158:PHE:HD2	29:DE:169:VAL:HG23	1.85	0.42
26:DD:62:LYS:O	26:DD:66:GLY:N	2.52	0.42
28:DP:13:LYS:HG2	28:DP:76:HIS:ND1	2.35	0.42
40:BH:59:ALA:CA	40:BH:62:LEU:HG	2.50	0.42
45:BS:83:LYS:HD3	45:BS:97:LEU:CD1	2.47	0.42
12:AM:90:HIS:CE1	12:AM:96:VAL:HG21	2.55	0.42

Continued on next page...

Continued from previous page...

Atom-1	Atom-2	Distance(Å)	Clash(Å)
19:AT:65:LEU:HD23	19:AT:66:ILE:HD13	2.01	0.42
1:CA:441:A:H61	1:CA:493:A:N6	2.17	0.42
1:CA:491:G:O2'	1:CA:492:C:H5'	2.20	0.42
25:DC:244:VAL:HB	25:DC:249:VAL:N	2.30	0.42
1:CA:1243:C:H2'	1:CA:1244:G:C8	2.53	0.42
1:CA:747:A:H2'	1:CA:748:G:O4'	2.20	0.42
23:BB:962:G:N2	23:BB:2250:G:H22	2.12	0.42
7:AH:31:LEU:O	7:AH:35:ILE:HG13	2.19	0.42
23:DB:2185:U:O2'	23:DB:2186:G:H5'	2.20	0.42
23:DB:2137:U:C2'	23:DB:2138:G:H5'	2.49	0.42
1:CA:1056:U:O2'	1:CA:1057:G:H5'	2.20	0.42
37:BL:135:ILE:HG23	37:BL:136:GLU:N	2.35	0.42
5:AF:18:VAL:HG21	5:AF:58:HIS:CG	2.54	0.42
1:AA:321:A:O2'	1:AA:322:C:H5'	2.20	0.42
23:DB:4:U:H2'	23:DB:5:A:H8	1.84	0.42
23:BB:38:A:N3	29:BE:43:THR:HB	2.33	0.42
1:CA:1339:A:H2'	1:CA:1340:A:O4'	2.20	0.42
1:CA:204:G:N3	1:CA:466:A:N6	2.67	0.42
23:DB:2002:G:OP1	42:DN:13:ASN:HA	2.19	0.42
1:AA:828:U:O2'	20:AB:24:PRO:HB3	2.19	0.42
23:BB:1315:C:H2'	23:BB:1316:U:C6	2.55	0.42
44:DQ:32:ARG:O	44:DQ:36:GLN:HG3	2.19	0.42
5:AF:46:GLN:HG3	5:AF:47:LEU:H	1.85	0.42
24:DI:99:LYS:HB2	24:DI:140:GLU:OE1	2.19	0.42
6:AG:70:PRO:O	6:AG:95:ARG:HG3	2.20	0.42
31:B0:33:SER:C	31:B0:35:GLU:N	2.72	0.42
45:BS:12:SER:O	45:BS:13:SER:HB3	2.20	0.42
29:DE:4:VAL:HG12	29:DE:6:LYS:H	1.85	0.42
23:DB:1495:A:C2	23:DB:1578:U:H1'	2.54	0.42
15:CP:23:ASP:OD1	15:CP:25:ARG:HB2	2.19	0.42
23:BB:1731:G:O2'	23:BB:1732:C:H5''	2.20	0.42
23:DB:902:C:H2'	23:DB:903:C:C6	2.54	0.42
23:DB:2648:G:H2'	23:DB:2649:C:H6	1.81	0.42
23:DB:1190:G:OP1	37:DL:32:GLY:CA	2.67	0.42
23:DB:697:G:H2'	23:DB:698:C:C6	2.55	0.42
23:DB:118:A:OP2	23:DB:119:A:H5''	2.19	0.42
23:DB:1731:G:O2'	23:DB:1732:C:H5''	2.19	0.42
23:BB:235:U:H2'	23:BB:236:C:C6	2.55	0.42
26:BD:39:ASP:CG	26:BD:41:ALA:H	2.23	0.42
1:AA:151:A:H5'	1:AA:152:A:OP2	2.20	0.42
23:DB:515:A:H2	23:DB:1260:A:N3	2.17	0.42
23:BB:1147:A:O2'	23:BB:1148:U:H5'	2.19	0.42

Continued on next page...

Continued from previous page...

Atom-1	Atom-2	Distance(Å)	Clash(Å)
23:BB:1515:A:H3'	23:BB:1516:G:H8	1.84	0.42
34:B3:24:LYS:HB2	37:BL:64:PHE:CD2	2.54	0.42
23:BB:189:G:H2'	23:BB:205:G:H22	1.84	0.42
1:AA:889:A:H4'	1:AA:890:G:OP1	2.19	0.42
23:DB:730:A:H3'	56:DB:3611:HOH:O	2.19	0.42
38:BM:17:ASN:HD22	38:BM:17:ASN:HA	1.60	0.42
4:AE:111:ARG:HG3	4:AE:112:ALA:N	2.34	0.42
23:BB:2145:C:H2'	23:BB:2145:C:H6	1.64	0.42
40:BH:34:GLY:O	40:BH:35:LYS:HG2	2.20	0.42
46:BU:84:PHE:CE2	46:BU:93:ARG:HG2	2.54	0.42
1:AA:1525:G:O2'	1:AA:1526:G:H5'	2.19	0.42
1:AA:766:A:H2	1:AA:1525:G:N3	2.17	0.42
52:DW:59:PHE:CD2	52:DW:60:ALA:N	2.88	0.42
8:CI:27:ILE:CG2	8:CI:34:LEU:HB2	2.49	0.42
42:DN:41:ALA:C	42:DN:43:GLU:N	2.71	0.42
33:B1:33:LEU:HD12	33:B1:34:GLU:N	2.35	0.42
49:DR:39:LEU:HA	49:DR:53:PHE:HA	2.01	0.42
29:DE:146:VAL:HG12	29:DE:147:LEU:N	2.34	0.42
50:DT:23:ALA:C	50:DT:25:GLU:H	2.23	0.42
13:AN:52:ARG:HD3	13:AN:52:ARG:HA	1.90	0.42
44:BQ:57:ARG:HA	44:BQ:60:TRP:CE3	2.55	0.42
23:BB:1818:U:H2'	25:BC:152:GLN:O	2.19	0.42
50:BT:41:ALA:C	50:BT:43:ILE:N	2.72	0.42
4:CE:33:THR:HB	4:CE:49:TYR:CE1	2.55	0.42
44:BQ:104:ALA:C	44:BQ:106:THR:H	2.23	0.42
29:DE:29:HIS:O	29:DE:33:VAL:HG23	2.19	0.42
15:CP:45:GLU:C	15:CP:47:GLU:H	2.22	0.42
27:BK:43:ILE:CG2	27:BK:54:LYS:HA	2.49	0.42
27:BK:42:THR:HG23	27:BK:57:VAL:HG22	2.01	0.42
3:CD:154:VAL:O	3:CD:157:ALA:HB3	2.20	0.42
47:BF:97:GLU:O	47:BF:100:GLU:HB2	2.20	0.42
41:DJ:58:ASN:O	41:DJ:59:ALA:HB3	2.20	0.42
29:BE:46:GLN:HB3	29:BE:86:ALA:HA	2.01	0.42
47:DF:92:GLY:O	47:DF:95:MET:HB3	2.18	0.42
35:DV:16:ALA:N	35:DV:19:ARG:HH21	2.17	0.42
48:BG:93:TYR:O	48:BG:94:ARG:O	2.37	0.42
23:BB:1562:U:H2'	23:BB:1563:U:C6	2.54	0.42
3:CD:197:HIS:O	3:CD:201:GLU:HG3	2.18	0.42
36:D2:22:MET:HA	36:D2:28:ARG:HG3	2.00	0.42
12:AM:28:ARG:HH12	12:AM:59:VAL:HA	1.85	0.42
12:AM:50:GLY:HA2	12:AM:53:ASP:OD1	2.20	0.42
12:CM:6:ILE:O	12:CM:7:ASN:C	2.58	0.42

Continued on next page...

Continued from previous page...

Atom-1	Atom-2	Distance(Å)	Clash(Å)
29:BE:58:LYS:CD	29:BE:58:LYS:N	2.83	0.42
32:D4:36:ARG:CG	32:D4:37:GLN:H	2.30	0.42
23:BB:1438:U:O2'	23:BB:1439:A:H5'	2.19	0.42
48:DG:125:PRO:HD2	48:DG:129:GLU:HG2	2.02	0.42
9:AJ:57:VAL:HG13	9:AJ:58:ASN:N	2.35	0.42
23:DB:1046:A:H4'	23:DB:1047:G:OP2	2.19	0.42
1:AA:762:U:H2'	1:AA:763:G:H8	1.84	0.42
23:DB:2602:A:C2'	23:DB:2602:A:N3	2.80	0.42
23:BB:2834:G:H2'	23:BB:2879:A:H61	1.85	0.42
48:BG:125:PRO:HD3	48:BG:131:VAL:HG22	2.01	0.42
48:BG:97:VAL:HG23	48:BG:124:CYS:SG	2.60	0.42
4:CE:97:PRO:HA	4:CE:122:VAL:HG12	2.02	0.42
43:BO:90:VAL:HG22	43:BO:115:LEU:HD11	2.01	0.42
39:BX:1:MET:HA	39:BX:4:LYS:HB3	2.02	0.42
38:BM:28:PHE:HB3	38:BM:64:TRP:CE2	2.55	0.42
3:AD:1:ALA:O	3:AD:2:ARG:HG2	2.20	0.42
23:DB:416:U:H2'	23:DB:417:C:H6	1.82	0.42
25:DC:52:HIS:HA	25:DC:216:ARG:HB2	2.01	0.42
46:DU:48:VAL:H	46:DU:53:GLN:HG3	1.85	0.42
37:DL:135:ILE:HG23	37:DL:136:GLU:N	2.35	0.42
1:CA:1165:U:H2'	1:CA:1166:G:O4'	2.19	0.42
1:CA:1225:A:O2'	18:CS:77:ARG:HD3	2.19	0.42
1:CA:71:A:O2'	1:CA:72:A:H5''	2.18	0.42
23:BB:611:C:H2'	23:BB:612:G:O4'	2.20	0.42
2:CC:82:ASP:O	2:CC:86:LEU:HG	2.19	0.42
1:CA:828:U:H2'	1:CA:829:G:O5'	2.19	0.42
23:BB:2341:G:O2'	23:BB:2342:C:H5'	2.19	0.42
49:DR:91:GLN:HG3	49:DR:92:TRP:H	1.84	0.42
20:CB:104:LYS:HA	20:CB:107:ARG:HD3	2.01	0.42
1:AA:878:A:H2'	1:AA:879:C:C6	2.55	0.42
38:BM:57:VAL:HA	38:BM:112:LEU:HD11	2.00	0.42
25:BC:162:GLN:HE22	25:BC:174:ARG:HH21	1.67	0.42
1:CA:174:A:O2'	1:CA:175:C:H5'	2.19	0.42
1:CA:177:G:N3	1:CA:177:G:O4'	2.53	0.42
1:AA:169:C:O2'	1:AA:170:U:H5'	2.19	0.42
1:CA:1480:A:H2'	1:CA:1481:U:H6	1.83	0.42
2:AC:184:ASN:O	2:AC:199:VAL:HG22	2.19	0.42
23:BB:1050:A:H2'	23:BB:1051:G:C8	2.54	0.42
20:CB:10:LYS:O	20:CB:13:VAL:HG23	2.19	0.42
1:CA:79:G:H2'	1:CA:80:A:H8	1.84	0.42
35:BV:51:GLN:HA	35:BV:56:PHE:CB	2.49	0.42
20:AB:13:VAL:HG12	20:AB:13:VAL:O	2.19	0.42

Continued on next page...

Continued from previous page...

Atom-1	Atom-2	Distance(Å)	Clash(Å)
45:DS:72:THR:HG23	45:DS:108:SER:HB3	2.01	0.42
25:DC:181:ARG:HD3	25:DC:265:PHE:O	2.19	0.42
48:DG:170:THR:O	48:DG:171:LYS:HD3	2.19	0.42
26:BD:202:ILE:HG22	26:BD:202:ILE:O	2.18	0.42
1:AA:547:A:H4'	1:AA:548:G:O5'	2.20	0.42
1:AA:600:A:H2'	1:AA:601:G:H8	1.84	0.42
23:BB:688:U:O2'	23:BB:689:A:H5'	2.20	0.42
23:BB:2778:A:O2'	23:BB:2781:A:H5'	2.20	0.42
23:DB:812:C:H4'	44:DQ:12:ARG:HH22	1.85	0.42
23:BB:497:A:H2'	23:BB:498:G:O4'	2.20	0.42
3:CD:43:ARG:HH11	3:CD:43:ARG:HB3	1.85	0.42
1:AA:435:A:N3	1:AA:435:A:H2'	2.33	0.42
29:DE:105:LEU:HD23	29:DE:105:LEU:HA	1.87	0.42
19:AT:11:ILE:O	19:AT:15:LYS:HB2	2.19	0.42
23:DB:494:G:O2'	23:DB:495:G:H5'	2.20	0.42
23:DB:43:G:H2'	23:DB:44:A:O4'	2.20	0.42
51:BZ:68:LEU:HD22	51:BZ:78:TYR:CD1	2.54	0.42
20:CB:216:VAL:O	20:CB:220:VAL:HG23	2.19	0.42
37:DL:79:LEU:HA	37:DL:79:LEU:HD23	1.91	0.42
10:AK:22:ILE:HD13	10:AK:95:THR:HG23	2.00	0.42
25:BC:149:LYS:HD3	25:BC:152:GLN:NE2	2.26	0.42
50:BT:43:ILE:CG2	50:BT:58:VAL:HG21	2.49	0.42
10:CK:127:ARG:NH1	10:CK:127:ARG:HG3	2.33	0.42
47:BF:46:LYS:O	47:BF:49:LEU:HB3	2.19	0.42
6:AG:144:ALA:C	6:AG:146:ALA:H	2.21	0.42
23:BB:2305:U:C1'	47:BF:132:ARG:HA	2.49	0.42
45:BS:3:THR:HG21	45:BS:58:ALA:HB2	2.01	0.42
27:BK:118:LEU:C	27:BK:120:PRO:HD2	2.40	0.42
23:DB:345:A:C1'	23:DB:346:A:H2	2.33	0.42
23:DB:278:A:N7	23:DB:361:G:N1	2.67	0.42
23:DB:327:G:H2'	23:DB:328:U:O4'	2.20	0.42
15:AP:46:LYS:C	15:AP:48:GLU:N	2.72	0.42
32:D4:11:CYS:HG	32:D4:33:HIS:CE1	2.36	0.42
47:BF:110:ILE:HA	47:BF:111:ARG:NE	2.35	0.42
23:BB:144:A:H2'	23:BB:145:C:H6	1.83	0.42
23:DB:123:G:H2'	23:DB:124:G:C8	2.54	0.42
29:DE:58:LYS:CD	29:DE:58:LYS:N	2.83	0.42
26:BD:90:PHE:O	26:BD:91:THR:C	2.57	0.42
26:BD:37:VAL:CG2	26:BD:91:THR:HA	2.50	0.42
40:BH:44:ILE:C	40:BH:46:PHE:N	2.72	0.42
15:CP:75:ILE:H	15:CP:75:ILE:HG13	1.61	0.42
15:CP:71:VAL:O	15:CP:75:ILE:HG13	2.20	0.42

Continued on next page...

Continued from previous page...

Atom-1	Atom-2	Distance(Å)	Clash(Å)
1:CA:104:G:O2'	1:CA:105:G:H5'	2.20	0.42
43:DO:34:HIS:HB3	43:DO:36:TYR:HE2	1.83	0.42
23:BB:2884:U:H4'	31:B0:49:ARG:NH2	2.35	0.42
12:CM:33:LEU:HD22	12:CM:38:ILE:HB	2.02	0.42
23:BB:2786:U:O2'	26:BD:66:GLY:HA3	2.20	0.42
23:DB:2144:G:N2	23:DB:2146:C:O4'	2.53	0.42
41:DJ:23:LYS:CE	41:DJ:142:ILE:HG23	2.46	0.42
1:AA:91:U:H6	1:AA:91:U:O5'	2.01	0.42
23:DB:2834:G:O6	23:DB:2879:A:H2'	2.19	0.42
37:DL:77:ILE:HG13	37:DL:101:ILE:HD11	2.01	0.42
23:DB:1813:G:N3	25:DC:49:THR:CG2	2.80	0.42
39:DX:52:ARG:O	39:DX:55:THR:HB	2.19	0.42
23:BB:326:G:O2'	23:BB:327:G:H5'	2.19	0.42
51:DZ:63:GLY:HA3	51:DZ:66:THR:OG1	2.20	0.42
4:CE:87:VAL:HG22	4:CE:88:HIS:N	2.35	0.42
42:DN:60:VAL:O	42:DN:63:ARG:HB3	2.19	0.42
42:DN:64:ARG:O	42:DN:67:PHE:HB3	2.19	0.42
1:AA:1006:G:O2'	1:AA:1007:U:H5'	2.19	0.42
20:AB:116:LEU:HB3	20:AB:140:LEU:CG	2.49	0.42
43:DO:18:LEU:HD23	43:DO:25:ARG:CD	2.49	0.42
23:DB:2793:C:H2'	23:DB:2794:C:H6	1.84	0.42
1:CA:1161:C:O2'	1:CA:1162:C:H5'	2.20	0.42
23:DB:2231:U:O2'	23:DB:2232:C:H5'	2.19	0.42
7:CH:36:ALA:HA	7:CH:39:LEU:HD12	2.00	0.42
23:DB:969:G:H2'	23:DB:970:U:H6	1.85	0.42
23:BB:2531:A:H4'	48:BG:156:TYR:CD1	2.54	0.42
23:DB:1275:A:C2'	23:DB:1276:A:O4'	2.68	0.42
42:DN:12:ARG:HG3	42:DN:13:ASN:N	2.34	0.42
28:DP:24:THR:C	28:DP:25:VAL:HG13	2.39	0.42
20:CB:145:ASN:N	20:CB:145:ASN:ND2	2.66	0.42
4:AE:55:VAL:N	4:AE:56:PRO:CD	2.83	0.42
23:DB:2784:U:H2'	23:DB:2785:C:C6	2.55	0.42
47:DF:177:ARG:CZ	47:DF:178:LYS:H	2.32	0.42
23:DB:1534:U:O2'	23:DB:1535:A:H8	2.02	0.42
23:BB:1199:U:H2'	23:BB:1200:C:H6	1.83	0.42
1:AA:177:G:N3	1:AA:177:G:O4'	2.53	0.42
23:BB:538:A:H2'	23:BB:539:G:O4'	2.20	0.42
48:BG:174:LYS:NZ	48:BG:176:LYS:HG2	2.34	0.42
35:DV:77:VAL:HG23	35:DV:89:ILE:CG2	2.50	0.42
47:BF:134:GLN:HE21	47:BF:134:GLN:HB3	1.56	0.42
1:CA:1231:G:O2'	1:CA:1232:U:H5'	2.19	0.42
12:AM:84:CYS:C	12:AM:88:LEU:HD12	2.39	0.42

Continued on next page...

Continued from previous page...

Atom-1	Atom-2	Distance(Å)	Clash(Å)
23:BB:1541:C:H2'	23:BB:1542:U:O4'	2.20	0.42
1:CA:366:A:O2'	1:CA:367:U:P	2.78	0.42
2:AC:112:ALA:CB	2:AC:184:ASN:HB2	2.49	0.42
23:BB:2710:C:H2'	23:BB:2711:A:C8	2.52	0.42
23:BB:1642:G:O2'	23:BB:1643:G:H5'	2.19	0.42
1:CA:263:A:H2'	1:CA:264:C:C6	2.55	0.42
23:DB:1823:G:O2'	23:DB:1824:G:H5'	2.20	0.42
1:AA:1260:G:P	1:AA:1284:C:H4'	2.60	0.42
47:DF:13:LYS:HA	47:DF:16:MET:HB2	2.01	0.42
26:BD:141:ARG:O	26:BD:142:VAL:HG13	2.20	0.42
23:BB:1035:U:H2'	23:BB:1036:G:H8	1.85	0.42
23:BB:531:C:O2'	23:BB:563:A:H5''	2.20	0.42
23:BB:659:G:H4'	29:BE:95:LYS:HB3	2.00	0.42
40:DH:54:LEU:C	40:DH:56:ALA:H	2.23	0.42
23:DB:2667:C:H2'	23:DB:2668:G:O4'	2.20	0.42
1:CA:667:G:H4'	14:CO:51:HIS:ND1	2.35	0.42
22:BA:15:A:OP2	22:BA:15:A:H3'	2.19	0.42
2:AC:2:GLN:H	2:AC:2:GLN:NE2	2.18	0.42
36:D2:32:ALA:HA	36:D2:35:ARG:HB2	2.01	0.42
23:DB:1098:A:O3'	24:DI:4:VAL:O	2.37	0.42
46:BU:3:LYS:CB	46:BU:82:VAL:HG21	2.50	0.42
23:BB:853:C:H2'	23:BB:854:C:H6	1.85	0.42
20:CB:212:TYR:HA	20:CB:215:ALA:HB3	2.02	0.42
37:DL:80:SER:HB3	37:DL:115:GLU:OE2	2.20	0.42
23:DB:2261:C:O2'	23:DB:2262:U:H5'	2.20	0.42
1:AA:532:A:N7	2:AC:192:TYR:HD2	2.18	0.42
18:CS:18:VAL:HG13	18:CS:19:GLU:N	2.35	0.42
1:CA:1320:C:H1'	18:CS:72:GLU:HB3	2.01	0.42
44:BQ:63:ARG:HH12	44:BQ:96:ASP:HA	1.85	0.42
42:DN:100:CYS:O	42:DN:101:GLY:O	2.37	0.42
37:BL:40:SER:OG	37:BL:41:ARG:HG3	2.18	0.42
40:BH:72:ILE:HG23	40:BH:140:ALA:CB	2.49	0.42
40:BH:75:LEU:HD11	40:BH:103:VAL:O	2.19	0.42
6:AG:145:GLU:CA	6:AG:148:LYS:HB2	2.39	0.42
47:BF:130:GLY:HA2	47:BF:152:ASP:HA	2.01	0.42
40:DH:126:GLY:O	40:DH:146:VAL:N	2.50	0.42
40:DH:86:ASP:HB2	40:DH:87:GLU:H	1.59	0.42
27:DK:119:ALA:HB3	27:DK:120:PRO:CD	2.50	0.42
35:BV:4:ILE:HB	35:BV:63:ILE:HG13	2.00	0.42
27:BK:20:MET:C	27:BK:41:ILE:HD12	2.40	0.42
23:DB:137:U:H2'	23:DB:138:U:C1'	2.48	0.42
8:AI:29:ILE:HG12	8:AI:64:ILE:CB	2.49	0.42

Continued on next page...

Continued from previous page...

Atom-1	Atom-2	Distance(Å)	Clash(Å)
1:CA:923:A:OP1	4:CE:25:LYS:HB3	2.20	0.42
23:DB:633:A:H2'	23:DB:634:C:C5'	2.50	0.42
23:DB:858:G:H4'	52:DW:19:ARG:HH22	1.84	0.42
30:BY:7:THR:O	30:BY:54:VAL:HA	2.20	0.42
25:DC:76:VAL:HA	25:DC:113:ASP:O	2.20	0.42
52:BW:77:LYS:H	52:BW:77:LYS:HZ3	1.63	0.42
23:BB:279:A:C2	23:BB:362:A:H4'	2.54	0.42
40:DH:97:ARG:HA	40:DH:100:ALA:HB3	2.01	0.42
1:CA:1343:G:H1'	8:CI:122:ARG:NH1	2.34	0.42
23:DB:776:G:H4'	23:DB:777:G:O5'	2.20	0.42
16:AQ:18:LYS:HE3	16:AQ:48:GLU:CG	2.49	0.42
23:BB:1438:U:N3	23:BB:1552:A:N6	2.68	0.42
40:DH:60:GLU:HA	40:DH:62:LEU:CD2	2.49	0.42
1:AA:90:C:H2'	1:AA:91:U:H5	1.83	0.42
47:BF:147:ARG:NH1	47:BF:147:ARG:HB3	2.34	0.42
23:DB:170:U:O2'	23:DB:171:U:H5'	2.19	0.42
1:AA:947:G:H2'	1:AA:948:C:C6	2.55	0.42
5:CF:38:ARG:NH2	5:CF:63:ASN:ND2	2.64	0.42
48:BG:83:THR:HA	48:BG:84:LYS:NZ	2.35	0.42
48:BG:84:LYS:O	48:BG:85:LYS:O	2.38	0.42
7:CH:29:SER:O	7:CH:30:LYS:C	2.58	0.42
11:AL:107:LYS:HD2	11:AL:107:LYS:C	2.40	0.42
23:DB:2030:A:H4'	23:DB:2031:A:H5'	2.01	0.42
23:BB:877:A:H2'	23:BB:899:A:N1	2.35	0.42
11:CL:84:GLY:H	11:CL:94:TYR:HA	1.85	0.42
1:CA:88:U:H2'	1:CA:89:U:C6	2.55	0.42
1:CA:389:A:H3'	1:CA:390:U:H6	1.83	0.42
8:AI:9:GLY:HA3	8:AI:81:GLY:N	2.34	0.42
23:DB:20:C:H2'	23:DB:21:A:C8	2.54	0.42
1:CA:476:U:H2'	1:CA:477:C:H6	1.84	0.42
4:AE:87:VAL:HG22	4:AE:88:HIS:N	2.35	0.42
23:BB:154:U:O2'	23:BB:155:A:H5'	2.19	0.42
1:CA:734:G:H2'	1:CA:735:C:H6	1.85	0.42
1:CA:818:G:C3'	1:CA:819:A:C5'	2.96	0.42
44:BQ:9:ALA:C	44:BQ:11:ALA:N	2.72	0.42
33:B1:3:GLY:C	33:B1:5:ARG:N	2.73	0.42
23:DB:1:G:H2'	23:DB:2:G:C8	2.55	0.42
36:D2:33:ARG:CG	36:D2:33:ARG:HH21	2.33	0.42
1:AA:182:A:H1'	1:AA:183:C:C5	2.55	0.42
20:CB:116:LEU:HB3	20:CB:140:LEU:CD1	2.50	0.42
23:DB:674:G:H1'	29:DE:69:ARG:HE	1.84	0.42
1:CA:883:C:O2'	1:CA:884:U:H5'	2.20	0.42

Continued on next page...

Continued from previous page...

Atom-1	Atom-2	Distance(Å)	Clash(Å)
23:DB:2556:C:H2'	23:DB:2557:G:O4'	2.19	0.42
23:DB:547:A:C6	23:DB:548:G:H1'	2.55	0.42
23:BB:1315:C:H2'	23:BB:1316:U:H6	1.84	0.42
23:BB:1537:G:H5''	23:BB:1537:G:N3	2.35	0.42
1:CA:1048:G:H5''	13:CN:2:LYS:HD2	2.02	0.42
23:BB:764:A:N1	23:BB:1789:A:O2'	2.51	0.42
23:DB:2529:G:H4'	48:DG:174:LYS:HG3	2.02	0.42
24:BI:48:ILE:O	24:BI:49:GLU:HB3	2.20	0.42
23:BB:1495:A:C2	23:BB:1578:U:H1'	2.54	0.42
1:CA:1143:G:H2'	1:CA:1144:G:C8	2.55	0.42
48:BG:137:LYS:O	48:BG:140:ILE:HG13	2.19	0.42
1:CA:79:G:H2'	1:CA:80:A:C8	2.55	0.42
22:DA:35:C:H2'	22:DA:36:C:C5'	2.50	0.42
23:BB:2282:G:H5'	23:BB:2389:G:H1'	2.01	0.42
6:AG:101:ARG:HG2	6:AG:105:GLU:OE2	2.19	0.42
14:AO:73:LYS:O	14:AO:74:ASP:HB2	2.20	0.42
27:DK:103:VAL:HG23	27:DK:122:VAL:O	2.20	0.42
23:BB:1739:A:H2'	23:BB:1740:G:H8	1.84	0.42
23:DB:1690:A:H2'	23:DB:1691:C:O4'	2.20	0.42
29:DE:72:SER:C	29:DE:74:LYS:H	2.23	0.42
23:DB:519:U:H2'	23:DB:520:G:H8	1.84	0.42
23:DB:838:C:C2	23:DB:941:A:C6	3.08	0.42
44:DQ:67:ALA:O	44:DQ:70:GLN:HB3	2.19	0.42
44:BQ:15:LYS:HD2	44:BQ:19:GLN:HE21	1.84	0.42
46:DU:5:ARG:HG2	46:DU:5:ARG:HH21	1.84	0.42
43:BO:52:SER:O	43:BO:55:GLU:HG3	2.20	0.42
5:AF:74:LEU:HD11	5:AF:78:PHE:CZ	2.54	0.42
20:AB:209:VAL:HG23	20:AB:210:THR:H	1.84	0.42
21:AU:41:THR:HG22	21:AU:45:LYS:HZ3	1.85	0.42
23:DB:923:G:O2'	23:DB:924:G:H5'	2.20	0.42
52:BW:36:ILE:H	52:BW:36:ILE:HG13	1.70	0.42
5:CF:26:THR:HA	5:CF:36:ILE:HD11	2.02	0.42
20:CB:53:LEU:CD1	20:CB:216:VAL:HG12	2.49	0.42
8:CI:21:LYS:HB3	8:CI:61:ASP:O	2.20	0.42
25:DC:64:VAL:HG11	25:DC:66:PHE:CE2	2.55	0.42
29:BE:160:ALA:C	29:BE:162:ARG:H	2.22	0.42
10:CK:85:VAL:O	10:CK:111:ASP:HA	2.20	0.42
47:DF:41:GLU:HB2	47:DF:48:LEU:HD11	2.01	0.42
18:AS:10:ILE:HG22	18:AS:38:THR:N	2.35	0.42
44:BQ:86:SER:CB	49:BR:51:VAL:HA	2.49	0.42
20:AB:136:ARG:O	20:AB:139:GLU:HB3	2.20	0.42
37:BL:121:THR:HB	37:BL:141:LYS:HD2	2.02	0.42

Continued on next page...

Continued from previous page...

Atom-1	Atom-2	Distance(Å)	Clash(Å)
37:BL:92:LEU:CD2	37:BL:92:LEU:H	2.31	0.42
51:DZ:40:VAL:CG2	51:DZ:45:ARG:H	2.32	0.42
50:BT:25:GLU:C	50:BT:27:SER:H	2.22	0.42
45:DS:2:GLU:O	45:DS:3:THR:O	2.38	0.42
48:DG:32:LEU:HB3	48:DG:34:ARG:CZ	2.50	0.42
23:BB:1059:G:N2	24:BI:130:GLY:HA3	2.35	0.42
15:CP:46:LYS:O	15:CP:47:GLU:HB2	2.20	0.42
40:DH:80:ILE:CD1	40:DH:146:VAL:HA	2.49	0.42
42:BN:82:GLU:C	42:BN:84:GLY:N	2.72	0.42
27:BK:15:GLY:HA2	27:BK:46:ALA:HA	2.01	0.42
23:BB:2733:A:H3'	23:BB:2733:A:C8	2.55	0.42
47:DF:118:ALA:HA	47:DF:176:PHE:HE2	1.84	0.42
47:DF:3:LEU:O	47:DF:3:LEU:HD13	2.18	0.42
47:DF:56:LEU:HD22	47:DF:59:ILE:HD12	2.01	0.42
2:AC:63:ILE:HD11	2:AC:96:VAL:CG2	2.50	0.42
23:BB:286:U:H2'	23:BB:287:G:C8	2.54	0.42
1:CA:864:A:H2'	1:CA:865:A:C8	2.55	0.42
29:BE:48:THR:C	29:BE:50:ALA:N	2.73	0.42
29:DE:48:THR:C	29:DE:50:ALA:H	2.23	0.42
43:BO:30:ARG:HG3	43:BO:30:ARG:NH1	2.35	0.42
23:DB:358:U:H2'	23:DB:359:G:C8	2.55	0.42
20:CB:129:THR:C	20:CB:131:LYS:N	2.73	0.42
31:B0:42:ILE:CD1	42:BN:98:LEU:HD12	2.43	0.42
12:AM:5:GLY:O	12:AM:7:ASN:N	2.53	0.42
1:AA:62:U:H2'	1:AA:63:C:C6	2.55	0.42
12:CM:38:ILE:HG13	12:CM:55:LEU:HD21	2.02	0.42
12:CM:30:LYS:HG3	12:CM:40:GLU:OE1	2.20	0.42
12:CM:5:GLY:O	12:CM:7:ASN:N	2.53	0.42
48:DG:9:VAL:HG12	48:DG:11:PRO:CD	2.47	0.42
35:BV:16:ALA:N	35:BV:19:ARG:HH21	2.17	0.42
23:BB:2785:C:H2'	23:BB:2786:U:H6	1.84	0.42
13:CN:19:TYR:HB3	13:CN:20:PHE:H	1.56	0.42
48:DG:120:ILE:HD13	48:DG:121:THR:N	2.35	0.42
32:B4:36:ARG:CG	32:B4:37:GLN:H	2.33	0.42
13:AN:22:LYS:HA	13:AN:25:GLU:OE2	2.20	0.42
44:BQ:77:LYS:HE2	44:BQ:116:LEU:CD2	2.46	0.42
20:CB:31:PHE:HB2	20:CB:41:ASN:CA	2.45	0.42
23:DB:2688:G:H1'	23:DB:2721:A:H61	1.84	0.42
20:CB:20:ARG:CZ	20:CB:20:ARG:CA	2.97	0.42
39:BX:56:LEU:O	39:BX:58:ASN:N	2.53	0.42
10:AK:80:ASN:HB3	10:AK:105:ARG:HB3	2.02	0.42
4:AE:97:PRO:HA	4:AE:122:VAL:HG12	2.02	0.42

Continued on next page...

Continued from previous page...

Atom-1	Atom-2	Distance(Å)	Clash(Å)
8:AI:79:ARG:O	8:AI:83:THR:HG22	2.20	0.42
1:CA:89:U:H2'	1:CA:90:C:H6	1.84	0.42
25:DC:249:VAL:O	25:DC:250:GLN:C	2.58	0.42
1:AA:471:U:H2'	1:AA:472:U:H6	1.85	0.42
47:DF:121:PHE:HB3	47:DF:127:TYR:CZ	2.55	0.42
38:BM:41:LEU:C	38:BM:43:ALA:H	2.23	0.42
38:BM:71:LYS:HG2	38:BM:73:ILE:CD1	2.49	0.42
23:DB:2135:A:N6	23:DB:2156:G:C2'	2.82	0.42
1:CA:279:A:C5'	1:CA:280:C:H3'	2.48	0.42
5:CF:51:ILE:HD11	5:CF:86:ARG:HG3	2.02	0.42
23:DB:2318:G:C6	23:DB:2319:G:N1	2.88	0.42
23:DB:1490:A:H2'	25:DC:97:ASP:OD1	2.20	0.42
27:DK:58:LEU:HB2	27:DK:59:LYS:H	1.69	0.42
23:DB:98:G:C3'	23:DB:99:U:H5''	2.50	0.42
23:DB:2757:A:N3	23:DB:2757:A:H2'	2.34	0.42
3:CD:18:LEU:HD11	3:CD:59:LYS:HG3	2.00	0.42
23:BB:928:A:O2'	30:BY:37:ARG:HD3	2.20	0.42
20:AB:52:ALA:O	20:AB:56:LEU:HB2	2.18	0.42
5:CF:12:PRO:C	5:CF:14:GLN:H	2.23	0.42
40:BH:21:VAL:HG21	40:BH:25:TYR:HD2	1.84	0.42
6:CG:86:VAL:HG13	6:CG:151:ALA:O	2.20	0.42
23:BB:924:G:H2'	23:BB:925:A:C8	2.55	0.42
1:CA:175:C:H2'	1:CA:176:C:C6	2.54	0.42
22:DA:89:U:C2	23:DB:958:U:H2'	2.55	0.42
1:CA:499:A:H4'	1:CA:500:G:H5'	2.02	0.42
23:DB:484:C:H2'	23:DB:485:C:C6	2.55	0.42
23:DB:2487:G:H2'	23:DB:2488:G:H8	1.84	0.42
1:AA:144:G:O2'	1:AA:145:G:H5'	2.18	0.42
23:DB:1642:G:O2'	23:DB:1643:G:H5'	2.20	0.42
1:AA:652:U:H1'	1:AA:653:U:C5	2.55	0.42
1:CA:709:U:O2'	1:CA:710:G:H5'	2.20	0.42
39:DX:23:ARG:O	39:DX:27:ASN:N	2.46	0.42
23:BB:2617:U:C4	23:BB:2618:G:N7	2.88	0.42
1:CA:65:A:C5	1:CA:381:C:N3	2.88	0.42
23:BB:1063:G:O2'	23:BB:1064:C:H5'	2.20	0.42
23:DB:1842:G:H2'	23:DB:1843:C:H6	1.85	0.42
1:AA:592:G:H2'	1:AA:593:U:H6	1.85	0.42
1:CA:1118:U:O2'	1:CA:1119:C:H5'	2.20	0.42
1:CA:600:A:O3'	7:CH:88:LYS:HE3	2.20	0.42
23:DB:736:C:H2'	23:DB:737:C:H6	1.83	0.42
1:CA:1148:U:H2'	1:CA:1149:C:O4'	2.20	0.42
23:BB:350:G:H2'	23:BB:351:C:O4'	2.20	0.42

Continued on next page...

Continued from previous page...

Atom-1	Atom-2	Distance(Å)	Clash(Å)
23:BB:483:A:H3'	23:BB:484:C:H6	1.84	0.42
1:AA:600:A:O3'	7:AH:88:LYS:HE3	2.18	0.42
23:DB:1215:G:O2'	23:DB:1216:G:H5'	2.19	0.42
1:AA:1067:A:H4'	1:AA:1068:G:O5'	2.18	0.42
1:CA:358:U:H2'	1:CA:359:G:C8	2.55	0.42
23:BB:1369:G:O2'	23:BB:1370:C:H5'	2.20	0.42
23:BB:43:G:H2'	23:BB:44:A:O4'	2.19	0.42
23:BB:1668:A:N3	23:BB:1670:C:C4	2.88	0.42
44:BQ:21:LYS:HD3	44:BQ:21:LYS:HA	1.83	0.42
42:DN:71:ARG:HH21	42:DN:71:ARG:CG	2.32	0.42
23:BB:1854:A:N6	23:BB:1888:G:H1'	2.34	0.42
52:DW:23:LYS:CG	52:DW:24:ARG:N	2.82	0.42
26:DD:54:ALA:HA	26:DD:76:GLY:N	2.35	0.42
20:CB:209:VAL:HG23	20:CB:210:THR:H	1.84	0.42
48:DG:42:VAL:HA	48:DG:50:THR:O	2.20	0.42
23:DB:2061:G:H3'	56:DB:3296:HOH:O	2.20	0.42
13:CN:50:LEU:H	13:CN:51:PRO:HD2	1.85	0.42
23:DB:2222:C:H4'	25:DC:184:GLU:OE2	2.20	0.42
44:DQ:86:SER:O	44:DQ:88:GLU:N	2.51	0.42
23:DB:996:A:H4'	44:DQ:91:ARG:HH11	1.84	0.42
49:DR:4:VAL:HB	49:DR:39:LEU:HG	2.01	0.42
29:BE:158:PHE:HD2	29:BE:169:VAL:HG23	1.85	0.42
47:DF:78:ILE:N	47:DF:78:ILE:CD1	2.83	0.42
48:BG:15:ASP:OD2	48:BG:17:LYS:HB2	2.19	0.42
1:AA:1320:C:O2'	1:AA:1321:U:H5'	2.20	0.42
44:BQ:111:LYS:HE3	49:BR:48:LYS:NZ	2.34	0.42
48:DG:15:ASP:OD2	48:DG:17:LYS:HB2	2.20	0.42
37:BL:41:ARG:HH21	37:BL:41:ARG:HG2	1.85	0.42
6:AG:145:GLU:OE2	6:AG:148:LYS:HD2	2.19	0.42
18:CS:29:PRO:HA	18:CS:47:THR:HG22	2.02	0.42
1:AA:97:G:C2	1:AA:98:A:H1'	2.54	0.42
10:CK:12:ARG:HD3	10:CK:76:TYR:CE1	2.55	0.42
1:CA:1296:C:C4'	1:CA:1302:C:H41	2.21	0.42
15:CP:46:LYS:C	15:CP:48:GLU:N	2.71	0.42
27:BK:119:ALA:HB3	27:BK:120:PRO:CD	2.50	0.42
1:AA:81:A:C2	1:AA:82:G:N7	2.88	0.42
40:DH:127:GLU:HB2	40:DH:143:ILE:CG2	2.50	0.42
27:DK:97:THR:HB	27:DK:98:ARG:NH2	2.35	0.42
47:DF:59:ILE:HG22	47:DF:98:PHE:HE1	1.84	0.42
3:AD:148:ALA:O	3:AD:151:GLN:HB2	2.20	0.42
23:BB:141:G:OP2	23:BB:142:A:C4	2.73	0.42
30:DY:7:THR:O	30:DY:54:VAL:HA	2.20	0.42

Continued on next page...

Continued from previous page...

Atom-1	Atom-2	Distance(Å)	Clash(Å)
14:AO:16:GLY:HA2	14:AO:27:VAL:HG22	2.02	0.42
3:CD:165:GLU:CG	3:CD:166:LYS:N	2.81	0.42
23:BB:545:U:C2	23:BB:548:G:OP2	2.73	0.42
24:BI:129:GLU:CB	24:BI:133:ARG:HH12	2.23	0.42
23:BB:1820:U:H3	25:BC:197:ALA:HA	1.85	0.42
23:BB:2075:U:H2'	23:BB:2238:G:N2	2.34	0.42
16:CQ:58:VAL:HB	16:CQ:74:LEU:HD23	2.02	0.42
1:AA:1329:A:OP1	12:AM:28:ARG:HB2	2.20	0.42
12:AM:37:GLY:O	12:AM:38:ILE:HD13	2.20	0.42
13:CN:5:MET:HE3	13:CN:62:ARG:HH22	1.84	0.42
49:BR:18:GLN:O	49:BR:18:GLN:HG3	2.20	0.42
33:B1:7:LYS:CD	34:B3:33:THR:HG21	2.46	0.42
23:BB:1108:U:C5	23:BB:1109:C:C5	3.08	0.42
13:CN:22:LYS:HA	13:CN:25:GLU:OE2	2.20	0.42
25:BC:249:VAL:O	25:BC:250:GLN:C	2.58	0.42
4:AE:45:VAL:HG23	4:AE:71:ILE:CG2	2.50	0.42
23:DB:2394:C:OP1	37:DL:63:LYS:HG2	2.19	0.42
7:AH:29:SER:O	7:AH:30:LYS:C	2.58	0.42
38:DM:41:LEU:C	38:DM:43:ALA:H	2.22	0.42
23:DB:35:G:H1'	23:DB:454:A:C4	2.55	0.42
1:AA:769:G:H4'	1:AA:1513:A:H4'	2.01	0.42
1:AA:735:C:O2'	1:AA:736:C:H5'	2.19	0.42
5:AF:86:ARG:HD2	17:AR:63:TYR:O	2.19	0.42
1:CA:1053:G:O6	1:CA:1199:U:H2'	2.19	0.42
23:BB:2796:U:H3'	23:BB:2798:U:O4	2.19	0.42
23:DB:2359:C:O2'	23:DB:2360:G:H5'	2.20	0.42
23:BB:2813:A:H2'	23:BB:2814:A:C8	2.55	0.42
28:DP:112:ARG:HB2	28:DP:112:ARG:NH1	2.34	0.42
8:AI:33:SER:HB3	8:AI:36:GLN:HE21	1.85	0.42
11:AL:36:VAL:O	11:AL:36:VAL:HG23	2.19	0.42
23:DB:1848:A:H2'	23:DB:1849:G:C8	2.55	0.42
23:BB:413:C:H2'	23:BB:414:C:C6	2.54	0.42
23:BB:828:U:H4'	23:BB:831:G:N1	2.35	0.42
23:DB:2627:G:O2'	23:DB:2781:A:N1	2.48	0.42
23:BB:560:C:H3'	23:BB:561:G:C8	2.55	0.42
23:BB:2002:G:OP1	42:BN:13:ASN:HA	2.20	0.42
1:AA:301:G:H2'	1:AA:302:G:C8	2.51	0.42
12:CM:79:LEU:HG	12:CM:79:LEU:H	1.69	0.42
23:DB:1717:A:H2'	23:DB:1718:G:O4'	2.19	0.42
23:BB:1922:G:O2'	23:BB:1923:U:H5'	2.20	0.42
14:AO:33:THR:HA	14:AO:36:ILE:HB	2.02	0.42
23:DB:1322:A:C5	23:DB:1323:C:C5	3.08	0.42

Continued on next page...

Continued from previous page...

Atom-1	Atom-2	Distance(Å)	Clash(Å)
1:AA:792:A:H1'	1:AA:794:A:N7	2.34	0.42
23:DB:1667:G:N2	23:DB:1992:G:OP2	2.45	0.42
23:DB:1310:G:H1'	23:DB:1611:C:H5'	2.01	0.42
46:BU:5:ARG:HG2	46:BU:5:ARG:HH21	1.84	0.42
27:DK:2:ILE:HD13	27:DK:6:THR:HG21	2.02	0.42
48:BG:139:VAL:O	48:BG:142:GLN:HB3	2.20	0.42
1:CA:707:U:H2'	1:CA:708:C:H6	1.85	0.42
23:BB:697:G:H2'	23:BB:698:C:C6	2.55	0.42
23:DB:2825:G:H2'	23:DB:2826:A:H5'	2.00	0.42
23:DB:1365:A:OP2	51:DZ:3:ARG:HB2	2.20	0.42
23:BB:1310:G:H1'	23:BB:1611:C:H5'	2.01	0.42
6:CG:101:ARG:HG2	6:CG:105:GLU:OE2	2.20	0.42
14:CO:73:LYS:O	14:CO:74:ASP:HB2	2.20	0.42
47:BF:68:LYS:HB3	47:BF:69:ALA:H	1.71	0.42
23:DB:1908:C:H2'	23:DB:1909:C:H6	1.85	0.42
23:DB:285:G:H2'	23:DB:286:U:O4'	2.19	0.42
14:CO:45:GLU:O	14:CO:47:LYS:N	2.52	0.42
1:CA:77:A:O2'	1:CA:78:A:H5'	2.20	0.42
26:DD:117:GLY:HA2	26:DD:164:GLN:NE2	2.35	0.42
37:BL:109:LYS:HB3	37:BL:111:ILE:HD11	2.02	0.42
1:CA:259:G:O2'	1:CA:260:G:H5'	2.19	0.42
23:DB:1270:C:H5''	23:DB:1271:G:O5'	2.20	0.42
12:CM:43:LYS:N	12:CM:43:LYS:HD2	2.35	0.42
41:DJ:109:LEU:CD1	41:DJ:119:PHE:HB2	2.50	0.42
51:BZ:5:CYS:HB3	51:BZ:10:LYS:N	2.14	0.41
52:BW:19:ARG:HD3	52:BW:19:ARG:N	2.35	0.41
23:DB:851:C:H2'	23:DB:852:U:C6	2.54	0.41
23:DB:2330:G:N3	52:DW:38:ARG:HB3	2.35	0.41
8:AI:24:ASN:CG	8:AI:25:GLY:N	2.73	0.41
8:AI:24:ASN:O	8:AI:59:LYS:N	2.53	0.41
5:AF:64:VAL:HG12	5:AF:65:GLU:N	2.29	0.41
40:BH:80:ILE:HB	40:BH:144:VAL:CG1	2.35	0.41
38:BM:59:ARG:O	38:BM:60:GLN:C	2.58	0.41
27:DK:70:ARG:HH11	27:DK:76:VAL:HG22	1.85	0.41
29:DE:131:THR:HB	29:DE:164:LEU:HG	2.01	0.41
29:BE:149:ILE:O	29:BE:188:MET:HA	2.20	0.41
18:CS:10:ILE:HG22	18:CS:38:THR:N	2.35	0.41
18:CS:45:GLY:N	18:CS:61:VAL:HB	2.35	0.41
18:CS:61:VAL:HG12	18:CS:62:THR:N	2.34	0.41
48:BG:74:MET:O	48:BG:78:VAL:HG13	2.20	0.41
48:DG:17:LYS:O	48:DG:23:ILE:HG23	2.20	0.41
23:BB:513:A:O2'	23:BB:514:A:H5'	2.20	0.41

Continued on next page...

Continued from previous page...

Atom-1	Atom-2	Distance(Å)	Clash(Å)
27:BK:13:ASN:ND2	27:BK:98:ARG:H	2.17	0.41
20:CB:27:LYS:CA	20:CB:30:ILE:HD12	2.39	0.41
42:BN:41:ALA:C	42:BN:43:GLU:N	2.72	0.41
27:DK:118:LEU:C	27:DK:120:PRO:HD2	2.39	0.41
1:AA:411:A:N7	1:AA:413:G:N3	2.68	0.41
23:DB:1137:G:O2'	23:DB:1138:G:H5'	2.20	0.41
14:AO:82:ILE:O	14:AO:86:GLY:N	2.53	0.41
47:DF:131:VAL:C	47:DF:133:GLU:H	2.23	0.41
23:BB:141:G:H5''	23:BB:142:A:C1'	2.50	0.41
38:DM:18:ARG:CA	38:DM:38:ARG:HH22	2.32	0.41
23:DB:2886:A:N6	31:D0:39:ARG:NE	2.56	0.41
1:CA:922:G:H2'	1:CA:923:A:H8	1.84	0.41
23:DB:635:C:O2'	23:DB:636:G:H5'	2.19	0.41
13:CN:70:HIS:O	13:CN:71:GLY:C	2.59	0.41
4:AE:132:PRO:HG2	4:AE:133:ILE:H	1.85	0.41
26:DD:37:VAL:CG2	26:DD:91:THR:HA	2.49	0.41
26:DD:34:VAL:HG12	26:DD:94:GLN:H	1.83	0.41
1:AA:1060:U:H5''	9:AJ:53:ILE:HG12	2.00	0.41
30:BY:7:THR:O	30:BY:54:VAL:HG12	2.20	0.41
47:BF:155:ILE:HG22	47:BF:156:THR:N	2.35	0.41
13:AN:70:HIS:O	13:AN:71:GLY:C	2.58	0.41
6:CG:58:LEU:H	6:CG:58:LEU:CD2	2.25	0.41
48:DG:167:VAL:HG23	48:DG:168:VAL:N	2.27	0.41
23:BB:1171:G:H2'	23:BB:1172:C:H4'	2.02	0.41
40:BH:44:ILE:CG2	40:BH:51:ARG:HH22	2.32	0.41
40:BH:4:ILE:CD1	40:BH:37:VAL:HG13	2.50	0.41
9:CJ:52:LEU:CB	13:CN:80:ARG:HE	2.33	0.41
35:DV:29:ILE:HA	35:DV:38:LEU:O	2.20	0.41
3:CD:199:ILE:CG1	3:CD:200:VAL:N	2.83	0.41
45:DS:59:GLU:OE2	45:DS:66:ILE:HG23	2.18	0.41
1:AA:1028:C:H3'	1:AA:1029:U:H5	1.85	0.41
48:DG:10:VAL:CG1	48:DG:14:VAL:HG21	2.50	0.41
13:CN:9:GLU:HB2	13:CN:62:ARG:NE	2.35	0.41
23:BB:1654:A:O2'	26:BD:118:PHE:CB	2.68	0.41
23:DB:2143:C:N3	23:DB:2144:G:H1'	2.35	0.41
23:DB:2471:A:O2'	23:DB:2472:G:C8	2.64	0.41
23:DB:723:C:H2'	23:DB:724:U:C6	2.55	0.41
20:AB:31:PHE:HB2	20:AB:41:ASN:CA	2.47	0.41
23:BB:170:U:O2'	23:BB:171:U:H5'	2.20	0.41
1:CA:769:G:H4'	1:CA:1513:A:H4'	2.02	0.41
37:BL:77:ILE:O	37:BL:110:VAL:O	2.38	0.41
46:DU:81:ARG:HB2	46:DU:96:LYS:HG3	2.02	0.41

Continued on next page...

Continued from previous page...

Atom-1	Atom-2	Distance(Å)	Clash(Å)
11:AL:54:VAL:HG22	11:AL:79:ILE:HD11	2.02	0.41
1:CA:1009:U:H2'	1:CA:1010:U:C5	2.55	0.41
1:AA:489:C:O2'	1:AA:490:C:H5'	2.20	0.41
1:AA:1053:G:O6	1:AA:1199:U:H2'	2.19	0.41
25:DC:173:LEU:N	25:DC:173:LEU:CD2	2.81	0.41
2:CC:133:MET:SD	2:CC:152:VAL:HG23	2.60	0.41
44:DQ:7:VAL:HG23	44:DQ:8:ILE:N	2.35	0.41
23:DB:2796:U:H3'	23:DB:2798:U:O4	2.19	0.41
49:BR:78:ARG:NH2	49:BR:78:ARG:HG3	2.34	0.41
1:CA:537:G:H2'	1:CA:538:G:H8	1.85	0.41
25:BC:206:LYS:HZ3	25:BC:212:TRP:HH2	1.67	0.41
1:CA:1226:C:C4	12:CM:102:LYS:HB3	2.55	0.41
12:CM:102:LYS:NZ	12:CM:102:LYS:HB2	2.34	0.41
23:DB:1794:A:O2'	23:DB:1795:C:H5'	2.20	0.41
1:CA:221:C:O2'	1:CA:222:C:H5'	2.19	0.41
23:DB:2557:G:C6	23:DB:2558:C:N4	2.88	0.41
1:CA:6:G:C8	4:CE:123:LEU:HD21	2.55	0.41
23:DB:2041:U:H2'	23:DB:2042:A:C8	2.56	0.41
29:BE:31:VAL:O	29:BE:34:ALA:HB3	2.20	0.41
23:BB:522:A:H2'	23:BB:523:C:H6	1.81	0.41
43:BO:105:ALA:C	43:BO:107:ALA:N	2.74	0.41
1:CA:824:G:H2'	1:CA:825:A:H8	1.85	0.41
23:DB:1684:G:H2'	23:DB:1685:C:H6	1.85	0.41
23:BB:215:G:C4'	23:BB:216:A:H4'	2.50	0.41
25:BC:124:LYS:N	25:BC:191:LEU:HD13	2.35	0.41
1:CA:113:G:O4'	1:CA:354:G:H4'	2.20	0.41
1:AA:113:G:O4'	1:AA:354:G:H4'	2.20	0.41
23:DB:2568:U:H2'	23:DB:2569:G:O4'	2.20	0.41
1:AA:895:G:H2'	1:AA:896:C:H6	1.86	0.41
1:AA:896:C:O2'	1:AA:897:C:H5'	2.19	0.41
27:BK:24:VAL:HG13	27:BK:33:ALA:HB2	2.02	0.41
23:DB:780:G:H2'	23:DB:782:A:N7	2.35	0.41
23:DB:2419:U:H3'	34:D3:32:LEU:HD12	2.01	0.41
23:DB:2617:U:C2'	23:DB:2618:G:H5'	2.50	0.41
21:AU:26:GLY:O	21:AU:30:GLU:HB2	2.19	0.41
23:BB:1182:G:H2'	23:BB:1183:U:O4'	2.20	0.41
1:CA:652:U:H1'	1:CA:653:U:C5	2.55	0.41
23:BB:1987:A:H2'	23:BB:1988:G:C8	2.55	0.41
25:BC:259:ASN:C	25:BC:261:ARG:H	2.23	0.41
5:CF:81:ASN:OD1	5:CF:83:ALA:HB3	2.20	0.41
23:BB:107:G:O2'	23:BB:108:G:H5'	2.19	0.41
28:BP:44:GLY:HA3	28:BP:60:VAL:HG12	2.01	0.41

Continued on next page...

Continued from previous page...

Atom-1	Atom-2	Distance(Å)	Clash(Å)
1:CA:1148:U:H5'	8:CI:6:TYR:OH	2.20	0.41
46:DU:2:ALA:O	46:DU:5:ARG:NH2	2.52	0.41
23:DB:2252:G:O2'	23:DB:2253:G:H5'	2.19	0.41
1:AA:392:C:H2'	1:AA:393:A:H8	1.85	0.41
23:DB:2519:U:C6	23:DB:2542:A:N6	2.87	0.41
1:CA:53:A:H2'	1:CA:54:C:O4'	2.20	0.41
43:BO:61:GLN:HE21	43:BO:61:GLN:HB3	1.63	0.41
23:BB:2249:U:H4'	23:BB:2275:C:C5	2.55	0.41
1:AA:533:A:H5''	56:AA:1893:HOH:O	2.19	0.41
23:DB:112:U:H2'	23:DB:113:U:H5'	2.01	0.41
21:CU:40:PRO:C	21:CU:42:THR:H	2.23	0.41
23:BB:2352:A:N1	52:BW:30:VAL:HG11	2.35	0.41
8:AI:56:MET:CG	8:AI:57:VAL:N	2.83	0.41
44:BQ:30:VAL:HG22	44:BQ:31:TYR:N	2.35	0.41
44:DQ:57:ARG:HA	44:DQ:60:TRP:CE3	2.55	0.41
49:DR:11:GLN:O	49:DR:12:HIS:CG	2.73	0.41
50:DT:85:VAL:C	50:DT:86:THR:HG23	2.41	0.41
37:DL:121:THR:HB	37:DL:141:LYS:HD2	2.01	0.41
20:AB:139:GLU:HG2	20:AB:143:LEU:HD12	2.02	0.41
10:AK:22:ILE:HG12	10:AK:31:VAL:HG12	2.02	0.41
50:BT:89:GLU:C	50:BT:91:GLN:H	2.24	0.41
45:DS:28:LYS:O	45:DS:29:VAL:HG23	2.20	0.41
47:BF:78:ILE:HG13	47:BF:82:TYR:CE1	2.55	0.41
24:DI:72:THR:HG23	24:DI:112:LYS:HD2	2.02	0.41
6:AG:145:GLU:C	6:AG:147:ASN:N	2.72	0.41
27:BK:47:ILE:HG23	27:BK:48:PRO:N	2.34	0.41
1:AA:77:A:H2'	1:AA:78:A:C8	2.55	0.41
42:BN:76:VAL:HA	42:BN:79:LEU:HD12	2.02	0.41
23:DB:10:A:H61	23:DB:2895:G:C1'	2.33	0.41
47:DF:102:LEU:C	47:DF:102:LEU:HD13	2.41	0.41
38:DM:18:ARG:HA	38:DM:18:ARG:HD2	1.75	0.41
47:BF:11:VAL:HG12	47:BF:12:VAL:N	2.22	0.41
47:BF:11:VAL:O	47:BF:12:VAL:HB	2.20	0.41
47:BF:1:ALA:HB1	47:BF:4:HIS:HB3	2.01	0.41
23:DB:770:G:O2'	23:DB:771:G:H5'	2.19	0.41
45:BS:4:ILE:HG22	45:BS:106:VAL:HG22	2.02	0.41
26:DD:114:LYS:HE2	26:DD:165:MET:HG2	2.02	0.41
47:BF:31:GLU:O	47:BF:32:LYS:O	2.38	0.41
49:BR:23:GLU:O	49:BR:24:LYS:C	2.59	0.41
2:AC:26:LYS:HB2	2:AC:26:LYS:HE3	1.89	0.41
20:CB:83:ALA:CB	20:CB:90:PHE:HB3	2.49	0.41
42:BN:98:LEU:O	42:BN:112:TYR:HB2	2.20	0.41

Continued on next page...

Continued from previous page...

Atom-1	Atom-2	Distance(Å)	Clash(Å)
36:D2:22:MET:HE2	36:D2:31:LEU:HD13	2.01	0.41
31:B0:49:ARG:O	31:B0:51:ARG:NE	2.53	0.41
12:CM:53:ASP:HA	12:CM:56:ARG:CZ	2.50	0.41
1:CA:237:G:O2'	1:CA:238:A:H5'	2.19	0.41
26:BD:118:PHE:HZ	26:BD:123:LYS:NZ	2.17	0.41
23:BB:1547:C:H2'	23:BB:1548:A:H8	1.84	0.41
23:BB:1552:A:H2'	23:BB:1553:A:C5'	2.50	0.41
49:DR:72:VAL:CG2	49:DR:89:HIS:HB3	2.46	0.41
23:DB:2462:C:H2'	23:DB:2463:C:C6	2.54	0.41
44:BQ:83:LYS:NZ	44:BQ:83:LYS:HA	2.35	0.41
28:BP:50:ARG:HB3	28:BP:57:ALA:O	2.20	0.41
43:DO:90:VAL:HG22	43:DO:115:LEU:HD11	2.02	0.41
2:AC:14:VAL:HG23	2:AC:15:LYS:HD3	2.01	0.41
46:BU:50:ALA:H	46:BU:53:GLN:NE2	2.18	0.41
28:BP:112:ARG:HB2	28:BP:112:ARG:NH1	2.34	0.41
48:BG:152:ARG:HA	48:BG:152:ARG:HD2	1.86	0.41
10:AK:70:ALA:C	10:AK:72:ALA:N	2.73	0.41
23:DB:673:C:H2'	23:DB:674:G:H5'	2.02	0.41
23:DB:1930:G:H22	23:DB:1969:A:P	2.43	0.41
45:BS:33:LEU:HG	45:BS:51:LEU:CD2	2.50	0.41
35:DV:1:MET:HG2	35:DV:59:GLU:CG	2.48	0.41
4:CE:32:PHE:CZ	4:CE:55:VAL:HG22	2.55	0.41
1:AA:284:C:H2'	1:AA:285:C:H6	1.84	0.41
1:CA:126:G:H4'	1:CA:634:C:H1'	2.02	0.41
48:DG:54:ARG:HD2	48:DG:57:TYR:CE1	2.55	0.41
23:BB:1535:A:O2'	23:BB:1536:C:H5'	2.20	0.41
23:DB:839:U:H2'	23:DB:840:C:H6	1.85	0.41
23:DB:1983:G:H4'	23:DB:2606:C:H4'	2.02	0.41
3:CD:101:VAL:HG13	3:CD:106:PHE:HB2	2.01	0.41
20:CB:148:GLY:C	20:CB:150:ILE:H	2.23	0.41
23:DB:2376:A:N1	43:DO:92:PHE:HB3	2.36	0.41
23:DB:1539:U:H3'	23:DB:1540:G:H8	1.85	0.41
23:BB:1335:C:H2'	23:BB:1336:A:C8	2.55	0.41
1:AA:1283:U:O2'	1:AA:1284:C:H5'	2.19	0.41
13:AN:92:ILE:HG21	13:AN:95:LEU:HD22	2.01	0.41
23:DB:1987:A:H2'	23:DB:1988:G:C8	2.55	0.41
23:DB:1740:G:H2'	23:DB:1741:C:C6	2.54	0.41
1:AA:420:U:H2'	1:AA:422:C:C5	2.55	0.41
23:BB:2889:C:O2'	23:BB:2890:G:H5'	2.20	0.41
23:DB:2758:A:H2'	23:DB:2759:G:O4'	2.20	0.41
28:DP:15:ASP:O	28:DP:17:PRO:HD3	2.20	0.41
23:BB:1999:C:O2'	23:BB:2000:C:H5'	2.20	0.41

Continued on next page...

Continued from previous page...

Atom-1	Atom-2	Distance(Å)	Clash(Å)
23:DB:2219:U:O2'	23:DB:2220:U:H5'	2.20	0.41
46:DU:94:PHE:HA	46:DU:101:THR:HA	2.01	0.41
1:CA:1465:A:O2'	1:CA:1466:C:H5'	2.20	0.41
1:AA:691:G:H1'	1:AA:696:A:N6	2.34	0.41
23:DB:2480:C:O2'	23:DB:2481:G:H5'	2.19	0.41
41:BJ:36:LEU:HD12	41:BJ:121:LYS:HE3	2.02	0.41
37:BL:74:THR:HA	37:BL:107:PHE:O	2.20	0.41
1:CA:1517:G:H1'	23:DB:1919:A:O3'	2.20	0.41
52:DW:49:ASN:C	52:DW:50:VAL:HG22	2.40	0.41
5:CF:29:ILE:HG21	5:CF:64:VAL:CG1	2.31	0.41
5:AF:3:HIS:N	5:AF:92:THR:OG1	2.48	0.41
13:CN:40:ARG:HG3	13:CN:40:ARG:HH11	1.85	0.41
29:BE:161:ALA:HA	29:BE:164:LEU:HD12	2.02	0.41
29:BE:146:VAL:HA	29:BE:185:LYS:O	2.21	0.41
18:CS:39:ILE:HG21	18:CS:61:VAL:HG13	2.02	0.41
18:CS:68:HIS:HB3	18:CS:72:GLU:CD	2.41	0.41
44:BQ:93:ILE:HG23	44:BQ:94:LEU:N	2.35	0.41
20:AB:107:ARG:HG3	20:AB:108:GLN:NE2	2.35	0.41
37:BL:124:GLY:H	37:BL:143:GLU:HG3	1.84	0.41
23:BB:1693:U:O2'	25:BC:13:ARG:NH2	2.53	0.41
25:BC:152:GLN:HA	25:BC:155:ARG:CD	2.49	0.41
50:BT:39:THR:O	50:BT:41:ALA:N	2.48	0.41
50:BT:54:GLU:CG	50:BT:90:GLY:H	2.27	0.41
50:BT:29:THR:H	50:BT:91:GLN:NE2	2.18	0.41
41:DJ:55:ILE:CB	41:DJ:123:LYS:HB2	2.50	0.41
41:DJ:96:ARG:CZ	41:DJ:99:ARG:HD2	2.50	0.41
25:BC:129:LEU:HB3	25:BC:134:ILE:CG2	2.46	0.41
24:DI:73:PRO:CG	24:DI:78:LEU:HD21	2.46	0.41
42:DN:78:LYS:O	42:DN:82:GLU:HB2	2.21	0.41
42:BN:73:ASN:O	42:BN:76:VAL:HG22	2.21	0.41
23:DB:2379:G:O3'	43:DO:17:LYS:HE2	2.20	0.41
15:AP:71:VAL:O	15:AP:75:ILE:HG13	2.20	0.41
47:DF:102:LEU:CD2	47:DF:106:ALA:HB3	2.50	0.41
3:AD:154:VAL:HG23	3:AD:155:LYS:H	1.85	0.41
47:BF:108:PRO:C	47:BF:110:ILE:H	2.24	0.41
1:CA:415:A:N1	1:CA:428:G:O6	2.53	0.41
23:DB:971:G:O2'	23:DB:972:A:H5'	2.20	0.41
23:DB:1324:G:H1'	23:DB:1616:A:C6	2.54	0.41
24:BI:91:LYS:O	24:BI:91:LYS:HG3	2.20	0.41
14:CO:16:GLY:HA2	14:CO:27:VAL:HG22	2.02	0.41
47:BF:31:GLU:HB2	47:BF:158:THR:HG23	2.02	0.41
47:BF:34:THR:O	47:BF:35:LEU:HB2	2.20	0.41

Continued on next page...

Continued from previous page...

Atom-1	Atom-2	Distance(Å)	Clash(Å)
23:BB:1172:C:H3'	23:BB:1173:U:H6	1.78	0.41
23:BB:1431:A:H2'	23:BB:1432:G:C8	2.55	0.41
12:CM:33:LEU:HD13	12:CM:39:ALA:O	2.20	0.41
1:CA:423:G:O2'	1:CA:424:G:H5'	2.19	0.41
35:BV:30:ILE:HA	35:BV:91:PHE:O	2.21	0.41
23:BB:956:G:H5''	38:BM:76:LYS:HE2	2.02	0.41
1:AA:252:U:H2'	1:AA:253:A:C8	2.55	0.41
5:CF:98:GLU:O	5:CF:99:ALA:HB3	2.19	0.41
23:DB:2743:U:H2'	23:DB:2744:G:C5'	2.44	0.41
9:AJ:57:VAL:O	9:AJ:58:ASN:HB2	2.19	0.41
1:AA:865:A:H2'	1:AA:866:C:C6	2.54	0.41
37:BL:57:LEU:C	37:BL:59:ARG:H	2.24	0.41
23:DB:2394:C:H2'	23:DB:2395:C:C6	2.55	0.41
32:B4:3:VAL:HG23	32:B4:4:ARG:N	2.30	0.41
48:BG:84:LYS:CB	48:BG:132:LEU:HG	2.50	0.41
48:BG:84:LYS:HG3	48:BG:131:VAL:C	2.41	0.41
1:CA:592:G:H2'	1:CA:593:U:H6	1.85	0.41
50:DT:54:GLU:CG	50:DT:90:GLY:H	2.27	0.41
25:DC:51:ARG:NH2	25:DC:246:PRO:HG2	2.35	0.41
5:AF:51:ILE:O	5:AF:51:ILE:HG23	2.20	0.41
23:DB:1434:A:OP1	23:DB:1434:A:H4'	2.19	0.41
1:AA:1327:C:H2'	1:AA:1328:C:C6	2.54	0.41
23:DB:592:A:N3	34:D3:3:ILE:HD11	2.35	0.41
6:AG:6:ILE:H	6:AG:6:ILE:HG13	1.58	0.41
9:CJ:83:THR:O	9:CJ:86:ALA:HB3	2.20	0.41
44:BQ:78:PHE:CE2	44:BQ:82:LEU:HD11	2.55	0.41
7:CH:6:ILE:HD11	7:CH:31:LEU:CD2	2.50	0.41
20:AB:118:THR:O	20:AB:124:THR:HG23	2.21	0.41
5:CF:86:ARG:CZ	17:CR:63:TYR:HB3	2.50	0.41
43:DO:7:ARG:HA	43:DO:10:ARG:CZ	2.50	0.41
23:DB:1418:G:C2'	23:DB:1580:A:H61	2.34	0.41
6:AG:125:ASP:HB3	6:AG:130:LYS:HB3	2.02	0.41
8:AI:36:GLN:N	8:AI:36:GLN:HE21	2.18	0.41
29:DE:3:LEU:HB3	29:DE:12:LEU:HB2	2.02	0.41
49:BR:2:TYR:CB	49:BR:42:ALA:HB2	2.50	0.41
1:CA:379:C:O2'	1:CA:380:G:H5'	2.20	0.41
23:BB:2457:U:H2'	23:BB:2458:G:H5'	2.02	0.41
8:CI:11:ARG:NH2	8:CI:12:LYS:HD2	2.35	0.41
20:AB:23:ASN:O	20:AB:25:LYS:N	2.53	0.41
23:DB:1584:U:H3'	23:DB:1585:C:H5'	2.02	0.41
48:DG:54:ARG:HD2	48:DG:57:TYR:HE1	1.85	0.41
1:AA:884:U:H4'	1:AA:885:G:H5''	2.00	0.41

Continued on next page...

Continued from previous page...

Atom-1	Atom-2	Distance(Å)	Clash(Å)
20:CB:103:TRP:CZ3	20:CB:107:ARG:HD2	2.56	0.41
1:AA:834:U:H2'	1:AA:835:U:H6	1.85	0.41
12:CM:79:LEU:HB2	12:CM:84:CYS:SG	2.61	0.41
23:BB:2369:A:O2'	23:BB:2370:G:H5'	2.20	0.41
1:AA:1076:U:H2'	1:AA:1077:G:H8	1.84	0.41
26:DD:33:ARG:NH1	26:DD:53:GLY:O	2.52	0.41
1:AA:1180:A:P	8:AI:98:ARG:HH22	2.44	0.41
43:DO:83:LEU:HA	43:DO:83:LEU:HD12	1.92	0.41
23:BB:2027:G:O2'	23:BB:2028:U:H5'	2.20	0.41
22:DA:21:G:O2'	22:DA:22:U:H5'	2.21	0.41
1:CA:468:A:H8	1:CA:469:C:C6	2.38	0.41
1:CA:386:C:O2'	1:CA:387:U:H5'	2.20	0.41
27:BK:107:LEU:C	27:BK:109:SER:N	2.73	0.41
1:CA:894:G:O2'	1:CA:895:G:H5'	2.19	0.41
1:CA:709:U:H2'	1:CA:710:G:C8	2.54	0.41
25:DC:264:LYS:HG3	25:DC:265:PHE:N	2.35	0.41
1:CA:627:G:H2'	1:CA:628:G:H8	1.86	0.41
27:DK:107:LEU:C	27:DK:109:SER:N	2.74	0.41
23:BB:1531:C:H2'	23:BB:1532:A:C8	2.55	0.41
20:AB:94:ARG:HG2	20:AB:94:ARG:O	2.20	0.41
23:DB:1515:A:H3'	23:DB:1516:G:H8	1.86	0.41
23:DB:2233:U:H2'	23:DB:2234:G:H8	1.85	0.41
1:CA:462:G:H2'	1:CA:463:U:C6	2.55	0.41
23:BB:596:U:H2'	23:BB:597:G:H8	1.84	0.41
23:DB:1333:G:H3'	56:DB:3550:HOH:O	2.21	0.41
23:DB:730:A:H5'	56:DB:3611:HOH:O	2.19	0.41
1:AA:43:C:H2'	1:AA:44:A:O4'	2.19	0.41
44:BQ:67:ALA:O	44:BQ:70:GLN:HB3	2.20	0.41
34:D3:9:ALA:O	34:D3:13:PHE:HD2	2.02	0.41
36:B2:32:ALA:HA	36:B2:35:ARG:HB2	2.02	0.41
41:DJ:130:HIS:O	41:DJ:130:HIS:CG	2.73	0.41
24:BI:35:MET:C	24:BI:35:MET:SD	2.98	0.41
1:AA:343:U:O2'	1:AA:344:A:H2'	2.20	0.41
23:DB:1102:C:H2'	23:DB:1103:A:H8	1.85	0.41
1:AA:330:C:O2'	1:AA:331:G:H5'	2.20	0.41
20:AB:53:LEU:CD1	20:AB:216:VAL:HG12	2.47	0.41
44:DQ:23:TYR:HB2	44:DQ:28:SER:OG	2.21	0.41
13:AN:40:ARG:NH2	18:AS:6:LYS:CG	2.84	0.41
33:B1:33:LEU:HD12	33:B1:34:GLU:H	1.84	0.41
25:DC:142:ASN:HA	25:DC:153:LEU:O	2.20	0.41
23:BB:319:G:H2'	23:BB:320:A:O4'	2.21	0.41
37:DL:143:GLU:CG	37:DL:144:GLU:N	2.80	0.41

Continued on next page...

Continued from previous page...

Atom-1	Atom-2	Distance(Å)	Clash(Å)
38:DM:59:ARG:O	38:DM:60:GLN:C	2.58	0.41
48:BG:17:LYS:O	48:BG:23:ILE:HG23	2.20	0.41
48:BG:28:LYS:O	48:BG:30:GLY:N	2.53	0.41
48:BG:32:LEU:HB3	48:BG:34:ARG:NE	2.35	0.41
48:BG:30:GLY:CA	48:BG:78:VAL:HA	2.46	0.41
18:AS:68:HIS:HB3	18:AS:72:GLU:CD	2.41	0.41
10:AK:92:ARG:HH22	10:AK:111:ASP:CG	2.24	0.41
28:DP:4:ILE:C	28:DP:6:GLN:N	2.74	0.41
25:BC:173:LEU:HD23	25:BC:173:LEU:O	2.21	0.41
25:BC:184:GLU:O	25:BC:185:ALA:HB3	2.20	0.41
25:BC:90:ILE:HD13	25:BC:103:ILE:C	2.40	0.41
32:D4:25:VAL:HG11	32:D4:35:GLN:NE2	2.36	0.41
23:BB:2517:C:C2	23:BB:2542:A:N6	2.88	0.41
1:CA:437:U:H4'	3:CD:153:ARG:HH12	1.85	0.41
29:BE:28:VAL:HG23	29:BE:29:HIS:N	2.36	0.41
47:BF:137:PHE:O	47:BF:138:PRO:C	2.59	0.41
14:AO:78:TYR:O	14:AO:82:ILE:HG13	2.20	0.41
23:DB:163:C:O4'	23:DB:163:C:O2	2.38	0.41
23:BB:1057:A:H62	23:BB:1086:A:H2'	1.85	0.41
47:BF:1:ALA:CA	47:BF:4:HIS:HB3	2.51	0.41
30:DY:7:THR:HG22	30:DY:8:GLN:N	2.36	0.41
23:DB:1430:G:H2'	23:DB:1431:A:C8	2.55	0.41
25:DC:6:LYS:O	25:DC:8:THR:N	2.52	0.41
48:DG:110:HIS:HA	48:DG:111:PRO:HD3	1.95	0.41
47:BF:92:GLY:HA2	47:BF:95:MET:HE3	2.03	0.41
47:DF:31:GLU:HB2	47:DF:158:THR:HG23	2.03	0.41
23:DB:1174:U:H1'	23:DB:1176:U:C1'	2.49	0.41
9:CJ:51:VAL:O	9:CJ:63:ASP:N	2.53	0.41
9:AJ:15:HIS:O	9:AJ:18:ILE:HG22	2.21	0.41
35:BV:80:HIS:HB3	35:BV:83:LYS:O	2.20	0.41
13:CN:20:PHE:CG	13:CN:24:ALA:HB2	2.55	0.41
32:D4:36:ARG:O	32:D4:37:GLN:C	2.58	0.41
23:DB:2465:C:O2'	23:DB:2466:C:H5'	2.19	0.41
23:DB:2808:G:O2'	23:DB:2809:A:H8	2.04	0.41
37:DL:56:PRO:O	37:DL:60:ARG:HG3	2.20	0.41
4:AE:81:GLN:H	4:AE:146:MET:CE	2.33	0.41
8:AI:43:ALA:C	8:AI:45:MET:H	2.23	0.41
29:DE:119:ILE:HD11	29:DE:185:LYS:CE	2.50	0.41
23:BB:1803:A:H3'	23:BB:1804:C:H6	1.84	0.41
8:AI:81:GLY:O	8:AI:84:ARG:HB2	2.20	0.41
1:AA:471:U:H2'	1:AA:472:U:C6	2.55	0.41
46:BU:14:THR:HB	46:BU:68:ASN:HB3	2.03	0.41

Continued on next page...

Continued from previous page...

Atom-1	Atom-2	Distance(Å)	Clash(Å)
46:DU:11:ILE:CG2	46:DU:12:VAL:N	2.83	0.41
1:CA:1020:G:H2'	1:CA:1021:A:C5'	2.50	0.41
1:AA:1057:G:H5''	2:AC:153:SER:CB	2.50	0.41
1:CA:814:A:C5'	1:CA:1511:G:H4'	2.49	0.41
23:DB:154:U:O2'	23:DB:155:A:H5'	2.19	0.41
42:BN:60:VAL:O	42:BN:63:ARG:HB3	2.20	0.41
34:D3:7:ARG:HG3	34:D3:7:ARG:HH11	1.85	0.41
15:CP:20:VAL:HG23	15:CP:35:ARG:CA	2.49	0.41
27:DK:30:ARG:HH11	27:DK:30:ARG:HG2	1.85	0.41
23:BB:1418:G:C2'	23:BB:1580:A:H61	2.34	0.41
1:CA:538:G:H2'	1:CA:539:A:C8	2.55	0.41
5:CF:18:VAL:HG21	5:CF:58:HIS:CG	2.55	0.41
7:AH:36:ALA:HA	7:AH:39:LEU:HD12	2.02	0.41
38:DM:11:LYS:HD2	38:DM:86:LYS:HG2	2.02	0.41
23:DB:876:C:H2'	23:DB:877:A:O4'	2.21	0.41
1:AA:1339:A:H2'	1:AA:1340:A:O4'	2.21	0.41
23:BB:1848:A:H2'	23:BB:1849:G:C8	2.56	0.41
48:BG:154:GLU:O	48:BG:158:GLY:N	2.54	0.41
6:CG:71:THR:C	6:CG:90:VAL:HG22	2.40	0.41
1:AA:551:U:O2'	11:AL:82:ARG:HD2	2.21	0.41
1:AA:828:U:H2'	1:AA:829:G:O5'	2.20	0.41
7:CH:4:ASP:HB2	7:CH:80:PRO:HG3	2.03	0.41
2:CC:78:LYS:HG3	2:CC:81:GLU:HB3	2.01	0.41
23:DB:2783:U:H2'	23:DB:2784:U:H6	1.82	0.41
42:BN:12:ARG:HG3	42:BN:13:ASN:N	2.36	0.41
23:DB:2320:U:O2'	23:DB:2322:A:N7	2.48	0.41
52:BW:41:GLY:HA2	52:BW:44:PHE:CE2	2.55	0.41
23:DB:1495:A:O2'	23:DB:1496:A:H5'	2.21	0.41
23:BB:632:A:H2'	23:BB:633:A:C8	2.56	0.41
23:BB:633:A:OP1	37:BL:68:SER:HB2	2.20	0.41
20:CB:18:GLN:O	20:CB:37:VAL:HG23	2.20	0.41
16:AQ:39:ARG:HH11	16:AQ:39:ARG:HG3	1.85	0.41
25:DC:32:LEU:O	25:DC:63:ILE:HG12	2.21	0.41
23:DB:2569:G:O2'	23:DB:2570:G:H5'	2.20	0.41
25:BC:30:ALA:O	25:BC:32:LEU:N	2.53	0.41
23:DB:1299:G:N2	23:DB:1640:A:C8	2.88	0.41
9:AJ:8:ILE:HB	9:AJ:74:VAL:HB	2.02	0.41
23:BB:378:C:C2'	23:BB:379:G:H5'	2.50	0.41
23:DB:1248:G:C4	44:DQ:2:ARG:HD2	2.56	0.41
1:AA:575:G:O2'	1:AA:820:U:H5''	2.20	0.41
1:CA:724:G:O2'	1:CA:725:G:H5'	2.20	0.41
23:BB:1064:C:O2'	23:BB:1065:U:H5'	2.20	0.41

Continued on next page...

Continued from previous page...

Atom-1	Atom-2	Distance(Å)	Clash(Å)
23:DB:129:C:H2'	23:DB:130:C:C6	2.55	0.41
1:CA:93:U:C2'	1:CA:94:G:H5'	2.50	0.41
48:BG:70:LEU:HD22	48:BG:70:LEU:HA	1.93	0.41
49:BR:43:ASN:ND2	49:BR:44:GLY:N	2.68	0.41
45:BS:8:ARG:HB3	45:BS:102:HIS:CE1	2.55	0.41
3:AD:72:ARG:HG2	3:AD:72:ARG:HH11	1.86	0.41
52:BW:45:HIS:N	52:BW:45:HIS:ND1	2.66	0.41
25:DC:120:ASP:N	25:DC:120:ASP:OD2	2.51	0.41
25:DC:92:LEU:HD12	25:DC:92:LEU:HA	1.90	0.41
5:AF:42:TRP:CD1	5:AF:42:TRP:N	2.89	0.41
22:DA:67:G:O2'	22:DA:68:C:H5'	2.20	0.41
23:DB:388:G:N7	23:DB:390:U:H2'	2.35	0.41
23:DB:2330:G:N2	52:DW:38:ARG:O	2.51	0.41
27:BK:77:ILE:HG12	28:BP:71:ARG:HD2	2.02	0.41
48:DG:157:LYS:HB3	48:DG:159:LYS:HG2	2.03	0.41
23:DB:627:A:H4'	23:DB:628:G:OP1	2.20	0.41
25:DC:141:HIS:CG	25:DC:142:ASN:N	2.87	0.41
39:DX:36:GLN:HB2	39:DX:37:LEU:H	1.49	0.41
19:CT:43:LYS:HB3	19:CT:85:LEU:HD21	2.02	0.41
3:CD:22:SER:CB	3:CD:109:THR:HG22	2.46	0.41
47:DF:42:ALA:O	47:DF:44:ALA:N	2.53	0.41
18:CS:38:THR:HA	18:CS:68:HIS:O	2.21	0.41
18:CS:40:PHE:O	18:CS:43:MET:HG2	2.21	0.41
18:AS:38:THR:HG23	18:AS:69:LYS:CE	2.51	0.41
20:AB:96:LEU:HB2	20:AB:99:MET:HE2	2.02	0.41
25:BC:142:ASN:HA	25:BC:153:LEU:O	2.20	0.41
25:BC:64:VAL:HG12	25:BC:65:ASP:N	2.35	0.41
41:BJ:55:ILE:CB	41:BJ:123:LYS:HB2	2.50	0.41
24:DI:52:LEU:HD13	24:DI:81:LYS:NZ	2.35	0.41
40:BH:106:ALA:O	40:BH:108:VAL:N	2.52	0.41
23:DB:1203:U:H4'	37:DL:3:LEU:HD12	2.01	0.41
28:BP:1:SER:H1	28:BP:4:ILE:HB	1.84	0.41
4:CE:52:ALA:HB2	4:CE:61:LYS:CE	2.40	0.41
27:BK:119:ALA:O	27:BK:120:PRO:O	2.39	0.41
1:AA:85:U:O2'	1:AA:86:G:H5''	2.21	0.41
23:BB:2267:A:C8	23:BB:2267:A:C4'	3.03	0.41
38:BM:21:ALA:HB1	38:BM:100:LYS:HE2	2.02	0.41
18:AS:40:PHE:HB2	18:AS:42:ASN:ND2	2.35	0.41
18:AS:61:VAL:HG12	18:AS:62:THR:N	2.36	0.41
27:BK:42:THR:O	27:BK:43:ILE:C	2.59	0.41
1:AA:409:U:H2'	1:AA:410:G:C8	2.55	0.41
23:DB:138:U:O4'	50:DT:1:MET:HA	2.20	0.41

Continued on next page...

Continued from previous page...

Atom-1	Atom-2	Distance(Å)	Clash(Å)
37:DL:19:LEU:HD12	37:DL:19:LEU:N	2.35	0.41
38:BM:18:ARG:CA	38:BM:38:ARG:HH22	2.33	0.41
23:DB:971:G:OP2	23:DB:974:G:N2	2.54	0.41
1:CA:1080:A:H5''	4:CE:20:VAL:HG11	2.02	0.41
13:CN:79:SER:OG	13:CN:82:LYS:HG2	2.20	0.41
30:BY:7:THR:HG22	30:BY:8:GLN:N	2.35	0.41
13:AN:9:GLU:HB2	13:AN:62:ARG:NE	2.36	0.41
9:CJ:59:LYS:C	9:CJ:61:ALA:H	2.24	0.41
36:D2:31:LEU:CD2	36:D2:42:LEU:HD12	2.44	0.41
43:DO:35:ILE:HG13	43:DO:71:ALA:HB2	2.02	0.41
1:CA:334:C:H2'	1:CA:335:C:H6	1.85	0.41
46:DU:25:LYS:N	46:DU:34:ILE:O	2.52	0.41
1:AA:1024:G:O2'	1:AA:1025:U:H5'	2.20	0.41
13:CN:60:ARG:NH1	13:CN:62:ARG:CZ	2.83	0.41
23:BB:2786:U:H4'	26:BD:66:GLY:O	2.21	0.41
22:BA:98:G:N1	35:BV:14:LYS:HB2	2.31	0.41
9:CJ:15:HIS:O	9:CJ:18:ILE:HG22	2.19	0.41
13:CN:17:ASP:O	13:CN:21:ALA:HB3	2.20	0.41
13:CN:26:LEU:HD21	13:CN:44:VAL:HG13	2.01	0.41
25:BC:250:GLN:HG2	25:BC:254:LYS:HG2	2.02	0.41
23:BB:2394:C:H2'	23:BB:2395:C:C6	2.56	0.41
23:DB:2846:G:OP1	28:DP:52:ARG:NH1	2.52	0.41
23:BB:172:A:O2'	23:BB:173:A:H5'	2.20	0.41
28:BP:13:LYS:CD	28:BP:76:HIS:HA	2.49	0.41
4:AE:154:ALA:HB1	7:AH:65:PHE:CZ	2.55	0.41
46:BU:81:ARG:NH2	46:BU:81:ARG:HG3	2.35	0.41
19:AT:66:ILE:HG22	19:AT:67:HIS:N	2.34	0.41
23:BB:2602:A:H3'	23:BB:2602:A:OP1	2.21	0.41
8:CI:66:VAL:HG22	8:CI:67:LYS:N	2.35	0.41
43:BO:88:LYS:HG2	43:BO:116:GLN:HB2	2.02	0.41
23:DB:1803:A:H3'	23:DB:1804:C:H6	1.85	0.41
43:DO:115:LEU:HD13	43:DO:116:GLN:H	1.85	0.41
6:AG:67:ASN:C	6:AG:69:ARG:H	2.24	0.41
1:AA:1009:U:H2'	1:AA:1010:U:C5	2.56	0.41
1:AA:1020:G:H2'	1:AA:1021:A:C5'	2.50	0.41
1:AA:1375:A:H2'	1:AA:1376:U:H6	1.86	0.41
23:DB:710:U:O2'	23:DB:711:G:H5'	2.20	0.41
3:CD:1:ALA:O	3:CD:2:ARG:HG2	2.20	0.41
46:DU:18:LYS:HB3	46:DU:19:GLY:H	1.61	0.41
23:DB:826:U:H2'	23:DB:828:U:O4'	2.21	0.41
20:CB:116:LEU:HB3	20:CB:140:LEU:CG	2.50	0.41
1:CA:884:U:H4'	1:CA:885:G:H5''	2.03	0.41

Continued on next page...

Continued from previous page...

Atom-1	Atom-2	Distance(Å)	Clash(Å)
42:DN:17:ARG:NH2	42:DN:17:ARG:HB2	2.34	0.41
11:AL:82:ARG:HG2	11:AL:82:ARG:NH1	2.33	0.41
23:BB:1210:G:N3	23:BB:1212:G:N2	2.68	0.41
23:DB:2199:A:H5''	23:DB:2200:C:H5	1.84	0.41
8:CI:36:GLN:N	8:CI:36:GLN:HE21	2.17	0.41
7:CH:4:ASP:OD1	7:CH:7:ALA:HB2	2.20	0.41
2:AC:57:GLU:H	2:AC:64:ARG:HB3	1.84	0.41
10:CK:16:SER:CA	10:CK:78:ILE:HA	2.50	0.41
23:DB:1163:G:H4'	49:DR:92:TRP:CD1	2.56	0.41
23:BB:2817:U:O2	23:BB:2836:U:H1'	2.20	0.41
1:CA:404:G:H4'	1:CA:439:U:O2	2.20	0.41
5:CF:11:HIS:CG	5:CF:12:PRO:HD2	2.55	0.41
1:CA:210:C:H1'	1:CA:211:G:C2	2.56	0.41
23:DB:2606:C:O2'	23:DB:2607:G:H5'	2.21	0.41
23:BB:1789:A:H2'	23:BB:1790:C:C6	2.55	0.41
18:CS:71:GLY:C	18:CS:73:PHE:H	2.23	0.41
23:BB:866:A:H61	23:BB:913:U:C1'	2.33	0.41
7:AH:49:LYS:HB3	7:AH:59:GLU:OE2	2.21	0.41
23:BB:2552:U:C2	23:BB:2554:U:H5'	2.56	0.41
26:DD:39:ASP:CG	26:DD:41:ALA:H	2.23	0.41
23:DB:991:C:H5''	23:DB:1185:G:H2'	2.03	0.41
23:BB:2520:C:C6	23:BB:2567:G:H1'	2.55	0.41
1:AA:992:U:H1'	1:AA:993:G:C2	2.55	0.41
2:CC:111:ASP:O	2:CC:115:VAL:HG23	2.21	0.41
24:DI:53:PRO:HG2	24:DI:77:VAL:HG11	2.01	0.41
30:BY:5:LYS:N	30:BY:5:LYS:HE2	2.35	0.41
37:DL:118:THR:O	37:DL:120:VAL:HG23	2.20	0.41
23:BB:519:U:H2'	23:BB:520:G:H8	1.85	0.41
1:CA:359:G:H2'	1:CA:360:G:O4'	2.20	0.41
29:DE:194:LYS:O	29:DE:197:GLU:HB3	2.20	0.41
23:DB:311:A:H3'	23:DB:312:G:C8	2.55	0.41
23:BB:627:A:H4'	23:BB:628:G:OP1	2.20	0.41
47:DF:122:ASP:HB3	47:DF:123:GLY:H	1.70	0.41
23:DB:531:C:O2'	23:DB:563:A:H5''	2.20	0.41
46:BU:94:PHE:HA	46:BU:101:THR:HA	2.01	0.41
23:BB:268:C:H2'	23:BB:268:C:O2	2.20	0.41
52:DW:27:GLY:O	52:DW:63:ASP:HA	2.21	0.41
23:BB:1973:G:O2'	23:BB:1974:C:H5'	2.20	0.41
40:DH:26:ALA:HA	40:DH:31:VAL:HG23	2.03	0.41
51:DZ:77:LYS:CD	51:DZ:78:TYR:H	2.30	0.41
40:BH:29:PHE:C	40:BH:31:VAL:N	2.73	0.41
52:BW:49:ASN:HB3	52:BW:81:ILE:CD1	2.51	0.41

Continued on next page...

Continued from previous page...

Atom-1	Atom-2	Distance(Å)	Clash(Å)
52:DW:49:ASN:HA	52:DW:61:LYS:HB2	2.03	0.41
20:CB:82:ALA:CB	20:CB:213:LEU:HD22	2.50	0.41
33:D1:29:LYS:C	33:D1:31:GLU:H	2.24	0.41
42:DN:39:PRO:C	42:DN:41:ALA:N	2.74	0.41
13:CN:50:LEU:HB3	13:CN:51:PRO:HD3	2.02	0.41
40:BH:99:ILE:CD1	40:BH:144:VAL:HG21	2.50	0.41
41:DJ:6:ALA:CB	41:DJ:45:THR:HG21	2.49	0.41
44:DQ:59:LEU:HD13	44:DQ:60:TRP:N	2.35	0.41
44:DQ:93:ILE:HG23	44:DQ:94:LEU:N	2.36	0.41
29:DE:192:ALA:CA	29:DE:195:GLN:HE21	2.30	0.41
50:DT:30:ILE:O	50:DT:85:VAL:HG23	2.20	0.41
1:AA:1095:U:H2'	1:AA:1096:C:C6	2.56	0.41
21:CU:24:LYS:HB3	21:CU:24:LYS:HZ2	1.83	0.41
18:CS:11:ASP:OD1	18:CS:34:SER:HB2	2.21	0.41
18:AS:35:ARG:HB3	18:AS:50:VAL:HG13	2.01	0.41
23:BB:996:A:H4'	44:BQ:91:ARG:CG	2.49	0.41
41:BJ:45:THR:N	41:BJ:46:PRO:CD	2.83	0.41
23:BB:1799:G:N2	23:BB:1818:U:O2'	2.53	0.41
1:CA:1099:G:P	20:CB:94:ARG:HD3	2.61	0.41
1:CA:1084:G:H5'	1:CA:1102:A:OP2	2.20	0.41
48:DG:26:LYS:CB	48:DG:32:LEU:HG	2.45	0.41
20:CB:172:ILE:H	20:CB:172:ILE:HG13	1.72	0.41
40:BH:114:GLU:HA	40:BH:133:GLN:O	2.21	0.41
20:CB:204:ASP:CG	20:CB:205:ALA:N	2.73	0.41
27:DK:35:VAL:HG12	27:DK:69:VAL:HG22	2.02	0.41
1:AA:86:G:N3	1:AA:87:C:N4	2.67	0.41
40:DH:88:GLY:H	40:DH:89:LYS:HD2	1.85	0.41
40:DH:7:ASP:CG	40:DH:8:LYS:N	2.74	0.41
40:BH:7:ASP:HA	40:BH:15:LEU:CD2	2.40	0.41
40:BH:9:VAL:O	40:BH:10:ALA:C	2.58	0.41
1:AA:409:U:O2'	1:AA:410:G:H5'	2.21	0.41
23:DB:163:C:O2	23:DB:163:C:H5'	2.20	0.41
47:BF:12:VAL:HG13	47:BF:27:VAL:HG21	2.01	0.41
31:D0:49:ARG:O	31:D0:51:ARG:NE	2.53	0.41
1:CA:1396:A:O4'	1:CA:1398:A:H1'	2.21	0.41
1:CA:921:U:H2'	1:CA:922:G:O4'	2.21	0.41
23:DB:633:A:H2'	23:DB:634:C:H5'	2.01	0.41
23:BB:1351:C:H2'	23:BB:1352:U:O4'	2.20	0.41
49:DR:23:GLU:O	49:DR:24:LYS:C	2.58	0.41
22:BA:28:C:H5	22:BA:56:G:N1	2.14	0.41
48:BG:93:TYR:HE1	48:BG:160:GLY:HA2	1.85	0.41
23:DB:2073:C:O2'	23:DB:2074:U:H5'	2.20	0.41

Continued on next page...

Continued from previous page...

Atom-1	Atom-2	Distance(Å)	Clash(Å)
9:CJ:53:ILE:HG23	9:CJ:61:ALA:HB1	2.02	0.41
23:BB:1430:G:H2'	23:BB:1431:A:C8	2.56	0.41
1:CA:1341:U:O2'	1:CA:1342:C:H5'	2.21	0.41
12:AM:33:LEU:HD13	12:AM:39:ALA:O	2.21	0.41
31:B0:32:THR:OG1	31:B0:50:GLY:HA2	2.21	0.41
1:AA:376:G:O3'	15:AP:5:ARG:HD3	2.21	0.41
3:AD:199:ILE:CG1	3:AD:200:VAL:N	2.84	0.41
29:BE:60:TRP:CZ2	29:BE:62:GLN:NE2	2.89	0.41
1:CA:372:C:H4'	1:CA:373:A:H5'	2.02	0.41
48:DG:102:ILE:CD1	48:DG:116:LEU:HD11	2.51	0.41
49:DR:19:THR:HB	49:DR:97:LYS:HA	2.02	0.41
1:AA:1396:A:O4'	1:AA:1398:A:H1'	2.20	0.41
1:AA:921:U:H2'	1:AA:922:G:C8	2.56	0.41
4:AE:39:GLY:HA3	4:AE:116:VAL:HB	2.02	0.41
45:DS:83:LYS:HD3	45:DS:97:LEU:CD1	2.46	0.41
28:DP:50:ARG:O	28:DP:51:ASN:HB2	2.21	0.41
23:BB:308:G:H2'	23:BB:309:A:O4'	2.21	0.41
23:DB:2483:C:H2'	23:DB:2484:G:O4'	2.21	0.41
38:DM:41:LEU:HB3	38:DM:46:ILE:HG22	2.02	0.41
8:CI:38:PHE:HB3	8:CI:43:ALA:HB3	2.03	0.41
23:BB:327:G:H2'	23:BB:328:U:O4'	2.20	0.41
23:BB:2086:U:H2'	23:BB:2087:G:H8	1.84	0.41
40:DH:117:LEU:HG	40:DH:119:ASN:O	2.21	0.41
2:AC:116:ALA:HA	2:AC:119:ILE:HG22	2.01	0.41
1:AA:279:A:C5'	1:AA:280:C:H3'	2.48	0.41
23:DB:863:A:O2'	23:DB:864:G:H5'	2.20	0.41
11:AL:35:ARG:HG3	11:AL:36:VAL:H	1.85	0.41
23:BB:1490:A:H2'	25:BC:97:ASP:CG	2.41	0.41
1:CA:676:A:H2'	1:CA:677:U:H6	1.85	0.41
1:AA:130:A:N1	1:AA:233:C:H1'	2.36	0.41
1:CA:1254:A:H5'	1:CA:1356:G:H4'	2.02	0.41
42:DN:12:ARG:HG3	42:DN:13:ASN:H	1.84	0.41
23:BB:165:A:H2'	23:BB:166:U:O4'	2.20	0.41
23:DB:2247:A:H2'	23:DB:2248:C:H6	1.85	0.41
1:CA:130:A:N1	1:CA:233:C:H1'	2.35	0.41
23:BB:2199:A:O2'	51:BZ:36:HIS:HE1	2.03	0.41
23:BB:2338:C:O2'	23:BB:2339:C:H5'	2.20	0.41
23:BB:278:A:C2'	23:BB:278:A:N3	2.84	0.41
23:DB:2523:G:C2'	23:DB:2524:G:H5'	2.51	0.41
23:BB:1011:G:O2'	23:BB:1013:C:H5''	2.21	0.41
1:AA:1231:G:O2'	1:AA:1232:U:H5'	2.20	0.41
1:AA:957:U:H2'	1:AA:959:A:OP2	2.20	0.41

Continued on next page...

Continued from previous page...

Atom-1	Atom-2	Distance(Å)	Clash(Å)
23:BB:2026:U:H2'	23:BB:2027:G:O4'	2.21	0.41
23:DB:936:A:H2'	23:DB:937:C:H6	1.86	0.41
23:BB:509:C:H5''	23:BB:510:C:OP2	2.20	0.41
23:DB:207:A:H2'	23:DB:208:C:O4'	2.20	0.41
48:BG:170:THR:O	48:BG:171:LYS:HD3	2.21	0.41
12:CM:22:TYR:HB3	12:CM:69:ARG:NH2	2.34	0.41
30:DY:5:LYS:H	30:DY:5:LYS:HE2	1.86	0.41
23:DB:1739:A:H2'	23:DB:1740:G:C8	2.56	0.41
23:BB:1739:A:H2'	23:BB:1740:G:O4'	2.20	0.41
23:DB:1146:C:H2'	23:DB:1147:A:H8	1.85	0.41
23:DB:1863:G:H2'	23:DB:1864:U:O4'	2.20	0.41
1:AA:696:A:H1'	1:AA:786:G:O2'	2.20	0.41
11:AL:34:THR:N	11:AL:53:ARG:O	2.53	0.41
1:CA:1187:G:P	8:CL:114:LYS:HE3	2.61	0.41
10:AK:101:ALA:C	10:AK:103:GLY:H	2.22	0.41
23:BB:1376:C:H5''	56:BB:3504:HOH:O	2.20	0.41
23:DB:272:A:H2'	23:DB:273:G:C8	2.56	0.41
23:BB:1760:C:H2'	23:BB:1761:C:O4'	2.19	0.41
20:CB:55:GLU:O	20:CB:58:LYS:HB3	2.20	0.41
23:BB:683:U:O5'	23:BB:683:U:H6	2.03	0.41
28:DP:16:VAL:HG23	28:DP:16:VAL:O	2.21	0.41
6:CG:52:ARG:HG3	6:CG:52:ARG:H	1.73	0.41
36:B2:6:GLN:NE2	36:B2:6:GLN:HA	2.35	0.41
20:AB:82:ALA:CB	20:AB:213:LEU:HD22	2.49	0.41
23:BB:855:G:C2	52:BW:23:LYS:HG2	2.53	0.41
26:BD:23:PRO:O	26:BD:24:VAL:HB	2.20	0.41
25:DC:64:VAL:HG12	25:DC:65:ASP:N	2.36	0.41
44:DQ:63:ARG:NH1	44:DQ:96:ASP:HA	2.36	0.41
18:CS:62:THR:HG22	18:CS:63:ASP:H	1.85	0.41
20:AB:98:GLY:HA2	20:AB:174:GLU:OE1	2.20	0.41
23:BB:850:U:O2'	30:BY:22:THR:HG22	2.20	0.41
1:AA:692:U:O2	1:AA:694:A:H5''	2.21	0.41
25:BC:80:LEU:CD1	25:BC:109:LEU:HG	2.41	0.41
25:BC:171:VAL:HB	25:BC:183:VAL:HG12	2.03	0.41
23:BB:10:A:H61	23:BB:2895:G:H1'	1.84	0.41
41:BJ:54:ILE:HD12	41:BJ:55:ILE:H	1.86	0.41
24:DI:73:PRO:HA	24:DI:74:PRO:HD3	1.93	0.41
23:DB:1204:A:N1	23:DB:1241:A:C2	2.88	0.41
20:AB:27:LYS:C	20:AB:29:PHE:H	2.24	0.41
20:AB:204:ASP:CG	20:AB:205:ALA:N	2.72	0.41
41:DJ:114:LEU:O	41:DJ:118:MET:HG3	2.19	0.41
42:DN:79:LEU:HA	42:DN:83:LEU:HD12	2.02	0.41

Continued on next page...

Continued from previous page...

Atom-1	Atom-2	Distance(Å)	Clash(Å)
51:BZ:45:ARG:HE	51:BZ:47:VAL:CG1	2.27	0.41
40:DH:90:LEU:O	40:DH:91:PHE:C	2.58	0.41
46:BU:73:ASN:HD22	46:BU:74:ALA:H	1.68	0.41
1:CA:408:A:H3'	1:CA:409:U:H6	1.86	0.41
34:B3:31:ILE:HG12	34:B3:31:ILE:O	2.21	0.41
18:AS:18:VAL:HG13	18:AS:19:GLU:N	2.35	0.41
50:DT:1:MET:HB2	50:DT:2:ILE:HD13	2.02	0.41
23:BB:160:A:H1'	23:BB:2208:C:O2'	2.20	0.41
41:DJ:25:LEU:O	41:DJ:27:ARG:N	2.51	0.41
23:DB:2886:A:H62	31:D0:39:ARG:CZ	2.33	0.41
30:DY:7:THR:O	30:DY:54:VAL:HG12	2.21	0.41
26:DD:114:LYS:CG	26:DD:115:GLY:H	2.34	0.41
30:BY:33:HIS:O	30:BY:34:THR:HB	2.21	0.41
23:DB:1161:C:H4'	49:DR:8:GLY:O	2.21	0.41
38:BM:123:LYS:H	38:BM:123:LYS:HG2	1.71	0.41
35:BV:6:ALA:HB2	35:BV:42:LEU:HB3	2.01	0.41
1:AA:1217:C:H2'	1:AA:1218:C:C6	2.55	0.41
20:CB:68:PHE:CD1	20:CB:68:PHE:N	2.88	0.41
23:BB:2867:G:H2'	23:BB:2868:A:OP2	2.21	0.41
12:AM:33:LEU:CD2	12:AM:38:ILE:HB	2.51	0.41
9:AJ:10:LEU:HD23	9:AJ:98:VAL:HG12	2.02	0.41
14:AO:88:ARG:O	14:AO:89:ARG:HB2	2.21	0.41
23:DB:844:A:C2	23:DB:845:A:N1	2.89	0.41
22:BA:94:A:OP1	35:BV:19:ARG:HD3	2.20	0.41
22:BA:95:U:H2'	22:BA:96:G:H8	1.84	0.41
31:D0:43:THR:HG23	31:D0:47:TYR:C	2.41	0.41
48:DG:125:PRO:HB2	48:DG:129:GLU:CD	2.41	0.41
49:DR:97:LYS:O	49:DR:98:ILE:HB	2.20	0.41
4:AE:39:GLY:HA2	4:AE:44:ARG:O	2.20	0.41
1:AA:424:G:O2'	1:AA:425:G:H5'	2.20	0.41
9:AJ:59:LYS:HB2	9:AJ:62:ARG:NH2	2.35	0.41
23:BB:2590:A:O2'	23:BB:2591:C:H5'	2.20	0.41
11:CL:107:LYS:HD2	11:CL:107:LYS:C	2.40	0.41
9:AJ:24:GLU:CG	9:AJ:90:LEU:HD11	2.51	0.41
5:AF:49:TYR:CE2	5:AF:51:ILE:HB	2.55	0.41
1:AA:734:G:N2	17:AR:63:TYR:HE1	2.13	0.41
43:BO:115:LEU:HD13	43:BO:116:GLN:H	1.86	0.41
23:BB:1568:G:H4'	25:BC:58:LYS:CB	2.49	0.41
1:CA:1009:U:O2	1:CA:1009:U:H2'	2.19	0.41
15:AP:2:VAL:O	15:AP:65:ALA:HA	2.21	0.41
26:DD:133:THR:CG2	26:DD:134:HIS:N	2.80	0.41
1:AA:747:A:H2'	1:AA:748:G:O4'	2.21	0.41

Continued on next page...

Continued from previous page...

Atom-1	Atom-2	Distance(Å)	Clash(Å)
43:DO:18:LEU:HD23	43:DO:25:ARG:HD3	2.01	0.41
41:DJ:40:HIS:CE1	41:DJ:41:LYS:HE3	2.50	0.41
1:AA:322:C:H2'	1:AA:323:U:C6	2.55	0.41
23:DB:2094:A:P	40:DH:22:LYS:HD2	2.61	0.41
15:CP:26:ASN:HD21	15:CP:31:ARG:HD3	1.85	0.41
1:AA:204:G:N3	1:AA:466:A:N6	2.69	0.41
1:CA:1226:C:OP2	12:CM:101:THR:HG21	2.20	0.41
20:CB:121:GLN:CD	20:CB:122:ASP:N	2.74	0.41
41:BJ:11:VAL:HG21	41:BJ:13:ARG:NH1	2.36	0.41
23:DB:2778:A:O2'	23:DB:2781:A:H5'	2.21	0.41
20:CB:23:ASN:O	20:CB:25:LYS:N	2.54	0.41
23:DB:2106:U:C2'	23:DB:2107:G:OP1	2.69	0.41
1:CA:209:U:H5'	1:CA:210:C:C5	2.55	0.41
30:DY:37:ARG:HG3	30:DY:38:GLU:OE1	2.20	0.41
40:BH:30:LEU:O	40:BH:36:ALA:HB3	2.21	0.41
1:AA:175:C:H2'	1:AA:176:C:C6	2.56	0.41
22:BA:89:U:C2	23:BB:958:U:H2'	2.55	0.41
1:AA:1107:C:OP1	2:AC:171:ARG:HB2	2.20	0.41
47:BF:133:GLU:HA	47:BF:150:GLY:HA2	2.03	0.41
21:AU:48:LYS:C	21:AU:50:SER:N	2.74	0.41
23:BB:912:C:O2'	23:BB:913:U:H5'	2.21	0.41
48:BG:133:LYS:H	48:BG:133:LYS:HD3	1.85	0.41
23:BB:247:G:H4'	23:BB:386:G:C4	2.55	0.41
24:DI:10:LEU:C	24:DI:10:LEU:HD12	2.40	0.41
23:BB:1830:C:H2'	23:BB:1831:G:C8	2.55	0.41
23:BB:1750:G:H2'	23:BB:1751:U:C6	2.56	0.41
45:DS:60:HIS:O	45:DS:60:HIS:CG	2.74	0.41
7:CH:24:VAL:HG22	7:CH:25:THR:N	2.36	0.41
23:BB:235:U:H2'	23:BB:236:C:H6	1.86	0.41
23:DB:1824:G:H2'	23:DB:1825:U:H6	1.85	0.41
1:CA:1260:G:P	1:CA:1284:C:H4'	2.61	0.41
23:DB:510:C:C2'	23:DB:511:U:H5'	2.50	0.41
1:CA:940:C:H2'	1:CA:941:G:C8	2.56	0.41
23:BB:1936:A:H2	23:BB:1943:U:O4	2.04	0.41
8:AI:108:ARG:HG2	8:AI:108:ARG:H	1.43	0.41
39:DX:59:GLU:CD	39:DX:59:GLU:N	2.73	0.41
23:BB:483:A:H2'	23:BB:484:C:O4'	2.20	0.41
30:DY:13:ILE:HG22	30:DY:14:GLY:N	2.36	0.41
23:DB:1304:A:O2'	23:DB:1305:C:H5'	2.21	0.41
24:DI:14:ALA:HB3	24:DI:51:GLY:H	1.86	0.41
23:BB:738:G:O2'	23:BB:739:A:H5'	2.20	0.41
2:AC:4:VAL:HG22	2:AC:5:HIS:N	2.35	0.41

Continued on next page...

Continued from previous page...

Atom-1	Atom-2	Distance(Å)	Clash(Å)
23:BB:1965:C:H5''	23:BB:1966:A:H2'	2.01	0.41
17:AR:22:TYR:CZ	17:AR:23:LYS:HE3	2.56	0.41
38:BM:50:ARG:HA	38:BM:53:MET:HE3	2.02	0.41
1:AA:632:U:H5''	1:AA:633:G:C8	2.55	0.41
40:DH:29:PHE:C	40:DH:31:VAL:N	2.74	0.41
46:BU:4:ILE:CD1	46:BU:71:ILE:HG23	2.51	0.41
46:BU:83:GLY:O	46:BU:93:ARG:HA	2.20	0.41
26:DD:54:ALA:N	26:DD:76:GLY:HA2	2.35	0.41
26:BD:22:ILE:HG22	26:BD:23:PRO:O	2.20	0.41
8:CI:51:LEU:HD22	8:CI:56:MET:HE3	2.02	0.41
26:DD:14:ILE:HA	28:DP:11:GLN:NE2	2.30	0.41
25:DC:128:THR:HG23	25:DC:190:THR:HG22	2.03	0.41
25:DC:65:ASP:CG	25:DC:65:ASP:O	2.59	0.41
29:BE:147:LEU:O	29:BE:168:ASP:O	2.38	0.41
29:BE:154:ASP:OD2	29:BE:157:LEU:HB3	2.21	0.41
50:DT:25:GLU:C	50:DT:27:SER:N	2.74	0.41
18:AS:57:VAL:HG23	18:AS:59:VAL:HG13	2.03	0.41
41:BJ:44:TYR:HB2	44:BQ:63:ARG:HG2	2.03	0.41
44:BQ:84:LYS:O	44:BQ:86:SER:N	2.53	0.41
49:BR:38:VAL:HG11	49:BR:41:ILE:HD11	2.03	0.41
49:BR:40:MET:HG3	49:BR:48:LYS:HA	2.02	0.41
10:AK:31:VAL:HG11	10:AK:95:THR:OG1	2.20	0.41
25:BC:64:VAL:HG11	25:BC:66:PHE:CE2	2.56	0.41
45:DS:1:MET:HB2	45:DS:109:ASP:OD1	2.20	0.41
23:BB:587:C:C6	23:BB:671:C:H1'	2.56	0.41
43:BO:49:VAL:HG11	43:BO:82:ALA:HA	2.03	0.41
23:DB:1060:U:C1'	23:DB:1062:G:H5'	2.51	0.41
29:DE:32:VAL:HG23	29:DE:33:VAL:N	2.36	0.41
23:DB:529:A:OP2	41:DJ:113:PRO:HD3	2.21	0.41
42:DN:72:ASP:C	42:DN:74:GLU:N	2.74	0.41
40:DH:89:LYS:HA	40:DH:123:ARG:O	2.20	0.41
40:DH:9:VAL:O	40:DH:10:ALA:C	2.58	0.41
23:DB:2733:A:H2'	23:DB:2734:A:O4'	2.20	0.41
47:DF:107:VAL:HA	47:DF:111:ARG:NH1	2.31	0.41
23:DB:137:U:H1'	50:DT:1:MET:N	2.34	0.41
6:AG:22:LEU:O	6:AG:25:PHE:HB3	2.21	0.41
23:BB:2320:U:O2'	23:BB:2322:A:N7	2.48	0.41
38:DM:35:ALA:C	38:DM:37:GLY:H	2.24	0.41
14:CO:70:LEU:HD13	14:CO:70:LEU:C	2.41	0.41
23:DB:705:A:O2'	23:DB:706:A:H5'	2.21	0.41
23:DB:2867:G:H2'	23:DB:2868:A:OP2	2.21	0.41
35:DV:9:ARG:HD2	35:DV:41:GLU:HB3	2.03	0.41

Continued on next page...

Continued from previous page...

Atom-1	Atom-2	Distance(Å)	Clash(Å)
9:AJ:53:ILE:HG23	9:AJ:54:SER:H	1.86	0.41
30:BY:6:ILE:HG22	30:BY:7:THR:H	1.85	0.41
24:DI:16:MET:N	24:DI:42:ASN:OD1	2.54	0.41
23:BB:1434:A:N6	23:BB:1558:C:H42	2.19	0.41
12:AM:38:ILE:HG13	12:AM:55:LEU:HD21	2.02	0.41
12:AM:6:ILE:O	12:AM:7:ASN:C	2.58	0.41
1:CA:337:G:O2'	1:CA:338:A:H5'	2.20	0.41
3:AD:171:GLU:O	3:AD:179:GLY:HA2	2.21	0.41
1:CA:1306:A:N6	1:CA:1331:G:C1'	2.84	0.41
23:DB:1438:U:C4	23:DB:1552:A:N6	2.89	0.41
35:BV:28:ALA:HA	35:BV:88:HIS:ND1	2.36	0.41
31:D0:38:LEU:HD13	31:D0:41:HIS:CE1	2.55	0.41
31:D0:41:HIS:HB2	42:DN:99:LYS:O	2.21	0.41
3:CD:94:GLU:OE2	3:CD:190:LEU:HD21	2.20	0.41
41:BJ:23:LYS:CE	41:BJ:142:ILE:HG23	2.45	0.41
26:DD:62:LYS:N	26:DD:63:PRO:CD	2.83	0.41
9:AJ:57:VAL:HG22	9:AJ:58:ASN:N	2.30	0.41
1:AA:93:U:OP1	1:AA:94:G:OP2	2.39	0.41
23:BB:2483:C:H2'	23:BB:2484:G:O4'	2.21	0.41
5:CF:7:VAL:O	5:CF:7:VAL:HG13	2.21	0.41
23:DB:1812:U:O2	25:DC:43:ASN:ND2	2.54	0.41
4:CE:158:LYS:HZ3	7:CH:65:PHE:HA	1.85	0.41
38:DM:64:TRP:HB2	38:DM:104:GLU:CB	2.51	0.41
2:CC:14:VAL:HG23	2:CC:15:LYS:HD3	2.03	0.41
33:D1:3:GLY:O	33:D1:5:ARG:N	2.53	0.41
20:AB:118:THR:HA	20:AB:121:GLN:CB	2.50	0.41
20:AB:116:LEU:HB3	20:AB:140:LEU:HG	2.03	0.41
23:BB:715:A:H2'	23:BB:716:A:C8	2.55	0.41
23:DB:2334:U:C2	43:DO:16:ARG:HG2	2.56	0.41
43:DO:7:ARG:HA	43:DO:10:ARG:NE	2.36	0.41
3:CD:62:ARG:HG2	3:CD:62:ARG:H	1.72	0.41
5:AF:15:SER:HA	5:AF:18:VAL:HG23	2.03	0.41
48:DG:154:GLU:O	48:DG:158:GLY:N	2.54	0.41
23:BB:1846:G:N2	23:BB:1848:A:N6	2.69	0.41
1:CA:377:G:H2'	1:CA:378:G:H8	1.86	0.41
23:BB:2382:G:H21	34:B3:41:ARG:NH2	2.18	0.41
23:BB:1475:G:H4'	23:BB:1476:U:O5'	2.21	0.41
19:AT:54:GLN:N	19:AT:55:PRO:CD	2.84	0.41
23:BB:2041:U:H2'	23:BB:2042:A:C8	2.55	0.41
24:DI:140:GLU:CD	24:DI:140:GLU:H	2.24	0.41
1:CA:635:A:H2'	1:CA:636:U:C6	2.56	0.41
24:DI:63:ASP:O	24:DI:63:ASP:OD1	2.39	0.41

Continued on next page...

Continued from previous page...

Atom-1	Atom-2	Distance(Å)	Clash(Å)
1:AA:308:C:H2'	1:AA:309:A:C8	2.55	0.41
40:DH:21:VAL:HG21	40:DH:25:TYR:HD2	1.86	0.41
1:AA:791:G:C6	1:AA:792:A:N7	2.89	0.41
23:DB:935:C:H2'	23:DB:936:A:C8	2.56	0.41
1:AA:1458:G:H5''	19:AT:25:SER:HB2	2.03	0.41
23:DB:766:U:H2'	23:DB:767:U:C6	2.56	0.41
9:CJ:8:ILE:HB	9:CJ:74:VAL:HB	2.01	0.41
23:DB:1327:A:H2'	23:DB:1328:A:O4'	2.21	0.41
13:CN:14:ALA:HB1	13:CN:18:LYS:HE2	2.03	0.41
23:DB:624:C:O2'	23:DB:657:U:H5''	2.20	0.41
23:DB:942:G:H2'	23:DB:943:A:H8	1.86	0.41
3:AD:39:GLN:HG3	3:AD:40:HIS:N	2.36	0.41
1:CA:1434:A:H2'	1:CA:1435:G:O4'	2.20	0.41
8:AI:114:LYS:H	8:AI:120:ALA:HA	1.86	0.41
48:DG:163:TYR:O	48:DG:165:ASP:N	2.54	0.41
4:CE:75:LEU:HD23	4:CE:75:LEU:HA	1.92	0.41
18:CS:64:GLU:CD	18:CS:64:GLU:H	2.23	0.41
19:CT:15:LYS:HD3	19:CT:18:LYS:HE3	2.01	0.41
1:AA:439:U:O3'	3:AD:120:LYS:NZ	2.54	0.41
36:D2:36:ALA:C	36:D2:38:GLY:H	2.23	0.41
14:AO:45:GLU:HG2	14:AO:46:HIS:N	2.36	0.41
38:DM:50:ARG:HA	38:DM:53:MET:HE3	2.03	0.41
4:CE:77:ASN:OD1	4:CE:78:GLY:N	2.53	0.41
23:BB:2398:U:H2'	23:BB:2399:G:H8	1.86	0.41
1:CA:632:U:H5''	1:CA:633:G:C8	2.56	0.41
23:DB:1068:G:C6	23:DB:1069:A:N6	2.89	0.41
1:CA:915:A:H2'	1:CA:916:U:H5'	2.02	0.41
41:BJ:109:LEU:CD1	41:BJ:119:PHE:HB2	2.50	0.41
1:CA:656:G:O2'	1:CA:657:U:H5'	2.21	0.41
23:BB:2223:G:C2'	23:BB:2224:G:H5'	2.51	0.41
1:AA:827:U:H2'	1:AA:870:U:O4	2.21	0.41
1:AA:1394:A:C5	1:AA:1501:C:H4'	2.56	0.41
1:AA:1363:A:H2'	1:AA:1363:A:N3	2.35	0.41
23:BB:225:C:H2'	23:BB:226:A:O4'	2.21	0.41
51:BZ:17:ASN:HD22	51:BZ:25:THR:HB	1.85	0.41
23:DB:1099:G:O5'	24:DI:3:LYS:CA	2.69	0.41
51:DZ:71:LEU:HA	51:DZ:74:ARG:HE	1.86	0.41
51:BZ:59:ILE:CD1	51:BZ:67:VAL:HG21	2.51	0.41
46:BU:88:ASP:O	46:BU:90:LYS:N	2.54	0.41
21:AU:42:THR:C	21:AU:46:ARG:HE	2.24	0.41
1:AA:1258:G:C2	1:AA:1278:G:N2	2.88	0.41
52:BW:18:LYS:H	52:BW:35:ILE:CG2	2.34	0.41

Continued on next page...

Continued from previous page...

Atom-1	Atom-2	Distance(Å)	Clash(Å)
23:DB:2385:C:H2'	23:DB:2386:A:H8	1.84	0.41
20:CB:65:LYS:HB3	20:CB:157:PRO:HA	2.03	0.41
8:AI:27:ILE:HG22	8:AI:34:LEU:HB2	2.03	0.41
44:BQ:24:TYR:CD1	44:BQ:25:GLY:N	2.86	0.41
33:B1:6:GLU:HG2	33:B1:52:LYS:HE2	2.03	0.41
40:BH:128:HIS:CE1	40:BH:130:VAL:HG13	2.56	0.41
23:DB:625:G:O2'	23:DB:626:A:H5'	2.20	0.41
25:DC:138:SER:O	25:DC:140:VAL:HG23	2.20	0.41
25:DC:91:ALA:N	25:DC:103:ILE:O	2.54	0.41
23:DB:2222:C:H2'	23:DB:2223:G:O4'	2.21	0.41
25:DC:184:GLU:O	25:DC:185:ALA:HB3	2.20	0.41
23:DB:996:A:C4'	44:DQ:91:ARG:NH1	2.82	0.41
50:DT:41:ALA:C	50:DT:43:ILE:N	2.74	0.41
47:DF:76:PHE:O	47:DF:77:LYS:HB2	2.21	0.41
48:BG:17:LYS:CA	48:BG:17:LYS:HZ2	2.33	0.41
41:BJ:45:THR:H	41:BJ:46:PRO:CD	2.27	0.41
21:AU:19:LYS:CD	21:AU:20:ARG:HH21	2.33	0.41
51:DZ:45:ARG:HE	51:DZ:47:VAL:CG1	2.26	0.41
26:DD:184:ARG:HD3	26:DD:186:LEU:HD22	2.02	0.41
25:BC:143:VAL:HG11	25:BC:173:LEU:HD11	2.03	0.41
23:BB:10:A:H61	23:BB:2895:G:C1'	2.34	0.41
50:BT:23:ALA:C	50:BT:25:GLU:H	2.24	0.41
1:CA:796:C:OP1	10:CK:127:ARG:HB3	2.20	0.41
25:BC:121:ALA:HB3	25:BC:129:LEU:HD11	2.03	0.41
45:DS:3:THR:HG21	45:DS:58:ALA:HB2	2.03	0.41
48:DG:24:THR:CG2	48:DG:34:ARG:HB3	2.40	0.41
48:DG:15:ASP:HA	48:DG:26:LYS:NZ	2.36	0.41
23:DB:1063:G:C5'	24:DI:135:MET:HG2	2.51	0.41
24:DI:112:LYS:HB2	24:DI:116:MET:SD	2.61	0.41
24:DI:49:GLU:HB3	24:DI:52:LEU:HD12	2.02	0.41
24:DI:52:LEU:HD13	24:DI:81:LYS:HZ3	1.86	0.41
40:BH:78:VAL:HG11	40:BH:103:VAL:HG12	2.03	0.41
23:BB:1059:G:H2'	23:BB:1060:U:C6	2.55	0.41
24:DI:126:ARG:NH1	24:DI:126:ARG:CB	2.84	0.41
45:BS:45:VAL:HA	45:BS:48:LYS:HB3	2.03	0.41
27:DK:43:ILE:HG21	27:DK:46:ALA:HB2	2.02	0.41
37:DL:40:SER:OG	37:DL:41:ARG:HG3	2.21	0.41
42:BN:79:LEU:HA	42:BN:83:LEU:HD12	2.02	0.41
40:DH:128:HIS:O	40:DH:143:ILE:HA	2.20	0.41
41:DJ:82:GLY:O	41:DJ:83:GLY:C	2.58	0.41
23:DB:362:A:N3	23:DB:362:A:C2'	2.81	0.41
35:DV:4:ILE:HB	35:DV:63:ILE:HG13	2.02	0.41

Continued on next page...

Continued from previous page...

Atom-1	Atom-2	Distance(Å)	Clash(Å)
35:DV:4:ILE:HG22	35:DV:63:ILE:HG23	2.03	0.41
3:CD:25:ARG:NH1	3:CD:30:LYS:HE3	2.35	0.41
32:D4:35:GLN:HB2	32:D4:35:GLN:HE21	1.65	0.41
23:DB:1021:A:C2	23:DB:1023:U:C2	3.09	0.41
27:BK:8:LEU:HD12	27:BK:19:VAL:O	2.20	0.41
23:BB:2734:A:H2'	23:BB:2735:G:C5'	2.47	0.41
47:DF:3:LEU:HB2	47:DF:100:GLU:OE2	2.21	0.41
47:DF:174:PHE:HB3	47:DF:176:PHE:HD1	1.86	0.41
3:AD:154:VAL:O	3:AD:157:ALA:HB3	2.21	0.41
27:BK:71:ARG:CG	27:BK:105:ARG:HH21	2.26	0.41
14:AO:70:LEU:HD12	14:AO:78:TYR:CA	2.51	0.41
47:DF:12:VAL:HG13	47:DF:27:VAL:HG21	2.02	0.41
23:BB:285:G:O2'	23:BB:286:U:H5'	2.20	0.41
31:D0:30:ASP:OD2	31:D0:31:LYS:N	2.50	0.41
41:DJ:57:LEU:HB3	41:DJ:58:ASN:H	1.68	0.41
23:DB:633:A:H2'	23:DB:634:C:O4'	2.21	0.41
48:DG:105:SER:C	48:DG:106:LEU:HD23	2.40	0.41
23:BB:1616:A:H4'	23:BB:1617:C:OP2	2.21	0.41
22:DA:43:C:C2'	47:DF:91:ARG:HD2	2.51	0.41
47:DF:32:LYS:HA	47:DF:95:MET:CG	2.46	0.41
14:CO:89:ARG:NH2	23:DB:715:A:H5''	2.31	0.41
40:BH:41:LYS:C	40:BH:43:ASN:N	2.74	0.41
15:CP:66:THR:HG22	15:CP:67:ILE:N	2.36	0.41
20:AB:63:LYS:HB3	20:AB:87:ASP:OD2	2.21	0.41
12:AM:10:ASP:HA	12:AM:44:ILE:CD1	2.51	0.41
48:BG:10:VAL:HG21	48:BG:49:LEU:HD13	2.03	0.41
48:BG:47:ASN:CG	48:BG:48:THR:N	2.74	0.41
12:CM:10:ASP:HA	12:CM:44:ILE:CD1	2.51	0.41
48:DG:47:ASN:CG	48:DG:48:THR:N	2.75	0.41
9:CJ:57:VAL:O	9:CJ:58:ASN:HB2	2.21	0.41
35:BV:30:ILE:HG12	35:BV:91:PHE:HB2	2.02	0.41
37:BL:47:ARG:HB3	37:BL:47:ARG:NH2	2.27	0.41
35:BV:83:LYS:HA	35:BV:84:PRO:HD3	1.92	0.41
29:BE:170:ARG:HH22	29:BE:176:ASP:HB2	1.86	0.41
26:BD:119:ALA:HB2	26:BD:163:GLY:C	2.41	0.41
30:DY:12:ALA:HB2	30:DY:53:MET:CE	2.51	0.41
49:BR:14:VAL:HG21	49:BR:98:ILE:CG1	2.44	0.41
23:BB:672:C:H2'	23:BB:673:C:C6	2.56	0.41
23:BB:713:G:O2'	23:BB:714:U:H5'	2.20	0.41
23:DB:2496:C:O2'	23:DB:2497:A:H5'	2.21	0.41
23:DB:352:A:H2'	23:DB:353:C:C6	2.56	0.41
48:DG:125:PRO:HD3	48:DG:131:VAL:HG22	2.02	0.41

Continued on next page...

Continued from previous page...

Atom-1	Atom-2	Distance(Å)	Clash(Å)
1:AA:921:U:H2'	1:AA:922:G:O4'	2.21	0.41
47:BF:37:MET:CE	47:BF:149:ARG:HD2	2.50	0.41
37:BL:56:PRO:O	37:BL:60:ARG:HG3	2.19	0.41
7:AH:120:LEU:O	7:AH:120:LEU:HD23	2.21	0.41
23:BB:2467:C:H42	23:BB:2483:C:N4	2.18	0.41
23:DB:2590:A:O2'	23:DB:2591:C:H5'	2.20	0.41
28:BP:98:TYR:CE2	28:BP:99:LEU:HD23	2.56	0.41
28:BP:58:PHE:HE1	28:BP:83:ILE:HG13	1.86	0.41
10:CK:88:PRO:HD3	21:CU:28:LEU:HD13	2.03	0.41
37:DL:93:ASN:CG	37:DL:94:THR:H	2.25	0.41
37:DL:77:ILE:O	37:DL:110:VAL:O	2.39	0.41
1:CA:661:G:O2'	1:CA:662:U:H5'	2.21	0.41
26:DD:9:VAL:O	26:DD:9:VAL:HG13	2.20	0.41
22:DA:83:G:OP1	30:DY:16:LEU:HD21	2.20	0.41
39:DX:58:ASN:C	39:DX:60:LYS:N	2.74	0.41
23:DB:1561:C:H2'	23:DB:1562:U:H6	1.86	0.41
1:CA:1053:G:N7	1:CA:1200:C:H5''	2.36	0.41
9:AJ:83:THR:O	9:AJ:86:ALA:HB3	2.21	0.41
1:AA:596:A:H2'	1:AA:597:G:C8	2.54	0.41
1:CA:659:U:O2'	1:CA:660:C:H5'	2.21	0.41
23:DB:2635:A:C5'	26:DD:79:LEU:HB2	2.49	0.41
7:AH:6:ILE:HD11	7:AH:31:LEU:CD2	2.51	0.41
40:DH:117:LEU:HD12	40:DH:118:PRO:HD2	2.03	0.41
2:CC:120:THR:HG22	2:CC:197:VAL:CG2	2.50	0.41
44:DQ:4:LYS:CE	44:DQ:7:VAL:HG22	2.51	0.41
23:DB:1946:U:H2'	23:DB:1947:C:C6	2.56	0.41
46:DU:14:THR:HB	46:DU:68:ASN:HB3	2.02	0.41
23:BB:1857:G:H21	23:BB:1884:G:H2'	1.86	0.41
23:DB:2228:G:H2'	23:DB:2229:U:H6	1.86	0.41
23:DB:1845:G:C6	23:DB:1896:G:C6	3.09	0.41
5:CF:15:SER:HA	5:CF:18:VAL:HG23	2.03	0.41
23:DB:2637:U:C2'	23:DB:2638:G:H5'	2.51	0.41
1:AA:620:C:C1'	3:AD:131:ILE:HD13	2.51	0.41
1:AA:189:A:O2'	1:AA:190:A:H5'	2.21	0.41
1:CA:159:G:H5'	1:CA:160:A:OP2	2.20	0.41
48:BG:154:GLU:H	48:BG:158:GLY:CA	2.32	0.41
1:AA:1226:C:OP2	12:AM:101:THR:HG21	2.21	0.41
23:DB:672:C:H2'	23:DB:673:C:H6	1.86	0.41
23:DB:572:A:C2	23:DB:2033:A:C2	3.08	0.41
20:CB:121:GLN:HE22	20:CB:122:ASP:HB3	1.86	0.41
6:CG:70:PRO:O	6:CG:95:ARG:HG3	2.21	0.41
23:DB:2007:U:O2'	23:DB:2008:C:H5'	2.20	0.41

Continued on next page...

Continued from previous page...

Atom-1	Atom-2	Distance(Å)	Clash(Å)
5:CF:46:GLN:HG3	5:CF:47:LEU:H	1.86	0.41
23:DB:444:C:O2'	23:DB:445:C:H5'	2.21	0.41
11:CL:65:TYR:C	11:CL:66:ILE:HD12	2.42	0.41
28:DP:104:GLY:O	28:DP:106:ALA:N	2.49	0.41
23:BB:988:A:OP1	30:BY:11:SER:HB3	2.21	0.41
23:DB:215:G:H4'	23:DB:216:A:OP1	2.20	0.41
3:AD:77:GLU:OE1	3:AD:80:ARG:HD3	2.21	0.41
14:AO:59:MET:HG2	14:AO:59:MET:H	1.58	0.41
23:DB:2784:U:O2'	23:DB:2785:C:H5'	2.20	0.41
23:BB:1322:A:C5	23:BB:1323:C:C5	3.09	0.41
28:BP:24:THR:C	28:BP:25:VAL:HG13	2.40	0.41
35:BV:1:MET:HE2	35:BV:2:PHE:H	1.86	0.41
23:BB:185:G:H2'	23:BB:186:G:O4'	2.21	0.41
42:BN:9:GLN:C	42:BN:17:ARG:HD3	2.41	0.41
1:AA:1201:A:C8	1:AA:1201:A:H5''	2.56	0.41
13:AN:14:ALA:HB1	13:AN:18:LYS:HE2	2.03	0.41
1:AA:309:A:O2'	1:AA:310:G:H5'	2.20	0.41
25:BC:161:VAL:HG13	25:BC:174:ARG:O	2.21	0.41
23:DB:1290:C:O2'	23:DB:1291:C:H5'	2.21	0.41
23:BB:786:C:H5''	23:BB:1780:A:C8	2.56	0.41
1:CA:152:A:N6	1:CA:170:U:C2	2.89	0.41
23:DB:1152:C:O2'	23:DB:1153:C:H5'	2.20	0.41
23:BB:839:U:H2'	23:BB:840:C:C6	2.56	0.41
20:CB:147:LEU:O	20:CB:150:ILE:HG22	2.21	0.41
1:AA:1143:G:H2'	1:AA:1144:G:C8	2.56	0.41
1:AA:778:G:H2'	1:AA:779:C:C6	2.56	0.41
23:BB:909:A:H2'	23:BB:912:C:C5	2.54	0.41
40:DH:30:LEU:O	40:DH:36:ALA:HB3	2.21	0.41
5:AF:11:HIS:CG	5:AF:12:PRO:HD2	2.56	0.41
1:CA:998:C:H2'	1:CA:999:C:C6	2.56	0.41
1:AA:366:A:O2'	1:AA:367:U:P	2.79	0.41
21:CU:48:LYS:C	21:CU:50:SER:N	2.74	0.41
23:DB:2698:U:H2'	23:DB:2699:C:H6	1.86	0.41
32:B4:16:ILE:HG12	32:B4:25:VAL:HG22	2.03	0.41
22:DA:35:C:C3'	22:DA:35:C:O2	2.69	0.41
1:CA:139:A:H2'	1:CA:140:U:C6	2.55	0.41
25:BC:251:THR:O	25:BC:251:THR:HG22	2.20	0.41
23:BB:1917:U:O2'	23:BB:1918:A:H5'	2.20	0.41
23:BB:1064:C:H5'	24:BI:88:GLY:HA3	2.03	0.41
1:CA:173:U:H6	1:CA:198:G:HO2'	1.66	0.41
23:DB:2758:A:C2'	23:DB:2759:G:H5'	2.51	0.41
51:BZ:18:ARG:HH11	51:BZ:24:ALA:N	2.18	0.41

Continued on next page...

Continued from previous page...

Atom-1	Atom-2	Distance(Å)	Clash(Å)
1:CA:1159:U:O4'	1:CA:1182:G:N2	2.54	0.41
19:AT:5:SER:C	19:AT:7:LYS:N	2.74	0.41
1:CA:1515:G:O2'	1:CA:1516:G:H5'	2.21	0.41
1:AA:1373:G:H5''	6:AG:35:LYS:HB2	2.03	0.41
1:CA:348:G:O2'	1:CA:349:A:H5'	2.21	0.41
23:BB:1270:C:H5''	23:BB:1271:G:O5'	2.21	0.41
23:DB:1520:U:H2'	23:DB:1521:G:O4'	2.21	0.41
23:BB:1653:G:O6	42:BN:10:LEU:O	2.39	0.41
22:BA:62:C:H2'	22:BA:63:C:C6	2.56	0.41
1:CA:927:G:H4'	1:CA:1503:A:N7	2.36	0.41
23:DB:269:C:H2'	23:DB:270:A:H8	1.86	0.41
23:DB:1009:A:P	41:DJ:39:LYS:HZ2	2.43	0.41
2:CC:33:ASP:O	2:CC:36:PHE:HB3	2.21	0.41
23:DB:1396:U:O2	23:DB:1396:U:O4'	2.37	0.41
10:AK:52:ARG:NH1	10:AK:52:ARG:HB3	2.35	0.41
1:AA:95:C:H2'	1:AA:95:C:O2	2.20	0.41
27:DK:39:ILE:HA	27:DK:39:ILE:HD13	1.95	0.41
23:BB:2363:G:O2'	23:BB:2364:C:H5'	2.20	0.41
23:BB:1518:C:H2'	23:BB:1519:G:H8	1.84	0.41
23:DB:1962:C:H4'	23:DB:1963:U:H5	1.86	0.41
23:BB:367:G:N2	23:BB:368:A:H1'	2.36	0.41
31:D0:25:THR:O	31:D0:26:SER:HB3	2.21	0.41
23:DB:907:G:O2'	23:DB:908:C:H5'	2.20	0.41
41:BJ:130:HIS:O	41:BJ:130:HIS:CG	2.74	0.41
23:DB:1098:A:C8	24:DI:3:LYS:CB	3.04	0.41
51:DZ:68:LEU:HD22	51:DZ:78:TYR:CD1	2.55	0.41
23:DB:2385:C:O2'	23:DB:2386:A:H5'	2.20	0.41
23:DB:2387:U:O2'	52:DW:38:ARG:NH2	2.54	0.41
48:BG:42:VAL:HA	48:BG:50:THR:O	2.21	0.41
33:B1:37:LYS:HB2	33:B1:48:TYR:CD2	2.55	0.41
25:DC:170:TYR:HD2	25:DC:184:GLU:HA	1.85	0.41
25:DC:89:ASN:HA	25:DC:89:ASN:HD22	1.52	0.41
44:DQ:86:SER:HB3	49:DR:51:VAL:HA	2.03	0.41
50:DT:15:HIS:O	50:DT:16:VAL:C	2.59	0.41
50:DT:29:THR:H	50:DT:91:GLN:HE22	1.69	0.41
50:DT:43:ILE:HG22	50:DT:44:LYS:N	2.36	0.41
18:AS:35:ARG:HB3	18:AS:50:VAL:CG1	2.51	0.41
37:BL:89:VAL:O	37:BL:89:VAL:HG13	2.21	0.41
1:AA:796:C:O2'	1:AA:797:C:H5'	2.21	0.41
44:BQ:105:PHE:HA	44:BQ:108:LEU:CG	2.50	0.41
20:CB:165:ALA:CB	20:CB:186:VAL:HG12	2.51	0.41
23:DB:1060:U:C4	24:DI:131:THR:HG22	2.56	0.41

Continued on next page...

Continued from previous page...

Atom-1	Atom-2	Distance(Å)	Clash(Å)
45:BS:47:VAL:HG12	45:BS:103:ILE:CG2	2.46	0.41
29:BE:181:ILE:O	37:BL:2:ARG:N	2.53	0.41
27:DK:15:GLY:HA2	27:DK:46:ALA:HA	2.02	0.41
27:DK:43:ILE:CG2	27:DK:54:LYS:HA	2.48	0.41
27:BK:116:ILE:H	27:BK:116:ILE:HG13	1.71	0.41
2:CC:63:ILE:HG22	2:CC:65:VAL:HG23	2.02	0.41
23:BB:2733:A:O2'	23:BB:2734:A:H5'	2.21	0.41
47:DF:134:GLN:HB2	47:DF:149:ARG:HB3	2.03	0.41
3:AD:29:THR:HB	3:AD:30:LYS:HZ3	1.83	0.41
23:BB:2519:U:C6	23:BB:2542:A:N6	2.89	0.41
41:BJ:82:GLY:O	41:BJ:83:GLY:C	2.59	0.41
22:BA:42:C:C6	47:BF:65:LEU:HD13	2.56	0.41
23:BB:142:A:H2'	23:BB:143:C:C5	2.54	0.41
13:AN:68:ARG:NH1	13:AN:71:GLY:H	2.19	0.41
29:DE:48:THR:C	29:DE:50:ALA:N	2.74	0.41
23:DB:355:U:H2'	23:DB:356:G:H8	1.85	0.41
40:DH:69:ALA:HB1	40:DH:140:ALA:HB2	2.02	0.41
23:BB:1430:G:O2'	23:BB:1431:A:H5'	2.21	0.41
25:BC:6:LYS:HA	25:BC:7:PRO:HD3	1.91	0.41
23:BB:2848:G:H1'	23:BB:2868:A:N6	2.36	0.41
19:CT:4:LYS:HD2	19:CT:4:LYS:HA	1.89	0.41
23:BB:920:A:H2'	23:BB:921:C:H6	1.86	0.41
1:CA:1305:G:H2'	1:CA:1331:G:N2	2.36	0.41
29:BE:170:ARG:NH2	29:BE:176:ASP:HB2	2.36	0.41
23:BB:2723:C:H2'	23:BB:2724:U:O4'	2.21	0.41
9:CJ:93:ALA:O	9:CJ:96:VAL:HG22	2.21	0.41
9:CJ:21:ALA:HB2	9:CJ:96:VAL:HG11	2.03	0.41
23:DB:2742:G:O2'	23:DB:2743:U:H5'	2.21	0.41
23:DB:981:A:H4'	23:DB:2037:A:H5'	2.03	0.41
48:DG:132:LEU:H	48:DG:132:LEU:HG	1.70	0.41
49:DR:61:ALA:HB1	49:DR:98:ILE:H	1.86	0.41
23:BB:75:G:H4'	39:BX:48:ARG:NH2	2.32	0.41
38:DM:41:LEU:HD11	38:DM:102:LEU:CD1	2.51	0.41
38:DM:41:LEU:HD11	38:DM:102:LEU:HD11	2.03	0.41
48:BG:122:ALA:HA	48:BG:131:VAL:O	2.20	0.41
1:CA:591:U:O2'	1:CA:592:G:H5'	2.21	0.41
12:CM:90:HIS:C	12:CM:92:ARG:H	2.24	0.41
2:CC:137:VAL:HG13	2:CC:148:ILE:CG2	2.51	0.41
12:AM:90:HIS:C	12:AM:92:ARG:H	2.23	0.41
23:BB:2635:A:C5'	26:BD:79:LEU:HB2	2.51	0.41
23:BB:35:G:H1'	23:BB:454:A:C4	2.55	0.41
39:DX:14:LEU:H	39:DX:14:LEU:HD22	1.86	0.41

Continued on next page...

Continued from previous page...

Atom-1	Atom-2	Distance(Å)	Clash(Å)
8:AI:87:MET:HG3	8:AI:94:ARG:HG3	2.02	0.41
40:BH:67:ALA:HB1	40:BH:70:GLU:CG	2.51	0.41
25:BC:216:ARG:NH1	25:BC:216:ARG:CG	2.84	0.41
1:AA:491:G:O2'	1:AA:492:C:H5'	2.21	0.41
29:DE:132:LYS:O	29:DE:135:ALA:HB3	2.21	0.41
42:DN:58:ASP:O	42:DN:59:SER:CB	2.66	0.41
23:DB:1175:A:C3'	23:DB:1175:A:N3	2.83	0.41
2:CC:153:SER:O	2:CC:156:LEU:HD21	2.21	0.41
1:AA:502:A:H4'	1:AA:550:G:H4'	2.03	0.41
43:DO:18:LEU:HA	43:DO:18:LEU:HD12	1.91	0.41
1:CA:310:G:O2'	1:CA:311:C:H5'	2.21	0.41
23:DB:1845:G:O2'	23:DB:1846:G:H5'	2.20	0.41
7:CH:101:ALA:HB3	7:CH:112:ASP:HB3	2.03	0.41
48:BG:87:GLN:HE21	48:BG:164:ALA:CA	2.32	0.41
11:CL:35:ARG:HG3	11:CL:36:VAL:H	1.86	0.41
23:DB:560:C:H3'	23:DB:561:G:C8	2.56	0.41
23:BB:2241:A:O2'	23:BB:2242:G:H5'	2.21	0.41
23:DB:319:G:H2'	23:DB:320:A:O4'	2.21	0.41
23:DB:341:C:O2'	23:DB:342:A:H5'	2.21	0.41
23:DB:528:A:H3'	23:DB:528:A:C8	2.56	0.41
23:BB:1718:G:O2'	23:BB:1719:G:H5'	2.21	0.41
23:DB:197:A:H4'	23:DB:2069:G:OP2	2.21	0.41
42:BN:17:ARG:O	42:BN:18:GLN:HG2	2.21	0.41
25:DC:12:ARG:HA	25:DC:15:VAL:CG2	2.51	0.41
1:AA:1081:A:O2'	1:AA:1082:A:H5'	2.21	0.41
23:BB:1397:U:H5''	23:BB:1398:C:H5	1.85	0.41
40:DH:110:VAL:HG13	40:DH:110:VAL:O	2.21	0.41
23:DB:932:U:H4'	23:DB:933:A:C4	2.56	0.41
25:BC:63:ILE:HD13	25:BC:63:ILE:HA	1.87	0.41
22:BA:35:C:C3'	22:BA:35:C:O2	2.69	0.41
3:AD:176:LYS:HD3	3:AD:176:LYS:H	1.85	0.41
1:AA:139:A:H2'	1:AA:140:U:C6	2.56	0.41
1:AA:454:G:O2'	1:AA:455:G:H5'	2.20	0.41
23:BB:2692:G:H1'	23:BB:2847:U:O2'	2.21	0.41
22:BA:100:G:H2'	22:BA:101:A:O4'	2.20	0.41
23:BB:2488:G:O2'	23:BB:2489:U:H5'	2.20	0.41
23:BB:1183:U:O2'	23:BB:1184:U:H5'	2.21	0.41
1:AA:709:U:H2'	1:AA:710:G:C8	2.55	0.41
23:DB:2889:C:O2'	23:DB:2890:G:H5'	2.20	0.41
23:BB:2439:A:H4'	23:BB:2440:C:O5'	2.21	0.41
23:DB:1516:G:H2'	23:DB:1517:G:H8	1.85	0.41
26:DD:125:TRP:CE3	26:DD:160:LYS:HD3	2.56	0.41

Continued on next page...

Continued from previous page...

Atom-1	Atom-2	Distance(Å)	Clash(Å)
2:AC:47:ALA:C	2:AC:49:ALA:H	2.25	0.41
1:CA:611:C:H2'	1:CA:612:C:H6	1.86	0.41
1:AA:578:C:H2'	1:AA:579:A:H8	1.86	0.41
30:BY:5:LYS:HE2	30:BY:5:LYS:H	1.86	0.41
1:AA:656:G:HO2'	1:AA:657:U:H5'	1.86	0.41
23:BB:374:A:H61	23:BB:400:G:H1'	1.85	0.41
23:DB:108:G:H2'	23:DB:109:C:C6	2.56	0.41
23:DB:518:G:H2'	23:DB:519:U:C6	2.56	0.41
23:BB:1068:G:C6	23:BB:1069:A:N6	2.89	0.41
1:AA:645:G:O2'	1:AA:646:G:H5'	2.21	0.41
2:AC:33:ASP:O	2:AC:36:PHE:HB3	2.20	0.41
37:BL:118:THR:O	37:BL:120:VAL:HG23	2.20	0.41
22:BA:3:C:H2'	22:BA:4:C:C6	2.56	0.41
23:DB:2655:G:O2'	23:DB:2656:U:P	2.78	0.41
23:DB:1623:G:O2'	23:DB:1624:U:H5'	2.20	0.41
1:CA:744:C:H2'	1:CA:745:G:C8	2.56	0.41
52:BW:27:GLY:O	52:BW:63:ASP:HA	2.21	0.41
23:DB:2485:G:O2'	23:DB:2486:C:H5'	2.21	0.41
36:D2:6:GLN:NE2	36:D2:6:GLN:HA	2.35	0.41
35:DV:5:ASN:OD1	35:DV:5:ASN:N	2.53	0.41
23:DB:2747:G:O5'	23:DB:2747:G:H8	2.04	0.41
27:DK:31:ARG:HH11	27:DK:31:ARG:HG3	1.86	0.41
13:CN:34:ASN:HB2	13:CN:35:ALA:H	1.48	0.41
1:CA:1496:C:H2'	1:CA:1497:G:O4'	2.20	0.41
23:DB:106:C:H2'	23:DB:107:G:H8	1.85	0.41
2:CC:68:HIS:HA	2:CC:103:ALA:HB3	2.03	0.41
51:DZ:59:ILE:CD1	51:DZ:67:VAL:HG21	2.52	0.40
21:CU:40:PRO:C	21:CU:42:THR:N	2.74	0.40
51:BZ:77:LYS:O	51:BZ:78:TYR:HB3	2.21	0.40
23:BB:856:G:H2'	23:BB:857:G:C8	2.56	0.40
52:BW:24:ARG:HD2	52:BW:25:PHE:N	2.36	0.40
52:BW:50:VAL:O	52:BW:52:CYS:N	2.54	0.40
23:DB:2384:U:H5''	23:DB:2386:A:OP1	2.21	0.40
26:DD:24:VAL:HG23	26:DD:189:VAL:N	2.35	0.40
41:DJ:4:PHE:O	41:DJ:44:TYR:CZ	2.74	0.40
23:BB:1799:G:C4	25:BC:175:LEU:HD13	2.56	0.40
23:BB:2899:A:H5'	41:BJ:136:GLN:OE1	2.21	0.40
37:BL:29:LYS:C	37:BL:31:GLY:N	2.73	0.40
40:BH:114:GLU:OE2	40:BH:134:VAL:HA	2.21	0.40
20:AB:205:ALA:HB3	20:AB:208:ALA:HB3	2.01	0.40
42:DN:51:LEU:CD2	42:DN:70:THR:HG21	2.51	0.40
27:BK:97:THR:HB	27:BK:98:ARG:NH2	2.36	0.40

Continued on next page...

Continued from previous page...

Atom-1	Atom-2	Distance(Å)	Clash(Å)
40:DH:87:GLU:OE1	40:DH:89:LYS:NZ	2.53	0.40
24:BI:37:PHE:HZ	24:BI:56:VAL:HG11	1.86	0.40
42:BN:72:ASP:C	42:BN:74:GLU:N	2.73	0.40
35:BV:4:ILE:CD1	35:BV:63:ILE:HG13	2.51	0.40
34:D3:31:ILE:O	34:D3:31:ILE:HG12	2.21	0.40
15:AP:71:VAL:HG13	15:AP:72:ALA:N	2.37	0.40
1:AA:465:A:N3	1:AA:465:A:O4'	2.54	0.40
29:BE:29:HIS:C	29:BE:32:VAL:HG22	2.41	0.40
14:AO:81:LEU:HD23	14:AO:81:LEU:O	2.22	0.40
41:BJ:58:ASN:O	41:BJ:59:ALA:HB3	2.21	0.40
14:CO:70:LEU:HD12	14:CO:78:TYR:CA	2.51	0.40
14:CO:70:LEU:HD12	14:CO:78:TYR:N	2.36	0.40
23:DB:1430:G:O2'	23:DB:1431:A:H5'	2.21	0.40
4:AE:57:ALA:O	4:AE:61:LYS:HG2	2.20	0.40
22:BA:28:C:OP1	43:BO:34:HIS:HB2	2.21	0.40
23:BB:2073:C:O2'	23:BB:2074:U:H5'	2.20	0.40
1:AA:981:U:H2'	1:AA:982:U:C5	2.56	0.40
23:DB:784:G:H21	25:DC:225:ASN:ND2	2.19	0.40
23:BB:650:C:O3'	34:B3:48:MET:HE1	2.20	0.40
38:BM:82:MET:O	38:BM:83:GLY:C	2.58	0.40
15:CP:71:VAL:HG13	15:CP:72:ALA:N	2.36	0.40
1:CA:276:G:H5'	16:CQ:16:MET:SD	2.61	0.40
16:CQ:17:GLU:C	16:CQ:19:SER:H	2.23	0.40
12:AM:33:LEU:HB3	12:AM:38:ILE:O	2.21	0.40
12:AM:44:ILE:HD12	12:AM:45:SER:N	2.34	0.40
1:AA:236:A:O2'	1:AA:237:G:H5'	2.21	0.40
1:AA:239:U:H5''	1:AA:239:U:H6	1.85	0.40
1:CA:336:A:O2'	1:CA:337:G:H5'	2.20	0.40
31:D0:41:HIS:HB2	42:DN:99:LYS:C	2.42	0.40
49:DR:71:LYS:HG3	49:DR:72:VAL:H	1.86	0.40
23:DB:2467:C:C2'	23:DB:2468:A:H5'	2.51	0.40
23:DB:722:A:H2'	23:DB:723:C:C6	2.56	0.40
23:BB:722:A:H2'	23:BB:723:C:C6	2.56	0.40
38:BM:120:ALA:C	38:BM:122:ALA:N	2.73	0.40
38:DM:41:LEU:HA	38:DM:45:GLN:OE1	2.21	0.40
1:CA:593:U:H2'	1:CA:594:U:C6	2.56	0.40
1:CA:1238:A:C2	1:CA:1241:G:N3	2.88	0.40
8:AI:35:GLU:C	8:AI:37:TYR:H	2.24	0.40
23:BB:1505:A:H2'	23:BB:1506:U:O4'	2.21	0.40
6:AG:72:VAL:CG1	6:AG:89:GLU:HG3	2.50	0.40
1:CA:1200:C:O5'	1:CA:1201:A:H3'	2.22	0.40
24:BI:7:TYR:CD1	24:BI:7:TYR:C	2.95	0.40

Continued on next page...

Continued from previous page...

Atom-1	Atom-2	Distance(Å)	Clash(Å)
29:DE:129:PRO:HB3	29:DE:159:LEU:HD23	2.02	0.40
1:CA:812:G:C4'	1:CA:812:G:OP1	2.69	0.40
38:BM:93:VAL:HG22	38:BM:94:ALA:H	1.86	0.40
23:DB:314:C:O2'	23:DB:315:G:H5'	2.20	0.40
22:DA:8:C:O2'	43:DO:40:ILE:HD13	2.21	0.40
44:DQ:9:ALA:O	44:DQ:11:ALA:N	2.54	0.40
23:BB:1353:A:H2'	23:BB:1354:A:H8	1.85	0.40
1:AA:586:C:H2'	1:AA:587:G:H5'	2.03	0.40
11:CL:43:LYS:HG3	11:CL:44:PRO:HD2	2.03	0.40
23:DB:1491:G:H5'	25:DC:97:ASP:OD1	2.21	0.40
23:DB:2434:A:H8	23:DB:2434:A:H2'	1.73	0.40
44:BQ:7:VAL:HG23	44:BQ:8:ILE:N	2.35	0.40
1:AA:1254:A:OP1	9:AJ:47:GLU:HG3	2.20	0.40
6:CG:70:PRO:HA	6:CG:141:HIS:CE1	2.56	0.40
7:AH:79:ARG:NH1	7:AH:82:LEU:HB3	2.35	0.40
23:BB:993:G:OP1	44:BQ:49:ARG:NH1	2.55	0.40
25:BC:75:ALA:CB	25:BC:95:TYR:HA	2.51	0.40
1:AA:369:G:O2'	1:AA:370:C:H5'	2.22	0.40
1:CA:1460:C:H2'	1:CA:1461:G:H8	1.86	0.40
1:AA:1200:C:O5'	1:AA:1201:A:H3'	2.21	0.40
1:AA:175:C:H2'	1:AA:176:C:H6	1.86	0.40
1:AA:643:C:H2'	1:AA:644:U:H6	1.86	0.40
3:CD:171:GLU:O	3:CD:179:GLY:HA2	2.20	0.40
23:BB:40:U:H2'	23:BB:41:C:H6	1.86	0.40
23:DB:483:A:H2'	23:DB:484:C:O4'	2.21	0.40
1:AA:209:U:H5'	1:AA:210:C:C5	2.56	0.40
3:CD:53:GLN:HA	3:CD:198:LEU:HD22	2.03	0.40
42:BN:19:ALA:C	42:BN:21:PHE:N	2.74	0.40
1:CA:614:C:O2'	1:CA:615:G:H5'	2.21	0.40
1:AA:1426:G:O2'	1:AA:1427:C:H5'	2.20	0.40
23:DB:1720:U:O2'	23:DB:1721:G:H5'	2.22	0.40
26:BD:125:TRP:CD1	26:BD:160:LYS:HB3	2.56	0.40
45:DS:8:ARG:HB3	45:DS:102:HIS:CE1	2.56	0.40
23:DB:977:G:H4'	23:DB:1155:A:H5'	2.03	0.40
1:AA:862:C:O2'	1:AA:863:U:H5'	2.21	0.40
6:CG:126:ALA:C	6:CG:128:GLU:H	2.24	0.40
33:B1:39:ASP:OD1	33:B1:42:VAL:HG23	2.20	0.40
23:BB:2138:G:H2'	23:BB:2139:U:C5'	2.51	0.40
19:AT:74:HIS:O	19:AT:78:LEU:HB2	2.21	0.40
28:BP:29:VAL:O	28:BP:40:GLN:N	2.54	0.40
25:DC:251:THR:O	25:DC:251:THR:HG22	2.21	0.40
1:CA:872:A:C4	1:CA:874:G:N7	2.89	0.40

Continued on next page...

Continued from previous page...

Atom-1	Atom-2	Distance(Å)	Clash(Å)
23:DB:579:G:H4'	23:DB:2017:U:H2'	2.03	0.40
1:CA:691:G:H1'	1:CA:696:A:N6	2.36	0.40
23:BB:1951:U:H2'	23:BB:1953:A:OP2	2.21	0.40
51:DZ:77:LYS:CG	51:DZ:78:TYR:N	2.84	0.40
52:BW:49:ASN:C	52:BW:50:VAL:HG22	2.41	0.40
23:BB:2365:G:OP1	52:BW:54:ARG:HG3	2.21	0.40
23:BB:2384:U:H5''	23:BB:2386:A:OP1	2.20	0.40
52:BW:36:ILE:HD12	52:BW:39:GLN:HE22	1.85	0.40
20:CB:65:LYS:HB2	20:CB:158:ASP:OD2	2.21	0.40
27:BK:70:ARG:HH11	27:BK:76:VAL:HG22	1.86	0.40
49:DR:6:GLN:HE22	49:DR:9:GLY:N	2.18	0.40
39:DX:28:LEU:HB3	39:DX:43:LEU:HD21	2.04	0.40
29:BE:151:GLY:HA2	29:BE:195:GLN:HE22	1.86	0.40
50:DT:25:GLU:C	50:DT:27:SER:H	2.23	0.40
13:AN:50:LEU:N	13:AN:51:PRO:CD	2.84	0.40
10:CK:22:ILE:HD13	10:CK:95:THR:HG23	2.02	0.40
47:DF:74:ALA:HB3	47:DF:78:ILE:HB	2.03	0.40
10:AK:90:PRO:C	10:AK:92:ARG:N	2.74	0.40
1:AA:796:C:OP1	10:AK:127:ARG:HB3	2.20	0.40
28:DP:4:ILE:C	28:DP:6:GLN:H	2.21	0.40
25:BC:64:VAL:HG11	25:BC:66:PHE:CZ	2.56	0.40
6:CG:144:ALA:C	6:CG:146:ALA:N	2.75	0.40
19:AT:85:LEU:HD23	19:AT:86:ALA:N	2.34	0.40
27:DK:42:THR:O	27:DK:44:LYS:HG2	2.21	0.40
42:BN:25:ALA:HA	42:BN:44:LEU:HD11	2.04	0.40
42:BN:82:GLU:O	42:BN:84:GLY:N	2.54	0.40
23:DB:361:G:N3	23:DB:362:A:H8	2.19	0.40
1:CA:1323:G:H4'	1:CA:1362:A:C4	2.56	0.40
6:CG:14:ASP:OD2	6:CG:22:LEU:HB3	2.21	0.40
6:CG:22:LEU:O	6:CG:25:PHE:HB3	2.21	0.40
47:BF:102:LEU:O	47:BF:103:ILE:CB	2.69	0.40
47:DF:8:LYS:HA	47:DF:12:VAL:CG2	2.43	0.40
30:DY:8:GLN:OE1	30:DY:23:LEU:HD11	2.22	0.40
23:DB:2621:G:P	26:DD:124:ARG:HH22	2.44	0.40
47:BF:33:ILE:HG22	47:BF:90:LEU:HD23	2.01	0.40
29:DE:46:GLN:HB2	29:DE:87:ALA:O	2.21	0.40
23:DB:715:A:H2'	23:DB:716:A:C8	2.56	0.40
1:AA:985:C:H2'	1:AA:986:U:C6	2.55	0.40
20:CB:63:LYS:HG2	20:CB:224:ARG:NH1	2.35	0.40
2:CC:26:LYS:HB2	2:CC:26:LYS:HE3	1.87	0.40
48:DG:6:ALA:HB3	48:DG:68:ARG:NE	2.36	0.40
23:BB:705:A:H2'	23:BB:706:A:H8	1.87	0.40

Continued on next page...

Continued from previous page...

Atom-1	Atom-2	Distance(Å)	Clash(Å)
12:AM:39:ALA:HB3	12:AM:42:VAL:CG1	2.46	0.40
23:DB:2052:A:H4'	26:DD:148:GLN:N	2.36	0.40
23:DB:1547:C:H2'	23:DB:1548:A:H8	1.86	0.40
35:BV:29:ILE:HA	35:BV:38:LEU:O	2.22	0.40
22:BA:75:G:H1'	35:BV:29:ILE:HG12	2.03	0.40
13:CN:60:ARG:NH2	13:CN:69:PRO:HB3	2.36	0.40
1:AA:254:G:O2'	1:AA:255:G:H5'	2.21	0.40
23:BB:2784:U:H2'	23:BB:2785:C:C6	2.56	0.40
26:BD:62:LYS:N	26:BD:63:PRO:CD	2.84	0.40
9:CJ:21:ALA:O	9:CJ:25:ILE:HG13	2.21	0.40
39:BX:18:LEU:HA	39:BX:21:LEU:HD12	2.03	0.40
7:AH:29:SER:O	7:AH:33:VAL:HG23	2.21	0.40
38:DM:96:ILE:HD11	38:DM:126:ILE:CG1	2.50	0.40
40:BH:54:LEU:O	40:BH:58:LEU:N	2.55	0.40
12:CM:90:HIS:CE1	12:CM:96:VAL:HG21	2.56	0.40
28:BP:50:ARG:CD	28:BP:56:SER:HB3	2.51	0.40
23:DB:2834:G:H2'	23:DB:2879:A:H61	1.86	0.40
11:CL:107:LYS:O	11:CL:108:ASP:HB2	2.22	0.40
1:AA:1238:A:C2	1:AA:1241:G:N3	2.89	0.40
8:CI:43:ALA:C	8:CI:45:MET:H	2.25	0.40
1:CA:674:G:H2'	1:CA:675:A:C8	2.55	0.40
46:DU:81:ARG:HG3	46:DU:81:ARG:NH2	2.36	0.40
39:BX:1:MET:HG3	39:BX:4:LYS:HD3	2.02	0.40
1:AA:1009:U:C2'	1:AA:1009:U:O2	2.69	0.40
1:CA:1017:U:H2'	1:CA:1018:G:C8	2.56	0.40
23:BB:2797:U:H3'	23:BB:2798:U:H5	1.86	0.40
1:CA:471:U:H2'	1:CA:472:U:H6	1.85	0.40
23:DB:1454:C:H5'	42:DN:63:ARG:CZ	2.52	0.40
7:AH:77:VAL:HG21	7:AH:127:TYR:CE1	2.56	0.40
7:CH:77:VAL:HG21	7:CH:127:TYR:CE1	2.56	0.40
20:AB:121:GLN:HE21	20:AB:122:ASP:CB	2.32	0.40
1:CA:189:A:O2'	1:CA:190:A:H5'	2.21	0.40
23:DB:48:G:N2	23:DB:177:G:H21	2.20	0.40
1:CA:215:C:H2'	1:CA:216:U:C6	2.56	0.40
23:BB:1870:C:H2'	23:BB:1871:A:N3	2.36	0.40
23:BB:863:A:O2'	23:BB:864:G:H5'	2.21	0.40
2:CC:19:SER:O	13:CN:93:PRO:HB3	2.21	0.40
20:AB:21:TYR:O	20:AB:22:TRP:O	2.39	0.40
1:CA:778:G:H2'	1:CA:779:C:C6	2.56	0.40
1:CA:878:A:H5''	7:CH:80:PRO:HG2	2.04	0.40
1:CA:587:G:C6	1:CA:755:G:C6	3.09	0.40
4:AE:104:ILE:HD11	4:AE:114:LEU:HB2	2.02	0.40

Continued on next page...

Continued from previous page...

Atom-1	Atom-2	Distance(Å)	Clash(Å)
1:CA:284:C:O2'	1:CA:285:C:H5'	2.21	0.40
25:BC:20:ASN:HB3	25:BC:23:LEU:HD13	2.03	0.40
1:CA:683:G:O2'	1:CA:684:U:H5'	2.21	0.40
1:AA:1460:C:H2'	1:AA:1461:G:H8	1.85	0.40
44:DQ:16:ILE:O	44:DQ:18:LYS:N	2.51	0.40
1:AA:1142:G:C2	1:AA:1143:G:H1'	2.56	0.40
43:BO:6:ALA:O	43:BO:10:ARG:HG3	2.21	0.40
22:BA:18:G:H2'	22:BA:19:C:C6	2.57	0.40
23:DB:1053:C:C2'	23:DB:1054:A:H5'	2.51	0.40
23:DB:2640:G:OP1	41:DJ:95:ARG:NH2	2.55	0.40
1:CA:993:G:N2	1:CA:996:A:N6	2.69	0.40
32:D4:15:LYS:O	32:D4:16:ILE:CB	2.69	0.40
1:AA:263:A:H2'	1:AA:264:C:C5	2.56	0.40
23:DB:2567:G:H2'	23:DB:2568:U:C6	2.56	0.40
23:DB:2570:G:O2'	23:DB:2571:U:H5'	2.21	0.40
19:AT:57:VAL:HG23	19:AT:58:ASP:N	2.35	0.40
1:CA:895:G:H2'	1:CA:896:C:H6	1.86	0.40
23:DB:755:U:H2'	23:DB:756:A:H8	1.86	0.40
2:CC:139:ASN:N	2:CC:139:ASN:HD22	2.19	0.40
1:AA:1434:A:H2'	1:AA:1435:G:O4'	2.22	0.40
23:DB:2298:A:N1	23:DB:2321:U:C5	2.90	0.40
25:DC:259:ASN:C	25:DC:261:ARG:N	2.74	0.40
23:BB:1863:G:H2'	23:BB:1864:U:O4'	2.21	0.40
23:BB:189:G:H2'	23:BB:205:G:N2	2.36	0.40
14:CO:45:GLU:HG2	14:CO:46:HIS:N	2.36	0.40
36:B2:6:GLN:HA	36:B2:7:PRO:HD2	1.89	0.40
1:CA:515:G:O2'	1:CA:516:U:H5'	2.21	0.40
27:DK:66:LYS:NZ	27:DK:81:GLY:N	2.69	0.40
23:DB:931:U:P	30:DY:29:ARG:NH1	2.94	0.40
5:CF:74:LEU:HD11	5:CF:78:PHE:CZ	2.57	0.40
6:CG:67:ASN:O	6:CG:137:ARG:NE	2.53	0.40
23:DB:2597:G:OP1	25:DC:240:GLY:HA3	2.22	0.40
13:AN:34:ASN:HB2	13:AN:35:ALA:H	1.47	0.40
24:DI:56:VAL:CG2	24:DI:68:PHE:HB2	2.51	0.40
18:CS:20:LYS:HE3	18:CS:20:LYS:HB3	1.93	0.40
1:CA:397:A:H3'	1:CA:397:A:N3	2.36	0.40
3:AD:203:TYR:HD2	3:AD:203:TYR:HA	1.79	0.40
23:DB:1766:G:O2'	23:DB:1767:G:H5'	2.21	0.40
23:DB:1098:A:O2'	24:DI:4:VAL:C	2.60	0.40
51:DZ:10:LYS:HG2	51:DZ:31:PRO:HG3	2.02	0.40
40:BH:26:ALA:HA	40:BH:31:VAL:HG23	2.03	0.40
51:BZ:30:LEU:HA	51:BZ:31:PRO:HD3	1.93	0.40

Continued on next page...

Continued from previous page...

Atom-1	Atom-2	Distance(Å)	Clash(Å)
51:BZ:5:CYS:SG	51:BZ:7:VAL:HG12	2.61	0.40
46:BU:85:ARG:O	46:BU:86:PHE:HB2	2.20	0.40
52:BW:54:ARG:HH11	52:BW:54:ARG:CB	2.34	0.40
44:BQ:30:VAL:HG11	44:BQ:33:VAL:HG22	2.03	0.40
23:DB:2223:G:H2'	23:DB:2224:G:H5'	2.03	0.40
25:DC:90:ILE:HG23	25:DC:91:ALA:N	2.37	0.40
41:DJ:44:TYR:HB2	44:DQ:63:ARG:CD	2.51	0.40
44:BQ:59:LEU:HD13	44:BQ:60:TRP:N	2.37	0.40
10:AK:124:LYS:CA	21:AU:34:ARG:HB3	2.37	0.40
23:BB:2204:G:O2'	23:BB:2205:A:H5'	2.21	0.40
1:CA:697:U:O2	1:CA:798:U:H1'	2.21	0.40
23:DB:1059:G:H2'	23:DB:1060:U:C6	2.56	0.40
24:DI:128:ILE:CA	24:DI:131:THR:HG23	2.51	0.40
20:CB:42:LEU:HA	20:CB:45:THR:HB	2.04	0.40
23:DB:1081:U:H5'	24:DI:126:ARG:CZ	2.51	0.40
19:AT:42:ASP:HA	19:AT:43:LYS:NZ	2.37	0.40
23:DB:512:G:H4'	23:DB:512:G:OP1	2.21	0.40
48:BG:68:ARG:HH12	48:BG:72:ASN:ND2	2.02	0.40
27:BK:115:ILE:CG2	27:BK:116:ILE:N	2.84	0.40
27:BK:99:ILE:H	27:BK:118:LEU:CD2	2.35	0.40
23:DB:77:G:O2'	23:DB:78:U:H5'	2.20	0.40
23:DB:2733:A:H3'	23:DB:2733:A:C8	2.56	0.40
5:AF:53:LYS:HD3	5:AF:54:LEU:H	1.87	0.40
37:DL:21:ARG:HD3	37:DL:21:ARG:HA	1.93	0.40
23:BB:163:C:O2	23:BB:163:C:H5'	2.22	0.40
31:D0:49:ARG:O	31:D0:51:ARG:HG2	2.21	0.40
23:DB:2886:A:N6	31:D0:39:ARG:CZ	2.84	0.40
36:D2:10:LEU:C	36:D2:10:LEU:HD13	2.41	0.40
23:BB:1350:C:H5'	23:BB:1351:C:OP2	2.22	0.40
26:DD:114:LYS:HB2	26:DD:116:LYS:CE	2.47	0.40
29:BE:46:GLN:HB2	29:BE:87:ALA:O	2.21	0.40
25:DC:196:ASN:O	25:DC:198:GLU:HG2	2.22	0.40
52:BW:76:ARG:HB3	52:BW:78:PHE:CE2	2.56	0.40
40:BH:48:GLU:HA	40:BH:51:ARG:CZ	2.51	0.40
20:CB:68:PHE:CD1	20:CB:83:ALA:HB2	2.56	0.40
23:BB:2667:C:H2'	23:BB:2668:G:O4'	2.21	0.40
9:CJ:53:ILE:HG23	9:CJ:54:SER:H	1.85	0.40
23:BB:1431:A:H2'	23:BB:1432:G:H8	1.86	0.40
9:AJ:10:LEU:CD2	9:AJ:98:VAL:HG12	2.51	0.40
14:AO:88:ARG:NE	14:AO:88:ARG:HA	2.36	0.40
29:BE:173:THR:C	29:BE:175:ILE:N	2.75	0.40
1:CA:1028:C:H3'	1:CA:1029:U:H5	1.85	0.40

Continued on next page...

Continued from previous page...

Atom-1	Atom-2	Distance(Å)	Clash(Å)
1:AA:1343:G:H1'	8:AI:122:ARG:NH1	2.36	0.40
46:BU:35:VAL:HB	46:BU:38:ILE:HB	2.03	0.40
41:DJ:20:ALA:HA	41:DJ:23:LYS:HG3	2.03	0.40
48:DG:122:ALA:HA	48:DG:131:VAL:O	2.22	0.40
48:DG:84:LYS:HG3	48:DG:131:VAL:C	2.41	0.40
1:AA:865:A:H5'	1:AA:1078:U:C4	2.56	0.40
35:DV:26:PHE:CE2	35:DV:44:HIS:HA	2.56	0.40
40:BH:61:VAL:C	40:BH:63:ALA:H	2.24	0.40
23:BB:2688:G:H1'	23:BB:2721:A:H61	1.86	0.40
48:DG:30:GLY:O	48:DG:78:VAL:HG12	2.22	0.40
1:CA:805:C:O2'	1:CA:806:C:H5'	2.20	0.40
9:CJ:37:ARG:HH11	9:CJ:77:VAL:HG21	1.87	0.40
23:BB:1507:C:H2'	23:BB:1508:A:H4'	2.03	0.40
43:DO:111:ARG:NH2	43:DO:117:PHE:O	2.55	0.40
1:CA:1009:U:C2'	1:CA:1009:U:O2	2.69	0.40
23:DB:1726:C:H2'	23:DB:1727:C:H6	1.84	0.40
23:BB:870:U:C2'	23:BB:871:U:H5'	2.50	0.40
6:CG:125:ASP:HB3	6:CG:130:LYS:HB3	2.03	0.40
20:AB:125:PHE:CD2	20:AB:126:ASP:N	2.90	0.40
1:AA:585:G:O2'	1:AA:586:C:H5'	2.22	0.40
1:CA:552:U:H5'	11:CL:82:ARG:HH11	1.85	0.40
39:DX:1:MET:HA	39:DX:4:LYS:HB3	2.03	0.40
23:BB:30:G:H2'	23:BB:31:C:O4'	2.22	0.40
23:BB:1105:U:O2'	23:BB:1106:G:H5'	2.21	0.40
9:CJ:42:LEU:CD1	9:CJ:73:LEU:HB2	2.51	0.40
2:AC:78:LYS:HE3	2:AC:81:GLU:HG2	2.04	0.40
3:CD:80:ARG:HG3	3:CD:80:ARG:HH11	1.87	0.40
31:D0:33:SER:C	31:D0:35:GLU:N	2.72	0.40
1:CA:230:G:O2'	1:CA:231:U:H5'	2.21	0.40
23:BB:540:C:H2'	23:BB:541:A:C8	2.55	0.40
10:CK:15:VAL:HB	10:CK:78:ILE:CD1	2.50	0.40
23:BB:2839:G:O2'	23:BB:2840:C:H5'	2.21	0.40
25:BC:36:ASN:HD21	25:BC:85:ASN:ND2	2.20	0.40
20:AB:145:ASN:N	20:AB:145:ASN:ND2	2.68	0.40
23:DB:131:A:H2'	23:DB:132:G:H8	1.86	0.40
23:DB:132:G:H2'	23:DB:133:U:C6	2.57	0.40
28:DP:80:VAL:CG1	28:DP:81:ASP:N	2.84	0.40
24:DI:102:ARG:O	24:DI:106:GLN:HG3	2.21	0.40
1:AA:824:G:H2'	1:AA:825:A:H8	1.86	0.40
23:BB:768:G:O2'	23:BB:769:U:H5'	2.21	0.40
7:CH:12:ARG:HB3	7:CH:24:VAL:HG21	2.04	0.40
23:DB:2694:G:O2'	23:DB:2695:U:H5'	2.21	0.40

Continued on next page...

Continued from previous page...

Atom-1	Atom-2	Distance(Å)	Clash(Å)
1:CA:1423:G:H2'	1:CA:1424:U:C6	2.55	0.40
1:CA:543:U:H2'	1:CA:544:G:C8	2.57	0.40
23:DB:538:A:H2'	23:DB:539:G:O4'	2.22	0.40
1:AA:152:A:H3'	1:AA:153:C:C6	2.56	0.40
27:DK:109:SER:O	27:DK:111:LYS:N	2.54	0.40
11:AL:23:LEU:C	11:AL:25:ALA:N	2.75	0.40
1:AA:432:A:C2'	1:AA:433:G:H5'	2.51	0.40
19:CT:15:LYS:HA	19:CT:18:LYS:HE3	2.03	0.40
1:AA:219:U:H2'	1:AA:220:G:C8	2.56	0.40
46:DU:2:ALA:HB3	46:DU:5:ARG:CZ	2.51	0.40
24:DI:68:PHE:N	24:DI:68:PHE:CD1	2.90	0.40
23:BB:811:U:OP2	37:BL:20:GLY:HA2	2.21	0.40
13:AN:11:LYS:O	13:AN:15:LEU:HG	2.20	0.40
23:BB:55:G:H2'	23:BB:56:A:H8	1.85	0.40
30:BY:20:LYS:H	30:BY:20:LYS:HG3	1.67	0.40
23:DB:2799:A:H8	23:DB:2799:A:OP2	2.04	0.40
26:BD:96:ILE:HD12	26:BD:96:ILE:N	2.35	0.40
3:AD:162:GLU:OE2	3:AD:162:GLU:N	2.55	0.40
3:AD:43:ARG:HB3	3:AD:43:ARG:HH11	1.86	0.40
12:AM:43:LYS:N	12:AM:43:LYS:HD2	2.36	0.40
23:DB:2408:U:O2'	23:DB:2409:G:H5'	2.20	0.40
23:DB:127:A:N7	36:D2:46:LYS:HE2	2.36	0.40
1:CA:275:G:H5'	16:CQ:15:LYS:HD3	2.03	0.40
23:DB:1114:C:H2'	23:DB:1115:G:C8	2.57	0.40
24:DI:2:LYS:N	24:DI:2:LYS:HD2	2.35	0.40
23:BB:296:U:H2'	23:BB:297:G:C8	2.57	0.40
20:AB:163:ILE:CG2	20:AB:164:ASP:N	2.70	0.40
20:AB:212:TYR:HA	20:AB:215:ALA:HB3	2.03	0.40
21:AU:40:PRO:C	21:AU:42:THR:N	2.75	0.40
46:DU:88:ASP:O	46:DU:90:LYS:N	2.54	0.40
23:DB:853:C:H2'	23:DB:854:C:H6	1.86	0.40
23:BB:2336:A:H1'	23:BB:2385:C:O4'	2.21	0.40
26:BD:30:GLU:HG3	26:BD:52:THR:CG2	2.50	0.40
44:BQ:27:ARG:HA	44:BQ:33:VAL:CG2	2.50	0.40
8:CI:7:GLY:CA	8:CI:85:ALA:HB2	2.51	0.40
5:AF:25:TYR:O	5:AF:29:ILE:HG13	2.21	0.40
1:AA:1313:U:O2'	1:AA:1314:C:H5'	2.22	0.40
25:DC:80:LEU:HA	25:DC:80:LEU:HD23	1.96	0.40
39:DX:20:ASN:ND2	39:DX:20:ASN:N	2.68	0.40
29:DE:149:ILE:HG12	29:DE:149:ILE:O	2.20	0.40
23:BB:625:G:O2'	23:BB:626:A:H5'	2.20	0.40
48:DG:26:LYS:HA	48:DG:32:LEU:N	2.37	0.40

Continued on next page...

Continued from previous page...

Atom-1	Atom-2	Distance(Å)	Clash(Å)
23:BB:670:A:H4'	23:BB:671:C:C5'	2.37	0.40
43:DO:49:VAL:HG11	43:DO:82:ALA:HA	2.03	0.40
40:BH:106:ALA:C	40:BH:108:VAL:H	2.25	0.40
42:BN:39:PRO:C	42:BN:41:ALA:N	2.75	0.40
18:AS:43:MET:CG	18:AS:61:VAL:HG21	2.44	0.40
41:BJ:77:HIS:CD2	41:BJ:84:ILE:N	2.89	0.40
23:DB:137:U:P	23:DB:137:U:H6	2.44	0.40
23:BB:1021:A:C2	23:BB:1023:U:C2	3.09	0.40
14:AO:70:LEU:HD12	14:AO:78:TYR:N	2.36	0.40
41:BJ:59:ALA:C	41:BJ:61:LYS:N	2.75	0.40
1:CA:411:A:N7	1:CA:413:G:N3	2.69	0.40
23:BB:284:U:H2'	23:BB:285:G:H8	1.87	0.40
23:DB:2723:C:H2'	23:DB:2724:U:O4'	2.21	0.40
26:DD:119:ALA:HB1	26:DD:163:GLY:N	2.37	0.40
23:DB:1351:C:H2'	23:DB:1352:U:O4'	2.22	0.40
26:DD:112:THR:O	26:DD:113:SER:HB2	2.20	0.40
23:BB:784:G:O6	25:BC:227:VAL:HG11	2.21	0.40
35:DV:16:ALA:O	35:DV:19:ARG:HB2	2.21	0.40
23:DB:785:G:H2'	23:DB:786:C:C6	2.57	0.40
22:DA:75:G:H1'	35:DV:29:ILE:HG12	2.03	0.40
1:CA:845:A:H8	1:CA:845:A:OP2	2.05	0.40
4:CE:104:ILE:HD11	4:CE:114:LEU:HB2	2.03	0.40
23:DB:2578:G:C5	26:DD:145:SER:HB2	2.56	0.40
34:D3:14:LYS:HB3	34:D3:14:LYS:HE3	1.94	0.40
12:CM:52:ILE:HD12	12:CM:55:LEU:CD1	2.51	0.40
23:BB:2186:G:H2'	23:BB:2187:U:H6	1.86	0.40
9:CJ:17:LEU:HD11	9:CJ:95:GLY:HA3	2.04	0.40
23:BB:1439:A:N3	23:BB:1553:A:C5	2.90	0.40
48:DG:84:LYS:CB	48:DG:132:LEU:HG	2.51	0.40
32:B4:36:ARG:O	32:B4:37:GLN:C	2.60	0.40
1:AA:923:A:OP1	4:AE:25:LYS:HB3	2.22	0.40
35:DV:80:HIS:HB3	35:DV:83:LYS:O	2.20	0.40
22:BA:8:C:OP1	43:BO:15:ARG:NH2	2.52	0.40
28:BP:96:LEU:HD12	28:BP:96:LEU:N	2.37	0.40
28:DP:98:TYR:CE2	28:DP:99:LEU:HD23	2.56	0.40
12:AM:22:TYR:HB2	12:AM:65:GLU:HA	2.02	0.40
43:DO:30:ARG:HG3	43:DO:30:ARG:NH1	2.36	0.40
1:AA:472:U:N3	1:AA:473:U:C4	2.90	0.40
2:AC:153:SER:O	2:AC:156:LEU:HD21	2.21	0.40
1:CA:471:U:H2'	1:CA:472:U:C6	2.56	0.40
14:AO:3:LEU:HB2	14:AO:35:GLN:NE2	2.36	0.40
2:CC:9:ILE:O	2:CC:9:ILE:HG13	2.20	0.40

Continued on next page...

Continued from previous page...

Atom-1	Atom-2	Distance(Å)	Clash(Å)
27:BK:30:ARG:HH11	27:BK:30:ARG:HG2	1.86	0.40
7:AH:101:ALA:HB3	7:AH:112:ASP:HB3	2.03	0.40
23:DB:1315:C:O2'	23:DB:1316:U:H5'	2.21	0.40
1:CA:1160:G:H4'	20:CB:130:LYS:CG	2.52	0.40
48:DG:37:ASN:ND2	48:DG:40:VAL:HB	2.36	0.40
23:DB:1796:U:H4'	25:DC:252:LYS:O	2.21	0.40
44:DQ:79:ILE:C	44:DQ:79:ILE:HD13	2.42	0.40
1:AA:123:U:OP1	1:AA:312:C:H5'	2.21	0.40
45:DS:31:GLN:C	45:DS:33:LEU:N	2.73	0.40
38:DM:57:VAL:HA	38:DM:112:LEU:HD11	2.02	0.40
23:DB:215:G:C4'	23:DB:216:A:H4'	2.49	0.40
23:BB:528:A:C8	23:BB:528:A:H3'	2.56	0.40
1:AA:221:C:O2'	1:AA:222:C:H5'	2.21	0.40
25:BC:220:ARG:O	25:BC:223:ALA:HB3	2.21	0.40
43:BO:94:ARG:O	43:BO:97:PHE:HB2	2.21	0.40
16:CQ:30:HIS:C	16:CQ:32:ILE:H	2.25	0.40
35:BV:77:VAL:HG23	35:BV:89:ILE:CG2	2.52	0.40
23:DB:1076:C:O2'	23:DB:1077:A:H5'	2.22	0.40
1:AA:1139:G:H4'	1:AA:1140:C:O5'	2.21	0.40
23:BB:2295:C:OP2	43:BO:9:ARG:NH2	2.55	0.40
24:BI:48:ILE:HG22	24:BI:49:GLU:HG2	2.02	0.40
23:DB:810:U:O2'	37:DL:20:GLY:HA3	2.21	0.40
1:CA:486:U:H2'	1:CA:487:A:C8	2.57	0.40
23:DB:218:A:O2'	23:DB:219:A:H5'	2.21	0.40
23:BB:1051:G:H2'	23:BB:1051:G:N3	2.36	0.40
23:BB:2282:G:O2'	23:BB:2283:C:OP2	2.33	0.40
22:BA:35:C:H2'	22:BA:36:C:C5'	2.51	0.40
4:AE:156:ARG:HA	7:AH:63:LYS:HZ1	1.86	0.40
3:AD:123:MET:HG3	3:AD:127:ARG:N	2.36	0.40
1:AA:554:A:H5'	11:AL:25:ALA:HB1	2.04	0.40
1:CA:173:U:H5'	1:CA:197:A:O4'	2.22	0.40
23:BB:1997:C:O2'	23:BB:1998:A:H5'	2.22	0.40
23:DB:579:G:C4'	23:DB:2017:U:H2'	2.52	0.40
41:DJ:88:THR:HG23	41:DJ:91:GLU:H	1.87	0.40
23:DB:1035:U:O2'	23:DB:1036:G:H5'	2.20	0.40
1:AA:53:A:C2	1:AA:54:C:H1'	2.56	0.40
23:DB:2083:G:H2'	23:DB:2084:C:H6	1.85	0.40
1:CA:1492:A:H2'	1:CA:1493:A:C8	2.57	0.40
1:CA:1373:G:H5''	6:CG:35:LYS:HB2	2.03	0.40
44:BQ:42:GLY:HA3	49:BR:75:VAL:HG21	2.04	0.40
15:AP:22:ALA:HA	15:AP:33:ILE:HG13	2.03	0.40
23:BB:2049:G:O2'	23:BB:2050:C:H5'	2.21	0.40

Continued on next page...

Continued from previous page...

Atom-1	Atom-2	Distance(Å)	Clash(Å)
28:DP:86:LYS:HB3	28:DP:87:ARG:H	1.66	0.40
23:DB:738:G:O2'	23:DB:739:A:H5'	2.22	0.40
23:DB:55:G:H2'	23:DB:56:A:H8	1.86	0.40
1:AA:355:C:O2'	1:AA:356:A:H5'	2.20	0.40
23:DB:1760:C:H2'	23:DB:1761:C:O4'	2.20	0.40
23:BB:1427:A:H4'	23:BB:1428:C:O4'	2.21	0.40
20:AB:69:VAL:O	20:AB:163:ILE:HG22	2.21	0.40
23:DB:852:U:H2'	23:DB:853:C:C6	2.56	0.40
8:AI:7:GLY:CA	8:AI:85:ALA:HB2	2.52	0.40
44:BQ:27:ARG:HH11	44:BQ:27:ARG:HG3	1.85	0.40
8:CI:27:ILE:HG22	8:CI:34:LEU:HB2	2.03	0.40
49:BR:34:GLU:HB3	49:BR:58:VAL:CG2	2.51	0.40
42:BN:2:ARG:HG2	42:BN:5:LYS:HB2	2.03	0.40
41:DJ:44:TYR:O	41:DJ:45:THR:CB	2.68	0.40
29:DE:151:GLY:CA	29:DE:195:GLN:HE22	2.35	0.40
47:DF:39:VAL:CG1	47:DF:49:LEU:HD23	2.48	0.40
18:CS:38:THR:HG23	18:CS:69:LYS:CE	2.52	0.40
20:AB:165:ALA:CB	20:AB:186:VAL:HG12	2.51	0.40
28:DP:9:GLN:HA	28:DP:12:MET:SD	2.62	0.40
25:BC:140:VAL:O	25:BC:141:HIS:HB2	2.21	0.40
25:BC:83:ASP:HA	25:BC:84:PRO:HD3	1.85	0.40
50:BT:61:LEU:HD12	50:BT:62:VAL:O	2.21	0.40
1:CA:796:C:H2'	1:CA:797:C:H6	1.86	0.40
41:DJ:103:ILE:HA	41:DJ:106:LYS:HB3	2.04	0.40
6:AG:148:LYS:O	6:AG:151:ALA:HB3	2.22	0.40
20:CB:205:ALA:HB3	20:CB:208:ALA:HB3	2.03	0.40
26:BD:186:LEU:CD2	28:BP:3:ILE:HD11	2.47	0.40
20:AB:30:ILE:HG21	20:AB:38:HIS:CD2	2.57	0.40
20:AB:42:LEU:HA	20:AB:45:THR:HB	2.03	0.40
23:BB:1204:A:N1	23:BB:1241:A:C2	2.90	0.40
27:DK:12:ASP:OD2	27:DK:85:VAL:HG13	2.21	0.40
18:AS:45:GLY:HA2	18:AS:61:VAL:O	2.22	0.40
35:DV:81:PRO:O	38:DM:34:LYS:HE2	2.22	0.40
47:DF:168:LEU:HD13	47:DF:172:PHE:HE2	1.85	0.40
35:DV:9:ARG:NE	35:DV:20:LEU:HD11	2.36	0.40
26:DD:48:ILE:HG23	26:DD:48:ILE:O	2.22	0.40
23:BB:776:G:H4'	23:BB:777:G:O5'	2.22	0.40
46:BU:46:LYS:HE3	46:BU:47:PRO:O	2.21	0.40
43:BO:34:HIS:CE1	43:BO:65:THR:HG21	2.57	0.40
48:DG:168:VAL:O	48:DG:168:VAL:HG12	2.21	0.40
30:BY:12:ALA:HB2	30:BY:53:MET:HE1	2.04	0.40
23:DB:1438:U:N3	23:DB:1552:A:N6	2.69	0.40

Continued on next page...

Continued from previous page...

Atom-1	Atom-2	Distance(Å)	Clash(Å)
22:BA:73:A:C5	22:BA:74:U:C5	3.10	0.40
1:AA:846:G:H2'	1:AA:846:G:N3	2.37	0.40
42:DN:97:ILE:HD12	42:DN:98:LEU:H	1.84	0.40
41:BJ:20:ALA:HA	41:BJ:23:LYS:HG3	2.04	0.40
5:AF:79:ARG:HD3	5:AF:79:ARG:HA	1.88	0.40
1:CA:762:U:H2'	1:CA:763:G:H8	1.86	0.40
26:DD:13:ARG:HH12	28:DP:74:GLN:CG	2.34	0.40
40:BH:62:LEU:O	40:BH:63:ALA:C	2.60	0.40
23:DB:543:G:H3'	23:DB:544:C:H5''	2.04	0.40
11:AL:107:LYS:O	11:AL:108:ASP:HB2	2.21	0.40
23:BB:2462:C:H2'	23:BB:2463:C:C6	2.57	0.40
23:BB:2591:C:OP1	25:BC:237:ARG:HG3	2.21	0.40
1:AA:674:G:O2'	1:AA:675:A:H5'	2.22	0.40
1:AA:735:C:H2'	1:AA:736:C:C6	2.55	0.40
23:BB:2077:A:C6	23:BB:2078:C:N4	2.90	0.40
1:AA:1376:U:H2'	1:AA:1377:A:C8	2.55	0.40
23:BB:962:G:H21	23:BB:2250:G:H1	1.67	0.40
49:BR:63:VAL:HA	49:BR:95:ASP:O	2.21	0.40
2:CC:120:THR:HB	2:CC:188:ALA:HB2	2.04	0.40
1:AA:500:G:H2'	1:AA:501:C:C6	2.57	0.40
3:CD:10:LEU:HB3	3:CD:62:ARG:HD3	2.04	0.40
47:DF:71:LYS:C	47:DF:73:VAL:H	2.24	0.40
7:CH:44:PHE:CE2	7:CH:100:ILE:HG12	2.54	0.40
44:BQ:9:ALA:O	44:BQ:11:ALA:N	2.53	0.40
48:BG:37:ASN:ND2	48:BG:40:VAL:HB	2.34	0.40
1:AA:620:C:O2	3:AD:131:ILE:HG21	2.21	0.40
23:DB:826:U:H5''	23:DB:2428:G:O3'	2.21	0.40
23:DB:825:A:H2'	23:DB:826:U:O4'	2.22	0.40
23:DB:672:C:H2'	23:DB:673:C:C6	2.57	0.40
45:BS:31:GLN:C	45:BS:33:LEU:N	2.73	0.40
8:CI:33:SER:HB3	8:CI:36:GLN:HE21	1.86	0.40
1:AA:1489:G:H2'	1:AA:1490:U:C6	2.56	0.40
35:DV:1:MET:CE	35:DV:2:PHE:H	2.35	0.40
1:AA:1522:U:O2'	1:AA:1523:G:H5'	2.22	0.40
20:CB:8:MET:HB2	20:CB:11:ALA:CB	2.52	0.40
20:CB:8:MET:SD	20:CB:9:LEU:N	2.80	0.40
1:AA:284:C:O2'	1:AA:285:C:H5'	2.22	0.40
23:BB:2199:A:H3'	23:BB:2200:C:C6	2.57	0.40
14:CO:33:THR:HA	14:CO:36:ILE:HB	2.03	0.40
1:CA:811:C:O2'	1:CA:901:A:N1	2.52	0.40
23:BB:1275:A:C4	42:BN:16:HIS:CD2	3.10	0.40
1:CA:284:C:H2'	1:CA:285:C:C6	2.57	0.40

Continued on next page...

Continued from previous page...

Atom-1	Atom-2	Distance(Å)	Clash(Å)
1:AA:556:C:C2'	1:AA:557:G:H5'	2.51	0.40
8:AI:11:ARG:NH2	8:AI:12:LYS:HD2	2.37	0.40
35:BV:10:LYS:C	35:BV:11:GLU:HG3	2.41	0.40
23:BB:2359:C:O2'	23:BB:2360:G:H5'	2.21	0.40
23:BB:2665:A:H2'	23:BB:2666:C:O2	2.21	0.40
23:BB:2455:G:H2'	23:BB:2456:C:H6	1.85	0.40
1:CA:1298:U:H2'	6:CG:113:LYS:HZ1	1.85	0.40
23:DB:185:G:H2'	23:DB:186:G:O4'	2.21	0.40
25:BC:12:ARG:HA	25:BC:15:VAL:CG2	2.52	0.40
23:DB:1183:U:H2'	23:DB:1184:U:H6	1.86	0.40
14:AO:73:LYS:HD3	14:AO:73:LYS:HA	1.94	0.40
1:AA:1332:A:H2'	1:AA:1333:A:H8	1.87	0.40
23:DB:2298:A:H2'	23:DB:2299:U:O4'	2.22	0.40
30:DY:5:LYS:HE2	30:DY:5:LYS:N	2.36	0.40
1:AA:1069:C:O4'	1:AA:1191:A:H2	2.05	0.40
1:CA:1118:U:H2'	1:CA:1119:C:C6	2.56	0.40
1:AA:543:U:H2'	1:AA:544:G:C8	2.57	0.40
23:BB:2219:U:O2'	23:BB:2220:U:H5'	2.21	0.40
26:BD:141:ARG:HG3	26:BD:141:ARG:O	2.22	0.40
52:DW:54:ARG:NH1	52:DW:54:ARG:HB3	2.37	0.40
1:AA:1157:A:H4'	1:AA:1158:C:O5'	2.22	0.40
23:BB:2655:G:O2'	23:BB:2656:U:P	2.80	0.40
23:BB:807:U:H2'	23:BB:808:G:H8	1.86	0.40
1:CA:1087:G:O2'	1:CA:1088:G:H5'	2.22	0.40
2:CC:55:VAL:HG12	2:CC:56:ILE:N	2.36	0.40
1:CA:932:C:H2'	1:CA:933:G:H8	1.87	0.40
20:AB:133:ALA:O	20:AB:137:THR:HG23	2.22	0.40
23:DB:649:G:H2'	23:DB:650:C:C6	2.56	0.40
47:BF:124:ARG:HD2	47:BF:124:ARG:HA	1.93	0.40
27:BK:39:ILE:HD13	27:BK:39:ILE:HA	1.93	0.40
23:BB:2252:G:O2'	23:BB:2253:G:H5'	2.21	0.40
23:DB:295:G:O2'	23:DB:296:U:H5'	2.21	0.40
1:AA:259:G:O2'	1:AA:260:G:H5'	2.22	0.40

There are no symmetry-related clashes.

5.3 Torsion angles

5.3.1 Protein backbone ⓘ

In the following table, the Percentiles column shows the percent Ramachandran outliers of the chain as a percentile score with respect to all X-ray entries followed by that with respect to entries

of similar resolution.

The Analysed column shows the number of residues for which the backbone conformation was analysed, and the total number of residues.

Mol	Chain	Analysed	Favoured	Allowed	Outliers	Percentiles	
2	AC	204/232 (88%)	155 (76%)	35 (17%)	14 (7%)	2	14
2	CC	204/232 (88%)	155 (76%)	36 (18%)	13 (6%)	2	17
3	AD	203/205 (99%)	154 (76%)	34 (17%)	15 (7%)	2	12
3	CD	203/205 (99%)	151 (74%)	37 (18%)	15 (7%)	2	12
4	AE	148/166 (89%)	120 (81%)	25 (17%)	3 (2%)	11	56
4	CE	148/166 (89%)	120 (81%)	24 (16%)	4 (3%)	8	45
5	AF	98/135 (73%)	67 (68%)	26 (26%)	5 (5%)	3	25
5	CF	98/135 (73%)	65 (66%)	28 (29%)	5 (5%)	3	25
6	AG	148/178 (83%)	124 (84%)	18 (12%)	6 (4%)	4	32
6	CG	150/178 (84%)	127 (85%)	18 (12%)	5 (3%)	6	38
7	AH	127/129 (98%)	98 (77%)	25 (20%)	4 (3%)	7	41
7	CH	127/129 (98%)	97 (76%)	27 (21%)	3 (2%)	9	50
8	AI	125/129 (97%)	95 (76%)	20 (16%)	10 (8%)	1	11
8	CI	125/129 (97%)	97 (78%)	19 (15%)	9 (7%)	2	13
9	AJ	96/103 (93%)	73 (76%)	15 (16%)	8 (8%)	1	10
9	CJ	96/103 (93%)	74 (77%)	13 (14%)	9 (9%)	1	8
10	AK	115/128 (90%)	88 (76%)	22 (19%)	5 (4%)	4	31
10	CK	115/128 (90%)	85 (74%)	25 (22%)	5 (4%)	4	31
11	AL	121/123 (98%)	79 (65%)	33 (27%)	9 (7%)	2	12
11	CL	121/123 (98%)	80 (66%)	32 (26%)	9 (7%)	2	12
12	AM	112/117 (96%)	76 (68%)	27 (24%)	9 (8%)	1	11
12	CM	111/117 (95%)	77 (69%)	26 (23%)	8 (7%)	2	13
13	AN	92/100 (92%)	58 (63%)	24 (26%)	10 (11%)	1	5
13	CN	92/100 (92%)	58 (63%)	23 (25%)	11 (12%)	1	4
14	AO	86/89 (97%)	71 (83%)	12 (14%)	3 (4%)	6	37
14	CO	86/89 (97%)	71 (83%)	12 (14%)	3 (4%)	6	37
15	AP	80/82 (98%)	60 (75%)	14 (18%)	6 (8%)	2	12
15	CP	78/82 (95%)	58 (74%)	14 (18%)	6 (8%)	1	11
16	AQ	78/83 (94%)	58 (74%)	16 (20%)	4 (5%)	3	25

Continued on next page...

Continued from previous page...

Mol	Chain	Analysed	Favoured	Allowed	Outliers	Percentiles	
16	CQ	79/83 (95%)	59 (75%)	16 (20%)	4 (5%)	3	25
17	AR	53/74 (72%)	43 (81%)	8 (15%)	2 (4%)	5	34
17	CR	53/74 (72%)	43 (81%)	9 (17%)	1 (2%)	12	58
18	AS	77/91 (85%)	54 (70%)	17 (22%)	6 (8%)	1	11
18	CS	78/91 (86%)	54 (69%)	17 (22%)	7 (9%)	1	8
19	AT	83/86 (96%)	65 (78%)	12 (14%)	6 (7%)	2	13
19	CT	83/86 (96%)	66 (80%)	11 (13%)	6 (7%)	2	13
20	AB	216/240 (90%)	150 (69%)	44 (20%)	22 (10%)	1	6
20	CB	216/240 (90%)	147 (68%)	48 (22%)	21 (10%)	1	7
21	AU	49/70 (70%)	28 (57%)	11 (22%)	10 (20%)	0	0
21	CU	49/70 (70%)	28 (57%)	10 (20%)	11 (22%)	0	0
24	BI	139/141 (99%)	119 (86%)	15 (11%)	5 (4%)	5	36
24	DI	139/141 (99%)	114 (82%)	20 (14%)	5 (4%)	5	36
25	BC	269/272 (99%)	174 (65%)	49 (18%)	46 (17%)	0	1
25	DC	269/272 (99%)	174 (65%)	47 (18%)	48 (18%)	0	1
26	BD	207/209 (99%)	112 (54%)	63 (30%)	32 (16%)	0	1
26	DD	207/209 (99%)	114 (55%)	58 (28%)	35 (17%)	0	1
27	BK	119/123 (97%)	75 (63%)	28 (24%)	16 (13%)	0	2
27	DK	119/123 (97%)	75 (63%)	27 (23%)	17 (14%)	0	2
28	BP	112/114 (98%)	62 (55%)	35 (31%)	15 (13%)	0	2
28	DP	112/114 (98%)	63 (56%)	34 (30%)	15 (13%)	0	2
29	BE	199/201 (99%)	131 (66%)	51 (26%)	17 (8%)	1	9
29	DE	199/201 (99%)	130 (65%)	53 (27%)	16 (8%)	1	11
30	BY	56/58 (97%)	36 (64%)	14 (25%)	6 (11%)	1	5
30	DY	56/58 (97%)	37 (66%)	13 (23%)	6 (11%)	1	5
31	B0	54/56 (96%)	39 (72%)	10 (18%)	5 (9%)	1	8
31	D0	54/56 (96%)	39 (72%)	10 (18%)	5 (9%)	1	8
32	B4	36/38 (95%)	21 (58%)	7 (19%)	8 (22%)	0	0
32	D4	36/38 (95%)	20 (56%)	7 (19%)	9 (25%)	0	0
33	B1	48/54 (89%)	37 (77%)	5 (10%)	6 (12%)	1	3
33	D1	48/54 (89%)	37 (77%)	5 (10%)	6 (12%)	1	3

Continued on next page...

Continued from previous page...

Mol	Chain	Analysed	Favoured	Allowed	Outliers	Percentiles	
34	B3	62/64 (97%)	44 (71%)	13 (21%)	5 (8%)	1	10
34	D3	62/64 (97%)	44 (71%)	13 (21%)	5 (8%)	1	10
35	BV	92/94 (98%)	65 (71%)	23 (25%)	4 (4%)	4	31
35	DV	92/94 (98%)	65 (71%)	23 (25%)	4 (4%)	4	31
36	B2	44/46 (96%)	29 (66%)	14 (32%)	1 (2%)	10	52
36	D2	44/46 (96%)	28 (64%)	15 (34%)	1 (2%)	10	52
37	BL	141/144 (98%)	88 (62%)	30 (21%)	23 (16%)	0	1
37	DL	141/144 (98%)	88 (62%)	29 (21%)	24 (17%)	0	1
38	BM	134/136 (98%)	86 (64%)	31 (23%)	17 (13%)	0	3
38	DM	134/136 (98%)	86 (64%)	32 (24%)	16 (12%)	1	4
39	BX	61/63 (97%)	38 (62%)	18 (30%)	5 (8%)	1	10
39	DX	61/63 (97%)	38 (62%)	18 (30%)	5 (8%)	1	10
40	BH	147/149 (99%)	77 (52%)	41 (28%)	29 (20%)	0	0
40	DH	147/149 (99%)	85 (58%)	39 (26%)	23 (16%)	0	1
41	BJ	140/142 (99%)	88 (63%)	36 (26%)	16 (11%)	1	4
41	DJ	140/142 (99%)	89 (64%)	33 (24%)	18 (13%)	0	3
42	BN	118/127 (93%)	72 (61%)	34 (29%)	12 (10%)	1	6
42	DN	118/127 (93%)	71 (60%)	35 (30%)	12 (10%)	1	6
43	BO	114/117 (97%)	84 (74%)	25 (22%)	5 (4%)	4	29
43	DO	114/117 (97%)	83 (73%)	25 (22%)	6 (5%)	3	24
44	BQ	115/117 (98%)	73 (64%)	34 (30%)	8 (7%)	2	14
44	DQ	115/117 (98%)	70 (61%)	38 (33%)	7 (6%)	2	19
45	BS	108/110 (98%)	69 (64%)	28 (26%)	11 (10%)	1	6
45	DS	108/110 (98%)	69 (64%)	29 (27%)	10 (9%)	1	8
46	BU	100/103 (97%)	53 (53%)	25 (25%)	22 (22%)	0	0
46	DU	100/103 (97%)	54 (54%)	23 (23%)	23 (23%)	0	0
47	BF	176/178 (99%)	107 (61%)	44 (25%)	25 (14%)	0	2
47	DF	176/178 (99%)	107 (61%)	44 (25%)	25 (14%)	0	2
48	BG	174/176 (99%)	100 (58%)	48 (28%)	26 (15%)	0	1
48	DG	174/176 (99%)	101 (58%)	48 (28%)	25 (14%)	0	2
49	BR	101/103 (98%)	65 (64%)	25 (25%)	11 (11%)	1	5

Continued on next page...

Continued from previous page...

Mol	Chain	Analysed	Favoured	Allowed	Outliers	Percentiles	
49	DR	101/103 (98%)	64 (63%)	28 (28%)	9 (9%)	1	9
50	BT	91/100 (91%)	50 (55%)	31 (34%)	10 (11%)	1	5
50	DT	91/100 (91%)	51 (56%)	30 (33%)	10 (11%)	1	5
51	BZ	75/78 (96%)	53 (71%)	18 (24%)	4 (5%)	3	24
51	DZ	75/78 (96%)	50 (67%)	21 (28%)	4 (5%)	3	24
52	BW	77/84 (92%)	29 (38%)	27 (35%)	21 (27%)	0	0
52	DW	77/84 (92%)	29 (38%)	26 (34%)	22 (29%)	0	0
All	All	11241/11914 (94%)	7579 (67%)	2528 (22%)	1134 (10%)	1	7

All (1134) Ramachandran outliers are listed below:

Mol	Chain	Res	Type
2	AC	14	VAL
2	AC	54	ILE
2	AC	153	SER
2	AC	205	GLU
5	AF	92	THR
6	AG	6	ILE
7	AH	65	PHE
8	AI	8	THR
9	AJ	57	VAL
10	AK	124	LYS
10	AK	126	ARG
13	AN	50	LEU
15	AP	44	SER
16	AQ	32	ILE
18	AS	63	ASP
19	AT	3	ILE
20	AB	9	LEU
20	AB	19	THR
20	AB	22	TRP
20	AB	94	ARG
20	AB	163	ILE
21	AU	23	GLU
21	AU	25	ALA
21	AU	34	ARG
24	BI	18	ASN
25	BC	77	VAL
25	BC	107	LYS
26	BD	9	VAL

Continued on next page...

Continued from previous page...

Mol	Chain	Res	Type
26	BD	14	ILE
26	BD	74	GLU
26	BD	107	VAL
26	BD	122	VAL
26	BD	169	ARG
26	BD	170	VAL
26	BD	184	ARG
27	BK	31	ARG
27	BK	35	VAL
27	BK	72	PRO
27	BK	119	ALA
27	BK	120	PRO
28	BP	25	VAL
28	BP	50	ARG
28	BP	65	ASN
28	BP	75	THR
28	BP	100	ARG
29	BE	45	ALA
29	BE	60	TRP
29	BE	69	ARG
29	BE	79	ARG
29	BE	165	HIS
29	BE	167	VAL
30	BY	2	LYS
31	B0	42	ILE
31	B0	51	ARG
34	B3	31	ILE
34	B3	50	SER
37	BL	51	GLU
37	BL	89	VAL
37	BL	100	ILE
37	BL	111	ILE
37	BL	116	VAL
38	BM	2	LEU
38	BM	36	VAL
38	BM	78	LEU
39	BX	2	LYS
40	BH	9	VAL
40	BH	10	ALA
40	BH	31	VAL
40	BH	32	PRO
40	BH	33	GLN

Continued on next page...

Continued from previous page...

Mol	Chain	Res	Type
40	BH	73	ASN
40	BH	77	THR
40	BH	105	ALA
40	BH	136	SER
40	BH	147	VAL
41	BJ	4	PHE
41	BJ	44	TYR
41	BJ	45	THR
41	BJ	73	VAL
41	BJ	81	ILE
41	BJ	124	VAL
42	BN	11	ASN
42	BN	82	GLU
44	BQ	30	VAL
44	BQ	31	TYR
44	BQ	89	ILE
45	BS	3	THR
45	BS	13	SER
45	BS	27	LYS
45	BS	61	ASN
46	BU	6	ARG
46	BU	18	LYS
46	BU	42	LYS
46	BU	85	ARG
47	BF	9	ASP
47	BF	32	LYS
47	BF	41	GLU
47	BF	43	ILE
47	BF	77	LYS
47	BF	92	GLY
47	BF	103	ILE
47	BF	110	ILE
47	BF	112	ASP
47	BF	138	PRO
47	BF	149	ARG
48	BG	9	VAL
48	BG	11	PRO
48	BG	46	ASP
48	BG	85	LYS
48	BG	89	VAL
48	BG	91	VAL
48	BG	94	ARG

Continued on next page...

Continued from previous page...

Mol	Chain	Res	Type
48	BG	117	PRO
48	BG	172	GLU
50	BT	2	ILE
50	BT	39	THR
50	BT	58	VAL
50	BT	88	LYS
51	BZ	33	LEU
51	BZ	77	LYS
52	BW	9	THR
52	BW	30	VAL
52	BW	36	ILE
52	BW	50	VAL
52	BW	59	PHE
52	BW	60	ALA
52	BW	61	LYS
2	CC	14	VAL
2	CC	54	ILE
2	CC	153	SER
2	CC	205	GLU
3	CD	24	VAL
5	CF	92	THR
7	CH	65	PHE
8	CI	8	THR
9	CJ	57	VAL
10	CK	124	LYS
10	CK	126	ARG
12	CM	105	ALA
13	CN	50	LEU
15	CP	44	SER
15	CP	67	ILE
16	CQ	32	ILE
18	CS	63	ASP
19	CT	3	ILE
20	CB	19	THR
20	CB	22	TRP
20	CB	94	ARG
21	CU	34	ARG
24	DI	5	GLN
24	DI	18	ASN
25	DC	77	VAL
25	DC	107	LYS
26	DD	9	VAL

Continued on next page...

Continued from previous page...

Mol	Chain	Res	Type
26	DD	14	ILE
26	DD	74	GLU
26	DD	107	VAL
26	DD	122	VAL
26	DD	169	ARG
26	DD	170	VAL
26	DD	184	ARG
27	DK	31	ARG
27	DK	35	VAL
27	DK	72	PRO
27	DK	92	GLU
27	DK	119	ALA
27	DK	120	PRO
28	DP	25	VAL
28	DP	50	ARG
28	DP	65	ASN
28	DP	75	THR
28	DP	100	ARG
29	DE	45	ALA
29	DE	60	TRP
29	DE	69	ARG
29	DE	79	ARG
29	DE	165	HIS
29	DE	167	VAL
30	DY	2	LYS
31	D0	42	ILE
31	D0	51	ARG
34	D3	31	ILE
34	D3	50	SER
37	DL	51	GLU
37	DL	89	VAL
37	DL	100	ILE
37	DL	111	ILE
37	DL	116	VAL
38	DM	2	LEU
38	DM	36	VAL
38	DM	78	LEU
39	DX	2	LYS
40	DH	9	VAL
40	DH	10	ALA
40	DH	31	VAL
40	DH	32	PRO

Continued on next page...

Continued from previous page...

Mol	Chain	Res	Type
40	DH	33	GLN
40	DH	121	VAL
40	DH	136	SER
41	DJ	4	PHE
41	DJ	44	TYR
41	DJ	45	THR
41	DJ	73	VAL
41	DJ	81	ILE
41	DJ	124	VAL
42	DN	11	ASN
42	DN	82	GLU
42	DN	89	SER
44	DQ	30	VAL
44	DQ	31	TYR
44	DQ	89	ILE
45	DS	3	THR
45	DS	13	SER
45	DS	27	LYS
46	DU	6	ARG
46	DU	18	LYS
46	DU	42	LYS
46	DU	85	ARG
47	DF	9	ASP
47	DF	32	LYS
47	DF	41	GLU
47	DF	43	ILE
47	DF	77	LYS
47	DF	92	GLY
47	DF	103	ILE
47	DF	110	ILE
47	DF	112	ASP
47	DF	138	PRO
47	DF	149	ARG
48	DG	9	VAL
48	DG	11	PRO
48	DG	46	ASP
48	DG	85	LYS
48	DG	89	VAL
48	DG	91	VAL
48	DG	94	ARG
48	DG	117	PRO
48	DG	172	GLU

Continued on next page...

Continued from previous page...

Mol	Chain	Res	Type
50	DT	2	ILE
50	DT	39	THR
50	DT	58	VAL
50	DT	88	LYS
51	DZ	33	LEU
51	DZ	77	LYS
52	DW	9	THR
52	DW	14	ASP
52	DW	30	VAL
52	DW	36	ILE
52	DW	50	VAL
52	DW	59	PHE
52	DW	60	ALA
52	DW	61	LYS
2	AC	47	ALA
2	AC	112	ALA
2	AC	180	ASP
3	AD	24	VAL
3	AD	25	ARG
3	AD	107	GLY
3	AD	165	GLU
3	AD	192	ALA
4	AE	20	VAL
4	AE	108	GLY
5	AF	85	ILE
6	AG	68	VAL
7	AH	2	MET
7	AH	82	LEU
8	AI	127	SER
9	AJ	36	VAL
9	AJ	74	VAL
10	AK	88	PRO
11	AL	23	LEU
11	AL	24	GLU
11	AL	42	LYS
11	AL	117	GLY
12	AM	22	TYR
12	AM	49	GLU
12	AM	104	ASN
12	AM	105	ALA
13	AN	29	ILE
13	AN	71	GLY

Continued on next page...

Continued from previous page...

Mol	Chain	Res	Type
14	AO	18	ASP
14	AO	74	ASP
15	AP	67	ILE
15	AP	79	ASN
18	AS	27	LYS
19	AT	42	ASP
20	AB	14	HIS
20	AB	15	PHE
20	AB	18	GLN
20	AB	86	CYS
20	AB	188	THR
21	AU	7	GLU
21	AU	12	ASP
21	AU	22	CYS
21	AU	32	ARG
24	BI	14	ALA
24	BI	64	ARG
25	BC	3	VAL
25	BC	18	VAL
25	BC	35	LYS
25	BC	36	ASN
25	BC	63	ILE
25	BC	69	ASN
25	BC	93	VAL
25	BC	94	LEU
25	BC	123	ILE
25	BC	141	HIS
25	BC	142	ASN
25	BC	232	GLY
25	BC	239	PHE
25	BC	255	LYS
26	BD	91	THR
26	BD	93	GLY
26	BD	121	THR
26	BD	136	ASN
26	BD	145	SER
27	BK	18	ARG
27	BK	46	ALA
27	BK	92	GLU
27	BK	110	GLU
28	BP	37	LYS
28	BP	38	ARG

Continued on next page...

Continued from previous page...

Mol	Chain	Res	Type
28	BP	64	SER
28	BP	83	ILE
28	BP	101	GLU
29	BE	42	GLY
29	BE	46	GLN
30	BY	4	ILE
31	B0	48	TYR
32	B4	4	ARG
32	B4	8	LYS
33	B1	4	ILE
34	B3	20	GLY
34	B3	22	LYS
35	BV	25	LYS
36	B2	44	VAL
37	BL	15	ALA
37	BL	28	GLY
38	BM	19	GLY
38	BM	56	ALA
38	BM	69	PRO
38	BM	83	GLY
38	BM	134	THR
39	BX	9	LYS
40	BH	3	VAL
40	BH	12	LEU
40	BH	28	ASN
40	BH	64	ALA
40	BH	125	THR
41	BJ	43	GLU
41	BJ	84	ILE
41	BJ	111	LYS
42	BN	10	LEU
42	BN	89	SER
42	BN	98	LEU
42	BN	100	CYS
42	BN	101	GLY
42	BN	119	SER
43	BO	83	LEU
43	BO	98	GLN
44	BQ	18	LYS
45	BS	14	ALA
45	BS	25	ARG
45	BS	96	ILE

Continued on next page...

Continued from previous page...

Mol	Chain	Res	Type
46	BU	19	GLY
46	BU	41	VAL
46	BU	47	PRO
46	BU	78	LYS
46	BU	89	GLY
47	BF	11	VAL
47	BF	36	ASN
47	BF	78	ILE
47	BF	135	ILE
47	BF	148	VAL
48	BG	2	ARG
48	BG	84	LYS
48	BG	97	VAL
48	BG	107	GLY
49	BR	24	LYS
49	BR	57	GLY
50	BT	19	LYS
50	BT	38	ALA
50	BT	69	ARG
51	BZ	35	SER
52	BW	12	GLY
52	BW	14	ASP
52	BW	17	ALA
52	BW	32	ALA
52	BW	51	GLY
52	BW	53	GLY
52	BW	62	ALA
52	BW	77	LYS
2	CC	112	ALA
2	CC	180	ASP
3	CD	22	SER
3	CD	25	ARG
3	CD	107	GLY
3	CD	165	GLU
3	CD	192	ALA
4	CE	20	VAL
4	CE	108	GLY
5	CF	85	ILE
6	CG	112	ASP
6	CG	152	HIS
7	CH	2	MET
7	CH	82	LEU

Continued on next page...

Continued from previous page...

Mol	Chain	Res	Type
8	CI	127	SER
9	CJ	36	VAL
9	CJ	74	VAL
10	CK	88	PRO
11	CL	23	LEU
11	CL	24	GLU
11	CL	42	LYS
11	CL	117	GLY
12	CM	22	TYR
12	CM	49	GLU
12	CM	104	ASN
13	CN	29	ILE
13	CN	71	GLY
14	CO	18	ASP
14	CO	74	ASP
18	CS	27	LYS
19	CT	42	ASP
20	CB	14	HIS
20	CB	18	GLN
20	CB	86	CYS
20	CB	131	LYS
20	CB	154	GLY
20	CB	163	ILE
20	CB	188	THR
21	CU	7	GLU
21	CU	12	ASP
21	CU	22	CYS
21	CU	23	GLU
21	CU	25	ALA
21	CU	32	ARG
25	DC	18	VAL
25	DC	35	LYS
25	DC	36	ASN
25	DC	59	GLN
25	DC	63	ILE
25	DC	64	VAL
25	DC	69	ASN
25	DC	93	VAL
25	DC	94	LEU
25	DC	123	ILE
25	DC	141	HIS
25	DC	142	ASN

Continued on next page...

Continued from previous page...

Mol	Chain	Res	Type
25	DC	190	THR
25	DC	232	GLY
25	DC	239	PHE
25	DC	255	LYS
26	DD	91	THR
26	DD	93	GLY
26	DD	121	THR
26	DD	127	PHE
26	DD	136	ASN
26	DD	145	SER
27	DK	17	ARG
27	DK	18	ARG
27	DK	110	GLU
28	DP	37	LYS
28	DP	64	SER
28	DP	83	ILE
28	DP	101	GLU
29	DE	42	GLY
30	DY	4	ILE
31	D0	48	TYR
32	D4	8	LYS
32	D4	37	GLN
33	D1	4	ILE
34	D3	20	GLY
34	D3	22	LYS
35	DV	25	LYS
36	D2	44	VAL
37	DL	3	LEU
37	DL	15	ALA
37	DL	28	GLY
38	DM	19	GLY
38	DM	56	ALA
38	DM	69	PRO
38	DM	83	GLY
38	DM	134	THR
39	DX	9	LYS
40	DH	3	VAL
40	DH	12	LEU
40	DH	28	ASN
40	DH	113	SER
41	DJ	43	GLU
41	DJ	84	ILE

Continued on next page...

Continued from previous page...

Mol	Chain	Res	Type
41	DJ	111	LYS
42	DN	10	LEU
42	DN	98	LEU
42	DN	100	CYS
42	DN	101	GLY
42	DN	119	SER
43	DO	83	LEU
43	DO	98	GLN
44	DQ	18	LYS
45	DS	14	ALA
45	DS	25	ARG
45	DS	61	ASN
45	DS	96	ILE
46	DU	19	GLY
46	DU	41	VAL
46	DU	47	PRO
46	DU	89	GLY
47	DF	11	VAL
47	DF	36	ASN
47	DF	78	ILE
47	DF	135	ILE
47	DF	148	VAL
48	DG	2	ARG
48	DG	31	GLU
48	DG	84	LYS
48	DG	97	VAL
48	DG	107	GLY
48	DG	164	ALA
49	DR	24	LYS
49	DR	57	GLY
50	DT	19	LYS
50	DT	38	ALA
51	DZ	35	SER
52	DW	12	GLY
52	DW	17	ALA
52	DW	32	ALA
52	DW	51	GLY
52	DW	53	GLY
52	DW	77	LYS
2	AC	3	LYS
2	AC	59	PRO
2	AC	107	LYS

Continued on next page...

Continued from previous page...

Mol	Chain	Res	Type
3	AD	22	SER
3	AD	31	CYS
3	AD	169	TRP
3	AD	191	SER
5	AF	54	LEU
5	AF	69	GLU
5	AF	98	GLU
6	AG	112	ASP
8	AI	24	ASN
8	AI	44	ARG
9	AJ	56	HIS
9	AJ	75	ASP
10	AK	51	PHE
11	AL	13	ARG
11	AL	61	GLU
11	AL	122	LYS
12	AM	6	ILE
13	AN	2	LYS
13	AN	61	ASN
16	AQ	28	VAL
16	AQ	81	ALA
20	AB	121	GLN
20	AB	141	GLU
20	AB	153	MET
20	AB	154	GLY
21	AU	17	ARG
24	BI	23	VAL
25	BC	4	LYS
25	BC	37	SER
25	BC	59	GLN
25	BC	64	VAL
25	BC	65	ASP
25	BC	88	ALA
25	BC	121	ALA
25	BC	140	VAL
25	BC	189	ALA
25	BC	190	THR
25	BC	222	THR
26	BD	113	SER
26	BD	127	PHE
26	BD	164	GLN
26	BD	167	ASN

Continued on next page...

Continued from previous page...

Mol	Chain	Res	Type
26	BD	181	ASP
26	BD	194	PRO
27	BK	6	THR
27	BK	17	ARG
28	BP	104	GLY
30	BY	9	THR
32	B4	34	LYS
37	BL	3	LEU
37	BL	5	THR
37	BL	117	THR
38	BM	43	ALA
38	BM	59	ARG
38	BM	77	PRO
39	BX	37	LEU
40	BH	11	ASN
40	BH	44	ILE
40	BH	83	LYS
40	BH	103	VAL
41	BJ	72	LYS
41	BJ	113	PRO
42	BN	61	ALA
42	BN	83	LEU
43	BO	100	HIS
44	BQ	4	LYS
44	BQ	10	ARG
44	BQ	88	GLU
45	BS	40	ASN
46	BU	9	GLU
46	BU	49	PRO
46	BU	61	GLU
46	BU	96	LYS
47	BF	42	ALA
47	BF	87	LYS
47	BF	176	PHE
48	BG	31	GLU
48	BG	38	ASP
48	BG	164	ALA
49	BR	43	ASN
52	BW	13	ARG
52	BW	23	LYS
2	CC	3	LYS
2	CC	47	ALA

Continued on next page...

Continued from previous page...

Mol	Chain	Res	Type
2	CC	59	PRO
2	CC	107	LYS
3	CD	31	CYS
3	CD	169	TRP
3	CD	191	SER
5	CF	98	GLU
6	CG	68	VAL
8	CI	24	ASN
9	CJ	56	HIS
9	CJ	75	ASP
10	CK	51	PHE
11	CL	13	ARG
11	CL	61	GLU
11	CL	122	LYS
12	CM	6	ILE
13	CN	2	LYS
16	CQ	81	ALA
17	CR	46	THR
19	CT	41	GLY
20	CB	15	PHE
20	CB	58	LYS
20	CB	141	GLU
20	CB	153	MET
24	DI	23	VAL
25	DC	3	VAL
25	DC	4	LYS
25	DC	37	SER
25	DC	52	HIS
25	DC	65	ASP
25	DC	140	VAL
25	DC	222	THR
26	DD	24	VAL
26	DD	113	SER
26	DD	131	ASP
26	DD	167	ASN
26	DD	194	PRO
27	DK	6	THR
27	DK	46	ALA
28	DP	38	ARG
28	DP	104	GLY
29	DE	46	GLN
29	DE	153	LEU

Continued on next page...

Continued from previous page...

Mol	Chain	Res	Type
30	DY	9	THR
30	DY	34	THR
31	D0	54	ILE
32	D4	4	ARG
32	D4	9	LYS
32	D4	16	ILE
32	D4	34	LYS
33	D1	51	ALA
37	DL	5	THR
37	DL	54	GLN
37	DL	117	THR
38	DM	43	ALA
38	DM	59	ARG
38	DM	72	PRO
38	DM	77	PRO
39	DX	37	LEU
40	DH	11	ASN
41	DJ	2	LYS
41	DJ	5	THR
41	DJ	72	LYS
41	DJ	113	PRO
42	DN	61	ALA
42	DN	83	LEU
43	DO	100	HIS
44	DQ	10	ARG
44	DQ	88	GLU
45	DS	40	ASN
46	DU	9	GLU
46	DU	49	PRO
46	DU	61	GLU
46	DU	78	LYS
47	DF	42	ALA
47	DF	87	LYS
47	DF	176	PHE
48	DG	38	ASP
48	DG	170	THR
49	DR	43	ASN
50	DT	69	ARG
52	DW	13	ARG
52	DW	23	LYS
52	DW	62	ALA
52	DW	70	VAL

Continued on next page...

Continued from previous page...

Mol	Chain	Res	Type
2	AC	100	ILE
3	AD	82	LYS
6	AG	127	ALA
8	AI	42	THR
8	AI	55	ASP
8	AI	106	ASP
9	AJ	93	ALA
12	AM	7	ASN
13	AN	52	ARG
15	AP	28	ARG
15	AP	49	GLY
15	AP	52	LEU
17	AR	46	THR
18	AS	67	GLY
18	AS	72	GLU
19	AT	4	LYS
19	AT	41	GLY
19	AT	65	LEU
19	AT	67	HIS
20	AB	58	LYS
20	AB	205	ALA
21	AU	9	GLU
21	AU	33	ARG
24	BI	49	GLU
25	BC	52	HIS
25	BC	53	ILE
25	BC	70	LYS
25	BC	196	ASN
25	BC	212	TRP
25	BC	237	ARG
25	BC	248	GLY
26	BD	24	VAL
26	BD	31	ALA
26	BD	95	SER
26	BD	131	ASP
26	BD	159	LYS
26	BD	162	ALA
26	BD	197	THR
27	BK	4	GLU
27	BK	14	SER
28	BP	31	VAL
28	BP	108	ARG

Continued on next page...

Continued from previous page...

Mol	Chain	Res	Type
29	BE	153	LEU
30	BY	34	THR
30	BY	49	ALA
30	BY	50	VAL
31	B0	26	SER
31	B0	54	ILE
32	B4	9	LYS
32	B4	16	ILE
32	B4	37	GLN
33	B1	35	LEU
33	B1	36	LYS
33	B1	50	GLU
33	B1	51	ALA
35	BV	71	LYS
37	BL	4	ASN
37	BL	17	LYS
37	BL	29	LYS
37	BL	36	LYS
37	BL	66	PHE
37	BL	81	ASP
37	BL	94	THR
37	BL	99	ASN
37	BL	143	GLU
38	BM	42	THR
38	BM	60	GLN
38	BM	72	PRO
39	BX	62	GLY
40	BH	7	ASP
40	BH	54	LEU
40	BH	100	ALA
40	BH	118	PRO
41	BJ	5	THR
41	BJ	13	ARG
42	BN	13	ASN
42	BN	104	ALA
43	BO	99	TYR
45	BS	29	VAL
45	BS	80	PRO
46	BU	12	VAL
46	BU	50	ALA
46	BU	82	VAL
46	BU	91	LYS

Continued on next page...

Continued from previous page...

Mol	Chain	Res	Type
46	BU	92	VAL
46	BU	101	THR
48	BG	32	LEU
48	BG	61	TRP
48	BG	120	ILE
48	BG	170	THR
49	BR	7	SER
49	BR	65	ALA
50	BT	28	ASN
50	BT	86	THR
52	BW	70	VAL
3	CD	82	LYS
5	CF	54	LEU
5	CF	69	GLU
6	CG	127	ALA
8	CI	44	ARG
8	CI	55	ASP
8	CI	106	ASP
9	CJ	93	ALA
11	CL	47	ALA
12	CM	7	ASN
13	CN	51	PRO
13	CN	52	ARG
13	CN	61	ASN
14	CO	34	ALA
15	CP	28	ARG
15	CP	49	GLY
15	CP	52	LEU
16	CQ	28	VAL
18	CS	2	ARG
18	CS	52	ASN
18	CS	67	GLY
18	CS	72	GLU
19	CT	4	LYS
19	CT	65	LEU
19	CT	67	HIS
20	CB	9	LEU
20	CB	205	ALA
21	CU	9	GLU
21	CU	33	ARG
24	DI	14	ALA
25	DC	53	ILE

Continued on next page...

Continued from previous page...

Mol	Chain	Res	Type
25	DC	70	LYS
25	DC	88	ALA
25	DC	121	ALA
25	DC	189	ALA
25	DC	196	ASN
25	DC	212	TRP
25	DC	237	ARG
25	DC	248	GLY
25	DC	260	LYS
26	DD	31	ALA
26	DD	95	SER
26	DD	159	LYS
26	DD	162	ALA
26	DD	164	GLN
26	DD	181	ASP
26	DD	197	THR
27	DK	4	GLU
27	DK	14	SER
27	DK	43	ILE
27	DK	73	ASP
28	DP	108	ARG
30	DY	49	ALA
31	D0	26	SER
33	D1	36	LYS
33	D1	50	GLU
35	DV	71	LYS
37	DL	4	ASN
37	DL	19	LEU
37	DL	36	LYS
37	DL	66	PHE
37	DL	81	ASP
37	DL	94	THR
37	DL	99	ASN
37	DL	143	GLU
38	DM	42	THR
38	DM	60	GLN
39	DX	16	THR
39	DX	62	GLY
40	DH	7	ASP
40	DH	41	LYS
40	DH	90	LEU
40	DH	92	GLY

Continued on next page...

Continued from previous page...

Mol	Chain	Res	Type
40	DH	119	ASN
41	DJ	13	ARG
42	DN	104	ALA
43	DO	99	TYR
44	DQ	4	LYS
45	DS	29	VAL
45	DS	80	PRO
46	DU	12	VAL
46	DU	50	ALA
46	DU	82	VAL
46	DU	91	LYS
46	DU	92	VAL
46	DU	96	LYS
46	DU	101	THR
47	DF	2	LYS
48	DG	32	LEU
48	DG	61	TRP
48	DG	120	ILE
49	DR	7	SER
49	DR	65	ALA
50	DT	28	ASN
50	DT	86	THR
52	DW	27	GLY
3	AD	4	LEU
9	AJ	41	PRO
9	AJ	62	ARG
12	AM	65	GLU
13	AN	51	PRO
13	AN	70	HIS
14	AO	34	ALA
18	AS	52	ASN
20	AB	76	SER
20	AB	200	PRO
25	BC	105	ALA
25	BC	145	MET
25	BC	186	ASP
25	BC	246	PRO
26	BD	54	ALA
26	BD	56	LYS
26	BD	109	VAL
26	BD	119	ALA
26	BD	143	PRO

Continued on next page...

Continued from previous page...

Mol	Chain	Res	Type
27	BK	43	ILE
27	BK	93	GLN
29	BE	70	SER
32	B4	20	ASP
34	B3	58	ILE
37	BL	19	LEU
37	BL	41	ARG
37	BL	54	GLN
38	BM	20	LEU
39	BX	16	THR
40	BH	62	LEU
40	BH	86	ASP
40	BH	99	ILE
41	BJ	2	LYS
41	BJ	14	ASP
43	BO	68	LYS
46	BU	51	LEU
46	BU	67	SER
47	BF	7	TYR
47	BF	12	VAL
47	BF	133	GLU
47	BF	136	ILE
49	BR	52	PRO
49	BR	70	GLU
49	BR	79	ARG
49	BR	98	ILE
49	BR	101	ILE
51	BZ	28	ARG
52	BW	27	GLY
52	BW	74	LYS
2	CC	100	ILE
2	CC	145	ALA
3	CD	4	LEU
3	CD	27	ILE
8	CI	42	THR
9	CJ	41	PRO
9	CJ	62	ARG
12	CM	97	ARG
13	CN	48	GLN
20	CB	50	ASN
20	CB	200	PRO
21	CU	11	PHE

Continued on next page...

Continued from previous page...

Mol	Chain	Res	Type
25	DC	34	GLU
25	DC	105	ALA
25	DC	145	MET
25	DC	186	ASP
25	DC	238	ASN
25	DC	246	PRO
26	DD	11	MET
26	DD	56	LYS
26	DD	75	ALA
26	DD	109	VAL
26	DD	119	ALA
26	DD	143	PRO
26	DD	173	GLN
27	DK	93	GLN
28	DP	31	VAL
29	DE	70	SER
30	DY	50	VAL
32	D4	20	ASP
32	D4	36	ARG
33	D1	35	LEU
34	D3	58	ILE
35	DV	15	GLY
37	DL	17	LYS
37	DL	29	LYS
37	DL	41	ARG
38	DM	20	LEU
38	DM	73	ILE
40	DH	86	ASP
40	DH	96	THR
41	DJ	14	ASP
46	DU	51	LEU
46	DU	63	ALA
46	DU	67	SER
47	DF	7	TYR
47	DF	12	VAL
47	DF	133	GLU
47	DF	136	ILE
49	DR	52	PRO
49	DR	70	GLU
49	DR	98	ILE
49	DR	101	ILE
51	DZ	28	ARG

Continued on next page...

Continued from previous page...

Mol	Chain	Res	Type
52	DW	10	ARG
52	DW	74	LYS
2	AC	145	ALA
3	AD	27	ILE
3	AD	36	ALA
7	AH	66	GLN
11	AL	47	ALA
12	AM	97	ARG
13	AN	62	ARG
16	AQ	31	PRO
17	AR	44	THR
20	AB	24	PRO
20	AB	50	ASN
25	BC	31	PRO
25	BC	34	GLU
25	BC	249	VAL
25	BC	260	LYS
26	BD	173	GLN
27	BK	101	GLY
29	BE	78	TRP
29	BE	96	VAL
29	BE	129	PRO
29	BE	177	PRO
35	BV	15	GLY
35	BV	84	PRO
38	BM	73	ILE
38	BM	81	ARG
44	BQ	91	ARG
45	BS	32	ALA
48	BG	92	GLY
48	BG	155	PRO
49	BR	40	MET
50	BT	55	VAL
3	CD	36	ALA
4	CE	74	ALA
9	CJ	60	ASP
13	CN	62	ARG
13	CN	70	HIS
15	CP	16	PHE
16	CQ	31	PRO
20	CB	24	PRO
21	CU	17	ARG

Continued on next page...

Continued from previous page...

Mol	Chain	Res	Type
25	DC	31	PRO
25	DC	250	GLN
26	DD	54	ALA
29	DE	96	VAL
29	DE	129	PRO
35	DV	84	PRO
37	DL	68	SER
40	DH	88	GLY
40	DH	98	ASP
40	DH	107	GLY
41	DJ	41	LYS
42	DN	59	SER
43	DO	13	ARG
43	DO	68	LYS
48	DG	155	PRO
50	DT	55	VAL
6	AG	15	PRO
25	BC	48	ILE
25	BC	150	GLY
29	BE	81	GLY
29	BE	83	VAL
40	BH	108	VAL
47	BF	88	VAL
52	BW	37	VAL
6	CG	15	PRO
8	CI	71	ILE
20	CB	64	GLY
25	DC	151	GLY
25	DC	249	VAL
28	DP	63	ILE
29	DE	83	VAL
29	DE	177	PRO
47	DF	88	VAL
52	DW	37	VAL
2	AC	65	VAL
3	AD	179	GLY
8	AI	57	VAL
10	AK	89	GLY
12	AM	3	ILE
20	AB	150	ILE
28	BP	63	ILE
29	BE	148	ILE

Continued on next page...

Continued from previous page...

Mol	Chain	Res	Type
46	BU	15	GLY
48	BG	16	VAL
2	CC	65	VAL
3	CD	154	VAL
3	CD	179	GLY
8	CI	57	VAL
12	CM	3	ILE
20	CB	150	ILE
25	DC	48	ILE
25	DC	150	GLY
29	DE	148	ILE
32	D4	7	VAL
33	D1	30	PRO
41	DJ	54	ILE
48	DG	16	VAL
3	AD	154	VAL
4	AE	157	GLY
8	AI	71	ILE
18	AS	29	PRO
20	AB	64	GLY
25	BC	151	GLY
28	BP	4	ILE
32	B4	7	VAL
33	B1	30	PRO
37	BL	31	GLY
41	BJ	112	GLY
4	CE	157	GLY
10	CK	89	GLY
27	DK	101	GLY
28	DP	4	ILE
41	DJ	112	GLY
46	DU	15	GLY
48	DG	18	ILE
48	DG	92	GLY
11	AL	15	VAL
40	BH	121	VAL
48	BG	18	ILE
48	BG	119	GLY
48	BG	168	VAL
13	CN	67	GLY
18	CS	29	PRO
29	DE	81	GLY

Continued on next page...

Continued from previous page...

Mol	Chain	Res	Type
37	DL	31	GLY
40	DH	16	GLY
48	DG	168	VAL
2	AC	55	VAL
6	AG	5	VAL
8	AI	82	ILE
13	AN	67	GLY
25	BC	147	PRO
40	BH	16	GLY
47	BF	82	TYR
11	CL	15	VAL
24	DI	34	ILE
25	DC	147	PRO
26	DD	172	VAL

5.3.2 Protein sidechains ⓘ

In the following table, the Percentiles column shows the percent sidechain outliers of the chain as a percentile score with respect to all X-ray entries followed by that with respect to entries of similar resolution. The Analysed column shows the number of residues for which the sidechain conformation was analysed, and the total number of residues.

Mol	Chain	Analysed	Rotameric	Outliers	Percentiles	
2	AC	170/189 (90%)	137 (81%)	33 (19%)	2	10
2	CC	170/189 (90%)	137 (81%)	33 (19%)	2	10
3	AD	172/172 (100%)	148 (86%)	24 (14%)	5	24
3	CD	172/172 (100%)	148 (86%)	24 (14%)	5	24
4	AE	113/125 (90%)	95 (84%)	18 (16%)	4	16
4	CE	113/125 (90%)	95 (84%)	18 (16%)	4	16
5	AF	87/116 (75%)	71 (82%)	16 (18%)	2	11
5	CF	87/116 (75%)	70 (80%)	17 (20%)	2	10
6	AG	123/146 (84%)	104 (85%)	19 (15%)	4	18
6	CG	125/146 (86%)	103 (82%)	22 (18%)	3	13
7	AH	104/104 (100%)	95 (91%)	9 (9%)	15	51
7	CH	104/104 (100%)	94 (90%)	10 (10%)	12	44
8	AI	105/106 (99%)	88 (84%)	17 (16%)	3	15
8	CI	105/106 (99%)	87 (83%)	18 (17%)	3	14

Continued on next page...

Continued from previous page...

Mol	Chain	Analysed	Rotameric	Outliers	Percentiles	
9	AJ	86/90 (96%)	71 (83%)	15 (17%)	3	13
9	CJ	86/90 (96%)	71 (83%)	15 (17%)	3	13
10	AK	90/98 (92%)	76 (84%)	14 (16%)	4	17
10	CK	90/98 (92%)	74 (82%)	16 (18%)	2	12
11	AL	103/103 (100%)	88 (85%)	15 (15%)	5	21
11	CL	103/103 (100%)	88 (85%)	15 (15%)	5	21
12	AM	92/95 (97%)	76 (83%)	16 (17%)	3	13
12	CM	91/95 (96%)	75 (82%)	16 (18%)	3	13
13	AN	79/83 (95%)	65 (82%)	14 (18%)	3	13
13	CN	79/83 (95%)	65 (82%)	14 (18%)	3	13
14	AO	76/77 (99%)	70 (92%)	6 (8%)	18	58
14	CO	76/77 (99%)	70 (92%)	6 (8%)	18	58
15	AP	65/65 (100%)	58 (89%)	7 (11%)	9	37
15	CP	65/65 (100%)	59 (91%)	6 (9%)	13	46
16	AQ	74/77 (96%)	65 (88%)	9 (12%)	7	32
16	CQ	75/77 (97%)	66 (88%)	9 (12%)	7	33
17	AR	48/64 (75%)	40 (83%)	8 (17%)	3	14
17	CR	48/64 (75%)	41 (85%)	7 (15%)	5	21
18	AS	70/78 (90%)	56 (80%)	14 (20%)	2	9
18	CS	71/78 (91%)	57 (80%)	14 (20%)	2	9
19	AT	65/65 (100%)	54 (83%)	11 (17%)	3	14
19	CT	65/65 (100%)	54 (83%)	11 (17%)	3	14
20	AB	180/198 (91%)	148 (82%)	32 (18%)	2	12
20	CB	180/198 (91%)	150 (83%)	30 (17%)	3	14
21	AU	44/60 (73%)	30 (68%)	14 (32%)	0	1
21	CU	44/60 (73%)	30 (68%)	14 (32%)	0	1
24	BI	109/109 (100%)	107 (98%)	2 (2%)	71	93
24	DI	109/109 (100%)	104 (95%)	5 (5%)	37	80
25	BC	216/217 (100%)	176 (82%)	40 (18%)	2	11
25	DC	216/217 (100%)	176 (82%)	40 (18%)	2	11
26	BD	164/164 (100%)	142 (87%)	22 (13%)	6	26

Continued on next page...

Continued from previous page...

Mol	Chain	Analysed	Rotameric	Outliers	Percentiles	
26	DD	164/164 (100%)	141 (86%)	23 (14%)	5	24
27	BK	102/104 (98%)	79 (78%)	23 (22%)	1	6
27	DK	102/104 (98%)	79 (78%)	23 (22%)	1	6
28	BP	99/99 (100%)	81 (82%)	18 (18%)	2	12
28	DP	99/99 (100%)	81 (82%)	18 (18%)	2	12
29	BE	165/165 (100%)	136 (82%)	29 (18%)	3	13
29	DE	165/165 (100%)	137 (83%)	28 (17%)	3	14
30	BY	48/48 (100%)	38 (79%)	10 (21%)	2	8
30	DY	48/48 (100%)	38 (79%)	10 (21%)	2	8
31	B0	47/47 (100%)	36 (77%)	11 (23%)	1	4
31	D0	47/47 (100%)	35 (74%)	12 (26%)	1	2
32	B4	34/34 (100%)	28 (82%)	6 (18%)	3	13
32	D4	34/34 (100%)	28 (82%)	6 (18%)	3	13
33	B1	45/48 (94%)	40 (89%)	5 (11%)	9	36
33	D1	45/48 (94%)	41 (91%)	4 (9%)	14	49
34	B3	51/51 (100%)	47 (92%)	4 (8%)	18	58
34	D3	51/51 (100%)	47 (92%)	4 (8%)	18	58
35	BV	78/78 (100%)	62 (80%)	16 (20%)	2	8
35	DV	78/78 (100%)	62 (80%)	16 (20%)	2	8
36	B2	38/38 (100%)	32 (84%)	6 (16%)	4	16
36	D2	38/38 (100%)	32 (84%)	6 (16%)	4	16
37	BL	102/103 (99%)	89 (87%)	13 (13%)	6	29
37	DL	102/103 (99%)	88 (86%)	14 (14%)	5	25
38	BM	109/109 (100%)	91 (84%)	18 (16%)	3	14
38	DM	109/109 (100%)	91 (84%)	18 (16%)	3	14
39	BX	55/55 (100%)	40 (73%)	15 (27%)	0	2
39	DX	55/55 (100%)	40 (73%)	15 (27%)	0	2
40	BH	114/114 (100%)	64 (56%)	50 (44%)	0	0
40	DH	114/114 (100%)	86 (75%)	28 (25%)	1	3
41	BJ	116/116 (100%)	101 (87%)	15 (13%)	6	28
41	DJ	116/116 (100%)	100 (86%)	16 (14%)	5	24

Continued on next page...

Continued from previous page...

Mol	Chain	Analysed	Rotameric	Outliers	Percentiles	
42	BN	100/103 (97%)	87 (87%)	13 (13%)	6	28
42	DN	100/103 (97%)	87 (87%)	13 (13%)	6	28
43	BO	86/87 (99%)	70 (81%)	16 (19%)	2	11
43	DO	86/87 (99%)	70 (81%)	16 (19%)	2	11
44	BQ	89/89 (100%)	74 (83%)	15 (17%)	3	14
44	DQ	89/89 (100%)	74 (83%)	15 (17%)	3	14
45	BS	93/93 (100%)	79 (85%)	14 (15%)	4	19
45	DS	93/93 (100%)	79 (85%)	14 (15%)	4	19
46	BU	83/84 (99%)	68 (82%)	15 (18%)	2	12
46	DU	83/84 (99%)	68 (82%)	15 (18%)	2	12
47	BF	149/149 (100%)	114 (76%)	35 (24%)	1	4
47	DF	149/149 (100%)	115 (77%)	34 (23%)	1	5
48	BG	137/137 (100%)	113 (82%)	24 (18%)	3	13
48	DG	137/137 (100%)	113 (82%)	24 (18%)	3	13
49	BR	84/84 (100%)	73 (87%)	11 (13%)	6	28
49	DR	84/84 (100%)	73 (87%)	11 (13%)	6	28
50	BT	80/84 (95%)	66 (82%)	14 (18%)	3	13
50	DT	80/84 (95%)	65 (81%)	15 (19%)	2	11
51	BZ	67/68 (98%)	52 (78%)	15 (22%)	1	6
51	DZ	67/68 (98%)	52 (78%)	15 (22%)	1	6
52	BW	59/62 (95%)	45 (76%)	14 (24%)	1	4
52	DW	59/62 (95%)	45 (76%)	14 (24%)	1	4
All	All	9333/9700 (96%)	7746 (83%)	1587 (17%)	3	14

All (1587) residues with a non-rotameric sidechain are listed below:

Mol	Chain	Res	Type
2	AC	2	GLN
2	AC	13	ILE
2	AC	14	VAL
2	AC	17	TRP
2	AC	20	THR
2	AC	27	GLU
2	AC	30	ASP

Continued on next page...

Continued from previous page...

Mol	Chain	Res	Type
2	AC	31	ASN
2	AC	35	ASP
2	AC	41	TYR
2	AC	42	LEU
2	AC	48	LYS
2	AC	61	LYS
2	AC	62	SER
2	AC	69	THR
2	AC	71	ARG
2	AC	74	ILE
2	AC	78	LYS
2	AC	81	GLU
2	AC	84	GLU
2	AC	87	ARG
2	AC	88	LYS
2	AC	106	ARG
2	AC	125	ARG
2	AC	128	MET
2	AC	131	ARG
2	AC	138	GLN
2	AC	168	ARG
2	AC	171	ARG
2	AC	180	ASP
2	AC	184	ASN
2	AC	192	TYR
2	AC	206	ILE
3	AD	4	LEU
3	AD	18	LEU
3	AD	25	ARG
3	AD	28	ASP
3	AD	32	LYS
3	AD	35	GLN
3	AD	39	GLN
3	AD	55	ARG
3	AD	84	ASN
3	AD	87	GLU
3	AD	114	ARG
3	AD	123	MET
3	AD	146	GLU
3	AD	147	LYS
3	AD	154	VAL
3	AD	155	LYS

Continued on next page...

Continued from previous page...

Mol	Chain	Res	Type
3	AD	160	LEU
3	AD	164	ARG
3	AD	176	LYS
3	AD	189	ASP
3	AD	190	LEU
3	AD	196	GLU
3	AD	198	LEU
3	AD	203	TYR
4	AE	9	GLU
4	AE	21	SER
4	AE	23	THR
4	AE	36	THR
4	AE	45	VAL
4	AE	51	LYS
4	AE	61	LYS
4	AE	64	GLU
4	AE	92	ARG
4	AE	95	MET
4	AE	113	VAL
4	AE	119	VAL
4	AE	123	LEU
4	AE	127	TYR
4	AE	141	ASP
4	AE	147	ASN
4	AE	151	MET
4	AE	156	ARG
5	AF	1	MET
5	AF	6	ILE
5	AF	9	MET
5	AF	16	GLU
5	AF	39	LEU
5	AF	46	GLN
5	AF	53	LYS
5	AF	54	LEU
5	AF	55	HIS
5	AF	61	LEU
5	AF	71	ILE
5	AF	77	THR
5	AF	86	ARG
5	AF	90	MET
5	AF	98	GLU
5	AF	100	SER

Continued on next page...

Continued from previous page...

Mol	Chain	Res	Type
6	AG	10	LYS
6	AG	21	LEU
6	AG	22	LEU
6	AG	26	VAL
6	AG	36	SER
6	AG	47	GLU
6	AG	49	LEU
6	AG	55	LYS
6	AG	58	LEU
6	AG	62	GLU
6	AG	75	LYS
6	AG	78	ARG
6	AG	105	GLU
6	AG	109	LYS
6	AG	110	ARG
6	AG	112	ASP
6	AG	117	LEU
6	AG	125	ASP
6	AG	129	ASN
7	AH	12	ARG
7	AH	17	GLN
7	AH	25	THR
7	AH	55	LYS
7	AH	72	GLU
7	AH	76	ARG
7	AH	107	LYS
7	AH	111	THR
7	AH	113	ARG
8	AI	36	GLN
8	AI	45	MET
8	AI	55	ASP
8	AI	58	GLU
8	AI	59	LYS
8	AI	60	LEU
8	AI	61	ASP
8	AI	62	LEU
8	AI	67	LYS
8	AI	74	GLN
8	AI	86	LEU
8	AI	87	MET
8	AI	93	LEU
8	AI	94	ARG

Continued on next page...

Continued from previous page...

Mol	Chain	Res	Type
8	AI	108	ARG
8	AI	109	GLN
8	AI	123	ARG
9	AJ	14	ASP
9	AJ	17	LEU
9	AJ	31	ARG
9	AJ	35	GLN
9	AJ	47	GLU
9	AJ	52	LEU
9	AJ	78	GLU
9	AJ	85	ASP
9	AJ	87	LEU
9	AJ	88	MET
9	AJ	89	ARG
9	AJ	90	LEU
9	AJ	92	LEU
9	AJ	97	ASP
9	AJ	100	ILE
10	AK	26	PHE
10	AK	28	ASN
10	AK	34	THR
10	AK	51	PHE
10	AK	55	ARG
10	AK	56	LYS
10	AK	80	ASN
10	AK	84	MET
10	AK	92	ARG
10	AK	100	ASN
10	AK	105	ARG
10	AK	110	THR
10	AK	126	ARG
10	AK	128	VAL
11	AL	13	ARG
11	AL	14	LYS
11	AL	15	VAL
11	AL	17	LYS
11	AL	19	ASN
11	AL	28	GLN
11	AL	35	ARG
11	AL	43	LYS
11	AL	49	ARG
11	AL	63	THR

Continued on next page...

Continued from previous page...

Mol	Chain	Res	Type
11	AL	77	SER
11	AL	93	ARG
11	AL	95	HIS
11	AL	107	LYS
11	AL	108	ASP
12	AM	2	ARG
12	AM	8	ILE
12	AM	15	VAL
12	AM	28	ARG
12	AM	43	LYS
12	AM	44	ILE
12	AM	46	GLU
12	AM	57	ASP
12	AM	67	ASP
12	AM	71	GLU
12	AM	79	LEU
12	AM	82	LEU
12	AM	91	ARG
12	AM	92	ARG
12	AM	102	LYS
12	AM	106	ARG
13	AN	3	GLN
13	AN	19	TYR
13	AN	25	GLU
13	AN	32	ASP
13	AN	40	ARG
13	AN	41	TRP
13	AN	42	ASN
13	AN	44	VAL
13	AN	45	LEU
13	AN	59	GLN
13	AN	64	ARG
13	AN	65	GLN
13	AN	68	ARG
13	AN	80	ARG
14	AO	59	MET
14	AO	62	GLN
14	AO	64	ARG
14	AO	71	LYS
14	AO	88	ARG
14	AO	89	ARG
15	AP	24	SER

Continued on next page...

Continued from previous page...

Mol	Chain	Res	Type
15	AP	28	ARG
15	AP	31	ARG
15	AP	35	ARG
15	AP	45	GLU
15	AP	51	ARG
15	AP	79	ASN
16	AQ	10	ARG
16	AQ	24	ILE
16	AQ	39	ARG
16	AQ	60	ILE
16	AQ	61	ARG
16	AQ	66	LEU
16	AQ	71	SER
16	AQ	74	LEU
16	AQ	80	LYS
17	AR	33	THR
17	AR	37	LYS
17	AR	38	ILE
17	AR	44	THR
17	AR	46	THR
17	AR	63	TYR
17	AR	71	ASP
17	AR	73	HIS
18	AS	2	ARG
18	AS	4	LEU
18	AS	5	LYS
18	AS	12	LEU
18	AS	14	LEU
18	AS	15	LEU
18	AS	23	GLU
18	AS	27	LYS
18	AS	28	LYS
18	AS	38	THR
18	AS	42	ASN
18	AS	46	LEU
18	AS	64	GLU
18	AS	66	VAL
19	AT	4	LYS
19	AT	34	VAL
19	AT	35	TYR
19	AT	38	ILE
19	AT	43	LYS

Continued on next page...

Continued from previous page...

Mol	Chain	Res	Type
19	AT	53	MET
19	AT	58	ASP
19	AT	69	ASN
19	AT	74	HIS
19	AT	78	LEU
19	AT	85	LEU
20	AB	20	ARG
20	AB	23	ASN
20	AB	27	LYS
20	AB	35	ASN
20	AB	36	LYS
20	AB	38	HIS
20	AB	43	GLU
20	AB	46	VAL
20	AB	53	LEU
20	AB	57	ASN
20	AB	59	ILE
20	AB	62	ARG
20	AB	72	LYS
20	AB	81	ASP
20	AB	88	GLN
20	AB	94	ARG
20	AB	95	TRP
20	AB	104	LYS
20	AB	113	LEU
20	AB	124	THR
20	AB	125	PHE
20	AB	127	LYS
20	AB	128	LEU
20	AB	138	ARG
20	AB	162	VAL
20	AB	166	ASP
20	AB	196	ASP
20	AB	202	ASN
20	AB	207	ARG
20	AB	211	LEU
20	AB	213	LEU
20	AB	221	ARG
21	AU	7	GLU
21	AU	11	PHE
21	AU	15	LEU
21	AU	16	ARG

Continued on next page...

Continued from previous page...

Mol	Chain	Res	Type
21	AU	20	ARG
21	AU	22	CYS
21	AU	24	LYS
21	AU	27	VAL
21	AU	33	ARG
21	AU	34	ARG
21	AU	35	GLU
21	AU	38	GLU
21	AU	44	ARG
21	AU	48	LYS
24	BI	63	ASP
24	BI	96	LYS
25	BC	4	LYS
25	BC	8	THR
25	BC	12	ARG
25	BC	37	SER
25	BC	43	ASN
25	BC	45	ASN
25	BC	52	HIS
25	BC	62	ARG
25	BC	65	ASP
25	BC	66	PHE
25	BC	77	VAL
25	BC	89	ASN
25	BC	90	ILE
25	BC	100	ARG
25	BC	109	LEU
25	BC	123	ILE
25	BC	129	LEU
25	BC	134	ILE
25	BC	142	ASN
25	BC	155	ARG
25	BC	167	ASP
25	BC	172	THR
25	BC	173	LEU
25	BC	176	ARG
25	BC	180	MET
25	BC	181	ARG
25	BC	187	CYS
25	BC	190	THR
25	BC	196	ASN
25	BC	202	ARG

Continued on next page...

Continued from previous page...

Mol	Chain	Res	Type
25	BC	203	VAL
25	BC	211	ARG
25	BC	212	TRP
25	BC	213	ARG
25	BC	224	MET
25	BC	227	VAL
25	BC	235	GLU
25	BC	249	VAL
25	BC	250	GLN
25	BC	257	ARG
26	BD	17	GLU
26	BD	34	VAL
26	BD	40	LEU
26	BD	55	LYS
26	BD	56	LYS
26	BD	59	ARG
26	BD	74	GLU
26	BD	79	LEU
26	BD	81	GLU
26	BD	84	LEU
26	BD	88	GLU
26	BD	91	THR
26	BD	99	GLU
26	BD	123	LYS
26	BD	124	ARG
26	BD	138	LEU
26	BD	142	VAL
26	BD	148	GLN
26	BD	159	LYS
26	BD	179	ARG
26	BD	180	VAL
26	BD	197	THR
27	BK	2	ILE
27	BK	8	LEU
27	BK	9	ASN
27	BK	18	ARG
27	BK	21	CYS
27	BK	25	LEU
27	BK	32	TYR
27	BK	47	ILE
27	BK	53	LYS
27	BK	54	LYS

Continued on next page...

Continued from previous page...

Mol	Chain	Res	Type
27	BK	58	LEU
27	BK	64	ARG
27	BK	70	ARG
27	BK	72	PRO
27	BK	79	PHE
27	BK	87	LEU
27	BK	88	ASN
27	BK	89	ASN
27	BK	98	ARG
27	BK	104	THR
27	BK	105	ARG
27	BK	111	LYS
27	BK	120	PRO
28	BP	3	ILE
28	BP	6	GLN
28	BP	19	PHE
28	BP	25	VAL
28	BP	33	GLU
28	BP	38	ARG
28	BP	43	GLU
28	BP	61	ARG
28	BP	65	ASN
28	BP	82	SER
28	BP	83	ILE
28	BP	99	LEU
28	BP	100	ARG
28	BP	101	GLU
28	BP	111	GLU
28	BP	112	ARG
28	BP	113	LEU
28	BP	114	ASN
29	BE	2	GLU
29	BE	3	LEU
29	BE	5	LEU
29	BE	7	ASP
29	BE	9	GLN
29	BE	22	ASP
29	BE	24	ASN
29	BE	40	ARG
29	BE	58	LYS
29	BE	60	TRP
29	BE	62	GLN

Continued on next page...

Continued from previous page...

Mol	Chain	Res	Type
29	BE	67	ARG
29	BE	69	ARG
29	BE	70	SER
29	BE	78	TRP
29	BE	92	HIS
29	BE	97	ASN
29	BE	98	LYS
29	BE	108	ILE
29	BE	110	SER
29	BE	111	GLU
29	BE	116	ASP
29	BE	118	LEU
29	BE	122	GLU
29	BE	149	ILE
29	BE	150	THR
29	BE	159	LEU
29	BE	163	ASN
29	BE	189	THR
30	BY	2	LYS
30	BY	6	ILE
30	BY	8	GLN
30	BY	15	ARG
30	BY	19	HIS
30	BY	23	LEU
30	BY	30	ARG
30	BY	37	ARG
30	BY	43	ILE
30	BY	55	LYS
31	B0	2	VAL
31	B0	5	ASN
31	B0	27	LEU
31	B0	31	LYS
31	B0	37	HIS
31	B0	38	LEU
31	B0	41	HIS
31	B0	45	ASP
31	B0	51	ARG
31	B0	53	VAL
31	B0	56	LYS
32	B4	1	MET
32	B4	2	LYS
32	B4	9	LYS

Continued on next page...

Continued from previous page...

Mol	Chain	Res	Type
32	B4	15	LYS
32	B4	25	VAL
32	B4	35	GLN
33	B1	6	GLU
33	B1	9	LYS
33	B1	31	GLU
33	B1	35	LEU
33	B1	44	GLN
34	B3	7	ARG
34	B3	14	LYS
34	B3	18	LYS
34	B3	61	LEU
35	BV	7	GLU
35	BV	35	GLU
35	BV	40	ILE
35	BV	42	LEU
35	BV	45	ASP
35	BV	46	LYS
35	BV	49	ASN
35	BV	51	GLN
35	BV	53	LYS
35	BV	66	ASP
35	BV	68	LYS
35	BV	69	GLU
35	BV	70	ILE
35	BV	75	GLN
35	BV	79	ARG
35	BV	90	ASP
36	B2	19	ARG
36	B2	33	ARG
36	B2	35	ARG
36	B2	39	ARG
36	B2	42	LEU
36	B2	43	THR
37	BL	6	LEU
37	BL	27	LEU
37	BL	47	ARG
37	BL	55	MET
37	BL	60	ARG
37	BL	67	THR
37	BL	69	ARG
37	BL	91	ASP

Continued on next page...

Continued from previous page...

Mol	Chain	Res	Type
37	BL	92	LEU
37	BL	99	ASN
37	BL	118	THR
37	BL	122	VAL
37	BL	123	ARG
38	BM	7	THR
38	BM	10	ARG
38	BM	17	ASN
38	BM	26	VAL
38	BM	38	ARG
38	BM	70	ASP
38	BM	78	LEU
38	BM	81	ARG
38	BM	88	ASN
38	BM	90	GLU
38	BM	104	GLU
38	BM	108	VAL
38	BM	110	GLU
38	BM	111	GLU
38	BM	114	ARG
38	BM	115	GLU
38	BM	123	LYS
38	BM	127	LYS
39	BX	1	MET
39	BX	8	GLU
39	BX	9	LYS
39	BX	15	ASN
39	BX	17	GLU
39	BX	18	LEU
39	BX	21	LEU
39	BX	28	LEU
39	BX	29	ARG
39	BX	30	MET
39	BX	36	GLN
39	BX	38	GLN
39	BX	48	ARG
39	BX	49	ASP
39	BX	59	GLU
40	BH	3	VAL
40	BH	4	ILE
40	BH	12	LEU
40	BH	14	SER

Continued on next page...

Continued from previous page...

Mol	Chain	Res	Type
40	BH	15	LEU
40	BH	19	VAL
40	BH	25	TYR
40	BH	28	ASN
40	BH	31	VAL
40	BH	32	PRO
40	BH	33	GLN
40	BH	41	LYS
40	BH	43	ASN
40	BH	44	ILE
40	BH	46	PHE
40	BH	48	GLU
40	BH	50	ARG
40	BH	54	LEU
40	BH	55	GLU
40	BH	57	LYS
40	BH	60	GLU
40	BH	62	LEU
40	BH	66	ASN
40	BH	68	ARG
40	BH	70	GLU
40	BH	71	LYS
40	BH	73	ASN
40	BH	75	LEU
40	BH	76	GLU
40	BH	79	THR
40	BH	82	SER
40	BH	83	LYS
40	BH	87	GLU
40	BH	89	LYS
40	BH	90	LEU
40	BH	104	THR
40	BH	110	VAL
40	BH	112	LYS
40	BH	116	ARG
40	BH	119	ASN
40	BH	125	THR
40	BH	128	HIS
40	BH	130	VAL
40	BH	135	HIS
40	BH	137	GLU
40	BH	138	VAL

Continued on next page...

Continued from previous page...

Mol	Chain	Res	Type
40	BH	139	PHE
40	BH	141	LYS
40	BH	147	VAL
40	BH	149	GLU
41	BJ	3	THR
41	BJ	5	THR
41	BJ	12	LYS
41	BJ	28	LEU
41	BJ	35	ARG
41	BJ	44	TYR
41	BJ	65	THR
41	BJ	73	VAL
41	BJ	95	ARG
41	BJ	120	ARG
41	BJ	124	VAL
41	BJ	129	GLU
41	BJ	131	ASN
41	BJ	138	GLN
41	BJ	141	ASP
42	BN	1	MET
42	BN	11	ASN
42	BN	20	MET
42	BN	35	LYS
42	BN	46	ARG
42	BN	62	ASN
42	BN	69	ARG
42	BN	71	ARG
42	BN	82	GLU
42	BN	83	LEU
42	BN	112	TYR
42	BN	114	GLU
42	BN	120	GLU
43	BO	9	ARG
43	BO	17	LYS
43	BO	20	GLU
43	BO	31	THR
43	BO	35	ILE
43	BO	58	ILE
43	BO	62	LEU
43	BO	74	VAL
43	BO	81	ARG
43	BO	89	ASP

Continued on next page...

Continued from previous page...

Mol	Chain	Res	Type
43	BO	98	GLN
43	BO	100	HIS
43	BO	106	LEU
43	BO	108	ASP
43	BO	115	LEU
43	BO	116	GLN
44	BQ	2	ARG
44	BQ	5	ARG
44	BQ	10	ARG
44	BQ	13	HIS
44	BQ	33	VAL
44	BQ	35	PHE
44	BQ	50	ARG
44	BQ	69	ARG
44	BQ	79	ILE
44	BQ	83	LYS
44	BQ	88	GLU
44	BQ	89	ILE
44	BQ	90	ASP
44	BQ	91	ARG
44	BQ	96	ASP
45	BS	7	HIS
45	BS	15	GLN
45	BS	22	ASP
45	BS	27	LYS
45	BS	57	ASN
45	BS	61	ASN
45	BS	66	ILE
45	BS	69	LEU
45	BS	73	LYS
45	BS	84	ARG
45	BS	86	MET
45	BS	88	ARG
45	BS	97	LEU
45	BS	99	ARG
46	BU	7	ASP
46	BU	11	ILE
46	BU	13	LEU
46	BU	20	LYS
46	BU	26	ASN
46	BU	45	GLN
46	BU	49	PRO

Continued on next page...

Continued from previous page...

Mol	Chain	Res	Type
46	BU	51	LEU
46	BU	53	GLN
46	BU	60	LYS
46	BU	73	ASN
46	BU	78	LYS
46	BU	81	ARG
46	BU	85	ARG
46	BU	88	ASP
47	BF	13	LYS
47	BF	29	ARG
47	BF	32	LYS
47	BF	46	LYS
47	BF	50	ASP
47	BF	55	ASP
47	BF	62	GLN
47	BF	68	LYS
47	BF	70	ARG
47	BF	76	PHE
47	BF	79	ARG
47	BF	89	THR
47	BF	91	ARG
47	BF	96	TRP
47	BF	97	GLU
47	BF	100	GLU
47	BF	102	LEU
47	BF	103	ILE
47	BF	109	ARG
47	BF	111	ARG
47	BF	121	PHE
47	BF	128	SER
47	BF	129	MET
47	BF	134	GLN
47	BF	137	PHE
47	BF	138	PRO
47	BF	143	ASP
47	BF	147	ARG
47	BF	149	ARG
47	BF	157	THR
47	BF	168	LEU
47	BF	173	ASP
47	BF	174	PHE
47	BF	177	ARG

Continued on next page...

Continued from previous page...

Mol	Chain	Res	Type
47	BF	178	LYS
48	BG	14	VAL
48	BG	26	LYS
48	BG	31	GLU
48	BG	34	ARG
48	BG	37	ASN
48	BG	46	ASP
48	BG	54	ARG
48	BG	59	ASP
48	BG	61	TRP
48	BG	66	THR
48	BG	68	ARG
48	BG	70	LEU
48	BG	84	LYS
48	BG	94	ARG
48	BG	105	SER
48	BG	106	LEU
48	BG	120	ILE
48	BG	132	LEU
48	BG	133	LYS
48	BG	138	GLN
48	BG	152	ARG
48	BG	162	ARG
48	BG	166	GLU
48	BG	176	LYS
49	BR	4	VAL
49	BR	5	PHE
49	BR	22	LEU
49	BR	39	LEU
49	BR	53	PHE
49	BR	70	GLU
49	BR	71	LYS
49	BR	72	VAL
49	BR	79	ARG
49	BR	82	HIS
49	BR	86	GLN
50	BT	2	ILE
50	BT	3	ARG
50	BT	4	GLU
50	BT	9	LYS
50	BT	11	LEU
50	BT	32	LEU

Continued on next page...

Continued from previous page...

Mol	Chain	Res	Type
50	BT	34	VAL
50	BT	43	ILE
50	BT	48	GLN
50	BT	64	LYS
50	BT	68	LYS
50	BT	69	ARG
50	BT	73	ARG
50	BT	81	LYS
51	BZ	2	SER
51	BZ	6	GLN
51	BZ	14	THR
51	BZ	25	THR
51	BZ	27	ARG
51	BZ	28	ARG
51	BZ	30	LEU
51	BZ	33	LEU
51	BZ	37	ARG
51	BZ	46	PHE
51	BZ	50	ARG
51	BZ	56	MET
51	BZ	66	THR
51	BZ	77	LYS
51	BZ	78	TYR
52	BW	11	ASN
52	BW	14	ASP
52	BW	19	ARG
52	BW	23	LYS
52	BW	24	ARG
52	BW	25	PHE
52	BW	28	GLU
52	BW	39	GLN
52	BW	44	PHE
52	BW	49	ASN
52	BW	50	VAL
52	BW	75	ASN
52	BW	77	LYS
52	BW	82	GLU
2	CC	2	GLN
2	CC	13	ILE
2	CC	14	VAL
2	CC	17	TRP
2	CC	20	THR

Continued on next page...

Continued from previous page...

Mol	Chain	Res	Type
2	CC	27	GLU
2	CC	30	ASP
2	CC	31	ASN
2	CC	35	ASP
2	CC	41	TYR
2	CC	42	LEU
2	CC	48	LYS
2	CC	61	LYS
2	CC	62	SER
2	CC	69	THR
2	CC	71	ARG
2	CC	74	ILE
2	CC	78	LYS
2	CC	81	GLU
2	CC	84	GLU
2	CC	87	ARG
2	CC	88	LYS
2	CC	106	ARG
2	CC	125	ARG
2	CC	128	MET
2	CC	131	ARG
2	CC	138	GLN
2	CC	168	ARG
2	CC	171	ARG
2	CC	180	ASP
2	CC	184	ASN
2	CC	192	TYR
2	CC	206	ILE
3	CD	4	LEU
3	CD	18	LEU
3	CD	25	ARG
3	CD	28	ASP
3	CD	32	LYS
3	CD	35	GLN
3	CD	39	GLN
3	CD	55	ARG
3	CD	84	ASN
3	CD	87	GLU
3	CD	114	ARG
3	CD	123	MET
3	CD	146	GLU
3	CD	147	LYS

Continued on next page...

Continued from previous page...

Mol	Chain	Res	Type
3	CD	154	VAL
3	CD	155	LYS
3	CD	160	LEU
3	CD	164	ARG
3	CD	176	LYS
3	CD	189	ASP
3	CD	190	LEU
3	CD	196	GLU
3	CD	198	LEU
3	CD	203	TYR
4	CE	9	GLU
4	CE	21	SER
4	CE	23	THR
4	CE	36	THR
4	CE	45	VAL
4	CE	51	LYS
4	CE	61	LYS
4	CE	64	GLU
4	CE	92	ARG
4	CE	95	MET
4	CE	113	VAL
4	CE	119	VAL
4	CE	123	LEU
4	CE	127	TYR
4	CE	141	ASP
4	CE	147	ASN
4	CE	151	MET
4	CE	156	ARG
5	CF	1	MET
5	CF	6	ILE
5	CF	9	MET
5	CF	16	GLU
5	CF	39	LEU
5	CF	46	GLN
5	CF	53	LYS
5	CF	54	LEU
5	CF	55	HIS
5	CF	61	LEU
5	CF	64	VAL
5	CF	71	ILE
5	CF	77	THR
5	CF	86	ARG

Continued on next page...

Continued from previous page...

Mol	Chain	Res	Type
5	CF	90	MET
5	CF	98	GLU
5	CF	100	SER
6	CG	2	ARG
6	CG	4	ARG
6	CG	8	GLN
6	CG	10	LYS
6	CG	21	LEU
6	CG	22	LEU
6	CG	26	VAL
6	CG	36	SER
6	CG	47	GLU
6	CG	49	LEU
6	CG	55	LYS
6	CG	58	LEU
6	CG	62	GLU
6	CG	75	LYS
6	CG	78	ARG
6	CG	105	GLU
6	CG	109	LYS
6	CG	110	ARG
6	CG	112	ASP
6	CG	117	LEU
6	CG	125	ASP
6	CG	129	ASN
7	CH	2	MET
7	CH	12	ARG
7	CH	17	GLN
7	CH	25	THR
7	CH	55	LYS
7	CH	72	GLU
7	CH	76	ARG
7	CH	107	LYS
7	CH	111	THR
7	CH	113	ARG
8	CI	36	GLN
8	CI	45	MET
8	CI	55	ASP
8	CI	58	GLU
8	CI	59	LYS
8	CI	60	LEU
8	CI	61	ASP

Continued on next page...

Continued from previous page...

Mol	Chain	Res	Type
8	CI	62	LEU
8	CI	67	LYS
8	CI	74	GLN
8	CI	84	ARG
8	CI	86	LEU
8	CI	87	MET
8	CI	93	LEU
8	CI	94	ARG
8	CI	108	ARG
8	CI	109	GLN
8	CI	123	ARG
9	CJ	14	ASP
9	CJ	17	LEU
9	CJ	31	ARG
9	CJ	35	GLN
9	CJ	47	GLU
9	CJ	52	LEU
9	CJ	78	GLU
9	CJ	85	ASP
9	CJ	87	LEU
9	CJ	88	MET
9	CJ	89	ARG
9	CJ	90	LEU
9	CJ	92	LEU
9	CJ	97	ASP
9	CJ	100	ILE
10	CK	26	PHE
10	CK	28	ASN
10	CK	34	THR
10	CK	51	PHE
10	CK	55	ARG
10	CK	56	LYS
10	CK	80	ASN
10	CK	84	MET
10	CK	92	ARG
10	CK	100	ASN
10	CK	105	ARG
10	CK	109	ILE
10	CK	110	THR
10	CK	126	ARG
10	CK	127	ARG
10	CK	128	VAL

Continued on next page...

Continued from previous page...

Mol	Chain	Res	Type
11	CL	13	ARG
11	CL	14	LYS
11	CL	15	VAL
11	CL	17	LYS
11	CL	19	ASN
11	CL	28	GLN
11	CL	35	ARG
11	CL	43	LYS
11	CL	49	ARG
11	CL	63	THR
11	CL	77	SER
11	CL	93	ARG
11	CL	95	HIS
11	CL	107	LYS
11	CL	108	ASP
12	CM	2	ARG
12	CM	8	ILE
12	CM	15	VAL
12	CM	28	ARG
12	CM	43	LYS
12	CM	44	ILE
12	CM	46	GLU
12	CM	57	ASP
12	CM	67	ASP
12	CM	71	GLU
12	CM	79	LEU
12	CM	82	LEU
12	CM	91	ARG
12	CM	92	ARG
12	CM	102	LYS
12	CM	106	ARG
13	CN	3	GLN
13	CN	19	TYR
13	CN	25	GLU
13	CN	32	ASP
13	CN	40	ARG
13	CN	41	TRP
13	CN	42	ASN
13	CN	44	VAL
13	CN	45	LEU
13	CN	59	GLN
13	CN	64	ARG

Continued on next page...

Continued from previous page...

Mol	Chain	Res	Type
13	CN	65	GLN
13	CN	68	ARG
13	CN	80	ARG
14	CO	59	MET
14	CO	62	GLN
14	CO	64	ARG
14	CO	71	LYS
14	CO	88	ARG
14	CO	89	ARG
15	CP	24	SER
15	CP	28	ARG
15	CP	31	ARG
15	CP	45	GLU
15	CP	51	ARG
15	CP	79	ASN
16	CQ	10	ARG
16	CQ	24	ILE
16	CQ	39	ARG
16	CQ	60	ILE
16	CQ	61	ARG
16	CQ	66	LEU
16	CQ	71	SER
16	CQ	74	LEU
16	CQ	80	LYS
17	CR	33	THR
17	CR	37	LYS
17	CR	38	ILE
17	CR	44	THR
17	CR	46	THR
17	CR	71	ASP
17	CR	73	HIS
18	CS	2	ARG
18	CS	4	LEU
18	CS	5	LYS
18	CS	12	LEU
18	CS	14	LEU
18	CS	15	LEU
18	CS	23	GLU
18	CS	27	LYS
18	CS	28	LYS
18	CS	38	THR
18	CS	42	ASN

Continued on next page...

Continued from previous page...

Mol	Chain	Res	Type
18	CS	46	LEU
18	CS	64	GLU
18	CS	66	VAL
19	CT	4	LYS
19	CT	34	VAL
19	CT	35	TYR
19	CT	38	ILE
19	CT	43	LYS
19	CT	53	MET
19	CT	58	ASP
19	CT	69	ASN
19	CT	74	HIS
19	CT	78	LEU
19	CT	85	LEU
20	CB	20	ARG
20	CB	23	ASN
20	CB	27	LYS
20	CB	35	ASN
20	CB	36	LYS
20	CB	38	HIS
20	CB	43	GLU
20	CB	46	VAL
20	CB	53	LEU
20	CB	57	ASN
20	CB	59	ILE
20	CB	62	ARG
20	CB	72	LYS
20	CB	81	ASP
20	CB	88	GLN
20	CB	94	ARG
20	CB	95	TRP
20	CB	104	LYS
20	CB	113	LEU
20	CB	130	LYS
20	CB	138	ARG
20	CB	162	VAL
20	CB	166	ASP
20	CB	176	ASN
20	CB	196	ASP
20	CB	202	ASN
20	CB	207	ARG
20	CB	211	LEU

Continued on next page...

Continued from previous page...

Mol	Chain	Res	Type
20	CB	213	LEU
20	CB	221	ARG
21	CU	7	GLU
21	CU	11	PHE
21	CU	15	LEU
21	CU	16	ARG
21	CU	20	ARG
21	CU	22	CYS
21	CU	24	LYS
21	CU	27	VAL
21	CU	33	ARG
21	CU	34	ARG
21	CU	35	GLU
21	CU	38	GLU
21	CU	44	ARG
21	CU	48	LYS
24	DI	2	LYS
24	DI	54	ILE
24	DI	91	LYS
24	DI	99	LYS
24	DI	121	ILE
25	DC	4	LYS
25	DC	8	THR
25	DC	12	ARG
25	DC	37	SER
25	DC	43	ASN
25	DC	45	ASN
25	DC	52	HIS
25	DC	62	ARG
25	DC	65	ASP
25	DC	66	PHE
25	DC	77	VAL
25	DC	89	ASN
25	DC	90	ILE
25	DC	100	ARG
25	DC	109	LEU
25	DC	123	ILE
25	DC	129	LEU
25	DC	134	ILE
25	DC	142	ASN
25	DC	155	ARG
25	DC	167	ASP

Continued on next page...

Continued from previous page...

Mol	Chain	Res	Type
25	DC	172	THR
25	DC	173	LEU
25	DC	176	ARG
25	DC	180	MET
25	DC	181	ARG
25	DC	187	CYS
25	DC	190	THR
25	DC	196	ASN
25	DC	202	ARG
25	DC	203	VAL
25	DC	211	ARG
25	DC	212	TRP
25	DC	213	ARG
25	DC	224	MET
25	DC	227	VAL
25	DC	235	GLU
25	DC	249	VAL
25	DC	250	GLN
25	DC	257	ARG
26	DD	17	GLU
26	DD	34	VAL
26	DD	40	LEU
26	DD	55	LYS
26	DD	56	LYS
26	DD	59	ARG
26	DD	74	GLU
26	DD	79	LEU
26	DD	81	GLU
26	DD	83	ARG
26	DD	84	LEU
26	DD	88	GLU
26	DD	91	THR
26	DD	99	GLU
26	DD	123	LYS
26	DD	124	ARG
26	DD	138	LEU
26	DD	142	VAL
26	DD	148	GLN
26	DD	159	LYS
26	DD	179	ARG
26	DD	180	VAL
26	DD	197	THR

Continued on next page...

Continued from previous page...

Mol	Chain	Res	Type
27	DK	2	ILE
27	DK	8	LEU
27	DK	9	ASN
27	DK	18	ARG
27	DK	21	CYS
27	DK	25	LEU
27	DK	32	TYR
27	DK	47	ILE
27	DK	53	LYS
27	DK	54	LYS
27	DK	58	LEU
27	DK	64	ARG
27	DK	70	ARG
27	DK	72	PRO
27	DK	79	PHE
27	DK	87	LEU
27	DK	88	ASN
27	DK	89	ASN
27	DK	98	ARG
27	DK	104	THR
27	DK	105	ARG
27	DK	111	LYS
27	DK	120	PRO
28	DP	3	ILE
28	DP	6	GLN
28	DP	19	PHE
28	DP	25	VAL
28	DP	33	GLU
28	DP	38	ARG
28	DP	43	GLU
28	DP	61	ARG
28	DP	65	ASN
28	DP	82	SER
28	DP	83	ILE
28	DP	99	LEU
28	DP	100	ARG
28	DP	101	GLU
28	DP	111	GLU
28	DP	112	ARG
28	DP	113	LEU
28	DP	114	ASN
29	DE	2	GLU

Continued on next page...

Continued from previous page...

Mol	Chain	Res	Type
29	DE	3	LEU
29	DE	5	LEU
29	DE	7	ASP
29	DE	22	ASP
29	DE	24	ASN
29	DE	40	ARG
29	DE	58	LYS
29	DE	60	TRP
29	DE	62	GLN
29	DE	67	ARG
29	DE	69	ARG
29	DE	70	SER
29	DE	78	TRP
29	DE	92	HIS
29	DE	97	ASN
29	DE	98	LYS
29	DE	108	ILE
29	DE	110	SER
29	DE	111	GLU
29	DE	116	ASP
29	DE	118	LEU
29	DE	122	GLU
29	DE	149	ILE
29	DE	150	THR
29	DE	159	LEU
29	DE	163	ASN
29	DE	189	THR
30	DY	2	LYS
30	DY	6	ILE
30	DY	8	GLN
30	DY	15	ARG
30	DY	19	HIS
30	DY	23	LEU
30	DY	30	ARG
30	DY	37	ARG
30	DY	43	ILE
30	DY	55	LYS
31	D0	2	VAL
31	D0	5	ASN
31	D0	26	SER
31	D0	27	LEU
31	D0	31	LYS

Continued on next page...

Continued from previous page...

Mol	Chain	Res	Type
31	D0	37	HIS
31	D0	38	LEU
31	D0	41	HIS
31	D0	45	ASP
31	D0	51	ARG
31	D0	53	VAL
31	D0	56	LYS
32	D4	1	MET
32	D4	2	LYS
32	D4	9	LYS
32	D4	15	LYS
32	D4	25	VAL
32	D4	35	GLN
33	D1	9	LYS
33	D1	31	GLU
33	D1	35	LEU
33	D1	44	GLN
34	D3	7	ARG
34	D3	14	LYS
34	D3	18	LYS
34	D3	61	LEU
35	DV	7	GLU
35	DV	35	GLU
35	DV	40	ILE
35	DV	42	LEU
35	DV	45	ASP
35	DV	46	LYS
35	DV	49	ASN
35	DV	51	GLN
35	DV	53	LYS
35	DV	66	ASP
35	DV	68	LYS
35	DV	69	GLU
35	DV	70	ILE
35	DV	75	GLN
35	DV	79	ARG
35	DV	90	ASP
36	D2	19	ARG
36	D2	33	ARG
36	D2	35	ARG
36	D2	39	ARG
36	D2	42	LEU

Continued on next page...

Continued from previous page...

Mol	Chain	Res	Type
36	D2	43	THR
37	DL	6	LEU
37	DL	27	LEU
37	DL	47	ARG
37	DL	55	MET
37	DL	59	ARG
37	DL	60	ARG
37	DL	67	THR
37	DL	69	ARG
37	DL	91	ASP
37	DL	92	LEU
37	DL	99	ASN
37	DL	118	THR
37	DL	122	VAL
37	DL	123	ARG
38	DM	7	THR
38	DM	10	ARG
38	DM	17	ASN
38	DM	26	VAL
38	DM	38	ARG
38	DM	70	ASP
38	DM	78	LEU
38	DM	81	ARG
38	DM	88	ASN
38	DM	90	GLU
38	DM	104	GLU
38	DM	108	VAL
38	DM	110	GLU
38	DM	111	GLU
38	DM	114	ARG
38	DM	115	GLU
38	DM	123	LYS
38	DM	127	LYS
39	DX	1	MET
39	DX	8	GLU
39	DX	9	LYS
39	DX	15	ASN
39	DX	17	GLU
39	DX	18	LEU
39	DX	21	LEU
39	DX	28	LEU
39	DX	29	ARG

Continued on next page...

Continued from previous page...

Mol	Chain	Res	Type
39	DX	30	MET
39	DX	36	GLN
39	DX	38	GLN
39	DX	48	ARG
39	DX	49	ASP
39	DX	59	GLU
40	DH	3	VAL
40	DH	4	ILE
40	DH	12	LEU
40	DH	14	SER
40	DH	15	LEU
40	DH	19	VAL
40	DH	25	TYR
40	DH	28	ASN
40	DH	31	VAL
40	DH	32	PRO
40	DH	33	GLN
40	DH	47	PHE
40	DH	50	ARG
40	DH	55	GLU
40	DH	70	GLU
40	DH	77	THR
40	DH	80	ILE
40	DH	83	LYS
40	DH	86	ASP
40	DH	97	ARG
40	DH	103	VAL
40	DH	112	LYS
40	DH	114	GLU
40	DH	121	VAL
40	DH	124	THR
40	DH	129	GLU
40	DH	137	GLU
40	DH	141	LYS
41	DJ	3	THR
41	DJ	5	THR
41	DJ	12	LYS
41	DJ	28	LEU
41	DJ	35	ARG
41	DJ	44	TYR
41	DJ	65	THR
41	DJ	71	ASP

Continued on next page...

Continued from previous page...

Mol	Chain	Res	Type
41	DJ	73	VAL
41	DJ	95	ARG
41	DJ	120	ARG
41	DJ	124	VAL
41	DJ	129	GLU
41	DJ	131	ASN
41	DJ	138	GLN
41	DJ	141	ASP
42	DN	1	MET
42	DN	11	ASN
42	DN	20	MET
42	DN	35	LYS
42	DN	46	ARG
42	DN	62	ASN
42	DN	69	ARG
42	DN	71	ARG
42	DN	82	GLU
42	DN	112	TYR
42	DN	114	GLU
42	DN	116	VAL
42	DN	120	GLU
43	DO	9	ARG
43	DO	17	LYS
43	DO	20	GLU
43	DO	31	THR
43	DO	35	ILE
43	DO	36	TYR
43	DO	62	LEU
43	DO	74	VAL
43	DO	81	ARG
43	DO	89	ASP
43	DO	98	GLN
43	DO	100	HIS
43	DO	106	LEU
43	DO	108	ASP
43	DO	115	LEU
43	DO	116	GLN
44	DQ	2	ARG
44	DQ	4	LYS
44	DQ	10	ARG
44	DQ	13	HIS
44	DQ	33	VAL

Continued on next page...

Continued from previous page...

Mol	Chain	Res	Type
44	DQ	35	PHE
44	DQ	50	ARG
44	DQ	69	ARG
44	DQ	79	ILE
44	DQ	83	LYS
44	DQ	88	GLU
44	DQ	89	ILE
44	DQ	90	ASP
44	DQ	91	ARG
44	DQ	96	ASP
45	DS	7	HIS
45	DS	15	GLN
45	DS	22	ASP
45	DS	27	LYS
45	DS	57	ASN
45	DS	61	ASN
45	DS	66	ILE
45	DS	69	LEU
45	DS	73	LYS
45	DS	84	ARG
45	DS	86	MET
45	DS	88	ARG
45	DS	97	LEU
45	DS	99	ARG
46	DU	7	ASP
46	DU	11	ILE
46	DU	13	LEU
46	DU	20	LYS
46	DU	26	ASN
46	DU	45	GLN
46	DU	49	PRO
46	DU	51	LEU
46	DU	53	GLN
46	DU	60	LYS
46	DU	73	ASN
46	DU	78	LYS
46	DU	81	ARG
46	DU	85	ARG
46	DU	88	ASP
47	DF	13	LYS
47	DF	29	ARG
47	DF	32	LYS

Continued on next page...

Continued from previous page...

Mol	Chain	Res	Type
47	DF	46	LYS
47	DF	50	ASP
47	DF	55	ASP
47	DF	62	GLN
47	DF	68	LYS
47	DF	70	ARG
47	DF	76	PHE
47	DF	79	ARG
47	DF	89	THR
47	DF	91	ARG
47	DF	96	TRP
47	DF	97	GLU
47	DF	100	GLU
47	DF	102	LEU
47	DF	103	ILE
47	DF	109	ARG
47	DF	111	ARG
47	DF	121	PHE
47	DF	129	MET
47	DF	134	GLN
47	DF	137	PHE
47	DF	138	PRO
47	DF	143	ASP
47	DF	147	ARG
47	DF	149	ARG
47	DF	157	THR
47	DF	168	LEU
47	DF	173	ASP
47	DF	174	PHE
47	DF	177	ARG
47	DF	178	LYS
48	DG	14	VAL
48	DG	26	LYS
48	DG	31	GLU
48	DG	34	ARG
48	DG	37	ASN
48	DG	46	ASP
48	DG	54	ARG
48	DG	59	ASP
48	DG	61	TRP
48	DG	66	THR
48	DG	68	ARG

Continued on next page...

Continued from previous page...

Mol	Chain	Res	Type
48	DG	70	LEU
48	DG	84	LYS
48	DG	94	ARG
48	DG	105	SER
48	DG	106	LEU
48	DG	120	ILE
48	DG	132	LEU
48	DG	133	LYS
48	DG	138	GLN
48	DG	152	ARG
48	DG	162	ARG
48	DG	166	GLU
48	DG	176	LYS
49	DR	4	VAL
49	DR	5	PHE
49	DR	22	LEU
49	DR	39	LEU
49	DR	53	PHE
49	DR	70	GLU
49	DR	71	LYS
49	DR	72	VAL
49	DR	79	ARG
49	DR	82	HIS
49	DR	86	GLN
50	DT	2	ILE
50	DT	3	ARG
50	DT	4	GLU
50	DT	9	LYS
50	DT	11	LEU
50	DT	32	LEU
50	DT	34	VAL
50	DT	43	ILE
50	DT	48	GLN
50	DT	50	LEU
50	DT	64	LYS
50	DT	68	LYS
50	DT	69	ARG
50	DT	73	ARG
50	DT	81	LYS
51	DZ	2	SER
51	DZ	6	GLN
51	DZ	14	THR

Continued on next page...

Continued from previous page...

Mol	Chain	Res	Type
51	DZ	25	THR
51	DZ	27	ARG
51	DZ	28	ARG
51	DZ	30	LEU
51	DZ	33	LEU
51	DZ	37	ARG
51	DZ	46	PHE
51	DZ	50	ARG
51	DZ	56	MET
51	DZ	66	THR
51	DZ	77	LYS
51	DZ	78	TYR
52	DW	11	ASN
52	DW	14	ASP
52	DW	19	ARG
52	DW	23	LYS
52	DW	24	ARG
52	DW	25	PHE
52	DW	28	GLU
52	DW	39	GLN
52	DW	44	PHE
52	DW	49	ASN
52	DW	50	VAL
52	DW	75	ASN
52	DW	77	LYS
52	DW	82	GLU

Some sidechains can be flipped to improve hydrogen bonding and reduce clashes. All (343) such sidechains are listed below:

Mol	Chain	Res	Type
2	AC	2	GLN
2	AC	24	ASN
2	AC	31	ASN
2	AC	68	HIS
2	AC	139	ASN
2	AC	184	ASN
3	AD	35	GLN
3	AD	39	GLN
3	AD	53	GLN
3	AD	58	GLN
3	AD	84	ASN
3	AD	115	GLN

Continued on next page...

Continued from previous page...

Mol	Chain	Res	Type
3	AD	119	HIS
3	AD	135	GLN
3	AD	151	GLN
3	AD	163	GLN
4	AE	18	ASN
4	AE	81	GLN
4	AE	82	HIS
4	AE	131	ASN
5	AF	14	GLN
5	AF	17	GLN
5	AF	46	GLN
5	AF	68	GLN
6	AG	67	ASN
6	AG	129	ASN
7	AH	3	GLN
7	AH	17	GLN
7	AH	75	GLN
7	AH	117	GLN
8	AI	24	ASN
8	AI	30	ASN
8	AI	31	GLN
8	AI	36	GLN
8	AI	80	HIS
9	AJ	20	GLN
9	AJ	35	GLN
9	AJ	99	GLN
10	AK	28	ASN
10	AK	39	ASN
10	AK	80	ASN
10	AK	118	ASN
11	AL	5	GLN
11	AL	19	ASN
11	AL	28	GLN
11	AL	45	ASN
12	AM	7	ASN
12	AM	90	HIS
13	AN	65	GLN
14	AO	28	GLN
14	AO	37	ASN
14	AO	40	GLN
15	AP	18	GLN
15	AP	26	ASN

Continued on next page...

Continued from previous page...

Mol	Chain	Res	Type
15	AP	40	ASN
17	AR	53	GLN
18	AS	42	ASN
19	AT	2	ASN
19	AT	20	ASN
19	AT	67	HIS
19	AT	83	ASN
20	AB	14	HIS
20	AB	23	ASN
20	AB	35	ASN
20	AB	88	GLN
20	AB	119	GLN
20	AB	121	GLN
20	AB	169	HIS
20	AB	202	ASN
24	BI	11	GLN
24	BI	29	GLN
24	BI	33	ASN
24	BI	93	ASN
25	BC	43	ASN
25	BC	59	GLN
25	BC	85	ASN
25	BC	89	ASN
25	BC	114	GLN
25	BC	116	GLN
25	BC	133	ASN
25	BC	152	GLN
25	BC	162	GLN
25	BC	196	ASN
25	BC	225	ASN
25	BC	238	ASN
26	BD	32	ASN
26	BD	49	GLN
26	BD	126	ASN
26	BD	130	GLN
26	BD	136	ASN
26	BD	148	GLN
26	BD	164	GLN
26	BD	185	ASN
27	BK	88	ASN
27	BK	89	ASN
27	BK	90	ASN

Continued on next page...

Continued from previous page...

Mol	Chain	Res	Type
28	BP	6	GLN
28	BP	11	GLN
28	BP	40	GLN
28	BP	114	ASN
29	BE	24	ASN
29	BE	29	HIS
29	BE	30	GLN
29	BE	62	GLN
29	BE	163	ASN
29	BE	195	GLN
30	BY	48	ASN
32	B4	13	ASN
32	B4	35	GLN
32	B4	37	GLN
35	BV	44	HIS
35	BV	49	ASN
35	BV	51	GLN
35	BV	80	HIS
35	BV	88	HIS
36	B2	6	GLN
36	B2	13	ASN
37	BL	4	ASN
37	BL	38	GLN
37	BL	54	GLN
37	BL	104	GLN
38	BM	17	ASN
39	BX	15	ASN
39	BX	20	ASN
39	BX	25	GLN
40	BH	18	GLN
40	BH	28	ASN
40	BH	43	ASN
40	BH	73	ASN
41	BJ	40	HIS
41	BJ	130	HIS
41	BJ	138	GLN
42	BN	11	ASN
42	BN	62	ASN
42	BN	107	ASN
43	BO	19	GLN
43	BO	38	GLN
43	BO	61	GLN

Continued on next page...

Continued from previous page...

Mol	Chain	Res	Type
43	BO	67	ASN
43	BO	100	HIS
44	BQ	19	GLN
44	BQ	51	GLN
44	BQ	71	ASN
44	BQ	80	ASN
45	BS	61	ASN
46	BU	26	ASN
46	BU	45	GLN
46	BU	52	ASN
46	BU	73	ASN
47	BF	51	ASN
47	BF	62	GLN
47	BF	126	ASN
47	BF	134	GLN
48	BG	37	ASN
48	BG	47	ASN
48	BG	63	GLN
48	BG	72	ASN
48	BG	87	GLN
48	BG	110	HIS
48	BG	114	HIS
49	BR	6	GLN
49	BR	86	GLN
49	BR	87	GLN
50	BT	48	GLN
50	BT	72	GLN
50	BT	91	GLN
50	BT	92	ASN
51	BZ	6	GLN
51	BZ	17	ASN
51	BZ	20	HIS
51	BZ	23	ASN
51	BZ	36	HIS
52	BW	11	ASN
52	BW	39	GLN
52	BW	75	ASN
2	CC	2	GLN
2	CC	24	ASN
2	CC	31	ASN
2	CC	68	HIS
2	CC	139	ASN

Continued on next page...

Continued from previous page...

Mol	Chain	Res	Type
2	CC	184	ASN
3	CD	35	GLN
3	CD	39	GLN
3	CD	53	GLN
3	CD	58	GLN
3	CD	84	ASN
3	CD	115	GLN
3	CD	119	HIS
3	CD	135	GLN
3	CD	151	GLN
3	CD	163	GLN
4	CE	18	ASN
4	CE	81	GLN
4	CE	82	HIS
4	CE	131	ASN
5	CF	14	GLN
5	CF	17	GLN
5	CF	46	GLN
5	CF	52	ASN
6	CG	67	ASN
6	CG	129	ASN
7	CH	3	GLN
7	CH	17	GLN
7	CH	75	GLN
7	CH	117	GLN
8	CI	24	ASN
8	CI	30	ASN
8	CI	31	GLN
8	CI	36	GLN
8	CI	80	HIS
9	CJ	20	GLN
9	CJ	35	GLN
9	CJ	99	GLN
10	CK	28	ASN
10	CK	39	ASN
10	CK	80	ASN
10	CK	118	ASN
11	CL	5	GLN
11	CL	19	ASN
11	CL	28	GLN
11	CL	45	ASN
12	CM	7	ASN

Continued on next page...

Continued from previous page...

Mol	Chain	Res	Type
13	CN	65	GLN
14	CO	28	GLN
14	CO	37	ASN
14	CO	40	GLN
15	CP	18	GLN
15	CP	26	ASN
15	CP	40	ASN
17	CR	53	GLN
17	CR	73	HIS
18	CS	42	ASN
18	CS	68	HIS
19	CT	2	ASN
19	CT	20	ASN
19	CT	67	HIS
19	CT	83	ASN
20	CB	14	HIS
20	CB	23	ASN
20	CB	35	ASN
20	CB	88	GLN
20	CB	119	GLN
20	CB	169	HIS
20	CB	202	ASN
24	DI	5	GLN
24	DI	11	GLN
24	DI	33	ASN
25	DC	43	ASN
25	DC	59	GLN
25	DC	85	ASN
25	DC	89	ASN
25	DC	114	GLN
25	DC	116	GLN
25	DC	133	ASN
25	DC	152	GLN
25	DC	162	GLN
25	DC	196	ASN
25	DC	238	ASN
26	DD	32	ASN
26	DD	49	GLN
26	DD	126	ASN
26	DD	130	GLN
26	DD	136	ASN
26	DD	185	ASN

Continued on next page...

Continued from previous page...

Mol	Chain	Res	Type
27	DK	88	ASN
27	DK	89	ASN
27	DK	90	ASN
28	DP	6	GLN
28	DP	11	GLN
28	DP	40	GLN
28	DP	114	ASN
29	DE	24	ASN
29	DE	29	HIS
29	DE	30	GLN
29	DE	62	GLN
29	DE	195	GLN
30	DY	48	ASN
31	D0	3	GLN
32	D4	13	ASN
32	D4	35	GLN
32	D4	37	GLN
34	D3	42	HIS
35	DV	49	ASN
35	DV	51	GLN
35	DV	80	HIS
35	DV	88	HIS
36	D2	6	GLN
36	D2	13	ASN
36	D2	16	HIS
37	DL	4	ASN
37	DL	54	GLN
37	DL	104	GLN
38	DM	17	ASN
39	DX	15	ASN
39	DX	20	ASN
39	DX	25	GLN
40	DH	28	ASN
40	DH	66	ASN
40	DH	73	ASN
40	DH	135	HIS
41	DJ	40	HIS
41	DJ	130	HIS
41	DJ	138	GLN
42	DN	11	ASN
42	DN	62	ASN
42	DN	107	ASN

Continued on next page...

Continued from previous page...

Mol	Chain	Res	Type
43	DO	19	GLN
43	DO	38	GLN
43	DO	61	GLN
43	DO	67	ASN
43	DO	100	HIS
44	DQ	19	GLN
44	DQ	51	GLN
44	DQ	71	ASN
44	DQ	80	ASN
45	DS	61	ASN
46	DU	26	ASN
46	DU	45	GLN
46	DU	52	ASN
46	DU	73	ASN
47	DF	51	ASN
47	DF	62	GLN
47	DF	126	ASN
47	DF	134	GLN
48	DG	37	ASN
48	DG	72	ASN
48	DG	87	GLN
48	DG	114	HIS
49	DR	6	GLN
49	DR	86	GLN
49	DR	87	GLN
50	DT	48	GLN
50	DT	72	GLN
50	DT	91	GLN
50	DT	92	ASN
51	DZ	6	GLN
51	DZ	17	ASN
51	DZ	20	HIS
51	DZ	23	ASN
51	DZ	36	HIS
52	DW	11	ASN
52	DW	39	GLN
52	DW	75	ASN

5.3.3 RNA ⓘ

Continued on next page...

Continued from previous page...

Mol	Chain	Analysed	Backbone Outliers	Pucker Outliers
1	AA	1529/1542 (99%)	239 (15%)	16 (1%)
1	CA	1529/1542 (99%)	229 (14%)	17 (1%)
22	BA	116/120 (96%)	17 (14%)	1 (0%)
22	DA	116/120 (96%)	17 (14%)	1 (0%)
23	BB	2837/2904 (97%)	435 (15%)	18 (0%)
23	DB	2837/2904 (97%)	433 (15%)	20 (0%)
All	All	8964/9132 (98%)	1370 (15%)	73 (0%)

All (1370) RNA backbone outliers are listed below:

Mol	Chain	Res	Type
1	AA	8	A
1	AA	9	G
1	AA	14	U
1	AA	31	G
1	AA	32	A
1	AA	39	G
1	AA	47	C
1	AA	48	C
1	AA	49	U
1	AA	51	A
1	AA	52	C
1	AA	54	C
1	AA	55	A
1	AA	65	A
1	AA	71	A
1	AA	72	A
1	AA	79	G
1	AA	83	C
1	AA	84	U
1	AA	85	U
1	AA	86	G
1	AA	87	C
1	AA	88	U
1	AA	89	U
1	AA	91	U
1	AA	93	U
1	AA	94	G
1	AA	95	C
1	AA	96	U
1	AA	119	A

Continued on next page...

Continued from previous page...

Mol	Chain	Res	Type
1	AA	121	U
1	AA	131	A
1	AA	151	A
1	AA	182	A
1	AA	183	C
1	AA	197	A
1	AA	209	U
1	AA	210	C
1	AA	211	G
1	AA	239	U
1	AA	240	G
1	AA	243	A
1	AA	244	U
1	AA	245	U
1	AA	247	G
1	AA	250	A
1	AA	251	G
1	AA	257	G
1	AA	258	G
1	AA	266	G
1	AA	267	C
1	AA	280	C
1	AA	289	G
1	AA	301	G
1	AA	306	A
1	AA	316	C
1	AA	321	A
1	AA	328	C
1	AA	329	A
1	AA	330	C
1	AA	332	G
1	AA	345	C
1	AA	352	C
1	AA	354	G
1	AA	367	U
1	AA	373	A
1	AA	381	C
1	AA	382	A
1	AA	384	G
1	AA	397	A
1	AA	398	U
1	AA	406	G

Continued on next page...

Continued from previous page...

Mol	Chain	Res	Type
1	AA	408	A
1	AA	409	U
1	AA	411	A
1	AA	412	A
1	AA	413	G
1	AA	421	U
1	AA	422	C
1	AA	429	U
1	AA	430	A
1	AA	435	A
1	AA	438	U
1	AA	460	A
1	AA	461	A
1	AA	462	G
1	AA	463	U
1	AA	464	U
1	AA	465	A
1	AA	466	A
1	AA	467	U
1	AA	468	A
1	AA	479	U
1	AA	482	A
1	AA	484	G
1	AA	485	U
1	AA	486	U
1	AA	493	A
1	AA	500	G
1	AA	511	C
1	AA	518	C
1	AA	527	G
1	AA	532	A
1	AA	547	A
1	AA	559	A
1	AA	562	U
1	AA	572	A
1	AA	573	A
1	AA	576	C
1	AA	577	G
1	AA	633	G
1	AA	639	G
1	AA	653	U
1	AA	665	A

Continued on next page...

Continued from previous page...

Mol	Chain	Res	Type
1	AA	695	A
1	AA	700	G
1	AA	721	G
1	AA	724	G
1	AA	731	G
1	AA	747	A
1	AA	748	G
1	AA	755	G
1	AA	777	A
1	AA	781	A
1	AA	782	A
1	AA	793	U
1	AA	794	A
1	AA	812	G
1	AA	815	A
1	AA	817	C
1	AA	819	A
1	AA	821	G
1	AA	828	U
1	AA	829	G
1	AA	841	C
1	AA	843	U
1	AA	844	G
1	AA	845	A
1	AA	907	A
1	AA	926	G
1	AA	927	G
1	AA	934	C
1	AA	935	A
1	AA	960	U
1	AA	961	U
1	AA	966	G
1	AA	969	A
1	AA	974	A
1	AA	976	G
1	AA	977	A
1	AA	992	U
1	AA	993	G
1	AA	994	A
1	AA	1004	A
1	AA	1009	U
1	AA	1010	U

Continued on next page...

Continued from previous page...

Mol	Chain	Res	Type
1	AA	1020	G
1	AA	1021	A
1	AA	1028	C
1	AA	1029	U
1	AA	1030	U
1	AA	1031	C
1	AA	1033	G
1	AA	1034	G
1	AA	1049	U
1	AA	1050	G
1	AA	1054	C
1	AA	1065	U
1	AA	1066	C
1	AA	1081	A
1	AA	1091	U
1	AA	1094	G
1	AA	1095	U
1	AA	1101	A
1	AA	1136	C
1	AA	1137	C
1	AA	1138	G
1	AA	1139	G
1	AA	1158	C
1	AA	1168	U
1	AA	1169	A
1	AA	1171	A
1	AA	1181	G
1	AA	1183	U
1	AA	1196	A
1	AA	1197	A
1	AA	1201	A
1	AA	1202	U
1	AA	1209	C
1	AA	1211	U
1	AA	1212	U
1	AA	1213	A
1	AA	1214	C
1	AA	1225	A
1	AA	1226	C
1	AA	1227	A
1	AA	1240	U
1	AA	1256	A

Continued on next page...

Continued from previous page...

Mol	Chain	Res	Type
1	AA	1279	G
1	AA	1280	A
1	AA	1281	C
1	AA	1285	A
1	AA	1300	G
1	AA	1301	U
1	AA	1303	C
1	AA	1305	G
1	AA	1316	G
1	AA	1317	C
1	AA	1319	A
1	AA	1320	C
1	AA	1323	G
1	AA	1335	U
1	AA	1336	C
1	AA	1362	A
1	AA	1363	A
1	AA	1364	U
1	AA	1381	U
1	AA	1398	A
1	AA	1409	C
1	AA	1410	A
1	AA	1419	G
1	AA	1429	A
1	AA	1432	G
1	AA	1446	A
1	AA	1449	C
1	AA	1451	U
1	AA	1452	C
1	AA	1491	G
1	AA	1492	A
1	AA	1497	G
1	AA	1503	A
1	AA	1505	G
1	AA	1506	U
1	AA	1517	G
1	AA	1519	A
1	AA	1520	C
1	AA	1529	G
1	AA	1530	G
1	AA	1534	A
22	BA	16	G

Continued on next page...

Continued from previous page...

Mol	Chain	Res	Type
22	BA	25	U
22	BA	26	C
22	BA	30	C
22	BA	35	C
22	BA	36	C
22	BA	42	C
22	BA	52	A
22	BA	53	A
22	BA	67	G
22	BA	87	U
22	BA	88	C
22	BA	89	U
22	BA	90	C
22	BA	96	G
22	BA	99	A
22	BA	109	A
23	BB	2	G
23	BB	4	U
23	BB	27	G
23	BB	34	U
23	BB	46	G
23	BB	63	A
23	BB	71	A
23	BB	72	U
23	BB	74	A
23	BB	75	G
23	BB	91	A
23	BB	96	C
23	BB	99	U
23	BB	101	A
23	BB	102	U
23	BB	103	A
23	BB	118	A
23	BB	119	A
23	BB	120	U
23	BB	125	A
23	BB	126	A
23	BB	128	C
23	BB	135	U
23	BB	137	U
23	BB	140	C
23	BB	141	G

Continued on next page...

Continued from previous page...

Mol	Chain	Res	Type
23	BB	142	A
23	BB	144	A
23	BB	160	A
23	BB	162	U
23	BB	163	C
23	BB	179	C
23	BB	180	G
23	BB	181	A
23	BB	196	A
23	BB	199	A
23	BB	215	G
23	BB	216	A
23	BB	221	A
23	BB	222	A
23	BB	230	G
23	BB	233	A
23	BB	248	G
23	BB	250	G
23	BB	252	G
23	BB	255	A
23	BB	265	A
23	BB	266	G
23	BB	267	C
23	BB	271	G
23	BB	276	U
23	BB	277	G
23	BB	278	A
23	BB	279	A
23	BB	281	C
23	BB	291	G
23	BB	299	A
23	BB	302	C
23	BB	311	A
23	BB	329	G
23	BB	330	A
23	BB	333	G
23	BB	346	A
23	BB	349	U
23	BB	353	C
23	BB	367	G
23	BB	371	A
23	BB	372	G

Continued on next page...

Continued from previous page...

Mol	Chain	Res	Type
23	BB	386	G
23	BB	387	U
23	BB	395	U
23	BB	396	G
23	BB	405	U
23	BB	411	G
23	BB	412	A
23	BB	424	G
23	BB	435	C
23	BB	455	C
23	BB	456	C
23	BB	457	A
23	BB	479	A
23	BB	480	A
23	BB	481	G
23	BB	491	G
23	BB	504	A
23	BB	505	A
23	BB	508	A
23	BB	509	C
23	BB	510	C
23	BB	512	G
23	BB	527	C
23	BB	532	A
23	BB	533	G
23	BB	545	U
23	BB	546	U
23	BB	547	A
23	BB	548	G
23	BB	549	G
23	BB	550	C
23	BB	563	A
23	BB	573	U
23	BB	574	A
23	BB	575	A
23	BB	588	U
23	BB	603	A
23	BB	613	A
23	BB	614	A
23	BB	615	U
23	BB	616	A
23	BB	627	A

Continued on next page...

Continued from previous page...

Mol	Chain	Res	Type
23	BB	632	A
23	BB	637	A
23	BB	645	C
23	BB	646	U
23	BB	647	G
23	BB	654	A
23	BB	655	A
23	BB	671	C
23	BB	686	U
23	BB	718	A
23	BB	719	C
23	BB	722	A
23	BB	727	A
23	BB	730	A
23	BB	747	U
23	BB	765	C
23	BB	775	G
23	BB	782	A
23	BB	784	G
23	BB	785	G
23	BB	805	G
23	BB	806	C
23	BB	811	U
23	BB	812	C
23	BB	819	A
23	BB	827	U
23	BB	828	U
23	BB	847	U
23	BB	859	G
23	BB	872	U
23	BB	874	G
23	BB	877	A
23	BB	878	A
23	BB	899	A
23	BB	910	A
23	BB	912	C
23	BB	932	U
23	BB	933	A
23	BB	941	A
23	BB	946	C
23	BB	961	C
23	BB	973	A

Continued on next page...

Continued from previous page...

Mol	Chain	Res	Type
23	BB	974	G
23	BB	983	A
23	BB	991	C
23	BB	995	C
23	BB	996	A
23	BB	1012	U
23	BB	1013	C
23	BB	1022	G
23	BB	1023	U
23	BB	1025	G
23	BB	1033	U
23	BB	1047	G
23	BB	1051	G
23	BB	1056	G
23	BB	1062	G
23	BB	1070	A
23	BB	1088	A
23	BB	1090	A
23	BB	1106	G
23	BB	1110	G
23	BB	1111	A
23	BB	1112	G
23	BB	1126	A
23	BB	1132	U
23	BB	1133	A
23	BB	1135	C
23	BB	1136	G
23	BB	1139	G
23	BB	1141	U
23	BB	1142	A
23	BB	1171	G
23	BB	1172	C
23	BB	1173	U
23	BB	1174	U
23	BB	1186	G
23	BB	1204	A
23	BB	1205	A
23	BB	1211	C
23	BB	1212	G
23	BB	1238	G
23	BB	1242	U
23	BB	1247	A

Continued on next page...

Continued from previous page...

Mol	Chain	Res	Type
23	BB	1248	G
23	BB	1250	G
23	BB	1251	C
23	BB	1253	A
23	BB	1256	G
23	BB	1266	G
23	BB	1271	G
23	BB	1272	A
23	BB	1273	U
23	BB	1275	A
23	BB	1301	A
23	BB	1302	A
23	BB	1324	G
23	BB	1325	U
23	BB	1337	G
23	BB	1341	G
23	BB	1352	U
23	BB	1365	A
23	BB	1368	G
23	BB	1379	U
23	BB	1383	A
23	BB	1384	A
23	BB	1388	G
23	BB	1396	U
23	BB	1397	U
23	BB	1416	G
23	BB	1419	A
23	BB	1428	C
23	BB	1434	A
23	BB	1451	C
23	BB	1453	A
23	BB	1454	C
23	BB	1455	G
23	BB	1459	G
23	BB	1460	U
23	BB	1461	C
23	BB	1476	U
23	BB	1477	A
23	BB	1482	G
23	BB	1486	U
23	BB	1490	A
23	BB	1493	C

Continued on next page...

Continued from previous page...

Mol	Chain	Res	Type
23	BB	1494	A
23	BB	1504	A
23	BB	1505	A
23	BB	1507	C
23	BB	1508	A
23	BB	1509	A
23	BB	1510	G
23	BB	1524	G
23	BB	1532	A
23	BB	1535	A
23	BB	1537	G
23	BB	1540	G
23	BB	1552	A
23	BB	1559	U
23	BB	1560	G
23	BB	1569	A
23	BB	1578	U
23	BB	1584	U
23	BB	1588	G
23	BB	1608	A
23	BB	1610	A
23	BB	1634	A
23	BB	1635	A
23	BB	1647	U
23	BB	1648	U
23	BB	1674	G
23	BB	1700	A
23	BB	1706	C
23	BB	1713	A
23	BB	1715	G
23	BB	1724	G
23	BB	1725	U
23	BB	1727	C
23	BB	1729	U
23	BB	1730	C
23	BB	1732	C
23	BB	1733	G
23	BB	1738	G
23	BB	1756	G
23	BB	1758	U
23	BB	1764	C
23	BB	1773	A

Continued on next page...

Continued from previous page...

Mol	Chain	Res	Type
23	BB	1800	C
23	BB	1816	C
23	BB	1829	A
23	BB	1833	C
23	BB	1870	C
23	BB	1871	A
23	BB	1872	A
23	BB	1884	G
23	BB	1906	G
23	BB	1927	A
23	BB	1929	G
23	BB	1930	G
23	BB	1937	A
23	BB	1938	A
23	BB	1939	U
23	BB	1940	U
23	BB	1955	U
23	BB	1967	C
23	BB	1970	A
23	BB	1971	U
23	BB	1972	G
23	BB	1991	U
23	BB	1993	U
23	BB	1997	C
23	BB	2022	U
23	BB	2023	C
23	BB	2031	A
23	BB	2032	G
23	BB	2033	A
23	BB	2043	C
23	BB	2048	G
23	BB	2055	C
23	BB	2056	G
23	BB	2060	A
23	BB	2061	G
23	BB	2062	A
23	BB	2069	G
23	BB	2072	C
23	BB	2102	G
23	BB	2103	C
23	BB	2109	U
23	BB	2136	G

Continued on next page...

Continued from previous page...

Mol	Chain	Res	Type
23	BB	2137	U
23	BB	2138	G
23	BB	2143	C
23	BB	2144	G
23	BB	2145	C
23	BB	2147	A
23	BB	2148	G
23	BB	2149	U
23	BB	2153	C
23	BB	2154	A
23	BB	2155	U
23	BB	2157	G
23	BB	2181	U
23	BB	2183	A
23	BB	2184	A
23	BB	2192	U
23	BB	2198	A
23	BB	2203	U
23	BB	2204	G
23	BB	2211	A
23	BB	2212	A
23	BB	2213	U
23	BB	2225	A
23	BB	2238	G
23	BB	2239	G
23	BB	2266	A
23	BB	2273	A
23	BB	2283	C
23	BB	2287	A
23	BB	2288	A
23	BB	2305	U
23	BB	2307	G
23	BB	2308	G
23	BB	2309	A
23	BB	2311	A
23	BB	2320	U
23	BB	2321	U
23	BB	2322	A
23	BB	2325	G
23	BB	2333	A
23	BB	2337	G
23	BB	2345	G

Continued on next page...

Continued from previous page...

Mol	Chain	Res	Type
23	BB	2347	C
23	BB	2361	G
23	BB	2372	U
23	BB	2379	G
23	BB	2383	G
23	BB	2385	C
23	BB	2396	G
23	BB	2402	U
23	BB	2403	C
23	BB	2406	A
23	BB	2423	U
23	BB	2426	A
23	BB	2429	G
23	BB	2430	A
23	BB	2434	A
23	BB	2435	A
23	BB	2441	U
23	BB	2448	A
23	BB	2472	G
23	BB	2476	A
23	BB	2491	U
23	BB	2502	G
23	BB	2505	G
23	BB	2506	U
23	BB	2518	A
23	BB	2535	G
23	BB	2554	U
23	BB	2566	A
23	BB	2567	G
23	BB	2573	C
23	BB	2586	U
23	BB	2602	A
23	BB	2609	U
23	BB	2613	U
23	BB	2629	U
23	BB	2630	G
23	BB	2634	A
23	BB	2654	A
23	BB	2682	A
23	BB	2689	U
23	BB	2690	U
23	BB	2714	G

Continued on next page...

Continued from previous page...

Mol	Chain	Res	Type
23	BB	2726	A
23	BB	2739	U
23	BB	2744	G
23	BB	2748	A
23	BB	2750	A
23	BB	2751	G
23	BB	2752	C
23	BB	2753	A
23	BB	2757	A
23	BB	2765	A
23	BB	2778	A
23	BB	2791	G
23	BB	2797	U
23	BB	2798	U
23	BB	2799	A
23	BB	2800	A
23	BB	2802	G
23	BB	2808	G
23	BB	2820	A
23	BB	2821	A
23	BB	2836	U
23	BB	2850	A
23	BB	2866	U
23	BB	2867	G
23	BB	2872	A
23	BB	2873	A
23	BB	2883	A
23	BB	2885	G
23	BB	2894	G
23	BB	2901	C
23	BB	2903	U
1	CA	9	G
1	CA	14	U
1	CA	31	G
1	CA	32	A
1	CA	39	G
1	CA	47	C
1	CA	48	C
1	CA	49	U
1	CA	51	A
1	CA	52	C
1	CA	54	C

Continued on next page...

Continued from previous page...

Mol	Chain	Res	Type
1	CA	55	A
1	CA	71	A
1	CA	72	A
1	CA	84	U
1	CA	85	U
1	CA	86	G
1	CA	87	C
1	CA	88	U
1	CA	93	U
1	CA	119	A
1	CA	121	U
1	CA	131	A
1	CA	151	A
1	CA	182	A
1	CA	183	C
1	CA	197	A
1	CA	209	U
1	CA	210	C
1	CA	211	G
1	CA	226	G
1	CA	239	U
1	CA	240	G
1	CA	243	A
1	CA	244	U
1	CA	245	U
1	CA	247	G
1	CA	250	A
1	CA	251	G
1	CA	257	G
1	CA	258	G
1	CA	266	G
1	CA	267	C
1	CA	280	C
1	CA	289	G
1	CA	301	G
1	CA	306	A
1	CA	316	C
1	CA	321	A
1	CA	328	C
1	CA	329	A
1	CA	330	C
1	CA	332	G

Continued on next page...

Continued from previous page...

Mol	Chain	Res	Type
1	CA	345	C
1	CA	352	C
1	CA	354	G
1	CA	367	U
1	CA	373	A
1	CA	381	C
1	CA	382	A
1	CA	384	G
1	CA	397	A
1	CA	398	U
1	CA	406	G
1	CA	408	A
1	CA	409	U
1	CA	411	A
1	CA	412	A
1	CA	413	G
1	CA	421	U
1	CA	422	C
1	CA	429	U
1	CA	430	A
1	CA	435	A
1	CA	438	U
1	CA	460	A
1	CA	461	A
1	CA	462	G
1	CA	463	U
1	CA	464	U
1	CA	465	A
1	CA	466	A
1	CA	467	U
1	CA	468	A
1	CA	479	U
1	CA	482	A
1	CA	484	G
1	CA	485	U
1	CA	486	U
1	CA	493	A
1	CA	500	G
1	CA	509	A
1	CA	511	C
1	CA	518	C
1	CA	527	G

Continued on next page...

Continued from previous page...

Mol	Chain	Res	Type
1	CA	532	A
1	CA	547	A
1	CA	559	A
1	CA	562	U
1	CA	572	A
1	CA	573	A
1	CA	576	C
1	CA	577	G
1	CA	633	G
1	CA	639	G
1	CA	653	U
1	CA	665	A
1	CA	695	A
1	CA	700	G
1	CA	721	G
1	CA	724	G
1	CA	731	G
1	CA	747	A
1	CA	748	G
1	CA	755	G
1	CA	777	A
1	CA	781	A
1	CA	782	A
1	CA	793	U
1	CA	794	A
1	CA	812	G
1	CA	815	A
1	CA	817	C
1	CA	819	A
1	CA	821	G
1	CA	828	U
1	CA	829	G
1	CA	841	C
1	CA	843	U
1	CA	844	G
1	CA	845	A
1	CA	907	A
1	CA	926	G
1	CA	927	G
1	CA	934	C
1	CA	935	A
1	CA	960	U

Continued on next page...

Continued from previous page...

Mol	Chain	Res	Type
1	CA	961	U
1	CA	966	G
1	CA	969	A
1	CA	971	G
1	CA	974	A
1	CA	976	G
1	CA	977	A
1	CA	992	U
1	CA	993	G
1	CA	994	A
1	CA	1004	A
1	CA	1009	U
1	CA	1010	U
1	CA	1020	G
1	CA	1021	A
1	CA	1028	C
1	CA	1029	U
1	CA	1030	U
1	CA	1031	C
1	CA	1034	G
1	CA	1049	U
1	CA	1050	G
1	CA	1054	C
1	CA	1065	U
1	CA	1066	C
1	CA	1081	A
1	CA	1091	U
1	CA	1094	G
1	CA	1095	U
1	CA	1101	A
1	CA	1136	C
1	CA	1137	C
1	CA	1138	G
1	CA	1139	G
1	CA	1158	C
1	CA	1168	U
1	CA	1169	A
1	CA	1171	A
1	CA	1181	G
1	CA	1183	U
1	CA	1196	A
1	CA	1197	A

Continued on next page...

Continued from previous page...

Mol	Chain	Res	Type
1	CA	1201	A
1	CA	1202	U
1	CA	1209	C
1	CA	1211	U
1	CA	1212	U
1	CA	1213	A
1	CA	1214	C
1	CA	1225	A
1	CA	1226	C
1	CA	1227	A
1	CA	1240	U
1	CA	1256	A
1	CA	1279	G
1	CA	1280	A
1	CA	1281	C
1	CA	1285	A
1	CA	1300	G
1	CA	1301	U
1	CA	1303	C
1	CA	1305	G
1	CA	1316	G
1	CA	1317	C
1	CA	1319	A
1	CA	1320	C
1	CA	1323	G
1	CA	1335	U
1	CA	1336	C
1	CA	1362	A
1	CA	1363	A
1	CA	1364	U
1	CA	1381	U
1	CA	1398	A
1	CA	1419	G
1	CA	1429	A
1	CA	1432	G
1	CA	1446	A
1	CA	1451	U
1	CA	1452	C
1	CA	1453	G
1	CA	1492	A
1	CA	1494	G
1	CA	1497	G

Continued on next page...

Continued from previous page...

Mol	Chain	Res	Type
1	CA	1503	A
1	CA	1506	U
1	CA	1517	G
1	CA	1519	A
1	CA	1520	C
1	CA	1529	G
1	CA	1530	G
1	CA	1534	A
22	DA	16	G
22	DA	25	U
22	DA	26	C
22	DA	30	C
22	DA	35	C
22	DA	36	C
22	DA	42	C
22	DA	52	A
22	DA	53	A
22	DA	67	G
22	DA	87	U
22	DA	88	C
22	DA	89	U
22	DA	90	C
22	DA	96	G
22	DA	99	A
22	DA	109	A
23	DB	2	G
23	DB	27	G
23	DB	34	U
23	DB	46	G
23	DB	63	A
23	DB	71	A
23	DB	72	U
23	DB	74	A
23	DB	75	G
23	DB	91	A
23	DB	99	U
23	DB	100	U
23	DB	101	A
23	DB	102	U
23	DB	103	A
23	DB	118	A
23	DB	119	A

Continued on next page...

Continued from previous page...

Mol	Chain	Res	Type
23	DB	120	U
23	DB	125	A
23	DB	126	A
23	DB	139	U
23	DB	140	C
23	DB	141	G
23	DB	143	C
23	DB	160	A
23	DB	162	U
23	DB	163	C
23	DB	179	C
23	DB	180	G
23	DB	181	A
23	DB	196	A
23	DB	199	A
23	DB	215	G
23	DB	216	A
23	DB	221	A
23	DB	222	A
23	DB	230	G
23	DB	233	A
23	DB	248	G
23	DB	250	G
23	DB	252	G
23	DB	255	A
23	DB	265	A
23	DB	266	G
23	DB	267	C
23	DB	271	G
23	DB	273	G
23	DB	276	U
23	DB	277	G
23	DB	278	A
23	DB	280	U
23	DB	281	C
23	DB	282	A
23	DB	284	U
23	DB	287	G
23	DB	288	U
23	DB	289	G
23	DB	299	A
23	DB	302	C

Continued on next page...

Continued from previous page...

Mol	Chain	Res	Type
23	DB	311	A
23	DB	329	G
23	DB	330	A
23	DB	333	G
23	DB	346	A
23	DB	349	U
23	DB	352	A
23	DB	353	C
23	DB	354	A
23	DB	359	G
23	DB	363	G
23	DB	371	A
23	DB	372	G
23	DB	386	G
23	DB	387	U
23	DB	395	U
23	DB	396	G
23	DB	405	U
23	DB	411	G
23	DB	412	A
23	DB	424	G
23	DB	435	C
23	DB	455	C
23	DB	456	C
23	DB	457	A
23	DB	479	A
23	DB	480	A
23	DB	481	G
23	DB	491	G
23	DB	504	A
23	DB	505	A
23	DB	508	A
23	DB	509	C
23	DB	510	C
23	DB	512	G
23	DB	527	C
23	DB	532	A
23	DB	533	G
23	DB	544	C
23	DB	545	U
23	DB	546	U
23	DB	547	A

Continued on next page...

Continued from previous page...

Mol	Chain	Res	Type
23	DB	548	G
23	DB	549	G
23	DB	563	A
23	DB	573	U
23	DB	574	A
23	DB	575	A
23	DB	588	U
23	DB	603	A
23	DB	613	A
23	DB	614	A
23	DB	615	U
23	DB	616	A
23	DB	627	A
23	DB	632	A
23	DB	637	A
23	DB	645	C
23	DB	646	U
23	DB	647	G
23	DB	654	A
23	DB	655	A
23	DB	671	C
23	DB	686	U
23	DB	718	A
23	DB	719	C
23	DB	722	A
23	DB	727	A
23	DB	730	A
23	DB	747	U
23	DB	765	C
23	DB	775	G
23	DB	782	A
23	DB	784	G
23	DB	785	G
23	DB	805	G
23	DB	806	C
23	DB	811	U
23	DB	812	C
23	DB	819	A
23	DB	827	U
23	DB	828	U
23	DB	847	U
23	DB	859	G

Continued on next page...

Continued from previous page...

Mol	Chain	Res	Type
23	DB	872	U
23	DB	874	G
23	DB	899	A
23	DB	910	A
23	DB	912	C
23	DB	932	U
23	DB	933	A
23	DB	941	A
23	DB	946	C
23	DB	961	C
23	DB	973	A
23	DB	974	G
23	DB	983	A
23	DB	991	C
23	DB	995	C
23	DB	996	A
23	DB	1012	U
23	DB	1013	C
23	DB	1022	G
23	DB	1023	U
23	DB	1025	G
23	DB	1033	U
23	DB	1053	C
23	DB	1055	G
23	DB	1070	A
23	DB	1088	A
23	DB	1090	A
23	DB	1098	A
23	DB	1110	G
23	DB	1112	G
23	DB	1116	G
23	DB	1126	A
23	DB	1132	U
23	DB	1133	A
23	DB	1135	C
23	DB	1136	G
23	DB	1141	U
23	DB	1142	A
23	DB	1170	C
23	DB	1174	U
23	DB	1176	U
23	DB	1179	G

Continued on next page...

Continued from previous page...

Mol	Chain	Res	Type
23	DB	1186	G
23	DB	1204	A
23	DB	1205	A
23	DB	1211	C
23	DB	1212	G
23	DB	1238	G
23	DB	1242	U
23	DB	1247	A
23	DB	1248	G
23	DB	1250	G
23	DB	1251	C
23	DB	1253	A
23	DB	1256	G
23	DB	1266	G
23	DB	1271	G
23	DB	1272	A
23	DB	1273	U
23	DB	1275	A
23	DB	1301	A
23	DB	1302	A
23	DB	1324	G
23	DB	1325	U
23	DB	1337	G
23	DB	1341	G
23	DB	1352	U
23	DB	1365	A
23	DB	1368	G
23	DB	1379	U
23	DB	1383	A
23	DB	1384	A
23	DB	1388	G
23	DB	1396	U
23	DB	1397	U
23	DB	1416	G
23	DB	1419	A
23	DB	1428	C
23	DB	1434	A
23	DB	1451	C
23	DB	1453	A
23	DB	1454	C
23	DB	1455	G
23	DB	1459	G

Continued on next page...

Continued from previous page...

Mol	Chain	Res	Type
23	DB	1460	U
23	DB	1461	C
23	DB	1476	U
23	DB	1477	A
23	DB	1482	G
23	DB	1486	U
23	DB	1490	A
23	DB	1493	C
23	DB	1494	A
23	DB	1504	A
23	DB	1505	A
23	DB	1507	C
23	DB	1508	A
23	DB	1509	A
23	DB	1510	G
23	DB	1524	G
23	DB	1532	A
23	DB	1535	A
23	DB	1537	G
23	DB	1540	G
23	DB	1552	A
23	DB	1559	U
23	DB	1560	G
23	DB	1569	A
23	DB	1578	U
23	DB	1584	U
23	DB	1588	G
23	DB	1608	A
23	DB	1610	A
23	DB	1634	A
23	DB	1635	A
23	DB	1647	U
23	DB	1648	U
23	DB	1674	G
23	DB	1700	A
23	DB	1706	C
23	DB	1713	A
23	DB	1715	G
23	DB	1724	G
23	DB	1725	U
23	DB	1729	U
23	DB	1730	C

Continued on next page...

Continued from previous page...

Mol	Chain	Res	Type
23	DB	1732	C
23	DB	1733	G
23	DB	1738	G
23	DB	1756	G
23	DB	1758	U
23	DB	1764	C
23	DB	1773	A
23	DB	1800	C
23	DB	1816	C
23	DB	1829	A
23	DB	1833	C
23	DB	1870	C
23	DB	1871	A
23	DB	1872	A
23	DB	1884	G
23	DB	1906	G
23	DB	1913	A
23	DB	1914	C
23	DB	1927	A
23	DB	1929	G
23	DB	1930	G
23	DB	1937	A
23	DB	1938	A
23	DB	1939	U
23	DB	1940	U
23	DB	1955	U
23	DB	1967	C
23	DB	1970	A
23	DB	1971	U
23	DB	1972	G
23	DB	1991	U
23	DB	1993	U
23	DB	1997	C
23	DB	2022	U
23	DB	2023	C
23	DB	2031	A
23	DB	2032	G
23	DB	2033	A
23	DB	2043	C
23	DB	2048	G
23	DB	2055	C
23	DB	2056	G

Continued on next page...

Continued from previous page...

Mol	Chain	Res	Type
23	DB	2060	A
23	DB	2061	G
23	DB	2062	A
23	DB	2069	G
23	DB	2072	C
23	DB	2096	C
23	DB	2097	A
23	DB	2099	U
23	DB	2101	A
23	DB	2107	G
23	DB	2108	A
23	DB	2110	G
23	DB	2134	A
23	DB	2135	A
23	DB	2138	G
23	DB	2147	A
23	DB	2148	G
23	DB	2152	G
23	DB	2155	U
23	DB	2156	G
23	DB	2157	G
23	DB	2180	U
23	DB	2183	A
23	DB	2184	A
23	DB	2189	U
23	DB	2193	G
23	DB	2198	A
23	DB	2203	U
23	DB	2204	G
23	DB	2211	A
23	DB	2212	A
23	DB	2213	U
23	DB	2225	A
23	DB	2238	G
23	DB	2239	G
23	DB	2266	A
23	DB	2273	A
23	DB	2283	C
23	DB	2287	A
23	DB	2288	A
23	DB	2297	A
23	DB	2305	U

Continued on next page...

Continued from previous page...

Mol	Chain	Res	Type
23	DB	2307	G
23	DB	2308	G
23	DB	2309	A
23	DB	2311	A
23	DB	2320	U
23	DB	2321	U
23	DB	2322	A
23	DB	2325	G
23	DB	2333	A
23	DB	2337	G
23	DB	2345	G
23	DB	2347	C
23	DB	2361	G
23	DB	2372	U
23	DB	2379	G
23	DB	2383	G
23	DB	2385	C
23	DB	2396	G
23	DB	2402	U
23	DB	2403	C
23	DB	2406	A
23	DB	2423	U
23	DB	2426	A
23	DB	2429	G
23	DB	2430	A
23	DB	2434	A
23	DB	2435	A
23	DB	2441	U
23	DB	2448	A
23	DB	2472	G
23	DB	2476	A
23	DB	2491	U
23	DB	2502	G
23	DB	2505	G
23	DB	2506	U
23	DB	2518	A
23	DB	2535	G
23	DB	2554	U
23	DB	2566	A
23	DB	2567	G
23	DB	2573	C
23	DB	2586	U

Continued on next page...

Continued from previous page...

Mol	Chain	Res	Type
23	DB	2602	A
23	DB	2609	U
23	DB	2613	U
23	DB	2629	U
23	DB	2630	G
23	DB	2634	A
23	DB	2654	A
23	DB	2682	A
23	DB	2689	U
23	DB	2690	U
23	DB	2714	G
23	DB	2719	G
23	DB	2726	A
23	DB	2739	U
23	DB	2744	G
23	DB	2748	A
23	DB	2757	A
23	DB	2765	A
23	DB	2778	A
23	DB	2791	G
23	DB	2797	U
23	DB	2798	U
23	DB	2799	A
23	DB	2800	A
23	DB	2802	G
23	DB	2808	G
23	DB	2820	A
23	DB	2821	A
23	DB	2836	U
23	DB	2850	A
23	DB	2866	U
23	DB	2867	G
23	DB	2872	A
23	DB	2873	A
23	DB	2883	A
23	DB	2885	G
23	DB	2894	G
23	DB	2903	U

All (73) RNA pucker outliers are listed below:

Continued on next page...

Continued from previous page...

Mol	Chain	Res	Type
-----	-------	-----	------

Mol	Chain	Res	Type
1	AA	51	A
1	AA	243	A
1	AA	279	A
1	AA	328	C
1	AA	366	A
1	AA	372	C
1	AA	428	G
1	AA	429	U
1	AA	960	U
1	AA	975	A
1	AA	1049	U
1	AA	1065	U
1	AA	1201	A
1	AA	1302	C
1	AA	1362	A
1	AA	1397	C
22	BA	66	A
23	BB	63	A
23	BB	162	U
23	BB	508	A
23	BB	670	A
23	BB	858	G
23	BB	1210	G
23	BB	1301	A
23	BB	1419	A
23	BB	1509	A
23	BB	2213	U
23	BB	2282	G
23	BB	2336	A
23	BB	2425	A
23	BB	2434	A
23	BB	2756	U
23	BB	2832	U
23	BB	2894	G
23	BB	2902	C
1	CA	51	A
1	CA	239	U
1	CA	243	A
1	CA	279	A
1	CA	328	C
1	CA	366	A

Continued on next page...

Continued from previous page...

Mol	Chain	Res	Type
1	CA	372	C
1	CA	428	G
1	CA	429	U
1	CA	960	U
1	CA	975	A
1	CA	1049	U
1	CA	1065	U
1	CA	1201	A
1	CA	1302	C
1	CA	1362	A
1	CA	1397	C
22	DA	66	A
23	DB	63	A
23	DB	162	U
23	DB	508	A
23	DB	544	C
23	DB	546	U
23	DB	670	A
23	DB	858	G
23	DB	1126	A
23	DB	1210	G
23	DB	1301	A
23	DB	1419	A
23	DB	1509	A
23	DB	2213	U
23	DB	2282	G
23	DB	2336	A
23	DB	2425	A
23	DB	2434	A
23	DB	2756	U
23	DB	2832	U
23	DB	2894	G

5.4 Non-standard residues in protein, DNA, RNA chains ⓘ

There are no non-standard protein/DNA/RNA residues in this entry.

5.5 Carbohydrates ⓘ

There are no carbohydrates in this entry.

5.6 Ligand geometry

Of 349 ligands modelled in this entry, 345 are monoatomic - leaving 4 for Mogul analysis.

In the following table, the Counts columns list the number of bonds (or angles) for which Mogul statistics could be retrieved, the number of bonds (or angles) that are observed in the model and the number of bonds (or angles) that are defined in the chemical component dictionary. The Link column lists molecule types, if any, to which the group is linked. The Z score for a bond length (or angle) is the number of standard deviations the observed value is removed from the expected value. A bond length (or angle) with $|Z| > 2$ is considered an outlier worth inspection. RMSZ is the root-mean-square of all Z scores of the bond lengths (or angles).

Mol	Type	Chain	Res	Link	Bond lengths			Bond angles		
					Counts	RMSZ	# $ Z > 2$	Counts	RMSZ	# $ Z > 2$
53	NMY	AA	1601	-	45,45,45	1.84	13 (28%)	67,67,67	1.17	6 (8%)
53	NMY	BB	3001	-	45,45,45	1.84	12 (26%)	67,67,67	1.19	7 (10%)
53	NMY	CA	1601	-	45,45,45	1.84	11 (24%)	67,67,67	1.27	8 (11%)
53	NMY	DB	3001	-	45,45,45	1.90	14 (31%)	67,67,67	1.29	7 (10%)

In the following table, the Chirals column lists the number of chiral outliers, the number of chiral centers analysed, the number of these observed in the model and the number defined in the chemical component dictionary. Similar counts are reported in the Torsion and Rings columns. '-' means no outliers of that kind were identified.

Mol	Type	Chain	Res	Link	Chirals	Torsions	Rings
53	NMY	AA	1601	-	-	0/18/94/94	0/4/4/4
53	NMY	BB	3001	-	-	0/18/94/94	0/4/4/4
53	NMY	CA	1601	-	-	0/18/94/94	0/4/4/4
53	NMY	DB	3001	-	-	0/18/94/94	0/4/4/4

All (50) bond length outliers are listed below:

Mol	Chain	Res	Type	Atoms	Z	Observed(Å)	Ideal(Å)
53	CA	1601	NMY	O22-C18	4.77	1.54	1.41
53	AA	1601	NMY	O22-C18	4.70	1.53	1.41
53	BB	3001	NMY	O22-C18	4.57	1.53	1.41
53	DB	3001	NMY	O22-C18	4.53	1.53	1.41
53	BB	3001	NMY	C3-C2	4.37	1.59	1.53
53	DB	3001	NMY	C3-C2	4.36	1.59	1.53
53	AA	1601	NMY	C3-C2	4.34	1.59	1.53
53	CA	1601	NMY	C3-C2	4.03	1.59	1.53
53	CA	1601	NMY	O5-C1	3.95	1.51	1.41
53	AA	1601	NMY	O5-C1	3.64	1.51	1.41
53	DB	3001	NMY	O16-C13	3.63	1.48	1.41

Continued on next page...

Continued from previous page...

Mol	Chain	Res	Type	Atoms	Z	Observed(Å)	Ideal(Å)
53	DB	3001	NMY	O5-C1	3.45	1.50	1.41
53	BB	3001	NMY	O5-C1	3.45	1.50	1.41
53	DB	3001	NMY	C23-C22	2.96	1.59	1.51
53	BB	3001	NMY	C23-C22	2.90	1.59	1.51
53	AA	1601	NMY	C23-C22	2.85	1.58	1.51
53	CA	1601	NMY	C23-C22	2.77	1.58	1.51
53	DB	3001	NMY	C19-N23	2.69	1.51	1.47
53	DB	3001	NMY	O22-C22	2.69	1.51	1.44
53	CA	1601	NMY	C19-N23	2.67	1.51	1.47
53	AA	1601	NMY	O16-C13	2.65	1.46	1.41
53	AA	1601	NMY	C19-N23	2.61	1.51	1.47
53	BB	3001	NMY	O22-C22	2.61	1.50	1.44
53	BB	3001	NMY	C19-N23	2.60	1.51	1.47
53	AA	1601	NMY	O22-C22	2.57	1.50	1.44
53	CA	1601	NMY	O22-C22	2.56	1.50	1.44
53	BB	3001	NMY	O16-C13	2.54	1.46	1.41
53	CA	1601	NMY	C14-C15	2.46	1.58	1.53
53	CA	1601	NMY	C1-C2	2.43	1.57	1.52
53	AA	1601	NMY	C14-C15	2.43	1.58	1.53
53	AA	1601	NMY	O5-C5	2.37	1.50	1.44
53	BB	3001	NMY	C4-C5	2.29	1.58	1.53
53	BB	3001	NMY	O5-C5	2.29	1.50	1.44
53	BB	3001	NMY	C12-C7	2.28	1.58	1.53
53	DB	3001	NMY	C4-C5	2.27	1.58	1.53
53	CA	1601	NMY	C4-C5	2.25	1.58	1.53
53	CA	1601	NMY	O5-C5	2.25	1.50	1.44
53	AA	1601	NMY	C12-C7	2.24	1.58	1.53
53	DB	3001	NMY	O5-C5	2.21	1.49	1.44
53	BB	3001	NMY	C20-C21	2.19	1.58	1.52
53	BB	3001	NMY	C6-C5	2.17	1.57	1.51
53	DB	3001	NMY	C12-C7	2.17	1.58	1.53
53	DB	3001	NMY	C20-C21	2.16	1.58	1.52
53	AA	1601	NMY	C20-C21	2.11	1.58	1.52
53	CA	1601	NMY	C20-C21	2.11	1.58	1.52
53	DB	3001	NMY	C6-C5	2.10	1.57	1.51
53	AA	1601	NMY	C4-C5	2.09	1.57	1.53
53	DB	3001	NMY	O18-C15	2.06	1.49	1.43
53	AA	1601	NMY	C6-C5	2.05	1.56	1.51
53	DB	3001	NMY	C18-C19	2.02	1.56	1.52

All (28) bond angle outliers are listed below:

Mol	Chain	Res	Type	Atoms	Z	Observed(°)	Ideal(°)
53	DB	3001	NMY	O11-C13-O16	5.00	116.41	111.57
53	DB	3001	NMY	O18-C18-C19	3.56	115.12	108.08
53	BB	3001	NMY	O11-C13-O16	3.47	114.93	111.57
53	CA	1601	NMY	O18-C18-C19	3.34	114.67	108.08
53	BB	3001	NMY	O18-C18-C19	3.23	114.46	108.08
53	DB	3001	NMY	O22-C22-C23	3.21	112.09	105.97
53	BB	3001	NMY	O22-C22-C23	3.12	111.91	105.97
53	AA	1601	NMY	O18-C18-C19	3.12	114.24	108.08
53	CA	1601	NMY	O22-C22-C23	3.11	111.89	105.97
53	AA	1601	NMY	O22-C22-C23	3.07	111.81	105.97
53	CA	1601	NMY	C18-O22-C22	3.02	119.58	113.73
53	DB	3001	NMY	O11-C13-C14	2.99	112.83	107.50
53	AA	1601	NMY	C18-O22-C22	2.92	119.39	113.73
53	BB	3001	NMY	O11-C13-C14	2.80	112.50	107.50
53	BB	3001	NMY	C18-O22-C22	2.77	119.08	113.73
53	CA	1601	NMY	O11-C13-C14	2.75	112.41	107.50
53	DB	3001	NMY	C18-O22-C22	2.72	119.00	113.73
53	CA	1601	NMY	O5-C5-C6	2.68	111.07	105.97
53	CA	1601	NMY	O11-C13-O16	-2.66	109.00	111.57
53	DB	3001	NMY	O14-C14-C15	2.55	118.70	111.20
53	AA	1601	NMY	O5-C5-C6	2.48	110.70	105.97
53	AA	1601	NMY	O11-C13-C14	2.48	111.93	107.50
53	BB	3001	NMY	O5-C5-C6	2.48	110.70	105.97
53	CA	1601	NMY	O16-C13-C14	2.43	108.21	104.81
53	DB	3001	NMY	O5-C5-C6	2.43	110.59	105.97
53	BB	3001	NMY	O14-C14-C15	2.37	118.18	111.20
53	AA	1601	NMY	O14-C14-C15	2.15	117.53	111.20
53	CA	1601	NMY	O14-C14-C15	2.13	117.46	111.20

There are no chirality outliers.

There are no torsion outliers.

There are no ring outliers.

5.7 Other polymers ⓘ

There are no such residues in this entry.

5.8 Polymer linkage issues

There are no chain breaks in this entry.

6 Fit of model and data ⓘ

6.1 Protein, DNA and RNA chains ⓘ

In the following table, the column labelled ‘#RSRZ> 2’ contains the number (and percentage) of RSRZ outliers, followed by percent RSRZ outliers for the chain as percentile scores relative to all X-ray entries and entries of similar resolution. The OWAB column contains the minimum, median, 95th percentile and maximum values of the occupancy-weighted average B-factor per residue. The column labelled ‘Q< 0.9’ lists the number of (and percentage) of residues with an average occupancy less than 0.9.

Mol	Chain	Analysed	<RSRZ>	#RSRZ>2	OWAB(Å ²)	Q<0.9
1	AA	1530/1542 (99%)	-0.59	11 (0%) 84 40	22, 76, 152, 180	0
1	CA	1530/1542 (99%)	-0.60	4 (0%) 91 60	12, 57, 136, 180	0
2	AC	206/232 (88%)	0.54	8 (3%) 37 8	16, 66, 135, 180	0
2	CC	206/232 (88%)	0.50	7 (3%) 43 9	14, 74, 124, 180	0
3	AD	205/205 (100%)	0.86	28 (13%) 4 1	8, 84, 155, 180	0
3	CD	205/205 (100%)	0.51	8 (3%) 37 8	15, 62, 135, 180	0
4	AE	150/166 (90%)	0.46	5 (3%) 44 10	7, 67, 122, 158	0
4	CE	150/166 (90%)	0.76	10 (6%) 17 4	10, 59, 122, 180	0
5	AF	100/135 (74%)	0.87	9 (9%) 10 2	32, 80, 148, 180	0
5	CF	100/135 (74%)	0.54	1 (1%) 79 31	23, 69, 138, 180	0
6	AG	150/178 (84%)	0.32	8 (5%) 25 5	39, 105, 151, 180	0
6	CG	152/178 (85%)	0.22	8 (5%) 25 5	32, 89, 152, 180	0
7	AH	129/129 (100%)	0.81	18 (13%) 3 1	29, 79, 133, 180	0
7	CH	129/129 (100%)	0.30	3 (2%) 57 15	7, 55, 120, 148	0
8	AI	127/129 (98%)	0.51	15 (11%) 5 2	37, 90, 164, 180	0
8	CI	127/129 (98%)	0.44	6 (4%) 30 6	32, 95, 162, 180	0
9	AJ	98/103 (95%)	0.71	5 (5%) 27 5	17, 85, 158, 180	0
9	CJ	98/103 (95%)	0.62	10 (10%) 7 2	22, 89, 150, 180	0
10	AK	117/128 (91%)	0.23	2 (1%) 67 20	17, 63, 128, 162	0
10	CK	117/128 (91%)	0.06	1 (0%) 81 35	10, 51, 116, 164	0
11	AL	123/123 (100%)	0.50	4 (3%) 44 10	19, 74, 135, 180	0
11	CL	123/123 (100%)	0.34	5 (4%) 35 7	6, 50, 127, 180	0
12	AM	114/117 (97%)	0.29	4 (3%) 42 9	52, 119, 180, 180	0
12	CM	113/117 (96%)	0.35	5 (4%) 33 7	53, 105, 167, 180	0

Continued on next page...

Continued from previous page...

Mol	Chain	Analysed	<RSRZ>	#RSRZ>2	OWAB(Å ²)	Q<0.9
13	AN	96/100 (96%)	0.46	3 (3%) 47 10	24, 79, 118, 152	0
13	CN	96/100 (96%)	0.49	7 (7%) 15 4	26, 82, 119, 139	0
14	AO	88/89 (98%)	0.77	5 (5%) 23 5	39, 76, 123, 180	0
14	CO	88/89 (98%)	0.17	0 100 100	15, 55, 123, 154	0
15	AP	82/82 (100%)	1.03	7 (8%) 11 3	30, 87, 150, 180	0
15	CP	80/82 (97%)	0.48	4 (5%) 28 6	8, 56, 135, 180	0
16	AQ	80/83 (96%)	0.92	15 (18%) 2 1	49, 96, 155, 180	0
16	CQ	81/83 (97%)	0.38	4 (4%) 28 6	25, 66, 128, 180	0
17	AR	55/74 (74%)	0.51	1 (1%) 65 20	15, 74, 125, 165	0
17	CR	55/74 (74%)	0.37	2 (3%) 41 8	19, 63, 119, 170	0
18	AS	79/91 (86%)	0.61	6 (7%) 14 4	73, 121, 176, 180	0
18	CS	80/91 (87%)	0.54	8 (10%) 8 2	58, 109, 168, 180	0
19	AT	85/86 (98%)	0.42	4 (4%) 30 6	52, 104, 164, 180	0
19	CT	85/86 (98%)	0.09	0 100 100	22, 62, 125, 179	0
20	AB	218/240 (90%)	0.39	10 (4%) 31 6	29, 99, 155, 180	0
20	CB	218/240 (90%)	0.75	21 (9%) 8 2	31, 102, 160, 180	0
21	AU	51/70 (72%)	0.71	5 (9%) 8 2	43, 92, 146, 180	0
21	CU	51/70 (72%)	0.55	3 (5%) 22 5	40, 85, 133, 166	0
22	BA	117/120 (97%)	-0.63	1 (0%) 81 35	49, 83, 138, 174	0
22	DA	117/120 (97%)	-0.52	1 (0%) 81 35	36, 75, 124, 180	0
23	BB	2841/2904 (97%)	-0.37	29 (1%) 79 31	16, 60, 154, 180	0
23	DB	2841/2904 (97%)	-0.40	10 (0%) 90 54	6, 47, 151, 180	0
24	BI	141/141 (100%)	1.93	60 (42%) 1 0	93, 176, 180, 180	0
24	DI	141/141 (100%)	1.00	15 (10%) 7 2	101, 177, 180, 180	0
25	BC	271/272 (99%)	0.59	11 (4%) 35 7	9, 50, 104, 180	0
25	DC	271/272 (99%)	0.53	12 (4%) 33 7	5, 35, 87, 135	0
26	BD	209/209 (100%)	0.49	8 (3%) 38 8	20, 76, 135, 180	0
26	DD	209/209 (100%)	0.68	16 (7%) 13 4	5, 50, 126, 180	0
27	BK	121/123 (98%)	1.32	24 (19%) 2 1	14, 72, 133, 180	0
27	DK	121/123 (98%)	0.83	3 (2%) 54 13	6, 43, 104, 164	0
28	BP	114/114 (100%)	1.40	31 (27%) 1 1	35, 86, 151, 180	0

Continued on next page...

Continued from previous page...

Mol	Chain	Analysed	<RSRZ>	#RSRZ>2	OWAB(Å ²)	Q<0.9
28	DP	114/114 (100%)	0.41	1 (0%) 81 35	6, 49, 113, 160	0
29	BE	201/201 (100%)	0.88	28 (13%) 4 1	10, 67, 144, 180	0
29	DE	201/201 (100%)	0.63	14 (6%) 16 4	5, 72, 137, 180	0
30	BY	58/58 (100%)	0.55	3 (5%) 26 5	34, 74, 139, 180	0
30	DY	58/58 (100%)	0.41	3 (5%) 26 5	21, 60, 141, 177	0
31	B0	56/56 (100%)	0.55	4 (7%) 16 4	15, 74, 151, 180	0
31	D0	56/56 (100%)	0.24	1 (1%) 65 20	9, 49, 124, 180	0
32	B4	38/38 (100%)	0.42	0 100 100	35, 91, 145, 151	0
32	D4	38/38 (100%)	-0.12	0 100 100	18, 68, 129, 150	0
33	B1	50/54 (92%)	1.40	9 (18%) 2 1	52, 90, 134, 174	0
33	D1	50/54 (92%)	0.78	3 (6%) 21 5	14, 76, 127, 175	0
34	B3	64/64 (100%)	0.66	2 (3%) 47 10	26, 59, 87, 158	0
34	D3	64/64 (100%)	0.44	2 (3%) 47 10	9, 49, 112, 156	0
35	BV	94/94 (100%)	0.56	7 (7%) 14 4	29, 97, 155, 178	0
35	DV	94/94 (100%)	0.65	5 (5%) 25 5	21, 89, 153, 167	0
36	B2	46/46 (100%)	0.36	1 (2%) 59 15	14, 50, 83, 144	0
36	D2	46/46 (100%)	0.43	1 (2%) 59 15	5, 38, 76, 180	0
37	BL	143/144 (99%)	0.58	12 (8%) 11 3	25, 70, 133, 180	0
37	DL	143/144 (99%)	0.72	17 (11%) 5 2	9, 59, 117, 147	0
38	BM	136/136 (100%)	0.64	11 (8%) 12 3	21, 68, 136, 180	0
38	DM	136/136 (100%)	0.31	2 (1%) 70 23	13, 54, 118, 167	0
39	BX	63/63 (100%)	1.16	11 (17%) 2 1	21, 81, 149, 175	0
39	DX	63/63 (100%)	0.42	3 (4%) 29 6	38, 97, 156, 180	0
40	BH	149/149 (100%)	2.57	78 (52%) 0 0	31, 134, 180, 180	0
40	DH	149/149 (100%)	1.28	31 (20%) 1 1	32, 110, 160, 180	0
41	BJ	142/142 (100%)	0.80	11 (7%) 13 4	23, 82, 140, 169	0
41	DJ	142/142 (100%)	0.61	6 (4%) 35 7	17, 61, 126, 180	0
42	BN	120/127 (94%)	0.52	7 (5%) 22 5	24, 71, 139, 180	0
42	DN	120/127 (94%)	0.19	1 (0%) 83 37	7, 43, 91, 172	0
43	BO	116/117 (99%)	0.66	9 (7%) 13 3	35, 83, 145, 180	0
43	DO	116/117 (99%)	0.35	2 (1%) 67 20	19, 73, 135, 172	0

Continued on next page...

Continued from previous page...

Mol	Chain	Analysed	<RSRZ>	#RSRZ>2	OWAB(Å ²)	Q<0.9
44	BQ	117/117 (100%)	0.18	3 (2%) 53 12	10, 66, 129, 167	0
44	DQ	117/117 (100%)	0.43	4 (3%) 43 9	8, 50, 104, 180	0
45	BS	110/110 (100%)	0.92	10 (9%) 9 2	6, 62, 123, 152	0
45	DS	110/110 (100%)	1.06	15 (13%) 4 1	12, 48, 129, 180	0
46	BU	102/103 (99%)	0.94	11 (10%) 6 2	21, 77, 140, 180	0
46	DU	102/103 (99%)	0.16	1 (0%) 79 31	22, 94, 154, 180	0
47	BF	178/178 (100%)	0.65	8 (4%) 32 7	56, 128, 177, 180	0
47	DF	178/178 (100%)	1.19	35 (19%) 2 1	30, 107, 168, 180	0
48	BG	176/176 (100%)	0.71	12 (6%) 17 4	49, 112, 163, 180	0
48	DG	176/176 (100%)	0.73	19 (10%) 6 2	35, 97, 161, 180	0
49	BR	103/103 (100%)	0.44	4 (3%) 37 8	25, 87, 151, 176	0
49	DR	103/103 (100%)	0.65	8 (7%) 13 3	23, 76, 139, 161	0
50	BT	93/100 (93%)	0.76	7 (7%) 14 4	22, 77, 159, 180	0
50	DT	93/100 (93%)	0.79	12 (12%) 4 1	24, 64, 156, 179	0
51	BZ	77/78 (98%)	0.71	7 (9%) 9 2	12, 51, 112, 143	0
51	DZ	77/78 (98%)	0.44	2 (2%) 53 12	9, 48, 94, 128	0
52	BW	79/84 (94%)	0.96	10 (12%) 4 1	18, 85, 141, 159	0
52	DW	79/84 (94%)	0.63	5 (6%) 19 4	20, 71, 134, 180	0
All	All	20417/21046 (97%)	0.16	969 (4%) 30 6	5, 69, 156, 180	0

All (969) RSRZ outliers are listed below:

Mol	Chain	Res	Type	RSRZ
40	BH	84	ALA	15.0
40	BH	85	GLY	12.3
23	BB	140	C	9.9
8	CI	129	ARG	9.8
15	AP	81	ALA	9.6
15	AP	82	ALA	8.8
23	BB	139	U	8.6
40	BH	86	ASP	8.5
33	B1	52	LYS	8.2
40	BH	45	GLU	8.2
11	CL	123	ALA	7.8
39	DX	63	ALA	7.7
52	BW	84	GLU	7.5

Continued on next page...

Continued from previous page...

Mol	Chain	Res	Type	RSRZ
52	DW	84	GLU	7.4
40	BH	130	VAL	7.4
23	DB	1175	A	7.2
40	BH	80	ILE	7.1
29	DE	155	GLU	7.1
40	BH	142	VAL	7.0
8	AI	129	ARG	7.0
33	D1	52	LYS	7.0
15	AP	80	LYS	6.7
24	BI	58	ILE	6.7
40	DH	116	ARG	6.7
29	BE	155	GLU	6.6
40	BH	92	GLY	6.6
24	BI	59	THR	6.6
40	BH	87	GLU	6.5
23	BB	613	A	6.5
22	DA	88	C	6.4
40	DH	149	GLU	6.2
45	DS	110	ARG	6.0
40	BH	105	ALA	5.9
17	AR	19	GLU	5.9
40	BH	91	PHE	5.8
3	AD	159	GLU	5.8
24	BI	6	ALA	5.8
3	AD	178	GLU	5.7
4	CE	158	LYS	5.7
24	BI	3	LYS	5.5
47	DF	10	GLU	5.5
39	BX	63	ALA	5.5
15	CP	47	GLU	5.4
17	CR	19	GLU	5.4
40	BH	124	THR	5.4
4	AE	158	LYS	5.3
40	BH	93	SER	5.3
40	BH	102	ALA	5.2
47	DF	82	TYR	5.2
33	B1	51	ALA	5.2
40	BH	133	GLN	5.1
40	BH	141	LYS	5.1
38	BM	136	MET	5.0
41	BJ	20	ALA	4.9
40	BH	94	ILE	4.9

Continued on next page...

Continued from previous page...

Mol	Chain	Res	Type	RSRZ
23	BB	2145	C	4.9
30	BY	58	GLU	4.9
40	BH	140	ALA	4.9
1	AA	86	G	4.9
40	BH	61	VAL	4.8
40	BH	127	GLU	4.8
47	DF	178	LYS	4.8
40	BH	132	PHE	4.7
37	BL	144	GLU	4.7
23	DB	139	U	4.7
24	BI	19	PRO	4.7
24	BI	32	VAL	4.7
24	DI	84	GLY	4.7
23	BB	715	A	4.7
40	BH	109	GLU	4.6
50	DT	70	HIS	4.6
13	AN	30	ILE	4.6
46	BU	51	LEU	4.5
39	BX	5	GLU	4.5
40	BH	104	THR	4.5
3	AD	177	MET	4.5
22	BA	88	C	4.5
24	BI	29	GLN	4.5
6	AG	78	ARG	4.5
40	BH	88	GLY	4.5
45	DS	109	ASP	4.5
40	DH	140	ALA	4.5
29	DE	188	MET	4.5
23	BB	645	C	4.4
33	B1	15	GLY	4.4
27	BK	110	GLU	4.4
28	BP	70	GLU	4.4
24	DI	99	LYS	4.3
40	BH	149	GLU	4.3
23	DB	1730	C	4.3
24	BI	54	ILE	4.3
24	BI	35	MET	4.3
24	DI	7	TYR	4.3
33	D1	27	ARG	4.3
23	DB	645	C	4.3
24	BI	97	VAL	4.3
29	BE	143	LEU	4.3

Continued on next page...

Continued from previous page...

Mol	Chain	Res	Type	RSRZ
24	BI	15	GLY	4.2
40	BH	90	LEU	4.2
24	DI	83	ALA	4.2
2	CC	165	GLU	4.2
40	BH	114	GLU	4.2
24	BI	34	ILE	4.2
15	AP	47	GLU	4.2
40	BH	128	HIS	4.2
40	BH	148	ALA	4.2
27	BK	121	GLU	4.1
47	DF	55	ASP	4.1
24	BI	52	LEU	4.1
4	CE	12	GLU	4.0
4	CE	13	LYS	4.0
48	DG	55	ASP	4.0
40	BH	60	GLU	4.0
38	BM	103	TYR	4.0
8	CI	128	LYS	4.0
47	DF	124	ARG	4.0
48	BG	176	LYS	4.0
40	BH	125	THR	4.0
46	BU	87	GLU	3.9
24	BI	18	ASN	3.9
40	BH	134	VAL	3.9
38	DM	136	MET	3.9
24	BI	48	ILE	3.9
51	DZ	78	TYR	3.9
40	BH	147	VAL	3.9
28	BP	67	GLU	3.9
24	BI	60	VAL	3.9
28	BP	99	LEU	3.9
1	CA	1534	A	3.8
29	BE	188	MET	3.8
40	BH	117	LEU	3.8
24	BI	31	GLY	3.8
26	DD	77	ARG	3.8
47	DF	169	LEU	3.8
24	BI	17	ALA	3.8
48	DG	176	LYS	3.8
40	BH	46	PHE	3.8
47	DF	173	ASP	3.8
26	BD	186	LEU	3.7

Continued on next page...

Continued from previous page...

Mol	Chain	Res	Type	RSRZ
28	BP	61	ARG	3.7
37	DL	123	ARG	3.7
12	CM	44	ILE	3.7
40	BH	126	GLY	3.7
24	BI	51	GLY	3.7
23	BB	136	G	3.7
1	AA	78	A	3.7
11	CL	24	GLU	3.7
51	BZ	76	GLU	3.7
13	CN	30	ILE	3.7
24	BI	68	PHE	3.7
27	BK	108	ARG	3.7
33	B1	49	LYS	3.7
39	BX	62	GLY	3.7
40	BH	139	PHE	3.7
3	CD	176	LYS	3.6
40	DH	141	LYS	3.6
16	AQ	82	VAL	3.6
40	BH	82	SER	3.6
48	DG	41	GLU	3.6
24	BI	70	THR	3.6
24	BI	1	ALA	3.6
40	BH	83	LYS	3.6
29	BE	119	ILE	3.6
40	DH	12	LEU	3.6
11	AL	123	ALA	3.6
24	BI	11	GLN	3.6
27	BK	84	CYS	3.6
3	AD	106	PHE	3.6
1	AA	85	U	3.6
50	DT	91	GLN	3.6
33	D1	26	LYS	3.5
24	BI	4	VAL	3.5
9	CJ	102	LEU	3.5
7	AH	129	ALA	3.5
24	BI	66	PHE	3.5
8	AI	57	VAL	3.5
23	BB	62	U	3.5
40	BH	55	GLU	3.5
51	BZ	71	LEU	3.5
30	DY	58	GLU	3.5
37	DL	92	LEU	3.5

Continued on next page...

Continued from previous page...

Mol	Chain	Res	Type	RSRZ
23	BB	1175	A	3.5
30	DY	1	ALA	3.5
8	AI	56	MET	3.5
28	BP	47	ILE	3.5
23	BB	1728	C	3.5
24	BI	140	GLU	3.5
40	DH	122	LEU	3.5
24	BI	7	TYR	3.5
50	DT	90	GLY	3.5
47	DF	18	GLU	3.5
23	DB	613	A	3.5
49	BR	46	GLU	3.5
24	BI	47	SER	3.5
52	BW	45	HIS	3.5
24	BI	2	LYS	3.4
5	AF	5	GLU	3.4
28	BP	102	ARG	3.4
9	CJ	84	VAL	3.4
28	BP	71	ARG	3.4
43	BO	110	ALA	3.4
26	BD	111	GLY	3.4
40	BH	89	LYS	3.4
38	BM	110	GLU	3.4
3	AD	145	ARG	3.4
50	BT	3	ARG	3.4
29	BE	124	PHE	3.4
24	BI	21	PRO	3.4
23	BB	2147	A	3.4
16	AQ	80	LYS	3.4
38	DM	1	MET	3.4
23	BB	1172	C	3.3
24	DI	85	ILE	3.3
20	CB	123	GLY	3.3
1	AA	79	G	3.3
40	BH	122	LEU	3.3
20	CB	126	ASP	3.3
23	BB	137	U	3.3
27	BK	104	THR	3.3
4	CE	9	GLU	3.3
13	CN	16	ALA	3.3
26	DD	52	THR	3.3
15	CP	52	LEU	3.3

Continued on next page...

Continued from previous page...

Mol	Chain	Res	Type	RSRZ
24	BI	25	PRO	3.3
20	CB	60	ALA	3.3
21	AU	3	ILE	3.3
24	BI	5	GLN	3.3
40	BH	79	THR	3.3
38	BM	32	GLY	3.3
6	CG	78	ARG	3.3
24	BI	49	GLU	3.3
24	BI	95	ASP	3.3
30	BY	55	LYS	3.3
18	CS	39	ILE	3.3
5	AF	35	LYS	3.3
40	BH	48	GLU	3.3
40	BH	76	GLU	3.3
26	DD	56	LYS	3.3
47	BF	139	GLU	3.3
28	BP	54	LEU	3.3
47	DF	163	GLU	3.3
23	BB	546	U	3.3
33	B1	16	THR	3.3
40	BH	131	SER	3.3
47	DF	44	ALA	3.2
40	DH	110	VAL	3.2
3	AD	173	ASP	3.2
43	BO	113	ALA	3.2
31	B0	56	LYS	3.2
18	CS	43	MET	3.2
45	DS	1	MET	3.2
6	CG	152	HIS	3.2
38	BM	1	MET	3.2
39	DX	62	GLY	3.2
14	AO	89	ARG	3.2
24	BI	16	MET	3.2
37	DL	144	GLU	3.2
40	DH	51	ARG	3.2
39	BX	57	LEU	3.2
24	BI	10	LEU	3.2
44	DQ	117	ALA	3.2
8	AI	20	ILE	3.2
29	BE	11	ALA	3.2
35	DV	61	LEU	3.2
40	BH	13	GLY	3.1

Continued on next page...

Continued from previous page...

Mol	Chain	Res	Type	RSRZ
29	DE	169	VAL	3.1
29	BE	152	GLU	3.1
45	DS	69	LEU	3.1
51	BZ	72	ARG	3.1
27	BK	45	GLU	3.1
37	DL	143	GLU	3.1
40	BH	115	VAL	3.1
40	DH	18	GLN	3.1
25	BC	70	LYS	3.1
40	BH	118	PRO	3.1
40	BH	75	LEU	3.1
18	CS	40	PHE	3.1
28	BP	62	LYS	3.1
37	DL	85	VAL	3.1
3	AD	157	ALA	3.1
28	BP	86	LYS	3.1
15	AP	54	LEU	3.1
27	DK	51	LYS	3.1
20	AB	193	ASP	3.1
48	DG	40	VAL	3.1
24	DI	98	GLY	3.1
23	BB	1727	C	3.1
27	BK	78	ARG	3.1
29	DE	201	ALA	3.1
48	BG	148	ARG	3.0
38	BM	33	LEU	3.0
43	BO	88	LYS	3.0
8	AI	34	LEU	3.0
20	CB	220	VAL	3.0
40	BH	56	ALA	3.0
37	DL	91	ASP	3.0
52	BW	83	ALA	3.0
15	CP	80	LYS	3.0
40	DH	76	GLU	3.0
29	BE	153	LEU	3.0
15	CP	45	GLU	3.0
24	BI	14	ALA	3.0
38	BM	105	MET	3.0
40	BH	146	VAL	3.0
8	AI	128	LYS	3.0
24	BI	28	GLY	3.0
34	D3	19	GLY	3.0

Continued on next page...

Continued from previous page...

Mol	Chain	Res	Type	RSRZ
37	BL	92	LEU	3.0
20	AB	212	TYR	3.0
23	BB	138	U	3.0
28	BP	26	GLU	3.0
25	DC	79	ARG	3.0
42	DN	83	LEU	3.0
45	DS	70	LYS	3.0
3	AD	156	ALA	3.0
24	DI	6	ALA	2.9
50	BT	5	GLU	2.9
9	CJ	25	ILE	2.9
20	AB	192	PRO	2.9
16	CQ	82	VAL	2.9
48	DG	51	PHE	2.9
18	AS	48	ILE	2.9
35	BV	82	TYR	2.9
47	DF	160	LYS	2.9
48	BG	102	ILE	2.9
49	DR	95	ASP	2.9
29	BE	5	LEU	2.9
27	BK	71	ARG	2.9
23	BB	653	U	2.9
40	BH	27	ARG	2.9
40	BH	116	ARG	2.9
37	DL	77	ILE	2.9
41	BJ	54	ILE	2.9
7	AH	51	GLU	2.9
27	BK	8	LEU	2.9
28	BP	21	PRO	2.9
31	B0	51	ARG	2.9
40	BH	57	LYS	2.9
40	BH	106	ALA	2.9
23	BB	654	A	2.9
24	BI	67	THR	2.9
52	DW	43	LYS	2.9
3	CD	190	LEU	2.9
2	CC	167	TYR	2.9
20	CB	212	TYR	2.9
9	AJ	89	ARG	2.8
26	DD	30	GLU	2.8
29	DE	143	LEU	2.8
27	BK	18	ARG	2.8

Continued on next page...

Continued from previous page...

Mol	Chain	Res	Type	RSRZ
37	BL	126	ARG	2.8
24	BI	27	LEU	2.8
50	BT	70	HIS	2.8
48	DG	57	TYR	2.8
27	BK	107	LEU	2.8
13	CN	22	LYS	2.8
24	BI	86	LYS	2.8
24	BI	141	ASP	2.8
3	AD	176	LYS	2.8
40	BH	108	VAL	2.8
20	CB	56	LEU	2.8
29	DE	170	ARG	2.8
11	CL	122	LYS	2.8
2	AC	156	LEU	2.8
20	AB	188	THR	2.8
37	BL	113	ALA	2.8
8	AI	58	GLU	2.8
16	CQ	83	LEU	2.8
45	BS	63	GLY	2.8
51	BZ	78	TYR	2.8
14	AO	17	ARG	2.8
29	BE	12	LEU	2.8
47	DF	174	PHE	2.8
33	B1	14	ALA	2.8
40	BH	144	VAL	2.8
37	DL	122	VAL	2.8
40	DH	133	GLN	2.8
1	AA	87	C	2.8
2	CC	133	MET	2.8
3	AD	162	GLU	2.8
9	AJ	27	GLU	2.8
50	DT	5	GLU	2.8
40	DH	94	ILE	2.8
10	AK	125	LYS	2.8
46	BU	52	ASN	2.8
40	BH	63	ALA	2.8
8	AI	29	ILE	2.8
40	DH	137	GLU	2.7
51	BZ	77	LYS	2.7
29	BE	201	ALA	2.7
39	BX	22	LEU	2.7
6	AG	84	TYR	2.7

Continued on next page...

Continued from previous page...

Mol	Chain	Res	Type	RSRZ
40	DH	72	ILE	2.7
24	BI	38	CYS	2.7
8	CI	34	LEU	2.7
20	CB	127	LYS	2.7
29	BE	1	MET	2.7
47	DF	171	ALA	2.7
23	BB	1067	A	2.7
40	DH	35	LYS	2.7
20	CB	68	PHE	2.7
19	AT	35	TYR	2.7
41	DJ	52	ASP	2.7
25	DC	34	GLU	2.7
39	BX	60	LYS	2.7
47	DF	30	VAL	2.7
18	AS	65	MET	2.7
1	CA	1030	U	2.7
28	BP	88	ARG	2.7
16	AQ	7	LEU	2.7
8	CI	40	ARG	2.7
40	BH	1	MET	2.7
8	AI	51	LEU	2.7
15	AP	6	LEU	2.7
24	DI	81	LYS	2.7
2	AC	41	TYR	2.7
40	DH	4	ILE	2.7
29	BE	10	SER	2.7
50	DT	3	ARG	2.7
24	DI	52	LEU	2.7
25	BC	124	LYS	2.7
36	D2	46	LYS	2.7
25	DC	22	GLU	2.7
11	CL	13	ARG	2.7
16	AQ	38	LYS	2.7
29	BE	196	VAL	2.7
35	BV	83	LYS	2.7
48	BG	167	VAL	2.7
1	AA	121	U	2.6
9	CJ	89	ARG	2.6
16	AQ	10	ARG	2.6
35	BV	67	GLY	2.6
34	B3	14	LYS	2.6
18	CS	65	MET	2.6

Continued on next page...

Continued from previous page...

Mol	Chain	Res	Type	RSRZ
3	AD	179	GLY	2.6
3	AD	153	ARG	2.6
4	CE	11	GLN	2.6
24	BI	13	ALA	2.6
28	BP	98	TYR	2.6
40	DH	139	PHE	2.6
40	DH	87	GLU	2.6
42	BN	17	ARG	2.6
49	DR	48	LYS	2.6
37	BL	89	VAL	2.6
35	BV	34	LYS	2.6
47	BF	140	ILE	2.6
5	AF	38	ARG	2.6
48	DG	161	VAL	2.6
9	AJ	31	ARG	2.6
23	BB	2402	U	2.6
9	CJ	34	ALA	2.6
20	CB	165	ALA	2.6
24	BI	26	ALA	2.6
26	DD	2	ILE	2.6
3	AD	175	GLY	2.6
40	BH	97	ARG	2.6
2	AC	205	GLU	2.6
41	BJ	63	ALA	2.6
29	DE	60	TRP	2.6
20	CB	17	HIS	2.6
37	DL	106	GLU	2.6
41	BJ	75	TYR	2.6
6	AG	150	PHE	2.6
16	AQ	33	TYR	2.6
45	BS	69	LEU	2.6
7	AH	59	GLU	2.6
41	DJ	44	TYR	2.6
50	BT	91	GLN	2.6
27	BK	7	MET	2.6
13	CN	42	ASN	2.6
27	BK	46	ALA	2.6
18	CS	29	PRO	2.6
20	CB	51	GLU	2.6
44	BQ	108	LEU	2.6
24	BI	50	LYS	2.6
29	DE	124	PHE	2.6

Continued on next page...

Continued from previous page...

Mol	Chain	Res	Type	RSRZ
37	DL	141	LYS	2.6
25	BC	22	GLU	2.6
26	DD	74	GLU	2.6
29	DE	172	ALA	2.6
48	BG	116	LEU	2.6
4	CE	53	ARG	2.5
23	DB	2602	A	2.5
23	BB	1730	C	2.5
25	DC	102	TYR	2.5
28	BP	42	PHE	2.5
37	BL	91	ASP	2.5
47	DF	79	ARG	2.5
24	DI	82	ALA	2.5
26	DD	87	GLY	2.5
45	DS	32	ALA	2.5
3	AD	146	GLU	2.5
27	BK	103	VAL	2.5
12	CM	52	ILE	2.5
46	BU	14	THR	2.5
48	DG	45	ALA	2.5
45	DS	52	GLU	2.5
4	AE	85	LYS	2.5
12	AM	113	LYS	2.5
16	AQ	37	ILE	2.5
31	D0	56	LYS	2.5
52	BW	39	GLN	2.5
41	DJ	87	ALA	2.5
10	AK	99	LEU	2.5
6	AG	80	GLY	2.5
47	BF	18	GLU	2.5
38	BM	129	THR	2.5
43	BO	114	GLY	2.5
47	BF	82	TYR	2.5
21	AU	4	LYS	2.5
28	BP	43	GLU	2.5
47	DF	27	VAL	2.5
9	CJ	91	ASP	2.5
46	DU	51	LEU	2.5
47	BF	116	LEU	2.5
5	AF	65	GLU	2.5
25	BC	17	LYS	2.5
21	CU	23	GLU	2.5

Continued on next page...

Continued from previous page...

Mol	Chain	Res	Type	RSRZ
25	BC	78	GLU	2.5
12	CM	79	LEU	2.5
26	BD	114	LYS	2.5
7	AH	60	LEU	2.5
27	BK	77	ILE	2.5
33	B1	10	LEU	2.5
5	AF	1	MET	2.5
26	DD	93	GLY	2.5
37	BL	77	ILE	2.5
48	DG	48	THR	2.5
48	DG	43	LYS	2.5
46	BU	90	LYS	2.5
48	DG	42	VAL	2.5
49	DR	58	VAL	2.5
3	CD	164	ARG	2.5
4	AE	157	GLY	2.5
6	AG	79	VAL	2.5
19	AT	85	LEU	2.5
40	DH	114	GLU	2.5
45	BS	39	THR	2.5
7	CH	62	LEU	2.5
25	DC	109	LEU	2.5
28	BP	58	PHE	2.5
47	DF	21	TYR	2.5
47	DF	105	ILE	2.5
50	BT	69	ARG	2.5
24	BI	45	THR	2.4
45	BS	70	LYS	2.4
40	DH	47	PHE	2.4
47	DF	7	TYR	2.4
40	BH	81	ALA	2.4
2	AC	167	TYR	2.4
49	DR	46	GLU	2.4
7	AH	110	MET	2.4
36	B2	46	LYS	2.4
24	BI	33	ASN	2.4
38	BM	31	PHE	2.4
41	DJ	20	ALA	2.4
29	DE	119	ILE	2.4
47	BF	103	ILE	2.4
24	BI	20	SER	2.4
29	BE	138	LEU	2.4

Continued on next page...

Continued from previous page...

Mol	Chain	Res	Type	RSRZ
1	AA	1492	A	2.4
25	BC	5	CYS	2.4
40	BH	96	THR	2.4
41	BJ	59	ALA	2.4
40	BH	4	ILE	2.4
41	BJ	142	ILE	2.4
50	DT	72	GLN	2.4
48	BG	101	VAL	2.4
52	BW	40	ARG	2.4
40	BH	111	ALA	2.4
8	AI	27	ILE	2.4
26	BD	116	LYS	2.4
48	BG	120	ILE	2.4
3	AD	116	LEU	2.4
4	CE	10	LEU	2.4
37	BL	85	VAL	2.4
47	DF	175	PRO	2.4
40	BH	137	GLU	2.4
33	B1	30	PRO	2.4
35	BV	61	LEU	2.4
5	AF	66	ALA	2.4
7	AH	57	GLU	2.4
24	DI	48	ILE	2.4
40	DH	82	SER	2.4
25	DC	81	GLU	2.4
27	DK	45	GLU	2.4
50	BT	72	GLN	2.4
3	AD	107	GLY	2.4
28	BP	76	HIS	2.4
52	BW	62	ALA	2.4
2	CC	198	LYS	2.4
14	AO	67	LEU	2.4
20	CB	67	LEU	2.4
20	CB	153	MET	2.4
3	CD	159	GLU	2.4
27	BK	9	ASN	2.4
23	BB	1171	G	2.4
24	BI	115	ASP	2.4
48	BG	42	VAL	2.4
20	CB	71	THR	2.4
3	AD	155	LYS	2.4
23	DB	653	U	2.4

Continued on next page...

Continued from previous page...

Mol	Chain	Res	Type	RSRZ
49	BR	12	HIS	2.4
28	BP	91	VAL	2.4
27	BK	102	PRO	2.4
28	BP	96	LEU	2.4
35	BV	93	ARG	2.4
31	B0	54	ILE	2.4
28	BP	27	VAL	2.4
28	BP	45	VAL	2.4
40	BH	112	LYS	2.4
3	AD	104	MET	2.4
7	AH	127	TYR	2.4
9	AJ	76	ILE	2.4
11	CL	55	ARG	2.4
39	BX	17	GLU	2.4
28	BP	69	VAL	2.4
47	DF	8	LYS	2.4
26	DD	1	MET	2.4
3	AD	24	VAL	2.4
37	DL	78	ARG	2.4
40	DH	142	VAL	2.4
7	AH	49	LYS	2.4
29	BE	6	LYS	2.4
7	AH	125	ILE	2.4
27	BK	113	MET	2.4
35	DV	63	ILE	2.4
29	BE	150	THR	2.3
2	AC	93	ILE	2.3
20	CB	38	HIS	2.3
46	BU	93	ARG	2.3
52	DW	18	LYS	2.3
19	AT	86	ALA	2.3
20	CB	77	GLU	2.3
23	DB	140	C	2.3
24	BI	8	VAL	2.3
47	DF	14	LYS	2.3
26	BD	27	ILE	2.3
28	BP	50	ARG	2.3
45	DS	2	GLU	2.3
8	AI	21	LYS	2.3
29	BE	115	GLN	2.3
40	BH	18	GLN	2.3
47	DF	78	ILE	2.3

Continued on next page...

Continued from previous page...

Mol	Chain	Res	Type	RSRZ
9	CJ	81	GLU	2.3
50	DT	71	GLY	2.3
45	DS	95	ARG	2.3
24	DI	125	THR	2.3
34	D3	20	GLY	2.3
48	DG	44	HIS	2.3
13	CN	21	ALA	2.3
28	BP	63	ILE	2.3
45	BS	32	ALA	2.3
21	CU	34	ARG	2.3
3	AD	171	GLU	2.3
20	CB	217	ALA	2.3
6	CG	145	GLU	2.3
35	BV	57	TYR	2.3
18	CS	70	LEU	2.3
39	BX	23	ARG	2.3
51	BZ	74	ARG	2.3
52	BW	65	LYS	2.3
7	CH	129	ALA	2.3
13	AN	65	GLN	2.3
25	DC	110	LYS	2.3
28	BP	75	THR	2.3
47	DF	19	PHE	2.3
4	CE	117	ALA	2.3
45	BS	66	ILE	2.3
50	DT	50	LEU	2.3
18	AS	29	PRO	2.3
19	AT	41	GLY	2.3
1	AA	844	G	2.3
23	BB	1176	U	2.3
48	BG	114	HIS	2.3
18	AS	30	LEU	2.3
24	BI	56	VAL	2.3
47	DF	140	ILE	2.3
39	BX	31	GLN	2.3
48	DG	54	ARG	2.3
43	DO	2	ASP	2.3
28	BP	48	ALA	2.3
49	DR	65	ALA	2.3
24	BI	69	VAL	2.3
50	DT	69	ARG	2.3
40	BH	12	LEU	2.3

Continued on next page...

Continued from previous page...

Mol	Chain	Res	Type	RSRZ
29	BE	141	MET	2.3
28	BP	44	GLY	2.3
39	BX	37	LEU	2.3
40	BH	65	ALA	2.3
25	BC	132	ARG	2.3
7	AH	98	LEU	2.3
40	BH	41	LYS	2.3
40	DH	75	LEU	2.3
41	BJ	87	ALA	2.3
50	DT	11	LEU	2.3
1	AA	412	A	2.3
27	BK	106	GLU	2.3
46	BU	59	GLU	2.3
52	BW	64	GLY	2.3
13	AN	46	LYS	2.3
42	BN	83	LEU	2.3
5	CF	90	MET	2.2
7	CH	127	TYR	2.2
45	BS	65	ASP	2.3
45	BS	74	ILE	2.2
12	AM	47	LEU	2.2
5	AF	62	MET	2.2
7	AH	128	VAL	2.2
21	AU	34	ARG	2.2
40	DH	123	ARG	2.2
52	DW	40	ARG	2.2
16	AQ	75	VAL	2.2
29	BE	187	VAL	2.2
45	DS	24	ILE	2.2
3	AD	121	ALA	2.2
37	BL	6	LEU	2.2
42	BN	12	ARG	2.2
47	DF	45	ASP	2.2
3	AD	154	VAL	2.2
14	AO	60	VAL	2.2
20	CB	209	VAL	2.2
7	AH	46	GLU	2.2
28	DP	43	GLU	2.2
13	CN	24	ALA	2.2
31	B0	55	ALA	2.2
40	DH	27	ARG	2.2
45	DS	92	ARG	2.2

Continued on next page...

Continued from previous page...

Mol	Chain	Res	Type	RSRZ
47	DF	29	ARG	2.2
45	DS	108	SER	2.2
25	DC	4	LYS	2.2
33	B1	6	GLU	2.2
40	BH	70	GLU	2.2
40	DH	70	GLU	2.2
37	DL	82	LEU	2.2
51	BZ	49	LEU	2.2
24	BI	37	PHE	2.2
25	BC	131	MET	2.2
40	BH	121	VAL	2.2
41	BJ	62	VAL	2.2
42	BN	102	PHE	2.2
2	CC	156	LEU	2.2
3	AD	108	ALA	2.2
8	AI	48	ARG	2.2
16	AQ	51	GLU	2.2
23	BB	2320	U	2.2
43	BO	51	ALA	2.2
9	CJ	65	TYR	2.2
50	DT	87	LEU	2.2
3	AD	149	LYS	2.2
8	AI	52	GLU	2.2
12	CM	47	LEU	2.2
29	BE	172	ALA	2.2
35	DV	71	LYS	2.2
44	DQ	97	ILE	2.2
49	DR	50	GLY	2.2
49	DR	40	MET	2.2
4	AE	94	PHE	2.2
6	CG	79	VAL	2.2
52	BW	50	VAL	2.2
48	DG	33	THR	2.2
4	CE	44	ARG	2.2
26	BD	209	ALA	2.2
29	DE	152	GLU	2.2
40	BH	98	ASP	2.2
48	DG	114	HIS	2.2
48	DG	137	LYS	2.2
26	DD	48	ILE	2.2
5	AF	55	HIS	2.2
24	DI	137	LEU	2.2

Continued on next page...

Continued from previous page...

Mol	Chain	Res	Type	RSRZ
24	BI	22	PRO	2.2
25	BC	114	GLN	2.2
16	AQ	9	GLY	2.2
43	DO	53	THR	2.2
44	DQ	73	ILE	2.2
7	AH	58	LEU	2.2
47	BF	8	LYS	2.2
24	BI	108	ILE	2.2
6	CG	8	GLN	2.2
29	BE	190	ALA	2.2
42	BN	1	MET	2.2
1	CA	1032	G	2.2
46	BU	9	GLU	2.2
46	BU	61	GLU	2.2
8	AI	47	VAL	2.2
16	AQ	58	VAL	2.2
37	DL	90	VAL	2.2
40	DH	148	ALA	2.2
42	BN	21	PHE	2.2
20	AB	66	ILE	2.2
3	CD	24	VAL	2.2
6	AG	81	GLY	2.2
11	AL	24	GLU	2.2
43	BO	106	LEU	2.2
29	BE	151	GLY	2.2
47	DF	157	THR	2.2
26	BD	118	PHE	2.2
40	DH	81	ALA	2.2
21	AU	24	LYS	2.2
42	BN	10	LEU	2.2
9	AJ	8	ILE	2.2
45	DS	3	THR	2.2
8	AI	50	PRO	2.2
18	AS	39	ILE	2.2
20	CB	65	LYS	2.2
25	BC	3	VAL	2.2
48	BG	19	ASN	2.2
8	CI	56	MET	2.2
23	BB	1459	G	2.2
9	CJ	90	LEU	2.2
25	BC	110	LYS	2.2
21	AU	20	ARG	2.2

Continued on next page...

Continued from previous page...

Mol	Chain	Res	Type	RSRZ
29	DE	149	ILE	2.2
30	BY	1	ALA	2.1
3	CD	27	ILE	2.1
25	DC	33	LEU	2.1
26	DD	106	LYS	2.1
41	DJ	61	LYS	2.1
45	BS	67	ASP	2.1
45	DS	55	ILE	2.1
28	BP	68	GLY	2.1
47	DF	139	GLU	2.1
7	AH	13	ILE	2.1
24	DI	5	GLN	2.1
51	DZ	5	CYS	2.1
52	DW	19	ARG	2.1
24	BI	62	ALA	2.1
11	AL	89	LEU	2.1
18	AS	70	LEU	2.1
12	AM	59	VAL	2.1
27	BK	17	ARG	2.1
49	BR	2	TYR	2.1
2	AC	188	ALA	2.1
23	DB	62	U	2.1
40	DH	58	LEU	2.1
3	AD	163	GLN	2.1
6	AG	61	PHE	2.1
7	AH	36	ALA	2.1
18	CS	26	ASP	2.1
29	BE	189	THR	2.1
47	DF	172	PHE	2.1
39	BX	7	ARG	2.1
37	DL	108	ALA	2.1
1	AA	1441	A	2.1
29	DE	5	LEU	2.1
30	DY	2	LYS	2.1
37	BL	142	ILE	2.1
47	BF	174	PHE	2.1
20	CB	52	ALA	2.1
25	DC	5	CYS	2.1
23	BB	1870	C	2.1
40	BH	135	HIS	2.1
21	CU	35	GLU	2.1
16	AQ	56	ASP	2.1

Continued on next page...

Continued from previous page...

Mol	Chain	Res	Type	RSRZ
20	CB	195	VAL	2.1
44	DQ	90	ASP	2.1
14	AO	70	LEU	2.1
16	AQ	52	CYS	2.1
18	CS	25	GLY	2.1
29	DE	108	ILE	2.1
37	BL	125	LEU	2.1
27	DK	18	ARG	2.1
46	BU	49	PRO	2.1
26	DD	27	ILE	2.1
2	AC	150	VAL	2.1
1	AA	88	U	2.1
20	AB	43	GLU	2.1
3	CD	163	GLN	2.1
23	DB	846	U	2.1
25	DC	78	GLU	2.1
7	AH	45	ILE	2.1
8	CI	20	ILE	2.1
26	DD	76	GLY	2.1
26	DD	186	LEU	2.1
3	AD	147	LYS	2.1
38	BM	130	PHE	2.1
6	CG	4	ARG	2.1
6	CG	85	GLN	2.1
27	BK	21	CYS	2.1
37	DL	2	ARG	2.1
6	CG	74	VAL	2.1
48	DG	16	VAL	2.1
48	BG	100	ASN	2.1
27	BK	11	ALA	2.1
47	DF	164	GLU	2.1
20	AB	195	VAL	2.1
45	BS	55	ILE	2.1
40	BH	58	LEU	2.1
27	BK	79	PHE	2.1
5	AF	61	LEU	2.1
6	AG	85	GLN	2.1
9	CJ	87	LEU	2.1
23	BB	1726	C	2.1
10	CK	13	LYS	2.1
48	BG	133	LYS	2.1
34	B3	23	HIS	2.1

Continued on next page...

Continued from previous page...

Mol	Chain	Res	Type	RSRZ
2	CC	143	LEU	2.1
12	AM	55	LEU	2.1
24	DI	106	GLN	2.1
37	BL	90	VAL	2.1
40	BH	19	VAL	2.1
11	AL	13	ARG	2.1
27	BK	39	ILE	2.1
35	DV	1	MET	2.1
38	BM	128	THR	2.1
50	BT	4	GLU	2.1
3	AD	151	GLN	2.1
26	DD	4	LEU	2.1
28	BP	46	VAL	2.1
37	DL	110	VAL	2.1
41	BJ	140	LEU	2.1
45	DS	34	ASP	2.1
40	BH	123	ARG	2.1
47	DF	33	ILE	2.1
1	CA	1031	C	2.1
20	AB	207	ARG	2.1
24	BI	64	ARG	2.1
39	DX	23	ARG	2.1
47	DF	166	ARG	2.1
12	CM	82	LEU	2.1
40	DH	131	SER	2.0
41	BJ	64	VAL	2.0
44	BQ	105	PHE	2.0
4	AE	13	LYS	2.0
13	CN	46	LYS	2.0
20	AB	197	PHE	2.0
49	BR	35	PHE	2.0
7	AH	74	ILE	2.0
2	CC	55	VAL	2.0
20	AB	68	PHE	2.0
26	BD	101	PHE	2.0
43	BO	117	PHE	2.0
16	CQ	81	ALA	2.0
40	DH	95	GLY	2.0
41	DJ	140	LEU	2.0
48	DG	104	LEU	2.0
29	BE	14	VAL	2.0
52	BW	82	GLU	2.0

Continued on next page...

Continued from previous page...

Mol	Chain	Res	Type	RSRZ
3	AD	144	ILE	2.0
47	DF	43	ILE	2.0
7	AH	126	CYS	2.0
24	BI	79	LEU	2.0
44	BQ	94	LEU	2.0
47	DF	24	VAL	2.0
26	DD	57	ALA	2.0
37	DL	86	GLU	2.0
43	BO	92	PHE	2.0
29	BE	116	ASP	2.0
43	BO	116	GLN	2.0
46	BU	84	PHE	2.0
3	CD	72	ARG	2.0
16	AQ	6	THR	2.0
48	DG	88	LEU	2.0
17	CR	31	TYR	2.0
24	BI	44	LYS	2.0
29	BE	144	GLU	2.0
50	DT	49	LYS	2.0
15	AP	71	VAL	2.0
29	BE	121	VAL	2.0
25	DC	62	ARG	2.0
23	BB	1174	U	2.0
4	CE	54	GLU	2.0
16	AQ	35	LYS	2.0
23	BB	2146	C	2.0
35	DV	47	VAL	2.0
49	DR	96	VAL	2.0
2	AC	90	VAL	2.0
16	CQ	26	ARG	2.0
28	BP	73	PHE	2.0
41	BJ	69	ARG	2.0

6.2 Non-standard residues in protein, DNA, RNA chains ⓘ

There are no non-standard protein/DNA/RNA residues in this entry.

6.3 Carbohydrates ⓘ

There are no carbohydrates in this entry.

6.4 Ligands

In the following table, the Atoms column lists the number of modelled atoms in the group and the number defined in the chemical component dictionary. LLDF column lists the quality of electron density of the group with respect to its neighbouring residues in protein, DNA or RNA chains. The B-factors column lists the minimum, median, 95th percentile and maximum values of B factors of atoms in the group. The column labelled 'Q < 0.9' lists the number of atoms with occupancy less than 0.9.

Mol	Type	Chain	Res	Atoms	RSR	LLDF	B-factors(Å ²)	Q<0.9
54	MG	DB	3059	1/1	1.35	171.71	180,180,180,180	0
54	MG	AA	1660	1/1	0.33	45.75	163,163,163,163	0
54	MG	AA	1623	1/1	0.31	31.00	129,129,129,129	0
53	NMY	DB	3001	42/42	0.56	16.59	88,88,88,88	42
54	MG	AA	1648	1/1	0.48	14.87	94,94,94,94	0
54	MG	CA	1621	1/1	0.31	13.12	118,118,118,118	0
54	MG	AA	1624	1/1	0.33	12.53	32,32,32,32	1
53	NMY	BB	3001	42/42	0.66	11.59	100,100,100,100	42
54	MG	AA	1658	1/1	0.28	8.56	115,115,115,115	0
54	MG	BB	3082	1/1	0.32	7.89	59,59,59,59	0
54	MG	CA	1652	1/1	0.20	6.23	77,77,77,77	0
54	MG	BB	3029	1/1	0.23	5.59	32,32,32,32	0
54	MG	CA	1638	1/1	0.20	5.58	142,142,142,142	0
54	MG	BB	3034	1/1	0.21	5.04	136,136,136,136	0
54	MG	CA	1620	1/1	0.19	4.77	70,70,70,70	0
53	NMY	CA	1601	42/42	0.26	4.31	71,71,71,71	0
54	MG	CA	1657	1/1	0.15	4.27	91,91,91,91	0
54	MG	BB	3088	1/1	0.21	3.39	57,57,57,57	0
54	MG	AA	1620	1/1	0.14	3.32	130,130,130,130	0
54	MG	DB	3035	1/1	0.21	3.20	81,81,81,81	0
54	MG	DB	3031	1/1	0.23	2.49	32,32,32,32	0
54	MG	BB	3048	1/1	0.15	2.40	128,128,128,128	0
54	MG	DB	3067	1/1	0.14	2.12	178,178,178,178	0
54	MG	DB	3097	1/1	0.20	2.04	33,33,33,33	0
54	MG	AA	1636	1/1	0.13	1.73	88,88,88,88	0
54	MG	CA	1641	1/1	0.12	1.65	63,63,63,63	0
54	MG	DB	3012	1/1	0.19	1.65	37,37,37,37	0
54	MG	BB	3081	1/1	0.20	1.62	52,52,52,52	0
54	MG	BB	3094	1/1	0.19	1.46	93,93,93,93	0
53	NMY	AA	1601	42/42	0.29	1.18	71,71,71,71	0
54	MG	CA	1632	1/1	0.16	1.11	47,47,47,47	0
54	MG	BB	3087	1/1	0.22	0.87	41,41,41,41	0
54	MG	DB	3084	1/1	0.19	0.73	92,92,92,92	0
54	MG	AA	1656	1/1	0.14	0.62	60,60,60,60	0

Continued on next page...

Continued from previous page...

Mol	Type	Chain	Res	Atoms	RSR	LLDF	B-factors(Å ²)	Q<0.9
54	MG	BB	3023	1/1	0.23	0.57	41,41,41,41	0
54	MG	DB	3098	1/1	0.16	0.52	36,36,36,36	0
54	MG	CA	1645	1/1	0.16	0.51	45,45,45,45	0
54	MG	CA	1629	1/1	0.10	0.50	46,46,46,46	1
54	MG	DB	3005	1/1	0.19	0.44	30,30,30,30	0
54	MG	CA	1626	1/1	0.17	0.41	8,8,8,8	1
54	MG	AA	1625	1/1	0.11	0.39	72,72,72,72	0
54	MG	CA	1633	1/1	0.15	0.31	73,73,73,73	0
54	MG	DB	3046	1/1	0.14	0.25	55,55,55,55	0
54	MG	DB	3052	1/1	0.18	0.22	32,32,32,32	0
54	MG	CA	1609	1/1	0.13	0.12	121,121,121,121	0
54	MG	AA	1640	1/1	0.25	0.12	104,104,104,104	0
54	MG	AA	1635	1/1	0.13	0.07	45,45,45,45	0
54	MG	AA	1641	1/1	0.13	-0.07	56,56,56,56	0
54	MG	DB	3013	1/1	0.17	-0.25	21,21,21,21	0
54	MG	AA	1609	1/1	0.14	-0.26	127,127,127,127	0
54	MG	DB	3050	1/1	0.15	-0.26	32,32,32,32	0
54	MG	BB	3111	1/1	0.13	-0.30	81,81,81,81	0
54	MG	BB	3099	1/1	0.17	-0.31	41,41,41,41	0
54	MG	BB	3100	1/1	0.21	-0.31	68,68,68,68	0
54	MG	BB	3011	1/1	0.13	-0.33	66,66,66,66	0
54	MG	DB	3087	1/1	0.18	-0.34	25,25,25,25	0
54	MG	DB	3112	1/1	0.16	-0.39	37,37,37,37	0
54	MG	DB	3090	1/1	0.17	-0.41	34,34,34,34	0
54	MG	BB	3012	1/1	0.18	-0.42	25,25,25,25	0
54	MG	AA	1637	1/1	0.12	-0.44	89,89,89,89	0
54	MG	AA	1619	1/1	0.13	-0.49	85,85,85,85	0
54	MG	CA	1653	1/1	0.10	-0.55	33,33,33,33	0
54	MG	DB	3111	1/1	0.13	-0.58	28,28,28,28	0
54	MG	AA	1647	1/1	0.15	-0.61	87,87,87,87	0
54	MG	BB	3058	1/1	0.15	-0.63	76,76,76,76	0
54	MG	AA	1605	1/1	0.14	-0.72	48,48,48,48	0
54	MG	DB	3048	1/1	0.18	-0.78	23,23,23,23	0
54	MG	DB	3100	1/1	0.15	-0.78	9,9,9,9	0
54	MG	AA	1616	1/1	0.09	-0.79	77,77,77,77	0
55	ZN	D4	101	1/1	0.14	-0.84	57,57,57,57	0
54	MG	DB	3060	1/1	0.14	-0.85	124,124,124,124	0
54	MG	AA	1632	1/1	0.13	-0.86	37,37,37,37	0
54	MG	BB	3106	1/1	0.14	-0.91	33,33,33,33	0
54	MG	DB	3085	1/1	0.17	-0.95	25,25,25,25	0
54	MG	BB	3041	1/1	0.14	-1.00	28,28,28,28	0
54	MG	AA	1621	1/1	0.08	-1.01	85,85,85,85	0

Continued on next page...

Continued from previous page...

Mol	Type	Chain	Res	Atoms	RSR	LLDF	B-factors(\AA^2)	Q<0.9
54	MG	DB	3070	1/1	0.18	-1.02	23,23,23,23	0
54	MG	DB	3091	1/1	0.07	-1.05	47,47,47,47	0
54	MG	CA	1660	1/1	0.08	-1.07	69,69,69,69	0
54	MG	AA	1645	1/1	0.12	-1.08	60,60,60,60	0
54	MG	CA	1603	1/1	0.12	-1.11	30,30,30,30	0
54	MG	BB	3010	1/1	0.08	-1.12	82,82,82,82	0
54	MG	CA	1613	1/1	0.10	-1.12	77,77,77,77	0
54	MG	AA	1633	1/1	0.11	-1.16	51,51,51,51	0
54	MG	CA	1607	1/1	0.14	-1.16	100,100,100,100	0
54	MG	BB	3055	1/1	0.06	-1.19	58,58,58,58	0
54	MG	BB	3040	1/1	0.11	-1.20	28,28,28,28	0
54	MG	CA	1636	1/1	0.09	-1.22	56,56,56,56	0
54	MG	DB	3092	1/1	0.14	-1.23	46,46,46,46	0
54	MG	CN	201	1/1	0.07	-1.25	48,48,48,48	0
54	MG	CA	1639	1/1	0.09	-1.26	14,14,14,14	0
54	MG	DB	3008	1/1	0.15	-1.27	16,16,16,16	0
54	MG	CA	1616	1/1	0.09	-1.27	167,167,167,167	0
54	MG	DB	3058	1/1	0.06	-1.31	43,43,43,43	0
54	MG	DB	3061	1/1	0.11	-1.33	115,115,115,115	0
54	MG	AA	1604	1/1	0.16	-1.35	36,36,36,36	0
54	MG	DB	3075	1/1	0.12	-1.38	7,7,7,7	0
54	MG	DB	3099	1/1	0.17	-1.38	29,29,29,29	0
54	MG	AA	1631	1/1	0.10	-1.39	107,107,107,107	0
54	MG	BB	3026	1/1	0.11	-1.39	54,54,54,54	0
54	MG	BB	3007	1/1	0.12	-1.42	5,5,5,5	0
54	MG	DB	3080	1/1	0.16	-1.42	39,39,39,39	0
54	MG	AA	1652	1/1	0.08	-1.43	73,73,73,73	0
54	MG	DB	3015	1/1	0.08	-1.48	22,22,22,22	0
54	MG	BB	3096	1/1	0.12	-1.51	42,42,42,42	0
54	MG	CA	1622	1/1	0.10	-1.53	75,75,75,75	0
54	MG	BB	3109	1/1	0.13	-1.56	32,32,32,32	0
54	MG	CA	1615	1/1	0.07	-1.57	41,41,41,41	0
54	MG	AA	1650	1/1	0.07	-1.59	114,114,114,114	0
54	MG	BB	3108	1/1	0.10	-1.62	25,25,25,25	0
54	MG	BB	3093	1/1	0.04	-1.64	36,36,36,36	0
54	MG	BB	3006	1/1	0.15	-1.65	5,5,5,5	0
54	MG	BB	3022	1/1	0.09	-1.67	22,22,22,22	0
54	MG	BB	3030	1/1	0.10	-1.67	36,36,36,36	0
54	MG	BB	3076	1/1	0.16	-1.72	60,60,60,60	0
54	MG	BB	3045	1/1	0.10	-1.79	67,67,67,67	0
54	MG	AA	1608	1/1	0.07	-1.79	54,54,54,54	0
54	MG	DB	3110	1/1	0.08	-1.79	19,19,19,19	0

Continued on next page...

Continued from previous page...

Mol	Type	Chain	Res	Atoms	RSR	LLDF	B-factors(\AA^2)	Q<0.9
54	MG	CA	1635	1/1	0.08	-1.80	96,96,96,96	0
54	MG	BB	3005	1/1	0.04	-1.81	39,39,39,39	0
54	MG	AA	1611	1/1	0.04	-1.82	28,28,28,28	0
54	MG	DB	3038	1/1	0.14	-1.83	17,17,17,17	0
54	MG	BB	3039	1/1	0.07	-1.86	131,131,131,131	0
55	ZN	B4	101	1/1	0.06	-1.93	72,72,72,72	0
54	MG	DB	3063	1/1	0.05	-1.93	71,71,71,71	0
54	MG	DB	3095	1/1	0.05	-1.98	39,39,39,39	0
54	MG	CA	1640	1/1	0.12	-1.99	57,57,57,57	0
54	MG	AA	1612	1/1	0.04	-2.03	37,37,37,37	0
54	MG	AA	1614	1/1	0.03	-2.04	64,64,64,64	0
54	MG	CA	1619	1/1	0.08	-2.07	59,59,59,59	0
54	MG	AA	1639	1/1	0.09	-2.10	57,57,57,57	0
54	MG	BB	3086	1/1	0.13	-2.11	66,66,66,66	0
54	MG	DB	3033	1/1	0.13	-2.13	62,62,62,62	0
54	MG	DB	3078	1/1	0.13	-2.13	46,46,46,46	0
54	MG	DB	3026	1/1	0.13	-2.13	15,15,15,15	0
54	MG	AA	1653	1/1	0.09	-2.14	79,79,79,79	0
54	MG	BB	3038	1/1	0.07	-2.16	50,50,50,50	0
54	MG	BB	3043	1/1	0.06	-2.18	170,170,170,170	0
54	MG	AA	1654	1/1	0.11	-2.18	51,51,51,51	0
54	MG	BB	3046	1/1	0.08	-2.19	46,46,46,46	0
54	MG	AA	1661	1/1	0.14	-2.23	79,79,79,79	0
54	MG	CA	1614	1/1	0.06	-2.32	58,58,58,58	0
54	MG	DB	3041	1/1	0.14	-2.32	15,15,15,15	0
54	MG	DB	3004	1/1	0.09	-2.33	14,14,14,14	0
54	MG	BB	3079	1/1	0.10	-2.36	75,75,75,75	0
54	MG	DB	3102	1/1	0.13	-2.36	14,14,14,14	0
54	MG	DB	3077	1/1	0.15	-2.37	47,47,47,47	0
54	MG	BB	3013	1/1	0.11	-2.48	41,41,41,41	0
54	MG	BB	3073	1/1	0.12	-2.54	67,67,67,67	0
54	MG	BB	3004	1/1	0.07	-2.54	38,38,38,38	0
54	MG	BB	3035	1/1	0.10	-2.54	32,32,32,32	0
54	MG	CA	1637	1/1	0.06	-2.54	79,79,79,79	0
54	MG	DB	3021	1/1	0.15	-2.56	9,9,9,9	0
54	MG	DB	3014	1/1	0.12	-2.59	48,48,48,48	0
54	MG	BB	3098	1/1	0.10	-2.62	80,80,80,80	0
54	MG	BB	3025	1/1	0.08	-2.62	14,14,14,14	0
54	MG	BB	3110	1/1	0.07	-2.64	30,30,30,30	0
54	MG	DB	3054	1/1	0.09	-2.71	65,65,65,65	0
54	MG	BB	3071	1/1	0.13	-2.71	29,29,29,29	0
54	MG	BB	3085	1/1	0.14	-2.72	44,44,44,44	0

Continued on next page...

Continued from previous page...

Mol	Type	Chain	Res	Atoms	RSR	LLDF	B-factors(\AA^2)	Q<0.9
54	MG	DB	3039	1/1	0.13	-2.73	19,19,19,19	0
54	MG	CA	1649	1/1	0.08	-2.73	73,73,73,73	0
54	MG	CA	1642	1/1	0.10	-2.74	94,94,94,94	0
54	MG	AA	1603	1/1	0.15	-2.75	133,133,133,133	0
54	MG	CA	1650	1/1	0.09	-2.77	12,12,12,12	0
54	MG	BB	3083	1/1	0.12	-2.78	5,5,5,5	0
54	MG	CA	1647	1/1	0.07	-2.80	90,90,90,90	0
54	MG	DB	3064	1/1	0.10	-2.83	33,33,33,33	0
54	MG	DB	3016	1/1	0.10	-2.83	49,49,49,49	0
54	MG	DB	3023	1/1	0.11	-2.84	29,29,29,29	0
54	MG	DB	3106	1/1	0.12	-2.86	39,39,39,39	0
54	MG	CA	1634	1/1	0.11	-2.87	8,8,8,8	0
54	MG	BB	3019	1/1	0.11	-2.87	45,45,45,45	0
54	MG	CA	1606	1/1	0.10	-2.88	19,19,19,19	0
54	MG	AA	1628	1/1	0.15	-2.89	57,57,57,57	0
54	MG	CA	1624	1/1	0.04	-2.89	34,34,34,34	0
54	MG	BB	3102	1/1	0.10	-2.92	28,28,28,28	0
54	MG	DB	3049	1/1	0.12	-2.97	46,46,46,46	0
54	MG	CA	1658	1/1	0.09	-3.03	52,52,52,52	0
54	MG	CA	1643	1/1	0.09	-3.04	43,43,43,43	0
54	MG	DB	3089	1/1	0.13	-3.04	10,10,10,10	0
54	MG	BB	3074	1/1	0.08	-3.10	31,31,31,31	0
54	MG	CA	1627	1/1	0.10	-3.10	29,29,29,29	1
54	MG	BB	3037	1/1	0.08	-3.11	42,42,42,42	0
54	MG	BB	3063	1/1	0.14	-3.13	31,31,31,31	0
54	MG	DB	3024	1/1	0.05	-3.20	55,55,55,55	0
54	MG	BB	3101	1/1	0.12	-3.24	138,138,138,138	0
54	MG	BB	3077	1/1	0.09	-3.24	37,37,37,37	0
54	MG	BB	3050	1/1	0.10	-3.25	18,18,18,18	0
54	MG	BB	3089	1/1	0.07	-3.25	45,45,45,45	0
54	MG	BB	3084	1/1	0.10	-3.28	21,21,21,21	0
54	MG	AA	1630	1/1	0.06	-3.28	35,35,35,35	0
54	MG	BB	3075	1/1	0.10	-3.33	13,13,13,13	0
54	MG	DB	3066	1/1	0.07	-3.35	29,29,29,29	0
54	MG	CE	201	1/1	0.09	-3.39	97,97,97,97	0
54	MG	AA	1634	1/1	0.06	-3.40	52,52,52,52	0
54	MG	DB	3028	1/1	0.10	-3.46	8,8,8,8	0
54	MG	DB	3009	1/1	0.09	-3.46	19,19,19,19	0
54	MG	DB	3074	1/1	0.06	-3.47	28,28,28,28	0
54	MG	BB	3024	1/1	0.13	-3.48	7,7,7,7	0
54	MG	DB	3051	1/1	0.08	-3.49	87,87,87,87	0
54	MG	BB	3003	1/1	0.10	-3.53	24,24,24,24	0

Continued on next page...

Continued from previous page...

Mol	Type	Chain	Res	Atoms	RSR	LLDF	B-factors(\AA^2)	Q<0.9
54	MG	BB	3092	1/1	0.10	-3.53	32,32,32,32	0
54	MG	AA	1644	1/1	0.09	-3.53	24,24,24,24	0
54	MG	AA	1643	1/1	0.06	-3.56	53,53,53,53	0
54	MG	AA	1649	1/1	0.11	-3.57	19,19,19,19	0
54	MG	DB	3022	1/1	0.09	-3.59	5,5,5,5	0
54	MG	DB	3101	1/1	0.09	-3.62	5,5,5,5	0
54	MG	BB	3028	1/1	0.12	-3.63	32,32,32,32	0
54	MG	AA	1629	1/1	0.05	-3.66	70,70,70,70	0
54	MG	BB	3032	1/1	0.10	-3.69	45,45,45,45	0
54	MG	AA	1602	1/1	0.06	-3.70	29,29,29,29	0
54	MG	BB	3061	1/1	0.14	-3.70	41,41,41,41	0
54	MG	BB	3009	1/1	0.11	-3.73	64,64,64,64	0
54	MG	BB	3080	1/1	0.10	-3.88	37,37,37,37	0
54	MG	AA	1642	1/1	0.05	-3.89	59,59,59,59	0
54	MG	BB	3066	1/1	0.06	-3.91	44,44,44,44	0
54	MG	DB	3086	1/1	0.10	-3.92	18,18,18,18	0
54	MG	BB	3052	1/1	0.09	-3.95	59,59,59,59	0
54	MG	BB	3095	1/1	0.13	-4.04	46,46,46,46	0
54	MG	BB	3054	1/1	0.07	-4.06	46,46,46,46	0
54	MG	BB	3078	1/1	0.07	-4.10	32,32,32,32	0
54	MG	DB	3006	1/1	0.10	-4.11	20,20,20,20	0
54	MG	DB	3104	1/1	0.09	-4.11	21,21,21,21	0
54	MG	CA	1648	1/1	0.09	-4.13	55,55,55,55	0
54	MG	CA	1612	1/1	0.11	-4.13	84,84,84,84	0
54	MG	BB	3020	1/1	0.11	-4.15	45,45,45,45	0
54	MG	BB	3018	1/1	0.08	-4.17	43,43,43,43	0
54	MG	AA	1659	1/1	0.06	-4.20	112,112,112,112	0
54	MG	DB	3079	1/1	0.09	-4.20	43,43,43,43	0
54	MG	AA	1610	1/1	0.10	-4.26	10,10,10,10	0
54	MG	DB	3040	1/1	0.07	-4.33	58,58,58,58	0
54	MG	AA	1657	1/1	0.08	-4.33	69,69,69,69	0
54	MG	DB	3056	1/1	0.07	-4.34	12,12,12,12	0
54	MG	BB	3091	1/1	0.09	-4.42	75,75,75,75	0
54	MG	DB	3011	1/1	0.07	-4.44	7,7,7,7	0
54	MG	CA	1656	1/1	0.07	-4.45	27,27,27,27	0
54	MG	DB	3025	1/1	0.09	-4.49	44,44,44,44	0
54	MG	AA	1646	1/1	0.02	-4.52	94,94,94,94	0
54	MG	BB	3049	1/1	0.03	-4.54	14,14,14,14	0
54	MG	CA	1646	1/1	0.05	-4.55	72,72,72,72	0
54	MG	CA	1661	1/1	0.09	-4.59	61,61,61,61	0
54	MG	CA	1631	1/1	0.06	-4.61	34,34,34,34	0
54	MG	BB	3065	1/1	0.07	-4.64	24,24,24,24	0

Continued on next page...

Continued from previous page...

Mol	Type	Chain	Res	Atoms	RSR	LLDF	B-factors(\AA^2)	Q<0.9
54	MG	DB	3065	1/1	0.08	-4.66	16,16,16,16	0
54	MG	CA	1651	1/1	0.07	-4.67	40,40,40,40	0
54	MG	BB	3056	1/1	0.13	-4.68	34,34,34,34	0
54	MG	CA	1617	1/1	0.06	-4.70	9,9,9,9	0
54	MG	DB	3094	1/1	0.13	-4.73	21,21,21,21	0
54	MG	BB	3060	1/1	0.07	-4.74	30,30,30,30	0
54	MG	BB	3014	1/1	0.06	-4.75	42,42,42,42	0
54	MG	DB	3047	1/1	0.04	-4.79	24,24,24,24	0
54	MG	DB	3081	1/1	0.11	-4.80	18,18,18,18	0
54	MG	BB	3047	1/1	0.09	-4.80	46,46,46,46	0
54	MG	CA	1659	1/1	0.06	-4.81	62,62,62,62	0
54	MG	DB	3043	1/1	0.09	-4.83	15,15,15,15	0
54	MG	BB	3072	1/1	0.09	-4.86	52,52,52,52	0
54	MG	AA	1617	1/1	0.05	-4.97	45,45,45,45	0
54	MG	DB	3088	1/1	0.09	-5.05	48,48,48,48	0
54	MG	DB	3109	1/1	0.05	-5.05	10,10,10,10	0
54	MG	CA	1654	1/1	0.05	-5.06	78,78,78,78	0
54	MG	DB	3093	1/1	0.08	-5.10	67,67,67,67	0
54	MG	BB	3015	1/1	0.04	-5.15	27,27,27,27	0
54	MG	BB	3057	1/1	0.04	-5.16	20,20,20,20	0
54	MG	DB	3107	1/1	0.10	-5.19	27,27,27,27	0
54	MG	DB	3029	1/1	0.08	-5.19	33,33,33,33	0
54	MG	DB	3053	1/1	0.09	-5.35	102,102,102,102	0
54	MG	BB	3027	1/1	0.08	-5.42	34,34,34,34	0
54	MG	CA	1644	1/1	0.08	-5.45	58,58,58,58	0
54	MG	DB	3018	1/1	0.10	-5.47	8,8,8,8	0
54	MG	BB	3104	1/1	0.04	-5.49	8,8,8,8	0
54	MG	DB	3055	1/1	0.08	-5.49	42,42,42,42	0
54	MG	BB	3070	1/1	0.10	-5.49	15,15,15,15	0
54	MG	BB	3062	1/1	0.05	-5.52	29,29,29,29	0
54	MG	DB	3108	1/1	0.07	-5.52	21,21,21,21	0
54	MG	AA	1618	1/1	0.10	-5.56	79,79,79,79	0
54	MG	AA	1606	1/1	0.05	-5.56	47,47,47,47	0
54	MG	BB	3090	1/1	0.07	-5.59	49,49,49,49	0
54	MG	DB	3003	1/1	0.09	-5.62	9,9,9,9	0
54	MG	DB	3057	1/1	0.07	-5.64	5,5,5,5	0
54	MG	BB	3051	1/1	0.07	-5.66	41,41,41,41	0
54	MG	BB	3105	1/1	0.11	-5.73	21,21,21,21	0
54	MG	DB	3096	1/1	0.11	-5.76	127,127,127,127	0
54	MG	DB	3037	1/1	0.07	-5.76	15,15,15,15	0
54	MG	DB	3019	1/1	0.14	-5.86	48,48,48,48	0
54	MG	DB	3083	1/1	0.09	-5.87	24,24,24,24	0

Continued on next page...

Continued from previous page...

Mol	Type	Chain	Res	Atoms	RSR	LLDF	B-factors(\AA^2)	Q<0.9
54	MG	DB	3068	1/1	0.07	-5.91	19,19,19,19	0
54	MG	BB	3033	1/1	0.09	-6.01	55,55,55,55	0
54	MG	DB	3073	1/1	0.08	-6.13	33,33,33,33	0
54	MG	BB	3017	1/1	0.09	-6.17	28,28,28,28	0
54	MG	CA	1655	1/1	0.06	-6.22	69,69,69,69	0
54	MG	CA	1605	1/1	0.04	-6.23	16,16,16,16	0
54	MG	BB	3067	1/1	0.07	-6.34	34,34,34,34	0
54	MG	CA	1618	1/1	0.04	-6.36	8,8,8,8	0
54	MG	CA	1602	1/1	0.05	-6.40	6,6,6,6	0
54	MG	AA	1655	1/1	0.04	-6.40	38,38,38,38	0
54	MG	BB	3059	1/1	0.08	-6.48	30,30,30,30	0
54	MG	DB	3036	1/1	0.05	-6.61	40,40,40,40	0
54	MG	DB	3017	1/1	0.07	-6.62	6,6,6,6	0
54	MG	CA	1608	1/1	0.06	-6.65	40,40,40,40	0
54	MG	BB	3068	1/1	0.09	-6.65	55,55,55,55	0
54	MG	DB	3076	1/1	0.06	-6.65	26,26,26,26	0
54	MG	DB	3045	1/1	0.04	-6.73	22,22,22,22	0
54	MG	BB	3031	1/1	0.03	-6.74	47,47,47,47	0
54	MG	DB	3044	1/1	0.06	-6.77	12,12,12,12	0
54	MG	BB	3103	1/1	0.08	-6.82	37,37,37,37	0
54	MG	BB	3036	1/1	0.07	-6.83	36,36,36,36	0
54	MG	DB	3034	1/1	0.08	-6.92	43,43,43,43	0
54	MG	DB	3103	1/1	0.09	-6.92	16,16,16,16	0
54	MG	BB	3064	1/1	0.06	-6.97	26,26,26,26	0
54	MG	DB	3071	1/1	0.09	-7.12	61,61,61,61	0
54	MG	DB	3069	1/1	0.10	-7.27	6,6,6,6	0
54	MG	BB	3053	1/1	0.05	-7.64	25,25,25,25	0
54	MG	BB	3008	1/1	0.08	-7.64	64,64,64,64	0
54	MG	DB	3082	1/1	0.08	-7.68	6,6,6,6	0
54	MG	CA	1611	1/1	0.05	-7.72	60,60,60,60	0
54	MG	AA	1613	1/1	0.07	-7.73	65,65,65,65	0
54	MG	DB	3042	1/1	0.07	-7.80	7,7,7,7	0
54	MG	AA	1651	1/1	0.08	-7.80	109,109,109,109	0
54	MG	BB	3002	1/1	0.06	-7.84	24,24,24,24	0
54	MG	BB	3016	1/1	0.08	-7.90	18,18,18,18	0
54	MG	DB	3105	1/1	0.10	-8.08	40,40,40,40	0
54	MG	DB	3072	1/1	0.08	-8.22	30,30,30,30	0
54	MG	DB	3010	1/1	0.07	-8.27	5,5,5,5	0
54	MG	CA	1625	1/1	0.05	-8.84	34,34,34,34	0
54	MG	AA	1622	1/1	0.06	-9.08	27,27,27,27	0
54	MG	DB	3032	1/1	0.11	-9.26	18,18,18,18	0
54	MG	DB	3027	1/1	0.07	-9.36	36,36,36,36	0

Continued on next page...

Continued from previous page...

Mol	Type	Chain	Res	Atoms	RSR	LLDF	B-factors(\AA^2)	Q<0.9
54	MG	BB	3021	1/1	0.06	-9.41	22,22,22,22	0
54	MG	CA	1628	1/1	0.05	-9.45	61,61,61,61	0
54	MG	BB	3042	1/1	0.07	-9.80	8,8,8,8	0
54	MG	CA	1610	1/1	0.03	-10.00	79,79,79,79	0
54	MG	DB	3062	1/1	0.04	-10.18	47,47,47,47	0
54	MG	DB	3007	1/1	0.07	-10.22	12,12,12,12	0
54	MG	DB	3002	1/1	0.11	-10.32	5,5,5,5	0
54	MG	DB	3020	1/1	0.05	-11.59	5,5,5,5	0
54	MG	BB	3069	1/1	0.12	-11.62	32,32,32,32	0
54	MG	BB	3044	1/1	0.10	-12.25	108,108,108,108	0
54	MG	CA	1604	1/1	0.09	-12.30	52,52,52,52	0
54	MG	AA	1607	1/1	0.04	-12.87	64,64,64,64	0
54	MG	BB	3107	1/1	0.07	-17.09	54,54,54,54	0
54	MG	CA	1623	1/1	0.03	-17.75	131,131,131,131	0
54	MG	CA	1630	1/1	0.07	-18.83	40,40,40,40	0
54	MG	BB	3097	1/1	0.06	-18.86	32,32,32,32	0
54	MG	AA	1615	1/1	0.08	-25.39	110,110,110,110	0
54	MG	DB	3030	1/1	0.11	-33.00	74,74,74,74	0
54	MG	AA	1626	1/1	0.16	-	64,64,64,64	1
54	MG	AA	1627	1/1	0.09	-	15,15,15,15	1
54	MG	AA	1638	1/1	0.27	-	147,147,147,147	0

6.5 Other polymers ⓘ

There are no such residues in this entry.