



Full wwPDB X-ray Structure Validation Report

Jun 16, 2014 – 06:34 PM BST

PDB ID : 4V56
Title : Crystal structure of the bacterial ribosome from Escherichia coli in complex with spectinomycin.
Authors : Borovinskaya, M.A.; Shoji, S.; Holton, J.M.; Fredrick, K.; Cate, J.H.D.
Deposited on : 2007-07-21
Resolution : 3.93 Å(reported)

This is a full wwPDB validation report for a publicly released PDB entry.
We welcome your comments at validation@mail.wwpdb.org
A user guide is available at <http://wwpdb.org/ValidationPDFNotes.html>

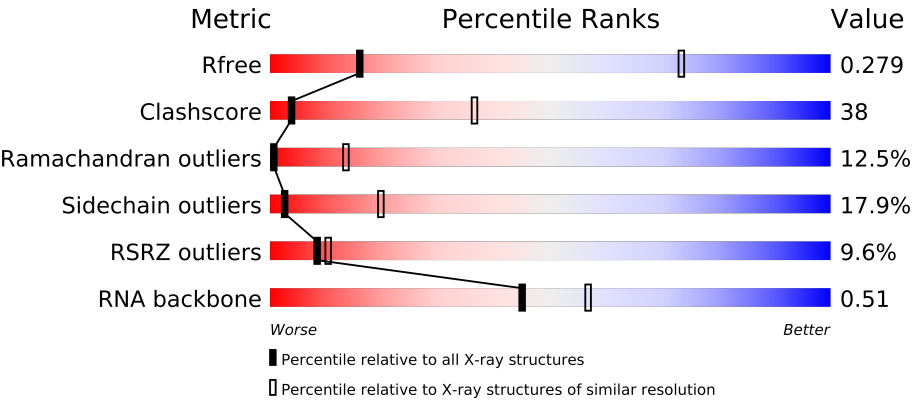
The following versions of software and data (see [references](#)) were used in the production of this report:

MolProbity : 4.02b-467
Mogul : 1.16 November 2013
Xtriage (Phenix) : dev-1323
EDS : stable23397
Percentile statistics : 21963
Refmac : 5.8.0049
CCP4 : 6.3.0 (Settle)
Ideal geometry (proteins) : Engh & Huber (2001)
Ideal geometry (DNA, RNA) : Parkinson et. al. (1996)
Validation Pipeline (wwPDB-VP) : stable23397

1 Overall quality at a glance

The reported resolution of this entry is 3.93 Å.

Percentile scores (ranging between 0-100) for global validation metrics of the entry are shown in the following graphic. The table shows the number of entries on which the scores are based.



Metric	Whole archive (#Entries)	Similar resolution (#Entries, resolution range(Å))
R _{free}	66092	1009 (4.42-3.44)
Clashscore	79885	1184 (4.38-3.50)
Ramachandran outliers	78287	1128 (4.38-3.50)
Sidechain outliers	78261	1116 (4.38-3.50)
RSRZ outliers	66119	1009 (4.42-3.44)
RNA backbone	1838	1018 (5.00-2.80)

The table below summarises the geometric issues observed across the polymeric chains and their fit to the electron density. The red, orange, yellow and green segments on the lower bar indicate the fraction of residues that contain outliers for ≥ 3 , 2, 1 and 0 types of geometric quality criteria. The upper red bar (where present) indicates the fraction of residues that have poor fit to the electron density.

Mol	Chain	Length	Quality of chain
1	AA	1542	<div><div></div><div><div></div><div></div><div></div><div></div></div></div>
1	CA	1542	<div><div></div><div><div></div><div></div><div></div><div></div></div></div>
2	AC	232	<div><div></div><div><div></div><div></div><div></div><div></div></div></div>
2	CC	232	<div><div></div><div><div></div><div></div><div></div><div></div></div></div>
3	AD	205	<div><div></div><div><div></div><div></div><div></div><div></div></div></div>
3	CD	205	<div><div></div><div><div></div><div></div><div></div><div></div></div></div>
4	AE	166	<div><div></div><div><div></div><div></div><div></div><div></div></div></div>
4	CE	166	<div><div></div><div><div></div><div></div><div></div><div></div></div></div>
5	AF	135	<div><div></div><div><div></div><div></div><div></div><div></div></div></div>
5	CF	135	<div><div></div><div><div></div><div></div><div></div><div></div></div></div>
6	AG	178	<div><div></div><div><div></div><div></div><div></div><div></div></div></div>
6	CG	178	<div><div></div><div><div></div><div></div><div></div><div></div></div></div>

Continued on next page...

Continued from previous page...

Mol	Chain	Length	Quality of chain
7	AH	129	
7	CH	129	
8	AI	129	
8	CI	129	
9	AJ	103	
9	CJ	103	
10	AK	128	
10	CK	128	
11	AL	123	
11	CL	123	
12	AM	117	
12	CM	117	
13	AP	82	
13	CP	82	
14	AQ	83	
14	CQ	83	
15	AR	74	
15	CR	74	
16	AS	91	
16	CS	91	
17	AT	86	
17	CT	86	
18	AB	240	
18	CB	240	
19	AU	70	
19	CU	70	
20	AO	89	
20	CO	89	
21	AN	100	
21	CN	100	
22	BA	120	
22	DA	120	
23	BB	2904	
23	DB	2904	
24	BI	141	
24	DI	141	
25	BC	272	
25	DC	272	
26	BD	209	
26	DD	209	
27	BK	123	
27	DK	123	


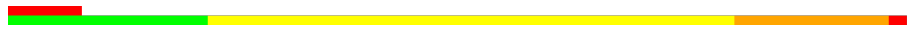
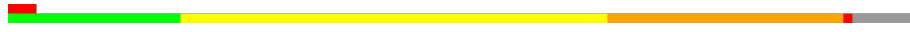




Continued on next page...

Continued from previous page...

Mol	Chain	Length	Quality of chain
28	BP	114	
28	DP	114	
29	BE	201	
29	DE	201	
30	BY	58	
30	DY	58	
31	B0	56	
31	D0	56	
32	B4	38	
32	D4	38	
33	B1	54	
33	D1	54	
34	B3	64	
34	D3	64	
35	BV	94	
35	DV	94	
36	B2	46	
36	D2	46	
37	BL	144	
37	DL	144	
38	BM	136	
38	DM	136	
39	BX	63	
39	DX	63	
40	BH	149	
40	DH	149	
41	BJ	142	
41	DJ	142	
42	BN	127	
42	DN	127	
43	BO	117	
43	DO	117	
44	BQ	117	
44	DQ	117	
45	BS	110	
45	DS	110	
46	BU	103	
46	DU	103	
47	BF	178	
47	DF	178	
48	BG	176	
48	DG	176	

Continued on next page...

Continued from previous page...

Mol	Chain	Length	Quality of chain
49	BR	103	
49	DR	103	
50	BT	100	
50	DT	100	
51	BZ	78	
51	DZ	78	
52	BW	84	
52	DW	84	

The following table lists non-polymeric compounds that are outliers for geometric or electron-density-fit criteria:

Mol	Type	Chain	Res	Geometry	Electron density
53	MG	AA	1622	-	X
53	MG	AA	1623	-	X
53	MG	AA	1624	-	X
53	MG	AA	1626	-	X
53	MG	AA	1632	-	X
53	MG	AA	1647	-	X
53	MG	AA	1657	-	X
53	MG	AA	1659	-	X
53	MG	BB	3017	-	X
53	MG	BB	3028	-	X
53	MG	BB	3033	-	X
53	MG	BB	3036	-	X
53	MG	BB	3039	-	X
53	MG	BB	3047	-	X
53	MG	BB	3087	-	X
53	MG	CA	1612	-	X
53	MG	CA	1613	-	X
53	MG	CA	1616	-	X
53	MG	CA	1617	-	X
53	MG	CA	1632	-	X
53	MG	CA	1649	-	X
53	MG	CA	1654	-	X
53	MG	CA	1656	-	X
53	MG	DB	3029	-	X
53	MG	DB	3037	-	X
53	MG	DB	3052	-	X
53	MG	DB	3054	-	X
53	MG	DB	3066	-	X

2 Entry composition

There are 56 unique types of molecules in this entry. The entry contains 284033 atoms, of which 0 are hydrogen and 0 are deuterium.

In the tables below, the ZeroOcc column contains the number of atoms modelled with zero occupancy, the AltConf column contains the number of residues with at least one atom in alternate conformation and the Trace column contains the number of residues modelled with at most 2 atoms.

- Molecule 1 is a RNA chain called 16S rRNA.

Mol	Chain	Residues	Atoms					ZeroOcc	AltConf	Trace
1	AA	1530	Total	C	N	O	P	0	0	0
			32831	14642	6024	10635	1530			
1	CA	1530	Total	C	N	O	P	0	0	0
			32831	14642	6024	10635	1530			

- Molecule 2 is a protein called 30S ribosomal protein S3.

Mol	Chain	Residues	Atoms					ZeroOcc	AltConf	Trace
2	AC	206	Total	C	N	O	S	0	0	0
			1624	1028	305	288	3			
2	CC	206	Total	C	N	O	S	0	0	0
			1624	1028	305	288	3			

- Molecule 3 is a protein called 30S ribosomal protein S4.

Mol	Chain	Residues	Atoms					ZeroOcc	AltConf	Trace
3	AD	205	Total	C	N	O	S	0	0	0
			1643	1026	315	298	4			
3	CD	205	Total	C	N	O	S	0	0	0
			1643	1026	315	298	4			

- Molecule 4 is a protein called 30S ribosomal protein S5.

Mol	Chain	Residues	Atoms					ZeroOcc	AltConf	Trace
4	AE	150	Total	C	N	O	S	0	0	0
			1105	687	211	201	6			
4	CE	150	Total	C	N	O	S	0	0	0
			1105	687	211	201	6			

- Molecule 5 is a protein called 30S ribosomal protein S6.

Mol	Chain	Residues	Atoms					ZeroOcc	AltConf	Trace
5	AF	100	Total	C	N	O	S	0	0	0
			817	515	148	148	6			
5	CF	100	Total	C	N	O	S	0	0	0
			817	515	148	148	6			

- Molecule 6 is a protein called 30S ribosomal protein S7.

Mol	Chain	Residues	Atoms					ZeroOcc	AltConf	Trace
6	AG	150	Total	C	N	O	S	0	0	0
			1174	730	226	214	4			
6	CG	152	Total	C	N	O	S	0	0	0
			1196	745	230	217	4			

- Molecule 7 is a protein called 30S ribosomal protein S8.

Mol	Chain	Residues	Atoms					ZeroOcc	AltConf	Trace
7	AH	129	Total	C	N	O	S	0	0	0
			979	616	173	184	6			
7	CH	129	Total	C	N	O	S	0	0	0
			979	616	173	184	6			

- Molecule 8 is a protein called 30S ribosomal protein S9.

Mol	Chain	Residues	Atoms					ZeroOcc	AltConf	Trace
8	AI	127	Total	C	N	O	S	0	0	0
			1022	634	206	179	3			
8	CI	127	Total	C	N	O	S	0	0	0
			1022	634	206	179	3			

- Molecule 9 is a protein called 30S ribosomal protein S10.

Mol	Chain	Residues	Atoms					ZeroOcc	AltConf	Trace
9	AJ	98	Total	C	N	O	S	0	0	0
			786	493	150	142	1			
9	CJ	98	Total	C	N	O	S	0	0	0
			786	493	150	142	1			

- Molecule 10 is a protein called 30S ribosomal protein S11.

Mol	Chain	Residues	Atoms					ZeroOcc	AltConf	Trace
10	AK	117	Total	C	N	O	S	0	0	0
			877	540	174	160	3			

Continued on next page...

Continued from previous page...

Mol	Chain	Residues	Atoms					ZeroOcc	AltConf	Trace
10	CK	117	Total	C	N	O	S	0	0	0
			877	540	174	160	3			

- Molecule 11 is a protein called 30S ribosomal protein S12.

Mol	Chain	Residues	Atoms					ZeroOcc	AltConf	Trace
11	AL	123	Total	C	N	O	S	0	0	0
			955	590	196	165	4			
11	CL	123	Total	C	N	O	S	0	0	0
			955	590	196	165	4			

- Molecule 12 is a protein called 30S ribosomal protein S13.

Mol	Chain	Residues	Atoms					ZeroOcc	AltConf	Trace
12	AM	114	Total	C	N	O	S	0	0	0
			883	546	178	156	3			
12	CM	113	Total	C	N	O	S	0	0	0
			876	541	177	155	3			

- Molecule 13 is a protein called 30S ribosomal protein S16.

Mol	Chain	Residues	Atoms					ZeroOcc	AltConf	Trace
13	AP	82	Total	C	N	O	S	0	0	0
			649	406	128	114	1			
13	CP	80	Total	C	N	O	S	0	0	0
			638	400	126	111	1			

- Molecule 14 is a protein called 30S ribosomal protein S17.

Mol	Chain	Residues	Atoms					ZeroOcc	AltConf	Trace
14	AQ	80	Total	C	N	O	S	0	0	0
			648	411	121	113	3			
14	CQ	81	Total	C	N	O	S	0	0	0
			657	417	122	115	3			

- Molecule 15 is a protein called 30S ribosomal protein S18.

Mol	Chain	Residues	Atoms				ZeroOcc	AltConf	Trace
15	AR	55	Total	C	N	O	0	0	0
			455	288	86	81			
15	CR	55	Total	C	N	O	0	0	0
			455	288	86	81			

- Molecule 16 is a protein called 30S ribosomal protein S19.

Mol	Chain	Residues	Atoms					ZeroOcc	AltConf	Trace
16	AS	79	Total	C	N	O	S	0	0	0
			637	408	120	107	2			
16	CS	80	Total	C	N	O	S	0	0	0
			644	413	121	108	2			

- Molecule 17 is a protein called 30S ribosomal protein S20.

Mol	Chain	Residues	Atoms					ZeroOcc	AltConf	Trace
17	AT	85	Total	C	N	O	S	0	0	0
			665	411	137	114	3			
17	CT	85	Total	C	N	O	S	0	0	0
			665	411	137	114	3			

- Molecule 18 is a protein called 30S ribosomal protein S2.

Mol	Chain	Residues	Atoms					ZeroOcc	AltConf	Trace
18	AB	218	Total	C	N	O	S	0	0	0
			1704	1081	305	311	7			
18	CB	218	Total	C	N	O	S	0	0	0
			1704	1081	305	311	7			

- Molecule 19 is a protein called 30S ribosomal protein S21.

Mol	Chain	Residues	Atoms					ZeroOcc	AltConf	Trace
19	AU	51	Total	C	N	O	S	0	0	0
			425	265	86	73	1			
19	CU	51	Total	C	N	O	S	0	0	0
			425	265	86	73	1			

- Molecule 20 is a protein called 30S ribosomal protein S15.

Mol	Chain	Residues	Atoms					ZeroOcc	AltConf	Trace
20	AO	88	Total	C	N	O	S	0	0	0
			714	439	144	130	1			
20	CO	88	Total	C	N	O	S	0	0	0
			714	439	144	130	1			

- Molecule 21 is a protein called 30S ribosomal protein S14.

Mol	Chain	Residues	Atoms					ZeroOcc	AltConf	Trace
21	AN	96	Total	C	N	O	S	0	0	0
			774	483	160	128	3			
21	CN	96	Total	C	N	O	S	0	0	0
			774	483	160	128	3			

- Molecule 22 is a RNA chain called 5S rRNA.

Mol	Chain	Residues	Atoms					ZeroOcc	AltConf	Trace
22	BA	117	Total	C	N	O	P	0	0	0
			2507	1116	459	815	117			
22	DA	117	Total	C	N	O	P	0	0	0
			2507	1116	459	815	117			

There are 2 discrepancies between the modelled and reference sequences:

Chain	Residue	Modelled	Actual	Comment	Reference
BA	120	U	-	INSERTION	GB 85674274
DA	120	U	-	INSERTION	GB 85674274

- Molecule 23 is a RNA chain called 23S rRNA.

Mol	Chain	Residues	Atoms					ZeroOcc	AltConf	Trace
23	BB	2841	Total	C	N	O	P	0	0	0
			60995	27210	11229	19715	2841			
23	DB	2841	Total	C	N	O	P	0	0	0
			60995	27210	11229	19715	2841			

There are 4 discrepancies between the modelled and reference sequences:

Chain	Residue	Modelled	Actual	Comment	Reference
BB	2903	U	-	INSERTION	GB 85674274
BB	2904	U	-	INSERTION	GB 85674274
DB	2903	U	-	INSERTION	GB 85674274
DB	2904	U	-	INSERTION	GB 85674274

- Molecule 24 is a protein called 50S ribosomal protein L11.

Mol	Chain	Residues	Atoms					ZeroOcc	AltConf	Trace
24	BI	141	Total	C	N	O	S	0	0	0
			1032	651	179	196	6			
24	DI	141	Total	C	N	O	S	0	0	0
			1032	651	179	196	6			

- Molecule 25 is a protein called 50S ribosomal protein L2.

Mol	Chain	Residues	Atoms					ZeroOcc	AltConf	Trace
25	BC	271	Total	C	N	O	S	0	0	0
			2082	1288	423	364	7			
25	DC	271	Total	C	N	O	S	0	0	0
			2082	1288	423	364	7			

- Molecule 26 is a protein called 50S ribosomal protein L3.

Mol	Chain	Residues	Atoms					ZeroOcc	AltConf	Trace
26	BD	209	Total	C	N	O	S	0	0	0
			1565	979	288	294	4			
26	DD	209	Total	C	N	O	S	0	0	0
			1565	979	288	294	4			

- Molecule 27 is a protein called 50S ribosomal protein L14.

Mol	Chain	Residues	Atoms					ZeroOcc	AltConf	Trace
27	BK	121	Total	C	N	O	S	0	0	0
			930	582	179	164	5			
27	DK	121	Total	C	N	O	S	0	0	0
			930	582	179	164	5			

- Molecule 28 is a protein called 50S ribosomal protein L19.

Mol	Chain	Residues	Atoms					ZeroOcc	AltConf	Trace
28	BP	114	Total	C	N	O	S	0	0	0
			917	574	179	163	1			
28	DP	114	Total	C	N	O	S	0	0	0
			917	574	179	163	1			

- Molecule 29 is a protein called 50S ribosomal protein L4.

Mol	Chain	Residues	Atoms					ZeroOcc	AltConf	Trace
29	BE	201	Total	C	N	O	S	0	0	0
			1552	974	283	290	5			
29	DE	201	Total	C	N	O	S	0	0	0
			1552	974	283	290	5			

- Molecule 30 is a protein called 50S ribosomal protein L30.

Mol	Chain	Residues	Atoms					ZeroOcc	AltConf	Trace
30	BY	58	Total	C	N	O	S	0	0	0
			449	281	87	79	2			
30	DY	58	Total	C	N	O	S	0	0	0
			449	281	87	79	2			

- Molecule 31 is a protein called 50S ribosomal protein L32.

Mol	Chain	Residues	Atoms					ZeroOcc	AltConf	Trace
31	B0	56	Total	C	N	O	S	0	0	0
			444	269	94	80	1			
31	D0	56	Total	C	N	O	S	0	0	0
			444	269	94	80	1			

- Molecule 32 is a protein called 50S ribosomal protein L36.

Mol	Chain	Residues	Atoms					ZeroOcc	AltConf	Trace
32	B4	38	Total	C	N	O	S	0	0	0
			302	185	65	48	4			
32	D4	38	Total	C	N	O	S	0	0	0
			302	185	65	48	4			

- Molecule 33 is a protein called 50S ribosomal protein L33.

Mol	Chain	Residues	Atoms				ZeroOcc	AltConf	Trace
33	B1	50	Total	C	N	O	0	0	0
			409	263	75	71			
33	D1	50	Total	C	N	O	0	0	0
			409	263	75	71			

- Molecule 34 is a protein called 50S ribosomal protein L35.

Mol	Chain	Residues	Atoms					ZeroOcc	AltConf	Trace
34	B3	64	Total	C	N	O	S	0	0	0
			504	323	105	74	2			
34	D3	64	Total	C	N	O	S	0	0	0
			504	323	105	74	2			

- Molecule 35 is a protein called 50S ribosomal protein L25.

Mol	Chain	Residues	Atoms					ZeroOcc	AltConf	Trace
35	BV	94	Total	C	N	O	S	0	0	0
			753	479	137	134	3			

Continued on next page...

Continued from previous page...

Mol	Chain	Residues	Atoms					ZeroOcc	AltConf	Trace
35	DV	94	Total	C	N	O	S	0	0	0
			753	479	137	134	3			

- Molecule 36 is a protein called 50S ribosomal protein L34.

Mol	Chain	Residues	Atoms					ZeroOcc	AltConf	Trace
36	B2	46	Total	C	N	O	S	0	0	0
			377	228	90	57	2			
36	D2	46	Total	C	N	O	S	0	0	0
			377	228	90	57	2			

- Molecule 37 is a protein called 50S ribosomal protein L15.

Mol	Chain	Residues	Atoms					ZeroOcc	AltConf	Trace
37	BL	143	Total	C	N	O	S	0	0	0
			1045	649	206	189	1			
37	DL	143	Total	C	N	O	S	0	0	0
			1045	649	206	189	1			

- Molecule 38 is a protein called 50S ribosomal protein L16.

Mol	Chain	Residues	Atoms					ZeroOcc	AltConf	Trace
38	BM	136	Total	C	N	O	S	0	0	0
			1074	686	205	177	6			
38	DM	136	Total	C	N	O	S	0	0	0
			1074	686	205	177	6			

- Molecule 39 is a protein called 50S ribosomal protein L29.

Mol	Chain	Residues	Atoms					ZeroOcc	AltConf	Trace
39	BX	63	Total	C	N	O	S	0	0	0
			509	313	99	95	2			
39	DX	63	Total	C	N	O	S	0	0	0
			509	313	99	95	2			

- Molecule 40 is a protein called 50S ribosomal protein L9.

Mol	Chain	Residues	Atoms					ZeroOcc	AltConf	Trace
40	BH	149	Total	C	N	O	S	0	0	0
			1111	699	197	214	1			
40	DH	149	Total	C	N	O	S	0	0	0
			1111	699	197	214	1			

- Molecule 41 is a protein called 50S ribosomal protein L13.

Mol	Chain	Residues	Atoms					ZeroOcc	AltConf	Trace
41	BJ	142	Total	C	N	O	S	0	0	0
			1129	714	212	199	4			
41	DJ	142	Total	C	N	O	S	0	0	0
			1129	714	212	199	4			

- Molecule 42 is a protein called 50S ribosomal protein L17.

Mol	Chain	Residues	Atoms					ZeroOcc	AltConf	Trace
42	BN	120	Total	C	N	O	S	0	0	0
			960	593	196	166	5			
42	DN	120	Total	C	N	O	S	0	0	0
			960	593	196	166	5			

- Molecule 43 is a protein called 50S ribosomal protein L18.

Mol	Chain	Residues	Atoms				ZeroOcc	AltConf	Trace
43	BO	116	Total	C	N	O	0	0	0
			892	552	178	162			
43	DO	116	Total	C	N	O	0	0	0
			892	552	178	162			

- Molecule 44 is a protein called 50S ribosomal protein L20.

Mol	Chain	Residues	Atoms				ZeroOcc	AltConf	Trace
44	BQ	117	Total	C	N	O	0	0	0
			947	604	192	151			
44	DQ	117	Total	C	N	O	0	0	0
			947	604	192	151			

- Molecule 45 is a protein called 50S ribosomal protein L22.

Mol	Chain	Residues	Atoms					ZeroOcc	AltConf	Trace
45	BS	110	Total	C	N	O	S	0	0	0
			857	532	166	156	3			
45	DS	110	Total	C	N	O	S	0	0	0
			857	532	166	156	3			

- Molecule 46 is a protein called 50S ribosomal protein L24.

Mol	Chain	Residues	Atoms				ZeroOcc	AltConf	Trace
46	BU	102	Total	C	N	O	0	0	0
			779	492	146	141			
46	DU	102	Total	C	N	O	0	0	0
			779	492	146	141			

- Molecule 47 is a protein called 50S ribosomal protein L5.

Mol	Chain	Residues	Atoms					ZeroOcc	AltConf	Trace
47	BF	178	Total	C	N	O	S	0	0	0
			1420	905	251	258	6			
47	DF	178	Total	C	N	O	S	0	0	0
			1420	905	251	258	6			

- Molecule 48 is a protein called 50S ribosomal protein L6.

Mol	Chain	Residues	Atoms					ZeroOcc	AltConf	Trace
48	BG	176	Total	C	N	O	S	0	0	0
			1323	832	243	246	2			
48	DG	176	Total	C	N	O	S	0	0	0
			1323	832	243	246	2			

- Molecule 49 is a protein called 50S ribosomal protein L21.

Mol	Chain	Residues	Atoms					ZeroOcc	AltConf	Trace
49	BR	103	Total	C	N	O	S	0	0	0
			816	516	153	145	2			
49	DR	103	Total	C	N	O	S	0	0	0
			816	516	153	145	2			

- Molecule 50 is a protein called 50S ribosomal protein L23.

Mol	Chain	Residues	Atoms					ZeroOcc	AltConf	Trace
50	BT	93	Total	C	N	O	S	0	0	0
			738	466	139	131	2			
50	DT	93	Total	C	N	O	S	0	0	0
			738	466	139	131	2			

- Molecule 51 is a protein called 50S ribosomal protein L28.

Mol	Chain	Residues	Atoms					ZeroOcc	AltConf	Trace
51	BZ	77	Total	C	N	O	S	0	0	0
			625	388	129	106	2			

Continued on next page...

Continued from previous page...

Mol	Chain	Residues	Atoms					ZeroOcc	AltConf	Trace
51	DZ	77	Total	C	N	O	S	0	0	0
			625	388	129	106	2			

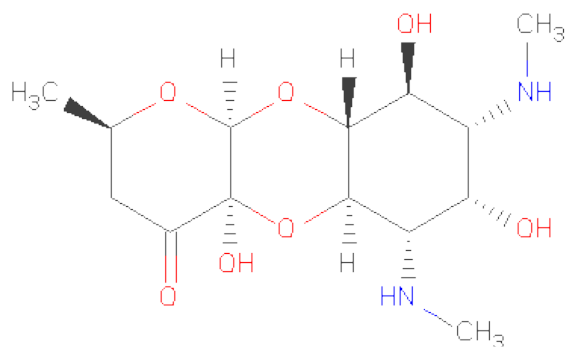
- Molecule 52 is a protein called 50S ribosomal protein L27.

Mol	Chain	Residues	Atoms					ZeroOcc	AltConf	Trace
52	BW	79	Total	C	N	O	S	0	0	0
			596	367	120	108	1			
52	DW	79	Total	C	N	O	S	0	0	0
			596	367	120	108	1			

- Molecule 53 is MAGNESIUM ION (three-letter code: MG) (formula: Mg).

Mol	Chain	Residues	Atoms		ZeroOcc	AltConf
53	BB	110	Total	Mg	0	0
			110	110		
53	CA	58	Total	Mg	0	0
			58	58		
53	AA	60	Total	Mg	0	0
			60	60		
53	CE	1	Total	Mg	0	0
			1	1		
53	DN	1	Total	Mg	0	0
			1	1		
53	DB	110	Total	Mg	0	0
			110	110		

- Molecule 54 is SPECTINOMYCIN (three-letter code: SCM) (formula: C₁₄H₂₄N₂O₇).



Mol	Chain	Residues	Atoms				ZeroOcc	AltConf
54	AA	1	Total	C	N	O	0	0
			23	14	2	7		
54	CA	1	Total	C	N	O	0	0
			23	14	2	7		

- Molecule 55 is ZINC ION (three-letter code: ZN) (formula: Zn).

Mol	Chain	Residues	Atoms		ZeroOcc	AltConf
55	B4	1	Total	Zn	0	0
			1	1		
55	D4	1	Total	Zn	0	0
			1	1		

- Molecule 56 is water.

Mol	Chain	Residues	Atoms		ZeroOcc	AltConf
56	AA	288	Total	O	0	0
			288	288		
56	AE	3	Total	O	0	0
			3	3		
56	AK	1	Total	O	0	0
			1	1		
56	AL	4	Total	O	0	0
			4	4		
56	AP	1	Total	O	0	0
			1	1		

Continued on next page...

Continued from previous page...

Mol	Chain	Residues	Atoms		ZeroOcc	AltConf
56	AT	1	Total 1	O 1	0	0
56	AN	2	Total 2	O 2	0	0
56	BB	494	Total 494	O 494	0	0
56	BC	4	Total 4	O 4	0	0
56	BE	3	Total 3	O 3	0	0
56	BL	4	Total 4	O 4	0	0
56	BH	1	Total 1	O 1	0	0
56	BT	1	Total 1	O 1	0	0
56	CA	275	Total 275	O 275	0	0
56	CE	4	Total 4	O 4	0	0
56	CK	1	Total 1	O 1	0	0
56	CL	5	Total 5	O 5	0	0
56	CP	1	Total 1	O 1	0	0
56	CT	2	Total 2	O 2	0	0
56	CN	5	Total 5	O 5	0	0
56	DB	500	Total 500	O 500	0	0
56	DC	3	Total 3	O 3	0	0
56	DD	1	Total 1	O 1	0	0
56	DP	1	Total 1	O 1	0	0
56	DE	1	Total 1	O 1	0	0
56	DL	3	Total 3	O 3	0	0

Continued on next page...

Continued from previous page...

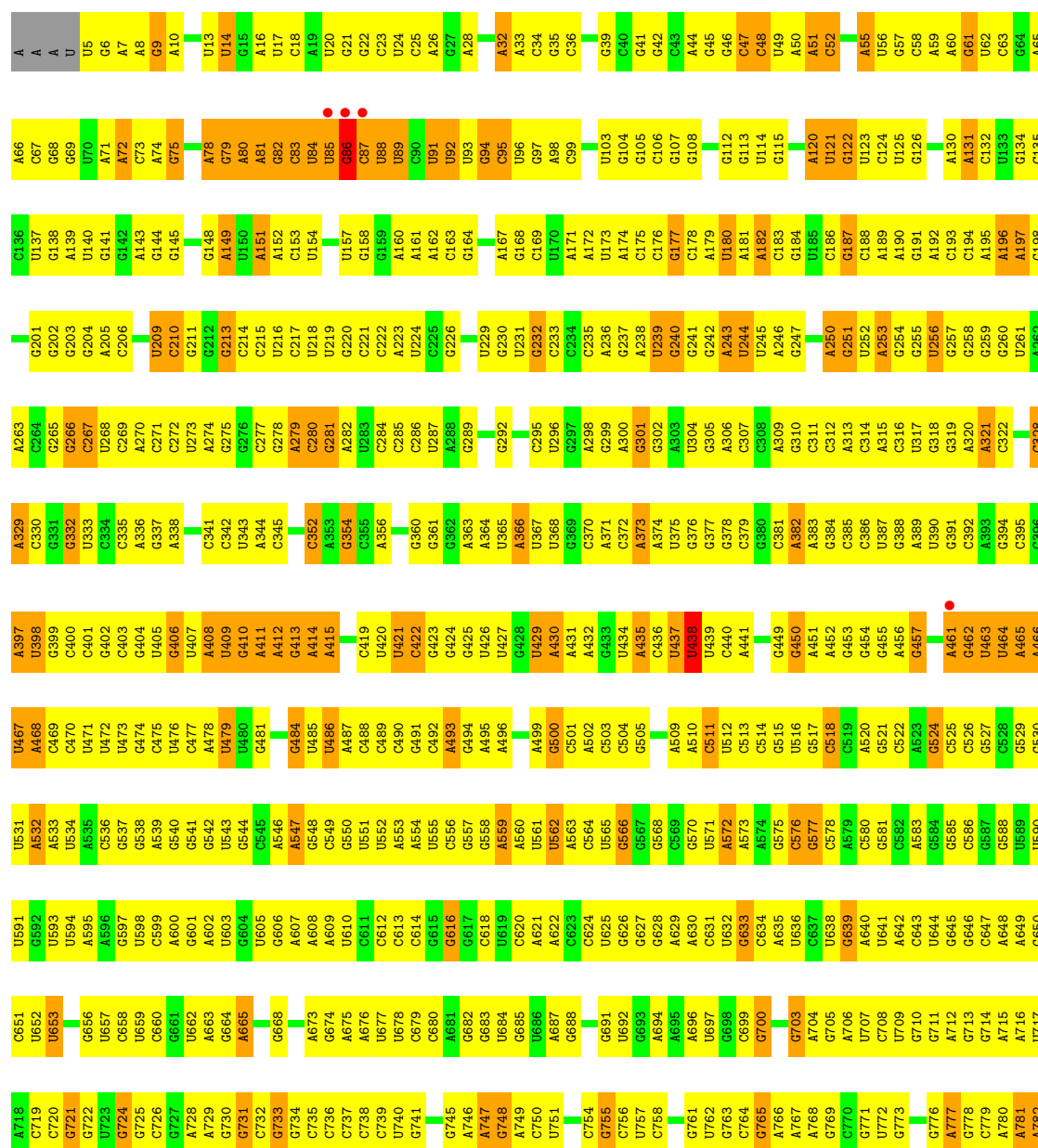
Mol	Chain	Residues	Atoms		ZeroOcc	AltConf
56	DJ	1	Total	O	0	0
			1	1		
56	DN	2	Total	O	0	0
			2	2		
56	DR	1	Total	O	0	0
			1	1		

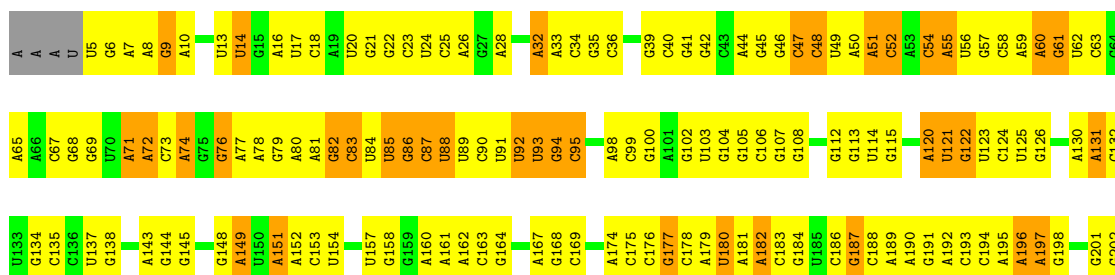
3 Residue-property plots

These plots are drawn for all protein, RNA and DNA chains in the entry. The first graphic for a chain summarises the proportions of errors displayed in the second graphic. The second graphic shows the sequence view annotated by issues in geometry and electron density. Residues are color-coded according to the number of geometric quality criteria for which they contain at least one outlier: green = 0, yellow = 1, orange = 2 and red = 3 or more. A red dot above a residue indicates a poor fit to the electron density ($RSRZ > 2$). Stretches of 2 or more consecutive residues without any outlier are shown as a green connector. Residues present in the sample, but not in the model, are shown in grey.

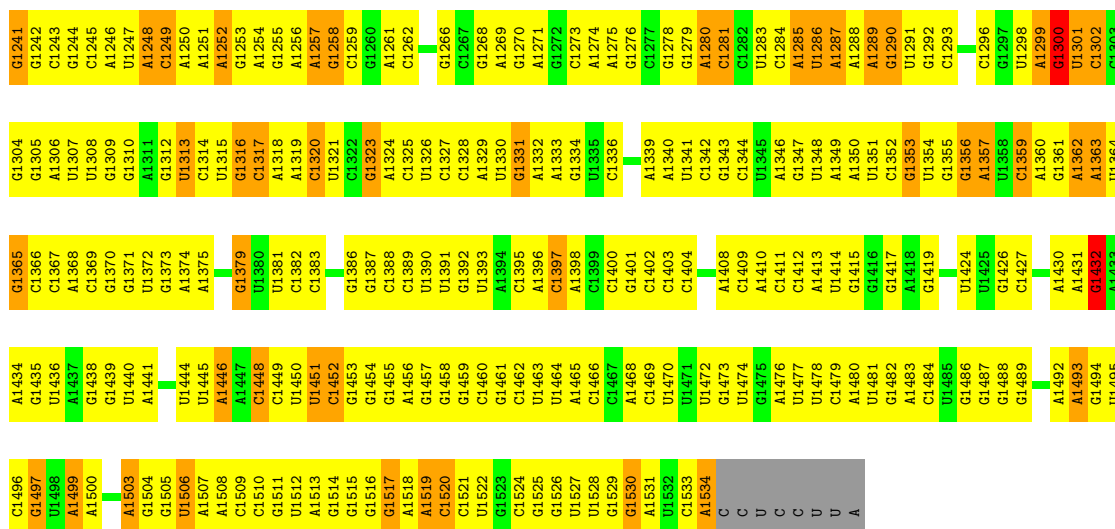
• Molecule 1: 16S rRNA

Chain AA: 



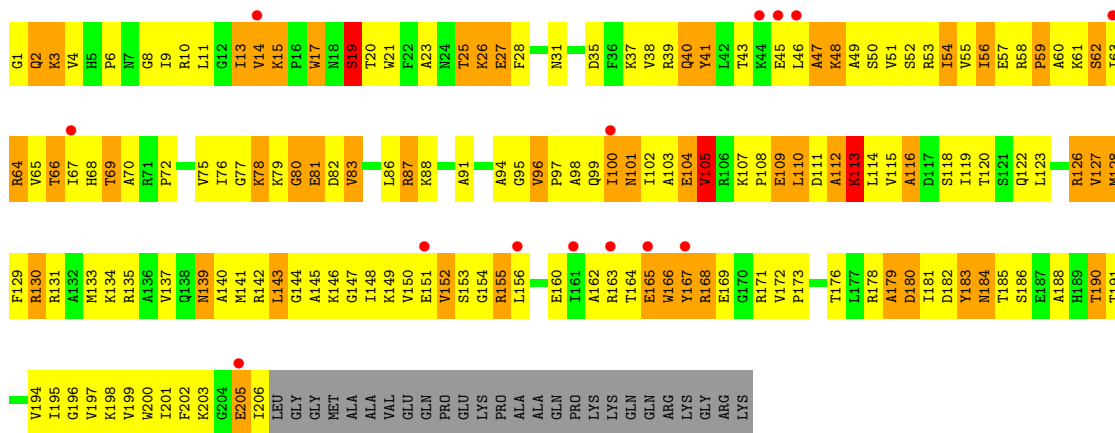


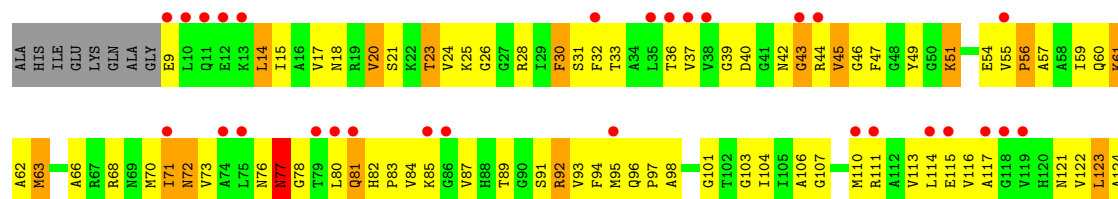
G1175	G1176	G1177	G1178	A1179	A1180	G1181	G1182	G1184	G1190	A1191	G1192	G1193	A1196	A1197	A1198	G1199	C1200	A1201	U1202	C1203	G1206	G1207	C1208	C1209	C1210	C1211	U1212	C1213	C1214	U1215	U1216	C1217	U1218	U1219	G2220	C2221	C2222	A2223	U2224	C2226	G2229	U2229	G2230	U2231	U2232	C2233	C2234	C2235	A2236	G2237	A2238	U2239	G2240	G2241	G2242	A2243	U2244	U2245	A2246	G2247	A2250	G2251	U2252	A2253	G2254	G2255	U2256	G2257	G2258	G2259	G2260	U2261	A2262	A2263	C2264	G2265
C857	G858	A859	A860	C861	U862	U863	A864	A865	C866	G867	C868	G869	G874	U875	C876	G877	A878	C879	C880	G881	C882	C883	U884	G885	A889	G890	U891	A892	C893	G894	G895	C896	C897	G898	C899	A900	A901	G902	G903	U904	U905	A906	A907	A908	A909	C910	U911	C912	A913	A914	A915	U916	G917	A918	A919	U920	U921																			
G922	A923	G924	G925	G926	U927	G928	G929	C930	G931	C932	G933	C934	A935	G936	U937											G938	U939	G940	G941	A946	G947	C948	A949	U950	G951	U952	G953	G954	U955	U956	U957	A958	A959	U960	U961	C962	G963	A964	U965	G966	C967	A968	A969	C970	G971	C972	G973	A974	A975	G976	A977	A978	C979	C980	U981	C984										
C985	U986	G987	C988	U989	C990	U991	U992	G993	A994	C995	A996	U997											A1000	C1001	G1002	G1003	A1004	A1005	G1006	U1007	U1008	U1009	U1010	C1011	A1012	G1013	A1014	G1015	A1016	A1019	G1020	A1021	A1022	U1023	G1024	U1025	G1026	A1027	C1028	U1029	U1030	C1031	G1032	G1033	G1034	A1035	U1036	C1037	U1038	A1039	U1040	G1041	A1042	C1045	A1046	G1047										
G1048	U1049	C1050	C1051	U1052	U1053	C1054	U1055	U1056	C1057	G1058	U1059	G1060	G1061	C1062	U1063	G1064	U1065	C1066	A1067	G1068	C1069	U1070	C1071	G1072	C1073	G1074	U1075	U1078	G1079	A1080	A1081	A1082	U1083	G1084	U1085	U1086	G1087	G1088	A1089	U1090	U1091	G1094	U1095	C1096	C1097	U1098	G1099	G1100	A1101	C1102	U1103	C1104	G1104	C1107	G1108	C1109	A1110																			
A1111	C1112	G1113	C1114	U1115	U1116	A1117	U1118	C1119	G1120	U1121	U1122	U1123	G1124	U1125	C1126	G1127	C1128	C1129											C1132	G1133	G1134	U1135	C1136	G1137	G1138	G1139	C1140	C1141	G1142	G1143	A1144	A1145	U1146	G1147	U1148	C1149	A1150	A1151	U1155	G1156	A1157	C1158	U1159	G1160											A1163	G1164	U1165	G1166	A1167	U1168	A1169	U1170	A1171	C1172	U1173	G1174
G1175	A1176	G1177	G1178	A1179	A1180	G1181	G1182	G1184	G1190	A1191	G1192	G1193	A1196	A1197	A1198	G1199	C1200	A1201	U1202	C1203	G1206	G1207	C1208	C1209	C1210	C1211	U1212	U1213	U1214	A1215	G1216	G1217	C1218	A1219	G1220	G1221	G1222	C1223	C1224	A1225	C1226	A1227	C1228	C1229	C1230	G1231	U1232	G1233	C1234	U1235	A1236	C1237	A1238	A1239	U1240																					



• Molecule 2: 30S ribosomal protein S3

Chain AC:







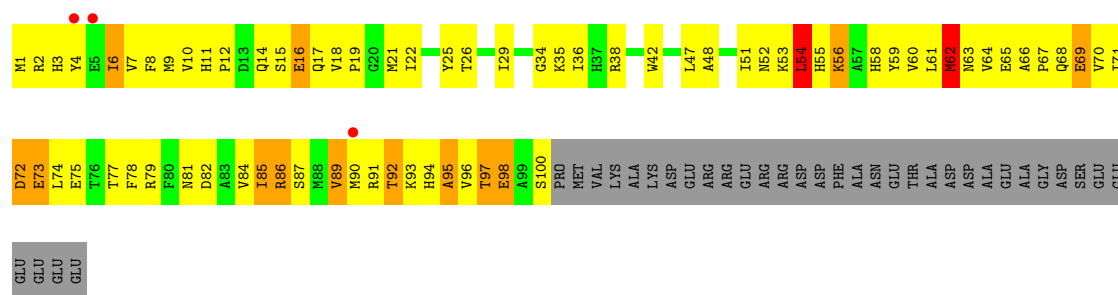
• Molecule 5: 30S ribosomal protein S6

Chain AF:



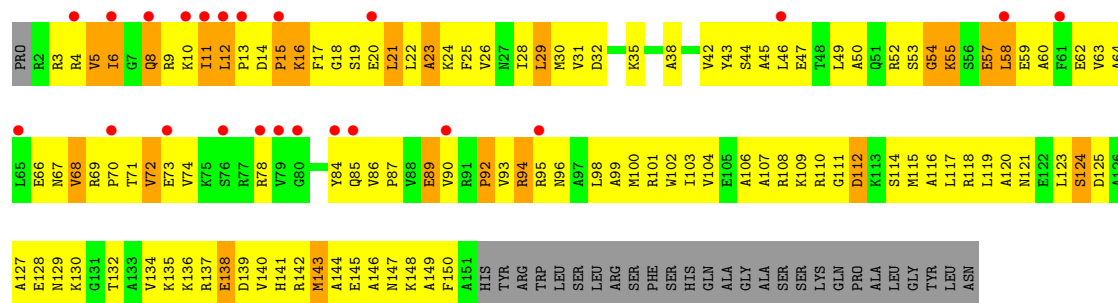
• Molecule 5: 30S ribosomal protein S6

Chain CF:



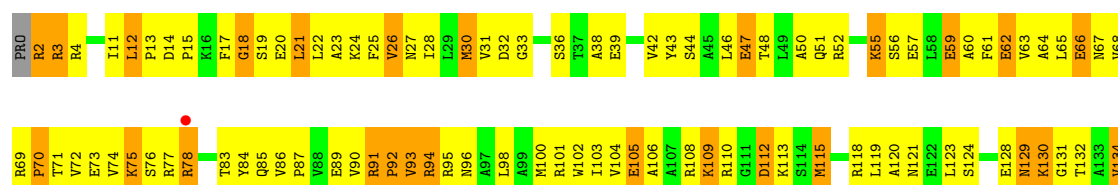
• Molecule 6: 30S ribosomal protein S7

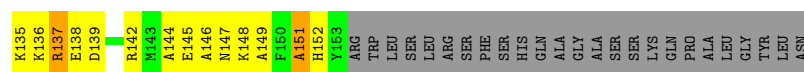
Chain AG:



• Molecule 6: 30S ribosomal protein S7

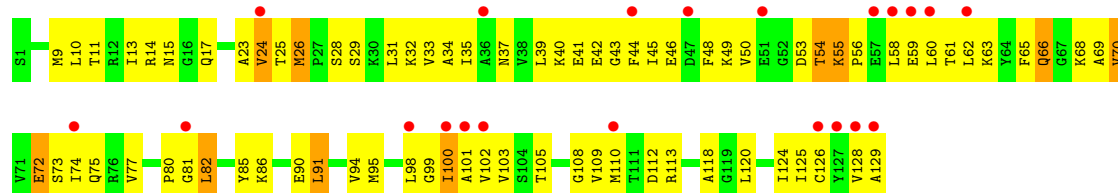
Chain CG:





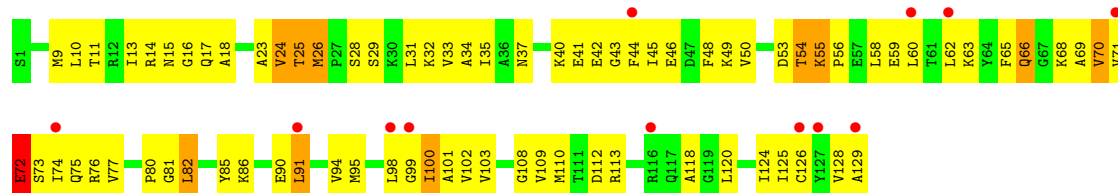
• Molecule 7: 30S ribosomal protein S8

Chain AH:



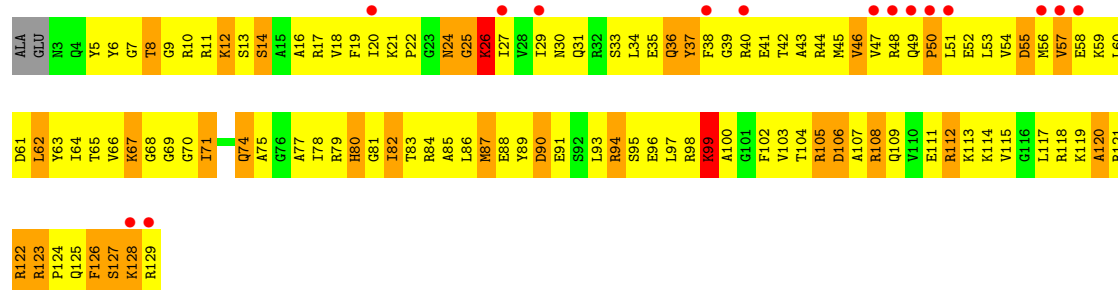
• Molecule 7: 30S ribosomal protein S8

Chain CH:



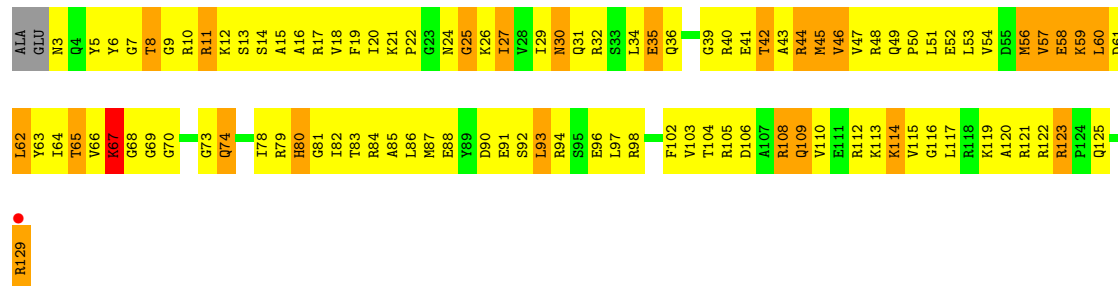
• Molecule 8: 30S ribosomal protein S9

Chain AI:



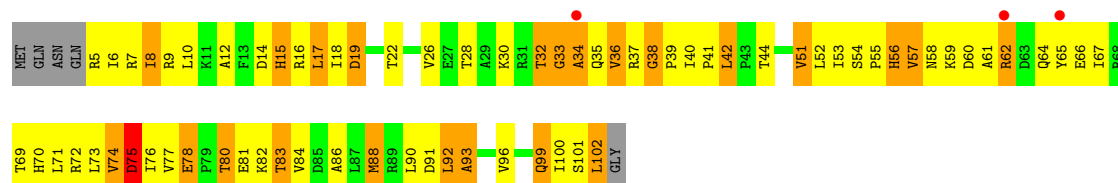
• Molecule 8: 30S ribosomal protein S9

Chain CI:



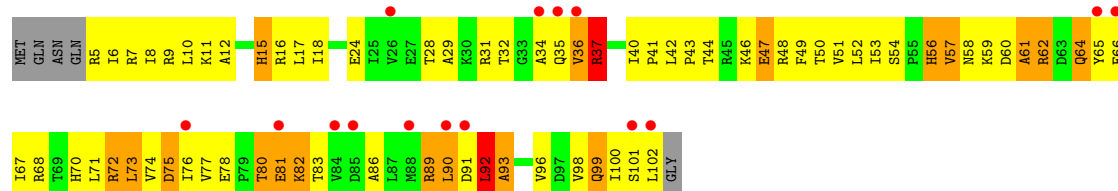
• Molecule 9: 30S ribosomal protein S10

Chain AJ:



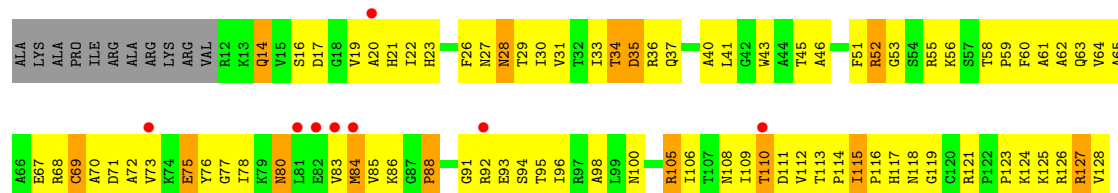
• Molecule 9: 30S ribosomal protein S10

Chain CJ:



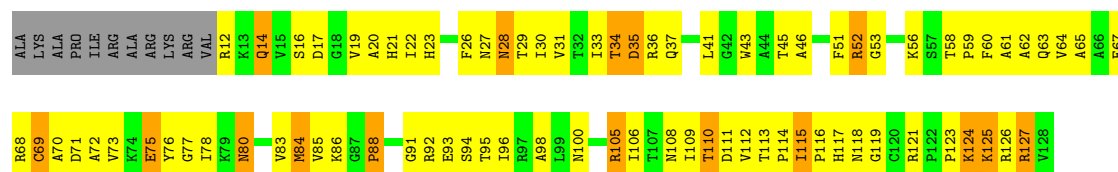
• Molecule 10: 30S ribosomal protein S11

Chain AK:



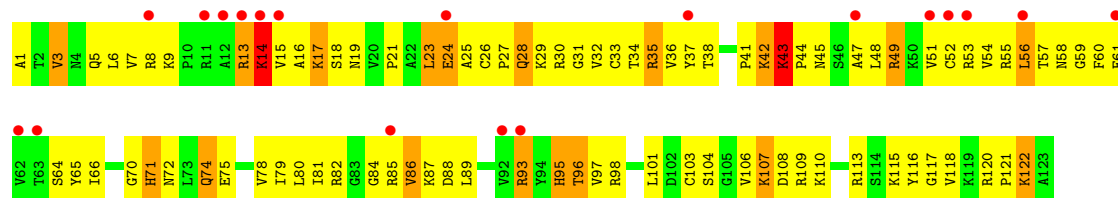
• Molecule 10: 30S ribosomal protein S11

Chain CK:



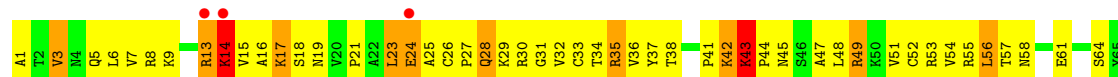
• Molecule 11: 30S ribosomal protein S12

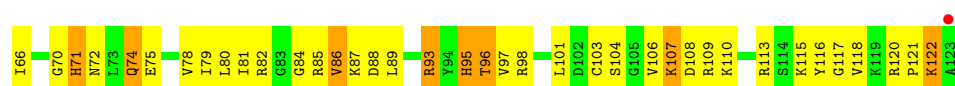
Chain AL:



• Molecule 11: 30S ribosomal protein S12

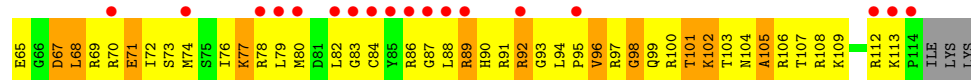
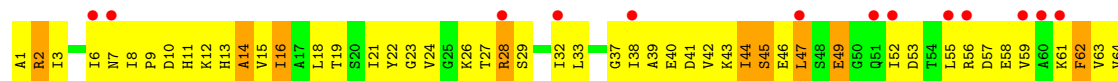
Chain CL:





• Molecule 12: 30S ribosomal protein S13

Chain AM:




• Molecule 12: 30S ribosomal protein S13

Chain CM:



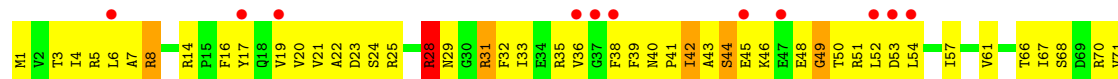
• Molecule 13: 30S ribosomal protein S16

Chain AP:



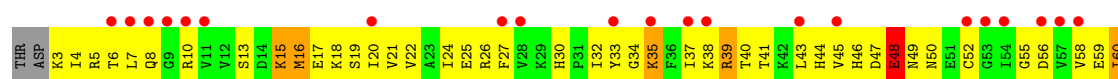
• Molecule 13: 30S ribosomal protein S16

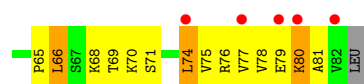
Chain CP:



• Molecule 14: 30S ribosomal protein S17

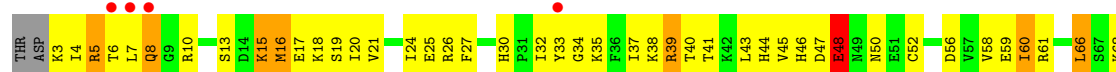
Chain AQ:





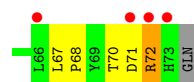
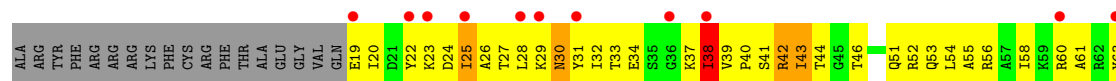
- Molecule 14: 30S ribosomal protein S17

Chain CQ:



- Molecule 15: 30S ribosomal protein S18

Chain AR:



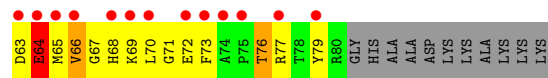
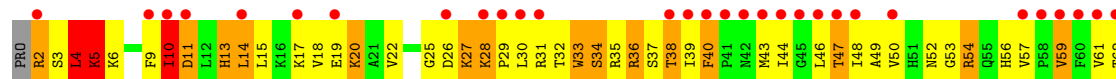
- Molecule 15: 30S ribosomal protein S18

Chain CR:



- Molecule 16: 30S ribosomal protein S19

Chain AS:



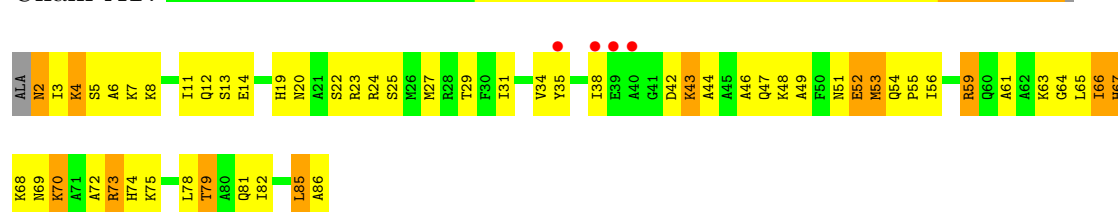
- Molecule 16: 30S ribosomal protein S19

Chain CS:



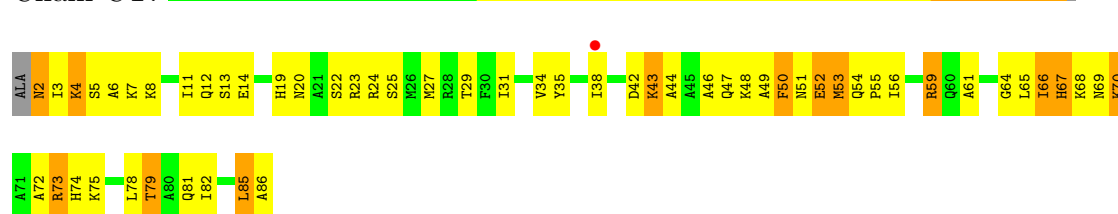
- Molecule 17: 30S ribosomal protein S20

Chain AT:



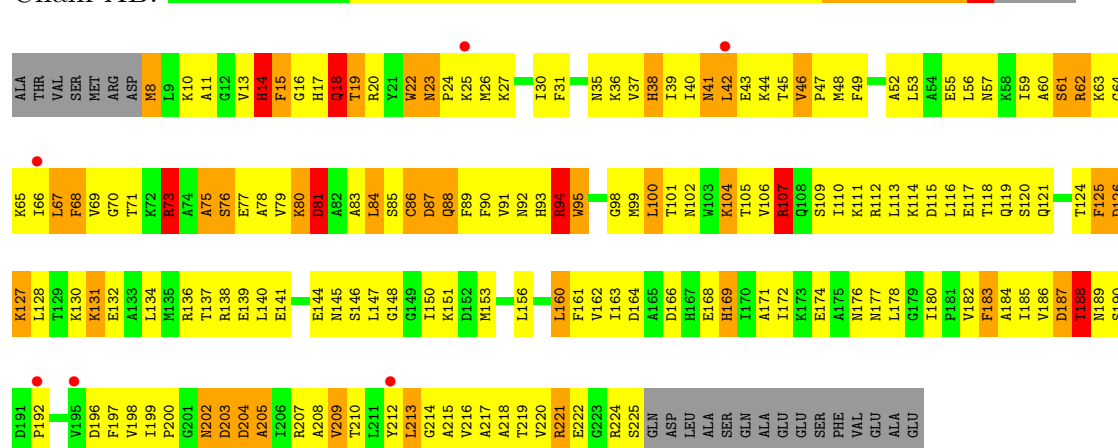
- Molecule 17: 30S ribosomal protein S20

Chain CT:



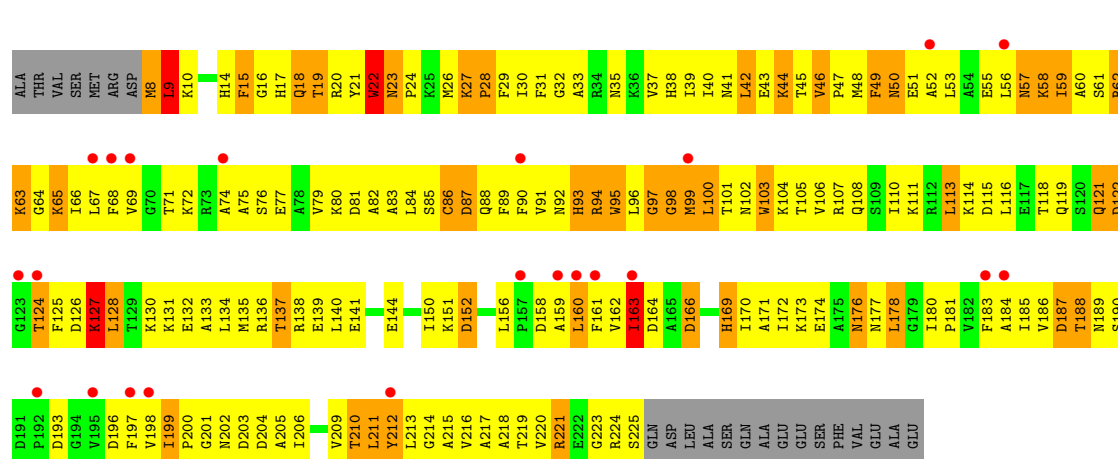
- Molecule 18: 30S ribosomal protein S2

Chain AB:

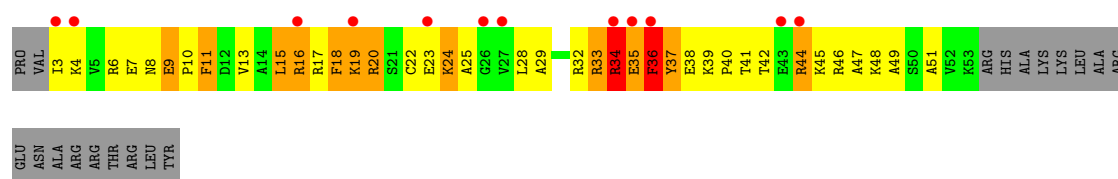


- Molecule 18: 30S ribosomal protein S2

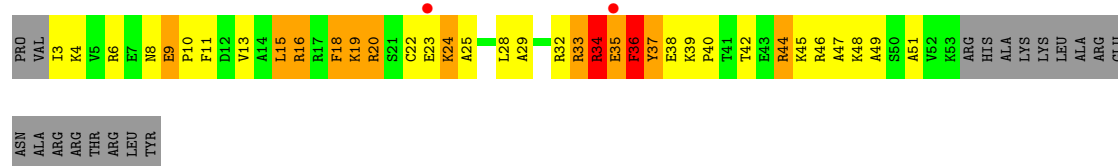
Chain CB:



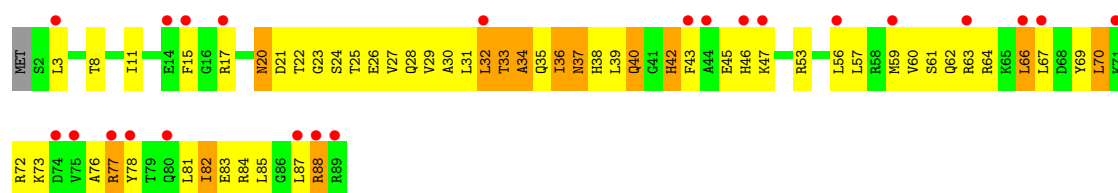
- Molecule 19: 30S ribosomal protein S21

Chain AU: 

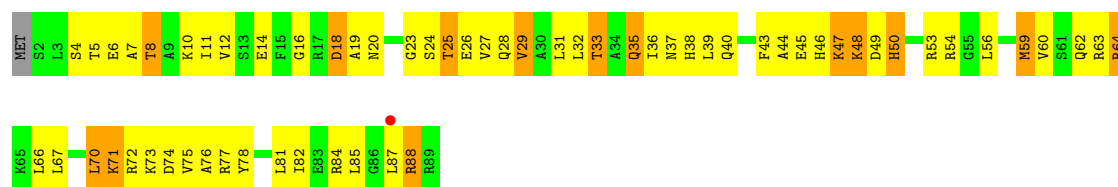
- Molecule 19: 30S ribosomal protein S21

Chain CU: 

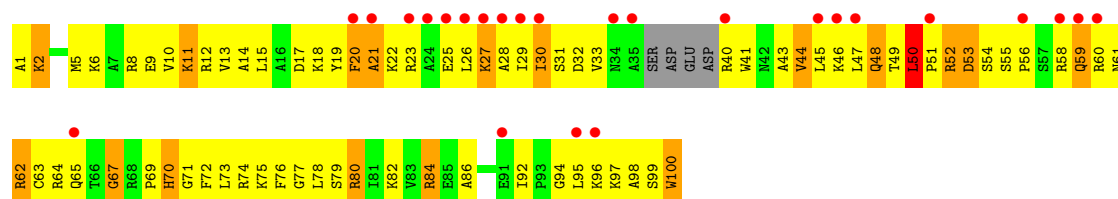
- Molecule 20: 30S ribosomal protein S15

Chain AO: 

- Molecule 20: 30S ribosomal protein S15


Chain CO: 

- Molecule 21: 30S ribosomal protein S14

Chain AN: 

- Molecule 21: 30S ribosomal protein S14

Chain CN: 



• Molecule 22: 5S rRNA

Chain BA:



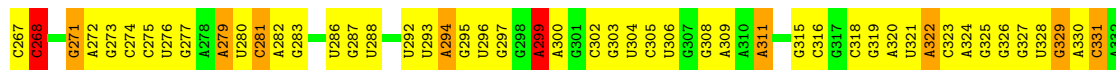
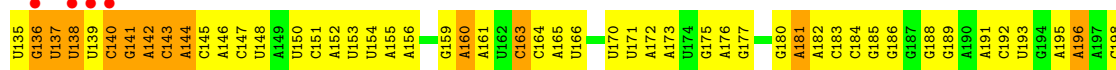
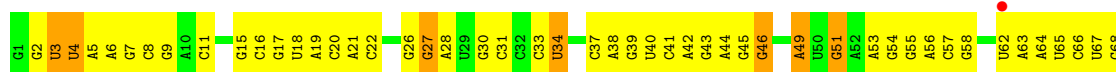
• Molecule 22: 5S rRNA

Chain DA:



• Molecule 23: 23S rRNA

Chain BB:

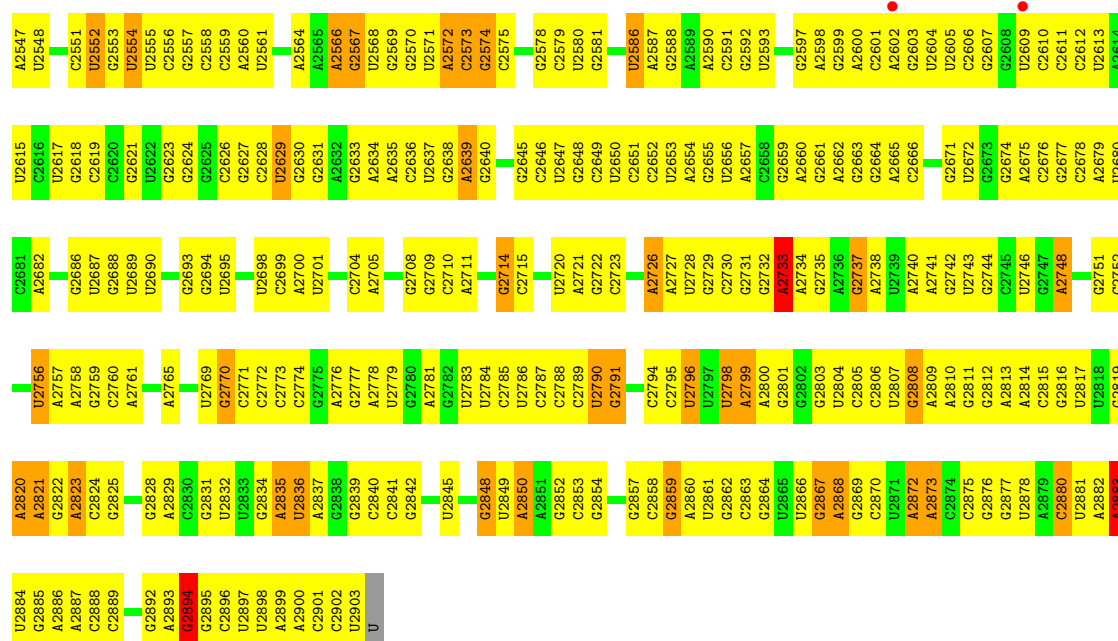




U2404	G2405	G2338	U2272	C2206	C2143	C2078	A2013	C1942	A1876	A1810	U1747	G1682	C1550	U1484
G2406	A2407	C2339	A2273	C2207	G2144	U2079	A2014	U1943	A1877	G1811	C1748	U1683	A1551	U1485
A2408	C2340	C2145	A2274	U2210	C2146	U2080	A2015	U1944	G1878	U1812	A1749	G1684	A1552	U1486
U2409	C2342	C2147	C2275	U2211	A2147	A2081	G2018	U1946	U1880	G1813	G1750	C1685	A1553	U1487
U2410	U2343	G2148	C2276	A2212	A2149	A2082	G2019	U1947	U1881	C1816	U1751	C1686	U1554	U1488
G2411	G2344	U2149	C2277	U2213	U2149	U2085	A2020	C1947	C1882	G1817	C1752	U1688	C1558	C1489
A2412	G2345	C2150	G2278	C2214	C2150	U2086	A2021	U1948	U1882	G1817	U1753	U1688	C1559	A1490
G2413	A2346	G2279	G2280	C2215	G2279	U2087	G2022	G1949	U1883	G1817	G1754	A1690	U1560	C1493
U2414	C2347	A2281	C2281	G2216	C2148	U2088	C2023	U1950	G1884	A1819	A1755	A1691	C1561	A1494
G2415	U2348	U2282	G2282	G2217	A2154	C2089	G2024	U1951	A1885	U1820	G1756	C1691	U1562	A1495
C2416	G2349	C2154	C2089	G2218	U2155	U2092	G2025	A1952	U1886	A1821	U1757	U1692	U1563	A1496
C2417	C2350	U2156	U2092	G2219	G2157	G2093	G2026	G1953	C1887	G1823	U1758	U1693	U1564	
U2418	G2351	G2157	G2093	U2220	G2157	G2094	G2027	U1955	G1888	G1824	C1760	C1694	C1565	G1501
C2420	A2352	A	A2094	U2221	A	A2095	U2028	U1956	A1889	G1826	C1761	A1700	A1566	G1502
	U2353	G	G2096	C2222	G	G2096	G2029	C1957	U1897	U1826	A1762	A1701	G1567	A1503
	G2354	C	C2097	A2225	C	A2097	A2030	G1958	U1898	G1828	C1763	C1705	G1568	A1504
	U2355	G	U2098		U	U2098	G2032	C1959	A1899	A1829	U1765	A1705	G1569	A1505
	U2356	C	A		A	U2099		U1963	A1900	C1830	G1766	C1706	A1570	U1506
	C2357	C	C		A	G2100	G2035	U1964	A1901	C1832	C1768		A1571	C1507
	A2358	C	A2101		A	G2102	C2036	C1965	G1902	G1839		U1709	G1572	A1508
	C2359	U	U2102		A	U2105	C2037	A1966	G1903	C1838		C1704	G1573	A1509
	G2360	U	C2103		A	U2106	A2037	C1967	G1904	G1840				
	G2361	G	C2104		A	U2105	U2039	G1968	C1905	U1841				
	C2362	A	U2105		A	U2106	G2040	A1969	G1906	C1846				
	G2363	A	U2106		A	U2106	U2041	U1970		U1847				
	C2364	A	U2106		A	U2106	A2042	U1971	C1909	C1848				
	G2365	A	U2109		A	U2109	C2043	G1972	G1910	C1849				
	C2366	U	U2110		A	U2110		C1974	U1911	C1850				
	G2367	C	G		A	U2110	G2046		A1912	G1845				
	U2368	C	U		A	U2110	C2047		C1913	U1846				
	C2369	C	G		A	U2110	G2048		U1914	U1781				
	G2370	A	U		A	U2110	A2049		C1914	U1782				
	C2371	C	A		A	U2110	G2049		U1915	A1783				
	U2372	C	G		A	U2110	C2050		A1916	C1784				
	G2373	C	G		A	U2110	A2051		U1917	U1785				
	C2374	C	G		A	U2110	G2052		A1918	U1785				
	U2375	C	U		A	U2110	A2053		U1919	U1785				
	C2376	C	U		A	U2110	G2054		C1920	U1785				
	G2377	C	U		A	U2110	C2055		G1921	U1785				
	U2378	C	U		A	U2110	G2056		G1922	U1785				
	C2379	C	U		A	U2110	A2057		U1923	U1785				
	G2380	C	U		A	U2110	G2058		C1924	U1785				
	U2381	C	U		A	U2110	A2059		U1925	U1785				
	C2382	C	U		A	U2110	G2060		U1926	U1785				
	G2383	C	U		A	U2110	A2061		U1927	U1785				
	U2384	C	U		A	U2110	G2062		U1928	U1785				
	C2385	C	U		A	U2110	A2063		A1928	U1785				
	G2386	C	U		A	U2110	G2064		G1929	U1785				
	U2387	C	U		A	U2110	C2065		U1930	U1785				
	C2388	C	U		A	U2110	G2066		G1931	U1785				
	G2389	C	U		A	U2110	A2067		U1932	U1785				
	U2390	C	U		A	U2110	G2068		A1933	U1785				
	G2391	C	U		A	U2110	A2069		U1934	U1785				
	C2392	C	U		A	U2110	G2070		G1935	U1785				
	U2393	C	U		A	U2110	A2071		A1936	U1785				
	G2394	C	U		A	U2110	G2072		A1937	U1785				
	C2395	C	U		A	U2110	A2073		A1938	U1785				
	G2396	C	U		A	U2110	G2074		U1939	U1785				
	U2397	C	U		A	U2110	A2075		U1940	U1785				
	G2398	C	U		A	U2110	G2076		C1941	U1785				
	U2399	C	U		A	U2110	A2077							
	C2400	C	U		A	U2110	G2078							
	G2401	C	U		A	U2110	A2079							
	C2402	C	U		A	U2110	G2080							
	G2403	C	U		A	U2110	A2081							
	U2404	C	U		A	U2110	G2082							
	C2405	C	U		A	U2110	A2083							
	G2406	C	U		A	U2110	G2084							
	U2407	C	U		A	U2110	A2085							
	C2408	C	U		A	U2110	G2086							
	G2409	C	U		A	U2110	A2087							
	U2410	C	U		A	U2110	G2088							
	C2411	C	U		A	U2110	A2089							
	G2412	C	U		A	U2110	G2090							
	U2413	C	U		A	U2110	A2091							
	C2414	C	U		A	U2110	G2092							
	G2415	C	U		A	U2110	A2093							
	U2416	C	U		A	U2110	G2094							
	C2417	C	U		A	U2110	A2095							
	U2418	C	U		A	U2110	G2096							
	G2419	C	U		A	U2110	A2097							
	C2420	C	U		A	U2110	G2098							
	U2421	C	U		A	U2110	A2099							
	G2422	C	U		A	U2110	G2100							
	U2423	C	U		A	U2110	A2101							
	C2424	C	U		A	U2110	G2102							
	G2425	C	U		A	U2110	A2103							
	U2426	C	U		A	U2110	G2104							
	C2427	C	U		A	U2110	A2105							
	U2428	C	U		A	U2110	G2106							
	G2429	C	U		A	U2110	A2107							
	C2430	C	U		A	U2110	G2108							
	U2431	C	U		A	U2110	A2109							
	G2432	C	U		A	U2110	G2110							
	C2433	C	U		A	U2110	A2111							
	U2434	C	U		A	U2110	G2112							
	G2435	C	U		A	U2110	A2113							
	U2436	C	U		A	U2110	G2114							
	C2437	C	U		A	U2110	A2115							
	U2438	C	U		A	U2110	G2116							
	G2439	C	U		A	U2110	A2117							
	C2440	C	U		A	U2110	G2118							
	U2441	C	U		A	U2110	A2119							
	G2442	C	U		A	U2110	G2120							
	C2443	C	U		A	U2110	A2121							
	U2444	C	U		A	U2110	G2122							
	G2445	C	U		A	U2110	A2123							
	U2446	C	U		A	U2110	G2124							
	C2447	C	U		A	U2110	A2125							
	U2448	C	U		A	U2110	G2126							
	G2449	C	U		A	U2110	A2127							
	C2450	C	U		A	U2110	G2128							
	U2451	C	U		A	U2110	A2129							
	G2452	C	U		A	U2110	G2130							
	C2453	C	U		A	U2110	A2131							
	U2454	C	U		A	U2110	G2132							
	G2455	C	U		A	U2110	A2133							
	U2456	C	U		A	U2110	G2134							
	C2457	C	U		A	U2110	A2135							
	G2458	C	U		A	U2110	G2136							
	U2459	C	U		A	U2110	A2137							
	G2460	C	U		A	U2110	G2138							
	C2461	C	U		A	U2110	A2139							
	U2462	C	U		A	U2110	G2140							

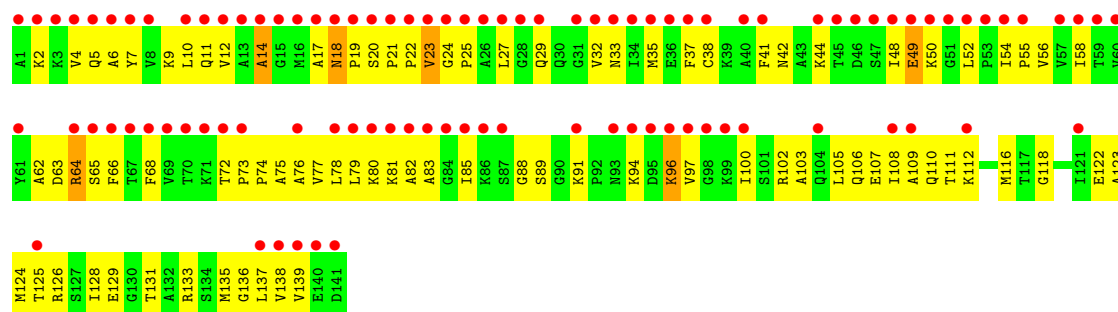


U2479	U2480	A2481	A2412	U2344	C2282	U2220	G2156	G2157	G2024	G1950	U1886	U1818	A1755	A1690	G1627	G1560
C2482	C2483	G2413	G2414	C2345	C2283	G2221	G2157	G2157	C2025	U1951	C1887	A1819	G1756	C1691	G1628	C1561
		G2415	G2416	C2346	A2284	G2222	A	A	U2026	U1952	C1888	U1820	A1757	U1692	A1629	U1562
		G2417	G2418	C2347	C2285	G2223	G	G	U2027	A1953	A1889	A1821	U1758	U1693	U1630	U1563
		C2419	C2420	C2348	G2286	G2224	C	C	U2028	G1954	A1890	C1822	C1759	C1694	G1631	C1564
		C2421	C2422	C2349	A2287	A2225	C	C	G2029	U1955	G1891	G1823	C1760	G1695	A1632	C1565
		A2418	A2419	C2350	A2288	C2226	G	G	A2030	U1956	C1892	U1824	C1761		A1633	A1566
		C2420	C2421	C2351	G2289		A	A	A2031	U1957	C1893	U1825	A1762	A1700	A1634	G1567
		C2422	C2423	C2352	G2290		C	C	C1958	C1959		U1826	G1763	A1701	A1635	G1568
				C2353	G2291		C	C	G2032	U1960	G1897	U1827	C1764	C1704	A1636	A1569
					U2229		U	U		A1961	G1898	U1828	U1765	A1705	C1638	A1571
					U2230		U	U		A1962	A1899	C1829	G1766	C1706	C1639	A1572
					U2231		U	U		C1963	A1901	C1830	G1767		A1640	G1573
					U2232		A	A		U1964		C1831	C1768		A1641	
					U2233		A	A		G1965		C1832				
					U2234		U	U		A1966		C1833				
					U2235		U	U		C1967		C1834				
					U2236		C	C		U1968		C1835				
					U2237		C	C		A1969		C1836				
					U2238		A	A		A1970		C1837				
					U2239		C	C		U1971		C1838				
					U2240		A	A		G1972		C1839				
					U2241		C	C		U1973		C1840				
					U2242		C	C		C1974		C1841				
					U2243		C	C				C1842				
					U2244		C	C				C1843				
					U2245		C	C				C1844				
					U2246		C	C				C1845				
					U2247		C	C				C1846				
					U2248		C	C				C1847				
					U2249		C	C				C1848				
					U2250		C	C				C1849				
					U2251		C	C				C1850				
					U2252		C	C				C1851				
					U2253		C	C				C1852				
					U2254		C	C				C1853				
					U2255		C	C				C1854				
					U2256		C	C				C1855				
					U2257		C	C				C1856				
					U2258		C	C				C1857				
					U2259		C	C				C1858				
					U2260		C	C				C1859				
					U2261		C	C				C1860				
					U2262		C	C				C1861				
					U2263		C	C				C1862				
					U2264		C	C				C1863				
					U2265		C	C				C1864				
					U2266		C	C				C1865				
					U2267		C	C				C1866				
					U2268		C	C				C1867				
					U2269		C	C				C1868				
					U2270		C	C				C1869				
					U2271		C	C				C1870				
					U2272		C	C				C1871				
					U2273		C	C				C1872				
					U2274		C	C				C1873				
					U2275		C	C				C1874				
					U2276		C	C				C1875				
					U2277		C	C				C1876				
					U2278		C	C				C1877				
					U2279		C	C				C1878				
					U2280		C	C				C1879				
					U2281		C	C				C1880				
					U2282		C	C				C1881				
					U2283		C	C				C1882				
					U2284		C	C				C1883				
					U2285		C	C				C1884				
					U2286		C	C				C1885				
					U2287		C	C				C1886				
					U2288		C	C				C1887				
					U2289		C	C				C1888				
					U2290		C	C				C1889				
					U2291		C	C				C1890				
					U2292		C	C				C1891				
					U2293		C	C				C1892				
					U2294		C	C				C1893				
					U2295		C	C				C1894				
					U2296		C	C				C1895				
					U2297		C	C				C1896				
					U2298		C	C				C1897				
					U2299		C	C				C1898				
					U2300		C	C				C1899				
					U2301		C	C				C1900				
					U2302		C	C				C1901				
					U2303		C	C				C1902				
					U2304		C	C				C1903				
					U2305		C	C				C1904				
					U2306		C	C				C1905				
					U2307		C	C				C1906				
					U2308		C	C				C1907				
					U2309		C	C				C1908				
					U2310		C	C				C1909				
					U2311		C	C				C1910				
					U2312		C	C				C1911				
					U2313		C	C				C1912				
					U2314		C	C				C1913				
					U2315		C	C				C1914				
					U2316		C	C				C1915				
					U2317		C	C				C1916				
					U2318		C	C				C1917				
					U2319		C	C				C1918				
					U2320		C	C				C1919				
					U2321		C	C				C1920				
					U2322		C	C				C1921				
					U2323		C	C				C1922				
					U2324		C	C				C1923				
					U2325		C	C				C1924				
					U2326		C	C				C1925				
					U2327		C	C				C1926				
					U2328		C	C				C1927				
					U2329		C	C				C1928				
					U2330		C	C				C1929				
					U2331		C	C				C1930				
					U2332		C	C				C1931				
					U2333		C	C				C1932				
					U2334		C	C				C1933				
					U2335		C	C				C1934				
					U2336		C	C				C1935				
					U2337		C	C				C1936				
					U2338		C	C				C1937				
					U2339		C	C				C1938				
					U2340		C	C				C1939				
					U2341		C	C				C1940				
					U2342		C	C				C1941				
					U2343		C	C				C1942				
					U2344		C	C				C1943				
					U2345		C	C				C1944				
					U2346		C	C				C1945				
					U2347		C	C				C1946				
					U2348		C	C				C1947				
					U2349		C	C				C1948				
					U2350		C	C				C1949				
					U2351		C	C				C1950				
					U2352		C	C				C1951				
					U2353		C	C				C1952				
					U2354		C	C								



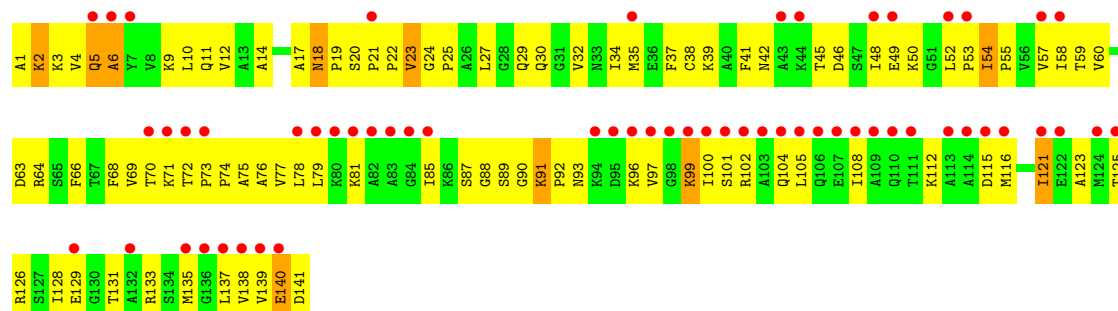
- Molecule 24: 50S ribosomal protein L11

Chain BI:



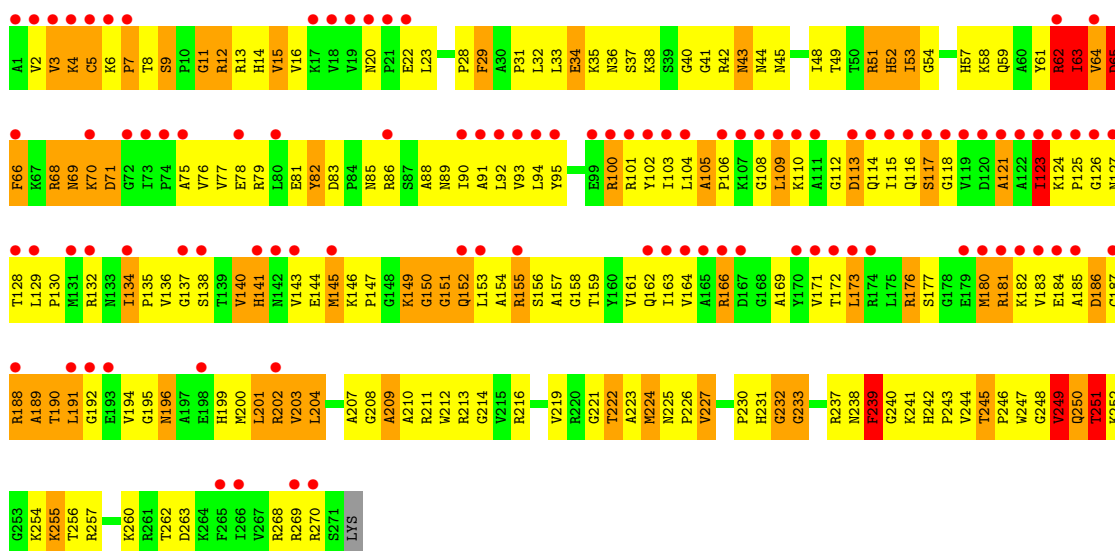
- Molecule 24: 50S ribosomal protein L11

Chain DI:



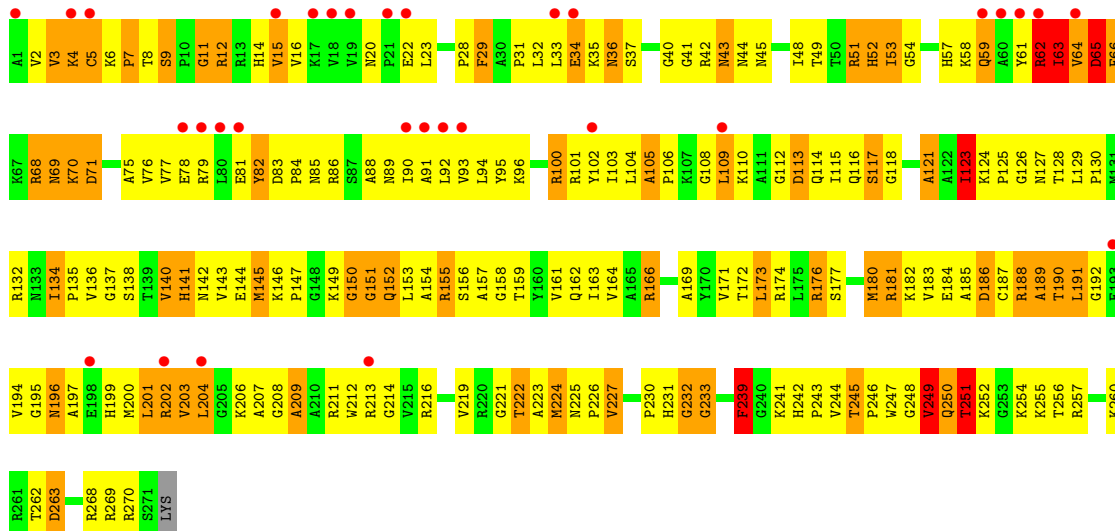
- Molecule 25: 50S ribosomal protein L2

Chain BC:



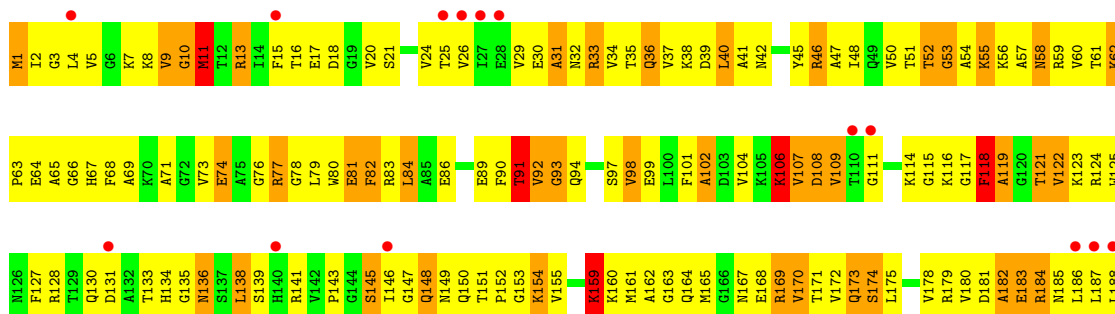
• Molecule 25: 50S ribosomal protein L2

Chain DC:



• Molecule 26: 50S ribosomal protein L3

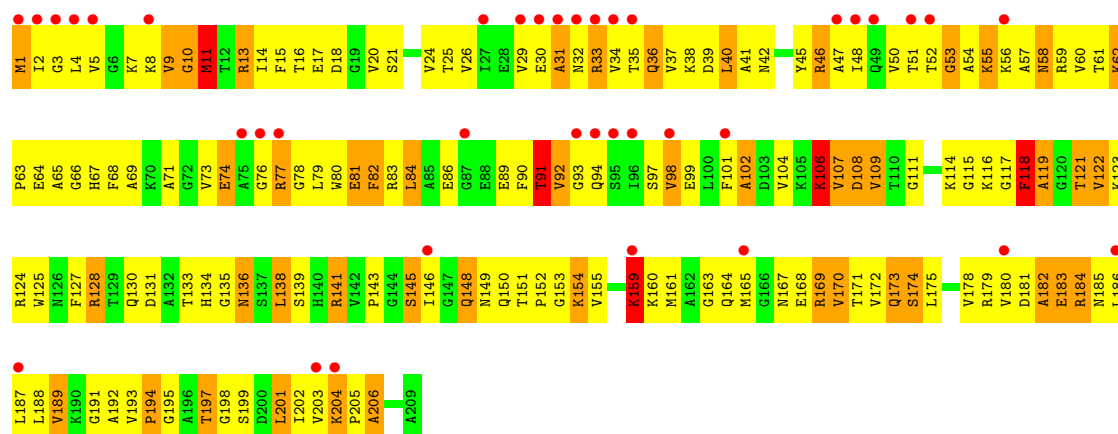
Chain BD:





• Molecule 26: 50S ribosomal protein L3

Chain DD:



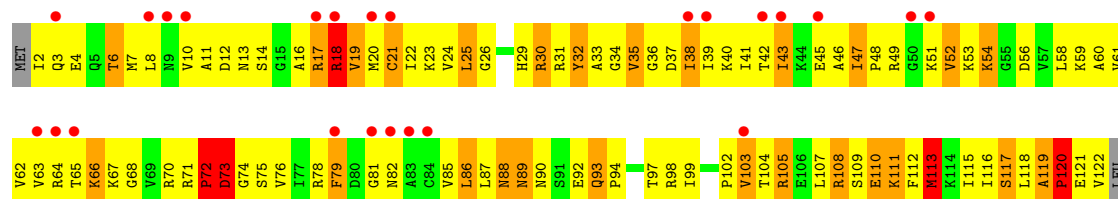
• Molecule 27: 50S ribosomal protein L14

Chain BK:



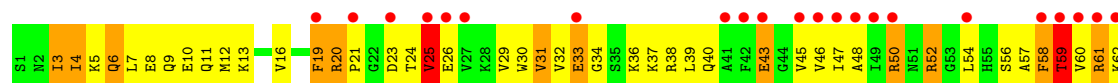
• Molecule 27: 50S ribosomal protein L14

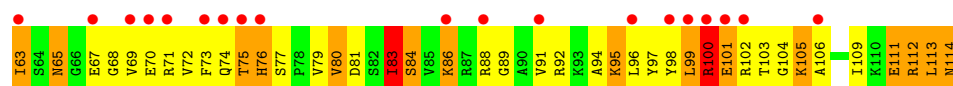
Chain DK:



• Molecule 28: 50S ribosomal protein L19

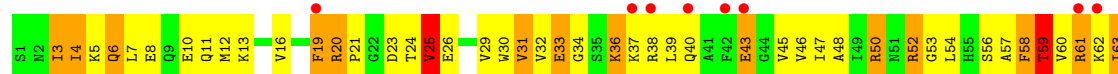
Chain BP:





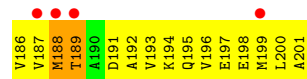
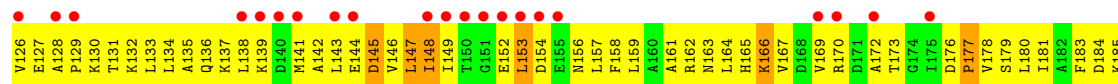
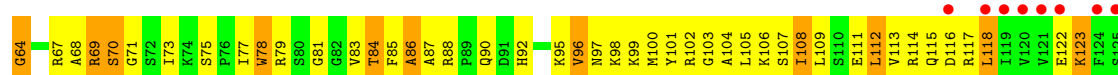
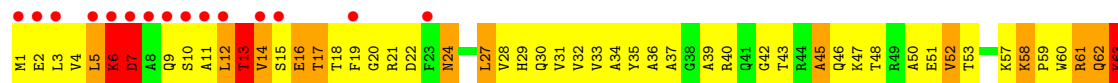
- Molecule 28: 50S ribosomal protein L19

Chain DP:




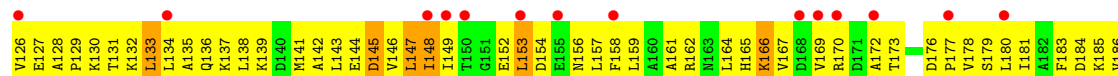
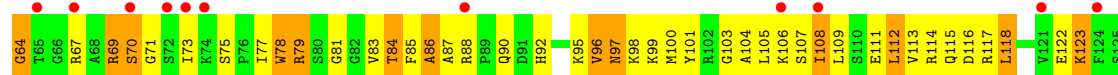
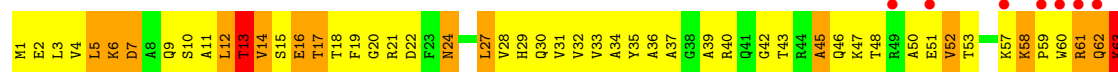
- Molecule 29: 50S ribosomal protein L4

Chain BE:



- Molecule 29: 50S ribosomal protein L4

Chain DE:



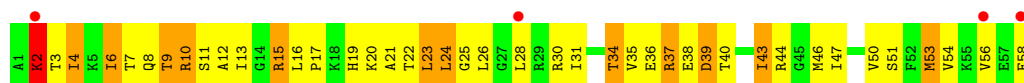
- Molecule 30: 50S ribosomal protein L30

Chain BY:



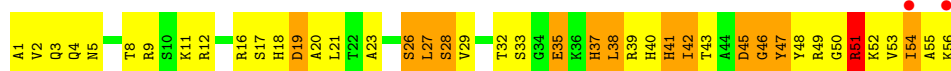
- Molecule 30: 50S ribosomal protein L30

Chain DY:



- Molecule 31: 50S ribosomal protein L32

Chain B0:



- Molecule 31: 50S ribosomal protein L32

Chain D0:



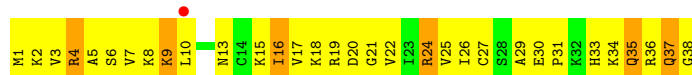
- Molecule 32: 50S ribosomal protein L36

Chain B4:



- Molecule 32: 50S ribosomal protein L36

Chain D4:



- Molecule 33: 50S ribosomal protein L33

Chain B1:



- Molecule 33: 50S ribosomal protein L33

Chain D1:



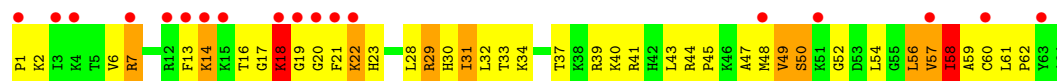
- Molecule 34: 50S ribosomal protein L35

Chain B3:



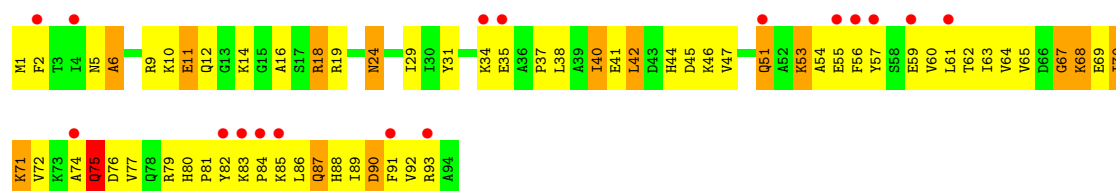
- Molecule 34: 50S ribosomal protein L35

Chain D3:



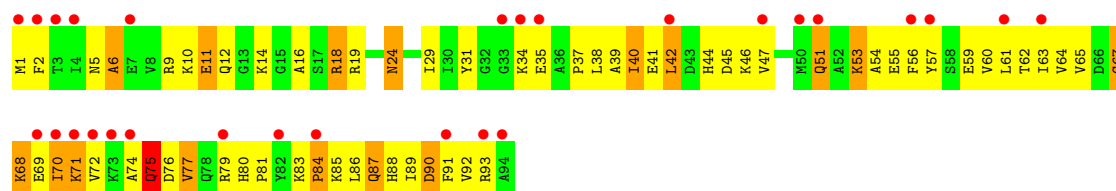
- Molecule 35: 50S ribosomal protein L25

Chain BV:



- Molecule 35: 50S ribosomal protein L25

Chain DV:



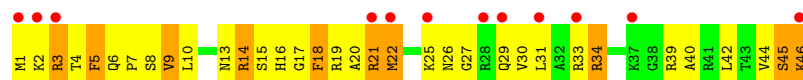
- Molecule 36: 50S ribosomal protein L34

Chain B2:



- Molecule 36: 50S ribosomal protein L34

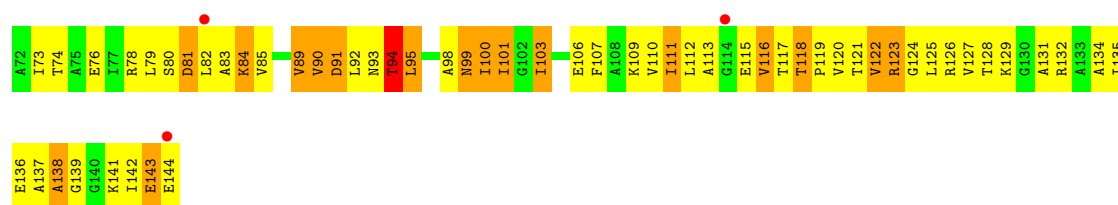
Chain D2:



- Molecule 37: 50S ribosomal protein L15

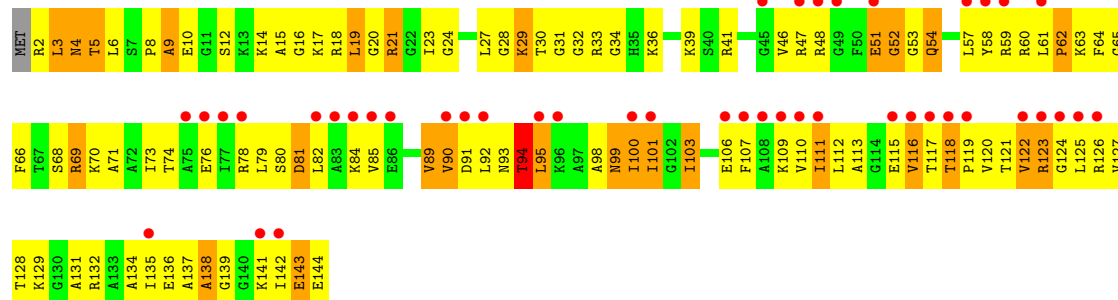
Chain BL:





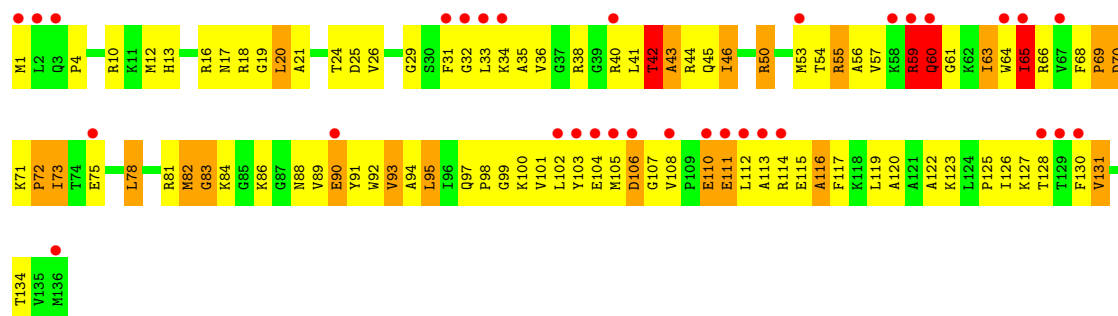
• Molecule 37: 50S ribosomal protein L15

Chain DL:



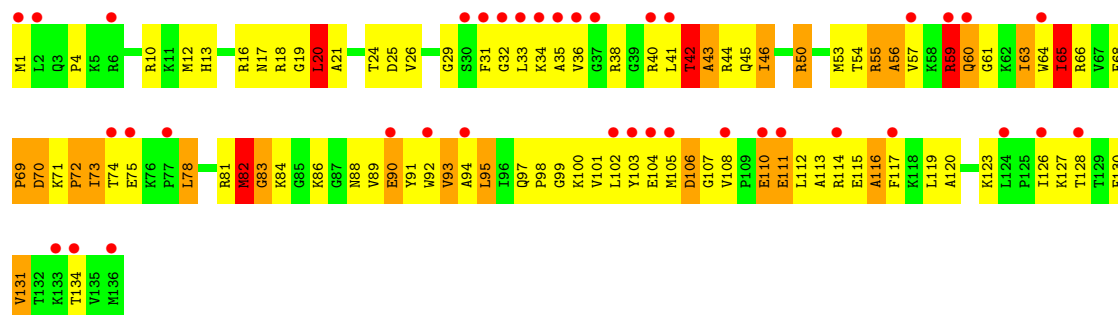
• Molecule 38: 50S ribosomal protein L16

Chain BM:



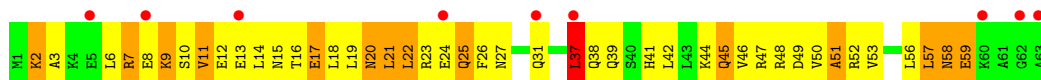
• Molecule 38: 50S ribosomal protein L16

Chain DM:



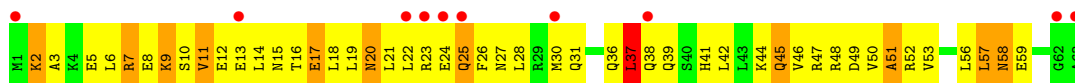
• Molecule 39: 50S ribosomal protein L29

Chain BX:



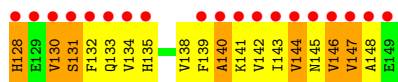
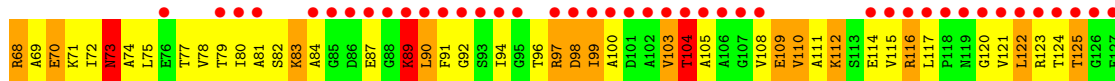
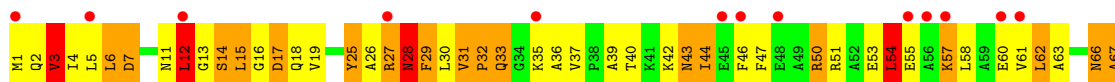
- Molecule 39: 50S ribosomal protein L29

Chain DX:



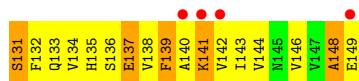
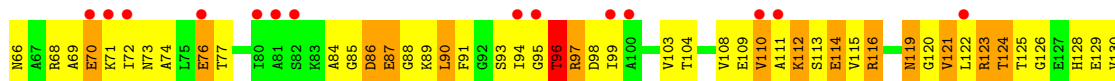
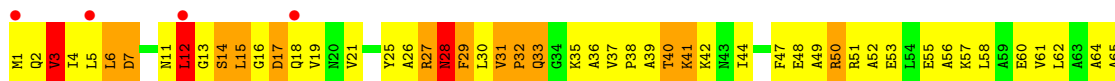
- Molecule 40: 50S ribosomal protein L9

Chain BH:





- Molecule 40: 50S ribosomal protein L9

Chain DH:



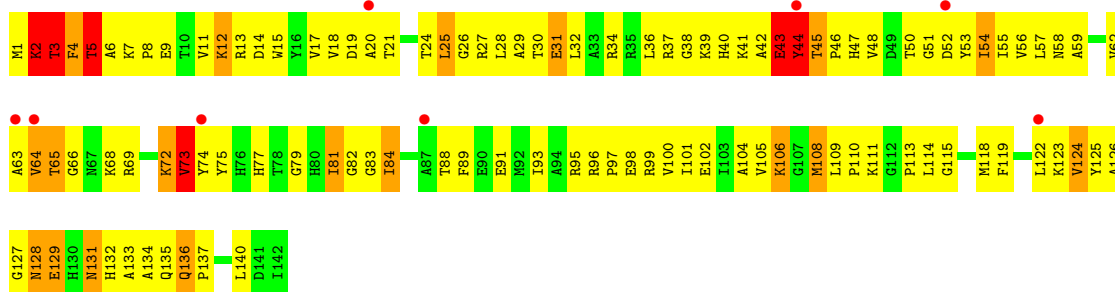
- Molecule 41: 50S ribosomal protein L13

Chain BJ:



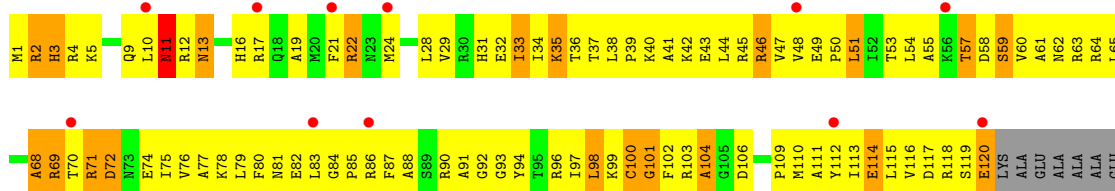
- Molecule 41: 50S ribosomal protein L13

Chain DJ:



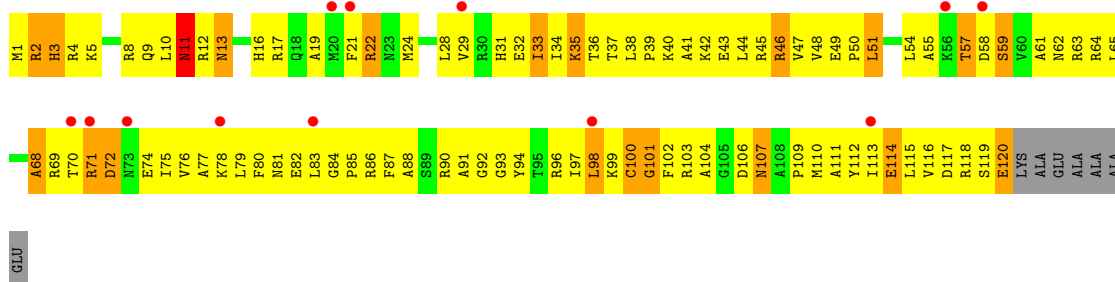
- Molecule 42: 50S ribosomal protein L17

Chain BN:



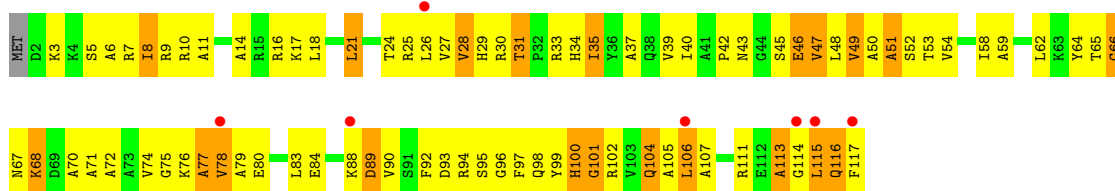
- Molecule 42: 50S ribosomal protein L17

Chain DN:



- Molecule 43: 50S ribosomal protein L18

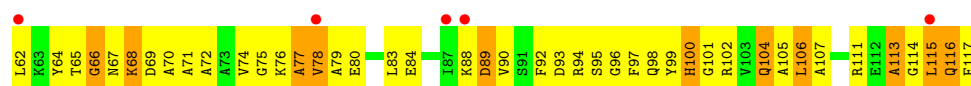
Chain BO:



- Molecule 43: 50S ribosomal protein L18

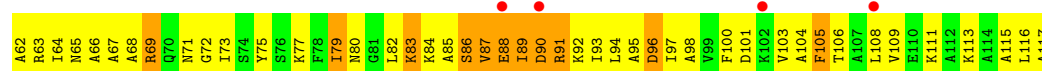
Chain DO:







• Molecule 44: 50S ribosomal protein L20

Chain BQ:



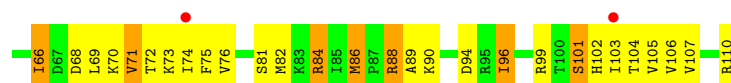
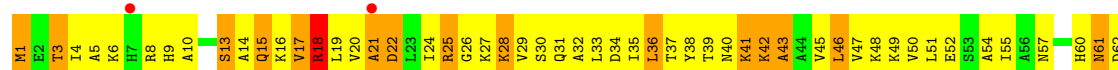
• Molecule 44: 50S ribosomal protein L20

Chain DQ:



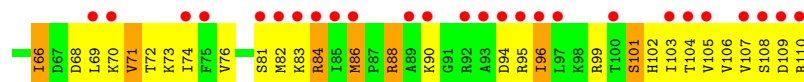

• Molecule 45: 50S ribosomal protein L22

Chain BS:



• Molecule 45: 50S ribosomal protein L22

Chain DS:



• Molecule 46: 50S ribosomal protein L24

Chain BU:





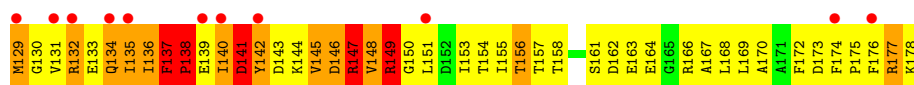

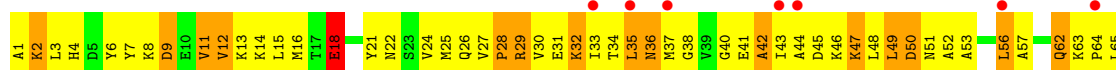
- Molecule 46: 50S ribosomal protein L24

Chain DU: 



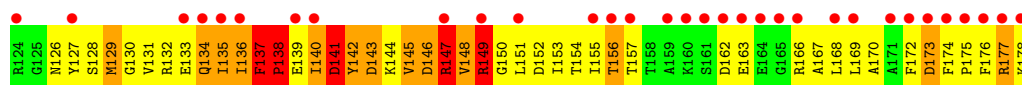
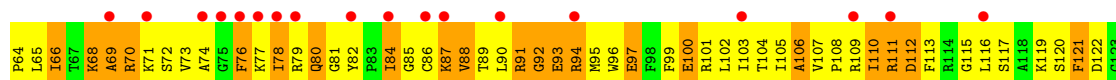
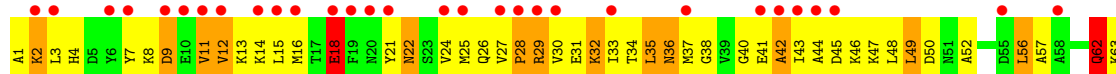
- Molecule 47: 50S ribosomal protein L5

Chain BF: 



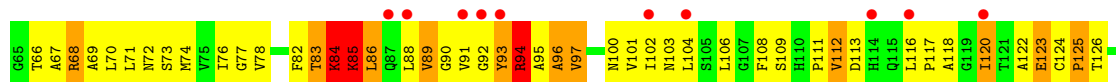
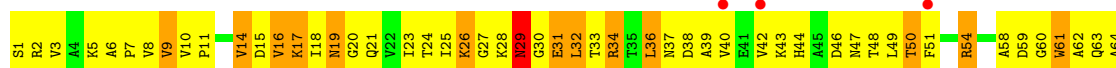
- Molecule 47: 50S ribosomal protein L5

Chain DF: 



- Molecule 48: 50S ribosomal protein L6

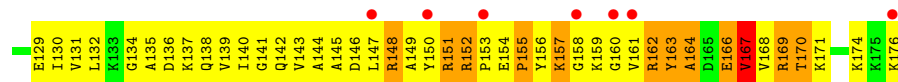
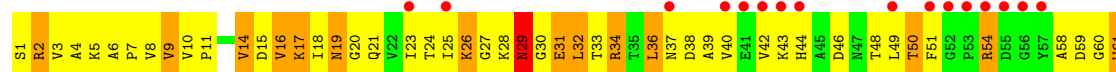
Chain BG:





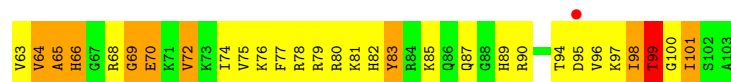
• Molecule 48: 50S ribosomal protein L6

Chain DG:



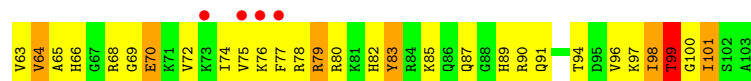
• Molecule 49: 50S ribosomal protein L21

Chain BR:



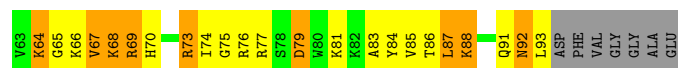
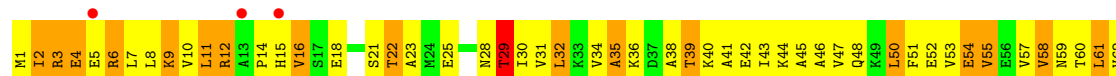
• Molecule 49: 50S ribosomal protein L21

Chain DR:



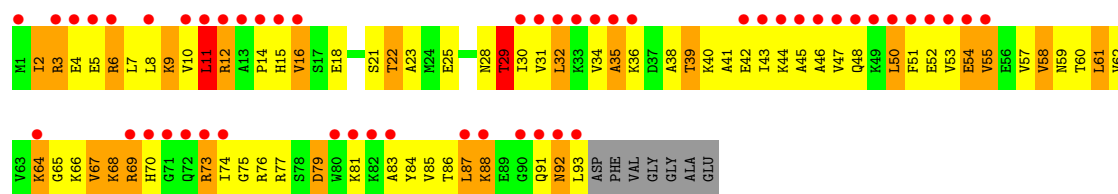
• Molecule 50: 50S ribosomal protein L23

Chain BT:



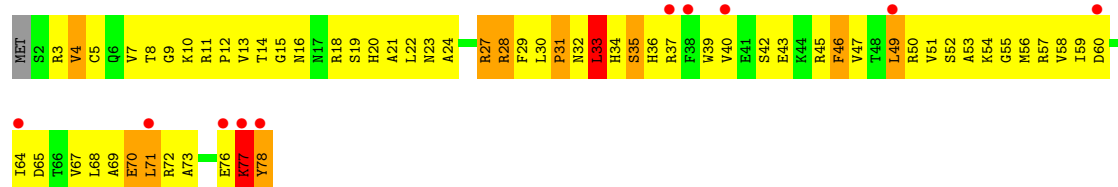
• Molecule 50: 50S ribosomal protein L23

Chain DT:



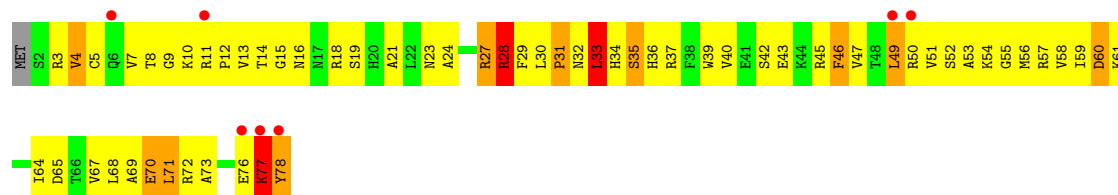
- Molecule 51: 50S ribosomal protein L28

Chain BZ:



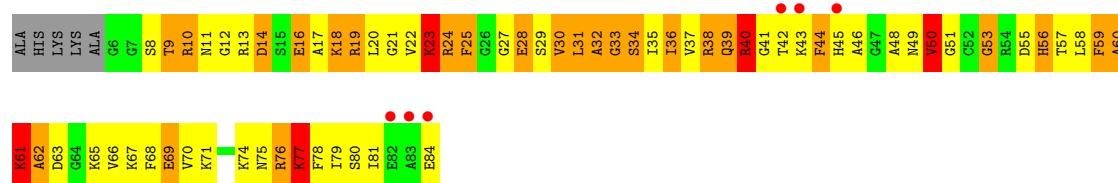
- Molecule 51: 50S ribosomal protein L28

Chain DZ:



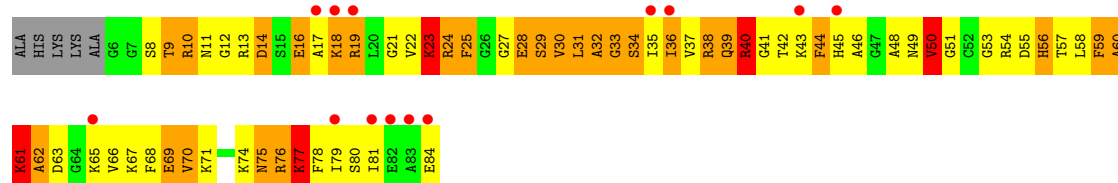
- Molecule 52: 50S ribosomal protein L27

Chain BW:



- Molecule 52: 50S ribosomal protein L27

Chain DW:



4 Data and refinement statistics

Property	Value	Source
Space group	P 21 21 21	Depositor
Cell constants a, b, c, α , β , γ	208.85Å 379.20Å 739.28Å 90.00° 90.00° 90.00°	Depositor
Resolution (Å)	70.00 – 3.93 182.94 – 3.94	Depositor EDS
% Data completeness (in resolution range)	(Not available) (70.00-3.93) 76.0 (182.94-3.94)	Depositor EDS
R_{merge}	0.11	Depositor
R_{sym}	(Not available)	Depositor
$\langle I/\sigma(I) \rangle$ ¹	1.57 (at 3.89Å)	Xtriage
Refinement program	CNS	Depositor
R, R_{free}	0.258 , 0.311 0.245 , 0.279	Depositor DCC
R_{free} test set	19247 reflections (5.18%)	DCC
Wilson B-factor (Å ²)	149.7	Xtriage
Anisotropy	0.209	Xtriage
Bulk solvent k_{sol} (e/Å ³), B_{sol} (Å ²)	0.21 , 31.7	EDS
Estimated twinning fraction	No twinning to report.	Xtriage
L-test for twinning	$\langle L \rangle = 0.48$, $\langle L^2 \rangle = 0.31$	Xtriage
Outliers	0 of 390843 reflections	Xtriage
F_o, F_c correlation	0.92	EDS
Total number of atoms	284033	wwPDB-VP
Average B, all atoms (Å ²)	69.0	wwPDB-VP

Xtriage's analysis on translational NCS is as follows: *The largest off-origin peak in the Patterson function is 1.50% of the height of the origin peak. No significant pseudotranslation is detected.*

¹Intensities estimated from amplitudes.

5 Model quality ⓘ

5.1 Standard geometry ⓘ

Bond lengths and bond angles in the following residue types are not validated in this section: SCM, ZN, MG

The Z score for a bond length (or angle) is the number of standard deviations the observed value is removed from the expected value. A bond length (or angle) with $|Z| > 5$ is considered an outlier worth inspection. RMSZ is the root-mean-square of all Z scores of the bond lengths (or angles).

Mol	Chain	Bond lengths		Bond angles	
		RMSZ	$\# Z > 5$	RMSZ	$\# Z > 5$
1	AA	0.27	2/36762 (0.0%)	0.76	12/57350 (0.0%)
1	CA	0.31	1/36762 (0.0%)	0.77	11/57350 (0.0%)
2	AC	0.23	0/1651	0.45	0/2225
2	CC	0.23	0/1651	0.46	0/2225
3	AD	0.23	0/1665	0.44	0/2227
3	CD	0.23	0/1665	0.44	0/2227
4	AE	0.23	0/1118	0.45	0/1504
4	CE	0.23	0/1118	0.45	0/1504
5	AF	0.24	0/835	0.45	0/1128
5	CF	0.24	0/835	0.45	0/1128
6	AG	0.23	0/1187	0.45	0/1591
6	CG	0.23	0/1211	0.45	0/1624
7	AH	0.23	0/989	0.44	0/1326
7	CH	0.23	0/989	0.44	0/1326
8	AI	0.24	0/1034	0.44	0/1375
8	CI	0.24	0/1034	0.45	0/1375
9	AJ	0.22	0/796	0.48	0/1077
9	CJ	0.22	0/796	0.48	0/1077
10	AK	0.24	0/893	0.44	0/1205
10	CK	0.24	0/893	0.44	0/1205
11	AL	0.22	0/969	0.48	0/1300
11	CL	0.22	0/969	0.48	0/1300
12	AM	0.21	0/892	0.45	0/1193
12	CM	0.21	0/884	0.45	0/1181
13	AP	0.25	0/659	0.45	0/884
13	CP	0.25	0/648	0.44	0/870
14	AQ	0.23	0/657	0.46	0/881
14	CQ	0.24	0/666	0.46	0/892
15	AR	0.23	0/462	0.46	0/621
15	CR	0.23	0/462	0.46	0/621
16	AS	0.25	0/652	0.46	0/877
16	CS	0.25	0/660	0.49	0/888

Mol	Chain	Bond lengths		Bond angles	
		RMSZ	# Z >5	RMSZ	# Z >5
17	AT	0.23	0/671	0.40	0/888
17	CT	0.23	0/671	0.40	0/888
18	AB	0.25	0/1735	0.45	0/2338
18	CB	0.25	0/1735	0.45	0/2338
19	AU	0.26	0/430	0.46	0/570
19	CU	0.25	0/430	0.46	0/570
20	AO	0.22	0/722	0.45	0/964
20	CO	0.23	0/722	0.44	0/964
21	AN	0.24	0/785	0.44	0/1043
21	CN	0.24	0/785	0.46	0/1043
22	BA	0.23	0/2803	0.74	1/4371 (0.0%)
22	DA	0.24	0/2803	0.75	1/4371 (0.0%)
23	BB	0.28	5/68314 (0.0%)	0.77	33/106569 (0.0%)
23	DB	0.28	5/68314 (0.0%)	0.77	33/106569 (0.0%)
24	BI	0.24	0/1046	0.46	0/1410
24	DI	0.25	0/1046	0.47	0/1410
25	BC	0.22	0/2121	0.47	0/2852
25	DC	0.22	0/2121	0.47	0/2852
26	BD	0.24	0/1586	0.48	0/2134
26	DD	0.24	0/1586	0.48	0/2134
27	BK	0.24	0/939	0.53	0/1258
27	DK	0.24	0/939	0.53	0/1258
28	BP	0.24	0/929	0.49	0/1242
28	DP	0.24	0/929	0.49	0/1242
29	BE	0.24	0/1571	0.48	0/2113
29	DE	0.24	0/1571	0.48	0/2113
30	BY	0.24	0/453	0.49	0/605
30	DY	0.23	0/453	0.49	0/605
31	B0	0.23	0/450	0.51	0/599
31	D0	0.23	0/450	0.51	0/599
32	B4	0.22	0/303	0.49	0/397
32	D4	0.23	0/303	0.49	0/397
33	B1	0.27	0/416	0.48	0/554
33	D1	0.27	0/416	0.48	0/554
34	B3	0.24	0/513	0.46	0/676
34	D3	0.24	0/513	0.46	0/676
35	BV	0.25	0/766	0.43	0/1025
35	DV	0.25	0/766	0.43	0/1025
36	B2	0.26	0/380	0.47	0/498
36	D2	0.26	0/380	0.47	0/498
37	BL	0.24	0/1054	0.48	0/1403
37	DL	0.24	0/1054	0.48	0/1403
38	BM	0.25	0/1093	0.47	0/1460

Mol	Chain	Bond lengths		Bond angles	
		RMSZ	# Z >5	RMSZ	# Z >5
38	DM	0.25	0/1093	0.47	0/1460
39	BX	0.24	0/510	0.50	0/677
39	DX	0.23	0/510	0.50	0/677
40	BH	0.25	0/1122	0.47	0/1515
40	DH	0.25	0/1122	0.47	0/1515
41	BJ	0.23	0/1152	0.47	0/1551
41	DJ	0.23	0/1152	0.47	0/1551
42	BN	0.24	0/973	0.49	0/1301
42	DN	0.24	0/973	0.49	0/1301
43	BO	0.23	0/902	0.47	0/1209
43	DO	0.23	0/902	0.47	0/1209
44	BQ	0.25	0/960	0.47	0/1278
44	DQ	0.25	0/960	0.47	0/1278
45	BS	0.22	0/864	0.50	0/1156
45	DS	0.22	0/864	0.50	0/1156
46	BU	0.25	0/787	0.45	0/1051
46	DU	0.25	0/787	0.45	0/1051
47	BF	0.26	0/1444	0.49	0/1937
47	DF	0.26	0/1444	0.49	0/1937
48	BG	0.23	0/1343	0.47	0/1816
48	DG	0.23	0/1343	0.47	0/1816
49	BR	0.26	0/829	0.48	0/1107
49	DR	0.25	0/829	0.48	0/1107
50	BT	0.23	0/744	0.51	0/994
50	DT	0.23	0/744	0.51	0/994
51	BZ	0.25	0/635	0.49	0/848
51	DZ	0.25	0/635	0.50	0/848
52	BW	0.28	0/603	0.49	0/797
52	DW	0.28	0/603	0.49	0/797
All	All	0.27	13/306360 (0.0%)	0.70	91/457969 (0.0%)

Chiral center outliers are detected by calculating the chiral volume of a chiral center and verifying if the center is modelled as a planar moiety or with the opposite hand. A planarity outlier is detected by checking planarity of atoms in a peptide group, atoms in a mainchain group or atoms of a sidechain that are expected to be planar.

Mol	Chain	#Chirality outliers	#Planarity outliers
1	AA	0	15
1	CA	0	19
23	BB	0	37
23	DB	0	37
All	All	0	108

All (13) bond length outliers are listed below:

Mol	Chain	Res	Type	Atoms	Z	Observed(Å)	Ideal(Å)
23	DB	1086	A	C5-C6	-16.20	1.26	1.41
23	BB	1086	A	C5-C6	-16.10	1.26	1.41
23	DB	1088	A	C6-N1	-10.51	1.28	1.35
23	BB	1088	A	C6-N1	-10.50	1.28	1.35
23	BB	1060	U	C2-N3	7.92	1.43	1.37
23	DB	1060	U	C2-N3	7.87	1.43	1.37
23	BB	1086	A	N3-C4	-7.12	1.30	1.34
23	DB	1086	A	N3-C4	-7.11	1.30	1.34
23	BB	1086	A	N7-C5	-6.38	1.35	1.39
23	DB	1086	A	N7-C5	-6.21	1.35	1.39
1	AA	1533	C	C4'-C3'	5.84	1.59	1.53
1	AA	495	A	N3-C4	-5.39	1.31	1.34
1	CA	495	A	N3-C4	-5.32	1.31	1.34

All (91) bond angle outliers are listed below:

Mol	Chain	Res	Type	Atoms	Z	Observed(°)	Ideal(°)
23	DB	2204	G	O5'-P-OP1	-30.02	74.68	110.70
23	BB	2204	G	O5'-P-OP2	-28.49	76.52	110.70
23	DB	2791	G	O5'-P-OP2	-28.43	76.59	110.70
23	BB	2791	G	O5'-P-OP1	-27.42	77.80	110.70
23	DB	2204	G	O5'-P-OP2	17.65	131.88	110.70
23	DB	2791	G	O5'-P-OP1	17.55	131.76	110.70
23	BB	2204	G	O5'-P-OP1	17.49	131.69	110.70
23	BB	2791	G	O5'-P-OP2	17.14	131.27	110.70
23	DB	2790	U	OP2-P-O3'	15.09	138.40	105.20
23	DB	2203	U	OP1-P-O3'	14.30	136.65	105.20
23	BB	2203	U	OP2-P-O3'	13.96	135.91	105.20
23	BB	2790	U	OP1-P-O3'	13.80	135.56	105.20
23	BB	973	A	C5'-C4'-C3'	-8.67	102.13	116.00
23	DB	278	A	C5'-C4'-C3'	-8.66	102.15	116.00
23	BB	1552	A	N9-C1'-C2'	-8.41	102.75	112.00
23	DB	1552	A	N9-C1'-C2'	-8.40	102.76	112.00
23	BB	1088	A	N1-C6-N6	-8.22	113.67	118.60
23	DB	1088	A	N1-C6-N6	-8.16	113.70	118.60
23	BB	241	A	C5'-C4'-C3'	-8.07	103.09	116.00
1	AA	1499	A	C5'-C4'-O4'	-7.96	99.55	109.10
1	CA	765	G	N9-C1'-C2'	-7.36	103.90	112.00
1	AA	765	G	N9-C1'-C2'	-7.35	103.91	112.00
23	DB	1060	U	C5-C4-O4	-7.25	121.55	125.90
23	BB	1060	U	C5-C4-O4	-7.23	121.56	125.90
1	CA	576	C	O5'-P-OP1	-7.21	99.21	105.70

Continued on next page...

Continued from previous page...

Mol	Chain	Res	Type	Atoms	Z	Observed(°)	Ideal(°)
23	DB	1086	A	C4-C5-C6	7.18	120.59	117.00
23	BB	1086	A	C4-C5-C6	7.16	120.58	117.00
1	CA	232	G	C5'-C4'-C3'	-6.90	104.95	116.00
1	AA	965	U	O4'-C4'-C3'	6.79	111.53	106.10
23	BB	2272	U	C5-C4-O4	-6.70	121.88	125.90
23	DB	2272	U	C5-C4-O4	-6.69	121.89	125.90
1	AA	232	G	C5'-C4'-C3'	-6.57	105.49	116.00
23	BB	1439	A	N9-C1'-C2'	-6.46	104.89	112.00
23	DB	1088	A	C5-C6-N6	6.43	128.85	123.70
1	AA	1126	U	C5'-C4'-C3'	-6.42	105.72	116.00
23	DB	1439	A	N9-C1'-C2'	-6.42	104.94	112.00
23	BB	268	C	C5'-C4'-C3'	-6.39	105.78	116.00
23	BB	1088	A	C5-C6-N6	6.38	128.81	123.70
22	BA	87	U	C4'-C3'-O3'	6.35	125.71	113.00
1	CA	95	C	C5'-C4'-C3'	-6.18	106.11	116.00
23	DB	2790	U	O3'-P-O5'	-6.17	92.27	104.00
23	DB	1086	A	C6-C5-N7	-6.17	127.98	132.30
23	BB	1086	A	C6-C5-N7	-6.15	128.00	132.30
1	AA	438	U	N1-C1'-C2'	-6.07	105.32	112.00
22	DA	87	U	C4'-C3'-O3'	6.04	125.08	113.00
1	CA	438	U	N1-C1'-C2'	-6.01	105.39	112.00
23	DB	2272	U	C5'-C4'-C3'	-5.99	106.42	116.00
1	AA	1361	G	N9-C1'-C2'	-5.96	105.44	112.00
23	DB	268	C	C5'-C4'-C3'	-5.90	106.56	116.00
23	DB	2108	A	N9-C1'-C2'	-5.86	105.56	112.00
23	DB	456	C	C5'-C4'-C3'	-5.85	106.64	116.00
1	CA	1300	G	C4'-C3'-C2'	5.84	108.44	102.60
23	BB	456	C	C5'-C4'-C3'	-5.77	106.76	116.00
23	BB	2191	A	C5'-C4'-C3'	-5.77	106.77	116.00
23	BB	1086	A	C2-N3-C4	-5.69	107.75	110.60
23	BB	1060	U	N1-C2-O2	-5.67	118.83	122.80
23	DB	1086	A	C2-N3-C4	-5.64	107.78	110.60
23	DB	1664	A	C5'-C4'-C3'	-5.63	107.00	116.00
23	BB	2894	G	N9-C1'-C2'	-5.62	105.81	112.00
23	DB	2894	G	N9-C1'-C2'	-5.62	105.82	112.00
23	DB	2203	U	O3'-P-O5'	-5.59	93.39	104.00
1	CA	1248	A	C5'-C4'-C3'	-5.58	107.06	116.00
1	CA	1249	C	C5'-C4'-C3'	-5.58	107.07	116.00
23	DB	1060	U	N1-C2-O2	-5.58	118.89	122.80
23	BB	2471	A	C5'-C4'-C3'	-5.50	107.20	116.00
23	BB	2272	U	C5'-C4'-C3'	-5.47	107.25	116.00
1	CA	1534	A	C2'-C3'-O3'	-5.42	97.57	109.50

Continued on next page...

Continued from previous page...

Mol	Chain	Res	Type	Atoms	Z	Observed(°)	Ideal(°)
1	AA	1213	A	C1'-O4'-C4'	-5.42	105.56	109.90
23	DB	1054	A	N9-C1'-C2'	-5.41	106.05	112.00
23	BB	1552	A	C4'-C3'-O3'	5.38	123.76	113.00
23	DB	1060	U	N3-C2-O2	5.36	125.95	122.20
23	BB	1060	U	N3-C2-O2	5.33	125.93	122.20
1	AA	86	G	N9-C1'-C2'	5.32	120.92	114.00
23	BB	560	C	C5'-C4'-C3'	-5.29	107.53	116.00
23	DB	1552	A	C4'-C3'-O3'	5.29	123.57	113.00
1	CA	1181	G	C5'-C4'-C3'	-5.26	107.58	116.00
1	AA	87	C	C4'-C3'-O3'	5.26	123.51	113.00
23	BB	2733	A	N9-C1'-C2'	-5.26	106.22	112.00
1	AA	1328	C	C5'-C4'-C3'	5.24	124.38	116.00
23	BB	2104	C	C4'-C3'-O3'	5.24	123.48	113.00
23	BB	2192	U	C5'-C4'-C3'	-5.22	107.65	116.00
23	DB	2471	A	C5'-C4'-C3'	-5.21	107.67	116.00
23	DB	2894	G	C5'-C4'-C3'	-5.19	107.70	116.00
1	CA	1023	U	C4'-C3'-O3'	5.18	123.36	113.00
23	BB	2203	U	O3'-P-O5'	-5.17	94.17	104.00
23	DB	2733	A	N9-C1'-C2'	-5.17	106.31	112.00
23	BB	143	C	C5'-C4'-C3'	-5.13	107.79	116.00
23	BB	479	A	C4'-C3'-O3'	-5.09	98.71	109.40
1	AA	1432	G	N9-C1'-C2'	-5.03	106.47	112.00
23	DB	2760	C	C5'-C4'-C3'	-5.03	107.96	116.00
23	DB	2619	C	C5'-C4'-C3'	-5.02	107.96	116.00

There are no chirality outliers.

All (108) planarity outliers are listed below:

Mol	Chain	Res	Type	Group
1	AA	1002	G	Sidechain
1	AA	1306	A	Sidechain
1	AA	1331	G	Sidechain
1	AA	1337	G	Sidechain
1	AA	1361	G	Sidechain
1	AA	1432	G	Sidechain
1	AA	1441	A	Sidechain
1	AA	187	G	Sidechain
1	AA	281	G	Sidechain
1	AA	437	U	Sidechain
1	AA	438	U	Sidechain
1	AA	450	G	Sidechain
1	AA	496	A	Sidechain

Continued on next page...

Continued from previous page...

Mol	Chain	Res	Type	Group
1	AA	703	G	Sidechain
1	AA	992	U	Sidechain
23	BB	1047	G	Sidechain
23	BB	1060	U	Sidechain
23	BB	1086	A	Sidechain
23	BB	1088	A	Sidechain
23	BB	1190	G	Sidechain
23	BB	1215	G	Sidechain
23	BB	1419	A	Sidechain
23	BB	1439	A	Sidechain
23	BB	1572	A	Sidechain
23	BB	1738	G	Sidechain
23	BB	1828	G	Sidechain
23	BB	2062	A	Sidechain
23	BB	2185	U	Sidechain
23	BB	221	A	Sidechain
23	BB	222	A	Sidechain
23	BB	2272	U	Sidechain
23	BB	232	G	Sidechain
23	BB	2454	G	Sidechain
23	BB	2471	A	Sidechain
23	BB	2503	A	Sidechain
23	BB	2508	G	Sidechain
23	BB	2638	G	Sidechain
23	BB	2733	A	Sidechain
23	BB	2770	G	Sidechain
23	BB	2848	G	Sidechain
23	BB	2868	A	Sidechain
23	BB	2883	A	Sidechain
23	BB	299	A	Sidechain
23	BB	3	U	Sidechain
23	BB	361	G	Sidechain
23	BB	370	G	Sidechain
23	BB	500	G	Sidechain
23	BB	51	G	Sidechain
23	BB	630	G	Sidechain
23	BB	633	A	Sidechain
23	BB	727	A	Sidechain
23	BB	757	G	Sidechain
1	CA	1012	A	Sidechain
1	CA	1027	C	Sidechain
1	CA	1033	G	Sidechain

Continued on next page...

Continued from previous page...

Mol	Chain	Res	Type	Group
1	CA	1133	G	Sidechain
1	CA	1144	G	Sidechain
1	CA	1313	U	Sidechain
1	CA	1331	G	Sidechain
1	CA	1356	G	Sidechain
1	CA	1432	G	Sidechain
1	CA	1441	A	Sidechain
1	CA	187	G	Sidechain
1	CA	281	G	Sidechain
1	CA	437	U	Sidechain
1	CA	438	U	Sidechain
1	CA	450	G	Sidechain
1	CA	496	A	Sidechain
1	CA	703	G	Sidechain
1	CA	82	G	Sidechain
1	CA	935	A	Sidechain
23	DB	1047	G	Sidechain
23	DB	1054	A	Sidechain
23	DB	1060	U	Sidechain
23	DB	1086	A	Sidechain
23	DB	1088	A	Sidechain
23	DB	1190	G	Sidechain
23	DB	1215	G	Sidechain
23	DB	1419	A	Sidechain
23	DB	1439	A	Sidechain
23	DB	1572	A	Sidechain
23	DB	1738	G	Sidechain
23	DB	1814	G	Sidechain
23	DB	1828	G	Sidechain
23	DB	2062	A	Sidechain
23	DB	2108	A	Sidechain
23	DB	221	A	Sidechain
23	DB	222	A	Sidechain
23	DB	2272	U	Sidechain
23	DB	232	G	Sidechain
23	DB	2454	G	Sidechain
23	DB	2471	A	Sidechain
23	DB	2503	A	Sidechain
23	DB	2508	G	Sidechain
23	DB	2638	G	Sidechain
23	DB	2733	A	Sidechain
23	DB	2770	G	Sidechain

Continued on next page...

Continued from previous page...

Mol	Chain	Res	Type	Group
23	DB	2848	G	Sidechain
23	DB	2868	A	Sidechain
23	DB	2883	A	Sidechain
23	DB	299	A	Sidechain
23	DB	370	G	Sidechain
23	DB	500	G	Sidechain
23	DB	51	G	Sidechain
23	DB	630	G	Sidechain
23	DB	633	A	Sidechain
23	DB	727	A	Sidechain
23	DB	757	G	Sidechain

5.2 Close contacts

In the following table, the Non-H and H(model) columns list the number of non-hydrogen atoms and hydrogen atoms in the chain respectively. The H(added) column lists the number of hydrogens added by MolProbity. The Clashes column lists the number of clashes within the asymmetric unit, and the number in parentheses is this value normalized per 1000 atoms of the molecule in the chain. The Symm-Clashes column gives symmetry related clashes, in the same way as for the Clashes column.

Mol	Chain	Non-H	H(model)	H(added)	Clashes	Symm-Clashes
1	AA	32831	0	16521	1458	0
1	CA	32831	0	16521	1414	0
2	AC	1624	0	1699	205	0
2	CC	1624	0	1699	191	0
3	AD	1643	0	1710	179	0
3	CD	1643	0	1710	177	0
4	AE	1105	0	1148	129	0
4	CE	1105	0	1148	121	0
5	AF	817	0	808	89	0
5	CF	817	0	808	91	0
6	AG	1174	0	1230	146	0
6	CG	1196	0	1246	133	0
7	AH	979	0	1034	89	0
7	CH	979	0	1034	91	0
8	AI	1022	0	1070	180	0
8	CI	1022	0	1070	146	0
9	AJ	786	0	828	85	0
9	CJ	786	0	828	103	0
10	AK	877	0	887	110	0
10	CK	877	0	887	100	0

Continued on next page...

Continued from previous page...

Mol	Chain	Non-H	H(model)	H(added)	Clashes	Symm-Clashes
11	AL	955	0	1019	96	0
11	CL	955	0	1019	97	0
12	AM	883	0	944	135	0
12	CM	876	0	937	138	0
13	AP	649	0	666	65	0
13	CP	638	0	656	66	0
14	AQ	648	0	691	63	0
14	CQ	657	0	702	62	0
15	AR	455	0	478	35	0
15	CR	455	0	478	37	0
16	AS	637	0	665	97	0
16	CS	644	0	675	115	0
17	AT	665	0	714	60	0
17	CT	665	0	714	61	0
18	AB	1704	0	1732	209	0
18	CB	1704	0	1732	229	0
19	AU	425	0	449	57	0
19	CU	425	0	449	54	0
20	AO	714	0	734	63	0
20	CO	714	0	734	62	0
21	AN	774	0	827	102	0
21	CN	774	0	827	114	0
22	BA	2507	0	1270	116	0
22	DA	2507	0	1270	111	0
23	BB	60995	0	30679	2412	0
23	DB	60995	0	30678	2455	0
24	BI	1032	0	1088	109	0
24	DI	1032	0	1088	168	0
25	BC	2082	0	2157	234	0
25	DC	2082	0	2157	239	0
26	BD	1565	0	1616	234	0
26	DD	1565	0	1616	239	0
27	BK	930	0	1000	153	0
27	DK	930	0	1000	154	0
28	BP	917	0	965	126	0
28	DP	917	0	965	132	0
29	BE	1552	0	1619	208	0
29	DE	1552	0	1619	202	0
30	BY	449	0	491	59	0
30	DY	449	0	491	53	0
31	B0	444	0	461	48	0
31	D0	444	0	461	44	0

Continued on next page...

Continued from previous page...

Mol	Chain	Non-H	H(model)	H(added)	Clashes	Symm-Clashes
32	B4	302	0	340	42	0
32	D4	302	0	340	43	0
33	B1	409	0	440	54	0
33	D1	409	0	440	50	0
34	B3	504	0	574	47	0
34	D3	504	0	574	52	0
35	BV	753	0	780	83	0
35	DV	753	0	780	86	0
36	B2	377	0	418	37	0
36	D2	377	0	418	43	0
37	BL	1045	0	1117	138	0
37	DL	1045	0	1117	144	0
38	BM	1074	0	1157	123	0
38	DM	1074	0	1157	119	0
39	BX	509	0	543	46	0
39	DX	509	0	543	50	0
40	BH	1111	0	1148	172	0
40	DH	1111	0	1148	147	0
41	BJ	1129	0	1162	134	0
41	DJ	1129	0	1162	141	0
42	BN	960	0	1000	137	0
42	DN	960	0	1000	133	0
43	BO	892	0	923	91	0
43	DO	892	0	923	94	0
44	BQ	947	0	1022	150	0
44	DQ	947	0	1022	143	0
45	BS	857	0	922	97	0
45	DS	857	0	922	98	0
46	BU	779	0	834	116	0
46	DU	779	0	834	114	0
47	BF	1420	0	1460	264	0
47	DF	1420	0	1460	249	0
48	BG	1323	0	1374	187	0
48	DG	1323	0	1374	178	0
49	BR	816	0	839	105	0
49	DR	816	0	839	112	0
50	BT	738	0	807	115	0
50	DT	738	0	807	110	0
51	BZ	625	0	652	75	0
51	DZ	625	0	652	71	0
52	BW	596	0	610	122	0
52	DW	596	0	610	130	0

Continued on next page...

Continued from previous page...

Mol	Chain	Non-H	H(model)	H(added)	Clashes	Symm-Clashes
53	AA	60	0	0	0	0
53	BB	110	0	0	0	0
53	CA	58	0	0	0	0
53	CE	1	0	0	0	0
53	DB	110	0	0	0	0
53	DN	1	0	0	0	0
54	AA	23	0	24	2	0
54	CA	23	0	24	1	0
55	B4	1	0	0	0	0
55	D4	1	0	0	0	0
56	AA	288	0	0	6	0
56	AE	3	0	0	1	0
56	AK	1	0	0	0	0
56	AL	4	0	0	0	0
56	AN	2	0	0	0	0
56	AP	1	0	0	0	0
56	AT	1	0	0	0	0
56	BB	494	0	0	4	0
56	BC	4	0	0	0	0
56	BE	3	0	0	0	0
56	BH	1	0	0	0	0
56	BL	4	0	0	0	0
56	BT	1	0	0	0	0
56	CA	275	0	0	4	0
56	CE	4	0	0	0	0
56	CK	1	0	0	0	0
56	CL	5	0	0	0	0
56	CN	5	0	0	0	0
56	CP	1	0	0	0	0
56	CT	2	0	0	0	0
56	DB	500	0	0	9	0
56	DC	3	0	0	0	0
56	DD	1	0	0	0	0
56	DE	1	0	0	0	0
56	DJ	1	0	0	0	0
56	DL	3	0	0	0	0
56	DN	2	0	0	0	0
56	DP	1	0	0	0	0
56	DR	1	0	0	0	0
All	All	284033	0	190711	17874	0

Clashscore is defined as the number of clashes calculated for the entry per 1000 atoms (including hydrogens) of the entry. The overall clashscore for this entry is 38.

All (17874) close contacts within the same asymmetric unit are listed below.

Atom-1	Atom-2	Distance(Å)	Clash(Å)
23:DB:1099:G:H8	24:DI:3:LYS:N	1.36	1.21
23:BB:855:G:H21	52:BW:23:LYS:HG2	1.11	1.13
23:DB:322:A:H5'	23:DB:340:A:H1'	1.32	1.12
2:AC:70:ALA:HA	2:AC:105:VAL:HG21	1.26	1.11
23:BB:1205:A:H62	29:BE:165:HIS:HB2	1.11	1.10
23:BB:1244:A:H5''	37:BL:8:PRO:HD3	1.35	1.08
23:DB:1244:A:H5''	37:DL:8:PRO:HD3	1.32	1.08
2:CC:52:SER:HB3	2:CC:114:LEU:HG	1.37	1.07
23:BB:322:A:H5'	23:BB:340:A:H1'	1.28	1.07
23:DB:1099:G:C8	24:DI:3:LYS:N	2.25	1.05
40:DH:31:VAL:HB	40:DH:32:PRO:HD3	1.39	1.04
13:AP:28:ARG:HD2	13:AP:29:ASN:H	1.21	1.04
9:AJ:7:ARG:HB2	9:AJ:101:SER:H	1.23	1.03
38:BM:59:ARG:HE	38:BM:60:GLN:HG2	1.22	1.03
25:DC:144:GLU:HG3	25:DC:151:GLY:H	1.23	1.03
40:BH:84:ALA:HA	40:BH:90:LEU:HA	1.39	1.03
38:DM:41:LEU:HB2	38:DM:94:ALA:HB3	1.40	1.03
29:BE:61:ARG:HH12	29:BE:64:GLY:HA3	1.23	1.03
23:DB:1098:A:H3'	24:DI:3:LYS:HA	1.41	1.03
23:DB:1099:G:O5'	24:DI:4:VAL:N	1.92	1.03
40:BH:31:VAL:HB	40:BH:32:PRO:HD3	1.39	1.02
18:CB:46:VAL:HG13	18:CB:47:PRO:HD3	1.42	1.02
1:AA:71:A:H61	1:AA:99:C:H1'	1.23	1.02
13:CP:28:ARG:HD2	13:CP:29:ASN:H	1.21	1.01
51:BZ:45:ARG:HE	51:BZ:47:VAL:HG12	1.18	1.01
1:AA:1313:U:H5''	16:AS:5:LYS:HB3	1.39	1.01
52:BW:17:ALA:HA	52:BW:35:ILE:HG23	1.39	1.00
38:DM:59:ARG:HE	38:DM:60:GLN:HG2	1.23	1.00
23:BB:674:G:H5''	29:BE:71:GLY:H	1.20	1.00
1:AA:1211:U:H4'	1:AA:1213:A:H1'	1.44	1.00
18:CB:40:ILE:HD13	18:CB:201:GLY:HA2	1.44	0.99
50:DT:55:VAL:HA	50:DT:87:LEU:HA	1.44	0.99
12:AM:47:LEU:HG	12:AM:52:ILE:HD13	1.44	0.99
9:AJ:36:VAL:HA	9:AJ:76:ILE:HG22	1.38	0.99
23:BB:674:G:H1'	29:BE:69:ARG:HE	1.26	0.99
50:BT:55:VAL:HA	50:BT:87:LEU:HA	1.44	0.99
38:BM:41:LEU:HB2	38:BM:94:ALA:HB3	1.43	0.99
21:CN:51:PRO:HB2	21:CN:54:SER:HB3	1.45	0.99
45:DS:70:LYS:HD3	45:DS:110:ARG:HA	1.45	0.99
1:AA:1048:G:H21	1:AA:1214:C:H5	1.10	0.98
6:AG:107:ALA:HB1	6:AG:119:LEU:HA	1.45	0.98
25:DC:244:VAL:HB	25:DC:249:VAL:H	1.26	0.98

Continued on next page...

Continued from previous page...

Atom-1	Atom-2	Distance(Å)	Clash(Å)
26:DD:10:GLY:HA3	26:DD:26:VAL:H	1.27	0.98
40:DH:131:SER:HB2	40:DH:141:LYS:HA	1.45	0.98
1:CA:1493:A:HO2'	1:CA:1494:G:H8	1.02	0.98
21:AN:50:LEU:H	21:AN:51:PRO:HD2	1.28	0.98
52:DW:17:ALA:HA	52:DW:35:ILE:HG23	1.45	0.98
18:CB:53:LEU:HD13	18:CB:216:VAL:HG12	1.46	0.97
40:BH:47:PHE:HA	40:BH:50:ARG:HE	1.26	0.97
23:DB:1098:A:H3'	24:DI:3:LYS:CA	1.93	0.97
44:DQ:63:ARG:HH12	44:DQ:96:ASP:HB2	1.30	0.97
18:AB:202:ASN:HD22	18:AB:204:ASP:H	0.98	0.97
25:DC:144:GLU:HA	25:DC:151:GLY:HA2	1.45	0.97
25:BC:144:GLU:HG3	25:BC:151:GLY:H	1.26	0.97
26:BD:10:GLY:HA3	26:BD:26:VAL:H	1.29	0.96
51:DZ:45:ARG:HE	51:DZ:47:VAL:HG12	1.26	0.96
2:CC:59:PRO:HG2	2:CC:62:SER:HB2	1.47	0.96
45:BS:70:LYS:HD3	45:BS:110:ARG:HA	1.47	0.96
16:CS:39:ILE:HD13	16:CS:65:MET:HG2	1.46	0.96
52:BW:43:LYS:HD2	52:BW:79:ILE:HD11	1.46	0.96
15:AR:72:ARG:H	15:AR:72:ARG:HH11	1.04	0.96
23:DB:275:C:H2'	23:DB:276:U:H4'	1.45	0.96
27:DK:35:VAL:HG23	27:DK:36:GLY:H	1.29	0.96
15:CR:72:ARG:H	15:CR:72:ARG:HH11	1.02	0.95
51:BZ:71:LEU:HD13	51:BZ:76:GLU:HB3	1.48	0.95
29:DE:61:ARG:HH12	29:DE:64:GLY:HA3	1.29	0.95
40:BH:80:ILE:H	40:BH:144:VAL:HG22	1.32	0.95
2:CC:190:THR:HG23	2:CC:192:TYR:H	1.28	0.95
25:BC:144:GLU:HA	25:BC:151:GLY:HA2	1.47	0.95
51:DZ:71:LEU:HD13	51:DZ:76:GLU:HB3	1.49	0.95
12:CM:21:ILE:HB	12:CM:24:VAL:HG22	1.48	0.95
9:AJ:53:ILE:HG22	9:AJ:61:ALA:HB1	1.47	0.95
23:DB:1099:G:H8	24:DI:3:LYS:H	0.99	0.95
8:CI:51:LEU:HA	8:CI:54:VAL:HG22	1.49	0.95
25:BC:244:VAL:HB	25:BC:249:VAL:H	1.27	0.94
27:BK:35:VAL:HG23	27:BK:36:GLY:H	1.28	0.94
6:AG:14:ASP:HB3	6:AG:19:SER:H	1.29	0.94
18:AB:209:VAL:HG23	18:AB:210:THR:H	1.30	0.94
52:DW:37:VAL:HG12	52:DW:38:ARG:H	1.32	0.94
40:DH:125:THR:HA	40:DH:146:VAL:HB	1.46	0.94
19:AU:36:PHE:HB3	19:AU:40:PRO:HD3	1.50	0.94
6:CG:75:LYS:HZ2	6:CG:76:SER:H	1.15	0.94
8:AI:29:ILE:HA	8:AI:64:ILE:HB	1.49	0.94
1:CA:1221:G:H4'	16:CS:76:THR:HG21	1.50	0.94

Continued on next page...

Continued from previous page...

Atom-1	Atom-2	Distance(Å)	Clash(Å)
1:AA:120:A:H2'	1:AA:121:U:H5''	1.50	0.94
6:CG:78:ARG:HG2	6:CG:83:THR:HG22	1.49	0.94
42:DN:37:THR:HG22	42:DN:39:PRO:HD2	1.48	0.94
42:BN:37:THR:HG22	42:BN:39:PRO:HD2	1.49	0.93
18:CB:56:LEU:HD22	18:CB:216:VAL:HB	1.48	0.93
42:DN:101:GLY:HA2	42:DN:110:MET:H	1.32	0.93
23:BB:2134:A:H62	23:BB:2157:G:H21	1.14	0.93
1:AA:1361:G:H2'	1:AA:1362:A:H5''	1.48	0.93
23:BB:1597:A:H5''	23:BB:1598:A:H5'	1.51	0.93
44:BQ:63:ARG:HH12	44:BQ:96:ASP:HB2	1.34	0.93
3:AD:22:SER:H	3:AD:109:THR:HG22	1.30	0.93
2:CC:155:ARG:H	2:CC:162:ALA:HA	1.31	0.93
23:DB:877:A:H61	23:DB:898:C:H2'	1.32	0.93
37:DL:23:ILE:HD12	37:DL:23:ILE:H	1.33	0.93
8:CI:117:LEU:HD22	8:CI:123:ARG:HB3	1.50	0.93
16:CS:18:VAL:HG21	16:CS:43:MET:HG2	1.49	0.93
23:BB:876:C:H41	23:BB:901:C:N4	1.67	0.93
23:DB:1597:A:H5''	23:DB:1598:A:H5'	1.50	0.92
2:AC:78:LYS:HG2	2:AC:81:GLU:HB2	1.51	0.92
3:CD:22:SER:H	3:CD:109:THR:HG22	1.31	0.92
19:CU:36:PHE:HB3	19:CU:40:PRO:HD3	1.51	0.92
23:BB:858:G:N3	23:BB:2268:A:H2'	1.82	0.92
23:DB:45:G:H5'	23:DB:46:G:H5'	1.51	0.92
1:CA:120:A:H2'	1:CA:121:U:H5''	1.48	0.92
42:BN:101:GLY:HA2	42:BN:110:MET:H	1.33	0.92
11:AL:23:LEU:HG	11:AL:24:GLU:HG3	1.49	0.92
13:AP:66:THR:HG22	13:AP:67:ILE:H	1.35	0.92
2:CC:26:LYS:HG3	2:CC:27:GLU:H	1.33	0.92
23:DB:704:G:H2'	23:DB:726:G:H22	1.34	0.92
1:CA:812:G:HO2'	1:CA:813:U:H6	0.98	0.92
26:BD:148:GLN:HB2	26:BD:152:PRO:HG2	1.52	0.92
43:DO:5:SER:HA	43:DO:8:ILE:HD12	1.52	0.92
37:DL:123:ARG:HA	37:DL:143:GLU:HB3	1.50	0.92
25:BC:146:LYS:HB3	25:BC:147:PRO:HD2	1.51	0.92
3:CD:152:SER:HA	3:CD:155:LYS:HD3	1.53	0.91
12:CM:79:LEU:HD22	12:CM:86:ARG:HE	1.34	0.91
43:DO:66:GLY:HA3	43:DO:102:ARG:HH21	1.34	0.91
9:AJ:8:ILE:HA	9:AJ:100:ILE:HG22	1.49	0.91
37:BL:123:ARG:HA	37:BL:143:GLU:HB3	1.50	0.91
23:BB:45:G:H5'	23:BB:46:G:H5'	1.50	0.91
40:BH:69:ALA:HA	40:BH:140:ALA:HA	1.50	0.91
2:AC:26:LYS:HG3	2:AC:27:GLU:H	1.36	0.91

Continued on next page...

Continued from previous page...

Atom-1	Atom-2	Distance(Å)	Clash(Å)
11:CL:23:LEU:HG	11:CL:24:GLU:HG3	1.53	0.90
23:DB:27:G:H22	23:DB:512:G:H2'	1.35	0.90
4:CE:81:GLN:H	4:CE:146:MET:HE3	1.36	0.90
23:DB:858:G:N3	23:DB:2268:A:H2'	1.86	0.90
43:BO:66:GLY:HA3	43:BO:102:ARG:HH21	1.37	0.90
23:DB:1205:A:H62	29:DE:165:HIS:HB2	1.31	0.90
16:CS:39:ILE:HB	16:CS:66:VAL:HA	1.52	0.90
23:DB:276:U:H2'	23:DB:278:A:H62	1.36	0.90
3:AD:152:SER:HA	3:AD:155:LYS:HD3	1.53	0.90
8:CI:5:TYR:HB2	8:CI:20:ILE:HB	1.51	0.90
23:DB:1652:A:H62	42:DN:11:ASN:HD21	1.19	0.90
33:D1:33:LEU:HB3	33:D1:51:ALA:HB3	1.51	0.90
32:B4:7:VAL:HG13	32:B4:8:LYS:H	1.35	0.90
23:BB:674:G:H5''	29:BE:71:GLY:N	1.85	0.90
18:CB:159:ALA:HB1	18:CB:183:PHE:HE1	1.33	0.90
5:AF:92:THR:HG22	5:AF:94:HIS:H	1.36	0.90
25:BC:117:SER:HB2	25:BC:128:THR:HB	1.52	0.90
6:CG:14:ASP:H	6:CG:19:SER:H	1.17	0.90
43:BO:5:SER:HA	43:BO:8:ILE:HD12	1.54	0.90
52:BW:37:VAL:HG12	52:BW:38:ARG:H	1.35	0.90
18:CB:156:LEU:HD23	18:CB:180:ILE:HD11	1.54	0.90
13:CP:4:ILE:HB	13:CP:67:ILE:HD12	1.53	0.90
48:DG:85:LYS:HA	48:DG:131:VAL:HG12	1.54	0.89
25:DC:93:VAL:HG13	25:DC:94:LEU:H	1.35	0.89
32:D4:7:VAL:HG13	32:D4:8:LYS:H	1.36	0.89
23:BB:1060:U:N3	23:BB:1088:A:N7	2.20	0.89
48:BG:85:LYS:HA	48:BG:131:VAL:HG12	1.54	0.89
1:AA:79:G:H2'	1:AA:80:A:H8	1.36	0.89
50:DT:15:HIS:H	50:DT:32:LEU:HA	1.37	0.89
1:AA:1086:U:H3	1:AA:1099:G:H22	1.17	0.89
13:CP:66:THR:HG22	13:CP:67:ILE:H	1.37	0.89
23:DB:1060:U:N3	23:DB:1088:A:N7	2.21	0.89
52:DW:43:LYS:HD2	52:DW:79:ILE:HD11	1.52	0.89
50:BT:57:VAL:HG22	50:BT:58:VAL:H	1.35	0.89
37:DL:29:LYS:HG3	37:DL:30:THR:HG23	1.55	0.89
33:D1:49:LYS:HG2	33:D1:50:GLU:H	1.37	0.89
4:CE:93:VAL:HG13	4:CE:126:ALA:HB2	1.53	0.89
25:DC:41:GLY:HA3	25:DC:53:ILE:HG21	1.55	0.89
26:DD:148:GLN:HB2	26:DD:152:PRO:HG2	1.53	0.89
41:DJ:24:THR:HA	41:DJ:63:ALA:HB3	1.55	0.89
9:CJ:36:VAL:HG13	9:CJ:76:ILE:HA	1.54	0.89
1:AA:1057:G:H4'	2:AC:196:GLY:H	1.36	0.89

Continued on next page...

Continued from previous page...

Atom-1	Atom-2	Distance(Å)	Clash(Å)
52:DW:51:GLY:HA3	52:DW:59:PHE:HB2	1.55	0.89
42:DN:41:ALA:HB1	42:DN:113:ILE:HD13	1.52	0.89
23:BB:855:G:N2	52:BW:23:LYS:HG2	1.87	0.88
52:BW:39:GLN:HG3	52:BW:42:THR:HB	1.55	0.88
25:DC:117:SER:HB2	25:DC:128:THR:HB	1.55	0.88
29:DE:58:LYS:HE2	29:DE:60:TRP:HD1	1.35	0.88
33:D1:26:LYS:HD3	33:D1:52:LYS:HB3	1.55	0.88
25:BC:93:VAL:HG13	25:BC:94:LEU:H	1.37	0.88
4:CE:113:VAL:HG23	4:CE:114:LEU:H	1.37	0.88
5:CF:92:THR:HG22	5:CF:94:HIS:H	1.36	0.88
23:DB:845:A:H2'	23:DB:846:U:H5''	1.55	0.88
21:CN:50:LEU:H	21:CN:51:PRO:HD2	1.39	0.88
44:DQ:105:PHE:HA	44:DQ:108:LEU:HD12	1.54	0.88
40:BH:99:ILE:HG21	40:BH:130:VAL:HB	1.56	0.88
1:AA:1057:G:H5''	2:AC:153:SER:HB2	1.53	0.88
1:CA:981:U:H4'	21:CN:60:ARG:HD2	1.54	0.88
37:BL:116:VAL:HG13	37:BL:117:THR:H	1.38	0.88
24:BI:129:GLU:HB3	24:BI:133:ARG:HH12	1.36	0.88
23:DB:547:A:H2'	23:DB:547:A:N3	1.89	0.88
24:DI:11:GLN:HG2	24:DI:55:PRO:HB3	1.56	0.88
23:BB:704:G:H2'	23:BB:726:G:H22	1.38	0.88
21:AN:60:ARG:HG3	21:AN:62:ARG:HG2	1.55	0.88
42:DN:2:ARG:HG2	42:DN:5:LYS:HB2	1.55	0.88
1:AA:1328:C:H5''	12:AM:27:THR:HG21	1.55	0.88
25:DC:146:LYS:HB3	25:DC:147:PRO:HD2	1.52	0.88
1:AA:1060:U:H4'	9:AJ:54:SER:HB2	1.56	0.88
13:AP:4:ILE:HB	13:AP:67:ILE:HD12	1.54	0.88
13:CP:4:ILE:HG12	13:CP:21:VAL:HG22	1.54	0.88
37:BL:23:ILE:HD12	37:BL:23:ILE:H	1.38	0.88
28:DP:56:SER:HB2	28:DP:75:THR:HB	1.56	0.88
12:AM:3:ILE:HA	12:AM:56:ARG:HD3	1.53	0.88
33:B1:26:LYS:HD3	33:B1:52:LYS:HB3	1.54	0.88
41:BJ:24:THR:HA	41:BJ:63:ALA:HB3	1.54	0.88
1:AA:664:G:H22	1:AA:741:G:H1	1.22	0.88
23:BB:27:G:H22	23:BB:512:G:H2'	1.38	0.87
44:BQ:105:PHE:HA	44:BQ:108:LEU:HD12	1.55	0.87
25:DC:64:VAL:O	25:DC:65:ASP:HB3	1.74	0.87
25:BC:41:GLY:HA3	25:BC:53:ILE:HG21	1.54	0.87
50:BT:15:HIS:H	50:BT:32:LEU:HA	1.39	0.87
1:AA:79:G:H2'	1:AA:80:A:C8	2.08	0.87
6:AG:112:ASP:HB2	6:AG:118:ARG:HG2	1.55	0.87
38:DM:19:GLY:HA2	38:DM:98:PRO:HD2	1.54	0.87

Continued on next page...

Continued from previous page...

Atom-1	Atom-2	Distance(Å)	Clash(Å)
12:CM:28:ARG:HH21	12:CM:62:PHE:HB2	1.38	0.87
43:BO:64:TYR:HB3	43:BO:67:ASN:HB2	1.55	0.87
33:B1:49:LYS:HG2	33:B1:50:GLU:H	1.38	0.87
6:CG:145:GLU:HA	6:CG:148:LYS:HB2	1.55	0.87
6:AG:58:LEU:HD23	6:AG:58:LEU:H	1.40	0.87
19:AU:34:ARG:HD3	19:AU:39:LYS:HE3	1.57	0.87
4:AE:14:LEU:HD23	4:AE:36:THR:HG22	1.55	0.87
23:DB:855:G:H21	52:DW:23:LYS:HG2	1.38	0.87
1:CA:1060:U:H4'	9:CJ:54:SER:HB2	1.55	0.87
37:DL:78:ARG:HB3	37:DL:113:ALA:HB2	1.57	0.87
50:DT:57:VAL:HG22	50:DT:58:VAL:H	1.36	0.87
23:BB:1251:C:H2'	44:BQ:5:ARG:HH12	1.39	0.87
52:DW:39:GLN:HG3	52:DW:42:THR:HB	1.56	0.87
23:BB:845:A:H2'	23:BB:846:U:H5''	1.57	0.87
22:DA:2:G:H2'	22:DA:3:C:C6	2.09	0.87
4:AE:81:GLN:H	4:AE:146:MET:HE3	1.38	0.87
21:AN:17:ASP:HA	21:AN:21:ALA:HB2	1.56	0.87
18:AB:46:VAL:HG13	18:AB:47:PRO:HD3	1.57	0.87
2:AC:149:LYS:HB3	2:AC:200:TRP:HB2	1.57	0.87
33:B1:33:LEU:HB3	33:B1:51:ALA:HB3	1.53	0.86
29:BE:52:VAL:HG12	29:BE:53:THR:H	1.40	0.86
25:BC:64:VAL:O	25:BC:65:ASP:HB3	1.73	0.86
30:BY:12:ALA:HA	30:BY:15:ARG:HD3	1.57	0.86
23:DB:142:A:H2'	23:DB:143:C:C6	2.10	0.86
2:AC:123:LEU:HA	2:AC:127:VAL:HG22	1.57	0.86
4:AE:113:VAL:HG23	4:AE:114:LEU:H	1.39	0.86
16:CS:39:ILE:HD11	16:CS:68:HIS:HB2	1.55	0.86
40:BH:116:ARG:HH12	40:BH:133:GLN:HB2	1.41	0.86
29:DE:52:VAL:HG12	29:DE:53:THR:H	1.39	0.86
50:DT:5:GLU:HA	50:DT:8:LEU:HB2	1.57	0.86
42:BN:41:ALA:HB1	42:BN:113:ILE:HD13	1.58	0.86
49:DR:39:LEU:HA	49:DR:53:PHE:HA	1.57	0.86
5:AF:38:ARG:HD3	5:AF:97:THR:HA	1.55	0.86
24:BI:27:LEU:HD23	24:BI:27:LEU:H	1.40	0.86
8:AI:20:ILE:HD13	8:AI:85:ALA:HB3	1.57	0.86
38:BM:19:GLY:HA2	38:BM:98:PRO:HD2	1.56	0.86
47:BF:134:GLN:H	47:BF:150:GLY:H	1.23	0.86
50:BT:11:LEU:HD22	50:BT:11:LEU:H	1.39	0.86
15:CR:72:ARG:H	15:CR:72:ARG:NH1	1.73	0.86
1:CA:279:A:H5''	1:CA:280:C:H3'	1.58	0.86
6:CG:87:PRO:HG3	6:CG:148:LYS:HA	1.55	0.86
27:DK:47:ILE:HG12	27:DK:48:PRO:HD2	1.56	0.86

Continued on next page...

Continued from previous page...

Atom-1	Atom-2	Distance(Å)	Clash(Å)
6:CG:26:VAL:HG12	6:CG:42:VAL:HG11	1.58	0.86
4:AE:93:VAL:HG13	4:AE:126:ALA:HB2	1.55	0.86
28:DP:21:PRO:HG2	28:DP:91:VAL:HG21	1.58	0.86
1:AA:1187:G:H21	21:AN:99:SER:HB2	1.40	0.86
1:CA:560:A:H4'	1:CA:561:U:H5''	1.58	0.86
47:DF:134:GLN:H	47:DF:150:GLY:H	1.24	0.86
22:DA:98:G:H1	35:DV:14:LYS:HB2	1.40	0.86
42:DN:2:ARG:HA	42:DN:5:LYS:HD3	1.57	0.86
8:AI:12:LYS:H	8:AI:105:ARG:HH21	1.23	0.86
37:DL:116:VAL:HG13	37:DL:117:THR:H	1.40	0.86
18:CB:163:ILE:HG23	18:CB:164:ASP:H	1.39	0.86
29:BE:111:GLU:HA	29:BE:114:ARG:HG3	1.58	0.86
29:BE:58:LYS:NZ	29:BE:58:LYS:H	1.74	0.85
9:CJ:35:GLN:HG3	9:CJ:77:VAL:HB	1.55	0.85
47:BF:84:ILE:HG23	47:BF:85:GLY:H	1.41	0.85
1:CA:664:G:H22	1:CA:741:G:H1	1.24	0.85
44:DQ:7:VAL:HA	44:DQ:10:ARG:HG2	1.56	0.85
29:BE:58:LYS:HE2	29:BE:60:TRP:HD1	1.41	0.85
16:CS:51:HIS:HA	16:CS:56:HIS:HA	1.58	0.85
27:BK:47:ILE:HG12	27:BK:48:PRO:HD2	1.57	0.85
29:BE:5:LEU:HD12	29:BE:10:SER:HB2	1.56	0.85
38:DM:35:ALA:HB2	38:DM:100:LYS:HB2	1.57	0.85
2:AC:76:ILE:HA	2:AC:83:VAL:HG23	1.56	0.85
37:DL:143:GLU:HG2	37:DL:144:GLU:H	1.38	0.85
5:CF:38:ARG:HD3	5:CF:97:THR:HA	1.56	0.85
1:CA:1171:A:H2'	1:CA:1172:C:C6	2.11	0.85
48:DG:30:GLY:HA3	48:DG:78:VAL:HA	1.56	0.85
23:BB:923:G:H1'	52:BW:23:LYS:HZ2	1.42	0.85
45:DS:26:GLY:H	45:DS:71:VAL:HG13	1.41	0.85
9:AJ:57:VAL:HG22	9:AJ:58:ASN:H	1.39	0.85
2:CC:18:ASN:HA	2:CC:55:VAL:HG22	1.56	0.85
46:DU:3:LYS:HB3	46:DU:82:VAL:HG21	1.57	0.85
44:DQ:14:LYS:HA	44:DQ:17:LEU:HB3	1.57	0.85
14:AQ:25:GLU:HA	14:AQ:40:THR:HA	1.57	0.85
49:BR:59:ILE:HG12	49:BR:101:ILE:HD13	1.57	0.85
9:CJ:52:LEU:HG	9:CJ:62:ARG:HE	1.42	0.85
11:CL:24:GLU:HB2	11:CL:26:CYS:SG	2.17	0.85
27:DK:25:LEU:HD21	27:DK:40:LYS:HB2	1.58	0.85
23:BB:597:G:H21	37:BL:12:SER:HA	1.41	0.85
51:DZ:4:VAL:HG12	51:DZ:11:ARG:HG2	1.59	0.85
9:CJ:6:ILE:HB	9:CJ:76:ILE:HG13	1.56	0.85
3:AD:173:ASP:HB3	3:AD:178:GLU:HB2	1.57	0.85

Continued on next page...

Continued from previous page...

Atom-1	Atom-2	Distance(Å)	Clash(Å)
1:AA:939:G:H5'	6:AG:101:ARG:HH12	1.41	0.85
50:BT:29:THR:HA	50:BT:86:THR:HA	1.57	0.85
29:DE:126:VAL:HG22	29:DE:127:GLU:H	1.41	0.85
3:CD:173:ASP:HB3	3:CD:178:GLU:HB2	1.58	0.85
4:CE:14:LEU:HD23	4:CE:36:THR:HG22	1.58	0.85
37:BL:143:GLU:HG2	37:BL:144:GLU:H	1.40	0.84
50:DT:11:LEU:H	50:DT:11:LEU:HD22	1.39	0.84
7:CH:86:LYS:HB3	7:CH:90:GLU:HB3	1.59	0.84
23:DB:2799:A:H4'	23:DB:2800:A:C8	2.12	0.84
23:DB:1579:A:H2'	23:DB:1580:A:C8	2.12	0.84
1:CA:1493:A:H3'	1:CA:1493:A:N3	1.92	0.84
21:AN:50:LEU:HD23	21:AN:51:PRO:HD3	1.58	0.84
51:DZ:7:VAL:HG13	51:DZ:8:THR:HG23	1.59	0.84
8:CI:49:GLN:HA	8:CI:52:GLU:HG3	1.59	0.84
42:BN:19:ALA:HA	42:BN:22:ARG:HB3	1.57	0.84
46:BU:3:LYS:HB3	46:BU:82:VAL:HG21	1.58	0.84
4:AE:71:ILE:HG12	4:AE:72:ASN:H	1.40	0.84
12:CM:3:ILE:HG12	12:CM:52:ILE:HD11	1.60	0.84
23:DB:1099:G:H5''	24:DI:3:LYS:N	1.92	0.84
42:DN:19:ALA:HA	42:DN:22:ARG:HB3	1.59	0.84
22:BA:32:U:H4'	22:BA:52:A:H62	1.41	0.84
27:BK:25:LEU:HD21	27:BK:40:LYS:HB2	1.57	0.84
37:BL:78:ARG:HB3	37:BL:113:ALA:HB2	1.57	0.84
11:CL:78:VAL:HG12	11:CL:101:LEU:HD13	1.58	0.84
1:AA:922:G:H2'	1:AA:923:A:C8	2.11	0.84
4:CE:71:ILE:HG12	4:CE:72:ASN:H	1.40	0.84
1:CA:17:U:H2'	1:CA:18:C:C6	2.13	0.84
4:CE:132:PRO:HG2	4:CE:133:ILE:HD12	1.60	0.84
44:BQ:14:LYS:HA	44:BQ:17:LEU:HB3	1.58	0.84
41:BJ:17:VAL:HG23	41:BJ:137:PRO:HB2	1.58	0.84
52:BW:51:GLY:HA3	52:BW:59:PHE:HB2	1.57	0.84
12:CM:28:ARG:HH12	12:CM:32:ILE:HD12	1.41	0.84
1:AA:560:A:H4'	1:AA:561:U:H5''	1.59	0.84
10:AK:105:ARG:HH21	19:AU:10:PRO:HB3	1.43	0.84
18:AB:202:ASN:ND2	18:AB:204:ASP:H	1.76	0.84
1:CA:920:U:H2'	1:CA:921:U:C6	2.13	0.84
1:AA:1125:U:H2'	1:AA:1126:U:H5''	1.59	0.84
15:AR:72:ARG:H	15:AR:72:ARG:NH1	1.75	0.84
1:CA:942:G:H21	8:CI:125:GLN:HE22	1.23	0.84
19:CU:34:ARG:HD3	19:CU:39:LYS:HE3	1.60	0.84
23:BB:1310:G:H21	23:BB:1610:A:H8	1.26	0.84
8:AI:20:ILE:HA	8:AI:62:LEU:HD12	1.59	0.83

Continued on next page...

Continued from previous page...

Atom-1	Atom-2	Distance(Å)	Clash(Å)
43:DO:64:TYR:HB3	43:DO:67:ASN:HB2	1.57	0.83
5:CF:3:HIS:HB2	5:CF:92:THR:HA	1.60	0.83
48:BG:30:GLY:HA3	48:BG:78:VAL:HA	1.59	0.83
12:AM:14:ALA:HB2	12:AM:42:VAL:HG23	1.59	0.83
52:BW:39:GLN:HG2	52:BW:40:ARG:N	1.91	0.83
6:AG:71:THR:HA	6:AG:90:VAL:HG22	1.60	0.83
44:BQ:7:VAL:HA	44:BQ:10:ARG:HG2	1.58	0.83
23:DB:1310:G:H21	23:DB:1610:A:H8	1.25	0.83
30:DY:12:ALA:HA	30:DY:15:ARG:HD3	1.59	0.83
25:DC:94:LEU:HD13	25:DC:100:ARG:HD2	1.58	0.83
14:CQ:25:GLU:HA	14:CQ:40:THR:HA	1.61	0.83
23:BB:364:C:H2'	23:BB:365:U:C6	2.14	0.83
1:AA:973:G:H3'	1:AA:974:A:H5''	1.59	0.83
27:DK:105:ARG:H	27:DK:105:ARG:HD3	1.43	0.83
27:BK:107:LEU:HD12	27:BK:107:LEU:H	1.43	0.83
27:DK:54:LYS:H	27:DK:54:LYS:HD2	1.42	0.83
50:DT:29:THR:HA	50:DT:86:THR:HA	1.58	0.83
49:DR:59:ILE:HG12	49:DR:101:ILE:HD13	1.60	0.83
8:AI:51:LEU:HB2	8:AI:56:MET:SD	2.17	0.83
10:CK:33:ILE:HB	10:CK:73:VAL:HG11	1.59	0.83
3:CD:2:ARG:HH11	3:CD:114:ARG:HD3	1.41	0.83
1:AA:1432:G:H5'	28:BP:105:LYS:HG2	1.59	0.83
28:BP:56:SER:HB2	28:BP:75:THR:HB	1.60	0.83
1:CA:1115:U:H5'	9:CJ:68:ARG:HH22	1.44	0.83
40:BH:115:VAL:HB	40:BH:130:VAL:HG12	1.58	0.83
29:BE:126:VAL:HG22	29:BE:127:GLU:H	1.44	0.83
22:DA:32:U:H4'	22:DA:52:A:H62	1.42	0.83
47:DF:28:PRO:HB2	47:DF:168:LEU:HD21	1.60	0.83
2:CC:106:ARG:NE	2:CC:106:ARG:H	1.76	0.83
8:AI:117:LEU:HD22	8:AI:123:ARG:HB3	1.61	0.83
50:BT:5:GLU:HA	50:BT:8:LEU:HB2	1.58	0.83
40:BH:5:LEU:HD12	40:BH:17:ASP:HB3	1.58	0.83
2:AC:61:LYS:HB3	2:AC:96:VAL:HG11	1.59	0.83
23:BB:1060:U:C2	23:BB:1088:A:N7	2.47	0.83
4:AE:132:PRO:HG2	4:AE:133:ILE:HD12	1.61	0.83
10:AK:108:ASN:HD21	19:AU:6:ARG:HD2	1.43	0.83
27:BK:54:LYS:H	27:BK:54:LYS:HD2	1.44	0.83
1:AA:1533:C:O2'	1:AA:1534:A:H4'	1.79	0.83
40:BH:100:ALA:HB3	40:BH:112:LYS:HA	1.61	0.82
6:CG:120:ALA:HA	6:CG:123:LEU:HD12	1.58	0.82
12:AM:90:HIS:HA	12:AM:108:ARG:HH22	1.44	0.82
23:DB:2328:A:H2'	23:DB:2329:U:C6	2.14	0.82

Continued on next page...

Continued from previous page...

Atom-1	Atom-2	Distance(Å)	Clash(Å)
23:BB:661:A:H1'	37:BL:12:SER:O	1.79	0.82
29:DE:5:LEU:HD12	29:DE:10:SER:HB2	1.60	0.82
23:BB:1082:U:C4	23:BB:1086:A:C2	2.66	0.82
24:DI:27:LEU:HD23	24:DI:27:LEU:H	1.44	0.82
29:BE:61:ARG:NH1	29:BE:64:GLY:HA3	1.93	0.82
51:BZ:7:VAL:HG13	51:BZ:8:THR:HG23	1.61	0.82
22:BA:89:U:O2	23:BB:958:U:H2'	1.79	0.82
41:DJ:17:VAL:HG23	41:DJ:137:PRO:HB2	1.58	0.82
29:BE:18:THR:HA	29:BE:106:LYS:HG3	1.62	0.82
9:CJ:52:LEU:H	9:CJ:52:LEU:HD12	1.43	0.82
23:DB:1019:U:H2'	23:DB:1020:A:C8	2.15	0.82
23:BB:2328:A:H2'	23:BB:2329:U:C6	2.14	0.82
28:DP:20:ARG:HG3	28:DP:21:PRO:HD2	1.61	0.82
1:AA:1063:C:H42	1:AA:1193:G:H1	1.23	0.82
48:DG:153:PRO:HG2	48:DG:162:ARG:HB3	1.62	0.82
23:BB:2529:G:H4'	48:BG:174:LYS:HG3	1.61	0.82
23:DB:1024:G:H3'	23:DB:1025:G:H5''	1.59	0.82
40:DH:116:ARG:HB3	40:DH:131:SER:H	1.44	0.82
52:DW:39:GLN:HG2	52:DW:40:ARG:N	1.92	0.82
23:DB:321:U:H1'	29:DE:162:ARG:HH11	1.44	0.82
48:BG:43:LYS:HB2	48:BG:50:THR:HB	1.61	0.82
28:BP:21:PRO:HG2	28:BP:91:VAL:HG21	1.59	0.82
23:DB:1082:U:C4	23:DB:1086:A:C2	2.67	0.82
23:BB:1024:G:H3'	23:BB:1025:G:H5''	1.62	0.82
23:DB:2674:G:H4'	27:DK:30:ARG:HG3	1.61	0.82
38:BM:35:ALA:HB2	38:BM:100:LYS:HB2	1.61	0.82
23:BB:1579:A:H2'	23:BB:1580:A:C8	2.15	0.82
1:AA:922:G:H4'	4:AE:24:VAL:HA	1.62	0.82
49:DR:58:VAL:HG22	49:DR:59:ILE:H	1.44	0.82
3:CD:29:THR:H	3:CD:33:ILE:HG22	1.44	0.82
23:DB:1060:U:C2	23:DB:1088:A:N7	2.48	0.82
52:DW:45:HIS:HB2	52:DW:50:VAL:HG12	1.62	0.82
11:CL:51:VAL:HG12	11:CL:52:CYS:H	1.45	0.82
24:DI:121:ILE:HD13	24:DI:121:ILE:H	1.45	0.82
42:BN:2:ARG:HG2	42:BN:5:LYS:HB2	1.62	0.82
23:BB:2531:A:H5'	48:BG:156:TYR:CZ	2.14	0.81
23:DB:196:A:H5''	37:DL:47:ARG:HH12	1.43	0.81
12:CM:104:ASN:H	12:CM:106:ARG:HH21	1.28	0.81
12:AM:38:ILE:HG13	12:AM:55:LEU:HD21	1.60	0.81
49:BR:39:LEU:HA	49:BR:53:PHE:HA	1.60	0.81
37:DL:124:GLY:N	37:DL:143:GLU:HG3	1.94	0.81
23:DB:448:U:H5	23:DB:583:G:H1'	1.45	0.81

Continued on next page...

Continued from previous page...

Atom-1	Atom-2	Distance(Å)	Clash(Å)
29:DE:18:THR:HA	29:DE:106:LYS:HG3	1.61	0.81
43:DO:47:VAL:HG12	43:DO:48:LEU:H	1.45	0.81
23:BB:2010:G:H5''	45:BS:42:LYS:HB2	1.63	0.81
8:AI:113:LYS:HG2	8:AI:120:ALA:H	1.46	0.81
1:AA:1289:A:H61	8:AI:71:ILE:HD11	1.45	0.81
37:BL:29:LYS:HG3	37:BL:30:THR:HG23	1.62	0.81
13:CP:5:ARG:NH2	13:CP:24:SER:HA	1.95	0.81
10:AK:33:ILE:HB	10:AK:73:VAL:HG11	1.61	0.81
7:AH:86:LYS:HB3	7:AH:90:GLU:HB3	1.60	0.81
35:BV:9:ARG:HH21	35:BV:12:GLN:HA	1.45	0.81
5:AF:11:HIS:HB3	5:AF:14:GLN:HG3	1.61	0.81
32:B4:2:LYS:HG2	32:B4:4:ARG:HE	1.44	0.81
17:AT:34:VAL:HG11	17:AT:78:LEU:HD22	1.63	0.81
40:DH:5:LEU:HD12	40:DH:17:ASP:HB3	1.59	0.81
1:CA:1492:A:H3'	1:CA:1493:A:O4'	1.80	0.81
1:CA:1288:A:N1	1:CA:1371:G:H1'	1.96	0.81
23:BB:571:U:H3'	49:BR:80:ARG:HH12	1.46	0.81
27:BK:105:ARG:HD3	27:BK:105:ARG:H	1.42	0.81
23:DB:571:U:H3'	49:DR:80:ARG:HH12	1.44	0.81
29:DE:58:LYS:H	29:DE:58:LYS:NZ	1.78	0.81
1:CA:975:A:H4'	1:CA:976:G:O5'	1.78	0.81
29:DE:111:GLU:HA	29:DE:114:ARG:HG3	1.62	0.81
48:DG:8:VAL:HG11	48:DG:49:LEU:HB3	1.61	0.81
47:DF:84:ILE:HG23	47:DF:85:GLY:H	1.45	0.81
12:AM:33:LEU:HD22	12:AM:38:ILE:HB	1.61	0.81
12:CM:14:ALA:HB2	12:CM:42:VAL:HG23	1.63	0.81
29:DE:4:VAL:HG12	29:DE:5:LEU:H	1.46	0.81
48:DG:148:ARG:HD3	48:DG:152:ARG:HH11	1.45	0.81
48:BG:153:PRO:HG2	48:BG:162:ARG:HB3	1.63	0.81
47:BF:28:PRO:HB2	47:BF:168:LEU:HD21	1.63	0.81
48:DG:43:LYS:HB2	48:DG:50:THR:HB	1.61	0.81
1:AA:279:A:H5''	1:AA:280:C:H3'	1.61	0.81
26:BD:29:VAL:HB	26:BD:98:VAL:HG22	1.63	0.81
17:CT:75:LYS:HA	17:CT:78:LEU:HD12	1.61	0.81
45:BS:26:GLY:H	45:BS:71:VAL:HG13	1.43	0.81
1:CA:958:A:H61	16:CS:76:THR:HG22	1.44	0.81
47:BF:137:PHE:HB2	47:BF:138:PRO:HD2	1.62	0.81
29:DE:3:LEU:H	29:DE:13:THR:H	1.29	0.81
1:CA:21:G:H2'	1:CA:22:G:C8	2.16	0.81
42:DN:12:ARG:HG2	42:DN:16:HIS:ND1	1.96	0.81
9:AJ:17:LEU:HD12	9:AJ:96:VAL:HG13	1.61	0.81
36:B2:45:SER:O	36:B2:46:LYS:HB2	1.80	0.81

Continued on next page...

Continued from previous page...

Atom-1	Atom-2	Distance(Å)	Clash(Å)
23:BB:141:G:H5''	23:BB:142:A:O4'	1.82	0.81
36:D2:45:SER:O	36:D2:46:LYS:HB2	1.80	0.81
40:BH:31:VAL:HB	40:BH:32:PRO:CD	2.11	0.80
23:DB:674:G:H1'	29:DE:69:ARG:HE	1.45	0.80
4:AE:28:ARG:NH2	4:AE:30:PHE:HA	1.96	0.80
12:CM:21:ILE:HG22	12:CM:23:GLY:H	1.44	0.80
23:BB:2133:G:N3	23:BB:2133:G:H2'	1.95	0.80
3:AD:2:ARG:HH11	3:AD:114:ARG:HD3	1.44	0.80
23:BB:543:G:H2'	23:BB:544:C:H5''	1.63	0.80
12:AM:49:GLU:O	12:AM:52:ILE:HG22	1.80	0.80
3:CD:160:LEU:H	3:CD:160:LEU:HD13	1.46	0.80
29:BE:4:VAL:HG12	29:BE:5:LEU:H	1.45	0.80
40:BH:6:LEU:HD11	40:BH:37:VAL:HG12	1.62	0.80
27:DK:71:ARG:HB3	27:DK:72:PRO:HD2	1.61	0.80
18:AB:57:ASN:HB3	18:AB:219:THR:HG22	1.63	0.80
11:AL:51:VAL:HG12	11:AL:52:CYS:H	1.45	0.80
43:BO:39:VAL:HG12	43:BO:48:LEU:HD12	1.63	0.80
1:CA:676:A:H1'	10:CK:116:PRO:HB3	1.62	0.80
29:BE:149:ILE:HD11	29:BE:172:ALA:HA	1.62	0.80
40:DH:31:VAL:HB	40:DH:32:PRO:CD	2.11	0.80
4:AE:71:ILE:HD11	4:AE:144:GLU:HG3	1.63	0.80
27:BK:38:ILE:H	27:BK:38:ILE:HD13	1.46	0.80
23:DB:2722:G:H4'	42:DN:4:ARG:HB2	1.63	0.80
10:CK:105:ARG:HH21	19:CU:10:PRO:HB3	1.45	0.80
8:CI:16:ALA:HB2	8:CI:66:VAL:HG23	1.62	0.80
4:CE:28:ARG:NH2	4:CE:30:PHE:HA	1.96	0.80
12:AM:44:ILE:HA	12:AM:47:LEU:HD23	1.64	0.80
49:BR:58:VAL:HG22	49:BR:59:ILE:H	1.46	0.80
23:BB:718:A:H3'	23:BB:719:C:H6	1.45	0.80
27:DK:107:LEU:HD12	27:DK:107:LEU:H	1.47	0.80
23:DB:1099:G:H8	24:DI:3:LYS:CA	1.95	0.80
23:DB:876:C:H42	23:DB:901:C:N4	1.80	0.80
23:BB:1652:A:H62	42:BN:11:ASN:HD21	1.28	0.80
24:DI:21:PRO:HB2	24:DI:22:PRO:HD3	1.63	0.80
23:DB:1168:G:H2'	23:DB:1169:A:C8	2.17	0.80
18:AB:125:PHE:HD2	18:AB:125:PHE:H	1.29	0.80
1:AA:17:U:H2'	1:AA:18:C:C6	2.16	0.80
13:AP:5:ARG:NH2	13:AP:24:SER:HA	1.96	0.80
21:CN:65:GLN:NE2	21:CN:65:GLN:H	1.79	0.80
47:DF:90:LEU:HD12	47:DF:94:ARG:HB3	1.62	0.80
6:AG:145:GLU:HA	6:AG:148:LYS:HB2	1.64	0.80
9:AJ:7:ARG:HB2	9:AJ:101:SER:N	1.94	0.80

Continued on next page...

Continued from previous page...

Atom-1	Atom-2	Distance(Å)	Clash(Å)
40:BH:73:ASN:N	40:BH:73:ASN:HD22	1.78	0.80
23:DB:2472:G:H2'	23:DB:2475:C:H42	1.45	0.80
23:BB:2799:A:H4'	23:BB:2800:A:C8	2.17	0.80
35:DV:9:ARG:HH21	35:DV:12:GLN:HA	1.47	0.80
6:CG:19:SER:HB3	6:CG:22:LEU:HB2	1.62	0.80
23:BB:2472:G:H2'	23:BB:2475:C:H42	1.46	0.80
23:BB:321:U:H1'	29:BE:162:ARG:HH11	1.47	0.80
44:BQ:8:ILE:H	44:BQ:8:ILE:HD12	1.45	0.80
47:DF:137:PHE:HB2	47:DF:138:PRO:HD2	1.62	0.80
22:DA:89:U:O2	23:DB:958:U:H2'	1.82	0.80
1:CA:1313:U:OP2	16:CS:5:LYS:HA	1.82	0.80
1:CA:1499:A:H2'	1:CA:1500:A:H8	1.47	0.80
52:DW:48:ALA:HB3	52:DW:81:ILE:HG13	1.63	0.79
48:BG:8:VAL:HG11	48:BG:49:LEU:HB3	1.64	0.79
1:CA:1206:G:H4'	2:CC:192:TYR:HA	1.64	0.79
1:AA:1221:G:H4'	16:AS:76:THR:HG21	1.63	0.79
9:CJ:92:LEU:H	9:CJ:92:LEU:HD22	1.46	0.79
52:BW:48:ALA:HB3	52:BW:81:ILE:HG13	1.65	0.79
48:DG:6:ALA:HB3	48:DG:68:ARG:HG3	1.65	0.79
5:CF:11:HIS:HB3	5:CF:14:GLN:HG3	1.64	0.79
23:BB:670:A:H4'	23:BB:671:C:H5'	1.64	0.79
11:AL:24:GLU:HB2	11:AL:26:CYS:SG	2.22	0.79
37:BL:124:GLY:N	37:BL:143:GLU:HG3	1.98	0.79
29:DE:117:ARG:HA	29:DE:185:LYS:HG2	1.65	0.79
3:AD:160:LEU:H	3:AD:160:LEU:HD13	1.45	0.79
8:AI:12:LYS:H	8:AI:105:ARG:NH2	1.80	0.79
17:AT:75:LYS:HA	17:AT:78:LEU:HD12	1.64	0.79
1:CA:13:U:H1'	1:CA:914:A:H5''	1.64	0.79
21:CN:30:ILE:HG22	21:CN:44:VAL:HG21	1.64	0.79
51:BZ:4:VAL:HG12	51:BZ:11:ARG:HG2	1.62	0.79
48:BG:6:ALA:HB3	48:BG:68:ARG:HG3	1.64	0.79
22:BA:11:C:H5'	52:BW:71:LYS:HE3	1.64	0.79
32:D4:2:LYS:HG2	32:D4:4:ARG:HE	1.48	0.79
21:CN:40:ARG:HH11	21:CN:40:ARG:HB2	1.47	0.79
11:AL:78:VAL:HG12	11:AL:101:LEU:HD13	1.65	0.79
44:DQ:57:ARG:HH11	44:DQ:61:ILE:HD11	1.47	0.79
48:BG:84:LYS:HG2	48:BG:85:LYS:H	1.47	0.79
2:AC:6:PRO:HG3	2:AC:200:TRP:HE1	1.48	0.79
47:DF:110:ILE:HA	47:DF:111:ARG:CZ	2.12	0.79
9:AJ:42:LEU:HD23	9:AJ:71:LEU:HD11	1.64	0.79
1:AA:21:G:H2'	1:AA:22:G:C8	2.17	0.79
9:AJ:26:VAL:HG12	9:AJ:30:LYS:HE2	1.63	0.79

Continued on next page...

Continued from previous page...

Atom-1	Atom-2	Distance(Å)	Clash(Å)
3:AD:29:THR:H	3:AD:33:ILE:HG22	1.47	0.79
48:DG:84:LYS:HG2	48:DG:85:LYS:H	1.48	0.79
54:AA:1661:SCM:H2M1	4:AE:26:GLY:HA2	1.63	0.79
10:AK:91:GLY:HA2	10:AK:94:SER:HB3	1.65	0.79
5:AF:38:ARG:HB3	5:AF:63:ASN:HB2	1.65	0.79
41:DJ:81:ILE:HG23	41:DJ:82:GLY:H	1.47	0.79
41:BJ:81:ILE:HG23	41:BJ:82:GLY:H	1.48	0.79
4:CE:71:ILE:HD11	4:CE:144:GLU:HG3	1.65	0.79
47:BF:2:LYS:HD2	47:BF:100:GLU:HG2	1.63	0.79
47:BF:90:LEU:HD12	47:BF:94:ARG:HB3	1.64	0.79
24:BI:21:PRO:HB2	24:BI:22:PRO:HD3	1.62	0.79
42:BN:12:ARG:HG2	42:BN:16:HIS:ND1	1.98	0.79
1:CA:337:G:H2'	1:CA:338:A:H8	1.48	0.79
16:AS:66:VAL:HG23	16:AS:67:GLY:H	1.47	0.79
1:CA:462:G:H5'	1:CA:463:U:OP2	1.83	0.79
11:CL:29:LYS:HB3	11:CL:56:LEU:HD22	1.64	0.79
2:CC:120:THR:HG22	2:CC:188:ALA:HB2	1.65	0.79
23:DB:1099:G:P	24:DI:4:VAL:H	2.06	0.78
5:AF:3:HIS:HB2	5:AF:92:THR:HA	1.64	0.78
23:DB:670:A:H4'	23:DB:671:C:H5'	1.65	0.78
1:AA:13:U:H1'	1:AA:914:A:H5''	1.64	0.78
23:BB:2376:A:H61	43:BO:94:ARG:HD2	1.48	0.78
15:CR:38:ILE:H	15:CR:38:ILE:HD13	1.48	0.78
25:DC:172:THR:HG22	25:DC:182:LYS:HG2	1.64	0.78
40:DH:77:THR:HG22	40:DH:143:ILE:HB	1.66	0.78
9:CJ:8:ILE:HA	9:CJ:100:ILE:HG22	1.64	0.78
1:CA:1292:G:H2'	1:CA:1293:C:C6	2.19	0.78
8:CI:29:ILE:HG12	8:CI:64:ILE:HB	1.65	0.78
25:BC:172:THR:HG22	25:BC:182:LYS:HG2	1.64	0.78
1:AA:676:A:H1'	10:AK:116:PRO:HB3	1.63	0.78
23:BB:1019:U:H2'	23:BB:1020:A:C8	2.18	0.78
26:BD:34:VAL:CG1	26:BD:94:GLN:H	1.96	0.78
18:CB:216:VAL:O	18:CB:220:VAL:HG23	1.84	0.78
13:AP:4:ILE:HG12	13:AP:21:VAL:HG22	1.65	0.78
27:DK:38:ILE:HD13	27:DK:38:ILE:H	1.47	0.78
26:DD:106:LYS:HB3	26:DD:206:ALA:H	1.48	0.78
23:BB:2060:A:H2'	29:BE:63:LYS:HE2	1.63	0.78
21:AN:31:SER:H	21:AN:44:VAL:HG11	1.48	0.78
5:CF:38:ARG:HB3	5:CF:63:ASN:HB2	1.65	0.78
44:DQ:8:ILE:HD12	44:DQ:8:ILE:H	1.46	0.78
1:AA:764:C:H3'	1:AA:765:G:H21	1.48	0.78
24:BI:33:ASN:HD21	24:BI:64:ARG:HH11	1.31	0.78

Continued on next page...

Continued from previous page...

Atom-1	Atom-2	Distance(Å)	Clash(Å)
27:BK:19:VAL:HG13	27:BK:43:ILE:HA	1.66	0.78
27:BK:71:ARG:HB3	27:BK:72:PRO:HD2	1.64	0.78
2:AC:126:ARG:HA	2:AC:126:ARG:HH11	1.49	0.78
18:AB:163:ILE:HG23	18:AB:164:ASP:H	1.49	0.78
32:D4:36:ARG:HG2	32:D4:37:GLN:H	1.48	0.78
40:BH:90:LEU:HD13	40:BH:123:ARG:HA	1.65	0.78
1:AA:1101:A:H4'	1:AA:1102:A:O5'	1.84	0.78
25:DC:144:GLU:HG3	25:DC:151:GLY:N	1.98	0.78
23:BB:2306:C:H3'	23:BB:2307:G:C5'	2.13	0.78
44:BQ:30:VAL:HG22	44:BQ:31:TYR:H	1.48	0.78
43:DO:39:VAL:HG12	43:DO:48:LEU:HD12	1.65	0.78
48:DG:26:LYS:HA	48:DG:32:LEU:H	1.48	0.78
18:AB:120:SER:HA	18:AB:125:PHE:CB	2.14	0.78
8:AI:118:ARG:HB2	8:AI:124:PRO:HD3	1.64	0.78
2:CC:113:LYS:HD2	2:CC:184:ASN:HD21	1.46	0.78
24:BI:55:PRO:HD3	24:BI:74:PRO:HD3	1.64	0.78
28:BP:20:ARG:HG3	28:BP:21:PRO:HD2	1.65	0.78
17:CT:34:VAL:HG11	17:CT:78:LEU:HD22	1.64	0.78
48:BG:15:ASP:HB2	48:BG:26:LYS:HD3	1.66	0.78
37:BL:6:LEU:H	37:BL:6:LEU:HD23	1.48	0.78
12:CM:54:THR:O	12:CM:58:GLU:HB2	1.83	0.78
32:B4:36:ARG:HG2	32:B4:37:GLN:H	1.49	0.78
25:DC:196:ASN:ND2	25:DC:199:HIS:HB2	1.99	0.78
6:AG:71:THR:H	6:AG:141:HIS:HE1	1.30	0.78
1:AA:376:G:H5''	13:AP:5:ARG:HB2	1.66	0.78
6:AG:13:PRO:HA	6:AG:20:GLU:HA	1.65	0.78
1:CA:1004:A:H5'	1:CA:1024:G:H22	1.47	0.78
1:CA:1483:A:H2'	1:CA:1484:C:O4'	1.84	0.78
16:AS:29:PRO:HB3	16:AS:47:THR:HB	1.64	0.78
18:CB:14:HIS:HD2	18:CB:202:ASN:H	1.30	0.78
44:DQ:89:ILE:HG21	49:DR:11:GLN:HE22	1.47	0.78
51:DZ:40:VAL:HG21	51:DZ:43:GLU:HB3	1.65	0.78
1:CA:1238:A:H5'	1:CA:1336:C:N4	1.99	0.78
10:CK:108:ASN:HD21	19:CU:6:ARG:HD2	1.48	0.78
19:AU:11:PHE:HD2	2:CC:108:PRO:HD2	1.49	0.77
26:DD:29:VAL:HB	26:DD:98:VAL:HG22	1.64	0.77
1:CA:1236:A:H4'	1:CA:1304:G:H4'	1.66	0.77
1:AA:68:G:H5'	1:AA:171:A:H1'	1.66	0.77
47:DF:62:GLN:HG3	47:DF:91:ARG:HH11	1.49	0.77
37:BL:57:LEU:HD12	37:BL:60:ARG:HH22	1.49	0.77
1:CA:83:C:O2'	1:CA:84:U:H2'	1.84	0.77
39:DX:3:ALA:HA	39:DX:6:LEU:HD23	1.64	0.77

Continued on next page...

Continued from previous page...

Atom-1	Atom-2	Distance(Å)	Clash(Å)
1:CA:979:C:H1'	1:CA:1317:C:H41	1.48	0.77
23:DB:2306:C:H3'	23:DB:2307:G:C5'	2.13	0.77
23:DB:2742:G:OP1	32:D4:36:ARG:HD3	1.81	0.77
23:BB:979:A:H2'	23:BB:982:C:H41	1.50	0.77
40:DH:4:ILE:HB	40:DH:37:VAL:HG12	1.67	0.77
23:DB:1099:G:H5''	24:DI:2:LYS:C	2.04	0.77
18:AB:86:CYS:HB3	18:AB:88:GLN:NE2	1.99	0.77
48:BG:132:LEU:HD23	48:BG:132:LEU:H	1.48	0.77
23:DB:947:A:H2'	23:DB:948:C:C6	2.19	0.77
23:BB:590:A:H2'	23:BB:591:U:C6	2.20	0.77
23:DB:1558:C:H4'	23:DB:1559:U:H5'	1.65	0.77
18:AB:166:ASP:OD1	18:AB:190:SER:HA	1.85	0.77
8:CI:50:PRO:HD3	8:CI:79:ARG:HG3	1.66	0.77
1:CA:1342:C:O2'	8:CI:125:GLN:HB3	1.84	0.77
23:DB:1199:U:H5'	44:DQ:4:LYS:HD3	1.67	0.77
44:DQ:30:VAL:HG22	44:DQ:31:TYR:H	1.49	0.77
37:BL:80:SER:HA	37:BL:115:GLU:HB2	1.67	0.77
23:BB:1387:A:H5'	23:BB:1469:A:H1'	1.67	0.77
26:BD:118:PHE:CE2	42:BN:1:MET:HB3	2.20	0.77
45:DS:24:ILE:HG22	45:DS:71:VAL:HG11	1.66	0.77
45:BS:24:ILE:HG22	45:BS:71:VAL:HG11	1.65	0.77
29:DE:61:ARG:NH1	29:DE:64:GLY:HA3	2.00	0.77
23:BB:1060:U:OP2	24:BI:74:PRO:HA	1.84	0.77
50:BT:73:ARG:HH21	50:BT:73:ARG:HB3	1.49	0.77
46:BU:47:PRO:HB2	46:BU:53:GLN:HB2	1.67	0.77
25:DC:2:VAL:HG23	25:DC:3:VAL:H	1.50	0.77
52:BW:51:GLY:CA	52:BW:59:PHE:HB2	2.15	0.77
12:CM:29:SER:HA	12:CM:32:ILE:HG22	1.65	0.77
23:DB:899:A:H3'	23:DB:900:A:H8	1.48	0.77
24:DI:55:PRO:HD3	24:DI:74:PRO:HD3	1.66	0.77
25:BC:94:LEU:HD13	25:BC:100:ARG:HD2	1.64	0.77
43:BO:47:VAL:HG12	43:BO:48:LEU:H	1.50	0.77
23:DB:600:G:H1'	29:DE:100:MET:HG2	1.65	0.77
33:D1:34:GLU:HG2	33:D1:49:LYS:HG3	1.67	0.77
8:AI:55:ASP:HB2	8:AI:59:LYS:HD2	1.64	0.77
1:AA:203:G:H1'	1:AA:465:A:C6	2.20	0.77
14:AQ:20:ILE:HD13	14:AQ:47:ASP:HB3	1.67	0.77
23:DB:1097:U:H2'	23:DB:1098:A:O4'	1.84	0.77
52:BW:45:HIS:HB2	52:BW:50:VAL:HG12	1.65	0.77
26:DD:151:THR:HB	26:DD:152:PRO:HD3	1.67	0.77
23:DB:571:U:H3'	49:DR:80:ARG:NH1	2.00	0.77
29:DE:2:GLU:HA	29:DE:13:THR:HA	1.66	0.77

Continued on next page...

Continued from previous page...

Atom-1	Atom-2	Distance(Å)	Clash(Å)
18:AB:23:ASN:HD21	18:AB:25:LYS:HB2	1.49	0.77
1:CA:243:A:H4'	1:CA:244:U:H5'	1.67	0.77
1:CA:176:C:H2'	1:CA:177:G:N3	2.00	0.77
20:CO:71:LYS:HG2	20:CO:75:VAL:HG22	1.67	0.77
23:BB:1558:C:H4'	23:BB:1559:U:H5'	1.65	0.77
12:AM:78:ARG:O	12:AM:82:LEU:HG	1.84	0.77
3:AD:90:LEU:HA	3:AD:93:LEU:HD12	1.66	0.77
23:BB:2901:C:H2'	23:BB:2902:C:H5'	1.67	0.77
18:AB:13:VAL:HB	18:AB:207:ARG:HE	1.50	0.77
8:CI:51:LEU:HD13	8:CI:56:MET:HG2	1.67	0.77
8:CI:19:PHE:HB2	8:CI:63:TYR:HB3	1.66	0.77
23:DB:1387:A:H5'	23:DB:1469:A:H1'	1.66	0.77
23:BB:448:U:H5	23:BB:583:G:H1'	1.50	0.77
26:BD:106:LYS:HB3	26:BD:206:ALA:H	1.50	0.77
24:DI:45:THR:HA	24:DI:48:ILE:HG22	1.66	0.77
18:AB:61:SER:HB2	18:AB:62:ARG:NH1	2.00	0.77
49:DR:72:VAL:HG23	49:DR:89:HIS:HB3	1.67	0.77
29:BE:147:LEU:HB3	29:BE:186:VAL:HG23	1.66	0.76
2:AC:123:LEU:HA	2:AC:127:VAL:CG2	2.14	0.76
47:BF:8:LYS:HA	47:BF:12:VAL:HG21	1.67	0.76
23:DB:1373:A:H2'	23:DB:1374:G:O4'	1.84	0.76
45:BS:4:ILE:HG22	45:BS:106:VAL:HA	1.65	0.76
23:DB:718:A:H3'	23:DB:719:C:H6	1.48	0.76
37:DL:6:LEU:H	37:DL:6:LEU:HD23	1.50	0.76
10:CK:22:ILE:HB	10:CK:85:VAL:HG22	1.67	0.76
23:DB:1099:G:OP2	24:DI:3:LYS:HA	1.84	0.76
44:BQ:57:ARG:HH11	44:BQ:61:ILE:HD11	1.51	0.76
52:DW:51:GLY:CA	52:DW:59:PHE:HB2	2.14	0.76
30:BY:6:ILE:HD13	30:BY:6:ILE:H	1.50	0.76
48:BG:96:ALA:HB3	48:BG:103:ASN:HB3	1.66	0.76
23:BB:2880:C:O4'	42:BN:91:ALA:HB3	1.85	0.76
29:BE:117:ARG:HA	29:BE:185:LYS:HG2	1.65	0.76
23:DB:2330:G:H1'	52:DW:38:ARG:HB2	1.68	0.76
32:D4:5:ALA:HA	32:D4:37:GLN:HE22	1.49	0.76
23:DB:979:A:H2'	23:DB:982:C:H41	1.50	0.76
1:AA:1499:A:H2'	1:AA:1500:A:H8	1.50	0.76
46:BU:85:ARG:HA	46:BU:85:ARG:NE	2.00	0.76
29:BE:3:LEU:H	29:BE:13:THR:H	1.28	0.76
34:D3:31:ILE:HD11	34:D3:34:LYS:HD3	1.67	0.76
23:DB:1099:G:P	24:DI:3:LYS:HA	2.25	0.76
18:CB:48:MET:O	18:CB:51:GLU:HB3	1.85	0.76
3:CD:26:ALA:HA	3:CD:30:LYS:HE3	1.67	0.76

Continued on next page...

Continued from previous page...

Atom-1	Atom-2	Distance(Å)	Clash(Å)
33:B1:5:ARG:HH11	33:B1:25:ASN:HB2	1.49	0.76
46:BU:82:VAL:H	46:BU:96:LYS:HZ2	1.34	0.76
42:BN:2:ARG:HA	42:BN:5:LYS:HD3	1.65	0.76
47:BF:110:ILE:HA	47:BF:111:ARG:CZ	2.15	0.76
32:B4:5:ALA:HA	32:B4:37:GLN:HE22	1.49	0.76
10:CK:91:GLY:HA2	10:CK:94:SER:HB3	1.68	0.76
23:BB:2039:U:H2'	23:BB:2040:G:H8	1.51	0.76
52:BW:27:GLY:O	52:BW:63:ASP:HA	1.85	0.76
25:BC:2:VAL:HG23	25:BC:3:VAL:H	1.51	0.76
1:CA:67:C:H2'	1:CA:68:G:H8	1.50	0.76
26:DD:34:VAL:CG1	26:DD:94:GLN:H	1.99	0.76
16:CS:10:ILE:HG22	16:CS:14:LEU:HD21	1.67	0.76
29:DE:3:LEU:HB2	29:DE:12:LEU:HD12	1.68	0.76
1:CA:67:C:H2'	1:CA:68:G:C8	2.20	0.76
18:AB:107:ARG:HH22	18:AB:111:LYS:HD3	1.49	0.76
33:B1:37:LYS:H	33:B1:48:TYR:HD2	1.34	0.76
39:BX:3:ALA:HA	39:BX:6:LEU:HD23	1.66	0.76
52:DW:27:GLY:O	52:DW:63:ASP:HA	1.84	0.76
1:AA:269:C:H2'	1:AA:270:A:C8	2.20	0.76
8:AI:51:LEU:HB3	8:AI:56:MET:HB3	1.65	0.76
29:DE:149:ILE:HD11	29:DE:172:ALA:HA	1.65	0.76
8:CI:66:VAL:HG21	8:CI:74:GLN:HG3	1.66	0.76
8:CI:18:VAL:HG11	8:CI:82:ILE:HA	1.66	0.76
3:CD:12:ARG:HH11	3:CD:12:ARG:HB3	1.51	0.76
16:AS:17:LYS:HD2	16:AS:30:LEU:HD22	1.66	0.76
23:BB:79:C:O2'	23:BB:346:A:H1'	1.85	0.76
23:BB:1723:G:H3'	23:BB:1724:G:H8	1.50	0.76
23:BB:1046:A:C3'	23:BB:1047:G:H5''	2.15	0.76
20:AO:32:LEU:O	20:AO:36:ILE:HG12	1.86	0.76
45:DS:4:ILE:HG22	45:DS:106:VAL:HA	1.66	0.76
1:AA:1213:A:H2'	1:AA:1215:G:N7	2.00	0.76
16:CS:62:THR:HG22	16:CS:63:ASP:H	1.49	0.76
51:BZ:5:CYS:HB2	51:BZ:10:LYS:HB2	1.66	0.76
40:BH:99:ILE:HG13	40:BH:130:VAL:HG21	1.67	0.76
12:CM:12:LYS:HB3	12:CM:16:ILE:HG23	1.67	0.76
33:D1:33:LEU:HB3	33:D1:51:ALA:CB	2.16	0.76
47:BF:147:ARG:HG2	47:BF:148:VAL:HG22	1.68	0.76
44:DQ:26:ALA:O	44:DQ:30:VAL:HG12	1.86	0.76
23:BB:1082:U:N3	23:BB:1086:A:C2	2.53	0.76
20:CO:64:ARG:HE	20:CO:64:ARG:HA	1.50	0.76
21:CN:41:TRP:CE3	21:CN:41:TRP:HA	2.19	0.76
23:DB:2039:U:H2'	23:DB:2040:G:H8	1.50	0.76

Continued on next page...

Continued from previous page...

Atom-1	Atom-2	Distance(Å)	Clash(Å)
15:AR:38:ILE:H	15:AR:38:ILE:HD13	1.50	0.76
23:DB:2886:A:H62	31:D0:39:ARG:NE	1.83	0.76
29:BE:148:ILE:HG13	29:BE:167:VAL:HG23	1.68	0.76
12:CM:28:ARG:NH1	12:CM:32:ILE:HD12	2.00	0.76
8:AI:9:GLY:HA2	8:AI:80:HIS:HB3	1.68	0.76
1:CA:764:C:H3'	1:CA:765:G:H21	1.50	0.76
23:DB:919:U:H2'	23:DB:920:A:C8	2.20	0.76
46:DU:85:ARG:NE	46:DU:85:ARG:HA	2.01	0.76
30:DY:6:ILE:HD13	30:DY:6:ILE:H	1.49	0.76
3:CD:90:LEU:HA	3:CD:93:LEU:HD12	1.68	0.76
23:BB:580:U:H2'	23:BB:581:C:C6	2.20	0.76
23:BB:2134:A:N6	23:BB:2157:G:H21	1.83	0.76
23:DB:2267:A:C8	23:DB:2267:A:H3'	2.21	0.76
48:DG:9:VAL:HA	48:DG:48:THR:HB	1.67	0.76
48:BG:26:LYS:HA	48:BG:32:LEU:H	1.50	0.76
1:CA:337:G:H2'	1:CA:338:A:C8	2.20	0.76
26:BD:116:LYS:HG3	26:BD:165:MET:SD	2.26	0.76
10:CK:28:ASN:ND2	10:CK:46:ALA:HB3	2.00	0.76
1:AA:1391:U:H2'	1:AA:1392:G:C8	2.19	0.76
34:B3:31:ILE:HD11	34:B3:34:LYS:HD3	1.66	0.76
18:CB:212:TYR:HA	18:CB:215:ALA:HB3	1.66	0.75
6:AG:47:GLU:HA	6:AG:57:GLU:HG2	1.68	0.75
26:DD:53:GLY:HA3	26:DD:77:ARG:HG3	1.68	0.75
12:AM:21:ILE:HG23	12:AM:65:GLU:OE2	1.86	0.75
23:BB:947:A:H2'	23:BB:948:C:C6	2.21	0.75
25:DC:4:LYS:HD2	25:DC:5:CYS:H	1.50	0.75
14:AQ:13:SER:HB3	14:AQ:21:VAL:HB	1.65	0.75
23:DB:1251:C:H2'	44:DQ:5:ARG:HH12	1.51	0.75
13:AP:28:ARG:HD2	13:AP:29:ASN:N	2.00	0.75
40:BH:72:ILE:HG13	40:BH:75:LEU:HD21	1.68	0.75
1:AA:1348:U:H4'	8:AI:121:ARG:HG3	1.65	0.75
24:DI:9:LYS:HG2	24:DI:57:VAL:HG13	1.69	0.75
1:AA:946:A:H2'	1:AA:947:G:C8	2.20	0.75
40:DH:6:LEU:HD11	40:DH:37:VAL:HG12	1.67	0.75
50:DT:73:ARG:HH21	50:DT:73:ARG:HB3	1.50	0.75
18:CB:100:LEU:HG	18:CB:178:LEU:HD11	1.68	0.75
20:AO:22:THR:HA	20:AO:27:VAL:HG11	1.68	0.75
10:AK:19:VAL:HG23	10:AK:34:THR:HG23	1.68	0.75
1:CA:9:G:H5'	4:CE:107:GLY:HA3	1.68	0.75
9:AJ:39:PRO:HA	9:AJ:74:VAL:HA	1.67	0.75
29:BE:63:LYS:HA	29:BE:63:LYS:HE3	1.68	0.75
16:CS:10:ILE:HG12	16:CS:40:PHE:CZ	2.20	0.75

Continued on next page...

Continued from previous page...

Atom-1	Atom-2	Distance(Å)	Clash(Å)
29:DE:147:LEU:HB3	29:DE:186:VAL:HG23	1.66	0.75
47:DF:2:LYS:HD2	47:DF:100:GLU:HG2	1.67	0.75
1:CA:376:G:H5''	13:CP:5:ARG:HB2	1.66	0.75
26:DD:9:VAL:HA	26:DD:197:THR:HG23	1.65	0.75
23:DB:2008:C:H2'	23:DB:2009:A:H8	1.51	0.75
35:DV:44:HIS:HE1	35:DV:86:LEU:H	1.34	0.75
23:DB:1141:U:H4'	23:DB:1142:A:O4'	1.85	0.75
8:AI:11:ARG:HG2	8:AI:77:ALA:HB2	1.68	0.75
48:DG:15:ASP:HB2	48:DG:26:LYS:HD3	1.68	0.75
6:AG:138:GLU:HB3	6:AG:142:ARG:HH21	1.51	0.75
11:CL:14:LYS:HG2	11:CL:16:ALA:H	1.51	0.75
23:BB:2886:A:H62	31:B0:39:ARG:NE	1.83	0.75
19:CU:34:ARG:HE	19:CU:35:GLU:C	1.89	0.75
25:BC:233:GLY:H	25:BC:241:LYS:HZ2	1.33	0.75
1:AA:239:U:H4'	1:AA:239:U:OP1	1.86	0.75
18:CB:9:LEU:HD23	18:CB:10:LYS:HG3	1.69	0.75
40:DH:135:HIS:HB3	40:DH:138:VAL:HB	1.67	0.75
26:BD:53:GLY:HA3	26:BD:77:ARG:HG3	1.69	0.75
2:CC:105:VAL:HA	2:CC:106:ARG:NH2	2.02	0.75
28:BP:4:ILE:HG22	28:BP:5:LYS:H	1.51	0.75
45:BS:24:ILE:HG23	45:BS:32:ALA:HB1	1.69	0.75
51:DZ:5:CYS:HB2	51:DZ:10:LYS:HB2	1.67	0.75
44:BQ:26:ALA:O	44:BQ:30:VAL:HG12	1.87	0.75
47:BF:62:GLN:HG3	47:BF:91:ARG:HH11	1.50	0.75
1:CA:269:C:H2'	1:CA:270:A:C8	2.21	0.75
23:BB:1203:U:H1'	37:BL:4:ASN:HD21	1.50	0.75
12:CM:47:LEU:HD13	12:CM:51:GLN:HB2	1.68	0.75
46:DU:47:PRO:HB2	46:DU:53:GLN:HB2	1.68	0.75
2:CC:106:ARG:HD2	2:CC:106:ARG:O	1.87	0.75
19:AU:34:ARG:HE	19:AU:35:GLU:C	1.89	0.75
18:AB:112:ARG:HA	18:AB:115:ASP:OD2	1.87	0.75
23:BB:2092:U:H4'	23:BB:2093:G:O5'	1.86	0.75
1:CA:301:G:H2'	1:CA:302:G:H8	1.51	0.75
23:BB:1373:A:H2'	23:BB:1374:G:O4'	1.87	0.75
11:AL:29:LYS:HB3	11:AL:56:LEU:HD22	1.68	0.75
44:DQ:90:ASP:O	44:DQ:94:LEU:HB2	1.87	0.75
50:BT:69:ARG:HE	50:BT:69:ARG:HA	1.52	0.75
21:CN:41:TRP:HA	21:CN:41:TRP:HE3	1.51	0.75
23:DB:2787:C:H5'	26:DD:66:GLY:HA3	1.68	0.75
23:DB:1723:G:H3'	23:DB:1724:G:H8	1.52	0.75
28:DP:4:ILE:HG22	28:DP:5:LYS:H	1.52	0.75
8:AI:19:PHE:HB2	8:AI:63:TYR:HB3	1.67	0.75

Continued on next page...

Continued from previous page...

Atom-1	Atom-2	Distance(Å)	Clash(Å)
1:AA:1225:A:H5''	1:AA:1226:C:H5	1.51	0.75
23:BB:1341:G:H5'	50:BT:61:LEU:HD13	1.69	0.75
1:AA:462:G:H5'	1:AA:463:U:OP2	1.87	0.75
35:BV:72:VAL:HG21	35:BV:91:PHE:HB3	1.68	0.75
1:AA:927:G:H4'	1:AA:1503:A:N7	2.02	0.75
2:CC:13:ILE:H	2:CC:13:ILE:HD13	1.52	0.75
23:DB:358:U:H2'	23:DB:359:G:C8	2.22	0.75
23:BB:919:U:H2'	23:BB:920:A:C8	2.21	0.74
16:CS:32:THR:HG22	16:CS:33:TRP:H	1.52	0.74
1:CA:1317:C:H2'	1:CA:1318:A:O4'	1.86	0.74
48:DG:132:LEU:H	48:DG:132:LEU:HD23	1.50	0.74
52:DW:24:ARG:HA	52:DW:66:VAL:H	1.52	0.74
47:DF:109:ARG:HG3	47:DF:137:PHE:HB3	1.69	0.74
2:CC:116:ALA:O	2:CC:119:ILE:HG22	1.87	0.74
2:AC:190:THR:HG22	2:AC:191:THR:H	1.50	0.74
1:AA:373:A:H1'	1:AA:481:G:N3	2.02	0.74
7:AH:94:VAL:HG23	7:AH:101:ALA:HB2	1.69	0.74
51:BZ:40:VAL:HG21	51:BZ:43:GLU:HB3	1.67	0.74
16:CS:10:ILE:HG12	16:CS:40:PHE:HZ	1.49	0.74
23:BB:1579:A:H2'	23:BB:1580:A:H8	1.53	0.74
41:BJ:72:LYS:HA	41:BJ:72:LYS:HE2	1.68	0.74
25:DC:191:LEU:HD23	25:DC:192:GLY:H	1.51	0.74
8:AI:123:ARG:HB2	8:AI:123:ARG:HH11	1.50	0.74
23:BB:30:G:H2'	23:BB:31:C:C6	2.22	0.74
25:BC:4:LYS:HD2	25:BC:5:CYS:H	1.52	0.74
1:AA:1011:C:H2'	1:AA:1012:A:H8	1.52	0.74
23:DB:873:C:H4'	38:DM:64:TRP:HE1	1.51	0.74
24:DI:105:LEU:HD13	24:DI:129:GLU:HG2	1.67	0.74
24:DI:72:THR:HG21	24:DI:112:LYS:HA	1.69	0.74
5:CF:62:MET:HG3	5:CF:64:VAL:HG23	1.69	0.74
23:BB:300:A:H3'	46:BU:81:ARG:HH12	1.51	0.74
46:BU:51:LEU:H	46:BU:53:GLN:HE22	1.35	0.74
14:CQ:13:SER:HB3	14:CQ:21:VAL:HB	1.68	0.74
26:DD:55:LYS:HZ2	26:DD:60:VAL:HG13	1.53	0.74
1:CA:373:A:H1'	1:CA:481:G:N3	2.02	0.74
23:BB:1205:A:N6	29:BE:165:HIS:HB2	1.95	0.74
40:BH:31:VAL:O	40:BH:33:GLN:N	2.21	0.74
13:CP:28:ARG:HD2	13:CP:29:ASN:N	2.00	0.74
40:DH:14:SER:HB2	40:DH:17:ASP:HB2	1.69	0.74
29:BE:3:LEU:HB2	29:BE:12:LEU:HD12	1.70	0.74
29:BE:2:GLU:HA	29:BE:13:THR:HA	1.68	0.74
1:CA:406:G:H21	3:CD:115:GLN:NE2	1.86	0.74

Continued on next page...

Continued from previous page...

Atom-1	Atom-2	Distance(Å)	Clash(Å)
23:BB:873:C:H4'	38:BM:64:TRP:HE1	1.53	0.74
41:DJ:72:LYS:HE2	41:DJ:72:LYS:HA	1.69	0.74
1:AA:1367:C:H5''	8:AI:115:VAL:HG23	1.68	0.74
43:DO:66:GLY:HA3	43:DO:102:ARG:NH2	2.03	0.74
24:BI:77:VAL:HA	24:BI:80:LYS:HE2	1.70	0.74
24:BI:27:LEU:HD12	24:BI:32:VAL:HG11	1.69	0.74
23:DB:1082:U:N3	23:DB:1086:A:C2	2.55	0.74
29:DE:103:GLY:HA2	29:DE:106:LYS:HB3	1.70	0.74
47:BF:111:ARG:O	47:BF:112:ASP:HB2	1.87	0.74
5:CF:42:TRP:HB2	5:CF:59:TYR:HB2	1.68	0.74
23:DB:1796:U:H2'	23:DB:1797:G:H8	1.52	0.74
4:CE:152:VAL:HG21	7:CH:98:LEU:HB3	1.70	0.74
10:CK:19:VAL:HG23	10:CK:34:THR:HG23	1.70	0.74
23:DB:2:G:H2'	23:DB:3:U:C6	2.22	0.74
1:AA:662:U:H2'	1:AA:663:A:C8	2.21	0.74
23:DB:1579:A:H2'	23:DB:1580:A:H8	1.50	0.74
19:CU:3:ILE:HB	19:CU:19:LYS:HE3	1.67	0.74
50:DT:69:ARG:HE	50:DT:69:ARG:HA	1.53	0.74
23:DB:593:U:H2'	23:DB:594:U:C6	2.23	0.74
1:AA:243:A:H4'	1:AA:244:U:H5'	1.69	0.74
25:BC:77:VAL:HG23	25:BC:112:GLY:N	2.03	0.74
22:BA:104:A:H2'	22:BA:105:G:O4'	1.88	0.74
40:DH:48:GLU:HA	40:DH:51:ARG:HE	1.52	0.74
1:AA:1412:C:H2'	1:AA:1413:A:C8	2.23	0.74
9:AJ:52:LEU:H	9:AJ:52:LEU:HD12	1.53	0.74
23:DB:1099:G:O4'	24:DI:3:LYS:C	2.25	0.74
26:DD:186:LEU:HD11	28:DP:3:ILE:HG13	1.69	0.74
8:AI:18:VAL:HG11	8:AI:82:ILE:HA	1.70	0.74
26:BD:151:THR:HB	26:BD:152:PRO:HD3	1.68	0.74
23:DB:30:G:H2'	23:DB:31:C:C6	2.22	0.74
2:CC:149:LYS:HB3	2:CC:200:TRP:HB2	1.69	0.74
23:DB:590:A:H2'	23:DB:591:U:C6	2.23	0.74
1:AA:1406:U:H2'	1:AA:1407:C:H5'	1.69	0.74
44:BQ:16:ILE:HA	44:BQ:19:GLN:HB2	1.68	0.74
3:AD:84:ASN:ND2	4:AE:101:GLY:HA3	2.02	0.74
25:DC:140:VAL:HG12	25:DC:141:HIS:H	1.52	0.74
12:CM:15:VAL:HA	12:CM:29:SER:OG	1.88	0.74
23:DB:1141:U:H5''	41:DJ:27:ARG:HH21	1.53	0.74
18:CB:95:TRP:HH2	18:CB:100:LEU:HB2	1.52	0.74
1:CA:406:G:H21	3:CD:115:GLN:HE22	1.36	0.74
37:BL:93:ASN:ND2	37:BL:94:THR:H	1.86	0.74
1:AA:310:G:H5''	13:AP:31:ARG:HB2	1.69	0.74

Continued on next page...

Continued from previous page...

Atom-1	Atom-2	Distance(Å)	Clash(Å)
3:AD:26:ALA:HA	3:AD:30:LYS:HE3	1.70	0.74
10:AK:91:GLY:O	10:AK:95:THR:HG22	1.88	0.74
16:AS:44:ILE:HG13	16:AS:62:THR:HA	1.69	0.74
1:CA:1241:G:H2'	1:CA:1242:G:H8	1.53	0.74
11:AL:14:LYS:HG2	11:AL:16:ALA:H	1.53	0.74
23:BB:2848:G:H1	23:BB:2867:G:N2	1.85	0.74
37:DL:80:SER:HA	37:DL:115:GLU:HB2	1.68	0.73
40:BH:4:ILE:HB	40:BH:37:VAL:HG12	1.69	0.73
26:BD:9:VAL:HA	26:BD:197:THR:HG23	1.70	0.73
1:AA:337:G:H2'	1:AA:338:A:C8	2.22	0.73
23:BB:2147:A:H5'	23:BB:2148:G:O4'	1.88	0.73
6:CG:145:GLU:CA	6:CG:148:LYS:HB2	2.18	0.73
47:DF:147:ARG:HG2	47:DF:148:VAL:HG22	1.69	0.73
23:DB:580:U:H2'	23:DB:581:C:C6	2.23	0.73
47:DF:111:ARG:O	47:DF:112:ASP:HB2	1.88	0.73
26:DD:116:LYS:HG3	26:DD:165:MET:SD	2.28	0.73
23:DB:1729:U:H3'	23:DB:1730:C:O4'	1.87	0.73
28:DP:103:THR:HG22	28:DP:104:GLY:H	1.52	0.73
23:DB:2386:A:H4'	52:DW:54:ARG:O	1.88	0.73
23:DB:354:A:H2'	23:DB:355:U:C6	2.23	0.73
45:DS:24:ILE:HG23	45:DS:32:ALA:HB1	1.70	0.73
8:AI:94:ARG:HH11	8:AI:94:ARG:HB3	1.53	0.73
29:DE:148:ILE:HG13	29:DE:167:VAL:HG23	1.70	0.73
33:B1:33:LEU:HB3	33:B1:51:ALA:CB	2.18	0.73
47:DF:8:LYS:HA	47:DF:12:VAL:HG21	1.67	0.73
47:DF:41:GLU:HB3	47:DF:44:ALA:HB3	1.71	0.73
12:AM:21:ILE:HG22	12:AM:23:GLY:H	1.53	0.73
25:DC:77:VAL:HG23	25:DC:112:GLY:N	2.02	0.73
7:CH:94:VAL:HG23	7:CH:101:ALA:HB2	1.70	0.73
23:DB:101:A:O2'	23:DB:102:U:H5''	1.88	0.73
47:BF:146:ASP:HB3	47:BF:147:ARG:HH12	1.51	0.73
2:AC:63:ILE:HD12	2:AC:98:ALA:HB2	1.70	0.73
47:BF:11:VAL:HG12	47:BF:12:VAL:H	1.52	0.73
23:BB:184:C:H2'	23:BB:185:G:H8	1.52	0.73
23:DB:2186:G:H2'	23:DB:2187:U:O4'	1.87	0.73
48:DG:96:ALA:HB3	48:DG:103:ASN:HB3	1.68	0.73
2:CC:8:GLY:HA2	2:CC:11:LEU:HG	1.70	0.73
23:BB:2512:C:H2'	23:BB:2513:A:O4'	1.88	0.73
38:DM:40:ARG:HD3	38:DM:93:VAL:HG21	1.70	0.73
23:BB:1796:U:H2'	23:BB:1797:G:H8	1.53	0.73
2:AC:120:THR:HG21	2:AC:186:SER:HB3	1.71	0.73
23:BB:2305:U:H5''	47:BF:130:GLY:HA3	1.70	0.73

Continued on next page...

Continued from previous page...

Atom-1	Atom-2	Distance(Å)	Clash(Å)
47:BF:111:ARG:NH2	47:BF:113:PHE:HB2	2.03	0.73
23:DB:2153:C:H2'	23:DB:2154:A:H8	1.52	0.73
41:BJ:55:ILE:HG22	41:BJ:123:LYS:HB2	1.70	0.73
9:AJ:36:VAL:HG12	9:AJ:38:GLY:H	1.53	0.73
1:CA:977:A:H2'	1:CA:978:A:H5''	1.69	0.73
21:CN:27:LYS:HG3	21:CN:28:ALA:H	1.54	0.73
10:AK:22:ILE:HB	10:AK:85:VAL:HG22	1.69	0.73
34:D3:49:VAL:HG11	34:D3:54:LEU:HD13	1.71	0.73
1:CA:859:G:H2'	1:CA:860:A:C8	2.24	0.73
18:CB:102:ASN:ND2	18:CB:105:THR:HB	2.02	0.73
23:DB:2872:A:O2'	23:DB:2873:A:H5'	1.88	0.73
16:CS:15:LEU:HA	16:CS:18:VAL:HG12	1.70	0.73
13:CP:67:ILE:HD11	13:CP:71:VAL:HG22	1.71	0.73
40:BH:14:SER:HB2	40:BH:17:ASP:HB2	1.71	0.73
2:CC:113:LYS:HD2	2:CC:184:ASN:ND2	2.03	0.73
1:AA:337:G:H2'	1:AA:338:A:H8	1.52	0.73
14:CQ:20:ILE:HD13	14:CQ:47:ASP:HB3	1.69	0.73
35:DV:77:VAL:HA	35:DV:89:ILE:HG22	1.69	0.73
23:BB:593:U:H2'	23:BB:594:U:C6	2.24	0.73
23:DB:2776:A:H4'	23:DB:2777:G:H5''	1.71	0.73
1:AA:9:G:H5'	4:AE:107:GLY:HA3	1.70	0.73
27:DK:19:VAL:HG13	27:DK:43:ILE:HA	1.69	0.73
1:AA:699:C:H2'	1:AA:700:G:H5''	1.71	0.73
8:AI:61:ASP:O	8:AI:62:LEU:HD13	1.89	0.73
21:CN:65:GLN:HB2	21:CN:82:LYS:HE2	1.70	0.73
42:DN:97:ILE:HD12	42:DN:98:LEU:N	2.03	0.73
4:AE:73:VAL:HG21	4:AE:143:LEU:HB3	1.70	0.73
1:CA:662:U:H2'	1:CA:663:A:C8	2.23	0.73
29:BE:158:PHE:HA	29:BE:169:VAL:HG21	1.71	0.73
12:AM:21:ILE:HB	12:AM:24:VAL:HG22	1.71	0.73
1:AA:462:G:N3	1:AA:462:G:H2'	2.03	0.73
2:CC:5:HIS:CD2	2:CC:8:GLY:H	2.06	0.73
49:BR:28:ALA:O	49:BR:63:VAL:HG21	1.89	0.73
40:BH:58:LEU:O	40:BH:62:LEU:HG	1.87	0.73
9:CJ:66:GLU:N	21:CN:98:ALA:HB2	2.04	0.73
40:DH:86:ASP:HB2	40:DH:89:LYS:HB2	1.69	0.73
35:DV:38:LEU:HG	35:DV:40:ILE:HD12	1.69	0.73
18:CB:122:ASP:OD1	18:CB:124:THR:HG22	1.89	0.73
1:AA:1317:C:OP1	21:AN:56:PRO:HD2	1.89	0.73
6:CG:68:VAL:HG11	6:CG:103:ILE:HG13	1.70	0.73
23:BB:191:A:H2'	23:BB:192:C:C6	2.24	0.73
9:CJ:57:VAL:HG22	9:CJ:58:ASN:H	1.52	0.73

Continued on next page...

Continued from previous page...

Atom-1	Atom-2	Distance(Å)	Clash(Å)
11:CL:35:ARG:HH21	11:CL:36:VAL:HG22	1.53	0.73
37:DL:57:LEU:HD12	37:DL:60:ARG:HH22	1.53	0.73
13:AP:28:ARG:CD	13:AP:29:ASN:H	2.02	0.73
25:DC:183:VAL:HG13	25:DC:185:ALA:H	1.54	0.73
50:BT:48:GLN:HE22	50:BT:55:VAL:HB	1.53	0.73
1:AA:961:U:OP2	1:AA:1223:C:H1'	1.89	0.73
7:AH:103:VAL:HG22	7:AH:124:ILE:HA	1.70	0.73
26:DD:118:PHE:CE2	42:DN:1:MET:HB3	2.24	0.73
1:CA:859:G:H2'	1:CA:860:A:H8	1.54	0.73
29:DE:105:LEU:HA	29:DE:108:ILE:HG22	1.71	0.73
5:AF:19:PRO:HA	5:AF:22:ILE:HD12	1.70	0.73
2:AC:147:GLY:HA3	2:AC:202:PHE:HB3	1.71	0.73
7:AH:11:THR:HG22	7:AH:14:ARG:HH12	1.52	0.73
23:BB:1124:G:H1'	32:B4:38:GLY:OXT	1.87	0.73
9:AJ:8:ILE:HD13	9:AJ:75:ASP:HA	1.71	0.72
21:AN:50:LEU:H	21:AN:51:PRO:CD	2.02	0.72
44:DQ:63:ARG:HH21	44:DQ:64:ILE:HD11	1.54	0.72
5:AF:62:MET:HG3	5:AF:64:VAL:HG23	1.70	0.72
46:DU:82:VAL:H	46:DU:96:LYS:HZ2	1.36	0.72
29:DE:158:PHE:HA	29:DE:169:VAL:HG21	1.69	0.72
26:DD:91:THR:HG23	26:DD:92:VAL:H	1.54	0.72
31:D0:29:VAL:HG23	31:D0:35:GLU:H	1.54	0.72
23:BB:2267:A:C8	23:BB:2267:A:H3'	2.23	0.72
18:AB:202:ASN:HD22	18:AB:204:ASP:N	1.82	0.72
23:BB:877:A:H2'	23:BB:899:A:N1	2.04	0.72
23:DB:2800:A:H2'	23:DB:2801:G:O4'	1.89	0.72
1:CA:1290:G:H2'	1:CA:1291:U:C6	2.22	0.72
1:CA:674:G:H2'	1:CA:675:A:H8	1.52	0.72
1:AA:1499:A:H5'	1:AA:1499:A:H8	1.52	0.72
23:DB:2346:A:H3'	23:DB:2347:C:H5''	1.70	0.72
23:DB:477:A:H2'	23:DB:478:A:C8	2.24	0.72
1:CA:390:U:H2'	1:CA:391:G:H8	1.54	0.72
23:DB:532:A:N3	23:DB:532:A:H2'	2.04	0.72
23:BB:858:G:H21	23:BB:2268:A:H3'	1.53	0.72
41:DJ:6:ALA:HB3	41:DJ:45:THR:HG21	1.71	0.72
44:DQ:60:TRP:O	44:DQ:64:ILE:HG12	1.89	0.72
44:BQ:60:TRP:O	44:BQ:64:ILE:HG12	1.89	0.72
44:BQ:93:ILE:HG23	44:BQ:94:LEU:HD22	1.70	0.72
44:BQ:90:ASP:O	44:BQ:94:LEU:HB2	1.89	0.72
22:BA:49:C:H2'	22:BA:50:A:H8	1.55	0.72
28:DP:50:ARG:HD3	28:DP:56:SER:HB3	1.71	0.72
47:BF:128:SER:HB3	47:BF:154:THR:HG23	1.71	0.72

Continued on next page...

Continued from previous page...

Atom-1	Atom-2	Distance(Å)	Clash(Å)
21:CN:25:GLU:HB2	21:CN:29:ILE:HD11	1.70	0.72
23:BB:1729:U:H3'	23:BB:1730:C:O4'	1.89	0.72
35:BV:77:VAL:HA	35:BV:89:ILE:HG22	1.69	0.72
23:BB:1324:G:H1'	23:BB:1616:A:N6	2.04	0.72
23:DB:698:C:H4'	23:DB:734:A:H61	1.53	0.72
4:AE:152:VAL:HG21	7:AH:98:LEU:HB3	1.69	0.72
52:BW:24:ARG:HA	52:BW:66:VAL:H	1.52	0.72
23:BB:1843:C:H5''	25:BC:250:GLN:NE2	2.04	0.72
48:BG:84:LYS:HB3	48:BG:132:LEU:O	1.90	0.72
23:BB:544:C:H2'	23:BB:545:U:O2	1.89	0.72
24:DI:20:SER:HB3	24:DI:21:PRO:HD3	1.69	0.72
31:B0:29:VAL:HG23	31:B0:35:GLU:H	1.53	0.72
22:DA:104:A:H2'	22:DA:105:G:O4'	1.89	0.72
23:BB:135:U:H2'	23:BB:136:G:C8	2.24	0.72
23:BB:2064:C:H2'	23:BB:2065:C:C6	2.24	0.72
25:DC:16:VAL:H	25:DC:203:VAL:HG11	1.53	0.72
8:AI:41:GLU:O	8:AI:44:ARG:HG2	1.89	0.72
25:BC:140:VAL:HG12	25:BC:141:HIS:H	1.53	0.72
22:DA:2:G:H2'	22:DA:3:C:H6	1.53	0.72
12:CM:3:ILE:HA	12:CM:56:ARG:HG3	1.72	0.72
2:AC:62:SER:HA	2:AC:97:PRO:HG2	1.71	0.72
23:BB:2820:A:OP1	42:BN:4:ARG:HA	1.90	0.72
23:BB:477:A:H2'	23:BB:478:A:C8	2.24	0.72
1:AA:269:C:H2'	1:AA:270:A:H8	1.52	0.72
1:AA:238:A:H2'	1:AA:239:U:H5''	1.70	0.72
23:DB:773:U:H5'	23:DB:774:G:OP2	1.89	0.72
44:DQ:16:ILE:HA	44:DQ:19:GLN:HB2	1.70	0.72
23:DB:1412:U:H2'	23:DB:1413:A:C8	2.24	0.72
1:CA:203:G:H1'	1:CA:465:A:C6	2.25	0.72
23:BB:2872:A:O2'	23:BB:2873:A:H5'	1.88	0.72
1:CA:946:A:H2'	1:CA:947:G:H8	1.53	0.72
5:AF:1:MET:SD	5:AF:67:PRO:HD3	2.29	0.72
18:CB:63:LYS:HA	18:CB:224:ARG:NH1	2.05	0.72
33:B1:34:GLU:HG2	33:B1:49:LYS:HG3	1.70	0.72
47:BF:41:GLU:HB3	47:BF:44:ALA:HB3	1.71	0.72
12:AM:90:HIS:HA	12:AM:108:ARG:NH2	2.05	0.72
7:AH:49:LYS:HB3	7:AH:59:GLU:HB2	1.71	0.72
1:CA:699:C:H2'	1:CA:700:G:H5''	1.72	0.72
1:AA:176:C:H2'	1:AA:177:G:N3	2.04	0.72
42:BN:97:ILE:HD12	42:BN:98:LEU:N	2.04	0.72
1:AA:1342:C:H2'	1:AA:1343:G:H8	1.52	0.72
23:DB:1080:A:H4'	24:DI:126:ARG:HD3	1.71	0.72

Continued on next page...

Continued from previous page...

Atom-1	Atom-2	Distance(Å)	Clash(Å)
25:DC:132:ARG:HH11	25:DC:186:ASP:HB2	1.55	0.72
1:AA:1048:G:N2	1:AA:1214:C:H5	1.86	0.72
1:CA:977:A:C2	1:CA:1223:C:H2'	2.25	0.72
5:CF:6:ILE:HD11	5:CF:8:PHE:HD2	1.54	0.72
23:BB:571:U:H3'	49:BR:80:ARG:NH1	2.04	0.72
26:DD:5:VAL:N	26:DD:32:ASN:HD21	1.86	0.72
29:DE:105:LEU:HD11	29:DE:177:PRO:HG3	1.72	0.72
17:CT:2:ASN:ND2	17:CT:3:ILE:HG13	2.05	0.72
23:DB:117:G:H5'	23:DB:126:A:H8	1.54	0.72
23:BB:2346:A:H3'	23:BB:2347:C:H5''	1.71	0.72
35:DV:72:VAL:HG21	35:DV:91:PHE:HB3	1.69	0.72
23:DB:2092:U:H4'	23:DB:2093:G:O5'	1.88	0.72
23:DB:1174:U:O2'	23:DB:1175:A:H3'	1.89	0.72
1:CA:1101:A:H62	18:CB:173:LYS:HE3	1.54	0.72
23:DB:1937:A:N7	23:DB:1939:U:H2'	2.05	0.72
40:DH:31:VAL:O	40:DH:33:GLN:N	2.22	0.72
23:BB:674:G:O3'	29:BE:60:TRP:HZ2	1.72	0.72
13:AP:67:ILE:HD11	13:AP:71:VAL:HG22	1.70	0.72
1:AA:1432:G:C5'	28:BP:105:LYS:HG2	2.19	0.72
1:AA:1011:C:H2'	1:AA:1012:A:C8	2.24	0.72
2:AC:87:ARG:HH21	2:AC:88:LYS:HA	1.55	0.72
23:BB:1287:A:H3'	23:BB:1288:G:N2	2.05	0.72
1:CA:1461:G:H2'	1:CA:1462:C:H6	1.54	0.72
21:AN:64:ARG:HB2	21:AN:77:GLY:O	1.89	0.72
23:BB:2502:G:H5'	23:BB:2503:A:H5''	1.72	0.72
1:AA:406:G:H21	3:AD:115:GLN:NE2	1.88	0.72
44:DQ:42:GLY:HA3	49:DR:75:VAL:HG21	1.71	0.72
18:CB:80:LYS:HG3	18:CB:81:ASP:H	1.55	0.72
18:CB:31:PHE:HB2	18:CB:41:ASN:HA	1.72	0.72
1:CA:1316:G:N2	1:CA:1318:A:H3'	2.05	0.72
5:AF:6:ILE:HD11	5:AF:8:PHE:HD2	1.55	0.72
42:DN:97:ILE:HD12	42:DN:98:LEU:H	1.55	0.72
23:BB:2307:G:O6	47:BF:84:ILE:HD11	1.89	0.72
47:DF:11:VAL:HG12	47:DF:12:VAL:H	1.53	0.72
4:AE:156:ARG:NH1	7:AH:42:GLU:HB3	2.05	0.72
23:BB:2758:A:H2'	23:BB:2759:G:O4'	1.90	0.72
1:CA:649:A:H2'	1:CA:650:G:O4'	1.89	0.72
19:CU:24:LYS:HZ3	19:CU:25:ALA:H	1.37	0.72
27:BK:112:PHE:O	27:BK:115:ILE:HG22	1.90	0.72
23:BB:1412:U:H2'	23:BB:1413:A:H8	1.55	0.72
1:AA:1237:C:H3'	1:AA:1238:A:H5'	1.71	0.72
18:CB:59:ILE:HG22	18:CB:62:ARG:HE	1.53	0.72

Continued on next page...

Continued from previous page...

Atom-1	Atom-2	Distance(Å)	Clash(Å)
50:DT:48:GLN:HE22	50:DT:55:VAL:HB	1.54	0.72
40:BH:121:VAL:HB	40:BH:128:HIS:NE2	2.05	0.72
48:BG:122:ALA:HA	48:BG:132:LEU:HA	1.72	0.72
47:DF:146:ASP:HB3	47:DF:147:ARG:HH12	1.53	0.72
29:BE:103:GLY:HA2	29:BE:106:LYS:HB3	1.72	0.72
18:AB:120:SER:HA	18:AB:125:PHE:HB3	1.72	0.72
23:DB:2074:U:H1'	23:DB:2598:A:N3	2.05	0.72
23:BB:532:A:N3	23:BB:532:A:H2'	2.05	0.72
25:BC:191:LEU:HD23	25:BC:192:GLY:H	1.54	0.72
12:CM:90:HIS:HA	12:CM:108:ARG:NH2	2.04	0.72
43:DO:27:VAL:HG21	43:DO:40:ILE:HD12	1.71	0.72
23:DB:899:A:H3'	23:DB:900:A:C8	2.25	0.71
23:DB:1060:U:C4	23:DB:1088:A:N6	2.58	0.71
23:BB:2800:A:H2'	23:BB:2801:G:O4'	1.89	0.71
10:CK:91:GLY:O	10:CK:95:THR:HG22	1.90	0.71
40:DH:65:ALA:HB1	40:DH:138:VAL:HG21	1.72	0.71
27:DK:19:VAL:HG12	27:DK:41:ILE:HG12	1.71	0.71
35:BV:44:HIS:HE1	35:BV:86:LEU:H	1.38	0.71
23:DB:1871:A:H2'	23:DB:1872:A:C8	2.25	0.71
1:CA:1032:G:H2'	1:CA:1033:G:O4'	1.90	0.71
5:AF:42:TRP:HB2	5:AF:59:TYR:HB2	1.71	0.71
40:BH:147:VAL:HG12	40:BH:148:ALA:H	1.54	0.71
1:AA:1053:G:N7	1:AA:1199:U:H3'	2.04	0.71
42:BN:101:GLY:HA2	42:BN:109:PRO:HA	1.71	0.71
47:BF:109:ARG:HG3	47:BF:137:PHE:HB3	1.71	0.71
20:AO:11:ILE:HG12	20:AO:30:ALA:HB1	1.70	0.71
23:BB:1412:U:H2'	23:BB:1413:A:C8	2.25	0.71
1:AA:649:A:H2'	1:AA:650:G:O4'	1.90	0.71
23:BB:1683:U:H2'	23:BB:1684:G:C8	2.25	0.71
16:AS:31:ARG:HG3	16:AS:56:HIS:NE2	2.05	0.71
11:AL:35:ARG:HH21	11:AL:36:VAL:HG22	1.55	0.71
33:B1:47:ILE:H	33:B1:47:ILE:HD12	1.54	0.71
49:DR:28:ALA:O	49:DR:63:VAL:HG21	1.89	0.71
37:DL:93:ASN:ND2	37:DL:94:THR:H	1.88	0.71
23:DB:1098:A:H2'	24:DI:4:VAL:N	2.04	0.71
1:CA:988:G:H21	1:CA:1015:G:N2	1.87	0.71
52:BW:39:GLN:HG3	52:BW:42:THR:CB	2.20	0.71
19:AU:3:ILE:HB	19:AU:19:LYS:HE3	1.71	0.71
24:BI:20:SER:HB3	24:BI:21:PRO:HD3	1.71	0.71
27:BK:71:ARG:CZ	27:BK:72:PRO:HD3	2.20	0.71
23:BB:1889:A:H2'	23:BB:1890:A:C8	2.25	0.71
17:AT:2:ASN:ND2	17:AT:3:ILE:HG13	2.04	0.71

Continued on next page...

Continued from previous page...

Atom-1	Atom-2	Distance(Å)	Clash(Å)
23:BB:698:C:H4'	23:BB:734:A:H61	1.54	0.71
23:DB:2291:U:H2'	23:DB:2292:U:C6	2.25	0.71
23:DB:661:A:H1'	37:DL:12:SER:O	1.90	0.71
44:BQ:63:ARG:HH21	44:BQ:64:ILE:HD11	1.56	0.71
3:CD:29:THR:HG22	3:CD:30:LYS:H	1.55	0.71
4:CE:73:VAL:HG21	4:CE:143:LEU:HB3	1.71	0.71
43:BO:66:GLY:HA3	43:BO:102:ARG:NH2	2.04	0.71
1:AA:920:U:H2'	1:AA:921:U:C6	2.26	0.71
1:CA:462:G:H2'	1:CA:462:G:N3	2.04	0.71
23:DB:2153:C:H2'	23:DB:2154:A:C8	2.25	0.71
29:BE:75:SER:O	29:BE:78:TRP:HB2	1.90	0.71
1:AA:190:A:H2'	1:AA:191:G:O4'	1.91	0.71
30:DY:3:THR:HB	30:DY:36:GLU:HG3	1.72	0.71
1:AA:394:G:H2'	1:AA:395:C:H6	1.55	0.71
23:BB:1911:U:H2'	23:BB:1918:A:N1	2.05	0.71
23:DB:184:C:H2'	23:DB:185:G:H8	1.55	0.71
23:DB:1098:A:H2'	24:DI:4:VAL:CA	2.20	0.71
23:BB:322:A:OP2	29:BE:163:ASN:HB2	1.90	0.71
51:DZ:56:MET:HA	51:DZ:59:ILE:HG12	1.73	0.71
23:DB:704:G:H2'	23:DB:726:G:N2	2.04	0.71
1:CA:449:G:H2'	1:CA:450:G:C8	2.25	0.71
1:AA:1342:C:H5'	8:AI:127:SER:HA	1.73	0.71
15:CR:26:ALA:HA	15:CR:29:LYS:HE2	1.73	0.71
22:DA:11:C:H3'	22:DA:12:C:H5''	1.73	0.71
22:DA:54:G:H21	47:DF:25:MET:HG2	1.55	0.71
27:DK:118:LEU:C	27:DK:120:PRO:HD2	2.10	0.71
9:AJ:40:ILE:HD13	9:AJ:73:LEU:HD12	1.72	0.71
52:BW:35:ILE:HA	52:BW:57:THR:HG23	1.71	0.71
8:CI:24:ASN:HA	8:CI:58:GLU:HA	1.73	0.71
21:CN:5:MET:HA	21:CN:8:ARG:HG3	1.72	0.71
23:BB:1141:U:H5''	41:BJ:27:ARG:HH21	1.53	0.71
23:DB:2548:U:H1'	27:DK:23:LYS:NZ	2.04	0.71
23:DB:1412:U:H2'	23:DB:1413:A:H8	1.56	0.71
33:D1:37:LYS:H	33:D1:48:TYR:HD2	1.36	0.71
24:BI:106:GLN:O	24:BI:110:GLN:HG3	1.90	0.71
50:BT:60:THR:HB	50:BT:81:LYS:HD2	1.73	0.71
29:BE:105:LEU:HA	29:BE:108:ILE:HG22	1.73	0.71
9:CJ:6:ILE:HD12	9:CJ:76:ILE:HD11	1.73	0.71
24:BI:122:GLU:O	24:BI:126:ARG:HG3	1.90	0.71
12:AM:2:ARG:O	12:AM:7:ASN:HB2	1.89	0.71
22:BA:43:C:H1'	47:BF:91:ARG:HD2	1.71	0.71
48:BG:9:VAL:HA	48:BG:48:THR:HB	1.72	0.71

Continued on next page...

Continued from previous page...

Atom-1	Atom-2	Distance(Å)	Clash(Å)
1:CA:269:C:H2'	1:CA:270:A:H8	1.53	0.71
28:BP:103:THR:HG22	28:BP:104:GLY:H	1.54	0.71
33:D1:47:ILE:H	33:D1:47:ILE:HD12	1.54	0.71
1:AA:390:U:H2'	1:AA:391:G:H8	1.55	0.71
23:DB:1889:A:H2'	23:DB:1890:A:C8	2.26	0.71
3:AD:12:ARG:HH11	3:AD:12:ARG:HB3	1.55	0.71
23:DB:1459:G:H2'	23:DB:1461:C:C5	2.25	0.71
23:BB:950:G:H2'	23:BB:951:C:C6	2.26	0.71
23:BB:1843:C:H5''	25:BC:250:GLN:HE21	1.55	0.71
42:BN:38:LEU:HB3	42:BN:39:PRO:HD3	1.73	0.71
21:CN:68:ARG:NH1	21:CN:70:HIS:HB2	2.04	0.71
47:DF:111:ARG:NH2	47:DF:113:PHE:HB2	2.06	0.71
47:DF:128:SER:HB3	47:DF:154:THR:HG23	1.73	0.71
48:BG:148:ARG:HD3	48:BG:152:ARG:HH11	1.55	0.71
8:CI:66:VAL:CG2	8:CI:74:GLN:HG3	2.20	0.71
4:AE:155:LYS:HG2	7:AH:70:VAL:HG13	1.73	0.71
1:AA:552:U:H5'	11:AL:82:ARG:HH11	1.55	0.71
23:BB:2008:C:H2'	23:BB:2009:A:H8	1.56	0.71
23:BB:773:U:H5'	23:BB:774:G:OP2	1.91	0.71
16:AS:52:ASN:CG	16:AS:53:GLY:H	1.94	0.71
23:BB:1812:U:H2'	23:BB:1813:G:H8	1.55	0.71
43:DO:83:LEU:HD11	43:DO:114:GLY:HA3	1.73	0.71
44:DQ:93:ILE:HG23	44:DQ:94:LEU:HD22	1.71	0.71
1:CA:1521:C:H2'	1:CA:1522:U:C6	2.25	0.71
23:BB:1060:U:C4	23:BB:1088:A:N6	2.58	0.71
33:B1:9:LYS:H	33:B1:9:LYS:HD3	1.56	0.71
8:AI:11:ARG:H	8:AI:14:SER:HB3	1.56	0.71
4:CE:133:ILE:H	4:CE:133:ILE:HD12	1.56	0.71
27:DK:71:ARG:CZ	27:DK:72:PRO:HD3	2.20	0.71
20:CO:70:LEU:HD11	20:CO:77:ARG:HB2	1.72	0.71
5:CF:19:PRO:HA	5:CF:22:ILE:HD12	1.71	0.71
49:BR:72:VAL:HG23	49:BR:89:HIS:HB3	1.72	0.71
33:D1:5:ARG:HH11	33:D1:25:ASN:HB2	1.56	0.71
23:DB:659:G:H21	29:DE:30:GLN:HE22	1.36	0.71
1:CA:1144:G:N2	1:CA:1146:A:H62	1.89	0.71
13:CP:28:ARG:CD	13:CP:29:ASN:H	2.01	0.71
41:BJ:3:THR:HG21	44:BQ:60:TRP:HE1	1.55	0.71
23:BB:1141:U:H4'	23:BB:1142:A:O4'	1.89	0.71
23:BB:28:A:H61	23:BB:512:G:H1'	1.56	0.71
47:DF:66:ILE:HD12	47:DF:85:GLY:O	1.91	0.71
32:D4:3:VAL:HG23	32:D4:4:ARG:H	1.56	0.71
1:CA:946:A:H2'	1:CA:947:G:C8	2.26	0.71

Continued on next page...

Continued from previous page...

Atom-1	Atom-2	Distance(Å)	Clash(Å)
25:BC:123:ILE:HD12	25:BC:191:LEU:HD11	1.71	0.71
1:AA:1089:G:H2'	1:AA:1090:U:H5'	1.73	0.71
1:CA:552:U:H5'	11:CL:82:ARG:HH11	1.56	0.71
23:DB:1324:G:H1'	23:DB:1616:A:N6	2.04	0.71
23:DB:1287:A:OP1	42:DN:104:ALA:HB3	1.91	0.71
15:AR:72:ARG:HH11	15:AR:72:ARG:N	1.86	0.70
40:BH:116:ARG:NH2	40:BH:139:PHE:HB3	2.06	0.70
12:CM:21:ILE:HG23	12:CM:65:GLU:OE2	1.91	0.70
42:DN:101:GLY:HA2	42:DN:110:MET:N	2.05	0.70
16:CS:10:ILE:HG23	16:CS:37:SER:HB3	1.73	0.70
52:DW:39:GLN:HG3	52:DW:42:THR:CB	2.21	0.70
2:CC:6:PRO:HB3	2:CC:174:LEU:HD23	1.73	0.70
1:CA:1347:G:N2	1:CA:1373:G:H2'	2.06	0.70
23:DB:1548:A:H2'	23:DB:1549:A:C8	2.25	0.70
1:CA:394:G:H2'	1:CA:395:C:H6	1.55	0.70
1:CA:87:C:H2'	1:CA:88:U:H5'	1.73	0.70
18:CB:56:LEU:O	18:CB:60:ALA:HB2	1.91	0.70
42:BN:101:GLY:HA2	42:BN:110:MET:N	2.05	0.70
1:CA:437:U:H2'	1:CA:438:U:O4'	1.91	0.70
2:AC:63:ILE:HD11	2:AC:96:VAL:HG23	1.73	0.70
1:AA:950:U:H2'	1:AA:951:G:H8	1.57	0.70
23:DB:1000:A:H2'	23:DB:1001:A:C8	2.25	0.70
23:BB:2886:A:H62	31:B0:39:ARG:CZ	2.03	0.70
23:DB:1138:G:H2'	23:DB:1139:G:O4'	1.92	0.70
26:BD:111:GLY:H	26:BD:194:PRO:HG2	1.54	0.70
24:DI:85:ILE:HD13	24:DI:137:LEU:HD21	1.73	0.70
23:DB:832:U:H2'	23:DB:833:A:C8	2.26	0.70
25:DC:68:ARG:HH21	25:DC:190:THR:HG22	1.56	0.70
37:BL:90:VAL:HB	37:BL:122:VAL:HG12	1.72	0.70
46:DU:51:LEU:H	46:DU:53:GLN:HE22	1.38	0.70
4:CE:155:LYS:HG2	7:CH:70:VAL:HG13	1.73	0.70
23:BB:2824:C:H3'	23:BB:2825:G:H21	1.56	0.70
8:CI:105:ARG:HD3	8:CI:106:ASP:N	2.06	0.70
23:BB:2458:G:H8	23:BB:2459:A:H62	1.40	0.70
15:CR:40:PRO:HD2	15:CR:43:ILE:HD11	1.71	0.70
11:AL:86:VAL:HG23	11:AL:89:LEU:HB2	1.72	0.70
23:BB:287:G:H2'	23:BB:288:U:H6	1.55	0.70
23:DB:264:C:H2'	23:DB:265:A:H5''	1.71	0.70
50:DT:66:LYS:O	50:DT:77:ARG:HB2	1.91	0.70
29:DE:63:LYS:HE3	29:DE:63:LYS:HA	1.73	0.70
1:CA:1360:A:H2'	1:CA:1361:G:O4'	1.90	0.70
48:DG:122:ALA:HA	48:DG:132:LEU:HA	1.71	0.70

Continued on next page...

Continued from previous page...

Atom-1	Atom-2	Distance(Å)	Clash(Å)
48:BG:84:LYS:HG3	48:BG:131:VAL:HB	1.73	0.70
27:BK:10:VAL:HG13	27:BK:86:LEU:HD21	1.73	0.70
27:DK:88:ASN:HD22	27:DK:89:ASN:N	1.88	0.70
23:BB:2748:A:H1'	48:BG:66:THR:HB	1.73	0.70
23:DB:1553:A:O2'	23:DB:1554:U:H2'	1.91	0.70
1:AA:41:G:H2'	1:AA:42:G:H8	1.55	0.70
1:AA:301:G:H2'	1:AA:302:G:H8	1.54	0.70
23:BB:1000:A:H2'	23:BB:1001:A:C8	2.25	0.70
1:AA:967:C:H3'	1:AA:968:A:H5'	1.71	0.70
1:CA:940:C:H2'	1:CA:941:G:C8	2.26	0.70
1:AA:715:A:H2'	1:AA:716:A:C8	2.27	0.70
38:BM:40:ARG:HD3	38:BM:93:VAL:HG21	1.74	0.70
12:CM:28:ARG:NH2	12:CM:62:PHE:HB2	2.05	0.70
43:DO:67:ASN:HB3	43:DO:70:ALA:HB2	1.73	0.70
1:AA:1057:G:H2'	1:AA:1058:G:O4'	1.91	0.70
27:BK:88:ASN:HD22	27:BK:89:ASN:N	1.89	0.70
28:BP:50:ARG:HD3	28:BP:56:SER:HB3	1.73	0.70
26:DD:159:LYS:HZ2	26:DD:160:LYS:N	1.90	0.70
23:BB:1287:A:OP1	42:BN:104:ALA:HB3	1.91	0.70
1:AA:1369:C:H2'	1:AA:1370:G:C8	2.26	0.70
23:DB:1854:A:N6	23:DB:1888:G:H1'	2.06	0.70
23:BB:2776:A:H4'	23:BB:2777:G:H5''	1.73	0.70
1:CA:41:G:H2'	1:CA:42:G:H8	1.54	0.70
50:BT:66:LYS:O	50:BT:77:ARG:HB2	1.91	0.70
23:DB:1381:G:H2'	23:DB:1382:G:H5'	1.74	0.70
51:DZ:64:ILE:HD12	51:DZ:64:ILE:H	1.55	0.70
1:CA:310:G:H5''	13:CP:31:ARG:HB2	1.72	0.70
35:BV:51:GLN:HB2	35:BV:57:TYR:OH	1.90	0.70
1:CA:238:A:H2'	1:CA:239:U:H5''	1.74	0.70
5:CF:2:ARG:HG3	5:CF:92:THR:OG1	1.92	0.70
22:BA:32:U:H4'	22:BA:52:A:N6	2.06	0.70
47:DF:102:LEU:HA	47:DF:106:ALA:HB2	1.74	0.70
26:DD:16:THR:HB	26:DD:18:ASP:OD1	1.91	0.70
1:AA:674:G:H2'	1:AA:675:A:H8	1.54	0.70
1:AA:449:G:H2'	1:AA:450:G:C8	2.27	0.70
1:CA:239:U:OP1	1:CA:239:U:H4'	1.92	0.70
13:AP:57:ILE:O	13:AP:61:VAL:HG23	1.91	0.70
14:AQ:74:LEU:HD22	14:AQ:75:VAL:N	2.07	0.70
15:AR:40:PRO:HD2	15:AR:43:ILE:HD11	1.72	0.70
49:DR:68:ARG:NH1	49:DR:90:ARG:HD3	2.06	0.70
23:DB:2098:U:H2'	23:DB:2099:U:O4'	1.90	0.70
29:DE:75:SER:O	29:DE:78:TRP:HB2	1.92	0.70

Continued on next page...

Continued from previous page...

Atom-1	Atom-2	Distance(Å)	Clash(Å)
23:BB:922:C:H1'	52:BW:22:VAL:HG21	1.72	0.70
28:BP:23:ASP:HA	28:BP:88:ARG:HA	1.73	0.70
12:AM:102:LYS:HG3	12:AM:103:THR:H	1.55	0.70
1:CA:1250:A:H4'	8:CI:69:GLY:H	1.56	0.70
1:AA:390:U:H2'	1:AA:391:G:C8	2.27	0.70
11:AL:49:ARG:HG2	11:AL:89:LEU:HD21	1.74	0.70
23:DB:2150:C:H2'	23:DB:2151:U:H6	1.55	0.70
23:DB:950:G:H2'	23:DB:951:C:C6	2.27	0.70
25:BC:16:VAL:H	25:BC:203:VAL:HG11	1.56	0.70
10:AK:23:HIS:HB3	10:AK:30:ILE:HG13	1.74	0.70
23:DB:2848:G:H1	23:DB:2867:G:N2	1.89	0.70
1:CA:1521:C:H2'	1:CA:1522:U:H6	1.56	0.70
3:AD:29:THR:HG22	3:AD:30:LYS:H	1.56	0.70
13:CP:4:ILE:O	13:CP:71:VAL:HG11	1.91	0.70
8:CI:81:GLY:O	8:CI:84:ARG:HB2	1.92	0.70
23:BB:2074:U:H1'	23:BB:2598:A:N3	2.06	0.70
25:BC:233:GLY:H	25:BC:241:LYS:NZ	1.90	0.70
34:D3:54:LEU:HG	34:D3:58:ILE:HD11	1.73	0.70
23:DB:126:A:H5'	36:D2:19:ARG:HG3	1.74	0.70
23:DB:2366:A:H2'	23:DB:2367:G:O4'	1.92	0.70
6:AG:150:PHE:HD1	10:AK:55:ARG:HH21	1.39	0.70
48:BG:155:PRO:HA	48:BG:170:THR:HG22	1.74	0.70
26:BD:40:LEU:HA	26:BD:45:TYR:N	2.07	0.70
23:BB:1854:A:N6	23:BB:1888:G:H1'	2.06	0.70
23:BB:600:G:H1'	29:BE:100:MET:HG2	1.74	0.70
1:AA:1052:U:H5'	1:AA:1053:G:OP2	1.91	0.70
28:DP:23:ASP:HA	28:DP:88:ARG:HA	1.72	0.70
2:AC:179:ALA:HA	2:AC:205:GLU:HA	1.73	0.70
34:B3:54:LEU:HG	34:B3:58:ILE:HD11	1.72	0.70
23:DB:2070:A:H2'	23:DB:2071:A:C8	2.26	0.70
1:CA:715:A:H2'	1:CA:716:A:C8	2.27	0.70
23:BB:85:G:OP2	46:BU:6:ARG:HD3	1.92	0.70
23:DB:165:A:H2'	23:DB:166:U:H6	1.56	0.70
23:BB:751:A:H5'	45:BS:90:LYS:HA	1.74	0.70
1:CA:312:C:H2'	1:CA:313:A:H8	1.56	0.70
18:AB:131:LYS:HZ3	18:AB:132:GLU:H	1.40	0.70
8:CI:10:ARG:H	8:CI:80:HIS:CD2	2.10	0.70
11:CL:49:ARG:HG2	11:CL:89:LEU:HD21	1.74	0.70
23:DB:104:A:H2'	23:DB:105:C:H6	1.57	0.70
7:CH:11:THR:HG22	7:CH:14:ARG:HH12	1.57	0.70
16:AS:27:LYS:NZ	16:AS:27:LYS:HB3	2.07	0.70
29:DE:34:ALA:HB2	29:DE:96:VAL:HG21	1.74	0.70

Continued on next page...

Continued from previous page...

Atom-1	Atom-2	Distance(Å)	Clash(Å)
38:DM:36:VAL:HB	38:DM:127:LYS:O	1.92	0.70
4:AE:133:ILE:H	4:AE:133:ILE:HD12	1.57	0.70
8:AI:71:ILE:HD12	8:AI:71:ILE:H	1.55	0.70
16:AS:65:MET:O	16:AS:68:HIS:HB2	1.92	0.70
42:BN:97:ILE:HD12	42:BN:98:LEU:H	1.55	0.70
28:DP:63:ILE:HA	28:DP:68:GLY:HA2	1.72	0.70
25:BC:196:ASN:ND2	25:BC:199:HIS:HB2	2.06	0.70
7:CH:11:THR:HA	7:CH:14:ARG:NH1	2.07	0.70
1:AA:272:C:H2'	1:AA:273:U:C6	2.26	0.70
9:CJ:15:HIS:HA	9:CJ:18:ILE:HG22	1.73	0.70
5:CF:67:PRO:O	5:CF:70:VAL:HG22	1.92	0.70
25:BC:104:LEU:H	25:BC:104:LEU:HD12	1.57	0.70
29:BE:60:TRP:O	29:BE:61:ARG:HB2	1.91	0.69
25:BC:144:GLU:HG3	25:BC:151:GLY:N	2.04	0.69
1:CA:812:G:O2'	1:CA:813:U:H6	1.74	0.69
23:DB:857:G:C2'	23:DB:858:G:H5'	2.22	0.69
48:DG:84:LYS:HB3	48:DG:132:LEU:O	1.91	0.69
48:DG:42:VAL:HA	48:DG:51:PHE:HA	1.73	0.69
26:BD:91:THR:HG23	26:BD:92:VAL:H	1.55	0.69
1:CA:1003:G:H21	1:CA:1005:A:H5'	1.55	0.69
41:DJ:69:ARG:HA	41:DJ:89:PHE:HD1	1.57	0.69
2:AC:179:ALA:HB1	2:AC:202:PHE:HE1	1.57	0.69
7:AH:11:THR:HA	7:AH:14:ARG:NH1	2.07	0.69
2:AC:82:ASP:O	2:AC:86:LEU:HG	1.92	0.69
50:DT:92:ASN:HB3	50:DT:93:LEU:HD22	1.74	0.69
23:DB:1515:A:H2'	23:DB:1516:G:O4'	1.92	0.69
49:BR:68:ARG:NH1	49:BR:90:ARG:HD3	2.06	0.69
9:AJ:77:VAL:HG12	9:AJ:78:GLU:H	1.56	0.69
43:BO:27:VAL:HG21	43:BO:40:ILE:HD12	1.74	0.69
1:CA:1323:G:H2'	1:CA:1324:A:C8	2.27	0.69
12:AM:13:HIS:HB3	12:AM:41:ASP:HA	1.73	0.69
22:DA:49:C:H2'	22:DA:50:A:H8	1.57	0.69
6:AG:70:PRO:HG3	6:AG:102:TRP:CH2	2.27	0.69
22:DA:43:C:H1'	47:DF:91:ARG:HD2	1.74	0.69
39:DX:20:ASN:H	39:DX:20:ASN:HD22	1.40	0.69
24:DI:105:LEU:HD11	24:DI:139:VAL:HG21	1.72	0.69
1:CA:87:C:C2'	1:CA:88:U:H5'	2.22	0.69
34:B3:49:VAL:HG11	34:B3:54:LEU:HD13	1.74	0.69
1:CA:1278:G:H4'	1:CA:1279:G:C5'	2.22	0.69
10:AK:28:ASN:ND2	10:AK:46:ALA:HB3	2.06	0.69
1:AA:1162:C:H2'	1:AA:1163:A:C8	2.27	0.69
12:AM:29:SER:O	12:AM:32:ILE:HG22	1.92	0.69

Continued on next page...

Continued from previous page...

Atom-1	Atom-2	Distance(Å)	Clash(Å)
12:CM:44:ILE:H	12:CM:44:ILE:HD12	1.56	0.69
49:BR:49:ILE:HD13	49:BR:51:VAL:O	1.91	0.69
1:AA:437:U:H2'	1:AA:438:U:O4'	1.92	0.69
7:CH:103:VAL:HG22	7:CH:124:ILE:HA	1.73	0.69
22:BA:11:C:H3'	22:BA:12:C:H5''	1.73	0.69
8:CI:6:TYR:HA	8:CI:18:VAL:O	1.91	0.69
41:BJ:69:ARG:HA	41:BJ:89:PHE:HD1	1.56	0.69
1:AA:406:G:H21	3:AD:115:GLN:HE22	1.40	0.69
23:DB:1287:A:H3'	23:DB:1288:G:N2	2.07	0.69
23:BB:2645:G:H5''	23:BB:2732:G:H8	1.57	0.69
3:CD:84:ASN:ND2	4:CE:101:GLY:HA3	2.07	0.69
23:BB:627:A:H4'	23:BB:628:G:H5'	1.73	0.69
23:BB:1459:G:H2'	23:BB:1461:C:C5	2.26	0.69
25:DC:104:LEU:HD12	25:DC:104:LEU:H	1.57	0.69
23:BB:2591:C:H2'	23:BB:2592:G:C8	2.28	0.69
23:BB:855:G:H21	52:BW:23:LYS:CG	1.99	0.69
29:BE:134:LEU:HA	29:BE:137:LYS:HB3	1.75	0.69
2:AC:72:PRO:O	2:AC:76:ILE:HG12	1.92	0.69
1:CA:390:U:H2'	1:CA:391:G:C8	2.27	0.69
23:DB:1437:C:H2'	23:DB:1438:U:C6	2.27	0.69
23:BB:131:A:H2'	23:BB:132:G:H8	1.56	0.69
23:DB:558:U:OP1	41:DJ:113:PRO:HG2	1.93	0.69
40:BH:81:ALA:HB1	40:BH:147:VAL:H	1.56	0.69
1:CA:978:A:H5'	1:CA:1362:A:N6	2.07	0.69
23:DB:858:G:H21	23:DB:2268:A:H3'	1.56	0.69
33:D1:24:LYS:HE2	33:D1:33:LEU:HB2	1.74	0.69
47:BF:134:GLN:H	47:BF:150:GLY:N	1.91	0.69
23:DB:1230:A:H2'	23:DB:1231:U:C6	2.27	0.69
27:DK:54:LYS:H	27:DK:54:LYS:CD	2.05	0.69
48:DG:152:ARG:HD3	48:DG:153:PRO:HD2	1.74	0.69
23:BB:2039:U:H2'	23:BB:2040:G:C8	2.27	0.69
35:DV:44:HIS:CE1	35:DV:86:LEU:H	2.11	0.69
1:AA:41:G:H2'	1:AA:42:G:C8	2.27	0.69
15:AR:42:ARG:HD2	15:AR:43:ILE:HG23	1.75	0.69
11:CL:86:VAL:HG23	11:CL:89:LEU:HB2	1.74	0.69
23:DB:558:U:H5''	41:DJ:111:LYS:HD3	1.73	0.69
43:DO:24:THR:HA	43:DO:42:PRO:HG3	1.75	0.69
23:BB:1175:A:H3'	23:BB:1176:U:C4'	2.22	0.69
14:CQ:74:LEU:HD22	14:CQ:75:VAL:N	2.08	0.69
35:BV:40:ILE:HD13	35:BV:40:ILE:H	1.57	0.69
29:BE:34:ALA:HB2	29:BE:96:VAL:HG21	1.73	0.69
4:AE:46:GLY:HA3	4:AE:70:MET:HA	1.75	0.69

Continued on next page...

Continued from previous page...

Atom-1	Atom-2	Distance(Å)	Clash(Å)
51:DZ:77:LYS:HD3	51:DZ:77:LYS:H	1.58	0.69
26:BD:10:GLY:HA3	26:BD:26:VAL:N	2.07	0.69
9:CJ:53:ILE:HG13	21:CN:84:ARG:CZ	2.22	0.69
48:DG:84:LYS:HG3	48:DG:131:VAL:HB	1.73	0.69
23:DB:856:G:H1'	52:DW:23:LYS:HB3	1.74	0.69
23:DB:2645:G:H5''	23:DB:2732:G:H8	1.56	0.69
2:AC:10:ARG:CZ	2:AC:181:ILE:HD13	2.22	0.69
8:CI:11:ARG:CZ	8:CI:12:LYS:HB2	2.22	0.69
43:BO:100:HIS:O	43:BO:104:GLN:HB2	1.92	0.69
23:BB:1119:U:OP1	35:BV:83:LYS:HE3	1.92	0.69
43:BO:83:LEU:HD11	43:BO:114:GLY:HA3	1.75	0.69
1:AA:370:C:O2'	1:AA:371:A:H5'	1.92	0.69
13:CP:57:ILE:O	13:CP:61:VAL:HG23	1.92	0.69
16:AS:11:ASP:O	16:AS:15:LEU:HB2	1.91	0.69
1:CA:182:A:O2'	1:CA:183:C:H3'	1.92	0.69
36:B2:9:VAL:HG13	36:B2:10:LEU:N	2.07	0.69
29:BE:145:ASP:H	29:BE:166:LYS:HB3	1.58	0.69
49:DR:49:ILE:HG12	49:DR:53:PHE:C	2.13	0.69
23:DB:448:U:C5	23:DB:583:G:H1'	2.27	0.69
8:CI:61:ASP:C	8:CI:62:LEU:HD13	2.13	0.69
12:AM:73:SER:HA	12:AM:76:ILE:HD12	1.74	0.69
3:CD:12:ARG:NH1	3:CD:12:ARG:HB3	2.08	0.69
3:CD:49:ASP:O	3:CD:53:GLN:HG3	1.92	0.69
23:BB:1871:A:H2'	23:BB:1872:A:C8	2.27	0.69
35:DV:51:GLN:HB2	35:DV:57:TYR:OH	1.91	0.69
2:CC:32:LEU:HD11	21:CN:92:ILE:HG12	1.74	0.69
2:AC:182:ASP:HB3	2:AC:201:ILE:HB	1.74	0.69
23:DB:2147:A:H4'	23:DB:2148:G:C8	2.27	0.69
1:AA:71:A:N6	1:AA:99:C:H1'	2.02	0.69
40:DH:119:ASN:N	40:DH:119:ASN:HD22	1.90	0.69
41:DJ:45:THR:H	41:DJ:46:PRO:HD3	1.58	0.69
26:BD:186:LEU:HD11	28:BP:3:ILE:HG13	1.75	0.69
45:BS:35:ILE:HG22	45:BS:39:THR:HG21	1.74	0.69
1:AA:1060:U:C4'	9:AJ:54:SER:HB2	2.22	0.69
42:DN:38:LEU:HB3	42:DN:39:PRO:HD3	1.74	0.69
41:BJ:6:ALA:HB3	41:BJ:45:THR:HG21	1.73	0.69
37:DL:90:VAL:HB	37:DL:122:VAL:HG12	1.75	0.69
38:DM:34:LYS:O	38:DM:36:VAL:HG23	1.93	0.69
41:DJ:55:ILE:HG22	41:DJ:123:LYS:HB2	1.73	0.69
38:BM:34:LYS:O	38:BM:36:VAL:HG23	1.91	0.69
1:CA:1250:A:H4'	8:CI:69:GLY:N	2.07	0.69
23:BB:142:A:H2'	23:BB:143:C:C6	2.28	0.69

Continued on next page...

Continued from previous page...

Atom-1	Atom-2	Distance(Å)	Clash(Å)
23:DB:2512:C:H2'	23:DB:2513:A:O4'	1.93	0.69
23:DB:1080:A:H4'	24:DI:126:ARG:CD	2.22	0.69
8:CI:98:ARG:HA	8:CI:103:VAL:HG22	1.74	0.69
50:DT:60:THR:HB	50:DT:81:LYS:HD2	1.74	0.69
8:CI:27:ILE:HD13	8:CI:34:LEU:HB3	1.75	0.69
1:CA:1296:C:H4'	1:CA:1302:C:H41	1.56	0.69
7:CH:32:LYS:HA	7:CH:35:ILE:HD12	1.75	0.69
23:BB:1937:A:N7	23:BB:1939:U:H2'	2.07	0.69
29:BE:176:ASP:HB3	29:BE:179:SER:HB2	1.75	0.69
23:BB:942:G:H2'	23:BB:943:A:O4'	1.93	0.69
37:BL:103:ILE:H	37:BL:103:ILE:HD12	1.57	0.69
23:DB:2502:G:H5'	23:DB:2503:A:H5''	1.74	0.69
17:CT:85:LEU:HD23	17:CT:86:ALA:H	1.57	0.69
23:DB:90:U:H3'	23:DB:91:A:H5''	1.73	0.69
47:BF:163:GLU:HA	47:BF:166:ARG:HD2	1.75	0.69
23:BB:118:A:H5'	23:BB:119:A:H8	1.56	0.69
16:CS:30:LEU:HG	16:CS:47:THR:O	1.93	0.69
23:BB:90:U:H3'	23:BB:91:A:H5''	1.74	0.69
2:CC:146:LYS:HB2	2:CC:202:PHE:CE2	2.28	0.69
49:DR:49:ILE:HD13	49:DR:51:VAL:O	1.92	0.69
1:AA:1521:C:H2'	1:AA:1522:U:C6	2.28	0.69
22:DA:32:U:H4'	22:DA:52:A:N6	2.08	0.69
26:BD:20:VAL:HG13	27:BK:72:PRO:HB3	1.75	0.69
5:AF:67:PRO:O	5:AF:70:VAL:HG22	1.93	0.69
35:DV:63:ILE:H	35:DV:63:ILE:HD12	1.58	0.69
1:CA:41:G:H2'	1:CA:42:G:C8	2.28	0.69
23:BB:1035:U:H2'	23:BB:1036:G:H8	1.58	0.69
23:BB:2216:G:H2'	23:BB:2217:G:H8	1.58	0.69
1:CA:844:G:H2'	1:CA:845:A:H8	1.58	0.69
23:BB:1947:C:H2'	23:BB:1948:G:H8	1.56	0.69
9:CJ:80:THR:HB	9:CJ:82:LYS:HD2	1.75	0.69
18:AB:76:SER:HA	18:AB:92:ASN:HD22	1.58	0.69
1:CA:1409:C:H1'	23:DB:1913:A:H62	1.58	0.69
9:AJ:40:ILE:HB	9:AJ:73:LEU:HB3	1.76	0.69
25:DC:16:VAL:H	25:DC:203:VAL:CG1	2.06	0.69
25:BC:183:VAL:HG13	25:BC:185:ALA:H	1.57	0.69
1:AA:1060:U:H5''	9:AJ:53:ILE:HG12	1.73	0.69
19:CU:39:LYS:N	19:CU:40:PRO:HD2	2.08	0.69
23:DB:546:U:H4'	23:DB:548:G:OP2	1.93	0.69
10:CK:80:ASN:HA	10:CK:105:ARG:HB3	1.74	0.69
23:BB:2187:U:H2'	23:BB:2188:U:C6	2.28	0.69
6:CG:36:SER:HA	6:CG:39:GLU:OE2	1.92	0.69

Continued on next page...

Continued from previous page...

Atom-1	Atom-2	Distance(Å)	Clash(Å)
1:CA:1326:U:H2'	1:CA:1327:C:C6	2.27	0.69
25:BC:132:ARG:HH11	25:BC:186:ASP:HB2	1.58	0.68
3:CD:146:GLU:HA	3:CD:149:LYS:HG2	1.75	0.68
29:DE:134:LEU:HA	29:DE:137:LYS:HB3	1.75	0.68
23:BB:1060:U:O2	23:BB:1088:A:N7	2.27	0.68
47:DF:121:PHE:HA	47:DF:127:TYR:HA	1.76	0.68
23:BB:2658:C:H5'	48:BG:159:LYS:HZ2	1.57	0.68
20:CO:78:TYR:O	20:CO:81:LEU:HB3	1.93	0.68
10:CK:23:HIS:HB3	10:CK:30:ILE:HG13	1.74	0.68
1:CA:8:A:H61	3:CD:53:GLN:HE22	1.41	0.68
16:AS:49:ALA:HA	16:AS:57:VAL:O	1.92	0.68
19:AU:24:LYS:HZ3	19:AU:25:ALA:H	1.37	0.68
1:CA:370:C:O2'	1:CA:371:A:H5'	1.93	0.68
23:BB:753:A:H2'	23:BB:754:U:C6	2.27	0.68
23:DB:1812:U:H2'	23:DB:1813:G:H8	1.58	0.68
15:AR:26:ALA:HA	15:AR:29:LYS:HE2	1.75	0.68
52:BW:19:ARG:HH21	52:BW:36:ILE:HD11	1.57	0.68
45:DS:66:ILE:H	45:DS:66:ILE:HD13	1.58	0.68
13:AP:4:ILE:O	13:AP:71:VAL:HG11	1.92	0.68
38:DM:19:GLY:HA2	38:DM:97:GLN:HB2	1.75	0.68
23:DB:2543:G:H2'	23:DB:2544:G:C8	2.27	0.68
1:CA:73:C:O2'	1:CA:74:A:H5'	1.93	0.68
23:DB:2039:U:H2'	23:DB:2040:G:C8	2.27	0.68
3:AD:49:ASP:O	3:AD:53:GLN:HG3	1.94	0.68
23:DB:597:G:H21	37:DL:12:SER:HA	1.57	0.68
23:DB:1437:C:H2'	23:DB:1438:U:H6	1.57	0.68
44:BQ:45:ALA:O	44:BQ:49:ARG:HB2	1.93	0.68
1:AA:1371:G:O3'	8:AI:70:GLY:HA3	1.92	0.68
23:DB:1709:U:H2'	23:DB:1710:G:H8	1.58	0.68
40:DH:131:SER:CB	40:DH:141:LYS:HA	2.23	0.68
41:BJ:45:THR:H	41:BJ:46:PRO:HD3	1.59	0.68
23:DB:28:A:H61	23:DB:512:G:H1'	1.57	0.68
1:AA:1461:G:H2'	1:AA:1462:C:H6	1.57	0.68
27:BK:70:ARG:HB3	27:BK:76:VAL:HG22	1.75	0.68
27:BK:54:LYS:H	27:BK:54:LYS:CD	2.05	0.68
20:AO:67:LEU:HD13	20:AO:88:ARG:HH12	1.56	0.68
35:DV:40:ILE:HD13	35:DV:40:ILE:H	1.58	0.68
24:BI:10:LEU:HD13	24:BI:12:VAL:HG13	1.74	0.68
23:BB:264:C:H2'	23:BB:265:A:H5''	1.74	0.68
23:DB:2458:G:H8	23:DB:2459:A:H62	1.42	0.68
7:CH:49:LYS:HB3	7:CH:59:GLU:HB2	1.74	0.68
2:AC:110:LEU:HD12	2:AC:203:LYS:HE2	1.76	0.68

Continued on next page...

Continued from previous page...

Atom-1	Atom-2	Distance(Å)	Clash(Å)
23:BB:857:G:C2'	23:BB:858:G:H5'	2.23	0.68
29:DE:60:TRP:O	29:DE:61:ARG:HB2	1.93	0.68
49:BR:49:ILE:HG12	49:BR:53:PHE:C	2.14	0.68
4:CE:143:LEU:O	4:CE:146:MET:HG2	1.93	0.68
41:DJ:64:VAL:HG22	41:DJ:68:LYS:HD2	1.74	0.68
10:AK:80:ASN:HA	10:AK:105:ARG:HB3	1.74	0.68
23:DB:321:U:H1'	29:DE:162:ARG:NH1	2.08	0.68
1:AA:677:U:H2'	1:AA:678:U:H6	1.58	0.68
23:DB:784:G:C6	25:DC:227:VAL:HG11	2.28	0.68
1:AA:958:A:H61	16:AS:53:GLY:HA3	1.58	0.68
1:AA:272:C:H2'	1:AA:273:U:H6	1.59	0.68
23:BB:2543:G:H2'	23:BB:2544:G:C8	2.28	0.68
43:DO:89:ASP:N	43:DO:115:LEU:HD13	2.07	0.68
35:DV:61:LEU:HD11	35:DV:74:ALA:HB2	1.75	0.68
23:BB:2286:G:C8	23:BB:2286:G:H5'	2.28	0.68
1:AA:1323:G:H2'	1:AA:1324:A:C8	2.27	0.68
23:DB:570:G:H2'	23:DB:2030:A:N7	2.09	0.68
11:CL:98:ARG:HA	11:CL:103:CYS:SG	2.32	0.68
1:CA:1328:C:H5"	12:CM:27:THR:HG21	1.76	0.68
1:AA:1521:C:H2'	1:AA:1522:U:H6	1.59	0.68
42:DN:101:GLY:HA2	42:DN:109:PRO:HA	1.74	0.68
18:AB:198:VAL:HG12	18:AB:200:PRO:HD3	1.73	0.68
44:BQ:4:LYS:NZ	44:BQ:7:VAL:HG22	2.09	0.68
47:BF:34:THR:HA	47:BF:89:THR:HG22	1.75	0.68
1:AA:8:A:H61	3:AD:53:GLN:HE22	1.40	0.68
1:AA:182:A:O2'	1:AA:183:C:H3'	1.94	0.68
23:BB:1441:G:H2'	23:BB:1442:U:C6	2.28	0.68
23:BB:1548:A:H2'	23:BB:1549:A:C8	2.29	0.68
23:BB:1553:A:O2'	23:BB:1554:U:H2'	1.93	0.68
23:BB:558:U:OP1	41:BJ:113:PRO:HG2	1.93	0.68
18:AB:218:ALA:HA	18:AB:221:ARG:HG2	1.75	0.68
23:DB:1917:U:H2'	23:DB:1918:A:H5'	1.75	0.68
29:DE:176:ASP:HB3	29:DE:179:SER:HB2	1.75	0.68
1:AA:392:C:P	13:AP:8:ARG:HH12	2.16	0.68
19:AU:39:LYS:N	19:AU:40:PRO:HD2	2.08	0.68
8:AI:20:ILE:HG13	8:AI:62:LEU:HD12	1.75	0.68
8:AI:62:LEU:N	8:AI:62:LEU:HD22	2.08	0.68
1:AA:1349:A:H2'	1:AA:1350:A:O4'	1.93	0.68
23:BB:704:G:H2'	23:BB:726:G:N2	2.08	0.68
50:DT:2:ILE:HD11	50:DT:3:ARG:CZ	2.24	0.68
38:BM:19:GLY:HA2	38:BM:97:GLN:HB2	1.75	0.68
47:BF:65:LEU:HD23	47:BF:87:LYS:HD2	1.75	0.68

Continued on next page...

Continued from previous page...

Atom-1	Atom-2	Distance(Å)	Clash(Å)
27:BK:87:LEU:HD12	27:BK:93:GLN:N	2.08	0.68
27:DK:25:LEU:HG	27:DK:39:ILE:HA	1.75	0.68
26:DD:20:VAL:HG13	27:DK:72:PRO:HB3	1.75	0.68
18:AB:118:THR:HA	18:AB:121:GLN:HE21	1.58	0.68
12:AM:83:GLY:HA2	12:AM:88:LEU:HD21	1.74	0.68
23:DB:483:A:H5'	46:DU:44:HIS:O	1.94	0.68
40:BH:54:LEU:O	40:BH:58:LEU:HB3	1.94	0.68
23:DB:138:U:O3'	23:DB:139:U:H3'	1.92	0.68
23:BB:1381:G:H2'	23:BB:1382:G:H5'	1.74	0.68
23:BB:2794:C:H2'	23:BB:2795:C:C6	2.28	0.68
51:BZ:64:ILE:H	51:BZ:64:ILE:HD12	1.58	0.68
52:BW:23:LYS:HD2	52:BW:24:ARG:H	1.58	0.68
50:DT:54:GLU:HB3	50:DT:88:LYS:HB2	1.74	0.68
23:DB:2328:A:H2'	23:DB:2329:U:H6	1.59	0.68
40:BH:131:SER:HB3	40:BH:140:ALA:O	1.94	0.68
5:AF:2:ARG:HG3	5:AF:92:THR:OG1	1.94	0.68
23:DB:855:G:N2	52:DW:23:LYS:HG2	2.07	0.68
47:BF:66:ILE:HD12	47:BF:85:GLY:O	1.94	0.68
1:AA:1179:A:H4'	8:AI:104:THR:HA	1.76	0.68
1:AA:1308:U:H3'	12:AM:97:ARG:NH1	2.08	0.68
4:CE:156:ARG:NH1	7:CH:42:GLU:HB3	2.09	0.68
9:AJ:55:PRO:HA	21:AN:80:ARG:NH2	2.09	0.68
1:CA:1448:C:H2'	1:CA:1449:C:H6	1.59	0.68
22:BA:91:C:H2'	22:BA:92:C:H6	1.59	0.68
23:BB:1041:G:H2'	23:BB:1042:G:H8	1.58	0.68
46:DU:40:LEU:H	46:DU:40:LEU:HD12	1.58	0.68
52:DW:19:ARG:HH21	52:DW:36:ILE:HD11	1.57	0.68
41:DJ:3:THR:HG21	44:DQ:60:TRP:HE1	1.59	0.68
3:CD:153:ARG:HG3	3:CD:154:VAL:H	1.58	0.68
48:BG:84:LYS:HB2	48:BG:132:LEU:HD23	1.75	0.68
24:DI:73:PRO:HG2	24:DI:78:LEU:HD21	1.75	0.68
1:AA:1308:U:OP1	12:AM:95:PRO:HA	1.93	0.68
1:AA:16:A:O2'	1:AA:17:U:H5'	1.94	0.68
26:BD:54:ALA:HA	26:BD:76:GLY:HA2	1.76	0.68
26:BD:69:ALA:HA	26:BD:73:VAL:HB	1.76	0.68
26:DD:106:LYS:HB3	26:DD:206:ALA:N	2.08	0.68
1:AA:764:C:H3'	1:AA:765:G:N2	2.08	0.68
18:AB:185:ILE:HA	18:AB:199:ILE:O	1.94	0.68
23:DB:946:C:H2'	23:DB:947:A:H8	1.59	0.68
23:DB:974:G:OP2	49:DR:78:ARG:HD3	1.94	0.68
12:AM:79:LEU:HA	12:AM:82:LEU:HD12	1.76	0.68
7:CH:63:LYS:HG2	7:CH:70:VAL:HG21	1.76	0.68

Continued on next page...

Continued from previous page...

Atom-1	Atom-2	Distance(Å)	Clash(Å)
8:CI:11:ARG:HB2	8:CI:106:ASP:HB2	1.76	0.68
43:BO:24:THR:HA	43:BO:42:PRO:HG3	1.75	0.68
23:BB:2389:G:H5''	23:BB:2390:U:H5'	1.75	0.68
7:CH:54:THR:HG23	7:CH:55:LYS:H	1.58	0.68
7:AH:32:LYS:HA	7:AH:35:ILE:HD12	1.75	0.68
8:CI:87:MET:HB2	8:CI:94:ARG:NH2	2.09	0.68
23:DB:753:A:H2'	23:DB:754:U:C6	2.29	0.68
2:AC:154:GLY:HA3	2:AC:162:ALA:HB1	1.74	0.68
48:DG:84:LYS:HB2	48:DG:132:LEU:HD23	1.76	0.68
2:AC:52:SER:HB3	2:AC:114:LEU:HD21	1.75	0.68
27:DK:10:VAL:HG13	27:DK:86:LEU:HD21	1.75	0.68
38:DM:126:ILE:H	38:DM:126:ILE:HD12	1.58	0.68
48:DG:148:ARG:HD3	48:DG:152:ARG:NH1	2.09	0.68
2:CC:120:THR:HG23	2:CC:197:VAL:HG21	1.74	0.68
23:BB:2819:G:H2'	23:BB:2821:A:N7	2.08	0.68
40:DH:87:GLU:OE2	40:DH:89:LYS:HD3	1.93	0.68
35:BV:61:LEU:HD11	35:BV:74:ALA:HB2	1.76	0.68
28:DP:97:TYR:O	28:DP:100:ARG:HB2	1.94	0.68
43:BO:89:ASP:N	43:BO:115:LEU:HD13	2.08	0.68
42:BN:47:VAL:C	42:BN:50:PRO:HD2	2.14	0.68
23:BB:2070:A:H2'	23:BB:2071:A:C8	2.29	0.68
47:DF:109:ARG:HB2	47:DF:135:ILE:HD12	1.76	0.68
1:CA:71:A:O2'	1:CA:72:A:H5'	1.94	0.68
10:CK:34:THR:HA	10:CK:41:LEU:HG	1.75	0.68
2:AC:179:ALA:HB3	2:AC:181:ILE:HD11	1.76	0.68
23:BB:1437:C:H2'	23:BB:1438:U:C6	2.29	0.68
23:BB:1381:G:C2'	23:BB:1382:G:H5'	2.24	0.68
23:BB:1515:A:H2'	23:BB:1516:G:O4'	1.94	0.68
23:DB:414:C:H2'	23:DB:415:A:C8	2.28	0.68
1:AA:844:G:H2'	1:AA:845:A:H8	1.59	0.68
18:CB:75:ALA:C	18:CB:79:VAL:HG23	2.15	0.68
45:BS:66:ILE:H	45:BS:66:ILE:HD13	1.57	0.67
1:CA:973:G:H3'	1:CA:974:A:H5''	1.75	0.67
1:CA:900:A:H2'	1:CA:901:A:C8	2.29	0.67
17:AT:38:ILE:HD11	17:AT:82:ILE:HG22	1.77	0.67
48:BG:42:VAL:HA	48:BG:51:PHE:HA	1.76	0.67
23:DB:2187:U:H2'	23:DB:2188:U:C6	2.28	0.67
1:AA:8:A:N6	3:AD:205:LYS:HB2	2.08	0.67
27:BK:118:LEU:C	27:BK:120:PRO:HD2	2.13	0.67
23:BB:2737:G:H2'	23:BB:2738:A:C8	2.29	0.67
1:CA:543:U:H2'	1:CA:544:G:H8	1.58	0.67
23:DB:2591:C:H2'	23:DB:2592:G:C8	2.29	0.67

Continued on next page...

Continued from previous page...

Atom-1	Atom-2	Distance(Å)	Clash(Å)
41:BJ:64:VAL:HG22	41:BJ:68:LYS:HD2	1.75	0.67
23:DB:2841:C:H2'	23:DB:2842:G:H8	1.59	0.67
1:AA:1081:A:H2'	1:AA:1082:A:H8	1.59	0.67
23:DB:1947:C:H2'	23:DB:1948:G:H8	1.58	0.67
24:DI:1:ALA:HB1	24:DI:2:LYS:HD2	1.77	0.67
8:AI:78:ILE:HG22	8:AI:82:ILE:HD11	1.76	0.67
43:DO:68:LYS:HA	43:DO:102:ARG:HG2	1.76	0.67
23:DB:1060:U:O2	23:DB:1088:A:N7	2.27	0.67
37:DL:79:LEU:HB2	37:DL:113:ALA:H	1.59	0.67
1:AA:1118:U:H5'	8:AI:10:ARG:NH1	2.09	0.67
23:BB:2658:C:H5'	48:BG:159:LYS:NZ	2.08	0.67
26:DD:40:LEU:HA	26:DD:45:TYR:N	2.09	0.67
39:BX:20:ASN:H	39:BX:20:ASN:HD22	1.43	0.67
1:CA:8:A:N6	3:CD:205:LYS:HB2	2.09	0.67
36:D2:9:VAL:HG13	36:D2:10:LEU:N	2.08	0.67
16:CS:29:PRO:HA	16:CS:47:THR:HB	1.76	0.67
23:BB:1438:U:H2'	23:BB:1439:A:O4'	1.94	0.67
23:DB:2841:C:H2'	23:DB:2842:G:C8	2.29	0.67
1:CA:658:C:O3'	20:CO:8:THR:HG21	1.94	0.67
23:BB:165:A:H2'	23:BB:166:U:H6	1.59	0.67
1:CA:392:C:P	13:CP:8:ARG:HH12	2.16	0.67
36:B2:13:ASN:O	36:B2:17:GLY:N	2.27	0.67
26:BD:16:THR:HB	26:BD:18:ASP:OD1	1.93	0.67
23:DB:1283:G:H22	23:DB:1286:A:H5'	1.59	0.67
50:BT:92:ASN:HB3	50:BT:93:LEU:HD22	1.75	0.67
1:CA:1268:G:H2'	1:CA:1269:A:C8	2.30	0.67
9:CJ:6:ILE:HB	9:CJ:76:ILE:CG1	2.24	0.67
23:BB:1252:G:H1'	44:BQ:32:ARG:HH22	1.59	0.67
23:BB:1230:A:H2'	23:BB:1231:U:C6	2.29	0.67
23:DB:2748:A:H4'	48:DG:3:VAL:HG21	1.76	0.67
3:CD:197:HIS:O	3:CD:200:VAL:HG22	1.95	0.67
35:BV:38:LEU:HG	35:BV:40:ILE:HD12	1.75	0.67
1:CA:250:A:H1'	1:CA:252:U:C6	2.29	0.67
17:AT:85:LEU:HD23	17:AT:86:ALA:H	1.59	0.67
10:CK:75:GLU:H	10:CK:75:GLU:CD	1.97	0.67
37:DL:103:ILE:H	37:DL:103:ILE:HD12	1.57	0.67
1:AA:524:G:H2'	1:AA:525:C:C6	2.29	0.67
1:AA:989:U:H2'	1:AA:990:C:O4'	1.94	0.67
23:DB:1487:U:H2'	23:DB:1488:C:C6	2.29	0.67
23:BB:1283:G:H22	23:BB:1286:A:H5'	1.59	0.67
1:CA:328:C:H4'	1:CA:329:A:H5''	1.76	0.67
52:DW:35:ILE:HA	52:DW:57:THR:HG23	1.74	0.67

Continued on next page...

Continued from previous page...

Atom-1	Atom-2	Distance(Å)	Clash(Å)
44:DQ:57:ARG:NH1	44:DQ:61:ILE:HD11	2.09	0.67
49:DR:39:LEU:HB3	49:DR:49:ILE:HD11	1.75	0.67
25:BC:68:ARG:HH21	25:BC:190:THR:HG22	1.59	0.67
1:AA:86:G:H21	1:AA:87:C:N4	1.91	0.67
10:CK:17:ASP:HA	10:CK:80:ASN:O	1.94	0.67
16:AS:35:ARG:HB2	16:AS:71:GLY:HA2	1.75	0.67
21:CN:31:SER:HA	21:CN:44:VAL:HB	1.76	0.67
26:BD:106:LYS:HB3	26:BD:206:ALA:N	2.09	0.67
23:DB:1729:U:H5''	23:DB:1730:C:O2	1.95	0.67
23:BB:2867:G:H2'	23:BB:2867:G:N3	2.09	0.67
27:DK:112:PHE:O	27:DK:115:ILE:HG22	1.93	0.67
23:DB:1124:G:H1'	32:D4:38:GLY:OXT	1.94	0.67
23:DB:2704:C:H2'	23:DB:2705:A:O4'	1.95	0.67
35:BV:5:ASN:HA	35:BV:64:VAL:HB	1.77	0.67
1:CA:803:G:H2'	1:CA:804:U:C6	2.30	0.67
23:BB:67:U:H2'	23:BB:68:G:H8	1.58	0.67
1:CA:1391:U:H2'	1:CA:1392:G:C8	2.30	0.67
23:DB:560:C:H3'	23:DB:561:G:C8	2.30	0.67
23:DB:67:U:H2'	23:DB:68:G:H8	1.57	0.67
2:CC:76:ILE:HD11	2:CC:102:ILE:HG21	1.76	0.67
18:CB:63:LYS:HA	18:CB:224:ARG:HH11	1.60	0.67
21:AN:50:LEU:N	21:AN:51:PRO:HD2	2.05	0.67
44:BQ:89:ILE:HG21	49:BR:11:GLN:HE22	1.59	0.67
38:DM:33:LEU:HD22	38:DM:128:THR:HB	1.77	0.67
23:DB:1657:U:O2'	23:DB:1658:C:H5'	1.95	0.67
8:CI:17:ARG:O	8:CI:64:ILE:HG23	1.94	0.67
23:BB:477:A:H2'	23:BB:478:A:H8	1.59	0.67
23:BB:184:C:H2'	23:BB:185:G:C8	2.29	0.67
2:CC:5:HIS:NE2	2:CC:7:ASN:HB3	2.10	0.67
23:DB:2086:U:H2'	23:DB:2087:G:C8	2.30	0.67
23:BB:2086:U:H2'	23:BB:2087:G:C8	2.30	0.67
17:CT:43:LYS:HD3	17:CT:43:LYS:H	1.59	0.67
1:AA:845:A:H5''	1:AA:846:G:C8	2.30	0.67
23:DB:2341:G:H2'	23:DB:2342:C:C6	2.30	0.67
23:DB:2094:A:H2'	23:DB:2095:A:C8	2.30	0.67
1:CA:1086:U:H3	1:CA:1099:G:H22	1.42	0.67
31:D0:9:ARG:O	31:D0:12:ARG:HB3	1.94	0.67
42:DN:48:VAL:HA	42:DN:51:LEU:HD22	1.77	0.67
23:BB:1484:U:H2'	23:BB:1485:U:C6	2.29	0.67
23:BB:1760:C:H2'	23:BB:1761:C:O4'	1.95	0.67
1:AA:328:C:H4'	1:AA:329:A:H5''	1.76	0.67
23:DB:2789:C:H3'	23:DB:2893:A:H62	1.59	0.67

Continued on next page...

Continued from previous page...

Atom-1	Atom-2	Distance(Å)	Clash(Å)
30:BY:3:THR:HB	30:BY:36:GLU:HG3	1.74	0.67
44:DQ:91:ARG:HD3	49:DR:11:GLN:HB2	1.76	0.67
16:CS:18:VAL:O	16:CS:22:VAL:HG23	1.94	0.67
27:DK:70:ARG:HB3	27:DK:76:VAL:HG22	1.76	0.67
23:BB:27:G:N2	23:BB:512:G:H2'	2.08	0.67
44:DQ:30:VAL:HG13	44:DQ:31:TYR:N	2.09	0.67
1:CA:16:A:O2'	1:CA:17:U:H5'	1.95	0.67
18:AB:117:GLU:O	18:AB:121:GLN:HB2	1.95	0.67
1:CA:1238:A:H5'	1:CA:1336:C:H41	1.56	0.67
23:DB:974:G:H1'	23:DB:975:A:C8	2.30	0.67
28:BP:97:TYR:O	28:BP:100:ARG:HB2	1.95	0.67
1:CA:1461:G:H2'	1:CA:1462:C:C6	2.29	0.67
23:DB:165:A:H2'	23:DB:166:U:C6	2.30	0.67
1:AA:724:G:H2'	1:AA:725:G:H8	1.58	0.67
23:BB:1076:C:H4'	24:BI:94:LYS:HE3	1.77	0.67
1:CA:524:G:H2'	1:CA:525:C:C6	2.29	0.67
23:DB:1047:G:H1'	23:DB:1110:G:N2	2.09	0.67
23:DB:191:A:H2'	23:DB:192:C:C6	2.30	0.67
45:DS:35:ILE:HG22	45:DS:39:THR:HG21	1.76	0.67
29:DE:147:LEU:HD12	29:DE:149:ILE:HB	1.76	0.67
47:DF:65:LEU:HD23	47:DF:87:LYS:HD2	1.75	0.67
23:BB:365:U:H2'	23:BB:366:C:C6	2.30	0.67
12:AM:106:ARG:HE	12:AM:112:ARG:HG2	1.58	0.67
38:BM:36:VAL:HB	38:BM:127:LYS:O	1.95	0.67
48:BG:157:LYS:HG2	48:BG:159:LYS:HG3	1.77	0.67
48:BG:152:ARG:HD3	48:BG:153:PRO:HD2	1.76	0.67
48:BG:89:VAL:HG12	48:BG:90:GLY:H	1.60	0.67
23:DB:1080:A:H2'	23:DB:1081:U:H6	1.57	0.67
1:AA:958:A:N6	16:AS:53:GLY:HA3	2.09	0.67
23:DB:1441:G:H2'	23:DB:1442:U:C6	2.30	0.67
26:BD:55:LYS:HZ2	26:BD:60:VAL:HG13	1.58	0.67
38:DM:82:MET:HE3	38:DM:83:GLY:H	1.60	0.67
23:DB:228:C:H4'	23:DB:229:C:H5''	1.76	0.67
23:BB:2291:U:H2'	23:BB:2292:U:C6	2.29	0.67
23:BB:2046:G:H1'	31:B0:18:HIS:CD2	2.30	0.67
41:DJ:124:VAL:HG23	41:DJ:125:TYR:H	1.59	0.67
29:BE:147:LEU:HD12	29:BE:149:ILE:HB	1.76	0.67
52:DW:37:VAL:HG13	52:DW:55:ASP:O	1.95	0.67
16:CS:39:ILE:HG13	16:CS:68:HIS:O	1.95	0.67
8:AI:41:GLU:N	8:AI:44:ARG:HH11	1.93	0.67
1:CA:817:C:H1'	1:CA:819:A:H5'	1.77	0.67
12:AM:53:ASP:HA	12:AM:56:ARG:NH2	2.10	0.67

Continued on next page...

Continued from previous page...

Atom-1	Atom-2	Distance(Å)	Clash(Å)
33:B1:24:LYS:HE2	33:B1:33:LEU:HB2	1.77	0.67
4:AE:143:LEU:O	4:AE:146:MET:HG2	1.95	0.67
1:CA:17:U:H2'	1:CA:18:C:H6	1.57	0.67
44:BQ:30:VAL:HG13	44:BQ:31:TYR:N	2.10	0.67
23:DB:2307:G:O6	47:DF:84:ILE:HD11	1.95	0.67
23:DB:1176:U:H3'	23:DB:1177:G:C8	2.29	0.67
23:DB:1139:G:O2'	23:DB:1140:C:H5'	1.95	0.67
23:DB:1381:G:C2'	23:DB:1382:G:H5'	2.24	0.67
23:DB:1484:U:H2'	23:DB:1485:U:C6	2.28	0.67
2:AC:40:GLN:HG3	2:AC:41:TYR:N	2.09	0.67
23:DB:454:A:H3'	23:DB:455:C:H5''	1.76	0.67
4:CE:46:GLY:HA3	4:CE:70:MET:HA	1.77	0.67
9:CJ:12:ALA:HB2	9:CJ:96:VAL:HG12	1.76	0.67
23:DB:2143:C:H3'	23:DB:2144:G:O4'	1.94	0.67
25:DC:93:VAL:HG13	25:DC:94:LEU:N	2.08	0.67
2:AC:133:MET:CE	2:AC:152:VAL:HG21	2.25	0.67
18:AB:46:VAL:HA	18:AB:49:PHE:CD2	2.30	0.67
6:CG:57:GLU:HA	6:CG:60:ALA:HB3	1.76	0.67
38:BM:126:ILE:H	38:BM:126:ILE:HD12	1.60	0.67
47:BF:102:LEU:HA	47:BF:106:ALA:HB2	1.75	0.67
1:AA:532:A:N6	2:AC:191:THR:HB	2.10	0.67
46:DU:85:ARG:HD3	46:DU:86:PHE:H	1.60	0.67
11:AL:13:ARG:O	11:AL:14:LYS:HB3	1.94	0.67
6:AG:149:ALA:N	10:AK:55:ARG:HH22	1.92	0.67
23:BB:215:G:H4'	23:BB:216:A:H4'	1.77	0.67
1:CA:190:A:H2'	1:CA:191:G:O4'	1.94	0.67
23:BB:832:U:H2'	23:BB:833:A:C8	2.29	0.67
23:DB:910:A:H2'	23:DB:911:A:C8	2.29	0.67
45:DS:26:GLY:N	45:DS:71:VAL:HG13	2.09	0.67
45:BS:66:ILE:HA	45:BS:69:LEU:HD13	1.75	0.67
40:BH:116:ARG:NH1	40:BH:133:GLN:HB2	2.10	0.67
25:BC:143:VAL:HB	25:BC:153:LEU:HB2	1.75	0.67
13:CP:6:LEU:HD11	13:CP:71:VAL:HB	1.77	0.67
25:BC:75:ALA:HB2	25:BC:95:TYR:HA	1.76	0.67
28:DP:89:GLY:HA2	28:DP:112:ARG:N	2.09	0.67
41:BJ:11:VAL:HG11	41:BJ:13:ARG:HE	1.59	0.67
23:BB:547:A:H3'	23:BB:548:G:O4'	1.96	0.67
23:BB:1657:U:O2'	23:BB:1658:C:H5'	1.95	0.67
23:BB:83:A:H61	23:BB:101:A:H5'	1.59	0.67
1:CA:301:G:H2'	1:CA:302:G:C8	2.29	0.67
23:DB:2021:C:OP1	31:D0:8:THR:HG21	1.95	0.67
27:DK:66:LYS:HA	27:DK:79:PHE:O	1.94	0.67

Continued on next page...

Continued from previous page...

Atom-1	Atom-2	Distance(Å)	Clash(Å)
23:BB:2674:G:H4'	27:BK:30:ARG:HG3	1.77	0.67
23:BB:2461:A:H2'	23:BB:2462:C:C6	2.30	0.67
1:CA:1071:C:H2'	1:CA:1072:G:H8	1.60	0.67
40:DH:27:ARG:NH1	51:DZ:60:ASP:HA	2.10	0.67
47:BF:141:ASP:O	47:BF:145:VAL:HG13	1.95	0.67
44:BQ:77:LYS:HB3	44:BQ:116:LEU:HD21	1.77	0.67
22:BA:60:C:H2'	22:BA:61:G:H8	1.59	0.67
20:CO:36:ILE:HD12	20:CO:60:VAL:HG23	1.75	0.67
29:DE:33:VAL:O	29:DE:36:ALA:HB3	1.96	0.66
12:CM:29:SER:O	12:CM:33:LEU:HG	1.95	0.66
44:BQ:89:ILE:HG22	44:BQ:91:ARG:H	1.60	0.66
9:CJ:52:LEU:HB2	21:CN:80:ARG:HD3	1.77	0.66
37:DL:143:GLU:CG	37:DL:144:GLU:H	2.07	0.66
3:CD:2:ARG:NH1	3:CD:114:ARG:HD3	2.09	0.66
41:DJ:64:VAL:O	41:DJ:65:THR:HG22	1.95	0.66
23:BB:932:U:H5'	23:BB:933:A:OP1	1.95	0.66
48:DG:91:VAL:HG23	48:DG:92:GLY:H	1.61	0.66
23:BB:543:G:H2'	23:BB:544:C:C5'	2.25	0.66
50:BT:69:ARG:HG2	50:BT:73:ARG:C	2.15	0.66
1:AA:202:G:H21	1:AA:465:A:H61	1.42	0.66
26:DD:40:LEU:HD23	26:DD:46:ARG:HG2	1.77	0.66
23:DB:2886:A:H62	31:D0:39:ARG:CZ	2.07	0.66
23:DB:1438:U:H2'	23:DB:1439:A:O4'	1.95	0.66
14:CQ:58:VAL:HB	14:CQ:74:LEU:HD23	1.77	0.66
1:CA:1244:G:H2'	1:CA:1245:C:C6	2.30	0.66
23:DB:2819:G:H2'	23:DB:2821:A:N7	2.09	0.66
1:AA:859:G:H2'	1:AA:860:A:H8	1.61	0.66
41:DJ:109:LEU:HD13	41:DJ:119:PHE:HB2	1.77	0.66
23:DB:1480:C:H2'	23:DB:1481:U:O4'	1.95	0.66
45:DS:66:ILE:HA	45:DS:69:LEU:HD13	1.77	0.66
9:CJ:52:LEU:HA	9:CJ:62:ARG:HA	1.76	0.66
13:AP:6:LEU:HD11	13:AP:71:VAL:HB	1.77	0.66
3:AD:153:ARG:HG3	3:AD:154:VAL:H	1.59	0.66
5:AF:6:ILE:HG23	5:AF:62:MET:HB3	1.76	0.66
25:BC:93:VAL:HG13	25:BC:94:LEU:N	2.10	0.66
40:BH:4:ILE:HB	40:BH:37:VAL:CG1	2.25	0.66
23:DB:2548:U:H1'	27:DK:23:LYS:HZ1	1.57	0.66
15:CR:42:ARG:HD2	15:CR:43:ILE:HG23	1.77	0.66
23:DB:2867:G:N3	23:DB:2867:G:H2'	2.10	0.66
11:CL:49:ARG:HB2	11:CL:89:LEU:HD11	1.76	0.66
1:AA:1163:A:H2'	1:AA:1164:G:H8	1.61	0.66
3:CD:84:ASN:ND2	3:CD:86:GLY:H	1.93	0.66

Continued on next page...

Continued from previous page...

Atom-1	Atom-2	Distance(Å)	Clash(Å)
6:AG:67:ASN:ND2	6:AG:127:ALA:HA	2.11	0.66
35:DV:5:ASN:HA	35:DV:64:VAL:HB	1.77	0.66
1:CA:272:C:H2'	1:CA:273:U:C6	2.30	0.66
22:DA:25:U:H4'	22:DA:26:C:H5''	1.77	0.66
23:BB:2704:C:H2'	23:BB:2705:A:O4'	1.95	0.66
23:DB:38:A:N3	29:DE:43:THR:HB	2.10	0.66
44:DQ:77:LYS:HB3	44:DQ:116:LEU:HD21	1.76	0.66
1:CA:926:G:N2	1:CA:1505:G:H2'	2.10	0.66
23:DB:1760:C:H2'	23:DB:1761:C:O4'	1.95	0.66
18:CB:186:VAL:O	18:CB:200:PRO:HA	1.95	0.66
1:CA:764:C:H3'	1:CA:765:G:N2	2.10	0.66
50:BT:34:VAL:HG11	50:BT:43:ILE:HD11	1.77	0.66
27:DK:73:ASP:O	28:DP:74:GLN:HG3	1.95	0.66
1:AA:1125:U:C2'	1:AA:1126:U:H5''	2.25	0.66
1:AA:1298:U:H4'	1:AA:1299:A:O5'	1.96	0.66
23:DB:2:G:H2'	23:DB:3:U:H6	1.59	0.66
7:AH:63:LYS:HG2	7:AH:70:VAL:HG21	1.77	0.66
5:CF:72:ASP:HA	5:CF:75:GLU:OE1	1.95	0.66
1:CA:193:C:H2'	1:CA:194:C:C6	2.31	0.66
23:BB:1487:U:H2'	23:BB:1488:C:C6	2.30	0.66
23:DB:2893:A:H5''	23:DB:2894:G:H5'	1.78	0.66
1:AA:859:G:H2'	1:AA:860:A:C8	2.31	0.66
1:AA:1194:U:H2'	1:AA:1195:C:C6	2.29	0.66
25:DC:75:ALA:HB2	25:DC:95:TYR:HA	1.76	0.66
23:DB:1935:G:H1'	23:DB:1964:G:N2	2.10	0.66
18:AB:30:ILE:HG23	18:AB:38:HIS:HB3	1.77	0.66
23:DB:2286:G:H5'	23:DB:2286:G:C8	2.30	0.66
23:BB:454:A:H3'	23:BB:455:C:H5''	1.77	0.66
51:DZ:54:LYS:HA	51:DZ:57:ARG:HD3	1.78	0.66
26:BD:148:GLN:CB	26:BD:152:PRO:HG2	2.26	0.66
29:DE:145:ASP:H	29:DE:166:LYS:HB3	1.59	0.66
48:DG:30:GLY:CA	48:DG:78:VAL:HA	2.24	0.66
12:AM:106:ARG:HH11	12:AM:109:LYS:HD2	1.60	0.66
47:BF:111:ARG:HH22	47:BF:113:PHE:HB2	1.59	0.66
32:D4:22:VAL:HG11	32:D4:36:ARG:HD2	1.77	0.66
26:DD:69:ALA:HA	26:DD:73:VAL:HB	1.76	0.66
18:CB:98:GLY:C	18:CB:106:VAL:HG21	2.16	0.66
27:BK:66:LYS:HA	27:BK:79:PHE:O	1.96	0.66
20:CO:35:GLN:O	20:CO:39:LEU:HD13	1.94	0.66
7:AH:54:THR:HG23	7:AH:55:LYS:H	1.60	0.66
23:BB:1704:C:H2'	23:BB:1705:A:C8	2.30	0.66
23:BB:588:U:H1'	29:BE:85:PHE:CD2	2.31	0.66

Continued on next page...

Continued from previous page...

Atom-1	Atom-2	Distance(Å)	Clash(Å)
23:BB:1594:U:H2'	23:BB:1595:C:C6	2.31	0.66
46:BU:13:LEU:HA	46:BU:18:LYS:HE3	1.78	0.66
1:CA:724:G:H2'	1:CA:725:G:H8	1.59	0.66
23:BB:2586:U:H2'	23:BB:2587:A:C8	2.29	0.66
44:DQ:45:ALA:O	44:DQ:49:ARG:HB2	1.95	0.66
23:DB:2389:G:H5''	23:DB:2390:U:H5'	1.77	0.66
1:CA:1108:G:H5'	2:CC:175:HIS:ND1	2.10	0.66
32:D4:16:ILE:HA	32:D4:25:VAL:HG22	1.78	0.66
23:BB:2267:A:C8	23:BB:2267:A:C3'	2.79	0.66
44:BQ:105:PHE:HA	44:BQ:108:LEU:HB2	1.78	0.66
21:CN:65:GLN:H	21:CN:65:GLN:HE21	1.40	0.66
13:AP:1:MET:HE1	13:AP:66:THR:OG1	1.96	0.66
43:BO:68:LYS:HA	43:BO:102:ARG:HG2	1.77	0.66
13:CP:1:MET:HE1	13:CP:66:THR:OG1	1.95	0.66
1:AA:1118:U:H5'	8:AI:10:ARG:HH11	1.60	0.66
48:DG:153:PRO:HB3	48:DG:158:GLY:HA2	1.77	0.66
32:B4:5:ALA:HA	32:B4:37:GLN:NE2	2.10	0.66
10:AK:16:SER:HA	10:AK:78:ILE:HA	1.78	0.66
35:BV:63:ILE:HD12	35:BV:63:ILE:H	1.61	0.66
35:BV:44:HIS:CE1	35:BV:86:LEU:H	2.14	0.66
14:AQ:58:VAL:HB	14:AQ:74:LEU:HD23	1.76	0.66
25:BC:16:VAL:H	25:BC:203:VAL:CG1	2.09	0.66
41:BJ:64:VAL:O	41:BJ:65:THR:HG22	1.96	0.66
23:BB:2097:A:H2'	23:BB:2098:U:C6	2.30	0.66
23:DB:2425:A:H5'	23:DB:2427:C:O4'	1.95	0.66
20:AO:26:GLU:HG2	20:AO:81:LEU:HD12	1.77	0.66
23:BB:1935:G:H1'	23:BB:1964:G:N2	2.11	0.66
46:DU:13:LEU:HA	46:DU:18:LYS:HE3	1.77	0.66
1:AA:880:C:H2'	1:AA:881:G:H8	1.60	0.66
23:BB:878:A:H2'	23:BB:878:A:N3	2.10	0.66
29:BE:58:LYS:HZ2	29:BE:58:LYS:H	1.42	0.66
1:CA:958:A:N6	16:CS:76:THR:HG22	2.10	0.66
8:CI:56:MET:C	8:CI:58:GLU:H	1.99	0.66
23:DB:27:G:N2	23:DB:512:G:H2'	2.08	0.66
6:CG:14:ASP:HB3	6:CG:18:GLY:N	2.11	0.66
23:BB:28:A:N6	23:BB:512:G:H1'	2.11	0.66
50:BT:5:GLU:O	50:BT:9:LYS:HE3	1.96	0.66
6:AG:72:VAL:O	6:AG:140:VAL:HG12	1.96	0.66
23:DB:1024:G:C3'	23:DB:1025:G:H5''	2.26	0.66
26:BD:116:LYS:HB3	26:BD:118:PHE:CZ	2.31	0.66
10:AK:34:THR:HA	10:AK:41:LEU:HG	1.77	0.66
12:CM:95:PRO:N	12:CM:108:ARG:HG2	2.10	0.66

Continued on next page...

Continued from previous page...

Atom-1	Atom-2	Distance(Å)	Clash(Å)
23:DB:2150:C:H2'	23:DB:2151:U:C6	2.30	0.66
36:B2:9:VAL:HG13	36:B2:10:LEU:H	1.59	0.66
1:CA:518:C:H2'	1:CA:530:G:C8	2.30	0.66
23:BB:196:A:H5''	37:BL:47:ARG:HH12	1.59	0.66
23:BB:328:U:H4'	46:BU:65:GLN:NE2	2.10	0.66
23:DB:2469:A:H4'	38:DM:55:ARG:NE	2.10	0.66
23:DB:634:C:H2'	23:DB:635:C:H6	1.61	0.66
1:CA:1230:C:H2'	1:CA:1231:G:H8	1.61	0.66
52:BW:23:LYS:HD2	52:BW:24:ARG:HB3	1.77	0.66
23:BB:674:G:O3'	29:BE:60:TRP:CZ2	2.49	0.66
18:AB:13:VAL:O	18:AB:14:HIS:HB3	1.95	0.66
37:BL:143:GLU:CG	37:BL:144:GLU:H	2.09	0.66
23:DB:28:A:N6	23:DB:512:G:H1'	2.11	0.66
33:D1:9:LYS:H	33:D1:9:LYS:HD3	1.60	0.66
4:AE:113:VAL:HG23	4:AE:114:LEU:N	2.11	0.66
47:DF:111:ARG:HH22	47:DF:113:PHE:HB2	1.61	0.66
48:BG:17:LYS:HE2	48:BG:19:ASN:ND2	2.11	0.66
26:BD:33:ARG:HE	26:BD:51:THR:HB	1.60	0.66
39:BX:13:GLU:HB2	39:BX:57:LEU:HD23	1.77	0.66
30:DY:7:THR:HG23	30:DY:34:THR:OG1	1.95	0.66
35:BV:72:VAL:HB	35:BV:92:VAL:O	1.95	0.66
18:CB:137:THR:HA	18:CB:140:LEU:HD13	1.78	0.66
1:AA:429:U:H1'	1:AA:430:A:H5''	1.78	0.66
1:AA:715:A:H2'	1:AA:716:A:H8	1.61	0.66
23:DB:455:C:N3	23:DB:472:A:H2'	2.11	0.66
1:CA:423:G:H2'	1:CA:424:G:O4'	1.96	0.66
23:DB:96:C:H4'	39:DX:41:HIS:ND1	2.11	0.66
1:AA:1105:A:H2'	1:AA:1106:G:H8	1.60	0.66
46:DU:78:LYS:HD3	46:DU:79:ALA:H	1.61	0.66
1:AA:215:C:H2'	1:AA:216:U:C6	2.30	0.66
23:DB:1821:A:H2'	23:DB:1822:C:C6	2.31	0.66
38:BM:78:LEU:HD12	38:BM:78:LEU:H	1.61	0.66
1:AA:1169:A:H2'	1:AA:1170:A:C8	2.30	0.66
22:DA:60:C:H2'	22:DA:61:G:H8	1.61	0.66
23:BB:2328:A:H2'	23:BB:2329:U:H6	1.58	0.66
50:BT:53:VAL:HG11	50:BT:87:LEU:HD13	1.78	0.66
21:AN:58:ARG:H	21:AN:59:GLN:HE21	1.44	0.66
23:DB:2387:U:H1'	52:DW:38:ARG:CZ	2.26	0.66
29:DE:58:LYS:HZ2	29:DE:58:LYS:H	1.42	0.66
1:CA:1206:G:H2'	1:CA:1207:G:O4'	1.95	0.66
10:AK:124:LYS:HA	19:AU:34:ARG:HB3	1.78	0.66
2:AC:129:PHE:CG	2:AC:130:ARG:N	2.63	0.66

Continued on next page...

Continued from previous page...

Atom-1	Atom-2	Distance(Å)	Clash(Å)
1:AA:1057:G:H5''	2:AC:153:SER:CB	2.25	0.66
12:AM:2:ARG:HG3	12:AM:6:ILE:H	1.61	0.66
50:DT:5:GLU:O	50:DT:9:LYS:HE3	1.96	0.66
47:DF:111:ARG:HE	47:DF:135:ILE:HG22	1.60	0.66
2:CC:149:LYS:HG3	2:CC:168:ARG:HB2	1.77	0.66
1:CA:1004:A:H5'	1:CA:1024:G:N2	2.10	0.66
2:AC:181:ILE:N	2:AC:181:ILE:HD12	2.09	0.66
36:D2:9:VAL:HG13	36:D2:10:LEU:H	1.60	0.66
1:CA:1118:U:H1'	1:CA:1179:A:C5	2.31	0.66
42:DN:47:VAL:C	42:DN:50:PRO:HD2	2.15	0.66
45:DS:84:ARG:HB3	45:DS:96:ILE:HG23	1.78	0.66
23:DB:1119:U:H2'	23:DB:1120:G:H8	1.61	0.66
23:DB:1189:A:H2'	23:DB:1190:G:O4'	1.96	0.66
1:AA:1486:G:H2'	1:AA:1487:G:O4'	1.95	0.66
43:DO:100:HIS:O	43:DO:104:GLN:HB2	1.96	0.66
23:DB:347:A:H2'	23:DB:348:A:H8	1.61	0.66
1:AA:312:C:H2'	1:AA:313:A:H8	1.59	0.66
29:BE:58:LYS:HB2	29:BE:60:TRP:CD1	2.31	0.66
23:DB:2010:G:H5''	45:DS:42:LYS:HB2	1.77	0.66
3:CD:29:THR:H	3:CD:33:ILE:CG2	2.09	0.66
1:CA:923:A:H2'	1:CA:924:C:C6	2.31	0.66
1:CA:674:G:H2'	1:CA:675:A:C8	2.30	0.66
39:DX:13:GLU:HB2	39:DX:57:LEU:HD23	1.78	0.66
1:CA:429:U:H1'	1:CA:430:A:H5''	1.77	0.66
23:BB:974:G:H1'	23:BB:975:A:C8	2.31	0.66
26:DD:8:LYS:HB2	26:DD:201:LEU:HD11	1.77	0.66
4:AE:156:ARG:HD2	7:AH:42:GLU:O	1.95	0.66
1:CA:202:G:H21	1:CA:465:A:H61	1.44	0.66
23:DB:1173:U:H1'	23:DB:1177:G:N1	2.11	0.66
1:CA:1225:A:H5'	12:CM:101:THR:OG1	1.95	0.66
5:CF:1:MET:SD	5:CF:67:PRO:HD3	2.35	0.66
23:BB:1437:C:H2'	23:BB:1438:U:H6	1.60	0.66
23:DB:2064:C:H2'	23:DB:2065:C:C6	2.31	0.66
23:BB:17:G:H2'	23:BB:18:U:C6	2.30	0.66
23:BB:70:G:H3'	23:BB:113:U:H4'	1.76	0.66
23:BB:2537:U:H2'	23:BB:2538:C:C6	2.31	0.66
1:AA:518:C:H2'	1:AA:530:G:C8	2.31	0.66
40:BH:82:SER:N	40:BH:146:VAL:HG13	2.10	0.66
21:AN:31:SER:N	21:AN:44:VAL:HG11	2.11	0.66
51:BZ:54:LYS:HA	51:BZ:57:ARG:HD3	1.78	0.66
1:AA:1226:C:N4	12:AM:102:LYS:HB3	2.11	0.66
27:BK:20:MET:O	27:BK:41:ILE:HG13	1.95	0.66

Continued on next page...

Continued from previous page...

Atom-1	Atom-2	Distance(Å)	Clash(Å)
23:BB:979:A:H2'	23:BB:982:C:N4	2.10	0.66
23:DB:584:C:OP1	44:DQ:5:ARG:HB3	1.96	0.66
23:DB:910:A:H2'	23:DB:911:A:H8	1.60	0.66
23:DB:71:A:H4'	23:DB:72:U:H5'	1.78	0.66
23:DB:1683:U:H2'	23:DB:1684:G:C8	2.31	0.66
18:CB:107:ARG:HA	18:CB:110:ILE:HD12	1.78	0.66
23:BB:2841:C:H2'	23:BB:2842:G:H8	1.61	0.66
6:CG:12:LEU:HD22	6:CG:13:PRO:HD2	1.78	0.66
9:CJ:86:ALA:HA	9:CJ:89:ARG:HD2	1.76	0.66
23:BB:1138:G:H2'	23:BB:1139:G:O4'	1.95	0.66
40:BH:90:LEU:HB2	40:BH:123:ARG:HB3	1.77	0.65
44:DQ:111:LYS:HB2	49:DR:48:LYS:HZ2	1.60	0.65
13:AP:67:ILE:HG12	13:AP:72:ALA:HB2	1.78	0.65
10:AK:17:ASP:HA	10:AK:80:ASN:O	1.95	0.65
1:AA:950:U:H2'	1:AA:951:G:C8	2.31	0.65
35:BV:9:ARG:NH2	35:BV:12:GLN:HA	2.10	0.65
32:B4:3:VAL:HG23	32:B4:4:ARG:H	1.60	0.65
35:DV:9:ARG:NH2	35:DV:12:GLN:HA	2.11	0.65
48:BG:18:ILE:HA	48:BG:23:ILE:HG13	1.76	0.65
26:BD:33:ARG:NH1	26:BD:76:GLY:HA3	2.11	0.65
26:DD:33:ARG:NH1	26:DD:76:GLY:HA3	2.11	0.65
23:DB:358:U:H2'	23:DB:359:G:H8	1.61	0.65
29:BE:105:LEU:HD11	29:BE:177:PRO:HG3	1.77	0.65
46:BU:26:ASN:ND2	46:BU:34:ILE:HD12	2.11	0.65
23:BB:2366:A:H2'	23:BB:2367:G:O4'	1.96	0.65
23:BB:1709:U:H2'	23:BB:1710:G:H8	1.60	0.65
23:BB:466:A:N3	23:BB:683:U:H1'	2.11	0.65
23:DB:2824:C:H3'	23:DB:2825:G:H21	1.61	0.65
1:CA:736:C:H2'	1:CA:737:C:C6	2.31	0.65
1:CA:1432:G:H5'	28:DP:105:LYS:HG2	1.78	0.65
2:AC:99:GLN:O	2:AC:100:ILE:HB	1.95	0.65
23:DB:742:A:H2'	23:DB:743:A:H8	1.62	0.65
1:AA:1252:A:H2'	1:AA:1253:G:O4'	1.95	0.65
23:DB:1099:G:C5'	24:DI:3:LYS:N	2.59	0.65
23:DB:320:A:H4'	23:DB:322:A:N7	2.11	0.65
27:BK:35:VAL:HG23	27:BK:36:GLY:N	2.07	0.65
19:AU:40:PRO:HA	19:AU:44:ARG:HD2	1.78	0.65
21:AN:60:ARG:HG2	21:AN:62:ARG:HE	1.61	0.65
3:AD:25:ARG:NH1	3:AD:26:ALA:HB2	2.11	0.65
5:AF:29:ILE:HG21	5:AF:64:VAL:HG11	1.78	0.65
18:AB:42:LEU:HD23	18:AB:45:THR:HB	1.77	0.65
48:BG:91:VAL:HG23	48:BG:92:GLY:H	1.62	0.65

Continued on next page...

Continued from previous page...

Atom-1	Atom-2	Distance(Å)	Clash(Å)
47:BF:1:ALA:HB1	47:BF:4:HIS:HB3	1.78	0.65
20:AO:63:ARG:O	20:AO:67:LEU:HG	1.95	0.65
25:DC:123:ILE:HD12	25:DC:191:LEU:HD11	1.77	0.65
25:DC:233:GLY:H	25:DC:241:LYS:NZ	1.95	0.65
23:BB:532:A:H4'	23:BB:533:G:C8	2.31	0.65
1:CA:713:G:H2'	1:CA:714:G:C8	2.32	0.65
40:DH:26:ALA:HA	40:DH:30:LEU:HB2	1.77	0.65
5:CF:52:ASN:HA	5:CF:53:LYS:HZ3	1.60	0.65
23:DB:1704:C:H2'	23:DB:1705:A:C8	2.31	0.65
3:AD:96:ARG:NH1	3:AD:133:SER:HA	2.10	0.65
48:DG:155:PRO:HA	48:DG:170:THR:HG22	1.77	0.65
21:AN:26:LEU:HA	21:AN:29:ILE:HD12	1.77	0.65
18:CB:16:GLY:HA2	18:CB:40:ILE:CD1	2.25	0.65
44:DQ:89:ILE:HG22	44:DQ:91:ARG:H	1.60	0.65
8:CI:56:MET:SD	8:CI:57:VAL:N	2.70	0.65
23:BB:2306:C:H3'	23:BB:2307:G:H5'	1.78	0.65
1:AA:1063:C:H3'	1:AA:1064:G:H2'	1.78	0.65
47:BF:121:PHE:HA	47:BF:127:TYR:HA	1.77	0.65
1:AA:677:U:H2'	1:AA:678:U:C6	2.31	0.65
26:DD:107:VAL:HG13	26:DD:203:VAL:HG23	1.79	0.65
1:CA:469:C:H2'	1:CA:470:C:H6	1.61	0.65
37:DL:95:LEU:HB2	37:DL:101:ILE:CG1	2.26	0.65
1:AA:193:C:H2'	1:AA:194:C:C6	2.31	0.65
8:CI:87:MET:HB2	8:CI:94:ARG:CZ	2.27	0.65
2:AC:155:ARG:H	2:AC:162:ALA:HA	1.61	0.65
49:BR:23:GLU:O	49:BR:25:LEU:HD22	1.97	0.65
23:BB:171:U:H2'	23:BB:172:A:C8	2.31	0.65
23:DB:146:A:H2'	23:DB:147:C:C6	2.31	0.65
22:BA:54:G:H21	47:BF:25:MET:HG2	1.60	0.65
1:CA:1006:G:H2'	1:CA:1007:U:H6	1.62	0.65
1:CA:1127:G:H2'	1:CA:1128:C:H6	1.61	0.65
39:BX:23:ARG:O	39:BX:27:ASN:HB2	1.97	0.65
47:DF:141:ASP:O	47:DF:145:VAL:HG13	1.95	0.65
23:DB:1845:G:O2'	23:DB:1846:G:H5'	1.96	0.65
52:BW:39:GLN:NE2	52:BW:43:LYS:HB2	2.12	0.65
12:CM:63:VAL:HG12	12:CM:68:LEU:HG	1.78	0.65
1:CA:1359:C:H3'	21:CN:74:ARG:NH2	2.11	0.65
10:CK:124:LYS:HA	19:CU:34:ARG:HB3	1.77	0.65
19:CU:38:GLU:C	19:CU:40:PRO:HD2	2.16	0.65
33:D1:8:ILE:CD1	33:D1:51:ALA:HA	2.25	0.65
1:CA:834:U:H2'	1:CA:835:U:C6	2.31	0.65
17:CT:38:ILE:HD11	17:CT:82:ILE:HG22	1.77	0.65

Continued on next page...

Continued from previous page...

Atom-1	Atom-2	Distance(Å)	Clash(Å)
12:AM:28:ARG:HH21	12:AM:62:PHE:HB2	1.60	0.65
27:DK:19:VAL:C	27:DK:41:ILE:HD11	2.16	0.65
16:AS:15:LEU:O	16:AS:18:VAL:HG12	1.97	0.65
20:CO:11:ILE:HD11	20:CO:31:LEU:HD23	1.78	0.65
48:DG:36:LEU:H	48:DG:36:LEU:HD22	1.61	0.65
16:CS:31:ARG:HD2	16:CS:31:ARG:H	1.61	0.65
23:BB:146:A:H2'	23:BB:147:C:C6	2.32	0.65
6:AG:100:MET:HA	6:AG:103:ILE:HD12	1.76	0.65
2:AC:77:GLY:HA3	2:AC:81:GLU:HB3	1.79	0.65
4:CE:113:VAL:HG23	4:CE:114:LEU:N	2.10	0.65
5:CF:6:ILE:HG23	5:CF:62:MET:HB3	1.78	0.65
10:CK:58:THR:HB	10:CK:59:PRO:HD2	1.79	0.65
23:DB:851:C:O4'	30:DY:46:MET:HG2	1.97	0.65
2:AC:111:ASP:HB3	2:AC:114:LEU:HD12	1.77	0.65
29:BE:46:GLN:HB3	29:BE:86:ALA:HA	1.79	0.65
8:AI:12:LYS:N	8:AI:105:ARG:HH21	1.93	0.65
28:BP:89:GLY:HA2	28:BP:112:ARG:N	2.12	0.65
1:AA:1063:C:N4	1:AA:1193:G:H1	1.93	0.65
21:CN:20:PHE:CA	21:CN:24:ALA:HB2	2.27	0.65
1:AA:812:G:O2'	1:AA:813:U:H6	1.78	0.65
26:BD:107:VAL:HG13	26:BD:203:VAL:HG23	1.76	0.65
1:CA:1333:A:H2'	1:CA:1334:G:O4'	1.97	0.65
5:AF:72:ASP:HA	5:AF:75:GLU:OE1	1.95	0.65
35:DV:72:VAL:HB	35:DV:92:VAL:O	1.96	0.65
23:DB:1173:U:H1'	23:DB:1177:G:H1	1.62	0.65
1:CA:715:A:H2'	1:CA:716:A:H8	1.60	0.65
23:BB:1461:C:H2'	23:BB:1462:C:H6	1.62	0.65
23:BB:2591:C:H2'	23:BB:2592:G:H8	1.62	0.65
26:BD:55:LYS:HB3	26:BD:55:LYS:HZ2	1.61	0.65
23:DB:466:A:N3	23:DB:683:U:H1'	2.11	0.65
1:CA:620:C:C2	3:CD:131:ILE:HD13	2.31	0.65
23:BB:181:A:H2'	23:BB:182:A:C8	2.32	0.65
23:DB:171:U:H2'	23:DB:172:A:C8	2.32	0.65
1:CA:1298:U:H4'	1:CA:1299:A:O4'	1.95	0.65
23:BB:1480:C:H2'	23:BB:1481:U:O4'	1.95	0.65
48:BG:166:GLU:HG2	48:BG:168:VAL:HG23	1.77	0.65
46:BU:40:LEU:H	46:BU:40:LEU:HD12	1.61	0.65
51:BZ:56:MET:HA	51:BZ:59:ILE:HG12	1.78	0.65
8:AI:25:GLY:HA2	8:AI:60:LEU:O	1.96	0.65
13:CP:54:LEU:HD13	13:CP:80:LYS:HE3	1.78	0.65
25:DC:93:VAL:O	25:DC:94:LEU:HB3	1.97	0.65
1:AA:80:A:C4	1:AA:81:A:H1'	2.32	0.65

Continued on next page...

Continued from previous page...

Atom-1	Atom-2	Distance(Å)	Clash(Å)
23:DB:845:A:C2	23:DB:847:U:H1'	2.31	0.65
27:BK:38:ILE:N	27:BK:38:ILE:HD13	2.12	0.65
48:BG:30:GLY:CA	48:BG:78:VAL:HA	2.27	0.65
4:AE:131:ASN:HD22	4:AE:134:ASN:H	1.44	0.65
21:CN:20:PHE:HA	21:CN:24:ALA:HB2	1.78	0.65
23:BB:1724:G:H2'	23:BB:1725:U:C6	2.31	0.65
23:DB:784:G:O2'	23:DB:785:G:H5''	1.96	0.65
23:BB:1551:A:H3'	23:BB:1552:A:H5''	1.78	0.65
23:BB:181:A:H2'	23:BB:182:A:H8	1.60	0.65
48:DG:166:GLU:H	48:DG:166:GLU:CD	2.00	0.65
23:DB:328:U:H4'	46:DU:65:GLN:NE2	2.10	0.65
38:BM:10:ARG:HH11	38:BM:89:VAL:HG22	1.62	0.65
23:BB:910:A:H2'	23:BB:911:A:C8	2.32	0.65
23:BB:565:C:H2'	23:BB:566:U:C6	2.32	0.65
11:AL:64:SER:OG	11:AL:96:THR:HG23	1.97	0.65
1:AA:1043:G:H2'	1:AA:1044:A:C8	2.32	0.65
23:DB:565:C:H2'	23:DB:566:U:C6	2.31	0.65
23:BB:228:C:H4'	23:BB:229:C:H5''	1.78	0.65
18:AB:46:VAL:CG1	18:AB:47:PRO:HD3	2.25	0.65
41:DJ:11:VAL:HG11	41:DJ:13:ARG:HE	1.60	0.65
23:DB:2678:C:H2'	23:DB:2679:A:H8	1.60	0.65
23:BB:2776:A:H4'	23:BB:2777:G:C5'	2.26	0.65
10:AK:58:THR:HB	10:AK:59:PRO:HD2	1.78	0.65
23:BB:1440:U:H2'	23:BB:1441:G:H8	1.62	0.65
22:BA:91:C:H2'	22:BA:92:C:C6	2.32	0.65
23:BB:1139:G:O2'	23:BB:1140:C:H5'	1.96	0.65
48:BG:166:GLU:H	48:BG:166:GLU:CD	1.99	0.65
52:DW:76:ARG:NH2	52:DW:76:ARG:HA	2.11	0.65
23:DB:627:A:H4'	23:DB:628:G:H5'	1.78	0.65
23:DB:942:G:H2'	23:DB:943:A:O4'	1.96	0.65
23:BB:2230:G:H2'	23:BB:2231:U:C6	2.31	0.65
41:BJ:43:GLU:O	41:BJ:45:THR:N	2.30	0.65
2:AC:52:SER:HA	2:AC:113:LYS:HG2	1.79	0.65
37:BL:79:LEU:HB2	37:BL:113:ALA:H	1.60	0.65
15:AR:60:ARG:HA	15:AR:63:TYR:HD2	1.62	0.65
18:AB:163:ILE:HG23	18:AB:164:ASP:N	2.11	0.65
40:DH:4:ILE:HB	40:DH:37:VAL:CG1	2.26	0.65
10:CK:28:ASN:ND2	10:CK:29:THR:H	1.95	0.65
35:DV:72:VAL:HG12	35:DV:93:ARG:HA	1.79	0.65
23:BB:1309:G:OP1	36:B2:9:VAL:HG12	1.97	0.65
18:AB:76:SER:HA	18:AB:92:ASN:ND2	2.12	0.65
23:BB:165:A:H2'	23:BB:166:U:C6	2.32	0.65

Continued on next page...

Continued from previous page...

Atom-1	Atom-2	Distance(Å)	Clash(Å)
17:AT:43:LYS:HB3	17:AT:86:ALA:HB1	1.79	0.65
23:BB:1429:G:H2'	23:BB:1430:G:H8	1.62	0.65
22:DA:91:C:H2'	22:DA:92:C:H6	1.62	0.65
51:BZ:77:LYS:H	51:BZ:77:LYS:HD3	1.60	0.65
2:CC:41:TYR:HD1	2:CC:42:LEU:HD22	1.62	0.65
1:AA:543:U:H2'	1:AA:544:G:H8	1.62	0.65
36:D2:13:ASN:O	36:D2:17:GLY:N	2.30	0.65
18:CB:151:LYS:HG3	18:CB:152:ASP:N	2.11	0.65
10:AK:52:ARG:HB3	10:AK:52:ARG:HH11	1.61	0.65
47:DF:163:GLU:HA	47:DF:166:ARG:HD2	1.77	0.65
48:DG:154:GLU:HG2	48:DG:156:TYR:H	1.62	0.65
1:CA:880:C:H2'	1:CA:881:G:H8	1.60	0.65
25:DC:244:VAL:HB	25:DC:249:VAL:N	2.06	0.65
27:DK:35:VAL:HG23	27:DK:36:GLY:N	2.08	0.65
1:CA:1361:G:H2'	1:CA:1362:A:H5''	1.77	0.65
29:DE:146:VAL:HA	29:DE:185:LYS:O	1.96	0.65
18:AB:49:PHE:HA	18:AB:212:TYR:OH	1.97	0.65
30:BY:8:GLN:HG2	30:BY:31:ILE:HA	1.78	0.65
22:DA:42:C:H4'	47:DF:63:LYS:HB3	1.79	0.65
23:BB:1199:U:H5'	44:BQ:4:LYS:HD3	1.77	0.65
47:BF:2:LYS:CE	47:BF:2:LYS:H	2.10	0.65
23:DB:2471:A:O2'	23:DB:2472:G:H8	1.80	0.65
2:CC:149:LYS:HB2	2:CC:168:ARG:HG3	1.79	0.65
18:AB:224:ARG:O	18:AB:225:SER:HB2	1.96	0.65
18:AB:61:SER:HB2	18:AB:62:ARG:HH11	1.62	0.65
26:BD:40:LEU:HD23	26:BD:46:ARG:HG2	1.78	0.65
47:BF:141:ASP:HB3	47:BF:144:LYS:HB2	1.79	0.65
23:DB:215:G:H4'	23:DB:216:A:H4'	1.78	0.65
23:BB:2469:A:H4'	38:BM:55:ARG:NE	2.12	0.65
23:BB:2615:U:H1'	31:B0:3:GLN:HB3	1.79	0.65
37:DL:129:LYS:HA	37:DL:132:ARG:HG2	1.79	0.65
43:DO:59:ALA:HA	43:DO:62:LEU:HG	1.77	0.65
23:DB:1534:U:H2'	23:DB:1536:C:N3	2.12	0.65
6:CG:90:VAL:HB	6:CG:94:ARG:HD2	1.79	0.65
26:BD:159:LYS:HZ2	26:BD:160:LYS:N	1.95	0.65
51:BZ:40:VAL:HG22	51:BZ:45:ARG:O	1.97	0.65
29:DE:67:ARG:HG2	29:DE:67:ARG:HH11	1.62	0.65
6:CG:14:ASP:CG	6:CG:17:PHE:HB2	2.17	0.65
28:DP:20:ARG:HG3	28:DP:21:PRO:CD	2.27	0.65
29:DE:46:GLN:HB3	29:DE:86:ALA:HA	1.79	0.65
7:CH:86:LYS:HD2	7:CH:90:GLU:HG2	1.79	0.65
30:DY:9:THR:HB	30:DY:53:MET:O	1.96	0.65

Continued on next page...

Continued from previous page...

Atom-1	Atom-2	Distance(Å)	Clash(Å)
48:BG:153:PRO:HB3	48:BG:158:GLY:HA2	1.77	0.65
23:BB:2071:A:H2'	23:BB:2072:C:C6	2.32	0.65
48:DG:166:GLU:HG2	48:DG:168:VAL:HG23	1.77	0.65
23:BB:2196:C:O2'	23:BB:2197:U:H5'	1.97	0.65
23:BB:2720:U:H5''	28:BP:52:ARG:NH2	2.12	0.65
23:DB:2861:U:H2'	23:DB:2862:G:H8	1.61	0.65
23:BB:1821:A:H2'	23:BB:1822:C:C6	2.32	0.65
23:DB:362:A:H3'	23:DB:363:G:H8	1.61	0.65
36:D2:27:GLY:O	36:D2:30:VAL:HB	1.97	0.65
39:BX:48:ARG:O	39:BX:51:ALA:HB3	1.97	0.65
12:CM:12:LYS:HD2	12:CM:16:ILE:HD13	1.78	0.64
6:CG:75:LYS:NZ	6:CG:75:LYS:HA	2.12	0.64
29:DE:132:LYS:O	29:DE:135:ALA:HB3	1.97	0.64
1:AA:620:C:C2	3:AD:131:ILE:HD13	2.32	0.64
23:DB:1021:A:H62	23:DB:1141:U:H3	1.45	0.64
52:DW:23:LYS:HD2	52:DW:24:ARG:H	1.61	0.64
27:DK:60:ALA:HB2	27:DK:86:LEU:HA	1.77	0.64
27:BK:19:VAL:HG12	27:BK:41:ILE:HG12	1.79	0.64
23:BB:448:U:C5	23:BB:583:G:H1'	2.32	0.64
30:DY:8:GLN:HG2	30:DY:31:ILE:HA	1.77	0.64
35:BV:72:VAL:HG12	35:BV:93:ARG:HA	1.80	0.64
23:DB:2776:A:H4'	23:DB:2777:G:C5'	2.26	0.64
23:BB:2824:C:H3'	23:BB:2825:G:N2	2.13	0.64
11:AL:49:ARG:HB2	11:AL:89:LEU:HD11	1.79	0.64
37:DL:111:ILE:HG22	37:DL:112:LEU:H	1.62	0.64
38:DM:105:MET:HB2	38:DM:117:PHE:HZ	1.61	0.64
23:DB:1857:G:N2	23:DB:1884:G:H2'	2.12	0.64
48:BG:21:GLN:OE1	48:BG:37:ASN:HB2	1.96	0.64
23:BB:1007:C:H4'	41:BJ:110:PRO:HB3	1.79	0.64
40:BH:114:GLU:HB2	40:BH:132:PHE:CD1	2.32	0.64
23:DB:351:C:H2'	23:DB:352:A:C8	2.31	0.64
23:BB:2142:A:O2'	23:BB:2143:C:H5'	1.97	0.64
40:BH:26:ALA:HA	40:BH:30:LEU:HB2	1.78	0.64
52:BW:50:VAL:HG23	52:BW:61:LYS:HE3	1.78	0.64
40:BH:89:LYS:HA	40:BH:89:LYS:NZ	2.11	0.64
18:CB:65:LYS:HB2	18:CB:158:ASP:CG	2.18	0.64
18:CB:61:SER:HB2	18:CB:62:ARG:NH1	2.12	0.64
50:BT:50:LEU:H	50:BT:50:LEU:HD22	1.61	0.64
49:BR:39:LEU:HB3	49:BR:49:ILE:HD11	1.78	0.64
19:CU:36:PHE:HB3	19:CU:40:PRO:CD	2.27	0.64
23:DB:932:U:H5'	23:DB:933:A:OP1	1.97	0.64
24:BI:129:GLU:HB3	24:BI:133:ARG:NH1	2.10	0.64

Continued on next page...

Continued from previous page...

Atom-1	Atom-2	Distance(Å)	Clash(Å)
23:BB:2752:C:H2'	23:BB:2753:A:O4'	1.97	0.64
11:CL:14:LYS:HZ3	11:CL:16:ALA:HB3	1.62	0.64
9:AJ:52:LEU:HB2	21:AN:80:ARG:HE	1.60	0.64
23:DB:1461:C:H2'	23:DB:1462:C:H6	1.62	0.64
23:DB:1440:U:H2'	23:DB:1441:G:H8	1.62	0.64
8:CI:11:ARG:HA	8:CI:105:ARG:CZ	2.27	0.64
22:BA:25:U:H4'	22:BA:26:C:H5''	1.77	0.64
23:DB:17:G:H2'	23:DB:18:U:C6	2.31	0.64
23:BB:654:A:N3	23:BB:655:A:H5''	2.12	0.64
23:BB:570:G:H2'	23:BB:2030:A:N7	2.11	0.64
30:BY:23:LEU:HD13	30:BY:28:LEU:HB2	1.78	0.64
1:AA:803:G:H2'	1:AA:804:U:C6	2.33	0.64
23:DB:2230:G:H2'	23:DB:2231:U:C6	2.31	0.64
26:DD:111:GLY:H	26:DD:194:PRO:HG2	1.62	0.64
44:DQ:105:PHE:HA	44:DQ:108:LEU:HB2	1.78	0.64
16:CS:51:HIS:HB2	16:CS:56:HIS:CD2	2.31	0.64
23:BB:1021:A:H62	23:BB:1141:U:H3	1.43	0.64
1:CA:1041:G:H2'	1:CA:1042:A:C8	2.31	0.64
26:DD:33:ARG:HE	26:DD:51:THR:HB	1.61	0.64
26:DD:54:ALA:HA	26:DD:76:GLY:HA2	1.78	0.64
27:DK:20:MET:O	27:DK:41:ILE:HG13	1.98	0.64
1:CA:194:C:O2'	1:CA:195:A:H5'	1.96	0.64
23:BB:63:A:H2'	23:BB:64:A:N7	2.12	0.64
23:DB:2469:A:H2'	23:DB:2470:G:O4'	1.98	0.64
23:BB:2841:C:H2'	23:BB:2842:G:C8	2.31	0.64
38:BM:12:MET:HB2	38:BM:72:PRO:HG2	1.78	0.64
37:DL:121:THR:HB	37:DL:141:LYS:HB3	1.79	0.64
23:DB:2216:G:H2'	23:DB:2217:G:H8	1.62	0.64
5:AF:52:ASN:HA	5:AF:53:LYS:HZ3	1.63	0.64
40:DH:114:GLU:HG3	40:DH:133:GLN:O	1.96	0.64
1:AA:564:C:C2	14:AQ:32:ILE:HD11	2.32	0.64
23:BB:1857:G:N2	23:BB:1884:G:H2'	2.12	0.64
38:DM:41:LEU:HB3	38:DM:46:ILE:CG2	2.27	0.64
23:DB:1843:C:H5''	25:DC:250:GLN:HE21	1.61	0.64
40:DH:116:ARG:HB3	40:DH:131:SER:N	2.13	0.64
33:B1:32:LYS:HA	33:B1:51:ALA:O	1.97	0.64
22:BA:42:C:H4'	47:BF:63:LYS:HB3	1.80	0.64
35:DV:14:LYS:HE3	35:DV:18:ARG:HH21	1.62	0.64
3:CD:172:VAL:HA	3:CD:179:GLY:HA2	1.78	0.64
1:AA:1461:G:H2'	1:AA:1462:C:C6	2.32	0.64
1:AA:1226:C:H4'	1:AA:1227:A:OP1	1.98	0.64
48:DG:89:VAL:HG12	48:DG:90:GLY:H	1.60	0.64

Continued on next page...

Continued from previous page...

Atom-1	Atom-2	Distance(Å)	Clash(Å)
38:BM:33:LEU:HD22	38:BM:128:THR:HB	1.78	0.64
32:B4:16:ILE:HA	32:B4:25:VAL:HG22	1.79	0.64
24:BI:25:PRO:O	24:BI:29:GLN:HG2	1.98	0.64
18:AB:112:ARG:HE	18:AB:116:LEU:HD11	1.63	0.64
11:CL:13:ARG:O	11:CL:14:LYS:HB3	1.96	0.64
8:CI:11:ARG:NH2	8:CI:12:LYS:HB2	2.12	0.64
1:CA:940:C:H2'	1:CA:941:G:H8	1.62	0.64
23:DB:558:U:OP1	41:DJ:114:LEU:HB2	1.97	0.64
23:DB:1485:U:H2'	23:DB:1486:U:C6	2.33	0.64
23:BB:155:A:H2'	23:BB:156:A:C8	2.33	0.64
15:CR:31:TYR:O	15:CR:39:VAL:HG22	1.97	0.64
23:DB:1132:U:O2	41:DJ:75:TYR:HB2	1.98	0.64
18:AB:187:ASP:CG	18:AB:203:ASP:HB3	2.18	0.64
1:CA:382:A:H2'	1:CA:383:A:C8	2.32	0.64
1:AA:1134:G:C2	1:AA:1135:U:H1'	2.33	0.64
23:BB:634:C:H2'	23:BB:635:C:H6	1.61	0.64
1:AA:513:C:H2'	1:AA:514:C:H6	1.62	0.64
23:BB:2892:G:H5''	23:BB:2894:G:N2	2.13	0.64
18:CB:59:ILE:HG22	18:CB:62:ARG:NE	2.12	0.64
2:CC:151:GLU:HB3	2:CC:198:LYS:HB2	1.79	0.64
1:CA:408:A:OP1	3:CD:111:ALA:HB3	1.97	0.64
3:AD:2:ARG:NH1	3:AD:114:ARG:HD3	2.12	0.64
23:DB:2336:A:H61	52:DW:40:ARG:HG3	1.60	0.64
21:CN:60:ARG:HD3	21:CN:62:ARG:NH2	2.12	0.64
50:BT:7:LEU:C	50:BT:9:LYS:HD2	2.18	0.64
6:CG:50:ALA:HB2	6:CG:57:GLU:HG3	1.80	0.64
6:AG:71:THR:H	6:AG:141:HIS:CE1	2.14	0.64
1:AA:17:U:H2'	1:AA:18:C:H6	1.62	0.64
4:CE:156:ARG:HD2	7:CH:42:GLU:O	1.98	0.64
6:AG:149:ALA:H	10:AK:55:ARG:HH22	1.43	0.64
23:DB:2071:A:H2'	23:DB:2072:C:C6	2.33	0.64
46:BU:78:LYS:HD3	46:BU:79:ALA:H	1.63	0.64
2:AC:19:SER:HB3	2:AC:21:TRP:HE1	1.62	0.64
23:DB:1406:U:H2'	23:DB:1407:G:H8	1.62	0.64
1:CA:564:C:C2	14:CQ:32:ILE:HD11	2.33	0.64
22:BA:87:U:H2'	22:BA:88:C:O5'	1.97	0.64
23:DB:289:G:H2'	23:DB:290:U:C6	2.31	0.64
1:AA:250:A:H1'	1:AA:252:U:C6	2.32	0.64
37:BL:129:LYS:HA	37:BL:132:ARG:HG2	1.80	0.64
23:DB:1098:A:OP2	24:DI:3:LYS:HG2	1.98	0.64
23:BB:2356:U:H5''	52:BW:16:GLU:HG3	1.79	0.64
26:DD:10:GLY:HA3	26:DD:26:VAL:N	2.06	0.64

Continued on next page...

Continued from previous page...

Atom-1	Atom-2	Distance(Å)	Clash(Å)
18:AB:95:TRP:HZ2	18:AB:100:LEU:HD13	1.63	0.64
47:DF:169:LEU:HA	47:DF:172:PHE:HD2	1.63	0.64
48:BG:154:GLU:HG2	48:BG:156:TYR:H	1.62	0.64
23:DB:2008:C:H2'	23:DB:2009:A:C8	2.30	0.64
23:BB:287:G:H2'	23:BB:288:U:C6	2.33	0.64
23:DB:1778:U:H2'	23:DB:1784:A:H62	1.63	0.64
23:DB:1149:G:H2'	23:DB:1150:C:C6	2.32	0.64
23:BB:2698:U:H2'	23:BB:2699:C:C6	2.32	0.64
23:BB:324:A:H2'	23:BB:325:G:O4'	1.97	0.64
23:BB:322:A:C5'	23:BB:340:A:H1'	2.19	0.64
1:AA:1215:G:H5'	1:AA:1215:G:H8	1.61	0.64
49:DR:39:LEU:CB	49:DR:49:ILE:HD11	2.28	0.64
15:CR:72:ARG:HH11	15:CR:72:ARG:N	1.84	0.64
44:BQ:111:LYS:HB2	49:BR:48:LYS:HZ2	1.63	0.64
23:DB:876:C:C4	23:DB:877:A:H1'	2.32	0.64
1:CA:1317:C:H4'	21:CN:48:GLN:OE1	1.97	0.64
43:BO:67:ASN:HB3	43:BO:70:ALA:HB2	1.79	0.64
23:DB:2575:C:H5''	26:DD:149:ASN:HD22	1.63	0.64
52:DW:50:VAL:HG23	52:DW:61:LYS:HE3	1.80	0.64
27:BK:60:ALA:HB2	27:BK:86:LEU:HA	1.77	0.64
23:DB:2306:C:H3'	23:DB:2307:G:H5'	1.79	0.64
23:DB:2678:C:H2'	23:DB:2679:A:C8	2.32	0.64
23:DB:718:A:H3'	23:DB:719:C:C6	2.33	0.64
23:BB:946:C:H2'	23:BB:947:A:H8	1.62	0.64
50:DT:69:ARG:HG2	50:DT:73:ARG:C	2.18	0.64
23:BB:1683:U:H2'	23:BB:1684:G:H8	1.61	0.64
1:CA:522:C:H41	11:CL:49:ARG:HH22	1.46	0.64
10:AK:28:ASN:ND2	10:AK:29:THR:H	1.94	0.64
47:DF:141:ASP:HB3	47:DF:144:LYS:HB2	1.79	0.64
1:CA:598:U:H2'	1:CA:599:C:C6	2.33	0.64
23:DB:303:G:H2'	23:DB:304:U:C6	2.33	0.64
1:AA:840:C:C5	1:AA:842:U:H4'	2.32	0.64
2:AC:139:ASN:O	2:AC:143:LEU:HD23	1.97	0.64
1:AA:91:U:H2'	1:AA:92:U:C6	2.32	0.64
48:DG:144:ALA:HB1	48:DG:163:TYR:HE1	1.62	0.64
23:BB:2241:A:H2'	23:BB:2242:G:C8	2.33	0.64
25:DC:143:VAL:HB	25:DC:153:LEU:HB2	1.80	0.64
18:CB:159:ALA:HB1	18:CB:183:PHE:CE1	2.26	0.64
21:AN:27:LYS:HG3	21:AN:28:ALA:H	1.61	0.64
1:AA:1314:C:N4	16:AS:3:SER:HB3	2.12	0.64
50:DT:50:LEU:HD22	50:DT:50:LEU:H	1.62	0.64
19:AU:38:GLU:C	19:AU:40:PRO:HD2	2.18	0.64

Continued on next page...

Continued from previous page...

Atom-1	Atom-2	Distance(Å)	Clash(Å)
8:AI:20:ILE:HG12	8:AI:86:LEU:HD12	1.80	0.64
1:AA:408:A:OP1	3:AD:111:ALA:HB3	1.98	0.64
47:DF:32:LYS:HA	47:DF:95:MET:HG3	1.80	0.64
18:AB:120:SER:HA	18:AB:125:PHE:HB2	1.77	0.64
6:AG:74:VAL:HG21	6:AG:85:GLN:HE21	1.62	0.64
10:AK:88:PRO:HA	10:AK:92:ARG:HD2	1.80	0.64
1:CA:335:C:H2'	1:CA:336:A:H8	1.63	0.64
32:D4:5:ALA:HA	32:D4:37:GLN:NE2	2.12	0.64
1:CA:1023:U:H2'	1:CA:1024:G:O4'	1.97	0.64
23:DB:947:A:H2'	23:DB:948:C:H6	1.62	0.64
23:DB:533:G:H2'	23:DB:534:U:C6	2.33	0.64
25:DC:233:GLY:H	25:DC:241:LYS:HZ2	1.42	0.64
23:BB:620:G:H5'	23:BB:620:G:N3	2.13	0.64
23:BB:2099:U:H2'	23:BB:2100:G:H8	1.63	0.64
1:AA:642:A:H2'	1:AA:643:C:H6	1.63	0.64
41:DJ:93:ILE:HA	41:DJ:97:PRO:HG3	1.79	0.64
11:AL:31:GLY:HA3	11:AL:54:VAL:CG1	2.28	0.64
18:CB:27:LYS:HB3	18:CB:28:PRO:HD3	1.80	0.64
23:DB:1429:G:H2'	23:DB:1430:G:H8	1.63	0.64
1:CA:642:A:H2'	1:CA:643:C:H6	1.63	0.64
41:BJ:93:ILE:HA	41:BJ:97:PRO:HG3	1.79	0.64
23:BB:71:A:H4'	23:BB:72:U:H5'	1.79	0.64
23:DB:2794:C:H2'	23:DB:2795:C:C6	2.33	0.64
23:BB:857:G:O2'	23:BB:858:G:H5'	1.98	0.64
45:BS:26:GLY:N	45:BS:71:VAL:HG13	2.11	0.64
40:BH:100:ALA:CB	40:BH:112:LYS:HA	2.28	0.64
40:BH:94:ILE:HB	40:BH:128:HIS:NE2	2.13	0.64
1:AA:1147:C:H2'	1:AA:1148:U:H6	1.62	0.64
1:CA:1512:U:H2'	1:CA:1513:A:H8	1.63	0.64
27:DK:70:ARG:HD3	27:DK:76:VAL:HG22	1.80	0.64
28:DP:88:ARG:HB2	28:DP:112:ARG:NH1	2.12	0.64
50:DT:34:VAL:HG11	50:DT:43:ILE:HD11	1.79	0.64
47:DF:134:GLN:H	47:DF:150:GLY:N	1.94	0.64
8:AI:14:SER:HA	8:AI:68:GLY:C	2.17	0.64
1:CA:18:C:H1'	1:CA:1079:G:H21	1.62	0.64
28:BP:59:THR:H	28:BP:72:VAL:HA	1.62	0.64
26:BD:118:PHE:O	26:BD:119:ALA:HB3	1.97	0.64
23:DB:1724:G:H2'	23:DB:1725:U:C6	2.32	0.64
1:CA:1032:G:H3'	1:CA:1032:G:N3	2.12	0.64
23:DB:184:C:H2'	23:DB:185:G:C8	2.32	0.64
1:AA:713:G:H2'	1:AA:714:G:C8	2.33	0.64
1:CA:1097:C:H2'	1:CA:1098:C:H6	1.63	0.64

Continued on next page...

Continued from previous page...

Atom-1	Atom-2	Distance(Å)	Clash(Å)
20:AO:85:LEU:HB3	20:AO:87:LEU:HG	1.80	0.64
1:AA:157:U:O2'	1:AA:158:G:H5'	1.98	0.64
23:BB:2773:C:H5''	26:BD:169:ARG:HB2	1.79	0.64
1:CA:840:C:C5	1:CA:842:U:H4'	2.33	0.64
43:BO:59:ALA:HA	43:BO:62:LEU:HG	1.79	0.64
23:BB:2898:U:H2'	23:BB:2899:A:C8	2.33	0.64
21:CN:65:GLN:HE22	21:CN:78:LEU:HG	1.62	0.64
27:DK:87:LEU:HD12	27:DK:93:GLN:N	2.12	0.64
1:AA:923:A:OP1	4:AE:25:LYS:HB3	1.98	0.64
17:AT:74:HIS:O	17:AT:78:LEU:HG	1.98	0.64
40:DH:5:LEU:HB3	40:DH:13:GLY:HA2	1.80	0.64
47:BF:137:PHE:O	47:BF:139:GLU:N	2.31	0.64
23:BB:580:U:H2'	23:BB:581:C:H6	1.63	0.64
23:DB:1:G:H2'	23:DB:2:G:C8	2.33	0.64
18:CB:102:ASN:HD21	18:CB:105:THR:HB	1.60	0.64
16:AS:49:ALA:O	16:AS:56:HIS:HB3	1.98	0.64
27:DK:110:GLU:HA	27:DK:113:MET:HG3	1.80	0.64
1:AA:301:G:H2'	1:AA:302:G:C8	2.32	0.64
1:AA:704:A:C2	1:AA:705:G:H1'	2.33	0.64
23:BB:2469:A:H2'	23:BB:2470:G:O4'	1.98	0.64
1:CA:986:U:H2'	1:CA:987:G:O4'	1.97	0.64
2:CC:29:ALA:HB2	21:CN:75:LYS:O	1.98	0.64
49:DR:23:GLU:O	49:DR:25:LEU:HD22	1.98	0.64
23:DB:1993:U:H4'	26:DD:133:THR:CG2	2.28	0.64
1:CA:1216:A:H5''	21:CN:4:SER:HB2	1.79	0.64
41:BJ:109:LEU:HD13	41:BJ:119:PHE:HB2	1.79	0.64
26:BD:62:LYS:HB2	26:BD:63:PRO:HD3	1.80	0.64
1:AA:1234:C:O2'	1:AA:1235:U:H5'	1.98	0.64
23:BB:1149:G:H2'	23:BB:1150:C:C6	2.33	0.64
23:DB:1100:C:OP2	24:DI:2:LYS:HB3	1.98	0.63
25:DC:16:VAL:HB	25:DC:203:VAL:HG11	1.81	0.63
18:CB:218:ALA:HA	18:CB:221:ARG:NH1	2.12	0.63
41:DJ:4:PHE:HB3	41:DJ:44:TYR:CD1	2.33	0.63
23:DB:2267:A:H3'	23:DB:2267:A:H8	1.63	0.63
23:BB:705:A:N6	23:BB:726:G:H1'	2.14	0.63
26:DD:118:PHE:O	26:DD:119:ALA:HB3	1.98	0.63
16:AS:62:THR:HG22	16:AS:63:ASP:H	1.61	0.63
26:BD:5:VAL:N	26:BD:32:ASN:HD21	1.96	0.63
37:BL:57:LEU:HD12	37:BL:60:ARG:NH2	2.13	0.63
26:DD:2:ILE:HG22	26:DD:82:PHE:HB3	1.79	0.63
1:AA:1019:A:H2'	1:AA:1020:G:O4'	1.98	0.63
1:AA:1342:C:H2'	1:AA:1343:G:C8	2.32	0.63

Continued on next page...

Continued from previous page...

Atom-1	Atom-2	Distance(Å)	Clash(Å)
41:DJ:56:VAL:HG12	41:DJ:57:LEU:H	1.63	0.63
16:CS:45:GLY:HA2	16:CS:60:PHE:HB3	1.80	0.63
23:BB:1485:U:H2'	23:BB:1486:U:C6	2.33	0.63
33:B1:7:LYS:HD3	34:B3:33:THR:HG21	1.81	0.63
7:AH:23:ALA:HA	7:AH:62:LEU:H	1.62	0.63
18:CB:57:ASN:CG	18:CB:219:THR:HB	2.18	0.63
33:D1:31:GLU:H	33:D1:31:GLU:CD	2.01	0.63
23:BB:2358:A:H61	37:BL:54:GLN:HE22	1.47	0.63
25:DC:6:LYS:O	25:DC:8:THR:HG23	1.97	0.63
25:DC:156:SER:O	25:DC:194:VAL:HG11	1.98	0.63
50:DT:53:VAL:HG11	50:DT:87:LEU:HD13	1.79	0.63
50:BT:54:GLU:HB3	50:BT:88:LYS:HB2	1.78	0.63
26:DD:10:GLY:O	26:DD:11:MET:HB2	1.98	0.63
45:BS:66:ILE:N	45:BS:66:ILE:HD13	2.14	0.63
6:AG:17:PHE:HE2	6:AG:58:LEU:HD22	1.64	0.63
22:BA:49:C:H2'	22:BA:50:A:C8	2.32	0.63
26:DD:148:GLN:CB	26:DD:152:PRO:HG2	2.26	0.63
27:DK:38:ILE:HD13	27:DK:38:ILE:N	2.13	0.63
12:CM:1:ALA:N	12:CM:8:ILE:HG22	2.13	0.63
23:BB:1024:G:C3'	23:BB:1025:G:H5''	2.27	0.63
48:BG:104:LEU:HD22	48:BG:106:LEU:HD21	1.79	0.63
23:BB:718:A:H3'	23:BB:719:C:C6	2.30	0.63
26:DD:4:LEU:HG	26:DD:29:VAL:HG11	1.80	0.63
1:CA:394:G:H2'	1:CA:395:C:C6	2.32	0.63
23:DB:1812:U:H2'	23:DB:1813:G:C8	2.33	0.63
42:BN:33:ILE:HD11	42:BN:112:TYR:HD1	1.62	0.63
1:CA:927:G:N2	1:CA:1391:U:H1'	2.13	0.63
1:AA:860:A:H2'	1:AA:861:G:O4'	1.98	0.63
18:CB:113:LEU:HD21	18:CB:151:LYS:HB2	1.78	0.63
45:BS:17:VAL:C	45:BS:19:LEU:H	2.01	0.63
23:DB:152:A:H2'	23:DB:153:U:C6	2.33	0.63
1:CA:1091:U:H3'	6:CG:3:ARG:NH1	2.12	0.63
47:DF:22:ASN:H	47:DF:22:ASN:ND2	1.96	0.63
10:AK:75:GLU:H	10:AK:75:GLU:CD	2.01	0.63
23:BB:764:A:H5''	25:BC:208:GLY:HA2	1.81	0.63
29:BE:33:VAL:O	29:BE:36:ALA:HB3	1.99	0.63
1:AA:98:A:H2'	1:AA:99:C:C6	2.34	0.63
44:BQ:111:LYS:HB2	49:BR:48:LYS:NZ	2.12	0.63
44:BQ:108:LEU:HA	49:BR:48:LYS:HD3	1.78	0.63
23:BB:1796:U:H2'	23:BB:1797:G:C8	2.34	0.63
52:DW:49:ASN:HB3	52:DW:60:ALA:HA	1.80	0.63
23:DB:850:U:H2'	23:DB:851:C:C6	2.34	0.63

Continued on next page...

Continued from previous page...

Atom-1	Atom-2	Distance(Å)	Clash(Å)
27:BK:25:LEU:HG	27:BK:39:ILE:HA	1.78	0.63
24:DI:27:LEU:HD12	24:DI:32:VAL:HG11	1.79	0.63
23:BB:2471:A:O2'	23:BB:2472:G:H8	1.80	0.63
1:CA:1036:A:H2'	1:CA:1037:C:C6	2.32	0.63
23:DB:946:C:H2'	23:DB:947:A:C8	2.33	0.63
26:BD:119:ALA:HB1	26:BD:163:GLY:H	1.61	0.63
24:DI:41:PHE:O	24:DI:45:THR:HG23	1.98	0.63
5:AF:71:ILE:HG13	5:AF:72:ASP:N	2.13	0.63
23:BB:2757:A:H2	48:BG:63:GLN:HE22	1.46	0.63
3:AD:12:ARG:NH1	3:AD:12:ARG:HB3	2.12	0.63
23:DB:1709:U:H2'	23:DB:1710:G:C8	2.33	0.63
1:AA:1324:A:H2'	1:AA:1325:C:H6	1.61	0.63
41:DJ:98:GLU:HB3	41:DJ:124:VAL:HG21	1.79	0.63
23:DB:20:C:H2'	23:DB:21:A:H8	1.64	0.63
23:BB:150:U:H2'	23:BB:151:C:C6	2.33	0.63
23:DB:155:A:H2'	23:DB:156:A:C8	2.34	0.63
23:DB:811:U:H2'	37:DL:21:ARG:HA	1.79	0.63
1:CA:858:G:O6	1:CA:869:G:H3'	1.99	0.63
49:DR:24:LYS:HA	49:DR:94:THR:OG1	1.97	0.63
45:DS:60:HIS:O	45:DS:61:ASN:HB2	1.98	0.63
1:AA:1047:G:H21	1:AA:1215:G:H5''	1.63	0.63
50:BT:29:THR:CA	50:BT:86:THR:HA	2.26	0.63
45:DS:46:LEU:O	45:DS:50:VAL:HG23	1.98	0.63
8:CI:41:GLU:O	8:CI:44:ARG:HG2	1.98	0.63
19:AU:36:PHE:HB3	19:AU:40:PRO:CD	2.26	0.63
44:BQ:57:ARG:NH1	44:BQ:61:ILE:HD11	2.13	0.63
9:CJ:53:ILE:HG13	21:CN:84:ARG:NE	2.12	0.63
2:CC:26:LYS:HG3	2:CC:27:GLU:N	2.10	0.63
25:BC:116:GLN:HG2	25:BC:117:SER:H	1.63	0.63
23:DB:857:G:O2'	23:DB:858:G:H5'	1.98	0.63
48:BG:84:LYS:HG3	48:BG:131:VAL:C	2.19	0.63
4:CE:92:ARG:HB3	4:CE:92:ARG:HH11	1.63	0.63
25:BC:93:VAL:O	25:BC:94:LEU:HB3	1.98	0.63
5:CF:3:HIS:CE1	5:CF:95:ALA:H	2.17	0.63
28:DP:59:THR:H	28:DP:72:VAL:HA	1.63	0.63
41:BJ:29:ALA:HA	41:BJ:32:LEU:HD12	1.80	0.63
8:AI:98:ARG:HA	8:AI:103:VAL:HG22	1.80	0.63
41:BJ:13:ARG:O	41:BJ:14:ASP:HB2	1.98	0.63
1:AA:947:G:H2'	1:AA:948:C:C6	2.33	0.63
35:BV:68:LYS:HD3	35:BV:68:LYS:H	1.62	0.63
23:BB:129:C:H2'	23:BB:130:C:C6	2.34	0.63
42:DN:33:ILE:HD11	42:DN:112:TYR:HD1	1.62	0.63

Continued on next page...

Continued from previous page...

Atom-1	Atom-2	Distance(Å)	Clash(Å)
19:AU:13:VAL:HG22	19:AU:15:LEU:HD23	1.81	0.63
7:AH:58:LEU:HD22	7:AH:60:LEU:HB2	1.80	0.63
1:AA:26:A:H61	1:AA:558:G:H1'	1.64	0.63
8:AI:17:ARG:HE	8:AI:65:THR:HG21	1.62	0.63
1:AA:1409:C:H4'	23:BB:1914:C:N4	2.12	0.63
23:DB:2734:A:H2'	23:DB:2735:G:H5'	1.81	0.63
23:BB:3:U:O2'	23:BB:4:U:H6	1.81	0.63
13:AP:20:VAL:HG23	13:AP:35:ARG:HA	1.78	0.63
23:BB:1028:A:H2'	23:BB:1029:A:C8	2.34	0.63
26:DD:178:VAL:HB	26:DD:188:LEU:HB2	1.81	0.63
29:BE:146:VAL:HA	29:BE:185:LYS:O	1.97	0.63
2:CC:51:VAL:HA	2:CC:69:THR:HA	1.81	0.63
16:CS:52:ASN:HD22	16:CS:76:THR:HA	1.62	0.63
1:CA:1329:A:O2'	12:CM:23:GLY:HA2	1.98	0.63
13:AP:66:THR:HG22	13:AP:67:ILE:N	2.10	0.63
1:AA:22:G:H2'	1:AA:23:C:C6	2.33	0.63
1:AA:674:G:H2'	1:AA:675:A:C8	2.32	0.63
26:BD:33:ARG:HH11	26:BD:51:THR:CG2	2.11	0.63
23:DB:3:U:H2'	23:DB:4:U:C6	2.33	0.63
26:BD:8:LYS:HB2	26:BD:201:LEU:HD11	1.79	0.63
1:AA:430:A:OP1	3:AD:8:LEU:HB2	1.99	0.63
43:BO:90:VAL:HG22	43:BO:115:LEU:HD12	1.80	0.63
45:BS:15:GLN:HA	45:BS:18:ARG:HG2	1.81	0.63
1:AA:1458:G:H2'	1:AA:1459:G:C8	2.33	0.63
1:AA:1095:U:H2'	1:AA:1096:C:C6	2.34	0.63
23:DB:2243:U:O2'	23:DB:2244:U:H5'	1.99	0.63
23:BB:609:A:H2'	23:BB:610:C:O4'	1.99	0.63
1:CA:26:A:N6	1:CA:558:G:H1'	2.13	0.63
23:DB:2579:C:O2'	26:DD:136:ASN:HA	1.99	0.63
23:BB:1406:U:H2'	23:BB:1407:G:H8	1.63	0.63
1:AA:423:G:H2'	1:AA:424:G:O4'	1.97	0.63
52:BW:49:ASN:OD1	52:BW:81:ILE:HG12	1.98	0.63
25:DC:116:GLN:HG2	25:DC:117:SER:H	1.63	0.63
12:AM:9:PRO:HG2	12:AM:44:ILE:HG21	1.81	0.63
38:BM:68:PHE:CD1	38:BM:69:PRO:HD2	2.33	0.63
1:CA:1014:A:H2'	1:CA:1015:G:O4'	1.99	0.63
1:CA:1320:C:OP2	16:CS:2:ARG:HG3	1.98	0.63
12:CM:65:GLU:H	12:CM:68:LEU:HD12	1.64	0.63
21:AN:61:ASN:HB3	21:AN:72:PHE:CE2	2.33	0.63
44:BQ:87:VAL:HG21	49:BR:52:PRO:HG3	1.79	0.63
37:DL:124:GLY:H	37:DL:143:GLU:HG3	1.63	0.63
37:DL:143:GLU:HG2	37:DL:144:GLU:N	2.12	0.63

Continued on next page...

Continued from previous page...

Atom-1	Atom-2	Distance(Å)	Clash(Å)
1:AA:86:G:N2	1:AA:87:C:N4	2.47	0.63
2:AC:153:SER:O	2:AC:164:THR:HA	1.98	0.63
52:DW:49:ASN:O	52:DW:50:VAL:HG13	1.99	0.63
28:DP:20:ARG:O	28:DP:46:VAL:HG21	1.99	0.63
50:DT:7:LEU:C	50:DT:9:LYS:HD2	2.18	0.63
23:BB:2313:C:H4'	47:BF:87:LYS:HB3	1.81	0.63
22:BA:32:U:H1'	22:BA:52:A:N7	2.13	0.63
4:CE:131:ASN:HD22	4:CE:134:ASN:H	1.47	0.63
47:DF:34:THR:HA	47:DF:89:THR:HG22	1.79	0.63
10:CK:62:ALA:HB1	10:CK:95:THR:HB	1.80	0.63
26:DD:33:ARG:HD3	26:DD:74:GLU:OE1	1.99	0.63
1:AA:270:A:H2'	1:AA:271:C:C6	2.33	0.63
23:DB:5:A:H2'	23:DB:6:A:C8	2.33	0.63
6:CG:68:VAL:O	6:CG:137:ARG:HG3	1.99	0.63
23:DB:1173:U:H2'	23:DB:1174:U:N1	2.13	0.63
23:BB:1812:U:H2'	23:BB:1813:G:C8	2.32	0.63
23:DB:1548:A:H2'	23:DB:1549:A:H8	1.63	0.63
1:CA:845:A:H5''	1:CA:846:G:C8	2.33	0.63
1:AA:1324:A:H2'	1:AA:1325:C:C6	2.34	0.63
23:DB:137:U:H2'	23:DB:138:U:O4'	1.99	0.63
23:DB:1487:U:H2'	23:DB:1488:C:H6	1.64	0.63
23:DB:37:C:O2'	29:DE:45:ALA:HA	1.99	0.63
23:BB:2893:A:H5''	23:BB:2894:G:H5'	1.79	0.63
1:AA:26:A:N6	1:AA:558:G:H1'	2.13	0.63
1:AA:209:U:H5'	1:AA:210:C:H5	1.63	0.63
1:AA:441:A:H61	1:AA:493:A:N6	1.97	0.63
23:DB:2461:A:H2'	23:DB:2462:C:C6	2.33	0.63
23:DB:1248:G:OP1	44:DQ:1:ALA:HB3	1.99	0.63
11:AL:98:ARG:HA	11:AL:103:CYS:SG	2.39	0.63
23:DB:62:U:H2'	23:DB:63:A:O4'	1.99	0.63
9:AJ:8:ILE:HG22	9:AJ:8:ILE:O	1.99	0.63
25:BC:244:VAL:HB	25:BC:249:VAL:N	2.08	0.63
6:AG:50:ALA:CB	6:AG:57:GLU:HG3	2.29	0.63
8:AI:75:ALA:HA	8:AI:78:ILE:HD12	1.80	0.63
23:DB:1060:U:O4	23:DB:1088:A:N6	2.31	0.63
5:CF:29:ILE:HG21	5:CF:64:VAL:HG11	1.81	0.63
47:BF:36:ASN:HA	47:BF:87:LYS:HA	1.80	0.63
23:DB:1198:U:H2'	23:DB:1199:U:C6	2.34	0.63
44:DQ:4:LYS:NZ	44:DQ:7:VAL:HG22	2.14	0.63
1:CA:1078:U:H4'	4:CE:137:ARG:NH1	2.13	0.63
22:DA:43:C:H2'	22:DA:44:G:H5''	1.80	0.63
2:AC:35:ASP:O	2:AC:39:ARG:HG3	1.99	0.63

Continued on next page...

Continued from previous page...

Atom-1	Atom-2	Distance(Å)	Clash(Å)
4:AE:132:PRO:O	4:AE:136:VAL:HG12	1.98	0.63
24:DI:121:ILE:HD13	24:DI:121:ILE:N	2.13	0.63
26:BD:4:LEU:HG	26:BD:29:VAL:HG11	1.80	0.63
1:CA:677:U:H2'	1:CA:678:U:H6	1.62	0.63
23:DB:6:A:H2'	23:DB:7:G:H8	1.64	0.63
9:AJ:51:VAL:HG23	21:AN:80:ARG:HD2	1.80	0.63
1:CA:1278:G:H4'	1:CA:1279:G:O5'	1.99	0.63
1:AA:1162:C:H2'	1:AA:1163:A:H8	1.63	0.63
1:CA:1409:C:H1'	23:DB:1913:A:N6	2.14	0.63
23:DB:2592:G:H2'	23:DB:2593:U:O4'	1.99	0.63
46:DU:27:VAL:HG23	46:DU:33:VAL:HG12	1.79	0.63
23:BB:150:U:H2'	23:BB:151:C:H6	1.63	0.63
23:BB:1913:A:H1'	23:BB:1914:C:OP1	1.99	0.63
39:DX:23:ARG:O	39:DX:27:ASN:HB2	1.99	0.63
23:DB:2516:A:O2'	23:DB:2517:C:H5'	1.98	0.63
23:BB:2734:A:H2'	23:BB:2735:G:H5'	1.80	0.63
1:CA:1356:G:O2'	1:CA:1357:A:H5'	1.98	0.63
23:BB:1189:A:H2'	23:BB:1190:G:O4'	1.99	0.63
1:AA:1137:C:O2'	1:AA:1138:G:H5''	1.99	0.63
7:AH:73:SER:O	7:AH:128:VAL:HA	1.99	0.63
45:BS:60:HIS:O	45:BS:61:ASN:HB2	1.97	0.63
10:CK:52:ARG:HH11	10:CK:52:ARG:HB3	1.62	0.63
1:CA:1234:C:O2'	1:CA:1235:U:H5'	1.99	0.63
9:AJ:6:ILE:HB	9:AJ:76:ILE:HG13	1.79	0.63
23:BB:2269:G:H4'	52:BW:19:ARG:HH11	1.64	0.63
23:DB:705:A:N6	23:DB:726:G:H1'	2.14	0.63
6:CG:19:SER:CB	6:CG:22:LEU:HB2	2.28	0.63
23:BB:1599:U:OP1	50:BT:40:LYS:HB3	1.99	0.63
8:AI:11:ARG:O	8:AI:14:SER:HB2	1.99	0.63
38:DM:66:ARG:NE	38:DM:101:VAL:HG11	2.14	0.63
28:BP:88:ARG:HB2	28:BP:112:ARG:NH1	2.13	0.63
15:CR:60:ARG:HA	15:CR:63:TYR:HD2	1.62	0.63
1:CA:98:A:H2'	1:CA:99:C:C6	2.34	0.63
23:DB:1725:U:H2'	23:DB:1726:C:C6	2.34	0.63
18:CB:127:LYS:HD2	18:CB:128:LEU:N	2.13	0.63
23:BB:2008:C:H2'	23:BB:2009:A:C8	2.33	0.63
1:CA:312:C:H2'	1:CA:313:A:C8	2.32	0.63
23:BB:2547:A:H2'	23:BB:2548:U:C6	2.34	0.63
1:AA:1081:A:H2'	1:AA:1082:A:C8	2.34	0.63
40:DH:113:SER:O	40:DH:115:VAL:N	2.32	0.63
6:CG:2:ARG:HB3	6:CG:2:ARG:NH1	2.14	0.63
23:DB:2195:U:O2'	23:DB:2196:C:H5'	1.99	0.63

Continued on next page...

Continued from previous page...

Atom-1	Atom-2	Distance(Å)	Clash(Å)
38:BM:105:MET:HB2	38:BM:117:PHE:HZ	1.63	0.63
11:CL:34:THR:HB	11:CL:53:ARG:HB3	1.80	0.63
1:AA:411:A:H2'	1:AA:412:A:N3	2.14	0.63
1:AA:414:A:H2'	1:AA:415:A:O4'	1.98	0.63
23:DB:2031:A:H8	23:DB:2031:A:H5'	1.62	0.63
23:BB:2341:G:H2'	23:BB:2342:C:C6	2.33	0.63
1:CA:414:A:H2'	1:CA:415:A:O4'	1.99	0.63
25:DC:202:ARG:O	25:DC:203:VAL:HB	1.99	0.63
52:DW:37:VAL:HG12	52:DW:38:ARG:N	2.10	0.63
23:DB:674:G:H5''	29:DE:71:GLY:H	1.63	0.63
1:CA:979:C:H1'	1:CA:1317:C:N4	2.14	0.63
29:DE:165:HIS:HD2	29:DE:166:LYS:HD3	1.62	0.63
32:D4:10:LEU:HD12	32:D4:33:HIS:HA	1.80	0.63
23:BB:1060:U:O4	23:BB:1088:A:N6	2.32	0.63
24:DI:72:THR:HG22	24:DI:115:ASP:OD2	1.98	0.63
23:BB:1251:C:H2'	44:BQ:5:ARG:NH1	2.11	0.63
26:BD:68:PHE:HB3	26:BD:73:VAL:HG23	1.81	0.63
32:D4:5:ALA:CA	32:D4:37:GLN:HE22	2.12	0.63
40:DH:41:LYS:O	40:DH:44:ILE:HG12	1.98	0.63
20:AO:57:LEU:O	20:AO:60:VAL:HB	1.98	0.63
3:AD:84:ASN:ND2	3:AD:86:GLY:H	1.97	0.63
23:BB:2021:C:OP1	31:B0:8:THR:HG21	1.98	0.63
6:AG:149:ALA:HB1	10:AK:58:THR:HB	1.79	0.63
1:AA:1165:U:H2'	1:AA:1166:G:O4'	1.98	0.63
2:CC:72:PRO:O	2:CC:76:ILE:HG12	1.99	0.63
23:BB:20:C:H2'	23:BB:21:A:H8	1.62	0.63
23:DB:324:A:H2'	23:DB:325:G:O4'	1.98	0.63
24:BI:105:LEU:HD11	24:BI:139:VAL:HG11	1.80	0.63
23:BB:560:C:H3'	23:BB:561:G:C8	2.34	0.63
45:BS:84:ARG:HB3	45:BS:96:ILE:HG23	1.81	0.63
38:DM:78:LEU:H	38:DM:78:LEU:HD12	1.64	0.63
34:B3:61:LEU:N	34:B3:62:PRO:HD3	2.14	0.63
9:CJ:9:ARG:HB2	9:CJ:99:GLN:HB3	1.81	0.63
40:BH:82:SER:H	40:BH:146:VAL:HG13	1.63	0.62
50:DT:29:THR:CA	50:DT:86:THR:HA	2.27	0.62
25:BC:130:PRO:HA	25:BC:188:ARG:HA	1.81	0.62
8:CI:22:PRO:HA	8:CI:60:LEU:HB3	1.81	0.62
8:CI:43:ALA:O	8:CI:46:VAL:HG22	1.99	0.62
23:BB:876:C:H41	23:BB:901:C:H41	1.47	0.62
3:CD:25:ARG:NH1	3:CD:26:ALA:HB2	2.14	0.62
3:AD:29:THR:HB	3:AD:30:LYS:NZ	2.14	0.62
23:BB:1081:U:H4'	24:BI:123:ALA:HB1	1.80	0.62

Continued on next page...

Continued from previous page...

Atom-1	Atom-2	Distance(Å)	Clash(Å)
33:B1:8:ILE:CD1	33:B1:51:ALA:HA	2.29	0.62
1:CA:865:A:H2'	1:CA:866:C:C6	2.34	0.62
41:DJ:136:GLN:N	41:DJ:137:PRO:HD3	2.14	0.62
48:DG:15:ASP:HB2	48:DG:26:LYS:CD	2.29	0.62
23:BB:143:C:O4'	50:BT:2:ILE:HB	1.99	0.62
1:AA:676:A:O2'	1:AA:677:U:H5'	1.99	0.62
23:BB:974:G:OP2	49:BR:78:ARG:HD3	1.99	0.62
21:CN:98:ALA:HB1	21:CN:100:TRP:HZ3	1.64	0.62
23:BB:191:A:H2'	23:BB:192:C:H6	1.64	0.62
16:AS:52:ASN:ND2	16:AS:53:GLY:H	1.97	0.62
1:AA:1164:G:H2'	1:AA:1165:U:H6	1.64	0.62
1:CA:1392:G:O2'	1:CA:1393:U:H5'	1.99	0.62
37:BL:111:ILE:HG22	37:BL:112:LEU:H	1.64	0.62
23:DB:150:U:H2'	23:DB:151:C:C6	2.34	0.62
23:DB:2537:U:H2'	23:DB:2538:C:C6	2.34	0.62
23:BB:275:C:C2'	23:BB:276:U:H5'	2.29	0.62
1:AA:32:A:H2'	1:AA:33:A:C8	2.34	0.62
35:DV:80:HIS:CD2	35:DV:83:LYS:HB2	2.34	0.62
22:BA:98:G:H1	35:BV:14:LYS:HB2	1.63	0.62
23:BB:2425:A:H5'	23:BB:2427:C:O4'	1.99	0.62
40:BH:81:ALA:HA	40:BH:146:VAL:HA	1.81	0.62
21:AN:43:ALA:HA	21:AN:46:LYS:HG2	1.81	0.62
23:DB:1843:C:H5''	25:DC:250:GLN:NE2	2.15	0.62
44:DQ:89:ILE:HG21	49:DR:11:GLN:NE2	2.12	0.62
1:CA:1320:C:N3	16:CS:35:ARG:HD3	2.14	0.62
8:AI:43:ALA:HA	8:AI:46:VAL:HG13	1.79	0.62
21:CN:68:ARG:HH11	21:CN:70:HIS:HB2	1.63	0.62
52:DW:23:LYS:HD2	52:DW:24:ARG:HB3	1.81	0.62
29:DE:52:VAL:HG12	29:DE:53:THR:N	2.13	0.62
48:DG:86:LEU:HD23	48:DG:162:ARG:O	1.99	0.62
48:DG:24:THR:HA	48:DG:33:THR:O	1.99	0.62
32:B4:5:ALA:CA	32:B4:37:GLN:HE22	2.12	0.62
23:BB:1725:U:H2'	23:BB:1726:C:C6	2.34	0.62
35:BV:75:GLN:HG2	35:BV:92:VAL:HG23	1.81	0.62
27:BK:110:GLU:HA	27:BK:113:MET:HG3	1.81	0.62
17:AT:43:LYS:H	17:AT:43:LYS:HD3	1.62	0.62
46:DU:26:ASN:ND2	46:DU:34:ILE:HD12	2.14	0.62
26:BD:168:GLU:HG3	26:BD:170:VAL:HG13	1.80	0.62
23:DB:2241:A:H2'	23:DB:2242:G:C8	2.33	0.62
23:DB:2898:U:H2'	23:DB:2899:A:C8	2.34	0.62
45:DS:10:ALA:HB3	45:DS:101:SER:OG	1.97	0.62
23:BB:2031:A:C6	23:BB:2498:C:H1'	2.34	0.62

Continued on next page...

Continued from previous page...

Atom-1	Atom-2	Distance(Å)	Clash(Å)
26:DD:15:PHE:N	28:DP:11:GLN:HE22	1.97	0.62
23:DB:2671:G:H2'	23:DB:2672:U:C6	2.35	0.62
23:DB:1640:A:H2'	23:DB:1641:A:C8	2.34	0.62
23:DB:282:A:H2'	23:DB:283:G:O4'	1.98	0.62
1:CA:967:C:H1'	8:CI:129:ARG:NH1	2.14	0.62
23:BB:414:C:H2'	23:BB:415:A:C8	2.34	0.62
29:BE:165:HIS:HD2	29:BE:166:LYS:HD3	1.63	0.62
52:BW:37:VAL:HG13	52:BW:55:ASP:O	1.99	0.62
51:DZ:35:SER:HA	51:DZ:50:ARG:HA	1.80	0.62
6:CG:75:LYS:HZ2	6:CG:76:SER:N	1.92	0.62
8:AI:26:LYS:N	8:AI:61:ASP:HB3	2.13	0.62
1:CA:1060:U:H4'	9:CJ:54:SER:CB	2.27	0.62
23:BB:2575:C:H5''	26:BD:149:ASN:HD22	1.63	0.62
23:DB:1652:A:N6	42:DN:11:ASN:HD21	1.96	0.62
30:BY:7:THR:HG23	30:BY:34:THR:OG1	1.99	0.62
38:BM:19:GLY:N	38:BM:38:ARG:HH12	1.98	0.62
23:DB:1196:C:H2'	23:DB:1197:G:C8	2.34	0.62
1:CA:865:A:H5'	1:CA:1078:U:O4	1.99	0.62
17:CT:74:HIS:O	17:CT:78:LEU:HG	1.99	0.62
1:AA:673:A:H2'	1:AA:674:G:C8	2.34	0.62
23:BB:1470:A:H3'	23:BB:1471:G:H8	1.62	0.62
23:BB:2678:C:H2'	23:BB:2679:A:H8	1.65	0.62
26:DD:62:LYS:HB2	26:DD:63:PRO:HD3	1.79	0.62
7:CH:44:PHE:HE2	7:CH:100:ILE:HG12	1.64	0.62
1:AA:1240:U:H4'	1:AA:1241:G:OP2	1.98	0.62
43:DO:90:VAL:HG22	43:DO:115:LEU:HD12	1.80	0.62
17:CT:43:LYS:HB3	17:CT:86:ALA:HB1	1.80	0.62
1:AA:1492:A:N7	1:AA:1493:A:H1'	2.14	0.62
23:DB:2031:A:C6	23:DB:2498:C:H1'	2.35	0.62
23:DB:1774:C:O2	23:DB:1774:C:H2'	1.97	0.62
35:DV:53:LYS:HZ2	35:DV:54:ALA:H	1.46	0.62
14:CQ:18:LYS:H	14:CQ:50:ASN:HD21	1.46	0.62
1:CA:1365:G:H2'	1:CA:1366:C:H6	1.64	0.62
23:BB:1845:G:O2'	23:BB:1846:G:H5'	1.99	0.62
1:AA:817:C:H1'	1:AA:819:A:H5'	1.81	0.62
52:BW:76:ARG:HA	52:BW:76:ARG:NH2	2.14	0.62
51:BZ:45:ARG:NE	51:BZ:47:VAL:HG12	2.03	0.62
52:BW:17:ALA:CA	52:BW:35:ILE:HG23	2.22	0.62
21:CN:50:LEU:HD23	21:CN:51:PRO:HD3	1.81	0.62
1:CA:1492:A:H2'	1:CA:1492:A:N3	2.13	0.62
12:CM:33:LEU:HD13	12:CM:39:ALA:O	1.98	0.62
19:CU:40:PRO:HA	19:CU:44:ARG:HD2	1.80	0.62

Continued on next page...

Continued from previous page...

Atom-1	Atom-2	Distance(Å)	Clash(Å)
25:BC:141:HIS:HB3	25:BC:190:THR:OG1	2.00	0.62
5:AF:3:HIS:CE1	5:AF:95:ALA:H	2.17	0.62
47:BF:84:ILE:HG23	47:BF:85:GLY:N	2.12	0.62
32:B4:22:VAL:HG11	32:B4:36:ARG:HD2	1.81	0.62
23:DB:1080:A:O2'	24:DI:126:ARG:HD2	1.99	0.62
21:AN:76:PHE:O	21:AN:78:LEU:HD13	1.99	0.62
1:CA:925:G:O2'	1:CA:926:G:H5''	1.98	0.62
23:DB:347:A:H2'	23:DB:348:A:C8	2.35	0.62
3:CD:121:ALA:O	3:CD:122:ILE:HD13	1.98	0.62
46:DU:26:ASN:N	46:DU:26:ASN:HD22	1.96	0.62
23:BB:2615:U:C2	31:B0:3:GLN:HA	2.35	0.62
2:CC:133:MET:HE3	2:CC:152:VAL:HG23	1.82	0.62
48:DG:95:ALA:HB2	48:DG:130:ILE:HD11	1.81	0.62
25:DC:141:HIS:HB3	25:DC:190:THR:OG1	2.00	0.62
1:AA:1271:A:H5'	1:AA:1314:C:H5''	1.80	0.62
8:AI:80:HIS:NE2	8:AI:84:ARG:HD3	2.14	0.62
16:CS:44:ILE:HA	16:CS:61:VAL:HB	1.81	0.62
26:BD:149:ASN:O	26:BD:152:PRO:HD2	1.99	0.62
32:B4:10:LEU:HD12	32:B4:33:HIS:HA	1.80	0.62
2:AC:152:VAL:O	2:AC:164:THR:HG23	1.99	0.62
37:DL:80:SER:H	37:DL:113:ALA:HB3	1.63	0.62
30:BY:9:THR:HB	30:BY:53:MET:O	1.99	0.62
6:CG:26:VAL:HB	6:CG:42:VAL:HG21	1.81	0.62
23:BB:364:C:H2'	23:BB:365:U:H6	1.61	0.62
47:DF:101:ARG:NH1	47:DF:138:PRO:HB2	2.15	0.62
1:AA:918:A:H2'	1:AA:919:A:C8	2.34	0.62
41:DJ:13:ARG:O	41:DJ:14:ASP:HB2	1.99	0.62
48:BG:144:ALA:HB1	48:BG:163:TYR:HE1	1.65	0.62
47:BF:109:ARG:HB2	47:BF:135:ILE:HD12	1.82	0.62
32:B4:16:ILE:HA	32:B4:25:VAL:HA	1.80	0.62
10:AK:92:ARG:NH2	19:AU:19:LYS:HG2	2.15	0.62
16:AS:43:MET:O	16:AS:46:LEU:HB2	2.00	0.62
39:BX:13:GLU:O	39:BX:17:GLU:HG3	1.99	0.62
1:AA:1218:C:H2'	1:AA:1219:A:C8	2.34	0.62
23:DB:2866:U:H4'	23:DB:2867:G:H4'	1.81	0.62
23:DB:135:U:H2'	23:DB:136:G:C8	2.34	0.62
23:BB:6:A:H2'	23:BB:7:G:C8	2.35	0.62
22:DA:87:U:H2'	22:DA:88:C:O5'	1.98	0.62
1:AA:1182:G:H4'	1:AA:1183:U:H5'	1.80	0.62
23:BB:1993:U:H4'	26:BD:133:THR:CG2	2.29	0.62
45:DS:17:VAL:C	45:DS:19:LEU:H	2.00	0.62
26:BD:178:VAL:HB	26:BD:188:LEU:HB2	1.81	0.62

Continued on next page...

Continued from previous page...

Atom-1	Atom-2	Distance(Å)	Clash(Å)
23:BB:2348:U:OP1	34:B3:37:THR:HG21	2.00	0.62
23:DB:2880:C:O4'	42:DN:91:ALA:HB3	2.00	0.62
6:AG:52:ARG:HH22	6:AG:120:ALA:HB1	1.65	0.62
23:BB:2810:A:H2'	23:BB:2811:G:O4'	1.99	0.62
7:CH:23:ALA:HA	7:CH:62:LEU:H	1.64	0.62
9:AJ:7:ARG:HA	9:AJ:75:ASP:OD2	2.00	0.62
52:BW:37:VAL:HG12	52:BW:38:ARG:N	2.12	0.62
12:AM:9:PRO:O	12:AM:44:ILE:HB	1.99	0.62
1:CA:812:G:H2'	1:CA:812:G:N3	2.14	0.62
22:DA:49:C:H2'	22:DA:50:A:C8	2.33	0.62
13:CP:67:ILE:HG12	13:CP:72:ALA:HB2	1.82	0.62
1:AA:922:G:H2'	1:AA:923:A:H8	1.63	0.62
41:BJ:136:GLN:N	41:BJ:137:PRO:HD3	2.15	0.62
12:AM:89:ARG:NH1	12:AM:94:LEU:HB3	2.15	0.62
18:AB:112:ARG:HH21	18:AB:116:LEU:HD11	1.64	0.62
23:BB:946:C:H2'	23:BB:947:A:C8	2.34	0.62
23:DB:1796:U:H2'	23:DB:1797:G:C8	2.33	0.62
28:BP:63:ILE:HA	28:BP:68:GLY:HA2	1.80	0.62
23:DB:1594:U:H2'	23:DB:1595:C:C6	2.34	0.62
30:DY:26:LEU:HD12	30:DY:28:LEU:HD11	1.81	0.62
29:BE:136:GLN:O	29:BE:139:LYS:HG2	2.00	0.62
23:DB:2626:C:H2'	23:DB:2627:G:C8	2.35	0.62
23:DB:608:A:H2'	23:DB:609:A:C8	2.34	0.62
1:AA:74:A:H3'	1:AA:75:G:H5''	1.81	0.62
1:CA:451:A:H5'	13:CP:70:ARG:NH2	2.14	0.62
11:CL:31:GLY:HA3	11:CL:54:VAL:CG1	2.30	0.62
23:DB:2586:U:H2'	23:DB:2587:A:C8	2.34	0.62
23:DB:1577:C:H2'	23:DB:1578:U:C6	2.34	0.62
15:AR:31:TYR:O	15:AR:39:VAL:HG22	1.98	0.62
38:DM:68:PHE:CD1	38:DM:69:PRO:HD2	2.34	0.62
40:BH:116:ARG:H	40:BH:130:VAL:HG12	1.64	0.62
44:BQ:91:ARG:HB2	44:BQ:94:LEU:HD23	1.82	0.62
6:CG:14:ASP:N	6:CG:19:SER:H	1.93	0.62
1:AA:83:C:H4'	1:AA:84:U:C5	2.34	0.62
23:BB:2284:A:OP2	33:B1:5:ARG:HG3	2.00	0.62
4:AE:92:ARG:HH11	4:AE:92:ARG:HB3	1.63	0.62
8:AI:98:ARG:NE	8:AI:103:VAL:HG21	2.15	0.62
28:BP:20:ARG:O	28:BP:46:VAL:HG21	1.99	0.62
48:BG:145:ALA:O	48:BG:148:ARG:HG3	2.00	0.62
22:BA:43:C:H2'	22:BA:44:G:H5''	1.80	0.62
26:BD:33:ARG:HH11	26:BD:51:THR:HG22	1.64	0.62
23:BB:2743:U:H2'	23:BB:2744:G:O4'	2.00	0.62

Continued on next page...

Continued from previous page...

Atom-1	Atom-2	Distance(Å)	Clash(Å)
1:CA:270:A:H2'	1:CA:271:C:C6	2.34	0.62
1:CA:716:A:N3	10:CK:119:GLY:HA2	2.15	0.62
1:CA:1278:G:H4'	1:CA:1279:G:H5'	1.81	0.62
23:BB:1458:U:H5''	23:BB:1459:G:OP1	2.00	0.62
23:BB:2286:G:H4'	23:BB:2287:A:O4'	2.00	0.62
1:AA:194:C:O2'	1:AA:195:A:H5'	1.99	0.62
23:DB:2892:G:H5''	23:DB:2894:G:N2	2.15	0.62
26:BD:56:LYS:HD2	26:BD:59:ARG:HG3	1.80	0.62
22:DA:91:C:H2'	22:DA:92:C:C6	2.34	0.62
1:AA:1492:A:H2'	23:BB:1913:A:N6	2.14	0.62
45:DS:15:GLN:HA	45:DS:18:ARG:HG2	1.81	0.62
47:BF:77:LYS:HD2	47:BF:79:ARG:HD3	1.81	0.62
1:AA:57:G:H2'	1:AA:58:C:C6	2.34	0.62
23:DB:1810:A:H2'	23:DB:1811:G:O4'	1.99	0.62
21:CN:50:LEU:H	21:CN:51:PRO:CD	2.11	0.62
8:AI:74:GLN:O	8:AI:78:ILE:HG13	1.99	0.62
21:CN:79:SER:OG	21:CN:82:LYS:HG2	2.00	0.62
1:CA:729:A:H2'	1:CA:730:G:H8	1.65	0.62
13:CP:66:THR:HG22	13:CP:67:ILE:N	2.13	0.62
52:DW:49:ASN:OD1	52:DW:81:ILE:HG12	1.98	0.62
50:DT:2:ILE:HG12	50:DT:3:ARG:HD3	1.82	0.62
6:CG:23:ALA:O	6:CG:26:VAL:HG22	1.99	0.62
1:AA:1114:C:H2'	1:AA:1115:U:O4'	1.99	0.62
3:AD:172:VAL:HA	3:AD:179:GLY:HA2	1.80	0.62
48:BG:86:LEU:HD23	48:BG:162:ARG:O	1.99	0.62
1:AA:900:A:H2'	1:AA:901:A:C8	2.34	0.62
23:BB:2677:G:H2'	23:BB:2678:C:C6	2.34	0.62
23:BB:83:A:N6	23:BB:101:A:H5'	2.15	0.62
23:BB:784:G:O2'	23:BB:785:G:H5''	2.00	0.62
23:DB:6:A:H2'	23:DB:7:G:C8	2.35	0.62
23:BB:2592:G:H2'	23:BB:2593:U:O4'	2.00	0.62
23:BB:1551:A:C3'	23:BB:1552:A:H5''	2.29	0.62
23:DB:140:C:H5'	23:DB:141:G:C6	2.34	0.62
23:DB:609:A:H2'	23:DB:610:C:O4'	1.99	0.62
47:BF:78:ILE:HA	47:BF:82:TYR:CG	2.34	0.62
29:BE:132:LYS:O	29:BE:135:ALA:HB3	1.99	0.62
1:CA:517:G:H22	1:CA:533:A:P	2.23	0.62
1:CA:1262:C:N4	1:CA:1273:C:H42	1.98	0.62
29:DE:136:GLN:O	29:DE:139:LYS:HG2	1.99	0.62
24:BI:85:ILE:HD13	24:BI:137:LEU:HD21	1.81	0.62
23:BB:303:G:H2'	23:BB:304:U:C6	2.35	0.62
34:B3:39:ARG:O	34:B3:43:LEU:HG	2.00	0.62

Continued on next page...

Continued from previous page...

Atom-1	Atom-2	Distance(Å)	Clash(Å)
23:BB:320:A:H4'	23:BB:322:A:N7	2.14	0.62
1:AA:1053:G:O6	1:AA:1200:C:H5''	1.99	0.62
28:DP:21:PRO:O	28:DP:46:VAL:HG23	2.00	0.62
1:CA:918:A:H2'	1:CA:919:A:C8	2.35	0.62
23:BB:1196:C:H2'	23:BB:1197:G:C8	2.35	0.62
47:DF:177:ARG:HA	47:DF:177:ARG:NH1	2.14	0.62
50:BT:2:ILE:HD11	50:BT:3:ARG:CZ	2.30	0.62
32:B4:24:ARG:HG2	32:B4:36:ARG:HG3	1.82	0.62
12:AM:84:CYS:O	12:AM:88:LEU:HG	1.98	0.62
23:BB:2064:C:H2'	23:BB:2065:C:H6	1.64	0.62
37:DL:95:LEU:HB2	37:DL:101:ILE:HG13	1.81	0.62
25:BC:16:VAL:HB	25:BC:203:VAL:HG11	1.82	0.62
20:CO:11:ILE:HA	20:CO:14:GLU:OE1	1.99	0.62
23:DB:1115:G:H2'	23:DB:1116:G:C8	2.35	0.62
23:BB:2455:G:H2'	23:BB:2456:C:C6	2.35	0.62
1:CA:624:C:H2'	1:CA:625:U:H6	1.64	0.62
31:B0:9:ARG:O	31:B0:12:ARG:HB3	1.99	0.62
1:CA:474:G:H2'	1:CA:475:C:C6	2.34	0.62
29:BE:178:VAL:O	29:BE:181:ILE:HG22	2.00	0.62
23:BB:116:C:O2'	23:BB:117:G:H5'	2.00	0.62
1:AA:996:A:H2'	1:AA:997:U:C6	2.35	0.62
1:AA:1448:C:H2'	1:AA:1449:C:H6	1.64	0.62
18:CB:40:ILE:HD13	18:CB:201:GLY:CA	2.26	0.62
40:DH:95:GLY:H	40:DH:98:ASP:HB2	1.64	0.62
41:DJ:43:GLU:O	41:DJ:45:THR:N	2.32	0.62
1:CA:764:C:C2'	1:CA:765:G:H5'	2.30	0.62
8:CI:20:ILE:HG13	8:CI:62:LEU:HD12	1.81	0.62
41:DJ:29:ALA:HA	41:DJ:32:LEU:HD12	1.80	0.62
52:DW:32:ALA:C	52:DW:34:SER:H	2.03	0.62
25:BC:92:LEU:HD12	25:BC:93:VAL:H	1.64	0.62
38:DM:19:GLY:N	38:DM:38:ARG:HH12	1.97	0.62
18:AB:45:THR:HG22	18:AB:49:PHE:CE1	2.35	0.62
47:DF:146:ASP:HB3	47:DF:147:ARG:NH1	2.14	0.62
27:BK:87:LEU:HB2	27:BK:93:GLN:O	2.00	0.62
23:BB:2866:U:H4'	23:BB:2867:G:H4'	1.81	0.62
23:DB:532:A:H4'	23:DB:533:G:C8	2.35	0.62
23:BB:533:G:H2'	23:BB:534:U:C6	2.34	0.62
25:BC:43:ASN:HB2	25:BC:49:THR:HG23	1.82	0.62
11:AL:41:PRO:HB3	11:AL:49:ARG:NH1	2.15	0.62
34:B3:54:LEU:O	34:B3:57:VAL:HG23	2.00	0.62
1:CA:1097:C:H2'	1:CA:1098:C:C6	2.35	0.62
23:BB:1487:U:H2'	23:BB:1488:C:H6	1.64	0.62

Continued on next page...

Continued from previous page...

Atom-1	Atom-2	Distance(Å)	Clash(Å)
18:AB:27:LYS:HA	18:AB:30:ILE:HD12	1.80	0.62
32:D4:16:ILE:HA	32:D4:25:VAL:HA	1.81	0.62
23:DB:1821:A:H2'	23:DB:1822:C:H6	1.64	0.62
46:BU:42:LYS:HG3	46:BU:57:ILE:HG21	1.82	0.62
2:CC:75:VAL:O	2:CC:82:ASP:HB2	2.00	0.62
23:DB:150:U:H2'	23:DB:151:C:H6	1.64	0.62
23:BB:608:A:H2'	23:BB:609:A:C8	2.35	0.62
23:BB:1406:U:H2'	23:BB:1407:G:C8	2.35	0.62
23:DB:764:A:H5''	25:DC:208:GLY:HA2	1.82	0.62
1:AA:451:A:H5'	13:AP:70:ARG:NH2	2.15	0.62
23:BB:1354:A:H2'	23:BB:1355:G:O4'	2.00	0.62
1:AA:382:A:H2'	1:AA:383:A:C8	2.34	0.62
9:AJ:65:TYR:C	21:AN:98:ALA:HB2	2.21	0.62
1:CA:1374:A:H4'	6:CG:27:ASN:OD1	2.00	0.62
1:CA:57:G:H2'	1:CA:58:C:C6	2.35	0.62
23:BB:1220:G:H2'	23:BB:1221:C:C6	2.35	0.62
6:AG:4:ARG:HE	6:AG:6:ILE:HG23	1.65	0.62
18:AB:169:HIS:HA	18:AB:172:ILE:HD12	1.82	0.62
18:CB:216:VAL:HG23	18:CB:217:ALA:N	2.13	0.61
16:AS:5:LYS:C	16:AS:6:LYS:HD2	2.20	0.61
1:CA:1320:C:O2'	1:CA:1321:U:H5'	2.00	0.61
8:AI:82:ILE:O	8:AI:86:LEU:HD13	2.00	0.61
25:BC:156:SER:O	25:BC:194:VAL:HG11	2.00	0.61
23:DB:544:C:HO2'	23:DB:546:U:H6	1.48	0.61
1:AA:834:U:H2'	1:AA:835:U:C6	2.34	0.61
47:BF:48:LEU:H	47:BF:48:LEU:HD23	1.65	0.61
1:CA:922:G:H2'	1:CA:923:A:C8	2.34	0.61
10:CK:70:ALA:HA	10:CK:73:VAL:HG22	1.81	0.61
27:BK:73:ASP:O	28:BP:74:GLN:HG3	2.00	0.61
37:BL:19:LEU:HD23	37:BL:27:LEU:HD23	1.82	0.61
48:DG:17:LYS:HE2	48:DG:19:ASN:ND2	2.14	0.61
48:DG:18:ILE:HA	48:DG:23:ILE:HG13	1.80	0.61
29:BE:158:PHE:O	29:BE:162:ARG:HB2	2.00	0.61
48:BG:15:ASP:HB2	48:BG:26:LYS:CD	2.29	0.61
1:AA:1319:A:H3'	16:AS:2:ARG:HA	1.82	0.61
19:AU:19:LYS:HD2	19:AU:19:LYS:N	2.15	0.61
24:BI:18:ASN:N	24:BI:19:PRO:HD2	2.14	0.61
27:BK:19:VAL:C	27:BK:41:ILE:HD11	2.20	0.61
23:DB:968:C:H2'	23:DB:969:G:H8	1.65	0.61
1:AA:202:G:H21	1:AA:465:A:N6	1.97	0.61
1:AA:474:G:H2'	1:AA:475:C:C6	2.35	0.61
1:CA:704:A:C2	1:CA:705:G:H1'	2.35	0.61

Continued on next page...

Continued from previous page...

Atom-1	Atom-2	Distance(Å)	Clash(Å)
37:BL:95:LEU:HB2	37:BL:101:ILE:CG1	2.30	0.61
34:D3:14:LYS:HD3	34:D3:21:PHE:O	2.00	0.61
6:CG:130:LYS:H	6:CG:134:VAL:HG21	1.65	0.61
23:BB:1889:A:H2'	23:BB:1890:A:H8	1.65	0.61
1:AA:522:C:H41	11:AL:49:ARG:NH2	1.98	0.61
18:AB:132:GLU:O	18:AB:136:ARG:HG2	2.00	0.61
23:DB:1279:G:H4'	42:DN:31:HIS:CD2	2.35	0.61
42:DN:87:PHE:HB3	42:DN:90:ARG:HB2	1.83	0.61
1:AA:313:A:H2'	1:AA:314:C:C6	2.35	0.61
23:BB:155:A:H2'	23:BB:156:A:H8	1.65	0.61
35:BV:14:LYS:HE3	35:BV:18:ARG:HH21	1.65	0.61
1:AA:736:C:H2'	1:AA:737:C:C6	2.34	0.61
48:DG:21:GLN:OE1	48:DG:37:ASN:HB2	1.99	0.61
1:CA:621:A:H2'	1:CA:622:A:C8	2.35	0.61
48:BG:120:ILE:HG13	48:BG:140:ILE:HG22	1.82	0.61
1:AA:1484:C:H2'	1:AA:1485:U:C6	2.35	0.61
19:CU:13:VAL:HG22	19:CU:15:LEU:HD23	1.81	0.61
8:CI:114:LYS:HE2	8:CI:120:ALA:HB1	1.82	0.61
23:DB:1739:A:H2'	23:DB:1740:G:O4'	2.00	0.61
23:DB:458:G:N2	23:DB:469:G:H2'	2.14	0.61
48:BG:36:LEU:H	48:BG:36:LEU:HD22	1.63	0.61
23:DB:2108:A:N3	23:DB:2108:A:H2'	2.13	0.61
23:DB:2786:U:H4'	26:DD:67:HIS:HA	1.82	0.61
23:DB:1028:A:H2'	23:DB:1029:A:C8	2.35	0.61
20:AO:69:TYR:HA	20:AO:72:ARG:NH1	2.14	0.61
1:CA:810:C:O2'	1:CA:811:C:H5'	1.99	0.61
23:BB:845:A:C2	23:BB:847:U:H1'	2.35	0.61
1:CA:22:G:H2'	1:CA:23:C:C6	2.35	0.61
1:AA:955:U:H2'	1:AA:956:U:O4'	1.99	0.61
23:DB:2741:A:H2'	23:DB:2742:G:O4'	2.00	0.61
1:CA:1352:C:H2'	1:CA:1353:G:C8	2.35	0.61
3:AD:197:HIS:O	3:AD:200:VAL:HG22	1.99	0.61
1:AA:1231:G:H2'	1:AA:1232:U:C6	2.35	0.61
17:AT:4:LYS:HD2	17:AT:5:SER:N	2.15	0.61
41:DJ:58:ASN:HA	41:DJ:126:ALA:O	2.00	0.61
35:BV:80:HIS:CD2	35:BV:83:LYS:HB2	2.34	0.61
1:CA:272:C:H2'	1:CA:273:U:H6	1.63	0.61
23:DB:351:C:H2'	23:DB:352:A:H8	1.65	0.61
30:DY:23:LEU:HD13	30:DY:28:LEU:HB2	1.81	0.61
1:AA:628:G:H2'	1:AA:629:A:C8	2.35	0.61
25:DC:124:LYS:HE2	25:DC:127:ASN:HD21	1.64	0.61
23:DB:1054:A:H2'	23:DB:1055:G:H8	1.63	0.61

Continued on next page...

Continued from previous page...

Atom-1	Atom-2	Distance(Å)	Clash(Å)
23:BB:2860:A:O5'	23:BB:2860:A:H8	1.84	0.61
1:CA:215:C:H2'	1:CA:216:U:C6	2.34	0.61
23:DB:181:A:H2'	23:DB:182:A:C8	2.35	0.61
41:BJ:58:ASN:HA	41:BJ:126:ALA:O	2.00	0.61
18:CB:56:LEU:HB3	18:CB:220:VAL:HG22	1.82	0.61
38:BM:41:LEU:HB3	38:BM:46:ILE:CG2	2.30	0.61
1:AA:1070:U:H2'	1:AA:1071:C:C6	2.36	0.61
51:BZ:35:SER:HA	51:BZ:50:ARG:HA	1.81	0.61
8:CI:43:ALA:O	8:CI:47:VAL:HG23	1.99	0.61
1:AA:1366:C:H2'	1:AA:1367:C:H6	1.65	0.61
1:AA:408:A:H3'	1:AA:409:U:H6	1.65	0.61
3:AD:146:GLU:HA	3:AD:149:LYS:HG2	1.81	0.61
25:DC:92:LEU:HD12	25:DC:93:VAL:H	1.65	0.61
50:BT:34:VAL:HG21	50:BT:43:ILE:HD12	1.83	0.61
47:DF:62:GLN:CD	47:DF:91:ARG:HE	2.03	0.61
48:DG:145:ALA:O	48:DG:148:ARG:HG3	2.01	0.61
29:DE:158:PHE:O	29:DE:162:ARG:HB2	2.00	0.61
26:DD:116:LYS:HB3	26:DD:118:PHE:CZ	2.34	0.61
24:DI:25:PRO:O	24:DI:29:GLN:HG3	2.00	0.61
1:AA:764:C:C2'	1:AA:765:G:H5'	2.31	0.61
23:BB:2065:C:H2'	23:BB:2066:C:C6	2.35	0.61
17:CT:4:LYS:HD2	17:CT:5:SER:N	2.15	0.61
1:AA:394:G:H2'	1:AA:395:C:C6	2.33	0.61
42:DN:94:TYR:O	42:DN:115:LEU:HA	2.00	0.61
26:BD:55:LYS:NZ	26:BD:60:VAL:HG13	2.15	0.61
2:CC:82:ASP:O	2:CC:86:LEU:HG	2.01	0.61
37:DL:119:PRO:HA	37:DL:138:ALA:O	2.00	0.61
1:AA:1513:A:H2'	1:AA:1514:G:H8	1.63	0.61
25:DC:115:ILE:HG22	25:DC:124:LYS:HE3	1.82	0.61
6:AG:94:ARG:HH11	6:AG:98:LEU:HD11	1.64	0.61
17:CT:8:LYS:HA	17:CT:11:ILE:HD12	1.82	0.61
23:BB:551:G:H2'	23:BB:552:U:C6	2.35	0.61
27:DK:13:ASN:HD21	27:DK:98:ARG:HB2	1.65	0.61
24:BI:75:ALA:HB2	24:BI:112:LYS:HE2	1.81	0.61
23:DB:2104:C:H6	23:DB:2104:C:H3'	1.65	0.61
23:BB:615:U:O4	29:BE:39:ALA:HB2	2.00	0.61
11:CL:42:LYS:HD2	11:CL:43:LYS:HG2	1.82	0.61
23:BB:1778:U:H2'	23:BB:1784:A:H62	1.65	0.61
40:DH:96:THR:HG23	40:DH:97:ARG:H	1.66	0.61
22:DA:75:G:H1	22:DA:102:G:H22	1.48	0.61
40:DH:121:VAL:HG23	40:DH:122:LEU:H	1.65	0.61
18:AB:80:LYS:O	18:AB:84:LEU:HB3	2.00	0.61

Continued on next page...

Continued from previous page...

Atom-1	Atom-2	Distance(Å)	Clash(Å)
40:BH:68:ARG:O	40:BH:72:ILE:HG22	1.99	0.61
42:DN:38:LEU:HD11	42:DN:42:LYS:HD2	1.83	0.61
21:AN:60:ARG:HD2	21:AN:69:PRO:HG3	1.81	0.61
1:CA:1060:U:H5'	9:CJ:53:ILE:HG12	1.81	0.61
3:CD:29:THR:HB	3:CD:30:LYS:NZ	2.16	0.61
23:DB:2547:A:H2'	23:DB:2548:U:C6	2.35	0.61
1:CA:677:U:H2'	1:CA:678:U:C6	2.35	0.61
41:BJ:82:GLY:O	41:BJ:84:ILE:HG22	2.01	0.61
6:AG:23:ALA:O	6:AG:26:VAL:HG22	2.00	0.61
23:BB:82:U:H2'	23:BB:83:A:C8	2.35	0.61
23:DB:1443:U:H2'	23:DB:1444:G:C8	2.36	0.61
46:DU:34:ILE:HG12	46:DU:63:ALA:HB2	1.81	0.61
23:BB:910:A:H2'	23:BB:911:A:H8	1.65	0.61
1:CA:602:A:O2'	1:CA:603:U:H5'	2.00	0.61
45:BS:15:GLN:HA	45:BS:18:ARG:CG	2.30	0.61
1:AA:1492:A:H3'	1:AA:1493:A:H4'	1.83	0.61
23:BB:615:U:O2	29:BE:35:TYR:HA	2.00	0.61
40:DH:96:THR:OG1	40:DH:112:LYS:HB2	2.00	0.61
34:B3:44:ARG:N	34:B3:45:PRO:HD2	2.15	0.61
1:AA:1243:C:H2'	1:AA:1244:G:H8	1.65	0.61
18:CB:67:LEU:HA	18:CB:89:PHE:O	1.99	0.61
1:CA:157:U:O2'	1:CA:158:G:H5'	2.00	0.61
23:BB:1774:C:H2'	23:BB:1774:C:O2	1.98	0.61
1:AA:478:A:H2'	1:AA:479:U:O4'	2.00	0.61
23:BB:2760:C:O2'	23:BB:2761:A:H5'	1.99	0.61
28:BP:13:LYS:HG2	28:BP:76:HIS:ND1	2.15	0.61
23:BB:1983:G:H4'	23:BB:2606:C:H4'	1.82	0.61
6:AG:30:MET:HG2	6:AG:31:VAL:H	1.65	0.61
47:BF:22:ASN:ND2	47:BF:22:ASN:H	1.97	0.61
36:D2:31:LEU:HD22	36:D2:42:LEU:HD12	1.83	0.61
52:BW:24:ARG:HD3	52:BW:65:LYS:HE3	1.80	0.61
49:DR:48:LYS:O	49:DR:48:LYS:HD2	2.01	0.61
16:CS:35:ARG:HB2	16:CS:71:GLY:HA2	1.82	0.61
19:AU:36:PHE:CB	19:AU:40:PRO:HD3	2.28	0.61
21:AN:60:ARG:CG	21:AN:62:ARG:HG2	2.28	0.61
2:CC:26:LYS:CG	2:CC:27:GLU:H	2.10	0.61
33:B1:3:GLY:O	33:B1:4:ILE:HG12	2.01	0.61
47:DF:94:ARG:HA	47:DF:97:GLU:HB3	1.82	0.61
7:AH:86:LYS:HD2	7:AH:90:GLU:HG2	1.80	0.61
23:DB:575:A:O2'	23:DB:576:U:H5'	2.00	0.61
47:DF:84:ILE:HG23	47:DF:85:GLY:N	2.14	0.61
47:BF:169:LEU:HA	47:BF:172:PHE:HD2	1.65	0.61

Continued on next page...

Continued from previous page...

Atom-1	Atom-2	Distance(Å)	Clash(Å)
10:CK:88:PRO:HD3	19:CU:28:LEU:HD11	1.83	0.61
23:DB:979:A:H2'	23:DB:982:C:N4	2.13	0.61
7:AH:44:PHE:HE2	7:AH:100:ILE:HG12	1.66	0.61
26:DD:55:LYS:NZ	26:DD:60:VAL:HG13	2.15	0.61
18:CB:130:LYS:HA	18:CB:133:ALA:HB3	1.83	0.61
1:CA:522:C:H41	11:CL:49:ARG:NH2	1.97	0.61
23:BB:1870:C:H2'	23:BB:1871:A:C8	2.36	0.61
42:DN:33:ILE:HB	42:DN:114:GLU:HB2	1.83	0.61
23:BB:2840:C:H2'	23:BB:2841:C:C6	2.35	0.61
23:BB:2789:C:H3'	23:BB:2893:A:H62	1.63	0.61
1:AA:1138:G:H2'	1:AA:1139:G:H4'	1.82	0.61
23:BB:2861:U:H2'	23:BB:2862:G:H8	1.66	0.61
1:AA:501:C:H2'	1:AA:502:A:H8	1.65	0.61
23:DB:2078:C:H2'	23:DB:2079:U:C6	2.36	0.61
38:DM:50:ARG:O	38:DM:53:MET:HB3	2.00	0.61
23:BB:1681:G:N3	23:BB:1762:A:H2'	2.15	0.61
1:CA:1458:G:H2'	1:CA:1459:G:C8	2.34	0.61
7:CH:58:LEU:HD22	7:CH:60:LEU:HB2	1.81	0.61
7:CH:74:ILE:HG13	7:CH:128:VAL:HG22	1.83	0.61
23:DB:1180:U:H2'	23:DB:1181:U:C6	2.36	0.61
37:BL:121:THR:HB	37:BL:141:LYS:HB3	1.82	0.61
1:CA:1221:G:C4'	16:CS:76:THR:HG21	2.28	0.61
29:DE:58:LYS:HB2	29:DE:60:TRP:CD1	2.35	0.61
40:BH:78:VAL:O	40:BH:143:ILE:HG13	1.98	0.61
6:AG:14:ASP:HB3	6:AG:18:GLY:H	1.64	0.61
1:AA:977:A:C2	1:AA:1223:C:H2'	2.36	0.61
44:BQ:91:ARG:HD3	49:BR:11:GLN:HB2	1.81	0.61
48:DG:120:ILE:HG13	48:DG:140:ILE:HG22	1.82	0.61
48:DG:84:LYS:HG3	48:DG:131:VAL:C	2.20	0.61
23:DB:1142:A:H4'	41:DJ:27:ARG:HH22	1.64	0.61
30:BY:15:ARG:O	30:BY:20:LYS:HE3	2.00	0.61
27:BK:25:LEU:HD21	27:BK:40:LYS:H	1.66	0.61
28:BP:20:ARG:HG3	28:BP:21:PRO:CD	2.31	0.61
47:DF:137:PHE:O	47:DF:139:GLU:N	2.33	0.61
48:DG:15:ASP:HB3	48:DG:26:LYS:H	1.66	0.61
47:BF:32:LYS:HA	47:BF:95:MET:HG3	1.82	0.61
16:CS:4:LEU:HD13	16:CS:8:PRO:HA	1.81	0.61
24:BI:20:SER:O	24:BI:25:PRO:HD2	2.01	0.61
46:BU:85:ARG:HD3	46:BU:86:PHE:H	1.66	0.61
23:DB:2379:G:H4'	43:DO:21:LEU:HD11	1.81	0.61
23:DB:1889:A:H2'	23:DB:1890:A:H8	1.63	0.61
1:CA:1448:C:H2'	1:CA:1449:C:C6	2.36	0.61

Continued on next page...

Continued from previous page...

Atom-1	Atom-2	Distance(Å)	Clash(Å)
1:CA:543:U:H2'	1:CA:544:G:C8	2.36	0.61
46:DU:11:ILE:O	46:DU:11:ILE:HD13	2.01	0.61
23:BB:1709:U:H2'	23:BB:1710:G:C8	2.35	0.61
23:BB:172:A:O2'	23:BB:173:A:H5'	2.01	0.61
23:BB:152:A:H2'	23:BB:153:U:C6	2.35	0.61
2:AC:13:ILE:O	2:AC:14:VAL:HG22	2.00	0.61
45:DS:20:VAL:C	45:DS:22:ASP:H	2.03	0.61
9:CJ:43:PRO:O	9:CJ:71:LEU:HD21	2.00	0.61
36:B2:27:GLY:O	36:B2:30:VAL:HB	2.00	0.61
6:AG:44:SER:OG	6:AG:116:ALA:HB1	2.01	0.61
1:CA:593:U:H2'	1:CA:594:U:C6	2.36	0.61
25:BC:115:ILE:HG22	25:BC:124:LYS:HE3	1.83	0.61
23:BB:2626:C:H2'	23:BB:2627:G:C8	2.36	0.61
14:AQ:46:HIS:HB2	14:AQ:70:LYS:HE2	1.81	0.61
52:BW:18:LYS:HG3	52:BW:19:ARG:CZ	2.31	0.61
41:BJ:4:PHE:HB3	41:BJ:44:TYR:CD1	2.35	0.61
25:BC:6:LYS:O	25:BC:8:THR:HG23	2.00	0.61
47:BF:146:ASP:HB3	47:BF:147:ARG:NH1	2.15	0.61
40:BH:6:LEU:H	40:BH:6:LEU:HD12	1.65	0.61
2:AC:96:VAL:HB	2:AC:97:PRO:HD2	1.81	0.61
26:DD:119:ALA:HB1	26:DD:163:GLY:H	1.66	0.61
23:BB:2678:C:H2'	23:BB:2679:A:C8	2.35	0.61
23:BB:1203:U:H3'	23:BB:1204:A:C5'	2.31	0.61
11:CL:35:ARG:NH2	11:CL:36:VAL:HG22	2.16	0.61
35:BV:62:THR:HG22	35:BV:71:LYS:HG2	1.82	0.61
20:CO:32:LEU:O	20:CO:36:ILE:HG12	2.01	0.61
23:DB:18:U:H2'	23:DB:19:A:H8	1.66	0.61
23:BB:6:A:H2'	23:BB:7:G:H8	1.65	0.61
23:BB:1534:U:H2'	23:BB:1536:C:N3	2.15	0.61
34:D3:61:LEU:N	34:D3:62:PRO:HD3	2.15	0.61
11:AL:42:LYS:HD2	11:AL:43:LYS:HG2	1.83	0.61
23:DB:2737:G:H2'	23:DB:2738:A:C8	2.35	0.61
23:DB:2376:A:N1	43:DO:92:PHE:HD2	1.99	0.61
23:DB:2046:G:H1'	31:D0:18:HIS:CD2	2.34	0.61
47:DF:78:ILE:HA	47:DF:82:TYR:CG	2.36	0.61
40:BH:83:LYS:HB3	40:BH:91:PHE:CD1	2.35	0.61
23:DB:2393:U:H5''	37:DL:62:PRO:HG3	1.82	0.61
1:CA:1132:C:H2'	1:CA:1133:G:C8	2.35	0.61
23:DB:1203:U:H1'	37:DL:4:ASN:HD21	1.64	0.61
23:BB:2352:A:H2'	23:BB:2353:G:O4'	2.01	0.61
18:CB:86:CYS:H	18:CB:88:GLN:NE2	1.99	0.61
51:DZ:4:VAL:O	51:DZ:33:LEU:HD23	2.00	0.61

Continued on next page...

Continued from previous page...

Atom-1	Atom-2	Distance(Å)	Clash(Å)
51:DZ:67:VAL:O	51:DZ:70:GLU:HG2	2.01	0.61
1:CA:764:C:H2'	1:CA:765:G:H5'	1.82	0.61
9:CJ:6:ILE:O	9:CJ:75:ASP:HA	2.00	0.61
23:DB:851:C:H4'	30:DY:46:MET:HA	1.83	0.61
2:AC:137:VAL:HG22	2:AC:150:VAL:HG21	1.83	0.61
38:DM:35:ALA:H	38:DM:100:LYS:H	1.48	0.61
27:BK:59:LYS:HD2	27:BK:89:ASN:HD22	1.65	0.61
37:BL:80:SER:H	37:BL:113:ALA:HB3	1.65	0.61
23:BB:1198:U:H2'	23:BB:1199:U:C6	2.35	0.61
47:BF:62:GLN:CD	47:BF:91:ARG:HE	2.03	0.61
26:BD:54:ALA:CA	26:BD:76:GLY:HA2	2.31	0.61
32:B4:1:MET:HE1	32:B4:36:ARG:HB2	1.82	0.61
1:CA:1347:G:H22	1:CA:1373:G:H2'	1.66	0.61
23:BB:1821:A:H2'	23:BB:1822:C:H6	1.64	0.61
23:BB:5:A:H2'	23:BB:6:A:C8	2.35	0.61
45:DS:18:ARG:HB3	45:DS:76:VAL:HG22	1.83	0.61
24:BI:7:TYR:HB2	24:BI:58:ILE:O	2.00	0.61
23:DB:1220:G:H2'	23:DB:1221:C:C6	2.36	0.61
1:CA:806:C:H2'	1:CA:807:A:H8	1.66	0.61
23:BB:811:U:H2'	37:BL:21:ARG:HA	1.81	0.61
1:CA:209:U:H5'	1:CA:210:C:H5	1.65	0.61
1:AA:1508:A:H2'	1:AA:1509:C:C6	2.36	0.61
23:BB:401:A:H2'	23:BB:402:A:C8	2.36	0.61
23:DB:1105:U:H2'	23:DB:1106:G:C8	2.36	0.61
1:AA:624:C:H2'	1:AA:625:U:H6	1.64	0.61
29:BE:67:ARG:HG2	29:BE:67:ARG:HH11	1.65	0.61
1:AA:1316:G:N2	1:AA:1318:A:H3'	2.15	0.61
1:CA:1492:A:H5''	1:CA:1493:A:C8	2.36	0.61
18:AB:14:HIS:HD2	18:AB:202:ASN:HB2	1.66	0.61
1:AA:781:A:H2'	1:AA:782:A:H5'	1.83	0.61
13:AP:67:ILE:HG13	13:AP:71:VAL:HG13	1.83	0.61
3:AD:121:ALA:O	3:AD:122:ILE:HD13	2.00	0.61
32:B4:7:VAL:HG13	32:B4:8:LYS:N	2.13	0.61
9:CJ:7:ARG:HE	9:CJ:101:SER:HB3	1.65	0.61
21:CN:62:ARG:HG2	21:CN:67:GLY:O	2.01	0.61
1:AA:662:U:H2'	1:AA:663:A:H8	1.64	0.61
50:BT:32:LEU:N	50:BT:83:ALA:HB3	2.16	0.61
27:BK:70:ARG:HD3	27:BK:76:VAL:HG22	1.83	0.61
47:BF:34:THR:O	47:BF:89:THR:HA	2.01	0.61
32:B4:16:ILE:HG12	32:B4:25:VAL:HG22	1.83	0.61
1:AA:764:C:H2'	1:AA:765:G:H5'	1.82	0.61
23:DB:1470:A:H3'	23:DB:1471:G:H8	1.66	0.61

Continued on next page...

Continued from previous page...

Atom-1	Atom-2	Distance(Å)	Clash(Å)
24:DI:42:ASN:HA	24:DI:45:THR:OG1	1.99	0.61
26:DD:68:PHE:HB3	26:DD:73:VAL:HG23	1.81	0.61
25:BC:77:VAL:HG23	25:BC:112:GLY:H	1.66	0.61
37:DL:57:LEU:HD12	37:DL:60:ARG:NH2	2.16	0.61
1:AA:522:C:H41	11:AL:49:ARG:HH22	1.48	0.61
46:BU:11:ILE:O	46:BU:11:ILE:HD13	2.00	0.61
44:BQ:80:ASN:O	44:BQ:83:LYS:HB3	2.01	0.61
23:BB:635:C:O2'	23:BB:639:U:H5''	2.01	0.61
23:BB:1788:C:O2'	23:BB:1789:A:H5'	2.01	0.61
1:CA:26:A:H61	1:CA:558:G:H1'	1.65	0.61
1:CA:1061:G:H2'	1:CA:1062:U:C6	2.36	0.61
23:BB:126:A:O5'	36:B2:19:ARG:HG3	2.01	0.61
17:AT:8:LYS:HA	17:AT:11:ILE:HD12	1.83	0.61
1:AA:593:U:H2'	1:AA:594:U:C6	2.36	0.61
1:CA:1000:A:H2'	1:CA:1001:C:C6	2.35	0.61
27:BK:109:SER:HB2	27:BK:111:LYS:HE2	1.82	0.61
23:DB:2573:C:H3'	56:DB:3628:HOH:O	2.01	0.61
18:CB:209:VAL:HG23	18:CB:210:THR:H	1.66	0.61
34:D3:44:ARG:N	34:D3:45:PRO:HD2	2.15	0.61
1:CA:1342:C:H2'	1:CA:1343:G:C8	2.36	0.61
1:CA:1222:G:O2'	1:CA:1223:C:H5'	2.01	0.61
23:DB:2352:A:H2'	23:DB:2353:G:O4'	2.01	0.61
38:DM:18:ARG:C	38:DM:38:ARG:HH22	2.03	0.61
23:DB:1599:U:OP1	50:DT:40:LYS:HB3	2.01	0.61
47:DF:134:GLN:C	47:DF:136:ILE:H	2.05	0.61
1:AA:1308:U:H2'	1:AA:1309:G:H8	1.66	0.61
47:BF:177:ARG:NH1	47:BF:177:ARG:HA	2.15	0.61
24:DI:20:SER:O	24:DI:25:PRO:HD2	2.00	0.61
23:BB:2747:G:O6	23:BB:2754:U:H2'	2.01	0.61
23:BB:2741:A:H2'	23:BB:2742:G:O4'	2.01	0.61
23:BB:2073:C:O2'	23:BB:2074:U:H5'	2.00	0.61
1:CA:373:A:H2'	1:CA:374:A:H8	1.66	0.61
26:BD:8:LYS:HG2	26:BD:197:THR:H	1.66	0.61
1:CA:202:G:H21	1:CA:465:A:N6	1.99	0.61
27:DK:85:VAL:HG21	27:DK:115:ILE:HD11	1.82	0.61
1:AA:312:C:H2'	1:AA:313:A:C8	2.35	0.61
23:DB:1054:A:H2'	23:DB:1055:G:C8	2.36	0.61
40:BH:44:ILE:HA	40:BH:51:ARG:HH22	1.66	0.61
1:CA:1308:U:O2'	1:CA:1309:G:H5'	2.01	0.61
45:BS:5:ALA:HB3	45:BS:54:ALA:HB2	1.83	0.61
14:AQ:16:MET:HB2	14:AQ:19:SER:HB2	1.81	0.61
44:BQ:100:PHE:HB2	49:BR:13:ARG:HH12	1.65	0.61

Continued on next page...

Continued from previous page...

Atom-1	Atom-2	Distance(Å)	Clash(Å)
23:DB:277:G:H1'	23:DB:361:G:O6	2.01	0.60
1:AA:977:A:H2	1:AA:1223:C:H2'	1.66	0.60
24:BI:11:GLN:HA	24:BI:55:PRO:HA	1.82	0.60
25:BC:94:LEU:HA	25:BC:100:ARG:HA	1.83	0.60
47:DF:120:SER:HG	47:DF:127:TYR:HD2	1.48	0.60
4:AE:131:ASN:HD21	4:AE:133:ILE:HB	1.64	0.60
1:AA:946:A:H2'	1:AA:947:G:H8	1.65	0.60
47:BF:111:ARG:HE	47:BF:135:ILE:HG22	1.66	0.60
23:DB:2677:G:H2'	23:DB:2678:C:C6	2.35	0.60
23:BB:2742:G:OP1	32:B4:36:ARG:HD3	2.01	0.60
1:AA:464:U:H3'	1:AA:466:A:OP1	2.00	0.60
26:DD:30:GLU:HB2	26:DD:52:THR:HG23	1.83	0.60
20:AO:67:LEU:HD12	20:AO:88:ARG:HH22	1.65	0.60
6:AG:138:GLU:HB3	6:AG:142:ARG:NH2	2.15	0.60
23:DB:1175:A:C4	23:DB:1176:U:H1'	2.36	0.60
33:B1:36:LYS:HB2	33:B1:47:ILE:HA	1.83	0.60
23:DB:263:G:H2'	23:DB:264:C:O4'	2.01	0.60
11:CL:41:PRO:HB3	11:CL:49:ARG:NH1	2.16	0.60
5:CF:71:ILE:HG13	5:CF:72:ASP:N	2.14	0.60
35:BV:80:HIS:CD2	35:BV:83:LYS:H	2.19	0.60
23:BB:2216:G:H2'	23:BB:2217:G:C8	2.35	0.60
23:BB:1443:U:H2'	23:BB:1444:G:C8	2.35	0.60
46:DU:42:LYS:HG3	46:DU:57:ILE:HG21	1.83	0.60
23:DB:2840:C:H2'	23:DB:2841:C:C6	2.34	0.60
23:BB:834:G:H2'	23:BB:835:C:O4'	2.01	0.60
23:DB:1406:U:H2'	23:DB:1407:G:C8	2.35	0.60
37:BL:119:PRO:HA	37:BL:138:ALA:O	2.01	0.60
14:CQ:16:MET:HB2	14:CQ:19:SER:HB2	1.82	0.60
23:BB:1220:G:H2'	23:BB:1221:C:H6	1.65	0.60
23:DB:1782:U:H3'	56:DB:3606:HOH:O	2.01	0.60
21:AN:11:LYS:O	21:AN:15:LEU:HG	2.00	0.60
23:BB:1739:A:H2'	23:BB:1740:G:O4'	2.00	0.60
1:CA:478:A:H2'	1:CA:479:U:O4'	2.01	0.60
1:CA:1226:C:O2'	1:CA:1227:A:H5'	2.01	0.60
12:CM:102:LYS:HG3	12:CM:103:THR:HG23	1.83	0.60
23:BB:918:A:H2'	23:BB:919:U:H5'	1.82	0.60
29:BE:145:ASP:HB3	29:BE:184:ASP:H	1.67	0.60
25:DC:130:PRO:HA	25:DC:188:ARG:HA	1.83	0.60
21:CN:16:ALA:HB2	21:CN:54:SER:O	2.00	0.60
26:BD:10:GLY:O	26:BD:11:MET:HB2	2.00	0.60
2:CC:59:PRO:CG	2:CC:62:SER:HB2	2.28	0.60
52:BW:44:PHE:O	52:BW:78:PHE:HA	2.00	0.60

Continued on next page...

Continued from previous page...

Atom-1	Atom-2	Distance(Å)	Clash(Å)
40:BH:117:LEU:HD13	40:BH:120:GLY:HA2	1.83	0.60
1:AA:797:C:O2'	1:AA:798:U:H5'	2.00	0.60
1:CA:1316:G:H22	1:CA:1318:A:H3'	1.65	0.60
24:DI:78:LEU:HA	24:DI:81:LYS:HE2	1.82	0.60
1:CA:279:A:H5'	1:CA:281:G:H5'	1.82	0.60
1:AA:675:A:H2'	1:AA:676:A:C8	2.36	0.60
32:D4:22:VAL:O	32:D4:24:ARG:HG3	2.00	0.60
23:DB:971:G:H2'	23:DB:972:A:O4'	2.00	0.60
1:AA:462:G:H3'	1:AA:463:U:H6	1.66	0.60
1:CA:860:A:H2'	1:CA:861:G:O4'	2.01	0.60
35:DV:75:GLN:HG2	35:DV:92:VAL:HG23	1.82	0.60
35:BV:80:HIS:HD2	35:BV:83:LYS:H	1.46	0.60
23:BB:1868:C:H2'	23:BB:1869:G:O4'	2.01	0.60
23:BB:263:G:H2'	23:BB:264:C:O4'	2.01	0.60
23:BB:2788:C:H2'	23:BB:2789:C:C6	2.35	0.60
41:BJ:96:ARG:O	41:BJ:99:ARG:HG3	2.01	0.60
23:DB:2078:C:O2'	23:DB:2079:U:H5'	2.01	0.60
37:DL:2:ARG:HG2	37:DL:5:THR:HG21	1.82	0.60
2:AC:8:GLY:HA2	2:AC:11:LEU:HD21	1.81	0.60
23:DB:2264:C:H41	52:DW:11:ASN:ND2	1.99	0.60
23:BB:1631:G:N2	23:BB:1633:G:H3'	2.16	0.60
1:CA:188:C:H2'	1:CA:189:A:O4'	2.01	0.60
22:BA:6:G:H2'	22:BA:7:G:H8	1.64	0.60
23:DB:438:G:H2'	23:DB:439:A:H8	1.66	0.60
23:DB:2569:G:O2'	23:DB:2570:G:H5'	2.01	0.60
8:AI:96:GLU:HA	8:AI:99:LYS:NZ	2.16	0.60
26:BD:39:ASP:HB3	26:BD:42:ASN:HB3	1.83	0.60
41:BJ:124:VAL:HG23	41:BJ:125:TYR:H	1.64	0.60
18:AB:130:LYS:O	18:AB:134:LEU:HG	2.01	0.60
23:BB:2516:A:O2'	23:BB:2517:C:H5'	2.01	0.60
23:DB:1098:A:C8	24:DI:3:LYS:HB3	2.36	0.60
23:BB:850:U:H2'	23:BB:851:C:C6	2.36	0.60
18:CB:46:VAL:CG1	18:CB:47:PRO:HD3	2.26	0.60
1:AA:1047:G:N2	1:AA:1215:G:H5''	2.16	0.60
1:AA:1053:G:O6	1:AA:1199:U:H2'	2.01	0.60
29:DE:60:TRP:CH2	29:DE:69:ARG:HA	2.36	0.60
1:AA:923:A:H2'	1:AA:924:C:C6	2.36	0.60
23:BB:1082:U:N3	23:BB:1086:A:C6	2.70	0.60
24:DI:27:LEU:CD2	24:DI:27:LEU:H	2.14	0.60
23:BB:480:A:H3'	23:BB:481:G:H5''	1.83	0.60
20:AO:39:LEU:HD23	20:AO:56:LEU:HB2	1.82	0.60
1:AA:462:G:H3'	1:AA:463:U:C6	2.36	0.60

Continued on next page...

Continued from previous page...

Atom-1	Atom-2	Distance(Å)	Clash(Å)
7:CH:94:VAL:HG12	7:CH:99:GLY:HA3	1.83	0.60
1:AA:1163:A:H2'	1:AA:1164:G:C8	2.35	0.60
25:DC:90:ILE:HD13	25:DC:104:LEU:HA	1.83	0.60
23:BB:558:U:OP1	41:BJ:114:LEU:HB2	2.01	0.60
23:BB:1485:U:H2'	23:BB:1486:U:H6	1.66	0.60
7:AH:55:LYS:HA	7:AH:55:LYS:HE3	1.83	0.60
23:DB:2065:C:H2'	23:DB:2066:C:C6	2.36	0.60
23:BB:633:A:O5'	23:BB:633:A:H8	1.84	0.60
23:DB:155:A:H2'	23:DB:156:A:H8	1.65	0.60
45:DS:15:GLN:HA	45:DS:18:ARG:CG	2.32	0.60
1:CA:806:C:H2'	1:CA:807:A:C8	2.37	0.60
45:BS:20:VAL:C	45:BS:22:ASP:H	2.05	0.60
23:DB:401:A:H2'	23:DB:402:A:C8	2.35	0.60
18:AB:35:ASN:C	18:AB:36:LYS:HD2	2.21	0.60
23:BB:2103:C:H2'	23:BB:2104:C:O4'	2.01	0.60
3:CD:169:TRP:O	3:CD:182:LYS:HB2	2.01	0.60
24:BI:89:SER:HA	24:BI:97:VAL:HG21	1.83	0.60
37:BL:68:SER:HB2	37:BL:71:ALA:HB3	1.83	0.60
23:BB:1315:C:H2'	23:BB:1316:U:C6	2.36	0.60
1:CA:441:A:H61	1:CA:493:A:N6	2.00	0.60
18:CB:60:ALA:HB1	18:CB:224:ARG:HG2	1.82	0.60
45:DS:66:ILE:N	45:DS:66:ILE:HD13	2.16	0.60
16:CS:35:ARG:HA	16:CS:70:LEU:HB3	1.83	0.60
51:BZ:67:VAL:O	51:BZ:70:GLU:HG2	2.02	0.60
49:BR:36:ALA:HB2	49:BR:58:VAL:HG23	1.83	0.60
49:BR:49:ILE:HD12	49:BR:49:ILE:O	2.02	0.60
21:CN:63:CYS:SG	21:CN:66:THR:N	2.74	0.60
3:AD:29:THR:H	3:AD:33:ILE:CG2	2.13	0.60
50:DT:14:PRO:HA	50:DT:32:LEU:CB	2.32	0.60
23:DB:848:C:H2'	23:DB:849:A:C8	2.35	0.60
50:DT:57:VAL:HG22	50:DT:58:VAL:N	2.14	0.60
23:DB:1199:U:H2'	23:DB:1200:C:H6	1.66	0.60
27:BK:38:ILE:H	27:BK:38:ILE:CD1	2.14	0.60
47:BF:177:ARG:CZ	47:BF:177:ARG:HA	2.32	0.60
21:CN:27:LYS:CG	21:CN:28:ALA:H	2.13	0.60
26:DD:202:ILE:HG22	26:DD:204:LYS:NZ	2.16	0.60
23:DB:6:A:H4'	41:DJ:131:ASN:O	2.01	0.60
2:AC:87:ARG:NH2	2:AC:88:LYS:HA	2.16	0.60
23:DB:1551:A:H3'	23:DB:1552:A:H5''	1.81	0.60
23:BB:2261:C:H1'	23:BB:2388:A:N3	2.16	0.60
46:BU:26:ASN:HD22	46:BU:26:ASN:N	1.98	0.60
23:DB:2469:A:H4'	38:DM:55:ARG:CZ	2.32	0.60

Continued on next page...

Continued from previous page...

Atom-1	Atom-2	Distance(Å)	Clash(Å)
23:DB:2824:C:H3'	23:DB:2825:G:N2	2.17	0.60
23:BB:654:A:N3	23:BB:654:A:H2'	2.15	0.60
1:AA:840:C:C4	1:AA:842:U:H4'	2.37	0.60
35:DV:80:HIS:HD2	35:DV:83:LYS:H	1.49	0.60
14:AQ:18:LYS:H	14:AQ:50:ASN:HD21	1.47	0.60
23:DB:2698:U:H2'	23:DB:2699:C:C6	2.35	0.60
6:CG:105:GLU:HB3	6:CG:136:LYS:NZ	2.16	0.60
18:CB:172:ILE:HG22	18:CB:176:ASN:ND2	2.17	0.60
36:B2:20:ALA:C	36:B2:22:MET:H	2.05	0.60
23:BB:1577:C:H2'	23:BB:1578:U:C6	2.37	0.60
44:DQ:87:VAL:HG21	49:DR:52:PRO:HG3	1.81	0.60
6:CG:139:ASP:HA	6:CG:142:ARG:HH11	1.65	0.60
23:BB:2267:A:H8	23:BB:2267:A:H3'	1.66	0.60
44:DQ:90:ASP:OD1	49:DR:39:LEU:HD12	2.00	0.60
8:AI:117:LEU:HD12	8:AI:120:ALA:O	2.01	0.60
1:CA:784:A:H2'	1:CA:785:G:H8	1.67	0.60
23:DB:2272:U:HO2'	23:DB:2273:A:H8	1.48	0.60
32:B4:27:CYS:SG	32:B4:29:ALA:HB3	2.41	0.60
23:DB:1063:G:H4'	24:DI:135:MET:HG2	1.83	0.60
41:DJ:82:GLY:O	41:DJ:84:ILE:HG22	2.01	0.60
26:DD:108:ASP:OD2	26:DD:173:GLN:HA	2.02	0.60
39:DX:12:GLU:HA	39:DX:15:ASN:HD21	1.66	0.60
23:BB:968:C:H2'	23:BB:969:G:H8	1.65	0.60
23:DB:477:A:H2'	23:DB:478:A:H8	1.63	0.60
23:DB:264:C:C2'	23:DB:265:A:H5''	2.32	0.60
9:CJ:29:ALA:O	9:CJ:32:THR:HG22	2.01	0.60
23:DB:2341:G:H2'	23:DB:2342:C:H6	1.66	0.60
23:BB:2292:U:H2'	23:BB:2293:G:H8	1.67	0.60
6:AG:45:ALA:HB1	6:AG:120:ALA:HA	1.83	0.60
23:DB:1593:A:H2'	23:DB:1594:U:C6	2.37	0.60
41:BJ:58:ASN:N	41:BJ:127:GLY:HA2	2.16	0.60
47:DF:77:LYS:HD2	47:DF:79:ARG:HD3	1.82	0.60
23:DB:870:U:H2'	23:DB:871:U:H5''	1.83	0.60
23:BB:458:G:N2	23:BB:469:G:H2'	2.16	0.60
1:AA:602:A:O2'	1:AA:603:U:H5'	2.02	0.60
23:DB:620:G:H5'	23:DB:620:G:N3	2.16	0.60
23:DB:912:C:O2'	23:DB:913:U:H5'	2.01	0.60
1:CA:32:A:H2'	1:CA:33:A:C8	2.36	0.60
23:BB:1117:C:H2'	23:BB:1118:C:C6	2.36	0.60
1:AA:621:A:H2'	1:AA:622:A:C8	2.36	0.60
23:BB:1319:C:O2'	23:BB:1320:C:H5'	2.01	0.60
23:DB:2136:G:O2'	23:DB:2137:U:H5'	2.01	0.60

Continued on next page...

Continued from previous page...

Atom-1	Atom-2	Distance(Å)	Clash(Å)
2:CC:106:ARG:CZ	2:CC:106:ARG:H	2.14	0.60
21:AN:58:ARG:H	21:AN:59:GLN:NE2	2.00	0.60
51:BZ:4:VAL:O	51:BZ:33:LEU:HD23	2.02	0.60
1:AA:1148:U:H2'	1:AA:1149:C:H5'	1.83	0.60
3:AD:29:THR:HG22	3:AD:30:LYS:N	2.16	0.60
1:CA:135:C:C2	13:CP:1:MET:HB2	2.36	0.60
50:BT:43:ILE:O	50:BT:47:VAL:HG23	2.01	0.60
2:AC:184:ASN:HD22	2:AC:185:THR:H	1.49	0.60
50:DT:4:GLU:OE2	50:DT:5:GLU:HG2	2.01	0.60
1:CA:279:A:C5'	1:CA:280:C:H3'	2.30	0.60
47:DF:134:GLN:O	47:DF:136:ILE:N	2.35	0.60
47:DF:62:GLN:NE2	47:DF:90:LEU:HD13	2.17	0.60
2:AC:95:GLY:O	2:AC:96:VAL:HG13	2.00	0.60
23:DB:1082:U:N3	23:DB:1086:A:C6	2.69	0.60
47:BF:62:GLN:NE2	47:BF:90:LEU:HD13	2.15	0.60
23:BB:2747:G:H2'	23:BB:2748:A:C8	2.37	0.60
26:DD:104:VAL:HG12	26:DD:106:LYS:HE2	1.84	0.60
18:AB:162:VAL:HG21	18:AB:168:GLU:HB2	1.82	0.60
39:DX:14:LEU:HD22	39:DX:57:LEU:HD21	1.84	0.60
46:BU:51:LEU:H	46:BU:53:GLN:NE2	1.99	0.60
46:BU:85:ARG:NH1	46:BU:86:PHE:H	2.00	0.60
23:BB:2041:U:H2'	23:BB:2042:A:C8	2.37	0.60
23:DB:1722:A:H2'	23:DB:1723:G:H8	1.66	0.60
22:DA:55:U:H2'	22:DA:56:G:C8	2.37	0.60
42:BN:48:VAL:HA	42:BN:51:LEU:HD22	1.84	0.60
23:BB:455:C:N3	23:BB:472:A:H2'	2.16	0.60
48:DG:157:LYS:HG2	48:DG:159:LYS:HG3	1.82	0.60
23:DB:2860:A:H8	23:DB:2860:A:O5'	1.82	0.60
5:AF:53:LYS:HB2	5:AF:54:LEU:HD22	1.82	0.60
23:BB:2859:G:H2'	23:BB:2860:A:C8	2.36	0.60
36:B2:16:HIS:HB3	36:B2:21:ARG:NH1	2.17	0.60
23:BB:125:A:H5'	36:B2:19:ARG:HD3	1.82	0.60
23:DB:2262:U:H2'	23:DB:2263:C:C6	2.36	0.60
16:CS:27:LYS:NZ	16:CS:27:LYS:HB3	2.15	0.60
1:CA:753:A:OP1	20:CO:73:LYS:HE3	2.01	0.60
1:CA:628:G:H2'	1:CA:629:A:C8	2.36	0.60
3:AD:169:TRP:O	3:AD:182:LYS:HB2	2.02	0.60
23:BB:648:G:H2'	23:BB:649:G:H8	1.66	0.60
42:DN:85:PRO:HA	42:DN:88:ALA:HB2	1.84	0.60
6:CG:132:THR:HA	6:CG:135:LYS:HB3	1.84	0.60
26:DD:168:GLU:O	26:DD:170:VAL:HG22	2.02	0.60
2:AC:141:MET:HA	2:AC:141:MET:HE2	1.82	0.60

Continued on next page...

Continued from previous page...

Atom-1	Atom-2	Distance(Å)	Clash(Å)
44:BQ:84:LYS:HE2	44:BQ:84:LYS:HA	1.81	0.60
23:BB:1794:A:H2'	23:BB:1795:C:H6	1.66	0.60
26:BD:2:ILE:HG22	26:BD:82:PHE:HB3	1.81	0.60
23:DB:759:G:H2'	23:DB:760:G:H8	1.67	0.60
52:BW:49:ASN:HB3	52:BW:60:ALA:HA	1.84	0.60
1:CA:1492:A:H5'	1:CA:1493:A:OP2	2.02	0.60
49:DR:36:ALA:HB2	49:DR:58:VAL:HG23	1.84	0.60
40:BH:78:VAL:HG12	40:BH:144:VAL:HG23	1.84	0.60
51:DZ:3:ARG:HG2	51:DZ:33:LEU:HD22	1.83	0.60
1:CA:436:C:O2'	1:CA:437:U:H5'	2.02	0.60
33:D1:32:LYS:HA	33:D1:51:ALA:O	2.01	0.60
23:DB:2336:A:N6	52:DW:40:ARG:HG3	2.17	0.60
23:BB:1142:A:H4'	41:BJ:27:ARG:HH22	1.66	0.60
6:CG:38:ALA:O	6:CG:42:VAL:HG23	2.00	0.60
23:BB:1229:C:H2'	23:BB:1230:A:H8	1.66	0.60
44:BQ:10:ARG:CZ	44:BQ:10:ARG:HB2	2.31	0.60
23:DB:2720:U:H5''	28:DP:52:ARG:NH2	2.15	0.60
26:BD:30:GLU:HB2	26:BD:52:THR:HG23	1.82	0.60
26:DD:4:LEU:HD23	26:DD:101:PHE:CE1	2.37	0.60
39:DX:13:GLU:O	39:DX:17:GLU:HG3	2.00	0.60
40:DH:6:LEU:HD12	40:DH:6:LEU:H	1.66	0.60
23:BB:479:A:N3	23:BB:481:G:H5''	2.17	0.60
18:AB:107:ARG:HH21	18:AB:111:LYS:HB2	1.67	0.60
46:DU:54:PRO:HG2	46:DU:55:GLY:H	1.65	0.60
27:DK:43:ILE:HD12	27:DK:56:ASP:HB2	1.84	0.60
23:BB:1810:A:H2'	23:BB:1811:G:O4'	2.01	0.60
1:CA:713:G:H2'	1:CA:714:G:H8	1.65	0.60
23:DB:104:A:H2'	23:DB:105:C:C6	2.36	0.60
23:DB:558:U:P	41:DJ:113:PRO:HG2	2.41	0.60
23:BB:1061:U:H4'	23:BB:1070:A:O3'	2.02	0.60
23:BB:2262:U:H2'	23:BB:2263:C:C6	2.35	0.60
1:AA:209:U:H5'	1:AA:210:C:C5	2.36	0.60
48:BG:137:LYS:O	48:BG:140:ILE:HG13	2.02	0.60
23:DB:2394:C:OP1	37:DL:63:LYS:HG2	2.01	0.60
1:AA:1262:C:N4	1:AA:1273:C:H42	1.98	0.60
1:CA:553:A:H2'	1:CA:554:A:C8	2.37	0.60
47:BF:24:VAL:O	47:BF:27:VAL:HG22	2.01	0.60
19:CU:20:ARG:HD2	19:CU:20:ARG:H	1.66	0.60
31:D0:53:VAL:HG12	42:DN:118:ARG:HH12	1.67	0.60
1:CA:235:C:H2'	1:CA:236:A:C8	2.37	0.60
1:AA:1147:C:H2'	1:AA:1148:U:C6	2.37	0.60
1:CA:1318:A:H4'	16:CS:9:PHE:CD1	2.36	0.60

Continued on next page...

Continued from previous page...

Atom-1	Atom-2	Distance(Å)	Clash(Å)
13:CP:67:ILE:HG13	13:CP:71:VAL:HG13	1.84	0.60
26:DD:149:ASN:O	26:DD:152:PRO:HD2	2.01	0.60
25:BC:92:LEU:HD12	25:BC:93:VAL:N	2.16	0.60
21:CN:5:MET:HG2	21:CN:8:ARG:NE	2.16	0.60
33:B1:5:ARG:NH1	33:B1:25:ASN:HB2	2.17	0.60
23:DB:923:G:H1'	52:DW:23:LYS:HZ2	1.67	0.60
23:DB:580:U:H2'	23:DB:581:C:H6	1.67	0.60
1:CA:865:A:C2	1:CA:918:A:H4'	2.36	0.60
44:BQ:4:LYS:HZ1	44:BQ:7:VAL:HG22	1.67	0.60
12:AM:72:ILE:O	12:AM:76:ILE:HG13	2.01	0.60
1:CA:1292:G:H2'	1:CA:1293:C:H6	1.65	0.60
23:BB:2751:G:O2'	23:BB:2752:C:H5'	2.02	0.60
1:CA:1237:C:H3'	1:CA:1336:C:H41	1.66	0.60
1:CA:1350:A:H2'	1:CA:1351:U:C6	2.37	0.60
18:AB:109:SER:O	18:AB:112:ARG:HB3	2.02	0.60
10:CK:16:SER:HA	10:CK:78:ILE:HA	1.82	0.60
1:CA:464:U:H3'	1:CA:466:A:OP1	2.02	0.60
1:CA:313:A:H2'	1:CA:314:C:C6	2.37	0.60
1:AA:182:A:HO2'	1:AA:183:C:H3'	1.66	0.60
42:BN:33:ILE:HA	42:BN:114:GLU:HB2	1.83	0.60
23:BB:62:U:H2'	23:BB:63:A:O4'	2.02	0.60
23:DB:560:C:H2'	23:DB:561:G:O4'	2.01	0.60
1:AA:215:C:H2'	1:AA:216:U:H6	1.66	0.60
23:DB:2859:G:H2'	23:DB:2860:A:C8	2.37	0.60
7:AH:74:ILE:HG13	7:AH:128:VAL:HG22	1.82	0.60
23:DB:1788:C:O2'	23:DB:1789:A:H5'	2.01	0.60
1:CA:984:C:O2'	1:CA:985:C:H5'	2.01	0.60
11:AL:17:LYS:N	11:AL:17:LYS:HE3	2.16	0.60
23:DB:417:C:H2'	23:DB:418:C:C6	2.37	0.60
23:DB:654:A:H2'	23:DB:654:A:N3	2.16	0.60
43:DO:11:ALA:HB2	43:DO:96:GLY:N	2.17	0.60
23:DB:1360:G:H2'	23:DB:1361:G:H5'	1.84	0.60
23:BB:2247:A:H3'	56:BB:3268:HOH:O	2.02	0.60
23:DB:1007:C:O3'	41:DJ:110:PRO:HB3	2.02	0.60
52:BW:23:LYS:C	52:BW:66:VAL:HB	2.22	0.60
29:BE:145:ASP:N	29:BE:166:LYS:HB3	2.17	0.60
2:CC:109:GLU:HB3	2:CC:139:ASN:HB3	1.83	0.60
21:AN:9:GLU:O	21:AN:13:VAL:HG23	2.01	0.60
51:DZ:40:VAL:HG22	51:DZ:45:ARG:O	2.00	0.60
1:CA:1013:G:N2	1:CA:1015:G:H3'	2.17	0.60
23:BB:2229:U:H2'	23:BB:2230:G:C8	2.37	0.60
10:AK:124:LYS:O	19:AU:33:ARG:NE	2.34	0.60

Continued on next page...

Continued from previous page...

Atom-1	Atom-2	Distance(Å)	Clash(Å)
2:CC:26:LYS:HE2	2:CC:27:GLU:N	2.16	0.60
48:DG:83:THR:HA	48:DG:84:LYS:NZ	2.17	0.60
38:DM:35:ALA:HB3	38:DM:99:GLY:N	2.16	0.60
27:BK:54:LYS:HD2	27:BK:54:LYS:N	2.16	0.60
16:AS:44:ILE:HA	16:AS:61:VAL:HB	1.84	0.60
33:D1:7:LYS:HD3	34:D3:33:THR:HG21	1.82	0.60
23:BB:528:A:C2	23:BB:2042:A:H2'	2.37	0.60
8:CI:18:VAL:HG21	8:CI:81:GLY:C	2.22	0.60
23:DB:1551:A:C3'	23:DB:1552:A:H5''	2.31	0.60
23:DB:2591:C:H2'	23:DB:2592:G:H8	1.66	0.60
26:BD:168:GLU:O	26:BD:170:VAL:HG22	2.02	0.60
45:DS:3:THR:HB	45:DS:62:ASP:HB2	1.84	0.60
1:AA:1513:A:H2'	1:AA:1514:G:C8	2.36	0.60
23:BB:2348:U:H5'	33:B1:20:TYR:OH	2.02	0.60
23:DB:181:A:H2'	23:DB:182:A:H8	1.65	0.60
41:BJ:56:VAL:HG12	41:BJ:57:LEU:H	1.66	0.60
47:DF:24:VAL:O	47:DF:27:VAL:HG22	2.02	0.60
28:BP:61:ARG:HH21	28:BP:61:ARG:HB3	1.67	0.60
23:DB:1897:G:O2'	23:DB:1898:U:H5'	2.01	0.60
23:DB:1914:C:H2'	23:DB:1915:U:C6	2.37	0.60
25:DC:155:ARG:CB	25:DC:155:ARG:HH11	2.15	0.60
52:BW:32:ALA:C	52:BW:34:SER:H	2.05	0.60
23:BB:870:U:H2'	23:BB:871:U:H5''	1.84	0.60
38:BM:41:LEU:HA	38:BM:45:GLN:OE1	2.02	0.60
44:DQ:91:ARG:HB2	44:DQ:94:LEU:HD23	1.83	0.60
49:DR:49:ILE:HD12	49:DR:49:ILE:O	2.02	0.60
51:BZ:59:ILE:HD13	51:BZ:67:VAL:HG21	1.84	0.60
49:BR:48:LYS:HD2	49:BR:48:LYS:O	2.02	0.60
9:CJ:53:ILE:CG2	9:CJ:61:ALA:HB1	2.31	0.60
1:CA:408:A:H3'	1:CA:409:U:H6	1.67	0.60
23:DB:919:U:H2'	23:DB:920:A:H8	1.67	0.60
29:DE:145:ASP:HB3	29:DE:184:ASP:H	1.66	0.60
52:DW:23:LYS:C	52:DW:66:VAL:HB	2.22	0.60
50:BT:4:GLU:OE2	50:BT:5:GLU:HG2	2.02	0.60
27:BK:10:VAL:HG21	27:BK:16:ALA:HA	1.84	0.60
1:AA:939:G:O2'	1:AA:1375:A:H1'	2.02	0.60
38:BM:66:ARG:NE	38:BM:101:VAL:HG11	2.17	0.60
12:CM:106:ARG:HB3	12:CM:111:PRO:HA	1.84	0.60
29:DE:1:MET:HB3	29:DE:14:VAL:HG23	1.83	0.60
5:AF:86:ARG:NH1	15:AR:63:TYR:HB3	2.17	0.60
26:BD:34:VAL:HG12	26:BD:94:GLN:H	1.64	0.60
10:CK:92:ARG:NH2	19:CU:19:LYS:HG2	2.17	0.60

Continued on next page...

Continued from previous page...

Atom-1	Atom-2	Distance(Å)	Clash(Å)
26:DD:37:VAL:HG23	26:DD:91:THR:HA	1.84	0.60
46:DU:85:ARG:NH1	46:DU:86:PHE:H	2.00	0.60
10:CK:28:ASN:HD21	10:CK:46:ALA:HB3	1.65	0.60
22:DA:6:G:H2'	22:DA:7:G:H8	1.66	0.60
33:D1:3:GLY:O	33:D1:4:ILE:HG12	2.02	0.60
23:DB:659:G:H21	29:DE:30:GLN:NE2	2.00	0.60
23:BB:1440:U:H2'	23:BB:1441:G:C8	2.36	0.60
23:DB:2286:G:H4'	23:DB:2287:A:O4'	2.01	0.60
23:BB:910:A:H62	38:BM:12:MET:HA	1.66	0.60
36:D2:20:ALA:C	36:D2:22:MET:H	2.04	0.60
25:BC:124:LYS:HE2	25:BC:127:ASN:HD21	1.65	0.60
23:DB:2262:U:H2'	23:DB:2263:C:H6	1.67	0.60
1:AA:553:A:H2'	1:AA:554:A:C8	2.37	0.60
23:DB:551:G:H2'	23:DB:552:U:C6	2.37	0.60
45:BS:88:ARG:HH21	45:BS:88:ARG:HG3	1.67	0.60
23:BB:2443:C:H2'	23:BB:2444:G:H8	1.66	0.60
1:AA:806:C:H2'	1:AA:807:A:H8	1.67	0.60
23:BB:2365:G:O2'	52:BW:59:PHE:HE1	1.85	0.59
29:BE:60:TRP:CH2	29:BE:69:ARG:HA	2.37	0.59
18:AB:79:VAL:HG12	18:AB:90:PHE:HB2	1.83	0.59
52:BW:40:ARG:O	52:BW:44:PHE:HA	2.01	0.59
23:BB:2229:U:H2'	23:BB:2230:G:H8	1.67	0.59
19:CU:35:GLU:HB2	19:CU:37:TYR:CE2	2.36	0.59
3:CD:29:THR:HG22	3:CD:30:LYS:N	2.17	0.59
29:DE:188:MET:HG3	29:DE:192:ALA:HB3	1.83	0.59
9:CJ:36:VAL:HA	9:CJ:77:VAL:HG23	1.84	0.59
44:BQ:42:GLY:HA3	49:BR:75:VAL:HG21	1.82	0.59
23:DB:855:G:N3	52:DW:23:LYS:HE3	2.17	0.59
29:BE:52:VAL:HG12	29:BE:53:THR:N	2.14	0.59
27:DK:10:VAL:HG21	27:DK:16:ALA:HA	1.83	0.59
27:BK:86:LEU:H	27:BK:86:LEU:HD23	1.67	0.59
23:DB:581:C:H2'	23:DB:582:A:C8	2.37	0.59
27:DK:25:LEU:HB2	27:DK:38:ILE:HG12	1.84	0.59
23:BB:321:U:H1'	29:BE:162:ARG:NH1	2.14	0.59
9:AJ:10:LEU:O	9:AJ:71:LEU:HB2	2.02	0.59
26:BD:33:ARG:NH1	26:BD:51:THR:HG22	2.16	0.59
32:D4:1:MET:HE1	32:D4:36:ARG:HB2	1.84	0.59
1:AA:468:A:H3'	1:AA:469:C:C6	2.37	0.59
37:BL:2:ARG:HG2	37:BL:5:THR:HG21	1.82	0.59
1:AA:373:A:H2'	1:AA:374:A:H8	1.67	0.59
27:BK:102:PRO:HA	27:BK:120:PRO:HB3	1.84	0.59
37:DL:93:ASN:O	37:DL:95:LEU:N	2.35	0.59

Continued on next page...

Continued from previous page...

Atom-1	Atom-2	Distance(Å)	Clash(Å)
23:DB:928:A:O2'	30:DY:37:ARG:HD3	2.02	0.59
1:CA:844:G:N2	1:CA:845:A:H62	2.00	0.59
46:BU:64:ILE:HD11	46:BU:68:ASN:HD22	1.67	0.59
5:CF:53:LYS:HB2	5:CF:54:LEU:HD22	1.82	0.59
46:DU:32:LYS:HA	46:DU:65:GLN:HA	1.84	0.59
23:DB:290:U:O2'	23:DB:291:G:H5'	2.02	0.59
26:BD:170:VAL:O	26:BD:170:VAL:HG23	2.01	0.59
23:BB:1353:A:H2'	23:BB:1354:A:C8	2.36	0.59
36:B2:19:ARG:NH2	36:B2:19:ARG:HB3	2.17	0.59
26:DD:168:GLU:HG3	26:DD:170:VAL:HG13	1.83	0.59
1:AA:944:G:H21	1:AA:1339:A:H62	1.50	0.59
51:DZ:21:ALA:HB3	51:DZ:23:ASN:ND2	2.17	0.59
23:DB:2810:A:H2'	23:DB:2811:G:O4'	2.02	0.59
23:BB:642:U:O2	23:BB:644:A:H3'	2.02	0.59
3:AD:58:GLN:O	3:AD:62:ARG:HG2	2.02	0.59
26:DD:39:ASP:HB3	26:DD:42:ASN:HB3	1.83	0.59
18:CB:86:CYS:SG	18:CB:88:GLN:HG3	2.42	0.59
18:AB:209:VAL:O	18:AB:213:LEU:HB2	2.02	0.59
19:AU:35:GLU:HB2	19:AU:37:TYR:CE2	2.36	0.59
8:AI:27:ILE:HB	8:AI:34:LEU:HD22	1.84	0.59
47:DF:134:GLN:NE2	47:DF:136:ILE:HD13	2.17	0.59
1:CA:1170:A:H2'	1:CA:1171:A:O4'	2.01	0.59
27:DK:59:LYS:HD2	27:DK:89:ASN:HD22	1.68	0.59
7:CH:125:ILE:HG22	7:CH:126:CYS:SG	2.42	0.59
22:DA:32:U:H1'	22:DA:52:A:N7	2.17	0.59
10:AK:70:ALA:HA	10:AK:73:VAL:HG22	1.83	0.59
48:DG:25:ILE:O	48:DG:32:LEU:HA	2.02	0.59
47:BF:120:SER:HG	47:BF:127:TYR:HD2	1.50	0.59
50:BT:69:ARG:HG2	50:BT:74:ILE:N	2.17	0.59
23:BB:506:G:H5'	23:BB:509:C:H1'	1.84	0.59
46:BU:54:PRO:HG2	46:BU:55:GLY:H	1.65	0.59
26:BD:104:VAL:HG12	26:BD:106:LYS:HE2	1.84	0.59
26:BD:174:SER:O	26:BD:175:LEU:HB2	2.02	0.59
23:BB:1722:A:H2'	23:BB:1723:G:H8	1.68	0.59
46:DU:47:PRO:HD3	46:DU:55:GLY:HA3	1.83	0.59
23:BB:2849:U:H4'	23:BB:2850:A:H5'	1.83	0.59
23:DB:2292:U:H2'	23:DB:2293:G:H8	1.67	0.59
1:AA:713:G:H2'	1:AA:714:G:H8	1.66	0.59
25:BC:202:ARG:O	25:BC:203:VAL:HB	2.01	0.59
17:CT:43:LYS:HZ2	17:CT:43:LYS:N	2.00	0.59
23:BB:2186:G:H2'	23:BB:2187:U:O4'	2.02	0.59
38:DM:12:MET:HB2	38:DM:72:PRO:HG2	1.84	0.59

Continued on next page...

Continued from previous page...

Atom-1	Atom-2	Distance(Å)	Clash(Å)
6:CG:70:PRO:HB3	6:CG:102:TRP:CH2	2.38	0.59
23:BB:2787:C:H5'	26:BD:66:GLY:HA3	1.83	0.59
8:AI:17:ARG:HH21	8:AI:65:THR:HG21	1.66	0.59
39:DX:23:ARG:H	39:DX:26:PHE:HB3	1.67	0.59
1:CA:255:G:H4'	14:CQ:18:LYS:HD2	1.84	0.59
7:CH:73:SER:O	7:CH:128:VAL:HA	2.02	0.59
36:B2:31:LEU:HD22	36:B2:42:LEU:HD12	1.83	0.59
49:BR:24:LYS:HA	49:BR:94:THR:OG1	2.01	0.59
1:AA:971:G:H3'	1:AA:971:G:OP1	2.02	0.59
23:DB:2334:U:H5'	43:DO:12:THR:HB	1.83	0.59
23:BB:802:A:H2'	23:BB:803:U:C6	2.37	0.59
23:DB:797:G:OP2	29:DE:57:LYS:HB2	2.02	0.59
1:CA:1412:C:H2'	1:CA:1413:A:H8	1.68	0.59
23:DB:160:A:H2'	23:DB:161:A:C8	2.36	0.59
1:AA:93:U:H6	1:AA:93:U:O5'	1.85	0.59
23:BB:208:C:H2'	23:BB:209:C:H6	1.67	0.59
23:DB:1475:G:H4'	23:DB:1476:U:O5'	2.02	0.59
1:CA:1141:C:H2'	1:CA:1142:G:C8	2.37	0.59
29:BE:188:MET:HG3	29:BE:192:ALA:HB3	1.83	0.59
18:CB:65:LYS:HB2	18:CB:158:ASP:OD1	2.01	0.59
45:BS:46:LEU:O	45:BS:50:VAL:HG23	2.02	0.59
40:BH:73:ASN:ND2	40:BH:74:ALA:H	2.01	0.59
4:CE:148:SER:HB2	4:CE:149:PRO:HD2	1.82	0.59
1:CA:135:C:N3	13:CP:1:MET:HB2	2.18	0.59
23:BB:1021:A:H2'	23:BB:1023:U:H5''	1.85	0.59
4:AE:148:SER:HB2	4:AE:149:PRO:HD2	1.84	0.59
2:AC:127:VAL:HG23	2:AC:128:MET:N	2.17	0.59
6:CG:43:TYR:O	6:CG:47:GLU:HG2	2.02	0.59
1:AA:1180:A:P	8:AI:98:ARG:HH22	2.26	0.59
40:BH:2:GLN:O	40:BH:3:VAL:HG22	2.02	0.59
23:DB:1082:U:C2	23:DB:1086:A:C6	2.91	0.59
23:BB:1580:A:H2'	23:BB:1581:G:O4'	2.01	0.59
47:BF:139:GLU:HG2	47:BF:140:ILE:H	1.67	0.59
48:BG:15:ASP:HB3	48:BG:26:LYS:H	1.66	0.59
48:BG:24:THR:HA	48:BG:33:THR:O	2.02	0.59
2:CC:122:GLN:HB3	2:CC:127:VAL:HG21	1.83	0.59
35:BV:72:VAL:CG1	35:BV:93:ARG:HA	2.33	0.59
23:DB:834:G:H2'	23:DB:835:C:O4'	2.01	0.59
23:BB:129:C:H2'	23:BB:130:C:H6	1.65	0.59
1:CA:1504:G:H4'	1:CA:1505:G:O4'	2.01	0.59
23:BB:20:C:H2'	23:BB:21:A:C8	2.36	0.59
23:DB:2784:U:H2'	23:DB:2785:C:H6	1.66	0.59

Continued on next page...

Continued from previous page...

Atom-1	Atom-2	Distance(Å)	Clash(Å)
22:DA:75:G:H2'	22:DA:76:G:H8	1.66	0.59
27:DK:17:ARG:HB2	27:DK:45:GLU:HB3	1.84	0.59
23:BB:1447:C:H2'	23:BB:1448:G:H8	1.67	0.59
23:BB:2243:U:O2'	23:BB:2244:U:H5'	2.00	0.59
11:AL:34:THR:HB	11:AL:53:ARG:HB3	1.82	0.59
23:DB:1631:G:N2	23:DB:1633:G:H3'	2.17	0.59
23:DB:1635:A:C2'	23:DB:1636:U:H5'	2.32	0.59
1:CA:60:A:H4'	1:CA:61:G:OP1	2.02	0.59
2:CC:63:ILE:O	2:CC:98:ALA:HB1	2.02	0.59
23:DB:1100:C:H2'	23:DB:1101:U:H6	1.67	0.59
8:CI:42:THR:HA	8:CI:45:MET:SD	2.42	0.59
49:BR:39:LEU:CB	49:BR:49:ILE:HD11	2.32	0.59
52:DW:44:PHE:O	52:DW:78:PHE:HA	2.02	0.59
52:DW:77:LYS:O	52:DW:78:PHE:HB2	2.00	0.59
25:BC:94:LEU:HB2	25:BC:100:ARG:HB3	1.85	0.59
47:DF:36:ASN:HA	47:DF:87:LYS:HA	1.84	0.59
5:AF:86:ARG:CZ	15:AR:63:TYR:HB3	2.32	0.59
1:AA:810:C:O2'	1:AA:811:C:H5'	2.02	0.59
32:D4:24:ARG:HG2	32:D4:36:ARG:HG3	1.83	0.59
40:DH:2:GLN:O	40:DH:3:VAL:HG22	2.02	0.59
23:DB:2041:U:H2'	23:DB:2042:A:C8	2.37	0.59
23:DB:528:A:C2	23:DB:2042:A:H2'	2.37	0.59
10:CK:16:SER:HA	10:CK:77:GLY:O	2.03	0.59
23:DB:1440:U:H2'	23:DB:1441:G:C8	2.37	0.59
23:BB:2085:U:O2'	23:BB:2086:U:H5'	2.01	0.59
25:DC:43:ASN:HB2	25:DC:49:THR:HG23	1.84	0.59
23:BB:558:U:H5''	41:BJ:111:LYS:HD3	1.84	0.59
42:BN:94:TYR:O	42:BN:115:LEU:HA	2.02	0.59
46:BU:27:VAL:HG23	46:BU:33:VAL:HG12	1.83	0.59
1:AA:1043:G:H2'	1:AA:1044:A:H8	1.67	0.59
1:CA:1306:A:H2'	1:CA:1307:U:O4'	2.02	0.59
26:DD:170:VAL:O	26:DD:170:VAL:HG23	2.01	0.59
18:AB:19:THR:HG23	18:AB:20:ARG:H	1.66	0.59
23:BB:1166:G:H2'	23:BB:1167:C:C6	2.37	0.59
28:DP:31:VAL:O	28:DP:32:VAL:HB	2.03	0.59
28:DP:31:VAL:HG12	28:DP:38:ARG:O	2.03	0.59
17:AT:48:LYS:HG3	17:AT:49:ALA:N	2.18	0.59
45:BS:10:ALA:HB3	45:BS:101:SER:OG	2.01	0.59
1:AA:517:G:H22	1:AA:533:A:P	2.26	0.59
23:BB:2630:G:H2'	23:BB:2631:G:H8	1.67	0.59
44:DQ:111:LYS:HB2	49:DR:48:LYS:NZ	2.17	0.59
52:BW:77:LYS:O	52:BW:78:PHE:HB2	2.01	0.59

Continued on next page...

Continued from previous page...

Atom-1	Atom-2	Distance(Å)	Clash(Å)
10:AK:126:ARG:HB2	19:AU:33:ARG:HD2	1.82	0.59
23:DB:1021:A:H61	23:DB:1142:A:N6	2.00	0.59
41:DJ:29:ALA:HA	41:DJ:32:LEU:HB2	1.83	0.59
12:AM:53:ASP:HA	12:AM:56:ARG:HH21	1.68	0.59
50:DT:43:ILE:O	50:DT:47:VAL:HG23	2.03	0.59
2:AC:6:PRO:HG2	2:AC:183:TYR:CD2	2.37	0.59
5:CF:86:ARG:NH1	15:CR:63:TYR:HB3	2.17	0.59
1:AA:812:G:H2'	1:AA:812:G:N3	2.15	0.59
40:DH:2:GLN:HB3	40:DH:18:GLN:HG3	1.83	0.59
46:BU:47:PRO:HD3	46:BU:55:GLY:HA3	1.85	0.59
1:CA:98:A:H2'	1:CA:99:C:H6	1.67	0.59
7:AH:94:VAL:HG12	7:AH:99:GLY:HA3	1.84	0.59
23:DB:2384:U:H5''	23:DB:2386:A:OP1	2.03	0.59
23:DB:1549:A:H2'	23:DB:1550:C:C6	2.38	0.59
23:BB:2087:G:H2'	23:BB:2088:A:H8	1.67	0.59
25:DC:89:ASN:O	25:DC:105:ALA:HB3	2.02	0.59
7:CH:55:LYS:HE3	7:CH:55:LYS:HA	1.84	0.59
1:CA:190:A:O5'	1:CA:190:A:H8	1.85	0.59
44:DQ:77:LYS:HA	44:DQ:80:ASN:HB3	1.85	0.59
46:BU:34:ILE:HG12	46:BU:63:ALA:HB2	1.83	0.59
37:DL:109:LYS:HB2	37:DL:111:ILE:CD1	2.32	0.59
30:BY:26:LEU:HD12	30:BY:28:LEU:HD11	1.85	0.59
23:BB:275:C:H2'	23:BB:276:U:H5'	1.83	0.59
1:AA:74:A:H2'	1:AA:75:G:O4'	2.01	0.59
1:AA:628:G:H2'	1:AA:629:A:H8	1.67	0.59
41:BJ:30:THR:N	41:BJ:108:MET:HE3	2.18	0.59
22:BA:41:G:O6	47:BF:68:LYS:HD3	2.03	0.59
19:AU:48:LYS:HA	19:AU:51:ALA:HB3	1.84	0.59
45:BS:81:SER:HA	45:BS:99:ARG:HA	1.84	0.59
3:CD:187:ARG:NH1	3:CD:191:SER:HA	2.18	0.59
23:BB:417:C:H2'	23:BB:418:C:C6	2.37	0.59
1:AA:1175:G:O2'	1:AA:1176:A:H5'	2.02	0.59
38:DM:41:LEU:HA	38:DM:45:GLN:OE1	2.02	0.59
6:AG:99:ALA:O	6:AG:103:ILE:HG13	2.03	0.59
29:DE:58:LYS:HE2	29:DE:60:TRP:CD1	2.27	0.59
8:CI:54:VAL:HG11	8:CI:86:LEU:HD23	1.85	0.59
42:DN:103:ARG:HB2	42:DN:110:MET:HE2	1.83	0.59
1:CA:1266:G:N2	1:CA:1268:G:H3'	2.18	0.59
23:DB:918:A:H2'	23:DB:919:U:H5'	1.83	0.59
25:DC:94:LEU:HA	25:DC:100:ARG:HA	1.83	0.59
24:DI:112:LYS:O	24:DI:116:MET:HG3	2.02	0.59
52:DW:59:PHE:O	52:DW:60:ALA:HB3	2.03	0.59

Continued on next page...

Continued from previous page...

Atom-1	Atom-2	Distance(Å)	Clash(Å)
27:DK:87:LEU:HB2	27:DK:93:GLN:O	2.01	0.59
4:AE:89:THR:HG21	4:AE:134:ASN:HD21	1.66	0.59
23:BB:547:A:H2'	23:BB:547:A:N3	2.18	0.59
21:CN:25:GLU:O	21:CN:29:ILE:HG13	2.03	0.59
23:BB:1046:A:C4'	23:BB:1047:G:H5''	2.31	0.59
12:AM:19:THR:HA	12:AM:24:VAL:HG23	1.83	0.59
5:AF:73:GLU:O	5:AF:77:THR:HG23	2.03	0.59
1:CA:551:U:O2'	11:CL:82:ARG:HD2	2.02	0.59
23:BB:1552:A:H2'	23:BB:1553:A:H5'	1.85	0.59
23:DB:136:G:H2'	23:DB:137:U:C6	2.37	0.59
20:CO:32:LEU:HD13	20:CO:35:GLN:HE22	1.66	0.59
44:DQ:80:ASN:O	44:DQ:83:LYS:HB3	2.01	0.59
32:D4:16:ILE:HG12	32:D4:25:VAL:HG22	1.84	0.59
43:DO:58:ILE:O	43:DO:62:LEU:HG	2.01	0.59
1:CA:557:G:H2'	1:CA:558:G:O4'	2.02	0.59
1:CA:937:A:H1'	1:CA:1379:G:N2	2.18	0.59
18:CB:169:HIS:HA	18:CB:172:ILE:HD12	1.83	0.59
1:AA:638:U:H2'	1:AA:639:G:O4'	2.02	0.59
1:AA:188:C:H2'	1:AA:189:A:O4'	2.03	0.59
23:BB:438:G:H2'	23:BB:439:A:H8	1.67	0.59
38:DM:61:GLY:HA2	38:DM:107:GLY:HA3	1.84	0.59
1:CA:638:U:H2'	1:CA:639:G:O4'	2.02	0.59
23:DB:2019:A:H2	23:DB:2035:G:H22	1.51	0.59
1:CA:953:G:H2'	1:CA:954:G:O4'	2.02	0.59
3:AD:59:LYS:O	3:AD:63:ILE:HG13	2.02	0.59
52:BW:59:PHE:O	52:BW:60:ALA:HB3	2.02	0.59
1:AA:71:A:H61	1:AA:99:C:C1'	2.08	0.59
52:BW:17:ALA:HA	52:BW:35:ILE:CG2	2.26	0.59
40:DH:72:ILE:HG23	40:DH:108:VAL:HG21	1.85	0.59
44:BQ:88:GLU:HG2	49:BR:49:ILE:O	2.03	0.59
3:AD:151:GLN:HB3	3:AD:153:ARG:HG2	1.84	0.59
50:DT:32:LEU:N	50:DT:83:ALA:HB3	2.18	0.59
5:CF:91:ARG:H	5:CF:93:LYS:HZ1	1.49	0.59
33:B1:3:GLY:C	33:B1:5:ARG:H	2.06	0.59
50:DT:34:VAL:HG21	50:DT:43:ILE:HD12	1.84	0.59
47:BF:37:MET:HG3	47:BF:150:GLY:O	2.02	0.59
47:DF:35:LEU:HD22	47:DF:56:LEU:HD11	1.85	0.59
27:DK:54:LYS:HD2	27:DK:54:LYS:N	2.14	0.59
47:DF:2:LYS:H	47:DF:2:LYS:CE	2.15	0.59
48:DG:104:LEU:HD22	48:DG:106:LEU:HD21	1.84	0.59
47:DF:48:LEU:HD23	47:DF:48:LEU:H	1.67	0.59
47:BF:94:ARG:HA	47:BF:97:GLU:HB3	1.83	0.59

Continued on next page...

Continued from previous page...

Atom-1	Atom-2	Distance(Å)	Clash(Å)
26:BD:37:VAL:HG23	26:BD:91:THR:HA	1.83	0.59
26:DD:174:SER:O	26:DD:175:LEU:HB2	2.02	0.59
16:AS:28:LYS:HD2	16:AS:28:LYS:H	1.67	0.59
23:BB:1387:A:C5'	23:BB:1469:A:H1'	2.33	0.59
23:BB:971:G:H2'	23:BB:972:A:O4'	2.03	0.59
10:AK:16:SER:HA	10:AK:77:GLY:O	2.02	0.59
26:DD:55:LYS:HZ2	26:DD:55:LYS:HB3	1.68	0.59
25:BC:103:ILE:HG22	25:BC:105:ALA:H	1.67	0.59
23:BB:2462:C:H2'	23:BB:2463:C:C6	2.37	0.59
45:DS:82:MET:HE1	45:DS:84:ARG:HH22	1.67	0.59
22:BA:55:U:H2'	22:BA:56:G:C8	2.37	0.59
23:DB:21:A:H2'	23:DB:22:C:C6	2.37	0.59
1:AA:1458:G:H2'	1:AA:1459:G:H8	1.67	0.59
25:DC:124:LYS:HE2	25:DC:127:ASN:ND2	2.17	0.59
28:BP:13:LYS:HD2	28:BP:76:HIS:HA	1.84	0.59
23:BB:1536:C:H4'	23:BB:1537:G:C4	2.37	0.59
23:DB:654:A:H2'	23:DB:655:A:H5''	1.84	0.59
23:DB:654:A:N3	23:DB:655:A:H5''	2.17	0.59
43:DO:7:ARG:HA	43:DO:10:ARG:NE	2.17	0.59
5:AF:79:ARG:NH2	5:AF:87:SER:HB3	2.17	0.59
23:DB:2529:G:H4'	48:DG:174:LYS:HE2	1.85	0.59
1:CA:707:U:H4'	10:CK:21:HIS:CD2	2.38	0.59
25:DC:121:ALA:HB3	25:DC:129:LEU:HD21	1.84	0.59
23:BB:2569:G:O2'	23:BB:2570:G:H5'	2.02	0.59
23:BB:1360:G:H2'	23:BB:1361:G:H5'	1.84	0.59
23:BB:2671:G:H2'	23:BB:2672:U:C6	2.38	0.59
23:DB:813:U:H2'	23:DB:814:C:H6	1.68	0.59
21:CN:11:LYS:O	21:CN:15:LEU:HG	2.02	0.59
40:BH:122:LEU:HD12	40:BH:122:LEU:H	1.67	0.59
28:BP:26:GLU:HG3	28:BP:43:GLU:HB2	1.84	0.59
40:BH:140:ALA:C	40:BH:141:LYS:HD3	2.23	0.59
8:CI:35:GLU:O	8:CI:39:GLY:HA3	2.01	0.59
1:CA:1382:C:H4'	6:CG:78:ARG:NH2	2.17	0.59
1:CA:900:A:H2'	1:CA:901:A:H8	1.64	0.59
37:BL:143:GLU:HG2	37:BL:144:GLU:N	2.14	0.59
28:DP:19:PHE:HB2	28:DP:50:ARG:HH12	1.67	0.59
50:BT:32:LEU:HG	50:BT:83:ALA:HB2	1.85	0.59
4:AE:37:VAL:HA	4:AE:47:PHE:HA	1.85	0.59
2:AC:111:ASP:OD2	2:AC:114:LEU:HG	2.03	0.59
4:CE:71:ILE:HG12	4:CE:72:ASN:N	2.16	0.59
41:BJ:13:ARG:O	41:BJ:52:ASP:HA	2.03	0.59
22:DA:32:U:C4'	22:DA:52:A:H62	2.15	0.59

Continued on next page...

Continued from previous page...

Atom-1	Atom-2	Distance(Å)	Clash(Å)
12:AM:89:ARG:HD2	12:AM:95:PRO:O	2.01	0.59
47:BF:97:GLU:O	47:BF:100:GLU:HB2	2.01	0.59
23:BB:2514:U:H5''	41:BJ:81:ILE:HD12	1.84	0.59
2:AC:126:ARG:HH11	2:AC:126:ARG:CA	2.15	0.59
23:DB:1387:A:C5'	23:DB:1469:A:H1'	2.31	0.59
26:DD:33:ARG:HH11	26:DD:51:THR:CG2	2.15	0.59
18:CB:135:MET:O	18:CB:138:ARG:HB3	2.03	0.59
1:CA:469:C:H2'	1:CA:470:C:C6	2.38	0.59
23:DB:1177:G:H2'	23:DB:1178:C:H6	1.67	0.59
33:B1:10:LEU:O	33:B1:19:PHE:HB2	2.03	0.59
33:D1:3:GLY:C	33:D1:5:ARG:H	2.06	0.59
23:DB:1443:U:H2'	23:DB:1444:G:H8	1.68	0.59
1:AA:1409:C:N3	1:AA:1492:A:H2	2.00	0.59
23:DB:63:A:H2'	23:DB:64:A:N7	2.17	0.59
1:AA:1512:U:H2'	1:AA:1513:A:H8	1.68	0.59
6:AG:94:ARG:O	6:AG:98:LEU:HG	2.02	0.59
23:DB:2261:C:H1'	23:DB:2388:A:N3	2.16	0.59
1:CA:235:C:H2'	1:CA:236:A:H8	1.67	0.59
1:AA:126:G:H4'	1:AA:634:C:H1'	1.85	0.59
1:CA:513:C:H2'	1:CA:514:C:H6	1.67	0.59
1:CA:711:G:O2'	1:CA:712:A:H5'	2.02	0.59
23:DB:2557:G:H2'	23:DB:2558:C:C6	2.37	0.59
22:BA:95:U:H2'	22:BA:96:G:C8	2.37	0.59
1:CA:951:G:H1'	1:CA:970:C:O2'	2.02	0.59
23:BB:2693:G:H2'	23:BB:2694:G:H8	1.68	0.59
44:DQ:103:VAL:O	44:DQ:106:THR:HB	2.03	0.59
1:CA:411:A:H2'	1:CA:412:A:N3	2.17	0.59
40:BH:99:ILE:HG21	40:BH:130:VAL:CB	2.32	0.59
1:CA:1232:U:H5''	8:CI:125:GLN:O	2.02	0.59
21:CN:72:PHE:O	21:CN:73:LEU:HD23	2.03	0.59
3:CD:58:GLN:O	3:CD:62:ARG:HG2	2.02	0.59
25:DC:94:LEU:HB2	25:DC:100:ARG:HB3	1.85	0.59
52:DW:40:ARG:O	52:DW:44:PHE:HA	2.02	0.59
50:DT:9:LYS:HB3	50:DT:9:LYS:NZ	2.18	0.59
30:DY:15:ARG:O	30:DY:20:LYS:HE3	2.03	0.59
1:AA:920:U:H2'	1:AA:921:U:H6	1.68	0.59
1:CA:673:A:H2'	1:CA:674:G:C8	2.37	0.59
26:BD:33:ARG:NE	26:BD:51:THR:HB	2.17	0.59
27:BK:43:ILE:HD12	27:BK:56:ASP:HB2	1.85	0.59
1:AA:202:G:H2'	1:AA:203:G:H8	1.67	0.59
18:CB:95:TRP:CZ3	18:CB:99:MET:HG3	2.38	0.59
18:CB:134:LEU:HD12	18:CB:135:MET:N	2.18	0.59

Continued on next page...

Continued from previous page...

Atom-1	Atom-2	Distance(Å)	Clash(Å)
23:DB:480:A:H3'	23:DB:481:G:H5''	1.85	0.59
35:DV:63:ILE:N	35:DV:63:ILE:HD12	2.18	0.59
23:BB:532:A:N1	23:BB:2020:A:H1'	2.17	0.59
23:BB:1175:A:H3'	23:BB:1176:U:H4'	1.85	0.59
14:CQ:75:VAL:HG23	14:CQ:76:ARG:H	1.68	0.59
43:BO:115:LEU:C	43:BO:116:GLN:HE21	2.05	0.59
7:AH:31:LEU:HG	7:AH:35:ILE:HD11	1.85	0.59
1:AA:328:C:H4'	1:AA:329:A:C5'	2.33	0.59
46:BU:42:LYS:HD2	46:BU:59:GLU:HB2	1.83	0.59
40:DH:58:LEU:O	40:DH:61:VAL:HG12	2.02	0.59
23:DB:1354:A:H2'	23:DB:1355:G:O4'	2.03	0.59
25:DC:20:ASN:ND2	25:DC:23:LEU:HD13	2.18	0.59
23:DB:642:U:O2	23:DB:644:A:H3'	2.03	0.59
19:CU:48:LYS:HA	19:CU:51:ALA:HB3	1.84	0.59
28:DP:61:ARG:HH21	28:DP:61:ARG:HB3	1.68	0.59
4:AE:106:ALA:HB1	4:AE:110:MET:HB3	1.85	0.59
23:BB:1874:C:H2'	23:BB:1875:G:O4'	2.03	0.59
23:DB:2400:G:O2'	23:DB:2401:U:H5'	2.02	0.59
1:AA:1075:U:H2'	1:AA:1076:U:C6	2.37	0.59
23:BB:2728:U:H2'	23:BB:2729:G:H8	1.67	0.59
18:CB:69:VAL:HB	18:CB:162:VAL:CG2	2.33	0.59
44:DQ:108:LEU:HA	49:DR:48:LYS:HD3	1.84	0.59
8:AI:61:ASP:C	8:AI:62:LEU:HD13	2.23	0.59
16:CS:10:ILE:CG2	16:CS:37:SER:HB3	2.32	0.59
4:AE:71:ILE:HG12	4:AE:72:ASN:N	2.15	0.59
23:DB:1580:A:H2'	23:DB:1581:G:O4'	2.03	0.59
6:AG:71:THR:O	6:AG:89:GLU:HA	2.03	0.59
10:AK:108:ASN:ND2	19:AU:6:ARG:HD2	2.17	0.59
17:CT:79:THR:O	17:CT:82:ILE:HG13	2.03	0.59
18:AB:119:GLN:O	18:AB:125:PHE:HB3	2.01	0.59
1:CA:430:A:OP1	3:CD:8:LEU:HB2	2.03	0.59
7:AH:45:ILE:HA	7:AH:63:LYS:HB2	1.84	0.59
22:DA:6:G:H2'	22:DA:7:G:C8	2.38	0.59
23:BB:131:A:O2'	23:BB:132:G:H5'	2.01	0.59
35:DV:62:THR:HG22	35:DV:71:LYS:HG2	1.85	0.59
23:BB:1549:A:H2'	23:BB:1550:C:C6	2.38	0.59
8:CI:94:ARG:HE	8:CI:97:LEU:HD12	1.68	0.59
18:AB:26:MET:HG3	18:AB:188:THR:O	2.03	0.59
23:DB:1537:G:H3'	23:DB:1537:G:N3	2.18	0.59
31:B0:21:LEU:HD12	45:BS:19:LEU:O	2.03	0.59
1:AA:1458:G:H4'	17:AT:22:SER:HB2	1.84	0.59
1:CA:556:C:O2'	1:CA:557:G:H5'	2.03	0.59

Continued on next page...

Continued from previous page...

Atom-1	Atom-2	Distance(Å)	Clash(Å)
11:AL:98:ARG:HH21	11:AL:104:SER:C	2.06	0.59
45:BS:3:THR:HB	45:BS:62:ASP:HB2	1.84	0.59
14:CQ:16:MET:CB	14:CQ:19:SER:HB2	2.33	0.59
22:BA:6:G:H2'	22:BA:7:G:C8	2.37	0.59
31:D0:53:VAL:HB	42:DN:118:ARG:HH22	1.67	0.59
37:DL:68:SER:HB2	37:DL:71:ALA:HB3	1.84	0.59
23:BB:2567:G:H2'	23:BB:2568:U:C6	2.37	0.59
44:BQ:103:VAL:O	44:BQ:106:THR:HB	2.03	0.59
23:DB:710:U:H2'	23:DB:711:G:H8	1.67	0.59
23:BB:2784:U:H2'	23:BB:2785:C:H6	1.67	0.59
23:BB:1106:G:H2'	23:BB:1107:G:H8	1.67	0.59
24:BI:96:LYS:N	24:BI:96:LYS:HD2	2.18	0.59
27:DK:3:GLN:HG2	27:DK:4:GLU:N	2.18	0.59
4:AE:95:MET:HA	4:AE:124:ALA:HB2	1.85	0.59
23:BB:856:G:H1'	52:BW:23:LYS:HB3	1.84	0.58
19:AU:42:THR:O	19:AU:46:ARG:HG3	2.03	0.58
12:CM:79:LEU:HB2	12:CM:84:CYS:SG	2.42	0.58
23:DB:1060:U:C5	24:DI:131:THR:HG22	2.38	0.58
25:DC:221:GLY:O	25:DC:223:ALA:N	2.30	0.58
27:BK:2:ILE:HD12	27:BK:2:ILE:N	2.18	0.58
2:AC:59:PRO:HG2	2:AC:62:SER:OG	2.02	0.58
12:AM:87:GLY:HA2	12:AM:90:HIS:HD2	1.67	0.58
16:AS:39:ILE:HB	16:AS:66:VAL:O	2.02	0.58
10:CK:28:ASN:CG	10:CK:56:LYS:HE3	2.23	0.58
23:BB:947:A:H2'	23:BB:948:C:H6	1.67	0.58
3:CD:89:LEU:HD22	3:CD:199:ILE:HD11	1.85	0.58
23:DB:532:A:N1	23:DB:2020:A:H1'	2.18	0.58
23:DB:1458:U:H5''	23:DB:1459:G:OP1	2.03	0.58
1:AA:716:A:N3	10:AK:119:GLY:HA2	2.18	0.58
23:BB:1443:U:H2'	23:BB:1444:G:H8	1.68	0.58
23:DB:1485:U:H2'	23:DB:1486:U:H6	1.68	0.58
23:DB:471:A:H5''	29:DE:79:ARG:HH12	1.67	0.58
1:AA:1168:U:H4'	1:AA:1169:A:OP2	2.03	0.58
43:DO:58:ILE:HG22	43:DO:62:LEU:HD21	1.86	0.58
2:CC:152:VAL:HB	2:CC:165:GLU:HB2	1.85	0.58
23:DB:2773:C:H5''	26:DD:169:ARG:HB2	1.84	0.58
23:BB:2557:G:H2'	23:BB:2558:C:C6	2.38	0.58
23:BB:519:U:H2'	23:BB:520:G:H8	1.68	0.58
23:BB:912:C:O2'	23:BB:913:U:H5'	2.03	0.58
6:CG:112:ASP:HB2	6:CG:118:ARG:HG2	1.84	0.58
25:BC:177:SER:O	25:BC:270:ARG:HG3	2.03	0.58
23:DB:1166:G:H2'	23:DB:1167:C:C6	2.38	0.58

Continued on next page...

Continued from previous page...

Atom-1	Atom-2	Distance(Å)	Clash(Å)
1:CA:847:G:H2'	1:CA:848:C:C6	2.38	0.58
1:CA:205:A:H2'	1:CA:206:C:H6	1.67	0.58
33:B1:31:GLU:CD	33:B1:31:GLU:H	2.05	0.58
29:DE:21:ARG:HG3	29:DE:22:ASP:N	2.18	0.58
9:AJ:7:ARG:O	9:AJ:100:ILE:HB	2.03	0.58
18:CB:62:ARG:H	18:CB:62:ARG:HD2	1.68	0.58
18:CB:83:ALA:HB3	18:CB:90:PHE:HB3	1.85	0.58
6:AG:108:ARG:HG2	6:AG:115:MET:SD	2.42	0.58
52:DW:18:LYS:HG3	52:DW:19:ARG:CZ	2.33	0.58
1:CA:1343:G:H2'	1:CA:1344:C:C6	2.38	0.58
9:CJ:53:ILE:HG23	9:CJ:61:ALA:HB1	1.85	0.58
21:CN:81:ILE:HD12	21:CN:82:LYS:H	1.67	0.58
50:DT:16:VAL:H	50:DT:31:VAL:HG23	1.67	0.58
52:DW:39:GLN:NE2	52:DW:43:LYS:HB2	2.18	0.58
27:DK:38:ILE:H	27:DK:38:ILE:CD1	2.14	0.58
27:BK:25:LEU:HD21	27:BK:40:LYS:N	2.19	0.58
1:AA:1225:A:OP1	12:AM:100:ARG:HA	2.03	0.58
12:CM:104:ASN:H	12:CM:106:ARG:NH2	1.97	0.58
40:DH:5:LEU:HD13	40:DH:13:GLY:N	2.18	0.58
26:DD:121:THR:C	26:DD:123:LYS:H	2.07	0.58
2:AC:179:ALA:HB1	2:AC:202:PHE:CE1	2.39	0.58
23:DB:2598:A:OP1	25:DC:233:GLY:HA2	2.03	0.58
23:DB:1868:C:H2'	23:DB:1869:G:O4'	2.04	0.58
1:AA:190:A:O5'	1:AA:190:A:H8	1.84	0.58
1:AA:551:U:O2'	11:AL:82:ARG:HD2	2.03	0.58
23:DB:2284:A:OP2	33:D1:5:ARG:HG3	2.02	0.58
35:BV:61:LEU:O	35:BV:71:LYS:HA	2.03	0.58
25:BC:89:ASN:O	25:BC:105:ALA:HB3	2.03	0.58
1:CA:845:A:N3	1:CA:845:A:H2'	2.18	0.58
42:BN:33:ILE:HB	42:BN:114:GLU:HB2	1.84	0.58
9:CJ:12:ALA:HB1	9:CJ:17:LEU:HD12	1.84	0.58
23:DB:20:C:H2'	23:DB:21:A:C8	2.38	0.58
23:DB:1149:G:H2'	23:DB:1150:C:H6	1.68	0.58
9:CJ:40:ILE:O	9:CJ:72:ARG:HA	2.02	0.58
1:CA:209:U:H5'	1:CA:210:C:C5	2.37	0.58
44:DQ:101:ASP:OD1	44:DQ:104:ALA:HB2	2.02	0.58
3:AD:187:ARG:NH1	3:AD:191:SER:HA	2.18	0.58
1:AA:858:G:O6	1:AA:869:G:H3'	2.03	0.58
44:DQ:40:LYS:HD2	44:DQ:44:TYR:CE1	2.38	0.58
23:DB:1092:C:H2'	23:DB:1093:G:H5'	1.85	0.58
43:BO:28:VAL:HG11	43:BO:92:PHE:CZ	2.39	0.58
23:BB:1414:C:H2'	23:BB:1415:U:C6	2.39	0.58

Continued on next page...

Continued from previous page...

Atom-1	Atom-2	Distance(Å)	Clash(Å)
23:BB:848:C:H2'	23:BB:849:A:C8	2.38	0.58
40:BH:42:LYS:O	40:BH:46:PHE:HB3	2.03	0.58
15:CR:68:PRO:HB2	15:CR:70:THR:O	2.03	0.58
51:BZ:70:GLU:HA	51:BZ:73:ALA:HB3	1.85	0.58
19:CU:36:PHE:CB	19:CU:40:PRO:HD3	2.28	0.58
12:AM:3:ILE:HG12	12:AM:56:ARG:NH1	2.18	0.58
23:BB:1021:A:H61	23:BB:1142:A:N6	2.01	0.58
6:AG:70:PRO:HA	6:AG:141:HIS:CE1	2.37	0.58
39:DX:8:GLU:HB2	39:DX:13:GLU:OE1	2.02	0.58
10:CK:88:PRO:HA	10:CK:92:ARG:HD2	1.84	0.58
18:AB:107:ARG:NH2	18:AB:111:LYS:HD3	2.17	0.58
35:BV:70:ILE:HD13	35:BV:70:ILE:N	2.18	0.58
3:AD:48:SER:O	3:AD:52:VAL:HG23	2.03	0.58
27:DK:7:MET:SD	27:DK:20:MET:HB2	2.42	0.58
24:DI:123:ALA:HA	24:DI:126:ARG:HH12	1.67	0.58
1:CA:231:U:H2'	1:CA:232:G:H8	1.66	0.58
23:BB:1548:A:H2'	23:BB:1549:A:H8	1.67	0.58
23:BB:1041:G:H2'	23:BB:1042:G:C8	2.38	0.58
1:CA:328:C:H4'	1:CA:329:A:C5'	2.33	0.58
23:DB:2821:A:OP1	26:DD:115:GLY:HA3	2.03	0.58
23:BB:654:A:H2'	23:BB:655:A:H5''	1.86	0.58
25:BC:124:LYS:HE2	25:BC:127:ASN:ND2	2.18	0.58
1:CA:628:G:H2'	1:CA:629:A:H8	1.68	0.58
40:DH:49:ALA:O	40:DH:53:GLU:HB2	2.02	0.58
38:DM:108:VAL:HG21	38:DM:112:LEU:HD12	1.85	0.58
23:BB:279:A:N6	23:BB:361:G:H1'	2.18	0.58
23:BB:1097:U:H2'	23:BB:1098:A:H5'	1.85	0.58
1:CA:1396:A:H4'	1:CA:1397:C:H5'	1.83	0.58
23:DB:34:U:H4'	23:DB:34:U:OP2	2.03	0.58
4:CE:18:ASN:HB2	4:CE:33:THR:OG1	2.03	0.58
13:CP:20:VAL:HG23	13:CP:35:ARG:HA	1.85	0.58
23:DB:1681:G:N3	23:DB:1762:A:H2'	2.17	0.58
23:BB:675:A:H4'	29:BE:62:GLN:HE22	1.68	0.58
18:CB:187:ASP:HB3	18:CB:201:GLY:O	2.03	0.58
1:AA:784:A:H2'	1:AA:785:G:H8	1.68	0.58
44:BQ:90:ASP:H	49:BR:39:LEU:CD1	2.16	0.58
21:CN:56:PRO:HG2	21:CN:57:SER:H	1.68	0.58
1:AA:135:C:C2	13:AP:1:MET:HB2	2.38	0.58
2:AC:133:MET:HE1	2:AC:152:VAL:HG21	1.84	0.58
6:CG:145:GLU:HA	6:CG:148:LYS:CB	2.32	0.58
23:DB:1347:A:H2'	23:DB:1348:C:O4'	2.04	0.58
28:BP:20:ARG:HB3	28:BP:23:ASP:CG	2.24	0.58

Continued on next page...

Continued from previous page...

Atom-1	Atom-2	Distance(Å)	Clash(Å)
1:AA:1226:C:C4	12:AM:102:LYS:HB3	2.38	0.58
1:AA:1229:A:H2'	1:AA:1230:C:H6	1.68	0.58
24:DI:32:VAL:HG22	24:DI:60:VAL:HG21	1.86	0.58
48:BG:148:ARG:HD3	48:BG:152:ARG:NH1	2.18	0.58
50:BT:2:ILE:HG12	50:BT:3:ARG:HD3	1.85	0.58
23:DB:1656:C:H2'	23:DB:1657:U:H6	1.68	0.58
48:BG:26:LYS:HA	48:BG:32:LEU:N	2.18	0.58
10:AK:88:PRO:HD3	19:AU:28:LEU:HD11	1.83	0.58
16:AS:39:ILE:HB	16:AS:65:MET:O	2.04	0.58
1:AA:675:A:H2'	1:AA:676:A:H8	1.68	0.58
26:BD:106:LYS:O	26:BD:107:VAL:HB	2.03	0.58
1:CA:468:A:H3'	1:CA:469:C:C6	2.38	0.58
7:CH:31:LEU:HG	7:CH:35:ILE:HD11	1.84	0.58
43:BO:88:LYS:HG2	43:BO:116:GLN:HE22	1.67	0.58
42:BN:34:ILE:O	42:BN:112:TYR:HA	2.04	0.58
1:AA:845:A:N3	1:AA:845:A:H2'	2.18	0.58
23:DB:635:C:O2'	23:DB:639:U:H5''	2.03	0.58
41:DJ:96:ARG:O	41:DJ:99:ARG:HG3	2.02	0.58
23:BB:1790:C:O2'	25:BC:207:ALA:HB2	2.02	0.58
3:AD:32:LYS:O	3:AD:35:GLN:HB2	2.04	0.58
1:CA:1273:C:H2'	1:CA:1274:A:O4'	2.02	0.58
23:DB:759:G:H2'	23:DB:760:G:C8	2.38	0.58
3:CD:32:LYS:O	3:CD:35:GLN:HB2	2.04	0.58
23:BB:519:U:H2'	23:BB:520:G:C8	2.38	0.58
28:DP:13:LYS:HD2	28:DP:76:HIS:HA	1.84	0.58
27:DK:108:ARG:HH12	28:DP:34:GLY:HA2	1.68	0.58
3:CD:96:ARG:NH1	3:CD:133:SER:HA	2.18	0.58
1:CA:1213:A:O2'	1:CA:1214:C:H5''	2.04	0.58
23:BB:1475:G:H4'	23:BB:1476:U:O5'	2.02	0.58
1:CA:956:U:O2'	1:CA:957:U:H5'	2.03	0.58
37:BL:73:ILE:HD12	37:BL:106:GLU:HB2	1.84	0.58
38:BM:50:ARG:O	38:BM:53:MET:HB3	2.03	0.58
23:BB:1692:U:H2'	23:BB:1694:C:C5	2.38	0.58
28:BP:31:VAL:HG12	28:BP:38:ARG:O	2.04	0.58
40:BH:90:LEU:HD21	40:BH:146:VAL:HG11	1.84	0.58
1:CA:1342:C:H2'	1:CA:1343:G:H8	1.69	0.58
33:D1:52:LYS:HB2	33:D1:52:LYS:HZ2	1.69	0.58
23:DB:851:C:H2'	23:DB:852:U:H6	1.68	0.58
22:BA:32:U:C4'	22:BA:52:A:H62	2.13	0.58
27:BK:40:LYS:NZ	27:BK:59:LYS:HE3	2.19	0.58
1:CA:865:A:H2	1:CA:918:A:H4'	1.69	0.58
4:CE:136:VAL:HG13	4:CE:137:ARG:H	1.69	0.58

Continued on next page...

Continued from previous page...

Atom-1	Atom-2	Distance(Å)	Clash(Å)
47:DF:177:ARG:HA	47:DF:177:ARG:CZ	2.33	0.58
1:AA:865:A:H2'	1:AA:866:C:C6	2.38	0.58
1:AA:921:U:O2	4:AE:23:THR:HG23	2.03	0.58
23:BB:1082:U:C2	23:BB:1086:A:C6	2.91	0.58
1:CA:1370:G:O2'	1:CA:1371:G:H5'	2.04	0.58
26:DD:97:SER:HB3	26:DD:99:GLU:HG3	1.85	0.58
1:CA:449:G:H2'	1:CA:450:G:H8	1.67	0.58
41:DJ:72:LYS:HB2	41:DJ:89:PHE:HB2	1.85	0.58
2:AC:10:ARG:NE	2:AC:181:ILE:HD13	2.19	0.58
5:AF:66:ALA:HB1	5:AF:67:PRO:HD2	1.85	0.58
6:AG:149:ALA:H	10:AK:55:ARG:NH2	2.02	0.58
1:CA:738:C:H2'	1:CA:739:C:C6	2.37	0.58
1:AA:543:U:H2'	1:AA:544:G:C8	2.39	0.58
23:DB:2196:C:O2'	23:DB:2197:U:H5'	2.04	0.58
35:DV:80:HIS:CD2	35:DV:83:LYS:H	2.22	0.58
1:AA:806:C:H2'	1:AA:807:A:C8	2.38	0.58
4:CE:95:MET:HA	4:CE:124:ALA:HB2	1.84	0.58
48:BG:95:ALA:HB2	48:BG:130:ILE:HD11	1.85	0.58
38:BM:61:GLY:HA2	38:BM:107:GLY:HA3	1.85	0.58
3:AD:54:LEU:HA	3:AD:202:LEU:HD22	1.85	0.58
22:BA:75:G:H2'	22:BA:76:G:H8	1.67	0.58
1:CA:820:U:H4'	1:CA:821:G:OP2	2.04	0.58
23:DB:1026:G:H2'	23:DB:1027:A:H8	1.68	0.58
23:DB:1584:U:O2	23:DB:1584:U:H2'	2.04	0.58
18:CB:16:GLY:HA2	18:CB:40:ILE:HD12	1.85	0.58
38:BM:69:PRO:HB2	38:BM:92:TRP:HB3	1.85	0.58
1:AA:1200:C:O5'	1:AA:1201:A:H3'	2.04	0.58
52:BW:41:GLY:HA2	52:BW:44:PHE:CD2	2.38	0.58
12:CM:15:VAL:HG23	12:CM:16:ILE:H	1.69	0.58
12:CM:17:ALA:HB2	12:CM:44:ILE:HD11	1.86	0.58
6:AG:15:PRO:HG2	6:AG:43:TYR:OH	2.04	0.58
6:AG:50:ALA:O	6:AG:54:GLY:N	2.37	0.58
10:CK:124:LYS:O	19:CU:33:ARG:NE	2.36	0.58
25:BC:159:THR:O	25:BC:194:VAL:HG12	2.04	0.58
29:DE:149:ILE:O	29:DE:188:MET:HA	2.04	0.58
1:AA:436:C:O2'	1:AA:437:U:H5'	2.04	0.58
50:DT:14:PRO:HA	50:DT:32:LEU:HB2	1.84	0.58
50:BT:39:THR:HG22	50:BT:42:GLU:HG2	1.86	0.58
5:CF:6:ILE:HD12	5:CF:7:VAL:N	2.18	0.58
47:DF:131:VAL:C	47:DF:133:GLU:H	2.07	0.58
1:AA:948:C:O2'	1:AA:949:A:H5'	2.04	0.58
17:AT:70:LYS:O	17:AT:73:ARG:HG2	2.03	0.58

Continued on next page...

Continued from previous page...

Atom-1	Atom-2	Distance(Å)	Clash(Å)
17:AT:47:GLN:HG2	17:AT:82:ILE:HD13	1.84	0.58
26:BD:4:LEU:HD23	26:BD:101:PHE:CE1	2.39	0.58
5:CF:86:ARG:CZ	15:CR:63:TYR:HB3	2.34	0.58
48:BG:62:ALA:O	48:BG:66:THR:HG22	2.03	0.58
32:B4:22:VAL:O	32:B4:24:ARG:HG3	2.03	0.58
39:DX:14:LEU:CD2	39:DX:57:LEU:HD21	2.34	0.58
40:DH:2:GLN:HB3	40:DH:18:GLN:CG	2.34	0.58
23:DB:974:G:H1'	23:DB:975:A:H8	1.69	0.58
1:AA:239:U:C5'	1:AA:239:U:H6	2.17	0.58
23:DB:1725:U:H2'	23:DB:1726:C:H6	1.68	0.58
37:BL:93:ASN:O	37:BL:95:LEU:N	2.36	0.58
23:DB:479:A:N3	23:DB:481:G:H5''	2.17	0.58
23:DB:532:A:O2'	23:DB:2021:C:H5	1.86	0.58
27:BK:99:ILE:HD13	27:BK:118:LEU:HD22	1.85	0.58
42:DN:57:THR:HG22	42:DN:58:ASP:H	1.69	0.58
23:BB:1593:A:H2'	23:BB:1594:U:C6	2.38	0.58
23:DB:1041:G:H2'	23:DB:1042:G:H8	1.67	0.58
23:DB:1683:U:H2'	23:DB:1684:G:H8	1.69	0.58
2:CC:46:LEU:HB3	2:CC:49:ALA:HB3	1.86	0.58
26:BD:159:LYS:HA	26:BD:159:LYS:HZ3	1.68	0.58
7:AH:81:GLY:O	14:AQ:35:LYS:HD3	2.02	0.58
1:AA:707:U:H4'	10:AK:21:HIS:CD2	2.39	0.58
1:AA:820:U:H4'	1:AA:821:G:OP2	2.04	0.58
20:CO:45:GLU:O	20:CO:47:LYS:N	2.37	0.58
23:DB:1794:A:H2'	23:DB:1795:C:H6	1.68	0.58
17:AT:53:MET:HA	17:AT:56:ILE:HD12	1.85	0.58
1:AA:304:U:H2'	1:AA:305:G:C8	2.38	0.58
18:CB:33:ALA:HB2	18:CB:38:HIS:HA	1.85	0.58
31:B0:53:VAL:HG12	42:BN:118:ARG:HH12	1.68	0.58
9:AJ:82:LYS:O	9:AJ:86:ALA:HB2	2.04	0.58
1:CA:106:C:H2'	1:CA:107:G:O4'	2.04	0.58
1:CA:1027:C:H2'	1:CA:1028:C:H6	1.69	0.58
23:DB:1647:U:H3'	23:DB:1647:U:P	2.43	0.58
27:DK:109:SER:HB2	27:DK:111:LYS:HE2	1.84	0.58
2:AC:104:GLU:O	2:AC:105:VAL:HG13	2.04	0.58
23:DB:996:A:O3'	44:DQ:91:ARG:HG2	2.04	0.58
40:BH:94:ILE:HG22	40:BH:99:ILE:HG12	1.84	0.58
12:CM:17:ALA:CB	12:CM:44:ILE:HD11	2.34	0.58
23:DB:1061:U:O4'	23:DB:1070:A:H1'	2.03	0.58
12:AM:2:ARG:HG3	12:AM:6:ILE:N	2.18	0.58
52:DW:24:ARG:HD3	52:DW:65:LYS:HE3	1.85	0.58
24:BI:27:LEU:CD2	24:BI:27:LEU:H	2.15	0.58

Continued on next page...

Continued from previous page...

Atom-1	Atom-2	Distance(Å)	Clash(Å)
1:CA:662:U:H2'	1:CA:663:A:H8	1.69	0.58
47:DF:34:THR:O	47:DF:89:THR:HA	2.04	0.58
17:CT:61:ALA:HA	17:CT:66:ILE:HB	1.85	0.58
26:BD:117:GLY:HA2	26:BD:164:GLN:NE2	2.19	0.58
26:DD:34:VAL:HB	26:DD:48:ILE:HD11	1.84	0.58
41:BJ:72:LYS:HB2	41:BJ:89:PHE:HB2	1.86	0.58
16:CS:58:PRO:O	16:CS:59:VAL:HG13	2.04	0.58
2:CC:39:ARG:NE	2:CC:56:ILE:HD11	2.19	0.58
1:CA:840:C:C4	1:CA:842:U:H4'	2.39	0.58
43:BO:58:ILE:O	43:BO:62:LEU:HG	2.03	0.58
1:AA:501:C:H2'	1:AA:502:A:C8	2.38	0.58
37:DL:4:ASN:ND2	37:DL:4:ASN:N	2.51	0.58
23:DB:1220:G:H2'	23:DB:1221:C:H6	1.69	0.58
1:CA:631:C:H3'	1:CA:632:U:H5'	1.85	0.58
28:DP:13:LYS:HG2	28:DP:76:HIS:ND1	2.19	0.58
37:DL:73:ILE:HD12	37:DL:106:GLU:HB2	1.86	0.58
23:DB:2256:G:H2'	23:DB:2257:U:C6	2.38	0.58
23:BB:806:C:O2'	23:BB:807:U:H5'	2.04	0.58
16:CS:21:ALA:HA	16:CS:24:SER:OG	2.03	0.58
5:AF:17:GLN:O	5:AF:21:MET:HG3	2.04	0.58
23:BB:1013:C:H2'	23:BB:1014:A:H8	1.69	0.58
29:BE:73:ILE:O	29:BE:73:ILE:HG12	2.04	0.58
1:CA:537:G:H5"	11:CL:109:ARG:NH1	2.18	0.58
25:DC:132:ARG:HH22	25:DC:169:ALA:HA	1.68	0.58
51:BZ:3:ARG:HG2	51:BZ:33:LEU:HD22	1.85	0.58
6:AG:53:SER:OG	6:AG:55:LYS:HG2	2.04	0.58
8:AI:22:PRO:HA	8:AI:60:LEU:HB2	1.86	0.58
23:BB:901:C:H2'	23:BB:902:C:O4'	2.04	0.58
23:BB:1819:A:OP1	25:BC:154:ALA:HA	2.03	0.58
52:DW:46:ALA:HB2	52:DW:78:PHE:HD1	1.68	0.58
52:DW:49:ASN:CB	52:DW:60:ALA:HA	2.33	0.58
41:BJ:29:ALA:HA	41:BJ:32:LEU:HB2	1.86	0.58
23:DB:856:G:C1'	52:DW:23:LYS:HB3	2.33	0.58
2:AC:111:ASP:O	2:AC:115:VAL:HG23	2.03	0.58
47:DF:97:GLU:O	47:DF:100:GLU:HB2	2.03	0.58
47:BF:2:LYS:HE3	47:BF:2:LYS:H	1.67	0.58
26:DD:114:LYS:HD2	26:DD:116:LYS:NZ	2.18	0.58
1:AA:469:C:H2'	1:AA:470:C:H6	1.68	0.58
3:AD:90:LEU:HD21	3:AD:196:GLU:HB3	1.86	0.58
23:BB:1729:U:H5"	23:BB:1730:C:O2	2.03	0.58
46:DU:86:PHE:HB3	46:DU:90:LYS:O	2.04	0.58
23:BB:2598:A:OP1	25:BC:233:GLY:HA2	2.03	0.58

Continued on next page...

Continued from previous page...

Atom-1	Atom-2	Distance(Å)	Clash(Å)
23:BB:784:G:C6	25:BC:227:VAL:HG11	2.39	0.58
23:BB:532:A:O2'	23:BB:2021:C:H5	1.87	0.58
23:DB:1458:U:H4'	23:DB:1459:G:O5'	2.04	0.58
6:AG:149:ALA:HB3	10:AK:55:ARG:NH2	2.18	0.58
43:DO:111:ARG:HG2	43:DO:117:PHE:H	1.69	0.58
35:DV:61:LEU:O	35:DV:71:LYS:HA	2.03	0.58
42:BN:87:PHE:HB3	42:BN:90:ARG:HB2	1.85	0.58
23:DB:2788:C:H2'	23:DB:2789:C:C6	2.38	0.58
23:DB:2671:G:H2'	23:DB:2672:U:H6	1.68	0.58
43:BO:72:ALA:HB2	43:BO:105:ALA:HB1	1.85	0.58
6:AG:78:ARG:HB3	6:AG:78:ARG:NH1	2.18	0.58
1:CA:1181:G:O2'	1:CA:1182:G:N7	2.36	0.58
1:AA:993:G:N3	1:AA:993:G:H2'	2.19	0.58
23:DB:2693:G:H2'	23:DB:2694:G:H8	1.69	0.58
23:BB:2078:C:O2'	23:BB:2079:U:H5'	2.02	0.58
23:BB:1326:U:O2'	23:BB:1327:A:H5'	2.04	0.58
23:DB:1099:G:C8	24:DI:3:LYS:CA	2.82	0.58
38:DM:42:THR:O	38:DM:44:ARG:N	2.37	0.58
32:D4:27:CYS:SG	32:D4:29:ALA:HB3	2.43	0.58
8:AI:11:ARG:HA	8:AI:105:ARG:HE	1.69	0.58
40:BH:2:GLN:HB3	40:BH:18:GLN:HG3	1.86	0.58
2:AC:55:VAL:HG12	2:AC:56:ILE:H	1.66	0.58
12:CM:104:ASN:N	12:CM:106:ARG:HH21	2.00	0.58
23:BB:1656:C:H2'	23:BB:1657:U:H6	1.68	0.58
12:AM:58:GLU:HA	12:AM:61:LYS:HE3	1.86	0.58
26:DD:8:LYS:HG2	26:DD:197:THR:H	1.69	0.58
31:B0:8:THR:HG23	31:B0:11:LYS:H	1.69	0.58
22:DA:11:C:H5'	52:DW:71:LYS:HE3	1.86	0.58
23:DB:1439:A:N7	23:DB:1440:U:C2	2.72	0.58
41:DJ:58:ASN:N	41:DJ:127:GLY:HA2	2.19	0.58
23:DB:2087:G:H2'	23:DB:2088:A:H8	1.68	0.58
1:CA:1296:C:C4'	1:CA:1302:C:H41	2.17	0.58
23:DB:2840:C:H2'	23:DB:2841:C:H6	1.67	0.58
23:DB:633:A:O5'	23:DB:633:A:H8	1.86	0.58
23:DB:1536:C:H4'	23:DB:1537:G:C4	2.39	0.58
23:DB:2229:U:H2'	23:DB:2230:G:C8	2.39	0.58
23:DB:2105:U:H2'	23:DB:2106:U:C6	2.39	0.58
23:BB:160:A:H2'	23:BB:161:A:C8	2.39	0.58
23:BB:1347:A:H2'	23:BB:1348:C:O4'	2.04	0.58
18:AB:22:TRP:HA	18:AB:189:ASN:HA	1.85	0.58
23:DB:132:G:H2'	23:DB:133:U:C6	2.38	0.58
6:CG:62:GLU:O	6:CG:66:GLU:HG3	2.04	0.58

Continued on next page...

Continued from previous page...

Atom-1	Atom-2	Distance(Å)	Clash(Å)
23:DB:988:A:P	30:DY:11:SER:HB3	2.44	0.58
27:BK:17:ARG:HB2	27:BK:45:GLU:HB3	1.85	0.58
23:DB:801:G:H4'	23:DB:802:A:OP2	2.03	0.58
23:BB:1115:G:H2'	23:BB:1116:G:H8	1.68	0.58
1:AA:792:A:H1'	1:AA:794:A:N7	2.19	0.58
50:BT:59:ASN:O	50:BT:84:TYR:HB2	2.03	0.58
11:CL:64:SER:OG	11:CL:96:THR:HG23	2.03	0.58
34:D3:39:ARG:O	34:D3:43:LEU:HG	2.03	0.58
1:AA:909:A:H2'	1:AA:910:C:O4'	2.04	0.58
9:AJ:8:ILE:CD1	9:AJ:75:ASP:HA	2.33	0.58
13:AP:78:VAL:O	13:AP:80:LYS:N	2.37	0.58
13:CP:7:ALA:O	13:CP:17:TYR:HA	2.04	0.58
48:DG:84:LYS:CG	48:DG:131:VAL:HB	2.34	0.58
48:BG:84:LYS:CG	48:BG:131:VAL:HB	2.34	0.58
2:AC:188:ALA:O	2:AC:194:VAL:HG13	2.04	0.58
23:BB:2312:U:H4'	47:BF:84:ILE:HG21	1.86	0.58
48:DG:30:GLY:O	48:DG:78:VAL:HG12	2.04	0.58
46:DU:3:LYS:HA	46:DU:82:VAL:HG11	1.85	0.58
47:DF:102:LEU:HD22	47:DF:106:ALA:CB	2.34	0.58
42:BN:2:ARG:HB3	42:BN:2:ARG:NH1	2.18	0.58
1:AA:1288:A:H2'	1:AA:1289:A:C8	2.39	0.58
26:BD:121:THR:C	26:BD:123:LYS:H	2.07	0.58
37:BL:95:LEU:HB2	37:BL:101:ILE:HG13	1.85	0.58
36:D2:19:ARG:HB3	36:D2:19:ARG:NH2	2.19	0.58
49:DR:29:THR:O	49:DR:63:VAL:HG23	2.04	0.58
25:BC:90:ILE:HD13	25:BC:104:LEU:HA	1.85	0.58
23:BB:828:U:H4'	23:BB:831:G:N1	2.18	0.58
23:BB:2840:C:H2'	23:BB:2841:C:H6	1.69	0.58
23:BB:2898:U:H2'	23:BB:2899:A:H8	1.69	0.58
41:BJ:57:LEU:HD23	41:BJ:128:ASN:HA	1.85	0.58
24:DI:99:LYS:HD3	24:DI:99:LYS:H	1.69	0.58
23:DB:2615:U:H1'	31:D0:3:GLN:HB3	1.84	0.58
18:CB:160:LEU:HB3	18:CB:181:PRO:O	2.04	0.58
1:AA:1396:A:H4'	1:AA:1397:C:H5'	1.85	0.58
23:BB:2054:A:H2'	31:B0:4:GLN:OE1	2.04	0.58
17:CT:53:MET:HA	17:CT:56:ILE:HD12	1.85	0.58
29:BE:21:ARG:HG3	29:BE:22:ASP:N	2.17	0.58
25:BC:136:VAL:HG12	25:BC:137:GLY:N	2.19	0.58
29:BE:58:LYS:HE2	29:BE:60:TRP:CD1	2.32	0.57
18:CB:31:PHE:N	18:CB:41:ASN:HB2	2.19	0.57
38:BM:71:LYS:HB3	38:BM:93:VAL:HG12	1.86	0.57
23:DB:2330:G:N3	52:DW:38:ARG:O	2.37	0.57

Continued on next page...

Continued from previous page...

Atom-1	Atom-2	Distance(Å)	Clash(Å)
51:DZ:70:GLU:HA	51:DZ:73:ALA:HB3	1.86	0.57
1:CA:409:U:H2'	1:CA:410:G:C8	2.39	0.57
50:DT:59:ASN:O	50:DT:84:TYR:HB2	2.03	0.57
50:BT:57:VAL:HG22	50:BT:58:VAL:N	2.13	0.57
47:BF:131:VAL:C	47:BF:133:GLU:H	2.08	0.57
40:BH:5:LEU:HB3	40:BH:13:GLY:HA2	1.85	0.57
16:AS:39:ILE:HD11	16:AS:73:PHE:CE1	2.38	0.57
26:DD:38:LYS:HD3	26:DD:45:TYR:OH	2.04	0.57
26:DD:34:VAL:HG12	26:DD:94:GLN:H	1.69	0.57
45:DS:74:ILE:HD12	45:DS:104:THR:O	2.03	0.57
12:AM:28:ARG:HH22	12:AM:61:LYS:HB2	1.69	0.57
23:DB:1251:C:H2'	44:DQ:5:ARG:NH1	2.19	0.57
7:CH:45:ILE:HA	7:CH:63:LYS:HB2	1.84	0.57
23:DB:2187:U:H2'	23:DB:2188:U:H6	1.69	0.57
35:DV:72:VAL:CG1	35:DV:93:ARG:HA	2.33	0.57
27:DK:102:PRO:HA	27:DK:120:PRO:HB3	1.85	0.57
26:BD:38:LYS:HD3	26:BD:45:TYR:OH	2.04	0.57
18:AB:131:LYS:HB3	18:AB:131:LYS:NZ	2.18	0.57
23:BB:2262:U:H2'	23:BB:2263:C:H6	1.69	0.57
23:DB:1846:G:O2'	23:DB:1847:A:H5'	2.04	0.57
3:AD:32:LYS:HA	3:AD:35:GLN:HE21	1.69	0.57
1:AA:738:C:H2'	1:AA:739:C:C6	2.39	0.57
23:BB:1794:A:H2'	23:BB:1795:C:C6	2.39	0.57
37:DL:68:SER:C	37:DL:70:LYS:H	2.07	0.57
23:BB:1170:C:H2'	23:BB:1171:G:C8	2.39	0.57
14:CQ:46:HIS:HB2	14:CQ:70:LYS:HE2	1.86	0.57
1:AA:105:G:H2'	1:AA:106:C:C6	2.39	0.57
23:BB:38:A:N3	29:BE:43:THR:HB	2.18	0.57
23:BB:1831:G:O2'	23:BB:1832:C:H5'	2.04	0.57
1:AA:1006:G:H2'	1:AA:1006:G:N3	2.18	0.57
23:BB:392:U:O2'	23:BB:393:C:H5'	2.03	0.57
1:AA:237:G:H5''	14:AQ:26:ARG:HH21	1.69	0.57
9:AJ:102:LEU:HD12	9:AJ:102:LEU:H	1.68	0.57
25:BC:121:ALA:HB3	25:BC:129:LEU:HD21	1.86	0.57
3:AD:78:ALA:HA	3:AD:81:LEU:HD12	1.86	0.57
47:DF:14:LYS:O	47:DF:18:GLU:HB2	2.04	0.57
1:AA:1313:U:H3'	16:AS:5:LYS:HG2	1.85	0.57
6:AG:29:LEU:HD13	6:AG:42:VAL:HG22	1.86	0.57
1:CA:1493:A:C3'	1:CA:1493:A:N3	2.67	0.57
6:AG:57:GLU:H	6:AG:57:GLU:CD	2.07	0.57
1:AA:1364:U:O2'	1:AA:1365:G:H5'	2.05	0.57
44:BQ:94:LEU:O	44:BQ:97:ILE:HG23	2.03	0.57

Continued on next page...

Continued from previous page...

Atom-1	Atom-2	Distance(Å)	Clash(Å)
1:CA:1359:C:H3'	21:CN:74:ARG:HH22	1.68	0.57
23:DB:725:G:H2'	23:DB:726:G:O4'	2.05	0.57
1:AA:85:U:O3'	1:AA:86:G:H4'	2.04	0.57
52:DW:41:GLY:HA2	52:DW:44:PHE:CD2	2.39	0.57
23:DB:300:A:H3'	46:DU:81:ARG:HH12	1.69	0.57
4:CE:37:VAL:HA	4:CE:47:PHE:HA	1.86	0.57
28:BP:24:THR:O	28:BP:25:VAL:HG22	2.04	0.57
48:DG:26:LYS:HA	48:DG:32:LEU:N	2.16	0.57
26:BD:97:SER:HB3	26:BD:99:GLU:HG3	1.86	0.57
16:AS:10:ILE:HG21	16:AS:40:PHE:HZ	1.69	0.57
23:BB:2875:C:H2'	23:BB:2876:G:H8	1.69	0.57
39:BX:12:GLU:HA	39:BX:15:ASN:HD21	1.69	0.57
25:DC:77:VAL:HG23	25:DC:112:GLY:H	1.65	0.57
33:D1:10:LEU:O	33:D1:19:PHE:HB2	2.03	0.57
26:BD:46:ARG:NH1	26:BD:86:GLU:H	2.02	0.57
25:DC:103:ILE:HG22	25:DC:105:ALA:H	1.69	0.57
23:BB:616:A:H4'	29:BE:101:TYR:OH	2.04	0.57
23:BB:942:G:O2'	23:BB:943:A:H5'	2.04	0.57
23:DB:1042:G:H2'	23:DB:1043:C:C6	2.40	0.57
39:BX:23:ARG:H	39:BX:26:PHE:HB3	1.68	0.57
2:CC:46:LEU:HD11	2:CC:75:VAL:HG13	1.85	0.57
45:BS:15:GLN:O	45:BS:19:LEU:HB2	2.04	0.57
26:DD:178:VAL:HG12	26:DD:179:ARG:HG3	1.87	0.57
45:BS:82:MET:HE1	45:BS:84:ARG:HH22	1.68	0.57
23:BB:2031:A:H5'	23:BB:2031:A:H8	1.68	0.57
23:BB:1846:G:O2'	23:BB:1847:A:H5'	2.04	0.57
1:CA:1458:G:H2'	1:CA:1459:G:H8	1.69	0.57
36:B2:30:VAL:HA	36:B2:33:ARG:HD3	1.86	0.57
14:AQ:16:MET:CB	14:AQ:19:SER:HB2	2.34	0.57
23:BB:1166:G:H2'	23:BB:1167:C:H6	1.69	0.57
23:BB:38:A:O2'	29:BE:43:THR:HA	2.04	0.57
1:AA:235:C:H2'	1:AA:236:A:C8	2.40	0.57
23:BB:955:U:P	38:BM:86:LYS:HZ3	2.27	0.57
23:DB:1983:G:H4'	23:DB:2606:C:H4'	1.85	0.57
35:DV:68:LYS:H	35:DV:68:LYS:HD3	1.69	0.57
1:AA:847:G:H2'	1:AA:848:C:C6	2.40	0.57
23:DB:516:C:O2'	23:DB:517:C:H5'	2.04	0.57
23:BB:1640:A:H2'	23:BB:1641:A:C8	2.39	0.57
18:CB:22:TRP:CG	18:CB:23:ASN:N	2.69	0.57
23:BB:2019:A:H2	23:BB:2035:G:H22	1.52	0.57
4:AE:18:ASN:HB2	4:AE:33:THR:OG1	2.04	0.57
11:AL:113:ARG:HG2	11:AL:118:VAL:HB	1.86	0.57

Continued on next page...

Continued from previous page...

Atom-1	Atom-2	Distance(Å)	Clash(Å)
1:CA:1487:G:O2'	1:CA:1488:G:H5'	2.04	0.57
23:DB:1351:C:H2'	23:DB:1352:U:O4'	2.04	0.57
1:CA:501:C:H2'	1:CA:502:A:H8	1.68	0.57
18:CB:61:SER:HB2	18:CB:62:ARG:HH11	1.68	0.57
16:CS:1:PRO:O	16:CS:2:ARG:HB2	2.03	0.57
8:AI:40:ARG:CA	8:AI:44:ARG:HD3	2.33	0.57
1:AA:976:G:H22	1:AA:1362:A:H3'	1.68	0.57
8:AI:114:LYS:H	8:AI:120:ALA:HA	1.68	0.57
3:CD:22:SER:N	3:CD:109:THR:HG22	2.12	0.57
29:DE:145:ASP:N	29:DE:166:LYS:HB3	2.18	0.57
23:DB:1599:U:H2'	23:DB:1600:C:C6	2.39	0.57
30:BY:7:THR:HG22	30:BY:8:GLN:N	2.18	0.57
47:BF:64:PRO:HA	47:BF:88:VAL:CG2	2.34	0.57
22:DA:98:G:N1	35:DV:14:LYS:HB2	2.13	0.57
12:AM:77:LYS:HA	12:AM:80:MET:HB3	1.86	0.57
48:DG:34:ARG:HH11	48:DG:34:ARG:H	1.51	0.57
1:AA:279:A:C5'	1:AA:280:C:H3'	2.34	0.57
23:DB:1656:C:H2'	23:DB:1657:U:C6	2.39	0.57
1:CA:1499:A:H2'	1:CA:1500:A:C8	2.35	0.57
1:AA:960:U:H1'	1:AA:1222:G:O2'	2.04	0.57
26:BD:5:VAL:HG23	26:BD:32:ASN:HD21	1.69	0.57
27:BK:71:ARG:NE	27:BK:71:ARG:HA	2.19	0.57
26:DD:31:ALA:HA	26:DD:97:SER:HA	1.87	0.57
29:BE:1:MET:HB3	29:BE:14:VAL:HG23	1.85	0.57
23:BB:974:G:H1'	23:BB:975:A:H8	1.69	0.57
23:DB:1724:G:H2'	23:DB:1725:U:H6	1.69	0.57
1:AA:1013:G:H2'	1:AA:1015:G:OP2	2.03	0.57
2:CC:5:HIS:CD2	21:CN:88:MET:HB3	2.38	0.57
29:DE:178:VAL:O	29:DE:181:ILE:HG22	2.04	0.57
23:BB:2063:C:O2	23:BB:2450:A:N1	2.37	0.57
23:DB:1080:A:H2'	23:DB:1081:U:C6	2.38	0.57
14:AQ:75:VAL:HG23	14:AQ:76:ARG:H	1.68	0.57
23:DB:2849:U:H4'	23:DB:2850:A:H5'	1.86	0.57
42:DN:54:LEU:HD11	42:DN:62:ASN:HB3	1.85	0.57
23:DB:2861:U:H2'	23:DB:2862:G:C8	2.40	0.57
1:AA:843:U:H6	1:AA:843:U:H5''	1.68	0.57
1:AA:1129:C:H5''	8:AI:17:ARG:NH2	2.20	0.57
1:AA:33:A:H2'	1:AA:34:C:C6	2.39	0.57
36:B2:21:ARG:HD3	36:B2:30:VAL:HG11	1.85	0.57
41:BJ:98:GLU:HB3	41:BJ:124:VAL:HG21	1.85	0.57
1:AA:1338:G:H2'	1:AA:1339:A:C8	2.38	0.57
23:DB:1353:A:H2'	23:DB:1354:A:C8	2.39	0.57

Continued on next page...

Continued from previous page...

Atom-1	Atom-2	Distance(Å)	Clash(Å)
23:BB:1414:C:H2'	23:BB:1415:U:H6	1.69	0.57
28:DP:8:GLU:HB3	28:DP:54:LEU:HB2	1.86	0.57
23:DB:771:G:O2'	23:DB:772:C:H5'	2.04	0.57
23:DB:82:U:H2'	23:DB:83:A:C8	2.39	0.57
1:AA:45:G:H2'	1:AA:46:G:H8	1.68	0.57
23:DB:1315:C:H2'	23:DB:1316:U:C6	2.40	0.57
23:BB:813:U:H2'	23:BB:814:C:H6	1.69	0.57
23:BB:2400:G:O2'	23:BB:2401:U:H5'	2.04	0.57
48:DG:97:VAL:HB	48:DG:124:CYS:HB2	1.86	0.57
23:BB:309:A:N3	23:BB:329:G:O2'	2.37	0.57
18:CB:44:LYS:O	18:CB:47:PRO:HD2	2.05	0.57
52:DW:37:VAL:HB	52:DW:38:ARG:HD3	1.86	0.57
6:AG:14:ASP:HB3	6:AG:19:SER:N	2.12	0.57
23:BB:2155:U:H2'	23:BB:2156:G:O4'	2.04	0.57
16:CS:15:LEU:HA	16:CS:18:VAL:CG1	2.35	0.57
29:DE:48:THR:HG22	29:DE:86:ALA:HB3	1.86	0.57
10:CK:70:ALA:C	10:CK:72:ALA:H	2.07	0.57
47:DF:139:GLU:HG2	47:DF:140:ILE:H	1.68	0.57
1:AA:952:U:H2'	1:AA:953:G:C8	2.39	0.57
48:BG:34:ARG:H	48:BG:34:ARG:HH11	1.52	0.57
23:DB:970:U:H2'	23:DB:971:G:C8	2.40	0.57
20:AO:53:ARG:HD2	23:BB:715:A:N6	2.20	0.57
2:CC:13:ILE:HD13	2:CC:13:ILE:N	2.19	0.57
24:DI:125:THR:O	24:DI:129:GLU:HG3	2.05	0.57
27:BK:64:ARG:O	27:BK:82:ASN:HA	2.04	0.57
27:DK:85:VAL:HG21	27:DK:115:ILE:CD1	2.35	0.57
23:DB:2085:U:O2'	23:DB:2086:U:H5'	2.04	0.57
23:BB:1458:U:H4'	23:BB:1459:G:O5'	2.04	0.57
8:CI:93:LEU:HD13	8:CI:97:LEU:HD11	1.87	0.57
23:DB:634:C:H2'	23:DB:635:C:C6	2.38	0.57
23:BB:2341:G:H2'	23:BB:2342:C:H6	1.69	0.57
23:BB:551:G:H2'	23:BB:552:U:H6	1.69	0.57
43:DO:28:VAL:HG11	43:DO:92:PHE:CZ	2.39	0.57
23:BB:224:U:O4	23:BB:420:C:H5'	2.05	0.57
23:BB:39:G:H2'	23:BB:40:U:H6	1.68	0.57
1:CA:285:C:H2'	1:CA:286:C:H6	1.69	0.57
23:DB:1050:A:H2'	23:DB:1051:G:O4'	2.04	0.57
1:AA:537:G:H5''	11:AL:109:ARG:NH1	2.20	0.57
23:BB:586:A:H5'	29:BE:84:THR:OG1	2.04	0.57
19:AU:20:ARG:H	19:AU:20:ARG:HD2	1.69	0.57
23:BB:1312:U:H3'	56:BB:3321:HOH:O	2.04	0.57
13:AP:40:ASN:HD21	13:AP:43:ALA:N	2.03	0.57

Continued on next page...

Continued from previous page...

Atom-1	Atom-2	Distance(Å)	Clash(Å)
2:CC:50:SER:HB2	2:CC:70:ALA:HB3	1.86	0.57
9:AJ:6:ILE:HD12	9:AJ:76:ILE:HG13	1.87	0.57
1:AA:1315:U:H3'	1:AA:1316:G:C8	2.40	0.57
44:DQ:111:LYS:HE2	49:DR:50:GLY:HA3	1.86	0.57
18:AB:67:LEU:HD22	18:AB:89:PHE:O	2.03	0.57
18:AB:68:PHE:CE1	18:AB:88:GLN:HB3	2.39	0.57
40:BH:80:ILE:HD12	40:BH:98:ASP:O	2.04	0.57
8:CI:54:VAL:HG11	8:CI:86:LEU:CD2	2.34	0.57
40:DH:125:THR:HA	40:DH:146:VAL:CB	2.28	0.57
23:BB:2134:A:H62	23:BB:2157:G:N2	1.94	0.57
13:AP:7:ALA:O	13:AP:17:TYR:HA	2.04	0.57
29:DE:148:ILE:HA	29:DE:187:VAL:HB	1.86	0.57
25:DC:92:LEU:HD12	25:DC:93:VAL:N	2.18	0.57
47:BF:134:GLN:NE2	47:BF:136:ILE:HD13	2.19	0.57
6:CG:42:VAL:O	6:CG:46:LEU:HB2	2.05	0.57
27:DK:2:ILE:HD12	27:DK:2:ILE:N	2.20	0.57
46:BU:3:LYS:HA	46:BU:82:VAL:HG11	1.85	0.57
4:CE:131:ASN:HD21	4:CE:133:ILE:HB	1.69	0.57
23:BB:1082:U:O4	23:BB:1086:A:C2	2.57	0.57
38:BM:21:ALA:HB1	38:BM:100:LYS:HE2	1.86	0.57
24:DI:121:ILE:CD1	24:DI:121:ILE:H	2.14	0.57
17:AT:47:GLN:HE21	17:AT:82:ILE:HD11	1.70	0.57
1:AA:279:A:H5'	1:AA:281:G:H5'	1.85	0.57
1:CA:335:C:H2'	1:CA:336:A:C8	2.39	0.57
23:BB:1999:C:H5''	23:BB:2723:C:O2'	2.03	0.57
26:DD:33:ARG:HH11	26:DD:51:THR:HG22	1.68	0.57
39:BX:14:LEU:HD22	39:BX:57:LEU:HD21	1.85	0.57
1:AA:1020:G:H2'	1:AA:1021:A:H5'	1.86	0.57
28:BP:94:ALA:C	28:BP:95:LYS:HD2	2.24	0.57
27:DK:41:ILE:HG13	27:DK:42:THR:H	1.69	0.57
23:DB:832:U:H2'	23:DB:833:A:H8	1.65	0.57
16:AS:27:LYS:HB3	16:AS:27:LYS:HZ2	1.67	0.57
43:DO:88:LYS:HG2	43:DO:116:GLN:HE22	1.68	0.57
18:CB:107:ARG:HG3	18:CB:108:GLN:HE21	1.69	0.57
18:CB:113:LEU:HD23	18:CB:114:LYS:N	2.20	0.57
23:DB:286:U:H2'	23:DB:287:G:H8	1.69	0.57
23:DB:302:C:H2'	23:DB:303:G:H8	1.69	0.57
1:AA:1448:C:H2'	1:AA:1449:C:C6	2.40	0.57
22:DA:75:G:H1	22:DA:102:G:N2	2.02	0.57
47:BF:22:ASN:HD22	47:BF:22:ASN:H	1.52	0.57
1:CA:33:A:H2'	1:CA:34:C:C6	2.39	0.57
23:BB:419:U:H2'	23:BB:420:C:C6	2.39	0.57

Continued on next page...

Continued from previous page...

Atom-1	Atom-2	Distance(Å)	Clash(Å)
23:DB:802:A:H2'	23:DB:803:U:C6	2.39	0.57
23:BB:516:C:O2'	23:BB:517:C:H5'	2.03	0.57
23:BB:2828:G:O2'	23:BB:2829:A:H5'	2.05	0.57
23:DB:1319:C:O2'	23:DB:1320:C:H5'	2.04	0.57
23:BB:1687:G:O2'	23:BB:1688:U:H5'	2.04	0.57
23:BB:41:C:H2'	23:BB:42:A:O4'	2.04	0.57
2:CC:20:THR:HG23	2:CC:57:GLU:HG2	1.85	0.57
2:AC:66:THR:HG23	2:AC:101:ASN:ND2	2.19	0.57
23:DB:2662:A:H2'	23:DB:2663:G:O4'	2.03	0.57
12:CM:43:LYS:HD2	12:CM:43:LYS:H	1.69	0.57
23:BB:34:U:H4'	23:BB:34:U:OP2	2.05	0.57
23:BB:617:G:H5''	29:BE:102:ARG:HH11	1.70	0.57
1:AA:1173:U:H2'	1:AA:1174:G:C8	2.39	0.57
23:BB:102:U:C4	39:BX:2:LYS:HD3	2.40	0.57
23:DB:322:A:C5'	23:DB:340:A:H1'	2.21	0.57
38:BM:4:PRO:HG2	38:BM:70:ASP:HA	1.86	0.57
28:DP:4:ILE:HG22	28:DP:5:LYS:N	2.17	0.57
52:DW:35:ILE:HG13	52:DW:57:THR:OG1	2.05	0.57
18:AB:86:CYS:HB3	18:AB:88:GLN:CD	2.24	0.57
51:BZ:68:LEU:O	51:BZ:72:ARG:HG2	2.04	0.57
8:AI:19:PHE:HB2	8:AI:63:TYR:CB	2.33	0.57
2:CC:155:ARG:N	2:CC:162:ALA:HA	2.11	0.57
23:BB:876:C:O4'	23:BB:876:C:O2	2.21	0.57
23:DB:1021:A:H2'	23:DB:1023:U:H5''	1.86	0.57
1:AA:1372:U:H2'	1:AA:1373:G:O4'	2.04	0.57
27:BK:24:VAL:HG13	27:BK:33:ALA:HB2	1.86	0.57
26:DD:116:LYS:HB3	26:DD:118:PHE:CE1	2.40	0.57
18:AB:114:LYS:O	18:AB:118:THR:HG23	2.04	0.57
26:DD:106:LYS:O	26:DD:107:VAL:HB	2.03	0.57
2:CC:112:ALA:HA	2:CC:201:ILE:HD11	1.86	0.57
23:BB:1656:C:H2'	23:BB:1657:U:C6	2.39	0.57
12:AM:84:CYS:HA	16:AS:72:GLU:O	2.04	0.57
23:BB:2875:C:H2'	23:BB:2876:G:C8	2.40	0.57
23:BB:1725:U:H2'	23:BB:1726:C:H6	1.69	0.57
23:BB:1046:A:H3'	23:BB:1047:G:H5''	1.85	0.57
35:DV:40:ILE:N	35:DV:40:ILE:HD13	2.19	0.57
5:AF:71:ILE:O	5:AF:75:GLU:HG3	2.03	0.57
1:AA:1343:G:H2'	1:AA:1344:C:H6	1.69	0.57
42:DN:33:ILE:HA	42:DN:114:GLU:HB2	1.84	0.57
1:AA:1195:C:H2'	1:AA:1197:A:O4'	2.05	0.57
23:BB:2469:A:H4'	38:BM:55:ARG:CZ	2.35	0.57
23:DB:2216:G:H2'	23:DB:2217:G:C8	2.38	0.57

Continued on next page...

Continued from previous page...

Atom-1	Atom-2	Distance(Å)	Clash(Å)
45:BS:18:ARG:HB3	45:BS:76:VAL:HG22	1.87	0.57
23:BB:743:A:OP1	26:BD:135:GLY:HA2	2.04	0.57
23:BB:1537:G:H3'	23:BB:1537:G:N3	2.19	0.57
23:BB:2555:U:H2'	23:BB:2556:C:O4'	2.05	0.57
1:CA:1396:A:C3'	1:CA:1397:C:H5'	2.34	0.57
38:BM:63:ILE:H	38:BM:63:ILE:HD12	1.69	0.57
2:AC:101:ASN:N	2:AC:101:ASN:OD1	2.37	0.57
44:BQ:40:LYS:HD2	44:BQ:44:TYR:CE1	2.39	0.57
23:BB:771:G:O2'	23:BB:772:C:H5'	2.04	0.57
23:DB:93:G:H2'	23:DB:94:A:C8	2.40	0.57
1:CA:1081:A:O2'	1:CA:1082:A:H5'	2.04	0.57
39:DX:48:ARG:O	39:DX:51:ALA:HB3	2.04	0.57
23:DB:2730:C:H2'	23:DB:2731:G:H8	1.70	0.57
49:BR:62:GLU:O	49:BR:96:VAL:HA	2.03	0.57
1:AA:1050:G:O2'	1:AA:1051:C:H5'	2.05	0.57
23:BB:1026:G:H2'	23:BB:1027:A:H8	1.69	0.57
41:DJ:1:MET:HG2	41:DJ:2:LYS:HG2	1.87	0.57
1:CA:1508:A:H2'	1:CA:1509:C:C6	2.40	0.57
29:BE:143:LEU:HB3	29:BE:146:VAL:HG21	1.85	0.57
38:DM:69:PRO:HB2	38:DM:92:TRP:HB3	1.86	0.57
18:CB:46:VAL:HA	18:CB:49:PHE:CD2	2.39	0.57
38:BM:42:THR:O	38:BM:44:ARG:N	2.37	0.57
44:DQ:91:ARG:HB3	44:DQ:93:ILE:HG22	1.85	0.57
44:DQ:94:LEU:O	44:DQ:97:ILE:HG23	2.04	0.57
15:AR:68:PRO:HB2	15:AR:70:THR:O	2.04	0.57
51:BZ:32:ASN:HB2	51:BZ:53:ALA:H	1.68	0.57
40:BH:115:VAL:HB	40:BH:130:VAL:CG1	2.30	0.57
51:DZ:68:LEU:O	51:DZ:72:ARG:HG2	2.04	0.57
19:AU:36:PHE:HA	19:AU:39:LYS:HD2	1.85	0.57
23:DB:901:C:H2'	23:DB:902:C:O4'	2.04	0.57
1:CA:796:C:O2'	1:CA:797:C:H5'	2.04	0.57
23:BB:705:A:H2'	23:BB:706:A:H8	1.68	0.57
1:AA:1187:G:H21	21:AN:99:SER:CB	2.15	0.57
8:AI:105:ARG:NH1	8:AI:107:ALA:HA	2.19	0.57
4:CE:136:VAL:HG13	4:CE:137:ARG:N	2.20	0.57
27:BK:107:LEU:HD12	27:BK:107:LEU:N	2.18	0.57
1:AA:1432:G:H1'	1:AA:1468:A:N6	2.19	0.57
41:DJ:54:ILE:HD12	41:DJ:55:ILE:N	2.20	0.57
48:DG:148:ARG:CD	48:DG:152:ARG:HH11	2.14	0.57
23:DB:1082:U:O4	23:DB:1086:A:C2	2.57	0.57
1:CA:1240:U:OP1	6:CG:115:MET:HB2	2.05	0.57
20:AO:60:VAL:HG11	23:BB:715:A:H5'	1.86	0.57

Continued on next page...

Continued from previous page...

Atom-1	Atom-2	Distance(Å)	Clash(Å)
23:DB:1727:C:H2'	23:DB:1728:C:C6	2.40	0.57
1:AA:449:G:H2'	1:AA:450:G:H8	1.68	0.57
1:AA:335:C:H2'	1:AA:336:A:H8	1.69	0.57
23:DB:101:A:H4'	23:DB:101:A:OP1	2.05	0.57
33:D1:36:LYS:HB2	33:D1:47:ILE:HA	1.87	0.57
47:DF:22:ASN:H	47:DF:22:ASN:HD22	1.51	0.57
1:AA:557:G:H2'	1:AA:558:G:O4'	2.03	0.57
1:AA:1492:A:C8	1:AA:1493:A:H1'	2.39	0.57
23:DB:2462:C:H2'	23:DB:2463:C:C6	2.40	0.57
1:CA:105:G:H2'	1:CA:106:C:C6	2.40	0.57
3:CD:54:LEU:HA	3:CD:202:LEU:HD22	1.86	0.57
23:DB:2438:U:O2'	23:DB:2439:A:H5''	2.04	0.57
23:DB:1874:C:H2'	23:DB:1875:G:O4'	2.04	0.57
23:DB:997:G:O2'	23:DB:998:C:H5'	2.05	0.57
17:CT:48:LYS:HG3	17:CT:49:ALA:N	2.19	0.57
3:CD:56:GLU:O	3:CD:60:VAL:HG12	2.05	0.57
38:DM:4:PRO:HG2	38:DM:70:ASP:HA	1.87	0.57
18:CB:56:LEU:HB3	18:CB:220:VAL:CG2	2.35	0.57
13:CP:28:ARG:HH11	13:CP:29:ASN:HD22	1.52	0.57
49:DR:14:VAL:HG22	49:DR:15:SER:N	2.20	0.57
23:BB:2324:U:H1'	23:BB:2337:G:H5'	1.85	0.57
23:DB:2324:U:H1'	23:DB:2337:G:H5'	1.87	0.57
23:BB:27:G:HO2'	23:BB:28:A:H8	1.52	0.57
2:AC:149:LYS:O	2:AC:200:TRP:HE3	1.87	0.57
47:BF:65:LEU:N	47:BF:88:VAL:HG22	2.20	0.57
28:BP:19:PHE:HB2	28:BP:50:ARG:HH12	1.69	0.57
2:AC:91:ALA:HB2	2:AC:98:ALA:HB3	1.86	0.57
1:AA:865:A:C2	1:AA:918:A:H4'	2.39	0.57
23:DB:2547:A:H5'	23:DB:2566:A:C2	2.39	0.57
23:DB:1999:C:H5''	23:DB:2723:C:O2'	2.05	0.57
26:DD:117:GLY:HA2	26:DD:164:GLN:NE2	2.19	0.57
1:AA:1319:A:H4'	1:AA:1320:C:OP1	2.05	0.57
23:DB:1560:G:H2'	23:DB:1561:C:H6	1.68	0.57
26:BD:119:ALA:HB1	26:BD:163:GLY:N	2.20	0.57
1:AA:1406:U:H2'	1:AA:1407:C:C5'	2.33	0.57
31:D0:8:THR:HG23	31:D0:11:LYS:H	1.69	0.57
28:DP:94:ALA:C	28:DP:95:LYS:HD2	2.24	0.57
1:AA:195:A:H2'	1:AA:196:A:C8	2.39	0.57
42:DN:34:ILE:HG22	42:DN:35:LYS:N	2.19	0.57
23:DB:1479:G:O2'	23:DB:1480:C:H5'	2.04	0.57
23:BB:634:C:H2'	23:BB:635:C:C6	2.38	0.57
23:DB:1150:C:H2'	23:DB:1151:A:H8	1.70	0.57

Continued on next page...

Continued from previous page...

Atom-1	Atom-2	Distance(Å)	Clash(Å)
23:BB:742:A:H2'	23:BB:743:A:H8	1.70	0.57
23:DB:1203:U:H3'	23:DB:1204:A:C5'	2.34	0.57
1:AA:598:U:H2'	1:AA:599:C:C6	2.39	0.57
1:CA:1142:G:C2	1:CA:1143:G:H1'	2.39	0.57
1:CA:1488:G:O2'	1:CA:1489:G:H5'	2.05	0.57
23:DB:1571:A:H2'	23:DB:1572:A:C8	2.40	0.57
23:BB:997:G:O2'	23:BB:998:C:H5'	2.05	0.57
23:DB:2728:U:H2'	23:DB:2729:G:H8	1.68	0.57
23:BB:2769:U:H2'	23:BB:2770:G:H8	1.69	0.57
28:DP:60:VAL:O	28:DP:70:GLU:HA	2.05	0.57
23:DB:2852:G:H2'	23:DB:2853:C:C6	2.40	0.57
20:AO:37:ASN:HA	20:AO:40:GLN:HE22	1.70	0.57
6:CG:109:LYS:HE2	6:CG:109:LYS:HA	1.87	0.57
34:D3:20:GLY:HA3	34:D3:48:MET:HE1	1.87	0.57
23:DB:1754:A:H2'	23:DB:1755:A:C8	2.40	0.57
23:BB:919:U:H2'	23:BB:920:A:H8	1.69	0.57
12:AM:33:LEU:HB3	12:AM:38:ILE:O	2.05	0.57
23:DB:2267:A:C8	23:DB:2267:A:C3'	2.77	0.57
23:DB:1652:A:H62	42:DN:11:ASN:ND2	1.96	0.57
28:DP:20:ARG:HB3	28:DP:23:ASP:CG	2.24	0.57
23:BB:8:C:O2'	23:BB:9:G:H5'	2.05	0.57
10:AK:70:ALA:C	10:AK:72:ALA:H	2.08	0.57
48:BG:51:PHE:CE2	48:BG:68:ARG:HA	2.40	0.57
26:BD:33:ARG:HD3	26:BD:74:GLU:OE1	2.05	0.57
26:BD:34:VAL:HB	26:BD:48:ILE:HD11	1.85	0.57
26:DD:54:ALA:CA	26:DD:76:GLY:HA2	2.33	0.57
23:DB:784:G:N1	25:DC:227:VAL:HG11	2.20	0.57
1:CA:230:G:H5''	13:CP:31:ARG:NH2	2.20	0.57
5:CF:66:ALA:HB1	5:CF:67:PRO:HD2	1.87	0.57
23:DB:639:U:H2'	23:DB:640:C:C6	2.39	0.57
18:AB:172:ILE:HG22	18:AB:176:ASN:HD21	1.70	0.57
23:DB:814:C:O2'	23:DB:815:C:H5'	2.05	0.57
51:BZ:39:TRP:HB2	51:BZ:46:PHE:CE2	2.40	0.57
1:AA:205:A:H2'	1:AA:206:C:H6	1.70	0.57
2:AC:131:ARG:HB3	2:AC:135:ARG:CZ	2.35	0.57
47:BF:14:LYS:O	47:BF:18:GLU:HB2	2.04	0.57
23:BB:84:A:OP1	46:BU:2:ALA:HB3	2.05	0.57
23:BB:2438:U:O2'	23:BB:2439:A:H5''	2.04	0.57
11:CL:113:ARG:HG2	11:CL:118:VAL:HB	1.86	0.57
52:BW:49:ASN:O	52:BW:50:VAL:HG13	2.04	0.57
23:BB:675:A:OP1	29:BE:60:TRP:NE1	2.38	0.57
52:BW:46:ALA:HB2	52:BW:78:PHE:HD1	1.70	0.57

Continued on next page...

Continued from previous page...

Atom-1	Atom-2	Distance(Å)	Clash(Å)
12:CM:18:LEU:HD12	12:CM:29:SER:OG	2.05	0.57
1:AA:1149:C:H2'	1:AA:1150:A:C8	2.39	0.57
23:DB:877:A:H61	23:DB:898:C:C2'	2.12	0.57
1:CA:797:C:O2'	1:CA:798:U:H5'	2.04	0.57
19:CU:42:THR:O	19:CU:46:ARG:HG3	2.05	0.57
25:BC:146:LYS:HB2	25:BC:149:LYS:HB2	1.87	0.57
50:BT:32:LEU:O	50:BT:83:ALA:HB2	2.05	0.57
10:CK:59:PRO:HB2	6:CG:149:ALA:HB1	1.86	0.57
47:DF:87:LYS:CG	47:DF:88:VAL:H	2.18	0.57
23:DB:1199:U:H2'	23:DB:1200:C:C6	2.39	0.57
28:BP:47:ILE:HD11	28:BP:59:THR:HG22	1.86	0.57
1:CA:377:G:H2'	1:CA:378:G:H8	1.69	0.57
2:CC:119:ILE:O	2:CC:123:LEU:HG	2.05	0.57
23:BB:1560:G:H2'	23:BB:1561:C:H6	1.68	0.57
46:BU:86:PHE:CG	46:BU:87:GLU:N	2.73	0.57
39:BX:14:LEU:CD2	39:BX:57:LEU:HD21	2.35	0.57
20:CO:81:LEU:HD23	20:CO:82:ILE:N	2.20	0.57
23:DB:584:C:OP2	44:DQ:5:ARG:HD3	2.05	0.57
7:AH:95:MET:HB3	7:AH:99:GLY:H	1.68	0.57
23:BB:136:G:H2'	23:BB:137:U:C1'	2.35	0.57
41:DJ:59:ALA:HB1	41:DJ:101:ILE:HD11	1.87	0.57
8:CI:12:LYS:H	8:CI:105:ARG:HH12	1.53	0.57
5:CF:73:GLU:O	5:CF:77:THR:HG23	2.05	0.57
23:BB:1351:C:H2'	23:BB:1352:U:O4'	2.05	0.57
23:DB:1039:A:H2'	23:DB:1040:A:C8	2.40	0.57
23:BB:18:U:H2'	23:BB:19:A:H8	1.69	0.57
1:CA:624:C:H2'	1:CA:625:U:C6	2.40	0.57
20:AO:69:TYR:HA	20:AO:72:ARG:CZ	2.35	0.57
1:AA:631:C:H3'	1:AA:632:U:H5'	1.86	0.57
1:CA:1308:U:OP2	12:CM:97:ARG:HD3	2.04	0.57
1:CA:909:A:H2'	1:CA:910:C:O4'	2.04	0.57
1:CA:205:A:H2'	1:CA:206:C:C6	2.39	0.57
28:BP:31:VAL:O	28:BP:32:VAL:HB	2.03	0.57
23:DB:2257:U:O2'	23:DB:2258:C:H5'	2.05	0.57
1:AA:1382:C:H2'	1:AA:1383:C:C6	2.40	0.57
51:BZ:21:ALA:HB3	51:BZ:23:ASN:ND2	2.20	0.57
34:D3:22:LYS:HG3	34:D3:47:ALA:O	2.05	0.57
37:BL:110:VAL:HB	37:BL:127:VAL:HG23	1.85	0.57
23:DB:1831:G:O2'	23:DB:1832:C:H5'	2.05	0.57
23:DB:519:U:H2'	23:DB:520:G:C8	2.40	0.57
23:BB:817:C:H2'	23:BB:818:G:O4'	2.05	0.57
23:BB:934:U:H2'	23:BB:935:C:C6	2.40	0.57

Continued on next page...

Continued from previous page...

Atom-1	Atom-2	Distance(Å)	Clash(Å)
23:BB:1584:U:O2	23:BB:1584:U:H2'	2.05	0.57
20:AO:62:GLN:O	20:AO:66:LEU:HB2	2.05	0.57
1:CA:499:A:H4'	1:CA:500:G:H5'	1.87	0.57
29:BE:200:LEU:O	29:BE:201:ALA:HB3	2.05	0.57
9:AJ:40:ILE:H	9:AJ:74:VAL:H	1.51	0.56
25:DC:245:THR:C	25:DC:247:TRP:H	2.09	0.56
41:DJ:45:THR:N	41:DJ:46:PRO:HD3	2.20	0.56
1:CA:1218:C:H2'	1:CA:1219:A:C8	2.39	0.56
23:DB:276:U:H2'	23:DB:278:A:N6	2.13	0.56
12:CM:13:HIS:H	12:CM:13:HIS:CD2	2.23	0.56
8:AI:87:MET:HB2	8:AI:94:ARG:HD3	1.87	0.56
41:BJ:45:THR:N	41:BJ:46:PRO:HD3	2.20	0.56
23:BB:2052:A:H4'	26:BD:148:GLN:O	2.05	0.56
29:DE:143:LEU:HB3	29:DE:146:VAL:HG21	1.85	0.56
28:DP:24:THR:O	28:DP:25:VAL:HG22	2.04	0.56
50:BT:9:LYS:NZ	50:BT:9:LYS:HB3	2.20	0.56
27:DK:86:LEU:HD23	27:DK:86:LEU:H	1.70	0.56
47:DF:37:MET:HG3	47:DF:150:GLY:O	2.05	0.56
42:BN:19:ALA:C	42:BN:21:PHE:H	2.06	0.56
10:CK:33:ILE:CB	10:CK:73:VAL:HG11	2.33	0.56
48:DG:9:VAL:HA	48:DG:48:THR:CB	2.35	0.56
2:CC:149:LYS:HG2	2:CC:200:TRP:HE3	1.69	0.56
1:CA:1237:C:H2'	1:CA:1336:C:H5	1.69	0.56
23:DB:598:U:H2'	23:DB:599:A:H8	1.69	0.56
50:DT:69:ARG:HG2	50:DT:74:ILE:N	2.20	0.56
46:DU:51:LEU:H	46:DU:53:GLN:NE2	2.02	0.56
23:DB:1177:G:H2'	23:DB:1178:C:C6	2.40	0.56
1:AA:332:G:O2'	1:AA:333:U:H5'	2.04	0.56
42:DN:34:ILE:O	42:DN:112:TYR:HA	2.05	0.56
23:DB:2229:U:H2'	23:DB:2230:G:H8	1.68	0.56
23:DB:2898:U:H2'	23:DB:2899:A:H8	1.70	0.56
47:BF:72:SER:HA	47:BF:78:ILE:HG22	1.87	0.56
23:BB:2443:C:H2'	23:BB:2444:G:C8	2.40	0.56
40:DH:57:LYS:O	40:DH:61:VAL:HB	2.04	0.56
23:BB:394:C:O2'	23:BB:395:U:H5'	2.05	0.56
23:BB:1897:G:O2'	23:BB:1898:U:H5'	2.05	0.56
27:DK:103:VAL:HG23	27:DK:122:VAL:O	2.04	0.56
1:AA:285:C:H2'	1:AA:286:C:H6	1.69	0.56
11:CL:17:LYS:HE3	11:CL:17:LYS:N	2.20	0.56
1:CA:838:G:H2'	1:CA:839:C:C6	2.39	0.56
1:AA:711:G:O2'	1:AA:712:A:H5'	2.05	0.56
25:DC:146:LYS:HB2	25:DC:149:LYS:HB2	1.86	0.56

Continued on next page...

Continued from previous page...

Atom-1	Atom-2	Distance(Å)	Clash(Å)
18:CB:187:ASP:H	18:CB:190:SER:HB2	1.69	0.56
12:AM:14:ALA:HB3	12:AM:40:GLU:HA	1.86	0.56
28:DP:3:ILE:HG23	28:DP:4:ILE:H	1.70	0.56
1:CA:1320:C:H1'	16:CS:72:GLU:N	2.19	0.56
1:AA:1348:U:C4'	8:AI:121:ARG:HG3	2.35	0.56
48:DG:137:LYS:O	48:DG:140:ILE:HG13	2.05	0.56
50:DT:32:LEU:HG	50:DT:83:ALA:HB2	1.88	0.56
28:DP:20:ARG:HH22	28:DP:91:VAL:HG22	1.69	0.56
27:DK:39:ILE:O	27:DK:59:LYS:HA	2.05	0.56
47:DF:155:ILE:HG22	47:DF:157:THR:H	1.70	0.56
2:AC:39:ARG:NE	2:AC:56:ILE:HD11	2.19	0.56
1:AA:1308:U:H2'	1:AA:1309:G:C8	2.40	0.56
41:DJ:13:ARG:O	41:DJ:52:ASP:HA	2.05	0.56
17:CT:70:LYS:O	17:CT:73:ARG:HG2	2.04	0.56
27:BK:71:ARG:HE	27:BK:71:ARG:HA	1.70	0.56
23:DB:598:U:H2'	23:DB:599:A:C8	2.41	0.56
23:BB:2835:A:N6	23:BB:2878:U:H2'	2.21	0.56
1:CA:704:A:H2'	1:CA:705:G:O4'	2.05	0.56
27:DK:99:ILE:HD13	27:DK:118:LEU:HD22	1.85	0.56
28:DP:63:ILE:HG12	28:DP:68:GLY:HA2	1.88	0.56
25:BC:83:ASP:HB2	25:BC:90:ILE:HG12	1.85	0.56
1:AA:1164:G:H2'	1:AA:1165:U:C6	2.40	0.56
16:CS:60:PHE:N	16:CS:60:PHE:HD2	2.04	0.56
23:DB:2590:A:H2'	23:DB:2591:C:C6	2.41	0.56
23:BB:216:A:H2'	23:BB:217:A:H8	1.70	0.56
23:BB:1590:A:H2'	23:BB:1591:A:H8	1.70	0.56
46:DU:12:VAL:HA	46:DU:69:VAL:HG12	1.86	0.56
23:BB:154:U:H2'	23:BB:155:A:H8	1.70	0.56
1:AA:556:C:O2'	1:AA:557:G:H5'	2.04	0.56
1:AA:1095:U:H5''	1:AA:1109:C:O2	2.05	0.56
23:DB:2498:C:O2'	23:DB:2499:C:H5'	2.05	0.56
45:DS:18:ARG:HB3	45:DS:76:VAL:CG2	2.35	0.56
23:BB:402:A:C2'	23:BB:403:U:H5'	2.35	0.56
37:BL:68:SER:C	37:BL:70:LYS:H	2.07	0.56
23:DB:1166:G:H2'	23:DB:1167:C:H6	1.71	0.56
25:BC:136:VAL:HG12	25:BC:137:GLY:H	1.70	0.56
45:DS:81:SER:HA	45:DS:99:ARG:HA	1.87	0.56
23:BB:2297:A:N1	23:BB:2320:U:H4'	2.20	0.56
25:DC:136:VAL:HG12	25:DC:137:GLY:H	1.70	0.56
1:AA:1394:A:H5'	56:AA:1962:HOH:O	2.05	0.56
1:AA:1208:C:H2'	1:AA:1209:C:O4'	2.05	0.56
27:BK:3:GLN:HG2	27:BK:4:GLU:N	2.19	0.56

Continued on next page...

Continued from previous page...

Atom-1	Atom-2	Distance(Å)	Clash(Å)
1:CA:577:G:O2'	1:CA:578:C:H5'	2.05	0.56
23:DB:648:G:H2'	23:DB:649:G:H8	1.68	0.56
1:CA:691:G:H1'	1:CA:696:A:N6	2.20	0.56
13:CP:22:ALA:HA	13:CP:33:ILE:HG13	1.88	0.56
23:BB:922:C:H1'	52:BW:22:VAL:CG2	2.35	0.56
29:BE:146:VAL:O	29:BE:167:VAL:HA	2.06	0.56
38:DM:71:LYS:HB3	38:DM:93:VAL:HG12	1.86	0.56
29:BE:58:LYS:HB2	29:BE:60:TRP:HD1	1.71	0.56
1:AA:991:U:H3	1:AA:1212:U:H4'	1.69	0.56
1:AA:1072:G:H21	18:AB:105:THR:HG21	1.70	0.56
44:DQ:111:LYS:HE2	49:DR:50:GLY:CA	2.36	0.56
8:CI:39:GLY:O	8:CI:40:ARG:HB2	2.06	0.56
23:BB:1842:G:H2'	23:BB:1843:C:H6	1.70	0.56
8:AI:29:ILE:HA	8:AI:64:ILE:CB	2.32	0.56
16:CS:40:PHE:HB2	16:CS:43:MET:SD	2.44	0.56
23:BB:876:C:H41	23:BB:901:C:H42	1.48	0.56
23:DB:705:A:H2'	23:DB:706:A:H8	1.70	0.56
3:CD:29:THR:HB	3:CD:30:LYS:HZ3	1.70	0.56
48:BG:84:LYS:C	48:BG:85:LYS:HG2	2.26	0.56
24:DI:108:ILE:HG22	24:DI:128:ILE:HD13	1.87	0.56
9:CJ:8:ILE:HA	9:CJ:100:ILE:CG2	2.35	0.56
23:DB:545:U:H2'	23:DB:548:G:OP2	2.06	0.56
33:B1:9:LYS:N	33:B1:9:LYS:HD3	2.19	0.56
41:BJ:25:LEU:HD22	41:BJ:26:GLY:H	1.70	0.56
41:BJ:28:LEU:HG	41:BJ:29:ALA:N	2.21	0.56
50:BT:16:VAL:H	50:BT:31:VAL:HG23	1.71	0.56
50:BT:14:PRO:HA	50:BT:32:LEU:CB	2.35	0.56
23:DB:1599:U:H2'	23:DB:1600:C:H6	1.71	0.56
2:AC:122:GLN:HG2	2:AC:127:VAL:HG11	1.86	0.56
4:AE:140:ILE:HG22	4:AE:144:GLU:OE1	2.05	0.56
27:BK:87:LEU:HD12	27:BK:93:GLN:H	1.69	0.56
27:DK:24:VAL:HG13	27:DK:33:ALA:HB2	1.86	0.56
47:DF:102:LEU:HA	47:DF:106:ALA:CB	2.35	0.56
47:DF:33:ILE:HB	47:DF:90:LEU:HB2	1.87	0.56
40:BH:2:GLN:HB3	40:BH:18:GLN:CG	2.35	0.56
1:AA:1229:A:H2'	1:AA:1230:C:C6	2.39	0.56
23:DB:2748:A:H1'	48:DG:66:THR:HB	1.85	0.56
48:BG:94:ARG:HH21	48:BG:104:LEU:HA	1.71	0.56
23:BB:670:A:H4'	23:BB:671:C:C5'	2.34	0.56
1:CA:462:G:H3'	1:CA:463:U:H6	1.70	0.56
26:DD:33:ARG:HH11	26:DD:76:GLY:HA3	1.70	0.56
23:BB:345:A:H1'	23:BB:346:A:C2	2.39	0.56

Continued on next page...

Continued from previous page...

Atom-1	Atom-2	Distance(Å)	Clash(Å)
25:DC:191:LEU:CD2	25:DC:192:GLY:H	2.17	0.56
23:BB:1809:A:H2'	23:BB:1810:A:C8	2.41	0.56
41:DJ:57:LEU:HD23	41:DJ:128:ASN:HA	1.87	0.56
14:AQ:59:GLU:HB3	14:AQ:75:VAL:CG2	2.35	0.56
35:BV:40:ILE:N	35:BV:40:ILE:HD13	2.19	0.56
23:BB:1869:G:H3'	23:BB:1870:C:C5'	2.35	0.56
16:CS:60:PHE:N	16:CS:60:PHE:CD2	2.74	0.56
23:BB:1439:A:N7	23:BB:1440:U:C2	2.73	0.56
23:BB:1442:U:H2'	23:BB:1443:U:H6	1.69	0.56
46:DU:42:LYS:HD2	46:DU:59:GLU:HB2	1.87	0.56
23:DB:414:C:H2'	23:DB:415:A:H8	1.67	0.56
26:BD:55:LYS:HE2	26:BD:59:ARG:HB2	1.86	0.56
40:DH:27:ARG:CZ	51:DZ:60:ASP:HA	2.34	0.56
1:CA:266:G:O2'	1:CA:267:C:H3'	2.05	0.56
23:BB:2097:A:H2'	23:BB:2098:U:H6	1.69	0.56
1:CA:1128:C:H4'	1:CA:1148:U:O2	2.04	0.56
23:DB:172:A:O2'	23:DB:173:A:H5'	2.05	0.56
23:DB:1640:A:H2'	23:DB:1641:A:H8	1.69	0.56
1:CA:255:G:H2'	1:CA:256:U:C6	2.40	0.56
23:DB:1590:A:H2'	23:DB:1591:A:H8	1.70	0.56
6:CG:30:MET:HE3	6:CG:33:GLY:HA2	1.86	0.56
23:DB:2784:U:H2'	23:DB:2785:C:C6	2.41	0.56
41:BJ:18:VAL:O	41:BJ:56:VAL:HA	2.04	0.56
1:CA:821:G:H4'	56:CA:1750:HOH:O	2.03	0.56
16:CS:21:ALA:HA	16:CS:24:SER:HG	1.70	0.56
23:BB:1346:G:O2'	23:BB:1347:A:H5'	2.05	0.56
25:DC:136:VAL:HG12	25:DC:137:GLY:N	2.20	0.56
23:DB:2251:G:H2'	23:DB:2252:G:C8	2.40	0.56
1:CA:532:A:N6	2:CC:126:ARG:HH21	2.03	0.56
23:DB:1326:U:O2'	23:DB:1327:A:H5'	2.05	0.56
1:CA:1192:C:H2'	1:CA:1193:G:O4'	2.05	0.56
23:DB:1268:A:H2'	23:DB:1269:A:O4'	2.05	0.56
22:DA:41:G:O6	47:DF:68:LYS:HD3	2.04	0.56
23:DB:365:U:H2'	23:DB:366:C:C6	2.40	0.56
23:DB:737:C:O2'	23:DB:738:G:H5'	2.06	0.56
6:AG:8:GLN:HG2	6:AG:9:ARG:N	2.20	0.56
5:CF:17:GLN:O	5:CF:21:MET:HG3	2.05	0.56
23:BB:370:G:O2'	23:BB:423:A:H3'	2.06	0.56
23:DB:2611:C:O2'	23:DB:2612:C:H5'	2.04	0.56
46:DU:5:ARG:NH2	46:DU:93:ARG:HD3	2.21	0.56
24:DI:37:PHE:CZ	24:DI:58:ILE:HD11	2.40	0.56
43:DO:74:VAL:O	43:DO:77:ALA:HB3	2.05	0.56

Continued on next page...

Continued from previous page...

Atom-1	Atom-2	Distance(Å)	Clash(Å)
23:BB:1051:G:H2'	23:BB:1052:C:C6	2.41	0.56
23:BB:1859:U:H2'	23:BB:1860:G:C8	2.41	0.56
23:DB:1098:A:H3'	24:DI:3:LYS:C	2.26	0.56
26:DD:186:LEU:HD21	28:DP:3:ILE:HD11	1.88	0.56
16:CS:32:THR:HG22	16:CS:33:TRP:N	2.20	0.56
16:CS:39:ILE:HD12	16:CS:68:HIS:H	1.70	0.56
1:AA:1360:A:H61	1:AA:1361:G:H21	1.53	0.56
49:BR:37:GLU:O	49:BR:39:LEU:HD23	2.05	0.56
3:AD:22:SER:N	3:AD:109:THR:HG22	2.12	0.56
1:CA:1223:C:O5'	1:CA:1224:U:H5''	2.05	0.56
1:AA:135:C:N3	13:AP:1:MET:HB2	2.20	0.56
38:BM:18:ARG:C	38:BM:38:ARG:HH22	2.09	0.56
47:DF:64:PRO:HA	47:DF:88:VAL:CG2	2.35	0.56
44:DQ:10:ARG:HB2	44:DQ:10:ARG:CZ	2.34	0.56
27:DK:40:LYS:HZ2	27:DK:59:LYS:HE3	1.70	0.56
28:BP:20:ARG:HH22	28:BP:91:VAL:HG22	1.70	0.56
47:DF:108:PRO:C	47:DF:110:ILE:H	2.09	0.56
1:AA:919:A:O2'	1:AA:920:U:H5'	2.05	0.56
12:AM:87:GLY:HA2	12:AM:90:HIS:CD2	2.41	0.56
26:BD:101:PHE:O	26:BD:180:VAL:HG11	2.05	0.56
1:CA:675:A:H2'	1:CA:676:A:C8	2.41	0.56
1:AA:202:G:H2'	1:AA:203:G:C8	2.39	0.56
3:AD:90:LEU:HD22	3:AD:90:LEU:H	1.70	0.56
26:BD:107:VAL:HA	26:BD:204:LYS:O	2.06	0.56
39:BX:8:GLU:HB2	39:BX:13:GLU:OE1	2.06	0.56
23:BB:1724:G:H2'	23:BB:1725:U:H6	1.69	0.56
46:DU:85:ARG:HD3	46:DU:86:PHE:N	2.20	0.56
23:DB:584:C:P	44:DQ:5:ARG:HD3	2.46	0.56
3:CD:199:ILE:HG13	3:CD:200:VAL:N	2.21	0.56
1:AA:987:G:H2'	1:AA:988:G:H8	1.70	0.56
23:DB:1952:A:OP1	27:DK:42:THR:HG21	2.06	0.56
13:AP:53:ASP:O	13:AP:57:ILE:HG12	2.05	0.56
25:BC:204:LEU:HD23	25:BC:209:ALA:HB3	1.88	0.56
8:CI:103:VAL:HG23	8:CI:104:THR:N	2.19	0.56
23:BB:2548:U:H1'	27:BK:23:LYS:NZ	2.19	0.56
42:BN:54:LEU:HD11	42:BN:62:ASN:HB3	1.88	0.56
1:AA:861:G:H2'	1:AA:862:C:H6	1.70	0.56
1:AA:880:C:H2'	1:AA:881:G:C8	2.41	0.56
1:AA:1486:G:H2'	1:AA:1487:G:C1'	2.36	0.56
23:DB:362:A:H3'	23:DB:363:G:C8	2.40	0.56
41:DJ:93:ILE:O	41:DJ:97:PRO:HG3	2.05	0.56
23:BB:1914:C:O2	23:BB:1914:C:H3'	2.05	0.56

Continued on next page...

Continued from previous page...

Atom-1	Atom-2	Distance(Å)	Clash(Å)
9:CJ:42:LEU:HG	9:CJ:43:PRO:HD2	1.87	0.56
37:DL:3:LEU:O	37:DL:5:THR:HG23	2.05	0.56
24:BI:58:ILE:N	24:BI:58:ILE:HD12	2.20	0.56
1:CA:1396:A:C4'	1:CA:1397:C:H5'	2.35	0.56
23:BB:2078:C:H2'	23:BB:2079:U:C6	2.39	0.56
23:DB:519:U:H2'	23:DB:520:G:H8	1.70	0.56
1:CA:1524:C:H2'	1:CA:1525:G:C8	2.41	0.56
25:BC:20:ASN:ND2	25:BC:23:LEU:HD13	2.21	0.56
8:AI:126:PHE:O	8:AI:128:LYS:N	2.38	0.56
1:CA:733:G:O2'	1:CA:734:G:H5'	2.05	0.56
1:CA:1463:U:OP1	28:DP:108:ARG:HD2	2.05	0.56
1:AA:1504:G:H4'	1:AA:1505:G:O4'	2.06	0.56
40:DH:70:GLU:HA	40:DH:73:ASN:HB2	1.87	0.56
1:AA:616:G:H2'	1:AA:616:G:N3	2.21	0.56
23:BB:2384:U:H5''	23:BB:2386:A:OP1	2.05	0.56
23:DB:2330:G:H1'	52:DW:38:ARG:CB	2.34	0.56
1:CA:1221:G:H4'	16:CS:76:THR:CG2	2.28	0.56
51:DZ:59:ILE:HD13	51:DZ:67:VAL:HG21	1.88	0.56
9:CJ:6:ILE:O	9:CJ:8:ILE:HD12	2.05	0.56
28:DP:89:GLY:HA2	28:DP:111:GLU:C	2.26	0.56
28:DP:21:PRO:CG	28:DP:91:VAL:HG21	2.34	0.56
46:BU:82:VAL:H	46:BU:96:LYS:NZ	2.04	0.56
23:BB:2531:A:H5'	48:BG:156:TYR:CE2	2.41	0.56
26:DD:107:VAL:HA	26:DD:204:LYS:O	2.05	0.56
19:CU:19:LYS:HD2	19:CU:19:LYS:N	2.20	0.56
37:BL:4:ASN:N	37:BL:4:ASN:ND2	2.54	0.56
1:AA:927:G:O2'	1:AA:928:G:H5'	2.06	0.56
26:DD:56:LYS:HD2	26:DD:59:ARG:HG3	1.86	0.56
11:AL:14:LYS:HZ3	11:AL:16:ALA:HB3	1.69	0.56
18:CB:116:LEU:HD11	18:CB:139:GLU:OE1	2.06	0.56
27:BK:85:VAL:HG21	27:BK:115:ILE:HD11	1.86	0.56
23:DB:1552:A:H2'	23:DB:1553:A:H5'	1.87	0.56
10:AK:28:ASN:CG	10:AK:56:LYS:HE3	2.26	0.56
23:BB:1061:U:O4'	23:BB:1070:A:H1'	2.06	0.56
23:BB:264:C:C2'	23:BB:265:A:H5''	2.34	0.56
23:BB:2292:U:H2'	23:BB:2293:G:C8	2.41	0.56
44:BQ:77:LYS:HA	44:BQ:80:ASN:HB3	1.87	0.56
22:BA:59:A:H2'	22:BA:60:C:C6	2.40	0.56
46:BU:32:LYS:HA	46:BU:65:GLN:HA	1.86	0.56
1:AA:1488:G:O2'	1:AA:1489:G:H5'	2.05	0.56
23:BB:2015:A:C2	31:B0:2:VAL:HG22	2.40	0.56
23:BB:2845:U:O3'	28:BP:52:ARG:HD3	2.04	0.56

Continued on next page...

Continued from previous page...

Atom-1	Atom-2	Distance(Å)	Clash(Å)
23:DB:2231:U:H2'	23:DB:2232:C:C6	2.40	0.56
1:AA:513:C:H2'	1:AA:514:C:C6	2.39	0.56
18:CB:67:LEU:HD22	18:CB:91:VAL:HG23	1.88	0.56
1:CA:1458:G:H4'	17:CT:22:SER:HB2	1.86	0.56
47:DF:78:ILE:N	47:DF:78:ILE:HD12	2.20	0.56
23:DB:224:U:O4	23:DB:420:C:H5'	2.06	0.56
23:BB:417:C:H2'	23:BB:418:C:H6	1.71	0.56
29:DE:21:ARG:HG3	29:DE:22:ASP:O	2.05	0.56
1:CA:285:C:H2'	1:CA:286:C:C6	2.41	0.56
1:AA:838:G:H2'	1:AA:839:C:C6	2.40	0.56
6:CG:100:MET:O	6:CG:104:VAL:HG23	2.06	0.56
9:AJ:12:ALA:HB3	9:AJ:18:ILE:HB	1.87	0.56
7:CH:108:GLY:O	7:CH:110:MET:HG3	2.04	0.56
23:BB:2393:U:H2'	23:BB:2394:C:O4'	2.06	0.56
24:DI:1:ALA:CB	24:DI:2:LYS:HD2	2.35	0.56
29:BE:118:LEU:HD21	29:BE:188:MET:HE3	1.88	0.56
25:DC:159:THR:O	25:DC:194:VAL:HG12	2.05	0.56
51:BZ:32:ASN:C	51:BZ:33:LEU:HD12	2.26	0.56
51:DZ:70:GLU:O	51:DZ:72:ARG:N	2.38	0.56
8:AI:49:GLN:N	8:AI:50:PRO:HD2	2.21	0.56
1:CA:1513:A:H2'	1:CA:1514:G:C8	2.40	0.56
43:BO:11:ALA:HB2	43:BO:96:GLY:N	2.20	0.56
29:DE:146:VAL:O	29:DE:167:VAL:HA	2.06	0.56
3:AD:3:TYR:C	3:AD:4:LEU:HD12	2.26	0.56
41:DJ:25:LEU:HD22	41:DJ:26:GLY:H	1.70	0.56
30:DY:15:ARG:N	30:DY:15:ARG:HD2	2.20	0.56
47:DF:1:ALA:HB1	47:DF:4:HIS:HB3	1.87	0.56
23:DB:1025:G:H8	23:DB:1025:G:OP1	1.89	0.56
1:CA:1289:A:H3'	1:CA:1290:G:H8	1.70	0.56
23:BB:2748:A:H4'	48:BG:3:VAL:HG21	1.88	0.56
16:AS:39:ILE:HD13	16:AS:65:MET:HB3	1.87	0.56
1:AA:678:U:H2'	1:AA:679:C:C6	2.40	0.56
26:BD:116:LYS:HB3	26:BD:118:PHE:CE1	2.41	0.56
20:CO:88:ARG:O	20:CO:88:ARG:HG3	2.05	0.56
23:BB:970:U:H2'	23:BB:971:G:C8	2.41	0.56
34:D3:54:LEU:O	34:D3:57:VAL:HG23	2.06	0.56
9:CJ:65:TYR:HA	21:CN:98:ALA:H	1.71	0.56
23:DB:1309:G:OP1	36:D2:9:VAL:HG12	2.05	0.56
5:AF:80:PHE:CE1	25:BC:123:ILE:HG12	2.41	0.56
25:BC:202:ARG:NH1	25:BC:204:LEU:HD11	2.20	0.56
2:CC:146:LYS:HB2	2:CC:202:PHE:CD2	2.41	0.56
1:AA:195:A:H1'	1:AA:222:C:O2'	2.06	0.56

Continued on next page...

Continued from previous page...

Atom-1	Atom-2	Distance(Å)	Clash(Å)
23:BB:1704:C:H2'	23:BB:1705:A:H8	1.71	0.56
40:DH:133:GLN:HG2	40:DH:139:PHE:HA	1.87	0.56
47:BF:78:ILE:HD12	47:BF:78:ILE:N	2.21	0.56
1:AA:451:A:H5'	13:AP:70:ARG:HH22	1.70	0.56
1:CA:213:G:H3'	1:CA:214:C:H6	1.71	0.56
23:DB:182:A:H1'	23:DB:434:U:H5'	1.86	0.56
47:DF:72:SER:HA	47:DF:78:ILE:HG22	1.87	0.56
1:AA:255:G:H4'	14:AQ:18:LYS:HD2	1.87	0.56
43:DO:11:ALA:HB2	43:DO:96:GLY:CA	2.35	0.56
18:CB:19:THR:HG23	18:CB:20:ARG:H	1.71	0.56
1:CA:1027:C:H2'	1:CA:1028:C:C6	2.41	0.56
42:BN:85:PRO:HA	42:BN:88:ALA:HB2	1.86	0.56
23:DB:691:C:H5'	25:DC:216:ARG:NH1	2.20	0.56
23:DB:692:C:H2'	23:DB:693:A:C8	2.41	0.56
23:BB:1635:A:C2'	23:BB:1636:U:H5'	2.36	0.56
1:AA:484:G:H5'	1:AA:486:U:H5'	1.88	0.56
51:DZ:39:TRP:HB2	51:DZ:46:PHE:CE2	2.40	0.56
34:D3:18:LYS:HD2	34:D3:19:GLY:N	2.21	0.56
23:DB:1802:A:H2'	23:DB:1803:A:C8	2.41	0.56
23:DB:1447:C:H2'	23:DB:1448:G:H8	1.70	0.56
27:BK:108:ARG:HH12	28:BP:34:GLY:HA2	1.70	0.56
26:BD:109:VAL:HG11	26:BD:193:VAL:CG1	2.35	0.56
1:CA:114:U:O2'	1:CA:115:G:H5'	2.06	0.56
23:DB:99:U:H5'	23:DB:100:U:OP1	2.05	0.56
23:DB:664:G:H2'	23:DB:665:U:H6	1.71	0.56
9:AJ:73:LEU:CD1	9:AJ:75:ASP:HB2	2.36	0.56
28:BP:3:ILE:O	28:BP:7:LEU:HD13	2.06	0.56
40:BH:78:VAL:HG21	40:BH:142:VAL:HG13	1.88	0.56
25:BC:245:THR:C	25:BC:247:TRP:H	2.09	0.56
8:AI:46:VAL:HA	8:AI:49:GLN:HG3	1.88	0.56
33:D1:34:GLU:CG	33:D1:49:LYS:HG3	2.34	0.56
33:B1:34:GLU:CG	33:B1:49:LYS:HG3	2.35	0.56
8:AI:103:VAL:HG23	8:AI:104:THR:N	2.20	0.56
38:DM:34:LYS:HA	38:DM:100:LYS:O	2.06	0.56
28:BP:89:GLY:HA2	28:BP:111:GLU:C	2.26	0.56
4:AE:131:ASN:ND2	4:AE:134:ASN:H	2.03	0.56
22:BA:43:C:H4'	47:BF:91:ARG:HG3	1.88	0.56
47:BF:108:PRO:C	47:BF:110:ILE:H	2.09	0.56
1:CA:676:A:O2'	1:CA:677:U:H5'	2.05	0.56
10:AK:62:ALA:HB1	10:AK:95:THR:HB	1.88	0.56
1:CA:462:G:H3'	1:CA:463:U:C6	2.40	0.56
26:BD:21:SER:HB3	27:BK:72:PRO:O	2.06	0.56

Continued on next page...

Continued from previous page...

Atom-1	Atom-2	Distance(Å)	Clash(Å)
1:AA:1100:C:O2'	1:AA:1101:A:H5'	2.05	0.56
1:CA:1041:G:H2'	1:CA:1042:A:H8	1.70	0.56
26:DD:101:PHE:O	26:DD:180:VAL:HG11	2.06	0.56
1:CA:72:A:H2'	1:CA:73:C:O4'	2.05	0.56
3:CD:9:LYS:HA	3:CD:12:ARG:HG3	1.86	0.56
30:DY:47:ILE:HD12	30:DY:54:VAL:HG21	1.87	0.56
23:BB:2073:C:H5''	25:BC:227:VAL:HG12	1.87	0.56
12:CM:95:PRO:CA	12:CM:108:ARG:HG2	2.35	0.56
23:DB:1442:U:H2'	23:DB:1443:U:C6	2.41	0.56
1:CA:124:C:O2'	1:CA:125:U:H5'	2.06	0.56
17:CT:81:GLN:O	17:CT:85:LEU:HD22	2.05	0.56
43:BO:89:ASP:H	43:BO:115:LEU:HD13	1.69	0.56
22:DA:59:A:H2'	22:DA:60:C:C6	2.40	0.56
45:DS:96:ILE:HG23	45:DS:96:ILE:O	2.05	0.56
23:BB:2537:U:H2'	23:BB:2538:C:H6	1.69	0.56
1:CA:620:C:O2	3:CD:131:ILE:HG21	2.06	0.56
8:AI:17:ARG:HB2	8:AI:65:THR:HB	1.87	0.56
23:BB:302:C:H2'	23:BB:303:G:H8	1.71	0.56
1:CA:55:A:H2'	1:CA:56:U:O4'	2.06	0.56
23:DB:2107:G:N3	23:DB:2107:G:H2'	2.19	0.56
1:AA:106:C:H2'	1:AA:107:G:O4'	2.05	0.56
25:BC:20:ASN:HD21	25:BC:22:GLU:HG3	1.71	0.56
23:DB:41:C:H2'	23:DB:42:A:O4'	2.06	0.56
45:DS:5:ALA:HB3	45:DS:54:ALA:HB2	1.87	0.56
48:BG:70:LEU:O	48:BG:73:SER:HB3	2.05	0.56
23:BB:2852:G:H2'	23:BB:2853:C:C6	2.41	0.56
23:BB:1932:A:H2'	23:BB:1933:G:O4'	2.05	0.56
23:DB:2157:G:N3	23:DB:2157:G:H2'	2.20	0.56
1:CA:1402:C:H2'	1:CA:1403:C:O4'	2.06	0.56
23:DB:1932:A:H2'	23:DB:1933:G:O4'	2.05	0.56
23:DB:1851:U:H2'	23:DB:1852:U:H6	1.70	0.56
23:DB:1818:U:N3	25:DC:152:GLN:HB3	2.21	0.56
18:CB:86:CYS:H	18:CB:88:GLN:HE21	1.54	0.56
45:BS:29:VAL:O	45:BS:33:LEU:HG	2.05	0.56
44:BQ:91:ARG:HD3	49:BR:11:GLN:CD	2.26	0.56
2:CC:154:GLY:HA3	2:CC:162:ALA:HB1	1.87	0.56
43:BO:64:TYR:C	43:BO:66:GLY:H	2.09	0.56
29:DE:146:VAL:HG11	29:DE:187:VAL:HG23	1.88	0.56
23:BB:1060:U:O4	24:BI:131:THR:HG22	2.05	0.56
46:DU:81:ARG:HD3	46:DU:96:LYS:HD2	1.87	0.56
1:AA:1126:U:O2'	1:AA:1280:A:H2'	2.06	0.56
28:BP:21:PRO:O	28:BP:46:VAL:HG23	2.06	0.56

Continued on next page...

Continued from previous page...

Atom-1	Atom-2	Distance(Å)	Clash(Å)
18:AB:125:PHE:N	18:AB:125:PHE:CD2	2.73	0.56
6:AG:145:GLU:HA	6:AG:148:LYS:HE3	1.88	0.56
41:DJ:81:ILE:HG12	41:DJ:82:GLY:N	2.19	0.56
40:DH:77:THR:HA	40:DH:143:ILE:O	2.06	0.56
23:BB:2742:G:O2'	23:BB:2743:U:H5'	2.06	0.56
1:CA:1349:A:H2'	1:CA:1350:A:O4'	2.06	0.56
40:DH:3:VAL:HA	40:DH:37:VAL:O	2.06	0.56
24:DI:45:THR:CA	24:DI:48:ILE:HG22	2.35	0.56
42:BN:86:ARG:HB3	42:BN:117:ASP:OD1	2.06	0.56
4:CE:158:LYS:NZ	7:CH:63:LYS:HD3	2.21	0.56
23:DB:594:U:H2'	23:DB:595:C:H6	1.70	0.56
35:DV:63:ILE:HD11	35:DV:72:VAL:HG22	1.87	0.56
23:DB:2073:C:H5''	25:DC:227:VAL:HG12	1.88	0.56
23:BB:2542:A:H4'	23:BB:2543:G:H5'	1.88	0.56
23:DB:1911:U:H2'	23:DB:1918:A:N1	2.21	0.56
43:BO:111:ARG:HG2	43:BO:117:PHE:H	1.70	0.56
23:DB:633:A:H2'	23:DB:634:C:O4'	2.06	0.56
23:DB:2243:U:H2'	23:DB:2244:U:C6	2.41	0.56
28:DP:77:SER:OG	28:DP:79:VAL:HG22	2.06	0.56
23:DB:2751:G:H3'	23:DB:2752:C:H6	1.71	0.56
27:BK:13:ASN:HD21	27:BK:98:ARG:HB2	1.69	0.56
44:DQ:20:ALA:HB2	44:DQ:38:VAL:CG2	2.36	0.56
30:DY:2:LYS:HD3	30:DY:2:LYS:H	1.70	0.56
23:BB:2662:A:H2'	23:BB:2663:G:O4'	2.06	0.56
1:AA:1402:C:H2'	1:AA:1403:C:O4'	2.06	0.56
42:BN:24:MET:SD	42:BN:44:LEU:HD22	2.45	0.56
23:BB:2405:G:H1'	23:BB:2412:A:H61	1.71	0.56
3:CD:36:ALA:HB2	3:CD:42:ALA:HB2	1.87	0.56
1:AA:1002:G:OP2	1:AA:1002:G:H8	1.89	0.56
23:BB:2140:G:N3	23:BB:2140:G:H2'	2.20	0.56
23:DB:1013:C:H2'	23:DB:1014:A:H8	1.70	0.56
15:AR:33:THR:HG23	15:AR:37:LYS:O	2.05	0.56
21:CN:52:ARG:O	21:CN:55:SER:HB2	2.06	0.56
6:AG:100:MET:O	6:AG:104:VAL:HG23	2.06	0.56
49:DR:37:GLU:O	49:DR:39:LEU:HD23	2.06	0.56
1:AA:1071:C:O2'	1:AA:1072:G:H5'	2.05	0.56
9:AJ:53:ILE:HG13	21:AN:84:ARG:CZ	2.36	0.56
41:BJ:38:GLY:N	41:BJ:51:GLY:HA2	2.21	0.56
11:AL:24:GLU:HB2	11:AL:26:CYS:HG	1.69	0.56
23:BB:2578:G:N7	26:BD:145:SER:HB2	2.21	0.56
25:BC:255:LYS:C	25:BC:257:ARG:H	2.10	0.56
43:DO:64:TYR:C	43:DO:66:GLY:H	2.10	0.56

Continued on next page...

Continued from previous page...

Atom-1	Atom-2	Distance(Å)	Clash(Å)
43:DO:67:ASN:HB3	43:DO:70:ALA:CB	2.34	0.56
3:AD:28:ASP:HB2	3:AD:33:ILE:HG21	1.88	0.56
5:AF:35:LYS:O	5:AF:64:VAL:HG13	2.06	0.56
24:BI:76:ALA:O	24:BI:80:LYS:HG3	2.06	0.56
41:DJ:25:LEU:HA	41:DJ:28:LEU:HD22	1.87	0.56
52:DW:48:ALA:O	52:DW:61:LYS:HB2	2.06	0.56
50:BT:32:LEU:H	50:BT:83:ALA:HB3	1.71	0.56
47:DF:95:MET:O	47:DF:99:PHE:HB2	2.05	0.56
11:CL:51:VAL:HG12	11:CL:52:CYS:N	2.19	0.56
17:AT:61:ALA:HA	17:AT:66:ILE:HB	1.87	0.56
42:DN:12:ARG:HG3	42:DN:13:ASN:H	1.70	0.56
23:BB:719:C:O2'	23:BB:720:U:H5'	2.06	0.56
24:DI:17:ALA:O	24:DI:18:ASN:CB	2.53	0.56
6:AG:73:GLU:O	6:AG:87:PRO:HA	2.06	0.56
9:AJ:42:LEU:HB3	9:AJ:71:LEU:HD21	1.88	0.56
16:AS:29:PRO:CB	16:AS:47:THR:HB	2.35	0.56
37:BL:57:LEU:C	37:BL:59:ARG:H	2.09	0.56
3:AD:52:VAL:HG12	3:AD:198:LEU:HD11	1.88	0.56
23:DB:1442:U:H2'	23:DB:1443:U:H6	1.70	0.56
23:DB:828:U:H2'	23:DB:829:A:C8	2.41	0.56
23:DB:828:U:H4'	23:DB:831:G:N1	2.20	0.56
23:DB:1854:A:H2	23:DB:2087:G:N3	2.04	0.56
1:AA:704:A:H2'	1:AA:705:G:O4'	2.06	0.56
34:B3:14:LYS:HD3	34:B3:21:PHE:O	2.05	0.56
23:BB:1442:U:H2'	23:BB:1443:U:C6	2.41	0.56
17:AT:81:GLN:O	17:AT:85:LEU:HD22	2.06	0.56
1:CA:251:G:N3	1:CA:266:G:O6	2.39	0.56
46:DU:12:VAL:HG22	46:DU:69:VAL:HG12	1.88	0.56
1:CA:1006:G:H2'	1:CA:1007:U:C6	2.40	0.56
18:AB:187:ASP:OD1	18:AB:203:ASP:HB3	2.04	0.56
22:BA:87:U:H2'	22:BA:88:C:C5'	2.36	0.56
23:BB:1149:G:H2'	23:BB:1150:C:H6	1.69	0.56
23:BB:3:U:O2'	23:BB:4:U:C6	2.59	0.56
23:BB:560:C:H2'	23:BB:561:G:O4'	2.06	0.56
42:DN:86:ARG:HB3	42:DN:117:ASP:OD1	2.06	0.56
1:AA:236:A:H2'	1:AA:237:G:H8	1.71	0.56
23:DB:309:A:N3	23:DB:329:G:O2'	2.39	0.56
1:AA:733:G:O2'	1:AA:734:G:H5'	2.05	0.56
1:AA:1110:A:H2'	1:AA:1111:A:H5'	1.88	0.56
23:DB:2359:C:H2'	23:DB:2360:G:C8	2.41	0.56
48:DG:70:LEU:O	48:DG:73:SER:HB3	2.06	0.56
44:DQ:84:LYS:HA	44:DQ:84:LYS:HE2	1.86	0.56

Continued on next page...

Continued from previous page...

Atom-1	Atom-2	Distance(Å)	Clash(Å)
2:CC:18:ASN:ND2	2:CC:53:ARG:HH21	2.04	0.56
18:CB:61:SER:HA	18:CB:224:ARG:HA	1.88	0.56
28:DP:6:GLN:O	28:DP:10:GLU:HB2	2.06	0.56
23:BB:2230:G:H2'	23:BB:2231:U:H6	1.71	0.56
12:CM:38:ILE:HG22	12:CM:42:VAL:HG21	1.88	0.56
23:BB:2134:A:N6	23:BB:2157:G:N2	2.54	0.56
1:AA:1366:C:H2'	1:AA:1367:C:C6	2.41	0.56
10:CK:126:ARG:HB2	19:CU:33:ARG:HD2	1.88	0.56
29:DE:116:ASP:O	29:DE:185:LYS:HE3	2.05	0.56
3:AD:117:VAL:HA	3:AD:122:ILE:CG1	2.35	0.56
37:DL:80:SER:H	37:DL:113:ALA:CB	2.19	0.56
23:BB:584:C:OP1	44:BQ:5:ARG:HB3	2.06	0.56
8:AI:11:ARG:HG3	8:AI:11:ARG:O	2.06	0.56
4:CE:14:LEU:HD22	4:CE:15:ILE:N	2.21	0.56
23:BB:1025:G:H8	23:BB:1025:G:OP1	1.88	0.56
26:BD:3:GLY:C	26:BD:4:LEU:HD22	2.27	0.56
26:BD:31:ALA:HA	26:BD:97:SER:HA	1.87	0.56
1:AA:377:G:H2'	1:AA:378:G:H8	1.69	0.56
22:DA:95:U:H2'	22:DA:96:G:C8	2.40	0.56
41:BJ:81:ILE:HG12	41:BJ:82:GLY:N	2.20	0.56
37:BL:61:LEU:N	37:BL:61:LEU:HD12	2.21	0.56
18:AB:107:ARG:NH2	18:AB:111:LYS:HB2	2.21	0.56
23:BB:969:G:OP1	30:BY:17:PRO:HG3	2.05	0.56
26:DD:55:LYS:HE2	26:DD:59:ARG:HB2	1.87	0.56
23:DB:2869:G:H2'	23:DB:2870:C:C6	2.41	0.56
4:CE:101:GLY:H	4:CE:121:ASN:ND2	2.03	0.56
1:AA:844:G:N2	1:AA:845:A:H62	2.04	0.56
23:BB:633:A:H2'	23:BB:634:C:O4'	2.05	0.56
23:BB:1150:C:H2'	23:BB:1151:A:H8	1.71	0.56
11:CL:43:LYS:HE3	11:CL:44:PRO:HD3	1.88	0.56
29:BE:21:ARG:HG3	29:BE:22:ASP:O	2.06	0.56
23:BB:1313:U:O2	23:BB:1313:U:H2'	2.06	0.56
37:BL:110:VAL:HG23	37:BL:126:ARG:O	2.05	0.56
35:BV:53:LYS:HA	35:BV:53:LYS:HZ3	1.71	0.56
23:DB:1505:A:H2'	23:DB:1506:U:C6	2.41	0.56
6:AG:129:ASN:HA	6:AG:134:VAL:HG11	1.87	0.56
8:CI:32:ARG:HB3	8:CI:36:GLN:HE21	1.71	0.56
1:AA:772:U:H2'	1:AA:773:G:O4'	2.06	0.56
23:DB:806:C:O2'	23:DB:807:U:H5'	2.05	0.56
23:BB:842:U:H2'	23:BB:843:G:H8	1.70	0.56
23:BB:1301:A:O2'	23:BB:1302:A:H3'	2.06	0.56
24:DI:5:GLN:O	24:DI:6:ALA:HB3	2.05	0.55

Continued on next page...

Continued from previous page...

Atom-1	Atom-2	Distance(Å)	Clash(Å)
18:CB:18:GLN:HB2	18:CB:188:THR:OG1	2.07	0.55
45:DS:29:VAL:O	45:DS:33:LEU:HG	2.06	0.55
41:DJ:38:GLY:N	41:DJ:51:GLY:HA2	2.20	0.55
1:AA:1072:G:N2	18:AB:105:THR:HG21	2.21	0.55
28:BP:6:GLN:O	28:BP:10:GLU:HB2	2.06	0.55
52:BW:43:LYS:HD2	52:BW:79:ILE:CD1	2.30	0.55
1:CA:1060:U:OP1	9:CJ:53:ILE:HD11	2.06	0.55
2:CC:23:ALA:HB1	2:CC:27:GLU:OE1	2.06	0.55
1:CA:1513:A:H2'	1:CA:1514:G:H8	1.69	0.55
43:BO:7:ARG:HA	43:BO:10:ARG:NE	2.21	0.55
48:DG:84:LYS:C	48:DG:85:LYS:HG2	2.25	0.55
48:BG:83:THR:HA	48:BG:84:LYS:NZ	2.21	0.55
23:DB:547:A:H3'	23:DB:548:G:O4'	2.06	0.55
41:BJ:25:LEU:HA	41:BJ:28:LEU:HD22	1.87	0.55
30:BY:6:ILE:HG22	30:BY:56:VAL:HG22	1.88	0.55
47:BF:134:GLN:C	47:BF:136:ILE:H	2.08	0.55
1:CA:663:A:O2'	1:CA:664:G:H5'	2.06	0.55
10:AK:80:ASN:CB	10:AK:105:ARG:HB3	2.35	0.55
1:AA:1227:A:H1'	12:AM:113:LYS:NZ	2.20	0.55
13:AP:5:ARG:HH22	13:AP:24:SER:HA	1.72	0.55
46:BU:46:LYS:HZ2	46:BU:47:PRO:HD2	1.71	0.55
12:AM:79:LEU:HB2	12:AM:84:CYS:SG	2.47	0.55
4:AE:155:LYS:HD2	7:AH:70:VAL:O	2.05	0.55
23:DB:1081:U:H5'	24:DI:126:ARG:NH1	2.21	0.55
12:CM:93:GLY:HA2	12:CM:108:ARG:HH12	1.71	0.55
23:DB:1869:G:H3'	23:DB:1870:C:C5'	2.37	0.55
26:BD:40:LEU:HA	26:BD:45:TYR:H	1.70	0.55
23:BB:131:A:H2'	23:BB:132:G:C8	2.40	0.55
1:CA:1408:A:O2'	1:CA:1409:C:H5'	2.06	0.55
23:DB:137:U:H3'	23:DB:138:U:C6	2.41	0.55
23:DB:154:U:H2'	23:DB:155:A:H8	1.70	0.55
24:BI:105:LEU:HD11	24:BI:139:VAL:CG1	2.36	0.55
23:DB:2393:U:H2'	23:DB:2394:C:O4'	2.05	0.55
23:DB:553:G:O2'	23:DB:554:U:H5'	2.06	0.55
1:CA:908:A:O2'	1:CA:909:A:H5'	2.05	0.55
23:BB:1873:G:O2'	23:BB:1874:C:H5'	2.07	0.55
1:CA:501:C:H2'	1:CA:502:A:C8	2.40	0.55
1:CA:1507:A:H2'	1:CA:1508:A:C8	2.41	0.55
1:AA:285:C:H2'	1:AA:286:C:C6	2.41	0.55
27:BK:103:VAL:HG23	27:BK:122:VAL:O	2.06	0.55
23:BB:1994:C:O2'	23:BB:1995:U:H5'	2.06	0.55
23:DB:1400:U:H2'	23:DB:1401:G:H8	1.71	0.55

Continued on next page...

Continued from previous page...

Atom-1	Atom-2	Distance(Å)	Clash(Å)
44:DQ:100:PHE:HB2	49:DR:13:ARG:HH12	1.71	0.55
23:DB:370:G:O2'	23:DB:423:A:H3'	2.06	0.55
5:CF:79:ARG:NH2	5:CF:87:SER:HB3	2.21	0.55
23:BB:664:G:H2'	23:BB:665:U:H6	1.71	0.55
1:CA:1019:A:H2'	1:CA:1020:G:H8	1.71	0.55
23:BB:2257:U:O2'	23:BB:2258:C:H5'	2.06	0.55
8:CI:90:ASP:C	8:CI:92:SER:H	2.09	0.55
29:BE:149:ILE:O	29:BE:188:MET:HA	2.05	0.55
23:BB:674:G:H1'	29:BE:69:ARG:NE	2.09	0.55
40:DH:121:VAL:HG12	40:DH:123:ARG:HH11	1.71	0.55
18:AB:85:SER:O	18:AB:86:CYS:HB2	2.06	0.55
28:BP:4:ILE:HG22	28:BP:5:LYS:N	2.18	0.55
45:BS:24:ILE:HD11	45:BS:36:LEU:HD21	1.89	0.55
51:BZ:70:GLU:O	51:BZ:72:ARG:N	2.39	0.55
16:CS:9:PHE:C	16:CS:10:ILE:HG13	2.27	0.55
23:DB:1252:G:H1'	44:DQ:32:ARG:HH22	1.70	0.55
11:AL:66:ILE:HG21	11:AL:71:HIS:HB3	1.88	0.55
1:CA:461:A:H3'	1:CA:462:G:O4'	2.06	0.55
1:CA:1242:G:O2'	1:CA:1243:C:H5'	2.06	0.55
26:BD:124:ARG:HD3	26:BD:163:GLY:O	2.05	0.55
12:AM:74:MET:O	12:AM:78:ARG:HB2	2.06	0.55
23:DB:720:U:H2'	23:DB:721:A:C8	2.42	0.55
39:BX:21:LEU:HA	39:BX:25:GLN:HB3	1.88	0.55
24:BI:91:LYS:HB2	24:BI:94:LYS:HD2	1.86	0.55
23:BB:1430:G:H2'	23:BB:1431:A:C8	2.42	0.55
23:DB:350:G:H2'	23:DB:351:C:O4'	2.06	0.55
37:BL:109:LYS:HB2	37:BL:111:ILE:CD1	2.36	0.55
49:DR:66:HIS:ND1	49:DR:94:THR:HG22	2.22	0.55
1:CA:254:G:OP1	14:CQ:68:LYS:O	2.25	0.55
23:BB:1353:A:H2'	23:BB:1354:A:H8	1.71	0.55
1:AA:1507:A:H2'	1:AA:1508:A:C8	2.40	0.55
1:AA:624:C:H2'	1:AA:625:U:C6	2.41	0.55
23:DB:987:C:H2'	23:DB:988:A:O4'	2.06	0.55
23:DB:1051:G:H2'	23:DB:1052:C:C6	2.40	0.55
1:AA:926:G:H2'	1:AA:1505:G:N3	2.22	0.55
23:BB:2405:G:H1'	23:BB:2412:A:N6	2.21	0.55
23:BB:2817:U:O2'	23:BB:2837:A:H1'	2.07	0.55
23:BB:799:G:H3'	23:BB:800:A:H2'	1.87	0.55
23:DB:1258:U:H2'	23:DB:1259:G:H8	1.71	0.55
1:AA:691:G:H1'	1:AA:696:A:N6	2.20	0.55
23:DB:817:C:H2'	23:DB:818:G:O4'	2.06	0.55
49:BR:5:PHE:HD1	49:BR:5:PHE:H	1.54	0.55

Continued on next page...

Continued from previous page...

Atom-1	Atom-2	Distance(Å)	Clash(Å)
25:BC:71:ASP:CB	25:BC:118:GLY:HA2	2.35	0.55
23:BB:1505:A:H2'	23:BB:1506:U:C6	2.41	0.55
1:AA:1356:G:H2'	1:AA:1357:A:C8	2.42	0.55
23:DB:39:G:H2'	23:DB:40:U:H6	1.71	0.55
23:DB:319:G:H2'	23:DB:320:A:O4'	2.07	0.55
40:BH:90:LEU:HD11	40:BH:146:VAL:HG11	1.87	0.55
1:AA:97:G:H2'	1:AA:98:A:O4'	2.05	0.55
40:DH:131:SER:HB2	40:DH:141:LYS:CA	2.29	0.55
12:CM:29:SER:HA	12:CM:32:ILE:CG2	2.35	0.55
8:AI:56:MET:HG3	8:AI:57:VAL:HG23	1.87	0.55
1:CA:781:A:H2'	1:CA:782:A:H5'	1.88	0.55
1:CA:1512:U:H2'	1:CA:1513:A:C8	2.41	0.55
25:BC:158:GLY:N	25:BC:194:VAL:HG13	2.21	0.55
8:CI:19:PHE:O	8:CI:62:LEU:HA	2.06	0.55
23:DB:1061:U:H4'	23:DB:1070:A:O3'	2.06	0.55
23:DB:847:U:O4'	23:DB:847:U:O2	2.24	0.55
10:CK:60:PHE:O	10:CK:64:VAL:HG12	2.05	0.55
50:DT:39:THR:HG23	50:DT:41:ALA:H	1.70	0.55
2:AC:168:ARG:HE	2:AC:169:GLU:N	2.04	0.55
23:DB:30:G:OP1	44:DQ:4:LYS:HG2	2.07	0.55
4:CE:89:THR:HG21	4:CE:134:ASN:HD21	1.71	0.55
23:BB:1252:G:N2	44:BQ:32:ARG:HB3	2.22	0.55
23:DB:1018:U:O2'	23:DB:1019:U:H5'	2.07	0.55
48:DG:153:PRO:CG	48:DG:162:ARG:HB3	2.35	0.55
1:AA:1290:G:H2'	1:AA:1291:U:C6	2.41	0.55
26:DD:102:ALA:H	26:DD:104:VAL:HG22	1.70	0.55
26:BD:114:LYS:HD2	26:BD:116:LYS:NZ	2.22	0.55
1:CA:242:G:H2'	1:CA:243:A:H5''	1.89	0.55
26:BD:102:ALA:H	26:BD:104:VAL:HG22	1.70	0.55
26:DD:51:THR:HG22	26:DD:52:THR:H	1.71	0.55
30:DY:6:ILE:HG22	30:DY:56:VAL:HG22	1.89	0.55
1:AA:1329:A:OP1	12:AM:28:ARG:HB2	2.06	0.55
20:AO:11:ILE:CG1	20:AO:30:ALA:HB1	2.37	0.55
23:BB:784:G:N1	25:BC:227:VAL:HG11	2.21	0.55
18:CB:128:LEU:HD21	18:CB:132:GLU:HB3	1.88	0.55
37:DL:61:LEU:HD12	37:DL:61:LEU:N	2.21	0.55
5:AF:70:VAL:HG23	5:AF:71:ILE:N	2.22	0.55
1:CA:648:A:H2'	1:CA:649:A:H8	1.71	0.55
41:DJ:18:VAL:O	41:DJ:56:VAL:HA	2.06	0.55
6:AG:149:ALA:N	10:AK:55:ARG:NH2	2.54	0.55
1:AA:251:G:N3	1:AA:266:G:O6	2.40	0.55
9:CJ:15:HIS:H	9:CJ:70:HIS:CE1	2.24	0.55

Continued on next page...

Continued from previous page...

Atom-1	Atom-2	Distance(Å)	Clash(Å)
43:DO:89:ASP:H	43:DO:115:LEU:HD13	1.70	0.55
1:CA:195:A:H2'	1:CA:196:A:C8	2.41	0.55
23:DB:191:A:H2'	23:DB:192:C:H6	1.70	0.55
37:BL:132:ARG:HA	37:BL:135:ILE:HG22	1.87	0.55
23:BB:2498:C:O2'	23:BB:2499:C:H5'	2.07	0.55
1:CA:476:U:O2'	1:CA:477:C:H5'	2.07	0.55
23:DB:1790:C:O2'	25:DC:207:ALA:HB2	2.06	0.55
1:CA:215:C:H2'	1:CA:216:U:H6	1.71	0.55
7:CH:24:VAL:HG12	7:CH:60:LEU:HB3	1.88	0.55
23:BB:208:C:H2'	23:BB:209:C:C6	2.40	0.55
3:AD:192:ALA:HB3	3:AD:194:ILE:HG22	1.87	0.55
23:DB:2256:G:H2'	23:DB:2257:U:H6	1.72	0.55
6:CG:63:VAL:C	6:CG:65:LEU:H	2.09	0.55
23:BB:2646:C:H2'	23:BB:2647:U:O4'	2.07	0.55
23:BB:348:A:H2'	23:BB:349:U:O4'	2.06	0.55
23:DB:2452:C:H2'	23:DB:2453:A:C8	2.42	0.55
23:DB:1513:U:O2'	23:DB:1514:G:H5'	2.06	0.55
25:BC:221:GLY:O	25:BC:223:ALA:N	2.33	0.55
23:BB:737:C:O2'	23:BB:738:G:H5'	2.07	0.55
1:CA:304:U:H2'	1:CA:305:G:C8	2.41	0.55
23:DB:2297:A:N1	23:DB:2320:U:H4'	2.21	0.55
23:BB:936:A:H2'	23:BB:937:C:C6	2.41	0.55
9:AJ:92:LEU:HD13	9:AJ:92:LEU:N	2.20	0.55
23:DB:842:U:H2'	23:DB:843:G:H8	1.70	0.55
23:DB:1859:U:H2'	23:DB:1860:G:C8	2.42	0.55
29:DE:29:HIS:NE2	37:DL:8:PRO:HG3	2.21	0.55
9:AJ:8:ILE:HD13	9:AJ:75:ASP:CA	2.36	0.55
18:CB:15:PHE:O	18:CB:40:ILE:HD12	2.07	0.55
50:BT:44:LYS:O	50:BT:48:GLN:HG2	2.06	0.55
40:DH:119:ASN:N	40:DH:119:ASN:ND2	2.54	0.55
1:CA:1492:A:H5''	1:CA:1493:A:C4	2.42	0.55
25:BC:132:ARG:HH22	25:BC:169:ALA:HA	1.71	0.55
40:BH:117:LEU:HG	40:BH:130:VAL:HG13	1.89	0.55
6:AG:14:ASP:CB	6:AG:19:SER:H	2.12	0.55
44:BQ:91:ARG:HB3	44:BQ:93:ILE:HG22	1.87	0.55
3:CD:151:GLN:HB3	3:CD:153:ARG:HG2	1.87	0.55
50:DT:32:LEU:O	50:DT:83:ALA:HB2	2.05	0.55
37:DL:30:THR:O	37:DL:33:ARG:HG2	2.06	0.55
41:DJ:25:LEU:HD13	41:DJ:26:GLY:N	2.20	0.55
1:CA:980:C:H2'	1:CA:981:U:O4'	2.06	0.55
21:CN:9:GLU:HB2	21:CN:62:ARG:NH2	2.21	0.55
50:BT:14:PRO:HA	50:BT:32:LEU:HB2	1.88	0.55

Continued on next page...

Continued from previous page...

Atom-1	Atom-2	Distance(Å)	Clash(Å)
4:AE:47:PHE:O	4:AE:66:ALA:HA	2.07	0.55
29:BE:48:THR:HG22	29:BE:86:ALA:HB3	1.87	0.55
1:CA:1114:C:H2'	1:CA:1115:U:C6	2.41	0.55
47:DF:128:SER:HB3	47:DF:154:THR:HA	1.88	0.55
10:AK:33:ILE:CB	10:AK:73:VAL:HG11	2.36	0.55
47:BF:8:LYS:HA	47:BF:12:VAL:CG2	2.36	0.55
1:AA:1221:G:P	16:AS:36:ARG:HH22	2.28	0.55
21:CN:40:ARG:NH1	21:CN:40:ARG:HB2	2.17	0.55
24:BI:17:ALA:O	24:BI:18:ASN:HB3	2.06	0.55
23:BB:1728:C:H2'	23:BB:1730:C:O2	2.06	0.55
25:DC:4:LYS:CD	25:DC:5:CYS:H	2.19	0.55
24:DI:129:GLU:HB3	24:DI:133:ARG:HH12	1.70	0.55
1:AA:242:G:H2'	1:AA:243:A:H5''	1.87	0.55
3:AD:89:LEU:HD22	3:AD:199:ILE:HD11	1.87	0.55
1:CA:1253:G:N1	1:CA:1285:A:N6	2.54	0.55
1:CA:1332:A:H2'	1:CA:1333:A:H8	1.72	0.55
25:BC:191:LEU:CD2	25:BC:192:GLY:H	2.18	0.55
5:CF:71:ILE:O	5:CF:75:GLU:HG3	2.06	0.55
2:CC:72:PRO:HG2	2:CC:73:GLY:H	1.70	0.55
23:DB:637:A:OP2	37:DL:128:THR:HG21	2.06	0.55
3:CD:117:VAL:HA	3:CD:122:ILE:CG1	2.37	0.55
1:AA:842:U:H2'	1:AA:843:U:O3'	2.07	0.55
45:DS:15:GLN:O	45:DS:19:LEU:HB2	2.06	0.55
20:AO:69:TYR:CZ	20:AO:73:LYS:HG3	2.41	0.55
24:BI:109:ALA:HB1	24:BI:124:MET:HG3	1.89	0.55
1:CA:1228:C:OP1	12:CM:113:LYS:HB2	2.06	0.55
23:BB:2728:U:H2'	23:BB:2729:G:C8	2.42	0.55
23:DB:1584:U:H5''	23:DB:1585:C:C5	2.41	0.55
1:AA:151:A:H5'	1:AA:152:A:OP2	2.06	0.55
1:AA:499:A:H4'	1:AA:500:G:H5'	1.87	0.55
1:CA:616:G:H2'	1:CA:616:G:N3	2.20	0.55
44:BQ:20:ALA:HB2	44:BQ:38:VAL:CG2	2.36	0.55
23:DB:615:U:O4	29:DE:39:ALA:HB2	2.05	0.55
13:AP:28:ARG:HH11	13:AP:29:ASN:HD22	1.53	0.55
8:AI:83:THR:HA	8:AI:86:LEU:HD22	1.89	0.55
1:CA:121:U:H4'	1:CA:122:G:N7	2.20	0.55
37:BL:124:GLY:H	37:BL:143:GLU:HG3	1.68	0.55
1:AA:437:U:H5''	3:AD:151:GLN:HE21	1.70	0.55
50:DT:32:LEU:H	50:DT:83:ALA:HB3	1.72	0.55
12:AM:56:ARG:HH11	12:AM:56:ARG:HG3	1.72	0.55
30:BY:15:ARG:HD2	30:BY:15:ARG:N	2.22	0.55
30:BY:50:VAL:HB	30:BY:53:MET:CB	2.36	0.55

Continued on next page...

Continued from previous page...

Atom-1	Atom-2	Distance(Å)	Clash(Å)
22:BA:42:C:C5	47:BF:65:LEU:HD22	2.41	0.55
27:BK:16:ALA:HB3	27:BK:47:ILE:HG13	1.89	0.55
23:DB:2798:U:H5''	23:DB:2799:A:OP1	2.06	0.55
1:AA:560:A:H4'	1:AA:561:U:C5'	2.36	0.55
48:BG:30:GLY:O	48:BG:78:VAL:HG12	2.07	0.55
47:DF:120:SER:HB2	47:DF:129:MET:HG3	1.88	0.55
12:AM:94:LEU:HB3	12:AM:95:PRO:HD2	1.89	0.55
27:DK:71:ARG:HA	27:DK:71:ARG:NE	2.22	0.55
5:CF:84:VAL:HG22	5:CF:85:ILE:N	2.21	0.55
18:AB:23:ASN:ND2	18:AB:25:LYS:HB2	2.19	0.55
3:CD:8:LEU:O	3:CD:12:ARG:HG2	2.05	0.55
23:BB:1727:C:H2'	23:BB:1728:C:C6	2.42	0.55
46:DU:86:PHE:CG	46:DU:87:GLU:N	2.74	0.55
9:AJ:52:LEU:HB2	21:AN:80:ARG:NE	2.21	0.55
1:AA:231:U:H2'	1:AA:232:G:H8	1.70	0.55
7:CH:95:MET:HB3	7:CH:99:GLY:H	1.71	0.55
1:CA:389:A:H3'	1:CA:390:U:H6	1.72	0.55
35:DV:70:ILE:HD13	35:DV:70:ILE:N	2.21	0.55
23:DB:1461:C:H2'	23:DB:1462:C:C6	2.42	0.55
23:DB:2849:U:N3	23:DB:2867:G:C8	2.74	0.55
5:CF:66:ALA:HB1	5:CF:70:VAL:HG21	1.89	0.55
1:CA:1258:G:H2'	1:CA:1259:C:C6	2.41	0.55
1:AA:184:G:N1	1:AA:194:C:N4	2.54	0.55
23:BB:1041:G:O2'	23:BB:1042:G:H5'	2.07	0.55
23:DB:1116:G:O2'	23:DB:1117:C:H5'	2.06	0.55
22:BA:54:G:O2'	22:BA:55:U:H5'	2.07	0.55
1:CA:843:U:H6	1:CA:843:U:H5''	1.71	0.55
1:CA:253:A:H2'	1:CA:254:G:C8	2.42	0.55
31:D0:21:LEU:HD12	45:DS:19:LEU:O	2.06	0.55
23:BB:1777:U:O2'	23:BB:1778:U:H5'	2.06	0.55
23:DB:2261:C:O2'	23:DB:2262:U:H5'	2.06	0.55
23:DB:2813:A:H2'	23:DB:2814:A:C8	2.42	0.55
23:DB:2555:U:H2'	23:DB:2556:C:O4'	2.07	0.55
3:CD:60:VAL:HA	3:CD:63:ILE:HD12	1.89	0.55
47:BF:15:LEU:HA	47:BF:18:GLU:HB2	1.88	0.55
49:BR:20:VAL:HG12	49:BR:21:ARG:H	1.71	0.55
23:BB:2183:A:H2'	23:BB:2184:A:C8	2.41	0.55
26:BD:136:ASN:HD21	26:BD:139:SER:C	2.10	0.55
13:CP:40:ASN:HD21	13:CP:43:ALA:N	2.05	0.55
23:BB:1258:U:H2'	23:BB:1259:G:H8	1.71	0.55
1:AA:1065:U:H1'	1:AA:1066:C:OP2	2.06	0.55
23:DB:2828:G:H2'	23:DB:2829:A:H8	1.72	0.55

Continued on next page...

Continued from previous page...

Atom-1	Atom-2	Distance(Å)	Clash(Å)
23:DB:1687:G:O2'	23:DB:1688:U:H5'	2.07	0.55
29:DE:73:ILE:HG12	29:DE:73:ILE:O	2.06	0.55
23:DB:1751:U:H2'	23:DB:1752:C:C5	2.41	0.55
23:DB:392:U:O2'	23:DB:393:C:H5'	2.07	0.55
35:DV:41:GLU:C	35:DV:42:LEU:HD23	2.27	0.55
23:BB:851:C:H2'	23:BB:852:U:H6	1.71	0.55
52:BW:23:LYS:HD2	52:BW:24:ARG:N	2.21	0.55
23:BB:319:G:H2'	23:BB:320:A:O4'	2.07	0.55
40:BH:128:HIS:O	40:BH:143:ILE:HG22	2.06	0.55
49:BR:98:ILE:O	49:BR:99:THR:HG23	2.06	0.55
1:CA:1269:A:H2'	1:CA:1270:G:H5'	1.89	0.55
1:CA:978:A:H5'	1:CA:1362:A:H62	1.70	0.55
19:CU:36:PHE:HA	19:CU:39:LYS:HD2	1.89	0.55
29:DE:161:ALA:HA	29:DE:164:LEU:HD12	1.88	0.55
3:AD:29:THR:HG22	3:AD:30:LYS:HD3	1.88	0.55
50:BT:39:THR:CG2	50:BT:42:GLU:H	2.20	0.55
27:DK:76:VAL:H	28:DP:72:VAL:HG23	1.72	0.55
33:B1:49:LYS:HG2	33:B1:50:GLU:N	2.17	0.55
23:DB:851:C:H2'	23:DB:852:U:C6	2.42	0.55
18:AB:49:PHE:O	18:AB:53:LEU:HD13	2.06	0.55
22:DA:42:C:C5	47:DF:65:LEU:HD22	2.42	0.55
1:AA:1116:U:O2'	1:AA:1117:A:H5'	2.07	0.55
4:CE:47:PHE:O	4:CE:66:ALA:HA	2.06	0.55
27:BK:25:LEU:CD2	27:BK:40:LYS:HB2	2.35	0.55
23:DB:2676:C:H2'	23:DB:2677:G:H8	1.72	0.55
22:DA:89:U:H5'	22:DA:90:C:C6	2.42	0.55
1:AA:1320:C:N3	16:AS:35:ARG:HD3	2.22	0.55
1:AA:22:G:H2'	1:AA:23:C:H6	1.71	0.55
1:AA:765:G:O6	1:AA:811:C:H5	1.90	0.55
26:BD:108:ASP:OD2	26:BD:173:GLN:HA	2.07	0.55
20:AO:32:LEU:HD12	20:AO:63:ARG:HB2	1.88	0.55
20:CO:78:TYR:OH	20:CO:88:ARG:HG2	2.07	0.55
3:CD:90:LEU:HD21	3:CD:196:GLU:HB3	1.88	0.55
23:DB:2787:C:H1'	26:DD:63:PRO:HG3	1.88	0.55
37:DL:57:LEU:C	37:DL:59:ARG:H	2.09	0.55
1:AA:1343:G:H2'	1:AA:1344:C:C6	2.42	0.55
11:AL:35:ARG:NH2	11:AL:36:VAL:HG22	2.19	0.55
3:AD:9:LYS:HA	3:AD:12:ARG:HG3	1.87	0.55
5:CF:70:VAL:HG23	5:CF:71:ILE:N	2.21	0.55
24:BI:10:LEU:HD12	24:BI:10:LEU:O	2.06	0.55
1:CA:1389:C:H2'	1:CA:1390:U:H6	1.71	0.55
35:DV:6:ALA:HB3	35:DV:65:VAL:HG12	1.88	0.55

Continued on next page...

Continued from previous page...

Atom-1	Atom-2	Distance(Å)	Clash(Å)
46:DU:14:THR:O	46:DU:18:LYS:HG2	2.05	0.55
43:DO:52:SER:O	43:DO:58:ILE:HD12	2.07	0.55
1:CA:1366:C:O2'	1:CA:1367:C:H5'	2.06	0.55
48:BG:36:LEU:N	48:BG:36:LEU:HD22	2.22	0.55
23:BB:1115:G:H2'	23:BB:1116:G:C8	2.42	0.55
3:CD:54:LEU:HD22	3:CD:54:LEU:O	2.07	0.55
1:AA:1463:U:H2'	1:AA:1464:U:C6	2.41	0.55
1:CA:1339:A:H2'	1:CA:1340:A:O4'	2.06	0.55
1:AA:1477:U:H2'	1:AA:1478:U:C6	2.41	0.55
23:DB:256:A:H2'	23:DB:257:C:C6	2.41	0.55
47:DF:69:ALA:HB3	47:DF:80:GLN:O	2.07	0.55
23:BB:1754:A:H2'	23:BB:1755:A:C8	2.41	0.55
23:DB:2761:A:H1'	48:DG:142:GLN:NE2	2.21	0.55
23:DB:915:C:H3'	23:DB:916:G:H8	1.71	0.55
1:AA:613:C:H2'	1:AA:614:C:C6	2.42	0.55
1:AA:162:A:H2'	1:AA:163:C:O4'	2.06	0.55
23:BB:93:G:H2'	23:BB:94:A:C8	2.42	0.55
25:DC:146:LYS:HB3	25:DC:147:PRO:CD	2.32	0.55
40:BH:84:ALA:HA	40:BH:90:LEU:HG	1.88	0.55
38:DM:71:LYS:HG2	38:DM:93:VAL:HG12	1.89	0.55
40:DH:68:ARG:O	40:DH:72:ILE:HG12	2.07	0.55
49:DR:60:LYS:H	49:DR:100:GLY:HA3	1.70	0.55
51:DZ:32:ASN:HB2	51:DZ:53:ALA:H	1.70	0.55
8:AI:44:ARG:O	8:AI:47:VAL:HG22	2.07	0.55
23:DB:899:A:C2	23:DB:900:A:H1'	2.41	0.55
1:CA:1343:G:O3'	8:CI:123:ARG:HD3	2.07	0.55
1:AA:620:C:O2	3:AD:131:ILE:HG21	2.07	0.55
5:AF:3:HIS:CD2	5:AF:65:GLU:HG3	2.41	0.55
2:AC:149:LYS:HA	2:AC:168:ARG:HG3	1.88	0.55
47:BF:134:GLN:O	47:BF:136:ILE:N	2.40	0.55
23:DB:1229:C:H2'	23:DB:1230:A:H8	1.72	0.55
12:CM:1:ALA:O	12:CM:3:ILE:HG13	2.07	0.55
47:DF:2:LYS:H	47:DF:2:LYS:HE3	1.72	0.55
23:DB:2769:U:H2'	23:DB:2770:G:H8	1.70	0.55
18:AB:124:THR:OG1	18:AB:127:LYS:HE2	2.07	0.55
23:BB:1997:C:H2'	23:BB:1998:A:H8	1.71	0.55
1:AA:469:C:H2'	1:AA:470:C:C6	2.42	0.55
20:CO:71:LYS:HZ3	20:CO:72:ARG:N	2.05	0.55
26:DD:33:ARG:NH1	26:DD:51:THR:HG22	2.22	0.55
23:DB:2884:U:C6	31:D0:49:ARG:HG2	2.41	0.55
3:CD:48:SER:O	3:CD:52:VAL:HG23	2.07	0.55
1:CA:270:A:H2'	1:CA:271:C:H6	1.71	0.55

Continued on next page...

Continued from previous page...

Atom-1	Atom-2	Distance(Å)	Clash(Å)
18:CB:116:LEU:HD22	18:CB:140:LEU:HD11	1.88	0.55
6:CG:68:VAL:HG11	6:CG:103:ILE:CG1	2.37	0.55
23:DB:1006:C:H1'	41:DJ:108:MET:SD	2.47	0.55
14:AQ:59:GLU:HB3	14:AQ:75:VAL:HG23	1.88	0.55
14:AQ:60:ILE:HG22	14:AQ:74:LEU:HA	1.89	0.55
13:CP:53:ASP:O	13:CP:57:ILE:HG12	2.07	0.55
48:DG:36:LEU:N	48:DG:36:LEU:HD22	2.21	0.55
23:DB:154:U:H2'	23:DB:155:A:C8	2.42	0.55
23:DB:2393:U:O2'	23:DB:2394:C:H5'	2.06	0.55
1:CA:1226:C:N4	12:CM:102:LYS:HB2	2.22	0.55
23:DB:419:U:H2'	23:DB:420:C:C6	2.42	0.55
25:DC:20:ASN:HD22	25:DC:23:LEU:HD13	1.71	0.55
1:CA:499:A:H4'	1:CA:500:G:OP1	2.05	0.55
23:BB:1637:A:H2'	23:BB:1638:C:C6	2.41	0.55
23:DB:2828:G:O2'	23:DB:2829:A:H5'	2.06	0.55
25:DC:71:ASP:CB	25:DC:118:GLY:HA2	2.35	0.55
23:BB:176:A:O2'	23:BB:177:G:H5'	2.07	0.55
23:DB:431:U:O2'	23:DB:432:A:H5'	2.07	0.55
1:AA:1121:U:H2'	1:AA:1122:U:O4'	2.06	0.55
23:DB:2567:G:H2'	23:DB:2568:U:C6	2.41	0.55
1:CA:295:C:H2'	1:CA:296:U:C6	2.41	0.55
18:AB:214:GLY:O	18:AB:217:ALA:HB3	2.07	0.55
1:AA:991:U:H3	1:AA:1212:U:C4'	2.19	0.55
40:BH:116:ARG:HH22	40:BH:133:GLN:CA	2.19	0.55
23:DB:397:U:OP1	51:DZ:31:PRO:HA	2.07	0.55
8:AI:26:LYS:O	8:AI:61:ASP:HB2	2.07	0.55
1:CA:1271:A:H5'	1:CA:1314:C:H5'	1.89	0.55
1:CA:437:U:H5''	3:CD:151:GLN:HE21	1.72	0.55
23:BB:45:G:C5'	23:BB:46:G:H5'	2.29	0.55
8:CI:62:LEU:HD22	8:CI:62:LEU:N	2.21	0.55
23:DB:1825:U:H2'	23:DB:1826:G:H8	1.72	0.55
33:B1:3:GLY:O	33:B1:5:ARG:N	2.40	0.55
18:AB:53:LEU:HA	18:AB:56:LEU:HB2	1.88	0.55
47:BF:87:LYS:CG	47:BF:88:VAL:H	2.19	0.55
27:DK:40:LYS:NZ	27:DK:59:LYS:HE3	2.22	0.55
12:CM:2:ARG:HA	12:CM:7:ASN:O	2.07	0.55
27:BK:40:LYS:HZ2	27:BK:59:LYS:HE3	1.72	0.55
4:CE:131:ASN:ND2	4:CE:134:ASN:H	2.05	0.55
22:DA:40:U:H1'	22:DA:43:C:C5	2.42	0.55
48:BG:89:VAL:HG23	48:BG:160:GLY:O	2.06	0.55
48:BG:25:ILE:O	48:BG:32:LEU:HA	2.06	0.55
23:DB:670:A:H4'	23:DB:671:C:C5'	2.36	0.55

Continued on next page...

Continued from previous page...

Atom-1	Atom-2	Distance(Å)	Clash(Å)
26:BD:33:ARG:HH11	26:BD:76:GLY:HA3	1.71	0.55
1:AA:729:A:H2'	1:AA:730:G:H8	1.71	0.55
23:DB:719:C:O2'	23:DB:720:U:H5'	2.06	0.55
46:BU:86:PHE:CD1	46:BU:90:LYS:HB2	2.42	0.55
46:BU:86:PHE:HB3	46:BU:90:LYS:O	2.07	0.55
3:CD:90:LEU:H	3:CD:90:LEU:HD22	1.72	0.55
18:CB:8:MET:O	18:CB:10:LYS:N	2.39	0.55
40:DH:135:HIS:HB3	40:DH:138:VAL:CB	2.35	0.55
46:DU:46:LYS:HZ2	46:DU:47:PRO:HD2	1.72	0.55
35:BV:63:ILE:CD1	35:BV:72:VAL:HG22	2.36	0.55
7:AH:45:ILE:C	7:AH:63:LYS:HE3	2.26	0.55
1:CA:332:G:P	17:CT:2:ASN:HB3	2.47	0.55
19:CU:24:LYS:HD2	19:CU:25:ALA:N	2.21	0.55
27:BK:11:ALA:HB3	27:BK:85:VAL:HG22	1.87	0.55
23:DB:2292:U:H2'	23:DB:2293:G:C8	2.41	0.55
27:DK:115:ILE:HG23	27:DK:116:ILE:N	2.22	0.55
8:CI:108:ARG:HB3	8:CI:108:ARG:NH1	2.21	0.55
1:CA:239:U:C5'	1:CA:239:U:H6	2.20	0.55
23:DB:37:C:O2'	23:DB:38:A:H5'	2.06	0.55
6:CG:94:ARG:O	6:CG:98:LEU:HB2	2.07	0.55
23:DB:292:U:O2'	23:DB:293:U:H5'	2.07	0.55
43:BO:58:ILE:HG22	43:BO:62:LEU:HD21	1.87	0.55
23:BB:1751:U:H2'	23:BB:1752:C:C5	2.42	0.55
1:AA:501:C:O2'	1:AA:502:A:H5'	2.06	0.55
23:DB:402:A:C2'	23:DB:403:U:H5'	2.37	0.55
23:BB:1315:C:H2'	23:BB:1316:U:H6	1.70	0.55
6:CG:139:ASP:HA	6:CG:142:ARG:NH1	2.21	0.55
1:CA:1411:C:O2'	1:CA:1412:C:H5'	2.07	0.55
47:DF:15:LEU:HA	47:DF:18:GLU:HB2	1.89	0.55
23:BB:1771:C:H2'	23:BB:1772:A:C8	2.42	0.55
1:CA:892:A:H2'	1:CA:893:C:C6	2.42	0.55
23:BB:710:U:H2'	23:BB:711:G:H8	1.72	0.55
23:BB:256:A:H2'	23:BB:257:C:C6	2.41	0.55
47:BF:69:ALA:HB3	47:BF:80:GLN:O	2.06	0.55
1:CA:1167:A:H2'	1:CA:1169:A:H62	1.72	0.55
39:DX:21:LEU:HA	39:DX:25:GLN:HB3	1.89	0.55
23:BB:1925:C:H2'	23:BB:1926:U:H5''	1.88	0.55
1:CA:1478:U:H2'	1:CA:1479:C:C6	2.41	0.55
1:CA:575:G:H4'	1:CA:576:C:O5'	2.07	0.55
13:AP:22:ALA:HA	13:AP:33:ILE:HG13	1.88	0.55
25:DC:177:SER:O	25:DC:270:ARG:HG3	2.06	0.55
52:BW:37:VAL:HB	52:BW:38:ARG:HD3	1.88	0.55

Continued on next page...

Continued from previous page...

Atom-1	Atom-2	Distance(Å)	Clash(Å)
50:BT:30:ILE:HG23	50:BT:85:VAL:CG2	2.37	0.55
40:BH:42:LYS:HA	40:BH:46:PHE:HB2	1.87	0.55
18:AB:79:VAL:HA	18:AB:213:LEU:HD21	1.88	0.55
28:BP:3:ILE:HG23	28:BP:4:ILE:H	1.72	0.55
40:BH:100:ALA:O	40:BH:110:VAL:HG23	2.07	0.55
25:BC:146:LYS:HB3	25:BC:147:PRO:CD	2.31	0.55
3:AD:156:ALA:O	3:AD:159:GLU:HB3	2.06	0.55
32:B4:8:LYS:HG2	32:B4:9:LYS:N	2.22	0.55
2:AC:148:ILE:HA	2:AC:200:TRP:O	2.07	0.55
47:DF:110:ILE:CG2	47:DF:113:PHE:HB3	2.37	0.55
47:DF:137:PHE:HB2	47:DF:138:PRO:CD	2.36	0.55
42:BN:2:ARG:HB3	42:BN:2:ARG:CZ	2.37	0.55
37:BL:30:THR:O	37:BL:33:ARG:HG2	2.05	0.55
23:BB:480:A:N3	23:BB:480:A:H2'	2.22	0.55
10:CK:95:THR:HG23	10:CK:96:ILE:N	2.22	0.55
1:AA:1412:C:H2'	1:AA:1413:A:H8	1.70	0.55
23:DB:103:A:H3'	23:DB:104:A:H8	1.72	0.55
14:CQ:59:GLU:HB3	14:CQ:75:VAL:CG2	2.37	0.55
42:BN:34:ILE:HG22	42:BN:35:LYS:N	2.22	0.55
23:BB:828:U:H2'	23:BB:829:A:C8	2.42	0.55
23:DB:18:U:H2'	23:DB:19:A:C8	2.42	0.55
23:BB:154:U:H2'	23:BB:155:A:C8	2.41	0.55
1:CA:1355:G:O2'	1:CA:1356:G:H5'	2.07	0.55
41:BJ:19:ASP:HB2	41:BJ:57:LEU:HB2	1.89	0.55
23:DB:551:G:H2'	23:DB:552:U:H6	1.72	0.55
23:BB:801:G:H4'	23:BB:802:A:OP2	2.07	0.55
23:BB:909:A:H2'	23:BB:912:C:H5	1.72	0.55
23:DB:1794:A:H2'	23:DB:1795:C:C6	2.41	0.55
1:AA:1396:A:C3'	1:AA:1397:C:H5'	2.36	0.55
23:DB:394:C:O2'	23:DB:395:U:H5'	2.07	0.55
46:BU:5:ARG:NH2	46:BU:93:ARG:HD3	2.21	0.55
18:AB:113:LEU:HD11	18:AB:144:GLU:HA	1.89	0.55
1:AA:767:A:H2'	1:AA:768:A:H8	1.72	0.55
23:BB:280:U:H2'	23:BB:281:C:C6	2.41	0.55
3:AD:36:ALA:HB2	3:AD:42:ALA:HB2	1.89	0.55
43:DO:76:LYS:O	43:DO:79:ALA:HB3	2.06	0.55
23:DB:1015:U:H2'	23:DB:1016:G:C8	2.42	0.55
23:BB:923:G:N3	52:BW:23:LYS:HE3	2.22	0.55
29:BE:148:ILE:HA	29:BE:187:VAL:HB	1.87	0.55
18:AB:216:VAL:O	18:AB:220:VAL:HG23	2.07	0.55
1:CA:1329:A:H4'	12:CM:23:GLY:O	2.06	0.55
23:DB:45:G:C5'	23:DB:46:G:H5'	2.31	0.55

Continued on next page...

Continued from previous page...

Atom-1	Atom-2	Distance(Å)	Clash(Å)
23:BB:1818:U:N3	25:BC:152:GLN:HB3	2.20	0.55
3:AD:29:THR:HB	3:AD:30:LYS:HZ3	1.70	0.55
24:DI:71:LYS:HB3	24:DI:115:ASP:OD2	2.06	0.55
23:DB:854:C:O2'	23:DB:855:G:H5'	2.07	0.55
18:AB:55:GLU:O	18:AB:59:ILE:HG12	2.07	0.55
47:DF:35:LEU:HA	47:DF:153:ILE:HG12	1.89	0.55
48:DG:8:VAL:CG1	48:DG:49:LEU:HB3	2.36	0.55
1:CA:13:U:O2	1:CA:914:A:H3'	2.07	0.55
1:AA:203:G:H5'	1:AA:468:A:O2'	2.06	0.55
29:BE:2:GLU:HA	29:BE:13:THR:CA	2.37	0.55
18:AB:112:ARG:HE	18:AB:116:LEU:CD1	2.20	0.55
23:DB:2885:G:H2'	23:DB:2886:A:O4'	2.06	0.55
30:DY:6:ILE:N	30:DY:6:ILE:HD13	2.20	0.55
1:CA:1286:U:O2	1:CA:1286:U:O4'	2.25	0.55
1:CA:201:G:H2'	1:CA:202:G:O4'	2.07	0.55
1:CA:203:G:H5'	1:CA:468:A:O2'	2.06	0.55
33:B1:36:LYS:CB	33:B1:47:ILE:HA	2.37	0.55
23:DB:2358:A:H61	37:DL:54:GLN:HE22	1.55	0.55
6:AG:147:ASN:HA	10:AK:55:ARG:CZ	2.37	0.55
11:CL:49:ARG:HH12	11:CL:88:ASP:CB	2.20	0.55
25:DC:83:ASP:HB2	25:DC:90:ILE:HG12	1.88	0.55
23:BB:1309:G:H4'	36:B2:7:PRO:HB2	1.89	0.55
23:BB:68:G:O2'	23:BB:69:C:H5'	2.06	0.55
18:CB:107:ARG:HA	18:CB:110:ILE:CD1	2.36	0.55
36:D2:21:ARG:HD3	36:D2:30:VAL:HG11	1.89	0.55
1:AA:802:A:H2'	1:AA:803:G:O4'	2.07	0.55
23:BB:518:G:H4'	45:BS:18:ARG:NH2	2.22	0.55
26:BD:178:VAL:HG12	26:BD:179:ARG:HG3	1.89	0.55
1:AA:55:A:H2'	1:AA:56:U:O4'	2.07	0.55
3:CD:32:LYS:HA	3:CD:35:GLN:HE21	1.72	0.55
6:CG:63:VAL:HA	6:CG:66:GLU:OE2	2.07	0.55
23:DB:2322:A:H3'	23:DB:2323:G:H8	1.72	0.55
23:DB:863:A:H2'	23:DB:864:G:H8	1.71	0.55
1:CA:151:A:H5'	1:CA:152:A:OP2	2.06	0.55
23:DB:237:C:O2'	23:DB:238:C:H5'	2.06	0.55
23:DB:2455:G:H2'	23:DB:2456:C:C6	2.41	0.55
1:CA:364:A:H2'	1:CA:365:U:O2	2.07	0.55
1:AA:749:A:O2'	1:AA:750:C:H5'	2.06	0.55
23:BB:1967:C:H2'	23:BB:1968:G:O4'	2.07	0.55
23:BB:1210:G:H5'	23:BB:1212:G:O4'	2.07	0.55
24:DI:2:LYS:NZ	24:DI:2:LYS:HB3	2.22	0.54
40:BH:89:LYS:HZ2	40:BH:89:LYS:HA	1.71	0.54

Continued on next page...

Continued from previous page...

Atom-1	Atom-2	Distance(Å)	Clash(Å)
52:DW:17:ALA:O	52:DW:18:LYS:HD2	2.07	0.54
12:CM:78:ARG:NH1	16:CS:64:GLU:HG2	2.22	0.54
6:AG:50:ALA:HB2	6:AG:57:GLU:HG3	1.89	0.54
8:AI:97:LEU:HA	8:AI:102:PHE:HD1	1.73	0.54
13:CP:6:LEU:CD1	13:CP:71:VAL:HB	2.37	0.54
5:CF:3:HIS:CD2	5:CF:65:GLU:HG3	2.41	0.54
1:CA:376:G:H4'	13:CP:5:ARG:HD3	1.89	0.54
29:BE:157:LEU:HG	29:BE:169:VAL:HG11	1.88	0.54
1:AA:1014:A:C5'	16:AS:13:HIS:HB3	2.37	0.54
1:CA:202:G:H2'	1:CA:203:G:H8	1.72	0.54
35:DV:63:ILE:CD1	35:DV:72:VAL:HG22	2.36	0.54
27:BK:85:VAL:HG21	27:BK:115:ILE:CD1	2.36	0.54
46:BU:12:VAL:HA	46:BU:69:VAL:HG12	1.87	0.54
29:BE:34:ALA:CB	29:BE:96:VAL:HG21	2.35	0.54
18:CB:75:ALA:O	18:CB:79:VAL:HG23	2.07	0.54
1:CA:1389:C:H2'	1:CA:1390:U:C6	2.41	0.54
23:BB:832:U:H2'	23:BB:833:A:H8	1.70	0.54
20:AO:85:LEU:N	20:AO:85:LEU:HD12	2.22	0.54
46:BU:64:ILE:HG13	46:BU:65:GLN:N	2.22	0.54
1:AA:213:G:H3'	1:AA:214:C:H6	1.72	0.54
1:CA:1127:G:H2'	1:CA:1128:C:C6	2.41	0.54
23:BB:1479:G:O2'	23:BB:1480:C:H5'	2.07	0.54
23:DB:2231:U:H2'	23:DB:2232:C:H6	1.72	0.54
11:AL:3:VAL:O	11:AL:7:VAL:HG23	2.08	0.54
1:AA:630:A:H2'	1:AA:631:C:C6	2.42	0.54
23:BB:553:G:O2'	23:BB:554:U:H5'	2.06	0.54
1:CA:237:G:H5''	14:CQ:26:ARG:HH21	1.72	0.54
23:DB:2556:C:H2'	23:DB:2557:G:O4'	2.07	0.54
1:AA:499:A:H4'	1:AA:500:G:OP1	2.07	0.54
1:CA:1340:A:H2'	1:CA:1341:U:O4'	2.07	0.54
23:BB:2181:U:H2'	23:BB:2182:U:C6	2.42	0.54
34:B3:7:ARG:HH11	34:B3:7:ARG:HG3	1.72	0.54
23:BB:2730:C:H2'	23:BB:2731:G:H8	1.71	0.54
43:BO:76:LYS:O	43:BO:79:ALA:HB3	2.07	0.54
10:AK:35:ASP:OD2	10:AK:37:GLN:HG2	2.07	0.54
23:BB:1038:G:H2'	23:BB:1039:A:C8	2.42	0.54
23:BB:441:U:H2'	23:BB:442:G:C8	2.42	0.54
23:DB:1144:A:O2'	23:DB:1145:C:H5'	2.07	0.54
24:BI:14:ALA:HB1	24:BI:50:LYS:HA	1.88	0.54
1:CA:1122:U:H2'	1:CA:1123:U:C6	2.41	0.54
22:DA:37:C:H2'	22:DA:38:C:O4'	2.06	0.54
23:BB:1400:U:H2'	23:BB:1401:G:H8	1.71	0.54

Continued on next page...

Continued from previous page...

Atom-1	Atom-2	Distance(Å)	Clash(Å)
5:AF:56:LYS:HE3	5:AF:56:LYS:N	2.22	0.54
25:BC:155:ARG:CB	25:BC:155:ARG:HH11	2.19	0.54
23:DB:1666:G:O3'	27:DK:6:THR:HG23	2.07	0.54
23:DB:1244:A:O2'	23:DB:1245:G:H5'	2.07	0.54
2:CC:18:ASN:CG	2:CC:53:ARG:HH21	2.10	0.54
18:CB:26:MET:HG3	18:CB:188:THR:O	2.06	0.54
18:AB:160:LEU:HB3	18:AB:182:VAL:HG22	1.88	0.54
45:BS:42:LYS:O	45:BS:45:VAL:HG22	2.06	0.54
1:AA:409:U:H2'	1:AA:410:G:C8	2.42	0.54
42:DN:19:ALA:C	42:DN:21:PHE:H	2.10	0.54
32:D4:8:LYS:HG2	32:D4:9:LYS:N	2.22	0.54
24:DI:49:GLU:CB	24:DI:52:LEU:HD12	2.38	0.54
27:BK:2:ILE:HG22	27:BK:32:TYR:HB3	1.90	0.54
1:AA:1305:G:H1'	1:AA:1332:A:N6	2.21	0.54
12:AM:80:MET:HE2	12:AM:90:HIS:HB2	1.90	0.54
23:DB:1558:C:H4'	23:DB:1559:U:C5'	2.35	0.54
26:BD:107:VAL:H	26:BD:205:PRO:HA	1.71	0.54
26:DD:33:ARG:NE	26:DD:51:THR:HB	2.21	0.54
35:BV:63:ILE:HD12	35:BV:63:ILE:N	2.21	0.54
4:AE:103:GLY:O	4:AE:121:ASN:HA	2.08	0.54
23:BB:594:U:H2'	23:BB:595:C:H6	1.73	0.54
18:CB:130:LYS:HA	18:CB:130:LYS:HE2	1.88	0.54
22:DA:55:U:H2'	22:DA:56:G:H8	1.71	0.54
18:AB:221:ARG:HG3	18:AB:222:GLU:N	2.22	0.54
23:BB:1042:G:O2'	23:BB:1043:C:H5'	2.07	0.54
42:BN:57:THR:HG22	42:BN:58:ASP:H	1.71	0.54
1:CA:1432:G:H1'	1:CA:1468:A:N6	2.22	0.54
23:BB:182:A:H1'	23:BB:434:U:H5'	1.88	0.54
45:BS:96:ILE:HG23	45:BS:96:ILE:O	2.07	0.54
2:AC:13:ILE:HG12	2:AC:14:VAL:HG13	1.89	0.54
47:DF:79:ARG:H	47:DF:82:TYR:HB2	1.72	0.54
23:DB:417:C:H2'	23:DB:418:C:H6	1.72	0.54
23:BB:2556:C:H2'	23:BB:2557:G:O4'	2.06	0.54
23:BB:955:U:H5''	38:BM:86:LYS:HZ2	1.72	0.54
23:DB:2438:U:H2'	23:DB:2441:U:H5	1.71	0.54
9:AJ:18:ILE:HG12	9:AJ:72:ARG:HG2	1.89	0.54
23:BB:1400:U:H2'	23:BB:1401:G:C8	2.41	0.54
12:CM:69:ARG:HH11	12:CM:69:ARG:HA	1.73	0.54
23:BB:431:U:O2'	23:BB:432:A:H5'	2.08	0.54
23:DB:750:A:H2'	23:DB:751:A:H5''	1.89	0.54
24:BI:5:GLN:HG2	24:BI:6:ALA:N	2.22	0.54
1:AA:668:G:O2'	20:AO:46:HIS:HB3	2.07	0.54

Continued on next page...

Continued from previous page...

Atom-1	Atom-2	Distance(Å)	Clash(Å)
23:BB:1734:G:O2'	23:BB:1735:A:H5'	2.07	0.54
23:DB:2816:G:O3'	42:DN:99:LYS:HE3	2.07	0.54
23:DB:189:G:H2'	23:DB:205:G:H22	1.72	0.54
23:BB:759:G:H2'	23:BB:760:G:C8	2.42	0.54
18:AB:138:ARG:HA	18:AB:141:GLU:OE1	2.06	0.54
23:DB:2405:G:H1'	23:DB:2412:A:N6	2.23	0.54
2:CC:71:ARG:HB2	2:CC:74:ILE:CG2	2.38	0.54
29:BE:161:ALA:HA	29:BE:164:LEU:HD12	1.90	0.54
1:AA:1315:U:H5'	1:AA:1316:G:OP2	2.08	0.54
21:AN:50:LEU:N	21:AN:51:PRO:CD	2.66	0.54
52:DW:17:ALA:CA	52:DW:35:ILE:HG23	2.27	0.54
18:AB:83:ALA:HA	18:AB:88:GLN:NE2	2.22	0.54
23:DB:876:C:H42	23:DB:901:C:H41	1.53	0.54
2:AC:26:LYS:HG3	2:AC:27:GLU:N	2.15	0.54
43:BO:11:ALA:HB2	43:BO:96:GLY:CA	2.36	0.54
23:BB:585:G:H2'	23:BB:1251:C:H42	1.71	0.54
23:BB:847:U:O4'	23:BB:847:U:O2	2.24	0.54
47:DF:87:LYS:HG3	47:DF:88:VAL:H	1.72	0.54
8:AI:11:ARG:HG2	8:AI:77:ALA:CB	2.38	0.54
42:BN:22:ARG:CZ	42:BN:70:THR:H	2.20	0.54
46:BU:81:ARG:HD3	46:BU:96:LYS:HD2	1.87	0.54
1:AA:865:A:H2	1:AA:918:A:H4'	1.71	0.54
12:AM:105:ALA:O	12:AM:109:LYS:HG2	2.08	0.54
22:BA:89:U:H5'	22:BA:90:C:C6	2.42	0.54
48:DG:51:PHE:CE2	48:DG:68:ARG:HA	2.42	0.54
47:BF:137:PHE:HB2	47:BF:138:PRO:CD	2.36	0.54
23:BB:141:G:H1	50:BT:1:MET:HA	1.72	0.54
10:CK:80:ASN:CB	10:CK:105:ARG:HB3	2.37	0.54
48:BG:3:VAL:O	48:BG:68:ARG:HG3	2.08	0.54
1:AA:900:A:H2'	1:AA:901:A:H8	1.71	0.54
26:BD:20:VAL:HA	27:BK:72:PRO:HB3	1.90	0.54
26:DD:5:VAL:HG23	26:DD:32:ASN:HD21	1.72	0.54
1:AA:335:C:H2'	1:AA:336:A:C8	2.42	0.54
34:D3:14:LYS:O	34:D3:21:PHE:HA	2.08	0.54
1:CA:202:G:H2'	1:CA:203:G:C8	2.42	0.54
1:AA:332:G:P	17:AT:2:ASN:HB3	2.47	0.54
10:AK:60:PHE:O	10:AK:64:VAL:HG12	2.07	0.54
23:BB:598:U:H2'	23:BB:599:A:H8	1.72	0.54
1:CA:1517:G:H1'	23:DB:1919:A:O3'	2.07	0.54
23:BB:67:U:H2'	23:BB:68:G:C8	2.41	0.54
39:BX:23:ARG:HD2	39:BX:27:ASN:ND2	2.22	0.54
23:BB:639:U:H2'	23:BB:640:C:C6	2.42	0.54

Continued on next page...

Continued from previous page...

Atom-1	Atom-2	Distance(Å)	Clash(Å)
37:DL:3:LEU:O	37:DL:5:THR:N	2.39	0.54
14:AQ:68:LYS:HG2	14:AQ:69:THR:HG23	1.88	0.54
2:CC:63:ILE:HD12	2:CC:98:ALA:HB2	1.90	0.54
4:CE:95:MET:HA	4:CE:124:ALA:CB	2.38	0.54
23:BB:39:G:H2'	23:BB:40:U:C6	2.42	0.54
23:BB:1506:U:H2'	23:BB:1507:C:C6	2.42	0.54
43:BO:76:LYS:O	43:BO:80:GLU:HG2	2.07	0.54
1:AA:50:A:H1'	1:AA:52:C:C6	2.42	0.54
36:D2:3:ARG:NE	36:D2:3:ARG:HA	2.22	0.54
23:DB:315:G:H2'	23:DB:316:C:C6	2.43	0.54
1:CA:161:A:H2'	1:CA:162:A:C8	2.42	0.54
23:BB:1645:G:H5''	23:BB:1646:C:H5'	1.90	0.54
38:DM:17:ASN:HD21	38:DM:95:LEU:CD1	2.20	0.54
1:CA:45:G:H2'	1:CA:46:G:H8	1.72	0.54
23:DB:106:C:H2'	23:DB:107:G:H8	1.72	0.54
9:AJ:8:ILE:HB	9:AJ:73:LEU:O	2.07	0.54
21:AN:59:GLN:HE21	21:AN:59:GLN:N	2.04	0.54
23:DB:674:G:H5''	29:DE:71:GLY:N	2.22	0.54
13:AP:6:LEU:CD1	13:AP:71:VAL:HB	2.38	0.54
3:CD:28:ASP:HB2	3:CD:33:ILE:HG21	1.89	0.54
22:DA:50:A:OP1	43:DO:68:LYS:HB2	2.08	0.54
6:CG:74:VAL:HA	6:CG:87:PRO:HA	1.89	0.54
50:DT:57:VAL:HG13	50:DT:58:VAL:N	2.23	0.54
46:DU:82:VAL:H	46:DU:96:LYS:NZ	2.04	0.54
27:DK:25:LEU:HD21	27:DK:40:LYS:N	2.21	0.54
4:CE:140:ILE:HG22	4:CE:144:GLU:OE1	2.07	0.54
47:DF:109:ARG:HB3	47:DF:135:ILE:HB	1.90	0.54
12:AM:72:ILE:HG22	12:AM:76:ILE:HD11	1.89	0.54
23:DB:2645:G:C5'	23:DB:2732:G:H8	2.20	0.54
11:CL:66:ILE:HG21	11:CL:71:HIS:HB3	1.88	0.54
48:BG:93:TYR:C	48:BG:94:ARG:HG3	2.27	0.54
22:BA:40:U:H1'	22:BA:43:C:C5	2.41	0.54
18:AB:127:LYS:HB3	18:AB:127:LYS:NZ	2.22	0.54
1:AA:1221:G:H5''	1:AA:1321:U:O2	2.07	0.54
23:DB:1520:U:H2'	23:DB:1521:G:O4'	2.07	0.54
23:DB:585:G:H2'	23:DB:1251:C:H42	1.72	0.54
23:DB:506:G:H5'	23:DB:509:C:H1'	1.89	0.54
27:DK:99:ILE:HB	27:DK:118:LEU:HD22	1.90	0.54
23:DB:2458:G:N3	23:DB:2458:G:H2'	2.22	0.54
7:CH:28:SER:HB2	7:CH:56:PRO:HB2	1.88	0.54
23:DB:2095:A:H3'	23:DB:2096:C:H6	1.71	0.54
23:DB:2063:C:O2	23:DB:2450:A:N1	2.39	0.54

Continued on next page...

Continued from previous page...

Atom-1	Atom-2	Distance(Å)	Clash(Å)
23:DB:742:A:H2'	23:DB:743:A:C8	2.40	0.54
2:CC:34:SER:O	2:CC:38:VAL:HG22	2.07	0.54
1:CA:880:C:H2'	1:CA:881:G:C8	2.41	0.54
39:BX:39:GLN:O	39:BX:42:LEU:HB2	2.07	0.54
23:DB:19:A:H2'	23:DB:20:C:C6	2.43	0.54
23:BB:607:U:O4	23:BB:620:G:H5''	2.08	0.54
1:CA:1356:G:H2'	1:CA:1357:A:H8	1.72	0.54
6:AG:30:MET:HG3	6:AG:38:ALA:HB2	1.90	0.54
27:BK:109:SER:C	27:BK:111:LYS:H	2.11	0.54
40:DH:57:LYS:HG3	40:DH:58:LEU:HD23	1.90	0.54
23:BB:2784:U:H2'	23:BB:2785:C:C6	2.41	0.54
25:BC:20:ASN:HD22	25:BC:23:LEU:HD13	1.73	0.54
23:DB:1400:U:H2'	23:DB:1401:G:C8	2.41	0.54
23:BB:2333:A:H5'	23:BB:2335:A:H1'	1.89	0.54
1:CA:434:U:H3'	1:CA:435:A:H8	1.72	0.54
3:CD:78:ALA:HA	3:CD:81:LEU:HD12	1.90	0.54
23:BB:1180:U:H2'	23:BB:1181:U:C6	2.43	0.54
23:DB:1414:C:H2'	23:DB:1415:U:C6	2.43	0.54
4:CE:83:PRO:HB3	4:CE:96:GLN:HG3	1.90	0.54
49:DR:20:VAL:HG12	49:DR:21:ARG:H	1.72	0.54
46:DU:94:PHE:HA	46:DU:101:THR:HA	1.89	0.54
10:CK:35:ASP:OD2	10:CK:37:GLN:HG2	2.07	0.54
23:DB:2599:G:H2'	23:DB:2600:A:H8	1.72	0.54
25:DC:28:PRO:HG2	25:DC:33:LEU:HD11	1.89	0.54
23:BB:987:C:H2'	23:BB:988:A:O4'	2.08	0.54
2:AC:48:LYS:H	2:AC:48:LYS:HD3	1.72	0.54
1:AA:167:A:O2'	1:AA:168:G:H5'	2.07	0.54
1:CA:149:A:H1'	1:CA:1446:A:C2	2.42	0.54
52:BW:49:ASN:CB	52:BW:60:ALA:HA	2.37	0.54
25:DC:255:LYS:C	25:DC:257:ARG:H	2.10	0.54
18:CB:65:LYS:O	18:CB:66:ILE:HD13	2.08	0.54
38:BM:42:THR:H	38:BM:45:GLN:CD	2.11	0.54
21:CN:50:LEU:N	21:CN:51:PRO:HD2	2.16	0.54
23:DB:2327:A:H2'	23:DB:2328:A:C8	2.43	0.54
40:BH:73:ASN:CB	40:BH:141:LYS:HB2	2.38	0.54
40:BH:73:ASN:CB	40:BH:141:LYS:HE2	2.37	0.54
1:CA:729:A:H2'	1:CA:730:G:C8	2.41	0.54
50:BT:39:THR:HG23	50:BT:41:ALA:H	1.72	0.54
25:BC:78:GLU:HB2	25:BC:92:LEU:HG	1.89	0.54
41:BJ:25:LEU:HD13	41:BJ:26:GLY:N	2.21	0.54
38:DM:19:GLY:H	38:DM:38:ARG:HH12	1.54	0.54
52:DW:24:ARG:HD3	52:DW:65:LYS:HG2	1.89	0.54

Continued on next page...

Continued from previous page...

Atom-1	Atom-2	Distance(Å)	Clash(Å)
4:AE:92:ARG:HB3	4:AE:92:ARG:NH1	2.23	0.54
9:AJ:57:VAL:HG22	9:AJ:58:ASN:N	2.18	0.54
46:BU:94:PHE:HA	46:BU:101:THR:HA	1.88	0.54
47:DF:102:LEU:CD1	47:DF:103:ILE:HG13	2.37	0.54
48:DG:93:TYR:C	48:DG:94:ARG:HG3	2.27	0.54
47:BF:102:LEU:HD22	47:BF:106:ALA:CB	2.37	0.54
47:BF:33:ILE:HB	47:BF:90:LEU:HB2	1.88	0.54
23:BB:720:U:H2'	23:BB:721:A:C8	2.41	0.54
1:AA:376:G:H4'	13:AP:5:ARG:HD3	1.89	0.54
23:BB:2798:U:H5''	23:BB:2799:A:OP1	2.06	0.54
23:BB:2471:A:O2'	23:BB:2472:G:C8	2.59	0.54
1:AA:957:U:H2'	1:AA:959:A:OP2	2.07	0.54
26:DD:107:VAL:H	26:DD:205:PRO:HA	1.71	0.54
27:BK:7:MET:SD	27:BK:20:MET:HB2	2.47	0.54
2:CC:137:VAL:HA	2:CC:148:ILE:HD13	1.90	0.54
1:CA:1040:U:H2'	1:CA:1041:G:O4'	2.07	0.54
23:BB:1723:G:H3'	23:BB:1724:G:C8	2.38	0.54
46:DU:84:PHE:O	46:DU:85:ARG:HB2	2.07	0.54
46:DU:86:PHE:CD1	46:DU:90:LYS:HB2	2.42	0.54
40:DH:135:HIS:CG	40:DH:136:SER:N	2.76	0.54
27:DK:37:ASP:O	27:DK:61:VAL:HA	2.06	0.54
1:AA:389:A:H3'	1:AA:390:U:H6	1.73	0.54
23:DB:1917:U:C2'	23:DB:1918:A:H5'	2.37	0.54
23:DB:1946:U:H2'	23:DB:1947:C:H6	1.72	0.54
46:BU:14:THR:O	46:BU:18:LYS:HG2	2.07	0.54
23:DB:85:G:N2	23:DB:98:G:H1'	2.23	0.54
23:BB:172:A:H2'	23:BB:173:A:H8	1.72	0.54
2:CC:42:LEU:O	2:CC:46:LEU:HB2	2.07	0.54
36:D2:30:VAL:HA	36:D2:33:ARG:HD3	1.90	0.54
7:AH:24:VAL:HG12	7:AH:60:LEU:HB3	1.88	0.54
47:BF:79:ARG:H	47:BF:82:TYR:HB2	1.72	0.54
1:CA:1228:C:P	12:CM:113:LYS:HB2	2.47	0.54
3:CD:192:ALA:HB3	3:CD:194:ILE:HG22	1.90	0.54
3:AD:56:GLU:O	3:AD:60:VAL:HG12	2.06	0.54
23:DB:1355:G:O2'	23:DB:1356:G:H5'	2.08	0.54
3:CD:96:ARG:HB3	3:CD:98:ASP:OD2	2.07	0.54
23:BB:2579:C:O2'	26:BD:136:ASN:HA	2.06	0.54
49:DR:62:GLU:O	49:DR:96:VAL:HA	2.06	0.54
18:CB:93:HIS:O	18:CB:94:ARG:HG2	2.07	0.54
23:BB:1802:A:H2'	23:BB:1803:A:C8	2.42	0.54
1:CA:539:A:H2'	1:CA:540:G:C8	2.43	0.54
1:CA:1174:G:O2'	1:CA:1175:G:H5'	2.08	0.54

Continued on next page...

Continued from previous page...

Atom-1	Atom-2	Distance(Å)	Clash(Å)
23:DB:2630:G:H2'	23:DB:2631:G:H8	1.71	0.54
43:DO:72:ALA:HB2	43:DO:105:ALA:HB1	1.90	0.54
38:DM:10:ARG:HH11	38:DM:89:VAL:HG22	1.72	0.54
1:AA:489:C:H2'	1:AA:490:C:C6	2.43	0.54
23:DB:1742:U:H2'	23:DB:1743:G:C8	2.43	0.54
9:CJ:49:PHE:HE1	9:CJ:67:ILE:HD12	1.72	0.54
17:CT:27:MET:O	17:CT:31:ILE:HG13	2.08	0.54
1:CA:363:A:P	11:CL:57:THR:HG21	2.48	0.54
1:CA:484:G:H5'	1:CA:486:U:H5'	1.89	0.54
1:CA:91:U:H2'	1:CA:92:U:C6	2.43	0.54
23:DB:277:G:N2	23:DB:360:U:H3	2.06	0.54
40:BH:131:SER:HB3	40:BH:140:ALA:C	2.28	0.54
8:AI:94:ARG:HA	8:AI:97:LEU:HD12	1.90	0.54
16:CS:40:PHE:HD2	16:CS:42:ASN:HD21	1.55	0.54
3:CD:3:TYR:C	3:CD:4:LEU:HD12	2.28	0.54
3:AD:129:VAL:HG12	3:AD:131:ILE:H	1.72	0.54
23:BB:1060:U:C5	24:BI:131:THR:HG22	2.43	0.54
52:DW:39:GLN:CG	52:DW:40:ARG:N	2.69	0.54
47:BF:35:LEU:HA	47:BF:153:ILE:HG12	1.89	0.54
27:DK:2:ILE:HG13	27:DK:33:ALA:O	2.08	0.54
27:BK:2:ILE:HG13	27:BK:33:ALA:O	2.08	0.54
40:BH:3:VAL:HA	40:BH:37:VAL:O	2.08	0.54
4:AE:87:VAL:HG23	4:AE:91:SER:O	2.07	0.54
23:DB:2542:A:H4'	23:DB:2543:G:H5'	1.89	0.54
7:AH:90:GLU:O	7:AH:91:LEU:C	2.46	0.54
23:BB:143:C:H2'	23:BB:144:A:C8	2.43	0.54
22:BA:113:C:H2'	22:BA:114:C:C6	2.43	0.54
6:AG:74:VAL:HG12	6:AG:87:PRO:HD3	1.90	0.54
10:CK:111:ASP:HB3	19:CU:19:LYS:HE2	1.89	0.54
30:DY:6:ILE:O	30:DY:34:THR:HA	2.08	0.54
23:DB:3:U:H2'	23:DB:4:U:H6	1.69	0.54
27:DK:19:VAL:HB	27:DK:41:ILE:HD11	1.90	0.54
40:BH:63:ALA:HA	40:BH:66:ASN:CG	2.27	0.54
23:DB:117:G:H5'	23:DB:126:A:C8	2.40	0.54
23:BB:2457:U:O2'	23:BB:2458:G:H5'	2.07	0.54
6:AG:149:ALA:HB2	10:AK:60:PHE:CB	2.37	0.54
23:BB:2087:G:H2'	23:BB:2088:A:C8	2.43	0.54
1:AA:266:G:O2'	1:AA:267:C:H3'	2.07	0.54
23:BB:2462:C:H2'	23:BB:2463:C:H6	1.73	0.54
23:BB:2893:A:H4'	23:BB:2894:G:O5'	2.08	0.54
1:CA:476:U:H2'	1:CA:477:C:H6	1.72	0.54
6:CG:30:MET:CE	6:CG:33:GLY:HA2	2.38	0.54

Continued on next page...

Continued from previous page...

Atom-1	Atom-2	Distance(Å)	Clash(Å)
23:BB:2746:U:H4'	48:BG:137:LYS:HB2	1.90	0.54
1:AA:601:G:H2'	1:AA:602:A:C8	2.43	0.54
1:CA:513:C:H2'	1:CA:514:C:C6	2.43	0.54
23:DB:643:A:C5	23:DB:644:A:N7	2.76	0.54
44:BQ:104:ALA:HA	49:BR:46:GLU:CD	2.28	0.54
27:DK:109:SER:C	27:DK:111:LYS:H	2.11	0.54
23:BB:1013:C:H2'	23:BB:1014:A:C8	2.42	0.54
23:BB:2828:G:H2'	23:BB:2829:A:H8	1.73	0.54
1:AA:284:C:O2'	1:AA:285:C:H5'	2.07	0.54
23:DB:862:G:H2'	23:DB:863:A:C8	2.43	0.54
4:CE:96:GLN:HB3	4:CE:123:LEU:HD12	1.89	0.54
28:BP:8:GLU:HB3	28:BP:54:LEU:HB2	1.88	0.54
1:CA:167:A:O2'	1:CA:168:G:H5'	2.08	0.54
1:AA:384:G:H2'	1:AA:385:C:H6	1.73	0.54
1:AA:1186:G:H4'	8:AI:111:GLU:OE1	2.08	0.54
15:CR:33:THR:HG23	15:CR:37:LYS:O	2.08	0.54
1:AA:878:A:H5''	7:AH:80:PRO:HG2	1.89	0.54
1:AA:72:A:H2'	1:AA:73:C:C6	2.43	0.54
1:AA:1032:G:N3	1:AA:1032:G:H3'	2.23	0.54
49:BR:19:THR:HB	49:BR:97:LYS:HG3	1.90	0.54
23:DB:934:U:H2'	23:DB:935:C:C6	2.43	0.54
23:BB:2813:A:H2'	23:BB:2814:A:C8	2.43	0.54
23:DB:672:C:O2'	23:DB:673:C:H5'	2.07	0.54
23:BB:2452:C:H2'	23:BB:2453:A:C8	2.43	0.54
23:BB:917:A:H5''	23:BB:2268:A:H61	1.73	0.54
52:BW:49:ASN:C	52:BW:50:VAL:HG22	2.28	0.54
25:DC:209:ALA:HA	25:DC:212:TRP:CE2	2.43	0.54
45:DS:42:LYS:O	45:DS:45:VAL:HG22	2.06	0.54
40:DH:94:ILE:HG23	40:DH:98:ASP:HB3	1.89	0.54
23:DB:2269:G:H4'	52:DW:19:ARG:HH11	1.73	0.54
16:CS:39:ILE:HD11	16:CS:68:HIS:CB	2.32	0.54
23:BB:2231:U:H2'	23:BB:2232:C:C6	2.42	0.54
23:DB:920:A:H2'	23:DB:921:C:H6	1.72	0.54
5:AF:91:ARG:H	5:AF:93:LYS:HZ1	1.54	0.54
29:BE:48:THR:O	29:BE:52:VAL:HG23	2.08	0.54
18:CB:163:ILE:HG23	18:CB:164:ASP:N	2.17	0.54
28:BP:24:THR:OG1	28:BP:86:LYS:HB3	2.07	0.54
23:BB:141:G:N1	50:BT:1:MET:HA	2.23	0.54
26:DD:125:TRP:CD2	26:DD:160:LYS:HB3	2.42	0.54
9:AJ:26:VAL:O	9:AJ:30:LYS:HG3	2.07	0.54
16:AS:10:ILE:HG22	16:AS:37:SER:CB	2.38	0.54
23:DB:967:U:H2'	23:DB:968:C:C6	2.43	0.54

Continued on next page...

Continued from previous page...

Atom-1	Atom-2	Distance(Å)	Clash(Å)
23:DB:1387:A:H2'	23:DB:1388:G:H8	1.73	0.54
29:BE:3:LEU:HB2	29:BE:12:LEU:HB3	1.89	0.54
1:CA:268:U:H2'	1:CA:269:C:C6	2.41	0.54
23:BB:1374:G:O2'	23:BB:1375:U:H5'	2.07	0.54
23:BB:2848:G:N7	28:BP:94:ALA:HB2	2.22	0.54
23:DB:1870:C:H2'	23:DB:1871:A:C8	2.41	0.54
5:CF:18:VAL:O	5:CF:22:ILE:HG13	2.08	0.54
1:CA:89:U:H2'	1:CA:90:C:H6	1.73	0.54
10:AK:28:ASN:HD21	10:AK:46:ALA:HB3	1.71	0.54
11:CL:98:ARG:HH21	11:CL:104:SER:C	2.10	0.54
1:AA:1081:A:OP1	4:AE:22:LYS:HB2	2.08	0.54
23:DB:743:A:O2'	23:DB:744:U:H5'	2.08	0.54
1:CA:1148:U:H2'	1:CA:1149:C:O4'	2.08	0.54
6:CG:98:LEU:HD22	6:CG:102:TRP:NE1	2.23	0.54
39:BX:41:HIS:O	39:BX:44:LYS:HB3	2.08	0.54
41:BJ:93:ILE:O	41:BJ:97:PRO:HG3	2.07	0.54
23:DB:2580:U:C5'	26:DD:136:ASN:H	2.21	0.54
36:B2:18:PHE:O	36:B2:22:MET:HB2	2.08	0.54
23:DB:423:A:H5''	23:DB:424:G:H5'	1.88	0.54
23:BB:759:G:H2'	23:BB:760:G:H8	1.72	0.54
23:DB:1300:G:H4'	23:DB:1301:A:H5'	1.90	0.54
23:BB:1163:G:O2'	23:BB:1164:C:H5'	2.07	0.54
23:DB:1130:U:C2	23:DB:2025:C:H5''	2.43	0.54
23:DB:1692:U:H2'	23:DB:1694:C:C5	2.43	0.54
1:CA:1124:G:H5'	9:CJ:37:ARG:HE	1.72	0.54
23:DB:2646:C:H2'	23:DB:2647:U:O4'	2.07	0.54
23:DB:441:U:H2'	23:DB:442:G:C8	2.43	0.54
1:CA:1496:C:H4'	23:DB:1920:C:O2'	2.07	0.54
23:BB:1758:U:O4'	23:BB:1758:U:O2	2.24	0.54
18:CB:88:GLN:HE22	18:CB:217:ALA:HB1	1.72	0.54
18:CB:45:THR:HA	18:CB:48:MET:HG3	1.89	0.54
1:AA:1316:G:N1	1:AA:1318:A:H5''	2.23	0.54
49:DR:49:ILE:HG12	49:DR:53:PHE:CA	2.38	0.54
8:AI:40:ARG:HA	8:AI:44:ARG:HD3	1.89	0.54
4:AE:83:PRO:HB3	4:AE:96:GLN:HG3	1.90	0.54
47:BF:57:ALA:HB2	47:BF:64:PRO:HG2	1.89	0.54
8:AI:98:ARG:C	8:AI:100:ALA:H	2.11	0.54
23:DB:30:G:H2'	23:DB:31:C:H6	1.69	0.54
28:BP:50:ARG:CB	28:BP:56:SER:HB3	2.38	0.54
1:AA:1226:C:H5''	12:AM:94:LEU:HD11	1.90	0.54
1:AA:1332:A:H2'	1:AA:1333:A:C8	2.42	0.54
1:CA:1250:A:H2'	1:CA:1251:A:H8	1.73	0.54

Continued on next page...

Continued from previous page...

Atom-1	Atom-2	Distance(Å)	Clash(Å)
47:BF:100:GLU:HA	47:BF:100:GLU:OE1	2.07	0.54
47:BF:102:LEU:HA	47:BF:106:ALA:CB	2.36	0.54
47:BF:110:ILE:CG2	47:BF:113:PHE:HB3	2.38	0.54
47:BF:95:MET:O	47:BF:99:PHE:HB2	2.08	0.54
23:BB:2821:A:OP1	26:BD:115:GLY:HA3	2.07	0.54
26:DD:5:VAL:HG23	26:DD:32:ASN:ND2	2.23	0.54
7:CH:94:VAL:HG21	7:CH:100:ILE:O	2.08	0.54
27:DK:11:ALA:HB3	27:DK:85:VAL:HG22	1.88	0.54
50:BT:35:ALA:O	50:BT:81:LYS:HB3	2.08	0.54
23:BB:598:U:H2'	23:BB:599:A:C8	2.43	0.54
29:DE:34:ALA:CB	29:DE:96:VAL:HG21	2.38	0.54
5:CF:69:GLU:O	5:CF:72:ASP:HB3	2.07	0.54
23:BB:1459:G:H3'	23:BB:1460:U:C5'	2.38	0.54
23:BB:1571:A:H2'	23:BB:1572:A:C8	2.43	0.54
3:AD:96:ARG:HB3	3:AD:98:ASP:OD2	2.08	0.54
46:DU:26:ASN:ND2	46:DU:26:ASN:N	2.55	0.54
36:D2:16:HIS:HB3	36:D2:21:ARG:NH1	2.23	0.54
40:DH:110:VAL:HG23	40:DH:132:PHE:CD2	2.43	0.54
39:DX:23:ARG:HD2	39:DX:27:ASN:ND2	2.22	0.54
23:DB:1789:A:H2'	23:DB:1790:C:O4'	2.08	0.54
6:AG:94:ARG:NH1	6:AG:98:LEU:HD21	2.23	0.54
24:BI:112:LYS:O	24:BI:116:MET:HG3	2.08	0.54
23:DB:2104:C:H3'	23:DB:2104:C:C6	2.43	0.54
1:AA:255:G:H2'	1:AA:256:U:C6	2.42	0.54
44:BQ:101:ASP:OD1	44:BQ:104:ALA:HB2	2.07	0.54
22:BA:76:G:H2'	22:BA:77:U:H6	1.71	0.54
3:CD:13:ARG:HG3	3:CD:55:ARG:NH1	2.22	0.54
23:DB:1830:C:H2'	23:DB:1831:G:H8	1.73	0.54
23:BB:1300:G:H4'	23:BB:1301:A:H5'	1.89	0.54
23:BB:1038:G:H2'	23:BB:1039:A:H8	1.73	0.54
23:BB:2649:C:H2'	23:BB:2650:U:H6	1.71	0.54
43:DO:35:ILE:HG13	43:DO:71:ALA:HB1	1.90	0.54
23:DB:2617:U:O2'	23:DB:2618:G:H5'	2.08	0.54
1:CA:1074:G:H2'	1:CA:1075:U:C6	2.43	0.54
37:DL:110:VAL:HB	37:DL:127:VAL:HG23	1.90	0.54
23:DB:2714:G:O2'	23:DB:2715:C:H5'	2.08	0.54
23:DB:2649:C:H2'	23:DB:2650:U:H6	1.72	0.54
1:CA:50:A:H1'	1:CA:52:C:C6	2.43	0.54
25:BC:138:SER:O	25:BC:162:GLN:HA	2.08	0.54
18:CB:218:ALA:HA	18:CB:221:ARG:CZ	2.38	0.54
1:CA:1493:A:O5'	1:CA:1493:A:N3	2.41	0.54
6:AG:58:LEU:H	6:AG:58:LEU:CD2	2.18	0.54

Continued on next page...

Continued from previous page...

Atom-1	Atom-2	Distance(Å)	Clash(Å)
16:CS:43:MET:HB2	16:CS:61:VAL:HG21	1.90	0.54
42:DN:24:MET:SD	42:DN:44:LEU:HD22	2.48	0.54
27:DK:25:LEU:HD21	27:DK:40:LYS:H	1.71	0.54
16:AS:44:ILE:HG13	16:AS:62:THR:CA	2.36	0.54
37:BL:57:LEU:O	37:BL:61:LEU:HD13	2.08	0.54
40:DH:39:ALA:C	40:DH:41:LYS:H	2.12	0.54
23:BB:2676:C:H2'	23:BB:2677:G:H8	1.73	0.54
23:BB:2722:G:H4'	42:BN:4:ARG:HB2	1.89	0.54
23:BB:2680:U:OP2	26:BD:114:LYS:HB3	2.08	0.54
1:AA:468:A:H3'	1:AA:469:C:H6	1.72	0.54
1:AA:476:U:O2'	1:AA:477:C:H5'	2.07	0.54
23:BB:2880:C:O2'	23:BB:2881:U:H5'	2.08	0.54
46:BU:84:PHE:O	46:BU:85:ARG:HB2	2.08	0.54
23:BB:1340:U:O4	50:BT:64:LYS:HD2	2.08	0.54
35:BV:63:ILE:HD11	35:BV:72:VAL:HG22	1.88	0.54
4:CE:155:LYS:HD2	7:CH:70:VAL:O	2.07	0.54
18:CB:130:LYS:O	18:CB:134:LEU:HD23	2.07	0.54
23:DB:951:C:O2'	23:DB:952:G:H5'	2.08	0.54
23:DB:2869:G:H2'	23:DB:2870:C:H6	1.72	0.54
23:BB:1854:A:H2	23:BB:2087:G:N3	2.05	0.54
20:CO:8:THR:O	20:CO:12:VAL:HG23	2.07	0.54
23:BB:1488:C:O2'	23:BB:1489:C:H5'	2.08	0.54
23:BB:925:A:O2'	23:BB:926:G:H5'	2.08	0.54
1:CA:1070:U:H2'	1:CA:1071:C:C6	2.43	0.54
7:AH:55:LYS:HE3	7:AH:56:PRO:HD2	1.90	0.54
46:BU:64:ILE:HD11	46:BU:68:ASN:ND2	2.23	0.54
18:CB:114:LYS:HE2	18:CB:151:LYS:HB2	1.90	0.54
23:BB:1007:C:O3'	41:BJ:110:PRO:HB3	2.07	0.54
1:AA:1511:G:O2'	1:AA:1512:U:H5'	2.07	0.54
1:CA:618:C:N3	1:CA:622:A:N6	2.53	0.54
23:BB:743:A:O2'	23:BB:744:U:H5'	2.08	0.54
23:DB:2772:C:H4'	26:DD:171:THR:HG21	1.89	0.54
23:BB:1447:C:H2'	23:BB:1448:G:C8	2.43	0.54
1:AA:235:C:H2'	1:AA:236:A:H8	1.71	0.54
2:AC:131:ARG:HH11	2:AC:135:ARG:HH12	1.55	0.54
23:BB:2438:U:H2'	23:BB:2441:U:H5	1.73	0.54
23:DB:692:C:H2'	23:DB:693:A:H8	1.73	0.54
23:BB:93:G:H2'	23:BB:94:A:O4'	2.07	0.54
23:BB:2298:A:H2'	23:BB:2299:U:O4'	2.07	0.54
1:AA:489:C:H2'	1:AA:490:C:H6	1.73	0.54
1:AA:1418:A:N6	1:AA:1482:G:H1'	2.23	0.54
43:BO:35:ILE:HG13	43:BO:71:ALA:HB1	1.90	0.54

Continued on next page...

Continued from previous page...

Atom-1	Atom-2	Distance(Å)	Clash(Å)
23:DB:2298:A:H2'	23:DB:2299:U:O4'	2.08	0.54
48:DG:67:ALA:O	48:DG:71:LEU:HD23	2.08	0.54
23:BB:1851:U:H2'	23:BB:1852:U:H6	1.72	0.54
23:DB:2199:A:H3'	23:DB:2200:C:H6	1.72	0.54
1:CA:772:U:H2'	1:CA:773:G:O4'	2.07	0.54
7:AH:50:VAL:O	7:AH:50:VAL:HG22	2.08	0.54
37:DL:142:ILE:N	37:DL:142:ILE:HD12	2.23	0.54
23:DB:1099:G:H4'	24:DI:4:VAL:CG1	2.38	0.54
9:AJ:7:ARG:HG3	9:AJ:101:SER:HB2	1.90	0.54
52:BW:38:ARG:N	52:BW:56:HIS:HD2	2.06	0.54
12:AM:44:ILE:CA	12:AM:47:LEU:HD23	2.36	0.54
25:DC:245:THR:O	25:DC:247:TRP:N	2.41	0.54
40:DH:131:SER:HB2	40:DH:140:ALA:O	2.07	0.54
44:DQ:90:ASP:H	49:DR:39:LEU:CD1	2.21	0.54
18:AB:213:LEU:O	18:AB:216:VAL:HG22	2.07	0.54
18:AB:98:GLY:C	18:AB:100:LEU:H	2.11	0.54
40:BH:116:ARG:NE	40:BH:131:SER:HB2	2.22	0.54
49:BR:60:LYS:H	49:BR:100:GLY:HA3	1.72	0.54
1:CA:1343:G:H2'	1:CA:1344:C:H6	1.72	0.54
37:DL:123:ARG:HA	37:DL:143:GLU:CB	2.31	0.54
8:CI:61:ASP:O	8:CI:62:LEU:HD13	2.07	0.54
37:DL:19:LEU:HD23	37:DL:27:LEU:HD23	1.88	0.54
12:AM:1:ALA:O	12:AM:3:ILE:HG13	2.07	0.54
10:CK:70:ALA:HA	10:CK:73:VAL:CG2	2.38	0.54
47:DF:2:LYS:HB2	47:DF:100:GLU:OE2	2.07	0.54
1:AA:1225:A:H5''	1:AA:1226:C:C5	2.38	0.54
38:BM:34:LYS:HA	38:BM:100:LYS:O	2.08	0.54
1:AA:1290:G:H2'	1:AA:1291:U:H6	1.72	0.54
47:BF:102:LEU:CD1	47:BF:103:ILE:HG13	2.37	0.54
5:AF:84:VAL:HG22	5:AF:85:ILE:N	2.22	0.54
40:DH:4:ILE:HG23	40:DH:16:GLY:HA2	1.90	0.54
23:DB:1470:A:H2'	23:DB:1471:G:O4'	2.08	0.54
23:DB:979:A:H3'	23:DB:980:A:C5'	2.38	0.54
26:DD:46:ARG:NH1	26:DD:86:GLU:H	2.06	0.54
23:BB:581:C:H2'	23:BB:582:A:C8	2.43	0.54
11:CL:14:LYS:HG2	11:CL:15:VAL:N	2.22	0.54
27:BK:115:ILE:HG23	27:BK:116:ILE:N	2.22	0.54
8:CI:11:ARG:HA	8:CI:105:ARG:NH1	2.23	0.54
23:BB:2547:A:H5'	23:BB:2566:A:C2	2.43	0.54
2:CC:146:LYS:HB2	2:CC:202:PHE:HE2	1.71	0.54
23:BB:1593:A:H2'	23:BB:1594:U:O4'	2.08	0.54
23:DB:1190:G:H5''	37:DL:32:GLY:O	2.07	0.54

Continued on next page...

Continued from previous page...

Atom-1	Atom-2	Distance(Å)	Clash(Å)
23:DB:1704:C:H2'	23:DB:1705:A:H8	1.72	0.54
51:DZ:27:ARG:HG3	51:DZ:28:ARG:H	1.72	0.54
43:BO:52:SER:O	43:BO:58:ILE:HD12	2.08	0.54
1:AA:413:G:O6	3:AD:32:LYS:HE2	2.07	0.54
1:AA:1484:C:H2'	1:AA:1485:U:H6	1.72	0.54
23:BB:2861:U:H2'	23:BB:2862:G:C8	2.43	0.54
23:BB:2605:U:H2'	23:BB:2606:C:C6	2.42	0.54
37:DL:4:ASN:HD22	37:DL:4:ASN:N	2.06	0.54
11:CL:107:LYS:C	11:CL:109:ARG:H	2.11	0.54
1:AA:1396:A:C4'	1:AA:1397:C:H5'	2.38	0.54
23:BB:1584:U:H5''	23:BB:1585:C:C5	2.44	0.54
37:DL:110:VAL:HG23	37:DL:126:ARG:O	2.08	0.54
25:BC:66:PHE:HB2	25:BC:150:GLY:O	2.08	0.54
23:BB:2322:A:H3'	23:BB:2323:G:H8	1.73	0.54
50:BT:36:LYS:O	50:BT:36:LYS:HD3	2.08	0.54
22:DA:78:A:H2'	22:DA:79:G:O4'	2.07	0.54
29:BE:146:VAL:HG11	29:BE:187:VAL:HG23	1.90	0.53
29:DE:29:HIS:O	29:DE:33:VAL:HG23	2.09	0.53
44:DQ:63:ARG:HH12	44:DQ:96:ASP:CB	2.13	0.53
18:AB:68:PHE:HE1	18:AB:88:GLN:HB3	1.73	0.53
23:BB:397:U:OP1	51:BZ:31:PRO:HA	2.07	0.53
12:CM:33:LEU:CD1	12:CM:40:GLU:HA	2.38	0.53
12:CM:66:GLY:HA2	47:DF:143:ASP:HB3	1.88	0.53
6:AG:16:LYS:HB3	6:AG:43:TYR:CE1	2.42	0.53
19:AU:39:LYS:N	19:AU:40:PRO:CD	2.71	0.53
1:AA:87:C:H2'	1:AA:88:U:C4'	2.37	0.53
4:CE:92:ARG:HB3	4:CE:92:ARG:NH1	2.23	0.53
28:DP:20:ARG:NH2	28:DP:91:VAL:HG22	2.23	0.53
38:DM:21:ALA:HB3	38:DM:99:GLY:O	2.09	0.53
1:CA:923:A:H2'	1:CA:924:C:H6	1.73	0.53
10:AK:80:ASN:CA	10:AK:105:ARG:HB3	2.38	0.53
29:DE:2:GLU:HA	29:DE:13:THR:CA	2.35	0.53
29:DE:3:LEU:HB2	29:DE:12:LEU:HB3	1.90	0.53
20:AO:25:THR:HG21	20:AO:70:LEU:HD23	1.90	0.53
5:AF:69:GLU:O	5:AF:73:GLU:HG2	2.09	0.53
1:AA:1238:A:H2'	1:AA:1239:A:H8	1.72	0.53
23:DB:2073:C:O2'	23:DB:2074:U:H5'	2.07	0.53
23:DB:67:U:H2'	23:DB:68:G:C8	2.41	0.53
39:DX:39:GLN:O	39:DX:42:LEU:HB2	2.08	0.53
23:DB:96:C:H4'	39:DX:41:HIS:CE1	2.43	0.53
1:CA:1469:C:H2'	1:CA:1470:U:O4'	2.07	0.53
1:CA:621:A:H2'	1:CA:622:A:H8	1.72	0.53

Continued on next page...

Continued from previous page...

Atom-1	Atom-2	Distance(Å)	Clash(Å)
8:CI:113:LYS:HA	8:CI:120:ALA:HB2	1.90	0.53
1:CA:1280:A:O4'	9:CJ:43:PRO:HG3	2.07	0.53
23:BB:526:A:N6	23:BB:2626:C:H4'	2.23	0.53
1:AA:253:A:H2'	1:AA:254:G:C8	2.44	0.53
4:AE:95:MET:HA	4:AE:124:ALA:CB	2.38	0.53
44:DQ:43:GLN:NE2	49:DR:77:PHE:HB3	2.23	0.53
11:AL:107:LYS:C	11:AL:109:ARG:H	2.11	0.53
23:DB:93:G:H2'	23:DB:94:A:O4'	2.08	0.53
1:AA:205:A:H2'	1:AA:206:C:C6	2.42	0.53
23:BB:423:A:H5''	23:BB:424:G:H5'	1.90	0.53
6:AG:129:ASN:HA	6:AG:134:VAL:HG21	1.90	0.53
23:BB:736:C:H2'	23:BB:737:C:C6	2.43	0.53
23:BB:1771:C:H2'	23:BB:1772:A:H8	1.73	0.53
4:CE:98:ALA:HB2	4:CE:123:LEU:HG	1.91	0.53
21:CN:3:GLN:HA	21:CN:6:LYS:CG	2.38	0.53
1:CA:1164:G:H2'	1:CA:1165:U:C6	2.43	0.53
25:DC:138:SER:O	25:DC:162:GLN:HA	2.08	0.53
36:B2:3:ARG:HA	36:B2:3:ARG:CZ	2.38	0.53
36:B2:3:ARG:HA	36:B2:3:ARG:NE	2.22	0.53
23:BB:1742:U:H2'	23:BB:1743:G:C8	2.43	0.53
23:BB:1015:U:H2'	23:BB:1016:G:C8	2.42	0.53
29:BE:47:LYS:HB3	29:BE:51:GLU:HB2	1.90	0.53
23:DB:208:C:H2'	23:DB:209:C:H6	1.73	0.53
1:CA:882:C:O2'	1:CA:883:C:H5'	2.08	0.53
18:CB:53:LEU:HD11	18:CB:216:VAL:HA	1.90	0.53
18:CB:66:ILE:HD12	18:CB:159:ALA:HB3	1.88	0.53
18:AB:10:LYS:O	18:AB:13:VAL:HG22	2.07	0.53
27:DK:34:GLY:O	27:DK:36:GLY:N	2.42	0.53
40:BH:99:ILE:CD1	40:BH:144:VAL:HB	2.37	0.53
12:CM:65:GLU:N	12:CM:68:LEU:HD12	2.23	0.53
8:AI:40:ARG:N	8:AI:44:ARG:HD3	2.23	0.53
41:BJ:44:TYR:O	41:BJ:45:THR:HB	2.09	0.53
44:BQ:111:LYS:HE2	49:BR:50:GLY:HA3	1.89	0.53
49:BR:14:VAL:HG22	49:BR:15:SER:N	2.23	0.53
48:DG:83:THR:C	48:DG:84:LYS:HD3	2.29	0.53
48:DG:84:LYS:CG	48:DG:85:LYS:H	2.20	0.53
25:BC:75:ALA:CB	25:BC:95:TYR:HA	2.39	0.53
5:CF:3:HIS:ND1	5:CF:95:ALA:N	2.56	0.53
28:DP:50:ARG:CB	28:DP:56:SER:HB3	2.38	0.53
23:DB:2313:C:H4'	47:DF:87:LYS:HB3	1.90	0.53
1:AA:1118:U:H1'	1:AA:1179:A:C4	2.43	0.53
47:DF:41:GLU:HG3	47:DF:48:LEU:HD11	1.89	0.53

Continued on next page...

Continued from previous page...

Atom-1	Atom-2	Distance(Å)	Clash(Å)
26:DD:3:GLY:C	26:DD:4:LEU:HD22	2.29	0.53
23:BB:1387:A:H2'	23:BB:1388:G:H8	1.73	0.53
20:CO:64:ARG:CA	20:CO:64:ARG:HE	2.19	0.53
30:DY:7:THR:HG22	30:DY:8:GLN:N	2.22	0.53
38:BM:64:TRP:HB2	38:BM:104:GLU:HB2	1.90	0.53
4:AE:101:GLY:H	4:AE:121:ASN:ND2	2.05	0.53
1:CA:861:G:H2'	1:CA:862:C:H6	1.73	0.53
23:BB:594:U:H2'	23:BB:595:C:C6	2.43	0.53
6:CG:134:VAL:HG12	6:CG:137:ARG:HH21	1.73	0.53
23:DB:480:A:H2'	23:DB:480:A:N3	2.24	0.53
1:CA:648:A:H2'	1:CA:649:A:C8	2.43	0.53
22:DA:54:G:O2'	22:DA:55:U:H5'	2.08	0.53
43:DO:111:ARG:HA	43:DO:115:LEU:O	2.08	0.53
35:BV:6:ALA:HB3	35:BV:65:VAL:HG12	1.90	0.53
42:DN:62:ASN:HD22	42:DN:62:ASN:N	2.07	0.53
3:CD:129:VAL:HG12	3:CD:131:ILE:H	1.73	0.53
1:AA:493:A:H3'	1:AA:494:G:C8	2.44	0.53
23:DB:2028:U:H2'	23:DB:2029:G:C8	2.43	0.53
1:CA:1365:G:H2'	1:CA:1366:C:C6	2.42	0.53
23:BB:2857:G:N2	23:BB:2859:G:H3'	2.23	0.53
6:AG:94:ARG:HD3	6:AG:98:LEU:HD11	1.89	0.53
36:D2:18:PHE:O	36:D2:22:MET:HB2	2.08	0.53
1:AA:570:G:H2'	1:AA:571:U:C6	2.43	0.53
34:D3:40:LYS:O	34:D3:43:LEU:HB2	2.09	0.53
23:BB:814:C:O2'	23:BB:815:C:H5'	2.07	0.53
11:CL:17:LYS:HD2	11:CL:18:SER:O	2.09	0.53
23:BB:2256:G:H2'	23:BB:2257:U:C6	2.43	0.53
43:DO:76:LYS:O	43:DO:80:GLU:HG2	2.08	0.53
2:CC:71:ARG:HB2	2:CC:74:ILE:HG21	1.89	0.53
1:AA:1336:C:H4'	1:AA:1337:G:C4	2.43	0.53
30:BY:2:LYS:HD3	30:BY:2:LYS:H	1.74	0.53
6:AG:125:ASP:HA	6:AG:128:GLU:OE1	2.08	0.53
23:BB:1268:A:H2'	23:BB:1269:A:O4'	2.08	0.53
1:CA:126:G:H4'	1:CA:634:C:H1'	1.89	0.53
48:BG:76:ILE:HB	48:BG:82:PHE:CZ	2.44	0.53
23:BB:1923:U:H2'	23:BB:1924:C:C6	2.43	0.53
34:B3:18:LYS:HD2	34:B3:19:GLY:N	2.23	0.53
50:DT:36:LYS:O	50:DT:36:LYS:HD3	2.08	0.53
1:AA:1439:G:H2'	1:AA:1440:U:O4'	2.07	0.53
24:DI:2:LYS:C	24:DI:3:LYS:HD2	2.28	0.53
25:DC:202:ARG:HE	25:DC:213:ARG:NH2	2.06	0.53
50:BT:50:LEU:N	50:BT:50:LEU:HD22	2.22	0.53

Continued on next page...

Continued from previous page...

Atom-1	Atom-2	Distance(Å)	Clash(Å)
45:DS:68:ASP:C	45:DS:69:LEU:HD12	2.29	0.53
51:BZ:31:PRO:HB2	51:BZ:33:LEU:HG	1.90	0.53
12:CM:19:THR:C	12:CM:21:ILE:H	2.12	0.53
8:CI:83:THR:HG21	8:CI:102:PHE:O	2.08	0.53
9:CJ:51:VAL:HG22	21:CN:80:ARG:HG3	1.91	0.53
2:AC:31:ASN:ND2	2:AC:58:ARG:HH22	2.06	0.53
27:DK:75:SER:HA	28:DP:72:VAL:O	2.08	0.53
47:DF:65:LEU:N	47:DF:88:VAL:HG22	2.22	0.53
23:BB:1230:A:H2'	23:BB:1231:U:H6	1.74	0.53
48:DG:34:ARG:HD3	48:DG:34:ARG:N	2.22	0.53
1:CA:678:U:H2'	1:CA:679:C:C6	2.43	0.53
1:CA:336:A:O2'	1:CA:337:G:H5'	2.08	0.53
23:BB:528:A:N1	23:BB:2042:A:H2'	2.24	0.53
23:BB:1729:U:H5	23:BB:1731:G:N2	2.06	0.53
37:BL:100:ILE:O	37:BL:100:ILE:HG12	2.08	0.53
4:AE:156:ARG:HH12	7:AH:42:GLU:HB3	1.70	0.53
1:CA:468:A:H3'	1:CA:469:C:H6	1.72	0.53
1:AA:1237:C:C3'	1:AA:1238:A:H5'	2.37	0.53
8:CI:8:THR:HG1	8:CI:9:GLY:H	1.54	0.53
23:BB:2645:G:H4'	23:BB:2732:G:H2'	1.91	0.53
23:BB:1461:C:H2'	23:BB:1462:C:C6	2.41	0.53
1:CA:195:A:H1'	1:CA:222:C:O2'	2.08	0.53
42:BN:49:GLU:HB2	42:BN:50:PRO:HD3	1.90	0.53
18:CB:75:ALA:O	18:CB:79:VAL:N	2.39	0.53
7:AH:28:SER:HB2	7:AH:56:PRO:HB2	1.89	0.53
20:AO:84:ARG:C	20:AO:85:LEU:HD12	2.28	0.53
6:CG:98:LEU:HD22	6:CG:102:TRP:CE2	2.43	0.53
11:CL:3:VAL:O	11:CL:7:VAL:HG23	2.09	0.53
1:CA:600:A:H2'	1:CA:601:G:H8	1.72	0.53
26:DD:24:VAL:HG21	26:DD:188:LEU:HB3	1.90	0.53
23:DB:2194:U:H2'	23:DB:2195:U:C6	2.43	0.53
23:DB:2901:C:O2'	23:DB:2902:C:H5'	2.09	0.53
23:DB:1637:A:H2'	23:DB:1638:C:C6	2.43	0.53
25:DC:20:ASN:O	25:DC:23:LEU:HB2	2.08	0.53
20:CO:47:LYS:C	20:CO:49:ASP:H	2.11	0.53
23:BB:2080:A:OP1	51:BZ:20:HIS:HB3	2.09	0.53
23:DB:1315:C:H2'	23:DB:1316:U:H6	1.73	0.53
23:DB:2728:U:H2'	23:DB:2729:G:C8	2.43	0.53
23:DB:1414:C:H2'	23:DB:1415:U:H6	1.73	0.53
36:B2:3:ARG:HE	36:B2:4:THR:HG22	1.73	0.53
18:AB:177:ASN:O	18:AB:178:LEU:HD23	2.08	0.53
42:BN:77:ALA:O	42:BN:81:ASN:HB2	2.08	0.53

Continued on next page...

Continued from previous page...

Atom-1	Atom-2	Distance(Å)	Clash(Å)
23:DB:1376:C:H3'	56:DB:3278:HOH:O	2.08	0.53
42:DN:77:ALA:O	42:DN:81:ASN:HB2	2.09	0.53
22:BA:78:A:H2'	22:BA:79:G:O4'	2.08	0.53
46:BU:98:ASN:OD1	46:BU:100:GLU:HB2	2.08	0.53
23:DB:1758:U:O4'	23:DB:1758:U:O2	2.24	0.53
23:DB:1392:A:H2'	23:DB:1393:A:C8	2.44	0.53
38:BM:59:ARG:HH11	38:BM:60:GLN:HB3	1.73	0.53
38:DM:41:LEU:HB3	38:DM:46:ILE:HG22	1.91	0.53
40:DH:116:ARG:O	40:DH:130:VAL:HG13	2.09	0.53
49:DR:19:THR:HB	49:DR:97:LYS:HG3	1.90	0.53
45:BS:31:GLN:O	45:BS:34:ASP:HB2	2.08	0.53
26:BD:149:ASN:C	26:BD:152:PRO:HD2	2.29	0.53
50:DT:39:THR:HG22	50:DT:42:GLU:HG2	1.90	0.53
38:BM:19:GLY:H	38:BM:38:ARG:HH12	1.55	0.53
47:BF:35:LEU:HD22	47:BF:56:LEU:HD11	1.89	0.53
47:DF:8:LYS:HA	47:DF:12:VAL:CG2	2.36	0.53
38:BM:35:ALA:H	38:BM:100:LYS:H	1.55	0.53
17:AT:79:THR:O	17:AT:82:ILE:HG13	2.08	0.53
1:CA:1250:A:H2'	1:CA:1251:A:C8	2.43	0.53
47:BF:115:GLY:HA3	47:BF:177:ARG:HD2	1.89	0.53
26:DD:125:TRP:CE2	26:DD:160:LYS:HB3	2.44	0.53
48:BG:24:THR:HG22	48:BG:34:ARG:HA	1.90	0.53
24:BI:18:ASN:N	24:BI:19:PRO:CD	2.71	0.53
2:CC:6:PRO:HG2	2:CC:183:TYR:CG	2.43	0.53
26:BD:106:LYS:H	26:BD:106:LYS:HD3	1.73	0.53
23:DB:594:U:H2'	23:DB:595:C:C6	2.42	0.53
1:AA:8:A:C6	3:AD:205:LYS:HB2	2.43	0.53
5:AF:69:GLU:O	5:AF:72:ASP:HB3	2.09	0.53
27:BK:37:ASP:O	27:BK:61:VAL:HA	2.08	0.53
25:DC:91:ALA:HB2	25:DC:105:ALA:HB2	1.91	0.53
43:DO:115:LEU:C	43:DO:116:GLN:HE21	2.11	0.53
14:CQ:24:ILE:HD13	14:CQ:43:LEU:HD13	1.89	0.53
23:DB:90:U:H3'	23:DB:91:A:C5'	2.38	0.53
30:BY:37:ARG:HG3	30:BY:38:GLU:OE1	2.09	0.53
25:DC:75:ALA:CB	25:DC:95:TYR:HA	2.39	0.53
1:CA:842:U:OP1	1:CA:843:U:H4'	2.08	0.53
1:CA:34:C:H2'	1:CA:35:G:C8	2.44	0.53
25:DC:129:LEU:HB3	25:DC:134:ILE:HG22	1.91	0.53
40:DH:53:GLU:C	40:DH:55:GLU:H	2.12	0.53
23:BB:279:A:C2	23:BB:362:A:H4'	2.44	0.53
23:BB:2053:G:O2'	23:BB:2054:A:H5'	2.08	0.53
1:AA:926:G:H3'	1:AA:1505:G:H21	1.73	0.53

Continued on next page...

Continued from previous page...

Atom-1	Atom-2	Distance(Å)	Clash(Å)
31:D0:38:LEU:HB3	31:D0:41:HIS:NE2	2.24	0.53
23:BB:1425:G:H2'	23:BB:1426:G:C8	2.43	0.53
1:AA:1453:G:H2'	1:AA:1454:G:O4'	2.09	0.53
38:BM:17:ASN:HD21	38:BM:95:LEU:HD11	1.74	0.53
1:CA:613:C:H2'	1:CA:614:C:C6	2.44	0.53
22:BA:37:C:H2'	22:BA:38:C:O4'	2.08	0.53
1:CA:77:A:H2'	1:CA:78:A:C8	2.43	0.53
23:DB:799:G:H3'	23:DB:800:A:H2'	1.90	0.53
23:DB:2817:U:O2'	23:DB:2837:A:H1'	2.09	0.53
40:DH:50:ARG:C	40:DH:52:ALA:H	2.11	0.53
25:BC:42:ARG:NH2	25:BC:48:ILE:HD11	2.24	0.53
28:DP:99:LEU:O	28:DP:99:LEU:HD13	2.08	0.53
23:DB:1904:G:O2'	23:DB:1905:C:H5'	2.08	0.53
23:DB:198:C:H6	23:DB:198:C:O5'	1.92	0.53
49:DR:5:PHE:HD1	49:DR:5:PHE:H	1.55	0.53
23:DB:1098:A:C2'	24:DI:4:VAL:N	2.71	0.53
25:DC:152:GLN:C	25:DC:153:LEU:HD23	2.28	0.53
25:DC:202:ARG:HE	25:DC:213:ARG:HH21	1.56	0.53
41:DJ:44:TYR:O	41:DJ:45:THR:HB	2.08	0.53
51:DZ:31:PRO:HB2	51:DZ:33:LEU:HG	1.90	0.53
1:AA:121:U:H4'	1:AA:122:G:N7	2.23	0.53
1:CA:778:G:H2'	1:CA:779:C:C6	2.44	0.53
1:CA:784:A:H2'	1:CA:785:G:C8	2.44	0.53
19:CU:42:THR:HB	19:CU:46:ARG:HE	1.73	0.53
24:DI:57:VAL:HG23	24:DI:71:LYS:NZ	2.24	0.53
23:BB:1599:U:H2'	23:BB:1600:C:C6	2.42	0.53
41:DJ:28:LEU:HG	41:DJ:29:ALA:N	2.22	0.53
4:AE:81:GLN:H	4:AE:146:MET:CE	2.18	0.53
47:BF:40:GLY:O	47:BF:41:GLU:HB2	2.08	0.53
1:CA:1171:A:H2'	1:CA:1172:C:C5	2.44	0.53
7:CH:90:GLU:O	7:CH:91:LEU:C	2.46	0.53
4:CE:87:VAL:HG23	4:CE:91:SER:O	2.08	0.53
28:BP:20:ARG:NH2	28:BP:91:VAL:HG22	2.23	0.53
48:DG:94:ARG:HH21	48:DG:104:LEU:HA	1.73	0.53
48:DG:3:VAL:O	48:DG:68:ARG:HG3	2.08	0.53
27:DK:71:ARG:HA	27:DK:71:ARG:HE	1.74	0.53
23:DB:1560:G:H2'	23:DB:1561:C:C6	2.42	0.53
23:BB:1470:A:H2'	23:BB:1471:G:O4'	2.07	0.53
1:AA:1499:A:H5'	1:AA:1499:A:C8	2.38	0.53
11:AL:14:LYS:HG2	11:AL:15:VAL:N	2.23	0.53
23:BB:2757:A:H2'	23:BB:2758:A:H5'	1.91	0.53
5:AF:80:PHE:CZ	25:BC:123:ILE:HG12	2.43	0.53

Continued on next page...

Continued from previous page...

Atom-1	Atom-2	Distance(Å)	Clash(Å)
33:D1:3:GLY:O	33:D1:5:ARG:N	2.42	0.53
23:DB:1439:A:H1'	23:DB:1553:A:N6	2.23	0.53
1:CA:1070:U:H2'	1:CA:1071:C:H6	1.72	0.53
23:BB:21:A:H2'	23:BB:22:C:C6	2.44	0.53
22:BA:55:U:H2'	22:BA:56:G:H8	1.74	0.53
23:BB:2772:C:H4'	26:BD:171:THR:HG21	1.89	0.53
5:AF:55:HIS:HB2	5:AF:56:LYS:HE2	1.91	0.53
23:DB:1301:A:O2'	23:DB:1302:A:H3'	2.07	0.53
4:CE:56:PRO:HG2	4:CE:57:ALA:H	1.73	0.53
4:CE:106:ALA:HB1	4:CE:110:MET:HB3	1.89	0.53
23:DB:959:A:O2'	23:DB:960:A:H5'	2.08	0.53
1:AA:1292:G:H2'	1:AA:1293:C:C6	2.43	0.53
23:BB:2199:A:H3'	23:BB:2200:C:H6	1.73	0.53
23:BB:915:C:H3'	23:BB:916:G:H8	1.72	0.53
23:BB:2408:U:O2'	23:BB:2409:G:H5'	2.09	0.53
2:AC:3:LYS:HB2	2:AC:3:LYS:NZ	2.24	0.53
38:BM:114:ARG:HG3	38:BM:130:PHE:CG	2.44	0.53
38:BM:108:VAL:HG21	38:BM:112:LEU:HD12	1.89	0.53
23:BB:237:C:O2'	23:BB:238:C:H5'	2.07	0.53
29:BE:29:HIS:O	29:BE:33:VAL:HG23	2.09	0.53
50:DT:29:THR:HA	50:DT:86:THR:CA	2.34	0.53
23:BB:871:U:H2'	23:BB:872:U:C6	2.44	0.53
38:BM:41:LEU:HB3	38:BM:46:ILE:HG22	1.90	0.53
25:DC:247:TRP:O	25:DC:249:VAL:HG22	2.08	0.53
1:CA:958:A:P	16:CS:54:ARG:HH22	2.32	0.53
44:BQ:105:PHE:HA	44:BQ:108:LEU:CD1	2.35	0.53
19:CU:39:LYS:N	19:CU:40:PRO:CD	2.71	0.53
24:DI:52:LEU:HD22	24:DI:81:LYS:HD3	1.89	0.53
33:B1:26:LYS:HB2	33:B1:52:LYS:HZ2	1.74	0.53
2:AC:52:SER:CA	2:AC:113:LYS:HG2	2.38	0.53
2:AC:137:VAL:HA	2:AC:148:ILE:HD13	1.90	0.53
7:CH:124:ILE:HG22	7:CH:125:ILE:N	2.23	0.53
27:BK:39:ILE:O	27:BK:59:LYS:HA	2.09	0.53
37:BL:80:SER:H	37:BL:113:ALA:CB	2.21	0.53
47:BF:120:SER:HB2	47:BF:129:MET:HG3	1.90	0.53
47:BF:128:SER:HB3	47:BF:154:THR:HA	1.90	0.53
23:BB:143:C:N4	23:BB:144:A:N6	2.56	0.53
1:CA:1129:C:H5''	8:CI:17:ARG:HH12	1.74	0.53
1:AA:377:G:H2'	1:AA:378:G:C8	2.44	0.53
6:AG:74:VAL:HA	6:AG:86:VAL:O	2.08	0.53
32:D4:24:ARG:HG2	32:D4:36:ARG:CG	2.39	0.53
1:CA:1348:U:H4'	8:CI:121:ARG:HG3	1.90	0.53

Continued on next page...

Continued from previous page...

Atom-1	Atom-2	Distance(Å)	Clash(Å)
23:DB:483:A:H5''	46:DU:46:LYS:CG	2.39	0.53
1:AA:1014:A:H5''	16:AS:13:HIS:HB3	1.90	0.53
2:AC:87:ARG:HE	2:AC:87:ARG:C	2.11	0.53
49:DR:28:ALA:HB3	49:DR:31:GLU:HG3	1.90	0.53
27:DK:116:ILE:HG13	27:DK:117:SER:N	2.23	0.53
25:BC:43:ASN:ND2	25:BC:44:ASN:H	2.05	0.53
23:DB:2087:G:H2'	23:DB:2088:A:C8	2.44	0.53
9:CJ:44:THR:HG21	9:CJ:70:HIS:HD2	1.73	0.53
19:AU:24:LYS:HD2	19:AU:25:ALA:N	2.24	0.53
23:BB:1441:G:H2'	23:BB:1442:U:H6	1.71	0.53
43:BO:116:GLN:HE21	43:BO:116:GLN:N	2.06	0.53
23:DB:216:A:H2'	23:DB:217:A:H8	1.74	0.53
23:DB:2857:G:N2	23:DB:2859:G:H3'	2.23	0.53
23:DB:2230:G:H2'	23:DB:2231:U:H6	1.72	0.53
23:DB:64:A:H2'	23:DB:65:U:C6	2.44	0.53
26:BD:24:VAL:HG21	26:BD:188:LEU:HB3	1.91	0.53
23:DB:2875:C:H2'	23:DB:2876:G:H8	1.73	0.53
23:DB:608:A:H2'	23:DB:609:A:H8	1.74	0.53
23:DB:2700:A:H2	42:DN:71:ARG:HH12	1.56	0.53
3:AD:55:ARG:NE	3:AD:55:ARG:HA	2.24	0.53
20:CO:46:HIS:O	20:CO:48:LYS:N	2.41	0.53
6:CG:66:GLU:HA	6:CG:69:ARG:HD2	1.91	0.53
24:DI:99:LYS:HD3	24:DI:99:LYS:N	2.24	0.53
23:BB:1830:C:H2'	23:BB:1831:G:H8	1.73	0.53
1:CA:1074:G:H2'	1:CA:1075:U:H6	1.72	0.53
23:DB:1967:C:H2'	23:DB:1968:G:O4'	2.09	0.53
1:AA:1000:A:H2'	1:AA:1001:C:C6	2.43	0.53
1:CA:961:U:O4'	1:CA:961:U:O2	2.24	0.53
1:AA:1524:C:H2'	1:AA:1525:G:C8	2.43	0.53
23:DB:118:A:OP2	23:DB:119:A:H5''	2.08	0.53
23:DB:1819:A:OP1	25:DC:154:ALA:HA	2.08	0.53
12:AM:37:GLY:O	12:AM:38:ILE:HD13	2.09	0.53
28:DP:6:GLN:NE2	28:DP:7:LEU:HD12	2.24	0.53
49:DR:38:VAL:HG13	49:DR:54:VAL:HG12	1.91	0.53
23:DB:279:A:H2'	23:DB:280:U:O4'	2.09	0.53
6:CG:75:LYS:HZ3	6:CG:75:LYS:HA	1.73	0.53
44:BQ:57:ARG:HA	44:BQ:60:TRP:CE3	2.44	0.53
23:DB:2331:G:H5'	52:DW:39:GLN:HB2	1.91	0.53
23:DB:2352:A:N1	52:DW:30:VAL:HG11	2.24	0.53
29:BE:48:THR:C	29:BE:50:ALA:H	2.10	0.53
30:BY:6:ILE:O	30:BY:34:THR:HA	2.09	0.53
29:BE:4:VAL:HG12	29:BE:5:LEU:N	2.21	0.53

Continued on next page...

Continued from previous page...

Atom-1	Atom-2	Distance(Å)	Clash(Å)
4:CE:45:VAL:HG11	4:CE:117:ALA:HB2	1.90	0.53
44:BQ:33:VAL:HG23	44:BQ:34:ALA:N	2.24	0.53
11:AL:52:CYS:SG	11:AL:66:ILE:HD11	2.49	0.53
6:AG:84:TYR:O	6:AG:86:VAL:HG23	2.09	0.53
26:BD:51:THR:HG22	26:BD:52:THR:H	1.73	0.53
32:B4:24:ARG:HG2	32:B4:36:ARG:CG	2.39	0.53
1:CA:1417:G:H1'	1:CA:1483:A:N6	2.24	0.53
23:BB:483:A:H5''	46:BU:46:LYS:CG	2.39	0.53
10:CK:88:PRO:HD3	19:CU:28:LEU:CD1	2.39	0.53
1:AA:268:U:H2'	1:AA:269:C:C6	2.44	0.53
25:BC:4:LYS:CD	25:BC:5:CYS:H	2.22	0.53
4:AE:158:LYS:NZ	7:AH:63:LYS:HD3	2.24	0.53
27:BK:99:ILE:HB	27:BK:118:LEU:HD22	1.90	0.53
12:CM:108:ARG:HG3	12:CM:108:ARG:HH11	1.73	0.53
23:BB:951:C:O2'	23:BB:952:G:H5'	2.09	0.53
9:AJ:77:VAL:HB	9:AJ:78:GLU:OE1	2.09	0.53
23:BB:2674:G:H2'	23:BB:2675:A:C8	2.44	0.53
25:DC:90:ILE:HA	25:DC:103:ILE:O	2.09	0.53
43:BO:111:ARG:HA	43:BO:115:LEU:O	2.08	0.53
10:CK:75:GLU:N	10:CK:75:GLU:CD	2.62	0.53
42:DN:49:GLU:HB2	42:DN:50:PRO:HD3	1.89	0.53
1:AA:1044:A:C5	1:AA:1045:C:H1'	2.44	0.53
1:CA:842:U:H2'	1:CA:843:U:O3'	2.09	0.53
23:BB:1789:A:H2'	23:BB:1790:C:O4'	2.09	0.53
23:DB:2881:U:O2'	23:DB:2882:A:H5'	2.09	0.53
11:AL:43:LYS:HE3	11:AL:44:PRO:HD3	1.90	0.53
1:AA:621:A:H2'	1:AA:622:A:H8	1.72	0.53
1:CA:236:A:H2'	1:CA:237:G:H8	1.74	0.53
23:BB:644:A:H2'	23:BB:644:A:N3	2.24	0.53
43:BO:28:VAL:HG13	43:BO:28:VAL:O	2.09	0.53
2:AC:131:ARG:HB3	2:AC:135:ARG:NH1	2.24	0.53
23:BB:934:U:H2'	23:BB:935:C:H6	1.74	0.53
23:DB:1258:U:H2'	23:DB:1259:G:C8	2.44	0.53
23:BB:1258:U:H2'	23:BB:1259:G:C8	2.43	0.53
23:BB:1210:G:N3	23:BB:1212:G:N2	2.56	0.53
9:CJ:37:ARG:CZ	9:CJ:37:ARG:HA	2.39	0.53
23:BB:2651:C:O2'	23:BB:2652:C:H5'	2.09	0.53
1:CA:634:C:H2'	1:CA:635:A:H8	1.74	0.53
2:AC:25:THR:HG23	21:AN:75:LYS:HD2	1.90	0.53
24:BI:81:LYS:HG3	24:BI:82:ALA:N	2.23	0.53
3:CD:148:ALA:C	3:CD:150:LYS:H	2.10	0.53
23:DB:1241:A:H2'	23:DB:1242:U:H5'	1.90	0.53

Continued on next page...

Continued from previous page...

Atom-1	Atom-2	Distance(Å)	Clash(Å)
1:CA:1453:G:H2'	1:CA:1454:G:O4'	2.09	0.53
23:DB:1994:C:O2'	23:DB:1995:U:H5'	2.08	0.53
23:BB:408:G:O2'	23:BB:409:G:H5'	2.09	0.53
38:BM:71:LYS:HG2	38:BM:93:VAL:HG12	1.90	0.53
29:DE:58:LYS:CD	29:DE:58:LYS:N	2.71	0.53
40:BH:73:ASN:HA	40:BH:141:LYS:O	2.08	0.53
25:BC:245:THR:O	25:BC:247:TRP:N	2.41	0.53
42:BN:103:ARG:HB2	42:BN:110:MET:HE2	1.91	0.53
2:AC:167:TYR:O	2:AC:168:ARG:HB2	2.08	0.53
30:BY:47:ILE:HD12	30:BY:54:VAL:HG21	1.90	0.53
47:BF:87:LYS:HG3	47:BF:88:VAL:H	1.73	0.53
42:BN:12:ARG:HG3	42:BN:13:ASN:H	1.73	0.53
23:BB:1229:C:H2'	23:BB:1230:A:C8	2.43	0.53
47:DF:155:ILE:HG22	47:DF:157:THR:N	2.22	0.53
40:DH:14:SER:HB2	40:DH:17:ASP:CB	2.38	0.53
23:DB:1999:C:O2'	23:DB:2000:C:H5'	2.09	0.53
48:BG:17:LYS:O	48:BG:23:ILE:HA	2.08	0.53
16:AS:34:SER:O	16:AS:37:SER:HB2	2.09	0.53
23:BB:1018:U:O2'	23:BB:1019:U:H5'	2.09	0.53
27:BK:19:VAL:CG1	27:BK:43:ILE:HA	2.37	0.53
32:D4:36:ARG:HG2	32:D4:37:GLN:N	2.22	0.53
23:DB:969:G:OP1	30:DY:17:PRO:HG3	2.09	0.53
23:DB:1729:U:H5	23:DB:1731:G:N2	2.07	0.53
23:DB:596:U:H2'	23:DB:597:G:H8	1.73	0.53
8:CI:11:ARG:NE	8:CI:12:LYS:HB2	2.24	0.53
23:DB:753:A:H2'	23:DB:754:U:H6	1.72	0.53
1:CA:542:G:O2'	1:CA:543:U:H5'	2.09	0.53
18:AB:37:VAL:HG22	18:AB:38:HIS:O	2.09	0.53
46:BU:26:ASN:N	46:BU:26:ASN:ND2	2.56	0.53
1:AA:1487:G:O2'	1:AA:1488:G:H5'	2.09	0.53
11:AL:79:ILE:HD12	11:AL:96:THR:CG2	2.38	0.53
23:DB:2537:U:H2'	23:DB:2538:C:H6	1.71	0.53
1:CA:1227:A:H2'	1:CA:1228:C:O4'	2.09	0.53
23:DB:644:A:H2'	23:DB:644:A:N3	2.24	0.53
11:CL:79:ILE:HD12	11:CL:96:THR:CG2	2.38	0.53
23:BB:37:C:O2'	23:BB:38:A:H5'	2.08	0.53
23:BB:813:U:H2'	23:BB:814:C:C6	2.44	0.53
11:AL:106:VAL:HA	11:AL:107:LYS:NZ	2.23	0.53
1:CA:1480:A:H2'	1:CA:1481:U:C6	2.44	0.53
1:CA:162:A:H2'	1:CA:163:C:O4'	2.09	0.53
38:DM:17:ASN:HD21	38:DM:95:LEU:HD11	1.74	0.53
38:BM:17:ASN:HD21	38:BM:95:LEU:CD1	2.21	0.53

Continued on next page...

Continued from previous page...

Atom-1	Atom-2	Distance(Å)	Clash(Å)
23:BB:523:C:H4'	23:BB:540:C:O2	2.09	0.53
23:DB:1425:G:H2'	23:DB:1426:G:C8	2.44	0.53
23:BB:2023:C:O2'	23:BB:2024:G:H5'	2.09	0.53
28:BP:77:SER:OG	28:BP:79:VAL:HG22	2.09	0.53
23:BB:1672:A:H2'	23:BB:1673:G:C8	2.43	0.53
23:BB:1647:U:H3'	23:BB:1647:U:P	2.49	0.53
23:BB:315:G:H2'	23:BB:316:C:C6	2.44	0.53
23:BB:1965:C:H5''	23:BB:1966:A:H2'	1.90	0.53
25:DC:144:GLU:OE2	25:DC:188:ARG:HG3	2.09	0.53
1:AA:1270:G:H2'	1:AA:1271:A:H8	1.74	0.53
38:BM:40:ARG:HB2	38:BM:93:VAL:CG2	2.39	0.53
21:CN:50:LEU:CD2	21:CN:51:PRO:HD3	2.38	0.53
52:DW:38:ARG:N	52:DW:56:HIS:HD2	2.07	0.53
42:DN:22:ARG:CZ	42:DN:70:THR:H	2.21	0.53
23:DB:1346:G:O2'	23:DB:1347:A:H5'	2.09	0.53
4:AE:76:ASN:HB2	4:AE:81:GLN:NE2	2.24	0.53
47:DF:35:LEU:HD23	47:DF:36:ASN:H	1.73	0.53
9:AJ:56:HIS:O	9:AJ:57:VAL:HG12	2.09	0.53
47:DF:29:ARG:HE	47:DF:29:ARG:H	1.57	0.53
40:BH:4:ILE:HG23	40:BH:16:GLY:HA2	1.90	0.53
40:BH:4:ILE:O	40:BH:6:LEU:HD12	2.09	0.53
23:BB:2529:G:H4'	48:BG:174:LYS:CG	2.38	0.53
48:DG:24:THR:HG22	48:DG:34:ARG:HA	1.90	0.53
23:BB:549:G:H3'	23:BB:549:G:OP2	2.09	0.53
26:DD:119:ALA:HB1	26:DD:163:GLY:N	2.22	0.53
16:CS:7:GLY:H	16:CS:8:PRO:HD3	1.73	0.53
23:BB:1468:U:HO2'	23:BB:1469:A:H8	1.55	0.53
23:BB:483:A:H5'	46:BU:44:HIS:O	2.09	0.53
30:DY:8:GLN:HB3	30:DY:31:ILE:O	2.08	0.53
10:CK:53:GLY:O	10:CK:56:LYS:HB3	2.09	0.53
26:DD:56:LYS:HG3	26:DD:58:ASN:HB3	1.91	0.53
1:AA:229:U:H2'	1:AA:230:G:C8	2.44	0.53
18:CB:125:PHE:CZ	18:CB:137:THR:HG23	2.44	0.53
1:AA:1089:G:C2'	1:AA:1090:U:H5'	2.37	0.53
11:CL:81:ILE:HA	11:CL:95:HIS:O	2.09	0.53
23:BB:2458:G:H2'	23:BB:2458:G:N3	2.22	0.53
23:DB:2893:A:H4'	23:DB:2894:G:O5'	2.08	0.53
39:BX:39:GLN:HB3	39:BX:42:LEU:HD13	1.90	0.53
23:DB:1430:G:H2'	23:DB:1431:A:C8	2.44	0.53
23:BB:4:U:H2'	23:BB:5:A:C8	2.44	0.53
23:BB:496:G:C1'	45:BS:61:ASN:HD21	2.22	0.53
23:DB:2106:U:H2'	23:DB:2107:G:O4'	2.09	0.53

Continued on next page...

Continued from previous page...

Atom-1	Atom-2	Distance(Å)	Clash(Å)
45:BS:73:LYS:HE3	45:BS:74:ILE:H	1.74	0.53
23:BB:2630:G:O2'	23:BB:2631:G:H5'	2.08	0.53
3:AD:60:VAL:HA	3:AD:63:ILE:HD12	1.90	0.53
1:AA:1110:A:N6	1:AA:1111:A:N6	2.57	0.53
5:AF:47:LEU:HG	5:AF:56:LYS:HA	1.90	0.53
23:DB:2564:A:OP1	23:DB:2648:G:H4'	2.09	0.53
38:BM:111:GLU:HA	38:BM:114:ARG:HH22	1.74	0.53
23:BB:2553:G:H2'	23:BB:2554:U:O4'	2.09	0.53
23:DB:1313:U:O2	23:DB:1313:U:H2'	2.08	0.53
1:CA:1439:G:H2'	1:CA:1440:U:O4'	2.08	0.53
52:DW:9:THR:C	52:DW:10:ARG:HD3	2.29	0.53
1:AA:124:C:O2'	1:AA:125:U:H5'	2.08	0.53
22:DA:35:C:H2'	22:DA:36:C:O4'	2.09	0.53
1:CA:878:A:H5''	7:CH:80:PRO:HG2	1.89	0.53
25:DC:262:THR:O	25:DC:263:ASP:C	2.47	0.53
23:DB:1734:G:O2'	23:DB:1735:A:H5'	2.09	0.53
7:CH:50:VAL:HG22	7:CH:50:VAL:O	2.09	0.53
23:BB:198:C:O5'	23:BB:198:C:H6	1.92	0.53
2:CC:178:ARG:O	2:CC:178:ARG:HG2	2.08	0.53
9:AJ:6:ILE:O	9:AJ:8:ILE:HD12	2.09	0.53
38:DM:40:ARG:HB2	38:DM:93:VAL:CG2	2.39	0.53
18:CB:216:VAL:HG23	18:CB:217:ALA:H	1.74	0.53
49:DR:98:ILE:O	49:DR:99:THR:HG23	2.09	0.53
1:AA:778:G:H2'	1:AA:779:C:C6	2.44	0.53
23:BB:1060:U:O2	23:BB:1088:A:C8	2.62	0.53
23:DB:1021:A:H61	23:DB:1142:A:H61	1.57	0.53
2:AC:149:LYS:HE3	2:AC:166:TRP:CH2	2.44	0.53
29:DE:48:THR:O	29:DE:52:VAL:HG23	2.07	0.53
27:DK:87:LEU:HB2	27:DK:93:GLN:C	2.29	0.53
47:DF:100:GLU:OE1	47:DF:100:GLU:HA	2.09	0.53
47:BF:62:GLN:NE2	47:BF:91:ARG:HE	2.07	0.53
17:CT:67:HIS:CG	17:CT:68:LYS:H	2.27	0.53
1:AA:201:G:H2'	1:AA:202:G:O4'	2.09	0.53
12:AM:21:ILE:HB	12:AM:24:VAL:CG2	2.37	0.53
37:BL:3:LEU:O	37:BL:5:THR:HG23	2.08	0.53
23:BB:873:C:H4'	38:BM:64:TRP:NE1	2.22	0.53
25:DC:77:VAL:HG22	25:DC:113:ASP:O	2.09	0.53
41:BJ:54:ILE:HD12	41:BJ:55:ILE:N	2.23	0.53
23:DB:697:G:H2'	23:DB:698:C:C6	2.44	0.53
23:DB:1872:A:H8	23:DB:1872:A:O5'	1.91	0.53
23:BB:734:A:H2'	23:BB:735:A:O4'	2.08	0.53
5:CF:68:GLN:HG2	5:CF:69:GLU:N	2.24	0.53

Continued on next page...

Continued from previous page...

Atom-1	Atom-2	Distance(Å)	Clash(Å)
23:BB:2645:G:C5'	23:BB:2732:G:H8	2.21	0.53
35:BV:38:LEU:HG	35:BV:40:ILE:HG23	1.90	0.53
1:CA:802:A:H2'	1:CA:803:G:O4'	2.08	0.53
42:DN:45:ARG:O	42:DN:49:GLU:HG3	2.09	0.53
23:DB:453:A:H5''	56:DB:3501:HOH:O	2.08	0.53
23:BB:18:U:H2'	23:BB:19:A:C8	2.44	0.53
46:DU:64:ILE:HG13	46:DU:65:GLN:N	2.23	0.53
23:DB:1431:A:H2'	23:DB:1432:G:C8	2.43	0.53
23:DB:2875:C:H2'	23:DB:2876:G:C8	2.43	0.53
23:BB:2455:G:H2'	23:BB:2456:C:H6	1.74	0.53
41:BJ:59:ALA:HB1	41:BJ:101:ILE:HD11	1.90	0.53
23:BB:742:A:H2'	23:BB:743:A:C8	2.44	0.53
18:CB:209:VAL:HG23	18:CB:210:THR:N	2.23	0.53
23:DB:579:G:H4'	23:DB:2018:G:H5''	1.90	0.53
17:AT:53:MET:HA	17:AT:56:ILE:CD1	2.39	0.53
18:CB:20:ARG:HA	18:CB:38:HIS:CE1	2.44	0.53
27:DK:109:SER:OG	27:DK:111:LYS:HG2	2.09	0.53
23:BB:1640:A:H2'	23:BB:1641:A:H8	1.74	0.53
11:AL:110:LYS:O	11:AL:113:ARG:HG3	2.09	0.53
23:DB:1873:G:O2'	23:DB:1874:C:H5'	2.09	0.53
3:CD:59:LYS:O	3:CD:63:ILE:HG13	2.09	0.53
9:AJ:44:THR:HG23	9:AJ:69:THR:O	2.09	0.53
23:DB:2296:U:H4'	23:DB:2297:A:OP1	2.09	0.53
1:CA:1481:U:O2'	1:CA:1482:G:H5'	2.08	0.53
23:DB:2405:G:H1'	23:DB:2412:A:H61	1.73	0.53
2:CC:71:ARG:O	2:CC:74:ILE:HG22	2.09	0.53
23:DB:2651:C:O2'	23:DB:2652:C:H5'	2.09	0.53
23:DB:1210:G:H5'	23:DB:1212:G:O4'	2.09	0.53
1:CA:6:G:H4'	1:CA:298:A:H4'	1.91	0.53
18:CB:86:CYS:N	18:CB:88:GLN:HE21	2.07	0.52
50:DT:44:LYS:O	50:DT:48:GLN:HG2	2.10	0.52
50:DT:50:LEU:HD22	50:DT:50:LEU:N	2.23	0.52
18:AB:209:VAL:HG23	18:AB:210:THR:N	2.10	0.52
51:DZ:5:CYS:HB3	51:DZ:9:GLY:H	1.73	0.52
12:CM:10:ASP:HA	12:CM:44:ILE:HD13	1.90	0.52
27:BK:34:GLY:O	27:BK:36:GLY:N	2.42	0.52
22:DA:28:C:H2'	22:DA:29:A:O4'	2.08	0.52
32:B4:33:HIS:O	32:B4:35:GLN:HG3	2.09	0.52
1:AA:1085:U:H3'	1:AA:1086:U:C5	2.44	0.52
24:DI:54:ILE:HD13	24:DI:55:PRO:N	2.23	0.52
4:AE:14:LEU:HD22	4:AE:15:ILE:N	2.24	0.52
50:DT:39:THR:CG2	50:DT:42:GLU:H	2.23	0.52

Continued on next page...

Continued from previous page...

Atom-1	Atom-2	Distance(Å)	Clash(Å)
23:BB:584:C:OP2	44:BQ:5:ARG:HD3	2.09	0.52
2:AC:102:ILE:H	2:AC:102:ILE:HD12	1.73	0.52
2:AC:115:VAL:O	2:AC:119:ILE:HG22	2.09	0.52
23:BB:1199:U:H2'	23:BB:1200:C:H6	1.73	0.52
23:BB:30:G:H2'	23:BB:31:C:H6	1.70	0.52
1:AA:1469:C:H2'	1:AA:1470:U:O4'	2.08	0.52
47:DF:116:LEU:HG	47:DF:117:SER:H	1.73	0.52
23:BB:571:U:N3	23:BB:575:A:N7	2.57	0.52
23:BB:545:U:H1'	23:BB:548:G:O6	2.09	0.52
10:AK:95:THR:HG23	10:AK:96:ILE:N	2.23	0.52
20:CO:71:LYS:HZ3	20:CO:71:LYS:HB3	1.74	0.52
1:AA:699:C:C2'	1:AA:700:G:H5''	2.39	0.52
26:BD:111:GLY:H	26:BD:194:PRO:CG	2.23	0.52
46:BU:12:VAL:HG22	46:BU:69:VAL:HG12	1.91	0.52
23:BB:750:A:H2'	23:BB:751:A:H5''	1.91	0.52
23:BB:2290:G:H2'	23:BB:2291:U:C6	2.44	0.52
20:AO:77:ARG:HH11	20:AO:77:ARG:HB3	1.74	0.52
46:DU:13:LEU:HA	46:DU:18:LYS:CE	2.39	0.52
46:BU:33:VAL:HG13	46:BU:66:VAL:HB	1.91	0.52
1:AA:842:U:OP1	1:AA:843:U:H4'	2.09	0.52
22:DA:87:U:H2'	22:DA:88:C:C5'	2.39	0.52
2:AC:13:ILE:C	2:AC:15:LYS:H	2.12	0.52
18:CB:172:ILE:HG22	18:CB:176:ASN:HD21	1.73	0.52
23:DB:2615:U:C2	31:D0:3:GLN:HA	2.44	0.52
23:DB:2605:U:H2'	23:DB:2606:C:C6	2.43	0.52
23:DB:99:U:O2	23:DB:99:U:O4'	2.27	0.52
23:DB:39:G:H2'	23:DB:40:U:C6	2.44	0.52
23:BB:1260:A:O2'	23:BB:1261:C:H5'	2.08	0.52
23:BB:1930:G:H2'	23:BB:1968:G:C6	2.44	0.52
1:AA:50:A:N6	1:AA:361:G:H4'	2.24	0.52
5:CF:47:LEU:HG	5:CF:56:LYS:HA	1.90	0.52
7:AH:108:GLY:O	7:AH:110:MET:HG3	2.09	0.52
7:CH:37:ASN:O	7:CH:40:LYS:HB3	2.09	0.52
23:DB:2530:A:H2'	23:DB:2531:A:H5''	1.91	0.52
23:BB:2300:C:H2'	23:BB:2301:C:C6	2.43	0.52
23:DB:1623:G:O2'	23:DB:1624:U:H5'	2.09	0.52
1:CA:562:U:H4'	1:CA:563:A:O5'	2.09	0.52
1:CA:384:G:H2'	1:CA:385:C:H6	1.74	0.52
23:DB:372:G:OP2	51:DZ:61:LYS:HE2	2.09	0.52
47:BF:45:ASP:O	47:BF:47:LYS:N	2.41	0.52
47:BF:45:ASP:O	47:BF:46:LYS:HE2	2.10	0.52
23:DB:1099:G:C8	24:DI:3:LYS:HB2	2.44	0.52

Continued on next page...

Continued from previous page...

Atom-1	Atom-2	Distance(Å)	Clash(Å)
38:DM:42:THR:H	38:DM:45:GLN:CD	2.12	0.52
52:DW:37:VAL:CG1	52:DW:38:ARG:H	2.15	0.52
45:BS:68:ASP:C	45:BS:69:LEU:HD12	2.30	0.52
1:CA:1320:C:C2	16:CS:71:GLY:HA3	2.45	0.52
1:CA:1328:C:OP1	12:CM:27:THR:HG21	2.09	0.52
1:AA:1148:U:H5'	8:AI:6:TYR:OH	2.08	0.52
42:BN:38:LEU:HD11	42:BN:42:LYS:HD2	1.91	0.52
22:BA:50:A:OP1	43:BO:68:LYS:HB2	2.09	0.52
1:CA:135:C:O2	13:CP:1:MET:HB2	2.10	0.52
50:DT:15:HIS:N	50:DT:32:LEU:HA	2.15	0.52
23:BB:725:G:H2'	23:BB:726:G:O4'	2.09	0.52
28:DP:19:PHE:CE2	28:DP:25:VAL:HG11	2.44	0.52
23:DB:850:U:H2'	23:DB:851:C:H6	1.73	0.52
47:BF:133:GLU:HA	47:BF:150:GLY:CA	2.39	0.52
50:BT:8:LEU:C	50:BT:9:LYS:HE2	2.29	0.52
1:AA:1117:A:H4'	8:AI:105:ARG:NH1	2.24	0.52
27:BK:87:LEU:HB2	27:BK:93:GLN:C	2.29	0.52
6:AG:28:ILE:HG21	6:AG:101:ARG:HG2	1.90	0.52
12:CM:52:ILE:HG23	12:CM:53:ASP:N	2.23	0.52
1:AA:1125:U:H2'	1:AA:1126:U:C5'	2.36	0.52
47:DF:12:VAL:O	47:DF:16:MET:HG2	2.09	0.52
12:AM:106:ARG:NE	12:AM:112:ARG:HG2	2.24	0.52
48:DG:17:LYS:O	48:DG:23:ILE:HA	2.09	0.52
23:DB:2471:A:O2'	23:DB:2472:G:C8	2.58	0.52
1:CA:1240:U:O2'	6:CG:31:VAL:HG11	2.08	0.52
46:BU:43:LYS:HD3	46:BU:44:HIS:N	2.24	0.52
20:AO:36:ILE:C	20:AO:38:HIS:H	2.12	0.52
37:DL:51:GLU:OE1	37:DL:57:LEU:HB2	2.10	0.52
5:AF:18:VAL:O	5:AF:22:ILE:HG13	2.09	0.52
1:CA:1332:A:H2'	1:CA:1333:A:C8	2.44	0.52
1:CA:1225:A:O2'	16:CS:77:ARG:HD3	2.08	0.52
27:DK:64:ARG:HD2	27:DK:102:PRO:O	2.09	0.52
29:BE:105:LEU:HD21	29:BE:177:PRO:HA	1.90	0.52
33:D1:5:ARG:NH1	33:D1:25:ASN:HB2	2.23	0.52
8:CI:11:ARG:HD3	8:CI:73:GLY:HA2	1.89	0.52
34:B3:14:LYS:O	34:B3:21:PHE:HA	2.10	0.52
18:AB:131:LYS:HZ3	18:AB:132:GLU:N	2.05	0.52
42:BN:45:ARG:O	42:BN:49:GLU:HG3	2.09	0.52
17:AT:43:LYS:HB3	17:AT:86:ALA:CB	2.39	0.52
23:DB:1488:C:O2'	23:DB:1489:C:H5'	2.10	0.52
37:DL:65:GLY:O	37:DL:66:PHE:HB3	2.09	0.52
6:CG:90:VAL:CG2	6:CG:95:ARG:HG3	2.40	0.52

Continued on next page...

Continued from previous page...

Atom-1	Atom-2	Distance(Å)	Clash(Å)
23:BB:4:U:H2'	23:BB:5:A:H8	1.74	0.52
23:DB:2104:C:C6	23:DB:2104:C:C3'	2.92	0.52
1:AA:601:G:H2'	1:AA:602:A:H8	1.74	0.52
16:CS:25:GLY:O	16:CS:27:LYS:HE2	2.09	0.52
3:AD:54:LEU:O	3:AD:54:LEU:HD22	2.09	0.52
1:CA:570:G:H2'	1:CA:571:U:C6	2.45	0.52
23:DB:1013:C:H2'	23:DB:1014:A:C8	2.43	0.52
1:CA:539:A:H2'	1:CA:540:G:H8	1.75	0.52
21:CN:1:ALA:HB1	21:CN:6:LYS:HE3	1.91	0.52
23:DB:1210:G:N3	23:DB:1212:G:N2	2.57	0.52
23:BB:1241:A:H2'	23:BB:1242:U:H5'	1.91	0.52
23:DB:1281:G:H2'	23:DB:1282:U:C6	2.44	0.52
23:DB:1771:C:H2'	23:DB:1772:A:C8	2.44	0.52
23:DB:2300:C:H2'	23:DB:2301:C:C6	2.44	0.52
23:BB:1904:G:O2'	23:BB:1905:C:H5'	2.09	0.52
23:BB:2485:G:H5''	38:BM:125:PRO:HG3	1.91	0.52
1:AA:218:U:H2'	1:AA:219:U:H6	1.74	0.52
24:BI:2:LYS:NZ	24:BI:2:LYS:HB3	2.24	0.52
23:DB:1098:A:C3'	24:DI:4:VAL:N	2.72	0.52
23:BB:851:C:H2'	23:BB:852:U:C6	2.45	0.52
29:BE:116:ASP:O	29:BE:185:LYS:HE3	2.08	0.52
25:DC:132:ARG:NH2	25:DC:169:ALA:HA	2.24	0.52
41:DJ:44:TYR:CE2	44:DQ:59:LEU:HD11	2.45	0.52
18:AB:102:ASN:O	18:AB:106:VAL:HG23	2.09	0.52
25:BC:188:ARG:HH21	25:BC:188:ARG:HG2	1.74	0.52
1:CA:1320:C:OP2	16:CS:69:LYS:HE3	2.09	0.52
52:BW:46:ALA:HB2	52:BW:78:PHE:CD1	2.45	0.52
40:BH:116:ARG:CZ	40:BH:131:SER:HB2	2.39	0.52
19:AU:34:ARG:HD3	19:AU:39:LYS:CE	2.35	0.52
19:AU:40:PRO:C	19:AU:42:THR:H	2.13	0.52
8:AI:56:MET:C	8:AI:58:GLU:H	2.12	0.52
23:BB:1021:A:H61	23:BB:1142:A:H61	1.56	0.52
27:DK:87:LEU:HD12	27:DK:93:GLN:H	1.73	0.52
23:BB:1199:U:H1'	44:BQ:2:ARG:O	2.09	0.52
27:BK:75:SER:HA	28:BP:72:VAL:O	2.09	0.52
48:DG:89:VAL:HG23	48:DG:160:GLY:O	2.10	0.52
23:DB:2769:U:H2'	23:DB:2770:G:C8	2.45	0.52
7:AH:124:ILE:HG22	7:AH:125:ILE:N	2.24	0.52
47:BF:62:GLN:NE2	47:BF:90:LEU:HA	2.24	0.52
10:AK:88:PRO:HD3	19:AU:28:LEU:CD1	2.39	0.52
32:B4:24:ARG:NH2	32:B4:36:ARG:HG3	2.23	0.52
23:BB:2677:G:H2'	23:BB:2678:C:H6	1.74	0.52

Continued on next page...

Continued from previous page...

Atom-1	Atom-2	Distance(Å)	Clash(Å)
23:BB:346:A:H5'	23:BB:346:A:N3	2.24	0.52
35:BV:75:GLN:HB3	35:BV:90:ASP:HB2	1.91	0.52
25:BC:12:ARG:HA	25:BC:15:VAL:HG23	1.91	0.52
1:AA:648:A:H2'	1:AA:649:A:H8	1.75	0.52
1:AA:191:G:H8	1:AA:191:G:OP2	1.92	0.52
30:DY:3:THR:HB	30:DY:36:GLU:CG	2.39	0.52
23:DB:1439:A:N7	23:DB:1440:U:N1	2.57	0.52
41:DJ:104:ALA:O	41:DJ:108:MET:HG3	2.10	0.52
23:DB:825:A:O2'	37:DL:54:GLN:HB3	2.09	0.52
25:BC:209:ALA:HA	25:BC:212:TRP:CE2	2.45	0.52
23:BB:85:G:N2	23:BB:98:G:H1'	2.24	0.52
14:CQ:76:ARG:HH12	14:CQ:78:VAL:HA	1.74	0.52
23:DB:1812:U:H1'	25:DC:43:ASN:HD21	1.74	0.52
1:AA:143:A:H2	1:AA:220:G:H22	1.56	0.52
23:DB:137:U:H2'	23:DB:138:U:C1'	2.40	0.52
23:DB:1777:U:O2'	23:DB:1778:U:H5'	2.09	0.52
34:B3:60:CYS:O	34:B3:61:LEU:HD23	2.08	0.52
14:AQ:18:LYS:HE3	14:AQ:48:GLU:HG2	1.89	0.52
18:AB:134:LEU:HA	18:AB:137:THR:HG1	1.75	0.52
23:DB:871:U:H1'	23:DB:907:G:N1	2.25	0.52
23:BB:643:A:C5	23:BB:644:A:N7	2.78	0.52
23:BB:2671:G:H2'	23:BB:2672:U:H6	1.74	0.52
23:DB:813:U:H2'	23:DB:814:C:C6	2.44	0.52
23:BB:2769:U:H2'	23:BB:2770:G:C8	2.44	0.52
2:CC:81:GLU:O	2:CC:85:LYS:HB2	2.09	0.52
3:AD:148:ALA:C	3:AD:150:LYS:H	2.12	0.52
10:CK:51:PHE:HZ	10:CK:61:ALA:HA	1.74	0.52
23:DB:523:C:H4'	23:DB:540:C:O2	2.09	0.52
22:BA:64:G:H2'	22:BA:65:U:C6	2.44	0.52
38:BM:102:LEU:H	38:BM:102:LEU:HD22	1.72	0.52
23:DB:2179:C:H2'	23:DB:2179:C:O2	2.08	0.52
23:DB:936:A:H2'	23:DB:937:C:C6	2.45	0.52
12:CM:55:LEU:O	12:CM:59:VAL:HG12	2.09	0.52
23:BB:1244:A:O2'	23:BB:1245:G:H5'	2.09	0.52
40:BH:40:THR:O	40:BH:42:LYS:N	2.39	0.52
51:DZ:32:ASN:C	51:DZ:33:LEU:HD12	2.30	0.52
12:CM:38:ILE:CG2	12:CM:42:VAL:HG21	2.40	0.52
9:AJ:53:ILE:CG2	9:AJ:61:ALA:HB1	2.31	0.52
8:AI:18:VAL:HG21	8:AI:82:ILE:N	2.23	0.52
8:AI:80:HIS:O	8:AI:84:ARG:HG3	2.09	0.52
13:AP:75:ILE:HG22	13:AP:80:LYS:HD2	1.90	0.52
23:DB:917:A:H5''	23:DB:2268:A:H61	1.75	0.52

Continued on next page...

Continued from previous page...

Atom-1	Atom-2	Distance(Å)	Clash(Å)
32:D4:7:VAL:HG13	32:D4:8:LYS:N	2.14	0.52
23:DB:1064:C:H5'	24:DI:88:GLY:HA3	1.90	0.52
52:DW:49:ASN:C	52:DW:50:VAL:HG22	2.30	0.52
30:BY:6:ILE:HD13	30:BY:6:ILE:N	2.22	0.52
47:BF:41:GLU:HG3	47:BF:48:LEU:HD11	1.91	0.52
4:AE:85:LYS:HG3	4:AE:93:VAL:O	2.09	0.52
38:DM:21:ALA:HB2	38:DM:100:LYS:HG2	1.91	0.52
1:CA:1115:U:H2'	1:CA:1116:U:C6	2.44	0.52
38:BM:21:ALA:HB2	38:BM:100:LYS:HG2	1.92	0.52
17:CT:73:ARG:HG3	17:CT:74:HIS:N	2.24	0.52
48:BG:34:ARG:HD3	48:BG:34:ARG:N	2.24	0.52
23:BB:1997:C:H2'	23:BB:1998:A:C8	2.44	0.52
20:AO:3:LEU:HG	20:AO:8:THR:OG1	2.10	0.52
40:BH:58:LEU:HA	40:BH:61:VAL:HG12	1.91	0.52
18:CB:125:PHE:HZ	18:CB:137:THR:HG23	1.74	0.52
14:CQ:60:ILE:HG22	14:CQ:74:LEU:HA	1.91	0.52
23:BB:90:U:H3'	23:BB:91:A:C5'	2.38	0.52
23:DB:1916:A:H2'	23:DB:1917:U:O4'	2.08	0.52
7:CH:55:LYS:HE3	7:CH:56:PRO:HD2	1.91	0.52
30:BY:3:THR:HB	30:BY:36:GLU:CG	2.40	0.52
23:BB:878:A:H3'	23:BB:878:A:OP1	2.09	0.52
39:DX:41:HIS:O	39:DX:44:LYS:HB3	2.09	0.52
23:DB:1190:G:OP1	37:DL:32:GLY:HA2	2.08	0.52
1:CA:642:A:H2'	1:CA:643:C:C6	2.44	0.52
1:AA:555:U:H2'	1:AA:556:C:C6	2.43	0.52
1:CA:476:U:H2'	1:CA:477:C:C6	2.43	0.52
48:BG:118:ALA:C	48:BG:120:ILE:H	2.13	0.52
23:DB:1782:U:H2'	23:DB:1783:A:H5'	1.90	0.52
23:DB:1629:U:O2	23:DB:2698:U:H5''	2.09	0.52
23:BB:2443:C:O2'	23:BB:2444:G:H5'	2.10	0.52
23:BB:1097:U:C2'	23:BB:1098:A:H5'	2.38	0.52
23:DB:736:C:H2'	23:DB:737:C:C6	2.44	0.52
25:BC:52:HIS:N	25:BC:52:HIS:CD2	2.76	0.52
12:CM:69:ARG:O	12:CM:70:ARG:C	2.48	0.52
36:D2:3:ARG:CZ	36:D2:3:ARG:HA	2.38	0.52
1:AA:1451:U:H5''	1:AA:1452:C:H5	1.74	0.52
1:CA:1527:U:O2'	1:CA:1528:U:H5'	2.09	0.52
1:AA:6:G:H4'	1:AA:298:A:H4'	1.91	0.52
23:BB:1545:A:H2'	23:BB:1546:G:O4'	2.08	0.52
25:BC:262:THR:O	25:BC:263:ASP:C	2.48	0.52
1:CA:179:A:H2'	1:CA:180:U:O4'	2.08	0.52
23:BB:1838:C:H4'	23:BB:1839:G:H8	1.73	0.52

Continued on next page...

Continued from previous page...

Atom-1	Atom-2	Distance(Å)	Clash(Å)
1:CA:749:A:O2'	1:CA:750:C:H5'	2.09	0.52
1:AA:882:C:O2'	1:AA:883:C:H5'	2.09	0.52
18:AB:93:HIS:O	18:AB:94:ARG:HG2	2.10	0.52
7:AH:37:ASN:O	7:AH:41:GLU:HG2	2.09	0.52
1:CA:1503:A:C8	1:CA:1531:A:H1'	2.44	0.52
1:AA:295:C:H2'	1:AA:296:U:C6	2.45	0.52
23:DB:1100:C:H2'	23:DB:1101:U:C6	2.45	0.52
18:CB:52:ALA:HB2	18:CB:197:PHE:HB3	1.92	0.52
18:CB:86:CYS:O	18:CB:88:GLN:N	2.41	0.52
13:CP:28:ARG:HD3	13:CP:29:ASN:ND2	2.25	0.52
52:BW:35:ILE:HG13	52:BW:57:THR:OG1	2.08	0.52
40:DH:121:VAL:HG12	40:DH:123:ARG:HD2	1.90	0.52
21:AN:17:ASP:O	21:AN:21:ALA:HB3	2.09	0.52
12:CM:82:LEU:HD21	16:CS:64:GLU:OE2	2.09	0.52
12:CM:14:ALA:HB2	12:CM:42:VAL:CG2	2.38	0.52
12:CM:21:ILE:CB	12:CM:24:VAL:HG22	2.31	0.52
40:DH:125:THR:CA	40:DH:146:VAL:HB	2.31	0.52
1:AA:1361:G:C2'	1:AA:1362:A:H5''	2.29	0.52
23:BB:2052:A:OP1	26:BD:145:SER:HA	2.09	0.52
23:BB:1820:U:OP1	25:BC:176:ARG:HD2	2.09	0.52
3:CD:145:ARG:HB3	3:CD:147:LYS:HG3	1.92	0.52
22:BA:28:C:H2'	22:BA:29:A:O4'	2.10	0.52
23:DB:2337:G:H2'	23:DB:2337:G:N3	2.24	0.52
6:AG:114:SER:O	6:AG:118:ARG:HG3	2.08	0.52
4:AE:96:GLN:HB3	4:AE:123:LEU:HD12	1.90	0.52
4:AE:98:ALA:HB2	4:AE:123:LEU:HG	1.90	0.52
50:DT:8:LEU:C	50:DT:9:LYS:HE2	2.29	0.52
12:CM:3:ILE:HG22	12:CM:56:ARG:HA	1.92	0.52
28:BP:91:VAL:O	28:BP:92:ARG:HB3	2.10	0.52
48:DG:104:LEU:HB2	48:DG:112:VAL:HB	1.92	0.52
23:DB:2674:G:H2'	23:DB:2675:A:C8	2.44	0.52
47:BF:32:LYS:H	47:BF:95:MET:HE1	1.74	0.52
26:DD:123:LYS:HD2	26:DD:165:MET:HE1	1.91	0.52
35:DV:10:LYS:HG2	35:DV:11:GLU:HG3	1.91	0.52
23:BB:2753:A:H2	32:B4:15:LYS:HZ1	1.57	0.52
2:CC:120:THR:HG23	2:CC:197:VAL:CG2	2.40	0.52
26:BD:106:LYS:N	26:BD:106:LYS:HD3	2.25	0.52
23:DB:2884:U:H2'	23:DB:2885:G:C8	2.44	0.52
34:B3:31:ILE:CD1	34:B3:34:LYS:HD3	2.39	0.52
23:BB:2885:G:H2'	23:BB:2886:A:O4'	2.09	0.52
1:AA:461:A:H3'	1:AA:462:G:O4'	2.09	0.52
4:CE:156:ARG:HB2	7:CH:43:GLY:HA3	1.91	0.52

Continued on next page...

Continued from previous page...

Atom-1	Atom-2	Distance(Å)	Clash(Å)
23:DB:734:A:H2'	23:DB:735:A:O4'	2.10	0.52
27:DK:118:LEU:O	27:DK:120:PRO:HD2	2.10	0.52
41:DJ:19:ASP:HB2	41:DJ:57:LEU:HB2	1.90	0.52
1:AA:370:C:H2'	1:AA:371:A:H8	1.73	0.52
16:CS:47:THR:HG23	16:CS:60:PHE:CZ	2.44	0.52
23:BB:1946:U:H2'	23:BB:1947:C:H6	1.74	0.52
23:DB:1711:A:H2'	23:DB:1712:U:C6	2.45	0.52
23:BB:1439:A:H1'	23:BB:1553:A:N6	2.25	0.52
23:BB:833:A:H2'	23:BB:834:G:C8	2.45	0.52
18:AB:38:HIS:O	18:AB:39:ILE:HD13	2.09	0.52
23:DB:742:A:O2'	23:DB:743:A:H5'	2.10	0.52
23:DB:1593:A:H2'	23:DB:1594:U:O4'	2.09	0.52
1:CA:1412:C:H2'	1:CA:1413:A:C8	2.45	0.52
23:DB:1475:G:H1'	23:DB:1476:U:H5	1.75	0.52
35:BV:10:LYS:HG2	35:BV:11:GLU:HG3	1.90	0.52
23:DB:1353:A:H2'	23:DB:1354:A:H8	1.74	0.52
6:CG:112:ASP:H	6:CG:118:ARG:CZ	2.22	0.52
23:DB:1582:C:H2'	23:DB:1583:A:O4'	2.09	0.52
23:BB:2199:A:H5'	23:BB:2200:C:OP2	2.10	0.52
24:BI:48:ILE:HG22	24:BI:49:GLU:HG2	1.91	0.52
23:DB:443:A:C4	29:DE:40:ARG:HD3	2.44	0.52
23:BB:863:A:H2'	23:BB:864:G:H8	1.73	0.52
1:AA:755:G:O2'	1:AA:756:C:H5'	2.10	0.52
1:AA:577:G:O2'	1:AA:578:C:H5'	2.09	0.52
25:BC:28:PRO:HG2	25:BC:33:LEU:HD11	1.92	0.52
23:BB:1661:G:O2'	23:BB:1662:U:H5'	2.10	0.52
1:AA:137:U:H2'	1:AA:138:G:H8	1.74	0.52
11:CL:5:GLN:HA	11:CL:8:ARG:NH2	2.24	0.52
23:BB:692:C:H2'	23:BB:693:A:C8	2.45	0.52
9:AJ:28:THR:HG21	9:AJ:90:LEU:HD23	1.90	0.52
23:DB:1676:A:H2'	23:DB:1677:A:O4'	2.10	0.52
29:BE:60:TRP:HE1	29:BE:71:GLY:HA2	1.73	0.52
52:BW:18:LYS:HA	52:BW:36:ILE:HG12	1.90	0.52
12:AM:18:LEU:HD23	12:AM:18:LEU:O	2.10	0.52
44:DQ:57:ARG:HA	44:DQ:60:TRP:CE3	2.44	0.52
51:BZ:33:LEU:H	51:BZ:52:SER:CB	2.23	0.52
29:DE:60:TRP:C	29:DE:62:GLN:H	2.12	0.52
41:BJ:44:TYR:CD2	44:BQ:59:LEU:HD21	2.44	0.52
33:D1:9:LYS:HD3	33:D1:9:LYS:N	2.21	0.52
32:D4:33:HIS:O	32:D4:35:GLN:HG3	2.10	0.52
1:AA:78:A:H2'	1:AA:79:G:C8	2.45	0.52
5:CF:6:ILE:HG13	5:CF:62:MET:HB2	1.92	0.52

Continued on next page...

Continued from previous page...

Atom-1	Atom-2	Distance(Å)	Clash(Å)
50:DT:39:THR:O	50:DT:40:LYS:HB3	2.09	0.52
4:AE:44:ARG:HA	4:AE:71:ILE:O	2.09	0.52
42:BN:9:GLN:O	42:BN:11:ASN:N	2.41	0.52
41:BJ:17:VAL:CG2	41:BJ:137:PRO:HB2	2.34	0.52
30:DY:50:VAL:HB	30:DY:53:MET:CB	2.39	0.52
47:DF:111:ARG:HH11	47:DF:135:ILE:HG21	1.73	0.52
47:DF:107:VAL:HG21	47:DF:175:PRO:HG3	1.91	0.52
11:CL:66:ILE:N	11:CL:66:ILE:HD12	2.25	0.52
22:DA:113:C:H2'	22:DA:114:C:C6	2.45	0.52
21:CN:40:ARG:NH2	16:CS:6:LYS:HB2	2.25	0.52
26:DD:106:LYS:HD3	26:DD:106:LYS:H	1.75	0.52
32:D4:24:ARG:NH2	32:D4:36:ARG:HG3	2.24	0.52
40:DH:4:ILE:O	40:DH:6:LEU:HD12	2.09	0.52
23:BB:2621:G:P	26:BD:124:ARG:HH22	2.32	0.52
23:DB:1374:G:O2'	23:DB:1375:U:H5'	2.10	0.52
23:BB:2884:U:H2'	23:BB:2885:G:C8	2.43	0.52
23:BB:1374:G:H2'	23:BB:1375:U:C6	2.44	0.52
25:BC:12:ARG:HA	25:BC:15:VAL:CG2	2.40	0.52
38:DM:114:ARG:HG3	38:DM:130:PHE:CG	2.45	0.52
1:CA:947:G:H2'	1:CA:948:C:C6	2.45	0.52
23:DB:125:A:H3'	23:DB:126:A:H5''	1.90	0.52
1:CA:959:A:N6	16:CS:77:ARG:HA	2.24	0.52
1:CA:229:U:H2'	1:CA:230:G:C8	2.44	0.52
14:AQ:76:ARG:HH12	14:AQ:78:VAL:HA	1.75	0.52
14:CQ:59:GLU:HB3	14:CQ:75:VAL:HG23	1.92	0.52
1:CA:803:G:H2'	1:CA:804:U:H6	1.73	0.52
1:CA:735:C:O2'	1:CA:736:C:H5'	2.10	0.52
23:DB:627:A:OP1	23:DB:627:A:H2'	2.10	0.52
23:DB:1151:A:H2'	23:DB:1152:C:H6	1.74	0.52
1:AA:1492:A:H2'	23:BB:1913:A:C6	2.45	0.52
35:DV:53:LYS:HZ3	35:DV:53:LYS:HA	1.75	0.52
23:DB:1361:G:H2'	23:DB:1362:C:C6	2.45	0.52
1:AA:868:C:H2'	1:AA:869:G:O4'	2.09	0.52
6:CG:25:PHE:HD1	6:CG:100:MET:HG2	1.75	0.52
23:DB:1260:A:O2'	23:DB:1261:C:H5'	2.10	0.52
23:DB:2454:G:C2'	23:DB:2455:G:H5'	2.40	0.52
48:BG:72:ASN:O	48:BG:76:ILE:HG12	2.09	0.52
1:AA:364:A:H2'	1:AA:365:U:O2	2.10	0.52
43:BO:74:VAL:O	43:BO:77:ALA:HB3	2.10	0.52
6:AG:135:LYS:C	6:AG:135:LYS:HD3	2.29	0.52
1:AA:937:A:H3'	56:AA:1753:HOH:O	2.09	0.52
40:DH:40:THR:O	40:DH:42:LYS:N	2.41	0.52

Continued on next page...

Continued from previous page...

Atom-1	Atom-2	Distance(Å)	Clash(Å)
12:AM:92:ARG:HH11	16:AS:79:TYR:HE2	1.58	0.52
17:AT:67:HIS:CG	17:AT:68:LYS:H	2.28	0.52
23:BB:531:C:O2'	23:BB:563:A:H5''	2.10	0.52
1:CA:218:U:H2'	1:CA:219:U:H6	1.75	0.52
23:BB:2834:G:H1'	23:BB:2883:A:N6	2.25	0.52
23:BB:2432:A:O2'	23:BB:2433:A:H5'	2.09	0.52
1:CA:683:G:O2'	1:CA:684:U:H5'	2.10	0.52
23:DB:2408:U:O2'	23:DB:2409:G:H5'	2.09	0.52
1:AA:1264:U:O2'	1:AA:1265:C:H5'	2.09	0.52
2:CC:51:VAL:C	2:CC:114:LEU:HD21	2.29	0.52
25:DC:202:ARG:NH1	25:DC:204:LEU:HD11	2.25	0.52
18:CB:217:ALA:O	18:CB:220:VAL:HB	2.10	0.52
18:CB:16:GLY:HA2	18:CB:40:ILE:HG13	1.92	0.52
12:AM:44:ILE:H	12:AM:44:ILE:HD12	1.75	0.52
44:DQ:105:PHE:O	44:DQ:108:LEU:HB2	2.10	0.52
25:BC:132:ARG:NH2	25:BC:169:ALA:HA	2.25	0.52
45:BS:24:ILE:CD1	45:BS:36:LEU:HD21	2.40	0.52
49:BR:49:ILE:HG12	49:BR:53:PHE:CA	2.39	0.52
23:DB:876:C:H3'	23:DB:877:A:H4'	1.91	0.52
23:DB:877:A:H2'	23:DB:877:A:N3	2.24	0.52
9:CJ:59:LYS:HG3	9:CJ:60:ASP:N	2.24	0.52
42:DN:9:GLN:O	42:DN:11:ASN:N	2.43	0.52
48:BG:84:LYS:O	48:BG:85:LYS:HG2	2.10	0.52
24:BI:129:GLU:CB	24:BI:133:ARG:HH12	2.17	0.52
50:DT:11:LEU:HD21	50:DT:46:ALA:HB1	1.92	0.52
47:DF:91:ARG:C	47:DF:95:MET:HB2	2.30	0.52
47:DF:91:ARG:HD3	47:DF:91:ARG:N	2.25	0.52
40:BH:5:LEU:HD13	40:BH:13:GLY:N	2.23	0.52
17:CT:73:ARG:HB3	17:CT:73:ARG:HH11	1.74	0.52
11:AL:66:ILE:N	11:AL:66:ILE:HD12	2.25	0.52
1:CA:675:A:H2'	1:CA:676:A:H8	1.74	0.52
23:DB:2621:G:P	26:DD:124:ARG:HH22	2.33	0.52
2:CC:149:LYS:HG2	2:CC:200:TRP:CE3	2.43	0.52
6:AG:12:LEU:HD13	6:AG:13:PRO:HD2	1.92	0.52
23:BB:1560:G:H2'	23:BB:1561:C:C6	2.43	0.52
27:DK:64:ARG:O	27:DK:82:ASN:HA	2.10	0.52
43:DO:116:GLN:N	43:DO:116:GLN:HE21	2.08	0.52
35:BV:80:HIS:HB3	35:BV:83:LYS:O	2.09	0.52
25:DC:43:ASN:ND2	25:DC:44:ASN:H	2.07	0.52
42:BN:58:ASP:O	42:BN:62:ASN:HB2	2.09	0.52
42:DN:55:ALA:HA	42:DN:80:PHE:CD1	2.45	0.52
23:DB:942:G:O2'	23:DB:943:A:H5'	2.09	0.52

Continued on next page...

Continued from previous page...

Atom-1	Atom-2	Distance(Å)	Clash(Å)
23:DB:1533:C:O2'	23:DB:1534:U:H5'	2.10	0.52
7:CH:17:GLN:OE1	7:CH:69:ALA:HB1	2.10	0.52
43:DO:28:VAL:O	43:DO:28:VAL:HG13	2.10	0.52
1:AA:254:G:OP1	14:AQ:68:LYS:O	2.26	0.52
23:DB:871:U:H2'	23:DB:872:U:C6	2.45	0.52
1:AA:821:G:H2'	1:AA:822:U:C6	2.45	0.52
25:BC:20:ASN:O	25:BC:23:LEU:HB2	2.10	0.52
23:BB:2852:G:H2'	23:BB:2853:C:O4'	2.10	0.52
1:AA:1031:C:H4'	1:AA:1032:G:O5'	2.09	0.52
23:DB:2617:U:C2'	23:DB:2618:G:H5'	2.39	0.52
1:CA:50:A:N6	1:CA:361:G:H4'	2.25	0.52
4:CE:55:VAL:N	4:CE:56:PRO:HD2	2.25	0.52
23:BB:1838:C:H4'	23:BB:1839:G:C8	2.45	0.52
1:AA:539:A:H2'	1:AA:540:G:C8	2.44	0.52
13:CP:48:GLU:CD	13:CP:49:GLY:H	2.13	0.52
20:CO:29:VAL:HG11	20:CO:67:LEU:HD21	1.90	0.52
23:BB:1720:U:O2'	23:BB:1721:G:H5'	2.10	0.52
48:BG:97:VAL:HB	48:BG:124:CYS:HB2	1.91	0.52
1:CA:10:A:OP2	4:CE:130:THR:HB	2.09	0.52
1:AA:61:G:H2'	1:AA:62:U:O4'	2.09	0.52
1:CA:824:G:O2'	1:CA:825:A:H5'	2.09	0.52
1:CA:565:U:H3'	1:CA:566:G:H2'	1.92	0.52
1:CA:1476:A:O2'	1:CA:1477:U:H5'	2.09	0.52
23:BB:1100:C:H2'	23:BB:1101:U:H6	1.74	0.52
1:CA:757:U:O2'	1:CA:879:C:H1'	2.09	0.52
23:BB:231:A:H3'	23:BB:232:G:H8	1.75	0.52
1:AA:179:A:H2'	1:AA:180:U:O4'	2.09	0.52
18:AB:205:ALA:O	18:AB:209:VAL:HG22	2.10	0.52
45:BS:55:ILE:HD12	45:BS:107:VAL:HG21	1.92	0.52
51:DZ:33:LEU:H	51:DZ:52:SER:CB	2.23	0.52
1:AA:784:A:H2'	1:AA:785:G:C8	2.45	0.52
1:AA:796:C:O2'	1:AA:797:C:H5'	2.10	0.52
8:AI:25:GLY:HA3	8:AI:57:VAL:O	2.10	0.52
3:AD:144:ILE:HD13	3:AD:154:VAL:HG11	1.91	0.52
50:BT:57:VAL:HG13	50:BT:58:VAL:N	2.24	0.52
2:AC:129:PHE:HB2	2:AC:133:MET:HE3	1.92	0.52
52:DW:81:ILE:O	52:DW:81:ILE:HG13	2.10	0.52
4:AE:37:VAL:HG12	4:AE:47:PHE:HB2	1.91	0.52
4:AE:63:MET:O	4:AE:66:ALA:HB3	2.10	0.52
47:DF:136:ILE:HG22	47:DF:142:TYR:HB3	1.92	0.52
44:DQ:17:LEU:HD13	44:DQ:30:VAL:O	2.09	0.52
1:AA:1376:U:H2'	1:AA:1377:A:H8	1.75	0.52

Continued on next page...

Continued from previous page...

Atom-1	Atom-2	Distance(Å)	Clash(Å)
27:BK:25:LEU:HB2	27:BK:38:ILE:HG12	1.90	0.52
47:DF:28:PRO:O	47:DF:168:LEU:HD11	2.10	0.52
40:DH:5:LEU:HD22	40:DH:12:LEU:O	2.10	0.52
48:DG:26:LYS:HG2	48:DG:27:GLY:N	2.25	0.52
47:DF:40:GLY:O	47:DF:41:GLU:HB2	2.10	0.52
48:BG:153:PRO:CG	48:BG:162:ARG:HB3	2.36	0.52
47:BF:116:LEU:HG	47:BF:117:SER:H	1.73	0.52
1:CA:22:G:H2'	1:CA:23:C:H6	1.73	0.52
36:B2:45:SER:O	36:B2:46:LYS:CB	2.55	0.52
23:DB:2466:C:O2'	23:DB:2467:C:H5'	2.09	0.52
24:BI:17:ALA:O	24:BI:18:ASN:CB	2.58	0.52
1:AA:13:U:O2	1:AA:914:A:H3'	2.10	0.52
1:AA:729:A:H2'	1:AA:730:G:C8	2.45	0.52
50:BT:69:ARG:CA	50:BT:69:ARG:HE	2.21	0.52
23:DB:2210:U:N3	23:DB:2212:A:N7	2.57	0.52
25:BC:2:VAL:HG23	25:BC:3:VAL:N	2.20	0.52
20:AO:35:GLN:O	20:AO:39:LEU:N	2.42	0.52
20:AO:78:TYR:OH	20:AO:88:ARG:HD2	2.09	0.52
23:DB:4:U:H2'	23:DB:5:A:C8	2.45	0.52
1:AA:241:G:O2'	1:AA:242:G:H5'	2.10	0.52
23:BB:2369:A:H2'	23:BB:2370:G:H8	1.74	0.52
27:BK:64:ARG:HD2	27:BK:102:PRO:O	2.10	0.52
46:BU:35:VAL:CG2	46:BU:38:ILE:HG21	2.40	0.52
7:CH:29:SER:OG	7:CH:32:LYS:HG3	2.10	0.52
23:BB:1947:C:H2'	23:BB:1948:G:C8	2.40	0.52
9:CJ:32:THR:O	9:CJ:80:THR:HG21	2.10	0.52
23:BB:2281:A:H4'	23:BB:2389:G:N2	2.25	0.52
42:BN:51:LEU:O	42:BN:54:LEU:HB3	2.10	0.52
23:BB:2586:U:H2'	23:BB:2587:A:H8	1.74	0.52
23:DB:287:G:H2'	23:DB:288:U:O4'	2.10	0.52
23:BB:1151:A:H2'	23:BB:1152:C:H6	1.74	0.52
26:DD:136:ASN:HD21	26:DD:139:SER:C	2.12	0.52
1:AA:399:G:H2'	1:AA:400:C:C6	2.45	0.52
38:DM:63:ILE:HD12	38:DM:63:ILE:H	1.75	0.52
23:BB:1535:A:H2	23:BB:1538:G:H1'	1.75	0.52
1:CA:1306:A:O2'	1:CA:1307:U:H5'	2.10	0.52
23:DB:909:A:H2'	23:DB:912:C:H5	1.73	0.52
23:DB:2529:G:H5'	48:DG:174:LYS:HG3	1.92	0.52
23:BB:2784:U:O2'	23:BB:2785:C:H5'	2.10	0.52
23:BB:2786:U:H4'	26:BD:67:HIS:HA	1.91	0.52
23:DB:2015:A:C2	31:D0:2:VAL:HG22	2.45	0.52
3:CD:55:ARG:NE	3:CD:55:ARG:HA	2.24	0.52

Continued on next page...

Continued from previous page...

Atom-1	Atom-2	Distance(Å)	Clash(Å)
23:DB:2357:G:N2	23:DB:2359:C:H3'	2.25	0.52
25:DC:71:ASP:HB3	25:DC:118:GLY:HA2	1.92	0.52
18:AB:148:GLY:HA2	18:AB:151:LYS:HD2	1.92	0.52
23:DB:208:C:H2'	23:DB:209:C:C6	2.45	0.52
23:DB:1930:G:H2'	23:DB:1968:G:N1	2.25	0.52
23:BB:693:A:O2'	23:BB:694:U:H5'	2.09	0.52
47:DF:45:ASP:O	47:DF:46:LYS:HE2	2.10	0.52
1:AA:892:A:H2'	1:AA:893:C:C6	2.45	0.52
23:DB:409:G:H2'	23:DB:410:G:C8	2.44	0.52
26:BD:154:LYS:H	26:BD:154:LYS:HD3	1.75	0.52
23:DB:234:U:H2'	23:DB:235:U:H6	1.74	0.52
23:DB:2037:A:H2'	23:DB:2038:G:C8	2.45	0.52
1:CA:386:C:C2'	1:CA:387:U:H5'	2.40	0.52
23:DB:1544:A:H2'	23:DB:1545:A:C8	2.45	0.52
4:AE:56:PRO:HG2	4:AE:57:ALA:H	1.75	0.52
26:DD:79:LEU:HD22	26:DD:79:LEU:N	2.24	0.52
23:BB:962:G:H2'	23:BB:963:U:H6	1.74	0.52
18:CB:82:ALA:CB	18:CB:213:LEU:HD13	2.40	0.52
23:BB:2636:C:H4'	26:BD:81:GLU:OE2	2.10	0.52
23:BB:2636:C:O2'	23:BB:2637:U:H5'	2.10	0.52
23:BB:920:A:H2'	23:BB:921:C:H6	1.74	0.52
52:BW:24:ARG:HD3	52:BW:65:LYS:HG2	1.90	0.52
29:BE:148:ILE:HG13	29:BE:167:VAL:CG2	2.40	0.52
29:BE:165:HIS:C	29:BE:167:VAL:H	2.13	0.52
29:BE:192:ALA:O	29:BE:196:VAL:HG23	2.10	0.52
29:BE:29:HIS:NE2	37:BL:8:PRO:HG3	2.25	0.52
12:AM:9:PRO:C	12:AM:44:ILE:HD13	2.30	0.52
23:BB:871:U:H1'	23:BB:907:G:N1	2.25	0.52
23:DB:1842:G:H2'	23:DB:1843:C:H6	1.73	0.52
26:DD:10:GLY:HA2	28:DP:4:ILE:HD11	1.92	0.52
40:DH:116:ARG:N	40:DH:131:SER:O	2.38	0.52
21:AN:12:ARG:HG3	21:AN:53:ASP:OD2	2.09	0.52
40:BH:47:PHE:O	40:BH:50:ARG:HB2	2.10	0.52
40:BH:73:ASN:HB2	40:BH:141:LYS:HB2	1.92	0.52
40:BH:79:THR:HG22	40:BH:145:ASN:OD1	2.10	0.52
8:CI:46:VAL:HA	8:CI:49:GLN:HG3	1.91	0.52
1:AA:975:A:N6	1:AA:1366:C:O2'	2.42	0.52
29:DE:192:ALA:O	29:DE:196:VAL:HG23	2.10	0.52
24:DI:54:ILE:C	24:DI:54:ILE:HD13	2.29	0.52
23:DB:1825:U:H2'	23:DB:1826:G:C8	2.45	0.52
29:DE:48:THR:C	29:DE:50:ALA:H	2.11	0.52
40:BH:14:SER:HB2	40:BH:17:ASP:CB	2.39	0.52

Continued on next page...

Continued from previous page...

Atom-1	Atom-2	Distance(Å)	Clash(Å)
40:BH:4:ILE:O	40:BH:36:ALA:HA	2.10	0.52
4:AE:136:VAL:HG13	4:AE:137:ARG:H	1.74	0.52
38:BM:35:ALA:HB3	38:BM:99:GLY:N	2.24	0.52
23:BB:2530:A:H3'	48:BG:156:TYR:OH	2.09	0.52
23:DB:2305:U:H5''	47:DF:130:GLY:HA3	1.92	0.52
47:BF:105:ILE:C	47:BF:108:PRO:HD2	2.30	0.52
8:CI:16:ALA:HB2	8:CI:66:VAL:CG2	2.35	0.52
23:BB:1520:U:H2'	23:BB:1521:G:O4'	2.09	0.52
26:BD:117:GLY:HA2	26:BD:164:GLN:OE1	2.10	0.52
26:DD:40:LEU:HA	26:DD:45:TYR:H	1.74	0.52
23:BB:1723:G:N7	23:BB:1737:G:N2	2.54	0.52
18:CB:101:THR:HG22	18:CB:174:GLU:OE1	2.09	0.52
1:AA:1343:G:O2'	1:AA:1344:C:H5'	2.09	0.52
23:BB:2344:U:H4'	23:BB:2345:G:OP1	2.08	0.52
1:AA:552:U:H4'	11:AL:82:ARG:HG2	1.92	0.52
23:DB:1550:C:H2'	23:DB:1551:A:H8	1.75	0.52
23:BB:1120:G:O2'	23:BB:1121:C:H5'	2.10	0.52
23:BB:233:A:H61	23:BB:428:A:H61	1.58	0.52
46:DU:26:ASN:H	46:DU:26:ASN:HD22	1.57	0.52
23:DB:1405:U:H2'	23:DB:1406:U:C6	2.45	0.52
11:AL:31:GLY:HA3	11:AL:54:VAL:HG13	1.90	0.52
23:DB:62:U:H3'	23:DB:63:A:C8	2.45	0.52
1:CA:253:A:H2'	1:CA:254:G:H8	1.73	0.52
1:CA:216:U:H2'	1:CA:217:C:C6	2.45	0.52
23:DB:796:C:H2'	23:DB:797:G:H8	1.75	0.52
28:DP:31:VAL:HG11	28:DP:38:ARG:HG2	1.91	0.52
17:CT:53:MET:HA	17:CT:56:ILE:CD1	2.39	0.52
23:DB:1506:U:H2'	23:DB:1507:C:C6	2.45	0.52
1:CA:889:A:H5'	1:CA:891:U:H1'	1.90	0.52
36:D2:3:ARG:HE	36:D2:4:THR:HG22	1.74	0.52
1:AA:384:G:H2'	1:AA:385:C:C6	2.44	0.52
21:CN:3:GLN:OE1	21:CN:6:LYS:HG3	2.10	0.52
23:BB:1742:U:O2'	23:BB:1743:G:H5'	2.10	0.52
25:DC:260:LYS:C	25:DC:262:THR:H	2.13	0.52
23:DB:235:U:H2'	23:DB:236:C:C6	2.44	0.52
4:AE:55:VAL:N	4:AE:56:PRO:HD2	2.25	0.52
22:DA:83:G:OP1	30:DY:16:LEU:HD23	2.10	0.52
24:BI:23:VAL:HG23	24:BI:24:GLY:N	2.25	0.52
16:CS:16:LYS:HD2	16:CS:17:LYS:NZ	2.24	0.52
1:AA:895:G:H2'	1:AA:896:C:C6	2.44	0.52
29:DE:109:LEU:HA	29:DE:112:LEU:HB2	1.91	0.52
1:AA:580:C:H2'	1:AA:581:G:C8	2.45	0.52

Continued on next page...

Continued from previous page...

Atom-1	Atom-2	Distance(Å)	Clash(Å)
1:CA:746:A:H2'	1:CA:747:A:H8	1.75	0.52
23:BB:1103:A:H3'	23:BB:1104:C:H6	1.75	0.52
41:DJ:34:ARG:NH1	41:DJ:39:LYS:HG2	2.25	0.52
23:BB:2611:C:O2'	23:BB:2612:C:H5'	2.09	0.52
38:DM:102:LEU:H	38:DM:102:LEU:HD22	1.74	0.52
41:BJ:106:LYS:HE3	41:BJ:106:LYS:O	2.10	0.52
23:BB:2251:G:H2'	23:BB:2252:G:C8	2.45	0.52
1:AA:1527:U:O2'	1:AA:1528:U:H5'	2.09	0.52
23:BB:1782:U:H2'	23:BB:1783:A:H5'	1.91	0.52
23:BB:1878:G:H2'	23:BB:1879:C:C6	2.45	0.52
25:DC:158:GLY:N	25:DC:194:VAL:HG13	2.25	0.52
29:BE:58:LYS:CD	29:BE:58:LYS:N	2.72	0.52
50:BT:29:THR:HA	50:BT:86:THR:CA	2.33	0.52
16:CS:35:ARG:HB2	16:CS:71:GLY:CA	2.40	0.52
52:DW:46:ALA:HB2	52:DW:78:PHE:CD1	2.43	0.52
5:CF:3:HIS:CG	5:CF:92:THR:HG23	2.45	0.52
23:BB:1141:U:H5'	41:BJ:27:ARG:NH2	2.25	0.52
50:DT:40:LYS:HA	50:DT:43:ILE:CG2	2.40	0.52
27:BK:24:VAL:HA	27:BK:39:ILE:CD1	2.40	0.52
27:BK:76:VAL:H	28:BP:72:VAL:HG23	1.74	0.52
47:DF:3:LEU:O	47:DF:3:LEU:HD13	2.09	0.52
1:AA:1078:U:H4'	4:AE:137:ARG:NH1	2.24	0.52
29:DE:157:LEU:HG	29:DE:169:VAL:HG11	1.92	0.52
17:CT:47:GLN:HG2	17:CT:82:ILE:HD13	1.91	0.52
11:AL:51:VAL:HG12	11:AL:52:CYS:N	2.19	0.52
6:AG:74:VAL:HG21	6:AG:85:GLN:NE2	2.24	0.52
16:AS:63:ASP:O	16:AS:66:VAL:HG13	2.10	0.52
1:AA:731:G:OP1	1:AA:766:A:H1'	2.10	0.52
23:DB:721:A:H2'	23:DB:722:A:H8	1.75	0.52
3:CD:197:HIS:ND1	3:CD:198:LEU:N	2.58	0.52
23:BB:2345:G:H5'	23:BB:2347:C:O4'	2.10	0.52
23:DB:1178:C:H2'	23:DB:1179:G:C8	2.45	0.52
23:DB:659:G:N2	29:DE:30:GLN:HE22	2.04	0.52
23:BB:1061:U:H5'	24:BI:9:LYS:NZ	2.25	0.52
23:DB:570:G:H2'	23:DB:2030:A:C8	2.45	0.52
42:BN:62:ASN:N	42:BN:62:ASN:HD22	2.06	0.52
23:DB:2590:A:H2'	23:DB:2591:C:H6	1.74	0.52
17:AT:43:LYS:N	17:AT:43:LYS:HZ2	2.08	0.52
23:BB:62:U:H3'	23:BB:63:A:C8	2.44	0.52
11:AL:79:ILE:HD12	11:AL:96:THR:HG22	1.91	0.52
6:AG:52:ARG:NH2	6:AG:120:ALA:HB1	2.23	0.52
1:CA:624:C:O2'	1:CA:625:U:H5'	2.10	0.52

Continued on next page...

Continued from previous page...

Atom-1	Atom-2	Distance(Å)	Clash(Å)
1:AA:1243:C:H2'	1:AA:1244:G:C8	2.45	0.52
1:CA:1307:U:H2'	1:CA:1308:U:C6	2.45	0.52
25:BC:270:ARG:HB3	25:BC:270:ARG:NH1	2.25	0.52
1:CA:1480:A:H2'	1:CA:1481:U:H6	1.75	0.52
23:DB:1930:G:H2'	23:DB:1968:G:C6	2.45	0.52
23:BB:862:G:H2'	23:BB:863:A:C8	2.45	0.52
23:BB:267:C:H2'	23:BB:268:C:C6	2.44	0.52
6:CG:55:LYS:HB2	6:CG:59:GLU:OE2	2.09	0.52
23:BB:467:G:O2'	23:BB:468:G:H5'	2.10	0.52
1:AA:1144:G:N2	1:AA:1146:A:H62	2.08	0.52
1:AA:1434:A:H2'	1:AA:1435:G:C8	2.44	0.52
23:DB:666:A:H4'	37:DL:48:ARG:HD2	1.92	0.52
1:CA:692:U:O2	1:CA:694:A:H5''	2.10	0.52
23:BB:2264:C:H41	52:BW:11:ASN:ND2	2.08	0.52
50:DT:30:ILE:HG23	50:DT:85:VAL:CG2	2.40	0.51
25:DC:244:VAL:HG12	25:DC:250:GLN:N	2.26	0.51
41:DJ:44:TYR:CD2	44:DQ:59:LEU:HD21	2.44	0.51
18:AB:81:ASP:O	18:AB:84:LEU:HD23	2.11	0.51
45:BS:36:LEU:HD11	45:BS:47:VAL:HB	1.91	0.51
40:BH:121:VAL:HB	40:BH:128:HIS:CE1	2.44	0.51
40:BH:79:THR:HA	40:BH:144:VAL:HA	1.91	0.51
8:CI:44:ARG:HB2	8:CI:48:ARG:NH2	2.26	0.51
6:AG:50:ALA:HB1	6:AG:55:LYS:O	2.10	0.51
19:AU:42:THR:HB	19:AU:46:ARG:HE	1.75	0.51
8:AI:38:PHE:O	8:AI:44:ARG:HB3	2.10	0.51
44:BQ:89:ILE:HG21	49:BR:11:GLN:NE2	2.25	0.51
37:BL:125:LEU:HB2	37:BL:143:GLU:OE2	2.09	0.51
3:AD:153:ARG:HG3	3:AD:154:VAL:N	2.25	0.51
5:AF:3:HIS:ND1	5:AF:95:ALA:N	2.57	0.51
48:DG:84:LYS:O	48:DG:85:LYS:HG2	2.10	0.51
25:DC:92:LEU:HD11	25:DC:100:ARG:HB2	1.92	0.51
48:BG:85:LYS:HB2	48:BG:164:ALA:HB2	1.91	0.51
24:DI:79:LEU:HD11	24:DI:131:THR:OG1	2.10	0.51
23:BB:1599:U:H2'	23:BB:1600:C:H6	1.74	0.51
23:DB:1826:G:P	25:DC:221:GLY:H	2.34	0.51
25:DC:52:HIS:CD2	25:DC:52:HIS:N	2.79	0.51
50:BT:11:LEU:HD21	50:BT:46:ALA:HB1	1.91	0.51
4:CE:44:ARG:HA	4:CE:71:ILE:O	2.09	0.51
47:DF:135:ILE:HG13	47:DF:137:PHE:CD2	2.44	0.51
22:DA:43:C:H4'	47:DF:91:ARG:HG3	1.92	0.51
1:AA:953:G:H2'	1:AA:954:G:O4'	2.10	0.51
12:AM:95:PRO:N	12:AM:108:ARG:HG2	2.26	0.51

Continued on next page...

Continued from previous page...

Atom-1	Atom-2	Distance(Å)	Clash(Å)
48:BG:43:LYS:HA	48:BG:43:LYS:HE2	1.92	0.51
23:DB:571:U:N3	23:DB:575:A:N7	2.58	0.51
10:CK:80:ASN:CA	10:CK:105:ARG:HB3	2.38	0.51
23:BB:721:A:H2'	23:BB:722:A:H8	1.75	0.51
40:DH:135:HIS:HB3	40:DH:138:VAL:CG2	2.41	0.51
2:AC:9:ILE:HG23	2:AC:10:ARG:HG3	1.92	0.51
37:DL:9:ALA:HB3	37:DL:12:SER:OG	2.10	0.51
28:DP:63:ILE:O	28:DP:63:ILE:HG22	2.10	0.51
23:DB:1439:A:C6	23:DB:1552:A:N7	2.78	0.51
1:CA:123:U:H5''	1:CA:311:C:O2'	2.10	0.51
25:BC:91:ALA:HB2	25:BC:105:ALA:HB2	1.90	0.51
23:BB:1439:A:N7	23:BB:1440:U:N1	2.59	0.51
35:BV:5:ASN:O	35:BV:6:ALA:HB2	2.10	0.51
30:BY:58:GLU:H	30:BY:58:GLU:CD	2.13	0.51
23:DB:471:A:H2'	23:DB:472:A:O4'	2.10	0.51
23:DB:910:A:H62	38:DM:12:MET:HA	1.74	0.51
44:BQ:79:ILE:HG23	44:BQ:80:ASN:N	2.25	0.51
22:DA:26:C:H3'	22:DA:27:C:C6	2.44	0.51
37:DL:132:ARG:HA	37:DL:135:ILE:HG22	1.90	0.51
1:AA:642:A:H2'	1:AA:643:C:C6	2.44	0.51
11:AL:54:VAL:O	11:AL:61:GLU:HA	2.10	0.51
1:CA:1216:A:H5''	21:CN:4:SER:CB	2.39	0.51
23:BB:1151:A:H2'	23:BB:1152:C:C6	2.45	0.51
35:BV:14:LYS:CE	35:BV:18:ARG:HH21	2.22	0.51
14:CQ:68:LYS:HG2	14:CQ:69:THR:HG23	1.91	0.51
11:CL:33:CYS:HA	11:CL:54:VAL:HA	1.92	0.51
23:DB:1083:U:H2'	23:DB:1085:A:OP2	2.10	0.51
45:BS:74:ILE:HD12	45:BS:104:THR:O	2.10	0.51
1:CA:399:G:H2'	1:CA:400:C:C6	2.45	0.51
28:BP:60:VAL:O	28:BP:70:GLU:HA	2.10	0.51
25:BC:71:ASP:HB3	25:BC:118:GLY:HA2	1.92	0.51
23:DB:2322:A:H3'	23:DB:2323:G:C8	2.45	0.51
1:AA:1463:U:H2'	1:AA:1464:U:H6	1.76	0.51
23:BB:1010:A:H1'	23:BB:1153:C:O4'	2.10	0.51
23:DB:680:C:H2'	23:DB:681:G:H8	1.76	0.51
1:AA:645:G:H2'	1:AA:646:G:H8	1.75	0.51
1:AA:546:A:P	3:AD:68:GLU:HB3	2.50	0.51
23:BB:1279:G:H4'	42:BN:31:HIS:CD2	2.44	0.51
1:CA:1209:C:O2'	1:CA:1210:C:H5'	2.10	0.51
23:DB:2369:A:H2'	23:DB:2370:G:H8	1.74	0.51
23:DB:78:U:H2'	23:DB:79:C:C6	2.45	0.51
2:CC:22:PHE:HZ	9:CJ:11:LYS:HZ2	1.57	0.51

Continued on next page...

Continued from previous page...

Atom-1	Atom-2	Distance(Å)	Clash(Å)
23:BB:108:G:H2'	23:BB:109:C:O4'	2.10	0.51
3:AD:123:MET:SD	3:AD:127:ARG:N	2.83	0.51
1:CA:143:A:H2	1:CA:220:G:H22	1.57	0.51
2:CC:143:LEU:O	2:CC:143:LEU:HD13	2.10	0.51
44:DQ:63:ARG:HH22	44:DQ:96:ASP:CA	2.23	0.51
41:BJ:4:PHE:CG	41:BJ:5:THR:N	2.78	0.51
1:CA:977:A:H2'	1:CA:978:A:C5'	2.39	0.51
43:BO:67:ASN:HB3	43:BO:70:ALA:CB	2.40	0.51
3:AD:144:ILE:HG22	3:AD:145:ARG:N	2.24	0.51
13:CP:71:VAL:HG13	13:CP:72:ALA:N	2.25	0.51
1:AA:81:A:H2'	1:AA:81:A:N3	2.24	0.51
4:CE:85:LYS:HG3	4:CE:93:VAL:O	2.11	0.51
1:AA:663:A:O2'	1:AA:664:G:H5'	2.10	0.51
47:BF:136:ILE:HG22	47:BF:142:TYR:HB3	1.93	0.51
50:BT:7:LEU:O	50:BT:7:LEU:HD13	2.11	0.51
1:AA:1432:G:H1'	1:AA:1468:A:H61	1.75	0.51
47:DF:115:GLY:HA3	47:DF:177:ARG:HD2	1.90	0.51
24:DI:32:VAL:HG22	24:DI:60:VAL:CG2	2.40	0.51
23:BB:575:A:O2'	23:BB:576:U:H5'	2.10	0.51
47:BF:107:VAL:HG21	47:BF:175:PRO:HG3	1.93	0.51
17:CT:75:LYS:O	17:CT:78:LEU:HB2	2.10	0.51
2:CC:123:LEU:HA	2:CC:127:VAL:HG22	1.91	0.51
23:BB:1999:C:O2'	23:BB:2000:C:H5'	2.10	0.51
10:CK:20:ALA:O	10:CK:22:ILE:HG13	2.10	0.51
1:AA:1391:U:H2'	1:AA:1392:G:N7	2.26	0.51
23:DB:1723:G:H3'	23:DB:1724:G:C8	2.39	0.51
9:CJ:56:HIS:O	9:CJ:57:VAL:HG12	2.10	0.51
11:CL:49:ARG:CB	11:CL:89:LEU:HD11	2.39	0.51
23:BB:1175:A:H3'	23:BB:1176:U:O4'	2.10	0.51
23:BB:1872:A:O5'	23:BB:1872:A:H8	1.92	0.51
41:BJ:114:LEU:O	41:BJ:118:MET:HG3	2.10	0.51
2:AC:155:ARG:HH12	2:AC:160:GLU:HA	1.75	0.51
9:CJ:93:ALA:HB3	9:CJ:96:VAL:HG22	1.90	0.51
2:CC:38:VAL:HG23	2:CC:39:ARG:N	2.24	0.51
14:CQ:32:ILE:HG23	14:CQ:33:TYR:CD2	2.45	0.51
1:CA:1090:U:H2'	1:CA:1091:U:C6	2.45	0.51
23:BB:1133:A:N6	23:BB:2025:C:O2'	2.43	0.51
23:BB:1533:C:O2'	23:BB:1534:U:H5'	2.11	0.51
23:DB:1203:U:O4'	37:DL:3:LEU:HD12	2.10	0.51
1:AA:618:C:N3	1:AA:622:A:N6	2.58	0.51
25:DC:20:ASN:HD21	25:DC:22:GLU:HG3	1.74	0.51
23:BB:1475:G:H1'	23:BB:1476:U:H5	1.75	0.51

Continued on next page...

Continued from previous page...

Atom-1	Atom-2	Distance(Å)	Clash(Å)
3:AD:54:LEU:CD1	3:AD:55:ARG:HH21	2.24	0.51
23:BB:393:C:O2'	23:BB:394:C:H5'	2.11	0.51
11:CL:110:LYS:O	11:CL:113:ARG:HG3	2.10	0.51
23:DB:693:A:H2'	23:DB:694:U:C6	2.45	0.51
23:BB:736:C:H2'	23:BB:737:C:H6	1.75	0.51
23:DB:2199:A:H5'	23:DB:2200:C:OP2	2.10	0.51
24:BI:52:LEU:HD21	24:BI:81:LYS:HZ2	1.75	0.51
25:BC:260:LYS:C	25:BC:262:THR:H	2.13	0.51
23:DB:688:U:H2'	23:DB:689:A:H8	1.75	0.51
6:CG:48:THR:O	6:CG:52:ARG:HG3	2.11	0.51
1:CA:1434:A:H2'	1:CA:1435:G:C8	2.45	0.51
48:BG:67:ALA:O	48:BG:71:LEU:HD23	2.10	0.51
23:BB:2665:A:O2'	23:BB:2666:C:H5'	2.09	0.51
23:DB:2803:G:H2'	23:DB:2804:U:H6	1.76	0.51
52:BW:13:ARG:HG3	52:BW:14:ASP:H	1.75	0.51
23:DB:836:G:H2'	23:DB:837:C:C6	2.45	0.51
23:BB:2047:C:H2'	23:BB:2048:G:C8	2.45	0.51
23:DB:1275:A:O2'	23:DB:1276:A:H5'	2.09	0.51
23:BB:1677:A:H2'	23:BB:1678:A:C8	2.45	0.51
38:BM:90:GLU:HA	38:BM:90:GLU:OE1	2.11	0.51
13:AP:48:GLU:CD	13:AP:49:GLY:H	2.14	0.51
3:AD:88:ASN:O	3:AD:92:LEU:HD23	2.09	0.51
18:AB:86:CYS:C	18:AB:88:GLN:H	2.13	0.51
40:BH:96:THR:HG22	40:BH:115:VAL:HG11	1.91	0.51
42:DN:101:GLY:CA	42:DN:110:MET:H	2.15	0.51
1:AA:1366:C:O2'	1:AA:1367:C:H5'	2.10	0.51
3:CD:144:ILE:HG22	3:CD:145:ARG:N	2.26	0.51
4:CE:146:MET:HG3	4:CE:146:MET:O	2.10	0.51
5:AF:3:HIS:N	5:AF:3:HIS:CD2	2.78	0.51
48:DG:85:LYS:HB2	48:DG:164:ALA:HB2	1.92	0.51
23:DB:1826:G:H2'	23:DB:1827:U:H6	1.75	0.51
2:AC:69:THR:HG21	2:AC:75:VAL:HG21	1.92	0.51
6:CG:26:VAL:CB	6:CG:42:VAL:HG21	2.41	0.51
23:BB:1199:U:H2'	23:BB:1200:C:C6	2.45	0.51
40:BH:5:LEU:HD22	40:BH:12:LEU:O	2.10	0.51
22:BA:43:C:C2'	22:BA:44:G:H5''	2.39	0.51
47:BF:3:LEU:HD13	47:BF:3:LEU:O	2.10	0.51
47:BF:91:ARG:HD3	47:BF:91:ARG:N	2.25	0.51
23:BB:140:C:C5'	23:BB:141:G:H21	2.23	0.51
1:CA:673:A:H1'	15:CR:63:TYR:HE1	1.75	0.51
6:AG:87:PRO:HG3	6:AG:144:ALA:HA	1.93	0.51
48:BG:24:THR:C	48:BG:25:ILE:HD12	2.30	0.51

Continued on next page...

Continued from previous page...

Atom-1	Atom-2	Distance(Å)	Clash(Å)
20:AO:56:LEU:O	20:AO:59:MET:HG2	2.09	0.51
46:DU:86:PHE:HE1	46:DU:88:ASP:HB2	1.75	0.51
23:BB:967:U:H2'	23:BB:968:C:C6	2.46	0.51
23:BB:2869:G:H2'	23:BB:2870:C:C6	2.45	0.51
24:DI:126:ARG:HB3	24:DI:126:ARG:HH11	1.75	0.51
1:CA:332:G:O2'	1:CA:333:U:H5'	2.10	0.51
23:DB:1309:G:H4'	36:D2:7:PRO:HB2	1.93	0.51
18:CB:80:LYS:HE2	18:CB:81:ASP:CG	2.31	0.51
1:AA:1241:G:H2'	1:AA:1242:G:H8	1.74	0.51
16:AS:52:ASN:CG	16:AS:53:GLY:N	2.63	0.51
1:AA:251:G:H22	1:AA:272:C:N4	2.09	0.51
17:CT:43:LYS:HB3	17:CT:86:ALA:CB	2.39	0.51
37:DL:109:LYS:HB2	37:DL:111:ILE:HD13	1.92	0.51
48:BG:166:GLU:CD	48:BG:166:GLU:N	2.63	0.51
7:CH:81:GLY:O	14:CQ:35:LYS:HD3	2.09	0.51
23:BB:2359:C:H2'	23:BB:2360:G:C8	2.44	0.51
23:BB:1405:U:H2'	23:BB:1406:U:C6	2.45	0.51
23:DB:64:A:H2'	23:DB:65:U:H6	1.75	0.51
24:BI:100:ILE:O	24:BI:139:VAL:HA	2.10	0.51
23:DB:2835:A:N6	23:DB:2878:U:H2'	2.25	0.51
23:DB:1808:A:O2'	23:DB:1809:A:H5'	2.11	0.51
23:BB:1355:G:O2'	23:BB:1356:G:H5'	2.09	0.51
3:CD:169:TRP:CD2	3:CD:185:PRO:HB3	2.46	0.51
1:AA:944:G:N1	1:AA:1338:G:OP2	2.44	0.51
17:AT:49:ALA:O	17:AT:52:GLU:HB3	2.11	0.51
1:AA:1003:G:N2	1:AA:1005:A:H5'	2.25	0.51
1:AA:1120:C:H2'	1:AA:1121:U:H6	1.76	0.51
1:CA:747:A:C4	1:CA:748:G:H1'	2.46	0.51
1:AA:10:A:OP2	4:AE:130:THR:HB	2.10	0.51
1:AA:651:C:H2'	1:AA:652:U:C6	2.44	0.51
20:CO:74:ASP:OD1	20:CO:76:ALA:HB3	2.11	0.51
23:BB:1494:A:H2'	23:BB:1495:A:C8	2.45	0.51
24:DI:63:ASP:O	24:DI:64:ARG:HB2	2.09	0.51
23:DB:57:C:H2'	23:DB:58:G:H8	1.76	0.51
23:BB:1689:A:H2'	23:BB:1690:A:C8	2.46	0.51
29:BE:148:ILE:HG22	29:BE:148:ILE:O	2.10	0.51
23:BB:674:G:H5''	29:BE:71:GLY:CA	2.40	0.51
38:DM:57:VAL:O	38:DM:57:VAL:HG12	2.11	0.51
49:DR:14:VAL:HG23	49:DR:18:GLN:HG3	1.92	0.51
52:BW:39:GLN:HG2	52:BW:40:ARG:H	1.75	0.51
23:DB:360:U:H2'	23:DB:361:G:C8	2.45	0.51
23:BB:903:C:H2'	23:BB:904:G:H8	1.75	0.51

Continued on next page...

Continued from previous page...

Atom-1	Atom-2	Distance(Å)	Clash(Å)
1:CA:731:G:OP1	1:CA:766:A:H1'	2.11	0.51
1:CA:818:G:C3'	1:CA:819:A:H5''	2.40	0.51
24:DI:78:LEU:HD13	24:DI:108:ILE:HG23	1.93	0.51
25:BC:70:LYS:HD3	25:BC:95:TYR:CE1	2.46	0.51
24:BI:125:THR:O	24:BI:129:GLU:HG3	2.10	0.51
2:AC:149:LYS:HG3	2:AC:168:ARG:HG3	1.92	0.51
4:AE:97:PRO:HA	4:AE:122:VAL:HG12	1.91	0.51
4:AE:136:VAL:HG13	4:AE:137:ARG:N	2.25	0.51
12:AM:89:ARG:HH22	12:AM:101:THR:HG21	1.74	0.51
17:AT:73:ARG:HB3	17:AT:73:ARG:HH11	1.76	0.51
47:BF:100:GLU:O	47:BF:104:THR:HB	2.11	0.51
29:DE:14:VAL:HG12	29:DE:197:GLU:OE1	2.09	0.51
23:BB:144:A:H2'	23:BB:145:C:C6	2.46	0.51
23:DB:1654:A:H2'	23:DB:1655:A:H8	1.76	0.51
21:CN:24:ALA:O	21:CN:27:LYS:HG2	2.10	0.51
10:AK:85:VAL:O	10:AK:111:ASP:HA	2.10	0.51
27:BK:19:VAL:HB	27:BK:41:ILE:HD11	1.90	0.51
1:AA:1102:A:H2'	1:AA:1103:C:C6	2.45	0.51
26:BD:123:LYS:HD2	26:BD:165:MET:HE1	1.92	0.51
1:AA:476:U:H2'	1:AA:477:C:C6	2.45	0.51
46:BU:85:ARG:HD3	46:BU:86:PHE:N	2.26	0.51
34:B3:31:ILE:HD11	34:B3:34:LYS:CD	2.39	0.51
35:DV:51:GLN:NE2	35:DV:79:ARG:HH22	2.08	0.51
23:DB:1947:C:H2'	23:DB:1948:G:C8	2.42	0.51
42:DN:87:PHE:HB3	42:DN:90:ARG:CB	2.39	0.51
35:DV:5:ASN:O	35:DV:6:ALA:HB2	2.10	0.51
46:DU:78:LYS:CD	46:DU:79:ALA:H	2.23	0.51
5:CF:53:LYS:N	5:CF:53:LYS:NZ	2.59	0.51
1:CA:1299:A:C8	1:CA:1301:U:H1'	2.44	0.51
23:BB:1429:G:H2'	23:BB:1430:G:C8	2.45	0.51
11:CL:7:VAL:HG22	14:CQ:33:TYR:HD1	1.76	0.51
1:AA:555:U:H2'	1:AA:556:C:H6	1.76	0.51
1:AA:1129:C:H5''	8:AI:17:ARG:HH22	1.76	0.51
39:DX:23:ARG:HA	39:DX:27:ASN:H	1.76	0.51
23:DB:1773:A:H2'	23:DB:1774:C:O4'	2.11	0.51
23:BB:1846:G:N2	23:BB:1848:A:N6	2.58	0.51
23:BB:1773:A:H2'	23:BB:1774:C:O4'	2.10	0.51
23:DB:2773:C:H2'	23:DB:2774:C:H6	1.75	0.51
3:AD:13:ARG:HG3	3:AD:55:ARG:NH1	2.26	0.51
6:AG:78:ARG:CZ	6:AG:78:ARG:HB3	2.40	0.51
1:AA:103:U:H2'	1:AA:104:G:O4'	2.10	0.51
23:DB:1830:C:H2'	23:DB:1831:G:C8	2.46	0.51

Continued on next page...

Continued from previous page...

Atom-1	Atom-2	Distance(Å)	Clash(Å)
1:CA:384:G:H2'	1:CA:385:C:C6	2.45	0.51
23:BB:693:A:H2'	23:BB:694:U:C6	2.45	0.51
23:BB:2250:G:N2	38:BM:82:MET:HB3	2.25	0.51
1:AA:580:C:H2'	1:AA:581:G:O4'	2.10	0.51
23:BB:1513:U:O2'	23:BB:1514:G:H5'	2.10	0.51
1:AA:824:G:O2'	1:AA:825:A:H5'	2.11	0.51
23:BB:1680:U:O2	23:BB:1763:G:H3'	2.09	0.51
23:BB:1909:C:H2'	23:BB:1910:G:H8	1.75	0.51
22:DA:16:G:O2'	22:DA:17:C:H5'	2.11	0.51
10:AK:51:PHE:HZ	10:AK:61:ALA:HA	1.75	0.51
23:DB:1925:C:H2'	23:DB:1926:U:H5''	1.93	0.51
23:DB:521:U:H2'	23:DB:522:A:C8	2.46	0.51
23:DB:1714:U:H3'	23:DB:1715:G:C5'	2.40	0.51
23:DB:176:A:O2'	23:DB:177:G:H5'	2.10	0.51
23:DB:1908:C:O2'	23:DB:1909:C:H5'	2.11	0.51
23:BB:2617:U:O2'	23:BB:2618:G:H5'	2.10	0.51
23:BB:99:U:O4'	23:BB:99:U:O2	2.27	0.51
30:DY:10:ARG:HB3	30:DY:10:ARG:NH2	2.25	0.51
52:BW:69:GLU:HG3	52:BW:80:SER:OG	2.10	0.51
1:CA:789:U:H2'	1:CA:791:G:OP2	2.11	0.51
23:BB:2352:A:N1	52:BW:30:VAL:HG11	2.24	0.51
38:DM:40:ARG:HB2	38:DM:93:VAL:HG22	1.91	0.51
52:BW:55:ASP:C	52:BW:57:THR:H	2.13	0.51
25:BC:166:ARG:HA	25:BC:171:VAL:HG22	1.92	0.51
40:BH:72:ILE:HG23	40:BH:140:ALA:HB1	1.91	0.51
40:BH:96:THR:HA	40:BH:115:VAL:HG11	1.92	0.51
12:CM:64:VAL:HA	12:CM:68:LEU:CD1	2.41	0.51
13:AP:71:VAL:HG13	13:AP:72:ALA:N	2.26	0.51
1:CA:811:C:O2'	1:CA:901:A:N1	2.42	0.51
43:BO:30:ARG:HG2	43:BO:31:THR:N	2.26	0.51
23:DB:1060:U:O2	23:DB:1088:A:C8	2.64	0.51
1:CA:980:C:H4'	21:CN:12:ARG:NH2	2.25	0.51
52:DW:23:LYS:O	52:DW:66:VAL:HB	2.11	0.51
2:AC:51:VAL:HA	2:AC:69:THR:HA	1.92	0.51
47:DF:57:ALA:HB2	47:DF:64:PRO:HG2	1.92	0.51
29:BE:126:VAL:HG13	29:BE:127:GLU:N	2.26	0.51
13:CP:5:ARG:HH22	13:CP:24:SER:HA	1.70	0.51
48:DG:33:THR:HA	48:DG:34:ARG:NH1	2.25	0.51
47:BF:155:ILE:HG22	47:BF:157:THR:H	1.75	0.51
47:BF:2:LYS:HB2	47:BF:100:GLU:OE2	2.10	0.51
22:BA:43:C:C1'	47:BF:91:ARG:HD2	2.40	0.51
26:DD:124:ARG:HD3	26:DD:163:GLY:O	2.10	0.51

Continued on next page...

Continued from previous page...

Atom-1	Atom-2	Distance(Å)	Clash(Å)
19:AU:16:ARG:HH12	19:AU:19:LYS:NZ	2.08	0.51
2:CC:172:VAL:O	2:CC:174:LEU:HD12	2.11	0.51
23:BB:978:G:O2'	23:BB:979:A:H5'	2.11	0.51
25:DC:12:ARG:HA	25:DC:15:VAL:HG23	1.93	0.51
1:CA:8:A:C6	3:CD:205:LYS:HB2	2.45	0.51
1:AA:1240:U:H3'	1:AA:1241:G:H5'	1.91	0.51
3:AD:8:LEU:O	3:AD:12:ARG:HG2	2.10	0.51
24:DI:85:ILE:CD1	24:DI:137:LEU:HD21	2.40	0.51
5:CF:69:GLU:O	5:CF:73:GLU:HG2	2.10	0.51
23:BB:2261:C:O2'	23:BB:2262:U:H5'	2.09	0.51
42:BN:47:VAL:O	42:BN:50:PRO:HD2	2.10	0.51
42:BN:87:PHE:HB3	42:BN:90:ARG:CB	2.41	0.51
42:DN:90:ARG:HB3	42:DN:94:TYR:HE1	1.76	0.51
1:AA:861:G:H2'	1:AA:862:C:C6	2.44	0.51
23:BB:1430:G:H2'	23:BB:1431:A:H8	1.76	0.51
1:AA:451:A:H1'	1:AA:452:A:C8	2.46	0.51
41:BJ:58:ASN:HA	41:BJ:127:GLY:CA	2.40	0.51
23:DB:2417:C:O2'	23:DB:2418:A:H5'	2.11	0.51
1:AA:1340:A:O2'	1:AA:1341:U:H5'	2.11	0.51
23:DB:1026:G:H2'	23:DB:1027:A:C8	2.46	0.51
31:B0:53:VAL:HB	42:BN:118:ARG:HH22	1.75	0.51
23:BB:1830:C:H2'	23:BB:1831:G:C8	2.46	0.51
1:AA:1151:A:O2'	1:AA:1152:A:H8	1.94	0.51
23:BB:1825:U:H2'	23:BB:1826:G:H8	1.75	0.51
4:CE:96:GLN:HB3	4:CE:123:LEU:CD1	2.41	0.51
23:BB:2322:A:H3'	23:BB:2323:G:C8	2.46	0.51
23:DB:1771:C:H2'	23:DB:1772:A:H8	1.76	0.51
18:AB:186:VAL:HG21	18:AB:192:PRO:HB3	1.93	0.51
41:BJ:34:ARG:NH1	41:BJ:39:LYS:HG2	2.26	0.51
23:DB:2656:U:H2'	23:DB:2657:A:H8	1.75	0.51
35:BV:41:GLU:C	35:BV:42:LEU:HD23	2.30	0.51
23:DB:2023:C:O2'	23:DB:2024:G:H5'	2.10	0.51
26:BD:79:LEU:N	26:BD:79:LEU:HD22	2.25	0.51
23:DB:340:A:H2'	23:DB:341:C:H5'	1.92	0.51
38:BM:40:ARG:HB2	38:BM:93:VAL:HG22	1.92	0.51
45:DS:48:LYS:O	45:DS:51:LEU:HB3	2.10	0.51
52:DW:19:ARG:HD3	52:DW:36:ILE:HD11	1.93	0.51
44:DQ:91:ARG:HD3	49:DR:11:GLN:CD	2.31	0.51
1:AA:1070:U:H2'	1:AA:1071:C:H6	1.73	0.51
23:BB:2337:G:N3	23:BB:2337:G:H2'	2.26	0.51
40:BH:68:ARG:HG3	40:BH:134:VAL:HB	1.93	0.51
40:BH:97:ARG:HA	40:BH:112:LYS:CB	2.41	0.51

Continued on next page...

Continued from previous page...

Atom-1	Atom-2	Distance(Å)	Clash(Å)
9:CJ:59:LYS:HB2	9:CJ:62:ARG:HH22	1.74	0.51
10:CK:126:ARG:HE	10:CK:126:ARG:HA	1.76	0.51
28:DP:91:VAL:O	28:DP:92:ARG:HB3	2.10	0.51
4:AE:113:VAL:O	4:AE:116:VAL:HG22	2.11	0.51
1:CA:279:A:H5'	1:CA:281:G:C5'	2.40	0.51
27:DK:16:ALA:HB3	27:DK:47:ILE:HG13	1.92	0.51
23:BB:1275:A:O2'	23:BB:1276:A:H5'	2.11	0.51
44:BQ:17:LEU:HD13	44:BQ:30:VAL:O	2.11	0.51
22:DA:43:C:C2'	22:DA:44:G:H5''	2.40	0.51
47:DF:3:LEU:HD11	47:DF:172:PHE:CE1	2.45	0.51
2:AC:39:ARG:CZ	2:AC:56:ILE:HD11	2.40	0.51
48:DG:89:VAL:HG12	48:DG:90:GLY:N	2.26	0.51
48:BG:89:VAL:HG12	48:BG:90:GLY:N	2.26	0.51
23:BB:138:U:H3'	23:BB:140:C:O2	2.11	0.51
27:BK:71:ARG:CB	27:BK:72:PRO:HD2	2.39	0.51
1:CA:1349:A:OP1	8:CI:121:ARG:HB2	2.09	0.51
23:DB:528:A:N1	23:DB:2042:A:H2'	2.25	0.51
46:DU:43:LYS:HD3	46:DU:44:HIS:N	2.26	0.51
1:AA:1010:U:O2'	1:AA:1011:C:H5'	2.10	0.51
37:DL:100:ILE:O	37:DL:100:ILE:HG12	2.10	0.51
23:BB:1917:U:H2'	23:BB:1918:A:C8	2.46	0.51
11:AL:81:ILE:HA	11:AL:95:HIS:O	2.11	0.51
1:AA:714:G:H2'	1:AA:715:A:C8	2.46	0.51
29:DE:77:ILE:HG13	29:DE:78:TRP:HE3	1.76	0.51
1:CA:184:G:N1	1:CA:194:C:N4	2.59	0.51
50:DT:35:ALA:O	50:DT:81:LYS:HB3	2.10	0.51
1:CA:1409:C:O2	23:DB:1913:A:N6	2.44	0.51
23:DB:2144:G:N3	23:DB:2146:C:H5'	2.26	0.51
44:DQ:79:ILE:HG23	44:DQ:80:ASN:N	2.25	0.51
1:CA:1298:U:C3'	1:CA:1299:A:H5'	2.40	0.51
23:DB:1151:A:H2'	23:DB:1152:C:C6	2.45	0.51
23:BB:151:C:H2'	23:BB:152:A:C8	2.46	0.51
23:DB:2579:C:O5'	23:DB:2579:C:H6	1.94	0.51
23:DB:282:A:O2'	23:DB:283:G:H5'	2.10	0.51
23:BB:2803:G:H2'	23:BB:2804:U:H6	1.75	0.51
1:AA:57:G:H2'	1:AA:58:C:H6	1.76	0.51
22:DA:76:G:H2'	22:DA:77:U:H6	1.74	0.51
11:CL:106:VAL:HA	11:CL:107:LYS:NZ	2.25	0.51
14:AQ:26:ARG:HG2	14:AQ:39:ARG:O	2.10	0.51
23:DB:2852:G:H2'	23:DB:2853:C:O4'	2.10	0.51
1:CA:1465:A:H2'	1:CA:1466:C:C6	2.45	0.51
23:DB:693:A:O2'	23:DB:694:U:H5'	2.10	0.51

Continued on next page...

Continued from previous page...

Atom-1	Atom-2	Distance(Å)	Clash(Å)
23:DB:1447:C:H2'	23:DB:1448:G:C8	2.46	0.51
1:AA:499:A:H1'	1:AA:500:G:C8	2.45	0.51
39:DX:46:VAL:O	39:DX:50:VAL:HG23	2.11	0.51
31:D0:38:LEU:HB3	31:D0:41:HIS:CD2	2.45	0.51
1:CA:148:G:H2'	1:CA:149:A:O4'	2.10	0.51
1:AA:218:U:H2'	1:AA:219:U:C6	2.46	0.51
1:AA:62:U:H2'	1:AA:63:C:C6	2.46	0.51
1:AA:1142:G:H3'	1:AA:1143:G:H8	1.76	0.51
7:CH:25:THR:O	7:CH:26:MET:HB3	2.11	0.51
23:BB:959:A:O2'	23:BB:960:A:H5'	2.11	0.51
23:BB:1714:U:H3'	23:BB:1715:G:C5'	2.40	0.51
23:DB:2443:C:H2'	23:DB:2444:G:H8	1.76	0.51
1:CA:1451:U:H5''	1:CA:1452:C:H5	1.75	0.51
23:DB:267:C:H2'	23:DB:268:C:C6	2.45	0.51
1:CA:1125:U:O2'	1:CA:1126:U:H2'	2.10	0.51
23:BB:500:G:N2	23:BB:502:A:H3'	2.25	0.51
1:AA:434:U:H3'	1:AA:435:A:H8	1.75	0.51
23:BB:1951:U:O2	23:BB:1953:A:H3'	2.11	0.51
10:CK:83:VAL:CG2	10:CK:109:ILE:HG12	2.41	0.51
45:BS:37:THR:HG22	45:BS:48:LYS:HE3	1.92	0.51
12:CM:15:VAL:O	12:CM:19:THR:HG23	2.10	0.51
1:AA:1360:A:H2'	1:AA:1361:G:H5'	1.91	0.51
44:BQ:105:PHE:O	44:BQ:108:LEU:HB2	2.11	0.51
3:CD:156:ALA:O	3:CD:159:GLU:HB3	2.11	0.51
8:CI:20:ILE:CG1	8:CI:62:LEU:HD12	2.41	0.51
23:DB:2052:A:H4'	26:DD:148:GLN:O	2.11	0.51
21:CN:5:MET:HB3	21:CN:62:ARG:HH12	1.76	0.51
29:DE:46:GLN:HB3	29:DE:86:ALA:CA	2.41	0.51
23:DB:2800:A:H2'	23:DB:2801:G:C4'	2.41	0.51
2:AC:38:VAL:HG23	2:AC:39:ARG:H	1.75	0.51
37:BL:19:LEU:CD2	37:BL:27:LEU:HD23	2.40	0.51
23:DB:2305:U:H2'	23:DB:2306:C:C6	2.46	0.51
47:BF:107:VAL:N	47:BF:108:PRO:CD	2.74	0.51
47:BF:7:TYR:O	47:BF:12:VAL:HG23	2.11	0.51
27:DK:107:LEU:N	27:DK:107:LEU:HD12	2.21	0.51
23:DB:1169:A:O2'	23:DB:1170:C:H5'	2.11	0.51
18:AB:125:PHE:C	18:AB:127:LYS:H	2.14	0.51
26:BD:5:VAL:HG23	26:BD:32:ASN:ND2	2.25	0.51
2:AC:126:ARG:HH22	2:AC:190:THR:HG22	1.75	0.51
46:BU:49:PRO:HA	46:BU:53:GLN:HE21	1.74	0.51
8:AI:54:VAL:O	8:AI:59:LYS:HD2	2.10	0.51
29:BE:14:VAL:HG12	29:BE:197:GLU:OE1	2.10	0.51

Continued on next page...

Continued from previous page...

Atom-1	Atom-2	Distance(Å)	Clash(Å)
12:AM:64:VAL:HB	12:AM:65:GLU:OE2	2.11	0.51
1:AA:1015:G:H1'	1:AA:1218:C:O2'	2.11	0.51
40:BH:57:LYS:HG3	40:BH:58:LEU:N	2.25	0.51
23:BB:2065:C:H2'	23:BB:2066:C:H6	1.76	0.51
1:AA:648:A:H2'	1:AA:649:A:C8	2.46	0.51
33:D1:36:LYS:CB	33:D1:47:ILE:HA	2.40	0.51
23:BB:599:A:O2'	23:BB:600:G:H5'	2.10	0.51
1:CA:1118:U:H2'	1:CA:1119:C:C6	2.45	0.51
23:BB:2590:A:H2'	23:BB:2591:C:C6	2.45	0.51
23:BB:130:C:O2'	23:BB:131:A:H5'	2.11	0.51
23:DB:1946:U:H2'	23:DB:1947:C:C6	2.45	0.51
23:BB:64:A:H2'	23:BB:65:U:C6	2.45	0.51
23:BB:252:G:O2'	23:BB:253:C:H5'	2.11	0.51
1:CA:1468:A:O2'	1:CA:1469:C:H5'	2.10	0.51
37:BL:132:ARG:HA	37:BL:135:ILE:CG2	2.41	0.51
1:CA:868:C:H2'	1:CA:869:G:O4'	2.11	0.51
1:CA:555:U:H2'	1:CA:556:C:C6	2.45	0.51
11:CL:54:VAL:O	11:CL:61:GLU:HA	2.10	0.51
47:BF:78:ILE:HA	47:BF:82:TYR:CD1	2.45	0.51
1:AA:735:C:H2'	1:AA:736:C:H6	1.76	0.51
1:AA:735:C:O2'	1:AA:736:C:H5'	2.10	0.51
23:DB:458:G:H22	23:DB:469:G:H2'	1.76	0.51
9:CJ:42:LEU:HD22	9:CJ:73:LEU:HD23	1.93	0.51
1:CA:493:A:H3'	1:CA:494:G:C8	2.45	0.51
23:DB:607:U:O4	23:DB:620:G:H5''	2.11	0.51
1:CA:33:A:H2'	1:CA:34:C:H6	1.74	0.51
49:BR:66:HIS:ND1	49:BR:94:THR:HG22	2.26	0.51
23:BB:37:C:H4'	23:BB:451:U:OP1	2.10	0.51
1:CA:502:A:H4'	1:CA:550:G:H4'	1.92	0.51
17:CT:49:ALA:O	17:CT:52:GLU:HB3	2.10	0.51
1:AA:1120:C:H2'	1:AA:1121:U:C6	2.45	0.51
11:AL:37:TYR:O	11:AL:38:THR:HG23	2.11	0.51
1:AA:658:C:O2'	1:AA:659:U:H5'	2.10	0.51
49:DR:1:MET:HA	49:DR:42:ALA:HB3	1.92	0.51
23:BB:939:G:O2'	23:BB:940:G:H5'	2.10	0.51
37:DL:14:LYS:O	37:DL:16:GLY:N	2.44	0.51
2:CC:64:ARG:HG3	2:CC:101:ASN:HD21	1.75	0.51
23:BB:235:U:H2'	23:BB:236:C:C6	2.46	0.51
23:DB:2834:G:H1'	23:DB:2883:A:N6	2.26	0.51
23:DB:1672:A:H2'	23:DB:1673:G:C8	2.45	0.51
1:CA:1051:C:H2'	1:CA:1052:U:C6	2.46	0.51
29:DE:28:VAL:O	29:DE:32:VAL:HG22	2.11	0.51

Continued on next page...

Continued from previous page...

Atom-1	Atom-2	Distance(Å)	Clash(Å)
21:CN:51:PRO:HG2	21:CN:52:ARG:H	1.76	0.51
45:DS:33:LEU:O	45:DS:37:THR:HG23	2.11	0.51
23:BB:1841:U:H2'	23:BB:1842:G:H8	1.76	0.51
44:BQ:90:ASP:OD1	49:BR:39:LEU:HD12	2.11	0.51
1:CA:1058:G:OP1	2:CC:198:LYS:HE2	2.11	0.51
13:AP:6:LEU:HB3	13:AP:17:TYR:HB3	1.93	0.51
1:AA:403:C:O2'	1:AA:404:G:H5'	2.09	0.51
3:AD:145:ARG:HB3	3:AD:147:LYS:HG3	1.92	0.51
50:BT:39:THR:O	50:BT:40:LYS:HB3	2.11	0.51
41:DJ:20:ALA:HB2	41:DJ:28:LEU:HD13	1.93	0.51
1:CA:981:U:C4'	21:CN:60:ARG:HD2	2.35	0.51
23:DB:543:G:H2'	23:DB:545:U:H5'	1.93	0.51
28:DP:19:PHE:CE1	28:DP:46:VAL:HG11	2.46	0.51
28:DP:88:ARG:HB2	28:DP:112:ARG:CZ	2.41	0.51
18:AB:16:GLY:HA2	18:AB:40:ILE:HG13	1.92	0.51
4:AE:45:VAL:HG11	4:AE:117:ALA:HB2	1.92	0.51
27:DK:21:CYS:HB2	27:DK:39:ILE:HG21	1.93	0.51
47:DF:62:GLN:NE2	47:DF:91:ARG:HE	2.08	0.51
29:DE:158:PHE:HA	29:DE:169:VAL:CG2	2.40	0.51
38:BM:21:ALA:HB3	38:BM:99:GLY:O	2.11	0.51
10:AK:70:ALA:HA	10:AK:73:VAL:CG2	2.41	0.51
48:DG:62:ALA:O	48:DG:66:THR:HG22	2.09	0.51
23:BB:142:A:O2'	50:BT:2:ILE:HG21	2.11	0.51
23:DB:1655:A:H2'	23:DB:1656:C:O4'	2.10	0.51
1:AA:1319:A:H3'	16:AS:2:ARG:CA	2.41	0.51
1:CA:82:G:H2'	1:CA:83:C:O4'	2.11	0.51
3:CD:52:VAL:HG12	3:CD:198:LEU:HD11	1.93	0.51
1:CA:299:G:H2'	1:CA:300:A:C8	2.46	0.51
1:AA:1020:G:C2'	1:AA:1021:A:H5'	2.40	0.51
1:AA:987:G:H2'	1:AA:988:G:C8	2.44	0.51
38:DM:32:GLY:HA3	38:DM:103:TYR:O	2.11	0.51
40:BH:67:ALA:N	40:BH:138:VAL:HG21	2.26	0.51
35:DV:38:LEU:HG	35:DV:40:ILE:HG23	1.93	0.51
23:DB:500:G:N2	23:DB:502:A:H3'	2.25	0.51
1:CA:699:C:C2'	1:CA:700:G:H5''	2.40	0.51
23:BB:1287:A:H3'	23:BB:1288:G:H21	1.75	0.51
5:CF:22:ILE:O	5:CF:26:THR:HG23	2.11	0.51
11:AL:86:VAL:CG2	11:AL:89:LEU:HB2	2.40	0.51
46:BU:11:ILE:O	46:BU:12:VAL:HB	2.10	0.51
25:BC:91:ALA:CB	25:BC:105:ALA:HB2	2.41	0.51
23:DB:2457:U:O2'	23:DB:2458:G:H5'	2.11	0.51
23:DB:135:U:H2'	23:DB:136:G:H8	1.75	0.51

Continued on next page...

Continued from previous page...

Atom-1	Atom-2	Distance(Å)	Clash(Å)
1:CA:736:C:H2'	1:CA:737:C:H6	1.75	0.51
46:BU:41:VAL:O	46:BU:42:LYS:HB2	2.11	0.51
18:CB:114:LYS:HZ3	18:CB:151:LYS:HD2	1.75	0.51
1:AA:33:A:H2'	1:AA:34:C:H6	1.74	0.51
35:DV:80:HIS:HB3	35:DV:83:LYS:O	2.10	0.51
23:DB:2880:C:O2'	23:DB:2881:U:H5'	2.11	0.51
1:AA:624:C:O2'	1:AA:625:U:H5'	2.10	0.51
23:DB:2419:U:H5''	33:D1:21:THR:HG21	1.93	0.51
1:AA:600:A:H2'	1:AA:601:G:H8	1.76	0.51
1:AA:93:U:H3'	1:AA:94:G:H5''	1.93	0.51
23:BB:1178:C:H2'	23:BB:1179:G:C8	2.46	0.51
23:DB:441:U:H2'	23:DB:442:G:H8	1.75	0.51
12:AM:92:ARG:HE	12:AM:92:ARG:HA	1.75	0.51
1:CA:692:U:C2	1:CA:694:A:H5''	2.46	0.51
23:BB:2653:U:O2'	48:BG:109:SER:HB2	2.10	0.51
1:AA:1285:A:O2'	1:AA:1286:U:OP2	2.25	0.51
1:AA:282:A:H2'	1:AA:282:A:N3	2.26	0.51
1:AA:1007:U:H2'	1:AA:1008:U:C6	2.46	0.51
3:CD:88:ASN:O	3:CD:92:LEU:HD23	2.11	0.51
23:BB:1281:G:H2'	23:BB:1282:U:C6	2.46	0.51
1:AA:1310:G:H2'	1:AA:1311:A:O4'	2.11	0.51
11:CL:37:TYR:O	11:CL:38:THR:HG23	2.11	0.51
52:DW:13:ARG:HG3	52:DW:14:ASP:H	1.75	0.51
1:AA:531:U:H6	1:AA:531:U:H5'	1.75	0.51
23:DB:108:G:O2'	23:DB:109:C:H5'	2.10	0.51
1:CA:137:U:H2'	1:CA:138:G:H8	1.74	0.51
23:BB:1567:G:H1'	23:BB:1568:G:C6	2.46	0.51
1:AA:1314:C:H2'	1:AA:1315:U:C6	2.46	0.51
50:DT:29:THR:CG2	50:DT:86:THR:HG22	2.41	0.51
40:DH:69:ALA:O	40:DH:72:ILE:HG13	2.11	0.51
41:DJ:4:PHE:CG	41:DJ:5:THR:N	2.78	0.51
12:CM:78:ARG:HB3	12:CM:78:ARG:CZ	2.40	0.51
1:CA:1207:G:O2'	1:CA:1208:C:H5'	2.11	0.51
44:BQ:93:ILE:HG23	44:BQ:94:LEU:H	1.76	0.51
49:BR:38:VAL:HG13	49:BR:54:VAL:HG12	1.93	0.51
25:BC:189:ALA:O	25:BC:190:THR:C	2.49	0.51
23:DB:1205:A:N7	29:DE:165:HIS:CG	2.78	0.51
24:BI:77:VAL:HA	24:BI:80:LYS:CE	2.38	0.51
41:DJ:65:THR:HG23	41:DJ:66:GLY:N	2.26	0.51
50:DT:43:ILE:CG2	50:DT:58:VAL:HG21	2.41	0.51
47:DF:32:LYS:H	47:DF:95:MET:HE1	1.75	0.51
1:AA:951:G:O2'	1:AA:952:U:H5'	2.11	0.51

Continued on next page...

Continued from previous page...

Atom-1	Atom-2	Distance(Å)	Clash(Å)
11:CL:52:CYS:SG	11:CL:66:ILE:HD11	2.50	0.51
48:DG:24:THR:C	48:DG:25:ILE:HD12	2.32	0.51
23:BB:721:A:H2'	23:BB:722:A:C8	2.46	0.51
48:BG:26:LYS:HG2	48:BG:27:GLY:N	2.24	0.51
10:AK:22:ILE:HG21	10:AK:95:THR:HG21	1.92	0.51
26:DD:106:LYS:HD3	26:DD:106:LYS:N	2.26	0.51
27:BK:41:ILE:HG13	27:BK:42:THR:H	1.75	0.51
2:CC:172:VAL:HG11	2:CC:200:TRP:HB3	1.91	0.51
1:AA:476:U:H2'	1:AA:477:C:H6	1.76	0.51
23:BB:100:U:O2'	23:BB:101:A:O5'	2.26	0.51
26:DD:32:ASN:HB3	26:DD:50:VAL:HG21	1.91	0.51
18:AB:110:ILE:C	18:AB:112:ARG:H	2.14	0.51
31:B0:38:LEU:HB3	31:B0:41:HIS:CD2	2.46	0.51
12:CM:89:ARG:HD3	12:CM:94:LEU:HB2	1.92	0.51
1:AA:1090:U:H2'	1:AA:1091:U:C6	2.46	0.51
11:CL:49:ARG:HH12	11:CL:88:ASP:HB3	1.76	0.51
23:BB:1458:U:O2'	23:BB:1459:G:H4'	2.09	0.51
23:DB:138:U:H5''	23:DB:139:U:OP1	2.11	0.51
23:BB:64:A:H2'	23:BB:65:U:H6	1.76	0.51
42:DN:58:ASP:O	42:DN:62:ASN:HB2	2.10	0.51
42:DN:92:GLY:O	42:DN:94:TYR:N	2.44	0.51
23:BB:1595:C:O2'	23:BB:1596:A:H5'	2.10	0.51
1:AA:313:A:H2'	1:AA:314:C:H6	1.76	0.51
23:BB:19:A:H2'	23:BB:20:C:C6	2.46	0.51
1:CA:735:C:H2'	1:CA:736:C:H6	1.75	0.51
3:CD:129:VAL:HG12	3:CD:130:ASN:N	2.26	0.51
46:DU:28:LEU:HB2	46:DU:32:LYS:O	2.10	0.51
40:DH:114:GLU:HG3	40:DH:133:GLN:HB2	1.93	0.51
37:BL:65:GLY:O	37:BL:66:PHE:HB3	2.11	0.51
23:DB:1774:C:O2	23:DB:1774:C:C2'	2.59	0.51
1:AA:1508:A:H2'	1:AA:1509:C:H6	1.75	0.51
1:AA:599:C:O2'	1:AA:600:A:H5'	2.10	0.51
1:AA:187:G:N2	1:AA:189:A:H3'	2.25	0.51
1:CA:821:G:H2'	1:CA:822:U:C6	2.46	0.51
23:BB:1825:U:H2'	23:BB:1826:G:C8	2.46	0.51
23:BB:1827:U:O2'	23:BB:1828:G:H5'	2.11	0.51
23:DB:2037:A:H2'	23:DB:2038:G:H8	1.76	0.51
23:BB:2047:C:H2'	23:BB:2048:G:H8	1.75	0.51
23:BB:1676:A:H2'	23:BB:1677:A:O4'	2.11	0.51
38:BM:54:THR:C	38:BM:56:ALA:H	2.14	0.51
12:CM:74:MET:SD	12:CM:77:LYS:HD2	2.51	0.51
23:DB:1973:G:O2'	23:DB:1974:C:H5'	2.11	0.51

Continued on next page...

Continued from previous page...

Atom-1	Atom-2	Distance(Å)	Clash(Å)
34:B3:22:LYS:HG3	34:B3:47:ALA:O	2.11	0.51
3:CD:40:HIS:O	3:CD:43:ARG:HG2	2.11	0.51
26:BD:61:THR:OG1	26:BD:64:GLU:HB2	2.11	0.51
40:DH:84:ALA:HB3	40:DH:148:ALA:HB1	1.92	0.51
40:DH:84:ALA:C	40:DH:91:PHE:HE1	2.14	0.51
25:DC:140:VAL:HG12	25:DC:141:HIS:N	2.22	0.51
25:DC:204:LEU:HD23	25:DC:209:ALA:HB3	1.91	0.51
52:BW:17:ALA:O	52:BW:18:LYS:HD2	2.10	0.51
45:DS:24:ILE:HD11	45:DS:36:LEU:HD21	1.91	0.51
44:DQ:93:ILE:HG23	44:DQ:94:LEU:H	1.76	0.51
18:AB:11:ALA:C	18:AB:13:VAL:H	2.13	0.51
10:AK:126:ARG:HA	10:AK:126:ARG:HE	1.76	0.51
8:AI:21:LYS:HG2	8:AI:22:PRO:HD2	1.92	0.51
1:AA:976:G:N2	1:AA:1362:A:H3'	2.25	0.51
44:BQ:94:LEU:C	44:BQ:96:ASP:N	2.64	0.51
1:CA:1271:A:H5'	1:CA:1314:C:C5'	2.40	0.51
42:DN:9:GLN:HA	42:DN:17:ARG:HD3	1.92	0.51
5:AF:6:ILE:HD12	5:AF:7:VAL:N	2.25	0.51
28:DP:24:THR:OG1	28:DP:86:LYS:HB3	2.10	0.51
2:AC:148:ILE:O	2:AC:168:ARG:HG2	2.10	0.51
29:BE:46:GLN:HB3	29:BE:86:ALA:CA	2.40	0.51
47:DF:134:GLN:HB3	47:DF:149:ARG:CB	2.41	0.51
38:DM:33:LEU:HD22	38:DM:128:THR:CB	2.41	0.51
27:DK:24:VAL:HA	27:DK:39:ILE:CD1	2.41	0.51
23:DB:1019:U:H2'	23:DB:1020:A:H8	1.73	0.51
5:CF:84:VAL:HG22	5:CF:85:ILE:H	1.74	0.51
8:CI:29:ILE:HG23	8:CI:64:ILE:HB	1.93	0.51
16:AS:38:THR:HG23	16:AS:69:LYS:HE2	1.92	0.51
26:BD:51:THR:HG23	26:BD:78:GLY:O	2.11	0.51
1:CA:1004:A:H2'	1:CA:1005:A:O4'	2.11	0.51
1:CA:1351:U:O4'	6:CG:32:ASP:HB3	2.11	0.51
37:BL:51:GLU:OE1	37:BL:57:LEU:HB2	2.11	0.51
23:BB:1558:C:H4'	23:BB:1559:U:C5'	2.36	0.51
23:DB:1000:A:H2'	23:DB:1001:A:H8	1.76	0.51
34:D3:31:ILE:CD1	34:D3:34:LYS:HD3	2.41	0.51
39:BX:20:ASN:O	39:BX:24:GLU:HB3	2.11	0.51
20:AO:33:THR:HG23	20:AO:63:ARG:NH1	2.24	0.51
20:CO:81:LEU:C	20:CO:81:LEU:HD23	2.32	0.51
23:BB:593:U:H2'	23:BB:594:U:H6	1.76	0.51
3:AD:199:ILE:HG13	3:AD:200:VAL:N	2.25	0.51
8:CI:11:ARG:O	8:CI:11:ARG:HG3	2.11	0.51
18:AB:221:ARG:HH11	18:AB:221:ARG:CB	2.24	0.51

Continued on next page...

Continued from previous page...

Atom-1	Atom-2	Distance(Å)	Clash(Å)
23:DB:68:G:O2'	23:DB:69:C:H5'	2.11	0.51
20:CO:36:ILE:HD11	20:CO:59:MET:HG3	1.93	0.51
6:CG:12:LEU:HD13	6:CG:13:PRO:CD	2.41	0.51
6:CG:12:LEU:HD13	6:CG:13:PRO:HD2	1.92	0.51
23:BB:1710:G:O2'	23:BB:1711:A:H5'	2.10	0.51
23:DB:172:A:H2'	23:DB:173:A:H8	1.75	0.51
37:DL:136:GLU:C	37:DL:138:ALA:H	2.15	0.51
23:BB:570:G:H2'	23:BB:2030:A:C8	2.46	0.51
1:AA:803:G:H2'	1:AA:804:U:H6	1.73	0.51
23:BB:5:A:H2'	23:BB:6:A:H8	1.72	0.51
1:CA:475:C:O2'	1:CA:476:U:H5'	2.11	0.51
23:BB:1117:C:H2'	23:BB:1118:C:H6	1.75	0.51
3:AD:169:TRP:CD2	3:AD:185:PRO:HB3	2.45	0.51
23:BB:1106:G:H2'	23:BB:1107:G:C8	2.44	0.51
23:BB:866:A:H61	23:BB:913:U:C4'	2.24	0.51
23:DB:2694:G:H2'	23:DB:2695:U:C6	2.46	0.51
23:BB:39:G:O2'	23:BB:40:U:H5'	2.10	0.51
1:AA:1152:A:H4'	9:AJ:15:HIS:CD2	2.45	0.51
23:BB:2394:C:H2'	23:BB:2395:C:C6	2.46	0.51
23:DB:2531:A:N3	23:DB:2531:A:H2'	2.26	0.51
25:DC:66:PHE:HB2	25:DC:150:GLY:O	2.11	0.51
1:AA:1378:C:N3	1:AA:1379:G:H1'	2.26	0.51
23:DB:222:A:N6	23:DB:232:G:H1'	2.26	0.51
1:AA:929:G:O2'	1:AA:930:C:H5'	2.11	0.51
23:BB:666:A:H2'	23:BB:667:U:C6	2.46	0.51
37:BL:142:ILE:HD12	37:BL:142:ILE:N	2.26	0.51
1:AA:1073:U:O2'	1:AA:1074:G:H5'	2.09	0.51
23:BB:2352:A:C6	52:BW:30:VAL:HG11	2.47	0.50
52:BW:50:VAL:HG23	52:BW:61:LYS:CE	2.41	0.50
2:CC:105:VAL:HA	2:CC:106:ARG:CZ	2.42	0.50
1:AA:977:A:N1	1:AA:1224:U:OP1	2.45	0.50
2:CC:153:SER:HG	2:CC:196:GLY:H	1.57	0.50
29:DE:148:ILE:HG22	29:DE:148:ILE:O	2.11	0.50
52:DW:32:ALA:O	52:DW:34:SER:N	2.44	0.50
1:CA:1078:U:H2'	1:CA:1079:G:O4'	2.10	0.50
1:AA:1299:A:H2'	1:AA:1301:U:C6	2.46	0.50
17:CT:38:ILE:HD11	17:CT:82:ILE:HA	1.93	0.50
24:BI:29:GLN:HA	24:BI:29:GLN:HE21	1.76	0.50
2:CC:113:LYS:HA	2:CC:184:ASN:ND2	2.26	0.50
39:DX:20:ASN:O	39:DX:24:GLU:HB3	2.12	0.50
26:BD:117:GLY:HA2	26:BD:164:GLN:CD	2.32	0.50
23:DB:4:U:H2'	23:DB:5:A:H8	1.76	0.50

Continued on next page...

Continued from previous page...

Atom-1	Atom-2	Distance(Å)	Clash(Å)
1:AA:336:A:O2'	1:AA:337:G:H5'	2.10	0.50
1:CA:470:C:H2'	1:CA:471:U:H6	1.77	0.50
31:B0:27:LEU:HD22	31:B0:38:LEU:HA	1.92	0.50
27:BK:116:ILE:HG13	27:BK:117:SER:N	2.26	0.50
23:DB:1459:G:H3'	23:DB:1460:U:C5'	2.40	0.50
1:CA:370:C:H2'	1:CA:371:A:H8	1.75	0.50
42:DN:59:SER:O	42:DN:63:ARG:HB2	2.11	0.50
23:DB:743:A:OP1	26:DD:135:GLY:HA2	2.11	0.50
23:DB:171:U:H2'	23:DB:172:A:H8	1.74	0.50
23:BB:1431:A:H2'	23:BB:1432:G:C8	2.45	0.50
22:BA:26:C:H3'	22:BA:27:C:C6	2.45	0.50
23:BB:569:U:H2'	23:BB:570:G:O4'	2.10	0.50
1:AA:91:U:H2'	1:AA:92:U:C5	2.46	0.50
23:DB:1431:A:H2'	23:DB:1432:G:H8	1.76	0.50
23:BB:2773:C:H2'	23:BB:2774:C:H6	1.76	0.50
35:DV:80:HIS:HA	35:DV:87:GLN:OE1	2.12	0.50
23:DB:1050:A:O2'	23:DB:2752:C:H1'	2.11	0.50
23:DB:2852:G:H2'	23:DB:2853:C:H6	1.76	0.50
23:BB:1826:G:H2'	23:BB:1827:U:H6	1.76	0.50
23:BB:1826:G:P	25:BC:221:GLY:H	2.34	0.50
7:AH:37:ASN:O	7:AH:40:LYS:HB3	2.11	0.50
23:DB:1545:A:H2'	23:DB:1546:G:O4'	2.12	0.50
23:DB:666:A:H2'	23:DB:667:U:C6	2.46	0.50
23:BB:350:G:O2'	23:BB:351:C:H5'	2.11	0.50
25:BC:180:MET:HB2	25:BC:268:ARG:HB3	1.93	0.50
23:DB:1720:U:O2'	23:DB:1721:G:H5'	2.11	0.50
23:BB:2355:G:H4'	52:BW:20:LEU:HD13	1.93	0.50
23:BB:2109:U:O2	23:BB:2109:U:H2'	2.10	0.50
1:CA:94:G:H4'	1:CA:95:C:O5'	2.11	0.50
1:CA:795:C:H5''	10:CK:127:ARG:HH21	1.76	0.50
23:DB:1099:G:H5''	24:DI:2:LYS:HB2	1.93	0.50
23:BB:2133:G:H3'	23:BB:2134:A:H5''	1.93	0.50
23:DB:704:G:H1'	23:DB:727:A:H61	1.77	0.50
1:CA:765:G:O6	1:CA:811:C:H5	1.93	0.50
25:DC:93:VAL:CG1	25:DC:101:ARG:H	2.24	0.50
24:BI:11:GLN:O	24:BI:11:GLN:HG3	2.10	0.50
50:BT:40:LYS:HA	50:BT:43:ILE:CG2	2.41	0.50
2:AC:185:THR:HG22	2:AC:198:LYS:HA	1.93	0.50
2:AC:194:VAL:HG12	2:AC:195:ILE:N	2.26	0.50
27:DK:47:ILE:HG23	27:DK:49:ARG:H	1.76	0.50
6:CG:43:TYR:O	6:CG:46:LEU:N	2.44	0.50
47:DF:33:ILE:HG22	47:DF:34:THR:N	2.25	0.50

Continued on next page...

Continued from previous page...

Atom-1	Atom-2	Distance(Å)	Clash(Å)
41:DJ:17:VAL:CG2	41:DJ:137:PRO:HB2	2.36	0.50
47:BF:135:ILE:HG13	47:BF:137:PHE:CD2	2.46	0.50
47:BF:28:PRO:O	47:BF:168:LEU:HD11	2.12	0.50
42:DN:3:HIS:O	42:DN:4:ARG:HB2	2.11	0.50
6:AG:74:VAL:HG22	6:AG:143:MET:HG3	1.94	0.50
5:AF:84:VAL:HG22	5:AF:85:ILE:H	1.76	0.50
26:BD:37:VAL:CG2	26:BD:91:THR:HA	2.41	0.50
23:BB:979:A:H3'	23:BB:980:A:C5'	2.41	0.50
50:BT:67:VAL:HG23	50:BT:75:GLY:O	2.12	0.50
46:BU:86:PHE:HE1	46:BU:88:ASP:HB2	1.75	0.50
26:DD:51:THR:HG23	26:DD:78:GLY:O	2.11	0.50
23:BB:1203:U:H3'	23:BB:1204:A:H5''	1.93	0.50
1:CA:204:G:N2	1:CA:466:A:N6	2.60	0.50
28:BP:63:ILE:HG22	28:BP:63:ILE:O	2.10	0.50
11:AL:49:ARG:HH12	11:AL:88:ASP:CB	2.24	0.50
14:AQ:58:VAL:HB	14:AQ:74:LEU:CD2	2.41	0.50
25:BC:90:ILE:HA	25:BC:103:ILE:O	2.11	0.50
23:DB:1516:G:O2'	23:DB:1517:G:H5'	2.11	0.50
23:BB:1174:U:H4'	23:BB:1176:U:N3	2.26	0.50
23:DB:138:U:H2'	23:DB:140:C:O4'	2.12	0.50
43:BO:24:THR:O	43:BO:90:VAL:HB	2.11	0.50
8:CI:93:LEU:O	8:CI:97:LEU:HG	2.11	0.50
1:AA:665:A:H2'	1:AA:725:G:N2	2.26	0.50
2:CC:41:TYR:CZ	2:CC:89:VAL:HG11	2.46	0.50
11:CL:31:GLY:HA3	11:CL:54:VAL:HG13	1.94	0.50
1:CA:1280:A:H3'	1:CA:1281:C:H5''	1.93	0.50
1:AA:634:C:H2'	1:AA:635:A:H8	1.76	0.50
1:AA:789:U:H2'	1:AA:791:G:OP2	2.11	0.50
25:BC:129:LEU:HB3	25:BC:134:ILE:HG22	1.94	0.50
23:BB:41:C:O2'	23:BB:42:A:H5'	2.10	0.50
25:BC:71:ASP:CA	25:BC:118:GLY:HA2	2.41	0.50
25:DC:71:ASP:CA	25:DC:118:GLY:HA2	2.41	0.50
49:DR:2:TYR:N	49:DR:42:ALA:HB2	2.26	0.50
11:CL:120:ARG:HG2	11:CL:121:PRO:HD2	1.93	0.50
1:CA:546:A:P	3:CD:68:GLU:HB3	2.52	0.50
1:AA:1283:U:O2'	1:AA:1284:C:H5'	2.11	0.50
23:BB:663:G:OP1	37:BL:17:LYS:HG2	2.11	0.50
43:DO:51:ALA:CB	43:DO:78:VAL:HG13	2.41	0.50
1:CA:489:C:H2'	1:CA:490:C:C6	2.46	0.50
1:AA:853:C:C2'	1:AA:854:U:H5'	2.41	0.50
36:D2:34:ARG:HH11	36:D2:34:ARG:HG3	1.75	0.50
1:CA:240:G:OP1	1:CA:240:G:H4'	2.11	0.50

Continued on next page...

Continued from previous page...

Atom-1	Atom-2	Distance(Å)	Clash(Å)
1:CA:531:U:H5'	1:CA:531:U:H6	1.76	0.50
23:BB:2714:G:O2'	23:BB:2715:C:H5'	2.12	0.50
29:BE:109:LEU:HA	29:BE:112:LEU:HB2	1.92	0.50
23:DB:677:A:H2'	23:DB:678:C:H6	1.75	0.50
52:BW:23:LYS:O	52:BW:66:VAL:HB	2.11	0.50
9:AJ:6:ILE:CD1	9:AJ:76:ILE:HG13	2.40	0.50
21:AN:28:ALA:HA	21:AN:32:ASP:HB2	1.92	0.50
50:DT:85:VAL:C	50:DT:86:THR:HG23	2.32	0.50
23:DB:1266:G:N2	23:DB:2012:G:H2'	2.26	0.50
8:AI:5:TYR:HB3	8:AI:88:GLU:OE2	2.11	0.50
44:BQ:94:LEU:C	44:BQ:96:ASP:H	2.14	0.50
4:CE:150:GLU:CD	4:CE:150:GLU:H	2.15	0.50
29:DE:165:HIS:C	29:DE:167:VAL:H	2.13	0.50
48:DG:118:ALA:C	48:DG:120:ILE:H	2.14	0.50
47:BF:35:LEU:HD23	47:BF:36:ASN:H	1.76	0.50
27:BK:12:ASP:OD2	27:BK:86:LEU:HG	2.11	0.50
4:CE:132:PRO:O	4:CE:136:VAL:HG12	2.11	0.50
27:BK:107:LEU:H	27:BK:107:LEU:CD1	2.18	0.50
28:BP:88:ARG:HB2	28:BP:112:ARG:CZ	2.41	0.50
1:CA:1288:A:C2	1:CA:1371:G:H1'	2.45	0.50
47:BF:109:ARG:HB3	47:BF:135:ILE:HB	1.94	0.50
47:BF:12:VAL:O	47:BF:16:MET:HG2	2.12	0.50
5:CF:11:HIS:HB3	5:CF:14:GLN:CG	2.38	0.50
10:CK:108:ASN:ND2	19:CU:6:ARG:HD2	2.21	0.50
23:DB:978:G:O2'	23:DB:979:A:H5'	2.11	0.50
23:BB:2886:A:N6	31:B0:39:ARG:CZ	2.72	0.50
25:BC:108:GLY:C	25:BC:110:LYS:H	2.15	0.50
23:BB:2066:C:O2'	23:BB:2067:G:H5'	2.12	0.50
23:DB:1458:U:O2'	23:DB:1459:G:H4'	2.11	0.50
43:DO:24:THR:O	43:DO:90:VAL:HB	2.11	0.50
23:BB:558:U:P	41:BJ:113:PRO:HG2	2.51	0.50
23:BB:2259:U:H2'	23:BB:2260:C:H6	1.76	0.50
23:DB:962:G:H2'	23:DB:963:U:H6	1.76	0.50
23:DB:445:C:H2'	23:DB:446:G:O4'	2.11	0.50
6:AG:64:ALA:HA	6:AG:67:ASN:HD22	1.76	0.50
46:BU:18:LYS:HE2	46:BU:19:GLY:N	2.27	0.50
46:DU:11:ILE:O	46:DU:12:VAL:HB	2.11	0.50
23:DB:18:U:O3'	44:DQ:22:GLY:HA2	2.11	0.50
1:AA:1095:U:H2'	1:AA:1096:C:H6	1.75	0.50
1:CA:451:A:H5'	13:CP:70:ARG:HH22	1.74	0.50
3:CD:138:PRO:HA	3:CD:181:PHE:HD2	1.75	0.50
23:DB:1681:G:H21	23:DB:1762:A:H3'	1.76	0.50

Continued on next page...

Continued from previous page...

Atom-1	Atom-2	Distance(Å)	Clash(Å)
18:CB:20:ARG:HG3	18:CB:20:ARG:HH11	1.77	0.50
35:BV:53:LYS:HZ2	35:BV:54:ALA:H	1.57	0.50
24:BI:49:GLU:CG	24:BI:54:ILE:HD11	2.41	0.50
1:CA:1434:A:H2'	1:CA:1435:G:O4'	2.11	0.50
1:AA:853:C:O2'	1:AA:854:U:H5'	2.11	0.50
24:DI:102:ARG:HG3	24:DI:141:ASP:HB2	1.93	0.50
23:DB:2333:A:H5'	23:DB:2335:A:H1'	1.93	0.50
23:DB:1965:C:H5''	23:DB:1966:A:H2'	1.94	0.50
23:DB:1508:A:H2'	23:DB:1509:A:C2	2.47	0.50
37:DL:81:ASP:HA	37:DL:84:LYS:HE2	1.93	0.50
41:BJ:88:THR:HG22	41:BJ:91:GLU:OE1	2.10	0.50
3:AD:40:HIS:O	3:AD:43:ARG:HG2	2.12	0.50
19:CU:29:ALA:HA	19:CU:32:ARG:HG3	1.93	0.50
1:CA:580:C:H2'	1:CA:581:G:O4'	2.11	0.50
1:CA:1400:C:H4'	1:CA:1401:G:OP2	2.10	0.50
51:BZ:15:GLY:O	51:BZ:27:ARG:HG3	2.11	0.50
23:DB:2050:C:H1'	26:DD:161:MET:CE	2.41	0.50
52:BW:65:LYS:NZ	52:BW:84:GLU:HB3	2.25	0.50
29:BE:28:VAL:O	29:BE:32:VAL:HG22	2.12	0.50
23:DB:2221:G:H2'	23:DB:2222:C:H6	1.75	0.50
45:DS:45:VAL:HG23	45:DS:46:LEU:N	2.26	0.50
40:DH:94:ILE:HG23	40:DH:98:ASP:CB	2.42	0.50
52:DW:17:ALA:HA	52:DW:35:ILE:CG2	2.31	0.50
40:BH:47:PHE:CA	40:BH:50:ARG:HE	2.11	0.50
18:AB:13:VAL:HG11	18:AB:207:ARG:HH21	1.75	0.50
23:BB:2231:U:H2'	23:BB:2232:C:H6	1.76	0.50
8:CI:51:LEU:HA	8:CI:54:VAL:CG2	2.33	0.50
1:AA:978:A:H5'	1:AA:1362:A:N6	2.26	0.50
44:BQ:108:LEU:HG	49:BR:48:LYS:HG2	1.92	0.50
37:BL:123:ARG:HA	37:BL:143:GLU:CB	2.32	0.50
24:DI:75:ALA:O	24:DI:79:LEU:HG	2.12	0.50
23:DB:547:A:H5'	23:DB:548:G:C4	2.47	0.50
23:DB:547:A:N3	23:DB:547:A:C2'	2.66	0.50
41:BJ:24:THR:OG1	41:BJ:27:ARG:HD2	2.12	0.50
18:AB:42:LEU:HA	18:AB:45:THR:HB	1.93	0.50
47:DF:64:PRO:HA	47:DF:88:VAL:CG1	2.41	0.50
7:CH:77:VAL:HG23	7:CH:126:CYS:HA	1.94	0.50
42:BN:9:GLN:HA	42:BN:17:ARG:HD3	1.92	0.50
47:DF:62:GLN:NE2	47:DF:90:LEU:HA	2.25	0.50
47:BF:101:ARG:NH1	47:BF:138:PRO:HB2	2.26	0.50
47:BF:155:ILE:HG22	47:BF:157:THR:N	2.25	0.50
47:BF:3:LEU:HD11	47:BF:172:PHE:CE1	2.46	0.50

Continued on next page...

Continued from previous page...

Atom-1	Atom-2	Distance(Å)	Clash(Å)
47:BF:91:ARG:O	47:BF:92:GLY:C	2.50	0.50
26:DD:117:GLY:HA2	26:DD:164:GLN:OE1	2.11	0.50
27:DK:107:LEU:CD1	27:DK:107:LEU:H	2.21	0.50
21:CN:28:ALA:O	21:CN:32:ASP:HB3	2.12	0.50
26:DD:202:ILE:HG22	26:DD:204:LYS:HZ2	1.75	0.50
2:CC:184:ASN:O	2:CC:199:VAL:HG22	2.10	0.50
23:BB:2835:A:H62	23:BB:2878:U:H2'	1.77	0.50
12:AM:28:ARG:NH2	12:AM:61:LYS:HB2	2.25	0.50
4:CE:104:ILE:HD11	4:CE:111:ARG:HA	1.94	0.50
38:DM:111:GLU:HA	38:DM:114:ARG:HH22	1.76	0.50
29:DE:105:LEU:HD21	29:DE:177:PRO:HA	1.92	0.50
7:AH:48:PHE:HA	7:AH:59:GLU:O	2.12	0.50
31:B0:38:LEU:HB3	31:B0:41:HIS:NE2	2.26	0.50
23:BB:2519:U:C6	23:BB:2542:A:N6	2.79	0.50
14:CQ:58:VAL:HB	14:CQ:74:LEU:CD2	2.41	0.50
23:DB:2789:C:H2'	23:DB:2893:A:N7	2.27	0.50
20:AO:81:LEU:HD23	20:AO:82:ILE:N	2.26	0.50
23:DB:1039:A:H2'	23:DB:1040:A:H8	1.75	0.50
6:CG:73:GLU:HG2	6:CG:90:VAL:HG12	1.92	0.50
1:CA:187:G:N2	1:CA:189:A:H3'	2.27	0.50
11:AL:17:LYS:HD2	11:AL:18:SER:O	2.11	0.50
1:AA:807:A:H2'	1:AA:808:C:C6	2.47	0.50
49:BR:1:MET:HA	49:BR:42:ALA:HB3	1.92	0.50
1:CA:1463:U:H2'	1:CA:1464:U:C6	2.47	0.50
23:BB:1930:G:H2'	23:BB:1968:G:N1	2.26	0.50
23:BB:441:U:H2'	23:BB:442:G:H8	1.75	0.50
23:BB:2633:G:H2'	23:BB:2634:A:O4'	2.11	0.50
23:BB:234:U:H2'	23:BB:235:U:H6	1.75	0.50
23:DB:1689:A:H2'	23:DB:1690:A:C8	2.47	0.50
23:DB:1838:C:H4'	23:DB:1839:G:H8	1.76	0.50
1:AA:148:G:H2'	1:AA:149:A:O4'	2.11	0.50
23:DB:1567:G:H1'	23:DB:1568:G:C6	2.47	0.50
23:DB:1271:G:OP2	23:DB:1648:U:OP1	2.28	0.50
13:AP:41:PRO:O	13:AP:42:ILE:HD13	2.11	0.50
23:DB:8:C:O2'	23:DB:9:G:H5'	2.10	0.50
23:BB:850:U:H2'	23:BB:851:C:H6	1.75	0.50
52:BW:59:PHE:O	52:BW:60:ALA:CB	2.59	0.50
38:BM:57:VAL:O	38:BM:57:VAL:HG12	2.11	0.50
18:CB:14:HIS:O	18:CB:15:PHE:C	2.50	0.50
18:CB:17:HIS:HB3	18:CB:187:ASP:OD2	2.12	0.50
50:DT:28:ASN:ND2	50:DT:29:THR:HG23	2.27	0.50
23:DB:2356:U:H5''	52:DW:16:GLU:HG3	1.93	0.50

Continued on next page...

Continued from previous page...

Atom-1	Atom-2	Distance(Å)	Clash(Å)
28:BP:6:GLN:NE2	28:BP:7:LEU:HD12	2.26	0.50
8:AI:94:ARG:CB	8:AI:94:ARG:HH11	2.23	0.50
21:AN:61:ASN:HB3	21:AN:72:PHE:CZ	2.47	0.50
42:BN:101:GLY:CA	42:BN:110:MET:H	2.15	0.50
22:DA:49:C:P	43:DO:30:ARG:HH12	2.34	0.50
23:DB:922:C:H1'	52:DW:22:VAL:HG21	1.94	0.50
3:AD:152:SER:CA	3:AD:155:LYS:HD3	2.36	0.50
3:AD:2:ARG:H	3:AD:4:LEU:HD11	1.77	0.50
13:CP:74:LEU:O	13:CP:78:VAL:HG12	2.12	0.50
23:DB:2052:A:OP1	26:DD:145:SER:HA	2.11	0.50
50:DT:40:LYS:O	50:DT:43:ILE:HG22	2.11	0.50
23:BB:1158:C:H4'	30:BY:30:ARG:HH21	1.77	0.50
2:AC:127:VAL:HG23	2:AC:128:MET:H	1.76	0.50
6:CG:57:GLU:O	6:CG:61:PHE:N	2.44	0.50
14:AQ:25:GLU:N	14:AQ:40:THR:HG23	2.27	0.50
47:DF:32:LYS:H	47:DF:95:MET:CE	2.25	0.50
1:CA:377:G:H2'	1:CA:378:G:C8	2.45	0.50
47:BF:127:TYR:O	47:BF:155:ILE:HB	2.12	0.50
22:BA:43:C:O2'	47:BF:91:ARG:HD2	2.11	0.50
23:BB:2754:U:H6	23:BB:2754:U:O5'	1.94	0.50
24:BI:33:ASN:HD21	24:BI:64:ARG:NH1	2.03	0.50
23:DB:599:A:O2'	23:DB:600:G:H5'	2.12	0.50
1:AA:1499:A:H2'	1:AA:1500:A:C8	2.39	0.50
23:BB:2040:G:H2'	23:BB:2041:U:O4'	2.11	0.50
25:DC:12:ARG:HA	25:DC:15:VAL:CG2	2.42	0.50
23:DB:2009:A:O4'	42:DN:107:ASN:HB3	2.11	0.50
25:DC:108:GLY:C	25:DC:110:LYS:H	2.15	0.50
18:CB:131:LYS:HG3	18:CB:132:GLU:N	2.27	0.50
1:CA:89:U:H2'	1:CA:90:C:C6	2.47	0.50
23:BB:1854:A:H62	23:BB:1888:G:H1'	1.75	0.50
18:AB:71:THR:HG23	18:AB:92:ASN:O	2.10	0.50
23:DB:569:U:H2'	23:DB:570:G:O4'	2.12	0.50
23:DB:2822:G:H2'	23:DB:2823:A:H5''	1.93	0.50
1:CA:251:G:H22	1:CA:272:C:N4	2.09	0.50
23:BB:471:A:H2'	23:BB:472:A:O4'	2.12	0.50
23:BB:2839:G:O2'	23:BB:2840:C:H5'	2.11	0.50
5:CF:53:LYS:H	5:CF:53:LYS:NZ	2.08	0.50
23:BB:1629:U:O2	23:BB:2698:U:H5''	2.11	0.50
23:BB:2787:C:H1'	26:BD:63:PRO:HG3	1.94	0.50
45:BS:18:ARG:HB3	45:BS:76:VAL:CG2	2.42	0.50
1:AA:1139:G:O4'	1:AA:1140:C:H5	1.95	0.50
23:BB:2339:C:H2'	23:BB:2340:A:C8	2.47	0.50

Continued on next page...

Continued from previous page...

Atom-1	Atom-2	Distance(Å)	Clash(Å)
1:AA:1512:U:H2'	1:AA:1513:A:C8	2.46	0.50
1:AA:1182:G:H4'	1:AA:1183:U:C5'	2.40	0.50
1:AA:56:U:H2'	1:AA:57:G:C8	2.45	0.50
23:DB:1790:C:H2'	23:DB:1791:A:C8	2.47	0.50
7:CH:10:LEU:HA	7:CH:74:ILE:HD11	1.94	0.50
1:CA:236:A:O2'	1:CA:237:G:H5'	2.11	0.50
23:DB:1007:C:H4'	41:DJ:110:PRO:HB3	1.92	0.50
1:AA:1381:U:O2	6:AG:78:ARG:HB2	2.12	0.50
23:BB:1170:C:O5'	23:BB:1170:C:H6	1.95	0.50
1:AA:161:A:H2'	1:AA:162:A:C8	2.47	0.50
24:BI:23:VAL:HG23	24:BI:24:GLY:H	1.76	0.50
23:BB:2249:U:N3	23:BB:2253:G:OP2	2.41	0.50
1:CA:1157:A:H5'	1:CA:1158:C:C6	2.46	0.50
26:DD:61:THR:OG1	26:DD:64:GLU:HB2	2.11	0.50
23:BB:57:C:H2'	23:BB:58:G:H8	1.76	0.50
23:BB:2221:G:H2'	23:BB:2222:C:H6	1.76	0.50
23:BB:2888:C:H2'	23:BB:2889:C:C6	2.47	0.50
23:DB:1886:U:H6	23:DB:1886:U:O5'	1.95	0.50
23:DB:1341:G:H5'	50:DT:61:LEU:HD13	1.94	0.50
23:BB:1083:U:H2'	23:BB:1085:A:OP2	2.11	0.50
42:BN:65:LEU:O	42:BN:68:ALA:HB3	2.12	0.50
23:DB:1113:U:H2'	23:DB:1114:C:C6	2.47	0.50
23:DB:2888:C:H2'	23:DB:2889:C:C6	2.47	0.50
2:CC:106:ARG:O	2:CC:107:LYS:C	2.49	0.50
29:BE:58:LYS:HZ3	29:BE:58:LYS:H	1.55	0.50
18:CB:50:ASN:HA	18:CB:53:LEU:HB3	1.92	0.50
18:CB:83:ALA:O	18:CB:88:GLN:HB2	2.10	0.50
12:AM:38:ILE:HG13	12:AM:55:LEU:CD2	2.38	0.50
45:BS:66:ILE:CA	45:BS:69:LEU:HD13	2.41	0.50
12:CM:78:ARG:O	12:CM:82:LEU:HG	2.11	0.50
8:AI:50:PRO:HG2	8:AI:51:LEU:H	1.76	0.50
8:AI:27:ILE:HG23	8:AI:64:ILE:HD11	1.92	0.50
16:CS:11:ASP:O	16:CS:14:LEU:HG	2.12	0.50
1:AA:404:G:O2'	1:AA:405:U:H5'	2.12	0.50
5:AF:3:HIS:CG	5:AF:92:THR:HG23	2.46	0.50
5:AF:92:THR:HG22	5:AF:94:HIS:N	2.16	0.50
50:DT:31:VAL:HA	50:DT:83:ALA:HB3	1.93	0.50
12:AM:3:ILE:HD12	12:AM:7:ASN:O	2.12	0.50
52:DW:65:LYS:NZ	52:DW:84:GLU:HB3	2.26	0.50
2:AC:72:PRO:HB3	2:AC:102:ILE:HG21	1.94	0.50
50:DT:7:LEU:O	50:DT:7:LEU:HD13	2.12	0.50
47:DF:133:GLU:HA	47:DF:150:GLY:CA	2.41	0.50

Continued on next page...

Continued from previous page...

Atom-1	Atom-2	Distance(Å)	Clash(Å)
27:BK:47:ILE:HG23	27:BK:49:ARG:H	1.76	0.50
44:DQ:30:VAL:HG22	44:DQ:31:TYR:N	2.23	0.50
44:BQ:30:VAL:HG22	44:BQ:31:TYR:N	2.23	0.50
28:BP:111:GLU:OE1	28:BP:113:LEU:HB2	2.10	0.50
37:BL:30:THR:HB	37:BL:34:GLY:O	2.10	0.50
23:BB:2466:C:O2'	23:BB:2467:C:H5'	2.11	0.50
23:DB:572:A:H5''	49:DR:80:ARG:NH2	2.27	0.50
48:BG:106:LEU:C	48:BG:108:PHE:H	2.14	0.50
47:BF:32:LYS:H	47:BF:95:MET:CE	2.25	0.50
32:B4:1:MET:CE	32:B4:36:ARG:HB2	2.42	0.50
3:AD:90:LEU:HD21	3:AD:196:GLU:CB	2.41	0.50
19:CU:16:ARG:HH12	19:CU:19:LYS:HZ3	1.59	0.50
1:AA:1389:C:H2'	1:AA:1390:U:C6	2.46	0.50
12:AM:28:ARG:NH2	12:AM:62:PHE:HB2	2.24	0.50
23:BB:974:G:P	49:BR:78:ARG:HD3	2.52	0.50
23:DB:126:A:H5'	36:D2:19:ARG:CG	2.40	0.50
44:DQ:42:GLY:HA3	49:DR:75:VAL:CG2	2.41	0.50
28:BP:63:ILE:HG12	28:BP:68:GLY:HA2	1.94	0.50
16:AS:48:ILE:HB	16:AS:59:VAL:HG23	1.92	0.50
23:DB:2290:G:H2'	23:DB:2291:U:C6	2.47	0.50
30:DY:58:GLU:H	30:DY:58:GLU:CD	2.15	0.50
41:DJ:58:ASN:HA	41:DJ:127:GLY:CA	2.42	0.50
34:B3:14:LYS:HG2	34:B3:14:LYS:O	2.11	0.50
18:AB:131:LYS:HB3	18:AB:131:LYS:HZ2	1.76	0.50
10:AK:53:GLY:O	10:AK:56:LYS:HB3	2.11	0.50
23:BB:1866:A:H2'	23:BB:1867:G:O4'	2.12	0.50
23:DB:90:U:H2'	23:DB:91:A:C2	2.46	0.50
23:BB:1946:U:H2'	23:BB:1947:C:C6	2.46	0.50
23:DB:1047:G:O3'	23:DB:1048:A:H8	1.94	0.50
23:BB:195:A:H1'	23:BB:250:G:N2	2.27	0.50
23:BB:18:U:O3'	44:BQ:22:GLY:HA2	2.11	0.50
46:DU:33:VAL:HG13	46:DU:66:VAL:HB	1.93	0.50
23:DB:1403:A:O2'	23:DB:1404:C:H5'	2.11	0.50
1:CA:601:G:H2'	1:CA:602:A:C8	2.46	0.50
1:CA:630:A:H2'	1:CA:631:C:C6	2.46	0.50
1:AA:1338:G:H2'	1:AA:1339:A:H8	1.75	0.50
17:AT:49:ALA:HA	17:AT:52:GLU:HB3	1.92	0.50
23:DB:803:U:O2'	23:DB:804:A:H5'	2.12	0.50
23:DB:2751:G:H3'	23:DB:2752:C:C6	2.47	0.50
1:AA:1111:A:C2	2:AC:176:THR:HG23	2.47	0.50
46:BU:5:ARG:HH22	46:BU:93:ARG:HD3	1.76	0.50
23:DB:1312:U:H4'	23:DB:1313:U:O5'	2.12	0.50

Continued on next page...

Continued from previous page...

Atom-1	Atom-2	Distance(Å)	Clash(Å)
1:AA:891:U:O2'	1:AA:892:A:H5'	2.11	0.50
1:AA:531:U:C6	1:AA:531:U:H5'	2.47	0.50
1:AA:1073:U:H4'	18:AB:104:LYS:HE2	1.93	0.50
1:AA:562:U:H4'	1:AA:563:A:O5'	2.11	0.50
1:CA:356:A:H1'	1:CA:368:U:O2'	2.12	0.50
23:BB:1902:C:H2'	23:BB:1903:G:O4'	2.12	0.50
22:DA:100:G:H2'	22:DA:101:A:O4'	2.11	0.50
1:CA:645:G:H2'	1:CA:646:G:H8	1.76	0.50
2:CC:18:ASN:C	2:CC:55:VAL:HG13	2.32	0.50
2:CC:52:SER:OG	2:CC:53:ARG:N	2.42	0.50
1:AA:1215:G:H5'	1:AA:1215:G:C8	2.45	0.50
49:DR:34:GLU:OE1	49:DR:60:LYS:HG2	2.11	0.50
45:BS:48:LYS:O	45:BS:51:LEU:HB3	2.11	0.50
16:CS:38:THR:HG22	16:CS:39:ILE:O	2.12	0.50
2:CC:26:LYS:HG3	2:CC:27:GLU:HG3	1.94	0.50
1:CA:1511:G:O2'	1:CA:1512:U:H5'	2.12	0.50
23:BB:1818:U:C4	25:BC:152:GLN:HB3	2.47	0.50
24:DI:76:ALA:HA	24:DI:135:MET:SD	2.51	0.50
37:DL:30:THR:HB	37:DL:34:GLY:O	2.12	0.50
41:DJ:25:LEU:O	41:DJ:27:ARG:N	2.43	0.50
23:BB:1080:A:H2'	23:BB:1081:U:H6	1.77	0.50
50:BT:31:VAL:HA	50:BT:83:ALA:HB3	1.92	0.50
6:AG:110:ARG:HB3	6:AG:112:ASP:OD1	2.12	0.50
2:AC:68:HIS:HA	2:AC:103:ALA:HB3	1.94	0.50
47:BF:148:VAL:O	47:BF:149:ARG:HG2	2.11	0.50
47:DF:147:ARG:O	47:DF:148:VAL:C	2.50	0.50
38:DM:126:ILE:N	38:DM:126:ILE:HD12	2.25	0.50
4:CE:63:MET:O	4:CE:66:ALA:HB3	2.11	0.50
22:DA:52:A:O2'	22:DA:53:A:H5'	2.11	0.50
6:CG:119:LEU:O	6:CG:123:LEU:HG	2.11	0.50
23:DB:2645:G:H4'	23:DB:2732:G:H2'	1.93	0.50
17:AT:73:ARG:HG3	17:AT:74:HIS:N	2.25	0.50
47:BF:117:SER:HB3	47:BF:120:SER:HB3	1.93	0.50
47:BF:30:VAL:HG21	47:BF:96:TRP:HE1	1.76	0.50
1:CA:130:A:H1'	1:CA:263:A:O2'	2.11	0.50
27:DK:71:ARG:CB	27:DK:72:PRO:HD2	2.37	0.50
24:DI:21:PRO:CB	24:DI:22:PRO:HD3	2.38	0.50
48:BG:51:PHE:CD2	48:BG:68:ARG:HG2	2.47	0.50
1:AA:1100:C:C2	1:AA:1102:A:H5'	2.47	0.50
1:AA:68:G:C5'	1:AA:171:A:H1'	2.40	0.50
23:BB:1657:U:O2'	26:BD:138:LEU:HD12	2.12	0.50
10:CK:22:ILE:HG21	10:CK:95:THR:HG21	1.92	0.50

Continued on next page...

Continued from previous page...

Atom-1	Atom-2	Distance(Å)	Clash(Å)
1:AA:1499:A:OP2	1:AA:1499:A:H3'	2.11	0.50
39:BX:20:ASN:HD22	39:BX:20:ASN:N	2.09	0.50
10:CK:30:ILE:HG22	10:CK:45:THR:CB	2.42	0.50
1:AA:1392:G:H2'	1:AA:1393:U:C6	2.46	0.50
23:BB:970:U:H2'	23:BB:971:G:H8	1.76	0.50
40:BH:53:GLU:C	40:BH:54:LEU:HD23	2.32	0.50
21:AN:77:GLY:O	21:AN:78:LEU:HD12	2.12	0.50
23:BB:1000:A:H2'	23:BB:1001:A:H8	1.76	0.50
6:AG:149:ALA:HB2	10:AK:60:PHE:HB2	1.93	0.50
9:AJ:35:GLN:HG2	9:AJ:78:GLU:OE1	2.12	0.50
23:BB:2544:G:O2'	23:BB:2545:G:H5'	2.12	0.50
23:DB:2250:G:N2	38:DM:82:MET:HB3	2.27	0.50
23:DB:170:U:H2'	23:DB:171:U:H6	1.77	0.50
23:BB:6:A:H4'	41:BJ:131:ASN:O	2.12	0.50
23:BB:1403:A:O2'	23:BB:1404:C:H5'	2.12	0.50
41:BJ:104:ALA:O	41:BJ:108:MET:HG3	2.12	0.50
23:BB:2102:G:H2'	23:BB:2103:C:C6	2.47	0.50
23:DB:2772:C:H4'	26:DD:171:THR:CG2	2.41	0.50
23:DB:1636:U:H2'	23:DB:1637:A:H8	1.76	0.50
1:CA:413:G:O6	3:CD:32:LYS:HE2	2.11	0.50
23:BB:37:C:O2'	29:BE:45:ALA:HA	2.12	0.50
23:BB:708:G:H2'	23:BB:709:U:C6	2.46	0.50
1:CA:1175:G:O2'	1:CA:1176:A:H5'	2.12	0.50
1:CA:756:C:H2'	1:CA:757:U:O4'	2.12	0.50
23:DB:2369:A:H2'	23:DB:2370:G:C8	2.47	0.50
1:CA:489:C:H2'	1:CA:490:C:H6	1.77	0.50
19:AU:29:ALA:HA	19:AU:32:ARG:HG3	1.94	0.50
23:DB:1664:A:H1'	23:DB:2726:A:N1	2.27	0.50
1:CA:547:A:H4'	1:CA:548:G:O5'	2.11	0.50
1:AA:683:G:O2'	1:AA:684:U:H5'	2.10	0.50
37:BL:89:VAL:O	37:BL:89:VAL:HG13	2.12	0.50
2:CC:128:MET:H	2:CC:128:MET:CE	2.24	0.50
1:CA:14:U:H2'	1:CA:14:U:O2	2.11	0.50
6:AG:3:ARG:NH1	6:AG:3:ARG:HB3	2.27	0.50
13:AP:38:PHE:O	13:AP:50:THR:HG23	2.11	0.50
6:CG:24:LYS:O	6:CG:28:ILE:HG12	2.12	0.50
23:DB:1098:A:P	24:DI:3:LYS:HG2	2.52	0.50
29:BE:32:VAL:HG23	29:BE:33:VAL:N	2.26	0.50
25:DC:189:ALA:O	25:DC:190:THR:C	2.49	0.50
52:BW:19:ARG:HD3	52:BW:36:ILE:HD11	1.93	0.50
16:CS:38:THR:HA	16:CS:68:HIS:O	2.12	0.50
23:DB:278:A:O3'	23:DB:279:A:H8	1.94	0.50

Continued on next page...

Continued from previous page...

Atom-1	Atom-2	Distance(Å)	Clash(Å)
29:DE:60:TRP:CZ3	29:DE:69:ARG:HA	2.47	0.50
40:BH:116:ARG:HH21	40:BH:139:PHE:HB3	1.76	0.50
21:CN:56:PRO:O	21:CN:58:ARG:N	2.45	0.50
23:DB:1597:A:C5'	23:DB:1598:A:H5'	2.34	0.50
42:BN:103:ARG:HB3	42:BN:106:ASP:O	2.12	0.50
1:AA:135:C:O2	13:AP:1:MET:HB2	2.11	0.50
1:CA:408:A:H3'	1:CA:409:U:C6	2.47	0.50
3:CD:146:GLU:CD	3:CD:146:GLU:N	2.65	0.50
4:CE:81:GLN:H	4:CE:146:MET:CE	2.17	0.50
23:DB:2352:A:C6	52:DW:30:VAL:HG11	2.47	0.50
4:CE:113:VAL:CG2	4:CE:114:LEU:H	2.18	0.50
5:CF:35:LYS:O	5:CF:64:VAL:HG13	2.12	0.50
2:AC:149:LYS:CB	2:AC:200:TRP:HB2	2.35	0.50
2:AC:122:GLN:OE1	2:AC:127:VAL:HG21	2.12	0.50
47:DF:109:ARG:HG3	47:DF:137:PHE:CB	2.41	0.50
2:AC:38:VAL:HG23	2:AC:39:ARG:N	2.27	0.50
6:CG:119:LEU:HG	6:CG:123:LEU:HD11	1.93	0.50
38:BM:66:ARG:CZ	38:BM:101:VAL:HG11	2.42	0.50
48:BG:148:ARG:CD	48:BG:152:ARG:HH11	2.22	0.50
48:BG:17:LYS:HG3	48:BG:19:ASN:OD1	2.12	0.50
48:BG:9:VAL:HA	48:BG:48:THR:CB	2.39	0.50
23:DB:1561:C:H2'	23:DB:1562:U:C6	2.47	0.50
23:BB:1655:A:H2'	23:BB:1656:C:O4'	2.12	0.50
1:CA:430:A:O2'	1:CA:431:A:H5'	2.12	0.50
23:DB:2040:G:H2'	23:DB:2041:U:O4'	2.10	0.50
50:DT:69:ARG:HE	50:DT:69:ARG:CA	2.22	0.50
50:DT:69:ARG:HG3	50:DT:70:HIS:N	2.26	0.50
1:CA:8:A:N6	3:CD:53:GLN:HE22	2.10	0.50
35:BV:29:ILE:HD13	35:BV:31:TYR:CE2	2.47	0.50
25:BC:77:VAL:HG22	25:BC:113:ASP:O	2.11	0.50
23:BB:2849:U:N3	23:BB:2867:G:C8	2.80	0.50
23:DB:2345:G:H5'	23:DB:2347:C:O4'	2.12	0.50
7:AH:43:GLY:HA2	7:AH:63:LYS:NZ	2.27	0.50
49:DR:83:TYR:HE2	49:DR:85:LYS:HE3	1.75	0.50
23:DB:831:G:O2'	23:DB:832:U:H5'	2.12	0.50
11:AL:49:ARG:HH12	11:AL:88:ASP:HB3	1.77	0.50
23:BB:1550:C:H2'	23:BB:1551:A:H8	1.77	0.50
23:BB:2259:U:H2'	23:BB:2260:C:C6	2.47	0.50
42:BN:92:GLY:O	42:BN:94:TYR:N	2.44	0.50
23:DB:1949:G:H2'	23:DB:1950:G:C8	2.47	0.50
46:DU:18:LYS:HE2	46:DU:19:GLY:N	2.27	0.50
1:AA:1105:A:O2'	1:AA:1106:G:H5'	2.12	0.50

Continued on next page...

Continued from previous page...

Atom-1	Atom-2	Distance(Å)	Clash(Å)
1:AA:216:U:H2'	1:AA:217:C:C6	2.46	0.50
23:DB:1535:A:H2	23:DB:1538:G:H1'	1.76	0.50
1:CA:382:A:H2'	1:CA:383:A:H8	1.77	0.50
23:BB:2896:C:H2'	23:BB:2897:U:C6	2.47	0.50
1:AA:737:C:H2'	1:AA:738:C:H6	1.76	0.50
23:DB:182:A:O2'	23:DB:183:C:H5'	2.11	0.50
1:CA:1020:G:C2'	1:CA:1021:A:H5'	2.42	0.50
36:B2:3:ARG:HE	36:B2:4:THR:H	1.60	0.50
23:DB:231:A:H3'	23:DB:232:G:H8	1.75	0.50
1:AA:149:A:H1'	1:AA:1446:A:C2	2.46	0.50
23:BB:1255:U:C6	29:BE:68:ALA:HB2	2.47	0.50
1:AA:747:A:C4	1:AA:748:G:H1'	2.47	0.50
23:DB:2081:U:H2'	23:DB:2082:A:C8	2.47	0.50
1:CA:174:A:O2'	1:CA:175:C:H5'	2.12	0.50
22:DA:106:G:H2'	22:DA:107:G:O4'	2.11	0.50
23:DB:335:C:O2'	23:DB:336:C:H5'	2.12	0.50
39:BX:31:GLN:O	39:BX:37:LEU:HB2	2.11	0.50
23:BB:1666:G:O3'	27:BK:6:THR:HG23	2.11	0.50
1:CA:1049:U:H1'	1:CA:1201:A:C5	2.46	0.50
23:BB:1237:A:H2'	23:BB:1237:A:N3	2.27	0.50
22:DA:117:G:O2'	22:DA:118:C:H5'	2.11	0.50
23:BB:95:A:H4'	39:BX:38:GLN:O	2.12	0.50
1:AA:356:A:H1'	1:AA:368:U:O2'	2.12	0.50
30:BY:43:ILE:HG13	30:BY:44:ARG:N	2.26	0.50
23:DB:1099:G:H4'	24:DI:4:VAL:HG12	1.93	0.50
23:BB:917:A:H5''	23:BB:2268:A:N6	2.27	0.50
52:BW:33:GLY:O	52:BW:34:SER:HB2	2.12	0.50
18:CB:32:GLY:O	18:CB:39:ILE:HB	2.12	0.50
51:BZ:5:CYS:HB3	51:BZ:9:GLY:H	1.77	0.50
40:BH:68:ARG:HB2	40:BH:134:VAL:CG1	2.41	0.50
40:BH:99:ILE:HD11	40:BH:128:HIS:CG	2.47	0.50
19:CU:40:PRO:C	19:CU:42:THR:H	2.15	0.50
1:CA:731:G:O2'	1:CA:732:C:H5'	2.12	0.50
37:DL:125:LEU:HB2	37:DL:143:GLU:OE2	2.12	0.50
23:DB:920:A:H2'	23:DB:921:C:C6	2.47	0.50
37:DL:19:LEU:HD22	37:DL:31:GLY:O	2.12	0.50
52:DW:59:PHE:O	52:DW:60:ALA:CB	2.60	0.50
47:BF:147:ARG:O	47:BF:148:VAL:C	2.50	0.50
42:BN:19:ALA:C	42:BN:21:PHE:N	2.65	0.50
7:AH:124:ILE:C	7:AH:125:ILE:HD12	2.31	0.50
1:CA:1291:U:O2'	1:CA:1292:G:H5'	2.10	0.50
1:AA:279:A:H5'	1:AA:281:G:C5'	2.41	0.50

Continued on next page...

Continued from previous page...

Atom-1	Atom-2	Distance(Å)	Clash(Å)
17:CT:24:ARG:CG	17:CT:65:LEU:HD11	2.42	0.50
23:DB:1998:A:O2'	23:DB:1999:C:H5'	2.12	0.50
23:DB:2676:C:H2'	23:DB:2677:G:C8	2.47	0.50
23:DB:2723:C:H4'	42:DN:1:MET:SD	2.51	0.50
26:DD:117:GLY:HA2	26:DD:164:GLN:CD	2.32	0.50
8:CI:15:ALA:O	8:CI:67:LYS:HD2	2.12	0.50
6:AG:74:VAL:HA	6:AG:87:PRO:HA	1.94	0.50
1:CA:462:G:H5'	1:CA:463:U:P	2.52	0.50
26:BD:32:ASN:HD22	26:BD:50:VAL:HG21	1.76	0.50
1:AA:470:C:H2'	1:AA:471:U:H6	1.76	0.50
20:CO:71:LYS:NZ	20:CO:72:ARG:N	2.60	0.50
1:AA:270:A:H2'	1:AA:271:C:H6	1.73	0.50
23:DB:1731:G:O2'	23:DB:1732:C:H5''	2.11	0.50
34:D3:57:VAL:C	34:D3:59:ALA:H	2.15	0.50
1:AA:8:A:H5''	4:AE:125:LYS:HB3	1.94	0.50
9:CJ:57:VAL:O	9:CJ:58:ASN:HB2	2.12	0.50
23:DB:1175:A:H2'	23:DB:1176:U:O4'	2.12	0.50
23:BB:1911:U:H2'	23:BB:1918:A:C2	2.46	0.50
23:DB:1324:G:H1'	23:DB:1616:A:C6	2.47	0.50
9:CJ:81:GLU:N	9:CJ:82:LYS:HZ3	2.10	0.50
23:BB:1516:G:O2'	23:BB:1517:G:H5'	2.11	0.50
23:DB:2144:G:O2'	23:DB:2146:C:H5''	2.12	0.50
46:BU:62:ALA:O	46:BU:63:ALA:HB3	2.12	0.50
23:DB:496:G:C1'	45:DS:61:ASN:HD21	2.25	0.50
23:BB:116:C:H2'	23:BB:117:G:O4'	2.11	0.50
1:CA:57:G:H2'	1:CA:58:C:H6	1.76	0.50
23:DB:2104:C:H2'	23:DB:2105:U:H6	1.77	0.50
23:BB:1774:C:C2'	23:BB:1774:C:O2	2.59	0.50
31:B0:53:VAL:O	31:B0:54:ILE:HB	2.12	0.50
1:CA:691:G:H1'	1:CA:696:A:H61	1.77	0.50
9:AJ:22:THR:OG1	9:AJ:72:ARG:HG3	2.11	0.50
23:DB:2297:A:C2	23:DB:2320:U:H4'	2.47	0.50
1:CA:292:G:O2'	1:CA:609:A:N6	2.45	0.50
23:DB:2521:C:H2'	23:DB:2522:U:C6	2.47	0.50
1:CA:939:G:H4'	6:CG:101:ARG:NH2	2.26	0.50
52:DW:69:GLU:HG3	52:DW:80:SER:OG	2.11	0.50
2:CC:161:ILE:N	2:CC:161:ILE:HD12	2.26	0.50
23:DB:1365:A:N3	23:DB:1365:A:H2'	2.27	0.50
13:CP:38:PHE:O	13:CP:50:THR:HG23	2.12	0.50
23:DB:2415:G:H2'	23:DB:2416:C:H6	1.77	0.50
23:BB:797:G:OP2	29:BE:57:LYS:HB2	2.12	0.50
29:BE:138:LEU:HD22	29:BE:143:LEU:HB2	1.94	0.49

Continued on next page...

Continued from previous page...

Atom-1	Atom-2	Distance(Å)	Clash(Å)
29:BE:145:ASP:H	29:BE:166:LYS:CB	2.24	0.49
2:CC:145:ALA:C	2:CC:147:GLY:H	2.15	0.49
21:AN:43:ALA:HA	21:AN:46:LYS:CG	2.42	0.49
1:AA:1314:C:H41	16:AS:3:SER:HB3	1.77	0.49
50:BT:50:LEU:C	50:BT:52:GLU:H	2.15	0.49
45:DS:36:LEU:HD11	45:DS:47:VAL:HB	1.94	0.49
26:DD:11:MET:H	26:DD:25:THR:HA	1.77	0.49
25:BC:184:GLU:O	25:BC:186:ASP:N	2.40	0.49
25:BC:144:GLU:OE2	25:BC:188:ARG:HG3	2.11	0.49
8:AI:40:ARG:H	8:AI:44:ARG:HD3	1.76	0.49
16:CS:18:VAL:HG13	16:CS:19:GLU:N	2.26	0.49
3:CD:25:ARG:O	3:CD:27:ILE:HG13	2.12	0.49
29:DE:189:THR:O	29:DE:193:VAL:HG23	2.11	0.49
48:BG:83:THR:C	48:BG:84:LYS:HD3	2.32	0.49
26:DD:149:ASN:C	26:DD:152:PRO:HD2	2.31	0.49
9:CJ:7:ARG:HG3	9:CJ:102:LEU:C	2.32	0.49
28:DP:111:GLU:OE1	28:DP:113:LEU:HB2	2.12	0.49
6:AG:110:ARG:HB2	6:AG:118:ARG:HB3	1.94	0.49
2:AC:102:ILE:N	2:AC:102:ILE:HD12	2.27	0.49
1:AA:1375:A:H2'	1:AA:1376:U:O4'	2.11	0.49
29:DE:126:VAL:HG22	29:DE:127:GLU:N	2.20	0.49
47:DF:100:GLU:O	47:DF:104:THR:HB	2.12	0.49
48:DG:152:ARG:HD3	48:DG:153:PRO:CD	2.40	0.49
48:BG:148:ARG:HA	48:BG:161:VAL:HB	1.93	0.49
1:CA:1499:A:OP2	1:CA:1499:A:H3'	2.11	0.49
16:AS:28:LYS:N	16:AS:28:LYS:HD2	2.27	0.49
23:BB:78:U:H2'	23:BB:79:C:C6	2.47	0.49
12:AM:21:ILE:CG2	12:AM:23:GLY:H	2.22	0.49
1:AA:1413:A:O2'	1:AA:1414:U:H5'	2.12	0.49
3:AD:197:HIS:O	3:AD:201:GLU:HG3	2.11	0.49
5:AF:68:GLN:HG2	5:AF:69:GLU:N	2.26	0.49
30:DY:35:VAL:HG11	30:DY:37:ARG:HH12	1.77	0.49
23:DB:1441:G:H2'	23:DB:1442:U:H6	1.73	0.49
10:AK:30:ILE:HG22	10:AK:45:THR:CB	2.42	0.49
16:CS:59:VAL:C	16:CS:60:PHE:HD2	2.14	0.49
22:BA:60:C:H2'	22:BA:61:G:C8	2.44	0.49
23:DB:37:C:H4'	23:DB:451:U:OP1	2.12	0.49
46:BU:13:LEU:HA	46:BU:18:LYS:CE	2.40	0.49
5:CF:53:LYS:HZ2	5:CF:53:LYS:H	1.60	0.49
22:DA:116:G:H4'	43:DO:54:VAL:HG22	1.94	0.49
14:AQ:32:ILE:HG23	14:AQ:33:TYR:CD2	2.46	0.49
23:DB:1809:A:H2'	23:DB:1810:A:C8	2.47	0.49

Continued on next page...

Continued from previous page...

Atom-1	Atom-2	Distance(Å)	Clash(Å)
18:AB:19:THR:HG23	18:AB:20:ARG:N	2.26	0.49
23:DB:710:U:H2'	23:DB:711:G:C8	2.47	0.49
1:CA:1395:C:O2'	1:CA:1396:A:H5'	2.12	0.49
23:BB:2394:C:OP1	37:BL:63:LYS:HG2	2.12	0.49
1:CA:891:U:O2'	1:CA:892:A:H5'	2.11	0.49
25:DC:34:GLU:O	25:DC:34:GLU:HG3	2.12	0.49
37:BL:14:LYS:O	37:BL:16:GLY:N	2.45	0.49
1:AA:932:C:H4'	6:AG:3:ARG:NH2	2.26	0.49
3:CD:123:MET:SD	3:CD:127:ARG:N	2.85	0.49
43:BO:51:ALA:CB	43:BO:78:VAL:HG13	2.42	0.49
23:DB:1045:C:C3'	23:DB:1046:A:H5'	2.42	0.49
23:DB:1878:G:H2'	23:DB:1879:C:C6	2.47	0.49
1:CA:24:U:O2'	1:CA:25:C:H5'	2.12	0.49
1:AA:575:G:H4'	1:AA:576:C:O5'	2.12	0.49
21:CN:86:ALA:HA	21:CN:89:ARG:HH21	1.75	0.49
1:CA:911:U:H2'	1:CA:912:C:C6	2.47	0.49
23:BB:836:G:H2'	23:BB:837:C:C6	2.47	0.49
1:CA:1386:G:O3'	54:CA:1659:SCM:H1M2	2.12	0.49
1:AA:131:A:H2'	1:AA:132:C:C6	2.46	0.49
1:CA:103:U:H2'	1:CA:104:G:O4'	2.11	0.49
1:AA:795:C:H5"	10:AK:127:ARG:HH21	1.77	0.49
23:BB:1886:U:O5'	23:BB:1886:U:H6	1.95	0.49
10:CK:36:ARG:HG3	10:CK:36:ARG:HH11	1.77	0.49
34:B3:50:SER:C	34:B3:52:GLY:H	2.15	0.49
7:AH:25:THR:O	7:AH:26:MET:HB3	2.11	0.49
52:BW:81:ILE:O	52:BW:81:ILE:HG13	2.12	0.49
38:DM:41:LEU:HB3	38:DM:46:ILE:HG21	1.94	0.49
18:CB:68:PHE:HA	18:CB:161:PHE:O	2.12	0.49
18:CB:185:ILE:HA	18:CB:199:ILE:O	2.12	0.49
18:CB:64:GLY:O	18:CB:66:ILE:N	2.45	0.49
21:AN:27:LYS:HA	21:AN:31:SER:HB2	1.92	0.49
12:AM:33:LEU:HD13	12:AM:39:ALA:O	2.11	0.49
52:DW:18:LYS:HA	52:DW:36:ILE:HG12	1.93	0.49
8:AI:29:ILE:HG23	8:AI:64:ILE:HG21	1.94	0.49
48:BG:122:ALA:CA	48:BG:132:LEU:HA	2.41	0.49
41:DJ:24:THR:OG1	41:DJ:27:ARG:HD2	2.12	0.49
2:AC:153:SER:OG	2:AC:195:ILE:HG23	2.12	0.49
5:CF:3:HIS:CD2	5:CF:3:HIS:N	2.80	0.49
2:AC:116:ALA:O	2:AC:120:THR:HG23	2.12	0.49
27:DK:12:ASP:OD2	27:DK:86:LEU:HG	2.12	0.49
1:AA:1113:C:O2'	1:AA:1114:C:H5'	2.11	0.49
47:DF:37:MET:HA	47:DF:151:LEU:HA	1.94	0.49

Continued on next page...

Continued from previous page...

Atom-1	Atom-2	Distance(Å)	Clash(Å)
41:BJ:15:TRP:HB3	41:BJ:137:PRO:HB3	1.93	0.49
47:DF:91:ARG:O	47:DF:92:GLY:C	2.50	0.49
47:BF:33:ILE:HG22	47:BF:34:THR:N	2.27	0.49
18:AB:57:ASN:HB3	18:AB:219:THR:CG2	2.39	0.49
21:CN:40:ARG:CZ	16:CS:6:LYS:HB2	2.41	0.49
26:DD:202:ILE:HD12	26:DD:202:ILE:N	2.27	0.49
1:CA:83:C:OP1	1:CA:83:C:H4'	2.12	0.49
23:DB:2636:C:H4'	26:DD:81:GLU:OE2	2.11	0.49
1:CA:706:A:H4'	10:CK:30:ILE:CD1	2.42	0.49
23:BB:1203:U:O4'	37:BL:3:LEU:HD12	2.12	0.49
46:DU:49:PRO:HA	46:DU:53:GLN:HE21	1.77	0.49
23:DB:1728:C:H2'	23:DB:1730:C:O2	2.11	0.49
7:CH:45:ILE:C	7:CH:63:LYS:HE3	2.32	0.49
18:CB:124:THR:O	18:CB:127:LYS:HE3	2.11	0.49
23:BB:1812:U:H1'	25:BC:43:ASN:HD21	1.77	0.49
36:B2:9:VAL:CG1	36:B2:10:LEU:N	2.75	0.49
42:DN:47:VAL:O	42:DN:50:PRO:HD2	2.12	0.49
42:DN:58:ASP:O	42:DN:59:SER:HB3	2.11	0.49
29:DE:47:LYS:HB3	29:DE:51:GLU:HB2	1.93	0.49
1:CA:665:A:H2'	1:CA:725:G:N2	2.27	0.49
39:DX:39:GLN:HB3	39:DX:41:HIS:NE2	2.27	0.49
39:DX:39:GLN:HB3	39:DX:42:LEU:HD13	1.94	0.49
46:DU:35:VAL:CG2	46:DU:38:ILE:HG21	2.41	0.49
1:AA:123:U:H5''	1:AA:311:C:O2'	2.13	0.49
1:AA:542:G:O2'	1:AA:543:U:H5'	2.12	0.49
23:BB:2720:U:H5''	28:BP:52:ARG:HH22	1.74	0.49
26:DD:133:THR:HG23	26:DD:134:HIS:CD2	2.47	0.49
23:DB:2462:C:H2'	23:DB:2463:C:H6	1.77	0.49
1:CA:1366:C:H2'	1:CA:1367:C:C6	2.47	0.49
45:DS:13:SER:OG	45:DS:14:ALA:N	2.45	0.49
2:AC:13:ILE:O	2:AC:15:LYS:N	2.38	0.49
31:D0:53:VAL:O	31:D0:54:ILE:HB	2.12	0.49
1:AA:1340:A:H2'	1:AA:1341:U:O4'	2.12	0.49
23:DB:1636:U:H2'	23:DB:1637:A:C8	2.47	0.49
23:BB:1026:G:H2'	23:BB:1027:A:C8	2.48	0.49
23:DB:736:C:H2'	23:DB:737:C:H6	1.76	0.49
23:DB:2357:G:H22	23:DB:2359:C:H3'	1.77	0.49
23:BB:281:C:H2'	23:BB:282:A:C8	2.47	0.49
23:DB:189:G:H2'	23:DB:205:G:N2	2.26	0.49
36:D2:3:ARG:HE	36:D2:4:THR:H	1.60	0.49
38:DM:10:ARG:HG3	38:DM:10:ARG:HH21	1.77	0.49
23:DB:123:G:H2'	23:DB:124:G:O4'	2.12	0.49

Continued on next page...

Continued from previous page...

Atom-1	Atom-2	Distance(Å)	Clash(Å)
23:DB:2443:C:H2'	23:DB:2444:G:C8	2.47	0.49
40:DH:148:ALA:O	40:DH:149:GLU:HG2	2.12	0.49
1:CA:580:C:H2'	1:CA:581:G:C8	2.46	0.49
23:DB:1306:C:O2'	23:DB:1307:A:H5'	2.13	0.49
17:AT:19:HIS:O	17:AT:23:ARG:HG2	2.11	0.49
42:DN:65:LEU:O	42:DN:68:ALA:HB3	2.13	0.49
23:DB:2639:A:H2'	23:DB:2640:G:O4'	2.11	0.49
41:BJ:1:MET:HG2	41:BJ:2:LYS:HG2	1.94	0.49
49:BR:74:ILE:HB	49:BR:87:GLN:O	2.11	0.49
1:CA:568:G:O6	11:CL:1:ALA:HB2	2.12	0.49
1:AA:962:C:H2'	1:AA:963:G:H8	1.76	0.49
23:DB:1454:C:C5	42:DN:64:ARG:HG2	2.47	0.49
1:CA:767:A:H2'	1:CA:768:A:H8	1.77	0.49
11:AL:85:ARG:CB	11:AL:93:ARG:HA	2.42	0.49
52:BW:9:THR:C	52:BW:10:ARG:HD3	2.32	0.49
23:DB:757:G:H2'	23:DB:758:C:H5'	1.93	0.49
23:DB:340:A:H2'	23:DB:341:C:C5'	2.42	0.49
1:AA:1124:G:C5'	9:AJ:38:GLY:HA3	2.42	0.49
23:DB:1819:A:OP1	25:DC:159:THR:HG21	2.13	0.49
45:DS:26:GLY:O	45:DS:28:LYS:N	2.45	0.49
27:DK:35:VAL:CG2	27:DK:36:GLY:H	2.13	0.49
6:AG:46:LEU:O	6:AG:57:GLU:HB3	2.13	0.49
8:AI:48:ARG:O	8:AI:52:GLU:HB2	2.13	0.49
44:BQ:59:LEU:C	44:BQ:59:LEU:HD13	2.32	0.49
25:BC:140:VAL:HG12	25:BC:141:HIS:N	2.23	0.49
25:BC:145:MET:HG3	25:BC:152:GLN:OE1	2.12	0.49
4:CE:149:PRO:HG2	4:CE:150:GLU:H	1.78	0.49
23:BB:1060:U:C4	24:BI:131:THR:HG22	2.47	0.49
25:BC:41:GLY:HA3	25:BC:53:ILE:CG2	2.37	0.49
47:DF:147:ARG:O	47:DF:147:ARG:HD2	2.12	0.49
47:DF:87:LYS:C	47:DF:88:VAL:HG23	2.32	0.49
47:DF:7:TYR:O	47:DF:12:VAL:HG23	2.12	0.49
48:BG:102:ILE:O	48:BG:113:ASP:HA	2.12	0.49
47:BF:116:LEU:HD23	47:BF:174:PHE:CE2	2.48	0.49
23:DB:2820:A:OP1	42:DN:4:ARG:HA	2.12	0.49
8:CI:70:GLY:O	8:CI:74:GLN:HB2	2.12	0.49
13:AP:5:ARG:HH21	13:AP:24:SER:HA	1.73	0.49
23:DB:2740:A:H2'	23:DB:2741:A:C8	2.47	0.49
23:DB:1386:C:H2'	23:DB:1387:A:C8	2.48	0.49
20:AO:43:PHE:CE2	20:AO:53:ARG:HA	2.47	0.49
38:DM:64:TRP:HB2	38:DM:104:GLU:HB2	1.94	0.49
23:BB:2369:A:H2'	23:BB:2370:G:C8	2.47	0.49

Continued on next page...

Continued from previous page...

Atom-1	Atom-2	Distance(Å)	Clash(Å)
24:DI:85:ILE:HD12	24:DI:87:SER:O	2.12	0.49
23:DB:1854:A:H62	23:DB:1888:G:H1'	1.76	0.49
1:AA:687:A:C2	1:AA:704:A:C5	3.00	0.49
1:AA:706:A:H4'	10:AK:30:ILE:HD11	1.94	0.49
1:AA:706:A:H4'	10:AK:30:ILE:CD1	2.41	0.49
11:CL:86:VAL:CG2	11:CL:89:LEU:HB2	2.41	0.49
23:BB:2547:A:H4'	27:BK:29:HIS:NE2	2.27	0.49
42:DN:28:LEU:CA	42:DN:34:ILE:HD11	2.42	0.49
48:BG:167:VAL:HG23	48:BG:168:VAL:H	1.77	0.49
11:AL:32:VAL:HB	11:AL:55:ARG:HB3	1.94	0.49
45:BS:76:VAL:HG12	45:BS:103:ILE:HA	1.94	0.49
23:BB:414:C:H2'	23:BB:415:A:H8	1.76	0.49
14:CQ:18:LYS:HE3	14:CQ:48:GLU:HG2	1.93	0.49
29:BE:136:GLN:HB2	29:BE:139:LYS:HE3	1.94	0.49
3:CD:138:PRO:HA	3:CD:181:PHE:CD2	2.47	0.49
23:DB:2259:U:H2'	23:DB:2260:C:H6	1.78	0.49
23:DB:1370:C:H2'	23:DB:1371:G:O4'	2.12	0.49
27:DK:17:ARG:HB3	27:DK:45:GLU:HG3	1.95	0.49
1:AA:1176:A:H2'	1:AA:1177:G:O4'	2.11	0.49
23:BB:2694:G:H2'	23:BB:2695:U:C6	2.48	0.49
6:CG:112:ASP:H	6:CG:118:ARG:NE	2.10	0.49
3:AD:54:LEU:HD11	3:AD:55:ARG:HH21	1.78	0.49
11:CL:106:VAL:HG23	11:CL:116:TYR:HB3	1.95	0.49
23:BB:579:G:H4'	23:BB:2018:G:H5''	1.95	0.49
1:CA:501:C:H1'	1:CA:549:C:H1'	1.94	0.49
1:AA:691:G:H1'	1:AA:696:A:H61	1.77	0.49
43:DO:76:LYS:HG3	43:DO:113:ALA:HB2	1.94	0.49
1:CA:1435:G:H2'	1:CA:1436:U:C6	2.47	0.49
23:DB:230:G:H2'	23:DB:231:A:H8	1.77	0.49
1:CA:531:U:H5'	1:CA:531:U:C6	2.48	0.49
23:BB:1526:C:H2'	23:BB:1527:G:O4'	2.12	0.49
15:AR:32:ILE:HD11	15:AR:58:ILE:HG23	1.95	0.49
23:DB:2075:U:H2'	23:DB:2238:G:N2	2.28	0.49
23:DB:699:A:H4'	23:DB:1634:A:N7	2.27	0.49
1:CA:721:G:H4'	1:CA:722:G:O4'	2.12	0.49
1:AA:590:U:H2'	1:AA:591:U:H6	1.78	0.49
23:DB:531:C:O2'	23:DB:563:A:H5''	2.13	0.49
1:CA:590:U:H2'	1:CA:591:U:C6	2.47	0.49
36:B2:34:ARG:HG3	36:B2:34:ARG:HH11	1.76	0.49
23:DB:1390:U:O2'	23:DB:1391:U:H5'	2.12	0.49
23:BB:210:C:O2'	23:BB:211:C:H5'	2.13	0.49
23:BB:1973:G:O2'	23:BB:1974:C:H5'	2.13	0.49

Continued on next page...

Continued from previous page...

Atom-1	Atom-2	Distance(Å)	Clash(Å)
23:DB:2056:G:H21	31:D0:1:ALA:HA	1.76	0.49
23:DB:2054:A:H2'	31:D0:4:GLN:OE1	2.11	0.49
23:DB:2221:G:O2'	23:DB:2222:C:H5'	2.12	0.49
18:AB:67:LEU:HA	18:AB:89:PHE:O	2.11	0.49
12:CM:64:VAL:HA	12:CM:68:LEU:HD12	1.94	0.49
23:DB:899:A:H2'	23:DB:900:A:O4'	2.12	0.49
23:BB:877:A:H5''	23:BB:877:A:H8	1.77	0.49
1:CA:403:C:O2'	1:CA:404:G:H5'	2.12	0.49
22:BA:49:C:P	43:BO:30:ARG:HH12	2.36	0.49
50:BT:40:LYS:O	50:BT:43:ILE:HG22	2.13	0.49
9:CJ:8:ILE:CD1	9:CJ:76:ILE:HG23	2.43	0.49
52:DW:23:LYS:HD2	52:DW:24:ARG:N	2.25	0.49
2:AC:76:ILE:HA	2:AC:83:VAL:CG2	2.36	0.49
47:BF:57:ALA:HB2	47:BF:64:PRO:CG	2.42	0.49
29:DE:4:VAL:HG12	29:DE:5:LEU:N	2.22	0.49
38:BM:126:ILE:HD12	38:BM:126:ILE:N	2.27	0.49
23:DB:252:G:O2'	23:DB:253:C:H5'	2.12	0.49
47:BF:139:GLU:CG	47:BF:140:ILE:H	2.25	0.49
26:DD:138:LEU:N	26:DD:138:LEU:HD22	2.28	0.49
1:AA:1077:G:H2'	1:AA:1079:G:OP2	2.12	0.49
1:AA:14:U:H2'	1:AA:14:U:O2	2.13	0.49
1:CA:241:G:O2'	1:CA:242:G:H5'	2.12	0.49
26:BD:202:ILE:HG22	26:BD:204:LYS:NZ	2.26	0.49
1:CA:687:A:C2	1:CA:704:A:C5	3.00	0.49
37:BL:3:LEU:O	37:BL:5:THR:N	2.44	0.49
46:DU:48:VAL:O	46:DU:48:VAL:HG13	2.12	0.49
10:CK:14:GLN:OE1	10:CK:77:GLY:HA3	2.13	0.49
34:D3:14:LYS:HG2	34:D3:14:LYS:O	2.12	0.49
4:AE:156:ARG:HB2	7:AH:43:GLY:HA3	1.93	0.49
36:D2:10:LEU:HD21	36:D2:14:ARG:CZ	2.42	0.49
23:BB:1811:G:O2'	23:BB:1812:U:H5'	2.12	0.49
46:BU:6:ARG:O	46:BU:24:VAL:HB	2.13	0.49
23:BB:2547:A:H2'	23:BB:2548:U:H6	1.76	0.49
25:DC:91:ALA:CB	25:DC:105:ALA:HB2	2.42	0.49
41:DJ:114:LEU:O	41:DJ:118:MET:HG3	2.13	0.49
14:CQ:24:ILE:HD12	14:CQ:24:ILE:N	2.27	0.49
35:DV:59:GLU:HG2	35:DV:60:VAL:N	2.28	0.49
23:BB:1569:A:H2'	23:BB:1570:A:C8	2.47	0.49
23:DB:38:A:O2'	29:DE:43:THR:HA	2.13	0.49
26:BD:125:TRP:CD2	26:BD:160:LYS:HB3	2.48	0.49
23:DB:151:C:H2'	23:DB:152:A:C8	2.48	0.49
23:BB:1190:G:H5''	37:BL:32:GLY:O	2.12	0.49

Continued on next page...

Continued from previous page...

Atom-1	Atom-2	Distance(Å)	Clash(Å)
1:AA:398:U:H2'	1:AA:399:G:H8	1.76	0.49
26:DD:15:PHE:CE2	28:DP:77:SER:HB2	2.48	0.49
1:AA:253:A:H2'	1:AA:254:G:H8	1.76	0.49
1:CA:502:A:H2'	1:CA:503:C:C6	2.47	0.49
23:BB:2256:G:H2'	23:BB:2257:U:H6	1.77	0.49
23:BB:256:A:H2'	23:BB:257:C:H6	1.78	0.49
1:CA:1167:A:H2'	1:CA:1169:A:N6	2.27	0.49
34:B3:7:ARG:HG3	34:B3:7:ARG:NH1	2.27	0.49
1:CA:1121:U:O2'	1:CA:1122:U:H5'	2.13	0.49
1:CA:218:U:H2'	1:CA:219:U:C6	2.46	0.49
1:CA:692:U:H2'	1:CA:694:A:OP2	2.12	0.49
3:CD:41:GLY:C	3:CD:43:ARG:H	2.16	0.49
23:BB:1128:G:O2'	23:BB:1129:A:H5''	2.12	0.49
23:DB:1518:C:H2'	23:DB:1519:G:C8	2.48	0.49
42:DN:72:ASP:C	42:DN:74:GLU:H	2.16	0.49
23:DB:702:U:H2'	23:DB:703:U:C6	2.47	0.49
23:DB:1661:G:O2'	23:DB:1662:U:H5'	2.12	0.49
16:CS:55:GLN:HA	16:CS:55:GLN:NE2	2.26	0.49
1:AA:420:U:O2'	1:AA:421:U:H5''	2.13	0.49
1:CA:505:G:H4'	1:CA:534:U:C4	2.47	0.49
24:DI:92:PRO:O	24:DI:93:ASN:HB2	2.12	0.49
29:DE:32:VAL:HG23	29:DE:33:VAL:N	2.27	0.49
2:CC:104:GLU:HG2	2:CC:105:VAL:N	2.27	0.49
1:AA:1124:G:H5''	9:AJ:37:ARG:O	2.13	0.49
9:AJ:73:LEU:HD13	9:AJ:75:ASP:HB2	1.95	0.49
25:DC:201:LEU:O	25:DC:202:ARG:O	2.29	0.49
45:DS:24:ILE:CD1	45:DS:36:LEU:HD21	2.41	0.49
1:AA:1048:G:O3'	1:AA:1049:U:H3'	2.12	0.49
52:DW:35:ILE:O	52:DW:35:ILE:HG12	2.11	0.49
40:BH:47:PHE:HA	40:BH:50:ARG:NE	2.09	0.49
8:CI:44:ARG:HB2	8:CI:48:ARG:CZ	2.43	0.49
23:BB:1842:G:H2'	23:BB:1843:C:C6	2.48	0.49
49:BR:38:VAL:HG22	49:BR:40:MET:H	1.78	0.49
1:CA:1203:C:H4'	21:CN:66:THR:HG22	1.95	0.49
16:CS:14:LEU:HD22	16:CS:34:SER:HB2	1.94	0.49
1:CA:121:U:H3'	1:CA:121:U:OP1	2.12	0.49
3:CD:2:ARG:H	3:CD:4:LEU:HD11	1.78	0.49
5:AF:6:ILE:HG13	5:AF:62:MET:HB2	1.94	0.49
52:DW:43:LYS:HD2	52:DW:79:ILE:CD1	2.33	0.49
27:DK:73:ASP:OD2	27:DK:75:SER:HB3	2.12	0.49
50:BT:15:HIS:N	50:BT:32:LEU:HA	2.17	0.49
37:DL:78:ARG:NH2	37:DL:113:ALA:HB1	2.27	0.49

Continued on next page...

Continued from previous page...

Atom-1	Atom-2	Distance(Å)	Clash(Å)
2:AC:134:LYS:HE3	2:AC:167:TYR:OH	2.12	0.49
1:AA:1250:A:H4'	8:AI:69:GLY:O	2.12	0.49
46:DU:3:LYS:CB	46:DU:82:VAL:HG21	2.37	0.49
23:BB:596:U:H2'	23:BB:597:G:H8	1.78	0.49
28:BP:25:VAL:HB	28:BP:84:SER:O	2.13	0.49
47:DF:155:ILE:HG22	47:DF:156:THR:N	2.27	0.49
2:AC:94:ALA:O	2:AC:96:VAL:HG22	2.12	0.49
38:BM:100:LYS:CD	38:BM:101:VAL:H	2.26	0.49
40:DH:5:LEU:HD13	40:DH:12:LEU:C	2.33	0.49
23:DB:574:A:H4'	23:DB:575:A:C5'	2.43	0.49
47:BF:111:ARG:HH11	47:BF:135:ILE:HG21	1.77	0.49
47:BF:29:ARG:HE	47:BF:29:ARG:H	1.59	0.49
22:BA:112:G:O2'	22:BA:113:C:H5'	2.13	0.49
23:DB:2677:G:H2'	23:DB:2678:C:H6	1.74	0.49
1:CA:1312:G:H2'	1:CA:1313:U:C6	2.47	0.49
32:D4:1:MET:CE	32:D4:36:ARG:HB2	2.42	0.49
23:BB:1731:G:O2'	23:BB:1732:C:H5''	2.12	0.49
7:AH:101:ALA:HB3	7:AH:112:ASP:HB3	1.95	0.49
7:AH:99:GLY:HA2	7:AH:129:ALA:HA	1.95	0.49
23:DB:7:G:H5'	41:DJ:132:HIS:CD2	2.48	0.49
40:DH:47:PHE:O	40:DH:51:ARG:HG3	2.13	0.49
1:CA:861:G:H2'	1:CA:862:C:C6	2.46	0.49
29:DE:105:LEU:HD21	29:DE:177:PRO:HB3	1.94	0.49
23:DB:475:C:H4'	23:DB:509:C:H2'	1.94	0.49
35:DV:63:ILE:HB	35:DV:70:ILE:HG12	1.94	0.49
27:BK:64:ARG:HH21	28:BP:67:GLU:HG3	1.78	0.49
1:AA:394:G:O2'	1:AA:395:C:H5'	2.12	0.49
28:DP:63:ILE:HA	28:DP:67:GLU:O	2.12	0.49
23:DB:1459:G:H2'	23:DB:1461:C:C4	2.47	0.49
1:CA:1347:G:H2'	8:CI:109:GLN:O	2.13	0.49
25:BC:202:ARG:HE	25:BC:213:ARG:NH2	2.09	0.49
34:B3:21:PHE:HB2	34:B3:49:VAL:HG22	1.93	0.49
46:BU:78:LYS:CD	46:BU:79:ALA:H	2.24	0.49
1:CA:1118:U:H1'	1:CA:1179:A:C4	2.47	0.49
16:CS:47:THR:HA	16:CS:60:PHE:CZ	2.47	0.49
23:BB:753:A:H2'	23:BB:754:U:H6	1.73	0.49
23:BB:2789:C:H2'	23:BB:2893:A:N7	2.27	0.49
37:BL:136:GLU:C	37:BL:138:ALA:H	2.15	0.49
23:DB:783:A:H4'	23:DB:1779:U:O2	2.11	0.49
1:CA:597:G:H2'	1:CA:598:U:H5'	1.94	0.49
43:BO:52:SER:C	43:BO:54:VAL:H	2.15	0.49
1:AA:34:C:H2'	1:AA:35:G:C8	2.47	0.49

Continued on next page...

Continued from previous page...

Atom-1	Atom-2	Distance(Å)	Clash(Å)
7:CH:17:GLN:HE21	7:CH:62:LEU:HG	1.78	0.49
1:AA:996:A:H2'	1:AA:997:U:H6	1.75	0.49
1:CA:1374:A:O2'	1:CA:1375:A:H5'	2.13	0.49
47:DF:78:ILE:HA	47:DF:82:TYR:CD1	2.47	0.49
41:BJ:124:VAL:O	41:BJ:125:TYR:HB2	2.13	0.49
24:BI:89:SER:HA	24:BI:97:VAL:CG2	2.42	0.49
14:CQ:45:VAL:HG12	14:CQ:46:HIS:N	2.27	0.49
1:CA:1486:G:H2'	1:CA:1487:G:O4'	2.12	0.49
46:DU:5:ARG:HH22	46:DU:93:ARG:HD3	1.76	0.49
8:CI:90:ASP:O	8:CI:92:SER:N	2.43	0.49
23:BB:693:A:H2'	23:BB:694:U:H6	1.78	0.49
1:CA:1476:A:H2'	1:CA:1477:U:O4'	2.12	0.49
1:AA:1435:G:H2'	1:AA:1436:U:C6	2.47	0.49
23:BB:2653:U:H3'	23:BB:2654:A:H2'	1.95	0.49
23:DB:2831:G:H1'	23:DB:2883:A:C2	2.47	0.49
23:DB:1494:A:H2'	23:DB:1495:A:C8	2.48	0.49
1:AA:1275:A:H2'	1:AA:1276:G:O4'	2.12	0.49
1:CA:607:A:H2'	1:CA:608:A:C8	2.46	0.49
1:CA:1426:G:O2'	1:CA:1427:C:H5'	2.13	0.49
38:DM:54:THR:C	38:DM:56:ALA:H	2.15	0.49
28:DP:26:GLU:HG3	28:DP:43:GLU:HB2	1.93	0.49
3:AD:170:LEU:HD12	3:AD:170:LEU:O	2.13	0.49
23:DB:2350:C:H2'	23:DB:2351:G:C8	2.48	0.49
23:BB:1449:G:O2'	23:BB:1450:G:H5'	2.13	0.49
23:BB:189:G:H2'	23:BB:205:G:H22	1.77	0.49
25:BC:173:LEU:H	25:BC:173:LEU:HD22	1.77	0.49
23:DB:11:C:N4	23:DB:2629:U:H3	2.10	0.49
10:AK:110:THR:CG2	19:AU:4:LYS:HA	2.42	0.49
1:AA:1400:C:H4'	1:AA:1401:G:OP2	2.13	0.49
12:AM:63:VAL:O	12:AM:68:LEU:HD21	2.11	0.49
18:CB:71:THR:C	18:CB:76:SER:HB3	2.32	0.49
23:DB:2047:C:H2'	23:DB:2048:G:C8	2.47	0.49
21:AN:63:CYS:HB2	21:AN:79:SER:HB3	1.93	0.49
23:BB:1508:A:H2'	23:BB:1509:A:C2	2.47	0.49
1:AA:903:G:H2'	1:AA:904:U:C6	2.48	0.49
2:CC:18:ASN:CA	2:CC:55:VAL:HG22	2.38	0.49
23:BB:340:A:H2'	23:BB:341:C:C5'	2.43	0.49
18:CB:51:GLU:HG2	18:CB:197:PHE:HD1	1.78	0.49
21:AN:26:LEU:O	21:AN:30:ILE:N	2.43	0.49
1:AA:1053:G:C6	1:AA:1200:C:H5''	2.48	0.49
44:DQ:105:PHE:HA	44:DQ:108:LEU:CD1	2.34	0.49
44:DQ:59:LEU:C	44:DQ:59:LEU:HD13	2.33	0.49

Continued on next page...

Continued from previous page...

Atom-1	Atom-2	Distance(Å)	Clash(Å)
18:AB:95:TRP:CZ3	18:AB:171:ALA:HA	2.47	0.49
25:BC:244:VAL:HG12	25:BC:250:GLN:N	2.28	0.49
44:BQ:59:LEU:HD13	44:BQ:60:TRP:N	2.28	0.49
2:CC:155:ARG:H	2:CC:162:ALA:CA	2.13	0.49
23:DB:876:C:H2'	23:DB:876:C:O2	2.11	0.49
37:DL:18:ARG:O	37:DL:19:LEU:HD12	2.12	0.49
23:DB:142:A:H2	50:DT:2:ILE:HG22	1.76	0.49
47:BF:134:GLN:HB3	47:BF:149:ARG:CB	2.43	0.49
38:DM:66:ARG:CZ	38:DM:101:VAL:HG11	2.43	0.49
1:AA:922:G:N3	1:AA:1398:A:H2	2.10	0.49
47:DF:107:VAL:N	47:DF:108:PRO:CD	2.75	0.49
24:DI:24:GLY:HA2	24:DI:34:ILE:HD12	1.95	0.49
13:CP:5:ARG:HH21	13:CP:24:SER:HA	1.75	0.49
1:AA:130:A:H1'	1:AA:263:A:O2'	2.12	0.49
17:AT:47:GLN:HE21	17:AT:82:ILE:CD1	2.25	0.49
23:BB:2800:A:H2'	23:BB:2801:G:C4'	2.42	0.49
10:AK:20:ALA:O	10:AK:22:ILE:HG13	2.12	0.49
1:CA:1037:C:O2'	1:CA:1038:C:H5'	2.13	0.49
1:CA:68:G:H2'	1:CA:69:G:O4'	2.13	0.49
23:DB:2886:A:N6	31:D0:39:ARG:CZ	2.76	0.49
23:DB:2884:U:C5	31:D0:49:ARG:HG2	2.47	0.49
46:DU:48:VAL:O	46:DU:50:ALA:N	2.45	0.49
23:DB:5:A:H2'	23:DB:6:A:H8	1.72	0.49
1:CA:859:G:O2'	1:CA:860:A:H5'	2.13	0.49
34:D3:23:HIS:CG	37:DL:61:LEU:HD23	2.48	0.49
5:AF:66:ALA:HB1	5:AF:70:VAL:HG21	1.94	0.49
35:DV:75:GLN:HB3	35:DV:90:ASP:HB2	1.93	0.49
10:AK:30:ILE:HG22	10:AK:45:THR:HB	1.94	0.49
1:CA:313:A:H2'	1:CA:314:C:H6	1.78	0.49
1:CA:1118:U:H2'	1:CA:1119:C:H6	1.78	0.49
23:DB:138:U:O2'	23:DB:140:C:H5'	2.13	0.49
9:CJ:86:ALA:O	9:CJ:90:LEU:HG	2.13	0.49
40:DH:115:VAL:HA	40:DH:132:PHE:HA	1.93	0.49
1:CA:585:G:O2'	1:CA:586:C:H5'	2.13	0.49
1:CA:555:U:H2'	1:CA:556:C:H6	1.78	0.49
1:CA:1254:A:O4'	1:CA:1356:G:H5''	2.13	0.49
23:DB:2881:U:O3'	42:DN:96:ARG:HG3	2.13	0.49
6:AG:4:ARG:NH1	6:AG:5:VAL:H	2.09	0.49
1:CA:594:U:H2'	1:CA:595:A:O4'	2.13	0.49
14:AQ:45:VAL:HG12	14:AQ:46:HIS:N	2.27	0.49
23:DB:2394:C:H2'	23:DB:2395:C:C6	2.48	0.49
23:BB:1631:G:H22	23:BB:1633:G:H3'	1.76	0.49

Continued on next page...

Continued from previous page...

Atom-1	Atom-2	Distance(Å)	Clash(Å)
31:D0:53:VAL:CB	42:DN:118:ARG:HH22	2.25	0.49
27:DK:108:ARG:HG3	27:DK:108:ARG:O	2.12	0.49
1:AA:908:A:O2'	1:AA:909:A:H5'	2.12	0.49
23:DB:1259:G:H2'	23:DB:1260:A:C8	2.47	0.49
23:DB:1742:U:O2'	23:DB:1743:G:H5'	2.12	0.49
11:CL:30:ARG:O	11:CL:57:THR:HG23	2.13	0.49
30:BY:2:LYS:HE2	30:BY:39:ASP:OD2	2.12	0.49
23:BB:692:C:H2'	23:BB:693:A:H8	1.76	0.49
23:BB:222:A:N6	23:BB:232:G:H1'	2.27	0.49
23:DB:1838:C:H4'	23:DB:1839:G:C8	2.47	0.49
1:AA:721:G:H4'	1:AA:722:G:O4'	2.12	0.49
23:BB:425:G:O2'	23:BB:426:C:H5'	2.13	0.49
3:CD:72:ARG:HA	3:CD:203:TYR:HE1	1.77	0.49
23:DB:2432:A:O2'	23:DB:2433:A:H5'	2.12	0.49
46:DU:98:ASN:OD1	46:DU:100:GLU:HB2	2.13	0.49
22:BA:2:G:H2'	22:BA:3:C:C5	2.48	0.49
23:DB:1163:G:O2'	23:DB:1164:C:H5'	2.12	0.49
28:BP:99:LEU:HD13	28:BP:99:LEU:O	2.12	0.49
24:BI:72:THR:HG21	24:BI:111:THR:O	2.13	0.49
8:AI:90:ASP:HB3	8:AI:93:LEU:HG	1.93	0.49
22:BA:16:G:O2'	22:BA:17:C:H5'	2.13	0.49
23:BB:2599:G:H2'	23:BB:2600:A:H8	1.77	0.49
45:DS:88:ARG:HG3	45:DS:88:ARG:HH21	1.77	0.49
23:BB:2081:U:H2'	23:BB:2082:A:C8	2.47	0.49
25:DC:9:SER:C	25:DC:11:GLY:H	2.16	0.49
23:BB:921:C:H2'	23:BB:922:C:H6	1.78	0.49
23:BB:1205:A:N7	29:BE:165:HIS:CG	2.81	0.49
13:AP:28:ARG:HD3	13:AP:29:ASN:ND2	2.28	0.49
29:BE:62:GLN:CG	29:BE:63:LYS:H	2.25	0.49
6:AG:29:LEU:HD11	6:AG:119:LEU:HD21	1.94	0.49
52:DW:55:ASP:C	52:DW:57:THR:H	2.16	0.49
18:AB:180:ILE:O	18:AB:182:VAL:HG23	2.13	0.49
28:BP:4:ILE:O	28:BP:6:GLN:N	2.40	0.49
1:AA:1060:U:C5'	9:AJ:53:ILE:HG12	2.40	0.49
42:DN:103:ARG:HB3	42:DN:106:ASP:O	2.12	0.49
11:AL:21:PRO:C	11:AL:23:LEU:H	2.16	0.49
11:CL:21:PRO:C	11:CL:23:LEU:H	2.16	0.49
1:AA:408:A:H3'	1:AA:409:U:C6	2.45	0.49
24:DI:128:ILE:HA	24:DI:131:THR:HG23	1.94	0.49
4:CE:92:ARG:O	4:CE:126:ALA:HB1	2.12	0.49
23:BB:1157:G:O2'	30:BY:31:ILE:HD13	2.13	0.49
1:CA:664:G:N2	1:CA:741:G:H1	2.03	0.49

Continued on next page...

Continued from previous page...

Atom-1	Atom-2	Distance(Å)	Clash(Å)
23:DB:1229:C:H2'	23:DB:1230:A:C8	2.47	0.49
23:BB:1652:A:H62	42:BN:11:ASN:ND2	2.02	0.49
27:DK:105:ARG:N	27:DK:105:ARG:HD3	2.20	0.49
47:DF:167:ALA:O	47:DF:170:ALA:HB3	2.13	0.49
47:DF:30:VAL:HG21	47:DF:96:TRP:HE1	1.78	0.49
40:BH:5:LEU:CD1	40:BH:17:ASP:HB3	2.38	0.49
1:AA:1227:A:H1'	12:AM:113:LYS:HZ3	1.77	0.49
12:AM:89:ARG:HH12	12:AM:101:THR:CG2	2.26	0.49
48:DG:145:ALA:O	48:DG:149:ALA:N	2.44	0.49
17:AT:75:LYS:O	17:AT:78:LEU:HB2	2.13	0.49
17:CT:64:GLY:C	17:CT:66:ILE:H	2.16	0.49
36:D2:45:SER:O	36:D2:46:LYS:CB	2.55	0.49
23:BB:548:G:H5''	23:BB:549:G:H5'	1.93	0.49
48:BG:16:VAL:HG11	48:BG:44:HIS:NE2	2.28	0.49
26:DD:106:LYS:HB3	26:DD:206:ALA:CB	2.42	0.49
2:CC:111:ASP:O	2:CC:112:ALA:C	2.50	0.49
39:DX:24:GLU:O	39:DX:28:LEU:HG	2.12	0.49
23:BB:1654:A:H2'	23:BB:1655:A:H8	1.77	0.49
23:BB:1654:A:H61	23:BB:2049:G:P	2.36	0.49
23:BB:2722:G:H2'	23:BB:2723:C:C6	2.47	0.49
1:CA:429:U:C1'	1:CA:430:A:H5''	2.43	0.49
1:AA:1330:U:H5''	12:AM:22:TYR:O	2.12	0.49
10:AK:19:VAL:N	10:AK:34:THR:O	2.46	0.49
25:DC:123:ILE:O	25:DC:123:ILE:HG13	2.13	0.49
37:BL:93:ASN:HD22	37:BL:94:THR:H	1.59	0.49
1:CA:1285:A:HO2'	1:CA:1286:U:P	2.35	0.49
23:DB:2344:U:H4'	23:DB:2345:G:OP1	2.12	0.49
31:B0:27:LEU:HD13	31:B0:37:HIS:O	2.13	0.49
23:DB:660:C:H2'	23:DB:661:A:H8	1.77	0.49
11:CL:41:PRO:HA	11:CL:88:ASP:O	2.12	0.49
42:BN:79:LEU:O	42:BN:80:PHE:HB2	2.11	0.49
23:DB:413:C:H2'	23:DB:414:C:C6	2.48	0.49
23:DB:639:U:H2'	23:DB:640:C:H6	1.77	0.49
23:DB:2066:C:O2'	23:DB:2067:G:H5'	2.11	0.49
23:BB:171:U:H2'	23:BB:172:A:H8	1.73	0.49
48:DG:167:VAL:HG23	48:DG:168:VAL:H	1.77	0.49
23:DB:564:C:H1'	44:DQ:36:GLN:OE1	2.13	0.49
40:BH:111:ALA:O	40:BH:132:PHE:HE1	1.94	0.49
1:AA:1135:U:H5'	1:AA:1136:C:OP1	2.12	0.49
23:BB:2100:G:C6	23:BB:2190:G:C6	3.00	0.49
41:DJ:96:ARG:N	41:DJ:97:PRO:HD3	2.28	0.49
10:AK:75:GLU:N	10:AK:75:GLU:CD	2.66	0.49

Continued on next page...

Continued from previous page...

Atom-1	Atom-2	Distance(Å)	Clash(Å)
1:CA:1355:G:H2'	1:CA:1356:G:H8	1.77	0.49
23:DB:2031:A:H5'	23:DB:2031:A:C8	2.46	0.49
1:AA:814:A:O2'	1:AA:815:A:H3'	2.12	0.49
21:AN:10:VAL:HB	21:AN:11:LYS:NZ	2.27	0.49
36:B2:18:PHE:CE1	36:B2:22:MET:HG3	2.48	0.49
1:CA:35:G:H2'	1:CA:36:C:H6	1.78	0.49
23:DB:2813:A:H2'	23:DB:2814:A:H8	1.77	0.49
45:BS:81:SER:HB3	45:BS:99:ARG:HB3	1.94	0.49
20:CO:48:LYS:C	20:CO:50:HIS:H	2.15	0.49
31:B0:53:VAL:CB	42:BN:118:ARG:HH22	2.25	0.49
23:BB:1327:A:H2'	23:BB:1328:A:H5'	1.94	0.49
18:AB:22:TRP:HA	18:AB:189:ASN:CA	2.42	0.49
1:AA:1005:A:H2'	1:AA:1006:G:O4'	2.12	0.49
1:AA:1005:A:H5'	1:AA:1037:C:O2	2.13	0.49
23:DB:1328:A:H2'	23:DB:1330:C:C4	2.47	0.49
12:CM:69:ARG:CA	12:CM:69:ARG:HH11	2.25	0.49
1:CA:44:A:O2'	1:CA:45:G:H5'	2.12	0.49
23:DB:2630:G:O2'	23:DB:2631:G:H5'	2.13	0.49
48:BG:97:VAL:CG2	48:BG:124:CYS:HB2	2.42	0.49
23:DB:234:U:O2'	23:DB:235:U:H5'	2.13	0.49
23:BB:1054:A:H2'	23:BB:1055:G:O4'	2.11	0.49
1:AA:746:A:H2'	1:AA:747:A:H8	1.76	0.49
23:BB:1667:G:OP1	27:BK:6:THR:HA	2.12	0.49
1:CA:590:U:H2'	1:CA:591:U:H6	1.77	0.49
17:AT:27:MET:O	17:AT:31:ILE:HG13	2.12	0.49
12:AM:10:ASP:HB3	12:AM:45:SER:HB3	1.94	0.49
1:AA:692:U:O2	1:AA:694:A:H5''	2.13	0.49
23:BB:1392:A:H2'	23:BB:1393:A:C8	2.47	0.49
1:AA:505:G:H4'	1:AA:534:U:C4	2.46	0.49
11:AL:120:ARG:HG2	11:AL:121:PRO:HD2	1.95	0.49
1:CA:853:C:C2'	1:CA:854:U:H5'	2.42	0.49
6:AG:109:LYS:HE3	6:AG:109:LYS:O	2.12	0.49
3:CD:110:ARG:HG3	3:CD:110:ARG:HH11	1.78	0.49
6:CG:51:GLN:O	6:CG:51:GLN:HG2	2.12	0.49
25:BC:79:ARG:HD2	25:BC:81:GLU:OE2	2.12	0.49
1:CA:315:A:H5''	1:CA:317:U:OP2	2.12	0.49
23:BB:2639:A:H2'	23:BB:2640:G:O4'	2.12	0.49
23:DB:341:C:H2'	23:DB:342:A:H8	1.77	0.49
18:CB:55:GLU:HA	18:CB:58:LYS:HB3	1.93	0.49
50:BT:85:VAL:C	50:BT:86:THR:HG23	2.32	0.49
28:DP:4:ILE:O	28:DP:6:GLN:N	2.40	0.49
40:DH:103:VAL:CG2	40:DH:108:VAL:HB	2.42	0.49

Continued on next page...

Continued from previous page...

Atom-1	Atom-2	Distance(Å)	Clash(Å)
12:CM:9:PRO:HB2	12:CM:17:ALA:HB1	1.95	0.49
21:AN:5:MET:SD	21:AN:8:ARG:HD3	2.53	0.49
44:BQ:63:ARG:HH22	44:BQ:96:ASP:CA	2.26	0.49
1:CA:779:C:H2'	1:CA:780:A:O4'	2.12	0.49
1:CA:405:U:C5	3:CD:4:LEU:HD21	2.47	0.49
3:CD:29:THR:HG22	3:CD:30:LYS:HD3	1.95	0.49
29:DE:134:LEU:HD23	29:DE:161:ALA:HB2	1.94	0.49
1:AA:82:G:N1	1:AA:88:U:H1'	2.28	0.49
37:BL:23:ILE:HG13	49:BR:82:HIS:ND1	2.28	0.49
50:BT:8:LEU:HD22	50:BT:46:ALA:HA	1.93	0.49
4:AE:92:ARG:O	4:AE:126:ALA:HB1	2.12	0.49
1:AA:1179:A:H2'	1:AA:1180:A:C8	2.47	0.49
23:DB:1196:C:H2'	23:DB:1197:G:H8	1.78	0.49
1:CA:920:U:H2'	1:CA:921:U:H6	1.72	0.49
27:BK:70:ARG:CB	27:BK:76:VAL:HG22	2.42	0.49
22:DA:43:C:O2'	47:DF:91:ARG:HD2	2.12	0.49
23:DB:2543:G:H2'	23:DB:2544:G:H8	1.76	0.49
23:DB:2543:G:H4'	23:DB:2645:G:N2	2.28	0.49
7:AH:77:VAL:HG23	7:AH:126:CYS:HA	1.94	0.49
47:BF:105:ILE:HA	47:BF:108:PRO:HB2	1.94	0.49
42:DN:12:ARG:HG3	42:DN:13:ASN:N	2.28	0.49
4:AE:21:SER:HB3	4:AE:28:ARG:NH2	2.28	0.49
23:DB:1997:C:H2'	23:DB:1998:A:H8	1.77	0.49
23:DB:2722:G:H2'	23:DB:2723:C:C6	2.48	0.49
23:DB:1168:G:H2'	23:DB:1169:A:H8	1.73	0.49
1:AA:378:G:O2'	1:AA:379:C:H5'	2.13	0.49
1:CA:1319:A:OP1	16:CS:4:LEU:HD11	2.13	0.49
10:AK:95:THR:HG23	10:AK:96:ILE:H	1.78	0.49
16:AS:10:ILE:HG21	16:AS:40:PHE:CZ	2.46	0.49
1:AA:673:A:H1'	15:AR:63:TYR:HE1	1.76	0.49
23:DB:1958:C:O2'	23:DB:1959:G:H5'	2.13	0.49
46:BU:53:GLN:O	46:BU:53:GLN:HG2	2.12	0.49
1:AA:203:G:H1'	1:AA:465:A:N6	2.26	0.49
1:AA:462:G:H5'	1:AA:463:U:P	2.53	0.49
23:BB:1324:G:H1'	23:BB:1616:A:C6	2.48	0.49
27:BK:61:VAL:HG11	27:BK:112:PHE:CZ	2.48	0.49
27:BK:66:LYS:HD2	27:BK:81:GLY:N	2.27	0.49
1:CA:1033:G:H2'	1:CA:1034:G:O4'	2.13	0.49
29:BE:77:ILE:HG13	29:BE:78:TRP:HE3	1.78	0.49
23:BB:2675:A:N1	23:BB:2732:G:O6	2.46	0.49
23:BB:1945:G:H2'	23:BB:1946:U:C6	2.48	0.49
42:BN:83:LEU:HD21	42:BN:115:LEU:HD11	1.95	0.49

Continued on next page...

Continued from previous page...

Atom-1	Atom-2	Distance(Å)	Clash(Å)
23:BB:1076:C:H4'	24:BI:94:LYS:CE	2.42	0.49
4:CE:46:GLY:CA	4:CE:70:MET:HA	2.42	0.49
1:CA:1505:G:H5''	1:CA:1506:U:O5'	2.12	0.49
41:BJ:96:ARG:N	41:BJ:97:PRO:HD3	2.27	0.49
49:DR:24:LYS:O	49:DR:24:LYS:HD3	2.13	0.49
23:BB:608:A:H2'	23:BB:609:A:H8	1.76	0.49
23:BB:1778:U:H2'	23:BB:1784:A:N6	2.27	0.49
18:CB:205:ALA:O	18:CB:209:VAL:HG22	2.12	0.49
23:BB:458:G:H22	23:BB:469:G:H2'	1.78	0.49
23:DB:866:A:H61	23:DB:913:U:C4'	2.25	0.49
49:BR:24:LYS:HD3	49:BR:24:LYS:O	2.13	0.49
23:BB:38:A:H1'	29:BE:43:THR:HB	1.93	0.49
1:AA:236:A:O2'	1:AA:237:G:H5'	2.12	0.49
23:DB:1569:A:H2'	23:DB:1570:A:C8	2.47	0.49
1:AA:284:C:H2'	1:AA:285:C:H6	1.77	0.49
23:BB:2393:U:O2'	23:BB:2394:C:H5'	2.13	0.49
23:BB:267:C:H2'	23:BB:268:C:H6	1.78	0.49
52:BW:69:GLU:HG3	52:BW:80:SER:HG	1.77	0.49
1:CA:792:A:H1'	1:CA:794:A:N7	2.27	0.49
15:AR:41:SER:HB3	15:AR:51:GLN:CD	2.33	0.49
6:AG:69:ARG:HB3	6:AG:95:ARG:HD3	1.94	0.49
23:BB:2201:G:H2'	23:BB:2202:U:C6	2.47	0.49
23:DB:2551:C:H2'	23:DB:2552:U:O4'	2.13	0.49
23:DB:925:A:O2'	23:DB:926:G:H5'	2.12	0.49
23:BB:2709:G:H2'	23:BB:2710:C:C6	2.48	0.49
23:BB:768:G:H2'	23:BB:769:U:O4'	2.12	0.49
1:AA:397:A:N3	1:AA:397:A:H3'	2.27	0.49
23:DB:768:G:H2'	23:DB:769:U:O4'	2.12	0.49
23:BB:849:A:H2'	23:BB:850:U:C6	2.48	0.49
23:BB:854:C:O2'	23:BB:855:G:H5'	2.12	0.49
29:BE:134:LEU:HD23	29:BE:161:ALA:HB2	1.93	0.49
1:AA:1123:U:O2'	1:AA:1124:G:H5'	2.13	0.49
9:AJ:34:ALA:HB1	9:AJ:76:ILE:HB	1.95	0.49
23:BB:2327:A:H2'	23:BB:2328:A:C8	2.47	0.49
44:DQ:88:GLU:HG2	49:DR:49:ILE:O	2.13	0.49
26:BD:186:LEU:HD21	28:BP:3:ILE:HD11	1.95	0.49
45:BS:26:GLY:O	45:BS:28:LYS:N	2.46	0.49
25:BC:242:HIS:O	25:BC:244:VAL:HG13	2.12	0.49
2:CC:154:GLY:HA2	2:CC:163:ARG:O	2.13	0.49
1:CA:781:A:O2'	1:CA:1522:U:O2	2.30	0.49
1:CA:814:A:O2'	1:CA:815:A:H3'	2.13	0.49
24:BI:74:PRO:O	24:BI:77:VAL:HG22	2.12	0.49

Continued on next page...

Continued from previous page...

Atom-1	Atom-2	Distance(Å)	Clash(Å)
48:BG:84:LYS:HG2	48:BG:85:LYS:N	2.23	0.49
4:CE:97:PRO:HA	4:CE:122:VAL:HG12	1.93	0.49
5:CF:97:THR:HB	5:CF:98:GLU:OE1	2.13	0.49
30:BY:10:ARG:HB3	30:BY:10:ARG:NH2	2.27	0.49
30:BY:6:ILE:HG21	30:BY:47:ILE:HD11	1.94	0.49
23:DB:1230:A:H2'	23:DB:1231:U:H6	1.73	0.49
1:AA:1468:A:O2'	1:AA:1469:C:H5'	2.13	0.49
29:BE:126:VAL:HG22	29:BE:127:GLU:N	2.22	0.49
47:DF:102:LEU:O	47:DF:103:ILE:HB	2.13	0.49
47:DF:127:TYR:O	47:DF:155:ILE:HB	2.12	0.49
47:DF:169:LEU:HB3	47:DF:174:PHE:CD1	2.48	0.49
1:AA:1303:C:H2'	1:AA:1304:G:O4'	2.13	0.49
1:AA:1289:A:H2'	1:AA:1290:G:H5'	1.93	0.49
48:DG:17:LYS:HG3	48:DG:19:ASN:OD1	2.12	0.49
23:DB:1655:A:H5'	26:DD:118:PHE:HB2	1.95	0.49
18:AB:125:PHE:CD2	18:AB:126:ASP:N	2.81	0.49
23:BB:2376:A:N6	43:BO:94:ARG:HD2	2.21	0.49
1:AA:532:A:H62	2:AC:191:THR:HB	1.77	0.49
23:DB:1251:C:OP2	44:DQ:9:ALA:HB2	2.13	0.49
40:DH:135:HIS:HD2	40:DH:138:VAL:HG23	1.77	0.49
26:DD:58:ASN:OD1	26:DD:59:ARG:HG3	2.13	0.49
4:CE:156:ARG:HH12	7:CH:42:GLU:HB3	1.76	0.49
23:DB:593:U:H2'	23:DB:594:U:H6	1.74	0.49
49:BR:29:THR:O	49:BR:63:VAL:HG23	2.12	0.49
27:BK:64:ARG:NH2	28:BP:67:GLU:HG3	2.27	0.49
28:BP:63:ILE:HA	28:BP:67:GLU:O	2.13	0.49
23:DB:2291:U:H2'	23:DB:2292:U:H6	1.76	0.49
23:DB:659:G:H4'	29:DE:95:LYS:HB3	1.95	0.49
8:CI:11:ARG:HA	8:CI:105:ARG:NH2	2.28	0.49
11:CL:89:LEU:HD22	11:CL:89:LEU:N	2.28	0.49
23:BB:1439:A:H5''	23:BB:1440:U:OP2	2.12	0.49
1:CA:658:C:O2'	1:CA:659:U:H5'	2.12	0.49
42:DN:35:LYS:HA	42:DN:111:ALA:O	2.12	0.49
23:DB:1119:U:H2'	23:DB:1120:G:C8	2.44	0.49
1:CA:1432:G:H1'	1:CA:1468:A:H61	1.77	0.49
23:BB:433:C:O2'	23:BB:434:U:H5'	2.13	0.49
39:BX:52:ARG:O	39:BX:56:LEU:HD23	2.13	0.49
11:AL:33:CYS:HA	11:AL:54:VAL:HA	1.95	0.49
23:BB:2772:C:H4'	26:BD:171:THR:CG2	2.42	0.49
1:AA:426:U:H2'	1:AA:427:U:C6	2.48	0.49
23:BB:1847:A:H4'	23:BB:1848:A:H8	1.78	0.49
42:DN:96:ARG:NE	42:DN:116:VAL:HA	2.28	0.49

Continued on next page...

Continued from previous page...

Atom-1	Atom-2	Distance(Å)	Clash(Å)
23:DB:526:A:N6	23:DB:2626:C:H4'	2.28	0.49
24:BI:56:VAL:CG2	24:BI:68:PHE:HB2	2.43	0.49
23:DB:1026:G:OP2	23:DB:1134:A:H1'	2.13	0.49
23:DB:41:C:O2'	23:DB:42:A:H5'	2.12	0.49
23:DB:863:A:H2'	23:DB:864:G:C8	2.46	0.49
30:BY:11:SER:OG	30:BY:13:ILE:HG13	2.12	0.49
52:DW:9:THR:HG23	52:DW:10:ARG:HD3	1.95	0.49
23:DB:680:C:H2'	23:DB:681:G:C8	2.47	0.49
23:DB:2415:G:H2'	23:DB:2416:C:C6	2.48	0.49
23:DB:492:A:H2'	23:DB:493:G:O4'	2.13	0.49
6:AG:62:GLU:O	6:AG:66:GLU:HG3	2.13	0.49
42:BN:72:ASP:C	42:BN:74:GLU:H	2.16	0.49
1:AA:911:U:H2'	1:AA:912:C:C6	2.48	0.49
41:DJ:88:THR:HG22	41:DJ:91:GLU:OE1	2.13	0.49
23:BB:1805:A:O2'	23:BB:1806:C:H5'	2.13	0.49
40:BH:124:THR:HG22	40:BH:125:THR:H	1.78	0.49
26:DD:154:LYS:HG2	26:DD:155:VAL:N	2.26	0.49
48:DG:72:ASN:O	48:DG:76:ILE:HG12	2.13	0.49
23:DB:2665:A:O2'	23:DB:2666:C:H5'	2.12	0.49
23:DB:1237:A:N3	23:DB:1237:A:H2'	2.27	0.49
1:CA:397:A:H3'	1:CA:397:A:N3	2.27	0.49
25:DC:42:ARG:CZ	25:DC:48:ILE:HD11	2.43	0.49
2:CC:106:ARG:N	2:CC:106:ARG:NE	2.54	0.49
18:CB:42:LEU:HA	18:CB:45:THR:OG1	2.13	0.49
52:BW:35:ILE:HG12	52:BW:35:ILE:O	2.12	0.49
45:DS:55:ILE:HD12	45:DS:107:VAL:HG21	1.94	0.49
1:AA:1053:G:C6	1:AA:1199:U:H2'	2.48	0.49
16:CS:39:ILE:CD1	16:CS:68:HIS:H	2.25	0.49
1:AA:1060:U:H2'	1:AA:1061:G:C8	2.47	0.49
44:BQ:60:TRP:C	44:BQ:64:ILE:HG12	2.32	0.49
26:BD:148:GLN:CG	26:BD:152:PRO:HG2	2.43	0.49
1:CA:404:G:O2'	1:CA:405:U:H5'	2.12	0.49
23:DB:917:A:H5''	23:DB:2268:A:N6	2.27	0.49
29:DE:145:ASP:H	29:DE:166:LYS:CB	2.26	0.49
52:DW:43:LYS:HE3	52:DW:68:PHE:HE1	1.78	0.49
4:AE:96:GLN:HB3	4:AE:123:LEU:CD1	2.42	0.49
18:AB:52:ALA:O	18:AB:56:LEU:HD13	2.12	0.49
29:DE:46:GLN:HG3	29:DE:87:ALA:HB3	1.95	0.49
1:CA:559:A:H4'	1:CA:560:A:H3'	1.95	0.49
10:AK:36:ARG:HG3	10:AK:36:ARG:HH11	1.78	0.49
40:BH:18:GLN:HE21	40:BH:39:ALA:CB	2.26	0.49
2:AC:96:VAL:CB	2:AC:97:PRO:HD2	2.41	0.49

Continued on next page...

Continued from previous page...

Atom-1	Atom-2	Distance(Å)	Clash(Å)
13:CP:23:ASP:CG	13:CP:25:ARG:HE	2.16	0.49
47:BF:91:ARG:C	47:BF:95:MET:HB2	2.33	0.49
36:B2:44:VAL:O	36:B2:45:SER:C	2.51	0.49
26:BD:123:LYS:HB3	26:BD:165:MET:HE3	1.94	0.49
1:CA:73:C:C2'	1:CA:74:A:H5'	2.43	0.49
40:DH:135:HIS:CD2	40:DH:138:VAL:HG23	2.48	0.49
14:CQ:20:ILE:HG12	14:CQ:52:CYS:SG	2.52	0.49
23:BB:136:G:O5'	23:BB:136:G:H8	1.96	0.49
18:CB:80:LYS:HG3	18:CB:81:ASP:N	2.27	0.49
49:DR:31:GLU:H	49:DR:63:VAL:CG2	2.25	0.49
26:BD:38:LYS:HB2	26:BD:47:ALA:HB3	1.95	0.49
23:BB:2543:G:H2'	23:BB:2544:G:H8	1.75	0.49
23:BB:627:A:OP1	23:BB:627:A:H2'	2.13	0.49
42:BN:58:ASP:O	42:BN:59:SER:HB3	2.12	0.49
1:AA:524:G:H2'	1:AA:525:C:H6	1.77	0.49
23:DB:2094:A:H2'	23:DB:2095:A:H8	1.77	0.49
23:BB:445:C:H2'	23:BB:446:G:O4'	2.13	0.49
37:DL:109:LYS:HB2	37:DL:111:ILE:HD11	1.94	0.49
1:AA:1486:G:C2'	1:AA:1487:G:O4'	2.61	0.49
39:BX:23:ARG:HA	39:BX:27:ASN:H	1.77	0.49
43:DO:52:SER:C	43:DO:54:VAL:H	2.16	0.49
23:BB:2340:A:H2'	23:BB:2341:G:H8	1.78	0.49
14:CQ:18:LYS:H	14:CQ:50:ASN:ND2	2.10	0.49
23:BB:1681:G:H21	23:BB:1762:A:H3'	1.78	0.49
1:AA:255:G:H1'	14:AQ:17:GLU:OE2	2.13	0.49
23:BB:438:G:H2'	23:BB:439:A:C8	2.47	0.49
1:AA:821:G:H2'	1:AA:822:U:H6	1.77	0.49
1:AA:237:G:H5''	14:AQ:26:ARG:NH2	2.28	0.49
23:DB:693:A:H2'	23:DB:694:U:H6	1.78	0.49
23:BB:2579:C:O5'	23:BB:2579:C:H6	1.95	0.49
23:DB:751:A:H5'	45:DS:90:LYS:HA	1.95	0.49
23:BB:409:G:H2'	23:BB:410:G:C8	2.48	0.49
12:AM:92:ARG:NH1	16:AS:79:TYR:HE2	2.10	0.49
1:AA:539:A:H2'	1:AA:540:G:H8	1.78	0.49
23:DB:408:G:O2'	23:DB:409:G:H5'	2.13	0.49
23:DB:2686:G:H2'	23:DB:2687:U:C6	2.48	0.49
1:AA:420:U:H2'	1:AA:422:C:C4	2.48	0.49
39:DX:49:ASP:O	39:DX:53:VAL:HG23	2.13	0.49
23:DB:1526:C:H2'	23:DB:1527:G:O4'	2.12	0.49
23:BB:49:A:OP1	23:BB:51:G:H5'	2.13	0.49
23:DB:992:C:H2'	23:DB:993:G:H8	1.77	0.49
23:BB:1477:A:H2'	23:BB:1478:G:O4'	2.13	0.49

Continued on next page...

Continued from previous page...

Atom-1	Atom-2	Distance(Å)	Clash(Å)
48:DG:59:ASP:O	48:DG:63:GLN:HB2	2.13	0.49
1:CA:656:G:H2'	1:CA:657:U:H6	1.78	0.49
9:AJ:88:MET:HA	9:AJ:91:ASP:OD1	2.13	0.49
1:AA:1132:C:H2'	1:AA:1133:G:C8	2.48	0.49
23:DB:2487:G:H2'	23:DB:2488:G:C8	2.48	0.49
23:DB:2488:G:H2'	23:DB:2489:U:C6	2.48	0.49
6:AG:11:ILE:HG12	6:AG:24:LYS:HE2	1.94	0.49
21:CN:19:TYR:C	21:CN:21:ALA:H	2.15	0.49
23:DB:1098:A:H2'	24:DI:4:VAL:C	2.34	0.48
29:BE:131:THR:HG22	29:BE:161:ALA:H	1.78	0.48
25:DC:209:ALA:HA	25:DC:212:TRP:NE1	2.28	0.48
50:DT:50:LEU:C	50:DT:52:GLU:H	2.16	0.48
45:DS:28:LYS:HB2	45:DS:31:GLN:HB2	1.95	0.48
25:DC:242:HIS:O	25:DC:244:VAL:HG13	2.13	0.48
25:DC:250:GLN:O	25:DC:250:GLN:HG2	2.13	0.48
49:DR:39:LEU:HD23	49:DR:39:LEU:N	2.28	0.48
45:BS:45:VAL:HG23	45:BS:46:LEU:N	2.28	0.48
29:DE:62:GLN:HE21	29:DE:62:GLN:HB2	1.52	0.48
51:DZ:5:CYS:HB3	51:DZ:9:GLY:N	2.27	0.48
12:CM:13:HIS:HB3	12:CM:40:GLU:O	2.12	0.48
8:CI:52:GLU:O	8:CI:53:LEU:HD22	2.12	0.48
3:AD:117:VAL:O	3:AD:130:ASN:HA	2.12	0.48
33:D1:49:LYS:HG2	33:D1:50:GLU:N	2.16	0.48
24:DI:79:LEU:HD12	24:DI:135:MET:SD	2.52	0.48
9:CJ:7:ARG:HG2	9:CJ:75:ASP:OD2	2.13	0.48
41:BJ:20:ALA:HB2	41:BJ:28:LEU:HD13	1.94	0.48
4:AE:39:GLY:HA3	4:AE:116:VAL:O	2.13	0.48
35:DV:14:LYS:CE	35:DV:18:ARG:HH21	2.24	0.48
37:DL:116:VAL:HG22	37:DL:117:THR:N	2.28	0.48
27:DK:2:ILE:HG22	27:DK:32:TYR:HB3	1.94	0.48
4:CE:37:VAL:HG12	4:CE:47:PHE:HB2	1.94	0.48
7:CH:124:ILE:C	7:CH:125:ILE:HD12	2.34	0.48
1:CA:922:G:H2'	1:CA:923:A:H8	1.78	0.48
41:DJ:15:TRP:HB3	41:DJ:137:PRO:HB3	1.94	0.48
23:DB:2519:U:C6	23:DB:2542:A:N6	2.81	0.48
43:DO:47:VAL:HG12	43:DO:48:LEU:N	2.22	0.48
23:DB:2312:U:H4'	47:DF:84:ILE:HG21	1.94	0.48
48:BG:145:ALA:O	48:BG:149:ALA:N	2.44	0.48
22:DA:96:G:O2'	22:DA:97:C:H5'	2.13	0.48
32:B4:15:LYS:O	32:B4:16:ILE:HB	2.13	0.48
24:BI:21:PRO:CB	24:BI:22:PRO:HD3	2.39	0.48
1:CA:1237:C:H2'	1:CA:1336:C:C5	2.48	0.48

Continued on next page...

Continued from previous page...

Atom-1	Atom-2	Distance(Å)	Clash(Å)
26:BD:118:PHE:O	26:BD:119:ALA:CB	2.61	0.48
26:BD:106:LYS:HB3	26:BD:206:ALA:CB	2.43	0.48
23:DB:2636:C:O2'	23:DB:2637:U:H5'	2.13	0.48
46:DU:53:GLN:HG2	46:DU:53:GLN:O	2.13	0.48
1:AA:373:A:P	1:AA:373:A:H3'	2.53	0.48
1:AA:406:G:N2	3:AD:115:GLN:HE22	2.10	0.48
33:D1:36:LYS:HG3	33:D1:46:VAL:O	2.13	0.48
23:DB:1550:C:H2'	23:DB:1551:A:C8	2.48	0.48
18:AB:136:ARG:O	18:AB:139:GLU:HB3	2.13	0.48
1:AA:370:C:H2'	1:AA:371:A:C8	2.47	0.48
2:AC:155:ARG:NH1	2:AC:160:GLU:HA	2.28	0.48
23:DB:1947:C:O2'	23:DB:1948:G:H5'	2.12	0.48
23:DB:560:C:H3'	23:DB:561:G:H8	1.78	0.48
47:BF:141:ASP:CB	47:BF:144:LYS:HB2	2.43	0.48
44:BQ:75:TYR:O	44:BQ:79:ILE:HG22	2.13	0.48
35:DV:65:VAL:O	35:DV:67:GLY:N	2.44	0.48
23:BB:1593:A:H2'	23:BB:1594:U:H6	1.78	0.48
23:BB:1711:A:H2'	23:BB:1712:U:C6	2.48	0.48
3:CD:117:VAL:O	3:CD:130:ASN:HA	2.13	0.48
7:AH:10:LEU:HA	7:AH:74:ILE:HD11	1.95	0.48
9:CJ:9:ARG:HB2	9:CJ:99:GLN:CB	2.43	0.48
23:DB:2897:U:H2'	23:DB:2898:U:C6	2.48	0.48
23:BB:1993:U:H4'	26:BD:133:THR:HG21	1.95	0.48
18:AB:134:LEU:HA	18:AB:137:THR:OG1	2.12	0.48
26:BD:1:MET:SD	26:BD:2:ILE:N	2.85	0.48
25:DC:155:ARG:HB3	25:DC:155:ARG:HH11	1.77	0.48
23:DB:796:C:H2'	23:DB:797:G:C8	2.48	0.48
27:BK:17:ARG:HB3	27:BK:45:GLU:HG3	1.93	0.48
40:DH:70:GLU:OE1	40:DH:71:LYS:HD2	2.12	0.48
1:CA:160:A:H2'	1:CA:161:A:O4'	2.14	0.48
43:DO:105:ALA:O	43:DO:106:LEU:HG	2.13	0.48
7:CH:37:ASN:O	7:CH:41:GLU:HG2	2.13	0.48
23:BB:1544:A:H2'	23:BB:1545:A:C8	2.48	0.48
1:CA:755:G:O2'	1:CA:756:C:H5'	2.13	0.48
23:DB:79:C:O2'	23:DB:346:A:H1'	2.13	0.48
42:DN:72:ASP:OD2	42:DN:74:GLU:HB3	2.13	0.48
23:DB:2553:G:H2'	23:DB:2554:U:O4'	2.13	0.48
23:DB:2654:A:N1	23:DB:2665:A:H5''	2.28	0.48
22:BA:35:C:H2'	22:BA:36:C:O4'	2.13	0.48
37:DL:134:ALA:O	37:DL:137:ALA:HB3	2.13	0.48
23:BB:688:U:H2'	23:BB:689:A:H8	1.78	0.48
31:B0:32:THR:OG1	31:B0:50:GLY:HA2	2.12	0.48

Continued on next page...

Continued from previous page...

Atom-1	Atom-2	Distance(Å)	Clash(Å)
23:DB:2633:G:H2'	23:DB:2634:A:O4'	2.13	0.48
17:AT:54:GLN:N	17:AT:55:PRO:HD2	2.27	0.48
10:CK:65:ALA:O	10:CK:68:ARG:HB3	2.12	0.48
23:DB:15:G:O2'	23:DB:16:C:H5'	2.13	0.48
23:DB:714:U:O2	23:DB:716:A:H3'	2.13	0.48
46:BU:73:ASN:OD1	46:BU:75:ALA:HB3	2.13	0.48
23:BB:1306:C:O2'	23:BB:1307:A:H5'	2.13	0.48
23:DB:1099:G:O2'	23:DB:1100:C:H5'	2.13	0.48
44:DQ:59:LEU:HD13	44:DQ:60:TRP:N	2.28	0.48
16:CS:33:TRP:C	16:CS:35:ARG:H	2.17	0.48
1:CA:1328:C:H5''	12:CM:27:THR:CG2	2.42	0.48
8:CI:48:ARG:O	8:CI:52:GLU:N	2.44	0.48
49:BR:49:ILE:HG12	49:BR:53:PHE:HA	1.95	0.48
9:CJ:52:LEU:CD1	9:CJ:52:LEU:H	2.22	0.48
4:CE:81:GLN:HG2	4:CE:148:SER:HA	1.95	0.48
28:DP:47:ILE:HA	28:DP:96:LEU:HB2	1.94	0.48
27:DK:92:GLU:HB2	27:DK:93:GLN:HE21	1.77	0.48
46:BU:3:LYS:CB	46:BU:82:VAL:HG21	2.38	0.48
47:DF:90:LEU:C	47:DF:91:ARG:HD3	2.33	0.48
48:DG:106:LEU:HD13	48:DG:151:ARG:HB2	1.94	0.48
23:DB:2645:G:H5''	23:DB:2732:G:C8	2.44	0.48
23:DB:195:A:H1'	23:DB:250:G:N2	2.28	0.48
23:DB:2680:U:OP2	26:DD:114:LYS:HB3	2.12	0.48
26:DD:106:LYS:HB3	26:DD:206:ALA:HB3	1.95	0.48
46:BU:48:VAL:O	46:BU:50:ALA:N	2.46	0.48
23:DB:721:A:H2'	23:DB:722:A:C8	2.47	0.48
1:AA:985:C:H2'	1:AA:986:U:C6	2.49	0.48
1:AA:986:U:C1'	16:AS:54:ARG:HB3	2.43	0.48
27:DK:19:VAL:HB	27:DK:41:ILE:CD1	2.43	0.48
23:DB:1952:A:H5'	27:DK:42:THR:HG21	1.95	0.48
23:BB:1808:A:O2'	23:BB:1809:A:H5'	2.13	0.48
8:CI:109:GLN:CD	8:CI:110:VAL:H	2.16	0.48
11:AL:89:LEU:HD22	11:AL:89:LEU:N	2.28	0.48
23:BB:2389:G:C5'	23:BB:2390:U:H5'	2.42	0.48
42:BN:49:GLU:HA	42:BN:94:TYR:HD2	1.78	0.48
1:AA:845:A:H3'	1:AA:846:G:H8	1.78	0.48
42:DN:83:LEU:HD21	42:DN:115:LEU:HD11	1.95	0.48
23:DB:942:G:H2'	23:DB:943:A:H8	1.78	0.48
23:DB:17:G:H2'	23:DB:18:U:H6	1.79	0.48
51:DZ:14:THR:HA	51:DZ:28:ARG:HA	1.95	0.48
1:CA:375:U:OP1	13:CP:70:ARG:HB2	2.13	0.48
1:AA:1273:C:H2'	1:AA:1274:A:O4'	2.13	0.48

Continued on next page...

Continued from previous page...

Atom-1	Atom-2	Distance(Å)	Clash(Å)
23:BB:2243:U:H2'	23:BB:2244:U:C6	2.48	0.48
21:CN:10:VAL:HB	21:CN:11:LYS:NZ	2.28	0.48
23:BB:1312:U:H4'	23:BB:1313:U:O5'	2.13	0.48
23:BB:2853:C:H2'	23:BB:2854:G:H8	1.77	0.48
23:DB:1259:G:H2'	23:DB:1260:A:H8	1.78	0.48
1:AA:1355:G:H2'	1:AA:1356:G:C8	2.48	0.48
23:BB:2551:C:H2'	23:BB:2552:U:O4'	2.14	0.48
23:DB:1677:A:H2'	23:DB:1678:A:C8	2.48	0.48
23:BB:2355:G:H4'	52:BW:20:LEU:CD1	2.42	0.48
1:CA:853:C:O2'	1:CA:854:U:H5'	2.13	0.48
42:BN:72:ASP:OD2	42:BN:74:GLU:HB3	2.14	0.48
23:DB:2428:G:H5''	23:DB:2429:G:OP1	2.14	0.48
23:BB:1623:G:O2'	23:BB:1624:U:H5'	2.13	0.48
1:AA:1067:A:H4'	1:AA:1068:G:O5'	2.13	0.48
11:AL:30:ARG:O	11:AL:57:THR:HG23	2.13	0.48
1:AA:363:A:P	11:AL:57:THR:HG21	2.54	0.48
29:DE:88:ARG:O	29:DE:90:GLN:HG3	2.13	0.48
23:BB:1747:U:H2'	23:BB:1748:C:H6	1.77	0.48
1:AA:1039:G:H2'	1:AA:1040:U:C6	2.48	0.48
1:AA:1040:U:H2'	1:AA:1041:G:C8	2.47	0.48
1:CA:651:C:H2'	1:CA:652:U:C6	2.48	0.48
23:BB:2419:U:OP2	34:B3:32:LEU:HD13	2.13	0.48
22:BA:83:G:OP1	30:BY:16:LEU:HD23	2.14	0.48
43:DO:26:LEU:HG	43:DO:26:LEU:O	2.12	0.48
28:BP:16:VAL:HG23	28:BP:16:VAL:O	2.13	0.48
23:DB:1099:G:O5'	24:DI:4:VAL:HG12	2.13	0.48
29:BE:28:VAL:HG23	29:BE:29:HIS:N	2.28	0.48
40:BH:90:LEU:HD23	40:BH:92:GLY:H	1.79	0.48
21:AN:26:LEU:HD23	21:AN:27:LYS:H	1.78	0.48
23:DB:1842:G:H2'	23:DB:1843:C:C6	2.48	0.48
21:AN:20:PHE:O	21:AN:21:ALA:C	2.51	0.48
44:DQ:94:LEU:C	44:DQ:96:ASP:H	2.15	0.48
26:BD:11:MET:H	26:BD:25:THR:HA	1.78	0.48
45:BS:28:LYS:HB2	45:BS:31:GLN:HB2	1.95	0.48
23:BB:1059:G:H2'	23:BB:1060:U:C5	2.48	0.48
26:DD:148:GLN:CG	26:DD:152:PRO:HG2	2.42	0.48
42:DN:2:ARG:HB3	42:DN:2:ARG:NH1	2.27	0.48
30:BY:53:MET:HA	30:BY:53:MET:HE2	1.95	0.48
44:DQ:33:VAL:HG23	44:DQ:34:ALA:N	2.28	0.48
23:BB:2530:A:H2'	23:BB:2531:A:H5''	1.95	0.48
47:BF:111:ARG:HE	47:BF:135:ILE:CG2	2.26	0.48
1:CA:22:G:H4'	1:CA:885:G:C8	2.49	0.48

Continued on next page...

Continued from previous page...

Atom-1	Atom-2	Distance(Å)	Clash(Å)
24:DI:19:PRO:HB2	24:DI:22:PRO:HD2	1.95	0.48
48:BG:33:THR:HA	48:BG:34:ARG:NH1	2.28	0.48
1:AA:1102:A:OP2	1:AA:1102:A:H8	1.95	0.48
1:CA:83:C:H1'	1:CA:84:U:C5	2.48	0.48
1:AA:1499:A:O2'	1:AA:1500:A:H5'	2.12	0.48
1:CA:706:A:H4'	10:CK:30:ILE:HD11	1.95	0.48
18:CB:95:TRP:CD1	18:CB:171:ALA:HB2	2.47	0.48
26:DD:62:LYS:HD2	26:DD:62:LYS:N	2.28	0.48
18:CB:116:LEU:HD23	18:CB:119:GLN:HG3	1.95	0.48
1:AA:1231:G:H2'	1:AA:1232:U:H6	1.75	0.48
6:AG:150:PHE:H	10:AK:55:ARG:NH2	2.11	0.48
46:BU:35:VAL:HG23	46:BU:38:ILE:HG21	1.95	0.48
9:CJ:32:THR:OG1	9:CJ:82:LYS:HB2	2.14	0.48
7:CH:54:THR:HG23	7:CH:55:LYS:N	2.28	0.48
42:BN:28:LEU:N	42:BN:34:ILE:HD11	2.28	0.48
42:BN:55:ALA:HA	42:BN:80:PHE:CD1	2.48	0.48
1:AA:724:G:H2'	1:AA:725:G:C8	2.45	0.48
1:CA:191:G:H8	1:CA:191:G:OP2	1.96	0.48
25:DC:70:LYS:HD3	25:DC:95:TYR:CE1	2.48	0.48
23:DB:2281:A:H4'	23:DB:2389:G:N2	2.28	0.48
23:DB:1118:C:H2'	23:DB:1119:U:O4'	2.12	0.48
23:BB:172:A:H2'	23:BB:173:A:C8	2.48	0.48
46:DU:64:ILE:HD11	46:DU:68:ASN:HD22	1.77	0.48
2:CC:34:SER:OG	2:CC:58:ARG:NH1	2.46	0.48
37:BL:76:GLU:HG3	37:BL:111:ILE:HG13	1.94	0.48
18:CB:57:ASN:OD1	18:CB:57:ASN:N	2.47	0.48
23:BB:150:U:O2'	23:BB:151:C:H5'	2.12	0.48
23:DB:2784:U:O2'	23:DB:2785:C:H5'	2.14	0.48
1:AA:502:A:H4'	1:AA:550:G:H4'	1.95	0.48
14:AQ:46:HIS:HB2	14:AQ:66:LEU:HD13	1.95	0.48
47:DF:76:PHE:HD2	47:DF:78:ILE:HD13	1.78	0.48
1:AA:254:G:H4'	14:AQ:19:SER:OG	2.13	0.48
23:DB:2809:A:H2'	23:DB:2810:A:C8	2.48	0.48
23:BB:416:U:H2'	23:BB:417:C:C6	2.48	0.48
23:BB:1361:G:H2'	23:BB:1362:C:C6	2.49	0.48
49:BR:2:TYR:N	49:BR:42:ALA:HB2	2.27	0.48
23:BB:2783:U:H2'	23:BB:2784:U:C6	2.48	0.48
23:BB:1859:U:O5'	23:BB:1859:U:H6	1.97	0.48
1:AA:613:C:H2'	1:AA:614:C:H6	1.78	0.48
23:DB:1212:G:H1'	23:DB:1236:G:N2	2.28	0.48
23:DB:443:A:C5	29:DE:40:ARG:HD3	2.48	0.48
1:CA:939:G:H4'	6:CG:101:ARG:HH22	1.78	0.48

Continued on next page...

Continued from previous page...

Atom-1	Atom-2	Distance(Å)	Clash(Å)
1:CA:895:G:H2'	1:CA:896:C:C6	2.48	0.48
23:BB:2656:U:H2'	23:BB:2657:A:H8	1.77	0.48
33:D1:16:THR:HG21	33:D1:39:ASP:CG	2.33	0.48
25:BC:9:SER:C	25:BC:11:GLY:H	2.16	0.48
23:DB:955:U:P	38:DM:86:LYS:HZ1	2.35	0.48
23:DB:467:G:O2'	23:DB:468:G:H5'	2.13	0.48
48:BG:143:VAL:O	48:BG:147:LEU:HG	2.13	0.48
1:CA:65:A:C2	1:CA:381:C:H2'	2.49	0.48
23:DB:1564:C:H2'	23:DB:1565:C:C6	2.48	0.48
21:AN:45:LEU:HD23	21:AN:45:LEU:O	2.14	0.48
21:AN:86:ALA:HB3	21:AN:92:ILE:HD11	1.94	0.48
1:CA:1053:G:H4'	1:CA:1054:C:H5'	1.95	0.48
23:DB:1098:A:H3'	24:DI:3:LYS:CB	2.42	0.48
23:BB:2353:G:N3	52:BW:30:VAL:HG13	2.29	0.48
23:DB:341:C:H2'	23:DB:342:A:C8	2.49	0.48
18:CB:16:GLY:HA2	18:CB:40:ILE:CG1	2.44	0.48
23:DB:2010:G:H2'	23:DB:2011:U:C6	2.49	0.48
40:DH:94:ILE:O	40:DH:122:LEU:HB2	2.13	0.48
44:DQ:60:TRP:C	44:DQ:64:ILE:HG12	2.33	0.48
12:CM:14:ALA:HB1	12:CM:33:LEU:CD2	2.43	0.48
12:CM:15:VAL:HG23	12:CM:16:ILE:N	2.28	0.48
8:AI:66:VAL:O	8:AI:66:VAL:HG13	2.14	0.48
49:BR:39:LEU:N	49:BR:39:LEU:HD23	2.29	0.48
23:DB:903:C:H2'	23:DB:904:G:H8	1.79	0.48
23:BB:876:C:H2'	23:BB:877:A:OP1	2.14	0.48
19:CU:35:GLU:HB2	19:CU:37:TYR:CZ	2.49	0.48
12:CM:76:ILE:O	12:CM:79:LEU:HG	2.13	0.48
50:BT:43:ILE:CG2	50:BT:58:VAL:HG21	2.43	0.48
25:BC:70:LYS:HG3	25:BC:101:ARG:NH1	2.29	0.48
5:CF:62:MET:HG3	5:CF:64:VAL:CG2	2.42	0.48
41:BJ:25:LEU:O	41:BJ:27:ARG:N	2.45	0.48
52:DW:23:LYS:NZ	52:DW:24:ARG:HG3	2.28	0.48
18:AB:46:VAL:N	18:AB:47:PRO:CD	2.76	0.48
46:DU:82:VAL:N	46:DU:96:LYS:HZ2	2.08	0.48
12:CM:2:ARG:HB3	12:CM:6:ILE:N	2.28	0.48
1:CA:919:A:O2'	1:CA:920:U:H5'	2.12	0.48
6:AG:71:THR:O	6:AG:72:VAL:HG13	2.12	0.48
47:DF:102:LEU:HD13	47:DF:103:ILE:N	2.28	0.48
47:DF:107:VAL:HB	47:DF:108:PRO:HD3	1.96	0.48
47:DF:111:ARG:HE	47:DF:135:ILE:CG2	2.24	0.48
2:AC:39:ARG:CD	2:AC:56:ILE:HD11	2.42	0.48
1:AA:1228:C:H5'	1:AA:1229:A:OP2	2.14	0.48

Continued on next page...

Continued from previous page...

Atom-1	Atom-2	Distance(Å)	Clash(Å)
23:BB:2531:A:N3	23:BB:2531:A:H2'	2.29	0.48
47:BF:2:LYS:N	47:BF:2:LYS:HE3	2.28	0.48
23:DB:1997:C:H2'	23:DB:1998:A:C8	2.48	0.48
1:AA:1080:A:H5''	4:AE:20:VAL:HG11	1.96	0.48
5:AF:51:ILE:O	5:AF:51:ILE:HG23	2.14	0.48
1:AA:811:C:O2'	1:AA:901:A:N1	2.46	0.48
23:DB:945:A:OP2	23:DB:945:A:H4'	2.13	0.48
23:BB:483:A:H5''	46:BU:46:LYS:HG3	1.96	0.48
26:DD:89:GLU:HG3	26:DD:94:GLN:OE1	2.13	0.48
23:BB:2075:U:H2'	23:BB:2238:G:N2	2.29	0.48
1:AA:1011:C:O2'	1:AA:1012:A:H5'	2.13	0.48
1:AA:987:G:N2	1:AA:1015:G:N2	2.62	0.48
7:CH:43:GLY:HA2	7:CH:63:LYS:NZ	2.29	0.48
18:CB:118:THR:O	18:CB:122:ASP:N	2.45	0.48
23:DB:125:A:H3'	23:DB:126:A:C5'	2.44	0.48
30:DY:37:ARG:HG3	30:DY:38:GLU:OE1	2.13	0.48
26:BD:111:GLY:N	26:BD:194:PRO:HG2	2.26	0.48
4:AE:46:GLY:CA	4:AE:70:MET:HA	2.40	0.48
35:DV:60:VAL:HG12	35:DV:61:LEU:H	1.78	0.48
23:BB:233:A:N6	23:BB:428:A:H61	2.11	0.48
42:BN:29:VAL:HG13	42:BN:83:LEU:HD22	1.95	0.48
23:DB:2339:C:H2'	23:DB:2340:A:C8	2.48	0.48
23:BB:1589:U:H2'	23:BB:1590:A:C8	2.48	0.48
46:DU:62:ALA:O	46:DU:63:ALA:HB3	2.13	0.48
51:BZ:77:LYS:O	51:BZ:78:TYR:HB3	2.13	0.48
2:CC:39:ARG:CG	2:CC:56:ILE:HD11	2.43	0.48
40:BH:26:ALA:O	40:BH:27:ARG:C	2.52	0.48
2:AC:19:SER:HB3	2:AC:21:TRP:NE1	2.28	0.48
23:DB:1778:U:H2'	23:DB:1784:A:N6	2.26	0.48
1:CA:842:U:H6	1:CA:842:U:OP1	1.96	0.48
23:BB:2787:C:H4'	26:BD:62:LYS:HB3	1.96	0.48
23:DB:2029:G:H2'	23:DB:2031:A:OP1	2.13	0.48
1:CA:472:U:H2'	1:CA:473:U:C6	2.48	0.48
23:BB:1535:A:O2'	23:BB:1536:C:H5'	2.14	0.48
23:DB:2710:C:H2'	23:DB:2711:A:H8	1.78	0.48
23:BB:2276:G:O2'	23:BB:2277:G:H5'	2.12	0.48
1:CA:499:A:H1'	1:CA:500:G:C8	2.48	0.48
23:DB:1504:A:H2'	23:DB:1505:A:C8	2.48	0.48
23:BB:1824:G:O2'	23:BB:1825:U:H5'	2.14	0.48
38:BM:102:LEU:HD22	38:BM:102:LEU:N	2.28	0.48
38:BM:83:GLY:O	38:BM:84:LYS:HG2	2.13	0.48
12:CM:74:MET:HA	12:CM:77:LYS:HB3	1.95	0.48

Continued on next page...

Continued from previous page...

Atom-1	Atom-2	Distance(Å)	Clash(Å)
23:BB:795:C:H2'	23:BB:796:C:C6	2.49	0.48
48:DG:76:ILE:HB	48:DG:82:PHE:CZ	2.48	0.48
3:CD:167:PRO:HG2	3:CD:170:LEU:HD11	1.94	0.48
23:DB:271:G:N2	23:DB:367:G:H1'	2.28	0.48
23:DB:1645:G:H5''	23:DB:1646:C:H5'	1.95	0.48
23:BB:1501:G:O2'	23:BB:1502:A:H5'	2.12	0.48
2:CC:180:ASP:C	2:CC:181:ILE:HD12	2.34	0.48
1:AA:1351:U:O2'	1:AA:1352:C:H5'	2.13	0.48
23:BB:510:C:H2'	23:BB:511:U:O4'	2.14	0.48
50:DT:21:SER:O	50:DT:25:GLU:HB2	2.13	0.48
23:BB:2010:G:H2'	23:BB:2011:U:C6	2.48	0.48
1:CA:958:A:N1	16:CS:53:GLY:HA3	2.27	0.48
51:DZ:59:ILE:CD1	51:DZ:67:VAL:HG21	2.44	0.48
1:AA:779:C:H2'	1:AA:780:A:O4'	2.13	0.48
1:CA:942:G:H21	8:CI:125:GLN:NE2	2.03	0.48
16:CS:10:ILE:HG22	16:CS:14:LEU:CD2	2.41	0.48
29:DE:131:THR:HG22	29:DE:161:ALA:H	1.79	0.48
33:D1:8:ILE:CD1	33:D1:9:LYS:H	2.26	0.48
13:CP:6:LEU:HB3	13:CP:17:TYR:HB3	1.94	0.48
23:DB:2578:G:N7	26:DD:145:SER:HB2	2.28	0.48
41:DJ:20:ALA:HB2	41:DJ:28:LEU:CD1	2.43	0.48
25:BC:92:LEU:HD11	25:BC:100:ARG:HB2	1.95	0.48
21:CN:60:ARG:O	21:CN:62:ARG:HG3	2.13	0.48
28:DP:19:PHE:CZ	28:DP:25:VAL:HG11	2.47	0.48
12:AM:2:ARG:HA	12:AM:8:ILE:HG23	1.93	0.48
30:BY:8:GLN:HB3	30:BY:31:ILE:O	2.13	0.48
23:BB:2305:U:O2'	47:BF:132:ARG:HA	2.12	0.48
8:AI:11:ARG:H	8:AI:14:SER:CB	2.25	0.48
12:CM:48:SER:O	12:CM:52:ILE:HG22	2.13	0.48
28:BP:19:PHE:HE2	28:BP:83:ILE:HD11	1.77	0.48
23:BB:138:U:H2'	23:BB:140:C:O4'	2.13	0.48
22:BA:113:C:H1'	43:BO:46:GLU:HA	1.96	0.48
26:DD:123:LYS:HB3	26:DD:165:MET:HE3	1.95	0.48
26:DD:106:LYS:CB	26:DD:206:ALA:H	2.23	0.48
1:CA:1237:C:O2'	1:CA:1300:G:N2	2.44	0.48
1:CA:1238:A:H2	1:CA:1241:G:N3	2.12	0.48
23:BB:2676:C:H2'	23:BB:2677:G:C8	2.48	0.48
42:BN:3:HIS:O	42:BN:4:ARG:HB2	2.13	0.48
23:BB:1561:C:H2'	23:BB:1562:U:C6	2.49	0.48
10:CK:23:HIS:HB3	10:CK:30:ILE:CG1	2.42	0.48
1:CA:300:A:H2'	1:CA:301:G:O4'	2.13	0.48
23:BB:2849:U:H4'	23:BB:2850:A:C5'	2.43	0.48

Continued on next page...

Continued from previous page...

Atom-1	Atom-2	Distance(Å)	Clash(Å)
23:BB:2869:G:H2'	23:BB:2870:C:H6	1.78	0.48
35:DV:63:ILE:HB	35:DV:70:ILE:CG1	2.43	0.48
1:CA:714:G:H2'	1:CA:715:A:C8	2.49	0.48
20:AO:26:GLU:HG3	20:AO:77:ARG:HH12	1.78	0.48
26:BD:63:PRO:C	26:BD:65:ALA:H	2.17	0.48
45:BS:13:SER:OG	45:BS:14:ALA:N	2.47	0.48
26:DD:187:LEU:HD12	26:DD:188:LEU:H	1.78	0.48
23:BB:272:A:H2'	23:BB:273:G:C8	2.47	0.48
47:BF:71:LYS:O	47:BF:72:SER:HB3	2.13	0.48
29:DE:136:GLN:HB2	29:DE:139:LYS:HE3	1.94	0.48
41:BJ:56:VAL:C	41:BJ:57:LEU:HD12	2.34	0.48
14:AQ:17:GLU:O	14:AQ:18:LYS:HB2	2.14	0.48
1:AA:186:C:H2'	1:AA:187:G:O4'	2.13	0.48
11:AL:106:VAL:HG23	11:AL:116:TYR:HB3	1.95	0.48
6:CG:21:LEU:HD12	6:CG:100:MET:HE2	1.95	0.48
23:DB:1446:C:H2'	23:DB:1447:C:C6	2.49	0.48
44:DQ:38:VAL:O	44:DQ:39:ILE:C	2.52	0.48
1:AA:696:A:O2'	1:AA:697:U:H5'	2.13	0.48
35:DV:42:LEU:N	35:DV:42:LEU:HD23	2.29	0.48
23:BB:1039:A:H4'	35:BV:46:LYS:NZ	2.28	0.48
1:AA:51:A:H5''	1:AA:52:C:H5''	1.96	0.48
1:CA:792:A:H4'	1:CA:793:U:O5'	2.13	0.48
23:BB:350:G:H2'	23:BB:351:C:C6	2.48	0.48
1:AA:682:G:O2'	1:AA:683:G:H5'	2.13	0.48
52:BW:9:THR:HG23	52:BW:10:ARG:HD3	1.95	0.48
26:DD:154:LYS:H	26:DD:154:LYS:HD3	1.79	0.48
23:BB:2417:C:O2'	23:BB:2418:A:H5'	2.13	0.48
23:BB:1518:C:H2'	23:BB:1519:G:C8	2.48	0.48
11:CL:80:LEU:HB3	11:CL:97:VAL:CG2	2.44	0.48
48:BG:1:SER:H1	48:BG:61:TRP:HE3	1.60	0.48
13:CP:41:PRO:O	13:CP:42:ILE:HD13	2.13	0.48
25:DC:76:VAL:HA	25:DC:114:GLN:HA	1.96	0.48
1:CA:991:U:H5	1:CA:1212:U:HO2'	1.60	0.48
3:AD:18:LEU:HD23	3:AD:20:LEU:HD11	1.96	0.48
1:AA:565:U:H3'	1:AA:566:G:H2'	1.94	0.48
23:DB:2623:G:O2'	23:DB:2624:G:H5'	2.13	0.48
23:BB:292:U:H2'	23:BB:293:U:O4'	2.14	0.48
23:BB:757:G:H2'	23:BB:758:C:H5'	1.95	0.48
23:DB:663:G:OP1	37:DL:17:LYS:HG2	2.13	0.48
23:BB:492:A:H2'	23:BB:493:G:O4'	2.13	0.48
23:DB:1464:G:H2'	23:DB:1465:G:H8	1.77	0.48
1:AA:240:G:OP1	1:AA:240:G:H4'	2.14	0.48

Continued on next page...

Continued from previous page...

Atom-1	Atom-2	Distance(Å)	Clash(Å)
1:CA:321:A:O2'	1:CA:322:C:H5'	2.12	0.48
39:BX:7:ARG:HA	39:BX:7:ARG:HE	1.78	0.48
50:BT:29:THR:CG2	50:BT:86:THR:HG22	2.43	0.48
44:DQ:86:SER:HB3	49:DR:51:VAL:HA	1.94	0.48
49:DR:49:ILE:HG12	49:DR:53:PHE:HA	1.94	0.48
23:BB:397:U:H5''	51:BZ:32:ASN:ND2	2.28	0.48
29:DE:60:TRP:HE1	29:DE:71:GLY:HA2	1.79	0.48
12:CM:21:ILE:HB	12:CM:24:VAL:CG2	2.31	0.48
25:BC:250:GLN:O	25:BC:250:GLN:HG2	2.13	0.48
6:AG:53:SER:C	6:AG:55:LYS:H	2.16	0.48
23:BB:996:A:O3'	44:BQ:91:ARG:HG2	2.14	0.48
44:BQ:111:LYS:HE2	49:BR:50:GLY:CA	2.44	0.48
21:CN:78:LEU:HD23	21:CN:82:LYS:O	2.13	0.48
2:CC:26:LYS:CG	2:CC:27:GLU:N	2.75	0.48
23:DB:921:C:H2'	23:DB:922:C:H6	1.78	0.48
3:AD:146:GLU:N	3:AD:146:GLU:CD	2.66	0.48
42:DN:9:GLN:HA	42:DN:17:ARG:CD	2.44	0.48
48:DG:122:ALA:CA	48:DG:132:LEU:HA	2.41	0.48
23:DB:1060:U:H5	24:DI:131:THR:HG22	1.78	0.48
2:AC:152:VAL:HG23	2:AC:165:GLU:HB3	1.96	0.48
52:DW:30:VAL:O	52:DW:30:VAL:HG13	2.13	0.48
28:DP:19:PHE:O	28:DP:20:ARG:HB2	2.14	0.48
28:DP:25:VAL:HB	28:DP:84:SER:O	2.14	0.48
50:DT:9:LYS:HB3	50:DT:9:LYS:HZ3	1.77	0.48
27:DK:60:ALA:CB	27:DK:86:LEU:HA	2.44	0.48
47:DF:134:GLN:OE1	47:DF:136:ILE:HA	2.14	0.48
29:BE:126:VAL:HG13	29:BE:156:ASN:HD22	1.78	0.48
47:DF:105:ILE:C	47:DF:108:PRO:HD2	2.33	0.48
47:DF:135:ILE:C	47:DF:137:PHE:H	2.15	0.48
22:DA:111:U:H2'	22:DA:112:G:H8	1.78	0.48
17:AT:72:ALA:HA	17:AT:75:LYS:HD3	1.95	0.48
1:CA:1246:A:H2'	1:CA:1247:U:O4'	2.14	0.48
48:DG:43:LYS:HE2	48:DG:43:LYS:HA	1.94	0.48
26:DD:21:SER:HB3	27:DK:72:PRO:O	2.14	0.48
8:CI:15:ALA:O	8:CI:66:VAL:HA	2.13	0.48
1:CA:461:A:H3'	1:CA:462:G:C4'	2.43	0.48
1:AA:812:G:O2'	1:AA:813:U:C6	2.65	0.48
23:DB:2742:G:O2'	23:DB:2743:U:H5'	2.14	0.48
40:DH:18:GLN:HE21	40:DH:39:ALA:CB	2.26	0.48
26:BD:107:VAL:N	26:BD:206:ALA:H	2.11	0.48
23:BB:2881:U:O2'	23:BB:2882:A:H5'	2.14	0.48
1:AA:1217:C:H2'	1:AA:1218:C:C6	2.48	0.48

Continued on next page...

Continued from previous page...

Atom-1	Atom-2	Distance(Å)	Clash(Å)
23:DB:873:C:H4'	38:DM:64:TRP:NE1	2.23	0.48
24:DI:100:ILE:O	24:DI:139:VAL:HA	2.13	0.48
3:AD:197:HIS:ND1	3:AD:198:LEU:N	2.61	0.48
5:AF:22:ILE:O	5:AF:26:THR:HG23	2.13	0.48
7:AH:46:GLU:N	7:AH:63:LYS:HE3	2.29	0.48
37:DL:89:VAL:HG13	37:DL:89:VAL:O	2.13	0.48
34:B3:57:VAL:C	34:B3:59:ALA:H	2.16	0.48
23:BB:1222:U:P	49:BR:90:ARG:HH12	2.37	0.48
23:BB:2645:G:H5'	23:BB:2732:G:C8	2.45	0.48
43:DO:115:LEU:H	43:DO:115:LEU:CD2	2.27	0.48
14:CQ:7:LEU:O	14:CQ:60:ILE:HD13	2.14	0.48
1:CA:370:C:H2'	1:CA:371:A:C8	2.49	0.48
1:CA:1095:U:H2'	1:CA:1096:C:C6	2.48	0.48
2:AC:40:GLN:HG3	2:AC:41:TYR:H	1.77	0.48
23:DB:451:U:P	29:DE:47:LYS:HD2	2.53	0.48
18:AB:18:GLN:O	18:AB:37:VAL:HG23	2.14	0.48
23:DB:630:G:N2	23:DB:632:A:H3'	2.29	0.48
46:DU:6:ARG:O	46:DU:24:VAL:HB	2.13	0.48
23:BB:170:U:H2'	23:BB:171:U:H6	1.77	0.48
23:DB:1847:A:H4'	23:DB:1848:A:H8	1.78	0.48
16:CS:31:ARG:HD2	16:CS:31:ARG:N	2.28	0.48
2:CC:39:ARG:CZ	2:CC:56:ILE:HD11	2.43	0.48
1:AA:585:G:O2'	1:AA:586:C:H5'	2.13	0.48
23:BB:2789:C:H2'	23:BB:2790:U:H5'	1.96	0.48
1:CA:643:C:H2'	1:CA:644:U:H6	1.78	0.48
22:BA:116:G:H4'	43:BO:54:VAL:HG22	1.96	0.48
7:AH:68:LYS:HD2	7:AH:69:ALA:H	1.79	0.48
23:DB:2895:G:H2'	23:DB:2896:C:C6	2.49	0.48
48:DG:129:GLU:C	48:DG:130:ILE:HG13	2.34	0.48
23:BB:1005:C:H2'	23:BB:1006:C:C6	2.48	0.48
34:D3:60:CYS:O	34:D3:61:LEU:HD23	2.14	0.48
1:CA:186:C:H2'	1:CA:187:G:O4'	2.14	0.48
23:DB:438:G:H2'	23:DB:439:A:C8	2.46	0.48
24:BI:89:SER:HB2	24:BI:136:GLY:HA3	1.94	0.48
23:DB:2259:U:H2'	23:DB:2260:C:C6	2.48	0.48
23:BB:2246:G:H2'	23:BB:2247:A:C8	2.49	0.48
23:DB:1631:G:H22	23:DB:1633:G:H3'	1.78	0.48
1:CA:345:C:H3'	28:DP:38:ARG:CZ	2.44	0.48
1:CA:821:G:H2'	1:CA:822:U:H6	1.78	0.48
11:CL:106:VAL:HA	11:CL:107:LYS:HZ3	1.78	0.48
9:AJ:44:THR:OG1	9:AJ:70:HIS:HA	2.14	0.48
23:DB:838:C:O2'	23:DB:839:U:H5'	2.13	0.48

Continued on next page...

Continued from previous page...

Atom-1	Atom-2	Distance(Å)	Clash(Å)
43:BO:76:LYS:HG3	43:BO:113:ALA:HB2	1.95	0.48
1:AA:756:C:H2'	1:AA:757:U:O4'	2.14	0.48
1:AA:757:U:O2'	1:AA:879:C:H1'	2.13	0.48
4:AE:56:PRO:HA	4:AE:59:ILE:CD1	2.44	0.48
1:AA:895:G:H2'	1:AA:896:C:H6	1.79	0.48
23:DB:267:C:H2'	23:DB:268:C:H6	1.79	0.48
23:DB:2050:C:O2	26:DD:161:MET:HE1	2.14	0.48
23:DB:2047:C:H2'	23:DB:2048:G:H8	1.78	0.48
3:CD:66:VAL:HG12	3:CD:70:GLN:OE1	2.13	0.48
1:CA:903:G:H2'	1:CA:904:U:C6	2.49	0.48
23:DB:1010:A:H1'	23:DB:1153:C:O4'	2.13	0.48
1:CA:1275:A:H2'	1:CA:1276:G:O4'	2.14	0.48
23:DB:527:C:C5	23:DB:2779:U:H2'	2.48	0.48
10:AK:65:ALA:O	10:AK:68:ARG:HB3	2.13	0.48
1:AA:1404:C:H2'	1:AA:1405:G:C8	2.48	0.48
1:AA:315:A:H5''	1:AA:317:U:OP2	2.14	0.48
38:DM:90:GLU:HA	38:DM:90:GLU:OE1	2.12	0.48
1:CA:282:A:H2'	1:CA:282:A:N3	2.28	0.48
43:BO:26:LEU:O	43:BO:26:LEU:HG	2.14	0.48
22:DA:64:G:H2'	22:DA:65:U:C6	2.49	0.48
1:CA:963:G:H2'	1:CA:964:A:C8	2.49	0.48
52:BW:61:LYS:HB3	52:BW:62:ALA:H	1.48	0.48
29:BE:113:VAL:C	29:BE:115:GLN:H	2.17	0.48
2:CC:51:VAL:HG21	2:CC:67:ILE:HG23	1.94	0.48
23:DB:1820:U:C4	25:DC:158:GLY:HA3	2.48	0.48
25:DC:130:PRO:HA	25:DC:187:CYS:O	2.14	0.48
1:AA:98:A:H2'	1:AA:99:C:H6	1.78	0.48
1:AA:1048:G:H5''	21:AN:2:LYS:HD2	1.96	0.48
18:AB:14:HIS:CD2	18:AB:202:ASN:HB2	2.49	0.48
51:BZ:59:ILE:CD1	51:BZ:67:VAL:HG21	2.42	0.48
51:BZ:5:CYS:SG	51:BZ:8:THR:HG23	2.53	0.48
21:AN:6:LYS:HA	21:AN:62:ARG:HH11	1.78	0.48
9:CJ:52:LEU:HG	9:CJ:62:ARG:NE	2.19	0.48
13:AP:74:LEU:O	13:AP:78:VAL:HG12	2.12	0.48
25:BC:152:GLN:C	25:BC:153:LEU:HD23	2.33	0.48
22:DA:29:A:OP1	43:DO:31:THR:HB	2.13	0.48
4:CE:76:ASN:HB2	4:CE:81:GLN:NE2	2.29	0.48
3:AD:151:GLN:O	3:AD:154:VAL:HG22	2.12	0.48
13:CP:54:LEU:HD22	13:CP:80:LYS:HE3	1.96	0.48
28:DP:89:GLY:H	28:DP:112:ARG:NH1	2.11	0.48
33:B1:8:ILE:CD1	33:B1:9:LYS:H	2.27	0.48
30:BY:50:VAL:HB	30:BY:53:MET:HB2	1.94	0.48

Continued on next page...

Continued from previous page...

Atom-1	Atom-2	Distance(Å)	Clash(Å)
47:BF:87:LYS:C	47:BF:88:VAL:HG23	2.34	0.48
42:BN:17:ARG:C	42:BN:19:ALA:H	2.17	0.48
27:BK:21:CYS:HB2	27:BK:39:ILE:HG21	1.96	0.48
23:BB:30:G:OP1	44:BQ:4:LYS:HG2	2.14	0.48
23:BB:958:U:O4	38:BM:16:ARG:HA	2.14	0.48
23:DB:2544:G:O2'	23:DB:2545:G:H5'	2.13	0.48
17:AT:64:GLY:C	17:AT:66:ILE:H	2.16	0.48
47:BF:168:LEU:O	47:BF:169:LEU:HB2	2.14	0.48
26:BD:32:ASN:HB3	26:BD:50:VAL:HG21	1.94	0.48
26:DD:37:VAL:CG2	26:DD:91:THR:HA	2.42	0.48
23:BB:968:C:H2'	23:BB:969:G:C8	2.48	0.48
10:AK:41:LEU:HD22	10:AK:76:TYR:CD2	2.48	0.48
1:CA:8:A:H5''	4:CE:125:LYS:HB3	1.94	0.48
40:DH:135:HIS:CD2	40:DH:137:GLU:H	2.32	0.48
24:DI:129:GLU:HB3	24:DI:133:ARG:NH1	2.28	0.48
1:AA:1414:U:H2'	1:AA:1415:G:H8	1.79	0.48
23:DB:499:U:H2'	23:DB:500:G:O4'	2.14	0.48
23:BB:697:G:H2'	23:BB:698:C:C6	2.49	0.48
1:AA:1326:U:H2'	1:AA:1327:C:H6	1.79	0.48
1:CA:1387:G:O2'	1:CA:1388:C:H5'	2.13	0.48
30:BY:35:VAL:HG22	30:BY:36:GLU:N	2.28	0.48
23:BB:831:G:O2'	23:BB:832:U:H5'	2.14	0.48
46:DU:34:ILE:HG12	46:DU:63:ALA:CB	2.43	0.48
41:BJ:37:ARG:HE	41:BJ:110:PRO:HG3	1.79	0.48
23:DB:811:U:O2	23:DB:1250:G:H2'	2.13	0.48
23:DB:2538:C:H2'	23:DB:2539:C:H6	1.79	0.48
1:CA:254:G:H4'	14:CQ:19:SER:OG	2.13	0.48
1:AA:382:A:H2'	1:AA:383:A:O4'	2.13	0.48
1:CA:56:U:H2'	1:CA:57:G:C8	2.49	0.48
1:AA:502:A:H2'	1:AA:503:C:C6	2.49	0.48
25:BC:115:ILE:HB	25:BC:126:GLY:O	2.13	0.48
14:AQ:18:LYS:H	14:AQ:50:ASN:ND2	2.12	0.48
3:CD:35:GLN:O	3:CD:37:PRO:HD3	2.13	0.48
22:BA:76:G:H1	22:BA:101:A:H61	1.62	0.48
23:DB:1571:A:H2'	23:DB:1572:A:H8	1.78	0.48
1:CA:1020:G:H2'	1:CA:1021:A:H5'	1.95	0.48
23:BB:406:G:H2'	23:BB:407:G:O4'	2.13	0.48
12:AM:10:ASP:C	12:AM:12:LYS:H	2.17	0.48
2:CC:180:ASP:OD2	2:CC:203:LYS:HB2	2.14	0.48
41:DJ:7:LYS:C	41:DJ:9:GLU:H	2.17	0.48
5:CF:9:MET:HA	5:CF:58:HIS:O	2.13	0.48
34:D3:50:SER:C	34:D3:52:GLY:H	2.15	0.48

Continued on next page...

Continued from previous page...

Atom-1	Atom-2	Distance(Å)	Clash(Å)
15:CR:20:ILE:HG22	15:CR:53:GLN:CD	2.33	0.48
23:BB:2487:G:H2'	23:BB:2488:G:C8	2.48	0.48
23:BB:527:C:C5	23:BB:2779:U:H2'	2.47	0.48
23:DB:1805:A:O2'	23:DB:1806:C:H5'	2.14	0.48
23:DB:1747:U:H2'	23:DB:1748:C:H6	1.77	0.48
17:CT:54:GLN:N	17:CT:55:PRO:HD2	2.28	0.48
1:CA:211:G:H3'	1:CA:211:G:N3	2.29	0.48
23:BB:200:U:H4'	51:BZ:22:LEU:HB2	1.96	0.48
23:BB:789:A:H4'	23:BB:790:U:OP2	2.14	0.48
23:BB:308:G:O4'	23:BB:501:A:H5'	2.14	0.48
52:BW:48:ALA:O	52:BW:61:LYS:HB2	2.13	0.48
29:BE:28:VAL:HG23	29:BE:29:HIS:H	1.78	0.48
29:DE:28:VAL:HG23	29:DE:29:HIS:H	1.78	0.48
29:DE:28:VAL:HG23	29:DE:29:HIS:N	2.28	0.48
23:DB:1818:U:C4	25:DC:152:GLN:HB3	2.49	0.48
29:BE:60:TRP:C	29:BE:62:GLN:H	2.15	0.48
1:AA:1198:G:H2'	1:AA:1199:U:C6	2.49	0.48
44:DQ:105:PHE:O	44:DQ:109:VAL:HG23	2.14	0.48
25:BC:183:VAL:HG22	25:BC:184:GLU:N	2.28	0.48
29:DE:62:GLN:CG	29:DE:63:LYS:H	2.27	0.48
8:AI:97:LEU:O	8:AI:102:PHE:HB2	2.13	0.48
1:AA:1360:A:H61	1:AA:1361:G:N2	2.11	0.48
44:BQ:105:PHE:O	44:BQ:109:VAL:HG23	2.13	0.48
23:BB:1797:G:O2'	23:BB:1798:U:H5'	2.13	0.48
1:CA:438:U:H4'	3:CD:119:HIS:HD2	1.78	0.48
43:DO:30:ARG:HG2	43:DO:31:THR:N	2.29	0.48
37:BL:122:VAL:HB	37:BL:143:GLU:OE2	2.14	0.48
23:DB:1205:A:N6	29:DE:165:HIS:HB2	2.15	0.48
52:DW:33:GLY:O	52:DW:34:SER:HB2	2.13	0.48
23:BB:1080:A:O2'	23:BB:1081:U:H5'	2.13	0.48
27:DK:60:ALA:HA	27:DK:87:LEU:HD22	1.96	0.48
47:DF:148:VAL:O	47:DF:149:ARG:HG2	2.13	0.48
27:BK:92:GLU:HB2	27:BK:93:GLN:HE21	1.78	0.48
46:DU:3:LYS:O	46:DU:4:ILE:HD13	2.14	0.48
1:AA:947:G:H2'	1:AA:948:C:H6	1.76	0.48
1:CA:376:G:H2'	1:CA:377:G:H8	1.78	0.48
1:CA:1288:A:H2'	1:CA:1289:A:O4'	2.13	0.48
47:BF:90:LEU:C	47:BF:91:ARG:HD3	2.34	0.48
47:BF:3:LEU:HD12	47:BF:96:TRP:CD1	2.49	0.48
26:BD:97:SER:OG	26:BD:98:VAL:N	2.47	0.48
27:BK:19:VAL:HB	27:BK:41:ILE:CD1	2.43	0.48
1:AA:68:G:H2'	1:AA:69:G:O4'	2.14	0.48

Continued on next page...

Continued from previous page...

Atom-1	Atom-2	Distance(Å)	Clash(Å)
3:AD:90:LEU:HD22	3:AD:90:LEU:N	2.28	0.48
29:BE:3:LEU:CB	29:BE:12:LEU:HB3	2.44	0.48
23:BB:2041:U:H2'	23:BB:2042:A:H8	1.78	0.48
18:AB:110:ILE:HG12	18:AB:147:LEU:HD13	1.95	0.48
8:CI:6:TYR:CG	8:CI:7:GLY:N	2.81	0.48
20:AO:56:LEU:O	20:AO:60:VAL:HG23	2.14	0.48
7:AH:94:VAL:HG21	7:AH:100:ILE:O	2.13	0.48
1:CA:1253:G:C6	1:CA:1285:A:N6	2.81	0.48
18:CB:127:LYS:HD2	18:CB:128:LEU:HB2	1.95	0.48
18:CB:131:LYS:O	18:CB:134:LEU:HG	2.13	0.48
37:DL:57:LEU:O	37:DL:61:LEU:HD13	2.13	0.48
23:DB:1080:A:H4'	24:DI:126:ARG:HD2	1.94	0.48
1:AA:647:C:H2'	1:AA:648:A:H8	1.79	0.48
1:CA:309:A:O2'	1:CA:310:G:H5'	2.13	0.48
25:BC:199:HIS:C	25:BC:201:LEU:H	2.17	0.48
34:B3:49:VAL:HG11	34:B3:54:LEU:CD1	2.42	0.48
36:B2:10:LEU:HD21	36:B2:14:ARG:CZ	2.43	0.48
23:BB:90:U:H2'	23:BB:91:A:C2	2.49	0.48
46:DU:40:LEU:HA	46:DU:61:GLU:HA	1.95	0.48
42:DN:79:LEU:O	42:DN:80:PHE:HB2	2.12	0.48
42:DN:90:ARG:HG2	42:DN:94:TYR:HD1	1.78	0.48
20:CO:28:GLN:O	20:CO:32:LEU:HD23	2.12	0.48
23:BB:170:U:H2'	23:BB:171:U:C6	2.49	0.48
23:BB:182:A:O2'	23:BB:183:C:H5'	2.14	0.48
11:AL:7:VAL:HG22	14:AQ:33:TYR:HD1	1.79	0.48
1:CA:601:G:H2'	1:CA:602:A:H8	1.78	0.48
47:BF:76:PHE:HD2	47:BF:78:ILE:HD13	1.79	0.48
8:CI:114:LYS:N	8:CI:114:LYS:HD3	2.29	0.48
23:DB:2105:U:H2'	23:DB:2106:U:H6	1.79	0.48
34:D3:60:CYS:C	34:D3:62:PRO:HD3	2.34	0.48
40:BH:44:ILE:HA	40:BH:51:ARG:NH2	2.27	0.48
1:CA:1213:A:H2'	1:CA:1215:G:N7	2.29	0.48
23:DB:132:G:H2'	23:DB:133:U:H6	1.78	0.48
30:DY:11:SER:OG	30:DY:13:ILE:HG13	2.13	0.48
1:CA:284:C:O2'	1:CA:285:C:H5'	2.14	0.48
1:CA:284:C:H2'	1:CA:285:C:H6	1.79	0.48
5:CF:21:MET:HB3	5:CF:25:TYR:CE1	2.49	0.48
23:BB:1636:U:H2'	23:BB:1637:A:C8	2.48	0.48
23:BB:1259:G:H2'	23:BB:1260:A:C8	2.49	0.48
1:CA:634:C:H2'	1:CA:635:A:C8	2.49	0.48
46:BU:95:PHE:HB2	46:BU:100:GLU:HB3	1.95	0.48
24:BI:52:LEU:HD12	24:BI:52:LEU:N	2.29	0.48

Continued on next page...

Continued from previous page...

Atom-1	Atom-2	Distance(Å)	Clash(Å)
6:AG:132:THR:O	6:AG:135:LYS:HB3	2.14	0.48
23:BB:796:C:H2'	23:BB:797:G:H8	1.78	0.48
1:AA:590:U:H2'	1:AA:591:U:C6	2.48	0.48
23:BB:992:C:H2'	23:BB:993:G:H8	1.78	0.48
1:AA:1107:C:C4	1:AA:1108:G:N7	2.82	0.48
17:CT:19:HIS:O	17:CT:23:ARG:HG2	2.14	0.48
23:BB:2037:A:H2'	23:BB:2038:G:C8	2.49	0.48
1:CA:1102:A:H2'	1:CA:1103:C:C6	2.49	0.48
41:DJ:106:LYS:HE3	41:DJ:106:LYS:O	2.13	0.48
23:BB:1530:G:N3	23:BB:1530:G:H2'	2.29	0.48
10:CK:110:THR:CG2	19:CU:4:LYS:HA	2.44	0.48
23:DB:1477:A:H2'	23:DB:1478:G:O4'	2.13	0.48
3:AD:110:ARG:HH11	3:AD:110:ARG:HG3	1.79	0.48
23:BB:2428:G:H5''	23:BB:2429:G:OP1	2.14	0.48
23:BB:1144:A:O2'	23:BB:1145:C:H5'	2.14	0.48
23:DB:464:U:H2'	23:DB:465:G:O4'	2.14	0.48
2:CC:18:ASN:HB2	21:CN:90:GLY:O	2.14	0.48
25:DC:68:ARG:HH21	25:DC:190:THR:CG2	2.27	0.48
18:CB:86:CYS:SG	18:CB:87:ASP:N	2.87	0.48
1:AA:1047:G:H21	1:AA:1215:G:C5'	2.25	0.48
12:AM:15:VAL:HG23	12:AM:33:LEU:HG	1.94	0.48
28:DP:3:ILE:HD13	28:DP:4:ILE:N	2.29	0.48
44:DQ:94:LEU:C	44:DQ:96:ASP:N	2.66	0.48
45:BS:45:VAL:HG23	45:BS:46:LEU:HD23	1.95	0.48
51:BZ:3:ARG:HG3	51:BZ:50:ARG:HH11	1.77	0.48
40:BH:99:ILE:HD13	40:BH:144:VAL:HB	1.95	0.48
44:BQ:56:PHE:O	44:BQ:59:LEU:HB3	2.13	0.48
21:CN:73:LEU:HD12	21:CN:83:VAL:HG21	1.95	0.48
1:CA:777:A:H2'	1:CA:778:G:C8	2.49	0.48
3:AD:129:VAL:HG12	3:AD:130:ASN:N	2.29	0.48
4:AE:81:GLN:HG2	4:AE:148:SER:HA	1.96	0.48
50:DT:8:LEU:HD22	50:DT:46:ALA:HA	1.95	0.48
23:BB:2311:A:H3'	23:BB:2312:U:C6	2.48	0.48
47:BF:52:ALA:O	47:BF:56:LEU:HB2	2.14	0.48
41:BJ:13:ARG:HB3	41:BJ:53:TYR:CD2	2.49	0.48
27:BK:73:ASP:OD2	27:BK:75:SER:HB3	2.14	0.48
12:AM:89:ARG:HD3	12:AM:94:LEU:HB2	1.95	0.48
1:AA:1308:U:H5''	12:AM:96:VAL:HG23	1.95	0.48
23:BB:2529:G:H5'	48:BG:174:LYS:HB2	1.95	0.48
23:DB:2675:A:N1	23:DB:2732:G:O6	2.47	0.48
17:AT:38:ILE:HD11	17:AT:82:ILE:HA	1.94	0.48
1:CA:1368:A:O2'	1:CA:1369:C:H5'	2.14	0.48

Continued on next page...

Continued from previous page...

Atom-1	Atom-2	Distance(Å)	Clash(Å)
27:BK:105:ARG:N	27:BK:105:ARG:HD3	2.21	0.48
26:BD:29:VAL:O	26:BD:185:ASN:HB3	2.14	0.48
18:AB:120:SER:CA	18:AB:125:PHE:HB3	2.43	0.48
1:AA:376:G:H2'	1:AA:377:G:H8	1.79	0.48
23:BB:1469:A:H2'	23:BB:1470:A:C8	2.49	0.48
23:BB:1655:A:H5'	26:BD:118:PHE:HB2	1.96	0.48
26:BD:138:LEU:N	26:BD:138:LEU:HD22	2.29	0.48
23:DB:600:G:C1'	29:DE:100:MET:HG2	2.39	0.48
26:BD:107:VAL:H	26:BD:206:ALA:H	1.62	0.48
23:BB:346:A:H3'	23:BB:347:A:H8	1.79	0.48
7:CH:99:GLY:HA2	7:CH:129:ALA:HA	1.96	0.48
1:AA:1232:U:OP1	8:AI:127:SER:HB3	2.14	0.48
35:BV:59:GLU:HG2	35:BV:60:VAL:N	2.28	0.48
1:CA:1119:C:O2'	1:CA:1120:C:H5'	2.14	0.48
43:DO:111:ARG:HD2	43:DO:117:PHE:CD1	2.48	0.48
1:AA:221:C:O2'	1:AA:222:C:H5'	2.14	0.48
23:BB:557:C:H2'	23:BB:558:U:C6	2.49	0.48
20:CO:33:THR:HG23	20:CO:63:ARG:NH1	2.29	0.48
23:BB:1283:G:N2	23:BB:1285:A:H3'	2.29	0.48
32:D4:15:LYS:O	32:D4:16:ILE:HB	2.14	0.48
2:CC:46:LEU:N	2:CC:46:LEU:HD22	2.28	0.48
2:CC:21:TRP:CD2	2:CC:58:ARG:HD3	2.49	0.48
37:BL:109:LYS:HB2	37:BL:111:ILE:HD13	1.96	0.48
2:CC:152:VAL:HB	2:CC:165:GLU:CB	2.44	0.48
24:BI:124:MET:O	24:BI:128:ILE:HG12	2.14	0.48
47:DF:71:LYS:O	47:DF:72:SER:HB3	2.14	0.48
1:AA:594:U:H2'	1:AA:595:A:O4'	2.14	0.48
27:BK:109:SER:OG	27:BK:111:LYS:HG2	2.13	0.48
1:CA:1306:A:N6	1:CA:1331:G:H1'	2.29	0.48
23:DB:2773:C:O2'	23:DB:2774:C:H5'	2.14	0.48
5:AF:21:MET:HB3	5:AF:25:TYR:CE1	2.49	0.48
23:DB:2014:A:H2'	23:DB:2015:A:C8	2.49	0.48
1:AA:1207:G:H2'	1:AA:1208:C:C6	2.49	0.48
23:BB:988:A:P	30:BY:11:SER:HB3	2.54	0.48
1:AA:488:C:O2'	1:AA:489:C:H5'	2.14	0.48
23:BB:2649:C:H2'	23:BB:2650:U:C6	2.49	0.48
1:AA:453:G:H2'	1:AA:454:G:C8	2.48	0.48
27:DK:68:GLY:HA3	27:DK:78:ARG:HB3	1.96	0.48
22:BA:22:U:H2'	22:BA:23:G:C8	2.49	0.48
23:DB:2348:U:OP1	34:D3:37:THR:HG21	2.14	0.48
39:DX:45:GLN:O	39:DX:47:ARG:N	2.46	0.48
25:BC:163:ILE:HG22	25:BC:164:VAL:N	2.29	0.48

Continued on next page...

Continued from previous page...

Atom-1	Atom-2	Distance(Å)	Clash(Å)
33:B1:16:THR:HG21	33:B1:39:ASP:CG	2.34	0.48
40:DH:62:LEU:HG	40:DH:66:ASN:HD21	1.77	0.48
3:AD:66:VAL:HG12	3:AD:70:GLN:OE1	2.13	0.48
34:D3:28:LEU:O	34:D3:29:ARG:HB3	2.14	0.48
1:CA:1045:C:O2'	1:CA:1046:A:H5'	2.14	0.48
23:DB:1099:G:H3'	24:DI:2:LYS:HA	1.94	0.48
24:DI:2:LYS:N	24:DI:2:LYS:HD2	2.29	0.48
18:CB:221:ARG:HH11	18:CB:221:ARG:HB3	1.79	0.48
18:CB:30:ILE:HG23	18:CB:39:ILE:O	2.14	0.48
44:DQ:93:ILE:O	44:DQ:96:ASP:HB3	2.14	0.48
18:AB:102:ASN:HD21	18:AB:105:THR:HB	1.77	0.48
43:BO:66:GLY:O	43:BO:102:ARG:HD3	2.14	0.48
29:DE:113:VAL:C	29:DE:115:GLN:H	2.16	0.48
50:BT:40:LYS:HA	50:BT:43:ILE:HG22	1.96	0.48
4:AE:146:MET:HG3	4:AE:146:MET:O	2.12	0.48
23:BB:2305:U:H2'	23:BB:2306:C:C6	2.48	0.48
23:BB:2305:U:H5''	47:BF:130:GLY:CA	2.43	0.48
47:BF:134:GLN:OE1	47:BF:136:ILE:HA	2.13	0.48
47:BF:64:PRO:HA	47:BF:88:VAL:CG1	2.43	0.48
27:DK:25:LEU:CD2	27:DK:40:LYS:HB2	2.37	0.48
48:DG:106:LEU:C	48:DG:108:PHE:H	2.17	0.48
22:DA:113:C:H1'	43:DO:46:GLU:HA	1.96	0.48
47:DF:49:LEU:HD21	47:DF:84:ILE:O	2.13	0.48
47:BF:102:LEU:HD13	47:BF:103:ILE:N	2.29	0.48
23:BB:143:C:H6	23:BB:143:C:O5'	1.97	0.48
6:CG:31:VAL:HG22	6:CG:32:ASP:CG	2.34	0.48
40:DH:4:ILE:O	40:DH:36:ALA:HA	2.13	0.48
23:DB:970:U:H2'	23:DB:971:G:H8	1.76	0.48
19:CU:16:ARG:HH12	19:CU:19:LYS:NZ	2.11	0.48
26:DD:47:ALA:HB2	26:DD:83:ARG:HD2	1.95	0.48
10:CK:30:ILE:HG22	10:CK:45:THR:HB	1.95	0.48
11:CL:13:ARG:HB2	11:CL:14:LYS:H	1.50	0.48
37:BL:4:ASN:N	37:BL:4:ASN:HD22	2.11	0.48
1:CA:299:G:C6	1:CA:300:A:C6	3.02	0.48
41:BJ:72:LYS:HB2	41:BJ:89:PHE:H	1.77	0.48
41:DJ:72:LYS:HB2	41:DJ:89:PHE:H	1.79	0.48
24:DI:126:ARG:HB3	24:DI:126:ARG:NH1	2.28	0.48
48:BG:59:ASP:O	48:BG:63:GLN:HB2	2.14	0.48
23:DB:1866:A:H2'	23:DB:1867:G:O4'	2.13	0.48
23:DB:1871:A:H2'	23:DB:1872:A:H8	1.77	0.48
16:AS:31:ARG:HB3	16:AS:33:TRP:CZ2	2.49	0.48
23:DB:1005:C:H2'	23:DB:1006:C:C6	2.49	0.48

Continued on next page...

Continued from previous page...

Atom-1	Atom-2	Distance(Å)	Clash(Å)
1:AA:299:G:H2'	1:AA:300:A:C8	2.48	0.48
1:AA:846:G:H2'	1:AA:846:G:N3	2.29	0.48
1:AA:643:C:H2'	1:AA:644:U:H6	1.79	0.48
23:BB:2899:A:H2'	23:BB:2900:A:O4'	2.14	0.48
1:AA:1515:G:O2'	1:AA:1516:G:H5'	2.13	0.48
6:AG:94:ARG:HH11	6:AG:98:LEU:HD21	1.77	0.48
23:BB:1779:U:C5	23:BB:1784:A:N7	2.82	0.48
36:B2:31:LEU:CD2	36:B2:42:LEU:HD12	2.44	0.48
25:BC:270:ARG:HH11	25:BC:270:ARG:HB3	1.79	0.48
23:BB:1607:C:H5''	23:BB:1608:A:H5'	1.96	0.48
1:AA:1478:U:H2'	1:AA:1479:C:C6	2.49	0.48
9:CJ:37:ARG:NH1	9:CJ:37:ARG:HA	2.28	0.48
25:BC:42:ARG:CZ	25:BC:48:ILE:HD11	2.43	0.48
25:BC:34:GLU:O	25:BC:34:GLU:HG3	2.13	0.48
38:DM:102:LEU:N	38:DM:102:LEU:HD22	2.28	0.48
12:AM:12:LYS:O	12:AM:43:LYS:HA	2.14	0.48
25:DC:180:MET:HB2	25:DC:268:ARG:HB3	1.96	0.48
23:BB:702:U:H2'	23:BB:703:U:C6	2.49	0.48
23:BB:163:C:H2'	23:BB:164:C:O4'	2.14	0.48
29:BE:88:ARG:O	29:BE:90:GLN:HG3	2.14	0.48
25:DC:79:ARG:HD2	25:DC:81:GLU:OE2	2.14	0.48
22:DA:22:U:H2'	22:DA:23:G:C8	2.49	0.48
23:BB:973:A:OP1	23:BB:973:A:H8	1.96	0.48
21:CN:14:ALA:O	21:CN:18:LYS:HG3	2.13	0.48
26:DD:183:GLU:OE1	26:DD:183:GLU:N	2.47	0.48
18:AB:183:PHE:CD1	18:AB:183:PHE:N	2.82	0.48
34:D3:2:LYS:H	34:D3:2:LYS:HG2	1.44	0.48
49:DR:22:LEU:N	49:DR:22:LEU:HD23	2.29	0.48
23:DB:1290:C:O2'	23:DB:1291:C:H5'	2.13	0.48
44:BQ:24:TYR:CD1	44:BQ:25:GLY:N	2.82	0.48
23:BB:1409:U:H2'	23:BB:1410:G:H8	1.79	0.48
2:CC:107:LYS:C	2:CC:109:GLU:H	2.17	0.47
2:CC:139:ASN:N	2:CC:139:ASN:HD22	2.12	0.47
38:DM:73:ILE:HG21	38:DM:91:TYR:CZ	2.49	0.47
18:CB:48:MET:HA	18:CB:51:GLU:OE2	2.14	0.47
50:DT:50:LEU:O	50:DT:51:PHE:HB2	2.14	0.47
12:AM:47:LEU:CG	12:AM:52:ILE:HD13	2.29	0.47
45:DS:37:THR:HG22	45:DS:48:LYS:HE3	1.96	0.47
18:AB:13:VAL:O	18:AB:14:HIS:CB	2.62	0.47
1:CA:1219:A:H2'	1:CA:1220:G:H8	1.78	0.47
29:DE:67:ARG:HG2	29:DE:67:ARG:NH1	2.26	0.47
51:DZ:33:LEU:H	51:DZ:52:SER:HB3	1.78	0.47

Continued on next page...

Continued from previous page...

Atom-1	Atom-2	Distance(Å)	Clash(Å)
44:BQ:93:ILE:HG23	44:BQ:94:LEU:N	2.29	0.47
49:BR:14:VAL:HG21	49:BR:98:ILE:HD13	1.96	0.47
49:BR:58:VAL:HG22	49:BR:59:ILE:N	2.24	0.47
25:BC:141:HIS:NE2	25:BC:194:VAL:HA	2.29	0.47
48:DG:84:LYS:HB2	48:DG:132:LEU:N	2.29	0.47
23:DB:2331:G:O4'	52:DW:39:GLN:HA	2.14	0.47
52:DW:39:GLN:HG2	52:DW:40:ARG:H	1.77	0.47
23:DB:2365:G:O2'	52:DW:59:PHE:HE1	1.97	0.47
5:CF:93:LYS:O	5:CF:94:HIS:HB2	2.14	0.47
37:BL:116:VAL:HG22	37:BL:117:THR:N	2.30	0.47
47:BF:41:GLU:CG	47:BF:48:LEU:HD11	2.44	0.47
38:DM:21:ALA:HB1	38:DM:100:LYS:HE2	1.95	0.47
29:DE:126:VAL:HG13	29:DE:127:GLU:N	2.29	0.47
46:BU:82:VAL:N	46:BU:96:LYS:HZ2	2.06	0.47
41:BJ:14:ASP:O	41:BJ:53:TYR:HB2	2.14	0.47
28:BP:19:PHE:CE2	28:BP:25:VAL:HG11	2.49	0.47
47:DF:139:GLU:CG	47:DF:140:ILE:H	2.26	0.47
23:DB:1017:G:O2'	23:DB:1018:U:H5'	2.14	0.47
38:BM:101:VAL:HG22	38:BM:101:VAL:O	2.13	0.47
38:BM:34:LYS:O	38:BM:128:THR:HG22	2.13	0.47
48:BG:154:GLU:C	48:BG:156:TYR:H	2.18	0.47
47:DF:41:GLU:CG	47:DF:48:LEU:HD11	2.44	0.47
36:D2:44:VAL:O	36:D2:45:SER:C	2.51	0.47
48:BG:26:LYS:HB2	48:BG:32:LEU:HG	1.96	0.47
23:DB:2514:U:H5''	41:DJ:81:ILE:HD12	1.96	0.47
2:CC:188:ALA:O	2:CC:194:VAL:HA	2.14	0.47
26:DD:107:VAL:H	26:DD:206:ALA:H	1.62	0.47
2:CC:111:ASP:O	2:CC:115:VAL:HG23	2.14	0.47
1:CA:1241:G:H2'	1:CA:1242:G:C8	2.41	0.47
23:BB:2721:A:H2'	23:BB:2722:G:C8	2.49	0.47
26:DD:34:VAL:HA	26:DD:50:VAL:HG12	1.95	0.47
30:DY:6:ILE:H	30:DY:6:ILE:CD1	2.24	0.47
26:DD:63:PRO:C	26:DD:65:ALA:H	2.18	0.47
35:BV:75:GLN:HB3	35:BV:76:ASP:H	1.43	0.47
4:AE:158:LYS:HZ3	7:AH:63:LYS:HD3	1.78	0.47
18:CB:80:LYS:HE2	18:CB:81:ASP:OD1	2.13	0.47
23:DB:1287:A:H3'	23:DB:1288:G:H21	1.76	0.47
1:CA:238:A:C2'	1:CA:239:U:H5''	2.43	0.47
23:BB:1173:U:H2'	23:BB:1174:U:H5'	1.96	0.47
42:BN:59:SER:O	42:BN:63:ARG:HB2	2.13	0.47
30:BY:35:VAL:HG11	30:BY:37:ARG:HH12	1.79	0.47
44:BQ:79:ILE:HD13	44:BQ:79:ILE:C	2.35	0.47

Continued on next page...

Continued from previous page...

Atom-1	Atom-2	Distance(Å)	Clash(Å)
1:CA:424:G:O2'	1:CA:425:G:H5'	2.14	0.47
1:CA:738:C:H2'	1:CA:739:C:H6	1.79	0.47
3:AD:96:ARG:HH12	3:AD:133:SER:HA	1.76	0.47
23:DB:170:U:H2'	23:DB:171:U:C6	2.48	0.47
51:DZ:15:GLY:O	51:DZ:27:ARG:HG3	2.14	0.47
51:DZ:27:ARG:O	51:DZ:28:ARG:CB	2.62	0.47
23:DB:433:C:O2'	23:DB:434:U:H5'	2.14	0.47
23:BB:553:G:C2'	23:BB:554:U:H5'	2.44	0.47
1:AA:857:C:H2'	1:AA:858:G:O4'	2.14	0.47
31:D0:2:VAL:HG12	31:D0:3:GLN:N	2.29	0.47
34:D3:18:LYS:HD2	34:D3:19:GLY:H	1.78	0.47
31:D0:27:LEU:HD13	31:D0:37:HIS:O	2.13	0.47
23:DB:1133:A:N6	23:DB:2025:C:O2'	2.46	0.47
23:DB:118:A:P	23:DB:119:A:H5''	2.54	0.47
52:DW:9:THR:HG23	52:DW:10:ARG:CD	2.44	0.47
52:DW:9:THR:OG1	52:DW:10:ARG:N	2.44	0.47
23:DB:2300:C:H2'	23:DB:2301:C:H6	1.79	0.47
6:AG:106:ALA:HB1	6:AG:132:THR:OG1	2.13	0.47
23:BB:499:U:H2'	23:BB:500:G:O4'	2.14	0.47
46:DU:73:ASN:C	46:DU:75:ALA:H	2.17	0.47
8:AI:90:ASP:O	8:AI:93:LEU:HG	2.13	0.47
20:CO:40:GLN:O	20:CO:44:ALA:N	2.45	0.47
1:AA:933:G:N2	1:AA:935:A:O4'	2.47	0.47
9:AJ:80:THR:O	9:AJ:84:VAL:HG23	2.14	0.47
41:BJ:117:ALA:O	41:BJ:120:ARG:HG2	2.14	0.47
23:BB:1365:A:N3	23:BB:1365:A:H2'	2.28	0.47
1:CA:131:A:H2'	1:CA:132:C:C6	2.49	0.47
43:DO:14:ALA:C	43:DO:16:ARG:H	2.17	0.47
23:BB:1234:U:H2'	23:BB:1235:G:O4'	2.13	0.47
1:AA:174:A:O2'	1:AA:175:C:H5'	2.14	0.47
23:BB:2350:C:H2'	23:BB:2351:G:C8	2.49	0.47
23:DB:1820:U:OP1	25:DC:176:ARG:HD2	2.14	0.47
16:AS:4:LEU:O	16:AS:5:LYS:C	2.52	0.47
18:AB:95:TRP:CH2	18:AB:171:ALA:HA	2.49	0.47
40:BH:73:ASN:HB2	40:BH:141:LYS:HE2	1.96	0.47
40:BH:94:ILE:HG21	40:BH:144:VAL:HG11	1.94	0.47
1:AA:1519:A:H3'	1:AA:1520:C:C5'	2.44	0.47
1:AA:781:A:O2'	1:AA:1522:U:O2	2.30	0.47
8:AI:5:TYR:HB2	8:AI:20:ILE:HB	1.96	0.47
42:DN:101:GLY:O	42:DN:102:PHE:HB2	2.14	0.47
23:BB:2135:A:H61	23:BB:2156:G:C2'	2.27	0.47
1:CA:410:G:O5'	1:CA:410:G:H8	1.97	0.47

Continued on next page...

Continued from previous page...

Atom-1	Atom-2	Distance(Å)	Clash(Å)
43:DO:66:GLY:O	43:DO:102:ARG:HD3	2.14	0.47
43:BO:7:ARG:HG3	43:BO:96:GLY:C	2.34	0.47
1:AA:1085:U:H3'	1:AA:1086:U:H5	1.78	0.47
23:BB:704:G:H1'	23:BB:727:A:H61	1.79	0.47
1:AA:664:G:N2	1:AA:741:G:H1	2.01	0.47
6:CG:144:ALA:O	6:CG:145:GLU:HB3	2.14	0.47
6:CG:144:ALA:O	6:CG:146:ALA:N	2.46	0.47
4:AE:149:PRO:HG2	4:AE:150:GLU:H	1.79	0.47
18:AB:40:ILE:O	18:AB:42:LEU:N	2.47	0.47
1:AA:923:A:H2'	1:AA:924:C:H6	1.79	0.47
1:CA:921:U:O2	4:CE:23:THR:HG23	2.14	0.47
1:AA:559:A:H4'	1:AA:560:A:H3'	1.97	0.47
29:BE:15:SER:HB3	29:BE:18:THR:OG1	2.15	0.47
1:AA:1062:U:H2'	1:AA:1063:C:C6	2.49	0.47
48:DG:108:PHE:HE1	48:DG:151:ARG:HH11	1.62	0.47
23:DB:572:A:H5''	49:DR:80:ARG:HH22	1.78	0.47
47:BF:102:LEU:O	47:BF:103:ILE:HB	2.13	0.47
27:DK:71:ARG:HB3	27:DK:72:PRO:CD	2.38	0.47
24:DI:17:ALA:O	24:DI:18:ASN:HB3	2.13	0.47
48:BG:8:VAL:CG1	48:BG:49:LEU:HB3	2.39	0.47
18:AB:162:VAL:HG13	18:AB:184:ALA:HB2	1.96	0.47
2:CC:149:LYS:HA	2:CC:168:ARG:HB2	1.97	0.47
1:CA:1484:C:O2'	23:DB:1961:C:H5'	2.14	0.47
39:DX:31:GLN:O	39:DX:37:LEU:HB2	2.13	0.47
23:DB:1559:U:H3'	23:DB:1560:G:H5'	1.96	0.47
1:AA:204:G:N2	1:AA:466:A:N6	2.62	0.47
23:DB:1521:G:H3'	23:DB:1522:A:H2'	1.96	0.47
42:BN:96:ARG:NE	42:BN:116:VAL:HA	2.28	0.47
23:DB:483:A:H4'	46:DU:46:LYS:HA	1.97	0.47
1:AA:1414:U:O2'	1:AA:1415:G:H5'	2.14	0.47
1:AA:230:G:H5''	13:AP:31:ARG:NH2	2.29	0.47
7:CH:101:ALA:HB3	7:CH:112:ASP:HB3	1.95	0.47
21:CN:98:ALA:HB1	21:CN:100:TRP:CZ3	2.48	0.47
36:D2:9:VAL:CG1	36:D2:10:LEU:H	2.27	0.47
44:BQ:23:TYR:N	44:BQ:23:TYR:CD2	2.81	0.47
23:DB:833:A:H2'	23:DB:834:G:C8	2.49	0.47
11:AL:41:PRO:HA	11:AL:88:ASP:O	2.13	0.47
23:BB:1550:C:H2'	23:BB:1551:A:C8	2.50	0.47
23:BB:1439:A:C6	23:BB:1552:A:N7	2.82	0.47
2:AC:37:LYS:O	2:AC:41:TYR:HB2	2.13	0.47
47:DF:141:ASP:CB	47:DF:144:LYS:HB2	2.42	0.47
23:DB:170:U:O2'	23:DB:171:U:H5'	2.14	0.47

Continued on next page...

Continued from previous page...

Atom-1	Atom-2	Distance(Å)	Clash(Å)
23:BB:1431:A:H2'	23:BB:1432:G:H8	1.78	0.47
37:DL:132:ARG:HA	37:DL:135:ILE:CG2	2.44	0.47
23:DB:2877:G:O2'	23:DB:2878:U:H5'	2.14	0.47
23:DB:2876:G:H2'	23:DB:2877:G:O4'	2.15	0.47
23:DB:2104:C:H2'	23:DB:2105:U:C6	2.49	0.47
22:DA:75:G:H2'	22:DA:76:G:C8	2.48	0.47
1:AA:501:C:H1'	1:AA:549:C:H1'	1.95	0.47
23:BB:1250:G:OP2	37:BL:21:ARG:NH2	2.47	0.47
14:CQ:26:ARG:HG2	14:CQ:39:ARG:O	2.14	0.47
23:DB:1647:U:H3'	23:DB:1647:U:OP1	2.14	0.47
17:CT:49:ALA:HA	17:CT:52:GLU:HB3	1.96	0.47
9:AJ:70:HIS:HB3	9:AJ:72:ARG:HH21	1.79	0.47
23:DB:256:A:H2'	23:DB:257:C:H6	1.79	0.47
1:AA:160:A:H2'	1:AA:161:A:O4'	2.14	0.47
1:AA:767:A:H2'	1:AA:768:A:C8	2.49	0.47
23:DB:864:G:O2'	23:DB:865:C:H5'	2.15	0.47
28:BP:12:MET:HG2	28:BP:54:LEU:HA	1.96	0.47
23:BB:1672:A:C6	23:BB:1673:G:C6	3.02	0.47
22:BA:64:G:O2'	22:BA:65:U:H5'	2.14	0.47
23:BB:2831:G:H1'	23:BB:2883:A:C2	2.48	0.47
23:DB:406:G:H2'	23:DB:407:G:O4'	2.13	0.47
1:AA:1434:A:H2'	1:AA:1435:G:O4'	2.14	0.47
23:BB:2617:U:C2'	23:BB:2618:G:H5'	2.44	0.47
23:DB:2655:G:H1'	23:DB:2656:U:H5	1.79	0.47
23:DB:1716:U:H2'	23:DB:1717:A:H8	1.79	0.47
1:AA:1038:C:H2'	1:AA:1039:G:C8	2.49	0.47
1:CA:1084:G:H5'	1:CA:1102:A:OP2	2.14	0.47
23:BB:242:G:H5''	34:B3:63:TYR:CD2	2.49	0.47
20:CO:43:PHE:CD1	20:CO:56:LEU:HD22	2.49	0.47
17:AT:25:SER:O	17:AT:29:THR:HG23	2.14	0.47
1:AA:568:G:O6	11:AL:1:ALA:HB2	2.14	0.47
23:DB:651:G:O5'	34:D3:17:GLY:HA3	2.14	0.47
23:DB:163:C:H2'	23:DB:164:C:O4'	2.15	0.47
23:DB:2559:C:O2'	23:DB:2560:A:H5'	2.13	0.47
44:DQ:72:GLY:O	44:DQ:113:LYS:HE2	2.14	0.47
28:DP:16:VAL:O	28:DP:16:VAL:HG23	2.14	0.47
23:BB:2254:C:H2'	23:BB:2255:G:O4'	2.13	0.47
23:DB:111:A:O2'	23:DB:112:U:H5'	2.14	0.47
50:DT:87:LEU:HB2	50:DT:91:GLN:HG2	1.95	0.47
38:BM:73:ILE:HG21	38:BM:91:TYR:CZ	2.50	0.47
28:DP:3:ILE:HG23	28:DP:4:ILE:N	2.30	0.47
21:AN:20:PHE:CD2	21:AN:55:SER:HA	2.49	0.47

Continued on next page...

Continued from previous page...

Atom-1	Atom-2	Distance(Å)	Clash(Å)
44:DQ:59:LEU:O	44:DQ:62:ALA:HB3	2.14	0.47
23:DB:996:A:H4'	44:DQ:91:ARG:HG2	1.96	0.47
28:BP:3:ILE:HD13	28:BP:4:ILE:N	2.29	0.47
51:DZ:40:VAL:O	51:DZ:42:SER:N	2.46	0.47
40:BH:73:ASN:ND2	40:BH:73:ASN:N	2.51	0.47
8:CI:56:MET:C	8:CI:58:GLU:N	2.67	0.47
27:BK:35:VAL:CG2	27:BK:36:GLY:H	2.12	0.47
19:AU:36:PHE:O	19:AU:39:LYS:HD2	2.14	0.47
23:BB:2135:A:H3'	23:BB:2136:G:H8	1.79	0.47
19:CU:34:ARG:HD3	19:CU:39:LYS:CE	2.39	0.47
23:DB:919:U:H6	23:DB:919:U:O5'	1.97	0.47
3:AD:25:ARG:O	3:AD:27:ILE:HG13	2.14	0.47
8:CI:20:ILE:HD13	8:CI:85:ALA:CB	2.44	0.47
27:BK:58:LEU:HD11	27:BK:86:LEU:HB2	1.96	0.47
4:CE:131:ASN:O	4:CE:135:VAL:HG23	2.14	0.47
47:DF:106:ALA:HA	47:DF:135:ILE:CD1	2.45	0.47
17:CT:70:LYS:HA	17:CT:73:ARG:CZ	2.45	0.47
23:DB:1998:A:H2'	23:DB:1999:C:H6	1.79	0.47
26:DD:107:VAL:N	26:DD:206:ALA:H	2.12	0.47
32:B4:36:ARG:HG2	32:B4:37:GLN:N	2.23	0.47
23:BB:1387:A:H2'	23:BB:1388:G:C8	2.49	0.47
46:DU:46:LYS:HE3	46:DU:47:PRO:O	2.13	0.47
24:DI:100:ILE:O	24:DI:139:VAL:HG13	2.14	0.47
10:CK:19:VAL:N	10:CK:34:THR:O	2.47	0.47
31:B0:41:HIS:CB	42:BN:99:LYS:HB2	2.44	0.47
35:DV:29:ILE:HD13	35:DV:31:TYR:CE2	2.50	0.47
23:DB:1869:G:H2'	23:DB:1869:G:N3	2.30	0.47
43:DO:83:LEU:CD1	43:DO:114:GLY:HA3	2.44	0.47
23:DB:1439:A:H5''	23:DB:1440:U:OP2	2.14	0.47
14:AQ:24:ILE:HD13	14:AQ:43:LEU:HD13	1.95	0.47
25:BC:202:ARG:HE	25:BC:213:ARG:HH21	1.61	0.47
25:BC:209:ALA:HA	25:BC:212:TRP:NE1	2.29	0.47
1:CA:1155:A:O2'	1:CA:1156:G:H5'	2.14	0.47
23:BB:1459:G:H2'	23:BB:1461:C:C4	2.49	0.47
46:DU:41:VAL:O	46:DU:42:LYS:HB2	2.14	0.47
43:BO:115:LEU:H	43:BO:115:LEU:CD2	2.26	0.47
7:AH:29:SER:OG	7:AH:32:LYS:HG3	2.13	0.47
42:BN:90:ARG:HB3	42:BN:94:TYR:HE1	1.79	0.47
1:AA:845:A:H5''	1:AA:846:G:H8	1.76	0.47
23:DB:1283:G:N2	23:DB:1285:A:H3'	2.29	0.47
40:DH:26:ALA:O	40:DH:27:ARG:C	2.52	0.47
23:DB:2389:G:C5'	23:DB:2390:U:H5'	2.44	0.47

Continued on next page...

Continued from previous page...

Atom-1	Atom-2	Distance(Å)	Clash(Å)
46:BU:28:LEU:HB2	46:BU:32:LYS:O	2.15	0.47
10:AK:52:ARG:NH1	10:AK:52:ARG:HB3	2.29	0.47
7:AH:17:GLN:OE1	7:AH:69:ALA:HB1	2.14	0.47
23:DB:2027:G:O2'	23:DB:2028:U:H5'	2.14	0.47
1:CA:451:A:H1'	1:CA:452:A:C8	2.49	0.47
1:AA:375:U:OP1	13:AP:70:ARG:HB2	2.13	0.47
23:BB:552:U:O2'	23:BB:553:G:H5'	2.15	0.47
31:D0:46:GLY:O	31:D0:53:VAL:N	2.48	0.47
1:CA:237:G:H5''	14:CQ:26:ARG:NH2	2.29	0.47
48:BG:129:GLU:C	48:BG:130:ILE:HG13	2.34	0.47
18:CB:19:THR:O	18:CB:37:VAL:HA	2.14	0.47
18:CB:20:ARG:HD2	18:CB:38:HIS:CE1	2.49	0.47
23:BB:955:U:H5''	38:BM:86:LYS:NZ	2.30	0.47
9:AJ:18:ILE:HG12	9:AJ:72:ARG:CG	2.44	0.47
23:BB:2836:U:H2'	23:BB:2837:A:C8	2.50	0.47
1:CA:76:G:H2'	1:CA:77:A:H8	1.79	0.47
23:BB:1242:U:H2'	23:BB:1243:C:C6	2.49	0.47
23:DB:407:G:O2'	23:DB:408:G:H5'	2.15	0.47
18:CB:213:LEU:HA	18:CB:213:LEU:HD23	1.79	0.47
35:BV:42:LEU:HB2	35:BV:47:VAL:HG21	1.95	0.47
52:DW:13:ARG:HH11	52:DW:13:ARG:HA	1.79	0.47
1:CA:94:G:H4'	1:CA:95:C:C5'	2.45	0.47
51:BZ:14:THR:HA	51:BZ:28:ARG:HA	1.96	0.47
46:BU:73:ASN:C	46:BU:75:ALA:H	2.17	0.47
1:CA:1053:G:C4'	1:CA:1054:C:H5'	2.44	0.47
23:DB:2348:U:O2'	23:DB:2349:G:H5'	2.15	0.47
1:AA:1465:A:H2'	1:AA:1466:C:C6	2.49	0.47
23:DB:1977:A:H2'	23:DB:1978:A:C8	2.49	0.47
23:BB:1182:G:H2'	23:BB:1183:U:O4'	2.14	0.47
24:DI:35:MET:HE3	24:DI:39:LYS:HG2	1.96	0.47
29:BE:16:GLU:O	29:BE:20:GLY:HA3	2.14	0.47
23:BB:1563:U:O2'	23:BB:1564:C:H5'	2.14	0.47
27:BK:51:LYS:O	27:BK:52:VAL:HG13	2.14	0.47
23:BB:227:A:C2	23:BB:2407:A:H1'	2.50	0.47
23:BB:677:A:H2'	23:BB:678:C:H6	1.78	0.47
23:BB:404:A:H4'	23:BB:405:U:O5'	2.15	0.47
2:CC:104:GLU:HG2	2:CC:105:VAL:H	1.80	0.47
23:DB:1820:U:N3	25:DC:197:ALA:O	2.47	0.47
25:DC:255:LYS:C	25:DC:256:THR:HG23	2.33	0.47
40:BH:81:ALA:CB	40:BH:146:VAL:HA	2.44	0.47
45:DS:31:GLN:O	45:DS:34:ASP:HB2	2.13	0.47
28:DP:3:ILE:O	28:DP:7:LEU:HD13	2.12	0.47

Continued on next page...

Continued from previous page...

Atom-1	Atom-2	Distance(Å)	Clash(Å)
41:DJ:6:ALA:HB3	41:DJ:45:THR:CG2	2.42	0.47
18:AB:68:PHE:HA	18:AB:161:PHE:O	2.13	0.47
8:CI:42:THR:O	8:CI:46:VAL:HG13	2.13	0.47
8:AI:64:ILE:HD12	8:AI:64:ILE:N	2.30	0.47
23:BB:2134:A:H2'	23:BB:2135:A:C8	2.50	0.47
23:DB:875:G:H2'	23:DB:876:C:O4'	2.14	0.47
21:CN:77:GLY:O	21:CN:78:LEU:HD12	2.15	0.47
22:BA:29:A:OP1	43:BO:31:THR:HB	2.14	0.47
43:BO:31:THR:HG23	43:BO:34:HIS:O	2.13	0.47
3:AD:24:VAL:O	3:AD:27:ILE:HD11	2.14	0.47
23:DB:2324:U:H5'	23:DB:2325:G:H5''	1.95	0.47
33:B1:50:GLU:O	33:B1:51:ALA:HB2	2.15	0.47
23:BB:27:G:H1'	23:BB:513:A:N6	2.29	0.47
38:DM:38:ARG:HG2	38:DM:98:PRO:HD3	1.96	0.47
4:AE:36:THR:HB	4:AE:63:MET:HE2	1.95	0.47
37:DL:78:ARG:CB	37:DL:113:ALA:HB2	2.38	0.47
23:BB:1158:C:H5'	30:BY:31:ILE:HG12	1.96	0.47
18:CB:164:ASP:HB2	18:CB:203:ASP:HB2	1.97	0.47
38:DM:34:LYS:O	38:DM:128:THR:HG22	2.14	0.47
7:CH:124:ILE:HG22	7:CH:125:ILE:H	1.78	0.47
1:CA:18:C:C1'	1:CA:1079:G:H21	2.27	0.47
47:DF:105:ILE:HA	47:DF:108:PRO:HB2	1.95	0.47
1:AA:1532:U:H2'	1:AA:1533:C:H3'	1.95	0.47
48:DG:112:VAL:O	48:DG:113:ASP:HB2	2.14	0.47
23:BB:138:U:O2'	23:BB:141:G:N2	2.47	0.47
24:DI:18:ASN:HB2	24:DI:38:CYS:SG	2.54	0.47
48:BG:26:LYS:HA	48:BG:32:LEU:HA	1.96	0.47
16:AS:9:PHE:HE1	16:AS:36:ARG:HG3	1.79	0.47
39:DX:20:ASN:N	39:DX:20:ASN:HD22	2.09	0.47
46:BU:47:PRO:HD3	46:BU:55:GLY:CA	2.45	0.47
25:DC:2:VAL:HG23	25:DC:3:VAL:N	2.22	0.47
12:AM:78:ARG:HH11	12:AM:78:ARG:HG2	1.79	0.47
26:BD:106:LYS:HB3	26:BD:206:ALA:HB3	1.95	0.47
18:AB:61:SER:HA	18:AB:224:ARG:HA	1.97	0.47
23:BB:945:A:H4'	23:BB:945:A:OP2	2.14	0.47
10:AK:14:GLN:OE1	10:AK:77:GLY:HA3	2.14	0.47
35:BV:68:LYS:HD3	35:BV:68:LYS:N	2.28	0.47
35:BV:29:ILE:HG13	35:BV:88:HIS:CE1	2.49	0.47
26:BD:8:LYS:HG3	26:BD:9:VAL:N	2.30	0.47
23:BB:136:G:H2'	23:BB:137:U:O4'	2.14	0.47
27:BK:115:ILE:HG23	27:BK:116:ILE:H	1.80	0.47
41:DJ:56:VAL:HG12	41:DJ:57:LEU:N	2.29	0.47

Continued on next page...

Continued from previous page...

Atom-1	Atom-2	Distance(Å)	Clash(Å)
23:BB:1461:C:O2'	23:BB:1462:C:H5'	2.13	0.47
47:BF:163:GLU:O	47:BF:166:ARG:HB2	2.14	0.47
23:DB:754:U:H2'	23:DB:755:U:C6	2.50	0.47
20:CO:33:THR:HG23	20:CO:63:ARG:HH11	1.79	0.47
31:D0:12:ARG:HD2	31:D0:16:ARG:NH1	2.30	0.47
46:DU:78:LYS:HE3	46:DU:79:ALA:N	2.30	0.47
18:CB:107:ARG:HA	18:CB:110:ILE:CG1	2.44	0.47
48:DG:166:GLU:N	48:DG:166:GLU:CD	2.65	0.47
23:BB:634:C:O2'	23:BB:635:C:H5'	2.14	0.47
1:CA:599:C:O2'	1:CA:600:A:H5'	2.14	0.47
23:BB:2029:G:H2'	23:BB:2031:A:OP1	2.15	0.47
23:BB:2807:U:H5'	23:BB:2808:G:OP2	2.14	0.47
23:DB:1592:C:H2'	23:DB:1593:A:H8	1.80	0.47
4:AE:17:VAL:HG23	4:AE:33:THR:O	2.14	0.47
23:BB:1026:G:OP2	23:BB:1134:A:H1'	2.13	0.47
30:DY:2:LYS:HE2	30:DY:39:ASP:OD2	2.14	0.47
31:D0:27:LEU:HD22	31:D0:38:LEU:HA	1.95	0.47
1:CA:1495:U:H2'	1:CA:1496:C:C6	2.49	0.47
1:AA:1336:C:H4'	1:AA:1337:G:N3	2.30	0.47
26:BD:15:PHE:N	28:BP:11:GLN:HE22	2.12	0.47
23:BB:2252:G:O2'	23:BB:2253:G:H5'	2.13	0.47
48:BG:71:LEU:HA	48:BG:74:MET:SD	2.54	0.47
23:BB:2654:A:N1	23:BB:2665:A:H5''	2.30	0.47
35:BV:42:LEU:HD12	35:BV:47:VAL:HG21	1.96	0.47
23:DB:1664:A:H1'	23:DB:2726:A:C2	2.49	0.47
25:BC:173:LEU:HD22	25:BC:181:ARG:O	2.14	0.47
37:DL:74:THR:HA	37:DL:107:PHE:O	2.15	0.47
40:BH:103:VAL:HB	40:BH:108:VAL:HB	1.96	0.47
1:AA:751:U:H4'	20:AO:24:SER:HA	1.96	0.47
23:BB:1921:G:O2'	23:BB:1922:G:H5'	2.14	0.47
23:BB:457:A:N1	23:BB:470:A:H5''	2.30	0.47
23:BB:567:U:H2'	23:BB:568:U:O4'	2.14	0.47
23:BB:1290:C:O2'	23:BB:1291:C:H5'	2.14	0.47
23:DB:2203:U:C2'	23:DB:2204:G:OP2	2.63	0.47
23:DB:973:A:OP1	23:DB:973:A:H8	1.97	0.47
23:BB:2504:U:O5'	23:BB:2504:U:H6	1.97	0.47
14:CQ:80:LYS:HD2	14:CQ:80:LYS:C	2.35	0.47
26:DD:7:LYS:HG3	26:DD:198:GLY:O	2.13	0.47
23:DB:765:C:O2'	23:DB:766:U:H5'	2.14	0.47
23:BB:2365:G:O2'	52:BW:59:PHE:CE1	2.68	0.47
9:AJ:33:GLY:O	9:AJ:34:ALA:C	2.53	0.47
49:DR:38:VAL:HG22	49:DR:40:MET:H	1.78	0.47

Continued on next page...

Continued from previous page...

Atom-1	Atom-2	Distance(Å)	Clash(Å)
18:AB:77:GLU:HA	18:AB:80:LYS:HD3	1.96	0.47
23:BB:400:G:N7	51:BZ:57:ARG:NH1	2.62	0.47
51:DZ:3:ARG:HG3	51:DZ:50:ARG:HH11	1.78	0.47
25:BC:250:GLN:C	25:BC:252:LYS:H	2.18	0.47
42:DN:37:THR:CG2	42:DN:39:PRO:HD2	2.34	0.47
44:BQ:71:ASN:HD22	44:BQ:109:VAL:HG21	1.79	0.47
3:CD:146:GLU:HA	3:CD:149:LYS:CG	2.41	0.47
1:AA:438:U:H4'	3:AD:119:HIS:HD2	1.78	0.47
1:AA:405:U:C5	3:AD:4:LEU:HD21	2.48	0.47
42:DN:19:ALA:C	42:DN:21:PHE:N	2.68	0.47
24:DI:11:GLN:HA	24:DI:55:PRO:HA	1.95	0.47
24:DI:49:GLU:HB3	24:DI:52:LEU:HD12	1.97	0.47
24:DI:72:THR:CG2	24:DI:112:LYS:HD2	2.44	0.47
2:AC:129:PHE:CB	2:AC:133:MET:HE3	2.44	0.47
1:CA:980:C:H4'	21:CN:12:ARG:HH22	1.80	0.47
23:DB:855:G:H21	52:DW:23:LYS:CG	2.18	0.47
37:DL:78:ARG:HB3	37:DL:113:ALA:CB	2.37	0.47
2:AC:112:ALA:O	2:AC:113:LYS:C	2.52	0.47
2:AC:52:SER:OG	2:AC:53:ARG:N	2.47	0.47
24:BI:32:VAL:HG13	24:BI:66:PHE:CD2	2.49	0.47
1:AA:1441:A:H2	28:BP:113:LEU:HD22	1.79	0.47
1:AA:948:C:C2'	1:AA:949:A:H5'	2.45	0.47
1:AA:950:U:H3'	12:AM:100:ARG:NH2	2.30	0.47
41:DJ:13:ARG:HB3	41:DJ:53:TYR:CD2	2.49	0.47
37:BL:19:LEU:HD22	37:BL:31:GLY:O	2.13	0.47
17:AT:24:ARG:CG	17:AT:65:LEU:HD11	2.45	0.47
48:BG:152:ARG:HD3	48:BG:153:PRO:CD	2.42	0.47
17:CT:72:ALA:HA	17:CT:75:LYS:HD3	1.96	0.47
8:CI:74:GLN:O	8:CI:78:ILE:HG13	2.15	0.47
16:AS:39:ILE:HD12	16:AS:65:MET:O	2.15	0.47
26:BD:54:ALA:N	26:BD:76:GLY:HA2	2.30	0.47
16:AS:29:PRO:HB3	16:AS:47:THR:C	2.35	0.47
23:BB:2821:A:H3'	23:BB:2821:A:OP2	2.14	0.47
26:DD:46:ARG:HG3	26:DD:46:ARG:NH1	2.30	0.47
20:AO:39:LEU:CD2	20:AO:56:LEU:HB2	2.44	0.47
30:DY:47:ILE:HG21	30:DY:56:VAL:CG2	2.45	0.47
46:DU:47:PRO:HD3	46:DU:55:GLY:CA	2.45	0.47
24:DI:129:GLU:CB	24:DI:133:ARG:HH12	2.27	0.47
34:D3:21:PHE:HB2	34:D3:49:VAL:HG22	1.97	0.47
18:CB:118:THR:O	18:CB:119:GLN:C	2.51	0.47
23:DB:784:G:H5''	25:DC:225:ASN:OD1	2.14	0.47
23:DB:596:U:O2'	23:DB:597:G:H5'	2.14	0.47

Continued on next page...

Continued from previous page...

Atom-1	Atom-2	Distance(Å)	Clash(Å)
23:BB:1917:U:H2'	23:BB:1918:A:H8	1.79	0.47
22:DA:54:G:N2	47:DF:25:MET:HG2	2.28	0.47
1:CA:552:U:H4'	11:CL:82:ARG:HG2	1.97	0.47
8:CI:108:ARG:HB3	8:CI:108:ARG:HH11	1.79	0.47
23:DB:264:C:H2'	23:DB:265:A:C5'	2.43	0.47
35:BV:51:GLN:NE2	35:BV:79:ARG:HH22	2.13	0.47
23:DB:103:A:H3'	23:DB:104:A:C8	2.48	0.47
23:BB:1459:G:H3'	23:BB:1460:U:C4'	2.44	0.47
23:DB:557:C:H2'	23:DB:558:U:C6	2.50	0.47
1:AA:525:C:H2'	1:AA:526:C:C6	2.49	0.47
23:BB:68:G:H2'	23:BB:69:C:H6	1.79	0.47
37:DL:76:GLU:HG3	37:DL:111:ILE:HG13	1.96	0.47
40:DH:110:VAL:HG23	40:DH:132:PHE:CE2	2.49	0.47
1:CA:1234:C:H1'	1:CA:1364:U:O2	2.14	0.47
23:BB:2809:A:H2'	23:BB:2810:A:C8	2.49	0.47
23:BB:2454:G:C2'	23:BB:2455:G:H5'	2.44	0.47
23:BB:1576:U:O2'	23:BB:1577:C:H5'	2.14	0.47
23:DB:418:C:H2'	23:DB:419:U:C6	2.49	0.47
51:DZ:21:ALA:HB3	51:DZ:23:ASN:HD21	1.79	0.47
23:BB:802:A:H2'	23:BB:803:U:H6	1.79	0.47
9:CJ:28:THR:O	9:CJ:31:ARG:HG2	2.13	0.47
22:BA:75:G:H1	22:BA:102:G:N2	2.12	0.47
23:DB:423:A:H5''	23:DB:424:G:C5'	2.44	0.47
23:BB:2580:U:H5'	26:BD:136:ASN:H	1.79	0.47
23:DB:2455:G:H2'	23:DB:2456:C:H6	1.79	0.47
1:CA:435:A:H2'	1:CA:435:A:N3	2.29	0.47
4:CE:82:HIS:HB2	4:CE:83:PRO:HD2	1.96	0.47
1:AA:1293:C:H2'	1:AA:1294:G:C8	2.50	0.47
23:BB:1131:G:N2	23:BB:2024:G:H21	2.13	0.47
23:BB:863:A:H2'	23:BB:864:G:C8	2.48	0.47
41:DJ:34:ARG:HG3	41:DJ:39:LYS:HB3	1.96	0.47
23:BB:2634:A:H2'	23:BB:2635:A:C8	2.49	0.47
23:BB:234:U:O2'	23:BB:235:U:H5'	2.14	0.47
23:DB:1690:A:H2'	23:DB:1691:C:O4'	2.15	0.47
23:BB:796:C:H2'	23:BB:797:G:C8	2.49	0.47
23:DB:1563:U:O2'	23:DB:1564:C:H5'	2.15	0.47
3:CD:170:LEU:O	3:CD:170:LEU:HD12	2.15	0.47
23:DB:2559:C:H2'	23:DB:2560:A:H8	1.80	0.47
23:BB:1292:G:O2'	23:BB:1293:C:H5'	2.15	0.47
14:CQ:80:LYS:H	14:CQ:80:LYS:NZ	2.13	0.47
23:DB:1864:U:O2'	23:DB:1865:U:H5'	2.14	0.47
14:CQ:37:ILE:HG22	14:CQ:38:LYS:N	2.29	0.47

Continued on next page...

Continued from previous page...

Atom-1	Atom-2	Distance(Å)	Clash(Å)
23:BB:1625:C:H3'	23:BB:1626:A:C8	2.50	0.47
6:CG:106:ALA:O	6:CG:110:ARG:HG3	2.14	0.47
23:DB:425:G:O2'	23:DB:426:C:H5'	2.14	0.47
2:AC:45:GLU:C	2:AC:46:LEU:HD22	2.35	0.47
23:BB:2210:U:N3	23:BB:2212:A:N7	2.62	0.47
23:BB:1744:A:H3'	23:BB:1745:A:C8	2.49	0.47
23:BB:659:G:H21	29:BE:30:GLN:HE22	1.61	0.47
23:DB:1530:G:H2'	23:DB:1530:G:N3	2.29	0.47
14:CQ:10:ARG:HA	14:CQ:56:ASP:O	2.14	0.47
23:DB:115:C:O2'	23:DB:116:C:H5'	2.14	0.47
18:CB:214:GLY:C	18:CB:216:VAL:H	2.17	0.47
18:CB:46:VAL:HA	18:CB:49:PHE:HD2	1.78	0.47
45:DS:30:SER:HA	45:DS:33:LEU:HD12	1.96	0.47
28:DP:4:ILE:C	28:DP:6:GLN:H	2.18	0.47
40:DH:121:VAL:HG23	40:DH:122:LEU:N	2.29	0.47
25:BC:169:ALA:O	25:BC:185:ALA:HB3	2.15	0.47
23:DB:277:G:H2'	23:DB:278:A:OP2	2.14	0.47
42:DN:101:GLY:CA	42:DN:109:PRO:HA	2.44	0.47
41:BJ:38:GLY:O	41:BJ:43:GLU:HB2	2.14	0.47
41:BJ:44:TYR:CE2	44:BQ:59:LEU:HD11	2.50	0.47
1:CA:778:G:H21	10:CK:121:ARG:HD3	1.79	0.47
25:BC:255:LYS:C	25:BC:256:THR:HG23	2.35	0.47
1:AA:410:G:P	3:AD:25:ARG:HD2	2.54	0.47
5:AF:93:LYS:O	5:AF:94:HIS:HB2	2.14	0.47
25:BC:93:VAL:CG1	25:BC:101:ARG:H	2.28	0.47
23:DB:543:G:C2'	23:DB:545:U:H5'	2.44	0.47
42:DN:2:ARG:HG2	42:DN:5:LYS:CB	2.38	0.47
27:BK:60:ALA:HA	27:BK:87:LEU:HD22	1.95	0.47
27:DK:88:ASN:HD22	27:DK:89:ASN:H	1.62	0.47
4:CE:132:PRO:HG2	4:CE:133:ILE:H	1.79	0.47
1:AA:1127:G:H5'	1:AA:1280:A:O2'	2.14	0.47
23:BB:1197:G:O2'	23:BB:1198:U:H5'	2.15	0.47
12:AM:93:GLY:HA2	12:AM:108:ARG:HH12	1.80	0.47
37:BL:18:ARG:O	37:BL:19:LEU:HD12	2.14	0.47
48:DG:7:PRO:O	48:DG:8:VAL:HB	2.14	0.47
47:DF:40:GLY:HA2	47:DF:84:ILE:O	2.14	0.47
23:DB:2471:A:O2'	23:DB:2472:G:O5'	2.33	0.47
29:BE:129:PRO:HB3	29:BE:159:LEU:HD23	1.97	0.47
26:DD:204:LYS:NZ	26:DD:204:LYS:HB3	2.28	0.47
26:DD:29:VAL:O	26:DD:185:ASN:HB3	2.15	0.47
23:BB:2722:G:H2'	23:BB:2723:C:O4'	2.14	0.47
16:AS:64:GLU:N	16:AS:64:GLU:CD	2.68	0.47

Continued on next page...

Continued from previous page...

Atom-1	Atom-2	Distance(Å)	Clash(Å)
23:DB:1387:A:H2'	23:DB:1388:G:C8	2.49	0.47
26:DD:5:VAL:H	26:DD:32:ASN:HD21	1.61	0.47
45:DS:4:ILE:HG21	45:DS:106:VAL:HG22	1.96	0.47
3:CD:90:LEU:HD21	3:CD:196:GLU:CB	2.45	0.47
3:CD:197:HIS:O	3:CD:201:GLU:HG3	2.15	0.47
25:BC:239:PHE:C	25:BC:241:LYS:H	2.17	0.47
37:BL:95:LEU:O	37:BL:100:ILE:HG22	2.14	0.47
23:DB:1324:G:H3'	23:DB:1325:U:H4'	1.95	0.47
35:BV:59:GLU:HG2	35:BV:60:VAL:H	1.79	0.47
14:AQ:7:LEU:O	14:AQ:60:ILE:HD13	2.14	0.47
23:DB:558:U:H5'	41:DJ:114:LEU:HD22	1.96	0.47
42:DN:49:GLU:HA	42:DN:94:TYR:HD2	1.80	0.47
38:DM:83:GLY:O	38:DM:84:LYS:HG2	2.14	0.47
41:DJ:124:VAL:O	41:DJ:125:TYR:HB2	2.15	0.47
7:AH:55:LYS:CE	7:AH:55:LYS:HA	2.43	0.47
1:CA:518:C:H2'	1:CA:530:G:N7	2.30	0.47
31:B0:2:VAL:HG12	31:B0:3:GLN:N	2.30	0.47
23:DB:21:A:H2'	23:DB:22:C:H6	1.78	0.47
23:BB:638:G:H2'	23:BB:639:U:C6	2.50	0.47
23:DB:1150:C:H2'	23:DB:1151:A:C8	2.49	0.47
1:AA:842:U:OP1	1:AA:842:U:H6	1.97	0.47
1:CA:994:A:C2	21:CN:4:SER:HA	2.49	0.47
23:BB:151:C:H2'	23:BB:152:A:H8	1.79	0.47
1:CA:255:G:H1'	14:CQ:17:GLU:OE2	2.14	0.47
1:AA:818:G:C3'	1:AA:819:A:H5''	2.43	0.47
23:DB:1808:A:H3'	23:DB:1809:A:H8	1.79	0.47
25:DC:115:ILE:HB	25:DC:126:GLY:O	2.14	0.47
23:BB:779:U:O2'	23:BB:780:G:H5'	2.15	0.47
31:D0:18:HIS:C	31:D0:20:ALA:H	2.17	0.47
1:CA:1061:G:H2'	1:CA:1062:U:H6	1.80	0.47
23:DB:2260:C:O2'	23:DB:2261:C:H5'	2.14	0.47
3:AD:137:SER:HB2	3:AD:138:PRO:HD2	1.96	0.47
1:AA:635:A:H2'	1:AA:636:U:C6	2.50	0.47
23:DB:1092:C:C2'	23:DB:1093:G:H5'	2.44	0.47
27:DK:109:SER:O	27:DK:111:LYS:N	2.47	0.47
23:BB:1859:U:H2'	23:BB:1860:G:H8	1.77	0.47
1:AA:1152:A:OP1	9:AJ:70:HIS:ND1	2.47	0.47
26:BD:109:VAL:HG11	26:BD:193:VAL:HB	1.96	0.47
25:DC:270:ARG:HB3	25:DC:270:ARG:NH1	2.29	0.47
23:BB:691:C:H5'	25:BC:216:ARG:NH1	2.30	0.47
23:BB:230:G:H2'	23:BB:231:A:H8	1.79	0.47
26:BD:154:LYS:HG2	26:BD:155:VAL:N	2.30	0.47

Continued on next page...

Continued from previous page...

Atom-1	Atom-2	Distance(Å)	Clash(Å)
23:DB:346:A:H5'	23:DB:346:A:N3	2.29	0.47
23:DB:2053:G:O2'	23:DB:2054:A:H5'	2.14	0.47
23:BB:189:G:H2'	23:BB:205:G:N2	2.30	0.47
23:BB:2362:C:O2'	23:BB:2363:G:H5'	2.14	0.47
1:AA:547:A:H4'	1:AA:548:G:O5'	2.15	0.47
23:BB:1523:U:H5''	23:BB:1524:G:C8	2.49	0.47
23:BB:15:G:O2'	23:BB:16:C:H5'	2.14	0.47
1:CA:996:A:H2'	1:CA:997:U:C6	2.49	0.47
23:BB:1542:U:H2'	23:BB:1543:G:O4'	2.14	0.47
23:DB:233:A:H61	23:DB:428:A:H61	1.62	0.47
1:AA:1027:C:H2'	1:AA:1028:C:C6	2.50	0.47
1:CA:640:A:O2'	1:CA:641:U:H5'	2.15	0.47
15:CR:52:ARG:O	15:CR:56:ARG:HG3	2.14	0.47
23:DB:2294:G:P	43:DO:94:ARG:HH12	2.37	0.47
23:BB:1390:U:O2'	23:BB:1391:U:H5'	2.15	0.47
43:BO:17:LYS:O	43:BO:21:LEU:HB2	2.14	0.47
23:BB:1582:C:H2'	23:BB:1583:A:O4'	2.13	0.47
1:CA:1110:A:H2'	1:CA:1111:A:H8	1.80	0.47
18:AB:145:ASN:N	18:AB:145:ASN:ND2	2.62	0.47
49:DR:41:ILE:HD13	49:DR:41:ILE:N	2.29	0.47
2:CC:70:ALA:HB2	2:CC:114:LEU:HD13	1.95	0.47
29:BE:67:ARG:HG2	29:BE:67:ARG:NH1	2.28	0.47
18:CB:50:ASN:O	18:CB:51:GLU:C	2.53	0.47
18:CB:40:ILE:HG22	18:CB:41:ASN:N	2.30	0.47
12:AM:15:VAL:HG22	12:AM:29:SER:HB3	1.97	0.47
45:DS:69:LEU:HD23	45:DS:107:VAL:HG21	1.97	0.47
23:BB:1266:G:N2	23:BB:2012:G:H2'	2.30	0.47
45:BS:32:ALA:O	45:BS:35:ILE:HG12	2.15	0.47
45:BS:35:ILE:HG22	45:BS:39:THR:CG2	2.44	0.47
23:BB:2010:G:H2'	23:BB:2011:U:H6	1.79	0.47
52:BW:43:LYS:O	52:BW:58:LEU:HD11	2.15	0.47
40:BH:116:ARG:HB2	40:BH:131:SER:HB2	1.96	0.47
51:DZ:32:ASN:O	51:DZ:33:LEU:C	2.53	0.47
1:CA:1329:A:O2'	1:CA:1330:U:H5'	2.15	0.47
12:CM:38:ILE:HG22	12:CM:42:VAL:HG11	1.96	0.47
12:CM:68:LEU:O	12:CM:72:ILE:HG22	2.15	0.47
42:DN:37:THR:HG22	42:DN:39:PRO:CD	2.33	0.47
23:DB:876:C:H42	23:DB:901:C:H42	1.59	0.47
1:CA:1057:G:H5''	2:CC:153:SER:OG	2.14	0.47
1:CA:960:U:O2'	1:CA:1223:C:H4'	2.14	0.47
1:CA:1270:G:H2'	1:CA:1271:A:C8	2.49	0.47
1:CA:780:A:O2'	1:CA:781:A:H5''	2.15	0.47

Continued on next page...

Continued from previous page...

Atom-1	Atom-2	Distance(Å)	Clash(Å)
23:BB:1818:U:HO2'	23:BB:1819:A:P	2.37	0.47
3:CD:24:VAL:O	3:CD:27:ILE:HD11	2.15	0.47
33:D1:8:ILE:HD12	33:D1:9:LYS:H	1.80	0.47
48:BG:84:LYS:HB2	48:BG:132:LEU:N	2.30	0.47
48:BG:84:LYS:HG3	48:BG:131:VAL:CB	2.44	0.47
50:BT:39:THR:HG22	50:BT:42:GLU:CG	2.44	0.47
9:CJ:98:VAL:C	9:CJ:100:ILE:H	2.18	0.47
52:DW:50:VAL:HG23	52:DW:61:LYS:CE	2.44	0.47
24:BI:122:GLU:CD	24:BI:122:GLU:H	2.17	0.47
23:BB:2284:A:OP1	33:B1:3:GLY:O	2.33	0.47
23:DB:852:U:H2'	23:DB:853:C:C6	2.50	0.47
50:DT:40:LYS:C	50:DT:43:ILE:HG22	2.35	0.47
50:DT:40:LYS:HA	50:DT:43:ILE:HG22	1.95	0.47
30:BY:6:ILE:HG22	30:BY:56:VAL:HA	1.97	0.47
47:BF:41:GLU:CB	47:BF:48:LEU:HD11	2.44	0.47
6:CG:46:LEU:HG	6:CG:57:GLU:HG2	1.97	0.47
47:DF:57:ALA:HB2	47:DF:64:PRO:CG	2.45	0.47
47:DF:134:GLN:HB3	47:DF:149:ARG:HB3	1.97	0.47
29:BE:111:GLU:HA	29:BE:114:ARG:CG	2.35	0.47
27:BK:47:ILE:CG1	27:BK:48:PRO:HD2	2.38	0.47
23:DB:299:A:H2'	23:DB:300:A:C8	2.48	0.47
46:BU:3:LYS:HD3	46:BU:82:VAL:HG21	1.96	0.47
47:DF:117:SER:HB3	47:DF:120:SER:HB3	1.95	0.47
40:BH:18:GLN:HE21	40:BH:39:ALA:HB1	1.79	0.47
2:AC:55:VAL:HG12	2:AC:56:ILE:N	2.30	0.47
5:AF:11:HIS:HB3	5:AF:14:GLN:CG	2.38	0.47
7:AH:124:ILE:HG22	7:AH:125:ILE:H	1.78	0.47
1:AA:263:A:OP1	17:AT:73:ARG:NH1	2.48	0.47
48:DG:26:LYS:HA	48:DG:32:LEU:HA	1.96	0.47
48:DG:51:PHE:CD2	48:DG:68:ARG:HG2	2.50	0.47
47:BF:31:GLU:HB3	47:BF:157:THR:HA	1.96	0.47
47:BF:167:ALA:O	47:BF:170:ALA:HB3	2.15	0.47
23:BB:2314:A:H4'	47:BF:34:THR:HG21	1.96	0.47
23:BB:141:G:C6	50:BT:1:MET:HA	2.50	0.47
26:DD:121:THR:HG21	26:DD:127:PHE:CE1	2.50	0.47
23:BB:718:A:H5'	23:BB:719:C:OP2	2.15	0.47
24:DI:18:ASN:N	24:DI:19:PRO:CD	2.77	0.47
29:BE:158:PHE:HA	29:BE:169:VAL:CG2	2.41	0.47
41:BJ:84:ILE:HG23	41:BJ:84:ILE:O	2.14	0.47
16:AS:43:MET:HE3	16:AS:61:VAL:HG21	1.97	0.47
26:DD:97:SER:OG	26:DD:98:VAL:N	2.48	0.47
46:BU:48:VAL:O	46:BU:48:VAL:HG13	2.15	0.47

Continued on next page...

Continued from previous page...

Atom-1	Atom-2	Distance(Å)	Clash(Å)
1:AA:202:G:N2	1:AA:465:A:H61	2.10	0.47
26:BD:202:ILE:HD12	26:BD:202:ILE:N	2.30	0.47
1:CA:68:G:C2	1:CA:69:G:H1'	2.50	0.47
26:DD:1:MET:SD	26:DD:2:ILE:N	2.85	0.47
20:AO:36:ILE:HD12	20:AO:60:VAL:CG2	2.45	0.47
45:DS:73:LYS:HE3	45:DS:74:ILE:H	1.80	0.47
50:BT:62:VAL:HB	50:BT:64:LYS:HZ1	1.79	0.47
1:CA:373:A:H3'	1:CA:373:A:P	2.55	0.47
10:CK:41:LEU:HD22	10:CK:76:TYR:CD2	2.49	0.47
1:AA:244:U:O4	1:AA:906:A:H1'	2.14	0.47
4:AE:104:ILE:HD11	4:AE:111:ARG:HA	1.96	0.47
49:BR:28:ALA:HB3	49:BR:31:GLU:HG3	1.95	0.47
37:DL:61:LEU:N	37:DL:61:LEU:CD1	2.78	0.47
7:AH:14:ARG:HE	7:AH:75:GLN:NE2	2.13	0.47
23:BB:1324:G:H3'	23:BB:1325:U:H4'	1.96	0.47
23:BB:2757:A:H2	48:BG:63:GLN:NE2	2.12	0.47
1:AA:1237:C:H5''	1:AA:1238:A:O4'	2.14	0.47
12:CM:100:ARG:O	12:CM:100:ARG:HG3	2.14	0.47
23:DB:185:G:H2'	23:DB:186:G:O4'	2.14	0.47
23:DB:1459:G:H3'	23:DB:1460:U:C4'	2.45	0.47
14:AQ:24:ILE:N	14:AQ:24:ILE:HD12	2.30	0.47
28:DP:98:TYR:C	28:DP:100:ARG:H	2.18	0.47
23:BB:2088:A:H2'	23:BB:2089:C:C6	2.50	0.47
25:BC:103:ILE:HG22	25:BC:104:LEU:N	2.30	0.47
4:CE:103:GLY:O	4:CE:121:ASN:HA	2.15	0.47
14:CQ:7:LEU:HD22	14:CQ:24:ILE:HG21	1.96	0.47
35:DV:59:GLU:HG2	35:DV:60:VAL:H	1.78	0.47
1:CA:1296:C:H4'	1:CA:1302:C:N4	2.27	0.47
42:BN:35:LYS:HA	42:BN:111:ALA:O	2.15	0.47
42:BN:55:ALA:HB2	42:BN:79:LEU:HD22	1.96	0.47
41:BJ:65:THR:HG23	41:BJ:66:GLY:N	2.29	0.47
23:DB:1945:G:H2'	23:DB:1946:U:C6	2.49	0.47
42:DN:28:LEU:N	42:DN:34:ILE:HD11	2.29	0.47
42:DN:51:LEU:O	42:DN:54:LEU:HB3	2.14	0.47
42:DN:55:ALA:HB2	42:DN:79:LEU:HD22	1.96	0.47
23:DB:962:G:H2'	23:DB:963:U:C6	2.50	0.47
1:CA:191:G:H2'	1:CA:192:A:C8	2.49	0.47
18:AB:17:HIS:CG	18:AB:18:GLN:N	2.83	0.47
18:AB:24:PRO:C	18:AB:26:MET:H	2.18	0.47
23:DB:634:C:O2'	23:DB:635:C:H5'	2.15	0.47
1:CA:425:G:O2'	1:CA:426:U:H5'	2.15	0.47
48:DG:154:GLU:C	48:DG:156:TYR:H	2.18	0.47

Continued on next page...

Continued from previous page...

Atom-1	Atom-2	Distance(Å)	Clash(Å)
47:DF:163:GLU:O	47:DF:166:ARG:HB2	2.14	0.47
6:CG:91:ARG:HB3	6:CG:92:PRO:HD2	1.97	0.47
23:DB:19:A:H2'	23:DB:20:C:H6	1.79	0.47
1:CA:382:A:H2'	1:CA:383:A:O4'	2.15	0.47
23:DB:1779:U:C5	23:DB:1784:A:N7	2.83	0.47
23:BB:2699:C:H2'	23:BB:2700:A:H8	1.78	0.47
23:DB:1432:G:O2'	23:DB:1433:A:H5'	2.15	0.47
23:BB:2895:G:H2'	23:BB:2896:C:C6	2.50	0.47
23:DB:2580:U:H5'	26:DD:136:ASN:H	1.80	0.47
23:DB:1576:U:O2'	23:DB:1577:C:H5'	2.14	0.47
27:BK:109:SER:O	27:BK:111:LYS:N	2.48	0.47
3:CD:137:SER:HB2	3:CD:138:PRO:HD2	1.96	0.47
1:AA:1262:C:H42	1:AA:1273:C:H42	1.63	0.47
23:DB:1361:G:C6	23:DB:1371:G:N2	2.83	0.47
28:DP:32:VAL:HG12	28:DP:33:GLU:O	2.15	0.47
1:CA:412:A:H4'	1:CA:413:G:OP1	2.15	0.47
6:CG:112:ASP:CB	6:CG:118:ARG:HG2	2.45	0.47
23:BB:909:A:H2'	23:BB:912:C:C5	2.49	0.47
10:AK:21:HIS:HA	10:AK:84:MET:O	2.15	0.47
23:DB:1793:C:H2'	23:DB:1794:A:C8	2.49	0.47
14:CQ:46:HIS:HB2	14:CQ:66:LEU:HD13	1.96	0.47
44:BQ:40:LYS:O	44:BQ:43:GLN:HB2	2.15	0.47
1:CA:1509:C:H2'	1:CA:1510:C:H6	1.80	0.47
23:BB:998:C:H3'	56:BB:3247:HOH:O	2.15	0.47
23:DB:738:G:H2'	23:DB:739:A:C8	2.49	0.47
1:AA:1152:A:H2'	1:AA:1153:G:H8	1.80	0.47
23:BB:1636:U:H2'	23:BB:1637:A:H8	1.78	0.47
23:BB:2580:U:C5'	26:BD:136:ASN:H	2.27	0.47
23:DB:1665:A:H2'	23:DB:1666:G:O4'	2.14	0.47
23:BB:2813:A:H2'	23:BB:2814:A:H8	1.80	0.47
1:AA:889:A:H5'	1:AA:891:U:H1'	1.97	0.47
23:BB:2634:A:H2'	23:BB:2635:A:H8	1.79	0.47
23:DB:1672:A:C6	23:DB:1673:G:C6	3.02	0.47
23:BB:1567:G:H2'	25:BC:82:TYR:HE1	1.79	0.47
1:CA:488:C:O2'	1:CA:489:C:H5'	2.15	0.47
3:AD:41:GLY:C	3:AD:43:ARG:H	2.18	0.47
23:DB:1839:G:C8	23:DB:1927:A:H1'	2.50	0.47
11:AL:85:ARG:HA	11:AL:93:ARG:HA	1.96	0.47
46:DU:95:PHE:HB2	46:DU:100:GLU:HB3	1.97	0.47
1:AA:1041:G:O5'	1:AA:1041:G:H8	1.97	0.47
1:CA:1053:G:N7	1:CA:1199:U:H2'	2.30	0.47
23:DB:1680:U:O2	23:DB:1763:G:H3'	2.15	0.47

Continued on next page...

Continued from previous page...

Atom-1	Atom-2	Distance(Å)	Clash(Å)
23:DB:1234:U:H2'	23:DB:1235:G:O4'	2.15	0.47
23:DB:1238:G:O2'	23:DB:1239:G:H5'	2.14	0.47
23:DB:1744:A:H3'	23:DB:1745:A:C8	2.49	0.47
23:DB:2504:U:H6	23:DB:2504:U:O5'	1.98	0.47
23:BB:241:A:OP1	23:BB:241:A:H8	1.97	0.47
7:AH:82:LEU:O	7:AH:82:LEU:HD13	2.15	0.47
15:AR:20:ILE:HG22	15:AR:53:GLN:CD	2.34	0.47
11:AL:80:LEU:HB3	11:AL:97:VAL:CG2	2.45	0.47
1:CA:1137:C:O2	1:CA:1138:G:N1	2.47	0.47
23:BB:213:A:O2'	23:BB:214:G:H5'	2.15	0.47
1:CA:420:U:O2'	1:CA:421:U:H5''	2.13	0.47
23:DB:1128:G:O2'	23:DB:1129:A:H5''	2.14	0.47
35:DV:1:MET:O	35:DV:2:PHE:HB2	2.14	0.47
23:BB:1528:A:H2'	23:BB:1529:G:O4'	2.15	0.47
23:DB:2254:C:H2'	23:DB:2255:G:O4'	2.13	0.47
23:DB:2363:G:O2'	23:DB:2364:C:H5'	2.14	0.47
1:AA:1497:G:H2'	1:AA:1498:U:H5'	1.96	0.47
23:DB:1182:G:H2'	23:DB:1183:U:O4'	2.14	0.47
5:AF:9:MET:HA	5:AF:58:HIS:O	2.14	0.47
44:DQ:23:TYR:CD2	44:DQ:23:TYR:N	2.81	0.47
1:AA:211:G:H3'	1:AA:211:G:N3	2.30	0.47
1:AA:607:A:H2'	1:AA:608:A:C8	2.50	0.47
23:BB:920:A:H2'	23:BB:921:C:C6	2.49	0.47
18:CB:218:ALA:HA	18:CB:221:ARG:HH12	1.80	0.47
23:BB:2329:U:H2'	23:BB:2330:G:C8	2.50	0.47
18:CB:30:ILE:HD11	18:CB:188:THR:HG22	1.96	0.47
12:AM:44:ILE:O	12:AM:47:LEU:HB2	2.15	0.47
50:BT:87:LEU:HB2	50:BT:91:GLN:HG2	1.97	0.47
21:AN:12:ARG:HD3	21:AN:58:ARG:O	2.15	0.47
18:AB:202:ASN:HB3	18:AB:208:ALA:HB3	1.96	0.47
29:DE:58:LYS:HD3	29:DE:58:LYS:N	2.29	0.47
29:DE:58:LYS:H	29:DE:58:LYS:HZ3	1.62	0.47
8:CI:79:ARG:O	8:CI:83:THR:HG22	2.15	0.47
8:AI:20:ILE:HD13	8:AI:85:ALA:CB	2.39	0.47
1:AA:1358:U:H3'	1:AA:1359:C:C6	2.48	0.47
1:AA:1368:A:H5''	21:AN:100:TRP:CH2	2.50	0.47
1:CA:783:C:O2'	1:CA:784:A:H5'	2.14	0.47
1:CA:796:C:O3'	10:CK:126:ARG:NH2	2.47	0.47
25:BC:149:LYS:HG2	25:BC:152:GLN:OE1	2.15	0.47
13:CP:68:SER:HB3	13:CP:71:VAL:HG12	1.96	0.47
52:DW:28:GLU:O	52:DW:30:VAL:N	2.48	0.47
23:BB:1081:U:O2'	24:BI:118:GLY:HA2	2.15	0.47

Continued on next page...

Continued from previous page...

Atom-1	Atom-2	Distance(Å)	Clash(Å)
18:AB:15:PHE:HD1	18:AB:16:GLY:N	2.13	0.47
1:AA:1179:A:H2'	1:AA:1180:A:O4'	2.14	0.47
23:BB:661:A:O2'	37:BL:13:LYS:HA	2.15	0.47
37:BL:9:ALA:HB3	37:BL:12:SER:OG	2.14	0.47
3:AD:178:GLU:HB3	3:AD:179:GLY:H	1.57	0.47
40:BH:5:LEU:HD13	40:BH:12:LEU:C	2.35	0.47
2:AC:63:ILE:HB	2:AC:98:ALA:HB2	1.96	0.47
48:DG:102:ILE:O	48:DG:113:ASP:HA	2.15	0.47
48:DG:148:ARG:HA	48:DG:161:VAL:HB	1.96	0.47
47:BF:113:PHE:HZ	47:BF:175:PRO:HB2	1.79	0.47
43:BO:39:VAL:CG1	43:BO:48:LEU:HD12	2.40	0.47
10:AK:22:ILE:HD13	10:AK:95:THR:HG21	1.96	0.47
1:AA:1009:U:H2'	1:AA:1010:U:C6	2.50	0.47
9:AJ:52:LEU:HA	9:AJ:62:ARG:H	1.79	0.47
34:D3:56:LEU:O	34:D3:59:ALA:HB3	2.15	0.47
23:BB:1124:G:N3	32:B4:38:GLY:O	2.48	0.47
31:B0:42:ILE:HD11	42:BN:98:LEU:HD12	1.97	0.47
25:BC:123:ILE:HG13	25:BC:123:ILE:O	2.15	0.47
23:DB:825:A:H2'	23:DB:826:U:O4'	2.14	0.47
23:DB:833:A:H1'	37:DL:52:GLY:N	2.30	0.47
35:BV:60:VAL:HG12	35:BV:61:LEU:H	1.78	0.47
46:BU:78:LYS:HE3	46:BU:79:ALA:N	2.29	0.47
29:BE:101:TYR:O	29:BE:104:ALA:HB3	2.15	0.47
16:AS:18:VAL:O	16:AS:22:VAL:HG23	2.15	0.47
1:CA:221:C:O2'	1:CA:222:C:H5'	2.14	0.47
22:BA:59:A:H2'	22:BA:60:C:H6	1.78	0.47
1:CA:1244:G:H2'	1:CA:1245:C:H6	1.76	0.47
23:DB:939:G:O2'	23:DB:940:G:H5'	2.14	0.47
23:BB:70:G:H2'	23:BB:113:U:O2'	2.14	0.47
37:DL:118:THR:O	37:DL:120:VAL:HG23	2.14	0.47
41:BJ:93:ILE:CA	41:BJ:97:PRO:HG3	2.45	0.47
23:DB:811:U:OP2	37:DL:20:GLY:HA2	2.15	0.47
1:CA:857:C:H2'	1:CA:858:G:O4'	2.15	0.47
23:BB:1404:C:H2'	23:BB:1405:U:C6	2.50	0.47
23:BB:2026:U:H2'	23:BB:2027:G:C8	2.50	0.47
23:BB:413:C:H2'	23:BB:414:C:C6	2.50	0.47
23:DB:2783:U:H2'	23:DB:2784:U:C6	2.50	0.47
23:DB:2078:C:H2'	23:DB:2079:U:H6	1.80	0.47
17:AT:8:LYS:HE3	17:AT:12:GLN:OE1	2.14	0.47
1:CA:1227:A:H4'	12:CM:113:LYS:HE2	1.97	0.47
23:DB:437:U:H2'	23:DB:438:G:C8	2.50	0.47
1:AA:597:G:H2'	1:AA:598:U:H5'	1.95	0.47

Continued on next page...

Continued from previous page...

Atom-1	Atom-2	Distance(Å)	Clash(Å)
1:CA:398:U:H2'	1:CA:399:G:H8	1.79	0.47
23:DB:159:G:O2'	23:DB:160:A:H5''	2.15	0.47
1:CA:345:C:H5'	28:DP:38:ARG:NH2	2.29	0.47
48:DG:97:VAL:CG2	48:DG:124:CYS:HB2	2.44	0.47
37:BL:110:VAL:HB	37:BL:127:VAL:CG2	2.44	0.47
45:DS:81:SER:HB3	45:DS:99:ARG:HB3	1.96	0.47
23:DB:1327:A:H2'	23:DB:1328:A:H5'	1.96	0.47
24:DI:37:PHE:HB2	24:DI:66:PHE:CE2	2.50	0.47
27:BK:108:ARG:HG3	27:BK:108:ARG:O	2.14	0.47
23:BB:664:G:H2'	23:BB:665:U:C6	2.49	0.47
23:DB:2649:C:H2'	23:DB:2650:U:C6	2.50	0.47
23:BB:1495:A:H2'	23:BB:1496:A:C8	2.49	0.47
23:DB:1714:U:H3'	23:DB:1715:G:H5'	1.97	0.47
35:BV:42:LEU:HD23	35:BV:42:LEU:N	2.30	0.47
49:DR:2:TYR:HB2	49:DR:42:ALA:N	2.30	0.47
23:DB:231:A:H3'	23:DB:232:G:C8	2.49	0.47
37:DL:81:ASP:HA	37:DL:84:LYS:CE	2.45	0.47
23:DB:2726:A:HO2'	23:DB:2727:A:C5'	2.28	0.47
1:AA:131:A:H2'	1:AA:132:C:H6	1.78	0.47
23:DB:2634:A:H2'	23:DB:2635:A:C8	2.50	0.47
23:DB:1292:G:O2'	23:DB:1293:C:H5'	2.15	0.47
23:BB:242:G:H8	34:B3:3:ILE:O	1.97	0.47
23:DB:404:A:H4'	23:DB:405:U:O5'	2.15	0.47
1:AA:832:G:O2'	1:AA:833:G:H5'	2.15	0.47
22:BA:106:G:H2'	22:BA:107:G:O4'	2.14	0.47
3:AD:176:LYS:HD3	3:AD:176:LYS:H	1.80	0.47
23:BB:1132:U:O2	41:BJ:75:TYR:HB2	2.15	0.47
23:DB:2225:A:H4'	23:DB:2226:C:H6	1.80	0.47
9:AJ:7:ARG:C	9:AJ:8:ILE:HD12	2.35	0.47
25:DC:145:MET:HG3	25:DC:152:GLN:OE1	2.14	0.47
50:DT:45:ALA:O	50:DT:48:GLN:HB2	2.14	0.47
50:BT:45:ALA:O	50:BT:48:GLN:HB2	2.15	0.47
23:DB:2010:G:H2'	23:DB:2011:U:H6	1.80	0.47
45:BS:33:LEU:HD23	45:BS:51:LEU:HD23	1.97	0.47
1:AA:783:C:O2'	1:AA:784:A:H5'	2.14	0.47
42:BN:37:THR:HG22	42:BN:39:PRO:CD	2.35	0.47
1:AA:980:C:H2'	1:AA:981:U:H5'	1.97	0.47
16:CS:10:ILE:HG21	16:CS:40:PHE:CE1	2.50	0.47
23:DB:27:G:H1'	23:DB:513:A:N6	2.30	0.47
3:AD:157:ALA:C	3:AD:159:GLU:H	2.18	0.47
5:AF:97:THR:HB	5:AF:98:GLU:OE1	2.15	0.47
23:DB:1141:U:H5''	41:DJ:27:ARG:NH2	2.25	0.47

Continued on next page...

Continued from previous page...

Atom-1	Atom-2	Distance(Å)	Clash(Å)
2:AC:184:ASN:ND2	2:AC:185:THR:H	2.13	0.47
23:BB:727:A:O2'	23:BB:728:G:H5'	2.15	0.47
38:DM:19:GLY:CA	38:DM:98:PRO:HD2	2.35	0.47
1:AA:1347:G:OP2	8:AI:108:ARG:HB2	2.15	0.47
1:AA:1304:G:N1	1:AA:1305:G:N2	2.63	0.47
1:CA:1369:C:H2'	1:CA:1370:G:C8	2.50	0.47
48:DG:26:LYS:HB2	48:DG:32:LEU:HG	1.97	0.47
47:BF:105:ILE:HG22	47:BF:109:ARG:HG2	1.96	0.47
47:BF:107:VAL:HB	47:BF:108:PRO:HD3	1.97	0.47
13:AP:23:ASP:CG	13:AP:25:ARG:HE	2.18	0.47
23:BB:321:U:OP2	29:BE:130:LYS:HA	2.15	0.47
21:CN:29:ILE:HG22	21:CN:30:ILE:H	1.80	0.47
40:DH:128:HIS:O	40:DH:144:VAL:N	2.48	0.47
5:AF:85:ILE:HG22	5:AF:86:ARG:N	2.30	0.47
2:CC:174:LEU:H	2:CC:174:LEU:HD12	1.80	0.47
40:DH:4:ILE:CG2	40:DH:16:GLY:HA2	2.44	0.47
40:DH:39:ALA:HA	40:DH:44:ILE:HG21	1.97	0.47
23:BB:1521:G:H3'	23:BB:1522:A:H2'	1.97	0.47
26:BD:121:THR:HG21	26:BD:127:PHE:CE1	2.50	0.47
23:BB:2821:A:OP2	42:BN:3:HIS:NE2	2.48	0.47
23:DB:1469:A:H2'	23:DB:1470:A:C8	2.50	0.47
23:DB:1374:G:H2'	23:DB:1375:U:C6	2.49	0.47
23:BB:2876:G:H2'	23:BB:2877:G:O4'	2.15	0.47
23:BB:296:U:H2'	23:BB:297:G:H8	1.79	0.47
1:AA:1009:U:H1'	1:AA:1021:A:C2	2.50	0.47
1:AA:1218:C:H2'	1:AA:1219:A:H8	1.77	0.47
25:BC:110:LYS:O	25:BC:113:ASP:HB2	2.15	0.47
40:BH:67:ALA:O	40:BH:70:GLU:HG2	2.15	0.47
6:CG:129:ASN:O	6:CG:130:LYS:HB2	2.15	0.47
12:CM:89:ARG:HH11	12:CM:94:LEU:HB3	1.79	0.47
1:AA:552:U:H5'	11:AL:82:ARG:NH1	2.28	0.47
23:BB:2590:A:H2'	23:BB:2591:C:H6	1.79	0.47
36:B2:9:VAL:CG1	36:B2:10:LEU:H	2.26	0.47
23:BB:1869:G:N3	23:BB:1869:G:H2'	2.30	0.47
1:CA:1296:C:C4'	1:CA:1302:C:N4	2.77	0.47
23:BB:2260:C:O2'	23:BB:2261:C:H5'	2.15	0.47
42:BN:28:LEU:CA	42:BN:34:ILE:HD11	2.45	0.47
23:BB:1486:U:H2'	23:BB:1487:U:H6	1.80	0.47
1:CA:524:G:H2'	1:CA:525:C:H6	1.75	0.47
46:DU:13:LEU:CA	46:DU:18:LYS:HE3	2.44	0.47
23:DB:85:G:OP2	46:DU:6:ARG:HD3	2.15	0.47
23:DB:1682:G:H2'	23:DB:1683:U:C6	2.50	0.47

Continued on next page...

Continued from previous page...

Atom-1	Atom-2	Distance(Å)	Clash(Å)
1:CA:1006:G:O2'	1:CA:1007:U:H5'	2.14	0.47
38:BM:10:ARG:HH21	38:BM:10:ARG:HG3	1.79	0.47
23:DB:1404:C:H2'	23:DB:1405:U:C6	2.50	0.47
23:DB:1993:U:H4'	26:DD:133:THR:HG21	1.96	0.47
1:AA:425:G:O2'	1:AA:426:U:H5'	2.15	0.47
10:CK:52:ARG:HB3	10:CK:52:ARG:NH1	2.30	0.47
23:DB:2899:A:H2'	23:DB:2900:A:O4'	2.15	0.47
23:BB:1130:U:C2	23:BB:2025:C:H5''	2.50	0.47
36:D2:31:LEU:CD2	36:D2:42:LEU:HD12	2.45	0.47
37:BL:118:THR:O	37:BL:120:VAL:HG23	2.15	0.47
23:DB:2264:C:H41	52:DW:11:ASN:HD22	1.63	0.47
23:DB:2774:C:OP1	26:DD:169:ARG:HG3	2.14	0.47
23:DB:2018:G:O2'	23:DB:2019:A:H5'	2.15	0.47
10:CK:21:HIS:HA	10:CK:84:MET:O	2.15	0.47
1:AA:634:C:H2'	1:AA:635:A:C8	2.50	0.47
19:CU:48:LYS:HG3	19:CU:49:ALA:N	2.28	0.47
1:AA:1382:C:H2'	1:AA:1383:C:H6	1.80	0.47
23:DB:81:G:H2'	23:DB:82:U:O4'	2.15	0.47
23:BB:814:C:H1'	23:BB:1225:G:N2	2.29	0.47
23:BB:1313:U:O2	23:BB:1313:U:C2'	2.62	0.47
23:DB:393:C:O2'	23:DB:394:C:H5'	2.14	0.47
23:BB:281:C:H2'	23:BB:282:A:H8	1.80	0.47
1:CA:1121:U:H2'	1:CA:1122:U:C6	2.50	0.47
23:BB:2564:A:OP1	23:BB:2648:G:H4'	2.14	0.47
23:BB:2300:C:H2'	23:BB:2301:C:H6	1.79	0.47
18:AB:93:HIS:C	18:AB:94:ARG:HE	2.18	0.47
23:BB:231:A:H3'	23:BB:232:G:C8	2.49	0.47
23:BB:1102:C:H2'	23:BB:1103:A:H8	1.80	0.47
23:BB:1494:A:H2'	23:BB:1495:A:H8	1.80	0.47
23:BB:476:G:H4'	23:BB:502:A:H61	1.80	0.47
3:CD:57:LYS:O	3:CD:61:ARG:HB2	2.15	0.47
22:BA:17:C:O2'	22:BA:18:G:H5'	2.15	0.47
23:DB:494:G:O2'	23:DB:495:G:H5'	2.15	0.47
23:DB:527:C:O2	23:DB:527:C:O4'	2.31	0.47
23:BB:1145:C:O2'	23:BB:1146:C:H5'	2.14	0.47
36:D2:1:MET:HG2	36:D2:2:LYS:H	1.78	0.47
23:BB:1248:G:OP1	44:BQ:1:ALA:HB3	2.15	0.47
48:BG:123:GLU:O	48:BG:125:PRO:HD3	2.15	0.47
23:BB:825:A:H2'	23:BB:826:U:O4'	2.15	0.47
23:DB:1523:U:H5''	23:DB:1524:G:C8	2.50	0.47
29:DE:98:LYS:HE3	29:DE:99:LYS:HG2	1.97	0.47
27:BK:68:GLY:HA3	27:BK:78:ARG:HB3	1.96	0.47

Continued on next page...

Continued from previous page...

Atom-1	Atom-2	Distance(Å)	Clash(Å)
37:BL:69:ARG:HE	37:BL:69:ARG:HA	1.80	0.47
1:CA:93:U:O5'	1:CA:93:U:H6	1.97	0.47
23:DB:1192:G:O2'	23:DB:1193:G:H5'	2.15	0.47
1:AA:67:C:H4'	1:AA:172:A:O4'	2.15	0.47
25:DC:199:HIS:C	25:DC:201:LEU:H	2.19	0.47
18:CB:44:LYS:O	18:CB:48:MET:HG2	2.15	0.47
1:AA:1314:C:H5	16:AS:5:LYS:HG3	1.80	0.47
23:DB:1841:U:H2'	23:DB:1842:G:H8	1.78	0.47
44:DQ:93:ILE:HG23	44:DQ:94:LEU:N	2.30	0.47
18:AB:98:GLY:HA2	18:AB:101:THR:HG22	1.97	0.47
51:DZ:55:GLY:O	51:DZ:58:VAL:HB	2.15	0.47
44:BQ:96:ASP:C	44:BQ:98:ALA:H	2.17	0.47
3:CD:28:ASP:CB	3:CD:33:ILE:HG21	2.45	0.47
5:AF:64:VAL:HG12	5:AF:65:GLU:N	2.30	0.47
28:DP:47:ILE:HD11	28:DP:59:THR:HG22	1.97	0.47
50:DT:58:VAL:O	50:DT:58:VAL:HG13	2.15	0.47
30:BY:6:ILE:H	30:BY:6:ILE:CD1	2.25	0.47
47:DF:168:LEU:O	47:DF:169:LEU:HB2	2.15	0.47
23:BB:1082:U:C2	23:BB:1086:A:N1	2.83	0.47
1:CA:378:G:O2'	1:CA:379:C:H5'	2.15	0.47
23:BB:2467:C:H1'	38:BM:122:ALA:HB1	1.97	0.47
48:BG:106:LEU:HD13	48:BG:151:ARG:HB2	1.97	0.47
23:BB:140:C:O5'	23:BB:141:G:N2	2.45	0.47
23:DB:2722:G:H2'	23:DB:2723:C:O4'	2.14	0.47
29:BE:128:ALA:O	29:BE:130:LYS:N	2.45	0.47
23:DB:944:C:H5'	23:DB:945:A:C5'	2.45	0.47
1:AA:470:C:H2'	1:AA:471:U:C6	2.50	0.47
46:DU:86:PHE:CE1	46:DU:90:LYS:HB2	2.50	0.47
1:AA:1392:G:H2'	1:AA:1393:U:O4'	2.14	0.47
1:AA:450:G:N7	1:AA:481:G:O6	2.47	0.47
1:CA:406:G:N2	3:CD:115:GLN:HE22	2.07	0.47
41:BJ:55:ILE:CG2	41:BJ:123:LYS:HB2	2.41	0.47
1:CA:470:C:H2'	1:CA:471:U:C6	2.50	0.47
35:DV:75:GLN:HB3	35:DV:76:ASP:H	1.43	0.47
23:BB:2758:A:C2'	23:BB:2759:G:H5'	2.45	0.47
25:DC:222:THR:HA	25:DC:231:HIS:O	2.15	0.47
33:D1:4:ILE:HB	33:D1:27:ARG:NH1	2.30	0.47
23:DB:2867:G:N3	23:DB:2867:G:C2'	2.78	0.47
23:DB:2147:A:H4'	23:DB:2148:G:H8	1.79	0.47
18:AB:221:ARG:HH11	18:AB:221:ARG:HB3	1.79	0.47
46:DU:41:VAL:HG22	46:DU:60:LYS:O	2.15	0.47
23:DB:2340:A:H2'	23:DB:2341:G:C8	2.50	0.47

Continued on next page...

Continued from previous page...

Atom-1	Atom-2	Distance(Å)	Clash(Å)
23:BB:463:G:N2	23:BB:466:A:OP2	2.44	0.47
23:BB:1432:G:O2'	23:BB:1433:A:H5'	2.14	0.47
26:BD:125:TRP:CE2	26:BD:160:LYS:HB3	2.50	0.47
23:DB:1430:G:H2'	23:DB:1431:A:H8	1.79	0.47
23:BB:2340:A:H2'	23:BB:2341:G:C8	2.49	0.47
23:DB:1607:C:H5''	23:DB:1608:A:H5'	1.95	0.47
1:AA:598:U:H4'	7:AH:85:TYR:CG	2.50	0.47
23:DB:2805:C:O2'	23:DB:2806:C:H5'	2.15	0.47
23:DB:1635:A:H2'	23:DB:1636:U:H5'	1.96	0.47
28:BP:31:VAL:HG11	28:BP:38:ARG:HG2	1.95	0.47
1:CA:105:G:H2'	1:CA:106:C:H6	1.78	0.47
23:DB:1428:C:H2'	23:DB:1569:A:OP2	2.14	0.47
1:CA:1479:C:H2'	1:CA:1480:A:H8	1.79	0.47
23:BB:1401:G:H2'	23:BB:1402:U:C6	2.50	0.47
23:BB:864:G:O2'	23:BB:865:C:H5'	2.15	0.47
1:AA:178:C:H2'	1:AA:179:A:H8	1.80	0.47
1:AA:1144:G:H21	1:AA:1146:A:H62	1.61	0.47
23:BB:1690:A:H2'	23:BB:1691:C:O4'	2.15	0.47
23:DB:1131:G:N2	23:DB:2024:G:H21	2.13	0.47
34:B3:20:GLY:HA3	34:B3:48:MET:HE1	1.96	0.47
23:DB:1495:A:H2'	23:DB:1496:A:C8	2.50	0.47
23:DB:225:C:H2'	23:DB:226:A:O4'	2.14	0.47
48:BG:58:ALA:C	48:BG:60:GLY:H	2.18	0.47
1:AA:745:G:H5''	1:AA:851:G:O2'	2.15	0.47
1:AA:386:C:C2'	1:AA:387:U:H5'	2.45	0.47
38:DM:120:ALA:O	38:DM:123:LYS:HG2	2.15	0.47
23:BB:2206:C:O2'	23:BB:2207:C:H5'	2.15	0.47
48:DG:54:ARG:HE	48:DG:54:ARG:HA	1.80	0.47
23:BB:1192:G:O2'	23:BB:1193:G:H5'	2.14	0.47
22:BA:9:G:P	43:BO:25:ARG:HH12	2.38	0.47
24:DI:69:VAL:HG23	24:DI:69:VAL:O	2.14	0.47
9:AJ:5:ARG:NH1	9:AJ:5:ARG:HB2	2.30	0.47
23:BB:852:U:H2'	23:BB:853:C:C6	2.50	0.46
29:BE:189:THR:O	29:BE:193:VAL:HG23	2.15	0.46
25:DC:188:ARG:HG2	25:DC:188:ARG:HH21	1.79	0.46
29:BE:67:ARG:NH1	29:BE:70:SER:OG	2.48	0.46
18:CB:211:LEU:O	18:CB:215:ALA:HB2	2.15	0.46
25:DC:250:GLN:C	25:DC:252:LYS:H	2.18	0.46
8:AI:6:TYR:CG	8:AI:7:GLY:N	2.83	0.46
44:BQ:96:ASP:C	44:BQ:98:ALA:N	2.69	0.46
1:CA:778:G:H2'	1:CA:779:C:H6	1.79	0.46
29:DE:148:ILE:HG13	29:DE:167:VAL:CG2	2.41	0.46

Continued on next page...

Continued from previous page...

Atom-1	Atom-2	Distance(Å)	Clash(Å)
29:DE:172:ALA:HB3	29:DE:195:GLN:NE2	2.30	0.46
23:DB:2352:A:C2	52:DW:29:SER:HB3	2.50	0.46
4:CE:113:VAL:O	4:CE:114:LEU:C	2.54	0.46
18:AB:46:VAL:HG13	18:AB:47:PRO:CD	2.39	0.46
1:CA:560:A:H4'	1:CA:561:U:C5'	2.36	0.46
27:BK:60:ALA:CB	27:BK:86:LEU:HA	2.44	0.46
38:DM:100:LYS:CD	38:DM:101:VAL:H	2.27	0.46
4:CE:36:THR:HB	4:CE:63:MET:HE2	1.96	0.46
37:BL:78:ARG:NH2	37:BL:113:ALA:HB1	2.30	0.46
6:AG:71:THR:HG22	6:AG:141:HIS:HE1	1.79	0.46
47:DF:116:LEU:HD23	47:DF:174:PHE:CE2	2.50	0.46
47:DF:7:TYR:OH	47:DF:29:ARG:HG3	2.16	0.46
1:AA:946:A:O2'	1:AA:1333:A:N3	2.46	0.46
24:DI:27:LEU:HD23	24:DI:27:LEU:N	2.22	0.46
17:AT:70:LYS:HA	17:AT:73:ARG:CZ	2.45	0.46
48:DG:15:ASP:O	48:DG:16:VAL:HB	2.15	0.46
47:BF:169:LEU:HB3	47:BF:174:PHE:CD1	2.50	0.46
16:AS:10:ILE:HD12	16:AS:10:ILE:N	2.30	0.46
40:DH:18:GLN:HE21	40:DH:39:ALA:HB1	1.80	0.46
23:DB:972:A:OP2	23:DB:974:G:H5''	2.15	0.46
1:CA:177:G:P	17:CT:59:ARG:HE	2.39	0.46
45:BS:4:ILE:HG21	45:BS:106:VAL:HG22	1.97	0.46
30:DY:6:ILE:HG21	30:DY:47:ILE:HD11	1.96	0.46
3:CD:90:LEU:N	3:CD:90:LEU:HD22	2.30	0.46
1:AA:1390:U:H2'	1:AA:1391:U:O4'	2.15	0.46
38:DM:64:TRP:C	38:DM:65:ILE:HG13	2.35	0.46
2:AC:146:LYS:HE3	2:AC:202:PHE:HE2	1.80	0.46
1:CA:469:C:O2'	1:CA:470:C:H5'	2.15	0.46
37:DL:95:LEU:O	37:DL:100:ILE:HG22	2.16	0.46
1:AA:191:G:H2'	1:AA:192:A:C8	2.49	0.46
14:AQ:7:LEU:HD22	14:AQ:24:ILE:HG21	1.97	0.46
23:DB:2097:A:H2'	23:DB:2098:U:C6	2.49	0.46
28:DP:100:ARG:HB3	28:DP:101:GLU:H	1.44	0.46
46:BU:10:VAL:HG22	46:BU:35:VAL:HG11	1.97	0.46
7:CH:55:LYS:CE	7:CH:55:LYS:HA	2.45	0.46
8:CI:94:ARG:NE	8:CI:97:LEU:HD12	2.29	0.46
42:BN:90:ARG:HG2	42:BN:94:TYR:HD1	1.79	0.46
23:DB:1279:G:H4'	42:DN:31:HIS:HD2	1.79	0.46
7:AH:54:THR:HG23	7:AH:55:LYS:N	2.30	0.46
23:DB:632:A:H1'	37:DL:66:PHE:HE2	1.81	0.46
1:CA:426:U:H2'	1:CA:427:U:C6	2.50	0.46
23:BB:564:C:H1'	44:BQ:36:GLN:OE1	2.15	0.46

Continued on next page...

Continued from previous page...

Atom-1	Atom-2	Distance(Å)	Clash(Å)
23:BB:630:G:N2	23:BB:632:A:H3'	2.30	0.46
23:BB:2028:U:H2'	23:BB:2029:G:C8	2.50	0.46
45:DS:76:VAL:HG12	45:DS:103:ILE:HA	1.97	0.46
23:BB:2803:G:H2'	23:BB:2804:U:C6	2.51	0.46
23:DB:1056:G:H5''	23:DB:1057:A:H5'	1.97	0.46
23:BB:1446:C:H2'	23:BB:1447:C:C6	2.50	0.46
29:DE:21:ARG:HG2	29:DE:107:SER:HB3	1.98	0.46
31:B0:46:GLY:O	31:B0:53:VAL:N	2.48	0.46
1:AA:792:A:H4'	1:AA:793:U:O5'	2.15	0.46
1:AA:45:G:O2'	1:AA:46:G:H5'	2.15	0.46
23:BB:2852:G:H2'	23:BB:2853:C:H6	1.78	0.46
1:CA:1021:A:H2'	1:CA:1022:A:H8	1.80	0.46
8:CI:112:ARG:HH22	9:CJ:64:GLN:HE22	1.61	0.46
23:DB:1313:U:C2'	23:DB:1313:U:O2	2.63	0.46
5:CF:56:LYS:N	5:CF:56:LYS:HE3	2.29	0.46
23:BB:1241:A:N3	23:BB:1241:A:H5'	2.30	0.46
23:BB:1714:U:H3'	23:BB:1715:G:H5'	1.97	0.46
43:DO:75:GLY:O	43:DO:78:VAL:HG23	2.15	0.46
23:BB:1665:A:H2'	23:BB:1666:G:O4'	2.15	0.46
23:BB:2600:A:O2'	23:BB:2601:C:H5'	2.15	0.46
49:BR:22:LEU:HD23	49:BR:22:LEU:N	2.30	0.46
48:DG:58:ALA:C	48:DG:60:GLY:H	2.18	0.46
23:BB:1706:C:H2'	23:BB:1757:A:OP2	2.15	0.46
23:BB:672:C:O2'	23:BB:673:C:H5'	2.14	0.46
22:BA:85:G:H2'	22:BA:86:G:C8	2.51	0.46
40:DH:74:ALA:O	40:DH:76:GLU:HG3	2.14	0.46
34:D3:7:ARG:HG3	34:D3:7:ARG:HH11	1.79	0.46
24:DI:10:LEU:HD12	24:DI:10:LEU:O	2.14	0.46
23:DB:381:G:H5''	51:DZ:16:ASN:ND2	2.30	0.46
23:BB:340:A:H2'	23:BB:341:C:H5'	1.96	0.46
23:BB:2060:A:C2'	29:BE:63:LYS:HE2	2.39	0.46
45:DS:52:GLU:HA	45:DS:55:ILE:HG22	1.97	0.46
49:DR:19:THR:HA	49:DR:97:LYS:HA	1.97	0.46
16:CS:52:ASN:C	16:CS:76:THR:HG23	2.35	0.46
12:CM:15:VAL:HG13	12:CM:33:LEU:HD11	1.97	0.46
41:BJ:45:THR:HG23	41:BJ:45:THR:O	2.15	0.46
25:BC:68:ARG:HB3	25:BC:128:THR:OG1	2.15	0.46
29:DE:138:LEU:HD22	29:DE:143:LEU:HB2	1.97	0.46
27:DK:70:ARG:CB	27:DK:76:VAL:HG22	2.43	0.46
28:DP:19:PHE:HE2	28:DP:83:ILE:HD11	1.79	0.46
23:BB:2312:U:C4'	47:BF:84:ILE:HG21	2.44	0.46
23:BB:660:C:H2'	23:BB:661:A:H8	1.80	0.46

Continued on next page...

Continued from previous page...

Atom-1	Atom-2	Distance(Å)	Clash(Å)
42:BN:12:ARG:HG3	42:BN:13:ASN:N	2.31	0.46
10:CK:69:CYS:SG	10:CK:70:ALA:N	2.88	0.46
28:BP:47:ILE:HA	28:BP:96:LEU:HB2	1.96	0.46
47:DF:105:ILE:HG22	47:DF:109:ARG:HG2	1.96	0.46
47:DF:4:HIS:O	47:DF:7:TYR:HB3	2.15	0.46
12:AM:76:ILE:HG22	12:AM:80:MET:HE3	1.96	0.46
23:BB:574:A:H4'	23:BB:575:A:C5'	2.45	0.46
29:DE:114:ARG:HG3	29:DE:114:ARG:HH11	1.80	0.46
23:DB:1654:A:O2'	26:DD:118:PHE:HB3	2.15	0.46
4:CE:21:SER:HB3	4:CE:28:ARG:NH2	2.30	0.46
1:AA:956:U:O2'	1:AA:957:U:H5'	2.15	0.46
40:DH:77:THR:HG22	40:DH:143:ILE:CB	2.42	0.46
1:CA:176:C:H3'	1:CA:177:G:H21	1.80	0.46
23:DB:2041:U:H2'	23:DB:2042:A:H8	1.79	0.46
11:CL:15:VAL:O	11:CL:16:ALA:C	2.53	0.46
28:DP:103:THR:HG22	28:DP:104:GLY:N	2.26	0.46
34:D3:21:PHE:CE1	34:D3:58:ILE:HG23	2.50	0.46
1:AA:177:G:P	17:AT:59:ARG:HE	2.38	0.46
41:DJ:19:ASP:CB	41:DJ:57:LEU:HB2	2.45	0.46
41:DJ:56:VAL:C	41:DJ:57:LEU:HD12	2.36	0.46
23:DB:2849:U:H4'	23:DB:2850:A:C5'	2.44	0.46
23:BB:2548:U:H1'	27:BK:23:LYS:HZ1	1.80	0.46
23:BB:942:G:H2'	23:BB:943:A:H8	1.79	0.46
1:CA:846:G:H2'	1:CA:846:G:N3	2.30	0.46
42:DN:32:GLU:HG2	42:DN:115:LEU:HD12	1.97	0.46
42:DN:29:VAL:HG13	42:DN:83:LEU:HD22	1.97	0.46
46:BU:34:ILE:HG12	46:BU:63:ALA:CB	2.45	0.46
46:DU:35:VAL:HB	46:DU:38:ILE:HG21	1.97	0.46
23:BB:17:G:H2'	23:BB:18:U:H6	1.80	0.46
1:CA:598:U:H4'	7:CH:85:TYR:CG	2.50	0.46
23:DB:2026:U:H2'	23:DB:2027:G:C8	2.51	0.46
23:DB:2901:C:H2'	23:DB:2902:C:O4'	2.15	0.46
11:CL:32:VAL:HB	11:CL:55:ARG:HB3	1.97	0.46
6:CG:27:ASN:O	6:CG:30:MET:HB3	2.15	0.46
48:BG:134:GLY:HA3	48:BG:140:ILE:HG21	1.96	0.46
23:DB:402:A:O2'	23:DB:403:U:H5'	2.15	0.46
47:BF:24:VAL:C	47:BF:26:GLN:H	2.19	0.46
47:BF:21:TYR:CD2	47:BF:27:VAL:HG12	2.51	0.46
23:DB:747:U:P	45:DS:90:LYS:HZ2	2.38	0.46
23:DB:2648:G:H2'	23:DB:2649:C:C6	2.50	0.46
1:CA:635:A:H2'	1:CA:636:U:C6	2.50	0.46
23:DB:1242:U:H2'	23:DB:1243:C:C6	2.49	0.46

Continued on next page...

Continued from previous page...

Atom-1	Atom-2	Distance(Å)	Clash(Å)
23:BB:1100:C:H2'	23:BB:1101:U:C6	2.50	0.46
23:BB:962:G:H21	23:BB:2250:G:H22	1.62	0.46
1:AA:1142:G:C2	1:AA:1143:G:H1'	2.50	0.46
23:DB:2803:G:H2'	23:DB:2804:U:C6	2.50	0.46
46:DU:73:ASN:OD1	46:DU:75:ALA:HB3	2.15	0.46
12:AM:12:LYS:O	12:AM:43:LYS:HG2	2.14	0.46
23:DB:686:U:H1'	36:D2:6:GLN:O	2.16	0.46
23:BB:521:U:H2'	23:BB:522:A:C8	2.50	0.46
4:CE:61:LYS:HG3	4:CE:62:ALA:N	2.29	0.46
10:AK:86:LYS:HB2	10:AK:113:THR:HA	1.98	0.46
23:BB:1295:C:H2'	23:BB:1296:G:C8	2.50	0.46
23:DB:562:U:C4	23:DB:2036:C:O4'	2.68	0.46
23:DB:2479:U:H2'	23:DB:2480:C:H5'	1.97	0.46
25:DC:163:ILE:HG22	25:DC:164:VAL:N	2.30	0.46
4:AE:40:ASP:OD2	4:AE:42:ASN:HB3	2.14	0.46
43:BO:14:ALA:C	43:BO:16:ARG:H	2.18	0.46
23:BB:2415:G:H2'	23:BB:2416:C:H6	1.80	0.46
23:DB:2109:U:H6	23:DB:2109:U:OP1	1.99	0.46
12:AM:67:ASP:O	12:AM:71:GLU:HG3	2.15	0.46
22:DA:109:A:H2'	22:DA:110:C:C6	2.50	0.46
25:DC:166:ARG:HA	25:DC:171:VAL:HG22	1.98	0.46
25:DC:169:ALA:O	25:DC:185:ALA:HB3	2.15	0.46
25:DC:141:HIS:NE2	25:DC:194:VAL:HA	2.30	0.46
18:CB:53:LEU:HD22	18:CB:212:TYR:CZ	2.50	0.46
18:CB:17:HIS:HB2	18:CB:202:ASN:OD1	2.15	0.46
41:DJ:42:ALA:O	41:DJ:44:TYR:N	2.49	0.46
49:DR:34:GLU:HB3	49:DR:58:VAL:HG21	1.97	0.46
18:AB:160:LEU:O	18:AB:182:VAL:HG13	2.15	0.46
1:CA:1320:C:C5	16:CS:36:ARG:HA	2.51	0.46
23:DB:275:C:H2'	23:DB:276:U:C4'	2.32	0.46
51:DZ:7:VAL:HG23	51:DZ:67:VAL:HG11	1.98	0.46
8:AI:21:LYS:O	8:AI:60:LEU:HB2	2.15	0.46
1:AA:1360:A:N6	1:AA:1361:G:N2	2.63	0.46
21:AN:1:ALA:O	21:AN:6:LYS:HG3	2.16	0.46
44:BQ:59:LEU:O	44:BQ:62:ALA:HB3	2.14	0.46
44:BQ:86:SER:HB3	49:BR:50:GLY:O	2.16	0.46
49:BR:34:GLU:OE1	49:BR:60:LYS:HG2	2.15	0.46
3:CD:153:ARG:HG3	3:CD:154:VAL:N	2.26	0.46
3:AD:111:ALA:O	3:AD:114:ARG:HB2	2.16	0.46
33:D1:8:ILE:HG23	33:D1:9:LYS:N	2.31	0.46
6:CG:14:ASP:OD1	6:CG:17:PHE:N	2.48	0.46
25:DC:78:GLU:HB2	25:DC:92:LEU:HG	1.97	0.46

Continued on next page...

Continued from previous page...

Atom-1	Atom-2	Distance(Å)	Clash(Å)
5:CF:92:THR:HG22	5:CF:94:HIS:N	2.17	0.46
23:DB:581:C:H5'	44:DQ:30:VAL:HG23	1.97	0.46
42:BN:9:GLN:HA	42:BN:17:ARG:CD	2.45	0.46
46:BU:3:LYS:HD3	46:BU:82:VAL:CG2	2.46	0.46
4:AE:24:VAL:HG23	4:AE:26:GLY:H	1.79	0.46
28:BP:19:PHE:O	28:BP:20:ARG:HB2	2.14	0.46
28:BP:47:ILE:HG13	28:BP:48:ALA:H	1.80	0.46
4:AE:89:THR:HB	4:AE:134:ASN:ND2	2.29	0.46
1:AA:1308:U:H5''	12:AM:96:VAL:CG2	2.45	0.46
48:DG:17:LYS:HE2	48:DG:19:ASN:CG	2.36	0.46
47:DF:41:GLU:CB	47:DF:48:LEU:HD11	2.46	0.46
17:CT:47:GLN:HE21	17:CT:82:ILE:HD11	1.81	0.46
29:DE:3:LEU:CB	29:DE:12:LEU:HB3	2.44	0.46
23:DB:2845:U:O3'	28:DP:52:ARG:HD3	2.15	0.46
1:CA:1129:C:H5''	8:CI:17:ARG:NH1	2.29	0.46
1:CA:1499:A:O2'	1:CA:1500:A:H5'	2.15	0.46
10:AK:111:ASP:HB3	19:AU:19:LYS:HE2	1.97	0.46
1:AA:764:C:N4	1:AA:812:G:H1	2.13	0.46
23:DB:969:G:H2'	23:DB:970:U:C6	2.50	0.46
23:BB:1386:C:H2'	23:BB:1387:A:C8	2.51	0.46
23:BB:475:C:H4'	23:BB:509:C:H2'	1.97	0.46
1:AA:475:C:O2'	1:AA:476:U:H5'	2.16	0.46
23:BB:81:G:H2'	23:BB:82:U:O4'	2.16	0.46
34:D3:31:ILE:HD11	34:D3:34:LYS:CD	2.41	0.46
31:D0:39:ARG:O	31:D0:40:HIS:HB2	2.15	0.46
3:CD:48:SER:O	3:CD:49:ASP:C	2.54	0.46
25:BC:232:GLY:N	25:BC:241:LYS:NZ	2.64	0.46
27:BK:79:PHE:HD2	28:BP:69:VAL:HG12	1.80	0.46
25:DC:232:GLY:N	25:DC:241:LYS:NZ	2.63	0.46
23:DB:660:C:H2'	23:DB:661:A:C8	2.50	0.46
23:BB:286:U:O2'	23:BB:287:G:H5'	2.15	0.46
42:BN:62:ASN:N	42:BN:62:ASN:ND2	2.62	0.46
1:AA:1081:A:O2'	1:AA:1082:A:H5'	2.16	0.46
20:CO:7:ALA:HA	20:CO:10:LYS:HB3	1.97	0.46
1:CA:525:C:H2'	1:CA:526:C:C6	2.49	0.46
23:DB:445:C:O2'	23:DB:446:G:H5'	2.15	0.46
1:CA:724:G:H2'	1:CA:725:G:C8	2.45	0.46
46:BU:26:ASN:HD22	46:BU:26:ASN:H	1.61	0.46
46:DU:24:VAL:HA	46:DU:35:VAL:HA	1.97	0.46
26:DD:14:ILE:HA	28:DP:11:GLN:OE1	2.15	0.46
23:DB:2835:A:H62	23:DB:2878:U:H2'	1.80	0.46
1:CA:112:G:O2'	1:CA:113:G:H5'	2.15	0.46

Continued on next page...

Continued from previous page...

Atom-1	Atom-2	Distance(Å)	Clash(Å)
1:CA:59:A:H1'	1:CA:354:G:N2	2.31	0.46
23:DB:416:U:H2'	23:DB:417:C:C6	2.50	0.46
23:DB:2295:C:OP2	43:DO:10:ARG:HD3	2.15	0.46
47:DF:26:GLN:O	47:DF:27:VAL:C	2.54	0.46
4:CE:17:VAL:HG23	4:CE:33:THR:O	2.16	0.46
43:BO:105:ALA:O	43:BO:106:LEU:HG	2.15	0.46
34:D3:41:ARG:C	34:D3:43:LEU:H	2.17	0.46
1:AA:1395:C:O2'	1:AA:1396:A:H5'	2.15	0.46
14:AQ:26:ARG:N	14:AQ:39:ARG:O	2.48	0.46
1:AA:45:G:H2'	1:AA:46:G:C8	2.48	0.46
23:DB:2730:C:H2'	23:DB:2731:G:C8	2.49	0.46
23:DB:1700:A:H2'	23:DB:1701:A:H5'	1.97	0.46
1:CA:77:A:H2'	1:CA:78:A:H8	1.80	0.46
52:BW:13:ARG:HA	52:BW:13:ARG:HH11	1.79	0.46
1:CA:94:G:H4'	1:CA:95:C:H5''	1.98	0.46
23:DB:212:G:H2'	23:DB:213:A:C8	2.51	0.46
23:BB:2559:C:O2'	23:BB:2560:A:H5'	2.15	0.46
44:DQ:24:TYR:CD1	44:DQ:25:GLY:N	2.84	0.46
23:DB:586:A:H5'	29:DE:84:THR:OG1	2.15	0.46
1:CA:745:G:H5''	1:CA:851:G:O2'	2.14	0.46
1:CA:1473:G:H2'	1:CA:1474:U:O4'	2.14	0.46
23:DB:1542:U:H2'	23:DB:1543:G:O4'	2.15	0.46
6:AG:22:LEU:O	6:AG:25:PHE:HB3	2.16	0.46
4:CE:24:VAL:HG23	4:CE:26:GLY:H	1.80	0.46
1:AA:24:U:O2'	1:AA:25:C:H5'	2.15	0.46
52:BW:23:LYS:CG	52:BW:24:ARG:N	2.77	0.46
52:BW:30:VAL:O	52:BW:30:VAL:HG13	2.16	0.46
38:BM:59:ARG:HE	38:BM:60:GLN:CG	2.10	0.46
50:BT:28:ASN:ND2	50:BT:29:THR:HG23	2.30	0.46
44:DQ:57:ARG:C	44:DQ:59:LEU:H	2.18	0.46
16:CS:68:HIS:HB3	16:CS:72:GLU:OE2	2.16	0.46
12:CM:13:HIS:HB3	12:CM:41:ASP:HA	1.97	0.46
25:BC:247:TRP:O	25:BC:249:VAL:HG22	2.15	0.46
8:AI:41:GLU:N	8:AI:44:ARG:NH1	2.63	0.46
49:BR:14:VAL:HG23	49:BR:18:GLN:HG3	1.96	0.46
10:CK:121:ARG:HH12	19:CU:37:TYR:HE2	1.63	0.46
23:BB:1799:G:N2	25:BC:153:LEU:HD22	2.31	0.46
25:BC:68:ARG:HH21	25:BC:190:THR:CG2	2.28	0.46
3:AD:108:ALA:H	3:AD:112:GLU:CD	2.19	0.46
48:DG:84:LYS:HG2	48:DG:85:LYS:N	2.25	0.46
1:AA:86:G:C2	1:AA:87:C:N4	2.83	0.46
2:AC:195:ILE:HG22	2:AC:195:ILE:O	2.16	0.46

Continued on next page...

Continued from previous page...

Atom-1	Atom-2	Distance(Å)	Clash(Å)
28:DP:47:ILE:HG22	28:DP:96:LEU:HB3	1.97	0.46
47:DF:31:GLU:HG3	47:DF:32:LYS:HG2	1.96	0.46
9:CJ:92:LEU:HD13	9:CJ:92:LEU:N	2.30	0.46
24:BI:19:PRO:HB2	24:BI:22:PRO:HD2	1.97	0.46
27:BK:71:ARG:NE	27:BK:72:PRO:HD3	2.30	0.46
18:AB:162:VAL:HG22	18:AB:163:ILE:N	2.29	0.46
23:BB:2526:G:H1'	32:B4:1:MET:N	2.31	0.46
18:AB:23:ASN:HD21	18:AB:25:LYS:CD	2.28	0.46
23:BB:1559:U:H3'	23:BB:1560:G:H5'	1.97	0.46
23:BB:296:U:O2'	23:BB:297:G:H5'	2.15	0.46
20:AO:25:THR:HG21	20:AO:70:LEU:CD2	2.45	0.46
18:CB:98:GLY:O	18:CB:100:LEU:N	2.42	0.46
23:DB:1727:C:H2'	23:DB:1728:C:H6	1.80	0.46
4:CE:152:VAL:O	4:CE:156:ARG:HG2	2.16	0.46
9:CJ:46:LYS:O	9:CJ:48:ARG:HG3	2.16	0.46
23:BB:136:G:OP2	23:BB:137:U:H5	1.99	0.46
27:BK:99:ILE:HD13	27:BK:118:LEU:CD2	2.45	0.46
43:DO:17:LYS:O	43:DO:21:LEU:HB2	2.14	0.46
1:AA:430:A:O2'	1:AA:431:A:H5'	2.16	0.46
26:BD:47:ALA:HB2	26:BD:83:ARG:HD2	1.96	0.46
25:DC:103:ILE:HG22	25:DC:104:LEU:N	2.31	0.46
23:BB:1174:U:O4'	23:BB:1174:U:O2	2.34	0.46
23:BB:118:A:OP2	23:BB:119:A:H2'	2.15	0.46
2:CC:179:ALA:HB1	2:CC:202:PHE:HE1	1.80	0.46
43:DO:100:HIS:C	43:DO:104:GLN:HB2	2.36	0.46
23:BB:2538:C:H2'	23:BB:2539:C:H6	1.80	0.46
36:D2:13:ASN:N	36:D2:13:ASN:HD22	2.13	0.46
23:BB:2734:A:C2'	23:BB:2735:G:H5'	2.44	0.46
1:CA:415:A:OP1	1:CA:415:A:H4'	2.16	0.46
23:DB:2897:U:H2'	23:DB:2898:U:H6	1.81	0.46
23:DB:2137:U:H2'	23:DB:2138:G:C8	2.50	0.46
47:BF:21:TYR:HD2	47:BF:27:VAL:HG12	1.80	0.46
23:DB:1635:A:O2'	23:DB:1636:U:H5'	2.15	0.46
19:AU:48:LYS:HG3	19:AU:49:ALA:N	2.29	0.46
6:CG:112:ASP:HB3	6:CG:113:LYS:H	1.48	0.46
23:BB:2080:A:H4'	51:BZ:19:SER:OG	2.16	0.46
23:DB:1351:C:O2'	23:DB:1571:A:H1'	2.15	0.46
1:CA:1508:A:H2'	1:CA:1509:C:H6	1.78	0.46
23:DB:2252:G:O2'	23:DB:2253:G:H5'	2.15	0.46
23:DB:691:C:O2'	23:DB:692:C:H5'	2.15	0.46
35:DV:42:LEU:HD12	35:DV:47:VAL:HG21	1.97	0.46
23:BB:1178:C:H2'	23:BB:1179:G:H8	1.80	0.46

Continued on next page...

Continued from previous page...

Atom-1	Atom-2	Distance(Å)	Clash(Å)
1:AA:659:U:H2'	1:AA:660:C:C6	2.50	0.46
1:AA:1378:C:C4	1:AA:1379:G:H1'	2.50	0.46
43:DO:37:ALA:HB1	43:DO:78:VAL:HG21	1.98	0.46
1:AA:852:G:H2'	1:AA:853:C:H6	1.79	0.46
23:BB:55:G:H2'	23:BB:56:A:H8	1.81	0.46
25:DC:42:ARG:NH2	25:DC:48:ILE:HD11	2.30	0.46
23:DB:776:G:H4'	23:DB:777:G:O5'	2.16	0.46
23:BB:2282:G:H4'	23:BB:2283:C:O5'	2.15	0.46
26:DD:109:VAL:HG11	26:DD:193:VAL:CG1	2.45	0.46
23:DB:789:A:H4'	23:DB:790:U:OP2	2.15	0.46
1:CA:1107:C:OP1	2:CC:171:ARG:HB2	2.16	0.46
34:B3:28:LEU:O	34:B3:29:ARG:HB3	2.16	0.46
3:CD:18:LEU:HD23	3:CD:20:LEU:HD11	1.97	0.46
10:AK:83:VAL:CG2	10:AK:109:ILE:HG12	2.45	0.46
11:AL:74:GLN:HB3	11:AL:75:GLU:H	1.48	0.46
23:BB:680:C:H2'	23:BB:681:G:H8	1.79	0.46
45:DS:57:ASN:HD22	45:DS:57:ASN:N	2.11	0.46
6:AG:21:LEU:N	6:AG:21:LEU:HD23	2.30	0.46
48:DG:146:ASP:O	48:DG:150:TYR:HD1	1.98	0.46
29:BE:60:TRP:CE3	29:BE:62:GLN:HA	2.51	0.46
29:BE:58:LYS:O	29:BE:60:TRP:N	2.49	0.46
12:AM:13:HIS:HB3	12:AM:40:GLU:O	2.15	0.46
18:AB:86:CYS:SG	18:AB:87:ASP:N	2.88	0.46
45:BS:29:VAL:HG23	45:BS:70:LYS:HA	1.98	0.46
12:CM:78:ARG:HH12	16:CS:64:GLU:HG2	1.80	0.46
51:BZ:5:CYS:HB3	51:BZ:9:GLY:N	2.30	0.46
8:AI:19:PHE:O	8:AI:62:LEU:HA	2.15	0.46
43:DO:31:THR:HG23	43:DO:34:HIS:O	2.15	0.46
32:B4:27:CYS:HB3	32:B4:33:HIS:HB2	1.98	0.46
5:AF:3:HIS:CD2	5:AF:92:THR:HG23	2.51	0.46
24:DI:52:LEU:HD13	24:DI:81:LYS:NZ	2.31	0.46
9:CJ:5:ARG:N	9:CJ:77:VAL:HA	2.30	0.46
33:B1:8:ILE:HD12	33:B1:9:LYS:H	1.81	0.46
6:AG:111:GLY:HA2	6:AG:118:ARG:NH1	2.30	0.46
47:BF:147:ARG:HB3	47:BF:147:ARG:CZ	2.46	0.46
1:AA:1179:A:H2'	1:AA:1180:A:H8	1.80	0.46
47:DF:3:LEU:HD12	47:DF:96:TRP:CD1	2.50	0.46
2:AC:63:ILE:HG22	2:AC:65:VAL:CG2	2.46	0.46
22:DA:112:G:O2'	22:DA:113:C:H5'	2.15	0.46
1:CA:263:A:OP1	17:CT:73:ARG:NH1	2.49	0.46
27:DK:72:PRO:O	27:DK:74:GLY:N	2.48	0.46
5:CF:51:ILE:O	5:CF:51:ILE:HG23	2.15	0.46

Continued on next page...

Continued from previous page...

Atom-1	Atom-2	Distance(Å)	Clash(Å)
1:AA:20:U:H2'	1:AA:21:G:O4'	2.14	0.46
50:DT:74:ILE:HG13	50:DT:75:GLY:N	2.31	0.46
25:BC:222:THR:HA	25:BC:231:HIS:O	2.15	0.46
1:AA:239:U:H5''	1:AA:239:U:H6	1.79	0.46
23:DB:483:A:H5''	46:DU:46:LYS:HG3	1.96	0.46
9:AJ:51:VAL:HG23	21:AN:80:ARG:HB2	1.98	0.46
12:CM:90:HIS:HA	12:CM:108:ARG:HH22	1.78	0.46
27:DK:99:ILE:HD13	27:DK:118:LEU:CD2	2.45	0.46
23:BB:1867:G:O2'	23:BB:1868:C:H5'	2.16	0.46
23:DB:577:G:OP1	23:DB:2502:G:H2'	2.15	0.46
23:BB:264:C:HO2'	23:BB:429:A:H2	1.62	0.46
20:AO:83:GLU:C	20:AO:85:LEU:H	2.19	0.46
23:DB:1040:A:O2'	23:DB:1041:G:H5'	2.15	0.46
1:CA:737:C:H2'	1:CA:738:C:H6	1.79	0.46
23:DB:1846:G:N2	23:DB:1848:A:N6	2.64	0.46
23:BB:564:C:O2'	23:BB:565:C:H5'	2.15	0.46
23:BB:1914:C:H2'	23:BB:1915:U:H5''	1.96	0.46
39:DX:22:LEU:HG	39:DX:23:ARG:HG2	1.98	0.46
23:BB:274:C:O5'	23:BB:274:C:H6	1.98	0.46
34:B3:40:LYS:O	34:B3:43:LEU:HB2	2.15	0.46
1:CA:57:G:N2	1:CA:388:G:C6	2.84	0.46
1:CA:1459:G:O2'	1:CA:1460:C:H5'	2.15	0.46
23:BB:418:C:H2'	23:BB:419:U:C6	2.51	0.46
23:DB:1093:G:O2'	23:DB:1094:U:H5'	2.15	0.46
23:DB:1859:U:H2'	23:DB:1860:G:H8	1.78	0.46
35:DV:42:LEU:HB2	35:DV:47:VAL:HG21	1.98	0.46
1:CA:295:C:H2'	1:CA:296:U:H6	1.81	0.46
22:DA:37:C:H3'	22:DA:38:C:H6	1.81	0.46
38:BM:130:PHE:O	38:BM:131:VAL:HG13	2.16	0.46
23:BB:2686:G:H2'	23:BB:2687:U:C6	2.51	0.46
23:BB:1717:A:H2'	23:BB:1718:G:O4'	2.15	0.46
23:DB:406:G:O2'	23:DB:407:G:H5'	2.16	0.46
23:DB:1745:A:O2'	23:DB:1746:A:H5'	2.16	0.46
14:AQ:10:ARG:HA	14:AQ:56:ASP:O	2.15	0.46
23:BB:625:G:O2'	23:BB:626:A:H5'	2.16	0.46
23:BB:2105:U:H2'	23:BB:2106:U:C6	2.51	0.46
39:DX:7:ARG:HA	39:DX:7:ARG:HE	1.79	0.46
23:BB:1464:G:H2'	23:BB:1465:G:H8	1.80	0.46
25:BC:32:LEU:HD22	25:BC:63:ILE:HG21	1.97	0.46
23:DB:2756:U:H6	23:DB:2756:U:O5'	1.99	0.46
23:DB:457:A:N1	23:DB:470:A:H5''	2.30	0.46
50:BT:68:LYS:N	50:BT:68:LYS:HD3	2.31	0.46

Continued on next page...

Continued from previous page...

Atom-1	Atom-2	Distance(Å)	Clash(Å)
15:AR:27:THR:O	15:AR:28:LEU:HD23	2.16	0.46
23:BB:2623:G:O2'	23:BB:2624:G:H5'	2.16	0.46
29:BE:188:MET:HG2	29:BE:193:VAL:CG2	2.46	0.46
23:BB:341:C:H2'	23:BB:342:A:C8	2.51	0.46
23:DB:1799:G:N2	23:DB:1818:U:O2'	2.49	0.46
25:DC:171:VAL:HG23	25:DC:185:ALA:CB	2.46	0.46
25:DC:202:ARG:HH11	25:DC:213:ARG:NE	2.14	0.46
50:BT:55:VAL:CA	50:BT:87:LEU:HA	2.30	0.46
40:DH:68:ARG:NE	40:DH:68:ARG:HA	2.31	0.46
44:DQ:56:PHE:O	44:DQ:59:LEU:HB3	2.15	0.46
18:AB:160:LEU:O	18:AB:182:VAL:HA	2.16	0.46
45:BS:24:ILE:HG12	45:BS:36:LEU:HD21	1.98	0.46
51:BZ:53:ALA:O	51:BZ:54:LYS:HB3	2.16	0.46
51:DZ:70:GLU:HG3	51:DZ:71:LEU:H	1.81	0.46
8:AI:27:ILE:HG21	8:AI:34:LEU:HD13	1.95	0.46
8:AI:39:GLY:O	8:AI:40:ARG:HB2	2.15	0.46
49:BR:14:VAL:HG21	49:BR:98:ILE:CD1	2.46	0.46
1:CA:1514:G:O2'	1:CA:1515:G:H5'	2.14	0.46
1:CA:1515:G:O2'	1:CA:1516:G:H5'	2.15	0.46
3:CD:154:VAL:HG23	3:CD:155:LYS:N	2.31	0.46
3:AD:146:GLU:HA	3:AD:149:LYS:CG	2.45	0.46
33:D1:50:GLU:O	33:D1:51:ALA:HB2	2.15	0.46
50:BT:58:VAL:O	50:BT:58:VAL:HG13	2.16	0.46
2:AC:119:ILE:HG23	2:AC:120:THR:N	2.30	0.46
12:CM:2:ARG:H	12:CM:2:ARG:CD	2.28	0.46
1:CA:864:A:H2'	1:CA:865:A:C8	2.50	0.46
30:DY:12:ALA:HB2	30:DY:53:MET:SD	2.55	0.46
28:BP:19:PHE:CE1	28:BP:46:VAL:HG11	2.50	0.46
40:BH:4:ILE:CG2	40:BH:16:GLY:HA2	2.45	0.46
4:AE:132:PRO:HG2	4:AE:133:ILE:H	1.80	0.46
23:DB:1082:U:C2	23:DB:1086:A:N1	2.83	0.46
23:DB:2511:U:H2'	23:DB:2512:C:C6	2.51	0.46
23:BB:2471:A:O2'	23:BB:2472:G:O5'	2.34	0.46
23:BB:321:U:OP2	29:BE:130:LYS:HD3	2.15	0.46
16:AS:38:THR:HG23	16:AS:69:LYS:CE	2.46	0.46
1:CA:13:U:C1'	1:CA:914:A:H5"	2.39	0.46
16:AS:39:ILE:HG22	16:AS:40:PHE:N	2.31	0.46
2:CC:116:ALA:HB1	2:CC:197:VAL:HG11	1.98	0.46
2:CC:6:PRO:HG2	2:CC:183:TYR:CD2	2.50	0.46
23:BB:1654:A:H2'	23:BB:1655:A:C8	2.51	0.46
10:CK:95:THR:HG23	10:CK:96:ILE:H	1.80	0.46
42:BN:96:ARG:HD3	42:BN:96:ARG:N	2.31	0.46

Continued on next page...

Continued from previous page...

Atom-1	Atom-2	Distance(Å)	Clash(Å)
30:DY:7:THR:HA	30:DY:34:THR:HA	1.98	0.46
23:BB:969:G:H2'	23:BB:970:U:C6	2.50	0.46
23:DB:1729:U:H5	23:DB:1731:G:H22	1.63	0.46
2:CC:13:ILE:O	2:CC:15:LYS:N	2.49	0.46
7:AH:44:PHE:CE2	7:AH:100:ILE:HG12	2.50	0.46
11:AL:15:VAL:O	11:AL:16:ALA:C	2.53	0.46
1:AA:8:A:H1'	4:AE:107:GLY:HA2	1.97	0.46
6:CG:134:VAL:CG1	6:CG:137:ARG:HH21	2.27	0.46
1:CA:465:A:O2'	1:CA:466:A:H2'	2.16	0.46
27:BK:118:LEU:O	27:BK:120:PRO:HD2	2.15	0.46
29:BE:108:ILE:O	29:BE:108:ILE:HD13	2.16	0.46
23:BB:2547:A:H4'	27:BK:29:HIS:CE1	2.50	0.46
1:CA:845:A:H3'	1:CA:846:G:H8	1.80	0.46
18:AB:75:ALA:O	18:AB:76:SER:C	2.53	0.46
1:CA:1326:U:H2'	1:CA:1327:C:H6	1.77	0.46
41:BJ:64:VAL:CG2	41:BJ:68:LYS:HB2	2.45	0.46
26:BD:56:LYS:HG3	26:BD:58:ASN:HB3	1.97	0.46
23:DB:638:G:H2'	23:DB:639:U:C6	2.51	0.46
23:DB:96:C:H4'	39:DX:41:HIS:CG	2.51	0.46
1:AA:518:C:H2'	1:AA:530:G:N7	2.31	0.46
18:CB:27:LYS:C	18:CB:29:PHE:H	2.19	0.46
23:DB:1250:G:OP2	37:DL:21:ARG:NH2	2.48	0.46
34:B3:60:CYS:C	34:B3:62:PRO:HD3	2.36	0.46
14:CQ:17:GLU:O	14:CQ:18:LYS:HB2	2.15	0.46
20:AO:69:TYR:HA	20:AO:72:ARG:NH2	2.31	0.46
23:DB:2570:G:H2'	23:DB:2571:U:O4'	2.16	0.46
18:CB:172:ILE:H	18:CB:172:ILE:HG13	1.47	0.46
1:AA:93:U:H2'	1:AA:94:G:H4'	1.97	0.46
51:BZ:19:SER:OG	51:BZ:23:ASN:HB2	2.16	0.46
29:BE:21:ARG:HG2	29:BE:107:SER:HB3	1.97	0.46
1:AA:105:G:H2'	1:AA:106:C:H6	1.78	0.46
1:AA:1505:G:H5''	1:AA:1506:U:O5'	2.15	0.46
23:BB:1635:A:O2'	23:BB:1636:U:H5'	2.14	0.46
23:DB:235:U:H2'	23:DB:236:C:H6	1.81	0.46
23:BB:1877:A:H2'	23:BB:1878:G:C8	2.50	0.46
23:DB:685:A:H1'	23:DB:688:U:O4	2.15	0.46
49:DR:2:TYR:CD1	49:DR:42:ALA:HB2	2.50	0.46
1:AA:692:U:C2	1:AA:694:A:H5''	2.50	0.46
42:BN:72:ASP:O	42:BN:76:VAL:HG13	2.14	0.46
23:DB:2654:A:H61	23:DB:2665:A:H3'	1.80	0.46
23:BB:2488:G:H2'	23:BB:2489:U:C6	2.50	0.46
28:DP:30:TRP:HD1	28:DP:39:LEU:HG	1.79	0.46

Continued on next page...

Continued from previous page...

Atom-1	Atom-2	Distance(Å)	Clash(Å)
1:AA:897:C:O2'	1:AA:898:G:H5'	2.16	0.46
15:CR:41:SER:HB3	15:CR:51:GLN:CD	2.35	0.46
10:CK:31:VAL:O	10:CK:43:TRP:HA	2.16	0.46
22:BA:109:A:H2'	22:BA:110:C:C6	2.51	0.46
15:CR:32:ILE:HD11	15:CR:58:ILE:HG23	1.97	0.46
23:BB:1767:G:O2'	23:BB:1768:C:H5'	2.16	0.46
1:AA:1249:C:H4'	8:AI:37:TYR:OH	2.16	0.46
18:CB:223:GLY:C	18:CB:225:SER:H	2.19	0.46
52:BW:24:ARG:CD	52:BW:65:LYS:HG2	2.46	0.46
2:CC:19:SER:N	2:CC:55:VAL:HG13	2.31	0.46
50:DT:53:VAL:HG11	50:DT:87:LEU:HD22	1.98	0.46
45:DS:45:VAL:O	45:DS:48:LYS:HB3	2.16	0.46
45:DS:66:ILE:CA	45:DS:69:LEU:HD13	2.44	0.46
21:AN:9:GLU:OE1	21:AN:59:GLN:HB3	2.15	0.46
45:BS:30:SER:HA	45:BS:33:LEU:HD12	1.97	0.46
16:CS:64:GLU:H	16:CS:64:GLU:CD	2.17	0.46
29:DE:58:LYS:O	29:DE:60:TRP:N	2.49	0.46
8:AI:35:GLU:CD	8:AI:39:GLY:HA2	2.36	0.46
1:AA:121:U:H3'	1:AA:121:U:OP1	2.16	0.46
44:BQ:64:ILE:HD12	44:BQ:95:ALA:CB	2.46	0.46
23:BB:902:C:H2'	23:BB:903:C:C6	2.51	0.46
3:CD:160:LEU:CD1	3:CD:160:LEU:H	2.24	0.46
37:BL:124:GLY:N	37:BL:143:GLU:CG	2.75	0.46
23:DB:2331:G:C4'	52:DW:39:GLN:HA	2.46	0.46
2:AC:151:GLU:HB3	2:AC:198:LYS:HB2	1.98	0.46
41:BJ:20:ALA:HB2	41:BJ:28:LEU:CD1	2.45	0.46
37:DL:80:SER:N	37:DL:113:ALA:HB3	2.30	0.46
47:DF:52:ALA:O	47:DF:56:LEU:HB2	2.14	0.46
23:DB:1197:G:O2'	23:DB:1198:U:H5'	2.15	0.46
23:DB:2800:A:H8	23:DB:2800:A:O5'	1.99	0.46
44:BQ:7:VAL:HG23	44:BQ:8:ILE:N	2.30	0.46
40:BH:5:LEU:HG	40:BH:17:ASP:O	2.16	0.46
1:AA:947:G:H4'	12:AM:107:THR:OG1	2.16	0.46
12:AM:89:ARG:HH11	12:AM:94:LEU:HB3	1.80	0.46
24:DI:23:VAL:HG12	24:DI:24:GLY:N	2.31	0.46
10:AK:69:CYS:SG	10:AK:70:ALA:N	2.89	0.46
23:DB:574:A:H4'	23:DB:575:A:H5''	1.97	0.46
48:DG:17:LYS:HE3	48:DG:18:ILE:N	2.31	0.46
47:BF:155:ILE:HG22	47:BF:156:THR:N	2.30	0.46
1:CA:20:U:H2'	1:CA:21:G:O4'	2.15	0.46
43:BO:47:VAL:HG12	43:BO:48:LEU:N	2.26	0.46
1:CA:679:C:O2'	1:CA:680:C:H5'	2.15	0.46

Continued on next page...

Continued from previous page...

Atom-1	Atom-2	Distance(Å)	Clash(Å)
2:CC:112:ALA:N	2:CC:201:ILE:HD11	2.31	0.46
1:CA:1039:G:O2'	1:CA:1040:U:H5'	2.16	0.46
14:AQ:20:ILE:HG12	14:AQ:52:CYS:SG	2.56	0.46
1:CA:244:U:O4	1:CA:906:A:H1'	2.15	0.46
29:BE:1:MET:O	29:BE:13:THR:HA	2.15	0.46
26:DD:5:VAL:HG11	26:DD:80:TRP:CE3	2.51	0.46
7:AH:99:GLY:CA	7:AH:129:ALA:HA	2.45	0.46
1:AA:1012:A:H2'	1:AA:1013:G:O4'	2.16	0.46
38:BM:26:VAL:HB	38:BM:104:GLU:OE2	2.16	0.46
28:BP:95:LYS:HG3	28:BP:97:TYR:HE1	1.80	0.46
23:BB:185:G:H2'	23:BB:186:G:O4'	2.16	0.46
23:BB:592:A:H2'	23:BB:593:U:C6	2.51	0.46
12:CM:108:ARG:HG3	12:CM:108:ARG:NH1	2.30	0.46
30:DY:35:VAL:HG22	30:DY:36:GLU:N	2.31	0.46
28:DP:63:ILE:HG12	28:DP:68:GLY:CA	2.46	0.46
11:AL:49:ARG:CB	11:AL:89:LEU:HD11	2.44	0.46
48:BG:155:PRO:HA	48:BG:170:THR:HA	1.98	0.46
35:BV:83:LYS:O	35:BV:85:LYS:N	2.49	0.46
35:DV:56:PHE:O	35:DV:61:LEU:HD21	2.15	0.46
42:DN:47:VAL:O	42:DN:51:LEU:HD22	2.15	0.46
23:DB:636:G:C6	37:DL:111:ILE:HD12	2.51	0.46
46:DU:10:VAL:HG22	46:DU:35:VAL:HG11	1.98	0.46
5:CF:53:LYS:C	5:CF:54:LEU:HD22	2.36	0.46
2:CC:56:ILE:O	2:CC:58:ARG:HG3	2.16	0.46
5:AF:53:LYS:NZ	5:AF:53:LYS:H	2.14	0.46
23:DB:1429:G:H2'	23:DB:1430:G:C8	2.45	0.46
26:BD:62:LYS:HD2	26:BD:62:LYS:N	2.30	0.46
23:DB:150:U:O2'	23:DB:151:C:H5'	2.15	0.46
23:BB:274:C:H2'	23:BB:275:C:C6	2.51	0.46
23:BB:2027:G:O2'	23:BB:2028:U:H5'	2.16	0.46
28:DP:29:VAL:HA	28:DP:79:VAL:O	2.16	0.46
23:BB:1739:A:H2'	23:BB:1740:G:C8	2.50	0.46
18:AB:130:LYS:HD2	18:AB:130:LYS:N	2.30	0.46
23:BB:1793:C:H2'	23:BB:1794:A:C8	2.51	0.46
23:BB:437:U:H2'	23:BB:438:G:C8	2.50	0.46
3:AD:59:LYS:HG2	3:AD:63:ILE:HD11	1.97	0.46
23:BB:2570:G:H2'	23:BB:2571:U:O4'	2.15	0.46
35:BV:11:GLU:CD	35:BV:16:ALA:HB1	2.35	0.46
23:BB:1328:A:H2'	23:BB:1330:C:C4	2.51	0.46
23:BB:159:G:O2'	23:BB:160:A:H5''	2.16	0.46
23:DB:1316:U:H2'	23:DB:1317:G:H8	1.81	0.46
1:AA:1050:G:C2'	1:AA:1051:C:H5'	2.45	0.46

Continued on next page...

Continued from previous page...

Atom-1	Atom-2	Distance(Å)	Clash(Å)
3:CD:59:LYS:HG2	3:CD:63:ILE:HD11	1.98	0.46
23:DB:672:C:H2'	23:DB:673:C:C6	2.51	0.46
22:BA:37:C:H3'	22:BA:38:C:H6	1.81	0.46
4:CE:56:PRO:HA	4:CE:59:ILE:HD12	1.98	0.46
47:DF:45:ASP:O	47:DF:47:LYS:N	2.43	0.46
23:BB:962:G:H2'	23:BB:963:U:C6	2.50	0.46
41:BJ:34:ARG:HG3	41:BJ:39:LYS:HB3	1.96	0.46
23:DB:675:A:N3	23:DB:2443:C:O2'	2.49	0.46
1:CA:95:C:O2	1:CA:95:C:H2'	2.14	0.46
43:DO:50:ALA:O	43:DO:51:ALA:HB2	2.15	0.46
51:BZ:27:ARG:O	51:BZ:28:ARG:CB	2.64	0.46
51:BZ:27:ARG:HG3	51:BZ:28:ARG:H	1.80	0.46
43:BO:75:GLY:O	43:BO:78:VAL:HG23	2.16	0.46
52:BW:9:THR:OG1	52:BW:10:ARG:N	2.46	0.46
1:AA:692:U:H2'	1:AA:694:A:OP2	2.16	0.46
1:AA:317:U:H2'	1:AA:318:G:H8	1.81	0.46
6:AG:22:LEU:HD23	6:AG:22:LEU:O	2.15	0.46
37:BL:98:ALA:O	37:BL:99:ASN:C	2.53	0.46
11:CL:85:ARG:CB	11:CL:93:ARG:HA	2.46	0.46
1:CA:897:C:O2'	1:CA:898:G:H5'	2.16	0.46
2:CC:138:GLN:O	2:CC:142:ARG:HB3	2.16	0.46
23:BB:2309:A:H61	47:BF:75:GLY:CA	2.28	0.46
10:AK:31:VAL:O	10:AK:43:TRP:HA	2.16	0.46
23:BB:359:G:H2'	23:BB:360:U:H5'	1.96	0.46
6:AG:92:PRO:HG2	6:AG:93:VAL:H	1.80	0.46
23:DB:1338:G:H4'	50:DT:18:GLU:HG3	1.97	0.46
1:CA:456:A:H2'	1:CA:457:G:H5''	1.98	0.46
26:BD:183:GLU:N	26:BD:183:GLU:OE1	2.49	0.46
23:BB:1977:A:H2'	23:BB:1978:A:C8	2.51	0.46
38:BM:120:ALA:O	38:BM:123:LYS:HG2	2.16	0.46
23:DB:1099:G:C8	24:DI:3:LYS:CB	2.99	0.46
2:CC:68:HIS:O	2:CC:105:VAL:HG21	2.16	0.46
23:BB:338:G:N2	23:BB:339:U:H1'	2.31	0.46
25:DC:16:VAL:CB	25:DC:203:VAL:HG11	2.45	0.46
50:BT:51:PHE:HB3	50:BT:53:VAL:HG23	1.97	0.46
28:BP:4:ILE:C	28:BP:6:GLN:H	2.18	0.46
23:DB:278:A:H5''	23:DB:279:A:OP1	2.16	0.46
51:DZ:32:ASN:HB3	51:DZ:34:HIS:NE2	2.31	0.46
8:AI:20:ILE:HA	8:AI:62:LEU:CD1	2.41	0.46
44:BQ:67:ALA:HB1	44:BQ:105:PHE:CZ	2.51	0.46
25:BC:116:GLN:O	25:BC:117:SER:HB3	2.15	0.46
23:DB:2267:A:C3'	23:DB:2267:A:H8	2.25	0.46

Continued on next page...

Continued from previous page...

Atom-1	Atom-2	Distance(Å)	Clash(Å)
3:AD:155:LYS:HA	3:AD:158:LEU:HD12	1.98	0.46
4:AE:82:HIS:HB2	4:AE:83:PRO:HD2	1.97	0.46
4:AE:113:VAL:CG2	4:AE:114:LEU:H	2.20	0.46
47:BF:37:MET:HA	47:BF:151:LEU:HA	1.97	0.46
47:BF:49:LEU:HD21	47:BF:84:ILE:O	2.15	0.46
1:CA:662:U:O2'	1:CA:836:G:H5''	2.16	0.46
1:CA:18:C:H1'	1:CA:1079:G:N2	2.28	0.46
47:DF:7:TYR:O	47:DF:11:VAL:HB	2.16	0.46
1:AA:1333:A:C2	1:AA:1334:G:H1'	2.50	0.46
47:BF:7:TYR:O	47:BF:11:VAL:HB	2.16	0.46
47:BF:4:HIS:O	47:BF:7:TYR:HB3	2.15	0.46
1:AA:1077:G:N2	1:AA:1080:A:OP2	2.48	0.46
48:BG:17:LYS:HB3	48:BG:24:THR:O	2.16	0.46
48:BG:7:PRO:O	48:BG:8:VAL:HB	2.15	0.46
26:BD:92:VAL:O	26:BD:94:GLN:N	2.49	0.46
6:AG:13:PRO:HA	6:AG:23:ALA:HB2	1.97	0.46
12:AM:78:ARG:NH1	16:AS:64:GLU:HB2	2.31	0.46
10:CK:85:VAL:O	10:CK:111:ASP:HA	2.15	0.46
20:AO:57:LEU:HD23	23:BB:715:A:C8	2.50	0.46
23:BB:969:G:H2'	23:BB:970:U:O4'	2.16	0.46
10:AK:14:GLN:HA	10:AK:76:TYR:O	2.16	0.46
1:CA:8:A:H1'	4:CE:107:GLY:HA2	1.97	0.46
23:BB:2884:U:C6	31:B0:49:ARG:HG2	2.51	0.46
23:DB:1797:G:O2'	23:DB:1798:U:H5'	2.16	0.46
34:D3:49:VAL:HG11	34:D3:54:LEU:CD1	2.40	0.46
5:AF:74:LEU:HG	5:AF:78:PHE:CE1	2.51	0.46
27:DK:61:VAL:HG11	27:DK:112:PHE:CZ	2.50	0.46
46:BU:11:ILE:HG21	46:BU:78:LYS:CE	2.46	0.46
16:CS:30:LEU:HD12	16:CS:48:ILE:HG12	1.96	0.46
9:CJ:81:GLU:N	9:CJ:82:LYS:NZ	2.64	0.46
41:BJ:115:GLY:HA2	41:BJ:118:MET:HE3	1.98	0.46
23:BB:1351:C:O2'	23:BB:1571:A:H1'	2.15	0.46
1:CA:509:A:C6	1:CA:510:A:N1	2.84	0.46
42:DN:62:ASN:N	42:DN:62:ASN:ND2	2.63	0.46
31:B0:18:HIS:C	31:B0:20:ALA:H	2.19	0.46
23:BB:1590:A:H2'	23:BB:1591:A:C8	2.50	0.46
1:CA:425:G:H2'	1:CA:426:U:C6	2.51	0.46
23:DB:2064:C:H2'	23:DB:2065:C:H6	1.76	0.46
2:CC:31:ASN:ND2	2:CC:58:ARG:HE	2.12	0.46
23:BB:1915:U:H3'	23:BB:1916:A:H8	1.81	0.46
33:B1:18:HIS:CE1	33:B1:40:PRO:HD2	2.51	0.46
23:DB:1590:A:H2'	23:DB:1591:A:C8	2.50	0.46

Continued on next page...

Continued from previous page...

Atom-1	Atom-2	Distance(Å)	Clash(Å)
24:BI:135:MET:HG3	24:BI:137:LEU:HG	1.98	0.46
23:BB:2745:C:H2'	23:BB:2746:U:C6	2.50	0.46
35:BV:16:ALA:HA	35:BV:19:ARG:CZ	2.45	0.46
49:BR:2:TYR:HB2	49:BR:42:ALA:N	2.31	0.46
4:CE:33:THR:HB	4:CE:49:TYR:OH	2.16	0.46
28:BP:32:VAL:HG12	28:BP:33:GLU:O	2.16	0.46
23:BB:1504:A:H2'	23:BB:1505:A:C8	2.51	0.46
23:DB:615:U:O2	29:DE:35:TYR:HA	2.15	0.46
1:CA:1173:U:H2'	1:CA:1174:G:O4'	2.15	0.46
38:BM:114:ARG:HG3	38:BM:130:PHE:CD1	2.51	0.46
23:BB:1716:U:H2'	23:BB:1717:A:H8	1.81	0.46
23:DB:1275:A:H2'	23:DB:1276:A:O4'	2.16	0.46
52:BW:9:THR:HG23	52:BW:10:ARG:CD	2.45	0.46
25:DC:76:VAL:HG12	25:DC:114:GLN:HB2	1.97	0.46
23:DB:2348:U:H5'	33:D1:20:TYR:OH	2.15	0.46
23:DB:1410:G:H2'	23:DB:1411:U:C6	2.51	0.46
30:DY:43:ILE:HG13	30:DY:44:ARG:N	2.30	0.46
23:DB:510:C:H2'	23:DB:511:U:O4'	2.16	0.46
44:DQ:48:ASP:C	44:DQ:50:ARG:N	2.69	0.46
23:BB:2863:C:O2'	23:BB:2864:G:H5'	2.16	0.46
45:BS:57:ASN:N	45:BS:57:ASN:HD22	2.14	0.46
25:BC:76:VAL:HA	25:BC:114:GLN:HA	1.97	0.46
23:DB:1098:A:C4	24:DI:3:LYS:O	2.68	0.46
23:DB:1818:U:HO2'	23:DB:1819:A:P	2.38	0.46
25:DC:196:ASN:HD21	25:DC:199:HIS:HB2	1.78	0.46
25:DC:68:ARG:HB3	25:DC:128:THR:OG1	2.16	0.46
1:AA:1317:C:C2	1:AA:1318:A:H1'	2.51	0.46
50:DT:55:VAL:CA	50:DT:87:LEU:HA	2.30	0.46
40:BH:46:PHE:O	40:BH:47:PHE:HD2	1.99	0.46
49:DR:14:VAL:HG21	49:DR:98:ILE:HD13	1.98	0.46
16:CS:64:GLU:O	16:CS:66:VAL:HG22	2.16	0.46
40:BH:117:LEU:CG	40:BH:130:VAL:HG13	2.45	0.46
40:BH:94:ILE:HB	40:BH:128:HIS:HE2	1.79	0.46
1:AA:796:C:O3'	10:AK:126:ARG:NH2	2.49	0.46
16:CS:10:ILE:O	16:CS:11:ASP:C	2.54	0.46
1:CA:779:C:H5"	10:CK:123:PRO:HB3	1.97	0.46
42:BN:103:ARG:HB2	42:BN:110:MET:CE	2.46	0.46
1:CA:410:G:H1'	1:CA:432:A:H61	1.81	0.46
3:AD:160:LEU:H	3:AD:160:LEU:CD1	2.23	0.46
33:D1:32:LYS:NZ	33:D1:52:LYS:HG2	2.31	0.46
32:D4:13:ASN:HB2	32:D4:27:CYS:SG	2.56	0.46
50:BT:39:THR:C	50:BT:41:ALA:H	2.20	0.46

Continued on next page...

Continued from previous page...

Atom-1	Atom-2	Distance(Å)	Clash(Å)
25:DC:41:GLY:HA3	25:DC:53:ILE:CG2	2.37	0.46
23:DB:2353:G:N3	52:DW:30:VAL:HG13	2.31	0.46
42:DN:2:ARG:HB3	42:DN:2:ARG:CZ	2.45	0.46
23:DB:143:C:H2'	23:DB:144:A:C8	2.51	0.46
47:DF:134:GLN:C	47:DF:136:ILE:N	2.69	0.46
1:CA:1078:U:H4'	4:CE:137:ARG:CZ	2.46	0.46
47:DF:116:LEU:O	47:DF:177:ARG:HB2	2.15	0.46
47:BF:31:GLU:HG3	47:BF:32:LYS:HG2	1.97	0.46
23:BB:549:G:H5''	23:BB:550:C:C5	2.51	0.46
26:DD:114:LYS:HD2	26:DD:116:LYS:CE	2.45	0.46
23:DB:2723:C:H5''	42:DN:1:MET:CE	2.46	0.46
18:AB:117:GLU:HG3	18:AB:140:LEU:HD22	1.97	0.46
6:AG:87:PRO:CG	6:AG:144:ALA:HA	2.46	0.46
48:BG:6:ALA:HB3	48:BG:68:ARG:CG	2.40	0.46
23:BB:2722:G:H2'	23:BB:2723:C:H6	1.79	0.46
29:DE:97:ASN:ND2	29:DE:100:MET:HG3	2.30	0.46
26:DD:46:ARG:HG3	26:DD:46:ARG:HH11	1.80	0.46
7:AH:14:ARG:HG3	7:AH:15:ASN:N	2.31	0.46
10:AK:23:HIS:HB3	10:AK:30:ILE:CG1	2.42	0.46
29:BE:170:ARG:NH2	29:BE:176:ASP:HB2	2.30	0.46
23:DB:1710:G:O2'	23:DB:1711:A:H5'	2.15	0.46
23:BB:428:A:O2'	23:BB:429:A:H5'	2.15	0.46
20:CO:85:LEU:HB3	20:CO:87:LEU:HG	1.97	0.46
1:CA:1390:U:H2'	1:CA:1391:U:C6	2.51	0.46
1:CA:1071:C:C2	1:CA:1072:G:C8	3.04	0.46
11:AL:6:LEU:HB2	14:AQ:33:TYR:CE1	2.51	0.46
23:BB:1790:C:H2'	23:BB:1791:A:C8	2.51	0.46
1:AA:415:A:OP1	1:AA:415:A:H4'	2.16	0.46
2:CC:152:VAL:H	2:CC:165:GLU:HB3	1.81	0.46
26:BD:133:THR:HG23	26:BD:134:HIS:CD2	2.51	0.46
33:B1:38:PHE:HB2	33:B1:45:HIS:CE1	2.51	0.46
23:BB:2348:U:H5'	33:B1:20:TYR:HH	1.81	0.46
1:AA:1245:C:O2'	1:AA:1246:A:H5'	2.16	0.46
23:DB:2418:A:H2'	23:DB:2419:U:O4'	2.16	0.46
1:CA:628:G:O2'	1:CA:629:A:H5'	2.15	0.46
23:DB:553:G:C2'	23:DB:554:U:H5'	2.46	0.46
1:CA:950:U:H2'	1:CA:951:G:C8	2.50	0.46
1:CA:949:A:O2'	1:CA:950:U:H5'	2.16	0.46
20:CO:49:ASP:O	20:CO:50:HIS:C	2.53	0.46
23:BB:1688:U:O2	23:BB:1700:A:H5'	2.15	0.46
35:BV:1:MET:O	35:BV:2:PHE:HB2	2.16	0.46
23:DB:1859:U:H6	23:DB:1859:U:O5'	1.99	0.46

Continued on next page...

Continued from previous page...

Atom-1	Atom-2	Distance(Å)	Clash(Å)
23:DB:2599:G:H2'	23:DB:2600:A:C8	2.51	0.46
1:CA:636:U:OP1	14:CQ:5:ARG:HD2	2.15	0.46
1:CA:682:G:O2'	1:CA:683:G:H5'	2.16	0.46
25:BC:62:ARG:HB3	25:BC:63:ILE:H	1.43	0.46
23:BB:1435:G:H2'	23:BB:1436:G:H8	1.80	0.46
23:DB:95:A:H4'	39:DX:38:GLN:O	2.14	0.46
23:DB:49:A:OP1	23:DB:51:G:H5'	2.16	0.46
7:CH:34:ALA:HB1	7:CH:109:VAL:HB	1.98	0.46
1:AA:656:G:H2'	1:AA:657:U:H6	1.81	0.46
38:DM:113:ALA:O	38:DM:116:ALA:HB3	2.16	0.46
23:DB:2181:U:H2'	23:DB:2182:U:C6	2.51	0.46
23:DB:708:G:H2'	23:DB:709:U:C6	2.50	0.46
50:DT:10:VAL:O	50:DT:12:ARG:N	2.48	0.46
23:BB:2050:C:H1'	26:BD:161:MET:CE	2.46	0.46
1:CA:62:U:H2'	1:CA:63:C:C6	2.51	0.46
23:DB:2588:G:H3'	56:DB:3587:HOH:O	2.14	0.46
1:AA:520:A:N1	1:AA:536:C:H1'	2.31	0.46
1:AA:292:G:O2'	1:AA:609:A:N6	2.49	0.46
20:AO:61:SER:O	20:AO:64:ARG:HB3	2.15	0.46
23:BB:1416:G:HO2'	23:BB:1417:C:H6	1.63	0.46
23:BB:2815:C:H2'	23:BB:2816:G:H8	1.80	0.46
25:DC:202:ARG:HB3	25:DC:203:VAL:H	1.67	0.46
21:AN:25:GLU:O	21:AN:29:ILE:HG13	2.16	0.46
38:BM:71:LYS:O	38:BM:92:TRP:HA	2.16	0.46
44:DQ:64:ILE:HD12	44:DQ:95:ALA:CB	2.45	0.46
49:DR:58:VAL:HG22	49:DR:59:ILE:N	2.22	0.46
10:AK:121:ARG:HH12	19:AU:37:TYR:HE2	1.64	0.46
8:AI:66:VAL:O	8:AI:67:LYS:HG3	2.16	0.46
23:DB:876:C:H3'	23:DB:877:A:C4'	2.46	0.46
8:CI:122:ARG:HG3	8:CI:122:ARG:HH11	1.80	0.46
11:AL:23:LEU:HD22	11:AL:58:ASN:HB2	1.98	0.46
1:CA:763:G:H2'	1:CA:764:C:H6	1.81	0.46
11:CL:23:LEU:HD22	11:CL:58:ASN:HB2	1.98	0.46
3:AD:155:LYS:HG2	3:AD:156:ALA:H	1.81	0.46
50:BT:40:LYS:C	50:BT:43:ILE:HG22	2.36	0.46
28:DP:19:PHE:HB2	28:DP:50:ARG:NH1	2.30	0.46
4:AE:150:GLU:H	4:AE:150:GLU:CD	2.19	0.46
29:BE:46:GLN:HG3	29:BE:87:ALA:HB3	1.98	0.46
30:BY:7:THR:HA	30:BY:34:THR:HA	1.98	0.46
23:BB:2305:U:H2'	23:BB:2306:C:O4'	2.16	0.46
46:DU:3:LYS:HD3	46:DU:82:VAL:HG21	1.98	0.46
37:BL:10:GLU:C	37:BL:12:SER:H	2.19	0.46

Continued on next page...

Continued from previous page...

Atom-1	Atom-2	Distance(Å)	Clash(Å)
6:AG:136:LYS:O	6:AG:140:VAL:HG23	2.16	0.46
1:AA:864:A:H2'	1:AA:865:A:C8	2.51	0.46
1:AA:1308:U:OP1	12:AM:96:VAL:HG23	2.15	0.46
29:DE:17:THR:C	29:DE:19:PHE:H	2.20	0.46
22:BA:111:U:H2'	22:BA:112:G:H8	1.80	0.46
8:CI:64:ILE:HG21	8:CI:78:ILE:HG12	1.98	0.46
26:BD:34:VAL:HA	26:BD:50:VAL:HG12	1.98	0.46
1:AA:1102:A:O2'	1:AA:1103:C:H5'	2.16	0.46
37:BL:61:LEU:N	37:BL:61:LEU:CD1	2.79	0.46
23:DB:1469:A:H2'	23:DB:1470:A:H8	1.81	0.46
23:DB:2636:C:H2'	23:DB:2637:U:H6	1.81	0.46
20:CO:70:LEU:CD1	20:CO:78:TYR:H	2.29	0.46
1:AA:986:U:H1'	16:AS:54:ARG:HB3	1.97	0.46
41:DJ:131:ASN:O	41:DJ:132:HIS:ND1	2.49	0.46
23:BB:2144:G:N2	23:BB:2146:C:H5'	2.31	0.46
40:BH:67:ALA:HA	40:BH:138:VAL:HG11	1.98	0.46
31:B0:41:HIS:HB3	42:BN:99:LYS:HB2	1.97	0.46
23:DB:1174:U:O3'	23:DB:1175:A:H8	1.99	0.46
11:AL:35:ARG:HA	11:AL:35:ARG:CZ	2.46	0.46
23:DB:1439:A:N3	23:DB:1553:A:C6	2.84	0.46
46:BU:24:VAL:HA	46:BU:35:VAL:HA	1.97	0.46
10:AK:27:ASN:O	10:AK:56:LYS:HE2	2.16	0.46
23:BB:1119:U:H2'	23:BB:1120:G:H8	1.81	0.46
23:BB:1571:A:H2'	23:BB:1572:A:H8	1.81	0.46
41:BJ:64:VAL:HG22	41:BJ:68:LYS:HB2	1.97	0.46
36:B2:13:ASN:N	36:B2:13:ASN:HD22	2.14	0.46
23:DB:349:U:O2	23:DB:349:U:H2'	2.15	0.46
18:CB:114:LYS:HZ3	18:CB:151:LYS:CD	2.29	0.46
6:CG:91:ARG:HD2	6:CG:91:ARG:N	2.31	0.46
26:BD:159:LYS:NZ	26:BD:160:LYS:N	2.64	0.46
23:DB:1750:G:O2'	23:DB:2860:A:H2	1.99	0.46
39:BX:44:LYS:HD2	39:BX:48:ARG:HH12	1.80	0.46
23:DB:1383:A:H2	23:DB:1405:U:O2	1.99	0.46
11:CL:6:LEU:HB2	14:CQ:33:TYR:CE1	2.50	0.46
26:BD:168:GLU:HG3	26:BD:170:VAL:CG1	2.46	0.46
26:DD:187:LEU:O	26:DD:188:LEU:HD23	2.16	0.46
35:DV:83:LYS:O	35:DV:85:LYS:N	2.49	0.46
1:AA:56:U:H2'	1:AA:57:G:H8	1.81	0.46
23:DB:1219:U:H2'	23:DB:1220:G:H8	1.80	0.46
23:DB:1092:C:H2'	23:DB:1093:G:C5'	2.45	0.46
1:CA:502:A:H2'	1:CA:503:C:H6	1.81	0.46
1:CA:286:C:H2'	1:CA:287:U:C6	2.51	0.46

Continued on next page...

Continued from previous page...

Atom-1	Atom-2	Distance(Å)	Clash(Å)
1:CA:1403:C:O2'	1:CA:1404:C:H5'	2.16	0.46
23:DB:1751:U:H2'	23:DB:1752:C:C6	2.51	0.46
47:BF:69:ALA:O	47:BF:70:ARG:HB2	2.16	0.46
23:BB:282:A:O2'	23:BB:283:G:H5'	2.16	0.46
23:DB:107:G:H1'	23:DB:294:A:H1'	1.98	0.46
1:CA:1495:U:O2'	1:CA:1496:C:H5'	2.16	0.46
4:CE:56:PRO:HA	4:CE:59:ILE:CD1	2.46	0.46
4:CE:54:GLU:HG2	4:CE:56:PRO:HD2	1.98	0.46
23:DB:1241:A:O4'	23:DB:1241:A:N3	2.49	0.46
26:BD:15:PHE:CE2	28:BP:77:SER:HB2	2.50	0.46
23:BB:690:G:H2'	23:BB:691:C:O4'	2.16	0.46
1:CA:218:U:H2'	1:CA:219:U:O4'	2.16	0.46
23:DB:57:C:H2'	23:DB:58:G:C8	2.50	0.46
23:DB:2443:C:O2'	23:DB:2444:G:H5'	2.16	0.46
1:AA:1007:U:H2'	1:AA:1008:U:H6	1.79	0.46
23:DB:2888:C:H2'	23:DB:2889:C:H6	1.81	0.46
23:BB:2201:G:H2'	23:BB:2202:U:H6	1.80	0.46
26:DD:183:GLU:N	26:DD:183:GLU:CD	2.69	0.46
23:DB:2361:G:H2'	23:DB:2362:C:H6	1.80	0.46
23:BB:1863:G:H2'	23:BB:1864:U:O4'	2.16	0.46
23:DB:2527:C:O2'	23:DB:2528:U:H5'	2.16	0.46
40:BH:104:THR:HG23	40:BH:105:ALA:H	1.79	0.46
23:DB:311:A:H2	23:DB:331:C:H5''	1.79	0.46
23:DB:245:G:O2'	23:DB:246:C:H5'	2.16	0.46
17:CT:25:SER:O	17:CT:29:THR:HG23	2.16	0.46
23:BB:43:G:H2'	23:BB:44:A:O4'	2.16	0.46
1:CA:306:A:H2'	1:CA:307:C:H5'	1.98	0.46
11:AL:5:GLN:HA	11:AL:8:ARG:NH2	2.31	0.46
48:BG:146:ASP:O	48:BG:150:TYR:HD1	1.99	0.46
23:BB:2056:G:H21	31:B0:1:ALA:HA	1.82	0.46
8:AI:53:LEU:O	8:AI:53:LEU:HD13	2.15	0.46
23:DB:1295:C:H2'	23:DB:1296:G:C8	2.51	0.46
39:BX:45:GLN:O	39:BX:47:ARG:N	2.45	0.46
23:DB:1706:C:H2'	23:DB:1757:A:OP2	2.16	0.46
28:BP:30:TRP:HD1	28:BP:39:LEU:HG	1.81	0.46
4:AE:129:SER:HA	56:AE:201:HOH:O	2.16	0.46
23:BB:2271:G:H2'	23:BB:2272:U:C6	2.51	0.45
2:CC:53:ARG:HB2	2:CC:68:HIS:CD2	2.52	0.45
25:DC:143:VAL:HA	25:DC:189:ALA:CB	2.46	0.45
23:BB:2269:G:H4'	52:BW:19:ARG:NH1	2.30	0.45
50:BT:45:ALA:HA	50:BT:48:GLN:HG2	1.98	0.45
45:DS:24:ILE:HG12	45:DS:36:LEU:HD21	1.98	0.45

Continued on next page...

Continued from previous page...

Atom-1	Atom-2	Distance(Å)	Clash(Å)
45:DS:49:LYS:C	45:DS:51:LEU:N	2.69	0.45
45:DS:50:VAL:HG12	45:DS:105:VAL:HG23	1.98	0.45
40:DH:90:LEU:HD22	40:DH:122:LEU:O	2.16	0.45
40:DH:93:SER:C	40:DH:94:ILE:HD12	2.36	0.45
49:DR:14:VAL:HG22	49:DR:15:SER:H	1.80	0.45
28:BP:3:ILE:HG23	28:BP:4:ILE:N	2.31	0.45
27:DK:62:VAL:HG12	27:DK:63:VAL:N	2.31	0.45
8:CI:25:GLY:HA3	8:CI:57:VAL:CA	2.46	0.45
8:CI:49:GLN:N	8:CI:50:PRO:HD2	2.31	0.45
25:BC:251:THR:O	25:BC:252:LYS:HD2	2.16	0.45
1:AA:778:G:O2'	1:AA:779:C:H5'	2.16	0.45
19:AU:35:GLU:HB2	19:AU:37:TYR:CZ	2.51	0.45
8:AI:64:ILE:HG22	8:AI:66:VAL:H	1.81	0.45
21:AN:61:ASN:HB3	21:AN:72:PHE:CD2	2.51	0.45
44:BQ:93:ILE:O	44:BQ:96:ASP:HB3	2.15	0.45
2:AC:78:LYS:C	2:AC:80:GLY:H	2.20	0.45
1:CA:813:U:H5''	1:CA:816:A:N6	2.31	0.45
3:CD:21:LYS:C	3:CD:23:GLY:H	2.20	0.45
3:CD:58:GLN:HA	3:CD:58:GLN:OE1	2.16	0.45
1:AA:409:U:OP1	3:AD:21:LYS:HG3	2.15	0.45
3:AD:146:GLU:H	3:AD:146:GLU:CD	2.19	0.45
52:DW:43:LYS:O	52:DW:58:LEU:HD11	2.15	0.45
2:AC:152:VAL:HG13	2:AC:197:VAL:HG22	1.98	0.45
5:CF:38:ARG:HH21	5:CF:63:ASN:HD21	1.64	0.45
21:CN:8:ARG:O	21:CN:12:ARG:HG3	2.16	0.45
23:BB:513:A:O5'	23:BB:513:A:H8	1.98	0.45
23:DB:849:A:H2'	23:DB:850:U:C6	2.51	0.45
44:BQ:9:ALA:O	44:BQ:11:ALA:N	2.49	0.45
38:BM:19:GLY:CA	38:BM:98:PRO:HD2	2.37	0.45
1:AA:1114:C:O2'	1:AA:1115:U:H5'	2.16	0.45
23:DB:1198:U:H2'	23:DB:1199:U:H6	1.79	0.45
44:BQ:31:TYR:O	44:BQ:32:ARG:C	2.54	0.45
28:BP:50:ARG:HB3	28:BP:57:ALA:N	2.31	0.45
27:BK:76:VAL:O	28:BP:71:ARG:HA	2.16	0.45
2:AC:61:LYS:O	2:AC:96:VAL:HB	2.16	0.45
4:AE:91:SER:OG	4:AE:135:VAL:HG22	2.15	0.45
1:AA:1299:A:H2'	1:AA:1301:U:C1'	2.47	0.45
29:DE:128:ALA:O	29:DE:130:LYS:N	2.46	0.45
48:BG:108:PHE:HE1	48:BG:151:ARG:HH11	1.64	0.45
48:BG:112:VAL:O	48:BG:113:ASP:HB2	2.16	0.45
48:BG:90:GLY:HA3	48:BG:93:TYR:CZ	2.52	0.45
22:BA:114:C:H1'	43:BO:47:VAL:HG21	1.98	0.45

Continued on next page...

Continued from previous page...

Atom-1	Atom-2	Distance(Å)	Clash(Å)
23:DB:1654:A:H61	23:DB:2049:G:P	2.39	0.45
23:DB:1654:A:O2'	26:DD:118:PHE:CB	2.64	0.45
6:AG:144:ALA:O	6:AG:145:GLU:HB3	2.16	0.45
1:AA:956:U:C2'	1:AA:957:U:H5'	2.47	0.45
23:DB:2514:U:H2'	23:DB:2515:C:C6	2.51	0.45
23:BB:2742:G:H2'	23:BB:2743:U:H6	1.80	0.45
23:BB:2740:A:N7	23:BB:2764:A:N7	2.64	0.45
23:BB:1468:U:H2'	23:BB:1522:A:N6	2.31	0.45
50:BT:69:ARG:HG3	50:BT:70:HIS:N	2.30	0.45
1:CA:72:A:N6	1:CA:98:A:C2	2.83	0.45
20:AO:70:LEU:HD12	20:AO:78:TYR:HB2	1.98	0.45
30:DY:6:ILE:HG22	30:DY:56:VAL:HA	1.98	0.45
12:AM:22:TYR:HB2	12:AM:65:GLU:HA	1.98	0.45
1:AA:1217:C:H2'	1:AA:1218:C:H6	1.81	0.45
38:DM:31:PHE:HA	38:DM:131:VAL:O	2.16	0.45
4:CE:156:ARG:HB3	7:CH:43:GLY:O	2.16	0.45
23:DB:1177:G:O5'	23:DB:1177:G:H8	1.99	0.45
1:CA:1225:A:H5'	12:CM:101:THR:HG1	1.81	0.45
27:DK:115:ILE:HG23	27:DK:116:ILE:H	1.81	0.45
1:AA:429:U:C1'	1:AA:430:A:H5''	2.45	0.45
1:CA:88:U:H2'	1:CA:89:U:C6	2.51	0.45
5:CF:77:THR:O	5:CF:81:ASN:HB2	2.16	0.45
23:DB:957:C:N4	23:DB:2459:A:C8	2.84	0.45
46:DU:35:VAL:HG23	46:DU:38:ILE:HG21	1.97	0.45
22:DA:59:A:H2'	22:DA:60:C:H6	1.78	0.45
23:BB:2840:C:H5''	42:BN:53:THR:CG2	2.46	0.45
9:CJ:83:THR:HA	9:CJ:86:ALA:HB3	1.98	0.45
48:DG:155:PRO:CA	48:DG:170:THR:HA	2.46	0.45
6:CG:94:ARG:HD3	6:CG:98:LEU:HD12	1.98	0.45
39:BX:39:GLN:HB3	39:BX:41:HIS:NE2	2.30	0.45
6:CG:3:ARG:HB3	6:CG:4:ARG:H	1.53	0.45
23:BB:2805:C:O2'	23:BB:2806:C:H5'	2.16	0.45
1:CA:473:U:H2'	1:CA:474:G:H8	1.81	0.45
23:BB:1006:C:H1'	41:BJ:108:MET:SD	2.57	0.45
1:AA:1244:G:H2'	1:AA:1245:C:O4'	2.16	0.45
1:CA:492:C:H2'	1:CA:493:A:N3	2.31	0.45
1:CA:411:A:H62	1:CA:413:G:H21	1.64	0.45
38:BM:53:MET:SD	38:BM:63:ILE:HG21	2.56	0.45
11:CL:79:ILE:HD12	11:CL:96:THR:HG22	1.97	0.45
23:BB:2297:A:N6	23:BB:2319:G:H1'	2.31	0.45
1:CA:1463:U:H2'	1:CA:1464:U:H6	1.81	0.45
23:BB:1824:G:H2'	23:BB:1825:U:H6	1.82	0.45

Continued on next page...

Continued from previous page...

Atom-1	Atom-2	Distance(Å)	Clash(Å)
1:CA:45:G:O2'	1:CA:46:G:H5'	2.16	0.45
23:DB:2836:U:H2'	23:DB:2837:A:C8	2.51	0.45
5:CF:55:HIS:HB2	5:CF:56:LYS:HE2	1.98	0.45
15:AR:41:SER:HB3	15:AR:51:GLN:HB2	1.98	0.45
23:DB:2634:A:H2'	23:DB:2635:A:H8	1.80	0.45
23:BB:527:C:O4'	23:BB:527:C:O2	2.30	0.45
23:DB:428:A:O2'	23:DB:429:A:H5'	2.16	0.45
23:BB:1389:G:O2'	23:BB:1390:U:H5'	2.16	0.45
1:AA:386:C:O2'	1:AA:387:U:H5'	2.16	0.45
25:DC:62:ARG:HB3	25:DC:63:ILE:H	1.43	0.45
23:DB:2246:G:H2'	23:DB:2247:A:C8	2.51	0.45
23:DB:1501:G:O2'	23:DB:1502:A:H5'	2.15	0.45
44:BQ:72:GLY:O	44:BQ:113:LYS:HE2	2.16	0.45
44:BQ:115:ALA:C	44:BQ:117:ALA:H	2.20	0.45
34:B3:2:LYS:HG2	34:B3:2:LYS:H	1.45	0.45
26:DD:36:GLN:O	26:DD:36:GLN:HG3	2.16	0.45
23:DB:84:A:OP1	46:DU:2:ALA:HB3	2.16	0.45
25:DC:149:LYS:HG2	25:DC:152:GLN:OE1	2.16	0.45
21:AN:41:TRP:NE1	21:AN:43:ALA:HB3	2.32	0.45
50:BT:50:LEU:O	50:BT:51:PHE:HB2	2.15	0.45
38:BM:41:LEU:O	38:BM:93:VAL:HA	2.16	0.45
44:DQ:63:ARG:NH2	44:DQ:96:ASP:HA	2.32	0.45
49:DR:97:LYS:C	49:DR:98:ILE:HD12	2.37	0.45
18:AB:78:ALA:HB1	18:AB:213:LEU:HD13	1.98	0.45
45:BS:69:LEU:HD23	45:BS:107:VAL:HG21	1.97	0.45
16:CS:49:ALA:HB1	16:CS:56:HIS:HB2	1.97	0.45
8:CI:40:ARG:N	8:CI:44:ARG:HD3	2.32	0.45
8:CI:60:LEU:O	8:CI:60:LEU:HD12	2.16	0.45
23:BB:1841:U:H2'	23:BB:1842:G:C8	2.51	0.45
8:AI:16:ALA:HB2	8:AI:66:VAL:HG23	1.98	0.45
8:AI:113:LYS:HA	8:AI:120:ALA:HB2	1.97	0.45
8:AI:119:LYS:O	8:AI:121:ARG:N	2.49	0.45
1:CA:764:C:O2'	1:CA:765:G:H5'	2.17	0.45
11:CL:24:GLU:C	11:CL:26:CYS:H	2.19	0.45
23:DB:2271:G:H2'	23:DB:2272:U:C6	2.51	0.45
3:AD:117:VAL:HA	3:AD:122:ILE:HG13	1.96	0.45
42:DN:70:THR:HB	42:DN:75:ILE:HD11	1.98	0.45
48:DG:143:VAL:O	48:DG:147:LEU:HG	2.17	0.45
48:DG:84:LYS:HG3	48:DG:131:VAL:CB	2.44	0.45
1:AA:88:U:O2'	1:AA:89:U:C5	2.68	0.45
49:BR:76:LYS:HB2	49:BR:85:LYS:HB2	1.99	0.45
47:DF:151:LEU:CD1	47:DF:153:ILE:HG13	2.46	0.45

Continued on next page...

Continued from previous page...

Atom-1	Atom-2	Distance(Å)	Clash(Å)
12:CM:49:GLU:HA	12:CM:52:ILE:CG2	2.45	0.45
47:DF:89:THR:O	47:DF:91:ARG:CZ	2.65	0.45
47:DF:89:THR:OG1	47:DF:91:ARG:NH2	2.49	0.45
40:BH:6:LEU:O	40:BH:15:LEU:HD22	2.15	0.45
48:BG:156:TYR:O	48:BG:157:LYS:HB2	2.16	0.45
7:AH:125:ILE:HG22	7:AH:126:CYS:SG	2.56	0.45
6:AG:74:VAL:HA	6:AG:86:VAL:C	2.36	0.45
41:DJ:84:ILE:HG23	41:DJ:84:ILE:O	2.15	0.45
23:BB:2514:U:H2'	23:BB:2515:C:C6	2.52	0.45
16:AS:17:LYS:HD2	16:AS:30:LEU:CD2	2.43	0.45
26:BD:89:GLU:HG3	26:BD:94:GLN:OE1	2.16	0.45
24:BI:62:ALA:C	24:BI:64:ARG:H	2.20	0.45
18:AB:185:ILE:O	18:AB:185:ILE:HG22	2.15	0.45
40:DH:2:GLN:HB2	40:DH:39:ALA:HB2	1.97	0.45
1:AA:469:C:O2'	1:AA:470:C:H5'	2.17	0.45
10:CK:22:ILE:HD13	10:CK:95:THR:HG21	1.97	0.45
26:DD:34:VAL:HG13	26:DD:94:GLN:H	1.77	0.45
23:BB:715:A:H2'	23:BB:716:A:O4'	2.16	0.45
20:CO:64:ARG:NH2	20:CO:88:ARG:HD2	2.31	0.45
38:BM:32:GLY:HA3	38:BM:103:TYR:O	2.16	0.45
21:AN:73:LEU:O	21:AN:77:GLY:N	2.49	0.45
1:CA:85:U:HO2'	1:CA:86:G:P	2.39	0.45
15:AR:42:ARG:C	15:AR:44:THR:H	2.19	0.45
35:BV:80:HIS:HA	35:BV:87:GLN:OE1	2.16	0.45
42:BN:48:VAL:HG23	42:BN:49:GLU:N	2.32	0.45
1:CA:1390:U:H2'	1:CA:1391:U:H6	1.81	0.45
23:DB:2340:A:H2'	23:DB:2341:G:H8	1.81	0.45
23:DB:451:U:C2	23:DB:453:A:N7	2.84	0.45
23:BB:250:G:H2'	23:BB:251:A:C8	2.52	0.45
23:DB:1040:A:H2	23:DB:1115:G:H22	1.65	0.45
2:AC:100:ILE:O	2:AC:100:ILE:HG23	2.16	0.45
39:BX:22:LEU:HG	39:BX:23:ARG:HG2	1.98	0.45
2:CC:35:ASP:OD2	2:CC:56:ILE:HD12	2.16	0.45
40:BH:30:LEU:O	40:BH:35:LYS:HB2	2.15	0.45
5:AF:53:LYS:C	5:AF:54:LEU:HD22	2.37	0.45
23:DB:291:G:O2'	23:DB:292:U:H5'	2.16	0.45
37:BL:132:ARG:CA	37:BL:135:ILE:HG22	2.46	0.45
23:BB:2700:A:H2'	23:BB:2701:U:H6	1.80	0.45
1:AA:55:A:OP2	1:AA:352:C:N4	2.49	0.45
1:AA:736:C:H2'	1:AA:737:C:H6	1.77	0.45
1:AA:738:C:H2'	1:AA:739:C:H6	1.81	0.45
36:D2:18:PHE:CE1	36:D2:22:MET:HG3	2.51	0.45

Continued on next page...

Continued from previous page...

Atom-1	Atom-2	Distance(Å)	Clash(Å)
23:DB:2708:G:O2'	23:DB:2709:G:H5'	2.17	0.45
18:CB:169:HIS:HD2	18:CB:170:ILE:H	1.63	0.45
19:CU:20:ARG:H	19:CU:20:ARG:CD	2.30	0.45
23:DB:1583:A:H4'	23:DB:1585:C:N3	2.31	0.45
1:AA:1111:A:H2	2:AC:176:THR:HG23	1.81	0.45
29:DE:37:ALA:O	29:DE:39:ALA:N	2.43	0.45
23:DB:1688:U:O2	23:DB:1700:A:H5'	2.17	0.45
23:BB:710:U:H2'	23:BB:711:G:C8	2.51	0.45
38:DM:17:ASN:HD21	38:DM:95:LEU:CG	2.29	0.45
38:DM:17:ASN:HD21	38:DM:95:LEU:HG	1.80	0.45
24:BI:52:LEU:HD21	24:BI:81:LYS:NZ	2.31	0.45
23:DB:1735:A:H2'	23:DB:1736:U:C6	2.51	0.45
23:BB:861:A:H2'	23:BB:862:G:O4'	2.16	0.45
4:AE:56:PRO:HA	4:AE:59:ILE:HD12	1.98	0.45
23:BB:2221:G:O2'	23:BB:2222:C:H5'	2.16	0.45
43:BO:50:ALA:O	43:BO:51:ALA:HB2	2.17	0.45
18:CB:76:SER:OG	18:CB:77:GLU:N	2.49	0.45
21:AN:79:SER:OG	21:AN:82:LYS:HG2	2.15	0.45
23:BB:494:G:O2'	23:BB:495:G:H5'	2.16	0.45
23:DB:1863:G:H2'	23:DB:1864:U:O4'	2.15	0.45
23:BB:808:G:H2'	23:BB:809:G:O4'	2.16	0.45
23:DB:1334:G:O2'	23:DB:1335:C:H5'	2.15	0.45
37:DL:98:ALA:O	37:DL:99:ASN:C	2.53	0.45
4:AE:61:LYS:HG3	4:AE:62:ALA:N	2.31	0.45
23:DB:622:G:O2'	23:DB:623:C:H5'	2.16	0.45
24:DI:46:ASP:HA	24:DI:50:LYS:HE2	1.97	0.45
14:CQ:82:VAL:O	14:CQ:83:LEU:HD13	2.17	0.45
50:DT:68:LYS:HD3	50:DT:68:LYS:N	2.31	0.45
26:DD:130:GLN:HE21	26:DD:130:GLN:HB3	1.56	0.45
51:BZ:18:ARG:HA	51:BZ:24:ALA:HA	1.98	0.45
23:BB:2351:G:HO2'	23:BB:2352:A:H8	1.63	0.45
23:BB:858:G:H21	23:BB:2268:A:C3'	2.26	0.45
1:AA:1270:G:H2'	1:AA:1271:A:C8	2.51	0.45
1:CA:1492:A:H61	1:CA:1494:G:H1'	1.82	0.45
18:AB:8:MET:HB2	18:AB:11:ALA:HB3	1.97	0.45
1:CA:1218:C:H2'	1:CA:1219:A:H8	1.79	0.45
51:BZ:32:ASN:O	51:BZ:33:LEU:C	2.54	0.45
21:AN:67:GLY:O	21:AN:69:PRO:HD3	2.15	0.45
49:BR:38:VAL:HB	49:BR:59:ILE:HD11	1.99	0.45
23:BB:903:C:H2'	23:BB:904:G:C8	2.51	0.45
1:CA:730:G:O2'	1:CA:766:A:H5'	2.15	0.45
3:CD:146:GLU:CD	3:CD:146:GLU:H	2.19	0.45

Continued on next page...

Continued from previous page...

Atom-1	Atom-2	Distance(Å)	Clash(Å)
3:CD:144:ILE:HD13	3:CD:154:VAL:HG11	1.98	0.45
22:BA:29:A:H3'	22:BA:30:C:H6	1.81	0.45
43:BO:30:ARG:H	43:BO:97:PHE:HE2	1.62	0.45
8:CI:85:ALA:O	8:CI:88:GLU:HG2	2.16	0.45
23:DB:1064:C:H2'	23:DB:1065:U:O4'	2.16	0.45
4:CE:114:LEU:HD13	4:CE:122:VAL:HG21	1.98	0.45
5:CF:64:VAL:HG12	5:CF:65:GLU:N	2.32	0.45
28:DP:47:ILE:HG13	28:DP:48:ALA:H	1.82	0.45
6:CG:26:VAL:HA	6:CG:42:VAL:HG21	1.98	0.45
44:DQ:7:VAL:HG23	44:DQ:8:ILE:N	2.31	0.45
38:DM:101:VAL:HG22	38:DM:101:VAL:O	2.17	0.45
1:AA:1236:A:H4'	1:AA:1304:G:H4'	1.98	0.45
29:BE:17:THR:HG22	29:BE:106:LYS:HE2	1.99	0.45
29:DE:15:SER:HB3	29:DE:18:THR:OG1	2.16	0.45
17:AT:66:ILE:HG23	17:AT:70:LYS:HD3	1.98	0.45
48:BG:104:LEU:HB2	48:BG:112:VAL:HB	1.97	0.45
13:AP:24:SER:C	13:AP:25:ARG:HD3	2.37	0.45
13:AP:23:ASP:OD1	13:AP:25:ARG:HB2	2.17	0.45
24:BI:29:GLN:HA	24:BI:29:GLN:NE2	2.31	0.45
23:BB:2000:C:O2'	23:BB:2001:C:H5'	2.17	0.45
23:BB:2881:U:O3'	42:BN:96:ARG:HG3	2.16	0.45
34:D3:30:HIS:HD2	34:D3:31:ILE:H	1.65	0.45
23:BB:1340:U:H5''	50:BT:61:LEU:CD2	2.46	0.45
1:AA:8:A:N6	3:AD:53:GLN:HE22	2.08	0.45
36:D2:9:VAL:CG1	36:D2:10:LEU:N	2.76	0.45
25:DC:239:PHE:C	25:DC:241:LYS:H	2.18	0.45
1:AA:332:G:H2'	1:AA:333:U:H6	1.81	0.45
23:DB:557:C:H2'	23:DB:558:U:H6	1.81	0.45
23:BB:1176:U:H2'	23:BB:1177:G:O4'	2.17	0.45
2:AC:182:ASP:O	2:AC:201:ILE:HB	2.17	0.45
23:BB:1035:U:H2'	23:BB:1036:G:C8	2.43	0.45
23:BB:1428:C:H2'	23:BB:1569:A:OP2	2.16	0.45
42:BN:28:LEU:HD23	42:BN:34:ILE:HG13	1.98	0.45
1:CA:510:A:N3	1:CA:543:U:H1'	2.31	0.45
42:DN:48:VAL:HG23	42:DN:49:GLU:N	2.32	0.45
42:DN:55:ALA:HA	42:DN:80:PHE:CE1	2.50	0.45
23:BB:2142:A:H2'	23:BB:2143:C:O4'	2.16	0.45
51:DZ:27:ARG:O	51:DZ:28:ARG:HB3	2.15	0.45
23:DB:740:C:O2'	23:DB:741:U:H5'	2.17	0.45
41:DJ:93:ILE:CA	41:DJ:97:PRO:HG3	2.45	0.45
2:CC:133:MET:CE	2:CC:165:GLU:HG3	2.47	0.45
45:DS:14:ALA:C	45:DS:16:LYS:H	2.19	0.45

Continued on next page...

Continued from previous page...

Atom-1	Atom-2	Distance(Å)	Clash(Å)
1:AA:502:A:H2'	1:AA:503:C:H6	1.82	0.45
1:CA:35:G:O2'	1:CA:36:C:H5'	2.16	0.45
1:AA:533:A:H5''	56:AA:1892:HOH:O	2.16	0.45
23:BB:419:U:H2'	23:BB:420:C:H6	1.80	0.45
49:BR:2:TYR:CD1	49:BR:42:ALA:HB2	2.51	0.45
22:BA:74:U:O2'	22:BA:75:G:H5'	2.16	0.45
1:AA:791:G:C6	1:AA:792:A:N7	2.85	0.45
3:CD:54:LEU:CD1	3:CD:55:ARG:HH21	2.30	0.45
5:CF:17:GLN:HB3	5:CF:17:GLN:HE21	1.59	0.45
1:CA:1122:U:H2'	1:CA:1123:U:H6	1.80	0.45
31:D0:42:ILE:HG22	31:D0:43:THR:O	2.17	0.45
43:DO:105:ALA:C	43:DO:107:ALA:H	2.19	0.45
3:AD:57:LYS:O	3:AD:61:ARG:HB2	2.17	0.45
23:BB:2708:G:O2'	23:BB:2709:G:H5'	2.17	0.45
23:BB:2655:G:N2	23:BB:2664:G:H2'	2.31	0.45
23:BB:1919:A:H3'	23:BB:1920:C:H6	1.81	0.45
11:AL:28:GLN:HB3	11:AL:28:GLN:HE21	1.53	0.45
23:BB:1295:C:H2'	23:BB:1296:G:H8	1.81	0.45
23:BB:2415:G:H2'	23:BB:2416:C:C6	2.51	0.45
23:BB:680:C:H2'	23:BB:681:G:C8	2.51	0.45
23:DB:2581:G:N3	23:DB:2581:G:H2'	2.30	0.45
22:DA:9:G:P	43:DO:25:ARG:HH12	2.39	0.45
23:BB:1370:C:H2'	23:BB:1371:G:O4'	2.16	0.45
1:AA:1496:C:HO2'	1:AA:1517:G:H1	1.65	0.45
41:BJ:7:LYS:C	41:BJ:9:GLU:H	2.19	0.45
23:DB:2282:G:H4'	23:DB:2283:C:O5'	2.16	0.45
38:BM:29:GLY:CA	38:BM:106:ASP:HB2	2.47	0.45
31:B0:55:ALA:O	31:B0:56:LYS:C	2.55	0.45
23:DB:2032:G:N2	26:DD:150:GLN:HB3	2.31	0.45
23:BB:1764:C:O2'	23:BB:1765:U:H5'	2.17	0.45
2:CC:88:LYS:HD3	2:CC:88:LYS:C	2.36	0.45
23:BB:2448:A:H4'	23:BB:2449:U:OP2	2.17	0.45
23:BB:341:C:H2'	23:BB:342:A:H8	1.81	0.45
23:DB:1820:U:H3	25:DC:197:ALA:HA	1.82	0.45
38:DM:71:LYS:O	38:DM:92:TRP:HA	2.15	0.45
18:CB:161:PHE:HD2	18:CB:183:PHE:HB2	1.80	0.45
1:AA:1316:G:H22	1:AA:1318:A:H3'	1.79	0.45
21:AN:26:LEU:O	21:AN:29:ILE:HB	2.16	0.45
23:BB:2330:G:H1'	52:BW:38:ARG:HB2	1.97	0.45
18:AB:83:ALA:HA	18:AB:88:GLN:HE21	1.80	0.45
1:CA:1320:C:H1'	16:CS:72:GLU:HB3	1.99	0.45
8:CI:35:GLU:HA	8:CI:39:GLY:HA2	1.97	0.45

Continued on next page...

Continued from previous page...

Atom-1	Atom-2	Distance(Å)	Clash(Å)
8:AI:123:ARG:HH11	8:AI:123:ARG:CB	2.25	0.45
1:AA:981:U:O3'	21:AN:60:ARG:HD3	2.16	0.45
1:CA:976:G:N2	1:CA:1363:A:C2	2.81	0.45
22:BA:49:C:OP1	43:BO:101:GLY:HA3	2.17	0.45
29:DE:161:ALA:HA	29:DE:164:LEU:HB2	1.99	0.45
28:DP:20:ARG:HB3	28:DP:23:ASP:OD2	2.17	0.45
30:BY:47:ILE:HG21	30:BY:56:VAL:CG2	2.47	0.45
47:DF:110:ILE:HG22	47:DF:113:PHE:HB3	1.99	0.45
47:DF:11:VAL:HG21	47:DF:172:PHE:CE1	2.52	0.45
47:DF:168:LEU:C	47:DF:170:ALA:H	2.19	0.45
2:AC:63:ILE:HB	2:AC:98:ALA:CB	2.46	0.45
1:CA:884:U:H4'	1:CA:885:G:H5''	1.99	0.45
5:CF:85:ILE:HG22	5:CF:86:ARG:N	2.31	0.45
23:DB:2722:G:H2'	23:DB:2723:C:H6	1.81	0.45
48:BG:15:ASP:O	48:BG:16:VAL:HB	2.16	0.45
40:DH:124:THR:O	40:DH:128:HIS:HE1	1.98	0.45
23:DB:2742:G:H2'	23:DB:2743:U:H6	1.80	0.45
12:CM:36:ALA:HB2	12:CM:58:GLU:OE1	2.16	0.45
23:BB:2822:G:H2'	23:BB:2823:A:H5''	1.97	0.45
1:AA:473:U:OP1	13:AP:76:LYS:HE2	2.15	0.45
23:BB:944:C:H5'	23:BB:945:A:C5'	2.46	0.45
23:BB:945:A:H3'	23:BB:946:C:H5''	1.98	0.45
35:BV:63:ILE:HB	35:BV:70:ILE:HG12	1.98	0.45
35:BV:35:GLU:HB3	35:BV:93:ARG:CZ	2.47	0.45
25:BC:5:CYS:HB2	25:BC:15:VAL:O	2.17	0.45
38:DM:114:ARG:HG3	38:DM:130:PHE:CD1	2.51	0.45
1:AA:309:A:O2'	1:AA:310:G:H5'	2.16	0.45
11:AL:13:ARG:HB2	11:AL:14:LYS:H	1.50	0.45
23:DB:101:A:C2'	23:DB:102:U:H5''	2.46	0.45
27:DK:41:ILE:HG13	27:DK:42:THR:N	2.31	0.45
4:AE:152:VAL:O	4:AE:156:ARG:HG2	2.16	0.45
49:DR:75:VAL:O	49:DR:76:LYS:HG3	2.16	0.45
1:CA:647:C:H2'	1:CA:648:A:H8	1.81	0.45
16:AS:33:TRP:CD2	16:AS:33:TRP:N	2.83	0.45
23:DB:2379:G:C5'	43:DO:21:LEU:HD11	2.47	0.45
27:DK:79:PHE:HD2	28:DP:69:VAL:HG12	1.82	0.45
8:CI:11:ARG:HH22	8:CI:108:ARG:HB2	1.80	0.45
25:BC:201:LEU:O	25:BC:202:ARG:O	2.34	0.45
44:DQ:75:TYR:O	44:DQ:79:ILE:HG22	2.17	0.45
14:AQ:30:HIS:CG	14:AQ:33:TYR:HB2	2.51	0.45
23:DB:1055:G:H2'	23:DB:1056:G:O4'	2.17	0.45
1:CA:1001:C:H2'	1:CA:1002:G:C8	2.51	0.45

Continued on next page...

Continued from previous page...

Atom-1	Atom-2	Distance(Å)	Clash(Å)
23:BB:1316:U:H2'	23:BB:1317:G:H8	1.81	0.45
23:DB:2699:C:H2'	23:DB:2700:A:H8	1.81	0.45
1:CA:286:C:H2'	1:CA:287:U:H6	1.81	0.45
1:AA:486:U:H2'	1:AA:487:A:H8	1.81	0.45
23:BB:1212:G:H1'	23:BB:1236:G:N2	2.32	0.45
1:AA:51:A:H4'	1:AA:52:C:OP2	2.15	0.45
1:CA:386:C:O2'	1:CA:387:U:H5'	2.16	0.45
29:DE:112:LEU:HD11	29:DE:180:LEU:HB3	1.98	0.45
27:DK:68:GLY:CA	27:DK:78:ARG:HB3	2.47	0.45
23:BB:1183:U:H2'	23:BB:1184:U:C6	2.50	0.45
23:DB:1745:A:H2'	23:DB:1746:A:O4'	2.17	0.45
23:DB:1183:U:H2'	23:DB:1184:U:C6	2.51	0.45
23:BB:359:G:C2'	23:BB:360:U:H5'	2.47	0.45
23:BB:1864:U:O2'	23:BB:1865:U:H5'	2.16	0.45
1:CA:989:U:C2'	1:CA:990:C:H5'	2.46	0.45
23:BB:2581:G:C8	23:BB:2610:C:N4	2.85	0.45
1:AA:761:G:H2'	1:AA:762:U:C6	2.52	0.45
23:BB:464:U:H2'	23:BB:465:G:O4'	2.15	0.45
23:DB:1902:C:H2'	23:DB:1903:G:O4'	2.17	0.45
48:DG:123:GLU:O	48:DG:125:PRO:HD3	2.16	0.45
37:DL:69:ARG:HE	37:DL:69:ARG:HA	1.80	0.45
23:BB:1238:G:O2'	23:BB:1239:G:H5'	2.17	0.45
24:DI:91:LYS:HD2	24:DI:91:LYS:N	2.31	0.45
52:BW:30:VAL:HA	52:BW:60:ALA:O	2.16	0.45
2:CC:106:ARG:HD3	2:CC:107:LYS:NZ	2.31	0.45
25:DC:183:VAL:HG22	25:DC:184:GLU:N	2.31	0.45
25:DC:184:GLU:O	25:DC:186:ASP:N	2.42	0.45
29:BE:58:LYS:N	29:BE:58:LYS:HD3	2.32	0.45
21:AN:44:VAL:O	21:AN:48:GLN:HB3	2.17	0.45
50:BT:23:ALA:C	50:BT:25:GLU:H	2.20	0.45
41:DJ:44:TYR:HB2	44:DQ:63:ARG:HG2	1.97	0.45
18:AB:65:LYS:HZ2	18:AB:89:PHE:HE1	1.64	0.45
12:CM:65:GLU:N	12:CM:65:GLU:OE2	2.49	0.45
1:AA:1060:U:H2'	1:AA:1061:G:H8	1.80	0.45
6:AG:50:ALA:HB2	6:AG:57:GLU:CB	2.46	0.45
44:BQ:57:ARG:C	44:BQ:59:LEU:H	2.18	0.45
1:CA:976:G:N1	1:CA:1362:A:H3'	2.32	0.45
42:BN:101:GLY:CA	42:BN:109:PRO:HA	2.44	0.45
2:AC:26:LYS:HG3	2:AC:27:GLU:HG3	1.98	0.45
3:AD:24:VAL:HG12	3:AD:160:LEU:HB3	1.98	0.45
42:DN:24:MET:CG	42:DN:44:LEU:HD22	2.46	0.45
6:CG:19:SER:HB3	6:CG:22:LEU:CB	2.40	0.45

Continued on next page...

Continued from previous page...

Atom-1	Atom-2	Distance(Å)	Clash(Å)
13:CP:67:ILE:CG1	13:CP:72:ALA:HB2	2.44	0.45
23:DB:1827:U:O2'	23:DB:1828:G:H5'	2.16	0.45
23:BB:728:G:O2'	23:BB:730:A:H8	1.99	0.45
49:BR:75:VAL:O	49:BR:76:LYS:HG3	2.17	0.45
1:AA:1113:C:H2'	1:AA:1114:C:H6	1.82	0.45
23:DB:1228:G:H2'	23:DB:1229:C:C6	2.52	0.45
44:DQ:30:VAL:HG11	44:DQ:33:VAL:HG22	1.98	0.45
23:DB:1418:G:H1'	23:DB:1580:A:H61	1.82	0.45
28:BP:89:GLY:H	28:BP:112:ARG:NH1	2.14	0.45
28:BP:21:PRO:CG	28:BP:91:VAL:HG21	2.37	0.45
47:DF:121:PHE:CE1	47:DF:162:ASP:HB2	2.51	0.45
47:DF:31:GLU:HB3	47:DF:157:THR:HA	1.98	0.45
23:DB:2732:G:H5'	23:DB:2733:A:O4'	2.16	0.45
1:CA:1249:C:H2'	1:CA:1250:A:H5'	1.97	0.45
47:BF:135:ILE:C	47:BF:137:PHE:H	2.19	0.45
27:DK:71:ARG:NE	27:DK:72:PRO:HD3	2.30	0.45
23:DB:1654:A:H2'	23:DB:1655:A:C8	2.51	0.45
23:DB:1169:A:H2'	23:DB:1170:C:C6	2.51	0.45
22:DA:94:A:H2'	22:DA:95:U:O4'	2.16	0.45
35:DV:11:GLU:CD	35:DV:16:ALA:HB1	2.37	0.45
27:BK:20:MET:C	27:BK:41:ILE:HG13	2.36	0.45
18:CB:101:THR:HG22	18:CB:174:GLU:CD	2.36	0.45
25:BC:226:PRO:HA	25:BC:232:GLY:HA3	1.99	0.45
23:DB:483:A:H2'	23:DB:484:C:O4'	2.17	0.45
27:DK:19:VAL:CG1	27:DK:41:ILE:HG12	2.42	0.45
40:BH:58:LEU:C	40:BH:60:GLU:H	2.20	0.45
2:AC:10:ARG:HH11	2:AC:10:ARG:HG3	1.81	0.45
31:B0:27:LEU:HD21	45:BS:38:TYR:CE1	2.51	0.45
23:DB:1172:C:H2'	23:DB:1173:U:O4'	2.17	0.45
27:DK:79:PHE:CD1	27:DK:79:PHE:N	2.84	0.45
28:DP:62:LYS:HB3	28:DP:69:VAL:HG22	1.99	0.45
25:BC:14:HIS:O	25:BC:16:VAL:HG23	2.17	0.45
25:BC:211:ARG:C	25:BC:213:ARG:H	2.19	0.45
46:BU:35:VAL:HB	46:BU:38:ILE:HG21	1.99	0.45
20:CO:10:LYS:HG3	20:CO:11:ILE:N	2.32	0.45
35:BV:65:VAL:O	35:BV:67:GLY:N	2.47	0.45
40:DH:30:LEU:O	40:DH:35:LYS:HB2	2.15	0.45
23:BB:878:A:C2'	23:BB:878:A:N3	2.78	0.45
1:CA:1128:C:H1'	1:CA:1148:U:O4	2.15	0.45
23:BB:182:A:H2'	23:BB:183:C:H6	1.81	0.45
18:CB:151:LYS:HG3	18:CB:152:ASP:H	1.80	0.45
23:DB:1535:A:O2'	23:DB:1536:C:H5'	2.16	0.45

Continued on next page...

Continued from previous page...

Atom-1	Atom-2	Distance(Å)	Clash(Å)
23:DB:1538:G:O2'	23:DB:1539:U:H5'	2.17	0.45
40:DH:133:GLN:HG2	40:DH:139:PHE:HB3	1.98	0.45
1:AA:564:C:N1	14:AQ:32:ILE:HD11	2.31	0.45
23:BB:1788:C:H2'	23:BB:1789:A:H8	1.80	0.45
1:AA:1409:C:N3	1:AA:1492:A:C2	2.83	0.45
1:AA:1409:C:O2	1:AA:1409:C:H2'	2.16	0.45
23:BB:1383:A:H2	23:BB:1405:U:O2	1.99	0.45
35:BV:14:LYS:O	35:BV:18:ARG:HB2	2.17	0.45
42:DN:96:ARG:N	42:DN:96:ARG:HD3	2.31	0.45
1:AA:1448:C:O2'	1:AA:1449:C:H5'	2.16	0.45
23:BB:1537:G:H5''	23:BB:1537:G:N3	2.31	0.45
37:BL:68:SER:CB	37:BL:71:ALA:HB3	2.45	0.45
18:CB:169:HIS:HA	18:CB:172:ILE:CD1	2.46	0.45
36:B2:22:MET:HG2	36:B2:31:LEU:HD12	1.99	0.45
3:AD:138:PRO:HA	3:AD:181:PHE:CD2	2.52	0.45
23:DB:552:U:O2'	23:DB:553:G:H5'	2.17	0.45
27:DK:18:ARG:HB2	27:DK:45:GLU:HG2	1.97	0.45
1:AA:126:G:C4'	1:AA:634:C:H1'	2.47	0.45
27:DK:108:ARG:NH1	28:DP:34:GLY:HA2	2.32	0.45
34:D3:40:LYS:O	34:D3:43:LEU:N	2.47	0.45
1:AA:1207:G:H2'	1:AA:1208:C:H6	1.82	0.45
8:CI:30:ASN:O	8:CI:31:GLN:HB2	2.17	0.45
25:DC:270:ARG:HH11	25:DC:270:ARG:HB3	1.82	0.45
1:CA:45:G:H2'	1:CA:46:G:C8	2.52	0.45
23:BB:1179:G:H2'	23:BB:1180:U:O4'	2.16	0.45
1:CA:168:G:O2'	1:CA:169:C:H5'	2.16	0.45
23:BB:2484:G:O2'	23:BB:2485:G:H5'	2.17	0.45
1:CA:178:C:H2'	1:CA:179:A:H8	1.81	0.45
23:BB:863:A:O2'	23:BB:864:G:H5'	2.17	0.45
23:BB:662:G:O3'	37:BL:16:GLY:HA2	2.17	0.45
12:AM:11:HIS:HA	12:AM:43:LYS:HD3	1.98	0.45
23:BB:2037:A:H2'	23:BB:2038:G:H8	1.82	0.45
23:DB:1745:A:H2'	23:DB:1746:A:H8	1.80	0.45
15:AR:28:LEU:C	15:AR:30:ASN:H	2.18	0.45
23:DB:2527:C:H2'	23:DB:2528:U:H6	1.81	0.45
1:CA:989:U:O2'	1:CA:990:C:H5'	2.16	0.45
9:AJ:67:ILE:HG23	21:AN:94:GLY:O	2.17	0.45
1:AA:47:C:H4'	1:AA:48:C:O5'	2.16	0.45
23:DB:2533:U:H2'	23:DB:2534:A:O4'	2.15	0.45
29:BE:98:LYS:HE3	29:BE:99:LYS:HG2	1.98	0.45
14:AQ:55:GLY:O	14:AQ:81:ALA:HB2	2.16	0.45
48:DG:1:SER:H1	48:DG:61:TRP:HE3	1.64	0.45

Continued on next page...

Continued from previous page...

Atom-1	Atom-2	Distance(Å)	Clash(Å)
23:DB:588:U:H1'	29:DE:85:PHE:CD2	2.51	0.45
1:CA:1010:U:O2'	1:CA:1011:C:H5'	2.17	0.45
1:AA:1026:G:H8	1:AA:1026:G:O5'	2.00	0.45
23:DB:55:G:H2'	23:DB:56:A:H8	1.82	0.45
29:DE:16:GLU:O	29:DE:20:GLY:HA3	2.17	0.45
1:AA:1306:A:N6	1:AA:1331:G:H1'	2.32	0.45
23:BB:1454:C:C5	42:BN:64:ARG:HG2	2.52	0.45
23:BB:1664:A:H1'	23:BB:2726:A:N1	2.32	0.45
23:BB:919:U:H6	23:BB:919:U:O5'	1.99	0.45
50:BT:30:ILE:O	50:BT:85:VAL:HG23	2.16	0.45
50:BT:53:VAL:CG1	50:BT:87:LEU:HB3	2.46	0.45
41:DJ:3:THR:HB	41:DJ:44:TYR:CE1	2.52	0.45
44:DQ:71:ASN:HD22	44:DQ:109:VAL:HG21	1.81	0.45
45:BS:49:LYS:C	45:BS:51:LEU:H	2.19	0.45
1:CA:1015:G:H2'	1:CA:1016:A:H8	1.82	0.45
23:DB:360:U:H2'	23:DB:361:G:N9	2.31	0.45
10:AK:125:LYS:O	19:AU:33:ARG:NH1	2.50	0.45
1:AA:981:U:H2'	1:AA:982:U:C5	2.52	0.45
8:AI:112:ARG:NH2	8:AI:114:LYS:HA	2.32	0.45
8:AI:123:ARG:HB2	8:AI:123:ARG:NH1	2.24	0.45
13:AP:72:ALA:HA	13:AP:75:ILE:HD12	1.97	0.45
1:CA:764:C:N4	1:CA:812:G:H1	2.15	0.45
3:CD:155:LYS:HA	3:CD:158:LEU:HD12	1.98	0.45
1:AA:410:G:H1'	1:AA:432:A:H61	1.82	0.45
1:AA:410:G:H8	1:AA:410:G:O5'	1.99	0.45
25:DC:93:VAL:HG13	25:DC:101:ARG:H	1.80	0.45
33:B1:32:LYS:NZ	33:B1:52:LYS:HG2	2.32	0.45
50:BT:32:LEU:N	50:BT:83:ALA:CB	2.79	0.45
52:DW:24:ARG:CD	52:DW:65:LYS:HG2	2.47	0.45
18:AB:53:LEU:C	18:AB:55:GLU:H	2.19	0.45
38:BM:38:ARG:HG2	38:BM:98:PRO:HD3	1.99	0.45
27:BK:93:GLN:HB3	27:BK:94:PRO:HD2	1.98	0.45
40:BH:6:LEU:HD12	40:BH:6:LEU:N	2.32	0.45
1:AA:1307:U:H2'	1:AA:1308:U:H6	1.81	0.45
38:BM:33:LEU:HD22	38:BM:128:THR:CB	2.43	0.45
29:DE:17:THR:HG22	29:DE:106:LYS:HE2	1.98	0.45
17:AT:78:LEU:O	17:AT:82:ILE:HG23	2.17	0.45
47:DF:41:GLU:O	47:DF:43:ILE:N	2.49	0.45
47:BF:127:TYR:CE2	47:BF:176:PHE:HE2	2.35	0.45
47:BF:11:VAL:HG21	47:BF:172:PHE:CE1	2.52	0.45
47:BF:1:ALA:N	47:BF:2:LYS:HE2	2.31	0.45
23:DB:2721:A:H2'	23:DB:2722:G:C8	2.51	0.45

Continued on next page...

Continued from previous page...

Atom-1	Atom-2	Distance(Å)	Clash(Å)
23:DB:1169:A:H2'	23:DB:1170:C:H6	1.82	0.45
48:BG:17:LYS:O	48:BG:23:ILE:HG23	2.16	0.45
1:CA:337:G:O2'	1:CA:338:A:H5'	2.17	0.45
27:BK:72:PRO:O	27:BK:74:GLY:N	2.50	0.45
2:CC:172:VAL:HG12	2:CC:174:LEU:CD1	2.47	0.45
24:DI:45:THR:HA	24:DI:48:ILE:CG2	2.40	0.45
26:DD:68:PHE:CB	26:DD:73:VAL:HG23	2.47	0.45
26:DD:92:VAL:O	26:DD:94:GLN:N	2.50	0.45
46:DU:86:PHE:CE1	46:DU:88:ASP:HB2	2.51	0.45
44:DQ:9:ALA:O	44:DQ:11:ALA:N	2.49	0.45
26:DD:8:LYS:HB2	26:DD:201:LEU:HD21	1.99	0.45
31:B0:39:ARG:O	31:B0:40:HIS:HB2	2.17	0.45
1:AA:986:U:H2'	1:AA:987:G:O4'	2.17	0.45
49:BR:31:GLU:H	49:BR:63:VAL:CG2	2.30	0.45
18:CB:116:LEU:HD23	18:CB:119:GLN:CG	2.46	0.45
25:DC:226:PRO:HA	25:DC:232:GLY:HA3	1.98	0.45
23:DB:1867:G:O2'	23:DB:1868:C:H5'	2.16	0.45
11:AL:36:VAL:O	11:AL:36:VAL:HG23	2.16	0.45
37:DL:10:GLU:C	37:DL:12:SER:H	2.20	0.45
23:DB:1461:C:O2'	23:DB:1462:C:H5'	2.16	0.45
34:B3:56:LEU:O	34:B3:59:ALA:HB3	2.15	0.45
51:DZ:77:LYS:O	51:DZ:78:TYR:HB3	2.15	0.45
1:AA:197:A:H4'	1:AA:198:G:O5'	2.17	0.45
23:BB:68:G:H2'	23:BB:69:C:C6	2.52	0.45
31:D0:16:ARG:HA	31:D0:19:ASP:HB2	1.98	0.45
23:DB:1117:C:H2'	23:DB:1118:C:C6	2.52	0.45
23:DB:1684:G:H2'	23:DB:1685:C:H6	1.81	0.45
18:CB:103:TRP:CZ3	18:CB:107:ARG:HB3	2.52	0.45
23:DB:172:A:H2'	23:DB:173:A:C8	2.51	0.45
52:DW:76:ARG:HH21	52:DW:76:ARG:HA	1.79	0.45
2:CC:38:VAL:O	2:CC:41:TYR:HB3	2.17	0.45
37:BL:132:ARG:O	37:BL:136:GLU:HB2	2.16	0.45
23:BB:2897:U:H2'	23:BB:2898:U:C6	2.51	0.45
45:DS:3:THR:HB	45:DS:62:ASP:CB	2.47	0.45
1:AA:424:G:O2'	1:AA:425:G:H5'	2.16	0.45
23:BB:2032:G:N2	26:BD:150:GLN:HB3	2.32	0.45
41:BJ:102:GLU:HA	41:BJ:105:VAL:HG22	1.98	0.45
1:CA:1001:C:H2'	1:CA:1002:G:H8	1.81	0.45
23:BB:1105:U:H2'	23:BB:1106:G:C8	2.52	0.45
43:BO:106:LEU:HG	43:BO:107:ALA:N	2.30	0.45
23:DB:988:A:OP1	30:DY:11:SER:HB3	2.16	0.45
1:CA:1486:G:H2'	1:CA:1487:G:C8	2.51	0.45

Continued on next page...

Continued from previous page...

Atom-1	Atom-2	Distance(Å)	Clash(Å)
2:AC:131:ARG:HB3	2:AC:135:ARG:NH2	2.32	0.45
23:DB:2599:G:O2'	23:DB:2600:A:H5'	2.16	0.45
23:BB:1241:A:O4'	23:BB:1241:A:N3	2.49	0.45
47:DF:42:ALA:O	47:DF:46:LYS:HG3	2.16	0.45
1:AA:1130:A:N6	1:AA:1143:G:N2	2.64	0.45
1:CA:144:G:H2'	1:CA:145:G:O4'	2.17	0.45
23:DB:1719:G:O2'	23:DB:1720:U:H5'	2.17	0.45
49:DR:74:ILE:HB	49:DR:87:GLN:O	2.16	0.45
11:AL:28:GLN:HB2	11:AL:80:LEU:HG	1.99	0.45
23:DB:2361:G:O2'	23:DB:2362:C:H5'	2.17	0.45
22:BA:9:G:O2'	22:BA:10:G:H5'	2.17	0.45
25:DC:63:ILE:HD13	25:DC:63:ILE:HA	1.84	0.45
23:DB:1951:U:O2	23:DB:1953:A:H3'	2.17	0.45
1:AA:640:A:O2'	1:AA:641:U:H5'	2.17	0.45
15:AR:52:ARG:O	15:AR:56:ARG:HG3	2.17	0.45
23:DB:2448:A:H4'	23:DB:2449:U:OP2	2.16	0.45
23:DB:1322:A:C2'	23:DB:1323:C:H5'	2.47	0.45
7:AH:118:ALA:HB3	7:AH:120:LEU:HD22	1.99	0.45
23:DB:2201:G:H2'	23:DB:2202:U:C6	2.51	0.45
31:D0:47:TYR:CD1	31:D0:47:TYR:N	2.85	0.45
48:DG:77:GLY:HA3	48:DG:135:ALA:O	2.16	0.45
28:BP:109:ILE:HG13	28:BP:109:ILE:O	2.17	0.45
2:CC:100:ILE:HG23	2:CC:100:ILE:O	2.17	0.45
27:DK:51:LYS:O	27:DK:52:VAL:HG13	2.16	0.45
8:AI:33:SER:HB3	8:AI:36:GLN:HB2	1.99	0.45
24:DI:1:ALA:C	24:DI:2:LYS:HD2	2.36	0.45
23:BB:2266:A:H4'	23:BB:2267:A:O5'	2.17	0.45
40:DH:31:VAL:CB	40:DH:32:PRO:CD	2.88	0.45
6:AG:103:ILE:HG21	6:AG:123:LEU:HD23	1.98	0.45
40:DH:119:ASN:O	40:DH:121:VAL:HG22	2.16	0.45
44:DQ:73:ILE:HG21	44:DQ:109:VAL:HG13	1.98	0.45
45:BS:49:LYS:C	45:BS:51:LEU:N	2.69	0.45
6:AG:14:ASP:OD1	6:AG:17:PHE:HB2	2.17	0.45
41:BJ:44:TYR:HB2	44:BQ:63:ARG:HG2	1.97	0.45
44:BQ:60:TRP:HB3	44:BQ:92:LYS:O	2.17	0.45
23:DB:902:C:H2'	23:DB:903:C:C6	2.52	0.45
23:BB:875:G:H2'	23:BB:876:C:O2	2.17	0.45
42:BN:101:GLY:O	42:BN:102:PHE:HB2	2.16	0.45
37:DL:124:GLY:N	37:DL:143:GLU:CG	2.72	0.45
3:CD:116:LEU:HD21	3:CD:153:ARG:HD3	1.97	0.45
3:CD:154:VAL:O	3:CD:157:ALA:HB3	2.16	0.45
33:D1:9:LYS:O	33:D1:50:GLU:HG3	2.17	0.45

Continued on next page...

Continued from previous page...

Atom-1	Atom-2	Distance(Å)	Clash(Å)
5:AF:38:ARG:O	5:AF:62:MET:O	2.35	0.45
23:DB:2336:A:H61	52:DW:40:ARG:CG	2.28	0.45
2:AC:185:THR:HB	2:AC:197:VAL:O	2.17	0.45
28:DP:20:ARG:CG	28:DP:21:PRO:HD2	2.42	0.45
47:BF:134:GLN:HE21	47:BF:134:GLN:HB3	1.51	0.45
47:BF:147:ARG:HD2	47:BF:147:ARG:O	2.17	0.45
1:AA:1117:A:H4'	8:AI:105:ARG:HH12	1.82	0.45
37:DL:116:VAL:HG13	37:DL:117:THR:N	2.19	0.45
28:BP:58:PHE:HD1	28:BP:73:PHE:HD2	1.65	0.45
47:DF:110:ILE:HA	47:DF:111:ARG:NH2	2.31	0.45
23:DB:2547:A:H2'	23:DB:2548:U:H6	1.79	0.45
29:DE:114:ARG:HG3	29:DE:114:ARG:NH1	2.31	0.45
48:DG:16:VAL:HG11	48:DG:44:HIS:NE2	2.32	0.45
47:BF:106:ALA:HA	47:BF:135:ILE:CD1	2.46	0.45
23:DB:2720:U:H5''	28:DP:52:ARG:HH22	1.79	0.45
18:AB:119:GLN:C	18:AB:121:GLN:H	2.19	0.45
16:AS:14:LEU:HD13	16:AS:34:SER:OG	2.17	0.45
2:CC:116:ALA:O	2:CC:117:ASP:C	2.54	0.45
1:AA:728:A:H2'	1:AA:729:A:C8	2.51	0.45
23:BB:1952:A:OP1	27:BK:42:THR:HG21	2.16	0.45
23:BB:2867:G:N3	23:BB:2867:G:C2'	2.78	0.45
2:AC:205:GLU:O	2:AC:206:ILE:C	2.53	0.45
17:CT:4:LYS:HE3	17:CT:6:ALA:HB2	1.98	0.45
35:DV:29:ILE:HG13	35:DV:88:HIS:CE1	2.52	0.45
1:AA:1240:U:C3'	1:AA:1241:G:H5'	2.46	0.45
12:CM:90:HIS:HA	12:CM:108:ARG:HH21	1.79	0.45
14:AQ:8:GLN:HA	14:AQ:58:VAL:O	2.17	0.45
7:CH:14:ARG:HE	7:CH:75:GLN:NE2	2.14	0.45
14:CQ:8:GLN:HB3	14:CQ:59:GLU:HG3	1.98	0.45
23:DB:1812:U:H4'	25:DC:44:ASN:OD1	2.16	0.45
23:BB:264:C:H2'	23:BB:265:A:C5'	2.45	0.45
20:CO:8:THR:O	20:CO:11:ILE:HG13	2.16	0.45
30:BY:4:ILE:HG12	30:BY:38:GLU:O	2.17	0.45
26:BD:55:LYS:C	26:BD:57:ALA:H	2.19	0.45
20:CO:36:ILE:CD1	20:CO:59:MET:HG3	2.47	0.45
46:DU:13:LEU:HD12	46:DU:13:LEU:N	2.31	0.45
46:DU:11:ILE:HG21	46:DU:78:LYS:CE	2.46	0.45
38:DM:105:MET:HB2	38:DM:117:PHE:CZ	2.47	0.45
23:BB:632:A:H1'	37:BL:66:PHE:HE2	1.82	0.45
2:AC:139:ASN:HD22	2:AC:139:ASN:HA	1.55	0.45
19:AU:13:VAL:O	19:AU:13:VAL:HG13	2.17	0.45
3:AD:35:GLN:O	3:AD:37:PRO:HD3	2.16	0.45

Continued on next page...

Continued from previous page...

Atom-1	Atom-2	Distance(Å)	Clash(Å)
23:BB:302:C:H2'	23:BB:303:G:C8	2.50	0.45
24:BI:116:MET:SD	24:BI:124:MET:HB2	2.56	0.45
11:AL:17:LYS:H	11:AL:17:LYS:HE3	1.82	0.45
41:DJ:37:ARG:HE	41:DJ:110:PRO:HG3	1.82	0.45
1:CA:537:G:H2'	1:CA:538:G:C8	2.52	0.45
23:DB:802:A:H2'	23:DB:803:U:H6	1.79	0.45
23:BB:738:G:H2'	23:BB:739:A:C8	2.52	0.45
23:DB:915:C:H3'	23:DB:916:G:C8	2.50	0.45
31:D0:28:SER:HB3	31:D0:37:HIS:HE1	1.81	0.45
36:D2:4:THR:O	36:D2:5:PHE:HB2	2.15	0.45
48:DG:40:VAL:HG13	48:DG:64:ALA:CB	2.46	0.45
23:DB:1312:U:O2	23:DB:1603:A:N1	2.50	0.45
47:BF:42:ALA:O	47:BF:46:LYS:HG3	2.17	0.45
23:DB:409:G:H2'	23:DB:410:G:H8	1.80	0.45
22:DA:17:C:O2'	22:DA:18:G:H5'	2.16	0.45
1:CA:1157:A:H4'	1:CA:1158:C:O5'	2.17	0.45
13:CP:19:VAL:H	13:CP:38:PHE:HA	1.81	0.45
23:DB:233:A:N6	23:DB:428:A:H61	2.14	0.45
34:D3:7:ARG:HG3	34:D3:7:ARG:NH1	2.32	0.45
23:BB:327:G:N2	46:BU:67:SER:HB2	2.31	0.45
23:BB:1064:C:H2'	23:BB:1065:U:O4'	2.17	0.45
47:BF:73:VAL:O	47:BF:74:ALA:HB2	2.16	0.45
29:BE:40:ARG:NH2	29:BE:92:HIS:NE2	2.65	0.45
6:AG:68:VAL:HA	6:AG:137:ARG:HG3	1.97	0.45
21:AN:14:ALA:HB1	21:AN:18:LYS:HE3	1.98	0.45
1:AA:1203:C:H2'	1:AA:1204:A:H8	1.81	0.45
1:AA:114:U:O2'	1:AA:115:G:H5'	2.17	0.45
23:DB:1435:G:H2'	23:DB:1436:G:H8	1.82	0.45
23:DB:929:U:H1'	30:DY:25:GLY:O	2.17	0.45
23:DB:625:G:O2'	23:DB:626:A:H5'	2.17	0.45
26:BD:35:THR:O	26:BD:71:ALA:HB1	2.17	0.45
23:BB:2521:C:H2'	23:BB:2522:U:C6	2.52	0.45
1:CA:761:G:H2'	1:CA:762:U:C6	2.52	0.45
23:BB:2331:G:O2'	23:BB:2332:C:H5'	2.16	0.45
23:BB:2527:C:O2'	23:BB:2528:U:H5'	2.16	0.45
12:AM:86:ARG:HB3	12:AM:86:ARG:HE	1.56	0.45
23:DB:241:A:H8	23:DB:241:A:OP1	2.00	0.45
7:CH:82:LEU:O	7:CH:82:LEU:HD13	2.17	0.45
49:DR:64:VAL:O	49:DR:65:ALA:HB3	2.17	0.45
23:DB:2223:G:C2'	23:DB:2224:G:H5'	2.47	0.45
4:CE:40:ASP:OD2	4:CE:42:ASN:HB3	2.17	0.45
23:DB:2236:U:O2'	23:DB:2237:G:H5'	2.17	0.45

Continued on next page...

Continued from previous page...

Atom-1	Atom-2	Distance(Å)	Clash(Å)
52:BW:65:LYS:HZ2	52:BW:84:GLU:HB3	1.80	0.45
29:BE:29:HIS:CD2	37:BL:8:PRO:HA	2.52	0.45
1:AA:1270:G:H8	1:AA:1270:G:O5'	2.00	0.45
1:AA:1049:U:H5''	1:AA:1201:A:OP2	2.17	0.45
40:DH:141:LYS:O	40:DH:142:VAL:HG23	2.17	0.45
18:AB:101:THR:HG23	18:AB:102:ASN:N	2.32	0.45
18:AB:83:ALA:CB	18:AB:90:PHE:HB3	2.46	0.45
1:CA:988:G:H21	1:CA:1015:G:H22	1.60	0.45
15:AR:70:THR:HB	15:AR:72:ARG:NH1	2.32	0.45
12:CM:33:LEU:HD13	12:CM:40:GLU:HA	1.97	0.45
6:AG:46:LEU:HG	6:AG:57:GLU:HB2	1.99	0.45
41:BJ:42:ALA:O	41:BJ:44:TYR:N	2.50	0.45
49:BR:58:VAL:HG13	49:BR:59:ILE:N	2.31	0.45
16:CS:43:MET:O	16:CS:46:LEU:HB2	2.17	0.45
13:AP:72:ALA:HA	13:AP:75:ILE:CD1	2.46	0.45
1:CA:818:G:H3'	1:CA:819:A:H5''	1.97	0.45
37:DL:122:VAL:HB	37:DL:143:GLU:OE2	2.16	0.45
23:DB:921:C:H2'	23:DB:922:C:C6	2.52	0.45
29:DE:137:LYS:O	29:DE:141:MET:HG3	2.16	0.45
13:CP:75:ILE:HG22	13:CP:80:LYS:HD2	1.98	0.45
5:CF:7:VAL:HA	5:CF:60:VAL:O	2.17	0.45
28:DP:50:ARG:HB3	28:DP:57:ALA:N	2.32	0.45
52:DW:23:LYS:CG	52:DW:24:ARG:N	2.78	0.45
44:BQ:9:ALA:C	44:BQ:11:ALA:N	2.70	0.45
4:AE:114:LEU:HD13	4:AE:122:VAL:HG21	1.97	0.45
4:AE:45:VAL:O	4:AE:71:ILE:HG22	2.17	0.45
47:BF:134:GLN:HB3	47:BF:149:ARG:HB3	1.99	0.45
47:BF:41:GLU:O	47:BF:43:ILE:N	2.50	0.45
47:DF:37:MET:SD	47:DF:52:ALA:HA	2.57	0.45
23:BB:596:U:O2'	23:BB:597:G:H5'	2.17	0.45
1:AA:1191:A:H2'	1:AA:1192:C:C6	2.51	0.45
23:BB:1196:C:H2'	23:BB:1197:G:H8	1.79	0.45
47:DF:137:PHE:O	47:DF:138:PRO:C	2.55	0.45
24:DI:23:VAL:HG12	24:DI:27:LEU:HD21	1.97	0.45
1:CA:1251:A:N3	1:CA:1369:C:O2'	2.41	0.45
1:CA:1287:A:H2'	1:CA:1288:A:O4'	2.17	0.45
48:BG:106:LEU:O	48:BG:108:PHE:HD1	1.99	0.45
23:DB:2512:C:P	26:DD:128:ARG:HB2	2.57	0.45
18:AB:163:ILE:CG2	18:AB:164:ASP:H	2.25	0.45
6:AG:12:LEU:HA	6:AG:12:LEU:HD22	1.88	0.45
23:DB:969:G:H2'	23:DB:970:U:O4'	2.16	0.45
23:BB:1469:A:H2'	23:BB:1470:A:H8	1.81	0.45

Continued on next page...

Continued from previous page...

Atom-1	Atom-2	Distance(Å)	Clash(Å)
26:BD:117:GLY:HA2	26:BD:164:GLN:HE22	1.82	0.45
50:BT:74:ILE:HG13	50:BT:75:GLY:N	2.30	0.45
1:AA:473:U:H2'	1:AA:474:G:H8	1.81	0.45
39:BX:17:GLU:CD	39:BX:18:LEU:N	2.70	0.45
39:BX:25:GLN:HE21	39:BX:25:GLN:HB3	1.54	0.45
23:BB:1729:U:H5	23:BB:1731:G:H22	1.62	0.45
20:AO:34:ALA:HB3	20:AO:35:GLN:OE1	2.16	0.45
23:BB:1374:G:H2'	23:BB:1375:U:H6	1.82	0.45
7:CH:63:LYS:CG	7:CH:70:VAL:HG21	2.46	0.45
23:DB:592:A:H2'	23:DB:593:U:C6	2.50	0.45
37:BL:93:ASN:O	37:BL:95:LEU:HD12	2.17	0.45
25:DC:110:LYS:O	25:DC:113:ASP:HB2	2.16	0.45
23:BB:2511:U:H2'	23:BB:2512:C:C6	2.52	0.45
1:CA:203:G:H1'	1:CA:465:A:N6	2.31	0.45
31:B0:41:HIS:HB2	42:BN:99:LYS:O	2.17	0.45
28:BP:62:LYS:HB3	28:BP:69:VAL:CG2	2.46	0.45
22:DA:7:G:H5''	43:DO:29:HIS:CD2	2.52	0.45
23:BB:735:A:N7	23:BB:761:A:H2	2.15	0.45
24:BI:107:GLU:HA	24:BI:110:GLN:OE1	2.17	0.45
11:AL:82:ARG:NH2	11:AL:95:HIS:ND1	2.65	0.45
11:CL:82:ARG:NH2	11:CL:95:HIS:ND1	2.64	0.45
48:BG:155:PRO:CA	48:BG:170:THR:HA	2.47	0.45
23:BB:2732:G:H5'	23:BB:2733:A:O4'	2.16	0.45
16:AS:18:VAL:HG13	16:AS:19:GLU:N	2.32	0.45
1:AA:1325:C:O2'	1:AA:1326:U:H5'	2.17	0.45
23:BB:1439:A:N3	23:BB:1553:A:C6	2.85	0.45
42:BN:61:ALA:C	42:BN:63:ARG:N	2.69	0.45
23:DB:68:G:H2'	23:DB:69:C:H6	1.82	0.45
26:BD:55:LYS:HZ3	26:BD:56:LYS:HG2	1.81	0.45
26:BD:58:ASN:OD1	26:BD:59:ARG:HG3	2.16	0.45
23:BB:2291:U:H2'	23:BB:2292:U:H6	1.81	0.45
43:DO:100:HIS:HA	43:DO:104:GLN:HG3	1.98	0.45
23:DB:2065:C:H2'	23:DB:2066:C:H6	1.78	0.45
5:AF:53:LYS:NZ	5:AF:53:LYS:N	2.64	0.45
45:BS:14:ALA:C	45:BS:16:LYS:H	2.19	0.45
23:BB:1028:A:N3	23:BB:2486:C:O2'	2.42	0.45
23:DB:2028:U:O2'	23:DB:2029:G:H5'	2.16	0.45
23:DB:1593:A:H2'	23:DB:1594:U:H6	1.79	0.45
1:CA:55:A:OP2	1:CA:352:C:N4	2.49	0.45
23:BB:1219:U:H2'	23:BB:1220:G:H8	1.82	0.45
23:DB:1219:U:H2'	23:DB:1220:G:C8	2.52	0.45
23:BB:811:U:O2	23:BB:1250:G:H2'	2.17	0.45

Continued on next page...

Continued from previous page...

Atom-1	Atom-2	Distance(Å)	Clash(Å)
23:DB:909:A:H2'	23:DB:912:C:C5	2.51	0.45
1:CA:32:A:H2'	1:CA:33:A:H8	1.81	0.45
47:BF:26:GLN:O	47:BF:27:VAL:C	2.54	0.45
22:BA:96:G:O2'	22:BA:97:C:H5'	2.15	0.45
49:BR:1:MET:C	49:BR:2:TYR:HD1	2.19	0.45
23:BB:838:C:O2'	23:BB:839:U:H5'	2.17	0.45
42:BN:24:MET:CG	42:BN:44:LEU:HD22	2.47	0.45
15:AR:37:LYS:HG2	15:AR:37:LYS:H	1.61	0.45
23:DB:2600:A:O2'	23:DB:2601:C:H5'	2.17	0.45
1:CA:486:U:H2'	1:CA:487:A:H8	1.81	0.45
23:DB:934:U:H2'	23:DB:935:C:H6	1.80	0.45
1:CA:51:A:H5''	1:CA:52:C:H5''	1.99	0.45
1:CA:613:C:H2'	1:CA:614:C:H6	1.82	0.45
3:CD:148:ALA:C	3:CD:150:LYS:N	2.70	0.45
1:AA:137:U:H2'	1:AA:138:G:C8	2.51	0.45
1:CA:746:A:H2'	1:CA:747:A:C8	2.52	0.45
51:BZ:27:ARG:O	51:BZ:28:ARG:HB3	2.17	0.45
23:BB:2888:C:H2'	23:BB:2889:C:H6	1.82	0.45
23:BB:2709:G:H2'	23:BB:2710:C:H6	1.82	0.45
23:DB:1526:C:O2'	23:DB:1527:G:H5'	2.17	0.45
21:CN:19:TYR:O	21:CN:21:ALA:N	2.48	0.45
30:BY:16:LEU:O	30:BY:19:HIS:HB2	2.15	0.45
23:BB:1745:A:H2'	23:BB:1746:A:O4'	2.16	0.45
23:BB:672:C:H2'	23:BB:673:C:C6	2.51	0.45
38:BM:29:GLY:HA2	38:BM:106:ASP:HB2	1.97	0.45
48:DG:169:ARG:HB3	48:DG:171:LYS:NZ	2.32	0.45
15:CR:28:LEU:C	15:CR:30:ASN:H	2.19	0.45
1:AA:1473:G:H2'	1:AA:1474:U:O4'	2.17	0.45
15:CR:34:GLU:HB2	19:CU:18:PHE:CZ	2.52	0.45
23:BB:657:U:H2'	23:BB:658:U:C6	2.52	0.45
23:BB:383:C:N3	23:BB:391:A:N6	2.65	0.45
1:CA:932:C:H2'	1:CA:933:G:H8	1.81	0.45
26:BD:195:GLY:HA3	26:BD:199:SER:HB2	1.98	0.45
26:BD:7:LYS:HG3	26:BD:198:GLY:O	2.16	0.45
1:AA:1257:A:N3	1:AA:1257:A:O4'	2.49	0.45
49:BR:41:ILE:HD13	49:BR:41:ILE:N	2.31	0.45
23:BB:121:G:H1'	23:BB:148:U:N3	2.31	0.45
23:DB:1799:G:OP1	25:DC:257:ARG:HG3	2.17	0.45
38:DM:41:LEU:O	38:DM:93:VAL:HA	2.17	0.45
50:DT:53:VAL:CG1	50:DT:87:LEU:HB3	2.46	0.45
1:CA:1493:A:H2'	1:CA:1494:G:OP2	2.17	0.45
44:DQ:63:ARG:HH21	44:DQ:64:ILE:CD1	2.26	0.45

Continued on next page...

Continued from previous page...

Atom-1	Atom-2	Distance(Å)	Clash(Å)
51:DZ:11:ARG:HB3	51:DZ:12:PRO:HD2	1.99	0.45
12:CM:13:HIS:N	12:CM:13:HIS:CD2	2.84	0.45
6:AG:14:ASP:CG	6:AG:17:PHE:HB2	2.36	0.45
8:AI:22:PRO:HA	8:AI:60:LEU:CB	2.46	0.45
8:AI:78:ILE:O	8:AI:82:ILE:HG13	2.17	0.45
8:AI:80:HIS:CE1	8:AI:84:ARG:HD3	2.51	0.45
42:DN:38:LEU:CB	42:DN:39:PRO:HD3	2.45	0.45
1:AA:975:A:H5''	1:AA:976:G:O5'	2.16	0.45
44:BQ:73:ILE:HG21	44:BQ:109:VAL:HG13	1.98	0.45
8:CI:117:LEU:N	8:CI:117:LEU:HD23	2.32	0.45
3:CD:107:GLY:O	3:CD:157:ALA:HB1	2.17	0.45
1:AA:437:U:C5'	3:AD:151:GLN:HE21	2.30	0.45
5:AF:34:GLY:O	5:AF:35:LYS:HB2	2.16	0.45
25:BC:93:VAL:HG13	25:BC:101:ARG:H	1.81	0.45
5:CF:91:ARG:N	5:CF:93:LYS:HZ1	2.13	0.45
18:AB:15:PHE:O	18:AB:40:ILE:HD12	2.17	0.45
29:BE:48:THR:C	29:BE:50:ALA:N	2.70	0.45
27:BK:60:ALA:HA	27:BK:87:LEU:CD2	2.47	0.45
30:DY:50:VAL:HB	30:DY:53:MET:HB2	1.99	0.45
47:DF:116:LEU:CG	47:DF:117:SER:H	2.30	0.45
29:DE:111:GLU:HA	29:DE:114:ARG:CG	2.39	0.45
48:DG:15:ASP:CB	48:DG:26:LYS:H	2.29	0.45
47:BF:7:TYR:OH	47:BF:29:ARG:HG3	2.17	0.45
47:BF:34:THR:OG1	47:BF:154:THR:HB	2.16	0.45
23:DB:2720:U:H2'	23:DB:2721:A:C8	2.51	0.45
23:BB:1072:C:N3	23:BB:1092:C:N4	2.65	0.45
48:BG:17:LYS:HE2	48:BG:19:ASN:CG	2.37	0.45
48:BG:15:ASP:CB	48:BG:26:LYS:H	2.29	0.45
26:BD:51:THR:HG22	26:BD:52:THR:N	2.32	0.45
1:AA:1101:A:O2'	1:AA:1102:A:OP2	2.34	0.45
26:BD:114:LYS:HD2	26:BD:116:LYS:CE	2.47	0.45
23:DB:2210:U:C4	23:DB:2212:A:N7	2.85	0.45
26:DD:38:LYS:HB2	26:DD:47:ALA:HB3	1.98	0.45
50:BT:64:LYS:HE3	50:BT:64:LYS:N	2.32	0.45
41:DJ:73:VAL:HG23	41:DJ:74:TYR:H	1.81	0.45
23:BB:2847:U:H5''	28:BP:94:ALA:HB3	1.99	0.45
26:BD:8:LYS:HB2	26:BD:201:LEU:HD21	1.99	0.45
3:AD:48:SER:O	3:AD:49:ASP:C	2.55	0.45
18:CB:119:GLN:HA	18:CB:122:ASP:OD2	2.16	0.45
35:BV:77:VAL:CA	35:BV:89:ILE:HG22	2.43	0.45
23:BB:2064:C:H1'	23:BB:2450:A:C6	2.52	0.45
49:DR:28:ALA:HB3	49:DR:31:GLU:CG	2.47	0.45

Continued on next page...

Continued from previous page...

Atom-1	Atom-2	Distance(Å)	Clash(Å)
37:DL:93:ASN:O	37:DL:95:LEU:HD12	2.17	0.45
28:DP:95:LYS:HG3	28:DP:97:TYR:HE1	1.82	0.45
41:DJ:115:GLY:HA2	41:DJ:118:MET:HE3	1.99	0.45
23:BB:1948:G:O2'	23:BB:1949:G:H5'	2.17	0.45
26:BD:55:LYS:HZ3	26:BD:56:LYS:CG	2.28	0.45
22:DA:60:C:H2'	22:DA:61:G:C8	2.45	0.45
23:DB:2064:C:H1'	23:DB:2450:A:C6	2.51	0.45
46:DU:66:VAL:C	46:DU:68:ASN:H	2.19	0.45
23:BB:2893:A:H4'	23:BB:2894:G:C5'	2.47	0.45
23:DB:288:U:H2'	23:DB:289:G:C8	2.52	0.45
23:BB:1150:C:H2'	23:BB:1151:A:C8	2.50	0.45
1:CA:1379:G:O6	6:CG:2:ARG:HD3	2.16	0.45
38:BM:105:MET:HB2	38:BM:117:PHE:CZ	2.48	0.45
1:AA:35:G:H2'	1:AA:36:C:H6	1.82	0.45
2:CC:129:PHE:O	2:CC:133:MET:HB3	2.17	0.45
23:BB:1784:A:H4'	23:BB:1785:A:O5'	2.16	0.45
23:BB:742:A:O2'	23:BB:743:A:H5'	2.17	0.45
8:AI:96:GLU:HA	8:AI:99:LYS:CE	2.47	0.45
45:BS:73:LYS:HA	45:BS:73:LYS:HD2	1.68	0.45
23:DB:1359:A:H2'	23:DB:1360:G:O4'	2.17	0.45
23:DB:2808:G:O2'	23:DB:2809:A:H8	2.00	0.45
3:AD:187:ARG:O	3:AD:191:SER:N	2.50	0.45
23:DB:1681:G:N2	23:DB:1762:A:H3'	2.32	0.45
6:CG:63:VAL:C	6:CG:65:LEU:N	2.71	0.45
23:DB:2853:C:H2'	23:DB:2854:G:H8	1.82	0.45
23:DB:664:G:H2'	23:DB:665:U:C6	2.50	0.45
23:BB:842:U:H2'	23:BB:843:G:C8	2.49	0.45
23:BB:2730:C:H2'	23:BB:2731:G:C8	2.50	0.45
23:BB:1735:A:H2'	23:BB:1736:U:C6	2.52	0.45
18:CB:93:HIS:CD2	18:CB:94:ARG:HH22	2.34	0.45
34:B3:18:LYS:HD2	34:B3:19:GLY:H	1.80	0.45
38:BM:31:PHE:HA	38:BM:131:VAL:O	2.17	0.45
23:BB:406:G:O2'	23:BB:407:G:H5'	2.17	0.45
1:AA:1265:C:O2'	1:AA:1266:G:H5'	2.17	0.45
23:BB:1719:G:O2'	23:BB:1720:U:H5'	2.17	0.45
34:B3:22:LYS:HA	34:B3:48:MET:HA	1.99	0.45
40:DH:84:ALA:HB3	40:DH:148:ALA:CB	2.47	0.45
1:AA:1073:U:H4'	18:AB:104:LYS:CE	2.46	0.45
23:DB:2653:U:H3'	23:DB:2654:A:H2'	1.99	0.45
23:BB:2655:G:H1'	23:BB:2656:U:H5	1.82	0.45
23:BB:1564:C:H2'	23:BB:1565:C:C6	2.51	0.45
1:CA:420:U:H2'	1:CA:422:C:C4	2.52	0.45

Continued on next page...

Continued from previous page...

Atom-1	Atom-2	Distance(Å)	Clash(Å)
23:DB:1409:U:H2'	23:DB:1410:G:H8	1.81	0.45
23:DB:2581:G:C8	23:DB:2610:C:N4	2.84	0.45
23:DB:43:G:H2'	23:DB:44:A:O4'	2.17	0.45
1:AA:916:U:H2'	1:AA:917:G:H8	1.82	0.45
1:CA:583:A:N6	1:CA:758:C:H1'	2.32	0.45
23:BB:1695:G:N7	25:BC:13:ARG:NH2	2.65	0.45
1:CA:453:G:H2'	1:CA:454:G:C8	2.52	0.45
25:DC:161:VAL:HG12	25:DC:173:LEU:HB2	1.99	0.45
1:AA:605:U:H2'	1:AA:606:G:H8	1.82	0.45
2:CC:67:ILE:O	2:CC:103:ALA:N	2.50	0.45
38:DM:71:LYS:CB	38:DM:93:VAL:HG12	2.46	0.45
38:BM:41:LEU:O	38:BM:94:ALA:N	2.50	0.45
45:DS:49:LYS:C	45:DS:51:LEU:H	2.19	0.45
1:CA:1492:A:H5''	1:CA:1493:A:N9	2.31	0.45
44:DQ:96:ASP:C	44:DQ:98:ALA:H	2.19	0.45
51:DZ:5:CYS:SG	51:DZ:8:THR:HG23	2.57	0.45
10:AK:126:ARG:HA	10:AK:126:ARG:NE	2.32	0.45
1:AA:1365:G:H2'	1:AA:1366:C:C6	2.51	0.45
1:AA:976:G:OP1	21:AN:70:HIS:HA	2.17	0.45
49:BR:3:ALA:HB2	49:BR:101:ILE:HD12	1.99	0.45
1:CA:974:A:H4'	1:CA:975:A:H3'	1.98	0.45
11:AL:24:GLU:C	11:AL:26:CYS:N	2.70	0.45
4:CE:81:GLN:N	4:CE:146:MET:HE3	2.18	0.45
23:DB:1032:A:OP1	32:D4:8:LYS:HG3	2.16	0.45
24:DI:131:THR:O	24:DI:135:MET:HG3	2.16	0.45
23:DB:2365:G:O2'	52:DW:59:PHE:CE1	2.70	0.45
50:DT:43:ILE:HG23	50:DT:58:VAL:HG21	1.99	0.45
23:BB:1275:A:H2'	23:BB:1276:A:O4'	2.17	0.45
47:DF:128:SER:CB	47:DF:154:THR:HA	2.47	0.45
22:DA:43:C:H1'	47:DF:91:ARG:NH2	2.32	0.45
47:DF:32:LYS:N	47:DF:95:MET:SD	2.90	0.45
13:CP:23:ASP:OD1	13:CP:25:ARG:HB2	2.16	0.45
7:AH:86:LYS:HG2	7:AH:124:ILE:HD11	1.98	0.45
48:DG:17:LYS:O	48:DG:23:ILE:HG23	2.17	0.45
47:BF:137:PHE:O	47:BF:138:PRO:C	2.55	0.45
24:DI:17:ALA:C	24:DI:19:PRO:HD3	2.37	0.45
48:BG:16:VAL:HG13	48:BG:49:LEU:HD13	1.98	0.45
1:AA:983:A:H2	1:AA:1222:G:H22	1.65	0.45
16:AS:38:THR:HG23	16:AS:69:LYS:HD3	1.99	0.45
1:CA:69:G:N2	1:CA:71:A:H62	2.15	0.45
24:DI:138:VAL:HG12	24:DI:139:VAL:N	2.32	0.45
38:BM:64:TRP:C	38:BM:65:ILE:HG13	2.36	0.45

Continued on next page...

Continued from previous page...

Atom-1	Atom-2	Distance(Å)	Clash(Å)
38:BM:65:ILE:HG23	38:BM:103:TYR:CD2	2.52	0.45
28:BP:98:TYR:C	28:BP:100:ARG:H	2.19	0.45
23:BB:2145:C:H4'	23:BB:2145:C:OP2	2.17	0.45
11:CL:35:ARG:HA	11:CL:35:ARG:CZ	2.47	0.45
23:BB:577:G:OP1	23:BB:2502:G:H2'	2.17	0.45
1:CA:551:U:H2'	1:CA:552:U:H6	1.81	0.45
23:DB:2868:A:H2'	23:DB:2869:G:C8	2.52	0.45
6:AG:149:ALA:HB2	10:AK:60:PHE:HB3	1.98	0.45
23:DB:2503:A:O2'	23:DB:2505:G:OP2	2.35	0.45
1:CA:371:A:O2'	1:CA:372:C:H5'	2.17	0.45
2:AC:155:ARG:H	2:AC:162:ALA:CA	2.30	0.45
23:DB:635:C:H2'	23:DB:636:G:C8	2.52	0.45
48:DG:156:TYR:O	48:DG:157:LYS:HB2	2.17	0.45
23:BB:639:U:H2'	23:BB:640:C:H6	1.82	0.45
23:DB:302:C:H2'	23:DB:303:G:C8	2.50	0.45
45:BS:3:THR:HB	45:BS:62:ASP:CB	2.47	0.45
1:AA:32:A:H2'	1:AA:33:A:H8	1.79	0.45
1:AA:398:U:H2'	1:AA:399:G:C8	2.52	0.45
23:DB:2896:C:H2'	23:DB:2897:U:C6	2.52	0.45
35:DV:53:LYS:HZ2	35:DV:54:ALA:N	2.11	0.45
2:CC:152:VAL:HG11	2:CC:156:LEU:HG	1.99	0.45
7:CH:17:GLN:HE21	7:CH:62:LEU:CG	2.28	0.45
31:B0:16:ARG:HA	31:B0:19:ASP:HB2	1.99	0.45
23:BB:1750:G:O2'	23:BB:2860:A:H2	2.00	0.45
41:BJ:101:ILE:O	41:BJ:105:VAL:HG22	2.17	0.45
41:BJ:19:ASP:CB	41:BJ:57:LEU:HB2	2.47	0.45
41:BJ:58:ASN:HA	41:BJ:127:GLY:HA2	1.99	0.45
23:BB:783:A:H4'	23:BB:1779:U:O2	2.17	0.45
25:BC:124:LYS:HG3	25:BC:125:PRO:HD2	1.99	0.45
23:DB:1203:U:H3'	23:DB:1204:A:H5''	1.97	0.45
23:DB:1106:G:O2'	23:DB:1107:G:H5'	2.17	0.45
3:AD:138:PRO:HA	3:AD:181:PHE:HD2	1.82	0.45
22:BA:93:C:H2'	22:BA:94:A:H8	1.82	0.45
40:DH:53:GLU:O	40:DH:57:LYS:HB3	2.17	0.45
23:BB:2018:G:O2'	23:BB:2019:A:H5'	2.17	0.45
28:DP:12:MET:HG2	28:DP:54:LEU:HA	1.98	0.45
39:DX:52:ARG:O	39:DX:56:LEU:HD23	2.17	0.45
37:BL:127:VAL:HG22	37:BL:131:ALA:HB3	1.99	0.45
23:BB:1824:G:H2'	23:BB:1825:U:C6	2.52	0.45
23:DB:842:U:H2'	23:DB:843:G:C8	2.49	0.45
44:BQ:38:VAL:O	44:BQ:39:ILE:C	2.53	0.45
21:CN:3:GLN:O	21:CN:6:LYS:HB2	2.17	0.45

Continued on next page...

Continued from previous page...

Atom-1	Atom-2	Distance(Å)	Clash(Å)
23:BB:1718:G:H2'	23:BB:1719:G:H8	1.82	0.45
43:BO:37:ALA:HB1	43:BO:78:VAL:HG21	1.99	0.45
23:DB:993:G:H1'	49:DR:91:GLN:NE2	2.31	0.45
31:B0:51:ARG:HB2	31:B0:52:LYS:H	1.62	0.45
1:CA:895:G:H2'	1:CA:896:C:H6	1.82	0.45
48:BG:5:LYS:HE3	48:BG:61:TRP:CZ3	2.51	0.45
23:BB:493:G:O2'	23:BB:494:G:H5'	2.17	0.45
39:DX:7:ARG:O	39:DX:9:LYS:HD3	2.17	0.45
1:CA:1008:U:H2'	1:CA:1009:U:C4'	2.47	0.45
8:CI:14:SER:HA	8:CI:68:GLY:O	2.17	0.45
1:CA:1430:A:H2'	1:CA:1431:A:O4'	2.17	0.45
1:CA:259:G:O2'	1:CA:260:G:H5'	2.17	0.45
3:AD:77:GLU:OE1	3:AD:80:ARG:HD3	2.17	0.45
23:DB:1449:G:O2'	23:DB:1450:G:H5'	2.17	0.45
44:DQ:115:ALA:C	44:DQ:117:ALA:H	2.20	0.45
23:DB:657:U:H2'	23:DB:658:U:C6	2.52	0.45
16:AS:20:LYS:HD2	16:AS:20:LYS:O	2.17	0.45
23:DB:567:U:H2'	23:DB:568:U:O4'	2.17	0.45
25:BC:109:LEU:H	25:BC:109:LEU:CD2	2.30	0.45
37:BL:81:ASP:HA	37:BL:84:LYS:HE2	1.98	0.45
52:BW:28:GLU:H	52:BW:31:LEU:HD12	1.82	0.44
23:DB:2221:G:H2'	23:DB:2222:C:C6	2.52	0.44
52:BW:53:GLY:O	52:BW:56:HIS:N	2.46	0.44
41:DJ:46:PRO:C	41:DJ:48:VAL:H	2.20	0.44
44:DQ:105:PHE:CA	44:DQ:108:LEU:HD12	2.37	0.44
51:BZ:11:ARG:HB3	51:BZ:12:PRO:HD2	1.99	0.44
51:BZ:53:ALA:C	51:BZ:55:GLY:H	2.21	0.44
51:DZ:5:CYS:CB	51:DZ:10:LYS:H	2.30	0.44
1:AA:780:A:O2'	1:AA:781:A:H5''	2.16	0.44
19:AU:42:THR:O	19:AU:45:LYS:N	2.50	0.44
42:DN:103:ARG:HB2	42:DN:110:MET:CE	2.45	0.44
44:BQ:63:ARG:HH21	44:BQ:64:ILE:CD1	2.27	0.44
1:CA:769:G:H4'	1:CA:1513:A:H4'	1.99	0.44
23:BB:1820:U:C4	25:BC:158:GLY:HA3	2.52	0.44
3:AD:28:ASP:CB	3:AD:33:ILE:HG21	2.47	0.44
5:AF:62:MET:HG3	5:AF:64:VAL:CG2	2.43	0.44
5:AF:7:VAL:HA	5:AF:60:VAL:O	2.17	0.44
22:BA:52:A:H2'	22:BA:53:A:O4'	2.16	0.44
23:BB:1227:G:O2'	23:BB:1228:G:H5'	2.17	0.44
22:DA:43:C:H5'	47:DF:62:GLN:HB3	1.98	0.44
1:AA:1300:G:O6	1:AA:1334:G:H3'	2.17	0.44
29:BE:17:THR:C	29:BE:19:PHE:H	2.20	0.44

Continued on next page...

Continued from previous page...

Atom-1	Atom-2	Distance(Å)	Clash(Å)
1:AA:261:U:H2'	1:AA:263:A:OP2	2.16	0.44
47:BF:104:THR:C	47:BF:108:PRO:HG2	2.37	0.44
47:BF:109:ARG:HG3	47:BF:137:PHE:CB	2.43	0.44
47:BF:116:LEU:CG	47:BF:117:SER:H	2.30	0.44
23:DB:1997:C:O2'	23:DB:1998:A:H5'	2.16	0.44
26:DD:118:PHE:O	26:DD:119:ALA:CB	2.62	0.44
48:BG:10:VAL:C	48:BG:14:VAL:HG21	2.37	0.44
16:AS:14:LEU:CD1	16:AS:32:THR:HG23	2.47	0.44
2:CC:148:ILE:HG13	2:CC:201:ILE:HG23	1.98	0.44
1:CA:83:C:H1'	1:CA:84:U:C6	2.51	0.44
26:BD:106:LYS:CB	26:BD:206:ALA:H	2.24	0.44
49:DR:72:VAL:CG2	49:DR:89:HIS:HB3	2.44	0.44
1:CA:430:A:OP2	3:CD:6:PRO:HA	2.17	0.44
10:AK:16:SER:CA	10:AK:78:ILE:HA	2.46	0.44
26:DD:62:LYS:HD2	26:DD:62:LYS:H	1.82	0.44
23:BB:136:G:H2'	23:BB:137:U:H1'	1.99	0.44
31:B0:41:HIS:HB2	42:BN:99:LYS:C	2.37	0.44
1:AA:551:U:H2'	1:AA:552:U:H6	1.81	0.44
1:AA:300:A:H2'	1:AA:301:G:O4'	2.16	0.44
23:DB:2088:A:H2'	23:DB:2089:C:C6	2.51	0.44
23:DB:1813:G:H1'	25:DC:49:THR:OG1	2.17	0.44
23:BB:1061:U:H5'	24:BI:9:LYS:HZ1	1.82	0.44
7:CH:48:PHE:HA	7:CH:59:GLU:O	2.17	0.44
2:AC:108:PRO:C	2:AC:110:LEU:H	2.20	0.44
1:AA:1326:U:O2'	1:AA:1327:C:H5'	2.17	0.44
43:BO:111:ARG:HD2	43:BO:117:PHE:CD1	2.51	0.44
44:BQ:65:ASN:O	44:BQ:69:ARG:N	2.46	0.44
44:BQ:65:ASN:HA	44:BQ:75:TYR:HB2	1.99	0.44
23:BB:1591:A:H2'	23:BB:1592:C:O4'	2.17	0.44
23:BB:195:A:H1'	23:BB:250:G:H21	1.82	0.44
23:BB:170:U:O2'	23:BB:171:U:H5'	2.17	0.44
46:DU:64:ILE:HD11	46:DU:68:ASN:ND2	2.33	0.44
23:DB:2860:A:H2'	23:DB:2861:U:O4'	2.17	0.44
37:BL:109:LYS:HB2	37:BL:111:ILE:HD11	1.98	0.44
45:BS:60:HIS:ND1	45:BS:60:HIS:O	2.50	0.44
1:AA:411:A:H62	1:AA:413:G:H21	1.64	0.44
45:DS:17:VAL:C	45:DS:19:LEU:N	2.67	0.44
1:AA:735:C:H2'	1:AA:736:C:C6	2.52	0.44
23:DB:2485:G:O2'	23:DB:2486:C:H5'	2.17	0.44
41:BJ:58:ASN:CA	41:BJ:127:GLY:HA2	2.47	0.44
18:AB:134:LEU:HD23	18:AB:134:LEU:N	2.33	0.44
5:AF:21:MET:HB3	5:AF:25:TYR:CZ	2.52	0.44

Continued on next page...

Continued from previous page...

Atom-1	Atom-2	Distance(Å)	Clash(Å)
23:DB:2693:G:H2'	23:DB:2694:G:C8	2.51	0.44
27:BK:18:ARG:HB2	27:BK:45:GLU:HG2	1.99	0.44
23:BB:812:C:H2'	23:BB:813:U:H6	1.81	0.44
23:DB:2249:U:N3	23:DB:2253:G:OP2	2.43	0.44
9:AJ:15:HIS:O	9:AJ:18:ILE:HG22	2.17	0.44
23:DB:39:G:O2'	23:DB:40:U:H5'	2.17	0.44
24:BI:44:LYS:O	24:BI:48:ILE:HG13	2.16	0.44
3:AD:61:ARG:HD2	3:AD:68:GLU:HA	1.99	0.44
23:DB:1671:U:H2'	23:DB:1673:G:OP2	2.17	0.44
1:CA:1052:U:H2'	1:CA:1055:A:OP1	2.17	0.44
3:CD:61:ARG:HG3	3:CD:71:PHE:CD2	2.52	0.44
1:AA:852:G:H2'	1:AA:853:C:C6	2.52	0.44
29:BE:112:LEU:HD11	29:BE:180:LEU:HB3	1.99	0.44
13:AP:19:VAL:H	13:AP:38:PHE:HA	1.82	0.44
23:DB:992:C:O2'	23:DB:993:G:H5'	2.18	0.44
23:DB:1292:G:H2'	23:DB:1293:C:C6	2.52	0.44
23:DB:1291:C:O2'	23:DB:1292:G:H5'	2.17	0.44
25:DC:173:LEU:H	25:DC:173:LEU:HD22	1.82	0.44
23:BB:335:C:O2'	23:BB:336:C:H5'	2.17	0.44
1:CA:511:C:O2'	1:CA:512:U:H6	2.00	0.44
32:D4:31:PRO:O	32:D4:34:LYS:HB3	2.17	0.44
23:BB:611:C:H2'	23:BB:612:G:O4'	2.17	0.44
1:CA:520:A:N1	1:CA:536:C:H1'	2.32	0.44
5:CF:16:GLU:H	5:CF:16:GLU:CD	2.20	0.44
2:AC:20:THR:HG23	2:AC:20:THR:O	2.17	0.44
1:AA:1025:U:H6	1:AA:1025:U:O5'	2.00	0.44
6:CG:85:GLN:OE1	6:CG:85:GLN:HA	2.17	0.44
6:AG:49:LEU:HD12	6:AG:124:SER:OG	2.17	0.44
38:BM:113:ALA:O	38:BM:116:ALA:HB3	2.16	0.44
1:AA:1269:A:H2	1:AA:1312:G:N3	2.15	0.44
25:DC:211:ARG:C	25:DC:213:ARG:H	2.20	0.44
29:BE:58:LYS:NZ	29:BE:58:LYS:N	2.53	0.44
18:CB:64:GLY:O	18:CB:88:GLN:HA	2.18	0.44
50:DT:45:ALA:HA	50:DT:48:GLN:HG2	1.99	0.44
40:DH:64:ALA:O	40:DH:68:ARG:HG2	2.18	0.44
44:DQ:60:TRP:HB3	44:DQ:92:LYS:O	2.18	0.44
1:CA:1219:A:H2'	1:CA:1220:G:C8	2.52	0.44
16:CS:62:THR:HG22	16:CS:63:ASP:N	2.26	0.44
52:BW:67:LYS:O	52:BW:68:PHE:HB2	2.17	0.44
51:DZ:54:LYS:O	51:DZ:57:ARG:HB2	2.18	0.44
51:DZ:5:CYS:HB3	51:DZ:10:LYS:N	2.31	0.44
8:CI:47:VAL:O	8:CI:50:PRO:HD2	2.17	0.44

Continued on next page...

Continued from previous page...

Atom-1	Atom-2	Distance(Å)	Clash(Å)
42:BN:38:LEU:CB	42:BN:39:PRO:HD3	2.45	0.44
44:BQ:68:ALA:HB1	44:BQ:73:ILE:HG23	1.99	0.44
1:CA:1362:A:H4'	1:CA:1363:A:OP1	2.17	0.44
19:CU:42:THR:O	19:CU:45:LYS:N	2.50	0.44
13:AP:67:ILE:CG1	13:AP:72:ALA:HB2	2.46	0.44
1:CA:728:A:H2'	1:CA:729:A:C8	2.51	0.44
13:CP:71:VAL:HG13	13:CP:72:ALA:H	1.82	0.44
52:DW:28:GLU:H	52:DW:31:LEU:HD12	1.81	0.44
5:CF:92:THR:HG22	5:CF:93:LYS:N	2.32	0.44
37:BL:23:ILE:H	37:BL:23:ILE:CD1	2.15	0.44
28:DP:89:GLY:N	28:DP:112:ARG:NH1	2.66	0.44
33:B1:8:ILE:HG23	33:B1:9:LYS:N	2.32	0.44
4:CE:89:THR:HB	4:CE:134:ASN:ND2	2.32	0.44
30:DY:53:MET:HE2	30:DY:53:MET:HA	1.99	0.44
28:BP:19:PHE:HB2	28:BP:50:ARG:NH1	2.31	0.44
4:AE:131:ASN:O	4:AE:135:VAL:HG23	2.16	0.44
23:DB:571:U:O2'	49:DR:80:ARG:NH2	2.50	0.44
48:DG:34:ARG:HH11	48:DG:34:ARG:N	2.15	0.44
47:BF:116:LEU:O	47:BF:177:ARG:HB2	2.16	0.44
47:BF:121:PHE:CE1	47:BF:162:ASP:HB2	2.51	0.44
47:BF:126:ASN:HD22	47:BF:156:THR:HA	1.82	0.44
47:BF:168:LEU:C	47:BF:170:ALA:H	2.19	0.44
10:CK:17:ASP:HB3	10:CK:80:ASN:OD1	2.17	0.44
6:AG:74:VAL:HG12	6:AG:87:PRO:CD	2.47	0.44
34:B3:23:HIS:CG	37:BL:61:LEU:HD23	2.52	0.44
46:BU:49:PRO:HA	46:BU:53:GLN:HG3	1.98	0.44
26:DD:54:ALA:N	26:DD:76:GLY:HA2	2.32	0.44
23:BB:714:U:O2	23:BB:716:A:H3'	2.18	0.44
34:B3:30:HIS:HD2	34:B3:31:ILE:H	1.65	0.44
11:CL:14:LYS:HZ3	11:CL:16:ALA:CB	2.29	0.44
23:BB:2886:A:H2'	23:BB:2887:A:O4'	2.17	0.44
24:DI:100:ILE:HG23	24:DI:104:GLN:OE1	2.18	0.44
26:DD:55:LYS:C	26:DD:57:ALA:H	2.20	0.44
10:CK:14:GLN:HA	10:CK:76:TYR:O	2.17	0.44
7:CH:99:GLY:CA	7:CH:129:ALA:HA	2.46	0.44
35:DV:77:VAL:CA	35:DV:89:ILE:HG22	2.42	0.44
3:AD:53:GLN:HG2	3:AD:198:LEU:CD2	2.47	0.44
23:DB:819:A:OP2	23:DB:1187:G:N2	2.49	0.44
49:DR:76:LYS:HB2	49:DR:85:LYS:HB2	1.99	0.44
28:DP:62:LYS:HB3	28:DP:69:VAL:CG2	2.47	0.44
1:CA:394:G:O2'	1:CA:395:C:H5'	2.17	0.44
23:DB:1005:C:H2'	23:DB:1006:C:H6	1.82	0.44

Continued on next page...

Continued from previous page...

Atom-1	Atom-2	Distance(Å)	Clash(Å)
41:DJ:101:ILE:O	41:DJ:104:ALA:HB3	2.17	0.44
23:DB:834:G:O2'	23:DB:835:C:H5'	2.18	0.44
23:DB:2070:A:H2'	23:DB:2071:A:H8	1.75	0.44
1:CA:1118:U:OP1	8:CI:10:ARG:HD2	2.18	0.44
25:BC:102:TYR:C	25:BC:103:ILE:HG13	2.37	0.44
1:CA:1255:G:O2'	1:CA:1258:G:H1'	2.16	0.44
42:DN:61:ALA:C	42:DN:63:ARG:N	2.67	0.44
30:BY:4:ILE:HD12	30:BY:58:GLU:HG3	2.00	0.44
1:CA:1230:C:O2'	1:CA:1231:G:H5'	2.17	0.44
23:BB:2842:G:O2'	23:BB:2843:G:H5'	2.18	0.44
1:CA:735:C:H2'	1:CA:736:C:C6	2.52	0.44
1:CA:1148:U:O2'	1:CA:1149:C:H5'	2.17	0.44
23:DB:779:U:O2'	23:DB:780:G:H5'	2.18	0.44
23:BB:2357:G:N2	23:BB:2359:C:H3'	2.33	0.44
34:B3:41:ARG:C	34:B3:43:LEU:H	2.21	0.44
23:DB:1739:A:H2'	23:DB:1740:G:C8	2.52	0.44
23:DB:182:A:H2'	23:DB:183:C:H6	1.82	0.44
22:DA:76:G:H2'	22:DA:77:U:C6	2.53	0.44
17:AT:7:LYS:O	17:AT:11:ILE:HG13	2.17	0.44
1:CA:35:G:H2'	1:CA:36:C:C6	2.53	0.44
1:CA:709:U:H2'	1:CA:710:G:H8	1.81	0.44
22:BA:102:G:H2'	22:BA:103:U:H6	1.82	0.44
23:DB:81:G:O2'	23:DB:82:U:H5'	2.17	0.44
8:CI:30:ASN:C	8:CI:32:ARG:H	2.20	0.44
15:CR:37:LYS:HG2	15:CR:37:LYS:H	1.63	0.44
23:DB:672:C:H2'	23:DB:673:C:H6	1.82	0.44
1:CA:1124:G:H5'	9:CJ:37:ARG:NE	2.31	0.44
23:DB:1392:A:C6	23:DB:1393:A:C6	3.06	0.44
38:BM:110:GLU:N	38:BM:110:GLU:CD	2.71	0.44
23:BB:1877:A:H2'	23:BB:1878:G:H8	1.81	0.44
49:DR:1:MET:C	49:DR:2:TYR:HD1	2.21	0.44
23:BB:57:C:H2'	23:BB:58:G:C8	2.52	0.44
30:BY:40:THR:O	30:BY:43:ILE:HG23	2.17	0.44
52:DW:69:GLU:HG3	52:DW:80:SER:HG	1.82	0.44
23:DB:2056:G:N2	31:D0:1:ALA:HA	2.32	0.44
3:AD:167:PRO:HG2	3:AD:170:LEU:HD11	1.99	0.44
11:CL:28:GLN:HE21	11:CL:28:GLN:HB3	1.52	0.44
23:DB:1153:C:H2'	23:DB:1154:G:C8	2.52	0.44
23:BB:1745:A:O2'	23:BB:1746:A:H5'	2.17	0.44
1:CA:343:U:O2'	1:CA:344:A:H8	2.00	0.44
23:DB:1031:G:H4'	32:D4:6:SER:HB3	1.98	0.44
1:AA:1017:U:H2'	1:AA:1018:G:C8	2.52	0.44

Continued on next page...

Continued from previous page...

Atom-1	Atom-2	Distance(Å)	Clash(Å)
41:DJ:102:GLU:HA	41:DJ:105:VAL:HG22	1.98	0.44
23:DB:611:C:H2'	23:DB:612:G:O4'	2.17	0.44
22:DA:73:A:N3	22:DA:73:A:H2'	2.32	0.44
14:AQ:80:LYS:NZ	14:AQ:80:LYS:H	2.15	0.44
28:DP:114:ASN:HA	28:DP:114:ASN:HD22	1.59	0.44
31:D0:55:ALA:O	31:D0:56:LYS:C	2.55	0.44
20:CO:24:SER:HB3	20:CO:27:VAL:CG2	2.48	0.44
23:BB:2094:A:H4'	40:BH:25:TYR:CZ	2.53	0.44
24:DI:2:LYS:O	24:DI:3:LYS:HG3	2.16	0.44
25:DC:16:VAL:N	25:DC:203:VAL:HG11	2.25	0.44
50:DT:25:GLU:OE1	50:DT:30:ILE:HA	2.17	0.44
12:AM:14:ALA:HB1	12:AM:33:LEU:HD11	1.99	0.44
44:DQ:67:ALA:HB1	44:DQ:105:PHE:CZ	2.52	0.44
44:DQ:96:ASP:C	44:DQ:98:ALA:N	2.70	0.44
51:BZ:5:CYS:HB3	51:BZ:10:LYS:N	2.32	0.44
51:BZ:33:LEU:H	51:BZ:52:SER:HB3	1.82	0.44
40:BH:116:ARG:HH22	40:BH:133:GLN:N	2.16	0.44
8:AI:18:VAL:HG11	8:AI:82:ILE:CA	2.44	0.44
41:BJ:6:ALA:HB3	41:BJ:45:THR:CG2	2.44	0.44
1:CA:1270:G:H2'	1:CA:1271:A:H8	1.81	0.44
10:CK:125:LYS:O	19:CU:33:ARG:NH1	2.50	0.44
19:CU:34:ARG:C	19:CU:34:ARG:NE	2.70	0.44
3:CD:111:ALA:O	3:CD:114:ARG:HB2	2.17	0.44
23:DB:857:G:H2'	23:DB:858:G:H5'	1.96	0.44
3:AD:161:ALA:HA	3:AD:164:ARG:HB3	2.00	0.44
32:B4:8:LYS:HG2	32:B4:9:LYS:H	1.81	0.44
48:DG:84:LYS:HB2	48:DG:132:LEU:H	1.81	0.44
23:BB:1600:C:C2'	23:BB:1601:G:H5'	2.48	0.44
9:CJ:8:ILE:HD13	9:CJ:76:ILE:HG23	1.99	0.44
5:CF:6:ILE:HD11	5:CF:8:PHE:CD2	2.43	0.44
27:DK:58:LEU:HD11	27:DK:86:LEU:HB2	1.98	0.44
8:AI:107:ALA:O	8:AI:108:ARG:C	2.55	0.44
23:DB:1252:G:N2	44:DQ:32:ARG:HB3	2.32	0.44
4:CE:43:GLY:O	4:CE:72:ASN:HA	2.17	0.44
4:CE:45:VAL:O	4:CE:71:ILE:HG22	2.17	0.44
4:CE:45:VAL:H	4:CE:71:ILE:HG22	1.83	0.44
47:DF:103:ILE:H	47:DF:106:ALA:HB3	1.81	0.44
40:BH:2:GLN:HB2	40:BH:39:ALA:HB2	1.99	0.44
41:DJ:55:ILE:CG2	41:DJ:123:LYS:HB2	2.44	0.44
48:DG:149:ALA:C	48:DG:151:ARG:H	2.21	0.44
47:BF:111:ARG:O	47:BF:112:ASP:CB	2.62	0.44
22:BA:43:C:H1'	47:BF:91:ARG:NH2	2.32	0.44

Continued on next page...

Continued from previous page...

Atom-1	Atom-2	Distance(Å)	Clash(Å)
1:CA:261:U:H2'	1:CA:263:A:OP2	2.17	0.44
22:BA:113:C:H2'	22:BA:114:C:H6	1.81	0.44
8:CI:29:ILE:HG12	8:CI:64:ILE:HD13	2.00	0.44
18:AB:114:LYS:O	18:AB:117:GLU:N	2.50	0.44
6:AG:144:ALA:C	6:AG:146:ALA:H	2.20	0.44
21:CN:27:LYS:HA	21:CN:31:SER:HB3	1.98	0.44
16:AS:39:ILE:CD1	16:AS:65:MET:HB3	2.48	0.44
39:DX:6:LEU:C	39:DX:8:GLU:H	2.21	0.44
23:BB:590:A:H2'	23:BB:591:U:H6	1.74	0.44
23:BB:2679:A:H2'	23:BB:2680:U:C6	2.52	0.44
23:BB:481:G:O5'	46:BU:43:LYS:HE2	2.17	0.44
1:CA:71:A:N6	1:CA:100:G:N7	2.66	0.44
20:AO:31:LEU:O	20:AO:34:ALA:HB3	2.17	0.44
26:DD:8:LYS:HG3	26:DD:9:VAL:N	2.31	0.44
23:DB:1723:G:N7	23:DB:1737:G:N2	2.58	0.44
1:CA:450:G:N7	1:CA:481:G:O6	2.50	0.44
23:DB:1796:U:O2'	23:DB:1797:G:H5'	2.18	0.44
7:CH:46:GLU:N	7:CH:63:LYS:HE3	2.32	0.44
23:DB:590:A:H2'	23:DB:591:U:H6	1.76	0.44
23:DB:734:A:C2	23:DB:735:A:H1'	2.52	0.44
1:AA:1342:C:O2'	8:AI:125:GLN:HB3	2.18	0.44
23:BB:577:G:O2'	23:BB:578:G:H5'	2.18	0.44
1:CA:1225:A:OP1	12:CM:100:ARG:HA	2.17	0.44
11:AL:65:TYR:HB3	11:AL:95:HIS:CD2	2.52	0.44
41:DJ:30:THR:N	41:DJ:108:MET:HE3	2.32	0.44
23:DB:830:G:H4'	23:DB:831:G:OP2	2.16	0.44
8:CI:8:THR:HG1	8:CI:80:HIS:CE1	2.35	0.44
5:CF:74:LEU:HG	5:CF:78:PHE:CE1	2.52	0.44
1:AA:1326:U:H2'	1:AA:1327:C:C6	2.52	0.44
50:BT:92:ASN:HD22	50:BT:92:ASN:HA	1.53	0.44
44:DQ:79:ILE:C	44:DQ:79:ILE:HD13	2.38	0.44
25:DC:75:ALA:HA	25:DC:96:LYS:HZ2	1.82	0.44
48:DG:155:PRO:HA	48:DG:170:THR:HA	1.98	0.44
46:BU:40:LEU:HA	46:BU:60:LYS:O	2.17	0.44
6:CG:70:PRO:HB3	6:CG:102:TRP:HH2	1.80	0.44
37:DL:121:THR:CB	37:DL:141:LYS:HB3	2.46	0.44
23:BB:2240:U:O2'	23:BB:2241:A:H5'	2.17	0.44
1:CA:1355:G:H2'	1:CA:1356:G:C8	2.52	0.44
6:CG:2:ARG:HH11	6:CG:2:ARG:CB	2.30	0.44
1:AA:814:A:N7	1:AA:816:A:C4	2.85	0.44
23:BB:1538:G:O2'	23:BB:1539:U:H5'	2.17	0.44
1:CA:1133:G:H2'	1:CA:1134:G:O4'	2.17	0.44

Continued on next page...

Continued from previous page...

Atom-1	Atom-2	Distance(Å)	Clash(Å)
1:CA:1062:U:H2'	1:CA:1063:C:C6	2.52	0.44
37:DL:68:SER:CB	37:DL:71:ALA:HB3	2.47	0.44
1:CA:570:G:H1'	1:CA:820:U:C4	2.52	0.44
23:BB:814:C:C2	23:BB:1194:A:C2	3.05	0.44
11:CL:18:SER:OG	11:CL:19:ASN:N	2.51	0.44
1:AA:1151:A:HO2'	1:AA:1152:A:H8	1.62	0.44
23:DB:1752:C:O2'	23:DB:1753:G:H5'	2.18	0.44
1:AA:1120:C:O2'	1:AA:1121:U:H5'	2.17	0.44
23:DB:2454:G:O2'	23:DB:2455:G:H5'	2.18	0.44
31:D0:38:LEU:HD13	31:D0:41:HIS:NE2	2.33	0.44
56:CA:1910:HOH:O	21:CN:3:GLN:HB2	2.16	0.44
1:AA:1293:C:H2'	1:AA:1294:G:O4'	2.17	0.44
1:AA:1142:G:H3'	1:AA:1143:G:C8	2.53	0.44
3:CD:61:ARG:HD2	3:CD:68:GLU:HA	1.99	0.44
24:DI:102:ARG:HG3	24:DI:141:ASP:CB	2.47	0.44
23:BB:2221:G:H2'	23:BB:2222:C:C6	2.53	0.44
46:DU:73:ASN:ND2	46:DU:74:ALA:N	2.65	0.44
1:CA:932:C:H2'	1:CA:933:G:C8	2.52	0.44
44:BQ:48:ASP:C	44:BQ:50:ARG:N	2.70	0.44
49:BR:55:ASP:CG	49:BR:56:GLY:H	2.21	0.44
2:AC:57:GLU:HB2	2:AC:64:ARG:HB2	1.98	0.44
7:CH:118:ALA:HB3	7:CH:120:LEU:HD22	1.99	0.44
23:BB:11:C:N4	23:BB:2629:U:H3	2.15	0.44
23:BB:921:C:H2'	23:BB:922:C:C6	2.52	0.44
52:BW:23:LYS:NZ	52:BW:24:ARG:HG3	2.32	0.44
23:DB:338:G:N2	23:DB:339:U:H1'	2.32	0.44
29:BE:172:ALA:HB3	29:BE:195:GLN:NE2	2.33	0.44
23:BB:322:A:H1'	23:BB:339:U:O2	2.16	0.44
38:DM:71:LYS:CG	38:DM:93:VAL:HG12	2.46	0.44
1:CA:1492:A:H5''	1:CA:1493:A:C5	2.53	0.44
41:DJ:38:GLY:O	41:DJ:43:GLU:HB2	2.18	0.44
52:BW:46:ALA:HB3	52:BW:79:ILE:O	2.17	0.44
8:AI:6:TYR:HA	8:AI:18:VAL:O	2.17	0.44
1:AA:978:A:H5'	1:AA:1224:U:O4	2.17	0.44
1:CA:1343:G:H2'	1:CA:1344:C:O4'	2.17	0.44
21:CN:63:CYS:SG	21:CN:82:LYS:HG3	2.57	0.44
22:DA:29:A:H3'	22:DA:30:C:H6	1.82	0.44
23:DB:917:A:H2'	23:DB:918:A:O4'	2.18	0.44
48:BG:84:LYS:O	48:BG:85:LYS:O	2.36	0.44
23:DB:1141:U:OP2	41:DJ:65:THR:HG21	2.17	0.44
37:BL:116:VAL:HG13	37:BL:117:THR:N	2.18	0.44
23:DB:142:A:C2	50:DT:2:ILE:CG2	3.00	0.44

Continued on next page...

Continued from previous page...

Atom-1	Atom-2	Distance(Å)	Clash(Å)
47:DF:131:VAL:O	47:DF:133:GLU:N	2.50	0.44
23:DB:2798:U:H4'	23:DB:2800:A:C2	2.53	0.44
42:BN:70:THR:HB	42:BN:75:ILE:HD11	1.99	0.44
1:CA:1247:U:O2'	1:CA:1248:A:H5'	2.18	0.44
48:DG:17:LYS:HB3	48:DG:24:THR:O	2.18	0.44
47:BF:128:SER:CB	47:BF:154:THR:HA	2.47	0.44
21:CN:44:VAL:C	21:CN:46:LYS:H	2.20	0.44
1:AA:764:C:O2'	1:AA:765:G:H5'	2.18	0.44
23:BB:296:U:H2'	23:BB:297:G:C8	2.52	0.44
46:BU:86:PHE:CE1	46:BU:90:LYS:HB2	2.52	0.44
18:AB:107:ARG:HA	18:AB:110:ILE:CD1	2.47	0.44
40:DH:48:GLU:CB	40:DH:51:ARG:HH21	2.30	0.44
23:BB:2848:G:H22	23:BB:2867:G:N2	2.15	0.44
34:D3:13:PHE:CZ	37:DL:61:LEU:HD22	2.53	0.44
29:DE:108:ILE:HD13	29:DE:108:ILE:O	2.16	0.44
31:B0:42:ILE:HG22	31:B0:43:THR:O	2.18	0.44
23:BB:2346:A:O4'	23:BB:2383:G:O4'	2.36	0.44
7:CH:14:ARG:HG3	7:CH:15:ASN:N	2.33	0.44
43:BO:115:LEU:H	43:BO:115:LEU:HD22	1.82	0.44
23:DB:2839:G:O2'	23:DB:2840:C:H5'	2.18	0.44
44:DQ:65:ASN:O	44:DQ:69:ARG:HB2	2.18	0.44
3:CD:117:VAL:HA	3:CD:122:ILE:HG13	1.98	0.44
18:CB:150:ILE:O	18:CB:150:ILE:HG12	2.17	0.44
37:DL:132:ARG:O	37:DL:136:GLU:HB2	2.17	0.44
23:BB:1151:A:H2'	23:BB:1152:C:O4'	2.18	0.44
1:CA:807:A:H2'	1:CA:808:C:C6	2.53	0.44
23:DB:418:C:H2'	23:DB:419:U:H6	1.83	0.44
23:DB:554:U:H2'	23:DB:555:G:O4'	2.18	0.44
22:BA:94:A:OP1	35:BV:19:ARG:HD3	2.16	0.44
34:D3:16:THR:C	34:D3:18:LYS:H	2.21	0.44
23:DB:817:C:H2'	23:DB:818:G:C8	2.53	0.44
23:DB:2454:G:H2'	23:DB:2455:G:H5'	1.98	0.44
1:CA:852:G:H2'	1:CA:853:C:C6	2.53	0.44
23:BB:2710:C:H2'	23:BB:2711:A:H8	1.83	0.44
40:BH:124:THR:HG22	40:BH:125:THR:N	2.33	0.44
1:CA:963:G:H2'	1:CA:964:A:H8	1.83	0.44
23:BB:2581:G:H2'	23:BB:2581:G:N3	2.33	0.44
1:CA:1009:U:H2'	1:CA:1010:U:C6	2.52	0.44
23:BB:1664:A:H1'	23:BB:2726:A:C2	2.53	0.44
23:BB:123:G:H2'	23:BB:124:G:C8	2.52	0.44
25:DC:61:TYR:HA	25:DC:85:ASN:HD21	1.82	0.44
23:DB:305:C:O2'	23:DB:306:U:H5'	2.18	0.44

Continued on next page...

Continued from previous page...

Atom-1	Atom-2	Distance(Å)	Clash(Å)
1:CA:1519:A:H3'	1:CA:1520:C:C5'	2.47	0.44
1:CA:515:G:H2'	1:CA:516:U:O4'	2.18	0.44
1:AA:153:C:H2'	1:AA:154:U:C6	2.53	0.44
1:AA:1354:U:H6	1:AA:1354:U:O5'	2.00	0.44
6:CG:121:ASN:ND2	6:CG:121:ASN:N	2.66	0.44
23:DB:53:A:H2'	23:DB:54:G:O4'	2.17	0.44
23:DB:1792:G:OP1	25:DC:204:LEU:HD13	2.17	0.44
38:DM:43:ALA:HB2	38:DM:92:TRP:O	2.18	0.44
18:CB:59:ILE:HG13	18:CB:59:ILE:H	1.53	0.44
16:AS:6:LYS:HB2	21:AN:40:ARG:HH12	1.83	0.44
45:DS:41:LYS:O	45:DS:43:ALA:N	2.50	0.44
25:DC:251:THR:O	25:DC:252:LYS:HD2	2.18	0.44
26:DD:11:MET:HE1	26:DD:192:ALA:H	1.83	0.44
49:DR:14:VAL:CG2	49:DR:18:GLN:HG3	2.47	0.44
18:AB:67:LEU:O	18:AB:160:LEU:HD23	2.18	0.44
52:BW:43:LYS:HE3	52:BW:68:PHE:HE1	1.82	0.44
40:BH:72:ILE:O	40:BH:72:ILE:HG23	2.15	0.44
51:DZ:5:CYS:CB	51:DZ:10:LYS:N	2.81	0.44
12:CM:65:GLU:HB2	12:CM:66:GLY:H	1.58	0.44
19:AU:40:PRO:C	19:AU:42:THR:N	2.71	0.44
8:AI:27:ILE:CD1	8:AI:34:LEU:HD22	2.48	0.44
8:AI:84:ARG:O	8:AI:87:MET:HB3	2.17	0.44
23:BB:2154:A:C2'	23:BB:2155:U:H5'	2.47	0.44
21:AN:61:ASN:O	21:AN:62:ARG:O	2.36	0.44
1:CA:1317:C:OP1	21:CN:56:PRO:HD2	2.17	0.44
10:CK:126:ARG:NE	10:CK:126:ARG:HA	2.32	0.44
25:BC:149:LYS:HG2	25:BC:152:GLN:NE2	2.32	0.44
23:DB:27:G:HO2'	23:DB:28:A:H8	1.62	0.44
3:AD:21:LYS:C	3:AD:23:GLY:H	2.20	0.44
13:CP:72:ALA:HA	13:CP:75:ILE:HD12	2.00	0.44
24:BI:79:LEU:HD11	24:BI:131:THR:OG1	2.16	0.44
48:BG:84:LYS:HB2	48:BG:132:LEU:H	1.83	0.44
23:DB:2331:G:O2'	23:DB:2332:C:H5'	2.18	0.44
52:DW:32:ALA:C	52:DW:34:SER:N	2.69	0.44
5:CF:38:ARG:HE	5:CF:63:ASN:CG	2.21	0.44
23:BB:1080:A:O2'	24:BI:126:ARG:HB2	2.16	0.44
12:AM:2:ARG:O	12:AM:3:ILE:HB	2.18	0.44
6:CG:148:LYS:O	6:CG:151:ALA:N	2.50	0.44
23:BB:1158:C:O3'	30:BY:30:ARG:NH2	2.51	0.44
1:AA:1117:A:H2	1:AA:1180:A:H1'	1.83	0.44
27:DK:88:ASN:ND2	27:DK:89:ASN:N	2.62	0.44
23:BB:1249:U:O4'	44:BQ:3:VAL:HG21	2.18	0.44

Continued on next page...

Continued from previous page...

Atom-1	Atom-2	Distance(Å)	Clash(Å)
28:BP:19:PHE:CZ	28:BP:25:VAL:HG11	2.52	0.44
1:AA:1307:U:H2'	1:AA:1308:U:C6	2.52	0.44
40:DH:5:LEU:C	40:DH:7:ASP:H	2.21	0.44
48:DG:10:VAL:C	48:DG:14:VAL:HG21	2.37	0.44
47:BF:2:LYS:NZ	47:BF:97:GLU:HA	2.33	0.44
23:BB:2798:U:H4'	23:BB:2800:A:C2	2.52	0.44
2:CC:112:ALA:CA	2:CC:201:ILE:HD11	2.48	0.44
23:BB:2740:A:H2'	23:BB:2741:A:C8	2.52	0.44
46:BU:46:LYS:HE3	46:BU:47:PRO:O	2.17	0.44
3:CD:12:ARG:HG2	3:CD:12:ARG:H	1.52	0.44
44:DQ:9:ALA:C	44:DQ:11:ALA:N	2.70	0.44
7:CH:44:PHE:CE2	7:CH:100:ILE:HG12	2.49	0.44
35:DV:38:LEU:CG	35:DV:40:ILE:HG23	2.48	0.44
23:DB:596:U:H2'	23:DB:597:G:C8	2.52	0.44
23:BB:1808:A:H3'	23:BB:1809:A:H8	1.81	0.44
14:AQ:8:GLN:HB3	14:AQ:59:GLU:HG3	1.99	0.44
16:CS:29:PRO:HA	16:CS:47:THR:CB	2.47	0.44
46:BU:13:LEU:CA	46:BU:18:LYS:HE3	2.46	0.44
20:AO:81:LEU:O	20:AO:85:LEU:HD13	2.16	0.44
1:AA:510:A:N3	1:AA:543:U:H1'	2.32	0.44
23:BB:2348:U:H4'	33:B1:40:PRO:HG2	2.00	0.44
23:DB:1591:A:H2'	23:DB:1592:C:O4'	2.17	0.44
23:DB:1595:C:O2'	23:DB:1596:A:H5'	2.18	0.44
23:BB:1681:G:N2	23:BB:1762:A:H3'	2.32	0.44
1:CA:1411:C:H2'	1:CA:1412:C:C6	2.53	0.44
23:DB:711:G:O2'	23:DB:712:G:H5'	2.17	0.44
23:BB:1474:U:H2'	23:BB:1475:G:H5'	1.99	0.44
23:BB:329:G:O6	46:BU:16:LYS:HB2	2.18	0.44
34:D3:22:LYS:HA	34:D3:48:MET:HA	1.99	0.44
1:AA:286:C:H2'	1:AA:287:U:C6	2.52	0.44
23:DB:1241:A:H3'	23:DB:1242:U:H6	1.82	0.44
1:CA:750:C:O2	20:CO:23:GLY:HA3	2.17	0.44
23:BB:2666:C:O4'	23:BB:2666:C:O2	2.34	0.44
1:AA:435:A:N3	1:AA:435:A:H2'	2.32	0.44
1:CA:137:U:H2'	1:CA:138:G:C8	2.51	0.44
23:DB:1718:G:H2'	23:DB:1719:G:H8	1.82	0.44
1:CA:656:G:H2'	1:CA:657:U:C6	2.52	0.44
11:CL:80:LEU:HB3	11:CL:97:VAL:HG23	1.99	0.44
23:DB:111:A:H2'	23:DB:112:U:O4'	2.18	0.44
23:BB:1920:C:H2'	23:BB:1921:G:C8	2.52	0.44
40:DH:74:ALA:C	40:DH:76:GLU:H	2.20	0.44
23:DB:1295:C:H2'	23:DB:1296:G:H8	1.83	0.44

Continued on next page...

Continued from previous page...

Atom-1	Atom-2	Distance(Å)	Clash(Å)
6:CG:121:ASN:HD22	6:CG:121:ASN:N	2.15	0.44
1:CA:605:U:H2'	1:CA:606:G:H8	1.82	0.44
48:BG:39:ALA:C	48:BG:54:ARG:HG3	2.38	0.44
22:DA:19:C:H2'	22:DA:20:G:H8	1.82	0.44
23:DB:1161:C:H4'	49:DR:8:GLY:O	2.17	0.44
3:CD:161:ALA:HA	3:CD:164:ARG:HB3	1.99	0.44
23:DB:535:G:O2'	23:DB:536:G:H5'	2.18	0.44
17:AT:63:LYS:HD3	17:AT:63:LYS:HA	1.85	0.44
29:BE:148:ILE:HD13	29:BE:187:VAL:CG2	2.47	0.44
40:BH:84:ALA:CA	40:BH:90:LEU:HG	2.47	0.44
38:DM:40:ARG:NH2	38:DM:73:ILE:HD12	2.33	0.44
38:BM:40:ARG:NH2	38:BM:73:ILE:HD12	2.33	0.44
21:AN:20:PHE:HA	21:AN:23:ARG:HB2	2.00	0.44
15:CR:70:THR:HB	15:CR:72:ARG:NH1	2.32	0.44
51:BZ:55:GLY:O	51:BZ:58:VAL:HB	2.18	0.44
8:AI:24:ASN:O	8:AI:60:LEU:N	2.51	0.44
42:BN:36:THR:OG1	42:BN:37:THR:N	2.50	0.44
1:AA:1360:A:C2'	1:AA:1361:G:H5'	2.47	0.44
23:DB:898:C:OP1	23:DB:899:A:H4'	2.16	0.44
21:CN:73:LEU:O	21:CN:74:ARG:C	2.56	0.44
1:CA:815:A:H4'	1:CA:817:C:C5	2.52	0.44
11:CL:23:LEU:O	11:CL:25:ALA:N	2.51	0.44
23:DB:2267:A:OP2	23:DB:2268:A:H5''	2.18	0.44
50:DT:32:LEU:N	50:DT:83:ALA:CB	2.81	0.44
9:CJ:36:VAL:HG22	9:CJ:76:ILE:HB	2.00	0.44
4:CE:113:VAL:O	4:CE:116:VAL:HG22	2.16	0.44
21:CN:60:ARG:NE	21:CN:62:ARG:NE	2.66	0.44
4:AE:113:VAL:O	4:AE:114:LEU:C	2.55	0.44
6:CG:50:ALA:HB2	6:CG:57:GLU:N	2.32	0.44
46:BU:3:LYS:O	46:BU:4:ILE:HD13	2.17	0.44
1:AA:1441:A:C2	28:BP:113:LEU:HD13	2.53	0.44
47:DF:2:LYS:NZ	47:DF:97:GLU:HA	2.33	0.44
38:BM:66:ARG:HE	38:BM:101:VAL:HG21	1.83	0.44
23:BB:1418:G:H1'	23:BB:1580:A:H61	1.82	0.44
17:AT:64:GLY:O	17:AT:65:LEU:HB3	2.17	0.44
48:DG:16:VAL:HG13	48:DG:49:LEU:HD13	1.99	0.44
47:BF:103:ILE:H	47:BF:106:ALA:HB3	1.81	0.44
1:CA:672:U:H2'	1:CA:673:A:C8	2.52	0.44
35:DV:16:ALA:HA	35:DV:19:ARG:CZ	2.48	0.44
26:BD:32:ASN:HA	26:BD:51:THR:O	2.18	0.44
1:CA:1038:C:O2'	1:CA:1039:G:H5'	2.18	0.44
1:CA:1483:A:H2	23:DB:1959:G:HO2'	1.62	0.44

Continued on next page...

Continued from previous page...

Atom-1	Atom-2	Distance(Å)	Clash(Å)
23:DB:968:C:H2'	23:DB:969:G:C8	2.49	0.44
23:BB:2688:G:H1'	23:BB:2721:A:H61	1.82	0.44
1:AA:465:A:O2'	1:AA:466:A:H2'	2.17	0.44
23:DB:2637:U:OP1	26:DD:83:ARG:HD3	2.18	0.44
20:AO:39:LEU:HD22	20:AO:56:LEU:HD13	2.00	0.44
20:AO:29:VAL:HG13	20:AO:67:LEU:HD21	2.00	0.44
46:DU:49:PRO:HA	46:DU:53:GLN:HG3	1.99	0.44
11:CL:36:VAL:O	11:CL:36:VAL:HG23	2.18	0.44
23:DB:125:A:C2	36:D2:10:LEU:HA	2.53	0.44
33:B1:36:LYS:HG3	33:B1:46:VAL:O	2.18	0.44
23:DB:1459:G:H3'	23:DB:1460:U:H4'	1.99	0.44
23:DB:1549:A:H2'	23:DB:1550:C:H6	1.81	0.44
41:DJ:56:VAL:HG21	41:DJ:101:ILE:HG21	2.00	0.44
23:DB:829:A:H5'	23:DB:831:G:N7	2.32	0.44
23:DB:1222:U:P	49:DR:90:ARG:HH22	2.40	0.44
23:BB:600:G:C1'	29:BE:100:MET:HG2	2.45	0.44
16:AS:25:GLY:O	16:AS:27:LYS:HG2	2.17	0.44
23:BB:2543:G:H4'	23:BB:2645:G:N2	2.32	0.44
25:DC:102:TYR:C	25:DC:103:ILE:HG13	2.37	0.44
23:BB:132:G:H2'	23:BB:133:U:C6	2.52	0.44
42:BN:55:ALA:HA	42:BN:80:PHE:CE1	2.53	0.44
42:BN:79:LEU:HD23	42:BN:83:LEU:HB3	1.98	0.44
23:DB:1948:G:O2'	23:DB:1949:G:H5'	2.18	0.44
23:BB:1076:C:H2'	23:BB:1077:A:C8	2.52	0.44
23:BB:70:G:H3'	23:BB:113:U:C4'	2.44	0.44
23:BB:2197:U:O2'	23:BB:2198:A:H2'	2.17	0.44
40:BH:28:ASN:HA	40:BH:28:ASN:HD22	1.60	0.44
23:BB:274:C:H2'	23:BB:275:C:H6	1.82	0.44
23:BB:2811:G:O2'	23:BB:2812:G:H5'	2.18	0.44
34:B3:40:LYS:O	34:B3:43:LEU:N	2.48	0.44
45:DS:20:VAL:HG13	45:DS:21:ALA:N	2.32	0.44
45:BS:20:VAL:HG13	45:BS:21:ALA:N	2.33	0.44
47:DF:24:VAL:C	47:DF:26:GLN:H	2.21	0.44
22:BA:76:G:H2'	22:BA:77:U:C6	2.51	0.44
23:BB:711:G:O2'	23:BB:712:G:H5'	2.18	0.44
23:DB:863:A:O2'	23:DB:864:G:H5'	2.18	0.44
24:BI:5:GLN:HG2	24:BI:6:ALA:H	1.81	0.44
31:D0:27:LEU:HD21	45:DS:38:TYR:CE1	2.52	0.44
1:CA:1496:C:H2'	1:CA:1497:G:O4'	2.18	0.44
48:DG:71:LEU:HA	48:DG:74:MET:SD	2.58	0.44
1:CA:635:A:H2'	1:CA:636:U:H6	1.83	0.44
2:AC:28:PHE:HD1	21:AN:75:LYS:HE3	1.82	0.44

Continued on next page...

Continued from previous page...

Atom-1	Atom-2	Distance(Å)	Clash(Å)
3:AD:148:ALA:C	3:AD:150:LYS:N	2.71	0.44
23:BB:1716:U:H2'	23:BB:1717:A:C8	2.53	0.44
30:DY:16:LEU:O	30:DY:19:HIS:HB2	2.17	0.44
23:BB:2635:A:H4'	26:BD:79:LEU:HB2	1.99	0.44
23:DB:2834:G:H1'	23:DB:2883:A:H61	1.83	0.44
23:DB:1716:U:H2'	23:DB:1717:A:C8	2.52	0.44
3:CD:61:ARG:NH1	3:CD:68:GLU:HB2	2.33	0.44
43:DO:51:ALA:HB3	43:DO:78:VAL:HG13	2.00	0.44
51:BZ:14:THR:HA	51:BZ:28:ARG:HB2	1.99	0.44
40:DH:60:GLU:C	40:DH:62:LEU:H	2.20	0.44
23:BB:2361:G:H2'	23:BB:2362:C:H6	1.82	0.44
23:BB:2559:C:H2'	23:BB:2560:A:H8	1.82	0.44
26:BD:183:GLU:N	26:BD:183:GLU:CD	2.71	0.44
44:DQ:50:ARG:N	44:DQ:50:ARG:HD2	2.33	0.44
37:BL:81:ASP:HA	37:BL:84:LYS:CE	2.47	0.44
24:DI:89:SER:HA	24:DI:97:VAL:HG11	2.00	0.44
10:AK:63:GLN:HG3	10:AK:98:ALA:HB1	2.00	0.44
15:AR:34:GLU:N	15:AR:34:GLU:OE1	2.48	0.44
1:AA:583:A:N6	1:AA:758:C:H1'	2.33	0.44
23:DB:2863:C:O2'	23:DB:2864:G:H5'	2.17	0.44
23:BB:2494:G:H2'	23:BB:2495:G:H8	1.82	0.44
47:DF:73:VAL:O	47:DF:74:ALA:HB2	2.17	0.44
22:BA:67:G:O2'	22:BA:68:C:H5'	2.16	0.44
24:BI:4:VAL:HG13	24:BI:4:VAL:O	2.17	0.44
14:CQ:4:ILE:O	14:CQ:4:ILE:HD12	2.17	0.44
37:BL:134:ALA:O	37:BL:137:ALA:HB3	2.17	0.44
23:DB:202:U:H2'	23:DB:203:A:O4'	2.17	0.44
23:DB:1099:G:OP2	24:DI:2:LYS:O	2.35	0.44
25:DC:116:GLN:O	25:DC:117:SER:HB3	2.17	0.44
40:BH:81:ALA:CA	40:BH:146:VAL:HA	2.46	0.44
40:BH:147:VAL:HG12	40:BH:148:ALA:N	2.29	0.44
18:CB:64:GLY:H	18:CB:224:ARG:HH11	1.66	0.44
18:CB:69:VAL:HG23	18:CB:162:VAL:HB	2.00	0.44
50:DT:54:GLU:O	50:DT:55:VAL:HB	2.18	0.44
38:BM:71:LYS:CB	38:BM:93:VAL:HG12	2.47	0.44
40:DH:72:ILE:CG2	40:DH:108:VAL:HG21	2.47	0.44
18:AB:80:LYS:HB3	18:AB:90:PHE:CE1	2.53	0.44
45:BS:50:VAL:HG12	45:BS:105:VAL:HG23	2.00	0.44
45:BS:71:VAL:HG22	45:BS:71:VAL:O	2.17	0.44
12:CM:10:ASP:C	12:CM:12:LYS:H	2.21	0.44
12:CM:63:VAL:HG13	12:CM:67:ASP:OD2	2.18	0.44
8:AI:41:GLU:C	8:AI:43:ALA:H	2.21	0.44

Continued on next page...

Continued from previous page...

Atom-1	Atom-2	Distance(Å)	Clash(Å)
41:BJ:46:PRO:C	41:BJ:48:VAL:H	2.21	0.44
23:DB:877:A:N6	23:DB:899:A:OP2	2.51	0.44
11:AL:23:LEU:O	11:AL:25:ALA:N	2.50	0.44
3:CD:106:PHE:CD1	3:CD:144:ILE:HD11	2.53	0.44
3:CD:157:ALA:C	3:CD:159:GLU:H	2.20	0.44
3:CD:26:ALA:HA	3:CD:30:LYS:CE	2.44	0.44
12:CM:79:LEU:C	12:CM:81:ASP:H	2.21	0.44
43:DO:30:ARG:H	43:DO:97:PHE:HE2	1.64	0.44
3:AD:116:LEU:HD21	3:AD:153:ARG:HD3	1.99	0.44
4:CE:93:VAL:HG12	4:CE:94:PHE:N	2.33	0.44
41:DJ:64:VAL:CG2	41:DJ:68:LYS:HB2	2.48	0.44
9:CJ:35:GLN:HG3	9:CJ:36:VAL:H	1.81	0.44
5:CF:34:GLY:O	5:CF:35:LYS:HB2	2.18	0.44
49:BR:83:TYR:HE2	49:BR:85:LYS:HE3	1.82	0.44
25:BC:40:GLY:O	25:BC:53:ILE:HG23	2.18	0.44
10:CK:60:PHE:CE1	6:CG:146:ALA:HB1	2.52	0.44
2:AC:67:ILE:O	2:AC:103:ALA:N	2.48	0.44
30:BY:50:VAL:HG23	30:BY:54:VAL:HG22	2.00	0.44
47:BF:134:GLN:C	47:BF:136:ILE:N	2.71	0.44
23:DB:1227:G:O2'	23:DB:1228:G:H5'	2.16	0.44
23:BB:337:C:OP1	46:BU:3:LYS:HG3	2.18	0.44
30:DY:50:VAL:HB	30:DY:53:MET:HB3	2.00	0.44
48:DG:91:VAL:C	48:DG:93:TYR:H	2.21	0.44
43:DO:39:VAL:CG1	43:DO:48:LEU:HD12	2.42	0.44
47:BF:107:VAL:HA	47:BF:111:ARG:HH12	1.82	0.44
22:BA:43:C:H5'	47:BF:62:GLN:HB3	1.98	0.44
27:BK:71:ARG:HB3	27:BK:72:PRO:CD	2.41	0.44
2:CC:149:LYS:HD2	2:CC:166:TRP:CZ2	2.53	0.44
46:BU:51:LEU:N	46:BU:53:GLN:NE2	2.65	0.44
29:DE:97:ASN:HD21	29:DE:100:MET:HG3	1.82	0.44
26:BD:173:GLN:O	26:BD:174:SER:HB3	2.17	0.44
10:CK:113:THR:HG23	10:CK:114:PRO:HD2	2.00	0.44
23:BB:100:U:H1'	23:BB:101:A:C4	2.52	0.44
50:DT:67:VAL:HG23	50:DT:75:GLY:O	2.17	0.44
18:CB:100:LEU:HD23	18:CB:174:GLU:O	2.18	0.44
25:BC:230:PRO:O	25:BC:241:LYS:HD3	2.18	0.44
6:CG:130:LYS:HD3	6:CG:130:LYS:C	2.38	0.44
5:AF:15:SER:HA	5:AF:18:VAL:HG23	1.99	0.44
23:BB:137:U:OP2	23:BB:137:U:H6	2.00	0.44
23:DB:1173:U:H2'	23:DB:1174:U:C6	2.52	0.44
1:CA:551:U:H2'	1:CA:552:U:C6	2.52	0.44
41:DJ:58:ASN:HA	41:DJ:127:GLY:HA2	2.00	0.44

Continued on next page...

Continued from previous page...

Atom-1	Atom-2	Distance(Å)	Clash(Å)
23:DB:805:G:N2	23:DB:829:A:OP1	2.51	0.44
23:BB:751:A:OP2	45:BS:90:LYS:N	2.48	0.44
36:B2:10:LEU:O	36:B2:14:ARG:HG2	2.18	0.44
23:BB:830:G:H4'	23:BB:831:G:OP2	2.17	0.44
37:DL:111:ILE:HA	37:DL:128:THR:HG23	2.00	0.44
23:BB:19:A:H2'	23:BB:20:C:H6	1.83	0.44
1:AA:586:C:H5''	7:AH:81:GLY:HA2	2.00	0.44
37:BL:111:ILE:HA	37:BL:128:THR:HG23	1.98	0.44
23:DB:303:G:H2'	23:DB:304:U:H6	1.79	0.44
45:BS:61:ASN:HB3	45:BS:62:ASP:H	1.63	0.44
23:DB:460:A:H2'	23:DB:461:C:O4'	2.18	0.44
41:BJ:56:VAL:HG21	41:BJ:101:ILE:HG21	2.00	0.44
23:BB:554:U:H2'	23:BB:555:G:O4'	2.18	0.44
38:DM:53:MET:SD	38:DM:63:ILE:HG21	2.57	0.44
23:DB:2376:A:H2'	23:DB:2377:A:O4'	2.17	0.44
2:AC:11:LEU:HB2	21:AN:96:LYS:HB2	1.99	0.44
23:BB:1792:G:O2'	23:BB:1793:C:H5'	2.18	0.44
28:BP:45:VAL:N	28:BP:60:VAL:HG13	2.32	0.44
3:AD:10:LEU:HD22	3:AD:62:ARG:NH1	2.33	0.44
17:AT:49:ALA:C	17:AT:52:GLU:HB3	2.38	0.44
1:AA:635:A:H2'	1:AA:636:U:H6	1.82	0.44
44:BQ:104:ALA:HA	49:BR:46:GLU:OE1	2.17	0.44
28:DP:8:GLU:HA	28:DP:54:LEU:HD22	2.00	0.44
1:AA:1173:U:H2'	1:AA:1174:G:O4'	2.18	0.44
2:AC:173:PRO:HB2	2:AC:176:THR:OG1	2.18	0.44
23:DB:1401:G:H2'	23:DB:1402:U:C6	2.53	0.44
1:CA:545:C:O2'	1:CA:546:A:H5'	2.18	0.44
13:AP:38:PHE:CE2	13:AP:51:ARG:HD3	2.53	0.44
23:BB:1410:G:H2'	23:BB:1411:U:C6	2.52	0.44
23:BB:1183:U:H2'	23:BB:1184:U:H6	1.82	0.44
14:CQ:80:LYS:HZ2	14:CQ:80:LYS:H	1.66	0.44
3:CD:18:LEU:HD22	3:CD:18:LEU:N	2.33	0.44
11:CL:85:ARG:HA	11:CL:93:ARG:HA	1.98	0.44
25:BC:76:VAL:HG12	25:BC:114:GLN:HB2	2.00	0.44
23:BB:2056:G:N2	31:B0:1:ALA:HA	2.32	0.44
25:BC:109:LEU:N	25:BC:109:LEU:HD23	2.33	0.44
23:DB:1528:A:H2'	23:DB:1529:G:O4'	2.18	0.44
1:CA:754:C:H3'	1:CA:754:C:O2	2.18	0.44
20:CO:19:ALA:O	20:CO:20:ASN:HB3	2.18	0.44
20:CO:25:THR:O	20:CO:26:GLU:C	2.56	0.44
1:AA:515:G:H2'	1:AA:516:U:O4'	2.17	0.44
1:AA:1444:U:H2'	1:AA:1445:U:C6	2.52	0.44

Continued on next page...

Continued from previous page...

Atom-1	Atom-2	Distance(Å)	Clash(Å)
29:BE:165:HIS:O	29:BE:167:VAL:N	2.47	0.44
38:DM:43:ALA:O	38:DM:46:ILE:HG12	2.17	0.44
18:CB:55:GLU:OE1	18:CB:58:LYS:HD2	2.17	0.44
12:AM:33:LEU:HD12	12:AM:40:GLU:HG2	2.00	0.44
28:DP:3:ILE:C	28:DP:3:ILE:HD13	2.38	0.44
41:DJ:45:THR:HG23	41:DJ:45:THR:O	2.17	0.44
51:BZ:32:ASN:HB3	51:BZ:34:HIS:NE2	2.33	0.44
23:BB:1842:G:O2'	23:BB:1843:C:H5'	2.18	0.44
8:AI:46:VAL:HA	8:AI:49:GLN:CG	2.48	0.44
23:BB:2153:C:H2'	23:BB:2154:A:C8	2.53	0.44
44:BQ:57:ARG:C	44:BQ:59:LEU:N	2.71	0.44
23:DB:704:G:H1'	23:DB:727:A:N6	2.31	0.44
3:AD:154:VAL:O	3:AD:157:ALA:HB3	2.18	0.44
8:CI:20:ILE:CD1	8:CI:62:LEU:HD12	2.47	0.44
23:BB:1059:G:H2'	23:BB:1060:U:C6	2.53	0.44
24:DI:57:VAL:HG23	24:DI:71:LYS:HZ1	1.81	0.44
24:DI:78:LEU:HD23	24:DI:81:LYS:HE2	2.00	0.44
5:CF:38:ARG:HH21	5:CF:63:ASN:ND2	2.16	0.44
5:CF:3:HIS:CD2	5:CF:92:THR:HG23	2.53	0.44
50:DT:39:THR:C	50:DT:41:ALA:H	2.21	0.44
28:BP:56:SER:O	28:BP:74:GLN:HA	2.17	0.44
47:DF:33:ILE:CG2	47:DF:34:THR:N	2.81	0.44
12:AM:100:ARG:C	12:AM:102:LYS:H	2.20	0.44
41:DJ:14:ASP:O	41:DJ:53:TYR:HB2	2.17	0.44
47:BF:176:PHE:HB3	47:BF:177:ARG:H	1.67	0.44
23:BB:138:U:H1'	50:BT:1:MET:O	2.18	0.44
48:BG:18:ILE:HA	48:BG:23:ILE:CG1	2.47	0.44
16:AS:36:ARG:O	16:AS:69:LYS:HD2	2.17	0.44
21:CN:27:LYS:HG3	21:CN:28:ALA:N	2.26	0.44
10:AK:22:ILE:HD13	10:AK:95:THR:CG2	2.48	0.44
1:AA:679:C:O2'	1:AA:680:C:H5'	2.18	0.44
1:AA:763:G:H2'	1:AA:764:C:H6	1.82	0.44
1:CA:1005:A:O2'	1:CA:1037:C:H1'	2.18	0.44
23:DB:969:G:O2'	23:DB:970:U:H5'	2.16	0.44
1:AA:472:U:H2'	1:AA:473:U:C6	2.52	0.44
26:DD:32:ASN:HA	26:DD:51:THR:O	2.17	0.44
39:BX:46:VAL:O	39:BX:50:VAL:HG23	2.18	0.44
18:CB:100:LEU:HD23	18:CB:174:GLU:C	2.38	0.44
18:CB:177:ASN:OD1	18:CB:178:LEU:HD23	2.18	0.44
7:CH:43:GLY:HA2	7:CH:63:LYS:HZ1	1.82	0.44
35:DV:38:LEU:HG	35:DV:40:ILE:CD1	2.44	0.44
23:DB:1457:U:H5''	23:DB:1458:U:OP1	2.18	0.44

Continued on next page...

Continued from previous page...

Atom-1	Atom-2	Distance(Å)	Clash(Å)
1:AA:551:U:H2'	1:AA:552:U:C6	2.52	0.44
1:AA:552:U:H4'	11:AL:82:ARG:O	2.18	0.44
23:BB:265:A:O2'	23:BB:266:G:H4'	2.16	0.44
23:BB:2070:A:H2'	23:BB:2071:A:H8	1.80	0.44
1:AA:844:G:C2'	1:AA:845:A:H8	2.30	0.44
23:DB:963:U:H2'	23:DB:964:C:C6	2.53	0.44
44:BQ:65:ASN:O	44:BQ:69:ARG:HB2	2.18	0.44
20:AO:77:ARG:HB3	20:AO:77:ARG:NH1	2.32	0.44
36:D2:29:GLN:HE21	36:D2:33:ARG:HD2	1.83	0.44
40:BH:29:PHE:O	40:BH:30:LEU:C	2.55	0.44
14:CQ:30:HIS:CG	14:CQ:33:TYR:HB2	2.53	0.44
1:CA:1091:U:H3'	6:CG:3:ARG:HH12	1.83	0.44
1:AA:412:A:H4'	1:AA:413:G:OP1	2.17	0.44
14:CQ:44:HIS:HB2	14:CQ:69:THR:O	2.18	0.44
1:CA:1367:C:H4'	9:CJ:50:THR:HG21	1.99	0.44
31:B0:12:ARG:HD2	31:B0:16:ARG:NH1	2.33	0.44
23:BB:1219:U:H2'	23:BB:1220:G:C8	2.53	0.44
11:CL:42:LYS:HD2	11:CL:43:LYS:CG	2.48	0.44
23:BB:745:G:O2'	23:BB:748:G:H1'	2.17	0.44
37:BL:121:THR:CB	37:BL:141:LYS:HB3	2.47	0.44
23:BB:402:A:O2'	23:BB:403:U:H5'	2.17	0.44
14:AQ:15:LYS:O	14:AQ:16:MET:C	2.56	0.44
22:BA:6:G:O2'	22:BA:7:G:H5'	2.18	0.44
6:CG:132:THR:O	6:CG:135:LYS:HB3	2.18	0.44
23:DB:2771:C:H2'	23:DB:2772:C:C6	2.52	0.44
23:BB:2785:C:H2'	23:BB:2786:U:O4'	2.18	0.44
18:CB:33:ALA:CB	18:CB:38:HIS:HA	2.48	0.44
27:BK:18:ARG:O	27:BK:45:GLU:HB2	2.17	0.44
24:DI:140:GLU:CD	24:DI:140:GLU:H	2.20	0.44
17:CT:44:ALA:O	17:CT:48:LYS:HB3	2.18	0.44
23:BB:841:G:O2'	23:BB:842:U:H5'	2.18	0.44
1:AA:696:A:H2'	1:AA:697:U:H6	1.83	0.44
23:BB:2298:A:OP1	47:BF:70:ARG:HD3	2.18	0.44
23:DB:1145:C:O2'	23:DB:1146:C:H5'	2.16	0.44
43:DO:106:LEU:HG	43:DO:107:ALA:N	2.32	0.44
23:BB:2648:G:H2'	23:BB:2649:C:C6	2.53	0.44
38:BM:110:GLU:H	38:BM:110:GLU:CD	2.21	0.44
1:AA:541:G:O2'	3:AD:39:GLN:HB3	2.17	0.44
23:BB:56:A:O2'	23:BB:57:C:H5'	2.18	0.44
1:CA:911:U:O2'	1:CA:912:C:H5'	2.17	0.44
15:AR:58:ILE:O	15:AR:61:ALA:HB3	2.18	0.44
1:AA:1041:G:O2'	1:AA:1042:A:H5'	2.18	0.44

Continued on next page...

Continued from previous page...

Atom-1	Atom-2	Distance(Å)	Clash(Å)
23:DB:1465:G:H2'	23:DB:1466:U:C6	2.53	0.44
1:CA:131:A:H2'	1:CA:132:C:H6	1.82	0.44
22:BA:106:G:H2'	22:BA:107:G:C8	2.52	0.44
48:DG:39:ALA:C	48:DG:54:ARG:HG3	2.38	0.44
10:AK:113:THR:HG23	10:AK:114:PRO:HD2	2.00	0.44
23:BB:1369:G:O2'	23:BB:1370:C:H5'	2.17	0.44
2:CC:99:GLN:O	2:CC:100:ILE:HB	2.18	0.44
1:AA:456:A:H2'	1:AA:457:G:H5''	2.00	0.44
30:DY:21:ALA:O	30:DY:24:LEU:HB3	2.17	0.44
15:CR:22:TYR:C	15:CR:24:ASP:H	2.22	0.44
1:AA:113:G:O4'	1:AA:354:G:H4'	2.17	0.44
23:DB:2276:G:O2'	23:DB:2277:G:H5'	2.18	0.44
45:DS:108:SER:OG	45:DS:109:ASP:N	2.50	0.44
23:DB:538:A:H2'	23:DB:539:G:O4'	2.17	0.44
1:AA:319:G:O2'	1:AA:320:A:H5'	2.18	0.44
24:DI:70:THR:O	24:DI:70:THR:HG23	2.17	0.44
14:AQ:3:LYS:N	14:AQ:3:LYS:HE2	2.32	0.44
1:AA:754:C:H3'	1:AA:754:C:O2	2.17	0.44
22:BA:73:A:H2'	22:BA:73:A:N3	2.33	0.44
1:AA:1426:G:O2'	1:AA:1427:C:H5'	2.17	0.44
1:CA:740:U:OP1	20:CO:38:HIS:HE1	2.00	0.44
23:BB:1030:C:O2'	23:BB:1031:G:H5'	2.17	0.44
23:BB:2273:A:H2'	23:BB:2274:A:C8	2.53	0.44
52:BW:32:ALA:O	52:BW:34:SER:N	2.49	0.44
29:BE:115:GLN:C	29:BE:117:ARG:H	2.21	0.44
2:CC:19:SER:O	21:CN:93:PRO:HB3	2.18	0.44
25:DC:143:VAL:HA	25:DC:189:ALA:HB1	2.00	0.44
21:CN:52:ARG:HA	21:CN:52:ARG:HD3	1.79	0.44
21:AN:55:SER:HB2	21:AN:58:ARG:HD2	2.00	0.44
49:DR:58:VAL:HG13	49:DR:59:ILE:N	2.33	0.44
45:BS:45:VAL:O	45:BS:48:LYS:HB3	2.18	0.44
8:AI:85:ALA:O	8:AI:88:GLU:HB2	2.18	0.44
49:BR:34:GLU:HB3	49:BR:58:VAL:HG21	1.98	0.44
23:BB:1797:G:O3'	25:BC:255:LYS:O	2.36	0.44
43:DO:67:ASN:O	43:DO:69:ASP:N	2.51	0.44
29:DE:134:LEU:O	29:DE:138:LEU:HG	2.17	0.44
29:DE:165:HIS:O	29:DE:167:VAL:N	2.47	0.44
5:AF:92:THR:HG22	5:AF:93:LYS:N	2.31	0.44
13:CP:67:ILE:HG12	13:CP:72:ALA:CB	2.48	0.44
50:BT:43:ILE:HG23	50:BT:58:VAL:HG21	1.99	0.44
27:DK:93:GLN:HB3	27:DK:94:PRO:HD2	1.99	0.44
23:BB:299:A:H2'	23:BB:300:A:C8	2.53	0.44

Continued on next page...

Continued from previous page...

Atom-1	Atom-2	Distance(Å)	Clash(Å)
44:BQ:33:VAL:O	44:BQ:34:ALA:C	2.57	0.44
28:BP:20:ARG:HB3	28:BP:23:ASP:OD2	2.17	0.44
47:DF:11:VAL:HG12	47:DF:12:VAL:N	2.28	0.44
22:DA:114:C:H1'	43:DO:47:VAL:HG21	2.00	0.44
40:DH:5:LEU:HG	40:DH:17:ASP:O	2.18	0.44
26:DD:122:VAL:HA	26:DD:127:PHE:H	1.83	0.44
8:CI:16:ALA:HA	8:CI:66:VAL:HA	1.98	0.44
41:BJ:83:GLY:O	41:BJ:84:ILE:C	2.57	0.44
1:AA:13:U:C1'	1:AA:914:A:H5''	2.40	0.44
26:BD:34:VAL:O	26:BD:93:GLY:HA2	2.18	0.44
1:CA:1348:U:O3'	8:CI:121:ARG:HG3	2.17	0.44
23:DB:948:C:H1'	23:DB:984:A:N3	2.33	0.44
23:BB:506:G:C5'	23:BB:509:C:H1'	2.46	0.44
48:BG:96:ALA:CB	48:BG:103:ASN:HB3	2.41	0.44
23:DB:2636:C:H2'	23:DB:2637:U:C6	2.52	0.44
23:BB:972:A:OP2	23:BB:974:G:H5''	2.18	0.44
46:DU:51:LEU:N	46:DU:53:GLN:NE2	2.66	0.44
23:DB:1:G:H2'	23:DB:2:G:H8	1.79	0.44
5:AF:18:VAL:HB	5:AF:19:PRO:CD	2.48	0.44
27:BK:79:PHE:CD1	27:BK:79:PHE:N	2.83	0.44
27:DK:66:LYS:HD2	27:DK:81:GLY:N	2.32	0.44
14:CQ:8:GLN:HA	14:CQ:58:VAL:O	2.17	0.44
43:BO:100:HIS:C	43:BO:104:GLN:HB2	2.38	0.44
23:BB:1516:G:H2'	23:BB:1517:G:H8	1.83	0.44
20:CO:7:ALA:O	20:CO:10:LYS:HB3	2.18	0.44
42:DN:79:LEU:HD23	42:DN:83:LEU:HB3	2.00	0.44
23:BB:1486:U:H2'	23:BB:1487:U:C6	2.53	0.44
23:DB:1044:C:O3'	23:DB:1047:G:H5'	2.18	0.44
23:BB:328:U:H4'	46:BU:65:GLN:CD	2.37	0.44
1:AA:216:U:H2'	1:AA:217:C:H6	1.83	0.44
23:DB:1684:G:H2'	23:DB:1685:C:C6	2.52	0.44
23:DB:745:G:O2'	23:DB:748:G:H1'	2.17	0.44
1:AA:511:C:O2'	1:AA:512:U:H6	2.01	0.44
22:BA:87:U:H2'	22:BA:88:C:H5''	1.99	0.44
37:BL:129:LYS:H	37:BL:129:LYS:HG2	1.56	0.44
23:BB:2699:C:H2'	23:BB:2700:A:C8	2.53	0.44
1:CA:600:A:H2'	1:CA:601:G:C8	2.53	0.44
45:DS:61:ASN:HB3	45:DS:62:ASP:H	1.62	0.44
23:BB:485:C:HO2'	45:BS:60:HIS:CE1	2.35	0.44
1:AA:33:A:OP2	1:AA:398:U:H5'	2.18	0.44
1:AA:815:A:H4'	1:AA:817:C:C5	2.53	0.44
1:AA:996:A:N6	1:AA:1046:A:H1'	2.33	0.44

Continued on next page...

Continued from previous page...

Atom-1	Atom-2	Distance(Å)	Clash(Å)
1:AA:737:C:H2'	1:AA:738:C:C6	2.53	0.44
18:CB:169:HIS:CD2	18:CB:170:ILE:H	2.35	0.44
27:DK:18:ARG:O	27:DK:45:GLU:HB2	2.18	0.44
23:DB:1570:A:H2'	23:DB:1571:A:C8	2.52	0.44
23:BB:1635:A:H2'	23:BB:1636:U:O4'	2.17	0.44
23:DB:861:A:H2'	23:DB:862:G:O4'	2.18	0.44
23:DB:106:C:H2'	23:DB:107:G:C8	2.52	0.44
49:BR:19:THR:HA	49:BR:97:LYS:HA	2.00	0.44
1:CA:51:A:H4'	1:CA:52:C:OP2	2.18	0.44
28:BP:29:VAL:HA	28:BP:79:VAL:O	2.18	0.44
23:DB:230:G:H2'	23:DB:231:A:C8	2.53	0.44
23:DB:1389:G:O2'	23:DB:1390:U:H5'	2.18	0.44
23:DB:2666:C:O4'	23:DB:2666:C:O2	2.33	0.44
23:BB:1292:G:H2'	23:BB:1293:C:C6	2.52	0.44
23:BB:1423:G:H2'	23:BB:1424:G:H8	1.83	0.44
22:DA:85:G:H2'	22:DA:86:G:C8	2.52	0.44
1:CA:153:C:H2'	1:CA:154:U:C6	2.53	0.44
2:AC:47:ALA:C	2:AC:49:ALA:H	2.21	0.44
29:DE:129:PRO:HB3	29:DE:159:LEU:HD23	1.99	0.44
23:BB:930:G:H1'	30:BY:24:LEU:HD11	2.00	0.44
7:AH:34:ALA:HB1	7:AH:109:VAL:HB	1.99	0.44
29:BE:6:LYS:HB3	29:BE:7:ASP:H	1.72	0.44
23:DB:1936:A:H2	23:DB:1943:U:O4	2.01	0.44
23:BB:305:C:O2'	23:BB:306:U:H5'	2.17	0.44
11:CL:74:GLN:HB3	11:CL:75:GLU:H	1.48	0.44
2:CC:110:LEU:HD11	2:CC:143:LEU:O	2.18	0.43
18:CB:69:VAL:CG2	18:CB:162:VAL:HB	2.48	0.43
18:CB:162:VAL:HG13	18:CB:184:ALA:HB2	1.99	0.43
18:CB:69:VAL:HB	18:CB:162:VAL:HG23	1.99	0.43
16:AS:6:LYS:HD2	16:AS:6:LYS:N	2.32	0.43
38:BM:43:ALA:O	38:BM:46:ILE:HG12	2.18	0.43
45:DS:24:ILE:O	45:DS:25:ARG:C	2.56	0.43
40:DH:90:LEU:HB2	40:DH:123:ARG:O	2.17	0.43
23:DB:2329:U:H2'	23:DB:2330:G:C8	2.53	0.43
23:BB:2336:A:O2'	23:BB:2337:G:P	2.76	0.43
23:BB:2336:A:H61	52:BW:40:ARG:HG3	1.82	0.43
29:DE:58:LYS:HB2	29:DE:60:TRP:HD1	1.78	0.43
27:BK:36:GLY:HA2	27:BK:62:VAL:O	2.18	0.43
1:AA:778:G:H2'	1:AA:779:C:H6	1.80	0.43
8:AI:48:ARG:HA	8:AI:56:MET:SD	2.58	0.43
23:BB:2133:G:N3	23:BB:2133:G:C2'	2.74	0.43
41:BJ:3:THR:HB	41:BJ:44:TYR:CE1	2.52	0.43

Continued on next page...

Continued from previous page...

Atom-1	Atom-2	Distance(Å)	Clash(Å)
49:BR:59:ILE:HA	49:BR:101:ILE:H	1.83	0.43
1:CA:1314:C:H2'	1:CA:1315:U:C6	2.53	0.43
13:AP:68:SER:HB3	13:AP:71:VAL:HG12	1.99	0.43
25:BC:68:ARG:HE	25:BC:190:THR:HG22	1.83	0.43
37:BL:125:LEU:H	37:BL:143:GLU:HG3	1.83	0.43
23:DB:920:A:O2'	23:DB:921:C:H5'	2.18	0.43
43:BO:7:ARG:HD3	43:BO:97:PHE:CE1	2.53	0.43
29:DE:115:GLN:C	29:DE:117:ARG:H	2.20	0.43
3:AD:154:VAL:HG23	3:AD:155:LYS:N	2.33	0.43
23:DB:2746:U:H4'	48:DG:137:LYS:HB2	1.98	0.43
37:DL:29:LYS:C	37:DL:31:GLY:H	2.21	0.43
25:DC:40:GLY:O	25:DC:53:ILE:HG23	2.17	0.43
2:AC:156:LEU:HD11	2:AC:165:GLU:HB2	1.99	0.43
52:DW:31:LEU:O	52:DW:32:ALA:HB2	2.18	0.43
26:DD:13:ARG:HH12	28:DP:74:GLN:NE2	2.16	0.43
23:DB:142:A:H2	50:DT:2:ILE:CG2	2.31	0.43
50:DT:4:GLU:C	50:DT:6:ARG:H	2.22	0.43
47:BF:148:VAL:O	47:BF:149:ARG:CB	2.65	0.43
47:BF:149:ARG:HA	47:BF:149:ARG:HD3	1.67	0.43
1:CA:832:G:O2'	1:CA:833:G:H5'	2.18	0.43
38:DM:35:ALA:O	38:DM:36:VAL:HB	2.18	0.43
29:DE:126:VAL:HG13	29:DE:156:ASN:HD22	1.83	0.43
12:CM:6:ILE:O	12:CM:7:ASN:C	2.57	0.43
44:BQ:4:LYS:HE3	44:BQ:8:ILE:HD11	2.00	0.43
22:DA:43:C:H5'	47:DF:62:GLN:CB	2.48	0.43
22:DA:43:C:C1'	47:DF:91:ARG:HD2	2.44	0.43
48:BG:91:VAL:C	48:BG:93:TYR:H	2.21	0.43
48:BG:93:TYR:O	48:BG:94:ARG:O	2.36	0.43
29:DE:2:GLU:OE1	29:DE:13:THR:N	2.51	0.43
24:DI:21:PRO:HB2	24:DI:22:PRO:CD	2.43	0.43
23:BB:1091:G:O2'	23:BB:1092:C:H5'	2.18	0.43
23:BB:2821:A:H2'	23:BB:2822:G:C8	2.53	0.43
23:DB:1386:C:H2'	23:DB:1387:A:H8	1.83	0.43
26:BD:204:LYS:HB3	26:BD:204:LYS:NZ	2.33	0.43
23:BB:297:G:OP1	46:BU:1:ALA:HB2	2.18	0.43
46:BU:86:PHE:CE1	46:BU:88:ASP:HB2	2.52	0.43
23:BB:714:U:H1'	23:BB:717:C:H5	1.82	0.43
1:AA:1390:U:O2'	1:AA:1391:U:H5'	2.18	0.43
35:BV:29:ILE:HD12	35:BV:90:ASP:HA	2.00	0.43
2:CC:8:GLY:O	2:CC:11:LEU:HG	2.18	0.43
1:CA:861:G:O2'	1:CA:862:C:H5'	2.18	0.43
40:BH:66:ASN:O	40:BH:138:VAL:HG11	2.17	0.43

Continued on next page...

Continued from previous page...

Atom-1	Atom-2	Distance(Å)	Clash(Å)
1:AA:1238:A:H2	1:AA:1241:G:H21	1.63	0.43
30:DY:4:ILE:HG12	30:DY:38:GLU:O	2.18	0.43
30:DY:4:ILE:HD12	30:DY:58:GLU:HG3	1.99	0.43
27:DK:112:PHE:O	27:DK:113:MET:C	2.56	0.43
26:BD:46:ARG:HG3	26:BD:46:ARG:NH1	2.33	0.43
23:DB:2071:A:H2	23:DB:2440:C:N4	2.16	0.43
1:CA:184:G:H4'	1:CA:224:U:O3'	2.18	0.43
24:BI:12:VAL:HG23	24:BI:41:PHE:CE2	2.53	0.43
42:BN:33:ILE:HD12	42:BN:34:ILE:N	2.33	0.43
1:CA:509:A:N3	1:CA:543:U:O2'	2.51	0.43
1:CA:1388:C:H2'	1:CA:1389:C:C6	2.53	0.43
1:CA:1392:G:C2'	1:CA:1393:U:H5'	2.48	0.43
23:BB:1076:C:H2'	23:BB:1077:A:H8	1.82	0.43
23:DB:2425:A:H5''	23:DB:2426:A:H3'	1.99	0.43
46:BU:66:VAL:C	46:BU:68:ASN:H	2.22	0.43
2:CC:75:VAL:O	2:CC:75:VAL:HG12	2.17	0.43
23:DB:2734:A:C2'	23:DB:2735:G:H5'	2.45	0.43
24:BI:102:ARG:HA	24:BI:105:LEU:HD12	2.00	0.43
45:BS:82:MET:HE2	45:BS:84:ARG:HH12	1.83	0.43
23:BB:273:G:O2'	23:BB:274:C:H5'	2.18	0.43
26:DD:15:PHE:H	28:DP:11:GLN:HE22	1.63	0.43
23:DB:518:G:H4'	45:DS:18:ARG:NH2	2.33	0.43
25:DC:207:ALA:O	25:DC:208:GLY:C	2.56	0.43
1:CA:214:C:H2'	1:CA:215:C:C6	2.53	0.43
7:CH:74:ILE:HG12	7:CH:74:ILE:O	2.18	0.43
17:AT:11:ILE:HG13	17:AT:11:ILE:H	1.66	0.43
43:DO:9:ARG:O	43:DO:12:THR:HB	2.17	0.43
44:BQ:104:ALA:C	44:BQ:106:THR:H	2.21	0.43
23:DB:2604:U:O2'	23:DB:2605:U:H5'	2.18	0.43
1:CA:1509:C:O2'	1:CA:1510:C:H5'	2.18	0.43
17:CT:49:ALA:C	17:CT:52:GLU:HB3	2.38	0.43
8:CI:32:ARG:CB	8:CI:36:GLN:HE21	2.29	0.43
23:DB:255:A:H2'	23:DB:256:A:O4'	2.18	0.43
47:DF:69:ALA:O	47:DF:70:ARG:HB2	2.17	0.43
1:AA:218:U:H2'	1:AA:219:U:O4'	2.17	0.43
1:CA:791:G:C6	1:CA:792:A:N7	2.86	0.43
23:DB:493:G:O2'	23:DB:494:G:H5'	2.17	0.43
40:DH:62:LEU:HG	40:DH:66:ASN:ND2	2.32	0.43
23:BB:659:G:H21	29:BE:30:GLN:NE2	2.15	0.43
2:AC:57:GLU:CD	2:AC:64:ARG:HG2	2.38	0.43
32:B4:19:ARG:O	32:B4:21:GLY:N	2.51	0.43
37:BL:74:THR:HA	37:BL:107:PHE:O	2.17	0.43

Continued on next page...

Continued from previous page...

Atom-1	Atom-2	Distance(Å)	Clash(Å)
46:BU:23:LYS:HD2	46:BU:23:LYS:N	2.33	0.43
31:B0:47:TYR:N	31:B0:47:TYR:CD1	2.86	0.43
23:BB:2533:U:H2'	23:BB:2534:A:O4'	2.17	0.43
37:BL:83:ALA:O	37:BL:85:VAL:N	2.49	0.43
23:BB:1881:C:H2'	23:BB:1882:U:O4'	2.18	0.43
23:BB:2060:A:H2'	29:BE:63:LYS:CE	2.42	0.43
18:CB:212:TYR:HA	18:CB:215:ALA:CB	2.44	0.43
18:CB:216:VAL:CG2	18:CB:217:ALA:N	2.79	0.43
38:DM:59:ARG:HH11	38:DM:60:GLN:HB3	1.82	0.43
38:BM:43:ALA:HB2	38:BM:92:TRP:O	2.18	0.43
45:DS:29:VAL:HG23	45:DS:70:LYS:HA	1.99	0.43
6:AG:104:VAL:O	6:AG:108:ARG:HG3	2.18	0.43
44:DQ:63:ARG:HH22	44:DQ:96:ASP:N	2.16	0.43
51:DZ:53:ALA:O	51:DZ:54:LYS:HB3	2.17	0.43
51:DZ:53:ALA:O	51:DZ:55:GLY:N	2.45	0.43
51:DZ:68:LEU:O	51:DZ:69:ALA:C	2.57	0.43
19:AU:34:ARG:C	19:AU:34:ARG:NE	2.72	0.43
42:BN:37:THR:CG2	42:BN:39:PRO:HD2	2.35	0.43
1:AA:975:A:H4'	1:AA:976:G:OP2	2.18	0.43
1:AA:1368:A:OP2	8:AI:113:LYS:HD3	2.18	0.43
23:DB:2271:G:O2'	23:DB:2272:U:H5'	2.18	0.43
37:DL:19:LEU:CD2	37:DL:27:LEU:HD23	2.48	0.43
5:CF:36:ILE:HG12	5:CF:64:VAL:HG22	2.00	0.43
27:DK:76:VAL:O	28:DP:71:ARG:HA	2.18	0.43
23:DB:1348:C:H5'	23:DB:1349:C:OP2	2.18	0.43
18:AB:53:LEU:C	18:AB:55:GLU:N	2.72	0.43
29:BE:52:VAL:CG1	29:BE:53:THR:H	2.22	0.43
6:CG:43:TYR:O	6:CG:46:LEU:HB3	2.18	0.43
47:DF:146:ASP:O	47:DF:147:ARG:C	2.56	0.43
8:AI:10:ARG:HB2	8:AI:14:SER:O	2.17	0.43
38:DM:100:LYS:HD2	38:DM:101:VAL:H	1.83	0.43
44:BQ:10:ARG:NH1	44:BQ:10:ARG:HB2	2.33	0.43
44:BQ:7:VAL:CG2	44:BQ:8:ILE:N	2.81	0.43
47:DF:126:ASN:HD22	47:DF:156:THR:HA	1.83	0.43
47:DF:34:THR:OG1	47:DF:154:THR:HB	2.18	0.43
23:DB:2770:G:O5'	23:DB:2770:G:H8	2.02	0.43
23:DB:2305:U:H2'	23:DB:2306:C:O4'	2.17	0.43
22:BA:43:C:H5'	47:BF:62:GLN:CB	2.48	0.43
47:BF:102:LEU:HD12	47:BF:103:ILE:HG13	2.00	0.43
47:BF:107:VAL:O	47:BF:110:ILE:HG22	2.17	0.43
47:BF:137:PHE:CD2	47:BF:137:PHE:N	2.87	0.43
47:BF:89:THR:OG1	47:BF:91:ARG:NH2	2.51	0.43

Continued on next page...

Continued from previous page...

Atom-1	Atom-2	Distance(Å)	Clash(Å)
35:DV:12:GLN:O	35:DV:16:ALA:HB3	2.18	0.43
48:BG:10:VAL:HG23	48:BG:48:THR:HA	2.00	0.43
1:AA:764:C:H2'	1:AA:765:G:C5'	2.47	0.43
23:BB:346:A:H2'	23:BB:347:A:O4'	2.18	0.43
1:AA:874:G:O2'	1:AA:875:U:H5'	2.17	0.43
12:CM:95:PRO:HA	12:CM:108:ARG:HG2	1.99	0.43
12:CM:89:ARG:HD2	12:CM:95:PRO:O	2.18	0.43
15:CR:42:ARG:C	15:CR:44:THR:H	2.20	0.43
23:BB:287:G:O2'	23:BB:288:U:H5'	2.18	0.43
35:BV:56:PHE:O	35:BV:61:LEU:HD21	2.18	0.43
25:BC:16:VAL:N	25:BC:203:VAL:HG11	2.28	0.43
25:BC:204:LEU:HD23	25:BC:209:ALA:CB	2.48	0.43
1:CA:845:A:H5''	1:CA:846:G:H8	1.80	0.43
23:BB:1949:G:H2'	23:BB:1950:G:C8	2.52	0.43
23:DB:754:U:H2'	23:DB:755:U:H6	1.83	0.43
40:DH:28:ASN:HD21	51:DZ:36:HIS:CE1	2.35	0.43
46:BU:40:LEU:HA	46:BU:61:GLU:HA	1.99	0.43
22:BA:25:U:H4'	22:BA:26:C:OP1	2.17	0.43
1:CA:586:C:H5''	7:CH:81:GLY:HA2	2.00	0.43
23:BB:2700:A:O2'	23:BB:2701:U:H5'	2.19	0.43
23:DB:151:C:H2'	23:DB:152:A:H8	1.81	0.43
1:AA:1514:G:O2'	1:AA:1515:G:H5'	2.18	0.43
26:BD:187:LEU:HD12	26:BD:188:LEU:H	1.82	0.43
1:CA:618:C:H1'	13:CP:14:ARG:NH1	2.32	0.43
23:DB:459:U:O2'	23:DB:460:A:H5'	2.18	0.43
23:BB:2606:C:O2'	23:BB:2607:G:H5'	2.18	0.43
36:D2:20:ALA:C	36:D2:22:MET:N	2.71	0.43
1:CA:1309:G:H2'	1:CA:1310:G:H8	1.84	0.43
1:AA:254:G:H2'	1:AA:255:G:H8	1.83	0.43
8:AI:95:SER:O	8:AI:99:LYS:HG3	2.17	0.43
3:CD:138:PRO:C	3:CD:140:ASP:H	2.21	0.43
26:DD:168:GLU:O	26:DD:169:ARG:C	2.57	0.43
31:D0:2:VAL:HG12	31:D0:3:GLN:H	1.83	0.43
23:BB:1170:C:H2'	23:BB:1171:G:H8	1.81	0.43
23:BB:2297:A:C2	23:BB:2320:U:H4'	2.52	0.43
23:BB:2659:G:H1'	23:BB:2662:A:N6	2.32	0.43
23:DB:798:G:O2'	23:DB:799:G:H5'	2.18	0.43
38:BM:31:PHE:CZ	38:BM:110:GLU:HB3	2.52	0.43
23:DB:1281:G:H2'	23:DB:1282:U:O4'	2.19	0.43
1:AA:937:A:C2'	1:AA:938:A:H5'	2.49	0.43
48:BG:40:VAL:HG13	48:BG:64:ALA:CB	2.48	0.43
25:BC:161:VAL:HG12	25:BC:173:LEU:HB2	2.00	0.43

Continued on next page...

Continued from previous page...

Atom-1	Atom-2	Distance(Å)	Clash(Å)
1:CA:852:G:H2'	1:CA:853:C:H6	1.82	0.43
1:CA:991:U:C4	1:CA:1212:U:H4'	2.52	0.43
33:D1:18:HIS:CE1	33:D1:40:PRO:HD2	2.53	0.43
23:DB:1338:G:C2'	23:DB:1339:G:H5'	2.48	0.43
38:BM:116:ALA:HA	38:BM:119:LEU:HD12	2.00	0.43
25:DC:61:TYR:HA	25:DC:85:ASN:ND2	2.33	0.43
23:BB:1334:G:O2'	23:BB:1335:C:H5'	2.18	0.43
8:AI:8:THR:O	8:AI:81:GLY:HA3	2.18	0.43
23:BB:776:G:H4'	23:BB:777:G:O5'	2.18	0.43
45:BS:41:LYS:O	45:BS:43:ALA:N	2.51	0.43
1:AA:306:A:H2'	1:AA:307:C:H5'	1.99	0.43
23:BB:104:A:H2'	23:BB:105:C:H6	1.83	0.43
2:CC:54:ILE:O	2:CC:54:ILE:HG23	2.18	0.43
14:AQ:37:ILE:HG22	14:AQ:38:LYS:N	2.34	0.43
29:BE:62:GLN:CG	29:BE:63:LYS:N	2.81	0.43
50:DT:23:ALA:C	50:DT:25:GLU:H	2.20	0.43
45:DS:35:ILE:HG22	45:DS:39:THR:CG2	2.46	0.43
40:DH:104:THR:HA	40:DH:108:VAL:O	2.19	0.43
8:CI:25:GLY:HA3	8:CI:57:VAL:HA	2.00	0.43
8:AI:63:TYR:C	8:AI:64:ILE:HD12	2.39	0.43
8:AI:16:ALA:HA	8:AI:66:VAL:HA	2.00	0.43
23:DB:899:A:H5'	23:DB:900:A:OP2	2.18	0.43
1:CA:1342:C:H1'	8:CI:125:GLN:OE1	2.19	0.43
13:AP:71:VAL:HG13	13:AP:72:ALA:H	1.82	0.43
28:DP:50:ARG:HB3	28:DP:57:ALA:O	2.18	0.43
23:BB:2285:C:OP2	33:B1:5:ARG:HD3	2.19	0.43
41:BJ:25:LEU:HB2	41:BJ:62:VAL:HG22	2.00	0.43
18:AB:44:LYS:C	18:AB:47:PRO:HD2	2.38	0.43
30:BY:50:VAL:HB	30:BY:53:MET:HB3	1.99	0.43
47:BF:151:LEU:CD1	47:BF:153:ILE:HG13	2.48	0.43
50:BT:4:GLU:C	50:BT:6:ARG:H	2.20	0.43
29:BE:114:ARG:HH11	29:BE:114:ARG:HG3	1.83	0.43
44:DQ:7:VAL:CG2	44:DQ:8:ILE:N	2.81	0.43
1:AA:1126:U:HO2'	1:AA:1280:A:H2'	1.83	0.43
47:DF:129:MET:N	47:DF:129:MET:SD	2.92	0.43
48:DG:93:TYR:CD2	48:DG:93:TYR:N	2.87	0.43
40:DH:5:LEU:CD1	40:DH:17:ASP:HB3	2.39	0.43
1:CA:1248:A:H2'	1:CA:1249:C:H6	1.83	0.43
23:BB:574:A:H4'	23:BB:575:A:H5''	1.99	0.43
48:DG:10:VAL:HG23	48:DG:48:THR:HA	2.00	0.43
17:CT:38:ILE:CD1	17:CT:82:ILE:HA	2.48	0.43
5:CF:10:VAL:HA	5:CF:84:VAL:HA	2.00	0.43

Continued on next page...

Continued from previous page...

Atom-1	Atom-2	Distance(Å)	Clash(Å)
26:DD:121:THR:C	26:DD:123:LYS:N	2.71	0.43
48:BG:10:VAL:HB	48:BG:47:ASN:O	2.18	0.43
23:BB:2376:A:H2'	23:BB:2377:A:O4'	2.18	0.43
23:DB:970:U:O2'	23:DB:984:A:H4'	2.18	0.43
23:BB:483:A:H2'	23:BB:484:C:O4'	2.18	0.43
17:CT:59:ARG:HB2	17:CT:59:ARG:HH11	1.83	0.43
10:CK:111:ASP:CB	19:CU:19:LYS:HE2	2.48	0.43
39:BX:19:LEU:O	39:BX:24:GLU:HB2	2.18	0.43
23:BB:1047:G:H1'	23:BB:1111:A:N6	2.32	0.43
20:AO:43:PHE:HE2	20:AO:53:ARG:HD3	1.83	0.43
27:DK:20:MET:C	27:DK:41:ILE:HG13	2.39	0.43
49:BR:63:VAL:HA	49:BR:95:ASP:O	2.18	0.43
9:CJ:66:GLU:HG2	21:CN:98:ALA:HA	2.00	0.43
2:AC:181:ILE:N	2:AC:181:ILE:CD1	2.79	0.43
12:CM:89:ARG:NH1	12:CM:101:THR:HG21	2.33	0.43
23:BB:1682:G:H2'	23:BB:1683:U:C6	2.52	0.43
26:BD:38:LYS:CB	26:BD:47:ALA:HB3	2.49	0.43
23:BB:1459:G:H3'	23:BB:1460:U:H4'	2.00	0.43
43:DO:115:LEU:H	43:DO:115:LEU:HD22	1.83	0.43
23:DB:1712:U:H3'	23:DB:1713:A:H2'	2.00	0.43
42:BN:29:VAL:O	42:BN:78:LYS:HG2	2.17	0.43
20:CO:5:THR:O	20:CO:8:THR:HB	2.18	0.43
23:DB:2893:A:H4'	23:DB:2894:G:C5'	2.49	0.43
45:DS:82:MET:HE2	45:DS:84:ARG:HH12	1.83	0.43
23:BB:1190:G:OP1	37:BL:32:GLY:HA2	2.18	0.43
23:DB:2026:U:H2'	23:DB:2027:G:H8	1.83	0.43
28:DP:77:SER:O	28:DP:80:VAL:HG12	2.18	0.43
2:CC:129:PHE:CG	2:CC:130:ARG:N	2.86	0.43
9:CJ:71:LEU:N	9:CJ:71:LEU:HD23	2.32	0.43
3:AD:58:GLN:HA	3:AD:58:GLN:OE1	2.18	0.43
23:DB:2529:G:H4'	48:DG:174:LYS:HG3	1.98	0.43
23:BB:2693:G:H2'	23:BB:2694:G:C8	2.51	0.43
23:BB:2276:G:O3'	38:BM:86:LYS:HB2	2.19	0.43
8:AI:126:PHE:H	8:AI:126:PHE:HD2	1.67	0.43
26:BD:109:VAL:HG11	26:BD:193:VAL:HG11	2.00	0.43
23:BB:936:A:H2'	23:BB:937:C:H6	1.81	0.43
31:D0:41:HIS:O	31:D0:42:ILE:O	2.37	0.43
23:DB:2630:G:H2'	23:DB:2631:G:C8	2.52	0.43
23:DB:1692:U:H2'	23:DB:1694:C:C4	2.54	0.43
34:B3:16:THR:C	34:B3:18:LYS:H	2.21	0.43
1:AA:5:U:H1'	1:AA:6:G:N1	2.33	0.43
23:BB:859:G:O2'	23:BB:860:U:OP2	2.35	0.43

Continued on next page...

Continued from previous page...

Atom-1	Atom-2	Distance(Å)	Clash(Å)
23:BB:2834:G:H1'	23:BB:2883:A:H61	1.81	0.43
1:CA:1476:A:H2'	1:CA:1477:U:H6	1.83	0.43
23:BB:1055:G:HO2'	23:BB:1085:A:H2	1.65	0.43
23:BB:685:A:H1'	23:BB:688:U:O4	2.18	0.43
23:DB:213:A:O2'	23:DB:214:G:H5'	2.18	0.43
23:DB:2527:C:H2'	23:DB:2528:U:C6	2.53	0.43
1:AA:1471:U:O2'	1:AA:1472:U:H5'	2.18	0.43
1:AA:1473:G:H2'	1:AA:1474:U:C6	2.53	0.43
46:DU:16:LYS:HB3	46:DU:17:ASP:H	1.68	0.43
37:DL:85:VAL:O	37:DL:85:VAL:HG22	2.18	0.43
22:DA:67:G:O2'	22:DA:68:C:H5'	2.17	0.43
23:BB:2271:G:O2'	23:BB:2272:U:H5'	2.18	0.43
2:CC:106:ARG:HD2	2:CC:106:ARG:C	2.38	0.43
38:DM:41:LEU:O	38:DM:94:ALA:N	2.49	0.43
29:BE:60:TRP:CZ3	29:BE:69:ARG:HA	2.53	0.43
38:BM:41:LEU:HB3	38:BM:46:ILE:HG21	1.99	0.43
21:AN:58:ARG:N	21:AN:59:GLN:HE21	2.14	0.43
45:BS:24:ILE:O	45:BS:25:ARG:C	2.56	0.43
45:BS:33:LEU:O	45:BS:37:THR:HG23	2.17	0.43
12:CM:10:ASP:CA	12:CM:44:ILE:HD13	2.48	0.43
12:CM:33:LEU:HB3	12:CM:38:ILE:O	2.18	0.43
1:AA:777:A:H2'	1:AA:778:G:C8	2.53	0.43
2:CC:155:ARG:NE	2:CC:159:ALA:O	2.51	0.43
37:DL:23:ILE:H	37:DL:23:ILE:CD1	2.10	0.43
11:CL:24:GLU:C	11:CL:26:CYS:N	2.70	0.43
43:BO:66:GLY:C	43:BO:68:LYS:H	2.21	0.43
48:DG:134:GLY:HA3	48:DG:140:ILE:HG21	1.99	0.43
23:BB:1058:U:O2'	23:BB:1059:G:H5'	2.19	0.43
23:DB:1142:A:H4'	41:DJ:27:ARG:NH2	2.31	0.43
12:AM:56:ARG:NH1	12:AM:56:ARG:HG3	2.31	0.43
50:DT:8:LEU:O	50:DT:9:LYS:HE2	2.19	0.43
4:AE:93:VAL:HG12	4:AE:94:PHE:N	2.33	0.43
46:DU:3:LYS:HD3	46:DU:82:VAL:CG2	2.47	0.43
14:AQ:40:THR:HG22	14:AQ:41:THR:N	2.32	0.43
10:AK:17:ASP:C	10:AK:36:ARG:HH12	2.20	0.43
2:AC:55:VAL:O	2:AC:65:VAL:HA	2.18	0.43
22:DA:112:G:H2'	22:DA:113:C:H6	1.83	0.43
47:BF:110:ILE:HG22	47:BF:113:PHE:HB3	2.00	0.43
47:BF:99:PHE:O	47:BF:102:LEU:HB3	2.18	0.43
23:BB:2800:A:O5'	23:BB:2800:A:H8	2.01	0.43
1:CA:1312:G:H2'	1:CA:1313:U:H6	1.83	0.43
48:BG:6:ALA:HA	48:BG:7:PRO:HD3	1.82	0.43

Continued on next page...

Continued from previous page...

Atom-1	Atom-2	Distance(Å)	Clash(Å)
23:BB:2526:G:H1'	32:B4:1:MET:H1	1.81	0.43
1:CA:81:A:O2'	1:CA:82:G:H5'	2.18	0.43
50:BT:69:ARG:NE	50:BT:69:ARG:HA	2.26	0.43
10:CK:22:ILE:HD13	10:CK:95:THR:CG2	2.48	0.43
1:CA:98:A:O2'	1:CA:99:C:H5'	2.19	0.43
8:CI:7:GLY:HA3	8:CI:81:GLY:O	2.18	0.43
30:DY:47:ILE:HG21	30:DY:56:VAL:HG21	1.98	0.43
7:AH:63:LYS:CG	7:AH:70:VAL:HG21	2.47	0.43
5:CF:15:SER:HA	5:CF:18:VAL:HG23	1.99	0.43
1:CA:1179:A:H2'	1:CA:1180:A:O4'	2.18	0.43
23:DB:1516:G:H2'	23:DB:1517:G:H8	1.84	0.43
35:BV:38:LEU:CG	35:BV:40:ILE:HG23	2.47	0.43
23:BB:118:A:H5'	23:BB:119:A:C8	2.46	0.43
1:CA:1096:C:O2'	1:CA:1097:C:H5'	2.18	0.43
23:DB:192:C:H2'	23:DB:193:U:H5'	2.00	0.43
46:DU:13:LEU:HA	46:DU:18:LYS:NZ	2.34	0.43
43:DO:100:HIS:HA	43:DO:104:GLN:CG	2.48	0.43
46:BU:41:VAL:HG22	46:BU:60:LYS:O	2.17	0.43
1:AA:840:C:H2'	1:AA:843:U:OP2	2.19	0.43
26:BD:62:LYS:CB	26:BD:63:PRO:HD3	2.47	0.43
7:AH:17:GLN:HE21	7:AH:62:LEU:HG	1.84	0.43
24:BI:138:VAL:HG12	24:BI:139:VAL:N	2.33	0.43
26:BD:187:LEU:O	26:BD:188:LEU:HD23	2.18	0.43
23:DB:1592:C:H2'	23:DB:1593:A:C8	2.54	0.43
23:BB:1353:A:O2'	23:BB:1354:A:H5'	2.18	0.43
1:CA:216:U:H2'	1:CA:217:C:H6	1.82	0.43
17:CT:8:LYS:HE3	17:CT:12:GLN:OE1	2.19	0.43
23:DB:2418:A:OP1	34:D3:44:ARG:NH1	2.52	0.43
23:DB:870:U:C2'	23:DB:871:U:H5'	2.48	0.43
23:DB:1473:G:O2'	23:DB:1474:U:H5'	2.18	0.43
23:BB:1360:G:C2'	23:BB:1361:G:H5'	2.47	0.43
3:CD:96:ARG:HH12	3:CD:133:SER:HA	1.83	0.43
23:BB:1348:C:H5'	23:BB:1349:C:OP2	2.18	0.43
18:AB:22:TRP:HA	18:AB:189:ASN:N	2.33	0.43
23:DB:1316:U:O2'	23:DB:1317:G:H5'	2.18	0.43
11:AL:106:VAL:HA	11:AL:107:LYS:HZ3	1.82	0.43
1:AA:1152:A:H2'	1:AA:1153:G:C8	2.53	0.43
31:D0:27:LEU:HD22	31:D0:37:HIS:C	2.39	0.43
25:DC:33:LEU:O	25:DC:34:GLU:HB3	2.18	0.43
23:BB:915:C:H3'	23:BB:916:G:C8	2.52	0.43
1:CA:878:A:C5'	7:CH:80:PRO:HG2	2.48	0.43
23:BB:1839:G:C8	23:BB:1927:A:H1'	2.53	0.43

Continued on next page...

Continued from previous page...

Atom-1	Atom-2	Distance(Å)	Clash(Å)
25:BC:33:LEU:O	25:BC:34:GLU:HB3	2.18	0.43
1:AA:1146:A:N3	1:AA:1146:A:H2'	2.33	0.43
10:CK:83:VAL:HB	10:CK:109:ILE:HG12	2.00	0.43
23:DB:662:G:O2'	23:DB:663:G:H5'	2.18	0.43
23:BB:1920:C:H2'	23:BB:1921:G:H8	1.82	0.43
23:BB:1541:C:O2'	23:BB:1542:U:H5'	2.19	0.43
23:DB:1183:U:H2'	23:DB:1184:U:H6	1.83	0.43
23:BB:1296:G:O2'	23:BB:1297:C:H5'	2.18	0.43
45:DS:57:ASN:ND2	45:DS:57:ASN:N	2.67	0.43
49:BR:26:ASP:O	49:BR:27:ILE:HG12	2.18	0.43
48:BG:77:GLY:HA3	48:BG:135:ALA:O	2.18	0.43
41:BJ:73:VAL:HG23	41:BJ:74:TYR:H	1.83	0.43
23:BB:546:U:H5''	23:BB:546:U:O2	2.18	0.43
5:AF:16:GLU:CD	5:AF:16:GLU:H	2.20	0.43
26:BD:36:GLN:O	26:BD:36:GLN:HG3	2.17	0.43
1:AA:1530:G:H2'	1:AA:1531:A:C8	2.54	0.43
25:DC:54:GLY:O	25:DC:214:GLY:HA2	2.18	0.43
23:BB:917:A:H2'	23:BB:918:A:O4'	2.18	0.43
45:DS:29:VAL:O	45:DS:32:ALA:HB3	2.18	0.43
45:DS:32:ALA:O	45:DS:35:ILE:HG12	2.19	0.43
40:DH:69:ALA:HA	40:DH:140:ALA:CB	2.48	0.43
21:AN:20:PHE:HE1	21:AN:51:PRO:HG3	1.84	0.43
25:BC:185:ALA:C	25:BC:187:CYS:H	2.22	0.43
28:BP:6:GLN:HE21	28:BP:7:LEU:HD12	1.84	0.43
27:DK:62:VAL:HG12	27:DK:63:VAL:H	1.84	0.43
40:BH:112:LYS:HE3	40:BH:112:LYS:C	2.39	0.43
1:CA:1206:G:C4'	2:CC:192:TYR:HA	2.41	0.43
49:BR:98:ILE:HG22	49:BR:99:THR:N	2.33	0.43
3:CD:151:GLN:O	3:CD:154:VAL:HG22	2.18	0.43
24:BI:79:LEU:HD23	24:BI:108:ILE:CD1	2.49	0.43
37:DL:80:SER:HB3	37:DL:115:GLU:CD	2.39	0.43
30:BY:47:ILE:HG21	30:BY:56:VAL:HG21	2.00	0.43
30:BY:12:ALA:HB2	30:BY:53:MET:SD	2.58	0.43
1:CA:865:A:H5'	1:CA:1078:U:C4	2.54	0.43
23:DB:195:A:H1'	23:DB:250:G:H21	1.84	0.43
47:BF:32:LYS:N	47:BF:95:MET:SD	2.92	0.43
48:BG:10:VAL:O	48:BG:10:VAL:HG12	2.19	0.43
23:DB:2466:C:OP1	32:D4:4:ARG:HB3	2.19	0.43
1:AA:731:G:O2'	1:AA:732:C:H5'	2.18	0.43
26:BD:202:ILE:HG22	26:BD:204:LYS:HZ2	1.83	0.43
23:BB:100:U:C6	23:BB:100:U:O5'	2.71	0.43
23:BB:1726:C:H2'	23:BB:1727:C:C6	2.53	0.43

Continued on next page...

Continued from previous page...

Atom-1	Atom-2	Distance(Å)	Clash(Å)
23:DB:528:A:H2'	23:DB:529:A:H5''	2.00	0.43
7:CH:63:LYS:HG2	7:CH:70:VAL:CG2	2.47	0.43
3:AD:49:ASP:OD2	4:AE:111:ARG:HD2	2.18	0.43
1:CA:202:G:N2	1:CA:465:A:H61	2.12	0.43
23:DB:1080:A:O2'	23:DB:1081:U:H5'	2.18	0.43
35:DV:29:ILE:HD12	35:DV:90:ASP:HA	2.00	0.43
35:DV:75:GLN:OE1	35:DV:75:GLN:HA	2.17	0.43
23:DB:1187:G:H5''	49:DR:83:TYR:CE2	2.52	0.43
1:CA:552:U:H4'	11:CL:82:ARG:O	2.17	0.43
41:DJ:19:ASP:OD2	41:DJ:58:ASN:N	2.52	0.43
23:DB:826:U:O2'	37:DL:53:GLY:HA3	2.19	0.43
20:CO:36:ILE:HD12	20:CO:60:VAL:CG2	2.46	0.43
1:AA:862:C:O2'	1:AA:863:U:H5'	2.18	0.43
46:BU:34:ILE:HG23	46:BU:63:ALA:HB2	2.01	0.43
1:CA:702:A:N6	23:DB:1848:A:N1	2.66	0.43
40:BH:26:ALA:O	40:BH:28:ASN:N	2.51	0.43
23:BB:2771:C:H2'	23:BB:2772:C:C6	2.53	0.43
23:BB:2897:U:H2'	23:BB:2898:U:H6	1.84	0.43
19:AU:13:VAL:CG2	19:AU:15:LEU:HD23	2.48	0.43
1:CA:1379:G:N7	6:CG:2:ARG:NH1	2.66	0.43
23:DB:2900:A:H2'	23:DB:2901:C:C6	2.53	0.43
23:DB:1589:U:H2'	23:DB:1590:A:C8	2.54	0.43
24:BI:85:ILE:CD1	24:BI:137:LEU:HD21	2.47	0.43
6:AG:31:VAL:HG13	6:AG:32:ASP:OD1	2.19	0.43
2:AC:13:ILE:HD13	2:AC:13:ILE:N	2.34	0.43
23:BB:2626:C:H2'	23:BB:2627:G:H8	1.81	0.43
31:D0:18:HIS:ND1	31:D0:18:HIS:N	2.67	0.43
18:CB:204:ASP:O	18:CB:205:ALA:HB3	2.18	0.43
1:CA:33:A:OP2	1:CA:398:U:H5'	2.17	0.43
1:CA:629:A:H2'	1:CA:630:A:O4'	2.18	0.43
23:BB:803:U:O2'	23:BB:804:A:H5'	2.18	0.43
23:BB:1359:A:H2'	23:BB:1360:G:O4'	2.17	0.43
19:CU:47:ALA:O	19:CU:51:ALA:N	2.51	0.43
23:BB:1873:G:H2'	23:BB:1874:C:H6	1.83	0.43
3:AD:191:SER:O	3:AD:192:ALA:HB2	2.19	0.43
1:AA:792:A:N3	1:AA:794:A:C5	2.86	0.43
23:DB:1330:C:H2'	23:DB:1331:G:C8	2.53	0.43
23:DB:307:G:N2	23:DB:309:A:H3'	2.34	0.43
23:BB:664:G:O2'	23:BB:665:U:H5'	2.18	0.43
39:DX:25:GLN:HB2	39:DX:46:VAL:HG11	2.00	0.43
4:CE:59:ILE:H	4:CE:59:ILE:HG13	1.56	0.43
23:BB:1671:U:H2'	23:BB:1673:G:OP2	2.18	0.43

Continued on next page...

Continued from previous page...

Atom-1	Atom-2	Distance(Å)	Clash(Å)
7:CH:50:VAL:HG13	7:CH:50:VAL:O	2.18	0.43
38:BM:82:MET:HE3	38:BM:83:GLY:H	1.84	0.43
23:BB:2264:C:H41	52:BW:11:ASN:HD22	1.67	0.43
23:BB:1281:G:H2'	23:BB:1282:U:O4'	2.18	0.43
1:CA:490:C:H2'	1:CA:491:G:O4'	2.18	0.43
23:DB:1568:G:O3'	25:DC:58:LYS:HD3	2.18	0.43
23:DB:1518:C:H2'	23:DB:1519:G:H8	1.84	0.43
22:BA:69:G:H2'	22:BA:70:C:H5'	2.00	0.43
42:BN:71:ARG:HG2	42:BN:71:ARG:HH21	1.83	0.43
23:BB:1747:U:H2'	23:BB:1748:C:C6	2.54	0.43
5:CF:9:MET:HG2	5:CF:9:MET:H	1.73	0.43
25:BC:163:ILE:HG22	25:BC:164:VAL:H	1.83	0.43
40:BH:108:VAL:HG12	40:BH:109:GLU:H	1.83	0.43
25:DC:163:ILE:HG22	25:DC:164:VAL:H	1.84	0.43
23:BB:1465:G:H2'	23:BB:1466:U:C6	2.53	0.43
23:DB:2756:U:OP2	32:D4:19:ARG:HG2	2.19	0.43
23:BB:443:A:N3	23:BB:443:A:H2'	2.33	0.43
23:BB:538:A:H2'	23:BB:539:G:O4'	2.18	0.43
23:DB:308:G:O4'	23:DB:501:A:H5'	2.18	0.43
12:CM:87:GLY:O	12:CM:91:ARG:HG3	2.18	0.43
44:BQ:82:LEU:HA	44:BQ:85:ALA:HB3	2.01	0.43
23:DB:1625:C:H3'	23:DB:1626:A:C8	2.54	0.43
23:DB:2660:A:H2'	23:DB:2661:G:O4'	2.19	0.43
49:DR:55:ASP:CG	49:DR:56:GLY:H	2.21	0.43
23:BB:1053:C:H6	23:BB:1053:C:O5'	2.02	0.43
24:DI:59:THR:O	24:DI:59:THR:HG23	2.19	0.43
23:DB:1098:A:C2'	24:DI:4:VAL:C	2.87	0.43
40:BH:89:LYS:HB3	40:BH:90:LEU:H	1.48	0.43
18:CB:44:LYS:C	18:CB:47:PRO:HD2	2.39	0.43
51:BZ:40:VAL:O	51:BZ:42:SER:N	2.47	0.43
23:BB:870:U:C2'	23:BB:871:U:H5''	2.48	0.43
41:DJ:3:THR:HB	41:DJ:44:TYR:HE1	1.83	0.43
44:DQ:82:LEU:HA	44:DQ:85:ALA:HB3	2.00	0.43
27:DK:36:GLY:HA2	27:DK:62:VAL:O	2.19	0.43
29:DE:62:GLN:CG	29:DE:63:LYS:N	2.81	0.43
8:CI:59:LYS:HZ3	8:CI:60:LEU:CG	2.31	0.43
1:AA:1358:U:H5''	21:AN:72:PHE:O	2.19	0.43
13:AP:3:THR:HG22	13:AP:66:THR:HB	2.00	0.43
25:BC:140:VAL:CG1	25:BC:141:HIS:H	2.22	0.43
48:DG:132:LEU:HD13	48:DG:143:VAL:HG23	2.00	0.43
48:BG:84:LYS:CG	48:BG:85:LYS:H	2.19	0.43
24:DI:72:THR:OG1	24:DI:73:PRO:HD2	2.18	0.43

Continued on next page...

Continued from previous page...

Atom-1	Atom-2	Distance(Å)	Clash(Å)
41:DJ:64:VAL:HG22	41:DJ:68:LYS:HB2	2.01	0.43
1:AA:1057:G:O2'	1:AA:1058:G:H5'	2.19	0.43
29:DE:48:THR:C	29:DE:50:ALA:N	2.71	0.43
27:DK:10:VAL:HG21	27:DK:16:ALA:CA	2.48	0.43
23:DB:301:G:O5'	46:DU:81:ARG:NH1	2.51	0.43
44:DQ:31:TYR:O	44:DQ:32:ARG:C	2.56	0.43
27:BK:59:LYS:HD2	27:BK:89:ASN:ND2	2.33	0.43
37:BL:78:ARG:CB	37:BL:113:ALA:HB2	2.39	0.43
6:AG:71:THR:HG22	6:AG:141:HIS:CE1	2.53	0.43
8:AI:71:ILE:CD1	8:AI:71:ILE:H	2.28	0.43
23:DB:572:A:H3'	23:DB:573:U:O4'	2.18	0.43
48:BG:88:LEU:HD13	48:BG:93:TYR:HB2	2.00	0.43
6:AG:73:GLU:C	6:AG:87:PRO:HA	2.38	0.43
1:AA:959:A:H2	1:AA:1221:G:N3	2.17	0.43
16:AS:44:ILE:HA	16:AS:61:VAL:CB	2.48	0.43
18:AB:163:ILE:CG2	18:AB:164:ASP:N	2.81	0.43
39:DX:6:LEU:HD22	39:DX:6:LEU:N	2.34	0.43
26:DD:51:THR:HG22	26:DD:52:THR:N	2.32	0.43
23:BB:969:G:O2'	23:BB:970:U:H5'	2.19	0.43
35:BV:29:ILE:HG13	35:BV:88:HIS:HE1	1.83	0.43
23:BB:2868:A:H2'	23:BB:2869:G:C8	2.53	0.43
1:AA:337:G:O2'	1:AA:338:A:H5'	2.19	0.43
28:BP:62:LYS:HB3	28:BP:69:VAL:HG22	1.99	0.43
1:AA:430:A:OP2	3:AD:6:PRO:HA	2.17	0.43
2:CC:32:LEU:HD21	21:CN:92:ILE:HG12	2.00	0.43
1:AA:1483:A:H1'	23:BB:1948:G:H1'	2.00	0.43
29:DE:170:ARG:NH2	29:DE:176:ASP:HB2	2.33	0.43
1:CA:1448:C:O2'	1:CA:1449:C:H5'	2.18	0.43
42:DN:28:LEU:HD23	42:DN:34:ILE:HG13	2.00	0.43
23:BB:635:C:H2'	23:BB:636:G:C8	2.54	0.43
23:BB:2774:C:OP1	26:BD:169:ARG:HG3	2.18	0.43
1:AA:1492:A:C4	23:BB:1913:A:N1	2.87	0.43
23:BB:1914:C:O2	23:BB:1914:C:C3'	2.67	0.43
41:BJ:131:ASN:O	41:BJ:132:HIS:ND1	2.52	0.43
23:BB:560:C:H3'	23:BB:561:G:H8	1.82	0.43
1:CA:254:G:H2'	1:CA:255:G:H8	1.83	0.43
37:BL:120:VAL:HG12	37:BL:121:THR:N	2.34	0.43
45:DS:20:VAL:C	45:DS:22:ASP:N	2.70	0.43
24:BI:56:VAL:HG13	24:BI:58:ILE:HD11	2.01	0.43
23:DB:1085:A:H1'	23:DB:1105:U:H1'	1.99	0.43
1:CA:631:C:H5''	1:CA:632:U:O4'	2.19	0.43
23:DB:795:C:H2'	23:DB:796:C:C6	2.54	0.43

Continued on next page...

Continued from previous page...

Atom-1	Atom-2	Distance(Å)	Clash(Å)
1:AA:634:C:O5'	1:AA:634:C:H6	2.01	0.43
22:BA:102:G:H2'	22:BA:103:U:C6	2.54	0.43
1:AA:709:U:H2'	1:AA:710:G:H8	1.83	0.43
23:BB:451:U:C2	23:BB:453:A:N7	2.86	0.43
1:CA:501:C:O2'	1:CA:502:A:H5'	2.19	0.43
1:AA:537:G:H2'	1:AA:538:G:C8	2.53	0.43
1:AA:286:C:H2'	1:AA:287:U:H6	1.83	0.43
1:CA:696:A:H2'	1:CA:697:U:C6	2.54	0.43
25:BC:23:LEU:HA	25:BC:23:LEU:HD12	1.86	0.43
23:BB:1824:G:OP2	25:BC:52:HIS:CE1	2.72	0.43
37:DL:110:VAL:HB	37:DL:127:VAL:CG2	2.49	0.43
48:DG:64:ALA:O	48:DG:67:ALA:HB3	2.19	0.43
7:AH:50:VAL:O	7:AH:50:VAL:HG13	2.19	0.43
1:AA:937:A:H2'	1:AA:938:A:H5'	2.00	0.43
41:DJ:34:ARG:HH11	41:DJ:39:LYS:HG2	1.84	0.43
23:DB:1009:A:OP1	41:DJ:39:LYS:NZ	2.52	0.43
48:BG:64:ALA:O	48:BG:67:ALA:HB3	2.18	0.43
23:DB:175:G:O2'	23:DB:176:A:H5'	2.18	0.43
1:CA:767:A:H2'	1:CA:768:A:C8	2.54	0.43
23:BB:1526:C:O2'	23:BB:1527:G:H5'	2.17	0.43
28:DP:26:GLU:HA	28:DP:43:GLU:HA	2.01	0.43
23:BB:2599:G:H2'	23:BB:2600:A:C8	2.54	0.43
23:BB:2361:G:O2'	23:BB:2362:C:H5'	2.18	0.43
32:D4:19:ARG:O	32:D4:21:GLY:N	2.51	0.43
15:CR:55:ALA:O	15:CR:58:ILE:HB	2.18	0.43
48:DG:5:LYS:HE3	48:DG:61:TRP:CZ3	2.54	0.43
23:BB:1695:G:H1'	25:BC:7:PRO:O	2.17	0.43
1:AA:112:G:O2'	1:AA:113:G:H5'	2.18	0.43
1:AA:1054:C:H1'	1:AA:1196:A:C5	2.54	0.43
23:BB:1271:G:OP2	23:BB:1648:U:OP1	2.37	0.43
36:B2:1:MET:HG2	36:B2:2:LYS:H	1.83	0.43
23:BB:372:G:O2'	23:BB:373:U:P	2.77	0.43
1:CA:47:C:H4'	1:CA:48:C:O5'	2.18	0.43
1:AA:884:U:H4'	1:AA:885:G:H5''	2.01	0.43
50:DT:79:ASP:N	50:DT:79:ASP:OD2	2.51	0.43
3:CD:176:LYS:HD3	3:CD:176:LYS:H	1.83	0.43
24:DI:4:VAL:O	24:DI:5:GLN:O	2.36	0.43
23:BB:856:G:C1'	52:BW:23:LYS:HB3	2.48	0.43
29:BE:161:ALA:HA	29:BE:164:LEU:HB2	2.01	0.43
19:AU:8:ASN:O	19:AU:9:GLU:HB3	2.19	0.43
29:BE:62:GLN:HB2	29:BE:62:GLN:HE21	1.52	0.43
38:DM:59:ARG:HE	38:DM:60:GLN:CG	2.11	0.43

Continued on next page...

Continued from previous page...

Atom-1	Atom-2	Distance(Å)	Clash(Å)
49:DR:49:ILE:HG21	49:DR:54:VAL:HA	2.01	0.43
45:BS:52:GLU:HA	45:BS:55:ILE:HG22	2.01	0.43
12:CM:85:TYR:HB2	16:CS:72:GLU:HB2	2.00	0.43
51:BZ:33:LEU:HA	51:BZ:51:VAL:O	2.19	0.43
12:CM:22:TYR:HD1	12:CM:65:GLU:HA	1.82	0.43
49:BR:15:SER:H	49:BR:18:GLN:CG	2.32	0.43
23:BB:1819:A:OP1	25:BC:159:THR:HG21	2.18	0.43
3:CD:155:LYS:HG2	3:CD:156:ALA:H	1.83	0.43
1:CA:410:G:P	3:CD:25:ARG:HD2	2.58	0.43
43:DO:66:GLY:CA	43:DO:102:ARG:HH21	2.17	0.43
43:BO:7:ARG:N	43:BO:10:ARG:HH11	2.17	0.43
1:AA:407:U:H2'	1:AA:408:A:C8	2.54	0.43
3:AD:107:GLY:HA2	3:AD:112:GLU:OE2	2.17	0.43
3:AD:154:VAL:O	3:AD:158:LEU:HG	2.19	0.43
32:D4:8:LYS:HG2	32:D4:9:LYS:H	1.83	0.43
23:DB:1062:G:H2'	23:DB:1063:G:H8	1.83	0.43
24:DI:54:ILE:HD11	24:DI:71:LYS:N	2.33	0.43
21:CN:60:ARG:NH2	21:CN:69:PRO:HB3	2.34	0.43
23:DB:1600:C:C2'	23:DB:1601:G:H5'	2.48	0.43
2:AC:51:VAL:HG23	2:AC:68:HIS:O	2.18	0.43
4:AE:43:GLY:O	4:AE:72:ASN:HA	2.18	0.43
38:BM:19:GLY:N	38:BM:38:ARG:NH1	2.66	0.43
47:BF:146:ASP:O	47:BF:147:ARG:C	2.56	0.43
47:BF:64:PRO:HA	47:BF:88:VAL:HG22	2.00	0.43
8:AI:12:LYS:NZ	8:AI:12:LYS:HB2	2.34	0.43
27:BK:10:VAL:HG21	27:BK:16:ALA:CA	2.49	0.43
4:CE:141:ASP:HA	4:CE:144:GLU:OE1	2.19	0.43
41:BJ:12:LYS:O	41:BJ:13:ARG:HB2	2.19	0.43
48:DG:93:TYR:O	48:DG:94:ARG:O	2.36	0.43
23:DB:195:A:H5''	37:DL:47:ARG:NH2	2.34	0.43
22:DA:111:U:H2'	22:DA:112:G:C8	2.53	0.43
48:BG:93:TYR:CD2	48:BG:93:TYR:N	2.86	0.43
29:DE:1:MET:O	29:DE:13:THR:HA	2.18	0.43
26:DD:124:ARG:HE	26:DD:125:TRP:HE1	1.64	0.43
23:DB:958:U:O4	38:DM:16:ARG:HA	2.18	0.43
10:AK:95:THR:HG23	10:AK:96:ILE:HG13	2.01	0.43
1:CA:719:C:H2'	15:CR:38:ILE:CD1	2.49	0.43
5:AF:10:VAL:HA	5:AF:84:VAL:HA	2.00	0.43
8:AI:55:ASP:HB2	8:AI:59:LYS:CD	2.42	0.43
12:AM:79:LEU:HA	12:AM:82:LEU:CD1	2.47	0.43
18:AB:63:LYS:HA	18:AB:224:ARG:HH12	1.84	0.43
23:BB:528:A:H2'	23:BB:529:A:H5''	2.01	0.43

Continued on next page...

Continued from previous page...

Atom-1	Atom-2	Distance(Å)	Clash(Å)
18:AB:115:ASP:OD1	18:AB:116:LEU:N	2.52	0.43
45:DS:73:LYS:HD2	45:DS:73:LYS:HA	1.66	0.43
20:CO:64:ARG:NH2	20:CO:88:ARG:HH11	2.17	0.43
12:AM:21:ILE:HG22	12:AM:23:GLY:N	2.29	0.43
1:AA:238:A:C2'	1:AA:239:U:H5''	2.42	0.43
1:AA:1020:G:H2'	1:AA:1020:G:N3	2.34	0.43
23:DB:735:A:N7	23:DB:761:A:H2	2.16	0.43
4:AE:156:ARG:HB3	7:AH:43:GLY:O	2.19	0.43
1:CA:947:G:H4'	1:CA:1332:A:H2	1.83	0.43
1:CA:332:G:H2'	1:CA:333:U:H6	1.84	0.43
22:DA:6:G:O2'	22:DA:7:G:H5'	2.19	0.43
1:CA:1347:G:H5''	8:CI:109:GLN:O	2.18	0.43
23:DB:2869:G:H2'	23:DB:2870:C:O4'	2.19	0.43
34:B3:21:PHE:CE1	34:B3:58:ILE:HG23	2.53	0.43
1:CA:1180:A:OP1	8:CI:104:THR:HG22	2.19	0.43
14:CQ:58:VAL:HG12	14:CQ:77:VAL:HG13	2.00	0.43
16:CS:29:PRO:HB3	16:CS:47:THR:HG22	2.00	0.43
23:BB:1061:U:O4	24:BI:10:LEU:HA	2.18	0.43
46:DU:41:VAL:O	46:DU:59:GLU:HG3	2.17	0.43
20:CO:7:ALA:O	20:CO:11:ILE:HG23	2.19	0.43
23:DB:1486:U:H2'	23:DB:1487:U:H6	1.83	0.43
22:DA:25:U:H4'	22:DA:26:C:OP1	2.17	0.43
23:DB:744:U:H2'	23:DB:745:G:C8	2.54	0.43
1:AA:509:A:N3	1:AA:543:U:O2'	2.51	0.43
23:DB:286:U:H2'	23:DB:287:G:C8	2.51	0.43
45:DS:60:HIS:ND1	45:DS:60:HIS:O	2.51	0.43
2:CC:129:PHE:CZ	2:CC:130:ARG:HD2	2.54	0.43
1:AA:1449:C:H2'	1:AA:1450:U:O4'	2.19	0.43
23:DB:2376:A:C2	43:DO:92:PHE:HB3	2.54	0.43
18:CB:169:HIS:N	18:CB:169:HIS:CD2	2.85	0.43
14:CQ:26:ARG:N	14:CQ:39:ARG:O	2.52	0.43
3:CD:187:ARG:O	3:CD:191:SER:N	2.52	0.43
1:CA:950:U:H2'	1:CA:951:G:H8	1.83	0.43
3:AD:187:ARG:HH11	3:AD:191:SER:HA	1.84	0.43
1:CA:955:U:H2'	1:CA:956:U:O4'	2.18	0.43
11:CL:106:VAL:CG2	11:CL:116:TYR:HB3	2.48	0.43
43:BO:105:ALA:C	43:BO:107:ALA:H	2.19	0.43
35:DV:68:LYS:HG2	35:DV:69:GLU:N	2.33	0.43
1:CA:502:A:H2'	1:CA:503:C:O4'	2.19	0.43
23:BB:2770:G:H8	23:BB:2770:G:O5'	2.02	0.43
23:DB:690:G:H2'	23:DB:691:C:O4'	2.18	0.43
23:BB:2853:C:H2'	23:BB:2854:G:C8	2.53	0.43

Continued on next page...

Continued from previous page...

Atom-1	Atom-2	Distance(Å)	Clash(Å)
23:BB:1259:G:H2'	23:BB:1260:A:H8	1.82	0.43
1:CA:484:G:H3'	1:CA:484:G:OP2	2.17	0.43
1:AA:1032:G:H2'	1:AA:1033:G:O4'	2.18	0.43
23:BB:1850:G:H2'	23:BB:1851:U:C6	2.53	0.43
1:AA:1294:G:O2'	1:AA:1295:U:H5'	2.19	0.43
10:CK:67:GLU:HG3	10:CK:68:ARG:N	2.33	0.43
23:DB:1463:C:H2'	23:DB:1464:G:H8	1.83	0.43
23:BB:200:U:O2'	51:BZ:22:LEU:HD12	2.19	0.43
23:DB:163:C:H2'	23:DB:164:C:H6	1.84	0.43
23:BB:659:G:H4'	29:BE:95:LYS:HB3	2.00	0.43
22:DA:109:A:H2'	22:DA:110:C:H6	1.84	0.43
23:DB:1541:C:O2'	23:DB:1542:U:H5'	2.19	0.43
1:AA:520:A:C2	1:AA:536:C:H1'	2.54	0.43
20:CO:16:GLY:HA2	20:CO:27:VAL:CG2	2.48	0.43
48:BG:54:ARG:HA	48:BG:54:ARG:HE	1.83	0.43
22:DA:67:G:H2'	22:DA:68:C:H6	1.84	0.43
23:BB:572:A:H3'	23:BB:573:U:O4'	2.18	0.43
28:DP:58:PHE:HD1	28:DP:73:PHE:HD2	1.65	0.43
23:BB:202:U:H2'	23:BB:203:A:O4'	2.18	0.43
25:BC:106:PRO:HA	25:BC:195:GLY:N	2.33	0.43
45:BS:86:MET:HB3	45:BS:94:ASP:HB2	2.00	0.43
52:BW:32:ALA:C	52:BW:34:SER:N	2.71	0.43
23:BB:850:U:O2'	30:BY:22:THR:HG22	2.18	0.43
29:BE:148:ILE:HD13	29:BE:187:VAL:HG23	2.00	0.43
2:CC:110:LEU:HD22	2:CC:145:ALA:HB2	2.00	0.43
40:BH:90:LEU:HD11	40:BH:146:VAL:CG1	2.49	0.43
21:AN:41:TRP:HB3	21:AN:44:VAL:CG2	2.49	0.43
50:DT:22:THR:HA	50:DT:25:GLU:HB3	2.01	0.43
50:BT:87:LEU:O	50:BT:88:LYS:O	2.37	0.43
23:DB:2011:U:O2'	23:DB:2012:G:H5'	2.19	0.43
23:DB:1841:U:C2	23:DB:1842:G:C8	3.07	0.43
40:DH:99:ILE:O	40:DH:103:VAL:HG12	2.19	0.43
41:DJ:4:PHE:HB3	41:DJ:44:TYR:CE1	2.53	0.43
44:DQ:91:ARG:HE	44:DQ:93:ILE:CG2	2.32	0.43
28:BP:3:ILE:HD13	28:BP:3:ILE:C	2.39	0.43
16:CS:33:TRP:CD1	16:CS:51:HIS:HB3	2.53	0.43
29:DE:58:LYS:N	29:DE:58:LYS:NZ	2.57	0.43
29:DE:67:ARG:NH1	29:DE:70:SER:OG	2.51	0.43
27:BK:62:VAL:HG12	27:BK:63:VAL:N	2.34	0.43
6:AG:43:TYR:HA	6:AG:46:LEU:HB3	2.00	0.43
1:CA:1382:C:O2'	1:CA:1383:C:H5'	2.18	0.43
23:DB:729:G:H5''	23:DB:730:A:H5''	2.00	0.43

Continued on next page...

Continued from previous page...

Atom-1	Atom-2	Distance(Å)	Clash(Å)
29:DE:148:ILE:HD13	29:DE:187:VAL:HG23	1.99	0.43
33:D1:8:ILE:HD12	33:D1:51:ALA:HA	1.98	0.43
52:DW:58:LEU:N	52:DW:58:LEU:HD22	2.34	0.43
9:CJ:7:ARG:HG3	9:CJ:102:LEU:O	2.17	0.43
49:BR:82:HIS:O	49:BR:83:TYR:C	2.58	0.43
18:AB:55:GLU:HG3	18:AB:197:PHE:CE1	2.54	0.43
18:AB:45:THR:HG22	18:AB:49:PHE:CZ	2.54	0.43
6:CG:43:TYR:O	6:CG:44:SER:C	2.56	0.43
29:BE:114:ARG:HG3	29:BE:114:ARG:NH1	2.33	0.43
23:BB:1276:A:H1'	42:BN:16:HIS:HE2	1.83	0.43
23:BB:1252:G:H1'	44:BQ:32:ARG:NH2	2.30	0.43
23:BB:1197:G:H5'	23:BB:1227:G:O2'	2.19	0.43
14:CQ:40:THR:HG22	14:CQ:41:THR:N	2.34	0.43
26:BD:13:ARG:HH12	28:BP:74:GLN:NE2	2.17	0.43
1:CA:1115:U:O5'	1:CA:1115:U:H6	2.01	0.43
22:DA:52:A:C2'	22:DA:53:A:H5'	2.48	0.43
47:DF:137:PHE:CD2	47:DF:137:PHE:N	2.87	0.43
1:AA:1308:U:H3'	12:AM:97:ARG:HH12	1.81	0.43
16:AS:35:ARG:HB2	16:AS:71:GLY:CA	2.44	0.43
16:AS:38:THR:HA	16:AS:69:LYS:HD3	2.00	0.43
2:CC:183:TYR:O	2:CC:184:ASN:HB2	2.17	0.43
10:CK:86:LYS:HB2	10:CK:113:THR:HA	2.00	0.43
52:BW:25:PHE:C	52:BW:27:GLY:N	2.72	0.43
26:DD:40:LEU:HD12	26:DD:41:ALA:N	2.34	0.43
20:CO:70:LEU:HD11	20:CO:77:ARG:CB	2.45	0.43
28:BP:95:LYS:HG3	28:BP:97:TYR:CE1	2.52	0.43
49:DR:69:GLY:O	49:DR:90:ARG:HG3	2.19	0.43
1:CA:521:G:O2'	1:CA:522:C:H5'	2.19	0.43
35:BV:87:GLN:HE21	35:BV:87:GLN:HB2	1.65	0.43
23:BB:233:A:H61	23:BB:428:A:N6	2.16	0.43
42:DN:31:HIS:N	42:DN:31:HIS:ND1	2.67	0.43
23:BB:2379:G:H2'	23:BB:2380:C:C6	2.53	0.43
46:DU:18:LYS:HE2	46:DU:18:LYS:C	2.39	0.43
37:DL:111:ILE:HG22	37:DL:112:LEU:N	2.31	0.43
1:AA:123:U:OP1	1:AA:312:C:H5'	2.18	0.43
3:AD:96:ARG:O	3:AD:100:VAL:HG23	2.18	0.43
22:BA:54:G:N2	47:BF:25:MET:HG2	2.31	0.43
3:CD:117:VAL:HA	3:CD:122:ILE:HG12	2.01	0.43
23:BB:182:A:H2'	23:BB:183:C:C6	2.53	0.43
23:BB:77:G:H5'	39:BX:52:ARG:HG2	2.00	0.43
1:CA:564:C:N1	14:CQ:32:ILE:HD11	2.34	0.43
23:DB:1784:A:H4'	23:DB:1785:A:O5'	2.18	0.43

Continued on next page...

Continued from previous page...

Atom-1	Atom-2	Distance(Å)	Clash(Å)
23:BB:2895:G:O2'	23:BB:2896:C:H5'	2.18	0.43
1:CA:1254:A:OP1	9:CJ:47:GLU:HG3	2.19	0.43
7:AH:9:MET:O	7:AH:13:ILE:HG13	2.19	0.43
23:DB:2785:C:H2'	23:DB:2786:U:O4'	2.19	0.43
25:DC:124:LYS:HG3	25:DC:125:PRO:HD2	2.00	0.43
23:BB:1751:U:H2'	23:BB:1752:C:C6	2.53	0.43
1:CA:213:G:C8	1:CA:214:C:C5	3.06	0.43
9:CJ:10:LEU:HB2	9:CJ:72:ARG:HB2	2.01	0.43
23:BB:1535:A:O2'	23:BB:1537:G:N7	2.49	0.43
1:AA:1509:C:H2'	1:AA:1510:C:H6	1.84	0.43
3:CD:181:PHE:O	3:CD:182:LYS:C	2.57	0.43
23:DB:2806:C:H2'	23:DB:2807:U:O4'	2.19	0.43
23:BB:644:A:O2'	23:BB:645:C:H2'	2.18	0.43
1:CA:708:C:O2'	1:CA:709:U:H5'	2.19	0.43
22:BA:75:G:H2'	22:BA:76:G:C8	2.50	0.43
1:CA:537:G:H2'	1:CA:538:G:H8	1.83	0.43
23:BB:2437:G:H2'	23:BB:2438:U:C6	2.54	0.43
23:BB:816:C:O2'	23:BB:817:C:H5'	2.19	0.43
23:DB:1328:A:H2'	23:DB:1330:C:C5	2.54	0.43
23:BB:1860:G:O2'	23:BB:1861:G:H5'	2.19	0.43
9:AJ:18:ILE:HG23	9:AJ:19:ASP:N	2.33	0.43
23:DB:2815:C:H2'	23:DB:2816:G:H8	1.83	0.43
23:BB:988:A:O5'	30:BY:11:SER:HB3	2.19	0.43
24:BI:49:GLU:HG3	24:BI:54:ILE:HD11	2.01	0.43
23:DB:1241:A:N3	23:DB:1241:A:H5'	2.34	0.43
28:BP:77:SER:O	28:BP:80:VAL:HG12	2.19	0.43
29:DE:40:ARG:NH2	29:DE:92:HIS:NE2	2.66	0.43
23:BB:1662:U:O2	23:BB:2687:U:H4'	2.19	0.43
23:BB:222:A:H61	23:BB:232:G:H1'	1.84	0.43
42:BN:31:HIS:O	42:BN:32:GLU:HB2	2.18	0.43
23:DB:677:A:H2'	23:DB:678:C:C6	2.52	0.43
41:BJ:88:THR:O	41:BJ:91:GLU:HB2	2.18	0.43
1:CA:1426:G:H2'	1:CA:1427:C:O4'	2.19	0.43
23:DB:1464:G:H2'	23:DB:1465:G:C8	2.53	0.43
1:CA:1103:C:H2'	1:CA:1104:G:O4'	2.18	0.43
23:BB:163:C:O4'	23:BB:163:C:O2	2.36	0.43
1:CA:1109:C:H2'	1:CA:1110:A:O4'	2.18	0.43
30:DY:40:THR:O	30:DY:43:ILE:HG23	2.19	0.43
15:CR:27:THR:O	15:CR:28:LEU:HD23	2.18	0.43
3:CD:108:ALA:H	3:CD:112:GLU:CD	2.22	0.43
23:DB:210:C:O2'	23:DB:211:C:H5'	2.18	0.43
23:DB:121:G:H2'	23:DB:122:G:C8	2.53	0.43

Continued on next page...

Continued from previous page...

Atom-1	Atom-2	Distance(Å)	Clash(Å)
1:CA:197:A:H4'	1:CA:198:G:O5'	2.17	0.43
41:DJ:40:HIS:O	44:DQ:66:ALA:HB1	2.18	0.43
20:AO:45:GLU:O	20:AO:47:LYS:N	2.47	0.43
24:DI:68:PHE:CD1	24:DI:68:PHE:N	2.87	0.43
14:CQ:61:ARG:O	14:CQ:61:ARG:HG3	2.19	0.43
23:BB:225:C:H2'	23:BB:226:A:O4'	2.18	0.43
29:DE:24:ASN:OD1	29:DE:27:LEU:HB2	2.18	0.43
39:BX:49:ASP:O	39:BX:53:VAL:HG23	2.18	0.43
38:DM:73:ILE:HG21	38:DM:91:TYR:OH	2.19	0.43
1:AA:1316:G:C2	1:AA:1318:A:H5''	2.53	0.43
45:DS:43:ALA:O	45:DS:47:VAL:HG23	2.18	0.43
1:AA:1201:A:H1'	1:AA:1202:U:OP2	2.19	0.43
28:DP:6:GLN:HE21	28:DP:7:LEU:HD12	1.84	0.43
44:DQ:57:ARG:C	44:DQ:59:LEU:N	2.71	0.43
18:AB:101:THR:HG22	18:AB:174:GLU:OE1	2.18	0.43
18:AB:67:LEU:HD21	18:AB:91:VAL:HG23	2.00	0.43
1:CA:1016:A:H4'	1:CA:1218:C:C4'	2.49	0.43
8:AI:51:LEU:CB	8:AI:56:MET:SD	2.99	0.43
8:AI:119:LYS:HD2	8:AI:119:LYS:O	2.19	0.43
1:CA:1057:G:H2'	1:CA:1058:G:C8	2.54	0.43
11:AL:24:GLU:C	11:AL:26:CYS:H	2.19	0.43
2:AC:27:GLU:HB2	2:AC:31:ASN:OD1	2.19	0.43
43:BO:7:ARG:HG3	43:BO:96:GLY:O	2.19	0.43
29:DE:148:ILE:HD13	29:DE:187:VAL:CG2	2.49	0.43
3:AD:157:ALA:C	3:AD:159:GLU:N	2.71	0.43
25:DC:93:VAL:CG1	25:DC:94:LEU:H	2.17	0.43
23:DB:1824:G:OP2	25:DC:52:HIS:CE1	2.72	0.43
4:CE:80:LEU:HG	4:CE:122:VAL:HG11	2.01	0.43
6:CG:46:LEU:HG	6:CG:57:GLU:HB3	2.00	0.43
8:AI:11:ARG:HE	8:AI:12:LYS:CD	2.31	0.43
9:AJ:57:VAL:HG13	9:AJ:58:ASN:N	2.32	0.43
12:CM:52:ILE:HG23	12:CM:53:ASP:H	1.83	0.43
37:BL:78:ARG:HB3	37:BL:113:ALA:CB	2.38	0.43
1:CA:16:A:O2'	4:CE:20:VAL:HG22	2.19	0.43
44:BQ:30:VAL:HG11	44:BQ:33:VAL:HG22	2.00	0.43
23:DB:1310:G:N2	23:DB:1610:A:H8	2.04	0.43
47:DF:11:VAL:O	47:DF:13:LYS:N	2.52	0.43
1:AA:920:U:O2'	1:AA:921:U:H5'	2.18	0.43
12:AM:69:ARG:HA	12:AM:72:ILE:HD12	2.00	0.43
10:AK:91:GLY:C	10:AK:93:GLU:N	2.72	0.43
41:DJ:83:GLY:O	41:DJ:84:ILE:C	2.56	0.43
41:BJ:77:HIS:HD2	41:BJ:84:ILE:HB	1.83	0.43

Continued on next page...

Continued from previous page...

Atom-1	Atom-2	Distance(Å)	Clash(Å)
24:BI:19:PRO:HG2	24:BI:22:PRO:HB2	2.01	0.43
39:DX:17:GLU:CD	39:DX:18:LEU:N	2.72	0.43
23:BB:2721:A:H2'	23:BB:2722:G:H8	1.82	0.43
23:BB:479:A:H1'	23:BB:480:A:H5''	2.00	0.43
23:BB:481:G:C2	23:BB:507:A:C4	3.07	0.43
23:DB:1468:U:HO2'	23:DB:1469:A:H8	1.62	0.43
42:BN:116:VAL:HG13	42:BN:117:ASP:N	2.33	0.43
23:BB:1727:C:H2'	23:BB:1728:C:H6	1.82	0.43
46:DU:1:ALA:HB1	46:DU:84:PHE:CZ	2.54	0.43
23:DB:1726:C:H2'	23:DB:1727:C:C6	2.54	0.43
23:DB:1727:C:H2'	23:DB:1728:C:O4'	2.19	0.43
35:BV:68:LYS:HG2	35:BV:69:GLU:N	2.33	0.43
38:DM:130:PHE:O	38:DM:131:VAL:HG13	2.19	0.43
1:AA:229:U:H2'	1:AA:230:G:H8	1.82	0.43
1:CA:1253:G:OP1	9:CJ:46:LYS:HG2	2.19	0.43
1:AA:1342:C:O2'	1:AA:1343:G:H5'	2.18	0.43
27:BK:112:PHE:O	27:BK:113:MET:C	2.57	0.43
37:DL:91:ASP:HB2	37:DL:94:THR:HG23	2.01	0.43
1:AA:1164:G:O2'	1:AA:1165:U:H5'	2.18	0.43
1:CA:222:C:H2'	1:CA:223:A:C8	2.54	0.43
1:AA:1323:G:H2'	1:AA:1324:A:H8	1.81	0.43
23:BB:1570:A:H2'	23:BB:1571:A:C8	2.54	0.43
42:BN:29:VAL:HG13	42:BN:83:LEU:CD2	2.49	0.43
40:DH:26:ALA:O	40:DH:28:ASN:N	2.52	0.43
23:DB:1190:G:P	37:DL:32:GLY:HA2	2.58	0.43
23:DB:682:G:O2'	23:DB:683:U:H5'	2.18	0.43
18:CB:114:LYS:HZ1	18:CB:151:LYS:HG3	1.84	0.43
14:AQ:34:GLY:O	14:AQ:35:LYS:C	2.57	0.43
7:AH:23:ALA:CB	7:AH:61:THR:HA	2.49	0.43
34:B3:61:LEU:N	34:B3:62:PRO:CD	2.82	0.43
11:CL:54:VAL:HG12	11:CL:55:ARG:N	2.33	0.43
45:DS:20:VAL:O	45:DS:22:ASP:N	2.52	0.43
9:CJ:10:LEU:O	9:CJ:71:LEU:HA	2.19	0.43
23:BB:2626:C:O2'	23:BB:2627:G:H5'	2.19	0.43
1:AA:1509:C:O2'	1:AA:1510:C:H5'	2.19	0.43
8:AI:96:GLU:HA	8:AI:99:LYS:HE3	2.00	0.43
23:DB:2709:G:H2'	23:DB:2710:C:C6	2.53	0.43
26:BD:2:ILE:HG23	26:BD:84:LEU:HB3	2.01	0.43
23:DB:1360:G:C2'	23:DB:1361:G:H5'	2.48	0.43
18:AB:19:THR:OG1	18:AB:20:ARG:N	2.51	0.43
3:CD:187:ARG:HH11	3:CD:191:SER:HA	1.83	0.43
44:DQ:104:ALA:HA	49:DR:46:GLU:CD	2.38	0.43

Continued on next page...

Continued from previous page...

Atom-1	Atom-2	Distance(Å)	Clash(Å)
22:BA:76:G:H1	22:BA:101:A:N6	2.16	0.43
1:AA:707:U:H4'	10:AK:21:HIS:CG	2.53	0.43
42:BN:118:ARG:HE	42:BN:118:ARG:HB3	1.49	0.43
23:DB:2852:G:O2'	23:DB:2853:C:H5'	2.19	0.43
23:DB:1400:U:O2'	23:DB:1401:G:H5'	2.19	0.43
23:BB:441:U:O2'	23:BB:442:G:H5'	2.18	0.43
1:CA:771:G:H2'	1:CA:772:U:C6	2.54	0.43
1:CA:634:C:H6	1:CA:634:C:O5'	2.02	0.43
1:AA:1292:G:H2'	1:AA:1293:C:H6	1.84	0.43
23:DB:52:A:C5	23:DB:118:A:C2	3.06	0.43
7:AH:25:THR:HG22	7:AH:26:MET:H	1.84	0.43
52:BW:8:SER:O	52:BW:9:THR:HB	2.18	0.43
23:BB:768:G:O2'	23:BB:769:U:H5'	2.18	0.43
23:DB:2348:U:H4'	33:D1:40:PRO:HG2	2.00	0.43
22:DA:9:G:O2'	22:DA:10:G:H5'	2.18	0.43
23:BB:1989:G:H2'	23:BB:1990:C:O4'	2.19	0.43
23:BB:559:G:H1'	44:BQ:55:GLN:NE2	2.34	0.43
23:DB:2628:C:O2'	23:DB:2781:A:H2'	2.18	0.43
23:BB:765:C:O2'	23:BB:766:U:H5'	2.18	0.43
13:CP:36:VAL:O	13:CP:36:VAL:HG13	2.18	0.43
2:AC:54:ILE:HG12	2:AC:54:ILE:O	2.19	0.43
23:DB:1099:G:C5'	24:DI:4:VAL:HG12	2.48	0.43
23:BB:2267:A:OP2	23:BB:2268:A:H5''	2.18	0.43
23:BB:2272:U:O2'	23:BB:2273:A:H8	2.02	0.43
23:DB:322:A:H1'	23:DB:339:U:O2	2.19	0.43
40:BH:84:ALA:HA	40:BH:90:LEU:CA	2.29	0.43
50:BT:21:SER:O	50:BT:25:GLU:HB2	2.19	0.43
45:DS:33:LEU:HD23	45:DS:51:LEU:HD23	2.00	0.43
49:DR:14:VAL:HG21	49:DR:98:ILE:CD1	2.49	0.43
49:DR:98:ILE:HG22	49:DR:99:THR:N	2.34	0.43
18:AB:100:LEU:HD21	18:AB:160:LEU:HD12	2.00	0.43
51:DZ:40:VAL:CG2	51:DZ:43:GLU:HB3	2.44	0.43
51:BZ:49:LEU:O	51:BZ:51:VAL:HG23	2.19	0.43
12:CM:28:ARG:O	12:CM:32:ILE:HB	2.19	0.43
8:CI:35:GLU:HA	8:CI:39:GLY:CA	2.49	0.43
26:BD:148:GLN:HB2	26:BD:149:ASN:H	1.62	0.43
3:CD:107:GLY:C	3:CD:157:ALA:HB1	2.38	0.43
42:DN:11:ASN:HA	42:DN:11:ASN:HD22	1.52	0.43
33:D1:26:LYS:HG2	33:D1:52:LYS:HD2	2.01	0.43
1:AA:78:A:O2'	1:AA:79:G:H5'	2.19	0.43
1:AA:1084:G:H2'	1:AA:1085:U:C6	2.54	0.43
23:DB:2336:A:O2'	23:DB:2337:G:P	2.77	0.43

Continued on next page...

Continued from previous page...

Atom-1	Atom-2	Distance(Å)	Clash(Å)
2:AC:152:VAL:HG13	2:AC:197:VAL:CG2	2.49	0.43
23:BB:704:G:H1'	23:BB:727:A:N6	2.33	0.43
28:DP:85:VAL:HG21	28:DP:88:ARG:NH1	2.33	0.43
12:AM:56:ARG:O	12:AM:59:VAL:HG12	2.19	0.43
23:BB:584:C:P	44:BQ:5:ARG:HD3	2.58	0.43
47:DF:64:PRO:HA	47:DF:88:VAL:HG22	2.00	0.43
27:DK:54:LYS:HE3	27:DK:54:LYS:HB3	1.87	0.43
28:BP:19:PHE:CE2	28:BP:83:ILE:HD11	2.54	0.43
47:DF:99:PHE:O	47:DF:102:LEU:HB3	2.18	0.43
1:AA:920:U:C2	1:AA:921:U:C5	3.07	0.43
23:BB:1057:A:H62	23:BB:1086:A:H2'	1.84	0.43
41:DJ:12:LYS:O	41:DJ:13:ARG:HB2	2.19	0.43
41:DJ:13:ARG:HB3	41:DJ:53:TYR:HD2	1.83	0.43
41:DJ:15:TRP:CD2	41:DJ:53:TYR:HB3	2.54	0.43
38:BM:21:ALA:CB	38:BM:100:LYS:HG2	2.49	0.43
38:BM:126:ILE:HG22	38:BM:127:LYS:N	2.34	0.43
47:BF:111:ARG:H	47:BF:111:ARG:HD2	1.84	0.43
40:DH:128:HIS:N	40:DH:144:VAL:O	2.52	0.43
1:CA:1023:U:C2'	1:CA:1024:G:H5'	2.49	0.43
40:DH:2:GLN:HB2	40:DH:39:ALA:CB	2.49	0.43
26:DD:37:VAL:HG12	26:DD:38:LYS:N	2.33	0.43
23:BB:969:G:H2'	23:BB:970:U:H6	1.83	0.43
3:CD:49:ASP:OD2	4:CE:111:ARG:HD2	2.18	0.43
35:BV:75:GLN:CB	35:BV:90:ASP:HB2	2.49	0.43
24:DI:101:SER:OG	24:DI:104:GLN:HG3	2.19	0.43
24:DI:96:LYS:HD3	24:DI:138:VAL:HG21	2.00	0.43
1:CA:1190:G:OP2	2:CC:4:VAL:HB	2.18	0.43
34:D3:57:VAL:O	34:D3:59:ALA:N	2.47	0.43
23:DB:479:A:O2'	23:DB:481:G:H5'	2.18	0.43
49:DR:31:GLU:O	49:DR:63:VAL:HG22	2.19	0.43
29:BE:105:LEU:HD21	29:BE:177:PRO:HB3	2.00	0.43
33:D1:10:LEU:HD23	33:D1:35:LEU:HD21	2.00	0.43
23:DB:1459:G:H8	23:DB:1461:C:H5	1.67	0.43
23:BB:950:G:H2'	23:BB:951:C:H6	1.79	0.43
26:BD:40:LEU:HD12	26:BD:41:ALA:N	2.34	0.43
7:CH:9:MET:O	7:CH:13:ILE:HG13	2.19	0.43
44:BQ:49:ARG:O	44:BQ:53:LYS:HE2	2.19	0.43
20:CO:14:GLU:CB	20:CO:84:ARG:HH22	2.32	0.43
23:DB:68:G:H2'	23:DB:69:C:C6	2.54	0.43
23:BB:1486:U:O2'	23:BB:1487:U:H5'	2.19	0.43
23:BB:1135:C:N4	23:BB:1139:G:C6	2.87	0.43
1:CA:1298:U:H1'	1:CA:1299:A:C2	2.53	0.43

Continued on next page...

Continued from previous page...

Atom-1	Atom-2	Distance(Å)	Clash(Å)
1:CA:1298:U:H1'	1:CA:1299:A:N1	2.34	0.43
46:BU:41:VAL:O	46:BU:59:GLU:HG3	2.19	0.43
36:D2:26:ASN:O	36:D2:30:VAL:HG23	2.18	0.43
40:DH:114:GLU:CG	40:DH:133:GLN:HB2	2.49	0.43
23:BB:325:G:H2'	23:BB:326:G:H8	1.83	0.43
1:AA:1096:C:O2'	1:AA:1097:C:H5'	2.19	0.43
1:AA:415:A:O4'	1:AA:415:A:N3	2.52	0.43
1:CA:1374:A:O3'	6:CG:27:ASN:ND2	2.51	0.43
23:BB:2604:U:O2'	23:BB:2605:U:H5'	2.19	0.43
9:CJ:42:LEU:HB3	9:CJ:71:LEU:HD11	2.01	0.43
2:AC:11:LEU:HD12	21:AN:96:LYS:HA	2.01	0.43
23:BB:1326:U:H2'	23:BB:1327:A:O4'	2.19	0.43
4:AE:33:THR:HB	4:AE:49:TYR:OH	2.19	0.43
37:DL:127:VAL:HG22	37:DL:131:ALA:HB3	2.00	0.43
21:CN:3:GLN:HA	21:CN:6:LYS:HG3	2.00	0.43
38:BM:111:GLU:HA	38:BM:114:ARG:NH2	2.34	0.43
22:BA:64:G:H2'	22:BA:65:U:H6	1.82	0.43
16:CS:16:LYS:HD2	16:CS:17:LYS:HZ2	1.82	0.43
23:BB:666:A:H4'	37:BL:48:ARG:HD2	2.01	0.43
23:DB:1568:G:H4'	25:DC:58:LYS:HD3	2.00	0.43
23:DB:2552:U:H3'	23:DB:2554:U:OP2	2.19	0.43
11:CL:27:PRO:O	11:CL:28:GLN:NE2	2.52	0.43
22:DA:64:G:O2'	22:DA:65:U:H5'	2.19	0.43
1:AA:656:G:H2'	1:AA:657:U:C6	2.54	0.43
23:DB:707:G:O2'	23:DB:708:G:H5'	2.18	0.43
23:DB:2282:G:O2'	23:DB:2283:C:OP2	2.33	0.43
29:DE:24:ASN:HD22	29:DE:24:ASN:C	2.22	0.43
23:BB:245:G:O2'	23:BB:246:C:H5'	2.19	0.43
41:DJ:133:ALA:C	41:DJ:135:GLN:H	2.22	0.43
45:DS:83:LYS:HB3	45:DS:95:ARG:NH1	2.34	0.43
1:AA:1190:G:OP1	2:AC:4:VAL:N	2.44	0.43
9:AJ:9:ARG:HB2	9:AJ:99:GLN:HB3	2.01	0.43
23:DB:2494:G:H2'	23:DB:2495:G:H8	1.83	0.43
9:CJ:16:ARG:HG3	9:CJ:16:ARG:H	1.52	0.43
23:BB:2602:A:H3'	23:BB:2602:A:OP1	2.19	0.43
23:BB:311:A:H2	23:BB:331:C:H5''	1.83	0.43
42:DN:36:THR:OG1	42:DN:40:LYS:HD2	2.19	0.43
29:BE:146:VAL:HG12	29:BE:147:LEU:N	2.34	0.42
25:DC:157:ALA:C	25:DC:159:THR:H	2.22	0.42
18:CB:48:MET:HB3	18:CB:199:ILE:HA	2.00	0.42
18:CB:221:ARG:HA	18:CB:224:ARG:HG3	2.01	0.42
21:AN:27:LYS:C	21:AN:29:ILE:H	2.22	0.42

Continued on next page...

Continued from previous page...

Atom-1	Atom-2	Distance(Å)	Clash(Å)
50:DT:54:GLU:CB	50:DT:88:LYS:HB2	2.44	0.42
21:AN:51:PRO:HB2	21:AN:54:SER:HB3	2.01	0.42
49:DR:15:SER:H	49:DR:18:GLN:CG	2.32	0.42
18:AB:83:ALA:O	18:AB:88:GLN:HB2	2.19	0.42
26:BD:10:GLY:HA2	28:BP:4:ILE:HD11	2.01	0.42
16:CS:39:ILE:HB	16:CS:66:VAL:CA	2.36	0.42
51:BZ:70:GLU:HG3	51:BZ:71:LEU:H	1.83	0.42
10:AK:125:LYS:O	19:AU:33:ARG:CZ	2.67	0.42
1:AA:1360:A:N6	1:AA:1361:G:C2	2.87	0.42
1:CA:782:A:H2'	1:CA:783:C:O4'	2.18	0.42
13:AP:74:LEU:HA	13:AP:77:GLU:OE2	2.19	0.42
23:DB:705:A:H61	23:DB:726:G:H1'	1.84	0.42
25:BC:157:ALA:C	25:BC:159:THR:H	2.22	0.42
3:CD:2:ARG:HD2	3:CD:114:ARG:HD3	2.00	0.42
3:CD:3:TYR:CE1	3:CD:10:LEU:HD21	2.54	0.42
1:AA:403:C:H5'	3:AD:131:ILE:HG23	2.00	0.42
3:AD:4:LEU:N	3:AD:4:LEU:HD12	2.33	0.42
42:DN:17:ARG:C	42:DN:19:ALA:H	2.21	0.42
24:DI:52:LEU:HD13	24:DI:81:LYS:HZ3	1.82	0.42
26:DD:148:GLN:HB2	26:DD:149:ASN:H	1.64	0.42
23:DB:545:U:C5	23:DB:546:U:H1'	2.54	0.42
49:BR:75:VAL:HG12	49:BR:76:LYS:N	2.33	0.42
33:B1:9:LYS:O	33:B1:50:GLU:HG3	2.18	0.42
50:BT:31:VAL:C	50:BT:32:LEU:HD23	2.38	0.42
37:DL:79:LEU:N	37:DL:113:ALA:CB	2.82	0.42
47:BF:40:GLY:HA2	47:BF:84:ILE:O	2.18	0.42
1:AA:1117:A:C2	1:AA:1180:A:H1'	2.53	0.42
1:AA:939:G:C5'	6:AG:101:ARG:HH12	2.20	0.42
12:CM:2:ARG:HG3	12:CM:8:ILE:HG23	2.00	0.42
44:BQ:26:ALA:O	44:BQ:28:SER:N	2.52	0.42
48:DG:93:TYR:HA	48:DG:106:LEU:HA	2.01	0.42
48:DG:6:ALA:HB3	48:DG:68:ARG:CG	2.41	0.42
47:BF:89:THR:O	47:BF:91:ARG:CZ	2.66	0.42
17:CT:78:LEU:O	17:CT:82:ILE:HG23	2.19	0.42
26:DD:117:GLY:O	26:DD:118:PHE:C	2.57	0.42
1:AA:16:A:O2'	4:AE:20:VAL:HG22	2.19	0.42
16:AS:43:MET:O	16:AS:46:LEU:HD23	2.18	0.42
5:AF:51:ILE:HD11	5:AF:86:ARG:HG3	2.01	0.42
26:DD:38:LYS:HD3	26:DD:45:TYR:CZ	2.54	0.42
18:CB:96:LEU:H	18:CB:99:MET:HE3	1.84	0.42
20:AO:27:VAL:O	20:AO:30:ALA:HB3	2.19	0.42
46:DU:46:LYS:HG2	46:DU:47:PRO:HD2	2.01	0.42

Continued on next page...

Continued from previous page...

Atom-1	Atom-2	Distance(Å)	Clash(Å)
35:BV:75:GLN:HA	35:BV:75:GLN:OE1	2.19	0.42
1:AA:986:U:H1'	16:AS:54:ARG:HA	2.00	0.42
10:CK:16:SER:CA	10:CK:78:ILE:HA	2.49	0.42
37:BL:95:LEU:H	37:BL:95:LEU:HG	1.60	0.42
23:DB:2093:G:H1'	23:DB:2198:A:C2	2.54	0.42
23:DB:1175:A:H2'	23:DB:1176:U:C4'	2.49	0.42
23:BB:533:G:H5'	44:BQ:23:TYR:CE2	2.54	0.42
27:DK:119:ALA:O	27:DK:120:PRO:C	2.58	0.42
27:DK:64:ARG:NH2	28:DP:67:GLU:HG3	2.34	0.42
41:DJ:58:ASN:CA	41:DJ:127:GLY:HA2	2.49	0.42
23:DB:832:U:OP1	37:DL:39:LYS:HG2	2.19	0.42
5:CF:71:ILE:O	5:CF:74:LEU:HB3	2.19	0.42
23:BB:1457:U:H5''	23:BB:1458:U:OP1	2.19	0.42
14:CQ:43:LEU:HD12	14:CQ:43:LEU:N	2.34	0.42
23:BB:1572:A:O2'	23:BB:1573:G:H5'	2.19	0.42
46:DU:40:LEU:HA	46:DU:60:LYS:O	2.18	0.42
1:CA:659:U:H2'	1:CA:660:C:C6	2.54	0.42
1:AA:861:G:O2'	1:AA:862:C:H5'	2.18	0.42
46:DU:34:ILE:HG23	46:DU:63:ALA:HB2	2.01	0.42
43:DO:52:SER:OG	43:DO:54:VAL:HG12	2.18	0.42
23:BB:603:A:N6	23:BB:655:A:O4'	2.52	0.42
40:DH:113:SER:H	40:DH:132:PHE:HZ	1.67	0.42
37:BL:111:ILE:HG22	37:BL:112:LEU:N	2.33	0.42
1:CA:415:A:O4'	1:CA:415:A:N3	2.52	0.42
1:CA:473:U:OP1	13:CP:76:LYS:HE2	2.19	0.42
1:AA:631:C:H5''	1:AA:632:U:O4'	2.19	0.42
23:BB:1005:C:H2'	23:BB:1006:C:H6	1.84	0.42
23:BB:1317:G:H2'	23:BB:1318:U:O4'	2.19	0.42
28:BP:26:GLU:HA	28:BP:43:GLU:HA	2.01	0.42
1:CA:821:G:O2'	1:CA:822:U:H5'	2.19	0.42
23:BB:1312:U:O2	23:BB:1603:A:N1	2.52	0.42
1:CA:696:A:O2'	1:CA:697:U:H5'	2.18	0.42
1:AA:878:A:C5'	7:AH:80:PRO:HG2	2.49	0.42
6:AG:128:GLU:HG2	6:AG:130:LYS:HB2	2.00	0.42
23:BB:1660:G:H2'	23:BB:1661:G:H8	1.83	0.42
23:BB:2665:A:C2'	23:BB:2666:C:H5'	2.49	0.42
23:DB:2655:G:N2	23:DB:2664:G:H2'	2.33	0.42
23:BB:235:U:H2'	23:BB:236:C:H6	1.83	0.42
23:DB:1717:A:H2'	23:DB:1718:G:O4'	2.18	0.42
23:DB:1341:G:H3'	23:DB:1397:U:O2	2.18	0.42
1:CA:1426:G:H2'	1:CA:1427:C:C6	2.54	0.42
23:BB:188:G:O2'	23:BB:189:G:H5'	2.19	0.42

Continued on next page...

Continued from previous page...

Atom-1	Atom-2	Distance(Å)	Clash(Å)
11:CL:28:GLN:HB2	11:CL:80:LEU:HG	2.01	0.42
23:BB:527:C:C4	23:BB:2779:U:H2'	2.54	0.42
1:AA:454:G:H2'	1:AA:455:G:H8	1.83	0.42
23:DB:163:C:O2	23:DB:163:C:O4'	2.36	0.42
23:BB:247:G:H4'	23:BB:386:G:C4	2.54	0.42
1:CA:1069:C:H5''	4:CE:25:LYS:NZ	2.34	0.42
45:DS:8:ARG:HA	45:DS:102:HIS:ND1	2.34	0.42
3:AD:165:GLU:CD	3:AD:166:LYS:H	2.22	0.42
23:DB:248:G:N3	23:DB:2431:U:H4'	2.34	0.42
24:BI:63:ASP:O	24:BI:65:SER:N	2.52	0.42
8:CI:115:VAL:HG22	8:CI:116:GLY:N	2.34	0.42
25:DC:109:LEU:H	25:DC:109:LEU:CD2	2.32	0.42
14:AQ:4:ILE:HD12	14:AQ:4:ILE:O	2.19	0.42
19:CU:8:ASN:O	19:CU:9:GLU:HB3	2.20	0.42
23:DB:1344:U:H5'	23:DB:1384:A:N1	2.34	0.42
18:CB:74:ALA:CB	18:CB:206:ILE:HD13	2.49	0.42
23:DB:388:G:N7	23:DB:390:U:H2'	2.34	0.42
24:DI:5:GLN:HB2	24:DI:30:GLN:OE1	2.19	0.42
52:BW:31:LEU:O	52:BW:32:ALA:HB2	2.19	0.42
25:DC:151:GLY:C	25:DC:152:GLN:HE21	2.23	0.42
25:DC:149:LYS:HG2	25:DC:152:GLN:NE2	2.34	0.42
25:DC:68:ARG:HE	25:DC:190:THR:HG22	1.83	0.42
38:DM:41:LEU:C	38:DM:43:ALA:H	2.22	0.42
1:AA:1315:U:H5	16:AS:5:LYS:HZ1	1.67	0.42
6:AG:119:LEU:HG	6:AG:123:LEU:HD11	2.01	0.42
49:DR:38:VAL:HB	49:DR:59:ILE:HD11	2.01	0.42
51:BZ:32:ASN:O	51:BZ:33:LEU:O	2.37	0.42
51:BZ:7:VAL:HG11	51:BZ:51:VAL:HG13	2.01	0.42
29:DE:60:TRP:CE3	29:DE:62:GLN:HA	2.54	0.42
40:BH:68:ARG:HH11	40:BH:72:ILE:HB	1.83	0.42
1:AA:779:C:H4'	10:AK:123:PRO:HA	2.01	0.42
2:CC:155:ARG:HD2	2:CC:155:ARG:HA	1.81	0.42
43:DO:66:GLY:C	43:DO:68:LYS:H	2.22	0.42
11:CL:24:GLU:HB2	11:CL:26:CYS:HG	1.83	0.42
33:D1:52:LYS:CB	33:D1:52:LYS:HZ2	2.29	0.42
5:AF:3:HIS:CE1	5:AF:94:HIS:HA	2.54	0.42
48:DG:84:LYS:O	48:DG:85:LYS:O	2.37	0.42
24:BI:11:GLN:NE2	24:BI:74:PRO:HG2	2.34	0.42
23:DB:1824:G:H2'	23:DB:1825:U:C6	2.54	0.42
24:BI:126:ARG:HA	24:BI:129:GLU:OE2	2.18	0.42
1:AA:835:U:O2'	1:AA:836:G:H5'	2.19	0.42
38:DM:19:GLY:N	38:DM:38:ARG:HH22	2.17	0.42

Continued on next page...

Continued from previous page...

Atom-1	Atom-2	Distance(Å)	Clash(Å)
30:BY:47:ILE:CD1	30:BY:54:VAL:HG21	2.50	0.42
38:DM:21:ALA:CB	38:DM:100:LYS:HG2	2.49	0.42
23:BB:660:C:H2'	23:BB:661:A:C8	2.54	0.42
23:BB:1273:U:H4'	23:BB:1275:A:OP2	2.20	0.42
27:BK:88:ASN:HD22	27:BK:89:ASN:H	1.62	0.42
41:BJ:13:ARG:HB3	41:BJ:53:TYR:HD2	1.83	0.42
41:BJ:14:ASP:O	41:BJ:53:TYR:N	2.51	0.42
24:DI:27:LEU:HB2	24:DI:32:VAL:HG21	2.01	0.42
7:AH:86:LYS:HB3	7:AH:90:GLU:CB	2.42	0.42
48:BG:89:VAL:HB	48:BG:160:GLY:H	1.83	0.42
17:CT:64:GLY:O	17:CT:65:LEU:HB3	2.18	0.42
23:BB:543:G:C2'	23:BB:544:C:H5''	2.42	0.42
26:DD:159:LYS:HZ3	26:DD:159:LYS:HA	1.84	0.42
22:DA:94:A:OP1	35:DV:19:ARG:HD3	2.19	0.42
48:BG:26:LYS:CB	48:BG:32:LEU:HG	2.49	0.42
23:BB:1017:G:O2'	23:BB:1018:U:H5'	2.18	0.42
1:CA:1350:A:OP2	8:CI:119:LYS:HD2	2.18	0.42
26:BD:117:GLY:O	26:BD:118:PHE:C	2.57	0.42
23:BB:2877:G:O2'	23:BB:2878:U:H5'	2.19	0.42
23:DB:978:G:O4'	23:DB:1001:A:H2	2.02	0.42
26:DD:90:PHE:O	26:DD:91:THR:C	2.57	0.42
39:BX:6:LEU:HD22	39:BX:6:LEU:N	2.34	0.42
23:BB:345:A:H1'	23:BB:346:A:H2	1.80	0.42
23:BB:1722:A:H2'	23:BB:1723:G:C8	2.53	0.42
30:DY:47:ILE:CD1	30:DY:54:VAL:HG21	2.49	0.42
1:AA:1329:A:O2'	1:AA:1330:U:H5'	2.20	0.42
35:BV:69:GLU:C	35:BV:70:ILE:HD13	2.40	0.42
48:DG:96:ALA:CB	48:DG:103:ASN:HB3	2.43	0.42
23:DB:1952:A:H5'	27:DK:42:THR:CG2	2.49	0.42
27:DK:19:VAL:CG1	27:DK:43:ILE:HA	2.43	0.42
23:DB:481:G:C2	23:DB:507:A:C4	3.07	0.42
27:BK:119:ALA:O	27:BK:120:PRO:O	2.37	0.42
23:BB:2021:C:P	31:B0:8:THR:HG21	2.59	0.42
16:AS:31:ARG:HG3	16:AS:56:HIS:CE1	2.54	0.42
1:AA:967:C:H3'	1:AA:968:A:C5'	2.44	0.42
25:BC:16:VAL:CB	25:BC:203:VAL:HG11	2.46	0.42
27:BK:29:HIS:O	27:BK:30:ARG:C	2.57	0.42
23:DB:560:C:H1'	44:DQ:51:GLN:HE22	1.83	0.42
1:CA:1085:U:H3'	1:CA:1086:U:C6	2.53	0.42
42:DN:61:ALA:C	42:DN:63:ARG:H	2.23	0.42
38:DM:82:MET:HE3	38:DM:83:GLY:N	2.31	0.42
1:CA:190:A:C4	1:CA:191:G:H1'	2.54	0.42

Continued on next page...

Continued from previous page...

Atom-1	Atom-2	Distance(Å)	Clash(Å)
46:BU:13:LEU:HD12	46:BU:13:LEU:N	2.34	0.42
23:BB:251:A:H2'	23:BB:252:G:O4'	2.19	0.42
23:DB:327:G:O2'	23:DB:328:U:H5'	2.18	0.42
23:BB:1432:G:H2'	23:BB:1433:A:C8	2.54	0.42
2:CC:21:TRP:CH2	2:CC:31:ASN:HB3	2.55	0.42
23:DB:1429:G:O2'	23:DB:1430:G:H5'	2.18	0.42
23:BB:2734:A:H2'	23:BB:2735:G:C5'	2.48	0.42
52:BW:76:ARG:HH21	52:BW:76:ARG:HA	1.81	0.42
23:DB:2626:C:H2'	23:DB:2627:G:H8	1.81	0.42
1:CA:113:G:O4'	1:CA:354:G:H4'	2.18	0.42
48:BG:116:LEU:HD23	48:BG:120:ILE:HD13	2.01	0.42
23:DB:1028:A:N3	23:DB:2486:C:O2'	2.43	0.42
23:BB:2603:G:O2'	23:BB:2604:U:H5'	2.19	0.42
36:D2:22:MET:HG2	36:D2:31:LEU:HD12	2.00	0.42
11:AL:18:SER:OG	11:AL:19:ASN:N	2.52	0.42
47:DF:21:TYR:HD2	47:DF:27:VAL:HG12	1.84	0.42
47:DF:21:TYR:CD2	47:DF:27:VAL:HG12	2.54	0.42
23:DB:2603:G:O2'	23:DB:2604:U:H5'	2.19	0.42
5:CF:21:MET:HB3	5:CF:25:TYR:CZ	2.54	0.42
1:AA:696:A:H2'	1:AA:697:U:C6	2.54	0.42
23:DB:2297:A:N6	23:DB:2319:G:H1'	2.34	0.42
9:CJ:67:ILE:HA	21:CN:94:GLY:O	2.18	0.42
42:BN:31:HIS:N	42:BN:31:HIS:ND1	2.67	0.42
43:DO:49:VAL:HG23	43:DO:78:VAL:HG12	2.00	0.42
3:AD:39:GLN:HG3	3:AD:40:HIS:N	2.34	0.42
23:DB:336:C:O2'	23:DB:337:C:H5'	2.19	0.42
43:BO:51:ALA:HB3	43:BO:78:VAL:HG13	2.01	0.42
3:CD:167:PRO:CG	3:CD:170:LEU:HD11	2.50	0.42
23:BB:2815:C:O2'	23:BB:2816:G:H5'	2.20	0.42
1:AA:1268:G:H2'	1:AA:1269:A:C8	2.53	0.42
44:BQ:50:ARG:HD2	44:BQ:50:ARG:N	2.35	0.42
1:CA:153:C:H2'	1:CA:154:U:H6	1.84	0.42
45:DS:9:HIS:H	45:DS:102:HIS:CE1	2.37	0.42
1:AA:1184:G:C2	1:AA:1185:G:C8	3.07	0.42
10:CK:63:GLN:HG3	10:CK:98:ALA:HB1	2.00	0.42
33:D1:38:PHE:HB2	33:D1:45:HIS:CE1	2.54	0.42
1:AA:1385:G:H2'	1:AA:1386:G:O4'	2.19	0.42
32:B4:30:GLU:HA	32:B4:31:PRO:HD3	1.89	0.42
23:BB:389:G:C8	23:BB:2413:G:H4'	2.54	0.42
23:DB:808:G:H2'	23:DB:809:G:O4'	2.18	0.42
1:AA:139:A:O2'	1:AA:140:U:H5'	2.19	0.42
16:CS:28:LYS:H	16:CS:28:LYS:HD2	1.83	0.42

Continued on next page...

Continued from previous page...

Atom-1	Atom-2	Distance(Å)	Clash(Å)
46:DU:23:LYS:HD2	46:DU:23:LYS:N	2.34	0.42
52:BW:66:VAL:HA	52:BW:81:ILE:HG22	2.01	0.42
25:DC:185:ALA:C	25:DC:187:CYS:H	2.21	0.42
40:BH:31:VAL:CB	40:BH:32:PRO:CD	2.88	0.42
52:BW:55:ASP:O	52:BW:57:THR:N	2.50	0.42
50:DT:51:PHE:HB3	50:DT:53:VAL:HG23	2.01	0.42
45:DS:45:VAL:HG23	45:DS:46:LEU:HD23	2.00	0.42
44:DQ:90:ASP:H	49:DR:39:LEU:HD11	1.83	0.42
44:DQ:86:SER:HB3	49:DR:50:GLY:O	2.19	0.42
52:BW:58:LEU:N	52:BW:58:LEU:HD22	2.33	0.42
51:BZ:68:LEU:O	51:BZ:69:ALA:C	2.57	0.42
51:BZ:70:GLU:O	51:BZ:71:LEU:C	2.57	0.42
2:CC:192:TYR:N	2:CC:192:TYR:CD1	2.86	0.42
1:AA:779:C:H5''	10:AK:123:PRO:HB3	2.01	0.42
21:AN:70:HIS:O	21:AN:72:PHE:N	2.45	0.42
44:BQ:91:ARG:HE	44:BQ:93:ILE:CG2	2.31	0.42
23:DB:903:C:H2'	23:DB:904:G:C8	2.54	0.42
13:AP:67:ILE:HG12	13:AP:72:ALA:CB	2.46	0.42
37:DL:143:GLU:CG	37:DL:144:GLU:N	2.77	0.42
3:CD:145:ARG:O	3:CD:149:LYS:N	2.52	0.42
5:AF:61:LEU:HB3	5:AF:62:MET:H	1.70	0.42
52:DW:77:LYS:HA	52:DW:77:LYS:HD3	1.81	0.42
23:DB:1827:U:C2'	23:DB:1828:G:H5'	2.49	0.42
41:DJ:29:ALA:O	41:DJ:32:LEU:HB2	2.19	0.42
21:CN:68:ARG:HA	21:CN:69:PRO:HD2	1.90	0.42
23:BB:705:A:N6	23:BB:726:G:O2'	2.52	0.42
38:DM:19:GLY:N	38:DM:38:ARG:NH1	2.65	0.42
6:CG:145:GLU:C	6:CG:147:ASN:N	2.72	0.42
47:BF:131:VAL:O	47:BF:133:GLU:N	2.51	0.42
1:AA:1347:G:N2	1:AA:1373:G:H2'	2.33	0.42
38:DM:126:ILE:HG22	38:DM:127:LYS:N	2.34	0.42
23:DB:581:C:H2'	23:DB:582:A:H8	1.79	0.42
3:CD:178:GLU:HB3	3:CD:179:GLY:H	1.55	0.42
7:CH:86:LYS:CD	7:CH:90:GLU:HG2	2.49	0.42
1:AA:1469:C:H3'	1:AA:1470:U:H6	1.82	0.42
47:DF:107:VAL:O	47:DF:110:ILE:HG22	2.19	0.42
1:AA:865:A:H5'	1:AA:1078:U:C5	2.54	0.42
12:AM:90:HIS:CE1	12:AM:96:VAL:HG21	2.54	0.42
23:DB:2547:A:H4'	27:DK:29:HIS:CE1	2.54	0.42
29:DE:15:SER:C	29:DE:17:THR:H	2.23	0.42
48:BG:149:ALA:C	48:BG:151:ARG:H	2.23	0.42
23:DB:2688:G:H1'	23:DB:2721:A:N6	2.34	0.42

Continued on next page...

Continued from previous page...

Atom-1	Atom-2	Distance(Å)	Clash(Å)
23:BB:2751:G:N3	23:BB:2751:G:H2'	2.34	0.42
26:BD:68:PHE:CB	26:BD:73:VAL:HG23	2.47	0.42
26:DD:173:GLN:O	26:DD:174:SER:HB3	2.18	0.42
23:BB:1952:A:H5'	27:BK:42:THR:HG21	2.02	0.42
27:BK:19:VAL:CG1	27:BK:41:ILE:HG12	2.48	0.42
1:CA:1240:U:H3'	1:CA:1241:G:C5'	2.50	0.42
23:BB:1654:A:O2'	26:BD:118:PHE:HB3	2.19	0.42
46:BU:50:ALA:H	46:BU:53:GLN:NE2	2.16	0.42
23:DB:718:A:H5'	23:DB:719:C:OP2	2.18	0.42
12:AM:21:ILE:CB	12:AM:24:VAL:HG22	2.46	0.42
12:AM:22:TYR:HD1	12:AM:65:GLU:HA	1.84	0.42
23:BB:784:G:H5''	25:BC:225:ASN:OD1	2.18	0.42
23:DB:1729:U:H5'	23:DB:1730:C:OP2	2.19	0.42
35:BV:29:ILE:HD13	35:BV:31:TYR:HE2	1.84	0.42
35:BV:63:ILE:HB	35:BV:70:ILE:CG1	2.49	0.42
1:AA:985:C:H2'	1:AA:986:U:H6	1.84	0.42
38:DM:26:VAL:HB	38:DM:104:GLU:OE2	2.19	0.42
44:BQ:16:ILE:C	44:BQ:18:LYS:N	2.71	0.42
23:BB:2848:G:N1	23:BB:2867:G:C2	2.87	0.42
35:DV:38:LEU:HD11	35:DV:40:ILE:HG23	2.01	0.42
1:CA:947:G:H2'	1:CA:948:C:H6	1.83	0.42
5:CF:18:VAL:HB	5:CF:19:PRO:CD	2.49	0.42
35:BV:60:VAL:O	35:BV:61:LEU:HD23	2.20	0.42
25:BC:204:LEU:HD23	25:BC:210:ALA:N	2.34	0.42
1:CA:1409:C:H2'	1:CA:1410:A:C8	2.54	0.42
1:AA:223:A:O2'	1:AA:224:U:H5'	2.20	0.42
23:BB:1438:U:C4	23:BB:1552:A:N6	2.87	0.42
23:BB:1552:A:C2'	23:BB:1553:A:H5'	2.48	0.42
1:CA:1469:C:H3'	1:CA:1470:U:H6	1.83	0.42
23:DB:564:C:O2'	23:DB:565:C:H5'	2.19	0.42
18:CB:150:ILE:O	18:CB:151:LYS:C	2.57	0.42
26:BD:62:LYS:HD2	26:BD:62:LYS:H	1.85	0.42
1:AA:441:A:H61	1:AA:493:A:H62	1.67	0.42
23:DB:2895:G:H2'	23:DB:2896:C:H6	1.84	0.42
23:BB:2026:U:H2'	23:BB:2027:G:H8	1.83	0.42
23:BB:2348:U:O2'	23:BB:2349:G:H5'	2.18	0.42
1:CA:517:G:N2	1:CA:533:A:OP2	2.53	0.42
24:BI:109:ALA:HB1	24:BI:124:MET:CG	2.49	0.42
34:D3:44:ARG:N	34:D3:45:PRO:CD	2.81	0.42
22:BA:7:G:H5''	43:BO:29:HIS:CD2	2.54	0.42
23:DB:2700:A:O2'	23:DB:2701:U:H5'	2.19	0.42
42:DN:71:ARG:HG2	42:DN:71:ARG:HH21	1.84	0.42

Continued on next page...

Continued from previous page...

Atom-1	Atom-2	Distance(Å)	Clash(Å)
1:CA:398:U:H2'	1:CA:399:G:C8	2.54	0.42
43:DO:7:ARG:HG3	43:DO:96:GLY:C	2.39	0.42
19:AU:47:ALA:O	19:AU:51:ALA:N	2.52	0.42
3:CD:191:SER:O	3:CD:192:ALA:HB2	2.18	0.42
23:DB:1427:A:H4'	23:DB:1428:C:O4'	2.19	0.42
12:CM:43:LYS:N	12:CM:43:LYS:HD2	2.34	0.42
23:DB:1873:G:H2'	23:DB:1874:C:H6	1.85	0.42
23:BB:1050:A:N3	23:BB:1050:A:H2'	2.34	0.42
23:DB:2320:U:O2	23:DB:2320:U:H2'	2.18	0.42
1:AA:1030:U:OP2	1:AA:1031:C:N4	2.52	0.42
1:AA:1482:G:O5'	1:AA:1482:G:H8	2.02	0.42
23:DB:959:A:H2'	23:DB:960:A:C8	2.54	0.42
24:BI:52:LEU:O	24:BI:54:ILE:HG13	2.19	0.42
1:CA:1438:G:O2'	1:CA:1439:G:H5'	2.19	0.42
23:DB:346:A:O4'	23:DB:346:A:N3	2.52	0.42
1:CA:912:C:O2'	1:CA:913:A:H5'	2.19	0.42
46:BU:73:ASN:ND2	46:BU:74:ALA:N	2.66	0.42
3:AD:18:LEU:HD22	3:AD:18:LEU:N	2.34	0.42
23:DB:1977:A:H2'	23:DB:1978:A:H8	1.84	0.42
23:DB:1129:A:N6	23:DB:2491:U:H5''	2.34	0.42
23:DB:2362:C:O2'	23:DB:2363:G:H5'	2.19	0.42
27:BK:68:GLY:CA	27:BK:78:ARG:HB3	2.49	0.42
23:DB:709:U:O5'	23:DB:709:U:H6	2.02	0.42
14:CQ:82:VAL:C	14:CQ:83:LEU:HD22	2.40	0.42
10:CK:63:GLN:HG3	10:CK:98:ALA:CB	2.49	0.42
23:DB:2155:U:H2'	23:DB:2156:G:O4'	2.19	0.42
23:BB:622:G:O2'	23:BB:623:C:H5'	2.19	0.42
1:CA:274:A:H4'	1:CA:275:G:O5'	2.19	0.42
1:CA:1283:U:H2'	1:CA:1284:C:C6	2.54	0.42
6:CG:89:GLU:OE2	6:CG:89:GLU:N	2.53	0.42
1:AA:401:C:H2'	1:AA:402:G:H8	1.84	0.42
47:BF:9:ASP:N	47:BF:9:ASP:OD2	2.52	0.42
23:BB:2180:U:O5'	23:BB:2180:U:H6	2.01	0.42
2:CC:125:ARG:HG2	2:CC:125:ARG:O	2.19	0.42
23:BB:1669:A:N3	23:BB:1669:A:H2'	2.34	0.42
23:DB:2508:G:H2'	23:DB:2509:G:H8	1.84	0.42
29:BE:69:ARG:O	29:BE:70:SER:CB	2.66	0.42
50:BT:54:GLU:O	50:BT:55:VAL:HB	2.19	0.42
38:BM:69:PRO:HA	38:BM:93:VAL:O	2.20	0.42
21:CN:50:LEU:N	21:CN:51:PRO:CD	2.75	0.42
40:DH:95:GLY:O	40:DH:99:ILE:HG12	2.19	0.42
21:AN:52:ARG:HB3	21:AN:53:ASP:H	1.56	0.42

Continued on next page...

Continued from previous page...

Atom-1	Atom-2	Distance(Å)	Clash(Å)
49:DR:3:ALA:HB2	49:DR:101:ILE:HD12	2.00	0.42
25:BC:183:VAL:HG22	25:BC:184:GLU:H	1.83	0.42
44:BQ:63:ARG:HH22	44:BQ:96:ASP:N	2.18	0.42
23:DB:730:A:H3'	56:DB:3609:HOH:O	2.20	0.42
23:BB:1799:G:OP1	25:BC:257:ARG:HG3	2.19	0.42
3:AD:145:ARG:O	3:AD:149:LYS:N	2.52	0.42
1:AA:1085:U:O4'	1:AA:1094:G:N1	2.52	0.42
52:DW:67:LYS:O	52:DW:68:PHE:HB2	2.19	0.42
9:CJ:5:ARG:N	9:CJ:76:ILE:O	2.52	0.42
33:B1:4:ILE:HB	33:B1:27:ARG:NH1	2.35	0.42
50:DT:39:THR:HG22	50:DT:42:GLU:CG	2.48	0.42
4:AE:93:VAL:HA	4:AE:126:ALA:CB	2.50	0.42
1:CA:835:U:O2'	1:CA:836:G:H5'	2.20	0.42
12:CM:2:ARG:HD3	12:CM:2:ARG:H	1.84	0.42
37:BL:79:LEU:HB2	37:BL:113:ALA:N	2.32	0.42
23:BB:8:C:H5''	41:BJ:53:TYR:OH	2.19	0.42
47:DF:121:PHE:CA	47:DF:127:TYR:HA	2.48	0.42
47:DF:28:PRO:HB2	47:DF:168:LEU:CD2	2.40	0.42
48:DG:148:ARG:HH11	48:DG:152:ARG:NE	2.17	0.42
8:AI:71:ILE:N	8:AI:71:ILE:HD12	2.28	0.42
48:DG:16:VAL:CG1	48:DG:49:LEU:HD13	2.49	0.42
47:BF:3:LEU:O	47:BF:6:TYR:HB3	2.19	0.42
26:DD:114:LYS:HD2	26:DD:116:LYS:HE3	2.01	0.42
8:CI:29:ILE:HA	8:CI:64:ILE:O	2.19	0.42
6:AG:87:PRO:CB	6:AG:144:ALA:HA	2.49	0.42
6:AG:74:VAL:HB	6:AG:85:GLN:HB3	2.01	0.42
6:CG:31:VAL:HG22	6:CG:32:ASP:OD2	2.20	0.42
23:BB:478:A:H5''	23:BB:479:A:OP2	2.19	0.42
10:CK:85:VAL:HG12	10:CK:86:LYS:N	2.34	0.42
23:BB:83:A:H61	23:BB:101:A:C5'	2.31	0.42
23:DB:2420:C:OP2	34:D3:32:LEU:N	2.52	0.42
26:DD:2:ILE:O	26:DD:2:ILE:HD12	2.20	0.42
20:AO:8:THR:O	20:AO:11:ILE:HG22	2.19	0.42
10:AK:34:THR:HB	10:AK:40:ALA:HA	2.01	0.42
7:AH:100:ILE:HD11	7:AH:102:VAL:HG22	2.01	0.42
7:CH:100:ILE:HD11	7:CH:102:VAL:HG22	2.02	0.42
1:AA:1342:C:O2'	8:AI:125:GLN:CB	2.68	0.42
24:BI:103:ALA:O	24:BI:107:GLU:HG3	2.20	0.42
23:DB:265:A:O2'	23:DB:266:G:H4'	2.18	0.42
23:DB:1853:A:N1	23:DB:2087:G:H1'	2.34	0.42
26:BD:38:LYS:HD3	26:BD:45:TYR:CZ	2.55	0.42
23:BB:97:C:H2'	23:BB:98:G:O4'	2.19	0.42

Continued on next page...

Continued from previous page...

Atom-1	Atom-2	Distance(Å)	Clash(Å)
23:DB:1917:U:H2'	23:DB:1918:A:C5'	2.46	0.42
1:CA:1387:G:H2'	1:CA:1388:C:H6	1.84	0.42
25:DC:75:ALA:HA	25:DC:96:LYS:NZ	2.35	0.42
20:AO:81:LEU:HD23	20:AO:81:LEU:C	2.40	0.42
6:CG:90:VAL:HG23	6:CG:91:ARG:O	2.19	0.42
36:D2:30:VAL:O	36:D2:33:ARG:HB2	2.20	0.42
11:AL:32:VAL:O	11:AL:33:CYS:HB3	2.20	0.42
23:DB:2795:C:H2'	23:DB:2796:U:C4'	2.50	0.42
23:BB:271:G:N2	23:BB:367:G:H1'	2.35	0.42
23:BB:2425:A:H4'	23:BB:2426:A:H5''	2.02	0.42
1:AA:769:G:H4'	1:AA:1513:A:H4'	2.01	0.42
1:CA:34:C:H2'	1:CA:35:G:H8	1.82	0.42
17:AT:44:ALA:O	17:AT:48:LYS:HB3	2.19	0.42
1:AA:633:G:H2'	1:AA:634:C:C6	2.55	0.42
19:AU:20:ARG:H	19:AU:20:ARG:CD	2.32	0.42
13:CP:39:PHE:CG	13:CP:40:ASN:N	2.87	0.42
23:DB:1700:A:H2'	23:DB:1701:A:C5'	2.49	0.42
1:AA:1479:C:O2'	1:AA:1480:A:H5'	2.19	0.42
1:CA:28:A:N3	1:CA:296:U:H4'	2.34	0.42
23:BB:255:A:H2'	23:BB:256:A:O4'	2.19	0.42
1:AA:490:C:H2'	1:AA:491:G:O4'	2.19	0.42
9:CJ:49:PHE:O	9:CJ:64:GLN:HA	2.19	0.42
1:AA:1453:G:N3	1:AA:1453:G:H3'	2.34	0.42
23:BB:2552:U:H3'	23:BB:2554:U:OP2	2.19	0.42
1:CA:824:G:C6	1:CA:877:G:C6	3.08	0.42
48:BG:74:MET:HG3	48:BG:74:MET:H	1.59	0.42
23:BB:1909:C:O2'	23:BB:1910:G:H5'	2.20	0.42
29:BE:109:LEU:O	29:BE:112:LEU:HB2	2.19	0.42
23:DB:1877:A:H2'	23:DB:1878:G:C8	2.55	0.42
15:AR:61:ALA:HB3	15:AR:67:LEU:HD12	2.02	0.42
1:AA:904:U:H2'	1:AA:905:U:C6	2.54	0.42
1:AA:904:U:H6	1:AA:904:U:O5'	2.02	0.42
23:DB:1128:G:C6	23:DB:2518:A:N6	2.87	0.42
23:DB:1524:G:H2'	23:DB:1525:A:O4'	2.19	0.42
14:AQ:10:ARG:O	14:AQ:22:VAL:HG13	2.20	0.42
22:BA:67:G:H2'	22:BA:68:C:H6	1.84	0.42
23:DB:1214:A:H2'	23:DB:1215:G:O4'	2.18	0.42
23:BB:819:A:OP2	23:BB:1187:G:N2	2.53	0.42
41:BJ:40:HIS:O	44:BQ:66:ALA:HB1	2.19	0.42
1:CA:667:G:H2'	1:CA:668:G:H8	1.84	0.42
1:CA:1026:G:H22	1:CA:1035:A:H2	1.65	0.42
1:CA:79:G:O2'	1:CA:80:A:H5'	2.19	0.42

Continued on next page...

Continued from previous page...

Atom-1	Atom-2	Distance(Å)	Clash(Å)
23:DB:1099:G:N7	24:DI:3:LYS:CD	2.83	0.42
18:CB:60:ALA:CB	18:CB:224:ARG:HG2	2.50	0.42
18:CB:58:LYS:C	18:CB:60:ALA:H	2.22	0.42
1:CA:1320:C:N4	16:CS:35:ARG:HG3	2.34	0.42
6:AG:53:SER:O	6:AG:55:LYS:N	2.52	0.42
49:BR:58:VAL:C	49:BR:59:ILE:HG13	2.40	0.42
19:CU:36:PHE:O	19:CU:39:LYS:HD2	2.19	0.42
23:DB:28:A:O2'	23:DB:583:G:H5'	2.20	0.42
43:BO:64:TYR:CB	43:BO:67:ASN:HB2	2.37	0.42
48:DG:116:LEU:HD23	48:DG:120:ILE:HD13	2.02	0.42
48:DG:83:THR:HA	48:DG:84:LYS:HZ1	1.84	0.42
50:DT:15:HIS:H	50:DT:32:LEU:CA	2.21	0.42
41:DJ:25:LEU:HB2	41:DJ:62:VAL:HG22	2.00	0.42
23:DB:2365:G:H4'	52:DW:59:PHE:CD1	2.54	0.42
23:BB:705:A:H61	23:BB:726:G:H1'	1.81	0.42
4:AE:14:LEU:C	4:AE:14:LEU:HD13	2.40	0.42
2:AC:52:SER:C	2:AC:113:LYS:HG2	2.39	0.42
47:DF:37:MET:O	47:DF:37:MET:HG2	2.19	0.42
44:DQ:26:ALA:C	44:DQ:28:SER:N	2.73	0.42
12:CM:2:ARG:HB2	12:CM:2:ARG:HE	1.51	0.42
22:BA:52:A:O2'	22:BA:53:A:H5'	2.20	0.42
27:BK:88:ASN:ND2	27:BK:89:ASN:N	2.62	0.42
1:CA:16:A:C2'	1:CA:17:U:H5'	2.50	0.42
23:BB:1198:U:H2'	23:BB:1199:U:H6	1.83	0.42
47:DF:113:PHE:HZ	47:DF:175:PRO:HB2	1.83	0.42
48:DG:93:TYR:HD2	48:DG:93:TYR:N	2.18	0.42
48:BG:157:LYS:HG2	48:BG:159:LYS:CG	2.49	0.42
23:DB:2305:U:H6	47:DF:152:ASP:OD2	2.02	0.42
48:BG:90:GLY:HA3	48:BG:93:TYR:CE1	2.55	0.42
22:BA:112:G:H2'	22:BA:113:C:H6	1.85	0.42
4:AE:20:VAL:O	4:AE:31:SER:HB2	2.19	0.42
16:AS:35:ARG:CG	16:AS:36:ARG:HH21	2.32	0.42
40:DH:143:ILE:HG22	40:DH:144:VAL:N	2.34	0.42
1:AA:532:A:H62	2:AC:191:THR:CB	2.32	0.42
40:DH:37:VAL:HG13	40:DH:37:VAL:O	2.19	0.42
23:BB:2688:G:H1'	23:BB:2721:A:N6	2.34	0.42
18:AB:112:ARG:NH2	18:AB:116:LEU:HD11	2.31	0.42
23:BB:1727:C:H2'	23:BB:1728:C:O4'	2.19	0.42
3:AD:53:GLN:HG2	3:AD:198:LEU:HD22	2.01	0.42
9:CJ:48:ARG:HA	9:CJ:66:GLU:HA	2.01	0.42
18:CB:137:THR:O	18:CB:140:LEU:HB2	2.19	0.42
23:DB:2346:A:O4'	23:DB:2383:G:O4'	2.36	0.42

Continued on next page...

Continued from previous page...

Atom-1	Atom-2	Distance(Å)	Clash(Å)
27:BK:99:ILE:HG12	27:BK:115:ILE:HG13	2.01	0.42
33:B1:35:LEU:O	33:B1:36:LYS:HB3	2.20	0.42
23:DB:950:G:H2'	23:DB:951:C:H6	1.79	0.42
1:CA:193:C:H2'	1:CA:194:C:C5	2.54	0.42
16:CS:47:THR:HA	16:CS:60:PHE:CE2	2.55	0.42
9:CJ:80:THR:C	9:CJ:82:LYS:H	2.22	0.42
42:BN:35:LYS:HG2	42:BN:112:TYR:CE1	2.54	0.42
1:CA:776:G:N2	1:CA:803:G:N7	2.67	0.42
1:AA:725:G:H2'	1:AA:726:C:C6	2.55	0.42
23:BB:216:A:H2'	23:BB:217:A:C8	2.52	0.42
23:BB:805:G:N2	23:BB:829:A:OP1	2.52	0.42
1:AA:509:A:C6	1:AA:510:A:N1	2.88	0.42
23:BB:2014:A:H2'	23:BB:2015:A:C8	2.53	0.42
23:BB:2772:C:H2'	23:BB:2773:C:C6	2.55	0.42
23:BB:2358:A:H2'	23:BB:2359:C:O4'	2.20	0.42
23:BB:1407:G:O2'	23:BB:1408:G:H5'	2.20	0.42
1:AA:492:C:H2'	1:AA:493:A:N3	2.34	0.42
9:CJ:9:ARG:HH11	9:CJ:9:ARG:HG2	1.84	0.42
1:AA:382:A:H2'	1:AA:383:A:H8	1.82	0.42
23:BB:740:C:O2'	23:BB:741:U:H5'	2.20	0.42
36:B2:30:VAL:O	36:B2:33:ARG:HB2	2.19	0.42
43:DO:7:ARG:O	43:DO:10:ARG:HB2	2.19	0.42
1:AA:1363:A:H2'	1:AA:1363:A:N3	2.35	0.42
1:CA:707:U:H4'	10:CK:21:HIS:CG	2.54	0.42
1:CA:411:A:N6	1:CA:413:G:H21	2.17	0.42
44:BQ:101:ASP:HB2	49:BR:2:TYR:OH	2.20	0.42
1:AA:1381:U:H2'	1:AA:1382:C:C6	2.55	0.42
1:CA:696:A:H2'	1:CA:697:U:H6	1.84	0.42
23:BB:707:G:O2'	23:BB:708:G:H5'	2.20	0.42
23:BB:1930:G:H2'	23:BB:1968:G:H1	1.85	0.42
23:DB:2648:G:H2'	23:DB:2649:C:H6	1.84	0.42
23:DB:2650:U:O2'	23:DB:2651:C:H5'	2.19	0.42
52:DW:8:SER:O	52:DW:9:THR:HB	2.18	0.42
40:DH:42:LYS:HD3	40:DH:42:LYS:C	2.39	0.42
23:BB:230:G:H2'	23:BB:231:A:C8	2.55	0.42
3:AD:61:ARG:HG3	3:AD:71:PHE:CD2	2.54	0.42
1:AA:746:A:H2'	1:AA:747:A:C8	2.54	0.42
11:AL:85:ARG:HB2	11:AL:93:ARG:HA	2.01	0.42
22:BA:3:C:H2'	22:BA:4:C:C6	2.54	0.42
23:DB:714:U:C2	23:DB:716:A:H3'	2.54	0.42
23:DB:1745:A:H2'	23:DB:1746:A:C8	2.55	0.42
11:AL:27:PRO:O	11:AL:28:GLN:NE2	2.52	0.42

Continued on next page...

Continued from previous page...

Atom-1	Atom-2	Distance(Å)	Clash(Å)
23:BB:672:C:H2'	23:BB:673:C:H6	1.84	0.42
26:DD:109:VAL:HG11	26:DD:193:VAL:HB	2.01	0.42
39:DX:7:ARG:HA	39:DX:7:ARG:NE	2.35	0.42
25:BC:63:ILE:HD13	25:BC:63:ILE:HA	1.82	0.42
1:AA:572:A:N3	1:AA:917:G:H1'	2.33	0.42
15:AR:34:GLU:HB2	19:AU:18:PHE:CZ	2.55	0.42
24:BI:63:ASP:C	24:BI:65:SER:H	2.22	0.42
25:DC:109:LEU:HD23	25:DC:109:LEU:N	2.35	0.42
23:DB:1344:U:H5'	23:DB:1384:A:C6	2.54	0.42
1:AA:274:A:H4'	1:AA:275:G:O5'	2.19	0.42
49:DR:27:ILE:HA	49:DR:27:ILE:HD13	1.85	0.42
1:CA:916:U:H2'	1:CA:917:G:H8	1.84	0.42
23:BB:1649:G:O2'	23:BB:1650:A:H5'	2.20	0.42
23:BB:381:G:O2'	23:BB:382:A:H5'	2.20	0.42
18:AB:69:VAL:HG12	18:AB:70:GLY:N	2.34	0.42
38:DM:29:GLY:CA	38:DM:106:ASP:HB2	2.49	0.42
1:AA:321:A:O2'	1:AA:322:C:H5'	2.20	0.42
48:BG:169:ARG:HB3	48:BG:171:LYS:NZ	2.34	0.42
1:AA:740:U:H4'	20:AO:42:HIS:CD2	2.54	0.42
4:AE:77:ASN:HD22	4:AE:77:ASN:HA	1.64	0.42
23:DB:1940:U:O2	23:DB:1940:U:H5''	2.20	0.42
1:AA:343:U:O2'	1:AA:344:A:H8	2.03	0.42
23:DB:1767:G:O2'	23:DB:1768:C:H5'	2.20	0.42
23:DB:1417:C:C4'	23:DB:1587:G:H21	2.32	0.42
25:DC:14:HIS:O	25:DC:16:VAL:HG23	2.20	0.42
21:AN:33:VAL:HA	21:AN:40:ARG:HB2	2.01	0.42
23:BB:2386:A:H2'	23:BB:2387:U:C6	2.55	0.42
52:BW:37:VAL:C	52:BW:38:ARG:HG2	2.40	0.42
38:BM:71:LYS:CG	38:BM:93:VAL:HG12	2.49	0.42
23:DB:2011:U:H2'	23:DB:2012:G:O4'	2.20	0.42
1:AA:1048:G:N2	1:AA:1214:C:C5	2.75	0.42
25:DC:244:VAL:HG12	25:DC:250:GLN:HA	2.01	0.42
40:DH:90:LEU:HB2	40:DH:123:ARG:HA	2.01	0.42
21:AN:58:ARG:C	21:AN:59:GLN:HE21	2.22	0.42
12:CM:13:HIS:ND1	12:CM:41:ASP:HA	2.35	0.42
3:CD:24:VAL:HG12	3:CD:160:LEU:HB3	2.01	0.42
3:CD:4:LEU:N	3:CD:4:LEU:HD12	2.34	0.42
23:DB:513:A:O5'	23:DB:513:A:H8	2.01	0.42
43:BO:7:ARG:O	43:BO:10:ARG:HB2	2.20	0.42
33:D1:8:ILE:HB	33:D1:24:LYS:HB2	2.01	0.42
5:AF:29:ILE:HG21	5:AF:64:VAL:CG1	2.47	0.42
13:CP:67:ILE:HD11	13:CP:71:VAL:CG2	2.46	0.42

Continued on next page...

Continued from previous page...

Atom-1	Atom-2	Distance(Å)	Clash(Å)
13:CP:72:ALA:HA	13:CP:75:ILE:CD1	2.49	0.42
2:AC:130:ARG:O	2:AC:133:MET:HB2	2.19	0.42
33:B1:8:ILE:HD12	33:B1:51:ALA:HA	2.01	0.42
2:AC:167:TYR:CD2	2:AC:168:ARG:N	2.87	0.42
27:DK:60:ALA:HA	27:DK:87:LEU:CD2	2.50	0.42
28:BP:57:ALA:O	28:BP:58:PHE:HD2	2.02	0.42
48:DG:151:ARG:O	48:DG:152:ARG:HB3	2.20	0.42
48:DG:88:LEU:HD13	48:DG:93:TYR:HB2	2.01	0.42
23:DB:250:G:H2'	23:DB:251:A:C8	2.55	0.42
48:DG:26:LYS:HA	48:DG:32:LEU:CA	2.50	0.42
5:CF:51:ILE:HD11	5:CF:86:ARG:HG3	2.01	0.42
35:DV:11:GLU:HB2	35:DV:12:GLN:H	1.58	0.42
48:BG:16:VAL:CG1	48:BG:49:LEU:HD13	2.50	0.42
48:BG:8:VAL:HB	48:BG:49:LEU:O	2.20	0.42
18:AB:166:ASP:CG	18:AB:190:SER:HA	2.40	0.42
26:BD:121:THR:C	26:BD:123:LYS:N	2.71	0.42
3:CD:53:GLN:HG2	3:CD:198:LEU:HD22	2.02	0.42
18:CB:128:LEU:HD23	18:CB:133:ALA:HA	2.02	0.42
23:DB:478:A:H5''	23:DB:479:A:OP2	2.20	0.42
22:DA:8:C:O2'	43:DO:40:ILE:HD13	2.19	0.42
23:BB:1684:G:H2'	23:BB:1685:C:H6	1.85	0.42
37:DL:93:ASN:HD22	37:DL:94:THR:H	1.62	0.42
37:DL:95:LEU:HB2	37:DL:101:ILE:HG12	2.01	0.42
23:BB:957:C:N4	23:BB:2459:A:C8	2.87	0.42
1:CA:229:U:H2'	1:CA:230:G:H8	1.83	0.42
1:AA:720:C:H5''	15:AR:40:PRO:HG3	2.01	0.42
25:BC:202:ARG:HH11	25:BC:213:ARG:NE	2.18	0.42
26:BD:46:ARG:HG3	26:BD:46:ARG:HH11	1.84	0.42
23:DB:2060:A:H1'	56:DB:3297:HOH:O	2.19	0.42
42:BN:55:ALA:HB1	42:BN:84:GLY:HA2	2.01	0.42
42:DN:29:VAL:O	42:DN:78:LYS:HG2	2.20	0.42
2:AC:40:GLN:O	2:AC:43:THR:HB	2.20	0.42
23:DB:348:A:H2'	23:DB:349:U:O4'	2.19	0.42
7:AH:74:ILE:HG12	7:AH:74:ILE:O	2.20	0.42
23:BB:560:C:H1'	44:BQ:51:GLN:HE22	1.84	0.42
7:CH:68:LYS:HD2	7:CH:69:ALA:H	1.84	0.42
47:BF:78:ILE:C	47:BF:79:ARG:HG3	2.40	0.42
23:BB:1750:G:O2'	23:BB:1751:U:H5'	2.20	0.42
23:BB:1319:C:C2'	23:BB:1320:C:H5'	2.49	0.42
3:AD:181:PHE:O	3:AD:182:LYS:C	2.57	0.42
1:CA:1411:C:H2'	1:CA:1412:C:H6	1.85	0.42
23:BB:2630:G:H2'	23:BB:2631:G:C8	2.49	0.42

Continued on next page...

Continued from previous page...

Atom-1	Atom-2	Distance(Å)	Clash(Å)
23:DB:814:C:H1'	23:DB:1225:G:N2	2.34	0.42
23:DB:1353:A:O2'	23:DB:1354:A:H5'	2.18	0.42
3:AD:78:ALA:C	3:AD:85:THR:HG23	2.39	0.42
48:DG:97:VAL:CB	48:DG:124:CYS:HB2	2.49	0.42
23:BB:1051:G:H2'	23:BB:1052:C:H6	1.82	0.42
1:CA:1525:G:O2'	1:CA:1526:G:H5'	2.19	0.42
23:BB:175:G:O2'	23:BB:176:A:H5'	2.20	0.42
13:AP:33:ILE:HG13	13:AP:33:ILE:H	1.69	0.42
23:BB:1400:U:O2'	23:BB:1401:G:H5'	2.19	0.42
23:BB:986:C:O2'	23:BB:987:C:H5'	2.20	0.42
1:CA:91:U:C2	1:CA:92:U:C5	3.08	0.42
23:BB:2650:U:O2'	23:BB:2651:C:H5'	2.20	0.42
1:CA:126:G:C4'	1:CA:634:C:H1'	2.49	0.42
38:BM:110:GLU:HG2	38:BM:114:ARG:HH12	1.84	0.42
23:BB:1241:A:H3'	23:BB:1242:U:H6	1.84	0.42
23:BB:1153:C:H2'	23:BB:1154:G:C8	2.54	0.42
3:AD:61:ARG:NH1	3:AD:68:GLU:HB2	2.34	0.42
1:AA:1286:U:H2'	1:AA:1286:U:H6	1.68	0.42
25:DC:57:HIS:ND1	25:DC:58:LYS:N	2.67	0.42
23:BB:488:G:N2	23:BB:493:G:O6	2.53	0.42
23:BB:1977:A:H2'	23:BB:1978:A:H8	1.85	0.42
26:DD:150:GLN:O	26:DD:153:GLY:N	2.52	0.42
37:BL:85:VAL:O	37:BL:85:VAL:HG22	2.20	0.42
26:BD:36:GLN:HE21	26:BD:36:GLN:HB2	1.62	0.42
1:AA:140:U:H2'	1:AA:141:G:C8	2.55	0.42
6:CG:72:VAL:HG12	6:CG:89:GLU:HA	2.01	0.42
23:BB:1125:G:C6	23:BB:1126:A:N6	2.88	0.42
25:BC:61:TYR:HA	25:BC:85:ASN:ND2	2.34	0.42
4:CE:77:ASN:HB3	4:CE:78:GLY:H	1.70	0.42
46:BU:21:ARG:HD2	46:BU:72:PHE:CD2	2.55	0.42
23:DB:1923:U:H2'	23:DB:1924:C:C6	2.54	0.42
23:BB:460:A:H2'	23:BB:461:C:O4'	2.20	0.42
23:BB:651:G:O5'	34:B3:17:GLY:HA3	2.19	0.42
23:BB:562:U:C4	23:BB:2036:C:O4'	2.72	0.42
10:AK:115:ILE:HG21	19:AU:23:GLU:OE1	2.20	0.42
51:DZ:49:LEU:O	51:DZ:51:VAL:HG23	2.19	0.42
29:BE:173:THR:HA	29:BE:199:MET:HE1	2.01	0.42
1:CA:929:G:H2'	1:CA:930:C:O4'	2.20	0.42
44:DQ:81:GLY:HA3	44:DQ:112:ALA:HB1	2.01	0.42
29:DE:152:GLU:O	29:DE:153:LEU:HB3	2.20	0.42
13:AP:36:VAL:HG13	13:AP:36:VAL:O	2.19	0.42
27:DK:8:LEU:HD12	27:DK:8:LEU:N	2.34	0.42

Continued on next page...

Continued from previous page...

Atom-1	Atom-2	Distance(Å)	Clash(Å)
26:BD:130:GLN:HB3	26:BD:130:GLN:HE21	1.57	0.42
28:DP:109:ILE:HG13	28:DP:109:ILE:O	2.20	0.42
1:AA:529:G:O6	11:AL:45:ASN:HA	2.20	0.42
25:DC:209:ALA:O	25:DC:213:ARG:HB2	2.19	0.42
18:CB:47:PRO:O	18:CB:51:GLU:HB2	2.20	0.42
21:AN:30:ILE:HD12	21:AN:44:VAL:HG13	2.01	0.42
52:BW:16:GLU:O	52:BW:17:ALA:C	2.58	0.42
1:AA:1047:G:H21	1:AA:1215:G:C4'	2.33	0.42
50:BT:51:PHE:C	50:BT:53:VAL:H	2.23	0.42
38:BM:73:ILE:HG21	38:BM:91:TYR:OH	2.19	0.42
1:AA:1198:G:H5''	56:AA:1865:HOH:O	2.19	0.42
23:DB:2387:U:H1'	52:DW:38:ARG:NH2	2.34	0.42
45:BS:29:VAL:O	45:BS:32:ALA:HB3	2.19	0.42
8:CI:56:MET:O	8:CI:57:VAL:HB	2.20	0.42
1:AA:1520:C:H2'	1:AA:1521:C:C6	2.55	0.42
23:BB:1799:G:N2	23:BB:1818:U:O2'	2.53	0.42
1:CA:409:U:OP1	3:CD:21:LYS:HG3	2.20	0.42
37:BL:143:GLU:CG	37:BL:144:GLU:N	2.79	0.42
23:DB:2271:G:H2'	23:DB:2272:U:C5	2.54	0.42
29:DE:146:VAL:HG12	29:DE:147:LEU:N	2.35	0.42
1:CA:134:G:H2'	1:CA:135:C:O4'	2.18	0.42
13:CP:3:THR:HG22	13:CP:66:THR:HB	2.02	0.42
24:BI:78:LEU:HD13	24:BI:108:ILE:HG23	2.01	0.42
23:BB:1063:G:O2'	24:BI:88:GLY:HA3	2.19	0.42
1:CA:981:U:C5'	21:CN:60:ARG:HD2	2.50	0.42
28:DP:48:ALA:HB3	28:DP:59:THR:OG1	2.20	0.42
6:CG:87:PRO:HG3	6:CG:148:LYS:CA	2.37	0.42
23:DB:850:U:H4'	30:DY:22:THR:HG22	2.02	0.42
2:AC:102:ILE:HG22	2:AC:103:ALA:N	2.33	0.42
4:AE:45:VAL:H	4:AE:71:ILE:HG22	1.83	0.42
48:DG:29:ASN:HD22	48:DG:30:GLY:N	2.17	0.42
44:DQ:26:ALA:O	44:DQ:28:SER:N	2.52	0.42
4:CE:14:LEU:HD13	4:CE:14:LEU:C	2.40	0.42
28:BP:59:THR:OG1	28:BP:72:VAL:HG12	2.19	0.42
1:CA:1248:A:H2'	1:CA:1249:C:C6	2.55	0.42
49:DR:79:ARG:O	49:DR:80:ARG:HB2	2.20	0.42
48:DG:26:LYS:CB	48:DG:32:LEU:HG	2.49	0.42
47:BF:110:ILE:HA	47:BF:111:ARG:NH2	2.35	0.42
47:BF:11:VAL:HG12	47:BF:12:VAL:N	2.27	0.42
1:AA:17:U:O4'	1:AA:1080:A:H1'	2.19	0.42
21:CN:25:GLU:CD	21:CN:25:GLU:H	2.21	0.42
41:DJ:81:ILE:HG23	41:DJ:82:GLY:N	2.25	0.42

Continued on next page...

Continued from previous page...

Atom-1	Atom-2	Distance(Å)	Clash(Å)
26:BD:5:VAL:HG11	26:BD:80:TRP:CE3	2.55	0.42
2:CC:172:VAL:HG12	2:CC:174:LEU:HD12	2.02	0.42
23:BB:1654:A:O2'	26:BD:118:PHE:CB	2.68	0.42
1:CA:72:A:N6	1:CA:98:A:H2	2.18	0.42
45:DS:4:ILE:CG2	45:DS:106:VAL:HG22	2.49	0.42
10:CK:27:ASN:O	10:CK:56:LYS:HE2	2.20	0.42
1:AA:1392:G:O2'	1:AA:1393:U:H5'	2.20	0.42
23:BB:974:G:H2'	23:BB:974:G:N3	2.35	0.42
38:DM:65:ILE:HG23	38:DM:103:TYR:CD2	2.55	0.42
4:CE:158:LYS:HZ3	7:CH:63:LYS:HD3	1.83	0.42
2:CC:4:VAL:HG22	2:CC:5:HIS:N	2.34	0.42
6:CG:134:VAL:HG12	6:CG:137:ARG:NH2	2.35	0.42
2:AC:146:LYS:HE3	2:AC:202:PHE:CE2	2.54	0.42
44:DQ:16:ILE:C	44:DQ:18:LYS:N	2.73	0.42
1:CA:465:A:H2'	1:CA:467:U:OP1	2.20	0.42
36:D2:10:LEU:O	36:D2:14:ARG:HG2	2.19	0.42
1:AA:1237:C:H5''	1:AA:1238:A:H5'	2.01	0.42
41:DJ:100:VAL:O	41:DJ:104:ALA:HB2	2.19	0.42
28:DP:95:LYS:HG3	28:DP:97:TYR:CE1	2.54	0.42
46:BU:12:VAL:HG21	46:BU:38:ILE:HG12	2.02	0.42
1:CA:312:C:O2'	1:CA:313:A:H5'	2.19	0.42
23:BB:754:U:H2'	23:BB:755:U:C6	2.54	0.42
23:BB:557:C:H2'	23:BB:558:U:H6	1.82	0.42
1:AA:989:U:O2'	1:AA:990:C:H5'	2.19	0.42
23:BB:63:A:O5'	23:BB:63:A:H8	2.01	0.42
42:DN:33:ILE:HD12	42:DN:34:ILE:N	2.35	0.42
46:BU:28:LEU:HG	46:BU:34:ILE:HD11	2.02	0.42
23:BB:2840:C:H5''	42:BN:53:THR:HG21	2.02	0.42
23:DB:2232:C:P	51:DZ:27:ARG:HH22	2.43	0.42
45:BS:16:LYS:O	45:BS:19:LEU:HB3	2.19	0.42
1:AA:399:G:H2'	1:AA:400:C:H6	1.84	0.42
23:BB:2808:G:O2'	23:BB:2809:A:H8	2.02	0.42
7:CH:17:GLN:HE21	7:CH:62:LEU:CD2	2.33	0.42
18:AB:169:HIS:HA	18:AB:172:ILE:CD1	2.48	0.42
1:CA:1226:C:H4'	1:CA:1227:A:OP1	2.20	0.42
1:AA:1339:A:H2'	1:AA:1340:A:H5'	2.02	0.42
44:DQ:40:LYS:O	44:DQ:43:GLN:HB2	2.19	0.42
18:CB:21:TYR:O	18:CB:22:TRP:O	2.37	0.42
27:BK:3:GLN:CG	27:BK:4:GLU:N	2.82	0.42
9:AJ:14:ASP:HA	9:AJ:70:HIS:HD2	1.85	0.42
23:DB:1399:C:H2'	23:DB:1400:U:C6	2.54	0.42
1:AA:1355:G:H2'	1:AA:1356:G:H8	1.85	0.42

Continued on next page...

Continued from previous page...

Atom-1	Atom-2	Distance(Å)	Clash(Å)
23:BB:244:A:OP2	34:B3:7:ARG:NH2	2.45	0.42
23:BB:1399:C:H2'	23:BB:1400:U:C6	2.54	0.42
1:CA:160:A:H2'	1:CA:161:A:C8	2.55	0.42
23:DB:1930:G:C2'	23:DB:1931:U:OP2	2.67	0.42
1:AA:1525:G:O2'	1:AA:1526:G:H5'	2.19	0.42
28:BP:79:VAL:HG23	28:BP:80:VAL:N	2.35	0.42
23:BB:2636:C:H2'	23:BB:2637:U:H6	1.85	0.42
23:DB:1567:G:H1'	23:DB:1568:G:C5	2.55	0.42
21:CN:86:ALA:HA	21:CN:89:ARG:NH2	2.34	0.42
23:DB:992:C:H4'	49:DR:74:ILE:HD13	2.02	0.42
23:DB:367:G:N2	23:DB:368:A:H1'	2.34	0.42
23:DB:527:C:C4	23:DB:2779:U:H2'	2.54	0.42
23:DB:527:C:N4	23:DB:2779:U:OP2	2.52	0.42
22:DA:63:C:H2'	22:DA:64:G:H8	1.84	0.42
23:BB:973:A:H5'	49:BR:81:LYS:HE3	2.00	0.42
23:BB:1291:C:O2'	23:BB:1292:G:H5'	2.20	0.42
1:AA:1495:U:H2'	1:AA:1496:C:C6	2.55	0.42
23:BB:2527:C:H2'	23:BB:2528:U:H6	1.85	0.42
23:BB:381:G:H5''	51:BZ:16:ASN:ND2	2.35	0.42
38:DM:29:GLY:HA2	38:DM:106:ASP:HB2	2.00	0.42
22:BA:19:C:H2'	22:BA:20:G:H8	1.85	0.42
23:DB:2219:U:O2'	23:DB:2220:U:H5'	2.20	0.42
49:BR:64:VAL:O	49:BR:65:ALA:HB3	2.19	0.42
23:BB:2233:U:H2'	23:BB:2234:G:C8	2.55	0.42
52:BW:28:GLU:O	52:BW:30:VAL:N	2.52	0.42
29:BE:145:ASP:CA	29:BE:166:LYS:HB3	2.50	0.42
18:CB:184:ALA:O	18:CB:199:ILE:HG13	2.19	0.42
52:BW:35:ILE:O	52:BW:36:ILE:C	2.58	0.42
1:AA:1212:U:H5'	1:AA:1213:A:O4'	2.20	0.42
18:CB:15:PHE:CG	18:CB:16:GLY:N	2.87	0.42
38:BM:69:PRO:HG2	38:BM:70:ASP:H	1.85	0.42
23:DB:1841:U:H2'	23:DB:1842:G:C8	2.54	0.42
40:DH:121:VAL:O	40:DH:122:LEU:HB2	2.19	0.42
49:DR:34:GLU:HB3	49:DR:58:VAL:CG2	2.50	0.42
16:CS:39:ILE:HG13	16:CS:39:ILE:H	1.36	0.42
23:DB:275:C:N3	23:DB:276:U:H1'	2.35	0.42
1:AA:1360:A:N6	1:AA:1361:G:N3	2.68	0.42
1:AA:982:U:H3	1:AA:1223:C:H42	1.68	0.42
41:BJ:3:THR:HB	41:BJ:44:TYR:HE1	1.83	0.42
44:BQ:63:ARG:NH2	44:BQ:96:ASP:HA	2.34	0.42
49:BR:34:GLU:HB3	49:BR:58:VAL:CG2	2.50	0.42
23:DB:898:C:O3'	23:DB:899:A:C4'	2.68	0.42

Continued on next page...

Continued from previous page...

Atom-1	Atom-2	Distance(Å)	Clash(Å)
1:CA:977:A:N1	1:CA:1223:C:H2'	2.33	0.42
1:CA:779:C:H4'	10:CK:123:PRO:HA	2.01	0.42
13:AP:67:ILE:HD11	13:AP:71:VAL:CG2	2.45	0.42
23:DB:729:G:O4'	25:DC:206:LYS:NZ	2.48	0.42
23:DB:728:G:O2'	23:DB:730:A:H8	2.02	0.42
22:DA:28:C:H2'	22:DA:29:A:C1'	2.49	0.42
3:AD:117:VAL:HG12	3:AD:130:ASN:C	2.40	0.42
3:AD:162:GLU:C	3:AD:164:ARG:H	2.23	0.42
13:CP:71:VAL:HA	13:CP:74:LEU:HG	2.01	0.42
1:AA:86:G:N2	1:AA:87:C:H42	2.18	0.42
23:DB:1824:G:H2'	23:DB:1825:U:H6	1.85	0.42
23:BB:724:U:H2'	23:BB:725:G:O4'	2.19	0.42
6:CG:147:ASN:C	6:CG:149:ALA:H	2.22	0.42
1:AA:1114:C:H1'	21:AN:99:SER:O	2.20	0.42
22:DA:42:C:C1'	47:DF:65:LEU:HB2	2.50	0.42
47:DF:37:MET:HB2	47:DF:151:LEU:CB	2.50	0.42
1:CA:833:G:O2'	1:CA:834:U:H5'	2.20	0.42
23:BB:596:U:H2'	23:BB:597:G:C8	2.54	0.42
1:CA:921:U:H2'	1:CA:922:G:O4'	2.20	0.42
1:AA:1127:G:H5'	1:AA:1280:A:HO2'	1.85	0.42
22:DA:52:A:H2'	22:DA:53:A:O4'	2.20	0.42
47:DF:102:LEU:HD12	47:DF:103:ILE:HG13	2.01	0.42
40:BH:5:LEU:C	40:BH:7:ASP:H	2.22	0.42
29:BE:15:SER:C	29:BE:17:THR:H	2.23	0.42
13:CP:24:SER:C	13:CP:25:ARG:HD3	2.40	0.42
8:CI:16:ALA:HA	8:CI:65:THR:O	2.19	0.42
4:AE:19:ARG:O	4:AE:20:VAL:HB	2.19	0.42
21:CN:26:LEU:HD23	21:CN:31:SER:HB2	2.02	0.42
2:CC:120:THR:HG21	2:CC:186:SER:HB2	2.02	0.42
26:BD:73:VAL:O	26:BD:74:GLU:HB2	2.20	0.42
16:AS:29:PRO:HD3	16:AS:47:THR:HB	2.02	0.42
1:CA:1351:U:O2'	1:CA:1352:C:H5'	2.20	0.42
39:DX:8:GLU:HB3	39:DX:12:GLU:HB2	2.02	0.42
23:DB:974:G:H2'	23:DB:974:G:N3	2.35	0.42
23:BB:2722:G:O2'	23:BB:2723:C:H5'	2.20	0.42
14:AQ:47:ASP:C	14:AQ:49:ASN:H	2.23	0.42
3:AD:90:LEU:CD2	3:AD:90:LEU:H	2.32	0.42
33:D1:7:LYS:HZ3	34:D3:34:LYS:HG2	1.84	0.42
20:AO:33:THR:HG23	20:AO:63:ARG:HH11	1.85	0.42
20:AO:36:ILE:HD11	20:AO:59:MET:HG3	2.02	0.42
1:CA:1252:A:H2'	1:CA:1253:G:O4'	2.20	0.42
35:DV:35:GLU:HB3	35:DV:93:ARG:CZ	2.49	0.42

Continued on next page...

Continued from previous page...

Atom-1	Atom-2	Distance(Å)	Clash(Å)
23:BB:532:A:C2'	23:BB:532:A:N3	2.80	0.42
17:AT:2:ASN:HD22	17:AT:3:ILE:HG13	1.84	0.42
23:DB:1439:A:N7	23:DB:1440:U:C6	2.87	0.42
23:DB:1138:G:H21	41:DJ:108:MET:HE1	1.85	0.42
1:AA:716:A:H2'	1:AA:717:U:C6	2.55	0.42
14:AQ:59:GLU:O	14:AQ:75:VAL:HG22	2.20	0.42
29:DE:101:TYR:O	29:DE:104:ALA:HB3	2.19	0.42
1:AA:143:A:O3'	1:AA:144:G:H8	2.03	0.42
1:AA:144:G:H2'	1:AA:145:G:O4'	2.20	0.42
40:DH:29:PHE:O	40:DH:30:LEU:C	2.57	0.42
23:BB:1710:G:H4'	23:BB:2858:C:O2	2.18	0.42
23:BB:1822:C:O2'	23:BB:1823:G:H5'	2.20	0.42
23:DB:740:C:H5''	23:DB:1784:A:OP1	2.20	0.42
1:AA:493:A:H5'	1:AA:494:G:OP2	2.19	0.42
35:DV:80:HIS:CD2	35:DV:81:PRO:HD2	2.54	0.42
23:DB:182:A:H2'	23:DB:183:C:C6	2.54	0.42
23:BB:740:C:H5''	23:BB:1784:A:OP1	2.19	0.42
45:BS:20:VAL:C	45:BS:22:ASP:N	2.72	0.42
26:DD:168:GLU:HG3	26:DD:170:VAL:CG1	2.48	0.42
23:DB:1635:A:H2'	23:DB:1636:U:O4'	2.19	0.42
28:DP:31:VAL:CG1	28:DP:38:ARG:HG2	2.49	0.42
23:BB:2079:U:O2'	51:BZ:23:ASN:ND2	2.53	0.42
1:AA:44:A:O2'	1:AA:45:G:H5'	2.19	0.42
1:AA:537:G:H2'	1:AA:538:G:H8	1.85	0.42
34:B3:12:ARG:HG2	37:BL:62:PRO:O	2.20	0.42
1:CA:1019:A:H2'	1:CA:1020:G:C8	2.52	0.42
35:DV:42:LEU:CD1	35:DV:47:VAL:HG21	2.50	0.42
1:CA:1073:U:O2'	1:CA:1074:G:H5'	2.19	0.42
2:AC:25:THR:O	2:AC:28:PHE:HB3	2.20	0.42
1:AA:28:A:N3	1:AA:296:U:H4'	2.34	0.42
23:BB:1279:G:H2'	23:BB:1280:G:O4'	2.19	0.42
35:BV:42:LEU:CD1	35:BV:47:VAL:HG21	2.49	0.42
42:DN:72:ASP:O	42:DN:76:VAL:HG13	2.19	0.42
25:DC:174:ARG:HG3	25:DC:180:MET:SD	2.60	0.42
22:BA:109:A:H2'	22:BA:110:C:H6	1.84	0.42
1:CA:456:A:H2'	1:CA:457:G:O4'	2.19	0.42
1:AA:1267:C:H2'	1:AA:1268:G:C8	2.55	0.42
48:BG:100:ASN:OD1	48:BG:101:VAL:HG13	2.19	0.42
50:BT:10:VAL:O	50:BT:12:ARG:N	2.51	0.42
23:BB:686:U:H1'	36:B2:6:GLN:O	2.20	0.42
28:BP:114:ASN:HD22	28:BP:114:ASN:HA	1.60	0.42
4:CE:32:PHE:O	4:CE:51:LYS:HA	2.19	0.42

Continued on next page...

Continued from previous page...

Atom-1	Atom-2	Distance(Å)	Clash(Å)
41:BJ:133:ALA:C	41:BJ:135:GLN:H	2.23	0.42
23:BB:2353:G:H1'	52:BW:30:VAL:CG1	2.50	0.42
19:AU:9:GLU:CG	2:CC:108:PRO:HG2	2.50	0.42
2:CC:19:SER:HA	2:CC:55:VAL:HG13	2.01	0.42
25:DC:68:ARG:NH2	25:DC:190:THR:HG22	2.31	0.42
40:BH:81:ALA:CB	40:BH:147:VAL:H	2.28	0.42
40:BH:92:GLY:O	40:BH:123:ARG:HG2	2.20	0.42
18:AB:67:LEU:HD13	18:AB:68:PHE:N	2.35	0.42
1:CA:1220:G:H4'	16:CS:33:TRP:HB3	2.02	0.42
16:CS:35:ARG:HG3	16:CS:36:ARG:N	2.35	0.42
8:CI:59:LYS:HZ3	8:CI:60:LEU:HG	1.85	0.42
6:CG:78:ARG:C	6:CG:78:ARG:HH11	2.23	0.42
1:CA:1266:G:H22	1:CA:1268:G:H3'	1.85	0.42
16:CS:15:LEU:O	16:CS:19:GLU:HB2	2.19	0.42
19:CU:40:PRO:C	19:CU:42:THR:N	2.72	0.42
37:DL:90:VAL:HB	37:DL:122:VAL:HA	2.02	0.42
24:DI:54:ILE:O	24:DI:54:ILE:HG23	2.19	0.42
2:AC:156:LEU:HD12	2:AC:163:ARG:HG3	2.02	0.42
33:B1:3:GLY:C	33:B1:5:ARG:N	2.73	0.42
33:B1:8:ILE:HG13	33:B1:51:ALA:HA	2.02	0.42
37:DL:79:LEU:HB2	37:DL:113:ALA:N	2.31	0.42
2:AC:183:TYR:HA	2:AC:199:VAL:O	2.20	0.42
8:AI:14:SER:HA	8:AI:69:GLY:N	2.34	0.42
1:CA:833:G:H2'	1:CA:834:U:C6	2.54	0.42
27:DK:88:ASN:C	27:DK:88:ASN:HD22	2.21	0.42
47:DF:127:TYR:CE2	47:DF:176:PHE:HE2	2.37	0.42
1:AA:1225:A:H3'	1:AA:1226:C:C5	2.55	0.42
23:DB:321:U:OP2	29:DE:130:LYS:HD3	2.19	0.42
23:BB:2466:C:OP1	32:B4:4:ARG:HB3	2.20	0.42
1:CA:1288:A:H2	1:CA:1371:G:N3	2.18	0.42
48:DG:8:VAL:HB	48:DG:49:LEU:O	2.20	0.42
47:BF:62:GLN:HE21	47:BF:90:LEU:HD13	1.84	0.42
5:CF:11:HIS:CG	5:CF:12:PRO:HD2	2.54	0.42
23:DB:2688:G:H1'	23:DB:2721:A:H61	1.84	0.42
48:BG:10:VAL:HG23	48:BG:49:LEU:N	2.35	0.42
19:AU:16:ARG:NH1	19:AU:19:LYS:NZ	2.68	0.42
1:AA:678:U:H2'	1:AA:679:C:H6	1.81	0.42
26:BD:90:PHE:O	26:BD:91:THR:C	2.57	0.42
26:BD:34:VAL:HG13	26:BD:94:GLN:H	1.78	0.42
16:AS:28:LYS:HB2	16:AS:29:PRO:HD2	2.01	0.42
40:DH:3:VAL:O	40:DH:18:GLN:HA	2.20	0.42
23:DB:1561:C:H2'	23:DB:1562:U:H6	1.84	0.42

Continued on next page...

Continued from previous page...

Atom-1	Atom-2	Distance(Å)	Clash(Å)
23:BB:1998:A:O2'	23:BB:1999:C:H5'	2.20	0.42
23:BB:1559:U:H3'	23:BB:1560:G:C5'	2.49	0.42
39:BX:8:GLU:HB3	39:BX:12:GLU:HB2	2.01	0.42
39:BX:25:GLN:HB2	39:BX:46:VAL:HG11	2.02	0.42
52:DW:25:PHE:C	52:DW:27:GLY:N	2.71	0.42
23:BB:1729:U:H5'	23:BB:1730:C:OP2	2.20	0.42
50:DT:69:ARG:HA	50:DT:69:ARG:NE	2.27	0.42
23:BB:2074:U:H2'	23:BB:2075:U:C6	2.55	0.42
18:CB:124:THR:HG23	18:CB:124:THR:O	2.18	0.42
31:B0:33:SER:O	31:B0:35:GLU:HG2	2.19	0.42
1:CA:1332:A:O2'	1:CA:1333:A:H5'	2.19	0.42
5:AF:1:MET:HB3	5:AF:66:ALA:C	2.40	0.42
5:AF:77:THR:O	5:AF:81:ASN:HB2	2.20	0.42
49:DR:75:VAL:HG12	49:DR:76:LYS:N	2.34	0.42
25:DC:230:PRO:O	25:DC:241:LYS:HD3	2.20	0.42
23:BB:1684:G:H2'	23:BB:1685:C:C6	2.55	0.42
1:CA:1372:U:C4	1:CA:1373:G:C5	3.08	0.42
1:CA:182:A:HO2'	1:CA:183:C:H3'	1.83	0.42
1:CA:222:C:H2'	1:CA:223:A:H8	1.85	0.42
23:BB:265:A:N6	23:BB:427:U:O2'	2.52	0.42
1:AA:1082:A:O2'	1:AA:1083:U:H5'	2.20	0.42
23:BB:215:G:C4'	23:BB:216:A:H4'	2.47	0.42
36:D2:13:ASN:O	36:D2:15:SER:N	2.52	0.42
37:DL:132:ARG:CA	37:DL:135:ILE:HG22	2.49	0.42
23:DB:1535:A:O2'	23:DB:1537:G:N7	2.46	0.42
23:BB:2845:U:O2'	23:BB:2846:G:H5'	2.19	0.42
39:BX:51:ALA:O	39:BX:52:ARG:C	2.58	0.42
51:DZ:14:THR:HA	51:DZ:28:ARG:HB2	2.02	0.42
23:DB:1404:C:H2'	23:DB:1405:U:H6	1.85	0.42
37:BL:138:ALA:O	37:BL:139:GLY:C	2.58	0.42
1:AA:425:G:H2'	1:AA:426:U:C6	2.55	0.42
23:DB:2240:U:O2'	23:DB:2241:A:H5'	2.19	0.42
45:DS:14:ALA:C	45:DS:16:LYS:N	2.73	0.42
23:BB:2454:G:H2'	23:BB:2455:G:H5'	2.00	0.42
41:BJ:58:ASN:O	41:BJ:59:ALA:HB3	2.20	0.42
17:CT:7:LYS:O	17:CT:11:ILE:HG13	2.20	0.42
9:CJ:40:ILE:HD12	9:CJ:73:LEU:HB3	2.01	0.42
34:D3:61:LEU:N	34:D3:62:PRO:CD	2.82	0.42
11:AL:42:LYS:HD2	11:AL:43:LYS:CG	2.49	0.42
23:BB:1692:U:H2'	23:BB:1694:C:C4	2.54	0.42
3:CD:202:LEU:O	3:CD:202:LEU:HD12	2.19	0.42
18:AB:144:GLU:HG3	18:AB:148:GLY:HA3	2.02	0.42

Continued on next page...

Continued from previous page...

Atom-1	Atom-2	Distance(Å)	Clash(Å)
1:AA:360:G:O2'	1:AA:361:G:H5'	2.20	0.42
1:CA:1163:A:O2'	1:CA:1164:G:H5'	2.19	0.42
23:DB:1392:A:N6	23:DB:1393:A:N6	2.68	0.42
38:BM:17:ASN:HD21	38:BM:95:LEU:CG	2.33	0.42
1:CA:612:C:H2'	1:CA:613:C:C6	2.55	0.42
1:AA:1293:C:O2'	1:AA:1294:G:H5'	2.19	0.42
23:BB:691:C:O2'	23:BB:692:C:H5'	2.19	0.42
22:DA:13:G:O2'	22:DA:14:U:H3'	2.20	0.42
23:BB:1953:A:H2	23:BB:2549:G:N3	2.18	0.42
23:BB:1567:G:H1'	23:BB:1568:G:C5	2.55	0.42
41:BJ:1:MET:C	41:BJ:2:LYS:HZ3	2.23	0.42
1:CA:1110:A:O2'	1:CA:1111:A:H5'	2.19	0.42
23:BB:1463:C:H2'	23:BB:1464:G:H8	1.84	0.42
15:CR:28:LEU:C	15:CR:30:ASN:N	2.72	0.42
42:BN:119:SER:O	42:BN:120:GLU:HB2	2.19	0.42
22:DA:80:U:H2'	22:DA:81:G:C8	2.55	0.42
13:CP:44:SER:C	13:CP:46:LYS:N	2.73	0.42
23:BB:1262:A:H2'	23:BB:1263:U:O4'	2.20	0.42
1:AA:934:C:H5"	56:AA:1724:HOH:O	2.20	0.42
23:DB:1423:G:H2'	23:DB:1424:G:H8	1.84	0.42
23:DB:1900:A:N1	23:DB:1970:A:C6	2.88	0.42
50:BT:79:ASP:N	50:BT:79:ASP:OD2	2.53	0.42
1:AA:467:U:H2'	1:AA:467:U:O2	2.20	0.42
23:DB:383:C:N3	23:DB:391:A:N6	2.68	0.42
23:DB:1695:G:H1'	25:DC:7:PRO:O	2.20	0.42
24:DI:5:GLN:O	24:DI:6:ALA:CB	2.68	0.42
23:BB:2271:G:H2'	23:BB:2272:U:C5	2.55	0.42
23:DB:318:C:O2'	23:DB:319:G:H5'	2.20	0.42
29:BE:134:LEU:O	29:BE:138:LEU:HG	2.19	0.42
23:BB:318:C:O2'	23:BB:319:G:H5'	2.20	0.42
18:CB:53:LEU:HB2	18:CB:212:TYR:OH	2.20	0.42
18:CB:53:LEU:HA	18:CB:56:LEU:CD1	2.50	0.42
21:AN:27:LYS:C	21:AN:29:ILE:N	2.73	0.42
38:DM:57:VAL:O	38:DM:59:ARG:N	2.47	0.42
51:DZ:56:MET:C	51:DZ:58:VAL:N	2.72	0.42
8:AI:5:TYR:O	8:AI:20:ILE:N	2.52	0.42
1:CA:1058:G:H2'	1:CA:1059:C:C6	2.55	0.42
10:CK:125:LYS:O	19:CU:33:ARG:CZ	2.67	0.42
25:BC:159:THR:N	25:BC:194:VAL:CG1	2.83	0.42
3:CD:1:ALA:O	3:CD:2:ARG:HG2	2.19	0.42
1:AA:410:G:OP1	3:AD:25:ARG:HD2	2.20	0.42
3:AD:106:PHE:CD1	3:AD:144:ILE:HD11	2.55	0.42

Continued on next page...

Continued from previous page...

Atom-1	Atom-2	Distance(Å)	Clash(Å)
52:DW:30:VAL:HA	52:DW:60:ALA:O	2.19	0.42
4:CE:39:GLY:HA3	4:CE:116:VAL:O	2.20	0.42
21:CN:67:GLY:O	21:CN:68:ARG:C	2.58	0.42
23:DB:848:C:H2'	23:DB:849:A:H8	1.78	0.42
22:BA:42:C:C1'	47:BF:65:LEU:HB2	2.49	0.42
47:DF:148:VAL:O	47:DF:149:ARG:CB	2.67	0.42
35:DV:14:LYS:O	35:DV:18:ARG:HB2	2.19	0.42
7:CH:86:LYS:HG2	7:CH:124:ILE:HD11	2.01	0.42
42:BN:11:ASN:HA	42:BN:11:ASN:HD22	1.52	0.42
46:BU:81:ARG:CD	46:BU:96:LYS:HD2	2.50	0.42
37:BL:80:SER:N	37:BL:113:ALA:HB3	2.32	0.42
10:AK:17:ASP:HB3	10:AK:80:ASN:OD1	2.20	0.42
41:DJ:17:VAL:HG22	41:DJ:55:ILE:HD11	2.02	0.42
38:BM:100:LYS:HD2	38:BM:101:VAL:H	1.85	0.42
23:DB:195:A:H3'	23:DB:196:A:H4'	2.01	0.42
23:DB:251:A:H2'	23:DB:252:G:O4'	2.19	0.42
48:BG:148:ARG:HG2	48:BG:163:TYR:CZ	2.55	0.42
47:BF:33:ILE:CG2	47:BF:34:THR:N	2.82	0.42
47:BF:1:ALA:CB	47:BF:4:HIS:HB3	2.47	0.42
23:DB:1657:U:O2'	26:DD:138:LEU:HD12	2.20	0.42
1:CA:1129:C:C5'	8:CI:17:ARG:HH12	2.32	0.42
16:AS:36:ARG:H	16:AS:36:ARG:HE	1.67	0.42
16:AS:66:VAL:HG23	16:AS:67:GLY:N	2.25	0.42
1:CA:1040:U:O2'	1:CA:1041:G:H5'	2.19	0.42
39:DX:31:GLN:O	39:DX:36:GLN:HB2	2.19	0.42
23:BB:2679:A:OP1	26:BD:114:LYS:HE2	2.20	0.42
45:BS:4:ILE:CG2	45:BS:106:VAL:HG22	2.49	0.42
1:CA:373:A:O2'	1:CA:481:G:N2	2.52	0.42
28:BP:94:ALA:O	28:BP:95:LYS:HD2	2.19	0.42
23:BB:2144:G:O2'	23:BB:2145:C:H4'	2.20	0.42
23:DB:354:A:H2'	23:DB:355:U:C5	2.54	0.42
1:CA:862:C:O2'	1:CA:863:U:H5'	2.20	0.42
29:DE:105:LEU:HD21	29:DE:177:PRO:CB	2.50	0.42
23:DB:479:A:H1'	23:DB:480:A:H5''	2.02	0.42
4:AE:156:ARG:HB2	4:AE:157:GLY:H	1.66	0.42
7:AH:46:GLU:OE2	7:AH:63:LYS:HG3	2.20	0.42
17:AT:4:LYS:HE3	17:AT:6:ALA:HB2	2.02	0.42
27:DK:99:ILE:HG12	27:DK:115:ILE:HG13	2.01	0.42
23:BB:1338:G:O6	50:BT:66:LYS:HE2	2.19	0.42
22:BA:8:C:O2'	43:BO:40:ILE:HD13	2.20	0.42
23:BB:1549:A:H2'	23:BB:1550:C:H6	1.82	0.42
42:DN:31:HIS:O	42:DN:32:GLU:HB2	2.20	0.42

Continued on next page...

Continued from previous page...

Atom-1	Atom-2	Distance(Å)	Clash(Å)
26:BD:59:ARG:HB3	26:BD:59:ARG:NH2	2.35	0.42
18:CB:107:ARG:HG3	18:CB:108:GLN:N	2.35	0.42
2:CC:46:LEU:CD1	2:CC:75:VAL:HG13	2.50	0.42
6:CG:90:VAL:HG21	6:CG:95:ARG:HG3	2.01	0.42
23:BB:2100:G:N3	23:BB:2100:G:H2'	2.35	0.42
23:DB:63:A:O5'	23:DB:63:A:H8	2.03	0.42
1:AA:411:A:C4	1:AA:413:G:H1'	2.54	0.42
1:AA:818:G:H3'	1:AA:819:A:H5''	2.00	0.42
22:DA:87:U:C2'	22:DA:88:C:O5'	2.68	0.42
6:AG:52:ARG:HH12	6:AG:121:ASN:HD22	1.66	0.42
8:CI:113:LYS:HG2	8:CI:114:LYS:N	2.34	0.42
23:BB:741:U:H2'	23:BB:742:A:C8	2.55	0.42
47:DF:76:PHE:HD2	47:DF:78:ILE:CD1	2.33	0.42
24:BI:37:PHE:HZ	24:BI:56:VAL:HG11	1.85	0.42
23:BB:402:A:H2'	23:BB:403:U:H5'	2.02	0.42
23:DB:2708:G:H1'	42:DN:71:ARG:NH2	2.34	0.42
6:CG:105:GLU:HB3	6:CG:136:LYS:HZ3	1.83	0.42
23:DB:2807:U:H5'	23:DB:2808:G:OP2	2.20	0.42
23:DB:2811:G:O2'	23:DB:2812:G:H5'	2.20	0.42
22:BA:75:G:N1	22:BA:102:G:N2	2.68	0.42
23:BB:1330:C:H2'	23:BB:1331:G:C8	2.55	0.42
23:DB:1316:U:H2'	23:DB:1317:G:C8	2.55	0.42
23:BB:423:A:H5''	23:BB:424:G:C5'	2.49	0.42
46:DU:5:ARG:HG2	46:DU:93:ARG:NH2	2.35	0.42
9:AJ:12:ALA:CB	9:AJ:18:ILE:HB	2.49	0.42
23:BB:798:G:O2'	23:BB:799:G:H5'	2.19	0.42
23:DB:816:C:O2'	23:DB:817:C:H5'	2.20	0.42
23:BB:709:U:H2'	23:BB:710:U:C6	2.54	0.42
23:BB:1930:G:C2'	23:BB:1931:U:OP2	2.68	0.42
23:DB:1301:A:N3	23:DB:1301:A:H2'	2.35	0.42
23:BB:2322:A:H2'	23:BB:2323:G:O4'	2.20	0.42
23:BB:2636:C:H2'	23:BB:2637:U:C6	2.55	0.42
23:BB:2654:A:H61	23:BB:2665:A:H3'	1.84	0.42
22:DA:106:G:H2'	22:DA:107:G:C8	2.55	0.42
43:BO:49:VAL:HG23	43:BO:78:VAL:HG12	2.01	0.42
23:DB:1494:A:H2'	23:DB:1495:A:H8	1.85	0.42
1:CA:317:U:H2'	1:CA:318:G:H8	1.85	0.42
9:AJ:88:MET:SD	9:AJ:88:MET:N	2.92	0.42
23:BB:1518:C:H2'	23:BB:1519:G:H8	1.85	0.42
23:DB:1747:U:H2'	23:DB:1748:C:C6	2.54	0.42
23:BB:681:G:H2'	23:BB:682:G:H8	1.84	0.42
1:AA:153:C:H2'	1:AA:154:U:H6	1.84	0.42

Continued on next page...

Continued from previous page...

Atom-1	Atom-2	Distance(Å)	Clash(Å)
24:BI:63:ASP:C	24:BI:65:SER:N	2.73	0.42
1:AA:1455:G:H2'	1:AA:1456:A:H8	1.84	0.42
7:AH:65:PHE:CG	7:AH:66:GLN:N	2.87	0.42
25:DC:219:VAL:HG12	25:DC:224:MET:HE2	2.02	0.42
24:BI:38:CYS:O	24:BI:42:ASN:ND2	2.53	0.42
23:BB:1366:A:H2'	23:BB:1367:A:O4'	2.19	0.42
1:CA:1455:G:H2'	1:CA:1456:A:H8	1.85	0.42
43:BO:93:ASP:C	43:BO:95:SER:H	2.24	0.42
1:CA:1112:C:N3	2:CC:177:LEU:HG	2.33	0.42
43:DO:93:ASP:C	43:DO:95:SER:H	2.24	0.42
1:CA:588:G:H2'	1:CA:588:G:N3	2.34	0.42
23:BB:2076:U:O4'	23:BB:2076:U:O2	2.38	0.42
3:AD:97:LEU:O	3:AD:101:VAL:HG23	2.20	0.42
38:DM:69:PRO:HG2	38:DM:70:ASP:H	1.84	0.41
50:DT:55:VAL:HG13	50:DT:85:VAL:HG12	2.02	0.41
23:BB:2324:U:H5'	23:BB:2325:G:H5''	2.01	0.41
40:BH:116:ARG:HH22	40:BH:133:GLN:CB	2.33	0.41
12:CM:64:VAL:C	12:CM:65:GLU:HG2	2.39	0.41
8:AI:79:ARG:O	8:AI:83:THR:HG22	2.20	0.41
42:BN:36:THR:OG1	42:BN:40:LYS:HD2	2.19	0.41
1:AA:982:U:OP2	21:AN:60:ARG:NH1	2.53	0.41
41:BJ:45:THR:N	41:BJ:46:PRO:CD	2.83	0.41
49:BR:49:ILE:HG13	49:BR:49:ILE:H	1.59	0.41
1:CA:729:A:H2	1:CA:764:C:O2	2.02	0.41
29:DE:118:LEU:HD21	29:DE:188:MET:HE3	2.01	0.41
3:AD:1:ALA:O	3:AD:2:ARG:HG2	2.19	0.41
3:AD:33:ILE:HD12	3:AD:34:GLU:H	1.85	0.41
42:DN:21:PHE:HA	42:DN:24:MET:HB3	2.02	0.41
41:BJ:29:ALA:O	41:BJ:33:ALA:N	2.46	0.41
38:DM:97:GLN:HB2	38:DM:98:PRO:HD2	2.01	0.41
4:AE:80:LEU:HG	4:AE:122:VAL:HG11	2.01	0.41
47:DF:134:GLN:HE21	47:DF:134:GLN:HB3	1.51	0.41
6:AG:70:PRO:HG3	6:AG:102:TRP:HH2	1.82	0.41
23:BB:1228:G:H2'	23:BB:1229:C:C6	2.54	0.41
28:BP:50:ARG:HB3	28:BP:57:ALA:O	2.20	0.41
47:DF:101:ARG:HH11	47:DF:138:PRO:HB2	1.85	0.41
47:DF:137:PHE:CB	47:DF:138:PRO:HD2	2.43	0.41
1:AA:1299:A:H5''	1:AA:1300:G:OP1	2.20	0.41
38:BM:35:ALA:O	38:BM:36:VAL:HB	2.19	0.41
23:BB:1418:G:H1'	23:BB:1580:A:N6	2.35	0.41
23:DB:2311:A:H3'	23:DB:2312:U:C6	2.55	0.41
17:CT:66:ILE:HG23	17:CT:70:LYS:HD3	2.02	0.41

Continued on next page...

Continued from previous page...

Atom-1	Atom-2	Distance(Å)	Clash(Å)
26:DD:118:PHE:N	26:DD:118:PHE:CD2	2.87	0.41
48:BG:7:PRO:O	48:BG:8:VAL:CB	2.68	0.41
41:BJ:77:HIS:ND1	41:BJ:79:GLY:N	2.67	0.41
26:DD:102:ALA:C	26:DD:104:VAL:H	2.23	0.41
46:BU:46:LYS:HG2	46:BU:47:PRO:HD2	2.02	0.41
1:AA:202:G:HO2'	1:AA:468:A:H8	1.66	0.41
26:DD:2:ILE:HG23	26:DD:84:LEU:HB3	2.02	0.41
26:DD:32:ASN:HD22	26:DD:50:VAL:HG21	1.85	0.41
1:CA:705:G:H2'	1:CA:706:A:H5'	2.02	0.41
23:DB:591:U:H1'	34:D3:1:PRO:H2	1.85	0.41
34:D3:21:PHE:CZ	34:D3:58:ILE:HG23	2.55	0.41
1:AA:875:U:H1'	7:AH:15:ASN:OD1	2.20	0.41
7:AH:63:LYS:HG2	7:AH:70:VAL:CG2	2.49	0.41
27:BK:119:ALA:O	27:BK:120:PRO:C	2.58	0.41
23:DB:2379:G:H2'	23:DB:2380:C:C6	2.54	0.41
1:AA:190:A:C4	1:AA:191:G:H1'	2.54	0.41
33:D1:35:LEU:O	33:D1:36:LYS:HB3	2.21	0.41
51:DZ:64:ILE:CD1	51:DZ:64:ILE:H	2.23	0.41
1:CA:230:G:O2'	1:CA:231:U:H5'	2.20	0.41
8:CI:103:VAL:CG2	8:CI:104:THR:N	2.82	0.41
25:BC:89:ASN:HD22	25:BC:89:ASN:HA	1.64	0.41
25:DC:89:ASN:HA	25:DC:89:ASN:HD22	1.64	0.41
1:CA:1325:C:O2'	1:CA:1326:U:H5'	2.19	0.41
23:BB:1439:A:N7	23:BB:1440:U:C6	2.88	0.41
23:BB:1427:A:H4'	23:BB:1428:C:O4'	2.20	0.41
1:AA:525:C:H2'	1:AA:526:C:H6	1.85	0.41
23:BB:1286:A:C6	23:BB:1329:U:C2	3.08	0.41
23:BB:829:A:H5'	23:BB:831:G:N7	2.35	0.41
23:DB:2821:A:H2'	23:DB:2822:G:C8	2.55	0.41
18:AB:17:HIS:CG	18:AB:18:GLN:H	2.38	0.41
23:BB:20:C:O2'	23:BB:21:A:H5'	2.19	0.41
2:CC:39:ARG:NH1	2:CC:39:ARG:HG3	2.35	0.41
23:BB:637:A:OP2	37:BL:128:THR:HG21	2.20	0.41
23:DB:285:G:H3'	23:DB:286:U:H6	1.84	0.41
26:BD:168:GLU:O	26:BD:169:ARG:C	2.57	0.41
14:CQ:15:LYS:O	14:CQ:16:MET:C	2.57	0.41
23:BB:2860:A:H2'	23:BB:2861:U:O4'	2.20	0.41
18:CB:205:ALA:O	18:CB:209:VAL:HG13	2.20	0.41
23:BB:1316:U:O2'	23:BB:1317:G:H5'	2.19	0.41
23:DB:1628:G:O2'	23:DB:1629:U:H5'	2.20	0.41
23:DB:2700:A:H2'	23:DB:2701:U:H6	1.85	0.41
1:AA:600:A:H2'	1:AA:601:G:C8	2.55	0.41

Continued on next page...

Continued from previous page...

Atom-1	Atom-2	Distance(Å)	Clash(Å)
43:DO:7:ARG:N	43:DO:10:ARG:HH11	2.18	0.41
28:BP:61:ARG:HD3	28:BP:70:GLU:OE1	2.19	0.41
23:DB:986:C:O2'	23:DB:987:C:H5'	2.20	0.41
1:AA:104:G:O2'	1:AA:105:G:H5'	2.20	0.41
23:DB:2853:C:H2'	23:DB:2854:G:C8	2.55	0.41
23:BB:817:C:O2'	23:BB:839:U:H5''	2.20	0.41
11:CL:19:ASN:HA	11:CL:19:ASN:HD22	1.61	0.41
1:AA:926:G:H3'	1:AA:1505:G:N2	2.34	0.41
27:BK:108:ARG:NH1	28:BP:34:GLY:HA2	2.33	0.41
23:DB:664:G:O2'	23:DB:665:U:H5'	2.20	0.41
1:AA:1356:G:H3'	56:AA:1981:HOH:O	2.20	0.41
1:AA:612:C:H2'	1:AA:613:C:C6	2.55	0.41
38:BM:17:ASN:HD21	38:BM:95:LEU:HG	1.85	0.41
23:BB:223:A:N1	23:BB:407:G:O2'	2.50	0.41
25:BC:180:MET:HB2	25:BC:268:ARG:CB	2.50	0.41
28:BP:99:LEU:HA	28:BP:102:ARG:HG3	2.02	0.41
22:BA:13:G:N2	22:BA:16:G:N3	2.68	0.41
33:D1:39:ASP:OD1	33:D1:42:VAL:HG23	2.19	0.41
1:CA:1103:C:H6	1:CA:1103:C:O5'	2.02	0.41
11:AL:80:LEU:HB3	11:AL:97:VAL:HG23	2.01	0.41
23:BB:826:U:O2'	37:BL:53:GLY:HA3	2.20	0.41
23:BB:1464:G:H2'	23:BB:1465:G:C8	2.55	0.41
15:CR:41:SER:HB3	15:CR:51:GLN:HB2	2.02	0.41
23:BB:1435:G:H2'	23:BB:1436:G:C8	2.55	0.41
23:DB:1322:A:O2'	23:DB:1323:C:H5'	2.19	0.41
23:BB:443:A:C5	29:BE:40:ARG:HD3	2.54	0.41
14:AQ:80:LYS:H	14:AQ:80:LYS:HZ2	1.67	0.41
1:AA:456:A:H2'	1:AA:457:G:O4'	2.20	0.41
23:BB:605:G:O2'	23:BB:606:U:H5'	2.20	0.41
1:CA:1151:A:C4'	9:CJ:41:PRO:HB2	2.50	0.41
23:BB:2479:U:H2'	23:BB:2480:C:H5'	2.02	0.41
23:DB:26:G:H1'	23:DB:515:A:N6	2.35	0.41
45:BS:8:ARG:HA	45:BS:102:HIS:ND1	2.35	0.41
7:CH:65:PHE:CG	7:CH:66:GLN:N	2.87	0.41
18:AB:156:LEU:HD12	18:AB:156:LEU:H	1.85	0.41
23:DB:1670:C:H2'	23:DB:1670:C:O2	2.20	0.41
26:DD:35:THR:O	26:DD:71:ALA:HB1	2.20	0.41
23:BB:2350:C:O2'	23:BB:2351:G:H5'	2.19	0.41
23:BB:2353:G:H1'	52:BW:30:VAL:HG12	2.02	0.41
23:BB:674:G:H4'	29:BE:60:TRP:CZ2	2.55	0.41
18:CB:48:MET:CG	18:CB:200:PRO:HD2	2.49	0.41
52:BW:17:ALA:O	52:BW:36:ILE:HA	2.21	0.41

Continued on next page...

Continued from previous page...

Atom-1	Atom-2	Distance(Å)	Clash(Å)
18:CB:24:PRO:C	18:CB:26:MET:H	2.23	0.41
12:AM:18:LEU:HD22	12:AM:32:ILE:HG21	2.02	0.41
45:DS:29:VAL:HG11	45:DS:55:ILE:CD1	2.50	0.41
45:DS:71:VAL:O	45:DS:71:VAL:HG22	2.18	0.41
52:DW:16:GLU:O	52:DW:17:ALA:C	2.58	0.41
52:DW:35:ILE:O	52:DW:36:ILE:C	2.59	0.41
1:AA:1071:C:H2'	1:AA:1072:G:H8	1.85	0.41
18:AB:205:ALA:C	18:AB:207:ARG:H	2.23	0.41
23:DB:277:G:HO2'	23:DB:361:G:H1	1.66	0.41
51:DZ:70:GLU:O	51:DZ:71:LEU:C	2.57	0.41
23:BB:1597:A:C5'	23:BB:1598:A:H5'	2.35	0.41
44:BQ:60:TRP:CZ2	44:BQ:93:ILE:HB	2.55	0.41
1:CA:1056:U:H4'	2:CC:155:ARG:HG2	2.02	0.41
23:DB:730:A:H5'	56:DB:3609:HOH:O	2.21	0.41
1:CA:764:C:H2'	1:CA:765:G:C5'	2.47	0.41
22:BA:28:C:H2'	22:BA:29:A:C1'	2.50	0.41
1:AA:437:U:H4'	3:AD:151:GLN:HE21	1.85	0.41
3:AD:160:LEU:C	3:AD:162:GLU:N	2.73	0.41
3:AD:157:ALA:O	3:AD:160:LEU:HD22	2.20	0.41
50:DT:31:VAL:HG12	50:DT:84:TYR:CD2	2.54	0.41
23:DB:1059:G:H2'	23:DB:1060:U:C5	2.55	0.41
23:DB:1063:G:C4'	24:DI:135:MET:HG2	2.50	0.41
23:DB:2352:A:N1	52:DW:30:VAL:CG1	2.83	0.41
33:B1:8:ILE:HB	33:B1:24:LYS:HB2	2.01	0.41
23:BB:27:G:O5'	23:BB:27:G:H8	2.04	0.41
38:DM:19:GLY:C	38:DM:20:LEU:HD22	2.40	0.41
4:AE:84:VAL:HG11	4:AE:146:MET:HB3	2.00	0.41
47:BF:134:GLN:H	47:BF:150:GLY:CA	2.32	0.41
47:BF:38:GLY:HA2	47:BF:85:GLY:HA3	2.02	0.41
38:DM:66:ARG:HE	38:DM:101:VAL:HG21	1.85	0.41
37:BL:79:LEU:N	37:BL:113:ALA:CB	2.83	0.41
48:DG:153:PRO:HB3	48:DG:158:GLY:CA	2.46	0.41
17:AT:38:ILE:CD1	17:AT:82:ILE:HA	2.49	0.41
48:DG:10:VAL:HG23	48:DG:49:LEU:N	2.35	0.41
47:BF:137:PHE:N	47:BF:137:PHE:HD2	2.17	0.41
1:AA:16:A:C2'	1:AA:17:U:H5'	2.49	0.41
23:BB:2471:A:O2'	23:BB:2472:G:C5'	2.68	0.41
23:BB:2752:C:H2'	23:BB:2753:A:C8	2.55	0.41
48:BG:17:LYS:HE3	48:BG:18:ILE:N	2.34	0.41
16:CS:4:LEU:O	16:CS:6:LYS:N	2.53	0.41
1:AA:764:C:N4	1:AA:812:G:N1	2.68	0.41
26:BD:172:VAL:O	26:BD:173:GLN:HB2	2.20	0.41

Continued on next page...

Continued from previous page...

Atom-1	Atom-2	Distance(Å)	Clash(Å)
24:DI:12:VAL:HG13	24:DI:41:PHE:CE2	2.55	0.41
26:DD:91:THR:O	26:DD:92:VAL:C	2.58	0.41
18:AB:112:ARG:NE	18:AB:116:LEU:HD11	2.32	0.41
12:AM:58:GLU:O	12:AM:61:LYS:HG2	2.20	0.41
23:BB:984:A:O2'	23:BB:985:C:H5'	2.21	0.41
4:CE:104:ILE:O	4:CE:104:ILE:HG23	2.20	0.41
35:DV:24:ASN:HB3	35:DV:44:HIS:HB3	2.01	0.41
25:BC:239:PHE:O	25:BC:241:LYS:N	2.50	0.41
26:DD:55:LYS:HZ3	26:DD:56:LYS:HG2	1.85	0.41
10:CK:12:ARG:HG2	10:CK:76:TYR:CE1	2.56	0.41
23:DB:2385:C:H2'	23:DB:2386:A:C8	2.54	0.41
40:BH:54:LEU:O	40:BH:58:LEU:N	2.50	0.41
9:CJ:48:ARG:HG2	9:CJ:66:GLU:HB2	2.02	0.41
11:CL:35:ARG:NH1	11:CL:35:ARG:HA	2.34	0.41
23:DB:2021:C:P	31:D0:8:THR:HG21	2.60	0.41
1:AA:177:G:O4'	1:AA:177:G:N3	2.53	0.41
1:AA:647:C:H2'	1:AA:648:A:C8	2.55	0.41
23:DB:265:A:N6	23:DB:427:U:O2'	2.53	0.41
35:BV:51:GLN:HA	35:BV:56:PHE:CD2	2.55	0.41
25:BC:204:LEU:HD23	25:BC:210:ALA:H	1.85	0.41
6:AG:149:ALA:HB1	10:AK:58:THR:CB	2.46	0.41
1:CA:1179:A:H2'	1:CA:1180:A:C8	2.55	0.41
49:BR:69:GLY:O	49:BR:90:ARG:HG3	2.21	0.41
35:DV:60:VAL:O	35:DV:61:LEU:HD23	2.19	0.41
23:DB:2060:A:C2	23:DB:2502:G:C5	3.07	0.41
1:AA:181:A:N6	1:AA:195:A:OP2	2.53	0.41
1:AA:193:C:H2'	1:AA:194:C:C5	2.55	0.41
1:CA:1449:C:H2'	1:CA:1450:U:O4'	2.20	0.41
43:BO:115:LEU:CA	43:BO:116:GLN:HE21	2.33	0.41
42:BN:87:PHE:HZ	42:BN:115:LEU:HB3	1.86	0.41
42:BN:47:VAL:O	42:BN:51:LEU:HD22	2.20	0.41
23:DB:66:C:O2'	23:DB:67:U:H5'	2.20	0.41
42:DN:33:ILE:CA	42:DN:114:GLU:HB2	2.49	0.41
23:BB:928:A:O2'	30:BY:37:ARG:HD3	2.20	0.41
1:AA:725:G:H2'	1:AA:726:C:H6	1.85	0.41
44:DQ:65:ASN:O	44:DQ:69:ARG:N	2.47	0.41
46:DU:12:VAL:HG21	46:DU:38:ILE:HG12	2.02	0.41
23:DB:941:A:H2	23:DB:1189:A:C2	2.37	0.41
23:DB:2064:C:H1'	23:DB:2450:A:C5	2.55	0.41
23:BB:228:C:H4'	23:BB:229:C:C5'	2.49	0.41
15:CR:19:GLU:HG3	15:CR:54:LEU:HD12	2.01	0.41
1:AA:440:C:O2'	1:AA:441:A:H5'	2.20	0.41

Continued on next page...

Continued from previous page...

Atom-1	Atom-2	Distance(Å)	Clash(Å)
45:DS:16:LYS:O	45:DS:19:LEU:HB3	2.20	0.41
23:BB:303:G:H2'	23:BB:304:U:H6	1.83	0.41
1:CA:472:U:N3	1:CA:473:U:C4	2.88	0.41
3:AD:138:PRO:C	3:AD:140:ASP:H	2.23	0.41
1:AA:1175:G:H4'	9:CJ:31:ARG:O	2.20	0.41
1:CA:411:A:C4	1:CA:413:G:H1'	2.55	0.41
23:BB:2277:G:P	38:BM:86:LYS:HB2	2.61	0.41
25:BC:51:ARG:O	25:BC:52:HIS:C	2.58	0.41
1:AA:160:A:H2'	1:AA:161:A:C8	2.55	0.41
25:BC:155:ARG:HB3	25:BC:155:ARG:HH11	1.85	0.41
31:D0:41:HIS:HB2	42:DN:99:LYS:O	2.20	0.41
23:BB:407:G:O2'	23:BB:408:G:H5'	2.19	0.41
1:CA:5:U:H1'	1:CA:6:G:N1	2.34	0.41
1:AA:295:C:H2'	1:AA:296:U:H6	1.85	0.41
40:DH:38:PRO:HB2	40:DH:40:THR:HG23	2.02	0.41
23:DB:222:A:H61	23:DB:232:G:H1'	1.85	0.41
1:CA:938:A:H2'	1:CA:939:G:O4'	2.20	0.41
1:CA:1426:G:H2'	1:CA:1427:C:H6	1.84	0.41
10:AK:67:GLU:HG3	10:AK:68:ARG:N	2.34	0.41
23:BB:679:C:H2'	23:BB:680:C:C6	2.56	0.41
1:CA:520:A:C2	1:CA:536:C:H1'	2.55	0.41
23:DB:1030:C:O2'	23:DB:1031:G:H5'	2.20	0.41
14:AQ:80:LYS:HD2	14:AQ:80:LYS:C	2.40	0.41
45:DS:86:MET:HB3	45:DS:94:ASP:HB2	2.02	0.41
23:DB:786:C:H5''	23:DB:1780:A:N7	2.36	0.41
23:BB:747:U:C4	23:BB:2613:U:C4	3.08	0.41
23:BB:1668:A:O2'	23:BB:1674:G:N7	2.47	0.41
3:AD:72:ARG:HA	3:AD:203:TYR:HE1	1.84	0.41
18:CB:111:LYS:HD3	18:CB:115:ASP:OD2	2.20	0.41
1:AA:610:U:O2	1:AA:610:U:O4'	2.37	0.41
31:D0:32:THR:OG1	31:D0:50:GLY:HA2	2.20	0.41
10:CK:115:ILE:HG21	19:CU:23:GLU:OE1	2.20	0.41
1:AA:1430:A:H2'	1:AA:1431:A:O4'	2.19	0.41
1:CA:968:A:H4'	1:CA:969:A:OP2	2.20	0.41
50:DT:64:LYS:N	50:DT:64:LYS:HE3	2.34	0.41
23:DB:1764:C:O2'	23:DB:1765:U:H5'	2.19	0.41
29:BE:137:LYS:O	29:BE:141:MET:HG3	2.20	0.41
2:CC:139:ASN:O	2:CC:143:LEU:HB3	2.21	0.41
38:BM:57:VAL:O	38:BM:59:ARG:N	2.46	0.41
18:CB:166:ASP:OD2	18:CB:190:SER:HA	2.21	0.41
49:DR:58:VAL:C	49:DR:59:ILE:HG13	2.41	0.41
15:CR:35:SER:O	15:CR:70:THR:HA	2.20	0.41

Continued on next page...

Continued from previous page...

Atom-1	Atom-2	Distance(Å)	Clash(Å)
6:AG:53:SER:C	6:AG:55:LYS:N	2.74	0.41
8:AI:113:LYS:O	8:AI:113:LYS:HD3	2.19	0.41
1:AA:1368:A:H5''	21:AN:100:TRP:HH2	1.86	0.41
49:BR:14:VAL:HG22	49:BR:15:SER:H	1.85	0.41
1:CA:1222:G:H2'	1:CA:1223:C:O4'	2.20	0.41
1:AA:134:G:H2'	1:AA:135:C:O4'	2.20	0.41
1:CA:814:A:N7	1:CA:816:A:C4	2.88	0.41
22:DA:30:C:O2	22:DA:30:C:H2'	2.20	0.41
37:BL:90:VAL:HB	37:BL:122:VAL:HA	2.02	0.41
1:AA:81:A:H3'	1:AA:83:C:C5	2.56	0.41
23:DB:2365:G:H4'	52:DW:59:PHE:CE1	2.55	0.41
41:BJ:26:GLY:N	41:BJ:28:LEU:HD23	2.34	0.41
37:DL:115:GLU:N	37:DL:115:GLU:OE1	2.53	0.41
47:BF:84:ILE:CG2	47:BF:85:GLY:H	2.23	0.41
44:DQ:4:LYS:HE3	44:DQ:8:ILE:HD11	2.03	0.41
2:AC:95:GLY:C	2:AC:96:VAL:HG22	2.41	0.41
48:BG:93:TYR:HD2	48:BG:93:TYR:N	2.18	0.41
23:DB:2000:C:O2'	23:DB:2001:C:H5'	2.20	0.41
1:AA:14:U:N3	1:AA:17:U:OP2	2.54	0.41
23:BB:2752:C:H2'	23:BB:2753:A:H8	1.85	0.41
1:AA:1319:A:OP1	16:AS:9:PHE:HB3	2.21	0.41
23:DB:945:A:H3'	23:DB:946:C:H5''	2.02	0.41
23:DB:968:C:O2'	23:DB:969:G:H5'	2.20	0.41
23:DB:1559:U:H3'	23:DB:1560:G:C5'	2.49	0.41
23:BB:83:A:H5''	46:BU:1:ALA:N	2.35	0.41
23:DB:2420:C:OP1	34:D3:33:THR:HG22	2.20	0.41
45:DS:73:LYS:O	45:DS:106:VAL:N	2.53	0.41
35:DV:44:HIS:O	35:DV:46:LYS:N	2.53	0.41
25:BC:231:HIS:O	25:BC:232:GLY:C	2.58	0.41
23:DB:1722:A:N6	23:DB:1738:G:H1'	2.34	0.41
1:AA:1015:G:O2'	1:AA:1016:A:H5'	2.21	0.41
1:CA:467:U:O2	1:CA:467:U:H2'	2.20	0.41
31:B0:28:SER:HB3	31:B0:37:HIS:HE1	1.85	0.41
35:DV:29:ILE:HG13	35:DV:88:HIS:HE1	1.85	0.41
1:CA:1032:G:H2'	1:CA:1033:G:C1'	2.51	0.41
46:BU:12:VAL:HG21	46:BU:38:ILE:CG1	2.50	0.41
29:DE:31:VAL:HG21	29:DE:104:ALA:CB	2.50	0.41
5:CF:70:VAL:CG2	5:CF:71:ILE:N	2.83	0.41
1:CA:1257:A:H3'	1:CA:1258:G:H5'	2.01	0.41
43:BO:83:LEU:CD1	43:BO:114:GLY:HA3	2.46	0.41
8:CI:27:ILE:HD12	8:CI:27:ILE:H	1.85	0.41
7:CH:9:MET:HE1	7:CH:35:ILE:HB	2.03	0.41

Continued on next page...

Continued from previous page...

Atom-1	Atom-2	Distance(Å)	Clash(Å)
23:DB:1711:A:H2'	23:DB:1712:U:O4'	2.19	0.41
23:BB:63:A:H8	23:BB:63:A:P	2.43	0.41
1:CA:525:C:H2'	1:CA:526:C:H6	1.85	0.41
23:DB:228:C:H4'	23:DB:229:C:C5'	2.48	0.41
1:CA:251:G:H22	1:CA:272:C:H41	1.69	0.41
1:CA:265:G:H2'	1:CA:267:C:H5	1.85	0.41
18:AB:18:GLN:HB2	18:AB:188:THR:OG1	2.20	0.41
20:AO:85:LEU:CB	20:AO:87:LEU:HG	2.49	0.41
23:BB:201:C:H1'	23:BB:250:G:O6	2.20	0.41
23:DB:632:A:H2'	23:DB:633:A:C8	2.55	0.41
23:BB:1712:U:H3'	23:BB:1713:A:H2'	2.02	0.41
2:CC:42:LEU:O	2:CC:46:LEU:HD23	2.20	0.41
37:DL:138:ALA:O	37:DL:139:GLY:C	2.58	0.41
37:DL:120:VAL:HG12	37:DL:121:THR:N	2.34	0.41
14:AQ:30:HIS:HB3	14:AQ:34:GLY:N	2.35	0.41
1:AA:512:U:O2'	1:AA:513:C:H5'	2.20	0.41
2:AC:19:SER:CB	2:AC:21:TRP:HE1	2.32	0.41
14:CQ:34:GLY:O	14:CQ:35:LYS:C	2.58	0.41
23:DB:285:G:H3'	23:DB:286:U:C6	2.56	0.41
23:DB:1151:A:H2'	23:DB:1152:C:O4'	2.19	0.41
23:BB:1915:U:H2'	23:BB:1916:A:O4'	2.20	0.41
42:DN:116:VAL:HG13	42:DN:117:ASP:N	2.35	0.41
23:BB:2806:C:H2'	23:BB:2807:U:O4'	2.19	0.41
19:CU:13:VAL:O	19:CU:13:VAL:HG13	2.20	0.41
41:BJ:56:VAL:HG12	41:BJ:57:LEU:N	2.31	0.41
18:AB:20:ARG:HG3	18:AB:20:ARG:HH11	1.85	0.41
44:DQ:104:ALA:C	44:DQ:106:THR:H	2.23	0.41
23:DB:644:A:O2'	23:DB:645:C:H2'	2.19	0.41
3:CD:98:ASP:OD2	3:CD:99:ASN:N	2.53	0.41
27:BK:18:ARG:HD3	27:BK:45:GLU:HG3	2.02	0.41
11:AL:106:VAL:CG2	11:AL:116:TYR:HB3	2.49	0.41
23:DB:2659:G:H1'	23:DB:2662:A:N6	2.34	0.41
3:CD:54:LEU:HD11	3:CD:55:ARG:HH21	1.83	0.41
23:DB:1860:G:O2'	23:DB:1861:G:H5'	2.20	0.41
1:AA:1121:U:O2'	1:AA:1122:U:H5'	2.20	0.41
5:AF:47:LEU:HD21	5:AF:57:ALA:HB3	2.02	0.41
23:BB:523:C:O2'	23:BB:524:G:H5'	2.20	0.41
1:CA:694:A:C2	1:CA:695:A:H1'	2.55	0.41
1:AA:652:U:H1'	1:AA:653:U:C5	2.56	0.41
1:AA:929:G:H2'	1:AA:930:C:O4'	2.21	0.41
1:CA:102:G:O2'	1:CA:103:U:H5'	2.20	0.41
38:DM:74:THR:HG21	38:DM:86:LYS:HE3	2.02	0.41

Continued on next page...

Continued from previous page...

Atom-1	Atom-2	Distance(Å)	Clash(Å)
36:D2:1:MET:CG	36:D2:2:LYS:H	2.32	0.41
23:DB:2756:U:C4	23:DB:2759:G:O6	2.73	0.41
15:AR:28:LEU:C	15:AR:30:ASN:N	2.72	0.41
23:BB:1417:C:C4'	23:BB:1587:G:H21	2.33	0.41
48:DG:1:SER:N	48:DG:4:ALA:HB3	2.36	0.41
2:AC:57:GLU:OE2	2:AC:64:ARG:HG2	2.20	0.41
10:AK:63:GLN:HG3	10:AK:98:ALA:CB	2.50	0.41
32:B4:31:PRO:O	32:B4:34:LYS:HB3	2.20	0.41
23:DB:1892:C:O2'	23:DB:1893:C:H5'	2.20	0.41
23:DB:2100:G:C6	23:DB:2190:G:C5	3.09	0.41
5:CF:4:TYR:HA	5:CF:90:MET:O	2.20	0.41
23:BB:294:A:H2'	23:BB:295:G:O5'	2.20	0.41
23:DB:1262:A:H2'	23:DB:1263:U:O4'	2.20	0.41
23:DB:1452:G:O2'	23:DB:1453:A:OP1	2.38	0.41
29:DE:198:GLU:H	29:DE:198:GLU:HG2	1.59	0.41
1:CA:1178:G:H8	1:CA:1178:G:O5'	2.01	0.41
48:DG:136:ASP:OD2	48:DG:139:VAL:HG23	2.20	0.41
26:DD:182:ALA:O	26:DD:184:ARG:HG2	2.20	0.41
29:DE:173:THR:HA	29:DE:199:MET:HE1	2.01	0.41
3:AD:94:GLU:HA	3:AD:99:ASN:HD22	1.85	0.41
1:CA:1414:U:H2'	1:CA:1415:G:H8	1.84	0.41
29:BE:118:LEU:HA	29:BE:186:VAL:CG1	2.50	0.41
25:DC:151:GLY:O	25:DC:152:GLN:HG3	2.20	0.41
18:CB:85:SER:HB2	18:CB:88:GLN:HE22	1.85	0.41
50:BT:30:ILE:HG22	50:BT:87:LEU:HD21	2.02	0.41
26:DD:191:GLY:O	26:DD:192:ALA:HB3	2.21	0.41
21:AN:20:PHE:O	21:AN:22:LYS:N	2.53	0.41
49:DR:59:ILE:HA	49:DR:101:ILE:H	1.84	0.41
16:CS:51:HIS:ND1	16:CS:52:ASN:N	2.68	0.41
51:DZ:32:ASN:O	51:DZ:33:LEU:O	2.39	0.41
51:DZ:70:GLU:O	51:DZ:73:ALA:N	2.46	0.41
12:CM:24:VAL:HG23	12:CM:24:VAL:O	2.19	0.41
8:CI:51:LEU:C	8:CI:53:LEU:H	2.23	0.41
1:CA:407:U:H2'	1:CA:408:A:C8	2.55	0.41
3:CD:157:ALA:C	3:CD:159:GLU:N	2.73	0.41
3:AD:117:VAL:HA	3:AD:122:ILE:HG12	2.00	0.41
33:D1:8:ILE:HG13	33:D1:51:ALA:HA	2.02	0.41
5:AF:98:GLU:HG2	5:AF:99:ALA:N	2.35	0.41
52:DW:46:ALA:HB3	52:DW:79:ILE:O	2.20	0.41
41:DJ:28:LEU:CG	41:DJ:29:ALA:N	2.83	0.41
23:DB:547:A:H5'	23:DB:548:G:C5	2.55	0.41
2:AC:112:ALA:HB1	2:AC:199:VAL:HG23	2.02	0.41

Continued on next page...

Continued from previous page...

Atom-1	Atom-2	Distance(Å)	Clash(Å)
46:DU:81:ARG:CD	46:DU:96:LYS:HD2	2.50	0.41
1:AA:922:G:C6	1:AA:923:A:C6	3.09	0.41
14:CQ:25:GLU:N	14:CQ:40:THR:HG23	2.35	0.41
28:BP:83:ILE:HD13	28:BP:83:ILE:C	2.41	0.41
47:DF:92:GLY:O	47:DF:95:MET:HB3	2.21	0.41
1:AA:1228:C:P	12:AM:106:ARG:HH12	2.42	0.41
41:DJ:14:ASP:O	41:DJ:53:TYR:N	2.53	0.41
23:DB:2547:A:H4'	27:DK:29:HIS:NE2	2.34	0.41
40:DH:5:LEU:N	40:DH:17:ASP:O	2.53	0.41
48:BG:34:ARG:N	48:BG:34:ARG:HH11	2.17	0.41
10:AK:91:GLY:O	10:AK:93:GLU:N	2.53	0.41
26:DD:102:ALA:H	26:DD:104:VAL:CG2	2.32	0.41
26:DD:107:VAL:HG12	26:DD:108:ASP:N	2.36	0.41
6:AG:12:LEU:HD22	6:AG:13:PRO:HD2	2.02	0.41
23:DB:967:U:H2'	23:DB:968:C:H6	1.85	0.41
18:AB:110:ILE:C	18:AB:112:ARG:N	2.73	0.41
39:BX:6:LEU:C	39:BX:8:GLU:H	2.22	0.41
20:AO:57:LEU:C	20:AO:57:LEU:HD13	2.40	0.41
40:BH:58:LEU:HD12	40:BH:61:VAL:CG1	2.51	0.41
5:AF:71:ILE:O	5:AF:74:LEU:HB3	2.21	0.41
33:B1:10:LEU:HD23	33:B1:35:LEU:HD21	2.02	0.41
23:DB:1552:A:C2'	23:DB:1553:A:H5'	2.50	0.41
23:BB:2732:G:H3'	23:BB:2733:A:H5'	2.01	0.41
23:BB:1459:G:H8	23:BB:1461:C:H5	1.68	0.41
23:BB:128:C:C2	23:BB:129:C:C5	3.09	0.41
1:AA:220:G:O2'	1:AA:221:C:H5'	2.20	0.41
31:B0:18:HIS:ND1	31:B0:18:HIS:N	2.67	0.41
23:DB:1822:C:O2'	23:DB:1823:G:H5'	2.21	0.41
37:DL:129:LYS:HG2	37:DL:129:LYS:H	1.57	0.41
1:AA:776:G:N2	1:AA:803:G:N7	2.68	0.41
1:AA:1408:A:H61	1:AA:1492:A:N6	2.18	0.41
26:DD:178:VAL:HG23	26:DD:189:VAL:O	2.20	0.41
1:CA:1354:U:O2'	1:CA:1355:G:H5'	2.20	0.41
1:AA:629:A:H2'	1:AA:630:A:O4'	2.20	0.41
23:BB:780:G:H21	23:BB:783:A:H62	1.69	0.41
1:CA:1061:G:H2'	1:CA:1062:U:O4'	2.20	0.41
1:CA:493:A:H5'	1:CA:494:G:OP2	2.19	0.41
1:CA:631:C:C3'	1:CA:632:U:H5'	2.50	0.41
23:DB:1474:U:H2'	23:DB:1475:G:H5'	2.01	0.41
49:DR:45:GLU:O	49:DR:46:GLU:C	2.59	0.41
48:BG:126:THR:HB	48:BG:129:GLU:HB2	2.02	0.41
23:DB:2437:G:H2'	23:DB:2438:U:C6	2.55	0.41

Continued on next page...

Continued from previous page...

Atom-1	Atom-2	Distance(Å)	Clash(Å)
36:B2:4:THR:O	36:B2:5:PHE:HB2	2.20	0.41
23:BB:1647:U:H3'	23:BB:1647:U:OP1	2.20	0.41
1:CA:1530:G:H2'	1:CA:1531:A:C8	2.55	0.41
41:BJ:31:GLU:O	41:BJ:34:ARG:HB3	2.21	0.41
46:DU:73:ASN:O	46:DU:74:ALA:HB3	2.20	0.41
23:BB:2708:G:H1'	42:BN:71:ARG:NH2	2.35	0.41
1:AA:911:U:O2'	1:AA:912:C:H5'	2.20	0.41
23:BB:2418:A:H2'	23:BB:2419:U:O4'	2.20	0.41
39:BX:7:ARG:O	39:BX:9:LYS:HD3	2.20	0.41
1:AA:317:U:H2'	1:AA:318:G:C8	2.55	0.41
10:AK:113:THR:CG2	10:AK:114:PRO:HD2	2.51	0.41
23:DB:2479:U:C2'	23:DB:2480:C:H5'	2.50	0.41
43:BO:14:ALA:O	43:BO:18:LEU:HD13	2.20	0.41
23:DB:2109:U:H2'	23:DB:2110:G:O4'	2.21	0.41
23:DB:707:G:H2'	23:DB:708:G:O4'	2.19	0.41
25:DC:32:LEU:HD22	25:DC:63:ILE:HG21	2.01	0.41
23:BB:2581:G:H4'	23:BB:2582:G:C8	2.55	0.41
3:CD:162:GLU:C	3:CD:164:ARG:H	2.22	0.41
50:DT:62:VAL:C	50:DT:64:LYS:HZ2	2.23	0.41
23:DB:1158:C:H4'	30:DY:30:ARG:HH21	1.84	0.41
23:DB:775:G:C6	23:DB:794:A:C8	3.08	0.41
1:CA:1088:G:H2'	1:CA:1089:G:O4'	2.21	0.41
25:BC:29:PHE:CE2	25:BC:31:PRO:HG2	2.56	0.41
32:B4:17:VAL:HG12	32:B4:18:LYS:N	2.36	0.41
47:BF:161:SER:HB3	47:BF:164:GLU:HG3	2.03	0.41
23:BB:379:G:N1	23:BB:396:G:C6	2.88	0.41
1:AA:95:C:H2'	1:AA:96:U:H6	1.86	0.41
23:DB:1366:A:H2'	23:DB:1367:A:O4'	2.20	0.41
23:DB:2206:C:O2'	23:DB:2207:C:H5'	2.21	0.41
23:DB:822:G:H2'	23:DB:823:C:C6	2.56	0.41
13:AP:44:SER:C	13:AP:46:LYS:N	2.71	0.41
1:CA:401:C:H2'	1:CA:402:G:H8	1.85	0.41
41:DJ:36:LEU:HD21	41:DJ:122:LEU:HD12	2.02	0.41
19:AU:9:GLU:HG2	2:CC:109:GLU:HG3	2.03	0.41
44:DQ:63:ARG:NH1	44:DQ:96:ASP:HB2	2.14	0.41
23:BB:2011:U:H2'	23:BB:2012:G:O4'	2.20	0.41
1:CA:1328:C:O2'	1:CA:1329:A:H5'	2.21	0.41
12:CM:64:VAL:HB	12:CM:65:GLU:OE2	2.21	0.41
8:CI:51:LEU:C	8:CI:53:LEU:N	2.74	0.41
1:CA:1342:C:H4'	8:CI:125:GLN:HB2	2.03	0.41
23:BB:877:A:H2'	23:BB:899:A:C2	2.55	0.41
19:CU:40:PRO:O	19:CU:44:ARG:HB2	2.20	0.41

Continued on next page...

Continued from previous page...

Atom-1	Atom-2	Distance(Å)	Clash(Å)
1:CA:437:U:C5'	3:CD:151:GLN:HE21	2.33	0.41
3:CD:25:ARG:HD3	3:CD:26:ALA:HB2	2.02	0.41
29:DE:131:THR:O	29:DE:135:ALA:N	2.54	0.41
29:DE:141:MET:O	29:DE:143:LEU:HG	2.20	0.41
29:DE:188:MET:HG2	29:DE:193:VAL:CG2	2.51	0.41
25:DC:93:VAL:HG12	25:DC:101:ARG:C	2.40	0.41
23:BB:1060:U:C1'	23:BB:1062:G:H5'	2.50	0.41
1:AA:82:G:C2	1:AA:88:U:H1'	2.55	0.41
5:CF:38:ARG:O	5:CF:62:MET:O	2.39	0.41
44:BQ:42:GLY:HA3	49:BR:75:VAL:CG2	2.48	0.41
28:DP:91:VAL:HG23	28:DP:92:ARG:N	2.36	0.41
1:AA:662:U:O2'	1:AA:836:G:H5''	2.20	0.41
18:AB:15:PHE:CD1	18:AB:16:GLY:N	2.89	0.41
47:BF:133:GLU:HA	47:BF:150:GLY:HA2	2.01	0.41
47:DF:86:CYS:O	47:DF:88:VAL:HG23	2.21	0.41
23:DB:1228:G:O2'	23:DB:1229:C:H5'	2.21	0.41
23:DB:1228:G:H2'	23:DB:1229:C:H6	1.84	0.41
29:BE:5:LEU:HA	29:BE:5:LEU:HD23	1.84	0.41
46:BU:82:VAL:O	46:BU:94:PHE:O	2.37	0.41
6:AG:71:THR:N	6:AG:141:HIS:HE1	2.09	0.41
1:AA:1441:A:C2	28:BP:113:LEU:HD22	2.56	0.41
47:DF:9:ASP:OD2	47:DF:9:ASP:N	2.53	0.41
48:DG:151:ARG:HG2	48:DG:160:GLY:HA2	2.03	0.41
37:BL:29:LYS:C	37:BL:31:GLY:H	2.23	0.41
5:AF:11:HIS:CG	5:AF:12:PRO:HD2	2.56	0.41
47:BF:1:ALA:H2	47:BF:2:LYS:CE	2.34	0.41
47:BF:28:PRO:HB2	47:BF:168:LEU:CD2	2.42	0.41
22:BA:111:U:H2'	22:BA:112:G:C8	2.55	0.41
8:CI:29:ILE:CG2	8:CI:66:VAL:HG12	2.51	0.41
23:BB:1092:C:OP1	23:BB:2475:C:H4'	2.21	0.41
1:AA:1320:C:C2	16:AS:35:ARG:HD3	2.56	0.41
1:CA:719:C:H2'	15:CR:38:ILE:HD11	2.02	0.41
26:BD:114:LYS:HD2	26:BD:116:LYS:HE3	2.01	0.41
23:BB:714:U:C2	23:BB:716:A:H3'	2.55	0.41
26:DD:62:LYS:CB	26:DD:63:PRO:HD3	2.46	0.41
23:DB:1729:U:C5	23:DB:1731:G:N2	2.89	0.41
26:DD:55:LYS:HZ3	26:DD:56:LYS:N	2.18	0.41
23:BB:2869:G:H2'	23:BB:2870:C:O4'	2.20	0.41
4:AE:104:ILE:O	4:AE:104:ILE:HG23	2.20	0.41
23:DB:475:C:C5	23:DB:476:G:N7	2.88	0.41
1:CA:333:U:O2'	1:CA:334:C:H5'	2.21	0.41
23:DB:833:A:H1'	37:DL:52:GLY:H	1.85	0.41

Continued on next page...

Continued from previous page...

Atom-1	Atom-2	Distance(Å)	Clash(Å)
23:DB:2848:G:N7	28:DP:94:ALA:HB2	2.36	0.41
1:AA:184:G:H4'	1:AA:224:U:O3'	2.21	0.41
18:AB:221:ARG:HG3	18:AB:222:GLU:HG2	2.01	0.41
23:DB:1486:U:H2'	23:DB:1487:U:C6	2.55	0.41
20:CO:39:LEU:HD22	20:CO:59:MET:HE2	2.02	0.41
44:DQ:65:ASN:HA	44:DQ:75:TYR:HB2	2.02	0.41
23:DB:1042:G:H2'	23:DB:1043:C:H6	1.84	0.41
23:DB:743:A:H2'	23:DB:744:U:C6	2.55	0.41
43:BO:52:SER:OG	43:BO:54:VAL:HG12	2.20	0.41
23:DB:63:A:H8	23:DB:63:A:P	2.43	0.41
28:DP:29:VAL:O	28:DP:40:GLN:N	2.53	0.41
22:DA:87:U:H2'	22:DA:88:C:H5''	2.02	0.41
23:DB:23:G:C6	23:DB:518:G:C6	3.09	0.41
26:BD:24:VAL:HG23	26:BD:189:VAL:C	2.41	0.41
26:BD:150:GLN:O	26:BD:153:GLY:N	2.53	0.41
23:BB:526:A:N6	23:BB:2626:C:C4'	2.83	0.41
6:CG:105:GLU:HB3	6:CG:136:LYS:HZ1	1.85	0.41
23:BB:1794:A:O2'	23:BB:1795:C:H5'	2.21	0.41
23:BB:418:C:H2'	23:BB:419:U:H6	1.85	0.41
23:DB:2529:G:C5'	48:DG:174:LYS:HG3	2.50	0.41
25:DC:23:LEU:HD12	25:DC:23:LEU:HA	1.84	0.41
27:DK:3:GLN:CG	27:DK:4:GLU:N	2.83	0.41
48:BG:126:THR:HB	48:BG:129:GLU:CG	2.50	0.41
1:AA:707:U:H2'	1:AA:708:C:C6	2.55	0.41
23:BB:1327:A:N6	23:BB:1328:A:C2	2.89	0.41
23:DB:1316:U:H2'	23:DB:1317:G:O4'	2.19	0.41
44:BQ:43:GLN:NE2	49:BR:77:PHE:HB3	2.36	0.41
23:BB:2393:U:H5''	37:BL:62:PRO:HG3	2.03	0.41
23:BB:1210:G:H5''	23:BB:1211:C:H3'	2.02	0.41
1:AA:168:G:O2'	1:AA:169:C:H5'	2.20	0.41
4:AE:54:GLU:HG2	4:AE:56:PRO:HD2	2.03	0.41
41:DJ:31:GLU:O	41:DJ:34:ARG:HB3	2.20	0.41
23:DB:2370:G:H2'	23:DB:2371:G:O4'	2.19	0.41
23:DB:1908:C:H2'	23:DB:1909:C:H6	1.85	0.41
1:CA:1451:U:H5''	1:CA:1452:C:C5	2.56	0.41
23:DB:1463:C:H2'	23:DB:1464:G:C8	2.55	0.41
23:BB:212:G:H2'	23:BB:213:A:C8	2.56	0.41
1:CA:1472:U:O2'	1:CA:1473:G:H5'	2.21	0.41
7:AH:118:ALA:HB3	7:AH:120:LEU:CD2	2.50	0.41
23:DB:2135:A:H61	23:DB:2156:G:C2'	2.33	0.41
25:BC:61:TYR:HA	25:BC:85:ASN:HD21	1.85	0.41
1:CA:346:G:C2'	1:CA:347:G:H5'	2.51	0.41

Continued on next page...

Continued from previous page...

Atom-1	Atom-2	Distance(Å)	Clash(Å)
1:AA:1158:C:O2	1:AA:1158:C:H3'	2.21	0.41
3:CD:97:LEU:O	3:CD:101:VAL:HG23	2.21	0.41
22:BA:46:A:H2'	22:BA:47:C:O4'	2.21	0.41
48:DG:100:ASN:OD1	48:DG:101:VAL:HG13	2.21	0.41
1:CA:934:C:H5''	56:CA:1894:HOH:O	2.21	0.41
23:BB:2508:G:H2'	23:BB:2509:G:H8	1.84	0.41
25:BC:57:HIS:ND1	25:BC:58:LYS:N	2.69	0.41
28:DP:36:LYS:HG2	28:DP:36:LYS:H	1.69	0.41
18:AB:150:ILE:O	18:AB:153:MET:HB3	2.20	0.41
23:BB:1214:A:H2'	23:BB:1215:G:O4'	2.20	0.41
7:CH:16:GLY:C	7:CH:18:ALA:N	2.74	0.41
29:DE:29:HIS:CE1	37:DL:8:PRO:HG3	2.56	0.41
40:BH:31:VAL:O	40:BH:32:PRO:C	2.58	0.41
18:CB:17:HIS:CG	18:CB:18:GLN:N	2.89	0.41
12:AM:44:ILE:N	12:AM:44:ILE:HD12	2.35	0.41
23:DB:1266:G:H22	23:DB:2012:G:H2'	1.85	0.41
40:BH:43:ASN:O	40:BH:47:PHE:HB2	2.21	0.41
41:DJ:45:THR:H	41:DJ:46:PRO:CD	2.28	0.41
18:AB:13:VAL:HB	18:AB:207:ARG:NE	2.27	0.41
25:BC:130:PRO:HA	25:BC:187:CYS:O	2.20	0.41
1:AA:782:A:H2'	1:AA:783:C:O4'	2.20	0.41
41:BJ:4:PHE:HB3	41:BJ:44:TYR:CE1	2.54	0.41
44:BQ:59:LEU:HD22	44:BQ:59:LEU:O	2.20	0.41
1:CA:1342:C:H1'	8:CI:125:GLN:CD	2.40	0.41
21:CN:65:GLN:N	21:CN:65:GLN:HE21	2.14	0.41
1:CA:814:A:H5'	1:CA:1511:G:H4'	2.03	0.41
37:DL:124:GLY:H	37:DL:143:GLU:CG	2.29	0.41
23:DB:1060:U:C1'	23:DB:1062:G:H5'	2.50	0.41
25:DC:52:HIS:O	25:DC:53:ILE:HB	2.21	0.41
5:CF:61:LEU:HB3	5:CF:62:MET:H	1.71	0.41
33:B1:26:LYS:HD2	33:B1:30:PRO:HA	2.01	0.41
33:B1:32:LYS:O	33:B1:34:GLU:HG3	2.21	0.41
6:CG:145:GLU:N	6:CG:148:LYS:HB2	2.35	0.41
4:AE:148:SER:O	4:AE:151:MET:HB2	2.20	0.41
30:BY:52:PHE:CG	30:BY:53:MET:N	2.89	0.41
38:BM:97:GLN:HB2	38:BM:98:PRO:HD2	2.03	0.41
42:BN:16:HIS:O	42:BN:19:ALA:N	2.53	0.41
1:AA:1191:A:H61	54:AA:1661:SCM:H11	1.86	0.41
47:DF:137:PHE:HD2	47:DF:137:PHE:N	2.18	0.41
2:AC:63:ILE:HD12	2:AC:91:ALA:HA	2.01	0.41
1:AA:1228:C:H5''	12:AM:106:ARG:HH22	1.86	0.41
48:DG:10:VAL:HG12	48:DG:10:VAL:O	2.20	0.41

Continued on next page...

Continued from previous page...

Atom-1	Atom-2	Distance(Å)	Clash(Å)
36:B2:12:ARG:HG2	36:B2:44:VAL:HG11	2.03	0.41
1:AA:1077:G:N1	1:AA:1080:A:OP2	2.53	0.41
2:CC:122:GLN:O	2:CC:127:VAL:HG13	2.20	0.41
39:DX:19:LEU:O	39:DX:24:GLU:HB2	2.20	0.41
23:BB:2723:C:H4'	42:BN:1:MET:SD	2.60	0.41
26:DD:69:ALA:CA	26:DD:73:VAL:HB	2.49	0.41
20:CO:70:LEU:CG	20:CO:78:TYR:HB2	2.50	0.41
1:AA:719:C:H2'	15:AR:38:ILE:CD1	2.51	0.41
23:DB:2886:A:H2'	23:DB:2887:A:O4'	2.20	0.41
25:DC:5:CYS:HB2	25:DC:15:VAL:O	2.21	0.41
3:CD:53:GLN:HG2	3:CD:198:LEU:CD2	2.50	0.41
6:AG:139:ASP:HA	6:AG:142:ARG:NH1	2.35	0.41
25:BC:239:PHE:HB3	25:BC:240:GLY:H	1.73	0.41
1:AA:1014:A:H2'	1:AA:1015:G:O4'	2.20	0.41
1:AA:1216:A:O2'	1:AA:1217:C:H5'	2.21	0.41
9:AJ:51:VAL:HG23	21:AN:80:ARG:CD	2.47	0.41
34:D3:54:LEU:HG	34:D3:58:ILE:CD1	2.46	0.41
23:DB:1952:A:C2	27:DK:22:ILE:HD12	2.56	0.41
18:CB:127:LYS:HD2	18:CB:127:LYS:C	2.41	0.41
27:DK:116:ILE:C	27:DK:118:LEU:H	2.24	0.41
15:AR:25:ILE:HD12	15:AR:26:ALA:N	2.35	0.41
23:DB:1710:G:H4'	23:DB:2858:C:O2	2.20	0.41
1:AA:173:U:H6	1:AA:198:G:HO2'	1.69	0.41
23:DB:135:U:O2'	23:DB:136:G:H5'	2.21	0.41
42:DN:35:LYS:HG2	42:DN:112:TYR:CE1	2.55	0.41
23:DB:2821:A:OP2	23:DB:2821:A:H3'	2.21	0.41
23:DB:38:A:H1'	29:DE:43:THR:HB	2.02	0.41
1:CA:1505:G:H4'	1:CA:1506:U:H5''	2.02	0.41
25:DC:69:ASN:O	25:DC:70:LYS:C	2.59	0.41
46:BU:64:ILE:CG1	46:BU:65:GLN:N	2.82	0.41
23:DB:97:C:H2'	23:DB:98:G:O4'	2.20	0.41
6:CG:92:PRO:HG2	6:CG:93:VAL:H	1.85	0.41
14:CQ:30:HIS:HB3	14:CQ:34:GLY:N	2.36	0.41
1:CA:598:U:H2'	1:CA:599:C:H6	1.83	0.41
28:DP:80:VAL:CG1	28:DP:81:ASP:N	2.83	0.41
9:AJ:66:GLU:HB3	21:AN:98:ALA:HB2	2.02	0.41
6:AG:4:ARG:HG3	6:AG:5:VAL:N	2.36	0.41
11:AL:42:LYS:HB3	11:AL:43:LYS:H	1.45	0.41
23:BB:1740:G:H2'	23:BB:1741:C:H6	1.86	0.41
23:DB:2710:C:H2'	23:DB:2711:A:C8	2.56	0.41
1:CA:952:U:O2'	1:CA:953:G:H5'	2.20	0.41
22:BA:94:A:H2'	22:BA:95:U:O4'	2.20	0.41

Continued on next page...

Continued from previous page...

Atom-1	Atom-2	Distance(Å)	Clash(Å)
11:CL:107:LYS:H	11:CL:107:LYS:HD2	1.85	0.41
23:DB:1351:C:H4'	23:DB:1572:A:O4'	2.21	0.41
23:DB:1316:U:C2	23:DB:1317:G:C8	3.09	0.41
1:CA:1509:C:H2'	1:CA:1510:C:C6	2.55	0.41
1:AA:284:C:H2'	1:AA:285:C:C6	2.56	0.41
45:DS:99:ARG:HG2	45:DS:99:ARG:H	1.65	0.41
1:CA:1464:U:H2'	1:CA:1465:A:C8	2.55	0.41
9:AJ:92:LEU:HB2	9:AJ:93:ALA:H	1.64	0.41
23:BB:1925:C:H2'	23:BB:1926:U:O4'	2.21	0.41
24:BI:14:ALA:CB	24:BI:50:LYS:HA	2.50	0.41
28:BP:8:GLU:HA	28:BP:54:LEU:HD22	2.03	0.41
1:CA:633:G:H2'	1:CA:634:C:C6	2.54	0.41
23:BB:409:G:H2'	23:BB:410:G:H8	1.85	0.41
23:DB:372:G:O2'	23:DB:373:U:P	2.79	0.41
18:AB:93:HIS:HA	18:AB:94:ARG:HH21	1.85	0.41
18:AB:94:ARG:N	18:AB:94:ARG:HE	2.18	0.41
7:CH:25:THR:HG22	7:CH:26:MET:H	1.86	0.41
23:DB:1567:G:H2'	25:DC:82:TYR:HE1	1.85	0.41
42:BN:65:LEU:HD11	42:BN:69:ARG:NH2	2.36	0.41
1:CA:356:A:N3	1:CA:368:U:O2'	2.46	0.41
43:BO:49:VAL:O	43:BO:50:ALA:HB2	2.21	0.41
46:BU:73:ASN:O	46:BU:74:ALA:HB3	2.20	0.41
1:CA:1053:G:C3'	1:CA:1054:C:H5'	2.50	0.41
23:BB:1146:C:H2'	23:BB:1147:A:C8	2.56	0.41
1:CA:511:C:HO2'	1:CA:512:U:H5''	1.84	0.41
23:BB:621:A:H2'	23:BB:622:G:O4'	2.21	0.41
1:AA:1157:A:H4'	1:AA:1158:C:O5'	2.21	0.41
23:BB:1958:C:O2'	23:BB:1959:G:H5'	2.20	0.41
23:DB:1076:C:H2'	23:DB:1077:A:C8	2.56	0.41
23:BB:388:G:N7	23:BB:390:U:H2'	2.36	0.41
23:BB:53:A:H2'	23:BB:54:G:O4'	2.20	0.41
23:BB:1109:C:H3'	23:BB:1110:G:C8	2.56	0.41
4:AE:32:PHE:O	4:AE:51:LYS:HA	2.21	0.41
23:BB:857:G:H2'	23:BB:858:G:H5'	1.99	0.41
23:BB:855:G:N3	52:BW:23:LYS:HE3	2.36	0.41
38:DM:73:ILE:HG21	38:DM:91:TYR:CE2	2.55	0.41
18:CB:162:VAL:O	18:CB:184:ALA:HA	2.21	0.41
51:BZ:40:VAL:CG2	51:BZ:43:GLU:HB3	2.46	0.41
50:BT:54:GLU:CB	50:BT:88:LYS:HB2	2.49	0.41
38:BM:41:LEU:C	38:BM:43:ALA:H	2.23	0.41
16:CS:62:THR:HB	16:CS:65:MET:HB3	2.02	0.41
8:CI:40:ARG:H	8:CI:44:ARG:HD3	1.85	0.41

Continued on next page...

Continued from previous page...

Atom-1	Atom-2	Distance(Å)	Clash(Å)
8:AI:80:HIS:O	8:AI:83:THR:HG22	2.20	0.41
49:BR:14:VAL:CG2	49:BR:18:GLN:HG3	2.51	0.41
1:CA:975:A:O2'	1:CA:976:G:OP2	2.32	0.41
1:CA:778:G:O2'	1:CA:779:C:H5'	2.21	0.41
3:CD:154:VAL:O	3:CD:158:LEU:HG	2.21	0.41
4:CE:84:VAL:HG11	4:CE:146:MET:HB3	2.03	0.41
3:AD:107:GLY:C	3:AD:157:ALA:HB1	2.41	0.41
48:DG:140:ILE:HD12	48:DG:141:GLY:N	2.36	0.41
32:D4:7:VAL:HG23	32:D4:35:GLN:CD	2.41	0.41
48:BG:84:LYS:HG3	48:BG:131:VAL:CA	2.50	0.41
1:AA:81:A:N6	1:AA:86:G:C6	2.89	0.41
28:DP:56:SER:O	28:DP:74:GLN:HA	2.20	0.41
6:CG:147:ASN:C	6:CG:149:ALA:N	2.73	0.41
18:AB:212:TYR:O	18:AB:215:ALA:HB3	2.21	0.41
12:CM:1:ALA:H3	12:CM:8:ILE:HG22	1.86	0.41
4:CE:20:VAL:O	4:CE:31:SER:HB2	2.21	0.41
23:BB:1609:A:O2'	23:BB:1610:A:H5''	2.21	0.41
10:CK:70:ALA:C	10:CK:72:ALA:N	2.74	0.41
47:DF:172:PHE:C	47:DF:174:PHE:H	2.24	0.41
47:DF:33:ILE:HD12	47:DF:33:ILE:N	2.36	0.41
48:DG:88:LEU:HD12	48:DG:88:LEU:C	2.41	0.41
23:DB:250:G:C6	23:DB:251:A:C6	3.08	0.41
47:DF:38:GLY:HA2	47:DF:85:GLY:HA3	2.03	0.41
23:DB:2512:C:O2'	26:DD:159:LYS:HE2	2.21	0.41
23:DB:2721:A:H2'	23:DB:2722:G:H8	1.86	0.41
26:DD:125:TRP:CH2	26:DD:160:LYS:HG2	2.56	0.41
10:AK:92:ARG:HH22	19:AU:19:LYS:HG2	1.82	0.41
41:DJ:77:HIS:HD2	41:DJ:84:ILE:HB	1.85	0.41
26:BD:91:THR:O	26:BD:92:VAL:C	2.59	0.41
26:DD:106:LYS:O	26:DD:107:VAL:CB	2.69	0.41
26:DD:172:VAL:O	26:DD:173:GLN:HB2	2.21	0.41
32:D4:36:ARG:O	32:D4:37:GLN:O	2.39	0.41
2:CC:149:LYS:CG	2:CC:168:ARG:HB2	2.48	0.41
23:BB:1657:U:C2'	23:BB:1658:C:H5'	2.49	0.41
23:DB:1468:U:H2'	23:DB:1522:A:N6	2.34	0.41
29:BE:11:ALA:O	29:BE:12:LEU:HB2	2.19	0.41
23:DB:2391:G:P	34:D3:34:LYS:HZ3	2.43	0.41
26:DD:48:ILE:HG22	26:DD:82:PHE:O	2.20	0.41
23:BB:715:A:H2'	23:BB:716:A:C8	2.56	0.41
26:DD:55:LYS:HZ3	26:DD:56:LYS:CG	2.33	0.41
23:BB:2146:C:H4'	23:BB:2148:G:C6	2.55	0.41
11:CL:35:ARG:HH21	11:CL:36:VAL:CG2	2.29	0.41

Continued on next page...

Continued from previous page...

Atom-1	Atom-2	Distance(Å)	Clash(Å)
29:DE:108:ILE:HD11	29:DE:181:ILE:HB	2.02	0.41
23:DB:1937:A:C8	23:DB:1939:U:H2'	2.55	0.41
23:DB:2597:G:C6	23:DB:2598:A:N6	2.89	0.41
49:DR:31:GLU:H	49:DR:63:VAL:HG22	1.86	0.41
17:AT:2:ASN:CG	17:AT:3:ILE:H	2.23	0.41
27:DK:119:ALA:O	27:DK:120:PRO:O	2.38	0.41
23:DB:1439:A:C5	23:DB:1552:A:N6	2.88	0.41
41:DJ:58:ASN:O	41:DJ:59:ALA:HB3	2.21	0.41
23:DB:825:A:O2'	37:DL:54:GLN:NE2	2.51	0.41
1:CA:40:C:H2'	1:CA:41:G:O4'	2.21	0.41
23:BB:1566:A:H5'	25:BC:213:ARG:NH1	2.35	0.41
23:BB:1853:A:N1	23:BB:2087:G:H1'	2.36	0.41
29:DE:31:VAL:HG21	29:DE:104:ALA:HB2	2.02	0.41
35:BV:80:HIS:CD2	35:BV:81:PRO:HD2	2.55	0.41
23:DB:2458:G:H1'	23:DB:2460:U:O4	2.20	0.41
51:BZ:64:ILE:CD1	51:BZ:64:ILE:H	2.26	0.41
23:BB:65:U:N3	23:BB:66:C:C5	2.89	0.41
42:DN:114:GLU:HG2	42:DN:115:LEU:O	2.21	0.41
23:BB:926:G:H2'	23:BB:927:A:H8	1.86	0.41
24:BI:91:LYS:O	24:BI:94:LYS:HB2	2.21	0.41
23:BB:2291:U:OP1	23:BB:2380:C:O2'	2.39	0.41
23:DB:445:C:H2'	23:DB:446:G:C8	2.56	0.41
40:DH:27:ARG:HG3	51:DZ:60:ASP:OD1	2.20	0.41
40:DH:21:VAL:HG21	40:DH:30:LEU:HD11	2.02	0.41
23:BB:454:A:H3'	23:BB:455:C:C5'	2.48	0.41
46:BU:64:ILE:HD12	46:BU:65:GLN:H	1.85	0.41
23:DB:940:G:H2'	23:DB:941:A:O4'	2.21	0.41
23:BB:1429:G:O2'	23:BB:1430:G:H5'	2.20	0.41
23:DB:1538:G:H8	23:DB:1538:G:OP2	2.04	0.41
23:BB:632:A:H2'	23:BB:633:A:C8	2.56	0.41
23:BB:636:G:C6	37:BL:111:ILE:HD12	2.56	0.41
23:BB:2700:A:H2'	23:BB:2701:U:C6	2.55	0.41
25:BC:207:ALA:O	25:BC:208:GLY:C	2.59	0.41
1:AA:1492:A:N3	23:BB:1913:A:N1	2.69	0.41
23:DB:1788:C:H2'	23:DB:1789:A:H8	1.86	0.41
23:DB:1029:A:H8	23:DB:1029:A:O5'	2.04	0.41
47:DF:76:PHE:HB2	47:DF:77:LYS:H	1.67	0.41
27:DK:18:ARG:HD3	27:DK:45:GLU:HG3	2.02	0.41
17:AT:53:MET:HA	17:AT:56:ILE:CG1	2.51	0.41
24:DI:99:LYS:HB2	24:DI:140:GLU:OE1	2.20	0.41
23:DB:1572:A:O2'	23:DB:1573:G:H5'	2.20	0.41
12:CM:43:LYS:CD	12:CM:43:LYS:H	2.34	0.41

Continued on next page...

Continued from previous page...

Atom-1	Atom-2	Distance(Å)	Clash(Å)
28:DP:45:VAL:N	28:DP:60:VAL:HG13	2.35	0.41
23:DB:1829:A:H3'	23:DB:1830:C:H6	1.84	0.41
23:DB:1326:U:H2'	23:DB:1327:A:O4'	2.20	0.41
5:CF:79:ARG:HD3	5:CF:79:ARG:HA	1.89	0.41
49:BR:20:VAL:HG12	49:BR:21:ARG:N	2.36	0.41
23:BB:1771:C:N4	23:BB:1772:A:H62	2.18	0.41
23:BB:707:G:H2'	23:BB:708:G:O4'	2.20	0.41
1:AA:384:G:O2'	1:AA:385:C:H5'	2.21	0.41
4:CE:56:PRO:O	4:CE:57:ALA:C	2.59	0.41
23:DB:2179:C:C2'	23:DB:2179:C:O2	2.68	0.41
23:DB:1925:C:H2'	23:DB:1926:U:O4'	2.20	0.41
1:CA:792:A:N3	1:CA:794:A:C5	2.89	0.41
1:AA:684:U:H2'	1:AA:685:G:O4'	2.21	0.41
1:CA:174:A:C2'	1:CA:175:C:H5'	2.51	0.41
23:BB:1129:A:N6	23:BB:2491:U:H5''	2.35	0.41
1:CA:652:U:H1'	1:CA:653:U:C5	2.55	0.41
23:DB:2223:G:H2'	23:DB:2224:G:H5'	2.03	0.41
1:AA:1473:G:O2'	1:AA:1474:U:H5'	2.21	0.41
1:CA:454:G:H2'	1:CA:455:G:H8	1.85	0.41
23:DB:121:G:H2'	23:DB:122:G:H8	1.86	0.41
49:DR:26:ASP:O	49:DR:27:ILE:HG12	2.20	0.41
23:BB:26:G:H1'	23:BB:515:A:N6	2.35	0.41
23:BB:2660:A:H2'	23:BB:2661:G:C8	2.56	0.41
23:DB:1249:U:O4'	44:DQ:3:VAL:HG21	2.21	0.41
23:DB:1989:G:H2'	23:DB:1990:C:O4'	2.21	0.41
2:AC:2:GLN:HB2	2:AC:2:GLN:HE21	1.57	0.41
2:AC:1:GLY:C	2:AC:2:GLN:HG3	2.41	0.41
9:AJ:32:THR:CG2	9:AJ:83:THR:HG23	2.51	0.41
24:DI:53:PRO:CG	24:DI:77:VAL:HG11	2.50	0.41
23:DB:1669:A:N3	23:DB:1669:A:H2'	2.35	0.41
24:BI:35:MET:C	24:BI:35:MET:SD	2.99	0.41
23:BB:1670:C:O2	23:BB:1670:C:H2'	2.19	0.41
13:AP:45:GLU:C	13:AP:47:GLU:H	2.23	0.41
23:DB:485:C:H2'	23:DB:486:C:H6	1.86	0.41
1:AA:626:G:H2'	1:AA:627:G:C8	2.56	0.41
23:DB:2233:U:H2'	23:DB:2234:G:C8	2.55	0.41
1:CA:233:C:O2'	1:CA:234:C:H5'	2.20	0.41
29:BE:138:LEU:O	29:BE:142:ALA:N	2.53	0.41
25:DC:196:ASN:O	25:DC:197:ALA:HB3	2.21	0.41
23:BB:2387:U:H1'	52:BW:38:ARG:CZ	2.50	0.41
12:AM:13:HIS:HB2	12:AM:16:ILE:HB	2.01	0.41
50:BT:25:GLU:OE1	50:BT:30:ILE:HA	2.21	0.41

Continued on next page...

Continued from previous page...

Atom-1	Atom-2	Distance(Å)	Clash(Å)
52:DW:19:ARG:CD	52:DW:36:ILE:HD11	2.50	0.41
1:CA:1320:C:P	16:CS:69:LYS:HG3	2.60	0.41
23:DB:396:G:O2'	23:DB:397:U:H5'	2.20	0.41
1:AA:796:C:H2'	1:AA:797:C:H6	1.86	0.41
8:AI:43:ALA:HA	8:AI:46:VAL:CG1	2.49	0.41
21:AN:60:ARG:CG	21:AN:62:ARG:HE	2.30	0.41
44:BQ:91:ARG:NH1	49:BR:11:GLN:H	2.19	0.41
44:BQ:86:SER:HB3	49:BR:51:VAL:HA	2.02	0.41
23:DB:878:A:H1'	23:DB:899:A:H62	1.85	0.41
23:DB:724:U:H2'	23:DB:725:G:O4'	2.21	0.41
1:CA:810:C:H2'	1:CA:811:C:O4'	2.20	0.41
4:CE:148:SER:HB2	4:CE:150:GLU:OE2	2.21	0.41
3:AD:25:ARG:HE	3:AD:25:ARG:HB2	1.71	0.41
32:B4:7:VAL:HG23	32:B4:35:GLN:CD	2.41	0.41
50:BT:40:LYS:CA	50:BT:43:ILE:HG22	2.51	0.41
4:CE:93:VAL:HA	4:CE:126:ALA:CB	2.50	0.41
25:DC:51:ARG:O	25:DC:52:HIS:C	2.58	0.41
42:DN:97:ILE:HG22	42:DN:113:ILE:HD12	2.02	0.41
23:BB:705:A:O2'	25:BC:6:LYS:HB2	2.20	0.41
6:CG:74:VAL:HA	6:CG:86:VAL:O	2.21	0.41
37:DL:79:LEU:HA	37:DL:79:LEU:HD23	1.87	0.41
4:CE:91:SER:OG	4:CE:135:VAL:HG22	2.19	0.41
23:DB:1609:A:O2'	23:DB:1610:A:H5''	2.20	0.41
47:DF:8:LYS:HD3	47:DF:9:ASP:N	2.36	0.41
40:BH:3:VAL:O	40:BH:18:GLN:HA	2.20	0.41
1:AA:1228:C:H2'	1:AA:1229:A:C8	2.56	0.41
1:AA:949:A:O2'	1:AA:950:U:H5'	2.20	0.41
27:DK:29:HIS:O	27:DK:30:ARG:C	2.58	0.41
22:DA:113:C:H2'	22:DA:114:C:H6	1.84	0.41
48:BG:93:TYR:O	48:BG:94:ARG:HG3	2.21	0.41
47:BF:121:PHE:CA	47:BF:127:TYR:HA	2.49	0.41
47:BF:92:GLY:O	47:BF:95:MET:HB3	2.20	0.41
26:BD:3:GLY:O	26:BD:4:LEU:HD13	2.20	0.41
17:CT:38:ILE:HD13	17:CT:38:ILE:HA	1.96	0.41
26:DD:16:THR:N	26:DD:20:VAL:O	2.54	0.41
48:BG:26:LYS:HA	48:BG:32:LEU:CA	2.51	0.41
21:CN:42:ASN:C	21:CN:44:VAL:H	2.23	0.41
16:AS:44:ILE:CA	16:AS:61:VAL:HB	2.48	0.41
1:CA:1004:A:H2'	1:CA:1005:A:C8	2.56	0.41
1:CA:177:G:N3	1:CA:177:G:O4'	2.53	0.41
12:AM:84:CYS:C	12:AM:88:LEU:HG	2.40	0.41
1:AA:1009:U:H2'	1:AA:1010:U:C5	2.55	0.41

Continued on next page...

Continued from previous page...

Atom-1	Atom-2	Distance(Å)	Clash(Å)
24:DI:129:GLU:O	24:DI:133:ARG:HG3	2.21	0.41
4:CE:158:LYS:HZ2	7:CH:63:LYS:HD3	1.86	0.41
2:AC:10:ARG:HG3	2:AC:10:ARG:NH1	2.36	0.41
7:AH:14:ARG:CG	7:AH:15:ASN:N	2.84	0.41
31:B0:42:ILE:HG12	42:BN:99:LYS:O	2.21	0.41
1:CA:332:G:OP2	17:CT:2:ASN:HB3	2.20	0.41
23:BB:2370:G:H2'	23:BB:2371:G:O4'	2.21	0.41
25:DC:231:HIS:O	25:DC:232:GLY:C	2.59	0.41
16:AS:50:VAL:O	16:AS:56:HIS:HA	2.20	0.41
17:AT:3:ILE:O	17:AT:4:LYS:HB2	2.20	0.41
23:DB:927:A:H2'	23:DB:928:A:C8	2.56	0.41
27:DK:64:ARG:HA	27:DK:79:PHE:CE1	2.55	0.41
1:AA:389:A:H2'	1:AA:389:A:N3	2.36	0.41
15:CR:40:PRO:HB2	15:CR:43:ILE:HG12	2.03	0.41
1:CA:239:U:H5''	1:CA:239:U:H6	1.85	0.41
14:AQ:58:VAL:HG12	14:AQ:77:VAL:HG13	2.03	0.41
1:AA:705:G:H2'	1:AA:706:A:H5'	2.02	0.41
26:BD:38:LYS:HG3	26:BD:47:ALA:HB3	2.02	0.41
29:DE:31:VAL:O	29:DE:34:ALA:HB3	2.21	0.41
17:CT:85:LEU:CD2	17:CT:86:ALA:H	2.31	0.41
17:CT:85:LEU:HG	17:CT:86:ALA:N	2.36	0.41
1:CA:1409:C:C1'	23:DB:1913:A:H62	2.31	0.41
42:BN:33:ILE:CB	42:BN:114:GLU:HB2	2.51	0.41
23:DB:1486:U:O2'	23:DB:1487:U:H5'	2.20	0.41
23:DB:962:G:H21	23:DB:2250:G:H22	1.68	0.41
23:BB:455:C:C3'	23:BB:456:C:H5'	2.51	0.41
46:DU:7:ASP:HA	46:DU:24:VAL:O	2.21	0.41
1:AA:213:G:C8	1:AA:214:C:C5	3.09	0.41
1:AA:214:C:H2'	1:AA:215:C:C6	2.56	0.41
23:BB:1711:A:H2'	23:BB:1712:U:O4'	2.21	0.41
1:AA:1251:A:H2'	1:AA:1252:A:C8	2.56	0.41
23:DB:1537:G:H5''	23:DB:1537:G:N3	2.36	0.41
23:DB:362:A:H5'	23:DB:363:G:OP2	2.21	0.41
37:BL:111:ILE:CG2	37:BL:112:LEU:H	2.29	0.41
45:BS:14:ALA:C	45:BS:16:LYS:N	2.73	0.41
1:AA:1138:G:N3	1:AA:1138:G:H3'	2.36	0.41
45:BS:1:MET:SD	45:BS:62:ASP:HB3	2.61	0.41
1:AA:411:A:N6	1:AA:413:G:H21	2.18	0.41
23:BB:271:G:H1'	23:BB:272:A:C8	2.56	0.41
35:DV:53:LYS:NZ	35:DV:53:LYS:HA	2.36	0.41
23:BB:1848:A:H2'	23:BB:1849:G:C8	2.55	0.41
1:CA:625:U:H4'	13:CP:16:PHE:CZ	2.55	0.41

Continued on next page...

Continued from previous page...

Atom-1	Atom-2	Distance(Å)	Clash(Å)
37:DL:2:ARG:HB3	37:DL:2:ARG:CZ	2.51	0.41
1:CA:1000:A:O2'	1:CA:1001:C:H5'	2.19	0.41
23:BB:1692:U:O2'	23:BB:1693:U:H2'	2.21	0.41
1:AA:821:G:O2'	1:AA:822:U:H5'	2.20	0.41
20:CO:45:GLU:HB2	20:CO:46:HIS:ND1	2.35	0.41
17:CT:53:MET:HA	17:CT:56:ILE:HG13	2.02	0.41
1:CA:838:G:H2'	1:CA:839:C:H6	1.82	0.41
23:BB:1635:A:H2'	23:BB:1636:U:H5'	2.02	0.41
35:BV:2:PHE:CE2	35:BV:55:GLU:HB3	2.56	0.41
1:AA:750:C:O2	20:AO:23:GLY:HA3	2.20	0.41
10:AK:35:ASP:OD1	10:AK:37:GLN:HB2	2.20	0.41
28:BP:80:VAL:CG1	28:BP:81:ASP:N	2.84	0.41
26:BD:154:LYS:HD3	26:BD:154:LYS:N	2.35	0.41
23:BB:2249:U:H1'	23:BB:2275:C:H41	1.85	0.41
1:AA:825:A:H2'	1:AA:826:C:H6	1.85	0.41
41:BJ:34:ARG:HH11	41:BJ:39:LYS:HG2	1.84	0.41
37:DL:81:ASP:O	37:DL:82:LEU:HB2	2.21	0.41
34:B3:50:SER:C	34:B3:52:GLY:N	2.74	0.41
23:DB:715:A:H2'	23:DB:716:A:O4'	2.20	0.41
1:CA:321:A:H2'	1:CA:322:C:H6	1.86	0.41
1:CA:964:A:H5''	56:CA:1951:HOH:O	2.20	0.41
23:BB:1147:A:O2'	23:BB:1148:U:H5'	2.20	0.41
23:BB:2363:G:O2'	23:BB:2364:C:H5'	2.20	0.41
23:DB:2758:A:H2'	23:DB:2759:G:O4'	2.21	0.41
23:DB:2201:G:H2'	23:DB:2202:U:H6	1.86	0.41
7:CH:118:ALA:HB3	7:CH:120:LEU:CD2	2.51	0.41
23:DB:1936:A:N6	23:DB:1963:U:N3	2.66	0.41
23:BB:2660:A:H2'	23:BB:2661:G:O4'	2.21	0.41
42:DN:43:GLU:O	42:DN:46:ARG:HG2	2.21	0.41
1:CA:341:C:O2'	1:CA:342:C:H5'	2.20	0.41
23:BB:2573:C:H3'	56:BB:3614:HOH:O	2.21	0.41
23:DB:332:A:O2'	23:DB:334:C:OP2	2.39	0.41
23:BB:353:C:O2	23:BB:353:C:H2'	2.21	0.41
7:CH:76:ARG:HA	7:CH:76:ARG:HD2	1.91	0.41
15:AR:22:TYR:C	15:AR:24:ASP:H	2.23	0.41
25:BC:219:VAL:HG12	25:BC:224:MET:HE2	2.03	0.41
1:CA:874:G:O2'	1:CA:875:U:H5'	2.21	0.41
32:D4:17:VAL:HG12	32:D4:18:LYS:N	2.36	0.41
29:BE:141:MET:O	29:BE:143:LEU:HG	2.21	0.41
29:BE:32:VAL:O	29:BE:36:ALA:N	2.49	0.41
23:DB:1244:A:H4'	29:DE:29:HIS:HE1	1.86	0.41
29:DE:29:HIS:CD2	37:DL:8:PRO:HA	2.55	0.41

Continued on next page...

Continued from previous page...

Atom-1	Atom-2	Distance(Å)	Clash(Å)
18:CB:48:MET:HG3	18:CB:200:PRO:HD2	2.01	0.41
18:CB:53:LEU:CD1	18:CB:216:VAL:HA	2.51	0.41
1:AA:1215:G:OP2	1:AA:1215:G:H3'	2.20	0.41
23:BB:870:U:C3'	23:BB:871:U:H5''	2.51	0.41
23:DB:1842:G:O2'	23:DB:1843:C:H5'	2.20	0.41
52:DW:35:ILE:O	52:DW:35:ILE:CG1	2.69	0.41
28:BP:4:ILE:C	28:BP:6:GLN:N	2.74	0.41
45:BS:24:ILE:CG1	45:BS:36:LEU:HD21	2.51	0.41
29:DE:69:ARG:O	29:DE:70:SER:CB	2.68	0.41
40:BH:117:LEU:CD1	40:BH:130:VAL:HG22	2.50	0.41
40:BH:116:ARG:HB3	40:BH:131:SER:N	2.36	0.41
40:BH:94:ILE:HA	40:BH:98:ASP:OD1	2.20	0.41
40:BH:99:ILE:HG21	40:BH:130:VAL:CG2	2.50	0.41
12:CM:30:LYS:NZ	12:CM:40:GLU:HG3	2.35	0.41
51:DZ:5:CYS:HB3	51:DZ:10:LYS:H	1.85	0.41
8:CI:56:MET:HA	8:CI:59:LYS:HB2	2.01	0.41
40:DH:126:GLY:H	40:DH:146:VAL:HB	1.86	0.41
1:AA:778:G:H21	10:AK:121:ARG:HD3	1.86	0.41
1:AA:1148:U:H5'	8:AI:6:TYR:HH	1.86	0.41
8:AI:56:MET:O	8:AI:58:GLU:N	2.43	0.41
42:BN:37:THR:OG1	42:BN:40:LYS:HE2	2.20	0.41
1:AA:1350:A:OP1	8:AI:122:ARG:HD2	2.21	0.41
44:BQ:63:ARG:HH12	44:BQ:96:ASP:CB	2.17	0.41
1:CA:1059:C:O2'	1:CA:1060:U:H5'	2.21	0.41
21:CN:79:SER:O	21:CN:83:VAL:HG23	2.21	0.41
1:CA:796:C:H2'	1:CA:797:C:H6	1.86	0.41
1:CA:818:G:C2'	1:CA:819:A:H5''	2.51	0.41
3:CD:157:ALA:O	3:CD:160:LEU:HD22	2.20	0.41
3:CD:10:LEU:HD22	3:CD:62:ARG:NH1	2.35	0.41
3:AD:144:ILE:HG22	3:AD:145:ARG:H	1.86	0.41
8:CI:21:LYS:O	8:CI:61:ASP:N	2.54	0.41
32:B4:8:LYS:HB3	32:B4:8:LYS:HE2	1.91	0.41
23:BB:1079:C:H5	23:BB:1088:A:OP1	2.04	0.41
24:BI:73:PRO:HA	24:BI:74:PRO:HD3	1.99	0.41
50:DT:59:ASN:O	50:DT:83:ALA:O	2.38	0.41
37:DL:29:LYS:C	37:DL:31:GLY:N	2.74	0.41
23:DB:1063:G:O2'	23:DB:1064:C:H5'	2.20	0.41
41:DJ:26:GLY:C	41:DJ:28:LEU:N	2.74	0.41
41:DJ:26:GLY:N	41:DJ:28:LEU:HD23	2.36	0.41
9:CJ:36:VAL:CG1	9:CJ:76:ILE:HA	2.39	0.41
2:AC:163:ARG:HG3	2:AC:163:ARG:O	2.21	0.41
4:CE:113:VAL:O	4:CE:116:VAL:N	2.53	0.41

Continued on next page...

Continued from previous page...

Atom-1	Atom-2	Distance(Å)	Clash(Å)
23:BB:727:A:H2	25:BC:8:THR:HG21	1.86	0.41
33:B1:24:LYS:HG3	33:B1:25:ASN:H	1.86	0.41
28:DP:83:ILE:C	28:DP:83:ILE:HD13	2.41	0.41
50:BT:32:LEU:H	50:BT:83:ALA:CB	2.34	0.41
22:DA:3:C:H2'	22:DA:4:C:C6	2.56	0.41
4:AE:45:VAL:CG1	4:AE:116:VAL:HG23	2.51	0.41
38:BM:19:GLY:CA	38:BM:97:GLN:HB2	2.48	0.41
23:BB:2311:A:O2'	47:BF:84:ILE:HD13	2.20	0.41
23:BB:2305:U:O2	47:BF:150:GLY:HA3	2.20	0.41
22:BA:42:C:C6	47:BF:65:LEU:HD22	2.56	0.41
8:AI:103:VAL:HG23	8:AI:104:THR:H	1.85	0.41
23:DB:1418:G:H1'	23:DB:1580:A:N6	2.36	0.41
27:BK:39:ILE:HD13	27:BK:39:ILE:HA	1.90	0.41
37:BL:80:SER:HB3	37:BL:115:GLU:CD	2.41	0.41
44:BQ:26:ALA:C	44:BQ:28:SER:N	2.73	0.41
41:BJ:15:TRP:CD2	41:BJ:53:TYR:HB3	2.56	0.41
6:AG:71:THR:HA	6:AG:90:VAL:CG2	2.42	0.41
28:BP:74:GLN:O	28:BP:75:THR:C	2.60	0.41
28:BP:91:VAL:HG23	28:BP:92:ARG:N	2.35	0.41
47:DF:103:ILE:CG2	47:DF:173:ASP:HB2	2.51	0.41
40:BH:14:SER:O	40:BH:15:LEU:C	2.59	0.41
40:BH:5:LEU:HD11	40:BH:19:VAL:HG21	2.02	0.41
12:AM:105:ALA:C	12:AM:107:THR:H	2.25	0.41
29:DE:17:THR:C	29:DE:19:PHE:N	2.74	0.41
23:DB:2312:U:C4'	47:DF:84:ILE:HG21	2.51	0.41
47:BF:33:ILE:HD12	47:BF:33:ILE:N	2.36	0.41
47:BF:129:MET:N	47:BF:129:MET:SD	2.94	0.41
29:DE:11:ALA:O	29:DE:12:LEU:HB2	2.21	0.41
5:CF:10:VAL:HG12	5:CF:11:HIS:N	2.36	0.41
26:DD:117:GLY:HA2	26:DD:164:GLN:HE22	1.83	0.41
28:DP:52:ARG:HD2	28:DP:52:ARG:HA	1.87	0.41
16:AS:14:LEU:HD22	16:AS:34:SER:OG	2.21	0.41
1:AA:729:A:H2	1:AA:764:C:O2	2.03	0.41
27:BK:19:VAL:O	27:BK:41:ILE:HD11	2.21	0.41
8:AI:118:ARG:HG2	8:AI:118:ARG:O	2.21	0.41
40:DH:4:ILE:HD13	40:DH:37:VAL:HG13	2.03	0.41
40:DH:41:LYS:HA	40:DH:44:ILE:HG12	2.02	0.41
49:DR:78:ARG:HH21	49:DR:78:ARG:HG3	1.86	0.41
26:BD:122:VAL:HA	26:BD:127:PHE:H	1.84	0.41
1:AA:471:U:H2'	1:AA:472:U:O4'	2.21	0.41
26:BD:102:ALA:H	26:BD:104:VAL:CG2	2.34	0.41
26:BD:107:VAL:HG12	26:BD:108:ASP:N	2.35	0.41

Continued on next page...

Continued from previous page...

Atom-1	Atom-2	Distance(Å)	Clash(Å)
10:CK:91:GLY:C	10:CK:93:GLU:N	2.73	0.41
29:BE:12:LEU:CD1	29:BE:14:VAL:HG13	2.51	0.41
29:BE:2:GLU:OE1	29:BE:13:THR:N	2.54	0.41
26:DD:33:ARG:HH12	26:DD:53:GLY:C	2.24	0.41
26:DD:73:VAL:O	26:DD:74:GLU:HB2	2.20	0.41
26:DD:73:VAL:HG22	26:DD:74:GLU:N	2.36	0.41
39:BX:17:GLU:O	39:BX:20:ASN:HB2	2.21	0.41
39:BX:20:ASN:O	39:BX:25:GLN:N	2.54	0.41
23:BB:714:U:H3	23:BB:716:A:H3'	1.85	0.41
20:CO:64:ARG:CZ	20:CO:88:ARG:HD2	2.51	0.41
10:CK:45:THR:O	10:CK:46:ALA:C	2.59	0.41
1:AA:1392:G:H2'	1:AA:1393:U:H6	1.85	0.41
12:AM:21:ILE:HG21	12:AM:24:VAL:HG13	2.03	0.41
18:CB:95:TRP:CH2	18:CB:99:MET:HG3	2.56	0.41
23:BB:2597:G:C6	23:BB:2598:A:N6	2.88	0.41
1:AA:461:A:H3'	1:AA:462:G:C4'	2.50	0.41
1:AA:373:A:O2'	1:AA:481:G:N2	2.54	0.41
26:BD:8:LYS:HG2	26:BD:197:THR:N	2.34	0.41
1:CA:1065:U:O4	1:CA:1190:G:O4'	2.38	0.41
35:DV:38:LEU:CD1	35:DV:40:ILE:HG23	2.51	0.41
4:AE:155:LYS:O	4:AE:158:LYS:HE3	2.21	0.41
5:AF:70:VAL:CG2	5:AF:71:ILE:N	2.84	0.41
31:B0:41:HIS:O	31:B0:42:ILE:O	2.39	0.41
17:CT:3:ILE:O	17:CT:4:LYS:HB2	2.21	0.41
23:DB:1171:G:H2'	23:DB:1172:C:C6	2.56	0.41
23:BB:2503:A:O2'	23:BB:2505:G:OP2	2.36	0.41
27:BK:64:ARG:HA	27:BK:79:PHE:CE1	2.56	0.41
22:DA:7:G:O2'	22:DA:8:C:H5'	2.20	0.41
12:CM:95:PRO:CG	12:CM:101:THR:HG22	2.51	0.41
23:DB:2291:U:OP1	23:DB:2380:C:O2'	2.38	0.41
1:AA:1089:G:C6	1:AA:1090:U:C2	3.09	0.41
1:CA:552:U:H5'	11:CL:82:ARG:NH1	2.29	0.41
23:DB:1439:A:C8	23:DB:1440:U:C6	3.09	0.41
23:DB:826:U:H2'	23:DB:828:U:O4'	2.21	0.41
23:BB:2776:A:H4'	23:BB:2777:G:O5'	2.21	0.41
28:DP:94:ALA:O	28:DP:95:LYS:HD2	2.21	0.41
1:AA:265:G:H2'	1:AA:267:C:H5	1.86	0.41
23:BB:1458:U:H5'	23:BB:1460:U:OP2	2.19	0.41
43:DO:115:LEU:HD22	43:DO:115:LEU:N	2.36	0.41
29:BE:31:VAL:O	29:BE:34:ALA:HB3	2.21	0.41
16:CS:45:GLY:CA	16:CS:60:PHE:HB3	2.48	0.41
9:CJ:81:GLU:H	9:CJ:82:LYS:NZ	2.18	0.41

Continued on next page...

Continued from previous page...

Atom-1	Atom-2	Distance(Å)	Clash(Å)
1:AA:222:C:H2'	1:AA:223:A:C8	2.56	0.41
1:AA:195:A:H1'	1:AA:222:C:HO2'	1.85	0.41
23:BB:2388:A:H5'	23:BB:2389:G:OP2	2.21	0.41
7:AH:35:ILE:O	7:AH:39:LEU:HG	2.21	0.41
42:BN:33:ILE:CA	42:BN:114:GLU:HB2	2.49	0.41
20:CO:33:THR:CG2	20:CO:87:LEU:HD11	2.51	0.41
20:CO:84:ARG:C	20:CO:85:LEU:HD12	2.41	0.41
23:BB:66:C:O2'	23:BB:67:U:H5'	2.21	0.41
42:DN:82:GLU:C	42:DN:84:GLY:N	2.74	0.41
42:DN:55:ALA:HB1	42:DN:84:GLY:HA2	2.01	0.41
23:DB:2789:C:H2'	23:DB:2790:U:H5'	2.03	0.41
23:DB:2144:G:O2'	23:DB:2146:C:C5'	2.69	0.41
1:CA:724:G:O2'	1:CA:725:G:H5'	2.21	0.41
23:DB:629:G:H2'	23:DB:630:G:C8	2.55	0.41
23:DB:640:C:H2'	23:DB:641:U:C6	2.56	0.41
18:CB:107:ARG:HA	18:CB:110:ILE:HG13	2.02	0.41
1:CA:737:C:H2'	1:CA:738:C:C6	2.55	0.41
46:DU:64:ILE:CG1	46:DU:65:GLN:N	2.84	0.41
23:DB:215:G:C4'	23:DB:216:A:H4'	2.48	0.41
40:BH:28:ASN:HD21	51:BZ:36:HIS:CE1	2.39	0.41
15:CR:31:TYR:CE1	15:CR:54:LEU:HD11	2.55	0.41
1:CA:842:U:H3'	1:CA:842:U:OP1	2.21	0.41
7:AH:68:LYS:HG3	7:AH:69:ALA:O	2.20	0.41
45:DS:1:MET:SD	45:DS:62:ASP:HB3	2.60	0.41
23:BB:1914:C:H2'	23:BB:1915:U:C6	2.56	0.41
23:BB:2:G:H2'	23:BB:3:U:C6	2.56	0.41
23:BB:1404:C:H2'	23:BB:1405:U:H6	1.86	0.41
1:AA:439:U:H2'	1:AA:440:C:H6	1.86	0.41
1:AA:1139:G:H4'	1:AA:1140:C:OP1	2.21	0.41
24:BI:83:ALA:N	24:BI:100:ILE:HD11	2.35	0.41
23:BB:275:C:H2'	23:BB:276:U:C5'	2.47	0.41
1:AA:35:G:O2'	1:AA:36:C:H5'	2.21	0.41
35:DV:83:LYS:HA	35:DV:84:PRO:HD3	1.91	0.41
23:BB:2861:U:O2'	23:BB:2862:G:H5'	2.21	0.41
6:AG:35:LYS:O	6:AG:38:ALA:HB3	2.21	0.41
1:CA:1132:C:H2'	1:CA:1133:G:H8	1.84	0.41
1:CA:1229:A:H62	12:CM:103:THR:HG22	1.85	0.41
23:BB:1316:U:C2	23:BB:1317:G:C8	3.08	0.41
23:DB:870:U:C3'	23:DB:871:U:H5''	2.51	0.41
23:DB:2772:C:H2'	23:DB:2773:C:C6	2.56	0.41
42:DN:118:ARG:O	42:DN:118:ARG:HG2	2.21	0.41
23:DB:419:U:H2'	23:DB:420:C:H6	1.84	0.41

Continued on next page...

Continued from previous page...

Atom-1	Atom-2	Distance(Å)	Clash(Å)
23:DB:2812:G:H2'	23:DB:2813:A:C8	2.56	0.41
23:BB:416:U:H2'	23:BB:417:C:H6	1.84	0.41
1:CA:707:U:H2'	1:CA:708:C:C6	2.56	0.41
20:CO:47:LYS:C	20:CO:49:ASP:N	2.74	0.41
23:DB:2694:G:H2'	23:DB:2695:U:H6	1.85	0.41
23:DB:1317:G:H2'	23:DB:1318:U:O4'	2.21	0.41
23:BB:812:C:H2'	23:BB:813:U:C6	2.55	0.41
23:DB:1051:G:H4'	23:DB:2752:C:O2'	2.21	0.41
23:BB:1700:A:H2'	23:BB:1701:A:H5'	2.01	0.41
39:DX:51:ALA:O	39:DX:52:ARG:C	2.58	0.41
46:DU:5:ARG:HB2	46:DU:8:ASP:OD2	2.21	0.41
48:DG:69:ALA:O	48:DG:73:SER:N	2.52	0.41
1:CA:1340:A:C2	1:CA:1341:U:H1'	2.56	0.41
23:BB:1210:G:H5''	23:BB:1211:C:O5'	2.21	0.41
1:CA:433:G:H2'	1:CA:434:U:O4'	2.21	0.41
10:CK:35:ASP:OD1	10:CK:37:GLN:HB2	2.20	0.41
1:AA:1417:G:H22	1:AA:1482:G:H2'	1.85	0.41
23:DB:1392:A:C6	23:DB:1393:A:N6	2.89	0.41
1:CA:384:G:O2'	1:CA:385:C:H5'	2.20	0.41
23:DB:936:A:H2'	23:DB:937:C:H6	1.86	0.41
12:CM:59:VAL:O	12:CM:59:VAL:HG22	2.21	0.41
1:AA:1451:U:H5''	1:AA:1452:C:C5	2.55	0.41
1:CA:825:A:H2'	1:CA:826:C:H6	1.86	0.41
1:AA:893:C:H2'	1:AA:894:G:H8	1.86	0.41
4:AE:56:PRO:O	4:AE:59:ILE:HG13	2.21	0.41
1:AA:246:A:C2	1:AA:282:A:C5	3.09	0.41
19:CU:29:ALA:HA	19:CU:32:ARG:CD	2.51	0.41
23:DB:2520:C:O2'	23:DB:2521:C:H5'	2.20	0.41
23:DB:1660:G:H2'	23:DB:1661:G:H8	1.86	0.41
11:AL:120:ARG:HG2	11:AL:120:ARG:HH11	1.86	0.41
41:DJ:88:THR:O	41:DJ:91:GLU:HB2	2.20	0.41
26:DD:154:LYS:HD3	26:DD:154:LYS:N	2.36	0.41
17:CT:20:ASN:HA	17:CT:23:ARG:HG2	2.02	0.41
2:AC:46:LEU:N	2:AC:46:LEU:HD22	2.36	0.41
15:CR:58:ILE:O	15:CR:61:ALA:HB3	2.21	0.41
44:DQ:48:ASP:N	44:DQ:48:ASP:OD2	2.53	0.41
23:BB:443:A:C4	29:BE:40:ARG:HD3	2.56	0.41
1:AA:1472:U:O2'	1:AA:1473:G:H5'	2.21	0.41
23:BB:391:A:N3	23:BB:391:A:H2'	2.36	0.41
23:BB:120:U:H4'	23:BB:121:G:H5'	2.02	0.41
23:BB:120:U:H5''	23:BB:122:G:OP2	2.20	0.41
1:CA:511:C:O2'	1:CA:512:U:H5''	2.21	0.41

Continued on next page...

Continued from previous page...

Atom-1	Atom-2	Distance(Å)	Clash(Å)
43:DO:15:ARG:HH21	43:DO:95:SER:HA	1.86	0.41
29:DE:199:MET:HB3	29:DE:200:LEU:HD22	2.03	0.41
1:CA:1444:U:H2'	1:CA:1445:U:C6	2.55	0.41
42:BN:43:GLU:O	42:BN:46:ARG:HG2	2.21	0.41
25:BC:54:GLY:O	25:BC:214:GLY:HA2	2.20	0.41
23:DB:272:A:H2'	23:DB:273:G:C8	2.56	0.41
39:DX:30:MET:N	39:DX:30:MET:SD	2.94	0.41
16:CS:13:HIS:ND1	16:CS:13:HIS:N	2.69	0.41
25:DC:106:PRO:HA	25:DC:195:GLY:N	2.36	0.41
1:AA:259:G:O2'	1:AA:260:G:H5'	2.21	0.41
42:DN:8:ARG:HG2	42:DN:10:LEU:HD22	2.02	0.41
23:DB:2572:A:OP1	23:DB:2574:G:H4'	2.21	0.41
22:BA:80:U:H2'	22:BA:81:G:C8	2.55	0.41
27:DK:67:LYS:HD3	27:DK:67:LYS:C	2.40	0.41
39:BX:59:GLU:OE2	39:BX:59:GLU:N	2.54	0.41
21:AN:97:LYS:HD3	21:AN:97:LYS:HA	1.86	0.41
14:CQ:3:LYS:HE2	14:CQ:3:LYS:N	2.36	0.41
23:DB:296:U:O2'	23:DB:297:G:H5'	2.20	0.41
23:BB:1936:A:N6	23:BB:1963:U:N3	2.66	0.41
9:AJ:37:ARG:HA	9:AJ:37:ARG:HE	1.86	0.41
18:CB:56:LEU:H	18:CB:56:LEU:HD12	1.85	0.41
18:CB:18:GLN:OE1	18:CB:189:ASN:OD1	2.39	0.41
50:BT:22:THR:HA	50:BT:25:GLU:HB3	2.03	0.41
41:DJ:45:THR:N	41:DJ:46:PRO:CD	2.84	0.41
44:DQ:55:GLN:O	44:DQ:59:LEU:N	2.54	0.41
18:AB:204:ASP:O	18:AB:205:ALA:HB3	2.21	0.41
28:BP:6:GLN:HA	28:BP:9:GLN:CD	2.41	0.41
1:CA:1321:U:H4'	12:CM:85:TYR:CE1	2.55	0.41
23:BB:2230:G:H4'	51:BZ:31:PRO:O	2.20	0.41
51:BZ:5:CYS:C	51:BZ:7:VAL:H	2.24	0.41
40:BH:133:GLN:HG3	40:BH:139:PHE:HD2	1.85	0.41
23:BB:1841:U:C2	23:BB:1842:G:C8	3.09	0.41
6:AG:16:LYS:HD3	6:AG:17:PHE:CE1	2.56	0.41
1:AA:796:C:H5'	10:AK:128:VAL:HG13	2.01	0.41
1:AA:1367:C:O2'	1:AA:1368:A:H5'	2.20	0.41
1:AA:981:U:H4'	21:AN:60:ARG:HB3	2.03	0.41
21:AN:60:ARG:NE	21:AN:62:ARG:HG2	2.36	0.41
21:AN:60:ARG:O	21:AN:61:ASN:HB2	2.20	0.41
41:BJ:44:TYR:C	41:BJ:44:TYR:CD2	2.93	0.41
49:BR:60:LYS:O	49:BR:98:ILE:HA	2.20	0.41
1:CA:974:A:OP2	21:CN:80:ARG:NH1	2.53	0.41
9:CJ:59:LYS:C	9:CJ:61:ALA:H	2.25	0.41

Continued on next page...

Continued from previous page...

Atom-1	Atom-2	Distance(Å)	Clash(Å)
3:CD:25:ARG:HB2	3:CD:25:ARG:HE	1.71	0.41
23:DB:2266:A:H4'	23:DB:2267:A:O5'	2.21	0.41
43:BO:30:ARG:HG2	43:BO:31:THR:H	1.85	0.41
43:BO:7:ARG:HA	43:BO:10:ARG:CZ	2.51	0.41
29:DE:133:LEU:C	29:DE:135:ALA:H	2.25	0.41
29:DE:118:LEU:HA	29:DE:186:VAL:CG1	2.51	0.41
50:DT:31:VAL:C	50:DT:32:LEU:HD23	2.42	0.41
24:DI:73:PRO:CG	24:DI:78:LEU:HD21	2.48	0.41
25:BC:93:VAL:HG12	25:BC:101:ARG:C	2.41	0.41
4:AE:82:HIS:CE1	4:AE:146:MET:HA	2.55	0.41
2:AC:52:SER:HB3	2:AC:114:LEU:CD2	2.49	0.41
4:AE:113:VAL:O	4:AE:116:VAL:N	2.54	0.41
23:BB:2306:C:H6	23:BB:2306:C:O5'	2.04	0.41
47:DF:133:GLU:HA	47:DF:150:GLY:HA2	2.02	0.41
47:DF:151:LEU:HD12	47:DF:151:LEU:C	2.41	0.41
1:AA:1375:A:O2'	1:AA:1376:U:H5'	2.21	0.41
23:BB:1652:A:N6	42:BN:11:ASN:HD21	2.05	0.41
12:CM:1:ALA:H2	12:CM:8:ILE:HG22	1.82	0.41
23:BB:1197:G:H2'	23:BB:1198:U:H6	1.85	0.41
23:DB:2314:A:H4'	47:DF:34:THR:HG21	2.02	0.41
2:AC:91:ALA:HB1	2:AC:96:VAL:O	2.20	0.41
22:BA:39:A:O2'	22:BA:40:U:H5'	2.20	0.41
47:BF:28:PRO:HA	47:BF:158:THR:OG1	2.20	0.41
1:CA:20:U:O2'	1:CA:21:G:H5'	2.21	0.41
23:DB:2471:A:O2'	23:DB:2472:G:C5'	2.68	0.41
41:DJ:84:ILE:HG13	41:DJ:84:ILE:O	2.21	0.41
1:AA:730:G:O2'	1:AA:766:A:H5'	2.21	0.41
23:DB:2742:G:P	32:D4:24:ARG:HH12	2.44	0.41
23:DB:969:G:H2'	23:DB:970:U:H6	1.84	0.41
23:DB:1373:A:H4'	23:DB:2212:A:N3	2.36	0.41
20:AO:28:GLN:O	20:AO:32:LEU:HD23	2.21	0.41
20:AO:36:ILE:HD12	20:AO:60:VAL:HG22	2.02	0.41
34:B3:30:HIS:CD2	34:B3:31:ILE:N	2.89	0.41
46:DU:50:ALA:H	46:DU:53:GLN:NE2	2.18	0.41
38:DM:31:PHE:CZ	38:DM:110:GLU:HB3	2.56	0.41
38:DM:31:PHE:HB3	38:DM:130:PHE:CE1	2.55	0.41
2:AC:179:ALA:HA	2:AC:205:GLU:CA	2.47	0.41
2:AC:9:ILE:HG23	2:AC:10:ARG:N	2.36	0.41
7:AH:43:GLY:HA2	7:AH:63:LYS:HZ1	1.86	0.41
1:CA:202:G:HO2'	1:CA:468:A:H8	1.65	0.41
17:AT:59:ARG:HH11	17:AT:59:ARG:HB2	1.86	0.41
23:DB:1176:U:H3'	23:DB:1177:G:O4'	2.20	0.41

Continued on next page...

Continued from previous page...

Atom-1	Atom-2	Distance(Å)	Clash(Å)
23:BB:734:A:C2	23:BB:735:A:H1'	2.55	0.41
1:AA:968:A:H5'	1:AA:968:A:N3	2.35	0.41
14:AQ:43:LEU:N	14:AQ:43:LEU:HD12	2.35	0.41
1:CA:181:A:N6	1:CA:195:A:OP2	2.53	0.41
1:AA:198:G:N7	1:AA:220:G:N2	2.68	0.41
1:CA:250:A:H1'	1:CA:252:U:C5	2.56	0.41
1:CA:518:C:OP2	1:CA:530:G:H1'	2.21	0.41
1:AA:643:C:H2'	1:AA:644:U:C6	2.55	0.41
1:CA:643:C:H2'	1:CA:644:U:C6	2.55	0.41
23:DB:2734:A:H2'	23:DB:2735:G:C5'	2.49	0.41
1:AA:814:A:H5'	1:AA:1511:G:H4'	2.02	0.41
23:BB:2804:U:H2'	23:BB:2805:C:H6	1.86	0.41
1:CA:58:C:O2'	1:CA:59:A:H5'	2.21	0.41
1:CA:1459:G:H2'	1:CA:1460:C:H6	1.85	0.41
23:DB:2569:G:C2	23:DB:2570:G:C8	3.09	0.41
1:CA:399:G:H2'	1:CA:400:C:H6	1.84	0.41
23:DB:1361:G:H2'	23:DB:1362:C:H6	1.85	0.41
51:DZ:19:SER:OG	51:DZ:23:ASN:HB2	2.20	0.41
1:AA:971:G:N2	1:AA:1363:A:H8	2.19	0.41
23:DB:2557:G:H2'	23:DB:2558:C:H6	1.84	0.41
1:AA:708:C:O2'	1:AA:709:U:H5'	2.21	0.41
1:AA:993:G:H2'	1:AA:995:C:H41	1.84	0.41
17:CT:53:MET:HA	17:CT:56:ILE:CG1	2.50	0.41
23:DB:2751:G:OP2	48:DG:2:ARG:HD2	2.21	0.41
1:AA:838:G:H2'	1:AA:839:C:H6	1.82	0.41
35:BV:53:LYS:HE3	35:BV:55:GLU:OE1	2.20	0.41
6:AG:129:ASN:CA	6:AG:134:VAL:HG21	2.51	0.41
36:D2:3:ARG:HH21	36:D2:3:ARG:HG2	1.86	0.41
47:BF:47:LYS:HA	47:BF:50:ASP:OD1	2.21	0.41
2:CC:66:THR:HG22	2:CC:101:ASN:HD22	1.86	0.41
26:DD:61:THR:HG23	26:DD:64:GLU:OE2	2.21	0.41
17:AT:20:ASN:HA	17:AT:23:ARG:HG2	2.03	0.41
23:BB:1526:C:H2'	23:BB:1527:G:C8	2.56	0.41
46:DU:73:ASN:HA	46:DU:95:PHE:CZ	2.56	0.41
22:BA:13:G:O2'	22:BA:14:U:H3'	2.21	0.41
23:BB:2428:G:H5''	23:BB:2429:G:H5'	2.03	0.41
23:BB:2210:U:C4	23:BB:2212:A:N7	2.89	0.41
23:BB:1745:A:H2'	23:BB:1746:A:H8	1.85	0.41
15:CR:52:ARG:HG3	15:CR:52:ARG:HH11	1.86	0.41
45:BS:57:ASN:N	45:BS:57:ASN:ND2	2.69	0.41
25:DC:173:LEU:HD22	25:DC:181:ARG:O	2.20	0.41
23:DB:1076:C:H2'	23:DB:1077:A:H8	1.85	0.41

Continued on next page...

Continued from previous page...

Atom-1	Atom-2	Distance(Å)	Clash(Å)
23:BB:1936:A:H2	23:BB:1943:U:O4	2.04	0.41
23:BB:1956:U:O2	23:BB:1985:C:H4'	2.21	0.41
51:DZ:18:ARG:HA	51:DZ:24:ALA:HA	2.03	0.41
29:BE:152:GLU:O	29:BE:153:LEU:HB3	2.21	0.41
23:BB:822:G:H2'	23:BB:823:C:C6	2.55	0.41
6:CG:77:ARG:O	6:CG:84:TYR:N	2.41	0.41
11:AL:59:GLY:O	11:AL:60:PHE:HD1	2.04	0.41
23:DB:1649:G:O2'	23:DB:1650:A:H5'	2.21	0.41
7:CH:71:VAL:HG12	7:CH:72:GLU:N	2.36	0.41
26:BD:182:ALA:O	26:BD:184:ARG:HG2	2.19	0.41
23:BB:422:A:H2'	23:BB:422:A:N3	2.36	0.41
23:DB:389:G:C8	23:DB:2413:G:H4'	2.56	0.41
1:AA:1256:A:N1	1:AA:1278:G:O2'	2.49	0.41
23:DB:2315:G:H2'	23:DB:2316:G:H8	1.86	0.41
23:DB:1098:A:O3'	24:DI:4:VAL:O	2.39	0.40
30:BY:46:MET:O	30:BY:49:ALA:HB3	2.21	0.40
23:BB:2329:U:H2'	23:BB:2330:G:H8	1.85	0.40
40:BH:116:ARG:HB2	40:BH:116:ARG:CZ	2.50	0.40
40:BH:133:GLN:HE21	40:BH:139:PHE:HD2	1.67	0.40
6:CG:75:LYS:HA	6:CG:75:LYS:HZ2	1.85	0.40
42:BN:37:THR:HB	42:BN:40:LYS:HE2	2.03	0.40
44:BQ:91:ARG:HH12	49:BR:10:LYS:HB3	1.86	0.40
49:BR:49:ILE:HG21	49:BR:54:VAL:HA	2.02	0.40
1:CA:1315:U:H3'	1:CA:1316:G:H8	1.85	0.40
16:CS:14:LEU:HD12	16:CS:15:LEU:N	2.36	0.40
1:CA:769:G:O2'	1:CA:770:C:H5'	2.21	0.40
11:CL:23:LEU:C	11:CL:25:ALA:N	2.75	0.40
4:CE:148:SER:O	4:CE:151:MET:HB2	2.20	0.40
5:AF:40:GLU:H	5:AF:61:LEU:HB2	1.86	0.40
5:AF:6:ILE:HD11	5:AF:8:PHE:CD2	2.45	0.40
48:DG:116:LEU:CD2	48:DG:122:ALA:H	2.34	0.40
48:DG:132:LEU:CD2	48:DG:132:LEU:H	2.27	0.40
1:AA:82:G:C6	1:AA:88:U:O2	2.74	0.40
9:CJ:7:ARG:NE	9:CJ:101:SER:HB3	2.34	0.40
25:BC:93:VAL:CG1	25:BC:94:LEU:H	2.19	0.40
23:BB:705:A:H8	23:BB:705:A:O5'	2.03	0.40
50:DT:40:LYS:CA	50:DT:43:ILE:HG22	2.51	0.40
23:BB:845:A:H2'	23:BB:846:U:C5'	2.39	0.40
18:AB:42:LEU:HA	18:AB:45:THR:CB	2.50	0.40
30:BY:7:THR:CG2	30:BY:8:GLN:N	2.83	0.40
1:CA:279:A:H5''	1:CA:280:C:C3'	2.40	0.40
38:DM:66:ARG:HB2	38:DM:101:VAL:HG13	2.04	0.40

Continued on next page...

Continued from previous page...

Atom-1	Atom-2	Distance(Å)	Clash(Å)
23:BB:1228:G:H2'	23:BB:1229:C:H6	1.86	0.40
23:BB:321:U:H4'	29:BE:159:LEU:O	2.21	0.40
23:BB:2748:A:O2'	23:BB:2749:A:H5'	2.21	0.40
16:AS:14:LEU:HA	16:AS:17:LYS:NZ	2.36	0.40
26:DD:202:ILE:HG22	26:DD:204:LYS:HZ1	1.86	0.40
18:AB:184:ALA:O	18:AB:199:ILE:HB	2.21	0.40
50:BT:69:ARG:HG2	50:BT:74:ILE:CA	2.51	0.40
46:BU:1:ALA:HB1	46:BU:84:PHE:CZ	2.56	0.40
39:BX:8:GLU:HB3	39:BX:12:GLU:CB	2.51	0.40
23:DB:357:C:H2'	23:DB:358:U:H6	1.86	0.40
38:DM:31:PHE:O	38:DM:104:GLU:HA	2.21	0.40
41:DJ:72:LYS:O	41:DJ:73:VAL:HG13	2.21	0.40
23:BB:2064:C:H1'	23:BB:2450:A:C5	2.56	0.40
23:BB:2371:G:H8	23:BB:2371:G:OP2	2.04	0.40
23:BB:2383:G:H5'	23:BB:2383:G:H8	1.85	0.40
49:DR:82:HIS:O	49:DR:83:TYR:C	2.58	0.40
1:AA:1237:C:C5'	1:AA:1238:A:H5'	2.51	0.40
1:AA:1239:A:H1'	1:AA:1241:G:C4	2.56	0.40
11:AL:35:ARG:HA	11:AL:35:ARG:NH1	2.36	0.40
1:CA:86:G:H1'	1:CA:87:C:C6	2.56	0.40
23:DB:1135:C:N4	23:DB:1139:G:C6	2.89	0.40
1:AA:716:A:H2'	1:AA:717:U:H6	1.85	0.40
43:DO:89:ASP:H	43:DO:115:LEU:HA	1.86	0.40
43:BO:115:LEU:N	43:BO:115:LEU:HD22	2.35	0.40
42:BN:82:GLU:C	42:BN:84:GLY:N	2.74	0.40
2:CC:73:GLY:O	2:CC:77:GLY:N	2.51	0.40
23:DB:1279:G:H2'	23:DB:1280:G:O4'	2.21	0.40
23:DB:454:A:H3'	23:DB:455:C:C5'	2.47	0.40
18:AB:17:HIS:NE2	18:AB:18:GLN:NE2	2.69	0.40
46:BU:18:LYS:O	46:BU:20:LYS:N	2.54	0.40
23:BB:195:A:H5''	37:BL:47:ARG:NH2	2.36	0.40
23:DB:146:A:H2'	23:DB:147:C:H6	1.84	0.40
52:DW:75:ASN:O	52:DW:76:ARG:HB2	2.21	0.40
23:DB:1433:A:H2'	23:DB:1434:A:O4'	2.21	0.40
23:BB:2772:C:H2'	23:BB:2773:C:H6	1.85	0.40
23:BB:2896:C:H2'	23:BB:2897:U:H6	1.85	0.40
1:AA:815:A:H4'	1:AA:817:C:C4	2.56	0.40
23:BB:743:A:H2'	23:BB:744:U:C6	2.57	0.40
1:AA:503:C:O2'	1:AA:504:C:H5'	2.20	0.40
27:BK:111:LYS:HD3	27:BK:111:LYS:N	2.36	0.40
14:AQ:44:HIS:HB2	14:AQ:69:THR:O	2.21	0.40
23:DB:812:C:H2'	23:DB:813:U:H6	1.85	0.40

Continued on next page...

Continued from previous page...

Atom-1	Atom-2	Distance(Å)	Clash(Å)
17:AT:53:MET:HA	17:AT:56:ILE:HG13	2.03	0.40
23:BB:1829:A:H3'	23:BB:1830:C:H6	1.86	0.40
23:DB:77:G:H5'	39:DX:52:ARG:HG2	2.03	0.40
20:AO:37:ASN:CA	20:AO:40:GLN:HE22	2.33	0.40
23:BB:817:C:O2	23:BB:839:U:H4'	2.22	0.40
48:BG:69:ALA:O	48:BG:73:SER:N	2.52	0.40
1:AA:771:G:H2'	1:AA:772:U:C6	2.56	0.40
1:CA:1047:G:O3'	21:CN:3:GLN:HB3	2.21	0.40
23:DB:123:G:H4'	23:DB:1376:C:O5'	2.21	0.40
28:BP:29:VAL:O	28:BP:40:GLN:N	2.51	0.40
23:DB:523:C:O2'	23:DB:524:G:H5'	2.20	0.40
1:CA:684:U:H2'	1:CA:685:G:O4'	2.21	0.40
3:CD:110:ARG:HG3	3:CD:110:ARG:NH1	2.35	0.40
23:BB:769:U:H2'	23:BB:770:G:C8	2.56	0.40
23:DB:14:A:N6	23:DB:15:G:C2	2.90	0.40
23:BB:527:C:N4	23:BB:2779:U:OP2	2.54	0.40
35:DV:2:PHE:CE2	35:DV:55:GLU:HB3	2.56	0.40
24:DI:10:LEU:HD12	24:DI:10:LEU:C	2.41	0.40
23:DB:2247:A:H3'	56:DB:3575:HOH:O	2.21	0.40
23:BB:2520:C:O2'	23:BB:2521:C:H5'	2.20	0.40
37:BL:81:ASP:O	37:BL:82:LEU:HB2	2.21	0.40
1:AA:1385:G:H5'	8:AI:129:ARG:NH2	2.36	0.40
23:DB:295:G:O2'	23:DB:296:U:H5'	2.21	0.40
29:BE:191:ASP:O	29:BE:194:LYS:HB3	2.21	0.40
23:BB:1159:U:O2'	23:BB:1160:G:H5'	2.22	0.40
14:AQ:65:PRO:HA	14:AQ:71:SER:OG	2.21	0.40
23:BB:2219:U:O2'	23:BB:2220:U:H5'	2.21	0.40
6:AG:60:ALA:O	6:AG:63:VAL:HB	2.21	0.40
23:BB:848:C:H2'	23:BB:849:A:H8	1.83	0.40
23:BB:853:C:H2'	23:BB:854:C:H6	1.86	0.40
18:CB:218:ALA:HA	18:CB:221:ARG:NH2	2.35	0.40
18:CB:58:LYS:HD3	18:CB:59:ILE:HG23	2.03	0.40
18:CB:64:GLY:C	18:CB:87:ASP:O	2.60	0.40
21:AN:32:ASP:OD2	21:AN:33:VAL:N	2.54	0.40
25:BC:171:VAL:HG23	25:BC:185:ALA:CB	2.52	0.40
51:BZ:54:LYS:O	51:BZ:57:ARG:HB2	2.20	0.40
29:DE:61:ARG:HB3	29:DE:61:ARG:CZ	2.51	0.40
27:BK:62:VAL:HG12	27:BK:63:VAL:H	1.86	0.40
19:AU:40:PRO:O	19:AU:44:ARG:HB2	2.21	0.40
23:BB:2155:U:H2'	23:BB:2156:G:C8	2.56	0.40
8:AI:117:LEU:HD13	8:AI:121:ARG:O	2.21	0.40
8:CI:117:LEU:HB3	8:CI:122:ARG:O	2.21	0.40

Continued on next page...

Continued from previous page...

Atom-1	Atom-2	Distance(Å)	Clash(Å)
21:CN:80:ARG:HG2	21:CN:81:ILE:N	2.36	0.40
23:DB:724:U:O2'	23:DB:725:G:H5'	2.21	0.40
3:CD:144:ILE:HG22	3:CD:145:ARG:H	1.86	0.40
22:BA:30:C:H2'	22:BA:30:C:O2	2.20	0.40
29:DE:138:LEU:O	29:DE:142:ALA:N	2.54	0.40
33:D1:32:LYS:O	33:D1:34:GLU:HG3	2.21	0.40
25:DC:100:ARG:H	25:DC:100:ARG:HG2	1.75	0.40
9:CJ:7:ARG:HH21	9:CJ:101:SER:CB	2.34	0.40
25:BC:93:VAL:HG12	25:BC:101:ARG:O	2.22	0.40
37:BL:23:ILE:O	37:BL:24:GLY:C	2.60	0.40
28:DP:19:PHE:CE2	28:DP:83:ILE:HD11	2.55	0.40
33:B1:34:GLU:CD	33:B1:49:LYS:HG3	2.41	0.40
41:BJ:29:ALA:O	41:BJ:32:LEU:HB2	2.21	0.40
23:DB:853:C:H2'	23:DB:854:C:H6	1.87	0.40
2:AC:168:ARG:HE	2:AC:169:GLU:CA	2.34	0.40
2:AC:168:ARG:HG2	2:AC:169:GLU:H	1.86	0.40
47:BF:148:VAL:HG23	47:BF:149:ARG:N	2.36	0.40
47:BF:86:CYS:O	47:BF:88:VAL:HG23	2.22	0.40
28:BP:89:GLY:N	28:BP:112:ARG:NH1	2.68	0.40
47:DF:104:THR:C	47:DF:108:PRO:HG2	2.41	0.40
2:AC:60:ALA:C	2:AC:62:SER:H	2.23	0.40
1:AA:1303:C:O2'	1:AA:1304:G:H5'	2.21	0.40
48:DG:93:TYR:O	48:DG:94:ARG:HG3	2.21	0.40
48:DG:6:ALA:HA	48:DG:7:PRO:HD3	1.82	0.40
48:BG:94:ARG:NH2	48:BG:104:LEU:HA	2.34	0.40
48:BG:153:PRO:HB3	48:BG:158:GLY:CA	2.46	0.40
47:BF:100:GLU:C	47:BF:102:LEU:N	2.74	0.40
1:AA:279:A:H5''	1:AA:280:C:C3'	2.44	0.40
29:DE:12:LEU:CD1	29:DE:14:VAL:HG13	2.51	0.40
23:DB:2679:A:H2'	23:DB:2680:U:C6	2.57	0.40
1:AA:17:U:H4'	1:AA:1080:A:O4'	2.20	0.40
6:AG:145:GLU:CA	6:AG:148:LYS:HB2	2.42	0.40
41:DJ:77:HIS:ND1	41:DJ:79:GLY:N	2.69	0.40
41:BJ:81:ILE:HG23	41:BJ:82:GLY:N	2.25	0.40
23:BB:1019:U:H2'	23:BB:1020:A:H8	1.77	0.40
2:CC:111:ASP:HA	2:CC:182:ASP:OD1	2.21	0.40
1:CA:1240:U:H3'	1:CA:1241:G:H5'	2.03	0.40
39:DX:6:LEU:HD22	39:DX:6:LEU:H	1.86	0.40
40:DH:6:LEU:O	40:DH:15:LEU:HD22	2.21	0.40
40:DH:2:GLN:O	40:DH:19:VAL:O	2.39	0.40
23:BB:1997:C:O2'	23:BB:1998:A:H5'	2.20	0.40
18:AB:60:ALA:O	18:AB:224:ARG:HB3	2.21	0.40

Continued on next page...

Continued from previous page...

Atom-1	Atom-2	Distance(Å)	Clash(Å)
12:AM:19:THR:HA	12:AM:24:VAL:CG2	2.48	0.40
23:BB:970:U:O2'	23:BB:984:A:H4'	2.21	0.40
26:DD:8:LYS:HG2	26:DD:197:THR:N	2.36	0.40
35:BV:35:GLU:HB2	35:BV:93:ARG:HD2	2.03	0.40
1:CA:373:A:H2'	1:CA:374:A:C8	2.52	0.40
4:CE:152:VAL:CG1	4:CE:156:ARG:HE	2.35	0.40
21:AN:80:ARG:HG2	21:AN:80:ARG:HH11	1.86	0.40
27:DK:41:ILE:CG1	27:DK:42:THR:N	2.84	0.40
35:DV:38:LEU:HD12	35:DV:39:ALA:N	2.36	0.40
23:BB:2450:A:O2'	23:BB:2451:A:H5'	2.21	0.40
23:BB:2347:C:N3	23:BB:2371:G:N2	2.70	0.40
1:CA:647:C:H2'	1:CA:648:A:C8	2.57	0.40
1:AA:366:A:H1'	1:AA:395:C:O2	2.21	0.40
8:CI:108:ARG:HG2	8:CI:108:ARG:H	1.59	0.40
1:AA:715:A:H8	1:AA:715:A:O5'	2.05	0.40
23:DB:2850:A:O4'	23:DB:2868:A:H2	2.04	0.40
1:CA:123:U:H2'	1:CA:124:C:C6	2.56	0.40
1:CA:1118:U:N3	1:CA:1156:G:N2	2.69	0.40
23:BB:1937:A:C8	23:BB:1939:U:H2'	2.55	0.40
23:BB:1381:G:H1'	23:BB:1571:A:N1	2.36	0.40
23:DB:1286:A:C6	23:DB:1329:U:C2	3.09	0.40
2:CC:102:ILE:HD12	2:CC:102:ILE:N	2.37	0.40
2:CC:72:PRO:C	2:CC:76:ILE:HG12	2.41	0.40
23:DB:1848:A:H2'	23:DB:1849:G:C8	2.56	0.40
23:DB:780:G:H2'	23:DB:782:A:N7	2.36	0.40
8:AI:17:ARG:NH2	8:AI:65:THR:HG21	2.35	0.40
7:AH:10:LEU:O	7:AH:13:ILE:HB	2.21	0.40
23:BB:496:G:H4'	45:BS:61:ASN:OD1	2.20	0.40
7:CH:17:GLN:HE21	7:CH:62:LEU:HD23	1.86	0.40
29:BE:37:ALA:O	29:BE:39:ALA:N	2.47	0.40
34:B3:44:ARG:N	34:B3:45:PRO:CD	2.81	0.40
36:D2:22:MET:HG2	36:D2:31:LEU:CD1	2.51	0.40
40:BH:83:LYS:HZ2	40:BH:83:LYS:HA	1.87	0.40
45:BS:21:ALA:HB1	45:BS:74:ILE:HG12	2.03	0.40
3:CD:171:GLU:HG3	3:CD:182:LYS:HD2	2.03	0.40
36:B2:22:MET:HG2	36:B2:31:LEU:CD1	2.51	0.40
1:CA:909:A:H2	1:CA:1413:A:N3	2.20	0.40
1:CA:345:C:H3'	28:DP:38:ARG:NH1	2.36	0.40
47:BF:68:LYS:N	47:BF:68:LYS:HD2	2.36	0.40
4:AE:106:ALA:HB1	4:AE:110:MET:CB	2.50	0.40
23:BB:1473:G:O2'	23:BB:1474:U:H5'	2.21	0.40
38:BM:63:ILE:N	38:BM:63:ILE:HD12	2.36	0.40

Continued on next page...

Continued from previous page...

Atom-1	Atom-2	Distance(Å)	Clash(Å)
11:CL:115:LYS:O	11:CL:116:TYR:HB2	2.21	0.40
35:DV:68:LYS:N	35:DV:68:LYS:HD3	2.34	0.40
28:DP:53:GLY:O	28:DP:54:LEU:C	2.60	0.40
45:DS:54:ALA:C	45:DS:56:ALA:N	2.75	0.40
40:DH:50:ARG:C	40:DH:52:ALA:N	2.74	0.40
28:DP:99:LEU:HA	28:DP:102:ARG:HG3	2.02	0.40
22:BA:63:C:H2'	22:BA:64:G:H8	1.87	0.40
24:DI:63:ASP:O	24:DI:63:ASP:OD1	2.39	0.40
1:AA:659:U:O2'	1:AA:660:C:H5'	2.21	0.40
23:BB:662:G:O2'	23:BB:663:G:H5'	2.20	0.40
37:BL:14:LYS:HB3	37:BL:14:LYS:HE3	1.96	0.40
23:DB:1567:G:H5'	25:DC:84:PRO:HB3	2.04	0.40
23:BB:1128:G:C6	23:BB:2518:A:N6	2.89	0.40
1:CA:505:G:C6	1:CA:535:A:C2	3.10	0.40
34:D3:50:SER:C	34:D3:52:GLY:N	2.74	0.40
23:BB:2778:A:H4'	23:BB:2779:U:OP2	2.21	0.40
49:BR:7:SER:HB2	49:BR:22:LEU:HD13	2.03	0.40
23:BB:1463:C:H2'	23:BB:1464:G:C8	2.56	0.40
1:CA:1011:C:H2'	1:CA:1012:A:H8	1.87	0.40
1:AA:59:A:H1'	1:AA:354:G:N2	2.35	0.40
1:AA:1426:G:H2'	1:AA:1427:C:O4'	2.21	0.40
1:CA:667:G:H2'	1:CA:668:G:C8	2.55	0.40
23:DB:296:U:H2'	23:DB:297:G:H8	1.87	0.40
26:BD:182:ALA:C	26:BD:184:ARG:N	2.75	0.40
29:DE:191:ASP:O	29:DE:194:LYS:HB3	2.22	0.40
25:DC:29:PHE:CE2	25:DC:31:PRO:HG2	2.56	0.40
29:BE:24:ASN:OD1	29:BE:27:LEU:HB2	2.21	0.40
5:AF:4:TYR:HA	5:AF:90:MET:O	2.21	0.40
23:DB:732:C:H2'	23:DB:733:G:O4'	2.21	0.40
18:AB:73:ARG:CZ	18:AB:73:ARG:HB2	2.51	0.40
27:BK:67:LYS:C	27:BK:67:LYS:HD3	2.41	0.40
1:AA:1322:C:O4'	1:AA:1322:C:O2	2.36	0.40
39:DX:10:SER:O	39:DX:11:VAL:C	2.60	0.40
47:BF:51:ASN:C	47:BF:53:ALA:N	2.74	0.40
23:BB:851:C:O4'	30:BY:46:MET:HG2	2.21	0.40
12:AM:42:VAL:HB	12:AM:47:LEU:HD22	2.03	0.40
45:BS:49:LYS:HA	45:BS:52:GLU:HG2	2.02	0.40
16:CS:38:THR:CG2	16:CS:39:ILE:N	2.85	0.40
16:CS:39:ILE:HG21	16:CS:65:MET:O	2.21	0.40
51:BZ:56:MET:C	51:BZ:58:VAL:N	2.72	0.40
23:DB:674:G:O3'	29:DE:60:TRP:HZ2	2.04	0.40
40:BH:96:THR:HB	40:BH:112:LYS:O	2.21	0.40

Continued on next page...

Continued from previous page...

Atom-1	Atom-2	Distance(Å)	Clash(Å)
8:CI:44:ARG:O	8:CI:48:ARG:HG3	2.21	0.40
8:AI:56:MET:C	8:AI:58:GLU:N	2.75	0.40
8:AI:20:ILE:HG23	8:AI:60:LEU:HD12	2.04	0.40
8:AI:113:LYS:HA	8:AI:120:ALA:CA	2.51	0.40
41:BJ:44:TYR:HB2	44:BQ:63:ARG:CD	2.52	0.40
3:CD:143:SER:OG	3:CD:144:ILE:N	2.54	0.40
3:CD:152:SER:CA	3:CD:155:LYS:HD3	2.36	0.40
43:BO:66:GLY:CA	43:BO:102:ARG:HH21	2.19	0.40
3:AD:24:VAL:CG1	3:AD:160:LEU:HB3	2.51	0.40
23:DB:2746:U:H5''	48:DG:137:LYS:HB3	2.04	0.40
50:DT:31:VAL:O	50:DT:32:LEU:HB3	2.21	0.40
41:DJ:28:LEU:HD23	41:DJ:29:ALA:H	1.86	0.40
9:CJ:8:ILE:O	9:CJ:8:ILE:HG22	2.21	0.40
25:BC:75:ALA:HB1	25:BC:93:VAL:HG22	2.03	0.40
21:CN:70:HIS:O	21:CN:71:GLY:C	2.58	0.40
28:DP:74:GLN:O	28:DP:75:THR:C	2.59	0.40
33:B1:26:LYS:HG2	33:B1:52:LYS:HD2	2.04	0.40
41:BJ:26:GLY:C	41:BJ:28:LEU:N	2.75	0.40
50:BT:31:VAL:O	50:BT:32:LEU:HB3	2.20	0.40
23:DB:1346:G:C6	23:DB:1601:G:C6	3.09	0.40
24:BI:27:LEU:HB2	24:BI:32:VAL:HG21	2.02	0.40
47:BF:36:ASN:O	47:BF:86:CYS:O	2.38	0.40
50:BT:9:LYS:HZ3	50:BT:9:LYS:HB3	1.84	0.40
27:DK:47:ILE:CG1	27:DK:48:PRO:HD2	2.36	0.40
23:DB:1197:G:H5'	23:DB:1227:G:O2'	2.22	0.40
23:DB:2800:A:N3	23:DB:2801:G:H1'	2.37	0.40
23:BB:1228:G:O2'	23:BB:1229:C:H5'	2.22	0.40
27:DK:53:LYS:HB2	27:DK:54:LYS:HD2	2.03	0.40
47:DF:135:ILE:C	47:DF:137:PHE:N	2.75	0.40
40:BH:2:GLN:O	40:BH:19:VAL:O	2.40	0.40
47:BF:121:PHE:N	47:BF:121:PHE:CD2	2.89	0.40
47:BF:34:THR:OG1	47:BF:154:THR:N	2.53	0.40
23:DB:1657:U:C2'	23:DB:1658:C:H5'	2.51	0.40
23:DB:2723:C:H5''	42:DN:1:MET:HE2	2.03	0.40
23:DB:2472:G:C8	23:DB:2475:C:N4	2.89	0.40
23:BB:2749:A:OP1	23:BB:2751:G:H5'	2.22	0.40
48:BG:34:ARG:HG2	48:BG:34:ARG:HH11	1.85	0.40
1:CA:1238:A:N3	1:CA:1238:A:H2'	2.36	0.40
50:BT:74:ILE:HG13	50:BT:75:GLY:H	1.86	0.40
23:BB:1729:U:C5	23:BB:1731:G:N2	2.88	0.40
12:AM:61:LYS:N	12:AM:61:LYS:HE2	2.36	0.40
1:AA:238:A:H2'	1:AA:239:U:C5'	2.48	0.40

Continued on next page...

Continued from previous page...

Atom-1	Atom-2	Distance(Å)	Clash(Å)
1:AA:373:A:H2'	1:AA:374:A:C8	2.53	0.40
38:DM:111:GLU:HA	38:DM:114:ARG:NH2	2.35	0.40
26:DD:56:LYS:C	26:DD:58:ASN:N	2.74	0.40
1:AA:230:G:O2'	1:AA:231:U:H5'	2.21	0.40
9:CJ:65:TYR:C	21:CN:98:ALA:HB2	2.41	0.40
9:CJ:57:VAL:HG22	9:CJ:58:ASN:N	2.28	0.40
2:AC:179:ALA:O	2:AC:180:ASP:C	2.60	0.40
23:DB:476:G:H4'	23:DB:502:A:H61	1.86	0.40
35:BV:24:ASN:HB3	35:BV:44:HIS:HB3	2.03	0.40
37:DL:89:VAL:O	37:DL:91:ASP:N	2.55	0.40
35:BV:60:VAL:HG12	35:BV:61:LEU:N	2.36	0.40
1:CA:123:U:OP1	1:CA:312:C:H5'	2.21	0.40
1:CA:1179:A:H2'	1:CA:1180:A:H8	1.87	0.40
11:CL:49:ARG:CG	11:CL:89:LEU:HD21	2.49	0.40
1:CA:1096:C:H2'	1:CA:1097:C:H6	1.87	0.40
42:DN:82:GLU:C	42:DN:84:GLY:H	2.25	0.40
23:BB:834:G:O2'	23:BB:835:C:H5'	2.20	0.40
40:DH:28:ASN:HA	40:DH:28:ASN:HD22	1.61	0.40
23:DB:2822:G:H8	23:DB:2822:G:O5'	2.05	0.40
32:D4:15:LYS:O	32:D4:16:ILE:CB	2.69	0.40
23:DB:636:G:H5'	23:DB:639:U:OP1	2.22	0.40
1:CA:1127:G:O2'	1:CA:1128:C:H5'	2.21	0.40
1:CA:620:C:C2	3:CD:131:ILE:HG21	2.57	0.40
5:AF:53:LYS:N	5:AF:53:LYS:HZ3	2.19	0.40
23:BB:1029:A:H8	23:BB:1029:A:O5'	2.04	0.40
23:BB:485:C:O2'	45:BS:60:HIS:NE2	2.53	0.40
23:BB:2348:U:H1'	33:B1:38:PHE:HE2	1.86	0.40
7:CH:68:LYS:HG3	7:CH:69:ALA:O	2.21	0.40
13:CP:70:ARG:O	13:CP:73:ALA:HB3	2.22	0.40
23:BB:2032:G:N7	23:BB:2454:G:H1'	2.36	0.40
45:BS:74:ILE:O	45:BS:75:PHE:HB3	2.22	0.40
23:DB:2699:C:H2'	23:DB:2700:A:C8	2.56	0.40
23:BB:866:A:H61	23:BB:913:U:C1'	2.34	0.40
20:CO:47:LYS:O	20:CO:49:ASP:N	2.54	0.40
11:AL:115:LYS:O	11:AL:116:TYR:HB2	2.21	0.40
13:CP:22:ALA:CB	13:CP:32:PHE:HA	2.51	0.40
6:AG:129:ASN:C	6:AG:134:VAL:HG21	2.42	0.40
23:BB:1827:U:C2'	23:BB:1828:G:H5'	2.52	0.40
23:DB:1146:C:H2'	23:DB:1147:A:C8	2.57	0.40
38:DM:10:ARG:HG3	38:DM:10:ARG:NH2	2.36	0.40
1:AA:1418:A:H61	1:AA:1482:G:H1'	1.85	0.40
24:BI:49:GLU:OE1	24:BI:52:LEU:HD22	2.21	0.40

Continued on next page...

Continued from previous page...

Atom-1	Atom-2	Distance(Å)	Clash(Å)
1:CA:1453:G:H3'	1:CA:1453:G:N3	2.37	0.40
23:BB:860:U:O2'	23:BB:861:A:H5'	2.21	0.40
23:DB:1678:A:H2'	23:DB:1679:A:H8	1.86	0.40
23:DB:2560:A:H2'	23:DB:2561:U:C6	2.56	0.40
23:DB:1523:U:H5''	23:DB:1524:G:H8	1.87	0.40
23:DB:2109:U:O2'	23:DB:2110:G:H5'	2.21	0.40
38:DM:116:ALA:HA	38:DM:119:LEU:HD12	2.03	0.40
23:DB:245:G:H2'	23:DB:246:C:H6	1.86	0.40
23:DB:621:A:H2'	23:DB:622:G:O4'	2.22	0.40
4:CE:9:GLU:O	4:CE:40:ASP:HA	2.22	0.40
45:BS:9:HIS:H	45:BS:102:HIS:CE1	2.38	0.40
23:DB:296:U:H2'	23:DB:297:G:C8	2.57	0.40
1:AA:277:C:H2'	1:AA:278:G:H8	1.86	0.40
23:BB:1344:U:H5'	23:BB:1384:A:C6	2.57	0.40
25:DC:36:ASN:HD22	25:DC:59:GLN:C	2.24	0.40
39:DX:2:LYS:O	39:DX:5:GLU:HG2	2.21	0.40
2:CC:33:ASP:O	2:CC:36:PHE:HB3	2.21	0.40
23:BB:2410:G:H2'	23:BB:2411:A:C8	2.56	0.40
52:DW:70:VAL:O	52:DW:70:VAL:HG22	2.21	0.40
25:BC:38:LYS:HD2	25:BC:38:LYS:HA	1.95	0.40
26:DD:141:ARG:O	26:DD:141:ARG:HG3	2.21	0.40
27:BK:8:LEU:N	27:BK:8:LEU:HD12	2.36	0.40
23:BB:786:C:H5''	23:BB:1780:A:N7	2.36	0.40
23:BB:856:G:H2'	23:BB:857:G:C8	2.57	0.40
40:DH:31:VAL:O	40:DH:32:PRO:C	2.58	0.40
29:BE:61:ARG:HB3	29:BE:61:ARG:CZ	2.52	0.40
23:DB:2330:G:N3	52:DW:38:ARG:HB3	2.37	0.40
44:DQ:59:LEU:O	44:DQ:59:LEU:HD22	2.21	0.40
44:DQ:85:ALA:O	44:DQ:86:SER:C	2.60	0.40
16:CS:51:HIS:CA	16:CS:56:HIS:HA	2.39	0.40
52:BW:77:LYS:HD3	52:BW:77:LYS:HA	1.84	0.40
51:BZ:5:CYS:CB	51:BZ:10:LYS:N	2.85	0.40
23:DB:379:G:N1	23:DB:396:G:C6	2.90	0.40
12:CM:12:LYS:HD3	12:CM:12:LYS:HA	1.90	0.40
9:AJ:59:LYS:C	9:AJ:61:ALA:H	2.24	0.40
8:AI:5:TYR:O	8:AI:19:PHE:HA	2.21	0.40
1:AA:1349:A:OP1	8:AI:121:ARG:HB2	2.22	0.40
21:AN:5:MET:HE3	21:AN:60:ARG:NH1	2.37	0.40
21:CN:66:THR:HG23	21:CN:82:LYS:NZ	2.37	0.40
13:AP:71:VAL:HA	13:AP:74:LEU:HG	2.02	0.40
23:DB:727:A:O2'	23:DB:728:G:H5'	2.21	0.40
29:DE:133:LEU:C	29:DE:135:ALA:N	2.75	0.40

Continued on next page...

Continued from previous page...

Atom-1	Atom-2	Distance(Å)	Clash(Å)
3:AD:24:VAL:HG23	3:AD:25:ARG:N	2.36	0.40
23:DB:1061:U:O4	24:DI:11:GLN:HG3	2.22	0.40
2:AC:194:VAL:CG1	2:AC:195:ILE:N	2.84	0.40
25:BC:69:ASN:O	25:BC:70:LYS:C	2.59	0.40
5:CF:29:ILE:HG21	5:CF:64:VAL:CG1	2.49	0.40
5:CF:3:HIS:CE1	5:CF:94:HIS:HA	2.56	0.40
28:DP:85:VAL:O	28:DP:87:ARG:N	2.55	0.40
10:CK:60:PHE:CZ	6:CG:146:ALA:HB1	2.56	0.40
4:AE:37:VAL:HG12	4:AE:47:PHE:CB	2.51	0.40
18:AB:45:THR:HG23	18:AB:200:PRO:O	2.21	0.40
2:AC:137:VAL:HA	2:AC:148:ILE:CD1	2.51	0.40
2:AC:51:VAL:HG22	2:AC:52:SER:N	2.37	0.40
6:CG:15:PRO:HG2	6:CG:43:TYR:OH	2.21	0.40
47:DF:131:VAL:C	47:DF:133:GLU:N	2.73	0.40
8:AI:12:LYS:C	8:AI:14:SER:H	2.25	0.40
1:AA:923:A:O5'	1:AA:923:A:H8	2.05	0.40
4:CE:132:PRO:O	4:CE:133:ILE:C	2.60	0.40
48:BG:29:ASN:HD22	48:BG:30:GLY:N	2.19	0.40
12:AM:96:VAL:C	12:AM:98:GLY:H	2.24	0.40
29:BE:17:THR:C	29:BE:19:PHE:N	2.74	0.40
17:AT:24:ARG:HG3	17:AT:65:LEU:HD21	2.04	0.40
48:BG:88:LEU:HD12	48:BG:88:LEU:C	2.42	0.40
32:B4:15:LYS:O	32:B4:16:ILE:CB	2.69	0.40
32:B4:25:VAL:O	32:B4:26:ILE:HD13	2.21	0.40
1:AA:957:U:H3	1:AA:960:U:H5''	1.87	0.40
1:AA:957:U:N3	1:AA:960:U:OP2	2.52	0.40
5:AF:85:ILE:HG22	5:AF:86:ARG:H	1.87	0.40
26:BD:90:PHE:N	26:BD:94:GLN:OE1	2.53	0.40
2:CC:148:ILE:HA	2:CC:200:TRP:O	2.22	0.40
39:DX:17:GLU:O	39:DX:20:ASN:HB2	2.22	0.40
39:DX:28:LEU:HD22	39:DX:37:LEU:HD11	2.02	0.40
23:BB:2821:A:OP2	23:BB:2822:G:OP2	2.40	0.40
23:BB:479:A:O2'	23:BB:481:G:H5'	2.20	0.40
26:BD:102:ALA:C	26:BD:104:VAL:H	2.24	0.40
25:DC:4:LYS:CG	25:DC:5:CYS:H	2.32	0.40
1:CA:1332:A:H2'	1:CA:1333:A:O4'	2.21	0.40
17:CT:2:ASN:HD22	17:CT:3:ILE:HG13	1.86	0.40
23:DB:1869:G:N2	23:DB:1871:A:C8	2.90	0.40
35:DV:51:GLN:HA	35:DV:56:PHE:CD2	2.56	0.40
2:AC:182:ASP:O	2:AC:201:ILE:N	2.54	0.40
1:CA:844:G:H2'	1:CA:845:A:C8	2.47	0.40
23:BB:2389:G:H5''	23:BB:2390:U:O4'	2.21	0.40

Continued on next page...

Continued from previous page...

Atom-1	Atom-2	Distance(Å)	Clash(Å)
42:BN:114:GLU:HG2	42:BN:115:LEU:O	2.21	0.40
1:CA:1085:U:H3'	1:CA:1086:U:C5	2.56	0.40
1:CA:1096:C:H2'	1:CA:1097:C:C6	2.56	0.40
1:CA:1098:C:H2'	1:CA:1099:G:O4'	2.22	0.40
42:DN:87:PHE:HZ	42:DN:115:LEU:HB3	1.87	0.40
42:DN:59:SER:C	42:DN:61:ALA:H	2.25	0.40
1:CA:723:U:H3'	1:CA:724:G:C5'	2.52	0.40
44:DQ:49:ARG:O	44:DQ:53:LYS:HE2	2.21	0.40
23:DB:2469:A:C2	23:DB:2482:A:H1'	2.57	0.40
23:DB:635:C:H2'	23:DB:636:G:H8	1.86	0.40
37:DL:111:ILE:CG2	37:DL:112:LEU:H	2.28	0.40
1:CA:1128:C:H4'	1:CA:1148:U:C2	2.57	0.40
46:DU:33:VAL:O	46:DU:63:ALA:HB1	2.22	0.40
40:DH:113:SER:HB3	40:DH:114:GLU:H	1.66	0.40
1:AA:35:G:H2'	1:AA:36:C:C6	2.56	0.40
23:BB:2025:C:H2'	23:BB:2026:U:C6	2.57	0.40
2:CC:133:MET:CE	2:CC:152:VAL:HG23	2.51	0.40
1:AA:57:G:N2	1:AA:388:G:C6	2.89	0.40
23:DB:458:G:O2'	23:DB:459:U:P	2.79	0.40
23:BB:744:U:H2'	23:BB:745:G:C8	2.56	0.40
1:CA:592:G:O2'	1:CA:593:U:H5'	2.21	0.40
1:CA:808:C:O2'	1:CA:809:G:H5'	2.21	0.40
1:CA:479:U:O2'	1:CA:480:U:H5'	2.22	0.40
3:CD:139:ASN:N	3:CD:181:PHE:O	2.53	0.40
6:CG:138:GLU:O	6:CG:139:ASP:C	2.60	0.40
37:DL:68:SER:C	37:DL:70:LYS:N	2.74	0.40
1:AA:570:G:H1'	1:AA:820:U:C4	2.56	0.40
23:DB:1794:A:O2'	23:DB:1795:C:H5'	2.22	0.40
51:BZ:21:ALA:HB3	51:BZ:23:ASN:HD21	1.85	0.40
17:CT:50:PHE:O	17:CT:53:MET:HG3	2.22	0.40
25:BC:129:LEU:HB3	25:BC:134:ILE:CG2	2.52	0.40
13:AP:39:PHE:CG	13:AP:40:ASN:N	2.89	0.40
23:BB:1301:A:N3	23:BB:1301:A:H2'	2.35	0.40
23:DB:817:C:O2'	23:DB:839:U:H5'	2.22	0.40
23:DB:2320:U:O2'	23:DB:2322:A:N7	2.48	0.40
2:AC:48:LYS:CD	2:AC:48:LYS:H	2.34	0.40
1:CA:1176:A:H2'	1:CA:1177:G:C8	2.56	0.40
23:DB:441:U:O2'	23:DB:442:G:H5'	2.22	0.40
23:BB:2651:C:H2'	23:BB:2652:C:H6	1.87	0.40
22:BA:65:U:C2'	22:BA:66:A:H5'	2.52	0.40
1:CA:143:A:O3'	1:CA:144:G:H8	2.04	0.40
22:DA:13:G:N2	22:DA:16:G:N3	2.69	0.40

Continued on next page...

Continued from previous page...

Atom-1	Atom-2	Distance(Å)	Clash(Å)
1:AA:931:C:H2'	1:AA:932:C:C6	2.57	0.40
1:AA:419:C:O2'	1:AA:420:U:H5'	2.21	0.40
1:AA:1041:G:H2'	1:AA:1042:A:O4'	2.22	0.40
23:BB:2419:U:H2'	23:BB:2420:C:C6	2.57	0.40
21:AN:92:ILE:HG21	21:AN:95:LEU:CD2	2.52	0.40
22:DA:65:U:C2'	22:DA:66:A:H5'	2.52	0.40
43:DO:14:ALA:C	43:DO:16:ARG:N	2.74	0.40
23:DB:2294:G:P	43:DO:94:ARG:NH1	2.94	0.40
48:BG:123:GLU:C	48:BG:125:PRO:HD3	2.42	0.40
34:D3:7:ARG:HA	34:D3:7:ARG:HD2	1.89	0.40
24:DI:90:GLY:C	24:DI:91:LYS:HD2	2.41	0.40
1:CA:1011:C:H2'	1:CA:1012:A:C8	2.56	0.40
23:DB:1435:G:H2'	23:DB:1436:G:C8	2.56	0.40
32:D4:30:GLU:HA	32:D4:31:PRO:HD3	1.89	0.40
44:BQ:48:ASP:OD2	44:BQ:48:ASP:N	2.53	0.40
1:CA:1518:A:H2'	1:CA:1519:A:C8	2.57	0.40
1:CA:928:G:H2'	1:CA:929:G:C8	2.56	0.40
29:DE:153:LEU:HD12	29:DE:154:ASP:N	2.37	0.40
23:BB:1068:G:C6	23:BB:1069:A:N6	2.89	0.40
23:DB:1956:U:O2'	23:DB:1957:C:H5'	2.22	0.40
42:DN:119:SER:O	42:DN:120:GLU:HB2	2.21	0.40
23:DB:2285:C:H4'	23:DB:2288:A:N6	2.36	0.40
2:AC:109:GLU:O	2:AC:140:ALA:HA	2.20	0.40
26:BD:191:GLY:O	26:BD:192:ALA:HB3	2.22	0.40
42:BN:60:VAL:O	42:BN:60:VAL:HG12	2.21	0.40
1:CA:1533:C:H2'	1:CA:1533:C:O2	2.22	0.40
25:DC:142:ASN:CG	25:DC:142:ASN:O	2.59	0.40
1:AA:588:G:H2'	1:AA:588:G:N3	2.36	0.40
49:DR:47:VAL:HG12	49:DR:47:VAL:O	2.22	0.40
23:BB:1759:A:H2'	23:BB:1759:A:N3	2.37	0.40
23:BB:1942:C:H6	23:BB:1942:C:O5'	2.04	0.40
2:AC:142:ARG:C	2:AC:144:GLY:H	2.24	0.40
23:DB:2222:C:H4'	25:DC:184:GLU:OE2	2.22	0.40
18:CB:214:GLY:C	18:CB:216:VAL:N	2.73	0.40
50:DT:87:LEU:O	50:DT:88:LYS:O	2.39	0.40
12:AM:13:HIS:H	12:AM:16:ILE:CG2	2.34	0.40
23:BB:871:U:H4'	38:BM:68:PHE:CE2	2.57	0.40
52:DW:37:VAL:C	52:DW:38:ARG:HG2	2.42	0.40
44:DQ:108:LEU:HG	49:DR:48:LYS:HG2	2.02	0.40
49:DR:60:LYS:O	49:DR:98:ILE:HA	2.21	0.40
1:CA:1015:G:H2'	1:CA:1016:A:C8	2.56	0.40
51:BZ:53:ALA:O	51:BZ:55:GLY:N	2.46	0.40

Continued on next page...

Continued from previous page...

Atom-1	Atom-2	Distance(Å)	Clash(Å)
12:CM:29:SER:CA	12:CM:32:ILE:HG22	2.43	0.40
8:AI:20:ILE:HG13	8:AI:62:LEU:CD1	2.48	0.40
44:BQ:87:VAL:HG12	44:BQ:88:GLU:N	2.36	0.40
23:DB:876:C:H5'	23:DB:877:A:O5'	2.21	0.40
21:CN:63:CYS:SG	21:CN:64:ARG:N	2.95	0.40
10:CK:126:ARG:HE	10:CK:126:ARG:CA	2.34	0.40
3:CD:24:VAL:CG1	3:CD:160:LEU:HB3	2.51	0.40
37:BL:90:VAL:HB	37:BL:122:VAL:CG1	2.47	0.40
32:D4:27:CYS:HB3	32:D4:33:HIS:HB2	2.03	0.40
32:D4:9:LYS:HD3	32:D4:9:LYS:C	2.42	0.40
23:BB:1062:G:H2'	23:BB:1063:G:H8	1.85	0.40
50:DT:32:LEU:H	50:DT:83:ALA:CB	2.34	0.40
23:DB:1060:U:O4	24:DI:131:THR:HG22	2.20	0.40
52:DW:61:LYS:HB3	52:DW:62:ALA:H	1.49	0.40
28:DP:111:GLU:CD	28:DP:111:GLU:N	2.75	0.40
23:BB:1251:C:OP2	44:BQ:9:ALA:HB2	2.22	0.40
4:AE:148:SER:HB2	4:AE:150:GLU:OE2	2.21	0.40
30:BY:9:THR:HB	30:BY:10:ARG:H	1.78	0.40
44:DQ:33:VAL:O	44:DQ:34:ALA:C	2.60	0.40
27:DK:25:LEU:HD12	27:DK:38:ILE:HB	2.03	0.40
23:BB:1198:U:O2'	44:BQ:3:VAL:HG13	2.22	0.40
47:DF:119:LYS:HA	47:DF:121:PHE:CE2	2.55	0.40
47:DF:121:PHE:CD2	47:DF:121:PHE:N	2.89	0.40
47:BF:11:VAL:O	47:BF:13:LYS:N	2.54	0.40
17:CT:61:ALA:CA	17:CT:67:HIS:H	2.34	0.40
50:BT:2:ILE:N	50:BT:2:ILE:HD13	2.36	0.40
32:B4:16:ILE:CG1	32:B4:25:VAL:HG22	2.51	0.40
1:AA:20:U:O2'	1:AA:21:G:H5'	2.21	0.40
27:BK:43:ILE:HG22	27:BK:46:ALA:HB2	2.04	0.40
23:DB:2391:G:HO2'	23:DB:2392:A:P	2.43	0.40
23:BB:948:C:H1'	23:BB:984:A:N3	2.37	0.40
50:DT:74:ILE:HG13	50:DT:75:GLY:H	1.87	0.40
18:CB:97:GLY:HA2	18:CB:174:GLU:OE2	2.22	0.40
23:BB:1341:G:H3'	23:BB:1397:U:O2	2.22	0.40
37:BL:91:ASP:HB2	37:BL:94:THR:HG23	2.03	0.40
23:BB:2850:A:O4'	23:BB:2868:A:H2	2.05	0.40
40:BH:62:LEU:HD13	40:BH:66:ASN:HB3	2.04	0.40
23:BB:192:C:H2'	23:BB:193:U:H5'	2.04	0.40
1:CA:389:A:H2'	1:CA:389:A:N3	2.36	0.40
4:AE:152:VAL:CG1	4:AE:156:ARG:HE	2.33	0.40
5:AF:81:ASN:O	5:AF:83:ALA:N	2.55	0.40
35:DV:75:GLN:CB	35:DV:90:ASP:HB2	2.52	0.40

Continued on next page...

Continued from previous page...

Atom-1	Atom-2	Distance(Å)	Clash(Å)
16:CS:77:ARG:HB2	16:CS:78:THR:H	1.77	0.40
16:AS:48:ILE:HG22	16:AS:49:ALA:N	2.36	0.40
28:BP:104:GLY:O	28:BP:106:ALA:N	2.55	0.40
45:BS:89:ALA:O	45:BS:90:LYS:HB2	2.22	0.40
23:DB:616:A:H4'	29:DE:101:TYR:OH	2.21	0.40
1:CA:1258:G:N3	1:CA:1278:G:N2	2.70	0.40
29:BE:31:VAL:HG21	29:BE:104:ALA:HB2	2.04	0.40
4:AE:46:GLY:HA3	4:AE:70:MET:HG2	2.03	0.40
43:BO:100:HIS:HA	43:BO:104:GLN:HG3	2.03	0.40
23:DB:138:U:O2'	23:DB:140:C:C5'	2.70	0.40
42:BN:82:GLU:C	42:BN:84:GLY:H	2.25	0.40
1:CA:659:U:O2'	1:CA:660:C:H5'	2.22	0.40
23:BB:927:A:H2'	23:BB:928:A:O4'	2.22	0.40
23:BB:1589:U:H2'	23:BB:1590:A:H8	1.85	0.40
23:BB:1592:C:H2'	23:BB:1593:A:H8	1.87	0.40
32:D4:25:VAL:O	32:D4:26:ILE:HD13	2.22	0.40
46:DU:18:LYS:O	46:DU:20:LYS:N	2.54	0.40
39:BX:27:ASN:HD22	39:BX:27:ASN:HA	1.68	0.40
23:DB:216:A:H2'	23:DB:217:A:C8	2.55	0.40
23:BB:2773:C:H5''	26:BD:169:ARG:CB	2.49	0.40
23:BB:2357:G:H22	23:BB:2359:C:H3'	1.86	0.40
39:DX:22:LEU:O	39:DX:22:LEU:HD23	2.22	0.40
1:CA:1261:A:N7	1:CA:1274:A:H2	2.20	0.40
1:CA:54:C:H2'	1:CA:352:C:H41	1.86	0.40
1:AA:628:G:O2'	1:AA:629:A:H5'	2.21	0.40
41:BJ:101:ILE:O	41:BJ:104:ALA:HB3	2.21	0.40
37:BL:121:THR:CG2	37:BL:141:LYS:HB3	2.52	0.40
23:BB:458:G:O2'	23:BB:459:U:P	2.80	0.40
23:BB:648:G:O2'	23:BB:649:G:H5'	2.22	0.40
23:DB:2772:C:H2'	23:DB:2773:C:H6	1.87	0.40
23:DB:2606:C:O2'	23:DB:2607:G:H5'	2.21	0.40
1:AA:1346:A:N7	6:AG:9:ARG:NH2	2.70	0.40
23:BB:1050:A:C2	23:BB:1051:G:H1'	2.56	0.40
1:AA:1479:C:H2'	1:AA:1480:A:H8	1.87	0.40
23:DB:1147:A:O2'	23:DB:1148:U:H5'	2.21	0.40
48:BG:97:VAL:CB	48:BG:124:CYS:HB2	2.52	0.40
4:AE:56:PRO:O	4:AE:57:ALA:C	2.60	0.40
23:BB:350:G:H2'	23:BB:351:C:O4'	2.22	0.40
41:BJ:88:THR:HG23	41:BJ:91:GLU:HB2	2.03	0.40
15:AR:55:ALA:O	15:AR:58:ILE:HB	2.21	0.40
23:DB:1662:U:O2	23:DB:2687:U:H4'	2.21	0.40
23:DB:695:G:C6	23:DB:768:G:C6	3.10	0.40

Continued on next page...

Continued from previous page...

Atom-1	Atom-2	Distance(Å)	Clash(Å)
31:B0:50:GLY:O	31:B0:51:ARG:C	2.60	0.40
23:DB:714:U:H3	23:DB:716:A:H3'	1.86	0.40
23:DB:1292:G:H2'	23:DB:1293:C:H6	1.86	0.40
23:DB:2758:A:O2'	23:DB:2759:G:H5'	2.22	0.40
4:AE:61:LYS:O	4:AE:65:LYS:HG2	2.21	0.40
29:BE:98:LYS:CE	29:BE:99:LYS:HG2	2.51	0.40
15:CR:34:GLU:N	15:CR:34:GLU:OE1	2.50	0.40
23:BB:104:A:H2'	23:BB:105:C:C6	2.56	0.40
1:CA:1456:A:H2'	1:CA:1457:G:O4'	2.21	0.40
29:BE:153:LEU:HD12	29:BE:154:ASP:N	2.36	0.40
23:BB:1987:A:H2'	23:BB:1988:G:C8	2.56	0.40
25:BC:237:ARG:O	25:BC:238:ASN:HB2	2.22	0.40
15:AR:19:GLU:HG3	15:AR:54:LEU:HD12	2.02	0.40
1:CA:528:C:H41	11:CL:45:ASN:CG	2.25	0.40
1:CA:529:G:O6	11:CL:45:ASN:HA	2.22	0.40
26:BD:146:ILE:HG13	26:BD:147:GLY:H	1.86	0.40
23:BB:1900:A:N1	23:BB:1970:A:C6	2.90	0.40
23:DB:179:C:H2'	23:DB:180:G:O4'	2.22	0.40
39:BX:10:SER:O	39:BX:11:VAL:C	2.59	0.40
1:CA:573:A:H2'	1:CA:574:A:C8	2.57	0.40
23:DB:1104:C:O5'	23:DB:1104:C:H6	2.04	0.40
5:CF:89:VAL:HG13	5:CF:89:VAL:O	2.21	0.40
1:AA:341:C:O2'	1:AA:342:C:H5'	2.22	0.40
1:AA:1171:A:O2'	1:AA:1172:C:H5'	2.21	0.40

There are no symmetry-related clashes.

5.3 Torsion angles

5.3.1 Protein backbone ⓘ

In the following table, the Percentiles column shows the percent Ramachandran outliers of the chain as a percentile score with respect to all X-ray entries followed by that with respect to entries of similar resolution.

The Analysed column shows the number of residues for which the backbone conformation was analysed, and the total number of residues.

Mol	Chain	Analysed	Favoured	Allowed	Outliers	Percentiles	
2	AC	204/232 (88%)	112 (55%)	56 (28%)	36 (18%)	0	5
2	CC	204/232 (88%)	134 (66%)	48 (24%)	22 (11%)	1	17

Continued on next page...

Continued from previous page...

Mol	Chain	Analysed	Favoured	Allowed	Outliers	Percentiles	
3	AD	203/205 (99%)	133 (66%)	58 (29%)	12 (6%)	2	38
3	CD	203/205 (99%)	132 (65%)	58 (29%)	13 (6%)	2	36
4	AE	148/166 (89%)	109 (74%)	30 (20%)	9 (6%)	2	37
4	CE	148/166 (89%)	108 (73%)	31 (21%)	9 (6%)	2	37
5	AF	98/135 (73%)	62 (63%)	27 (28%)	9 (9%)	1	24
5	CF	98/135 (73%)	64 (65%)	25 (26%)	9 (9%)	1	24
6	AG	148/178 (83%)	98 (66%)	44 (30%)	6 (4%)	4	49
6	CG	150/178 (84%)	101 (67%)	36 (24%)	13 (9%)	1	25
7	AH	127/129 (98%)	86 (68%)	35 (28%)	6 (5%)	4	45
7	CH	127/129 (98%)	85 (67%)	36 (28%)	6 (5%)	4	45
8	AI	125/129 (97%)	84 (67%)	25 (20%)	16 (13%)	0	13
8	CI	125/129 (97%)	89 (71%)	30 (24%)	6 (5%)	4	44
9	AJ	96/103 (93%)	61 (64%)	18 (19%)	17 (18%)	0	5
9	CJ	96/103 (93%)	62 (65%)	21 (22%)	13 (14%)	0	11
10	AK	115/128 (90%)	85 (74%)	26 (23%)	4 (4%)	6	55
10	CK	115/128 (90%)	84 (73%)	25 (22%)	6 (5%)	3	42
11	AL	121/123 (98%)	71 (59%)	34 (28%)	16 (13%)	0	12
11	CL	121/123 (98%)	72 (60%)	33 (27%)	16 (13%)	0	12
12	AM	112/117 (96%)	69 (62%)	36 (32%)	7 (6%)	2	37
12	CM	111/117 (95%)	77 (69%)	23 (21%)	11 (10%)	1	20
13	AP	80/82 (98%)	53 (66%)	18 (22%)	9 (11%)	1	16
13	CP	78/82 (95%)	53 (68%)	19 (24%)	6 (8%)	1	29
14	AQ	78/83 (94%)	61 (78%)	14 (18%)	3 (4%)	5	52
14	CQ	79/83 (95%)	62 (78%)	15 (19%)	2 (2%)	9	62
15	AR	53/74 (72%)	33 (62%)	17 (32%)	3 (6%)	3	39
15	CR	53/74 (72%)	33 (62%)	16 (30%)	4 (8%)	2	30
16	AS	77/91 (85%)	49 (64%)	21 (27%)	7 (9%)	1	24
16	CS	78/91 (86%)	51 (65%)	20 (26%)	7 (9%)	1	24
17	AT	83/86 (96%)	62 (75%)	16 (19%)	5 (6%)	2	38
17	CT	83/86 (96%)	63 (76%)	14 (17%)	6 (7%)	2	32
18	AB	216/240 (90%)	140 (65%)	53 (24%)	23 (11%)	1	17

Continued on next page...

Continued from previous page...

Mol	Chain	Analysed	Favoured	Allowed	Outliers	Percentiles	
18	CB	216/240 (90%)	135 (62%)	59 (27%)	22 (10%)	1	19
19	AU	49/70 (70%)	29 (59%)	13 (26%)	7 (14%)	0	10
19	CU	49/70 (70%)	29 (59%)	15 (31%)	5 (10%)	1	19
20	AO	86/89 (97%)	55 (64%)	24 (28%)	7 (8%)	1	27
20	CO	86/89 (97%)	50 (58%)	29 (34%)	7 (8%)	1	27
21	AN	92/100 (92%)	54 (59%)	29 (32%)	9 (10%)	1	21
21	CN	92/100 (92%)	45 (49%)	31 (34%)	16 (17%)	0	5
24	BI	139/141 (99%)	118 (85%)	16 (12%)	5 (4%)	5	54
24	DI	139/141 (99%)	115 (83%)	19 (14%)	5 (4%)	5	54
25	BC	269/272 (99%)	149 (55%)	68 (25%)	52 (19%)	0	4
25	DC	269/272 (99%)	147 (55%)	70 (26%)	52 (19%)	0	4
26	BD	207/209 (99%)	113 (55%)	58 (28%)	36 (17%)	0	5
26	DD	207/209 (99%)	114 (55%)	58 (28%)	35 (17%)	0	6
27	BK	119/123 (97%)	73 (61%)	24 (20%)	22 (18%)	0	5
27	DK	119/123 (97%)	73 (61%)	25 (21%)	21 (18%)	0	5
28	BP	112/114 (98%)	67 (60%)	28 (25%)	17 (15%)	0	8
28	DP	112/114 (98%)	66 (59%)	31 (28%)	15 (13%)	0	11
29	BE	199/201 (99%)	120 (60%)	49 (25%)	30 (15%)	0	8
29	DE	199/201 (99%)	123 (62%)	47 (24%)	29 (15%)	0	9
30	BY	56/58 (97%)	36 (64%)	16 (29%)	4 (7%)	2	32
30	DY	56/58 (97%)	36 (64%)	14 (25%)	6 (11%)	1	17
31	B0	54/56 (96%)	34 (63%)	10 (18%)	10 (18%)	0	5
31	D0	54/56 (96%)	35 (65%)	9 (17%)	10 (18%)	0	5
32	B4	36/38 (95%)	19 (53%)	13 (36%)	4 (11%)	1	16
32	D4	36/38 (95%)	19 (53%)	13 (36%)	4 (11%)	1	16
33	B1	48/54 (89%)	36 (75%)	8 (17%)	4 (8%)	1	27
33	D1	48/54 (89%)	35 (73%)	9 (19%)	4 (8%)	1	27
34	B3	62/64 (97%)	34 (55%)	20 (32%)	8 (13%)	0	13
34	D3	62/64 (97%)	35 (56%)	19 (31%)	8 (13%)	0	13
35	BV	92/94 (98%)	60 (65%)	25 (27%)	7 (8%)	2	29
35	DV	92/94 (98%)	61 (66%)	24 (26%)	7 (8%)	2	29

Continued on next page...

Continued from previous page...

Mol	Chain	Analysed	Favoured	Allowed	Outliers	Percentiles	
36	B2	44/46 (96%)	23 (52%)	16 (36%)	5 (11%)	1	15
36	D2	44/46 (96%)	23 (52%)	12 (27%)	9 (20%)	0	4
37	BL	141/144 (98%)	76 (54%)	37 (26%)	28 (20%)	0	4
37	DL	141/144 (98%)	76 (54%)	39 (28%)	26 (18%)	0	5
38	BM	134/136 (98%)	79 (59%)	39 (29%)	16 (12%)	1	14
38	DM	134/136 (98%)	82 (61%)	35 (26%)	17 (13%)	0	13
39	BX	61/63 (97%)	35 (57%)	20 (33%)	6 (10%)	1	21
39	DX	61/63 (97%)	35 (57%)	20 (33%)	6 (10%)	1	21
40	BH	147/149 (99%)	78 (53%)	42 (29%)	27 (18%)	0	5
40	DH	147/149 (99%)	91 (62%)	30 (20%)	26 (18%)	0	5
41	BJ	140/142 (99%)	85 (61%)	37 (26%)	18 (13%)	0	13
41	DJ	140/142 (99%)	85 (61%)	36 (26%)	19 (14%)	0	11
42	BN	118/127 (93%)	73 (62%)	33 (28%)	12 (10%)	1	19
42	DN	118/127 (93%)	74 (63%)	33 (28%)	11 (9%)	1	23
43	BO	114/117 (97%)	68 (60%)	28 (25%)	18 (16%)	0	7
43	DO	114/117 (97%)	66 (58%)	30 (26%)	18 (16%)	0	7
44	BQ	115/117 (98%)	76 (66%)	29 (25%)	10 (9%)	1	25
44	DQ	115/117 (98%)	76 (66%)	30 (26%)	9 (8%)	1	29
45	BS	108/110 (98%)	59 (55%)	34 (32%)	15 (14%)	0	10
45	DS	108/110 (98%)	60 (56%)	33 (31%)	15 (14%)	0	10
46	BU	100/103 (97%)	58 (58%)	25 (25%)	17 (17%)	0	6
46	DU	100/103 (97%)	57 (57%)	24 (24%)	19 (19%)	0	4
47	BF	176/178 (99%)	91 (52%)	51 (29%)	34 (19%)	0	4
47	DF	176/178 (99%)	93 (53%)	49 (28%)	34 (19%)	0	4
48	BG	174/176 (99%)	100 (58%)	42 (24%)	32 (18%)	0	5
48	DG	174/176 (99%)	101 (58%)	42 (24%)	31 (18%)	0	5
49	BR	101/103 (98%)	57 (56%)	26 (26%)	18 (18%)	0	5
49	DR	101/103 (98%)	58 (57%)	26 (26%)	17 (17%)	0	6
50	BT	91/100 (91%)	40 (44%)	40 (44%)	11 (12%)	1	14
50	DT	91/100 (91%)	41 (45%)	39 (43%)	11 (12%)	1	14
51	BZ	75/78 (96%)	53 (71%)	16 (21%)	6 (8%)	1	28

Continued on next page...

Continued from previous page...

Mol	Chain	Analysed	Favoured	Allowed	Outliers	Percentiles	
51	DZ	75/78 (96%)	54 (72%)	14 (19%)	7 (9%)	1	23
52	BW	77/84 (92%)	29 (38%)	24 (31%)	24 (31%)	0	0
52	DW	77/84 (92%)	27 (35%)	26 (34%)	24 (31%)	0	0
All	All	11241/11914 (94%)	6932 (62%)	2908 (26%)	1401 (12%)	1	13

All (1401) Ramachandran outliers are listed below:

Mol	Chain	Res	Type
2	AC	14	VAL
2	AC	19	SER
2	AC	26	LYS
2	AC	47	ALA
2	AC	54	ILE
2	AC	81	GLU
2	AC	100	ILE
2	AC	127	VAL
2	AC	130	ARG
2	AC	205	GLU
4	AE	20	VAL
6	AG	15	PRO
6	AG	112	ASP
7	AH	66	GLN
8	AI	8	THR
8	AI	71	ILE
8	AI	127	SER
9	AJ	57	VAL
9	AJ	99	GLN
11	AL	42	LYS
12	AM	14	ALA
12	AM	49	GLU
12	AM	105	ALA
13	AP	44	SER
16	AS	66	VAL
18	AB	14	HIS
18	AB	15	PHE
18	AB	19	THR
18	AB	22	TRP
18	AB	41	ASN
18	AB	76	SER
18	AB	81	ASP
18	AB	209	VAL

Continued on next page...

Continued from previous page...

Mol	Chain	Res	Type
19	AU	35	GLU
20	AO	21	ASP
21	AN	50	LEU
24	BI	18	ASN
25	BC	4	LYS
25	BC	51	ARG
25	BC	65	ASP
25	BC	68	ARG
25	BC	117	SER
25	BC	123	ILE
25	BC	135	PRO
25	BC	141	HIS
25	BC	145	MET
25	BC	202	ARG
25	BC	203	VAL
25	BC	254	LYS
26	BD	9	VAL
26	BD	74	GLU
26	BD	91	THR
26	BD	107	VAL
26	BD	122	VAL
26	BD	143	PRO
26	BD	170	VAL
26	BD	184	ARG
26	BD	189	VAL
27	BK	18	ARG
27	BK	35	VAL
27	BK	43	ILE
27	BK	72	PRO
27	BK	89	ASN
27	BK	120	PRO
28	BP	25	VAL
28	BP	37	LYS
28	BP	50	ARG
28	BP	75	THR
28	BP	100	ARG
29	BE	7	ASP
29	BE	14	VAL
29	BE	45	ALA
29	BE	70	SER
29	BE	79	ARG
30	BY	2	LYS

Continued on next page...

Continued from previous page...

Mol	Chain	Res	Type
31	B0	23	ALA
31	B0	42	ILE
31	B0	51	ARG
32	B4	37	GLN
33	B1	4	ILE
34	B3	29	ARG
34	B3	49	VAL
35	BV	75	GLN
37	BL	9	ALA
37	BL	81	ASP
37	BL	89	VAL
37	BL	94	THR
37	BL	100	ILE
37	BL	116	VAL
37	BL	143	GLU
38	BM	24	THR
38	BM	59	ARG
40	BH	3	VAL
40	BH	14	SER
40	BH	28	ASN
40	BH	32	PRO
40	BH	33	GLN
40	BH	122	LEU
41	BJ	4	PHE
41	BJ	41	LYS
41	BJ	44	TYR
41	BJ	45	THR
41	BJ	64	VAL
41	BJ	73	VAL
41	BJ	81	ILE
42	BN	11	ASN
42	BN	13	ASN
43	BO	6	ALA
43	BO	8	ILE
43	BO	113	ALA
44	BQ	30	VAL
44	BQ	86	SER
45	BS	13	SER
45	BS	27	LYS
45	BS	61	ASN
46	BU	18	LYS
46	BU	42	LYS

Continued on next page...

Continued from previous page...

Mol	Chain	Res	Type
46	BU	49	PRO
47	BF	11	VAL
47	BF	32	LYS
47	BF	70	ARG
47	BF	112	ASP
47	BF	135	ILE
47	BF	138	PRO
47	BF	149	ARG
48	BG	11	PRO
48	BG	83	THR
48	BG	85	LYS
48	BG	94	ARG
48	BG	117	PRO
48	BG	157	LYS
48	BG	170	THR
49	BR	53	PHE
49	BR	98	ILE
49	BR	99	THR
50	BT	16	VAL
50	BT	58	VAL
50	BT	88	LYS
51	BZ	33	LEU
51	BZ	70	GLU
51	BZ	77	LYS
52	BW	9	THR
52	BW	30	VAL
52	BW	50	VAL
52	BW	60	ALA
52	BW	61	LYS
52	BW	62	ALA
52	BW	77	LYS
4	CE	20	VAL
7	CH	66	GLN
11	CL	42	LYS
13	CP	44	SER
19	CU	35	GLU
2	CC	19	SER
2	CC	54	ILE
2	CC	83	VAL
2	CC	100	ILE
2	CC	205	GLU
6	CG	3	ARG

Continued on next page...

Continued from previous page...

Mol	Chain	Res	Type
6	CG	71	THR
8	CI	8	THR
8	CI	57	VAL
9	CJ	37	ARG
9	CJ	57	VAL
12	CM	46	GLU
12	CM	105	ALA
12	CM	111	PRO
21	CN	29	ILE
21	CN	50	LEU
21	CN	61	ASN
21	CN	75	LYS
21	CN	80	ARG
18	CB	15	PHE
18	CB	22	TRP
18	CB	49	PHE
18	CB	94	ARG
18	CB	121	GLN
18	CB	141	GLU
20	CO	29	VAL
24	DI	5	GLN
24	DI	18	ASN
25	DC	4	LYS
25	DC	51	ARG
25	DC	65	ASP
25	DC	68	ARG
25	DC	117	SER
25	DC	123	ILE
25	DC	135	PRO
25	DC	141	HIS
25	DC	145	MET
25	DC	202	ARG
25	DC	203	VAL
25	DC	254	LYS
26	DD	9	VAL
26	DD	74	GLU
26	DD	91	THR
26	DD	107	VAL
26	DD	122	VAL
26	DD	143	PRO
26	DD	170	VAL
26	DD	184	ARG

Continued on next page...

Continued from previous page...

Mol	Chain	Res	Type
26	DD	189	VAL
27	DK	18	ARG
27	DK	35	VAL
27	DK	43	ILE
27	DK	72	PRO
27	DK	89	ASN
27	DK	120	PRO
28	DP	25	VAL
28	DP	37	LYS
28	DP	50	ARG
28	DP	75	THR
28	DP	100	ARG
29	DE	7	ASP
29	DE	14	VAL
29	DE	45	ALA
29	DE	70	SER
30	DY	2	LYS
31	D0	17	SER
31	D0	23	ALA
31	D0	42	ILE
31	D0	51	ARG
32	D4	37	GLN
33	D1	4	ILE
34	D3	29	ARG
34	D3	49	VAL
35	DV	75	GLN
37	DL	9	ALA
37	DL	81	ASP
37	DL	89	VAL
37	DL	94	THR
37	DL	100	ILE
37	DL	116	VAL
37	DL	143	GLU
38	DM	24	THR
38	DM	59	ARG
40	DH	3	VAL
40	DH	14	SER
40	DH	28	ASN
40	DH	32	PRO
40	DH	33	GLN
40	DH	110	VAL
40	DH	114	GLU

Continued on next page...

Continued from previous page...

Mol	Chain	Res	Type
40	DH	148	ALA
41	DJ	4	PHE
41	DJ	41	LYS
41	DJ	44	TYR
41	DJ	45	THR
41	DJ	64	VAL
41	DJ	73	VAL
41	DJ	81	ILE
42	DN	11	ASN
42	DN	13	ASN
43	DO	6	ALA
43	DO	8	ILE
43	DO	113	ALA
44	DQ	30	VAL
44	DQ	86	SER
45	DS	13	SER
45	DS	27	LYS
45	DS	42	LYS
45	DS	61	ASN
46	DU	18	LYS
46	DU	42	LYS
46	DU	49	PRO
47	DF	11	VAL
47	DF	32	LYS
47	DF	70	ARG
47	DF	112	ASP
47	DF	135	ILE
47	DF	138	PRO
47	DF	148	VAL
47	DF	149	ARG
48	DG	9	VAL
48	DG	11	PRO
48	DG	85	LYS
48	DG	94	ARG
48	DG	117	PRO
48	DG	157	LYS
49	DR	53	PHE
49	DR	98	ILE
49	DR	99	THR
50	DT	16	VAL
50	DT	58	VAL
50	DT	88	LYS

Continued on next page...

Continued from previous page...

Mol	Chain	Res	Type
51	DZ	33	LEU
51	DZ	70	GLU
51	DZ	77	LYS
52	DW	9	THR
52	DW	30	VAL
52	DW	32	ALA
52	DW	50	VAL
52	DW	60	ALA
52	DW	61	LYS
52	DW	62	ALA
52	DW	77	LYS
2	AC	25	THR
2	AC	59	PRO
2	AC	83	VAL
2	AC	105	VAL
2	AC	116	ALA
2	AC	167	TYR
2	AC	180	ASP
3	AD	22	SER
3	AD	175	GLY
3	AD	178	GLU
4	AE	71	ILE
5	AF	48	ALA
5	AF	54	LEU
5	AF	62	MET
5	AF	82	ASP
5	AF	92	THR
8	AI	55	ASP
8	AI	106	ASP
8	AI	120	ALA
9	AJ	34	ALA
9	AJ	36	VAL
9	AJ	51	VAL
9	AJ	56	HIS
10	AK	88	PRO
11	AL	13	ARG
11	AL	14	LYS
11	AL	23	LEU
11	AL	24	GLU
11	AL	71	HIS
11	AL	117	GLY
11	AL	122	LYS

Continued on next page...

Continued from previous page...

Mol	Chain	Res	Type
12	AM	70	ARG
13	AP	49	GLY
13	AP	79	ASN
15	AR	43	ILE
16	AS	5	LYS
16	AS	77	ARG
17	AT	42	ASP
17	AT	70	LYS
17	AT	85	LEU
18	AB	18	GLN
18	AB	64	GLY
18	AB	94	ARG
18	AB	188	THR
18	AB	204	ASP
19	AU	34	ARG
19	AU	36	PHE
20	AO	34	ALA
20	AO	37	ASN
20	AO	76	ALA
21	AN	62	ARG
24	BI	14	ALA
24	BI	23	VAL
24	BI	64	ARG
25	BC	3	VAL
25	BC	34	GLU
25	BC	36	ASN
25	BC	37	SER
25	BC	52	HIS
25	BC	59	GLN
25	BC	62	ARG
25	BC	63	ILE
25	BC	64	VAL
25	BC	70	LYS
25	BC	121	ALA
25	BC	140	VAL
25	BC	151	GLY
25	BC	189	ALA
25	BC	190	THR
25	BC	222	THR
25	BC	239	PHE
26	BD	10	GLY
26	BD	11	MET

Continued on next page...

Continued from previous page...

Mol	Chain	Res	Type
26	BD	53	GLY
26	BD	93	GLY
26	BD	102	ALA
26	BD	118	PHE
26	BD	119	ALA
26	BD	121	THR
26	BD	145	SER
26	BD	159	LYS
26	BD	169	ARG
26	BD	174	SER
26	BD	182	ALA
27	BK	31	ARG
27	BK	110	GLU
28	BP	101	GLU
29	BE	12	LEU
29	BE	27	LEU
29	BE	42	GLY
29	BE	63	LYS
29	BE	81	GLY
29	BE	86	ALA
29	BE	166	LYS
30	BY	39	ASP
31	B0	17	SER
31	B0	54	ILE
32	B4	4	ARG
33	B1	51	ALA
34	B3	31	ILE
34	B3	58	ILE
35	BV	71	LYS
36	B2	5	PHE
36	B2	45	SER
37	BL	15	ALA
37	BL	24	GLY
37	BL	28	GLY
37	BL	51	GLU
37	BL	62	PRO
37	BL	99	ASN
37	BL	111	ILE
38	BM	20	LEU
38	BM	69	PRO
39	BX	58	ASN
40	BH	7	ASP

Continued on next page...

Continued from previous page...

Mol	Chain	Res	Type
40	BH	27	ARG
40	BH	67	ALA
40	BH	73	ASN
40	BH	89	LYS
40	BH	97	ARG
40	BH	125	THR
40	BH	144	VAL
41	BJ	5	THR
41	BJ	43	GLU
41	BJ	84	ILE
41	BJ	124	VAL
42	BN	68	ALA
42	BN	93	GLY
42	BN	100	CYS
43	BO	99	TYR
44	BQ	87	VAL
44	BQ	89	ILE
45	BS	3	THR
45	BS	25	ARG
45	BS	28	LYS
45	BS	41	LYS
45	BS	42	LYS
45	BS	96	ILE
46	BU	12	VAL
46	BU	19	GLY
46	BU	50	ALA
46	BU	92	VAL
47	BF	80	GLN
47	BF	87	LYS
47	BF	92	GLY
47	BF	136	ILE
47	BF	148	VAL
48	BG	9	VAL
48	BG	84	LYS
48	BG	163	TYR
49	BR	7	SER
49	BR	16	GLU
49	BR	55	ASP
49	BR	79	ARG
50	BT	38	ALA
50	BT	39	THR
51	BZ	71	LEU

Continued on next page...

Continued from previous page...

Mol	Chain	Res	Type
52	BW	14	ASP
52	BW	32	ALA
52	BW	34	SER
52	BW	36	ILE
52	BW	59	PHE
3	CD	22	SER
3	CD	175	GLY
3	CD	178	GLU
3	CD	192	ALA
4	CE	71	ILE
5	CF	48	ALA
5	CF	54	LEU
5	CF	62	MET
5	CF	92	THR
5	CF	95	ALA
10	CK	88	PRO
11	CL	13	ARG
11	CL	14	LYS
11	CL	23	LEU
11	CL	24	GLU
11	CL	71	HIS
11	CL	117	GLY
11	CL	122	LYS
13	CP	28	ARG
13	CP	49	GLY
15	CR	43	ILE
17	CT	42	ASP
17	CT	70	LYS
17	CT	85	LEU
19	CU	34	ARG
19	CU	36	PHE
2	CC	25	THR
2	CC	26	LYS
2	CC	59	PRO
2	CC	72	PRO
2	CC	80	GLY
2	CC	94	ALA
2	CC	112	ALA
2	CC	166	TRP
2	CC	180	ASP
2	CC	192	TYR
6	CG	30	MET

Continued on next page...

Continued from previous page...

Mol	Chain	Res	Type
6	CG	130	LYS
8	CI	91	GLU
9	CJ	34	ALA
9	CJ	36	VAL
9	CJ	61	ALA
9	CJ	92	LEU
12	CM	3	ILE
12	CM	6	ILE
21	CN	20	PHE
21	CN	27	LYS
21	CN	57	SER
16	CS	65	MET
16	CS	77	ARG
18	CB	9	LEU
18	CB	65	LYS
18	CB	87	ASP
18	CB	100	LEU
18	CB	163	ILE
20	CO	8	THR
20	CO	48	LYS
25	DC	3	VAL
25	DC	34	GLU
25	DC	36	ASN
25	DC	37	SER
25	DC	52	HIS
25	DC	59	GLN
25	DC	62	ARG
25	DC	63	ILE
25	DC	64	VAL
25	DC	121	ALA
25	DC	140	VAL
25	DC	151	GLY
25	DC	189	ALA
25	DC	190	THR
25	DC	222	THR
25	DC	239	PHE
26	DD	10	GLY
26	DD	11	MET
26	DD	53	GLY
26	DD	93	GLY
26	DD	102	ALA
26	DD	118	PHE

Continued on next page...

Continued from previous page...

Mol	Chain	Res	Type
26	DD	119	ALA
26	DD	121	THR
26	DD	145	SER
26	DD	159	LYS
26	DD	169	ARG
26	DD	174	SER
26	DD	182	ALA
26	DD	197	THR
27	DK	31	ARG
27	DK	110	GLU
28	DP	86	LYS
28	DP	101	GLU
29	DE	12	LEU
29	DE	27	LEU
29	DE	42	GLY
29	DE	63	LYS
29	DE	79	ARG
29	DE	86	ALA
29	DE	166	LYS
30	DY	39	ASP
32	D4	4	ARG
33	D1	51	ALA
34	D3	31	ILE
34	D3	58	ILE
35	DV	71	LYS
36	D2	5	PHE
36	D2	45	SER
37	DL	15	ALA
37	DL	24	GLY
37	DL	51	GLU
37	DL	62	PRO
37	DL	99	ASN
37	DL	111	ILE
37	DL	138	ALA
38	DM	20	LEU
38	DM	69	PRO
39	DX	58	ASN
40	DH	7	ASP
40	DH	27	ARG
40	DH	40	THR
40	DH	85	GLY
40	DH	96	THR

Continued on next page...

Continued from previous page...

Mol	Chain	Res	Type
41	DJ	3	THR
41	DJ	5	THR
41	DJ	43	GLU
41	DJ	84	ILE
42	DN	68	ALA
42	DN	93	GLY
42	DN	100	CYS
42	DN	101	GLY
43	DO	45	SER
43	DO	68	LYS
43	DO	99	TYR
43	DO	115	LEU
44	DQ	87	VAL
44	DQ	89	ILE
45	DS	3	THR
45	DS	25	ARG
45	DS	28	LYS
45	DS	41	LYS
45	DS	96	ILE
46	DU	12	VAL
46	DU	19	GLY
46	DU	50	ALA
46	DU	92	VAL
47	DF	42	ALA
47	DF	80	GLN
47	DF	87	LYS
47	DF	92	GLY
47	DF	136	ILE
48	DG	83	THR
48	DG	84	LYS
48	DG	163	TYR
48	DG	170	THR
49	DR	7	SER
49	DR	16	GLU
49	DR	55	ASP
49	DR	70	GLU
49	DR	79	ARG
50	DT	38	ALA
50	DT	39	THR
51	DZ	35	SER
51	DZ	71	LEU
52	DW	14	ASP

Continued on next page...

Continued from previous page...

Mol	Chain	Res	Type
52	DW	23	LYS
52	DW	29	SER
52	DW	34	SER
52	DW	36	ILE
52	DW	59	PHE
2	AC	104	GLU
2	AC	107	LYS
2	AC	113	LYS
2	AC	166	TRP
2	AC	178	ARG
2	AC	190	THR
3	AD	26	ALA
3	AD	27	ILE
3	AD	192	ALA
4	AE	146	MET
5	AF	85	ILE
5	AF	95	ALA
5	AF	98	GLU
6	AG	23	ALA
7	AH	72	GLU
8	AI	50	PRO
8	AI	82	ILE
8	AI	99	LYS
9	AJ	62	ARG
9	AJ	93	ALA
10	AK	14	GLN
11	AL	56	LEU
11	AL	72	ASN
12	AM	68	LEU
12	AM	98	GLY
12	AM	104	ASN
13	AP	28	ARG
13	AP	52	LEU
14	AQ	16	MET
18	AB	75	ALA
18	AB	86	CYS
18	AB	99	MET
18	AB	128	LEU
19	AU	9	GLU
19	AU	37	TYR
20	AO	20	ASN
20	AO	36	ILE

Continued on next page...

Continued from previous page...

Mol	Chain	Res	Type
21	AN	2	LYS
21	AN	27	LYS
21	AN	70	HIS
25	BC	15	VAL
25	BC	88	ALA
25	BC	109	LEU
25	BC	200	MET
25	BC	233	GLY
26	BD	31	ALA
26	BD	77	ARG
26	BD	106	LYS
26	BD	136	ASN
26	BD	167	ASN
26	BD	181	ASP
26	BD	195	GLY
26	BD	197	THR
27	BK	14	SER
27	BK	17	ARG
27	BK	30	ARG
27	BK	73	ASP
27	BK	90	ASN
28	BP	36	LYS
28	BP	86	LYS
29	BE	52	VAL
29	BE	123	LYS
29	BE	153	LEU
29	BE	188	MET
31	B0	45	ASP
32	B4	20	ASP
33	B1	50	GLU
35	BV	6	ALA
37	BL	5	THR
37	BL	29	LYS
37	BL	36	LYS
37	BL	58	TYR
37	BL	138	ALA
38	BM	13	HIS
38	BM	43	ALA
38	BM	83	GLY
38	BM	134	THR
39	BX	9	LYS
39	BX	37	LEU

Continued on next page...

Continued from previous page...

Mol	Chain	Res	Type
39	BX	45	GLN
40	BH	6	LEU
40	BH	11	ASN
40	BH	29	PHE
40	BH	31	VAL
40	BH	54	LEU
40	BH	83	LYS
40	BH	99	ILE
40	BH	131	SER
40	BH	140	ALA
41	BJ	2	LYS
41	BJ	3	THR
42	BN	71	ARG
42	BN	72	ASP
42	BN	98	LEU
42	BN	101	GLY
43	BO	45	SER
43	BO	51	ALA
43	BO	53	THR
43	BO	66	GLY
43	BO	68	LYS
43	BO	100	HIS
43	BO	115	LEU
44	BQ	91	ARG
45	BS	21	ALA
45	BS	46	LEU
46	BU	6	ARG
46	BU	82	VAL
46	BU	85	ARG
46	BU	101	THR
47	BF	18	GLU
47	BF	42	ALA
47	BF	78	ILE
47	BF	93	GLU
47	BF	106	ALA
47	BF	122	ASP
47	BF	141	ASP
48	BG	2	ARG
48	BG	32	LEU
48	BG	61	TRP
48	BG	152	ARG
48	BG	164	ALA

Continued on next page...

Continued from previous page...

Mol	Chain	Res	Type
49	BR	24	LYS
49	BR	43	ASN
49	BR	70	GLU
49	BR	83	TYR
51	BZ	35	SER
52	BW	23	LYS
52	BW	29	SER
52	BW	53	GLY
52	BW	69	GLU
52	BW	70	VAL
3	CD	26	ALA
3	CD	27	ILE
3	CD	42	ALA
3	CD	191	SER
4	CE	146	MET
5	CF	82	ASP
5	CF	85	ILE
5	CF	98	GLU
7	CH	72	GLU
10	CK	14	GLN
11	CL	56	LEU
11	CL	70	GLY
11	CL	72	ASN
13	CP	52	LEU
17	CT	46	ALA
19	CU	9	GLU
19	CU	37	TYR
2	CC	145	ALA
2	CC	167	TYR
6	CG	70	PRO
6	CG	129	ASN
8	CI	26	LYS
9	CJ	62	ARG
12	CM	69	ARG
12	CM	104	ASN
21	CN	8	ARG
21	CN	62	ARG
16	CS	5	LYS
18	CB	18	GLN
18	CB	59	ILE
18	CB	63	LYS
18	CB	127	LYS

Continued on next page...

Continued from previous page...

Mol	Chain	Res	Type
18	CB	128	LEU
18	CB	188	THR
20	CO	25	THR
20	CO	47	LYS
20	CO	50	HIS
24	DI	23	VAL
25	DC	15	VAL
25	DC	70	LYS
25	DC	88	ALA
25	DC	109	LEU
25	DC	200	MET
26	DD	31	ALA
26	DD	77	ARG
26	DD	106	LYS
26	DD	136	ASN
26	DD	167	ASN
26	DD	181	ASP
26	DD	195	GLY
27	DK	14	SER
27	DK	17	ARG
27	DK	30	ARG
27	DK	73	ASP
27	DK	90	ASN
28	DP	36	LYS
29	DE	52	VAL
29	DE	81	GLY
29	DE	84	THR
29	DE	97	ASN
29	DE	123	LYS
29	DE	153	LEU
29	DE	188	MET
31	D0	45	ASP
31	D0	54	ILE
32	D4	16	ILE
32	D4	20	ASP
33	D1	50	GLU
34	D3	18	LYS
35	DV	6	ALA
36	D2	14	ARG
37	DL	5	THR
37	DL	28	GLY
37	DL	29	LYS

Continued on next page...

Continued from previous page...

Mol	Chain	Res	Type
37	DL	54	GLN
37	DL	58	TYR
38	DM	43	ALA
38	DM	83	GLY
39	DX	37	LEU
39	DX	45	GLN
40	DH	6	LEU
40	DH	29	PHE
40	DH	31	VAL
40	DH	56	ALA
40	DH	109	GLU
40	DH	111	ALA
40	DH	120	GLY
41	DJ	2	LYS
41	DJ	124	VAL
42	DN	72	ASP
42	DN	98	LEU
43	DO	51	ALA
43	DO	53	THR
43	DO	89	ASP
43	DO	100	HIS
44	DQ	91	ARG
45	DS	21	ALA
45	DS	43	ALA
45	DS	46	LEU
46	DU	6	ARG
46	DU	82	VAL
46	DU	85	ARG
46	DU	101	THR
47	DF	18	GLU
47	DF	78	ILE
47	DF	93	GLU
47	DF	106	ALA
47	DF	110	ILE
47	DF	122	ASP
47	DF	141	ASP
48	DG	2	ARG
48	DG	32	LEU
48	DG	61	TRP
48	DG	152	ARG
48	DG	164	ALA
49	DR	24	LYS

Continued on next page...

Continued from previous page...

Mol	Chain	Res	Type
49	DR	43	ASN
49	DR	83	TYR
50	DT	29	THR
52	DW	69	GLU
52	DW	70	VAL
2	AC	3	LYS
2	AC	17	TRP
2	AC	23	ALA
2	AC	50	SER
2	AC	64	ARG
2	AC	109	GLU
2	AC	145	ALA
2	AC	165	GLU
2	AC	179	ALA
3	AD	42	ALA
3	AD	68	GLU
3	AD	191	SER
4	AE	77	ASN
6	AG	10	LYS
6	AG	92	PRO
8	AI	24	ASN
8	AI	25	GLY
8	AI	26	LYS
8	AI	80	HIS
9	AJ	16	ARG
9	AJ	42	LEU
9	AJ	74	VAL
9	AJ	75	ASP
10	AK	71	ASP
11	AL	70	GLY
13	AP	42	ILE
13	AP	81	ALA
16	AS	13	HIS
17	AT	46	ALA
18	AB	73	ARG
18	AB	87	ASP
18	AB	107	ARG
18	AB	126	ASP
18	AB	205	ALA
21	AN	11	LYS
25	BC	29	PHE
25	BC	105	ALA

Continued on next page...

Continued from previous page...

Mol	Chain	Res	Type
25	BC	196	ASN
25	BC	204	LEU
25	BC	209	ALA
25	BC	246	PRO
25	BC	250	GLN
26	BD	92	VAL
26	BD	109	VAL
26	BD	206	ALA
27	BK	26	GLY
27	BK	119	ALA
28	BP	31	VAL
28	BP	59	THR
28	BP	65	ASN
28	BP	76	HIS
28	BP	105	LYS
29	BE	6	LYS
29	BE	13	THR
29	BE	84	THR
29	BE	97	ASN
29	BE	183	PHE
30	BY	4	ILE
30	BY	9	THR
31	B0	19	ASP
31	B0	26	SER
32	B4	16	ILE
33	B1	36	LYS
34	B3	18	LYS
34	B3	22	LYS
34	B3	50	SER
35	BV	45	ASP
35	BV	67	GLY
37	BL	3	LEU
37	BL	54	GLN
38	BM	42	THR
38	BM	65	ILE
38	BM	106	ASP
38	BM	116	ALA
39	BX	51	ALA
40	BH	12	LEU
40	BH	77	THR
40	BH	104	THR
41	BJ	25	LEU

Continued on next page...

Continued from previous page...

Mol	Chain	Res	Type
41	BJ	47	HIS
41	BJ	128	ASN
43	BO	65	THR
43	BO	89	ASP
44	BQ	10	ARG
44	BQ	27	ARG
45	BS	18	ARG
45	BS	43	ALA
46	BU	16	LYS
46	BU	41	VAL
46	BU	54	PRO
47	BF	28	PRO
47	BF	36	ASN
47	BF	69	ALA
47	BF	110	ILE
47	BF	147	ARG
48	BG	28	LYS
48	BG	29	ASN
48	BG	31	GLU
48	BG	38	ASP
48	BG	93	TYR
48	BG	125	PRO
48	BG	151	ARG
49	BR	42	ALA
49	BR	52	PRO
50	BT	18	GLU
50	BT	29	THR
51	BZ	31	PRO
52	BW	28	GLU
52	BW	40	ARG
52	BW	56	HIS
3	CD	68	GLU
4	CE	77	ASN
10	CK	71	ASP
11	CL	47	ALA
11	CL	74	GLN
13	CP	42	ILE
14	CQ	16	MET
2	CC	146	LYS
8	CI	67	LYS
9	CJ	15	HIS
9	CJ	75	ASP

Continued on next page...

Continued from previous page...

Mol	Chain	Res	Type
9	CJ	91	ASP
9	CJ	93	ALA
12	CM	7	ASN
12	CM	20	SER
12	CM	71	GLU
21	CN	63	CYS
21	CN	86	ALA
16	CS	27	LYS
16	CS	53	GLY
18	CB	97	GLY
18	CB	124	THR
20	CO	18	ASP
25	DC	29	PHE
25	DC	105	ALA
25	DC	196	ASN
25	DC	204	LEU
25	DC	233	GLY
25	DC	246	PRO
25	DC	250	GLN
26	DD	92	VAL
26	DD	109	VAL
27	DK	26	GLY
27	DK	113	MET
27	DK	117	SER
27	DK	119	ALA
29	DE	6	LYS
29	DE	83	VAL
29	DE	133	LEU
29	DE	183	PHE
30	DY	4	ILE
30	DY	9	THR
31	D0	19	ASP
31	D0	26	SER
33	D1	36	LYS
34	D3	22	LYS
34	D3	50	SER
35	DV	45	ASP
35	DV	67	GLY
37	DL	3	LEU
37	DL	36	LYS
38	DM	13	HIS
38	DM	42	THR

Continued on next page...

Continued from previous page...

Mol	Chain	Res	Type
38	DM	65	ILE
38	DM	106	ASP
38	DM	116	ALA
38	DM	134	THR
39	DX	9	LYS
40	DH	11	ASN
40	DH	86	ASP
41	DJ	25	LEU
41	DJ	47	HIS
42	DN	71	ARG
43	DO	65	THR
43	DO	66	GLY
43	DO	77	ALA
44	DQ	10	ARG
44	DQ	27	ARG
45	DS	18	ARG
46	DU	16	LYS
46	DU	41	VAL
46	DU	51	LEU
46	DU	54	PRO
47	DF	28	PRO
47	DF	36	ASN
47	DF	62	GLN
47	DF	147	ARG
48	DG	28	LYS
48	DG	29	ASN
48	DG	31	GLU
48	DG	38	ASP
48	DG	125	PRO
48	DG	151	ARG
49	DR	42	ALA
50	DT	11	LEU
51	DZ	31	PRO
52	DW	28	GLU
52	DW	40	ARG
52	DW	53	GLY
3	AD	31	CYS
8	AI	108	ARG
11	AL	47	ALA
11	AL	74	GLN
13	AP	46	LYS
16	AS	4	LEU

Continued on next page...

Continued from previous page...

Mol	Chain	Res	Type
16	AS	64	GLU
17	AT	66	ILE
19	AU	17	ARG
19	AU	41	THR
21	AN	21	ALA
21	AN	67	GLY
25	BC	11	GLY
27	BK	4	GLU
27	BK	46	ALA
27	BK	113	MET
27	BK	117	SER
28	BP	113	LEU
29	BE	83	VAL
29	BE	133	LEU
29	BE	189	THR
31	B0	48	TYR
34	B3	6	VAL
35	BV	84	PRO
36	B2	14	ARG
36	B2	18	PHE
37	BL	84	LYS
38	BM	60	GLN
38	BM	72	PRO
38	BM	73	ILE
38	BM	95	LEU
41	BJ	129	GLU
41	BJ	134	ALA
42	BN	59	SER
42	BN	104	ALA
43	BO	47	VAL
43	BO	77	ALA
46	BU	51	LEU
47	BF	12	VAL
47	BF	47	LYS
47	BF	132	ARG
47	BF	173	ASP
48	BG	16	VAL
48	BG	96	ALA
48	BG	97	VAL
48	BG	111	PRO
49	BR	101	ILE
50	BT	35	ALA

Continued on next page...

Continued from previous page...

Mol	Chain	Res	Type
50	BT	55	VAL
52	BW	74	LYS
3	CD	31	CYS
7	CH	70	VAL
10	CK	125	LYS
17	CT	50	PHE
17	CT	66	ILE
2	CC	3	LYS
2	CC	21	TRP
6	CG	20	GLU
6	CG	64	ALA
6	CG	66	GLU
6	CG	151	ALA
9	CJ	56	HIS
9	CJ	74	VAL
12	CM	47	LEU
21	CN	26	LEU
21	CN	87	ALA
18	CB	99	MET
24	DI	6	ALA
24	DI	14	ALA
25	DC	11	GLY
25	DC	53	ILE
25	DC	209	ALA
25	DC	263	ASP
26	DD	173	GLN
26	DD	206	ALA
27	DK	46	ALA
28	DP	31	VAL
28	DP	59	THR
28	DP	76	HIS
28	DP	105	LYS
29	DE	13	THR
29	DE	69	ARG
29	DE	189	THR
30	DY	51	SER
34	D3	6	VAL
35	DV	84	PRO
36	D2	18	PHE
36	D2	40	ALA
37	DL	41	ARG
37	DL	52	GLY

Continued on next page...

Continued from previous page...

Mol	Chain	Res	Type
37	DL	103	ILE
38	DM	72	PRO
38	DM	73	ILE
38	DM	95	LEU
39	DX	51	ALA
40	DH	12	LEU
40	DH	121	VAL
41	DJ	128	ASN
41	DJ	129	GLU
42	DN	59	SER
42	DN	107	ASN
43	DO	47	VAL
44	DQ	39	ILE
46	DU	67	SER
47	DF	12	VAL
47	DF	69	ALA
47	DF	132	ARG
47	DF	145	VAL
47	DF	173	ASP
48	DG	16	VAL
48	DG	93	TYR
48	DG	96	ALA
48	DG	97	VAL
48	DG	111	PRO
48	DG	155	PRO
49	DR	23	GLU
49	DR	52	PRO
49	DR	101	ILE
50	DT	35	ALA
50	DT	55	VAL
50	DT	65	GLY
52	DW	56	HIS
52	DW	74	LYS
2	AC	112	ALA
2	AC	143	LEU
7	AH	70	VAL
7	AH	91	LEU
8	AI	74	GLN
11	AL	84	GLY
13	AP	31	ARG
14	AQ	35	LYS
14	AQ	48	GLU

Continued on next page...

Continued from previous page...

Mol	Chain	Res	Type
24	BI	49	GLU
25	BC	53	ILE
25	BC	149	LYS
25	BC	249	VAL
25	BC	251	THR
26	BD	162	ALA
26	BD	173	GLN
27	BK	3	GLN
28	BP	83	ILE
29	BE	69	ARG
29	BE	96	VAL
31	B0	46	GLY
37	BL	19	LEU
37	BL	101	ILE
37	BL	103	ILE
42	BN	10	LEU
44	BQ	32	ARG
44	BQ	39	ILE
45	BS	15	GLN
46	BU	5	ARG
47	BF	81	GLY
47	BF	145	VAL
48	BG	89	VAL
48	BG	112	VAL
48	BG	137	LYS
48	BG	155	PRO
49	BR	65	ALA
50	BT	67	VAL
52	BW	12	GLY
3	CD	182	LYS
4	CE	132	PRO
7	CH	91	LEU
10	CK	124	LYS
13	CP	31	ARG
14	CQ	48	GLU
15	CR	46	THR
2	CC	14	VAL
21	CN	56	PRO
21	CN	66	THR
16	CS	34	SER
25	DC	249	VAL
25	DC	251	THR

Continued on next page...

Continued from previous page...

Mol	Chain	Res	Type
27	DK	121	GLU
30	DY	34	THR
31	D0	48	TYR
36	D2	8	SER
36	D2	21	ARG
36	D2	25	LYS
37	DL	101	ILE
38	DM	56	ALA
38	DM	82	MET
40	DH	41	LYS
41	DJ	134	ALA
45	DS	15	GLN
46	DU	5	ARG
47	DF	81	GLY
48	DG	89	VAL
48	DG	112	VAL
50	DT	67	VAL
51	DZ	28	ARG
52	DW	12	GLY
52	DW	33	GLY
3	AD	86	GLY
4	AE	43	GLY
6	AG	54	GLY
11	AL	3	VAL
11	AL	43	LYS
25	BC	232	GLY
29	BE	148	ILE
37	BL	52	GLY
39	BX	11	VAL
40	BH	147	VAL
43	BO	101	GLY
47	BF	84	ILE
48	BG	167	VAL
50	BT	65	GLY
3	CD	86	GLY
4	CE	43	GLY
4	CE	56	PRO
5	CF	89	VAL
7	CH	33	VAL
11	CL	43	LYS
11	CL	84	GLY
8	CI	25	GLY

Continued on next page...

Continued from previous page...

Mol	Chain	Res	Type
25	DC	248	GLY
27	DK	93	GLN
28	DP	63	ILE
28	DP	83	ILE
29	DE	96	VAL
36	D2	9	VAL
39	DX	11	VAL
40	DH	88	GLY
45	DS	71	VAL
46	DU	24	VAL
48	DG	167	VAL
2	AC	56	ILE
2	AC	80	GLY
3	AD	107	GLY
4	AE	56	PRO
4	AE	135	VAL
5	AF	89	VAL
7	AH	33	VAL
9	AJ	8	ILE
16	AS	10	ILE
20	AO	82	ILE
25	BC	150	GLY
25	BC	243	PRO
25	BC	248	GLY
27	BK	93	GLN
28	BP	63	ILE
36	B2	9	VAL
37	BL	65	GLY
45	BS	71	VAL
46	BU	24	VAL
47	BF	88	VAL
48	BG	20	GLY
52	BW	33	GLY
4	CE	133	ILE
7	CH	26	MET
11	CL	3	VAL
6	CG	131	GLY
16	CS	10	ILE
18	CB	28	PRO
25	DC	150	GLY
29	DE	148	ILE
31	D0	46	GLY

Continued on next page...

Continued from previous page...

Mol	Chain	Res	Type
37	DL	90	VAL
47	DF	84	ILE
47	DF	88	VAL
49	DR	57	GLY
49	DR	64	VAL
52	DW	21	GLY
4	AE	132	PRO
7	AH	26	MET
8	AI	57	VAL
9	AJ	38	GLY
25	BC	227	VAL
29	BE	64	GLY
35	BV	37	PRO
37	BL	90	VAL
43	BO	49	VAL
49	BR	57	GLY
52	BW	21	GLY
4	CE	135	VAL
10	CK	112	VAL
2	CC	108	PRO
6	CG	18	GLY
25	DC	232	GLY
25	DC	243	PRO
26	DD	194	PRO
29	DE	64	GLY
35	DV	37	PRO
43	DO	28	VAL
48	DG	20	GLY
9	AJ	33	GLY
9	AJ	78	GLU
10	AK	112	VAL
15	AR	38	ILE
18	AB	66	ILE
21	AN	71	GLY
27	BK	103	VAL
29	BE	59	PRO
29	BE	177	PRO
44	BQ	7	VAL
49	BR	64	VAL
49	BR	69	GLY
3	CD	107	GLY
6	CG	92	PRO

Continued on next page...

Continued from previous page...

Mol	Chain	Res	Type
25	DC	227	VAL
27	DK	103	VAL
29	DE	59	PRO
43	DO	49	VAL
43	DO	101	GLY
44	DQ	7	VAL
46	DU	10	VAL
4	AE	108	GLY
9	AJ	41	PRO
15	AR	25	ILE
25	BC	7	PRO
26	BD	194	PRO
28	BP	4	ILE
43	BO	28	VAL
47	BF	137	PHE
47	BF	140	ILE
15	CR	25	ILE
15	CR	38	ILE
18	CB	98	GLY
25	DC	7	PRO
28	DP	4	ILE
41	DJ	8	PRO
47	DF	137	PHE
47	DF	140	ILE

5.3.2 Protein sidechains ⓘ

In the following table, the Percentiles column shows the percent sidechain outliers of the chain as a percentile score with respect to all X-ray entries followed by that with respect to entries of similar resolution. The Analysed column shows the number of residues for which the sidechain conformation was analysed, and the total number of residues.

Mol	Chain	Analysed	Rotameric	Outliers	Percentiles	
2	AC	170/189 (90%)	139 (82%)	31 (18%)	2	19
2	CC	170/189 (90%)	134 (79%)	36 (21%)	1	12
3	AD	172/172 (100%)	145 (84%)	27 (16%)	4	28
3	CD	172/172 (100%)	146 (85%)	26 (15%)	4	30
4	AE	113/125 (90%)	93 (82%)	20 (18%)	3	20
4	CE	113/125 (90%)	93 (82%)	20 (18%)	3	20
5	AF	87/116 (75%)	76 (87%)	11 (13%)	7	39

Continued on next page...

Continued from previous page...

Mol	Chain	Analysed	Rotameric	Outliers	Percentiles	
5	CF	87/116 (75%)	75 (86%)	12 (14%)	5	35
6	AG	123/146 (84%)	102 (83%)	21 (17%)	3	23
6	CG	125/146 (86%)	98 (78%)	27 (22%)	1	11
7	AH	104/104 (100%)	95 (91%)	9 (9%)	15	59
7	CH	104/104 (100%)	95 (91%)	9 (9%)	15	59
8	AI	105/106 (99%)	78 (74%)	27 (26%)	1	8
8	CI	105/106 (99%)	79 (75%)	26 (25%)	1	8
9	AJ	86/90 (96%)	73 (85%)	13 (15%)	4	30
9	CJ	86/90 (96%)	72 (84%)	14 (16%)	3	26
10	AK	90/98 (92%)	73 (81%)	17 (19%)	2	17
10	CK	90/98 (92%)	73 (81%)	17 (19%)	2	17
11	AL	103/103 (100%)	87 (84%)	16 (16%)	4	28
11	CL	103/103 (100%)	87 (84%)	16 (16%)	4	28
12	AM	92/95 (97%)	72 (78%)	20 (22%)	1	11
12	CM	91/95 (96%)	75 (82%)	16 (18%)	3	21
13	AP	65/65 (100%)	61 (94%)	4 (6%)	26	74
13	CP	65/65 (100%)	61 (94%)	4 (6%)	26	74
14	AQ	74/77 (96%)	63 (85%)	11 (15%)	4	31
14	CQ	75/77 (97%)	63 (84%)	12 (16%)	3	27
15	AR	48/64 (75%)	41 (85%)	7 (15%)	5	31
15	CR	48/64 (75%)	40 (83%)	8 (17%)	3	24
16	AS	70/78 (90%)	49 (70%)	21 (30%)	0	5
16	CS	71/78 (91%)	51 (72%)	20 (28%)	0	5
17	AT	65/65 (100%)	51 (78%)	14 (22%)	1	12
17	CT	65/65 (100%)	51 (78%)	14 (22%)	1	12
18	AB	180/198 (91%)	141 (78%)	39 (22%)	1	11
18	CB	180/198 (91%)	133 (74%)	47 (26%)	1	7
19	AU	44/60 (73%)	31 (70%)	13 (30%)	0	5
19	CU	44/60 (73%)	32 (73%)	12 (27%)	0	6
20	AO	76/77 (99%)	65 (86%)	11 (14%)	5	32
20	CO	76/77 (99%)	61 (80%)	15 (20%)	2	15

Continued on next page...

Continued from previous page...

Mol	Chain	Analysed	Rotameric	Outliers	Percentiles	
21	AN	79/83 (95%)	63 (80%)	16 (20%)	2	14
21	CN	79/83 (95%)	64 (81%)	15 (19%)	2	17
24	BI	109/109 (100%)	108 (99%)	1 (1%)	87	97
24	DI	109/109 (100%)	103 (94%)	6 (6%)	30	78
25	BC	216/217 (100%)	180 (83%)	36 (17%)	3	24
25	DC	216/217 (100%)	181 (84%)	35 (16%)	3	26
26	BD	164/164 (100%)	134 (82%)	30 (18%)	2	18
26	DD	164/164 (100%)	133 (81%)	31 (19%)	2	17
27	BK	102/104 (98%)	76 (74%)	26 (26%)	1	8
27	DK	102/104 (98%)	78 (76%)	24 (24%)	1	9
28	BP	99/99 (100%)	77 (78%)	22 (22%)	1	11
28	DP	99/99 (100%)	77 (78%)	22 (22%)	1	11
29	BE	165/165 (100%)	143 (87%)	22 (13%)	6	37
29	DE	165/165 (100%)	143 (87%)	22 (13%)	6	37
30	BY	48/48 (100%)	39 (81%)	9 (19%)	2	17
30	DY	48/48 (100%)	39 (81%)	9 (19%)	2	17
31	B0	47/47 (100%)	36 (77%)	11 (23%)	1	9
31	D0	47/47 (100%)	37 (79%)	10 (21%)	1	12
32	B4	34/34 (100%)	30 (88%)	4 (12%)	8	43
32	D4	34/34 (100%)	31 (91%)	3 (9%)	14	59
33	B1	45/48 (94%)	39 (87%)	6 (13%)	6	37
33	D1	45/48 (94%)	39 (87%)	6 (13%)	6	37
34	B3	51/51 (100%)	45 (88%)	6 (12%)	8	43
34	D3	51/51 (100%)	45 (88%)	6 (12%)	8	43
35	BV	78/78 (100%)	64 (82%)	14 (18%)	2	20
35	DV	78/78 (100%)	64 (82%)	14 (18%)	2	20
36	B2	38/38 (100%)	32 (84%)	6 (16%)	4	28
36	D2	38/38 (100%)	33 (87%)	5 (13%)	6	37
37	BL	102/103 (99%)	89 (87%)	13 (13%)	6	39
37	DL	102/103 (99%)	90 (88%)	12 (12%)	8	43
38	BM	109/109 (100%)	86 (79%)	23 (21%)	1	12

Continued on next page...

Continued from previous page...

Mol	Chain	Analysed	Rotameric	Outliers	Percentiles	
38	DM	109/109 (100%)	86 (79%)	23 (21%)	1	12
39	BX	55/55 (100%)	43 (78%)	12 (22%)	1	11
39	DX	55/55 (100%)	45 (82%)	10 (18%)	2	19
40	BH	114/114 (100%)	81 (71%)	33 (29%)	0	5
40	DH	114/114 (100%)	89 (78%)	25 (22%)	1	11
41	BJ	116/116 (100%)	95 (82%)	21 (18%)	2	19
41	DJ	116/116 (100%)	96 (83%)	20 (17%)	3	22
42	BN	100/103 (97%)	87 (87%)	13 (13%)	6	38
42	DN	100/103 (97%)	87 (87%)	13 (13%)	6	38
43	BO	86/87 (99%)	72 (84%)	14 (16%)	3	26
43	DO	86/87 (99%)	72 (84%)	14 (16%)	3	26
44	BQ	89/89 (100%)	74 (83%)	15 (17%)	3	24
44	DQ	89/89 (100%)	74 (83%)	15 (17%)	3	24
45	BS	93/93 (100%)	80 (86%)	13 (14%)	5	34
45	DS	93/93 (100%)	80 (86%)	13 (14%)	5	34
46	BU	83/84 (99%)	69 (83%)	14 (17%)	3	24
46	DU	83/84 (99%)	69 (83%)	14 (17%)	3	24
47	BF	149/149 (100%)	117 (78%)	32 (22%)	1	12
47	DF	149/149 (100%)	116 (78%)	33 (22%)	1	11
48	BG	137/137 (100%)	112 (82%)	25 (18%)	2	19
48	DG	137/137 (100%)	112 (82%)	25 (18%)	2	19
49	BR	84/84 (100%)	71 (84%)	13 (16%)	4	28
49	DR	84/84 (100%)	73 (87%)	11 (13%)	6	37
50	BT	80/84 (95%)	59 (74%)	21 (26%)	1	7
50	DT	80/84 (95%)	60 (75%)	20 (25%)	1	8
51	BZ	67/68 (98%)	53 (79%)	14 (21%)	1	13
51	DZ	67/68 (98%)	53 (79%)	14 (21%)	1	13
52	BW	59/62 (95%)	42 (71%)	17 (29%)	0	5
52	DW	59/62 (95%)	42 (71%)	17 (29%)	0	5
All	All	9333/9700 (96%)	7661 (82%)	1672 (18%)	2	20

All (1672) residues with a non-rotameric sidechain are listed below:

Mol	Chain	Res	Type
2	AC	2	GLN
2	AC	13	ILE
2	AC	15	LYS
2	AC	17	TRP
2	AC	19	SER
2	AC	27	GLU
2	AC	40	GLN
2	AC	41	TYR
2	AC	48	LYS
2	AC	62	SER
2	AC	66	THR
2	AC	69	THR
2	AC	78	LYS
2	AC	79	LYS
2	AC	87	ARG
2	AC	96	VAL
2	AC	101	ASN
2	AC	105	VAL
2	AC	110	LEU
2	AC	113	LYS
2	AC	118	SER
2	AC	126	ARG
2	AC	128	MET
2	AC	139	ASN
2	AC	152	VAL
2	AC	155	ARG
2	AC	168	ARG
2	AC	171	ARG
2	AC	172	VAL
2	AC	183	TYR
2	AC	184	ASN
3	AD	2	ARG
3	AD	12	ARG
3	AD	18	LEU
3	AD	25	ARG
3	AD	27	ILE
3	AD	28	ASP
3	AD	34	GLU
3	AD	46	ARG
3	AD	49	ASP
3	AD	55	ARG
3	AD	87	GLU
3	AD	104	MET

Continued on next page...

Continued from previous page...

Mol	Chain	Res	Type
3	AD	106	PHE
3	AD	114	ARG
3	AD	118	SER
3	AD	146	GLU
3	AD	147	LYS
3	AD	158	LEU
3	AD	160	LEU
3	AD	176	LYS
3	AD	189	ASP
3	AD	190	LEU
3	AD	196	GLU
3	AD	197	HIS
3	AD	198	LEU
3	AD	199	ILE
3	AD	200	VAL
4	AE	14	LEU
4	AE	23	THR
4	AE	30	PHE
4	AE	45	VAL
4	AE	51	LYS
4	AE	60	GLN
4	AE	61	LYS
4	AE	63	MET
4	AE	68	ARG
4	AE	72	ASN
4	AE	77	ASN
4	AE	81	GLN
4	AE	92	ARG
4	AE	115	GLU
4	AE	123	LEU
4	AE	125	LYS
4	AE	127	TYR
4	AE	144	GLU
4	AE	147	ASN
4	AE	156	ARG
5	AF	6	ILE
5	AF	16	GLU
5	AF	54	LEU
5	AF	56	LYS
5	AF	62	MET
5	AF	69	GLU
5	AF	73	GLU

Continued on next page...

Continued from previous page...

Mol	Chain	Res	Type
5	AF	86	ARG
5	AF	96	VAL
5	AF	97	THR
5	AF	100	SER
6	AG	5	VAL
6	AG	6	ILE
6	AG	8	GLN
6	AG	11	ILE
6	AG	12	LEU
6	AG	16	LYS
6	AG	21	LEU
6	AG	29	LEU
6	AG	55	LYS
6	AG	57	GLU
6	AG	58	LEU
6	AG	59	GLU
6	AG	68	VAL
6	AG	72	VAL
6	AG	89	GLU
6	AG	94	ARG
6	AG	96	ASN
6	AG	117	LEU
6	AG	124	SER
6	AG	138	GLU
6	AG	143	MET
7	AH	24	VAL
7	AH	53	ASP
7	AH	54	THR
7	AH	55	LYS
7	AH	72	GLU
7	AH	82	LEU
7	AH	100	ILE
7	AH	105	THR
7	AH	113	ARG
8	AI	12	LYS
8	AI	13	SER
8	AI	14	SER
8	AI	26	LYS
8	AI	30	ASN
8	AI	31	GLN
8	AI	36	GLN
8	AI	37	TYR

Continued on next page...

Continued from previous page...

Mol	Chain	Res	Type
8	AI	42	THR
8	AI	45	MET
8	AI	46	VAL
8	AI	62	LEU
8	AI	67	LYS
8	AI	87	MET
8	AI	89	TYR
8	AI	90	ASP
8	AI	91	GLU
8	AI	94	ARG
8	AI	99	LYS
8	AI	105	ARG
8	AI	106	ASP
8	AI	109	GLN
8	AI	112	ARG
8	AI	122	ARG
8	AI	123	ARG
8	AI	126	PHE
8	AI	128	LYS
9	AJ	15	HIS
9	AJ	17	LEU
9	AJ	19	ASP
9	AJ	32	THR
9	AJ	60	ASP
9	AJ	64	GLN
9	AJ	75	ASP
9	AJ	80	THR
9	AJ	81	GLU
9	AJ	83	THR
9	AJ	88	MET
9	AJ	92	LEU
9	AJ	102	LEU
10	AK	26	PHE
10	AK	28	ASN
10	AK	34	THR
10	AK	35	ASP
10	AK	52	ARG
10	AK	69	CYS
10	AK	75	GLU
10	AK	80	ASN
10	AK	84	MET
10	AK	100	ASN

Continued on next page...

Continued from previous page...

Mol	Chain	Res	Type
10	AK	105	ARG
10	AK	106	ILE
10	AK	110	THR
10	AK	115	ILE
10	AK	117	HIS
10	AK	118	ASN
10	AK	127	ARG
11	AL	9	LYS
11	AL	14	LYS
11	AL	17	LYS
11	AL	28	GLN
11	AL	35	ARG
11	AL	43	LYS
11	AL	48	LEU
11	AL	49	ARG
11	AL	86	VAL
11	AL	87	LYS
11	AL	93	ARG
11	AL	95	HIS
11	AL	96	THR
11	AL	107	LYS
11	AL	108	ASP
11	AL	122	LYS
12	AM	2	ARG
12	AM	16	ILE
12	AM	26	LYS
12	AM	28	ARG
12	AM	44	ILE
12	AM	45	SER
12	AM	46	GLU
12	AM	47	LEU
12	AM	57	ASP
12	AM	62	PHE
12	AM	67	ASP
12	AM	71	GLU
12	AM	77	LYS
12	AM	89	ARG
12	AM	91	ARG
12	AM	92	ARG
12	AM	96	VAL
12	AM	99	GLN
12	AM	101	THR

Continued on next page...

Continued from previous page...

Mol	Chain	Res	Type
12	AM	102	LYS
13	AP	8	ARG
13	AP	28	ARG
13	AP	45	GLU
13	AP	51	ARG
14	AQ	5	ARG
14	AQ	6	THR
14	AQ	15	LYS
14	AQ	27	PHE
14	AQ	39	ARG
14	AQ	48	GLU
14	AQ	60	ILE
14	AQ	66	LEU
14	AQ	74	LEU
14	AQ	79	GLU
14	AQ	80	LYS
15	AR	23	LYS
15	AR	30	ASN
15	AR	38	ILE
15	AR	42	ARG
15	AR	46	THR
15	AR	71	ASP
15	AR	72	ARG
16	AS	2	ARG
16	AS	4	LEU
16	AS	5	LYS
16	AS	10	ILE
16	AS	11	ASP
16	AS	14	LEU
16	AS	20	LYS
16	AS	26	ASP
16	AS	27	LYS
16	AS	28	LYS
16	AS	33	TRP
16	AS	34	SER
16	AS	36	ARG
16	AS	38	THR
16	AS	40	PHE
16	AS	47	THR
16	AS	54	ARG
16	AS	59	VAL
16	AS	64	GLU

Continued on next page...

Continued from previous page...

Mol	Chain	Res	Type
16	AS	70	LEU
16	AS	76	THR
17	AT	2	ASN
17	AT	4	LYS
17	AT	13	SER
17	AT	14	GLU
17	AT	35	TYR
17	AT	43	LYS
17	AT	51	ASN
17	AT	52	GLU
17	AT	53	MET
17	AT	59	ARG
17	AT	67	HIS
17	AT	69	ASN
17	AT	73	ARG
17	AT	79	THR
18	AB	8	MET
18	AB	14	HIS
18	AB	18	GLN
18	AB	23	ASN
18	AB	31	PHE
18	AB	38	HIS
18	AB	41	ASN
18	AB	42	LEU
18	AB	43	GLU
18	AB	46	VAL
18	AB	48	MET
18	AB	61	SER
18	AB	62	ARG
18	AB	67	LEU
18	AB	68	PHE
18	AB	73	ARG
18	AB	80	LYS
18	AB	81	ASP
18	AB	84	LEU
18	AB	88	GLN
18	AB	94	ARG
18	AB	95	TRP
18	AB	100	LEU
18	AB	104	LYS
18	AB	107	ARG
18	AB	125	PHE

Continued on next page...

Continued from previous page...

Mol	Chain	Res	Type
18	AB	127	LYS
18	AB	131	LYS
18	AB	146	SER
18	AB	160	LEU
18	AB	169	HIS
18	AB	183	PHE
18	AB	187	ASP
18	AB	188	THR
18	AB	196	ASP
18	AB	202	ASN
18	AB	203	ASP
18	AB	213	LEU
18	AB	221	ARG
19	AU	7	GLU
19	AU	11	PHE
19	AU	15	LEU
19	AU	16	ARG
19	AU	18	PHE
19	AU	19	LYS
19	AU	20	ARG
19	AU	22	CYS
19	AU	24	LYS
19	AU	33	ARG
19	AU	34	ARG
19	AU	36	PHE
19	AU	44	ARG
20	AO	15	PHE
20	AO	17	ARG
20	AO	20	ASN
20	AO	32	LEU
20	AO	33	THR
20	AO	40	GLN
20	AO	42	HIS
20	AO	66	LEU
20	AO	70	LEU
20	AO	77	ARG
20	AO	88	ARG
21	AN	19	TYR
21	AN	20	PHE
21	AN	30	ILE
21	AN	44	VAL
21	AN	47	LEU

Continued on next page...

Continued from previous page...

Mol	Chain	Res	Type
21	AN	48	GLN
21	AN	49	THR
21	AN	50	LEU
21	AN	52	ARG
21	AN	53	ASP
21	AN	59	GLN
21	AN	65	GLN
21	AN	74	ARG
21	AN	80	ARG
21	AN	84	ARG
21	AN	100	TRP
24	BI	96	LYS
25	BC	5	CYS
25	BC	9	SER
25	BC	12	ARG
25	BC	35	LYS
25	BC	43	ASN
25	BC	45	ASN
25	BC	62	ARG
25	BC	63	ILE
25	BC	65	ASP
25	BC	66	PHE
25	BC	69	ASN
25	BC	71	ASP
25	BC	82	TYR
25	BC	86	ARG
25	BC	100	ARG
25	BC	113	ASP
25	BC	123	ILE
25	BC	134	ILE
25	BC	152	GLN
25	BC	155	ARG
25	BC	166	ARG
25	BC	173	LEU
25	BC	176	ARG
25	BC	180	MET
25	BC	181	ARG
25	BC	186	ASP
25	BC	188	ARG
25	BC	191	LEU
25	BC	201	LEU
25	BC	224	MET

Continued on next page...

Continued from previous page...

Mol	Chain	Res	Type
25	BC	239	PHE
25	BC	245	THR
25	BC	249	VAL
25	BC	251	THR
25	BC	255	LYS
25	BC	269	ARG
26	BD	1	MET
26	BD	11	MET
26	BD	13	ARG
26	BD	17	GLU
26	BD	33	ARG
26	BD	36	GLN
26	BD	40	LEU
26	BD	46	ARG
26	BD	52	THR
26	BD	55	LYS
26	BD	58	ASN
26	BD	62	LYS
26	BD	81	GLU
26	BD	82	PHE
26	BD	84	LEU
26	BD	91	THR
26	BD	98	VAL
26	BD	106	LYS
26	BD	108	ASP
26	BD	118	PHE
26	BD	128	ARG
26	BD	131	ASP
26	BD	138	LEU
26	BD	141	ARG
26	BD	148	GLN
26	BD	154	LYS
26	BD	159	LYS
26	BD	183	GLU
26	BD	201	LEU
26	BD	204	LYS
27	BK	6	THR
27	BK	18	ARG
27	BK	19	VAL
27	BK	21	CYS
27	BK	25	LEU
27	BK	32	TYR

Continued on next page...

Continued from previous page...

Mol	Chain	Res	Type
27	BK	37	ASP
27	BK	38	ILE
27	BK	47	ILE
27	BK	52	VAL
27	BK	54	LYS
27	BK	65	THR
27	BK	66	LYS
27	BK	72	PRO
27	BK	73	ASP
27	BK	79	PHE
27	BK	86	LEU
27	BK	88	ASN
27	BK	97	THR
27	BK	104	THR
27	BK	105	ARG
27	BK	107	LEU
27	BK	108	ARG
27	BK	111	LYS
27	BK	113	MET
27	BK	120	PRO
28	BP	3	ILE
28	BP	6	GLN
28	BP	19	PHE
28	BP	20	ARG
28	BP	25	VAL
28	BP	33	GLU
28	BP	43	GLU
28	BP	52	ARG
28	BP	58	PHE
28	BP	59	THR
28	BP	61	ARG
28	BP	65	ASN
28	BP	80	VAL
28	BP	83	ILE
28	BP	84	SER
28	BP	95	LYS
28	BP	99	LEU
28	BP	100	ARG
28	BP	101	GLU
28	BP	111	GLU
28	BP	112	ARG
28	BP	114	ASN

Continued on next page...

Continued from previous page...

Mol	Chain	Res	Type
29	BE	5	LEU
29	BE	6	LYS
29	BE	7	ASP
29	BE	9	GLN
29	BE	13	THR
29	BE	16	GLU
29	BE	17	THR
29	BE	24	ASN
29	BE	58	LYS
29	BE	61	ARG
29	BE	62	GLN
29	BE	63	LYS
29	BE	78	TRP
29	BE	108	ILE
29	BE	112	LEU
29	BE	118	LEU
29	BE	122	GLU
29	BE	123	LYS
29	BE	144	GLU
29	BE	145	ASP
29	BE	147	LEU
29	BE	198	GLU
30	BY	2	LYS
30	BY	6	ILE
30	BY	10	ARG
30	BY	15	ARG
30	BY	23	LEU
30	BY	24	LEU
30	BY	37	ARG
30	BY	43	ILE
30	BY	53	MET
31	B0	5	ASN
31	B0	26	SER
31	B0	27	LEU
31	B0	28	SER
31	B0	35	GLU
31	B0	37	HIS
31	B0	38	LEU
31	B0	41	HIS
31	B0	45	ASP
31	B0	47	TYR
31	B0	51	ARG

Continued on next page...

Continued from previous page...

Mol	Chain	Res	Type
32	B4	3	VAL
32	B4	9	LYS
32	B4	24	ARG
32	B4	35	GLN
33	B1	6	GLU
33	B1	8	ILE
33	B1	9	LYS
33	B1	16	THR
33	B1	31	GLU
33	B1	35	LEU
34	B3	7	ARG
34	B3	14	LYS
34	B3	18	LYS
34	B3	56	LEU
34	B3	57	VAL
34	B3	58	ILE
35	BV	11	GLU
35	BV	18	ARG
35	BV	24	ASN
35	BV	34	LYS
35	BV	40	ILE
35	BV	42	LEU
35	BV	51	GLN
35	BV	53	LYS
35	BV	68	LYS
35	BV	70	ILE
35	BV	75	GLN
35	BV	82	TYR
35	BV	87	GLN
35	BV	90	ASP
36	B2	3	ARG
36	B2	4	THR
36	B2	22	MET
36	B2	34	ARG
36	B2	39	ARG
36	B2	46	LYS
37	BL	4	ASN
37	BL	19	LEU
37	BL	21	ARG
37	BL	46	VAL
37	BL	64	PHE
37	BL	69	ARG

Continued on next page...

Continued from previous page...

Mol	Chain	Res	Type
37	BL	91	ASP
37	BL	92	LEU
37	BL	94	THR
37	BL	95	LEU
37	BL	118	THR
37	BL	122	VAL
37	BL	123	ARG
38	BM	1	MET
38	BM	20	LEU
38	BM	25	ASP
38	BM	42	THR
38	BM	46	ILE
38	BM	50	ARG
38	BM	55	ARG
38	BM	59	ARG
38	BM	60	GLN
38	BM	63	ILE
38	BM	65	ILE
38	BM	70	ASP
38	BM	75	GLU
38	BM	78	LEU
38	BM	81	ARG
38	BM	82	MET
38	BM	88	ASN
38	BM	90	GLU
38	BM	93	VAL
38	BM	110	GLU
38	BM	111	GLU
38	BM	115	GLU
38	BM	131	VAL
39	BX	2	LYS
39	BX	7	ARG
39	BX	16	THR
39	BX	17	GLU
39	BX	20	ASN
39	BX	21	LEU
39	BX	22	LEU
39	BX	25	GLN
39	BX	37	LEU
39	BX	57	LEU
39	BX	58	ASN
39	BX	59	GLU

Continued on next page...

Continued from previous page...

Mol	Chain	Res	Type
40	BH	1	MET
40	BH	3	VAL
40	BH	12	LEU
40	BH	15	LEU
40	BH	17	ASP
40	BH	25	TYR
40	BH	28	ASN
40	BH	43	ASN
40	BH	44	ILE
40	BH	50	ARG
40	BH	54	LEU
40	BH	55	GLU
40	BH	57	LYS
40	BH	62	LEU
40	BH	66	ASN
40	BH	68	ARG
40	BH	70	GLU
40	BH	71	LYS
40	BH	73	ASN
40	BH	87	GLU
40	BH	89	LYS
40	BH	90	LEU
40	BH	98	ASP
40	BH	103	VAL
40	BH	104	THR
40	BH	109	GLU
40	BH	110	VAL
40	BH	112	LYS
40	BH	116	ARG
40	BH	128	HIS
40	BH	130	VAL
40	BH	135	HIS
40	BH	146	VAL
41	BJ	2	LYS
41	BJ	3	THR
41	BJ	5	THR
41	BJ	12	LYS
41	BJ	21	THR
41	BJ	31	GLU
41	BJ	43	GLU
41	BJ	44	TYR
41	BJ	50	THR

Continued on next page...

Continued from previous page...

Mol	Chain	Res	Type
41	BJ	54	ILE
41	BJ	65	THR
41	BJ	72	LYS
41	BJ	73	VAL
41	BJ	95	ARG
41	BJ	106	LYS
41	BJ	108	MET
41	BJ	124	VAL
41	BJ	129	GLU
41	BJ	131	ASN
41	BJ	136	GLN
41	BJ	140	LEU
42	BN	2	ARG
42	BN	3	HIS
42	BN	11	ASN
42	BN	22	ARG
42	BN	33	ILE
42	BN	35	LYS
42	BN	46	ARG
42	BN	51	LEU
42	BN	57	THR
42	BN	69	ARG
42	BN	100	CYS
42	BN	114	GLU
42	BN	120	GLU
43	BO	3	LYS
43	BO	9	ARG
43	BO	21	LEU
43	BO	31	THR
43	BO	33	ARG
43	BO	35	ILE
43	BO	43	ASN
43	BO	46	GLU
43	BO	78	VAL
43	BO	84	GLU
43	BO	98	GLN
43	BO	104	GLN
43	BO	106	LEU
43	BO	116	GLN
44	BQ	5	ARG
44	BQ	10	ARG
44	BQ	13	HIS

Continued on next page...

Continued from previous page...

Mol	Chain	Res	Type
44	BQ	14	LYS
44	BQ	19	GLN
44	BQ	29	ARG
44	BQ	48	ASP
44	BQ	59	LEU
44	BQ	69	ARG
44	BQ	79	ILE
44	BQ	83	LYS
44	BQ	88	GLU
44	BQ	90	ASP
44	BQ	96	ASP
44	BQ	105	PHE
45	BS	1	MET
45	BS	6	LYS
45	BS	17	VAL
45	BS	18	ARG
45	BS	22	ASP
45	BS	36	LEU
45	BS	40	ASN
45	BS	66	ILE
45	BS	72	THR
45	BS	84	ARG
45	BS	86	MET
45	BS	88	ARG
45	BS	101	SER
46	BU	7	ASP
46	BU	11	ILE
46	BU	18	LYS
46	BU	26	ASN
46	BU	35	VAL
46	BU	45	GLN
46	BU	46	LYS
46	BU	51	LEU
46	BU	60	LYS
46	BU	73	ASN
46	BU	78	LYS
46	BU	85	ARG
46	BU	87	GLU
46	BU	102	ILE
47	BF	2	LYS
47	BF	9	ASP
47	BF	18	GLU

Continued on next page...

Continued from previous page...

Mol	Chain	Res	Type
47	BF	29	ARG
47	BF	35	LEU
47	BF	49	LEU
47	BF	50	ASP
47	BF	56	LEU
47	BF	62	GLN
47	BF	66	ILE
47	BF	68	LYS
47	BF	76	PHE
47	BF	91	ARG
47	BF	93	GLU
47	BF	94	ARG
47	BF	97	GLU
47	BF	100	GLU
47	BF	111	ARG
47	BF	121	PHE
47	BF	129	MET
47	BF	134	GLN
47	BF	137	PHE
47	BF	138	PRO
47	BF	141	ASP
47	BF	142	TYR
47	BF	143	ASP
47	BF	146	ASP
47	BF	147	ARG
47	BF	149	ARG
47	BF	156	THR
47	BF	177	ARG
47	BF	178	LYS
48	BG	14	VAL
48	BG	17	LYS
48	BG	19	ASN
48	BG	26	LYS
48	BG	29	ASN
48	BG	31	GLU
48	BG	34	ARG
48	BG	36	LEU
48	BG	46	ASP
48	BG	50	THR
48	BG	54	ARG
48	BG	68	ARG
48	BG	84	LYS

Continued on next page...

Continued from previous page...

Mol	Chain	Res	Type
48	BG	85	LYS
48	BG	86	LEU
48	BG	94	ARG
48	BG	120	ILE
48	BG	123	GLU
48	BG	138	GLN
48	BG	148	ARG
48	BG	162	ARG
48	BG	166	GLU
48	BG	167	VAL
48	BG	169	ARG
48	BG	176	LYS
49	BR	5	PHE
49	BR	12	HIS
49	BR	19	THR
49	BR	22	LEU
49	BR	27	ILE
49	BR	39	LEU
49	BR	41	ILE
49	BR	48	LYS
49	BR	53	PHE
49	BR	66	HIS
49	BR	70	GLU
49	BR	72	VAL
49	BR	99	THR
50	BT	2	ILE
50	BT	3	ARG
50	BT	4	GLU
50	BT	6	ARG
50	BT	9	LYS
50	BT	11	LEU
50	BT	12	ARG
50	BT	22	THR
50	BT	29	THR
50	BT	32	LEU
50	BT	50	LEU
50	BT	54	GLU
50	BT	61	LEU
50	BT	64	LYS
50	BT	68	LYS
50	BT	69	ARG
50	BT	73	ARG

Continued on next page...

Continued from previous page...

Mol	Chain	Res	Type
50	BT	76	ARG
50	BT	79	ASP
50	BT	87	LEU
50	BT	92	ASN
51	BZ	4	VAL
51	BZ	13	VAL
51	BZ	27	ARG
51	BZ	28	ARG
51	BZ	29	PHE
51	BZ	30	LEU
51	BZ	33	LEU
51	BZ	37	ARG
51	BZ	46	PHE
51	BZ	49	LEU
51	BZ	60	ASP
51	BZ	65	ASP
51	BZ	77	LYS
51	BZ	78	TYR
52	BW	10	ARG
52	BW	16	GLU
52	BW	18	LYS
52	BW	19	ARG
52	BW	23	LYS
52	BW	24	ARG
52	BW	25	PHE
52	BW	31	LEU
52	BW	38	ARG
52	BW	39	GLN
52	BW	40	ARG
52	BW	44	PHE
52	BW	50	VAL
52	BW	61	LYS
52	BW	75	ASN
52	BW	76	ARG
52	BW	77	LYS
3	CD	2	ARG
3	CD	12	ARG
3	CD	18	LEU
3	CD	25	ARG
3	CD	27	ILE
3	CD	28	ASP
3	CD	34	GLU

Continued on next page...

Continued from previous page...

Mol	Chain	Res	Type
3	CD	46	ARG
3	CD	49	ASP
3	CD	55	ARG
3	CD	87	GLU
3	CD	104	MET
3	CD	106	PHE
3	CD	114	ARG
3	CD	146	GLU
3	CD	147	LYS
3	CD	158	LEU
3	CD	160	LEU
3	CD	176	LYS
3	CD	189	ASP
3	CD	190	LEU
3	CD	196	GLU
3	CD	197	HIS
3	CD	198	LEU
3	CD	199	ILE
3	CD	200	VAL
4	CE	14	LEU
4	CE	23	THR
4	CE	30	PHE
4	CE	45	VAL
4	CE	51	LYS
4	CE	60	GLN
4	CE	61	LYS
4	CE	63	MET
4	CE	68	ARG
4	CE	72	ASN
4	CE	77	ASN
4	CE	81	GLN
4	CE	92	ARG
4	CE	115	GLU
4	CE	123	LEU
4	CE	125	LYS
4	CE	127	TYR
4	CE	144	GLU
4	CE	147	ASN
4	CE	156	ARG
5	CF	6	ILE
5	CF	16	GLU
5	CF	54	LEU

Continued on next page...

Continued from previous page...

Mol	Chain	Res	Type
5	CF	56	LYS
5	CF	62	MET
5	CF	69	GLU
5	CF	72	ASP
5	CF	73	GLU
5	CF	86	ARG
5	CF	96	VAL
5	CF	97	THR
5	CF	100	SER
7	CH	24	VAL
7	CH	25	THR
7	CH	53	ASP
7	CH	54	THR
7	CH	55	LYS
7	CH	72	GLU
7	CH	82	LEU
7	CH	100	ILE
7	CH	113	ARG
10	CK	26	PHE
10	CK	28	ASN
10	CK	34	THR
10	CK	35	ASP
10	CK	52	ARG
10	CK	69	CYS
10	CK	75	GLU
10	CK	80	ASN
10	CK	84	MET
10	CK	100	ASN
10	CK	105	ARG
10	CK	106	ILE
10	CK	110	THR
10	CK	115	ILE
10	CK	117	HIS
10	CK	118	ASN
10	CK	127	ARG
11	CL	9	LYS
11	CL	14	LYS
11	CL	17	LYS
11	CL	28	GLN
11	CL	35	ARG
11	CL	43	LYS
11	CL	48	LEU

Continued on next page...

Continued from previous page...

Mol	Chain	Res	Type
11	CL	49	ARG
11	CL	86	VAL
11	CL	87	LYS
11	CL	93	ARG
11	CL	95	HIS
11	CL	96	THR
11	CL	107	LYS
11	CL	108	ASP
11	CL	122	LYS
13	CP	8	ARG
13	CP	28	ARG
13	CP	45	GLU
13	CP	51	ARG
14	CQ	5	ARG
14	CQ	6	THR
14	CQ	8	GLN
14	CQ	15	LYS
14	CQ	27	PHE
14	CQ	39	ARG
14	CQ	48	GLU
14	CQ	60	ILE
14	CQ	66	LEU
14	CQ	74	LEU
14	CQ	79	GLU
14	CQ	80	LYS
15	CR	23	LYS
15	CR	30	ASN
15	CR	38	ILE
15	CR	42	ARG
15	CR	46	THR
15	CR	71	ASP
15	CR	72	ARG
15	CR	73	HIS
17	CT	2	ASN
17	CT	4	LYS
17	CT	13	SER
17	CT	14	GLU
17	CT	35	TYR
17	CT	43	LYS
17	CT	51	ASN
17	CT	52	GLU
17	CT	53	MET

Continued on next page...

Continued from previous page...

Mol	Chain	Res	Type
17	CT	59	ARG
17	CT	67	HIS
17	CT	69	ASN
17	CT	73	ARG
17	CT	79	THR
19	CU	11	PHE
19	CU	15	LEU
19	CU	16	ARG
19	CU	18	PHE
19	CU	19	LYS
19	CU	20	ARG
19	CU	22	CYS
19	CU	24	LYS
19	CU	33	ARG
19	CU	34	ARG
19	CU	36	PHE
19	CU	44	ARG
2	CC	2	GLN
2	CC	10	ARG
2	CC	13	ILE
2	CC	17	TRP
2	CC	20	THR
2	CC	27	GLU
2	CC	31	ASN
2	CC	39	ARG
2	CC	44	LYS
2	CC	48	LYS
2	CC	50	SER
2	CC	56	ILE
2	CC	61	LYS
2	CC	63	ILE
2	CC	78	LYS
2	CC	86	LEU
2	CC	88	LYS
2	CC	104	GLU
2	CC	106	ARG
2	CC	107	LYS
2	CC	109	GLU
2	CC	117	ASP
2	CC	120	THR
2	CC	126	ARG
2	CC	128	MET

Continued on next page...

Continued from previous page...

Mol	Chain	Res	Type
2	CC	130	ARG
2	CC	138	GLN
2	CC	143	LEU
2	CC	156	LEU
2	CC	165	GLU
2	CC	168	ARG
2	CC	175	HIS
2	CC	186	SER
2	CC	192	TYR
2	CC	201	ILE
2	CC	205	GLU
6	CG	2	ARG
6	CG	11	ILE
6	CG	12	LEU
6	CG	21	LEU
6	CG	26	VAL
6	CG	47	GLU
6	CG	55	LYS
6	CG	56	SER
6	CG	59	GLU
6	CG	62	GLU
6	CG	67	ASN
6	CG	75	LYS
6	CG	78	ARG
6	CG	91	ARG
6	CG	93	VAL
6	CG	94	ARG
6	CG	96	ASN
6	CG	105	GLU
6	CG	108	ARG
6	CG	109	LYS
6	CG	112	ASP
6	CG	115	MET
6	CG	124	SER
6	CG	128	GLU
6	CG	134	VAL
6	CG	137	ARG
6	CG	152	HIS
8	CI	3	ASN
8	CI	11	ARG
8	CI	13	SER
8	CI	27	ILE

Continued on next page...

Continued from previous page...

Mol	Chain	Res	Type
8	CI	30	ASN
8	CI	35	GLU
8	CI	42	THR
8	CI	44	ARG
8	CI	45	MET
8	CI	46	VAL
8	CI	56	MET
8	CI	58	GLU
8	CI	59	LYS
8	CI	60	LEU
8	CI	62	LEU
8	CI	65	THR
8	CI	67	LYS
8	CI	74	GLN
8	CI	80	HIS
8	CI	93	LEU
8	CI	96	GLU
8	CI	108	ARG
8	CI	109	GLN
8	CI	114	LYS
8	CI	123	ARG
8	CI	129	ARG
9	CJ	24	GLU
9	CJ	37	ARG
9	CJ	47	GLU
9	CJ	64	GLN
9	CJ	72	ARG
9	CJ	73	LEU
9	CJ	78	GLU
9	CJ	80	THR
9	CJ	81	GLU
9	CJ	82	LYS
9	CJ	89	ARG
9	CJ	90	LEU
9	CJ	92	LEU
9	CJ	99	GLN
12	CM	2	ARG
12	CM	8	ILE
12	CM	22	TYR
12	CM	38	ILE
12	CM	40	GLU
12	CM	41	ASP

Continued on next page...

Continued from previous page...

Mol	Chain	Res	Type
12	CM	43	LYS
12	CM	47	LEU
12	CM	54	THR
12	CM	55	LEU
12	CM	57	ASP
12	CM	64	VAL
12	CM	65	GLU
12	CM	91	ARG
12	CM	97	ARG
12	CM	106	ARG
21	CN	15	LEU
21	CN	41	TRP
21	CN	45	LEU
21	CN	47	LEU
21	CN	49	THR
21	CN	50	LEU
21	CN	52	ARG
21	CN	55	SER
21	CN	58	ARG
21	CN	63	CYS
21	CN	64	ARG
21	CN	65	GLN
21	CN	76	PHE
21	CN	81	ILE
21	CN	96	LYS
16	CS	2	ARG
16	CS	4	LEU
16	CS	5	LYS
16	CS	10	ILE
16	CS	12	LEU
16	CS	13	HIS
16	CS	15	LEU
16	CS	23	GLU
16	CS	26	ASP
16	CS	27	LYS
16	CS	28	LYS
16	CS	36	ARG
16	CS	38	THR
16	CS	39	ILE
16	CS	47	THR
16	CS	56	HIS
16	CS	59	VAL

Continued on next page...

Continued from previous page...

Mol	Chain	Res	Type
16	CS	60	PHE
16	CS	64	GLU
16	CS	65	MET
18	CB	8	MET
18	CB	9	LEU
18	CB	19	THR
18	CB	22	TRP
18	CB	23	ASN
18	CB	27	LYS
18	CB	35	ASN
18	CB	42	LEU
18	CB	43	GLU
18	CB	44	LYS
18	CB	46	VAL
18	CB	50	ASN
18	CB	57	ASN
18	CB	58	LYS
18	CB	62	ARG
18	CB	72	LYS
18	CB	84	LEU
18	CB	86	CYS
18	CB	92	ASN
18	CB	93	HIS
18	CB	95	TRP
18	CB	103	TRP
18	CB	104	LYS
18	CB	113	LEU
18	CB	121	GLN
18	CB	122	ASP
18	CB	126	ASP
18	CB	127	LYS
18	CB	136	ARG
18	CB	137	THR
18	CB	144	GLU
18	CB	152	ASP
18	CB	160	LEU
18	CB	163	ILE
18	CB	166	ASP
18	CB	169	HIS
18	CB	176	ASN
18	CB	178	LEU
18	CB	187	ASP

Continued on next page...

Continued from previous page...

Mol	Chain	Res	Type
18	CB	193	ASP
18	CB	196	ASP
18	CB	198	VAL
18	CB	199	ILE
18	CB	210	THR
18	CB	211	LEU
18	CB	212	TYR
18	CB	221	ARG
20	CO	4	SER
20	CO	6	GLU
20	CO	18	ASP
20	CO	33	THR
20	CO	35	GLN
20	CO	37	ASN
20	CO	53	ARG
20	CO	54	ARG
20	CO	59	MET
20	CO	62	GLN
20	CO	64	ARG
20	CO	66	LEU
20	CO	70	LEU
20	CO	71	LYS
20	CO	88	ARG
24	DI	2	LYS
24	DI	54	ILE
24	DI	91	LYS
24	DI	99	LYS
24	DI	121	ILE
24	DI	140	GLU
25	DC	5	CYS
25	DC	9	SER
25	DC	12	ARG
25	DC	35	LYS
25	DC	43	ASN
25	DC	45	ASN
25	DC	62	ARG
25	DC	63	ILE
25	DC	65	ASP
25	DC	66	PHE
25	DC	69	ASN
25	DC	71	ASP
25	DC	82	TYR

Continued on next page...

Continued from previous page...

Mol	Chain	Res	Type
25	DC	86	ARG
25	DC	100	ARG
25	DC	113	ASP
25	DC	123	ILE
25	DC	134	ILE
25	DC	152	GLN
25	DC	155	ARG
25	DC	166	ARG
25	DC	173	LEU
25	DC	176	ARG
25	DC	180	MET
25	DC	181	ARG
25	DC	186	ASP
25	DC	188	ARG
25	DC	191	LEU
25	DC	201	LEU
25	DC	224	MET
25	DC	239	PHE
25	DC	245	THR
25	DC	249	VAL
25	DC	251	THR
25	DC	269	ARG
26	DD	1	MET
26	DD	11	MET
26	DD	13	ARG
26	DD	17	GLU
26	DD	33	ARG
26	DD	36	GLN
26	DD	40	LEU
26	DD	46	ARG
26	DD	55	LYS
26	DD	58	ASN
26	DD	62	LYS
26	DD	81	GLU
26	DD	82	PHE
26	DD	84	LEU
26	DD	91	THR
26	DD	98	VAL
26	DD	106	LYS
26	DD	108	ASP
26	DD	118	PHE
26	DD	128	ARG

Continued on next page...

Continued from previous page...

Mol	Chain	Res	Type
26	DD	131	ASP
26	DD	138	LEU
26	DD	141	ARG
26	DD	146	ILE
26	DD	148	GLN
26	DD	154	LYS
26	DD	159	LYS
26	DD	183	GLU
26	DD	199	SER
26	DD	201	LEU
26	DD	204	LYS
27	DK	6	THR
27	DK	18	ARG
27	DK	19	VAL
27	DK	21	CYS
27	DK	25	LEU
27	DK	32	TYR
27	DK	38	ILE
27	DK	47	ILE
27	DK	52	VAL
27	DK	54	LYS
27	DK	65	THR
27	DK	66	LYS
27	DK	72	PRO
27	DK	73	ASP
27	DK	79	PHE
27	DK	86	LEU
27	DK	88	ASN
27	DK	97	THR
27	DK	104	THR
27	DK	105	ARG
27	DK	108	ARG
27	DK	111	LYS
27	DK	113	MET
27	DK	120	PRO
28	DP	3	ILE
28	DP	6	GLN
28	DP	19	PHE
28	DP	20	ARG
28	DP	25	VAL
28	DP	33	GLU
28	DP	43	GLU

Continued on next page...

Continued from previous page...

Mol	Chain	Res	Type
28	DP	52	ARG
28	DP	58	PHE
28	DP	59	THR
28	DP	61	ARG
28	DP	65	ASN
28	DP	80	VAL
28	DP	83	ILE
28	DP	84	SER
28	DP	95	LYS
28	DP	99	LEU
28	DP	100	ARG
28	DP	101	GLU
28	DP	111	GLU
28	DP	112	ARG
28	DP	114	ASN
29	DE	5	LEU
29	DE	6	LYS
29	DE	7	ASP
29	DE	9	GLN
29	DE	13	THR
29	DE	16	GLU
29	DE	17	THR
29	DE	24	ASN
29	DE	58	LYS
29	DE	61	ARG
29	DE	62	GLN
29	DE	63	LYS
29	DE	78	TRP
29	DE	108	ILE
29	DE	112	LEU
29	DE	118	LEU
29	DE	122	GLU
29	DE	123	LYS
29	DE	144	GLU
29	DE	145	ASP
29	DE	147	LEU
29	DE	198	GLU
30	DY	2	LYS
30	DY	6	ILE
30	DY	10	ARG
30	DY	15	ARG
30	DY	23	LEU

Continued on next page...

Continued from previous page...

Mol	Chain	Res	Type
30	DY	24	LEU
30	DY	37	ARG
30	DY	43	ILE
30	DY	53	MET
31	D0	5	ASN
31	D0	27	LEU
31	D0	28	SER
31	D0	35	GLU
31	D0	37	HIS
31	D0	38	LEU
31	D0	41	HIS
31	D0	45	ASP
31	D0	47	TYR
31	D0	51	ARG
32	D4	9	LYS
32	D4	24	ARG
32	D4	35	GLN
33	D1	6	GLU
33	D1	8	ILE
33	D1	9	LYS
33	D1	16	THR
33	D1	31	GLU
33	D1	35	LEU
34	D3	7	ARG
34	D3	14	LYS
34	D3	18	LYS
34	D3	56	LEU
34	D3	57	VAL
34	D3	58	ILE
35	DV	11	GLU
35	DV	18	ARG
35	DV	24	ASN
35	DV	34	LYS
35	DV	40	ILE
35	DV	42	LEU
35	DV	51	GLN
35	DV	53	LYS
35	DV	68	LYS
35	DV	70	ILE
35	DV	75	GLN
35	DV	77	VAL
35	DV	87	GLN

Continued on next page...

Continued from previous page...

Mol	Chain	Res	Type
35	DV	90	ASP
36	D2	3	ARG
36	D2	22	MET
36	D2	34	ARG
36	D2	39	ARG
36	D2	46	LYS
37	DL	4	ASN
37	DL	19	LEU
37	DL	21	ARG
37	DL	46	VAL
37	DL	64	PHE
37	DL	69	ARG
37	DL	92	LEU
37	DL	94	THR
37	DL	95	LEU
37	DL	118	THR
37	DL	122	VAL
37	DL	123	ARG
38	DM	1	MET
38	DM	20	LEU
38	DM	25	ASP
38	DM	42	THR
38	DM	46	ILE
38	DM	50	ARG
38	DM	55	ARG
38	DM	59	ARG
38	DM	60	GLN
38	DM	63	ILE
38	DM	65	ILE
38	DM	70	ASP
38	DM	75	GLU
38	DM	78	LEU
38	DM	81	ARG
38	DM	82	MET
38	DM	88	ASN
38	DM	90	GLU
38	DM	93	VAL
38	DM	110	GLU
38	DM	111	GLU
38	DM	115	GLU
38	DM	131	VAL
39	DX	2	LYS

Continued on next page...

Continued from previous page...

Mol	Chain	Res	Type
39	DX	7	ARG
39	DX	16	THR
39	DX	17	GLU
39	DX	20	ASN
39	DX	25	GLN
39	DX	37	LEU
39	DX	57	LEU
39	DX	58	ASN
39	DX	59	GLU
40	DH	1	MET
40	DH	3	VAL
40	DH	12	LEU
40	DH	15	LEU
40	DH	17	ASP
40	DH	25	TYR
40	DH	28	ASN
40	DH	50	ARG
40	DH	70	GLU
40	DH	76	GLU
40	DH	87	GLU
40	DH	90	LEU
40	DH	96	THR
40	DH	97	ARG
40	DH	112	LYS
40	DH	116	ARG
40	DH	119	ASN
40	DH	123	ARG
40	DH	124	THR
40	DH	129	GLU
40	DH	131	SER
40	DH	134	VAL
40	DH	137	GLU
40	DH	139	PHE
40	DH	141	LYS
41	DJ	2	LYS
41	DJ	3	THR
41	DJ	5	THR
41	DJ	12	LYS
41	DJ	21	THR
41	DJ	31	GLU
41	DJ	43	GLU
41	DJ	44	TYR

Continued on next page...

Continued from previous page...

Mol	Chain	Res	Type
41	DJ	50	THR
41	DJ	54	ILE
41	DJ	65	THR
41	DJ	72	LYS
41	DJ	73	VAL
41	DJ	95	ARG
41	DJ	106	LYS
41	DJ	108	MET
41	DJ	129	GLU
41	DJ	131	ASN
41	DJ	136	GLN
41	DJ	140	LEU
42	DN	2	ARG
42	DN	3	HIS
42	DN	11	ASN
42	DN	22	ARG
42	DN	33	ILE
42	DN	35	LYS
42	DN	46	ARG
42	DN	51	LEU
42	DN	57	THR
42	DN	69	ARG
42	DN	100	CYS
42	DN	114	GLU
42	DN	120	GLU
43	DO	3	LYS
43	DO	9	ARG
43	DO	21	LEU
43	DO	31	THR
43	DO	33	ARG
43	DO	35	ILE
43	DO	43	ASN
43	DO	46	GLU
43	DO	78	VAL
43	DO	84	GLU
43	DO	98	GLN
43	DO	104	GLN
43	DO	106	LEU
43	DO	116	GLN
44	DQ	5	ARG
44	DQ	10	ARG
44	DQ	13	HIS

Continued on next page...

Continued from previous page...

Mol	Chain	Res	Type
44	DQ	14	LYS
44	DQ	19	GLN
44	DQ	29	ARG
44	DQ	48	ASP
44	DQ	59	LEU
44	DQ	69	ARG
44	DQ	79	ILE
44	DQ	83	LYS
44	DQ	88	GLU
44	DQ	90	ASP
44	DQ	96	ASP
44	DQ	105	PHE
45	DS	1	MET
45	DS	6	LYS
45	DS	17	VAL
45	DS	18	ARG
45	DS	22	ASP
45	DS	36	LEU
45	DS	40	ASN
45	DS	66	ILE
45	DS	72	THR
45	DS	84	ARG
45	DS	86	MET
45	DS	88	ARG
45	DS	101	SER
46	DU	7	ASP
46	DU	11	ILE
46	DU	18	LYS
46	DU	26	ASN
46	DU	35	VAL
46	DU	45	GLN
46	DU	46	LYS
46	DU	51	LEU
46	DU	60	LYS
46	DU	73	ASN
46	DU	78	LYS
46	DU	85	ARG
46	DU	87	GLU
46	DU	102	ILE
47	DF	2	LYS
47	DF	9	ASP
47	DF	18	GLU

Continued on next page...

Continued from previous page...

Mol	Chain	Res	Type
47	DF	22	ASN
47	DF	29	ARG
47	DF	35	LEU
47	DF	49	LEU
47	DF	50	ASP
47	DF	56	LEU
47	DF	62	GLN
47	DF	66	ILE
47	DF	68	LYS
47	DF	76	PHE
47	DF	91	ARG
47	DF	93	GLU
47	DF	94	ARG
47	DF	97	GLU
47	DF	100	GLU
47	DF	111	ARG
47	DF	121	PHE
47	DF	129	MET
47	DF	134	GLN
47	DF	137	PHE
47	DF	138	PRO
47	DF	141	ASP
47	DF	142	TYR
47	DF	143	ASP
47	DF	146	ASP
47	DF	147	ARG
47	DF	149	ARG
47	DF	156	THR
47	DF	177	ARG
47	DF	178	LYS
48	DG	14	VAL
48	DG	17	LYS
48	DG	19	ASN
48	DG	26	LYS
48	DG	29	ASN
48	DG	31	GLU
48	DG	34	ARG
48	DG	36	LEU
48	DG	46	ASP
48	DG	50	THR
48	DG	54	ARG
48	DG	68	ARG

Continued on next page...

Continued from previous page...

Mol	Chain	Res	Type
48	DG	84	LYS
48	DG	85	LYS
48	DG	86	LEU
48	DG	94	ARG
48	DG	120	ILE
48	DG	123	GLU
48	DG	138	GLN
48	DG	148	ARG
48	DG	162	ARG
48	DG	166	GLU
48	DG	167	VAL
48	DG	169	ARG
48	DG	176	LYS
49	DR	5	PHE
49	DR	12	HIS
49	DR	19	THR
49	DR	22	LEU
49	DR	27	ILE
49	DR	39	LEU
49	DR	41	ILE
49	DR	48	LYS
49	DR	53	PHE
49	DR	70	GLU
49	DR	99	THR
50	DT	2	ILE
50	DT	3	ARG
50	DT	6	ARG
50	DT	9	LYS
50	DT	11	LEU
50	DT	12	ARG
50	DT	22	THR
50	DT	29	THR
50	DT	32	LEU
50	DT	50	LEU
50	DT	54	GLU
50	DT	61	LEU
50	DT	64	LYS
50	DT	68	LYS
50	DT	69	ARG
50	DT	73	ARG
50	DT	76	ARG
50	DT	79	ASP

Continued on next page...

Continued from previous page...

Mol	Chain	Res	Type
50	DT	87	LEU
50	DT	92	ASN
51	DZ	4	VAL
51	DZ	13	VAL
51	DZ	27	ARG
51	DZ	28	ARG
51	DZ	29	PHE
51	DZ	30	LEU
51	DZ	33	LEU
51	DZ	37	ARG
51	DZ	46	PHE
51	DZ	49	LEU
51	DZ	60	ASP
51	DZ	65	ASP
51	DZ	77	LYS
51	DZ	78	TYR
52	DW	10	ARG
52	DW	16	GLU
52	DW	18	LYS
52	DW	19	ARG
52	DW	23	LYS
52	DW	24	ARG
52	DW	25	PHE
52	DW	31	LEU
52	DW	38	ARG
52	DW	39	GLN
52	DW	40	ARG
52	DW	44	PHE
52	DW	50	VAL
52	DW	61	LYS
52	DW	75	ASN
52	DW	76	ARG
52	DW	77	LYS

Some sidechains can be flipped to improve hydrogen bonding and reduce clashes. All (332) such sidechains are listed below:

Mol	Chain	Res	Type
2	AC	2	GLN
2	AC	139	ASN
2	AC	184	ASN
3	AD	35	GLN
3	AD	53	GLN

Continued on next page...

Continued from previous page...

Mol	Chain	Res	Type
3	AD	115	GLN
3	AD	119	HIS
3	AD	135	GLN
3	AD	151	GLN
3	AD	195	ASN
4	AE	18	ASN
4	AE	42	ASN
4	AE	72	ASN
4	AE	77	ASN
4	AE	81	GLN
4	AE	82	HIS
4	AE	131	ASN
4	AE	134	ASN
5	AF	17	GLN
5	AF	46	GLN
5	AF	58	HIS
6	AG	67	ASN
6	AG	85	GLN
6	AG	121	ASN
6	AG	129	ASN
6	AG	141	HIS
6	AG	147	ASN
7	AH	3	GLN
7	AH	17	GLN
7	AH	75	GLN
7	AH	117	GLN
8	AI	30	ASN
8	AI	31	GLN
8	AI	36	GLN
8	AI	109	GLN
9	AJ	35	GLN
9	AJ	58	ASN
10	AK	21	HIS
10	AK	28	ASN
10	AK	39	ASN
10	AK	80	ASN
10	AK	108	ASN
10	AK	118	ASN
11	AL	19	ASN
11	AL	28	GLN
11	AL	45	ASN
11	AL	111	GLN

Continued on next page...

Continued from previous page...

Mol	Chain	Res	Type
12	AM	90	HIS
13	AP	29	ASN
13	AP	40	ASN
13	AP	59	HIS
14	AQ	8	GLN
17	AT	47	GLN
18	AB	23	ASN
18	AB	35	ASN
18	AB	121	GLN
18	AB	145	ASN
18	AB	169	HIS
18	AB	177	ASN
18	AB	202	ASN
19	AU	8	ASN
20	AO	20	ASN
20	AO	37	ASN
20	AO	40	GLN
21	AN	59	GLN
21	AN	65	GLN
21	AN	70	HIS
24	BI	11	GLN
24	BI	29	GLN
24	BI	33	ASN
24	BI	93	ASN
25	BC	20	ASN
25	BC	36	ASN
25	BC	43	ASN
25	BC	52	HIS
25	BC	59	GLN
25	BC	89	ASN
25	BC	152	GLN
25	BC	162	GLN
25	BC	225	ASN
26	BD	32	ASN
26	BD	36	GLN
26	BD	49	GLN
26	BD	126	ASN
26	BD	136	ASN
27	BK	5	GLN
27	BK	88	ASN
27	BK	89	ASN
27	BK	93	GLN

Continued on next page...

Continued from previous page...

Mol	Chain	Res	Type
28	BP	6	GLN
28	BP	114	ASN
29	BE	9	GLN
29	BE	24	ASN
29	BE	29	HIS
29	BE	30	GLN
29	BE	62	GLN
29	BE	156	ASN
29	BE	165	HIS
29	BE	195	GLN
30	BY	48	ASN
32	B4	13	ASN
32	B4	37	GLN
33	B1	25	ASN
34	B3	30	HIS
35	BV	44	HIS
35	BV	49	ASN
35	BV	51	GLN
35	BV	80	HIS
35	BV	88	HIS
36	B2	6	GLN
36	B2	13	ASN
36	B2	26	ASN
36	B2	29	GLN
37	BL	4	ASN
37	BL	54	GLN
37	BL	93	ASN
37	BL	104	GLN
38	BM	3	GLN
38	BM	17	ASN
38	BM	45	GLN
39	BX	15	ASN
39	BX	20	ASN
39	BX	25	GLN
39	BX	27	ASN
39	BX	31	GLN
39	BX	58	ASN
40	BH	18	GLN
40	BH	28	ASN
40	BH	66	ASN
40	BH	73	ASN
41	BJ	130	HIS

Continued on next page...

Continued from previous page...

Mol	Chain	Res	Type
42	BN	11	ASN
42	BN	23	ASN
42	BN	62	ASN
42	BN	107	ASN
43	BO	19	GLN
43	BO	38	GLN
43	BO	61	GLN
43	BO	116	GLN
44	BQ	55	GLN
44	BQ	58	GLN
44	BQ	80	ASN
45	BS	57	ASN
46	BU	26	ASN
46	BU	53	GLN
46	BU	68	ASN
46	BU	73	ASN
47	BF	22	ASN
47	BF	51	ASN
47	BF	62	GLN
47	BF	126	ASN
47	BF	134	GLN
48	BG	29	ASN
48	BG	63	GLN
48	BG	127	GLN
49	BR	6	GLN
49	BR	12	HIS
49	BR	86	GLN
50	BT	48	GLN
50	BT	92	ASN
51	BZ	6	GLN
51	BZ	20	HIS
51	BZ	23	ASN
51	BZ	32	ASN
51	BZ	36	HIS
52	BW	11	ASN
52	BW	56	HIS
52	BW	75	ASN
3	CD	35	GLN
3	CD	53	GLN
3	CD	73	ASN
3	CD	84	ASN
3	CD	115	GLN

Continued on next page...

Continued from previous page...

Mol	Chain	Res	Type
3	CD	119	HIS
3	CD	135	GLN
3	CD	151	GLN
3	CD	195	ASN
4	CE	18	ASN
4	CE	42	ASN
4	CE	72	ASN
4	CE	77	ASN
4	CE	81	GLN
4	CE	82	HIS
4	CE	131	ASN
4	CE	134	ASN
5	CF	17	GLN
5	CF	46	GLN
5	CF	58	HIS
7	CH	3	GLN
7	CH	17	GLN
7	CH	75	GLN
7	CH	117	GLN
10	CK	28	ASN
10	CK	39	ASN
10	CK	80	ASN
10	CK	108	ASN
10	CK	118	ASN
11	CL	19	ASN
11	CL	28	GLN
11	CL	45	ASN
11	CL	111	GLN
13	CP	29	ASN
13	CP	40	ASN
13	CP	59	HIS
14	CQ	8	GLN
17	CT	47	GLN
2	CC	2	GLN
2	CC	5	HIS
2	CC	31	ASN
2	CC	68	HIS
2	CC	101	ASN
2	CC	139	ASN
2	CC	184	ASN
2	CC	189	HIS
6	CG	67	ASN

Continued on next page...

Continued from previous page...

Mol	Chain	Res	Type
6	CG	152	HIS
8	CI	30	ASN
8	CI	31	GLN
8	CI	36	GLN
8	CI	125	GLN
9	CJ	20	GLN
9	CJ	64	GLN
9	CJ	99	GLN
12	CM	13	HIS
21	CN	59	GLN
21	CN	65	GLN
16	CS	42	ASN
18	CB	14	HIS
18	CB	35	ASN
18	CB	88	GLN
18	CB	108	GLN
18	CB	119	GLN
18	CB	145	ASN
18	CB	169	HIS
20	CO	35	GLN
20	CO	38	HIS
24	DI	5	GLN
24	DI	11	GLN
24	DI	33	ASN
25	DC	20	ASN
25	DC	36	ASN
25	DC	43	ASN
25	DC	59	GLN
25	DC	89	ASN
25	DC	152	GLN
25	DC	162	GLN
25	DC	196	ASN
26	DD	32	ASN
26	DD	36	GLN
26	DD	49	GLN
26	DD	126	ASN
26	DD	136	ASN
27	DK	5	GLN
27	DK	88	ASN
27	DK	89	ASN
27	DK	93	GLN
28	DP	6	GLN

Continued on next page...

Continued from previous page...

Mol	Chain	Res	Type
28	DP	74	GLN
28	DP	114	ASN
29	DE	9	GLN
29	DE	24	ASN
29	DE	29	HIS
29	DE	30	GLN
29	DE	62	GLN
29	DE	156	ASN
29	DE	165	HIS
29	DE	195	GLN
30	DY	48	ASN
32	D4	13	ASN
32	D4	37	GLN
34	D3	30	HIS
35	DV	44	HIS
35	DV	51	GLN
35	DV	80	HIS
36	D2	6	GLN
36	D2	13	ASN
36	D2	29	GLN
37	DL	4	ASN
37	DL	54	GLN
37	DL	93	ASN
37	DL	104	GLN
38	DM	17	ASN
38	DM	45	GLN
39	DX	15	ASN
39	DX	20	ASN
39	DX	25	GLN
39	DX	27	ASN
39	DX	31	GLN
39	DX	58	ASN
40	DH	18	GLN
40	DH	28	ASN
40	DH	66	ASN
40	DH	119	ASN
41	DJ	130	HIS
42	DN	11	ASN
42	DN	23	ASN
42	DN	62	ASN
42	DN	107	ASN
43	DO	19	GLN

Continued on next page...

Continued from previous page...

Mol	Chain	Res	Type
43	DO	38	GLN
43	DO	61	GLN
43	DO	116	GLN
44	DQ	55	GLN
44	DQ	58	GLN
44	DQ	80	ASN
45	DS	57	ASN
46	DU	26	ASN
46	DU	53	GLN
46	DU	65	GLN
46	DU	68	ASN
46	DU	73	ASN
47	DF	22	ASN
47	DF	51	ASN
47	DF	62	GLN
47	DF	126	ASN
47	DF	134	GLN
48	DG	29	ASN
48	DG	127	GLN
48	DG	142	GLN
49	DR	6	GLN
49	DR	12	HIS
49	DR	86	GLN
50	DT	48	GLN
50	DT	92	ASN
51	DZ	6	GLN
51	DZ	20	HIS
51	DZ	23	ASN
51	DZ	32	ASN
51	DZ	36	HIS
52	DW	11	ASN
52	DW	56	HIS
52	DW	75	ASN

5.3.3 RNA ⓘ

Mol	Chain	Analysed	Backbone Outliers	Pucker Outliers
1	AA	1529/1542 (99%)	292 (19%)	25 (1%)
1	CA	1529/1542 (99%)	282 (18%)	21 (1%)
22	BA	116/120 (96%)	21 (18%)	1 (0%)
22	DA	116/120 (96%)	19 (16%)	1 (0%)

Continued on next page...

Continued from previous page...

Mol	Chain	Analysed	Backbone Outliers	Pucker Outliers
23	BB	2837/2904 (97%)	456 (16%)	18 (0%)
23	DB	2837/2904 (97%)	469 (16%)	20 (0%)
All	All	8964/9132 (98%)	1539 (17%)	86 (0%)

All (1539) RNA backbone outliers are listed below:

Mol	Chain	Res	Type
1	AA	7	A
1	AA	9	G
1	AA	14	U
1	AA	32	A
1	AA	39	G
1	AA	47	C
1	AA	48	C
1	AA	49	U
1	AA	52	C
1	AA	55	A
1	AA	61	G
1	AA	65	A
1	AA	66	A
1	AA	72	A
1	AA	75	G
1	AA	78	A
1	AA	79	G
1	AA	80	A
1	AA	81	A
1	AA	82	G
1	AA	83	C
1	AA	84	U
1	AA	85	U
1	AA	86	G
1	AA	88	U
1	AA	89	U
1	AA	91	U
1	AA	92	U
1	AA	94	G
1	AA	95	C
1	AA	108	G
1	AA	120	A
1	AA	121	U
1	AA	122	G
1	AA	131	A

Continued on next page...

Continued from previous page...

Mol	Chain	Res	Type
1	AA	149	A
1	AA	151	A
1	AA	164	G
1	AA	177	G
1	AA	180	U
1	AA	182	A
1	AA	196	A
1	AA	197	A
1	AA	209	U
1	AA	210	C
1	AA	213	G
1	AA	226	G
1	AA	233	C
1	AA	239	U
1	AA	240	G
1	AA	243	A
1	AA	244	U
1	AA	245	U
1	AA	247	G
1	AA	250	A
1	AA	251	G
1	AA	253	A
1	AA	256	U
1	AA	257	G
1	AA	258	G
1	AA	266	G
1	AA	267	C
1	AA	280	C
1	AA	289	G
1	AA	301	G
1	AA	316	C
1	AA	321	A
1	AA	328	C
1	AA	329	A
1	AA	330	C
1	AA	332	G
1	AA	345	C
1	AA	352	C
1	AA	354	G
1	AA	367	U
1	AA	372	C
1	AA	373	A

Continued on next page...

Continued from previous page...

Mol	Chain	Res	Type
1	AA	381	C
1	AA	382	A
1	AA	397	A
1	AA	398	U
1	AA	406	G
1	AA	408	A
1	AA	409	U
1	AA	410	G
1	AA	411	A
1	AA	412	A
1	AA	413	G
1	AA	414	A
1	AA	415	A
1	AA	421	U
1	AA	422	C
1	AA	429	U
1	AA	430	A
1	AA	435	A
1	AA	438	U
1	AA	457	G
1	AA	461	A
1	AA	462	G
1	AA	463	U
1	AA	464	U
1	AA	465	A
1	AA	466	A
1	AA	467	U
1	AA	468	A
1	AA	479	U
1	AA	484	G
1	AA	485	U
1	AA	486	U
1	AA	493	A
1	AA	500	G
1	AA	511	C
1	AA	518	C
1	AA	521	G
1	AA	524	G
1	AA	527	G
1	AA	532	A
1	AA	547	A
1	AA	559	A

Continued on next page...

Continued from previous page...

Mol	Chain	Res	Type
1	AA	562	U
1	AA	566	G
1	AA	572	A
1	AA	573	A
1	AA	576	C
1	AA	577	G
1	AA	616	G
1	AA	633	G
1	AA	639	G
1	AA	653	U
1	AA	665	A
1	AA	688	G
1	AA	700	G
1	AA	703	G
1	AA	721	G
1	AA	724	G
1	AA	731	G
1	AA	733	G
1	AA	747	A
1	AA	748	G
1	AA	755	G
1	AA	777	A
1	AA	781	A
1	AA	782	A
1	AA	793	U
1	AA	794	A
1	AA	812	G
1	AA	813	U
1	AA	815	A
1	AA	817	C
1	AA	819	A
1	AA	828	U
1	AA	829	G
1	AA	841	C
1	AA	842	U
1	AA	843	U
1	AA	844	G
1	AA	845	A
1	AA	847	G
1	AA	858	G
1	AA	914	A
1	AA	926	G

Continued on next page...

Continued from previous page...

Mol	Chain	Res	Type
1	AA	927	G
1	AA	934	C
1	AA	935	A
1	AA	960	U
1	AA	968	A
1	AA	969	A
1	AA	971	G
1	AA	974	A
1	AA	976	G
1	AA	977	A
1	AA	991	U
1	AA	992	U
1	AA	993	G
1	AA	994	A
1	AA	995	C
1	AA	1000	A
1	AA	1002	G
1	AA	1003	G
1	AA	1004	A
1	AA	1010	U
1	AA	1015	G
1	AA	1020	G
1	AA	1022	A
1	AA	1026	G
1	AA	1028	C
1	AA	1030	U
1	AA	1031	C
1	AA	1033	G
1	AA	1041	G
1	AA	1044	A
1	AA	1045	C
1	AA	1049	U
1	AA	1050	G
1	AA	1051	C
1	AA	1054	C
1	AA	1055	A
1	AA	1056	U
1	AA	1063	C
1	AA	1064	G
1	AA	1065	U
1	AA	1066	C
1	AA	1094	G

Continued on next page...

Continued from previous page...

Mol	Chain	Res	Type
1	AA	1095	U
1	AA	1101	A
1	AA	1102	A
1	AA	1111	A
1	AA	1112	C
1	AA	1118	U
1	AA	1126	U
1	AA	1136	C
1	AA	1137	C
1	AA	1138	G
1	AA	1139	G
1	AA	1140	C
1	AA	1159	U
1	AA	1167	A
1	AA	1168	U
1	AA	1171	A
1	AA	1174	G
1	AA	1181	G
1	AA	1182	G
1	AA	1183	U
1	AA	1196	A
1	AA	1197	A
1	AA	1202	U
1	AA	1209	C
1	AA	1212	U
1	AA	1213	A
1	AA	1214	C
1	AA	1215	G
1	AA	1225	A
1	AA	1226	C
1	AA	1227	A
1	AA	1228	C
1	AA	1233	G
1	AA	1239	A
1	AA	1240	U
1	AA	1241	G
1	AA	1256	A
1	AA	1278	G
1	AA	1279	G
1	AA	1280	A
1	AA	1281	C
1	AA	1286	U

Continued on next page...

Continued from previous page...

Mol	Chain	Res	Type
1	AA	1287	A
1	AA	1294	G
1	AA	1297	G
1	AA	1298	U
1	AA	1300	G
1	AA	1301	U
1	AA	1305	G
1	AA	1316	G
1	AA	1317	C
1	AA	1318	A
1	AA	1319	A
1	AA	1320	C
1	AA	1323	G
1	AA	1324	A
1	AA	1334	G
1	AA	1336	C
1	AA	1345	U
1	AA	1347	G
1	AA	1353	G
1	AA	1362	A
1	AA	1364	U
1	AA	1378	C
1	AA	1379	G
1	AA	1380	U
1	AA	1381	U
1	AA	1397	C
1	AA	1398	A
1	AA	1407	C
1	AA	1409	C
1	AA	1411	C
1	AA	1432	G
1	AA	1446	A
1	AA	1448	C
1	AA	1452	C
1	AA	1493	A
1	AA	1497	G
1	AA	1499	A
1	AA	1503	A
1	AA	1504	G
1	AA	1506	U
1	AA	1517	G
1	AA	1519	A

Continued on next page...

Continued from previous page...

Mol	Chain	Res	Type
1	AA	1520	C
1	AA	1529	G
1	AA	1530	G
1	AA	1533	C
1	AA	1534	A
22	BA	4	C
22	BA	12	C
22	BA	13	G
22	BA	14	U
22	BA	15	A
22	BA	16	G
22	BA	24	G
22	BA	25	U
22	BA	26	C
22	BA	29	A
22	BA	30	C
22	BA	44	G
22	BA	52	A
22	BA	55	U
22	BA	67	G
22	BA	74	U
22	BA	88	C
22	BA	89	U
22	BA	90	C
22	BA	99	A
22	BA	109	A
23	BB	4	U
23	BB	27	G
23	BB	34	U
23	BB	46	G
23	BB	49	A
23	BB	71	A
23	BB	72	U
23	BB	74	A
23	BB	75	G
23	BB	79	C
23	BB	96	C
23	BB	100	U
23	BB	101	A
23	BB	102	U
23	BB	109	C
23	BB	110	G

Continued on next page...

Continued from previous page...

Mol	Chain	Res	Type
23	BB	118	A
23	BB	119	A
23	BB	120	U
23	BB	121	G
23	BB	125	A
23	BB	136	G
23	BB	137	U
23	BB	138	U
23	BB	139	U
23	BB	140	C
23	BB	141	G
23	BB	142	A
23	BB	144	A
23	BB	160	A
23	BB	163	C
23	BB	180	G
23	BB	181	A
23	BB	196	A
23	BB	199	A
23	BB	215	G
23	BB	216	A
23	BB	221	A
23	BB	222	A
23	BB	223	A
23	BB	233	A
23	BB	241	A
23	BB	248	G
23	BB	249	C
23	BB	255	A
23	BB	264	C
23	BB	265	A
23	BB	266	G
23	BB	268	C
23	BB	271	G
23	BB	277	G
23	BB	279	A
23	BB	281	C
23	BB	294	A
23	BB	299	A
23	BB	311	A
23	BB	322	A
23	BB	323	C

Continued on next page...

Continued from previous page...

Mol	Chain	Res	Type
23	BB	329	G
23	BB	330	A
23	BB	331	C
23	BB	333	G
23	BB	341	C
23	BB	343	C
23	BB	346	A
23	BB	349	U
23	BB	353	C
23	BB	355	U
23	BB	371	A
23	BB	372	G
23	BB	386	G
23	BB	387	U
23	BB	396	G
23	BB	405	U
23	BB	406	G
23	BB	411	G
23	BB	424	G
23	BB	451	U
23	BB	455	C
23	BB	457	A
23	BB	479	A
23	BB	481	G
23	BB	483	A
23	BB	490	C
23	BB	491	G
23	BB	504	A
23	BB	505	A
23	BB	508	A
23	BB	509	C
23	BB	512	G
23	BB	527	C
23	BB	532	A
23	BB	533	G
23	BB	542	C
23	BB	544	C
23	BB	545	U
23	BB	546	U
23	BB	547	A
23	BB	548	G
23	BB	549	G

Continued on next page...

Continued from previous page...

Mol	Chain	Res	Type
23	BB	550	C
23	BB	563	A
23	BB	568	U
23	BB	573	U
23	BB	574	A
23	BB	575	A
23	BB	603	A
23	BB	613	A
23	BB	614	A
23	BB	615	U
23	BB	627	A
23	BB	628	G
23	BB	637	A
23	BB	645	C
23	BB	646	U
23	BB	653	U
23	BB	654	A
23	BB	655	A
23	BB	656	G
23	BB	671	C
23	BB	676	A
23	BB	686	U
23	BB	699	A
23	BB	730	A
23	BB	747	U
23	BB	757	G
23	BB	775	G
23	BB	776	G
23	BB	782	A
23	BB	784	G
23	BB	785	G
23	BB	802	A
23	BB	805	G
23	BB	806	C
23	BB	812	C
23	BB	819	A
23	BB	827	U
23	BB	828	U
23	BB	859	G
23	BB	871	U
23	BB	872	U
23	BB	877	A

Continued on next page...

Continued from previous page...

Mol	Chain	Res	Type
23	BB	899	A
23	BB	910	A
23	BB	912	C
23	BB	931	U
23	BB	932	U
23	BB	933	A
23	BB	941	A
23	BB	946	C
23	BB	958	U
23	BB	961	C
23	BB	973	A
23	BB	974	G
23	BB	980	A
23	BB	982	C
23	BB	983	A
23	BB	990	A
23	BB	991	C
23	BB	995	C
23	BB	996	A
23	BB	1005	C
23	BB	1012	U
23	BB	1013	C
23	BB	1022	G
23	BB	1023	U
23	BB	1024	G
23	BB	1025	G
23	BB	1033	U
23	BB	1042	G
23	BB	1044	C
23	BB	1047	G
23	BB	1062	G
23	BB	1070	A
23	BB	1088	A
23	BB	1090	A
23	BB	1110	G
23	BB	1112	G
23	BB	1115	G
23	BB	1129	A
23	BB	1132	U
23	BB	1133	A
23	BB	1134	A
23	BB	1135	C

Continued on next page...

Continued from previous page...

Mol	Chain	Res	Type
23	BB	1136	G
23	BB	1141	U
23	BB	1157	G
23	BB	1172	C
23	BB	1173	U
23	BB	1174	U
23	BB	1175	A
23	BB	1176	U
23	BB	1195	G
23	BB	1204	A
23	BB	1206	G
23	BB	1211	C
23	BB	1212	G
23	BB	1237	A
23	BB	1241	A
23	BB	1242	U
23	BB	1248	G
23	BB	1250	G
23	BB	1251	C
23	BB	1253	A
23	BB	1256	G
23	BB	1266	G
23	BB	1271	G
23	BB	1272	A
23	BB	1273	U
23	BB	1275	A
23	BB	1300	G
23	BB	1301	A
23	BB	1318	U
23	BB	1321	A
23	BB	1324	G
23	BB	1325	U
23	BB	1337	G
23	BB	1341	G
23	BB	1365	A
23	BB	1368	G
23	BB	1379	U
23	BB	1383	A
23	BB	1384	A
23	BB	1386	C
23	BB	1396	U
23	BB	1397	U

Continued on next page...

Continued from previous page...

Mol	Chain	Res	Type
23	BB	1416	G
23	BB	1419	A
23	BB	1421	G
23	BB	1427	A
23	BB	1428	C
23	BB	1434	A
23	BB	1453	A
23	BB	1454	C
23	BB	1458	U
23	BB	1459	G
23	BB	1460	U
23	BB	1461	C
23	BB	1476	U
23	BB	1477	A
23	BB	1478	G
23	BB	1482	G
23	BB	1490	A
23	BB	1493	C
23	BB	1494	A
23	BB	1504	A
23	BB	1505	A
23	BB	1506	U
23	BB	1507	C
23	BB	1508	A
23	BB	1509	A
23	BB	1523	U
23	BB	1524	G
23	BB	1530	G
23	BB	1532	A
23	BB	1535	A
23	BB	1536	C
23	BB	1552	A
23	BB	1559	U
23	BB	1560	G
23	BB	1567	G
23	BB	1569	A
23	BB	1578	U
23	BB	1583	A
23	BB	1585	C
23	BB	1602	U
23	BB	1603	A
23	BB	1607	C

Continued on next page...

Continued from previous page...

Mol	Chain	Res	Type
23	BB	1608	A
23	BB	1610	A
23	BB	1613	G
23	BB	1616	A
23	BB	1618	A
23	BB	1619	G
23	BB	1634	A
23	BB	1635	A
23	BB	1640	A
23	BB	1647	U
23	BB	1648	U
23	BB	1670	C
23	BB	1674	G
23	BB	1681	G
23	BB	1700	A
23	BB	1701	A
23	BB	1715	G
23	BB	1722	A
23	BB	1724	G
23	BB	1727	C
23	BB	1729	U
23	BB	1730	C
23	BB	1731	G
23	BB	1733	G
23	BB	1738	G
23	BB	1756	G
23	BB	1758	U
23	BB	1764	C
23	BB	1773	A
23	BB	1800	C
23	BB	1801	A
23	BB	1808	A
23	BB	1816	C
23	BB	1848	A
23	BB	1869	G
23	BB	1870	C
23	BB	1876	A
23	BB	1884	G
23	BB	1906	G
23	BB	1914	C
23	BB	1915	U
23	BB	1926	U

Continued on next page...

Continued from previous page...

Mol	Chain	Res	Type
23	BB	1929	G
23	BB	1930	G
23	BB	1937	A
23	BB	1938	A
23	BB	1939	U
23	BB	1940	U
23	BB	1955	U
23	BB	1964	G
23	BB	1966	A
23	BB	1967	C
23	BB	1970	A
23	BB	1971	U
23	BB	1972	G
23	BB	1991	U
23	BB	1992	G
23	BB	1993	U
23	BB	1996	C
23	BB	1997	C
23	BB	2022	U
23	BB	2023	C
23	BB	2030	A
23	BB	2031	A
23	BB	2032	G
23	BB	2043	C
23	BB	2055	C
23	BB	2056	G
23	BB	2060	A
23	BB	2061	G
23	BB	2062	A
23	BB	2069	G
23	BB	2072	C
23	BB	2093	G
23	BB	2095	A
23	BB	2134	A
23	BB	2141	G
23	BB	2142	A
23	BB	2144	G
23	BB	2145	C
23	BB	2147	A
23	BB	2150	C
23	BB	2154	A
23	BB	2180	U

Continued on next page...

Continued from previous page...

Mol	Chain	Res	Type
23	BB	2181	U
23	BB	2182	U
23	BB	2184	A
23	BB	2192	U
23	BB	2198	A
23	BB	2199	A
23	BB	2203	U
23	BB	2204	G
23	BB	2210	U
23	BB	2211	A
23	BB	2212	A
23	BB	2213	U
23	BB	2214	C
23	BB	2225	A
23	BB	2238	G
23	BB	2239	G
23	BB	2249	U
23	BB	2250	G
23	BB	2279	G
23	BB	2283	C
23	BB	2287	A
23	BB	2288	A
23	BB	2304	G
23	BB	2305	U
23	BB	2307	G
23	BB	2308	G
23	BB	2309	A
23	BB	2310	C
23	BB	2311	A
23	BB	2321	U
23	BB	2322	A
23	BB	2324	U
23	BB	2325	G
23	BB	2333	A
23	BB	2336	A
23	BB	2337	G
23	BB	2345	G
23	BB	2347	C
23	BB	2357	G
23	BB	2361	G
23	BB	2372	U
23	BB	2383	G

Continued on next page...

Continued from previous page...

Mol	Chain	Res	Type
23	BB	2385	C
23	BB	2396	G
23	BB	2402	U
23	BB	2403	C
23	BB	2406	A
23	BB	2423	U
23	BB	2426	A
23	BB	2429	G
23	BB	2430	A
23	BB	2431	U
23	BB	2441	U
23	BB	2448	A
23	BB	2472	G
23	BB	2476	A
23	BB	2491	U
23	BB	2492	U
23	BB	2502	G
23	BB	2505	G
23	BB	2506	U
23	BB	2518	A
23	BB	2529	G
23	BB	2543	G
23	BB	2552	U
23	BB	2554	U
23	BB	2566	A
23	BB	2567	G
23	BB	2572	A
23	BB	2573	C
23	BB	2574	G
23	BB	2586	U
23	BB	2602	A
23	BB	2609	U
23	BB	2613	U
23	BB	2629	U
23	BB	2639	A
23	BB	2682	A
23	BB	2689	U
23	BB	2690	U
23	BB	2714	G
23	BB	2737	G
23	BB	2744	G
23	BB	2757	A

Continued on next page...

Continued from previous page...

Mol	Chain	Res	Type
23	BB	2765	A
23	BB	2778	A
23	BB	2791	G
23	BB	2796	U
23	BB	2798	U
23	BB	2799	A
23	BB	2808	G
23	BB	2820	A
23	BB	2821	A
23	BB	2823	A
23	BB	2835	A
23	BB	2850	A
23	BB	2859	G
23	BB	2867	G
23	BB	2872	A
23	BB	2873	A
23	BB	2880	C
23	BB	2883	A
23	BB	2894	G
23	BB	2903	U
1	CA	7	A
1	CA	9	G
1	CA	14	U
1	CA	32	A
1	CA	39	G
1	CA	47	C
1	CA	48	C
1	CA	49	U
1	CA	52	C
1	CA	54	C
1	CA	55	A
1	CA	61	G
1	CA	71	A
1	CA	72	A
1	CA	74	A
1	CA	76	G
1	CA	83	C
1	CA	85	U
1	CA	86	G
1	CA	87	C
1	CA	88	U
1	CA	92	U

Continued on next page...

Continued from previous page...

Mol	Chain	Res	Type
1	CA	93	U
1	CA	94	G
1	CA	108	G
1	CA	120	A
1	CA	121	U
1	CA	122	G
1	CA	131	A
1	CA	149	A
1	CA	151	A
1	CA	164	G
1	CA	177	G
1	CA	180	U
1	CA	182	A
1	CA	196	A
1	CA	197	A
1	CA	209	U
1	CA	210	C
1	CA	213	G
1	CA	226	G
1	CA	233	C
1	CA	239	U
1	CA	240	G
1	CA	243	A
1	CA	244	U
1	CA	245	U
1	CA	247	G
1	CA	250	A
1	CA	251	G
1	CA	253	A
1	CA	254	G
1	CA	256	U
1	CA	257	G
1	CA	258	G
1	CA	266	G
1	CA	267	C
1	CA	280	C
1	CA	289	G
1	CA	301	G
1	CA	316	C
1	CA	321	A
1	CA	328	C
1	CA	329	A

Continued on next page...

Continued from previous page...

Mol	Chain	Res	Type
1	CA	330	C
1	CA	332	G
1	CA	345	C
1	CA	352	C
1	CA	354	G
1	CA	367	U
1	CA	372	C
1	CA	373	A
1	CA	381	C
1	CA	382	A
1	CA	397	A
1	CA	398	U
1	CA	406	G
1	CA	408	A
1	CA	409	U
1	CA	410	G
1	CA	411	A
1	CA	412	A
1	CA	413	G
1	CA	414	A
1	CA	415	A
1	CA	421	U
1	CA	422	C
1	CA	429	U
1	CA	430	A
1	CA	435	A
1	CA	438	U
1	CA	457	G
1	CA	461	A
1	CA	462	G
1	CA	463	U
1	CA	464	U
1	CA	465	A
1	CA	466	A
1	CA	467	U
1	CA	468	A
1	CA	479	U
1	CA	482	A
1	CA	484	G
1	CA	485	U
1	CA	486	U
1	CA	493	A

Continued on next page...

Continued from previous page...

Mol	Chain	Res	Type
1	CA	500	G
1	CA	511	C
1	CA	518	C
1	CA	521	G
1	CA	524	G
1	CA	527	G
1	CA	532	A
1	CA	547	A
1	CA	559	A
1	CA	562	U
1	CA	566	G
1	CA	572	A
1	CA	573	A
1	CA	576	C
1	CA	577	G
1	CA	616	G
1	CA	633	G
1	CA	639	G
1	CA	653	U
1	CA	665	A
1	CA	688	G
1	CA	700	G
1	CA	703	G
1	CA	721	G
1	CA	724	G
1	CA	731	G
1	CA	733	G
1	CA	747	A
1	CA	748	G
1	CA	755	G
1	CA	777	A
1	CA	781	A
1	CA	782	A
1	CA	793	U
1	CA	794	A
1	CA	812	G
1	CA	813	U
1	CA	815	A
1	CA	817	C
1	CA	819	A
1	CA	828	U
1	CA	829	G

Continued on next page...

Continued from previous page...

Mol	Chain	Res	Type
1	CA	841	C
1	CA	842	U
1	CA	843	U
1	CA	844	G
1	CA	845	A
1	CA	847	G
1	CA	858	G
1	CA	914	A
1	CA	926	G
1	CA	934	C
1	CA	935	A
1	CA	958	A
1	CA	960	U
1	CA	961	U
1	CA	966	G
1	CA	968	A
1	CA	969	A
1	CA	971	G
1	CA	972	C
1	CA	974	A
1	CA	975	A
1	CA	976	G
1	CA	977	A
1	CA	991	U
1	CA	992	U
1	CA	993	G
1	CA	1000	A
1	CA	1001	C
1	CA	1004	A
1	CA	1007	U
1	CA	1009	U
1	CA	1019	A
1	CA	1024	G
1	CA	1025	U
1	CA	1026	G
1	CA	1030	U
1	CA	1031	C
1	CA	1032	G
1	CA	1033	G
1	CA	1036	A
1	CA	1041	G
1	CA	1050	G

Continued on next page...

Continued from previous page...

Mol	Chain	Res	Type
1	CA	1053	G
1	CA	1054	C
1	CA	1055	A
1	CA	1056	U
1	CA	1064	G
1	CA	1065	U
1	CA	1066	C
1	CA	1068	G
1	CA	1085	U
1	CA	1094	G
1	CA	1095	U
1	CA	1101	A
1	CA	1125	U
1	CA	1127	G
1	CA	1128	C
1	CA	1135	U
1	CA	1136	C
1	CA	1137	C
1	CA	1138	G
1	CA	1139	G
1	CA	1140	C
1	CA	1145	A
1	CA	1158	C
1	CA	1159	U
1	CA	1160	G
1	CA	1167	A
1	CA	1168	U
1	CA	1174	G
1	CA	1183	U
1	CA	1184	G
1	CA	1196	A
1	CA	1198	G
1	CA	1201	A
1	CA	1202	U
1	CA	1212	U
1	CA	1213	A
1	CA	1214	C
1	CA	1215	G
1	CA	1225	A
1	CA	1226	C
1	CA	1227	A
1	CA	1230	C

Continued on next page...

Continued from previous page...

Mol	Chain	Res	Type
1	CA	1240	U
1	CA	1241	G
1	CA	1252	A
1	CA	1256	A
1	CA	1257	A
1	CA	1258	G
1	CA	1280	A
1	CA	1281	C
1	CA	1285	A
1	CA	1286	U
1	CA	1287	A
1	CA	1289	A
1	CA	1290	G
1	CA	1299	A
1	CA	1300	G
1	CA	1301	U
1	CA	1302	C
1	CA	1305	G
1	CA	1316	G
1	CA	1317	C
1	CA	1320	C
1	CA	1323	G
1	CA	1346	A
1	CA	1353	G
1	CA	1357	A
1	CA	1359	C
1	CA	1362	A
1	CA	1363	A
1	CA	1365	G
1	CA	1379	G
1	CA	1381	U
1	CA	1397	C
1	CA	1398	A
1	CA	1419	G
1	CA	1424	U
1	CA	1432	G
1	CA	1446	A
1	CA	1448	C
1	CA	1452	C
1	CA	1493	A
1	CA	1497	G
1	CA	1499	A

Continued on next page...

Continued from previous page...

Mol	Chain	Res	Type
1	CA	1503	A
1	CA	1506	U
1	CA	1517	G
1	CA	1519	A
1	CA	1520	C
1	CA	1529	G
1	CA	1530	G
1	CA	1534	A
22	DA	4	C
22	DA	12	C
22	DA	13	G
22	DA	14	U
22	DA	15	A
22	DA	16	G
22	DA	24	G
22	DA	25	U
22	DA	26	C
22	DA	29	A
22	DA	30	C
22	DA	44	G
22	DA	52	A
22	DA	55	U
22	DA	67	G
22	DA	88	C
22	DA	89	U
22	DA	99	A
22	DA	109	A
23	DB	10	A
23	DB	27	G
23	DB	34	U
23	DB	46	G
23	DB	49	A
23	DB	71	A
23	DB	72	U
23	DB	74	A
23	DB	75	G
23	DB	79	C
23	DB	96	C
23	DB	100	U
23	DB	101	A
23	DB	102	U
23	DB	103	A

Continued on next page...

Continued from previous page...

Mol	Chain	Res	Type
23	DB	110	G
23	DB	118	A
23	DB	119	A
23	DB	120	U
23	DB	125	A
23	DB	126	A
23	DB	127	A
23	DB	139	U
23	DB	141	G
23	DB	142	A
23	DB	144	A
23	DB	160	A
23	DB	163	C
23	DB	180	G
23	DB	181	A
23	DB	196	A
23	DB	199	A
23	DB	215	G
23	DB	216	A
23	DB	221	A
23	DB	222	A
23	DB	223	A
23	DB	233	A
23	DB	241	A
23	DB	242	G
23	DB	248	G
23	DB	249	C
23	DB	255	A
23	DB	264	C
23	DB	265	A
23	DB	266	G
23	DB	268	C
23	DB	271	G
23	DB	277	G
23	DB	278	A
23	DB	279	A
23	DB	281	C
23	DB	283	G
23	DB	284	U
23	DB	286	U
23	DB	288	U
23	DB	294	A

Continued on next page...

Continued from previous page...

Mol	Chain	Res	Type
23	DB	299	A
23	DB	311	A
23	DB	322	A
23	DB	323	C
23	DB	329	G
23	DB	330	A
23	DB	331	C
23	DB	333	G
23	DB	341	C
23	DB	343	C
23	DB	346	A
23	DB	349	U
23	DB	353	C
23	DB	367	G
23	DB	371	A
23	DB	372	G
23	DB	386	G
23	DB	387	U
23	DB	396	G
23	DB	405	U
23	DB	406	G
23	DB	411	G
23	DB	424	G
23	DB	455	C
23	DB	457	A
23	DB	479	A
23	DB	481	G
23	DB	483	A
23	DB	490	C
23	DB	491	G
23	DB	504	A
23	DB	505	A
23	DB	508	A
23	DB	509	C
23	DB	512	G
23	DB	527	C
23	DB	531	C
23	DB	532	A
23	DB	533	G
23	DB	542	C
23	DB	545	U
23	DB	546	U

Continued on next page...

Continued from previous page...

Mol	Chain	Res	Type
23	DB	547	A
23	DB	548	G
23	DB	549	G
23	DB	550	C
23	DB	563	A
23	DB	568	U
23	DB	573	U
23	DB	575	A
23	DB	603	A
23	DB	613	A
23	DB	614	A
23	DB	615	U
23	DB	627	A
23	DB	628	G
23	DB	637	A
23	DB	645	C
23	DB	646	U
23	DB	653	U
23	DB	654	A
23	DB	655	A
23	DB	656	G
23	DB	671	C
23	DB	676	A
23	DB	686	U
23	DB	699	A
23	DB	730	A
23	DB	747	U
23	DB	757	G
23	DB	775	G
23	DB	776	G
23	DB	782	A
23	DB	784	G
23	DB	785	G
23	DB	802	A
23	DB	805	G
23	DB	806	C
23	DB	812	C
23	DB	819	A
23	DB	827	U
23	DB	828	U
23	DB	859	G
23	DB	871	U

Continued on next page...

Continued from previous page...

Mol	Chain	Res	Type
23	DB	872	U
23	DB	876	C
23	DB	877	A
23	DB	899	A
23	DB	910	A
23	DB	912	C
23	DB	931	U
23	DB	932	U
23	DB	933	A
23	DB	941	A
23	DB	946	C
23	DB	958	U
23	DB	961	C
23	DB	973	A
23	DB	974	G
23	DB	980	A
23	DB	982	C
23	DB	983	A
23	DB	990	A
23	DB	991	C
23	DB	995	C
23	DB	996	A
23	DB	1005	C
23	DB	1012	U
23	DB	1013	C
23	DB	1022	G
23	DB	1023	U
23	DB	1024	G
23	DB	1025	G
23	DB	1033	U
23	DB	1045	C
23	DB	1046	A
23	DB	1047	G
23	DB	1070	A
23	DB	1088	A
23	DB	1090	A
23	DB	1112	G
23	DB	1129	A
23	DB	1132	U
23	DB	1133	A
23	DB	1134	A
23	DB	1135	C

Continued on next page...

Continued from previous page...

Mol	Chain	Res	Type
23	DB	1136	G
23	DB	1141	U
23	DB	1157	G
23	DB	1171	G
23	DB	1174	U
23	DB	1175	A
23	DB	1176	U
23	DB	1179	G
23	DB	1195	G
23	DB	1204	A
23	DB	1205	A
23	DB	1206	G
23	DB	1211	C
23	DB	1212	G
23	DB	1237	A
23	DB	1241	A
23	DB	1242	U
23	DB	1248	G
23	DB	1250	G
23	DB	1251	C
23	DB	1253	A
23	DB	1256	G
23	DB	1266	G
23	DB	1271	G
23	DB	1272	A
23	DB	1273	U
23	DB	1275	A
23	DB	1300	G
23	DB	1301	A
23	DB	1318	U
23	DB	1321	A
23	DB	1324	G
23	DB	1325	U
23	DB	1337	G
23	DB	1341	G
23	DB	1365	A
23	DB	1368	G
23	DB	1379	U
23	DB	1383	A
23	DB	1384	A
23	DB	1386	C
23	DB	1396	U

Continued on next page...

Continued from previous page...

Mol	Chain	Res	Type
23	DB	1397	U
23	DB	1416	G
23	DB	1419	A
23	DB	1421	G
23	DB	1427	A
23	DB	1428	C
23	DB	1434	A
23	DB	1453	A
23	DB	1454	C
23	DB	1458	U
23	DB	1459	G
23	DB	1460	U
23	DB	1461	C
23	DB	1476	U
23	DB	1477	A
23	DB	1478	G
23	DB	1482	G
23	DB	1490	A
23	DB	1493	C
23	DB	1494	A
23	DB	1504	A
23	DB	1505	A
23	DB	1506	U
23	DB	1507	C
23	DB	1508	A
23	DB	1509	A
23	DB	1523	U
23	DB	1524	G
23	DB	1530	G
23	DB	1532	A
23	DB	1535	A
23	DB	1536	C
23	DB	1552	A
23	DB	1559	U
23	DB	1560	G
23	DB	1567	G
23	DB	1569	A
23	DB	1578	U
23	DB	1583	A
23	DB	1585	C
23	DB	1602	U
23	DB	1603	A

Continued on next page...

Continued from previous page...

Mol	Chain	Res	Type
23	DB	1607	C
23	DB	1608	A
23	DB	1610	A
23	DB	1613	G
23	DB	1616	A
23	DB	1618	A
23	DB	1619	G
23	DB	1634	A
23	DB	1635	A
23	DB	1640	A
23	DB	1647	U
23	DB	1648	U
23	DB	1670	C
23	DB	1674	G
23	DB	1681	G
23	DB	1700	A
23	DB	1701	A
23	DB	1715	G
23	DB	1722	A
23	DB	1724	G
23	DB	1727	C
23	DB	1729	U
23	DB	1730	C
23	DB	1731	G
23	DB	1733	G
23	DB	1738	G
23	DB	1756	G
23	DB	1758	U
23	DB	1764	C
23	DB	1773	A
23	DB	1800	C
23	DB	1801	A
23	DB	1808	A
23	DB	1816	C
23	DB	1848	A
23	DB	1869	G
23	DB	1870	C
23	DB	1876	A
23	DB	1884	G
23	DB	1906	G
23	DB	1913	A
23	DB	1914	C

Continued on next page...

Continued from previous page...

Mol	Chain	Res	Type
23	DB	1926	U
23	DB	1929	G
23	DB	1930	G
23	DB	1937	A
23	DB	1938	A
23	DB	1939	U
23	DB	1940	U
23	DB	1955	U
23	DB	1964	G
23	DB	1966	A
23	DB	1967	C
23	DB	1970	A
23	DB	1971	U
23	DB	1972	G
23	DB	1991	U
23	DB	1992	G
23	DB	1993	U
23	DB	1996	C
23	DB	1997	C
23	DB	2022	U
23	DB	2023	C
23	DB	2030	A
23	DB	2031	A
23	DB	2032	G
23	DB	2043	C
23	DB	2055	C
23	DB	2056	G
23	DB	2060	A
23	DB	2061	G
23	DB	2062	A
23	DB	2069	G
23	DB	2072	C
23	DB	2093	G
23	DB	2095	A
23	DB	2096	C
23	DB	2100	G
23	DB	2107	G
23	DB	2108	A
23	DB	2109	U
23	DB	2110	G
23	DB	2134	A
23	DB	2136	G

Continued on next page...

Continued from previous page...

Mol	Chain	Res	Type
23	DB	2138	G
23	DB	2143	C
23	DB	2144	G
23	DB	2145	C
23	DB	2146	C
23	DB	2147	A
23	DB	2149	U
23	DB	2155	U
23	DB	2156	G
23	DB	2157	G
23	DB	2181	U
23	DB	2188	U
23	DB	2193	G
23	DB	2198	A
23	DB	2199	A
23	DB	2203	U
23	DB	2204	G
23	DB	2210	U
23	DB	2211	A
23	DB	2212	A
23	DB	2213	U
23	DB	2214	C
23	DB	2225	A
23	DB	2238	G
23	DB	2239	G
23	DB	2249	U
23	DB	2250	G
23	DB	2279	G
23	DB	2283	C
23	DB	2287	A
23	DB	2288	A
23	DB	2297	A
23	DB	2304	G
23	DB	2305	U
23	DB	2307	G
23	DB	2308	G
23	DB	2309	A
23	DB	2311	A
23	DB	2320	U
23	DB	2321	U
23	DB	2322	A
23	DB	2324	U

Continued on next page...

Continued from previous page...

Mol	Chain	Res	Type
23	DB	2325	G
23	DB	2333	A
23	DB	2336	A
23	DB	2337	G
23	DB	2345	G
23	DB	2347	C
23	DB	2357	G
23	DB	2361	G
23	DB	2372	U
23	DB	2383	G
23	DB	2385	C
23	DB	2396	G
23	DB	2402	U
23	DB	2403	C
23	DB	2406	A
23	DB	2423	U
23	DB	2426	A
23	DB	2427	C
23	DB	2429	G
23	DB	2430	A
23	DB	2431	U
23	DB	2441	U
23	DB	2448	A
23	DB	2472	G
23	DB	2476	A
23	DB	2491	U
23	DB	2492	U
23	DB	2502	G
23	DB	2505	G
23	DB	2506	U
23	DB	2518	A
23	DB	2529	G
23	DB	2543	G
23	DB	2552	U
23	DB	2554	U
23	DB	2566	A
23	DB	2567	G
23	DB	2572	A
23	DB	2573	C
23	DB	2574	G
23	DB	2586	U
23	DB	2602	A

Continued on next page...

Continued from previous page...

Mol	Chain	Res	Type
23	DB	2609	U
23	DB	2613	U
23	DB	2629	U
23	DB	2639	A
23	DB	2682	A
23	DB	2689	U
23	DB	2690	U
23	DB	2714	G
23	DB	2726	A
23	DB	2737	G
23	DB	2744	G
23	DB	2748	A
23	DB	2757	A
23	DB	2765	A
23	DB	2778	A
23	DB	2791	G
23	DB	2796	U
23	DB	2798	U
23	DB	2799	A
23	DB	2808	G
23	DB	2820	A
23	DB	2821	A
23	DB	2823	A
23	DB	2835	A
23	DB	2836	U
23	DB	2850	A
23	DB	2859	G
23	DB	2867	G
23	DB	2872	A
23	DB	2873	A
23	DB	2880	C
23	DB	2883	A
23	DB	2894	G
23	DB	2903	U

All (86) RNA pucker outliers are listed below:

Mol	Chain	Res	Type
1	AA	51	A
1	AA	60	A
1	AA	84	U
1	AA	239	U

Continued on next page...

Continued from previous page...

Mol	Chain	Res	Type
1	AA	243	A
1	AA	279	A
1	AA	328	C
1	AA	366	A
1	AA	372	C
1	AA	429	U
1	AA	461	A
1	AA	484	G
1	AA	975	A
1	AA	1049	U
1	AA	1065	U
1	AA	1101	A
1	AA	1201	A
1	AA	1213	A
1	AA	1226	C
1	AA	1302	C
1	AA	1319	A
1	AA	1378	C
1	AA	1397	C
1	AA	1451	U
1	AA	1499	A
22	BA	25	U
23	BB	33	C
23	BB	489	G
23	BB	670	A
23	BB	1210	G
23	BB	1458	U
23	BB	1583	A
23	BB	1847	A
23	BB	1913	A
23	BB	2211	A
23	BB	2282	G
23	BB	2286	G
23	BB	2336	A
23	BB	2425	A
23	BB	2428	G
23	BB	2430	A
23	BB	2756	U
23	BB	2832	U
23	BB	2894	G
1	CA	51	A
1	CA	60	A

Continued on next page...

Continued from previous page...

Mol	Chain	Res	Type
1	CA	239	U
1	CA	243	A
1	CA	279	A
1	CA	328	C
1	CA	366	A
1	CA	372	C
1	CA	429	U
1	CA	461	A
1	CA	484	G
1	CA	960	U
1	CA	975	A
1	CA	1049	U
1	CA	1065	U
1	CA	1067	A
1	CA	1201	A
1	CA	1226	C
1	CA	1362	A
1	CA	1397	C
1	CA	1451	U
22	DA	25	U
23	DB	33	C
23	DB	241	A
23	DB	489	G
23	DB	670	A
23	DB	973	A
23	DB	1210	G
23	DB	1320	C
23	DB	1458	U
23	DB	1583	A
23	DB	1847	A
23	DB	2211	A
23	DB	2282	G
23	DB	2286	G
23	DB	2336	A
23	DB	2425	A
23	DB	2428	G
23	DB	2430	A
23	DB	2756	U
23	DB	2832	U
23	DB	2894	G

5.4 Non-standard residues in protein, DNA, RNA chains ⓘ

There are no non-standard protein/DNA/RNA residues in this entry.

5.5 Carbohydrates ⓘ

There are no carbohydrates in this entry.

5.6 Ligand geometry ⓘ

Of 344 ligands modelled in this entry, 342 are monoatomic - leaving 2 for Mogul analysis.

In the following table, the Counts columns list the number of bonds (or angles) for which Mogul statistics could be retrieved, the number of bonds (or angles) that are observed in the model and the number of bonds (or angles) that are defined in the chemical component dictionary. The Link column lists molecule types, if any, to which the group is linked. The Z score for a bond length (or angle) is the number of standard deviations the observed value is removed from the expected value. A bond length (or angle) with $|Z| > 2$ is considered an outlier worth inspection. RMSZ is the root-mean-square of all Z scores of the bond lengths (or angles).

Mol	Type	Chain	Res	Link	Bond lengths			Bond angles		
					Counts	RMSZ	# Z > 2	Counts	RMSZ	# Z > 2
54	SCM	AA	1661	-	25,25,25	1.78	10 (40%)	39,39,39	2.31	6 (15%)
54	SCM	CA	1659	-	25,25,25	1.74	7 (28%)	39,39,39	2.37	6 (15%)

In the following table, the Chirals column lists the number of chiral outliers, the number of chiral centers analysed, the number of these observed in the model and the number defined in the chemical component dictionary. Similar counts are reported in the Torsion and Rings columns. '-' means no outliers of that kind were identified.

Mol	Type	Chain	Res	Link	Chirals	Torsions	Rings
54	SCM	AA	1661	-	-	0/4/57/57	0/3/3/3
54	SCM	CA	1659	-	-	0/4/57/57	0/3/3/3

All (17) bond length outliers are listed below:

Mol	Chain	Res	Type	Atoms	Z	Observed(Å)	Ideal(Å)
54	CA	1659	SCM	O1B-C5	4.08	1.47	1.43
54	AA	1661	SCM	O1B-C5	4.06	1.47	1.43
54	AA	1661	SCM	C3-C2	3.05	1.58	1.51
54	CA	1659	SCM	C3-C2	2.86	1.57	1.51
54	CA	1659	SCM	C9-C8	2.85	1.59	1.53
54	AA	1661	SCM	C9-C8	2.68	1.58	1.53

Continued on next page...

Continued from previous page...

Mol	Chain	Res	Type	Atoms	Z	Observed(Å)	Ideal(Å)
54	AA	1661	SCM	C12-C7	2.45	1.57	1.52
54	AA	1661	SCM	C3-C4	2.41	1.54	1.50
54	CA	1659	SCM	C12-C7	2.37	1.57	1.52
54	AA	1661	SCM	O2B-C6	2.31	1.46	1.41
54	CA	1659	SCM	O2B-C6	2.30	1.46	1.41
54	CA	1659	SCM	C3-C4	2.22	1.54	1.50
54	AA	1661	SCM	O2B-C12	2.15	1.47	1.43
54	AA	1661	SCM	O5-C5	2.11	1.43	1.39
54	AA	1661	SCM	C8-N8	2.06	1.51	1.47
54	AA	1661	SCM	C10-N10	-2.05	1.44	1.47
54	CA	1659	SCM	C8-N8	2.05	1.51	1.47

All (12) bond angle outliers are listed below:

Mol	Chain	Res	Type	Atoms	Z	Observed(°)	Ideal(°)
54	CA	1659	SCM	O5-C5-O1B	-9.19	102.82	111.54
54	AA	1661	SCM	O5-C5-O1B	-8.56	103.42	111.54
54	AA	1661	SCM	C1M-N10-C10	-8.07	107.28	113.65
54	CA	1659	SCM	C1M-N10-C10	-7.47	107.76	113.65
54	CA	1659	SCM	C2M-C2-C3	-4.36	108.11	113.66
54	CA	1659	SCM	O1-C2-C3	4.27	113.86	108.49
54	AA	1661	SCM	O1-C2-C3	4.16	113.73	108.49
54	AA	1661	SCM	C2M-C2-C3	-4.06	108.49	113.66
54	CA	1659	SCM	O1B-C5-C4	3.37	113.45	102.26
54	AA	1661	SCM	O1B-C5-C4	3.25	113.06	102.26
54	CA	1659	SCM	C3-C4-C5	2.31	119.20	115.58
54	AA	1661	SCM	C3-C4-C5	2.02	118.74	115.58

There are no chirality outliers.

There are no torsion outliers.

There are no ring outliers.

5.7 Other polymers ⓘ

There are no such residues in this entry.

5.8 Polymer linkage issues

There are no chain breaks in this entry.

6 Fit of model and data ⓘ

6.1 Protein, DNA and RNA chains ⓘ

In the following table, the column labelled ‘#RSRZ> 2’ contains the number (and percentage) of RSRZ outliers, followed by percent RSRZ outliers for the chain as percentile scores relative to all X-ray entries and entries of similar resolution. The OWAB column contains the minimum, median, 95th percentile and maximum values of the occupancy-weighted average B-factor per residue. The column labelled ‘Q< 0.9’ lists the number of (and percentage) of residues with an average occupancy less than 0.9.

Mol	Chain	Analysed	<RSRZ>	#RSRZ>2	OWAB(Å ²)	Q<0.9
1	AA	1530/1542 (99%)	-0.72	9 (0%) 86 74	12, 77, 142, 179	0
1	CA	1530/1542 (99%)	-0.69	2 (0%) 93 90	5, 57, 124, 180	0
2	AC	206/232 (88%)	0.62	14 (6%) 17 16	5, 70, 115, 162	0
2	CC	206/232 (88%)	0.53	7 (3%) 43 33	5, 71, 111, 150	0
3	AD	205/205 (100%)	0.28	11 (5%) 25 21	5, 79, 127, 173	0
3	CD	205/205 (100%)	1.13	43 (20%) 1 3	5, 66, 125, 166	0
4	AE	150/166 (90%)	0.32	4 (2%) 52 39	5, 68, 122, 157	0
4	CE	150/166 (90%)	1.27	34 (22%) 1 3	5, 67, 121, 180	0
5	AF	100/135 (74%)	2.08	50 (50%) 0 2	10, 81, 133, 147	0
5	CF	100/135 (74%)	0.09	3 (3%) 48 36	5, 73, 131, 172	0
6	AG	150/178 (84%)	0.85	23 (15%) 3 5	16, 89, 125, 143	0
6	CG	152/178 (85%)	-0.16	1 (0%) 84 72	6, 79, 125, 172	0
7	AH	129/129 (100%)	0.83	21 (16%) 2 4	19, 77, 130, 158	0
7	CH	129/129 (100%)	0.73	12 (9%) 9 11	5, 62, 116, 158	0
8	AI	127/129 (98%)	0.71	15 (11%) 5 7	6, 83, 117, 155	0
8	CI	127/129 (98%)	0.24	1 (0%) 83 69	5, 80, 122, 157	0
9	AJ	98/103 (95%)	0.60	3 (3%) 47 36	9, 79, 126, 147	0
9	CJ	98/103 (95%)	0.92	15 (15%) 3 5	16, 82, 113, 137	0
10	AK	117/128 (91%)	0.54	8 (6%) 17 16	5, 72, 117, 155	0
10	CK	117/128 (91%)	-0.20	0 100 100	5, 67, 123, 136	0
11	AL	123/123 (100%)	0.97	19 (15%) 3 5	6, 79, 123, 158	0
11	CL	123/123 (100%)	0.45	4 (3%) 44 34	5, 54, 103, 151	0
12	AM	114/117 (97%)	1.47	31 (27%) 1 3	23, 96, 137, 169	0
12	CM	113/117 (96%)	0.57	10 (8%) 10 12	22, 96, 142, 162	0

Continued on next page...

Continued from previous page...

Mol	Chain	Analysed	<RSRZ>	#RSRZ>2		OWAB(Å ²)	Q<0.9
13	AP	82/82 (100%)	0.81	7 (8%)	11 12	15, 82, 130, 163	0
13	CP	80/82 (97%)	0.73	12 (15%)	3 5	5, 58, 126, 180	0
14	AQ	80/83 (96%)	1.39	26 (32%)	1 2	15, 92, 145, 154	0
14	CQ	81/83 (97%)	0.55	5 (6%)	20 18	5, 72, 119, 149	0
15	AR	55/74 (74%)	1.21	15 (27%)	1 3	5, 73, 129, 164	0
15	CR	55/74 (74%)	0.03	1 (1%)	65 50	5, 66, 127, 143	0
16	AS	79/91 (86%)	2.22	43 (54%)	0 2	52, 98, 142, 167	0
16	CS	80/91 (87%)	1.38	27 (33%)	1 2	41, 95, 133, 159	0
17	AT	85/86 (98%)	0.12	4 (4%)	30 25	19, 88, 126, 156	0
17	CT	85/86 (98%)	0.07	1 (1%)	75 60	5, 66, 113, 154	0
18	AB	218/240 (90%)	0.17	6 (2%)	50 38	12, 81, 120, 160	0
18	CB	218/240 (90%)	0.63	22 (10%)	7 10	5, 87, 133, 163	0
19	AU	51/70 (72%)	1.34	12 (23%)	1 3	20, 94, 139, 153	0
19	CU	51/70 (72%)	0.30	2 (3%)	37 30	57, 96, 137, 171	0
20	AO	88/89 (98%)	1.44	23 (26%)	1 3	5, 73, 118, 177	0
20	CO	88/89 (98%)	-0.03	1 (1%)	77 61	5, 56, 108, 135	0
21	AN	96/100 (96%)	1.28	25 (26%)	1 3	5, 84, 128, 155	0
21	CN	96/100 (96%)	0.92	16 (16%)	2 4	5, 75, 129, 145	0
22	BA	117/120 (97%)	-0.09	3 (2%)	53 40	35, 77, 125, 167	0
22	DA	117/120 (97%)	-0.33	1 (0%)	81 67	31, 87, 133, 176	0
23	BB	2841/2904 (97%)	-0.41	29 (1%)	79 64	5, 60, 136, 180	0
23	DB	2841/2904 (97%)	-0.44	22 (0%)	83 69	5, 51, 136, 180	0
24	BI	141/141 (100%)	3.24	96 (68%)	0 1	60, 135, 178, 180	0
24	DI	141/141 (100%)	1.86	59 (41%)	1 2	66, 135, 180, 180	0
25	BC	271/272 (99%)	1.52	100 (36%)	1 2	5, 61, 109, 132	0
25	DC	271/272 (99%)	0.77	31 (11%)	6 8	5, 45, 99, 144	0
26	BD	209/209 (100%)	0.47	15 (7%)	15 15	5, 71, 118, 148	0
26	DD	209/209 (100%)	1.02	38 (18%)	2 3	5, 60, 110, 168	0
27	BK	121/123 (98%)	1.88	51 (42%)	1 2	5, 75, 125, 159	0
27	DK	121/123 (98%)	1.32	24 (19%)	2 3	5, 45, 112, 150	0
28	BP	114/114 (100%)	1.58	41 (35%)	1 2	7, 82, 125, 155	0

Continued on next page...

Continued from previous page...

Mol	Chain	Analysed	<RSRZ>	#RSRZ>2	OWAB(Å ²)	Q<0.9
28	DP	114/114 (100%)	1.00	16 (14%) 3 5	5, 64, 118, 139	0
29	BE	201/201 (100%)	1.17	48 (23%) 1 3	5, 65, 128, 164	0
29	DE	201/201 (100%)	1.05	36 (17%) 2 4	5, 73, 123, 160	0
30	BY	58/58 (100%)	0.23	2 (3%) 43 33	5, 75, 129, 160	0
30	DY	58/58 (100%)	0.49	4 (6%) 17 16	5, 72, 116, 147	0
31	B0	56/56 (100%)	0.39	2 (3%) 41 32	5, 78, 118, 147	0
31	D0	56/56 (100%)	0.24	1 (1%) 65 50	5, 62, 129, 153	0
32	B4	38/38 (100%)	1.34	8 (21%) 1 3	27, 81, 131, 145	0
32	D4	38/38 (100%)	0.64	1 (2%) 53 40	5, 67, 106, 117	0
33	B1	50/54 (92%)	0.51	4 (8%) 12 13	17, 70, 120, 134	0
33	D1	50/54 (92%)	0.95	7 (14%) 3 5	17, 73, 116, 137	0
34	B3	64/64 (100%)	0.18	2 (3%) 47 36	5, 68, 103, 129	0
34	D3	64/64 (100%)	1.17	18 (28%) 1 2	5, 55, 86, 122	0
35	BV	94/94 (100%)	1.01	17 (18%) 2 3	5, 81, 126, 152	0
35	DV	94/94 (100%)	1.32	28 (29%) 1 2	5, 88, 120, 160	0
36	B2	46/46 (100%)	0.42	1 (2%) 59 44	5, 53, 104, 141	0
36	D2	46/46 (100%)	1.36	12 (26%) 1 3	9, 48, 110, 141	0
37	BL	143/144 (99%)	0.19	4 (2%) 50 38	5, 67, 121, 145	0
37	DL	143/144 (99%)	1.36	44 (30%) 1 2	5, 63, 111, 145	0
38	BM	136/136 (100%)	1.34	32 (23%) 1 3	7, 68, 121, 179	0
38	DM	136/136 (100%)	1.50	38 (27%) 1 2	5, 65, 117, 144	0
39	BX	63/63 (100%)	0.76	9 (14%) 3 5	16, 79, 128, 159	0
39	DX	63/63 (100%)	1.09	10 (15%) 3 4	16, 91, 144, 169	0
40	BH	149/149 (100%)	2.18	74 (49%) 1 2	7, 104, 149, 180	0
40	DH	149/149 (100%)	0.99	22 (14%) 3 5	5, 91, 131, 162	0
41	BJ	142/142 (100%)	0.86	20 (14%) 3 5	5, 77, 118, 140	0
41	DJ	142/142 (100%)	0.56	8 (5%) 24 20	5, 70, 119, 173	0
42	BN	120/127 (94%)	0.78	11 (9%) 9 11	5, 69, 111, 154	0
42	DN	120/127 (94%)	0.60	12 (10%) 8 10	5, 51, 94, 163	0
43	BO	116/117 (99%)	0.45	7 (6%) 21 19	6, 80, 109, 172	0
43	DO	116/117 (99%)	1.17	26 (22%) 1 3	5, 83, 136, 158	0

Continued on next page...

Continued from previous page...

Mol	Chain	Analysed	<RSRZ>	#RSRZ>2	OWAB(Å ²)	Q<0.9
44	BQ	117/117 (100%)	0.03	4 (3%) 43 33	5, 62, 115, 144	0
44	DQ	117/117 (100%)	0.37	5 (4%) 34 27	5, 60, 111, 154	0
45	BS	110/110 (100%)	0.74	4 (3%) 41 32	5, 62, 121, 148	0
45	DS	110/110 (100%)	1.36	37 (33%) 1 2	5, 64, 127, 156	0
46	BU	102/103 (99%)	0.95	13 (12%) 4 6	12, 80, 125, 157	0
46	DU	102/103 (99%)	0.42	1 (0%) 79 64	8, 94, 127, 149	0
47	BF	178/178 (100%)	1.10	34 (19%) 2 3	29, 100, 146, 180	0
47	DF	178/178 (100%)	2.14	80 (44%) 1 2	12, 93, 142, 163	0
48	BG	176/176 (100%)	0.88	22 (12%) 5 6	18, 94, 133, 171	0
48	DG	176/176 (100%)	0.92	32 (18%) 2 3	8, 90, 136, 166	0
49	BR	103/103 (100%)	0.83	13 (12%) 4 6	5, 83, 123, 133	0
49	DR	103/103 (100%)	0.46	8 (7%) 13 13	10, 76, 135, 149	0
50	BT	93/100 (93%)	0.77	3 (3%) 45 35	8, 83, 130, 165	0
50	DT	93/100 (93%)	2.34	51 (54%) 0 2	5, 84, 144, 172	0
51	BZ	77/78 (98%)	0.66	10 (12%) 4 6	5, 63, 120, 142	0
51	DZ	77/78 (98%)	0.65	7 (9%) 9 11	5, 56, 106, 120	0
52	BW	79/84 (94%)	0.53	6 (7%) 14 14	5, 75, 124, 180	0
52	DW	79/84 (94%)	1.27	13 (16%) 2 4	5, 71, 121, 166	0
All	All	20417/21046 (97%)	0.28	1965 (9%) 8 10	5, 70, 134, 180	0

All (1965) RSRZ outliers are listed below:

Mol	Chain	Res	Type	RSRZ
23	BB	1730	C	11.8
23	BB	140	C	11.4
24	BI	49	GLU	10.4
33	D1	52	LYS	9.5
23	BB	1731	G	8.9
24	BI	97	VAL	8.7
52	DW	84	GLU	8.6
24	BI	98	GLY	8.6
23	BB	1728	C	8.5
24	BI	17	ALA	8.3
23	DB	139	U	8.2
24	BI	85	ILE	8.2
23	BB	1727	C	7.9

Continued on next page...

Continued from previous page...

Mol	Chain	Res	Type	RSRZ
24	DI	99	LYS	7.9
24	BI	51	GLY	7.8
23	BB	546	U	7.7
24	BI	48	ILE	7.7
15	AR	19	GLU	7.7
8	AI	129	ARG	7.7
50	DT	5	GLU	7.5
24	BI	52	LEU	7.5
16	AS	40	PHE	7.4
24	BI	140	GLU	7.4
47	DF	139	GLU	7.3
23	BB	1726	C	7.2
19	AU	3	ILE	7.2
16	AS	41	PRO	7.1
24	BI	34	ILE	7.0
24	BI	18	ASN	7.0
40	BH	87	GLU	6.8
13	AP	82	ALA	6.8
24	BI	54	ILE	6.6
22	DA	88	C	6.6
23	DB	1730	C	6.6
24	BI	3	LYS	6.5
40	BH	124	THR	6.5
12	AM	79	LEU	6.3
23	BB	139	U	6.3
40	BH	142	VAL	6.3
24	BI	14	ALA	6.2
24	DI	137	LEU	6.2
24	BI	58	ILE	6.1
13	AP	80	LYS	6.1
23	BB	1729	U	6.1
40	BH	130	VAL	6.1
3	CD	163	GLN	6.0
47	DF	10	GLU	6.0
47	DF	44	ALA	5.9
16	AS	43	MET	5.9
21	CN	30	ILE	5.9
50	DT	72	GLN	5.8
13	AP	81	ALA	5.8
24	BI	137	LEU	5.8
24	BI	59	THR	5.8
33	B1	52	LYS	5.8

Continued on next page...

Continued from previous page...

Mol	Chain	Res	Type	RSRZ
24	BI	53	PRO	5.8
24	BI	50	LYS	5.8
24	BI	96	LYS	5.8
16	AS	65	MET	5.7
51	DZ	78	TYR	5.7
24	DI	98	GLY	5.6
23	BB	715	A	5.6
38	BM	32	GLY	5.6
38	BM	105	MET	5.6
49	BR	46	GLU	5.6
38	BM	103	TYR	5.5
24	BI	35	MET	5.5
40	BH	133	GLN	5.5
29	BE	155	GLU	5.5
12	AM	114	PRO	5.4
1	AA	1493	A	5.4
50	DT	53	VAL	5.4
37	DL	123	ARG	5.4
24	BI	6	ALA	5.4
24	BI	60	VAL	5.4
23	DB	140	C	5.4
40	BH	144	VAL	5.4
16	CS	65	MET	5.4
50	DT	91	GLN	5.3
38	BM	33	LEU	5.3
47	DF	164	GLU	5.3
24	DI	84	GLY	5.3
24	DI	85	ILE	5.3
40	BH	94	ILE	5.3
47	BF	127	TYR	5.3
6	AG	79	VAL	5.3
24	DI	138	VAL	5.3
24	BI	11	GLN	5.3
29	BE	188	MET	5.3
23	BB	1067	A	5.3
40	BH	86	ASP	5.2
1	AA	1492	A	5.2
24	BI	79	LEU	5.2
52	DW	18	LYS	5.2
47	DF	140	ILE	5.2
25	BC	1	ALA	5.2
28	BP	61	ARG	5.2

Continued on next page...

Continued from previous page...

Mol	Chain	Res	Type	RSRZ
47	DF	174	PHE	5.2
25	BC	114	GLN	5.2
38	DM	1	MET	5.2
5	AF	35	LYS	5.1
29	BE	143	LEU	5.1
12	AM	82	LEU	5.1
37	DL	92	LEU	5.1
50	DT	12	ARG	5.1
8	AI	56	MET	5.1
50	DT	11	LEU	5.1
47	BF	139	GLU	5.1
27	BK	84	CYS	5.1
47	DF	127	TYR	5.1
24	BI	141	ASP	5.1
25	BC	5	CYS	5.0
47	DF	82	TYR	5.0
52	DW	19	ARG	5.0
4	CE	12	GLU	5.0
40	BH	128	HIS	4.9
24	DI	95	ASP	4.9
5	AF	90	MET	4.9
23	BB	1537	G	4.9
29	BE	153	LEU	4.9
39	DX	22	LEU	4.9
24	BI	68	PHE	4.9
16	AS	64	GLU	4.9
28	BP	71	ARG	4.9
16	CS	40	PHE	4.9
51	BZ	78	TYR	4.9
12	AM	55	LEU	4.9
40	BH	60	GLU	4.9
47	DF	173	ASP	4.9
40	BH	45	GLU	4.9
35	BV	83	LYS	4.8
23	BB	2309	A	4.8
40	BH	88	GLY	4.8
24	BI	19	PRO	4.8
29	BE	119	ILE	4.8
29	DE	155	GLU	4.8
24	BI	5	GLN	4.7
24	BI	139	VAL	4.7
29	BE	1	MET	4.7

Continued on next page...

Continued from previous page...

Mol	Chain	Res	Type	RSRZ
4	CE	158	LYS	4.7
40	BH	149	GLU	4.7
24	BI	38	CYS	4.7
25	BC	116	GLN	4.7
25	BC	193	GLU	4.7
18	CB	56	LEU	4.7
39	DX	63	ALA	4.7
48	DG	114	HIS	4.7
50	DT	70	HIS	4.7
24	DI	125	THR	4.7
47	DF	19	PHE	4.7
24	BI	86	LYS	4.6
24	BI	21	PRO	4.6
34	D3	19	GLY	4.6
48	DG	52	GLY	4.6
25	BC	17	LYS	4.6
38	BM	136	MET	4.6
38	DM	60	GLN	4.6
24	BI	108	ILE	4.6
4	CE	146	MET	4.6
38	DM	105	MET	4.6
19	AU	35	GLU	4.6
16	AS	39	ILE	4.6
27	BK	110	GLU	4.6
24	BI	16	MET	4.6
47	DF	171	ALA	4.5
11	CL	13	ARG	4.5
40	BH	116	ARG	4.5
25	BC	22	GLU	4.5
40	BH	103	VAL	4.5
40	BH	141	LYS	4.5
28	BP	47	ILE	4.5
12	AM	113	LYS	4.5
27	BK	8	LEU	4.5
11	CL	123	ALA	4.5
24	BI	27	LEU	4.5
35	BV	57	TYR	4.5
43	DO	3	LYS	4.5
4	CE	11	GLN	4.5
2	AC	156	LEU	4.5
24	BI	29	GLN	4.5
24	DI	83	ALA	4.5

Continued on next page...

Continued from previous page...

Mol	Chain	Res	Type	RSRZ
5	AF	66	ALA	4.4
33	D1	26	LYS	4.4
25	BC	269	ARG	4.4
52	BW	84	GLU	4.4
24	DI	7	TYR	4.4
39	BX	62	GLY	4.4
40	BH	80	ILE	4.4
24	BI	94	LYS	4.4
8	CI	129	ARG	4.4
49	BR	48	LYS	4.4
40	BH	131	SER	4.4
29	DE	124	PHE	4.4
50	DT	81	LYS	4.4
28	BP	48	ALA	4.4
16	CS	20	LYS	4.4
47	DF	75	GLY	4.4
16	AS	73	PHE	4.4
50	DT	49	LYS	4.4
40	BH	123	ARG	4.4
52	DW	83	ALA	4.4
8	AI	51	LEU	4.3
3	CD	164	ARG	4.3
16	CS	19	GLU	4.3
48	DG	41	GLU	4.3
12	AM	51	GLN	4.3
24	BI	80	LYS	4.3
7	AH	126	CYS	4.3
41	BJ	63	ALA	4.3
50	DT	44	LYS	4.3
26	DD	1	MET	4.3
40	BH	125	THR	4.3
50	DT	87	LEU	4.3
1	CA	1030	U	4.3
47	DF	43	ILE	4.3
24	DI	96	LYS	4.3
19	AU	4	LYS	4.2
40	BH	140	ALA	4.2
50	DT	3	ARG	4.2
38	DM	103	TYR	4.2
50	DT	15	HIS	4.2
25	BC	123	ILE	4.2
24	BI	13	ALA	4.2

Continued on next page...

Continued from previous page...

Mol	Chain	Res	Type	RSRZ
40	BH	146	VAL	4.2
38	DM	32	GLY	4.2
24	BI	25	PRO	4.2
35	DV	74	ALA	4.2
25	BC	131	MET	4.2
50	DT	35	ALA	4.2
24	BI	15	GLY	4.2
47	DF	124	ARG	4.2
28	BP	70	GLU	4.2
13	CP	52	LEU	4.2
34	D3	51	LYS	4.2
12	AM	78	ARG	4.2
29	DE	60	TRP	4.2
2	CC	165	GLU	4.2
12	AM	52	ILE	4.1
28	BP	67	GLU	4.2
7	AH	129	ALA	4.1
24	BI	26	ALA	4.1
25	BC	124	LYS	4.1
12	AM	6	ILE	4.1
24	BI	45	THR	4.1
24	BI	95	ASP	4.1
18	CB	161	PHE	4.1
38	DM	37	GLY	4.1
47	BF	116	LEU	4.1
50	DT	43	ILE	4.1
32	B4	7	VAL	4.1
25	DC	81	GLU	4.1
29	BE	14	VAL	4.1
5	AF	8	PHE	4.1
28	BP	99	LEU	4.1
50	DT	92	ASN	4.1
40	BH	115	VAL	4.1
38	BM	1	MET	4.1
13	CP	47	GLU	4.1
26	DD	32	ASN	4.1
21	AN	40	ARG	4.1
47	DF	7	TYR	4.1
48	DG	40	VAL	4.1
48	DG	88	LEU	4.1
4	CE	85	LYS	4.1
16	AS	28	LYS	4.1

Continued on next page...

Continued from previous page...

Mol	Chain	Res	Type	RSRZ
50	DT	54	GLU	4.1
42	DN	83	LEU	4.1
47	DF	175	PRO	4.1
6	AG	85	GLN	4.0
40	BH	102	ALA	4.0
16	CS	26	ASP	4.0
47	BF	142	TYR	4.0
29	BE	118	LEU	4.0
23	DB	1728	C	4.0
26	DD	2	ILE	4.0
39	DX	24	GLU	4.0
40	BH	85	GLY	4.0
47	DF	41	GLU	4.0
24	BI	32	VAL	4.0
4	CE	10	LEU	4.0
6	AG	78	ARG	4.0
27	BK	46	ALA	4.0
50	DT	4	GLU	4.0
25	BC	122	ALA	4.0
47	DF	42	ALA	4.0
14	AQ	8	GLN	3.9
18	CB	68	PHE	3.9
4	CE	36	THR	3.9
29	BE	124	PHE	3.9
12	AM	85	TYR	3.9
12	AM	112	ARG	3.9
37	DL	91	ASP	3.9
12	AM	38	ILE	3.9
15	AR	22	TYR	3.9
5	AF	88	MET	3.9
24	DI	82	ALA	3.9
4	CE	13	LYS	3.9
5	AF	25	TYR	3.9
29	BE	11	ALA	3.9
24	BI	7	TYR	3.9
25	BC	162	GLN	3.9
37	DL	58	TYR	3.9
25	DC	79	ARG	3.9
50	DT	36	LYS	3.9
26	DD	52	THR	3.9
18	CB	160	LEU	3.9
3	CD	34	GLU	3.9

Continued on next page...

Continued from previous page...

Mol	Chain	Res	Type	RSRZ
47	DF	149	ARG	3.9
47	DF	177	ARG	3.9
47	DF	172	PHE	3.9
25	BC	182	LYS	3.9
47	DF	134	GLN	3.9
47	DF	55	ASP	3.9
31	D0	56	LYS	3.9
50	DT	73	ARG	3.8
35	DV	51	GLN	3.8
1	AA	86	G	3.8
5	AF	62	MET	3.8
47	DF	160	LYS	3.8
50	DT	33	LYS	3.8
2	AC	151	GLU	3.8
38	DM	40	ARG	3.8
52	BW	83	ALA	3.8
2	AC	45	GLU	3.8
20	AO	78	TYR	3.8
50	DT	14	PRO	3.8
50	DT	52	GLU	3.8
24	DI	106	GLN	3.8
26	DD	33	ARG	3.8
45	DS	93	ALA	3.8
29	BE	150	THR	3.8
29	DE	61	ARG	3.8
5	AF	5	GLU	3.8
35	BV	74	ALA	3.8
46	BU	59	GLU	3.8
29	BE	6	LYS	3.8
35	DV	94	ALA	3.8
16	CS	43	MET	3.8
3	CD	22	SER	3.8
40	BH	1	MET	3.8
35	BV	84	PRO	3.8
5	AF	65	GLU	3.8
45	DS	95	ARG	3.8
21	AN	28	ALA	3.8
25	BC	188	ARG	3.8
21	CN	19	TYR	3.8
25	BC	70	LYS	3.8
35	DV	73	LYS	3.8
40	BH	84	ALA	3.8

Continued on next page...

Continued from previous page...

Mol	Chain	Res	Type	RSRZ
51	BZ	76	GLU	3.8
37	DL	82	LEU	3.8
29	DE	149	ILE	3.7
24	DI	53	PRO	3.7
39	DX	23	ARG	3.7
40	BH	93	SER	3.7
24	BI	37	PHE	3.7
47	BF	75	GLY	3.7
35	DV	1	MET	3.7
3	CD	108	ALA	3.7
12	CM	44	ILE	3.7
45	DS	110	ARG	3.7
24	BI	83	ALA	3.7
27	BK	7	MET	3.7
13	AP	52	LEU	3.7
35	DV	72	VAL	3.7
21	CN	23	ARG	3.7
52	DW	65	LYS	3.7
40	BH	132	PHE	3.7
16	AS	72	GLU	3.7
47	DF	21	TYR	3.7
12	CM	82	LEU	3.7
27	DK	18	ARG	3.7
35	DV	57	TYR	3.7
37	DL	108	ALA	3.7
50	DT	10	VAL	3.7
24	BI	81	LYS	3.7
38	DM	33	LEU	3.7
47	DF	169	LEU	3.7
16	AS	68	HIS	3.7
40	BH	117	LEU	3.7
24	DI	136	GLY	3.7
28	BP	43	GLU	3.7
41	BJ	86	GLN	3.7
16	CS	39	ILE	3.7
34	D3	13	PHE	3.7
5	CF	90	MET	3.7
27	BK	64	ARG	3.7
6	AG	80	GLY	3.7
38	BM	31	PHE	3.7
40	BH	57	LYS	3.7
29	BE	9	GLN	3.7

Continued on next page...

Continued from previous page...

Mol	Chain	Res	Type	RSRZ
22	BA	118	C	3.7
47	DF	16	MET	3.6
45	DS	92	ARG	3.6
47	DF	11	VAL	3.6
9	CJ	102	LEU	3.6
7	CH	98	LEU	3.6
24	BI	66	PHE	3.6
35	BV	56	PHE	3.6
52	DW	43	LYS	3.6
43	DO	60	GLU	3.6
4	AE	85	LYS	3.6
24	BI	112	LYS	3.6
29	DE	153	LEU	3.6
32	B4	9	LYS	3.6
47	DF	30	VAL	3.6
38	BM	128	THR	3.6
5	AF	21	MET	3.6
40	BH	92	GLY	3.6
25	BC	115	ILE	3.6
7	CH	129	ALA	3.6
47	DF	18	GLU	3.6
3	CD	16	THR	3.6
4	CE	114	LEU	3.6
26	BD	186	LEU	3.6
28	DP	67	GLU	3.6
6	AG	84	TYR	3.6
27	BK	102	PRO	3.6
45	BS	74	ILE	3.6
4	CE	80	LEU	3.6
4	CE	81	GLN	3.6
21	CN	22	LYS	3.5
37	DL	96	LYS	3.5
47	DF	166	ARG	3.5
42	BN	83	LEU	3.5
15	CR	19	GLU	3.5
39	DX	62	GLY	3.5
16	AS	60	PHE	3.5
36	D2	46	LYS	3.5
50	DT	13	ALA	3.5
31	B0	54	ILE	3.5
49	BR	35	PHE	3.5
24	DI	97	VAL	3.5

Continued on next page...

Continued from previous page...

Mol	Chain	Res	Type	RSRZ
25	BC	109	LEU	3.5
40	DH	122	LEU	3.5
3	CD	177	MET	3.5
21	AN	20	PHE	3.5
26	DD	77	ARG	3.5
29	BE	10	SER	3.5
7	AH	59	GLU	3.5
24	BI	69	VAL	3.5
25	DC	5	CYS	3.5
48	BG	147	LEU	3.5
48	DG	55	ASP	3.5
25	BC	181	ARG	3.5
26	DD	87	GLY	3.5
29	DE	169	VAL	3.5
43	DO	2	ASP	3.5
5	AF	9	MET	3.5
27	DK	64	ARG	3.5
14	AQ	33	TYR	3.5
38	DM	35	ALA	3.5
11	AL	61	GLU	3.5
24	BI	12	VAL	3.5
11	AL	52	CYS	3.5
33	B1	51	ALA	3.5
33	D1	27	ARG	3.5
50	DT	34	VAL	3.5
7	AH	60	LEU	3.5
26	BD	188	LEU	3.5
26	DD	96	ILE	3.5
29	BE	149	ILE	3.5
48	BG	176	LYS	3.5
11	AL	14	LYS	3.5
27	BK	40	LYS	3.5
29	DE	148	ILE	3.5
47	DF	78	ILE	3.5
23	DB	2309	A	3.5
38	BM	110	GLU	3.5
4	CE	115	GLU	3.4
12	AM	74	MET	3.4
25	BC	110	LYS	3.4
52	DW	45	HIS	3.4
12	AM	92	ARG	3.4
7	AH	74	ILE	3.4

Continued on next page...

Continued from previous page...

Mol	Chain	Res	Type	RSRZ
50	DT	47	VAL	3.4
43	DO	37	ALA	3.4
26	DD	165	MET	3.4
40	DH	1	MET	3.4
23	DB	1729	U	3.4
26	DD	4	LEU	3.4
27	BK	103	VAL	3.4
38	BM	113	ALA	3.4
47	DF	74	ALA	3.4
25	BC	179	GLU	3.4
27	DK	84	CYS	3.4
21	CN	18	LYS	3.4
47	DF	2	LYS	3.4
50	DT	71	GLY	3.4
16	AS	29	PRO	3.4
47	DF	33	ILE	3.4
6	AG	73	GLU	3.4
4	CE	117	ALA	3.4
37	DL	86	GLU	3.4
38	DM	136	MET	3.4
45	DS	94	ASP	3.4
11	AL	13	ARG	3.4
24	BI	55	PRO	3.4
24	BI	20	SER	3.4
24	DI	52	LEU	3.4
25	BC	145	MET	3.4
37	DL	101	ILE	3.4
8	AI	57	VAL	3.4
27	BK	121	GLU	3.4
27	BK	18	ARG	3.4
3	CD	169	TRP	3.4
26	DD	30	GLU	3.4
37	DL	141	LYS	3.4
50	DT	42	GLU	3.4
52	DW	17	ALA	3.4
24	DI	6	ALA	3.4
37	DL	95	LEU	3.4
38	BM	102	LEU	3.4
25	DC	91	ALA	3.4
20	AO	88	ARG	3.4
24	BI	138	VAL	3.4
25	BC	2	VAL	3.4

Continued on next page...

Continued from previous page...

Mol	Chain	Res	Type	RSRZ
21	AN	23	ARG	3.4
23	BB	613	A	3.4
38	DM	59	ARG	3.4
16	AS	44	ILE	3.4
21	AN	29	ILE	3.4
50	DT	55	VAL	3.4
11	AL	85	ARG	3.4
21	AN	24	ALA	3.3
41	BJ	142	ILE	3.3
25	BC	101	ARG	3.3
24	DI	114	ALA	3.3
47	BF	103	ILE	3.3
50	DT	45	ALA	3.3
5	AF	67	PRO	3.3
47	BF	176	PHE	3.3
34	D3	15	LYS	3.3
16	AS	63	ASP	3.3
16	CS	46	LEU	3.3
42	BN	21	PHE	3.3
47	DF	176	PHE	3.3
41	BJ	87	ALA	3.3
8	AI	49	GLN	3.3
25	BC	153	LEU	3.3
24	DI	140	GLU	3.3
24	DI	94	LYS	3.3
24	DI	104	GLN	3.3
29	DE	188	MET	3.3
29	BE	144	GLU	3.3
47	DF	178	LYS	3.3
24	DI	100	ILE	3.3
20	AO	80	GLN	3.3
29	BE	148	ILE	3.3
51	BZ	77	LYS	3.3
40	BH	90	LEU	3.3
45	BS	103	ILE	3.3
45	DS	83	LYS	3.3
47	DF	157	THR	3.3
48	DG	57	TYR	3.3
24	BI	70	THR	3.3
29	BE	120	VAL	3.3
41	BJ	75	TYR	3.3
47	DF	12	VAL	3.3

Continued on next page...

Continued from previous page...

Mol	Chain	Res	Type	RSRZ
14	AQ	52	CYS	3.3
30	BY	58	GLU	3.3
40	BH	126	GLY	3.3
48	DG	176	LYS	3.3
35	BV	61	LEU	3.3
40	BH	12	LEU	3.3
16	AS	38	THR	3.3
50	DT	6	ARG	3.3
35	DV	61	LEU	3.3
27	BK	122	VAL	3.3
23	BB	62	U	3.3
24	DI	132	ALA	3.3
5	AF	70	VAL	3.3
23	BB	1095	A	3.3
6	AG	20	GLU	3.3
16	AS	59	VAL	3.3
35	DV	56	PHE	3.3
47	DF	27	VAL	3.3
3	AD	178	GLU	3.3
20	AO	67	LEU	3.3
38	BM	104	GLU	3.3
40	BH	120	GLY	3.3
41	DJ	87	ALA	3.2
5	AF	42	TRP	3.2
38	DM	2	LEU	3.2
43	DO	24	THR	3.2
12	AM	80	MET	3.2
3	CD	160	LEU	3.2
6	AG	70	PRO	3.2
25	DC	1	ALA	3.2
11	AL	11	ARG	3.2
12	CM	92	ARG	3.2
47	DF	90	LEU	3.2
40	BH	104	THR	3.2
25	BC	102	TYR	3.2
12	CM	47	LEU	3.2
3	AD	106	PHE	3.2
25	BC	163	ILE	3.2
25	BC	113	ASP	3.2
24	BI	93	ASN	3.2
7	AH	58	LEU	3.2
9	CJ	35	GLN	3.2

Continued on next page...

Continued from previous page...

Mol	Chain	Res	Type	RSRZ
25	DC	62	ARG	3.2
38	BM	60	GLN	3.2
47	BF	35	LEU	3.2
11	AL	47	ALA	3.2
28	DP	40	GLN	3.2
21	CN	34	ASN	3.2
5	AF	10	VAL	3.2
2	AC	205	GLU	3.2
28	BP	86	LYS	3.2
29	DE	65	THR	3.2
34	D3	21	PHE	3.2
40	DH	149	GLU	3.2
5	AF	1	MET	3.2
32	B4	8	LYS	3.2
25	BC	132	ARG	3.2
27	DK	83	ALA	3.2
42	BN	10	LEU	3.2
47	BF	151	LEU	3.2
48	BG	93	TYR	3.2
5	AF	6	ILE	3.2
24	DI	80	LYS	3.2
25	BC	174	ARG	3.2
48	DG	116	LEU	3.2
50	DT	51	PHE	3.2
3	AD	177	MET	3.2
9	CJ	88	MET	3.2
12	AM	32	ILE	3.2
48	BG	120	ILE	3.2
5	AF	58	HIS	3.2
29	DE	172	ALA	3.2
33	D1	6	GLU	3.2
5	AF	55	HIS	3.2
23	DB	544	C	3.2
24	BI	109	ALA	3.2
25	BC	125	PRO	3.1
7	CH	62	LEU	3.1
14	AQ	38	LYS	3.1
20	AO	59	MET	3.1
35	DV	93	ARG	3.1
47	BF	135	ILE	3.1
13	CP	80	LYS	3.1
27	BK	53	LYS	3.1

Continued on next page...

Continued from previous page...

Mol	Chain	Res	Type	RSRZ
27	BK	86	LEU	3.1
47	DF	77	LYS	3.1
28	BP	19	PHE	3.1
43	DO	61	GLN	3.1
4	CE	155	LYS	3.1
25	DC	4	LYS	3.1
24	BI	100	ILE	3.1
29	BE	152	GLU	3.1
24	BI	84	GLY	3.1
4	CE	95	MET	3.1
16	AS	62	THR	3.1
45	DS	103	ILE	3.1
25	BC	72	GLY	3.1
28	BP	46	VAL	3.1
47	BF	174	PHE	3.1
16	AS	48	ILE	3.1
16	AS	46	LEU	3.1
36	D2	1	MET	3.1
38	BM	129	THR	3.1
40	DH	140	ALA	3.1
49	BR	40	MET	3.1
4	CE	44	ARG	3.1
17	AT	35	TYR	3.1
35	DV	82	TYR	3.1
12	CM	1	ALA	3.1
27	BK	39	ILE	3.1
35	DV	91	PHE	3.1
28	DP	62	LYS	3.1
40	BH	148	ALA	3.1
43	DO	62	LEU	3.1
16	AS	2	ARG	3.1
47	DF	28	PRO	3.1
40	BH	56	ALA	3.1
41	BJ	74	TYR	3.1
25	DC	33	LEU	3.1
41	BJ	102	GLU	3.1
18	CB	90	PHE	3.1
16	CS	47	THR	3.1
47	DF	163	GLU	3.1
47	DF	3	LEU	3.1
5	AF	7	VAL	3.1
24	BI	87	SER	3.1

Continued on next page...

Continued from previous page...

Mol	Chain	Res	Type	RSRZ
52	DW	82	GLU	3.1
21	CN	31	SER	3.1
27	DK	43	ILE	3.1
14	AQ	53	GLY	3.1
25	BC	20	ASN	3.1
47	BF	111	ARG	3.1
25	BC	265	PHE	3.1
47	DF	58	ALA	3.1
21	CN	42	ASN	3.1
23	DB	1537	G	3.1
35	DV	69	GLU	3.1
5	AF	11	HIS	3.0
24	BI	8	VAL	3.0
29	BE	141	MET	3.0
41	BJ	72	LYS	3.0
43	DO	115	LEU	3.0
48	BG	167	VAL	3.0
27	BK	98	ARG	3.0
24	DI	79	LEU	3.0
25	BC	4	LYS	3.0
27	BK	15	GLY	3.0
16	AS	47	THR	3.0
40	BH	76	GLU	3.0
3	CD	190	LEU	3.0
52	DW	36	ILE	3.0
28	BP	73	PHE	3.0
12	AM	86	ARG	3.0
25	DC	92	LEU	3.0
37	DL	57	LEU	3.0
47	DF	24	VAL	3.0
24	BI	125	THR	3.0
25	BC	180	MET	3.0
29	DE	88	ARG	3.0
5	AF	54	LEU	3.0
21	CN	76	PHE	3.0
24	BI	28	GLY	3.0
24	DI	49	GLU	3.0
47	DF	103	ILE	3.0
9	CJ	36	VAL	3.0
16	CS	48	ILE	3.0
47	DF	79	ARG	3.0
20	AO	43	PHE	3.0

Continued on next page...

Continued from previous page...

Mol	Chain	Res	Type	RSRZ
40	BH	145	ASN	3.0
7	CH	127	TYR	3.0
40	BH	5	LEU	3.0
5	AF	4	TYR	3.0
5	AF	56	LYS	3.0
27	BK	59	LYS	3.0
38	DM	90	GLU	3.0
29	BE	151	GLY	3.0
29	BE	172	ALA	3.0
37	DL	100	ILE	3.0
38	DM	114	ARG	3.0
18	CB	163	ILE	3.0
16	AS	14	LEU	3.0
24	DI	105	LEU	3.0
23	DB	1175	A	3.0
24	BI	2	LYS	3.0
29	DE	134	LEU	3.0
40	BH	122	LEU	3.0
50	DT	16	VAL	3.0
20	AO	75	VAL	3.0
38	DM	126	ILE	3.0
19	AU	34	ARG	3.0
38	DM	41	LEU	3.0
25	DC	22	GLU	3.0
28	BP	63	ILE	3.0
28	BP	98	TYR	3.0
12	AM	83	GLY	3.0
42	BN	24	MET	3.0
47	DF	37	MET	3.0
40	BH	46	PHE	3.0
3	CD	94	GLU	3.0
16	AS	42	ASN	3.0
23	BB	1725	U	3.0
41	DJ	20	ALA	3.0
7	CH	116	ARG	3.0
24	BI	78	LEU	3.0
40	DH	12	LEU	3.0
35	BV	55	GLU	3.0
5	AF	61	LEU	3.0
29	BE	122	GLU	3.0
26	BD	187	LEU	3.0
23	BB	2310	C	3.0

Continued on next page...

Continued from previous page...

Mol	Chain	Res	Type	RSRZ
29	DE	74	LYS	3.0
24	DI	103	ALA	3.0
29	BE	8	ALA	3.0
5	AF	59	TYR	2.9
37	DL	77	ILE	2.9
21	AN	45	LEU	2.9
14	AQ	27	PHE	2.9
21	CN	20	PHE	2.9
23	DB	1727	C	2.9
47	DF	86	CYS	2.9
50	DT	82	LYS	2.9
32	B4	25	VAL	2.9
40	BH	114	GLU	2.9
29	DE	57	LYS	2.9
37	DL	61	LEU	2.9
39	DX	13	GLU	2.9
50	DT	8	LEU	2.9
24	BI	40	ALA	2.9
16	AS	61	VAL	2.9
25	DC	34	GLU	2.9
28	BP	62	LYS	2.9
5	AF	34	GLY	2.9
18	CB	67	LEU	2.9
29	BE	12	LEU	2.9
27	BK	80	ASP	2.9
48	BG	114	HIS	2.9
16	AS	70	LEU	2.9
2	AC	44	LYS	2.9
27	BK	108	ARG	2.9
28	BP	42	PHE	2.9
36	D2	25	LYS	2.9
14	AQ	58	VAL	2.9
28	BP	76	HIS	2.9
3	CD	178	GLU	2.9
25	BC	118	GLY	2.9
25	BC	121	ALA	2.9
35	BV	82	TYR	2.9
11	AL	63	THR	2.9
27	BK	83	ALA	2.9
27	DK	51	LYS	2.9
40	DH	110	VAL	2.9
5	AF	64	VAL	2.9

Continued on next page...

Continued from previous page...

Mol	Chain	Res	Type	RSRZ
43	DO	23	ALA	2.9
45	DS	5	ALA	2.9
50	DT	93	LEU	2.9
35	DV	63	ILE	2.9
3	CD	202	LEU	2.9
24	DI	124	MET	2.9
21	AN	30	ILE	2.9
48	DG	147	LEU	2.9
50	DT	30	ILE	2.9
21	AN	60	ARG	2.9
36	D2	28	ARG	2.9
38	DM	117	PHE	2.9
47	BF	74	ALA	2.9
26	DD	186	LEU	2.9
24	DI	115	ASP	2.9
27	BK	104	THR	2.9
45	DS	70	LYS	2.9
29	BE	121	VAL	2.9
13	CP	54	LEU	2.9
35	DV	42	LEU	2.9
25	BC	128	THR	2.9
11	CL	24	GLU	2.9
26	DD	93	GLY	2.9
35	BV	93	ARG	2.9
46	BU	93	ARG	2.9
50	DT	50	LEU	2.9
24	BI	47	SER	2.9
47	DF	71	LYS	2.9
16	AS	30	LEU	2.9
24	BI	22	PRO	2.9
25	BC	173	LEU	2.9
26	DD	48	ILE	2.9
40	BH	121	VAL	2.9
28	BP	58	PHE	2.9
40	BH	89	LYS	2.9
3	CD	89	LEU	2.9
38	DM	102	LEU	2.9
12	AM	84	CYS	2.9
20	AO	17	ARG	2.9
21	AN	27	LYS	2.9
28	BP	102	ARG	2.9
34	D3	22	LYS	2.9

Continued on next page...

Continued from previous page...

Mol	Chain	Res	Type	RSRZ
40	BH	106	ALA	2.9
25	BC	166	ARG	2.9
25	BC	171	VAL	2.9
41	BJ	64	VAL	2.9
19	AU	36	PHE	2.9
25	BC	137	GLY	2.9
26	DD	3	GLY	2.9
38	DM	134	THR	2.9
24	BI	33	ASN	2.9
26	DD	8	LYS	2.9
23	BB	1536	C	2.8
27	BK	45	GLU	2.8
45	DS	74	ILE	2.8
8	AI	128	LYS	2.8
20	AO	63	ARG	2.8
25	BC	3	VAL	2.8
16	AS	58	PRO	2.8
24	BI	10	LEU	2.8
24	DI	58	ILE	2.8
25	BC	92	LEU	2.8
37	BL	144	GLU	2.8
47	DF	133	GLU	2.8
49	DR	50	GLY	2.8
50	DT	90	GLY	2.8
27	DK	17	ARG	2.8
29	DE	49	ARG	2.8
48	DG	43	LYS	2.8
3	CD	106	PHE	2.8
40	BH	99	ILE	2.8
40	BH	91	PHE	2.8
5	AF	63	ASN	2.8
51	BZ	71	LEU	2.8
50	DT	80	TRP	2.8
5	AF	38	ARG	2.8
37	DL	125	LEU	2.8
50	DT	32	LEU	2.8
26	DD	47	ALA	2.8
25	BC	126	GLY	2.8
20	AO	66	LEU	2.8
25	BC	21	PRO	2.8
28	BP	75	THR	2.8
4	CE	9	GLU	2.8

Continued on next page...

Continued from previous page...

Mol	Chain	Res	Type	RSRZ
10	AK	82	GLU	2.8
35	DV	50	MET	2.8
47	BF	112	ASP	2.8
24	BI	121	ILE	2.8
27	BK	77	ILE	2.8
37	DL	59	ARG	2.8
41	DJ	64	VAL	2.8
47	DF	155	ILE	2.8
38	DM	31	PHE	2.8
14	AQ	9	GLY	2.8
14	AQ	80	LYS	2.8
47	BF	114	ARG	2.8
47	DF	6	TYR	2.8
48	BG	116	LEU	2.8
16	AS	66	VAL	2.8
24	BI	46	ASP	2.8
5	AF	78	PHE	2.8
24	BI	44	LYS	2.8
29	BE	175	ILE	2.8
28	DP	19	PHE	2.8
36	D2	29	GLN	2.8
19	AU	27	VAL	2.8
48	DG	160	GLY	2.8
3	CD	171	GLU	2.8
27	BK	43	ILE	2.8
50	DT	31	VAL	2.8
32	B4	23	ILE	2.8
43	DO	56	LYS	2.8
47	DF	84	ILE	2.8
25	BC	95	TYR	2.8
44	BQ	102	LYS	2.8
3	CD	18	LEU	2.8
9	CJ	81	GLU	2.8
20	AO	77	ARG	2.8
35	BV	35	GLU	2.8
49	BR	3	ALA	2.8
27	DK	45	GLU	2.8
4	CE	37	VAL	2.8
18	AB	195	VAL	2.8
48	BG	169	ARG	2.8
29	DE	62	GLN	2.8
2	CC	93	ILE	2.8

Continued on next page...

Continued from previous page...

Mol	Chain	Res	Type	RSRZ
14	AQ	20	ILE	2.8
16	AS	17	LYS	2.8
29	BE	140	ASP	2.8
7	AH	62	LEU	2.8
9	AJ	34	ALA	2.8
27	BK	94	PRO	2.8
29	BE	5	LEU	2.8
47	DF	15	LEU	2.8
40	BH	127	GLU	2.8
46	BU	71	ILE	2.8
50	DT	48	GLN	2.8
40	BH	108	VAL	2.8
45	DS	104	THR	2.8
49	DR	48	LYS	2.8
25	BC	165	ALA	2.8
34	D3	4	LYS	2.7
40	BH	107	GLY	2.7
45	DS	86	MET	2.7
51	BZ	49	LEU	2.7
27	BK	17	ARG	2.7
3	CD	24	VAL	2.7
40	BH	129	GLU	2.7
11	CL	14	LYS	2.7
27	BK	54	LYS	2.7
23	DB	1731	G	2.7
25	BC	143	VAL	2.7
47	BF	43	ILE	2.7
29	DE	70	SER	2.7
7	AH	110	MET	2.7
40	BH	27	ARG	2.7
44	BQ	90	ASP	2.7
48	DG	44	HIS	2.7
24	DI	81	LYS	2.7
27	BK	21	CYS	2.7
47	BF	140	ILE	2.7
19	AU	26	GLY	2.7
20	AO	46	HIS	2.7
25	BC	107	LYS	2.7
37	DL	118	THR	2.7
47	DF	14	LYS	2.7
16	CS	21	ALA	2.7
24	BI	31	GLY	2.7

Continued on next page...

Continued from previous page...

Mol	Chain	Res	Type	RSRZ
8	AI	58	GLU	2.7
3	CD	33	ILE	2.7
24	BI	1	ALA	2.7
47	DF	159	ALA	2.7
16	AS	31	ARG	2.7
51	BZ	37	ARG	2.7
16	CS	22	VAL	2.7
12	AM	47	LEU	2.7
24	DI	110	GLN	2.7
26	BD	25	THR	2.7
38	DM	104	GLU	2.7
45	DS	82	MET	2.7
47	BF	71	LYS	2.7
50	BT	5	GLU	2.7
41	BJ	54	ILE	2.7
45	DS	4	ILE	2.7
25	DC	213	ARG	2.7
1	AA	1362	A	2.7
24	DI	107	GLU	2.7
14	AQ	74	LEU	2.7
25	BC	141	HIS	2.7
27	BK	107	LEU	2.7
36	D2	37	LYS	2.7
47	DF	25	MET	2.7
29	DE	170	ARG	2.7
29	DE	201	ALA	2.7
38	DM	133	LYS	2.7
8	AI	47	VAL	2.7
24	BI	41	PHE	2.7
35	DV	71	LYS	2.7
44	DQ	17	LEU	2.7
40	DH	18	GLN	2.7
48	BG	102	ILE	2.7
16	AS	26	ASP	2.7
24	BI	99	LYS	2.7
25	DC	204	LEU	2.7
27	BK	23	LYS	2.7
47	BF	78	ILE	2.7
2	AC	14	VAL	2.7
7	CH	71	VAL	2.7
20	AO	89	ARG	2.7
25	BC	106	PRO	2.7

Continued on next page...

Continued from previous page...

Mol	Chain	Res	Type	RSRZ
18	CB	124	THR	2.7
2	AC	167	TYR	2.7
38	DM	110	GLU	2.7
3	CD	181	PHE	2.7
37	DL	78	ARG	2.7
25	DC	109	LEU	2.7
35	DV	34	LYS	2.7
41	DJ	122	LEU	2.7
43	DO	40	ILE	2.7
26	DD	203	VAL	2.7
3	AD	145	ARG	2.7
12	AM	56	ARG	2.7
16	CS	25	GLY	2.7
25	BC	202	ARG	2.7
20	AO	47	LYS	2.7
38	BM	112	LEU	2.7
48	DG	106	LEU	2.7
25	BC	18	VAL	2.7
24	DI	111	THR	2.7
4	CE	38	VAL	2.7
24	BI	82	ALA	2.7
7	AH	51	GLU	2.7
47	BF	79	ARG	2.7
26	DD	180	VAL	2.7
47	BF	131	VAL	2.7
48	BG	91	VAL	2.7
48	DG	51	PHE	2.7
51	DZ	77	LYS	2.7
38	BM	114	ARG	2.7
5	AF	36	ILE	2.7
13	CP	6	LEU	2.7
27	DK	50	GLY	2.7
48	BG	132	LEU	2.7
16	CS	44	ILE	2.7
21	AN	65	GLN	2.7
18	CB	212	TYR	2.6
26	DD	34	VAL	2.6
37	DL	85	VAL	2.6
40	BH	101	ASP	2.6
49	BR	45	GLU	2.6
16	AS	74	ALA	2.6
47	DF	135	ILE	2.6

Continued on next page...

Continued from previous page...

Mol	Chain	Res	Type	RSRZ
28	BP	25	VAL	2.6
47	DF	162	ASP	2.6
41	DJ	44	TYR	2.6
3	CD	144	ILE	2.6
16	CS	30	LEU	2.6
16	CS	61	VAL	2.6
40	BH	134	VAL	2.6
2	AC	46	LEU	2.6
5	AF	83	ALA	2.6
14	AQ	10	ARG	2.6
14	AQ	54	ILE	2.6
7	CH	91	LEU	2.6
38	BM	130	PHE	2.6
23	BB	136	G	2.6
24	DI	73	PRO	2.6
37	DL	49	GLY	2.6
4	CE	144	GLU	2.6
13	CP	17	TYR	2.6
29	DE	108	ILE	2.6
40	BH	100	ALA	2.6
27	BK	56	ASP	2.6
16	AS	45	GLY	2.6
6	AG	4	ARG	2.6
27	DK	8	LEU	2.6
48	BG	87	GLN	2.6
29	BE	187	VAL	2.6
11	AL	37	TYR	2.6
45	DS	97	LEU	2.6
4	CE	43	GLY	2.6
5	AF	44	ARG	2.6
6	CG	78	ARG	2.6
9	CJ	66	GLU	2.6
47	DF	94	ARG	2.6
48	DG	49	LEU	2.6
12	AM	59	VAL	2.6
29	DE	150	THR	2.6
25	BC	155	ARG	2.6
9	AJ	65	TYR	2.6
27	BK	85	VAL	2.6
16	AS	10	ILE	2.6
37	DL	142	ILE	2.6
45	DS	96	ILE	2.6

Continued on next page...

Continued from previous page...

Mol	Chain	Res	Type	RSRZ
3	CD	56	GLU	2.6
19	AU	44	ARG	2.6
36	D2	21	ARG	2.6
10	AK	84	MET	2.6
24	DI	116	MET	2.6
27	BK	60	ALA	2.6
29	BE	129	PRO	2.6
25	BC	93	VAL	2.6
26	DD	204	LYS	2.6
23	BB	2799	A	2.6
44	BQ	88	GLU	2.6
49	BR	12	HIS	2.6
27	DK	65	THR	2.6
36	D2	31	LEU	2.6
6	AG	61	PHE	2.6
24	BI	67	THR	2.6
26	BD	111	GLY	2.6
40	DH	82	SER	2.6
29	BE	7	ASP	2.6
48	BG	161	VAL	2.6
4	CE	111	ARG	2.6
25	BC	100	ARG	2.6
35	BV	2	PHE	2.6
8	AI	20	ILE	2.6
39	BX	24	GLU	2.6
35	DV	2	PHE	2.6
43	BO	26	LEU	2.6
5	AF	71	ILE	2.6
37	DL	119	PRO	2.6
5	AF	80	PHE	2.6
3	CD	104	MET	2.6
13	CP	37	GLY	2.6
32	D4	10	LEU	2.6
48	BG	92	GLY	2.6
20	AO	14	GLU	2.6
24	BI	36	GLU	2.6
40	DH	99	ILE	2.6
9	CJ	90	LEU	2.6
40	BH	61	VAL	2.6
40	BH	118	PRO	2.6
6	AG	46	LEU	2.6
41	BJ	140	LEU	2.6

Continued on next page...

Continued from previous page...

Mol	Chain	Res	Type	RSRZ
2	AC	67	ILE	2.6
28	BP	49	ILE	2.6
21	AN	25	GLU	2.6
37	DL	75	ALA	2.6
37	DL	76	GLU	2.6
7	AH	98	LEU	2.6
23	DB	2310	C	2.6
13	CP	38	PHE	2.6
47	DF	29	ARG	2.6
47	DF	111	ARG	2.6
48	BG	42	VAL	2.6
29	DE	51	GLU	2.6
18	AB	42	LEU	2.6
14	AQ	6	THR	2.5
15	AR	29	LYS	2.5
20	AO	15	PHE	2.5
25	BC	266	ILE	2.5
26	DD	35	THR	2.5
48	DG	161	VAL	2.5
24	BI	73	PRO	2.5
25	BC	78	GLU	2.5
4	AE	94	PHE	2.5
16	AS	11	ASP	2.5
25	BC	187	CYS	2.5
26	DD	94	GLN	2.5
34	D3	60	CYS	2.5
50	DT	74	ILE	2.5
15	AR	66	LEU	2.5
20	AO	74	ASP	2.5
26	DD	5	VAL	2.5
42	DN	20	MET	2.5
43	BO	115	LEU	2.5
11	AL	53	ARG	2.5
24	BI	24	GLY	2.5
42	BN	17	ARG	2.5
47	DF	165	GLY	2.5
37	DL	107	PHE	2.5
43	BO	117	PHE	2.5
29	BE	126	VAL	2.5
45	DS	1	MET	2.5
8	AI	29	ILE	2.5
42	BN	86	ARG	2.5

Continued on next page...

Continued from previous page...

Mol	Chain	Res	Type	RSRZ
43	DO	88	LYS	2.5
48	DG	115	GLN	2.5
26	DD	31	ALA	2.5
44	DQ	117	ALA	2.5
47	BF	56	LEU	2.5
7	AH	81	GLY	2.5
26	DD	56	LYS	2.5
33	D1	24	LYS	2.5
35	BV	85	LYS	2.5
26	DD	75	ALA	2.5
25	BC	6	LYS	2.5
25	BC	184	GLU	2.5
14	AQ	45	VAL	2.5
14	AQ	56	ASP	2.5
48	DG	104	LEU	2.5
23	DB	181	A	2.5
21	AN	26	LEU	2.5
1	AA	1230	C	2.5
25	BC	119	VAL	2.5
42	BN	56	LYS	2.5
14	AQ	57	VAL	2.5
18	CB	195	VAL	2.5
24	DI	57	VAL	2.5
25	BC	104	LEU	2.5
25	BC	99	GLU	2.5
47	DF	87	LYS	2.5
38	BM	53	MET	2.5
3	CD	90	LEU	2.5
25	DC	90	ILE	2.5
24	DI	129	GLU	2.5
31	B0	56	LYS	2.5
5	AF	68	GLN	2.5
27	DK	82	ASN	2.5
8	AI	50	PRO	2.5
20	AO	87	LEU	2.5
26	BD	201	LEU	2.5
27	DK	20	MET	2.5
28	BP	96	LEU	2.5
29	DE	73	ILE	2.5
48	DG	150	TYR	2.5
25	DC	198	GLU	2.5
40	DH	81	ALA	2.5

Continued on next page...

Continued from previous page...

Mol	Chain	Res	Type	RSRZ
46	BU	83	GLY	2.5
16	CS	29	PRO	2.5
23	DB	1	G	2.5
51	BZ	38	PHE	2.5
3	CD	176	LYS	2.5
11	AL	93	ARG	2.5
30	DY	58	GLU	2.5
27	BK	95	ILE	2.5
40	DH	72	ILE	2.5
51	DZ	49	LEU	2.5
4	AE	95	MET	2.5
12	CM	36	ALA	2.5
36	D2	3	ARG	2.5
2	CC	56	ILE	2.5
16	CS	73	PHE	2.5
15	AR	31	TYR	2.5
28	DP	69	VAL	2.5
29	DE	121	VAL	2.5
35	DV	47	VAL	2.5
48	DG	56	GLY	2.5
4	CE	110	MET	2.5
18	CB	99	MET	2.5
39	DX	1	MET	2.5
28	DP	102	ARG	2.5
40	BH	135	HIS	2.5
46	BU	84	PHE	2.5
27	DK	9	ASN	2.5
28	BP	74	GLN	2.5
34	D3	20	GLY	2.5
42	DN	58	ASP	2.5
10	AK	73	VAL	2.5
48	DG	37	ASN	2.5
14	CQ	6	THR	2.5
23	BB	2602	A	2.5
29	BE	23	PHE	2.5
8	AI	48	ARG	2.5
48	DG	158	GLY	2.5
8	AI	38	PHE	2.5
24	DI	70	THR	2.5
47	DF	76	PHE	2.5
41	BJ	59	ALA	2.5
29	BE	15	SER	2.5

Continued on next page...

Continued from previous page...

Mol	Chain	Res	Type	RSRZ
41	BJ	69	ARG	2.5
3	CD	20	LEU	2.5
18	CB	157	PRO	2.5
48	DG	113	ASP	2.5
16	AS	50	VAL	2.5
27	BK	35	VAL	2.5
39	BX	63	ALA	2.5
41	BJ	84	ILE	2.5
4	CE	55	VAL	2.4
25	BC	172	THR	2.4
25	DC	80	LEU	2.4
29	BE	3	LEU	2.4
38	BM	111	GLU	2.4
9	CJ	101	SER	2.4
45	BS	21	ALA	2.4
7	AH	127	TYR	2.4
17	AT	38	ILE	2.4
19	AU	16	ARG	2.4
1	AA	1229	A	2.4
14	AQ	7	LEU	2.4
40	BH	48	GLU	2.4
47	DF	168	LEU	2.4
12	AM	89	ARG	2.4
16	AS	79	TYR	2.4
42	DN	21	PHE	2.4
24	DI	102	ARG	2.4
12	AM	7	ASN	2.4
27	DK	42	THR	2.4
37	DL	117	THR	2.4
37	DL	45	GLY	2.4
38	BM	75	GLU	2.4
25	BC	75	ALA	2.4
52	BW	43	LYS	2.4
16	CS	41	PRO	2.4
43	DO	36	TYR	2.4
25	BC	129	LEU	2.4
38	BM	2	LEU	2.4
1	CA	412	A	2.4
21	CN	46	LYS	2.4
43	DO	87	ILE	2.4
3	AD	107	GLY	2.4
49	BR	50	GLY	2.4

Continued on next page...

Continued from previous page...

Mol	Chain	Res	Type	RSRZ
15	AR	23	LYS	2.4
29	DE	106	LYS	2.4
37	DL	83	ALA	2.4
38	BM	34	LYS	2.4
39	BX	8	GLU	2.4
39	BX	13	GLU	2.4
39	BX	31	GLN	2.4
45	BS	7	HIS	2.4
48	DG	153	PRO	2.4
25	BC	167	ASP	2.4
29	BE	19	PHE	2.4
32	B4	35	GLN	2.4
40	DH	71	LYS	2.4
15	AR	60	ARG	2.4
23	BB	1733	G	2.4
24	DI	135	MET	2.4
3	CD	74	TYR	2.4
16	CS	59	VAL	2.4
24	BI	57	VAL	2.4
38	BM	67	VAL	2.4
4	CE	71	ILE	2.4
16	AS	19	GLU	2.4
25	BC	108	GLY	2.4
40	BH	95	GLY	2.4
16	CS	62	THR	2.4
2	CC	167	TYR	2.4
25	BC	183	VAL	2.4
27	BK	44	LYS	2.4
40	DH	70	GLU	2.4
45	DS	109	ASP	2.4
14	CQ	8	GLN	2.4
29	DE	177	PRO	2.4
45	DS	84	ARG	2.4
45	DS	107	VAL	2.4
47	BF	129	MET	2.4
41	BJ	20	ALA	2.4
3	CD	194	ILE	2.4
28	BP	69	VAL	2.4
35	BV	59	GLU	2.4
48	DG	112	VAL	2.4
18	CB	183	PHE	2.4
38	BM	59	ARG	2.4

Continued on next page...

Continued from previous page...

Mol	Chain	Res	Type	RSRZ
1	AA	461	A	2.4
18	AB	212	TYR	2.4
24	BI	61	TYR	2.4
40	BH	35	LYS	2.4
47	DF	109	ARG	2.4
51	DZ	6	GLN	2.4
3	CD	60	VAL	2.4
21	CN	29	ILE	2.4
26	BD	26	VAL	2.4
28	BP	45	VAL	2.4
29	DE	187	VAL	2.4
38	BM	58	LYS	2.4
48	BG	168	VAL	2.4
49	BR	2	TYR	2.4
51	DZ	76	GLU	2.4
23	BB	138	U	2.4
36	D2	2	LYS	2.4
11	AL	56	LEU	2.4
16	CS	23	GLU	2.4
5	AF	12	PRO	2.4
6	AG	95	ARG	2.4
25	BC	90	ILE	2.4
28	DP	37	LYS	2.4
21	AN	95	LEU	2.4
21	CN	26	LEU	2.4
24	DI	109	ALA	2.4
24	DI	113	ALA	2.4
23	DB	613	A	2.4
26	DD	27	ILE	2.4
27	DK	79	PHE	2.4
26	BD	140	HIS	2.4
26	DD	76	GLY	2.4
27	BK	73	ASP	2.4
46	BU	17	ASP	2.4
29	DE	190	ALA	2.4
46	BU	72	PHE	2.4
48	DG	54	ARG	2.4
23	DB	1459	G	2.4
25	BC	103	ILE	2.4
14	AQ	11	VAL	2.4
24	BI	4	VAL	2.4
32	B4	24	ARG	2.4

Continued on next page...

Continued from previous page...

Mol	Chain	Res	Type	RSRZ
37	DL	47	ARG	2.4
37	DL	106	GLU	2.4
45	DS	69	LEU	2.4
49	BR	95	ASP	2.4
51	BZ	64	ILE	2.4
38	DM	57	VAL	2.4
48	DG	89	VAL	2.4
16	CS	68	HIS	2.4
28	BP	59	THR	2.4
21	AN	58	ARG	2.4
25	BC	7	PRO	2.4
25	BC	111	ALA	2.4
35	DV	33	GLY	2.4
43	DO	38	GLN	2.4
28	BP	23	ASP	2.4
35	BV	91	PHE	2.4
12	CM	55	LEU	2.4
28	DP	61	ARG	2.4
33	D1	51	ALA	2.4
42	BN	112	TYR	2.4
11	AL	92	VAL	2.4
35	DV	70	ILE	2.4
36	B2	1	MET	2.4
40	BH	97	ARG	2.4
45	DS	105	VAL	2.4
40	DH	141	LYS	2.4
16	CS	18	VAL	2.3
35	DV	4	ILE	2.3
37	DL	122	VAL	2.3
48	DG	42	VAL	2.3
4	CE	86	GLY	2.3
49	DR	46	GLU	2.3
5	AF	39	LEU	2.3
25	BC	80	LEU	2.3
6	AG	6	ILE	2.3
27	DK	21	CYS	2.3
37	DL	124	GLY	2.3
40	DH	100	ALA	2.3
45	DS	24	ILE	2.3
46	DU	59	GLU	2.3
27	BK	63	VAL	2.3
50	DT	88	LYS	2.3

Continued on next page...

Continued from previous page...

Mol	Chain	Res	Type	RSRZ
10	AK	92	ARG	2.3
17	AT	40	ALA	2.3
15	AR	73	HIS	2.3
24	BI	64	ARG	2.3
40	DH	94	ILE	2.3
38	BM	90	GLU	2.3
37	DL	84	LYS	2.3
9	AJ	62	ARG	2.3
9	CJ	65	TYR	2.3
25	DC	61	TYR	2.3
28	DP	87	ARG	2.3
26	DD	101	PHE	2.3
27	DK	81	GLY	2.3
40	DH	111	ALA	2.3
24	DI	139	VAL	2.3
42	DN	73	ASN	2.3
4	CE	35	LEU	2.3
20	AO	32	LEU	2.3
25	BC	73	ILE	2.3
29	BE	199	MET	2.3
16	AS	9	PHE	2.3
25	DC	78	GLU	2.3
35	DV	35	GLU	2.3
18	CB	184	ALA	2.3
27	DK	38	ILE	2.3
37	DL	90	VAL	2.3
5	AF	91	ARG	2.3
22	BA	88	C	2.3
25	BC	170	TYR	2.3
39	BX	5	GLU	2.3
6	AG	58	LEU	2.3
29	BE	138	LEU	2.3
38	BM	3	GLN	2.3
46	BU	27	VAL	2.3
7	CH	44	PHE	2.3
50	DT	46	ALA	2.3
38	DM	75	GLU	2.3
6	AG	15	PRO	2.3
26	BD	131	ASP	2.3
25	BC	19	VAL	2.3
28	BP	88	ARG	2.3
36	D2	33	ARG	2.3

Continued on next page...

Continued from previous page...

Mol	Chain	Res	Type	RSRZ
38	BM	108	VAL	2.3
13	CP	45	GLU	2.3
24	DI	78	LEU	2.3
28	DP	43	GLU	2.3
45	DS	2	GLU	2.3
48	DG	23	ILE	2.3
18	CB	69	VAL	2.3
24	BI	91	LYS	2.3
33	B1	49	LYS	2.3
42	BN	70	THR	2.3
47	DF	156	THR	2.3
5	AF	49	TYR	2.3
20	AO	44	ALA	2.3
25	BC	185	ALA	2.3
26	BD	146	ILE	2.3
26	DD	187	LEU	2.3
40	DH	5	LEU	2.3
41	DJ	52	ASP	2.3
35	DV	84	PRO	2.3
49	DR	75	VAL	2.3
9	CJ	34	ALA	2.3
21	CN	17	ASP	2.3
26	BD	27	ILE	2.3
14	AQ	77	VAL	2.3
23	DB	62	U	2.3
30	DY	28	LEU	2.3
40	BH	81	ALA	2.3
50	DT	69	ARG	2.3
5	CF	4	TYR	2.3
25	BC	94	LEU	2.3
27	BK	99	ILE	2.3
41	BJ	1	MET	2.3
47	BF	82	TYR	2.3
52	BW	42	THR	2.3
10	AK	20	ALA	2.3
24	DI	108	ILE	2.3
27	BK	11	ALA	2.3
45	DS	81	SER	2.3
47	BF	134	GLN	2.3
25	DC	15	VAL	2.3
35	BV	34	LYS	2.3
42	DN	29	VAL	2.3

Continued on next page...

Continued from previous page...

Mol	Chain	Res	Type	RSRZ
5	AF	32	ALA	2.3
45	DS	75	PHE	2.3
19	CU	35	GLU	2.3
4	CE	79	THR	2.3
48	DG	53	PRO	2.3
44	DQ	36	GLN	2.3
48	BG	40	VAL	2.3
25	BC	138	SER	2.3
26	DD	159	LYS	2.3
45	DS	85	ILE	2.3
48	BG	148	ARG	2.3
29	BE	125	SER	2.3
47	BF	106	ALA	2.3
47	BF	37	MET	2.3
21	AN	59	GLN	2.3
40	BH	98	ASP	2.3
13	AP	54	LEU	2.3
43	BO	88	LYS	2.3
23	BB	1175	A	2.3
3	AD	159	GLU	2.3
10	AK	83	VAL	2.3
11	AL	15	VAL	2.3
25	BC	127	ASN	2.3
26	BD	28	GLU	2.3
3	CD	63	ILE	2.3
4	CE	119	VAL	2.3
7	AH	36	ALA	2.3
43	BO	78	VAL	2.3
43	DO	48	LEU	2.3
44	DQ	116	LEU	2.3
47	DF	151	LEU	2.3
24	DI	101	SER	2.3
3	AD	24	VAL	2.2
16	CS	31	ARG	2.2
37	DL	135	ILE	2.2
39	DX	30	MET	2.2
47	DF	147	ARG	2.2
3	CD	93	LEU	2.2
46	BU	52	ASN	2.2
25	BC	74	PRO	2.2
29	BE	116	ASP	2.2
6	AG	76	SER	2.2

Continued on next page...

Continued from previous page...

Mol	Chain	Res	Type	RSRZ
7	AH	102	VAL	2.2
15	AR	36	GLY	2.2
16	CS	16	LYS	2.2
51	BZ	40	VAL	2.2
47	DF	9	ASP	2.2
13	AP	47	GLU	2.2
14	AQ	82	VAL	2.2
19	AU	23	GLU	2.2
4	CE	118	GLY	2.2
38	DM	124	LEU	2.2
27	DK	103	VAL	2.2
37	DL	110	VAL	2.2
3	CD	107	GLY	2.2
47	DF	136	ILE	2.2
15	AR	72	ARG	2.2
21	AN	96	LYS	2.2
37	DL	126	ARG	2.2
38	BM	40	ARG	2.2
23	DB	645	C	2.2
3	CD	37	PRO	2.2
11	AL	51	VAL	2.2
26	DD	51	THR	2.2
40	BH	139	PHE	2.2
40	BH	147	VAL	2.2
4	AE	86	GLY	2.2
38	DM	64	TRP	2.2
3	CD	174	ALA	2.2
18	CB	159	ALA	2.2
49	DR	16	GLU	2.2
45	DS	51	LEU	2.2
12	AM	95	PRO	2.2
27	BK	22	ILE	2.2
3	AD	153	ARG	2.2
5	AF	45	ARG	2.2
18	CB	198	VAL	2.2
20	AO	3	LEU	2.2
28	DP	38	ARG	2.2
29	BE	2	GLU	2.2
30	BY	55	LYS	2.2
26	DD	95	SER	2.2
17	CT	38	ILE	2.2
7	AH	44	PHE	2.2

Continued on next page...

Continued from previous page...

Mol	Chain	Res	Type	RSRZ
11	AL	8	ARG	2.2
25	BC	191	LEU	2.2
27	DK	10	VAL	2.2
37	BL	2	ARG	2.2
45	DS	90	LYS	2.2
3	CD	53	GLN	2.2
18	CB	123	GLY	2.2
27	BK	3	GLN	2.2
27	DK	39	ILE	2.2
35	BV	4	ILE	2.2
5	AF	40	GLU	2.2
7	AH	101	ALA	2.2
28	DP	42	PHE	2.2
38	DM	36	VAL	2.2
24	BI	71	LYS	2.2
29	DE	168	ASP	2.2
24	DI	5	GLN	2.2
9	CJ	84	VAL	2.2
16	AS	57	VAL	2.2
24	DI	121	ILE	2.2
25	BC	62	ARG	2.2
25	BC	198	GLU	2.2
40	DH	76	GLU	2.2
38	DM	74	THR	2.2
38	DM	34	LYS	2.2
7	AH	57	GLU	2.2
28	BP	26	GLU	2.2
32	B4	10	LEU	2.2
25	DC	19	VAL	2.2
45	DS	3	THR	2.2
48	BG	51	PHE	2.2
46	BU	91	LYS	2.2
50	DT	83	ALA	2.2
25	BC	86	ARG	2.2
35	DV	7	GLU	2.2
38	DM	108	VAL	2.2
52	BW	45	HIS	2.2
25	DC	59	GLN	2.2
5	AF	57	ALA	2.2
29	BE	128	ALA	2.2
29	BE	154	ASP	2.2
45	DS	21	ALA	2.2

Continued on next page...

Continued from previous page...

Mol	Chain	Res	Type	RSRZ
45	DS	62	ASP	2.2
5	AF	84	VAL	2.2
20	AO	71	LYS	2.2
29	BE	169	VAL	2.2
34	D3	48	MET	2.2
35	DV	79	ARG	2.2
3	CD	162	GLU	2.2
28	BP	33	GLU	2.2
37	DL	51	GLU	2.2
52	DW	81	ILE	2.2
9	CJ	91	ASP	2.2
27	DK	63	VAL	2.2
34	D3	63	TYR	2.2
38	DM	92	TRP	2.2
4	CE	143	LEU	2.2
44	BQ	108	LEU	2.2
42	BN	120	GLU	2.2
43	DO	53	THR	2.2
45	DS	108	SER	2.2
28	BP	101	GLU	2.2
3	CD	66	VAL	2.2
24	BI	104	GLN	2.2
14	CQ	7	LEU	2.2
24	BI	65	SER	2.2
2	AC	100	ILE	2.2
7	AH	100	ILE	2.2
40	BH	119	ASN	2.2
5	AF	37	HIS	2.2
26	DD	29	VAL	2.2
18	CB	74	ALA	2.2
21	AN	21	ALA	2.2
21	AN	46	LYS	2.2
30	DY	2	LYS	2.2
47	BF	102	LEU	2.2
10	AK	110	THR	2.2
25	DC	202	ARG	2.2
49	BR	20	VAL	2.2
21	AN	35	ALA	2.2
39	DX	38	GLN	2.2
7	CH	60	LEU	2.2
3	AD	173	ASP	2.2
7	AH	128	VAL	2.2

Continued on next page...

Continued from previous page...

Mol	Chain	Res	Type	RSRZ
13	CP	53	ASP	2.2
24	DI	48	ILE	2.2
26	DD	146	ILE	2.2
34	D3	12	ARG	2.2
42	DN	71	ARG	2.2
43	BO	114	GLY	2.2
2	AC	165	GLU	2.2
21	AN	91	GLU	2.2
23	BB	1075	C	2.2
27	BK	81	GLY	2.2
34	B3	19	GLY	2.2
41	BJ	68	LYS	2.2
17	AT	39	GLU	2.2
45	DS	89	ALA	2.2
47	BF	44	ALA	2.2
47	DF	69	ALA	2.2
5	AF	93	LYS	2.2
6	AG	12	LEU	2.2
12	AM	61	LYS	2.2
21	AN	47	LEU	2.2
24	DI	44	LYS	2.2
47	BF	98	PHE	2.2
2	AC	163	ARG	2.2
16	AS	77	ARG	2.2
25	BC	164	VAL	2.1
25	DC	60	ALA	2.1
38	DM	94	ALA	2.1
45	DS	32	ALA	2.1
26	BD	4	LEU	2.1
28	DP	86	LYS	2.1
28	DP	99	LEU	2.1
39	BX	60	LYS	2.1
43	BO	106	LEU	2.1
47	BF	115	GLY	2.1
48	BG	160	GLY	2.1
43	DO	25	ARG	2.1
18	AB	192	PRO	2.1
27	BK	10	VAL	2.1
23	DB	1535	A	2.1
23	DB	2602	A	2.1
19	AU	19	LYS	2.1
26	BD	110	THR	2.1

Continued on next page...

Continued from previous page...

Mol	Chain	Res	Type	RSRZ
27	DK	3	GLN	2.1
3	CD	64	TYR	2.1
6	AG	90	VAL	2.1
41	DJ	74	TYR	2.1
25	BC	91	ALA	2.1
25	BC	117	SER	2.1
4	CE	75	LEU	2.1
21	CN	78	LEU	2.1
6	AG	8	GLN	2.1
12	AM	28	ARG	2.1
29	BE	170	ARG	2.1
34	D3	7	ARG	2.1
23	BB	1066	U	2.1
25	DC	21	PRO	2.1
25	BC	152	GLN	2.1
37	DL	116	VAL	2.1
43	DO	39	VAL	2.1
37	DL	48	ARG	2.1
49	BR	13	ARG	2.1
43	DO	59	ALA	2.1
10	AK	81	LEU	2.1
11	AL	24	GLU	2.1
14	AQ	79	GLU	2.1
20	AO	56	LEU	2.1
25	BC	120	ASP	2.1
38	BM	106	ASP	2.1
34	D3	14	LYS	2.1
37	DL	109	LYS	2.1
48	BG	104	LEU	2.1
46	BU	55	GLY	2.1
18	CB	52	ALA	2.1
21	AN	56	PRO	2.1
23	DB	1781	U	2.1
24	BI	76	ALA	2.1
28	BP	21	PRO	2.1
24	DI	71	LYS	2.1
37	DL	115	GLU	2.1
7	CH	126	CYS	2.1
8	AI	40	ARG	2.1
9	CJ	26	VAL	2.1
16	AS	75	PRO	2.1
34	B3	60	CYS	2.1

Continued on next page...

Continued from previous page...

Mol	Chain	Res	Type	RSRZ
24	DI	35	MET	2.1
36	D2	22	MET	2.1
43	DO	51	ALA	2.1
48	BG	88	LEU	2.1
48	DG	25	ILE	2.1
14	AQ	35	LYS	2.1
43	DO	4	LYS	2.1
52	BW	82	GLU	2.1
29	DE	59	PRO	2.1
51	BZ	60	ASP	2.1
20	CO	87	LEU	2.1
25	BC	192	GLY	2.1
26	DD	49	GLN	2.1
27	BK	112	PHE	2.1
38	DM	6	ARG	2.1
11	AL	62	VAL	2.1
28	DP	73	PHE	2.1
23	BB	1065	U	2.1
33	D1	4	ILE	2.1
34	D3	3	ILE	2.1
16	AS	69	LYS	2.1
16	CS	66	VAL	2.1
40	BH	79	THR	2.1
42	BN	48	VAL	2.1
19	CU	23	GLU	2.1
3	CD	8	LEU	2.1
15	AR	38	ILE	2.1
44	DQ	43	GLN	2.1
25	BC	64	VAL	2.1
29	DE	126	VAL	2.1
29	DE	180	LEU	2.1
33	B1	16	THR	2.1
35	DV	3	THR	2.1
1	AA	85	U	2.1
28	BP	41	ALA	2.1
38	DM	111	GLU	2.1
5	AF	60	VAL	2.1
14	AQ	37	ILE	2.1
25	BC	66	PHE	2.1
27	BK	79	PHE	2.1
40	DH	80	ILE	2.1
37	BL	82	LEU	2.1

Continued on next page...

Continued from previous page...

Mol	Chain	Res	Type	RSRZ
14	CQ	33	TYR	2.1
12	AM	87	GLY	2.1
40	DH	95	GLY	2.1
28	BP	27	VAL	2.1
34	D3	57	VAL	2.1
42	DN	113	ILE	2.1
5	AF	47	LEU	2.1
21	CN	45	LEU	2.1
25	DC	17	LYS	2.1
43	DO	20	GLU	2.1
50	BT	15	HIS	2.1
6	AG	11	ILE	2.1
8	AI	27	ILE	2.1
12	AM	88	LEU	2.1
25	BC	142	ASN	2.1
4	CE	32	PHE	2.1
7	AH	24	VAL	2.1
18	AB	25	LYS	2.1
25	DC	102	TYR	2.1
26	BD	15	PHE	2.1
26	DD	98	VAL	2.1
27	BK	24	VAL	2.1
2	AC	63	ILE	2.1
2	CC	166	TRP	2.1
3	CD	46	ARG	2.1
3	CD	62	ARG	2.1
41	DJ	63	ALA	2.1
12	CM	58	GLU	2.1
25	BC	134	ILE	2.1
37	DL	111	ILE	2.1
51	DZ	50	ARG	2.1
15	AR	71	ASP	2.1
29	BE	139	LYS	2.1
43	DO	78	VAL	2.1
9	CJ	76	ILE	2.1
12	CM	3	ILE	2.1
18	AB	66	ILE	2.1
24	DI	21	PRO	2.1
25	BC	270	ARG	2.1
28	BP	100	ARG	2.1
47	DF	161	SER	2.1
38	DM	77	PRO	2.1

Continued on next page...

Continued from previous page...

Mol	Chain	Res	Type	RSRZ
51	DZ	11	ARG	2.1
3	AD	147	LYS	2.1
25	DC	18	VAL	2.1
6	AG	13	PRO	2.1
13	AP	5	ARG	2.1
23	BB	1459	G	2.1
43	DO	35	ILE	2.1
6	AG	65	LEU	2.1
15	AR	28	LEU	2.1
37	BL	114	GLY	2.1
40	BH	55	GLU	2.1
40	DH	142	VAL	2.1
1	AA	87	C	2.1
6	AG	10	LYS	2.1
2	AC	161	ILE	2.1
4	CE	74	ALA	2.1
12	AM	70	ARG	2.1
21	AN	51	PRO	2.1
24	BI	23	VAL	2.1
27	BK	115	ILE	2.1
38	DM	30	SER	2.1
39	BX	37	LEU	2.1
22	BA	52	A	2.0
38	BM	64	TRP	2.0
49	DR	73	LYS	2.0
28	BP	50	ARG	2.0
28	DP	68	GLY	2.0
47	BF	33	ILE	2.0
24	DI	72	THR	2.0
47	BF	132	ARG	2.0
2	CC	94	ALA	2.0
23	DB	2609	U	2.0
7	CH	74	ILE	2.0
13	CP	19	VAL	2.0
15	AR	25	ILE	2.0
24	DI	43	ALA	2.0
28	BP	91	VAL	2.0
28	BP	106	ALA	2.0
40	BH	143	ILE	2.0
46	BU	33	VAL	2.0
24	BI	72	THR	2.0
29	DE	67	ARG	2.0

Continued on next page...

Continued from previous page...

Mol	Chain	Res	Type	RSRZ
34	D3	1	PRO	2.0
47	DF	116	LEU	2.0
30	DY	56	VAL	2.0
3	AD	104	MET	2.0
41	BJ	101	ILE	2.0
52	DW	35	ILE	2.0
18	CB	192	PRO	2.0
21	AN	34	ASN	2.0
27	BK	82	ASN	2.0
29	DE	72	SER	2.0
38	DM	128	THR	2.0
42	DN	70	THR	2.0
47	BF	64	PRO	2.0
47	DF	20	ASN	2.0
50	DT	64	LYS	2.0
3	CD	180	THR	2.0
12	CM	7	ASN	2.0
27	BK	120	PRO	2.0
41	BJ	24	THR	2.0
42	DN	98	LEU	2.0
43	DO	42	PRO	2.0
11	AL	12	ALA	2.0
19	AU	43	GLU	2.0
42	DN	78	LYS	2.0
50	BT	13	ALA	2.0
7	AH	47	ASP	2.0
29	BE	189	THR	2.0
45	DS	100	THR	2.0
45	DS	36	LEU	2.0
25	DC	193	GLU	2.0
42	DN	56	LYS	2.0
18	CB	197	PHE	2.0
29	DE	158	PHE	2.0
14	AQ	28	VAL	2.0
25	DC	64	VAL	2.0
39	DX	25	GLN	2.0
28	BP	54	LEU	2.0
12	AM	60	ALA	2.0
9	CJ	85	ASP	2.0
13	CP	36	VAL	2.0
28	BP	60	VAL	2.0
38	BM	65	ILE	2.0

Continued on next page...

Continued from previous page...

Mol	Chain	Res	Type	RSRZ
3	CD	167	PRO	2.0
50	DT	1	MET	2.0
5	CF	5	GLU	2.0
40	BH	105	ALA	2.0
47	DF	45	ASP	2.0
49	BR	36	ALA	2.0
7	CH	99	GLY	2.0
35	BV	51	GLN	2.0
49	DR	77	PHE	2.0
25	DC	93	VAL	2.0
14	CQ	79	GLU	2.0
15	AR	63	TYR	2.0
34	D3	18	LYS	2.0
41	BJ	73	VAL	2.0
46	BU	38	ILE	2.0
49	DR	76	LYS	2.0
52	DW	79	ILE	2.0
24	DI	122	GLU	2.0
2	CC	130	ARG	2.0
14	AQ	43	LEU	2.0

6.2 Non-standard residues in protein, DNA, RNA chains ⓘ

There are no non-standard protein/DNA/RNA residues in this entry.

6.3 Carbohydrates ⓘ

There are no carbohydrates in this entry.

6.4 Ligands ⓘ

In the following table, the Atoms column lists the number of modelled atoms in the group and the number defined in the chemical component dictionary. LLDF column lists the quality of electron density of the group with respect to its neighbouring residues in protein, DNA or RNA chains. The B-factors column lists the minimum, median, 95th percentile and maximum values of B factors of atoms in the group. The column labelled 'Q < 0.9' lists the number of atoms with occupancy less than 0.9.

Mol	Type	Chain	Res	Atoms	RSR	LLDF	B-factors(Å ²)	Q<0.9
53	MG	AA	1659	1/1	0.39	96.52	108,108,108,108	0

Continued on next page...

Continued from previous page...

Mol	Type	Chain	Res	Atoms	RSR	LLDF	B-factors(Å ²)	Q<0.9
53	MG	DB	3029	1/1	0.32	32.75	87,87,87,87	0
53	MG	AA	1657	1/1	0.40	16.10	91,91,91,91	0
53	MG	CA	1616	1/1	0.40	15.21	58,58,58,58	1
53	MG	BB	3028	1/1	0.27	10.88	9,9,9,9	0
53	MG	AA	1623	1/1	0.37	10.68	33,33,33,33	1
53	MG	BB	3047	1/1	0.15	10.57	104,104,104,104	0
53	MG	DB	3054	1/1	0.17	10.23	21,21,21,21	0
53	MG	BB	3017	1/1	0.20	9.96	50,50,50,50	0
53	MG	AA	1632	1/1	0.27	9.74	96,96,96,96	0
53	MG	AA	1624	1/1	0.21	8.18	83,83,83,83	0
53	MG	CA	1613	1/1	0.20	7.45	126,126,126,126	0
53	MG	CA	1612	1/1	0.30	7.42	93,93,93,93	0
53	MG	BB	3033	1/1	0.19	6.36	102,102,102,102	0
53	MG	CA	1632	1/1	0.16	6.12	76,76,76,76	0
53	MG	CA	1649	1/1	0.14	5.48	123,123,123,123	0
53	MG	CA	1654	1/1	0.21	5.31	105,105,105,105	0
53	MG	BB	3087	1/1	0.25	4.85	80,80,80,80	0
53	MG	DB	3066	1/1	0.36	4.74	65,65,65,65	0
53	MG	DB	3037	1/1	0.16	4.46	8,8,8,8	0
53	MG	AA	1626	1/1	0.13	3.80	36,36,36,36	1
53	MG	AA	1647	1/1	0.49	3.51	113,113,113,113	0
53	MG	BB	3039	1/1	0.19	3.16	41,41,41,41	0
53	MG	CA	1617	1/1	0.15	3.12	88,88,88,88	0
53	MG	CA	1656	1/1	0.17	2.99	38,38,38,38	0
53	MG	AA	1622	1/1	0.34	2.71	130,130,130,130	0
53	MG	DB	3052	1/1	0.26	2.64	105,105,105,105	0
53	MG	BB	3036	1/1	0.22	2.51	51,51,51,51	0
53	MG	AA	1637	1/1	0.22	1.83	99,99,99,99	0
53	MG	DB	3026	1/1	0.20	1.81	45,45,45,45	0
53	MG	DB	3005	1/1	0.20	1.77	25,25,25,25	0
53	MG	DB	3017	1/1	0.18	1.75	5,5,5,5	0
53	MG	BB	3105	1/1	0.22	1.72	5,5,5,5	0
53	MG	CA	1606	1/1	0.14	1.52	106,106,106,106	0
53	MG	CA	1622	1/1	0.17	1.50	5,5,5,5	0
53	MG	AA	1631	1/1	0.11	1.48	5,5,5,5	0
53	MG	AA	1628	1/1	0.14	1.40	70,70,70,70	0
53	MG	DN	201	1/1	0.35	1.13	145,145,145,145	0
53	MG	CA	1621	1/1	0.17	1.09	80,80,80,80	0
53	MG	DB	3064	1/1	0.33	1.07	49,49,49,49	0
53	MG	BB	3104	1/1	0.19	1.02	26,26,26,26	0
53	MG	BB	3030	1/1	0.13	1.00	51,51,51,51	0

Continued on next page...

Continued from previous page...

Mol	Type	Chain	Res	Atoms	RSR	LLDF	B-factors(\AA^2)	Q<0.9
53	MG	DB	3088	1/1	0.16	0.88	87,87,87,87	0
53	MG	BB	3098	1/1	0.17	0.85	14,14,14,14	0
53	MG	BB	3053	1/1	0.13	0.84	60,60,60,60	0
53	MG	BB	3018	1/1	0.14	0.81	39,39,39,39	0
53	MG	CA	1644	1/1	0.13	0.79	57,57,57,57	0
53	MG	DB	3030	1/1	0.19	0.77	47,47,47,47	0
53	MG	CA	1651	1/1	0.10	0.75	101,101,101,101	0
53	MG	DB	3063	1/1	0.12	0.71	72,72,72,72	0
53	MG	AA	1617	1/1	0.13	0.67	112,112,112,112	0
54	SCM	CA	1659	23/23	0.15	0.67	18,18,18,18	0
53	MG	DB	3071	1/1	0.15	0.66	57,57,57,57	0
53	MG	DB	3110	1/1	0.17	0.60	84,84,84,84	0
53	MG	CA	1629	1/1	0.15	0.58	67,67,67,67	0
53	MG	AA	1640	1/1	0.13	0.49	46,46,46,46	0
53	MG	DB	3097	1/1	0.18	0.45	41,41,41,41	0
53	MG	AA	1642	1/1	0.11	0.38	49,49,49,49	0
53	MG	BB	3001	1/1	0.18	0.38	5,5,5,5	0
53	MG	BB	3107	1/1	0.17	0.33	46,46,46,46	0
53	MG	BB	3050	1/1	0.15	0.30	53,53,53,53	0
53	MG	BB	3110	1/1	0.11	0.25	80,80,80,80	0
53	MG	DB	3095	1/1	0.16	0.25	92,92,92,92	0
53	MG	CA	1610	1/1	0.14	0.22	5,5,5,5	0
53	MG	BB	3054	1/1	0.14	0.16	49,49,49,49	0
53	MG	BB	3026	1/1	0.18	0.16	65,65,65,65	0
53	MG	AA	1656	1/1	0.11	0.11	87,87,87,87	0
53	MG	AA	1635	1/1	0.14	0.09	80,80,80,80	0
53	MG	DB	3007	1/1	0.14	0.03	62,62,62,62	0
53	MG	AA	1615	1/1	0.26	0.00	96,96,96,96	0
53	MG	BB	3042	1/1	0.23	-0.01	92,92,92,92	0
53	MG	BB	3060	1/1	0.19	-0.04	30,30,30,30	0
53	MG	BB	3076	1/1	0.15	-0.13	35,35,35,35	0
53	MG	DB	3049	1/1	0.13	-0.14	42,42,42,42	0
53	MG	BB	3011	1/1	0.14	-0.18	5,5,5,5	0
53	MG	AA	1621	1/1	0.12	-0.19	36,36,36,36	0
53	MG	DB	3069	1/1	0.25	-0.20	64,64,64,64	0
53	MG	AA	1643	1/1	0.10	-0.22	40,40,40,40	0
54	SCM	AA	1661	23/23	0.10	-0.25	13,13,13,13	0
53	MG	BB	3038	1/1	0.11	-0.25	92,92,92,92	0
53	MG	DB	3100	1/1	0.17	-0.25	19,19,19,19	0
53	MG	BB	3006	1/1	0.14	-0.28	61,61,61,61	0
53	MG	DB	3028	1/1	0.11	-0.35	70,70,70,70	0
53	MG	BB	3020	1/1	0.22	-0.35	6,6,6,6	0

Continued on next page...

Continued from previous page...

Mol	Type	Chain	Res	Atoms	RSR	LLDF	B-factors(\AA^2)	Q<0.9
53	MG	CA	1658	1/1	0.10	-0.35	37,37,37,37	0
53	MG	DB	3010	1/1	0.15	-0.38	5,5,5,5	0
53	MG	BB	3083	1/1	0.18	-0.40	30,30,30,30	0
53	MG	AA	1652	1/1	0.12	-0.42	84,84,84,84	0
53	MG	BB	3046	1/1	0.11	-0.42	89,89,89,89	0
53	MG	DB	3098	1/1	0.14	-0.44	5,5,5,5	0
53	MG	DB	3104	1/1	0.14	-0.46	29,29,29,29	0
53	MG	CA	1602	1/1	0.10	-0.48	5,5,5,5	0
53	MG	AA	1644	1/1	0.09	-0.50	75,75,75,75	0
53	MG	BB	3022	1/1	0.14	-0.51	32,32,32,32	0
53	MG	AA	1612	1/1	0.10	-0.57	61,61,61,61	0
53	MG	BB	3025	1/1	0.15	-0.58	30,30,30,30	0
53	MG	BB	3007	1/1	0.15	-0.59	68,68,68,68	0
53	MG	AA	1608	1/1	0.08	-0.62	123,123,123,123	0
53	MG	AA	1618	1/1	0.08	-0.68	38,38,38,38	0
53	MG	DB	3102	1/1	0.23	-0.69	28,28,28,28	0
53	MG	AA	1605	1/1	0.10	-0.70	50,50,50,50	0
53	MG	BB	3024	1/1	0.14	-0.74	55,55,55,55	0
53	MG	CA	1620	1/1	0.11	-0.75	72,72,72,72	0
53	MG	BB	3043	1/1	0.12	-0.76	107,107,107,107	0
53	MG	BB	3019	1/1	0.14	-0.78	21,21,21,21	0
53	MG	BB	3010	1/1	0.12	-0.79	53,53,53,53	0
53	MG	BB	3049	1/1	0.14	-0.81	67,67,67,67	0
53	MG	AA	1604	1/1	0.09	-0.82	38,38,38,38	0
53	MG	CA	1607	1/1	0.06	-0.84	5,5,5,5	0
53	MG	CA	1623	1/1	0.12	-0.85	11,11,11,11	0
53	MG	DB	3045	1/1	0.07	-0.86	110,110,110,110	0
53	MG	BB	3009	1/1	0.09	-0.86	98,98,98,98	0
53	MG	AA	1606	1/1	0.10	-0.90	82,82,82,82	0
53	MG	BB	3109	1/1	0.12	-0.94	11,11,11,11	0
53	MG	BB	3075	1/1	0.13	-0.94	40,40,40,40	0
53	MG	DB	3077	1/1	0.10	-0.96	45,45,45,45	0
53	MG	BB	3023	1/1	0.14	-0.97	5,5,5,5	0
53	MG	DB	3109	1/1	0.05	-1.02	9,9,9,9	0
53	MG	CA	1630	1/1	0.12	-1.02	37,37,37,37	0
53	MG	DB	3099	1/1	0.12	-1.03	58,58,58,58	0
53	MG	AA	1636	1/1	0.03	-1.04	64,64,64,64	0
53	MG	BB	3034	1/1	0.12	-1.04	86,86,86,86	0
53	MG	BB	3080	1/1	0.12	-1.08	53,53,53,53	0
53	MG	CA	1647	1/1	0.07	-1.12	75,75,75,75	0
53	MG	DB	3014	1/1	0.06	-1.13	21,21,21,21	0
53	MG	DB	3032	1/1	0.14	-1.13	73,73,73,73	0

Continued on next page...

Continued from previous page...

Mol	Type	Chain	Res	Atoms	RSR	LLDF	B-factors(\AA^2)	Q<0.9
53	MG	DB	3057	1/1	0.06	-1.13	48,48,48,48	0
53	MG	BB	3086	1/1	0.12	-1.15	5,5,5,5	0
53	MG	CA	1634	1/1	0.10	-1.23	74,74,74,74	0
53	MG	BB	3090	1/1	0.09	-1.24	88,88,88,88	0
53	MG	CA	1609	1/1	0.11	-1.28	85,85,85,85	0
53	MG	CA	1642	1/1	0.08	-1.29	79,79,79,79	0
53	MG	BB	3005	1/1	0.11	-1.32	5,5,5,5	0
53	MG	BB	3031	1/1	0.10	-1.36	60,60,60,60	0
53	MG	BB	3099	1/1	0.08	-1.36	41,41,41,41	0
53	MG	DB	3050	1/1	0.10	-1.37	80,80,80,80	0
53	MG	BB	3040	1/1	0.09	-1.38	12,12,12,12	0
53	MG	BB	3077	1/1	0.13	-1.40	53,53,53,53	0
53	MG	AA	1614	1/1	0.07	-1.41	119,119,119,119	0
53	MG	DB	3023	1/1	0.08	-1.41	69,69,69,69	0
53	MG	AA	1645	1/1	0.10	-1.43	70,70,70,70	0
53	MG	DB	3068	1/1	0.14	-1.43	5,5,5,5	0
53	MG	AA	1660	1/1	0.06	-1.43	56,56,56,56	0
53	MG	BB	3071	1/1	0.10	-1.44	68,68,68,68	0
53	MG	AA	1613	1/1	0.04	-1.44	58,58,58,58	0
53	MG	DB	3081	1/1	0.06	-1.46	41,41,41,41	0
53	MG	BB	3045	1/1	0.12	-1.47	72,72,72,72	0
53	MG	AA	1630	1/1	0.08	-1.48	88,88,88,88	0
53	MG	CA	1618	1/1	0.12	-1.50	73,73,73,73	0
53	MG	BB	3068	1/1	0.14	-1.50	13,13,13,13	0
53	MG	AA	1611	1/1	0.05	-1.50	43,43,43,43	0
53	MG	BB	3012	1/1	0.07	-1.54	67,67,67,67	0
53	MG	BB	3067	1/1	0.11	-1.56	63,63,63,63	0
55	ZN	D4	101	1/1	0.07	-1.57	62,62,62,62	0
53	MG	AA	1648	1/1	0.06	-1.57	6,6,6,6	0
53	MG	BB	3091	1/1	0.10	-1.60	5,5,5,5	0
53	MG	DB	3059	1/1	0.10	-1.61	99,99,99,99	0
53	MG	DB	3003	1/1	0.08	-1.62	30,30,30,30	0
53	MG	BB	3051	1/1	0.10	-1.64	107,107,107,107	0
53	MG	AA	1610	1/1	0.04	-1.65	78,78,78,78	0
53	MG	DB	3011	1/1	0.14	-1.67	5,5,5,5	0
53	MG	CA	1645	1/1	0.06	-1.69	55,55,55,55	0
53	MG	AA	1653	1/1	0.08	-1.70	21,21,21,21	0
53	MG	AA	1634	1/1	0.05	-1.72	72,72,72,72	0
53	MG	DB	3093	1/1	0.04	-1.72	59,59,59,59	0
53	MG	BB	3082	1/1	0.14	-1.72	18,18,18,18	0
53	MG	CA	1605	1/1	0.07	-1.72	12,12,12,12	0
53	MG	BB	3013	1/1	0.12	-1.73	45,45,45,45	0

Continued on next page...

Continued from previous page...

Mol	Type	Chain	Res	Atoms	RSR	LLDF	B-factors(\AA^2)	Q<0.9
53	MG	BB	3052	1/1	0.12	-1.74	71,71,71,71	0
53	MG	DB	3106	1/1	0.07	-1.75	61,61,61,61	0
53	MG	BB	3073	1/1	0.10	-1.76	44,44,44,44	0
53	MG	CA	1614	1/1	0.05	-1.78	83,83,83,83	0
53	MG	CA	1650	1/1	0.08	-1.79	105,105,105,105	0
53	MG	DB	3004	1/1	0.08	-1.81	8,8,8,8	0
53	MG	DB	3047	1/1	0.13	-1.82	43,43,43,43	0
53	MG	DB	3094	1/1	0.13	-1.83	100,100,100,100	0
53	MG	DB	3062	1/1	0.12	-1.86	58,58,58,58	0
53	MG	BB	3108	1/1	0.10	-1.87	10,10,10,10	0
53	MG	DB	3021	1/1	0.04	-1.87	16,16,16,16	0
53	MG	DB	3012	1/1	0.12	-1.87	9,9,9,9	0
53	MG	DB	3101	1/1	0.09	-1.87	26,26,26,26	0
53	MG	DB	3038	1/1	0.08	-1.89	5,5,5,5	0
53	MG	DB	3108	1/1	0.08	-1.90	43,43,43,43	0
53	MG	AA	1607	1/1	0.05	-1.90	57,57,57,57	0
53	MG	CA	1641	1/1	0.10	-1.93	42,42,42,42	0
53	MG	BB	3041	1/1	0.11	-1.94	5,5,5,5	0
55	ZN	B4	101	1/1	0.10	-1.95	67,67,67,67	0
53	MG	DB	3027	1/1	0.08	-1.95	13,13,13,13	0
53	MG	BB	3062	1/1	0.10	-1.95	7,7,7,7	0
53	MG	BB	3101	1/1	0.09	-1.96	19,19,19,19	0
53	MG	DB	3091	1/1	0.08	-1.96	90,90,90,90	0
53	MG	CE	201	1/1	0.08	-1.96	109,109,109,109	0
53	MG	BB	3014	1/1	0.05	-1.99	37,37,37,37	0
53	MG	DB	3015	1/1	0.08	-2.01	42,42,42,42	0
53	MG	BB	3002	1/1	0.10	-2.02	23,23,23,23	0
53	MG	DB	3096	1/1	0.09	-2.05	26,26,26,26	0
53	MG	AA	1603	1/1	0.10	-2.07	57,57,57,57	0
53	MG	DB	3022	1/1	0.08	-2.09	11,11,11,11	0
53	MG	AA	1651	1/1	0.05	-2.11	35,35,35,35	0
53	MG	BB	3044	1/1	0.10	-2.16	45,45,45,45	0
53	MG	AA	1616	1/1	0.09	-2.17	5,5,5,5	0
53	MG	CA	1657	1/1	0.05	-2.17	73,73,73,73	0
53	MG	CA	1611	1/1	0.07	-2.18	28,28,28,28	0
53	MG	AA	1655	1/1	0.07	-2.20	88,88,88,88	0
53	MG	DB	3084	1/1	0.09	-2.20	29,29,29,29	0
53	MG	DB	3092	1/1	0.11	-2.23	10,10,10,10	0
53	MG	BB	3084	1/1	0.08	-2.24	32,32,32,32	0
53	MG	BB	3079	1/1	0.07	-2.27	38,38,38,38	0
53	MG	BB	3078	1/1	0.10	-2.30	27,27,27,27	0
53	MG	DB	3035	1/1	0.09	-2.30	79,79,79,79	0

Continued on next page...

Continued from previous page...

Mol	Type	Chain	Res	Atoms	RSR	LLDF	B-factors(\AA^2)	Q<0.9
53	MG	BB	3092	1/1	0.07	-2.31	46,46,46,46	0
53	MG	BB	3008	1/1	0.08	-2.34	82,82,82,82	0
53	MG	CA	1643	1/1	0.05	-2.35	36,36,36,36	0
53	MG	CA	1637	1/1	0.08	-2.35	98,98,98,98	0
53	MG	DB	3075	1/1	0.10	-2.36	44,44,44,44	0
53	MG	BB	3070	1/1	0.09	-2.39	74,74,74,74	0
53	MG	DB	3085	1/1	0.06	-2.40	38,38,38,38	0
53	MG	CA	1653	1/1	0.07	-2.42	48,48,48,48	0
53	MG	DB	3065	1/1	0.06	-2.45	128,128,128,128	0
53	MG	CA	1633	1/1	0.06	-2.46	23,23,23,23	0
53	MG	BB	3093	1/1	0.11	-2.46	108,108,108,108	0
53	MG	CA	1652	1/1	0.07	-2.46	49,49,49,49	0
53	MG	AA	1627	1/1	0.09	-2.47	63,63,63,63	0
53	MG	CA	1635	1/1	0.07	-2.50	30,30,30,30	0
53	MG	DB	3103	1/1	0.08	-2.51	36,36,36,36	0
53	MG	AA	1609	1/1	0.06	-2.54	40,40,40,40	0
53	MG	BB	3085	1/1	0.08	-2.55	34,34,34,34	0
53	MG	CA	1648	1/1	0.06	-2.55	104,104,104,104	0
53	MG	BB	3081	1/1	0.10	-2.57	30,30,30,30	0
53	MG	BB	3048	1/1	0.06	-2.57	12,12,12,12	0
53	MG	DB	3086	1/1	0.10	-2.65	18,18,18,18	0
53	MG	DB	3008	1/1	0.07	-2.67	13,13,13,13	0
53	MG	DB	3033	1/1	0.05	-2.67	11,11,11,11	0
53	MG	AA	1601	1/1	0.06	-2.70	36,36,36,36	0
53	MG	DB	3107	1/1	0.04	-2.72	5,5,5,5	0
53	MG	DB	3058	1/1	0.08	-2.74	139,139,139,139	0
53	MG	CA	1626	1/1	0.05	-2.75	8,8,8,8	0
53	MG	CA	1624	1/1	0.09	-2.79	38,38,38,38	0
53	MG	DB	3083	1/1	0.08	-2.81	27,27,27,27	0
53	MG	DB	3070	1/1	0.05	-2.82	33,33,33,33	0
53	MG	CA	1640	1/1	0.07	-2.88	62,62,62,62	0
53	MG	BB	3069	1/1	0.06	-2.89	5,5,5,5	0
53	MG	DB	3067	1/1	0.07	-2.90	5,5,5,5	0
53	MG	AA	1633	1/1	0.06	-2.91	65,65,65,65	0
53	MG	DB	3024	1/1	0.06	-2.91	40,40,40,40	0
53	MG	AA	1641	1/1	0.04	-2.93	32,32,32,32	0
53	MG	CA	1628	1/1	0.06	-2.93	52,52,52,52	0
53	MG	DB	3040	1/1	0.07	-2.95	5,5,5,5	0
53	MG	AA	1638	1/1	0.06	-2.98	51,51,51,51	0
53	MG	DB	3056	1/1	0.06	-3.02	5,5,5,5	0
53	MG	DB	3051	1/1	0.11	-3.03	75,75,75,75	0
53	MG	DB	3073	1/1	0.07	-3.07	50,50,50,50	0

Continued on next page...

Continued from previous page...

Mol	Type	Chain	Res	Atoms	RSR	LLDF	B-factors(\AA^2)	Q<0.9
53	MG	BB	3061	1/1	0.07	-3.09	24,24,24,24	0
53	MG	DB	3078	1/1	0.04	-3.10	25,25,25,25	0
53	MG	BB	3035	1/1	0.05	-3.12	13,13,13,13	0
53	MG	BB	3097	1/1	0.06	-3.13	113,113,113,113	0
53	MG	BB	3106	1/1	0.11	-3.14	10,10,10,10	0
53	MG	BB	3065	1/1	0.06	-3.14	32,32,32,32	0
53	MG	DB	3036	1/1	0.05	-3.20	87,87,87,87	0
53	MG	DB	3053	1/1	0.08	-3.21	65,65,65,65	0
53	MG	CA	1627	1/1	0.06	-3.28	27,27,27,27	0
53	MG	BB	3088	1/1	0.08	-3.30	11,11,11,11	0
53	MG	DB	3080	1/1	0.09	-3.32	62,62,62,62	0
53	MG	DB	3044	1/1	0.07	-3.35	18,18,18,18	0
53	MG	DB	3016	1/1	0.09	-3.39	5,5,5,5	0
53	MG	DB	3082	1/1	0.08	-3.40	83,83,83,83	0
53	MG	AA	1629	1/1	0.05	-3.53	12,12,12,12	0
53	MG	CA	1638	1/1	0.05	-3.57	86,86,86,86	0
53	MG	DB	3076	1/1	0.08	-3.59	33,33,33,33	0
53	MG	BB	3029	1/1	0.07	-3.61	5,5,5,5	0
53	MG	DB	3031	1/1	0.09	-3.69	46,46,46,46	0
53	MG	CA	1619	1/1	0.07	-3.75	36,36,36,36	0
53	MG	CA	1636	1/1	0.04	-3.77	5,5,5,5	0
53	MG	BB	3021	1/1	0.10	-3.86	52,52,52,52	0
53	MG	CA	1646	1/1	0.04	-3.86	139,139,139,139	0
53	MG	BB	3096	1/1	0.07	-3.92	58,58,58,58	0
53	MG	DB	3020	1/1	0.09	-4.07	5,5,5,5	0
53	MG	BB	3037	1/1	0.13	-4.07	45,45,45,45	0
53	MG	BB	3066	1/1	0.06	-4.10	5,5,5,5	0
53	MG	DB	3072	1/1	0.06	-4.13	20,20,20,20	0
53	MG	BB	3094	1/1	0.06	-4.15	36,36,36,36	0
53	MG	DB	3042	1/1	0.06	-4.16	37,37,37,37	0
53	MG	BB	3103	1/1	0.06	-4.16	11,11,11,11	0
53	MG	BB	3004	1/1	0.05	-4.18	80,80,80,80	0
53	MG	DB	3089	1/1	0.06	-4.18	79,79,79,79	0
53	MG	CA	1604	1/1	0.05	-4.21	20,20,20,20	0
53	MG	DB	3018	1/1	0.06	-4.36	7,7,7,7	0
53	MG	DB	3041	1/1	0.08	-4.38	40,40,40,40	0
53	MG	BB	3100	1/1	0.08	-4.39	116,116,116,116	0
53	MG	AA	1649	1/1	0.05	-4.45	89,89,89,89	0
53	MG	DB	3025	1/1	0.07	-4.47	44,44,44,44	0
53	MG	DB	3019	1/1	0.04	-4.48	5,5,5,5	0
53	MG	AA	1654	1/1	0.07	-4.48	67,67,67,67	0
53	MG	DB	3061	1/1	0.05	-4.55	66,66,66,66	0

Continued on next page...

Continued from previous page...

Mol	Type	Chain	Res	Atoms	RSR	LLDF	B-factors(\AA^2)	Q<0.9
53	MG	DB	3105	1/1	0.05	-4.56	40,40,40,40	0
53	MG	DB	3013	1/1	0.08	-4.56	52,52,52,52	0
53	MG	DB	3034	1/1	0.10	-4.60	57,57,57,57	0
53	MG	BB	3003	1/1	0.10	-4.74	53,53,53,53	0
53	MG	CA	1601	1/1	0.06	-4.76	5,5,5,5	0
53	MG	DB	3046	1/1	0.04	-4.80	23,23,23,23	0
53	MG	DB	3002	1/1	0.07	-4.84	11,11,11,11	0
53	MG	DB	3055	1/1	0.06	-4.88	44,44,44,44	0
53	MG	AA	1620	1/1	0.05	-4.89	60,60,60,60	0
53	MG	DB	3074	1/1	0.06	-4.91	26,26,26,26	0
53	MG	DB	3048	1/1	0.07	-4.93	38,38,38,38	0
53	MG	BB	3064	1/1	0.11	-5.00	78,78,78,78	0
53	MG	BB	3063	1/1	0.06	-5.04	33,33,33,33	0
53	MG	CA	1655	1/1	0.04	-5.10	32,32,32,32	0
53	MG	BB	3072	1/1	0.05	-5.15	35,35,35,35	0
53	MG	CA	1631	1/1	0.04	-5.18	41,41,41,41	0
53	MG	DB	3090	1/1	0.12	-5.28	14,14,14,14	0
53	MG	BB	3016	1/1	0.06	-5.28	55,55,55,55	0
53	MG	AA	1619	1/1	0.04	-5.29	111,111,111,111	0
53	MG	BB	3055	1/1	0.13	-5.31	6,6,6,6	0
53	MG	BB	3058	1/1	0.07	-5.46	15,15,15,15	0
53	MG	DB	3006	1/1	0.10	-5.52	10,10,10,10	0
53	MG	BB	3027	1/1	0.08	-5.61	50,50,50,50	0
53	MG	DB	3087	1/1	0.07	-5.81	5,5,5,5	0
53	MG	BB	3074	1/1	0.08	-5.94	10,10,10,10	0
53	MG	DB	3009	1/1	0.07	-5.97	9,9,9,9	0
53	MG	DB	3079	1/1	0.06	-6.31	7,7,7,7	0
53	MG	CA	1608	1/1	0.06	-6.35	76,76,76,76	0
53	MG	DB	3043	1/1	0.06	-6.44	7,7,7,7	0
53	MG	DB	3001	1/1	0.07	-6.50	5,5,5,5	0
53	MG	BB	3056	1/1	0.04	-6.91	5,5,5,5	0
53	MG	AA	1646	1/1	0.06	-6.93	84,84,84,84	0
53	MG	CA	1603	1/1	0.03	-7.02	56,56,56,56	0
53	MG	BB	3059	1/1	0.11	-7.23	10,10,10,10	0
53	MG	BB	3057	1/1	0.06	-7.29	53,53,53,53	0
53	MG	CA	1615	1/1	0.06	-7.51	13,13,13,13	0
53	MG	BB	3089	1/1	0.10	-7.57	72,72,72,72	0
53	MG	AA	1650	1/1	0.05	-7.76	94,94,94,94	0
53	MG	CA	1625	1/1	0.04	-7.78	70,70,70,70	0
53	MG	BB	3102	1/1	0.10	-8.24	43,43,43,43	0
53	MG	BB	3095	1/1	0.08	-9.34	62,62,62,62	0
53	MG	AA	1602	1/1	0.08	-9.67	85,85,85,85	0

Continued on next page...

Continued from previous page...

Mol	Type	Chain	Res	Atoms	RSR	LLDF	B-factors(\AA^2)	Q<0.9
53	MG	DB	3039	1/1	0.06	-9.77	62,62,62,62	0
53	MG	DB	3060	1/1	0.04	-10.12	83,83,83,83	0
53	MG	BB	3015	1/1	0.12	-10.31	25,25,25,25	0
53	MG	AA	1658	1/1	0.07	-10.87	120,120,120,120	0
53	MG	BB	3032	1/1	0.09	-11.76	22,22,22,22	0
53	MG	CA	1639	1/1	0.04	-18.59	35,35,35,35	0
53	MG	AA	1639	1/1	0.06	-	93,93,93,93	0
53	MG	AA	1625	1/1	0.14	-	79,79,79,79	1

6.5 Other polymers ⓘ

There are no such residues in this entry.