



Full wwPDB X-ray Structure Validation Report

Jun 16, 2014 – 09:03 PM BST

PDB ID : 4V5P
Title : The crystal structure of EF-Tu and A9C-tRNA-Trp bound to a near- cognate codon on the 70S ribosome
Authors : Schmeing, T.M.; Voorhees, R.M.; Ramakrishnan, V.
Deposited on : 2010-12-07
Resolution : 3.10 Å(reported)

This is a full wwPDB validation report for a publicly released PDB entry.
We welcome your comments at validation@mail.wwpdb.org
A user guide is available at <http://wwpdb.org/ValidationPDFNotes.html>

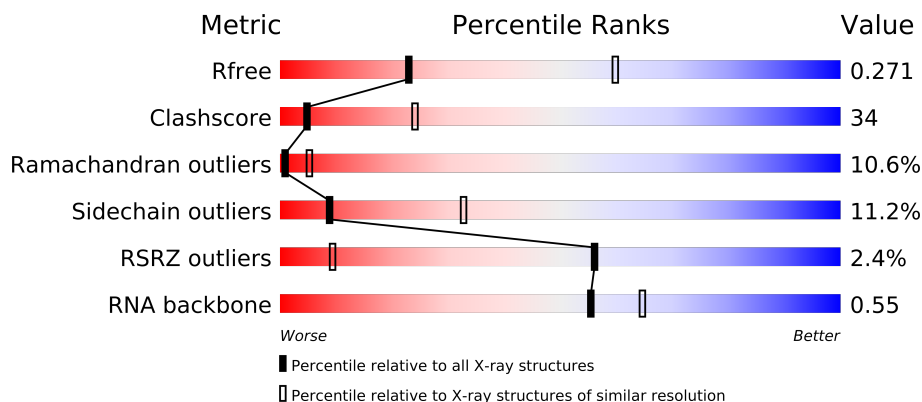
The following versions of software and data (see [references](#)) were used in the production of this report:

MolProbity : 4.02b-467
Mogul : 1.16 November 2013
Xtriage (Phenix) : dev-1323
EDS : stable23397
Percentile statistics : 21963
Refmac : 5.8.0049
CCP4 : 6.3.0 (Settle)
Ideal geometry (proteins) : Engh & Huber (2001)
Ideal geometry (DNA, RNA) : Parkinson et. al. (1996)
Validation Pipeline (wwPDB-VP) : stable23397

1 Overall quality at a glance

The reported resolution of this entry is 3.10 Å.

Percentile scores (ranging between 0-100) for global validation metrics of the entry are shown in the following graphic. The table shows the number of entries on which the scores are based.



Metric	Whole archive (#Entries)	Similar resolution (#Entries, resolution range(Å))
R_{free}	66092	1007 (3.18-3.02)
Clashscore	79885	1078 (3.16-3.04)
Ramachandran outliers	78287	1044 (3.16-3.04)
Sidechain outliers	78261	1044 (3.16-3.04)
RSRZ outliers	66119	1008 (3.18-3.02)
RNA backbone	1838	1047 (3.60-2.60)

The table below summarises the geometric issues observed across the polymeric chains and their fit to the electron density. The red, orange, yellow and green segments on the lower bar indicate the fraction of residues that contain outliers for ≥ 3 , 2, 1 and 0 types of geometric quality criteria. The upper red bar (where present) indicates the fraction of residues that have poor fit to the electron density.

Mol	Chain	Length	Quality of chain
1	AA	1522	
1	CA	1522	
2	AB	256	
2	CB	256	
3	AC	239	
3	CC	239	
4	AD	209	
4	CD	209	
5	AE	162	
5	CE	162	
6	AF	101	
6	CF	101	

Continued on next page...

Continued from previous page...

Mol	Chain	Length	Quality of chain
7	AG	156	
7	CG	156	
8	AH	138	
8	CH	138	
9	AI	128	
9	CI	128	
10	AJ	105	
10	CJ	105	
11	AK	129	
11	CK	129	
12	AL	135	
12	CL	135	
13	AM	126	
13	CM	126	
14	AN	61	
14	CN	61	
15	AO	89	
15	CO	89	
16	AP	88	
16	CP	88	
17	AQ	105	
17	CQ	105	
18	AR	88	
18	CR	88	
19	AS	93	
19	CS	93	
20	AT	106	
20	CT	106	
21	AU	27	
21	CU	27	
22	AV	76	
22	AW	76	
22	CV	76	
22	CW	76	
23	AX	27	
23	CX	27	
24	AY	77	
24	CY	77	
25	AZ	405	
25	CZ	405	
26	B0	85	
26	D0	85	

Continued on next page...

Continued from previous page...

Mol	Chain	Length	Quality of chain
27	B1	98	
27	D1	98	
28	B2	72	
28	D2	72	
29	B3	60	
29	D3	60	
30	B4	71	
30	D4	71	
31	B5	60	
31	D5	60	
32	B6	54	
32	D6	54	
33	B7	49	
33	D7	49	
34	B8	65	
34	D8	65	
35	B9	37	
35	D9	37	
36	BA	2915	
36	DA	2915	
37	BB	122	
37	DB	122	
38	BC	229	
38	DC	229	
39	BD	276	
39	DD	276	
40	BE	206	
40	DE	206	
41	BF	210	
41	DF	210	
42	BG	182	
42	DG	182	
43	BH	180	
43	DH	180	
44	BJ	173	
44	DJ	173	
45	BK	147	
45	DK	147	
46	BN	140	
46	DN	140	
47	BO	122	
47	DO	122	

Continued on next page...

Continued from previous page...

Mol	Chain	Length	Quality of chain
48	BP	150	
48	DP	150	
49	BQ	141	
49	DQ	141	
50	BR	118	
50	DR	118	
51	BS	112	
51	DS	112	
52	BT	146	
52	DT	146	
53	BU	118	
53	DU	118	
54	BV	101	
54	DV	101	
55	BW	113	
55	DW	113	
56	BX	96	
56	DX	96	
57	BY	110	
57	DY	110	
58	BZ	206	
58	DZ	206	

2 Entry composition

There are 61 unique types of molecules in this entry. The entry contains 307322 atoms, of which 0 are hydrogen and 0 are deuterium.

In the tables below, the ZeroOcc column contains the number of atoms modelled with zero occupancy, the AltConf column contains the number of residues with at least one atom in alternate conformation and the Trace column contains the number of residues modelled with at most 2 atoms.

- Molecule 1 is a RNA chain called 16S RRNA.

Mol	Chain	Residues	Atoms					ZeroOcc	AltConf	Trace
1	AA	1510	Total	C	N	O	P	0	0	0
			32451	14445	6010	10487	1509			
1	CA	1510	Total	C	N	O	P	0	0	0
			32451	14445	6010	10487	1509			

- Molecule 2 is a protein called 30S RIBOSOMAL PROTEIN S2.

Mol	Chain	Residues	Atoms					ZeroOcc	AltConf	Trace
2	AB	234	Total	C	N	O	S	0	0	0
			1900	1213	341	341	5			
2	CB	234	Total	C	N	O	S	0	0	0
			1900	1213	341	341	5			

- Molecule 3 is a protein called 30S RIBOSOMAL PROTEIN S3.

Mol	Chain	Residues	Atoms					ZeroOcc	AltConf	Trace
3	AC	206	Total	C	N	O	S	0	0	0
			1612	1016	314	281	1			
3	CC	206	Total	C	N	O	S	0	0	0
			1612	1016	314	281	1			

- Molecule 4 is a protein called 30S RIBOSOMAL PROTEIN S4.

Mol	Chain	Residues	Atoms					ZeroOcc	AltConf	Trace
4	AD	208	Total	C	N	O	S	0	0	0
			1703	1066	339	291	7			
4	CD	208	Total	C	N	O	S	0	0	0
			1703	1066	339	291	7			

- Molecule 5 is a protein called 30S RIBOSOMAL PROTEIN S5.

Mol	Chain	Residues	Atoms					ZeroOcc	AltConf	Trace
5	AE	150	Total	C	N	O	S	0	0	0
			1146	724	217	201	4			
5	CE	150	Total	C	N	O	S	0	0	0
			1146	724	217	201	4			

- Molecule 6 is a protein called 30S RIBOSOMAL PROTEIN S6.

Mol	Chain	Residues	Atoms					ZeroOcc	AltConf	Trace
6	AF	101	Total	C	N	O	S	0	0	0
			843	531	155	154	3			
6	CF	101	Total	C	N	O	S	0	0	0
			843	531	155	154	3			

- Molecule 7 is a protein called 30S RIBOSOMAL PROTEIN S7.

Mol	Chain	Residues	Atoms					ZeroOcc	AltConf	Trace
7	AG	155	Total	C	N	O	S	0	0	0
			1257	781	252	218	6			
7	CG	155	Total	C	N	O	S	0	0	0
			1257	781	252	218	6			

- Molecule 8 is a protein called 30S RIBOSOMAL PROTEIN S8.

Mol	Chain	Residues	Atoms					ZeroOcc	AltConf	Trace
8	AH	138	Total	C	N	O	S	0	0	0
			1116	705	215	193	3			
8	CH	138	Total	C	N	O	S	0	0	0
			1116	705	215	193	3			

- Molecule 9 is a protein called 30S RIBOSOMAL PROTEIN S9.

Mol	Chain	Residues	Atoms				ZeroOcc	AltConf	Trace
9	AI	127	Total	C	N	O	0	0	0
			1010	639	197	174			
9	CI	127	Total	C	N	O	0	0	0
			1010	639	197	174			

- Molecule 10 is a protein called 30S RIBOSOMAL PROTEIN S10.

Mol	Chain	Residues	Atoms					ZeroOcc	AltConf	Trace
10	AJ	98	Total	C	N	O	S	0	0	0
			794	499	156	138	1			

Continued on next page...

Continued from previous page...

Mol	Chain	Residues	Atoms					ZeroOcc	AltConf	Trace
10	CJ	98	Total	C	N	O	S	0	0	0
			794	499	156	138	1			

- Molecule 11 is a protein called 30S RIBOSOMAL PROTEIN S11.

Mol	Chain	Residues	Atoms					ZeroOcc	AltConf	Trace
11	AK	119	Total	C	N	O	S	0	0	0
			885	549	168	165	3			
11	CK	119	Total	C	N	O	S	0	0	0
			885	549	168	165	3			

- Molecule 12 is a protein called 30S RIBOSOMAL PROTEIN S12.

Mol	Chain	Residues	Atoms					ZeroOcc	AltConf	Trace
12	AL	124	Total	C	N	O	S	0	0	0
			970	611	195	163	1			
12	CL	124	Total	C	N	O	S	0	0	0
			970	611	195	163	1			

There are 8 discrepancies between the modelled and reference sequences:

Chain	Residue	Modelled	Actual	Comment	Reference
AL	1	MET	-	EXPRESSION TAG	UNP Q5SHN3
AL	2	VAL	-	EXPRESSION TAG	UNP Q5SHN3
AL	3	ALA	-	EXPRESSION TAG	UNP Q5SHN3
AL	4	LEU	-	EXPRESSION TAG	UNP Q5SHN3
CL	1	MET	-	EXPRESSION TAG	UNP Q5SHN3
CL	2	VAL	-	EXPRESSION TAG	UNP Q5SHN3
CL	3	ALA	-	EXPRESSION TAG	UNP Q5SHN3
CL	4	LEU	-	EXPRESSION TAG	UNP Q5SHN3

- Molecule 13 is a protein called 30S RIBOSOMAL PROTEIN S13.

Mol	Chain	Residues	Atoms					ZeroOcc	AltConf	Trace
13	AM	124	Total	C	N	O	S	0	0	0
			987	611	205	169	2			
13	CM	124	Total	C	N	O	S	0	0	0
			987	611	205	169	2			

- Molecule 14 is a protein called 30S RIBOSOMAL PROTEIN S14.

Mol	Chain	Residues	Atoms					ZeroOcc	AltConf	Trace
14	AN	60	Total	C	N	O	S	0	0	0
			492	312	104	72	4			
14	CN	60	Total	C	N	O	S	0	0	0
			492	312	104	72	4			

- Molecule 15 is a protein called 30S RIBOSOMAL PROTEIN S15.

Mol	Chain	Residues	Atoms					ZeroOcc	AltConf	Trace
15	AO	88	Total	C	N	O	S	0	0	0
			734	459	147	126	2			
15	CO	88	Total	C	N	O	S	0	0	0
			734	459	147	126	2			

- Molecule 16 is a protein called 30S RIBOSOMAL PROTEIN S16.

Mol	Chain	Residues	Atoms					ZeroOcc	AltConf	Trace
16	AP	83	Total	C	N	O	S	0	0	0
			700	443	139	117	1			
16	CP	83	Total	C	N	O	S	0	0	0
			700	443	139	117	1			

- Molecule 17 is a protein called 30S RIBOSOMAL PROTEIN S17.

Mol	Chain	Residues	Atoms					ZeroOcc	AltConf	Trace
17	AQ	99	Total	C	N	O	S	0	0	0
			823	528	151	142	2			
17	CQ	99	Total	C	N	O	S	0	0	0
			823	528	151	142	2			

- Molecule 18 is a protein called 30S RIBOSOMAL PROTEIN S18.

Mol	Chain	Residues	Atoms				ZeroOcc	AltConf	Trace
18	AR	70	Total	C	N	O	0	0	0
			574	367	112	95			
18	CR	70	Total	C	N	O	0	0	0
			574	367	112	95			

- Molecule 19 is a protein called 30S RIBOSOMAL PROTEIN S19.

Mol	Chain	Residues	Atoms					ZeroOcc	AltConf	Trace
19	AS	78	Total	C	N	O	S	0	0	0
			629	403	114	110	2			

Continued on next page...

Continued from previous page...

Mol	Chain	Residues	Atoms					ZeroOcc	AltConf	Trace
19	CS	78	Total	C	N	O	S	0	0	0
			629	403	114	110	2			

- Molecule 20 is a protein called 30S RIBOSOMAL PROTEIN S20.

Mol	Chain	Residues	Atoms					ZeroOcc	AltConf	Trace
20	AT	99	Total	C	N	O	S	0	0	0
			763	470	162	129	2			
20	CT	99	Total	C	N	O	S	0	0	0
			763	470	162	129	2			

- Molecule 21 is a protein called 30S RIBOSOMAL PROTEIN THX.

Mol	Chain	Residues	Atoms				ZeroOcc	AltConf	Trace
21	AU	24	Total	C	N	O	0	0	0
			208	128	50	30			
21	CU	24	Total	C	N	O	0	0	0
			208	128	50	30			

- Molecule 22 is a RNA chain called E-SITE TRNA PHE OR P-SITE TRNA PHE.

Mol	Chain	Residues	Atoms					ZeroOcc	AltConf	Trace
22	AV	76	Total	C	N	O	P	0	0	0
			1619	723	290	531	75			
22	AW	76	Total	C	N	O	P	0	0	0
			1619	723	290	531	75			
22	CV	76	Total	C	N	O	P	0	0	0
			1619	723	290	531	75			
22	CW	76	Total	C	N	O	P	0	0	0
			1619	723	290	531	75			

- Molecule 23 is a RNA chain called MRNA.

Mol	Chain	Residues	Atoms					ZeroOcc	AltConf	Trace
23	AX	17	Total	C	N	O	P	0	0	0
			361	164	68	113	16			
23	CX	17	Total	C	N	O	P	0	0	0
			361	164	68	113	16			

- Molecule 24 is a RNA chain called A-SITE TRNA A9C TRP-TRNA TRP.

Mol	Chain	Residues	Atoms						ZeroOcc	AltConf	Trace
24	AY	77	Total	C	N	O	P	S	0	0	0
			1643	741	287	537	76	2			
24	CY	77	Total	C	N	O	P	S	0	0	0
			1643	741	287	537	76	2			

- Molecule 25 is a protein called ELONGATION FACTOR TU.

Mol	Chain	Residues	Atoms						ZeroOcc	AltConf	Trace
25	AZ	385	Total	C	N	O	S		0	0	0
			2983	1886	522	563	12				
25	CZ	385	Total	C	N	O	S		0	0	0
			2983	1886	522	563	12				

There are 4 discrepancies between the modelled and reference sequences:

Chain	Residue	Modelled	Actual	Comment	Reference
AZ	6	ILE	VAL	CONFLICT	UNP Q5SHN6
AZ	264	LYS	ARG	CONFLICT	UNP Q5SHN6
CZ	6	ILE	VAL	CONFLICT	UNP Q5SHN6
CZ	264	LYS	ARG	CONFLICT	UNP Q5SHN6

- Molecule 26 is a protein called 50S RIBOSOMAL PROTEIN L27.

Mol	Chain	Residues	Atoms						ZeroOcc	AltConf	Trace
26	B0	84	Total	C	N	O	S		0	0	0
			662	410	140	111	1				
26	D0	84	Total	C	N	O	S		0	0	0
			662	410	140	111	1				

- Molecule 27 is a protein called 50S RIBOSOMAL PROTEIN L28.

Mol	Chain	Residues	Atoms						ZeroOcc	AltConf	Trace
27	B1	93	Total	C	N	O	S		0	0	0
			731	460	145	125	1				
27	D1	93	Total	C	N	O	S		0	0	0
			731	460	145	125	1				

- Molecule 28 is a protein called 50S RIBOSOMAL PROTEIN L29.

Mol	Chain	Residues	Atoms						ZeroOcc	AltConf	Trace
28	B2	71	Total	C	N	O	S		0	0	0
			598	370	121	106	1				

Continued on next page...

Continued from previous page...

Mol	Chain	Residues	Atoms					ZeroOcc	AltConf	Trace
28	D2	71	Total	C	N	O	S	0	0	0
			598	370	121	106	1			

- Molecule 29 is a protein called 50S RIBOSOMAL PROTEIN L30.

Mol	Chain	Residues	Atoms					ZeroOcc	AltConf	Trace
29	B3	59	Total	C	N	O	S	0	0	0
			467	298	90	78	1			
29	D3	59	Total	C	N	O	S	0	0	0
			467	298	90	78	1			

- Molecule 30 is a protein called 50S RIBOSOMAL PROTEIN L31.

Mol	Chain	Residues	Atoms					ZeroOcc	AltConf	Trace
30	B4	44	Total	C	N	O	S	0	0	0
			340	218	57	61	4			
30	D4	44	Total	C	N	O	S	0	0	0
			340	218	57	61	4			

- Molecule 31 is a protein called 50S RIBOSOMAL PROTEIN L32.

Mol	Chain	Residues	Atoms					ZeroOcc	AltConf	Trace
31	B5	59	Total	C	N	O	S	0	0	0
			459	288	90	76	5			
31	D5	59	Total	C	N	O	S	0	0	0
			459	288	90	76	5			

- Molecule 32 is a protein called 50S RIBOSOMAL PROTEIN L33.

Mol	Chain	Residues	Atoms					ZeroOcc	AltConf	Trace
32	B6	50	Total	C	N	O	S	0	0	0
			433	270	88	71	4			
32	D6	50	Total	C	N	O	S	0	0	0
			433	270	88	71	4			

- Molecule 33 is a protein called 50S RIBOSOMAL PROTEIN L34.

Mol	Chain	Residues	Atoms					ZeroOcc	AltConf	Trace
33	B7	48	Total	C	N	O	S	0	0	0
			418	257	104	55	2			
33	D7	48	Total	C	N	O	S	0	0	0
			418	257	104	55	2			

- Molecule 34 is a protein called 50S RIBOSOMAL PROTEIN L35.

Mol	Chain	Residues	Atoms					ZeroOcc	AltConf	Trace
34	B8	63	Total	C	N	O	S	0	0	0
			507	326	101	78	2			
34	D8	63	Total	C	N	O	S	0	0	0
			507	326	101	78	2			

- Molecule 35 is a protein called 50S RIBOSOMAL PROTEIN L36.

Mol	Chain	Residues	Atoms					ZeroOcc	AltConf	Trace
35	B9	37	Total	C	N	O	S	0	0	0
			307	188	68	47	4			
35	D9	37	Total	C	N	O	S	0	0	0
			307	188	68	47	4			

- Molecule 36 is a RNA chain called 23S RIBOSOMAL RNA.

Mol	Chain	Residues	Atoms					ZeroOcc	AltConf	Trace
36	BA	2901	Total	C	N	O	P	0	0	0
			62477	27807	11683	20087	2900			
36	DA	2901	Total	C	N	O	P	0	0	0
			62477	27807	11683	20087	2900			

- Molecule 37 is a RNA chain called 5S RIBOSOMAL RNA.

Mol	Chain	Residues	Atoms					ZeroOcc	AltConf	Trace
37	BB	119	Total	C	N	O	P	0	0	0
			2551	1136	471	826	118			
37	DB	119	Total	C	N	O	P	0	0	0
			2551	1136	471	826	118			

- Molecule 38 is a protein called 50S RIBOSOMAL PROTEIN L1.

Mol	Chain	Residues	Atoms					ZeroOcc	AltConf	Trace
38	BC	228	Total	C	N	O	S	0	0	0
			1742	1101	319	319	3			
38	DC	228	Total	C	N	O	S	0	0	0
			1742	1101	319	319	3			

- Molecule 39 is a protein called 50S RIBOSOMAL PROTEIN L2.

Mol	Chain	Residues	Atoms					ZeroOcc	AltConf	Trace
39	BD	275	Total	C	N	O	S	0	0	0
			2145	1353	428	361	3			
39	DD	275	Total	C	N	O	S	0	0	0
			2145	1353	428	361	3			

- Molecule 40 is a protein called 50S RIBOSOMAL PROTEIN L3.

Mol	Chain	Residues	Atoms					ZeroOcc	AltConf	Trace
40	BE	204	Total	C	N	O	S	0	0	0
			1563	988	299	270	6			
40	DE	204	Total	C	N	O	S	0	0	0
			1563	988	299	270	6			

- Molecule 41 is a protein called 50S RIBOSOMAL PROTEIN L4.

Mol	Chain	Residues	Atoms					ZeroOcc	AltConf	Trace
41	BF	207	Total	C	N	O	S	0	0	0
			1623	1035	303	282	3			
41	DF	207	Total	C	N	O	S	0	0	0
			1623	1035	303	282	3			

- Molecule 42 is a protein called 50S RIBOSOMAL PROTEIN L5.

Mol	Chain	Residues	Atoms					ZeroOcc	AltConf	Trace
42	BG	181	Total	C	N	O	S	0	0	0
			1474	942	268	260	4			
42	DG	181	Total	C	N	O	S	0	0	0
			1474	942	268	260	4			

- Molecule 43 is a protein called 50S RIBOSOMAL PROTEIN L6.

Mol	Chain	Residues	Atoms					ZeroOcc	AltConf	Trace
43	BH	159	Total	C	N	O	S	0	0	0
			1222	773	228	220	1			
43	DH	159	Total	C	N	O	S	0	0	0
			1222	773	228	220	1			

- Molecule 44 is a protein called 50S RIBOSOMAL PROTEIN L10.

Mol	Chain	Residues	Atoms					ZeroOcc	AltConf	Trace
44	BJ	130	Total	C	N	O		0	0	0
			651	391	130	130				

Continued on next page...

Continued from previous page...

Mol	Chain	Residues	Atoms				ZeroOcc	AltConf	Trace
44	DJ	130	Total	C	N	O	0	0	0
			651	391	130	130			

- Molecule 45 is a protein called 50S RIBOSOMAL PROTEIN L11.

Mol	Chain	Residues	Atoms				ZeroOcc	AltConf	Trace
45	BK	140	Total	C	N	O	0	0	0
			700	420	140	140			
45	DK	140	Total	C	N	O	0	0	0
			700	420	140	140			

- Molecule 46 is a protein called 50S RIBOSOMAL PROTEIN L13.

Mol	Chain	Residues	Atoms					ZeroOcc	AltConf	Trace
46	BN	138	Total	C	N	O	S	0	0	0
			1104	712	206	182	4			
46	DN	138	Total	C	N	O	S	0	0	0
			1104	712	206	182	4			

- Molecule 47 is a protein called 50S RIBOSOMAL PROTEIN L14.

Mol	Chain	Residues	Atoms					ZeroOcc	AltConf	Trace
47	BO	122	Total	C	N	O	S	0	0	0
			933	588	171	170	4			
47	DO	122	Total	C	N	O	S	0	0	0
			933	588	171	170	4			

- Molecule 48 is a protein called 50S RIBOSOMAL PROTEIN L15.

Mol	Chain	Residues	Atoms					ZeroOcc	AltConf	Trace
48	BP	146	Total	C	N	O	S	0	0	0
			1114	692	227	193	2			
48	DP	146	Total	C	N	O	S	0	0	0
			1114	692	227	193	2			

- Molecule 49 is a protein called 50S RIBOSOMAL PROTEIN L16.

Mol	Chain	Residues	Atoms					ZeroOcc	AltConf	Trace
49	BQ	141	Total	C	N	O	S	0	0	0
			1122	715	212	188	7			
49	DQ	141	Total	C	N	O	S	0	0	0
			1122	715	212	188	7			

- Molecule 50 is a protein called 50S RIBOSOMAL PROTEIN L17.

Mol	Chain	Residues	Atoms				ZeroOcc	AltConf	Trace
50	BR	117	Total	C	N	O	0	0	0
			960	599	202	159			
50	DR	117	Total	C	N	O	0	0	0
			960	599	202	159			

- Molecule 51 is a protein called 50S RIBOSOMAL PROTEIN L18.

Mol	Chain	Residues	Atoms				ZeroOcc	AltConf	Trace
51	BS	98	Total	C	N	O	0	0	0
			770	486	154	130			
51	DS	98	Total	C	N	O	0	0	0
			770	486	154	130			

- Molecule 52 is a protein called 50S RIBOSOMAL PROTEIN L19.

Mol	Chain	Residues	Atoms					ZeroOcc	AltConf	Trace
52	BT	137	Total	C	N	O	S	0	0	0
			1141	710	234	196	1			
52	DT	137	Total	C	N	O	S	0	0	0
			1141	710	234	196	1			

- Molecule 53 is a protein called 50S RIBOSOMAL PROTEIN L20.

Mol	Chain	Residues	Atoms					ZeroOcc	AltConf	Trace
53	BU	117	Total	C	N	O	S	0	0	0
			958	604	202	151	1			
53	DU	117	Total	C	N	O	S	0	0	0
			958	604	202	151	1			

- Molecule 54 is a protein called 50S RIBOSOMAL PROTEIN L21.

Mol	Chain	Residues	Atoms					ZeroOcc	AltConf	Trace
54	BV	101	Total	C	N	O	S	0	0	0
			779	501	142	135	1			
54	DV	101	Total	C	N	O	S	0	0	0
			779	501	142	135	1			

- Molecule 55 is a protein called 50S RIBOSOMAL PROTEIN L22.

Mol	Chain	Residues	Atoms					ZeroOcc	AltConf	Trace
55	BW	113	Total	C	N	O	S	0	0	0
			896	563	176	155	2			
55	DW	113	Total	C	N	O	S	0	0	0
			896	563	176	155	2			

- Molecule 56 is a protein called 50S RIBOSOMAL PROTEIN L23.

Mol	Chain	Residues	Atoms					ZeroOcc	AltConf	Trace
56	BX	92	Total	C	N	O	S	0	0	0
			725	471	131	123				
56	DX	92	Total	C	N	O	S	0	0	0
			725	471	131	123				

- Molecule 57 is a protein called 50S RIBOSOMAL PROTEIN L24.

Mol	Chain	Residues	Atoms					ZeroOcc	AltConf	Trace
57	BY	100	Total	C	N	O	S	0	0	0
			775	500	148	123	4			
57	DY	100	Total	C	N	O	S	0	0	0
			775	500	148	123	4			

- Molecule 58 is a protein called 50S RIBOSOMAL PROTEIN L25.

Mol	Chain	Residues	Atoms					ZeroOcc	AltConf	Trace
58	BZ	176	Total	C	N	O	S	0	0	0
			1403	897	252	252	2			
58	DZ	176	Total	C	N	O	S	0	0	0
			1403	897	252	252	2			

- Molecule 59 is ZINC ION (three-letter code: ZN) (formula: Zn).

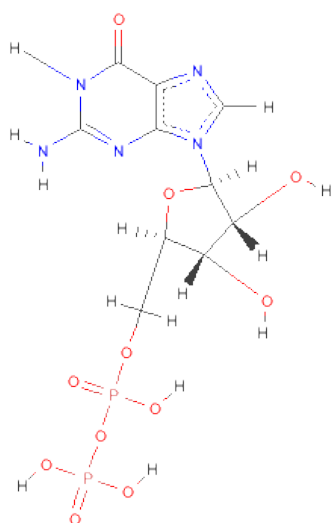
Mol	Chain	Residues	Atoms		ZeroOcc	AltConf
59	B4	1	Total	Zn	0	0
			1	1		
59	CN	1	Total	Zn	0	0
			1	1		
59	AN	1	Total	Zn	0	0
			1	1		
59	B9	1	Total	Zn	0	0
			1	1		
59	D9	1	Total	Zn	0	0
			1	1		

Continued on next page...

Continued from previous page...

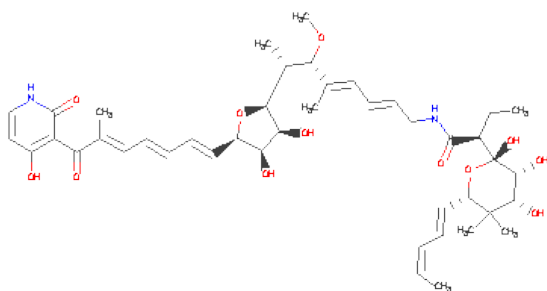
Mol	Chain	Residues	Atoms		ZeroOcc	AltConf
59	D4	1	Total	Zn	0	0
			1	1		
59	CD	1	Total	Zn	0	0
			1	1		
59	AD	1	Total	Zn	0	0
			1	1		

- Molecule 60 is GUANOSINE-5'-DIPHOSPHATE (three-letter code: GDP) (formula: $C_{10}H_{15}N_5O_{11}P_2$).



Mol	Chain	Residues	Atoms					ZeroOcc	AltConf
60	AZ	1	Total	C	N	O	P	0	0
			28	10	5	11	2		
60	CZ	1	Total	C	N	O	P	0	0
			28	10	5	11	2		

- Molecule 61 is KIRROMYCIN (three-letter code: KIR) (formula: $C_{43}H_{60}N_2O_{12}$).




Mol	Chain	Residues	Atoms				ZeroOcc	AltConf
61	AZ	1	Total	C	N	O	0	0
			57	43	2	12		
61	CZ	1	Total	C	N	O	0	0
			57	43	2	12		

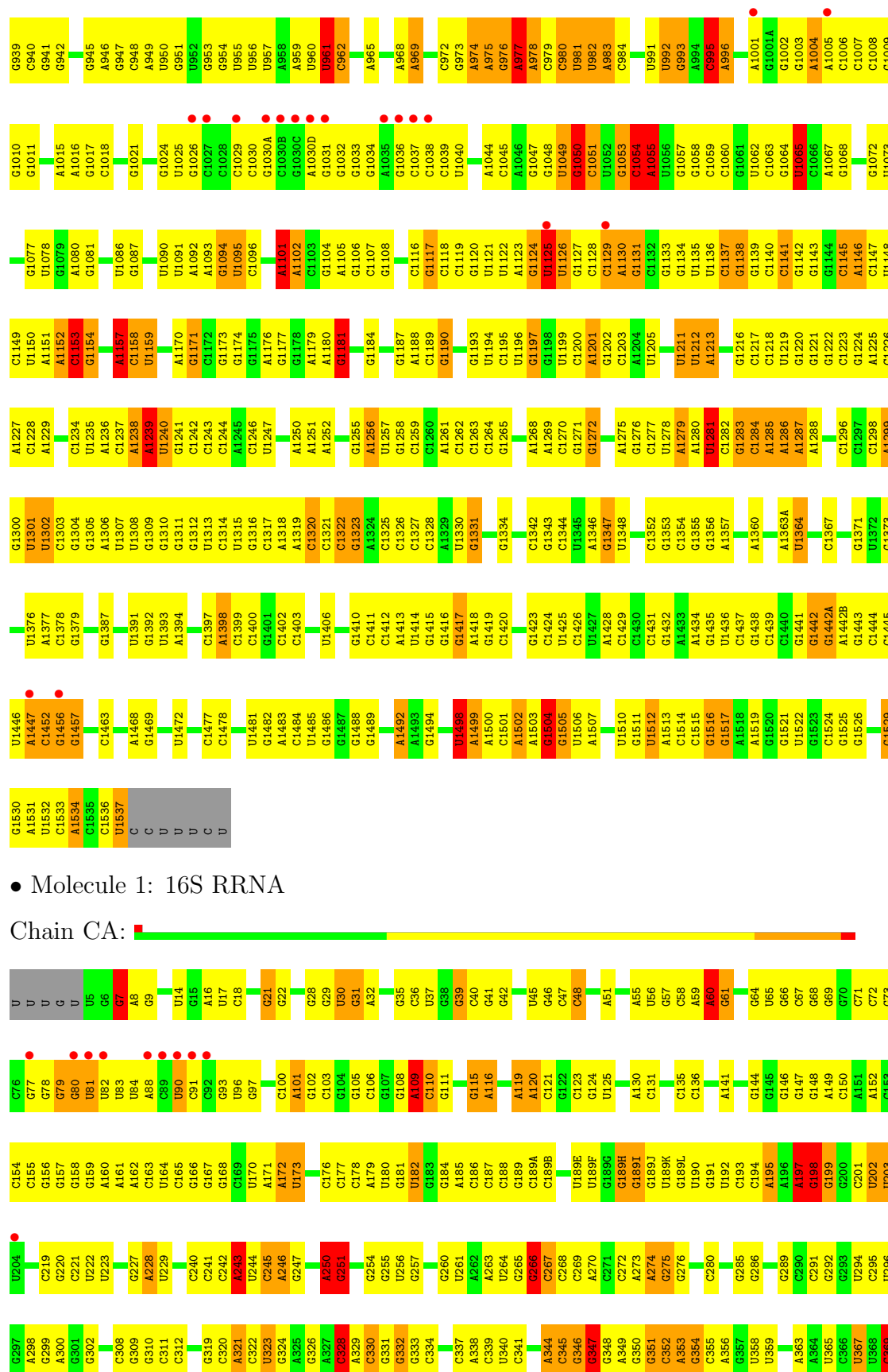
3 Residue-property plots

These plots are drawn for all protein, RNA and DNA chains in the entry. The first graphic for a chain summarises the proportions of errors displayed in the second graphic. The second graphic shows the sequence view annotated by issues in geometry and electron density. Residues are color-coded according to the number of geometric quality criteria for which they contain at least one outlier: green = 0, yellow = 1, orange = 2 and red = 3 or more. A red dot above a residue indicates a poor fit to the electron density ($RSRZ > 2$). Stretches of 2 or more consecutive residues without any outlier are shown as a green connector. Residues present in the sample, but not in the model, are shown in grey.

• Molecule 1: 16S rRNA

Chain AA: 

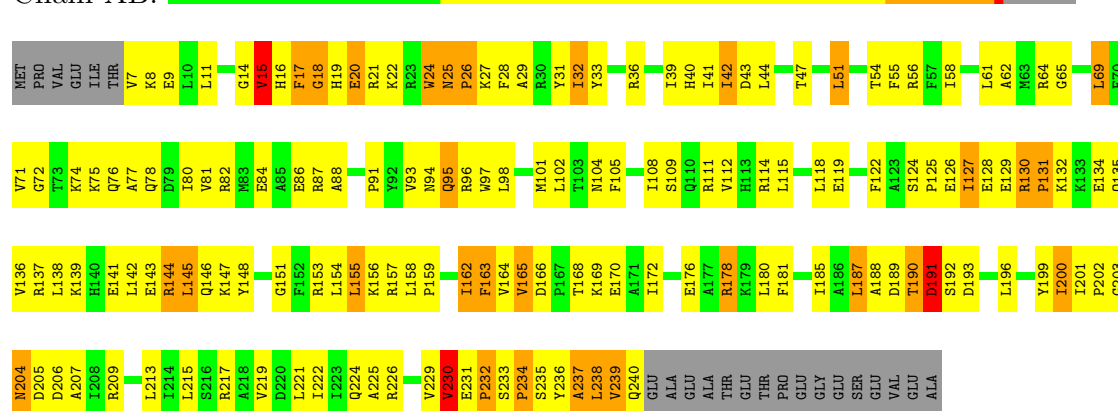




U1506	G1421	U1345	A1204	G1131	A1055	A983	A913	A819	C738	G561	G584	G515	C436	C370
A1507	G1422	A1346	U1205	C1132	U1056	C984	A914	U820	G741	G662	G585	U516	U437	G371
G1508	G1423	G1347	G1206	G1133	G1057	U991	A918	G1057	C822	A663	C586	C517	A438	C372
C1509	C1424	U1348	U1211	G1134	C1059	U992	A919	U992	G825	A665	G587	C518	A439	A373
U1510	U1425	U1349	U1212	U1135	C1060	U993	U920	G826	G744	G666	G588	C519	A441	A374
G1511	C1352	C1352	U1213	U1137	G1061	A994	U921	U827	C745	G667	G592	A520	G442	U375
U1512	A1428	C1353	G1216	G1138	U1062	C995	A923	A828	G746	G668	G593	G521	C443	G376
A1513	C1429	G1355	C1217	G1139	C1063	C996	C924	A828	C747	G669	G594	C522	C444	G377
C1514	C1430	G1356	C1218	C1140	U1065	C997	G925	G829	C748	G673	G595	A523	G445	
G1515	G1432	A1357	C1219	C1141	U1066	A1001	G926	G829	C749	G674	G596	C524	G446	
G1516			U1210	G1142	U1067	G1001A	G927	U833	G750	G675	U598	C526	G447	C380
G1517	G1435	A1360	G1220	G1143	A1067	G1002		C834	U751	U677	C599	G527		C381
A1518	U1436	G1361	G1221	G1144	G1068	G1003		U835			C600	C528	A451	A382
A1519		C1362	G1222	C1145		A1004		G836	G756		G601	G529	A452	A383
U1522	G1442	C1363	C1223	A1146	G1072	A1005	C934	G837	C756	C681	G602	G530	A453	G384
G1523	G1442A	U1363A	G1224	A1147	U1073	C1006	A935	G838	G757	G682	U603	U531	A454	C385
C1524	A1442B	C1364	A1225	U1148	U1074	C1007	C936	U839	G758	U686	G604	A532	C455	A389
G1525	G1443	G1365	C1226	C1149	G1077	C1008	A938	C840		A687	G604	U534	C456	C390
G1526	C1444	C1366	A1227	U1150	U1078	G1009	C939	U841	A766	G688	A607	A535	C457	G391
C1445	C1445	C1367	A1228	U1151	U1079	G1010	G940	U842			A608	C536	C458	C392
U1446	U1447	U1301	A1229	A1152	A1080	G1011	C941	C849	C770	U692	C613	G537	G471	A393
A1447		U1302		C1153	G1081		C942		U771		A614	G538	A472	G394
G1452	G1456	C1303	C1234	G1154	U1086	A1015	G945	G853	U772	U697	A621	G540	G473	A397
U1371		G1304	U1235		G1087	A1016	A946	G854	G773	G698	A622	G541	G474	C398
U1372		A1236	A1236	A1157		G1017	G947	G858	G774		A623	G542	G475	C399
G1373		G1305	C1237	C1158	U1090	C1018	C948	A859		C701	C624	C543	G476	C400
U1376		U1307	U1238	U1159	U1091		A949	A860	A777	A702	C624	C543	G477	C401
A1377		U1308	A1239	U1160	U1092	G1024	U950	G861	A778	A706	C625	A547	C479	G402
C1378		G1309	U1240	G1171	U1093	G1025	G951	C862	C779	A707	U626	G548	U480	G403
G1379		G1310	G1241	G1172	U1094	G1026	U952			C707	G627	G549	G481	U404
U1380		C1311	C1242	G1173	U1095		G953	A865	A761	C708	G628	C549	A482	U405
		G1312	C1243	G1174	C1096		G954	C866		C709	G629	G550	C483	G406
G1385		U1313	A1245	G1175	A1101	C1030	U955	C867	A782	G710	G629	U551	G484	A408
G1386		C1314	G1176	G1175	A1102	C1030A	U956	G869	C783	G711	G632	U552	G485	G409
		U1315	A1177	G1176	A1103	C1030C	U957	U870	C784	A712	A632	C555	U486	G410
U1316		G1316	U1247	G1177	G1103	A1030D	A958		A787	G713	G634	C556	C487	A411
C1317		C1317		G1178	G1104	G1031	A959	G878		G714	G635	C557	C488	A412
G1392		A1260	A1260	A1179	A1105	G1031	U960		A782	A715	G636	G558	C489	A413
U1393		A1261	A1261	A1180	G1106	G1032	U961	C882	U783	A716	U636	G559	G490	A414
A1394		A1262	A1262	G1181	C1107	G1033	C962	C883	A794	C717	G637	U560	G491	
		C1320	C1260	G1181	G1108	G1034	C963	U884		G718	G638	U561	A495	G415
C1321		C1321	G1265	G1184	G1109	A1035	A964	G885	C787	C719	A640	C562	A496	C417
G1322		A1265	A1265	G1184	A1110	C1036	A965			C720	C643	G567	U498	
C1323		U1267	U1267	G1187	C1116	C1037		G894		G721	C644	G568	A499	U421
A1324		G1268	G1268	A1188	G1117	C1038	A968	G895	A802	A722	C645	G569	G500	C422
C1325		C1269	C1269	A1189	C1118	C1039	A969	C896	G803	U723	C646	C501	C501	G423
C1326		C1270	C1270	G1190	C1119	U1040		C897	U804	G724	U646	G502	G502	G424
C1327		C1271	C1271	G1191	C1120	A1044	C972	C898		G725	C647	C503	C504	G425
C1328		U1193	U1193	G1192	U1121	C1045	G973	C899	A807	G727	A648	G505	G505	U427
A1329		U1194	U1194	C1196	U1122	C1046	A974	A900	C808		A653	G575	G508	G428
U1330		C1195	C1195	U1196	A1123	G1047	A975	A901		G731	G654	G576	C508	U429
G1331		U1196	U1196	G1197	C1124	G1048	G976	G902	C811	C732	A655	G577	A509	A430
		G1197	G1197	G1198	G1125	U1049	A977	G903		C733	C656	G579	A510	A431
G1334		U1199	U1199	U1199	U1126	G1050	A978		A814	A733	C657	G580	A511	A432
		U1200	U1200	C1200	G1127	C1051	C979	A909	A815	G734	G658	U580	C511	G433
G1338		A1269	A1269	C1201	C1128	U1052	C980	C910	A816	C735	G659	U582	U512	C434
C1342		C1270	C1270	A1201	C1129	U1053	U981	C911	C817	C736	U659	U583	C513	U434
G1343		G1271	G1271	G1202	C1129	C1054	U982	C912	G818	A737	G660	A583	C514	C435

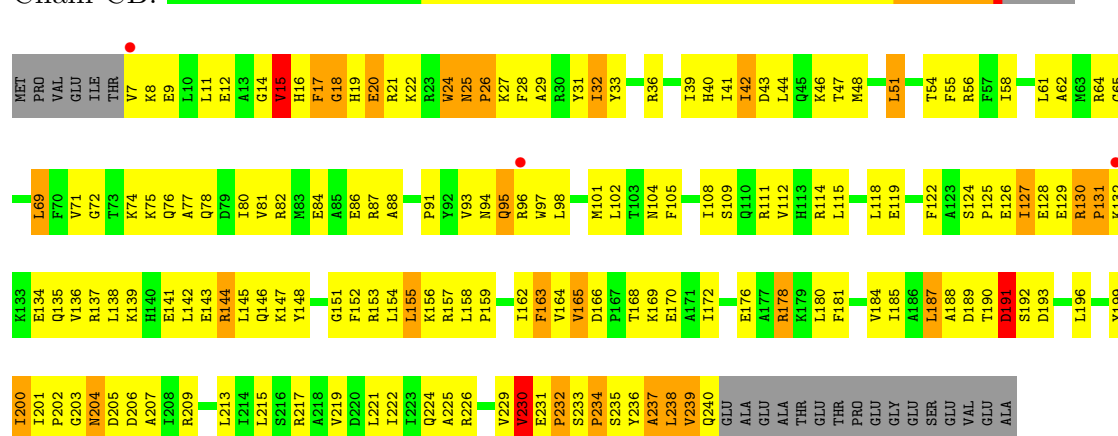
- Molecule 2: 30S RIBOSOMAL PROTEIN S2

Chain AB:



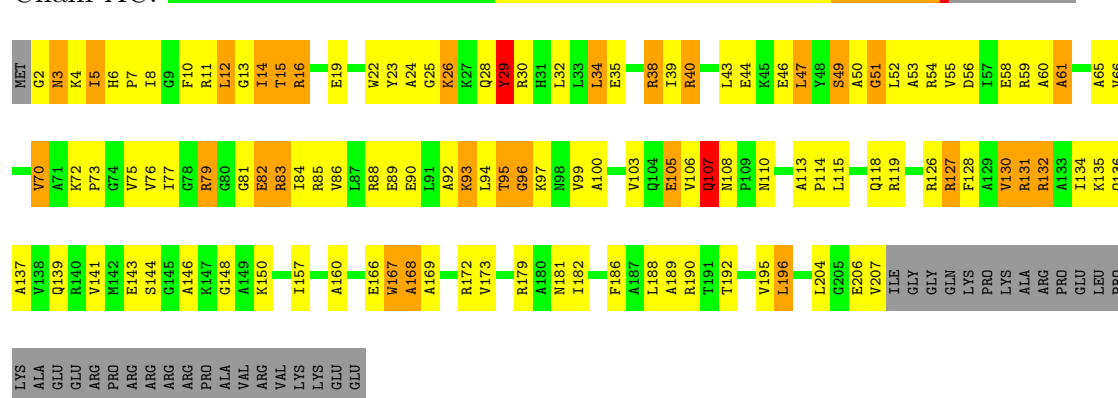
- Molecule 2: 30S RIBOSOMAL PROTEIN S2

Chain CB:



- Molecule 3: 30S RIBOSOMAL PROTEIN S3

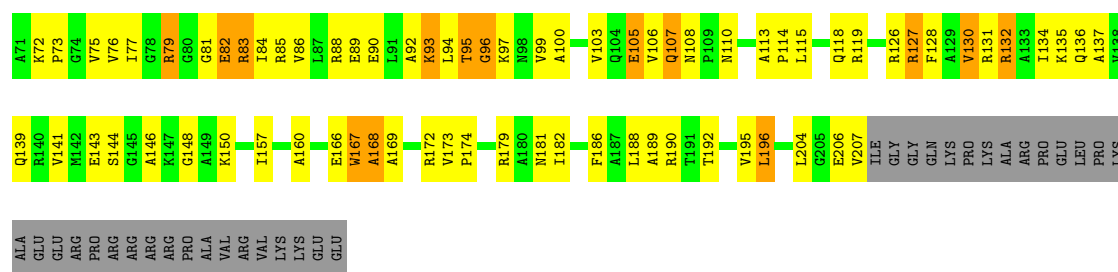
Chain AC:



- Molecule 3: 30S RIBOSOMAL PROTEIN S3

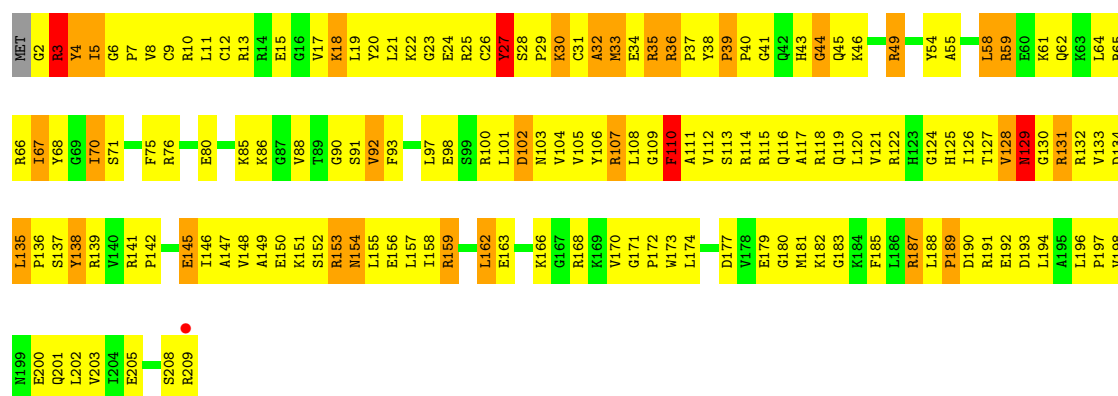
Chain CC:





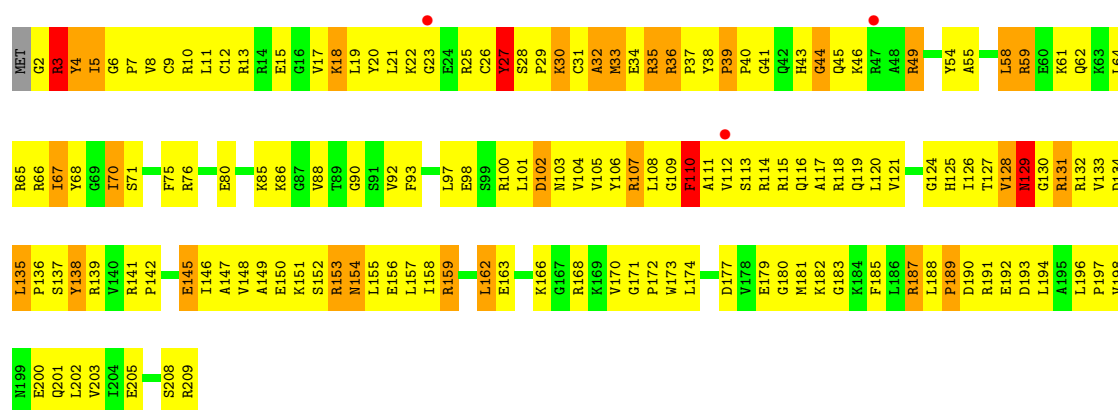
• Molecule 4: 30S RIBOSOMAL PROTEIN S4

Chain AD:



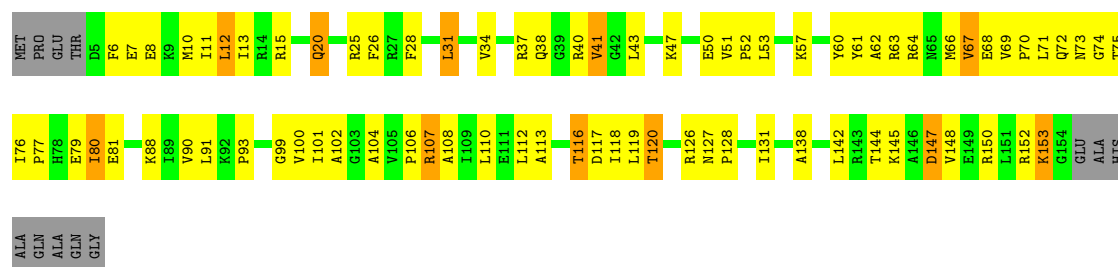
• Molecule 4: 30S RIBOSOMAL PROTEIN S4

Chain CD:



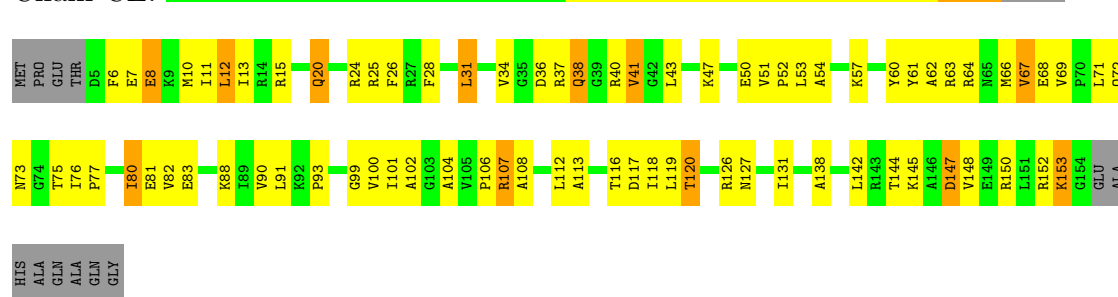
• Molecule 5: 30S RIBOSOMAL PROTEIN S5

Chain AE:



- Molecule 5: 30S RIBOSOMAL PROTEIN S5

Chain CE:



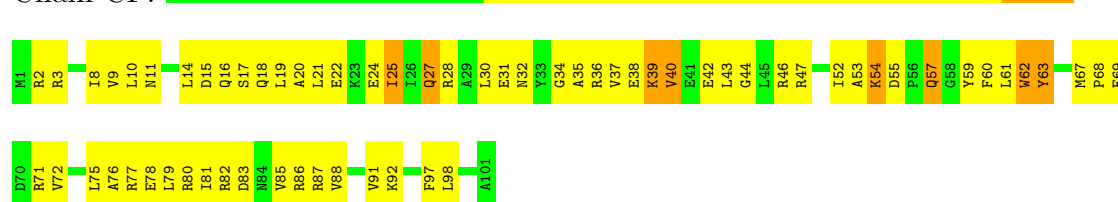
- Molecule 6: 30S RIBOSOMAL PROTEIN S6

Chain AF:



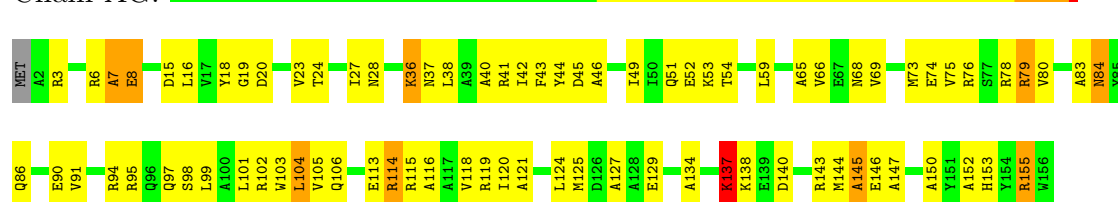
- Molecule 6: 30S RIBOSOMAL PROTEIN S6

Chain CF:



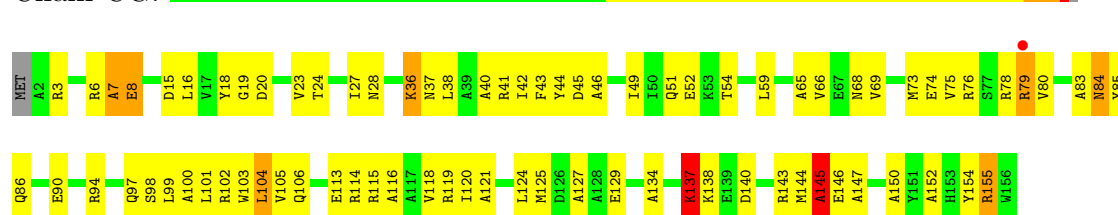
- Molecule 7: 30S RIBOSOMAL PROTEIN S7

Chain AG:



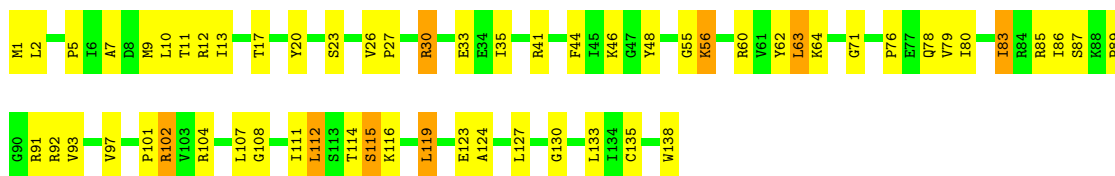
- Molecule 7: 30S RIBOSOMAL PROTEIN S7

Chain CG:



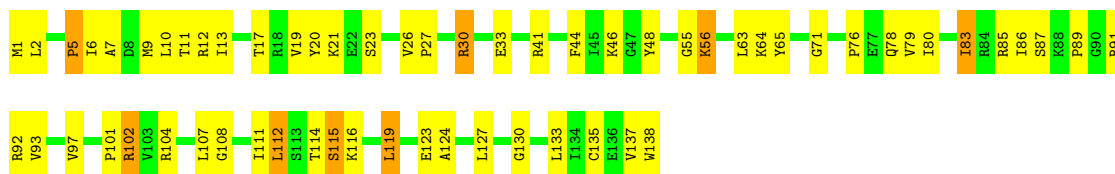
- Molecule 8: 30S RIBOSOMAL PROTEIN S8

Chain AH:



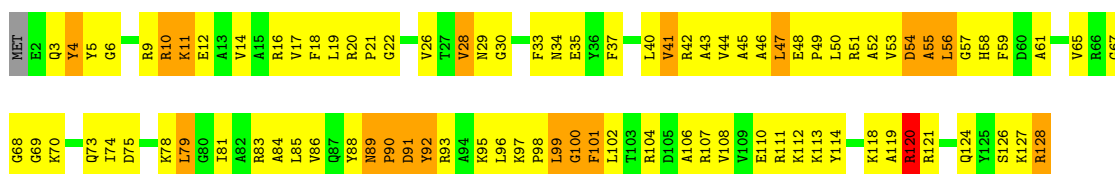
• Molecule 8: 30S RIBOSOMAL PROTEIN S8

Chain CH:



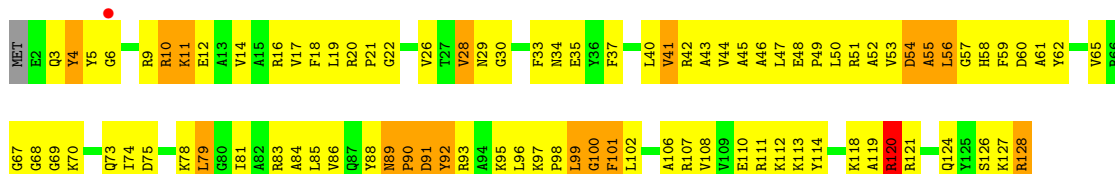
• Molecule 9: 30S RIBOSOMAL PROTEIN S9

Chain AI:



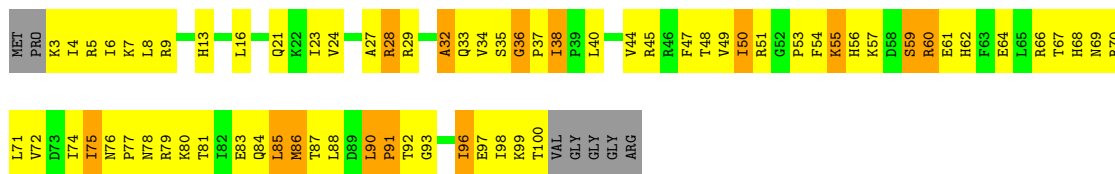
• Molecule 9: 30S RIBOSOMAL PROTEIN S9

Chain CI:



• Molecule 10: 30S RIBOSOMAL PROTEIN S10

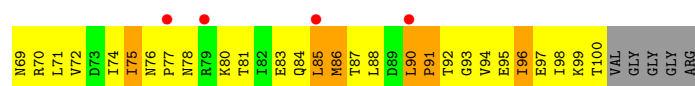
Chain AJ:



• Molecule 10: 30S RIBOSOMAL PROTEIN S10

Chain CJ:






- Molecule 11: 30S RIBOSOMAL PROTEIN S11

Chain AK: 



- Molecule 11: 30S RIBOSOMAL PROTEIN S11

Chain CK:



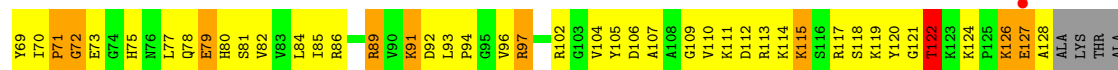
• Molecule 12: 30S RIBOSOMAL PROTEIN S12

Chain AL:



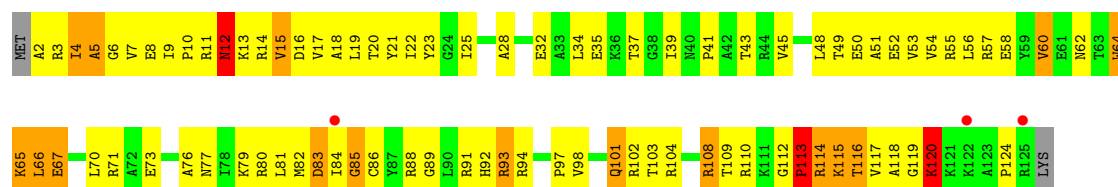
• Molecule 12: 30S RIBOSOMAL PROTEIN S12

Chain CL: 



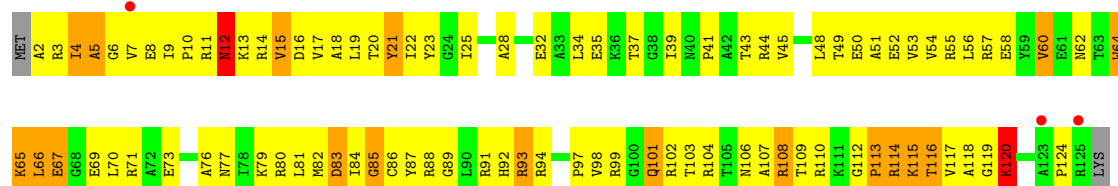
• Molecule 13: 30S RIBOSOMAL PROTEIN S13

Chain AM:



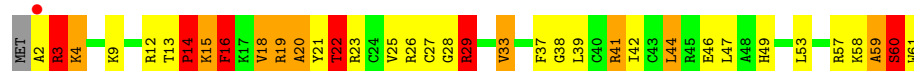
• Molecule 13: 30S RIBOSOMAL PROTEIN S13

Chain CM:



• Molecule 14: 30S RIBOSOMAL PROTEIN S14

Chain AN:



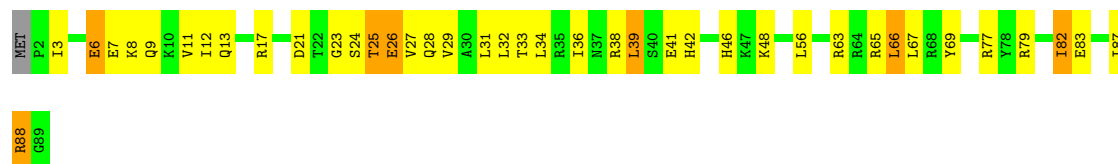
• Molecule 14: 30S RIBOSOMAL PROTEIN S14

Chain CN:



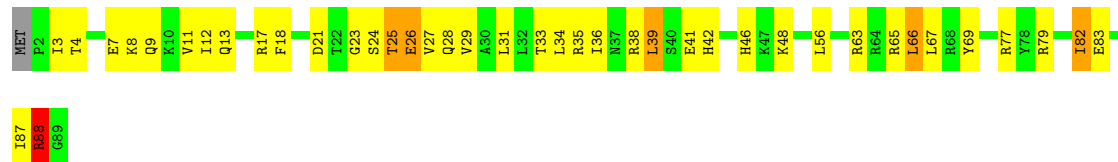
• Molecule 15: 30S RIBOSOMAL PROTEIN S15

Chain AO:



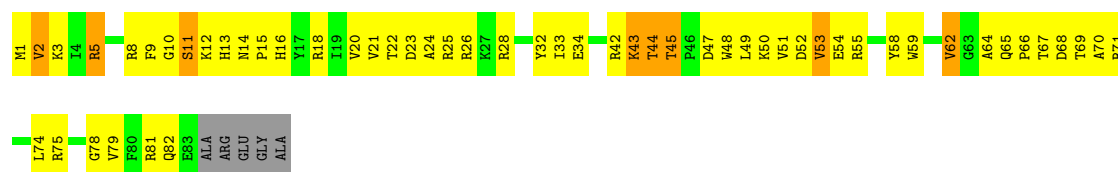
• Molecule 15: 30S RIBOSOMAL PROTEIN S15

Chain CO:



• Molecule 16: 30S RIBOSOMAL PROTEIN S16

Chain AP:



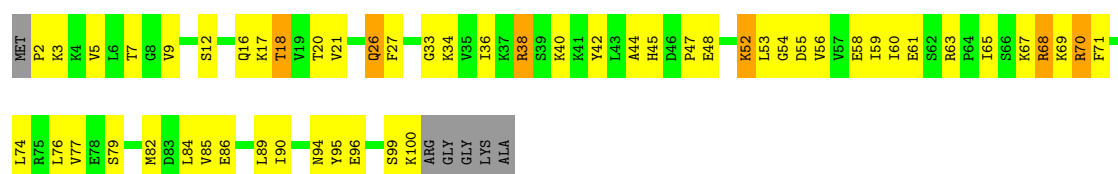
• Molecule 16: 30S RIBOSOMAL PROTEIN S16

Chain CP:



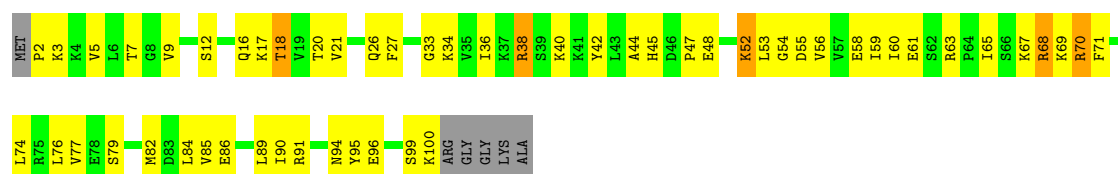
• Molecule 17: 30S RIBOSOMAL PROTEIN S17

Chain AQ:



• Molecule 17: 30S RIBOSOMAL PROTEIN S17

Chain CQ:



• Molecule 18: 30S RIBOSOMAL PROTEIN S18

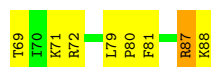
Chain AR:



• Molecule 18: 30S RIBOSOMAL PROTEIN S18

Chain CR:





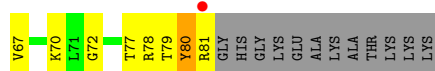
• Molecule 19: 30S RIBOSOMAL PROTEIN S19

Chain AS:



• Molecule 19: 30S RIBOSOMAL PROTEIN S19

Chain CS:



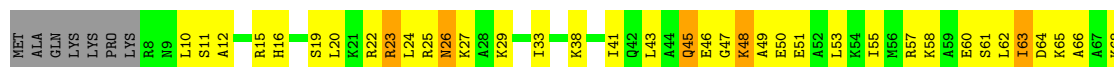
• Molecule 20: 30S RIBOSOMAL PROTEIN S20

Chain AT:



• Molecule 20: 30S RIBOSOMAL PROTEIN S20

Chain CT:




• Molecule 21: 30S RIBOSOMAL PROTEIN THX

Chain AU:



• Molecule 21: 30S RIBOSOMAL PROTEIN THX

Chain CU:



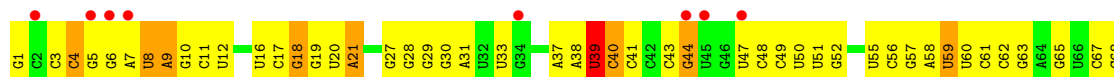
- Molecule 22: E-SITE TRNA PHE OR P-SITE TRNA PHE

Chain AV:



- Molecule 22: E-SITE TRNA PHE OR P-SITE TRNA PHE

Chain AW:



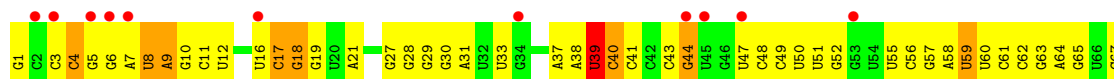
- Molecule 22: E-SITE TRNA PHE OR P-SITE TRNA PHE

Chain CV:



- Molecule 22: E-SITE TRNA PHE OR P-SITE TRNA PHE

Chain CW:



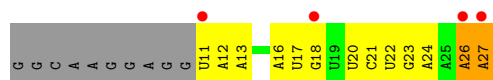
- Molecule 23: MRNA

Chain AX:



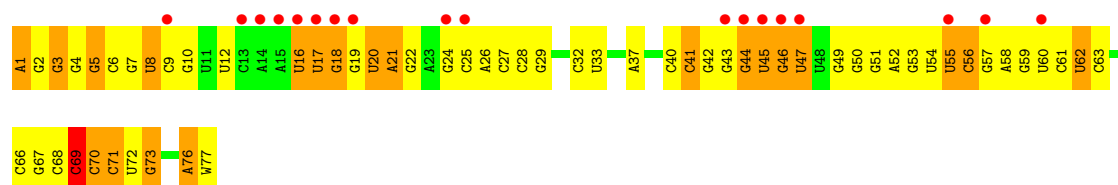
- Molecule 23: MRNA

Chain CX:



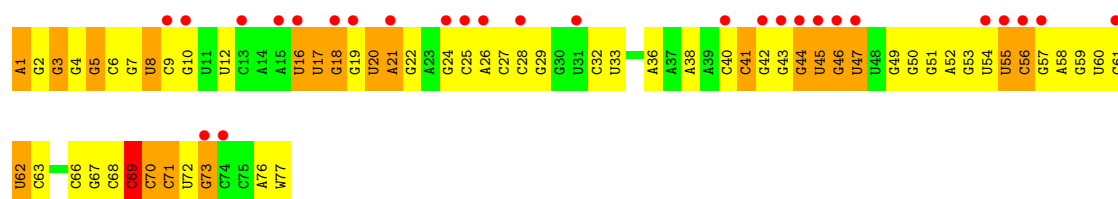
- Molecule 24: A-SITE TRNA A9C TRP-TRNA TRP

Chain AY:



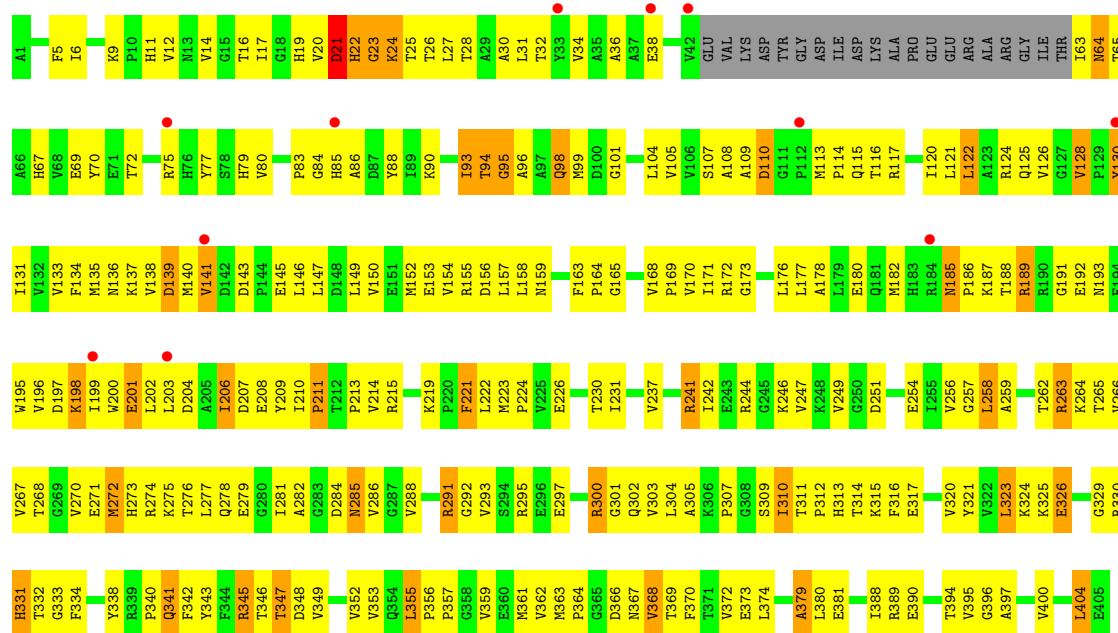
• Molecule 24: A-SITE TRNA A9C TRP-TRNA TRP

Chain CY:



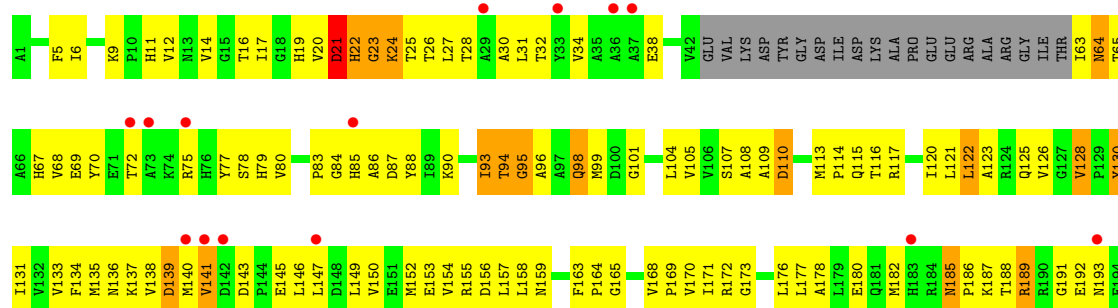
• Molecule 25: ELONGATION FACTOR TU

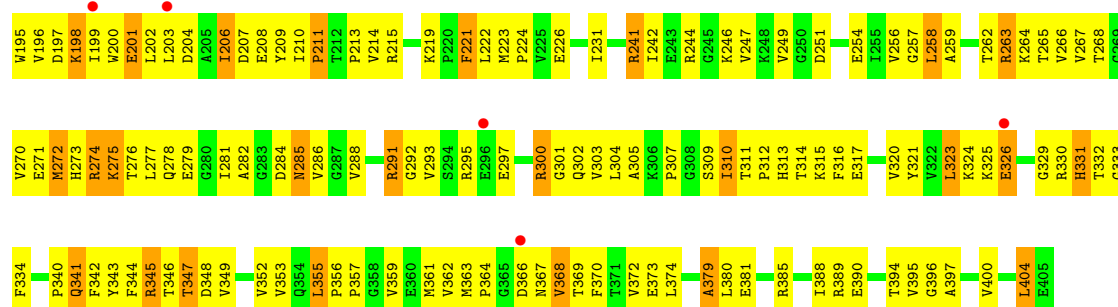
Chain AZ:



• Molecule 25: ELONGATION FACTOR TU

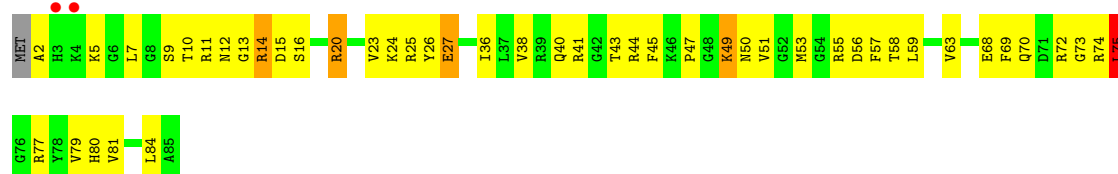
Chain CZ:





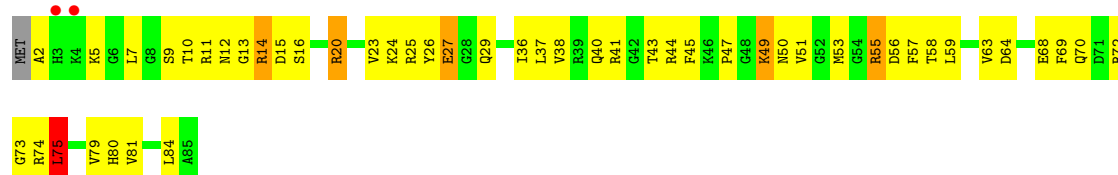
• Molecule 26: 50S RIBOSOMAL PROTEIN L27

Chain B0:



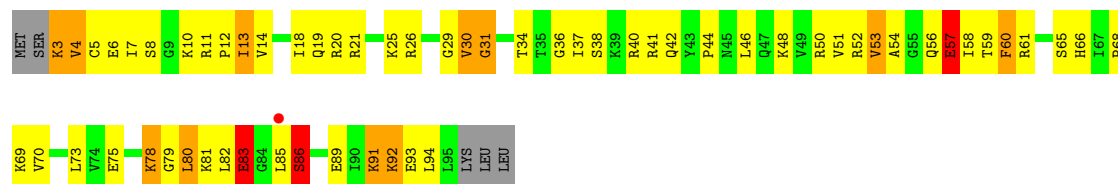
• Molecule 26: 50S RIBOSOMAL PROTEIN L27

Chain D0:



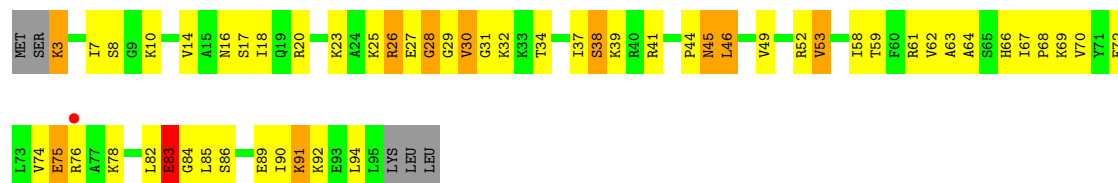
• Molecule 27: 50S RIBOSOMAL PROTEIN L28

Chain B1:



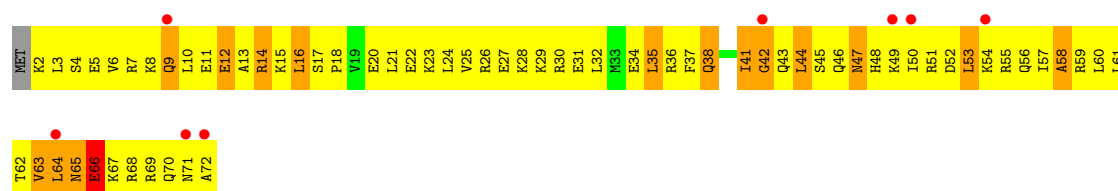
• Molecule 27: 50S RIBOSOMAL PROTEIN L28

Chain D1:



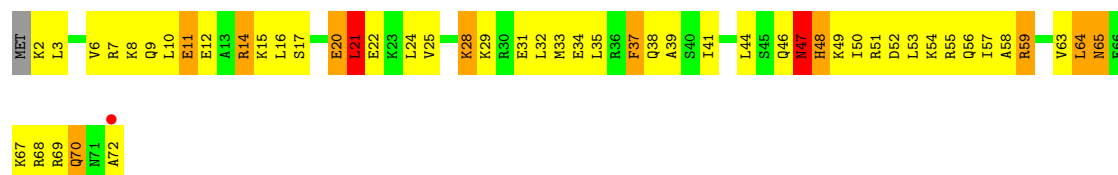
• Molecule 28: 50S RIBOSOMAL PROTEIN L29

Chain B2:



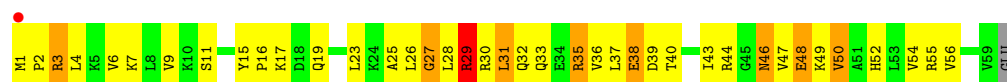
• Molecule 28: 50S RIBOSOMAL PROTEIN L29

Chain D2:



• Molecule 29: 50S RIBOSOMAL PROTEIN L30

Chain B3:



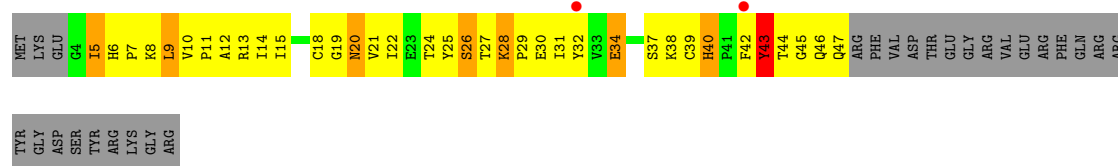
• Molecule 29: 50S RIBOSOMAL PROTEIN L30

Chain D3:



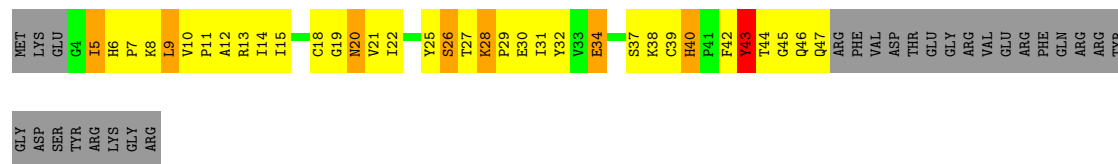
• Molecule 30: 50S RIBOSOMAL PROTEIN L31

Chain B4:



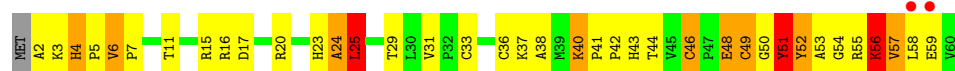
• Molecule 30: 50S RIBOSOMAL PROTEIN L31

Chain D4:



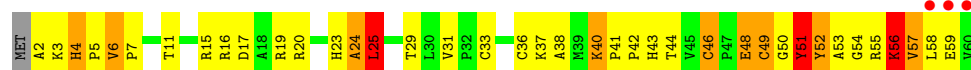
• Molecule 31: 50S RIBOSOMAL PROTEIN L32

Chain B5:



• Molecule 31: 50S RIBOSOMAL PROTEIN L32

Chain D5:



• Molecule 32: 50S RIBOSOMAL PROTEIN L33

Chain B6:



• Molecule 32: 50S RIBOSOMAL PROTEIN L33

Chain D6:



• Molecule 33: 50S RIBOSOMAL PROTEIN L34

Chain B7:



• Molecule 33: 50S RIBOSOMAL PROTEIN L34

Chain D7:



• Molecule 34: 50S RIBOSOMAL PROTEIN L35

Chain B8:



• Molecule 34: 50S RIBOSOMAL PROTEIN L35

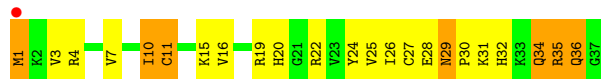
Chain D8:





● Molecule 35: 50S RIBOSOMAL PROTEIN L36

Chain B9:



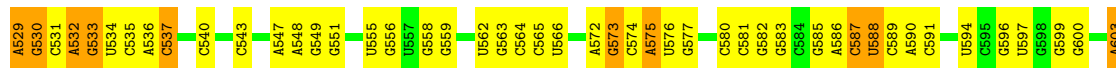
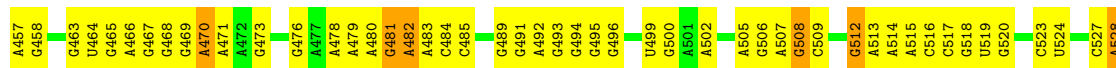
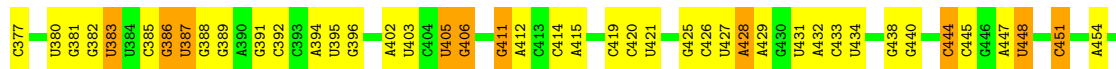
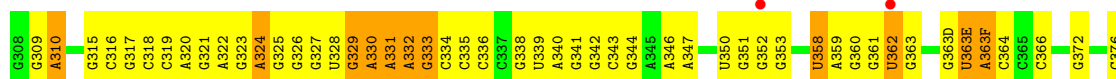
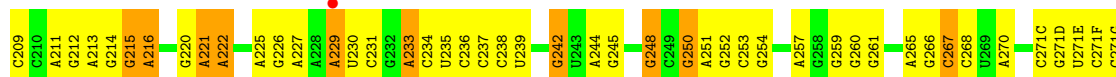
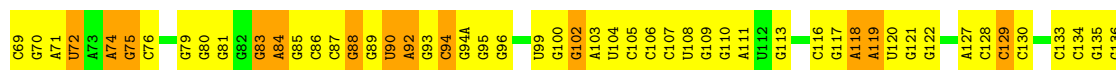
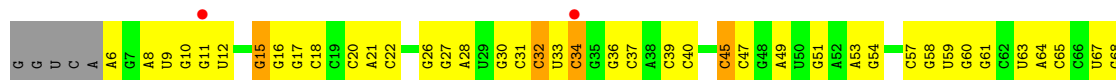
• Molecule 35: 50S RIBOSOMAL PROTEIN L36

Chain D9:



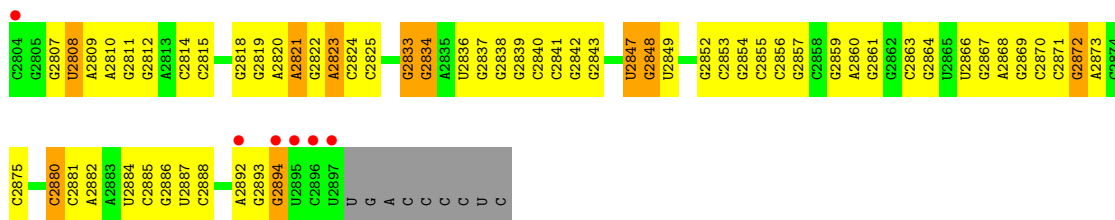
- Molecule 36: 23S RIBOSOMAL RNA

Chain BA:



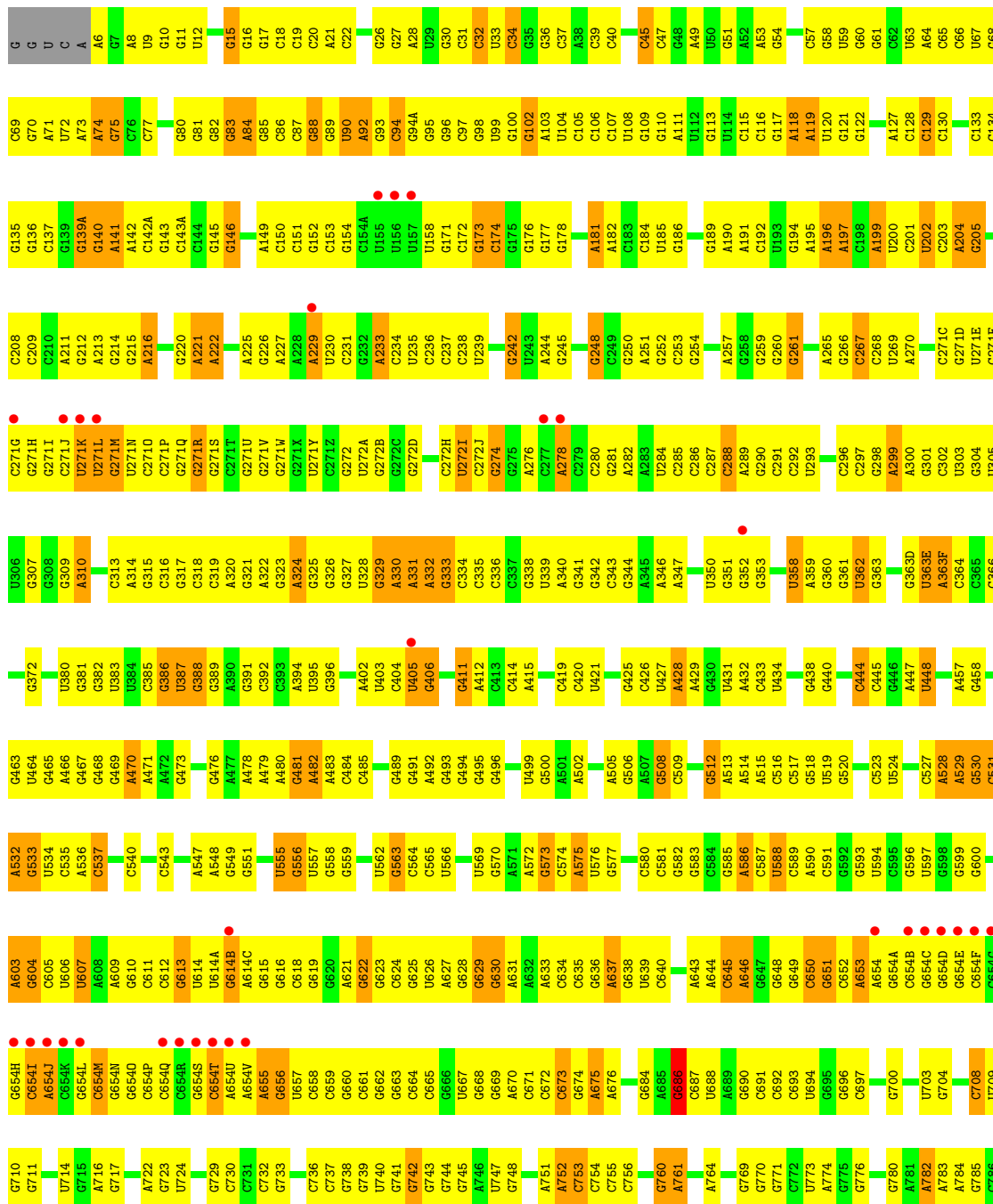
A1554	G1488	G1344	U1273	A1204	G1136	G1068	C1005	G932	U858	A784	G711	C654I	G604
A1558	U1489	G1349	A1274	U1205	G1137	A1069	C1006	G933	G859	G785	G714	A654J	C605
G1559	A1490	A1349	A1275	G1206	G1138	A1070	G1069	A933	U860	G786	U714	G654K	U606
G1560	C1493	G1352	A1278	G1207	G1139	G1071	A1009	G934	A861	U787	G715	G654L	U607
G1563	A1494	A1353	G1279	C1208	G1140	A1072	A1009	C935	A862	A788	A716	G654M	A608
G1564	A1495	A1354	G1280	G1209	G1141	A1073	A1010	C936	A863	A789	G717	G654N	A609
	U1497	A1355	U1281	A1210	U1142	G1074	G1011		G864	G790	A718	G654O	G610
	C1498	G1355	G1282	G1211	A1142A	C1075	G1012	G940	G865	C791	C719	G654P	G611
	G1499	G1355	A1283	G1212	A1143	C1076	C1013	A941	A866	G792	C719	G654Q	G612
	G1500	G1355	G1284	A1213		A1077	G1014	A942		A793	A722	G654R	G613
	G1501	A1359	A1285	G1215	C1146	U1078	C1018	G943	G869	C796	G723	G654S	U614
	G1502	A1360	G1286	G1216	C1147	C1079	C1019	G944	A870	C797	U724	G654T	U614A
	C1503	A1361	A1287		A1148	U1080	U1020	A945	A871	G798	G725	A654V	A614C
	U1504	C1362	U1288	C1221A	G1149	U1081	A1021	G946	G875				
	C1504	G1364	G1289	G1222	C1150	U1082	A1022	G947	C876	G801	G729	A655	G615
	C1505	A1365	C1290	G1223	C1151	A1083	A1023	G948	A878	A802	C730	G656	G616
	C1506	A1366	C1291	C1224	C1152	A1084	G1024		G879		C732	U657	C618
		A1367	U1292		C1153	A1085	G1025	A953	G880	G805	G733	C658	G619
		G1368	C1293	G1227	C1154	A1086	U1026	G954	G881	C806		C659	G620
		G1369		G1228		U1087	A1027	C955	G882		C736	G660	A621
		G1370	C1297	G1229	U1159	U1088	A1028	G956	G883		C737	G661	A622
		C1371	G1298	G1230	G1160	U1089	A1029	A957	G884			G662	G623
		C1372	G1299	G1231	C1161	U1090	A1030	A958	G885			G663	G624
		A1373	U1300	G1232	G1162	G1091	G1031	A959	A886		U740	G664	G625
		A1374	A1301		G1163	C1092	U1032	A960	A887		G741	C665	U626
		A1375	A1302		G1164	G1093	A1033	C961	C888		G742	G666	A627
		A1376		G1236	U1165	U1094	U1034	G962	G889		G743	U667	G628
		A1377	C1305	G1237	C1166	A1095	G1035	A963	A890		G744	G668	G629
		A1378	C1306	G1238	G1167	U1096	U1036	C964			G745	G669	G630
		A1379	C1307	G1239	U1168	U1097	G1037	U969	C894	A824	U747	A670	A631
		A1380	C1308	U1240	G1169	U1098	U1038	C970	A895	C825	U747	C671	A632
		A1381	C1309	A1241	G1170	C1099	G1039	C971	A896	U826	G748	C672	A633
		A1382	C1310	A1242	U1171	U1100	G1040	C972	C897	U827	A751	C673	A634
		A1383	C1311	G1243	G1172	U1101	G1041	A973	C898	U828	A752	C674	C635
		A1384	C1312	G1244	C1173	C1102	G1042	C974	A899	A829	C753	A675	C636
		A1385	C1313	G1245	U1174	A1103		C975	A900	C830	C754	A676	A637
		A1386	C1314	A1246	U1175	C1104	A1045		A901	G832	C755	G638	G638
		A1387	C1315	A1247	G1176	U1105	A1046	G977	C902	U833	C756	U639	U639
		A1388	C1316	G1248	U1177	G1106	A1047	G978	C903	U834	U757	C640	C640
		A1389	C1317	U1249	C1178	U1107	A1048	G979	C904				
		A1390	C1318	G1250	U1179	U1108	A1049	A980	U905	C838	G760	A643	A643
		A1391	C1319	C1251	C1180	C1109	A1050		C906	U839	U761	C645	C645
		A1392	C1320	G1252	U1181	G1110	A1051	A983	U907		U762	A646	A646
		A1393	C1321	A1253	C1182	A1111	G1052	A984	A910	G842	G763	G647	G647
		A1394	C1322		G1183	G1112	C1053	C985	A911	G843	A764	C692	G648
		A1395	C1323	G1256	C1184	U1113	A1054	C986		C844		C693	G649
		A1396	C1324	C1257	C1185	G1114	G1055	G987	C914	G845	G769	U694	C650
		A1397	C1325	G1258	G1186	G1115	G1056	A988	C915	C846	G770	G695	G651
		A1398	C1326	G1259	U1187	C1116	A1057	A989	G916	U847	G771	G696	C652
		A1399	C1327	G1260	U1188		G1058	A990	A917	G848	C772	C697	A653
		A1400	C1328	C1261	A1189	G1120	G1059	C991	A918	U849	U773	G700	A654
		A1401	C1329		G1190	C1121	U1060	C992	A919	C850	A774	G654A	A654A
		A1402	C1330	G1264	C1191	C1124	U1061	C993	U922	G851	G775	G654B	G654B
		A1403	C1331	A1265	G1192	G1125	G1062	C994	C923	G852	G776	U703	G654C
		A1404	C1332		G1193		G1063	C995	C924	G853		G704	G654D
		A1405	C1333	A1268	U1198	G1131	C1064	A996	C925	G854	G780	G654E	G654E
		A1406	C1334	G1269	U1199	U1132	U1065	C997	A926	G855	A781	C708	G654F
		A1407	C1335	C1270	U1199	U1133	U1066	C998	C856	C857	A783	G710	G654G
		A1408	C1336	A1271		C1135	A1067	U999	G928				G654H
		A1409	C1337										
		A1410	C1338										
		A1411	C1339										
		A1412	C1340										
		A1413	U1341										
		A1414	C1342										
		A1415	C1343										
		A1416	C1344										
		A1417	C1345										
		A1418	C1346										
		A1419	C1347										
		A1420	C1348										
		A1421	C1349										
		A1422	C1350										
		A1423	C1351										
		A1424	C1352										
		A1425	C1353										
		A1426	C1354										
		A1427	C1355										
		A1428	C1356										
		A1429	C1357										
		A1430	C1358										
		A1431	C1359										
		A1432	C1360										
		A1433	C1361										
		A1434	C1362										
		A1435	C1363										
		A1436	C1364										
		A1437	C1365										
		A1438	C1366										
		A1439	C1367										
		A1440	C1368										
		A1441	C1369										
		A1442	C1370										
		A1443	C1371										
		A1444	C1372										
		A1445	C1373										
		A1446	C1374										
		A1447	C1375										
		A1448	C1376										
		A1449	C1377										
		A1450	C1378										
		A1451	C1379										
		A1452	C1380										
		A1453	C1381										
		A1454	C1382										
		A1455	C1383										
		A1456	C1384										
		A1457	C1385										
		A1458	C1386										
		A1459	C1387										
		A1460	C1388										
		A1461	C1389										
		A1462	C1390										
		A1463	C1391										
		A1464	C1392										
		A1465	C1393										
		A1466	C1394										
		A1467	C1395										
		A1468	C1396										
		A1469	C1397										
		A1470	C1398										
		A1471	C1399										
		A1472	C1400										
		A1473	C1401										
		A1474	C1402										
		A1475	C1403										
		A1476	C1404										
		A1477	C1405										
		A1478	C1406										
		A1479	C1407										
		A1480	C1408										
		A1481	C1409										
		A1482	C1410										
		A1483	C1411										
		A1484	C1412										
		A1485	C1413										



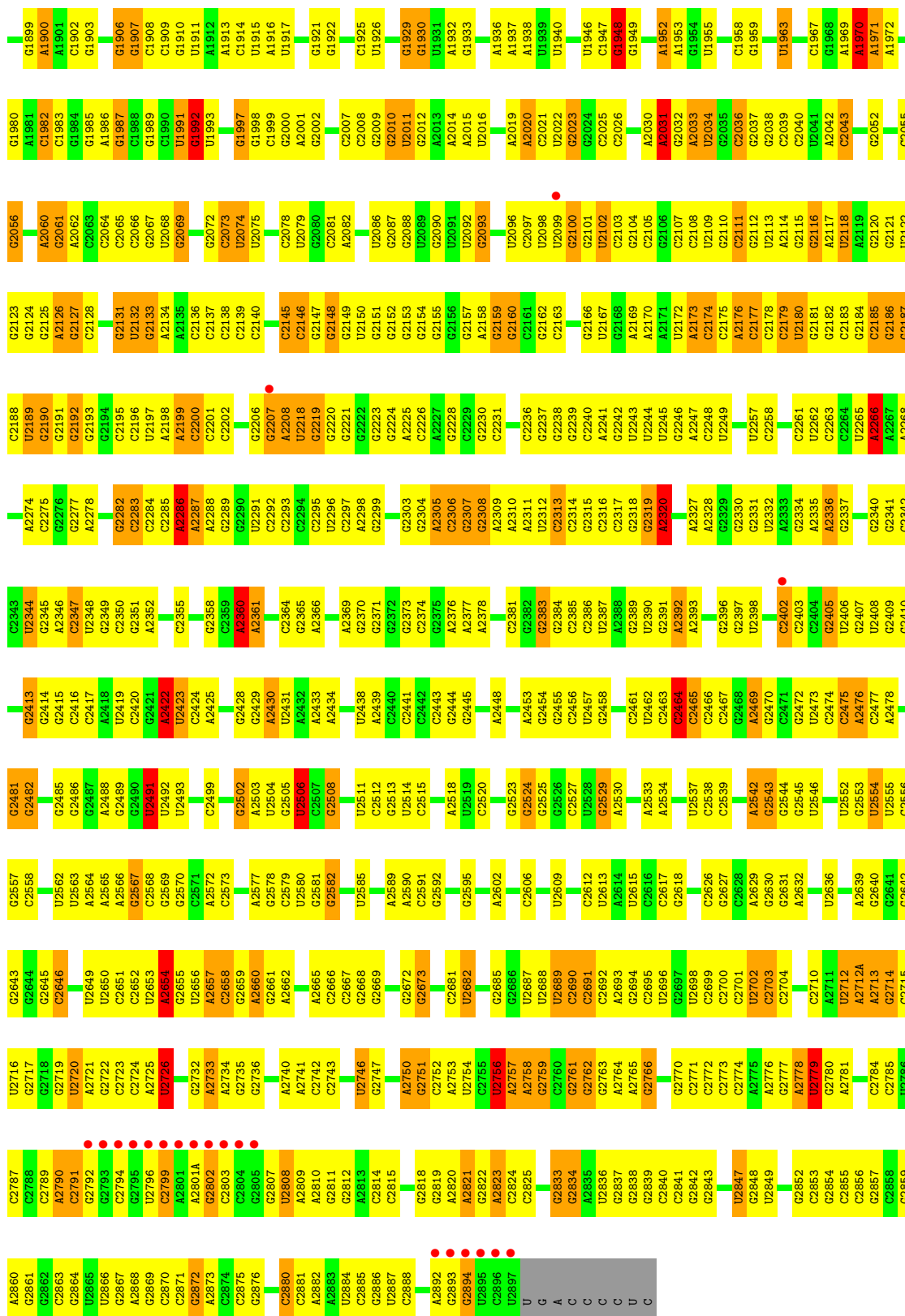


• Molecule 36: 23S RIBOSOMAL RNA

Chain DA:



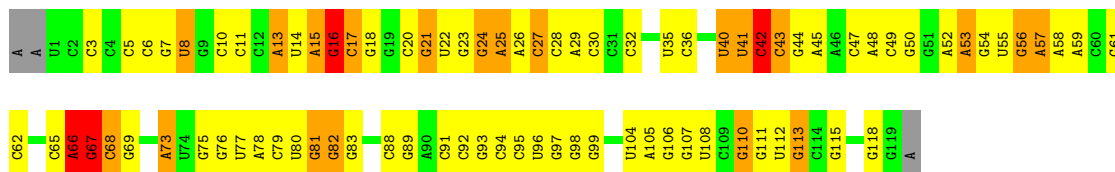
G1807	U1808	G1710	A1634	A1588	A1490	G1424	G1347	A1278	G1209	U1142	G1070	G1006	A933	A861	U787
A1809	G1713	U1713	C1638	G1559	A1493	G1425	G1348	G1279	A1210	A1142A	G1071	A1009	G934	C862	A788
A1810	G1714	C1639	U1638	G1560	A1494	G1426	A1349	G1280	U1211	A1143	C1072	A1010	C935	A789	C790
A1811	G1715	C1640	G1640	G1563	A1495	G1428	U1352	U1282	A1213	C1146	C1073	G1011	C936	C863	C791
A1812	G1716	A1641	A1641	G1564	A1496	G1429	U1353	U1283	A1214	C1147	C1074	U1012	C865	G792	
G1813	G1717	G1642	G1643	A1567	U1497	C1430	A1354	A1284	G1215	A1148	C1075	C1013	G866	A793	
G1816	G1721	U1720		G1568	C1498	U1431	G1355	G1285	G1216	G1149	C1076	U1014	G869		
G1817	G1722		G1647	G1569	C1499	U1432	A1286	A1287		G1150	C1077		A870	C796	
U1818	A1722	A1722	C1648	A1570	G1500	U1433	A1360	U1288	C1221A	G1151	C1078	U1019	C876	C797	
A1819	G1723			A1571	C1501	U1434	A1361	C1289	G1223	C1152	C1079	A1020	C876	G798	
U1820	G1740			A1572	U1503		C1362	C1290	C1224	G1154	U1081	A1021	U877		
A1821			G1651	G1573	C1504	C1437	C1363	C1291		A1155	U1082	U1023	G946	A878	
G1826	G1746		A1652	C1574	G1505	G1441	G1364	U1292	G1227	A1156		G1024	G948	C879	
C1827	G1747		A1653		C1506	G1442	A1365	U1293	U1228	A1086		G1025	G881	C880	
C1828	G1747A			C1577		G1443	A1366		G1229	U1159	A1087	U1026	G882	C806	
G1831	G1748		C1657	U1578	C1509	A1445	A1367	G1297	G1230	G1160	A1088	A1027	G883	G809	
G1835	A1769		C1658	A1579	A1509A	C1445A	G1368	C1298	G1231	C1161	G1089	U1028	G884	U810	
G1836	G1750		U1659	A1580	A1509B	C1446	G1369	G1299	G1232	G1162	U1090	A1029	C885	U811	
C1837	C1751		C1660	G1581	C1511	G1447	G1378	U1300	G1236	G1163	C1091	G1030	C886	C812	
	G1752		G1661	C1582	G1510	G1448	A1379	A1301	G1238	U1164	C1092	G1031	C887	U813	
	G1753		C1662	A1583	A1449	A1449	A1379	A1302	G1239	U1165	C1093	A1032	C888	C814	
	C1754		C1663	G1584	U1514	G1450	G1380	G1303	U1240	C1166	U1094	U1033	C889	C815	
	A1755		A1664	A1586	G1515	C1450A	G1381	C1304	G1245	U1167	U1095	G1034	C890	C816	
U1841	A1665		A1665	A1587	C1516	C1451	A1384	C1305	U1240	G1168	A1096	U1035			
G1842	G1666		G1666	C1588	G1517	A1452	G1385	C1306	A1241	G1169	U1097	U1036	C894		
C1843	G1667		U1589	U1518	U1453	U1455	G1386	C1306	A1242	G1170	C1098	G1037	U895	A824	
C1844	A1668		A1668	U1590	G1455	G1455	G1387	G1311	G1243	G1171	C1099	C1038	C897	C825	
	G1765		A1669	G1591	G1520	G1459	G1388	G1311	G1244	G1173	C1100	G1039	C898	U826	
A1847	U1766		C1670	U1523	U1524	G1460	G1389	G1314	G1245	A1174	U1101	C1040	C899	U827	
				G1524	G1524	G1461	U1390	C1315	A1246	U1175	C1102	G1041	C899	U827	
U1851	G1771		G1674	G1594	G1526	G1461	U1391	C1316	G1247	G1176	C1103	G1042	C900	U828	
C1852	G1772		A1675	A1596	G1526	C1462	A1395	U1317	G1248	A1177	C1104	C1043	A901	A829	
A1853	A1773		A1676	G1597	G1527	C1463	U1396	A1317	U1249	C1178	U1105	G1044	C902	G830	
A1854	C1774		A1677	A1597	A1528	C1464	U1397	G1318	G1250	C1179	C1106	A1045	C903	G831	
	U1775		G1678	A1528A	G1529	G1465	C1398	G1319	C1251	C1180	G1107	U1046	C904	G832	
G1858	G1776			G1529	G1529	G1466	C1399	C1320	G1252	C1181	U1108	G1047	U905	U833	
A1859	U1777		G1681	C1600	C1530	C1467	G1400	A1321	G1253	A1182	U1109	G1048	G906	C834	
G1860	G1682		C1682	G1601	C1531	C1468	G1401			G1183	C1110	C1049	G979		
G1861	U1778		C1683	U1602	C1532	A1469	C1402	C1328	G1256	G1184	A1111	A1050	A983	C838	
G1862	C1684		C1684	A1603	C1533	G1470	C1403	G1328	C1257	C1185	C1112	G1051	A984	U839	
G1863	C1685			U1534	U1534	A1471	C1404	U1329	G1258	G1186	C1113	C1052	C985	G843	
U1864	C1782			C1536	C1536	A1472	U1405	C1330	G1259	G1187	C1114	A1053	C986	C844	
G1865	U1688		U1688	C1607	C1537	G1473	U1406	A1331	G1260	U1188	G1115	A1054	C987	C845	
G1866	A1689		A1689	A1609	G1538	C1474	C1407	G1332	C1261	A1189	C1116	G1055	G987	G846	
A1876	U1692			A1610	G1539	C1475	C1408	U1333	A1262	G1190	C1116	G1056	A988	U847	
A1877	U1693		U1692	C1611	G1540	C1476	C1409	G1334	U1263	G1191	G1120	A1057	A917	C846	
G1878	U1694		C1694	C1612	U1540	A1477	G1410	U1335	U1264	G1192	C1121	G1058	A990	U848	
C1879	G1695		G1695	G1613	G1541	G1478	C1411	A1336	A1265	G1193		G1059	A918	C848	
C1880	G1696		G1696	A1614	A1542	G1479	C1412	G1337				U1060	C991	A849	
C1881	G1697		G1697	C1617	A1543	G1480	G1413	G1338	A1268	U1198	G1131	U1061	C992	G852	
G1883	A1688		A1688	A1618	A1544	U1481	G1414	G1339	A1269	U1199	C1132	U1062	C993	G853	
A1884	G1699		C1699	C1618	A1545	G1482	G1415	U1340	C1270		C1133	G1063	C994	G854	
U1885	C1547		G1485	G1418	C1547	G1484	G1418	U1341	G1271	G1203	C1136	G1064	C995	G855	
C1886	A1701		A1486	C1548	C1548	G1486	A1419	A1342	A1272	A1204	G1137	U1065	A996	G856	
C1887	C1708		G1487	C1549		A1486	U1420	G1343	U1273	U1205	G1138	U1066	G997	C857	
A1889	U1709		G1488	A1554		G1487	G1421	C1345	A1274	C1206	C1139	A1067	G998	G858	
						U1489		G1346	A1275	C1207	C1140	G1068	U999	G859	
											U1141	A1069	C1005	U860	





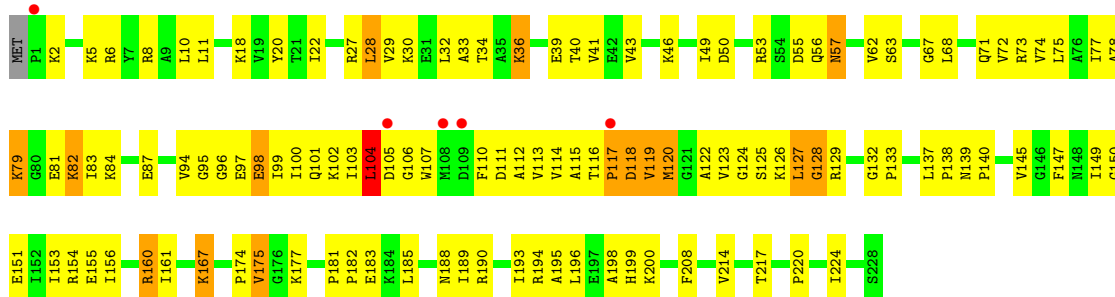
• Molecule 37: 5S RIBOSOMAL RNA

Chain DB:



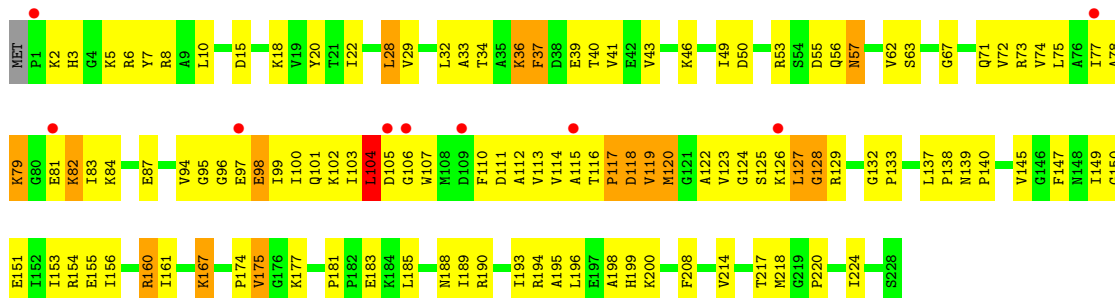
• Molecule 38: 50S RIBOSOMAL PROTEIN L1

Chain BC:



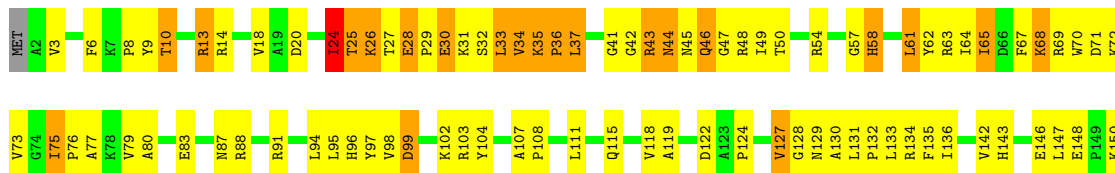
• Molecule 38: 50S RIBOSOMAL PROTEIN L1

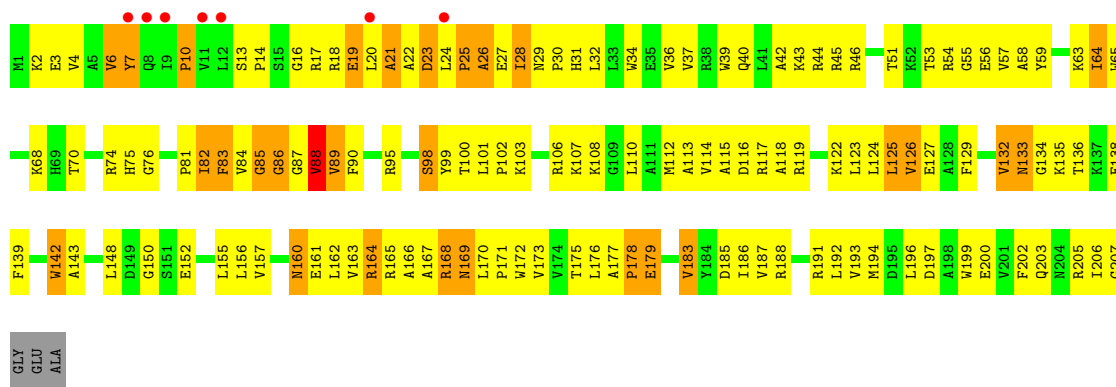
Chain DC:



• Molecule 39: 50S RIBOSOMAL PROTEIN L2

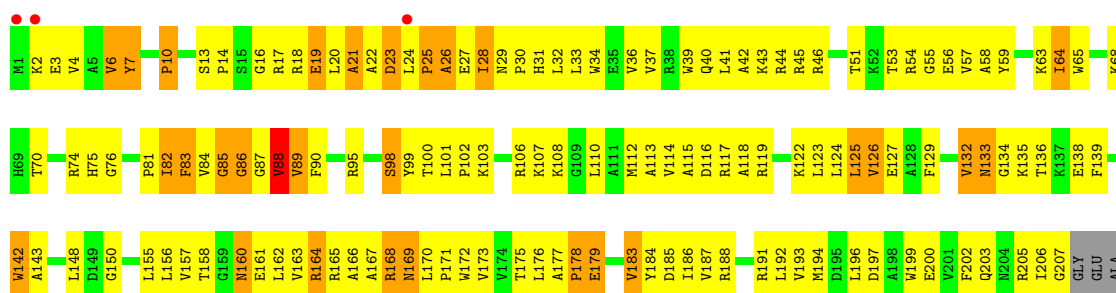
Chain BD:





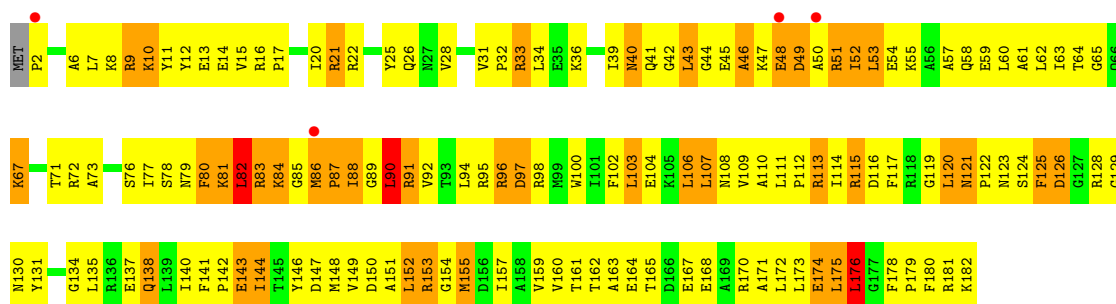
• Molecule 41: 50S RIBOSOMAL PROTEIN L4

Chain DF:




• Molecule 42: 50S RIBOSOMAL PROTEIN L5

Chain BG:



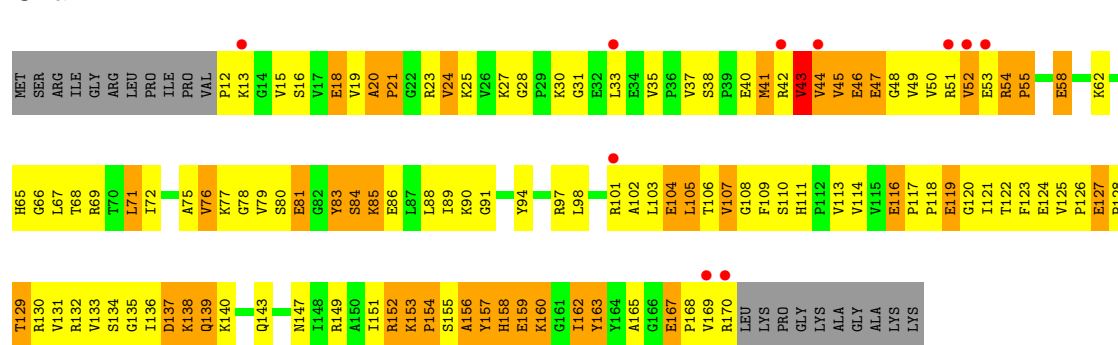
• Molecule 42: 50S RIBOSOMAL PROTEIN L5

Chain DG:



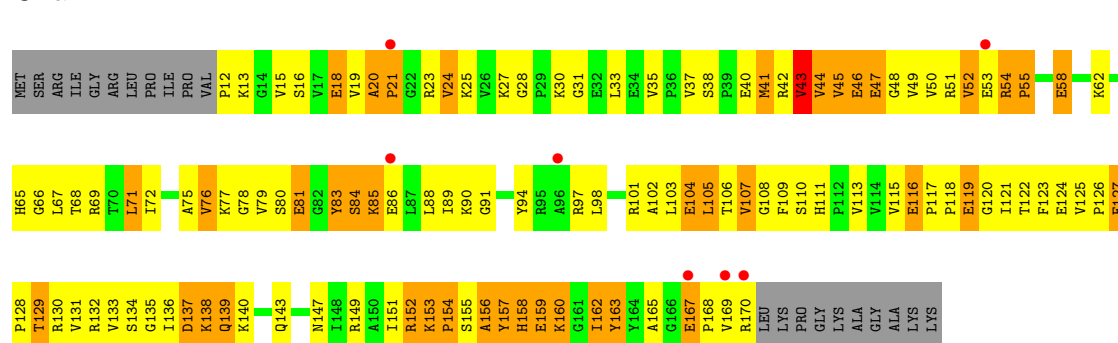
• Molecule 43: 50S RIBOSOMAL PROTEIN L6

Chain BH:



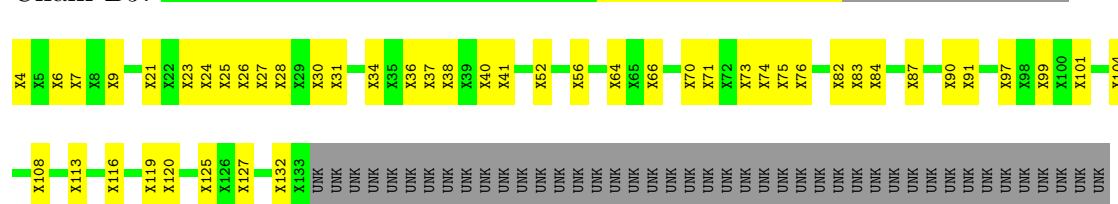
- Molecule 43: 50S RIBOSOMAL PROTEIN L6

Chain DH:



- Molecule 44: 50S RIBOSOMAL PROTEIN L10

Chain BJ:

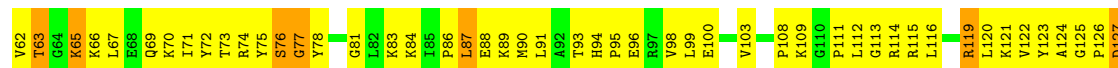


Chain DK: 






- Molecule 46: 50S RIBOSOMAL PROTEIN L13

Chain BN: 



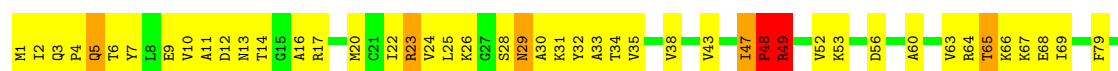
- Molecule 46: 50S RIBOSOMAL PROTEIN L13

Chain DN: 



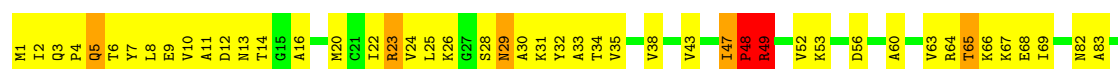
- Molecule 47: 50S RIBOSOMAL PROTEIN L14

Chain BO: 



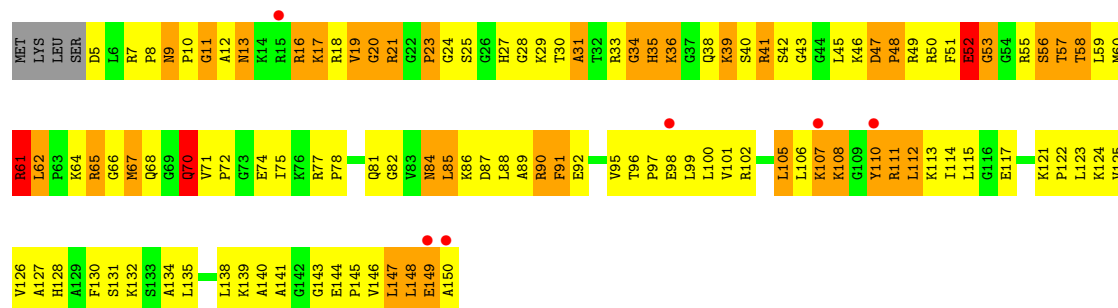
- Molecule 47: 50S RIBOSOMAL PROTEIN L14

Chain DO: 



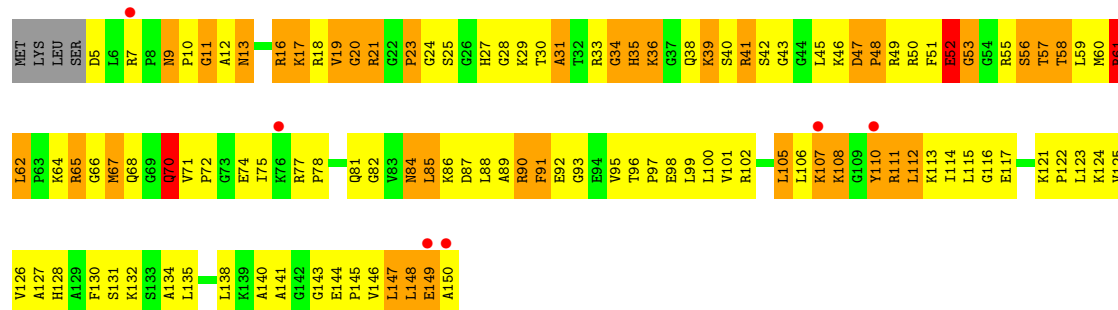
- Molecule 48: 50S RIBOSOMAL PROTEIN L15

Chain BP: 



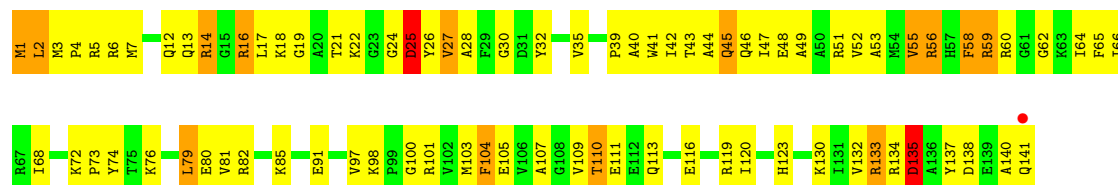
• Molecule 48: 50S RIBOSOMAL PROTEIN L15

Chain DP:



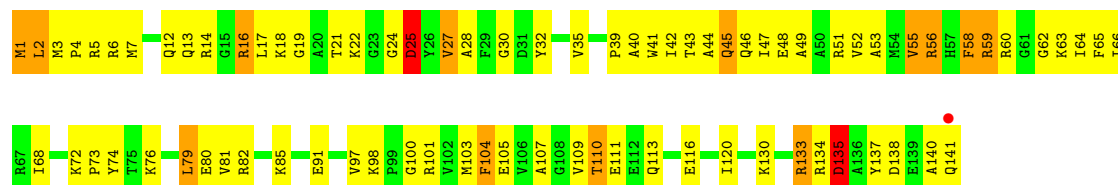
• Molecule 49: 50S RIBOSOMAL PROTEIN L16

Chain BQ:



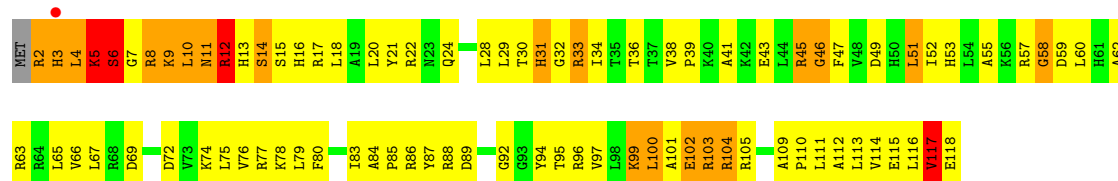
• Molecule 49: 50S RIBOSOMAL PROTEIN L16

Chain DQ:



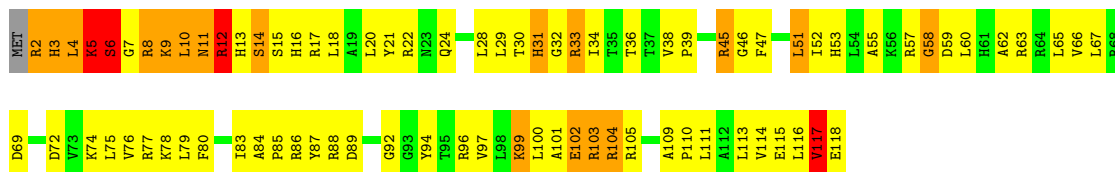
• Molecule 50: 50S RIBOSOMAL PROTEIN L17

Chain BR:



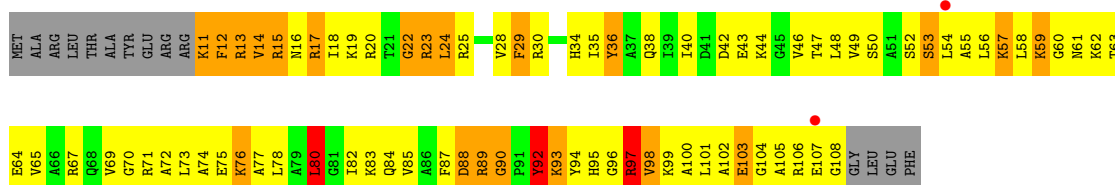
- Molecule 50: 50S RIBOSOMAL PROTEIN L17

Chain DR:



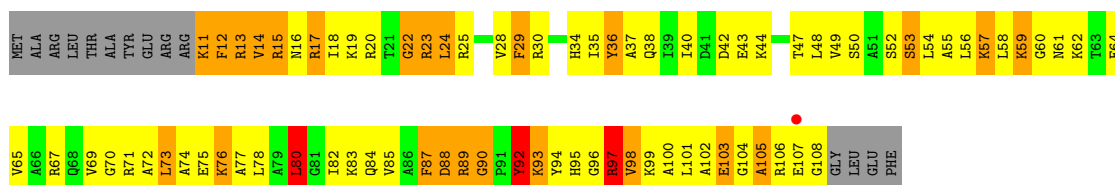
- Molecule 51: 50S RIBOSOMAL PROTEIN L18

Chain BS:



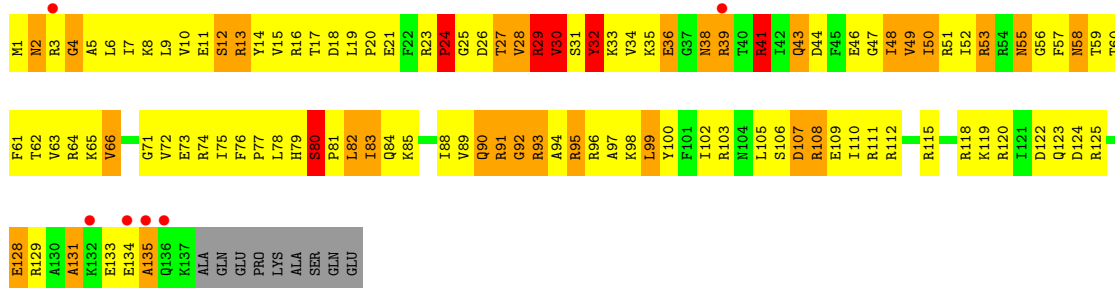
- Molecule 51: 50S RIBOSOMAL PROTEIN L18

Chain DS:



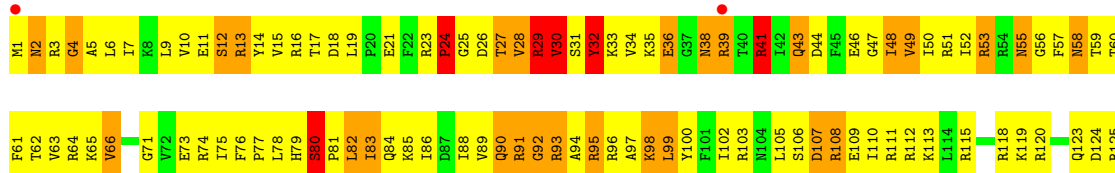
- Molecule 52: 50S RIBOSOMAL PROTEIN L19

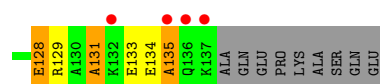
Chain BT:



- Molecule 52: 50S RIBOSOMAL PROTEIN L19


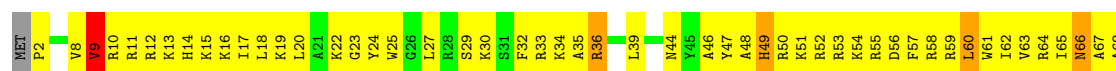
Chain DT:






• Molecule 53: 50S RIBOSOMAL PROTEIN L20

Chain BU:



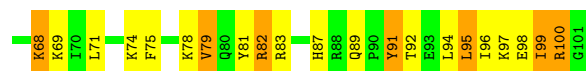
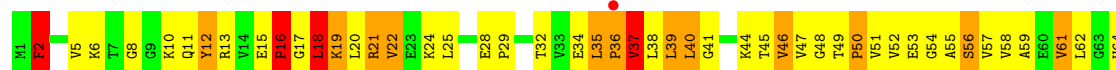
• Molecule 53: 50S RIBOSOMAL PROTEIN L20

Chain DU:



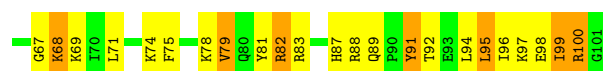
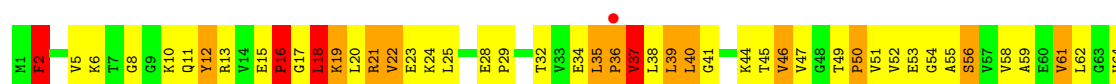
• Molecule 54: 50S RIBOSOMAL PROTEIN L21

Chain BV:



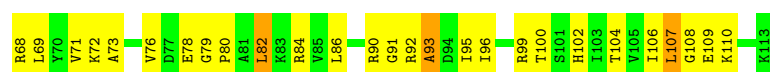
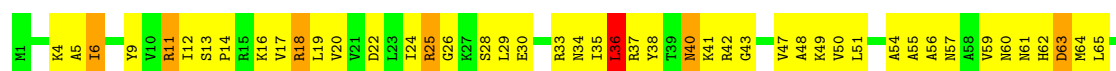
• Molecule 54: 50S RIBOSOMAL PROTEIN L21

Chain DV:



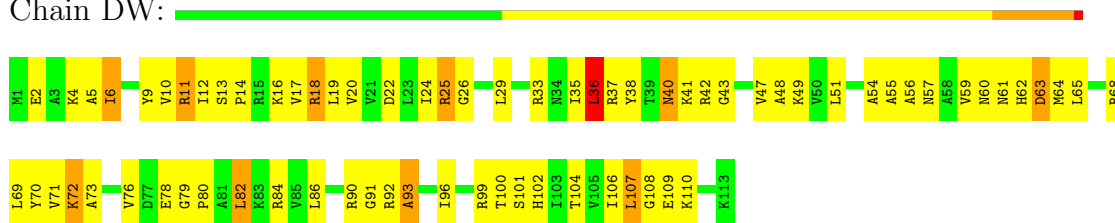
• Molecule 55: 50S RIBOSOMAL PROTEIN L22

Chain BW:



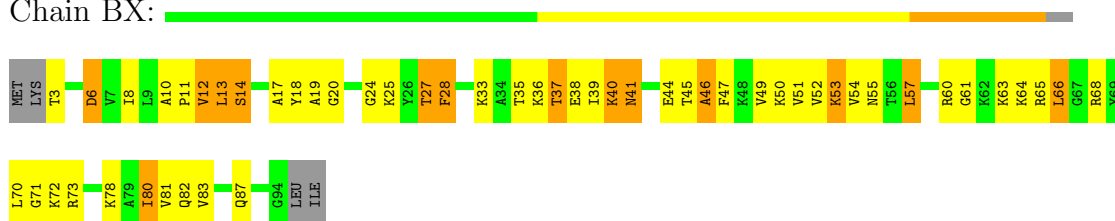
• Molecule 55: 50S RIBOSOMAL PROTEIN L22

Chain DW:




- Molecule 56: 50S RIBOSOMAL PROTEIN L23

Chain BX:



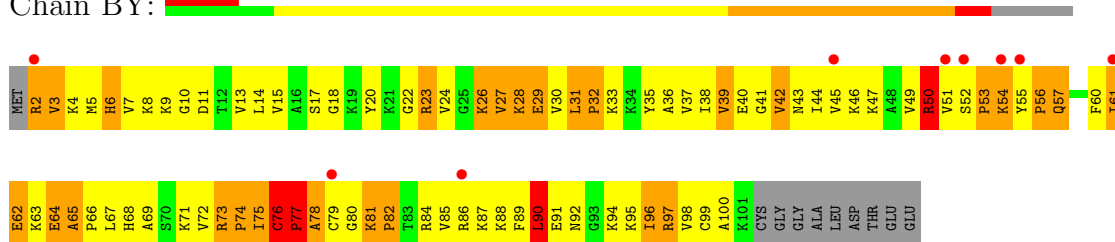
- Molecule 56: 50S RIBOSOMAL PROTEIN L23

Chain DX:



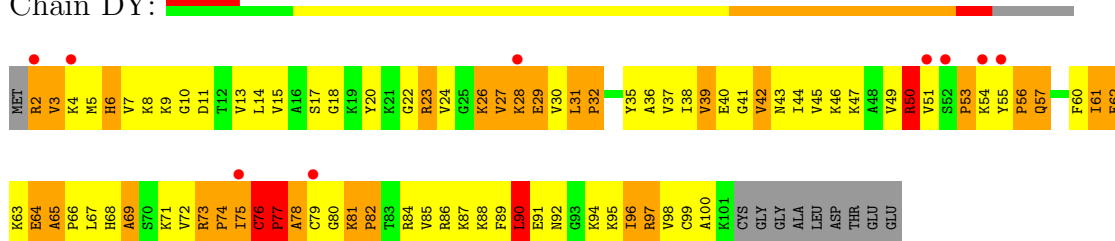
- Molecule 57: 50S RIBOSOMAL PROTEIN L24

Chain BY:



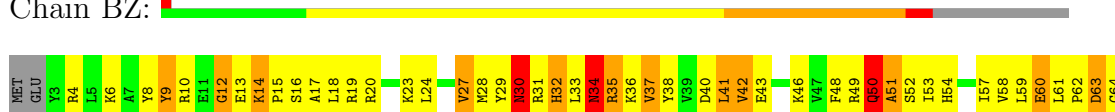
- Molecule 57: 50S RIBOSOMAL PROTEIN L24

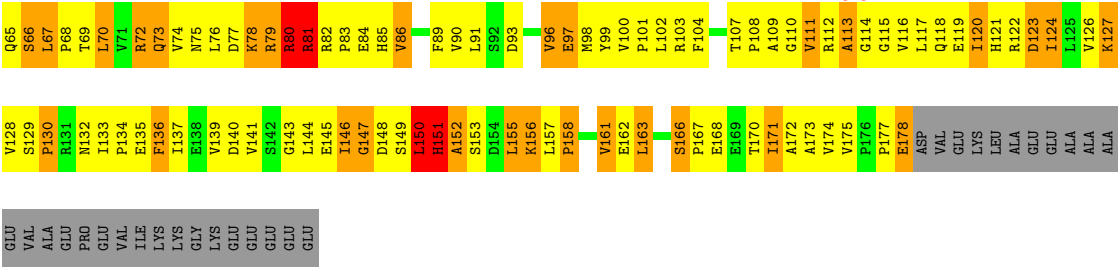
Chain DY:



- Molecule 58: 50S RIBOSOMAL PROTEIN L25

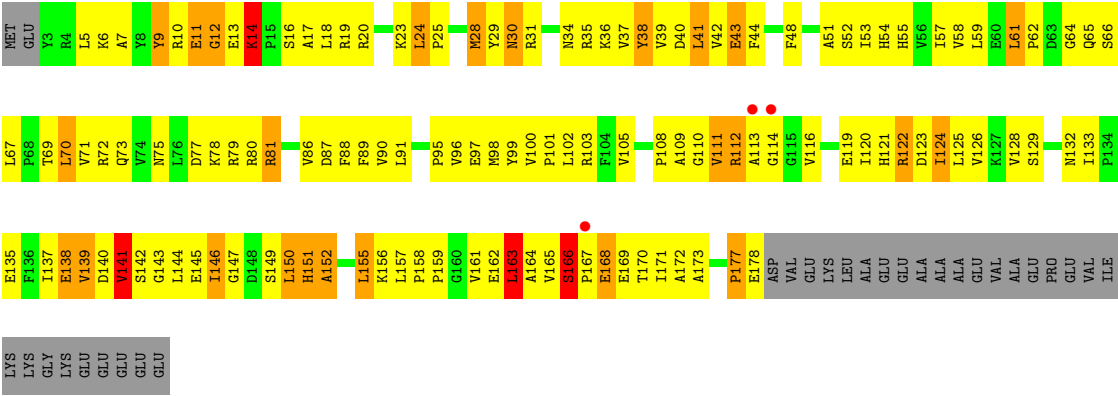
Chain BZ:





• Molecule 58: 50S RIBOSOMAL PROTEIN L25

Chain DZ:



4 Data and refinement statistics

Property	Value	Source
Space group	P 1 21 1	Depositor
Cell constants a, b, c, α , β , γ	289.90Å 268.50Å 403.60Å 90.00° 91.62° 90.00°	Depositor
Resolution (Å)	50.00 – 3.10 49.92 – 2.93	Depositor EDS
% Data completeness (in resolution range)	98.0 (50.00-3.10) 90.5 (49.92-2.93)	Depositor EDS
R_{merge}	0.02	Depositor
R_{sym}	(Not available)	Depositor
$\langle I/\sigma(I) \rangle$ ¹	1.38 (at 2.91Å)	Xtriage
Refinement program	CNS 1.2	Depositor
R, R_{free}	0.243 , 0.267 0.248 , 0.271	Depositor DCC
R_{free} test set	59600 reflections (5.25%)	DCC
Wilson B-factor (Å ²)	59.1	Xtriage
Anisotropy	0.077	Xtriage
Bulk solvent k_{sol} (e/Å ³), B_{sol} (Å ²)	0.29 , 38.0	EDS
Estimated twinning fraction	0.018 for h,-k,-l	Xtriage
L-test for twinning	$\langle L \rangle = 0.47$, $\langle L^2 \rangle = 0.29$	Xtriage
Outliers	0 of 1195890 reflections	Xtriage
F_o, F_c correlation	0.90	EDS
Total number of atoms	307322	wwPDB-VP
Average B, all atoms (Å ²)	77.0	wwPDB-VP

Xtriage's analysis on translational NCS is as follows: *The largest off-origin peak in the Patterson function is 8.42% of the height of the origin peak. No significant pseudotranslation is detected.*

¹Intensities estimated from amplitudes.

5 Model quality

5.1 Standard geometry

Bond lengths and bond angles in the following residue types are not validated in this section: OMC, GDP, ZN, H2U, KIR, MIA, 4SU, 7MG, 5MU, PSU

The Z score for a bond length (or angle) is the number of standard deviations the observed value is removed from the expected value. A bond length (or angle) with $|Z| > 5$ is considered an outlier worth inspection. RMSZ is the root-mean-square of all Z scores of the bond lengths (or angles).

Mol	Chain	Bond lengths		Bond angles	
		RMSZ	# Z >5	RMSZ	# Z >5
1	AA	0.57	4/36325 (0.0%)	0.75	46/56695 (0.1%)
1	CA	0.52	2/36325 (0.0%)	0.74	36/56695 (0.1%)
2	AB	0.44	0/1935	0.68	0/2609
2	CB	0.43	0/1935	0.69	0/2609
3	AC	0.49	0/1636	0.73	1/2205 (0.0%)
3	CC	0.45	0/1636	0.72	1/2205 (0.0%)
4	AD	0.39	0/1733	0.63	0/2318
4	CD	0.39	0/1733	0.63	0/2318
5	AE	0.54	0/1162	0.77	0/1564
5	CE	0.52	0/1162	0.76	0/1564
6	AF	0.39	0/856	0.65	0/1154
6	CF	0.39	0/856	0.66	0/1154
7	AG	0.45	0/1276	0.63	0/1709
7	CG	0.42	0/1276	0.63	1/1709 (0.1%)
8	AH	0.49	0/1136	0.73	0/1527
8	CH	0.45	0/1136	0.73	0/1527
9	AI	0.44	0/1029	0.68	0/1379
9	CI	0.42	0/1029	0.68	0/1379
10	AJ	0.41	0/807	0.68	0/1085
10	CJ	0.39	0/807	0.67	0/1085
11	AK	0.50	0/900	0.70	0/1213
11	CK	0.47	0/900	0.70	0/1213
12	AL	0.42	0/986	0.72	0/1320
12	CL	0.41	0/986	0.71	0/1320
13	AM	0.41	0/998	0.71	1/1336 (0.1%)
13	CM	0.38	0/998	0.71	1/1336 (0.1%)
14	AN	0.46	0/501	0.78	0/664
14	CN	0.45	0/501	0.79	0/664
15	AO	0.42	0/745	0.64	0/992
15	CO	0.43	0/745	0.64	0/992
16	AP	0.36	0/716	0.64	0/963
16	CP	0.35	0/716	0.64	0/963

Mol	Chain	Bond lengths		Bond angles	
		RMSZ	# Z >5	RMSZ	# Z >5
17	AQ	0.45	0/836	0.67	0/1117
17	CQ	0.44	0/836	0.67	0/1117
18	AR	0.45	0/579	0.66	0/768
18	CR	0.46	0/579	0.67	0/768
19	AS	0.44	0/642	0.69	0/865
19	CS	0.41	0/642	0.69	0/865
20	AT	0.35	0/765	0.65	0/1007
20	CT	0.34	0/765	0.65	0/1007
21	AU	0.45	0/212	0.67	0/277
21	CU	0.50	0/212	0.66	0/277
22	AV	0.55	0/1809	0.73	1/2819 (0.0%)
22	AW	0.36	0/1809	0.73	2/2819 (0.1%)
22	CV	0.53	0/1809	0.73	1/2819 (0.0%)
22	CW	0.36	0/1809	0.73	2/2819 (0.1%)
23	AX	0.50	0/405	0.71	0/629
23	CX	0.49	0/405	0.70	0/629
24	AY	0.43	1/1616 (0.1%)	0.70	1/2511 (0.0%)
24	CY	0.45	1/1616 (0.1%)	0.70	1/2511 (0.0%)
25	AZ	0.31	0/3041	0.56	0/4127
25	CZ	0.32	0/3041	0.57	0/4127
26	B0	0.39	0/671	0.69	0/892
26	D0	0.41	0/671	0.70	0/892
27	B1	0.47	0/738	0.73	0/981
27	D1	0.40	0/738	0.68	0/981
28	B2	0.35	0/600	0.66	0/793
28	D2	0.33	0/600	0.64	1/793 (0.1%)
29	B3	0.37	0/472	0.61	0/634
29	D3	0.35	0/472	0.61	0/634
30	B4	0.38	0/349	0.65	0/474
30	D4	0.37	0/349	0.65	0/474
31	B5	0.38	0/473	0.72	0/639
31	D5	0.38	0/473	0.71	0/639
32	B6	0.60	0/440	0.82	0/586
32	D6	0.54	0/440	0.80	0/586
33	B7	0.42	0/426	0.68	0/561
33	D7	0.42	0/426	0.69	0/561
34	B8	0.56	0/515	0.87	1/679 (0.1%)
34	D8	0.53	0/515	0.87	1/679 (0.1%)
35	B9	0.42	0/310	0.65	0/407
35	D9	0.41	0/310	0.65	0/407
36	BA	0.51	3/69976 (0.0%)	0.72	33/109244 (0.0%)
36	DA	0.49	2/69976 (0.0%)	0.72	32/109244 (0.0%)
37	BB	0.43	0/2853	0.75	2/4451 (0.0%)

Mol	Chain	Bond lengths		Bond angles	
		RMSZ	# Z >5	RMSZ	# Z >5
37	DB	0.46	0/2853	0.75	2/4451 (0.0%)
38	BC	0.39	1/1774 (0.1%)	0.60	0/2391
38	DC	0.40	2/1774 (0.1%)	0.60	0/2391
39	BD	0.51	0/2195	0.81	1/2955 (0.0%)
39	DD	0.50	0/2195	0.80	1/2955 (0.0%)
40	BE	0.43	0/1596	0.75	0/2153
40	DE	0.43	0/1596	0.74	0/2153
41	BF	0.36	0/1658	0.65	0/2244
41	DF	0.37	0/1658	0.65	0/2244
42	BG	0.40	0/1499	0.74	1/2016 (0.0%)
42	DG	0.38	0/1499	0.68	0/2016
43	BH	0.32	0/1245	0.66	0/1682
43	DH	0.32	0/1245	0.66	0/1682
46	BN	0.37	0/1131	0.70	0/1525
46	DN	0.37	0/1131	0.69	0/1525
47	BO	0.47	0/943	0.68	0/1269
47	DO	0.46	0/943	0.67	0/1269
48	BP	0.43	0/1131	0.91	2/1504 (0.1%)
48	DP	0.42	0/1131	0.91	2/1504 (0.1%)
49	BQ	0.50	0/1143	0.71	0/1527
49	DQ	0.49	0/1143	0.72	0/1527
50	BR	0.38	0/974	0.71	1/1302 (0.1%)
50	DR	0.38	0/974	0.70	1/1302 (0.1%)
51	BS	0.36	0/778	0.76	0/1036
51	DS	0.37	0/778	0.75	0/1036
52	BT	0.43	0/1155	0.76	2/1542 (0.1%)
52	DT	0.41	0/1155	0.76	2/1542 (0.1%)
53	BU	0.41	0/975	0.68	0/1297
53	DU	0.43	0/975	0.68	0/1297
54	BV	0.37	0/790	0.68	0/1057
54	DV	0.39	0/790	0.68	0/1057
55	BW	0.35	0/907	0.67	0/1216
55	DW	0.36	0/907	0.67	0/1216
56	BX	0.40	0/739	0.65	0/993
56	DX	0.40	0/739	0.65	0/993
57	BY	0.36	0/788	0.73	1/1051 (0.1%)
57	DY	0.36	0/788	0.73	1/1051 (0.1%)
58	BZ	0.46	0/1435	0.81	1/1949 (0.1%)
58	DZ	0.44	0/1435	0.74	0/1949
All	All	0.49	16/330268 (0.0%)	0.72	183/493444 (0.0%)

Chiral center outliers are detected by calculating the chiral volume of a chiral center and verifying if the center is modelled as a planar moiety or with the opposite hand. A planarity outlier is

detected by checking planarity of atoms in a peptide group, atoms in a mainchain group or atoms of a sidechain that are expected to be planar.

Mol	Chain	#Chirality outliers	#Planarity outliers
1	AA	5	49
1	CA	4	49
22	AW	1	1
22	CW	1	1
24	AY	2	0
24	CY	2	0
36	BA	2	66
36	DA	2	67
37	BB	0	6
37	DB	0	6
All	All	19	245

All (16) bond length outliers are listed below:

Mol	Chain	Res	Type	Atoms	Z	Observed(Å)	Ideal(Å)
36	BA	761	A	C5-C6	-10.36	1.31	1.41
36	DA	761	A	C5-C6	-10.14	1.31	1.41
36	BA	2506	U	N1-C2	8.65	1.46	1.38
36	DA	2506	U	N1-C2	8.34	1.46	1.38
1	AA	858	G	C5-C6	-7.88	1.34	1.42
24	AY	1	A	OP3-P	-7.15	1.52	1.61
24	CY	1	A	OP3-P	-6.99	1.52	1.61
1	CA	858	G	C5-C6	-6.87	1.35	1.42
38	DC	218	MET	CG-SD	6.24	1.97	1.81
1	AA	299	G	C6-O6	5.62	1.29	1.24
38	DC	120	MET	CG-SD	5.48	1.95	1.81
38	BC	120	MET	CG-SD	5.46	1.95	1.81
36	BA	1899	G	N9-C4	-5.36	1.33	1.38
1	AA	1281	U	N1-C2	5.25	1.43	1.38
1	AA	1125	U	C3'-O3'	5.17	1.49	1.42
1	CA	858	G	N1-C2	5.11	1.41	1.37

All (183) bond angle outliers are listed below:

Mol	Chain	Res	Type	Atoms	Z	Observed(°)	Ideal(°)
39	BD	244	ARG	C-N-CD	-11.04	96.32	120.60
39	DD	244	ARG	C-N-CD	-10.91	96.59	120.60
1	CA	1498	U	C2'-C3'-O3'	10.87	133.42	109.50
1	AA	1498	U	C2'-C3'-O3'	10.68	132.99	109.50
1	AA	508	C	C2'-C3'-O3'	9.74	130.93	109.50

Continued on next page...

Continued from previous page...

Mol	Chain	Res	Type	Atoms	Z	Observed(°)	Ideal(°)
36	DA	1820	U	C2'-C3'-O3'	9.56	130.53	109.50
1	CA	508	C	C2'-C3'-O3'	9.55	130.51	109.50
36	BA	1820	U	C2'-C3'-O3'	9.38	130.13	109.50
1	AA	1239	A	C2'-C3'-O3'	8.82	128.90	109.50
1	CA	1239	A	C2'-C3'-O3'	8.81	128.89	109.50
1	CA	243	A	C2'-C3'-O3'	8.74	128.72	109.50
36	BA	1786	A	N9-C1'-C2'	8.69	125.30	114.00
1	CA	1399	C	C2'-C3'-O3'	8.69	128.62	109.50
36	DA	1786	A	N9-C1'-C2'	8.61	125.20	114.00
22	AW	76	A	C4'-C3'-O3'	8.58	130.16	113.00
36	BA	1992	G	C2'-C3'-O3'	8.54	128.29	109.50
36	DA	1819	A	C2'-C3'-O3'	8.49	128.18	109.50
1	AA	687	A	C2'-C3'-O3'	8.49	128.17	109.50
1	AA	792	A	C2'-C3'-O3'	8.44	128.07	109.50
1	AA	1049	U	C2'-C3'-O3'	8.39	127.95	109.50
22	CW	76	A	C4'-C3'-O3'	8.38	129.77	113.00
1	AA	243	A	C2'-C3'-O3'	8.35	127.88	109.50
36	BA	1819	A	C2'-C3'-O3'	8.34	127.86	109.50
36	DA	1992	G	C2'-C3'-O3'	8.28	127.73	109.50
1	CA	687	A	C2'-C3'-O3'	8.19	127.51	109.50
48	DP	53	GLY	N-CA-C	-8.11	92.84	113.10
48	BP	53	GLY	N-CA-C	-8.08	92.89	113.10
1	CA	1049	U	C2'-C3'-O3'	8.08	127.27	109.50
1	AA	109	A	C2'-C3'-O3'	8.06	127.24	109.50
36	DA	945	A	N9-C1'-C2'	8.02	124.42	114.00
1	CA	109	A	C2'-C3'-O3'	8.00	127.10	109.50
24	AY	69	C	C2'-C3'-O3'	7.99	127.07	109.50
24	CY	69	C	C2'-C3'-O3'	7.95	126.99	109.50
1	CA	792	A	C2'-C3'-O3'	7.93	126.94	109.50
1	AA	1504	G	C2'-C3'-O3'	7.88	126.83	109.50
1	CA	1050	G	N9-C1'-C2'	-7.80	103.42	112.00
36	BA	945	A	N9-C1'-C2'	7.74	124.06	114.00
1	AA	1101	A	C2'-C3'-O3'	7.64	126.32	109.50
1	CA	1101	A	C2'-C3'-O3'	7.63	126.29	109.50
1	CA	961	U	N1-C1'-C2'	-7.57	103.67	112.00
1	CA	347	G	N9-C1'-C2'	-7.50	103.75	112.00
36	BA	1799	G	C2'-C3'-O3'	7.50	125.99	109.50
1	AA	961	U	N1-C1'-C2'	-7.42	103.84	112.00
36	DA	1799	G	C2'-C3'-O3'	7.29	125.53	109.50
1	AA	347	G	N9-C1'-C2'	-7.26	104.01	112.00
48	BP	52	GLU	N-CA-C	7.24	130.55	111.00
48	DP	52	GLU	N-CA-C	7.12	130.21	111.00

Continued on next page...

Continued from previous page...

Mol	Chain	Res	Type	Atoms	Z	Observed(°)	Ideal(°)
22	CW	76	A	C2'-C3'-O3'	7.09	125.10	109.50
22	AW	76	A	C2'-C3'-O3'	7.08	125.07	109.50
1	AA	1050	G	N9-C1'-C2'	-7.02	104.27	112.00
36	BA	1653	G	C2'-C3'-O3'	7.01	124.91	109.50
37	DB	67	G	N9-C1'-C2'	-6.94	104.36	112.00
1	CA	1054	C	N1-C1'-C2'	6.87	122.92	114.00
36	BA	1970	A	C5'-C4'-O4'	6.85	117.33	109.10
37	BB	67	G	N9-C1'-C2'	-6.78	104.54	112.00
36	DA	527	C	O4'-C1'-N1	6.77	113.62	108.20
36	BA	2360	A	N9-C1'-C2'	-6.74	104.58	112.00
1	AA	369	C	N1-C1'-C2'	-6.72	104.61	112.00
52	BT	29	ARG	N-CA-C	6.69	129.05	111.00
52	DT	29	ARG	N-CA-C	6.65	128.94	111.00
36	DA	1970	A	C5'-C4'-O4'	6.61	117.03	109.10
1	CA	60	A	C2'-C3'-O3'	6.60	124.26	113.70
1	AA	1054	C	N1-C1'-C2'	6.56	122.53	114.00
1	AA	772	U	C5'-C4'-C3'	-6.55	105.51	116.00
1	AA	1504	G	C4'-C3'-O3'	6.55	126.10	113.00
1	CA	772	U	C5'-C4'-C3'	-6.54	105.54	116.00
1	CA	369	C	N1-C1'-C2'	-6.53	104.82	112.00
36	DA	2360	A	N9-C1'-C2'	-6.51	104.83	112.00
36	BA	2756	U	C2'-C3'-O3'	6.51	124.12	113.70
1	AA	60	A	C2'-C3'-O3'	6.42	123.97	113.70
37	DB	16	G	N9-C1'-C2'	-6.36	105.00	112.00
36	BA	527	C	O4'-C1'-N1	6.33	113.26	108.20
36	BA	856	C	C2'-C3'-O3'	6.32	123.81	113.70
50	BR	12	ARG	N-CA-C	-6.31	93.97	111.00
36	DA	2756	U	C2'-C3'-O3'	6.30	123.78	113.70
36	DA	1653	G	C2'-C3'-O3'	6.30	123.78	113.70
1	AA	1181	G	N9-C1'-C2'	6.26	122.14	114.00
36	BA	1948	G	C5'-C4'-O4'	-6.23	101.63	109.10
37	BB	16	G	N9-C1'-C2'	-6.20	105.18	112.00
36	DA	1987	G	C5'-C4'-C3'	-6.11	106.22	116.00
50	DR	12	ARG	N-CA-C	-6.11	94.51	111.00
1	AA	995	C	N1-C1'-C2'	-6.07	105.32	112.00
1	CA	723	U	N1-C1'-C2'	6.07	121.89	114.00
1	AA	1502	A	N9-C1'-C2'	6.07	121.89	114.00
36	DA	856	C	C2'-C3'-O3'	6.05	123.38	113.70
36	DA	1970	A	C1'-O4'-C4'	-6.04	105.07	109.90
1	CA	1181	G	N9-C1'-C2'	6.04	121.85	114.00
1	AA	982	U	C2'-C3'-O3'	6.03	123.35	113.70
1	CA	428	G	N9-C1'-C2'	6.03	121.84	114.00

Continued on next page...

Continued from previous page...

Mol	Chain	Res	Type	Atoms	Z	Observed(°)	Ideal(°)
36	DA	1948	G	C5'-C4'-O4'	-5.99	101.91	109.10
36	DA	2654	A	N9-C1'-C2'	5.99	121.78	114.00
1	AA	1054	C	C2'-C3'-O3'	5.99	123.28	113.70
1	CA	1054	C	C2'-C3'-O3'	5.99	123.28	113.70
1	AA	428	G	N9-C1'-C2'	5.96	121.75	114.00
1	AA	723	U	N1-C1'-C2'	5.95	121.74	114.00
36	BA	1698	A	O4'-C1'-N9	5.95	112.96	108.20
36	BA	2464	C	N1-C1'-C2'	-5.87	105.55	112.00
34	D8	49	VAL	N-CA-C	-5.86	95.17	111.00
36	BA	2654	A	N9-C1'-C2'	5.85	121.61	114.00
36	BA	1987	G	C5'-C4'-C3'	-5.85	106.64	116.00
1	AA	1498	U	N1-C1'-C2'	5.84	121.59	114.00
36	BA	387	U	C2'-C3'-O3'	5.75	122.90	113.70
36	BA	1819	A	C4'-C3'-O3'	5.74	124.47	113.00
1	CA	1399	C	C4'-C3'-O3'	5.73	124.46	113.00
36	BA	1970	A	C1'-O4'-C4'	-5.64	105.39	109.90
36	BA	958	U	N1-C1'-C2'	5.64	121.33	114.00
52	DT	80	SER	N-CA-C	5.60	126.12	111.00
1	AA	197	A	N9-C1'-C2'	5.59	121.26	114.00
36	DA	387	U	C2'-C3'-O3'	5.58	122.62	113.70
1	CA	748	C	N1-C1'-C2'	5.58	121.25	114.00
36	DA	2278	A	C5'-C4'-C3'	5.57	124.91	116.00
1	CA	197	A	N9-C1'-C2'	5.56	121.22	114.00
1	CA	982	U	C2'-C3'-O3'	5.56	122.59	113.70
34	B8	49	VAL	N-CA-C	-5.55	96.02	111.00
52	BT	80	SER	N-CA-C	5.54	125.96	111.00
1	AA	1504	G	OP2-P-O3'	5.54	117.38	105.20
42	BG	88	ILE	N-CA-C	5.51	125.87	111.00
1	CA	995	C	N1-C1'-C2'	-5.50	105.95	112.00
36	BA	242	G	N9-C1'-C2'	5.47	121.11	114.00
36	BA	2278	A	C5'-C4'-C3'	5.46	124.74	116.00
36	BA	2111	C	N1-C1'-C2'	5.46	121.10	114.00
36	DA	1819	A	C4'-C3'-O3'	5.45	123.90	113.00
1	AA	328	C	N1-C1'-C2'	5.45	121.09	114.00
36	DA	1493	C	N1-C1'-C2'	5.45	121.08	114.00
3	AC	196	LEU	CA-CB-CG	5.44	127.82	115.30
1	CA	1514	C	C5'-C4'-C3'	-5.44	107.30	116.00
36	DA	242	G	N9-C1'-C2'	5.43	121.06	114.00
1	AA	977	A	C5'-C4'-C3'	-5.43	107.32	116.00
36	DA	1698	A	O4'-C1'-N9	5.41	112.53	108.20
3	CC	196	LEU	CA-CB-CG	5.41	127.73	115.30
1	CA	1502	A	N9-C1'-C2'	5.38	121.00	114.00

Continued on next page...

Continued from previous page...

Mol	Chain	Res	Type	Atoms	Z	Observed(°)	Ideal(°)
36	BA	1427	A	N9-C1'-C2'	5.38	121.00	114.00
1	AA	1299	A	N9-C1'-C2'	5.38	120.99	114.00
36	DA	2221	G	C5'-C4'-C3'	-5.37	107.42	116.00
36	BA	2286	A	N9-C1'-C2'	5.35	120.96	114.00
36	BA	1781	C	N1-C1'-C2'	5.35	120.95	114.00
36	BA	1493	C	N1-C1'-C2'	5.34	120.95	114.00
36	DA	2111	C	N1-C1'-C2'	5.34	120.95	114.00
1	CA	266	G	C2'-C3'-O3'	5.33	122.23	113.70
36	BA	2221	G	C5'-C4'-C3'	-5.32	107.48	116.00
1	AA	1153	C	N1-C1'-C2'	-5.32	106.15	112.00
36	DA	1781	C	N1-C1'-C2'	5.31	120.91	114.00
36	DA	906	G	C5'-C4'-C3'	-5.30	107.52	116.00
1	AA	748	C	N1-C1'-C2'	5.29	120.88	114.00
57	BY	54	LYS	N-CA-C	-5.29	96.72	111.00
36	DA	2464	C	N1-C1'-C2'	-5.29	106.19	112.00
1	CA	547	A	N9-C1'-C2'	5.28	120.86	114.00
36	DA	2286	A	N9-C1'-C2'	5.27	120.85	114.00
1	AA	1190	G	N9-C1'-C2'	5.27	120.85	114.00
28	D2	28	LYS	N-CA-C	-5.27	96.78	111.00
1	AA	1387	G	C5'-C4'-C3'	-5.25	107.59	116.00
36	BA	2572	A	OP1-P-O3'	5.25	116.76	105.20
57	DY	54	LYS	N-CA-C	-5.24	96.84	111.00
1	CA	1153	C	N1-C1'-C2'	-5.22	106.25	112.00
58	BZ	50	GLN	N-CA-C	-5.22	96.91	111.00
1	CA	328	C	N1-C1'-C2'	5.22	120.78	114.00
22	CV	36	A	C5'-C4'-C3'	-5.19	107.70	116.00
1	AA	547	A	N9-C1'-C2'	5.18	120.74	114.00
1	CA	1299	A	N9-C1'-C2'	5.17	120.72	114.00
13	AM	12	ASN	N-CA-C	5.17	124.96	111.00
1	AA	1279	A	N9-C1'-C2'	5.15	120.69	114.00
13	CM	12	ASN	N-CA-C	5.13	124.84	111.00
1	AA	1065	U	O4'-C1'-N1	5.12	112.30	108.20
1	CA	977	A	C5'-C4'-C3'	-5.12	107.81	116.00
36	BA	1970	A	C5'-C4'-C3'	5.11	124.18	116.00
1	AA	266	G	C2'-C3'-O3'	5.11	121.88	113.70
1	AA	1239	A	C4'-C3'-O3'	5.09	123.19	113.00
36	DA	1159	U	C5'-C4'-C3'	-5.09	107.86	116.00
1	AA	1529	G	C5'-C4'-O4'	5.05	115.16	109.10
1	CA	686	U	N1-C1'-C2'	5.05	120.57	114.00
1	AA	1502	A	O5'-P-OP1	-5.04	101.16	105.70
7	CG	145	ALA	N-CA-C	-5.04	97.39	111.00
1	AA	1420	C	C5'-C4'-C3'	-5.03	107.95	116.00

Continued on next page...

Continued from previous page...

Mol	Chain	Res	Type	Atoms	Z	Observed(°)	Ideal(°)
1	CA	772	U	C2'-C3'-O3'	5.03	121.74	113.70
1	AA	686	U	N1-C1'-C2'	5.03	120.53	114.00
22	AV	36	A	C5'-C4'-C3'	-5.02	107.96	116.00
1	AA	772	U	C2'-C3'-O3'	5.02	121.73	113.70
36	DA	1970	A	C5'-C4'-C3'	5.02	124.03	116.00
1	AA	115	G	N9-C1'-C2'	5.02	120.52	114.00
36	DA	2405	G	N9-C1'-C2'	5.02	120.52	114.00
36	BA	906	G	C5'-C4'-C3'	-5.01	107.98	116.00
36	BA	1159	U	C5'-C4'-C3'	-5.01	107.99	116.00
36	DA	857	C	C5'-C4'-C3'	-5.00	108.00	116.00

All (19) chirality outliers are listed below:

Mol	Chain	Res	Type	Atom
1	AA	508	C	C3'
1	AA	1239	A	C3'
1	AA	1498	U	C3'
1	AA	1504	G	C3'
1	AA	1531	A	C3'
22	AW	76	A	C3'
24	AY	55	PSU	C3'
24	AY	69	C	C3'
36	BA	1819	A	C3'
36	BA	1820	U	C3'
1	CA	508	C	C3'
1	CA	1239	A	C3'
1	CA	1399	C	C3'
1	CA	1498	U	C3'
22	CW	76	A	C3'
24	CY	55	PSU	C3'
24	CY	69	C	C3'
36	DA	1819	A	C3'
36	DA	1820	U	C3'

All (245) planarity outliers are listed below:

Mol	Chain	Res	Type	Group
1	AA	1050	G	Sidechain
1	AA	1055	A	Sidechain
1	AA	1077	G	Sidechain
1	AA	108	G	Sidechain
1	AA	1153	C	Sidechain

Continued on next page...

Continued from previous page...

Mol	Chain	Res	Type	Group
1	AA	1157	A	Sidechain
1	AA	1181	G	Sidechain
1	AA	1278	U	Sidechain
1	AA	1281	U	Sidechain
1	AA	1283	G	Sidechain
1	AA	1299	A	Sidechain
1	AA	1348	U	Sidechain
1	AA	1397	C	Sidechain
1	AA	1398	A	Sidechain
1	AA	14	U	Sidechain
1	AA	1406	U	Sidechain
1	AA	1414	U	Sidechain
1	AA	1472	U	Sidechain
1	AA	1494	G	Sidechain
1	AA	1512	U	Sidechain
1	AA	1516	G	Sidechain
1	AA	189(G)	G	Sidechain
1	AA	189(H)	G	Sidechain
1	AA	197	A	Sidechain
1	AA	198	G	Sidechain
1	AA	21	G	Sidechain
1	AA	245	C	Sidechain
1	AA	250	A	Sidechain
1	AA	251	G	Sidechain
1	AA	323	U	Sidechain
1	AA	347	G	Sidechain
1	AA	369	C	Sidechain
1	AA	428	G	Sidechain
1	AA	498	U	Sidechain
1	AA	557	G	Sidechain
1	AA	570	G	Sidechain
1	AA	571	U	Sidechain
1	AA	573	A	Sidechain
1	AA	586	C	Sidechain
1	AA	603	U	Sidechain
1	AA	727	G	Sidechain
1	AA	741	G	Sidechain
1	AA	774	G	Sidechain
1	AA	803	G	Sidechain
1	AA	808	C	Sidechain
1	AA	898	G	Sidechain
1	AA	961	U	Sidechain

Continued on next page...

Continued from previous page...

Mol	Chain	Res	Type	Group
1	AA	977	A	Sidechain
1	AA	995	C	Sidechain
22	AW	39	U	Sidechain
36	BA	1133	U	Sidechain
36	BA	1162	G	Sidechain
36	BA	1215	G	Sidechain
36	BA	1238	G	Sidechain
36	BA	1379	A	Sidechain
36	BA	140	G	Sidechain
36	BA	1416	G	Sidechain
36	BA	1427	A	Sidechain
36	BA	15	G	Sidechain
36	BA	1647	G	Sidechain
36	BA	1649	G	Sidechain
36	BA	1766	U	Sidechain
36	BA	1772	G	Sidechain
36	BA	1773	A	Sidechain
36	BA	1801	G	Sidechain
36	BA	1807	G	Sidechain
36	BA	1831	G	Sidechain
36	BA	1841	U	Sidechain
36	BA	1900	A	Sidechain
36	BA	1928	A	Sidechain
36	BA	1938	A	Sidechain
36	BA	1973	G	Sidechain
36	BA	1985	G	Sidechain
36	BA	2031	A	Sidechain
36	BA	2061	G	Sidechain
36	BA	2073	C	Sidechain
36	BA	2074	U	Sidechain
36	BA	2173	A	Sidechain
36	BA	2266	A	Sidechain
36	BA	2320	A	Sidechain
36	BA	2335	A	Sidechain
36	BA	2344	U	Sidechain
36	BA	2360	A	Sidechain
36	BA	2413	G	Sidechain
36	BA	2438	U	Sidechain
36	BA	2464	C	Sidechain
36	BA	250	G	Sidechain
36	BA	2506	U	Sidechain
36	BA	2508	G	Sidechain

Continued on next page...

Continued from previous page...

Mol	Chain	Res	Type	Group
36	BA	2542	A	Sidechain
36	BA	2564	A	Sidechain
36	BA	2569	G	Sidechain
36	BA	2581	G	Sidechain
36	BA	2582	G	Sidechain
36	BA	2595	G	Sidechain
36	BA	2609	U	Sidechain
36	BA	2685	G	Sidechain
36	BA	2746	U	Sidechain
36	BA	2758	A	Sidechain
36	BA	2779	U	Sidechain
36	BA	2848	G	Sidechain
36	BA	383	U	Sidechain
36	BA	463	G	Sidechain
36	BA	532	A	Sidechain
36	BA	630	G	Sidechain
36	BA	670	A	Sidechain
36	BA	675	A	Sidechain
36	BA	684	G	Sidechain
36	BA	700	G	Sidechain
36	BA	760	G	Sidechain
36	BA	763	G	Sidechain
36	BA	792	G	Sidechain
36	BA	945	A	Sidechain
36	BA	946	G	Sidechain
36	BA	958	U	Sidechain
36	BA	995	C	Sidechain
37	BB	16	G	Sidechain
37	BB	24	G	Sidechain
37	BB	40	U	Sidechain
37	BB	42	C	Sidechain
37	BB	66	A	Sidechain
37	BB	67	G	Sidechain
1	CA	1050	G	Sidechain
1	CA	1077	G	Sidechain
1	CA	1079	G	Sidechain
1	CA	1153	C	Sidechain
1	CA	1157	A	Sidechain
1	CA	1181	G	Sidechain
1	CA	1278	U	Sidechain
1	CA	1281	U	Sidechain
1	CA	1283	G	Sidechain

Continued on next page...

Continued from previous page...

Mol	Chain	Res	Type	Group
1	CA	1299	A	Sidechain
1	CA	1338	G	Sidechain
1	CA	1348	U	Sidechain
1	CA	1370	G	Sidechain
1	CA	1380	U	Sidechain
1	CA	1386	G	Sidechain
1	CA	14	U	Sidechain
1	CA	1414	U	Sidechain
1	CA	1428	A	Sidechain
1	CA	1442	G	Sidechain
1	CA	1498	U	Sidechain
1	CA	1505	G	Sidechain
1	CA	1510	U	Sidechain
1	CA	1522	U	Sidechain
1	CA	189(H)	G	Sidechain
1	CA	197	A	Sidechain
1	CA	198	G	Sidechain
1	CA	21	G	Sidechain
1	CA	245	C	Sidechain
1	CA	250	A	Sidechain
1	CA	251	G	Sidechain
1	CA	323	U	Sidechain
1	CA	347	G	Sidechain
1	CA	369	C	Sidechain
1	CA	428	G	Sidechain
1	CA	498	U	Sidechain
1	CA	557	G	Sidechain
1	CA	573	A	Sidechain
1	CA	586	C	Sidechain
1	CA	7	G	Sidechain
1	CA	727	G	Sidechain
1	CA	741	G	Sidechain
1	CA	773	G	Sidechain
1	CA	808	C	Sidechain
1	CA	898	G	Sidechain
1	CA	940	C	Sidechain
1	CA	952	U	Sidechain
1	CA	961	U	Sidechain
1	CA	977	A	Sidechain
1	CA	995	C	Sidechain
22	CW	39	U	Sidechain
36	DA	1133	U	Sidechain

Continued on next page...

Continued from previous page...

Mol	Chain	Res	Type	Group
36	DA	1156	A	Sidechain
36	DA	1162	G	Sidechain
36	DA	1215	G	Sidechain
36	DA	1238	G	Sidechain
36	DA	1379	A	Sidechain
36	DA	140	G	Sidechain
36	DA	1416	G	Sidechain
36	DA	1427	A	Sidechain
36	DA	15	G	Sidechain
36	DA	1647	G	Sidechain
36	DA	1766	U	Sidechain
36	DA	1772	G	Sidechain
36	DA	1773	A	Sidechain
36	DA	1801	G	Sidechain
36	DA	1807	G	Sidechain
36	DA	1831	G	Sidechain
36	DA	1841	U	Sidechain
36	DA	1907	G	Sidechain
36	DA	1940	U	Sidechain
36	DA	1952	A	Sidechain
36	DA	1985	G	Sidechain
36	DA	2010	G	Sidechain
36	DA	2011	U	Sidechain
36	DA	202	U	Sidechain
36	DA	2031	A	Sidechain
36	DA	2073	C	Sidechain
36	DA	2074	U	Sidechain
36	DA	2176	A	Sidechain
36	DA	2266	A	Sidechain
36	DA	2320	A	Sidechain
36	DA	2344	U	Sidechain
36	DA	2360	A	Sidechain
36	DA	2413	G	Sidechain
36	DA	2422	A	Sidechain
36	DA	2438	U	Sidechain
36	DA	2464	C	Sidechain
36	DA	2491	U	Sidechain
36	DA	2504	U	Sidechain
36	DA	2506	U	Sidechain
36	DA	2508	G	Sidechain
36	DA	2542	A	Sidechain
36	DA	2564	A	Sidechain

Continued on next page...

Continued from previous page...

Mol	Chain	Res	Type	Group
36	DA	2569	G	Sidechain
36	DA	2581	G	Sidechain
36	DA	2582	G	Sidechain
36	DA	2595	G	Sidechain
36	DA	2726	U	Sidechain
36	DA	2746	U	Sidechain
36	DA	2758	A	Sidechain
36	DA	2779	U	Sidechain
36	DA	463	G	Sidechain
36	DA	532	A	Sidechain
36	DA	555	U	Sidechain
36	DA	630	G	Sidechain
36	DA	670	A	Sidechain
36	DA	675	A	Sidechain
36	DA	684	G	Sidechain
36	DA	686	G	Sidechain
36	DA	700	G	Sidechain
36	DA	742	G	Sidechain
36	DA	760	G	Sidechain
36	DA	792	G	Sidechain
36	DA	945	A	Sidechain
36	DA	946	G	Sidechain
36	DA	958	U	Sidechain
36	DA	995	C	Sidechain
37	DB	16	G	Sidechain
37	DB	24	G	Sidechain
37	DB	40	U	Sidechain
37	DB	42	C	Sidechain
37	DB	66	A	Sidechain
37	DB	67	G	Sidechain

5.2 Close contacts ⓘ

In the following table, the Non-H and H(model) columns list the number of non-hydrogen atoms and hydrogen atoms in the chain respectively. The H(added) column lists the number of hydrogens added by MolProbity. The Clashes column lists the number of clashes within the asymmetric unit, and the number in parentheses is this value normalized per 1000 atoms of the molecule in the chain. The Symm-Clashes column gives symmetry related clashes, in the same way as for the Clashes column.

Mol	Chain	Non-H	H(model)	H(added)	Clashes	Symm-Clashes
1	AA	32451	0	16382	1017	0

Continued on next page...

Continued from previous page...

Mol	Chain	Non-H	H(model)	H(added)	Clashes	Symm-Clashes
1	CA	32451	0	16382	1043	0
2	AB	1900	0	1951	209	0
2	CB	1900	0	1951	211	0
3	AC	1612	0	1677	148	0
3	CC	1612	0	1677	155	0
4	AD	1703	0	1764	221	0
4	CD	1703	0	1763	226	0
5	AE	1146	0	1207	78	0
5	CE	1146	0	1207	89	0
6	AF	843	0	857	78	0
6	CF	843	0	857	77	0
7	AG	1257	0	1296	94	0
7	CG	1257	0	1296	89	0
8	AH	1116	0	1177	50	0
8	CH	1116	0	1177	52	0
9	AI	1010	0	1037	143	0
9	CI	1010	0	1037	142	0
10	AJ	794	0	840	113	0
10	CJ	794	0	840	118	0
11	AK	885	0	904	59	0
11	CK	885	0	904	61	0
12	AL	970	0	1057	112	0
12	CL	970	0	1057	111	0
13	AM	987	0	1059	136	0
13	CM	987	0	1059	139	0
14	AN	492	0	529	58	0
14	CN	492	0	529	61	0
15	AO	734	0	771	42	0
15	CO	734	0	771	43	0
16	AP	700	0	720	72	0
16	CP	700	0	720	73	0
17	AQ	823	0	891	56	0
17	CQ	823	0	891	58	0
18	AR	574	0	644	35	0
18	CR	574	0	644	39	0
19	AS	629	0	652	77	0
19	CS	629	0	652	79	0
20	AT	763	0	861	78	0
20	CT	763	0	861	79	0
21	AU	208	0	221	12	0
21	CU	208	0	221	13	0
22	AV	1619	0	822	60	0

Continued on next page...

Continued from previous page...

Mol	Chain	Non-H	H(model)	H(added)	Clashes	Symm-Clashes
22	AW	1619	0	822	67	0
22	CV	1619	0	822	63	0
22	CW	1619	0	822	71	0
23	AX	361	0	184	7	0
23	CX	361	0	184	11	0
24	AY	1643	0	853	75	0
24	CY	1643	0	853	74	0
25	AZ	2983	0	2999	284	0
25	CZ	2983	0	2999	287	0
26	B0	662	0	688	63	0
26	D0	662	0	688	65	0
27	B1	731	0	808	69	0
27	D1	731	0	808	69	0
28	B2	598	0	653	158	0
28	D2	598	0	653	67	0
29	B3	467	0	523	49	0
29	D3	467	0	523	47	0
30	B4	340	0	336	51	0
30	D4	340	0	336	53	0
31	B5	459	0	480	62	0
31	D5	459	0	480	65	0
32	B6	433	0	461	135	0
32	D6	433	0	461	133	0
33	B7	418	0	467	29	0
33	D7	418	0	467	28	0
34	B8	507	0	576	124	0
34	D8	507	0	576	123	0
35	B9	307	0	336	39	0
35	D9	307	0	335	42	0
36	BA	62477	0	31497	2141	0
36	DA	62477	0	31497	2212	0
37	BB	2551	0	1295	85	0
37	DB	2551	0	1295	97	0
38	BC	1742	0	1800	141	0
38	DC	1742	0	1800	132	0
39	BD	2145	0	2234	221	0
39	DD	2145	0	2234	234	0
40	BE	1563	0	1629	225	0
40	DE	1563	0	1629	222	0
41	BF	1623	0	1677	193	0
41	DF	1623	0	1677	197	0
42	BG	1474	0	1535	247	0

Continued on next page...

Continued from previous page...

Mol	Chain	Non-H	H(model)	H(added)	Clashes	Symm-Clashes
42	DG	1474	0	1535	232	0
43	BH	1222	0	1282	178	0
43	DH	1222	0	1282	184	0
44	BJ	651	0	164	27	0
44	DJ	651	0	164	31	0
45	BK	700	0	173	18	0
45	DK	700	0	173	15	0
46	BN	1104	0	1180	176	0
46	DN	1104	0	1180	171	0
47	BO	933	0	996	77	0
47	DO	933	0	996	78	0
48	BP	1114	0	1187	263	0
48	DP	1114	0	1187	265	0
49	BQ	1122	0	1179	112	0
49	DQ	1122	0	1179	106	0
50	BR	960	0	1021	133	0
50	DR	960	0	1021	128	0
51	BS	770	0	832	152	0
51	DS	770	0	832	150	0
52	BT	1141	0	1202	229	0
52	DT	1141	0	1202	223	0
53	BU	958	0	1015	132	0
53	DU	958	0	1015	130	0
54	BV	779	0	852	117	0
54	DV	779	0	852	120	0
55	BW	896	0	953	87	0
55	DW	896	0	953	86	0
56	BX	725	0	778	82	0
56	DX	725	0	778	84	0
57	BY	775	0	870	162	0
57	DY	775	0	870	156	0
58	BZ	1403	0	1432	216	0
58	DZ	1403	0	1432	200	0
59	AD	1	0	0	0	0
59	AN	1	0	0	0	0
59	B4	1	0	0	0	0
59	B9	1	0	0	0	0
59	CD	1	0	0	0	0
59	CN	1	0	0	0	0
59	D4	1	0	0	0	0
59	D9	1	0	0	0	0
60	AZ	28	0	12	2	0

Continued on next page...

Continued from previous page...

Mol	Chain	Non-H	H(model)	H(added)	Clashes	Symm-Clashes
60	CZ	28	0	12	6	0
61	AZ	57	0	58	3	0
61	CZ	57	0	59	2	0
All	All	307322	0	208715	17683	0

Clashscore is defined as the number of clashes calculated for the entry per 1000 atoms (including hydrogens) of the entry. The overall clashscore for this entry is 34.

All (17683) close contacts within the same asymmetric unit are listed below.

Atom-1	Atom-2	Distance(Å)	Clash(Å)
38:DC:123:VAL:CG2	38:DC:127:LEU:HD23	1.33	1.53
38:BC:123:VAL:CG2	38:BC:127:LEU:HD23	1.33	1.51
38:DC:123:VAL:HG23	38:DC:127:LEU:CD2	1.50	1.42
38:BC:123:VAL:HG23	38:BC:127:LEU:CD2	1.50	1.41
36:DA:1899:G:N2	36:DA:1902:C:H41	1.34	1.24
36:BA:1899:G:N2	36:BA:1902:C:H41	1.36	1.24
22:CV:41:C:H2'	22:CV:42:C:H5''	1.22	1.19
36:DA:2645:G:H3'	36:DA:2646:C:H5'	1.21	1.18
13:AM:10:PRO:HB2	13:AM:18:ALA:HB1	1.21	1.18
1:CA:1149:C:H2'	1:CA:1150:U:O2	1.41	1.17
56:BX:40:LYS:HG2	56:BX:51:VAL:HB	1.21	1.17
1:AA:1149:C:H2'	1:AA:1150:U:O2	1.42	1.17
1:AA:227:G:H2'	1:AA:228:A:H5''	1.22	1.17
36:BA:2645:G:H3'	36:BA:2646:C:H5'	1.22	1.17
1:AA:1053:G:H4'	1:AA:1054:C:H5'	1.25	1.17
13:CM:10:PRO:HB2	13:CM:18:ALA:HB1	1.22	1.16
1:CA:227:G:H2'	1:CA:228:A:H5''	1.21	1.16
42:BG:7:LEU:HD21	42:BG:176:LEU:HD21	1.24	1.16
52:DT:33:LYS:HE3	52:DT:43:GLN:HE21	1.06	1.16
28:B2:47:ASN:HA	28:B2:50:ILE:HB	1.29	1.15
41:DF:24:LEU:HB3	41:DF:25:PRO:HD2	1.28	1.14
22:AV:41:C:H2'	22:AV:42:C:H5''	1.21	1.14
43:BH:85:LYS:HE2	43:BH:133:VAL:N	1.61	1.13
43:DH:85:LYS:HE2	43:DH:133:VAL:N	1.61	1.13
41:BF:24:LEU:HB3	41:BF:25:PRO:HD2	1.29	1.13
7:AG:79:ARG:HG2	7:AG:84:ASN:HA	1.23	1.13
1:CA:1053:G:H4'	1:CA:1054:C:H5'	1.28	1.13
7:CG:79:ARG:HG2	7:CG:84:ASN:HA	1.22	1.13
41:DF:167:ALA:HB1	41:DF:173:VAL:HG11	1.30	1.13
49:BQ:141:GLN:HE21	58:BZ:72:ARG:HA	0.99	1.13
52:DT:53:ARG:HH11	52:DT:53:ARG:HB3	1.12	1.12
39:DD:30:GLU:HB2	39:DD:35:LYS:HD2	1.28	1.12

Continued on next page...

Continued from previous page...

Atom-1	Atom-2	Distance(Å)	Clash(Å)
52:DT:55:ASN:H	52:DT:59:THR:HG22	1.12	1.12
1:CA:1003:G:H2'	1:CA:1004:A:H4'	1.32	1.12
28:B2:53:LEU:HA	28:B2:56:GLN:HG2	1.31	1.12
40:DE:47:VAL:HG21	40:DE:86:PRO:HD2	1.32	1.12
36:DA:1301:A:O2'	36:DA:1302:A:H2'	1.50	1.11
36:DA:31:C:H2'	36:DA:32:C:H5''	1.33	1.11
36:BA:2092:U:H4'	36:BA:2093:G:H5''	1.32	1.11
56:DX:12:VAL:HB	56:DX:17:ALA:HB1	1.16	1.11
56:BX:12:VAL:HB	56:BX:17:ALA:HB1	1.15	1.11
52:BT:53:ARG:HH11	52:BT:53:ARG:HB3	1.11	1.11
36:BA:1301:A:O2'	36:BA:1302:A:H2'	1.50	1.11
56:DX:12:VAL:HG23	56:DX:13:LEU:H	1.16	1.10
36:BA:1543:C:H3'	36:BA:1544:A:H5''	1.33	1.10
56:DX:40:LYS:HG2	56:DX:51:VAL:HB	1.18	1.10
42:BG:82:LEU:HD13	42:BG:87:PRO:HB3	1.30	1.10
1:AA:1003:G:H2'	1:AA:1004:A:H4'	1.33	1.10
36:DA:1543:C:H3'	36:DA:1544:A:H5''	1.32	1.10
41:BF:25:PRO:HB3	41:BF:119:ARG:HB2	1.32	1.10
32:B6:33:LYS:HA	32:B6:33:LYS:HE2	1.31	1.10
36:BA:628:G:H2'	36:BA:629:G:H5''	1.32	1.09
40:BE:47:VAL:HG21	40:BE:86:PRO:HD2	1.33	1.09
46:DN:9:VAL:HG12	46:DN:10:GLU:H	1.16	1.09
42:BG:67:LYS:H	42:BG:67:LYS:HD3	0.96	1.09
36:DA:1887:C:H2'	36:DA:1888:G:H5''	1.34	1.09
9:AI:53:VAL:HG22	9:AI:95:LYS:HZ3	1.04	1.09
32:B6:35:GLU:HB3	32:B6:51:GLU:HB2	1.35	1.09
1:AA:1305:G:H22	1:AA:1331:G:H2'	1.07	1.09
49:BQ:141:GLN:NE2	58:BZ:72:ARG:HA	1.66	1.09
34:B8:62:LEU:HD13	36:BA:242:G:H5''	1.33	1.09
41:DF:37:VAL:HG11	48:DP:7:ARG:HH12	1.16	1.09
41:DF:25:PRO:HB3	41:DF:119:ARG:HB2	1.32	1.08
36:BA:1484:G:H2'	36:BA:1485:G:H5''	1.09	1.08
39:BD:30:GLU:HB2	39:BD:35:LYS:HD2	1.24	1.08
22:CV:46:G:H3'	22:CV:47:U:C5'	1.83	1.08
34:D8:62:LEU:HD13	36:DA:242:G:H5''	1.33	1.08
1:AA:954:G:H4'	13:AM:120:LYS:HD2	1.35	1.08
46:BN:9:VAL:HG12	46:BN:10:GLU:H	1.18	1.08
1:CA:1305:G:H22	1:CA:1331:G:H2'	1.06	1.08
1:CA:1305:G:N2	1:CA:1331:G:H2'	1.69	1.08
32:D6:35:GLU:HB3	32:D6:51:GLU:HB2	1.35	1.08
39:BD:71:ASP:HB2	39:BD:103:ARG:HH22	1.19	1.08
41:BF:168:ARG:HG3	41:BF:175:THR:HG21	1.35	1.08

Continued on next page...

Continued from previous page...

Atom-1	Atom-2	Distance(Å)	Clash(Å)
36:DA:628:G:H2'	36:DA:629:G:H5''	1.31	1.08
1:AA:1417:G:H5'	1:AA:1417:G:H8	0.97	1.08
36:DA:1484:G:H2'	36:DA:1485:G:H5''	1.09	1.07
36:DA:925:C:H2'	36:DA:926:A:H5''	1.36	1.07
9:AI:53:VAL:HG22	9:AI:95:LYS:NZ	1.67	1.07
31:B5:4:HIS:HB3	31:B5:5:PRO:HD3	1.35	1.07
58:BZ:151:HIS:HA	58:BZ:171:ILE:HD12	1.30	1.07
26:B0:10:THR:HG22	26:B0:12:ASN:H	1.18	1.07
41:BF:143:ALA:HB1	41:BF:148:LEU:HB2	1.32	1.07
36:BA:2187:G:H2'	36:BA:2188:C:H5'	1.32	1.07
43:BH:85:LYS:CE	43:BH:133:VAL:H	1.68	1.07
9:CI:53:VAL:HG22	9:CI:95:LYS:NZ	1.69	1.07
58:DZ:51:ALA:HB1	58:DZ:57:ILE:HD11	1.35	1.07
43:DH:85:LYS:CE	43:DH:133:VAL:H	1.68	1.06
1:AA:1417:G:C8	1:AA:1417:G:H5'	1.89	1.06
52:BT:33:LYS:HE3	52:BT:43:GLN:HE21	1.06	1.06
1:CA:954:G:H4'	13:CM:120:LYS:HD2	1.33	1.06
40:DE:57:LYS:HA	40:DE:57:LYS:HE3	1.32	1.06
28:B2:57:ILE:HG22	28:B2:61:LEU:HG	1.36	1.06
36:BA:925:C:H2'	36:BA:926:A:H5''	1.36	1.06
28:B2:2:LYS:HD3	28:B2:59:ARG:HH12	0.94	1.06
22:AV:46:G:H3'	22:AV:47:U:C5'	1.83	1.06
32:D6:33:LYS:HA	32:D6:33:LYS:HE2	1.31	1.06
36:BA:31:C:H2'	36:BA:32:C:H5''	1.34	1.06
41:BF:37:VAL:HG11	48:BP:7:ARG:HH12	1.17	1.06
43:BH:85:LYS:HZ3	43:BH:132:ARG:HA	1.21	1.05
42:BG:72:ARG:HH21	42:BG:86:MET:HG3	1.17	1.05
1:AA:1305:G:N2	1:AA:1331:G:H2'	1.69	1.05
39:DD:71:ASP:HB2	39:DD:103:ARG:HH22	1.16	1.05
41:DF:143:ALA:HB1	41:DF:148:LEU:HB2	1.32	1.05
36:BA:271(L):U:H5''	36:BA:271(M):G:H5'	1.38	1.05
22:AW:71:G:H2'	22:AW:72:C:H5'	1.38	1.05
7:CG:79:ARG:HE	7:CG:84:ASN:HB2	1.22	1.05
42:DG:63:ILE:HA	42:DG:143:GLU:HG3	1.39	1.05
51:DS:59:LYS:HG2	51:DS:60:GLY:H	1.20	1.05
36:DA:2187:G:H2'	36:DA:2188:C:H5'	1.36	1.05
40:BE:57:LYS:HA	40:BE:57:LYS:HE3	1.33	1.05
36:DA:271(L):U:H5''	36:DA:271(M):G:H5'	1.37	1.04
36:DA:1024:G:H3'	36:DA:1025:G:H5''	1.38	1.04
41:DF:168:ARG:HG3	41:DF:175:THR:HG21	1.35	1.04
1:CA:227:G:C2'	1:CA:228:A:H5''	1.88	1.04
31:D5:4:HIS:HB3	31:D5:5:PRO:HD3	1.35	1.04

Continued on next page...

Continued from previous page...

Atom-1	Atom-2	Distance(Å)	Clash(Å)
10:AJ:55:LYS:HZ2	10:AJ:55:LYS:HB2	1.16	1.04
38:BC:27:ARG:HD3	38:BC:182:PRO:CG	1.87	1.04
51:BS:59:LYS:HG2	51:BS:60:GLY:H	1.18	1.04
52:BT:55:ASN:H	52:BT:59:THR:HG22	1.13	1.04
36:BA:2101:G:H2'	36:BA:2102:U:H5''	1.38	1.04
36:BA:1887:C:H2'	36:BA:1888:G:H5''	1.38	1.04
29:B3:35:ARG:HB2	29:B3:35:ARG:HH11	1.21	1.04
24:AY:45:U:H3'	24:AY:46:7MG:C5'	1.86	1.04
43:DH:85:LYS:HZ3	43:DH:132:ARG:HA	1.23	1.03
21:AU:6:ARG:HD3	21:AU:15:ARG:CZ	1.88	1.03
1:CA:1271:G:H2'	1:CA:1272:G:H5''	1.39	1.03
12:AL:18:VAL:HG23	12:AL:19:ARG:H	1.19	1.03
36:BA:654(E):G:H22	36:BA:654(Q):C:H1'	1.21	1.03
43:DH:153:LYS:HD3	43:DH:153:LYS:H	1.21	1.03
43:DH:16:SER:HB2	43:DH:27:LYS:HB2	1.41	1.03
10:CJ:55:LYS:HZ2	10:CJ:55:LYS:HB2	1.23	1.03
43:DH:85:LYS:HE2	43:DH:133:VAL:H	0.88	1.03
56:BX:12:VAL:HG23	56:BX:13:LEU:H	1.18	1.03
36:BA:1024:G:H3'	36:BA:1025:G:H5''	1.40	1.03
24:CY:45:U:H3'	24:CY:46:7MG:C5'	1.87	1.03
43:BH:16:SER:HB2	43:BH:27:LYS:HB2	1.40	1.03
22:CV:41:C:C2'	22:CV:42:C:H5''	1.89	1.03
36:DA:1484:G:C2'	36:DA:1485:G:H5''	1.89	1.03
43:BH:153:LYS:H	43:BH:153:LYS:HD3	1.23	1.03
1:CA:1533:C:H3'	1:CA:1534:A:H5''	1.37	1.03
5:CE:12:LEU:CD1	5:CE:31:LEU:HB2	1.89	1.03
22:AV:41:C:C2'	22:AV:42:C:H5''	1.88	1.03
50:BR:99:LYS:H	50:BR:99:LYS:HD2	1.20	1.02
36:BA:774:A:H2	36:BA:787:U:HO2'	1.04	1.02
25:CZ:355:LEU:HB3	25:CZ:370:PHE:HB3	1.41	1.02
42:BG:51:ARG:HA	42:BG:51:ARG:HE	1.20	1.02
29:D3:35:ARG:HB2	29:D3:35:ARG:HH11	1.19	1.02
24:CY:4:G:H2'	24:CY:5:G:H5''	1.38	1.02
58:BZ:96:VAL:HG22	58:BZ:97:GLU:H	1.25	1.02
41:BF:167:ALA:HB1	41:BF:173:VAL:HG11	1.33	1.02
36:DA:2101:G:H2'	36:DA:2102:U:H5''	1.37	1.02
36:BA:2833:G:H3'	36:BA:2834:G:C5'	1.89	1.02
36:DA:2833:G:H3'	36:DA:2834:G:C5'	1.88	1.02
26:D0:10:THR:HG22	26:D0:12:ASN:H	1.18	1.02
36:DA:2092:U:H4'	36:DA:2093:G:H5''	1.36	1.02
36:BA:628:G:C2'	36:BA:629:G:H5''	1.90	1.02
40:BE:38:THR:HG22	40:BE:40:GLU:H	1.24	1.02

Continued on next page...

Continued from previous page...

Atom-1	Atom-2	Distance(Å)	Clash(Å)
22:CW:71:G:H2'	22:CW:72:C:H5'	1.38	1.02
10:CJ:61:GLU:HG3	14:CN:58:LYS:HE2	1.41	1.02
52:BT:2:ASN:HD22	52:BT:7:ILE:HD11	1.23	1.02
36:BA:272(H):C:H2'	36:BA:272(I):U:H5''	1.41	1.02
1:AA:227:G:C2'	1:AA:228:A:H5''	1.89	1.01
27:B1:3:LYS:N	27:B1:3:LYS:HZ3	1.57	1.01
24:AY:4:G:H2'	24:AY:5:G:H5''	1.37	1.01
42:DG:144:ILE:HD11	42:DG:149:VAL:HG11	1.42	1.01
25:AZ:355:LEU:HB3	25:AZ:370:PHE:HB3	1.42	1.01
43:BH:85:LYS:HE2	43:BH:133:VAL:H	0.88	1.01
36:DA:628:G:C2'	36:DA:629:G:H5''	1.89	1.01
42:DG:73:ALA:HB3	42:DG:87:PRO:HG3	1.42	1.01
32:D6:18:ARG:HG2	32:D6:18:ARG:HH11	1.25	1.01
52:DT:2:ASN:HD22	52:DT:7:ILE:HD11	1.21	1.01
12:CL:18:VAL:HG23	12:CL:19:ARG:H	1.22	1.01
57:DY:76:CYS:SG	57:DY:77:PRO:HD2	2.01	1.01
12:AL:20:LYS:H	12:AL:20:LYS:HD3	1.23	1.01
36:BA:612:C:H2'	36:BA:613:G:H5''	1.42	1.01
40:DE:38:THR:HG22	40:DE:40:GLU:H	1.25	1.01
36:DA:272(H):C:H2'	36:DA:272(I):U:H5''	1.42	1.01
10:AJ:61:GLU:HG3	14:AN:58:LYS:HE2	1.43	1.01
54:BV:15:GLU:HB3	54:BV:16:PRO:HD2	1.40	1.01
1:AA:1271:G:H2'	1:AA:1272:G:H5''	1.38	1.01
36:BA:1884:A:H2'	36:BA:1885:A:H5''	1.43	1.01
57:BY:9:LYS:HG2	57:BY:10:GLY:H	1.25	1.01
4:AD:189:PRO:HB2	4:AD:194:LEU:HD21	1.40	1.00
50:DR:99:LYS:H	50:DR:99:LYS:HD2	1.21	1.00
36:BA:1484:G:C2'	36:BA:1485:G:H5''	1.89	1.00
36:DA:654(E):G:H22	36:DA:654(Q):C:H1'	1.21	1.00
36:DA:31:C:C2'	36:DA:32:C:H5''	1.91	1.00
5:CE:76:ILE:HD11	5:CE:142:LEU:HD21	1.43	1.00
54:DV:15:GLU:HB3	54:DV:16:PRO:HD2	1.41	1.00
34:B8:32:LEU:HG	34:B8:36:LYS:HZ3	1.22	1.00
4:CD:189:PRO:HB2	4:CD:194:LEU:HD21	1.41	1.00
5:AE:76:ILE:HD11	5:AE:142:LEU:HD21	1.43	1.00
34:B8:23:VAL:HG12	34:B8:46:ARG:HH11	1.27	1.00
36:BA:2310:A:O2'	36:BA:2311:A:H5'	1.62	1.00
10:AJ:50:ILE:H	10:AJ:50:ILE:HD13	1.27	0.99
36:DA:2310:A:O2'	36:DA:2311:A:H5'	1.61	0.99
48:BP:146:VAL:HG22	48:BP:147:LEU:H	1.21	0.99
1:AA:1053:G:H4'	1:AA:1054:C:C5'	1.91	0.99
42:BG:67:LYS:H	42:BG:67:LYS:CD	1.75	0.99

Continued on next page...

Continued from previous page...

Atom-1	Atom-2	Distance(Å)	Clash(Å)
34:D8:61:LEU:HD22	34:D8:62:LEU:HG	1.45	0.99
11:CK:108:ILE:HG21	18:CR:88:LYS:HB2	1.44	0.99
27:D1:34:THR:HG21	27:D1:37:ILE:HD11	1.45	0.99
36:BA:1499:C:H6	36:BA:1499:C:H5'	1.27	0.99
21:CU:6:ARG:HD3	21:CU:15:ARG:CZ	1.92	0.99
4:AD:28:SER:HB3	4:AD:29:PRO:HD2	1.43	0.99
1:CA:1053:G:H4'	1:CA:1054:C:C5'	1.92	0.99
38:DC:72:VAL:HG23	38:DC:111:ASP:HB3	1.45	0.99
36:DA:612:C:H2'	36:DA:613:G:H5''	1.41	0.99
34:D8:23:VAL:HG12	34:D8:46:ARG:HH11	1.28	0.99
25:AZ:241:ARG:HH11	25:AZ:241:ARG:HB3	1.27	0.98
36:BA:1279:G:H4'	50:BR:31:HIS:CD2	1.98	0.98
11:AK:108:ILE:HG21	18:AR:88:LYS:HB2	1.44	0.98
48:DP:146:VAL:HG22	48:DP:147:LEU:H	1.23	0.98
58:BZ:69:THR:HG22	58:BZ:90:VAL:HA	1.43	0.98
42:BG:67:LYS:HD3	42:BG:67:LYS:N	1.77	0.98
12:CL:20:LYS:H	12:CL:20:LYS:HD3	1.25	0.98
28:B2:62:THR:HG21	36:BA:76:C:O2'	1.62	0.98
1:CA:1271:G:C2'	1:CA:1272:G:H5''	1.94	0.98
17:AQ:52:LYS:HD3	17:AQ:52:LYS:H	1.28	0.98
36:DA:1279:G:H4'	50:DR:31:HIS:CD2	1.98	0.98
22:CV:23:A:H8	22:CV:23:A:H5'	1.28	0.98
38:DC:123:VAL:CG2	38:DC:127:LEU:CD2	2.23	0.98
17:CQ:52:LYS:H	17:CQ:52:LYS:HD3	1.26	0.98
10:CJ:50:ILE:HD13	10:CJ:50:ILE:H	1.29	0.98
22:AV:46:G:H3'	22:AV:47:U:H5''	0.98	0.97
1:AA:1271:G:C2'	1:AA:1272:G:H5''	1.94	0.97
22:AV:23:A:H5'	22:AV:23:A:H8	1.29	0.97
57:BY:76:CYS:SG	57:BY:77:PRO:HD2	2.03	0.97
53:DU:85:LYS:HD3	53:DU:117:GLN:HE22	1.29	0.97
14:CN:59:ALA:O	14:CN:60:SER:HB2	1.61	0.97
34:B8:13:ARG:HD2	48:BP:61:ARG:HD2	1.46	0.97
2:AB:131:PRO:HG2	2:AB:134:GLU:HG2	1.44	0.97
5:AE:12:LEU:CD1	5:AE:31:LEU:HB2	1.93	0.97
3:CC:79:ARG:HB2	3:CC:79:ARG:HH11	1.30	0.97
36:DA:1899:G:H22	36:DA:1902:C:N4	1.61	0.97
22:CV:46:G:H3'	22:CV:47:U:H5''	0.98	0.97
38:BC:123:VAL:CG2	38:BC:127:LEU:CD2	2.24	0.97
34:B8:61:LEU:HD22	34:B8:62:LEU:HG	1.44	0.97
22:CV:46:G:C3'	22:CV:47:U:H5''	1.94	0.97
36:BA:259:G:H21	36:BA:621:A:H8	1.06	0.97
32:B6:18:ARG:HG2	32:B6:18:ARG:HH11	1.28	0.97

Continued on next page...

Continued from previous page...

Atom-1	Atom-2	Distance(Å)	Clash(Å)
36:DA:1884:A:H2'	36:DA:1885:A:H5''	1.43	0.97
7:AG:79:ARG:HE	7:AG:84:ASN:HB2	1.24	0.97
36:BA:31:C:C2'	36:BA:32:C:H5''	1.93	0.97
51:DS:98:VAL:HG12	51:DS:100:ALA:H	1.30	0.97
57:DY:9:LYS:HG2	57:DY:10:GLY:H	1.26	0.97
32:B6:15:GLU:CD	32:B6:18:ARG:CZ	2.32	0.97
14:AN:59:ALA:O	14:AN:60:SER:HB2	1.64	0.97
48:BP:126:VAL:HA	48:BP:145:PRO:HB2	1.47	0.97
48:DP:126:VAL:HA	48:DP:145:PRO:HB2	1.47	0.97
36:DA:655:A:H4'	36:DA:656:G:H5'	1.45	0.97
2:AB:165:VAL:HG23	2:AB:166:ASP:H	1.29	0.97
20:CT:57:ARG:HH11	20:CT:102:GLY:HA2	1.30	0.96
25:CZ:241:ARG:HH11	25:CZ:241:ARG:HB3	1.29	0.96
54:BV:99:ILE:H	54:BV:99:ILE:HD13	1.28	0.96
36:BA:1899:G:H22	36:BA:1902:C:N4	1.64	0.96
1:AA:1502:A:H2	1:AA:1505:G:H1	1.08	0.96
36:DA:1141:U:H2'	46:DN:63:THR:HG21	1.43	0.96
48:BP:41:ARG:HD3	48:BP:45:LEU:HD23	1.47	0.96
53:BU:85:LYS:HD3	53:BU:117:GLN:HE22	1.30	0.96
22:AV:46:G:C3'	22:AV:47:U:H5''	1.94	0.96
4:CD:28:SER:HB3	4:CD:29:PRO:HD2	1.45	0.96
28:B2:2:LYS:HD3	28:B2:59:ARG:NH1	1.79	0.96
36:DA:2833:G:H3'	36:DA:2834:G:H5''	1.47	0.96
51:BS:98:VAL:HG12	51:BS:100:ALA:H	1.30	0.96
2:CB:131:PRO:HG2	2:CB:134:GLU:HG2	1.46	0.96
36:BA:2801(A):A:H4'	36:BA:2802:G:H5'	1.47	0.96
52:DT:53:ARG:HB3	52:DT:53:ARG:NH1	1.80	0.96
36:BA:27:G:H22	36:BA:512:G:H2'	1.29	0.96
36:DA:1499:C:H6	36:DA:1499:C:H5'	1.28	0.96
42:BG:77:ILE:HD12	42:BG:82:LEU:O	1.66	0.96
34:B8:32:LEU:HG	34:B8:36:LYS:NZ	1.80	0.96
36:DA:2801(A):A:H4'	36:DA:2802:G:H5'	1.47	0.95
1:CA:975:A:H4'	1:CA:976:G:H5''	1.46	0.95
20:AT:62:LEU:H	20:AT:62:LEU:HD12	1.30	0.95
36:BA:1948:G:H8	36:BA:1948:G:H5'	1.31	0.95
36:BA:266:G:H2'	36:BA:267:C:H5''	1.48	0.95
38:BC:72:VAL:HG23	38:BC:111:ASP:HB3	1.47	0.95
36:BA:1141:U:H2'	46:BN:63:THR:HG21	1.45	0.95
52:BT:53:ARG:NH1	52:BT:53:ARG:HB3	1.80	0.95
36:BA:2189:U:H2'	36:BA:2190:G:H4'	1.47	0.95
2:CB:155:LEU:HD21	2:CB:159:PRO:HG3	1.46	0.95
37:BB:20:C:H2'	37:BB:21:G:H5''	1.48	0.95

Continued on next page...

Continued from previous page...

Atom-1	Atom-2	Distance(Å)	Clash(Å)
39:BD:44:ASN:HB3	39:BD:49:ILE:HA	1.46	0.95
54:DV:99:ILE:H	54:DV:99:ILE:HD13	1.27	0.95
55:DW:5:ALA:HB2	55:DW:54:ALA:HB2	1.46	0.95
36:BA:655:A:H4'	36:BA:656:G:H5'	1.45	0.95
37:DB:20:C:H2'	37:DB:21:G:H5''	1.48	0.95
13:AM:120:LYS:HE3	13:AM:120:LYS:HA	1.49	0.95
26:D0:49:LYS:H	26:D0:80:HIS:HD1	1.04	0.95
51:DS:30:ARG:HH22	51:DS:62:LYS:HD3	1.30	0.95
43:BH:50:VAL:HG12	43:BH:51:ARG:H	1.31	0.95
13:AM:10:PRO:CB	13:AM:18:ALA:HB1	1.97	0.95
46:DN:47:ALA:HB2	46:DN:112:LEU:HD11	1.49	0.95
34:D8:13:ARG:HD2	48:DP:61:ARG:HD2	1.46	0.95
2:CB:71:VAL:HB	2:CB:164:VAL:HG12	1.47	0.95
29:B3:9:VAL:HG11	29:B3:55:ARG:HD3	1.47	0.95
48:BP:23:PRO:HB2	48:BP:33:ARG:HG3	1.46	0.95
41:DF:132:VAL:HG22	41:DF:133:ASN:H	1.30	0.95
42:DG:67:LYS:N	42:DG:67:LYS:HD3	1.82	0.95
51:BS:83:LYS:HG2	51:BS:105:ALA:HB3	1.49	0.95
1:AA:1003:G:C2'	1:AA:1004:A:H4'	1.97	0.94
39:DD:44:ASN:HB3	39:DD:49:ILE:HA	1.49	0.94
3:AC:79:ARG:HB2	3:AC:79:ARG:HH11	1.31	0.94
36:DA:27:G:H22	36:DA:512:G:H2'	1.32	0.94
41:BF:6:VAL:HG12	41:BF:7:TYR:H	1.30	0.94
36:BA:2185:C:H2'	36:BA:2186:G:H5'	1.48	0.94
41:DF:6:VAL:HG12	41:DF:7:TYR:H	1.30	0.94
36:DA:1022:G:H22	36:DA:1142(A):A:H2	1.12	0.94
51:DS:83:LYS:HG2	51:DS:105:ALA:HB3	1.50	0.94
40:BE:34:VAL:HG11	40:BE:78:LEU:HD22	1.50	0.94
13:CM:120:LYS:HE3	13:CM:120:LYS:HA	1.47	0.94
1:AA:1452:C:H4'	1:AA:1456:G:N2	1.82	0.94
3:CC:132:ARG:HH11	3:CC:136:GLN:HE22	1.16	0.94
51:BS:78:LEU:HD11	51:BS:103:GLU:HG3	1.49	0.94
36:DA:676:A:H8	36:DA:2069:G:H21	1.16	0.94
1:CA:1003:G:C2'	1:CA:1004:A:H4'	1.97	0.94
52:BT:28:VAL:HG22	52:BT:47:GLY:N	1.83	0.94
2:CB:165:VAL:HG23	2:CB:166:ASP:H	1.31	0.94
36:DA:1494:A:H2'	36:DA:1495:A:H5''	1.49	0.94
43:DH:50:VAL:HG12	43:DH:51:ARG:H	1.31	0.94
4:AD:194:LEU:HB3	4:AD:196:LEU:HD13	1.50	0.94
36:DA:880:G:H1	36:DA:897:C:H42	1.14	0.94
48:DP:59:LEU:HA	48:DP:61:ARG:NE	1.82	0.94
48:DP:23:PRO:HB2	48:DP:33:ARG:HG3	1.46	0.93

Continued on next page...

Continued from previous page...

Atom-1	Atom-2	Distance(Å)	Clash(Å)
20:CT:62:LEU:H	20:CT:62:LEU:HD12	1.33	0.93
36:DA:1948:G:H5'	36:DA:1948:G:H8	1.31	0.93
1:CA:980:C:H5'	1:CA:980:C:H6	1.31	0.93
4:CD:128:VAL:HG12	4:CD:129:ASN:H	1.34	0.93
42:DG:67:LYS:H	42:DG:67:LYS:HD3	1.33	0.93
36:BA:2317:C:H2'	36:BA:2318:G:H5'	1.49	0.93
36:BA:676:A:H8	36:BA:2069:G:H21	1.14	0.93
36:BA:673:C:H6	36:BA:673:C:H5'	1.34	0.93
48:DP:41:ARG:HD3	48:DP:45:LEU:HD23	1.50	0.93
1:AA:980:C:H5'	1:AA:980:C:H6	1.33	0.93
1:AA:1314:C:H5	1:AA:1323:G:H1	1.15	0.93
58:BZ:108:PRO:HB3	58:BZ:141:VAL:HG12	1.49	0.93
26:B0:49:LYS:H	26:B0:80:HIS:HD1	1.04	0.93
4:AD:128:VAL:HG12	4:AD:129:ASN:H	1.33	0.93
28:B2:25:VAL:HB	28:B2:64:LEU:HD12	1.48	0.93
36:DA:259:G:H21	36:DA:621:A:H8	1.08	0.93
4:CD:18:LYS:HB2	4:CD:33:MET:HG2	1.46	0.93
36:BA:1494:A:H2'	36:BA:1495:A:H5''	1.49	0.93
55:BW:5:ALA:HB2	55:BW:54:ALA:HB2	1.50	0.93
32:D6:15:GLU:CD	32:D6:18:ARG:CZ	2.38	0.93
36:BA:1689:A:H62	36:BA:1698:A:H2	1.17	0.93
29:D3:9:VAL:HG11	29:D3:55:ARG:HD3	1.49	0.93
56:DX:52:VAL:HG12	56:DX:53:LYS:H	1.33	0.93
2:AB:71:VAL:HB	2:AB:164:VAL:HG12	1.50	0.93
36:DA:2756:U:H1'	36:DA:2757:A:H5''	1.47	0.93
36:DA:2178:C:H2'	36:DA:2179:C:H5'	1.50	0.93
36:DA:2189:U:H2'	36:DA:2190:G:H4'	1.47	0.93
36:BA:2756:U:H1'	36:BA:2757:A:H5''	1.48	0.93
27:B1:80:LEU:HB3	27:B1:82:LEU:HD13	1.50	0.93
48:BP:47:ASP:HB3	48:BP:48:PRO:HA	1.50	0.93
13:CM:10:PRO:CB	13:CM:18:ALA:HB1	1.98	0.93
52:DT:28:VAL:HG22	52:DT:47:GLY:N	1.84	0.93
49:BQ:135:ASP:H	49:BQ:137:TYR:HD1	1.14	0.93
34:D8:61:LEU:HD12	34:D8:61:LEU:H	1.32	0.93
36:DA:2317:C:H2'	36:DA:2318:G:H5'	1.51	0.93
34:B8:61:LEU:HD12	34:B8:61:LEU:H	1.32	0.92
36:BA:1019:U:H3	36:BA:1142(A):A:H62	1.17	0.92
41:BF:29:ASN:HD22	41:BF:32:LEU:HB2	1.31	0.92
32:D6:6:ARG:HH11	32:D6:6:ARG:HB3	1.33	0.92
1:AA:1277:C:HO2'	1:AA:1279:A:H8	0.97	0.92
36:DA:1779:U:H5	36:DA:1784:A:N7	1.67	0.92
36:BA:2833:G:H3'	36:BA:2834:G:H5''	1.49	0.92

Continued on next page...

Continued from previous page...

Atom-1	Atom-2	Distance(Å)	Clash(Å)
1:AA:858:G:C6	1:AA:869:G:N7	2.37	0.92
36:DA:2893:G:H5'	36:DA:2894:G:H5'	1.51	0.92
58:BZ:123:ASP:O	58:BZ:124:ILE:HG12	1.68	0.92
52:BT:13:ARG:HA	52:BT:13:ARG:NH1	1.83	0.92
48:BP:81:GLN:OE1	48:BP:106:LEU:HA	1.69	0.92
4:AD:18:LYS:HB2	4:AD:33:MET:HG2	1.48	0.92
1:AA:975:A:H4'	1:AA:976:G:H5''	1.48	0.92
36:DA:1747(A):G:C2'	36:DA:1748:G:H5''	1.99	0.92
4:CD:194:LEU:HB3	4:CD:196:LEU:HD13	1.52	0.92
46:DN:67:LEU:O	46:DN:88:GLU:HG3	1.70	0.92
36:DA:1540:U:H3'	36:DA:1541:G:H3'	1.51	0.92
41:DF:29:ASN:HD22	41:DF:32:LEU:HB2	1.32	0.92
34:D8:32:LEU:HG	34:D8:36:LYS:NZ	1.84	0.92
48:BP:23:PRO:HD2	48:BP:33:ARG:HE	1.35	0.92
36:BA:1865:G:H5'	36:BA:1866:C:OP2	1.69	0.92
2:AB:155:LEU:HD21	2:AB:159:PRO:HG3	1.49	0.92
41:BF:132:VAL:HG22	41:BF:133:ASN:H	1.31	0.92
1:AA:1416:G:H2'	1:AA:1417:G:H5''	1.52	0.92
36:DA:2185:C:H2'	36:DA:2186:G:H5'	1.48	0.92
36:DA:1747(A):G:H2'	36:DA:1748:G:H5''	1.51	0.92
30:D4:14:ILE:HG13	30:D4:31:ILE:HB	1.51	0.92
36:DA:27:G:N2	36:DA:512:G:H2'	1.85	0.92
36:DA:266:G:H2'	36:DA:267:C:H5''	1.50	0.92
52:DT:55:ASN:N	52:DT:59:THR:HG22	1.83	0.92
46:BN:47:ALA:HB2	46:BN:112:LEU:HD11	1.49	0.92
48:DP:47:ASP:HB3	48:DP:48:PRO:HA	1.51	0.92
20:AT:57:ARG:HH11	20:AT:102:GLY:HA2	1.32	0.92
51:DS:15:ARG:HH11	51:DS:15:ARG:HB2	1.35	0.92
36:BA:2178:C:H2'	36:BA:2179:C:H5'	1.50	0.92
52:BT:50:ILE:HD11	52:BT:102:ILE:HD11	1.52	0.92
36:BA:27:G:N2	36:BA:512:G:H2'	1.84	0.92
36:BA:2036:C:H5'	36:BA:2036:C:H6	1.34	0.92
28:B2:54:LYS:O	28:B2:58:ALA:HB2	1.70	0.91
42:BG:72:ARG:NE	42:BG:86:MET:HA	1.84	0.91
46:DN:13:TRP:O	46:DN:135:PRO:HD2	1.68	0.91
52:BT:33:LYS:HE3	52:BT:43:GLN:NE2	1.85	0.91
5:CE:50:GLU:HB2	5:CE:53:LEU:HD13	1.51	0.91
27:B1:75:GLU:O	27:B1:78:LYS:HG2	1.69	0.91
36:DA:1865:G:H5'	36:DA:1866:C:OP2	1.68	0.91
13:AM:11:ARG:HG2	13:AM:12:ASN:H	1.35	0.91
36:BA:650:C:H3'	36:BA:651:G:H5''	1.53	0.91
46:BN:13:TRP:O	46:BN:135:PRO:HD2	1.70	0.91

Continued on next page...

Continued from previous page...

Atom-1	Atom-2	Distance(Å)	Clash(Å)
4:CD:120:LEU:HB3	4:CD:126:ILE:HD11	1.52	0.91
51:BS:30:ARG:HH22	51:BS:62:LYS:HD3	1.31	0.91
56:BX:52:VAL:HG12	56:BX:53:LYS:H	1.35	0.91
52:BT:55:ASN:N	52:BT:59:THR:HG22	1.85	0.91
42:DG:139:LEU:HA	42:DG:144:ILE:HD13	1.51	0.91
42:DG:52:ILE:HD13	42:DG:52:ILE:H	1.33	0.91
36:DA:2415:G:O3'	48:DP:66:GLY:HA3	1.71	0.91
1:CA:1502:A:H2	1:CA:1505:G:H1	1.08	0.91
4:AD:120:LEU:HB3	4:AD:126:ILE:HD11	1.51	0.91
36:BA:2893:G:H5'	36:BA:2894:G:H5'	1.53	0.91
41:BF:28:ILE:HD13	41:BF:28:ILE:H	1.35	0.91
24:CY:45:U:H3'	24:CY:46:7MG:H5''	1.52	0.91
1:AA:1367:C:H5'	10:AJ:60:ARG:HH11	1.35	0.91
10:AJ:33:GLN:HB2	10:AJ:75:ILE:HD11	1.53	0.91
51:BS:15:ARG:HH11	51:BS:15:ARG:HB2	1.33	0.91
9:CI:53:VAL:HG13	9:CI:95:LYS:HD3	1.53	0.91
36:BA:2287:A:H62	36:BA:2344:U:H3	1.17	0.91
48:BP:16:ARG:HB2	48:BP:16:ARG:NH1	1.86	0.91
39:DD:147:LEU:HD11	39:DD:183:ARG:HH12	1.34	0.91
36:BA:1540:U:H3'	36:BA:1541:G:H3'	1.52	0.91
42:BG:44:GLY:H	42:BG:88:ILE:CG2	1.82	0.91
36:BA:1747(A):G:C2'	36:BA:1748:G:H5''	2.00	0.91
36:BA:2187:G:C2'	36:BA:2188:C:H5'	2.00	0.91
9:CI:53:VAL:HG22	9:CI:95:LYS:HZ1	1.31	0.91
36:BA:612:C:H2'	36:BA:613:G:C5'	2.01	0.91
36:DA:1517:G:H8	36:DA:1517:G:H5'	1.36	0.91
24:CY:72:U:H2'	24:CY:73:G:H5''	1.53	0.91
36:BA:1022:G:H22	36:BA:1142(A):A:H2	1.16	0.90
46:BN:67:LEU:O	46:BN:88:GLU:HG3	1.68	0.90
36:DA:2138:C:H2'	36:DA:2139:C:H6	1.36	0.90
51:DS:78:LEU:HD11	51:DS:103:GLU:HG3	1.49	0.90
25:CZ:93:ILE:HG12	25:CZ:122:LEU:HD11	1.53	0.90
26:B0:27:GLU:HB2	26:B0:68:GLU:HA	1.53	0.90
36:BA:2183:C:H2'	36:BA:2184:G:C8	2.07	0.90
52:BT:85:LYS:HB3	52:BT:85:LYS:NZ	1.87	0.90
24:AY:45:U:H3'	24:AY:46:7MG:H5''	1.51	0.90
48:BP:59:LEU:HA	48:BP:61:ARG:NE	1.86	0.90
36:DA:612:C:H2'	36:DA:613:G:C5'	2.01	0.90
36:BA:1779:U:H5	36:BA:1784:A:N7	1.70	0.90
36:DA:31:C:H2'	36:DA:32:C:C5'	2.01	0.90
9:AI:53:VAL:HG13	9:AI:95:LYS:HD3	1.53	0.90
14:AN:13:THR:N	14:AN:14:PRO:HD2	1.84	0.90

Continued on next page...

Continued from previous page...

Atom-1	Atom-2	Distance(Å)	Clash(Å)
51:BS:106:ARG:HH12	51:BS:108:GLY:CA	1.84	0.90
52:DT:13:ARG:NH1	52:DT:13:ARG:HA	1.86	0.90
39:BD:43:ARG:NH1	39:BD:44:ASN:HD21	1.68	0.90
9:AI:28:VAL:HG12	9:AI:29:ASN:H	1.36	0.90
58:BZ:29:TYR:HB3	58:BZ:34:ASN:HB2	1.53	0.90
36:BA:2312:U:O3'	42:BG:71:THR:HG21	1.71	0.90
9:CI:17:VAL:HG11	9:CI:81:ILE:HD13	1.52	0.90
36:DA:1689:A:H62	36:DA:1698:A:H2	1.19	0.90
58:DZ:73:GLN:HE21	58:DZ:75:ASN:HD21	1.16	0.90
43:DH:19:VAL:HG12	43:DH:20:ALA:H	1.33	0.90
1:CA:1314:C:H5	1:CA:1323:G:H1	1.15	0.90
36:BA:2139:C:H2'	36:BA:2140:C:H6	1.36	0.90
39:DD:70:TRP:CH2	39:DD:150:LYS:HA	2.07	0.90
38:DC:175:VAL:HG12	38:DC:188:ASN:HB3	1.54	0.90
3:CC:46:GLU:O	3:CC:47:LEU:HB2	1.72	0.90
52:DT:85:LYS:NZ	52:DT:85:LYS:HB3	1.86	0.90
57:DY:10:GLY:HA2	57:DY:27:VAL:HG13	1.54	0.90
51:BS:89:ARG:O	51:BS:92:TYR:HB3	1.72	0.90
12:AL:7:ILE:HD12	12:AL:8:ASN:H	1.37	0.90
25:AZ:263:ARG:HH21	25:AZ:297:GLU:HG2	1.37	0.90
39:DD:26:LYS:O	39:DD:27:THR:HG22	1.72	0.90
36:DA:2287:A:H62	36:DA:2344:U:H3	1.18	0.90
48:BP:47:ASP:HB3	48:BP:48:PRO:CA	2.02	0.90
1:AA:1238:A:H8	1:AA:1241:G:HO2'	0.91	0.90
36:DA:2036:C:H6	36:DA:2036:C:H5'	1.33	0.90
40:DE:34:VAL:HG11	40:DE:78:LEU:HD22	1.51	0.90
48:DP:81:GLN:OE1	48:DP:106:LEU:HA	1.69	0.90
39:DD:43:ARG:NH1	39:DD:44:ASN:HD21	1.70	0.90
52:BT:129:ARG:CZ	52:BT:131:ALA:HB3	2.01	0.90
47:DO:65:THR:HG23	47:DO:67:LYS:H	1.35	0.90
30:B4:14:ILE:HG13	30:B4:31:ILE:HB	1.52	0.90
36:BA:2138:C:H2'	36:BA:2139:C:H6	1.37	0.89
36:DA:2177:C:H4'	38:DC:46:LYS:HD3	1.52	0.89
43:BH:19:VAL:HG12	43:BH:20:ALA:H	1.33	0.89
6:AF:30:LEU:O	6:AF:35:ALA:HB3	1.72	0.89
12:AL:110:VAL:H	12:AL:122:THR:HG22	1.36	0.89
36:DA:2183:C:H2'	36:DA:2184:G:C8	2.08	0.89
36:BA:1517:G:H8	36:BA:1517:G:H5'	1.36	0.89
52:DT:33:LYS:HE3	52:DT:43:GLN:NE2	1.85	0.89
42:BG:46:ALA:H	42:BG:47:LYS:HD2	1.37	0.89
48:DP:47:ASP:HB3	48:DP:48:PRO:CA	2.00	0.89
36:BA:2177:C:H4'	38:BC:46:LYS:HD3	1.54	0.89

Continued on next page...

Continued from previous page...

Atom-1	Atom-2	Distance(Å)	Clash(Å)
36:DA:2134:A:N6	36:DA:2157:G:H1'	1.87	0.89
3:AC:46:GLU:O	3:AC:47:LEU:HB2	1.71	0.89
51:BS:49:VAL:HG12	51:BS:50:SER:H	1.38	0.89
12:AL:6:THR:OG1	12:AL:9:GLN:HG3	1.73	0.89
36:BA:1602:U:H3'	36:BA:1603:A:C5'	2.02	0.89
26:D0:27:GLU:HB2	26:D0:68:GLU:HA	1.54	0.89
36:BA:1019:U:HO2'	36:BA:1021:A:H2	0.89	0.89
36:BA:2317:C:C2'	36:BA:2318:G:H5'	2.02	0.89
51:DS:106:ARG:HH12	51:DS:108:GLY:CA	1.85	0.89
36:BA:880:G:H1	36:BA:897:C:H42	1.16	0.89
42:BG:85:GLY:C	42:BG:87:PRO:HD3	1.91	0.89
57:BY:10:GLY:HA2	57:BY:27:VAL:HG13	1.54	0.89
36:DA:1019:U:H3	36:DA:1142(A):A:H62	1.18	0.89
1:CA:1277:C:HO2'	1:CA:1279:A:H8	0.96	0.89
36:DA:860:U:H5	36:DA:917:A:N7	1.70	0.89
2:AB:87:ARG:HH22	2:AB:232:PRO:C	1.76	0.89
52:BT:27:THR:O	52:BT:28:VAL:HB	1.72	0.89
38:BC:27:ARG:CD	38:BC:182:PRO:HG2	2.03	0.89
51:DS:106:ARG:HH12	51:DS:108:GLY:HA3	1.35	0.89
50:DR:45:ARG:HG3	50:DR:46:GLY:H	1.38	0.89
5:AE:50:GLU:HB2	5:AE:53:LEU:HD13	1.54	0.89
39:BD:70:TRP:CH2	39:BD:150:LYS:HA	2.08	0.89
12:CL:110:VAL:H	12:CL:122:THR:HG22	1.38	0.89
36:BA:2657:A:H2'	36:BA:2658:C:H5'	1.55	0.89
32:B6:16:CYS:SG	32:B6:48:VAL:HG22	2.13	0.89
36:DA:2068:U:H3	36:DA:2430:A:H2	1.17	0.89
9:CI:28:VAL:HG12	9:CI:29:ASN:H	1.38	0.89
52:DT:3:ARG:HD2	52:DT:6:LEU:HD12	1.55	0.89
39:DD:132:PRO:HG3	39:DD:190:TYR:CE1	2.08	0.89
1:CA:1412:C:H2'	1:CA:1413:A:C8	2.06	0.89
36:BA:925:C:C2'	36:BA:926:A:H5''	2.03	0.88
57:BY:73:ARG:HH22	57:BY:82:PRO:HA	1.38	0.88
41:DF:28:ILE:HD13	41:DF:28:ILE:H	1.35	0.88
1:CA:1320:C:H6	1:CA:1320:C:H5'	1.38	0.88
51:DS:89:ARG:O	51:DS:92:TYR:HB3	1.72	0.88
48:DP:23:PRO:HD2	48:DP:33:ARG:HE	1.38	0.88
24:AY:72:U:H2'	24:AY:73:G:H5''	1.53	0.88
10:CJ:5:ARG:HB3	10:CJ:99:LYS:HB2	1.53	0.88
28:B2:53:LEU:HA	28:B2:56:GLN:CG	2.04	0.88
1:CA:1367:C:H5'	10:CJ:60:ARG:HH11	1.36	0.88
36:BA:1747(A):G:H2'	36:BA:1748:G:H5''	1.54	0.88
1:AA:452:A:HO2'	1:AA:453:A:H8	0.92	0.88

Continued on next page...

Continued from previous page...

Atom-1	Atom-2	Distance(Å)	Clash(Å)
27:B1:50:ARG:HG3	27:B1:59:THR:HG22	1.53	0.88
1:CA:1238:A:H8	1:CA:1241:G:HO2'	0.93	0.88
36:DA:925:C:C2'	36:DA:926:A:H5''	2.02	0.88
42:DG:139:LEU:HA	42:DG:144:ILE:HG21	1.53	0.88
1:CA:858:G:C6	1:CA:869:G:N7	2.41	0.88
36:DA:650:C:H3'	36:DA:651:G:H5''	1.53	0.88
49:DQ:135:ASP:H	49:DQ:137:TYR:HD1	1.12	0.88
16:CP:20:VAL:HG21	16:CP:32:TYR:HB2	1.55	0.88
32:D6:15:GLU:HB2	32:D6:20:ASN:HB3	1.55	0.88
36:BA:860:U:H5	36:BA:917:A:N7	1.72	0.88
42:BG:165:THR:OG1	42:BG:168:GLU:HG3	1.74	0.88
38:BC:78:ALA:HA	38:BC:116:THR:H	1.39	0.88
32:B6:15:GLU:HG2	32:B6:18:ARG:NH1	1.88	0.88
36:DA:673:C:H5'	36:DA:673:C:H6	1.33	0.88
36:DA:1602:U:H3'	36:DA:1603:A:C5'	2.03	0.88
6:CF:30:LEU:O	6:CF:35:ALA:HB3	1.73	0.88
9:AI:4:TYR:CD2	9:AI:88:TYR:HB2	2.08	0.88
10:AJ:96:ILE:HD13	10:AJ:96:ILE:H	1.38	0.88
36:BA:1516:C:C2'	36:BA:1517:G:H5''	2.04	0.88
36:BA:2415:G:O3'	48:BP:66:GLY:HA3	1.73	0.88
2:CB:204:ASN:ND2	2:CB:206:ASP:H	1.71	0.88
4:AD:114:ARG:HG3	4:AD:114:ARG:HH11	1.38	0.88
10:CJ:33:GLN:HB2	10:CJ:75:ILE:HD11	1.54	0.88
12:AL:36:VAL:HG22	12:AL:82:VAL:HG22	1.54	0.88
36:DA:1049:C:H2'	36:DA:1050:A:H8	1.39	0.88
33:D7:34:ARG:HG3	33:D7:34:ARG:HH11	1.39	0.88
36:BA:2189:U:C2'	36:BA:2190:G:H4'	2.04	0.88
36:DA:2317:C:C2'	36:DA:2318:G:H5'	2.03	0.88
51:BS:106:ARG:HH12	51:BS:108:GLY:HA3	1.37	0.88
39:BD:132:PRO:HG3	39:BD:190:TYR:CE1	2.09	0.88
56:DX:11:PRO:HA	56:DX:28:PHE:HB3	1.56	0.88
2:CB:44:LEU:H	2:CB:44:LEU:HD12	1.39	0.88
25:AZ:93:ILE:HG12	25:AZ:122:LEU:HD11	1.53	0.88
38:BC:175:VAL:HG12	38:BC:188:ASN:HB3	1.55	0.88
36:BA:31:C:H2'	36:BA:32:C:C5'	2.03	0.87
36:BA:654(E):G:N2	36:BA:654(Q):C:H1'	1.89	0.87
57:DY:73:ARG:HH22	57:DY:82:PRO:HA	1.38	0.87
52:DT:129:ARG:CZ	52:DT:131:ALA:HB3	2.03	0.87
36:BA:2134:A:N6	36:BA:2157:G:H1'	1.89	0.87
36:BA:2068:U:H3	36:BA:2430:A:H2	1.18	0.87
25:AZ:193:ASN:HB2	25:AZ:196:VAL:HG12	1.56	0.87
36:BA:1899:G:N2	36:BA:1902:C:N4	2.21	0.87

Continued on next page...

Continued from previous page...

Atom-1	Atom-2	Distance(Å)	Clash(Å)
42:DG:47:LYS:HE3	42:DG:81:LYS:HB2	1.55	0.87
36:DA:2139:C:H2'	36:DA:2140:C:H6	1.36	0.87
1:CA:265:G:H2'	1:CA:266:G:H5''	1.56	0.87
42:DG:114:ILE:HG23	42:DG:116:ASP:O	1.74	0.87
36:DA:1403:C:H5''	36:DA:1471:A:H1'	1.56	0.87
1:CA:228:A:H5'	1:CA:228:A:H8	1.38	0.87
36:BA:2572:A:C8	40:BE:144:ARG:HG2	2.10	0.87
14:CN:13:THR:N	14:CN:14:PRO:HD2	1.86	0.87
3:CC:8:ILE:HG23	3:CC:16:ARG:HG2	1.56	0.87
42:BG:44:GLY:H	42:BG:88:ILE:HG21	1.38	0.87
48:DP:16:ARG:NH1	48:DP:16:ARG:HB2	1.88	0.87
25:CZ:263:ARG:HH21	25:CZ:297:GLU:HG2	1.38	0.87
39:BD:10:THR:HG23	39:BD:13:ARG:HB2	1.56	0.87
52:BT:56:GLY:O	52:BT:59:THR:HG23	1.75	0.87
49:DQ:133:ARG:HH11	49:DQ:133:ARG:HB2	1.38	0.87
12:CL:7:ILE:HD12	12:CL:8:ASN:H	1.35	0.87
5:AE:10:MET:SD	5:AE:13:ILE:HD11	2.15	0.87
36:BA:1678:G:N2	36:BA:1989:G:H22	1.73	0.87
36:BA:1050:A:H2'	36:BA:1051:G:H5'	1.56	0.87
41:BF:3:GLU:HA	41:BF:24:LEU:HG	1.55	0.87
36:DA:2187:G:C2'	36:DA:2188:C:H5'	2.05	0.87
36:DA:2657:A:H2'	36:DA:2658:C:H5'	1.56	0.87
36:DA:657:U:H2'	36:DA:658:C:C6	2.10	0.87
47:BO:65:THR:HG23	47:BO:67:LYS:H	1.36	0.87
36:DA:2864:G:OP1	52:DT:119:LYS:HD2	1.74	0.87
25:AZ:198:LYS:HA	25:AZ:198:LYS:HE3	1.56	0.87
9:CI:4:TYR:CD2	9:CI:88:TYR:HB2	2.09	0.87
35:D9:7:VAL:HG13	35:D9:34:GLN:HG2	1.57	0.87
38:DC:78:ALA:HA	38:DC:116:THR:H	1.40	0.87
38:BC:123:VAL:HG23	38:BC:127:LEU:HD23	0.87	0.87
28:B2:2:LYS:CD	28:B2:59:ARG:HH12	1.86	0.87
41:DF:3:GLU:HA	41:DF:24:LEU:HG	1.54	0.87
39:DD:35:LYS:HG3	39:DD:63:ARG:HG2	1.57	0.87
57:BY:28:LYS:HG2	57:BY:39:VAL:HG22	1.54	0.87
36:DA:1516:C:C2'	36:DA:1517:G:H5''	2.05	0.87
33:B7:34:ARG:HG3	33:B7:34:ARG:HH11	1.39	0.87
50:BR:3:HIS:O	50:BR:5:LYS:N	2.07	0.87
31:B5:24:ALA:O	31:B5:25:LEU:HB2	1.74	0.87
13:CM:11:ARG:HG2	13:CM:12:ASN:H	1.36	0.87
39:BD:147:LEU:HD11	39:BD:183:ARG:HH12	1.38	0.87
50:DR:3:HIS:O	50:DR:5:LYS:N	2.07	0.87
56:BX:11:PRO:HA	56:BX:28:PHE:HB3	1.56	0.87

Continued on next page...

Continued from previous page...

Atom-1	Atom-2	Distance(Å)	Clash(Å)
43:BH:105:LEU:HD23	43:BH:105:LEU:H	1.40	0.87
3:AC:132:ARG:HH11	3:AC:136:GLN:HE22	1.22	0.87
1:AA:265:G:H2'	1:AA:266:G:H5''	1.56	0.87
39:DD:30:GLU:HB2	39:DD:35:LYS:CD	2.05	0.87
42:BG:76:SER:HA	42:BG:83:ARG:HB3	1.57	0.87
51:DS:49:VAL:HG12	51:DS:50:SER:H	1.38	0.87
2:AB:204:ASN:ND2	2:AB:206:ASP:H	1.73	0.87
10:CJ:96:ILE:H	10:CJ:96:ILE:HD13	1.39	0.87
4:CD:114:ARG:HG3	4:CD:114:ARG:HH11	1.37	0.87
32:B6:6:ARG:HH11	32:B6:6:ARG:HB3	1.37	0.87
36:BA:1494:A:C2'	36:BA:1495:A:H5''	2.05	0.86
2:AB:44:LEU:HD12	2:AB:44:LEU:H	1.39	0.86
4:AD:59:ARG:HA	4:AD:59:ARG:HE	1.40	0.86
40:BE:116:VAL:HG21	40:BE:122:PHE:CD2	2.10	0.86
36:DA:1899:G:N2	36:DA:1902:C:N4	2.19	0.86
52:DT:27:THR:O	52:DT:28:VAL:HB	1.72	0.86
36:DA:2189:U:C2'	36:DA:2190:G:H4'	2.05	0.86
36:DA:654(E):G:N2	36:DA:654(Q):C:H1'	1.89	0.86
36:DA:2464:C:HO2'	36:DA:2465:C:H6	1.22	0.86
25:AZ:246:LYS:HB3	25:AZ:281:ILE:HG22	1.56	0.86
12:CL:6:THR:OG1	12:CL:9:GLN:HG3	1.75	0.86
57:DY:28:LYS:HG2	57:DY:39:VAL:HG22	1.55	0.86
48:BP:30:THR:HG22	48:BP:31:ALA:N	1.89	0.86
36:BA:1516:C:H2'	36:BA:1517:G:H5''	1.57	0.86
12:CL:36:VAL:HG22	12:CL:82:VAL:HG22	1.56	0.86
38:DC:123:VAL:HG23	38:DC:127:LEU:HD23	0.88	0.86
39:BD:30:GLU:HB2	39:BD:35:LYS:CD	2.03	0.86
58:BZ:151:HIS:CB	58:BZ:170:THR:HA	2.05	0.86
57:DY:96:ILE:HG12	57:DY:99:CYS:HB2	1.55	0.86
1:AA:979:C:C3'	1:AA:980:C:H5''	2.05	0.86
39:DD:76:PRO:HG2	39:DD:98:VAL:HG21	1.57	0.86
57:DY:53:PRO:HB3	57:DY:56:PRO:HG3	1.57	0.86
58:BZ:130:PRO:HA	58:BZ:133:ILE:HD11	1.56	0.86
16:AP:20:VAL:HG21	16:AP:32:TYR:HB2	1.55	0.86
31:D5:24:ALA:O	31:D5:25:LEU:HB2	1.75	0.86
56:BX:27:THR:HG23	56:BX:80:ILE:HB	1.57	0.86
42:BG:47:LYS:HG2	42:BG:81:LYS:HD2	1.55	0.86
51:BS:54:LEU:HD13	51:BS:58:LEU:H	1.39	0.86
54:DV:18:LEU:HD23	54:DV:19:LYS:H	1.38	0.86
36:DA:1494:A:C2'	36:DA:1495:A:H5''	2.05	0.86
58:BZ:15:PRO:HA	58:BZ:18:LEU:HD23	1.57	0.86
54:BV:24:LYS:HA	54:BV:92:THR:HG23	1.56	0.86

Continued on next page...

Continued from previous page...

Atom-1	Atom-2	Distance(Å)	Clash(Å)
1:CA:1086:U:H2'	1:CA:1087:G:H5'	1.58	0.86
32:D6:16:CYS:SG	32:D6:48:VAL:HG22	2.16	0.86
50:BR:45:ARG:HG3	50:BR:46:GLY:H	1.38	0.86
36:DA:271(C):C:H2'	36:DA:271(D):G:H8	1.40	0.86
36:BA:330:A:H2	36:BA:1210:A:H2'	1.39	0.86
52:BT:3:ARG:HD2	52:BT:6:LEU:HD12	1.57	0.86
1:AA:228:A:H8	1:AA:228:A:H5'	1.39	0.86
9:AI:17:VAL:HG11	9:AI:81:ILE:HD13	1.57	0.86
41:DF:110:LEU:HD12	41:DF:206:ILE:HD11	1.57	0.86
4:AD:138:TYR:HD1	4:AD:139:ARG:N	1.73	0.86
52:DT:80:SER:HB3	52:DT:81:PRO:HD3	1.56	0.86
49:BQ:133:ARG:HB2	49:BQ:133:ARG:HH11	1.38	0.86
42:DG:47:LYS:HD3	42:DG:81:LYS:HG3	1.57	0.86
54:BV:18:LEU:HD23	54:BV:19:LYS:H	1.40	0.86
54:DV:24:LYS:HA	54:DV:92:THR:HG23	1.57	0.86
36:DA:1887:C:C2'	36:DA:1888:G:H5''	2.05	0.86
31:D5:33:CYS:HB3	31:D5:36:CYS:O	1.76	0.86
10:AJ:5:ARG:HB3	10:AJ:99:LYS:HB2	1.56	0.86
36:DA:1050:A:H2'	36:DA:1051:G:H5'	1.56	0.86
31:D5:41:PRO:HG2	31:D5:44:THR:OG1	1.75	0.86
1:CA:452:A:HO2'	1:CA:453:A:H8	0.91	0.86
47:DO:111:PHE:HB3	47:DO:114:ILE:HD13	1.58	0.86
39:DD:10:THR:HG23	39:DD:13:ARG:HB2	1.57	0.86
46:BN:51:PHE:CZ	46:BN:119:ARG:HD2	2.11	0.86
56:DX:27:THR:HG23	56:DX:80:ILE:HB	1.58	0.85
36:DA:1190:G:H5'	48:DP:35:HIS:H	1.41	0.85
1:CA:1536:C:H2'	1:CA:1537:U:O4'	1.75	0.85
25:CZ:277:LEU:HD13	25:CZ:278:GLN:N	1.91	0.85
35:B9:7:VAL:HG13	35:B9:34:GLN:HG2	1.58	0.85
53:DU:92:ARG:NH1	53:DU:94:ASN:HD22	1.72	0.85
53:DU:92:ARG:O	53:DU:94:ASN:N	2.09	0.85
58:BZ:126:VAL:HA	58:BZ:163:LEU:HA	1.57	0.85
43:DH:105:LEU:H	43:DH:105:LEU:HD23	1.40	0.85
36:DA:244:A:H4'	48:DP:74:GLU:HG3	1.58	0.85
7:CG:79:ARG:CZ	22:CW:33:U:H4'	2.06	0.85
38:BC:77:ILE:HD13	38:BC:95:GLY:HA3	1.58	0.85
40:DE:61:ARG:HB3	40:DE:62:PRO:HD3	1.58	0.85
38:DC:77:ILE:HD13	38:DC:95:GLY:HA3	1.58	0.85
25:CZ:246:LYS:HB3	25:CZ:281:ILE:HG22	1.55	0.85
51:DS:54:LEU:HD13	51:DS:58:LEU:H	1.40	0.85
36:DA:2159:G:H2'	36:DA:2160:G:H5''	1.58	0.85
27:D1:67:ILE:O	27:D1:70:VAL:HG12	1.76	0.85

Continued on next page...

Continued from previous page...

Atom-1	Atom-2	Distance(Å)	Clash(Å)
36:BA:2864:G:OP1	52:BT:119:LYS:HD2	1.75	0.85
4:CD:59:ARG:HA	4:CD:59:ARG:HE	1.39	0.85
40:DE:50:GLY:HA2	40:DE:78:LEU:HB3	1.58	0.85
56:DX:12:VAL:HG23	56:DX:13:LEU:N	1.91	0.85
36:BA:1543:C:H3'	36:BA:1544:A:C5'	2.05	0.85
57:BY:53:PRO:HB3	57:BY:56:PRO:HG3	1.58	0.85
2:CB:87:ARG:HH22	2:CB:232:PRO:C	1.78	0.85
36:BA:271(C):C:H2'	36:BA:271(D):G:H8	1.41	0.85
58:DZ:40:ASP:HB3	58:DZ:43:GLU:HG3	1.58	0.85
25:CZ:19:HIS:CD2	25:CZ:113:MET:HB3	2.12	0.85
36:DA:1543:C:H3'	36:DA:1544:A:C5'	2.05	0.85
13:AM:65:LYS:HD3	13:AM:65:LYS:H	1.42	0.85
57:DY:13:VAL:HG21	57:DY:72:VAL:HB	1.56	0.85
41:BF:25:PRO:CB	41:BF:119:ARG:HB2	2.06	0.85
42:BG:72:ARG:NH2	42:BG:86:MET:HG3	1.92	0.85
52:BT:80:SER:HB3	52:BT:81:PRO:HD3	1.57	0.85
36:DA:2101:G:C2'	36:DA:2102:U:H5''	2.06	0.85
32:D6:36:LEU:HD12	32:D6:50:ARG:CZ	2.07	0.85
20:CT:45:GLN:NE2	20:CT:46:GLU:HG3	1.92	0.85
48:DP:30:THR:HG22	48:DP:31:ALA:N	1.89	0.85
1:CA:979:C:C3'	1:CA:980:C:H5''	2.05	0.85
53:BU:92:ARG:NH1	53:BU:94:ASN:HD22	1.75	0.85
36:DA:64:A:H5'	56:DX:64:LYS:HD3	1.57	0.85
32:B6:28:ARG:HA	32:B6:32:ASN:ND2	1.91	0.85
1:CA:1367:C:H5'	10:CJ:60:ARG:NH1	1.91	0.85
36:BA:657:U:H2'	36:BA:658:C:C6	2.12	0.85
15:AO:87:ILE:HG22	15:AO:88:ARG:H	1.41	0.85
2:CB:185:ILE:HG22	2:CB:199:TYR:HB2	1.59	0.85
36:DA:654(H):G:H2'	36:DA:654(I):C:H5'	1.59	0.85
36:DA:997:G:OP1	53:DU:93:LYS:HD3	1.77	0.85
25:CZ:193:ASN:HB2	25:CZ:196:VAL:HG12	1.56	0.85
25:AZ:145:GLU:HG2	25:AZ:149:LEU:HB2	1.57	0.85
29:D3:29:ARG:HB2	29:D3:29:ARG:HH11	1.42	0.85
36:DA:330:A:H2	36:DA:1210:A:H2'	1.40	0.85
38:BC:79:LYS:HD3	38:BC:119:VAL:HB	1.59	0.85
41:DF:25:PRO:CB	41:DF:119:ARG:HB2	2.07	0.85
25:CZ:198:LYS:HE3	25:CZ:198:LYS:HA	1.57	0.85
36:BA:244:A:H4'	48:BP:74:GLU:HG3	1.57	0.85
1:AA:1152:A:H5''	10:AJ:13:HIS:CD2	2.12	0.85
28:B2:28:LYS:NZ	28:B2:31:GLU:HG3	1.90	0.85
57:BY:13:VAL:HG21	57:BY:72:VAL:HB	1.58	0.85
32:B6:15:GLU:HB2	32:B6:20:ASN:HB3	1.57	0.85

Continued on next page...

Continued from previous page...

Atom-1	Atom-2	Distance(Å)	Clash(Å)
36:BA:1190:G:H5'	48:BP:35:HIS:H	1.41	0.85
36:DA:1047:G:H2'	36:DA:1110:G:H21	1.42	0.85
4:CD:138:TYR:HD1	4:CD:139:ARG:N	1.73	0.85
25:CZ:323:LEU:HD13	25:CZ:396:GLY:HA2	1.57	0.85
43:DH:103:LEU:HB2	43:DH:123:PHE:HD2	1.40	0.85
52:DT:28:VAL:HG13	52:DT:46:GLU:HA	1.57	0.84
39:BD:35:LYS:HG3	39:BD:63:ARG:HG2	1.59	0.84
20:AT:45:GLN:NE2	20:AT:46:GLU:HG3	1.92	0.84
51:DS:13:ARG:HG3	51:DS:14:VAL:H	1.42	0.84
36:BA:1067:A:H3'	36:BA:1068:G:H5''	1.58	0.84
31:B5:33:CYS:HB3	31:B5:36:CYS:O	1.77	0.84
38:DC:79:LYS:HD3	38:DC:119:VAL:HB	1.60	0.84
40:BE:61:ARG:HB3	40:BE:62:PRO:HD3	1.59	0.84
31:D5:49:CYS:O	31:D5:56:LYS:HG3	1.77	0.84
10:CJ:55:LYS:HZ2	10:CJ:55:LYS:CB	1.90	0.84
36:BA:1049:C:H2'	36:BA:1050:A:H8	1.40	0.84
25:AZ:323:LEU:HD13	25:AZ:396:GLY:HA2	1.57	0.84
40:BE:111:ARG:HG3	40:BE:160:TYR:CD2	2.12	0.84
2:CB:80:ILE:H	2:CB:80:ILE:HD12	1.41	0.84
36:BA:2092:U:C4'	36:BA:2093:G:H5''	2.07	0.84
56:DX:27:THR:CG2	56:DX:80:ILE:HB	2.07	0.84
42:BG:47:LYS:NZ	42:BG:88:ILE:HD11	1.92	0.84
32:D6:28:ARG:HA	32:D6:32:ASN:ND2	1.93	0.84
31:D5:4:HIS:CB	31:D5:5:PRO:HD3	2.08	0.84
36:BA:2131:G:H1'	36:BA:2133:G:N2	1.92	0.84
43:BH:98:LEU:HB2	43:BH:125:VAL:HG21	1.60	0.84
25:AZ:277:LEU:HD13	25:AZ:278:GLN:N	1.91	0.84
36:BA:1539:G:C2	36:BA:1540:U:H1'	2.13	0.84
39:BD:26:LYS:O	39:BD:27:THR:HG22	1.76	0.84
37:BB:48:A:H4'	51:BS:95:HIS:CD2	2.12	0.84
58:DZ:73:GLN:NE2	58:DZ:75:ASN:HD21	1.75	0.84
46:DN:51:PHE:CZ	46:DN:119:ARG:HD2	2.13	0.84
1:AA:1086:U:H2'	1:AA:1087:G:H5'	1.57	0.84
1:CA:1363(A):A:H4'	1:CA:1364:U:H5''	1.59	0.84
1:AA:1417:G:C5'	1:AA:1417:G:H8	1.88	0.84
40:BE:38:THR:HB	40:BE:41:LYS:HG2	1.57	0.84
26:B0:49:LYS:HG3	26:B0:80:HIS:ND1	1.93	0.84
42:DG:16:ARG:HH22	42:DG:28:VAL:HG13	1.43	0.84
36:DA:1067:A:H3'	36:DA:1068:G:H5''	1.58	0.84
43:BH:103:LEU:HB2	43:BH:123:PHE:HD2	1.40	0.84
52:DT:56:GLY:O	52:DT:59:THR:HG23	1.78	0.84
13:CM:65:LYS:HD3	13:CM:65:LYS:H	1.42	0.84

Continued on next page...

Continued from previous page...

Atom-1	Atom-2	Distance(Å)	Clash(Å)
42:DG:73:ALA:H	42:DG:87:PRO:HG2	1.43	0.84
36:BA:1887:C:C2'	36:BA:1888:G:H5''	2.07	0.84
36:DA:2131:G:H1'	36:DA:2133:G:N2	1.93	0.84
36:DA:2656:U:H3	36:DA:2665:A:H2	1.24	0.84
28:D2:17:SER:OG	28:D2:20:GLU:HG2	1.78	0.84
52:DT:90:GLN:O	52:DT:92:GLY:N	2.10	0.84
42:BG:119:GLY:HA3	42:BG:181:ARG:HB3	1.57	0.84
36:DA:2572:A:C8	40:DE:144:ARG:HG2	2.11	0.84
40:DE:111:ARG:HG3	40:DE:160:TYR:CD2	2.13	0.84
2:CB:172:ILE:H	2:CB:172:ILE:HD12	1.41	0.84
36:DA:2245:U:H5'	36:DA:2246:G:H5'	1.60	0.84
1:CA:1442(B):A:H5'	52:DT:118:ARG:NH1	1.92	0.84
38:DC:123:VAL:HG22	38:DC:127:LEU:HD23	1.59	0.84
41:DF:24:LEU:HB3	41:DF:25:PRO:CD	2.08	0.84
58:BZ:33:LEU:O	58:BZ:34:ASN:HB3	1.78	0.84
31:B5:41:PRO:HG2	31:B5:44:THR:OG1	1.77	0.84
52:DT:50:ILE:HD11	52:DT:102:ILE:HD11	1.58	0.84
40:BE:36:ARG:NH2	40:BE:88:GLY:HA2	1.92	0.84
29:B3:29:ARG:HB2	29:B3:29:ARG:HH11	1.43	0.84
36:BA:2159:G:H2'	36:BA:2160:G:H5''	1.58	0.84
1:AA:1416:G:C2'	1:AA:1417:G:H5''	2.08	0.84
26:D0:49:LYS:HG3	26:D0:80:HIS:ND1	1.93	0.84
50:BR:38:VAL:HB	50:BR:39:PRO:HD3	1.59	0.84
52:BT:39:ARG:HD2	52:BT:39:ARG:H	1.43	0.84
36:BA:1403:C:H5''	36:BA:1471:A:H1'	1.56	0.84
36:BA:1434:A:H61	36:BA:1558:A:H62	1.26	0.84
36:DA:1826:G:H4'	39:DD:242:ARG:HH21	1.42	0.83
36:BA:1899:G:H22	36:BA:1902:C:H41	0.84	0.83
28:B2:41:ILE:HG13	28:B2:42:GLY:H	1.42	0.83
36:DA:1539:G:C2	36:DA:1540:U:H1'	2.12	0.83
52:BT:28:VAL:HG13	52:BT:46:GLU:HA	1.59	0.83
40:DE:38:THR:HB	40:DE:41:LYS:HG2	1.58	0.83
32:D6:10:LEU:H	32:D6:10:LEU:CD2	1.91	0.83
48:BP:23:PRO:O	48:BP:33:ARG:HD2	1.78	0.83
48:BP:24:GLY:HA3	48:BP:33:ARG:NH1	1.92	0.83
1:CA:979:C:H3'	1:CA:980:C:H5''	1.58	0.83
36:BA:1378:A:O2'	36:BA:1379:A:H5'	1.77	0.83
1:AA:573:A:H8	1:AA:573:A:H5'	1.43	0.83
1:CA:573:A:H8	1:CA:573:A:H5'	1.43	0.83
10:AJ:55:LYS:HZ2	10:AJ:55:LYS:CB	1.90	0.83
5:CE:31:LEU:HD22	5:CE:43:LEU:HD11	1.60	0.83
36:BA:2131:G:N3	36:BA:2133:G:N2	2.25	0.83

Continued on next page...

Continued from previous page...

Atom-1	Atom-2	Distance(Å)	Clash(Å)
40:DE:116:VAL:HG21	40:DE:122:PHE:CD2	2.13	0.83
16:CP:74:LEU:O	16:CP:79:VAL:HG23	1.78	0.83
36:BA:2645:G:H3'	36:BA:2646:C:C5'	2.07	0.83
31:B5:4:HIS:CB	31:B5:5:PRO:HD3	2.09	0.83
58:DZ:123:ASP:O	58:DZ:124:ILE:HG23	1.79	0.83
38:BC:27:ARG:HD3	38:BC:182:PRO:HG2	1.56	0.83
57:BY:96:ILE:HG12	57:BY:99:CYS:HB2	1.60	0.83
43:BH:44:VAL:HG12	43:BH:45:VAL:H	1.43	0.83
41:BF:110:LEU:HD12	41:BF:206:ILE:HD11	1.60	0.83
3:AC:8:ILE:HG23	3:AC:16:ARG:HG2	1.59	0.83
38:DC:100:ILE:HG23	38:DC:127:LEU:HD13	1.60	0.83
1:AA:1152:A:O2'	1:AA:1153:C:H5'	1.78	0.83
42:BG:47:LYS:HZ2	42:BG:82:LEU:HD12	1.40	0.83
1:CA:1533:C:C3'	1:CA:1534:A:H5''	2.08	0.83
32:B6:10:LEU:CD2	32:B6:10:LEU:H	1.91	0.83
10:CJ:38:ILE:HG13	10:CJ:71:LEU:HB3	1.58	0.83
56:DX:35:THR:HG22	56:DX:37:THR:H	1.42	0.83
36:BA:2656:U:H3	36:BA:2665:A:H2	1.26	0.83
56:BX:35:THR:HG22	56:BX:37:THR:H	1.43	0.83
41:BF:24:LEU:HB3	41:BF:25:PRO:CD	2.09	0.83
57:BY:95:LYS:HG3	57:BY:100:ALA:HA	1.59	0.83
42:DG:38:VAL:HG23	42:DG:158:ALA:HB3	1.60	0.83
58:DZ:10:ARG:HE	58:DZ:36:LYS:HD3	1.43	0.83
53:BU:92:ARG:O	53:BU:94:ASN:N	2.11	0.83
27:B1:61:ARG:HG2	27:B1:61:ARG:HH11	1.44	0.83
40:DE:36:ARG:NH2	40:DE:88:GLY:HA2	1.92	0.83
40:BE:50:GLY:HA2	40:BE:78:LEU:HB3	1.58	0.83
4:CD:3:ARG:NH1	4:CD:118:ARG:HD3	1.93	0.83
36:BA:1053:C:H2'	36:BA:1054:A:H8	1.44	0.83
1:AA:1320:C:H5'	1:AA:1320:C:H6	1.39	0.83
6:CF:11:ASN:HB3	6:CF:14:LEU:HG	1.60	0.83
36:BA:1884:A:C2'	36:BA:1885:A:H5''	2.09	0.83
58:DZ:152:ALA:HB2	58:DZ:168:GLU:HA	1.58	0.83
28:D2:51:ARG:HD3	28:D2:55:ARG:HH12	1.42	0.83
46:DN:23:LEU:HB3	46:DN:60:ILE:HG21	1.60	0.83
6:AF:11:ASN:HB3	6:AF:14:LEU:HG	1.58	0.83
36:DA:2762:G:H8	36:DA:2762:G:H5'	1.43	0.83
1:CA:942:G:H21	9:CI:124:GLN:NE2	1.76	0.83
1:CA:1152:A:O2'	1:CA:1153:C:H5'	1.77	0.83
57:DY:97:ARG:HH21	57:DY:98:VAL:HB	1.43	0.83
36:DA:1019:U:HO2'	36:DA:1021:A:H2	0.84	0.83
30:B4:12:ALA:CB	30:B4:29:PRO:HA	2.09	0.83

Continued on next page...

Continued from previous page...

Atom-1	Atom-2	Distance(Å)	Clash(Å)
10:AJ:38:ILE:HG13	10:AJ:71:LEU:HB3	1.59	0.83
31:B5:49:CYS:O	31:B5:56:LYS:HG3	1.78	0.83
25:CZ:145:GLU:HG2	25:CZ:149:LEU:HB2	1.59	0.83
36:DA:761:A:H8	36:DA:761:A:O5'	1.61	0.83
36:DA:2645:G:H3'	36:DA:2646:C:C5'	2.07	0.83
28:B2:47:ASN:HA	28:B2:50:ILE:CB	2.08	0.83
29:D3:35:ARG:NH1	29:D3:35:ARG:HB2	1.94	0.83
36:BA:2875:C:H4'	52:BT:5:ALA:HB2	1.60	0.83
19:AS:78:ARG:HB2	19:AS:81:ARG:HH11	1.44	0.83
5:CE:10:MET:SD	5:CE:13:ILE:HD11	2.18	0.83
7:AG:45:ASP:O	7:AG:49:ILE:HG12	1.78	0.83
52:BT:90:GLN:O	52:BT:92:GLY:N	2.11	0.83
36:DA:1087:G:H8	36:DA:1088:A:H4'	1.44	0.83
49:BQ:56:ARG:HG3	49:BQ:56:ARG:HH11	1.44	0.83
36:DA:89:G:OP2	36:DA:90:U:H2'	1.79	0.83
28:B2:18:PRO:CB	28:B2:72:ALA:HA	2.07	0.83
39:DD:32:SER:O	39:DD:36:PRO:HG3	1.79	0.82
36:BA:321:G:N2	41:BF:165:ARG:HE	1.76	0.82
49:DQ:141:GLN:HE21	58:DZ:72:ARG:HA	1.44	0.82
32:B6:44:ARG:O	32:B6:45:LYS:HE3	1.78	0.82
14:AN:12:ARG:NH1	14:AN:14:PRO:HG2	1.94	0.82
43:DH:98:LEU:HB2	43:DH:125:VAL:HG21	1.60	0.82
2:AB:229:VAL:HG12	2:AB:230:VAL:H	1.44	0.82
46:DN:30:ILE:O	46:DN:34:LEU:HB2	1.79	0.82
46:BN:133:GLN:HG2	46:BN:135:PRO:HD3	1.61	0.82
4:AD:18:LYS:H	4:AD:33:MET:HE2	1.42	0.82
57:BY:50:ARG:HD2	57:BY:53:PRO:HA	1.60	0.82
4:AD:34:GLU:O	4:AD:35:ARG:HB2	1.78	0.82
1:AA:1128:C:O2'	1:AA:1129:C:H5''	1.78	0.82
58:BZ:72:ARG:HG3	58:BZ:89:PHE:HB2	1.61	0.82
34:D8:8:LYS:HA	34:D8:11:LYS:HD3	1.59	0.82
36:BA:2101:G:C2'	36:BA:2102:U:H5''	2.08	0.82
58:DZ:73:GLN:HE21	58:DZ:75:ASN:ND2	1.76	0.82
7:CG:45:ASP:O	7:CG:49:ILE:HG12	1.79	0.82
36:BA:89:G:OP2	36:BA:90:U:H2'	1.79	0.82
43:DH:137:ASP:O	43:DH:138:LYS:HB2	1.78	0.82
57:DY:28:LYS:O	57:DY:38:ILE:HG22	1.79	0.82
5:AE:31:LEU:HD22	5:AE:43:LEU:HD11	1.59	0.82
51:DS:99:LYS:NZ	51:DS:99:LYS:HB3	1.94	0.82
36:DA:1207:C:H2'	36:DA:1208:C:H6	1.44	0.82
47:BO:111:PHE:HB3	47:BO:114:ILE:HD13	1.60	0.82
12:AL:33:ARG:HD3	12:AL:62:SER:OG	1.78	0.82

Continued on next page...

Continued from previous page...

Atom-1	Atom-2	Distance(Å)	Clash(Å)
20:AT:50:GLU:HG3	20:AT:100:ILE:HD13	1.60	0.82
1:CA:1128:C:O2'	1:CA:1129:C:H5''	1.80	0.82
36:DA:2305:A:H3'	36:DA:2306:C:H5''	1.61	0.82
25:AZ:271:GLU:HG2	25:AZ:276:THR:HA	1.62	0.82
57:BY:97:ARG:HH21	57:BY:98:VAL:HB	1.43	0.82
25:AZ:241:ARG:NH1	25:AZ:241:ARG:HB3	1.93	0.82
36:DA:1516:C:H2'	36:DA:1517:G:H5''	1.58	0.82
36:DA:2131:G:N3	36:DA:2133:G:N2	2.27	0.82
46:BN:23:LEU:HB3	46:BN:60:ILE:HG21	1.62	0.82
1:AA:1363(A):A:H4'	1:AA:1364:U:H5''	1.61	0.82
1:AA:1442(B):A:OP2	1:AA:1442(B):A:H3'	1.78	0.82
20:AT:16:HIS:O	20:AT:19:SER:HB3	1.79	0.82
38:BC:123:VAL:HG22	38:BC:127:LEU:HD23	1.59	0.82
1:CA:1152:A:H5''	10:CJ:13:HIS:CD2	2.14	0.82
32:D6:44:ARG:O	32:D6:45:LYS:HE3	1.78	0.82
36:DA:621:A:H2'	36:DA:622:G:H5'	1.62	0.82
36:DA:1058:G:H2'	36:DA:1059:G:H5''	1.61	0.82
2:AB:178:ARG:NH1	8:AH:71:GLY:O	2.12	0.82
50:DR:38:VAL:HB	50:DR:39:PRO:HD3	1.60	0.82
36:BA:612:C:C2'	36:BA:613:G:H5''	2.09	0.82
51:BS:13:ARG:HG3	51:BS:14:VAL:H	1.44	0.82
36:BA:997:G:OP1	53:BU:93:LYS:HD3	1.79	0.82
55:DW:26:GLY:H	55:DW:71:VAL:HG23	1.44	0.82
2:AB:200:ILE:HD12	2:AB:200:ILE:H	1.44	0.82
2:AB:80:ILE:HD12	2:AB:80:ILE:H	1.42	0.82
41:DF:192:LEU:HD21	41:DF:194:MET:HG3	1.60	0.82
58:BZ:96:VAL:HG22	58:BZ:97:GLU:N	1.94	0.82
48:DP:125:VAL:O	48:DP:145:PRO:HD2	1.79	0.82
58:DZ:149:SER:HB3	58:DZ:173:ALA:HA	1.61	0.82
1:AA:547:A:H4'	1:AA:548:G:O5'	1.80	0.82
25:CZ:271:GLU:HG2	25:CZ:276:THR:HA	1.62	0.82
36:BA:2511:U:H4'	40:BE:124:GLY:HA2	1.62	0.82
20:CT:50:GLU:HG3	20:CT:100:ILE:HD13	1.59	0.82
2:AB:172:ILE:HD12	2:AB:172:ILE:H	1.44	0.82
36:BA:2464:C:HO2'	36:BA:2465:C:H6	1.27	0.82
56:BX:27:THR:CG2	56:BX:80:ILE:HB	2.09	0.82
46:DN:133:GLN:HG2	46:DN:135:PRO:HD3	1.62	0.82
1:AA:1367:C:H5'	10:AJ:60:ARG:NH1	1.93	0.82
36:DA:612:C:C2'	36:DA:613:G:H5''	2.08	0.82
48:DP:64:LYS:O	48:DP:66:GLY:N	2.13	0.82
36:BA:1207:C:H2'	36:BA:1208:C:H6	1.44	0.82
15:AO:17:ARG:HH11	15:AO:17:ARG:HG3	1.43	0.82

Continued on next page...

Continued from previous page...

Atom-1	Atom-2	Distance(Å)	Clash(Å)
1:AA:538:G:H2'	1:AA:539:A:H8	1.44	0.82
36:DA:1378:A:O2'	36:DA:1379:A:H5'	1.80	0.82
36:DA:1899:G:H22	36:DA:1902:C:H41	0.83	0.82
34:B8:61:LEU:CD2	34:B8:62:LEU:HG	2.10	0.82
57:DY:8:LYS:HD2	57:DY:8:LYS:N	1.95	0.82
36:BA:621:A:H2'	36:BA:622:G:H5'	1.62	0.82
43:BH:66:GLY:HA2	43:BH:69:ARG:HB3	1.61	0.82
36:BA:1697:G:H3'	36:BA:1698:A:H5''	1.60	0.82
18:AR:31:LEU:H	18:AR:31:LEU:HD23	1.45	0.82
43:DH:44:VAL:HG12	43:DH:45:VAL:H	1.44	0.82
1:AA:80:G:N2	1:AA:90:U:H5'	1.93	0.82
4:CD:150:GLU:CD	4:CD:151:LYS:H	1.82	0.82
58:DZ:103:ARG:HD3	58:DZ:138:GLU:HG3	1.62	0.82
38:BC:100:ILE:HG23	38:BC:127:LEU:HD13	1.60	0.81
32:D6:15:GLU:HG2	32:D6:18:ARG:NH1	1.94	0.81
57:DY:17:SER:HB2	57:DY:71:LYS:HE2	1.61	0.81
36:DA:272(H):C:C2'	36:DA:272(I):U:H5''	2.10	0.81
5:CE:76:ILE:HD11	5:CE:142:LEU:CD2	2.09	0.81
36:DA:2392:A:H2	36:DA:2424:C:H42	1.24	0.81
36:DA:614(A):U:H4'	36:DA:614(B):G:H5''	1.62	0.81
54:BV:62:LEU:HD21	54:BV:95:LEU:HB2	1.62	0.81
28:B2:4:SER:HA	28:B2:7:ARG:HD3	1.61	0.81
36:DA:2511:U:H4'	40:DE:124:GLY:HA2	1.62	0.81
36:DA:2645:G:C3'	36:DA:2646:C:H5'	2.09	0.81
43:DH:156:ALA:HB3	43:DH:159:GLU:HB3	1.62	0.81
50:BR:24:GLN:NE2	50:BR:36:THR:HG21	1.95	0.81
36:DA:2138:C:H2'	36:DA:2139:C:C6	2.15	0.81
25:CZ:20:VAL:O	25:CZ:21:ASP:HB2	1.80	0.81
4:AD:150:GLU:CD	4:AD:151:LYS:H	1.82	0.81
1:CA:939:G:H5''	7:CG:102:ARG:HH12	1.45	0.81
38:DC:123:VAL:HG21	38:DC:127:LEU:HD23	1.61	0.81
28:B2:28:LYS:HZ3	28:B2:31:GLU:HG3	1.44	0.81
28:B2:47:ASN:HB2	36:BA:94(A):G:O2'	1.80	0.81
34:B8:8:LYS:HA	34:B8:11:LYS:HD3	1.61	0.81
9:CI:52:ALA:HB3	9:CI:95:LYS:HZ2	1.44	0.81
22:CW:71:G:C2'	22:CW:72:C:H5'	2.11	0.81
36:BA:272(H):C:C2'	36:BA:272(I):U:H5''	2.10	0.81
1:CA:1203:C:OP1	14:CN:3:ARG:HD3	1.80	0.81
13:AM:11:ARG:HG2	13:AM:12:ASN:ND2	1.95	0.81
43:BH:156:ALA:HB3	43:BH:159:GLU:HB3	1.62	0.81
43:BH:158:HIS:ND1	43:BH:168:PRO:HB2	1.95	0.81
36:DA:1053:C:H2'	36:DA:1054:A:H8	1.44	0.81

Continued on next page...

Continued from previous page...

Atom-1	Atom-2	Distance(Å)	Clash(Å)
36:BA:1058:G:H2'	36:BA:1059:G:H5''	1.62	0.81
1:AA:538:G:H2'	1:AA:539:A:C8	2.15	0.81
2:AB:25:ASN:C	2:AB:25:ASN:HD22	1.83	0.81
36:BA:654(H):G:H2'	36:BA:654(I):C:H5'	1.60	0.81
15:CO:87:ILE:HG22	15:CO:88:ARG:H	1.44	0.81
41:BF:192:LEU:HD21	41:BF:194:MET:HG3	1.62	0.81
36:DA:2784:C:H1'	40:DE:37:ARG:HH12	1.43	0.81
4:CD:34:GLU:O	4:CD:35:ARG:HB2	1.79	0.81
4:CD:163:GLU:O	4:CD:166:LYS:HG2	1.81	0.81
3:CC:113:ALA:HB3	3:CC:114:PRO:HD3	1.63	0.81
57:BY:8:LYS:HD2	57:BY:8:LYS:N	1.95	0.81
48:BP:125:VAL:O	48:BP:145:PRO:HD2	1.80	0.81
36:BA:2138:C:H2'	36:BA:2139:C:C6	2.15	0.81
57:DY:50:ARG:HD2	57:DY:53:PRO:HA	1.61	0.81
40:BE:36:ARG:HH21	40:BE:88:GLY:HA2	1.45	0.81
9:CI:52:ALA:HB1	9:CI:95:LYS:HD2	1.62	0.81
36:BA:2287:A:H2	36:BA:2346:A:N1	1.79	0.81
1:CA:538:G:H2'	1:CA:539:A:H8	1.46	0.81
5:AE:76:ILE:HD11	5:AE:142:LEU:CD2	2.10	0.81
36:BA:1948:G:C8	36:BA:1948:G:H5'	2.16	0.81
14:AN:26:ARG:HH11	14:AN:47:LEU:HD21	1.45	0.81
12:CL:33:ARG:HD3	12:CL:62:SER:OG	1.81	0.81
34:B8:11:LYS:HZ1	34:B8:63:PRO:HG3	1.45	0.81
32:D6:18:ARG:NH1	32:D6:18:ARG:HG2	1.93	0.81
50:DR:24:GLN:NE2	50:DR:36:THR:HG21	1.95	0.81
36:DA:1019:U:O2'	36:DA:1021:A:H2	1.63	0.81
36:BA:1019:U:O2'	36:BA:1021:A:H2	1.63	0.81
36:DA:321:G:N2	41:DF:165:ARG:HE	1.78	0.81
1:AA:979:C:H3'	1:AA:980:C:H5''	1.63	0.81
36:DA:2875:C:H4'	52:DT:5:ALA:HB2	1.61	0.81
36:BA:1047:G:H2'	36:BA:1110:G:H21	1.43	0.81
55:BW:26:GLY:H	55:BW:71:VAL:HG23	1.46	0.81
49:DQ:56:ARG:HG3	49:DQ:56:ARG:HH11	1.45	0.81
2:CB:33:TYR:HB2	2:CB:43:ASP:HB2	1.62	0.81
46:BN:30:ILE:O	46:BN:34:LEU:HB2	1.78	0.81
55:BW:107:LEU:H	55:BW:107:LEU:HD12	1.45	0.81
1:AA:353:A:H5'	1:AA:353:A:H8	1.44	0.81
55:DW:107:LEU:H	55:DW:107:LEU:HD12	1.46	0.81
1:AA:1533:C:H3'	1:AA:1534:A:H5''	1.61	0.81
56:BX:55:ASN:HB2	56:BX:80:ILE:HG23	1.63	0.81
36:DA:1543:C:C3'	36:DA:1544:A:H5''	2.10	0.81
58:DZ:98:MET:HG2	58:DZ:99:TYR:N	1.94	0.81

Continued on next page...

Continued from previous page...

Atom-1	Atom-2	Distance(Å)	Clash(Å)
22:AW:71:G:C2'	22:AW:72:C:H5'	2.09	0.81
57:DY:49:VAL:O	57:DY:50:ARG:HB2	1.80	0.81
1:AA:541:G:H2'	1:AA:542:G:H8	1.44	0.81
36:DA:2524:G:H8	36:DA:2524:G:H5'	1.45	0.81
47:BO:35:VAL:HG21	47:BO:103:ALA:HB3	1.62	0.81
36:BA:761:A:H8	36:BA:761:A:O5'	1.62	0.81
36:DA:1434:A:H61	36:DA:1558:A:H62	1.27	0.81
36:BA:2305:A:H3'	36:BA:2306:C:H5''	1.61	0.81
48:DP:24:GLY:HA3	48:DP:33:ARG:NH1	1.95	0.81
27:B1:79:GLY:O	27:B1:80:LEU:HG	1.80	0.81
36:DA:271(C):C:H2'	36:DA:271(D):G:C8	2.16	0.81
36:BA:2762:G:H8	36:BA:2762:G:H5'	1.44	0.81
54:DV:36:PRO:O	54:DV:37:VAL:HG13	1.80	0.81
1:CA:80:G:N2	1:CA:90:U:H5'	1.94	0.81
36:BA:896:A:C8	58:BZ:146:ILE:HD12	2.16	0.81
36:BA:64:A:H5'	56:BX:64:LYS:HD3	1.61	0.81
36:DA:34:C:H41	36:DA:447:A:H61	1.29	0.81
15:CO:17:ARG:HG3	15:CO:17:ARG:HH11	1.45	0.81
1:CA:1003:G:H2'	1:CA:1004:A:C4'	2.10	0.81
9:AI:52:ALA:HB1	9:AI:95:LYS:HD2	1.62	0.81
36:DA:2185:C:C2'	36:DA:2186:G:H5'	2.10	0.81
4:AD:3:ARG:NH1	4:AD:118:ARG:HD3	1.95	0.81
32:B6:36:LEU:HD12	32:B6:50:ARG:CZ	2.10	0.81
51:BS:99:LYS:HB3	51:BS:99:LYS:NZ	1.93	0.81
43:DH:66:GLY:HA2	43:DH:69:ARG:HB3	1.61	0.81
26:B0:50:ASN:HD22	26:B0:63:VAL:HG21	1.46	0.81
58:BZ:40:ASP:HB3	58:BZ:43:GLU:HB3	1.61	0.81
25:AZ:23:GLY:O	25:AZ:26:THR:HG22	1.81	0.81
55:BW:11:ARG:HG2	55:BW:11:ARG:HH11	1.46	0.81
52:DT:23:ARG:O	52:DT:25:GLY:N	2.14	0.81
1:AA:1003:G:H2'	1:AA:1004:A:C4'	2.10	0.81
31:B5:4:HIS:HB3	31:B5:5:PRO:CD	2.11	0.81
58:DZ:89:PHE:HE2	58:DZ:96:VAL:HG21	1.46	0.81
57:BY:17:SER:HB2	57:BY:71:LYS:HE2	1.62	0.81
39:DD:43:ARG:HB2	39:DD:54:ARG:HB2	1.61	0.81
41:BF:10:PRO:HD2	41:BF:13:SER:O	1.81	0.81
36:BA:1087:G:H8	36:BA:1088:A:H4'	1.44	0.81
20:AT:26:ASN:HB2	20:AT:71:THR:HG23	1.63	0.81
25:AZ:20:VAL:O	25:AZ:21:ASP:HB2	1.79	0.81
2:CB:200:ILE:HD12	2:CB:200:ILE:H	1.46	0.81
55:BW:82:LEU:H	55:BW:82:LEU:HD12	1.46	0.81
36:BA:1826:G:H4'	39:BD:242:ARG:HH21	1.46	0.80

Continued on next page...

Continued from previous page...

Atom-1	Atom-2	Distance(Å)	Clash(Å)
48:DP:7:ARG:O	48:DP:10:PRO:HD3	1.81	0.80
39:BD:32:SER:O	39:BD:36:PRO:HG3	1.81	0.80
36:BA:2185:C:C2'	36:BA:2186:G:H5'	2.10	0.80
26:D0:50:ASN:HD22	26:D0:63:VAL:HG21	1.46	0.80
48:DP:64:LYS:C	48:DP:66:GLY:H	1.84	0.80
39:BD:183:ARG:HG2	39:BD:183:ARG:HH11	1.45	0.80
16:AP:74:LEU:O	16:AP:79:VAL:HG23	1.80	0.80
20:CT:16:HIS:O	20:CT:19:SER:HB3	1.82	0.80
3:AC:5:ILE:CD1	3:AC:5:ILE:H	1.94	0.80
22:AW:57:G:C2'	22:AW:58:A:H5'	2.11	0.80
43:DH:118:PRO:HG2	43:DH:121:ILE:HD12	1.63	0.80
21:AU:6:ARG:HD3	21:AU:15:ARG:NH1	1.95	0.80
34:B8:61:LEU:CD1	34:B8:61:LEU:H	1.94	0.80
48:BP:7:ARG:O	48:BP:10:PRO:HD3	1.81	0.80
25:CZ:241:ARG:NH1	25:CZ:241:ARG:HB3	1.95	0.80
36:DA:1697:G:H3'	36:DA:1698:A:H5''	1.60	0.80
48:BP:64:LYS:O	48:BP:66:GLY:N	2.13	0.80
20:AT:23:ARG:O	20:AT:27:LYS:HB2	1.81	0.80
2:CB:229:VAL:HG12	2:CB:230:VAL:H	1.46	0.80
36:BA:2668:G:O2'	36:BA:2669:G:H5'	1.79	0.80
16:CP:53:VAL:HG23	16:CP:54:GLU:H	1.46	0.80
10:AJ:90:LEU:H	10:AJ:91:PRO:HD3	1.46	0.80
52:DT:39:ARG:H	52:DT:39:ARG:HD2	1.44	0.80
36:DA:1678:G:N2	36:DA:1989:G:H22	1.80	0.80
46:DN:70:LYS:HG2	46:DN:87:LEU:HD23	1.64	0.80
39:BD:43:ARG:HB2	39:BD:54:ARG:HB2	1.63	0.80
1:CA:1157:A:H4'	1:CA:1158:C:O5'	1.80	0.80
39:DD:30:GLU:HG3	39:DD:63:ARG:NE	1.97	0.80
36:BA:1543:C:C3'	36:BA:1544:A:H5''	2.10	0.80
42:DG:86:MET:HG2	42:DG:86:MET:O	1.79	0.80
36:BA:2392:A:H2	36:BA:2424:C:H42	1.27	0.80
36:DA:1884:A:C2'	36:DA:1885:A:H5''	2.10	0.80
4:CD:18:LYS:H	4:CD:33:MET:HE2	1.44	0.80
48:BP:64:LYS:C	48:BP:66:GLY:H	1.83	0.80
13:CM:11:ARG:HG2	13:CM:12:ASN:ND2	1.95	0.80
36:DA:2668:G:O2'	36:DA:2669:G:H5'	1.82	0.80
49:DQ:60:ARG:HB3	49:DQ:60:ARG:NH1	1.96	0.80
36:BA:614(A):U:H4'	36:BA:614(B):G:H5''	1.61	0.80
56:DX:40:LYS:HB2	56:DX:54:VAL:HG21	1.61	0.80
43:DH:158:HIS:ND1	43:DH:168:PRO:HB2	1.96	0.80
37:BB:8:U:H5'	37:BB:8:U:H6	1.47	0.80
36:DA:2801(A):A:C4'	36:DA:2802:G:H5'	2.12	0.80

Continued on next page...

Continued from previous page...

Atom-1	Atom-2	Distance(Å)	Clash(Å)
56:DX:35:THR:HG22	56:DX:38:GLU:H	1.45	0.80
36:BA:89:G:H3'	36:BA:90:U:H5'	1.61	0.80
1:CA:547:A:H4'	1:CA:548:G:O5'	1.80	0.80
44:DJ:42:UNK:C	44:DJ:44:UNK:H	1.92	0.80
49:BQ:60:ARG:HB3	49:BQ:60:ARG:NH1	1.97	0.80
42:BG:44:GLY:N	42:BG:88:ILE:HG21	1.96	0.80
57:BY:49:VAL:O	57:BY:50:ARG:HB2	1.80	0.80
47:DO:35:VAL:HG21	47:DO:103:ALA:HB3	1.61	0.80
27:D1:69:LYS:HZ1	27:D1:76:ARG:HH22	1.27	0.80
36:DA:958:U:H5''	49:DQ:14:ARG:HD2	1.63	0.80
36:BA:1227:G:OP1	53:BU:13:LYS:HD2	1.82	0.80
52:DT:55:ASN:H	52:DT:59:THR:CG2	1.94	0.80
56:BX:12:VAL:HG23	56:BX:13:LEU:N	1.94	0.80
46:DN:9:VAL:HG12	46:DN:10:GLU:N	1.96	0.80
34:D8:11:LYS:HZ1	34:D8:63:PRO:HG3	1.45	0.80
34:D8:61:LEU:CD2	34:D8:62:LEU:HG	2.10	0.80
24:CY:4:G:C2'	24:CY:5:G:H5''	2.12	0.80
50:DR:24:GLN:HE22	50:DR:36:THR:HG21	1.47	0.80
36:BA:2298:A:H62	36:BA:2318:G:H8	1.30	0.80
30:D4:12:ALA:CB	30:D4:29:PRO:HA	2.10	0.80
25:CZ:34:VAL:HG21	25:CZ:199:ILE:HG21	1.64	0.80
4:AD:163:GLU:O	4:AD:166:LYS:HG2	1.82	0.80
27:D1:86:SER:O	27:D1:90:ILE:HG12	1.80	0.80
1:CA:1318:A:H4'	19:CS:10:PHE:CE2	2.16	0.80
47:DO:104:ARG:HE	52:DT:33:LYS:NZ	1.80	0.80
42:DG:51:ARG:HD3	42:DG:53:LEU:HD21	1.64	0.80
36:DA:2092:U:C4'	36:DA:2093:G:H5''	2.10	0.80
24:AY:4:G:C2'	24:AY:5:G:H5''	2.12	0.80
26:B0:49:LYS:HG3	26:B0:80:HIS:HD1	1.47	0.80
31:B5:2:ALA:HA	36:BA:2015:A:H1'	1.64	0.80
49:DQ:141:GLN:NE2	58:DZ:72:ARG:HA	1.97	0.80
36:DA:2099:U:H2'	36:DA:2100:G:C8	2.17	0.80
5:CE:12:LEU:HD13	5:CE:31:LEU:HB2	1.63	0.80
36:DA:89:G:H3'	36:DA:90:U:H5'	1.62	0.80
2:CB:25:ASN:HD22	2:CB:25:ASN:C	1.83	0.80
7:AG:145:ALA:O	7:AG:147:ALA:N	2.15	0.80
1:AA:939:G:H5''	7:AG:102:ARG:HH12	1.46	0.80
42:BG:115:ARG:HG2	42:BG:115:ARG:HH11	1.47	0.80
36:BA:2784:C:H1'	40:BE:37:ARG:HH12	1.45	0.80
53:DU:59:ARG:HH11	53:DU:59:ARG:HG2	1.47	0.80
55:DW:82:LEU:HD12	55:DW:82:LEU:H	1.47	0.80
38:BC:123:VAL:HG23	38:BC:127:LEU:HD22	1.61	0.79

Continued on next page...

Continued from previous page...

Atom-1	Atom-2	Distance(Å)	Clash(Å)
40:BE:34:VAL:HG11	40:BE:78:LEU:CD2	2.12	0.79
13:CM:4:ILE:HG22	13:CM:5:ALA:H	1.46	0.79
47:BO:104:ARG:HE	52:BT:33:LYS:NZ	1.78	0.79
36:DA:910:A:H62	49:DQ:12:GLN:HA	1.47	0.79
57:DY:26:LYS:HG2	57:DY:27:VAL:H	1.45	0.79
57:BY:28:LYS:O	57:BY:38:ILE:HG22	1.80	0.79
53:BU:59:ARG:HH11	53:BU:59:ARG:HG2	1.47	0.79
37:DB:80:U:H2'	37:DB:81:G:H21	1.47	0.79
51:BS:52:SER:HB3	51:BS:55:ALA:HB3	1.63	0.79
18:CR:31:LEU:HD23	18:CR:31:LEU:H	1.45	0.79
9:AI:52:ALA:HB3	9:AI:95:LYS:NZ	1.97	0.79
13:CM:4:ILE:HG22	13:CM:5:ALA:N	1.98	0.79
49:DQ:141:GLN:HB3	58:DZ:99:TYR:CE1	2.18	0.79
57:BY:26:LYS:HG2	57:BY:27:VAL:H	1.44	0.79
1:CA:538:G:H2'	1:CA:539:A:C8	2.17	0.79
4:CD:189:PRO:HB2	4:CD:194:LEU:CD2	2.12	0.79
10:CJ:50:ILE:N	10:CJ:50:ILE:HD13	1.97	0.79
36:DA:2287:A:H2	36:DA:2346:A:N1	1.80	0.79
36:DA:1948:G:H5'	36:DA:1948:G:C8	2.17	0.79
43:BH:94:TYR:HD1	43:BH:107:VAL:HA	1.46	0.79
1:CA:1321:C:H3'	1:CA:1322:C:H5''	1.63	0.79
10:CJ:24:VAL:HG12	10:CJ:28:ARG:HD2	1.64	0.79
9:CI:20:ARG:NH1	9:CI:20:ARG:HB2	1.96	0.79
56:BX:35:THR:HG22	56:BX:38:GLU:H	1.46	0.79
29:B3:17:LYS:HG2	36:BA:969:U:OP1	1.82	0.79
1:CA:353:A:H5'	1:CA:353:A:H8	1.45	0.79
39:DD:147:LEU:HD11	39:DD:183:ARG:NH1	1.97	0.79
49:DQ:134:ARG:HD2	58:DZ:122:ARG:NH2	1.97	0.79
1:CA:706:A:O4'	11:CK:29:ILE:HD11	1.82	0.79
36:BA:2524:G:H8	36:BA:2524:G:H5'	1.47	0.79
46:DN:22:THR:HG22	46:DN:61:ARG:HB2	1.63	0.79
9:CI:52:ALA:HB3	9:CI:95:LYS:NZ	1.98	0.79
29:B3:35:ARG:NH1	29:B3:35:ARG:HB2	1.96	0.79
32:B6:15:GLU:CG	32:B6:47:THR:HG21	2.13	0.79
48:BP:39:LYS:HD2	48:BP:40:SER:H	1.48	0.79
36:BA:2801(A):A:C4'	36:BA:2802:G:H5'	2.12	0.79
42:DG:131:TYR:HB3	42:DG:159:VAL:CG1	2.12	0.79
24:CY:16:H2U:H5'	24:CY:17:H2U:H5'	1.64	0.79
36:DA:302:C:H2'	36:DA:303:U:C6	2.18	0.79
28:B2:62:THR:HG22	28:B2:66:GLU:HB3	1.63	0.79
34:D8:61:LEU:CD1	34:D8:61:LEU:H	1.94	0.79
32:D6:14:THR:O	32:D6:49:HIS:HA	1.82	0.79

Continued on next page...

Continued from previous page...

Atom-1	Atom-2	Distance(Å)	Clash(Å)
57:DY:95:LYS:HG3	57:DY:100:ALA:HA	1.62	0.79
48:DP:105:LEU:H	48:DP:105:LEU:HD12	1.47	0.79
37:DB:8:U:H5'	37:DB:8:U:H6	1.46	0.79
48:BP:30:THR:CG2	48:BP:31:ALA:H	1.95	0.79
36:BA:271(C):C:H2'	36:BA:271(D):G:C8	2.17	0.79
1:AA:1321:C:H3'	1:AA:1322:C:H5''	1.64	0.79
22:AW:18:G:H1	22:AW:55:U:H1'	1.48	0.79
22:CW:57:G:C2'	22:CW:58:A:H5'	2.11	0.79
1:AA:1285:A:H4'	1:AA:1286:A:O5'	1.81	0.79
19:AS:43:GLU:O	19:AS:45:VAL:N	2.16	0.79
56:BX:12:VAL:CG2	56:BX:13:LEU:H	1.92	0.79
39:BD:30:GLU:HG3	39:BD:63:ARG:NE	1.97	0.79
32:B6:14:THR:O	32:B6:49:HIS:HA	1.83	0.79
54:BV:51:VAL:HG12	54:BV:52:VAL:H	1.47	0.79
1:AA:1157:A:H4'	1:AA:1158:C:O5'	1.82	0.79
36:BA:654(A):G:H2'	36:BA:654(B):C:H5'	1.64	0.79
43:BH:137:ASP:O	43:BH:138:LYS:HB2	1.80	0.79
13:AM:119:GLY:O	13:AM:120:LYS:HB2	1.83	0.79
42:BG:51:ARG:NE	42:BG:51:ARG:HA	1.98	0.79
40:DE:36:ARG:HH21	40:DE:88:GLY:HA2	1.45	0.79
36:BA:733:G:N7	36:BA:761:A:C6	2.50	0.79
42:BG:28:VAL:O	42:BG:31:VAL:HG12	1.81	0.79
14:CN:26:ARG:HH11	14:CN:47:LEU:HD21	1.47	0.79
12:AL:18:VAL:HG23	12:AL:19:ARG:N	1.95	0.79
43:BH:42:ARG:O	43:BH:43:VAL:HG13	1.83	0.79
41:DF:160:ASN:ND2	41:DF:162:LEU:H	1.81	0.79
48:DP:30:THR:CG2	48:DP:31:ALA:H	1.95	0.79
14:CN:12:ARG:NH1	14:CN:14:PRO:HG2	1.98	0.79
20:CT:50:GLU:HB2	20:CT:99:LEU:HD12	1.63	0.79
52:BT:23:ARG:O	52:BT:25:GLY:N	2.16	0.79
20:CT:26:ASN:HB2	20:CT:71:THR:HG23	1.63	0.79
39:BD:76:PRO:HG2	39:BD:98:VAL:HG21	1.64	0.79
28:B2:38:GLN:OE1	28:B2:44:LEU:HD22	1.82	0.79
43:BH:85:LYS:HZ1	43:BH:86:GLU:HA	1.48	0.79
39:BD:24:ILE:O	39:BD:26:LYS:N	2.13	0.79
48:BP:101:VAL:HA	48:BP:105:LEU:O	1.83	0.79
48:BP:30:THR:HG22	48:BP:31:ALA:H	1.47	0.79
51:BS:15:ARG:NH1	51:BS:15:ARG:HB2	1.97	0.79
9:AI:20:ARG:NH1	9:AI:20:ARG:HB2	1.97	0.79
53:BU:92:ARG:NH2	54:BV:10:LYS:HB3	1.97	0.79
42:BG:102:PHE:O	42:BG:103:LEU:HB2	1.83	0.79
1:CA:176:C:H2'	1:CA:177:C:H6	1.48	0.79

Continued on next page...

Continued from previous page...

Atom-1	Atom-2	Distance(Å)	Clash(Å)
36:BA:2245:U:H5'	36:BA:2246:G:H5'	1.64	0.79
58:DZ:7:ALA:HB3	58:DZ:61:LEU:HD23	1.64	0.79
39:BD:206:LEU:HD22	39:BD:211:ARG:HG2	1.64	0.79
36:DA:2502:G:H5''	36:DA:2503:A:H5''	1.65	0.79
1:AA:424:G:H2'	1:AA:425:G:H8	1.48	0.79
34:B8:11:LYS:NZ	34:B8:63:PRO:HG3	1.98	0.79
41:BF:160:ASN:ND2	41:BF:162:LEU:H	1.80	0.79
43:DH:156:ALA:C	43:DH:158:HIS:H	1.86	0.79
40:BE:14:ILE:HD11	40:BE:173:VAL:HG11	1.65	0.79
1:CA:541:G:H2'	1:CA:542:G:H8	1.48	0.79
41:DF:10:PRO:HD2	41:DF:13:SER:O	1.82	0.79
36:DA:605:C:H5	36:DA:623:G:H1	1.31	0.79
1:CA:376:G:H4'	16:CP:5:ARG:NH1	1.97	0.79
40:BE:107:THR:O	40:BE:190:GLY:HA2	1.83	0.79
54:BV:36:PRO:O	54:BV:37:VAL:HG13	1.81	0.79
56:BX:40:LYS:HB2	56:BX:54:VAL:HG21	1.63	0.78
36:BA:2099:U:H2'	36:BA:2100:G:C8	2.18	0.78
3:AC:79:ARG:NH1	3:AC:79:ARG:HB2	1.98	0.78
28:B2:18:PRO:HB3	28:B2:71:ASN:O	1.83	0.78
20:AT:50:GLU:HB2	20:AT:99:LEU:HD12	1.64	0.78
36:BA:991:C:H6	36:BA:991:C:H5'	1.48	0.78
42:BG:146:TYR:O	42:BG:149:VAL:HG22	1.83	0.78
3:CC:5:ILE:CD1	3:CC:5:ILE:H	1.95	0.78
28:B2:46:GLN:HB3	28:B2:48:HIS:HD1	1.47	0.78
43:BH:118:PRO:HG2	43:BH:121:ILE:HD12	1.65	0.78
12:CL:18:VAL:HG23	12:CL:19:ARG:N	1.98	0.78
4:AD:100:ARG:HH21	4:AD:118:ARG:HH12	1.30	0.78
22:CV:23:A:H5'	22:CV:23:A:C8	2.17	0.78
48:DP:101:VAL:HA	48:DP:105:LEU:O	1.83	0.78
46:DN:62:VAL:CG2	46:DN:66:LYS:HD2	2.12	0.78
26:D0:50:ASN:HD22	26:D0:63:VAL:CG2	1.96	0.78
51:BS:101:LEU:O	51:BS:101:LEU:HD12	1.84	0.78
36:DA:2298:A:H62	36:DA:2318:G:H8	1.31	0.78
25:AZ:34:VAL:HG21	25:AZ:199:ILE:HG21	1.65	0.78
36:BA:1567:A:H5'	39:BD:58:HIS:CD2	2.18	0.78
29:D3:43:ILE:O	29:D3:47:VAL:HG23	1.84	0.78
1:CA:1285:A:H4'	1:CA:1286:A:O5'	1.82	0.78
24:AY:16:H2U:H5'	24:AY:17:H2U:H5'	1.64	0.78
51:DS:52:SER:HB3	51:DS:55:ALA:HB3	1.65	0.78
55:DW:22:ASP:HA	55:DW:25:ARG:HH12	1.48	0.78
10:CJ:90:LEU:H	10:CJ:91:PRO:HD3	1.47	0.78
9:CI:95:LYS:HG3	9:CI:96:LEU:HD13	1.64	0.78

Continued on next page...

Continued from previous page...

Atom-1	Atom-2	Distance(Å)	Clash(Å)
1:CA:1367:C:C5'	10:CJ:60:ARG:HH11	1.95	0.78
46:BN:70:LYS:HG2	46:BN:87:LEU:HD23	1.65	0.78
56:DX:35:THR:O	56:DX:39:ILE:HG12	1.84	0.78
58:DZ:24:LEU:HD12	58:DZ:41:LEU:HG	1.65	0.78
46:BN:22:THR:HG22	46:BN:61:ARG:HB2	1.65	0.78
36:DA:1227:G:OP1	53:DU:13:LYS:HD2	1.83	0.78
36:DA:654(A):G:H2'	36:DA:654(B):C:H5'	1.64	0.78
46:BN:9:VAL:HG12	46:BN:10:GLU:N	1.98	0.78
27:B1:3:LYS:HB2	36:BA:1365:A:OP2	1.82	0.78
1:AA:1203:C:OP1	14:AN:3:ARG:HD3	1.83	0.78
46:BN:62:VAL:CG2	46:BN:66:LYS:HD2	2.13	0.78
39:DD:76:PRO:HG2	39:DD:98:VAL:CG2	2.13	0.78
22:CW:18:G:H1	22:CW:55:U:H1'	1.48	0.78
31:D5:2:ALA:HA	36:DA:2015:A:H1'	1.63	0.78
36:BA:958:U:H5''	49:BQ:14:ARG:HD2	1.66	0.78
19:AS:10:PHE:CG	19:AS:10:PHE:O	2.35	0.78
7:CG:79:ARG:NE	7:CG:84:ASN:HB2	1.97	0.78
54:DV:19:LYS:NZ	54:DV:20:LEU:H	1.80	0.78
48:DP:47:ASP:HB2	48:DP:51:PHE:HB2	1.65	0.78
36:DA:2787:C:H1'	40:DE:61:ARG:HD3	1.65	0.78
25:CZ:23:GLY:O	25:CZ:26:THR:HG22	1.83	0.78
58:DZ:166:SER:HB2	58:DZ:168:GLU:HG3	1.64	0.78
1:AA:376:G:H5''	16:AP:5:ARG:HB2	1.65	0.78
20:CT:23:ARG:O	20:CT:27:LYS:HB2	1.83	0.78
37:BB:80:U:H2'	37:BB:81:G:H21	1.48	0.78
15:AO:39:LEU:HD13	15:AO:56:LEU:HB2	1.65	0.78
36:BA:2098:U:H3	36:BA:2191:G:H1	1.31	0.78
36:BA:2312:U:H4'	42:BG:71:THR:HG21	1.65	0.78
13:AM:4:ILE:HG22	13:AM:5:ALA:H	1.48	0.78
26:B0:10:THR:HG22	26:B0:12:ASN:N	1.98	0.78
10:AJ:50:ILE:N	10:AJ:50:ILE:HD13	1.97	0.78
50:BR:24:GLN:HE22	50:BR:36:THR:HG21	1.47	0.78
58:BZ:141:VAL:HA	58:BZ:144:LEU:HD23	1.66	0.78
26:B0:50:ASN:HD22	26:B0:63:VAL:CG2	1.97	0.78
10:CJ:32:ALA:HB2	10:CJ:76:ASN:HB2	1.65	0.78
11:AK:27:ASN:HD22	11:AK:28:THR:N	1.82	0.78
54:DV:62:LEU:HD21	54:DV:95:LEU:HB2	1.63	0.78
13:CM:49:THR:HG22	13:CM:51:ALA:H	1.49	0.78
38:DC:123:VAL:HG23	38:DC:127:LEU:HD22	1.60	0.78
56:DX:55:ASN:HB2	56:DX:80:ILE:HG23	1.64	0.78
34:B8:61:LEU:HD13	34:B8:62:LEU:H	1.49	0.78
34:B8:32:LEU:CG	34:B8:36:LYS:HZ3	1.94	0.78

Continued on next page...

Continued from previous page...

Atom-1	Atom-2	Distance(Å)	Clash(Å)
32:D6:10:LEU:H	32:D6:10:LEU:HD23	1.49	0.78
43:DH:42:ARG:O	43:DH:43:VAL:HG13	1.82	0.78
48:BP:47:ASP:HB2	48:BP:51:PHE:HB2	1.66	0.78
4:AD:19:LEU:O	4:AD:26:CYS:SG	2.42	0.78
26:D0:27:GLU:HB3	26:D0:69:PHE:HD1	1.49	0.78
12:CL:7:ILE:HD12	12:CL:8:ASN:N	1.98	0.78
53:DU:92:ARG:NH2	54:DV:10:LYS:HB3	1.98	0.78
58:DZ:18:LEU:HD12	58:DZ:18:LEU:H	1.49	0.78
13:CM:53:VAL:HG12	13:CM:57:ARG:HH21	1.48	0.78
25:AZ:222:LEU:HD13	25:AZ:305:ALA:HB2	1.66	0.78
34:B8:50:LEU:HD12	34:B8:51:ALA:N	1.99	0.78
19:CS:43:GLU:O	19:CS:45:VAL:N	2.15	0.78
3:CC:40:ARG:HH11	3:CC:40:ARG:HG3	1.49	0.78
19:CS:78:ARG:HB2	19:CS:81:ARG:HH11	1.48	0.78
7:AG:79:ARG:NE	7:AG:84:ASN:HB2	1.99	0.78
47:BO:104:ARG:HE	52:BT:33:LYS:HZ2	1.30	0.78
3:CC:79:ARG:HB2	3:CC:79:ARG:NH1	1.98	0.78
34:D8:32:LEU:HG	34:D8:36:LYS:HZ1	1.49	0.78
36:DA:654(H):G:C2'	36:DA:654(I):C:H5'	2.14	0.78
36:DA:1210:A:H5''	36:DA:1212:G:O4'	1.83	0.78
36:BA:654(H):G:C2'	36:BA:654(I):C:H5'	2.14	0.78
36:DA:145:G:H2'	36:DA:146:G:H5''	1.64	0.78
36:BA:302:C:H2'	36:BA:303:U:C6	2.19	0.78
36:DA:631:A:H5''	48:DP:65:ARG:HH11	1.49	0.78
27:D1:45:ASN:HD21	36:DA:2090:G:H21	1.32	0.78
9:AI:95:LYS:HG3	9:AI:96:LEU:HD13	1.64	0.78
36:BA:2147:G:H2'	36:BA:2148:G:O4'	1.84	0.78
36:BA:2787:C:H1'	40:BE:61:ARG:HD3	1.66	0.78
36:BA:2334:G:H21	51:BS:18:ILE:HG23	1.49	0.78
58:BZ:30:ASN:C	58:BZ:30:ASN:HD22	1.86	0.78
38:DC:43:VAL:HG23	38:DC:175:VAL:HG21	1.63	0.78
58:DZ:152:ALA:CB	58:DZ:168:GLU:HA	2.13	0.78
36:DA:733:G:N7	36:DA:761:A:C6	2.52	0.78
43:DH:30:LYS:HB2	43:DH:79:VAL:HA	1.66	0.78
36:DA:1076:C:H5''	58:DZ:111:VAL:HG12	1.64	0.78
36:BA:2726:U:O2	36:BA:2726:U:H5'	1.84	0.78
9:CI:40:LEU:HD11	9:CI:70:LYS:HG2	1.65	0.78
13:AM:4:ILE:HG22	13:AM:5:ALA:N	1.99	0.78
43:DH:94:TYR:HD1	43:DH:107:VAL:HA	1.48	0.78
36:BA:811:U:OP2	48:BP:30:THR:HG23	1.84	0.78
36:DA:657:U:H2'	36:DA:658:C:H6	1.49	0.78
27:B1:80:LEU:HB3	27:B1:82:LEU:CD1	2.14	0.78

Continued on next page...

Continued from previous page...

Atom-1	Atom-2	Distance(Å)	Clash(Å)
39:DD:183:ARG:HG2	39:DD:183:ARG:HH11	1.46	0.78
1:CA:939:G:H5''	7:CG:102:ARG:HH22	1.48	0.78
1:AA:1318:A:H4'	19:AS:10:PHE:CE2	2.19	0.78
54:DV:51:VAL:HG12	54:DV:52:VAL:H	1.48	0.78
22:AW:38:A:H2'	22:AW:39:U:H5''	1.66	0.78
28:B2:25:VAL:CB	28:B2:64:LEU:HD12	2.12	0.77
28:B2:62:THR:O	28:B2:66:GLU:HG3	1.84	0.77
54:BV:19:LYS:NZ	54:BV:20:LEU:H	1.81	0.77
36:BA:259:G:N2	36:BA:621:A:H8	1.81	0.77
43:DH:54:ARG:HG2	43:DH:54:ARG:HH11	1.49	0.77
51:DS:15:ARG:HB2	51:DS:15:ARG:NH1	1.99	0.77
2:AB:229:VAL:HG12	2:AB:230:VAL:N	1.99	0.77
19:CS:48:THR:HG22	19:CS:61:TYR:HA	1.66	0.77
46:BN:55:VAL:HG22	46:BN:126:PRO:HA	1.65	0.77
58:BZ:149:SER:CB	58:BZ:173:ALA:HA	2.14	0.77
55:DW:11:ARG:HG2	55:DW:11:ARG:HH11	1.48	0.77
36:BA:1314:C:H5'	36:BA:1314:C:H6	1.46	0.77
34:D8:11:LYS:NZ	34:D8:63:PRO:HG3	1.99	0.77
13:CM:119:GLY:O	13:CM:120:LYS:HB2	1.83	0.77
4:CD:101:LEU:HD23	4:CD:121:VAL:HG11	1.66	0.77
4:CD:11:LEU:HD13	4:CD:66:ARG:HD3	1.66	0.77
4:AD:67:ILE:HG22	4:AD:68:TYR:CD1	2.19	0.77
26:B0:27:GLU:HB3	26:B0:69:PHE:HD1	1.48	0.77
36:BA:34:C:H41	36:BA:447:A:H61	1.32	0.77
1:CA:269:C:H2'	1:CA:270:A:H8	1.49	0.77
31:B5:29:THR:HG21	36:BA:2814:C:O2'	1.85	0.77
49:DQ:74:TYR:HD2	49:DQ:91:GLU:HB2	1.48	0.77
43:BH:18:GLU:HB2	43:BH:25:LYS:HB2	1.66	0.77
28:B2:67:LYS:O	28:B2:70:GLN:HG2	1.84	0.77
39:DD:24:ILE:O	39:DD:26:LYS:N	2.14	0.77
40:DE:14:ILE:HD11	40:DE:173:VAL:HG11	1.66	0.77
48:BP:105:LEU:H	48:BP:105:LEU:HD12	1.48	0.77
26:D0:49:LYS:HG3	26:D0:80:HIS:HD1	1.48	0.77
48:DP:23:PRO:O	48:DP:33:ARG:HD2	1.83	0.77
48:DP:30:THR:HG22	48:DP:31:ALA:H	1.47	0.77
48:DP:39:LYS:HD2	48:DP:40:SER:H	1.48	0.77
41:BF:28:ILE:HG21	41:BF:116:ASP:HB2	1.66	0.77
10:AJ:80:LYS:O	10:AJ:83:GLU:HB3	1.85	0.77
49:BQ:74:TYR:HD2	49:BQ:91:GLU:HB2	1.48	0.77
36:BA:910:A:H62	49:BQ:12:GLN:HA	1.49	0.77
54:DV:19:LYS:HG2	54:DV:94:LEU:HB2	1.67	0.77
34:B8:32:LEU:HD23	34:B8:36:LYS:HE2	1.65	0.77

Continued on next page...

Continued from previous page...

Atom-1	Atom-2	Distance(Å)	Clash(Å)
9:CI:19:LEU:HD21	9:CI:59:PHE:CD2	2.19	0.77
36:BA:1087:G:H2'	36:BA:1088:A:H4'	1.66	0.77
56:BX:35:THR:O	56:BX:39:ILE:HG12	1.84	0.77
34:D8:52:LYS:N	34:D8:53:PRO:HD2	2.00	0.77
1:CA:424:G:H2'	1:CA:425:G:H8	1.49	0.77
17:CQ:69:LYS:C	17:CQ:70:ARG:HD2	2.05	0.77
36:BA:2645:G:C3'	36:BA:2646:C:H5'	2.09	0.77
42:DG:73:ALA:H	42:DG:87:PRO:CG	1.97	0.77
22:AV:23:A:H5'	22:AV:23:A:C8	2.18	0.77
1:CA:1238:A:H2	1:CA:1301:U:H3	1.31	0.77
1:AA:1533:C:C3'	1:AA:1534:A:H5''	2.14	0.77
7:CG:145:ALA:O	7:CG:147:ALA:N	2.17	0.77
2:CB:75:LYS:HA	2:CB:78:GLN:HE21	1.49	0.77
16:AP:53:VAL:HG23	16:AP:54:GLU:H	1.48	0.77
58:DZ:108:PRO:HD3	58:DZ:141:VAL:HB	1.67	0.77
2:AB:185:ILE:HG22	2:AB:199:TYR:HB2	1.66	0.77
36:DA:1348:G:H2'	36:DA:1349:A:H5''	1.66	0.77
1:AA:1003:G:N2	1:AA:1039:C:H42	1.82	0.77
32:D6:15:GLU:CG	32:D6:47:THR:HG21	2.15	0.77
36:BA:1210:A:H5''	36:BA:1212:G:O4'	1.84	0.77
35:B9:34:GLN:O	35:B9:35:ARG:HB2	1.84	0.77
36:DA:1567:A:H5'	39:DD:58:HIS:CD2	2.20	0.77
36:BA:1681:G:O2'	36:BA:1762:A:H2'	1.84	0.77
2:AB:22:LYS:HE2	2:AB:22:LYS:HA	1.67	0.77
25:CZ:331:HIS:HA	25:CZ:364:PRO:HG2	1.67	0.77
52:DT:60:THR:HG22	52:DT:77:PRO:HA	1.67	0.77
40:DE:34:VAL:HG11	40:DE:78:LEU:CD2	2.14	0.77
52:BT:60:THR:HG22	52:BT:77:PRO:HA	1.66	0.77
49:DQ:56:ARG:CG	49:DQ:56:ARG:HH11	1.97	0.77
1:AA:706:A:O4'	11:AK:29:ILE:HD11	1.84	0.77
52:BT:16:ARG:HD2	52:BT:18:ASP:OD1	1.85	0.77
36:DA:280:C:H3'	36:DA:281:G:H8	1.49	0.77
36:BA:181:A:H5'	36:BA:181:A:H8	1.49	0.77
41:BF:3:GLU:CA	41:BF:24:LEU:HG	2.15	0.77
49:BQ:141:GLN:HE21	58:BZ:72:ARG:CA	1.91	0.77
36:BA:658:C:H2'	36:BA:659:C:C6	2.19	0.77
43:BH:54:ARG:HG2	43:BH:54:ARG:HH11	1.50	0.77
36:DA:658:C:H2'	36:DA:659:C:C6	2.19	0.77
41:DF:28:ILE:HG21	41:DF:116:ASP:HB2	1.65	0.77
1:AA:542:G:OP1	4:AD:10:ARG:NH2	2.18	0.77
15:CO:39:LEU:HD13	15:CO:56:LEU:HB2	1.66	0.77
34:B8:54:GLU:O	34:B8:58:ILE:HG12	1.85	0.77

Continued on next page...

Continued from previous page...

Atom-1	Atom-2	Distance(Å)	Clash(Å)
44:BJ:56:UNK:HA	44:BJ:83:UNK:HA	1.66	0.77
28:B2:20:GLU:OE1	28:B2:23:LYS:HB2	1.84	0.77
58:BZ:128:VAL:HG22	58:BZ:129:SER:H	1.50	0.77
36:BA:1301:A:H4'	36:BA:1302:A:OP1	1.83	0.77
25:CZ:355:LEU:HB3	25:CZ:370:PHE:CB	2.15	0.77
1:CA:542:G:OP1	4:CD:10:ARG:NH2	2.17	0.77
32:B6:36:LEU:HD12	32:B6:50:ARG:NH1	2.00	0.77
1:CA:979:C:H3'	1:CA:980:C:C5'	2.15	0.77
36:BA:307:G:H21	36:BA:330:A:H62	1.33	0.77
58:DZ:151:HIS:HB2	58:DZ:170:THR:HA	1.67	0.77
27:D1:76:ARG:HB3	36:DA:271(R):G:H5''	1.66	0.77
34:B8:52:LYS:N	34:B8:53:PRO:HD2	2.00	0.77
13:AM:49:THR:HG22	13:AM:51:ALA:H	1.49	0.77
41:DF:185:ASP:HA	41:DF:188:ARG:HG2	1.67	0.77
54:BV:15:GLU:HB3	54:BV:16:PRO:CD	2.15	0.77
36:DA:2147:G:H2'	36:DA:2148:G:O4'	1.85	0.77
41:DF:164:ARG:HG2	41:DF:164:ARG:HH11	1.50	0.77
25:AZ:20:VAL:HG12	25:AZ:115:GLN:HG3	1.67	0.77
42:BG:153:ARG:HH11	42:BG:153:ARG:HB3	1.50	0.77
1:CA:376:G:H5''	16:CP:5:ARG:HB2	1.65	0.77
39:DD:134:ARG:HG3	39:DD:187:GLY:HA3	1.67	0.77
40:DE:107:THR:O	40:DE:190:GLY:HA2	1.84	0.77
37:BB:17:C:H2'	37:BB:18:G:O4'	1.85	0.77
36:BA:1038:C:H2'	36:BA:1039:G:H5''	1.67	0.77
36:BA:886:C:H2'	36:BA:887:A:H4'	1.65	0.77
50:BR:99:LYS:HD2	50:BR:99:LYS:N	1.99	0.76
39:BD:147:LEU:HD11	39:BD:183:ARG:NH1	1.99	0.76
53:DU:90:VAL:O	53:DU:92:ARG:N	2.19	0.76
36:DA:1209:G:H21	36:DA:1210:A:H62	1.30	0.76
31:B5:36:CYS:O	31:B5:38:ALA:N	2.19	0.76
36:DA:1880:C:C3'	36:DA:1881:C:H5''	2.16	0.76
36:DA:1314:C:H6	36:DA:1314:C:H5'	1.49	0.76
36:DA:2098:U:H3	36:DA:2191:G:H1	1.31	0.76
43:BH:30:LYS:HB2	43:BH:79:VAL:HA	1.67	0.76
2:CB:22:LYS:HE2	2:CB:22:LYS:HA	1.67	0.76
28:B2:48:HIS:HA	36:BA:95:G:O3'	1.85	0.76
32:D6:11:LEU:HD12	32:D6:26:ASN:HB2	1.67	0.76
4:CD:187:ARG:HH11	4:CD:187:ARG:HB3	1.49	0.76
36:BA:605:C:H5	36:BA:623:G:H1	1.30	0.76
48:DP:106:LEU:HD21	48:DP:112:LEU:HB2	1.65	0.76
2:CB:130:ARG:HH21	2:CB:134:GLU:HG3	1.50	0.76
19:CS:10:PHE:O	19:CS:10:PHE:CG	2.36	0.76

Continued on next page...

Continued from previous page...

Atom-1	Atom-2	Distance(Å)	Clash(Å)
58:DZ:14:LYS:HE2	58:DZ:17:ALA:HB2	1.65	0.76
36:DA:991:C:H5'	36:DA:991:C:H6	1.50	0.76
6:CF:8:ILE:HD11	6:CF:79:LEU:HD23	1.67	0.76
25:CZ:222:LEU:HD13	25:CZ:305:ALA:HB2	1.67	0.76
22:AW:8:U:O2'	22:AW:9:A:H5''	1.85	0.76
36:DA:654:A:H3'	36:DA:654:A:OP1	1.85	0.76
36:DA:214:G:H1'	36:DA:216:A:O2'	1.85	0.76
28:B2:46:GLN:HB3	28:B2:48:HIS:ND1	1.99	0.76
49:BQ:141:GLN:HB3	58:BZ:99:TYR:HE1	1.48	0.76
43:DH:46:GLU:OE1	43:DH:50:VAL:HG13	1.85	0.76
31:D5:54:GLY:H	31:D5:56:LYS:NZ	1.83	0.76
36:DA:1087:G:H2'	36:DA:1088:A:H4'	1.66	0.76
1:CA:624:C:H2'	1:CA:625:G:H8	1.50	0.76
10:AJ:34:VAL:HG22	10:AJ:74:ILE:HG22	1.67	0.76
2:AB:75:LYS:HA	2:AB:78:GLN:HE21	1.47	0.76
39:DD:270:ILE:O	39:DD:270:ILE:HD12	1.85	0.76
36:BA:1880:C:C3'	36:BA:1881:C:H5''	2.15	0.76
39:BD:270:ILE:HD12	39:BD:270:ILE:O	1.86	0.76
13:AM:8:GLU:OE1	13:AM:22:ILE:HA	1.86	0.76
34:B8:62:LEU:CD1	36:BA:242:G:H5''	2.13	0.76
36:BA:2189:U:C3'	36:BA:2190:G:H4'	2.14	0.76
25:AZ:355:LEU:HB3	25:AZ:370:PHE:CB	2.15	0.76
2:CB:134:GLU:C	2:CB:136:VAL:H	1.88	0.76
43:BH:50:VAL:HG12	43:BH:51:ARG:N	2.00	0.76
36:DA:811:U:OP2	48:DP:30:THR:HG23	1.85	0.76
36:BA:1209:G:H21	36:BA:1210:A:H62	1.33	0.76
50:BR:2:ARG:HG3	50:BR:2:ARG:HH11	1.49	0.76
19:AS:78:ARG:HB2	19:AS:81:ARG:NH1	2.00	0.76
2:CB:25:ASN:HD22	2:CB:27:LYS:H	1.34	0.76
13:AM:82:MET:HG3	13:AM:83:ASP:N	1.99	0.76
1:AA:274:A:O2'	1:AA:275:G:H8	1.69	0.76
36:DA:2726:U:H5'	36:DA:2726:U:O2	1.85	0.76
36:BA:145:G:H2'	36:BA:146:G:H5''	1.64	0.76
11:CK:79:SER:OG	11:CK:106:LYS:HD2	1.85	0.76
1:AA:269:C:H2'	1:AA:270:A:H8	1.50	0.76
1:AA:176:C:H2'	1:AA:177:C:H6	1.48	0.76
57:DY:10:GLY:CA	57:DY:27:VAL:HG13	2.15	0.76
36:DA:259:G:N2	36:DA:621:A:H8	1.83	0.76
12:AL:7:ILE:HD12	12:AL:8:ASN:N	1.99	0.76
55:BW:20:VAL:HG23	55:BW:47:VAL:HG21	1.67	0.76
2:AB:33:TYR:HB2	2:AB:43:ASP:HB2	1.65	0.76
46:DN:55:VAL:HG22	46:DN:126:PRO:HA	1.68	0.76

Continued on next page...

Continued from previous page...

Atom-1	Atom-2	Distance(Å)	Clash(Å)
1:AA:627:G:O2'	1:AA:628:G:H5'	1.86	0.76
1:CA:1003:G:N2	1:CA:1039:C:H42	1.83	0.76
57:BY:95:LYS:HE3	57:BY:99:CYS:O	1.85	0.76
51:DS:96:GLY:O	51:DS:98:VAL:N	2.19	0.76
41:DF:160:ASN:HD21	41:DF:162:LEU:HD13	1.50	0.76
43:DH:50:VAL:HG12	43:DH:51:ARG:N	2.00	0.76
1:AA:979:C:H3'	1:AA:980:C:C5'	2.16	0.76
4:CD:17:VAL:HG11	4:CD:197:PRO:HB2	1.68	0.76
9:AI:40:LEU:HD11	9:AI:70:LYS:HG2	1.67	0.76
2:AB:87:ARG:HH22	2:AB:233:SER:N	1.84	0.76
10:AJ:24:VAL:HG12	10:AJ:28:ARG:HD2	1.67	0.76
51:BS:36:TYR:HD1	51:BS:36:TYR:N	1.84	0.76
36:BA:1880:C:H3'	36:BA:1881:C:H5''	1.67	0.76
40:DE:4:ILE:HD13	40:DE:28:ALA:HB1	1.68	0.76
19:CS:17:GLU:O	19:CS:21:GLU:HG2	1.86	0.76
36:BA:482:A:H4'	57:BY:47:LYS:HG2	1.68	0.76
36:BA:581:C:H2'	36:BA:582:G:H8	1.51	0.76
52:BT:55:ASN:H	52:BT:59:THR:CG2	1.95	0.76
1:AA:1271:G:H2'	1:AA:1272:G:C5'	2.16	0.76
2:AB:134:GLU:C	2:AB:136:VAL:H	1.89	0.76
36:DA:2137:C:H2'	36:DA:2138:C:C6	2.20	0.76
58:BZ:37:VAL:HG23	58:BZ:38:TYR:N	1.98	0.76
33:D7:34:ARG:HH11	33:D7:34:ARG:CG	1.99	0.76
25:AZ:19:HIS:ND1	25:AZ:113:MET:HB3	2.00	0.76
10:CJ:34:VAL:HG22	10:CJ:74:ILE:HG22	1.67	0.76
38:BC:100:ILE:HG22	38:BC:104:LEU:HD23	1.68	0.76
52:DT:85:LYS:HZ2	52:DT:85:LYS:HB3	1.48	0.76
13:CM:23:TYR:HB3	13:CM:67:GLU:HB3	1.65	0.76
42:DG:139:LEU:CA	42:DG:144:ILE:HD13	2.16	0.76
4:AD:189:PRO:HB2	4:AD:194:LEU:CD2	2.13	0.76
36:BA:607:U:OP1	41:BF:102:PRO:HA	1.86	0.76
1:AA:376:G:H4'	16:AP:5:ARG:NH1	1.99	0.76
19:CS:62:ILE:HA	19:CS:66:MET:HE2	1.68	0.76
34:D8:50:LEU:HD12	34:D8:51:ALA:N	2.01	0.76
13:AM:53:VAL:HG12	13:AM:57:ARG:HH21	1.49	0.76
1:CA:627:G:O2'	1:CA:628:G:H5'	1.85	0.76
39:DD:206:LEU:HD22	39:DD:211:ARG:HG2	1.66	0.76
36:DA:2712:U:H1'	36:DA:2712(A):A:C8	2.21	0.76
44:BJ:36:UNK:HA	44:BJ:40:UNK:CB	2.15	0.76
36:DA:845:G:H8	36:DA:845:G:OP2	1.69	0.76
36:BA:325:G:H2'	36:BA:326:G:H8	1.51	0.76
58:DZ:70:LEU:HG	58:DZ:91:LEU:HD11	1.68	0.76

Continued on next page...

Continued from previous page...

Atom-1	Atom-2	Distance(Å)	Clash(Å)
38:DC:100:ILE:HG22	38:DC:104:LEU:HD23	1.68	0.76
32:B6:11:LEU:HD12	32:B6:26:ASN:HB2	1.68	0.76
13:AM:23:TYR:HB3	13:AM:67:GLU:HB3	1.68	0.76
5:AE:76:ILE:HG13	5:AE:142:LEU:HD13	1.67	0.76
4:AD:17:VAL:HG11	4:AD:197:PRO:HB2	1.68	0.76
58:DZ:37:VAL:HG23	58:DZ:38:TYR:N	2.01	0.76
9:AI:19:LEU:HD21	9:AI:59:PHE:CD2	2.20	0.76
36:BA:2712:U:H1'	36:BA:2712(A):A:C8	2.21	0.76
48:BP:146:VAL:HG22	48:BP:147:LEU:N	2.00	0.76
32:B6:18:ARG:HG2	32:B6:18:ARG:NH1	1.96	0.76
36:BA:1602:U:H3'	36:BA:1603:A:H5'	1.68	0.76
36:DA:2159:G:C2'	36:DA:2160:G:H5''	2.15	0.76
1:CA:1435:G:H2'	1:CA:1436:U:C6	2.21	0.76
36:DA:888:C:H2'	36:DA:889:C:H4'	1.68	0.76
58:BZ:59:LEU:O	58:BZ:66:SER:HA	1.86	0.76
43:BH:33:LEU:HD21	43:BH:136:ILE:HG22	1.67	0.76
36:DA:363(F):A:HO2'	36:DA:364:C:H5	1.34	0.76
50:DR:58:GLY:HA2	50:DR:80:PHE:HE2	1.50	0.76
27:D1:30:VAL:HG23	27:D1:31:GLY:H	1.49	0.76
39:BD:30:GLU:H	39:BD:35:LYS:HZ1	1.32	0.75
34:D8:62:LEU:CD1	36:DA:242:G:H5''	2.12	0.75
32:D6:17:LYS:HB3	32:D6:18:ARG:HH12	1.50	0.75
40:DE:38:THR:HG22	40:DE:40:GLU:N	2.00	0.75
54:BV:19:LYS:HG2	54:BV:94:LEU:HB2	1.68	0.75
5:CE:76:ILE:HG13	5:CE:142:LEU:HD13	1.68	0.75
1:AA:1367:C:C5'	10:AJ:60:ARG:HH11	1.99	0.75
10:AJ:32:ALA:HB2	10:AJ:76:ASN:HB2	1.67	0.75
35:D9:34:GLN:O	35:D9:35:ARG:HB2	1.84	0.75
31:B5:54:GLY:H	31:B5:56:LYS:NZ	1.83	0.75
41:BF:164:ARG:HH11	41:BF:164:ARG:HG2	1.52	0.75
22:CW:8:U:O2'	22:CW:9:A:H5''	1.86	0.75
36:BA:280:C:H3'	36:BA:281:G:H8	1.50	0.75
13:CM:64:TRP:O	13:CM:66:LEU:HD13	1.86	0.75
43:DH:167:GLU:HB3	43:DH:168:PRO:HD2	1.68	0.75
4:CD:67:ILE:HG22	4:CD:68:TYR:CD1	2.22	0.75
36:DA:2334:G:H21	51:DS:18:ILE:HG23	1.51	0.75
47:DO:114:ILE:HD12	47:DO:114:ILE:H	1.50	0.75
36:DA:1057:A:O2'	36:DA:1058:G:H5'	1.87	0.75
58:DZ:139:VAL:HG12	58:DZ:140:ASP:H	1.51	0.75
22:CV:52:G:H1	22:CV:62:C:H42	1.35	0.75
1:CA:367:U:H4'	25:CZ:291:ARG:HE	1.51	0.75
50:BR:58:GLY:HA2	50:BR:80:PHE:HE2	1.50	0.75

Continued on next page...

Continued from previous page...

Atom-1	Atom-2	Distance(Å)	Clash(Å)
47:BO:4:PRO:O	47:BO:5:GLN:HB2	1.84	0.75
41:DF:3:GLU:CA	41:DF:24:LEU:HG	2.15	0.75
6:AF:35:ALA:HA	6:AF:67:MET:HB3	1.67	0.75
1:CA:1442(B):A:H5'	52:DT:118:ARG:HH11	1.50	0.75
51:DS:36:TYR:HD1	51:DS:36:TYR:N	1.84	0.75
13:CM:82:MET:HG3	13:CM:83:ASP:N	2.00	0.75
36:BA:284:U:H2'	36:BA:285:C:C6	2.22	0.75
8:CH:64:LYS:HG2	8:CH:79:VAL:HG21	1.66	0.75
36:BA:1348:G:H2'	36:BA:1349:A:H5''	1.67	0.75
22:CW:38:A:H2'	22:CW:39:U:H5''	1.68	0.75
36:DA:1681:G:O2'	36:DA:1762:A:H2'	1.87	0.75
36:DA:581:C:H2'	36:DA:582:G:C8	2.21	0.75
57:BY:10:GLY:CA	57:BY:27:VAL:HG13	2.16	0.75
4:AD:101:LEU:HD23	4:AD:121:VAL:HG11	1.67	0.75
4:CD:100:ARG:HH21	4:CD:118:ARG:HH12	1.32	0.75
32:B6:15:GLU:HG2	32:B6:47:THR:HG21	1.69	0.75
51:BS:42:ASP:O	51:BS:43:GLU:HB3	1.85	0.75
6:CF:35:ALA:HA	6:CF:67:MET:HB3	1.67	0.75
9:AI:4:TYR:CE2	9:AI:88:TYR:HB2	2.20	0.75
36:BA:2131:G:H1'	36:BA:2133:G:H21	1.51	0.75
36:BA:2159:G:C2'	36:BA:2160:G:H5''	2.16	0.75
19:AS:48:THR:HG22	19:AS:61:TYR:HA	1.68	0.75
36:BA:631:A:H5''	48:BP:65:ARG:HH11	1.50	0.75
39:BD:134:ARG:HG3	39:BD:187:GLY:HA3	1.67	0.75
50:DR:116:LEU:O	50:DR:117:VAL:HG12	1.85	0.75
37:DB:17:C:H2'	37:DB:18:G:O4'	1.85	0.75
36:DA:1720:U:H3'	36:DA:1721:G:H5''	1.69	0.75
36:BA:654:A:H3'	36:BA:654:A:OP1	1.86	0.75
25:AZ:331:HIS:HA	25:AZ:364:PRO:HG2	1.67	0.75
36:BA:1498:C:C2'	36:BA:1499:C:H5''	2.17	0.75
5:AE:12:LEU:HD13	5:AE:31:LEU:HB2	1.67	0.75
51:DS:42:ASP:O	51:DS:43:GLU:HB3	1.85	0.75
36:DA:1022:G:N2	36:DA:1142(A):A:C2	2.53	0.75
43:BH:46:GLU:OE1	43:BH:50:VAL:HG13	1.86	0.75
51:DS:101:LEU:O	51:DS:101:LEU:HD12	1.86	0.75
9:AI:28:VAL:HG12	9:AI:29:ASN:N	1.99	0.75
38:BC:43:VAL:HG23	38:BC:175:VAL:HG21	1.67	0.75
2:CB:229:VAL:HG12	2:CB:230:VAL:N	2.02	0.75
1:AA:939:G:H5''	7:AG:102:ARG:HH22	1.52	0.75
36:DA:1880:C:H3'	36:DA:1881:C:H5''	1.69	0.75
36:DA:581:C:H2'	36:DA:582:G:H8	1.50	0.75
2:AB:8:LYS:HB2	2:AB:9:GLU:OE1	1.87	0.75

Continued on next page...

Continued from previous page...

Atom-1	Atom-2	Distance(Å)	Clash(Å)
29:B3:43:ILE:O	29:B3:47:VAL:HG23	1.86	0.75
1:AA:1053:G:C4'	1:AA:1054:C:H5'	2.12	0.75
39:BD:27:THR:CG2	39:BD:83:GLU:HG2	2.17	0.75
36:BA:1498:C:H2'	36:BA:1499:C:H5''	1.68	0.75
4:AD:18:LYS:N	4:AD:33:MET:HE2	2.00	0.75
27:B1:58:ILE:HD12	27:B1:59:THR:H	1.52	0.75
3:CC:15:THR:HG21	3:CC:181:ASN:HA	1.68	0.75
27:D1:67:ILE:HB	27:D1:68:PRO:HD3	1.69	0.75
8:AH:64:LYS:HG2	8:AH:79:VAL:HG21	1.69	0.75
43:DH:18:GLU:HB2	43:DH:25:LYS:HB2	1.67	0.75
1:CA:358:U:H2'	1:CA:359:U:C6	2.22	0.75
1:CA:274:A:O2'	1:CA:275:G:H8	1.70	0.75
52:DT:16:ARG:HD2	52:DT:18:ASP:OD1	1.87	0.75
36:DA:2208:A:H1'	36:DA:2219:G:C5	2.22	0.75
15:AO:25:THR:O	15:AO:29:VAL:HG23	1.86	0.75
36:DA:1039:G:H1	36:DA:1116:C:H42	1.35	0.75
52:DT:28:VAL:HG11	52:DT:46:GLU:HG3	1.69	0.75
7:CG:79:ARG:HG2	7:CG:84:ASN:CA	2.11	0.75
39:DD:31:LYS:O	39:DD:35:LYS:HB3	1.86	0.75
42:DG:43:LEU:HB3	42:DG:45:GLU:HG2	1.67	0.75
36:DA:2189:U:C3'	36:DA:2190:G:H4'	2.15	0.75
4:AD:187:ARG:HH11	4:AD:187:ARG:HB3	1.50	0.75
54:DV:15:GLU:HB3	54:DV:16:PRO:CD	2.16	0.75
48:BP:112:LEU:H	48:BP:128:HIS:HD2	1.34	0.75
1:AA:1392:G:N2	1:AA:1502:A:H8	1.85	0.75
4:CD:19:LEU:O	4:CD:26:CYS:SG	2.44	0.75
53:BU:90:VAL:O	53:BU:92:ARG:N	2.19	0.75
2:CB:25:ASN:ND2	2:CB:27:LYS:H	1.85	0.75
36:BA:886:C:C2'	36:BA:887:A:H4'	2.16	0.75
36:DA:1331:A:O2'	36:DA:1332:G:H8	1.69	0.75
8:AH:114:THR:HG22	8:AH:130:GLY:O	1.87	0.75
3:AC:113:ALA:HB3	3:AC:114:PRO:HD3	1.67	0.75
17:AQ:69:LYS:C	17:AQ:70:ARG:HD2	2.07	0.75
53:DU:16:LYS:O	53:DU:20:LEU:HD23	1.86	0.75
14:CN:22:THR:HB	14:CN:33:VAL:HG21	1.68	0.75
42:BG:7:LEU:CD2	42:BG:176:LEU:HD21	2.12	0.75
39:BD:31:LYS:O	39:BD:35:LYS:HB3	1.87	0.75
58:BZ:151:HIS:HB3	58:BZ:170:THR:HA	1.69	0.75
41:BF:185:ASP:HA	41:BF:188:ARG:HG2	1.67	0.75
40:BE:38:THR:HG22	40:BE:40:GLU:N	2.00	0.75
48:DP:146:VAL:HG22	48:DP:147:LEU:N	2.02	0.75
1:AA:1238:A:H2	1:AA:1301:U:H3	1.32	0.75

Continued on next page...

Continued from previous page...

Atom-1	Atom-2	Distance(Å)	Clash(Å)
42:BG:144:ILE:O	42:BG:144:ILE:HG23	1.87	0.75
1:AA:624:C:H2'	1:AA:625:G:H8	1.50	0.75
50:BR:55:ALA:HB2	50:BR:79:LEU:HD11	1.69	0.75
36:DA:300:A:H2'	36:DA:334:C:O2'	1.87	0.75
3:AC:40:ARG:HH11	3:AC:40:ARG:HG3	1.50	0.75
3:AC:52:LEU:HD23	3:AC:52:LEU:H	1.51	0.75
36:DA:543:C:H42	36:DA:549:G:H1	1.34	0.75
1:AA:723:U:O4	1:AA:1537:U:H2'	1.85	0.75
36:BA:657:U:H2'	36:BA:658:C:H6	1.52	0.75
32:B6:15:GLU:OE1	32:B6:18:ARG:NE	2.20	0.75
48:DP:112:LEU:H	48:DP:128:HIS:HD2	1.35	0.75
16:CP:21:VAL:O	16:CP:33:ILE:HB	1.87	0.75
49:BQ:56:ARG:CG	49:BQ:56:ARG:HH11	2.00	0.75
1:CA:176:C:H2'	1:CA:177:C:C6	2.22	0.75
34:D8:52:LYS:H	34:D8:53:PRO:HD2	1.52	0.75
49:BQ:66:ILE:HA	49:BQ:104:PHE:HB3	1.68	0.75
1:AA:1104:G:O5'	2:AB:111:ARG:HD2	1.86	0.75
36:BA:585:G:H2'	36:BA:1251:C:H42	1.52	0.75
36:DA:2189:U:H2'	36:DA:2190:G:C4'	2.17	0.74
32:D6:36:LEU:HD12	32:D6:50:ARG:NH1	2.01	0.74
48:BP:106:LEU:HD21	48:BP:112:LEU:HB2	1.66	0.74
33:B7:34:ARG:CG	33:B7:34:ARG:HH11	2.00	0.74
36:DA:325:G:H2'	36:DA:326:G:H8	1.52	0.74
36:DA:886:C:C2'	36:DA:887:A:H4'	2.17	0.74
36:BA:1331:A:O2'	36:BA:1332:G:H8	1.69	0.74
36:DA:1301:A:H4'	36:DA:1302:A:OP1	1.86	0.74
42:BG:79:ASN:O	42:BG:80:PHE:HB2	1.85	0.74
39:BD:30:GLU:CB	39:BD:35:LYS:HD2	2.13	0.74
34:D8:61:LEU:HD13	34:D8:62:LEU:H	1.52	0.74
34:D8:62:LEU:HD13	36:DA:242:G:C5'	2.15	0.74
32:D6:15:GLU:HG2	32:D6:47:THR:HG21	1.68	0.74
11:CK:110:ASP:HB2	18:CR:88:LYS:HE2	1.69	0.74
58:BZ:108:PRO:O	58:BZ:111:VAL:HG23	1.88	0.74
36:DA:1602:U:H3'	36:DA:1603:A:H5'	1.67	0.74
36:BA:1057:A:O2'	36:BA:1058:G:H5'	1.87	0.74
25:AZ:110:ASP:HB3	25:AZ:113:MET:CE	2.18	0.74
34:B8:49:VAL:HB	34:B8:53:PRO:HD3	1.68	0.74
36:DA:886:C:H2'	36:DA:887:A:H4'	1.66	0.74
29:D3:17:LYS:HG2	36:DA:969:U:OP1	1.86	0.74
3:AC:188:LEU:HD12	3:AC:195:VAL:CG1	2.15	0.74
28:B2:30:ARG:O	28:B2:34:GLU:HB2	1.87	0.74
12:CL:55:VAL:HG23	12:CL:68:ALA:O	1.87	0.74

Continued on next page...

Continued from previous page...

Atom-1	Atom-2	Distance(Å)	Clash(Å)
36:DA:28:A:N6	36:DA:512:G:H1'	2.00	0.74
1:AA:1432:G:OP1	52:BT:107:ASP:HB2	1.87	0.74
36:DA:1115:G:H2'	36:DA:1116:C:O4'	1.85	0.74
7:AG:73:MET:HG2	7:AG:90:GLU:HA	1.69	0.74
58:BZ:63:ASP:HB3	58:BZ:65:GLN:HG3	1.70	0.74
36:BA:2853:C:H2'	36:BA:2854:G:C8	2.22	0.74
1:CA:192:U:H2'	1:CA:193:C:H6	1.52	0.74
12:AL:55:VAL:HG23	12:AL:68:ALA:O	1.87	0.74
36:BA:845:G:H8	36:BA:845:G:OP2	1.70	0.74
51:BS:59:LYS:HG2	51:BS:60:GLY:N	1.99	0.74
36:DA:83:G:N2	36:DA:102:G:H2'	2.03	0.74
54:DV:99:ILE:CD1	54:DV:99:ILE:H	2.01	0.74
43:BH:40:GLU:OE1	43:BH:55:PRO:HG3	1.87	0.74
34:D8:32:LEU:HD23	34:D8:36:LYS:HE2	1.68	0.74
2:CB:87:ARG:HH22	2:CB:233:SER:N	1.83	0.74
58:DZ:150:LEU:HD21	58:DZ:172:ALA:HB3	1.68	0.74
1:AA:1286:A:O2'	1:AA:1287:A:H5''	1.87	0.74
36:BA:1039:G:H1	36:BA:1116:C:H42	1.35	0.74
52:DT:58:ASN:ND2	52:DT:58:ASN:H	1.84	0.74
36:DA:181:A:H5'	36:DA:181:A:H8	1.52	0.74
36:BA:1970:A:H5''	36:BA:1971:A:OP1	1.87	0.74
52:DT:28:VAL:HG22	52:DT:47:GLY:H	1.51	0.74
58:BZ:81:ARG:HB2	58:BZ:81:ARG:CZ	2.16	0.74
39:DD:30:GLU:CD	39:DD:63:ARG:HE	1.91	0.74
34:B8:4:MET:O	34:B8:62:LEU:HD12	1.87	0.74
9:CI:85:LEU:HD11	9:CI:96:LEU:HD21	1.68	0.74
54:BV:29:PRO:HA	54:BV:61:VAL:HG22	1.69	0.74
58:BZ:108:PRO:HB3	58:BZ:141:VAL:CG1	2.17	0.74
36:DA:2415:G:H4'	48:DP:66:GLY:C	2.06	0.74
33:D7:34:ARG:HG3	33:D7:34:ARG:NH1	1.98	0.74
53:BU:91:ASP:O	53:BU:95:LEU:HB2	1.88	0.74
36:DA:307:G:H21	36:DA:330:A:H62	1.32	0.74
41:DF:157:VAL:HG12	41:DF:176:LEU:HB3	1.68	0.74
36:BA:2463:C:O2'	36:BA:2464:C:H5'	1.87	0.74
41:BF:84:VAL:C	41:BF:86:GLY:H	1.91	0.74
36:DA:482:A:H4'	57:DY:47:LYS:HG2	1.69	0.74
50:BR:116:LEU:O	50:BR:117:VAL:HG12	1.86	0.74
36:BA:214:G:H1'	36:BA:216:A:O2'	1.87	0.74
39:DD:71:ASP:CB	39:DD:103:ARG:HH22	2.00	0.74
11:AK:110:ASP:HB2	18:AR:88:LYS:HE2	1.68	0.74
48:DP:61:ARG:O	48:DP:62:LEU:HB3	1.88	0.74
4:CD:18:LYS:N	4:CD:33:MET:HE2	2.01	0.74

Continued on next page...

Continued from previous page...

Atom-1	Atom-2	Distance(Å)	Clash(Å)
51:DS:74:ALA:HB1	51:DS:103:GLU:HG2	1.69	0.74
16:AP:21:VAL:O	16:AP:33:ILE:HB	1.88	0.74
36:DA:996:A:H4'	53:DU:92:ARG:NE	2.02	0.74
31:D5:29:THR:HG21	36:DA:2814:C:O2'	1.87	0.74
43:DH:33:LEU:HD21	43:DH:136:ILE:HG22	1.67	0.74
36:BA:203:C:H3'	36:BA:204:A:H5''	1.69	0.74
34:D8:54:GLU:O	34:D8:58:ILE:HG12	1.86	0.74
26:D0:10:THR:HG22	26:D0:12:ASN:N	2.00	0.74
36:DA:1279:G:H4'	50:DR:31:HIS:HD2	1.50	0.74
43:BH:156:ALA:C	43:BH:158:HIS:H	1.87	0.74
36:BA:1051:G:H2'	36:BA:1052:C:C5	2.23	0.74
34:D8:49:VAL:HB	34:D8:53:PRO:HD3	1.68	0.74
40:DE:51:PHE:O	40:DE:74:PRO:HB2	1.87	0.74
38:BC:79:LYS:HA	38:BC:97:GLU:OE1	1.88	0.74
36:DA:1528(A):A:H62	36:DA:1541:G:N2	1.85	0.74
36:DA:99:U:H4'	36:DA:102:G:H1'	1.70	0.74
27:D1:34:THR:HG21	27:D1:37:ILE:CD1	2.16	0.74
36:DA:607:U:OP1	41:DF:102:PRO:HA	1.88	0.74
55:DW:20:VAL:HG23	55:DW:47:VAL:HG21	1.69	0.74
20:AT:26:ASN:ND2	20:AT:26:ASN:H	1.85	0.74
1:AA:176:C:H2'	1:AA:177:C:C6	2.22	0.74
24:CY:6:C:H42	24:CY:67:G:H1	1.35	0.74
34:B8:43:GLN:O	34:B8:44:LYS:HD2	1.87	0.74
36:BA:1450(A):C:H2'	36:BA:1451:C:C6	2.23	0.74
47:DO:4:PRO:O	47:DO:5:GLN:HB2	1.88	0.74
58:DZ:29:TYR:HB3	58:DZ:34:ASN:HB2	1.68	0.74
36:BA:2126:A:H4'	36:BA:2127:G:O5'	1.88	0.74
36:BA:654(C):G:H2'	36:BA:654(D):G:H5'	1.70	0.74
53:BU:56:ASP:O	53:BU:60:LEU:HG	1.87	0.74
58:BZ:9:TYR:HE1	58:BZ:35:ARG:HG3	1.52	0.74
43:DH:85:LYS:HZ1	43:DH:86:GLU:HA	1.52	0.74
13:AM:120:LYS:HA	13:AM:120:LYS:CE	2.18	0.74
43:DH:40:GLU:OE1	43:DH:55:PRO:HG3	1.87	0.74
36:DA:2131:G:H1'	36:DA:2133:G:H21	1.52	0.74
31:D5:36:CYS:O	31:D5:38:ALA:N	2.21	0.74
25:CZ:20:VAL:HG12	25:CZ:115:GLN:HG3	1.69	0.74
51:BS:36:TYR:N	51:BS:36:TYR:CD1	2.56	0.74
36:BA:481:G:OP2	57:BY:47:LYS:HD3	1.88	0.74
22:CV:61:C:H5'	22:CV:62:C:OP2	1.87	0.74
53:BU:16:LYS:O	53:BU:20:LEU:HD23	1.88	0.74
7:CG:113:GLU:HG2	7:CG:119:ARG:HG2	1.69	0.74
40:BE:51:PHE:O	40:BE:74:PRO:HB2	1.87	0.74

Continued on next page...

Continued from previous page...

Atom-1	Atom-2	Distance(Å)	Clash(Å)
41:DF:84:VAL:C	41:DF:86:GLY:H	1.91	0.74
36:BA:888:C:H2'	36:BA:889:C:H4'	1.68	0.74
36:BA:300:A:H2'	36:BA:334:C:O2'	1.87	0.74
24:AY:6:C:H42	24:AY:67:G:H1	1.36	0.74
28:B2:46:GLN:O	28:B2:50:ILE:HD13	1.87	0.74
43:DH:83:TYR:HB2	43:DH:134:SER:HA	1.70	0.74
21:CU:6:ARG:HD3	21:CU:15:ARG:NH1	2.01	0.74
4:AD:23:GLY:HA3	4:AD:112:VAL:HG22	1.68	0.74
32:B6:10:LEU:H	32:B6:10:LEU:HD23	1.51	0.74
51:DS:19:LYS:HB3	51:DS:20:ARG:HH22	1.53	0.74
16:AP:20:VAL:HG21	16:AP:32:TYR:CG	2.23	0.74
36:BA:1434:A:H61	36:BA:1558:A:N6	1.85	0.74
2:CB:61:LEU:O	2:CB:64:ARG:HG2	1.87	0.74
13:AM:112:GLY:O	13:AM:114:ARG:N	2.21	0.74
36:DA:203:C:H3'	36:DA:204:A:H5''	1.69	0.74
34:D8:4:MET:O	34:D8:62:LEU:HD12	1.88	0.73
54:BV:99:ILE:H	54:BV:99:ILE:CD1	2.01	0.73
36:DA:1516:C:H2'	36:DA:1517:G:C5'	2.17	0.73
36:DA:2134:A:H62	36:DA:2157:G:H1'	1.53	0.73
10:CJ:75:ILE:HG13	10:CJ:76:ASN:H	1.53	0.73
9:CI:4:TYR:CE2	9:CI:88:TYR:HB2	2.22	0.73
25:CZ:110:ASP:HB3	25:CZ:113:MET:CE	2.18	0.73
56:DX:35:THR:HG22	56:DX:37:THR:N	2.02	0.73
28:B2:7:ARG:HA	28:B2:10:LEU:CD1	2.18	0.73
13:AM:82:MET:CG	13:AM:83:ASP:N	2.50	0.73
42:BG:95:ARG:O	42:BG:96:ARG:O	2.05	0.73
7:CG:73:MET:HG2	7:CG:90:GLU:HA	1.68	0.73
11:AK:79:SER:OG	11:AK:106:LYS:HD2	1.87	0.73
36:DA:284:U:H2'	36:DA:285:C:C6	2.23	0.73
41:BF:25:PRO:HB3	41:BF:119:ARG:CB	2.16	0.73
41:BF:4:VAL:HA	41:BF:19:GLU:HB3	1.69	0.73
36:BA:2189:U:H2'	36:BA:2190:G:C4'	2.17	0.73
9:CI:53:VAL:HG22	9:CI:95:LYS:HZ3	1.52	0.73
54:DV:29:PRO:HA	54:DV:61:VAL:HG22	1.69	0.73
13:AM:12:ASN:H	13:AM:12:ASN:HD22	1.36	0.73
43:BH:167:GLU:HB3	43:BH:168:PRO:HD2	1.68	0.73
36:DA:330:A:O2'	36:DA:331:A:H8	1.71	0.73
36:BA:760:G:C2'	36:BA:761:A:H5'	2.18	0.73
24:AY:26:A:H2'	24:AY:27:C:O4'	1.88	0.73
49:DQ:66:ILE:HA	49:DQ:104:PHE:HB3	1.69	0.73
36:DA:2303:G:O2'	42:DG:132:ASN:HB2	1.88	0.73
13:AM:88:ARG:HH11	13:AM:88:ARG:HG2	1.53	0.73

Continued on next page...

Continued from previous page...

Atom-1	Atom-2	Distance(Å)	Clash(Å)
38:BC:79:LYS:HG2	38:BC:118:ASP:OD2	1.88	0.73
32:B6:17:LYS:HB3	32:B6:18:ARG:HH12	1.53	0.73
48:DP:23:PRO:HB2	48:DP:33:ARG:CG	2.18	0.73
36:BA:330:A:O2'	36:BA:331:A:H8	1.72	0.73
1:CA:572:A:H5'	1:CA:573:A:OP2	1.89	0.73
3:CC:5:ILE:HD13	3:CC:5:ILE:N	2.03	0.73
39:BD:134:ARG:HH12	39:BD:135:PHE:HE1	1.36	0.73
15:CO:25:THR:O	15:CO:29:VAL:HG23	1.88	0.73
38:BC:120:MET:HA	38:BC:123:VAL:HG12	1.70	0.73
42:BG:46:ALA:HB3	42:BG:88:ILE:CD1	2.18	0.73
51:BS:49:VAL:HG12	51:BS:50:SER:N	2.04	0.73
36:BA:760:G:H2'	36:BA:761:A:H5'	1.69	0.73
22:AW:38:A:H3'	22:AW:39:U:H5''	1.71	0.73
36:BA:1720:U:H3'	36:BA:1721:G:H5''	1.70	0.73
2:CB:8:LYS:HB2	2:CB:9:GLU:OE1	1.88	0.73
26:B0:40:GLN:HE22	26:B0:45:PHE:H	1.33	0.73
34:D8:43:GLN:O	34:D8:44:LYS:HD2	1.88	0.73
6:CF:87:ARG:HG2	6:CF:87:ARG:HH11	1.53	0.73
1:AA:1435:G:H2'	1:AA:1436:U:C6	2.23	0.73
42:BG:47:LYS:CG	42:BG:81:LYS:HD2	2.18	0.73
41:DF:185:ASP:HA	41:DF:188:ARG:CG	2.19	0.73
32:D6:11:LEU:CD1	32:D6:26:ASN:HB2	2.18	0.73
38:BC:27:ARG:CD	38:BC:182:PRO:CG	2.61	0.73
57:DY:95:LYS:HE3	57:DY:99:CYS:O	1.87	0.73
57:BY:42:VAL:HG12	57:BY:65:ALA:HB3	1.70	0.73
48:BP:58:THR:O	48:BP:61:ARG:NE	2.21	0.73
51:BS:92:TYR:CG	51:BS:93:LYS:N	2.57	0.73
51:BS:96:GLY:O	51:BS:98:VAL:N	2.20	0.73
36:DA:2287:A:C2	36:DA:2346:A:N1	2.57	0.73
16:AP:20:VAL:HG21	16:AP:32:TYR:CB	2.18	0.73
36:BA:89:G:H3'	36:BA:90:U:C5'	2.18	0.73
36:BA:969:U:H2'	36:BA:970:C:C6	2.23	0.73
34:D8:14:VAL:HG23	34:D8:24:ALA:HB2	1.71	0.73
40:BE:4:ILE:HD13	40:BE:28:ALA:HB1	1.70	0.73
36:BA:363(F):A:HO2'	36:BA:364:C:H5	1.34	0.73
40:DE:128:SER:OG	40:DE:129:HIS:N	2.22	0.73
36:DA:2491:U:H5'	36:DA:2570:G:H5''	1.69	0.73
39:DD:30:GLU:CG	39:DD:63:ARG:HE	2.01	0.73
42:BG:82:LEU:HD13	42:BG:87:PRO:CB	2.12	0.73
9:AI:85:LEU:HD11	9:AI:96:LEU:HD21	1.71	0.73
13:AM:64:TRP:O	13:AM:66:LEU:HD13	1.88	0.73
51:DS:59:LYS:HG2	51:DS:60:GLY:N	2.01	0.73

Continued on next page...

Continued from previous page...

Atom-1	Atom-2	Distance(Å)	Clash(Å)
43:DH:91:GLY:HA3	43:DH:94:TYR:CD2	2.23	0.73
48:DP:105:LEU:HD12	48:DP:105:LEU:N	2.03	0.73
48:BP:23:PRO:HB2	48:BP:33:ARG:CG	2.17	0.73
36:DA:1747(A):G:H2'	36:DA:1748:G:C5'	2.19	0.73
36:BA:2137:C:H2'	36:BA:2138:C:C6	2.24	0.73
36:BA:2415:G:H4'	48:BP:66:GLY:C	2.09	0.73
58:DZ:151:HIS:CB	58:DZ:170:THR:HA	2.18	0.73
36:DA:1434:A:H61	36:DA:1558:A:N6	1.85	0.73
28:B2:57:ILE:O	28:B2:61:LEU:HG	1.89	0.73
34:B8:62:LEU:HD13	36:BA:242:G:C5'	2.15	0.73
42:DG:79:ASN:O	42:DG:80:PHE:HB2	1.89	0.73
36:BA:83:G:N2	36:BA:102:G:H2'	2.03	0.73
2:AB:130:ARG:HH21	2:AB:134:GLU:HG3	1.52	0.73
36:DA:1779:U:C5	36:DA:1784:A:N7	2.56	0.73
3:AC:5:ILE:HD13	3:AC:5:ILE:N	2.03	0.73
36:DA:1038:C:H2'	36:DA:1039:G:H5''	1.68	0.73
29:D3:6:VAL:HG12	29:D3:56:VAL:HG22	1.71	0.73
36:BA:320:A:C5	41:BF:136:THR:HG21	2.24	0.73
1:AA:1015:A:H2'	1:AA:1016:A:C8	2.23	0.73
36:DA:585:G:H2'	36:DA:1251:C:H42	1.53	0.73
56:DX:44:GLU:HG3	56:DX:50:LYS:HA	1.71	0.73
52:BT:28:VAL:HG11	52:BT:46:GLU:HG3	1.70	0.73
36:BA:2287:A:C2	36:BA:2346:A:N1	2.56	0.73
36:DA:1051:G:H2'	36:DA:1052:C:C5	2.23	0.73
28:B2:6:VAL:O	28:B2:10:LEU:HG	1.89	0.73
36:BA:761:A:O5'	36:BA:761:A:C8	2.41	0.73
47:BO:87:ILE:CG2	47:BO:91:LEU:HA	2.18	0.73
36:BA:2502:G:H5''	36:BA:2503:A:H5''	1.69	0.73
1:CA:1104:G:O5'	2:CB:111:ARG:HD2	1.87	0.73
43:BH:85:LYS:NZ	43:BH:86:GLU:HA	2.04	0.73
7:AG:79:ARG:HG2	7:AG:84:ASN:CA	2.12	0.73
52:BT:28:VAL:HG22	52:BT:47:GLY:H	1.50	0.73
13:CM:120:LYS:CE	13:CM:120:LYS:HA	2.18	0.73
42:DG:84:LYS:HD2	42:DG:84:LYS:H	1.53	0.73
3:CC:83:ARG:O	3:CC:86:VAL:HG22	1.88	0.73
42:BG:153:ARG:HB3	42:BG:153:ARG:NH1	2.04	0.73
34:B8:52:LYS:H	34:B8:53:PRO:HD2	1.51	0.73
53:DU:56:ASP:O	53:DU:60:LEU:HG	1.88	0.73
36:DA:2853:C:H2'	36:DA:2854:G:C8	2.22	0.73
55:BW:22:ASP:HA	55:BW:25:ARG:HH12	1.54	0.73
36:DA:1450(A):C:H2'	36:DA:1451:C:C6	2.22	0.73
6:AF:43:LEU:HD22	6:AF:43:LEU:H	1.54	0.73

Continued on next page...

Continued from previous page...

Atom-1	Atom-2	Distance(Å)	Clash(Å)
10:CJ:80:LYS:O	10:CJ:83:GLU:HB3	1.87	0.73
41:DF:185:ASP:OD1	41:DF:188:ARG:HD3	1.89	0.73
39:BD:30:GLU:HG3	39:BD:63:ARG:HE	1.52	0.73
36:DA:654(C):G:H2'	36:DA:654(D):G:H5'	1.70	0.73
48:BP:112:LEU:H	48:BP:128:HIS:CD2	2.07	0.73
36:BA:1022:G:N2	36:BA:1142(A):A:H2	1.87	0.73
53:DU:91:ASP:O	53:DU:95:LEU:HB2	1.89	0.73
50:DR:2:ARG:HG3	50:DR:2:ARG:HH11	1.53	0.73
36:DA:761:A:C8	36:DA:761:A:O5'	2.41	0.73
2:CB:14:GLY:O	2:CB:15:VAL:HG13	1.88	0.73
11:CK:33:THR:HG22	11:CK:39:PRO:HA	1.69	0.73
36:DA:328:U:H4'	57:DY:68:HIS:ND1	2.04	0.73
1:AA:977:A:H2'	1:AA:977:A:N3	2.04	0.73
1:CA:977:A:N3	1:CA:977:A:H2'	2.03	0.73
32:B6:30:THR:O	32:B6:31:PRO:C	2.26	0.72
57:DY:28:LYS:HB3	57:DY:37:VAL:HB	1.71	0.72
50:DR:99:LYS:N	50:DR:99:LYS:HD2	2.01	0.72
48:DP:112:LEU:H	48:DP:128:HIS:CD2	2.07	0.72
48:DP:30:THR:CG2	48:DP:31:ALA:N	2.51	0.72
1:CA:1502:A:H2	1:CA:1505:G:N1	1.84	0.72
42:DG:9:ARG:HG3	42:DG:13:GLU:OE2	1.89	0.72
36:DA:760:G:C2'	36:DA:761:A:H5'	2.19	0.72
42:BG:106:LEU:O	42:BG:110:ALA:HB3	1.88	0.72
34:B8:14:VAL:HG23	34:B8:24:ALA:HB2	1.69	0.72
36:BA:581:C:H2'	36:BA:582:G:C8	2.22	0.72
58:BZ:102:LEU:HD23	58:BZ:137:ILE:HB	1.69	0.72
9:AI:118:LYS:O	9:AI:119:ALA:HB3	1.89	0.72
8:CH:114:THR:HG22	8:CH:130:GLY:O	1.89	0.72
36:DA:1368:G:O2'	36:DA:1369:G:H5'	1.89	0.72
24:AY:8:4SU:H5''	24:AY:8:4SU:H6	1.70	0.72
24:CY:8:4SU:H6	24:CY:8:4SU:H5''	1.71	0.72
3:CC:58:GLU:H	3:CC:65:ALA:HB3	1.54	0.72
40:BE:105:THR:HB	40:BE:197:ILE:HG23	1.71	0.72
24:CY:26:A:H2'	24:CY:27:C:O4'	1.89	0.72
38:BC:123:VAL:HG21	38:BC:127:LEU:HD23	1.61	0.72
22:AV:42:C:H6	22:AV:42:C:H5'	1.54	0.72
58:BZ:67:LEU:HD23	58:BZ:90:VAL:HG11	1.71	0.72
41:BF:160:ASN:HD21	41:BF:162:LEU:HD13	1.53	0.72
1:CA:1271:G:H2'	1:CA:1272:G:C5'	2.17	0.72
4:CD:121:VAL:O	4:CD:134:ASP:HA	1.89	0.72
36:BA:28:A:N6	36:BA:512:G:H1'	2.03	0.72
9:CI:28:VAL:HG12	9:CI:29:ASN:N	2.02	0.72

Continued on next page...

Continued from previous page...

Atom-1	Atom-2	Distance(Å)	Clash(Å)
36:DA:89:G:H3'	36:DA:90:U:C5'	2.18	0.72
19:CS:78:ARG:HB2	19:CS:81:ARG:NH1	2.04	0.72
1:AA:624:C:H4'	16:AP:11:SER:H	1.54	0.72
28:D2:8:LYS:HG2	28:D2:11:GLU:OE2	1.89	0.72
1:CA:520:A:N1	1:CA:536:C:H1'	2.04	0.72
53:DU:66:ASN:ND2	53:DU:76:TYR:H	1.87	0.72
8:CH:112:LEU:HD23	8:CH:112:LEU:N	2.04	0.72
36:DA:1639:U:C2'	36:DA:1640:C:H5''	2.19	0.72
46:DN:86:PRO:HG2	46:DN:89:LYS:HG2	1.70	0.72
22:AV:61:C:H5'	22:AV:62:C:OP2	1.89	0.72
28:B2:25:VAL:CG2	28:B2:64:LEU:HD12	2.18	0.72
49:BQ:141:GLN:HB3	58:BZ:99:TYR:CE1	2.24	0.72
58:BZ:69:THR:CG2	58:BZ:90:VAL:HA	2.19	0.72
39:DD:71:ASP:HB2	39:DD:103:ARG:NH2	2.00	0.72
36:DA:84:A:H2'	57:DY:9:LYS:HZ3	1.54	0.72
54:DV:19:LYS:HB2	54:DV:96:ILE:HD11	1.72	0.72
1:CA:538:G:OP2	12:CL:115:LYS:HG3	1.90	0.72
2:AB:165:VAL:HG23	2:AB:166:ASP:N	2.04	0.72
36:DA:1022:G:N2	36:DA:1142(A):A:H2	1.84	0.72
36:DA:1087:G:O2'	36:DA:1089:G:H5'	1.89	0.72
56:BX:35:THR:HG22	56:BX:37:THR:N	2.03	0.72
28:B2:18:PRO:HB2	28:B2:72:ALA:HA	1.68	0.72
36:BA:543:C:H42	36:BA:549:G:H1	1.36	0.72
16:AP:14:ASN:N	16:AP:15:PRO:HD3	2.04	0.72
19:AS:17:GLU:O	19:AS:21:GLU:HG2	1.90	0.72
13:CM:101:GLN:HE21	13:CM:101:GLN:N	1.87	0.72
13:AM:91:ARG:HD3	13:AM:97:PRO:O	1.89	0.72
32:B6:28:ARG:HA	32:B6:32:ASN:HD22	1.54	0.72
57:BY:73:ARG:NH2	57:BY:82:PRO:HA	2.04	0.72
4:AD:11:LEU:HD13	4:AD:66:ARG:HD3	1.70	0.72
9:CI:19:LEU:HD23	9:CI:20:ARG:N	2.04	0.72
9:CI:58:HIS:CD2	9:CI:58:HIS:O	2.42	0.72
56:BX:10:ALA:O	56:BX:28:PHE:HB2	1.89	0.72
22:CW:38:A:H3'	22:CW:39:U:H5''	1.71	0.72
22:CV:41:C:H2'	22:CV:42:C:C5'	2.13	0.72
39:DD:27:THR:CG2	39:DD:83:GLU:HG2	2.19	0.72
32:D6:15:GLU:HB2	32:D6:20:ASN:CB	2.19	0.72
1:AA:407:G:O2'	4:AD:116:GLN:HG3	1.89	0.72
51:BS:89:ARG:CG	51:BS:92:TYR:HA	2.19	0.72
41:DF:132:VAL:HG13	41:DF:133:ASN:ND2	2.05	0.72
36:BA:1517:G:H5'	36:BA:1517:G:C8	2.24	0.72
47:BO:1:MET:HG3	47:BO:67:LYS:HG2	1.72	0.72

Continued on next page...

Continued from previous page...

Atom-1	Atom-2	Distance(Å)	Clash(Å)
36:DA:481:G:OP2	57:DY:47:LYS:HD3	1.90	0.72
53:DU:108:GLU:HG3	54:DV:44:LYS:HD3	1.70	0.72
36:DA:2126:A:H4'	36:DA:2127:G:O5'	1.89	0.72
56:DX:57:LEU:HD22	56:DX:57:LEU:O	1.89	0.72
36:BA:1104:C:H2'	36:BA:1105:U:H6	1.53	0.72
3:CC:188:LEU:HD12	3:CC:195:VAL:CG1	2.18	0.72
47:DO:87:ILE:CG2	47:DO:91:LEU:HA	2.19	0.72
13:CM:88:ARG:HH11	13:CM:88:ARG:HG2	1.55	0.72
36:BA:328:U:H4'	57:BY:68:HIS:ND1	2.04	0.72
20:AT:57:ARG:HH11	20:AT:102:GLY:CA	2.02	0.72
6:CF:61:LEU:HB3	6:CF:63:TYR:HE1	1.54	0.72
36:BA:1210:A:H8	36:BA:1210:A:H5'	1.54	0.72
28:D2:21:LEU:HB3	28:D2:64:LEU:HD12	1.69	0.72
54:BV:47:VAL:HG12	54:BV:52:VAL:HB	1.71	0.72
36:DA:2579:C:O2'	40:DE:131:ALA:HB2	1.88	0.72
29:B3:6:VAL:HG12	29:B3:56:VAL:HG22	1.70	0.72
40:DE:54:GLN:O	40:DE:75:VAL:HG23	1.88	0.72
57:BY:28:LYS:HB3	57:BY:37:VAL:HB	1.72	0.72
32:B6:15:GLU:HB2	32:B6:20:ASN:CB	2.20	0.72
36:DA:1498:C:H2'	36:DA:1499:C:H5''	1.71	0.72
7:CG:16:LEU:CD1	9:CI:42:ARG:HA	2.19	0.72
50:DR:52:ILE:HB	50:DR:94:TYR:HD2	1.54	0.72
50:DR:117:VAL:O	50:DR:118:GLU:HB2	1.89	0.72
36:BA:328:U:H4'	57:BY:68:HIS:CE1	2.23	0.72
36:DA:774:A:H2	36:DA:787:U:HO2'	1.37	0.72
36:DA:500:G:N2	36:DA:502:A:H3'	2.05	0.72
53:BU:108:GLU:HG3	54:BV:44:LYS:HD3	1.70	0.72
5:AE:101:ILE:O	5:AE:120:THR:HB	1.89	0.72
38:DC:79:LYS:HA	38:DC:97:GLU:OE1	1.90	0.72
48:BP:56:SER:O	48:BP:58:THR:N	2.22	0.72
9:CI:114:TYR:HE1	10:CJ:59:SER:HA	1.55	0.72
36:DA:1498:C:C2'	36:DA:1499:C:H5''	2.18	0.72
9:AI:19:LEU:HD23	9:AI:20:ARG:N	2.03	0.72
36:DA:760:G:H2'	36:DA:761:A:H5'	1.70	0.72
1:AA:537:G:H2'	1:AA:538:G:C8	2.25	0.72
50:BR:117:VAL:O	50:BR:118:GLU:HB2	1.89	0.72
22:AV:52:G:H1	22:AV:62:C:H42	1.37	0.72
13:CM:81:LEU:HD12	13:CM:86:CYS:SG	2.29	0.72
43:BH:85:LYS:HD3	43:BH:133:VAL:HB	1.71	0.72
34:D8:61:LEU:HD22	34:D8:62:LEU:H	1.55	0.72
51:DS:17:ARG:HA	51:DS:20:ARG:NH1	2.05	0.72
48:DP:97:PRO:O	48:DP:98:GLU:HB3	1.89	0.72

Continued on next page...

Continued from previous page...

Atom-1	Atom-2	Distance(Å)	Clash(Å)
51:BS:19:LYS:HB3	51:BS:20:ARG:HH22	1.55	0.72
36:BA:1747(A):G:H2'	36:BA:1748:G:C5'	2.20	0.72
26:B0:27:GLU:HB3	26:B0:69:PHE:CD1	2.25	0.72
36:BA:1516:C:H2'	36:BA:1517:G:C5'	2.18	0.72
26:D0:27:GLU:HB3	26:D0:69:PHE:CD1	2.25	0.72
49:DQ:134:ARG:HD2	58:DZ:122:ARG:HH22	1.52	0.72
10:AJ:6:ILE:HG22	10:AJ:98:ILE:HD12	1.72	0.72
36:DA:958:U:H5''	49:DQ:14:ARG:CD	2.18	0.72
13:AM:97:PRO:HA	13:AM:110:ARG:HD3	1.72	0.72
43:BH:89:ILE:O	43:BH:89:ILE:HG13	1.88	0.72
40:BE:24:THR:HG22	40:BE:186:GLY:HA2	1.72	0.72
1:AA:280:C:O2	17:AQ:38:ARG:HG3	1.88	0.72
6:AF:46:ARG:HH22	18:AR:37:VAL:CG1	2.03	0.72
48:BP:84:ASN:HD22	48:BP:84:ASN:N	1.88	0.72
34:B8:6:THR:HB	34:B8:11:LYS:NZ	2.05	0.72
32:D6:33:LYS:HA	32:D6:33:LYS:CE	2.14	0.72
36:DA:611:C:H2'	36:DA:612:C:H6	1.55	0.72
48:BP:30:THR:CG2	48:BP:31:ALA:N	2.52	0.72
58:BZ:29:TYR:HB3	58:BZ:34:ASN:CB	2.18	0.72
16:CP:20:VAL:HG21	16:CP:32:TYR:CB	2.19	0.72
36:DA:969:U:H2'	36:DA:970:C:C6	2.25	0.72
11:AK:33:THR:HG22	11:AK:39:PRO:HA	1.71	0.72
36:DA:1104:C:H2'	36:DA:1105:U:H6	1.52	0.72
36:BA:2208:A:H1'	36:BA:2219:G:C5	2.24	0.72
11:AK:57:THR:HG23	11:AK:60:ALA:H	1.55	0.72
40:BE:101:ARG:NE	40:BE:171:GLU:HB2	2.05	0.72
12:AL:38:THR:HG21	12:AL:59:ARG:HG3	1.70	0.72
1:CA:1504:G:OP1	1:CA:1507:A:H4'	1.90	0.72
1:CA:1053:G:C4'	1:CA:1054:C:H5'	2.15	0.71
36:BA:1528(A):A:H62	36:BA:1541:G:N2	1.88	0.71
22:AW:69:G:H2'	22:AW:70:G:H5''	1.71	0.71
39:BD:35:LYS:HG2	39:BD:36:PRO:N	2.04	0.71
41:BF:185:ASP:HA	41:BF:188:ARG:CG	2.20	0.71
51:BS:17:ARG:HA	51:BS:20:ARG:NH1	2.05	0.71
48:BP:24:GLY:CA	48:BP:33:ARG:NH1	2.53	0.71
46:DN:58:ASP:O	46:DN:60:ILE:N	2.21	0.71
36:DA:1378:A:H4'	36:DA:1379:A:OP1	1.88	0.71
31:D5:2:ALA:N	36:DA:747:U:C4	2.58	0.71
1:CA:192:U:C1'	20:CT:103:GLY:HA2	2.20	0.71
58:BZ:101:PRO:O	58:BZ:136:PHE:HA	1.89	0.71
8:AH:7:ALA:HB2	8:AH:85:ARG:HD3	1.71	0.71
40:DE:105:THR:HB	40:DE:197:ILE:HG23	1.72	0.71

Continued on next page...

Continued from previous page...

Atom-1	Atom-2	Distance(Å)	Clash(Å)
1:AA:192:U:C1'	20:AT:103:GLY:HA2	2.19	0.71
8:CH:7:ALA:HB2	8:CH:85:ARG:HD3	1.70	0.71
1:AA:942:G:H21	9:AI:124:GLN:NE2	1.86	0.71
26:D0:7:LEU:HD13	49:DQ:85:LYS:HG3	1.71	0.71
42:BG:76:SER:CA	42:BG:83:ARG:HB3	2.19	0.71
9:AI:91:ASP:C	9:AI:93:ARG:H	1.94	0.71
5:CE:12:LEU:HD12	5:CE:31:LEU:HB2	1.70	0.71
52:DT:3:ARG:O	52:DT:5:ALA:N	2.23	0.71
56:DX:10:ALA:O	56:DX:28:PHE:HB2	1.89	0.71
9:CI:19:LEU:HD21	9:CI:59:PHE:HD2	1.53	0.71
4:AD:59:ARG:HH21	4:AD:62:GLN:HG3	1.54	0.71
3:CC:134:ILE:HG22	3:CC:168:ALA:HB3	1.71	0.71
8:AH:112:LEU:N	8:AH:112:LEU:HD23	2.04	0.71
25:AZ:295:ARG:HH11	25:AZ:295:ARG:HG2	1.54	0.71
1:AA:358:U:H2'	1:AA:359:U:C6	2.25	0.71
1:CA:228:A:H5'	1:CA:228:A:C8	2.24	0.71
41:DF:4:VAL:HA	41:DF:19:GLU:HB3	1.70	0.71
39:DD:30:GLU:HG3	39:DD:63:ARG:HE	1.53	0.71
40:BE:54:GLN:O	40:BE:75:VAL:HG23	1.89	0.71
42:DG:77:ILE:HG12	42:DG:82:LEU:O	1.89	0.71
48:DP:105:LEU:O	48:DP:106:LEU:HB2	1.90	0.71
43:BH:91:GLY:HA3	43:BH:94:TYR:CD2	2.25	0.71
2:CB:204:ASN:HD22	2:CB:205:ASP:N	1.87	0.71
52:BT:3:ARG:O	52:BT:5:ALA:N	2.22	0.71
25:CZ:188:THR:HG21	25:CZ:193:ASN:HD22	1.55	0.71
36:DA:143:G:O4'	56:DX:37:THR:HG21	1.89	0.71
31:B5:2:ALA:N	36:BA:747:U:C4	2.58	0.71
56:BX:57:LEU:HD22	56:BX:57:LEU:O	1.90	0.71
22:CW:56:C:O4'	38:DC:132:GLY:HA3	1.91	0.71
1:CA:405:U:H3'	1:CA:406:G:H5'	1.72	0.71
36:DA:1970:A:H5''	36:DA:1971:A:OP1	1.90	0.71
13:CM:8:GLU:OE1	13:CM:22:ILE:HA	1.90	0.71
39:BD:30:GLU:CG	39:BD:63:ARG:HE	2.03	0.71
52:DT:2:ASN:ND2	52:DT:7:ILE:HD11	2.03	0.71
57:DY:13:VAL:HG23	57:DY:73:ARG:O	1.91	0.71
41:BF:36:VAL:O	41:BF:40:GLN:HG3	1.91	0.71
10:AJ:75:ILE:HG13	10:AJ:76:ASN:H	1.54	0.71
7:AG:16:LEU:CD1	9:AI:42:ARG:HA	2.20	0.71
16:CP:20:VAL:HG21	16:CP:32:TYR:CG	2.25	0.71
52:DT:58:ASN:H	52:DT:58:ASN:HD22	1.37	0.71
1:AA:192:U:H2'	1:AA:193:C:H6	1.52	0.71
13:CM:91:ARG:HD3	13:CM:97:PRO:O	1.90	0.71

Continued on next page...

Continued from previous page...

Atom-1	Atom-2	Distance(Å)	Clash(Å)
54:DV:21:ARG:O	54:DV:22:VAL:HG13	1.89	0.71
57:DY:42:VAL:HG12	57:DY:65:ALA:HB3	1.73	0.71
13:AM:101:GLN:HE21	13:AM:101:GLN:N	1.87	0.71
38:DC:79:LYS:HG2	38:DC:118:ASP:OD2	1.90	0.71
28:B2:35:LEU:CD2	28:B2:50:ILE:HG13	2.20	0.71
43:DH:85:LYS:NZ	43:DH:86:GLU:HA	2.05	0.71
5:AE:12:LEU:HD12	5:AE:31:LEU:HB2	1.70	0.71
48:BP:105:LEU:O	48:BP:106:LEU:HB2	1.90	0.71
48:BP:97:PRO:O	48:BP:98:GLU:HB3	1.91	0.71
20:CT:45:GLN:HE22	20:CT:46:GLU:HG3	1.55	0.71
20:CT:57:ARG:HH11	20:CT:102:GLY:CA	2.02	0.71
51:DS:49:VAL:HG12	51:DS:50:SER:N	2.05	0.71
41:BF:157:VAL:HG12	41:BF:176:LEU:HB3	1.69	0.71
11:AK:27:ASN:HD22	11:AK:28:THR:H	1.35	0.71
50:DR:55:ALA:HB2	50:DR:79:LEU:HD11	1.71	0.71
41:DF:84:VAL:O	41:DF:86:GLY:N	2.23	0.71
13:AM:89:GLY:O	13:AM:93:ARG:HD2	1.89	0.71
36:DA:328:U:H4'	57:DY:68:HIS:CE1	2.25	0.71
36:DA:1409:C:H2'	36:DA:1410:G:C8	2.26	0.71
11:CK:27:ASN:HD22	11:CK:28:THR:N	1.88	0.71
4:CD:23:GLY:HA3	4:CD:112:VAL:HG22	1.73	0.71
43:BH:121:ILE:HG23	43:BH:133:VAL:HG13	1.72	0.71
43:DH:85:LYS:HD3	43:DH:133:VAL:HB	1.71	0.71
42:BG:44:GLY:CA	42:BG:88:ILE:HG21	2.20	0.71
38:BC:27:ARG:HE	38:BC:182:PRO:CB	2.03	0.71
48:BP:105:LEU:HD12	48:BP:105:LEU:N	2.04	0.71
1:AA:1392:G:N2	1:AA:1502:A:C8	2.59	0.71
4:CD:30:LYS:C	4:CD:32:ALA:H	1.93	0.71
2:AB:204:ASN:HD22	2:AB:205:ASP:N	1.89	0.71
36:DA:1210:A:H5'	36:DA:1210:A:H8	1.55	0.71
58:DZ:152:ALA:O	58:DZ:155:LEU:HD22	1.90	0.71
47:BO:114:ILE:HD12	47:BO:114:ILE:H	1.54	0.71
27:D1:89:GLU:HA	27:D1:92:LYS:HE2	1.70	0.71
50:BR:14:SER:HA	50:BR:17:ARG:HH12	1.55	0.71
13:CM:97:PRO:HA	13:CM:110:ARG:HD3	1.72	0.71
3:AC:58:GLU:H	3:AC:65:ALA:HB3	1.54	0.71
39:DD:35:LYS:HG2	39:DD:36:PRO:N	2.06	0.71
42:DG:69:ALA:O	42:DG:71:THR:HG22	1.91	0.71
36:BA:99:U:H4'	36:BA:102:G:H1'	1.73	0.71
51:BS:40:ILE:HG22	51:BS:47:THR:HA	1.72	0.71
3:AC:83:ARG:O	3:AC:86:VAL:HG22	1.91	0.71
51:BS:74:ALA:HB1	51:BS:103:GLU:HG2	1.71	0.71

Continued on next page...

Continued from previous page...

Atom-1	Atom-2	Distance(Å)	Clash(Å)
32:D6:6:ARG:HB3	32:D6:6:ARG:NH1	2.05	0.71
36:DA:2139:C:H2'	36:DA:2140:C:C6	2.24	0.71
30:B4:12:ALA:HB2	30:B4:29:PRO:HA	1.73	0.71
2:AB:87:ARG:NH2	2:AB:232:PRO:HA	2.06	0.71
36:BA:1087:G:O2'	36:BA:1089:G:H5'	1.89	0.71
3:AC:15:THR:HG21	3:AC:181:ASN:HA	1.72	0.71
36:BA:143:G:O4'	56:BX:37:THR:HG21	1.90	0.71
46:DN:58:ASP:C	46:DN:60:ILE:H	1.93	0.71
40:DE:4:ILE:CD1	40:DE:28:ALA:HB1	2.20	0.71
50:DR:14:SER:HA	50:DR:17:ARG:HH12	1.54	0.71
3:CC:134:ILE:HG21	3:CC:167:TRP:O	1.89	0.71
1:CA:407:G:O2'	4:CD:116:GLN:HG3	1.91	0.71
36:BA:914:C:H2'	36:BA:915:C:H5'	1.72	0.71
36:DA:523:C:C2'	36:DA:524:U:H5'	2.21	0.71
40:DE:7:VAL:HG12	40:DE:27:LEU:HB3	1.71	0.71
56:BX:44:GLU:HG3	56:BX:50:LYS:HA	1.73	0.71
38:DC:120:MET:HA	38:DC:123:VAL:HG12	1.71	0.71
39:DD:30:GLU:H	39:DD:35:LYS:HZ1	1.37	0.71
22:CW:69:G:H2'	22:CW:70:G:H5''	1.71	0.71
52:BT:85:LYS:HB3	52:BT:85:LYS:HZ2	1.55	0.71
4:CD:5:ILE:HA	4:CD:115:ARG:HH12	1.54	0.71
36:DA:833:U:H5''	48:DP:48:PRO:HB3	1.73	0.71
7:AG:113:GLU:HG2	7:AG:119:ARG:HG2	1.72	0.71
36:DA:1221(A):C:H2'	36:DA:1222:C:H6	1.55	0.71
54:BV:21:ARG:O	54:BV:22:VAL:HG13	1.90	0.71
1:CA:280:C:O2	17:CQ:38:ARG:HG3	1.90	0.71
1:CA:194:C:H2'	1:CA:195:A:H5''	1.73	0.71
36:DA:2577:A:H5''	36:DA:2578:G:H5'	1.73	0.71
31:D5:4:HIS:HB3	31:D5:5:PRO:CD	2.12	0.71
48:DP:147:LEU:HG	48:DP:148:LEU:H	1.55	0.71
48:BP:126:VAL:HA	48:BP:145:PRO:CB	2.21	0.71
36:BA:266:G:C2'	36:BA:267:C:H5''	2.19	0.71
48:DP:58:THR:O	48:DP:58:THR:HG22	1.91	0.71
25:AZ:263:ARG:HB2	25:AZ:263:ARG:NH1	2.06	0.71
20:CT:26:ASN:ND2	20:CT:26:ASN:H	1.88	0.71
37:BB:91:C:H5'	49:BQ:17:LEU:O	1.90	0.71
13:CM:82:MET:CG	13:CM:83:ASP:N	2.53	0.71
40:BE:105:THR:HG21	40:BE:164:ARG:NH1	2.05	0.71
43:DH:89:ILE:O	43:DH:89:ILE:HG13	1.89	0.71
1:CA:1218:C:H2'	1:CA:1219:U:C6	2.25	0.71
28:B2:47:ASN:CA	28:B2:50:ILE:HB	2.14	0.71
13:CM:23:TYR:CE2	13:CM:70:LEU:HD22	2.26	0.71

Continued on next page...

Continued from previous page...

Atom-1	Atom-2	Distance(Å)	Clash(Å)
58:BZ:152:ALA:HB1	58:BZ:167:PRO:HB2	1.72	0.71
9:CI:91:ASP:C	9:CI:93:ARG:H	1.94	0.71
51:DS:89:ARG:CG	51:DS:92:TYR:HA	2.21	0.71
2:CB:165:VAL:HG23	2:CB:166:ASP:N	2.06	0.71
36:DA:2145:C:H5''	36:DA:2146:C:OP2	1.91	0.71
41:BF:29:ASN:ND2	41:BF:32:LEU:HB2	2.06	0.71
54:BV:25:LEU:H	54:BV:92:THR:HG21	1.55	0.71
46:BN:86:PRO:HG2	46:BN:89:LYS:HG2	1.71	0.71
40:BE:7:VAL:HG12	40:BE:27:LEU:HB3	1.73	0.71
50:DR:7:GLY:O	50:DR:8:ARG:NE	2.24	0.71
22:CV:42:C:H6	22:CV:42:C:H5'	1.54	0.70
28:B2:43:GLN:C	28:B2:45:SER:H	1.94	0.70
43:BH:83:TYR:HB2	43:BH:134:SER:HA	1.72	0.70
34:D8:6:THR:HB	34:D8:11:LYS:NZ	2.06	0.70
39:BD:71:ASP:CB	39:BD:103:ARG:HH22	2.02	0.70
36:BA:611:C:H2'	36:BA:612:C:H6	1.55	0.70
54:DV:19:LYS:HG3	54:DV:20:LEU:N	2.05	0.70
48:BP:147:LEU:HG	48:BP:148:LEU:H	1.56	0.70
48:BP:96:THR:HG22	48:BP:126:VAL:HB	1.71	0.70
37:BB:20:C:C2'	37:BB:21:G:H5''	2.21	0.70
51:DS:12:PHE:C	51:DS:12:PHE:HD1	1.94	0.70
36:DA:2136:C:H2'	36:DA:2137:C:C6	2.25	0.70
30:B4:30:GLU:C	30:B4:31:ILE:HD12	2.10	0.70
36:DA:637:A:OP2	48:DP:115:LEU:HB2	1.91	0.70
33:B7:34:ARG:NH1	33:B7:34:ARG:HG3	1.99	0.70
41:BF:84:VAL:O	41:BF:86:GLY:N	2.24	0.70
8:AH:55:GLY:C	8:AH:56:LYS:HD2	2.12	0.70
6:CF:91:VAL:HG11	18:CR:72:ARG:NH1	2.05	0.70
36:DA:2779:U:H1'	36:DA:2781:A:C5	2.26	0.70
36:DA:292:C:H2'	36:DA:293:U:C6	2.26	0.70
16:CP:14:ASN:N	16:CP:15:PRO:HD3	2.05	0.70
36:BA:1301:A:HO2'	36:BA:1302:A:H2'	1.52	0.70
41:BF:185:ASP:OD1	41:BF:188:ARG:HD3	1.91	0.70
46:BN:62:VAL:HG22	46:BN:66:LYS:HD2	1.72	0.70
30:D4:25:TYR:CE2	42:DG:2:PRO:HB3	2.26	0.70
48:BP:16:ARG:HD3	48:BP:16:ARG:O	1.91	0.70
43:BH:94:TYR:CD1	43:BH:107:VAL:HA	2.27	0.70
48:DP:84:ASN:HD22	48:DP:84:ASN:N	1.88	0.70
58:BZ:157:LEU:HD21	58:BZ:163:LEU:HD22	1.73	0.70
19:CS:11:VAL:CG1	19:CS:16:LEU:HD11	2.22	0.70
57:DY:45:VAL:HG12	57:DY:60:PHE:CD1	2.26	0.70
36:DA:1103:A:H5'	36:DA:1104:C:OP2	1.91	0.70

Continued on next page...

Continued from previous page...

Atom-1	Atom-2	Distance(Å)	Clash(Å)
1:CA:498:U:HO2'	1:CA:499:A:H8	1.39	0.70
40:BE:81:ILE:O	40:BE:81:ILE:HG22	1.90	0.70
1:AA:59:A:H3'	1:AA:331:G:H22	1.55	0.70
6:CF:46:ARG:HH22	18:CR:37:VAL:CG1	2.03	0.70
36:BA:2455:G:H2'	36:BA:2456:C:C6	2.25	0.70
36:BA:1223:G:H5'	36:BA:1223:G:H8	1.56	0.70
22:AV:41:C:H2'	22:AV:42:C:C5'	2.12	0.70
41:BF:132:VAL:HG13	41:BF:133:ASN:ND2	2.05	0.70
51:DS:92:TYR:CG	51:DS:93:LYS:N	2.58	0.70
30:D4:30:GLU:C	30:D4:31:ILE:HD12	2.11	0.70
36:DA:1517:G:C8	36:DA:1517:G:H5'	2.23	0.70
30:B4:12:ALA:HB1	30:B4:29:PRO:HA	1.72	0.70
51:DS:106:ARG:NH1	51:DS:108:GLY:HA3	2.06	0.70
1:AA:572:A:H5'	1:AA:573:A:OP2	1.90	0.70
22:CW:57:G:H2'	22:CW:58:A:H5'	1.71	0.70
1:CA:1286:A:O2'	1:CA:1287:A:H5''	1.91	0.70
3:AC:40:ARG:O	3:AC:44:GLU:HG3	1.91	0.70
36:BA:363(F):A:O2'	36:BA:364:C:H5	1.75	0.70
1:CA:59:A:H3'	1:CA:331:G:H22	1.55	0.70
58:BZ:70:LEU:H	58:BZ:70:LEU:HD23	1.56	0.70
53:DU:34:LYS:HA	53:DU:34:LYS:HE2	1.72	0.70
36:BA:523:C:C2'	36:BA:524:U:H5'	2.20	0.70
52:DT:53:ARG:HH11	52:DT:53:ARG:CB	1.99	0.70
28:B2:57:ILE:HG22	28:B2:61:LEU:CG	2.19	0.70
46:DN:62:VAL:HG22	46:DN:66:LYS:HD2	1.72	0.70
36:BA:1141:U:C2'	46:BN:63:THR:HG21	2.20	0.70
36:BA:833:U:H5''	48:BP:48:PRO:HB3	1.72	0.70
30:D4:12:ALA:HB1	30:D4:29:PRO:HA	1.73	0.70
15:AO:87:ILE:HG22	15:AO:88:ARG:N	2.05	0.70
31:B5:40:LYS:HE2	31:B5:44:THR:O	1.92	0.70
36:BA:1378:A:H4'	36:BA:1379:A:OP1	1.91	0.70
36:DA:548:A:H2'	36:DA:549:G:H5'	1.73	0.70
46:DN:3:THR:HG22	46:DN:4:TYR:H	1.55	0.70
3:CC:52:LEU:HD23	3:CC:52:LEU:H	1.54	0.70
26:B0:7:LEU:HD13	49:BQ:85:LYS:HG3	1.72	0.70
6:AF:55:ASP:HB3	6:AF:57:GLN:NE2	2.05	0.70
41:BF:178:PRO:HG2	41:BF:179:GLU:OE1	1.91	0.70
11:CK:57:THR:HG23	11:CK:60:ALA:H	1.56	0.70
1:AA:520:A:N1	1:AA:536:C:H1'	2.07	0.70
12:CL:38:THR:HG21	12:CL:59:ARG:HG3	1.71	0.70
13:AM:10:PRO:HB2	13:AM:18:ALA:CB	2.13	0.70
41:DF:25:PRO:HB3	41:DF:119:ARG:CB	2.17	0.70

Continued on next page...

Continued from previous page...

Atom-1	Atom-2	Distance(Å)	Clash(Å)
36:BA:271(L):U:H5''	36:BA:271(M):G:C5'	2.19	0.70
48:DP:147:LEU:HG	48:DP:148:LEU:N	2.06	0.70
37:BB:48:A:H4'	51:BS:95:HIS:HD2	1.54	0.70
51:BS:89:ARG:HH11	51:BS:89:ARG:HG2	1.55	0.70
25:AZ:188:THR:HG21	25:AZ:193:ASN:HD22	1.55	0.70
2:CB:25:ASN:HD21	2:CB:27:LYS:HG3	1.54	0.70
36:BA:1103:A:H5'	36:BA:1104:C:OP2	1.92	0.70
1:AA:299:G:H2'	1:AA:300:A:C8	2.27	0.70
25:CZ:150:VAL:O	25:CZ:154:VAL:HG23	1.92	0.70
39:DD:24:ILE:HD13	39:DD:25:THR:H	1.57	0.70
36:BA:1301:A:O2'	36:BA:1302:A:C2'	2.34	0.70
54:BV:19:LYS:HG3	54:BV:20:LEU:N	2.06	0.70
55:BW:6:ILE:HG12	55:BW:104:THR:CG2	2.21	0.70
42:DG:28:VAL:O	42:DG:31:VAL:HG12	1.91	0.70
1:AA:1129:C:O5'	1:AA:1130:A:H5'	1.92	0.70
1:AA:80:G:O2'	1:AA:81:U:H5'	1.90	0.70
51:DS:36:TYR:N	51:DS:36:TYR:CD1	2.56	0.70
1:CA:358:U:H2'	1:CA:359:U:H6	1.54	0.70
42:BG:55:LYS:O	42:BG:59:GLU:HG3	1.92	0.70
36:BA:500:G:N2	36:BA:502:A:H3'	2.07	0.70
36:BA:935:C:H2'	36:BA:936:C:C6	2.27	0.70
36:DA:708:C:H42	36:DA:723:G:H1	1.39	0.70
1:CA:1015:A:H2'	1:CA:1016:A:C8	2.26	0.70
58:BZ:155:LEU:HD23	58:BZ:155:LEU:H	1.56	0.70
53:BU:69:CYS:O	53:BU:74:LEU:HD12	1.90	0.70
28:B2:47:ASN:O	28:B2:51:ARG:HB3	1.92	0.70
32:D6:28:ARG:HA	32:D6:32:ASN:HD22	1.56	0.70
52:BT:27:THR:O	52:BT:28:VAL:CB	2.39	0.70
4:AD:109:GLY:O	4:AD:111:ALA:N	2.24	0.70
10:CJ:50:ILE:CD1	10:CJ:50:ILE:H	1.96	0.70
36:DA:1141:U:C2'	46:DN:63:THR:HG21	2.20	0.70
36:BA:2145:C:H5''	36:BA:2146:C:OP2	1.92	0.70
48:DP:16:ARG:O	48:DP:16:ARG:HD3	1.92	0.70
13:CM:12:ASN:H	13:CM:12:ASN:HD22	1.39	0.70
31:D5:48:GLU:O	31:D5:49:CYS:SG	2.50	0.70
31:D5:54:GLY:H	31:D5:56:LYS:HZ1	1.37	0.70
31:B5:48:GLU:O	31:B5:49:CYS:SG	2.49	0.70
46:BN:61:ARG:HG3	46:BN:61:ARG:HH11	1.56	0.70
36:DA:363(F):A:O2'	36:DA:364:C:H5	1.72	0.70
47:BO:86:ILE:HG22	47:BO:94:ARG:HB2	1.73	0.70
36:BA:1169:G:H1	36:BA:1180:C:H42	1.40	0.70
1:AA:498:U:HO2'	1:AA:499:A:H8	1.40	0.70

Continued on next page...

Continued from previous page...

Atom-1	Atom-2	Distance(Å)	Clash(Å)
1:CA:434:U:H2'	1:CA:435:C:C6	2.27	0.70
36:BA:292:C:H2'	36:BA:293:U:C6	2.26	0.70
20:AT:63:ILE:HG21	20:AT:81:LYS:HG3	1.74	0.70
37:BB:13:A:O2'	37:BB:14:U:H3'	1.92	0.70
52:BT:58:ASN:ND2	52:BT:58:ASN:H	1.88	0.70
2:AB:14:GLY:O	2:AB:15:VAL:HG13	1.90	0.70
52:DT:27:THR:O	52:DT:28:VAL:CB	2.39	0.70
43:DH:121:ILE:HG23	43:DH:133:VAL:HG13	1.73	0.70
42:BG:47:LYS:HZ3	42:BG:88:ILE:HD11	1.53	0.70
36:BA:628:G:H2'	36:BA:629:G:C5'	2.18	0.70
39:BD:30:GLU:CD	39:BD:63:ARG:HE	1.94	0.70
41:BF:37:VAL:HG11	48:BP:7:ARG:NH1	2.01	0.70
1:CA:537:G:H2'	1:CA:538:G:C8	2.25	0.70
4:CD:12:CYS:HA	4:CD:19:LEU:HD13	1.73	0.70
30:D4:26:SER:HB3	42:DG:105:LYS:HZ1	1.57	0.70
36:BA:2139:C:H2'	36:BA:2140:C:C6	2.25	0.70
16:CP:67:THR:HB	16:CP:70:ALA:HB2	1.72	0.70
3:CC:40:ARG:O	3:CC:44:GLU:HG3	1.92	0.70
13:CM:112:GLY:O	13:CM:114:ARG:N	2.24	0.70
36:DA:1223:G:H5'	36:DA:1223:G:H8	1.56	0.70
36:BA:935:C:H2'	36:BA:936:C:H6	1.57	0.70
40:BE:128:SER:OG	40:BE:129:HIS:N	2.23	0.70
7:AG:78:ARG:O	7:AG:78:ARG:HG3	1.92	0.70
13:CM:89:GLY:O	13:CM:93:ARG:HD2	1.92	0.70
35:B9:10:ILE:O	35:B9:10:ILE:HG22	1.92	0.70
39:DD:176:ARG:HH11	39:DD:176:ARG:HG2	1.56	0.70
39:BD:108:PRO:HG2	39:BD:111:LEU:HB2	1.72	0.70
7:AG:79:ARG:CZ	22:AW:33:U:H4'	2.22	0.70
1:CA:1305:G:H5'	21:CU:4:GLY:HA3	1.73	0.70
2:AB:118:LEU:HB3	2:AB:142:LEU:HD12	1.74	0.70
2:CB:118:LEU:HB3	2:CB:142:LEU:HD12	1.72	0.70
3:CC:7:PRO:O	3:CC:11:ARG:HG2	1.92	0.70
25:CZ:263:ARG:NH1	25:CZ:263:ARG:HB2	2.07	0.70
31:B5:55:ARG:O	31:B5:56:LYS:HD3	1.92	0.70
36:DA:1058:G:C2'	36:DA:1059:G:H5''	2.22	0.70
1:CA:80:G:O2'	1:CA:81:U:H5'	1.91	0.70
57:BY:45:VAL:HG12	57:BY:60:PHE:CD1	2.27	0.70
36:DA:18:C:O3'	53:DU:23:GLY:HA2	1.92	0.70
49:BQ:22:LYS:H	58:BZ:78:LYS:HZ1	1.37	0.70
3:CC:95:THR:HG23	3:CC:97:LYS:HD2	1.73	0.70
6:CF:43:LEU:H	6:CF:43:LEU:HD22	1.55	0.70
6:AF:61:LEU:HB3	6:AF:63:TYR:HE1	1.56	0.70

Continued on next page...

Continued from previous page...

Atom-1	Atom-2	Distance(Å)	Clash(Å)
13:CM:15:VAL:O	13:CM:19:LEU:HD23	1.92	0.70
58:BZ:96:VAL:CG2	58:BZ:97:GLU:H	1.98	0.70
1:AA:1036:G:H5''	1:AA:1037:C:C5	2.26	0.70
58:BZ:151:HIS:HB2	58:BZ:170:THR:HA	1.74	0.70
24:CY:2:G:C2'	24:CY:3:G:H5''	2.22	0.70
36:DA:272(J):C:H2'	36:DA:274:G:H5'	1.74	0.70
36:BA:1279:G:H4'	50:BR:31:HIS:HD2	1.51	0.70
58:BZ:17:ALA:O	58:BZ:20:ARG:HG2	1.91	0.70
4:AD:59:ARG:NH2	4:AD:62:GLN:HG3	2.06	0.70
1:AA:538:G:OP2	12:AL:115:LYS:HG3	1.92	0.70
36:DA:631:A:H5''	48:DP:65:ARG:NH1	2.07	0.70
54:DV:47:VAL:HG12	54:DV:52:VAL:HB	1.71	0.70
22:AW:38:A:C3'	22:AW:39:U:H5''	2.22	0.70
36:DA:1639:U:H2'	36:DA:1640:C:H5''	1.73	0.70
9:CI:118:LYS:O	9:CI:119:ALA:HB3	1.92	0.70
40:DE:101:ARG:NE	40:DE:171:GLU:HB2	2.07	0.70
39:BD:129:ASN:O	39:BD:193:VAL:HG12	1.92	0.70
1:CA:227:G:H2'	1:CA:228:A:C5'	2.13	0.69
52:DT:28:VAL:HG21	52:DT:46:GLU:HG3	1.74	0.69
1:CA:1036:G:H5''	1:CA:1037:C:C5	2.27	0.69
57:DY:73:ARG:NH2	57:DY:82:PRO:HA	2.06	0.69
57:BY:9:LYS:CG	57:BY:10:GLY:H	2.04	0.69
4:AD:121:VAL:O	4:AD:134:ASP:HA	1.92	0.69
48:BP:147:LEU:HG	48:BP:148:LEU:N	2.06	0.69
48:DP:126:VAL:HA	48:DP:145:PRO:CB	2.20	0.69
51:DS:85:VAL:HG23	51:DS:106:ARG:HD3	1.72	0.69
36:BA:244:A:H4'	48:BP:74:GLU:CG	2.22	0.69
1:CA:940:C:P	7:CG:102:ARG:HH21	2.15	0.69
39:BD:76:PRO:HG2	39:BD:98:VAL:CG2	2.21	0.69
19:AS:11:VAL:CG1	19:AS:16:LEU:HD11	2.22	0.69
5:CE:101:ILE:O	5:CE:120:THR:HB	1.92	0.69
41:BF:89:VAL:HG12	41:BF:90:PHE:N	2.07	0.69
36:DA:1169:G:H1	36:DA:1180:C:H42	1.39	0.69
53:BU:34:LYS:HA	53:BU:34:LYS:HE2	1.73	0.69
37:DB:13:A:O2'	37:DB:14:U:H3'	1.91	0.69
26:D0:40:GLN:HE22	26:D0:45:PHE:H	1.39	0.69
1:CA:841:U:H3'	1:CA:848:C:O4'	1.91	0.69
39:BD:176:ARG:HG2	39:BD:176:ARG:HH11	1.57	0.69
24:AY:2:G:C2'	24:AY:3:G:H5''	2.22	0.69
34:B8:4:MET:HE3	34:B8:61:LEU:HG	1.73	0.69
36:BA:272(J):C:H2'	36:BA:274:G:H5'	1.74	0.69
36:DA:310:A:P	57:DY:18:GLY:HA2	2.32	0.69

Continued on next page...

Continued from previous page...

Atom-1	Atom-2	Distance(Å)	Clash(Å)
48:BP:61:ARG:O	48:BP:62:LEU:HB3	1.92	0.69
51:BS:106:ARG:NH1	51:BS:108:GLY:HA3	2.06	0.69
9:AI:19:LEU:HD21	9:AI:59:PHE:HD2	1.56	0.69
36:DA:1403:C:H5''	36:DA:1471:A:C1'	2.22	0.69
13:CM:53:VAL:CG1	13:CM:57:ARG:HH21	2.03	0.69
1:AA:405:U:H3'	1:AA:406:G:H5'	1.73	0.69
5:CE:100:VAL:HG12	5:CE:118:ILE:HG22	1.75	0.69
1:AA:434:U:H2'	1:AA:435:C:C6	2.27	0.69
36:DA:1796:U:H2'	36:DA:1797:C:C6	2.27	0.69
4:CD:133:VAL:HG12	4:CD:135:LEU:H	1.55	0.69
36:DA:1107:G:H4'	44:DJ:81:UNK:CB	2.22	0.69
50:BR:7:GLY:O	50:BR:8:ARG:NE	2.25	0.69
28:B2:12:GLU:HA	28:B2:15:LYS:HE3	1.73	0.69
36:BA:1396:U:H2'	36:BA:1396:U:O2	1.93	0.69
2:AB:82:ARG:O	2:AB:86:GLU:HG3	1.92	0.69
14:AN:44:LEU:HD12	14:AN:44:LEU:O	1.91	0.69
10:CJ:86:MET:HG2	10:CJ:86:MET:O	1.92	0.69
36:BA:2377:A:H4'	51:BS:107:GLU:O	1.91	0.69
5:AE:80:ILE:HD12	5:AE:138:ALA:HB1	1.75	0.69
36:BA:1022:G:N2	36:BA:1142(A):A:C2	2.55	0.69
37:DB:20:C:C2'	37:DB:21:G:H5''	2.21	0.69
41:DF:39:TRP:CH2	41:DF:106:ARG:HD3	2.28	0.69
36:DA:266:G:C2'	36:DA:267:C:H5''	2.20	0.69
5:CE:51:VAL:HB	5:CE:52:PRO:HD3	1.75	0.69
51:BS:85:VAL:HG23	51:BS:106:ARG:HD3	1.72	0.69
1:AA:1238:A:H8	1:AA:1241:G:O2'	1.70	0.69
36:BA:2134:A:H62	36:BA:2157:G:H1'	1.55	0.69
31:D5:36:CYS:C	31:D5:38:ALA:H	1.95	0.69
1:CA:1129:C:O5'	1:CA:1130:A:H5'	1.92	0.69
40:BE:4:ILE:CD1	40:BE:28:ALA:HB1	2.22	0.69
56:DX:49:VAL:HG12	56:DX:87:GLN:HE21	1.57	0.69
1:AA:191:G:N3	20:AT:105:SER:HB3	2.08	0.69
41:DF:178:PRO:HG2	41:DF:179:GLU:OE1	1.92	0.69
1:AA:841:U:H3'	1:AA:848:C:O4'	1.91	0.69
39:BD:267:SER:C	39:BD:269:PHE:H	1.95	0.69
4:AD:64:LEU:HB2	4:AD:198:VAL:HG11	1.74	0.69
6:AF:8:ILE:HD11	6:AF:79:LEU:HD23	1.74	0.69
24:AY:57:G:H2'	24:AY:58:A:H5'	1.73	0.69
34:B8:61:LEU:HD22	34:B8:62:LEU:H	1.57	0.69
36:BA:2136:C:H2'	36:BA:2137:C:C6	2.27	0.69
47:DO:65:THR:HG23	47:DO:67:LYS:N	2.07	0.69
36:BA:2160:G:H8	36:BA:2160:G:H5'	1.56	0.69

Continued on next page...

Continued from previous page...

Atom-1	Atom-2	Distance(Å)	Clash(Å)
36:BA:1403:C:H5''	36:BA:1471:A:C1'	2.23	0.69
40:DE:116:VAL:HG22	40:DE:117:MET:N	2.06	0.69
17:CQ:70:ARG:HD2	17:CQ:70:ARG:N	2.07	0.69
36:BA:1331:A:HO2'	36:BA:1332:G:H8	1.40	0.69
39:BD:69:ARG:NH2	39:BD:128:GLY:O	2.24	0.69
36:BA:1639:U:H2'	36:BA:1640:C:H5''	1.73	0.69
36:BA:1639:U:C2'	36:BA:1640:C:H5''	2.21	0.69
36:DA:935:C:H2'	36:DA:936:C:C6	2.28	0.69
36:DA:2377:A:O2'	36:DA:2378:A:H5'	1.93	0.69
47:BO:24:VAL:HG12	47:BO:33:ALA:HB2	1.75	0.69
14:AN:57:ARG:HH11	14:AN:57:ARG:HB2	1.57	0.69
2:CB:82:ARG:O	2:CB:86:GLU:HG3	1.92	0.69
42:DG:82:LEU:HD13	42:DG:87:PRO:HB2	1.75	0.69
46:DN:66:LYS:O	46:DN:70:LYS:HB3	1.91	0.69
2:CB:44:LEU:HA	2:CB:47:THR:HB	1.75	0.69
47:DO:114:ILE:HD12	47:DO:114:ILE:N	2.07	0.69
36:BA:548:A:H2'	36:BA:549:G:H5'	1.73	0.69
25:CZ:251:ASP:O	25:CZ:267:VAL:HG12	1.92	0.69
36:BA:1932:A:H2'	36:BA:1933:G:O4'	1.92	0.69
1:AA:1218:C:H2'	1:AA:1219:U:C6	2.27	0.69
51:DS:40:ILE:HG22	51:DS:47:THR:HA	1.74	0.69
36:BA:1771:C:H1'	36:BA:1786:A:C8	2.28	0.69
13:AM:23:TYR:CE2	13:AM:70:LEU:HD22	2.27	0.69
57:DY:9:LYS:HG2	57:DY:10:GLY:N	2.04	0.69
38:DC:73:ARG:HE	38:DC:110:PHE:HD1	1.40	0.69
36:BA:672:C:O2'	36:BA:673:C:H5''	1.93	0.69
51:DS:15:ARG:O	51:DS:18:ILE:HG13	1.93	0.69
40:BE:117:MET:O	40:BE:121:ASN:HA	1.93	0.69
36:BA:1060:U:C1'	36:BA:1061:U:H5''	2.22	0.69
4:CD:149:ALA:HB3	4:CD:152:SER:OG	1.92	0.69
22:AW:57:G:H2'	22:AW:58:A:H5'	1.71	0.69
42:BG:173:LEU:HB3	42:BG:178:PHE:CD2	2.27	0.69
46:BN:126:PRO:O	46:BN:127:ASP:HB2	1.93	0.69
13:AM:53:VAL:CG1	13:AM:57:ARG:HH21	2.05	0.69
34:D8:42:ARG:O	34:D8:44:LYS:N	2.25	0.69
47:DO:86:ILE:HG22	47:DO:94:ARG:HB2	1.75	0.69
39:DD:108:PRO:HG2	39:DD:111:LEU:HB2	1.72	0.69
36:DA:1932:A:H2'	36:DA:1933:G:O4'	1.92	0.69
17:CQ:67:LYS:O	17:CQ:68:ARG:HB2	1.91	0.69
36:DA:1480:G:H2'	36:DA:1481:U:H5'	1.73	0.69
36:DA:559:G:H22	53:DU:49:HIS:CD2	2.10	0.69
3:AC:95:THR:HG23	3:AC:97:LYS:HD2	1.74	0.69

Continued on next page...

Continued from previous page...

Atom-1	Atom-2	Distance(Å)	Clash(Å)
38:BC:81:GLU:O	38:BC:84:LYS:HD3	1.92	0.69
36:BA:2312:U:H4'	42:BG:71:THR:CG2	2.21	0.69
32:B6:11:LEU:CD1	32:B6:26:ASN:HB2	2.21	0.69
39:BD:30:GLU:N	39:BD:35:LYS:NZ	2.40	0.69
32:D6:30:THR:O	32:D6:31:PRO:C	2.28	0.69
48:DP:56:SER:O	48:DP:58:THR:N	2.25	0.69
36:DA:604:G:H2'	36:DA:605:C:O2	1.92	0.69
3:CC:14:ILE:CG1	3:CC:15:THR:N	2.56	0.69
2:CB:87:ARG:NH2	2:CB:232:PRO:HA	2.08	0.69
31:B5:36:CYS:C	31:B5:38:ALA:H	1.94	0.69
15:CO:87:ILE:HG22	15:CO:88:ARG:N	2.07	0.69
1:AA:664:G:H22	1:AA:741:G:H1	1.40	0.69
39:BD:45:ASN:CG	39:BD:46:GLN:H	1.95	0.69
6:AF:87:ARG:HH11	6:AF:87:ARG:HG2	1.56	0.69
44:BJ:97:UNK:HA	44:BJ:132:UNK:HA	1.73	0.69
38:DC:5:LYS:HA	38:DC:8:ARG:HE	1.57	0.69
1:AA:1306:A:H61	1:AA:1331:G:H1'	1.58	0.69
41:DF:37:VAL:HG11	48:DP:7:ARG:NH1	2.00	0.69
39:BD:27:THR:HG23	39:BD:83:GLU:HG2	1.74	0.69
46:BN:46:VAL:HG13	46:BN:48:MET:HG3	1.75	0.69
41:BF:132:VAL:HG22	41:BF:133:ASN:N	2.07	0.69
52:BT:28:VAL:HG12	52:BT:29:ARG:HD3	1.75	0.69
36:DA:2304:G:H22	36:DA:2312:U:H3	1.39	0.69
42:DG:51:ARG:NE	42:DG:51:ARG:HA	2.07	0.69
12:AL:18:VAL:CG2	12:AL:19:ARG:H	2.02	0.69
43:DH:94:TYR:CD1	43:DH:107:VAL:HA	2.28	0.69
32:D6:42:TRP:HA	32:D6:42:TRP:CE3	2.26	0.69
32:D6:15:GLU:OE1	32:D6:18:ARG:NE	2.25	0.69
57:DY:8:LYS:HE2	57:DY:72:VAL:HG23	1.74	0.69
10:AJ:61:GLU:CG	14:AN:58:LYS:HE2	2.22	0.69
37:BB:7:G:H2'	37:BB:8:U:H5''	1.75	0.69
48:DP:58:THR:O	48:DP:61:ARG:NE	2.22	0.69
30:D4:12:ALA:HB2	30:D4:29:PRO:HA	1.74	0.69
20:AT:45:GLN:HE22	20:AT:46:GLU:HG3	1.55	0.69
1:CA:858:G:H8	1:CA:858:G:C5'	2.06	0.69
33:D7:34:ARG:HD2	33:D7:39:ARG:HG3	1.74	0.69
50:BR:3:HIS:C	50:BR:5:LYS:H	1.97	0.69
54:DV:25:LEU:H	54:DV:92:THR:HG21	1.56	0.69
35:B9:25:VAL:HB	35:B9:34:GLN:HB2	1.75	0.69
40:BE:111:ARG:HB3	50:BR:2:ARG:HH12	1.58	0.69
40:DE:111:ARG:HB3	50:DR:2:ARG:NH1	2.08	0.69
36:DA:359:A:H2'	36:DA:360:G:O4'	1.93	0.69

Continued on next page...

Continued from previous page...

Atom-1	Atom-2	Distance(Å)	Clash(Å)
40:DE:105:THR:HG21	40:DE:164:ARG:NH1	2.07	0.69
6:CF:91:VAL:HG11	18:CR:72:ARG:HH12	1.57	0.69
25:AZ:251:ASP:O	25:AZ:267:VAL:HG12	1.93	0.69
41:DF:53:THR:HG23	41:DF:55:GLY:H	1.57	0.69
36:DA:914:C:H2'	36:DA:915:C:H5'	1.74	0.69
52:DT:38:ASN:ND2	52:DT:38:ASN:O	2.26	0.69
6:AF:77:ARG:HG2	6:AF:77:ARG:HH11	1.57	0.69
39:DD:129:ASN:O	39:DD:193:VAL:HG12	1.93	0.69
39:DD:45:ASN:CG	39:DD:46:GLN:H	1.95	0.69
1:AA:194:C:H2'	1:AA:195:A:H5''	1.74	0.69
38:DC:81:GLU:O	38:DC:84:LYS:HD3	1.91	0.69
3:AC:32:LEU:HD22	3:AC:59:ARG:NH1	2.08	0.69
36:BA:197:A:C8	36:BA:197:A:H5'	2.27	0.69
1:CA:664:G:H22	1:CA:741:G:H1	1.40	0.69
24:AY:41:C:H6	24:AY:41:C:H5'	1.58	0.69
1:CA:197:A:H4'	1:CA:198:G:O5'	1.93	0.69
36:DA:590:A:H2'	36:DA:591:C:C6	2.27	0.69
41:DF:32:LEU:O	41:DF:36:VAL:HG23	1.93	0.69
4:AD:5:ILE:HA	4:AD:115:ARG:HH12	1.57	0.69
32:B6:42:TRP:CE3	32:B6:42:TRP:HA	2.26	0.69
16:AP:20:VAL:CG2	16:AP:32:TYR:HB2	2.23	0.69
1:CA:452:A:O2'	1:CA:453:A:H8	1.71	0.69
36:BA:1071:G:H1'	36:BA:1089:G:H2'	1.75	0.69
40:DE:111:ARG:HB3	50:DR:2:ARG:HH12	1.58	0.69
40:DE:117:MET:O	40:DE:121:ASN:HA	1.93	0.69
22:CW:38:A:C3'	22:CW:39:U:H5''	2.23	0.69
49:BQ:32:TYR:O	49:BQ:105:GLU:HB2	1.92	0.69
36:BA:271(J):C:H2'	36:BA:271(J):C:O2	1.92	0.69
36:DA:999:U:H5''	36:DA:1154:G:O6	1.93	0.69
2:AB:61:LEU:O	2:AB:64:ARG:HG2	1.91	0.69
25:CZ:295:ARG:HG2	25:CZ:295:ARG:HH11	1.57	0.69
36:BA:419:C:H2'	36:BA:420:C:H6	1.58	0.69
36:BA:708:C:H42	36:BA:723:G:H1	1.41	0.69
36:BA:2304:G:H22	36:BA:2312:U:H3	1.39	0.69
38:BC:27:ARG:HD3	38:BC:182:PRO:HG3	1.73	0.69
24:CY:2:G:H2'	24:CY:3:G:H5''	1.73	0.69
54:BV:19:LYS:HB2	54:BV:96:ILE:HD11	1.74	0.69
48:DP:96:THR:HG22	48:DP:126:VAL:HB	1.74	0.69
36:BA:1141:U:H2'	46:BN:63:THR:CG2	2.23	0.69
43:BH:42:ARG:HG2	43:BH:43:VAL:H	1.57	0.69
48:DP:24:GLY:CA	48:DP:33:ARG:NH1	2.56	0.69
4:AD:12:CYS:HA	4:AD:19:LEU:HD13	1.73	0.69

Continued on next page...

Continued from previous page...

Atom-1	Atom-2	Distance(Å)	Clash(Å)
51:BS:12:PHE:C	51:BS:12:PHE:HD1	1.97	0.69
16:CP:20:VAL:CG2	16:CP:32:TYR:HB2	2.23	0.69
35:D9:25:VAL:HB	35:D9:34:GLN:HB2	1.75	0.69
31:D5:55:ARG:O	31:D5:56:LYS:HD3	1.92	0.69
40:BE:111:ARG:HB3	50:BR:2:ARG:NH1	2.08	0.69
1:CA:1234:C:H1'	1:CA:1364:U:O2	1.93	0.69
36:BA:1314:C:C6	36:BA:1314:C:H5'	2.28	0.69
34:B8:42:ARG:O	34:B8:44:LYS:N	2.25	0.69
36:DA:2852:G:H2'	36:DA:2853:C:C6	2.28	0.69
6:CF:34:GLY:N	6:CF:71:ARG:HH21	1.91	0.69
36:DA:2291:U:H2'	36:DA:2292:C:C6	2.27	0.69
52:BT:62:THR:HG22	52:BT:75:ILE:HG13	1.73	0.69
28:D2:10:LEU:HD11	28:D2:14:ARG:NH2	2.08	0.69
36:BA:1409:C:H2'	36:BA:1410:G:C8	2.27	0.69
50:DR:75:LEU:HD13	50:DR:75:LEU:O	1.92	0.69
46:DN:46:VAL:HG13	46:DN:48:MET:HG3	1.75	0.68
1:AA:1305:G:H5'	21:AU:4:GLY:HA3	1.75	0.68
36:BA:310:A:P	57:BY:18:GLY:HA2	2.33	0.68
4:CD:3:ARG:HG2	4:CD:118:ARG:HE	1.58	0.68
25:AZ:150:VAL:O	25:AZ:154:VAL:HG23	1.92	0.68
36:DA:271(J):C:H2'	36:DA:271(J):C:O2	1.92	0.68
36:DA:2160:G:H8	36:DA:2160:G:H5'	1.57	0.68
2:CB:87:ARG:HH22	2:CB:232:PRO:HA	1.58	0.68
25:AZ:271:GLU:O	25:AZ:286:VAL:HG23	1.93	0.68
46:BN:58:ASP:O	46:BN:60:ILE:N	2.24	0.68
25:CZ:271:GLU:O	25:CZ:286:VAL:HG23	1.92	0.68
1:AA:1190:G:OP1	3:AC:5:ILE:HD12	1.93	0.68
27:D1:69:LYS:NZ	27:D1:76:ARG:HH22	1.91	0.68
34:D8:50:LEU:C	34:D8:52:LYS:H	1.95	0.68
47:BO:88:ASN:HD21	47:BO:92:GLU:HB2	1.58	0.68
43:BH:89:ILE:HG12	43:BH:129:THR:O	1.93	0.68
36:BA:1221(A):C:H2'	36:BA:1222:C:H6	1.58	0.68
36:BA:106:C:H2'	36:BA:107:C:C6	2.28	0.68
24:CY:41:C:H6	24:CY:41:C:H5'	1.58	0.68
36:BA:18:C:O3'	53:BU:23:GLY:HA2	1.93	0.68
39:DD:69:ARG:NH2	39:DD:128:GLY:O	2.27	0.68
3:AC:73:PRO:HG3	3:AC:105:GLU:HB2	1.75	0.68
4:AD:133:VAL:HG12	4:AD:135:LEU:H	1.57	0.68
41:DF:36:VAL:O	41:DF:40:GLN:HG3	1.93	0.68
36:BA:296:C:O2'	36:BA:297:C:H5'	1.92	0.68
57:BY:75:ILE:HG23	57:BY:76:CYS:N	2.07	0.68
2:AB:87:ARG:HH22	2:AB:232:PRO:HA	1.57	0.68

Continued on next page...

Continued from previous page...

Atom-1	Atom-2	Distance(Å)	Clash(Å)
31:B5:40:LYS:HE3	31:B5:46:CYS:HB3	1.75	0.68
27:D1:84:GLY:O	27:D1:86:SER:N	2.22	0.68
42:BG:11:TYR:OH	42:BG:33:ARG:HG3	1.91	0.68
50:BR:52:ILE:HB	50:BR:94:TYR:HD2	1.58	0.68
36:DA:1762:A:H8	36:DA:1762:A:O5'	1.74	0.68
50:DR:4:LEU:C	50:DR:6:SER:H	1.96	0.68
36:BA:1170:G:H1	36:BA:1179:C:H42	1.40	0.68
36:DA:2377:A:H4'	51:DS:107:GLU:O	1.93	0.68
5:CE:107:ARG:HG3	5:CE:108:ALA:N	2.07	0.68
40:DE:81:ILE:O	40:DE:81:ILE:HG22	1.93	0.68
1:CA:1347:G:N2	1:CA:1373:G:H2'	2.08	0.68
6:AF:91:VAL:HG11	18:AR:72:ARG:NH1	2.08	0.68
50:DR:100:LEU:HD11	50:DR:113:LEU:HB2	1.75	0.68
50:BR:62:ALA:O	50:BR:66:VAL:HG23	1.93	0.68
40:DE:33:VAL:HG12	40:DE:89:ASP:O	1.94	0.68
36:DA:1301:A:O2'	36:DA:1302:A:C2'	2.35	0.68
39:BD:24:ILE:HD13	39:BD:25:THR:H	1.58	0.68
39:BD:34:VAL:HG23	39:BD:35:LYS:H	1.58	0.68
52:BT:13:ARG:HA	52:BT:13:ARG:CZ	2.24	0.68
5:CE:80:ILE:HD12	5:CE:138:ALA:HB1	1.74	0.68
9:AI:114:TYR:HE1	10:AJ:59:SER:HA	1.57	0.68
55:DW:6:ILE:HG12	55:DW:104:THR:CG2	2.23	0.68
43:DH:42:ARG:HG2	43:DH:43:VAL:H	1.58	0.68
51:DS:13:ARG:CG	51:DS:14:VAL:H	2.06	0.68
36:DA:2463:C:O2'	36:DA:2464:C:H5'	1.92	0.68
36:BA:1058:G:C2'	36:BA:1059:G:H5''	2.22	0.68
54:BV:39:LEU:HD12	54:BV:47:VAL:HG11	1.75	0.68
34:B8:50:LEU:C	34:B8:52:LYS:H	1.95	0.68
36:BA:359:A:H2'	36:BA:360:G:O4'	1.94	0.68
36:BA:2852:G:H2'	36:BA:2853:C:C6	2.28	0.68
43:DH:89:ILE:HG12	43:DH:129:THR:O	1.92	0.68
24:AY:2:G:H2'	24:AY:3:G:H5''	1.73	0.68
50:BR:4:LEU:C	50:BR:6:SER:H	1.96	0.68
6:CF:55:ASP:HB3	6:CF:57:GLN:NE2	2.09	0.68
36:DA:419:C:H2'	36:DA:420:C:H6	1.59	0.68
22:AV:56:C:O2'	42:BG:78:SER:HB2	1.93	0.68
36:DA:1396:U:H2'	36:DA:1396:U:O2	1.92	0.68
14:AN:22:THR:HB	14:AN:33:VAL:HG21	1.73	0.68
7:CG:7:ALA:O	7:CG:8:GLU:HB2	1.92	0.68
10:AJ:86:MET:O	10:AJ:86:MET:HG2	1.91	0.68
1:CA:953:G:H5'	1:CA:965:A:H61	1.57	0.68
3:CC:73:PRO:HG3	3:CC:105:GLU:HB2	1.75	0.68

Continued on next page...

Continued from previous page...

Atom-1	Atom-2	Distance(Å)	Clash(Å)
36:BA:1541:G:H1'	36:BA:1542:A:C4	2.28	0.68
41:BF:160:ASN:OD1	41:BF:163:VAL:HG23	1.93	0.68
4:AD:126:ILE:HD12	4:AD:126:ILE:N	2.08	0.68
34:D8:33:ASN:CG	34:D8:34:TRP:H	1.97	0.68
36:DA:259:G:H1'	36:DA:621:A:O2'	1.93	0.68
25:CZ:277:LEU:HD13	25:CZ:278:GLN:H	1.56	0.68
36:DA:2305:A:C3'	36:DA:2306:C:H5''	2.23	0.68
46:BN:58:ASP:C	46:BN:60:ILE:H	1.95	0.68
24:AY:16:H2U:H5'	24:AY:17:H2U:C5'	2.23	0.68
39:DD:134:ARG:HH12	39:DD:135:PHE:HE1	1.41	0.68
25:CZ:143:ASP:HB3	25:CZ:146:LEU:HB3	1.74	0.68
53:BU:66:ASN:O	53:BU:70:ARG:HB2	1.92	0.68
17:AQ:67:LYS:O	17:AQ:68:ARG:HB2	1.93	0.68
4:CD:64:LEU:HB2	4:CD:198:VAL:HG11	1.74	0.68
37:DB:25:A:H2'	37:DB:25:A:N3	2.07	0.68
58:BZ:115:GLY:HA3	58:BZ:174:VAL:HG12	1.76	0.68
5:AE:107:ARG:HG3	5:AE:108:ALA:N	2.07	0.68
39:DD:30:GLU:N	39:DD:35:LYS:NZ	2.41	0.68
39:DD:30:GLU:HB3	39:DD:83:GLU:OE1	1.93	0.68
36:DA:271(L):U:H5''	36:DA:271(M):G:C5'	2.19	0.68
57:BY:13:VAL:CG2	57:BY:72:VAL:HB	2.23	0.68
36:BA:672:C:H2'	36:BA:673:C:H5'	1.75	0.68
36:DA:296:C:O2'	36:DA:297:C:H5'	1.93	0.68
36:DA:2178:C:H2'	36:DA:2179:C:C5'	2.23	0.68
41:BF:32:LEU:O	41:BF:36:VAL:HG23	1.94	0.68
4:AD:30:LYS:C	4:AD:32:ALA:H	1.95	0.68
1:AA:540:G:H2'	1:AA:541:G:H8	1.58	0.68
2:AB:25:ASN:HD21	2:AB:27:LYS:HG3	1.58	0.68
15:CO:82:ILE:HD11	15:CO:88:ARG:HB2	1.74	0.68
3:CC:5:ILE:CD1	3:CC:5:ILE:N	2.56	0.68
34:D8:14:VAL:HG21	34:D8:22:VAL:CG1	2.23	0.68
1:AA:625:G:H2'	1:AA:626:U:C6	2.28	0.68
36:BA:2853:C:H2'	36:BA:2854:G:H8	1.58	0.68
58:BZ:54:HIS:HB3	58:BZ:101:PRO:HD3	1.73	0.68
56:BX:49:VAL:HG12	56:BX:87:GLN:HE21	1.57	0.68
1:CA:351:G:H4'	1:CA:352:C:OP2	1.93	0.68
36:BA:2779:U:H1'	36:BA:2781:A:C5	2.27	0.68
49:DQ:51:ARG:O	49:DQ:55:VAL:HG12	1.94	0.68
36:DA:2455:G:H2'	36:DA:2456:C:C6	2.28	0.68
46:BN:3:THR:HG22	46:BN:4:TYR:H	1.58	0.68
39:DD:34:VAL:HG23	39:DD:35:LYS:H	1.58	0.68
9:AI:83:ARG:O	9:AI:86:VAL:HG12	1.93	0.68

Continued on next page...

Continued from previous page...

Atom-1	Atom-2	Distance(Å)	Clash(Å)
13:AM:5:ALA:HB2	13:AM:66:LEU:HD23	1.76	0.68
36:BA:654(P):C:H2'	36:BA:654(Q):C:O4'	1.94	0.68
57:DY:13:VAL:CG2	57:DY:72:VAL:HB	2.23	0.68
50:DR:3:HIS:C	50:DR:5:LYS:H	1.97	0.68
43:BH:103:LEU:HB2	43:BH:123:PHE:CD2	2.27	0.68
36:BA:958:U:H5''	49:BQ:14:ARG:CD	2.23	0.68
25:CZ:265:THR:HG21	25:CZ:293:VAL:CG2	2.23	0.68
50:BR:58:GLY:HA2	50:BR:80:PHE:CE2	2.29	0.68
57:DY:46:LYS:HB3	57:DY:62:GLU:HG2	1.76	0.68
11:CK:27:ASN:HD22	11:CK:28:THR:H	1.41	0.68
36:BA:2377:A:O2'	36:BA:2378:A:H5'	1.93	0.68
22:CV:63:G:H2'	22:CV:64:A:O4'	1.94	0.68
36:DA:320:A:C5	41:DF:136:THR:HG21	2.28	0.68
3:AC:134:ILE:HG21	3:AC:167:TRP:O	1.94	0.68
38:DC:75:LEU:HD11	38:DC:113:VAL:HG13	1.76	0.68
36:BA:74:A:H5''	36:BA:75:G:O4'	1.93	0.68
39:DD:158:ALA:HB3	39:DD:161:THR:HG21	1.75	0.68
50:DR:62:ALA:O	50:DR:66:VAL:HG23	1.93	0.68
42:BG:34:LEU:HD12	42:BG:34:LEU:O	1.93	0.68
52:DT:62:THR:HG22	52:DT:75:ILE:HG13	1.74	0.68
28:B2:25:VAL:O	28:B2:29:LYS:HG2	1.94	0.68
13:AM:5:ALA:CB	13:AM:66:LEU:HD23	2.24	0.68
22:CW:7:A:C5	22:CW:49:C:H5	2.12	0.68
22:CW:65:G:H4'	32:D6:28:ARG:NH2	2.09	0.68
36:BA:321:G:H21	41:BF:165:ARG:HE	1.37	0.68
36:DA:2188:C:H2'	36:DA:2189:U:C5	2.29	0.68
4:AD:3:ARG:HG2	4:AD:118:ARG:HE	1.58	0.68
36:DA:1188:U:O2'	36:DA:1189:A:H5'	1.93	0.68
10:AJ:32:ALA:H	10:AJ:78:ASN:ND2	1.92	0.68
43:BH:117:PRO:HB3	43:BH:123:PHE:CE1	2.28	0.68
34:B8:50:LEU:O	34:B8:51:ALA:HB3	1.93	0.68
36:DA:2396:G:O2'	36:DA:2397:G:H5'	1.93	0.68
47:DO:88:ASN:HD21	47:DO:92:GLU:HB2	1.59	0.68
53:BU:66:ASN:ND2	53:BU:76:TYR:H	1.90	0.68
24:CY:57:G:H2'	24:CY:58:A:H5'	1.75	0.68
35:D9:10:ILE:HG22	35:D9:10:ILE:O	1.93	0.68
36:BA:1589:C:H2'	36:BA:1590:U:C6	2.28	0.68
19:CS:32:LYS:N	19:CS:32:LYS:HZ3	1.91	0.68
9:CI:79:LEU:HD23	9:CI:101:PHE:O	1.94	0.68
22:AW:7:A:C5	22:AW:49:C:H5	2.11	0.68
9:AI:53:VAL:N	9:AI:95:LYS:HZ2	1.92	0.68
57:DY:75:ILE:HG23	57:DY:76:CYS:N	2.07	0.68

Continued on next page...

Continued from previous page...

Atom-1	Atom-2	Distance(Å)	Clash(Å)
41:BF:39:TRP:CH2	41:BF:106:ARG:HD3	2.28	0.68
10:CJ:32:ALA:CB	10:CJ:76:ASN:HB2	2.23	0.68
25:AZ:277:LEU:HD13	25:AZ:278:GLN:H	1.56	0.68
2:AB:25:ASN:HD22	2:AB:27:LYS:H	1.40	0.68
36:BA:2305:A:C3'	36:BA:2306:C:H5''	2.22	0.68
34:B8:50:LEU:HD12	34:B8:51:ALA:H	1.59	0.68
36:BA:631:A:H5''	48:BP:65:ARG:NH1	2.08	0.68
22:AW:38:A:C2'	22:AW:39:U:H5''	2.24	0.68
37:BB:16:G:HO2'	37:BB:17:C:H6	1.39	0.68
1:CA:625:G:H2'	1:CA:626:U:C6	2.28	0.68
12:CL:80:HIS:HB2	24:CY:68:C:H4'	1.75	0.68
16:AP:43:LYS:HA	16:AP:48:TRP:CB	2.24	0.68
36:DA:1170:G:H1	36:DA:1179:C:H42	1.40	0.68
1:CA:1490:C:O2'	1:CA:1491:G:H5'	1.92	0.68
50:BR:75:LEU:O	50:BR:75:LEU:HD13	1.94	0.68
36:DA:191:A:O2'	36:DA:192:C:H5'	1.94	0.68
36:DA:2777:G:H5''	36:DA:2778:A:H5'	1.76	0.68
27:D1:18:ILE:HD12	36:DA:380:U:H5'	1.75	0.68
30:B4:39:CYS:O	30:B4:40:HIS:HB2	1.92	0.68
34:D8:61:LEU:N	34:D8:61:LEU:CD1	2.56	0.68
10:AJ:32:ALA:CB	10:AJ:76:ASN:HB2	2.24	0.68
36:BA:1748:G:H8	36:BA:1748:G:H5'	1.59	0.68
10:CJ:6:ILE:HG22	10:CJ:98:ILE:HD12	1.74	0.68
36:BA:996:A:H4'	53:BU:92:ARG:NE	2.08	0.68
46:DN:61:ARG:HG3	46:DN:61:ARG:HH11	1.58	0.68
16:AP:67:THR:HB	16:AP:70:ALA:HB2	1.74	0.68
13:CM:83:ASP:CG	13:CM:84:ILE:H	1.97	0.68
37:DB:16:G:HO2'	37:DB:17:C:H6	1.42	0.68
52:DT:35:LYS:HZ3	52:DT:41:ARG:HD2	1.59	0.68
49:DQ:32:TYR:O	49:DQ:105:GLU:HB2	1.94	0.68
24:AY:1:A:H5'	25:AZ:300:ARG:NH1	2.09	0.68
14:CN:44:LEU:HD12	14:CN:44:LEU:O	1.94	0.68
1:CA:784:C:H4'	36:DA:1837:C:OP1	1.93	0.68
2:AB:96:ARG:HD3	2:AB:148:TYR:CE1	2.29	0.68
43:BH:118:PRO:CG	43:BH:121:ILE:HD12	2.24	0.68
43:BH:16:SER:CB	43:BH:27:LYS:HB2	2.22	0.68
27:D1:16:ASN:HD22	27:D1:37:ILE:CG2	2.07	0.68
36:BA:604:G:H2'	36:BA:605:C:O2	1.94	0.68
55:DW:4:LYS:HG2	55:DW:5:ALA:N	2.09	0.68
36:DA:2111:C:H1'	36:DA:2118:U:C4'	2.24	0.68
43:BH:158:HIS:HD1	43:BH:168:PRO:HB2	1.59	0.68
31:D5:16:ARG:HD2	31:D5:20:ARG:HH12	1.58	0.68

Continued on next page...

Continued from previous page...

Atom-1	Atom-2	Distance(Å)	Clash(Å)
58:DZ:151:HIS:HA	58:DZ:171:ILE:HG12	1.76	0.68
2:AB:25:ASN:ND2	2:AB:27:LYS:H	1.91	0.68
3:CC:5:ILE:HG12	3:CC:10:PHE:HB2	1.76	0.68
50:DR:58:GLY:HA2	50:DR:80:PHE:CE2	2.29	0.68
36:BA:139(A):G:N2	56:BX:44:GLU:OE1	2.27	0.68
19:CS:32:LYS:H	19:CS:32:LYS:HZ3	1.42	0.68
25:AZ:64:ASN:H	25:AZ:64:ASN:HD22	1.41	0.68
36:BA:1005:C:H2'	36:BA:1006:C:C6	2.29	0.68
36:BA:1005:C:H2'	36:BA:1006:C:H6	1.59	0.68
36:DA:2485:G:H5''	49:DQ:46:GLN:HE21	1.59	0.68
7:CG:78:ARG:NH1	7:CG:80:VAL:HG21	2.07	0.68
36:DA:813:U:H2'	36:DA:814:C:C6	2.29	0.68
1:AA:953:G:H5'	1:AA:965:A:H61	1.59	0.68
1:AA:187:C:H2'	1:AA:188:C:C6	2.29	0.68
14:CN:57:ARG:HB2	14:CN:57:ARG:HH11	1.59	0.68
36:DA:1589:C:H2'	36:DA:1590:U:C6	2.28	0.68
32:B6:33:LYS:HA	32:B6:33:LYS:CE	2.14	0.67
9:CI:83:ARG:O	9:CI:86:VAL:HG12	1.94	0.67
36:DA:654(P):C:H2'	36:DA:654(Q):C:O4'	1.94	0.67
51:BS:99:LYS:HZ2	51:BS:99:LYS:HB3	1.57	0.67
36:DA:672:C:O2'	36:DA:673:C:H5''	1.93	0.67
1:CA:585:G:H4'	12:CL:8:ASN:HD21	1.58	0.67
2:CB:80:ILE:HD12	2:CB:80:ILE:N	2.09	0.67
36:DA:1071:G:H1'	36:DA:1089:G:H2'	1.75	0.67
36:DA:614(A):U:H4'	36:DA:614(B):G:C5'	2.25	0.67
1:CA:939:G:H5''	7:CG:102:ARG:NH1	2.09	0.67
1:CA:1316:G:N2	1:CA:1318:A:H3'	2.09	0.67
51:BS:34:HIS:HB3	51:BS:53:SER:HB3	1.76	0.67
13:AM:83:ASP:CG	13:AM:84:ILE:H	1.97	0.67
1:CA:628:G:O2'	1:CA:629:G:H5'	1.94	0.67
53:DU:66:ASN:O	53:DU:70:ARG:HB2	1.93	0.67
36:DA:1242:A:H5'	36:DA:1243:G:OP2	1.93	0.67
36:BA:2491:U:H5'	36:BA:2570:G:H5''	1.74	0.67
39:DD:267:SER:C	39:DD:269:PHE:H	1.94	0.67
25:CZ:64:ASN:HD22	25:CZ:64:ASN:H	1.41	0.67
20:CT:63:ILE:HG21	20:CT:81:LYS:HG3	1.75	0.67
40:BE:33:VAL:HG12	40:BE:89:ASP:O	1.93	0.67
46:DN:134:ARG:O	46:DN:136:GLU:N	2.28	0.67
39:BD:71:ASP:HB2	39:BD:103:ARG:NH2	2.02	0.67
57:BY:13:VAL:HG23	57:BY:73:ARG:O	1.94	0.67
51:DS:89:ARG:HH11	51:DS:89:ARG:HG2	1.57	0.67
36:DA:2118:U:H5'	36:DA:2147:G:H21	1.60	0.67

Continued on next page...

Continued from previous page...

Atom-1	Atom-2	Distance(Å)	Clash(Å)
36:BA:2133:G:H2'	36:BA:2157:G:N2	2.09	0.67
28:B2:3:LEU:HD23	28:B2:3:LEU:O	1.94	0.67
4:AD:149:ALA:HB3	4:AD:152:SER:OG	1.94	0.67
51:BS:52:SER:CB	51:BS:55:ALA:HB3	2.24	0.67
34:D8:15:LYS:HB2	48:DP:65:ARG:HH21	1.59	0.67
36:DA:1314:C:C6	36:DA:1314:C:H5'	2.30	0.67
1:AA:624:C:H2'	1:AA:625:G:C8	2.29	0.67
40:BE:101:ARG:HH11	40:BE:169:ASN:ND2	1.93	0.67
3:AC:95:THR:HG22	3:AC:95:THR:O	1.94	0.67
3:AC:50:ALA:HA	3:AC:72:LYS:HB2	1.75	0.67
36:BA:172:C:H2'	36:BA:173:G:O4'	1.95	0.67
1:AA:1468:A:H2'	1:AA:1469:G:O4'	1.94	0.67
16:CP:49:LEU:HD12	16:CP:50:LYS:N	2.09	0.67
36:BA:1242:A:H5'	36:BA:1243:G:OP2	1.94	0.67
41:BF:53:THR:HG23	41:BF:55:GLY:H	1.59	0.67
36:BA:1899:G:O2'	36:BA:1900:A:H5''	1.94	0.67
13:CM:65:LYS:H	13:CM:65:LYS:CD	2.07	0.67
37:DB:66:A:H61	37:DB:108:U:H2'	1.59	0.67
43:BH:153:LYS:N	43:BH:153:LYS:HD3	2.04	0.67
4:AD:18:LYS:H	4:AD:33:MET:CE	2.07	0.67
24:AY:72:U:C2'	24:AY:73:G:H5''	2.23	0.67
47:BO:65:THR:HG23	47:BO:67:LYS:N	2.09	0.67
36:DA:476:G:H4'	36:DA:502:A:N1	2.09	0.67
7:CG:78:ARG:HG3	7:CG:78:ARG:O	1.94	0.67
25:CZ:24:LYS:HG3	25:CZ:25:THR:H	1.59	0.67
36:BA:2485:G:H5''	49:BQ:46:GLN:HE21	1.59	0.67
36:BA:2200:C:H42	36:BA:2223:G:H1	1.42	0.67
26:D0:16:SER:HB2	36:DA:2262:U:H5	1.59	0.67
22:AV:44:G:C3'	22:AV:45:U:H5'	2.25	0.67
36:DA:491:G:H2'	36:DA:492:A:H8	1.57	0.67
7:AG:7:ALA:O	7:AG:8:GLU:HB2	1.94	0.67
52:DT:28:VAL:HG12	52:DT:29:ARG:HD3	1.75	0.67
40:BE:77:ILE:HG22	40:BE:78:LEU:H	1.60	0.67
39:BD:62:TYR:HE1	39:BD:64:ILE:HA	1.60	0.67
57:BY:81:LYS:HD2	57:BY:96:ILE:CG1	2.24	0.67
46:BN:66:LYS:O	46:BN:70:LYS:HB3	1.93	0.67
36:DA:321:G:H21	41:DF:165:ARG:HE	1.40	0.67
47:DO:1:MET:HG3	47:DO:67:LYS:HG2	1.77	0.67
42:DG:16:ARG:HH22	42:DG:28:VAL:CG1	2.07	0.67
15:CO:79:ARG:O	15:CO:82:ILE:HG22	1.95	0.67
24:CY:16:H2U:H5'	24:CY:17:H2U:C5'	2.23	0.67
36:BA:1762:A:H8	36:BA:1762:A:O5'	1.77	0.67

Continued on next page...

Continued from previous page...

Atom-1	Atom-2	Distance(Å)	Clash(Å)
25:AZ:265:THR:HG21	25:AZ:293:VAL:CG2	2.23	0.67
49:BQ:51:ARG:O	49:BQ:55:VAL:HG12	1.95	0.67
38:DC:10:LEU:HD12	38:DC:32:LEU:HA	1.77	0.67
31:B5:16:ARG:NH1	31:B5:17:ASP:OD1	2.28	0.67
1:CA:1211:U:H5'	1:CA:1212:U:OP1	1.95	0.67
11:CK:127:LYS:O	11:CK:129:SER:N	2.27	0.67
37:BB:42:C:H4'	42:BG:67:LYS:HG2	1.76	0.67
34:D8:61:LEU:HD22	34:D8:62:LEU:N	2.09	0.67
36:BA:271(K):U:H3'	36:BA:271(L):U:H5'	1.77	0.67
48:BP:23:PRO:CD	48:BP:33:ARG:HE	2.08	0.67
27:B1:81:LYS:O	27:B1:81:LYS:HG2	1.94	0.67
1:AA:858:G:C5'	1:AA:858:G:H8	2.07	0.67
40:BE:63:LEU:HD23	40:BE:63:LEU:O	1.94	0.67
51:BS:13:ARG:CG	51:BS:14:VAL:H	2.07	0.67
36:DA:2133:G:H2'	36:DA:2157:G:N2	2.09	0.67
2:CB:204:ASN:HD22	2:CB:206:ASP:H	1.42	0.67
58:DZ:126:VAL:HA	58:DZ:163:LEU:HA	1.76	0.67
24:AY:6:C:O2'	24:AY:7:G:H5'	1.94	0.67
24:CY:40:C:H2'	24:CY:41:C:H5''	1.76	0.67
2:CB:96:ARG:HD3	2:CB:148:TYR:CE1	2.28	0.67
38:BC:75:LEU:HD11	38:BC:113:VAL:HG13	1.77	0.67
12:CL:89:ARG:NH1	12:CL:91:LYS:HG2	2.10	0.67
36:BA:287:C:H2'	36:BA:288:C:C6	2.30	0.67
46:DN:74:ARG:HH21	46:DN:83:LYS:HD2	1.59	0.67
1:CA:1486:G:H2'	1:CA:1487:G:O4'	1.95	0.67
36:DA:1005:C:H2'	36:DA:1006:C:C6	2.30	0.67
58:BZ:178:GLU:N	58:BZ:178:GLU:OE1	2.28	0.67
1:CA:1513:A:H2'	1:CA:1514:C:C6	2.30	0.67
16:AP:49:LEU:HD12	16:AP:50:LYS:N	2.09	0.67
1:AA:197:A:H4'	1:AA:198:G:O5'	1.94	0.67
52:BT:78:LEU:O	52:BT:79:HIS:HD2	1.77	0.67
9:AI:53:VAL:H	9:AI:95:LYS:HZ2	1.43	0.67
1:AA:1416:G:H2'	1:AA:1417:G:C5'	2.23	0.67
9:CI:53:VAL:H	9:CI:95:LYS:HZ3	1.43	0.67
52:BT:28:VAL:HG21	52:BT:46:GLU:HG3	1.74	0.67
30:D4:26:SER:HB3	42:DG:105:LYS:NZ	2.09	0.67
48:DP:64:LYS:C	48:DP:66:GLY:N	2.48	0.67
36:DA:1060:U:C1'	36:DA:1061:U:H5''	2.23	0.67
1:CA:624:C:H4'	16:CP:11:SER:H	1.60	0.67
36:DA:2853:C:H2'	36:DA:2854:G:H8	1.59	0.67
53:DU:76:TYR:CE1	53:DU:80:ILE:HG13	2.30	0.67
16:CP:43:LYS:HA	16:CP:48:TRP:CB	2.25	0.67

Continued on next page...

Continued from previous page...

Atom-1	Atom-2	Distance(Å)	Clash(Å)
36:DA:935:C:H2'	36:DA:936:C:H6	1.58	0.67
46:BN:3:THR:CG2	46:BN:5:VAL:HG23	2.24	0.67
42:BG:34:LEU:HB3	42:BG:161:THR:HG22	1.76	0.67
2:AB:96:ARG:HD3	2:AB:148:TYR:HE1	1.59	0.67
36:BA:559:G:H22	53:BU:49:HIS:CD2	2.13	0.67
27:D1:75:GLU:O	27:D1:78:LYS:HG2	1.93	0.67
36:DA:2563:U:H4'	47:DO:28:SER:HA	1.77	0.67
38:BC:5:LYS:HA	38:BC:8:ARG:HE	1.59	0.67
22:AV:63:G:H2'	22:AV:64:A:O4'	1.95	0.67
13:CM:5:ALA:CB	13:CM:66:LEU:HD23	2.25	0.67
36:DA:1484:G:H2'	36:DA:1485:G:C5'	2.05	0.67
1:CA:1272:G:H5'	1:CA:1272:G:H8	1.60	0.67
57:DY:81:LYS:HD2	57:DY:96:ILE:HG13	1.75	0.67
57:BY:8:LYS:HE2	57:BY:72:VAL:HG23	1.75	0.67
57:BY:9:LYS:HG2	57:BY:10:GLY:N	2.03	0.67
20:CT:47:GLY:O	20:CT:49:ALA:N	2.24	0.67
4:CD:28:SER:HB3	4:CD:29:PRO:CD	2.23	0.67
36:DA:2110:G:N1	36:DA:2178:C:H5	1.93	0.67
41:BF:28:ILE:CD1	41:BF:28:ILE:H	2.06	0.67
51:BS:12:PHE:CD1	51:BS:12:PHE:C	2.67	0.67
36:DA:860:U:C5	36:DA:917:A:N7	2.60	0.67
1:CA:80:G:C2	1:CA:90:U:H5'	2.30	0.67
51:DS:52:SER:CB	51:DS:55:ALA:HB3	2.24	0.67
53:DU:69:CYS:O	53:DU:74:LEU:HD12	1.94	0.67
8:CH:55:GLY:C	8:CH:56:LYS:HD2	2.15	0.67
12:AL:47:LYS:O	12:AL:49:ASN:N	2.27	0.67
36:BA:1480:G:H2'	36:BA:1481:U:H5'	1.74	0.67
36:BA:491:G:H2'	36:BA:492:A:H8	1.60	0.67
1:AA:344:A:H4'	1:AA:345:C:OP1	1.93	0.67
49:BQ:27:VAL:H	49:BQ:137:TYR:HD2	1.41	0.67
58:BZ:128:VAL:HG22	58:BZ:129:SER:N	2.08	0.67
34:D8:4:MET:HE3	34:D8:61:LEU:HG	1.75	0.67
52:DT:13:ARG:CZ	52:DT:13:ARG:HA	2.25	0.67
1:CA:975:A:H4'	1:CA:976:G:C5'	2.21	0.67
4:CD:18:LYS:H	4:CD:33:MET:CE	2.07	0.67
52:DT:6:LEU:HD23	52:DT:9:LEU:HD12	1.76	0.67
2:AB:44:LEU:HA	2:AB:47:THR:HB	1.76	0.67
32:B6:6:ARG:NH1	32:B6:6:ARG:HB3	2.10	0.67
31:D5:25:LEU:HD12	55:DW:19:LEU:HG	1.76	0.67
15:AO:82:ILE:HD11	15:AO:88:ARG:HB2	1.75	0.67
43:BH:98:LEU:HB2	43:BH:125:VAL:CG2	2.25	0.67
52:DT:89:VAL:CG1	52:DT:91:ARG:HG3	2.25	0.67

Continued on next page...

Continued from previous page...

Atom-1	Atom-2	Distance(Å)	Clash(Å)
1:CA:376:G:H4'	16:CP:5:ARG:HH11	1.59	0.67
58:DZ:23:LYS:O	58:DZ:24:LEU:HB3	1.95	0.67
22:CW:37:A:H3'	22:CW:38:A:C8	2.30	0.67
3:CC:32:LEU:HD22	3:CC:59:ARG:NH1	2.10	0.67
41:BF:65:TRP:CZ3	41:BF:75:HIS:HD2	2.13	0.67
36:DA:796:C:H2'	36:DA:797:C:C6	2.29	0.67
1:CA:1352:C:H2'	1:CA:1353:G:C8	2.30	0.67
1:CA:191:G:N3	20:CT:105:SER:HB3	2.10	0.67
52:BT:82:LEU:N	52:BT:82:LEU:HD12	2.09	0.67
13:AM:81:LEU:HD12	13:AM:86:CYS:SG	2.35	0.67
13:AM:15:VAL:O	13:AM:19:LEU:HD23	1.94	0.67
43:DH:118:PRO:CG	43:DH:121:ILE:HD12	2.23	0.67
36:DA:1541:G:H1'	36:DA:1542:A:C4	2.29	0.67
36:BA:637:A:OP2	48:BP:115:LEU:HB2	1.95	0.67
34:B8:61:LEU:HD22	34:B8:62:LEU:N	2.10	0.67
41:DF:29:ASN:ND2	41:DF:32:LEU:HB2	2.07	0.67
34:B8:33:ASN:CG	34:B8:34:TRP:N	2.49	0.67
1:AA:1502:A:H2	1:AA:1505:G:N1	1.87	0.67
1:AA:979:C:C2'	1:AA:980:C:H5''	2.25	0.67
2:CB:47:THR:HA	2:CB:202:PRO:HG2	1.76	0.67
31:D5:40:LYS:HE2	31:D5:44:THR:O	1.94	0.67
42:DG:12:TYR:HA	42:DG:16:ARG:HG2	1.77	0.67
1:CA:1442(A):G:H3'	1:CA:1442(B):A:C5'	2.24	0.67
42:BG:106:LEU:HD12	42:BG:141:PHE:HE1	1.59	0.67
1:CA:423:G:H2'	1:CA:424:G:H5'	1.77	0.67
46:DN:126:PRO:O	46:DN:127:ASP:HB2	1.93	0.67
58:DZ:29:TYR:HB3	58:DZ:34:ASN:CB	2.25	0.67
1:AA:190:U:H2'	1:AA:191:G:H8	1.60	0.67
46:DN:3:THR:HG22	46:DN:4:TYR:N	2.09	0.67
41:DF:65:TRP:CZ3	41:DF:75:HIS:HD2	2.13	0.67
1:AA:403:C:O2'	1:AA:404:U:H5'	1.94	0.67
25:AZ:153:GLU:O	25:AZ:157:LEU:HD13	1.95	0.67
36:DA:197:A:H5'	36:DA:197:A:C8	2.30	0.67
38:DC:214:VAL:CG2	38:DC:224:ILE:HD13	2.25	0.67
39:DD:27:THR:HG23	39:DD:83:GLU:HG2	1.76	0.67
1:AA:1306:A:N6	1:AA:1331:G:H1'	2.09	0.67
1:CA:1306:A:N6	1:CA:1331:G:H1'	2.10	0.67
58:DZ:99:TYR:HD2	58:DZ:123:ASP:HB3	1.59	0.67
1:AA:1272:G:H5'	1:AA:1272:G:H8	1.60	0.67
37:DB:7:G:H2'	37:DB:8:U:H5''	1.77	0.67
48:DP:59:LEU:HA	48:DP:61:ARG:HE	1.60	0.67
41:DF:133:ASN:O	41:DF:135:LYS:N	2.28	0.67

Continued on next page...

Continued from previous page...

Atom-1	Atom-2	Distance(Å)	Clash(Å)
36:DA:1190:G:H5'	48:DP:35:HIS:N	2.09	0.67
55:BW:4:LYS:HG2	55:BW:5:ALA:N	2.09	0.67
36:BA:2178:C:H2'	36:BA:2179:C:C5'	2.24	0.67
25:AZ:143:ASP:HB3	25:AZ:146:LEU:HB3	1.75	0.67
40:BE:116:VAL:HG22	40:BE:117:MET:N	2.09	0.67
52:BT:6:LEU:HD23	52:BT:9:LEU:HD12	1.76	0.67
53:DU:92:ARG:NH2	54:DV:11:GLN:H	1.93	0.67
53:BU:90:VAL:HG12	53:BU:91:ASP:N	2.10	0.67
25:AZ:145:GLU:OE2	25:AZ:149:LEU:HD22	1.95	0.67
25:CZ:145:GLU:OE2	25:CZ:149:LEU:HD22	1.95	0.67
1:AA:80:G:C2	1:AA:90:U:H5'	2.29	0.67
54:BV:39:LEU:HA	54:BV:47:VAL:CG1	2.25	0.67
34:D8:50:LEU:HD12	34:D8:51:ALA:H	1.60	0.67
1:AA:628:G:O2'	1:AA:629:G:H5'	1.95	0.67
27:D1:26:ARG:HG2	27:D1:27:GLU:HG3	1.75	0.67
36:DA:1331:A:HO2'	36:DA:1332:G:H8	1.41	0.67
17:AQ:70:ARG:N	17:AQ:70:ARG:HD2	2.09	0.67
36:BA:272(D):G:H1	36:BA:364:C:H42	1.41	0.67
47:BO:88:ASN:ND2	47:BO:92:GLU:HB2	2.10	0.67
3:CC:50:ALA:HA	3:CC:72:LYS:HB2	1.77	0.67
3:AC:134:ILE:HG22	3:AC:168:ALA:HB3	1.76	0.67
1:CA:190:U:H2'	1:CA:191:G:H8	1.60	0.67
46:BN:74:ARG:HH21	46:BN:83:LYS:HD2	1.60	0.67
17:CQ:58:GLU:HB2	17:CQ:74:LEU:HB3	1.77	0.67
36:BA:1796:U:H2'	36:BA:1797:C:C6	2.30	0.67
1:AA:1039:C:H2'	1:AA:1040:U:C5	2.30	0.66
39:BD:30:GLU:HB3	39:BD:83:GLU:OE1	1.95	0.66
46:BN:46:VAL:O	46:BN:47:ALA:HB3	1.95	0.66
41:BF:133:ASN:O	41:BF:135:LYS:N	2.29	0.66
36:DA:628:G:H2'	36:DA:629:G:C5'	2.18	0.66
37:DB:40:U:H3'	37:DB:41:U:H5''	1.78	0.66
42:DG:51:ARG:HH11	42:DG:53:LEU:CD2	2.08	0.66
52:BT:2:ASN:ND2	52:BT:7:ILE:HD11	2.05	0.66
57:DY:81:LYS:HD2	57:DY:96:ILE:CG1	2.24	0.66
54:DV:18:LEU:CD2	54:DV:19:LYS:H	2.07	0.66
36:BA:2308:G:O6	36:BA:2310:A:H2'	1.95	0.66
1:CA:975:A:H5'	1:CA:975:A:H8	1.60	0.66
51:BS:89:ARG:HG2	51:BS:92:TYR:HA	1.76	0.66
34:D8:33:ASN:CG	34:D8:34:TRP:N	2.48	0.66
20:AT:49:ALA:O	20:AT:53:LEU:HD13	1.95	0.66
51:DS:12:PHE:CD1	51:DS:12:PHE:C	2.66	0.66
14:AN:12:ARG:HH11	14:AN:14:PRO:HG2	1.57	0.66

Continued on next page...

Continued from previous page...

Atom-1	Atom-2	Distance(Å)	Clash(Å)
36:DA:862:G:H2'	36:DA:863:A:O4'	1.95	0.66
10:CJ:24:VAL:HG21	10:CJ:37:PRO:HG3	1.76	0.66
40:DE:63:LEU:O	40:DE:63:LEU:HD23	1.94	0.66
3:AC:7:PRO:O	3:AC:11:ARG:HG2	1.95	0.66
1:AA:1316:G:N2	1:AA:1318:A:H3'	2.10	0.66
54:DV:39:LEU:HD12	54:DV:47:VAL:HG11	1.78	0.66
46:DN:3:THR:CG2	46:DN:5:VAL:HG23	2.25	0.66
57:BY:2:ARG:CD	57:BY:3:VAL:HG23	2.24	0.66
58:BZ:115:GLY:HA2	58:BZ:175:VAL:O	1.95	0.66
36:BA:1161:C:H1'	54:BV:8:GLY:O	1.95	0.66
47:DO:24:VAL:HG12	47:DO:33:ALA:HB2	1.77	0.66
1:CA:250:A:H4'	1:CA:251:G:O5'	1.95	0.66
5:AE:100:VAL:HG12	5:AE:118:ILE:HG22	1.77	0.66
20:CT:10:LEU:HD12	20:CT:11:SER:H	1.59	0.66
40:DE:137:HIS:HB3	40:DE:138:PRO:HD2	1.77	0.66
39:BD:118:VAL:HG22	39:BD:119:ALA:N	2.10	0.66
38:BC:82:LYS:HE2	38:BC:82:LYS:HA	1.77	0.66
28:B2:35:LEU:CG	28:B2:53:LEU:HD13	2.25	0.66
58:BZ:119:GLU:HG2	58:BZ:122:ARG:NH1	2.10	0.66
56:DX:13:LEU:HA	56:DX:18:TYR:CE1	2.30	0.66
10:CJ:61:GLU:CG	14:CN:58:LYS:HE2	2.22	0.66
57:BY:81:LYS:HD2	57:BY:96:ILE:HG13	1.76	0.66
26:B0:49:LYS:N	26:B0:80:HIS:HD1	1.87	0.66
13:AM:11:ARG:HG2	13:AM:12:ASN:HD22	1.58	0.66
14:CN:12:ARG:HH11	14:CN:14:PRO:HG2	1.59	0.66
53:BU:88:ILE:C	53:BU:90:VAL:H	1.99	0.66
1:CA:1432:G:OP1	52:DT:107:ASP:HB2	1.95	0.66
3:AC:14:ILE:CG1	3:AC:15:THR:N	2.58	0.66
36:BA:2758:A:N6	43:BH:67:LEU:HD11	2.10	0.66
19:AS:16:LEU:O	19:AS:19:VAL:N	2.28	0.66
36:BA:2577:A:H5''	36:BA:2578:G:H5'	1.77	0.66
27:D1:25:LYS:HG3	36:DA:388:G:OP1	1.94	0.66
25:CZ:317:GLU:HG3	25:CZ:404:LEU:HD21	1.78	0.66
36:BA:2174:C:H1'	38:BC:217:THR:O	1.95	0.66
1:AA:227:G:H2'	1:AA:228:A:C5'	2.14	0.66
36:DA:271(K):U:H3'	36:DA:271(L):U:H5'	1.77	0.66
27:B1:73:LEU:HD22	27:B1:94:LEU:HB3	1.77	0.66
54:BV:18:LEU:CD2	54:BV:19:LYS:H	2.09	0.66
36:DA:672:C:C2'	36:DA:673:C:H5''	2.25	0.66
1:AA:979:C:H2'	1:AA:980:C:H5''	1.77	0.66
43:DH:19:VAL:HG12	43:DH:20:ALA:N	2.09	0.66
1:CA:722:A:N3	1:CA:722:A:H2'	2.10	0.66

Continued on next page...

Continued from previous page...

Atom-1	Atom-2	Distance(Å)	Clash(Å)
25:CZ:16:THR:HG23	25:CZ:79:HIS:NE2	2.10	0.66
31:B5:36:CYS:SG	31:B5:48:GLU:O	2.53	0.66
36:DA:272(D):G:H1	36:DA:364:C:H42	1.42	0.66
22:CW:31:A:N1	22:CW:39:U:O4	2.28	0.66
1:AA:977:A:O2'	1:AA:978:A:C5'	2.42	0.66
1:CA:977:A:O2'	1:CA:978:A:C5'	2.43	0.66
36:DA:523:C:H2'	36:DA:524:U:H5'	1.78	0.66
39:BD:118:VAL:HG22	39:BD:119:ALA:H	1.60	0.66
36:DA:2174:C:H1'	38:DC:217:THR:O	1.94	0.66
17:CQ:59:ILE:HG23	17:CQ:71:PHE:HB3	1.76	0.66
57:DY:2:ARG:CD	57:DY:3:VAL:HG23	2.24	0.66
3:CC:189:ALA:HB3	3:CC:196:LEU:HB2	1.77	0.66
5:AE:51:VAL:HB	5:AE:52:PRO:HD3	1.76	0.66
1:CA:946:A:H2'	1:CA:947:G:C8	2.29	0.66
36:BA:877:U:O2'	36:BA:878:A:H5''	1.95	0.66
28:B2:9:GLN:OE1	28:B2:60:LEU:HD21	1.95	0.66
4:CD:126:ILE:HD12	4:CD:126:ILE:N	2.11	0.66
48:DP:146:VAL:O	48:DP:148:LEU:HG	1.96	0.66
6:CF:67:MET:HB2	6:CF:68:PRO:HD2	1.77	0.66
36:BA:729:G:OP2	39:BD:13:ARG:NH1	2.28	0.66
1:CA:1086:U:H2'	1:CA:1087:G:C5'	2.25	0.66
42:BG:103:LEU:O	42:BG:107:LEU:HD22	1.94	0.66
36:DA:1076:C:H5''	58:DZ:111:VAL:CG1	2.26	0.66
1:AA:848:C:O2'	1:AA:849:C:H5'	1.94	0.66
24:CY:51:G:H1	24:CY:63:C:H42	1.43	0.66
1:AA:1211:U:H5'	1:AA:1212:U:OP1	1.95	0.66
39:BD:28:GLU:HB2	39:BD:29:PRO:CD	2.26	0.66
42:BG:154:GLY:O	42:BG:155:MET:HB3	1.95	0.66
2:AB:151:GLY:O	2:AB:153:ARG:N	2.27	0.66
41:DF:89:VAL:HG12	41:DF:90:PHE:N	2.10	0.66
1:AA:351:G:H4'	1:AA:352:C:OP2	1.95	0.66
22:AW:69:G:C2'	22:AW:70:G:H5''	2.26	0.66
42:DG:51:ARG:CZ	42:DG:51:ARG:HA	2.26	0.66
51:DS:54:LEU:CD1	51:DS:58:LEU:H	2.09	0.66
4:AD:129:ASN:N	4:AD:129:ASN:HD22	1.94	0.66
32:B6:25:LYS:HE2	34:B8:34:TRP:HE1	1.61	0.66
51:DS:88:ASP:OD1	51:DS:89:ARG:N	2.28	0.66
51:BS:15:ARG:O	51:BS:18:ILE:HG13	1.95	0.66
31:D5:16:ARG:HD2	31:D5:20:ARG:NH1	2.10	0.66
53:BU:92:ARG:NH2	54:BV:11:GLN:H	1.92	0.66
25:AZ:24:LYS:HG3	25:AZ:25:THR:H	1.60	0.66
36:BA:614(A):U:H4'	36:BA:614(B):G:C5'	2.24	0.66

Continued on next page...

Continued from previous page...

Atom-1	Atom-2	Distance(Å)	Clash(Å)
42:BG:20:ILE:C	42:BG:22:ARG:H	1.98	0.66
13:AM:57:ARG:NH1	30:B4:34:GLU:HG3	2.11	0.66
22:CV:51:U:H2'	22:CV:52:G:C8	2.30	0.66
2:AB:215:LEU:O	2:AB:219:VAL:HG23	1.96	0.66
36:DA:2485:G:H5''	49:DQ:46:GLN:NE2	2.11	0.66
36:BA:2563:U:H4'	47:BO:28:SER:HA	1.77	0.66
36:DA:709:U:H2'	36:DA:710:G:C8	2.31	0.66
36:DA:172:C:H2'	36:DA:173:G:O4'	1.95	0.66
36:DA:287:C:H2'	36:DA:288:C:C6	2.30	0.66
50:BR:100:LEU:HD11	50:BR:113:LEU:HB2	1.77	0.66
9:CI:9:ARG:CG	9:CI:14:VAL:HG13	2.26	0.66
37:BB:25:A:H2'	37:BB:25:A:N3	2.09	0.66
28:D2:38:GLN:OE1	28:D2:44:LEU:HD13	1.95	0.66
36:BA:709:U:H2'	36:BA:710:G:C8	2.29	0.66
39:DD:62:TYR:HE1	39:DD:64:ILE:HA	1.60	0.66
32:B6:35:GLU:CB	32:B6:51:GLU:HB2	2.21	0.66
13:AM:65:LYS:H	13:AM:65:LYS:CD	2.07	0.66
9:CI:53:VAL:N	9:CI:95:LYS:HZ3	1.92	0.66
42:DG:82:LEU:HD13	42:DG:87:PRO:CB	2.25	0.66
36:DA:2308:G:O6	36:DA:2310:A:H2'	1.96	0.66
38:BC:73:ARG:HE	38:BC:110:PHE:HD1	1.41	0.66
41:DF:132:VAL:HG22	41:DF:133:ASN:N	2.07	0.66
41:DF:160:ASN:ND2	41:DF:162:LEU:HD13	2.09	0.66
48:DP:66:GLY:O	48:DP:67:MET:HB2	1.96	0.66
1:AA:452:A:O2'	1:AA:453:A:H8	1.72	0.66
58:DZ:40:ASP:HB3	58:DZ:43:GLU:CG	2.24	0.66
43:DH:117:PRO:HB3	43:DH:123:PHE:CE1	2.31	0.66
31:B5:40:LYS:HG2	31:B5:46:CYS:HB2	1.78	0.66
6:CF:82:ARG:HB2	6:CF:85:VAL:HG23	1.76	0.66
1:CA:8:A:H62	4:CD:208:SER:HB2	1.60	0.66
17:AQ:58:GLU:HB2	17:AQ:74:LEU:HB3	1.78	0.66
36:BA:2291:U:H2'	36:BA:2292:C:C6	2.30	0.66
1:AA:149:A:H2'	1:AA:150:C:C6	2.30	0.66
36:DA:2472:G:H5'	36:DA:2473:U:H5''	1.77	0.66
11:AK:127:LYS:O	11:AK:129:SER:N	2.28	0.66
36:BA:2108:C:O2	36:BA:2108:C:H2'	1.94	0.66
22:CV:44:G:C3'	22:CV:45:U:H5'	2.26	0.66
36:BA:1600:C:O2'	36:BA:1601:G:H5'	1.95	0.66
36:DA:212:G:O2'	36:DA:213:A:H5'	1.96	0.66
38:DC:82:LYS:HA	38:DC:82:LYS:HE2	1.78	0.66
1:AA:228:A:H5'	1:AA:228:A:C8	2.25	0.66
32:D6:19:ARG:HD3	32:D6:20:ASN:H	1.59	0.66

Continued on next page...

Continued from previous page...

Atom-1	Atom-2	Distance(Å)	Clash(Å)
54:BV:17:GLY:C	54:BV:18:LEU:HD13	2.16	0.66
57:BY:95:LYS:HE3	57:BY:100:ALA:HB2	1.76	0.66
48:BP:114:ILE:HD13	48:BP:127:ALA:HB2	1.78	0.66
20:CT:49:ALA:O	20:CT:53:LEU:HD13	1.96	0.66
41:DF:160:ASN:OD1	41:DF:163:VAL:HG23	1.94	0.66
55:BW:6:ILE:HG12	55:BW:104:THR:HG22	1.75	0.66
12:AL:82:VAL:H	12:AL:106:ASP:CG	1.99	0.66
31:D5:36:CYS:SG	31:D5:48:GLU:O	2.54	0.66
36:BA:1059:G:H1'	45:BK:126:UNK:O	1.96	0.66
43:BH:98:LEU:HD12	43:BH:102:ALA:O	1.96	0.66
1:CA:426:G:P	4:CD:36:ARG:HH21	2.19	0.66
3:AC:5:ILE:HG12	3:AC:10:PHE:HB2	1.76	0.66
6:AF:46:ARG:HH22	18:AR:37:VAL:HG11	1.61	0.66
7:AG:78:ARG:NH1	7:AG:80:VAL:HG21	2.11	0.66
35:B9:10:ILE:O	35:B9:11:CYS:HB3	1.95	0.66
36:DA:1005:C:H2'	36:DA:1006:C:H6	1.61	0.66
36:DA:106:C:H2'	36:DA:107:C:C6	2.30	0.66
25:CZ:163:PHE:HD1	25:CZ:164:PRO:HD2	1.61	0.66
1:AA:426:G:P	4:AD:36:ARG:HH21	2.18	0.66
36:BA:2206:G:N2	36:BA:2207:G:H5'	2.10	0.66
48:BP:124:LYS:HD3	48:BP:143:GLY:HA3	1.77	0.66
3:AC:76:VAL:HG21	3:AC:103:VAL:HG21	1.78	0.66
25:CZ:153:GLU:O	25:CZ:157:LEU:HD13	1.96	0.66
13:CM:10:PRO:HB2	13:CM:18:ALA:CB	2.14	0.66
42:BG:42:GLY:O	42:BG:44:GLY:N	2.28	0.66
13:CM:5:ALA:HB2	13:CM:66:LEU:HD23	1.77	0.66
36:BA:271(L):U:C5'	36:BA:271(M):G:H5'	2.21	0.66
29:B3:35:ARG:CB	29:B3:35:ARG:HH11	2.05	0.66
57:DY:17:SER:HB2	57:DY:71:LYS:CE	2.25	0.66
10:AJ:50:ILE:CD1	10:AJ:50:ILE:H	1.95	0.66
48:BP:146:VAL:O	48:BP:148:LEU:HG	1.96	0.66
36:BA:1190:G:H5'	48:BP:35:HIS:N	2.10	0.66
52:BT:89:VAL:CG1	52:BT:91:ARG:HG3	2.26	0.66
51:BS:106:ARG:HH12	51:BS:108:GLY:N	1.94	0.66
47:BO:114:ILE:HD12	47:BO:114:ILE:N	2.09	0.66
58:BZ:114:GLY:O	58:BZ:146:ILE:HG22	1.96	0.66
19:AS:43:GLU:O	19:AS:45:VAL:HG13	1.95	0.66
49:BQ:12:GLN:HG2	49:BQ:73:PRO:HD2	1.78	0.66
1:CA:624:C:H2'	1:CA:625:G:C8	2.30	0.66
3:AC:58:GLU:HB2	3:AC:65:ALA:HB2	1.78	0.66
39:BD:267:SER:O	39:BD:269:PHE:N	2.29	0.66
3:AC:94:LEU:O	3:AC:95:THR:HB	1.95	0.66

Continued on next page...

Continued from previous page...

Atom-1	Atom-2	Distance(Å)	Clash(Å)
17:AQ:5:VAL:HG22	17:AQ:60:ILE:HD12	1.77	0.66
15:CO:3:ILE:O	15:CO:3:ILE:HG13	1.95	0.66
36:DA:74:A:H5''	36:DA:75:G:O4'	1.96	0.66
36:BA:2777:G:H5''	36:BA:2778:A:H5'	1.78	0.66
39:DD:28:GLU:HB2	39:DD:29:PRO:CD	2.26	0.66
28:B2:55:ARG:HG3	28:B2:55:ARG:HH11	1.61	0.66
42:BG:46:ALA:HB3	42:BG:88:ILE:HD13	1.78	0.66
42:DG:70:VAL:HG11	42:DG:72:ARG:HH21	1.61	0.66
4:AD:28:SER:HB3	4:AD:29:PRO:CD	2.22	0.66
51:DS:99:LYS:HB3	51:DS:99:LYS:HZ2	1.58	0.66
52:BT:109:GLU:HG2	52:BT:112:ARG:NH2	2.10	0.66
42:DG:5:VAL:HB	42:DG:8:LYS:HB2	1.76	0.66
42:BG:138:GLN:NE2	42:BG:152:LEU:HA	2.10	0.66
36:BA:1598:C:H5'	56:BX:36:LYS:HG2	1.78	0.66
22:CW:38:A:C2'	22:CW:39:U:H5''	2.26	0.66
36:BA:1332:G:H21	36:BA:1610:A:H8	1.40	0.66
56:BX:24:GLY:O	56:BX:82:GLN:HA	1.96	0.66
1:CA:848:C:O2'	1:CA:849:C:H5'	1.96	0.66
36:BA:2579:C:O2'	40:BE:131:ALA:HB2	1.96	0.66
53:BU:15:LYS:O	53:BU:19:LYS:HG2	1.96	0.66
36:DA:1534:U:H2'	36:DA:1535:A:O4'	1.96	0.66
14:AN:29:ARG:HG3	14:AN:29:ARG:HH11	1.61	0.66
21:CU:12:LYS:HG2	21:CU:22:ARG:HB3	1.77	0.66
36:DA:2108:C:O2	36:DA:2108:C:H2'	1.94	0.66
36:DA:1902:C:H4'	39:DD:244:ARG:HA	1.78	0.66
52:DT:80:SER:CB	52:DT:81:PRO:HD3	2.26	0.66
43:DH:85:LYS:NZ	43:DH:132:ARG:HA	2.07	0.66
58:BZ:96:VAL:HG13	58:BZ:97:GLU:N	2.10	0.66
1:AA:1330:U:H5'	1:AA:1331:G:OP2	1.96	0.66
41:BF:156:LEU:HD21	41:BF:163:VAL:HG12	1.78	0.66
40:DE:57:LYS:HA	40:DE:57:LYS:CE	2.18	0.66
43:DH:12:PRO:O	43:DH:15:VAL:HG22	1.96	0.66
36:BA:1278:A:OP1	50:BR:36:THR:HG22	1.95	0.66
32:B6:19:ARG:HD3	32:B6:20:ASN:H	1.60	0.66
1:AA:1256:A:H2	1:AA:1277:C:C6	2.14	0.66
1:AA:975:A:H5'	1:AA:975:A:H8	1.59	0.66
51:DS:106:ARG:HG2	51:DS:106:ARG:HH11	1.61	0.66
43:DH:103:LEU:HB2	43:DH:123:PHE:CD2	2.28	0.66
1:AA:1533:C:H2'	1:AA:1534:A:H5''	1.78	0.66
52:DT:23:ARG:HH21	52:DT:120:ARG:HD3	1.61	0.66
36:DA:280:C:H3'	36:DA:281:G:C8	2.30	0.66
36:DA:2219:G:O2'	36:DA:2220:G:H5'	1.96	0.66

Continued on next page...

Continued from previous page...

Atom-1	Atom-2	Distance(Å)	Clash(Å)
1:AA:187:C:H2'	1:AA:188:C:H6	1.61	0.66
13:CM:54:VAL:O	13:CM:58:GLU:HG2	1.95	0.66
36:DA:402:A:O2'	36:DA:403:U:H5'	1.96	0.66
30:D4:39:CYS:O	30:D4:40:HIS:HB2	1.94	0.66
22:AV:17:C:H2'	22:AV:18:G:H5''	1.78	0.66
36:BA:1192:G:N7	48:BP:29:LYS:NZ	2.39	0.66
29:D3:19:GLN:HE22	29:D3:52:HIS:HE1	1.44	0.66
42:DG:106:LEU:O	42:DG:111:LEU:HG	1.96	0.66
36:DA:2206:G:N2	36:DA:2207:G:H5'	2.11	0.66
36:BA:862:G:H2'	36:BA:863:A:O4'	1.95	0.66
22:CV:17:C:H2'	22:CV:18:G:H5''	1.78	0.66
38:BC:27:ARG:NE	38:BC:182:PRO:HG2	2.10	0.65
49:DQ:12:GLN:HG2	49:DQ:73:PRO:HD2	1.77	0.65
57:BY:14:LEU:HD12	57:BY:15:VAL:H	1.59	0.65
4:CD:109:GLY:O	4:CD:111:ALA:N	2.28	0.65
51:BS:88:ASP:OD1	51:BS:89:ARG:N	2.28	0.65
36:BA:672:C:C2'	36:BA:673:C:H5''	2.26	0.65
36:DA:2111:C:H1'	36:DA:2118:U:H4'	1.77	0.65
58:BZ:28:MET:CE	58:BZ:37:VAL:HG11	2.26	0.65
10:AJ:24:VAL:HG21	10:AJ:37:PRO:HG3	1.77	0.65
42:BG:120:LEU:HB2	42:BG:179:PRO:O	1.95	0.65
42:BG:137:GLU:HG3	42:BG:138:GLN:H	1.61	0.65
54:BV:35:LEU:O	54:BV:37:VAL:N	2.28	0.65
58:DZ:18:LEU:CD1	58:DZ:18:LEU:H	2.08	0.65
36:DA:886:C:O2'	36:DA:887:A:H4'	1.97	0.65
24:AY:27:C:O2'	24:AY:28:C:H5'	1.97	0.65
56:DX:24:GLY:O	56:DX:82:GLN:HA	1.96	0.65
36:BA:476:G:H4'	36:BA:502:A:N1	2.11	0.65
24:AY:40:C:C2'	24:AY:41:C:H5''	2.26	0.65
3:CC:49:SER:C	3:CC:51:GLY:H	1.99	0.65
36:BA:813:U:H2'	36:BA:814:C:C6	2.31	0.65
1:CA:444:C:H2'	1:CA:445:G:H8	1.60	0.65
36:BA:944:G:H5'	36:BA:945:A:O5'	1.95	0.65
36:DA:2672:G:H2'	36:DA:2673:G:H5''	1.78	0.65
53:BU:52:ARG:HB3	53:BU:52:ARG:NH1	2.11	0.65
41:DF:43:LYS:HA	41:DF:98:SER:HB3	1.78	0.65
1:AA:444:C:H2'	1:AA:445:G:H8	1.61	0.65
52:BT:53:ARG:HH11	52:BT:53:ARG:CB	1.97	0.65
22:CW:69:G:C2'	22:CW:70:G:H5''	2.25	0.65
43:DH:158:HIS:HD1	43:DH:168:PRO:HB2	1.61	0.65
4:CD:3:ARG:HG2	4:CD:118:ARG:NE	2.12	0.65
1:CA:1412:C:H2'	1:CA:1413:A:H8	1.58	0.65

Continued on next page...

Continued from previous page...

Atom-1	Atom-2	Distance(Å)	Clash(Å)
1:CA:961:U:HO2'	1:CA:962:C:H6	1.45	0.65
9:CI:20:ARG:O	9:CI:22:GLY:N	2.29	0.65
1:CA:1535:C:H2'	1:CA:1536:C:C5	2.31	0.65
58:DZ:166:SER:CB	58:DZ:168:GLU:HG3	2.26	0.65
1:AA:1234:C:H1'	1:AA:1364:U:O2	1.96	0.65
36:DA:654(A):G:C2'	36:DA:654(B):C:H5'	2.25	0.65
48:BP:65:ARG:HB3	48:BP:68:GLN:HE22	1.61	0.65
57:BY:46:LYS:HB3	57:BY:62:GLU:HG2	1.79	0.65
36:DA:195:A:H5''	36:DA:196:A:OP2	1.95	0.65
1:CA:149:A:H2'	1:CA:150:C:C6	2.31	0.65
17:CQ:27:PHE:CZ	17:CQ:36:ILE:HD11	2.31	0.65
9:AI:9:ARG:CG	9:AI:14:VAL:HG13	2.26	0.65
39:BD:158:ALA:HB3	39:BD:161:THR:HG21	1.77	0.65
1:CA:299:G:H2'	1:CA:300:A:C8	2.31	0.65
36:DA:391:G:O2'	36:DA:392:C:H5'	1.97	0.65
1:AA:1512:U:H2'	1:AA:1513:A:C8	2.30	0.65
52:DT:82:LEU:HD12	52:DT:82:LEU:N	2.12	0.65
41:DF:125:LEU:HD23	41:DF:125:LEU:N	2.12	0.65
36:BA:796:C:H2'	36:BA:797:C:C6	2.31	0.65
28:B2:51:ARG:HD2	36:BA:94(A):G:H21	1.60	0.65
39:DD:24:ILE:C	39:DD:26:LYS:H	1.99	0.65
52:BT:80:SER:CB	52:BT:81:PRO:HD3	2.26	0.65
36:DA:2313:C:H5'	36:DA:2313:C:H6	1.60	0.65
57:DY:14:LEU:HD12	57:DY:15:VAL:H	1.60	0.65
4:AD:128:VAL:HG12	4:AD:129:ASN:N	2.08	0.65
48:BP:58:THR:O	48:BP:58:THR:HG22	1.95	0.65
48:DP:115:LEU:HA	48:DP:134:ALA:HB3	1.76	0.65
25:AZ:16:THR:HG23	25:AZ:79:HIS:NE2	2.10	0.65
53:DU:90:VAL:HG12	53:DU:91:ASP:N	2.11	0.65
58:DZ:40:ASP:OD1	58:DZ:42:VAL:HG12	1.96	0.65
36:BA:2523:G:H2'	36:BA:2524:G:H5'	1.78	0.65
36:BA:654(A):G:C2'	36:BA:654(B):C:H5'	2.25	0.65
34:B8:15:LYS:HB2	48:BP:65:ARG:HH21	1.60	0.65
36:BA:328:U:H4'	57:BY:68:HIS:HD1	1.59	0.65
25:CZ:143:ASP:HB3	25:CZ:146:LEU:CB	2.26	0.65
46:BN:3:THR:HG22	46:BN:4:TYR:N	2.11	0.65
39:DD:267:SER:O	39:DD:269:PHE:N	2.30	0.65
2:CB:96:ARG:HD3	2:CB:148:TYR:HE1	1.59	0.65
25:AZ:152:MET:CE	25:AZ:156:ASP:HB2	2.26	0.65
49:DQ:19:GLY:HA3	58:DZ:79:ARG:HH12	1.60	0.65
25:AZ:163:PHE:HD1	25:AZ:164:PRO:HD2	1.62	0.65
36:DA:2201:C:O2'	36:DA:2202:C:H5'	1.96	0.65

Continued on next page...

Continued from previous page...

Atom-1	Atom-2	Distance(Å)	Clash(Å)
36:BA:234:C:H2'	36:BA:235:U:C6	2.31	0.65
19:AS:32:LYS:N	19:AS:32:LYS:HZ3	1.94	0.65
2:AB:95:GLN:HE21	2:AB:147:LYS:HE2	1.60	0.65
52:DT:19:LEU:HD22	52:DT:85:LYS:HD3	1.78	0.65
7:AG:79:ARG:NH2	22:AW:33:U:H4'	2.11	0.65
1:CA:1039:C:H2'	1:CA:1040:U:C5	2.30	0.65
40:BE:77:ILE:HG22	40:BE:78:LEU:HD12	1.79	0.65
36:BA:272(I):U:H6	36:BA:272(I):U:H5'	1.61	0.65
57:BY:27:VAL:HG12	57:BY:29:GLU:OE1	1.95	0.65
32:B6:43:CYS:O	32:B6:44:ARG:HB2	1.96	0.65
36:DA:1141:U:H2'	46:DN:63:THR:CG2	2.21	0.65
36:BA:2110:G:N1	36:BA:2178:C:H5	1.94	0.65
31:D5:16:ARG:NH1	31:D5:17:ASP:OD1	2.30	0.65
36:DA:244:A:H4'	48:DP:74:GLU:CG	2.24	0.65
1:AA:1443:G:H5'	1:AA:1444:C:OP2	1.96	0.65
36:DA:614(B):G:H1'	41:DF:44:ARG:HG3	1.79	0.65
54:DV:34:GLU:O	54:DV:36:PRO:HD3	1.96	0.65
54:DV:35:LEU:O	54:DV:37:VAL:N	2.30	0.65
54:DV:39:LEU:HA	54:DV:47:VAL:CG1	2.26	0.65
36:DA:328:U:H4'	57:DY:68:HIS:HD1	1.61	0.65
6:CF:46:ARG:HH22	18:CR:37:VAL:HG11	1.59	0.65
49:BQ:21:THR:O	49:BQ:22:LYS:HB3	1.95	0.65
36:BA:1786:A:C2	36:BA:2606:C:H1'	2.32	0.65
52:BT:62:THR:CG2	52:BT:75:ILE:HG13	2.27	0.65
6:AF:91:VAL:HG11	18:AR:72:ARG:HH12	1.61	0.65
52:BT:38:ASN:ND2	52:BT:38:ASN:O	2.28	0.65
42:BG:52:ILE:HG12	42:BG:54:GLU:HB2	1.79	0.65
36:DA:2195:C:O2'	36:DA:2196:C:H5'	1.96	0.65
25:CZ:215:ARG:HH11	25:CZ:215:ARG:HG3	1.60	0.65
36:DA:45:C:H2'	36:DA:47:C:C6	2.31	0.65
36:BA:402:A:O2'	36:BA:403:U:H5'	1.96	0.65
3:AC:166:GLU:HA	3:AC:166:GLU:OE1	1.96	0.65
36:DA:1592:C:H2'	36:DA:1593:G:H8	1.61	0.65
40:DE:24:THR:HG22	40:DE:186:GLY:HA2	1.79	0.65
39:BD:242:ARG:CG	39:BD:242:ARG:HH11	2.09	0.65
37:DB:106:G:H5''	58:DZ:31:ARG:HG2	1.77	0.65
4:AD:3:ARG:HG2	4:AD:118:ARG:NE	2.11	0.65
51:DS:89:ARG:HG2	51:DS:92:TYR:HA	1.78	0.65
36:BA:2111:C:H1'	36:BA:2118:U:C4'	2.27	0.65
1:CA:1313:U:H2'	1:CA:1314:C:O2	1.96	0.65
1:CA:1277:C:O2'	1:CA:1279:A:H8	1.75	0.65
25:AZ:143:ASP:HB3	25:AZ:146:LEU:CB	2.26	0.65

Continued on next page...

Continued from previous page...

Atom-1	Atom-2	Distance(Å)	Clash(Å)
4:CD:59:ARG:NH2	4:CD:62:GLN:HG3	2.10	0.65
34:B8:16:ILE:HD12	34:B8:57:ARG:HG2	1.79	0.65
58:BZ:156:LYS:O	58:BZ:158:PRO:HD3	1.95	0.65
40:BE:11:MET:HB2	40:BE:23:VAL:O	1.96	0.65
53:BU:76:TYR:CE1	53:BU:80:ILE:HG13	2.31	0.65
12:AL:119:LYS:O	12:AL:120:TYR:HB2	1.97	0.65
19:CS:32:LYS:NZ	19:CS:32:LYS:H	1.94	0.65
40:DE:11:MET:HB2	40:DE:23:VAL:O	1.97	0.65
28:D2:47:ASN:O	28:D2:49:LYS:N	2.30	0.65
1:CA:344:A:H4'	1:CA:345:C:OP1	1.96	0.65
18:CR:36:ASN:OD1	18:CR:38:GLU:HG2	1.96	0.65
11:CK:30:VAL:HG21	11:CK:65:ALA:HA	1.77	0.65
36:DA:1352:U:O2'	36:DA:1353:A:H5'	1.96	0.65
36:DA:2580:U:O3'	40:DE:130:GLY:HA3	1.97	0.65
48:DP:124:LYS:HD3	48:DP:143:GLY:HA3	1.77	0.65
38:DC:96:GLY:H	38:DC:99:ILE:CG1	2.09	0.65
36:DA:1971:A:C4	39:DD:241:PRO:HD3	2.32	0.65
28:B2:2:LYS:HE3	28:B2:59:ARG:HH22	1.61	0.65
40:DE:77:ILE:HG22	40:DE:78:LEU:H	1.62	0.65
46:DN:132:ALA:O	46:DN:133:GLN:HB3	1.96	0.65
39:BD:24:ILE:HD13	39:BD:25:THR:N	2.11	0.65
36:DA:1278:A:OP1	50:DR:36:THR:HG22	1.96	0.65
39:BD:43:ARG:NH1	39:BD:44:ASN:ND2	2.44	0.65
36:BA:833:U:H5''	48:BP:48:PRO:CB	2.26	0.65
48:BP:16:ARG:HH11	48:BP:16:ARG:HB2	1.62	0.65
51:DS:24:LEU:HB3	51:DS:85:VAL:HG12	1.77	0.65
36:DA:1051:G:H2'	36:DA:1052:C:C6	2.32	0.65
36:BA:1053:C:H2'	36:BA:1054:A:C8	2.31	0.65
1:CA:1124:G:H5'	10:CJ:35:SER:HB2	1.77	0.65
1:AA:353:A:H5'	1:AA:353:A:C8	2.31	0.65
36:BA:970:C:H2'	36:BA:971:C:H6	1.62	0.65
2:CB:22:LYS:HE2	2:CB:22:LYS:CA	2.27	0.65
50:DR:14:SER:HA	50:DR:17:ARG:NH1	2.11	0.65
40:BE:4:ILE:HD12	40:BE:92:THR:O	1.96	0.65
3:CC:58:GLU:HB2	3:CC:65:ALA:HB2	1.79	0.65
25:AZ:295:ARG:NH1	25:AZ:295:ARG:HG2	2.11	0.65
52:BT:75:ILE:N	52:BT:75:ILE:HD12	2.12	0.65
38:DC:114:VAL:HG23	38:DC:149:ILE:HD11	1.79	0.65
36:BA:1352:U:O2'	36:BA:1353:A:H5'	1.97	0.65
21:AU:12:LYS:HG2	21:AU:22:ARG:HB3	1.77	0.65
1:AA:657:G:O2'	1:AA:658:G:H5'	1.97	0.65
17:CQ:40:LYS:HD3	17:CQ:42:TYR:CZ	2.31	0.65

Continued on next page...

Continued from previous page...

Atom-1	Atom-2	Distance(Å)	Clash(Å)
9:CI:26:VAL:HG22	9:CI:61:ALA:HB3	1.78	0.65
17:AQ:40:LYS:HD3	17:AQ:42:TYR:CZ	2.32	0.65
28:B2:21:LEU:HB3	28:B2:64:LEU:HG	1.78	0.65
58:BZ:119:GLU:O	58:BZ:121:HIS:N	2.30	0.65
39:DD:24:ILE:HD13	39:DD:25:THR:N	2.12	0.65
41:BF:160:ASN:ND2	41:BF:162:LEU:HD13	2.11	0.65
36:DA:644:A:C2	36:DA:2369:A:H1'	2.32	0.65
36:BA:259:G:H1'	36:BA:621:A:O2'	1.96	0.65
51:BS:98:VAL:CG1	51:BS:100:ALA:H	2.08	0.65
36:DA:672:C:H2'	36:DA:673:C:H5'	1.77	0.65
32:B6:5:VAL:N	32:B6:8:LYS:HB3	2.12	0.65
31:D5:40:LYS:HE3	31:D5:46:CYS:HB3	1.78	0.65
1:AA:940:C:P	7:AG:102:ARG:HH21	2.20	0.65
54:DV:49:THR:HB	54:DV:50:PRO:CD	2.27	0.65
2:AB:22:LYS:HE2	2:AB:22:LYS:CA	2.26	0.65
1:AA:437:U:OP1	4:AD:155:LEU:HD22	1.96	0.65
36:DA:106:C:H1'	57:DY:2:ARG:NH2	2.11	0.65
36:DA:234:C:H2'	36:DA:235:U:C6	2.31	0.65
39:DD:118:VAL:HG22	39:DD:119:ALA:H	1.62	0.65
4:AD:145:GLU:H	4:AD:145:GLU:CD	2.00	0.65
36:BA:1952:A:C6	47:BO:22:ILE:HD12	2.31	0.65
2:CB:97:TRP:HZ3	2:CB:176:GLU:OE2	1.80	0.65
36:DA:1771:C:H1'	36:DA:1786:A:C8	2.30	0.65
36:DA:1301:A:HO2'	36:DA:1302:A:H2'	1.59	0.65
31:B5:4:HIS:CB	31:B5:5:PRO:CD	2.72	0.65
58:DZ:69:THR:HG22	58:DZ:90:VAL:HA	1.78	0.65
5:CE:31:LEU:CD2	5:CE:43:LEU:HD11	2.27	0.65
3:CC:76:VAL:HG21	3:CC:103:VAL:HG21	1.79	0.65
48:DP:114:ILE:HD13	48:DP:127:ALA:HB2	1.78	0.65
30:B4:13:ARG:C	30:B4:14:ILE:HD12	2.17	0.65
1:CA:1255:G:H3'	1:CA:1279:A:N6	2.12	0.65
56:DX:35:THR:CG2	56:DX:37:THR:H	2.09	0.65
58:DZ:166:SER:H	58:DZ:167:PRO:HA	1.61	0.65
1:CA:939:G:H5''	7:CG:102:ARG:NH2	2.12	0.65
36:BA:280:C:H3'	36:BA:281:G:C8	2.30	0.65
36:DA:479:A:O2'	36:DA:481:G:H5'	1.96	0.65
36:DA:2758:A:C2	36:DA:2759:G:H1'	2.32	0.65
2:AB:84:GLU:HB3	2:AB:219:VAL:HG21	1.79	0.65
3:AC:49:SER:O	3:AC:50:ALA:HB3	1.97	0.65
35:D9:10:ILE:O	35:D9:11:CYS:HB3	1.94	0.65
36:BA:1810:A:H2'	36:BA:1811:G:O4'	1.97	0.65
37:BB:40:U:H3'	37:BB:41:U:H5''	1.79	0.65

Continued on next page...

Continued from previous page...

Atom-1	Atom-2	Distance(Å)	Clash(Å)
1:AA:309:G:H1'	1:AA:608:A:C2	2.31	0.65
53:DU:15:LYS:O	53:DU:19:LYS:HG2	1.97	0.65
42:BG:131:TYR:HB3	42:BG:159:VAL:CG1	2.26	0.65
12:CL:47:LYS:O	12:CL:49:ASN:N	2.30	0.65
36:BA:1042:G:H1'	36:BA:1114:G:H22	1.61	0.65
28:B2:28:LYS:C	28:B2:57:ILE:HD11	2.16	0.65
39:DD:35:LYS:HA	39:DD:63:ARG:HA	1.79	0.65
58:DZ:72:ARG:CG	58:DZ:89:PHE:HB2	2.26	0.65
36:BA:1779:U:C5	36:BA:1784:A:N7	2.59	0.65
43:BH:19:VAL:HG12	43:BH:20:ALA:N	2.09	0.65
4:CD:59:ARG:HH21	4:CD:62:GLN:HG3	1.59	0.65
48:DP:65:ARG:HB3	48:DP:68:GLN:HE22	1.61	0.65
36:DA:1348:G:C2'	36:DA:1349:A:H5''	2.25	0.65
36:BA:479:A:O2'	36:BA:481:G:H5'	1.97	0.65
36:DA:1332:G:H21	36:DA:1610:A:H8	1.42	0.65
40:BE:202:LYS:HD2	40:BE:202:LYS:N	2.12	0.65
12:AL:38:THR:CG2	12:AL:59:ARG:HG3	2.26	0.65
19:AS:32:LYS:H	19:AS:32:LYS:NZ	1.94	0.65
36:DA:1786:A:C2	36:DA:2606:C:H1'	2.32	0.65
22:CW:59:U:H2'	22:CW:60:U:H5'	1.79	0.65
2:CB:95:GLN:HE21	2:CB:147:LYS:HE2	1.62	0.65
5:CE:63:ARG:HA	5:CE:66:MET:HE3	1.79	0.65
40:BE:137:HIS:HB3	40:BE:138:PRO:HD2	1.79	0.65
2:CB:151:GLY:O	2:CB:153:ARG:N	2.27	0.65
1:AA:946:A:H2'	1:AA:947:G:C8	2.32	0.65
4:CD:180:GLY:O	4:CD:182:LYS:HG3	1.96	0.65
1:AA:250:A:H4'	1:AA:251:G:O5'	1.95	0.65
37:DB:3:C:H42	37:DB:118:G:H1	1.45	0.65
36:BA:2649:U:H2'	36:BA:2650:U:C6	2.31	0.65
42:BG:170:ARG:O	42:BG:174:GLU:HB2	1.97	0.65
42:BG:7:LEU:HD22	42:BG:100:TRP:CE3	2.32	0.65
43:BH:120:GLY:O	43:BH:135:GLY:HA2	1.97	0.65
49:BQ:137:TYR:CE2	58:BZ:81:ARG:NH2	2.65	0.65
39:DD:30:GLU:HG3	39:DD:63:ARG:CZ	2.27	0.65
39:BD:35:LYS:HA	39:BD:63:ARG:HA	1.78	0.65
53:DU:85:LYS:HD3	53:DU:117:GLN:NE2	2.06	0.65
36:BA:2801(A):A:H5'	36:BA:2802:G:H8	1.62	0.65
36:BA:267:C:H2'	36:BA:268:C:H6	1.62	0.65
32:D6:5:VAL:N	32:D6:8:LYS:HB3	2.12	0.65
36:DA:1748:G:H5'	36:DA:1748:G:H8	1.60	0.65
36:BA:2111:C:H1'	36:BA:2118:U:H4'	1.78	0.65
1:AA:585:G:H4'	12:AL:8:ASN:HD21	1.61	0.65

Continued on next page...

Continued from previous page...

Atom-1	Atom-2	Distance(Å)	Clash(Å)
25:AZ:27:LEU:O	25:AZ:31:LEU:HG	1.97	0.65
14:CN:13:THR:N	14:CN:14:PRO:CD	2.60	0.65
40:DE:59:VAL:HG13	40:DE:60:ASN:H	1.62	0.65
36:DA:1087:G:H2'	36:DA:1088:A:C4'	2.26	0.65
1:AA:540:G:H2'	1:AA:541:G:C8	2.32	0.65
1:AA:1117:G:H5'	1:AA:1117:G:H8	1.62	0.65
1:AA:423:G:H2'	1:AA:424:G:H5'	1.77	0.65
54:BV:5:VAL:HG21	54:BV:35:LEU:HD23	1.79	0.65
50:BR:14:SER:HA	50:BR:17:ARG:NH1	2.12	0.65
36:DA:886:C:H2'	36:DA:887:A:C4'	2.27	0.65
22:AV:51:U:H2'	22:AV:52:G:C8	2.32	0.65
1:CA:1216:G:O2'	1:CA:1217:C:H5'	1.97	0.65
24:AY:40:C:H2'	24:AY:41:C:H5''	1.77	0.65
42:BG:34:LEU:CB	42:BG:161:THR:HG22	2.26	0.65
1:AA:8:A:H62	4:AD:208:SER:HB2	1.62	0.65
17:CQ:59:ILE:HG22	17:CQ:71:PHE:CD2	2.31	0.65
25:CZ:152:MET:CE	25:CZ:156:ASP:HB2	2.27	0.65
36:DA:1042:G:H1'	36:DA:1114:G:H22	1.61	0.65
36:DA:1877:A:H5'	36:DA:1878:G:OP2	1.97	0.65
36:BA:1534:U:H2'	36:BA:1535:A:O4'	1.96	0.65
36:DA:1161:C:H1'	54:DV:8:GLY:O	1.97	0.65
36:BA:1642:G:O2'	36:BA:1643:G:H5'	1.97	0.65
36:BA:191:A:O2'	36:BA:192:C:H5'	1.97	0.65
36:DA:225:A:O2'	36:DA:257:A:H4'	1.96	0.65
42:BG:171:ALA:O	42:BG:175:LEU:HG	1.95	0.65
1:CA:187:C:H2'	1:CA:188:C:C6	2.31	0.65
49:BQ:111:GLU:OE1	49:BQ:133:ARG:NH2	2.29	0.64
1:CA:1306:A:H61	1:CA:1331:G:H1'	1.60	0.64
43:DH:16:SER:CB	43:DH:27:LYS:HB2	2.23	0.64
36:BA:2287:A:N6	36:BA:2344:U:H3	1.92	0.64
26:D0:49:LYS:N	26:D0:80:HIS:HD1	1.87	0.64
58:DZ:81:ARG:NH1	58:DZ:81:ARG:HB3	2.11	0.64
10:CJ:32:ALA:H	10:CJ:78:ASN:ND2	1.94	0.64
15:AO:79:ARG:O	15:AO:82:ILE:HG22	1.97	0.64
36:BA:2886:G:H2'	36:BA:2887:U:H6	1.62	0.64
58:DZ:157:LEU:HD11	58:DZ:163:LEU:HD22	1.78	0.64
12:AL:33:ARG:HG2	12:AL:60:LEU:HD12	1.78	0.64
1:AA:1442(B):A:H3'	1:AA:1442(B):A:P	2.37	0.64
2:AB:80:ILE:HD12	2:AB:80:ILE:N	2.11	0.64
12:CL:33:ARG:HG2	12:CL:60:LEU:HD12	1.78	0.64
22:AW:37:A:H3'	22:AW:38:A:C8	2.31	0.64
19:CS:11:VAL:HG11	19:CS:16:LEU:HD11	1.79	0.64

Continued on next page...

Continued from previous page...

Atom-1	Atom-2	Distance(Å)	Clash(Å)
36:DA:1221(A):C:H2'	36:DA:1222:C:C6	2.31	0.64
39:BD:131:LEU:HB2	39:BD:136:ILE:HD11	1.79	0.64
24:CY:40:C:H2'	24:CY:41:C:C5'	2.27	0.64
1:AA:1124:G:H5'	10:AJ:35:SER:HB2	1.79	0.64
25:CZ:385:ARG:HD3	61:CZ:502:KIR:H301	1.79	0.64
4:CD:155:LEU:O	4:CD:159:ARG:HG2	1.97	0.64
36:BA:271(Q):G:H1'	36:BA:271(R):G:C8	2.32	0.64
36:DA:496:G:H1'	55:DW:61:ASN:ND2	2.12	0.64
1:AA:522:C:H41	12:AL:53:ARG:HH22	1.46	0.64
36:BA:1902:C:H1'	39:BD:244:ARG:HG3	1.80	0.64
46:DN:46:VAL:O	46:DN:47:ALA:HB3	1.97	0.64
46:BN:134:ARG:O	46:BN:136:GLU:N	2.29	0.64
42:DG:46:ALA:HB2	42:DG:88:ILE:HG13	1.79	0.64
57:DY:95:LYS:HE3	57:DY:100:ALA:HB2	1.78	0.64
4:CD:129:ASN:N	4:CD:129:ASN:HD22	1.95	0.64
36:BA:654(V):A:OP2	36:BA:655:A:H3'	1.97	0.64
30:D4:13:ARG:C	30:D4:14:ILE:HD12	2.17	0.64
30:D4:7:PRO:CG	42:DG:61:ALA:HB1	2.27	0.64
36:DA:267:C:H2'	36:DA:268:C:H6	1.62	0.64
3:CC:135:LYS:HZ3	5:CE:53:LEU:HD11	1.62	0.64
51:BS:106:ARG:HH11	51:BS:106:ARG:HG2	1.62	0.64
42:DG:114:ILE:O	42:DG:116:ASP:N	2.30	0.64
12:CL:7:ILE:CD1	12:CL:8:ASN:N	2.60	0.64
25:AZ:198:LYS:HA	25:AZ:198:LYS:CE	2.26	0.64
36:BA:1087:G:H2'	36:BA:1088:A:C4'	2.26	0.64
36:DA:1059:G:H1'	45:DK:126:UNK:O	1.97	0.64
43:DH:98:LEU:HB2	43:DH:125:VAL:CG2	2.26	0.64
1:AA:939:G:H5''	7:AG:102:ARG:NH1	2.12	0.64
19:AS:40:ILE:HG23	19:AS:62:ILE:HD11	1.78	0.64
1:CA:1190:G:OP1	3:CC:5:ILE:HD12	1.98	0.64
36:BA:2852:G:H2'	36:BA:2853:C:H6	1.63	0.64
47:DO:88:ASN:ND2	47:DO:92:GLU:HB2	2.12	0.64
58:BZ:70:LEU:HD22	58:BZ:91:LEU:HD11	1.78	0.64
26:D0:40:GLN:HE22	26:D0:44:ARG:N	1.95	0.64
12:AL:47:LYS:C	12:AL:49:ASN:H	2.00	0.64
1:AA:666:G:H5'	1:AA:726:C:H1'	1.80	0.64
5:CE:7:GLU:HG2	5:CE:112:LEU:HD21	1.78	0.64
1:AA:645:C:H2'	1:AA:646:U:H6	1.63	0.64
36:BA:225:A:O2'	36:BA:257:A:H4'	1.96	0.64
36:BA:1579:A:H8	36:BA:1579:A:H5'	1.61	0.64
36:BA:1980:G:O2'	36:BA:1982:C:OP2	2.14	0.64
43:DH:120:GLY:O	43:DH:135:GLY:HA2	1.97	0.64

Continued on next page...

Continued from previous page...

Atom-1	Atom-2	Distance(Å)	Clash(Å)
58:BZ:119:GLU:HG3	58:BZ:122:ARG:HD3	1.78	0.64
56:DX:12:VAL:HB	56:DX:17:ALA:CB	2.10	0.64
41:BF:148:LEU:HD23	41:BF:191:ARG:NH1	2.12	0.64
51:BS:54:LEU:CD1	51:BS:58:LEU:H	2.09	0.64
51:DS:98:VAL:CG1	51:DS:100:ALA:H	2.08	0.64
55:DW:6:ILE:HG12	55:DW:104:THR:HG22	1.79	0.64
26:B0:50:ASN:ND2	26:B0:63:VAL:HG21	2.12	0.64
14:AN:13:THR:N	14:AN:14:PRO:CD	2.58	0.64
1:CA:723:U:C4	1:CA:1537:U:H2'	2.32	0.64
1:AA:1086:U:H2'	1:AA:1087:G:C5'	2.25	0.64
49:BQ:60:ARG:HH11	49:BQ:60:ARG:HB3	1.63	0.64
36:DA:2758:A:N6	43:DH:67:LEU:HD11	2.12	0.64
24:CY:27:C:O2'	24:CY:28:C:H5'	1.97	0.64
42:BG:55:LYS:HA	42:BG:58:GLN:HG2	1.79	0.64
35:B9:19:ARG:O	35:B9:20:HIS:HB2	1.97	0.64
1:CA:1442:G:H1	1:CA:1461:G:H21	1.45	0.64
36:DA:2113:U:H2'	36:DA:2114:A:H8	1.63	0.64
47:DO:98:VAL:HG12	47:DO:117:LEU:HB3	1.79	0.64
5:CE:20:GLN:NE2	5:CE:25:ARG:NH2	2.44	0.64
3:CC:34:LEU:HD22	3:CC:38:ARG:NE	2.12	0.64
36:BA:496:G:H1'	55:BW:61:ASN:ND2	2.12	0.64
20:AT:10:LEU:HD12	20:AT:11:SER:H	1.61	0.64
14:CN:29:ARG:HH11	14:CN:29:ARG:HG3	1.60	0.64
38:BC:96:GLY:H	38:BC:99:ILE:CG1	2.10	0.64
36:BA:2312:U:C4'	42:BG:71:THR:HG21	2.27	0.64
48:BP:115:LEU:HA	48:BP:134:ALA:HB3	1.78	0.64
46:BN:10:GLU:OE2	46:BN:11:PRO:HD2	1.96	0.64
58:DZ:124:ILE:HG13	58:DZ:124:ILE:O	1.98	0.64
43:DH:94:TYR:HE1	43:DH:108:GLY:N	1.96	0.64
57:BY:97:ARG:HH21	57:BY:98:VAL:CB	2.10	0.64
32:B6:15:GLU:OE2	32:B6:18:ARG:NH2	2.30	0.64
36:DA:654(V):A:OP2	36:DA:655:A:H3'	1.97	0.64
1:AA:975:A:H4'	1:AA:976:G:C5'	2.25	0.64
24:CY:72:U:C2'	24:CY:73:G:H5''	2.23	0.64
6:AF:67:MET:HB2	6:AF:68:PRO:HD2	1.79	0.64
36:DA:271(Q):G:H1'	36:DA:271(R):G:C8	2.32	0.64
51:DS:34:HIS:HB3	51:DS:53:SER:HB3	1.78	0.64
1:CA:269:C:H2'	1:CA:270:A:C8	2.32	0.64
36:BA:886:C:O2'	36:BA:887:A:H4'	1.97	0.64
58:BZ:9:TYR:CE1	58:BZ:35:ARG:HG3	2.33	0.64
12:CL:59:ARG:HG2	12:CL:65:GLU:HG3	1.79	0.64
40:DE:101:ARG:HD2	40:DE:169:ASN:O	1.97	0.64

Continued on next page...

Continued from previous page...

Atom-1	Atom-2	Distance(Å)	Clash(Å)
24:AY:40:C:H2'	24:AY:41:C:C5'	2.28	0.64
24:CY:40:C:C2'	24:CY:41:C:H5''	2.26	0.64
31:B5:16:ARG:HD2	31:B5:20:ARG:HH12	1.61	0.64
36:BA:2228:G:OP2	39:BD:261:LYS:HE3	1.97	0.64
5:AE:41:VAL:HG13	5:AE:113:ALA:HA	1.79	0.64
36:DA:877:U:O2'	36:DA:878:A:H5''	1.97	0.64
9:AI:79:LEU:HD23	9:AI:101:PHE:O	1.97	0.64
36:DA:944:G:H5'	36:DA:945:A:O5'	1.97	0.64
24:AY:51:G:H1	24:AY:63:C:H42	1.43	0.64
1:CA:540:G:H2'	1:CA:541:G:H8	1.61	0.64
36:BA:1499:C:H5'	36:BA:1499:C:C6	2.20	0.64
36:BA:672:C:H2'	36:BA:673:C:C5'	2.28	0.64
30:B4:10:VAL:HG23	30:B4:11:PRO:HD2	1.78	0.64
3:AC:135:LYS:NZ	5:AE:50:GLU:HG2	2.12	0.64
43:BH:94:TYR:HE1	43:BH:108:GLY:N	1.96	0.64
1:AA:1127:G:O2'	1:AA:1128:C:H5'	1.98	0.64
36:BA:614(B):G:H1'	41:BF:44:ARG:HG3	1.80	0.64
3:CC:5:ILE:H	3:CC:5:ILE:HD13	1.60	0.64
51:DS:38:GLN:O	51:DS:40:ILE:HG23	1.97	0.64
25:AZ:98:GLN:HE22	25:AZ:346:THR:HG22	1.62	0.64
5:CE:20:GLN:HE21	5:CE:25:ARG:NH2	1.95	0.64
17:AQ:59:ILE:HG23	17:AQ:71:PHE:HB3	1.79	0.64
42:DG:181:ARG:HG2	42:DG:181:ARG:O	1.97	0.64
22:AW:59:U:H2'	22:AW:60:U:H5'	1.79	0.64
36:DA:1192:G:N7	48:DP:29:LYS:NZ	2.41	0.64
47:BO:47:ILE:O	47:BO:48:PRO:O	2.15	0.64
41:DF:24:LEU:O	41:DF:26:ALA:N	2.31	0.64
43:BH:85:LYS:HZ3	43:BH:132:ARG:CA	2.06	0.64
32:D6:17:LYS:HE2	32:D6:17:LYS:HA	1.79	0.64
36:DA:99:U:C4'	36:DA:102:G:H1'	2.27	0.64
57:BY:17:SER:HB2	57:BY:71:LYS:CE	2.26	0.64
54:DV:19:LYS:HB3	54:DV:94:LEU:O	1.96	0.64
34:B8:33:ASN:CG	34:B8:34:TRP:H	1.98	0.64
4:CD:5:ILE:HA	4:CD:115:ARG:NH1	2.12	0.64
36:DA:833:U:H5''	48:DP:48:PRO:CB	2.27	0.64
30:D4:10:VAL:HG23	30:D4:11:PRO:HD2	1.80	0.64
40:BE:59:VAL:HG13	40:BE:60:ASN:H	1.62	0.64
1:CA:1221:G:H4'	19:CS:77:THR:HG21	1.79	0.64
6:CF:19:LEU:HD23	6:CF:19:LEU:O	1.97	0.64
13:CM:12:ASN:ND2	13:CM:12:ASN:H	1.95	0.64
2:AB:204:ASN:HD22	2:AB:206:ASP:H	1.44	0.64
25:CZ:198:LYS:CE	25:CZ:198:LYS:HA	2.27	0.64

Continued on next page...

Continued from previous page...

Atom-1	Atom-2	Distance(Å)	Clash(Å)
36:DA:2523:G:H2'	36:DA:2524:G:H5'	1.80	0.64
54:DV:5:VAL:HG23	54:DV:37:VAL:O	1.98	0.64
54:BV:34:GLU:O	54:BV:36:PRO:HD3	1.97	0.64
36:BA:2758:A:C2	36:BA:2759:G:H1'	2.32	0.64
1:CA:192:U:H2'	1:CA:193:C:C6	2.32	0.64
1:AA:358:U:H2'	1:AA:359:U:H6	1.59	0.64
1:CA:1228:C:OP1	13:CM:115:LYS:HE3	1.98	0.64
40:DE:202:LYS:HD2	40:DE:202:LYS:N	2.12	0.64
42:BG:34:LEU:HA	42:BG:161:THR:HG22	1.79	0.64
39:DD:118:VAL:HG22	39:DD:119:ALA:N	2.12	0.64
36:BA:999:U:H5''	36:BA:1154:G:O6	1.97	0.64
25:AZ:317:GLU:HG3	25:AZ:404:LEU:HD21	1.78	0.64
1:CA:45:U:H2'	1:CA:46:G:C8	2.32	0.64
22:AW:51:U:H2'	22:AW:52:G:H8	1.62	0.64
36:DA:1286:A:H2'	36:DA:1288:U:OP2	1.97	0.64
53:DU:64:ARG:HG2	53:DU:64:ARG:HH11	1.63	0.64
41:BF:125:LEU:HD23	41:BF:125:LEU:N	2.13	0.64
7:CG:79:ARG:NH2	22:CW:33:U:H4'	2.12	0.64
36:DA:613:G:H8	36:DA:613:G:H5'	1.62	0.64
5:AE:31:LEU:CD2	5:AE:43:LEU:HD11	2.28	0.64
20:AT:47:GLY:O	20:AT:49:ALA:N	2.24	0.64
9:AI:20:ARG:O	9:AI:22:GLY:N	2.30	0.64
25:AZ:171:ILE:HG22	25:AZ:172:ARG:H	1.63	0.64
42:DG:25:TYR:CE2	42:DG:32:PRO:HD2	2.32	0.64
36:DA:1058:G:H3'	36:DA:1059:G:C5'	2.28	0.64
52:DT:94:ALA:O	52:DT:96:ARG:N	2.30	0.64
3:AC:5:ILE:HD13	3:AC:5:ILE:H	1.58	0.64
27:D1:69:LYS:NZ	27:D1:76:ARG:NH2	2.46	0.64
1:AA:376:G:H4'	16:AP:5:ARG:HH11	1.62	0.64
19:CS:43:GLU:O	19:CS:45:VAL:HG13	1.96	0.64
36:DA:1598:C:H5'	56:DX:36:LYS:HG2	1.78	0.64
36:BA:886:C:H2'	36:BA:887:A:C4'	2.27	0.64
36:BA:523:C:H2'	36:BA:524:U:H5'	1.78	0.64
1:AA:72:C:H2'	1:AA:73:G:C8	2.33	0.64
29:B3:19:GLN:HE22	29:B3:52:HIS:HE1	1.44	0.64
13:AM:54:VAL:O	13:AM:58:GLU:HG2	1.97	0.64
15:AO:3:ILE:O	15:AO:3:ILE:HG13	1.96	0.64
1:AA:1412:C:H2'	1:AA:1413:A:C8	2.32	0.64
5:CE:41:VAL:HG13	5:CE:113:ALA:HA	1.80	0.64
36:DA:1899:G:O2'	36:DA:1900:A:H5''	1.97	0.64
39:DD:242:ARG:HH11	39:DD:242:ARG:CG	2.11	0.64
42:DG:85:GLY:C	42:DG:87:PRO:HD3	2.18	0.64

Continued on next page...

Continued from previous page...

Atom-1	Atom-2	Distance(Å)	Clash(Å)
43:BH:12:PRO:O	43:BH:15:VAL:HG22	1.97	0.64
36:DA:2308:G:N7	36:DA:2310:A:H5'	2.13	0.64
36:DA:298:G:H5'	36:DA:299:A:OP1	1.98	0.64
36:BA:2036:C:H5'	36:BA:2036:C:C6	2.25	0.64
41:DF:28:ILE:CD1	41:DF:28:ILE:H	2.06	0.64
1:AA:266:G:C5'	1:AA:267:C:C5	2.81	0.64
2:AB:17:PHE:CD2	2:AB:44:LEU:HD11	2.32	0.64
55:DW:29:LEU:HG	55:DW:33:ARG:HD2	1.80	0.64
36:BA:2762:G:H5'	36:BA:2762:G:C8	2.30	0.64
28:B2:7:ARG:HA	28:B2:10:LEU:HD12	1.78	0.64
34:D8:50:LEU:O	34:D8:51:ALA:HB3	1.98	0.64
1:AA:192:U:H2'	1:AA:193:C:C6	2.33	0.64
1:CA:254:G:OP1	17:CQ:67:LYS:O	2.15	0.64
36:DA:1264:G:H3'	36:DA:1265:A:H5''	1.80	0.64
36:DA:2886:G:H2'	36:DA:2887:U:H6	1.62	0.64
4:AD:180:GLY:O	4:AD:182:LYS:HG3	1.98	0.64
25:CZ:98:GLN:HE22	25:CZ:346:THR:HG22	1.61	0.64
39:DD:30:GLU:CB	39:DD:35:LYS:HD2	2.16	0.64
56:BX:13:LEU:HA	56:BX:18:TYR:CE1	2.32	0.64
40:BE:33:VAL:HG23	40:BE:47:VAL:HG13	1.80	0.64
46:BN:132:ALA:O	46:BN:133:GLN:HB3	1.96	0.64
36:BA:2184:G:H2'	36:BA:2185:C:C1'	2.28	0.64
37:DB:106:G:C5'	58:DZ:31:ARG:HG2	2.28	0.64
17:CQ:52:LYS:N	17:CQ:52:LYS:HD3	2.07	0.64
36:BA:644:A:C2	36:BA:2369:A:H1'	2.33	0.64
36:BA:2110:G:H1	36:BA:2178:C:H5	1.46	0.64
3:AC:135:LYS:HZ2	5:AE:50:GLU:HG2	1.61	0.64
36:DA:1053:C:H2'	36:DA:1054:A:C8	2.31	0.64
33:B7:34:ARG:HD2	33:B7:39:ARG:HG3	1.79	0.64
13:CM:11:ARG:HG2	13:CM:12:ASN:HD22	1.60	0.64
2:AB:47:THR:HA	2:AB:202:PRO:HG2	1.79	0.64
56:BX:35:THR:CG2	56:BX:37:THR:H	2.10	0.64
4:CD:148:VAL:HG12	4:CD:149:ALA:H	1.63	0.64
9:CI:42:ARG:HH22	9:CI:75:ASP:CG	2.02	0.64
58:DZ:139:VAL:HG12	58:DZ:140:ASP:N	2.13	0.64
36:BA:1348:G:C2'	36:BA:1349:A:H5''	2.27	0.64
36:DA:547:A:H2'	36:DA:548:A:C8	2.32	0.64
40:DE:101:ARG:CZ	40:DE:171:GLU:HB2	2.28	0.64
2:CB:215:LEU:O	2:CB:219:VAL:HG23	1.97	0.64
52:DT:62:THR:CG2	52:DT:75:ILE:HG13	2.28	0.64
1:AA:797:C:OP1	11:AK:124:LYS:HE2	1.97	0.64
1:AA:1513:A:H2'	1:AA:1514:C:C6	2.33	0.64

Continued on next page...

Continued from previous page...

Atom-1	Atom-2	Distance(Å)	Clash(Å)
4:AD:145:GLU:HA	4:AD:183:GLY:O	1.97	0.64
36:BA:1991:U:H2'	36:BA:1992:G:H5''	1.80	0.64
36:BA:2472:G:H5'	36:BA:2473:U:H5''	1.79	0.64
36:DA:2443:C:O2'	36:DA:2444:G:H5'	1.97	0.64
1:CA:72:C:H2'	1:CA:73:G:C8	2.33	0.64
36:BA:1368:G:O2'	36:BA:1369:G:H5'	1.96	0.64
49:BQ:68:ILE:HG23	49:BQ:103:MET:HA	1.80	0.64
36:BA:45:C:H2'	36:BA:47:C:C6	2.32	0.64
22:AW:43:C:H2'	22:AW:44:G:H1'	1.80	0.64
49:DQ:109:VAL:HG12	49:DQ:113:GLN:HB2	1.78	0.64
1:CA:1047:G:H5''	14:CN:4:LYS:HE2	1.80	0.64
22:CW:43:C:H2'	22:CW:44:G:H1'	1.80	0.64
36:BA:1902:C:H4'	39:BD:244:ARG:HA	1.79	0.64
43:BH:85:LYS:NZ	43:BH:132:ARG:HA	2.06	0.64
38:BC:27:ARG:HE	38:BC:182:PRO:HB2	1.63	0.64
29:D3:35:ARG:HD3	29:D3:37:LEU:HD11	1.80	0.64
54:BV:19:LYS:HB3	54:BV:94:LEU:O	1.98	0.64
54:BV:19:LYS:HZ3	54:BV:20:LEU:H	1.44	0.64
12:CL:112:ASP:O	12:CL:114:LYS:HG2	1.98	0.64
1:CA:1442(B):A:C8	52:DT:118:ARG:HD3	2.33	0.64
1:AA:1533:C:C2'	1:AA:1534:A:H5''	2.27	0.64
19:AS:45:VAL:HG23	19:AS:46:GLY:N	2.13	0.64
36:DA:2713:A:OP1	50:DR:14:SER:HB3	1.98	0.64
36:BA:278:A:H61	36:BA:362:U:H3	1.45	0.64
37:DB:67:G:HO2'	37:DB:68:C:H6	1.45	0.64
4:AD:155:LEU:O	4:AD:159:ARG:HG2	1.98	0.64
3:CC:49:SER:O	3:CC:50:ALA:HB3	1.98	0.64
17:CQ:5:VAL:HG22	17:CQ:60:ILE:HD12	1.79	0.64
36:DA:2200:C:H42	36:DA:2223:G:H1	1.44	0.64
5:AE:20:GLN:NE2	5:AE:25:ARG:NH2	2.46	0.64
46:DN:129:PRO:O	46:DN:130:HIS:HB3	1.98	0.64
38:BC:214:VAL:CG2	38:BC:224:ILE:HD13	2.28	0.64
52:DT:109:GLU:HG2	52:DT:112:ARG:NH2	2.13	0.64
1:CA:1054:C:O2'	1:CA:1055:A:C5'	2.45	0.63
42:BG:82:LEU:HD23	42:BG:83:ARG:H	1.63	0.63
22:CW:65:G:H4'	32:D6:28:ARG:HH21	1.61	0.63
58:DZ:123:ASP:O	58:DZ:124:ILE:HG12	1.99	0.63
36:DA:1188:U:H4'	54:DV:79:VAL:CG2	2.28	0.63
36:DA:2110:G:H1	36:DA:2178:C:H5	1.44	0.63
25:CZ:93:ILE:CG1	25:CZ:122:LEU:HD11	2.27	0.63
51:DS:106:ARG:O	51:DS:106:ARG:HG2	1.98	0.63
9:CI:4:TYR:HB2	9:CI:19:LEU:HB3	1.80	0.63

Continued on next page...

Continued from previous page...

Atom-1	Atom-2	Distance(Å)	Clash(Å)
1:AA:961:U:HO2'	1:AA:962:C:H6	1.44	0.63
22:AW:31:A:N1	22:AW:39:U:O4	2.30	0.63
57:BY:46:LYS:HD3	57:BY:47:LYS:N	2.12	0.63
58:BZ:70:LEU:HD11	58:BZ:98:MET:HG2	1.79	0.63
40:DE:101:ARG:HB3	40:DE:201:THR:HG21	1.79	0.63
39:DD:161:THR:O	39:DD:196:VAL:HG23	1.99	0.63
36:BA:1187:G:H5''	54:BV:81:TYR:CE1	2.33	0.63
1:CA:865:A:H5'	1:CA:1078:U:O4	1.98	0.63
36:BA:533:G:H5'	53:BU:24:TYR:CE1	2.33	0.63
9:CI:51:ARG:HG2	9:CI:56:LEU:HD22	1.78	0.63
36:BA:1264:G:H3'	36:BA:1265:A:H5''	1.80	0.63
4:CD:145:GLU:H	4:CD:145:GLU:CD	2.00	0.63
22:CW:1:G:N3	22:CW:1:G:H2'	2.13	0.63
26:B0:20:ARG:HH11	26:B0:20:ARG:HG2	1.63	0.63
8:CH:89:PRO:HA	8:CH:92:ARG:NH1	2.13	0.63
1:AA:447:G:H2'	1:AA:485:G:N2	2.14	0.63
47:DO:104:ARG:HE	52:DT:33:LYS:HZ2	1.45	0.63
30:B4:5:ILE:O	30:B4:5:ILE:HG12	1.98	0.63
27:B1:41:ARG:NH2	36:BA:1365:A:OP1	2.30	0.63
4:CD:128:VAL:HG12	4:CD:129:ASN:N	2.09	0.63
41:DF:6:VAL:HG12	41:DF:7:TYR:N	2.09	0.63
12:AL:112:ASP:O	12:AL:114:LYS:HG2	1.98	0.63
42:DG:116:ASP:O	42:DG:117:PHE:HB2	1.97	0.63
36:BA:1058:G:H3'	36:BA:1059:G:C5'	2.28	0.63
50:BR:2:ARG:HG3	50:BR:2:ARG:NH1	2.14	0.63
3:AC:16:ARG:NH1	3:AC:16:ARG:HB2	2.13	0.63
36:BA:970:C:H2'	36:BA:971:C:C6	2.34	0.63
24:AY:18:G:H3'	24:AY:18:G:OP2	1.98	0.63
2:AB:75:LYS:HA	2:AB:78:GLN:NE2	2.13	0.63
50:DR:10:LEU:O	50:DR:11:ASN:HB2	1.99	0.63
52:DT:75:ILE:HD12	52:DT:75:ILE:N	2.12	0.63
52:BT:82:LEU:HD12	52:BT:82:LEU:H	1.63	0.63
36:BA:2396:G:O2'	36:BA:2397:G:H5'	1.99	0.63
38:BC:10:LEU:HD12	38:BC:32:LEU:HA	1.80	0.63
48:DP:77:ARG:HD3	48:DP:78:PRO:HD2	1.80	0.63
46:DN:26:LEU:HD12	46:DN:26:LEU:O	1.96	0.63
6:CF:77:ARG:HG2	6:CF:77:ARG:HH11	1.61	0.63
22:AW:1:G:H2'	22:AW:1:G:N3	2.13	0.63
1:CA:403:C:O2'	1:CA:404:U:H5'	1.97	0.63
40:DE:77:ILE:HG22	40:DE:78:LEU:HD12	1.80	0.63
39:BD:30:GLU:HG3	39:BD:63:ARG:CZ	2.27	0.63
36:DA:1024:G:C3'	36:DA:1025:G:H5''	2.21	0.63

Continued on next page...

Continued from previous page...

Atom-1	Atom-2	Distance(Å)	Clash(Å)
32:D6:17:LYS:HB3	32:D6:18:ARG:NH1	2.13	0.63
32:D6:43:CYS:O	32:D6:44:ARG:HB2	1.98	0.63
4:AD:5:ILE:HA	4:AD:115:ARG:NH1	2.14	0.63
36:DA:1499:C:C6	36:DA:1499:C:H5'	2.21	0.63
32:D6:25:LYS:HD2	36:DA:2285:C:H41	1.64	0.63
36:DA:672:C:H2'	36:DA:673:C:C5'	2.28	0.63
51:BS:106:ARG:O	51:BS:106:ARG:HG2	1.98	0.63
48:BP:64:LYS:C	48:BP:66:GLY:N	2.47	0.63
36:BA:1051:G:H2'	36:BA:1052:C:C6	2.32	0.63
2:AB:44:LEU:HA	2:AB:47:THR:CB	2.28	0.63
19:CS:62:ILE:HA	19:CS:66:MET:CE	2.28	0.63
36:BA:302:C:H2'	36:BA:303:U:H6	1.63	0.63
13:CM:101:GLN:HE21	13:CM:101:GLN:H	1.46	0.63
40:BE:101:ARG:HD2	40:BE:169:ASN:O	1.97	0.63
6:AF:82:ARG:HB2	6:AF:85:VAL:HG23	1.80	0.63
36:BA:195:A:H5''	36:BA:196:A:OP2	1.99	0.63
31:B5:16:ARG:HD2	31:B5:20:ARG:NH1	2.12	0.63
13:AM:17:VAL:O	13:AM:20:THR:HB	1.99	0.63
50:BR:103:ARG:HG3	55:BW:40:ASN:OD1	1.97	0.63
1:CA:447:G:H2'	1:CA:485:G:N2	2.13	0.63
36:DA:1718:G:H2'	36:DA:1719:G:H8	1.63	0.63
39:DD:148:GLU:HB2	39:DD:151:LYS:HD2	1.80	0.63
1:AA:521:G:H4'	12:AL:73:GLU:HG2	1.80	0.63
48:BP:102:ARG:HH11	48:BP:102:ARG:HB2	1.64	0.63
36:DA:1952:A:C6	47:DO:22:ILE:HD12	2.33	0.63
39:BD:99:ASP:OD1	39:BD:99:ASP:C	2.37	0.63
43:DH:91:GLY:HA3	43:DH:94:TYR:HD2	1.64	0.63
29:D3:35:ARG:HH11	29:D3:35:ARG:CB	2.03	0.63
57:DY:27:VAL:HG12	57:DY:29:GLU:OE1	1.98	0.63
57:BY:74:PRO:O	57:BY:75:ILE:HB	1.99	0.63
51:DS:20:ARG:HH11	51:DS:20:ARG:HG2	1.63	0.63
32:D6:25:LYS:HE2	34:D8:34:TRP:HE1	1.63	0.63
30:D4:27:THR:O	30:D4:28:LYS:HB3	1.98	0.63
53:BU:88:ILE:HD12	53:BU:109:LEU:HD22	1.80	0.63
52:DT:94:ALA:C	52:DT:96:ARG:H	2.01	0.63
24:CY:18:G:H3'	24:CY:18:G:OP2	1.98	0.63
19:CS:40:ILE:HG23	19:CS:62:ILE:HD11	1.80	0.63
10:CJ:4:ILE:HB	10:CJ:74:ILE:CG1	2.28	0.63
24:CY:6:C:O2'	24:CY:7:G:H5'	1.96	0.63
19:AS:11:VAL:HG11	19:AS:16:LEU:HD11	1.80	0.63
12:AL:59:ARG:HG2	12:AL:65:GLU:HG3	1.80	0.63
16:CP:43:LYS:HG3	16:CP:48:TRP:CE3	2.33	0.63

Continued on next page...

Continued from previous page...

Atom-1	Atom-2	Distance(Å)	Clash(Å)
22:CW:51:U:H2'	22:CW:52:G:H8	1.62	0.63
36:DA:221:A:H4'	36:DA:222:A:O5'	1.97	0.63
36:BA:1718:G:H2'	36:BA:1719:G:H8	1.63	0.63
11:AK:30:VAL:HG21	11:AK:65:ALA:HA	1.80	0.63
9:AI:26:VAL:HG22	9:AI:61:ALA:HB3	1.79	0.63
25:AZ:215:ARG:HG3	25:AZ:215:ARG:HH11	1.63	0.63
38:BC:161:ILE:HG21	38:BC:174:PRO:HG2	1.80	0.63
36:DA:2389:G:H5''	36:DA:2390:U:H5'	1.80	0.63
36:BA:2790:A:H2'	36:BA:2791:C:H5''	1.81	0.63
36:BA:590:A:H2'	36:BA:591:C:C6	2.33	0.63
48:DP:102:ARG:HH11	48:DP:102:ARG:HB2	1.64	0.63
26:D0:20:ARG:HG2	26:D0:20:ARG:HH11	1.63	0.63
39:DD:275:LYS:O	39:DD:276:LYS:HB2	1.97	0.63
1:CA:35:G:H2'	1:CA:36:C:C6	2.34	0.63
22:AW:65:G:H4'	32:B6:28:ARG:HH21	1.64	0.63
22:AV:47:U:H3'	22:AV:48:C:H5'	1.81	0.63
36:BA:32:C:O2'	36:BA:33:U:H5'	1.98	0.63
36:BA:84:A:H2'	57:BY:9:LYS:HZ3	1.64	0.63
43:BH:41:MET:HG3	43:BH:42:ARG:O	1.99	0.63
9:AI:4:TYR:HB2	9:AI:19:LEU:HB3	1.80	0.63
42:DG:6:ALA:HB3	42:DG:104:GLU:OE2	1.99	0.63
4:CD:158:ILE:O	4:CD:162:LEU:HB2	1.99	0.63
54:DV:5:VAL:HG21	54:DV:35:LEU:HD23	1.81	0.63
55:BW:82:LEU:HD12	55:BW:82:LEU:N	2.12	0.63
37:DB:82:G:O2'	37:DB:83:G:H5'	1.97	0.63
36:DA:2502:G:H5''	36:DA:2503:A:C5'	2.28	0.63
34:B8:14:VAL:HG21	34:B8:22:VAL:CG1	2.27	0.63
36:DA:278:A:H61	36:DA:362:U:H3	1.47	0.63
1:AA:269:C:H2'	1:AA:270:A:C8	2.33	0.63
1:CA:977:A:N3	1:CA:977:A:C2'	2.62	0.63
36:DA:814:C:H2'	36:DA:815:C:H6	1.64	0.63
1:CA:797:C:OP1	11:CK:124:LYS:HE2	1.99	0.63
38:BC:114:VAL:HG23	38:BC:149:ILE:HD11	1.81	0.63
4:CD:145:GLU:HA	4:CD:183:GLY:O	1.96	0.63
36:DA:414:C:H1'	36:DA:1864:U:O2'	1.99	0.63
9:AI:51:ARG:HG2	9:AI:56:LEU:HD22	1.79	0.63
36:DA:2228:G:OP2	39:DD:261:LYS:HE3	1.99	0.63
1:CA:677:U:H3	1:CA:713:G:H22	1.46	0.63
1:CA:645:C:H2'	1:CA:646:U:H6	1.64	0.63
2:CB:178:ARG:NH1	8:CH:71:GLY:O	2.32	0.63
49:DQ:35:VAL:HG12	49:DQ:130:LYS:O	1.99	0.63
47:DO:104:ARG:NH2	52:DT:33:LYS:HD3	2.14	0.63

Continued on next page...

Continued from previous page...

Atom-1	Atom-2	Distance(Å)	Clash(Å)
28:B2:60:LEU:HA	28:B2:63:VAL:HG21	1.81	0.63
28:B2:60:LEU:O	28:B2:63:VAL:HB	1.97	0.63
41:DF:32:LEU:HD23	41:DF:32:LEU:O	1.99	0.63
39:BD:24:ILE:C	39:BD:26:LYS:H	2.00	0.63
58:BZ:151:HIS:HA	58:BZ:171:ILE:CD1	2.17	0.63
36:BA:654(E):G:H22	36:BA:654(Q):C:C1'	2.06	0.63
43:DH:153:LYS:HD3	43:DH:153:LYS:N	2.02	0.63
22:CW:71:G:H2'	22:CW:72:C:C5'	2.23	0.63
36:DA:272(I):U:H5'	36:DA:272(I):U:H6	1.64	0.63
54:DV:17:GLY:C	54:DV:18:LEU:HD13	2.18	0.63
55:DW:4:LYS:HA	55:DW:106:ILE:HG22	1.80	0.63
41:DF:156:LEU:HD21	41:DF:163:VAL:HG12	1.79	0.63
48:DP:23:PRO:CD	48:DP:33:ARG:HE	2.10	0.63
13:AM:12:ASN:ND2	13:AM:12:ASN:H	1.95	0.63
51:BS:24:LEU:HB3	51:BS:85:VAL:HG12	1.79	0.63
25:AZ:263:ARG:HH21	25:AZ:297:GLU:CG	2.10	0.63
1:CA:1256:A:H2	1:CA:1277:C:C6	2.16	0.63
48:BP:66:GLY:O	48:BP:67:MET:HB2	1.96	0.63
47:BO:60:ALA:HA	47:BO:87:ILE:HG12	1.81	0.63
12:CL:38:THR:CG2	12:CL:59:ARG:HG3	2.27	0.63
36:BA:2580:U:O3'	40:BE:130:GLY:HA3	1.98	0.63
6:CF:43:LEU:HD22	6:CF:43:LEU:N	2.14	0.63
1:CA:1048:G:H5''	14:CN:2:ALA:HB1	1.79	0.63
49:BQ:42:ILE:HD13	49:BQ:97:VAL:CG2	2.29	0.63
47:BO:98:VAL:HG12	47:BO:117:LEU:HB3	1.79	0.63
36:DA:2649:U:H2'	36:DA:2650:U:C6	2.33	0.63
42:BG:134:GLY:O	42:BG:135:LEU:HD12	1.97	0.63
11:CK:67:ASP:OD2	11:CK:71:LYS:HE3	1.99	0.63
1:CA:657:G:O2'	1:CA:658:G:H5'	1.98	0.63
46:BN:26:LEU:HD12	46:BN:26:LEU:O	1.98	0.63
1:AA:17:U:H2'	1:AA:18:C:C6	2.33	0.63
56:BX:40:LYS:O	56:BX:40:LYS:HD2	1.98	0.63
46:DN:10:GLU:OE2	46:DN:11:PRO:HD2	1.98	0.63
34:B8:61:LEU:HD13	34:B8:62:LEU:N	2.12	0.63
36:DA:2100:G:H2'	36:DA:2101:G:C8	2.33	0.63
36:DA:654(E):G:H2'	36:DA:654(F):C:H5'	1.81	0.63
48:DP:148:LEU:O	48:DP:149:GLU:HB2	1.98	0.63
48:BP:24:GLY:N	48:BP:33:ARG:CZ	2.61	0.63
52:BT:94:ALA:O	52:BT:96:ARG:N	2.31	0.63
36:DA:661:C:O3'	48:DP:18:ARG:HD2	1.98	0.63
1:CA:1127:G:O2'	1:CA:1128:C:H5'	1.99	0.63
1:AA:1116:C:H2'	1:AA:1117:G:C5'	2.29	0.63

Continued on next page...

Continued from previous page...

Atom-1	Atom-2	Distance(Å)	Clash(Å)
1:AA:1116:C:H2'	1:AA:1117:G:H5''	1.81	0.63
42:BG:11:TYR:O	42:BG:15:VAL:HB	1.98	0.63
54:BV:5:VAL:HG23	54:BV:37:VAL:O	1.97	0.63
43:DH:76:VAL:C	43:DH:78:GLY:H	2.02	0.63
1:CA:274:A:O2'	1:CA:275:G:C8	2.51	0.63
3:AC:114:PRO:O	3:AC:118:GLN:HG3	1.99	0.63
36:BA:547:A:H2'	36:BA:548:A:C8	2.33	0.63
36:DA:1103:A:H5''	36:DA:1104:C:H5	1.63	0.63
49:BQ:109:VAL:HG12	49:BQ:113:GLN:HB2	1.79	0.63
54:DV:74:LYS:HB2	54:DV:83:ARG:HB2	1.79	0.63
35:D9:29:ASN:H	35:D9:29:ASN:HD22	1.46	0.63
36:DA:1398:C:O2'	36:DA:1399:C:H5'	1.98	0.63
20:CT:25:ARG:HG3	20:CT:25:ARG:HH11	1.64	0.63
28:B2:35:LEU:HD21	28:B2:50:ILE:HG13	1.79	0.63
52:BT:85:LYS:HB3	52:BT:85:LYS:HZ3	1.61	0.63
48:BP:101:VAL:HG12	48:BP:106:LEU:CB	2.29	0.63
26:D0:50:ASN:ND2	26:D0:63:VAL:HG21	2.12	0.63
58:BZ:28:MET:HE2	58:BZ:37:VAL:HG11	1.80	0.63
50:DR:45:ARG:HG3	50:DR:46:GLY:N	2.12	0.63
49:DQ:111:GLU:OE1	49:DQ:133:ARG:NH2	2.32	0.63
42:DG:116:ASP:O	42:DG:117:PHE:CB	2.46	0.63
10:CJ:96:ILE:H	10:CJ:96:ILE:CD1	2.10	0.63
25:CZ:27:LEU:O	25:CZ:31:LEU:HG	1.97	0.63
36:DA:2762:G:H5'	36:DA:2762:G:C8	2.29	0.63
1:CA:77:G:H5'	1:CA:78:G:OP2	1.98	0.63
1:CA:1065:U:C5	1:CA:1190:G:H1'	2.33	0.63
40:DE:4:ILE:HD12	40:DE:92:THR:O	1.99	0.63
57:BY:46:LYS:HD3	57:BY:47:LYS:H	1.63	0.63
1:AA:722:A:H2'	1:AA:722:A:N3	2.13	0.63
1:AA:722:A:HO2'	1:AA:724:G:H8	1.46	0.63
57:DY:46:LYS:HD3	57:DY:47:LYS:H	1.64	0.63
36:BA:2061:G:H5''	36:BA:2503:A:C2	2.34	0.63
36:BA:2502:G:H5''	36:BA:2503:A:C5'	2.29	0.63
6:AF:46:ARG:NH2	18:AR:37:VAL:HG11	2.14	0.63
54:BV:74:LYS:HB2	54:BV:83:ARG:HB2	1.80	0.63
44:BJ:25:UNK:HA	44:BJ:116:UNK:HA	1.79	0.63
49:DQ:21:THR:O	49:DQ:22:LYS:HB3	1.99	0.63
36:BA:8:A:H2'	36:BA:9:U:C5	2.34	0.63
35:D9:19:ARG:O	35:D9:20:HIS:HB2	1.97	0.63
37:BB:3:C:H42	37:BB:118:G:H1	1.45	0.63
36:BA:1592:C:H2'	36:BA:1593:G:H8	1.63	0.63
36:BA:2023:G:H5'	36:BA:2617:C:H4'	1.81	0.63

Continued on next page...

Continued from previous page...

Atom-1	Atom-2	Distance(Å)	Clash(Å)
36:BA:221:A:H4'	36:BA:222:A:O5'	1.98	0.63
41:BF:24:LEU:O	41:BF:26:ALA:N	2.31	0.63
52:BT:57:PHE:HE1	52:BT:79:HIS:HD1	1.47	0.63
46:DN:43:THR:HB	46:DN:46:VAL:CG1	2.29	0.63
47:BO:104:ARG:NH2	52:BT:33:LYS:HD3	2.13	0.63
36:DA:2307:G:H21	36:DA:2308:G:H5''	1.64	0.63
48:DP:101:VAL:HG12	48:DP:106:LEU:CB	2.29	0.63
36:BA:674:G:H1'	41:BF:74:ARG:HD2	1.80	0.63
55:BW:4:LYS:HA	55:BW:106:ILE:HG22	1.81	0.63
2:CB:44:LEU:HA	2:CB:47:THR:CB	2.28	0.63
25:AZ:93:ILE:CG1	25:AZ:122:LEU:HD11	2.28	0.63
1:AA:266:G:H5'	1:AA:267:C:C5	2.34	0.63
53:BU:83:LEU:HG	53:BU:88:ILE:CD1	2.28	0.63
25:CZ:171:ILE:HG22	25:CZ:172:ARG:H	1.64	0.63
43:DH:98:LEU:HD12	43:DH:102:ALA:O	1.98	0.63
2:AB:80:ILE:CD1	2:AB:80:ILE:H	2.11	0.63
37:BB:66:A:H61	37:BB:108:U:H2'	1.62	0.63
1:AA:1016:A:H2'	1:AA:1017:G:O4'	1.99	0.63
6:AF:43:LEU:HD22	6:AF:43:LEU:N	2.13	0.63
40:BE:101:ARG:HB3	40:BE:201:THR:HG21	1.80	0.63
16:AP:49:LEU:HD12	16:AP:50:LYS:H	1.64	0.63
36:DA:106:C:H2'	36:DA:107:C:H6	1.64	0.63
11:CK:97:ALA:O	11:CK:101:SER:HB3	1.98	0.63
2:AB:29:ALA:HA	2:AB:32:ILE:CG2	2.29	0.63
50:DR:103:ARG:HG3	55:DW:40:ASN:OD1	1.99	0.63
46:BN:96:GLU:H	46:BN:96:GLU:CD	2.02	0.63
18:AR:32:ARG:HA	18:AR:69:THR:HG21	1.81	0.63
36:BA:2672:G:H2'	36:BA:2673:G:H5''	1.81	0.63
1:CA:1250:A:H4'	9:CI:68:GLY:N	2.14	0.63
1:CA:108:G:H5'	1:CA:109:A:C5'	2.28	0.63
55:BW:29:LEU:HG	55:BW:33:ARG:HD2	1.81	0.63
28:B2:57:ILE:CG2	28:B2:61:LEU:HG	2.22	0.62
37:DB:65:C:O2'	37:DB:66:A:H5'	1.99	0.62
1:CA:979:C:C2'	1:CA:980:C:H5''	2.28	0.62
27:B1:78:LYS:HE2	27:B1:78:LYS:HA	1.81	0.62
36:BA:650:C:C3'	36:BA:651:G:H5''	2.28	0.62
36:DA:2036:C:C6	36:DA:2036:C:H5'	2.24	0.62
10:AJ:96:ILE:H	10:AJ:96:ILE:CD1	2.09	0.62
43:BH:76:VAL:C	43:BH:78:GLY:H	2.02	0.62
46:DN:72:TYR:CD2	46:DN:90:MET:HG3	2.34	0.62
36:DA:1409:C:H2'	36:DA:1410:G:H8	1.63	0.62
6:CF:46:ARG:NH2	18:CR:37:VAL:HG11	2.13	0.62

Continued on next page...

Continued from previous page...

Atom-1	Atom-2	Distance(Å)	Clash(Å)
3:CC:94:LEU:O	3:CC:95:THR:HB	1.99	0.62
49:DQ:43:THR:OG1	49:DQ:45:GLN:HG2	1.99	0.62
36:DA:1786:A:H2	36:DA:2606:C:H1'	1.64	0.62
1:CA:437:U:OP1	4:CD:155:LEU:HD22	1.99	0.62
22:AW:59:U:H5'	22:AW:60:U:C5	2.34	0.62
3:AC:34:LEU:O	3:AC:38:ARG:HG2	1.99	0.62
53:DU:17:ILE:HG23	53:DU:39:LEU:HD12	1.80	0.62
38:DC:18:LYS:HD3	38:DC:20:TYR:CE2	2.34	0.62
49:DQ:79:LEU:HD23	49:DQ:80:GLU:H	1.64	0.62
36:BA:1877:A:H5'	36:BA:1878:G:OP2	1.98	0.62
8:CH:17:THR:HB	8:CH:78:GLN:OE1	2.00	0.62
36:BA:2313:C:H5'	36:BA:2313:C:H6	1.63	0.62
36:DA:1540:U:H3'	36:DA:1541:G:C3'	2.29	0.62
22:AW:71:G:H2'	22:AW:72:C:C5'	2.23	0.62
29:B3:35:ARG:HD3	29:B3:37:LEU:HD11	1.81	0.62
26:D0:12:ASN:O	26:D0:14:ARG:N	2.31	0.62
32:B6:15:GLU:HG3	32:B6:47:THR:HG21	1.81	0.62
51:BS:30:ARG:NH2	51:BS:62:LYS:HD3	2.11	0.62
20:AT:92:LEU:C	20:AT:94:ALA:H	2.02	0.62
40:BE:117:MET:CE	40:BE:136:ARG:HA	2.29	0.62
25:AZ:145:GLU:O	25:AZ:149:LEU:N	2.32	0.62
4:CD:138:TYR:CD1	4:CD:139:ARG:N	2.64	0.62
37:BB:65:C:O2'	37:BB:66:A:H5'	1.99	0.62
38:DC:132:GLY:N	38:DC:133:PRO:HD2	2.14	0.62
42:BG:159:VAL:HG13	42:BG:159:VAL:O	2.00	0.62
12:CL:47:LYS:C	12:CL:49:ASN:H	2.01	0.62
31:B5:11:THR:OG1	36:BA:1264:G:H5'	1.99	0.62
49:BQ:109:VAL:HG12	49:BQ:110:THR:N	2.12	0.62
1:AA:108:G:H5'	1:AA:109:A:C5'	2.29	0.62
36:DA:1187:G:H5''	54:DV:81:TYR:CE1	2.33	0.62
2:CB:29:ALA:HA	2:CB:32:ILE:CG2	2.30	0.62
36:DA:2790:A:H2'	36:DA:2791:C:H5''	1.81	0.62
36:BA:1335:U:H2'	36:BA:1336:A:H8	1.64	0.62
52:DT:78:LEU:O	52:DT:79:HIS:HD2	1.81	0.62
1:CA:1005:A:H4'	1:CA:1037:C:O2'	1.99	0.62
42:BG:76:SER:CB	42:BG:83:ARG:HB3	2.29	0.62
40:BE:52:LEU:HD23	40:BE:75:VAL:HB	1.81	0.62
34:D8:10:ALA:HB3	34:D8:60:LEU:HD21	1.81	0.62
36:BA:2187:G:H2'	36:BA:2188:C:C5'	2.19	0.62
58:DZ:72:ARG:HG3	58:DZ:89:PHE:HB2	1.80	0.62
57:DY:28:LYS:CB	57:DY:37:VAL:HB	2.29	0.62
1:CA:537:G:H2'	1:CA:538:G:H8	1.64	0.62

Continued on next page...

Continued from previous page...

Atom-1	Atom-2	Distance(Å)	Clash(Å)
32:B6:17:LYS:HB3	32:B6:18:ARG:NH1	2.13	0.62
1:AA:1255:G:H3'	1:AA:1279:A:N6	2.14	0.62
49:DQ:27:VAL:H	49:DQ:137:TYR:HD2	1.46	0.62
1:CA:266:G:C5'	1:CA:267:C:C5	2.82	0.62
41:BF:206:ILE:HG22	41:BF:207:GLY:H	1.63	0.62
36:DA:2523:G:H2'	36:DA:2524:G:C5'	2.29	0.62
19:AS:45:VAL:O	19:AS:47:HIS:N	2.26	0.62
37:BB:82:G:O2'	37:BB:83:G:H5'	1.98	0.62
36:BA:1038:C:C2'	36:BA:1039:G:H5''	2.29	0.62
2:AB:111:ARG:HG2	2:AB:111:ARG:HH11	1.65	0.62
36:DA:970:C:H2'	36:DA:971:C:H6	1.64	0.62
36:DA:2852:G:H2'	36:DA:2853:C:H6	1.64	0.62
53:BU:14:HIS:CD2	53:BU:36:ARG:HH22	2.17	0.62
1:CA:187:C:H2'	1:CA:188:C:H6	1.63	0.62
17:AQ:59:ILE:HG22	17:AQ:71:PHE:CD2	2.35	0.62
3:AC:3:ASN:CG	3:AC:4:LYS:H	2.02	0.62
36:DA:1810:A:H2'	36:DA:1811:G:O4'	1.99	0.62
36:DA:1579:A:H5'	36:DA:1579:A:H8	1.64	0.62
36:BA:2422:A:H4'	36:BA:2423:U:OP1	1.99	0.62
2:CB:77:ALA:O	2:CB:81:VAL:HG23	1.99	0.62
1:AA:1003:G:H21	1:AA:1039:C:H42	1.47	0.62
34:D8:61:LEU:HD13	34:D8:62:LEU:N	2.14	0.62
57:DY:9:LYS:CG	57:DY:10:GLY:H	2.04	0.62
57:DY:17:SER:CB	57:DY:71:LYS:HE2	2.29	0.62
1:CA:539:A:H2'	1:CA:540:G:C8	2.35	0.62
36:BA:943:U:OP2	48:BP:38:GLN:CD	2.38	0.62
48:DP:66:GLY:O	48:DP:67:MET:CB	2.47	0.62
36:DA:2068:U:N3	36:DA:2430:A:H2	1.93	0.62
2:CB:80:ILE:H	2:CB:80:ILE:CD1	2.09	0.62
43:BH:44:VAL:HG12	43:BH:45:VAL:N	2.13	0.62
27:D1:82:LEU:HD21	27:D1:90:ILE:HG23	1.80	0.62
1:CA:376:G:OP2	16:CP:67:THR:HG21	1.98	0.62
19:CS:16:LEU:O	19:CS:19:VAL:N	2.32	0.62
57:DY:46:LYS:HD3	57:DY:47:LYS:N	2.14	0.62
1:AA:192:U:H1'	20:AT:103:GLY:HA2	1.81	0.62
40:DE:201:THR:C	40:DE:202:LYS:HD2	2.19	0.62
25:AZ:291:ARG:HH11	25:AZ:291:ARG:HB2	1.64	0.62
2:CB:97:TRP:CZ3	2:CB:176:GLU:OE2	2.52	0.62
3:CC:34:LEU:O	3:CC:38:ARG:HG2	1.98	0.62
14:AN:25:VAL:HG23	14:AN:38:GLY:O	1.99	0.62
54:BV:2:PHE:C	54:BV:2:PHE:CD1	2.73	0.62
36:DA:1092:C:H42	36:DA:1100:C:H42	1.47	0.62

Continued on next page...

Continued from previous page...

Atom-1	Atom-2	Distance(Å)	Clash(Å)
1:CA:17:U:H2'	1:CA:18:C:C6	2.33	0.62
8:CH:2:LEU:HD21	8:CH:5:PRO:HA	1.80	0.62
39:BD:275:LYS:O	39:BD:276:LYS:HB2	1.98	0.62
53:DU:101:ARG:HG3	53:DU:101:ARG:HH11	1.64	0.62
36:DA:8:A:H2'	36:DA:9:U:C5	2.34	0.62
36:DA:2184:G:H2'	36:DA:2185:C:C1'	2.28	0.62
4:CD:189:PRO:CB	4:CD:194:LEU:HD21	2.22	0.62
51:BS:38:GLN:O	51:BS:40:ILE:HG23	1.98	0.62
48:DP:24:GLY:N	48:DP:33:ARG:CZ	2.63	0.62
58:BZ:108:PRO:CB	58:BZ:141:VAL:HG12	2.27	0.62
36:DA:603:A:H1'	36:DA:604:G:OP1	1.99	0.62
52:BT:94:ALA:C	52:BT:96:ARG:H	2.03	0.62
12:AL:7:ILE:CD1	12:AL:8:ASN:N	2.62	0.62
6:CF:62:TRP:C	6:CF:63:TYR:HD1	2.03	0.62
53:DU:83:LEU:HG	53:DU:88:ILE:CD1	2.28	0.62
1:AA:1221:G:H4'	19:AS:77:THR:HG21	1.81	0.62
1:AA:537:G:H2'	1:AA:538:G:H8	1.63	0.62
43:DH:44:VAL:HG12	43:DH:45:VAL:N	2.14	0.62
46:BN:32:THR:C	46:BN:34:LEU:H	2.03	0.62
52:DT:23:ARG:HG2	52:DT:120:ARG:NH1	2.14	0.62
36:DA:302:C:H2'	36:DA:303:U:H6	1.63	0.62
13:AM:3:ARG:HD3	42:BG:113:ARG:NH1	2.14	0.62
36:BA:2712:U:O2'	36:BA:2713:A:H5'	1.98	0.62
36:BA:1221(A):C:H2'	36:BA:1222:C:C6	2.34	0.62
36:BA:106:C:H1'	57:BY:2:ARG:NH2	2.14	0.62
36:BA:2485:G:H5''	49:BQ:46:GLN:NE2	2.13	0.62
36:BA:2199:A:H3'	36:BA:2200:C:H6	1.64	0.62
57:DY:2:ARG:HD3	57:DY:3:VAL:HG23	1.81	0.62
53:BU:64:ARG:HG2	53:BU:64:ARG:HH11	1.63	0.62
47:DO:47:ILE:O	47:DO:48:PRO:O	2.18	0.62
38:DC:139:ASN:OD1	38:DC:140:PRO:HD2	1.99	0.62
5:AE:63:ARG:HA	5:AE:66:MET:HE3	1.79	0.62
6:AF:28:ARG:HH11	6:AF:28:ARG:HG3	1.64	0.62
25:CZ:69:GLU:HG2	25:CZ:70:TYR:N	2.14	0.62
38:BC:132:GLY:N	38:BC:133:PRO:HD2	2.15	0.62
13:CM:17:VAL:O	13:CM:20:THR:HB	1.99	0.62
52:DT:28:VAL:O	52:DT:29:ARG:CB	2.47	0.62
9:AI:53:VAL:O	9:AI:55:ALA:N	2.33	0.62
34:B8:61:LEU:CD1	34:B8:61:LEU:N	2.57	0.62
46:BN:45:ASN:HD22	46:BN:45:ASN:H	1.47	0.62
36:BA:298:G:H5'	36:BA:299:A:OP1	1.99	0.62
1:CA:1532:U:H2'	1:CA:1533:C:O4'	1.99	0.62

Continued on next page...

Continued from previous page...

Atom-1	Atom-2	Distance(Å)	Clash(Å)
32:D6:42:TRP:HA	32:D6:42:TRP:HE3	1.64	0.62
57:DY:97:ARG:HH21	57:DY:98:VAL:CB	2.12	0.62
50:DR:30:THR:HG22	50:DR:31:HIS:ND1	2.14	0.62
48:BP:95:VAL:HG23	48:BP:125:VAL:HA	1.81	0.62
43:DH:41:MET:HG3	43:DH:42:ARG:O	2.00	0.62
12:CL:8:ASN:O	12:CL:12:ARG:HG3	1.99	0.62
36:BA:2009:G:O2'	36:BA:2010:G:H5'	2.00	0.62
50:BR:45:ARG:HG3	50:BR:46:GLY:N	2.12	0.62
53:BU:92:ARG:HH21	54:BV:10:LYS:HB3	1.63	0.62
36:BA:2162:G:O2'	36:BA:2163:C:H5'	2.00	0.62
16:AP:43:LYS:HG3	16:AP:48:TRP:CE3	2.35	0.62
36:DA:16:G:O2'	36:DA:17:G:H5'	2.00	0.62
2:CB:84:GLU:HB3	2:CB:219:VAL:HG21	1.80	0.62
22:CW:59:U:H5'	22:CW:60:U:C5	2.33	0.62
26:D0:73:GLY:O	26:D0:75:LEU:N	2.32	0.62
39:BD:223:GLY:C	39:BD:224:ALA:O	2.36	0.62
36:BA:2019:A:H2'	36:BA:2020:A:O5'	2.00	0.62
39:BD:148:GLU:HB2	39:BD:151:LYS:HD2	1.81	0.62
1:CA:1296:C:H4'	1:CA:1302:U:C5	2.35	0.62
1:CA:950:U:H2'	1:CA:951:G:H8	1.64	0.62
36:DA:2152:G:O2'	36:DA:2153:G:H5'	1.99	0.62
40:DE:33:VAL:HG23	40:DE:47:VAL:HG13	1.82	0.62
36:BA:2099:U:H2'	36:BA:2100:G:H8	1.64	0.62
42:DG:45:GLU:O	42:DG:51:ARG:HG3	2.00	0.62
36:BA:99:U:C4'	36:BA:102:G:H1'	2.30	0.62
36:DA:2801(A):A:H5'	36:DA:2802:G:H8	1.64	0.62
43:DH:50:VAL:CG1	43:DH:51:ARG:H	2.10	0.62
55:BW:5:ALA:O	55:BW:6:ILE:HB	2.00	0.62
4:AD:19:LEU:HD12	4:AD:19:LEU:N	2.14	0.62
36:BA:2118:U:H5'	36:BA:2147:G:H21	1.64	0.62
30:B4:27:THR:O	30:B4:28:LYS:HB3	1.99	0.62
10:CJ:28:ARG:HB3	10:CJ:28:ARG:HH11	1.64	0.62
48:BP:66:GLY:O	48:BP:67:MET:CB	2.47	0.62
36:DA:661:C:H4'	48:DP:16:ARG:NH1	2.14	0.62
53:DU:88:ILE:C	53:DU:90:VAL:H	2.02	0.62
3:AC:16:ARG:HH11	3:AC:16:ARG:HB2	1.65	0.62
51:BS:35:ILE:H	51:BS:53:SER:HB2	1.62	0.62
16:CP:67:THR:HB	16:CP:70:ALA:CB	2.30	0.62
36:DA:848:G:N3	36:DA:933:A:H1'	2.14	0.62
36:BA:1332:G:N2	36:BA:1610:A:C8	2.67	0.62
3:AC:49:SER:C	3:AC:51:GLY:H	2.01	0.62
42:BG:52:ILE:HD13	42:BG:53:LEU:N	2.14	0.62

Continued on next page...

Continued from previous page...

Atom-1	Atom-2	Distance(Å)	Clash(Å)
49:DQ:109:VAL:HG12	49:DQ:110:THR:N	2.15	0.62
36:DA:2199:A:H3'	36:DA:2200:C:H6	1.65	0.62
5:AE:20:GLN:HE21	5:AE:25:ARG:NH2	1.96	0.62
49:BQ:109:VAL:HG13	49:BQ:113:GLN:OE1	2.00	0.62
1:AA:45:U:H2'	1:AA:46:G:C8	2.34	0.62
36:BA:2201:C:O2'	36:BA:2202:C:H5'	2.00	0.62
36:DA:1064:C:H2'	36:DA:1065:U:H5''	1.81	0.62
1:CA:180:U:H2'	1:CA:181:G:H5'	1.82	0.62
35:B9:1:MET:HE2	35:B9:31:LYS:HB3	1.81	0.62
36:BA:2443:C:O2'	36:BA:2444:G:H5'	2.00	0.62
1:CA:1142:G:H2'	1:CA:1143:G:O4'	2.00	0.62
1:AA:1005:A:H4'	1:AA:1037:C:O2'	1.99	0.62
39:BD:70:TRP:O	39:BD:73:VAL:HG23	1.99	0.62
40:DE:57:LYS:HE3	40:DE:57:LYS:CA	2.19	0.62
39:DD:70:TRP:O	39:DD:73:VAL:HG23	1.99	0.62
36:BA:654(E):G:H2'	36:BA:654(F):C:H5'	1.82	0.62
57:BY:81:LYS:HD3	57:BY:97:ARG:O	1.99	0.62
36:BA:2308:G:N7	36:BA:2310:A:H5'	2.14	0.62
36:DA:943:U:OP2	48:DP:38:GLN:CD	2.38	0.62
52:BT:93:ARG:NH2	52:BT:95:ARG:HD3	2.14	0.62
12:AL:6:THR:H	12:AL:9:GLN:HE21	1.48	0.62
28:D2:68:ARG:HG3	28:D2:72:ALA:HB2	1.81	0.62
55:BW:11:ARG:HG2	55:BW:11:ARG:NH1	2.13	0.62
19:AS:62:ILE:HA	19:AS:66:MET:HE2	1.80	0.62
1:AA:1116:C:C2'	1:AA:1117:G:H5''	2.30	0.62
22:AW:38:A:H2'	22:AW:39:U:C5'	2.29	0.62
36:DA:582:G:H2'	36:DA:583:G:C8	2.35	0.62
17:CQ:67:LYS:O	17:CQ:68:ARG:CB	2.47	0.62
14:CN:25:VAL:HG23	14:CN:38:GLY:O	1.99	0.62
49:BQ:109:VAL:CG1	49:BQ:113:GLN:HB2	2.30	0.62
36:DA:1991:U:H2'	36:DA:1992:G:H5''	1.82	0.62
49:DQ:68:ILE:HG23	49:DQ:103:MET:HA	1.81	0.62
1:CA:393:A:O2'	1:CA:394:G:H5'	1.99	0.62
35:B9:30:PRO:HB2	36:BA:2527:C:H5'	1.81	0.62
27:D1:7:ILE:HG22	27:D1:8:SER:N	2.14	0.62
52:DT:28:VAL:O	52:DT:29:ARG:CG	2.48	0.62
56:DX:12:VAL:CG2	56:DX:13:LEU:H	1.90	0.62
36:BA:1024:G:C3'	36:BA:1025:G:H5''	2.22	0.62
57:DY:81:LYS:HD3	57:DY:97:ARG:O	2.00	0.62
57:BY:73:ARG:HH22	57:BY:82:PRO:CA	2.12	0.62
4:AD:189:PRO:CB	4:AD:194:LEU:HD21	2.23	0.62
54:DV:19:LYS:HZ3	54:DV:20:LEU:H	1.46	0.62

Continued on next page...

Continued from previous page...

Atom-1	Atom-2	Distance(Å)	Clash(Å)
36:BA:2309:A:H2'	36:BA:2310:A:C5'	2.30	0.62
20:CT:92:LEU:C	20:CT:94:ALA:H	2.02	0.62
36:DA:693:C:O2'	36:DA:694:U:H5'	2.00	0.62
58:BZ:33:LEU:HD12	58:BZ:34:ASN:H	1.64	0.62
48:DP:16:ARG:HB2	48:DP:16:ARG:HH11	1.65	0.62
36:DA:2811:G:OP1	40:DE:60:ASN:HB2	1.99	0.62
50:BR:2:ARG:HD2	50:BR:2:ARG:O	2.00	0.62
36:DA:1058:G:C3'	36:DA:1059:G:C5'	2.78	0.62
28:B2:3:LEU:O	28:B2:7:ARG:HG3	1.99	0.62
10:AJ:90:LEU:N	10:AJ:91:PRO:HD3	2.15	0.62
54:BV:49:THR:HB	54:BV:50:PRO:CD	2.28	0.62
42:BG:10:LYS:O	42:BG:15:VAL:HG23	1.99	0.62
36:BA:956:G:OP2	49:BQ:14:ARG:NH2	2.32	0.62
3:CC:40:ARG:NH1	3:CC:40:ARG:HG3	2.14	0.62
1:CA:423:G:C2'	1:CA:424:G:H5'	2.29	0.62
40:BE:201:THR:C	40:BE:202:LYS:HD2	2.20	0.62
25:CZ:295:ARG:HG2	25:CZ:295:ARG:NH1	2.12	0.62
25:AZ:104:LEU:HD23	25:AZ:133:VAL:HG22	1.82	0.62
50:BR:21:TYR:HB3	50:BR:47:PHE:CD2	2.35	0.62
36:DA:1419:A:O2'	36:DA:1420:U:H5''	1.99	0.62
36:DA:1335:U:H2'	36:DA:1336:A:H8	1.65	0.62
46:BN:99:LEU:O	46:BN:103:VAL:HG23	2.00	0.62
26:B0:73:GLY:O	26:B0:75:LEU:N	2.32	0.62
2:AB:7:VAL:O	2:AB:11:LEU:HB2	2.00	0.62
28:B2:35:LEU:HG	28:B2:53:LEU:HD13	1.82	0.62
1:CA:1006:C:N4	1:CA:1024:G:H21	1.98	0.62
56:DX:40:LYS:HG2	56:DX:51:VAL:CB	2.12	0.62
56:DX:40:LYS:HD2	56:DX:40:LYS:O	2.00	0.62
41:BF:139:PHE:HB2	41:BF:166:ALA:HB1	1.82	0.62
10:CJ:61:GLU:OE2	14:CN:49:HIS:HE1	1.82	0.62
32:B6:15:GLU:OE1	32:B6:18:ARG:CG	2.48	0.62
41:DF:139:PHE:HB2	41:DF:166:ALA:HB1	1.82	0.62
2:AB:47:THR:O	2:AB:51:LEU:HB2	2.00	0.62
36:DA:90:U:O4'	36:DA:92:A:H8	1.83	0.62
1:AA:77:G:H5'	1:AA:78:G:OP2	1.99	0.62
40:DE:37:ARG:HA	40:DE:42:ASP:OD2	1.99	0.62
47:DO:35:VAL:HG21	47:DO:103:ALA:CB	2.28	0.62
34:D8:16:ILE:HD12	34:D8:57:ARG:HG2	1.80	0.62
40:BE:101:ARG:CZ	40:BE:171:GLU:HB2	2.29	0.62
36:BA:1771:C:C1'	36:BA:1786:A:H8	2.11	0.62
57:BY:2:ARG:HD3	57:BY:3:VAL:HG23	1.81	0.62
3:CC:70:VAL:HG13	3:CC:72:LYS:H	1.65	0.62

Continued on next page...

Continued from previous page...

Atom-1	Atom-2	Distance(Å)	Clash(Å)
36:DA:1771:C:C1'	36:DA:1786:A:H8	2.13	0.62
36:BA:495:G:H21	55:BW:61:ASN:HD21	1.46	0.62
49:DQ:109:VAL:HG13	49:DQ:113:GLN:OE1	2.00	0.62
36:BA:2195:C:O2'	36:BA:2196:C:H5'	1.99	0.62
46:BN:129:PRO:O	46:BN:130:HIS:HB3	1.99	0.62
13:AM:116:THR:O	13:AM:118:ALA:N	2.33	0.62
58:BZ:19:ARG:NH1	58:BZ:84:GLU:O	2.33	0.62
36:BA:212:G:O2'	36:BA:213:A:H5'	1.99	0.62
1:CA:731:G:OP1	1:CA:766:A:H1'	2.00	0.62
36:BA:1064:C:H2'	36:BA:1065:U:H5''	1.82	0.62
36:BA:528:A:H2	36:BA:2043:C:C5'	2.13	0.62
34:B8:6:THR:CG2	34:B8:63:PRO:HD3	2.29	0.61
22:CV:47:U:H3'	22:CV:48:C:H5'	1.81	0.61
2:CB:204:ASN:C	2:CB:204:ASN:HD22	2.02	0.61
2:AB:204:ASN:C	2:AB:204:ASN:HD22	2.02	0.61
41:DF:206:ILE:HG22	41:DF:207:GLY:H	1.64	0.61
31:D5:40:LYS:HG2	31:D5:46:CYS:HB2	1.81	0.61
58:BZ:162:GLU:O	58:BZ:163:LEU:O	2.17	0.61
1:AA:541:G:H2'	1:AA:542:G:C8	2.32	0.61
4:AD:148:VAL:HG12	4:AD:149:ALA:H	1.63	0.61
1:AA:627:G:H2'	1:AA:628:G:H8	1.65	0.61
10:CJ:4:ILE:HB	10:CJ:74:ILE:HD11	1.82	0.61
36:BA:1598:C:H5'	56:BX:36:LYS:CG	2.30	0.61
36:BA:2219:G:O2'	36:BA:2220:G:H5'	2.00	0.61
40:DE:101:ARG:HH11	40:DE:169:ASN:ND2	1.98	0.61
36:BA:1409:C:H2'	36:BA:1410:G:H8	1.64	0.61
40:DE:44:TYR:O	40:DE:45:THR:HB	1.99	0.61
28:D2:69:ARG:HB2	28:D2:70:GLN:HE22	1.64	0.61
53:DU:14:HIS:CD2	53:DU:36:ARG:HH22	2.18	0.61
22:AW:43:C:H2'	22:AW:44:G:C1'	2.29	0.61
35:D9:30:PRO:HB2	36:DA:2527:C:H5'	1.81	0.61
36:BA:1188:U:O2'	36:BA:1189:A:H5'	2.00	0.61
1:CA:633:G:H5'	1:CA:634:C:OP2	2.00	0.61
50:DR:21:TYR:HB3	50:DR:47:PHE:CD2	2.35	0.61
36:BA:1286:A:H2'	36:BA:1288:U:OP2	2.00	0.61
40:DE:120:TRP:CE3	40:DE:155:LYS:HE3	2.34	0.61
36:BA:1782:C:H1'	36:BA:2609:U:H5''	1.81	0.61
26:B0:16:SER:HB2	36:BA:2262:U:H5	1.65	0.61
2:CB:7:VAL:O	2:CB:11:LEU:HB2	2.00	0.61
1:AA:1347:G:N2	1:AA:1373:G:H2'	2.15	0.61
13:CM:15:VAL:HG22	13:CM:43:THR:O	2.00	0.61
39:BD:24:ILE:HG23	39:BD:25:THR:H	1.65	0.61

Continued on next page...

Continued from previous page...

Atom-1	Atom-2	Distance(Å)	Clash(Å)
10:CJ:55:LYS:NZ	10:CJ:55:LYS:CB	2.63	0.61
57:BY:28:LYS:CB	57:BY:37:VAL:HB	2.29	0.61
36:DA:2309:A:H2'	36:DA:2310:A:C5'	2.29	0.61
32:B6:17:LYS:HA	32:B6:17:LYS:HE2	1.82	0.61
55:DW:5:ALA:O	55:DW:6:ILE:HB	2.00	0.61
36:DA:1747(A):G:O2'	36:DA:1748:G:H5''	2.00	0.61
9:AI:65:VAL:HG21	9:AI:73:GLN:HB3	1.82	0.61
36:DA:2009:G:O2'	36:DA:2010:G:H5'	2.00	0.61
1:CA:666:G:H5'	1:CA:726:C:H1'	1.82	0.61
36:BA:2523:G:H2'	36:BA:2524:G:C5'	2.30	0.61
52:BT:58:ASN:HD22	52:BT:58:ASN:H	1.45	0.61
36:BA:197:A:H5'	36:BA:197:A:H8	1.65	0.61
22:CW:43:C:H2'	22:CW:44:G:C1'	2.30	0.61
36:DA:1782:C:H1'	36:DA:2609:U:H5''	1.82	0.61
1:AA:1463:C:H5'	52:BT:115:ARG:HH12	1.65	0.61
1:AA:1250:A:H4'	9:AI:68:GLY:N	2.15	0.61
36:DA:1614:A:N1	55:DW:91:GLY:HA2	2.15	0.61
5:CE:81:GLU:OE1	5:CE:88:LYS:HE3	2.01	0.61
25:AZ:309:SER:O	25:AZ:310:ILE:HG22	2.00	0.61
53:BU:47:TYR:HA	53:BU:50:ARG:NH1	2.14	0.61
12:AL:89:ARG:NH1	12:AL:91:LYS:HG2	2.14	0.61
41:BF:43:LYS:HA	41:BF:98:SER:HB3	1.83	0.61
36:DA:2422:A:H4'	36:DA:2423:U:OP1	1.99	0.61
53:DU:47:TYR:HA	53:DU:50:ARG:NH1	2.15	0.61
53:DU:55:ARG:HA	53:DU:58:ARG:HD2	1.82	0.61
39:DD:30:GLU:H	39:DD:35:LYS:NZ	1.98	0.61
41:DF:148:LEU:HD23	41:DF:191:ARG:NH1	2.15	0.61
43:BH:50:VAL:CG1	43:BH:51:ARG:H	2.10	0.61
9:CI:28:VAL:CG2	9:CI:33:PHE:HA	2.30	0.61
1:CA:573:A:H5'	1:CA:573:A:C8	2.31	0.61
25:CZ:145:GLU:O	25:CZ:149:LEU:N	2.33	0.61
49:DQ:56:ARG:CG	49:DQ:56:ARG:NH1	2.62	0.61
1:AA:423:G:C2'	1:AA:424:G:H5'	2.29	0.61
19:CS:16:LEU:HD12	19:CS:16:LEU:H	1.64	0.61
2:CB:9:GLU:OE1	2:CB:9:GLU:N	2.32	0.61
36:BA:1103:A:H5''	36:BA:1104:C:H5	1.63	0.61
47:DO:60:ALA:HA	47:DO:87:ILE:HG12	1.80	0.61
13:AM:101:GLN:H	13:AM:101:GLN:HE21	1.46	0.61
1:CA:1016:A:H2'	1:CA:1017:G:O4'	2.00	0.61
3:CC:95:THR:HG22	3:CC:95:THR:O	1.99	0.61
26:D0:40:GLN:NE2	26:D0:44:ARG:H	1.98	0.61
35:D9:10:ILE:HG23	36:DA:2477:C:N4	2.14	0.61

Continued on next page...

Continued from previous page...

Atom-1	Atom-2	Distance(Å)	Clash(Å)
53:BU:55:ARG:HA	53:BU:58:ARG:HD2	1.81	0.61
12:AL:45:PRO:HG3	12:AL:53:ARG:HD3	1.83	0.61
12:CL:119:LYS:O	12:CL:120:TYR:HB2	2.01	0.61
36:DA:2153:G:O2'	36:DA:2154:G:H5'	2.01	0.61
7:CG:150:ALA:HB2	11:CK:50:TYR:OH	2.00	0.61
1:CA:256:U:H2'	1:CA:257:G:C8	2.35	0.61
36:DA:1600:C:O2'	36:DA:1601:G:H5'	1.99	0.61
6:AF:25:ILE:O	6:AF:25:ILE:HD13	1.99	0.61
22:AV:4:C:H2'	22:AV:5:G:H5''	1.82	0.61
38:DC:40:THR:HG22	38:DC:177:LYS:HD2	1.81	0.61
5:AE:7:GLU:HG2	5:AE:112:LEU:HD21	1.81	0.61
1:AA:1423:G:H5'	47:BO:49:ARG:HH22	1.65	0.61
22:AW:65:G:H4'	32:B6:28:ARG:NH2	2.15	0.61
1:CA:1331:G:OP2	13:CM:23:TYR:HD1	1.83	0.61
57:DY:74:PRO:O	57:DY:75:ILE:HB	1.99	0.61
36:BA:2307:G:H21	36:BA:2308:G:H5''	1.66	0.61
32:B6:53:LYS:CD	32:B6:54:ILE:H	2.13	0.61
54:BV:99:ILE:O	54:BV:99:ILE:HG12	2.01	0.61
1:AA:1313:U:H2'	1:AA:1314:C:O2	2.00	0.61
36:BA:860:U:C5	36:BA:917:A:N7	2.62	0.61
2:CB:44:LEU:HD12	2:CB:44:LEU:N	2.13	0.61
4:AD:114:ARG:HG3	4:AD:114:ARG:NH1	2.14	0.61
12:CL:82:VAL:H	12:CL:106:ASP:CG	2.04	0.61
36:DA:996:A:O3'	53:DU:92:ARG:HG2	2.00	0.61
36:DA:1061:U:H4'	36:DA:1070:A:O4'	2.00	0.61
36:BA:2464:C:O2'	36:BA:2465:C:H6	1.82	0.61
2:CB:75:LYS:HA	2:CB:78:GLN:NE2	2.14	0.61
22:CW:38:A:H2'	22:CW:39:U:C5'	2.30	0.61
41:DF:177:ALA:HB1	41:DF:178:PRO:HD2	1.82	0.61
1:AA:444:C:H2'	1:AA:445:G:C8	2.35	0.61
18:CR:36:ASN:HD21	18:CR:39:VAL:HG21	1.66	0.61
36:DA:1718:G:H2'	36:DA:1719:G:C8	2.35	0.61
36:BA:1335:U:H2'	36:BA:1336:A:C8	2.35	0.61
1:CA:673:G:H2'	1:CA:674:G:C8	2.35	0.61
1:CA:521:G:H4'	12:CL:73:GLU:HG2	1.81	0.61
36:BA:1813:G:H1'	39:BD:50:THR:OG1	1.99	0.61
1:AA:382:A:H2'	1:AA:383:A:H8	1.65	0.61
36:BA:855:G:H1	36:BA:922:U:H3	1.46	0.61
1:AA:673:G:H2'	1:AA:674:G:C8	2.36	0.61
9:CI:106:ALA:O	9:CI:108:VAL:HG23	2.01	0.61
36:BA:2537:U:H2'	36:BA:2538:C:C6	2.35	0.61
37:BB:61:G:O2'	37:BB:62:C:H5'	2.00	0.61

Continued on next page...

Continued from previous page...

Atom-1	Atom-2	Distance(Å)	Clash(Å)
1:AA:96:U:H2'	1:AA:97:G:N7	2.16	0.61
1:AA:1142:G:H2'	1:AA:1143:G:O4'	2.00	0.61
17:AQ:27:PHE:CZ	17:AQ:36:ILE:HD11	2.35	0.61
39:DD:99:ASP:OD1	39:DD:99:ASP:C	2.37	0.61
48:BP:148:LEU:O	48:BP:149:GLU:HB2	1.98	0.61
36:BA:1019:U:H3	36:BA:1142(A):A:N6	1.93	0.61
4:AD:11:LEU:HD22	4:AD:66:ARG:NH1	2.15	0.61
36:BA:1747(A):G:O2'	36:BA:1748:G:H5''	1.99	0.61
51:DS:106:ARG:HH12	51:DS:108:GLY:N	1.98	0.61
25:CZ:263:ARG:HH21	25:CZ:297:GLU:CG	2.11	0.61
36:DA:729:G:OP2	39:DD:13:ARG:NH1	2.33	0.61
25:CZ:193:ASN:HB2	25:CZ:196:VAL:CG1	2.30	0.61
52:DT:93:ARG:NH2	52:DT:95:ARG:HD3	2.15	0.61
54:BV:39:LEU:HA	54:BV:47:VAL:HG13	1.82	0.61
36:DA:896:A:N1	58:DZ:113:ALA:O	2.34	0.61
36:BA:145:G:C2'	36:BA:146:G:H5''	2.30	0.61
37:DB:68:C:H2'	37:DB:69:G:O4'	2.01	0.61
36:DA:1720:U:C3'	36:DA:1721:G:H5''	2.30	0.61
36:DA:1332:G:N2	36:DA:1609:A:O2'	2.33	0.61
46:BN:72:TYR:CD2	46:BN:90:MET:HG3	2.36	0.61
50:BR:4:LEU:HG	50:BR:4:LEU:O	2.01	0.61
36:BA:106:C:H2'	36:BA:107:C:H6	1.63	0.61
49:BQ:43:THR:OG1	49:BQ:45:GLN:HG2	1.99	0.61
1:CA:191:G:C4	20:CT:105:SER:HB3	2.36	0.61
39:DD:94:LEU:HB2	39:DD:104:TYR:HE1	1.65	0.61
36:BA:1092:C:H42	36:BA:1100:C:H42	1.49	0.61
11:AK:97:ALA:O	11:AK:101:SER:HB3	2.00	0.61
6:AF:34:GLY:N	6:AF:71:ARG:HH21	1.97	0.61
4:AD:131:ARG:HD3	4:AD:131:ARG:H	1.66	0.61
3:CC:166:GLU:OE1	3:CC:166:GLU:HA	2.00	0.61
36:BA:1419:A:O2'	36:BA:1420:U:H5''	2.00	0.61
36:DA:2512:C:H2'	36:DA:2513:G:O4'	2.00	0.61
38:BC:139:ASN:OD1	38:BC:140:PRO:HD2	2.00	0.61
52:DT:57:PHE:HE1	52:DT:79:HIS:HD1	1.47	0.61
41:DF:22:ALA:HB1	41:DF:26:ALA:HB2	1.81	0.61
51:DS:54:LEU:HD13	51:DS:57:LYS:HA	1.83	0.61
12:CL:20:LYS:H	12:CL:20:LYS:CD	2.04	0.61
3:AC:81:GLY:HA3	3:AC:85:ARG:CZ	2.31	0.61
41:BF:6:VAL:HG12	41:BF:7:TYR:N	2.09	0.61
48:DP:40:SER:O	48:DP:41:ARG:HD3	2.00	0.61
2:CB:42:ILE:HD11	2:CB:202:PRO:HB2	1.83	0.61
3:CC:15:THR:CG2	3:CC:181:ASN:HA	2.28	0.61

Continued on next page...

Continued from previous page...

Atom-1	Atom-2	Distance(Å)	Clash(Å)
36:BA:2886:G:H2'	36:BA:2887:U:C6	2.36	0.61
36:DA:2533:A:H2'	36:DA:2534:A:O4'	2.00	0.61
3:CC:114:PRO:O	3:CC:118:GLN:HG3	2.01	0.61
46:BN:32:THR:HG22	46:BN:37:LYS:HD3	1.83	0.61
30:B4:24:THR:HB	42:BG:104:GLU:OE2	2.01	0.61
19:CS:45:VAL:HG23	19:CS:46:GLY:N	2.15	0.61
36:DA:1598:C:H5'	56:DX:36:LYS:CG	2.30	0.61
36:BA:325:G:H2'	36:BA:326:G:C8	2.35	0.61
36:BA:2713:A:OP1	50:BR:14:SER:HB3	2.00	0.61
19:AS:16:LEU:H	19:AS:16:LEU:HD12	1.65	0.61
6:AF:19:LEU:O	6:AF:19:LEU:HD23	1.99	0.61
38:DC:29:VAL:HG11	38:DC:214:VAL:HG12	1.81	0.61
36:DA:1592:C:H2'	36:DA:1593:G:C8	2.35	0.61
9:AI:99:LEU:HD22	9:AI:99:LEU:N	2.16	0.61
36:DA:2537:U:H2'	36:DA:2538:C:C6	2.36	0.61
36:BA:1013:C:O2'	36:BA:1014:U:H5'	2.00	0.61
36:DA:855:G:H1	36:DA:922:U:H3	1.48	0.61
41:DF:167:ALA:HB1	41:DF:173:VAL:CG1	2.20	0.61
56:DX:12:VAL:HG12	56:DX:27:THR:O	2.01	0.61
36:BA:1503:U:H2'	36:BA:1504:C:C6	2.36	0.61
57:BY:84:ARG:CZ	57:BY:97:ARG:HB3	2.31	0.61
39:BD:43:ARG:HB2	39:BD:54:ARG:CB	2.30	0.61
48:BP:24:GLY:HA3	48:BP:33:ARG:HH12	1.65	0.61
48:BP:23:PRO:CB	48:BP:33:ARG:HG3	2.25	0.61
48:BP:34:GLY:O	48:BP:35:HIS:HB2	2.01	0.61
58:BZ:108:PRO:HA	58:BZ:141:VAL:O	2.00	0.61
36:BA:2148:G:O2'	36:BA:2149:G:H5'	2.01	0.61
36:BA:2068:U:N3	36:BA:2430:A:H2	1.94	0.61
1:CA:266:G:H5'	1:CA:267:C:C5	2.35	0.61
3:CC:11:ARG:NH2	3:CC:182:ILE:HD12	2.16	0.61
36:DA:141:A:H1'	36:DA:1408:C:O2'	2.00	0.61
1:AA:1442(B):A:H2'	1:AA:1442(B):A:N3	2.15	0.61
1:AA:539:A:H2'	1:AA:540:G:C8	2.35	0.61
1:CA:353:A:H5'	1:CA:353:A:C8	2.31	0.61
46:BN:18:ALA:HB3	46:BN:56:ASN:O	2.01	0.61
36:BA:582:G:H2'	36:BA:583:G:C8	2.36	0.61
36:BA:361:G:N2	36:BA:362:U:H1'	2.15	0.61
19:AS:32:LYS:H	19:AS:32:LYS:HZ3	1.46	0.61
1:AA:382:A:H2'	1:AA:383:A:C8	2.36	0.61
36:DA:136:G:H2'	36:DA:137:C:H6	1.65	0.61
4:CD:88:VAL:O	4:CD:92:VAL:HG23	2.01	0.61
3:AC:189:ALA:HB3	3:AC:196:LEU:HB2	1.82	0.61

Continued on next page...

Continued from previous page...

Atom-1	Atom-2	Distance(Å)	Clash(Å)
38:BC:18:LYS:HD3	38:BC:20:TYR:CE2	2.36	0.61
1:AA:950:U:H2'	1:AA:951:G:H8	1.66	0.61
56:DX:63:LYS:HG3	56:DX:72:LYS:HG2	1.82	0.61
3:CC:23:TYR:CD1	3:CC:24:ALA:N	2.69	0.61
37:BB:112:U:H2'	37:BB:113:G:H8	1.64	0.61
8:AH:102:ARG:N	8:AH:102:ARG:HD3	2.15	0.61
36:DA:59:U:H3	36:DA:68:G:H1	1.48	0.61
1:AA:992:U:H4'	1:AA:993:G:O5'	1.99	0.61
36:DA:674:G:H1'	41:DF:74:ARG:HD2	1.81	0.61
7:CG:27:ILE:HD13	7:CG:40:ALA:HA	1.82	0.61
36:BA:2555:U:H2'	36:BA:2556:C:H5'	1.82	0.61
41:BF:22:ALA:HB1	41:BF:26:ALA:HB2	1.82	0.61
46:DN:9:VAL:HG21	46:DN:48:MET:HB2	1.80	0.61
39:DD:102:LYS:O	39:DD:103:ARG:HG2	2.01	0.61
36:BA:271(K):U:H3'	36:BA:271(L):U:C5'	2.30	0.61
57:BY:13:VAL:HG11	57:BY:28:LYS:HD3	1.83	0.61
3:CC:79:ARG:CB	3:CC:79:ARG:HH11	2.09	0.61
36:BA:671:C:H2'	36:BA:672:C:C6	2.35	0.61
13:AM:11:ARG:O	13:AM:13:LYS:N	2.33	0.61
53:BU:95:LEU:O	53:BU:98:LEU:HG	2.01	0.61
36:BA:1058:G:C3'	36:BA:1059:G:C5'	2.78	0.61
42:BG:121:ASN:HB3	42:BG:124:SER:HB2	1.81	0.61
46:DN:32:THR:HG22	46:DN:37:LYS:HD3	1.82	0.61
40:BE:37:ARG:HA	40:BE:42:ASP:OD2	2.00	0.61
18:CR:31:LEU:H	18:CR:31:LEU:CD2	2.12	0.61
10:CJ:90:LEU:N	10:CJ:91:PRO:HD3	2.16	0.61
50:DR:4:LEU:HG	50:DR:4:LEU:O	2.00	0.61
36:DA:1385:G:H4'	36:DA:1386:C:OP1	2.00	0.61
36:DA:491:G:H2'	36:DA:492:A:C8	2.36	0.61
36:BA:1718:G:H2'	36:BA:1719:G:C8	2.36	0.61
35:B9:1:MET:CE	35:B9:31:LYS:HB3	2.30	0.61
13:CM:116:THR:O	13:CM:118:ALA:N	2.34	0.61
25:AZ:69:GLU:HG2	25:AZ:70:TYR:N	2.15	0.61
40:BE:94:GLU:OE2	40:BE:177:PRO:HB3	2.01	0.61
8:AH:89:PRO:HA	8:AH:92:ARG:NH1	2.15	0.61
25:CZ:200:TRP:O	25:CZ:204:ASP:HB2	2.00	0.61
36:DA:2591:C:H2'	36:DA:2592:G:C8	2.35	0.61
30:D4:5:ILE:HG12	30:D4:5:ILE:O	1.99	0.61
52:DT:30:VAL:CG2	52:DT:83:ILE:HG12	2.31	0.61
39:DD:62:TYR:CE1	39:DD:64:ILE:HA	2.36	0.61
41:DF:187:VAL:HG12	48:DP:7:ARG:HA	1.83	0.61
51:DS:93:LYS:O	51:DS:95:HIS:N	2.34	0.61

Continued on next page...

Continued from previous page...

Atom-1	Atom-2	Distance(Å)	Clash(Å)
53:BU:85:LYS:HD3	53:BU:117:GLN:NE2	2.08	0.61
51:BS:20:ARG:HG2	51:BS:20:ARG:HH11	1.66	0.61
4:CD:22:LYS:HB2	4:CD:26:CYS:CB	2.30	0.61
58:BZ:23:LYS:HD3	58:BZ:38:TYR:CE1	2.34	0.61
25:AZ:193:ASN:HB2	25:AZ:196:VAL:CG1	2.29	0.61
3:AC:15:THR:CG2	3:AC:181:ASN:HA	2.30	0.61
1:CA:1116:C:H2'	1:CA:1117:G:C5'	2.31	0.61
1:AA:939:G:H5''	7:AG:102:ARG:NH2	2.16	0.61
25:CZ:291:ARG:HH11	25:CZ:291:ARG:HB2	1.65	0.61
58:BZ:10:ARG:NH2	58:BZ:36:LYS:HB2	2.16	0.61
40:BE:44:TYR:O	40:BE:45:THR:HB	2.00	0.61
36:BA:1786:A:H2	36:BA:2606:C:H1'	1.64	0.61
52:DT:35:LYS:NZ	52:DT:41:ARG:HD2	2.16	0.61
52:DT:82:LEU:H	52:DT:82:LEU:HD12	1.66	0.61
1:CA:72:C:H2'	1:CA:73:G:H8	1.66	0.61
49:DQ:109:VAL:CG1	49:DQ:113:GLN:HB2	2.30	0.61
17:AQ:85:VAL:O	17:AQ:89:LEU:HG	2.01	0.61
4:CD:70:ILE:HG22	4:CD:71:SER:O	2.00	0.61
36:BA:470:A:OP1	41:BF:59:TYR:HE1	1.83	0.61
36:DA:2019:A:H2'	36:DA:2020:A:O5'	2.00	0.61
36:DA:2023:G:H5'	36:DA:2617:C:H4'	1.82	0.61
43:BH:83:TYR:CB	43:BH:135:GLY:H	2.14	0.61
46:DN:43:THR:HB	46:DN:46:VAL:HG11	1.82	0.61
34:D8:6:THR:CG2	34:D8:63:PRO:HD3	2.31	0.61
36:BA:611:C:H2'	36:BA:612:C:C6	2.36	0.61
36:BA:613:G:H5'	36:BA:613:G:H8	1.65	0.61
36:DA:654(C):G:C2'	36:DA:654(D):G:H5'	2.31	0.61
36:DA:611:C:H2'	36:DA:612:C:C6	2.36	0.61
32:B6:15:GLU:CD	32:B6:18:ARG:NE	2.55	0.61
48:DP:126:VAL:HG22	48:DP:145:PRO:HG2	1.82	0.61
37:BB:7:G:C2'	37:BB:8:U:H5''	2.31	0.61
58:DZ:10:ARG:HB3	58:DZ:36:LYS:HG3	1.82	0.61
2:AB:87:ARG:HH22	2:AB:232:PRO:CA	2.14	0.61
1:CA:1536:C:H42	23:CX:11:U:H3	1.47	0.61
58:DZ:163:LEU:HD12	58:DZ:165:VAL:HG21	1.83	0.61
1:CA:939:G:O3'	7:CG:102:ARG:NH2	2.34	0.61
1:AA:376:G:OP2	16:AP:67:THR:HG21	2.01	0.61
19:CS:49:ILE:O	19:CS:60:VAL:HG12	2.01	0.61
3:CC:52:LEU:HD12	3:CC:55:VAL:CG2	2.31	0.61
1:CA:433:C:H2'	1:CA:434:U:C6	2.36	0.61
17:AQ:67:LYS:O	17:AQ:68:ARG:CB	2.48	0.61
36:DA:496:G:H1'	55:DW:61:ASN:HD22	1.66	0.61

Continued on next page...

Continued from previous page...

Atom-1	Atom-2	Distance(Å)	Clash(Å)
36:BA:1592:C:H2'	36:BA:1593:G:C8	2.36	0.61
36:DA:528:A:H2	36:DA:2043:C:C5'	2.13	0.61
1:CA:155:C:H2'	1:CA:156:G:H8	1.66	0.61
36:DA:1013:C:O2'	36:DA:1014:U:H5'	2.00	0.61
1:CA:382:A:H2'	1:CA:383:A:H8	1.66	0.61
1:AA:1048:G:H5''	14:AN:2:ALA:HB1	1.83	0.61
55:DW:59:VAL:HG12	55:DW:59:VAL:O	2.01	0.61
3:CC:60:ALA:O	3:CC:61:ALA:HB2	2.01	0.61
38:DC:50:ASP:OD2	38:DC:53:ARG:HG3	2.01	0.61
29:D3:39:ASP:OD1	29:D3:44:ARG:HD2	2.01	0.61
36:DA:1503:U:H2'	36:DA:1504:C:C6	2.35	0.60
31:D5:4:HIS:CB	31:D5:5:PRO:CD	2.72	0.60
4:CD:124:GLY:O	4:CD:126:ILE:N	2.33	0.60
36:DA:26:G:OP1	55:DW:80:PRO:HB3	2.01	0.60
36:DA:671:C:H2'	36:DA:672:C:C6	2.36	0.60
48:DP:23:PRO:CB	48:DP:33:ARG:HG3	2.25	0.60
36:DA:658:C:H2'	36:DA:659:C:H6	1.64	0.60
36:BA:661:C:O3'	48:BP:18:ARG:HD2	2.01	0.60
30:B4:9:LEU:HD13	30:B4:10:VAL:H	1.65	0.60
36:DA:1109:C:H2'	36:DA:1110:G:O4'	2.01	0.60
13:CM:11:ARG:O	13:CM:13:LYS:N	2.33	0.60
53:DU:88:ILE:HD12	53:DU:109:LEU:HD22	1.83	0.60
40:DE:61:ARG:CB	40:DE:62:PRO:HD3	2.30	0.60
36:BA:141:A:H1'	36:BA:1408:C:O2'	2.01	0.60
36:DA:2784:C:H1'	40:DE:37:ARG:NH1	2.16	0.60
1:CA:1117:G:H5'	1:CA:1117:G:H8	1.64	0.60
36:DA:1077:A:OP2	58:DZ:111:VAL:HG11	2.01	0.60
54:DV:39:LEU:HA	54:DV:47:VAL:HG13	1.82	0.60
36:DA:361:G:N2	36:DA:362:U:H1'	2.16	0.60
3:AC:40:ARG:NH1	3:AC:40:ARG:HG3	2.16	0.60
1:AA:390:C:O3'	16:AP:28:ARG:NH2	2.34	0.60
36:DA:495:G:H21	55:DW:61:ASN:HD21	1.47	0.60
54:DV:2:PHE:CD1	54:DV:2:PHE:C	2.74	0.60
19:AS:49:ILE:O	19:AS:60:VAL:HG12	2.01	0.60
1:CA:992:U:H4'	1:CA:993:G:O5'	2.00	0.60
1:CA:1258:G:O2'	1:CA:1259:C:H5'	2.00	0.60
1:AA:56:U:H2'	1:AA:57:G:C8	2.36	0.60
25:AZ:258:LEU:O	25:AZ:259:ALA:HB3	2.01	0.60
1:AA:882:C:O2'	1:AA:883:C:H5'	2.00	0.60
44:DJ:118:UNK:O	44:DJ:119:UNK:C	2.48	0.60
49:DQ:42:ILE:HD13	49:DQ:97:VAL:CG2	2.31	0.60
37:DB:112:U:H2'	37:DB:113:G:H8	1.66	0.60

Continued on next page...

Continued from previous page...

Atom-1	Atom-2	Distance(Å)	Clash(Å)
42:BG:7:LEU:HD22	42:BG:100:TRP:CZ3	2.36	0.60
1:CA:1004:A:H5'	1:CA:1005:A:OP2	2.02	0.60
36:BA:1540:U:H3'	36:BA:1541:G:C3'	2.29	0.60
22:AW:7:A:C4	22:AW:49:C:H5	2.19	0.60
46:BN:9:VAL:HG21	46:BN:48:MET:HB2	1.83	0.60
51:DS:54:LEU:HD13	51:DS:58:LEU:N	2.15	0.60
36:DA:271(K):U:H3'	36:DA:271(L):U:C5'	2.30	0.60
12:CL:18:VAL:CG2	12:CL:19:ARG:H	2.04	0.60
48:BP:59:LEU:HA	48:BP:61:ARG:HE	1.64	0.60
32:B6:42:TRP:HA	32:B6:42:TRP:HE3	1.64	0.60
48:DP:57:THR:OG1	48:DP:59:LEU:HB3	2.02	0.60
41:BF:32:LEU:O	41:BF:32:LEU:HD23	2.00	0.60
36:BA:1517:G:H2'	36:BA:1518:U:O4'	2.02	0.60
1:CA:1238:A:H8	1:CA:1241:G:O2'	1.74	0.60
3:CC:14:ILE:HD11	3:CC:179:ARG:HA	1.83	0.60
4:AD:138:TYR:HD1	4:AD:138:TYR:C	2.04	0.60
4:AD:138:TYR:CD1	4:AD:139:ARG:N	2.64	0.60
31:D5:48:GLU:O	31:D5:49:CYS:CB	2.48	0.60
1:AA:1125:U:O4	10:AJ:5:ARG:HG3	2.00	0.60
36:BA:1061:U:H4'	36:BA:1070:A:O4'	2.00	0.60
1:AA:1221:G:O2'	1:AA:1222:G:H5'	2.01	0.60
46:DN:32:THR:C	46:DN:34:LEU:H	2.05	0.60
41:DF:164:ARG:HG2	41:DF:164:ARG:NH1	2.15	0.60
36:DA:2854:G:H2'	36:DA:2855:C:C6	2.36	0.60
39:DD:130:ALA:C	39:DD:131:LEU:HD12	2.21	0.60
1:AA:346:G:N3	1:AA:346:G:H2'	2.16	0.60
36:DA:197:A:H8	36:DA:197:A:H5'	1.66	0.60
22:AW:44:G:H2'	22:AW:44:G:N3	2.16	0.60
36:DA:1335:U:H2'	36:DA:1336:A:C8	2.36	0.60
36:BA:469:G:C2'	36:BA:470:A:H5''	2.31	0.60
36:DA:2733:A:O2'	36:DA:2734:A:H5'	2.01	0.60
35:B9:29:ASN:HD22	35:B9:29:ASN:H	1.47	0.60
18:CR:59:SER:OG	18:CR:62:GLU:HG3	2.01	0.60
36:BA:852:G:O2'	36:BA:853:G:H5'	2.02	0.60
27:B1:51:VAL:O	27:B1:57:GLU:HA	2.01	0.60
58:DZ:162:GLU:O	58:DZ:162:GLU:HG3	1.99	0.60
8:CH:102:ARG:N	8:CH:102:ARG:HD3	2.15	0.60
18:AR:36:ASN:OD1	18:AR:38:GLU:HG2	2.01	0.60
42:BG:40:ASN:HB2	42:BG:91:ARG:HB2	1.81	0.60
43:DH:83:TYR:CB	43:DH:135:GLY:H	2.13	0.60
46:DN:9:VAL:CG1	46:DN:10:GLU:H	2.01	0.60
46:DN:133:GLN:CG	46:DN:135:PRO:HD3	2.30	0.60

Continued on next page...

Continued from previous page...

Atom-1	Atom-2	Distance(Å)	Clash(Å)
1:AA:1417:G:C5'	1:AA:1417:G:C8	2.74	0.60
36:DA:2101:G:H2'	36:DA:2102:U:C5'	2.24	0.60
1:CA:542:G:H2'	1:CA:543:C:H6	1.67	0.60
48:DP:34:GLY:O	48:DP:35:HIS:HB2	2.00	0.60
43:BH:91:GLY:HA3	43:BH:94:TYR:HD2	1.65	0.60
1:CA:1221:G:O2'	1:CA:1222:G:H5'	2.01	0.60
36:DA:650:C:C3'	36:DA:651:G:H5''	2.29	0.60
2:CB:47:THR:O	2:CB:51:LEU:HB2	2.02	0.60
35:B9:35:ARG:O	35:B9:36:GLN:O	2.19	0.60
31:B5:56:LYS:O	31:B5:57:VAL:C	2.40	0.60
4:AD:158:ILE:O	4:AD:162:LEU:HB2	2.01	0.60
42:BG:102:PHE:CD1	42:BG:102:PHE:O	2.54	0.60
1:AA:274:A:O2'	1:AA:275:G:C8	2.50	0.60
36:DA:2208:A:H1'	36:DA:2219:G:C4	2.36	0.60
36:DA:1332:G:N2	36:DA:1610:A:C8	2.69	0.60
1:AA:433:C:H2'	1:AA:434:U:C6	2.36	0.60
36:BA:2206:G:H21	36:BA:2207:G:H4'	1.66	0.60
36:BA:1363:C:H2'	36:BA:1364:G:H8	1.67	0.60
1:CA:1356:G:H2'	1:CA:1357:A:C8	2.36	0.60
43:BH:58:GLU:O	43:BH:62:LYS:HB2	2.02	0.60
35:D9:1:MET:CE	35:D9:31:LYS:HB3	2.31	0.60
1:CA:1003:G:H21	1:CA:1039:C:H42	1.47	0.60
40:DE:52:LEU:HD23	40:DE:75:VAL:HB	1.83	0.60
36:DA:1448:G:N3	36:DA:1528(A):A:H2	1.99	0.60
41:BF:187:VAL:HG12	48:BP:7:ARG:HA	1.83	0.60
32:D6:53:LYS:CD	32:D6:54:ILE:H	2.14	0.60
57:BY:27:VAL:HG12	57:BY:29:GLU:H	1.66	0.60
57:BY:79:CYS:SG	57:BY:80:GLY:N	2.74	0.60
36:DA:654(U):A:H2'	36:DA:654(V):A:C8	2.36	0.60
48:DP:58:THR:C	48:DP:61:ARG:HE	2.05	0.60
3:AC:79:ARG:CB	3:AC:79:ARG:HH11	2.10	0.60
25:AZ:263:ARG:HB2	25:AZ:263:ARG:CZ	2.31	0.60
25:CZ:263:ARG:CZ	25:CZ:263:ARG:HB2	2.32	0.60
16:CP:53:VAL:HG23	16:CP:54:GLU:HG2	1.82	0.60
58:DZ:18:LEU:HD12	58:DZ:18:LEU:N	2.14	0.60
54:DV:40:LEU:HD22	54:DV:46:VAL:HA	1.84	0.60
54:DV:49:THR:HB	54:DV:50:PRO:HD2	1.83	0.60
57:DY:44:ILE:HD12	57:DY:44:ILE:N	2.16	0.60
12:CL:80:HIS:CB	24:CY:68:C:H4'	2.32	0.60
53:DU:66:ASN:HD21	53:DU:76:TYR:H	1.48	0.60
46:DN:72:TYR:HD2	46:DN:90:MET:HG3	1.65	0.60
26:D0:16:SER:HB2	36:DA:2262:U:C5	2.36	0.60

Continued on next page...

Continued from previous page...

Atom-1	Atom-2	Distance(Å)	Clash(Å)
1:CA:346:G:H2'	1:CA:346:G:N3	2.17	0.60
5:CE:40:ARG:NH2	5:CE:66:MET:HG2	2.16	0.60
24:AY:61:C:O2'	24:AY:62:U:H5''	2.01	0.60
53:BU:17:ILE:HG23	53:BU:39:LEU:HD12	1.84	0.60
39:DD:224:ALA:O	39:DD:226:MET:N	2.34	0.60
36:DA:1363:C:H2'	36:DA:1364:G:H8	1.66	0.60
48:DP:85:LEU:HA	48:DP:88:LEU:CB	2.31	0.60
22:CV:56:C:C1'	42:DG:76:SER:HB2	2.31	0.60
1:CA:882:C:O2'	1:CA:883:C:H5'	2.01	0.60
38:BC:96:GLY:HA3	38:BC:99:ILE:HD11	1.84	0.60
52:DT:32:TYR:CD1	52:DT:32:TYR:N	2.69	0.60
28:B2:65:ASN:O	28:B2:67:LYS:N	2.34	0.60
36:BA:2092:U:H4'	36:BA:2093:G:C5'	2.20	0.60
36:BA:636:G:OP1	48:BP:132:LYS:HE2	2.01	0.60
41:DF:185:ASP:HA	41:DF:188:ARG:HD3	1.83	0.60
24:CY:70:C:O2'	24:CY:71:C:H5'	2.02	0.60
57:DY:84:ARG:CZ	57:DY:97:ARG:HB3	2.32	0.60
57:BY:17:SER:CB	57:BY:71:LYS:HE2	2.30	0.60
1:CA:540:G:H2'	1:CA:541:G:C8	2.35	0.60
48:BP:40:SER:O	48:BP:41:ARG:HD3	2.00	0.60
32:D6:5:VAL:HB	36:DA:2284:C:OP2	2.01	0.60
51:BS:85:VAL:O	51:BS:106:ARG:HG3	1.99	0.60
7:AG:37:ASN:O	7:AG:41:ARG:HG3	2.01	0.60
1:CA:1125:U:O4	10:CJ:5:ARG:HG3	2.02	0.60
2:CB:42:ILE:CD1	2:CB:202:PRO:HB2	2.31	0.60
10:AJ:28:ARG:HH11	10:AJ:28:ARG:HB3	1.66	0.60
1:AA:961:U:O2'	1:AA:962:C:O5'	2.19	0.60
28:B2:18:PRO:CG	28:B2:72:ALA:HA	2.31	0.60
36:DA:271(R):G:O2'	36:DA:271(S):G:H5'	2.01	0.60
36:DA:2061:G:H5''	36:DA:2503:A:C2	2.37	0.60
54:DV:55:ALA:O	54:DV:56:SER:HB3	2.01	0.60
36:DA:970:C:H2'	36:DA:971:C:C6	2.36	0.60
58:DZ:34:ASN:O	58:DZ:35:ARG:HD2	2.01	0.60
34:D8:39:LYS:HG3	34:D8:43:GLN:NE2	2.17	0.60
39:DD:142:VAL:HG21	39:DD:191:ALA:HB1	1.84	0.60
25:CZ:104:LEU:HD23	25:CZ:133:VAL:HG22	1.83	0.60
1:CA:444:C:H2'	1:CA:445:G:C8	2.35	0.60
36:BA:496:G:H1'	55:BW:61:ASN:HD22	1.67	0.60
1:CA:522:C:H41	12:CL:53:ARG:HH22	1.48	0.60
12:CL:69:TYR:HB2	12:CL:96:VAL:HG11	1.84	0.60
36:DA:898:C:H2'	36:DA:899:A:O4'	2.02	0.60
24:CY:61:C:O2'	24:CY:62:U:H5''	2.02	0.60

Continued on next page...

Continued from previous page...

Atom-1	Atom-2	Distance(Å)	Clash(Å)
5:CE:147:ASP:HB3	5:CE:150:ARG:HH12	1.66	0.60
14:CN:19:ARG:O	14:CN:20:ALA:C	2.40	0.60
36:BA:136:G:H2'	36:BA:137:C:H6	1.65	0.60
38:DC:96:GLY:HA3	38:DC:99:ILE:HD11	1.83	0.60
46:BN:133:GLN:CG	46:BN:135:PRO:HD3	2.30	0.60
42:DG:57:ALA:HA	42:DG:90:LEU:HD21	1.83	0.60
42:DG:87:PRO:O	42:DG:88:ILE:HG12	2.01	0.60
4:AD:100:ARG:O	4:AD:104:VAL:HG23	2.01	0.60
36:BA:1499:C:H6	36:BA:1499:C:C5'	2.10	0.60
50:BR:30:THR:HG22	50:BR:31:HIS:ND1	2.16	0.60
2:AB:142:LEU:HD21	2:AB:146:GLN:NE2	2.16	0.60
48:BP:97:PRO:HD3	48:BP:126:VAL:O	2.02	0.60
36:DA:1499:C:H6	36:DA:1499:C:C5'	2.11	0.60
58:BZ:28:MET:O	58:BZ:34:ASN:HA	2.01	0.60
43:DH:105:LEU:N	43:DH:105:LEU:HD23	2.14	0.60
36:DA:2523:G:C2'	36:DA:2524:G:H5''	2.32	0.60
51:DS:35:ILE:H	51:DS:53:SER:HB2	1.67	0.60
1:CA:627:G:H2'	1:CA:628:G:H8	1.66	0.60
36:BA:654(C):G:C2'	36:BA:654(D):G:H5'	2.32	0.60
19:AS:16:LEU:N	19:AS:16:LEU:HD12	2.17	0.60
1:CA:194:C:C2'	1:CA:195:A:H5''	2.31	0.60
52:BT:35:LYS:HZ3	52:BT:41:ARG:HD2	1.67	0.60
49:DQ:19:GLY:O	49:DQ:98:LYS:HD3	2.02	0.60
39:DD:223:GLY:C	39:DD:224:ALA:O	2.39	0.60
16:AP:75:ARG:O	16:AP:78:GLY:N	2.26	0.60
44:DJ:97:UNK:HA	44:DJ:131:UNK:O	2.02	0.60
46:DN:96:GLU:H	46:DN:96:GLU:CD	2.05	0.60
40:BE:120:TRP:CE3	40:BE:155:LYS:HE3	2.36	0.60
5:AE:64:ARG:CZ	5:AE:64:ARG:HB2	2.30	0.60
1:CA:736:C:H2'	1:CA:737:A:C8	2.36	0.60
1:CA:927:G:OP2	1:CA:927:G:H4'	2.01	0.60
1:CA:56:U:H2'	1:CA:57:G:C8	2.36	0.60
36:DA:1921:G:O2'	36:DA:1922:G:H5'	2.02	0.60
7:AG:38:LEU:O	7:AG:38:LEU:HD12	2.01	0.60
49:BQ:5:ARG:HB2	49:BQ:5:ARG:CZ	2.30	0.60
6:CF:25:ILE:HD13	6:CF:25:ILE:O	2.01	0.60
36:DA:2248:C:H2'	36:DA:2249:U:H5'	1.83	0.60
1:CA:96:U:H2'	1:CA:97:G:N7	2.17	0.60
28:B2:35:LEU:HD13	28:B2:36:ARG:N	2.16	0.60
9:AI:90:PRO:HG2	9:AI:91:ASP:H	1.67	0.60
9:CI:53:VAL:O	9:CI:55:ALA:N	2.34	0.60
52:BT:28:VAL:O	52:BT:29:ARG:CB	2.48	0.60

Continued on next page...

Continued from previous page...

Atom-1	Atom-2	Distance(Å)	Clash(Å)
5:AE:80:ILE:HG13	5:AE:91:LEU:HB2	1.83	0.60
36:BA:603:A:H1'	36:BA:604:G:OP1	2.01	0.60
36:BA:1678:G:H22	36:BA:1989:G:H22	1.45	0.60
29:B3:29:ARG:HH22	36:BA:1183:G:H4'	1.66	0.60
52:DT:23:ARG:HG2	52:DT:120:ARG:HH12	1.65	0.60
58:DZ:58:VAL:HA	58:DZ:67:LEU:O	2.02	0.60
34:D8:15:LYS:HB2	48:DP:65:ARG:NH2	2.17	0.60
13:AM:3:ARG:NH2	13:AM:7:VAL:HG13	2.16	0.60
36:DA:1038:C:C2'	36:DA:1039:G:H5''	2.31	0.60
1:CA:390:C:O3'	16:CP:28:ARG:NH2	2.35	0.60
6:AF:10:LEU:HD11	6:AF:61:LEU:HD11	1.84	0.60
22:CW:44:G:H2'	22:CW:44:G:N3	2.17	0.60
36:BA:2074:U:H2'	36:BA:2075:U:C6	2.37	0.60
36:DA:2681:C:H5	36:DA:2725:A:H62	1.49	0.60
36:BA:1398:C:O2'	36:BA:1399:C:H5'	2.02	0.60
29:B3:39:ASP:OD1	29:B3:44:ARG:HD2	2.02	0.60
1:AA:1096:C:H5''	2:AB:137:ARG:HH21	1.66	0.60
56:DX:8:ILE:H	56:DX:8:ILE:HD12	1.66	0.60
53:BU:101:ARG:HH11	53:BU:101:ARG:HG3	1.67	0.60
38:DC:116:THR:HG22	38:DC:147:PHE:HA	1.84	0.60
40:DE:33:VAL:HG13	40:DE:33:VAL:O	2.02	0.60
56:BX:12:VAL:HG12	56:BX:27:THR:O	2.01	0.60
36:BA:1448:G:N3	36:BA:1528(A):A:H2	2.00	0.60
39:BD:62:TYR:CE1	39:BD:64:ILE:HA	2.36	0.60
52:BT:19:LEU:HD22	52:BT:85:LYS:HD3	1.82	0.60
52:BT:33:LYS:CE	52:BT:43:GLN:HE21	1.98	0.60
52:BT:28:VAL:HG22	52:BT:46:GLU:HA	1.84	0.60
36:DA:2312:U:H2'	36:DA:2313:C:H5''	1.84	0.60
32:B6:53:LYS:O	32:B6:54:ILE:OXT	2.20	0.60
36:BA:28:A:H61	36:BA:512:G:H1'	1.67	0.60
26:D0:70:GLN:NE2	26:D0:80:HIS:NE2	2.50	0.60
36:BA:676:A:H8	36:BA:2069:G:N2	1.94	0.60
36:BA:996:A:O3'	53:BU:92:ARG:HG2	2.02	0.60
36:BA:140:G:H1'	36:BA:141:A:H2	1.67	0.60
12:AL:26:ALA:HA	12:AL:64:TYR:CD2	2.37	0.60
1:AA:1234:C:O2'	1:AA:1235:U:H5'	2.02	0.60
41:BF:157:VAL:CG2	41:BF:194:MET:HG2	2.32	0.60
1:AA:1065:U:C5	1:AA:1190:G:H1'	2.37	0.60
54:BV:55:ALA:O	54:BV:56:SER:HB3	2.00	0.60
36:DA:848:G:N9	36:DA:933:A:H8	2.00	0.60
10:AJ:4:ILE:HB	10:AJ:74:ILE:CG1	2.31	0.60
1:CA:59:A:H5'	1:CA:60:A:H5''	1.83	0.60

Continued on next page...

Continued from previous page...

Atom-1	Atom-2	Distance(Å)	Clash(Å)
7:CG:78:ARG:O	7:CG:80:VAL:N	2.35	0.60
36:BA:814:C:H2'	36:BA:815:C:H6	1.66	0.60
36:BA:271(R):G:O2'	36:BA:271(S):G:H5'	2.01	0.60
36:BA:1188:U:H4'	54:BV:79:VAL:CG2	2.31	0.60
53:DU:48:ALA:O	53:DU:52:ARG:HG3	2.02	0.60
1:CA:1072:G:H2'	1:CA:1073:U:C6	2.36	0.60
58:BZ:6:LYS:HD3	58:BZ:60:GLU:HB2	1.84	0.60
36:BA:2866:U:C6	36:BA:2868:A:H1'	2.36	0.60
49:BQ:35:VAL:HG12	49:BQ:130:LYS:O	2.02	0.60
20:AT:74:LYS:HD3	20:AT:74:LYS:N	2.16	0.60
18:CR:32:ARG:HA	18:CR:69:THR:HG21	1.83	0.60
36:BA:2113:U:H2'	36:BA:2114:A:H8	1.66	0.60
36:BA:2115:G:N3	36:BA:2117:A:N7	2.50	0.60
1:AA:1258:G:O2'	1:AA:1259:C:H5'	2.02	0.60
38:BC:128:GLY:HA2	38:BC:137:LEU:HD23	1.83	0.60
52:DT:65:LYS:HG3	52:DT:66:VAL:N	2.17	0.60
25:CZ:258:LEU:O	25:CZ:259:ALA:HB3	2.00	0.60
52:DT:29:ARG:CB	52:DT:85:LYS:HA	2.32	0.60
42:DG:54:GLU:OE1	42:DG:55:LYS:N	2.35	0.60
42:DG:77:ILE:HB	42:DG:80:PHE:O	2.02	0.60
32:D6:15:GLU:OE2	32:D6:18:ARG:NH2	2.35	0.60
5:CE:80:ILE:HG13	5:CE:91:LEU:HB2	1.82	0.60
32:B6:25:LYS:HD2	36:BA:2285:C:H41	1.67	0.60
1:AA:1456:G:C2	1:AA:1457:G:H1'	2.37	0.60
25:AZ:263:ARG:HG3	25:AZ:264:LYS:N	2.17	0.60
2:AB:17:PHE:HD2	2:AB:44:LEU:HD11	1.66	0.60
2:AB:42:ILE:HD11	2:AB:202:PRO:HB2	1.83	0.60
47:BO:35:VAL:HG21	47:BO:103:ALA:CB	2.31	0.60
42:BG:111:LEU:O	42:BG:114:ILE:HG22	2.01	0.60
54:BV:40:LEU:HD22	54:BV:46:VAL:HA	1.83	0.60
16:AP:67:THR:HB	16:AP:70:ALA:CB	2.32	0.60
10:CJ:34:VAL:CG2	10:CJ:74:ILE:HG22	2.32	0.60
22:CW:30:G:H2'	22:CW:31:A:H8	1.67	0.60
36:BA:1332:G:N2	36:BA:1609:A:O2'	2.34	0.60
16:AP:43:LYS:O	16:AP:45:THR:N	2.35	0.60
12:AL:77:LEU:HD11	12:AL:107:ALA:HA	1.82	0.60
36:DA:2779:U:H1'	36:DA:2781:A:C6	2.37	0.60
40:BE:44:TYR:O	40:BE:45:THR:CB	2.49	0.60
46:DN:2:LYS:HZ1	54:DV:13:ARG:H	1.50	0.60
36:BA:16:G:O2'	36:BA:17:G:H5'	2.01	0.60
1:AA:254:G:OP1	17:AQ:67:LYS:O	2.20	0.60
36:DA:2886:G:H2'	36:DA:2887:U:C6	2.37	0.60

Continued on next page...

Continued from previous page...

Atom-1	Atom-2	Distance(Å)	Clash(Å)
25:CZ:226:GLU:O	25:CZ:300:ARG:HD2	2.02	0.60
38:BC:29:VAL:HG11	38:BC:214:VAL:HG12	1.84	0.60
27:D1:8:SER:OG	27:D1:10:LYS:HG3	2.01	0.60
18:AR:26:LEU:CD2	18:AR:39:VAL:HG13	2.31	0.60
1:CA:57:G:H2'	1:CA:58:C:C6	2.37	0.60
1:AA:748:C:H4'	1:AA:749:C:O5'	2.02	0.60
48:BP:77:ARG:HD3	48:BP:78:PRO:HD2	1.81	0.60
38:BC:40:THR:HG22	38:BC:177:LYS:HD2	1.84	0.60
48:BP:85:LEU:HA	48:BP:88:LEU:HB2	1.84	0.60
36:BA:1750:G:O2'	36:BA:1751:C:H5'	2.01	0.60
36:BA:391:G:O2'	36:BA:392:C:H5'	2.02	0.60
53:BU:44:ASN:ND2	54:BV:75:PHE:HB3	2.17	0.60
20:AT:25:ARG:HG3	20:AT:25:ARG:HH11	1.65	0.60
28:B2:52:ASP:O	28:B2:56:GLN:HG2	2.02	0.60
1:CA:1039:C:H2'	1:CA:1040:U:C6	2.37	0.60
13:CM:65:LYS:O	13:CM:70:LEU:HD12	2.02	0.60
58:BZ:150:LEU:HD23	58:BZ:171:ILE:HD11	1.82	0.60
9:CI:90:PRO:HG2	9:CI:91:ASP:H	1.67	0.60
36:DA:2099:U:H2'	36:DA:2100:G:H8	1.62	0.60
51:BS:58:LEU:HG	51:BS:59:LYS:H	1.66	0.60
57:DY:27:VAL:HG12	57:DY:29:GLU:H	1.67	0.60
51:BS:89:ARG:HG3	51:BS:92:TYR:CA	2.31	0.60
36:BA:654(U):A:H2'	36:BA:654(V):A:C8	2.37	0.60
41:DF:100:THR:O	41:DF:100:THR:HG22	2.00	0.60
41:DF:101:LEU:HD12	41:DF:102:PRO:HD2	1.83	0.60
42:DG:114:ILE:C	42:DG:116:ASP:H	2.04	0.60
29:D3:29:ARG:HH22	36:DA:1183:G:H4'	1.67	0.60
36:DA:2572:A:N7	40:DE:145:LYS:HB2	2.16	0.60
13:AM:57:ARG:HH12	30:B4:34:GLU:HG3	1.66	0.60
22:CW:30:G:H2'	22:CW:31:A:C8	2.37	0.60
1:CA:192:U:H1'	20:CT:103:GLY:HA2	1.82	0.60
2:CB:111:ARG:HG2	2:CB:111:ARG:HH11	1.67	0.60
36:DA:2162:G:O2'	36:DA:2163:C:H5'	2.01	0.60
1:AA:339:C:OP2	47:BO:97:ARG:NH1	2.35	0.60
50:BR:103:ARG:O	50:BR:104:ARG:HB2	2.02	0.60
1:CA:382:A:H2'	1:CA:383:A:C8	2.37	0.60
19:AS:44:MET:SD	19:AS:44:MET:N	2.75	0.60
4:AD:70:ILE:HG22	4:AD:71:SER:O	2.01	0.60
17:CQ:45:HIS:CD2	17:CQ:47:PRO:HD3	2.37	0.60
1:CA:559:A:P	5:CE:126:ARG:HH22	2.24	0.60
12:CL:51:ALA:C	12:CL:52:LEU:HD22	2.22	0.60
25:CZ:121:LEU:O	25:CZ:125:GLN:HG2	2.02	0.60

Continued on next page...

Continued from previous page...

Atom-1	Atom-2	Distance(Å)	Clash(Å)
7:AG:27:ILE:HD13	7:AG:40:ALA:HA	1.83	0.60
27:B1:60:PHE:CE1	27:B1:91:LYS:HG3	2.37	0.60
22:CV:4:C:H2'	22:CV:5:G:H5''	1.84	0.60
13:AM:15:VAL:HG22	13:AM:43:THR:O	2.02	0.59
1:CA:227:G:C3'	1:CA:228:A:H5''	2.31	0.59
1:CA:228:A:C5'	1:CA:228:A:H8	2.14	0.59
52:DT:28:VAL:HG22	52:DT:46:GLU:HA	1.84	0.59
36:BA:2312:U:H2'	36:BA:2313:C:C5'	2.32	0.59
42:BG:47:LYS:HE3	42:BG:81:LYS:HB3	1.84	0.59
22:CW:7:A:C4	22:CW:49:C:H5	2.20	0.59
42:DG:77:ILE:HG22	42:DG:79:ASN:O	2.02	0.59
25:CZ:355:LEU:HD23	25:CZ:368:VAL:HG11	1.84	0.59
57:BY:98:VAL:O	57:BY:99:CYS:SG	2.59	0.59
14:CN:59:ALA:O	14:CN:60:SER:CB	2.45	0.59
54:DV:99:ILE:O	54:DV:99:ILE:HG12	2.01	0.59
39:DD:43:ARG:HB2	39:DD:54:ARG:CB	2.32	0.59
6:CF:10:LEU:HD11	6:CF:61:LEU:HD11	1.84	0.59
4:CD:138:TYR:HD1	4:CD:138:TYR:C	2.04	0.59
52:DT:50:ILE:HD13	52:DT:64:ARG:HB3	1.84	0.59
50:DR:2:ARG:HG3	50:DR:2:ARG:NH1	2.17	0.59
49:DQ:60:ARG:HB3	49:DQ:60:ARG:HH11	1.63	0.59
13:CM:49:THR:HB	13:CM:52:GLU:HG3	1.84	0.59
22:CW:74:C:H4'	27:D1:23:LYS:HE2	1.84	0.59
36:DA:325:G:H2'	36:DA:326:G:C8	2.35	0.59
36:DA:774:A:H2	36:DA:787:U:O2'	1.84	0.59
1:AA:191:G:C4	20:AT:105:SER:HB3	2.35	0.59
49:BQ:22:LYS:H	58:BZ:78:LYS:NZ	1.99	0.59
24:AY:70:C:O2'	24:AY:71:C:H5'	2.02	0.59
16:CP:49:LEU:HD12	16:CP:50:LYS:H	1.66	0.59
38:BC:10:LEU:HD11	38:BC:34:THR:OG1	2.02	0.59
8:AH:12:ARG:NH1	8:AH:27:PRO:HD3	2.17	0.59
1:CA:1429:C:H2'	1:CA:1430:C:C6	2.37	0.59
5:CE:64:ARG:HB2	5:CE:64:ARG:CZ	2.32	0.59
25:AZ:200:TRP:O	25:AZ:204:ASP:HB2	2.02	0.59
58:BZ:62:PRO:C	58:BZ:64:GLY:H	2.04	0.59
58:BZ:76:LEU:HD23	58:BZ:83:PRO:HA	1.84	0.59
36:DA:118:A:N3	36:DA:178:G:H1'	2.17	0.59
46:BN:12:ARG:HB3	46:BN:50:ASP:OD1	2.02	0.59
36:DA:1642:G:O2'	36:DA:1643:G:H5'	2.02	0.59
46:DN:12:ARG:HB3	46:DN:50:ASP:OD1	2.02	0.59
1:AA:559:A:P	5:AE:126:ARG:HH22	2.24	0.59
1:CA:1005:A:H5'	1:CA:1037:C:O2	2.02	0.59

Continued on next page...

Continued from previous page...

Atom-1	Atom-2	Distance(Å)	Clash(Å)
1:AA:1004:A:H5'	1:AA:1005:A:OP2	2.01	0.59
1:AA:1006:C:N4	1:AA:1024:G:H21	1.99	0.59
34:B8:6:THR:HG21	34:B8:63:PRO:HD3	1.84	0.59
41:DF:185:ASP:HA	41:DF:188:ARG:CD	2.31	0.59
1:CA:1330:U:H5'	1:CA:1331:G:OP2	2.02	0.59
36:DA:2312:U:H2'	36:DA:2313:C:C5'	2.32	0.59
50:BR:99:LYS:CD	50:BR:99:LYS:H	2.01	0.59
57:DY:81:LYS:O	57:DY:82:PRO:O	2.20	0.59
32:B6:9:LEU:HD22	32:B6:10:LEU:N	2.17	0.59
51:BS:89:ARG:HG3	51:BS:92:TYR:HA	1.83	0.59
36:DA:1188:U:H4'	54:DV:79:VAL:HG22	1.84	0.59
1:CA:979:C:H2'	1:CA:980:C:H5''	1.83	0.59
20:AT:57:ARG:HD3	20:AT:102:GLY:HA2	1.83	0.59
2:CB:17:PHE:CD2	2:CB:44:LEU:HD11	2.36	0.59
39:BD:183:ARG:HG2	39:BD:183:ARG:NH1	2.16	0.59
31:D5:56:LYS:O	31:D5:57:VAL:C	2.39	0.59
50:DR:2:ARG:HD2	50:DR:2:ARG:O	2.00	0.59
36:DA:145:G:C2'	36:DA:146:G:H5''	2.30	0.59
36:BA:848:G:N3	36:BA:933:A:H1'	2.17	0.59
28:B2:27:GLU:O	28:B2:30:ARG:HB3	2.01	0.59
36:BA:1720:U:C3'	36:BA:1721:G:H5''	2.31	0.59
1:AA:977:A:C2'	1:AA:977:A:N3	2.64	0.59
6:AF:62:TRP:C	6:AF:63:TYR:HD1	2.04	0.59
9:CI:99:LEU:HD22	9:CI:99:LEU:N	2.16	0.59
31:D5:11:THR:OG1	36:DA:1264:G:H5'	2.01	0.59
8:AH:2:LEU:HD21	8:AH:5:PRO:HA	1.84	0.59
27:D1:62:VAL:HG22	27:D1:63:ALA:O	2.02	0.59
38:DC:128:GLY:HA2	38:DC:137:LEU:HD23	1.84	0.59
3:CC:3:ASN:CG	3:CC:4:LYS:H	2.04	0.59
1:AA:1499:A:O2'	1:AA:1500:A:H5'	2.02	0.59
38:BC:116:THR:HG22	38:BC:147:PHE:HA	1.84	0.59
36:DA:32:C:O2'	36:DA:33:U:H5'	2.02	0.59
1:AA:1039:C:H2'	1:AA:1040:U:C6	2.37	0.59
32:D6:15:GLU:OE1	32:D6:18:ARG:CG	2.50	0.59
57:DY:77:PRO:O	57:DY:99:CYS:SG	2.61	0.59
57:DY:81:LYS:HD3	57:DY:97:ARG:HG3	1.85	0.59
3:CC:81:GLY:HA3	3:CC:85:ARG:CZ	2.31	0.59
48:DP:95:VAL:HG23	48:DP:125:VAL:HA	1.83	0.59
36:DA:1019:U:H3	36:DA:1142(A):A:N6	1.94	0.59
51:DS:30:ARG:NH2	51:DS:62:LYS:HD3	2.11	0.59
36:DA:512:G:HO2'	36:DA:513:A:H8	1.49	0.59
43:DH:54:ARG:HG2	43:DH:54:ARG:NH1	2.17	0.59

Continued on next page...

Continued from previous page...

Atom-1	Atom-2	Distance(Å)	Clash(Å)
1:AA:858:G:C5	1:AA:869:G:N7	2.70	0.59
12:AL:81:SER:HA	12:AL:106:ASP:OD2	2.02	0.59
31:B5:25:LEU:HD12	55:BW:19:LEU:HG	1.83	0.59
4:AD:138:TYR:CD1	4:AD:138:TYR:C	2.76	0.59
3:AC:14:ILE:HG12	3:AC:15:THR:N	2.17	0.59
1:AA:1319:A:H5'	1:AA:1320:C:OP1	2.02	0.59
28:B2:6:VAL:HG12	28:B2:10:LEU:HD21	1.83	0.59
20:AT:26:ASN:HD22	20:AT:26:ASN:N	2.00	0.59
36:DA:848:G:H8	36:DA:848:G:H5'	1.67	0.59
36:DA:2712:U:O2'	36:DA:2713:A:H5'	2.01	0.59
24:AY:57:G:C2'	24:AY:58:A:H5'	2.33	0.59
1:CA:198:G:O2'	1:CA:199:G:H8	1.85	0.59
41:BF:114:VAL:HG21	41:BF:202:PHE:CE1	2.37	0.59
1:CA:1354:C:H2'	1:CA:1355:G:H8	1.66	0.59
36:DA:2555:U:H2'	36:DA:2556:C:H5'	1.83	0.59
36:BA:2032:G:OP2	36:BA:2454:G:O2'	2.20	0.59
1:CA:1096:C:H5''	2:CB:137:ARG:HH21	1.67	0.59
1:CA:1376:U:H2'	1:CA:1377:A:C8	2.37	0.59
22:AV:1:G:H1'	26:B0:5:LYS:NZ	2.16	0.59
21:CU:3:LYS:HB3	21:CU:14:TRP:CD1	2.37	0.59
36:BA:898:C:H2'	36:BA:899:A:O4'	2.02	0.59
1:AA:1054:C:O2'	1:AA:1055:A:C5'	2.50	0.59
39:DD:24:ILE:HG23	39:DD:25:THR:H	1.67	0.59
46:DN:45:ASN:HD22	46:DN:45:ASN:H	1.50	0.59
36:DA:2101:G:C3'	36:DA:2102:U:H5''	2.32	0.59
36:DA:271(L):U:C5'	36:DA:271(M):G:H5'	2.21	0.59
32:D6:13:CYS:O	32:D6:21:TYR:HA	2.02	0.59
57:BY:77:PRO:O	57:BY:99:CYS:SG	2.61	0.59
4:AD:4:TYR:O	4:AD:5:ILE:HB	2.01	0.59
34:B8:41:ILE:HD12	36:BA:2419:U:OP1	2.02	0.59
34:D8:32:LEU:HG	34:D8:36:LYS:HZ3	1.65	0.59
4:CD:19:LEU:HD12	4:CD:19:LEU:N	2.16	0.59
36:BA:661:C:H4'	48:BP:16:ARG:NH1	2.18	0.59
39:DD:183:ARG:HG2	39:DD:183:ARG:NH1	2.17	0.59
1:CA:1319:A:H5'	1:CA:1320:C:OP1	2.02	0.59
1:CA:265:G:C2'	1:CA:266:G:H5''	2.31	0.59
25:CZ:26:THR:HG21	60:CZ:501:GDP:C8	2.37	0.59
36:BA:140:G:H1'	36:BA:141:A:C2	2.37	0.59
1:AA:542:G:H2'	1:AA:543:C:H6	1.68	0.59
16:AP:53:VAL:HG23	16:AP:54:GLU:HG2	1.85	0.59
22:CV:51:U:H2'	22:CV:52:G:H8	1.66	0.59
16:AP:8:ARG:NH2	16:AP:15:PRO:HG3	2.17	0.59

Continued on next page...

Continued from previous page...

Atom-1	Atom-2	Distance(Å)	Clash(Å)
36:DA:1480:G:H2'	36:DA:1481:U:C5'	2.30	0.59
25:AZ:226:GLU:O	25:AZ:300:ARG:HD2	2.02	0.59
36:BA:1480:G:H2'	36:BA:1481:U:C5'	2.31	0.59
25:AZ:131:ILE:O	25:AZ:168:VAL:HG13	2.02	0.59
36:DA:2115:G:N3	36:DA:2117:A:N7	2.50	0.59
36:DA:1192:G:O2'	36:DA:1193:G:H5'	2.02	0.59
49:BQ:19:GLY:HA3	58:BZ:79:ARG:HH22	1.68	0.59
1:CA:1030(D):A:H2'	1:CA:1031:G:H5'	1.84	0.59
1:CA:665:A:H2'	1:CA:732:C:O2	2.02	0.59
38:DC:161:ILE:HG21	38:DC:174:PRO:HG2	1.83	0.59
6:CF:28:ARG:HG3	6:CF:28:ARG:HH11	1.67	0.59
28:B2:22:GLU:O	28:B2:26:ARG:HB2	2.03	0.59
43:DH:84:SER:O	43:DH:85:LYS:HB3	2.02	0.59
36:BA:2186:G:H2'	36:BA:2187:G:C8	2.38	0.59
36:BA:30:G:H2'	36:BA:31:C:C6	2.38	0.59
10:AJ:61:GLU:OE2	14:AN:49:HIS:HE1	1.86	0.59
32:B6:52:VAL:HG12	32:B6:53:LYS:H	1.68	0.59
36:DA:2148:G:O2'	36:DA:2149:G:H5'	2.02	0.59
42:DG:37:VAL:HG21	42:DG:103:LEU:HD11	1.84	0.59
48:BP:16:ARG:CB	48:BP:16:ARG:HH11	2.16	0.59
36:BA:1678:G:N2	36:BA:1989:G:N2	2.47	0.59
36:BA:1210:A:C8	36:BA:1210:A:H5'	2.37	0.59
53:DU:92:ARG:HH21	54:DV:10:LYS:HB3	1.65	0.59
53:BU:92:ARG:HH21	54:BV:10:LYS:CB	2.16	0.59
36:DA:1207:C:H2'	36:DA:1208:C:C6	2.33	0.59
36:DA:330:A:HO2'	36:DA:331:A:H8	1.49	0.59
36:BA:1058:G:C3'	36:BA:1059:G:H5''	2.32	0.59
31:B5:48:GLU:O	31:B5:49:CYS:CB	2.50	0.59
36:BA:2884:U:H2'	36:BA:2885:C:H5'	1.84	0.59
36:DA:34:C:H41	36:DA:447:A:N6	2.00	0.59
55:DW:82:LEU:N	55:DW:82:LEU:HD12	2.14	0.59
1:AA:1158:C:C2'	1:AA:1158:C:O2	2.49	0.59
46:DN:18:ALA:HB3	46:DN:56:ASN:O	2.02	0.59
36:DA:1450(A):C:H2'	36:DA:1451:C:C5	2.38	0.59
50:DR:72:ASP:HB3	50:DR:75:LEU:HB3	1.84	0.59
40:DE:44:TYR:O	40:DE:45:THR:CB	2.51	0.59
36:BA:693:C:O2'	36:BA:694:U:H5'	2.03	0.59
36:BA:1082:U:O2'	44:BJ:38:UNK:HA	2.03	0.59
36:BA:1270:C:H5''	36:BA:1271:G:O5'	2.03	0.59
25:AZ:126:VAL:HG13	61:AZ:502:KIR:C47	2.33	0.59
1:CA:178:C:O2'	1:CA:179:A:H5'	2.03	0.59
36:BA:2591:C:H2'	36:BA:2592:G:C8	2.37	0.59

Continued on next page...

Continued from previous page...

Atom-1	Atom-2	Distance(Å)	Clash(Å)
17:CQ:9:VAL:HG11	17:CQ:84:LEU:HD12	1.85	0.59
3:AC:60:ALA:O	3:AC:61:ALA:HB2	2.01	0.59
13:CM:3:ARG:NH2	13:CM:7:VAL:HG13	2.17	0.59
28:B2:60:LEU:HA	28:B2:63:VAL:CG2	2.33	0.59
36:BA:297:C:H2'	36:BA:298:G:O4'	2.02	0.59
41:BF:168:ARG:CG	41:BF:175:THR:HG21	2.23	0.59
52:BT:32:TYR:N	52:BT:32:TYR:CD1	2.70	0.59
36:DA:2833:G:H3'	36:DA:2834:G:H5'	1.82	0.59
36:DA:2631:G:N2	40:DE:61:ARG:NH1	2.50	0.59
36:DA:2632:A:O2'	40:DE:61:ARG:NH2	2.35	0.59
4:CD:55:ALA:O	4:CD:59:ARG:HG2	2.03	0.59
36:DA:1058:G:C3'	36:DA:1059:G:H5''	2.32	0.59
40:DE:117:MET:CE	40:DE:136:ARG:HA	2.32	0.59
41:BF:206:ILE:HG22	41:BF:207:GLY:N	2.17	0.59
19:AS:78:ARG:O	19:AS:81:ARG:HD3	2.02	0.59
55:DW:11:ARG:HG2	55:DW:11:ARG:NH1	2.15	0.59
7:CG:113:GLU:O	7:CG:119:ARG:HD3	2.03	0.59
36:DA:139(A):G:N2	56:DX:44:GLU:OE1	2.30	0.59
16:CP:8:ARG:NH2	16:CP:15:PRO:HG3	2.18	0.59
22:CV:44:G:H2'	22:CV:45:U:H5'	1.85	0.59
5:CE:64:ARG:HH11	5:CE:64:ARG:HG3	1.68	0.59
1:AA:180:U:H2'	1:AA:181:G:H5'	1.82	0.59
36:BA:176:G:O2'	36:BA:177:G:H5'	2.03	0.59
36:BA:2389:G:H5''	36:BA:2390:U:H5'	1.84	0.59
3:AC:23:TYR:CD1	3:AC:24:ALA:N	2.71	0.59
36:BA:1095:A:H2'	36:BA:1096:A:H8	1.67	0.59
1:AA:393:A:O2'	1:AA:394:G:H5'	2.03	0.59
36:BA:2681:C:H5	36:BA:2725:A:H62	1.51	0.59
36:DA:2358:G:H22	48:DP:55:ARG:HH21	1.49	0.59
33:B7:9:ARG:NE	36:BA:1310:G:OP2	2.31	0.59
36:DA:852:G:O2'	36:DA:853:G:H5'	2.02	0.59
20:CT:74:LYS:HD3	20:CT:74:LYS:N	2.17	0.59
1:AA:1151:A:HO2'	1:AA:1152:A:H8	1.49	0.59
13:CM:15:VAL:HG11	13:CM:48:LEU:HD11	1.84	0.59
28:B2:69:ARG:H	28:B2:69:ARG:HD2	1.68	0.59
36:BA:2312:U:C3'	42:BG:71:THR:HG21	2.32	0.59
36:DA:925:C:H2'	36:DA:926:A:C5'	2.24	0.59
9:CI:53:VAL:HG13	9:CI:95:LYS:CD	2.30	0.59
52:BT:30:VAL:CG2	52:BT:83:ILE:HG12	2.32	0.59
57:BY:81:LYS:O	57:BY:82:PRO:O	2.20	0.59
48:DP:97:PRO:HD3	48:DP:126:VAL:O	2.02	0.59
34:D8:33:ASN:HD22	36:DA:2419:U:H5''	1.66	0.59

Continued on next page...

Continued from previous page...

Atom-1	Atom-2	Distance(Å)	Clash(Å)
40:DE:59:VAL:CG2	40:DE:63:LEU:HA	2.33	0.59
42:DG:32:PRO:HB2	42:DG:172:LEU:HD12	1.84	0.59
27:B1:61:ARG:NH1	27:B1:61:ARG:HG2	2.15	0.59
58:DZ:163:LEU:HD12	58:DZ:165:VAL:CG2	2.32	0.59
28:D2:31:GLU:HB3	28:D2:53:LEU:HD11	1.84	0.59
6:AF:11:ASN:HB3	6:AF:14:LEU:CG	2.31	0.59
20:AT:26:ASN:HD22	20:AT:26:ASN:H	1.50	0.59
48:DP:65:ARG:CB	48:DP:68:GLN:HE22	2.16	0.59
22:AW:30:G:H2'	22:AW:31:A:C8	2.38	0.59
58:BZ:149:SER:HB3	58:BZ:173:ALA:HA	1.84	0.59
52:DT:58:ASN:N	52:DT:58:ASN:HD22	1.96	0.59
13:CM:108:ARG:HG3	13:CM:108:ARG:HH11	1.68	0.59
1:AA:437:U:C5'	4:AD:155:LEU:HD13	2.32	0.59
38:DC:10:LEU:HD11	38:DC:34:THR:OG1	2.02	0.59
5:AE:40:ARG:NH2	5:AE:66:MET:HG2	2.17	0.59
48:DP:85:LEU:HA	48:DP:88:LEU:HB2	1.84	0.59
1:AA:633:G:H5'	1:AA:634:C:OP2	2.03	0.59
17:CQ:85:VAL:O	17:CQ:89:LEU:HG	2.03	0.59
1:CA:37:U:OP1	12:CL:124:LYS:HB3	2.02	0.59
17:CQ:3:LYS:HB3	17:CQ:61:GLU:HB3	1.84	0.59
36:DA:2840:C:H2'	36:DA:2841:C:C6	2.37	0.59
1:CA:748:C:H4'	1:CA:749:C:O5'	2.02	0.59
25:CZ:126:VAL:O	25:CZ:128:VAL:HG23	2.02	0.59
36:BA:2153:G:O2'	36:BA:2154:G:H5'	2.02	0.59
44:DJ:120:UNK:O	44:DJ:121:UNK:CB	2.50	0.59
36:DA:1902:C:H1'	39:DD:244:ARG:HG3	1.84	0.59
42:BG:86:MET:N	42:BG:87:PRO:HD3	2.18	0.59
36:DA:1887:C:C3'	36:DA:1888:G:H5''	2.33	0.59
34:B8:10:ALA:HB3	34:B8:60:LEU:HD21	1.83	0.59
32:D6:15:GLU:OE2	32:D6:41:PRO:HB2	2.03	0.59
57:DY:13:VAL:HG11	57:DY:28:LYS:HD3	1.85	0.59
36:DA:272(I):U:H2'	36:DA:272(J):C:H6	1.66	0.59
4:AD:124:GLY:O	4:AD:126:ILE:N	2.35	0.59
20:CT:57:ARG:HD3	20:CT:102:GLY:HA2	1.84	0.59
48:DP:24:GLY:HA3	48:DP:33:ARG:HH12	1.68	0.59
36:DA:832:G:OP1	48:DP:40:SER:HB3	2.01	0.59
4:CD:11:LEU:HD22	4:CD:66:ARG:NH1	2.18	0.59
27:B1:80:LEU:CB	27:B1:82:LEU:HD13	2.29	0.59
52:DT:3:ARG:HB2	52:DT:6:LEU:HB2	1.85	0.59
36:BA:1109:C:H2'	36:BA:1110:G:O4'	2.02	0.59
13:CM:12:ASN:N	13:CM:12:ASN:HD22	1.96	0.59
4:AD:55:ALA:O	4:AD:59:ARG:HG2	2.03	0.59

Continued on next page...

Continued from previous page...

Atom-1	Atom-2	Distance(Å)	Clash(Å)
36:DA:2464:C:O2'	36:DA:2465:C:H6	1.84	0.59
12:CL:6:THR:H	12:CL:9:GLN:HE21	1.49	0.59
36:BA:331:A:H1'	36:BA:332:A:OP1	2.03	0.59
1:CA:722:A:HO2'	1:CA:724:G:H8	1.50	0.59
36:BA:1009:A:H1'	53:BU:59:ARG:NH1	2.18	0.59
36:DA:1060:U:H1'	36:DA:1061:U:OP2	2.02	0.59
1:CA:1158:C:O2	1:CA:1158:C:C2'	2.50	0.59
27:D1:82:LEU:HD11	27:D1:90:ILE:CD1	2.33	0.59
19:AS:62:ILE:HA	19:AS:66:MET:CE	2.32	0.59
52:BT:23:ARG:HG2	52:BT:120:ARG:NH1	2.17	0.59
37:BB:68:C:H2'	37:BB:69:G:O4'	2.02	0.59
19:CS:16:LEU:N	19:CS:16:LEU:HD12	2.17	0.59
9:CI:111:ARG:O	9:CI:119:ALA:HB2	2.03	0.59
6:CF:57:GLN:H	6:CF:57:GLN:HE21	1.51	0.59
50:BR:72:ASP:HB3	50:BR:75:LEU:HB3	1.84	0.59
36:DA:1809:A:H2'	36:DA:1810:A:C8	2.38	0.59
2:AB:7:VAL:O	2:AB:11:LEU:HD12	2.03	0.59
48:BP:85:LEU:HA	48:BP:88:LEU:CB	2.32	0.59
36:BA:2152:G:O2'	36:BA:2153:G:H5'	2.01	0.59
1:AA:731:G:OP1	1:AA:766:A:H1'	2.03	0.59
1:CA:613:C:H2'	1:CA:614:A:H8	1.68	0.59
39:DD:65:ILE:H	39:DD:65:ILE:HD13	1.67	0.59
17:AQ:9:VAL:HG11	17:AQ:84:LEU:HD12	1.85	0.59
12:AL:51:ALA:C	12:AL:52:LEU:HD22	2.23	0.59
37:DB:56:G:H4'	37:DB:57:A:O5'	2.03	0.59
36:BA:414:C:H1'	36:BA:1864:U:O2'	2.01	0.59
30:B4:42:PHE:O	30:B4:43:TYR:O	2.21	0.59
17:AQ:45:HIS:CD2	17:AQ:47:PRO:HD3	2.38	0.59
1:CA:1151:A:HO2'	1:CA:1152:A:H8	1.50	0.59
58:BZ:72:ARG:CG	58:BZ:89:PHE:HB2	2.31	0.59
40:BE:52:LEU:HD21	52:BT:1:MET:HE3	1.83	0.59
41:BF:127:GLU:OE1	41:BF:196:LEU:HD12	2.02	0.59
58:DZ:98:MET:O	58:DZ:125:LEU:HA	2.03	0.59
52:BT:13:ARG:HH11	52:BT:13:ARG:HA	1.62	0.59
57:BY:29:GLU:N	57:BY:29:GLU:OE1	2.36	0.59
51:DS:89:ARG:HG3	51:DS:92:TYR:CA	2.33	0.59
26:B0:70:GLN:NE2	26:B0:80:HIS:NE2	2.50	0.59
15:AO:82:ILE:CD1	15:AO:87:ILE:HB	2.32	0.59
42:BG:121:ASN:C	42:BG:121:ASN:HD22	2.05	0.59
1:CA:1116:C:C2'	1:CA:1117:G:H5"	2.32	0.59
50:DR:84:ALA:HB3	50:DR:85:PRO:HD3	1.85	0.59
28:B2:27:GLU:O	28:B2:30:ARG:CB	2.51	0.59

Continued on next page...

Continued from previous page...

Atom-1	Atom-2	Distance(Å)	Clash(Å)
53:DU:70:ARG:HA	53:DU:74:LEU:O	2.03	0.59
42:BG:52:ILE:HG12	42:BG:54:GLU:H	1.68	0.59
1:AA:37:U:OP1	12:AL:124:LYS:HB3	2.02	0.59
36:DA:1510:G:O2'	36:DA:1511:C:H5'	2.03	0.59
36:BA:2248:C:H2'	36:BA:2249:U:H5'	1.85	0.59
29:B3:31:LEU:HD23	29:B3:32:GLN:H	1.67	0.59
44:BJ:28:UNK:HA	44:BJ:82:UNK:HA	1.85	0.59
56:BX:8:ILE:H	56:BX:8:ILE:HD12	1.68	0.59
4:AD:88:VAL:O	4:AD:92:VAL:HG23	2.02	0.59
38:BC:118:ASP:C	38:BC:120:MET:H	2.04	0.59
28:B2:62:THR:HG21	36:BA:76:C:HO2'	1.68	0.59
42:BG:42:GLY:HA2	42:BG:89:GLY:HA2	1.85	0.59
42:BG:45:GLU:OE1	42:BG:45:GLU:N	2.36	0.59
27:B1:3:LYS:N	27:B1:3:LYS:NZ	2.43	0.59
25:AZ:355:LEU:HD23	25:AZ:368:VAL:HG11	1.84	0.59
34:B8:33:ASN:HD22	36:BA:2419:U:H5''	1.67	0.59
4:CD:4:TYR:O	4:CD:5:ILE:HB	2.02	0.59
2:AB:114:ARG:HH12	2:AB:118:LEU:HD21	1.66	0.59
1:AA:858:G:C6	1:AA:869:G:C8	2.89	0.59
42:DG:93:THR:O	42:DG:94:LEU:HD23	2.02	0.59
36:BA:2811:G:OP1	40:BE:60:ASN:HB2	2.03	0.59
41:BF:28:ILE:HD13	41:BF:28:ILE:N	2.12	0.59
36:DA:1208:C:O2	36:DA:1208:C:H2'	2.03	0.59
36:BA:1060:U:H1'	36:BA:1061:U:OP2	2.02	0.59
52:DT:96:ARG:CZ	52:DT:96:ARG:HB2	2.33	0.59
36:BA:2533:A:H2'	36:BA:2534:A:O4'	2.02	0.59
2:AB:229:VAL:CG1	2:AB:230:VAL:H	2.15	0.59
36:DA:848:G:O6	36:DA:928:G:H2'	2.02	0.59
10:CJ:4:ILE:N	10:CJ:4:ILE:HD12	2.18	0.59
36:BA:848:G:H8	36:BA:848:G:H5'	1.68	0.59
40:BE:5:LEU:HD12	40:BE:51:PHE:HB2	1.84	0.59
1:AA:1228:C:OP1	13:AM:115:LYS:HE3	2.02	0.59
1:AA:35:G:H2'	1:AA:36:C:C6	2.37	0.59
52:BT:58:ASN:N	52:BT:58:ASN:HD22	2.01	0.59
39:BD:142:VAL:HG21	39:BD:191:ALA:HB1	1.85	0.59
52:BT:35:LYS:NZ	52:BT:41:ARG:HD2	2.18	0.59
25:CZ:131:ILE:O	25:CZ:168:VAL:HG13	2.03	0.59
36:DA:528:A:C2	36:DA:2042:A:H2'	2.38	0.59
41:DF:21:ALA:HB3	41:DF:23:ASP:OD1	2.02	0.59
1:AA:155:C:H2'	1:AA:156:G:H8	1.67	0.59
40:DE:9:VAL:HG12	40:DE:25:VAL:O	2.02	0.59
41:DF:114:VAL:HG21	41:DF:202:PHE:CE1	2.38	0.59

Continued on next page...

Continued from previous page...

Atom-1	Atom-2	Distance(Å)	Clash(Å)
11:CK:18:ARG:HH21	11:CK:37:GLY:N	2.01	0.59
36:DA:1095:A:H2'	36:DA:1096:A:H8	1.67	0.59
47:BO:10:VAL:HG21	47:BO:16:ALA:O	2.03	0.59
48:DP:92:GLU:HG2	48:DP:121:LYS:NZ	2.18	0.59
26:D0:36:ILE:HD11	36:DA:2355:C:H4'	1.84	0.59
36:DA:469:G:C2'	36:DA:470:A:H5''	2.32	0.59
54:DV:12:TYR:N	54:DV:12:TYR:CD1	2.70	0.59
39:BD:65:ILE:HD13	39:BD:65:ILE:H	1.66	0.59
6:AF:75:LEU:O	6:AF:78:GLU:HB3	2.03	0.59
52:DT:28:VAL:HG13	52:DT:46:GLU:CA	2.32	0.58
36:BA:2312:U:H2'	36:BA:2313:C:H5''	1.85	0.58
40:BE:75:VAL:O	40:BE:77:ILE:N	2.36	0.58
52:BT:32:TYR:CD2	52:BT:81:PRO:HB2	2.38	0.58
41:BF:185:ASP:HA	41:BF:188:ARG:HD3	1.84	0.58
10:AJ:55:LYS:NZ	10:AJ:55:LYS:CB	2.58	0.58
36:BA:1023:U:H5'	36:BA:1023:U:H6	1.67	0.58
48:BP:58:THR:C	48:BP:61:ARG:HE	2.05	0.58
51:BS:20:ARG:HA	51:BS:20:ARG:NE	2.18	0.58
37:DB:7:G:C2'	37:DB:8:U:H5''	2.33	0.58
36:DA:2753:A:O2'	36:DA:2754:U:H5'	2.02	0.58
4:AD:22:LYS:HB2	4:AD:26:CYS:CB	2.31	0.58
56:BX:52:VAL:HG12	56:BX:53:LYS:N	2.13	0.58
36:BA:2632:A:O2'	40:BE:61:ARG:NH2	2.36	0.58
40:BE:59:VAL:CG2	40:BE:63:LEU:HA	2.33	0.58
9:AI:42:ARG:HH22	9:AI:75:ASP:CG	2.05	0.58
43:BH:105:LEU:HD23	43:BH:105:LEU:N	2.13	0.58
53:DU:65:ILE:HG12	53:DU:96:ALA:HB1	1.85	0.58
53:DU:92:ARG:HH21	54:DV:10:LYS:CB	2.16	0.58
25:CZ:113:MET:HG3	25:CZ:114:PRO:HD2	1.84	0.58
36:DA:1071:G:H2'	36:DA:1072:C:O4'	2.03	0.58
28:D2:51:ARG:HB2	28:D2:55:ARG:NH1	2.17	0.58
36:BA:90:U:O4'	36:BA:92:A:H8	1.86	0.58
50:BR:10:LEU:O	50:BR:11:ASN:HB2	2.02	0.58
50:DR:94:TYR:CD1	50:DR:94:TYR:N	2.69	0.58
2:AB:109:SER:C	2:AB:111:ARG:H	2.06	0.58
53:BU:108:GLU:CG	54:BV:44:LYS:HD3	2.33	0.58
16:CP:43:LYS:O	16:CP:45:THR:N	2.36	0.58
6:AF:61:LEU:O	6:AF:62:TRP:HB3	2.03	0.58
36:DA:419:C:H2'	36:DA:420:C:C6	2.38	0.58
12:CL:91:LYS:HB3	12:CL:91:LYS:NZ	2.18	0.58
55:BW:84:ARG:HB2	55:BW:96:ILE:HG22	1.85	0.58
25:AZ:121:LEU:O	25:AZ:125:GLN:HG2	2.03	0.58

Continued on next page...

Continued from previous page...

Atom-1	Atom-2	Distance(Å)	Clash(Å)
1:CA:1309:G:OP1	13:CM:92:HIS:HE1	1.86	0.58
1:CA:592:G:H2'	1:CA:593:G:H8	1.67	0.58
53:DU:44:ASN:ND2	54:DV:75:PHE:HB3	2.18	0.58
36:DA:953:A:O2'	36:DA:954:G:H5'	2.02	0.58
46:BN:43:THR:HB	46:BN:46:VAL:CG1	2.33	0.58
36:DA:636:G:OP1	48:DP:132:LYS:HE2	2.03	0.58
36:BA:2101:G:H2'	36:BA:2102:U:C5'	2.25	0.58
36:BA:272(I):U:H2'	36:BA:272(J):C:H6	1.66	0.58
34:B8:41:ILE:HD12	36:BA:2419:U:P	2.43	0.58
32:B6:13:CYS:O	32:B6:21:TYR:HA	2.03	0.58
36:DA:297:C:H2'	36:DA:298:G:O4'	2.03	0.58
36:DA:322:A:OP2	41:DF:169:ASN:HB2	2.03	0.58
36:BA:2753:A:O2'	36:BA:2754:U:H5'	2.03	0.58
52:BT:96:ARG:HB2	52:BT:96:ARG:CZ	2.33	0.58
36:DA:1517:G:H2'	36:DA:1518:U:O4'	2.02	0.58
36:DA:1311:G:N2	36:DA:1603:A:H62	2.01	0.58
46:DN:58:ASP:O	46:DN:60:ILE:HG13	2.03	0.58
36:DA:2524:G:C8	36:DA:2524:G:H5'	2.32	0.58
27:D1:86:SER:OG	27:D1:89:GLU:HB2	2.02	0.58
48:BP:65:ARG:CB	48:BP:68:GLN:HE22	2.15	0.58
19:CS:31:ILE:HG23	19:CS:49:ILE:HG23	1.83	0.58
7:CG:37:ASN:O	7:CG:41:ARG:HG3	2.03	0.58
58:DZ:113:ALA:HB1	58:DZ:146:ILE:HD13	1.84	0.58
57:BY:44:ILE:HD12	57:BY:44:ILE:N	2.17	0.58
36:DA:2206:G:H21	36:DA:2207:G:H4'	1.67	0.58
36:BA:1809:A:H2'	36:BA:1810:A:C8	2.37	0.58
2:CB:189:ASP:HB3	2:CB:203:GLY:O	2.03	0.58
5:CE:148:VAL:HG21	8:CH:107:LEU:HD13	1.85	0.58
9:CI:48:GLU:N	9:CI:49:PRO:CD	2.66	0.58
36:BA:2688:U:H1'	36:BA:2721:A:N6	2.19	0.58
36:BA:1040:C:H2'	36:BA:1041:G:C8	2.38	0.58
1:AA:1309:G:OP1	13:AM:92:HIS:HE1	1.86	0.58
36:DA:189:G:H2'	36:DA:205:G:N2	2.17	0.58
40:BE:179:GLU:O	40:BE:180:ASN:HB2	2.03	0.58
36:BA:2512:C:H2'	36:BA:2513:G:O4'	2.03	0.58
41:BF:21:ALA:HB3	41:BF:23:ASP:OD1	2.03	0.58
49:DQ:5:ARG:CZ	49:DQ:5:ARG:HB2	2.32	0.58
5:AE:81:GLU:OE1	5:AE:88:LYS:HE3	2.03	0.58
38:DC:118:ASP:C	38:DC:120:MET:H	2.04	0.58
52:DT:78:LEU:C	52:DT:79:HIS:HD2	2.07	0.58
43:BH:84:SER:O	43:BH:85:LYS:HB3	2.02	0.58
34:D8:6:THR:HB	34:D8:11:LYS:HZ1	1.67	0.58

Continued on next page...

Continued from previous page...

Atom-1	Atom-2	Distance(Å)	Clash(Å)
36:DA:2187:G:H2'	36:DA:2188:C:C5'	2.23	0.58
36:DA:2092:U:H4'	36:DA:2093:G:C5'	2.23	0.58
22:CW:71:G:O2'	36:DA:1851:U:H1'	2.03	0.58
32:D6:53:LYS:HD3	32:D6:53:LYS:H	1.69	0.58
57:BY:95:LYS:CE	57:BY:100:ALA:HB2	2.33	0.58
36:DA:654(E):G:H22	36:DA:654(Q):C:C1'	2.07	0.58
36:BA:621:A:H2'	36:BA:622:G:C5'	2.32	0.58
36:BA:657:U:C2	36:BA:658:C:C5	2.91	0.58
48:DP:101:VAL:HG12	48:DP:106:LEU:HB3	1.85	0.58
39:BD:43:ARG:HH11	39:BD:44:ASN:HD21	1.49	0.58
36:DA:28:A:H61	36:DA:512:G:H1'	1.65	0.58
1:CA:980:C:H5'	1:CA:980:C:C6	2.23	0.58
30:D4:9:LEU:HD13	30:D4:10:VAL:H	1.67	0.58
52:BT:50:ILE:HD13	52:BT:64:ARG:HB3	1.85	0.58
6:CF:61:LEU:O	6:CF:62:TRP:HB3	2.03	0.58
1:AA:266:G:H5''	1:AA:267:C:H5	1.67	0.58
31:D5:49:CYS:O	31:D5:56:LYS:HE2	2.02	0.58
58:DZ:166:SER:N	58:DZ:167:PRO:HA	2.17	0.58
41:DF:157:VAL:CG2	41:DF:194:MET:HG2	2.33	0.58
3:AC:5:ILE:CD1	3:AC:5:ILE:N	2.56	0.58
36:DA:956:G:OP2	49:DQ:14:ARG:NH2	2.36	0.58
52:BT:23:ARG:HH21	52:BT:120:ARG:HD3	1.67	0.58
36:DA:1720:U:H2'	36:DA:1721:G:C4'	2.32	0.58
3:AC:52:LEU:HD12	3:AC:55:VAL:CG2	2.33	0.58
36:DA:548:A:C2'	36:DA:549:G:H5'	2.34	0.58
36:BA:1331:A:O2'	36:BA:1332:G:H5''	2.03	0.58
53:DU:108:GLU:CG	54:DV:44:LYS:HD3	2.33	0.58
36:BA:1385:G:H4'	36:BA:1386:C:OP1	2.02	0.58
3:AC:95:THR:O	3:AC:97:LYS:N	2.36	0.58
42:DG:111:LEU:N	42:DG:112:PRO:HD2	2.17	0.58
36:BA:2720:U:H2'	36:BA:2720:U:O2	2.03	0.58
36:BA:1614:A:N1	55:BW:91:GLY:HA2	2.18	0.58
1:CA:662:G:H2'	1:CA:663:A:C8	2.38	0.58
8:AH:17:THR:HB	8:AH:78:GLN:OE1	2.03	0.58
56:DX:33:LYS:HE2	56:DX:33:LYS:HA	1.85	0.58
54:DV:68:LYS:HA	54:DV:68:LYS:HE2	1.85	0.58
54:BV:12:TYR:N	54:BV:12:TYR:CD1	2.71	0.58
52:DT:28:VAL:CG1	52:DT:46:GLU:HG3	2.33	0.58
52:DT:32:TYR:CD2	52:DT:81:PRO:HB2	2.38	0.58
52:DT:33:LYS:CE	52:DT:43:GLN:HE21	1.98	0.58
28:B2:62:THR:HG22	28:B2:66:GLU:CB	2.32	0.58
39:DD:61:LEU:O	39:DD:63:ARG:NH1	2.36	0.58

Continued on next page...

Continued from previous page...

Atom-1	Atom-2	Distance(Å)	Clash(Å)
36:DA:2636:U:H4'	40:DE:80:GLU:OE1	2.04	0.58
34:B8:6:THR:HB	34:B8:11:LYS:HZ1	1.68	0.58
52:BT:31:SER:HG	52:BT:32:TYR:HE1	1.49	0.58
41:BF:185:ASP:HA	41:BF:188:ARG:CD	2.33	0.58
36:DA:2186:G:H2'	36:DA:2187:G:C8	2.38	0.58
51:BS:54:LEU:HD13	51:BS:57:LYS:HA	1.85	0.58
25:CZ:366:ASP:HB3	25:CZ:368:VAL:HG23	1.84	0.58
57:BY:17:SER:OG	57:BY:18:GLY:N	2.37	0.58
48:BP:57:THR:OG1	48:BP:59:LEU:HB3	2.03	0.58
1:CA:1201:A:H5'	1:CA:1203:C:OP2	2.03	0.58
41:BF:101:LEU:HD12	41:BF:102:PRO:HD2	1.84	0.58
51:DS:20:ARG:HA	51:DS:20:ARG:NE	2.17	0.58
2:CB:114:ARG:HH12	2:CB:118:LEU:HD21	1.68	0.58
2:CB:142:LEU:HD21	2:CB:146:GLN:NE2	2.17	0.58
36:BA:811:U:O2'	36:BA:812:C:H5''	2.03	0.58
4:CD:22:LYS:HB2	4:CD:26:CYS:HB3	1.85	0.58
36:DA:2179:C:H1'	36:DA:2180:U:C5	2.39	0.58
52:BT:106:SER:O	52:BT:107:ASP:CB	2.51	0.58
31:D5:54:GLY:N	31:D5:56:LYS:NZ	2.51	0.58
53:DU:95:LEU:O	53:DU:98:LEU:HG	2.02	0.58
53:BU:91:ASP:OD1	53:BU:96:ALA:HB2	2.04	0.58
25:CZ:137:LYS:HG2	60:CZ:501:GDP:C2	2.38	0.58
42:DG:16:ARG:O	42:DG:20:ILE:HG13	2.04	0.58
13:AM:49:THR:HB	13:AM:52:GLU:HG3	1.83	0.58
36:DA:335:C:H2'	36:DA:336:C:C6	2.38	0.58
43:DH:67:LEU:O	43:DH:71:LEU:HB2	2.03	0.58
19:AS:12:ASP:HB2	19:AS:38:SER:OG	2.04	0.58
1:CA:443:C:H2'	1:CA:444:C:H6	1.69	0.58
1:AA:1512:U:H2'	1:AA:1513:A:H8	1.65	0.58
36:DA:2115:G:C2	36:DA:2117:A:N7	2.72	0.58
18:AR:36:ASN:HD21	18:AR:39:VAL:HG21	1.67	0.58
1:CA:309:G:H1'	1:CA:608:A:C2	2.38	0.58
58:DZ:109:ALA:CB	58:DZ:145:GLU:OE1	2.51	0.58
25:CZ:309:SER:O	25:CZ:310:ILE:HG22	2.03	0.58
43:BH:149:ARG:HA	43:BH:162:ILE:CD1	2.32	0.58
36:BA:153:C:H2'	36:BA:154:G:C8	2.39	0.58
36:BA:2733:A:O2'	36:BA:2734:A:H5'	2.03	0.58
29:D3:31:LEU:HD23	29:D3:32:GLN:H	1.68	0.58
13:AM:15:VAL:HG11	13:AM:48:LEU:HD11	1.86	0.58
42:BG:7:LEU:HD13	42:BG:100:TRP:HE3	1.69	0.58
42:BG:172:LEU:CD2	42:BG:176:LEU:HD12	2.33	0.58
58:BZ:81:ARG:HB2	58:BZ:81:ARG:NH1	2.19	0.58

Continued on next page...

Continued from previous page...

Atom-1	Atom-2	Distance(Å)	Clash(Å)
36:DA:30:G:H2'	36:DA:31:C:C6	2.38	0.58
9:AI:52:ALA:HB3	9:AI:95:LYS:HZ2	1.66	0.58
39:BD:102:LYS:O	39:BD:103:ARG:HG2	2.04	0.58
51:DS:58:LEU:HG	51:DS:59:LYS:H	1.67	0.58
36:BA:1887:C:C3'	36:BA:1888:G:H5''	2.33	0.58
32:D6:53:LYS:N	32:D6:53:LYS:HD3	2.18	0.58
52:DT:4:GLY:O	52:DT:7:ILE:HB	2.04	0.58
36:DA:84:A:H5''	57:DY:9:LYS:HD2	1.85	0.58
57:BY:81:LYS:HD3	57:BY:97:ARG:HG3	1.85	0.58
4:CD:121:VAL:HA	4:CD:126:ILE:HD13	1.86	0.58
4:CD:128:VAL:O	4:CD:130:GLY:N	2.37	0.58
32:B6:15:GLU:CG	32:B6:18:ARG:CZ	2.81	0.58
51:DS:17:ARG:O	51:DS:20:ARG:HG2	2.03	0.58
36:DA:1141:U:H6	46:DN:63:THR:HB	1.69	0.58
41:DF:160:ASN:HD21	41:DF:162:LEU:CD1	2.15	0.58
1:AA:1452:C:C4'	1:AA:1456:G:N2	2.61	0.58
36:DA:2314:C:H5'	42:DG:38:VAL:HG21	1.85	0.58
7:AG:113:GLU:O	7:AG:119:ARG:HD3	2.03	0.58
3:CC:14:ILE:HG12	3:CC:15:THR:N	2.19	0.58
2:CB:87:ARG:HH22	2:CB:232:PRO:CA	2.16	0.58
36:BA:1071:G:H2'	36:BA:1072:C:O4'	2.03	0.58
42:DG:172:LEU:O	42:DG:172:LEU:HD23	2.03	0.58
52:DT:106:SER:O	52:DT:107:ASP:CB	2.51	0.58
28:D2:29:LYS:HE2	28:D2:57:ILE:HG21	1.84	0.58
15:AO:26:GLU:OE2	15:AO:77:ARG:NH1	2.36	0.58
18:AR:31:LEU:H	18:AR:31:LEU:CD2	2.14	0.58
36:DA:2867:G:C5	52:DT:23:ARG:NH1	2.72	0.58
19:CS:29:ARG:HD2	19:CS:29:ARG:N	2.19	0.58
19:CS:12:ASP:HB2	19:CS:38:SER:OG	2.02	0.58
35:B9:10:ILE:N	35:B9:10:ILE:HD12	2.18	0.58
24:AY:70:C:H2'	24:AY:71:C:C6	2.38	0.58
39:DD:136:ILE:HB	39:DD:165:ILE:CD1	2.34	0.58
46:BN:1:MET:C	46:BN:2:LYS:HD2	2.23	0.58
36:DA:2777:G:H5''	36:DA:2778:A:C5'	2.32	0.58
1:AA:1047:G:H5''	14:AN:4:LYS:HE2	1.84	0.58
37:BB:56:G:H4'	37:BB:57:A:O5'	2.04	0.58
15:AO:27:VAL:O	15:AO:31:LEU:HD13	2.03	0.58
40:BE:9:VAL:HG12	40:BE:25:VAL:O	2.04	0.58
30:B4:20:ASN:HD22	30:B4:21:VAL:N	2.02	0.58
36:DA:2866:U:C6	36:DA:2868:A:H1'	2.38	0.58
47:DO:10:VAL:HG21	47:DO:16:ALA:O	2.04	0.58
47:BO:2:ILE:HD12	47:BO:6:THR:HG21	1.85	0.58

Continued on next page...

Continued from previous page...

Atom-1	Atom-2	Distance(Å)	Clash(Å)
36:BA:1902:C:O2'	39:BD:244:ARG:HB2	2.03	0.58
1:CA:1038:C:H6	1:CA:1038:C:O5'	1.87	0.58
36:BA:323:G:H2'	41:BF:169:ASN:ND2	2.19	0.58
58:DZ:102:LEU:HD21	58:DZ:124:ILE:HD13	1.85	0.58
4:AD:190:ASP:HB3	4:AD:193:ASP:OD2	2.04	0.58
1:CA:542:G:P	4:CD:10:ARG:HH21	2.27	0.58
48:BP:126:VAL:HG22	48:BP:145:PRO:HG2	1.84	0.58
20:CT:45:GLN:HB3	20:CT:91:LEU:HD22	1.84	0.58
36:DA:252:G:OP2	48:DP:50:ARG:NH2	2.34	0.58
36:DA:323:G:H2'	41:DF:169:ASN:ND2	2.19	0.58
36:DA:811:U:O2'	36:DA:812:C:H5''	2.03	0.58
36:BA:2298:A:H2'	36:BA:2299:G:O4'	2.03	0.58
30:D4:7:PRO:HG2	42:DG:61:ALA:HB1	1.85	0.58
51:DS:15:ARG:HH12	51:DS:18:ILE:HD11	1.67	0.58
16:CP:20:VAL:HG22	16:CP:21:VAL:N	2.18	0.58
3:CC:181:ASN:ND2	3:CC:204:LEU:HB2	2.19	0.58
53:DU:91:ASP:OD1	53:DU:96:ALA:HB2	2.03	0.58
28:D2:53:LEU:O	28:D2:57:ILE:HG12	2.03	0.58
52:DT:39:ARG:CD	52:DT:39:ARG:H	2.13	0.58
42:BG:115:ARG:NH2	42:BG:137:GLU:OE1	2.37	0.58
36:DA:1009:A:H1'	53:DU:59:ARG:NH1	2.18	0.58
22:AW:38:A:H2'	22:AW:39:U:C4'	2.34	0.58
25:CZ:222:LEU:HD11	25:CZ:303:VAL:HB	1.84	0.58
36:DA:2712:U:OP1	36:DA:2714:G:H4'	2.04	0.58
22:CV:52:G:H1	22:CV:62:C:N4	2.00	0.58
36:BA:2854:G:H2'	36:BA:2855:C:C6	2.38	0.58
34:B8:39:LYS:HG3	34:B8:43:GLN:NE2	2.19	0.58
7:CG:113:GLU:CG	7:CG:119:ARG:HG2	2.34	0.58
6:AF:57:GLN:HE21	6:AF:57:GLN:H	1.51	0.58
3:CC:32:LEU:HD22	3:CC:59:ARG:HH11	1.68	0.58
36:DA:590:A:H2'	36:DA:591:C:H6	1.69	0.58
53:BU:48:ALA:O	53:BU:52:ARG:HG3	2.02	0.58
20:AT:12:ALA:O	20:AT:15:ARG:HB2	2.03	0.58
5:CE:41:VAL:HG23	5:CE:67:VAL:HG13	1.86	0.58
43:DH:149:ARG:HA	43:DH:162:ILE:CD1	2.33	0.58
36:DA:2688:U:H1'	36:DA:2721:A:N6	2.19	0.58
2:AB:97:TRP:HZ3	2:AB:176:GLU:OE2	1.86	0.58
1:AA:1030(D):A:H2'	1:AA:1031:G:H5'	1.85	0.58
1:CA:681:C:O2'	1:CA:682:G:H5'	2.03	0.58
1:AA:1216:G:O2'	1:AA:1217:C:H5'	2.03	0.58
4:CD:131:ARG:H	4:CD:131:ARG:HD3	1.69	0.58
40:DE:203:LYS:HD2	40:DE:203:LYS:O	2.03	0.58

Continued on next page...

Continued from previous page...

Atom-1	Atom-2	Distance(Å)	Clash(Å)
36:DA:1683:C:H2'	36:DA:1684:C:H6	1.68	0.58
1:CA:1236:A:H2'	1:CA:1237:C:C6	2.38	0.58
39:BD:30:GLU:HG3	39:BD:63:ARG:NH2	2.19	0.58
52:BT:28:VAL:O	52:BT:29:ARG:CG	2.51	0.58
4:CD:100:ARG:O	4:CD:104:VAL:HG23	2.03	0.58
41:DF:126:VAL:HG11	41:DF:142:TRP:HH2	1.69	0.58
41:DF:127:GLU:OE1	41:DF:196:LEU:HD12	2.04	0.58
40:BE:61:ARG:HB3	40:BE:62:PRO:CD	2.33	0.58
36:BA:2631:G:N2	40:BE:61:ARG:NH1	2.51	0.58
1:CA:1255:G:H5''	3:CC:26:LYS:HE2	1.85	0.58
25:AZ:202:LEU:O	25:AZ:206:ILE:HB	2.04	0.58
36:DA:1210:A:C8	36:DA:1210:A:H5'	2.37	0.58
36:DA:331:A:H1'	36:DA:332:A:OP1	2.03	0.58
4:CD:138:TYR:C	4:CD:138:TYR:CD1	2.77	0.58
36:BA:1060:U:O4'	36:BA:1061:U:H5''	2.04	0.58
36:DA:1087:G:H2'	36:DA:1088:A:C5'	2.33	0.58
36:DA:140:G:H1'	36:DA:141:A:C2	2.39	0.58
25:AZ:222:LEU:HD11	25:AZ:303:VAL:HB	1.85	0.58
34:B8:15:LYS:HB2	48:BP:65:ARG:NH2	2.17	0.58
37:BB:67:G:HO2'	37:BB:68:C:H6	1.52	0.58
50:DR:55:ALA:HB2	50:DR:79:LEU:CD1	2.34	0.58
58:BZ:10:ARG:HH21	58:BZ:36:LYS:HB2	1.69	0.58
2:CB:109:SER:C	2:CB:111:ARG:H	2.07	0.58
36:BA:1056:G:N2	36:BA:1104:C:H42	2.02	0.58
1:CA:1226:C:H4'	1:CA:1227:A:OP1	2.04	0.58
46:DN:1:MET:C	46:DN:2:LYS:HD2	2.24	0.58
46:DN:3:THR:C	46:DN:4:TYR:CG	2.77	0.58
53:BU:70:ARG:HA	53:BU:74:LEU:O	2.03	0.58
53:BU:66:ASN:HD21	53:BU:76:TYR:H	1.51	0.58
3:CC:95:THR:O	3:CC:97:LYS:N	2.37	0.58
1:CA:180:U:C2'	1:CA:181:G:H5'	2.34	0.58
36:BA:2248:C:C2'	36:BA:2249:U:H5'	2.34	0.58
36:DA:565:C:H4'	36:DA:1253:A:C6	2.39	0.58
58:BZ:80:ARG:O	58:BZ:82:ARG:N	2.37	0.58
1:AA:681:C:O2'	1:AA:682:G:H5'	2.04	0.58
36:DA:1817:G:H2'	36:DA:1818:U:H5'	1.85	0.58
39:DD:8:PRO:HB3	39:DD:14:ARG:HB3	1.85	0.58
1:AA:711:G:O2'	1:AA:712:A:H5'	2.03	0.58
37:DB:61:G:O2'	37:DB:62:C:H5'	2.03	0.58
28:B2:55:ARG:HA	28:B2:58:ALA:HB3	1.86	0.58
1:AA:1005:A:H5'	1:AA:1037:C:O2	2.04	0.58
58:BZ:152:ALA:CA	58:BZ:167:PRO:HB2	2.34	0.58

Continued on next page...

Continued from previous page...

Atom-1	Atom-2	Distance(Å)	Clash(Å)
36:BA:2188:C:H2'	36:BA:2189:U:C6	2.39	0.58
52:BT:28:VAL:CG1	52:BT:46:GLU:HG3	2.34	0.58
51:BS:54:LEU:HD13	51:BS:58:LEU:N	2.15	0.58
29:D3:35:ARG:HD3	29:D3:37:LEU:HD21	1.86	0.58
25:AZ:366:ASP:HB3	25:AZ:368:VAL:HG23	1.85	0.58
57:DY:29:GLU:N	57:DY:29:GLU:OE1	2.37	0.58
57:DY:8:LYS:CD	57:DY:8:LYS:N	2.66	0.58
2:AB:130:ARG:NH1	2:AB:138:LEU:HD11	2.18	0.58
41:DF:101:LEU:HD12	41:DF:102:PRO:CD	2.34	0.58
14:AN:12:ARG:HB3	14:AN:12:ARG:HH11	1.68	0.58
2:AB:42:ILE:CD1	2:AB:202:PRO:HB2	2.33	0.58
53:DU:95:LEU:CD1	54:DV:11:GLN:HG3	2.33	0.58
52:DT:106:SER:O	52:DT:107:ASP:CG	2.42	0.58
36:DA:140:G:H1'	36:DA:141:A:H2	1.69	0.58
58:DZ:163:LEU:CD2	58:DZ:163:LEU:H	2.17	0.58
15:CO:26:GLU:OE2	15:CO:77:ARG:NH1	2.37	0.58
11:AK:27:ASN:ND2	11:AK:28:THR:N	2.48	0.58
19:CS:16:LEU:HA	19:CS:19:VAL:HB	1.85	0.58
2:AB:9:GLU:N	2:AB:9:GLU:OE1	2.32	0.58
1:AA:1536:C:H2'	1:AA:1537:U:O4'	2.03	0.58
36:DA:2303:G:H4'	42:DG:124:SER:O	2.04	0.58
19:AS:16:LEU:HA	19:AS:19:VAL:HB	1.85	0.58
36:DA:2162:G:O2'	36:DA:2173:A:N6	2.37	0.58
36:DA:2579:C:O2'	40:DE:131:ALA:CB	2.52	0.58
7:AG:78:ARG:O	7:AG:80:VAL:N	2.36	0.58
35:B9:10:ILE:HG23	36:BA:2477:C:N4	2.19	0.58
36:BA:110:G:O2'	36:BA:111:A:H5'	2.03	0.58
36:DA:110:G:O2'	36:DA:111:A:H5'	2.03	0.58
53:DU:52:ARG:HB3	53:DU:52:ARG:NH1	2.19	0.58
36:DA:2248:C:C2'	36:DA:2249:U:H5'	2.33	0.58
1:AA:559:A:OP1	5:AE:126:ARG:NH2	2.36	0.58
36:DA:470:A:OP1	41:DF:59:TYR:HE1	1.87	0.58
44:BJ:27:UNK:HA	44:BJ:113:UNK:CB	2.34	0.58
55:DW:64:MET:O	55:DW:65:LEU:HB3	2.04	0.58
44:DJ:12:UNK:C	44:DJ:14:UNK:N	2.67	0.58
36:DA:1813:G:H1'	39:DD:50:THR:OG1	2.04	0.58
29:B3:1:MET:O	29:B3:3:ARG:N	2.37	0.58
1:CA:202:U:H4'	1:CA:203:U:OP2	2.03	0.58
55:BW:59:VAL:HG12	55:BW:59:VAL:O	2.04	0.58
33:B7:19:ARG:HG2	33:B7:19:ARG:HH11	1.69	0.58
42:DG:145:THR:HB	42:DG:148:MET:HB2	1.84	0.58
1:CA:697:U:H2'	1:CA:698:G:H5'	1.86	0.58

Continued on next page...

Continued from previous page...

Atom-1	Atom-2	Distance(Å)	Clash(Å)
52:DT:28:VAL:CG1	52:DT:46:GLU:HA	2.31	0.58
43:DH:85:LYS:HE3	43:DH:85:LYS:O	2.04	0.58
36:BA:1023:U:H2'	36:BA:1024:G:H5'	1.86	0.58
32:D6:53:LYS:O	32:D6:54:ILE:OXT	2.22	0.58
17:AQ:52:LYS:N	17:AQ:52:LYS:HD3	2.09	0.58
1:CA:975:A:C4'	1:CA:976:G:H5''	2.28	0.58
51:DS:89:ARG:HG3	51:DS:92:TYR:HA	1.85	0.58
2:CB:130:ARG:NH1	2:CB:138:LEU:HD11	2.18	0.58
36:DA:657:U:C2	36:DA:658:C:C5	2.92	0.58
36:BA:2756:U:H1'	36:BA:2757:A:C5'	2.30	0.58
52:BT:106:SER:O	52:BT:107:ASP:CG	2.42	0.58
1:CA:1269:A:C2	1:CA:1313:U:O4'	2.57	0.58
1:CA:961:U:O2'	1:CA:962:C:O5'	2.21	0.58
36:DA:1209:G:H21	36:DA:1210:A:N6	2.01	0.58
36:BA:1060:U:H1'	36:BA:1061:U:H5''	1.84	0.58
31:B5:54:GLY:H	31:B5:56:LYS:HZ1	1.49	0.58
4:AD:34:GLU:O	4:AD:35:ARG:CB	2.50	0.58
2:AB:25:ASN:C	2:AB:25:ASN:ND2	2.57	0.58
25:AZ:113:MET:HG3	25:AZ:114:PRO:HD2	1.84	0.58
53:DU:59:ARG:HG2	53:DU:59:ARG:NH1	2.17	0.58
19:CS:78:ARG:O	19:CS:81:ARG:HD3	2.04	0.58
50:BR:87:TYR:O	50:BR:89:ASP:N	2.37	0.58
36:BA:2162:G:O2'	36:BA:2173:A:N6	2.37	0.58
36:BA:1721:G:C6	36:BA:1739:U:H5'	2.39	0.58
40:BE:185:LYS:O	40:BE:186:GLY:O	2.22	0.58
36:DA:1056:G:N2	36:DA:1104:C:H42	2.02	0.58
12:CL:77:LEU:HD11	12:CL:107:ALA:HA	1.86	0.58
1:CA:433:C:H2'	1:CA:434:U:H6	1.69	0.58
46:BN:3:THR:C	46:BN:4:TYR:CG	2.77	0.58
36:DA:2884:U:H2'	36:DA:2885:C:H5'	1.85	0.58
27:B1:29:GLY:HA3	36:BA:2396:G:O2'	2.02	0.58
3:AC:34:LEU:HD22	3:AC:38:ARG:NE	2.19	0.58
54:DV:82:ARG:HD2	54:DV:82:ARG:N	2.19	0.58
36:DA:2020:A:O2'	36:DA:2021:C:H5'	2.03	0.58
25:AZ:126:VAL:O	25:AZ:128:VAL:HG23	2.02	0.58
55:DW:37:ARG:HG3	55:DW:37:ARG:HH11	1.69	0.58
36:DA:1040:C:H2'	36:DA:1041:G:C8	2.38	0.58
36:BA:189:G:H2'	36:BA:205:G:N2	2.19	0.58
55:DW:69:LEU:HA	55:DW:108:GLY:O	2.04	0.58
58:BZ:74:VAL:HG22	58:BZ:86:VAL:HG12	1.86	0.58
36:DA:1268:A:H2'	36:DA:1269:A:O4'	2.03	0.58
7:CG:65:ALA:HB1	7:CG:127:ALA:HB3	1.85	0.58

Continued on next page...

Continued from previous page...

Atom-1	Atom-2	Distance(Å)	Clash(Å)
36:DA:2492:U:O2'	36:DA:2493:U:H5'	2.03	0.58
52:BT:65:LYS:HG3	52:BT:66:VAL:N	2.18	0.58
1:AA:1356:G:H2'	1:AA:1357:A:C8	2.38	0.58
39:DD:30:GLU:N	39:DD:35:LYS:HZ2	2.02	0.58
32:B6:28:ARG:CA	32:B6:32:ASN:HD22	2.16	0.58
58:DZ:98:MET:O	58:DZ:125:LEU:HD12	2.03	0.58
32:B6:13:CYS:HA	32:B6:50:ARG:O	2.04	0.58
36:BA:26:G:OP1	55:BW:80:PRO:HB3	2.04	0.58
36:DA:2287:A:N6	36:DA:2344:U:H3	1.94	0.58
1:AA:1314:C:OP2	19:AS:6:LYS:HG3	2.04	0.58
4:AD:22:LYS:HB2	4:AD:26:CYS:HB3	1.85	0.58
36:DA:266:G:H2'	36:DA:267:C:C5'	2.29	0.58
36:BA:2179:C:H1'	36:BA:2180:U:C5	2.39	0.58
36:BA:2807:G:H3'	36:BA:2808:U:H5''	1.85	0.58
43:DH:19:VAL:O	43:DH:20:ALA:HB2	2.04	0.58
36:DA:1051:G:H2'	36:DA:1052:C:C4	2.39	0.58
36:BA:2572:A:N7	40:BE:145:LYS:HB2	2.18	0.58
3:CC:16:ARG:NH1	3:CC:16:ARG:HB2	2.18	0.58
4:CD:114:ARG:HG3	4:CD:114:ARG:NH1	2.13	0.58
36:DA:271(E):U:H2'	36:DA:271(F):C:C6	2.39	0.58
36:DA:1060:U:H1'	36:DA:1061:U:H5''	1.85	0.58
36:DA:2712:U:O2	36:DA:2712:U:H5'	2.04	0.58
36:DA:1331:A:O2'	36:DA:1332:G:H5''	2.04	0.58
36:BA:1720:U:H2'	36:BA:1721:G:C4'	2.33	0.58
16:AP:43:LYS:HA	16:AP:48:TRP:HB2	1.85	0.58
16:AP:43:LYS:HA	16:AP:48:TRP:HB3	1.85	0.58
6:AF:55:ASP:HB3	6:AF:57:GLN:HE22	1.68	0.58
18:CR:36:ASN:HD21	18:CR:39:VAL:CG2	2.17	0.58
2:CB:97:TRP:CZ2	2:CB:102:LEU:HD13	2.39	0.58
1:CA:437:U:C5'	4:CD:155:LEU:HD13	2.34	0.58
1:CA:865:A:C2	1:CA:918:A:H4'	2.38	0.58
1:CA:108:G:H5'	1:CA:109:A:H5''	1.86	0.58
36:BA:1336:A:H2'	36:BA:1337:G:C8	2.39	0.58
1:CA:950:U:H2'	1:CA:951:G:C8	2.39	0.58
36:BA:2115:G:C2	36:BA:2117:A:N7	2.72	0.58
36:DA:2840:C:H2'	36:DA:2841:C:H6	1.67	0.58
58:BZ:48:PHE:CZ	58:BZ:74:VAL:HG21	2.39	0.58
11:AK:18:ARG:HH21	11:AK:37:GLY:N	2.02	0.58
36:BA:1198:U:H2'	36:BA:1199:U:C6	2.39	0.58
36:DA:1257:C:H2'	36:DA:1258:C:H6	1.69	0.58
36:BA:565:C:H4'	36:BA:1253:A:C6	2.38	0.58
36:DA:533:G:H5'	53:DU:24:TYR:CE1	2.39	0.58

Continued on next page...

Continued from previous page...

Atom-1	Atom-2	Distance(Å)	Clash(Å)
46:DN:121:LYS:HB3	46:DN:123:TYR:HE1	1.69	0.58
1:CA:1120:G:H2'	1:CA:1121:U:C6	2.39	0.58
55:BW:14:PRO:HG2	55:BW:78:GLU:HG3	1.86	0.58
43:DH:58:GLU:O	43:DH:62:LYS:HB2	2.02	0.58
36:BA:1510:G:O2'	36:BA:1511:C:H5'	2.04	0.58
1:AA:227:G:C3'	1:AA:228:A:H5''	2.33	0.57
43:DH:85:LYS:HZ3	43:DH:132:ARG:CA	2.08	0.57
58:BZ:67:LEU:N	58:BZ:67:LEU:HD12	2.19	0.57
40:BE:33:VAL:HG13	40:BE:33:VAL:O	2.04	0.57
39:BD:30:GLU:HG2	39:BD:35:LYS:HZ1	1.68	0.57
32:B6:15:GLU:OE1	32:B6:18:ARG:CD	2.52	0.57
32:B6:20:ASN:O	32:B6:21:TYR:CD2	2.57	0.57
51:BS:17:ARG:O	51:BS:20:ARG:HG2	2.03	0.57
36:DA:621:A:H2'	36:DA:622:G:C5'	2.32	0.57
36:DA:2111:C:N3	36:DA:2145:C:H2'	2.19	0.57
20:AT:53:LEU:O	20:AT:57:ARG:HB2	2.04	0.57
9:AI:28:VAL:CG2	9:AI:33:PHE:HA	2.33	0.57
43:BH:19:VAL:O	43:BH:20:ALA:HB2	2.04	0.57
51:DS:85:VAL:O	51:DS:106:ARG:HG3	2.03	0.57
52:BT:3:ARG:HB2	52:BT:6:LEU:HB2	1.85	0.57
58:DZ:165:VAL:HG12	58:DZ:166:SER:N	2.18	0.57
16:AP:67:THR:HG22	16:AP:68:ASP:N	2.19	0.57
19:CS:45:VAL:O	19:CS:47:HIS:N	2.28	0.57
50:BR:84:ALA:HB3	50:BR:85:PRO:HD3	1.85	0.57
36:BA:1450(A):C:H2'	36:BA:1451:C:C5	2.38	0.57
36:DA:2327:A:H2'	36:DA:2328:A:C8	2.39	0.57
36:BA:491:G:H2'	36:BA:492:A:C8	2.38	0.57
36:BA:814:C:H2'	36:BA:815:C:C6	2.39	0.57
39:DD:224:ALA:C	39:DD:226:MET:H	2.07	0.57
20:AT:29:LYS:O	20:AT:33:ILE:HG13	2.04	0.57
17:AQ:3:LYS:HB3	17:AQ:61:GLU:HB3	1.84	0.57
56:BX:63:LYS:HG3	56:BX:72:LYS:HG2	1.85	0.57
47:DO:43:VAL:HG21	47:DO:52:VAL:CG1	2.34	0.57
48:DP:71:VAL:HG12	48:DP:72:PRO:HD3	1.86	0.57
25:CZ:84:GLY:O	25:CZ:85:HIS:HB3	2.04	0.57
30:D4:22:ILE:HD12	30:D4:22:ILE:N	2.20	0.57
27:D1:41:ARG:HH22	36:DA:1365:A:H5''	1.68	0.57
55:BW:64:MET:O	55:BW:65:LEU:HB3	2.04	0.57
1:AA:228:A:H8	1:AA:228:A:C5'	2.14	0.57
28:B2:53:LEU:HG	28:B2:56:GLN:HG3	1.85	0.57
41:BF:25:PRO:CG	41:BF:119:ARG:HB2	2.34	0.57
1:AA:1331:G:OP2	13:AM:23:TYR:HD1	1.87	0.57

Continued on next page...

Continued from previous page...

Atom-1	Atom-2	Distance(Å)	Clash(Å)
32:D6:35:GLU:CB	32:D6:51:GLU:HB2	2.20	0.57
52:BT:85:LYS:NZ	52:BT:85:LYS:CB	2.66	0.57
12:AL:20:LYS:CD	12:AL:20:LYS:H	2.02	0.57
48:BP:101:VAL:HG12	48:BP:106:LEU:HB3	1.85	0.57
2:CB:134:GLU:C	2:CB:136:VAL:N	2.57	0.57
36:BA:672:C:C2'	36:BA:673:C:C5'	2.82	0.57
39:DD:43:ARG:NH1	39:DD:44:ASN:ND2	2.47	0.57
40:BE:61:ARG:CB	40:BE:62:PRO:HD3	2.31	0.57
31:D5:36:CYS:SG	31:D5:46:CYS:SG	3.01	0.57
1:AA:1442(B):A:O2'	1:AA:1443:G:C8	2.58	0.57
2:CB:229:VAL:CG1	2:CB:230:VAL:H	2.16	0.57
1:CA:1116:C:H2'	1:CA:1117:G:H5''	1.84	0.57
13:AM:83:ASP:CG	13:AM:84:ILE:N	2.58	0.57
36:BA:2712:U:O2	36:BA:2712:U:H5'	2.04	0.57
50:BR:79:LEU:HA	50:BR:83:ILE:HG13	1.86	0.57
58:BZ:101:PRO:HG2	58:BZ:136:PHE:H	1.68	0.57
11:CK:124:LYS:HD2	11:CK:125:PHE:CZ	2.39	0.57
57:DY:2:ARG:N	57:DY:4:LYS:HE3	2.18	0.57
46:DN:14:VAL:HG13	46:DN:137:LYS:HG3	1.86	0.57
1:AA:632:A:C8	1:AA:633:G:C8	2.93	0.57
36:DA:2074:U:H2'	36:DA:2075:U:C6	2.39	0.57
8:CH:12:ARG:NH1	8:CH:27:PRO:HD3	2.19	0.57
52:DT:134:GLU:O	52:DT:135:ALA:HB3	2.04	0.57
11:AK:67:ASP:OD2	11:AK:71:LYS:HE3	2.05	0.57
36:DA:752:A:O2'	36:DA:753:C:OP2	2.19	0.57
41:DF:64:ILE:HG22	41:DF:76:GLY:O	2.04	0.57
38:BC:50:ASP:OD2	38:BC:53:ARG:HG3	2.03	0.57
57:DY:87:LYS:O	57:DY:88:LYS:HB2	2.03	0.57
1:AA:613:C:H2'	1:AA:614:A:H8	1.70	0.57
1:CA:135:C:H2'	1:CA:136:C:H5'	1.86	0.57
56:BX:3:THR:HA	56:BX:6:ASP:OD1	2.05	0.57
28:B2:49:LYS:HB2	28:B2:49:LYS:NZ	2.20	0.57
46:DN:111:PRO:HA	46:DN:114:ARG:NH1	2.19	0.57
4:AD:128:VAL:O	4:AD:130:GLY:N	2.37	0.57
36:BA:2310:A:HO2'	36:BA:2311:A:H5'	1.68	0.57
32:B6:36:LEU:HD23	32:B6:36:LEU:C	2.24	0.57
48:DP:127:ALA:HB3	48:DP:130:PHE:CZ	2.39	0.57
43:BH:54:ARG:HG2	43:BH:54:ARG:NH1	2.18	0.57
34:D8:33:ASN:ND2	36:DA:2419:U:H5''	2.19	0.57
36:BA:2111:C:N3	36:BA:2145:C:H2'	2.20	0.57
1:CA:266:G:H5''	1:CA:267:C:H5	1.69	0.57
36:BA:1051:G:H2'	36:BA:1052:C:C4	2.38	0.57

Continued on next page...

Continued from previous page...

Atom-1	Atom-2	Distance(Å)	Clash(Å)
25:AZ:171:ILE:HG22	25:AZ:172:ARG:N	2.19	0.57
10:AJ:6:ILE:HG13	10:AJ:72:VAL:HB	1.86	0.57
25:CZ:19:HIS:HD2	25:CZ:113:MET:HB3	1.65	0.57
1:CA:939:G:H2'	1:CA:940:C:C6	2.39	0.57
4:CD:34:GLU:O	4:CD:35:ARG:CB	2.52	0.57
52:DT:23:ARG:NH2	52:DT:120:ARG:HD3	2.19	0.57
36:BA:2523:G:C2'	36:BA:2524:G:H5''	2.34	0.57
52:BT:23:ARG:HG2	52:BT:120:ARG:HH12	1.68	0.57
11:AK:26:ASN:O	11:AK:27:ASN:HB2	2.04	0.57
19:CS:47:HIS:O	19:CS:62:ILE:HG22	2.04	0.57
22:CW:38:A:H2'	22:CW:39:U:C4'	2.33	0.57
36:BA:848:G:N9	36:BA:933:A:H8	2.03	0.57
36:BA:548:A:C2'	36:BA:549:G:H5'	2.34	0.57
36:BA:2208:A:H1'	36:BA:2219:G:C4	2.38	0.57
47:DO:23:ARG:HG3	47:DO:24:VAL:N	2.19	0.57
36:BA:1192:G:O2'	36:BA:1193:G:H5'	2.04	0.57
9:AI:79:LEU:HD22	9:AI:79:LEU:O	2.04	0.57
39:BD:224:ALA:O	39:BD:226:MET:N	2.38	0.57
2:CB:7:VAL:O	2:CB:11:LEU:HD12	2.04	0.57
12:AL:91:LYS:NZ	12:AL:91:LYS:HB3	2.19	0.57
5:AE:64:ARG:HG3	5:AE:64:ARG:HH11	1.68	0.57
36:BA:1268:A:H2'	36:BA:1269:A:O4'	2.04	0.57
9:AI:126:SER:O	9:AI:127:LYS:HB3	2.04	0.57
1:CA:189(A):C:H2'	1:CA:189(B):C:C6	2.39	0.57
36:BA:59:U:H3	36:BA:68:G:H1	1.49	0.57
23:AX:20:U:O2'	23:AX:21:C:H5'	2.03	0.57
1:CA:476:G:H2'	1:CA:477:A:H8	1.70	0.57
2:AB:77:ALA:O	2:AB:81:VAL:HG23	2.03	0.57
43:DH:83:TYR:HB2	43:DH:134:SER:CA	2.33	0.57
1:CA:1003:G:C3'	1:CA:1004:A:H4'	2.34	0.57
1:AA:1038:C:O5'	1:AA:1038:C:H6	1.87	0.57
41:BF:37:VAL:CG1	48:BP:7:ARG:HH12	2.04	0.57
42:DG:52:ILE:CD1	42:DG:52:ILE:H	2.12	0.57
32:D6:36:LEU:HD23	32:D6:36:LEU:C	2.24	0.57
57:BY:14:LEU:HD13	57:BY:24:VAL:HG22	1.85	0.57
36:BA:1498:C:H2'	36:BA:1499:C:C5'	2.34	0.57
36:DA:612:C:C2'	36:DA:613:G:C5'	2.77	0.57
20:CT:62:LEU:CD1	20:CT:62:LEU:H	2.14	0.57
1:CA:1221:G:H4'	19:CS:77:THR:CG2	2.34	0.57
27:B1:58:ILE:HD12	27:B1:59:THR:N	2.18	0.57
36:BA:2133:G:H2'	36:BA:2157:G:H22	1.68	0.57
53:BU:59:ARG:NH1	53:BU:59:ARG:HG2	2.19	0.57

Continued on next page...

Continued from previous page...

Atom-1	Atom-2	Distance(Å)	Clash(Å)
1:AA:542:G:P	4:AD:10:ARG:NH2	2.77	0.57
54:DV:52:VAL:HG13	54:DV:55:ALA:HB3	1.85	0.57
36:DA:1762:A:C8	36:DA:1762:A:O5'	2.57	0.57
3:CC:95:THR:CG2	3:CC:97:LYS:HD2	2.34	0.57
14:AN:57:ARG:HH11	14:AN:57:ARG:CB	2.16	0.57
24:CY:43:G:H5'	24:CY:44:G:OP2	2.04	0.57
24:CY:57:G:C2'	24:CY:58:A:H5'	2.34	0.57
1:CA:1487:G:O2'	1:CA:1488:G:H5'	2.04	0.57
1:CA:161:A:H2'	1:CA:162:A:C8	2.38	0.57
12:AL:69:TYR:HB2	12:AL:96:VAL:HG11	1.85	0.57
1:AA:72:C:H2'	1:AA:73:G:H8	1.66	0.57
54:BV:82:ARG:HD2	54:BV:82:ARG:N	2.19	0.57
56:DX:8:ILE:N	56:DX:8:ILE:HD12	2.18	0.57
36:DA:2720:U:O2	36:DA:2720:U:H2'	2.04	0.57
36:BA:1257:C:H2'	36:BA:1258:C:H6	1.69	0.57
52:BT:11:GLU:H	52:BT:11:GLU:CD	2.07	0.57
19:CS:24:ALA:O	19:CS:25:LYS:HB2	2.05	0.57
37:BB:35:U:O2'	37:BB:36:C:H5'	2.05	0.57
1:CA:457:C:H2'	1:CA:458:C:C6	2.40	0.57
57:BY:88:LYS:O	57:BY:90:LEU:HD23	2.04	0.57
36:DA:1709:U:H2'	36:DA:1710:C:C6	2.39	0.57
26:B0:56:ASP:OD2	36:BA:2364:C:H5'	2.04	0.57
27:D1:44:PRO:HG2	27:D1:46:LEU:HD23	1.86	0.57
39:BD:218:ARG:HG3	39:BD:218:ARG:HH11	1.69	0.57
55:BW:69:LEU:HA	55:BW:108:GLY:O	2.04	0.57
1:AA:1352:C:H2'	1:AA:1353:G:C8	2.38	0.57
15:CO:27:VAL:O	15:CO:31:LEU:HD13	2.04	0.57
1:AA:178:C:O2'	1:AA:179:A:H5'	2.03	0.57
1:CA:1508:G:O2'	1:CA:1509:C:H5'	2.05	0.57
43:DH:85:LYS:CD	43:DH:133:VAL:HB	2.34	0.57
52:BT:78:LEU:C	52:BT:79:HIS:HD2	2.07	0.57
9:AI:52:ALA:HB3	9:AI:95:LYS:HZ1	1.68	0.57
36:BA:322:A:OP2	41:BF:169:ASN:HB2	2.04	0.57
9:CI:53:VAL:C	9:CI:55:ALA:H	2.08	0.57
1:CA:1533:C:H3'	1:CA:1534:A:C5'	2.24	0.57
20:CT:57:ARG:NH1	20:CT:102:GLY:HA2	2.12	0.57
36:BA:832:G:OP1	48:BP:40:SER:HB3	2.04	0.57
34:D8:25:MET:HG3	48:DP:64:LYS:HB2	1.86	0.57
36:BA:1748:G:C8	36:BA:1748:G:H5'	2.40	0.57
9:AI:33:PHE:C	9:AI:35:GLU:H	2.07	0.57
58:BZ:14:LYS:HB2	58:BZ:17:ALA:CB	2.34	0.57
16:AP:20:VAL:HG22	16:AP:21:VAL:N	2.19	0.57

Continued on next page...

Continued from previous page...

Atom-1	Atom-2	Distance(Å)	Clash(Å)
1:CA:1086:U:C2'	1:CA:1087:G:H5'	2.33	0.57
25:CZ:202:LEU:O	25:CZ:206:ILE:HB	2.04	0.57
42:DG:20:ILE:O	42:DG:24:GLY:HA2	2.05	0.57
1:CA:1127:G:H1'	1:CA:1147:C:H42	1.70	0.57
4:CD:150:GLU:CG	4:CD:151:LYS:N	2.68	0.57
1:AA:1158:C:H2'	1:AA:1158:C:O2	2.03	0.57
36:BA:2867:G:C5	52:BT:23:ARG:NH1	2.72	0.57
58:DZ:105:VAL:O	58:DZ:140:ASP:HA	2.04	0.57
50:DR:55:ALA:HB1	50:DR:84:ALA:HB2	1.86	0.57
22:AV:52:G:H1	22:AV:62:C:N4	2.02	0.57
36:DA:1104:C:H2'	36:DA:1105:U:C6	2.36	0.57
1:CA:390:C:H4'	16:CP:28:ARG:HH21	1.69	0.57
58:BZ:155:LEU:HD23	58:BZ:155:LEU:N	2.19	0.57
1:AA:194:C:C2'	1:AA:195:A:H5''	2.33	0.57
3:AC:32:LEU:HD22	3:AC:59:ARG:HH11	1.66	0.57
36:BA:2779:U:H1'	36:BA:2781:A:C6	2.37	0.57
36:DA:814:C:H2'	36:DA:815:C:C6	2.39	0.57
22:AV:44:G:H2'	22:AV:45:U:H5'	1.85	0.57
22:CV:44:G:H2'	22:CV:44:G:N3	2.19	0.57
36:BA:2777:G:H5''	36:BA:2778:A:C5'	2.33	0.57
12:CL:47:LYS:C	12:CL:49:ASN:N	2.58	0.57
36:DA:528:A:H2	36:DA:2043:C:O5'	1.87	0.57
29:D3:1:MET:O	29:D3:3:ARG:N	2.38	0.57
1:AA:1376:U:H2'	1:AA:1377:A:C8	2.39	0.57
3:CC:173:VAL:O	3:CC:173:VAL:HG12	2.04	0.57
1:AA:1296:C:H4'	1:AA:1302:U:C5	2.39	0.57
40:BE:2:LYS:HD3	40:BE:95:ILE:HG22	1.86	0.57
47:BO:64:ARG:NH1	47:BO:83:ALA:HB2	2.19	0.57
36:DA:1750:G:O2'	36:DA:1751:C:H5'	2.04	0.57
1:AA:677:U:H3	1:AA:713:G:H22	1.52	0.57
14:AN:19:ARG:O	14:AN:20:ALA:C	2.40	0.57
36:DA:2691:C:H6	36:DA:2691:C:H5'	1.67	0.57
36:BA:118:A:N3	36:BA:178:G:H1'	2.19	0.57
40:DE:94:GLU:OE2	40:DE:177:PRO:HB3	2.03	0.57
1:AA:1072:G:H2'	1:AA:1073:U:C6	2.39	0.57
38:BC:120:MET:O	38:BC:124:GLY:N	2.35	0.57
28:B2:25:VAL:HB	28:B2:64:LEU:CD1	2.29	0.57
39:DD:30:GLU:HG3	39:DD:63:ARG:NH2	2.19	0.57
42:BG:47:LYS:NZ	42:BG:82:LEU:HD12	2.15	0.57
32:D6:52:VAL:HG12	32:D6:53:LYS:H	1.69	0.57
36:BA:612:C:C2'	36:BA:613:G:C5'	2.77	0.57
43:DH:66:GLY:CA	43:DH:69:ARG:HB3	2.34	0.57

Continued on next page...

Continued from previous page...

Atom-1	Atom-2	Distance(Å)	Clash(Å)
1:AA:980:C:H5'	1:AA:980:C:C6	2.25	0.57
4:AD:9:CYS:O	4:AD:12:CYS:HB2	2.05	0.57
58:DZ:10:ARG:NE	58:DZ:36:LYS:HB2	2.19	0.57
12:AL:113:ARG:HB3	12:AL:122:THR:HG21	1.87	0.57
2:AB:17:PHE:O	2:AB:18:GLY:O	2.22	0.57
36:BA:1087:G:H2'	36:BA:1088:A:C5'	2.33	0.57
58:DZ:166:SER:HB2	58:DZ:168:GLU:N	2.20	0.57
54:BV:49:THR:HB	54:BV:50:PRO:HD2	1.84	0.57
42:BG:9:ARG:O	42:BG:12:TYR:N	2.38	0.57
35:D9:10:ILE:N	35:D9:10:ILE:HD12	2.19	0.57
19:CS:32:LYS:O	19:CS:32:LYS:HG2	2.04	0.57
20:CT:12:ALA:O	20:CT:15:ARG:HB2	2.04	0.57
36:BA:1188:U:H4'	54:BV:79:VAL:HG22	1.86	0.57
56:BX:8:ILE:HD12	56:BX:8:ILE:N	2.19	0.57
9:AI:48:GLU:N	9:AI:49:PRO:CD	2.68	0.57
40:DE:26:ILE:HG23	40:DE:196:VAL:HG21	1.87	0.57
36:BA:1106:G:H2'	36:BA:1107:G:O4'	2.05	0.57
1:AA:1120:G:H2'	1:AA:1121:U:C6	2.39	0.57
50:DR:101:ALA:O	50:DR:102:GLU:HB2	2.05	0.57
36:DA:1523:U:H2'	36:DA:1524:G:C8	2.39	0.57
19:AS:24:ALA:O	19:AS:25:LYS:HB2	2.05	0.57
34:D8:6:THR:OG1	34:D8:11:LYS:HE3	2.05	0.57
36:DA:2188:C:H2'	36:DA:2189:U:C6	2.39	0.57
36:DA:1023:U:H6	36:DA:1023:U:H5'	1.68	0.57
41:DF:168:ARG:CG	41:DF:175:THR:HG21	2.23	0.57
1:CA:1270:C:H2'	1:CA:1271:G:H8	1.70	0.57
34:D8:23:VAL:CG1	34:D8:46:ARG:HB3	2.35	0.57
36:BA:266:G:H2'	36:BA:267:C:C5'	2.28	0.57
4:CD:9:CYS:O	4:CD:12:CYS:HB2	2.05	0.57
56:DX:52:VAL:HG12	56:DX:53:LYS:N	2.11	0.57
30:D4:7:PRO:HG2	42:DG:65:GLY:HA2	1.87	0.57
10:AJ:32:ALA:H	10:AJ:78:ASN:HD21	1.52	0.57
2:CB:31:TYR:O	2:CB:42:ILE:HG13	2.05	0.57
57:DY:53:PRO:CB	57:DY:56:PRO:HG3	2.31	0.57
36:BA:271(E):U:H2'	36:BA:271(F):C:C6	2.39	0.57
36:DA:330:A:C2	36:DA:1210:A:H2'	2.32	0.57
4:AD:150:GLU:CG	4:AD:151:LYS:N	2.68	0.57
25:AZ:19:HIS:CE1	25:AZ:113:MET:HB3	2.39	0.57
36:DA:1677:A:H2'	36:DA:1678:G:C8	2.40	0.57
43:BH:67:LEU:O	43:BH:71:LEU:HB2	2.03	0.57
36:BA:848:G:O6	36:BA:928:G:H2'	2.04	0.57
2:AB:109:SER:C	2:AB:111:ARG:N	2.58	0.57

Continued on next page...

Continued from previous page...

Atom-1	Atom-2	Distance(Å)	Clash(Å)
58:BZ:10:ARG:HG2	58:BZ:12:GLY:H	1.69	0.57
47:DO:87:ILE:HG21	47:DO:91:LEU:HA	1.85	0.57
3:CC:134:ILE:CG2	3:CC:168:ALA:HB3	2.34	0.57
46:BN:72:TYR:HD2	46:BN:90:MET:HG3	1.68	0.57
16:CP:43:LYS:HA	16:CP:48:TRP:HB2	1.86	0.57
16:CP:43:LYS:HA	16:CP:48:TRP:HB3	1.85	0.57
1:CA:1347:G:C6	9:CI:107:ARG:NH2	2.73	0.57
9:CI:97:LYS:HB3	9:CI:98:PRO:HD3	1.85	0.57
1:AA:198:G:O2'	1:AA:199:G:H8	1.87	0.57
38:DC:214:VAL:HG23	38:DC:224:ILE:HD13	1.86	0.57
1:AA:57:G:H2'	1:AA:58:C:C6	2.40	0.57
2:AB:97:TRP:CZ2	2:AB:102:LEU:HD13	2.40	0.57
36:BA:2358:G:H22	48:BP:55:ARG:HH21	1.52	0.57
36:BA:1523:U:H2'	36:BA:1524:G:C8	2.39	0.57
39:BD:8:PRO:HB3	39:BD:14:ARG:HB3	1.86	0.57
48:BP:92:GLU:HG2	48:BP:121:LYS:NZ	2.20	0.57
15:AO:21:ASP:OD2	15:AO:24:SER:HB3	2.05	0.57
40:BE:203:LYS:O	40:BE:203:LYS:HD2	2.05	0.57
33:D7:19:ARG:HG2	33:D7:19:ARG:HH11	1.69	0.57
38:DC:106:GLY:O	38:DC:107:TRP:HB3	2.05	0.57
39:BD:35:LYS:HG3	39:BD:63:ARG:CG	2.34	0.57
39:BD:72:LYS:HG3	39:BD:103:ARG:NH2	2.20	0.57
36:DA:2833:G:C3'	36:DA:2834:G:H5''	2.31	0.57
52:DT:13:ARG:HH11	52:DT:13:ARG:HA	1.65	0.57
57:DY:14:LEU:HD13	57:DY:24:VAL:HG22	1.85	0.57
1:CA:542:G:P	4:CD:10:ARG:NH2	2.77	0.57
34:D8:13:ARG:HD2	48:DP:61:ARG:CD	2.28	0.57
30:B4:14:ILE:HG13	30:B4:31:ILE:CB	2.32	0.57
36:BA:1207:C:H2'	36:BA:1208:C:C6	2.34	0.57
31:B5:31:VAL:HG13	31:B5:42:PRO:HG3	1.86	0.57
31:B5:49:CYS:O	31:B5:56:LYS:HE2	2.05	0.57
40:DE:117:MET:HE1	40:DE:136:ARG:HA	1.86	0.57
37:DB:91:C:OP1	49:DQ:16:ARG:HD2	2.05	0.57
1:AA:1286:A:O2'	1:AA:1287:A:C5'	2.53	0.57
42:BG:32:PRO:HA	42:BG:162:THR:OG1	2.05	0.57
36:DA:1861:G:O2'	36:DA:1862:G:H5'	2.05	0.57
36:BA:326:G:H2'	36:BA:327:G:H8	1.69	0.57
36:DA:1721:G:C6	36:DA:1739:U:H5'	2.40	0.57
57:DY:47:LYS:HE3	57:DY:60:PHE:HZ	1.70	0.57
13:AM:91:ARG:CB	13:AM:98:VAL:HG12	2.35	0.57
41:BF:177:ALA:HB1	41:BF:178:PRO:HD2	1.85	0.57
1:AA:433:C:H2'	1:AA:434:U:H6	1.70	0.57

Continued on next page...

Continued from previous page...

Atom-1	Atom-2	Distance(Å)	Clash(Å)
19:AS:32:LYS:O	19:AS:32:LYS:HG2	2.04	0.57
36:BA:2020:A:O2'	36:BA:2021:C:H5'	2.05	0.57
46:BN:14:VAL:HG13	46:BN:137:LYS:HG3	1.87	0.57
11:CK:84:VAL:HG11	11:CK:95:ILE:HD11	1.87	0.57
36:BA:1184:G:O2'	36:BA:1185:C:H5'	2.04	0.57
44:DJ:106:UNK:O	44:DJ:107:UNK:CB	2.53	0.57
22:AW:27:G:O2'	22:AW:28:G:H5'	2.05	0.57
1:AA:135:C:H2'	1:AA:136:C:H5'	1.86	0.57
36:BA:1417:C:H2'	36:BA:1418:G:O4'	2.04	0.57
1:AA:256:U:H2'	1:AA:257:G:C8	2.39	0.57
40:DE:179:GLU:O	40:DE:180:ASN:HB2	2.03	0.57
43:BH:85:LYS:CD	43:BH:133:VAL:HB	2.34	0.57
39:DD:35:LYS:HG3	39:DD:63:ARG:CG	2.33	0.57
56:BX:12:VAL:HB	56:BX:17:ALA:CB	2.10	0.57
42:BG:46:ALA:C	42:BG:47:LYS:HD2	2.24	0.57
52:BT:28:VAL:CG1	52:BT:46:GLU:HA	2.32	0.57
24:CY:70:C:H2'	24:CY:71:C:C6	2.39	0.57
52:DT:10:VAL:O	52:DT:13:ARG:NE	2.35	0.57
36:BA:1858:G:H1'	36:BA:1884:A:N6	2.20	0.57
1:AA:1201:A:H5'	1:AA:1203:C:OP2	2.04	0.57
36:DA:1858:G:H1'	36:DA:1884:A:N6	2.19	0.57
20:CT:53:LEU:O	20:CT:57:ARG:HB2	2.05	0.57
36:DA:2298:A:H2'	36:DA:2299:G:O4'	2.05	0.57
52:BT:50:ILE:HA	52:BT:99:LEU:CD1	2.35	0.57
1:CA:858:G:H5''	1:CA:858:G:H8	1.70	0.57
36:BA:1677:A:H2'	36:BA:1678:G:C8	2.40	0.57
9:CI:4:TYR:CG	9:CI:88:TYR:HB2	2.40	0.57
36:BA:1208:C:O2	36:BA:1208:C:H2'	2.03	0.57
1:AA:573:A:H5'	1:AA:573:A:C8	2.32	0.57
36:DA:93:G:H2'	36:DA:94:C:C6	2.40	0.57
15:CO:17:ARG:HD3	15:CO:26:GLU:CD	2.25	0.57
42:BG:115:ARG:HG2	42:BG:115:ARG:NH1	2.11	0.57
54:BV:38:LEU:O	54:BV:39:LEU:HD13	2.05	0.57
58:DZ:23:LYS:O	58:DZ:24:LEU:CB	2.51	0.57
10:AJ:4:ILE:HB	10:AJ:74:ILE:HD11	1.87	0.57
36:BA:2712:U:OP1	36:BA:2714:G:H4'	2.05	0.57
36:DA:326:G:H2'	36:DA:327:G:H8	1.69	0.57
47:BO:87:ILE:HG21	47:BO:91:LEU:HA	1.86	0.57
9:CI:99:LEU:HD22	9:CI:99:LEU:H	1.70	0.57
53:DU:32:PHE:CB	53:DU:36:ARG:NH2	2.68	0.57
1:CA:1428:A:H2'	1:CA:1429:C:C6	2.40	0.57
36:BA:1166:C:H2'	36:BA:1167:U:C6	2.40	0.57

Continued on next page...

Continued from previous page...

Atom-1	Atom-2	Distance(Å)	Clash(Å)
5:CE:6:PHE:CB	5:CE:34:VAL:HG22	2.35	0.57
58:DZ:77:ASP:HB3	58:DZ:80:ARG:O	2.05	0.57
30:D4:42:PHE:O	30:D4:43:TYR:O	2.22	0.57
24:CY:55:PSU:H2'	24:CY:56:C:OP2	2.05	0.57
1:AA:490:G:H2'	1:AA:491:G:C8	2.40	0.57
36:DA:176:G:O2'	36:DA:177:G:H5'	2.05	0.57
36:BA:882:G:H2'	36:BA:883:G:H8	1.70	0.57
28:B2:51:ARG:CD	36:BA:94(A):G:H21	2.17	0.57
28:B2:67:LYS:HA	28:B2:70:GLN:HG2	1.87	0.57
36:BA:1464:C:HO2'	36:BA:1528:A:H8	1.52	0.57
34:D8:6:THR:HG21	34:D8:63:PRO:HD3	1.86	0.57
52:BT:28:VAL:HG13	52:BT:46:GLU:CA	2.32	0.57
57:BY:28:LYS:HB3	57:BY:39:VAL:H	1.69	0.57
57:BY:86:ARG:NH2	57:BY:95:LYS:HE2	2.19	0.57
32:B6:9:LEU:O	32:B6:9:LEU:HD13	2.04	0.57
34:B8:23:VAL:CG1	34:B8:46:ARG:HB3	2.34	0.57
42:DG:68:PRO:HG3	42:DG:92:VAL:HB	1.85	0.57
20:CT:62:LEU:HA	20:CT:65:LYS:HB2	1.86	0.57
42:DG:131:TYR:HB3	42:DG:159:VAL:HG13	1.84	0.57
49:DQ:134:ARG:CD	58:DZ:122:ARG:NH2	2.68	0.57
50:BR:45:ARG:CG	50:BR:46:GLY:H	2.13	0.57
20:CT:50:GLU:HB2	20:CT:99:LEU:CD1	2.33	0.57
54:BV:47:VAL:O	54:BV:47:VAL:HG23	2.05	0.57
58:DZ:142:SER:C	58:DZ:144:LEU:H	2.06	0.57
40:DE:5:LEU:HD12	40:DE:51:PHE:HB2	1.86	0.57
10:CJ:3:LYS:HD2	10:CJ:77:PRO:HG3	1.87	0.57
36:DA:1722:A:O2'	36:DA:1739:U:C5'	2.53	0.57
42:BG:36:LYS:HD3	42:BG:95:ARG:HH12	1.70	0.57
57:DY:31:LEU:HB2	57:DY:32:PRO:HA	1.87	0.57
39:BD:111:LEU:HD22	39:BD:115:GLN:OE1	2.05	0.57
3:CC:70:VAL:O	3:CC:105:GLU:HA	2.04	0.57
1:AA:161:A:H2'	1:AA:162:A:C8	2.40	0.57
1:AA:413:G:H1'	1:AA:428:G:H21	1.70	0.57
5:CE:60:TYR:CE1	5:CE:64:ARG:NH2	2.73	0.57
39:BD:94:LEU:HB2	39:BD:104:TYR:HE1	1.69	0.57
18:AR:59:SER:OG	18:AR:62:GLU:HG3	2.05	0.57
46:DN:99:LEU:O	46:DN:103:VAL:HG23	2.04	0.57
11:CK:80:VAL:HG13	11:CK:103:LEU:HD11	1.86	0.57
25:CZ:315:LYS:HA	25:CZ:372:VAL:O	2.04	0.57
2:AB:139:LYS:O	2:AB:143:GLU:HG3	2.04	0.57
55:DW:84:ARG:HB2	55:DW:96:ILE:HG22	1.85	0.57
40:BE:26:ILE:HG23	40:BE:196:VAL:HG21	1.85	0.57

Continued on next page...

Continued from previous page...

Atom-1	Atom-2	Distance(Å)	Clash(Å)
1:AA:697:U:H2'	1:AA:698:G:H5'	1.86	0.57
27:D1:53:VAL:HG22	27:D1:74:VAL:HG13	1.85	0.57
56:BX:33:LYS:HA	56:BX:33:LYS:HE2	1.86	0.57
51:DS:11:LYS:HG2	51:DS:11:LYS:O	2.05	0.57
42:BG:86:MET:O	42:BG:86:MET:HG2	2.05	0.56
9:AI:53:VAL:CG2	9:AI:95:LYS:HZ3	1.97	0.56
42:BG:51:ARG:CA	42:BG:51:ARG:HE	2.08	0.56
32:D6:15:GLU:O	32:D6:17:LYS:N	2.38	0.56
57:DY:86:ARG:NH2	57:DY:95:LYS:HE2	2.18	0.56
34:D8:30:ARG:HA	34:D8:30:ARG:HE	1.70	0.56
36:BA:672:C:O3'	41:BF:81:PRO:HG3	2.05	0.56
2:CB:72:GLY:O	2:CB:94:ASN:HA	2.04	0.56
3:CC:135:LYS:NZ	5:CE:50:GLU:HG2	2.20	0.56
51:BS:106:ARG:CZ	51:BS:106:ARG:HB3	2.35	0.56
10:CJ:33:GLN:O	10:CJ:75:ILE:HG12	2.05	0.56
36:BA:2761:G:C2'	36:BA:2762:G:H5''	2.35	0.56
36:DA:2807:G:H3'	36:DA:2808:U:H5''	1.86	0.56
40:DE:61:ARG:HB3	40:DE:62:PRO:CD	2.33	0.56
25:CZ:108:ALA:HB3	25:CZ:137:LYS:O	2.05	0.56
31:B5:54:GLY:N	31:B5:56:LYS:NZ	2.51	0.56
1:AA:961:U:O2'	1:AA:962:C:P	2.63	0.56
36:DA:769:G:H4'	36:DA:1379:A:N1	2.20	0.56
25:AZ:26:THR:HB	60:AZ:501:GDP:O2A	2.05	0.56
42:BG:152:LEU:HD23	42:BG:152:LEU:H	1.70	0.56
36:BA:2524:G:C8	36:BA:2524:G:H5'	2.35	0.56
50:BR:55:ALA:HB1	50:BR:84:ALA:HB2	1.85	0.56
1:AA:390:C:H4'	16:AP:28:ARG:HH21	1.70	0.56
36:DA:1106:G:H2'	36:DA:1107:G:O4'	2.04	0.56
39:DD:131:LEU:HB2	39:DD:136:ILE:HD11	1.86	0.56
1:AA:1378:C:H4'	7:AG:94:ARG:HH22	1.70	0.56
1:AA:443:C:H2'	1:AA:444:C:H6	1.70	0.56
9:AI:9:ARG:HG3	9:AI:14:VAL:HG13	1.87	0.56
18:CR:26:LEU:CD2	18:CR:39:VAL:HG13	2.35	0.56
36:BA:533:G:H5'	53:BU:24:TYR:CD1	2.40	0.56
36:DA:530:G:C5	36:DA:2022:U:H5''	2.40	0.56
1:AA:457:C:H2'	1:AA:458:C:C6	2.40	0.56
1:AA:189(A):C:H2'	1:AA:189(B):C:C6	2.40	0.56
2:CB:139:LYS:O	2:CB:143:GLU:HG3	2.04	0.56
40:BE:182:LEU:C	40:BE:183:LEU:HD12	2.24	0.56
36:BA:2691:C:H6	36:BA:2691:C:H5'	1.69	0.56
26:D0:56:ASP:OD1	26:D0:58:THR:OG1	2.20	0.56
23:CX:20:U:O2'	23:CX:21:C:H5'	2.05	0.56

Continued on next page...

Continued from previous page...

Atom-1	Atom-2	Distance(Å)	Clash(Å)
38:BC:106:GLY:O	38:BC:107:TRP:HB3	2.05	0.56
28:B2:28:LYS:O	28:B2:57:ILE:HD11	2.05	0.56
28:B2:69:ARG:HD2	28:B2:69:ARG:N	2.19	0.56
40:DE:87:GLU:OE2	40:DE:89:ASP:HB3	2.05	0.56
1:AA:1003:G:C3'	1:AA:1004:A:H4'	2.34	0.56
9:AI:53:VAL:C	9:AI:55:ALA:H	2.07	0.56
22:CW:67:C:H2'	22:CW:68:C:C6	2.40	0.56
41:BF:160:ASN:HD21	41:BF:162:LEU:CD1	2.17	0.56
52:BT:29:ARG:CB	52:BT:85:LYS:HA	2.36	0.56
40:BE:38:THR:HB	40:BE:41:LYS:CG	2.32	0.56
27:B1:7:ILE:HG22	27:B1:8:SER:N	2.20	0.56
57:DY:27:VAL:HA	57:DY:28:LYS:HE2	1.88	0.56
36:DA:691:C:O2'	36:DA:692:C:H5'	2.05	0.56
36:DA:672:C:O3'	41:DF:81:PRO:HG3	2.05	0.56
1:AA:975:A:H5'	1:AA:975:A:C8	2.40	0.56
10:AJ:33:GLN:O	10:AJ:75:ILE:HG12	2.05	0.56
7:AG:113:GLU:CG	7:AG:119:ARG:HG2	2.35	0.56
1:CA:1242:C:O2'	1:CA:1243:C:H5'	2.06	0.56
1:CA:858:G:C5	1:CA:869:G:N7	2.73	0.56
9:AI:4:TYR:CG	9:AI:88:TYR:HB2	2.39	0.56
9:CI:88:TYR:O	9:CI:89:ASN:HB2	2.05	0.56
57:BY:51:VAL:O	57:BY:53:PRO:HD3	2.05	0.56
6:CF:11:ASN:HB3	6:CF:14:LEU:CG	2.32	0.56
47:BO:35:VAL:HG11	47:BO:69:ILE:HD13	1.87	0.56
54:BV:52:VAL:HG13	54:BV:55:ALA:HB3	1.86	0.56
36:BA:1683:C:H2'	36:BA:1684:C:C6	2.40	0.56
36:BA:1683:C:H2'	36:BA:1684:C:H6	1.70	0.56
50:BR:94:TYR:CD1	50:BR:94:TYR:N	2.70	0.56
36:DA:2376:A:H2'	36:DA:2377:A:O4'	2.05	0.56
47:BO:23:ARG:HG3	47:BO:24:VAL:N	2.18	0.56
1:CA:953:G:C5'	1:CA:965:A:H61	2.18	0.56
1:AA:345:C:H4'	52:BT:41:ARG:HH21	1.70	0.56
14:CN:27:CYS:SG	14:CN:29:ARG:HB2	2.46	0.56
39:BD:224:ALA:C	39:BD:226:MET:H	2.08	0.56
26:B0:16:SER:HB2	36:BA:2262:U:C5	2.39	0.56
18:AR:36:ASN:HD21	18:AR:39:VAL:CG2	2.18	0.56
46:DN:96:GLU:O	46:DN:100:GLU:HG3	2.04	0.56
57:DY:90:LEU:HG	57:DY:91:GLU:H	1.70	0.56
36:DA:1523:U:H2'	36:DA:1524:G:H8	1.70	0.56
33:D7:9:ARG:NE	36:DA:1310:G:OP2	2.30	0.56
56:DX:3:THR:HA	56:DX:6:ASP:OD1	2.04	0.56
47:DO:2:ILE:HD12	47:DO:6:THR:HG21	1.87	0.56

Continued on next page...

Continued from previous page...

Atom-1	Atom-2	Distance(Å)	Clash(Å)
48:DP:135:LEU:HD13	48:DP:135:LEU:O	2.05	0.56
38:DC:190:ARG:O	38:DC:194:ARG:HG3	2.05	0.56
52:BT:134:GLU:O	52:BT:135:ALA:HB3	2.04	0.56
1:AA:1354:C:H2'	1:AA:1355:G:H8	1.69	0.56
36:DA:2544:G:H8	36:DA:2544:G:O5'	1.88	0.56
39:DD:30:GLU:HG2	39:DD:35:LYS:HZ1	1.70	0.56
39:DD:31:LYS:HG3	39:DD:33:LEU:HG	1.87	0.56
40:DE:75:VAL:O	40:DE:77:ILE:N	2.38	0.56
36:DA:31:C:O2'	36:DA:32:C:H5''	2.05	0.56
36:DA:1464:C:HO2'	36:DA:1528:A:H8	1.49	0.56
9:AI:53:VAL:HG13	9:AI:95:LYS:CD	2.31	0.56
39:BD:36:PRO:O	39:BD:37:LEU:HB2	2.04	0.56
46:BN:43:THR:HB	46:BN:46:VAL:HG11	1.86	0.56
42:DG:51:ARG:NH1	42:DG:53:LEU:HD22	2.21	0.56
36:BA:2101:G:C3'	36:BA:2102:U:H5''	2.34	0.56
52:BT:4:GLY:O	52:BT:7:ILE:HB	2.05	0.56
32:D6:15:GLU:CD	32:D6:18:ARG:NE	2.58	0.56
57:DY:95:LYS:CE	57:DY:100:ALA:HB2	2.35	0.56
57:DY:81:LYS:HD2	57:DY:96:ILE:HD11	1.87	0.56
57:BY:27:VAL:HA	57:BY:28:LYS:HE2	1.87	0.56
57:BY:81:LYS:HD2	57:BY:96:ILE:HD11	1.86	0.56
34:D8:23:VAL:HG12	34:D8:46:ARG:NH1	2.11	0.56
9:CI:114:TYR:CE1	10:CJ:59:SER:HA	2.39	0.56
3:CC:76:VAL:HG21	3:CC:103:VAL:CG2	2.35	0.56
32:D6:9:LEU:HD22	32:D6:10:LEU:N	2.20	0.56
48:BP:23:PRO:HD2	48:BP:33:ARG:NE	2.14	0.56
3:AC:82:GLU:O	3:AC:86:VAL:HG13	2.05	0.56
36:DA:621:A:C2'	36:DA:622:G:H5'	2.35	0.56
36:DA:2297:C:O2'	36:DA:2298:A:H5'	2.05	0.56
48:BP:16:ARG:CZ	48:BP:16:ARG:HB2	2.35	0.56
16:CP:21:VAL:HG12	16:CP:34:GLU:O	2.05	0.56
1:CA:858:G:C6	1:CA:869:G:C8	2.94	0.56
2:CB:18:GLY:H	2:CB:42:ILE:HG23	1.69	0.56
36:DA:1112:G:O2'	36:DA:1113:U:H5'	2.04	0.56
35:D9:35:ARG:O	35:D9:36:GLN:O	2.22	0.56
2:AB:18:GLY:H	2:AB:42:ILE:HG23	1.70	0.56
2:AB:31:TYR:O	2:AB:42:ILE:HG13	2.06	0.56
47:DO:114:ILE:H	47:DO:114:ILE:CD1	2.18	0.56
36:BA:2761:G:H2'	36:BA:2762:G:H5''	1.87	0.56
25:CZ:171:ILE:HG22	25:CZ:172:ARG:N	2.19	0.56
40:DE:116:VAL:O	40:DE:117:MET:CB	2.52	0.56
40:DE:116:VAL:CG2	40:DE:117:MET:N	2.68	0.56

Continued on next page...

Continued from previous page...

Atom-1	Atom-2	Distance(Å)	Clash(Å)
36:BA:93:G:H2'	36:BA:94:C:C6	2.41	0.56
41:BF:164:ARG:HG2	41:BF:164:ARG:NH1	2.17	0.56
4:CD:36:ARG:C	4:CD:38:TYR:H	2.07	0.56
1:CA:1158:C:H2'	1:CA:1158:C:O2	2.04	0.56
7:AG:99:LEU:O	7:AG:102:ARG:HG2	2.06	0.56
42:BG:6:ALA:O	42:BG:10:LYS:HD3	2.05	0.56
54:DV:59:ALA:HA	54:DV:95:LEU:O	2.05	0.56
34:B8:50:LEU:N	34:B8:53:PRO:HD3	2.20	0.56
34:D8:14:VAL:HG21	34:D8:22:VAL:HG13	1.87	0.56
9:CI:65:VAL:HG21	9:CI:73:GLN:HB3	1.86	0.56
22:AW:30:G:H2'	22:AW:31:A:H8	1.69	0.56
50:DR:79:LEU:HA	50:DR:83:ILE:HG13	1.86	0.56
27:D1:29:GLY:O	27:D1:31:GLY:N	2.38	0.56
36:DA:549:G:O2'	36:DA:551:G:H5'	2.05	0.56
7:CG:113:GLU:HG3	7:CG:118:VAL:HG23	1.86	0.56
53:DU:76:TYR:O	53:DU:80:ILE:HG12	2.04	0.56
47:DO:88:ASN:OD1	47:DO:90:GLN:N	2.38	0.56
57:BY:31:LEU:HB2	57:BY:32:PRO:HA	1.86	0.56
56:BX:57:LEU:HD13	56:BX:57:LEU:N	2.19	0.56
1:CA:498:U:O2'	1:CA:499:A:H8	1.88	0.56
1:AA:59:A:H5'	1:AA:60:A:H5"	1.85	0.56
40:DE:101:ARG:NH2	40:DE:171:GLU:HB2	2.20	0.56
38:DC:5:LYS:HB3	38:DC:8:ARG:HH21	1.70	0.56
38:DC:75:LEU:HD12	38:DC:75:LEU:C	2.24	0.56
22:AV:44:G:N3	22:AV:44:G:H2'	2.20	0.56
2:AB:95:GLN:NE2	2:AB:147:LYS:HE2	2.20	0.56
5:CE:41:VAL:HG23	5:CE:67:VAL:CG1	2.34	0.56
26:B0:20:ARG:HH11	26:B0:20:ARG:CG	2.18	0.56
50:DR:103:ARG:NH1	50:DR:110:PRO:HB3	2.20	0.56
25:CZ:11:HIS:O	25:CZ:12:VAL:HG13	2.05	0.56
36:BA:528:A:H2	36:BA:2043:C:O5'	1.88	0.56
36:DA:1013:C:H2'	36:DA:1014:U:C6	2.41	0.56
19:AS:29:ARG:HD2	19:AS:29:ARG:N	2.19	0.56
37:BB:56:G:O2'	37:BB:57:A:OP2	2.21	0.56
36:BA:2836:U:O5'	36:BA:2836:U:H6	1.88	0.56
36:BA:1709:U:H2'	36:BA:1710:C:C6	2.40	0.56
31:B5:7:PRO:HG2	36:BA:2016:U:O2	2.05	0.56
36:DA:648:G:H2'	36:DA:649:G:H8	1.71	0.56
7:AG:137:LYS:O	7:AG:138:LYS:C	2.44	0.56
25:AZ:84:GLY:O	25:AZ:85:HIS:HB3	2.04	0.56
50:BR:101:ALA:O	50:BR:102:GLU:HB2	2.04	0.56
25:CZ:320:VAL:HG13	25:CZ:397:ALA:O	2.05	0.56

Continued on next page...

Continued from previous page...

Atom-1	Atom-2	Distance(Å)	Clash(Å)
36:BA:108:U:H2'	36:BA:109:G:H8	1.70	0.56
36:DA:1184:G:O2'	36:DA:1185:C:H5'	2.05	0.56
46:DN:94:HIS:N	46:DN:95:PRO:CD	2.68	0.56
36:DA:1827:C:O2'	36:DA:1828:G:H5'	2.06	0.56
4:AD:191:ARG:HD3	4:AD:200:GLU:OE2	2.05	0.56
52:DT:11:GLU:H	52:DT:11:GLU:CD	2.09	0.56
36:DA:1417:C:H2'	36:DA:1418:G:O4'	2.04	0.56
1:CA:580:U:H2'	1:CA:581:G:O4'	2.05	0.56
36:DA:1231:G:H2'	36:DA:1232:G:C8	2.41	0.56
9:AI:106:ALA:O	9:AI:108:VAL:HG23	2.05	0.56
24:CY:49:G:O2'	24:CY:50:G:H5'	2.06	0.56
1:CA:260:G:H2'	1:CA:261:U:C6	2.40	0.56
46:DN:71:ILE:HG21	46:DN:84:LYS:HB3	1.87	0.56
35:D9:16:VAL:HG11	36:DA:1032:A:O3'	2.05	0.56
42:BG:150:ASP:O	42:BG:151:ALA:HB3	2.04	0.56
49:DQ:116:GLU:O	49:DQ:120:ILE:HG12	2.05	0.56
6:AF:3:ARG:HH11	6:AF:3:ARG:HG3	1.70	0.56
1:CA:751:U:H4'	15:CO:24:SER:HA	1.87	0.56
1:AA:260:G:H2'	1:AA:261:U:C6	2.40	0.56
42:BG:41:GLN:CD	42:BG:60:LEU:HD21	2.25	0.56
22:AV:41:C:C3'	22:AV:42:C:H5''	2.36	0.56
56:DX:18:TYR:O	56:DX:20:GLY:N	2.38	0.56
36:DA:1542:A:C8	36:DA:1544:A:H5'	2.40	0.56
36:BA:926:A:H5'	36:BA:926:A:H8	1.71	0.56
42:DG:86:MET:N	42:DG:87:PRO:CD	2.68	0.56
32:D6:15:GLU:HG3	32:D6:47:THR:HG21	1.86	0.56
57:BY:8:LYS:N	57:BY:8:LYS:CD	2.65	0.56
36:BA:84:A:H5''	57:BY:9:LYS:HD2	1.87	0.56
32:B6:10:LEU:CD2	32:B6:10:LEU:N	2.67	0.56
36:BA:1947:C:C2'	36:BA:1948:G:H5''	2.35	0.56
36:BA:1784:A:H4'	36:BA:1785:A:O5'	2.05	0.56
12:AL:8:ASN:O	12:AL:12:ARG:HG3	2.05	0.56
30:B4:7:PRO:CG	42:BG:61:ALA:HB1	2.36	0.56
36:BA:1049:C:H2'	36:BA:1050:A:C8	2.30	0.56
57:DY:51:VAL:O	57:DY:53:PRO:HD3	2.05	0.56
58:BZ:114:GLY:H	58:BZ:146:ILE:CG2	2.18	0.56
47:DO:35:VAL:HG11	47:DO:69:ILE:HD13	1.87	0.56
13:CM:83:ASP:CG	13:CM:84:ILE:N	2.58	0.56
43:BH:76:VAL:O	43:BH:79:VAL:HG22	2.06	0.56
36:BA:335:C:H2'	36:BA:336:C:C6	2.40	0.56
8:AH:56:LYS:HD2	8:AH:56:LYS:N	2.20	0.56
36:BA:419:C:H2'	36:BA:420:C:C6	2.39	0.56

Continued on next page...

Continued from previous page...

Atom-1	Atom-2	Distance(Å)	Clash(Å)
1:CA:1378:C:H4'	7:CG:94:ARG:HH22	1.71	0.56
58:BZ:115:GLY:HA3	58:BZ:174:VAL:CG1	2.35	0.56
4:AD:36:ARG:C	4:AD:38:TYR:H	2.07	0.56
1:CA:443:C:H2'	1:CA:444:C:C6	2.40	0.56
28:D2:46:GLN:HB3	28:D2:48:HIS:HE1	1.71	0.56
36:BA:137:C:O2	36:BA:137:C:H2'	2.04	0.56
58:BZ:6:LYS:HG2	58:BZ:8:TYR:OH	2.06	0.56
36:DA:2703:C:O2'	36:DA:2704:C:H5'	2.05	0.56
36:DA:2341:G:H2'	36:DA:2342:C:C6	2.39	0.56
1:AA:736:C:H2'	1:AA:737:A:C8	2.39	0.56
8:AH:20:TYR:CE2	8:AH:76:PRO:HG2	2.40	0.56
36:DA:153:C:H2'	36:DA:154:G:C8	2.40	0.56
36:DA:1166:C:H2'	36:DA:1167:U:C6	2.40	0.56
1:AA:580:U:H2'	1:AA:581:G:O4'	2.05	0.56
36:BA:2240:C:O2'	36:BA:2241:A:H5'	2.05	0.56
36:DA:744:G:OP1	40:DE:132:HIS:HB3	2.06	0.56
25:AZ:315:LYS:HA	25:AZ:372:VAL:O	2.04	0.56
1:CA:1148:U:H2'	1:CA:1149:C:O4'	2.05	0.56
52:DT:31:SER:OG	52:DT:32:TYR:CE1	2.59	0.56
28:B2:65:ASN:HB3	36:BA:72:U:C5	2.41	0.56
39:BD:31:LYS:HG3	39:BD:33:LEU:HG	1.88	0.56
41:BF:126:VAL:HG11	41:BF:142:TRP:HH2	1.69	0.56
43:DH:159:GLU:C	43:DH:159:GLU:CD	2.63	0.56
36:DA:2657:A:O2'	43:DH:160:LYS:HE2	2.06	0.56
57:DY:17:SER:OG	57:DY:18:GLY:N	2.37	0.56
54:BV:28:GLU:HB3	54:BV:29:PRO:HD2	1.87	0.56
36:BA:658:C:H2'	36:BA:659:C:H6	1.66	0.56
41:BF:101:LEU:HD12	41:BF:102:PRO:CD	2.35	0.56
32:B6:53:LYS:N	32:B6:53:LYS:HD3	2.19	0.56
48:BP:135:LEU:HD13	48:BP:135:LEU:O	2.06	0.56
9:CI:33:PHE:C	9:CI:35:GLU:H	2.08	0.56
34:B8:25:MET:HG3	48:BP:64:LYS:HB2	1.88	0.56
25:CZ:263:ARG:HG3	25:CZ:264:LYS:N	2.20	0.56
2:AB:44:LEU:HD12	2:AB:44:LEU:N	2.14	0.56
53:DU:92:ARG:HD3	53:DU:94:ASN:HB3	1.87	0.56
28:D2:64:LEU:O	28:D2:68:ARG:HB2	2.06	0.56
20:AT:50:GLU:HB2	20:AT:99:LEU:CD1	2.34	0.56
46:DN:25:ARG:HG2	46:DN:25:ARG:HH11	1.71	0.56
2:CB:109:SER:C	2:CB:111:ARG:N	2.58	0.56
56:DX:57:LEU:HD13	56:DX:57:LEU:N	2.20	0.56
2:AB:88:ALA:HB2	2:AB:219:VAL:HG13	1.86	0.56
38:DC:32:LEU:HD13	38:DC:220:PRO:HG2	1.86	0.56

Continued on next page...

Continued from previous page...

Atom-1	Atom-2	Distance(Å)	Clash(Å)
38:BC:149:ILE:HG23	38:BC:150:GLY:N	2.20	0.56
39:BD:161:THR:O	39:BD:196:VAL:HG23	2.06	0.56
49:BQ:19:GLY:O	49:BQ:98:LYS:HD3	2.05	0.56
20:CT:73:HIS:HB3	20:CT:74:LYS:HD3	1.87	0.56
2:AB:97:TRP:CZ3	2:AB:176:GLU:OE2	2.58	0.56
36:DA:882:G:H2'	36:DA:883:G:H8	1.70	0.56
36:DA:2836:U:O5'	36:DA:2836:U:H6	1.88	0.56
36:DA:1572:A:O2'	36:DA:1573:G:H5'	2.05	0.56
1:CA:659:U:O2'	1:CA:660:G:H5'	2.06	0.56
6:CF:21:LEU:HD13	6:CF:21:LEU:C	2.26	0.56
49:BQ:59:ARG:HD2	49:BQ:59:ARG:O	2.06	0.56
26:D0:43:THR:HG22	36:DA:2331:G:O2'	2.05	0.56
52:DT:30:VAL:HG12	52:DT:44:ASP:CG	2.26	0.56
52:BT:32:TYR:HB3	52:BT:81:PRO:HB3	1.87	0.56
38:BC:27:ARG:NE	38:BC:182:PRO:CB	2.68	0.56
57:BY:7:VAL:HB	57:BY:8:LYS:HZ3	1.71	0.56
51:DS:97:ARG:C	51:DS:97:ARG:NE	2.59	0.56
36:BA:1077:A:P	58:BZ:111:VAL:HG11	2.45	0.56
36:BA:252:G:OP2	48:BP:50:ARG:NH2	2.34	0.56
52:BT:96:ARG:HB2	52:BT:96:ARG:NH1	2.21	0.56
36:DA:2133:G:H2'	36:DA:2157:G:H22	1.68	0.56
6:CF:63:TYR:N	6:CF:63:TYR:HD1	2.04	0.56
14:CN:15:LYS:HB3	14:CN:16:PHE:CE2	2.41	0.56
41:DF:206:ILE:HG22	41:DF:207:GLY:N	2.19	0.56
28:B2:10:LEU:O	28:B2:14:ARG:HG3	2.06	0.56
4:AD:152:SER:O	4:AD:154:ASN:N	2.39	0.56
25:AZ:110:ASP:HB3	25:AZ:113:MET:HE1	1.86	0.56
20:CT:26:ASN:N	20:CT:26:ASN:HD22	2.04	0.56
13:CM:49:THR:O	13:CM:53:VAL:HG23	2.05	0.56
10:AJ:34:VAL:CG2	10:AJ:74:ILE:HG22	2.34	0.56
50:DR:87:TYR:O	50:DR:89:ASP:N	2.38	0.56
50:BR:55:ALA:HB2	50:BR:79:LEU:CD1	2.33	0.56
39:BD:134:ARG:NH1	39:BD:135:PHE:CE1	2.73	0.56
1:AA:192:U:O4'	20:AT:103:GLY:HA2	2.06	0.56
36:BA:2376:A:H2'	36:BA:2377:A:O4'	2.05	0.56
3:AC:95:THR:CG2	3:AC:97:LYS:HD2	2.35	0.56
25:CZ:64:ASN:ND2	25:CZ:64:ASN:H	2.02	0.56
12:AL:47:LYS:C	12:AL:49:ASN:N	2.57	0.56
1:CA:946:A:H2'	1:CA:947:G:H8	1.68	0.56
36:DA:2206:G:N3	36:DA:2206:G:H3'	2.21	0.56
42:BG:131:TYR:HB3	42:BG:159:VAL:HG12	1.88	0.56
31:D5:31:VAL:HG13	31:D5:42:PRO:HG3	1.87	0.56

Continued on next page...

Continued from previous page...

Atom-1	Atom-2	Distance(Å)	Clash(Å)
39:BD:223:GLY:O	39:BD:224:ALA:O	2.24	0.56
13:CM:3:ARG:HH21	13:CM:7:VAL:HG22	1.71	0.56
2:CB:154:LEU:O	2:CB:156:LYS:HG3	2.04	0.56
1:CA:1264:C:H2'	1:CA:1265:G:C8	2.40	0.56
36:DA:519:U:H2'	36:DA:520:G:H8	1.70	0.56
1:AA:202:U:H4'	1:AA:203:U:OP2	2.04	0.56
1:CA:490:G:H2'	1:CA:491:G:C8	2.40	0.56
33:D7:43:THR:HG23	33:D7:44:PRO:HD2	1.87	0.56
1:CA:115:G:H1'	1:CA:116:A:N7	2.21	0.56
30:B4:22:ILE:N	30:B4:22:ILE:HD12	2.19	0.56
29:D3:26:LEU:HB2	29:D3:28:LEU:CD2	2.36	0.56
36:BA:2544:G:O5'	36:BA:2544:G:H8	1.88	0.56
28:B2:66:GLU:OE2	28:B2:67:LYS:HB2	2.06	0.56
58:BZ:4:ARG:HG2	58:BZ:58:VAL:HB	1.87	0.56
36:DA:2310:A:O2'	36:DA:2311:A:C5'	2.47	0.56
36:DA:1498:C:H2'	36:DA:1499:C:C5'	2.35	0.56
36:DA:321:G:N3	41:DF:165:ARG:HD3	2.21	0.56
36:DA:1494:A:C3'	36:DA:1495:A:H5''	2.36	0.56
36:DA:672:C:C2'	36:DA:673:C:C5'	2.83	0.56
30:D4:14:ILE:HG13	30:D4:31:ILE:CB	2.31	0.56
1:CA:961:U:O2'	1:CA:962:C:P	2.64	0.56
48:DP:16:ARG:CZ	48:DP:16:ARG:HB2	2.35	0.56
35:D9:4:ARG:O	35:D9:36:GLN:HA	2.05	0.56
36:DA:2466:C:O2'	36:DA:2467:C:H5'	2.06	0.56
25:CZ:182:MET:SD	25:CZ:196:VAL:HG21	2.46	0.56
36:DA:1060:U:O4'	36:DA:1061:U:H5''	2.04	0.56
58:DZ:163:LEU:HD23	58:DZ:163:LEU:N	2.21	0.56
1:CA:940:C:P	7:CG:102:ARG:NH2	2.78	0.56
46:BN:24:GLY:O	46:BN:28:THR:HB	2.05	0.56
13:AM:108:ARG:HH11	13:AM:108:ARG:HG3	1.71	0.56
36:BA:363(E):U:H2'	36:BA:363(F):A:H1'	1.87	0.56
36:BA:2822:G:H2'	36:BA:2823:A:H5''	1.87	0.56
24:AY:43:G:H5'	24:AY:44:G:OP2	2.05	0.56
2:AB:151:GLY:C	2:AB:153:ARG:H	2.09	0.56
40:DE:185:LYS:O	40:DE:186:GLY:O	2.23	0.56
36:BA:1013:C:H2'	36:BA:1014:U:C6	2.41	0.56
1:AA:950:U:H2'	1:AA:951:G:C8	2.40	0.56
26:B0:56:ASP:OD1	26:B0:58:THR:OG1	2.21	0.56
1:AA:713:G:H2'	1:AA:714:G:C8	2.40	0.56
54:DV:58:VAL:O	54:DV:97:LYS:HB2	2.06	0.56
1:AA:476:G:H2'	1:AA:477:A:H8	1.69	0.56
1:AA:476:G:H2'	1:AA:477:A:C8	2.41	0.56

Continued on next page...

Continued from previous page...

Atom-1	Atom-2	Distance(Å)	Clash(Å)
36:DA:1328:G:H2'	36:DA:1330:C:C5	2.41	0.56
1:AA:662:G:H2'	1:AA:663:A:C8	2.41	0.56
55:DW:14:PRO:HG2	55:DW:78:GLU:HG3	1.87	0.56
38:BC:189:ILE:O	38:BC:193:ILE:HG13	2.05	0.56
36:DA:1270:C:H5''	36:DA:1271:G:O5'	2.06	0.56
5:CE:152:ARG:O	5:CE:153:LYS:C	2.43	0.56
36:BA:1412:A:O2'	36:BA:1413:G:H5'	2.05	0.56
44:DJ:41:UNK:O	44:DJ:53:UNK:HA	2.06	0.56
36:BA:1328:G:H2'	36:BA:1330:C:C5	2.40	0.56
1:AA:865:A:C2	1:AA:918:A:H4'	2.41	0.56
32:D6:15:GLU:OE1	32:D6:18:ARG:CD	2.54	0.56
32:D6:53:LYS:CG	32:D6:54:ILE:H	2.19	0.56
34:B8:23:VAL:HG13	34:B8:46:ARG:HB3	1.86	0.56
32:B6:53:LYS:CG	32:B6:54:ILE:H	2.19	0.56
36:DA:1858:G:HO2'	36:DA:1859:A:H8	1.54	0.56
20:AT:62:LEU:HA	20:AT:65:LYS:HB2	1.87	0.56
12:AL:34:ARG:HG2	12:AL:35:GLY:N	2.21	0.56
36:BA:330:A:HO2'	36:BA:331:A:H8	1.54	0.56
1:CA:1536:C:O2'	1:CA:1537:U:H5'	2.05	0.56
2:CB:233:SER:O	2:CB:235:SER:N	2.38	0.56
53:BU:95:LEU:CD1	54:BV:11:GLN:HG3	2.35	0.56
29:D3:29:ARG:NH1	29:D3:29:ARG:HB2	2.18	0.56
52:DT:50:ILE:HA	52:DT:99:LEU:CD1	2.36	0.56
19:CS:48:THR:HG22	19:CS:61:TYR:CA	2.34	0.56
9:CI:40:LEU:O	9:CI:42:ARG:N	2.38	0.56
1:AA:625:G:H2'	1:AA:626:U:H6	1.71	0.56
22:CW:37:A:H3'	22:CW:38:A:H8	1.71	0.56
22:AV:51:U:H2'	22:AV:52:G:H8	1.69	0.56
12:CL:75:HIS:HD2	12:CL:77:LEU:HB2	1.70	0.56
1:AA:437:U:H5''	4:AD:155:LEU:HD13	1.87	0.56
25:AZ:64:ASN:H	25:AZ:64:ASN:ND2	2.03	0.56
36:BA:2327:A:H2'	36:BA:2328:A:C8	2.40	0.56
36:DA:137:C:O2	36:DA:137:C:H2'	2.04	0.56
17:AQ:53:LEU:HD21	17:AQ:85:VAL:HG11	1.88	0.56
35:D9:1:MET:HE2	35:D9:31:LYS:HB3	1.87	0.56
24:AY:62:U:H5'	24:AY:62:U:H6	1.71	0.56
17:AQ:45:HIS:HB2	17:AQ:65:ILE:CD1	2.36	0.56
36:DA:1683:C:H2'	36:DA:1684:C:C6	2.41	0.56
36:BA:1523:U:H2'	36:BA:1524:G:H8	1.70	0.56
40:BE:65:GLY:O	40:BE:67:PHE:N	2.39	0.56
1:AA:189(H):G:O2'	1:AA:189(I):G:H8	1.89	0.56
37:BB:52:A:O2'	37:BB:53:A:C8	2.53	0.56

Continued on next page...

Continued from previous page...

Atom-1	Atom-2	Distance(Å)	Clash(Å)
33:D7:12:ARG:HG2	33:D7:46:VAL:HG22	1.88	0.56
1:AA:416:G:O2'	1:AA:417:C:H5'	2.06	0.56
25:CZ:313:HIS:HB2	25:CZ:380:LEU:HB2	1.88	0.56
7:CG:38:LEU:HD12	7:CG:38:LEU:O	2.05	0.56
30:D4:20:ASN:HD22	30:D4:21:VAL:N	2.03	0.56
28:B2:62:THR:OG1	36:BA:76:C:H4'	2.06	0.56
41:DF:25:PRO:CG	41:DF:119:ARG:HB2	2.36	0.56
46:BN:9:VAL:CG1	46:BN:10:GLU:H	2.03	0.56
36:DA:1485:G:H22	36:DA:1505:C:H5'	1.71	0.56
58:DZ:99:TYR:CE1	58:DZ:125:LEU:HD13	2.41	0.56
36:BA:2833:G:H3'	36:BA:2834:G:H5'	1.82	0.56
32:D6:15:GLU:OE1	32:D6:18:ARG:HG3	2.06	0.56
57:BY:13:VAL:CG1	57:BY:28:LYS:HD3	2.36	0.56
11:CK:108:ILE:CG2	18:CR:88:LYS:HB2	2.29	0.56
32:B6:53:LYS:H	32:B6:53:LYS:HD3	1.71	0.56
52:BT:106:SER:O	52:BT:107:ASP:OD1	2.24	0.56
16:CP:20:VAL:HG23	16:CP:34:GLU:O	2.05	0.56
9:AI:88:TYR:O	9:AI:89:ASN:HB2	2.06	0.56
48:DP:16:ARG:CB	48:DP:16:ARG:HH11	2.18	0.56
35:D9:7:VAL:HG22	35:D9:34:GLN:HG2	1.88	0.56
2:AB:188:ALA:O	2:AB:202:PRO:HA	2.06	0.56
54:DV:24:LYS:HA	54:DV:92:THR:CG2	2.33	0.56
36:BA:1060:U:H1'	36:BA:1061:U:C5'	2.36	0.56
36:DA:1069:A:H1'	36:DA:1070:A:OP1	2.06	0.56
36:DA:2685:G:HO2'	36:DA:2726:U:H5	1.54	0.56
25:AZ:324:LYS:HA	25:AZ:364:PRO:HB3	1.88	0.56
11:CK:33:THR:HG22	11:CK:39:PRO:CA	2.36	0.56
53:DU:76:TYR:CZ	53:DU:80:ILE:HG13	2.40	0.56
5:CE:102:ALA:HB1	5:CE:106:PRO:HG2	1.88	0.56
36:DA:1169:G:H1	36:DA:1180:C:N4	2.04	0.56
38:DC:149:ILE:HG23	38:DC:150:GLY:N	2.20	0.56
3:AC:76:VAL:HG21	3:AC:103:VAL:CG2	2.35	0.56
22:AV:16:U:H3	22:AV:59:U:H3	1.53	0.56
36:DA:2206:G:H21	36:DA:2207:G:C5'	2.19	0.56
1:AA:443:C:H2'	1:AA:444:C:C6	2.41	0.56
1:CA:865:A:H2	1:CA:918:A:H4'	1.71	0.56
50:BR:103:ARG:NH1	50:BR:110:PRO:HB3	2.21	0.56
12:CL:45:PRO:HG3	12:CL:53:ARG:HD3	1.87	0.56
1:CA:475:G:O2'	1:CA:476:G:H5'	2.06	0.56
15:AO:24:SER:O	15:AO:28:GLN:HG3	2.06	0.56
36:BA:1163:G:O2'	36:BA:1164:G:H5'	2.06	0.56
58:DZ:77:ASP:O	58:DZ:78:LYS:HB2	2.05	0.56

Continued on next page...

Continued from previous page...

Atom-1	Atom-2	Distance(Å)	Clash(Å)
36:BA:108:U:H2'	36:BA:109:G:C8	2.41	0.56
44:DJ:8:UNK:C	44:DJ:10:UNK:H	2.18	0.56
46:BN:121:LYS:HB3	46:BN:123:TYR:HE1	1.71	0.56
2:CB:236:TYR:O	2:CB:238:LEU:N	2.39	0.56
7:AG:65:ALA:HB1	7:AG:127:ALA:HB3	1.88	0.56
36:BA:1817:G:H2'	36:BA:1818:U:H5'	1.86	0.56
36:DA:1151:G:H5''	53:DU:81:HIS:CE1	2.41	0.56
25:AZ:320:VAL:HG13	25:AZ:397:ALA:O	2.06	0.56
21:AU:3:LYS:HB3	21:AU:14:TRP:CD1	2.41	0.56
11:AK:80:VAL:HG13	11:AK:103:LEU:HD11	1.87	0.56
12:AL:126:LYS:HA	12:AL:126:LYS:HE2	1.88	0.56
54:BV:68:LYS:HA	54:BV:68:LYS:HE2	1.88	0.56
7:AG:69:VAL:HG23	7:AG:134:ALA:O	2.06	0.56
47:BO:43:VAL:HG21	47:BO:52:VAL:CG1	2.36	0.56
43:BH:83:TYR:HB2	43:BH:134:SER:CA	2.35	0.56
7:CG:79:ARG:CG	7:CG:84:ASN:HA	2.15	0.56
56:DX:13:LEU:HA	56:DX:18:TYR:CZ	2.40	0.56
32:D6:13:CYS:HA	32:D6:50:ARG:O	2.06	0.56
5:AE:76:ILE:HG23	5:AE:93:PRO:HG3	1.88	0.56
32:B6:15:GLU:O	32:B6:17:LYS:N	2.39	0.56
36:BA:1141:U:H6	46:BN:63:THR:HB	1.71	0.56
36:DA:1947:C:C2'	36:DA:1948:G:H5''	2.36	0.56
58:DZ:10:ARG:CZ	58:DZ:36:LYS:HB2	2.36	0.56
2:AB:233:SER:O	2:AB:235:SER:N	2.38	0.56
43:BH:159:GLU:C	43:BH:159:GLU:CD	2.64	0.56
10:CJ:24:VAL:HG21	10:CJ:37:PRO:CG	2.35	0.56
1:CA:1241:G:H2'	1:CA:1242:C:C6	2.41	0.56
14:CN:12:ARG:HB3	14:CN:12:ARG:HH11	1.71	0.56
1:AA:265:G:C2'	1:AA:266:G:H5''	2.32	0.56
53:DU:79:PHE:CE1	53:DU:83:LEU:HD11	2.41	0.56
25:AZ:270:VAL:HG12	25:AZ:286:VAL:HG21	1.88	0.56
15:CO:82:ILE:CD1	15:CO:87:ILE:HB	2.35	0.56
36:DA:1678:G:N2	36:DA:1989:G:N2	2.53	0.56
36:BA:2096:U:H2'	36:BA:2097:C:C6	2.41	0.56
25:CZ:326:GLU:CD	25:CZ:326:GLU:H	2.09	0.56
30:B4:34:GLU:HG2	42:BG:113:ARG:NH1	2.21	0.56
36:BA:549:G:O2'	36:BA:551:G:H5'	2.06	0.56
36:DA:2776:A:H4'	36:DA:2777:G:H5''	1.88	0.56
11:AK:21:ILE:HG13	11:AK:30:VAL:HG12	1.88	0.56
38:DC:40:THR:HG22	38:DC:177:LYS:CE	2.36	0.56
1:AA:180:U:C2'	1:AA:181:G:H5'	2.35	0.56
1:CA:490:G:H2'	1:CA:491:G:H8	1.71	0.56

Continued on next page...

Continued from previous page...

Atom-1	Atom-2	Distance(Å)	Clash(Å)
22:CW:27:G:O2'	22:CW:28:G:H5'	2.06	0.56
5:AE:147:ASP:HB3	5:AE:150:ARG:HH12	1.71	0.56
46:BN:76:SER:HB3	46:BN:81:GLY:HA3	1.88	0.56
36:BA:2840:C:H2'	36:BA:2841:C:C6	2.41	0.56
54:BV:58:VAL:O	54:BV:97:LYS:HB2	2.06	0.56
29:B3:26:LEU:HB2	29:B3:28:LEU:CD2	2.36	0.56
36:DA:2590:A:H5''	39:DD:239:ARG:HE	1.70	0.56
22:AV:67:C:H2'	22:AV:68:C:C6	2.41	0.56
6:CF:3:ARG:HH11	6:CF:3:ARG:HG3	1.71	0.56
1:CA:1001:A:N3	1:CA:1001:A:H2'	2.21	0.56
58:BZ:119:GLU:C	58:BZ:121:HIS:H	2.08	0.55
36:BA:1528:A:N1	36:BA:1542:A:H2	2.03	0.55
40:BE:87:GLU:OE2	40:BE:89:ASP:HB3	2.05	0.55
30:B4:5:ILE:O	42:BG:67:LYS:HD2	2.05	0.55
9:AI:91:ASP:O	9:AI:93:ARG:N	2.39	0.55
13:AM:65:LYS:O	13:AM:70:LEU:HD12	2.06	0.55
39:BD:32:SER:O	39:BD:36:PRO:CG	2.53	0.55
39:BD:31:LYS:HZ1	39:BD:33:LEU:HD11	1.69	0.55
58:BZ:152:ALA:CB	58:BZ:167:PRO:HB2	2.36	0.55
4:CD:190:ASP:HB3	4:CD:193:ASP:OD2	2.06	0.55
41:BF:100:THR:O	41:BF:100:THR:HG22	2.04	0.55
48:BP:23:PRO:HB2	48:BP:33:ARG:CD	2.36	0.55
41:BF:7:TYR:OH	41:BF:10:PRO:HB3	2.06	0.55
36:DA:1311:G:H21	36:DA:1603:A:H62	1.53	0.55
55:BW:43:GLY:O	55:BW:47:VAL:HG23	2.06	0.55
32:B6:5:VAL:HB	36:BA:2284:C:OP2	2.06	0.55
16:AP:20:VAL:HG23	16:AP:34:GLU:O	2.06	0.55
36:BA:1209:G:H21	36:BA:1210:A:N6	2.03	0.55
31:D5:36:CYS:C	31:D5:38:ALA:N	2.60	0.55
52:DT:96:ARG:HB2	52:DT:96:ARG:NH1	2.21	0.55
36:DA:1678:G:H22	36:DA:1989:G:H22	1.52	0.55
25:CZ:361:MET:HG3	25:CZ:363:MET:HG3	1.87	0.55
25:AZ:361:MET:HG3	25:AZ:363:MET:HG3	1.87	0.55
36:BA:1056:G:H22	36:BA:1104:C:H42	1.54	0.55
36:BA:1104:C:H2'	36:BA:1105:U:C6	2.37	0.55
56:BX:50:LYS:H	56:BX:87:GLN:HE22	1.54	0.55
46:BN:2:LYS:HZ1	54:BV:13:ARG:H	1.54	0.55
11:CK:21:ILE:HG13	11:CK:30:VAL:CG1	2.35	0.55
4:AD:145:GLU:OE1	4:AD:145:GLU:O	2.25	0.55
11:AK:21:ILE:HG13	11:AK:30:VAL:CG1	2.36	0.55
26:D0:20:ARG:CG	26:D0:20:ARG:HH11	2.19	0.55
1:CA:713:G:H2'	1:CA:714:G:C8	2.40	0.55

Continued on next page...

Continued from previous page...

Atom-1	Atom-2	Distance(Å)	Clash(Å)
38:DC:40:THR:HG22	38:DC:177:LYS:CD	2.35	0.55
24:CY:62:U:H6	24:CY:62:U:H5'	1.70	0.55
57:BY:90:LEU:HG	57:BY:91:GLU:H	1.72	0.55
7:CG:152:ALA:O	7:CG:155:ARG:HG3	2.06	0.55
1:CA:711:G:O2'	1:CA:712:A:H5'	2.06	0.55
25:AZ:108:ALA:HB3	25:AZ:137:LYS:O	2.06	0.55
48:DP:87:ASP:O	48:DP:90:ARG:HB2	2.05	0.55
36:DA:184:C:H2'	36:DA:185:U:C6	2.41	0.55
51:BS:11:LYS:O	51:BS:11:LYS:HG2	2.06	0.55
2:CB:119:GLU:O	2:CB:122:PHE:HB3	2.06	0.55
46:DN:24:GLY:O	46:DN:28:THR:HB	2.06	0.55
24:AY:55:PSU:H2'	24:AY:56:C:OP2	2.05	0.55
39:DD:36:PRO:O	39:DD:37:LEU:HB2	2.06	0.55
41:DF:183:VAL:O	41:DF:187:VAL:HG23	2.06	0.55
46:BN:111:PRO:HA	46:BN:114:ARG:NH1	2.22	0.55
41:BF:183:VAL:O	41:BF:187:VAL:HG23	2.07	0.55
40:BE:57:LYS:HE3	40:BE:57:LYS:CA	2.21	0.55
10:AJ:55:LYS:NZ	10:AJ:55:LYS:HB2	1.99	0.55
29:B3:35:ARG:HD3	29:B3:37:LEU:HD21	1.89	0.55
36:DA:84:A:H2'	57:DY:9:LYS:NZ	2.19	0.55
57:BY:81:LYS:HD2	57:BY:96:ILE:CD1	2.37	0.55
4:AD:121:VAL:HA	4:AD:126:ILE:HD13	1.86	0.55
32:B6:15:GLU:OE1	32:B6:18:ARG:HG3	2.06	0.55
32:B6:15:GLU:OE2	32:B6:41:PRO:HB2	2.06	0.55
37:DB:48:A:H4'	51:DS:95:HIS:CD2	2.41	0.55
3:CC:136:GLN:O	3:CC:139:GLN:HB3	2.07	0.55
36:DA:2756:U:H1'	36:DA:2757:A:C5'	2.29	0.55
52:BT:106:SER:C	52:BT:107:ASP:OD1	2.44	0.55
51:BS:15:ARG:HH12	51:BS:18:ILE:HD11	1.71	0.55
48:BP:16:ARG:CZ	48:BP:18:ARG:HG2	2.36	0.55
36:BA:1246:A:OP1	48:BP:16:ARG:NH2	2.39	0.55
53:DU:95:LEU:HD12	54:DV:11:GLN:HG3	1.88	0.55
1:AA:1442(B):A:H5'	52:BT:122:ASP:OD1	2.06	0.55
54:BV:59:ALA:HA	54:BV:95:LEU:O	2.05	0.55
36:BA:654(I):C:H5''	36:BA:654(J):A:OP1	2.06	0.55
42:BG:11:TYR:HA	42:BG:15:VAL:CG2	2.35	0.55
9:CI:46:ALA:HB2	9:CI:74:ILE:HG23	1.88	0.55
9:CI:40:LEU:CD1	9:CI:70:LYS:HG2	2.34	0.55
36:BA:181:A:H5'	36:BA:181:A:C8	2.38	0.55
27:D1:29:GLY:HA3	36:DA:2396:G:O2'	2.06	0.55
25:AZ:324:LYS:HE3	25:AZ:326:GLU:OE2	2.07	0.55
36:DA:2822:G:O6	50:DR:4:LEU:HB3	2.05	0.55

Continued on next page...

Continued from previous page...

Atom-1	Atom-2	Distance(Å)	Clash(Å)
14:CN:57:ARG:CB	14:CN:57:ARG:HH11	2.19	0.55
25:CZ:24:LYS:H	25:CZ:105:VAL:HG11	1.72	0.55
2:AB:21:ARG:HB3	2:AB:39:ILE:HG12	1.88	0.55
50:DR:103:ARG:O	50:DR:104:ARG:HB2	2.06	0.55
44:DJ:96:UNK:O	44:DJ:100:UNK:N	2.39	0.55
36:BA:2720:U:H5'	36:BA:2721:A:OP2	2.06	0.55
43:DH:126:PRO:O	43:DH:127:GLU:HB2	2.07	0.55
1:AA:141:A:H1'	1:AA:182:U:O2	2.07	0.55
50:DR:34:ILE:HB	50:DR:114:VAL:CG2	2.37	0.55
1:AA:592:G:H2'	1:AA:593:G:H8	1.70	0.55
7:CG:137:LYS:O	7:CG:138:LYS:C	2.45	0.55
41:BF:4:VAL:HG11	41:BF:17:ARG:NE	2.21	0.55
22:AW:67:C:H2'	22:AW:68:C:C6	2.41	0.55
41:DF:37:VAL:CG1	48:DP:7:ARG:HH12	2.03	0.55
42:DG:77:ILE:HB	42:DG:81:LYS:O	2.06	0.55
42:DG:88:ILE:HG22	42:DG:89:GLY:N	2.22	0.55
40:BE:57:LYS:HA	40:BE:57:LYS:CE	2.21	0.55
43:BH:16:SER:HB2	43:BH:27:LYS:CB	2.27	0.55
57:BY:77:PRO:O	57:BY:78:ALA:HB2	2.06	0.55
2:AB:118:LEU:HD13	2:AB:142:LEU:HB2	1.88	0.55
39:BD:44:ASN:N	39:BD:44:ASN:OD1	2.38	0.55
43:BH:66:GLY:CA	43:BH:69:ARG:HB3	2.34	0.55
37:DB:44:G:H1'	37:DB:47:C:N4	2.22	0.55
36:DA:1494:A:H3'	36:DA:1494:A:N3	2.20	0.55
1:AA:1269:A:C2	1:AA:1313:U:O4'	2.58	0.55
27:B1:78:LYS:CA	27:B1:78:LYS:HE2	2.36	0.55
1:CA:1282:C:O2'	1:CA:1283:G:H5'	2.06	0.55
9:CI:28:VAL:CG1	9:CI:29:ASN:H	2.10	0.55
1:CA:266:G:H5'	1:CA:268:C:H41	1.71	0.55
3:CC:16:ARG:HB2	3:CC:16:ARG:HH11	1.71	0.55
43:BH:105:LEU:CD2	43:BH:113:VAL:HB	2.35	0.55
12:CL:81:SER:HA	12:CL:106:ASP:OD2	2.06	0.55
35:B9:4:ARG:O	35:B9:36:GLN:HA	2.06	0.55
36:DA:1060:U:H1'	36:DA:1061:U:C5'	2.36	0.55
1:CA:1157:A:H1'	1:CA:1181:G:N2	2.20	0.55
58:DZ:65:GLN:HB3	58:DZ:67:LEU:CD1	2.36	0.55
16:CP:67:THR:HG22	16:CP:68:ASP:N	2.20	0.55
1:CA:424:G:O2'	1:CA:425:G:H5'	2.06	0.55
36:DA:1567:A:C5'	39:DD:58:HIS:CD2	2.89	0.55
36:DA:282:A:N6	36:DA:359:A:H1'	2.22	0.55
1:CA:626:U:H2'	1:CA:627:G:H8	1.70	0.55
22:CW:39:U:H4'	22:CW:39:U:OP2	2.07	0.55

Continued on next page...

Continued from previous page...

Atom-1	Atom-2	Distance(Å)	Clash(Å)
11:CK:27:ASN:ND2	11:CK:28:THR:N	2.55	0.55
53:BU:76:TYR:CZ	53:BU:80:ILE:HG13	2.41	0.55
3:CC:50:ALA:HB1	3:CC:70:VAL:CG1	2.37	0.55
38:BC:5:LYS:HB3	38:BC:8:ARG:HH21	1.72	0.55
9:AI:97:LYS:HB3	9:AI:98:PRO:HD3	1.88	0.55
46:BN:96:GLU:O	46:BN:100:GLU:HG3	2.06	0.55
57:DY:88:LYS:O	57:DY:90:LEU:HD23	2.05	0.55
57:BY:87:LYS:O	57:BY:88:LYS:HB2	2.04	0.55
38:DC:181:PRO:HB2	38:DC:183:GLU:OE2	2.06	0.55
36:DA:1790:C:H5''	36:DA:1791:A:OP1	2.06	0.55
1:CA:189(I):G:O2'	1:CA:189(J):G:H5'	2.06	0.55
42:BG:130:ASN:OD1	42:BG:160:VAL:HA	2.06	0.55
42:DG:36:LYS:HD3	42:DG:95:ARG:HH12	1.69	0.55
10:AJ:92:THR:HG23	10:AJ:93:GLY:N	2.22	0.55
36:DA:2870:C:H5''	50:DR:65:LEU:HD21	1.89	0.55
25:CZ:262:THR:HG21	25:CZ:312:PRO:HD3	1.89	0.55
22:AW:3:C:H2'	22:AW:4:C:O4'	2.06	0.55
36:BA:1131:G:HO2'	36:BA:1132:A:H8	1.52	0.55
58:BZ:69:THR:HB	58:BZ:89:PHE:O	2.07	0.55
56:DX:27:THR:HG22	56:DX:80:ILE:HB	1.88	0.55
34:D8:11:LYS:H	34:D8:11:LYS:HD2	1.71	0.55
34:D8:18:ALA:HB2	36:DA:628:G:H5''	1.88	0.55
25:CZ:368:VAL:HG12	25:CZ:369:THR:N	2.20	0.55
57:DY:73:ARG:HH22	57:DY:82:PRO:CA	2.14	0.55
54:DV:61:VAL:O	54:DV:61:VAL:HG22	2.06	0.55
48:DP:147:LEU:O	48:DP:148:LEU:HB2	2.07	0.55
32:B6:41:PRO:HG2	32:B6:44:ARG:O	2.06	0.55
43:BH:52:VAL:HB	43:BH:69:ARG:HD3	1.88	0.55
34:D8:41:ILE:HD12	36:DA:2419:U:OP1	2.07	0.55
36:DA:1784:A:H4'	36:DA:1785:A:O5'	2.06	0.55
20:AT:45:GLN:HB3	20:AT:91:LEU:HD22	1.87	0.55
48:DP:86:LYS:HB2	48:DP:117:GLU:O	2.07	0.55
49:DQ:133:ARG:CB	49:DQ:133:ARG:HH11	2.16	0.55
12:CL:34:ARG:HG2	12:CL:35:GLY:N	2.21	0.55
36:DA:2160:G:H5'	36:DA:2160:G:C8	2.40	0.55
36:BA:1069:A:H1'	36:BA:1070:A:OP1	2.05	0.55
4:CD:152:SER:O	4:CD:154:ASN:N	2.39	0.55
1:AA:939:G:H2'	1:AA:940:C:C6	2.41	0.55
15:AO:36:ILE:HG23	15:AO:56:LEU:HD11	1.89	0.55
36:DA:363(E):U:H2'	36:DA:363(F):A:H1'	1.87	0.55
57:DY:47:LYS:HG3	57:DY:60:PHE:CZ	2.41	0.55
53:DU:27:LEU:O	53:DU:34:LYS:HB2	2.06	0.55

Continued on next page...

Continued from previous page...

Atom-1	Atom-2	Distance(Å)	Clash(Å)
36:BA:523:C:O2'	36:BA:524:U:H5'	2.06	0.55
36:BA:1169:G:H1	36:BA:1180:C:N4	2.05	0.55
39:DD:108:PRO:HB3	39:DD:143:HIS:CE1	2.41	0.55
1:AA:769:G:H4'	1:AA:1513:A:H4'	1.88	0.55
2:CB:95:GLN:NE2	2:CB:147:LYS:HE2	2.22	0.55
49:BQ:42:ILE:HD13	49:BQ:97:VAL:HG21	1.87	0.55
11:CK:48:ILE:HD11	11:CK:67:ASP:CB	2.36	0.55
36:DA:134:C:H2'	36:DA:135:G:H8	1.71	0.55
20:AT:73:HIS:HB3	20:AT:74:LYS:HD3	1.87	0.55
13:CM:2:ALA:HB3	13:CM:9:ILE:HG23	1.88	0.55
1:AA:475:G:O2'	1:AA:476:G:H5'	2.06	0.55
22:CV:67:C:H2'	22:CV:68:C:C6	2.42	0.55
42:DG:18:GLU:HG2	42:DG:175:LEU:HD13	1.88	0.55
46:BN:94:HIS:N	46:BN:95:PRO:CD	2.69	0.55
50:BR:111:LEU:N	50:BR:111:LEU:HD12	2.21	0.55
38:DC:167:LYS:HD2	38:DC:167:LYS:O	2.06	0.55
36:BA:227:A:C2	36:BA:2407:G:H1'	2.41	0.55
2:AB:154:LEU:O	2:AB:156:LYS:HG3	2.07	0.55
36:BA:2360:A:O2'	36:BA:2361:A:O4'	2.20	0.55
7:AG:79:ARG:CG	7:AG:84:ASN:HA	2.16	0.55
37:BB:106:G:O2'	37:BB:107:G:H5'	2.06	0.55
40:DE:65:GLY:O	40:DE:67:PHE:N	2.38	0.55
42:BG:77:ILE:HG22	42:BG:79:ASN:O	2.06	0.55
36:BA:84:A:H2'	57:BY:9:LYS:NZ	2.21	0.55
48:BP:97:PRO:O	48:BP:98:GLU:CB	2.55	0.55
37:DB:7:G:C3'	37:DB:8:U:H5''	2.37	0.55
36:BA:2807:G:C3'	36:BA:2808:U:H5''	2.36	0.55
9:AI:40:LEU:O	9:AI:42:ARG:N	2.40	0.55
12:CL:113:ARG:HB3	12:CL:122:THR:HG21	1.88	0.55
36:BA:1112:G:O2'	36:BA:1113:U:H5'	2.06	0.55
25:CZ:19:HIS:HA	25:CZ:115:GLN:HB2	1.89	0.55
52:DT:106:SER:C	52:DT:107:ASP:OD1	2.44	0.55
3:AC:14:ILE:HD11	3:AC:179:ARG:HA	1.88	0.55
54:DV:34:GLU:O	54:DV:36:PRO:CD	2.54	0.55
1:CA:1065:U:C4	1:CA:1190:G:H1'	2.41	0.55
55:DW:22:ASP:HA	55:DW:25:ARG:NH1	2.19	0.55
13:AM:2:ALA:HB3	13:AM:9:ILE:HG23	1.88	0.55
41:DF:84:VAL:C	41:DF:86:GLY:N	2.59	0.55
1:AA:977:A:O2'	1:AA:978:A:H5''	2.06	0.55
3:AC:167:TRP:O	3:AC:168:ALA:HB3	2.06	0.55
38:DC:75:LEU:HG	38:DC:112:ALA:O	2.06	0.55
5:CE:41:VAL:O	5:CE:67:VAL:HG12	2.07	0.55

Continued on next page...

Continued from previous page...

Atom-1	Atom-2	Distance(Å)	Clash(Å)
53:DU:101:ARG:NH1	53:DU:101:ARG:HG3	2.21	0.55
1:AA:166:G:O2'	1:AA:167:G:H5'	2.07	0.55
1:AA:16:A:N1	1:AA:919:A:H2	2.03	0.55
36:DA:2078:C:H2'	36:DA:2079:U:C6	2.41	0.55
39:DD:218:ARG:HG3	39:DD:218:ARG:HH11	1.71	0.55
25:AZ:262:THR:HG21	25:AZ:312:PRO:HD3	1.88	0.55
36:DA:2386:C:H2'	36:DA:2387:U:C6	2.42	0.55
19:CS:44:MET:N	19:CS:44:MET:SD	2.79	0.55
36:BA:675:A:OP1	41:BF:63:LYS:HE2	2.07	0.55
48:BP:17:LYS:HG2	48:BP:17:LYS:O	2.07	0.55
4:AD:157:LEU:HD12	4:AD:157:LEU:H	1.71	0.55
49:DQ:59:ARG:O	49:DQ:59:ARG:HD2	2.07	0.55
12:CL:70:ILE:HG22	12:CL:102:ARG:HH12	1.72	0.55
36:BA:519:U:H2'	36:BA:520:G:H8	1.71	0.55
1:AA:516:U:C4	1:AA:517:G:C6	2.94	0.55
38:DC:96:GLY:H	38:DC:99:ILE:HG13	1.71	0.55
1:AA:1150:U:O2	1:AA:1150:U:O4'	2.23	0.55
28:B2:48:HIS:NE2	28:B2:49:LYS:HE3	2.22	0.55
43:BH:85:LYS:O	43:BH:85:LYS:HE3	2.06	0.55
49:BQ:141:GLN:CD	58:BZ:72:ARG:NE	2.60	0.55
56:BX:13:LEU:HA	56:BX:18:TYR:CZ	2.42	0.55
36:BA:1485:G:H22	36:BA:1505:C:H5'	1.72	0.55
36:BA:1503:U:C4	36:BA:1504:C:N4	2.74	0.55
39:BD:61:LEU:O	39:BD:63:ARG:NH1	2.40	0.55
32:D6:28:ARG:CA	32:D6:32:ASN:HD22	2.19	0.55
9:CI:53:VAL:CG1	9:CI:95:LYS:HD3	2.32	0.55
57:DY:28:LYS:HB3	57:DY:39:VAL:H	1.70	0.55
36:BA:310:A:OP1	57:BY:17:SER:O	2.25	0.55
48:BP:56:SER:HB3	48:BP:60:MET:HG2	1.89	0.55
48:BP:62:LEU:HD23	48:BP:62:LEU:N	2.22	0.55
36:DA:654(T):C:O2'	36:DA:654(U):A:O4'	2.17	0.55
48:BP:39:LYS:CD	48:BP:40:SER:H	2.18	0.55
48:BP:45:LEU:CD1	48:BP:46:LYS:H	2.20	0.55
37:BB:7:G:C3'	37:BB:8:U:H5''	2.36	0.55
36:DA:1496:A:H8	36:DA:1577:C:HO2'	1.55	0.55
34:D8:41:ILE:HD12	36:DA:2419:U:P	2.46	0.55
48:DP:56:SER:HB3	48:DP:60:MET:HG2	1.88	0.55
39:DD:44:ASN:OD1	39:DD:44:ASN:N	2.38	0.55
4:CD:9:CYS:SG	4:CD:31:CYS:O	2.64	0.55
1:CA:1535:C:H2'	1:CA:1536:C:C6	2.42	0.55
25:CZ:178:ALA:HB1	25:CZ:199:ILE:CD1	2.37	0.55
56:DX:35:THR:HB	56:DX:38:GLU:HB3	1.87	0.55

Continued on next page...

Continued from previous page...

Atom-1	Atom-2	Distance(Å)	Clash(Å)
54:DV:38:LEU:HD23	54:DV:39:LEU:N	2.21	0.55
54:DV:47:VAL:O	54:DV:47:VAL:HG23	2.07	0.55
58:DZ:141:VAL:HA	58:DZ:144:LEU:HD23	1.89	0.55
36:DA:2096:U:H2'	36:DA:2097:C:C6	2.41	0.55
6:CF:8:ILE:HG23	6:CF:85:VAL:HG13	1.89	0.55
36:BA:324:A:H2'	36:BA:325:G:O4'	2.07	0.55
26:B0:40:GLN:HE22	26:B0:45:PHE:N	2.02	0.55
56:DX:50:LYS:H	56:DX:87:GLN:HE22	1.55	0.55
39:BD:142:VAL:HG22	39:BD:143:HIS:N	2.20	0.55
36:BA:2822:G:O6	50:BR:4:LEU:HB3	2.06	0.55
2:AB:86:GLU:C	2:AB:88:ALA:H	2.09	0.55
9:AI:99:LEU:H	9:AI:99:LEU:HD22	1.70	0.55
25:CZ:69:GLU:HB2	25:CZ:273:HIS:CE1	2.42	0.55
13:AM:116:THR:HG22	13:AM:116:THR:O	2.07	0.55
36:BA:134:C:H2'	36:BA:135:G:H8	1.72	0.55
1:AA:392:G:H2'	1:AA:393:A:H8	1.72	0.55
1:AA:490:G:H2'	1:AA:491:G:H8	1.70	0.55
2:CB:124:SER:O	2:CB:127:ILE:HG12	2.07	0.55
50:DR:28:LEU:CD2	50:DR:29:LEU:HD12	2.37	0.55
1:CA:189(H):G:O2'	1:CA:189(I):G:H8	1.89	0.55
36:DA:1411:C:H2'	36:DA:1412:A:C8	2.41	0.55
36:DA:2373:G:H2'	36:DA:2374:C:C6	2.42	0.55
1:AA:784:C:H4'	36:BA:1837:C:OP1	2.07	0.55
37:DB:35:U:O2'	37:DB:36:C:H5'	2.06	0.55
9:CI:126:SER:O	9:CI:127:LYS:HB3	2.06	0.55
36:BA:2341:G:H2'	36:BA:2342:C:C6	2.41	0.55
36:DA:2408:U:H2'	36:DA:2409:G:C8	2.42	0.55
36:BA:1971:A:C4	39:BD:241:PRO:HD3	2.42	0.55
42:BG:43:LEU:N	42:BG:43:LEU:HD22	2.21	0.55
36:BA:321:G:N3	41:BF:165:ARG:HD3	2.22	0.55
52:BT:30:VAL:HG21	52:BT:83:ILE:HG12	1.88	0.55
25:AZ:368:VAL:HG12	25:AZ:369:THR:N	2.21	0.55
57:DY:81:LYS:HD2	57:DY:96:ILE:CD1	2.36	0.55
36:DA:612:C:H2'	36:DA:613:G:H5'	1.86	0.55
17:CQ:52:LYS:HD3	17:CQ:55:ASP:OD2	2.07	0.55
41:BF:103:LYS:HG3	41:BF:106:ARG:HH21	1.71	0.55
36:BA:643:A:H2'	36:BA:644:A:O4'	2.07	0.55
48:DP:144:GLU:N	48:DP:145:PRO:HD3	2.22	0.55
51:BS:93:LYS:O	51:BS:95:HIS:N	2.40	0.55
41:DF:39:TRP:CB	41:DF:101:LEU:HD22	2.37	0.55
13:AM:12:ASN:N	13:AM:12:ASN:HD22	1.95	0.55
1:CA:1314:C:OP2	19:CS:6:LYS:HG3	2.06	0.55

Continued on next page...

Continued from previous page...

Atom-1	Atom-2	Distance(Å)	Clash(Å)
36:BA:1516:C:O2'	36:BA:1517:G:H5''	2.06	0.55
48:DP:16:ARG:CZ	48:DP:18:ARG:HG2	2.37	0.55
9:CI:20:ARG:CZ	9:CI:20:ARG:HB2	2.36	0.55
36:DA:483:A:H5''	57:DY:49:VAL:HG22	1.89	0.55
35:B9:7:VAL:HG22	35:B9:34:GLN:HG2	1.88	0.55
53:BU:65:ILE:HG12	53:BU:96:ALA:HB1	1.87	0.55
42:DG:6:ALA:O	42:DG:10:LYS:HD3	2.07	0.55
36:BA:2160:G:C8	36:BA:2160:G:H5'	2.38	0.55
1:AA:542:G:P	4:AD:10:ARG:HH21	2.28	0.55
25:AZ:24:LYS:H	25:AZ:105:VAL:HG11	1.71	0.55
19:AS:48:THR:HG22	19:AS:61:TYR:CA	2.36	0.55
19:CS:40:ILE:O	19:CS:40:ILE:HG22	2.06	0.55
34:D8:50:LEU:N	34:D8:53:PRO:HD3	2.21	0.55
36:BA:910:A:H2'	36:BA:911:A:C8	2.42	0.55
40:DE:107:THR:O	40:DE:190:GLY:CA	2.54	0.55
22:CV:62:C:O2	22:CV:62:C:H2'	2.06	0.55
37:DB:67:G:O2'	37:DB:68:C:H6	1.89	0.55
47:DO:4:PRO:O	47:DO:5:GLN:CB	2.55	0.55
36:BA:888:C:H2'	36:BA:889:C:C4'	2.36	0.55
36:BA:1722:A:O2'	36:BA:1739:U:C5'	2.54	0.55
36:BA:1385:G:O2'	36:BA:1396:U:C6	2.60	0.55
39:BD:267:SER:C	39:BD:269:PHE:N	2.59	0.55
39:BD:130:ALA:C	39:BD:131:LEU:HD12	2.27	0.55
2:CB:86:GLU:C	2:CB:88:ALA:H	2.10	0.55
3:AC:50:ALA:HB1	3:AC:70:VAL:CG1	2.37	0.55
1:CA:769:G:H4'	1:CA:1513:A:H4'	1.89	0.55
36:BA:1493:C:O2	36:BA:1493:C:H2'	2.07	0.55
36:BA:1493:C:C4	36:BA:2206:G:O2'	2.59	0.55
37:BB:111:G:O2'	37:BB:112:U:H5'	2.07	0.55
35:B9:29:ASN:N	35:B9:29:ASN:HD22	2.03	0.55
36:BA:2125:G:OP1	38:BC:40:THR:HG21	2.07	0.55
43:BH:149:ARG:HG3	43:BH:162:ILE:HG12	1.87	0.55
36:DA:1708:C:O2'	36:DA:1709:U:H5'	2.06	0.55
36:DA:1412:A:O2'	36:DA:1413:G:H5'	2.07	0.55
36:DA:1400:G:H2'	36:DA:1401:G:C8	2.42	0.55
1:CA:516:U:C4	1:CA:517:G:C6	2.95	0.55
58:DZ:11:GLU:OE1	58:DZ:12:GLY:N	2.38	0.55
49:BQ:79:LEU:HD23	49:BQ:80:GLU:H	1.70	0.55
7:AG:152:ALA:O	7:AG:155:ARG:HG3	2.06	0.55
48:BP:87:ASP:O	48:BP:90:ARG:HB2	2.07	0.55
25:AZ:330:ARG:NH1	25:AZ:334:PHE:HB3	2.22	0.55
39:DD:6:PHE:HE1	39:DD:18:VAL:HG12	1.71	0.55

Continued on next page...

Continued from previous page...

Atom-1	Atom-2	Distance(Å)	Clash(Å)
27:D1:3:LYS:HB2	27:D1:3:LYS:NZ	2.21	0.55
25:AZ:349:VAL:HG21	25:AZ:374:LEU:HD13	1.89	0.55
28:B2:9:GLN:OE1	28:B2:60:LEU:HD11	2.07	0.55
41:DF:4:VAL:HG11	41:DF:17:ARG:NE	2.22	0.55
43:DH:155:SER:O	43:DH:157:TYR:N	2.38	0.55
43:DH:157:TYR:HD1	43:DH:157:TYR:O	1.90	0.55
5:CE:76:ILE:HG23	5:CE:93:PRO:HG3	1.89	0.55
34:B8:23:VAL:HG12	34:B8:46:ARG:NH1	2.10	0.55
32:B6:15:GLU:CD	32:B6:18:ARG:NH2	2.60	0.55
32:B6:15:GLU:HG2	32:B6:18:ARG:CZ	2.36	0.55
48:BP:127:ALA:HB3	48:BP:130:PHE:CZ	2.42	0.55
51:BS:28:VAL:HG12	51:BS:29:PHE:N	2.22	0.55
36:DA:676:A:H8	36:DA:2069:G:N2	1.97	0.55
36:BA:1494:A:C3'	36:BA:1495:A:H5''	2.36	0.55
36:DA:2414:G:H21	48:DP:67:MET:CE	2.20	0.55
34:D8:25:MET:CG	48:DP:64:LYS:HB2	2.36	0.55
39:DD:147:LEU:CD1	39:DD:183:ARG:HH12	2.15	0.55
7:AG:113:GLU:HG3	7:AG:118:VAL:HG23	1.88	0.55
43:BH:155:SER:O	43:BH:157:TYR:N	2.37	0.55
16:AP:21:VAL:HG12	16:AP:34:GLU:O	2.07	0.55
54:BV:24:LYS:HA	54:BV:92:THR:CG2	2.32	0.55
50:BR:2:ARG:HD2	50:BR:2:ARG:C	2.26	0.55
1:AA:1221:G:H4'	19:AS:77:THR:CG2	2.37	0.55
12:CL:26:ALA:HA	12:CL:64:TYR:CD2	2.41	0.55
25:AZ:25:THR:HB	60:AZ:501:GDP:O2B	2.06	0.55
54:BV:38:LEU:HD23	54:BV:39:LEU:N	2.21	0.55
1:AA:1157:A:H1'	1:AA:1181:G:N2	2.22	0.55
57:BY:62:GLU:OE1	57:BY:62:GLU:N	2.40	0.55
50:DR:96:ARG:NH2	50:DR:117:VAL:HG23	2.22	0.55
3:CC:167:TRP:O	3:CC:168:ALA:HB3	2.07	0.55
6:AF:61:LEU:O	6:AF:62:TRP:CB	2.55	0.55
3:AC:70:VAL:HG13	3:AC:72:LYS:H	1.71	0.55
36:BA:2206:G:H21	36:BA:2207:G:C5'	2.19	0.55
5:AE:41:VAL:HG23	5:AE:67:VAL:CG1	2.36	0.55
50:BR:103:ARG:HG3	55:BW:40:ASN:CG	2.27	0.55
36:BA:8:A:H2'	36:BA:9:U:C6	2.41	0.55
36:BA:530:G:C5	36:BA:2022:U:H5''	2.41	0.55
1:CA:1030(A):G:H1'	1:CA:1031:G:H1	1.71	0.55
11:AK:48:ILE:HD11	11:AK:67:ASP:CB	2.37	0.55
22:CW:3:C:H2'	22:CW:4:C:O4'	2.06	0.55
47:DO:26:LYS:HB3	47:DO:30:ALA:HB2	1.89	0.55
36:BA:1547:C:O2'	36:BA:1548:C:H5'	2.07	0.55

Continued on next page...

Continued from previous page...

Atom-1	Atom-2	Distance(Å)	Clash(Å)
33:B7:12:ARG:HG2	33:B7:46:VAL:HG22	1.89	0.55
36:DA:1980:G:O2'	36:DA:1982:C:OP2	2.20	0.55
2:AB:119:GLU:O	2:AB:122:PHE:HB3	2.07	0.55
2:AB:124:SER:O	2:AB:127:ILE:HG12	2.06	0.55
45:BK:66:UNK:O	45:BK:67:UNK:C	2.55	0.55
36:DA:1198:U:H2'	36:DA:1199:U:C6	2.41	0.55
25:CZ:343:TYR:CE1	25:CZ:389:ARG:HD3	2.42	0.55
38:DC:120:MET:HA	38:DC:123:VAL:CG1	2.37	0.55
38:BC:96:GLY:H	38:BC:99:ILE:HG13	1.71	0.55
58:BZ:96:VAL:HG12	58:BZ:128:VAL:O	2.06	0.55
32:B6:28:ARG:CA	32:B6:32:ASN:ND2	2.68	0.55
41:BF:160:ASN:HD21	41:BF:162:LEU:HB2	1.72	0.55
36:DA:1503:U:C4	36:DA:1504:C:N4	2.75	0.55
32:D6:41:PRO:HG2	32:D6:44:ARG:O	2.06	0.55
40:DE:21:VAL:HG23	40:DE:21:VAL:O	2.06	0.55
36:DA:272(I):U:O2'	36:DA:272(J):C:H5'	2.07	0.55
9:AI:114:TYR:CE1	10:AJ:59:SER:HA	2.39	0.55
32:B6:15:GLU:CG	32:B6:18:ARG:NH1	2.65	0.55
48:BP:23:PRO:C	48:BP:33:ARG:NE	2.60	0.55
36:BA:2317:C:H2'	36:BA:2318:G:C5'	2.30	0.55
1:AA:1255:G:H5''	3:AC:26:LYS:HE2	1.89	0.55
36:DA:2893:G:H5'	36:DA:2894:G:C5'	2.33	0.55
36:BA:2892:A:H62	36:BA:2893:G:N2	2.05	0.55
10:CJ:6:ILE:HG13	10:CJ:72:VAL:HB	1.87	0.55
10:CJ:6:ILE:O	10:CJ:6:ILE:HG13	2.07	0.55
1:CA:255:G:O6	1:CA:266:G:O6	2.25	0.55
50:DR:3:HIS:C	50:DR:3:HIS:HD1	2.10	0.55
36:DA:2010:G:H5''	55:DW:42:ARG:HB2	1.89	0.55
36:DA:2761:G:H2'	36:DA:2762:G:H5''	1.88	0.55
42:BG:103:LEU:HA	42:BG:106:LEU:HB3	1.89	0.55
1:AA:424:G:O2'	1:AA:425:G:H5'	2.07	0.55
34:B8:52:LYS:N	34:B8:53:PRO:CD	2.70	0.55
25:CZ:324:LYS:HA	25:CZ:364:PRO:HB3	1.89	0.55
47:BO:88:ASN:OD1	47:BO:90:GLN:N	2.38	0.55
6:AF:19:LEU:HD11	6:AF:59:TYR:CZ	2.42	0.55
26:D0:40:GLN:NE2	26:D0:44:ARG:HB2	2.22	0.55
9:CI:9:ARG:HG3	9:CI:14:VAL:HG13	1.88	0.55
36:BA:234:C:H2'	36:BA:235:U:H6	1.69	0.55
5:AE:40:ARG:HH11	5:AE:40:ARG:HG2	1.71	0.55
36:DA:2125:G:OP1	38:DC:40:THR:HG21	2.06	0.55
25:AZ:11:HIS:O	25:AZ:12:VAL:HG13	2.06	0.55
4:AD:70:ILE:HG22	4:AD:71:SER:N	2.22	0.55

Continued on next page...

Continued from previous page...

Atom-1	Atom-2	Distance(Å)	Clash(Å)
36:DA:2720:U:H5'	36:DA:2721:A:OP2	2.07	0.55
36:BA:2025:C:H2'	36:BA:2026:C:H6	1.71	0.55
36:BA:2037:G:H2'	36:BA:2038:G:C8	2.41	0.55
25:CZ:72:THR:HG22	25:CZ:203:LEU:HD21	1.89	0.55
36:DA:1820:U:O2	39:DD:201:HIS:HB3	2.06	0.55
55:BW:37:ARG:HG3	55:BW:37:ARG:HH11	1.72	0.55
22:CV:1:G:H1'	26:D0:5:LYS:NZ	2.21	0.55
36:DA:2240:C:O2'	36:DA:2241:A:H5'	2.06	0.55
38:DC:119:VAL:HG22	38:DC:119:VAL:O	2.07	0.55
36:BA:1542:A:C8	36:BA:1544:A:H5'	2.41	0.55
36:DA:1528:A:N1	36:DA:1542:A:H2	2.04	0.55
32:B6:26:ASN:ND2	32:B6:32:ASN:OD1	2.39	0.55
30:B4:5:ILE:H	30:B4:5:ILE:HD13	1.72	0.55
57:DY:79:CYS:SG	57:DY:80:GLY:N	2.80	0.55
36:BA:612:C:H2'	36:BA:613:G:H5'	1.86	0.55
34:B8:33:ASN:ND2	36:BA:2419:U:H5''	2.22	0.55
36:BA:2393:A:H4'	48:BP:61:ARG:O	2.07	0.55
36:BA:1496:A:H8	36:BA:1577:C:HO2'	1.53	0.55
30:D4:12:ALA:HB1	30:D4:29:PRO:O	2.07	0.55
48:DP:16:ARG:CB	48:DP:16:ARG:NH1	2.67	0.55
25:AZ:171:ILE:HD12	25:AZ:201:GLU:OE1	2.07	0.55
1:AA:266:G:H5'	1:AA:268:C:H41	1.72	0.55
2:AB:18:GLY:H	2:AB:42:ILE:CG2	2.20	0.55
53:BU:92:ARG:HD3	53:BU:94:ASN:HB3	1.89	0.55
36:BA:1059:G:H2'	36:BA:1060:U:H5	1.72	0.55
58:DZ:150:LEU:CD2	58:DZ:172:ALA:HB3	2.36	0.55
28:D2:31:GLU:CB	28:D2:53:LEU:HD11	2.37	0.55
54:BV:38:LEU:C	54:BV:39:LEU:HD13	2.27	0.55
53:DU:112:ARG:NH1	54:DV:46:VAL:HG11	2.22	0.55
57:DY:62:GLU:OE1	57:DY:62:GLU:N	2.40	0.55
36:BA:1451:C:N4	36:BA:1461:G:H1	2.05	0.55
1:CA:66:G:H4'	1:CA:173:U:C5	2.42	0.55
25:AZ:69:GLU:HB2	25:AZ:273:HIS:CE1	2.42	0.55
50:DR:59:ASP:O	50:DR:60:LEU:HB3	2.07	0.55
35:B9:16:VAL:HG11	36:BA:1032:A:O3'	2.07	0.55
36:BA:2870:C:H5''	50:BR:65:LEU:HD21	1.88	0.55
36:DA:1547:C:O2'	36:DA:1548:C:H5'	2.07	0.55
58:DZ:54:HIS:HB2	58:DZ:55:HIS:CD2	2.42	0.55
36:BA:1427:A:O2'	36:BA:1428:C:OP2	2.24	0.55
26:B0:12:ASN:O	26:B0:14:ARG:N	2.36	0.54
51:DS:58:LEU:CG	51:DS:59:LYS:H	2.20	0.54
51:BS:58:LEU:CG	51:BS:59:LYS:H	2.20	0.54

Continued on next page...

Continued from previous page...

Atom-1	Atom-2	Distance(Å)	Clash(Å)
51:DS:97:ARG:NH2	51:DS:98:VAL:HA	2.22	0.54
9:AI:33:PHE:O	9:AI:35:GLU:N	2.40	0.54
2:AB:236:TYR:O	2:AB:238:LEU:N	2.40	0.54
43:BH:94:TYR:HE2	43:BH:160:LYS:HB3	1.72	0.54
36:BA:2657:A:O2'	43:BH:160:LYS:HE2	2.07	0.54
1:CA:1125:U:C5'	1:CA:1126:U:H5	2.21	0.54
27:B1:48:LYS:HG2	27:B1:50:ARG:NH2	2.22	0.54
6:CF:63:TYR:N	6:CF:63:TYR:CD1	2.75	0.54
1:CA:585:G:H4'	12:CL:8:ASN:ND2	2.22	0.54
33:B7:34:ARG:HD3	36:BA:467:G:OP2	2.07	0.54
36:BA:332:A:O2'	36:BA:333:G:O5'	2.24	0.54
31:D5:57:VAL:O	31:D5:58:LEU:HD12	2.07	0.54
43:DH:105:LEU:CD2	43:DH:113:VAL:HB	2.37	0.54
50:DR:2:ARG:HD2	50:DR:2:ARG:C	2.28	0.54
36:DA:2761:G:C2'	36:DA:2762:G:H5''	2.36	0.54
1:CA:939:G:C5'	7:CG:102:ARG:HH22	2.19	0.54
2:CB:25:ASN:C	2:CB:25:ASN:ND2	2.56	0.54
13:AM:83:ASP:C	13:AM:85:GLY:H	2.10	0.54
46:BN:61:ARG:HG3	46:BN:61:ARG:NH1	2.21	0.54
43:DH:76:VAL:O	43:DH:79:VAL:HG22	2.08	0.54
58:DZ:14:LYS:O	58:DZ:14:LYS:HD2	2.08	0.54
1:AA:626:U:H2'	1:AA:627:G:H8	1.71	0.54
36:DA:583:G:OP2	53:DU:10:ARG:HD2	2.06	0.54
26:B0:40:GLN:HE22	26:B0:44:ARG:N	2.05	0.54
26:B0:40:GLN:NE2	26:B0:44:ARG:HB2	2.21	0.54
57:BY:36:ALA:HB1	57:BY:67:LEU:O	2.07	0.54
20:AT:64:ASP:OD1	20:AT:81:LYS:HD2	2.07	0.54
2:CB:88:ALA:HB2	2:CB:219:VAL:HG13	1.87	0.54
36:BA:2776:A:H4'	36:BA:2777:G:H5''	1.89	0.54
42:BG:52:ILE:HD13	42:BG:52:ILE:H	1.73	0.54
36:DA:234:C:H2'	36:DA:235:U:H6	1.71	0.54
1:CA:437:U:H5''	4:CD:155:LEU:HD13	1.88	0.54
9:CI:50:LEU:HB3	9:CI:56:LEU:HA	1.88	0.54
9:AI:50:LEU:HB3	9:AI:56:LEU:HA	1.88	0.54
30:D4:5:ILE:H	30:D4:5:ILE:HD13	1.72	0.54
1:CA:992:U:H1'	1:CA:993:G:C2	2.43	0.54
39:DD:223:GLY:O	39:DD:224:ALA:O	2.25	0.54
17:CQ:53:LEU:HD21	17:CQ:85:VAL:HG11	1.89	0.54
17:CQ:53:LEU:HD23	17:CQ:54:GLY:N	2.22	0.54
36:BA:414:C:O2'	36:BA:415:A:H5'	2.06	0.54
36:BA:2358:G:H22	48:BP:55:ARG:NH2	2.05	0.54
36:BA:1411:C:H2'	36:BA:1412:A:C8	2.42	0.54

Continued on next page...

Continued from previous page...

Atom-1	Atom-2	Distance(Å)	Clash(Å)
36:DA:1411:C:H2'	36:DA:1412:A:H8	1.72	0.54
50:BR:28:LEU:CD2	50:BR:29:LEU:HD12	2.37	0.54
25:AZ:72:THR:HG22	25:AZ:203:LEU:HD21	1.88	0.54
1:AA:115:G:H1'	1:AA:116:A:N7	2.21	0.54
42:BG:64:THR:CG2	42:BG:94:LEU:HD11	2.37	0.54
4:AD:43:HIS:O	4:AD:45:GLN:N	2.40	0.54
36:DA:270:A:N1	36:DA:366:C:O2'	2.36	0.54
36:DA:2319:G:OP1	36:DA:2319:G:H4'	2.07	0.54
1:AA:1148:U:H2'	1:AA:1149:C:O4'	2.06	0.54
42:BG:7:LEU:O	42:BG:8:LYS:C	2.45	0.54
49:BQ:133:ARG:HB2	49:BQ:133:ARG:NH1	2.17	0.54
58:BZ:61:LEU:HD12	58:BZ:67:LEU:HD13	1.88	0.54
42:BG:46:ALA:N	42:BG:47:LYS:HD2	2.16	0.54
42:BG:72:ARG:HE	42:BG:86:MET:HA	1.68	0.54
36:BA:925:C:H2'	36:BA:926:A:C5'	2.25	0.54
42:DG:43:LEU:HD21	42:DG:90:LEU:HB2	1.88	0.54
24:AY:45:U:H3'	24:AY:46:7MG:H5'	1.84	0.54
10:CJ:61:GLU:HG3	14:CN:58:LYS:CE	2.27	0.54
54:DV:28:GLU:HB3	54:DV:29:PRO:HD2	1.89	0.54
32:B6:20:ASN:C	32:B6:21:TYR:CG	2.80	0.54
51:DS:42:ASP:C	51:DS:44:LYS:H	2.11	0.54
34:D8:32:LEU:HD13	36:DA:2392:A:OP1	2.07	0.54
41:DF:126:VAL:O	41:DF:196:LEU:HG	2.07	0.54
36:DA:2317:C:H2'	36:DA:2318:G:C5'	2.30	0.54
30:D4:11:PRO:HB3	30:D4:25:TYR:CE2	2.42	0.54
30:B4:12:ALA:HB1	30:B4:29:PRO:O	2.07	0.54
43:BH:157:TYR:O	43:BH:157:TYR:HD1	1.90	0.54
2:CB:17:PHE:O	2:CB:18:GLY:O	2.25	0.54
2:CB:188:ALA:O	2:CB:202:PRO:HA	2.07	0.54
2:CB:17:PHE:HD2	2:CB:44:LEU:HD11	1.71	0.54
9:CI:58:HIS:CG	9:CI:58:HIS:O	2.61	0.54
1:AA:1127:G:H1'	1:AA:1147:C:H42	1.72	0.54
52:DT:24:PRO:HD3	52:DT:52:ILE:HD12	1.90	0.54
46:BN:25:ARG:HG2	46:BN:25:ARG:HH11	1.73	0.54
16:AP:14:ASN:N	16:AP:15:PRO:CD	2.70	0.54
6:AF:63:TYR:HD1	6:AF:63:TYR:N	2.05	0.54
39:BD:45:ASN:OD1	39:BD:46:GLN:N	2.40	0.54
38:BC:75:LEU:C	38:BC:75:LEU:HD12	2.27	0.54
11:AK:124:LYS:HD2	11:AK:125:PHE:CZ	2.43	0.54
35:D9:29:ASN:N	35:D9:29:ASN:HD22	2.03	0.54
58:BZ:77:ASP:O	58:BZ:79:ARG:N	2.40	0.54
36:DA:470:A:H2'	36:DA:471:A:O4'	2.07	0.54

Continued on next page...

Continued from previous page...

Atom-1	Atom-2	Distance(Å)	Clash(Å)
36:DA:2693:A:H2'	36:DA:2694:G:H8	1.72	0.54
36:DA:1469:A:H2'	36:DA:1470:G:C8	2.42	0.54
39:DD:6:PHE:CE1	39:DD:18:VAL:HG12	2.42	0.54
42:BG:39:ILE:HD11	42:BG:64:THR:HG21	1.88	0.54
4:CD:191:ARG:HD3	4:CD:200:GLU:OE2	2.06	0.54
12:CL:126:LYS:HA	12:CL:126:LYS:HE2	1.88	0.54
44:DJ:127:UNK:HA	44:DJ:130:UNK:CB	2.38	0.54
46:DN:76:SER:N	46:DN:81:GLY:O	2.35	0.54
36:DA:984:A:H5''	36:DA:985:C:H5	1.71	0.54
50:BR:59:ASP:O	50:BR:60:LEU:HB3	2.08	0.54
36:DA:108:U:H2'	36:DA:109:G:C8	2.42	0.54
5:AE:28:PHE:O	5:AE:47:LYS:HA	2.07	0.54
36:BA:573:G:O2'	36:BA:574:C:H3'	2.07	0.54
1:CA:487:A:H2'	1:CA:488:C:O4'	2.07	0.54
4:CD:110:PHE:CD1	4:CD:110:PHE:N	2.75	0.54
1:CA:416:G:O2'	1:CA:417:C:H5'	2.07	0.54
38:DC:116:THR:HB	38:DC:147:PHE:CD1	2.43	0.54
38:BC:120:MET:HA	38:BC:123:VAL:CG1	2.36	0.54
37:BB:105:A:H2'	37:BB:106:G:O4'	2.07	0.54
56:BX:18:TYR:O	56:BX:20:GLY:N	2.40	0.54
46:DN:46:VAL:CG1	46:DN:48:MET:HG3	2.38	0.54
34:B8:62:LEU:N	34:B8:63:PRO:HD2	2.23	0.54
22:CV:48:C:OP2	22:CV:48:C:H6	1.91	0.54
50:DR:99:LYS:H	50:DR:99:LYS:CD	2.03	0.54
4:CD:126:ILE:HG22	4:CD:127:THR:N	2.21	0.54
51:BS:17:ARG:HA	51:BS:20:ARG:HH11	1.72	0.54
36:BA:267:C:H2'	36:BA:268:C:C6	2.43	0.54
36:DA:2392:A:H2	36:DA:2424:C:N4	1.99	0.54
36:BA:1494:A:N3	36:BA:1494:A:H3'	2.21	0.54
42:DG:125:PHE:O	42:DG:126:ASP:O	2.26	0.54
36:DA:267:C:H2'	36:DA:268:C:C6	2.42	0.54
51:DS:106:ARG:CZ	51:DS:106:ARG:HB3	2.37	0.54
43:BH:158:HIS:CE1	43:BH:169:VAL:HG12	2.42	0.54
25:AZ:172:ARG:O	25:AZ:198:LYS:HD3	2.07	0.54
25:CZ:137:LYS:HA	60:CZ:501:GDP:N1	2.22	0.54
2:CB:172:ILE:HD12	2:CB:172:ILE:N	2.19	0.54
58:DZ:151:HIS:O	58:DZ:152:ALA:HB3	2.08	0.54
7:CG:99:LEU:O	7:CG:102:ARG:HG2	2.07	0.54
1:CA:429:U:H1'	1:CA:430:A:H5''	1.90	0.54
25:AZ:19:HIS:HA	25:AZ:115:GLN:HB2	1.90	0.54
37:DB:81:G:O6	37:DB:96:U:O2	2.25	0.54
54:BV:5:VAL:HG21	54:BV:35:LEU:CD2	2.37	0.54

Continued on next page...

Continued from previous page...

Atom-1	Atom-2	Distance(Å)	Clash(Å)
16:AP:5:ARG:HG3	16:AP:5:ARG:HH11	1.71	0.54
57:BY:47:LYS:HG3	57:BY:60:PHE:CZ	2.43	0.54
47:BO:4:PRO:O	47:BO:5:GLN:CB	2.52	0.54
24:AY:10:G:N2	24:AY:26:A:H1'	2.22	0.54
1:CA:977:A:O2'	1:CA:978:A:H5''	2.08	0.54
36:DA:708:C:N4	36:DA:723:G:H1	2.04	0.54
1:CA:1017:G:H2'	1:CA:1018:C:C6	2.43	0.54
36:DA:559:G:N2	53:DU:49:HIS:CD2	2.75	0.54
36:DA:191:A:H2'	36:DA:192:C:C6	2.42	0.54
36:BA:2199:A:H3'	36:BA:2200:C:C6	2.43	0.54
1:AA:1211:U:H1'	1:AA:1213:A:C2	2.42	0.54
1:AA:645:C:H2'	1:AA:646:U:C6	2.41	0.54
29:B3:15:TYR:HD2	29:B3:19:GLN:HE22	1.55	0.54
36:DA:8:A:H2'	36:DA:9:U:C6	2.41	0.54
1:AA:992:U:H1'	1:AA:993:G:C2	2.42	0.54
36:BA:470:A:H2'	36:BA:471:A:O4'	2.08	0.54
49:DQ:42:ILE:HD13	49:DQ:97:VAL:HG21	1.90	0.54
17:CQ:45:HIS:HB2	17:CQ:65:ILE:CD1	2.37	0.54
48:DP:17:LYS:C	48:DP:19:VAL:H	2.09	0.54
36:BA:2386:C:H2'	36:BA:2387:U:C6	2.42	0.54
36:BA:1354:A:H2'	36:BA:1355:G:O4'	2.07	0.54
2:CB:144:ARG:HG3	2:CB:145:LEU:N	2.21	0.54
36:BA:1171:G:N7	36:BA:1173:G:H1'	2.22	0.54
29:D3:4:LEU:O	29:D3:36:VAL:HA	2.08	0.54
25:CZ:189:ARG:HG2	25:CZ:189:ARG:HH11	1.72	0.54
1:AA:665:A:H2'	1:AA:732:C:O2	2.06	0.54
2:AB:144:ARG:HG3	2:AB:145:LEU:N	2.22	0.54
36:BA:2408:U:H2'	36:BA:2409:G:C8	2.42	0.54
51:DS:22:GLY:O	51:DS:23:ARG:O	2.25	0.54
3:AC:19:GLU:O	3:AC:56:ASP:HA	2.07	0.54
3:CC:19:GLU:O	3:CC:56:ASP:HA	2.08	0.54
1:AA:1225:A:H2'	1:AA:1226:C:C5	2.43	0.54
36:DA:39:C:H2'	36:DA:40:C:C6	2.42	0.54
36:DA:2001:A:H4'	36:DA:2689:U:H2'	1.90	0.54
1:AA:1001:A:H2'	1:AA:1001:A:N3	2.22	0.54
1:CA:1310:G:O2'	1:CA:1311:G:H5'	2.07	0.54
36:BA:984:A:H5''	36:BA:985:C:H5	1.72	0.54
39:DD:32:SER:O	39:DD:36:PRO:CG	2.53	0.54
40:BE:49:LEU:O	40:BE:78:LEU:CB	2.56	0.54
40:BE:77:ILE:HG22	40:BE:78:LEU:N	2.22	0.54
41:BF:167:ALA:HB1	41:BF:173:VAL:CG1	2.23	0.54
58:BZ:152:ALA:C	58:BZ:167:PRO:HB2	2.28	0.54

Continued on next page...

Continued from previous page...

Atom-1	Atom-2	Distance(Å)	Clash(Å)
9:CI:91:ASP:O	9:CI:93:ARG:N	2.40	0.54
43:DH:94:TYR:HE2	43:DH:160:LYS:HB3	1.73	0.54
32:D6:15:GLU:CG	32:D6:18:ARG:CZ	2.85	0.54
51:DS:19:LYS:HB3	51:DS:20:ARG:NH2	2.21	0.54
48:DP:112:LEU:O	48:DP:112:LEU:HD13	2.07	0.54
43:DH:52:VAL:HB	43:DH:69:ARG:HD3	1.89	0.54
36:DA:1748:G:C8	36:DA:1748:G:H5'	2.40	0.54
42:DG:38:VAL:CG2	42:DG:158:ALA:HB3	2.36	0.54
10:AJ:33:GLN:HB2	10:AJ:75:ILE:CD1	2.33	0.54
51:DS:49:VAL:CG1	51:DS:50:SER:H	2.16	0.54
9:AI:20:ARG:CZ	9:AI:20:ARG:HB2	2.37	0.54
40:BE:116:VAL:O	40:BE:117:MET:CB	2.54	0.54
36:BA:2784:C:H1'	40:BE:37:ARG:NH1	2.18	0.54
22:CW:55:U:H5	22:CW:58:A:OP1	1.91	0.54
36:BA:1567:A:C5'	39:BD:58:HIS:CD2	2.89	0.54
36:DA:1314:C:C2	36:DA:1339:G:N2	2.76	0.54
1:CA:625:G:H2'	1:CA:626:U:H6	1.72	0.54
10:AJ:4:ILE:HD12	10:AJ:4:ILE:N	2.21	0.54
40:BE:101:ARG:HE	40:BE:171:GLU:HB2	1.71	0.54
11:CK:26:ASN:O	11:CK:27:ASN:HB2	2.07	0.54
24:AY:70:C:H2'	24:AY:71:C:H6	1.72	0.54
39:DD:45:ASN:OD1	39:DD:46:GLN:N	2.41	0.54
22:AV:44:G:C2'	22:AV:45:U:H5'	2.36	0.54
36:BA:2206:G:N3	36:BA:2206:G:H3'	2.22	0.54
1:CA:187:C:H4'	20:CT:85:MET:O	2.08	0.54
8:CH:89:PRO:HA	8:CH:92:ARG:HH11	1.71	0.54
12:CL:117:ARG:O	12:CL:119:LYS:O	2.26	0.54
36:DA:414:C:O2'	36:DA:415:A:H5'	2.08	0.54
36:BA:2019:A:C2'	36:BA:2020:A:O5'	2.54	0.54
36:BA:528:A:C2	36:BA:2042:A:H2'	2.41	0.54
1:AA:1347:G:C6	9:AI:107:ARG:NH2	2.76	0.54
35:D9:1:MET:CG	36:DA:2478:A:OP2	2.56	0.54
42:DG:173:LEU:O	42:DG:178:PHE:HB2	2.07	0.54
36:DA:2360:A:C2	36:DA:2361:A:H1'	2.43	0.54
36:BA:39:C:H2'	36:BA:40:C:C6	2.42	0.54
26:B0:36:ILE:HD11	36:BA:2355:C:H4'	1.88	0.54
6:CF:75:LEU:O	6:CF:78:GLU:HB3	2.06	0.54
43:BH:126:PRO:O	43:BH:127:GLU:CB	2.56	0.54
36:BA:1572:A:O2'	36:BA:1573:G:H5'	2.07	0.54
40:DE:2:LYS:HD3	40:DE:95:ILE:HG22	1.88	0.54
26:B0:43:THR:HG22	36:BA:2331:G:O2'	2.08	0.54
11:AK:84:VAL:HG11	11:AK:95:ILE:HD11	1.88	0.54

Continued on next page...

Continued from previous page...

Atom-1	Atom-2	Distance(Å)	Clash(Å)
25:CZ:221:PHE:HA	25:CZ:244:ARG:O	2.07	0.54
36:DA:227:A:C2	36:DA:2407:G:H1'	2.42	0.54
41:DF:19:GLU:O	41:DF:20:LEU:HG	2.08	0.54
34:D8:61:LEU:C	34:D8:63:PRO:HD2	2.28	0.54
36:DA:2312:U:OP1	42:DG:73:ALA:HB1	2.08	0.54
36:DA:1023:U:H2'	36:DA:1024:G:H5'	1.89	0.54
22:CW:71:G:N3	36:DA:1851:U:H4'	2.23	0.54
57:DY:13:VAL:CG1	57:DY:28:LYS:HD3	2.37	0.54
4:AD:126:ILE:HG22	4:AD:127:THR:N	2.23	0.54
1:CA:541:G:H2'	1:CA:542:G:C8	2.35	0.54
48:BP:147:LEU:O	48:BP:148:LEU:HB2	2.08	0.54
51:BS:42:ASP:C	51:BS:44:LYS:H	2.11	0.54
48:DP:50:ARG:HG2	48:DP:50:ARG:HH11	1.72	0.54
41:DF:103:LYS:HG3	41:DF:106:ARG:HH21	1.72	0.54
4:AD:12:CYS:HA	4:AD:19:LEU:CD1	2.38	0.54
9:AI:40:LEU:CD1	9:AI:70:LYS:HG2	2.37	0.54
1:AA:585:G:H4'	12:AL:8:ASN:ND2	2.21	0.54
1:AA:266:G:H5''	1:AA:267:C:C5	2.42	0.54
36:DA:332:A:O2'	36:DA:333:G:O5'	2.25	0.54
42:DG:172:LEU:HD23	42:DG:176:LEU:HD12	1.90	0.54
52:DT:50:ILE:CD1	52:DT:64:ARG:HB3	2.37	0.54
1:CA:413:G:H1'	1:CA:428:G:H21	1.71	0.54
54:DV:38:LEU:O	54:DV:39:LEU:HD13	2.08	0.54
22:AW:39:U:OP2	22:AW:39:U:H4'	2.07	0.54
36:BA:282:A:N6	36:BA:359:A:H1'	2.22	0.54
24:CY:10:G:N2	24:CY:26:A:H1'	2.22	0.54
20:AT:104:LEU:C	20:AT:104:LEU:HD23	2.28	0.54
40:BE:45:THR:O	40:BE:46:ALA:HB2	2.07	0.54
40:BE:81:ILE:O	40:BE:82:ARG:O	2.26	0.54
39:BD:136:ILE:HB	39:BD:165:ILE:CD1	2.36	0.54
16:AP:50:LYS:HD3	16:AP:51:VAL:N	2.22	0.54
18:CR:22:VAL:O	18:CR:25:THR:HB	2.08	0.54
1:CA:186:C:H2'	1:CA:187:C:C6	2.43	0.54
5:AE:41:VAL:HG23	5:AE:67:VAL:HG13	1.89	0.54
31:D5:7:PRO:HG2	36:DA:2016:U:O2	2.07	0.54
36:DA:1336:A:H2'	36:DA:1337:G:C8	2.41	0.54
1:CA:735:C:H2'	1:CA:736:C:H6	1.72	0.54
53:BU:101:ARG:HG3	53:BU:101:ARG:NH1	2.23	0.54
58:BZ:51:ALA:CB	58:BZ:57:ILE:HD11	2.37	0.54
17:AQ:82:MET:O	17:AQ:86:GLU:HG2	2.07	0.54
36:BA:744:G:OP1	40:BE:132:HIS:HB3	2.07	0.54
38:BC:167:LYS:O	38:BC:167:LYS:HD2	2.07	0.54

Continued on next page...

Continued from previous page...

Atom-1	Atom-2	Distance(Å)	Clash(Å)
57:DY:6:HIS:N	57:DY:6:HIS:CD2	2.75	0.54
1:CA:1150:U:O4'	1:CA:1150:U:O2	2.25	0.54
28:B2:48:HIS:HA	36:BA:95:G:H4'	1.90	0.54
40:DE:52:LEU:HB3	40:DE:75:VAL:HB	1.90	0.54
1:AA:1007:C:O2'	1:AA:1008:C:H5'	2.08	0.54
54:DV:18:LEU:HD23	54:DV:19:LYS:N	2.18	0.54
34:D8:23:VAL:HG11	34:D8:46:ARG:HD3	1.90	0.54
32:B6:45:LYS:HG3	36:BA:2371:G:H4'	1.89	0.54
39:BD:48:ARG:HH11	39:BD:48:ARG:HG3	1.73	0.54
55:DW:5:ALA:HB2	55:DW:54:ALA:CB	2.29	0.54
36:DA:2892:A:H62	36:DA:2893:G:N2	2.05	0.54
36:DA:1516:C:O2'	36:DA:1517:G:H5''	2.06	0.54
30:B4:28:LYS:O	30:B4:31:ILE:HD11	2.07	0.54
50:BR:3:HIS:HD1	50:BR:3:HIS:C	2.10	0.54
36:DA:654(H):G:C3'	36:DA:654(I):C:H5'	2.37	0.54
1:AA:1320:C:O2'	1:AA:1321:C:H5'	2.08	0.54
15:CO:82:ILE:CD1	15:CO:88:ARG:HB2	2.37	0.54
41:BF:157:VAL:HG21	41:BF:194:MET:HG2	1.89	0.54
14:CN:39:LEU:HD11	14:CN:47:LEU:HD12	1.90	0.54
37:BB:81:G:O6	37:BB:96:U:O2	2.25	0.54
14:AN:15:LYS:HB3	14:AN:16:PHE:CE2	2.41	0.54
36:BA:1341:U:H4'	56:BX:57:LEU:HB3	1.90	0.54
40:DE:45:THR:O	40:DE:46:ALA:HB2	2.08	0.54
36:DA:2030:A:H4'	36:DA:2031:A:H8	1.72	0.54
39:DD:267:SER:C	39:DD:269:PHE:N	2.60	0.54
25:CZ:64:ASN:N	25:CZ:64:ASN:ND2	2.55	0.54
20:CT:64:ASP:OD1	20:CT:81:LYS:HD2	2.08	0.54
16:CP:50:LYS:HD3	16:CP:51:VAL:N	2.22	0.54
11:CK:21:ILE:HG13	11:CK:30:VAL:HG12	1.90	0.54
36:DA:1771:C:C1'	36:DA:1786:A:C8	2.90	0.54
8:CH:2:LEU:HD23	8:CH:2:LEU:O	2.08	0.54
35:B9:1:MET:CG	36:BA:2478:A:OP2	2.55	0.54
1:AA:1030(A):G:H1'	1:AA:1031:G:H1	1.72	0.54
36:BA:1469:A:H2'	36:BA:1470:G:C8	2.43	0.54
36:DA:108:U:H2'	36:DA:109:G:H8	1.71	0.54
8:AH:10:LEU:HD22	8:AH:83:ILE:HD11	1.90	0.54
4:AD:76:ARG:O	4:AD:80:GLU:HG2	2.07	0.54
1:CA:818:G:O2'	1:CA:819:A:H5'	2.07	0.54
36:BA:2693:A:H2'	36:BA:2694:G:H8	1.71	0.54
52:DT:30:VAL:HG21	52:DT:83:ILE:HG12	1.89	0.54
52:DT:32:TYR:HB3	52:DT:81:PRO:HB3	1.88	0.54
40:BE:48:GLN:HE21	40:BE:78:LEU:HD22	1.72	0.54

Continued on next page...

Continued from previous page...

Atom-1	Atom-2	Distance(Å)	Clash(Å)
9:AI:53:VAL:CG1	9:AI:95:LYS:HD3	2.32	0.54
39:BD:35:LYS:CB	39:BD:36:PRO:CD	2.85	0.54
58:DZ:98:MET:HG2	58:DZ:99:TYR:H	1.68	0.54
52:BT:27:THR:OG1	52:BT:28:VAL:N	2.40	0.54
42:DG:83:ARG:HB2	42:DG:84:LYS:HD2	1.90	0.54
36:BA:607:U:H3	36:BA:621:A:H2	1.56	0.54
41:BF:39:TRP:CB	41:BF:101:LEU:HD22	2.38	0.54
32:D6:9:LEU:HD13	32:D6:9:LEU:O	2.07	0.54
36:BA:2179:C:H4'	36:BA:2180:U:N3	2.22	0.54
52:BT:129:ARG:NE	52:BT:131:ALA:HB3	2.22	0.54
51:BS:49:VAL:CG1	51:BS:50:SER:H	2.15	0.54
48:DP:131:SER:OG	48:DP:134:ALA:HB3	2.08	0.54
32:B6:5:VAL:O	32:B6:6:ARG:CB	2.56	0.54
36:BA:1210:A:H4'	36:BA:1211:U:O5'	2.08	0.54
31:D5:54:GLY:C	31:D5:56:LYS:HZ2	2.11	0.54
53:BU:61:TRP:CH2	53:BU:94:ASN:HB2	2.43	0.54
36:DA:654(I):C:H5''	36:DA:654(J):A:OP1	2.07	0.54
36:BA:1068:G:H1'	36:BA:1069:A:H5'	1.90	0.54
36:BA:2466:C:O2'	36:BA:2467:C:H5'	2.08	0.54
36:BA:2523:G:O2'	36:BA:2524:G:H5''	2.07	0.54
22:AW:37:A:H3'	22:AW:38:A:H8	1.72	0.54
50:BR:83:ILE:HG22	50:BR:87:TYR:HE2	1.73	0.54
28:D2:8:LYS:HA	28:D2:11:GLU:HG3	1.90	0.54
40:BE:101:ARG:NH2	40:BE:171:GLU:HB2	2.22	0.54
12:AL:39:VAL:HG12	12:AL:40:VAL:N	2.23	0.54
36:DA:15:G:O2'	36:DA:16:G:H5'	2.08	0.54
6:AF:63:TYR:CD1	6:AF:63:TYR:N	2.76	0.54
57:BY:2:ARG:N	57:BY:4:LYS:HE3	2.22	0.54
49:DQ:43:THR:OG1	49:DQ:46:GLN:HG3	2.08	0.54
22:CV:44:G:C2'	22:CV:45:U:H5'	2.37	0.54
25:AZ:133:VAL:HG23	25:AZ:168:VAL:HG11	1.90	0.54
2:AB:189:ASP:HB3	2:AB:203:GLY:O	2.08	0.54
36:DA:674:G:N3	41:DF:74:ARG:NH1	2.55	0.54
38:BC:40:THR:HG22	38:BC:177:LYS:CD	2.38	0.54
36:DA:2358:G:H22	48:DP:55:ARG:NH2	2.04	0.54
36:DA:1163:G:O2'	36:DA:1164:G:H5'	2.07	0.54
30:D4:18:CYS:SG	30:D4:19:GLY:N	2.81	0.54
36:BA:2360:A:O2'	36:BA:2361:A:P	2.66	0.54
48:BP:17:LYS:C	48:BP:19:VAL:H	2.10	0.54
43:BH:126:PRO:O	43:BH:127:GLU:HB2	2.07	0.54
25:CZ:139:ASP:CG	25:CZ:177:LEU:HD11	2.28	0.54
38:DC:41:VAL:HG21	38:DC:185:LEU:HD22	1.88	0.54

Continued on next page...

Continued from previous page...

Atom-1	Atom-2	Distance(Å)	Clash(Å)
36:BA:1361:G:O2'	36:BA:1362:C:H5'	2.08	0.54
49:DQ:30:GLY:HA2	49:DQ:107:ALA:HB2	1.90	0.54
25:AZ:139:ASP:CG	25:AZ:177:LEU:HD11	2.27	0.54
36:DA:1171:G:N7	36:DA:1173:G:H1'	2.22	0.54
50:DR:111:LEU:HD12	50:DR:111:LEU:N	2.23	0.54
36:BA:2319:G:H4'	36:BA:2319:G:OP1	2.07	0.54
24:AY:49:G:O2'	24:AY:50:G:H5'	2.07	0.54
1:AA:1264:C:H2'	1:AA:1265:G:C8	2.42	0.54
41:BF:19:GLU:O	41:BF:20:LEU:HG	2.06	0.54
39:DD:27:THR:HG23	39:DD:27:THR:O	2.08	0.54
34:D8:62:LEU:N	34:D8:63:PRO:HD2	2.23	0.54
39:BD:72:LYS:HZ2	39:BD:75:ILE:HG13	1.73	0.54
40:BE:21:VAL:HG23	40:BE:21:VAL:O	2.08	0.54
36:BA:272(I):U:O2'	36:BA:272(J):C:H5'	2.08	0.54
36:BA:84:A:H3'	57:BY:9:LYS:HG3	1.90	0.54
54:DV:19:LYS:HE2	54:DV:19:LYS:HA	1.90	0.54
34:B8:32:LEU:HD13	36:BA:2392:A:OP1	2.07	0.54
36:BA:621:A:C2'	36:BA:622:G:H5'	2.36	0.54
41:DF:7:TYR:OH	41:DF:10:PRO:HB3	2.08	0.54
48:DP:23:PRO:HB2	48:DP:33:ARG:CD	2.37	0.54
36:DA:2179:C:H1'	36:DA:2180:U:C4	2.42	0.54
58:BZ:14:LYS:O	58:BZ:17:ALA:HB3	2.07	0.54
58:BZ:29:TYR:O	58:BZ:30:ASN:HB3	2.08	0.54
1:AA:267:C:H2'	1:AA:268:C:H6	1.73	0.54
53:BU:79:PHE:CE1	53:BU:83:LEU:HD11	2.42	0.54
31:B5:33:CYS:HG	31:B5:36:CYS:HG	1.55	0.54
1:AA:961:U:O2'	1:AA:962:C:H6	1.90	0.54
19:AS:40:ILE:HG23	19:AS:62:ILE:CD1	2.38	0.54
53:BU:112:ARG:NH1	54:BV:46:VAL:HG11	2.22	0.54
54:BV:34:GLU:O	54:BV:36:PRO:CD	2.56	0.54
25:CZ:324:LYS:HE3	25:CZ:326:GLU:OE2	2.08	0.54
8:CH:85:ARG:HH11	8:CH:85:ARG:HG3	1.73	0.54
1:AA:1342:C:O2'	9:AI:124:GLN:HG3	2.08	0.54
53:BU:76:TYR:O	53:BU:80:ILE:HG12	2.08	0.54
6:AF:79:LEU:H	6:AF:79:LEU:HD12	1.72	0.54
46:BN:4:TYR:CD1	46:BN:4:TYR:N	2.75	0.54
1:CA:476:G:H2'	1:CA:477:A:C8	2.41	0.54
26:D0:56:ASP:OD2	36:DA:2364:C:H5'	2.08	0.54
25:AZ:313:HIS:HB2	25:AZ:380:LEU:HB2	1.89	0.54
36:BA:752:A:O2'	36:BA:753:C:OP2	2.25	0.54
36:DA:2025:C:H2'	36:DA:2026:C:H6	1.72	0.54
4:CD:157:LEU:HD12	4:CD:157:LEU:H	1.71	0.54

Continued on next page...

Continued from previous page...

Atom-1	Atom-2	Distance(Å)	Clash(Å)
36:DA:1826:G:H4'	39:DD:242:ARG:NH2	2.19	0.54
52:DT:85:LYS:HZ3	52:DT:85:LYS:HB3	1.68	0.54
7:CG:79:ARG:NE	22:CW:33:U:H4'	2.23	0.54
58:BZ:119:GLU:HG2	58:BZ:122:ARG:HH11	1.72	0.54
36:BA:2636:U:H4'	40:BE:80:GLU:OE1	2.07	0.54
30:B4:5:ILE:N	30:B4:5:ILE:HD13	2.23	0.54
34:B8:11:LYS:HD2	34:B8:11:LYS:H	1.72	0.54
34:B8:6:THR:OG1	34:B8:11:LYS:HE3	2.07	0.54
36:DA:910:A:H2'	36:DA:911:A:C8	2.42	0.54
42:DG:149:VAL:HG23	42:DG:149:VAL:O	2.08	0.54
32:D6:20:ASN:O	32:D6:21:TYR:CD2	2.61	0.54
6:CF:19:LEU:HD11	6:CF:59:TYR:CZ	2.43	0.54
31:B5:54:GLY:N	31:B5:56:LYS:HZ2	2.06	0.54
28:D2:35:LEU:O	28:D2:39:ALA:N	2.41	0.54
28:D2:35:LEU:HB3	28:D2:50:ILE:HG13	1.90	0.54
47:BO:114:ILE:H	47:BO:114:ILE:CD1	2.21	0.54
19:AS:47:HIS:O	19:AS:62:ILE:HG22	2.07	0.54
42:BG:9:ARG:O	42:BG:10:LYS:C	2.47	0.54
49:DQ:74:TYR:CD2	49:DQ:91:GLU:HB2	2.38	0.54
7:CG:75:VAL:O	7:CG:75:VAL:HG23	2.08	0.54
40:DE:107:THR:HA	40:DE:163:GLU:O	2.08	0.54
36:DA:1880:C:H2'	36:DA:1881:C:H5''	1.90	0.54
36:DA:363(E):U:H2'	36:DA:363(F):A:C1'	2.38	0.54
1:CA:192:U:O4'	20:CT:103:GLY:HA2	2.08	0.54
41:DF:85:GLY:O	41:DF:86:GLY:O	2.26	0.54
22:AV:62:C:H2'	22:AV:62:C:O2	2.06	0.54
40:BE:23:VAL:HA	40:BE:186:GLY:H	1.73	0.54
54:DV:91:TYR:H	54:DV:91:TYR:HD1	1.56	0.54
28:D2:69:ARG:HB2	28:D2:70:GLN:NE2	2.23	0.54
29:D3:15:TYR:HD2	29:D3:19:GLN:HE22	1.56	0.54
39:DD:148:GLU:CB	39:DD:151:LYS:HD2	2.38	0.54
1:CA:392:G:H2'	1:CA:393:A:H8	1.72	0.54
36:DA:2019:A:C2'	36:DA:2020:A:O5'	2.55	0.54
12:CL:92:ASP:O	12:CL:94:PRO:HD3	2.08	0.54
46:DN:76:SER:HB3	46:DN:81:GLY:HA3	1.90	0.54
48:DP:17:LYS:O	48:DP:17:LYS:HG2	2.07	0.54
58:BZ:49:ARG:O	58:BZ:50:GLN:HB2	2.07	0.54
36:BA:1827:C:O2'	36:BA:1828:G:H5'	2.08	0.54
36:BA:918:A:H5''	37:BB:98:G:O2'	2.08	0.54
20:CT:29:LYS:O	20:CT:33:ILE:HG13	2.08	0.54
19:CS:50:ALA:HB1	19:CS:57:HIS:HB3	1.89	0.54
36:DA:2682:U:H6	36:DA:2682:U:H5'	1.73	0.54

Continued on next page...

Continued from previous page...

Atom-1	Atom-2	Distance(Å)	Clash(Å)
1:CA:1397:C:OP2	5:CE:24:ARG:NH2	2.39	0.54
38:BC:87:GLU:CG	38:BC:94:VAL:HG11	2.38	0.54
38:BC:119:VAL:O	38:BC:119:VAL:HG22	2.08	0.54
52:DT:27:THR:HG23	52:DT:28:VAL:H	1.73	0.54
52:DT:28:VAL:CG2	52:DT:46:GLU:HG3	2.38	0.54
42:BG:44:GLY:HA2	42:BG:88:ILE:HG21	1.90	0.54
36:BA:629:G:H1'	36:BA:639:U:O2'	2.08	0.54
37:BB:44:G:H1'	37:BB:47:C:N4	2.23	0.54
39:BD:77:ALA:HA	39:BD:97:TYR:HA	1.90	0.54
9:CI:91:ASP:C	9:CI:93:ARG:N	2.60	0.54
39:DD:68:LYS:HD3	39:DD:70:TRP:CZ2	2.42	0.54
51:BS:58:LEU:O	51:BS:59:LYS:O	2.26	0.54
24:CY:70:C:H2'	24:CY:71:C:H6	1.73	0.54
36:DA:310:A:OP1	57:DY:17:SER:O	2.26	0.54
36:BA:1142(A):A:H8	36:BA:1142(A):A:H5'	1.73	0.54
36:DA:832:G:H21	48:DP:53:GLY:CA	2.21	0.54
36:DA:2179:C:H4'	36:DA:2180:U:N3	2.23	0.54
48:BP:50:ARG:HH11	48:BP:50:ARG:HG2	1.73	0.54
4:AD:18:LYS:HE3	4:AD:31:CYS:SG	2.48	0.54
30:D4:28:LYS:O	30:D4:31:ILE:HD11	2.07	0.54
58:BZ:30:ASN:C	58:BZ:30:ASN:ND2	2.57	0.54
1:CA:266:G:H5''	1:CA:267:C:C5	2.43	0.54
55:BW:12:ILE:HD13	55:BW:17:VAL:HG22	1.90	0.54
53:DU:61:TRP:CH2	53:DU:94:ASN:HB2	2.43	0.54
15:AO:82:ILE:CD1	15:AO:88:ARG:HB2	2.38	0.54
25:CZ:178:ALA:CB	25:CZ:199:ILE:HD11	2.38	0.54
31:B5:49:CYS:SG	31:B5:50:GLY:N	2.81	0.54
36:DA:1059:G:H2'	36:DA:1060:U:H5	1.71	0.54
36:BA:142(A):C:O2'	36:BA:143:G:H5'	2.08	0.54
15:AO:17:ARG:NH1	15:AO:17:ARG:HG3	2.19	0.54
1:AA:78:G:N2	1:AA:91:C:H41	2.06	0.54
55:BW:71:VAL:HG23	55:BW:71:VAL:O	2.08	0.54
1:CA:78:G:N2	1:CA:91:C:H41	2.06	0.54
13:AM:83:ASP:OD1	13:AM:84:ILE:N	2.40	0.54
43:DH:30:LYS:HA	43:DH:30:LYS:HE2	1.90	0.54
36:BA:1314:C:C2	36:BA:1339:G:N2	2.76	0.54
57:BY:47:LYS:HE3	57:BY:60:PHE:HZ	1.73	0.54
36:DA:1453:U:H5'	50:DR:63:ARG:NE	2.23	0.54
7:CG:115:ARG:O	7:CG:118:VAL:HG22	2.08	0.54
26:B0:40:GLN:NE2	26:B0:44:ARG:H	2.06	0.54
36:DA:1451:C:N4	36:DA:1461:G:H1	2.05	0.54
36:BA:15:G:O2'	36:BA:16:G:H5'	2.07	0.54

Continued on next page...

Continued from previous page...

Atom-1	Atom-2	Distance(Å)	Clash(Å)
3:AC:134:ILE:CG2	3:AC:168:ALA:HB3	2.38	0.54
9:CI:79:LEU:O	9:CI:79:LEU:HD22	2.08	0.54
1:AA:186:C:H2'	1:AA:187:C:C6	2.43	0.54
41:BF:53:THR:O	41:BF:57:VAL:HG23	2.08	0.54
47:BO:97:ARG:HG3	47:BO:97:ARG:HH11	1.73	0.54
22:CV:45:U:H2'	22:CV:45:U:OP2	2.08	0.54
25:CZ:152:MET:HE2	25:CZ:156:ASP:HB2	1.89	0.54
14:AN:27:CYS:SG	14:AN:29:ARG:HB2	2.48	0.54
4:CD:145:GLU:OE1	4:CD:145:GLU:O	2.26	0.54
1:AA:108:G:H5'	1:AA:109:A:H5''	1.89	0.54
1:AA:1423:G:C5'	47:BO:49:ARG:HH22	2.20	0.54
43:DH:149:ARG:HG3	43:DH:162:ILE:HG12	1.90	0.54
36:BA:1573:G:H2'	36:BA:1574:C:H5'	1.90	0.54
1:AA:31:G:N1	1:AA:48:C:H5''	2.23	0.54
36:BA:2750:A:H4'	36:BA:2751:G:OP1	2.08	0.54
36:BA:2406:U:N3	48:BP:72:PRO:HB2	2.23	0.54
24:CY:38:A:H5'	36:DA:1913:A:C6	2.43	0.54
36:DA:1652:A:C2'	36:DA:1653:G:H5'	2.38	0.54
5:AE:6:PHE:CB	5:AE:34:VAL:HG22	2.37	0.54
36:BA:1400:G:H2'	36:BA:1401:G:C8	2.43	0.54
1:AA:1437:C:H2'	1:AA:1438:G:H8	1.73	0.54
1:CA:1402:C:O2	1:CA:1500:A:N1	2.40	0.54
17:CQ:82:MET:O	17:CQ:86:GLU:HG2	2.08	0.54
29:D3:25:ALA:C	29:D3:27:GLY:H	2.10	0.54
25:AZ:189:ARG:HG2	25:AZ:189:ARG:HH11	1.73	0.54
52:DT:29:ARG:HB3	52:DT:85:LYS:HA	1.89	0.53
41:DF:3:GLU:HA	41:DF:24:LEU:CG	2.35	0.53
42:BG:72:ARG:HB3	42:BG:86:MET:H	1.73	0.53
48:DP:9:ASN:H	48:DP:10:PRO:CD	2.22	0.53
37:DB:106:G:O2'	37:DB:107:G:H5'	2.07	0.53
42:DG:73:ALA:CB	42:DG:87:PRO:HG3	2.28	0.53
36:BA:99:U:C6	36:BA:102:G:N2	2.76	0.53
10:AJ:50:ILE:HG23	10:AJ:60:ARG:HH21	1.73	0.53
11:AK:108:ILE:CG2	18:AR:88:LYS:HB2	2.28	0.53
51:DS:17:ARG:HA	51:DS:20:ARG:HH11	1.73	0.53
48:BP:144:GLU:N	48:BP:145:PRO:HD3	2.23	0.53
36:DA:2392:A:H1'	48:DP:60:MET:HB3	1.90	0.53
1:AA:858:G:H5''	1:AA:858:G:H8	1.71	0.53
30:D4:28:LYS:HA	30:D4:28:LYS:HE3	1.90	0.53
1:AA:1242:C:O2'	1:AA:1243:C:H5'	2.08	0.53
41:DF:28:ILE:N	41:DF:28:ILE:HD13	2.13	0.53
36:DA:1049:C:H2'	36:DA:1050:A:C8	2.29	0.53

Continued on next page...

Continued from previous page...

Atom-1	Atom-2	Distance(Å)	Clash(Å)
31:B5:24:ALA:O	31:B5:25:LEU:CB	2.53	0.53
55:DW:17:VAL:O	55:DW:20:VAL:HG22	2.08	0.53
25:CZ:171:ILE:HD12	25:CZ:201:GLU:OE1	2.07	0.53
52:DT:92:GLY:O	52:DT:93:ARG:C	2.47	0.53
36:DA:142:A:H5''	36:DA:142(A):C:H5	1.72	0.53
41:DF:157:VAL:HG21	41:DF:194:MET:HG2	1.90	0.53
22:AW:57:G:O2'	22:AW:58:A:H5'	2.08	0.53
7:AG:102:ARG:O	7:AG:106:GLN:HG3	2.08	0.53
1:CA:1371:G:O3'	9:CI:69:GLY:HA3	2.08	0.53
36:DA:1880:C:C2'	36:DA:1881:C:H5''	2.38	0.53
50:BR:13:HIS:HE1	50:BR:15:SER:OG	1.91	0.53
36:DA:335:C:H2'	36:DA:336:C:H6	1.74	0.53
36:DA:324:A:H2'	36:DA:325:G:O4'	2.07	0.53
50:BR:96:ARG:NH2	50:BR:117:VAL:HG23	2.23	0.53
13:CM:91:ARG:CB	13:CM:98:VAL:HG12	2.38	0.53
12:CL:40:VAL:HG11	12:CL:77:LEU:O	2.08	0.53
39:DD:111:LEU:HD22	39:DD:115:GLN:OE1	2.07	0.53
7:CG:6:ARG:HH21	7:CG:94:ARG:HH12	1.56	0.53
42:BG:34:LEU:CA	42:BG:161:THR:HG22	2.38	0.53
57:DY:2:ARG:C	57:DY:4:LYS:H	2.12	0.53
25:AZ:168:VAL:O	25:AZ:170:VAL:HG23	2.07	0.53
36:DA:1354:A:H2'	36:DA:1355:G:O4'	2.08	0.53
36:DA:222:A:H5''	36:DA:421:U:OP1	2.08	0.53
36:BA:1013:C:H2'	36:BA:1014:U:H6	1.72	0.53
25:AZ:70:TYR:O	25:AZ:77:TYR:HB2	2.07	0.53
1:CA:559:A:OP1	5:CE:126:ARG:NH2	2.38	0.53
49:BQ:19:GLY:HA3	58:BZ:79:ARG:NH2	2.22	0.53
15:CO:21:ASP:OD2	15:CO:24:SER:HB3	2.07	0.53
4:CD:157:LEU:HD12	4:CD:157:LEU:N	2.23	0.53
1:CA:755:G:OP2	15:CO:65:ARG:HD2	2.07	0.53
36:BA:1820:U:O2	39:BD:201:HIS:HB3	2.08	0.53
7:CG:69:VAL:HG23	7:CG:134:ALA:O	2.08	0.53
36:DA:341:G:O2'	36:DA:342:G:H5'	2.08	0.53
38:DC:87:GLU:CG	38:DC:94:VAL:HG11	2.38	0.53
7:AG:15:ASP:OD1	7:AG:44:TYR:OH	2.26	0.53
10:CJ:40:LEU:HB2	10:CJ:69:ASN:HB2	1.90	0.53
42:DG:118:ARG:HG2	42:DG:118:ARG:HH11	1.73	0.53
36:DA:1860:G:H1	36:DA:1882:C:H42	1.54	0.53
40:DE:48:GLN:HE21	40:DE:78:LEU:HD22	1.73	0.53
37:BB:42:C:O2'	37:BB:43:C:P	2.66	0.53
39:BD:34:VAL:HG23	39:BD:35:LYS:N	2.24	0.53
37:DB:105:A:H2'	37:DB:106:G:O4'	2.08	0.53

Continued on next page...

Continued from previous page...

Atom-1	Atom-2	Distance(Å)	Clash(Å)
57:DY:98:VAL:O	57:DY:99:CYS:SG	2.66	0.53
5:CE:90:VAL:C	5:CE:91:LEU:HD22	2.29	0.53
4:CD:121:VAL:N	4:CD:126:ILE:HD13	2.23	0.53
58:BZ:37:VAL:CG2	58:BZ:38:TYR:N	2.68	0.53
43:DH:20:ALA:HB1	43:DH:21:PRO:CD	2.39	0.53
10:CJ:16:LEU:HD11	10:CJ:70:ARG:HG2	1.90	0.53
2:CB:18:GLY:H	2:CB:42:ILE:CG2	2.20	0.53
36:BA:330:A:C2	36:BA:1210:A:H2'	2.31	0.53
1:CA:725:G:O2'	1:CA:726:C:H5'	2.08	0.53
40:DE:59:VAL:HG23	40:DE:63:LEU:HA	1.90	0.53
2:CB:162:ILE:O	2:CB:185:ILE:HG12	2.07	0.53
47:BO:115:VAL:HG13	47:BO:121:VAL:HG21	1.88	0.53
42:BG:111:LEU:N	42:BG:112:PRO:HD2	2.23	0.53
42:BG:138:GLN:CG	42:BG:153:ARG:O	2.56	0.53
34:D8:52:LYS:N	34:D8:53:PRO:CD	2.70	0.53
36:BA:1039:G:H1	36:BA:1116:C:N4	2.05	0.53
43:BH:30:LYS:HA	43:BH:30:LYS:HE2	1.91	0.53
10:CJ:4:ILE:HD11	10:CJ:77:PRO:HB3	1.91	0.53
36:DA:1722:A:O2'	36:DA:1739:U:H5''	2.08	0.53
36:DA:1331:A:O2'	36:DA:1332:G:C8	2.58	0.53
36:BA:1608:A:H1'	36:BA:1610:A:OP2	2.08	0.53
12:AL:40:VAL:HG11	12:AL:77:LEU:O	2.08	0.53
4:AD:205:GLU:OE2	5:AE:100:VAL:HG22	2.08	0.53
36:DA:1493:C:O2	36:DA:1493:C:H2'	2.07	0.53
2:CB:151:GLY:C	2:CB:153:ARG:H	2.10	0.53
36:DA:1013:C:H2'	36:DA:1014:U:H6	1.72	0.53
1:CA:738:C:H5''	6:CF:69:GLU:HB2	1.90	0.53
36:DA:1586:A:H5''	36:DA:1587:A:C8	2.44	0.53
1:AA:377:G:OP1	16:AP:3:LYS:HD2	2.08	0.53
36:BA:184:C:H2'	36:BA:185:U:C6	2.43	0.53
1:CA:377:G:OP1	16:CP:3:LYS:HD2	2.09	0.53
36:DA:1999:C:H4'	36:DA:2723:C:O2	2.08	0.53
36:BA:1292:U:H2'	36:BA:1293:C:C6	2.43	0.53
49:DQ:63:LYS:HB2	58:DZ:116:VAL:HG11	1.90	0.53
36:BA:1231:G:H2'	36:BA:1232:G:C8	2.42	0.53
39:DD:91:ARG:HG2	39:DD:91:ARG:HH11	1.73	0.53
50:DR:67:LEU:HD13	50:DR:76:VAL:HG21	1.91	0.53
36:BA:2735:G:H2'	36:BA:2736:G:H8	1.73	0.53
38:BC:99:ILE:O	38:BC:99:ILE:HG22	2.08	0.53
28:B2:35:LEU:HB2	28:B2:53:LEU:HD13	1.90	0.53
28:B2:43:GLN:C	28:B2:45:SER:N	2.61	0.53
41:BF:3:GLU:HB2	41:BF:24:LEU:HD23	1.90	0.53

Continued on next page...

Continued from previous page...

Atom-1	Atom-2	Distance(Å)	Clash(Å)
34:D8:61:LEU:CD1	34:D8:62:LEU:H	2.21	0.53
32:D6:14:THR:HG23	32:D6:16:CYS:H	1.73	0.53
32:D6:20:ASN:C	32:D6:21:TYR:CG	2.82	0.53
36:DA:99:U:C6	36:DA:102:G:N2	2.77	0.53
34:B8:23:VAL:HG11	34:B8:46:ARG:HD3	1.90	0.53
3:CC:81:GLY:HA3	3:CC:85:ARG:NE	2.23	0.53
14:AN:59:ALA:O	14:AN:60:SER:CB	2.46	0.53
36:BA:673:C:H5'	36:BA:673:C:C6	2.27	0.53
55:BW:5:ALA:HB2	55:BW:54:ALA:CB	2.32	0.53
9:AI:40:LEU:C	9:AI:42:ARG:H	2.12	0.53
58:BZ:30:ASN:ND2	58:BZ:33:LEU:H	2.07	0.53
36:BA:1602:U:H3'	36:BA:1603:A:H5''	1.88	0.53
10:CJ:32:ALA:H	10:CJ:78:ASN:HD21	1.54	0.53
9:CI:20:ARG:CB	9:CI:20:ARG:HH11	2.21	0.53
36:DA:2741:A:H2'	36:DA:2742:C:O4'	2.08	0.53
36:BA:142:A:H5''	36:BA:142(A):C:H5	1.73	0.53
1:AA:1320:C:H5''	19:AS:70:LYS:HG3	1.90	0.53
58:DZ:166:SER:HB2	58:DZ:167:PRO:C	2.29	0.53
15:AO:17:ARG:HD3	15:AO:26:GLU:CD	2.29	0.53
54:DV:5:VAL:HG21	54:DV:35:LEU:CD2	2.38	0.53
13:CM:83:ASP:C	13:CM:85:GLY:H	2.11	0.53
34:D8:15:LYS:HD2	34:D8:16:ILE:H	1.73	0.53
9:CI:46:ALA:O	9:CI:78:LYS:HA	2.08	0.53
1:CA:401:C:H1'	1:CA:622:A:H1'	1.90	0.53
36:BA:1880:C:H2'	36:BA:1881:C:H5''	1.91	0.53
36:BA:480:A:H3'	36:BA:481:G:H5''	1.90	0.53
25:AZ:326:GLU:H	25:AZ:326:GLU:CD	2.10	0.53
36:DA:2219:G:C2'	36:DA:2220:G:H5'	2.39	0.53
13:AM:93:ARG:HG3	36:BA:888:C:OP2	2.09	0.53
36:DA:1056:G:H22	36:DA:1104:C:H42	1.54	0.53
25:CZ:168:VAL:O	25:CZ:170:VAL:HG23	2.09	0.53
53:BU:102:GLU:HB2	53:BU:105:VAL:HB	1.89	0.53
19:AS:31:ILE:HG23	19:AS:49:ILE:HG23	1.90	0.53
4:AD:200:GLU:HG2	4:AD:201:GLN:N	2.24	0.53
36:BA:2840:C:H2'	36:BA:2841:C:H6	1.73	0.53
54:BV:58:VAL:HG12	54:BV:97:LYS:HB2	1.89	0.53
38:BC:87:GLU:HG3	38:BC:94:VAL:HG11	1.91	0.53
38:DC:87:GLU:HG3	38:DC:94:VAL:HG11	1.91	0.53
46:BN:71:ILE:HG21	46:BN:84:LYS:HB3	1.89	0.53
41:BF:64:ILE:HG22	41:BF:76:GLY:O	2.08	0.53
1:AA:825:G:O2'	1:AA:826:C:H5'	2.08	0.53
36:BA:2492:U:O2'	36:BA:2493:U:H5'	2.09	0.53

Continued on next page...

Continued from previous page...

Atom-1	Atom-2	Distance(Å)	Clash(Å)
36:BA:686:G:N2	36:BA:788:A:H61	2.07	0.53
58:BZ:116:VAL:O	58:BZ:117:LEU:HB3	2.08	0.53
49:DQ:6:ARG:O	49:DQ:7:MET:HG3	2.07	0.53
36:DA:1506:C:H2'	36:DA:1506:C:O2	2.09	0.53
40:DE:182:LEU:C	40:DE:183:LEU:HD12	2.29	0.53
56:BX:40:LYS:HG2	56:BX:51:VAL:CB	2.15	0.53
47:DO:104:ARG:HE	52:DT:33:LYS:HZ3	1.54	0.53
49:BQ:133:ARG:HG2	49:BQ:134:ARG:N	2.23	0.53
42:BG:85:GLY:C	42:BG:87:PRO:CD	2.73	0.53
46:DN:48:MET:HE3	46:DN:48:MET:C	2.29	0.53
34:B8:61:LEU:CD1	34:B8:62:LEU:H	2.18	0.53
34:D8:23:VAL:HG13	34:D8:46:ARG:HB3	1.89	0.53
34:D8:33:ASN:OD1	34:D8:35:GLN:N	2.41	0.53
4:CD:12:CYS:HA	4:CD:19:LEU:CD1	2.38	0.53
36:BA:2179:C:H1'	36:BA:2180:U:C4	2.43	0.53
58:DZ:10:ARG:NH2	58:DZ:36:LYS:HB2	2.23	0.53
9:AI:58:HIS:CG	9:AI:58:HIS:O	2.61	0.53
36:DA:1404:C:O2'	36:DA:1405:U:H5'	2.08	0.53
1:CA:1536:C:C2'	1:CA:1537:U:H5'	2.39	0.53
1:AA:77:G:H2'	1:AA:77:G:N3	2.23	0.53
36:DA:2523:G:O2'	36:DA:2524:G:H5''	2.09	0.53
42:BG:109:VAL:O	42:BG:112:PRO:HG2	2.08	0.53
42:BG:138:GLN:HE21	42:BG:152:LEU:CB	2.21	0.53
42:BG:16:ARG:O	42:BG:20:ILE:HG13	2.08	0.53
10:AJ:3:LYS:HD2	10:AJ:77:PRO:HG3	1.89	0.53
36:DA:480:A:H3'	36:DA:481:G:H5''	1.90	0.53
12:AL:75:HIS:HD2	12:AL:77:LEU:HB2	1.73	0.53
39:BD:108:PRO:HB3	39:BD:143:HIS:CE1	2.44	0.53
39:BD:264:LYS:HG2	39:BD:266:SER:HB3	1.90	0.53
1:CA:1211:U:H1'	1:CA:1213:A:C2	2.44	0.53
36:DA:796:C:H2'	36:DA:797:C:H6	1.72	0.53
42:DG:109:VAL:O	42:DG:112:PRO:HG2	2.09	0.53
1:AA:189(I):G:O2'	1:AA:189(J):G:H5'	2.08	0.53
29:B3:28:LEU:HD23	29:B3:28:LEU:H	1.73	0.53
36:DA:2360:A:O2'	36:DA:2361:A:O4'	2.22	0.53
36:DA:2360:A:O2'	36:DA:2361:A:P	2.67	0.53
6:CF:15:ASP:OD1	6:CF:18:GLN:NE2	2.41	0.53
36:DA:2545:G:N3	36:DA:2565:A:H2	2.06	0.53
6:AF:15:ASP:OD1	6:AF:18:GLN:NE2	2.41	0.53
15:AO:9:GLN:O	15:AO:13:GLN:HG3	2.08	0.53
36:BA:2695:C:H2'	36:BA:2696:U:C6	2.43	0.53
22:CV:16:U:H3	22:CV:59:U:H3	1.54	0.53

Continued on next page...

Continued from previous page...

Atom-1	Atom-2	Distance(Å)	Clash(Å)
36:BA:1861:G:O2'	36:BA:1862:G:H5'	2.08	0.53
1:AA:1050:G:O2'	1:AA:1051:C:P	2.65	0.53
36:DA:2320:A:N3	36:DA:2320:A:H2'	2.22	0.53
36:BA:2682:U:H6	36:BA:2682:U:H5'	1.74	0.53
4:AD:110:PHE:N	4:AD:110:PHE:CD1	2.75	0.53
1:AA:1525:G:O2'	1:AA:1526:G:H5'	2.09	0.53
43:DH:88:LEU:HD13	43:DH:130:ARG:HG2	1.90	0.53
45:DK:66:UNK:O	45:DK:67:UNK:C	2.55	0.53
1:CA:1053:G:H4'	1:CA:1054:C:H5''	1.85	0.53
58:BZ:104:PHE:CE2	58:BZ:119:GLU:HB3	2.43	0.53
58:BZ:99:TYR:HB3	58:BZ:123:ASP:OD2	2.09	0.53
34:D8:61:LEU:CD2	34:D8:62:LEU:H	2.21	0.53
57:DY:7:VAL:HB	57:DY:8:LYS:HZ3	1.74	0.53
57:BY:43:ASN:CB	57:BY:64:GLU:HA	2.38	0.53
3:CC:82:GLU:O	3:CC:86:VAL:HG13	2.07	0.53
36:BA:832:G:O2'	48:BP:52:GLU:HB3	2.09	0.53
51:BS:95:HIS:CG	51:BS:96:GLY:N	2.76	0.53
36:BA:512:G:HO2'	36:BA:513:A:H8	1.55	0.53
48:DP:23:PRO:C	48:DP:33:ARG:NE	2.62	0.53
36:DA:607:U:H3	36:DA:621:A:H2	1.57	0.53
36:DA:622:G:O2'	36:DA:623:G:H5'	2.09	0.53
36:DA:2179:C:H4'	36:DA:2180:U:C2	2.44	0.53
25:AZ:263:ARG:NH2	25:AZ:297:GLU:HG2	2.14	0.53
3:AC:136:GLN:O	3:AC:139:GLN:HB3	2.08	0.53
57:BY:53:PRO:CB	57:BY:56:PRO:HG3	2.32	0.53
25:CZ:110:ASP:HB3	25:CZ:113:MET:HE1	1.87	0.53
36:DA:1058:G:H3'	36:DA:1059:G:H5'	1.91	0.53
25:CZ:270:VAL:HG12	25:CZ:286:VAL:HG21	1.89	0.53
1:AA:939:G:O3'	7:AG:102:ARG:NH2	2.40	0.53
54:BV:39:LEU:HD22	54:BV:39:LEU:N	2.24	0.53
54:BV:6:LYS:O	54:BV:37:VAL:HG21	2.09	0.53
17:CQ:18:THR:HG23	17:CQ:69:LYS:HE3	1.91	0.53
58:DZ:108:PRO:HB3	58:DZ:141:VAL:HG12	1.90	0.53
9:AI:118:LYS:O	9:AI:119:ALA:CB	2.56	0.53
12:AL:70:ILE:HG22	12:AL:102:ARG:HH12	1.73	0.53
54:BV:91:TYR:HD1	54:BV:91:TYR:H	1.57	0.53
46:DN:4:TYR:N	46:DN:4:TYR:CD1	2.76	0.53
35:B9:10:ILE:HD12	35:B9:10:ILE:H	1.72	0.53
39:BD:79:VAL:HG21	39:BD:111:LEU:HD11	1.90	0.53
36:DA:2777:G:C5'	36:DA:2778:A:H5'	2.38	0.53
17:CQ:21:VAL:HG21	17:CQ:59:ILE:HD11	1.90	0.53
36:BA:2579:C:O2'	40:BE:131:ALA:CB	2.56	0.53

Continued on next page...

Continued from previous page...

Atom-1	Atom-2	Distance(Å)	Clash(Å)
53:BU:32:PHE:CB	53:BU:36:ARG:NH2	2.72	0.53
5:AE:41:VAL:O	5:AE:67:VAL:HG12	2.08	0.53
1:CA:645:C:H2'	1:CA:646:U:C6	2.42	0.53
36:DA:67:U:H2'	36:DA:68:G:H8	1.73	0.53
13:CM:116:THR:O	13:CM:116:THR:HG22	2.09	0.53
17:AQ:53:LEU:HD23	17:AQ:54:GLY:N	2.24	0.53
36:BA:2116:G:N7	36:BA:2117:A:C2	2.76	0.53
46:DN:12:ARG:O	46:DN:14:VAL:HG23	2.09	0.53
17:AQ:45:HIS:HB2	17:AQ:65:ILE:HD13	1.90	0.53
55:BW:86:LEU:HD22	55:BW:96:ILE:HD12	1.91	0.53
36:DA:2406:U:N3	48:DP:72:PRO:HB2	2.24	0.53
22:CV:68:C:O2'	22:CV:69:G:H5'	2.08	0.53
42:BG:39:ILE:HG12	42:BG:92:VAL:CG1	2.38	0.53
36:BA:2590:A:H5''	39:BD:239:ARG:HE	1.74	0.53
36:BA:1925:C:O2'	36:BA:1926:U:H5'	2.08	0.53
36:DA:49:A:H5''	36:DA:51:G:O4'	2.07	0.53
36:BA:953:A:O2'	36:BA:954:G:H5'	2.09	0.53
1:AA:321:A:O2'	1:AA:322:C:H5'	2.09	0.53
7:AG:43:PHE:O	7:AG:46:ALA:HB3	2.09	0.53
36:BA:2320:A:H2'	36:BA:2320:A:N3	2.23	0.53
43:BH:85:LYS:NZ	43:BH:86:GLU:CA	2.72	0.53
42:BG:47:LYS:HZ2	42:BG:82:LEU:CD1	2.18	0.53
36:DA:1528(A):A:H62	36:DA:1541:G:H21	1.57	0.53
34:B8:18:ALA:HB2	36:BA:628:G:H5''	1.90	0.53
36:BA:1888:G:H5'	36:BA:1888:G:N3	2.23	0.53
36:BA:654(N):G:H2'	36:BA:654(O):G:O4'	2.08	0.53
43:DH:156:ALA:C	43:DH:158:HIS:N	2.61	0.53
36:DA:84:A:H3'	57:DY:9:LYS:HG3	1.91	0.53
17:AQ:52:LYS:HD3	17:AQ:55:ASP:OD2	2.09	0.53
51:DS:95:HIS:CG	51:DS:96:GLY:N	2.76	0.53
36:BA:1947:C:H2'	36:BA:1948:G:H5''	1.90	0.53
48:DP:57:THR:OG1	48:DP:59:LEU:CB	2.56	0.53
3:AC:79:ARG:O	3:AC:82:GLU:OE1	2.26	0.53
1:CA:979:C:C3'	1:CA:980:C:C5'	2.80	0.53
40:BE:59:VAL:HG23	40:BE:63:LEU:HA	1.91	0.53
36:BA:1050:A:H2'	36:BA:1051:G:C5'	2.35	0.53
35:B9:7:VAL:HG13	35:B9:34:GLN:CG	2.36	0.53
25:CZ:27:LEU:O	25:CZ:30:ALA:HB3	2.09	0.53
36:BA:1058:G:H3'	36:BA:1059:G:H5'	1.91	0.53
31:B5:57:VAL:C	31:B5:58:LEU:HD12	2.29	0.53
1:CA:1234:C:O2'	1:CA:1235:U:H5'	2.07	0.53
28:D2:20:GLU:HG3	28:D2:21:LEU:N	2.23	0.53

Continued on next page...

Continued from previous page...

Atom-1	Atom-2	Distance(Å)	Clash(Å)
47:BO:111:PHE:O	47:BO:115:VAL:HG23	2.08	0.53
36:BA:654(H):G:C3'	36:BA:654(I):C:H5'	2.38	0.53
36:DA:2523:G:C2'	36:DA:2524:G:C5'	2.87	0.53
16:AP:71:ARG:HA	16:AP:74:LEU:HD23	1.91	0.53
37:DB:80:U:H2'	37:DB:81:G:N2	2.21	0.53
37:DB:96:U:H2'	37:DB:97:G:C8	2.44	0.53
13:AM:49:THR:O	13:AM:53:VAL:HG23	2.07	0.53
36:BA:1331:A:O2'	36:BA:1332:G:C8	2.58	0.53
41:BF:84:VAL:C	41:BF:86:GLY:N	2.61	0.53
9:CI:111:ARG:O	9:CI:119:ALA:CB	2.57	0.53
36:BA:1771:C:C1'	36:BA:1786:A:C8	2.89	0.53
36:DA:710:G:H2'	36:DA:711:G:C8	2.43	0.53
25:CZ:133:VAL:HG23	25:CZ:168:VAL:HG11	1.89	0.53
1:AA:429:U:H1'	1:AA:430:A:H5''	1.90	0.53
1:AA:1510:U:H2'	1:AA:1511:G:C8	2.44	0.53
12:AL:92:ASP:O	12:AL:94:PRO:HD3	2.09	0.53
37:BB:3:C:N4	37:BB:118:G:H1	2.07	0.53
25:CZ:70:TYR:O	25:CZ:77:TYR:HB2	2.08	0.53
8:AH:89:PRO:HA	8:AH:92:ARG:HH11	1.73	0.53
30:B4:22:ILE:H	30:B4:22:ILE:HD12	1.73	0.53
27:D1:3:LYS:NZ	27:D1:3:LYS:CB	2.71	0.53
41:DF:197:ASP:O	41:DF:200:GLU:HB3	2.08	0.53
1:CA:1176:A:H2'	1:CA:1177:G:C8	2.44	0.53
1:AA:1009:G:H2'	1:AA:1010:G:H8	1.73	0.53
36:BA:1245:G:H5''	41:BF:34:TRP:HZ2	1.74	0.53
36:BA:1389:G:H2'	36:BA:1390:U:C6	2.43	0.53
57:BY:23:ARG:HG2	57:BY:23:ARG:HH11	1.74	0.53
47:DO:97:ARG:HG3	47:DO:97:ARG:HH11	1.74	0.53
36:BA:2848:G:C8	52:BT:97:ALA:HB2	2.43	0.53
6:CF:37:VAL:HG12	6:CF:38:GLU:O	2.08	0.53
25:CZ:349:VAL:HG21	25:CZ:374:LEU:HD13	1.91	0.53
1:CA:1327:C:O2'	1:CA:1328:C:H5'	2.09	0.53
52:DT:85:LYS:HZ2	52:DT:85:LYS:CB	2.20	0.53
36:DA:31:C:C2'	36:DA:32:C:C5'	2.72	0.53
41:BF:126:VAL:O	41:BF:196:LEU:HG	2.09	0.53
10:CJ:55:LYS:HG3	10:CJ:56:HIS:H	1.74	0.53
54:BV:61:VAL:HG22	54:BV:61:VAL:O	2.08	0.53
34:B8:33:ASN:OD1	34:B8:35:GLN:N	2.41	0.53
32:B6:14:THR:HG23	32:B6:16:CYS:H	1.74	0.53
32:B6:41:PRO:HD2	32:B6:45:LYS:HA	1.91	0.53
2:CB:118:LEU:HD13	2:CB:142:LEU:HB2	1.89	0.53
46:BN:63:THR:O	46:BN:66:LYS:HE3	2.08	0.53

Continued on next page...

Continued from previous page...

Atom-1	Atom-2	Distance(Å)	Clash(Å)
36:BA:654(T):C:O2'	36:BA:654(U):A:O4'	2.17	0.53
36:DA:239:U:H1'	36:DA:259:G:N2	2.24	0.53
5:CE:50:GLU:HB2	5:CE:53:LEU:CD1	2.33	0.53
36:BA:2787:C:H1'	40:BE:61:ARG:CD	2.37	0.53
44:BJ:30:UNK:O	44:BJ:31:UNK:CB	2.56	0.53
25:AZ:206:ILE:C	25:AZ:208:GLU:H	2.12	0.53
36:DA:1210:A:H4'	36:DA:1211:U:O5'	2.09	0.53
31:B5:54:GLY:C	31:B5:56:LYS:HZ2	2.12	0.53
56:DX:35:THR:HG22	56:DX:38:GLU:N	2.21	0.53
46:DN:61:ARG:NH1	46:DN:61:ARG:HG3	2.22	0.53
37:BB:67:G:O2'	37:BB:68:C:H6	1.92	0.53
6:CF:79:LEU:HD12	6:CF:79:LEU:H	1.74	0.53
36:BA:361:G:H2'	36:BA:362:U:H4'	1.90	0.53
3:AC:70:VAL:O	3:AC:105:GLU:HA	2.09	0.53
54:BV:81:TYR:C	54:BV:82:ARG:HD2	2.28	0.53
49:BQ:110:THR:HG23	49:BQ:113:GLN:OE1	2.09	0.53
1:CA:632:A:C8	1:CA:633:G:C8	2.96	0.53
30:D4:5:ILE:N	30:D4:5:ILE:HD13	2.23	0.53
53:DU:102:GLU:HB2	53:DU:105:VAL:HB	1.89	0.53
36:BA:690:G:H2'	36:BA:691:C:C6	2.44	0.53
57:BY:89:PHE:C	57:BY:90:LEU:HD23	2.29	0.53
36:BA:118:A:OP2	36:BA:119:A:H5''	2.09	0.53
36:BA:1708:C:O2'	36:BA:1709:U:H5'	2.08	0.53
36:DA:1582:C:O2'	36:DA:1586:A:C8	2.62	0.53
6:AF:69:GLU:O	6:AF:72:VAL:HG12	2.09	0.53
48:BP:71:VAL:HG12	48:BP:72:PRO:HD3	1.91	0.53
51:BS:22:GLY:O	51:BS:23:ARG:O	2.26	0.53
49:BQ:81:VAL:HG22	49:BQ:82:ARG:N	2.24	0.53
8:CH:20:TYR:CE2	8:CH:76:PRO:HG2	2.44	0.53
49:DQ:81:VAL:HG22	49:DQ:82:ARG:N	2.23	0.53
8:CH:10:LEU:HD22	8:CH:83:ILE:HD11	1.89	0.53
38:BC:116:THR:HB	38:BC:147:PHE:CD1	2.44	0.53
58:BZ:58:VAL:HA	58:BZ:67:LEU:O	2.08	0.53
56:BX:27:THR:HG22	56:BX:80:ILE:HB	1.91	0.53
40:BE:52:LEU:HB3	40:BE:75:VAL:HB	1.90	0.53
49:DQ:140:ALA:HB1	58:DZ:99:TYR:CE2	2.43	0.53
58:DZ:123:ASP:O	58:DZ:124:ILE:CG2	2.53	0.53
39:DD:72:LYS:HG3	39:DD:103:ARG:NH2	2.24	0.53
42:DG:77:ILE:O	42:DG:78:SER:C	2.46	0.53
57:DY:77:PRO:O	57:DY:78:ALA:HB2	2.07	0.53
4:AD:121:VAL:N	4:AD:126:ILE:HD13	2.24	0.53
36:DA:654(N):G:H2'	36:DA:654(O):G:O4'	2.09	0.53

Continued on next page...

Continued from previous page...

Atom-1	Atom-2	Distance(Å)	Clash(Å)
2:AB:134:GLU:C	2:AB:136:VAL:N	2.58	0.53
3:AC:81:GLY:HA3	3:AC:85:ARG:NE	2.23	0.53
36:BA:2754:U:H2'	36:BA:2756:U:OP1	2.09	0.53
36:BA:2892:A:H62	36:BA:2893:G:H21	1.57	0.53
9:AI:46:ALA:O	9:AI:78:LYS:HA	2.09	0.53
36:DA:1050:A:H2'	36:DA:1051:G:C5'	2.35	0.53
25:AZ:178:ALA:HB1	25:AZ:199:ILE:CD1	2.38	0.53
1:CA:267:C:H2'	1:CA:268:C:H6	1.73	0.53
36:BA:1054:A:O2'	44:BJ:31:UNK:HA	2.09	0.53
9:CI:3:GLN:HA	9:CI:19:LEU:O	2.08	0.53
39:BD:147:LEU:CD1	39:BD:183:ARG:HH12	2.18	0.53
36:DA:2807:G:C3'	36:DA:2808:U:H5''	2.38	0.53
56:DX:64:LYS:HG2	56:DX:65:ARG:N	2.24	0.53
42:DG:31:VAL:O	42:DG:33:ARG:HG3	2.09	0.53
52:DT:106:SER:O	52:DT:107:ASP:OD1	2.27	0.53
36:DA:142(A):C:O2'	36:DA:143:G:H5'	2.08	0.53
46:BN:58:ASP:O	46:BN:60:ILE:HG13	2.08	0.53
4:CD:150:GLU:CD	4:CD:151:LYS:N	2.58	0.53
54:BV:39:LEU:CD1	54:BV:47:VAL:HG11	2.37	0.53
9:CI:40:LEU:C	9:CI:42:ARG:H	2.10	0.53
36:BA:1762:A:C8	36:BA:1762:A:O5'	2.59	0.53
36:DA:2097:C:O2'	36:DA:2098:U:H5'	2.09	0.53
1:CA:367:U:H4'	25:CZ:291:ARG:NE	2.23	0.53
1:AA:1434:A:H2'	1:AA:1435:G:O4'	2.08	0.53
1:CA:1225:A:H2'	1:CA:1226:C:C5	2.44	0.53
39:DD:142:VAL:HG22	39:DD:143:HIS:N	2.24	0.53
57:BY:2:ARG:C	57:BY:4:LYS:H	2.12	0.53
36:BA:2649:U:O2'	36:BA:2650:U:H5'	2.08	0.53
25:CZ:98:GLN:HE22	25:CZ:346:THR:CG2	2.22	0.53
54:DV:81:TYR:C	54:DV:82:ARG:HD2	2.28	0.53
6:AF:27:GLN:CA	6:AF:27:GLN:HE21	2.20	0.53
18:AR:22:VAL:O	18:AR:25:THR:HB	2.09	0.53
36:DA:1573:G:H2'	36:DA:1574:C:H5'	1.90	0.53
43:DH:126:PRO:O	43:DH:127:GLU:CB	2.56	0.53
50:DR:28:LEU:HD12	50:DR:114:VAL:CG2	2.39	0.53
1:AA:512:U:H2'	1:AA:513:C:H6	1.74	0.53
58:DZ:11:GLU:H	58:DZ:11:GLU:CD	2.12	0.53
27:B1:13:ILE:HD12	27:B1:14:VAL:N	2.24	0.53
1:CA:532:A:N6	1:CA:1206:G:O2'	2.41	0.53
36:DA:2750:A:H4'	36:DA:2751:G:OP1	2.08	0.53
26:D0:26:TYR:CE2	36:DA:857:C:H1'	2.44	0.53
25:AZ:221:PHE:HA	25:AZ:244:ARG:O	2.09	0.53

Continued on next page...

Continued from previous page...

Atom-1	Atom-2	Distance(Å)	Clash(Å)
58:DZ:119:GLU:O	58:DZ:121:HIS:N	2.39	0.53
1:AA:995:C:HO2'	1:AA:996:A:H8	1.57	0.53
25:CZ:330:ARG:NH1	25:CZ:334:PHE:HB3	2.23	0.53
36:BA:2373:G:H2'	36:BA:2374:C:C6	2.43	0.53
52:DT:27:THR:OG1	52:DT:28:VAL:N	2.41	0.53
13:CM:23:TYR:HD2	13:CM:67:GLU:HA	1.72	0.53
52:BT:10:VAL:O	52:BT:13:ARG:NE	2.37	0.53
48:DP:147:LEU:CG	48:DP:148:LEU:N	2.70	0.53
43:BH:50:VAL:CG1	43:BH:52:VAL:HG23	2.39	0.53
4:CD:11:LEU:O	4:CD:12:CYS:C	2.47	0.53
42:DG:64:THR:HG23	42:DG:65:GLY:N	2.24	0.53
42:DG:61:ALA:O	42:DG:65:GLY:N	2.42	0.53
36:BA:2334:G:H21	51:BS:18:ILE:CG2	2.20	0.53
34:B8:25:MET:CG	48:BP:64:LYS:HB2	2.39	0.53
40:BE:117:MET:HE1	40:BE:136:ARG:HA	1.90	0.53
10:AJ:24:VAL:HG21	10:AJ:37:PRO:CG	2.38	0.53
36:BA:1087:G:C8	36:BA:1088:A:H4'	2.35	0.53
31:B5:36:CYS:C	31:B5:38:ALA:N	2.59	0.53
31:B5:57:VAL:O	31:B5:58:LEU:HD12	2.08	0.53
58:DZ:155:LEU:CD2	58:DZ:155:LEU:H	2.22	0.53
36:DA:88:G:H5'	36:DA:89:G:OP2	2.09	0.53
58:BZ:114:GLY:H	58:BZ:146:ILE:HG22	1.72	0.53
1:CA:1157:A:H1'	1:CA:1181:G:C2	2.44	0.53
42:BG:9:ARG:O	42:BG:11:TYR:N	2.41	0.53
58:DZ:65:GLN:HB3	58:DZ:67:LEU:HD11	1.90	0.53
40:BE:107:THR:HA	40:BE:163:GLU:O	2.09	0.53
46:BN:126:PRO:O	46:BN:127:ASP:CB	2.57	0.53
10:AJ:4:ILE:HD11	10:AJ:77:PRO:HB3	1.91	0.53
25:AZ:333:GLY:HA3	25:AZ:363:MET:HA	1.91	0.53
6:CF:87:ARG:CG	6:CF:87:ARG:HH11	2.21	0.53
46:DN:1:MET:C	46:DN:1:MET:SD	2.87	0.53
24:AY:2:G:O2'	24:AY:3:G:H5''	2.09	0.53
39:DD:79:VAL:HG21	39:DD:111:LEU:HD11	1.89	0.53
41:DF:53:THR:O	41:DF:57:VAL:HG23	2.08	0.53
36:DA:2199:A:H3'	36:DA:2200:C:C6	2.43	0.53
38:BC:214:VAL:HG23	38:BC:224:ILE:HD13	1.91	0.53
50:DR:103:ARG:HG3	55:DW:40:ASN:CG	2.29	0.53
6:CF:69:GLU:O	6:CF:72:VAL:HG12	2.09	0.53
13:CM:7:VAL:O	13:CM:9:ILE:HG13	2.09	0.53
3:CC:172:ARG:O	3:CC:173:VAL:HG23	2.09	0.53
36:BA:1411:C:H2'	36:BA:1412:A:H8	1.73	0.53
2:CB:141:GLU:O	2:CB:144:ARG:HG2	2.09	0.53

Continued on next page...

Continued from previous page...

Atom-1	Atom-2	Distance(Å)	Clash(Å)
12:AL:10:LEU:O	12:AL:14:GLY:N	2.42	0.53
3:CC:92:ALA:O	3:CC:96:GLY:HA2	2.09	0.53
38:BC:190:ARG:O	38:BC:194:ARG:HG3	2.08	0.53
1:CA:28:G:O2'	1:CA:296:U:OP1	2.25	0.53
1:CA:1010:G:O2'	1:CA:1011:G:H5'	2.09	0.53
36:BA:2703:C:O2'	36:BA:2704:C:H5'	2.09	0.53
4:CD:43:HIS:O	4:CD:45:GLN:N	2.41	0.53
38:DC:49:ILE:HB	38:DC:56:GLN:HB3	1.91	0.53
32:B6:12:GLU:HA	32:B6:23:THR:HA	1.91	0.53
1:CA:1007:C:O2'	1:CA:1008:C:H5'	2.09	0.53
40:DE:49:LEU:O	40:DE:78:LEU:CB	2.57	0.53
40:DE:52:LEU:HD21	52:DT:1:MET:HE3	1.90	0.53
42:BG:83:ARG:HB2	42:BG:84:LYS:HD2	1.91	0.53
34:B8:4:MET:HE2	34:B8:61:LEU:HD23	1.91	0.53
39:DD:77:ALA:HA	39:DD:97:TYR:HA	1.91	0.53
1:CA:1270:C:H2'	1:CA:1271:G:C8	2.43	0.53
10:CJ:50:ILE:HG23	10:CJ:60:ARG:HH21	1.72	0.53
3:CC:76:VAL:CG2	3:CC:103:VAL:HG21	2.38	0.53
51:BS:89:ARG:NH1	51:BS:89:ARG:HG2	2.24	0.53
48:DP:33:ARG:O	48:DP:34:GLY:C	2.47	0.53
36:BA:2179:C:H4'	36:BA:2180:U:C2	2.43	0.53
36:DA:2133:G:C5	36:DA:2157:G:N1	2.77	0.53
2:AB:209:ARG:NH1	2:AB:239:VAL:HG11	2.24	0.53
36:DA:1246:A:OP1	48:DP:16:ARG:NH2	2.41	0.53
55:DW:43:GLY:O	55:DW:47:VAL:HG23	2.08	0.53
31:D5:57:VAL:C	31:D5:58:LEU:HD12	2.29	0.53
10:AJ:6:ILE:HG13	10:AJ:6:ILE:O	2.09	0.53
56:BX:35:THR:HB	56:BX:38:GLU:HB3	1.90	0.53
3:CC:5:ILE:H	3:CC:5:ILE:HD12	1.72	0.53
37:BB:80:U:H2'	37:BB:81:G:N2	2.21	0.53
36:BA:1682:G:H5'	36:BA:1762:A:O2'	2.08	0.53
10:CJ:3:LYS:C	10:CJ:4:ILE:HD12	2.29	0.53
36:DA:888:C:H2'	36:DA:889:C:C4'	2.36	0.53
29:B3:43:ILE:HD11	36:BA:927:G:O2'	2.09	0.53
13:AM:108:ARG:HG3	13:AM:108:ARG:NH1	2.24	0.53
5:AE:102:ALA:HB1	5:AE:106:PRO:HG2	1.91	0.53
1:AA:953:G:C5'	1:AA:965:A:H61	2.22	0.53
8:CH:56:LYS:HD2	8:CH:56:LYS:N	2.24	0.53
28:D2:69:ARG:NH2	36:DA:111:A:H4'	2.24	0.53
14:AN:29:ARG:CG	14:AN:29:ARG:HH11	2.21	0.53
29:D3:19:GLN:NE2	29:D3:52:HIS:HE1	2.07	0.53
36:DA:2672:G:C2'	36:DA:2673:G:H5''	2.38	0.53

Continued on next page...

Continued from previous page...

Atom-1	Atom-2	Distance(Å)	Clash(Å)
53:BU:52:ARG:HH11	53:BU:52:ARG:HB3	1.74	0.53
37:DB:3:C:N4	37:DB:118:G:H1	2.07	0.53
36:DA:902:C:H2'	36:DA:903:C:C6	2.44	0.53
27:B1:30:VAL:O	27:B1:30:VAL:HG23	2.09	0.53
36:DA:2649:U:H2'	36:DA:2650:U:H6	1.73	0.53
36:BA:469:G:H2'	36:BA:470:A:H5''	1.91	0.53
1:CA:166:G:O2'	1:CA:167:G:H5'	2.09	0.53
44:DJ:96:UNK:C	44:DJ:98:UNK:N	2.70	0.53
37:DB:56:G:O2'	37:DB:57:A:OP2	2.25	0.53
44:DJ:18:UNK:O	44:DJ:19:UNK:C	2.57	0.53
50:BR:28:LEU:HD23	50:BR:28:LEU:C	2.30	0.53
25:AZ:189:ARG:HB2	25:AZ:192:GLU:OE2	2.09	0.53
36:BA:341:G:O2'	36:BA:342:G:H5'	2.09	0.53
32:D6:12:GLU:HA	32:D6:23:THR:HA	1.91	0.53
47:DO:64:ARG:NH1	47:DO:83:ALA:HB2	2.23	0.53
1:CA:825:G:O2'	1:CA:826:C:H5'	2.09	0.53
1:AA:1236:A:H2'	1:AA:1237:C:C6	2.44	0.53
47:BO:26:LYS:HB3	47:BO:30:ALA:HB2	1.91	0.53
10:AJ:29:ARG:HH11	10:AJ:29:ARG:HG2	1.74	0.53
49:BQ:30:GLY:HA2	49:BQ:107:ALA:HB2	1.90	0.53
52:DT:28:VAL:HG22	52:DT:46:GLU:C	2.30	0.52
41:DF:27:GLU:N	41:DF:27:GLU:OE1	2.42	0.52
1:CA:1054:C:O2'	1:CA:1055:A:H5''	2.09	0.52
13:AM:23:TYR:HD2	13:AM:67:GLU:HA	1.74	0.52
48:DP:9:ASN:H	48:DP:10:PRO:HD3	1.74	0.52
36:DA:926:A:H8	36:DA:926:A:H5'	1.73	0.52
24:CY:2:G:H4'	25:CZ:88:TYR:CE1	2.44	0.52
1:AA:1270:C:H2'	1:AA:1271:G:H8	1.74	0.52
36:DA:654(M):C:H2'	36:DA:654(N):G:N7	2.24	0.52
1:CA:975:A:H5'	1:CA:975:A:C8	2.42	0.52
46:DN:63:THR:O	46:DN:66:LYS:HE3	2.09	0.52
36:DA:2393:A:H4'	48:DP:61:ARG:O	2.09	0.52
41:DF:129:PHE:O	41:DF:132:VAL:HB	2.09	0.52
42:DG:91:ARG:HD2	42:DG:92:VAL:N	2.24	0.52
43:DH:50:VAL:CG1	43:DH:52:VAL:HG23	2.39	0.52
4:AD:12:CYS:CA	4:AD:19:LEU:HD13	2.39	0.52
4:AD:30:LYS:C	4:AD:32:ALA:N	2.62	0.52
36:DA:2416:C:H2'	36:DA:2417:C:C6	2.44	0.52
30:B4:11:PRO:HB3	30:B4:25:TYR:CE2	2.44	0.52
40:BE:116:VAL:CG2	40:BE:117:MET:N	2.72	0.52
40:BE:117:MET:HE3	40:BE:136:ARG:HA	1.90	0.52
53:DU:92:ARG:NH1	53:DU:94:ASN:ND2	2.50	0.52

Continued on next page...

Continued from previous page...

Atom-1	Atom-2	Distance(Å)	Clash(Å)
4:CD:59:ARG:CA	4:CD:59:ARG:HE	2.11	0.52
36:BA:769:G:H4'	36:BA:1379:A:N1	2.24	0.52
3:AC:11:ARG:NH2	3:AC:182:ILE:HD12	2.24	0.52
1:AA:78:G:O2'	1:AA:79:G:H4'	2.08	0.52
1:CA:78:G:O2'	1:CA:79:G:H4'	2.08	0.52
10:AJ:90:LEU:H	10:AJ:91:PRO:CD	2.21	0.52
18:CR:31:LEU:HD23	18:CR:31:LEU:N	2.21	0.52
36:DA:848:G:C4	36:DA:933:A:H8	2.27	0.52
34:B8:50:LEU:O	34:B8:51:ALA:CB	2.57	0.52
54:DV:39:LEU:CD1	54:DV:47:VAL:HG11	2.39	0.52
46:DN:126:PRO:O	46:DN:127:ASP:CB	2.57	0.52
46:DN:55:VAL:HG22	46:DN:56:ASN:N	2.24	0.52
50:BR:67:LEU:HD13	50:BR:76:VAL:HG21	1.91	0.52
36:BA:2854:G:H1	36:BA:2863:C:H42	1.57	0.52
46:DN:90:MET:HA	46:DN:90:MET:CE	2.39	0.52
36:DA:1341:U:H4'	56:DX:57:LEU:HB3	1.90	0.52
50:DR:4:LEU:CG	50:DR:4:LEU:O	2.57	0.52
25:AZ:64:ASN:N	25:AZ:64:ASN:ND2	2.56	0.52
1:AA:187:C:H4'	20:AT:85:MET:O	2.09	0.52
2:CB:98:LEU:O	2:CB:101:MET:HG3	2.09	0.52
36:BA:2472:G:H5'	36:BA:2473:U:C5'	2.40	0.52
38:BC:6:ARG:HH11	38:BC:34:THR:HB	1.74	0.52
55:BW:40:ASN:O	55:BW:41:LYS:HG2	2.09	0.52
25:CZ:12:VAL:HG23	25:CZ:77:TYR:CD1	2.44	0.52
36:BA:2508:G:O3'	36:BA:2555:U:H5'	2.09	0.52
18:AR:26:LEU:HD21	18:AR:39:VAL:HG13	1.90	0.52
1:AA:1226:C:H4'	1:AA:1227:A:OP1	2.10	0.52
36:BA:1910:G:O2'	36:BA:1911:U:H5'	2.09	0.52
8:AH:41:ARG:HH12	8:AH:123:GLU:CD	2.13	0.52
36:DA:1843:C:H2'	36:DA:1844:C:C6	2.44	0.52
36:BA:648:G:H2'	36:BA:649:G:H8	1.73	0.52
39:DD:268:ARG:NH1	39:DD:268:ARG:HB3	2.24	0.52
13:CM:56:LEU:C	13:CM:56:LEU:HD13	2.28	0.52
37:DB:52:A:O2'	37:DB:53:A:C8	2.54	0.52
36:DA:1034:G:H2'	36:DA:1035:U:O4'	2.09	0.52
38:DC:120:MET:O	38:DC:124:GLY:N	2.35	0.52
13:AM:22:ILE:HB	13:AM:25:ILE:HD12	1.91	0.52
43:BH:122:THR:HB	43:BH:134:SER:HB2	1.91	0.52
36:DA:1541:G:O3'	36:DA:1541:G:OP2	2.28	0.52
40:BE:52:LEU:HD23	40:BE:75:VAL:CB	2.38	0.52
34:B8:62:LEU:N	34:B8:63:PRO:CD	2.72	0.52
52:BT:28:VAL:HG22	52:BT:46:GLU:C	2.29	0.52

Continued on next page...

Continued from previous page...

Atom-1	Atom-2	Distance(Å)	Clash(Å)
22:AV:47:U:H3'	22:AV:48:C:C5'	2.39	0.52
42:DG:73:ALA:O	42:DG:85:GLY:HA2	2.09	0.52
10:AJ:55:LYS:HG3	10:AJ:56:HIS:H	1.74	0.52
54:BV:19:LYS:HE2	54:BV:19:LYS:HA	1.91	0.52
36:DA:654(E):G:C2'	36:DA:654(F):C:H5'	2.38	0.52
2:AB:114:ARG:NH1	2:AB:118:LEU:HG	2.25	0.52
48:BP:45:LEU:HD12	48:BP:46:LYS:H	1.74	0.52
51:BS:99:LYS:HZ3	51:BS:99:LYS:HB3	1.73	0.52
36:DA:832:G:O2'	48:DP:52:GLU:HB3	2.10	0.52
4:CD:17:VAL:HG12	4:CD:17:VAL:O	2.08	0.52
51:DS:12:PHE:HD1	51:DS:13:ARG:N	2.06	0.52
52:BT:26:ASP:HB3	52:BT:89:VAL:O	2.10	0.52
13:AM:11:ARG:HG2	13:AM:12:ASN:N	2.16	0.52
43:BH:90:LYS:O	43:BH:94:TYR:HD2	1.92	0.52
9:CI:28:VAL:HG23	9:CI:33:PHE:HA	1.91	0.52
25:CZ:206:ILE:C	25:CZ:208:GLU:H	2.12	0.52
42:BG:119:GLY:HA3	42:BG:181:ARG:CB	2.35	0.52
3:AC:181:ASN:ND2	3:AC:204:LEU:HB2	2.24	0.52
56:BX:38:GLU:HG2	56:BX:38:GLU:O	2.07	0.52
28:B2:8:LYS:C	28:B2:10:LEU:H	2.10	0.52
1:CA:77:G:H2'	1:CA:77:G:N3	2.24	0.52
10:AJ:90:LEU:N	10:AJ:91:PRO:CD	2.72	0.52
9:AI:111:ARG:O	9:AI:119:ALA:HB2	2.10	0.52
36:DA:523:C:O2'	36:DA:524:U:H5'	2.08	0.52
28:B2:15:LYS:HG3	28:B2:16:LEU:N	2.25	0.52
39:DD:45:ASN:CG	39:DD:46:GLN:N	2.63	0.52
46:BN:1:MET:C	46:BN:1:MET:SD	2.88	0.52
36:DA:2485:G:O2'	36:DA:2486:G:H5'	2.10	0.52
36:DA:814:C:H4'	36:DA:1224:C:O2	2.09	0.52
36:DA:710:G:H2'	36:DA:711:G:H8	1.74	0.52
36:DA:1493:C:C4	36:DA:2206:G:O2'	2.62	0.52
5:CE:7:GLU:HG2	5:CE:112:LEU:CD2	2.39	0.52
14:CN:29:ARG:HH11	14:CN:29:ARG:CG	2.21	0.52
1:CA:45:U:H2'	1:CA:46:G:H8	1.75	0.52
27:B1:25:LYS:HE2	36:BA:2396:G:OP1	2.09	0.52
36:DA:221:A:O2'	36:DA:222:A:OP2	2.26	0.52
36:DA:2060:A:N6	41:DF:74:ARG:HH21	2.07	0.52
5:AE:60:TYR:CE1	5:AE:64:ARG:NH2	2.74	0.52
37:DB:27:C:H5'	37:DB:28:C:OP2	2.09	0.52
2:CB:236:TYR:O	2:CB:237:ALA:C	2.46	0.52
36:DA:1652:A:O2'	36:DA:1653:G:H5'	2.09	0.52
36:DA:199:A:N6	36:DA:2433:A:H2'	2.24	0.52

Continued on next page...

Continued from previous page...

Atom-1	Atom-2	Distance(Å)	Clash(Å)
36:BA:49:A:H5''	36:BA:51:G:O4'	2.09	0.52
36:DA:535:C:O2'	36:DA:536:A:H5'	2.09	0.52
10:CJ:45:ARG:O	10:CJ:64:GLU:HA	2.09	0.52
36:DA:2037:G:H2'	36:DA:2038:G:C8	2.44	0.52
8:AH:30:ARG:HB3	8:AH:30:ARG:NH1	2.25	0.52
36:BA:2078:C:H2'	36:BA:2079:U:C6	2.45	0.52
50:DR:74:LYS:CD	50:DR:77:ARG:HH11	2.21	0.52
41:BF:197:ASP:O	41:BF:200:GLU:HB3	2.09	0.52
28:B2:46:GLN:HB3	28:B2:48:HIS:CE1	2.45	0.52
28:B2:47:ASN:HB3	28:B2:51:ARG:HB2	1.91	0.52
36:BA:1484:G:H2'	36:BA:1485:G:C5'	2.06	0.52
39:BD:72:LYS:NZ	39:BD:75:ILE:HG13	2.24	0.52
36:DA:629:G:H1'	36:DA:639:U:O2'	2.10	0.52
27:B1:68:PRO:O	27:B1:70:VAL:N	2.43	0.52
34:B8:32:LEU:CB	34:B8:36:LYS:HZ3	2.22	0.52
4:CD:111:ALA:HB2	4:CD:120:LEU:HD12	1.92	0.52
48:BP:114:ILE:HD13	48:BP:127:ALA:CB	2.39	0.52
48:BP:38:GLN:HG3	48:BP:39:LYS:H	1.74	0.52
41:DF:160:ASN:HD21	41:DF:162:LEU:HB2	1.74	0.52
36:BA:2297:C:O2'	36:BA:2298:A:H5'	2.09	0.52
36:DA:2892:A:H62	36:DA:2893:G:H21	1.56	0.52
36:DA:1518:U:H2'	36:DA:1519:G:O4'	2.09	0.52
41:DF:116:ASP:OD2	48:DP:5:ASP:N	2.43	0.52
1:CA:1320:C:H5''	19:CS:70:LYS:HG3	1.91	0.52
52:DT:129:ARG:NE	52:DT:131:ALA:HB3	2.23	0.52
1:AA:255:G:O6	1:AA:266:G:O6	2.26	0.52
57:DY:57:GLN:HA	57:DY:57:GLN:OE1	2.09	0.52
31:D5:49:CYS:SG	31:D5:50:GLY:N	2.82	0.52
1:AA:1533:C:H3'	1:AA:1534:A:C5'	2.35	0.52
36:BA:747:U:O2	36:BA:2014:A:H1'	2.09	0.52
2:CB:24:TRP:CZ3	2:CB:26:PRO:HA	2.44	0.52
37:DB:93:G:H2'	37:DB:94:C:H6	1.74	0.52
42:BG:107:LEU:H	42:BG:107:LEU:HD22	1.73	0.52
42:BG:107:LEU:HD23	42:BG:108:ASN:N	2.24	0.52
52:BT:23:ARG:HA	52:BT:52:ILE:CD1	2.39	0.52
54:DV:39:LEU:HD22	54:DV:39:LEU:N	2.25	0.52
1:AA:624:C:H4'	16:AP:11:SER:N	2.22	0.52
36:BA:1453:U:H5'	50:BR:63:ARG:NE	2.24	0.52
36:BA:1722:A:O2'	36:BA:1739:U:H5''	2.09	0.52
13:CM:108:ARG:HG3	13:CM:108:ARG:NH1	2.24	0.52
3:AC:58:GLU:HB2	3:AC:65:ALA:CB	2.39	0.52
16:CP:14:ASN:N	16:CP:15:PRO:CD	2.71	0.52

Continued on next page...

Continued from previous page...

Atom-1	Atom-2	Distance(Å)	Clash(Å)
39:BD:45:ASN:CG	39:BD:46:GLN:N	2.62	0.52
1:CA:1513:A:H2'	1:CA:1514:C:H6	1.72	0.52
36:BA:710:G:H2'	36:BA:711:G:C8	2.44	0.52
22:AW:59:U:C2'	22:AW:60:U:H5'	2.40	0.52
1:CA:256:U:H2'	1:CA:257:G:H8	1.74	0.52
53:DU:102:GLU:HG3	54:DV:2:PHE:HE2	1.74	0.52
36:DA:2840:C:H5''	50:DR:53:HIS:CD2	2.44	0.52
44:DJ:121:UNK:O	44:DJ:123:UNK:N	2.43	0.52
1:CA:1452:C:H4'	1:CA:1456:G:N2	2.25	0.52
51:BS:61:ASN:OD1	51:BS:64:GLU:HB2	2.09	0.52
8:CH:41:ARG:HH12	8:CH:123:GLU:CD	2.12	0.52
36:BA:1120:G:H2'	36:BA:1121:C:C6	2.44	0.52
27:D1:61:ARG:HG2	27:D1:61:ARG:HH11	1.74	0.52
58:DZ:44:PHE:C	58:DZ:44:PHE:CD1	2.83	0.52
39:BD:268:ARG:HB3	39:BD:268:ARG:NH1	2.25	0.52
3:AC:92:ALA:O	3:AC:96:GLY:HA2	2.08	0.52
36:DA:947:G:H2'	36:DA:948:G:C8	2.44	0.52
1:AA:1176:A:H2'	1:AA:1177:G:C8	2.44	0.52
13:CM:22:ILE:HB	13:CM:25:ILE:HD12	1.91	0.52
39:DD:35:LYS:CB	39:DD:36:PRO:CD	2.87	0.52
39:DD:34:VAL:HG23	39:DD:35:LYS:N	2.23	0.52
46:BN:46:VAL:CG1	46:BN:48:MET:HG3	2.38	0.52
52:BT:30:VAL:HG12	52:BT:44:ASP:CG	2.29	0.52
36:BA:31:C:O2'	36:BA:32:C:H5''	2.08	0.52
48:BP:9:ASN:H	48:BP:10:PRO:HD3	1.74	0.52
39:DD:70:TRP:CZ3	39:DD:150:LYS:HA	2.44	0.52
43:DH:158:HIS:CE1	43:DH:169:VAL:HG12	2.44	0.52
32:D6:41:PRO:HD2	32:D6:45:LYS:HA	1.91	0.52
36:DA:643:A:H2'	36:DA:644:A:O4'	2.08	0.52
36:BA:610:G:N2	36:BA:619:G:H1'	2.25	0.52
34:B8:13:ARG:HD2	48:BP:61:ARG:CD	2.31	0.52
5:AE:90:VAL:C	5:AE:91:LEU:HD22	2.30	0.52
36:BA:2060:A:N6	41:BF:74:ARG:HH21	2.07	0.52
7:AG:16:LEU:HD12	9:AI:42:ARG:HA	1.92	0.52
1:AA:1241:G:H2'	1:AA:1242:C:C6	2.44	0.52
43:BH:156:ALA:C	43:BH:158:HIS:N	2.62	0.52
1:CA:961:U:H5'	1:CA:984:C:H1'	1.91	0.52
36:BA:1068:G:H1'	36:BA:1069:A:C5'	2.40	0.52
58:DZ:163:LEU:CD2	58:DZ:163:LEU:N	2.73	0.52
55:DW:71:VAL:HG23	55:DW:71:VAL:O	2.10	0.52
56:BX:64:LYS:HG2	56:BX:65:ARG:N	2.24	0.52
52:DT:23:ARG:HA	52:DT:52:ILE:CD1	2.39	0.52

Continued on next page...

Continued from previous page...

Atom-1	Atom-2	Distance(Å)	Clash(Å)
1:AA:626:U:H2'	1:AA:627:G:C8	2.45	0.52
19:CS:13:ASP:O	19:CS:15:LEU:N	2.42	0.52
3:AC:188:LEU:HD12	3:AC:195:VAL:HG11	1.91	0.52
57:DY:36:ALA:HB1	57:DY:67:LEU:O	2.09	0.52
1:CA:1308:U:OP1	13:CM:98:VAL:HG22	2.10	0.52
57:DY:43:ASN:CB	57:DY:64:GLU:HA	2.39	0.52
1:AA:498:U:O2'	1:AA:499:A:H8	1.91	0.52
2:AB:15:VAL:H	2:AB:16:HIS:CE1	2.27	0.52
50:BR:4:LEU:C	50:BR:6:SER:N	2.62	0.52
36:BA:902:C:H2'	36:BA:903:C:C6	2.44	0.52
11:CK:20:TYR:O	11:CK:30:VAL:HA	2.09	0.52
36:BA:2649:U:H2'	36:BA:2650:U:H6	1.71	0.52
36:DA:901:A:H5'	36:DA:902:C:OP2	2.09	0.52
48:BP:102:ARG:NH1	48:BP:102:ARG:CB	2.73	0.52
53:DU:52:ARG:O	53:DU:55:ARG:N	2.43	0.52
6:CF:27:GLN:HE21	6:CF:27:GLN:CA	2.22	0.52
1:AA:751:U:H4'	15:AO:24:SER:HA	1.91	0.52
54:DV:58:VAL:HB	54:DV:98:GLU:HG2	1.91	0.52
1:CA:512:U:H2'	1:CA:513:C:H6	1.74	0.52
36:DA:2000:G:O2'	36:DA:2001:A:H5'	2.10	0.52
1:CA:1402:C:H2'	1:CA:1403:C:O4'	2.10	0.52
13:CM:35:GLU:C	13:CM:37:THR:H	2.12	0.52
1:CA:1510:U:H2'	1:CA:1511:G:C8	2.43	0.52
10:AJ:44:VAL:HG21	10:AJ:66:ARG:HH21	1.73	0.52
36:BA:36:G:H2'	36:BA:37:C:H6	1.74	0.52
1:CA:1261:A:C2'	1:CA:1262:C:H5'	2.40	0.52
36:BA:1651:G:H2'	36:BA:1652:A:O4'	2.10	0.52
48:DP:107:LYS:HG3	48:DP:107:LYS:O	2.10	0.52
13:CM:14:ARG:NH2	13:CM:16:ASP:OD2	2.41	0.52
36:DA:484:C:H2'	36:DA:485:C:C6	2.45	0.52
36:BA:1506:C:O2	36:BA:1506:C:H2'	2.09	0.52
25:CZ:388:ILE:HB	25:CZ:395:VAL:HG23	1.91	0.52
1:CA:509:A:H5'	4:CD:54:TYR:HD2	1.74	0.52
22:CV:41:C:C3'	22:CV:42:C:H5''	2.37	0.52
28:B2:25:VAL:CG1	28:B2:29:LYS:HE2	2.40	0.52
40:DE:77:ILE:HG22	40:DE:78:LEU:N	2.24	0.52
9:AI:91:ASP:C	9:AI:93:ARG:N	2.60	0.52
42:DG:150:ASP:O	42:DG:151:ALA:HB2	2.09	0.52
48:BP:57:THR:OG1	48:BP:59:LEU:CB	2.58	0.52
20:CT:91:LEU:O	20:CT:94:ALA:HB3	2.10	0.52
46:DN:87:LEU:CD1	46:DN:91:LEU:HG	2.40	0.52
48:DP:23:PRO:HD2	48:DP:33:ARG:NE	2.16	0.52

Continued on next page...

Continued from previous page...

Atom-1	Atom-2	Distance(Å)	Clash(Å)
9:CI:33:PHE:O	9:CI:35:GLU:N	2.41	0.52
10:CJ:33:GLN:HB2	10:CJ:75:ILE:CD1	2.33	0.52
25:AZ:178:ALA:CB	25:AZ:199:ILE:HD11	2.40	0.52
2:AB:204:ASN:HD21	2:AB:206:ASP:H	1.56	0.52
47:DO:115:VAL:HG13	47:DO:121:VAL:HG21	1.90	0.52
1:CA:1442(A):G:H3'	1:CA:1442(B):A:H5''	1.90	0.52
7:CG:102:ARG:O	7:CG:106:GLN:HG3	2.09	0.52
1:CA:80:G:H22	1:CA:90:U:H5'	1.74	0.52
1:AA:940:C:P	7:AG:102:ARG:NH2	2.82	0.52
52:BT:23:ARG:NH2	52:BT:120:ARG:HD3	2.24	0.52
36:BA:2097:C:O2'	36:BA:2098:U:H5'	2.09	0.52
1:CA:626:U:H2'	1:CA:627:G:C8	2.44	0.52
36:BA:583:G:OP2	53:BU:10:ARG:HD2	2.10	0.52
24:AY:68:C:H2'	24:AY:69:C:C6	2.44	0.52
42:BG:2:PRO:HG2	42:BG:98:ARG:HH12	1.74	0.52
1:CA:977:A:O2'	1:CA:978:A:H5'	2.09	0.52
46:BN:90:MET:CE	46:BN:90:MET:HA	2.40	0.52
28:D2:7:ARG:O	28:D2:10:LEU:HB3	2.10	0.52
25:AZ:63:ILE:HG13	25:AZ:64:ASN:N	2.25	0.52
20:CT:104:LEU:C	20:CT:104:LEU:HD23	2.29	0.52
1:CA:148:G:H2'	1:CA:149:A:H8	1.75	0.52
25:CZ:213:PRO:HG2	25:CZ:215:ARG:HE	1.74	0.52
1:AA:946:A:H2'	1:AA:947:G:H8	1.73	0.52
39:BD:148:GLU:CB	39:BD:151:LYS:HD2	2.40	0.52
58:BZ:75:ASN:O	58:BZ:84:GLU:HB3	2.09	0.52
5:AE:7:GLU:HG2	5:AE:112:LEU:CD2	2.39	0.52
4:CD:70:ILE:HG22	4:CD:71:SER:N	2.25	0.52
22:CV:56:C:H1'	42:DG:76:SER:HB2	1.90	0.52
1:AA:154:C:H2'	1:AA:155:C:C6	2.44	0.52
1:AA:1030(D):A:N7	1:AA:1031:G:N3	2.57	0.52
1:CA:1120:G:H2'	1:CA:1121:U:H6	1.75	0.52
36:BA:67:U:H2'	36:BA:68:G:H8	1.75	0.52
1:AA:865:A:H2'	1:AA:866:C:C6	2.43	0.52
8:AH:116:LYS:HD3	8:AH:127:LEU:HD12	1.92	0.52
1:CA:158:G:O2'	1:CA:159:G:H5'	2.09	0.52
1:CA:807:A:H2'	1:CA:808:C:C6	2.44	0.52
36:DA:2848:G:C8	52:DT:97:ALA:HB2	2.45	0.52
7:AG:101:LEU:O	7:AG:105:VAL:HG23	2.09	0.52
38:BC:49:ILE:HB	38:BC:56:GLN:HB3	1.90	0.52
25:AZ:388:ILE:HB	25:AZ:395:VAL:HG23	1.91	0.52
36:DA:1389:G:H2'	36:DA:1390:U:C6	2.44	0.52
28:D2:33:MET:O	28:D2:37:PHE:HB2	2.08	0.52

Continued on next page...

Continued from previous page...

Atom-1	Atom-2	Distance(Å)	Clash(Å)
1:AA:755:G:OP2	15:AO:65:ARG:HD2	2.10	0.52
1:AA:1498:U:H4'	1:AA:1519:A:C2	2.44	0.52
25:CZ:345:ARG:NH1	25:CZ:379:ALA:O	2.43	0.52
11:CK:88:GLY:O	11:CK:89:ALA:C	2.48	0.52
41:DF:22:ALA:HB1	41:DF:26:ALA:CB	2.39	0.52
52:BT:28:VAL:HG11	52:BT:46:GLU:CG	2.39	0.52
52:BT:2:ASN:HB2	52:BT:7:ILE:HD11	1.92	0.52
32:D6:52:VAL:HG12	32:D6:53:LYS:CD	2.39	0.52
4:AD:190:ASP:O	4:AD:194:LEU:HD23	2.10	0.52
1:CA:973:G:O3'	14:CN:41:ARG:NH1	2.42	0.52
51:BS:97:ARG:C	51:BS:97:ARG:NE	2.63	0.52
48:BP:33:ARG:O	48:BP:34:GLY:C	2.47	0.52
43:DH:41:MET:HG3	43:DH:42:ARG:N	2.24	0.52
1:AA:975:A:C4'	1:AA:976:G:H5''	2.31	0.52
1:CA:1391:U:H2'	1:CA:1392:G:C8	2.45	0.52
36:BA:2807:G:H2'	36:BA:2808:U:H5''	1.90	0.52
9:AI:65:VAL:HG21	9:AI:73:GLN:CG	2.40	0.52
30:B4:28:LYS:HE3	30:B4:28:LYS:HA	1.91	0.52
1:CA:1320:C:O2'	1:CA:1321:C:H5'	2.10	0.52
1:CA:1321:C:C3'	1:CA:1322:C:H5''	2.38	0.52
1:CA:961:U:O2'	1:CA:962:C:H6	1.92	0.52
19:CS:36:ARG:HB2	19:CS:72:GLY:HA3	1.92	0.52
25:AZ:27:LEU:O	25:AZ:30:ALA:HB3	2.10	0.52
3:AC:139:GLN:NE2	3:AC:143:GLU:OE2	2.42	0.52
58:BZ:132:ASN:C	58:BZ:134:PRO:HD3	2.30	0.52
31:D5:54:GLY:N	31:D5:56:LYS:HZ1	2.04	0.52
36:BA:2741:A:H2'	36:BA:2742:C:O4'	2.09	0.52
53:BU:92:ARG:NH1	53:BU:94:ASN:ND2	2.52	0.52
53:BU:95:LEU:HD12	54:BV:11:GLN:HG3	1.90	0.52
46:BN:57:ALA:HB3	46:BN:124:ALA:HA	1.90	0.52
22:AW:55:U:H5	22:AW:58:A:OP1	1.92	0.52
29:D3:43:ILE:HD11	36:DA:927:G:O2'	2.10	0.52
34:D8:22:VAL:HB	34:D8:53:PRO:HB3	1.92	0.52
9:CI:65:VAL:HG21	9:CI:73:GLN:CG	2.39	0.52
36:BA:1681:G:O2'	36:BA:1762:A:C2'	2.57	0.52
36:BA:278:A:N6	36:BA:362:U:H3	2.08	0.52
26:B0:40:GLN:HE21	26:B0:44:ARG:HB2	1.74	0.52
19:AS:15:LEU:O	19:AS:19:VAL:HG23	2.09	0.52
12:AL:59:ARG:NH2	12:AL:63:GLY:HA2	2.24	0.52
36:DA:2822:G:H2'	36:DA:2823:A:H5''	1.90	0.52
36:DA:588:U:H2'	36:DA:589:C:C6	2.45	0.52
3:AC:50:ALA:HA	3:AC:72:LYS:CB	2.39	0.52

Continued on next page...

Continued from previous page...

Atom-1	Atom-2	Distance(Å)	Clash(Å)
28:D2:38:GLN:HA	28:D2:41:ILE:HG12	1.92	0.52
36:DA:1771:C:H1'	36:DA:1786:A:H8	1.70	0.52
29:B3:19:GLN:NE2	29:B3:52:HIS:HE1	2.07	0.52
2:CB:21:ARG:HB3	2:CB:39:ILE:HG12	1.90	0.52
53:BU:102:GLU:HG3	54:BV:2:PHE:HE2	1.74	0.52
22:AW:56:C:O4'	38:BC:132:GLY:HA3	2.10	0.52
36:DA:2508:G:O3'	36:DA:2555:U:H5'	2.10	0.52
54:DV:58:VAL:HG12	54:DV:97:LYS:HB2	1.90	0.52
1:AA:865:A:H2	1:AA:918:A:H4'	1.74	0.52
36:DA:780:G:OP1	39:DD:218:ARG:NH2	2.41	0.52
4:AD:157:LEU:N	4:AD:157:LEU:HD12	2.23	0.52
50:BR:28:LEU:HD12	50:BR:114:VAL:CG2	2.39	0.52
25:AZ:343:TYR:CE1	25:AZ:389:ARG:HD3	2.44	0.52
3:AC:173:VAL:HG12	3:AC:173:VAL:O	2.09	0.52
36:DA:1445(A):C:O2'	36:DA:1446:C:H5'	2.10	0.52
36:BA:2314:C:O2'	36:BA:2315:G:H5'	2.10	0.52
25:CZ:185:ASN:N	25:CZ:185:ASN:HD22	2.07	0.52
11:CK:115:PRO:C	11:CK:117:ASN:H	2.13	0.52
36:BA:801:G:O4'	41:BF:54:ARG:HD3	2.09	0.52
52:DT:84:GLN:O	52:DT:85:LYS:HG3	2.10	0.52
28:B2:48:HIS:CG	28:B2:49:LYS:H	2.27	0.52
43:BH:85:LYS:HG2	43:BH:86:GLU:N	2.25	0.52
46:BN:10:GLU:CD	46:BN:11:PRO:HD2	2.30	0.52
46:BN:48:MET:C	46:BN:48:MET:HE3	2.30	0.52
43:DH:90:LYS:O	43:DH:94:TYR:HD2	1.92	0.52
24:CY:45:U:H3'	24:CY:46:7MG:H5'	1.84	0.52
12:AL:20:LYS:N	12:AL:20:LYS:HD3	2.08	0.52
36:BA:1499:C:C2'	36:BA:1500:G:H5'	2.40	0.52
48:DP:98:GLU:HA	48:DP:101:VAL:HG22	1.92	0.52
51:BS:89:ARG:CG	51:BS:92:TYR:CA	2.88	0.52
36:DA:1947:C:H2'	36:DA:1948:G:H5''	1.91	0.52
2:AB:69:LEU:HD23	2:AB:91:PRO:HB2	1.92	0.52
1:CA:1392:G:N2	1:CA:1502:A:C8	2.78	0.52
25:AZ:208:GLU:O	25:AZ:209:TYR:HB3	2.10	0.52
31:D5:57:VAL:HG12	31:D5:58:LEU:N	2.25	0.52
36:DA:2807:G:H2'	36:DA:2808:U:H5''	1.92	0.52
42:BG:31:VAL:O	42:BG:33:ARG:HD3	2.10	0.52
10:CJ:90:LEU:N	10:CJ:91:PRO:CD	2.73	0.52
9:CI:69:GLY:O	9:CI:73:GLN:HG3	2.10	0.52
50:DR:83:ILE:HG22	50:DR:87:TYR:HE2	1.74	0.52
24:CY:28:C:H2'	24:CY:29:G:C8	2.45	0.52
19:AS:13:ASP:O	19:AS:15:LEU:N	2.43	0.52

Continued on next page...

Continued from previous page...

Atom-1	Atom-2	Distance(Å)	Clash(Å)
36:DA:1103:A:H5''	36:DA:1104:C:C5	2.43	0.52
3:AC:50:ALA:HB2	3:AC:75:VAL:HB	1.92	0.52
7:CG:7:ALA:O	7:CG:8:GLU:CB	2.57	0.52
3:CC:50:ALA:HB2	3:CC:75:VAL:HB	1.91	0.52
3:AC:76:VAL:CG2	3:AC:103:VAL:HG21	2.39	0.52
1:CA:436:C:H2'	1:CA:437:U:C6	2.44	0.52
11:AK:20:TYR:O	11:AK:30:VAL:HA	2.10	0.52
55:BW:68:ARG:O	55:BW:109:GLU:HA	2.10	0.52
57:DY:89:PHE:C	57:DY:90:LEU:HD23	2.30	0.52
36:BA:1466:G:H2'	36:BA:1547:C:N4	2.25	0.52
39:DD:201:HIS:O	39:DD:204:ILE:HG12	2.10	0.52
50:BR:34:ILE:HB	50:BR:114:VAL:CG2	2.40	0.52
39:DD:91:ARG:HG2	39:DD:91:ARG:NH1	2.25	0.52
42:DG:19:LEU:O	42:DG:22:ARG:HB2	2.10	0.52
36:DA:1245:G:H5''	41:DF:34:TRP:HZ2	1.74	0.52
15:CO:9:GLN:O	15:CO:13:GLN:HG3	2.09	0.52
1:AA:927:G:H4'	1:AA:927:G:OP2	2.10	0.52
1:AA:158:G:O2'	1:AA:159:G:H5'	2.10	0.52
36:DA:2735:G:H2'	36:DA:2736:G:H8	1.75	0.52
1:AA:328:C:H4'	1:AA:329:A:H5'	1.92	0.52
36:BA:405:U:H3'	36:BA:406:G:H5'	1.91	0.52
6:AF:21:LEU:C	6:AF:21:LEU:HD13	2.29	0.52
7:CG:15:ASP:OD1	7:CG:44:TYR:OH	2.26	0.52
36:DA:1902:C:O2'	39:DD:244:ARG:HB2	2.09	0.52
52:DT:83:ILE:HG13	52:DT:84:GLN:N	2.24	0.52
28:B2:24:LEU:O	28:B2:28:LYS:HB2	2.10	0.52
48:BP:86:LYS:HB2	48:BP:117:GLU:O	2.10	0.52
39:BD:68:LYS:HD3	39:BD:70:TRP:CZ2	2.45	0.52
51:DS:61:ASN:OD1	51:DS:64:GLU:HB2	2.09	0.52
26:D0:11:ARG:O	26:D0:14:ARG:NH2	2.42	0.52
57:DY:74:PRO:HG2	57:DY:81:LYS:O	2.10	0.52
57:BY:7:VAL:HB	57:BY:8:LYS:NZ	2.25	0.52
48:DP:146:VAL:HG13	48:DP:147:LEU:N	2.25	0.52
36:BA:832:G:H21	48:BP:53:GLY:CA	2.22	0.52
2:CB:69:LEU:HD23	2:CB:91:PRO:HB2	1.92	0.52
42:DG:64:THR:HG23	42:DG:65:GLY:H	1.74	0.52
40:BE:63:LEU:O	40:BE:64:LYS:C	2.47	0.52
41:BF:116:ASP:OD2	48:BP:5:ASP:N	2.43	0.52
1:CA:1268:A:H2'	1:CA:1269:A:C8	2.45	0.52
3:AC:46:GLU:O	3:AC:47:LEU:CB	2.52	0.52
2:AB:87:ARG:NH2	2:AB:232:PRO:C	2.56	0.52
16:CP:20:VAL:HG23	16:CP:34:GLU:C	2.30	0.52

Continued on next page...

Continued from previous page...

Atom-1	Atom-2	Distance(Å)	Clash(Å)
16:CP:59:TRP:HA	16:CP:62:VAL:HG23	1.91	0.52
25:AZ:209:TYR:O	25:AZ:211:PRO:HD3	2.10	0.52
35:D9:7:VAL:HG13	35:D9:34:GLN:CG	2.34	0.52
13:CM:11:ARG:CG	13:CM:12:ASN:H	2.11	0.52
1:CA:1342:C:O2'	9:CI:124:GLN:HG3	2.08	0.52
36:BA:2523:G:C2'	36:BA:2524:G:C5'	2.87	0.52
42:BG:9:ARG:HD3	42:BG:13:GLU:OE2	2.09	0.52
36:DA:747:U:O2	36:DA:2014:A:H1'	2.10	0.52
36:DA:361:G:H2'	36:DA:362:U:H4'	1.91	0.52
36:BA:335:C:H2'	36:BA:336:C:H6	1.75	0.52
1:AA:1017:G:H2'	1:AA:1018:C:C6	2.44	0.52
36:DA:291:C:H2'	36:DA:292:C:C6	2.44	0.52
38:DC:6:ARG:HH11	38:DC:34:THR:HB	1.74	0.52
36:BA:814:C:H4'	36:BA:1224:C:O2	2.10	0.52
39:DD:275:LYS:HD2	39:DD:276:LYS:N	2.25	0.52
36:BA:1363:C:H2'	36:BA:1364:G:C8	2.45	0.52
30:D4:22:ILE:H	30:D4:22:ILE:HD12	1.73	0.52
36:DA:1751:C:O2'	36:DA:1752:C:H5'	2.09	0.52
2:CB:141:GLU:O	2:CB:145:LEU:HD23	2.10	0.52
2:AB:141:GLU:O	2:AB:144:ARG:HG2	2.09	0.52
47:DO:31:LYS:HB3	47:DO:32:TYR:CE1	2.45	0.52
36:BA:271(U):G:O2'	36:BA:271(V):G:H5'	2.10	0.52
5:AE:152:ARG:O	5:AE:153:LYS:C	2.48	0.52
36:DA:1204:A:N1	36:DA:1241:A:H2	2.08	0.52
1:CA:67:C:O2'	1:CA:171:A:H1'	2.10	0.52
36:BA:2001:A:H4'	36:BA:2689:U:H2'	1.92	0.52
36:BA:1479:G:H5''	36:BA:1560:G:H4'	1.92	0.52
50:DR:33:ARG:HG3	50:DR:115:GLU:HG3	1.92	0.52
1:CA:291:C:O2'	1:CA:292:G:H5'	2.10	0.52
1:AA:1327:C:O2'	1:AA:1328:C:H5'	2.10	0.52
57:BY:6:HIS:N	57:BY:6:HIS:CD2	2.75	0.52
5:CE:28:PHE:O	5:CE:47:LYS:HA	2.09	0.52
36:BA:2461:C:H2'	36:BA:2462:U:C6	2.45	0.52
41:BF:22:ALA:HB1	41:BF:26:ALA:CB	2.40	0.52
40:BE:54:GLN:O	40:BE:55:ASN:HB2	2.10	0.52
51:DS:58:LEU:O	51:DS:59:LYS:O	2.28	0.52
36:BA:654(E):G:C2'	36:BA:654(F):C:H5'	2.39	0.52
57:BY:41:GLY:O	57:BY:42:VAL:O	2.28	0.52
4:AD:126:ILE:CD1	4:AD:126:ILE:N	2.72	0.52
4:CD:111:ALA:HB2	4:CD:120:LEU:CD1	2.40	0.52
4:CD:127:THR:HG23	4:CD:130:GLY:O	2.10	0.52
2:AB:72:GLY:O	2:AB:94:ASN:HA	2.10	0.52

Continued on next page...

Continued from previous page...

Atom-1	Atom-2	Distance(Å)	Clash(Å)
36:DA:1139:G:H5''	46:DN:70:LYS:NZ	2.25	0.52
48:BP:23:PRO:C	48:BP:33:ARG:CZ	2.77	0.52
6:CF:61:LEU:O	6:CF:62:TRP:CB	2.57	0.52
39:BD:10:THR:HG23	39:BD:13:ARG:CB	2.36	0.52
4:CD:114:ARG:CG	4:CD:114:ARG:HH11	2.14	0.52
48:BP:75:ILE:N	48:BP:75:ILE:HD12	2.25	0.52
1:AA:1086:U:C2'	1:AA:1087:G:H5'	2.33	0.52
36:DA:1754:C:OP1	52:DT:96:ARG:NH1	2.42	0.52
29:B3:29:ARG:NH1	29:B3:29:ARG:HB2	2.19	0.52
58:DZ:152:ALA:HB2	58:DZ:168:GLU:CA	2.35	0.52
46:BN:58:ASP:C	46:BN:60:ILE:N	2.62	0.52
42:BG:20:ILE:O	42:BG:22:ARG:N	2.43	0.52
10:CJ:90:LEU:H	10:CJ:91:PRO:CD	2.21	0.52
34:B8:22:VAL:HB	34:B8:53:PRO:HB3	1.91	0.52
39:DD:134:ARG:NH1	39:DD:135:PHE:CE1	2.77	0.52
36:BA:1450(A):C:H2'	36:BA:1451:C:H6	1.75	0.52
24:AY:28:C:H2'	24:AY:29:G:C8	2.45	0.52
6:CF:43:LEU:H	6:CF:43:LEU:CD2	2.23	0.52
36:DA:1385:G:O2'	36:DA:1396:U:C6	2.62	0.52
36:BA:2199:A:H5'	36:BA:2200:C:OP2	2.10	0.52
36:DA:2672:G:C3'	36:DA:2673:G:H5''	2.40	0.52
36:DA:2022:U:O2'	36:DA:2617:C:H5'	2.10	0.52
36:DA:1231:G:H2'	36:DA:1232:G:H8	1.75	0.52
46:BN:76:SER:N	46:BN:81:GLY:O	2.35	0.52
25:CZ:244:ARG:HA	25:CZ:282:ALA:HB2	1.92	0.52
43:BH:37:VAL:HG12	43:BH:38:SER:N	2.25	0.52
25:AZ:231:ILE:HD12	25:AZ:231:ILE:N	2.25	0.52
48:BP:107:LYS:HG3	48:BP:107:LYS:O	2.10	0.52
1:CA:995:C:HO2'	1:CA:996:A:H8	1.57	0.52
33:B7:43:THR:HG23	33:B7:44:PRO:HD2	1.90	0.52
1:AA:757:U:O2'	1:AA:758:G:H5'	2.10	0.52
1:CA:272:C:O2'	1:CA:273:A:H5'	2.10	0.52
49:BQ:116:GLU:O	49:BQ:120:ILE:HG12	2.10	0.52
36:BA:518:G:H4'	55:BW:18:ARG:NH1	2.25	0.52
42:DG:59:GLU:HA	42:DG:62:LEU:HD13	1.92	0.52
36:DA:575:A:OP2	36:DA:2499:C:O2'	2.28	0.52
36:DA:36:G:H2'	36:DA:37:C:H6	1.74	0.52
13:AM:56:LEU:HD13	13:AM:56:LEU:C	2.30	0.52
36:DA:57:C:H2'	36:DA:58:G:O4'	2.10	0.52
36:DA:1539:G:H2'	36:DA:1540:U:O4'	2.10	0.52
46:DN:10:GLU:CD	46:DN:11:PRO:HD2	2.31	0.52
32:D6:26:ASN:ND2	32:D6:32:ASN:OD1	2.42	0.52

Continued on next page...

Continued from previous page...

Atom-1	Atom-2	Distance(Å)	Clash(Å)
58:BZ:150:LEU:C	58:BZ:150:LEU:HD23	2.30	0.52
58:DZ:100:VAL:O	58:DZ:124:ILE:HG12	2.10	0.52
41:BF:185:ASP:CA	41:BF:188:ARG:HG2	2.40	0.52
51:BS:20:ARG:HG2	51:BS:20:ARG:NH1	2.25	0.52
43:BH:20:ALA:HB1	43:BH:21:PRO:CD	2.39	0.52
36:BA:1311:G:N2	36:BA:1603:A:H62	2.06	0.52
36:DA:1049:C:O2	36:DA:1113:U:H4'	2.11	0.52
1:AA:266:G:C5'	1:AA:267:C:H5	2.22	0.52
36:DA:2631:G:N2	40:DE:61:ARG:HH12	2.08	0.52
27:D1:66:HIS:O	27:D1:67:ILE:C	2.49	0.52
28:D2:68:ARG:HG3	28:D2:72:ALA:CB	2.40	0.52
29:B3:29:ARG:NH2	36:BA:1183:G:H4'	2.25	0.52
15:CO:17:ARG:HG3	15:CO:17:ARG:NH1	2.21	0.52
25:AZ:19:HIS:CG	25:AZ:115:GLN:HB2	2.45	0.52
3:AC:5:ILE:H	3:AC:5:ILE:HD12	1.72	0.52
27:D1:72:GLU:CG	27:D1:76:ARG:HH21	2.23	0.52
51:BS:53:SER:C	51:BS:55:ALA:H	2.14	0.52
42:BG:33:ARG:O	42:BG:162:THR:HG23	2.10	0.52
13:CM:83:ASP:OD1	13:CM:84:ILE:N	2.43	0.52
25:CZ:333:GLY:HA3	25:CZ:363:MET:HA	1.92	0.52
43:BH:136:ILE:HD12	43:BH:136:ILE:N	2.25	0.52
36:DA:1450(A):C:H2'	36:DA:1451:C:H6	1.73	0.52
24:AY:2:G:H2'	24:AY:3:G:C5'	2.40	0.52
36:BA:1771:C:H1'	36:BA:1786:A:H8	1.68	0.52
3:AC:50:ALA:HB1	3:AC:70:VAL:HG13	1.92	0.52
36:DA:320:A:H2'	41:DF:136:THR:OG1	2.09	0.52
49:BQ:43:THR:OG1	49:BQ:46:GLN:HG3	2.10	0.52
1:AA:427:U:OP1	4:AD:13:ARG:NH2	2.43	0.52
15:CO:7:GLU:O	15:CO:11:VAL:HG23	2.10	0.52
21:AU:17:THR:O	21:AU:22:ARG:NH1	2.43	0.52
38:DC:40:THR:HA	38:DC:177:LYS:HA	1.92	0.52
36:DA:118:A:H1'	36:DA:178:G:O4'	2.10	0.52
36:BA:1270:C:H5''	36:BA:1271:G:C5'	2.39	0.52
36:DA:2695:C:H2'	36:DA:2696:U:C6	2.45	0.52
2:CB:209:ARG:NH1	2:CB:239:VAL:HG11	2.24	0.52
36:DA:1203:G:H3'	36:DA:1204:A:H5''	1.91	0.52
48:DP:20:GLY:O	48:DP:21:ARG:HB2	2.10	0.52
36:DA:979:G:H3'	36:DA:980:A:C5'	2.40	0.52
1:AA:487:A:H2'	1:AA:488:C:O4'	2.09	0.52
8:CH:23:SER:HA	8:CH:63:LEU:HD22	1.91	0.52
10:CJ:44:VAL:HG21	10:CJ:66:ARG:HH21	1.75	0.52
36:DA:1910:G:O2'	36:DA:1911:U:H5'	2.10	0.52

Continued on next page...

Continued from previous page...

Atom-1	Atom-2	Distance(Å)	Clash(Å)
42:BG:125:PHE:CZ	42:BG:170:ARG:HA	2.45	0.51
42:BG:172:LEU:HD23	42:BG:176:LEU:HD12	1.91	0.51
41:DF:3:GLU:HB2	41:DF:24:LEU:HD23	1.91	0.51
43:DH:124:GLU:HG3	43:DH:132:ARG:HG3	1.92	0.51
34:B8:61:LEU:C	34:B8:63:PRO:HD2	2.31	0.51
36:DA:2092:U:H5	36:DA:2226:C:OP2	1.94	0.51
42:DG:144:ILE:HD11	42:DG:149:VAL:CG1	2.29	0.51
36:DA:2369:A:O2'	36:DA:2370:G:H5'	2.10	0.51
51:BS:90:GLY:C	51:BS:92:TYR:H	2.14	0.51
40:BE:59:VAL:O	40:BE:60:ASN:CG	2.49	0.51
58:BZ:14:LYS:O	58:BZ:18:LEU:HD22	2.10	0.51
36:BA:1518:U:H2'	36:BA:1519:G:O4'	2.09	0.51
9:AI:20:ARG:HH11	9:AI:20:ARG:CB	2.22	0.51
36:BA:2414:G:H21	48:BP:67:MET:CE	2.23	0.51
48:DP:16:ARG:HD3	48:DP:16:ARG:C	2.30	0.51
16:AP:59:TRP:HA	16:AP:62:VAL:HG23	1.91	0.51
40:DE:63:LEU:O	40:DE:64:LYS:C	2.49	0.51
57:BY:57:GLN:HA	57:BY:57:GLN:OE1	2.09	0.51
42:DG:172:LEU:O	42:DG:176:LEU:HB2	2.10	0.51
58:DZ:165:VAL:HG12	58:DZ:168:GLU:H	1.76	0.51
58:DZ:149:SER:CB	58:DZ:173:ALA:HA	2.37	0.51
36:DA:92:A:H2'	36:DA:92:A:N3	2.25	0.51
54:DV:6:LYS:O	54:DV:37:VAL:HG21	2.10	0.51
1:CA:1158:C:O2'	1:CA:1159:U:H4'	2.10	0.51
16:AP:5:ARG:NE	16:AP:22:THR:CG2	2.73	0.51
57:DY:60:PHE:O	57:DY:61:ILE:HG13	2.10	0.51
36:BA:363(E):U:H2'	36:BA:363(F):A:C1'	2.39	0.51
58:BZ:70:LEU:HD23	58:BZ:70:LEU:N	2.23	0.51
7:AG:78:ARG:CG	7:AG:78:ARG:O	2.57	0.51
26:D0:40:GLN:HE21	26:D0:44:ARG:HB2	1.75	0.51
10:CJ:85:LEU:O	10:CJ:87:THR:N	2.43	0.51
25:AZ:98:GLN:HE22	25:AZ:346:THR:CG2	2.23	0.51
49:BQ:43:THR:HB	49:BQ:45:GLN:HE21	1.75	0.51
22:AV:45:U:H2'	22:AV:45:U:OP2	2.09	0.51
20:CT:86:ARG:O	20:CT:90:GLN:HG3	2.09	0.51
37:DB:111:G:O2'	37:DB:112:U:H5'	2.10	0.51
1:CA:1429:C:H2'	1:CA:1430:C:H6	1.74	0.51
58:BZ:62:PRO:C	58:BZ:64:GLY:N	2.63	0.51
25:AZ:126:VAL:HG12	25:AZ:126:VAL:O	2.10	0.51
2:AB:98:LEU:O	2:AB:101:MET:HG3	2.10	0.51
36:DA:389:G:H1	48:DP:72:PRO:HD3	1.75	0.51
27:D1:52:ARG:NH2	36:DA:2218:U:O4'	2.43	0.51

Continued on next page...

Continued from previous page...

Atom-1	Atom-2	Distance(Å)	Clash(Å)
29:D3:28:LEU:HD23	29:D3:28:LEU:H	1.75	0.51
36:BA:2840:C:H5''	50:BR:53:HIS:CD2	2.45	0.51
10:AJ:92:THR:HG23	10:AJ:93:GLY:H	1.74	0.51
36:BA:753:C:O2'	36:BA:754:C:H5'	2.10	0.51
36:BA:1259:G:O2'	36:BA:1260:G:H5'	2.11	0.51
36:DA:405:U:H3'	36:DA:406:G:H5'	1.92	0.51
36:DA:1638:C:H4'	36:DA:2710:C:O2	2.10	0.51
1:AA:1063:C:H5	1:AA:1064:G:HO2'	1.56	0.51
55:DW:9:TYR:CD1	55:DW:9:TYR:N	2.77	0.51
36:BA:838:C:O2'	36:BA:839:U:H5'	2.10	0.51
36:BA:57:C:H2'	36:BA:58:G:O4'	2.10	0.51
40:BE:104:VAL:HG11	40:BE:188:VAL:HG21	1.92	0.51
20:AT:60:GLU:O	20:AT:60:GLU:HG2	2.09	0.51
55:BW:9:TYR:N	55:BW:9:TYR:CD1	2.78	0.51
25:AZ:345:ARG:NH1	25:AZ:379:ALA:O	2.44	0.51
28:B2:32:LEU:O	28:B2:35:LEU:HB3	2.10	0.51
39:BD:30:GLU:N	39:BD:35:LYS:HZ2	2.06	0.51
22:CV:47:U:H3'	22:CV:48:C:C5'	2.40	0.51
58:BZ:151:HIS:ND1	58:BZ:152:ALA:N	2.53	0.51
42:DG:71:THR:HG23	42:DG:89:GLY:C	2.30	0.51
36:DA:910:A:C5	49:DQ:13:GLN:HG3	2.45	0.51
57:DY:7:VAL:HB	57:DY:8:LYS:NZ	2.26	0.51
2:AB:114:ARG:NH1	2:AB:118:LEU:HD21	2.25	0.51
48:DP:114:ILE:HD13	48:DP:127:ALA:CB	2.39	0.51
39:BD:48:ARG:NH1	39:BD:48:ARG:HG3	2.25	0.51
51:DS:28:VAL:HG12	51:DS:29:PHE:N	2.25	0.51
1:AA:979:C:C3'	1:AA:980:C:C5'	2.78	0.51
41:BF:29:ASN:HD22	41:BF:32:LEU:CB	2.14	0.51
4:AD:17:VAL:O	4:AD:17:VAL:HG12	2.10	0.51
48:BP:16:ARG:CB	48:BP:16:ARG:NH1	2.65	0.51
53:DU:90:VAL:HG12	53:DU:91:ASP:H	1.74	0.51
2:CB:87:ARG:NH2	2:CB:232:PRO:C	2.58	0.51
36:BA:271(F):C:O2'	36:BA:271(G):C:H5'	2.10	0.51
25:CZ:19:HIS:CG	25:CZ:115:GLN:HB2	2.45	0.51
53:BU:83:LEU:HG	53:BU:88:ILE:HD11	1.92	0.51
36:DA:1068:G:H1'	36:DA:1069:A:H5'	1.91	0.51
46:DN:57:ALA:HB3	46:DN:124:ALA:HA	1.92	0.51
2:AB:172:ILE:HD12	2:AB:172:ILE:N	2.21	0.51
4:CD:149:ALA:O	4:CD:153:ARG:HG3	2.10	0.51
4:AD:150:GLU:CD	4:AD:151:LYS:N	2.58	0.51
42:BG:16:ARG:CD	42:BG:31:VAL:HG11	2.40	0.51
54:DV:38:LEU:C	54:DV:39:LEU:HD13	2.30	0.51

Continued on next page...

Continued from previous page...

Atom-1	Atom-2	Distance(Å)	Clash(Å)
36:BA:1880:C:C2'	36:BA:1881:C:H5''	2.39	0.51
27:D1:27:GLU:O	27:D1:28:GLY:C	2.48	0.51
24:CY:68:C:H2'	24:CY:69:C:C6	2.44	0.51
13:AM:88:ARG:NH1	13:AM:88:ARG:HG2	2.24	0.51
56:DX:49:VAL:CG1	56:DX:87:GLN:HE21	2.23	0.51
11:AK:33:THR:HG22	11:AK:39:PRO:CA	2.38	0.51
36:BA:2219:G:C2'	36:BA:2220:G:H5'	2.40	0.51
1:AA:501:C:OP1	12:AL:117:ARG:NH2	2.43	0.51
36:BA:291:C:H2'	36:BA:292:C:C6	2.45	0.51
36:BA:1638:C:H4'	36:BA:2710:C:O2	2.10	0.51
1:AA:108:G:H5'	1:AA:109:A:H5'	1.92	0.51
38:BC:40:THR:HG22	38:BC:177:LYS:CE	2.39	0.51
40:BE:183:LEU:HD12	40:BE:183:LEU:N	2.25	0.51
43:DH:88:LEU:CD1	43:DH:130:ARG:HG2	2.40	0.51
1:AA:1010:G:O2'	1:AA:1011:G:H5'	2.10	0.51
50:DR:74:LYS:HD2	50:DR:77:ARG:HD2	1.92	0.51
13:CM:16:ASP:HA	13:CM:34:LEU:HD11	1.92	0.51
36:BA:2000:G:O2'	36:BA:2001:A:H5'	2.09	0.51
36:DA:979:G:H3'	36:DA:980:A:H5''	1.92	0.51
9:AI:11:LYS:O	9:AI:12:GLU:HB2	2.10	0.51
19:AS:50:ALA:HB1	19:AS:57:HIS:HB3	1.92	0.51
36:DA:2520:C:C6	36:DA:2567:G:H1'	2.46	0.51
36:DA:576:U:H2'	36:DA:577:G:C8	2.45	0.51
29:B3:4:LEU:O	29:B3:36:VAL:HA	2.10	0.51
28:B2:23:LYS:HA	28:B2:26:ARG:HB3	1.93	0.51
42:BG:47:LYS:CD	42:BG:81:LYS:HD2	2.39	0.51
31:B5:3:LYS:O	31:B5:4:HIS:C	2.49	0.51
43:DH:163:TYR:N	43:DH:163:TYR:CD1	2.79	0.51
40:DE:38:THR:HB	40:DE:41:LYS:CG	2.34	0.51
4:AD:173:TRP:CD1	4:AD:174:LEU:HG	2.45	0.51
4:AD:188:LEU:O	4:AD:189:PRO:O	2.28	0.51
34:B8:30:ARG:HA	34:B8:30:ARG:HE	1.75	0.51
36:DA:610:G:N2	36:DA:619:G:H1'	2.24	0.51
32:B6:52:VAL:HG12	32:B6:53:LYS:CD	2.41	0.51
51:BS:97:ARG:NH2	51:BS:98:VAL:HA	2.25	0.51
39:BD:44:ASN:HB2	39:BD:48:ARG:O	2.11	0.51
43:BH:42:ARG:HG2	43:BH:43:VAL:N	2.25	0.51
34:D8:36:LYS:HE3	34:D8:40:GLU:OE2	2.10	0.51
36:DA:265:A:H1'	36:DA:266:G:O4'	2.10	0.51
51:DS:15:ARG:NH1	51:DS:18:ILE:HD11	2.25	0.51
1:CA:1269:A:H2	1:CA:1312:G:N3	2.09	0.51
30:B4:8:LYS:O	30:B4:9:LEU:CB	2.59	0.51

Continued on next page...

Continued from previous page...

Atom-1	Atom-2	Distance(Å)	Clash(Å)
2:AB:239:VAL:O	2:AB:240:GLN:HB3	2.11	0.51
9:AI:3:GLN:HA	9:AI:19:LEU:O	2.10	0.51
53:BU:90:VAL:HG12	53:BU:91:ASP:H	1.72	0.51
36:BA:2469:A:O2'	49:BQ:56:ARG:HD2	2.10	0.51
2:CB:33:TYR:HB3	2:CB:41:ILE:HG22	1.91	0.51
1:AA:1534:A:N7	23:AX:12:A:H2	2.09	0.51
2:CB:229:VAL:O	2:CB:230:VAL:HG13	2.09	0.51
34:D8:48:PHE:O	34:D8:49:VAL:HG22	2.10	0.51
34:D8:50:LEU:C	34:D8:52:LYS:N	2.63	0.51
6:AF:43:LEU:CD2	6:AF:43:LEU:H	2.22	0.51
36:DA:1639:U:O2'	36:DA:1640:C:H5''	2.08	0.51
42:BG:58:GLN:O	42:BG:62:LEU:HD13	2.10	0.51
53:BU:69:CYS:HB2	53:BU:74:LEU:HD11	1.92	0.51
6:CF:55:ASP:HB3	6:CF:57:GLN:HE22	1.73	0.51
1:AA:66:G:H4'	1:AA:173:U:C5	2.45	0.51
27:D1:75:GLU:OE1	27:D1:75:GLU:HA	2.10	0.51
36:DA:2472:G:H5'	36:DA:2473:U:C5'	2.38	0.51
41:DF:125:LEU:HD23	41:DF:125:LEU:H	1.75	0.51
40:DE:23:VAL:HA	40:DE:186:GLY:H	1.76	0.51
36:BA:191:A:H2'	36:BA:192:C:C6	2.45	0.51
36:DA:1265:A:OP2	36:DA:2615:U:OP1	2.29	0.51
49:DQ:110:THR:HG23	49:DQ:113:GLN:HG3	1.92	0.51
9:CI:54:ASP:C	9:CI:56:LEU:H	2.14	0.51
50:DR:103:ARG:HH11	50:DR:110:PRO:HB3	1.75	0.51
20:CT:74:LYS:C	20:CT:76:ALA:H	2.13	0.51
1:AA:632:A:H8	1:AA:633:G:C8	2.28	0.51
39:DD:65:ILE:HD11	39:DD:67:PHE:CE2	2.45	0.51
46:DN:121:LYS:HB3	46:DN:123:TYR:CE1	2.46	0.51
1:AA:738:C:H5''	6:AF:69:GLU:HB2	1.93	0.51
36:DA:465:G:H2'	36:DA:466:A:C8	2.45	0.51
54:BV:58:VAL:HB	54:BV:98:GLU:HG2	1.92	0.51
22:AV:68:C:O2'	22:AV:69:G:H5'	2.10	0.51
36:BA:39:C:O2'	36:BA:40:C:H5'	2.10	0.51
55:DW:9:TYR:HD1	55:DW:9:TYR:N	2.08	0.51
3:CC:84:ILE:O	3:CC:88:ARG:HG3	2.09	0.51
53:DU:110:VAL:O	53:DU:113:ALA:HB3	2.10	0.51
36:DA:2087:G:O2'	36:DA:2088:G:H5'	2.10	0.51
36:BA:745:G:OP1	40:BE:133:LYS:HE3	2.11	0.51
41:BF:82:ILE:O	41:BF:83:PHE:HB2	2.09	0.51
36:DA:433:C:O2'	36:DA:434:U:H5'	2.09	0.51
36:BA:1921:G:O2'	36:BA:1922:G:H5'	2.10	0.51
1:CA:22:G:H4'	1:CA:885:G:C8	2.45	0.51

Continued on next page...

Continued from previous page...

Atom-1	Atom-2	Distance(Å)	Clash(Å)
1:CA:924:C:H5'	1:CA:1399:C:OP2	2.10	0.51
36:BA:1316:U:O2'	36:BA:1317:A:H5'	2.10	0.51
9:CI:128:ARG:H	9:CI:128:ARG:HD2	1.76	0.51
1:AA:421:U:C6	3:AC:127:ARG:NH1	2.78	0.51
4:AD:75:PHE:CE1	4:AD:93:PHE:HZ	2.28	0.51
38:DC:99:ILE:O	38:DC:99:ILE:HG22	2.11	0.51
1:AA:228:A:H2'	1:AA:229:U:O4'	2.11	0.51
28:B2:20:GLU:O	28:B2:23:LYS:N	2.44	0.51
39:DD:30:GLU:HG3	39:DD:35:LYS:HE3	1.93	0.51
32:B6:30:THR:CG2	32:B6:31:PRO:HD2	2.40	0.51
52:BT:27:THR:HG22	52:BT:49:VAL:HB	1.92	0.51
27:B1:11:ARG:HB2	27:B1:12:PRO:HD2	1.92	0.51
57:DY:85:VAL:HG12	57:DY:86:ARG:N	2.25	0.51
4:AD:101:LEU:O	4:AD:103:ASN:N	2.43	0.51
4:CD:3:ARG:HH11	4:CD:118:ARG:HD3	1.74	0.51
32:B6:18:ARG:HH11	32:B6:18:ARG:CG	2.09	0.51
20:AT:58:LYS:O	20:AT:61:SER:HB3	2.10	0.51
55:DW:73:ALA:HB3	55:DW:106:ILE:HD11	1.92	0.51
48:DP:59:LEU:CA	48:DP:61:ARG:HE	2.23	0.51
4:CD:12:CYS:CA	4:CD:19:LEU:HD13	2.39	0.51
36:DA:266:G:C3'	36:DA:267:C:H5''	2.40	0.51
36:BA:652:C:HO2'	36:BA:653:A:P	2.34	0.51
43:BH:163:TYR:CD1	43:BH:163:TYR:N	2.78	0.51
2:CB:44:LEU:H	2:CB:44:LEU:CD1	2.18	0.51
3:CC:14:ILE:HG13	3:CC:15:THR:H	1.76	0.51
55:BW:17:VAL:O	55:BW:20:VAL:HG22	2.10	0.51
16:AP:20:VAL:HG23	16:AP:34:GLU:C	2.31	0.51
36:DA:2811:G:H4'	40:DE:61:ARG:HH21	1.75	0.51
40:BE:35:GLN:HG2	40:BE:36:ARG:N	2.26	0.51
36:DA:142:A:H1'	36:DA:1408:C:H1'	1.93	0.51
36:BA:92:A:H2'	36:BA:92:A:N3	2.25	0.51
1:AA:80:G:C2'	1:AA:81:U:H5'	2.41	0.51
58:BZ:145:GLU:O	58:BZ:147:GLY:N	2.43	0.51
7:AG:75:VAL:HG23	7:AG:75:VAL:O	2.09	0.51
52:BT:24:PRO:HD3	52:BT:52:ILE:HD12	1.92	0.51
16:CP:5:ARG:HH11	16:CP:5:ARG:HG3	1.74	0.51
16:AP:5:ARG:NE	16:AP:22:THR:HG21	2.25	0.51
34:B8:15:LYS:HD2	34:B8:16:ILE:H	1.75	0.51
13:CM:83:ASP:OD1	13:CM:85:GLY:N	2.43	0.51
58:DZ:114:GLY:HA3	58:DZ:146:ILE:HG21	1.91	0.51
13:AM:3:ARG:HH21	13:AM:7:VAL:HG22	1.74	0.51
50:DR:79:LEU:HA	50:DR:83:ILE:CG1	2.41	0.51

Continued on next page...

Continued from previous page...

Atom-1	Atom-2	Distance(Å)	Clash(Å)
1:AA:977:A:O2'	1:AA:978:A:H5'	2.09	0.51
5:AE:102:ALA:CB	5:AE:120:THR:HG21	2.39	0.51
36:DA:523:C:H5''	36:DA:540:C:O2'	2.10	0.51
1:AA:502:G:OP1	12:AL:118:SER:HB3	2.10	0.51
50:BR:4:LEU:O	50:BR:4:LEU:CG	2.58	0.51
36:DA:2031:A:O2'	36:DA:2455:G:H4'	2.11	0.51
25:CZ:163:PHE:CD1	25:CZ:164:PRO:HD2	2.44	0.51
21:CU:17:THR:O	21:CU:22:ARG:NH1	2.44	0.51
38:BC:32:LEU:HD13	38:BC:220:PRO:HG2	1.92	0.51
39:BD:275:LYS:HD2	39:BD:276:LYS:N	2.26	0.51
39:BD:222:ARG:O	39:BD:224:ALA:O	2.29	0.51
46:BN:12:ARG:O	46:BN:50:ASP:HB3	2.11	0.51
1:CA:1030(D):A:N7	1:CA:1031:G:N3	2.58	0.51
36:DA:469:G:H2'	36:DA:470:A:H5''	1.92	0.51
29:D3:31:LEU:HD12	36:DA:989:G:P	2.51	0.51
55:BW:65:LEU:HD23	55:BW:68:ARG:NE	2.26	0.51
15:CO:24:SER:O	15:CO:28:GLN:HG3	2.10	0.51
1:CA:1009:G:H2'	1:CA:1010:G:H8	1.75	0.51
1:AA:421:U:H6	3:AC:127:ARG:NH1	2.08	0.51
36:BA:1997:G:OP1	40:BE:123:ALA:HB1	2.09	0.51
36:BA:1999:C:H4'	36:BA:2723:C:O2	2.09	0.51
54:BV:69:LYS:HA	54:BV:87:HIS:O	2.10	0.51
36:BA:2383:G:O2'	36:BA:2384:G:H5'	2.11	0.51
25:AZ:9:LYS:HB3	25:AZ:75:ARG:HA	1.93	0.51
13:AM:73:GLU:O	13:AM:76:ALA:HB3	2.10	0.51
36:DA:675:A:OP1	41:DF:63:LYS:HE2	2.10	0.51
38:BC:41:VAL:HG21	38:BC:185:LEU:HD22	1.92	0.51
2:AB:54:THR:HG21	2:AB:201:ILE:HD11	1.92	0.51
36:DA:1361:G:O2'	36:DA:1362:C:H5'	2.10	0.51
39:BD:133:LEU:HB3	39:BD:173:VAL:HG11	1.93	0.51
29:B3:25:ALA:C	29:B3:27:GLY:H	2.12	0.51
10:CJ:48:THR:HG23	10:CJ:62:HIS:CE1	2.45	0.51
20:CT:60:GLU:HG2	20:CT:60:GLU:O	2.11	0.51
8:CH:30:ARG:CB	8:CH:30:ARG:HH11	2.24	0.51
40:DE:104:VAL:HG11	40:DE:188:VAL:HG21	1.91	0.51
22:CV:42:C:H6	22:CV:42:C:C5'	2.23	0.51
49:BQ:137:TYR:CE2	58:BZ:81:ARG:CZ	2.93	0.51
41:DF:188:ARG:HA	48:DP:7:ARG:HB2	1.93	0.51
41:BF:126:VAL:HG21	41:BF:129:PHE:CZ	2.46	0.51
52:BT:28:VAL:HG11	52:BT:88:ILE:HD11	1.93	0.51
38:BC:27:ARG:HD3	38:BC:182:PRO:CB	2.40	0.51
36:BA:654(M):C:H2'	36:BA:654(N):G:N7	2.25	0.51

Continued on next page...

Continued from previous page...

Atom-1	Atom-2	Distance(Å)	Clash(Å)
36:BA:84:A:H61	36:BA:102:G:C2'	2.24	0.51
1:CA:542:G:H5'	4:CD:41:GLY:HA2	1.93	0.51
51:DS:20:ARG:NH1	51:DS:20:ARG:HG2	2.23	0.51
34:D8:13:ARG:CD	48:DP:61:ARG:HD2	2.31	0.51
43:DH:51:ARG:HG3	43:DH:52:VAL:H	1.75	0.51
30:D4:31:ILE:HD12	30:D4:31:ILE:N	2.26	0.51
36:BA:2010:G:H5''	55:BW:42:ARG:HB2	1.91	0.51
31:D5:24:ALA:O	31:D5:25:LEU:CB	2.54	0.51
36:DA:2811:G:C4'	40:DE:61:ARG:HH21	2.24	0.51
31:B5:40:LYS:HG2	31:B5:46:CYS:CB	2.40	0.51
36:DA:1068:G:H1'	36:DA:1069:A:C5'	2.40	0.51
43:BH:103:LEU:CB	43:BH:123:PHE:HD2	2.19	0.51
19:CS:20:LEU:C	19:CS:22:LEU:H	2.14	0.51
57:BY:60:PHE:O	57:BY:61:ILE:HG13	2.11	0.51
10:CJ:4:ILE:HB	10:CJ:74:ILE:CD1	2.40	0.51
40:BE:3:GLY:O	40:BE:4:ILE:HB	2.10	0.51
14:AN:15:LYS:O	14:AN:16:PHE:O	2.29	0.51
36:BA:2031:A:O2'	36:BA:2455:G:H4'	2.10	0.51
11:CK:54:ARG:O	11:CK:57:THR:HG22	2.10	0.51
12:CL:39:VAL:HG12	12:CL:40:VAL:N	2.25	0.51
41:DF:178:PRO:HG2	41:DF:179:GLU:H	1.75	0.51
14:AN:57:ARG:CB	14:AN:57:ARG:NH1	2.73	0.51
1:AA:186:C:O3'	20:AT:82:SER:HB3	2.09	0.51
38:BC:75:LEU:HG	38:BC:112:ALA:O	2.10	0.51
49:DQ:110:THR:HG23	49:DQ:113:GLN:OE1	2.10	0.51
1:CA:154:C:H2'	1:CA:155:C:C6	2.45	0.51
35:D9:1:MET:HG3	36:DA:2478:A:OP2	2.11	0.51
36:BA:564:C:O2'	36:BA:565:C:H5'	2.11	0.51
1:AA:735:C:H2'	1:AA:736:C:H6	1.76	0.51
1:AA:737:A:H2'	1:AA:738:C:C6	2.46	0.51
18:AR:52:PRO:O	18:AR:56:THR:HG23	2.11	0.51
36:BA:2771:C:H2'	36:BA:2772:C:C6	2.46	0.51
9:CI:100:GLY:O	9:CI:102:LEU:N	2.43	0.51
36:DA:2052:G:H4'	40:DE:143:ASN:O	2.09	0.51
36:DA:1292:U:H2'	36:DA:1293:C:C6	2.45	0.51
36:BA:1203:G:H3'	36:BA:1204:A:H5''	1.91	0.51
36:DA:1120:G:H2'	36:DA:1121:C:C6	2.45	0.51
10:CJ:92:THR:HG23	10:CJ:93:GLY:N	2.25	0.51
43:DH:85:LYS:NZ	43:DH:86:GLU:CA	2.73	0.51
36:BA:1541:G:O3'	36:BA:1541:G:OP2	2.28	0.51
46:DN:10:GLU:CG	46:DN:11:PRO:HD2	2.41	0.51
34:D8:10:ALA:CB	34:D8:60:LEU:HD21	2.40	0.51

Continued on next page...

Continued from previous page...

Atom-1	Atom-2	Distance(Å)	Clash(Å)
32:D6:28:ARG:CA	32:D6:32:ASN:ND2	2.71	0.51
41:BF:139:PHE:O	41:BF:142:TRP:HB3	2.10	0.51
58:BZ:166:SER:OG	58:BZ:167:PRO:HA	2.09	0.51
9:CI:85:LEU:HD12	9:CI:86:VAL:N	2.26	0.51
42:DG:52:ILE:HB	42:DG:54:GLU:HG3	1.92	0.51
42:DG:83:ARG:O	42:DG:85:GLY:N	2.43	0.51
32:D6:16:CYS:SG	32:D6:49:HIS:N	2.84	0.51
48:BP:146:VAL:HG13	48:BP:147:LEU:N	2.24	0.51
51:DS:92:TYR:O	51:DS:93:LYS:CB	2.59	0.51
36:DA:1142(A):A:H8	36:DA:1142(A):A:H5'	1.75	0.51
55:BW:73:ALA:HB3	55:BW:106:ILE:HD11	1.93	0.51
1:AA:858:G:N1	1:AA:869:G:C8	2.78	0.51
49:DQ:133:ARG:HG2	49:DQ:134:ARG:N	2.26	0.51
25:AZ:182:MET:SD	25:AZ:196:VAL:HG21	2.50	0.51
36:BA:467:G:O2'	36:BA:468:G:H5'	2.10	0.51
36:DA:2159:G:H2'	36:DA:2160:G:C5'	2.36	0.51
25:CZ:208:GLU:O	25:CZ:209:TYR:HB3	2.10	0.51
4:AD:149:ALA:O	4:AD:153:ARG:HG3	2.11	0.51
1:CA:1316:G:O3'	14:CN:18:VAL:HG22	2.10	0.51
19:AS:40:ILE:O	19:AS:40:ILE:HG22	2.09	0.51
40:BE:107:THR:O	40:BE:190:GLY:CA	2.54	0.51
19:CS:16:LEU:CD1	19:CS:16:LEU:H	2.23	0.51
47:BO:86:ILE:O	47:BO:87:ILE:HD13	2.10	0.51
11:AK:54:ARG:O	11:AK:57:THR:HG22	2.11	0.51
36:BA:1222:C:H2'	36:BA:1223:G:C5'	2.40	0.51
26:D0:40:GLN:HE22	26:D0:45:PHE:N	2.08	0.51
1:CA:797:C:O2'	1:CA:798:G:H5'	2.11	0.51
36:DA:2116:G:N7	36:DA:2117:A:C2	2.78	0.51
48:DP:102:ARG:NH1	48:DP:102:ARG:CB	2.74	0.51
36:DA:2649:U:O2'	36:DA:2650:U:H5'	2.10	0.51
36:BA:221:A:O2'	36:BA:222:A:OP2	2.27	0.51
25:AZ:12:VAL:HG23	25:AZ:77:TYR:CD1	2.45	0.51
11:AK:18:ARG:HH21	11:AK:36:ASP:C	2.14	0.51
36:DA:1260:G:H2'	36:DA:1261:C:C6	2.45	0.51
40:BE:26:ILE:CG2	40:BE:196:VAL:HG21	2.40	0.51
50:DR:28:LEU:HD23	50:DR:28:LEU:C	2.30	0.51
25:CZ:189:ARG:HB2	25:CZ:192:GLU:OE2	2.11	0.51
1:AA:1050:G:O2'	1:AA:1051:C:H6	1.94	0.51
1:AA:272:C:O2'	1:AA:273:A:H5'	2.10	0.51
1:AA:1282:C:O2'	1:AA:1283:G:H5'	2.11	0.51
36:DA:230:U:H2'	36:DA:231:C:H6	1.74	0.51
49:BQ:1:MET:O	49:BQ:2:LEU:CB	2.58	0.51

Continued on next page...

Continued from previous page...

Atom-1	Atom-2	Distance(Å)	Clash(Å)
43:BH:88:LEU:HD13	43:BH:130:ARG:HG2	1.92	0.51
42:DG:136:ARG:HH11	42:DG:136:ARG:HB3	1.74	0.51
1:CA:323:U:H2'	1:CA:324:G:O4'	2.10	0.51
56:BX:40:LYS:HB2	56:BX:54:VAL:CG2	2.39	0.51
22:AV:42:C:C5'	22:AV:42:C:H6	2.22	0.51
7:CG:79:ARG:HA	7:CG:83:ALA:O	2.11	0.51
58:BZ:72:ARG:NH2	58:BZ:97:GLU:O	2.44	0.51
36:BA:299:A:N1	36:BA:322:A:O2'	2.37	0.51
31:B5:4:HIS:O	36:BA:2056:G:N2	2.44	0.51
48:BP:9:ASN:H	48:BP:10:PRO:CD	2.22	0.51
52:DT:2:ASN:HB2	52:DT:7:ILE:HD11	1.92	0.51
4:AD:101:LEU:C	4:AD:103:ASN:N	2.63	0.51
1:AA:407:G:HO2'	4:AD:116:GLN:HG3	1.75	0.51
32:B6:10:LEU:HD12	34:B8:34:TRP:HB2	1.93	0.51
36:BA:659:C:H4'	41:BF:100:THR:O	2.10	0.51
32:B6:16:CYS:SG	32:B6:49:HIS:N	2.84	0.51
43:BH:52:VAL:HB	43:BH:69:ARG:CD	2.40	0.51
32:D6:10:LEU:HD12	34:D8:34:TRP:HB2	1.93	0.51
36:BA:2060:A:H62	41:BF:74:ARG:HH21	1.59	0.51
41:DF:139:PHE:O	41:DF:142:TRP:HB3	2.11	0.51
4:CD:18:LYS:HE3	4:CD:31:CYS:SG	2.51	0.51
42:DG:130:ASN:OD1	42:DG:160:VAL:HA	2.10	0.51
30:B4:7:PRO:O	30:B4:8:LYS:HB3	2.11	0.51
10:CJ:6:ILE:CG1	10:CJ:72:VAL:HB	2.40	0.51
10:CJ:7:LYS:HB2	10:CJ:97:GLU:HB2	1.92	0.51
48:DP:16:ARG:HD3	48:DP:18:ARG:H	1.75	0.51
10:AJ:6:ILE:CG1	10:AJ:72:VAL:HB	2.40	0.51
25:CZ:172:ARG:O	25:CZ:198:LYS:HD3	2.09	0.51
1:AA:539:A:OP2	12:AL:115:LYS:HE3	2.11	0.51
1:AA:939:G:C5'	7:AG:102:ARG:HH22	2.22	0.51
22:CW:57:G:O2'	22:CW:58:A:H5'	2.10	0.51
54:BV:39:LEU:CD1	54:BV:51:VAL:HA	2.40	0.51
34:B8:15:LYS:CG	48:BP:65:ARG:NH2	2.74	0.51
19:CS:43:GLU:O	19:CS:45:VAL:HG22	2.10	0.51
9:CI:43:ALA:HA	9:CI:74:ILE:HD13	1.93	0.51
58:DZ:114:GLY:HA3	58:DZ:146:ILE:CG2	2.41	0.51
1:AA:624:C:H4'	16:AP:10:GLY:HA2	1.92	0.51
36:BA:580:C:H2'	36:BA:581:C:H6	1.75	0.51
36:DA:1682:G:H5'	36:DA:1762:A:O2'	2.10	0.51
3:AC:54:ARG:HG2	3:AC:55:VAL:N	2.26	0.51
53:DU:69:CYS:HB2	53:DU:74:LEU:HD11	1.93	0.51
39:BD:267:SER:O	39:BD:269:PHE:HD1	1.94	0.51

Continued on next page...

Continued from previous page...

Atom-1	Atom-2	Distance(Å)	Clash(Å)
52:BT:62:THR:HA	52:BT:74:ARG:O	2.10	0.51
6:CF:57:GLN:N	6:CF:57:GLN:HE21	2.09	0.51
1:AA:337:C:H2'	1:AA:338:A:H8	1.75	0.51
2:CB:97:TRP:HZ2	2:CB:102:LEU:HD13	1.76	0.51
31:D5:43:HIS:HD2	36:DA:2815:C:O2'	1.93	0.51
36:DA:2200:C:N4	36:DA:2223:G:H1	2.08	0.51
1:CA:865:A:H2'	1:CA:866:C:C6	2.46	0.51
36:BA:1265:A:OP2	36:BA:2615:U:OP1	2.28	0.51
35:B9:29:ASN:HD21	35:B9:32:HIS:CG	2.29	0.51
22:AV:1:G:H1'	26:B0:5:LYS:HZ1	1.74	0.51
36:BA:1204:A:N1	36:BA:1241:A:H2	2.08	0.51
36:BA:11:G:H2'	36:BA:12:U:C6	2.46	0.51
38:BC:181:PRO:HB2	38:BC:183:GLU:OE2	2.10	0.51
36:DA:838:C:O2'	36:DA:839:U:H5'	2.10	0.51
58:BZ:27:VAL:O	58:BZ:27:VAL:HG13	2.10	0.51
1:CA:328:C:C2'	1:CA:328:C:O2	2.58	0.51
1:AA:1123:A:H2	1:AA:1150:U:C5	2.29	0.51
28:B2:62:THR:HG22	28:B2:66:GLU:CG	2.40	0.51
43:DH:122:THR:HB	43:DH:134:SER:HB2	1.93	0.51
41:DF:185:ASP:CA	41:DF:188:ARG:HG2	2.39	0.51
39:BD:27:THR:HG23	39:BD:27:THR:O	2.11	0.51
39:BD:30:GLU:HG3	39:BD:35:LYS:HE3	1.93	0.51
34:D8:62:LEU:N	34:D8:63:PRO:CD	2.73	0.51
41:BF:129:PHE:O	41:BF:132:VAL:HB	2.11	0.51
36:BA:2107:C:C1'	36:BA:2182:G:H22	2.23	0.51
52:BT:28:VAL:O	52:BT:29:ARG:HB2	2.10	0.51
36:DA:2107:C:C1'	36:DA:2182:G:H22	2.24	0.51
31:D5:3:LYS:O	31:D5:4:HIS:C	2.48	0.51
31:D5:4:HIS:O	36:DA:2056:G:N2	2.43	0.51
36:BA:2286:A:H4'	36:BA:2287:A:O4'	2.10	0.51
17:CQ:55:ASP:HB3	17:CQ:76:LEU:CD1	2.41	0.51
43:BH:51:ARG:HG3	43:BH:52:VAL:H	1.76	0.51
48:DP:62:LEU:N	48:DP:62:LEU:HD23	2.26	0.51
20:CT:58:LYS:O	20:CT:61:SER:HB3	2.10	0.51
1:CA:980:C:C5'	1:CA:980:C:H6	2.14	0.51
1:AA:1269:A:H2	1:AA:1312:G:N3	2.09	0.51
36:DA:2754:U:H2'	36:DA:2756:U:OP1	2.11	0.51
48:BP:16:ARG:HD3	48:BP:16:ARG:C	2.30	0.51
48:BP:16:ARG:HD3	48:BP:18:ARG:H	1.76	0.51
25:CZ:26:THR:HB	60:CZ:501:GDP:O2A	2.11	0.51
31:B5:57:VAL:HG12	31:B5:58:LEU:N	2.26	0.51
52:DT:26:ASP:HB3	52:DT:89:VAL:O	2.11	0.51

Continued on next page...

Continued from previous page...

Atom-1	Atom-2	Distance(Å)	Clash(Å)
36:DA:88:G:H2'	36:DA:88:G:N3	2.25	0.51
36:BA:88:G:N3	36:BA:88:G:H2'	2.25	0.51
36:DA:2469:A:H2	36:DA:2481:G:H21	1.58	0.51
13:AM:83:ASP:OD1	13:AM:85:GLY:N	2.44	0.51
54:BV:38:LEU:O	54:BV:52:VAL:HG12	2.11	0.51
36:BA:34:C:H41	36:BA:447:A:N6	2.04	0.51
8:CH:64:LYS:CG	8:CH:79:VAL:HG21	2.39	0.51
2:CB:15:VAL:H	2:CB:16:HIS:CE1	2.29	0.51
3:CC:188:LEU:HD12	3:CC:195:VAL:HG11	1.93	0.51
50:DR:4:LEU:C	50:DR:6:SER:N	2.63	0.51
36:BA:1344:G:H4'	36:BA:1384:A:C5	2.45	0.51
10:AJ:85:LEU:O	10:AJ:87:THR:N	2.41	0.51
36:DA:171:G:O2'	36:DA:172:C:H5'	2.11	0.51
1:AA:797:C:O2'	1:AA:798:G:H5'	2.10	0.51
17:CQ:27:PHE:CE2	17:CQ:36:ILE:HD11	2.45	0.51
1:CA:35:G:H2'	1:CA:36:C:H6	1.75	0.51
1:CA:523:A:N1	12:CL:92:ASP:OD2	2.44	0.51
1:CA:1029:C:H2'	1:CA:1030(A):G:N7	2.26	0.51
36:BA:118:A:H1'	36:BA:178:G:O4'	2.11	0.51
36:BA:2837:G:H2'	36:BA:2838:G:H8	1.75	0.51
30:D4:15:ILE:HD13	30:D4:21:VAL:HG13	1.93	0.51
49:DQ:81:VAL:HG22	49:DQ:82:ARG:H	1.76	0.51
8:CH:30:ARG:NH1	8:CH:30:ARG:HB3	2.25	0.51
36:BA:1445(A):C:O2'	36:BA:1446:C:H5'	2.10	0.51
41:DF:113:ALA:HB1	41:DF:186:ILE:HG21	1.93	0.51
22:CV:75:C:H2'	22:CV:76:A:C1'	2.41	0.51
36:DA:518:G:H4'	55:DW:18:ARG:NH1	2.25	0.51
33:D7:5:TRP:CZ3	36:DA:464:U:H4'	2.45	0.51
36:DA:2461:C:H2'	36:DA:2462:U:C6	2.46	0.51
10:AJ:16:LEU:HD11	10:AJ:70:ARG:HG2	1.93	0.51
1:CA:471:G:H21	16:CP:82:GLN:NE2	2.09	0.51
27:B1:53:VAL:O	27:B1:54:ALA:HB3	2.10	0.51
2:CB:54:THR:HG21	2:CB:201:ILE:HD11	1.92	0.51
28:B2:48:HIS:CG	28:B2:49:LYS:N	2.79	0.51
28:B2:47:ASN:HB3	28:B2:51:ARG:CB	2.40	0.51
28:B2:67:LYS:O	28:B2:69:ARG:N	2.44	0.51
43:BH:121:ILE:HG23	43:BH:133:VAL:CG1	2.40	0.51
43:BH:124:GLU:HG3	43:BH:132:ARG:HG3	1.93	0.51
7:AG:79:ARG:HA	7:AG:83:ALA:O	2.11	0.51
40:DE:52:LEU:HD23	40:DE:75:VAL:CB	2.41	0.51
13:AM:65:LYS:HD3	13:AM:65:LYS:N	2.21	0.51
32:D6:30:THR:CG2	32:D6:31:PRO:HD2	2.41	0.51

Continued on next page...

Continued from previous page...

Atom-1	Atom-2	Distance(Å)	Clash(Å)
32:D6:18:ARG:CG	32:D6:18:ARG:HH11	2.06	0.51
57:DY:86:ARG:HH22	57:DY:95:LYS:HE2	1.75	0.51
57:BY:74:PRO:HG2	57:BY:81:LYS:O	2.11	0.51
48:DP:147:LEU:O	48:DP:148:LEU:CB	2.57	0.51
51:BS:19:LYS:HB3	51:BS:20:ARG:NH2	2.22	0.51
2:CB:130:ARG:NH2	2:CB:134:GLU:HG3	2.23	0.51
36:BA:266:G:C3'	36:BA:267:C:H5''	2.41	0.51
26:D0:49:LYS:O	26:D0:50:ASN:HB2	2.09	0.51
48:DP:47:ASP:OD2	48:DP:50:ARG:HG2	2.10	0.51
30:D4:6:HIS:HB3	42:DG:67:LYS:NZ	2.26	0.51
36:DA:673:C:H6	36:DA:673:C:C5'	2.16	0.51
51:BS:85:VAL:C	51:BS:106:ARG:HG3	2.31	0.51
30:B4:9:LEU:HD13	30:B4:10:VAL:N	2.25	0.51
2:AB:236:TYR:O	2:AB:237:ALA:C	2.48	0.51
36:DA:996:A:H4'	53:DU:92:ARG:CD	2.40	0.51
36:DA:332:A:H4'	36:DA:333:G:OP1	2.11	0.51
36:BA:1059:G:H22	45:BK:130:UNK:CB	2.24	0.51
36:DA:1087:G:C8	36:DA:1088:A:H4'	2.35	0.51
36:DA:1059:G:H22	45:DK:130:UNK:CB	2.24	0.51
1:AA:1320:C:H5'	1:AA:1320:C:C6	2.31	0.51
1:AA:1321:C:C3'	1:AA:1322:C:H5''	2.38	0.51
1:AA:542:G:H2'	1:AA:543:C:C6	2.46	0.51
27:D1:82:LEU:HD11	27:D1:90:ILE:HD12	1.92	0.51
42:BG:114:ILE:O	42:BG:114:ILE:HG23	2.11	0.51
42:BG:173:LEU:HD13	42:BG:178:PHE:CD2	2.45	0.51
42:BG:20:ILE:C	42:BG:22:ARG:N	2.64	0.51
1:CA:1286:A:O2'	1:CA:1287:A:C5'	2.57	0.51
37:BB:96:U:H2'	37:BB:97:G:C8	2.45	0.51
50:DR:9:LYS:C	50:DR:10:LEU:HG	2.30	0.51
27:D1:27:GLU:O	27:D1:29:GLY:N	2.44	0.51
34:B8:39:LYS:HG3	34:B8:43:GLN:HE21	1.75	0.51
9:CI:112:LYS:HA	9:CI:119:ALA:HB2	1.93	0.51
25:AZ:86:ALA:C	25:AZ:88:TYR:H	2.14	0.51
36:DA:1344:G:H4'	36:DA:1384:A:C5	2.46	0.51
25:CZ:64:ASN:N	25:CZ:64:ASN:HD22	2.04	0.51
36:BA:2200:C:N4	36:BA:2223:G:H1	2.07	0.51
57:DY:3:VAL:C	57:DY:5:MET:H	2.14	0.51
36:BA:901:A:H5'	36:BA:902:C:OP2	2.11	0.51
28:D2:44:LEU:HD23	28:D2:44:LEU:O	2.10	0.51
36:BA:863:A:O2'	36:BA:864:G:H5'	2.10	0.51
11:CK:67:ASP:O	11:CK:71:LYS:HG3	2.10	0.51
25:CZ:32:THR:HG22	25:CZ:70:TYR:HB3	1.93	0.51

Continued on next page...

Continued from previous page...

Atom-1	Atom-2	Distance(Å)	Clash(Å)
36:DA:1064:C:H4'	45:DK:87:UNK:CB	2.41	0.51
55:DW:69:LEU:HD23	55:DW:108:GLY:O	2.11	0.51
36:BA:1586:A:H5''	36:BA:1587:A:C8	2.46	0.51
36:BA:2360:A:C2	36:BA:2361:A:H1'	2.46	0.51
4:CD:200:GLU:HG2	4:CD:201:GLN:N	2.25	0.51
7:CG:15:ASP:HB3	7:CG:20:ASP:H	1.76	0.51
43:DH:152:ARG:HH11	43:DH:152:ARG:HG3	1.76	0.51
1:CA:1343:G:H2'	1:CA:1344:C:C6	2.46	0.51
36:BA:270:A:N1	36:BA:366:C:O2'	2.38	0.51
1:AA:471:G:H21	16:AP:82:GLN:NE2	2.09	0.51
47:BO:31:LYS:HB3	47:BO:32:TYR:CE1	2.46	0.51
1:AA:594:G:C2'	1:AA:595:G:H5'	2.41	0.51
1:AA:779:C:H2'	1:AA:780:A:O4'	2.10	0.51
12:CL:27:LEU:HD23	12:CL:30:ALA:O	2.10	0.51
36:BA:1688:U:H1'	36:BA:1701:A:C6	2.46	0.51
11:AK:88:GLY:O	11:AK:89:ALA:C	2.49	0.51
36:DA:2880:C:H1'	50:DR:92:GLY:O	2.10	0.51
39:BD:241:PRO:O	39:BD:243:GLY:N	2.43	0.51
52:DT:28:VAL:O	52:DT:29:ARG:HB2	2.10	0.51
43:DH:121:ILE:HG23	43:DH:133:VAL:CG1	2.40	0.51
41:DF:167:ALA:HA	41:DF:170:LEU:HD23	1.92	0.51
1:CA:1005:A:H2'	1:CA:1006:C:H5'	1.92	0.51
48:BP:131:SER:OG	48:BP:134:ALA:HB3	2.11	0.51
9:AI:83:ARG:C	9:AI:86:VAL:HG12	2.31	0.51
22:CW:5:G:N2	22:CW:69:G:C5	2.79	0.51
52:BT:27:THR:HG23	52:BT:28:VAL:H	1.75	0.51
42:DG:141:PHE:HB3	42:DG:142:PRO:HD2	1.93	0.51
51:BS:54:LEU:HD21	51:BS:58:LEU:O	2.11	0.51
24:AY:45:U:C3'	24:AY:46:7MG:H5''	2.33	0.51
32:D6:45:LYS:HG3	36:DA:2371:G:H4'	1.91	0.51
4:CD:101:LEU:C	4:CD:103:ASN:N	2.63	0.51
4:CD:117:ALA:O	4:CD:121:VAL:HG23	2.11	0.51
48:BP:147:LEU:O	48:BP:148:LEU:CB	2.58	0.51
53:DU:85:LYS:CD	53:DU:117:GLN:HE22	2.14	0.51
46:DN:91:LEU:CD2	46:DN:98:VAL:HG21	2.41	0.51
55:BW:6:ILE:HG12	55:BW:104:THR:HB	1.93	0.51
36:DA:2111:C:H1'	36:DA:2118:U:O4'	2.11	0.51
42:DG:125:PHE:CB	42:DG:130:ASN:O	2.59	0.51
56:BX:52:VAL:O	56:BX:53:LYS:C	2.49	0.51
36:BA:2811:G:H4'	40:BE:61:ARG:HH21	1.76	0.51
51:BS:48:LEU:HD23	51:BS:82:ILE:HD11	1.93	0.51
36:DA:467:G:O2'	36:DA:468:G:H5'	2.11	0.51

Continued on next page...

Continued from previous page...

Atom-1	Atom-2	Distance(Å)	Clash(Å)
31:D5:36:CYS:SG	31:D5:48:GLU:HB2	2.51	0.51
36:DA:2632:A:C2	40:DE:61:ARG:HD2	2.46	0.51
36:BA:483:A:H5''	57:BY:49:VAL:HG22	1.91	0.51
36:BA:142:A:H1'	36:BA:1408:C:H1'	1.92	0.51
40:DE:35:GLN:HG2	40:DE:36:ARG:N	2.26	0.51
9:AI:111:ARG:O	9:AI:113:LYS:HD2	2.10	0.51
36:BA:2475:C:H42	36:BA:2529:G:H22	1.60	0.51
39:BD:130:ALA:HA	39:BD:192:THR:HA	1.92	0.51
39:DD:124:PRO:HG2	39:DD:129:ASN:ND2	2.26	0.51
39:DD:130:ALA:HA	39:DD:192:THR:HA	1.92	0.51
40:DE:81:ILE:O	40:DE:82:ARG:O	2.28	0.51
39:DD:267:SER:O	39:DD:269:PHE:HD1	1.93	0.51
36:BA:171:G:O2'	36:BA:172:C:H5'	2.11	0.51
22:AV:44:G:H3'	22:AV:45:U:H5'	1.92	0.51
1:CA:190:U:H2'	1:CA:191:G:C8	2.43	0.51
25:AZ:152:MET:HE2	25:AZ:156:ASP:HB2	1.93	0.51
25:CZ:404:LEU:HD22	25:CZ:404:LEU:H	1.76	0.51
36:BA:2672:G:C2'	36:BA:2673:G:H5''	2.41	0.51
36:DA:2790:A:H2'	36:DA:2791:C:C5'	2.41	0.51
35:B9:1:MET:HG3	36:BA:2478:A:OP2	2.11	0.51
1:AA:1250:A:H4'	9:AI:68:GLY:H	1.76	0.51
36:DA:118:A:OP2	36:DA:119:A:H5''	2.11	0.51
33:B7:19:ARG:NH1	33:B7:19:ARG:HG2	2.26	0.51
55:DW:86:LEU:HD22	55:DW:96:ILE:HD12	1.93	0.51
2:CB:239:VAL:O	2:CB:240:GLN:HB3	2.10	0.51
36:BA:1231:G:H2'	36:BA:1232:G:H8	1.76	0.51
6:CF:15:ASP:OD2	6:CF:17:SER:HB2	2.11	0.51
47:DO:63:VAL:HG23	47:DO:64:ARG:HG3	1.92	0.51
36:BA:405:U:H3'	36:BA:406:G:C5'	2.41	0.51
25:CZ:249:VAL:HG13	25:CZ:268:THR:HA	1.94	0.51
54:DV:69:LYS:HA	54:DV:87:HIS:O	2.11	0.51
12:AL:27:LEU:HD23	12:AL:30:ALA:O	2.11	0.51
36:BA:575:A:OP2	36:BA:2499:C:O2'	2.28	0.51
36:DA:11:G:H2'	36:DA:12:U:C6	2.45	0.51
3:CC:150:LYS:HG3	3:CC:169:ALA:HB2	1.92	0.51
1:CA:1466:C:H2'	1:CA:1467:G:O4'	2.11	0.51
1:CA:373:A:O2'	1:CA:374:A:H5'	2.11	0.51
1:AA:1394:A:C5	1:AA:1501:C:H4'	2.46	0.51
25:CZ:231:ILE:N	25:CZ:231:ILE:HD12	2.26	0.51
10:CJ:29:ARG:HH11	10:CJ:29:ARG:HG2	1.75	0.51
36:BA:1151:G:H5''	53:BU:81:HIS:CE1	2.47	0.51
22:CV:53:G:O2'	22:CV:54:U:H5'	2.10	0.51

Continued on next page...

Continued from previous page...

Atom-1	Atom-2	Distance(Å)	Clash(Å)
38:BC:127:LEU:O	38:BC:129:ARG:N	2.44	0.50
41:BF:160:ASN:ND2	41:BF:160:ASN:C	2.63	0.50
39:DD:72:LYS:HZ2	39:DD:75:ILE:HG13	1.76	0.50
42:DG:87:PRO:C	42:DG:88:ILE:HG12	2.32	0.50
36:DA:84:A:H61	36:DA:102:G:C2'	2.23	0.50
36:BA:1884:A:C3'	36:BA:1885:A:H5''	2.40	0.50
4:AD:98:GLU:HG2	4:AD:189:PRO:HG3	1.93	0.50
4:CD:101:LEU:O	4:CD:103:ASN:N	2.44	0.50
36:DA:2307:G:N2	36:DA:2308:G:H5''	2.26	0.50
36:BA:1499:C:O2'	36:BA:1500:G:H5'	2.11	0.50
36:BA:2369:A:O2'	36:BA:2370:G:H5'	2.10	0.50
36:BA:643:A:O2'	36:BA:644:A:H5'	2.11	0.50
37:BB:48:A:H2'	37:BB:49:C:C6	2.46	0.50
43:BH:41:MET:SD	43:BH:53:GLU:O	2.68	0.50
39:DD:43:ARG:HH11	39:DD:44:ASN:HD21	1.55	0.50
36:DA:832:G:H21	48:DP:53:GLY:HA2	1.76	0.50
27:B1:81:LYS:O	27:B1:83:GLU:HG3	2.10	0.50
52:BT:92:GLY:O	52:BT:93:ARG:C	2.48	0.50
9:AI:46:ALA:HB2	9:AI:74:ILE:HG23	1.93	0.50
37:DB:75:G:O3'	58:DZ:10:ARG:NH2	2.43	0.50
36:BA:2131:G:H1'	36:BA:2133:G:C2	2.46	0.50
55:DW:29:LEU:CG	55:DW:33:ARG:HD2	2.41	0.50
54:BV:5:VAL:HG22	54:BV:6:LYS:N	2.27	0.50
58:DZ:18:LEU:O	58:DZ:23:LYS:HB2	2.11	0.50
25:AZ:222:LEU:HA	25:AZ:304:LEU:O	2.11	0.50
34:B8:14:VAL:HG21	34:B8:22:VAL:HG13	1.93	0.50
54:DV:39:LEU:CD1	54:DV:51:VAL:HA	2.41	0.50
36:DA:1664:A:H1'	36:DA:2726:U:C5	2.46	0.50
50:BR:9:LYS:C	50:BR:10:LEU:HG	2.31	0.50
40:BE:197:ILE:O	40:BE:197:ILE:HG12	2.11	0.50
36:BA:1103:A:H5''	36:BA:1104:C:C5	2.44	0.50
1:CA:1226:C:C5	13:CM:104:ARG:HB2	2.46	0.50
41:BF:178:PRO:HG2	41:BF:179:GLU:H	1.75	0.50
25:AZ:300:ARG:HH11	25:AZ:300:ARG:HG2	1.76	0.50
36:BA:534:U:O2'	53:BU:49:HIS:CD2	2.64	0.50
38:DC:18:LYS:HD3	38:DC:20:TYR:CZ	2.46	0.50
13:AM:118:ALA:HB3	22:AV:29:G:C5'	2.42	0.50
58:DZ:145:GLU:HA	58:DZ:145:GLU:OE1	2.10	0.50
40:DE:26:ILE:CG2	40:DE:196:VAL:HG21	2.41	0.50
36:BA:2360:A:O2'	36:BA:2361:A:C5'	2.59	0.50
39:BD:201:HIS:O	39:BD:204:ILE:HG12	2.11	0.50
58:DZ:95:PRO:HA	58:DZ:129:SER:HA	1.93	0.50

Continued on next page...

Continued from previous page...

Atom-1	Atom-2	Distance(Å)	Clash(Å)
42:BG:129:GLY:HA3	42:BG:163:ALA:HB3	1.92	0.50
36:DA:1997:G:OP1	40:DE:123:ALA:HB1	2.10	0.50
36:BA:2402:C:H2'	36:BA:2403:C:H5'	1.93	0.50
36:BA:1843:C:H2'	36:BA:1844:C:C6	2.46	0.50
36:DA:2659:G:H2'	36:DA:2660:A:H5''	1.93	0.50
22:AV:53:G:O2'	22:AV:54:U:H5'	2.11	0.50
7:CG:101:LEU:O	7:CG:105:VAL:HG23	2.12	0.50
36:BA:1860:G:H1	36:BA:1882:C:H42	1.58	0.50
36:DA:383:U:H2'	36:DA:385:C:H5	1.76	0.50
36:BA:1799:G:H5'	36:BA:1819:A:N6	2.26	0.50
52:DT:27:THR:HG23	52:DT:28:VAL:N	2.26	0.50
28:B2:41:ILE:HG13	28:B2:42:GLY:N	2.19	0.50
40:DE:47:VAL:HG12	40:DE:49:LEU:HD22	1.92	0.50
1:AA:1005:A:H2'	1:AA:1006:C:H5'	1.93	0.50
22:AW:69:G:H2'	22:AW:70:G:C5'	2.41	0.50
40:BE:48:GLN:NE2	40:BE:78:LEU:HD22	2.26	0.50
36:DA:1888:G:N3	36:DA:1888:G:H5'	2.26	0.50
49:DQ:141:GLN:OXT	58:DZ:53:ILE:HD12	2.11	0.50
25:CZ:86:ALA:C	25:CZ:88:TYR:H	2.14	0.50
10:AJ:61:GLU:HG3	14:AN:58:LYS:CE	2.28	0.50
1:AA:1202:G:C2	14:AN:42:ILE:HG21	2.45	0.50
32:B6:53:LYS:CG	32:B6:54:ILE:N	2.74	0.50
48:DP:112:LEU:HD22	48:DP:113:LYS:N	2.26	0.50
1:AA:1392:G:H21	1:AA:1502:A:H8	1.41	0.50
32:D6:25:LYS:HD2	36:DA:2285:C:N4	2.25	0.50
26:B0:49:LYS:O	26:B0:50:ASN:HB2	2.11	0.50
36:DA:260:G:H1'	36:DA:621:A:H1'	1.93	0.50
58:BZ:18:LEU:HB3	58:BZ:23:LYS:HB2	1.92	0.50
30:B4:10:VAL:CG2	30:B4:11:PRO:HD2	2.41	0.50
2:CB:204:ASN:ND2	2:CB:207:ALA:H	2.10	0.50
36:BA:2133:G:H4'	36:BA:2133:G:OP1	2.12	0.50
48:DP:75:ILE:HD12	48:DP:75:ILE:N	2.25	0.50
40:DE:59:VAL:O	40:DE:60:ASN:CG	2.50	0.50
29:D3:29:ARG:NH2	36:DA:1183:G:H4'	2.26	0.50
56:BX:35:THR:HG22	56:BX:38:GLU:N	2.21	0.50
41:DF:155:LEU:HD23	41:DF:192:LEU:HD12	1.92	0.50
54:DV:5:VAL:HG22	54:DV:6:LYS:N	2.26	0.50
42:BG:106:LEU:HG	42:BG:106:LEU:O	2.11	0.50
24:AY:17:H2U:O2'	24:AY:18:G:OP2	2.30	0.50
54:DV:62:LEU:CD2	54:DV:95:LEU:HB2	2.39	0.50
34:D8:15:LYS:CG	48:DP:65:ARG:NH2	2.74	0.50
58:BZ:136:PHE:O	58:BZ:137:ILE:HD13	2.12	0.50

Continued on next page...

Continued from previous page...

Atom-1	Atom-2	Distance(Å)	Clash(Å)
13:AM:91:ARG:HB3	13:AM:98:VAL:HG12	1.93	0.50
7:CG:78:ARG:CG	7:CG:78:ARG:O	2.58	0.50
36:DA:2206:G:N2	36:DA:2207:G:H4'	2.27	0.50
36:DA:45:C:H2'	36:DA:47:C:H6	1.72	0.50
52:DT:109:GLU:O	52:DT:112:ARG:HG2	2.12	0.50
35:D9:29:ASN:HD21	35:D9:32:HIS:CG	2.28	0.50
17:CQ:45:HIS:HB2	17:CQ:65:ILE:HD13	1.92	0.50
1:AA:1217:C:OP1	14:AN:9:LYS:HE3	2.11	0.50
48:BP:122:PRO:HA	48:BP:141:ALA:O	2.12	0.50
2:AB:141:GLU:O	2:AB:145:LEU:HD23	2.11	0.50
13:CM:34:LEU:HD13	13:CM:41:PRO:HA	1.93	0.50
58:DZ:128:VAL:HG22	58:DZ:129:SER:N	2.25	0.50
36:DA:782:A:H5'	36:DA:783:A:C2	2.46	0.50
4:CD:76:ARG:O	4:CD:80:GLU:HG2	2.11	0.50
57:DY:23:ARG:HH11	57:DY:23:ARG:HG2	1.76	0.50
36:DA:1799:G:H5'	36:DA:1819:A:N6	2.26	0.50
9:AI:100:GLY:O	9:AI:102:LEU:N	2.45	0.50
36:DA:1430:C:H2'	36:DA:1431:U:C6	2.46	0.50
42:DG:49:ASP:CG	42:DG:50:ALA:H	2.13	0.50
8:CH:116:LYS:HD3	8:CH:127:LEU:HD12	1.92	0.50
36:DA:1479:G:H5''	36:DA:1560:G:H4'	1.94	0.50
42:DG:30:GLU:HG2	42:DG:30:GLU:O	2.11	0.50
1:CA:397:A:H3'	1:CA:397:A:N3	2.27	0.50
36:BA:1149:G:H2'	36:BA:1150:C:C6	2.46	0.50
1:CA:1050:G:O2'	1:CA:1051:C:H6	1.94	0.50
13:AM:34:LEU:HD13	13:AM:41:PRO:HA	1.92	0.50
52:DT:28:VAL:HG11	52:DT:88:ILE:HD11	1.94	0.50
39:DD:62:TYR:HA	39:DD:87:ASN:HD21	1.76	0.50
52:BT:28:VAL:CG2	52:BT:46:GLU:HG3	2.38	0.50
42:DG:47:LYS:HD3	42:DG:81:LYS:CG	2.37	0.50
42:DG:51:ARG:NH1	42:DG:53:LEU:CD2	2.75	0.50
10:AJ:55:LYS:NZ	10:AJ:55:LYS:CA	2.75	0.50
32:D6:15:GLU:HG2	32:D6:18:ARG:CZ	2.40	0.50
32:D6:15:GLU:CD	32:D6:18:ARG:NH2	2.64	0.50
32:D6:53:LYS:CG	32:D6:54:ILE:N	2.75	0.50
4:AD:117:ALA:O	4:AD:121:VAL:HG23	2.12	0.50
34:B8:30:ARG:NH2	36:BA:2419:U:O4	2.44	0.50
4:CD:188:LEU:O	4:CD:189:PRO:O	2.28	0.50
25:AZ:224:PRO:HD2	25:AZ:241:ARG:O	2.11	0.50
36:BA:1279:G:H4'	50:BR:31:HIS:NE2	2.26	0.50
32:B6:52:VAL:HG12	32:B6:53:LYS:N	2.26	0.50
37:DB:48:A:H2'	37:DB:49:C:C6	2.45	0.50

Continued on next page...

Continued from previous page...

Atom-1	Atom-2	Distance(Å)	Clash(Å)
32:D6:10:LEU:N	32:D6:10:LEU:CD2	2.67	0.50
34:D8:33:ASN:HB2	34:D8:36:LYS:HD2	1.93	0.50
41:DF:160:ASN:C	41:DF:160:ASN:ND2	2.65	0.50
48:DP:39:LYS:CD	48:DP:40:SER:H	2.21	0.50
4:AD:11:LEU:O	4:AD:12:CYS:C	2.49	0.50
4:AD:17:VAL:O	4:AD:18:LYS:C	2.48	0.50
30:D4:8:LYS:O	30:D4:9:LEU:CB	2.59	0.50
30:B4:31:ILE:HD12	30:B4:31:ILE:N	2.25	0.50
3:CC:14:ILE:HG13	3:CC:15:THR:N	2.26	0.50
25:AZ:130:TYR:CD2	25:AZ:211:PRO:HD2	2.46	0.50
2:AB:204:ASN:ND2	2:AB:207:ALA:H	2.10	0.50
36:DA:729:G:C5	39:DD:208:LYS:HB2	2.46	0.50
36:BA:2469:A:H2	36:BA:2481:G:H21	1.59	0.50
46:DN:29:LYS:C	46:DN:31:ALA:N	2.65	0.50
46:BN:57:ALA:O	46:BN:58:ASP:C	2.50	0.50
36:DA:1378:A:C4'	36:DA:1379:A:OP1	2.57	0.50
1:CA:427:U:OP1	4:CD:13:ARG:NH2	2.45	0.50
1:AA:1065:U:C4	1:AA:1190:G:H1'	2.46	0.50
34:B8:48:PHE:O	34:B8:49:VAL:HG22	2.11	0.50
46:BN:55:VAL:HG22	46:BN:56:ASN:N	2.26	0.50
36:BA:1038:C:C3'	36:BA:1039:G:H5''	2.42	0.50
57:DY:44:ILE:HG22	57:DY:45:VAL:N	2.26	0.50
19:AS:20:LEU:C	19:AS:22:LEU:H	2.14	0.50
39:BD:142:VAL:HG22	39:BD:143:HIS:H	1.76	0.50
40:DE:101:ARG:HE	40:DE:171:GLU:HB2	1.74	0.50
47:BO:24:VAL:CG1	47:BO:33:ALA:HB2	2.40	0.50
39:DD:69:ARG:HG3	39:DD:130:ALA:CB	2.42	0.50
3:CC:50:ALA:HA	3:CC:72:LYS:CB	2.40	0.50
36:DA:1243:G:H2'	36:DA:1244:G:O4'	2.11	0.50
36:DA:2475:C:H42	36:DA:2529:G:H22	1.59	0.50
36:BA:2206:G:N2	36:BA:2207:G:H4'	2.26	0.50
36:BA:2791:C:H4'	36:BA:2792:G:O5'	2.12	0.50
9:AI:54:ASP:C	9:AI:56:LEU:H	2.14	0.50
1:CA:883:C:O2'	1:CA:884:U:H5'	2.11	0.50
20:AT:74:LYS:C	20:AT:76:ALA:H	2.15	0.50
11:AK:48:ILE:HD11	11:AK:67:ASP:HB2	1.94	0.50
36:DA:2837:G:H2'	36:DA:2838:G:H8	1.76	0.50
36:DA:1270:C:H5''	36:DA:1271:G:C5'	2.41	0.50
36:BA:1999:C:H5''	36:BA:2723:C:O2'	2.12	0.50
40:DE:188:VAL:HG23	40:DE:189:PRO:HD2	1.92	0.50
44:BJ:21:UNK:C	44:BJ:23:UNK:H	2.24	0.50
36:DA:151:C:H2'	36:DA:152:G:C8	2.46	0.50

Continued on next page...

Continued from previous page...

Atom-1	Atom-2	Distance(Å)	Clash(Å)
42:DG:40:ASN:HB3	42:DG:156:ASP:HB2	1.92	0.50
10:AJ:40:LEU:HB2	10:AJ:69:ASN:HB2	1.92	0.50
1:CA:31:G:N1	1:CA:48:C:H5'	2.25	0.50
50:BR:74:LYS:HD2	50:BR:77:ARG:HD2	1.92	0.50
1:AA:718:G:H5'	11:AK:117:ASN:OD1	2.11	0.50
36:DA:826:U:H2'	36:DA:828:U:O4'	2.11	0.50
26:B0:26:TYR:CE2	36:BA:857:C:H1'	2.46	0.50
49:BQ:101:ARG:HG3	49:BQ:101:ARG:HH11	1.77	0.50
16:AP:64:ALA:O	16:AP:66:PRO:HD3	2.11	0.50
36:DA:2402:C:H2'	36:DA:2403:C:H5'	1.94	0.50
38:DC:96:GLY:H	38:DC:99:ILE:HG12	1.76	0.50
41:BF:27:GLU:N	41:BF:27:GLU:OE1	2.44	0.50
58:BZ:119:GLU:C	58:BZ:121:HIS:N	2.64	0.50
40:DE:52:LEU:HD11	52:DT:1:MET:HE2	1.94	0.50
36:DA:628:G:C3'	36:DA:629:G:H5'	2.41	0.50
58:DZ:89:PHE:CE2	58:DZ:96:VAL:HG21	2.36	0.50
36:BA:31:C:C2'	36:BA:32:C:C5'	2.74	0.50
51:DS:90:GLY:C	51:DS:92:TYR:H	2.14	0.50
25:CZ:224:PRO:HD2	25:CZ:241:ARG:O	2.11	0.50
37:BB:48:A:OP1	51:BS:93:LYS:HB3	2.11	0.50
3:CC:139:GLN:NE2	3:CC:143:GLU:OE2	2.44	0.50
4:AD:20:TYR:HA	4:AD:26:CYS:SG	2.52	0.50
36:BA:2036:C:H6	36:BA:2036:C:C5'	2.17	0.50
36:BA:2811:G:C4'	40:BE:61:ARG:HH21	2.25	0.50
37:DB:75:G:H22	58:DZ:73:GLN:NE2	2.09	0.50
1:CA:267:C:H2'	1:CA:268:C:C6	2.46	0.50
36:BA:729:G:C5	39:BD:208:LYS:HB2	2.46	0.50
36:BA:1049:C:O2	36:BA:1113:U:H4'	2.11	0.50
53:DU:83:LEU:HG	53:DU:88:ILE:HD11	1.92	0.50
25:CZ:209:TYR:O	25:CZ:211:PRO:HD3	2.11	0.50
42:BG:120:LEU:H	42:BG:181:ARG:H	1.60	0.50
4:AD:162:LEU:HG	4:AD:181:MET:HE3	1.92	0.50
1:CA:939:G:C5'	7:CG:102:ARG:HH12	2.21	0.50
19:AS:43:GLU:O	19:AS:45:VAL:HG22	2.12	0.50
36:DA:990:A:OP2	36:DA:991:C:OP2	2.29	0.50
37:DB:68:C:O2'	37:DB:69:G:H5'	2.12	0.50
43:DH:24:VAL:O	43:DH:24:VAL:HG12	2.12	0.50
34:D8:39:LYS:HG3	34:D8:43:GLN:HE21	1.76	0.50
16:AP:44:THR:O	16:AP:45:THR:CB	2.59	0.50
8:AH:7:ALA:HB2	8:AH:85:ARG:CD	2.41	0.50
46:BN:90:MET:HE2	46:BN:90:MET:HA	1.93	0.50
5:CE:102:ALA:CB	5:CE:120:THR:HG21	2.42	0.50

Continued on next page...

Continued from previous page...

Atom-1	Atom-2	Distance(Å)	Clash(Å)
4:CD:205:GLU:OE2	5:CE:100:VAL:HG22	2.11	0.50
22:CW:59:U:C2'	22:CW:60:U:H5'	2.40	0.50
15:AO:7:GLU:O	15:AO:11:VAL:HG23	2.11	0.50
47:DO:12:ASP:C	47:DO:14:THR:H	2.13	0.50
36:DA:564:C:O2'	36:DA:565:C:H5'	2.12	0.50
36:DA:1466:G:H2'	36:DA:1547:C:N4	2.27	0.50
58:DZ:54:HIS:HB3	58:DZ:101:PRO:HD3	1.93	0.50
49:BQ:81:VAL:HG22	49:BQ:82:ARG:H	1.77	0.50
25:AZ:244:ARG:HA	25:AZ:282:ALA:HB2	1.92	0.50
55:BW:9:TYR:N	55:BW:9:TYR:HD1	2.09	0.50
12:CL:85:ILE:HG23	12:CL:86:ARG:N	2.27	0.50
50:BR:33:ARG:HG3	50:BR:115:GLU:HG3	1.93	0.50
16:CP:23:ASP:O	16:CP:24:ALA:C	2.49	0.50
46:DN:65:LYS:NZ	46:DN:65:LYS:HB3	2.27	0.50
33:B7:5:TRP:CZ3	36:BA:464:U:H4'	2.46	0.50
24:AY:20:H2U:H4'	24:AY:21:A:O5'	2.12	0.50
36:BA:230:U:H2'	36:BA:231:C:H6	1.76	0.50
25:AZ:185:ASN:HD22	25:AZ:185:ASN:N	2.08	0.50
31:B5:52:TYR:CD1	31:B5:52:TYR:N	2.80	0.50
49:DQ:101:ARG:HH11	49:DQ:101:ARG:HG3	1.77	0.50
38:DC:103:ILE:O	38:DC:104:LEU:C	2.49	0.50
38:BC:103:ILE:O	38:BC:104:LEU:C	2.50	0.50
13:AM:14:ARG:NH2	13:AM:16:ASP:OD2	2.44	0.50
42:BG:174:GLU:O	42:BG:176:LEU:N	2.45	0.50
39:DD:35:LYS:O	39:DD:62:TYR:O	2.30	0.50
52:BT:30:VAL:O	52:BT:31:SER:HB3	2.11	0.50
48:BP:10:PRO:O	48:BP:11:GLY:O	2.30	0.50
32:D6:15:GLU:OE2	32:D6:41:PRO:CB	2.58	0.50
36:BA:1885:A:H8	36:BA:1885:A:H5'	1.76	0.50
17:AQ:55:ASP:HB3	17:AQ:76:LEU:CD1	2.42	0.50
36:DA:1885:A:H5'	36:DA:1885:A:H8	1.75	0.50
43:BH:41:MET:O	43:BH:42:ARG:HB3	2.11	0.50
39:DD:43:ARG:O	39:DD:43:ARG:HG2	2.12	0.50
43:DH:41:MET:O	43:DH:42:ARG:HB3	2.12	0.50
48:DP:45:LEU:CD1	48:DP:46:LYS:H	2.24	0.50
4:CD:17:VAL:O	4:CD:18:LYS:C	2.50	0.50
4:AD:31:CYS:O	4:AD:32:ALA:HB3	2.11	0.50
25:CZ:122:LEU:HD13	25:CZ:122:LEU:O	2.12	0.50
36:BA:1311:G:H21	36:BA:1603:A:H62	1.60	0.50
10:CJ:16:LEU:CD1	10:CJ:70:ARG:HG2	2.41	0.50
49:DQ:134:ARG:HA	49:DQ:137:TYR:CD1	2.46	0.50
36:DA:1051:G:C4	36:DA:1052:C:N4	2.80	0.50

Continued on next page...

Continued from previous page...

Atom-1	Atom-2	Distance(Å)	Clash(Å)
36:BA:2464:C:O2'	36:BA:2465:C:O5'	2.29	0.50
4:AD:150:GLU:C	4:AD:152:SER:H	2.14	0.50
36:DA:2096:U:H2'	36:DA:2097:C:H6	1.77	0.50
6:CF:82:ARG:HB2	6:CF:85:VAL:CG2	2.42	0.50
36:DA:363(E):U:H3'	36:DA:363(F):A:O4'	2.12	0.50
1:CA:59:A:H3'	1:CA:331:G:N2	2.25	0.50
25:AZ:64:ASN:N	25:AZ:64:ASN:HD22	2.04	0.50
49:DQ:43:THR:HB	49:DQ:45:GLN:HE21	1.76	0.50
20:AT:86:ARG:O	20:AT:90:GLN:HG3	2.12	0.50
1:AA:659:U:O2'	1:AA:660:G:H5'	2.11	0.50
1:CA:737:A:H2'	1:CA:738:C:C6	2.46	0.50
8:AH:2:LEU:HD23	8:AH:2:LEU:O	2.11	0.50
47:BO:12:ASP:C	47:BO:14:THR:H	2.13	0.50
57:BY:87:LYS:HG3	57:BY:88:LYS:H	1.77	0.50
1:AA:735:C:O2'	1:AA:736:C:H5'	2.12	0.50
26:D0:43:THR:O	26:D0:43:THR:HG23	2.12	0.50
29:D3:26:LEU:HB2	29:D3:28:LEU:HD22	1.94	0.50
36:DA:1171:G:C8	36:DA:1173:G:H1'	2.47	0.50
1:CA:328:C:H4'	1:CA:329:A:H5'	1.92	0.50
1:CA:983:A:O2'	1:CA:1050:G:OP2	2.29	0.50
36:DA:686:G:N2	36:DA:788:A:H61	2.10	0.50
15:CO:8:LYS:O	15:CO:12:ILE:HG13	2.11	0.50
56:BX:70:LEU:HD23	56:BX:71:GLY:N	2.27	0.50
49:BQ:3:MET:HB2	49:BQ:4:PRO:HD2	1.93	0.50
38:DC:189:ILE:O	38:DC:193:ILE:HG13	2.10	0.50
33:D7:10:ARG:NH1	36:DA:771:G:OP1	2.44	0.50
1:CA:719:C:O2'	18:CR:49:LYS:HB3	2.11	0.50
39:DD:133:LEU:HB3	39:DD:173:VAL:HG11	1.93	0.50
2:CB:168:THR:CG2	2:CB:192:SER:HA	2.42	0.50
36:BA:2175:C:N3	36:BA:2176:A:C2	2.80	0.50
22:AV:75:C:H2'	22:AV:76:A:C1'	2.41	0.50
1:AA:1310:G:O2'	1:AA:1311:G:H5'	2.12	0.50
36:BA:1029:A:H2'	36:BA:1030:G:O4'	2.12	0.50
52:BT:100:TYR:O	52:BT:103:ARG:HG3	2.12	0.50
36:DA:1274:A:N3	36:DA:1297:C:H1'	2.26	0.50
36:BA:2087:G:O2'	36:BA:2088:G:H5'	2.11	0.50
2:CB:56:ARG:HG3	2:CB:56:ARG:HH11	1.75	0.50
52:DT:100:TYR:O	52:DT:103:ARG:HG3	2.11	0.50
36:BA:979:G:H3'	36:BA:980:A:H5''	1.94	0.50
36:BA:151:C:H2'	36:BA:152:G:C8	2.46	0.50
52:DT:31:SER:HG	52:DT:32:TYR:HE1	1.56	0.50
28:B2:52:ASP:O	28:B2:56:GLN:NE2	2.45	0.50

Continued on next page...

Continued from previous page...

Atom-1	Atom-2	Distance(Å)	Clash(Å)
49:BQ:133:ARG:CB	49:BQ:133:ARG:HH11	2.17	0.50
36:BA:558:G:OP2	46:BN:111:PRO:HD2	2.11	0.50
36:BA:2188:C:H2'	36:BA:2189:U:C5	2.47	0.50
39:DD:75:ILE:HG21	39:DD:99:ASP:HB3	1.92	0.50
57:DY:13:VAL:HG22	57:DY:14:LEU:N	2.27	0.50
57:BY:85:VAL:HG12	57:BY:86:ARG:N	2.25	0.50
36:DA:654(O):G:H2'	36:DA:654(P):C:C5	2.47	0.50
36:BA:2310:A:O2'	36:BA:2311:A:C5'	2.48	0.50
48:BP:98:GLU:HA	48:BP:101:VAL:HG22	1.92	0.50
36:DA:1021:A:H3'	36:DA:1021:A:C8	2.47	0.50
36:BA:832:G:H21	48:BP:53:GLY:HA2	1.76	0.50
51:BS:97:ARG:NH1	51:BS:98:VAL:O	2.45	0.50
36:BA:1021:A:C8	36:BA:1021:A:H3'	2.47	0.50
3:AC:81:GLY:O	3:AC:82:GLU:C	2.50	0.50
48:DP:23:PRO:C	48:DP:33:ARG:CZ	2.80	0.50
36:DA:1948:G:O2'	36:DA:1949:G:H5'	2.11	0.50
36:BA:2631:G:N2	40:BE:61:ARG:HH12	2.09	0.50
48:BP:16:ARG:NE	48:BP:18:ARG:HG2	2.26	0.50
42:BG:61:ALA:O	42:BG:65:GLY:N	2.42	0.50
12:AL:6:THR:HG1	12:AL:9:GLN:HG3	1.74	0.50
36:BA:2416:C:H2'	36:BA:2417:C:C6	2.47	0.50
52:DT:129:ARG:HG3	52:DT:129:ARG:O	2.12	0.50
31:B5:43:HIS:HD2	36:BA:2815:C:O2'	1.94	0.50
40:DE:144:ARG:CG	40:DE:145:LYS:H	2.25	0.50
1:CA:1442(A):G:H5'	1:CA:1442(B):A:OP1	2.12	0.50
56:BX:41:ASN:O	56:BX:45:THR:HG23	2.12	0.50
2:AB:25:ASN:O	2:AB:27:LYS:N	2.45	0.50
36:BA:733:G:C8	36:BA:761:A:N1	2.80	0.50
49:DQ:16:ARG:HG3	49:DQ:17:LEU:N	2.26	0.50
1:AA:1158:C:O2'	1:AA:1159:U:H4'	2.11	0.50
49:BQ:16:ARG:HG3	49:BQ:17:LEU:N	2.26	0.50
19:CS:31:ILE:HG23	19:CS:49:ILE:HA	1.93	0.50
7:CG:16:LEU:HD12	9:CI:42:ARG:HA	1.91	0.50
46:DN:56:ASN:H	46:DN:125:GLY:HA3	1.77	0.50
36:BA:481:G:P	57:BY:47:LYS:HD3	2.51	0.50
25:CZ:265:THR:HG21	25:CZ:293:VAL:HG22	1.93	0.50
36:DA:547:A:H2'	36:DA:548:A:H8	1.75	0.50
1:AA:190:U:H2'	1:AA:191:G:C8	2.43	0.50
36:BA:2030:A:H4'	36:BA:2031:A:H8	1.77	0.50
12:CL:59:ARG:NH2	12:CL:63:GLY:HA2	2.25	0.50
1:AA:436:C:H2'	1:AA:437:U:C6	2.47	0.50
28:D2:14:ARG:O	28:D2:14:ARG:HG2	2.12	0.50

Continued on next page...

Continued from previous page...

Atom-1	Atom-2	Distance(Å)	Clash(Å)
25:CZ:63:ILE:HG13	25:CZ:64:ASN:N	2.26	0.50
36:BA:1243:G:H2'	36:BA:1244:G:O4'	2.11	0.50
26:D0:15:ASP:OD1	26:D0:16:SER:N	2.42	0.50
7:AG:6:ARG:HH21	7:AG:94:ARG:HH12	1.57	0.50
36:BA:710:G:H2'	36:BA:711:G:H8	1.77	0.50
53:BU:52:ARG:O	53:BU:55:ARG:N	2.45	0.50
36:BA:796:C:H2'	36:BA:797:C:H6	1.75	0.50
46:DN:129:PRO:O	46:DN:130:HIS:CB	2.60	0.50
39:BD:65:ILE:HD11	39:BD:67:PHE:CE2	2.47	0.50
1:AA:1029:C:H2'	1:AA:1030(A):G:N7	2.27	0.50
55:BW:69:LEU:HD23	55:BW:108:GLY:O	2.11	0.50
48:BP:122:PRO:HB3	48:BP:141:ALA:CB	2.42	0.50
33:D7:19:ARG:HG2	33:D7:19:ARG:NH1	2.26	0.50
36:DA:1012:U:C5	46:DN:28:THR:HG21	2.47	0.50
25:CZ:256:VAL:HA	25:CZ:262:THR:HG22	1.94	0.50
36:DA:1360:A:H5'	36:DA:1361:G:OP2	2.11	0.50
16:CP:1:MET:O	16:CP:24:ALA:HB2	2.11	0.50
50:BR:18:LEU:HD13	50:BR:18:LEU:C	2.32	0.50
3:CC:126:ARG:O	3:CC:128:PHE:HD1	1.95	0.50
36:BA:2545:G:N3	36:BA:2565:A:H2	2.08	0.50
36:DA:696:G:O2'	36:DA:697:C:H5'	2.12	0.50
36:DA:2032:G:OP2	36:DA:2454:G:O2'	2.22	0.50
39:BD:162:SER:O	39:BD:178:PRO:HG3	2.11	0.50
36:DA:801:G:O4'	41:DF:54:ARG:HD3	2.11	0.50
36:DA:2771:C:H2'	36:DA:2772:C:C6	2.47	0.50
20:AT:93:GLU:OE1	20:AT:93:GLU:N	2.45	0.50
1:AA:397:A:H3'	1:AA:397:A:N3	2.27	0.50
1:CA:310:G:H2'	1:CA:311:C:H6	1.77	0.50
47:DO:11:ALA:HB1	47:DO:99:PHE:O	2.12	0.50
1:AA:719:C:O2'	18:AR:49:LYS:HB3	2.12	0.50
28:B2:62:THR:CG2	28:B2:66:GLU:HB3	2.38	0.50
58:BZ:123:ASP:O	58:BZ:124:ILE:CG1	2.50	0.50
40:DE:48:GLN:NE2	40:DE:78:LEU:HD22	2.27	0.50
42:BG:89:GLY:O	42:BG:90:LEU:HB3	2.12	0.50
40:BE:47:VAL:HG12	40:BE:49:LEU:HD22	1.94	0.50
13:CM:4:ILE:O	13:CM:5:ALA:C	2.50	0.50
37:DB:65:C:C2'	37:DB:66:A:H5'	2.42	0.50
24:CY:2:G:H2'	24:CY:3:G:C5'	2.40	0.50
27:B1:4:VAL:HG23	27:B1:5:CYS:N	2.26	0.50
34:B8:33:ASN:HB2	34:B8:36:LYS:HD2	1.93	0.50
1:AA:973:G:O3'	14:AN:41:ARG:NH1	2.45	0.50
36:BA:239:U:H1'	36:BA:259:G:N2	2.27	0.50

Continued on next page...

Continued from previous page...

Atom-1	Atom-2	Distance(Å)	Clash(Å)
43:BH:41:MET:HG3	43:BH:42:ARG:N	2.26	0.50
41:DF:126:VAL:HG21	41:DF:129:PHE:CZ	2.47	0.50
43:DH:52:VAL:HB	43:DH:69:ARG:CD	2.41	0.50
30:D4:7:PRO:O	30:D4:8:LYS:HB3	2.12	0.50
30:D4:9:LEU:HD13	30:D4:10:VAL:N	2.26	0.50
52:BT:50:ILE:CD1	52:BT:64:ARG:HB3	2.41	0.50
36:DA:2414:G:H21	48:DP:67:MET:HE1	1.76	0.50
9:AI:69:GLY:O	9:AI:73:GLN:HG3	2.12	0.50
58:BZ:33:LEU:HD12	58:BZ:34:ASN:N	2.26	0.50
52:BT:129:ARG:O	52:BT:129:ARG:HG3	2.12	0.50
36:DA:2131:G:H1'	36:DA:2133:G:C2	2.47	0.50
52:DT:3:ARG:CB	52:DT:6:LEU:HB2	2.42	0.50
25:AZ:14:VAL:HG23	25:AZ:79:HIS:HA	1.94	0.50
25:AZ:28:THR:HG23	25:AZ:79:HIS:CE1	2.46	0.50
14:CN:15:LYS:O	14:CN:16:PHE:O	2.29	0.50
27:B1:6:GLU:OE1	27:B1:61:ARG:N	2.43	0.50
1:CA:80:G:C2'	1:CA:81:U:H5'	2.41	0.50
27:D1:69:LYS:O	27:D1:69:LYS:HD3	2.11	0.50
37:DB:91:C:H5'	49:DQ:17:LEU:O	2.10	0.50
1:AA:1157:A:H1'	1:AA:1181:G:C2	2.46	0.50
42:BG:31:VAL:HG23	42:BG:32:PRO:HD2	1.93	0.50
36:BA:481:G:H1'	36:BA:506:G:H21	1.76	0.50
43:BH:24:VAL:O	43:BH:24:VAL:HG12	2.11	0.50
36:DA:2881:C:H2'	36:DA:2882:A:H8	1.77	0.50
36:DA:2882:A:H5'	50:DR:96:ARG:HG3	1.94	0.50
36:DA:2854:G:H1	36:DA:2863:C:H42	1.58	0.50
58:BZ:102:LEU:CD2	58:BZ:137:ILE:HB	2.42	0.50
19:AS:18:LYS:O	19:AS:22:LEU:HB2	2.12	0.50
36:DA:1168:G:H2'	36:DA:1169:G:C8	2.46	0.50
28:B2:13:ALA:C	28:B2:15:LYS:H	2.15	0.50
35:D9:10:ILE:H	35:D9:10:ILE:HD12	1.74	0.50
1:CA:783:C:O2'	1:CA:784:C:H5'	2.11	0.50
36:BA:2777:G:C5'	36:BA:2778:A:H5'	2.39	0.50
50:BR:103:ARG:HH11	50:BR:110:PRO:HB3	1.77	0.50
25:AZ:213:PRO:HG2	25:AZ:215:ARG:HE	1.77	0.50
1:CA:655:A:H2'	1:CA:656:C:H6	1.76	0.50
39:BD:226:MET:HB3	39:BD:230:ASP:HB2	1.94	0.50
1:AA:45:U:H2'	1:AA:46:G:H8	1.77	0.50
36:DA:1363:C:H2'	36:DA:1364:G:C8	2.45	0.50
11:CK:18:ARG:HH21	11:CK:36:ASP:C	2.14	0.50
40:BE:30:PRO:HD3	40:BE:180:ASN:ND2	2.26	0.50
57:DY:87:LYS:HG3	57:DY:88:LYS:H	1.77	0.50

Continued on next page...

Continued from previous page...

Atom-1	Atom-2	Distance(Å)	Clash(Å)
36:DA:2869:G:H2'	36:DA:2870:C:H6	1.76	0.50
36:BA:2870:C:H2'	36:BA:2871:C:O4'	2.12	0.50
36:BA:1171:G:C8	36:BA:1173:G:H1'	2.47	0.50
36:DA:57:C:O2'	36:DA:58:G:H5'	2.11	0.50
36:DA:2052:G:C8	40:DE:141:ILE:HD11	2.47	0.50
43:BH:88:LEU:CD1	43:BH:130:ARG:HG2	2.42	0.50
1:CA:668:G:O2'	15:CO:46:HIS:HD2	1.95	0.50
52:DT:61:PHE:CE1	52:DT:76:PHE:HB2	2.47	0.50
36:BA:696:G:O2'	36:BA:697:C:H5'	2.11	0.50
36:DA:2081:C:H2'	36:DA:2082:A:H8	1.76	0.50
36:DA:1427:A:O2'	36:DA:1428:C:OP2	2.25	0.50
1:CA:264:U:H4'	17:CQ:63:ARG:HD3	1.94	0.50
36:DA:1908:C:H2'	36:DA:1909:C:H6	1.77	0.50
56:DX:70:LEU:HD23	56:DX:71:GLY:N	2.27	0.50
1:AA:323:U:H2'	1:AA:324:G:O4'	2.12	0.50
43:BH:109:PHE:CZ	43:BH:152:ARG:NH1	2.79	0.50
36:DA:1029:A:H2'	36:DA:1030:G:O4'	2.11	0.50
1:AA:264:U:H4'	17:AQ:63:ARG:HD3	1.94	0.50
36:DA:1688:U:H1'	36:DA:1701:A:C6	2.47	0.50
36:BA:431:U:O2'	36:BA:432:A:H5'	2.12	0.50
28:B2:49:LYS:HZ2	28:B2:49:LYS:HB2	1.76	0.50
28:B2:48:HIS:CD2	28:B2:49:LYS:HG3	2.46	0.50
42:BG:43:LEU:H	42:BG:43:LEU:HD22	1.77	0.50
42:BG:72:ARG:CD	42:BG:86:MET:HA	2.42	0.50
13:AM:4:ILE:CG2	13:AM:5:ALA:N	2.68	0.50
46:BN:134:ARG:N	46:BN:135:PRO:HD3	2.27	0.50
22:AV:48:C:OP2	22:AV:48:C:H6	1.94	0.50
41:BF:188:ARG:HA	48:BP:7:ARG:HB2	1.93	0.50
1:AA:1270:C:H2'	1:AA:1271:G:C8	2.46	0.50
4:CD:98:GLU:HG2	4:CD:189:PRO:HG3	1.93	0.50
2:AB:142:LEU:HD23	2:AB:142:LEU:C	2.32	0.50
37:DB:42:C:O2'	37:DB:43:C:P	2.69	0.50
36:BA:2747:G:C2	36:BA:2756:U:C5	3.00	0.50
27:B1:79:GLY:O	27:B1:80:LEU:CG	2.55	0.50
48:BP:47:ASP:OD2	48:BP:50:ARG:HG2	2.11	0.50
36:DA:2314:C:O2'	36:DA:2315:G:H5'	2.11	0.50
5:AE:50:GLU:HB2	5:AE:53:LEU:CD1	2.35	0.50
1:CA:858:G:C8	1:CA:858:G:C5'	2.93	0.50
36:BA:2133:G:C5	36:BA:2157:G:N1	2.80	0.50
55:DW:29:LEU:CD1	55:DW:33:ARG:HD2	2.42	0.50
36:DA:271(F):C:O2'	36:DA:271(G):C:H5'	2.10	0.50
10:AJ:7:LYS:HB2	10:AJ:97:GLU:HB2	1.94	0.50

Continued on next page...

Continued from previous page...

Atom-1	Atom-2	Distance(Å)	Clash(Å)
1:CA:453:A:O2'	1:CA:454:C:O4'	2.30	0.50
25:CZ:19:HIS:CD2	25:CZ:115:GLN:HB2	2.47	0.50
53:BU:83:LEU:CD1	53:BU:83:LEU:H	2.25	0.50
3:AC:11:ARG:O	3:AC:14:ILE:O	2.29	0.50
4:CD:150:GLU:C	4:CD:152:SER:H	2.13	0.50
4:AD:152:SER:C	4:AD:154:ASN:H	2.15	0.50
25:AZ:113:MET:HG3	25:AZ:114:PRO:CD	2.42	0.50
50:DR:55:ALA:HA	50:DR:80:PHE:CE2	2.46	0.50
36:BA:848:G:C4	36:BA:933:A:H8	2.30	0.50
36:DA:1459:G:N7	36:DA:1461:G:N3	2.60	0.50
3:CC:54:ARG:HG2	3:CC:55:VAL:N	2.26	0.50
39:BD:124:PRO:HG2	39:BD:129:ASN:ND2	2.27	0.50
36:BA:708:C:N4	36:BA:723:G:H1	2.06	0.50
57:BY:3:VAL:C	57:BY:5:MET:H	2.14	0.50
36:BA:17:G:H2'	36:BA:18:C:C6	2.47	0.50
3:CC:50:ALA:HB1	3:CC:70:VAL:HG13	1.93	0.50
36:DA:2562:U:H1'	47:DO:23:ARG:HH11	1.76	0.50
25:AZ:163:PHE:CD1	25:AZ:164:PRO:HD2	2.45	0.50
25:CZ:215:ARG:NH1	25:CZ:215:ARG:HG3	2.25	0.50
36:BA:2672:G:C3'	36:BA:2673:G:H5''	2.41	0.50
46:BN:12:ARG:O	46:BN:14:VAL:HG23	2.12	0.50
46:DN:12:ARG:O	46:DN:50:ASP:HB3	2.12	0.50
22:AV:1:G:C1'	26:B0:5:LYS:HZ1	2.24	0.50
44:DJ:14:UNK:C	44:DJ:16:UNK:N	2.75	0.50
36:DA:648:G:H2'	36:DA:649:G:C8	2.46	0.50
1:AA:865:A:H5'	1:AA:1078:U:O4	2.12	0.50
36:DA:2659:G:C3'	36:DA:2660:A:H5''	2.42	0.50
1:AA:245:C:O2'	1:AA:246:A:P	2.69	0.50
7:CG:43:PHE:O	7:CG:46:ALA:HB3	2.12	0.50
36:BA:576:U:H2'	36:BA:577:G:C8	2.46	0.50
6:AF:53:ALA:O	6:AF:54:LYS:HB2	2.11	0.50
6:AF:37:VAL:HG12	6:AF:38:GLU:O	2.12	0.50
25:CZ:223:MET:CB	25:CZ:242:ILE:HA	2.42	0.50
52:BT:48:ILE:C	52:BT:48:ILE:HD12	2.32	0.50
38:DC:127:LEU:O	38:DC:129:ARG:N	2.44	0.50
28:B2:63:VAL:HG12	28:B2:64:LEU:N	2.26	0.50
43:DH:83:TYR:CB	43:DH:135:GLY:N	2.75	0.50
42:BG:71:THR:HG22	42:BG:72:ARG:N	2.26	0.50
36:DA:558:G:OP2	46:DN:111:PRO:HD2	2.12	0.50
36:DA:1853:A:H2'	36:DA:1854:A:C8	2.47	0.50
58:BZ:150:LEU:CD2	58:BZ:171:ILE:HD11	2.42	0.50
36:BA:2182:G:O2'	36:BA:2183:C:H5'	2.12	0.50

Continued on next page...

Continued from previous page...

Atom-1	Atom-2	Distance(Å)	Clash(Å)
42:DG:82:LEU:HD22	42:DG:87:PRO:HA	1.94	0.50
51:DS:65:VAL:O	51:DS:69:VAL:HG12	2.12	0.50
12:AL:17:LYS:HD3	12:AL:18:VAL:H	1.77	0.50
36:BA:272(H):C:C3'	36:BA:272(I):U:H5''	2.42	0.50
32:D6:52:VAL:HG12	32:D6:53:LYS:N	2.27	0.50
36:BA:2392:A:H2	36:BA:2424:C:N4	2.03	0.50
1:CA:1202:G:N2	14:CN:46:GLU:OE2	2.43	0.50
43:DH:42:ARG:HG2	43:DH:43:VAL:N	2.26	0.50
56:DX:52:VAL:O	56:DX:53:LYS:C	2.50	0.50
20:AT:91:LEU:O	20:AT:94:ALA:HB3	2.11	0.50
36:BA:1754:C:OP1	52:BT:96:ARG:NH1	2.42	0.50
3:CC:14:ILE:O	3:CC:16:ARG:N	2.45	0.50
1:AA:267:C:H2'	1:AA:268:C:C6	2.46	0.50
46:BN:51:PHE:CE1	46:BN:119:ARG:HD2	2.46	0.50
53:DU:90:VAL:CG1	53:DU:91:ASP:H	2.23	0.50
36:BA:1403:C:C2'	36:BA:1404:C:O5'	2.60	0.50
46:DN:57:ALA:O	46:DN:58:ASP:C	2.50	0.50
1:AA:1127:G:H1	1:AA:1145:C:N4	2.10	0.50
27:D1:72:GLU:HG3	27:D1:76:ARG:HH21	1.76	0.50
54:BV:5:VAL:CG2	54:BV:35:LEU:HD23	2.41	0.50
19:CS:40:ILE:HG23	19:CS:62:ILE:CD1	2.40	0.50
36:DA:1608:A:H1'	36:DA:1610:A:OP2	2.12	0.50
36:DA:481:G:H1'	36:DA:506:G:H21	1.77	0.50
13:CM:97:PRO:CA	13:CM:110:ARG:HD3	2.39	0.50
36:BA:914:C:C2'	36:BA:915:C:H5'	2.40	0.50
56:BX:24:GLY:O	56:BX:83:VAL:N	2.45	0.50
1:CA:1217:C:OP1	14:CN:9:LYS:HE3	2.12	0.50
39:DD:142:VAL:CG2	39:DD:191:ALA:HB1	2.42	0.50
52:DT:62:THR:HG22	52:DT:75:ILE:HG23	1.94	0.50
1:CA:186:C:O3'	20:CT:82:SER:HB3	2.12	0.50
25:CZ:344:PHE:O	61:CZ:502:KIR:H482	2.12	0.50
36:DA:2887:U:O2'	36:DA:2888:C:H5'	2.12	0.50
1:CA:501:C:OP1	12:CL:117:ARG:NH2	2.45	0.50
36:BA:2022:U:O2'	36:BA:2617:C:H5'	2.12	0.50
37:BB:112:U:H2'	37:BB:113:G:C8	2.45	0.50
36:DA:2247:A:O2'	36:DA:2248:C:H5'	2.12	0.50
36:BA:691:C:O2'	36:BA:692:C:H5'	2.11	0.50
29:B3:7:LYS:HE2	29:B3:32:GLN:OE1	2.12	0.50
1:CA:1497:G:C2'	1:CA:1498:U:H5'	2.42	0.50
1:AA:189(J):G:O2'	1:AA:189(K):U:H5'	2.11	0.50
1:CA:189(K):U:H2'	1:CA:189(L):G:C8	2.46	0.50
36:DA:2722:G:H2'	36:DA:2723:C:C6	2.46	0.50

Continued on next page...

Continued from previous page...

Atom-1	Atom-2	Distance(Å)	Clash(Å)
1:CA:1452:C:H4'	1:CA:1456:G:C2	2.46	0.50
1:AA:1283:G:O2'	1:AA:1284:C:P	2.69	0.50
1:CA:1050:G:O2'	1:CA:1051:C:P	2.70	0.50
50:BR:74:LYS:CD	50:BR:77:ARG:HH11	2.24	0.50
1:AA:636:U:H2'	1:AA:637:G:C8	2.47	0.50
1:AA:557:G:H2'	1:AA:558:G:O4'	2.12	0.50
36:DA:271(U):G:O2'	36:DA:271(V):G:H5'	2.11	0.50
4:AD:106:TYR:HD2	4:AD:113:SER:O	1.95	0.50
41:BF:31:HIS:ND1	48:BP:13:ASN:HB2	2.27	0.50
42:DG:137:GLU:O	42:DG:140:ILE:HG23	2.11	0.50
1:CA:1150:U:C5	1:CA:1151:A:C5	3.00	0.49
28:B2:28:LYS:HZ2	28:B2:31:GLU:HG3	1.75	0.49
1:AA:1004:A:H5''	1:AA:1025:U:C2	2.47	0.49
36:DA:1536:C:H2'	36:DA:1537:G:H4'	1.94	0.49
36:BA:628:G:C3'	36:BA:629:G:H5''	2.41	0.49
46:DN:46:VAL:O	46:DN:47:ALA:CB	2.60	0.49
52:BT:27:THR:HG23	52:BT:28:VAL:N	2.27	0.49
52:BT:83:ILE:HG13	52:BT:84:GLN:N	2.26	0.49
4:AD:111:ALA:HB2	4:AD:120:LEU:HD12	1.94	0.49
4:CD:190:ASP:O	4:CD:194:LEU:HD23	2.12	0.49
48:BP:112:LEU:HD13	48:BP:112:LEU:O	2.12	0.49
20:CT:92:LEU:C	20:CT:94:ALA:N	2.66	0.49
36:DA:2286:A:H4'	36:DA:2287:A:O4'	2.12	0.49
48:BP:34:GLY:O	48:BP:35:HIS:CB	2.60	0.49
4:CD:30:LYS:C	4:CD:32:ALA:N	2.62	0.49
36:BA:652:C:O2'	36:BA:653:A:O5'	2.29	0.49
36:DA:2415:G:H2'	36:DA:2416:C:C6	2.47	0.49
3:CC:25:GLY:O	3:CC:26:LYS:C	2.51	0.49
36:DA:863:A:O2'	36:DA:864:G:H5'	2.11	0.49
36:BA:1051:G:C4	36:BA:1052:C:N4	2.80	0.49
2:AB:44:LEU:HA	2:AB:47:THR:OG1	2.12	0.49
43:DH:103:LEU:CB	43:DH:123:PHE:HD2	2.19	0.49
42:DG:15:VAL:C	42:DG:17:PRO:HD2	2.33	0.49
52:DT:89:VAL:HG12	52:DT:91:ARG:HG3	1.93	0.49
41:BF:107:LYS:O	41:BF:110:LEU:N	2.44	0.49
36:BA:88:G:H5'	36:BA:89:G:OP2	2.11	0.49
36:DA:2685:G:N2	36:DA:2724:C:O2	2.44	0.49
36:DA:2690:C:H5	50:DR:14:SER:HG	1.59	0.49
16:CP:44:THR:O	16:CP:45:THR:CB	2.60	0.49
12:AL:117:ARG:O	12:AL:118:SER:C	2.51	0.49
39:BD:131:LEU:HB2	39:BD:136:ILE:CD1	2.42	0.49
6:AF:77:ARG:CG	6:AF:77:ARG:HH11	2.24	0.49

Continued on next page...

Continued from previous page...

Atom-1	Atom-2	Distance(Å)	Clash(Å)
1:CA:337:C:H2'	1:CA:338:A:H8	1.78	0.49
36:DA:2791:C:H4'	36:DA:2792:G:O5'	2.12	0.49
55:DW:37:ARG:HG3	55:DW:37:ARG:NH1	2.27	0.49
8:AH:20:TYR:HE2	8:AH:76:PRO:HG2	1.77	0.49
36:DA:1999:C:H5''	36:DA:2723:C:O2'	2.11	0.49
1:AA:1050:G:O2'	1:AA:1051:C:C6	2.65	0.49
4:CD:43:HIS:O	4:CD:45:GLN:HG2	2.12	0.49
36:DA:405:U:H3'	36:DA:406:G:C5'	2.42	0.49
11:AK:115:PRO:C	11:AK:117:ASN:H	2.14	0.49
1:CA:152:A:N6	1:CA:170:U:C2	2.80	0.49
56:DX:41:ASN:O	56:DX:45:THR:HG23	2.12	0.49
50:DR:18:LEU:HD11	50:DR:22:ARG:CZ	2.42	0.49
53:BU:86:ALA:HB2	53:BU:116:ALA:HB2	1.94	0.49
36:BA:755:C:H2'	36:BA:756:C:C6	2.46	0.49
58:DZ:5:LEU:O	58:DZ:59:LEU:HA	2.12	0.49
3:AC:99:VAL:HG23	3:AC:99:VAL:O	2.12	0.49
36:DA:122:G:H1	36:DA:129:C:H42	1.60	0.49
43:DH:85:LYS:HG2	43:DH:86:GLU:N	2.26	0.49
39:DD:34:VAL:CG2	39:DD:35:LYS:H	2.21	0.49
52:BT:78:LEU:O	52:BT:78:LEU:HD23	2.13	0.49
46:BN:10:GLU:CG	46:BN:11:PRO:HD2	2.42	0.49
1:AA:1481:U:H2'	1:AA:1482:G:C8	2.47	0.49
42:DG:46:ALA:O	42:DG:82:LEU:HD11	2.12	0.49
42:DG:79:ASN:O	42:DG:80:PHE:CB	2.59	0.49
25:CZ:355:LEU:HB2	25:CZ:356:PRO:HD2	1.94	0.49
49:DQ:12:GLN:CG	49:DQ:73:PRO:HD2	2.42	0.49
25:AZ:355:LEU:HB2	25:AZ:356:PRO:HD2	1.94	0.49
57:BY:86:ARG:HH22	57:BY:95:LYS:HE2	1.76	0.49
37:BB:8:U:O3'	51:BS:25:ARG:NH2	2.46	0.49
51:BS:92:TYR:O	51:BS:93:LYS:CB	2.60	0.49
2:CB:114:ARG:NH1	2:CB:118:LEU:HD21	2.26	0.49
36:DA:673:C:H5'	36:DA:673:C:C6	2.26	0.49
36:BA:1076:C:H5''	58:BZ:111:VAL:CG1	2.42	0.49
55:BW:6:ILE:HG12	55:BW:104:THR:CB	2.42	0.49
52:BT:106:SER:HA	52:BT:110:ILE:HG12	1.94	0.49
52:BT:109:GLU:O	52:BT:112:ARG:HG2	2.12	0.49
7:AG:118:VAL:CG2	7:AG:119:ARG:N	2.75	0.49
36:BA:2414:G:H21	48:BP:67:MET:HE1	1.75	0.49
41:DF:107:LYS:O	41:DF:110:LEU:N	2.44	0.49
36:DA:994:C:O2'	36:DA:996:A:OP1	2.30	0.49
36:DA:654(H):G:H2'	36:DA:654(I):C:C5'	2.38	0.49
36:BA:2887:U:O2'	36:BA:2888:C:H5'	2.12	0.49

Continued on next page...

Continued from previous page...

Atom-1	Atom-2	Distance(Å)	Clash(Å)
3:AC:16:ARG:HH11	3:AC:16:ARG:CB	2.24	0.49
58:DZ:167:PRO:O	58:DZ:168:GLU:HB3	2.11	0.49
36:DA:2668:G:HO2'	36:DA:2669:G:H5'	1.77	0.49
1:CA:1317:C:H2'	1:CA:1318:A:O4'	2.11	0.49
37:DB:78:A:H2'	37:DB:79:C:O4'	2.12	0.49
51:BS:34:HIS:HB2	51:BS:36:TYR:HE1	1.76	0.49
13:AM:82:MET:CG	13:AM:83:ASP:H	2.25	0.49
46:BN:22:THR:HG22	46:BN:61:ARG:CB	2.40	0.49
34:B8:15:LYS:CB	48:BP:65:ARG:HH21	2.25	0.49
2:AB:162:ILE:O	2:AB:185:ILE:HG12	2.12	0.49
19:CS:18:LYS:O	19:CS:22:LEU:HB2	2.11	0.49
50:BR:55:ALA:HA	50:BR:80:PHE:CE2	2.47	0.49
17:AQ:18:THR:HG23	17:AQ:69:LYS:HE3	1.93	0.49
3:CC:58:GLU:HB2	3:CC:65:ALA:CB	2.42	0.49
56:BX:49:VAL:CG1	56:BX:87:GLN:HE21	2.24	0.49
36:DA:1222:C:H2'	36:DA:1223:G:C5'	2.42	0.49
6:AF:57:GLN:N	6:AF:57:GLN:HE21	2.10	0.49
1:CA:337:C:H2'	1:CA:338:A:C8	2.48	0.49
41:BF:53:THR:HG22	41:BF:56:GLU:HG3	1.93	0.49
36:BA:492:A:H2'	36:BA:493:G:O4'	2.12	0.49
20:CT:89:ARG:HD2	20:CT:104:LEU:HD11	1.94	0.49
1:AA:148:G:H2'	1:AA:149:A:H8	1.75	0.49
36:DA:2475:C:H5'	36:DA:2476:A:OP2	2.11	0.49
36:BA:2790:A:H2'	36:BA:2791:C:C5'	2.41	0.49
35:D9:19:ARG:O	35:D9:20:HIS:CB	2.60	0.49
46:BN:96:GLU:OE1	46:BN:96:GLU:N	2.41	0.49
1:AA:1423:G:OP1	47:BO:49:ARG:NH2	2.45	0.49
55:DW:65:LEU:HD23	55:DW:68:ARG:NE	2.27	0.49
36:DA:533:G:H5'	53:DU:24:TYR:CD1	2.47	0.49
39:DD:238:GLY:O	39:DD:239:ARG:O	2.30	0.49
25:CZ:341:GLN:HE22	25:CZ:390:GLU:HA	1.77	0.49
58:DZ:54:HIS:HB2	58:DZ:55:HIS:HD2	1.76	0.49
36:DA:2360:A:O2'	36:DA:2361:A:C5'	2.60	0.49
51:BS:65:VAL:O	51:BS:69:VAL:HG12	2.12	0.49
36:BA:57:C:O2'	36:BA:58:G:H5'	2.11	0.49
36:BA:2175:C:N3	36:BA:2176:A:N1	2.60	0.49
13:CM:73:GLU:O	13:CM:76:ALA:HB3	2.12	0.49
37:DB:54:G:H21	42:DG:29:TRP:HE1	1.61	0.49
1:AA:285:G:O2'	1:AA:286:G:H5'	2.13	0.49
1:CA:636:U:H5''	17:CQ:2:PRO:HG3	1.93	0.49
10:AJ:45:ARG:O	10:AJ:64:GLU:HA	2.12	0.49
25:CZ:9:LYS:HB3	25:CZ:75:ARG:HA	1.94	0.49

Continued on next page...

Continued from previous page...

Atom-1	Atom-2	Distance(Å)	Clash(Å)
38:DC:63:SER:HA	38:DC:160:ARG:HA	1.94	0.49
48:DP:122:PRO:HB3	48:DP:141:ALA:CB	2.42	0.49
25:AZ:90:LYS:HB2	25:AZ:90:LYS:NZ	2.27	0.49
6:AF:40:VAL:O	6:AF:40:VAL:HG13	2.12	0.49
37:BB:93:G:H2'	37:BB:94:C:H6	1.76	0.49
1:AA:1446:U:O2'	1:AA:1447:A:H3'	2.12	0.49
8:AH:23:SER:HA	8:AH:63:LEU:HD22	1.93	0.49
36:DA:1773:A:C2'	36:DA:1774:C:H5'	2.42	0.49
52:DT:30:VAL:O	52:DT:31:SER:HB3	2.12	0.49
43:BH:83:TYR:CB	43:BH:135:GLY:N	2.75	0.49
36:BA:1539:G:H2'	36:BA:1540:U:O4'	2.11	0.49
9:AI:85:LEU:HD12	9:AI:86:VAL:N	2.28	0.49
1:CA:1330:U:H3'	1:CA:1331:G:O4'	2.12	0.49
13:CM:23:TYR:HE2	13:CM:70:LEU:HD22	1.75	0.49
22:AW:71:G:O2'	36:BA:1851:U:H1'	2.12	0.49
36:BA:654(O):G:H2'	36:BA:654(P):C:C5	2.47	0.49
10:CJ:55:LYS:NZ	10:CJ:55:LYS:CA	2.76	0.49
42:DG:138:GLN:HE21	42:DG:144:ILE:HD12	1.76	0.49
32:D6:48:VAL:O	32:D6:49:HIS:O	2.30	0.49
10:CJ:57:LYS:NZ	10:CJ:60:ARG:HH22	2.10	0.49
5:AE:11:ILE:HB	5:AE:31:LEU:HB3	1.94	0.49
51:DS:98:VAL:HG12	51:DS:99:LYS:N	2.27	0.49
51:BS:98:VAL:HG12	51:BS:99:LYS:N	2.25	0.49
2:CB:114:ARG:NH1	2:CB:118:LEU:HG	2.26	0.49
41:DF:7:TYR:HD2	41:DF:16:GLY:HA3	1.76	0.49
51:BS:74:ALA:CB	51:BS:103:GLU:HG2	2.42	0.49
48:DP:34:GLY:O	48:DP:35:HIS:CB	2.60	0.49
4:CD:31:CYS:O	4:CD:32:ALA:HB3	2.12	0.49
30:D4:9:LEU:HD13	30:D4:26:SER:O	2.13	0.49
36:DA:1515:G:H2'	36:DA:1516:C:C6	2.47	0.49
36:DA:2134:A:H61	36:DA:2157:G:H1'	1.74	0.49
25:AZ:122:LEU:O	25:AZ:122:LEU:HD13	2.12	0.49
55:BW:12:ILE:HB	55:BW:42:ARG:HH12	1.76	0.49
55:BW:17:VAL:O	55:BW:19:LEU:N	2.44	0.49
31:D5:40:LYS:HG2	31:D5:46:CYS:CB	2.41	0.49
36:DA:2787:C:H1'	40:DE:61:ARG:CD	2.38	0.49
36:BA:994:C:O2'	36:BA:996:A:OP1	2.31	0.49
42:DG:101:ILE:O	42:DG:104:GLU:HB3	2.12	0.49
46:DN:34:LEU:C	46:DN:34:LEU:HD13	2.32	0.49
14:AN:39:LEU:HD11	14:AN:47:LEU:HD12	1.94	0.49
36:BA:1012:U:C5	46:BN:28:THR:HG21	2.47	0.49
34:B8:50:LEU:C	34:B8:52:LYS:N	2.63	0.49

Continued on next page...

Continued from previous page...

Atom-1	Atom-2	Distance(Å)	Clash(Å)
36:BA:1664:A:H1'	36:BA:2726:U:C5	2.48	0.49
54:DV:52:VAL:O	54:DV:52:VAL:HG22	2.11	0.49
13:AM:7:VAL:O	13:AM:9:ILE:HG13	2.11	0.49
2:AB:33:TYR:HB3	2:AB:41:ILE:HG22	1.93	0.49
43:BH:35:VAL:HG13	43:BH:71:LEU:HD22	1.93	0.49
8:CH:46:LYS:HG3	8:CH:64:LYS:HB2	1.94	0.49
43:DH:35:VAL:HG13	43:DH:71:LEU:HD22	1.93	0.49
36:BA:1459:G:N7	36:BA:1461:G:N3	2.60	0.49
19:AS:16:LEU:H	19:AS:16:LEU:CD1	2.24	0.49
1:CA:1229:A:OP2	13:CM:114:ARG:HD3	2.12	0.49
57:DY:41:GLY:O	57:DY:42:VAL:O	2.30	0.49
39:DD:176:ARG:NH1	39:DD:176:ARG:HG2	2.26	0.49
22:CV:44:G:H3'	22:CV:45:U:H5'	1.93	0.49
36:DA:2199:A:H5'	36:DA:2200:C:OP2	2.13	0.49
55:DW:68:ARG:O	55:DW:109:GLU:HA	2.12	0.49
7:AG:137:LYS:O	7:AG:140:ASP:N	2.45	0.49
25:AZ:107:SER:HB2	25:AZ:137:LYS:HD2	1.94	0.49
36:BA:465:G:H2'	36:BA:466:A:C8	2.46	0.49
36:BA:380:U:H2'	36:BA:381:G:H8	1.76	0.49
36:DA:1651:G:H2'	36:DA:1652:A:O4'	2.12	0.49
1:CA:1262:C:H2'	1:CA:1263:C:H6	1.77	0.49
36:BA:2722:G:H2'	36:BA:2723:C:C6	2.48	0.49
1:CA:636:U:H2'	1:CA:637:G:C8	2.47	0.49
48:DP:122:PRO:HA	48:DP:141:ALA:O	2.12	0.49
1:AA:333:G:O2'	1:AA:334:C:H5'	2.11	0.49
36:DA:1316:U:O2'	36:DA:1317:A:H5'	2.13	0.49
28:D2:9:GLN:HG2	28:D2:56:GLN:NE2	2.27	0.49
36:DA:1149:G:H2'	36:DA:1150:C:C6	2.46	0.49
36:DA:977:G:C6	36:DA:987:G:C6	3.01	0.49
36:DA:1713:U:O2'	36:DA:1714:G:H5'	2.13	0.49
13:AM:35:GLU:C	13:AM:37:THR:H	2.15	0.49
33:D7:32:LYS:O	33:D7:36:GLN:HB2	2.12	0.49
36:BA:1034:G:H2'	36:BA:1035:U:O4'	2.11	0.49
20:AT:83:ARG:O	20:AT:87:LYS:HB2	2.12	0.49
36:DA:2033:A:O2'	36:DA:2034:U:P	2.70	0.49
2:CB:221:LEU:O	2:CB:221:LEU:HD13	2.12	0.49
36:BA:1790:C:H5''	36:BA:1791:A:OP1	2.12	0.49
1:AA:349:A:O2'	1:AA:350:G:H5'	2.12	0.49
1:CA:779:C:H2'	1:CA:780:A:O4'	2.11	0.49
13:AM:16:ASP:HA	13:AM:34:LEU:HD11	1.94	0.49
1:CA:1152:A:H2'	1:CA:1153:C:C6	2.47	0.49
28:B2:43:GLN:O	28:B2:45:SER:N	2.45	0.49

Continued on next page...

Continued from previous page...

Atom-1	Atom-2	Distance(Å)	Clash(Å)
39:DD:30:GLU:CA	39:DD:35:LYS:HZ2	2.25	0.49
56:DX:40:LYS:HB2	56:DX:54:VAL:CG2	2.38	0.49
22:AW:5:G:N2	22:AW:69:G:C5	2.80	0.49
32:B6:29:ASN:O	32:B6:30:THR:C	2.50	0.49
9:AI:53:VAL:H	9:AI:95:LYS:NZ	2.09	0.49
48:DP:10:PRO:O	48:DP:11:GLY:O	2.31	0.49
1:AA:1483:A:H2'	1:AA:1484:C:O4'	2.12	0.49
39:DD:70:TRP:HZ3	39:DD:146:GLU:OE2	1.95	0.49
36:BA:1853:A:H2'	36:BA:1854:A:C8	2.47	0.49
36:BA:2392:A:H1'	48:BP:60:MET:HB3	1.94	0.49
4:CD:173:TRP:CD1	4:CD:174:LEU:HG	2.46	0.49
1:CA:1202:G:C2	14:CN:42:ILE:HG21	2.47	0.49
2:AB:166:ASP:HB3	2:AB:169:LYS:HB2	1.94	0.49
55:DW:6:ILE:HG12	55:DW:104:THR:HB	1.93	0.49
2:AB:238:LEU:HD23	2:AB:239:VAL:H	1.77	0.49
1:CA:1320:C:H6	1:CA:1320:C:C5'	2.18	0.49
25:AZ:31:LEU:HD23	25:AZ:199:ILE:HG23	1.95	0.49
36:BA:332:A:H4'	36:BA:333:G:OP1	2.12	0.49
15:AO:87:ILE:CG2	15:AO:88:ARG:H	2.17	0.49
25:CZ:30:ALA:O	25:CZ:34:VAL:HG23	2.12	0.49
42:BG:121:ASN:ND2	42:BG:123:ASN:H	2.09	0.49
1:AA:1190:G:OP1	3:AC:5:ILE:N	2.44	0.49
22:CW:57:G:H2'	22:CW:58:A:C5'	2.41	0.49
1:AA:424:G:H2'	1:AA:425:G:C8	2.37	0.49
51:DS:34:HIS:HB2	51:DS:36:TYR:HE1	1.76	0.49
36:BA:301:G:H1'	36:BA:302:C:C6	2.47	0.49
7:CG:144:MET:C	7:CG:145:ALA:O	2.50	0.49
3:AC:52:LEU:CD2	3:AC:52:LEU:H	2.23	0.49
49:BQ:66:ILE:HD12	49:BQ:66:ILE:C	2.33	0.49
58:DZ:9:TYR:OH	58:DZ:35:ARG:HG3	2.13	0.49
57:DY:64:GLU:O	57:DY:65:ALA:HB2	2.12	0.49
46:DN:1:MET:HE1	46:DN:2:LYS:C	2.32	0.49
5:CE:107:ARG:HH11	5:CE:107:ARG:HG2	1.77	0.49
36:BA:559:G:N2	53:BU:49:HIS:CD2	2.80	0.49
17:CQ:59:ILE:CG2	17:CQ:71:PHE:HB3	2.40	0.49
1:CA:502:G:OP1	12:CL:118:SER:HB3	2.12	0.49
2:CB:178:ARG:HH11	2:CB:178:ARG:CG	2.25	0.49
2:AB:189:ASP:O	2:AB:191:ASP:N	2.45	0.49
17:AQ:27:PHE:CE2	17:AQ:36:ILE:HD11	2.47	0.49
38:BC:40:THR:HA	38:BC:177:LYS:HA	1.94	0.49
3:AC:23:TYR:CD1	3:AC:23:TYR:C	2.86	0.49
30:B4:15:ILE:HD13	30:B4:21:VAL:HG13	1.94	0.49

Continued on next page...

Continued from previous page...

Atom-1	Atom-2	Distance(Å)	Clash(Å)
2:AB:97:TRP:HZ2	2:AB:102:LEU:HD13	1.76	0.49
36:DA:753:C:H2'	36:DA:754:C:H6	1.78	0.49
26:D0:47:PRO:HG3	26:D0:53:MET:HB2	1.94	0.49
36:DA:2330:G:O2'	36:DA:2331:G:H5'	2.12	0.49
25:AZ:330:ARG:HH21	25:AZ:332:THR:HG1	1.60	0.49
58:DZ:54:HIS:CG	58:DZ:101:PRO:HD3	2.48	0.49
36:DA:2001:A:H2'	36:DA:2002:G:C8	2.47	0.49
36:BA:1360:A:H5'	36:BA:1361:G:OP2	2.12	0.49
1:AA:983:A:O2'	1:AA:1050:G:OP2	2.30	0.49
10:CJ:47:PHE:CE2	14:CN:37:PHE:HE2	2.30	0.49
1:CA:328:C:H2'	1:CA:328:C:O2	2.11	0.49
43:DH:152:ARG:NH1	43:DH:152:ARG:HG3	2.26	0.49
36:DA:271(V):G:H2'	36:DA:271(W):G:O4'	2.13	0.49
1:CA:603:U:H2'	1:CA:604:G:C8	2.47	0.49
36:BA:21:A:O2'	36:BA:22:C:H5'	2.12	0.49
36:DA:473:G:P	36:DA:508:G:H22	2.36	0.49
36:BA:634:C:H2'	36:BA:635:C:C6	2.48	0.49
36:BA:645:C:H5'	36:BA:646:A:OP2	2.13	0.49
11:CK:12:ARG:HG2	11:CK:13:GLN:N	2.27	0.49
36:DA:755:C:H2'	36:DA:756:C:C6	2.48	0.49
18:CR:52:PRO:O	18:CR:56:THR:HG23	2.12	0.49
36:DA:633:A:H2'	36:DA:634:C:H5'	1.94	0.49
44:BJ:74:UNK:O	44:BJ:76:UNK:N	2.45	0.49
36:DA:2175:C:N3	36:DA:2176:A:N1	2.61	0.49
1:AA:1057:G:H2'	1:AA:1058:G:O4'	2.12	0.49
30:B4:45:GLY:O	30:B4:46:GLN:HB2	2.12	0.49
1:CA:399:G:H2'	1:CA:400:C:C6	2.47	0.49
16:AP:52:ASP:OD2	16:AP:55:ARG:HG3	2.13	0.49
24:CY:20:H2U:H4'	24:CY:21:A:O5'	2.12	0.49
11:AK:12:ARG:HG2	11:AK:13:GLN:N	2.27	0.49
1:CA:1057:G:H2'	1:CA:1058:G:O4'	2.12	0.49
1:AA:1153:C:O2'	1:AA:1154:G:C5'	2.60	0.49
36:BA:2543:G:H2'	36:BA:2544:G:C8	2.48	0.49
1:CA:228:A:H2'	1:CA:229:U:O4'	2.13	0.49
52:DT:27:THR:HG22	52:DT:49:VAL:HB	1.93	0.49
28:B2:29:LYS:HA	28:B2:57:ILE:HD12	1.93	0.49
43:DH:85:LYS:HE3	43:DH:85:LYS:C	2.32	0.49
30:B4:5:ILE:O	30:B4:5:ILE:CG1	2.61	0.49
32:D6:29:ASN:O	32:D6:30:THR:C	2.50	0.49
52:BT:29:ARG:HB3	52:BT:85:LYS:HA	1.92	0.49
24:CY:2:G:O2'	24:CY:3:G:H5'	2.11	0.49
32:D6:52:VAL:HG12	32:D6:53:LYS:HD3	1.94	0.49

Continued on next page...

Continued from previous page...

Atom-1	Atom-2	Distance(Å)	Clash(Å)
5:CE:76:ILE:CG1	5:CE:77:PRO:HD2	2.43	0.49
34:B8:36:LYS:HE3	34:B8:40:GLU:OE2	2.12	0.49
37:BB:50:G:OP2	51:BS:62:LYS:HB2	2.12	0.49
36:DA:323:G:H2'	41:DF:169:ASN:HD21	1.78	0.49
4:CD:20:TYR:HA	4:CD:26:CYS:SG	2.52	0.49
51:DS:74:ALA:CB	51:DS:103:GLU:HG2	2.40	0.49
1:CA:1238:A:C2	1:CA:1301:U:N3	2.58	0.49
25:AZ:27:LEU:C	25:AZ:27:LEU:HD12	2.33	0.49
47:DO:111:PHE:O	47:DO:115:VAL:HG23	2.12	0.49
53:BU:90:VAL:CG1	53:BU:91:ASP:H	2.21	0.49
25:CZ:134:PHE:CG	25:CZ:202:LEU:HD22	2.48	0.49
25:CZ:130:TYR:CD2	25:CZ:211:PRO:HD2	2.47	0.49
28:D2:52:ASP:O	28:D2:55:ARG:N	2.45	0.49
49:BQ:56:ARG:CG	49:BQ:56:ARG:NH1	2.63	0.49
1:AA:542:G:H5'	4:AD:41:GLY:HA2	1.93	0.49
1:CA:1190:G:OP1	3:CC:5:ILE:N	2.42	0.49
51:DS:53:SER:C	51:DS:55:ALA:H	2.14	0.49
54:DV:38:LEU:HD23	54:DV:38:LEU:C	2.33	0.49
13:AM:94:ARG:NH2	36:BA:887:A:H5''	2.27	0.49
58:DZ:17:ALA:O	58:DZ:20:ARG:HG2	2.11	0.49
36:DA:2822:G:O6	50:DR:4:LEU:HD23	2.11	0.49
36:BA:1168:G:H2'	36:BA:1169:G:C8	2.46	0.49
36:BA:2822:G:O6	50:BR:4:LEU:HD23	2.12	0.49
6:AF:8:ILE:HG23	6:AF:85:VAL:HG13	1.95	0.49
41:DF:53:THR:HG22	41:DF:56:GLU:HG3	1.95	0.49
2:AB:61:LEU:HD23	2:AB:61:LEU:C	2.33	0.49
3:CC:51:GLY:O	3:CC:115:LEU:HD21	2.13	0.49
52:DT:62:THR:HA	52:DT:74:ARG:O	2.12	0.49
36:DA:2777:G:C4'	36:DA:2778:A:H5'	2.43	0.49
1:AA:337:C:H2'	1:AA:338:A:C8	2.47	0.49
1:AA:426:G:H2'	1:AA:427:U:C6	2.48	0.49
2:CB:101:MET:C	2:CB:102:LEU:HD12	2.33	0.49
47:BO:98:VAL:HG11	47:BO:118:ALA:N	2.27	0.49
36:BA:222:A:H5''	36:BA:421:U:OP1	2.13	0.49
36:BA:1064:C:H4'	45:BK:87:UNK:CB	2.42	0.49
36:DA:68:G:H2'	36:DA:69:C:C6	2.47	0.49
46:DN:14:VAL:CG1	46:DN:137:LYS:HG3	2.43	0.49
47:BO:11:ALA:HB1	47:BO:99:PHE:O	2.13	0.49
56:DX:33:LYS:CA	56:DX:33:LYS:HE2	2.42	0.49
36:DA:2687:U:C4	36:DA:2688:U:C5	3.00	0.49
40:BE:68:ALA:C	40:BE:70:ALA:H	2.16	0.49
25:CZ:311:THR:HB	25:CZ:312:PRO:HD2	1.95	0.49

Continued on next page...

Continued from previous page...

Atom-1	Atom-2	Distance(Å)	Clash(Å)
25:AZ:330:ARG:HH12	25:AZ:334:PHE:HB3	1.77	0.49
25:AZ:219:LYS:HB2	25:AZ:244:ARG:HB2	1.95	0.49
36:DA:536:A:H2'	36:DA:537:C:C6	2.47	0.49
36:DA:1290:C:H2'	36:DA:1291:C:C6	2.48	0.49
1:CA:636:U:H2'	1:CA:637:G:H8	1.77	0.49
1:CA:603:U:H2'	1:CA:604:G:H8	1.78	0.49
36:BA:2659:G:C3'	36:BA:2660:A:H5''	2.42	0.49
36:BA:751:A:H5'	55:BW:90:ARG:HA	1.95	0.49
49:DQ:1:MET:O	49:DQ:2:LEU:CB	2.60	0.49
36:BA:947:G:H2'	36:BA:948:G:C8	2.47	0.49
8:CH:108:GLY:HA3	8:CH:138:TRP:HB3	1.94	0.49
1:AA:1521:G:H2'	1:AA:1522:U:C6	2.47	0.49
1:AA:1261:A:C2'	1:AA:1262:C:H5'	2.42	0.49
1:CA:792:A:H4'	1:CA:793:U:O5'	2.12	0.49
56:DX:12:VAL:CG2	56:DX:13:LEU:N	2.61	0.49
42:BG:73:ALA:H	42:BG:87:PRO:HD2	1.77	0.49
42:DG:52:ILE:HG12	42:DG:53:LEU:N	2.26	0.49
36:DA:272(H):C:C3'	36:DA:272(I):U:H5''	2.43	0.49
57:BY:73:ARG:HE	57:BY:73:ARG:HA	1.78	0.49
4:AD:127:THR:HG23	4:AD:130:GLY:O	2.11	0.49
32:B6:25:LYS:HE3	34:B8:35:GLN:OE1	2.13	0.49
32:B6:15:GLU:HG2	32:B6:18:ARG:HH12	1.75	0.49
36:DA:1499:C:C2'	36:DA:1500:G:H5'	2.41	0.49
42:DG:125:PHE:HB2	42:DG:130:ASN:O	2.13	0.49
51:DS:74:ALA:HB2	51:DS:101:LEU:HD13	1.95	0.49
51:BS:106:ARG:CG	51:BS:106:ARG:HH11	2.24	0.49
7:AG:115:ARG:O	7:AG:118:VAL:HG22	2.13	0.49
49:DQ:133:ARG:HB2	49:DQ:133:ARG:NH1	2.17	0.49
42:BG:165:THR:HG1	42:BG:168:GLU:HG3	1.72	0.49
25:CZ:263:ARG:NH2	25:CZ:297:GLU:HG2	2.16	0.49
36:DA:2464:C:O2'	36:DA:2465:C:O5'	2.31	0.49
55:DW:17:VAL:O	55:DW:19:LEU:N	2.45	0.49
25:AZ:5:PHE:C	25:AZ:5:PHE:CD1	2.85	0.49
52:DT:106:SER:HA	52:DT:110:ILE:HG12	1.93	0.49
36:BA:143:G:H4'	56:BX:35:THR:HG21	1.94	0.49
36:DA:733:G:C8	36:DA:761:A:N1	2.80	0.49
1:AA:1442(B):A:C2	52:BT:118:ARG:NH2	2.80	0.49
54:DV:5:VAL:CG2	54:DV:35:LEU:HD23	2.43	0.49
36:DA:848:G:C8	36:DA:848:G:H5'	2.46	0.49
1:CA:1286:A:O2'	1:CA:1287:A:OP2	2.29	0.49
54:DV:38:LEU:O	54:DV:52:VAL:HG12	2.12	0.49
22:AW:39:U:O2	22:AW:39:U:H5'	2.12	0.49

Continued on next page...

Continued from previous page...

Atom-1	Atom-2	Distance(Å)	Clash(Å)
36:DA:1862:G:O2'	36:DA:1863:G:H5'	2.12	0.49
25:CZ:222:LEU:CD1	25:CZ:303:VAL:HB	2.42	0.49
36:DA:1039:G:H1	36:DA:1116:C:N4	2.04	0.49
50:BR:86:ARG:HB3	50:BR:118:GLU:OE2	2.12	0.49
24:AY:41:C:H2'	24:AY:42:G:O4'	2.13	0.49
14:CN:57:ARG:NH1	14:CN:57:ARG:CB	2.75	0.49
1:CA:1488:G:H2'	1:CA:1489:G:H8	1.76	0.49
25:AZ:404:LEU:HD22	25:AZ:404:LEU:H	1.77	0.49
25:AZ:215:ARG:NH1	25:AZ:215:ARG:HG3	2.28	0.49
4:CD:75:PHE:CE1	4:CD:93:PHE:HZ	2.29	0.49
40:DE:9:VAL:HG13	40:DE:25:VAL:HB	1.94	0.49
36:BA:2241:A:H2'	36:BA:2242:G:C8	2.47	0.49
58:DZ:11:GLU:OE1	58:DZ:13:GLU:N	2.41	0.49
36:DA:39:C:O2'	36:DA:40:C:H5'	2.13	0.49
17:CQ:86:GLU:O	17:CQ:90:ILE:HG12	2.12	0.49
4:CD:45:GLN:O	4:CD:46:LYS:HG2	2.13	0.49
47:DO:9:GLU:O	47:DO:83:ALA:HA	2.12	0.49
33:D7:4:THR:CG2	36:DA:788:A:H1'	2.43	0.49
36:DA:315:G:H2'	36:DA:316:C:C6	2.48	0.49
1:CA:349:A:O2'	1:CA:350:G:H5'	2.12	0.49
1:CA:41:G:H2'	1:CA:42:G:C8	2.47	0.49
25:AZ:249:VAL:HG13	25:AZ:268:THR:HA	1.94	0.49
41:DF:82:ILE:O	41:DF:83:PHE:HB2	2.13	0.49
12:CL:79:GLU:O	12:CL:79:GLU:HG2	2.13	0.49
58:DZ:156:LYS:O	58:DZ:156:LYS:HG2	2.11	0.49
12:AL:79:GLU:HG2	12:AL:79:GLU:O	2.11	0.49
28:B2:41:ILE:HD11	28:B2:44:LEU:CD1	2.43	0.49
58:BZ:67:LEU:HD23	58:BZ:90:VAL:CG1	2.40	0.49
40:DE:87:GLU:OE1	40:DE:89:ASP:N	2.46	0.49
22:AW:6:G:O2'	22:AW:7:A:H5'	2.13	0.49
32:B6:30:THR:O	32:B6:32:ASN:N	2.46	0.49
9:AI:95:LYS:HG3	9:AI:96:LEU:CD1	2.39	0.49
13:AM:4:ILE:CG2	13:AM:5:ALA:H	2.15	0.49
13:AM:4:ILE:O	13:AM:5:ALA:C	2.51	0.49
41:BF:167:ALA:HA	41:BF:170:LEU:HD23	1.95	0.49
51:DS:54:LEU:HD21	51:DS:58:LEU:O	2.13	0.49
34:B8:13:ARG:CD	48:BP:61:ARG:HD2	2.32	0.49
48:BP:61:ARG:O	48:BP:62:LEU:CB	2.60	0.49
4:CD:102:ASP:OD2	4:CD:136:PRO:HB3	2.12	0.49
36:DA:610:G:H2'	36:DA:611:C:C6	2.48	0.49
43:BH:50:VAL:HG12	43:BH:52:VAL:HG23	1.95	0.49
51:BS:12:PHE:HD1	51:BS:13:ARG:N	2.10	0.49

Continued on next page...

Continued from previous page...

Atom-1	Atom-2	Distance(Å)	Clash(Å)
43:DH:19:VAL:CG1	43:DH:20:ALA:H	2.15	0.49
48:DP:84:ASN:ND2	48:DP:84:ASN:N	2.59	0.49
49:DQ:27:VAL:HG21	49:DQ:134:ARG:HG3	1.94	0.49
42:DG:114:ILE:HG12	42:DG:114:ILE:O	2.13	0.49
48:DP:16:ARG:NE	48:DP:18:ARG:HG2	2.28	0.49
35:D9:7:VAL:CG1	35:D9:34:GLN:HG2	2.37	0.49
35:D9:7:VAL:HG21	35:D9:36:GLN:H	1.78	0.49
46:DN:51:PHE:CE1	46:DN:119:ARG:HD2	2.47	0.49
46:BN:19:GLU:O	46:BN:59:LYS:HB3	2.13	0.49
4:CD:162:LEU:HG	4:CD:181:MET:HE3	1.94	0.49
55:BW:107:LEU:N	55:BW:107:LEU:HD12	2.22	0.49
1:CA:1286:A:H1'	1:CA:1287:A:H4'	1.95	0.49
34:D8:15:LYS:CB	48:DP:65:ARG:HH21	2.24	0.49
58:DZ:141:VAL:CG1	58:DZ:144:LEU:HG	2.43	0.49
10:CJ:3:LYS:O	10:CJ:100:THR:HA	2.12	0.49
43:BH:35:VAL:HG21	43:BH:75:ALA:HB2	1.94	0.49
50:BR:79:LEU:HA	50:BR:83:ILE:CG1	2.43	0.49
43:DH:65:HIS:O	43:DH:67:LEU:N	2.42	0.49
36:DA:2491:U:H4'	36:DA:2570:G:OP1	2.12	0.49
40:BE:105:THR:HG21	40:BE:164:ARG:HH12	1.76	0.49
1:CA:1228:C:OP1	13:CM:108:ARG:NH2	2.46	0.49
40:BE:46:ALA:HB2	40:BE:82:ARG:HA	1.95	0.49
52:BT:62:THR:HG22	52:BT:75:ILE:HG23	1.94	0.49
36:BA:2206:G:N2	36:BA:2207:G:C5'	2.76	0.49
28:D2:47:ASN:ND2	36:DA:94(A):G:H21	2.11	0.49
18:CR:26:LEU:HD21	18:CR:39:VAL:HG13	1.95	0.49
25:CZ:300:ARG:HH11	25:CZ:300:ARG:HG2	1.78	0.49
42:BG:91:ARG:C	42:BG:91:ARG:HD2	2.33	0.49
1:CA:735:C:O2'	1:CA:736:C:H5'	2.12	0.49
12:CL:50:SER:O	12:CL:51:ALA:HB2	2.13	0.49
30:B4:18:CYS:SG	30:B4:19:GLY:N	2.85	0.49
36:BA:1582:C:O2'	36:BA:1586:A:C8	2.64	0.49
1:CA:1497:G:H2'	1:CA:1498:U:H5'	1.95	0.49
40:DE:132:HIS:ND1	40:DE:132:HIS:O	2.45	0.49
1:AA:189(K):U:H2'	1:AA:189(L):G:C8	2.48	0.49
36:BA:1427:A:H4'	36:BA:1428:C:O5'	2.13	0.49
4:AD:43:HIS:O	4:AD:45:GLN:HG2	2.12	0.49
36:BA:39:C:H2'	36:BA:40:C:H6	1.78	0.49
8:CH:30:ARG:HH11	8:CH:30:ARG:HB2	1.77	0.49
36:DA:1290:C:H2'	36:DA:1291:C:H6	1.77	0.49
36:BA:904:C:H2'	36:BA:905:U:C6	2.47	0.49
39:DD:264:LYS:HG2	39:DD:266:SER:HB3	1.92	0.49

Continued on next page...

Continued from previous page...

Atom-1	Atom-2	Distance(Å)	Clash(Å)
36:DA:253:C:H2'	36:DA:254:G:O4'	2.12	0.49
1:AA:603:U:H2'	1:AA:604:G:C8	2.47	0.49
9:CI:10:ARG:HG3	9:CI:10:ARG:HH11	1.76	0.49
42:BG:47:LYS:HZ1	42:BG:88:ILE:HD11	1.75	0.49
34:B8:10:ALA:CB	34:B8:60:LEU:HD21	2.43	0.49
39:BD:75:ILE:HG21	39:BD:99:ASP:HB3	1.93	0.49
41:BF:160:ASN:HD22	41:BF:160:ASN:C	2.16	0.49
52:BT:28:VAL:HG23	52:BT:47:GLY:O	2.13	0.49
42:DG:53:LEU:N	42:DG:53:LEU:HD22	2.27	0.49
38:BC:27:ARG:NE	38:BC:182:PRO:CG	2.74	0.49
48:BP:147:LEU:CG	48:BP:148:LEU:N	2.70	0.49
36:DA:1884:A:C3'	36:DA:1885:A:H5''	2.41	0.49
37:DB:49:C:H2'	37:DB:50:G:C8	2.48	0.49
48:DP:45:LEU:HD12	48:DP:46:LYS:H	1.78	0.49
1:AA:1268:A:H2'	1:AA:1269:A:C8	2.48	0.49
36:BA:1076:C:O3'	58:BZ:111:VAL:HG11	2.12	0.49
58:BZ:111:VAL:HG12	58:BZ:112:ARG:N	2.26	0.49
36:DA:2747:G:C2	36:DA:2756:U:C5	3.00	0.49
4:AD:18:LYS:HE3	4:AD:31:CYS:CB	2.43	0.49
4:AD:19:LEU:HD23	4:AD:67:ILE:HD12	1.93	0.49
13:AM:12:ASN:ND2	13:AM:12:ASN:N	2.59	0.49
36:DA:1403:C:C2'	36:DA:1404:C:O5'	2.61	0.49
55:BW:36:LEU:HD11	55:BW:47:VAL:HG12	1.95	0.49
53:DU:83:LEU:H	53:DU:83:LEU:CD1	2.26	0.49
36:BA:142:A:H8	36:BA:1595:G:H21	1.60	0.49
41:BF:155:LEU:HD23	41:BF:192:LEU:HD12	1.93	0.49
36:DA:301:G:H1'	36:DA:302:C:C6	2.48	0.49
49:BQ:14:ARG:HG2	49:BQ:41:TRP:HH2	1.78	0.49
58:DZ:139:VAL:O	58:DZ:140:ASP:HB3	2.13	0.49
37:BB:65:C:C2'	37:BB:66:A:H5'	2.43	0.49
1:AA:723:U:C4	1:AA:1537:U:H2'	2.47	0.49
49:BQ:25:ASP:HA	49:BQ:100:GLY:O	2.12	0.49
36:BA:17:G:H4'	53:BU:25:TRP:CH2	2.48	0.49
17:AQ:21:VAL:HG21	17:AQ:59:ILE:HD11	1.95	0.49
1:AA:484:G:H4'	1:AA:485:G:O5'	2.13	0.49
27:B1:30:VAL:H	36:BA:2396:G:H4'	1.77	0.49
6:CF:77:ARG:CG	6:CF:77:ARG:HH11	2.26	0.49
54:DV:82:ARG:HH11	54:DV:82:ARG:HG2	1.78	0.49
36:DA:2023:G:H4'	36:DA:2617:C:O3'	2.12	0.49
36:DA:824:A:H1'	36:DA:2358:G:N7	2.28	0.49
36:DA:753:C:O2'	36:DA:754:C:H5'	2.13	0.49
29:D3:3:ARG:HG2	29:D3:38:GLU:OE2	2.12	0.49

Continued on next page...

Continued from previous page...

Atom-1	Atom-2	Distance(Å)	Clash(Å)
5:CE:6:PHE:HB2	5:CE:34:VAL:HG22	1.94	0.49
25:AZ:314:THR:HG23	25:AZ:374:LEU:O	2.13	0.49
36:BA:753:C:H2'	36:BA:754:C:H6	1.78	0.49
4:AD:110:PHE:N	4:AD:110:PHE:HD1	2.10	0.49
6:CF:38:GLU:O	6:CF:39:LYS:O	2.30	0.49
1:CA:718:G:H5'	11:CK:117:ASN:OD1	2.13	0.49
8:CH:30:ARG:CB	8:CH:30:ARG:NH1	2.76	0.49
36:BA:979:G:H3'	36:BA:980:A:C5'	2.42	0.49
1:AA:373:A:O2'	1:AA:374:A:H5'	2.12	0.49
43:DH:37:VAL:HG12	43:DH:38:SER:N	2.26	0.49
1:CA:141:A:H1'	1:CA:182:U:O2	2.12	0.49
39:BD:6:PHE:CE1	39:BD:18:VAL:HG12	2.48	0.49
36:DA:2383:G:O2'	36:DA:2384:G:H5'	2.13	0.49
41:DF:199:TRP:HZ3	41:DF:203:GLN:OE1	1.96	0.49
36:DA:572:A:H5''	36:DA:573:G:OP2	2.13	0.49
36:DA:573:G:O2'	36:DA:574:C:H3'	2.12	0.49
25:AZ:155:ARG:O	25:AZ:159:ASN:ND2	2.46	0.49
1:CA:1095:U:P	1:CA:1108:G:H1	2.36	0.49
49:DQ:64:ILE:HG22	49:DQ:65:PHE:N	2.28	0.49
53:BU:99:ALA:HB2	53:BU:106:PHE:CE1	2.47	0.49
9:AI:128:ARG:H	9:AI:128:ARG:HD2	1.77	0.49
45:DK:59:UNK:HA	45:DK:64:UNK:O	2.13	0.49
55:BW:55:ALA:C	55:BW:57:ASN:H	2.15	0.49
2:AB:168:THR:CG2	2:AB:192:SER:HA	2.43	0.49
20:CT:83:ARG:O	20:CT:87:LYS:HB2	2.12	0.49
39:BD:242:ARG:CG	39:BD:242:ARG:NH1	2.72	0.49
13:CM:15:VAL:HG12	13:CM:45:VAL:HG22	1.95	0.49
28:B2:51:ARG:HG3	28:B2:51:ARG:O	2.13	0.49
43:BH:85:LYS:C	43:BH:85:LYS:HE3	2.33	0.49
1:CA:1004:A:H5''	1:CA:1025:U:C2	2.47	0.49
52:BT:78:LEU:C	52:BT:79:HIS:CD2	2.86	0.49
46:DN:11:PRO:O	46:DN:13:TRP:N	2.45	0.49
58:DZ:48:PHE:CE1	58:DZ:52:SER:HA	2.48	0.49
49:DQ:141:GLN:NE2	58:DZ:72:ARG:HD3	2.28	0.49
52:BT:28:VAL:O	52:BT:28:VAL:HG12	2.12	0.49
36:DA:2182:G:O2'	36:DA:2183:C:H5'	2.13	0.49
1:CA:539:A:OP2	12:CL:115:LYS:HE3	2.13	0.49
10:AJ:48:THR:HG23	10:AJ:62:HIS:CE1	2.47	0.49
48:DP:101:VAL:HG12	48:DP:106:LEU:HB2	1.95	0.49
37:BB:49:C:H2'	37:BB:50:G:C8	2.48	0.49
2:CB:142:LEU:HD23	2:CB:142:LEU:C	2.33	0.49
34:D8:32:LEU:CG	34:D8:36:LYS:NZ	2.67	0.49

Continued on next page...

Continued from previous page...

Atom-1	Atom-2	Distance(Å)	Clash(Å)
43:DH:50:VAL:HG12	43:DH:52:VAL:HG23	1.95	0.49
51:DS:49:VAL:CG1	51:DS:50:SER:N	2.76	0.49
58:BZ:14:LYS:HB2	58:BZ:17:ALA:HB2	1.94	0.49
26:D0:23:VAL:HG11	26:D0:69:PHE:HZ	1.78	0.49
1:CA:1221:G:OP1	1:CA:1321:C:N3	2.46	0.49
36:DA:1602:U:H3'	36:DA:1603:A:H5''	1.90	0.49
2:CB:44:LEU:HA	2:CB:47:THR:OG1	2.13	0.49
36:DA:1052:C:H2'	36:DA:1053:C:C6	2.48	0.49
25:AZ:101:GLY:HA3	25:AZ:210:ILE:HD12	1.95	0.49
55:BW:17:VAL:C	55:BW:19:LEU:N	2.66	0.49
12:CL:35:GLY:O	12:CL:82:VAL:HG13	2.13	0.49
55:DW:12:ILE:HB	55:DW:42:ARG:HH12	1.77	0.49
52:BT:3:ARG:CB	52:BT:6:LEU:HB2	2.43	0.49
36:DA:2533:A:OP1	36:DA:2665:A:H1'	2.12	0.49
36:BA:1404:C:O2'	36:BA:1405:U:H5'	2.12	0.49
16:CP:71:ARG:HA	16:CP:74:LEU:HD23	1.94	0.49
36:BA:92:A:H3'	36:BA:93:G:H8	1.78	0.49
4:CD:152:SER:C	4:CD:154:ASN:H	2.16	0.49
46:BN:29:LYS:C	46:BN:31:ALA:N	2.65	0.49
55:BW:82:LEU:H	55:BW:82:LEU:CD1	2.22	0.49
7:AG:144:MET:C	7:AG:145:ALA:O	2.50	0.49
20:CT:26:ASN:H	20:CT:26:ASN:HD22	1.55	0.49
34:B8:50:LEU:C	34:B8:53:PRO:HD2	2.33	0.49
58:DZ:108:PRO:C	58:DZ:110:GLY:H	2.15	0.49
50:DR:96:ARG:CZ	50:DR:117:VAL:HG23	2.43	0.49
5:AE:104:ALA:HA	5:AE:107:ARG:HG2	1.95	0.49
11:AK:124:LYS:HD2	11:AK:125:PHE:CE2	2.47	0.49
36:DA:1771:C:O2'	36:DA:1786:A:H8	1.95	0.49
49:BQ:42:ILE:HD13	49:BQ:97:VAL:HG22	1.93	0.49
1:CA:108:G:H5'	1:CA:109:A:H5'	1.92	0.49
38:BC:132:GLY:N	38:BC:133:PRO:CD	2.76	0.49
3:CC:23:TYR:CD1	3:CC:23:TYR:C	2.85	0.49
49:DQ:42:ILE:HD13	49:DQ:97:VAL:HG22	1.94	0.49
47:BO:63:VAL:HG23	47:BO:64:ARG:HG3	1.94	0.49
42:BG:41:GLN:OE1	42:BG:60:LEU:HD21	2.13	0.49
33:B7:21:ARG:HB3	33:B7:27:GLY:O	2.13	0.49
53:DU:86:ALA:HB2	53:DU:116:ALA:HB2	1.93	0.49
33:D7:21:ARG:HB3	33:D7:27:GLY:O	2.12	0.49
1:CA:1459:C:O2'	1:CA:1460:A:H5'	2.13	0.49
56:DX:61:GLY:HA3	56:DX:73:ARG:O	2.13	0.49
41:BF:150:GLY:HA2	41:BF:172:TRP:CE3	2.47	0.49
36:BA:2880:C:H1'	50:BR:92:GLY:O	2.13	0.49

Continued on next page...

Continued from previous page...

Atom-1	Atom-2	Distance(Å)	Clash(Å)
20:CT:48:LYS:HB3	20:CT:51:GLU:HG2	1.95	0.49
1:AA:1515:C:O2'	1:AA:1516:G:H5'	2.12	0.49
40:DE:54:GLN:O	40:DE:55:ASN:HB2	2.12	0.49
43:DH:16:SER:HB2	43:DH:27:LYS:CB	2.27	0.49
36:BA:610:G:H2'	36:BA:611:C:C6	2.48	0.49
57:BY:28:LYS:N	57:BY:28:LYS:CE	2.76	0.49
36:BA:2307:G:N2	36:BA:2308:G:H5''	2.27	0.49
36:BA:260:G:H1'	36:BA:621:A:H1'	1.94	0.49
36:DA:1499:C:O2'	36:DA:1500:G:H5'	2.12	0.49
2:CB:71:VAL:HG13	2:CB:93:VAL:HG13	1.94	0.49
39:DD:48:ARG:HG3	39:DD:48:ARG:HH11	1.78	0.49
36:DA:1747(A):G:C2'	36:DA:1748:G:C5'	2.81	0.49
9:AI:28:VAL:HG23	9:AI:33:PHE:HA	1.93	0.49
9:AI:41:VAL:O	9:AI:41:VAL:HG12	2.13	0.49
12:AL:8:ASN:HD22	17:AQ:34:LYS:NZ	2.11	0.49
36:BA:1515:G:H2'	36:BA:1516:C:C6	2.48	0.49
1:CA:1283:G:O2'	1:CA:1284:C:P	2.71	0.49
10:CJ:24:VAL:CG2	10:CJ:37:PRO:HG3	2.42	0.49
36:BA:2762:G:C2'	36:BA:2763:G:H5'	2.42	0.49
25:CZ:101:GLY:HA3	25:CZ:210:ILE:HD12	1.95	0.49
31:B5:54:GLY:H	31:B5:56:LYS:HZ2	1.56	0.49
29:B3:29:ARG:HH11	29:B3:29:ARG:CB	2.19	0.49
36:BA:2159:G:H2'	36:BA:2160:G:C5'	2.37	0.49
58:DZ:165:VAL:HG12	58:DZ:167:PRO:HA	1.95	0.49
28:D2:35:LEU:HB3	28:D2:50:ILE:CD1	2.43	0.49
50:DR:38:VAL:HB	50:DR:39:PRO:CD	2.39	0.49
2:AB:24:TRP:CZ3	2:AB:26:PRO:HA	2.48	0.49
41:BF:44:ARG:O	41:BF:44:ARG:HG2	2.12	0.49
49:BQ:74:TYR:CD2	49:BQ:91:GLU:HB2	2.39	0.49
49:BQ:12:GLN:CG	49:BQ:73:PRO:HD2	2.43	0.49
57:DY:62:GLU:CD	57:DY:62:GLU:N	2.67	0.49
57:DY:31:LEU:HD22	57:DY:31:LEU:N	2.28	0.49
16:CP:44:THR:O	16:CP:45:THR:HB	2.13	0.49
36:BA:523:C:H2'	36:BA:524:U:C5'	2.43	0.49
6:AF:87:ARG:CG	6:AF:87:ARG:HH11	2.25	0.49
25:AZ:300:ARG:NH1	25:AZ:300:ARG:HG2	2.28	0.49
36:BA:2472:G:C5'	36:BA:2473:U:H5''	2.42	0.49
27:D1:41:ARG:NH2	36:DA:1365:A:H5''	2.26	0.49
36:BA:2818:G:H4'	36:BA:2837:G:O4'	2.13	0.49
36:DA:1827:C:C2'	36:DA:1828:G:H5'	2.43	0.49
2:CB:122:PHE:O	2:CB:127:ILE:HD11	2.13	0.49
36:BA:752:A:H4'	36:BA:753:C:O5'	2.13	0.49

Continued on next page...

Continued from previous page...

Atom-1	Atom-2	Distance(Å)	Clash(Å)
58:DZ:128:VAL:HG21	58:DZ:132:ASN:O	2.13	0.49
1:AA:39:G:O2'	1:AA:40:C:H5'	2.12	0.49
9:CI:11:LYS:O	9:CI:12:GLU:HB2	2.13	0.49
1:AA:836:G:H2'	1:AA:837:G:H8	1.78	0.49
1:CA:285:G:O2'	1:CA:286:G:H5'	2.12	0.49
48:BP:20:GLY:O	48:BP:21:ARG:HB2	2.12	0.49
44:BJ:73:UNK:C	44:BJ:75:UNK:N	2.75	0.49
43:BH:147:ASN:N	43:BH:147:ASN:HD22	2.09	0.49
36:BA:2081:C:H2'	36:BA:2082:A:H8	1.77	0.49
12:AL:97:ARG:CB	12:AL:97:ARG:HH11	2.26	0.49
36:DA:158:U:H3'	36:DA:158:U:O2	2.13	0.49
31:D5:52:TYR:N	31:D5:52:TYR:CD1	2.80	0.49
36:DA:2230:G:H2'	36:DA:2231:C:H6	1.77	0.49
11:CK:72:ALA:O	11:CK:75:TYR:HB2	2.13	0.49
36:BA:616:G:H2'	36:BA:618:C:O4'	2.13	0.49
36:DA:2543:G:H2'	36:DA:2544:G:C8	2.48	0.48
52:DT:27:THR:H	52:DT:49:VAL:HG12	1.78	0.48
52:DT:78:LEU:O	52:DT:78:LEU:HD23	2.13	0.48
41:DF:119:ARG:HH11	41:DF:119:ARG:HG2	1.77	0.48
41:BF:118:ALA:HA	41:BF:123:LEU:HB3	1.95	0.48
58:BZ:120:ILE:O	58:BZ:120:ILE:HG22	2.12	0.48
36:BA:1540:U:C3'	36:BA:1541:G:H3'	2.35	0.48
48:BP:84:ASN:HA	48:BP:115:LEU:O	2.12	0.48
40:BE:75:VAL:HG12	40:BE:76:ARG:N	2.27	0.48
40:BE:50:GLY:CA	40:BE:78:LEU:HB3	2.36	0.48
34:B8:61:LEU:CD2	34:B8:62:LEU:H	2.23	0.48
36:DA:1504:C:O2'	36:DA:1505:C:C5'	2.61	0.48
39:DD:70:TRP:O	39:DD:71:ASP:C	2.49	0.48
27:B1:3:LYS:HG2	27:B1:4:VAL:HG12	1.94	0.48
4:AD:111:ALA:HB2	4:AD:120:LEU:CD1	2.43	0.48
4:CD:126:ILE:CD1	4:CD:126:ILE:N	2.75	0.48
51:DS:89:ARG:CG	51:DS:92:TYR:CA	2.89	0.48
51:DS:97:ARG:NH1	51:DS:98:VAL:O	2.46	0.48
36:BA:1139:G:H5''	46:BN:70:LYS:NZ	2.27	0.48
55:DW:6:ILE:HG12	55:DW:104:THR:CB	2.43	0.48
43:BH:40:GLU:O	43:BH:41:MET:HB3	2.13	0.48
43:DH:41:MET:SD	43:DH:53:GLU:O	2.70	0.48
51:DS:16:ASN:O	51:DS:18:ILE:N	2.46	0.48
9:AI:65:VAL:HG21	9:AI:73:GLN:CB	2.43	0.48
1:AA:1371:G:O3'	9:AI:69:GLY:HA3	2.12	0.48
9:AI:43:ALA:HA	9:AI:74:ILE:HD13	1.94	0.48
36:DA:860:U:O2	36:DA:860:U:O4'	2.31	0.48

Continued on next page...

Continued from previous page...

Atom-1	Atom-2	Distance(Å)	Clash(Å)
36:BA:1052:C:H2'	36:BA:1053:C:C6	2.48	0.48
53:DU:95:LEU:C	53:DU:97:ASP:H	2.17	0.48
15:AO:82:ILE:HD13	15:AO:87:ILE:HB	1.94	0.48
28:D2:68:ARG:CZ	28:D2:72:ALA:HB1	2.42	0.48
2:CB:172:ILE:CD1	2:CB:172:ILE:H	2.21	0.48
3:AC:14:ILE:O	3:AC:16:ARG:N	2.46	0.48
36:DA:142:A:H8	36:DA:1595:G:H21	1.59	0.48
2:AB:229:VAL:O	2:AB:230:VAL:HG13	2.13	0.48
25:AZ:270:VAL:CG1	25:AZ:286:VAL:HG21	2.43	0.48
1:AA:542:G:H5'	4:AD:41:GLY:CA	2.43	0.48
46:BN:34:LEU:HD13	46:BN:34:LEU:C	2.33	0.48
54:BV:51:VAL:HG12	54:BV:52:VAL:N	2.23	0.48
36:BA:848:G:H5'	36:BA:848:G:C8	2.47	0.48
36:DA:1038:C:C3'	36:DA:1039:G:H5''	2.43	0.48
58:BZ:103:ARG:NH2	58:BZ:136:PHE:CE1	2.81	0.48
46:DN:89:LYS:O	46:DN:93:THR:HG22	2.13	0.48
57:BY:2:ARG:HG2	57:BY:2:ARG:HH11	1.78	0.48
1:AA:346:G:O2'	1:AA:347:G:P	2.71	0.48
36:BA:2641:G:OP1	46:BN:74:ARG:NE	2.46	0.48
35:B9:19:ARG:O	35:B9:20:HIS:CB	2.60	0.48
1:AA:1412:C:H2'	1:AA:1413:A:H8	1.77	0.48
53:DU:47:TYR:O	53:DU:51:LYS:HG2	2.12	0.48
29:B3:31:LEU:HD12	36:BA:989:G:P	2.52	0.48
3:CC:148:GLY:HA3	3:CC:172:ARG:O	2.13	0.48
56:BX:33:LYS:HE2	56:BX:33:LYS:CA	2.43	0.48
2:AB:127:ILE:HG22	2:AB:128:GLU:N	2.28	0.48
36:BA:1658:C:H2'	36:BA:1659:U:C6	2.48	0.48
36:DA:1651:G:C2	36:DA:2007:C:N3	2.81	0.48
1:AA:328:C:H2'	1:AA:328:C:O2	2.13	0.48
1:AA:328:C:O2	1:AA:328:C:C2'	2.60	0.48
43:DH:147:ASN:N	43:DH:147:ASN:HD22	2.11	0.48
36:BA:714:U:H2'	36:BA:716:A:OP2	2.13	0.48
44:BJ:37:UNK:HA	44:BJ:41:UNK:CB	2.42	0.48
16:CP:52:ASP:OD2	16:CP:55:ARG:HG3	2.13	0.48
4:AD:170:VAL:HG12	4:AD:171:GLY:N	2.27	0.48
36:DA:438:G:H2'	36:DA:440:G:H8	1.78	0.48
45:DK:13:UNK:O	45:DK:52:UNK:HA	2.14	0.48
36:DA:2842:G:O2'	36:DA:2843:G:H5'	2.13	0.48
49:DQ:3:MET:HB2	49:DQ:4:PRO:HD2	1.95	0.48
41:DF:150:GLY:HA2	41:DF:172:TRP:CE3	2.48	0.48
20:CT:93:GLU:OE1	20:CT:93:GLU:N	2.46	0.48
3:CC:99:VAL:O	3:CC:99:VAL:HG23	2.13	0.48

Continued on next page...

Continued from previous page...

Atom-1	Atom-2	Distance(Å)	Clash(Å)
44:DJ:27:UNK:CB	44:DJ:113:UNK:HA	2.42	0.48
36:BA:1899:G:C2'	36:BA:1900:A:OP2	2.62	0.48
52:DT:78:LEU:C	52:DT:79:HIS:CD2	2.86	0.48
28:B2:20:GLU:O	28:B2:21:LEU:C	2.51	0.48
1:CA:1002:G:H2'	1:CA:1003:G:O4'	2.13	0.48
32:D6:7:ILE:HG21	32:D6:29:ASN:HD22	1.78	0.48
5:CE:11:ILE:HB	5:CE:31:LEU:HB3	1.95	0.48
52:BT:13:ARG:HH12	52:BT:15:VAL:CG1	2.26	0.48
36:DA:643:A:O2'	36:DA:644:A:H5'	2.13	0.48
57:DY:39:VAL:HG12	57:DY:40:GLU:N	2.29	0.48
51:DS:87:PHE:CG	51:DS:88:ASP:N	2.81	0.48
20:CT:94:ALA:O	20:CT:95:ALA:HB3	2.13	0.48
36:BA:806:C:OP2	48:BP:39:LYS:HD2	2.13	0.48
2:CB:155:LEU:HD13	2:CB:157:ARG:H	1.77	0.48
55:DW:5:ALA:O	55:DW:6:ILE:CB	2.61	0.48
36:DA:690:G:H2'	36:DA:691:C:C6	2.48	0.48
55:BW:5:ALA:O	55:BW:6:ILE:CB	2.61	0.48
30:D4:10:VAL:CG2	30:D4:11:PRO:HD2	2.42	0.48
20:AT:92:LEU:C	20:AT:94:ALA:N	2.66	0.48
36:BA:2632:A:C2	40:BE:61:ARG:HD2	2.48	0.48
58:BZ:15:PRO:C	58:BZ:17:ALA:H	2.15	0.48
38:DC:175:VAL:HG12	38:DC:188:ASN:CB	2.37	0.48
51:DS:48:LEU:HD23	51:DS:82:ILE:HD11	1.94	0.48
9:CI:28:VAL:HG21	9:CI:33:PHE:HA	1.94	0.48
36:DA:652:C:O2'	36:DA:653:A:O5'	2.31	0.48
9:CI:20:ARG:HB2	9:CI:20:ARG:HH11	1.72	0.48
1:CA:1536:C:N4	23:CX:11:U:H3	2.10	0.48
53:BU:79:PHE:O	53:BU:83:LEU:HD13	2.13	0.48
36:BA:1061:U:H4'	36:BA:1070:A:C1'	2.44	0.48
36:BA:1378:A:C4'	36:BA:1379:A:OP1	2.59	0.48
42:BG:6:ALA:HB3	42:BG:104:GLU:OE1	2.13	0.48
36:BA:2096:U:H2'	36:BA:2097:C:H6	1.77	0.48
15:CO:36:ILE:HG23	15:CO:56:LEU:HD11	1.95	0.48
10:AJ:3:LYS:C	10:AJ:4:ILE:HD12	2.33	0.48
46:DN:55:VAL:HG22	46:DN:56:ASN:H	1.78	0.48
19:CS:15:LEU:O	19:CS:19:VAL:HG23	2.13	0.48
1:CA:977:A:N6	1:CA:1224:G:O5'	2.46	0.48
8:AH:85:ARG:HH11	8:AH:85:ARG:HG3	1.78	0.48
38:DC:132:GLY:N	38:DC:133:PRO:CD	2.75	0.48
36:DA:380:U:H2'	36:DA:381:G:H8	1.78	0.48
36:DA:2206:G:N2	36:DA:2207:G:C5'	2.76	0.48
36:BA:590:A:H2'	36:BA:591:C:H6	1.78	0.48

Continued on next page...

Continued from previous page...

Atom-1	Atom-2	Distance(Å)	Clash(Å)
17:CQ:9:VAL:HG11	17:CQ:84:LEU:CD1	2.43	0.48
48:DP:92:GLU:HG2	48:DP:121:LYS:HZ3	1.78	0.48
29:B3:3:ARG:HG2	29:B3:38:GLU:OE2	2.13	0.48
36:DA:519:U:H2'	36:DA:520:G:C8	2.48	0.48
46:BN:121:LYS:HB3	46:BN:123:TYR:CE1	2.48	0.48
2:CB:238:LEU:HD23	2:CB:239:VAL:H	1.77	0.48
25:CZ:330:ARG:HH12	25:CZ:334:PHE:HB3	1.78	0.48
25:AZ:341:GLN:NE2	25:AZ:389:ARG:O	2.46	0.48
36:BA:271(V):G:H2'	36:BA:271(W):G:O4'	2.13	0.48
36:DA:1638:C:H5''	36:DA:2710:C:O2'	2.13	0.48
36:DA:152:G:H1	36:DA:174:C:H42	1.60	0.48
36:BA:2123:G:O2'	36:BA:2124:G:H5'	2.13	0.48
36:BA:2659:G:H2'	36:BA:2660:A:H5''	1.93	0.48
56:BX:61:GLY:HA3	56:BX:73:ARG:O	2.12	0.48
12:AL:85:ILE:HG23	12:AL:86:ARG:N	2.27	0.48
12:CL:10:LEU:O	12:CL:14:GLY:N	2.45	0.48
7:AG:150:ALA:HB2	11:AK:50:TYR:OH	2.12	0.48
1:CA:745:C:O2'	1:CA:746:A:H5'	2.13	0.48
25:AZ:223:MET:CB	25:AZ:242:ILE:HA	2.43	0.48
1:AA:310:G:H2'	1:AA:311:C:H6	1.77	0.48
11:AK:76:GLY:O	11:AK:78:GLN:HG3	2.12	0.48
1:AA:319:G:O2'	1:AA:320:C:H5'	2.13	0.48
1:CA:933:G:OP2	7:CG:3:ARG:HB3	2.12	0.48
16:AP:1:MET:O	16:AP:24:ALA:HB2	2.12	0.48
1:AA:1504:G:OP1	1:AA:1507:A:H4'	2.12	0.48
3:AC:126:ARG:O	3:AC:128:PHE:HD1	1.96	0.48
46:DN:128:HIS:O	46:DN:128:HIS:CG	2.66	0.48
39:DD:241:PRO:O	39:DD:243:GLY:N	2.46	0.48
1:AA:1053:G:H4'	1:AA:1054:C:H5''	1.85	0.48
52:DT:28:VAL:HB	52:DT:88:ILE:HG12	1.94	0.48
41:BF:3:GLU:HA	41:BF:24:LEU:CG	2.35	0.48
40:DE:75:VAL:HG12	40:DE:76:ARG:N	2.29	0.48
36:DA:1542:A:H5'	36:DA:1543:C:OP2	2.13	0.48
34:D8:4:MET:HE2	34:D8:61:LEU:HD23	1.95	0.48
13:AM:119:GLY:O	13:AM:120:LYS:CB	2.60	0.48
58:BZ:171:ILE:HD13	58:BZ:171:ILE:H	1.77	0.48
9:CI:86:VAL:CG2	9:CI:93:ARG:HG2	2.42	0.48
42:DG:85:GLY:C	42:DG:87:PRO:CD	2.81	0.48
52:DT:13:ARG:HH12	52:DT:15:VAL:CG1	2.26	0.48
34:B8:32:LEU:CG	34:B8:36:LYS:NZ	2.63	0.48
48:BP:61:ARG:C	48:BP:62:LEU:CD2	2.81	0.48
4:CD:107:ARG:HH21	4:CD:194:LEU:HD12	1.79	0.48

Continued on next page...

Continued from previous page...

Atom-1	Atom-2	Distance(Å)	Clash(Å)
32:B6:15:GLU:OE2	32:B6:41:PRO:CB	2.61	0.48
36:BA:1142(A):A:C8	36:BA:1142(A):A:H5'	2.49	0.48
36:DA:2746:U:O2'	36:DA:2747:G:H5'	2.13	0.48
4:AD:17:VAL:HG11	4:AD:197:PRO:CB	2.42	0.48
51:DS:12:PHE:CD1	51:DS:13:ARG:N	2.81	0.48
1:AA:453:A:O2'	1:AA:454:C:O4'	2.30	0.48
2:CB:204:ASN:HD21	2:CB:206:ASP:H	1.54	0.48
3:CC:11:ARG:O	3:CC:14:ILE:O	2.30	0.48
25:AZ:130:TYR:CE2	25:AZ:211:PRO:HD2	2.49	0.48
4:AD:59:ARG:CA	4:AD:59:ARG:HE	2.10	0.48
40:BE:116:VAL:CG2	40:BE:122:PHE:CG	2.96	0.48
50:BR:38:VAL:HB	50:BR:39:PRO:CD	2.38	0.48
28:D2:35:LEU:HB3	28:D2:50:ILE:HD11	1.95	0.48
47:DO:35:VAL:CG1	47:DO:69:ILE:HD13	2.44	0.48
27:D1:72:GLU:HA	27:D1:72:GLU:OE1	2.13	0.48
42:BG:11:TYR:HA	42:BG:15:VAL:HG21	1.95	0.48
58:DZ:24:LEU:HD23	58:DZ:24:LEU:C	2.33	0.48
50:DR:13:HIS:HE1	50:DR:15:SER:OG	1.96	0.48
36:DA:580:C:H2'	36:DA:581:C:H6	1.78	0.48
36:DA:1331:A:C2'	36:DA:1332:G:H5''	2.43	0.48
43:DH:35:VAL:HG21	43:DH:75:ALA:HB2	1.94	0.48
7:CG:118:VAL:O	7:CG:121:ALA:HB3	2.14	0.48
13:AM:97:PRO:CA	13:AM:110:ARG:HD3	2.41	0.48
36:DA:17:G:H2'	36:DA:18:C:C6	2.47	0.48
53:BU:27:LEU:O	53:BU:34:LYS:HB2	2.13	0.48
3:AC:94:LEU:O	3:AC:95:THR:CB	2.62	0.48
36:BA:195:A:C8	36:BA:197:A:OP1	2.66	0.48
24:CY:41:C:H2'	24:CY:42:G:O4'	2.13	0.48
25:AZ:265:THR:HG21	25:AZ:293:VAL:HG22	1.93	0.48
20:CT:89:ARG:HB2	20:CT:104:LEU:HD12	1.96	0.48
1:CA:945:G:H2'	1:CA:945:G:N3	2.29	0.48
12:AL:46:LYS:H	12:AL:92:ASP:HB3	1.77	0.48
2:CB:189:ASP:O	2:CB:191:ASP:N	2.47	0.48
1:CA:926:G:H5''	1:CA:927:G:O5'	2.13	0.48
4:AD:70:ILE:CG2	4:AD:71:SER:N	2.76	0.48
36:BA:2839:G:H2'	36:BA:2840:C:C6	2.48	0.48
36:DA:2870:C:H2'	36:DA:2871:C:O4'	2.13	0.48
27:D1:3:LYS:HB2	27:D1:3:LYS:HZ2	1.77	0.48
36:DA:1131:G:HO2'	36:DA:1132:A:H8	1.62	0.48
25:CZ:139:ASP:O	25:CZ:139:ASP:CG	2.51	0.48
1:AA:1437:C:H2'	1:AA:1438:G:C8	2.48	0.48
33:B7:4:THR:CG2	36:BA:788:A:H1'	2.43	0.48

Continued on next page...

Continued from previous page...

Atom-1	Atom-2	Distance(Å)	Clash(Å)
1:CA:826:C:H2'	1:CA:827:U:H6	1.78	0.48
36:BA:648:G:H2'	36:BA:649:G:C8	2.48	0.48
36:BA:1120:G:H2'	36:BA:1121:C:H6	1.78	0.48
36:BA:1651:G:C2	36:BA:2007:C:N3	2.81	0.48
36:BA:1260:G:H2'	36:BA:1261:C:C6	2.49	0.48
1:AA:636:U:H2'	1:AA:637:G:H8	1.77	0.48
39:BD:6:PHE:HE1	39:BD:18:VAL:HG12	1.77	0.48
41:DF:150:GLY:HA2	41:DF:172:TRP:CD2	2.49	0.48
1:CA:1424:C:H2'	1:CA:1425:U:O4'	2.13	0.48
1:CA:333:G:O2'	1:CA:334:C:H5'	2.13	0.48
36:BA:438:G:O2'	36:BA:440:G:H5'	2.13	0.48
36:BA:1908:C:H2'	36:BA:1909:C:H6	1.78	0.48
47:DO:53:LYS:O	47:DO:56:ASP:HB2	2.13	0.48
1:CA:1090:U:H2'	1:CA:1091:U:C6	2.49	0.48
43:DH:80:SER:O	43:DH:81:GLU:HB2	2.13	0.48
36:BA:1215:G:O2'	36:BA:1216:G:H5'	2.13	0.48
6:CF:47:ARG:O	6:CF:47:ARG:HG3	2.14	0.48
4:CD:106:TYR:HD2	4:CD:113:SER:O	1.97	0.48
13:AM:22:ILE:CB	13:AM:25:ILE:HD12	2.43	0.48
1:AA:1150:U:C5	1:AA:1151:A:C5	3.02	0.48
36:BA:2102:U:C5	36:BA:2103:C:N3	2.81	0.48
36:BA:2419:U:O2'	36:BA:2420:C:H5'	2.13	0.48
10:AJ:57:LYS:NZ	10:AJ:60:ARG:HH22	2.11	0.48
20:AT:62:LEU:N	20:AT:62:LEU:HD12	2.12	0.48
34:D8:30:ARG:NH2	36:DA:2419:U:O4	2.46	0.48
48:DP:38:GLN:HG3	48:DP:39:LYS:H	1.78	0.48
30:D4:25:TYR:O	30:D4:26:SER:HB3	2.12	0.48
36:DA:2416:C:H2'	36:DA:2417:C:H6	1.78	0.48
51:DS:106:ARG:CG	51:DS:106:ARG:HH11	2.23	0.48
1:CA:1320:C:C6	1:CA:1320:C:H5'	2.31	0.48
48:DP:84:ASN:C	48:DP:86:LYS:N	2.67	0.48
9:AI:4:TYR:CE2	9:AI:88:TYR:CB	2.95	0.48
3:CC:181:ASN:HD22	3:CC:204:LEU:HB2	1.77	0.48
35:D9:35:ARG:O	35:D9:35:ARG:HG2	2.13	0.48
53:DU:92:ARG:HB2	54:DV:11:GLN:NE2	2.28	0.48
25:CZ:130:TYR:CE2	25:CZ:211:PRO:HD2	2.49	0.48
40:DE:116:VAL:CG2	40:DE:122:PHE:CG	2.97	0.48
54:BV:62:LEU:CD2	54:BV:95:LEU:HB2	2.39	0.48
22:AW:57:G:H2'	22:AW:58:A:C5'	2.41	0.48
25:CZ:222:LEU:HA	25:CZ:304:LEU:O	2.13	0.48
57:BY:44:ILE:HG22	57:BY:45:VAL:N	2.27	0.48
36:BA:2475:C:H5'	36:BA:2476:A:OP2	2.13	0.48

Continued on next page...

Continued from previous page...

Atom-1	Atom-2	Distance(Å)	Clash(Å)
1:AA:434:U:H2'	1:AA:435:C:H6	1.78	0.48
1:AA:437:U:H5''	4:AD:155:LEU:CD1	2.42	0.48
7:AG:7:ALA:O	7:AG:8:GLU:CB	2.59	0.48
1:AA:1124:G:C5'	10:AJ:35:SER:HB2	2.43	0.48
1:CA:484:G:H4'	1:CA:485:G:O5'	2.12	0.48
36:BA:588:U:H2'	36:BA:589:C:C6	2.49	0.48
26:D0:72:ARG:HD3	26:D0:75:LEU:HD13	1.95	0.48
53:BU:47:TYR:O	53:BU:51:LYS:HG2	2.13	0.48
37:BB:27:C:H5'	37:BB:28:C:OP2	2.12	0.48
36:BA:68:G:H2'	36:BA:69:C:C6	2.48	0.48
26:B0:47:PRO:HG3	26:B0:53:MET:HB2	1.95	0.48
40:BE:65:GLY:HA2	40:BE:70:ALA:CB	2.44	0.48
33:D7:12:ARG:NH2	36:DA:465:G:OP1	2.45	0.48
7:CG:137:LYS:O	7:CG:140:ASP:N	2.46	0.48
40:BE:132:HIS:O	40:BE:132:HIS:ND1	2.46	0.48
36:BA:1652:A:C2'	36:BA:1653:G:H5'	2.42	0.48
10:CJ:92:THR:HG23	10:CJ:93:GLY:H	1.77	0.48
42:DG:48:GLU:O	42:DG:49:ASP:HB3	2.13	0.48
36:BA:633:A:H2'	36:BA:634:C:H5'	1.95	0.48
36:DA:2123:G:O2'	36:DA:2124:G:H5'	2.12	0.48
36:DA:86:C:H2'	36:DA:87:C:C6	2.48	0.48
36:BA:1713:U:O2'	36:BA:1714:G:H5'	2.14	0.48
52:BT:61:PHE:CE1	52:BT:76:PHE:HB2	2.48	0.48
36:DA:616:G:H2'	36:DA:618:C:O4'	2.12	0.48
8:CH:101:PRO:HG2	8:CH:133:LEU:HD21	1.95	0.48
36:BA:484:C:H2'	36:BA:485:C:C6	2.48	0.48
8:CH:87:SER:HB2	8:CH:93:VAL:HB	1.95	0.48
1:AA:509:A:H5'	4:AD:54:TYR:HD2	1.79	0.48
36:DA:1675:C:H2'	36:DA:1676:A:O4'	2.13	0.48
1:AA:22:G:H4'	1:AA:885:G:C8	2.48	0.48
30:B4:6:HIS:HB3	42:BG:67:LYS:NZ	2.28	0.48
34:B8:7:HIS:N	34:B8:11:LYS:HE2	2.28	0.48
41:BF:160:ASN:HD21	41:BF:162:LEU:H	1.58	0.48
57:BY:64:GLU:O	57:BY:65:ALA:HB2	2.13	0.48
4:AD:102:ASP:OD2	4:AD:136:PRO:HB3	2.14	0.48
54:DV:19:LYS:HB2	54:DV:96:ILE:CD1	2.42	0.48
9:CI:114:TYR:CD1	10:CJ:60:ARG:HG2	2.49	0.48
48:DP:97:PRO:O	48:DP:98:GLU:CB	2.54	0.48
36:BA:1948:G:O2'	36:BA:1949:G:H5'	2.14	0.48
39:DD:44:ASN:HB2	39:DD:48:ARG:O	2.13	0.48
36:DA:811:U:O2'	36:DA:812:C:C5'	2.61	0.48
36:DA:605:C:H1'	36:DA:657:U:O2'	2.14	0.48

Continued on next page...

Continued from previous page...

Atom-1	Atom-2	Distance(Å)	Clash(Å)
4:CD:22:LYS:HB2	4:CD:26:CYS:HB2	1.95	0.48
24:AY:72:U:C3'	24:AY:73:G:H5''	2.44	0.48
33:D7:34:ARG:HD3	36:DA:467:G:OP2	2.12	0.48
25:AZ:30:ALA:O	25:AZ:34:VAL:HG23	2.14	0.48
35:B9:35:ARG:HG2	35:B9:35:ARG:O	2.13	0.48
25:CZ:31:LEU:HD23	25:CZ:199:ILE:HG23	1.95	0.48
56:DX:38:GLU:O	56:DX:38:GLU:HG2	2.12	0.48
58:DZ:151:HIS:HB2	58:DZ:170:THR:CA	2.42	0.48
18:AR:31:LEU:N	18:AR:31:LEU:HD23	2.22	0.48
41:DF:44:ARG:O	41:DF:44:ARG:HG2	2.13	0.48
42:BG:114:ILE:CG2	42:BG:117:PHE:HB2	2.44	0.48
37:DB:93:G:H2'	37:DB:94:C:C6	2.48	0.48
1:AA:1286:A:O2'	1:AA:1287:A:OP2	2.27	0.48
42:BG:107:LEU:HD12	42:BG:178:PHE:CD1	2.47	0.48
1:AA:624:C:O3'	16:AP:10:GLY:HA2	2.13	0.48
3:CC:186:PHE:CE2	3:CC:188:LEU:HD22	2.48	0.48
57:BY:31:LEU:HD22	57:BY:31:LEU:N	2.28	0.48
12:AL:75:HIS:CD2	12:AL:77:LEU:H	2.31	0.48
36:DA:17:G:H4'	53:DU:25:TRP:CH2	2.48	0.48
36:BA:1342:A:H2	36:BA:1396:U:HO2'	1.61	0.48
25:AZ:267:VAL:HG23	25:AZ:288:VAL:HG13	1.94	0.48
36:DA:2472:G:C5'	36:DA:2473:U:H5''	2.42	0.48
36:DA:2201:C:H2'	36:DA:2202:C:C6	2.49	0.48
20:CT:72:LEU:O	20:CT:74:LYS:N	2.46	0.48
17:AQ:9:VAL:HG11	17:AQ:84:LEU:CD1	2.43	0.48
12:AL:50:SER:O	12:AL:51:ALA:HB2	2.13	0.48
1:AA:1120:G:H2'	1:AA:1121:U:H6	1.76	0.48
48:BP:92:GLU:HG2	48:BP:121:LYS:HZ1	1.78	0.48
30:D4:19:GLY:O	30:D4:21:VAL:HG23	2.14	0.48
1:CA:189(J):G:O2'	1:CA:189(K):U:H5'	2.13	0.48
42:BG:39:ILE:HG12	42:BG:92:VAL:HG12	1.96	0.48
36:BA:389:G:H1	48:BP:72:PRO:HD3	1.78	0.48
7:CG:66:VAL:O	7:CG:69:VAL:HG12	2.13	0.48
36:BA:755:C:H2'	36:BA:756:C:H6	1.78	0.48
36:DA:1773:A:H2'	36:DA:1774:C:H5'	1.95	0.48
25:AZ:223:MET:O	25:AZ:223:MET:HG3	2.14	0.48
7:CG:28:ASN:OD1	7:CG:36:LYS:HE2	2.14	0.48
25:CZ:352:VAL:HG12	25:CZ:353:VAL:N	2.28	0.48
36:BA:2052:G:H4'	40:BE:143:ASN:O	2.12	0.48
1:CA:911:U:O2'	1:CA:912:C:H5'	2.13	0.48
15:AO:33:THR:HG23	15:AO:63:ARG:NH1	2.27	0.48
1:CA:853:G:O2'	1:CA:854:G:H5'	2.13	0.48

Continued on next page...

Continued from previous page...

Atom-1	Atom-2	Distance(Å)	Clash(Å)
37:BB:78:A:H2'	37:BB:79:C:O4'	2.14	0.48
12:CL:97:ARG:CB	12:CL:97:ARG:HH11	2.26	0.48
27:B1:19:GLN:OE1	27:B1:19:GLN:HA	2.14	0.48
9:CI:41:VAL:HG12	9:CI:41:VAL:O	2.14	0.48
42:BG:167:GLU:H	42:BG:167:GLU:CD	2.17	0.48
25:CZ:155:ARG:O	25:CZ:159:ASN:ND2	2.45	0.48
1:AA:67:C:O2'	1:AA:171:A:H1'	2.13	0.48
1:CA:1305:G:C5'	21:CU:4:GLY:HA3	2.42	0.48
39:BD:70:TRP:O	39:BD:71:ASP:C	2.51	0.48
52:BT:31:SER:OG	52:BT:32:TYR:CE1	2.60	0.48
22:AW:71:G:N3	36:BA:1851:U:H4'	2.29	0.48
27:B1:68:PRO:C	27:B1:70:VAL:N	2.66	0.48
17:CQ:52:LYS:H	17:CQ:52:LYS:CD	2.10	0.48
2:AB:132:LYS:HA	2:AB:135:GLN:OE1	2.14	0.48
48:DP:105:LEU:H	48:DP:105:LEU:CD1	2.24	0.48
32:D6:25:LYS:HE3	34:D8:35:GLN:OE1	2.14	0.48
36:BA:674:G:N3	41:BF:74:ARG:NH1	2.62	0.48
36:DA:664:C:O4'	36:DA:940:G:H5''	2.14	0.48
36:DA:623:G:H2'	36:DA:624:C:C6	2.49	0.48
42:DG:38:VAL:HG12	42:DG:93:THR:HA	1.96	0.48
30:B4:9:LEU:HD13	30:B4:26:SER:O	2.13	0.48
25:AZ:138:VAL:C	25:AZ:140:MET:H	2.17	0.48
25:AZ:134:PHE:HD1	25:AZ:171:ILE:HB	1.77	0.48
36:BA:2762:G:H2'	36:BA:2763:G:H5'	1.94	0.48
58:BZ:126:VAL:O	58:BZ:126:VAL:HG23	2.12	0.48
25:CZ:28:THR:HG23	25:CZ:79:HIS:CE1	2.48	0.48
40:DE:144:ARG:HG3	40:DE:145:LYS:N	2.29	0.48
36:DA:92:A:H3'	36:DA:93:G:H8	1.79	0.48
20:AT:50:GLU:CB	20:AT:99:LEU:HD12	2.41	0.48
36:BA:761:A:C8	36:BA:761:A:H3'	2.49	0.48
49:DQ:60:ARG:HB3	49:DQ:60:ARG:CZ	2.43	0.48
54:BV:52:VAL:HG22	54:BV:52:VAL:O	2.14	0.48
36:BA:990:A:OP2	36:BA:991:C:OP2	2.31	0.48
1:AA:1316:G:O3'	14:AN:18:VAL:HG22	2.12	0.48
34:D8:50:LEU:C	34:D8:53:PRO:HD2	2.34	0.48
7:CG:37:ASN:HD21	9:CI:40:LEU:HA	1.77	0.48
40:DE:3:GLY:O	40:DE:4:ILE:HB	2.13	0.48
57:BY:62:GLU:CD	57:BY:62:GLU:N	2.66	0.48
36:DA:481:G:P	57:DY:47:LYS:HD3	2.52	0.48
7:CG:118:VAL:CG2	7:CG:119:ARG:N	2.77	0.48
55:BW:22:ASP:HA	55:BW:25:ARG:NH1	2.23	0.48
20:AT:89:ARG:HD2	20:AT:104:LEU:HD11	1.94	0.48

Continued on next page...

Continued from previous page...

Atom-1	Atom-2	Distance(Å)	Clash(Å)
41:BF:89:VAL:HG12	41:BF:90:PHE:H	1.76	0.48
40:DE:81:ILE:CG2	40:DE:81:ILE:O	2.61	0.48
36:DA:492:A:H2'	36:DA:493:G:O4'	2.14	0.48
47:DO:24:VAL:CG1	47:DO:33:ALA:HB2	2.43	0.48
1:AA:8:A:C5	4:AD:209:ARG:HB2	2.48	0.48
41:BF:125:LEU:H	41:BF:125:LEU:HD23	1.76	0.48
1:AA:1410:G:H2'	1:AA:1411:C:C6	2.49	0.48
48:DP:102:ARG:NH1	48:DP:102:ARG:HB2	2.28	0.48
36:BA:2023:G:H4'	36:BA:2617:C:O3'	2.13	0.48
1:CA:1250:A:H4'	9:CI:68:GLY:H	1.78	0.48
36:BA:1336:A:H2'	36:BA:1337:G:H8	1.78	0.48
36:BA:1782:C:H1'	36:BA:2609:U:C5'	2.44	0.48
36:BA:780:G:OP1	39:BD:218:ARG:NH2	2.44	0.48
36:DA:2692:C:H1'	36:DA:2847:U:O2'	2.13	0.48
25:AZ:256:VAL:HA	25:AZ:262:THR:HG22	1.95	0.48
48:BP:17:LYS:C	48:BP:19:VAL:N	2.67	0.48
55:BW:37:ARG:HG2	55:BW:38:TYR:CD2	2.49	0.48
17:AQ:86:GLU:O	17:AQ:90:ILE:HG12	2.14	0.48
16:AP:3:LYS:HG2	16:AP:65:GLN:O	2.13	0.48
43:BH:130:ARG:O	43:BH:131:VAL:HG23	2.13	0.48
16:AP:23:ASP:O	16:AP:24:ALA:C	2.50	0.48
36:BA:438:G:H2'	36:BA:440:G:H8	1.78	0.48
36:DA:2257:U:O2'	36:DA:2258:C:H5'	2.14	0.48
36:BA:2842:G:O2'	36:BA:2843:G:H5'	2.14	0.48
32:D6:22:ALA:HB2	32:D6:39:TYR:CZ	2.49	0.48
1:CA:814:A:H2'	1:CA:816:A:C5'	2.44	0.48
36:BA:566:U:O4	54:BV:78:LYS:HE2	2.14	0.48
36:BA:1274:A:N3	36:BA:1297:C:H1'	2.28	0.48
36:BA:425:G:O2'	36:BA:426:C:H5'	2.14	0.48
36:BA:978:G:C2	36:BA:986:C:N3	2.81	0.48
28:B2:62:THR:O	28:B2:66:GLU:N	2.47	0.48
1:CA:1005:A:C3'	1:CA:1006:C:H5'	2.44	0.48
1:AA:1002:G:H2'	1:AA:1003:G:O4'	2.13	0.48
46:DN:134:ARG:N	46:DN:135:PRO:HD3	2.28	0.48
46:DN:15:LEU:O	46:DN:136:GLU:HA	2.14	0.48
36:BA:1504:C:O2'	36:BA:1505:C:C5'	2.61	0.48
22:CW:6:G:O2'	22:CW:7:A:H5'	2.13	0.48
9:CI:83:ARG:C	9:CI:86:VAL:HG12	2.32	0.48
37:DB:73:A:C4	37:DB:105:A:C2	3.01	0.48
36:DA:2312:U:C2'	36:DA:2313:C:H5''	2.42	0.48
57:DY:28:LYS:N	57:DY:28:LYS:CE	2.76	0.48
2:AB:130:ARG:NH2	2:AB:134:GLU:HG3	2.24	0.48

Continued on next page...

Continued from previous page...

Atom-1	Atom-2	Distance(Å)	Clash(Å)
3:CC:79:ARG:O	3:CC:82:GLU:OE1	2.31	0.48
48:DP:114:ILE:HB	48:DP:130:PHE:CD2	2.48	0.48
2:CB:142:LEU:CD2	2:CB:146:GLN:NE2	2.77	0.48
20:AT:62:LEU:H	20:AT:62:LEU:CD1	2.12	0.48
46:BN:87:LEU:CD1	46:BN:91:LEU:HG	2.43	0.48
52:BT:94:ALA:HB1	52:BT:99:LEU:HD23	1.96	0.48
9:AI:20:ARG:HH11	9:AI:20:ARG:HB2	1.72	0.48
2:AB:47:THR:HG23	2:AB:202:PRO:O	2.12	0.48
36:BA:2887:U:H2'	36:BA:2888:C:C6	2.49	0.48
36:BA:1403:C:H2'	36:BA:1404:C:O5'	2.14	0.48
1:CA:939:G:H5''	7:CG:102:ARG:CZ	2.42	0.48
34:B8:15:LYS:HD3	48:BP:65:ARG:HH21	1.78	0.48
22:CW:39:U:H5'	22:CW:39:U:O2	2.12	0.48
50:DR:86:ARG:HB3	50:DR:118:GLU:OE2	2.14	0.48
41:BF:85:GLY:O	41:BF:86:GLY:O	2.31	0.48
36:BA:2881:C:H2'	36:BA:2882:A:H8	1.79	0.48
36:BA:363(E):U:H3'	36:BA:363(F):A:O4'	2.14	0.48
1:CA:405:U:O2	1:CA:498:U:H2'	2.14	0.48
40:BE:81:ILE:O	40:BE:81:ILE:CG2	2.59	0.48
36:DA:1342:A:H2	36:DA:1396:U:HO2'	1.61	0.48
10:AJ:86:MET:O	10:AJ:87:THR:HG23	2.13	0.48
1:AA:276:G:O2'	17:AQ:68:ARG:NH1	2.47	0.48
38:DC:74:VAL:HG11	38:DC:153:ILE:HG23	1.94	0.48
47:DO:25:LEU:HB2	47:DO:38:VAL:HG23	1.96	0.48
1:CA:345:C:H1'	1:CA:346:G:N2	2.29	0.48
1:AA:945:G:N3	1:AA:945:G:H2'	2.27	0.48
1:CA:46:G:O2'	1:CA:365:U:H1'	2.13	0.48
1:CA:632:A:H8	1:CA:633:G:C8	2.32	0.48
39:DD:222:ARG:O	39:DD:224:ALA:O	2.32	0.48
20:AT:74:LYS:HB2	20:AT:75:ASN:H	1.44	0.48
13:CM:9:ILE:HD13	42:DG:146:TYR:CE2	2.49	0.48
36:DA:189:G:H2'	36:DA:205:G:H22	1.77	0.48
42:DG:145:THR:HB	42:DG:148:MET:CB	2.44	0.48
36:DA:1750:G:H2'	36:DA:1751:C:C6	2.48	0.48
50:BR:28:LEU:HD12	50:BR:114:VAL:HG21	1.95	0.48
4:CD:110:PHE:HD1	4:CD:110:PHE:N	2.11	0.48
8:AH:30:ARG:CB	8:AH:30:ARG:HH11	2.25	0.48
36:BA:1315:C:O2'	36:BA:1316:U:H5'	2.13	0.48
36:BA:152:G:H1	36:BA:174:C:H42	1.60	0.48
41:BF:150:GLY:HA2	41:BF:172:TRP:CD2	2.48	0.48
1:AA:369:C:O2'	1:AA:370:C:O5'	2.32	0.48
3:AC:84:ILE:O	3:AC:88:ARG:HG3	2.12	0.48

Continued on next page...

Continued from previous page...

Atom-1	Atom-2	Distance(Å)	Clash(Å)
1:AA:1485:U:O2'	1:AA:1486:G:H5'	2.13	0.48
13:AM:28:ALA:O	13:AM:32:GLU:HB2	2.14	0.48
44:BJ:99:UNK:C	44:BJ:101:UNK:N	2.71	0.48
36:BA:86:C:H2'	36:BA:87:C:C6	2.48	0.48
25:AZ:187:LYS:HD2	25:AZ:187:LYS:N	2.29	0.48
2:AB:56:ARG:HH11	2:AB:56:ARG:HG3	1.78	0.48
2:AB:221:LEU:O	2:AB:221:LEU:HD13	2.13	0.48
1:AA:807:A:H2'	1:AA:808:C:C6	2.49	0.48
52:DT:28:VAL:HG22	52:DT:46:GLU:CA	2.43	0.48
52:DT:77:PRO:C	52:DT:79:HIS:H	2.17	0.48
7:AG:84:ASN:ND2	7:AG:84:ASN:C	2.67	0.48
1:CA:1003:G:H21	1:CA:1039:C:N4	2.11	0.48
36:BA:1537:G:H2'	36:BA:1538:G:H8	1.79	0.48
36:BA:2312:U:C2'	36:BA:2313:C:H5''	2.43	0.48
1:AA:1003:G:H21	1:AA:1039:C:N4	2.10	0.48
36:DA:2105:C:N3	36:DA:2184:G:N2	2.61	0.48
52:DT:13:ARG:HH12	52:DT:15:VAL:HG12	1.79	0.48
57:BY:13:VAL:HG22	57:BY:14:LEU:N	2.29	0.48
55:DW:4:LYS:HG2	55:DW:5:ALA:H	1.78	0.48
41:BF:7:TYR:HD2	41:BF:16:GLY:HA3	1.78	0.48
55:BW:4:LYS:HG2	55:BW:5:ALA:H	1.76	0.48
1:AA:1277:C:O2'	1:AA:1279:A:H8	1.78	0.48
13:AM:11:ARG:CG	13:AM:12:ASN:H	2.10	0.48
51:DS:74:ALA:O	51:DS:76:LYS:N	2.46	0.48
48:DP:16:ARG:O	48:DP:18:ARG:N	2.47	0.48
4:CD:114:ARG:NH1	4:CD:114:ARG:CG	2.75	0.48
55:DW:36:LEU:HD11	55:DW:47:VAL:HG12	1.96	0.48
36:BA:332:A:O2'	36:BA:333:G:P	2.72	0.48
36:DA:64:A:O2'	36:DA:65:C:H5'	2.14	0.48
29:D3:29:ARG:CB	29:D3:29:ARG:HH11	2.19	0.48
46:DN:34:LEU:O	46:DN:34:LEU:HD13	2.13	0.48
20:CT:50:GLU:CB	20:CT:99:LEU:HD12	2.40	0.48
27:D1:90:ILE:O	27:D1:94:LEU:HD13	2.14	0.48
13:CM:57:ARG:HH12	30:D4:34:GLU:HG3	1.78	0.48
36:DA:845:G:C8	36:DA:845:G:OP2	2.59	0.48
15:AO:29:VAL:HG11	15:AO:67:LEU:HD21	1.96	0.48
1:AA:1536:C:C2'	1:AA:1537:U:O4'	2.60	0.48
36:DA:326:G:H2'	36:DA:327:G:C8	2.47	0.48
1:AA:1229:A:OP2	13:AM:114:ARG:HD3	2.13	0.48
13:CM:88:ARG:HG2	13:CM:88:ARG:NH1	2.25	0.48
36:DA:500:G:H22	36:DA:502:A:H3'	1.79	0.48
1:CA:499:A:H4'	1:CA:500:G:H5'	1.95	0.48

Continued on next page...

Continued from previous page...

Atom-1	Atom-2	Distance(Å)	Clash(Å)
36:DA:723:G:H2'	36:DA:724:U:C6	2.49	0.48
1:AA:499:A:H4'	1:AA:500:G:H5'	1.96	0.48
12:AL:119:LYS:O	12:AL:120:TYR:CB	2.62	0.48
3:CC:49:SER:C	3:CC:51:GLY:N	2.66	0.48
22:CV:63:G:H8	22:CV:63:G:H5'	1.79	0.48
53:BU:19:LYS:O	53:BU:22:LYS:HG2	2.14	0.48
1:AA:1511:G:C2'	1:AA:1512:U:H5'	2.44	0.48
1:AA:1410:G:H2'	1:AA:1411:C:H6	1.78	0.48
35:D9:29:ASN:O	35:D9:29:ASN:ND2	2.46	0.48
26:B0:15:ASP:OD1	26:B0:16:SER:N	2.42	0.48
19:AS:31:ILE:HG23	19:AS:49:ILE:HA	1.96	0.48
39:DD:226:MET:HB3	39:DD:230:ASP:HB2	1.94	0.48
6:CF:22:GLU:O	6:CF:25:ILE:HG22	2.13	0.48
36:BA:1751:C:O2'	36:BA:1752:C:H5'	2.13	0.48
58:BZ:48:PHE:O	58:BZ:52:SER:N	2.47	0.48
36:DA:1259:G:O2'	36:DA:1260:G:H5'	2.14	0.48
36:BA:2869:G:H2'	36:BA:2870:C:H6	1.78	0.48
25:CZ:219:LYS:HB2	25:CZ:244:ARG:HB2	1.96	0.48
36:DA:1652:A:H2'	36:DA:1653:G:H5'	1.95	0.48
1:CA:995:C:O2'	1:CA:996:A:H8	1.97	0.48
10:AJ:16:LEU:CD1	10:AJ:70:ARG:HG2	2.44	0.48
42:DG:34:LEU:HA	42:DG:161:THR:HA	1.95	0.48
29:D3:11:SER:HB3	36:DA:988:A:P	2.53	0.48
36:DA:20:C:O2'	36:DA:21:A:H5'	2.14	0.48
1:AA:770:C:O2'	1:AA:771:G:H5'	2.14	0.48
36:DA:630:G:H4'	36:DA:640:C:H4'	1.94	0.48
36:DA:645:C:H5'	36:DA:646:A:OP2	2.14	0.48
36:DA:566:U:O4	54:DV:78:LYS:HE2	2.13	0.48
36:DA:1899:G:C2'	36:DA:1900:A:OP2	2.61	0.48
36:BA:1826:G:H4'	39:BD:242:ARG:NH2	2.24	0.48
49:BQ:134:ARG:HA	49:BQ:137:TYR:CD1	2.49	0.48
40:DE:33:VAL:HG12	40:DE:69:LYS:HD2	1.95	0.48
36:DA:558:G:P	46:DN:111:PRO:HD2	2.53	0.48
1:AA:1330:U:H3'	1:AA:1331:G:O4'	2.14	0.48
39:BD:35:LYS:O	39:BD:62:TYR:O	2.32	0.48
39:BD:35:LYS:HB3	39:BD:36:PRO:CD	2.42	0.48
46:BN:46:VAL:O	46:BN:47:ALA:CB	2.60	0.48
58:DZ:123:ASP:C	58:DZ:124:ILE:HG12	2.34	0.48
52:BT:27:THR:H	52:BT:49:VAL:HG12	1.78	0.48
52:BT:84:GLN:O	52:BT:85:LYS:HG3	2.13	0.48
42:DG:46:ALA:HB2	42:DG:88:ILE:CG1	2.42	0.48
42:DG:51:ARG:HH11	42:DG:53:LEU:HD21	1.79	0.48

Continued on next page...

Continued from previous page...

Atom-1	Atom-2	Distance(Å)	Clash(Å)
36:BA:654(N):G:N7	36:BA:654(O):G:C4	2.81	0.48
36:DA:102:G:H4'	36:DA:102:G:OP1	2.14	0.48
57:DY:73:ARG:O	57:DY:74:PRO:O	2.31	0.48
48:BP:59:LEU:CA	48:BP:61:ARG:HE	2.27	0.48
11:CK:108:ILE:O	18:CR:87:ARG:N	2.47	0.48
32:B6:48:VAL:O	32:B6:49:HIS:O	2.32	0.48
48:DP:98:GLU:H	48:DP:101:VAL:HG13	1.79	0.48
51:BS:99:LYS:NZ	51:BS:99:LYS:CB	2.70	0.48
55:DW:4:LYS:CG	55:DW:5:ALA:N	2.77	0.48
2:CB:166:ASP:HB3	2:CB:169:LYS:HB2	1.95	0.48
32:D6:5:VAL:O	32:D6:6:ARG:CB	2.61	0.48
42:DG:128:ARG:O	42:DG:130:ASN:N	2.47	0.48
1:CA:1255:G:C5'	3:CC:26:LYS:HE2	2.43	0.48
2:AB:231:GLU:HA	2:AB:232:PRO:HD3	1.68	0.48
12:CL:111:LYS:O	12:CL:112:ASP:HB2	2.14	0.48
10:CJ:7:LYS:O	10:CJ:8:LEU:HD12	2.13	0.48
36:BA:2415:G:H2'	36:BA:2416:C:C6	2.49	0.48
36:BA:1677:A:H2'	36:BA:1678:G:H8	1.79	0.48
25:AZ:134:PHE:CG	25:AZ:202:LEU:HD22	2.49	0.48
53:BU:88:ILE:C	53:BU:90:VAL:N	2.64	0.48
36:DA:90:U:O4'	36:DA:92:A:C8	2.67	0.48
27:D1:58:ILE:HD12	27:D1:59:THR:H	1.79	0.48
42:BG:107:LEU:HD12	42:BG:178:PHE:CE1	2.49	0.48
37:BB:91:C:OP1	49:BQ:16:ARG:HD2	2.14	0.48
13:CM:52:GLU:HG2	13:CM:55:ARG:NH1	2.29	0.48
34:D8:50:LEU:O	34:D8:51:ALA:CB	2.62	0.48
46:BN:56:ASN:H	46:BN:125:GLY:HA3	1.79	0.48
46:BN:55:VAL:HG22	46:BN:56:ASN:H	1.78	0.48
36:DA:278:A:N6	36:DA:362:U:H3	2.09	0.48
13:AM:57:ARG:HH12	30:B4:34:GLU:CG	2.27	0.48
37:BB:68:C:O2'	37:BB:69:G:H5'	2.14	0.48
36:BA:359:A:C2	36:BA:360:G:H1'	2.48	0.48
36:DA:1607:C:H4'	36:DA:1608:A:O5'	2.14	0.48
2:CB:61:LEU:C	2:CB:61:LEU:HD23	2.35	0.48
9:AI:111:ARG:HG2	9:AI:112:LYS:N	2.29	0.48
16:AP:44:THR:O	16:AP:45:THR:HB	2.13	0.48
19:AS:21:GLU:O	19:AS:21:GLU:HG3	2.14	0.48
8:CH:7:ALA:HB2	8:CH:85:ARG:CD	2.39	0.48
36:BA:523:C:H5''	36:BA:540:C:O2'	2.14	0.48
1:CA:173:U:H5''	1:CA:197:A:O4'	2.14	0.48
3:AC:49:SER:C	3:AC:51:GLY:N	2.67	0.48
9:CI:99:LEU:O	9:CI:101:PHE:N	2.47	0.48

Continued on next page...

Continued from previous page...

Atom-1	Atom-2	Distance(Å)	Clash(Å)
42:DG:181:ARG:O	42:DG:182:LYS:OXT	2.32	0.48
36:DA:2248:C:H2'	36:DA:2249:U:C5'	2.44	0.48
20:AT:72:LEU:O	20:AT:74:LYS:N	2.47	0.48
36:DA:2555:U:C2'	36:DA:2556:C:H5'	2.44	0.48
22:AV:1:G:C1'	26:B0:5:LYS:NZ	2.76	0.48
13:CM:2:ALA:N	13:CM:9:ILE:HG23	2.29	0.48
36:BA:1257:C:H2'	36:BA:1258:C:C6	2.47	0.48
40:DE:30:PRO:HD3	40:DE:180:ASN:ND2	2.29	0.48
25:AZ:349:VAL:HG23	25:AZ:374:LEU:HD22	1.96	0.48
43:BH:126:PRO:O	43:BH:127:GLU:HG3	2.13	0.48
57:DY:6:HIS:CD2	57:DY:6:HIS:H	2.32	0.48
36:BA:2692:C:H1'	36:BA:2847:U:O2'	2.14	0.48
36:BA:383:U:H2'	36:BA:385:C:H5	1.78	0.48
36:BA:1290:C:H2'	36:BA:1291:C:C6	2.49	0.48
6:AF:15:ASP:OD2	6:AF:17:SER:HB2	2.14	0.48
25:CZ:314:THR:HG23	25:CZ:374:LEU:O	2.13	0.48
24:AY:76:A:H5''	25:AZ:231:ILE:HD11	1.94	0.48
43:DH:109:PHE:CZ	43:DH:152:ARG:NH1	2.82	0.48
24:AY:21:A:H5'	24:AY:22:G:OP1	2.13	0.48
36:DA:1315:C:O2'	36:DA:1316:U:H5'	2.13	0.48
36:DA:2175:C:N3	36:DA:2176:A:C2	2.82	0.48
36:DA:438:G:O2'	36:DA:440:G:H5'	2.13	0.48
19:AS:36:ARG:HB2	19:AS:72:GLY:HA3	1.94	0.48
1:AA:640:A:O2'	8:AH:115:SER:HB2	2.14	0.48
36:BA:199:A:N6	36:BA:2433:A:H2'	2.28	0.48
1:AA:1137:C:O2'	1:AA:1138:G:N2	2.45	0.48
45:BK:59:UNK:HA	45:BK:64:UNK:O	2.14	0.48
1:CA:319:G:O2'	1:CA:320:C:H5'	2.13	0.48
15:AO:66:LEU:O	15:AO:69:TYR:HB3	2.13	0.48
36:BA:433:C:O2'	36:BA:434:U:H5'	2.14	0.48
36:DA:1902:C:C5'	39:DD:246:PRO:HD3	2.44	0.48
28:B2:51:ARG:HH21	28:B2:55:ARG:NH1	2.11	0.48
46:BN:15:LEU:O	46:BN:136:GLU:HA	2.14	0.48
39:BD:70:TRP:CZ3	39:BD:150:LYS:HA	2.48	0.48
39:BD:146:GLU:HB2	39:BD:189:CYS:HB3	1.95	0.48
36:BA:2184:G:H2'	36:BA:2185:C:O4'	2.14	0.48
54:BV:18:LEU:HD23	54:BV:19:LYS:N	2.18	0.48
4:AD:107:ARG:HH21	4:AD:194:LEU:HD12	1.79	0.48
1:CA:542:G:H2'	1:CA:543:C:C6	2.45	0.48
4:CD:121:VAL:CA	4:CD:126:ILE:HD13	2.44	0.48
3:CC:79:ARG:O	3:CC:82:GLU:OE2	2.32	0.48
51:DS:99:LYS:NZ	51:DS:99:LYS:CB	2.72	0.48

Continued on next page...

Continued from previous page...

Atom-1	Atom-2	Distance(Å)	Clash(Å)
36:DA:1498:C:O4'	36:DA:1577:C:H4'	2.14	0.48
51:BS:74:ALA:O	51:BS:76:LYS:N	2.47	0.48
48:DP:46:LYS:HG2	48:DP:52:GLU:OE2	2.14	0.48
30:B4:25:TYR:O	30:B4:26:SER:HB3	2.13	0.48
16:AP:58:TYR:O	16:AP:62:VAL:HG22	2.14	0.48
35:B9:7:VAL:HG21	35:B9:36:GLN:H	1.78	0.48
53:DU:88:ILE:C	53:DU:90:VAL:N	2.67	0.48
25:CZ:134:PHE:HD1	25:CZ:171:ILE:HB	1.78	0.48
42:DG:8:LYS:O	42:DG:11:TYR:HB3	2.13	0.48
42:DG:32:PRO:HB3	42:DG:163:ALA:HA	1.96	0.48
36:DA:1061:U:H4'	36:DA:1070:A:C1'	2.43	0.48
36:BA:654(H):G:H2'	36:BA:654(I):C:C5'	2.39	0.48
36:BA:2651:C:O2'	36:BA:2652:C:H5'	2.13	0.48
54:BV:38:LEU:C	54:BV:38:LEU:HD23	2.34	0.48
1:AA:1116:C:H2'	1:AA:1117:G:H5'	1.96	0.48
1:AA:1117:G:C8	1:AA:1117:G:H5'	2.46	0.48
42:BG:9:ARG:HB3	42:BG:13:GLU:OE2	2.14	0.48
46:BN:22:THR:O	46:BN:25:ARG:HB2	2.14	0.48
50:BR:78:LYS:O	50:BR:83:ILE:HG12	2.14	0.48
36:BA:320:A:H2'	41:BF:136:THR:OG1	2.14	0.48
56:DX:24:GLY:O	56:DX:83:VAL:N	2.47	0.48
47:BO:87:ILE:HG22	47:BO:88:ASN:O	2.14	0.48
36:BA:548:A:H2'	36:BA:549:G:C5'	2.44	0.48
54:DV:21:ARG:HB3	54:DV:91:TYR:HB2	1.96	0.48
25:CZ:146:LEU:O	25:CZ:150:VAL:HG23	2.14	0.48
3:CC:35:GLU:CG	3:CC:59:ARG:HH22	2.27	0.48
22:AV:63:G:H5'	22:AV:63:G:H8	1.78	0.48
1:AA:345:C:H1'	1:AA:346:G:N2	2.29	0.48
36:DA:288:C:H2'	36:DA:289:A:H8	1.79	0.48
1:AA:109:A:O3'	1:AA:110:C:H6	1.96	0.48
1:AA:46:G:O2'	1:AA:365:U:H1'	2.14	0.48
1:CA:155:C:H2'	1:CA:156:G:C8	2.49	0.48
35:D9:31:LYS:HE2	36:DA:2478:A:H5'	1.95	0.48
41:BF:114:VAL:HG21	41:BF:202:PHE:HE1	1.78	0.48
36:DA:2839:G:H2'	36:DA:2840:C:C6	2.48	0.48
40:BE:30:PRO:HD3	40:BE:180:ASN:CG	2.34	0.48
40:BE:9:VAL:HG13	40:BE:25:VAL:HB	1.95	0.48
48:DP:17:LYS:C	48:DP:19:VAL:N	2.66	0.48
36:BA:1658:C:H2'	36:BA:1659:U:H6	1.79	0.48
36:DA:1842:G:H2'	36:DA:1843:C:C6	2.48	0.48
27:D1:20:ARG:HB2	27:D1:32:LYS:HG3	1.96	0.48
36:BA:2520:C:C6	36:BA:2567:G:H1'	2.49	0.48

Continued on next page...

Continued from previous page...

Atom-1	Atom-2	Distance(Å)	Clash(Å)
1:AA:41:G:H2'	1:AA:42:G:C8	2.49	0.48
1:AA:933:G:OP2	7:AG:3:ARG:HB3	2.14	0.48
36:BA:473:G:P	36:BA:508:G:H22	2.37	0.48
37:BB:5:C:O2'	37:BB:6:C:H5'	2.13	0.48
45:BK:78:UNK:C	45:BK:80:UNK:N	2.76	0.48
57:DY:94:LYS:HG3	57:DY:94:LYS:O	2.14	0.48
3:CC:190:ARG:HH11	3:CC:190:ARG:HG3	1.78	0.48
1:CA:1152:A:HO2'	1:CA:1153:C:H5'	1.78	0.47
28:B2:58:ALA:O	28:B2:61:LEU:HB2	2.13	0.47
36:BA:1529:G:C2	36:BA:1541:G:N2	2.81	0.47
40:BE:87:GLU:OE1	40:BE:87:GLU:O	2.32	0.47
9:AI:53:VAL:O	9:AI:53:VAL:HG23	2.14	0.47
4:AD:120:LEU:HB3	4:AD:126:ILE:CD1	2.33	0.47
1:AA:1202:G:O2'	1:AA:1203:C:H5'	2.13	0.47
36:DA:2309:A:H2'	36:DA:2310:A:H5'	1.96	0.47
2:AB:142:LEU:CD2	2:AB:146:GLN:NE2	2.76	0.47
48:BP:112:LEU:HD22	48:BP:113:LYS:N	2.29	0.47
46:BN:91:LEU:CD2	46:BN:98:VAL:HG21	2.43	0.47
36:DA:605:C:H5	36:DA:623:G:N1	2.08	0.47
22:CW:17:C:H42	36:DA:2110:G:H21	1.61	0.47
7:AG:118:VAL:HG23	7:AG:119:ARG:N	2.28	0.47
12:AL:111:LYS:O	12:AL:112:ASP:HB2	2.13	0.47
36:BA:1517:G:O2'	36:BA:1518:U:H5'	2.14	0.47
36:DA:2133:G:H4'	36:DA:2133:G:OP1	2.13	0.47
1:CA:1222:G:O2'	1:CA:1223:C:H5'	2.14	0.47
16:CP:58:TYR:O	16:CP:62:VAL:HG22	2.14	0.47
47:BO:66:LYS:H	47:BO:82:ASN:ND2	2.12	0.47
53:BU:92:ARG:NH1	54:BV:11:GLN:O	2.47	0.47
25:CZ:134:PHE:CD1	25:CZ:202:LEU:HD22	2.49	0.47
27:D1:82:LEU:HD12	27:D1:83:GLU:H	1.78	0.47
1:AA:1286:A:H1'	1:AA:1287:A:H4'	1.95	0.47
42:BG:106:LEU:HD12	42:BG:141:PHE:CE1	2.44	0.47
1:AA:1317:C:H2'	1:AA:1318:A:O4'	2.14	0.47
1:CA:424:G:H2'	1:CA:425:G:C8	2.38	0.47
7:CG:143:ARG:O	7:CG:145:ALA:O	2.32	0.47
19:CS:12:ASP:O	19:CS:15:LEU:HB2	2.14	0.47
36:BA:480:A:H1'	57:BY:44:ILE:HG21	1.95	0.47
36:BA:326:G:H2'	36:BA:327:G:C8	2.47	0.47
36:BA:2882:A:H5'	50:BR:96:ARG:HG3	1.96	0.47
1:AA:1228:C:OP1	13:AM:108:ARG:NH2	2.47	0.47
19:AS:16:LEU:O	19:AS:17:GLU:C	2.51	0.47
13:CM:77:ASN:O	13:CM:81:LEU:CD2	2.62	0.47

Continued on next page...

Continued from previous page...

Atom-1	Atom-2	Distance(Å)	Clash(Å)
56:BX:49:VAL:HG12	56:BX:87:GLN:NE2	2.28	0.47
50:DR:7:GLY:O	50:DR:8:ARG:CZ	2.62	0.47
25:AZ:98:GLN:HG2	25:AZ:226:GLU:OE2	2.13	0.47
36:BA:2206:G:H21	36:BA:2207:G:C4'	2.27	0.47
36:BA:2777:G:C4'	36:BA:2778:A:H5'	2.43	0.47
5:CE:83:GLU:HG2	5:CE:88:LYS:HB2	1.96	0.47
1:AA:1142:G:C8	1:AA:1143:G:C8	3.02	0.47
13:CM:118:ALA:HB3	22:CV:29:G:C5'	2.44	0.47
25:AZ:32:THR:HG22	25:AZ:70:TYR:HB3	1.95	0.47
30:D4:5:ILE:CG1	30:D4:5:ILE:O	2.62	0.47
25:CZ:126:VAL:O	25:CZ:126:VAL:HG12	2.13	0.47
30:B4:19:GLY:O	30:B4:21:VAL:HG23	2.14	0.47
1:AA:1029:C:H4'	1:AA:1033:G:N2	2.29	0.47
36:DA:2818:G:H4'	36:DA:2837:G:O4'	2.14	0.47
36:BA:519:U:H2'	36:BA:520:G:C8	2.48	0.47
2:AB:122:PHE:O	2:AB:127:ILE:HD11	2.14	0.47
7:AG:15:ASP:HB3	7:AG:20:ASP:H	1.78	0.47
1:CA:21:G:H2'	1:CA:22:G:C8	2.49	0.47
36:DA:2121:G:H2'	36:DA:2122:U:C6	2.49	0.47
1:AA:814:A:H2'	1:AA:816:A:C5'	2.44	0.47
9:AI:5:TYR:O	9:AI:84:ALA:HA	2.14	0.47
36:DA:431:U:O2'	36:DA:432:A:H5'	2.14	0.47
16:CP:64:ALA:O	16:CP:66:PRO:HD3	2.13	0.47
36:DA:745:G:OP1	40:DE:133:LYS:HE3	2.13	0.47
36:DA:1097:U:H2'	36:DA:1098:A:C8	2.48	0.47
4:CD:170:VAL:HG12	4:CD:171:GLY:N	2.29	0.47
28:D2:16:LEU:N	28:D2:67:LYS:NZ	2.62	0.47
36:DA:1472:A:C2'	36:DA:1473:G:H5'	2.44	0.47
36:DA:669:G:N3	36:DA:669:G:H2'	2.29	0.47
41:BF:124:LEU:O	41:BF:193:VAL:HA	2.14	0.47
1:AA:1153:C:O2'	1:AA:1154:G:H5''	2.14	0.47
58:BZ:97:GLU:HA	58:BZ:127:LYS:HA	1.96	0.47
56:BX:25:LYS:HD3	56:BX:80:ILE:HD11	1.96	0.47
36:DA:1537:G:H2'	36:DA:1538:G:H8	1.79	0.47
36:BA:1485:G:O6	36:BA:1504:C:N3	2.46	0.47
36:BA:558:G:P	46:BN:111:PRO:HD2	2.54	0.47
36:DA:1485:G:O6	36:DA:1504:C:N3	2.47	0.47
36:BA:2187:G:C3'	36:BA:2188:C:H5'	2.44	0.47
43:DH:94:TYR:CE1	43:DH:108:GLY:N	2.79	0.47
52:BT:12:SER:C	52:BT:13:ARG:CZ	2.83	0.47
32:D6:15:GLU:CG	32:D6:18:ARG:NH1	2.71	0.47
36:BA:102:G:OP1	36:BA:102:G:H4'	2.14	0.47

Continued on next page...

Continued from previous page...

Atom-1	Atom-2	Distance(Å)	Clash(Å)
57:BY:73:ARG:O	57:BY:74:PRO:O	2.31	0.47
36:DA:654(N):G:N7	36:DA:654(O):G:C4	2.82	0.47
4:CD:121:VAL:HG22	4:CD:126:ILE:HG12	1.95	0.47
36:DA:609:A:H2'	36:DA:610:G:O4'	2.15	0.47
2:AB:142:LEU:HD21	2:AB:146:GLN:HE21	1.79	0.47
37:BB:115:G:O4'	51:BS:47:THR:HB	2.14	0.47
34:D8:30:ARG:NE	34:D8:30:ARG:HA	2.27	0.47
36:DA:2282:G:H5''	36:DA:2283:C:O4'	2.12	0.47
43:BH:94:TYR:CE1	43:BH:108:GLY:N	2.80	0.47
49:DQ:135:ASP:N	49:DQ:137:TYR:CD1	2.78	0.47
36:DA:2742:C:O2'	36:DA:2743:C:H5'	2.14	0.47
36:BA:2742:C:O2'	36:BA:2743:C:H5'	2.13	0.47
36:DA:2632:A:H2	40:DE:61:ARG:HD2	1.79	0.47
25:CZ:113:MET:HG3	25:CZ:114:PRO:CD	2.43	0.47
31:B5:41:PRO:O	31:B5:44:THR:OG1	2.29	0.47
36:DA:2762:G:H2'	36:DA:2763:G:H5'	1.96	0.47
25:AZ:222:LEU:CD1	25:AZ:303:VAL:HB	2.44	0.47
36:DA:2208:A:O2'	36:DA:2219:G:C8	2.63	0.47
36:BA:1607:C:H4'	36:BA:1608:A:O5'	2.14	0.47
36:BA:1720:U:H2'	36:BA:1721:G:O4'	2.14	0.47
40:DE:105:THR:HG21	40:DE:164:ARG:HH12	1.78	0.47
36:BA:1771:C:HO2'	36:BA:1786:A:H8	1.61	0.47
14:AN:22:THR:O	14:AN:23:ARG:HB3	2.14	0.47
1:CA:437:U:H5''	4:CD:155:LEU:CD1	2.44	0.47
14:CN:27:CYS:SG	14:CN:28:GLY:N	2.87	0.47
36:DA:2060:A:H62	41:DF:74:ARG:HH21	1.62	0.47
37:DB:112:U:H2'	37:DB:113:G:C8	2.47	0.47
27:B1:56:GLN:HA	27:B1:56:GLN:OE1	2.13	0.47
36:BA:391:G:C2'	36:BA:392:C:H5'	2.44	0.47
6:CF:28:ARG:O	6:CF:31:GLU:HB3	2.13	0.47
1:CA:473:G:H2'	1:CA:474:G:H8	1.79	0.47
36:BA:2692:C:H2'	36:BA:2693:A:H8	1.79	0.47
36:DA:2700:C:O2'	36:DA:2701:C:H5'	2.13	0.47
41:DF:31:HIS:ND1	48:DP:13:ASN:HB2	2.29	0.47
9:CI:5:TYR:CG	9:CI:6:GLY:N	2.81	0.47
30:D4:45:GLY:O	30:D4:46:GLN:HB2	2.13	0.47
47:DO:49:ARG:CD	47:DO:49:ARG:H	2.27	0.47
38:BC:63:SER:HA	38:BC:160:ARG:HA	1.95	0.47
41:BF:113:ALA:HB1	41:BF:186:ILE:HG21	1.95	0.47
36:BA:1675:C:H2'	36:BA:1676:A:O4'	2.13	0.47
18:CR:67:ALA:O	18:CR:71:LYS:HG3	2.14	0.47
27:B1:85:LEU:O	27:B1:86:SER:HB3	2.14	0.47

Continued on next page...

Continued from previous page...

Atom-1	Atom-2	Distance(Å)	Clash(Å)
36:BA:907:U:OP1	49:BQ:24:GLY:N	2.47	0.47
41:BF:119:ARG:HH11	41:BF:119:ARG:HG2	1.80	0.47
1:CA:1003:G:N2	1:CA:1039:C:N4	2.59	0.47
40:DE:68:ALA:C	40:DE:70:ALA:H	2.16	0.47
52:BT:78:LEU:O	52:BT:79:HIS:CD2	2.62	0.47
22:AW:6:G:N2	22:AW:67:C:N3	2.56	0.47
32:B6:7:ILE:HG21	32:B6:29:ASN:HD22	1.80	0.47
46:DN:132:ALA:O	46:DN:133:GLN:CB	2.62	0.47
58:DZ:51:ALA:HB1	58:DZ:57:ILE:CD1	2.26	0.47
39:DD:72:LYS:NZ	39:DD:75:ILE:HG13	2.29	0.47
42:DG:88:ILE:CG2	42:DG:89:GLY:N	2.77	0.47
36:DA:83:G:H22	36:DA:102:G:H2'	1.79	0.47
57:DY:73:ARG:HA	57:DY:73:ARG:HE	1.79	0.47
1:CA:542:G:H5'	4:CD:41:GLY:CA	2.44	0.47
10:AJ:57:LYS:HZ3	10:AJ:60:ARG:HH22	1.62	0.47
38:DC:72:VAL:HG23	38:DC:111:ASP:CB	2.31	0.47
14:CN:41:ARG:HG2	14:CN:42:ILE:N	2.29	0.47
32:B6:52:VAL:HG12	32:B6:53:LYS:HD3	1.95	0.47
36:BA:2801(A):A:H5'	36:BA:2802:G:C8	2.47	0.47
42:DG:91:ARG:C	42:DG:91:ARG:HD2	2.35	0.47
36:DA:512:G:O2'	36:DA:513:A:H8	1.98	0.47
51:BS:74:ALA:HB2	51:BS:101:LEU:HD13	1.94	0.47
43:DH:40:GLU:O	43:DH:41:MET:HB3	2.13	0.47
1:AA:1314:C:O4'	1:AA:1314:C:O2	2.33	0.47
1:AA:858:G:C5'	1:AA:858:G:C8	2.94	0.47
36:BA:2111:C:H1'	36:BA:2118:U:O4'	2.14	0.47
52:BT:102:ILE:HB	52:BT:110:ILE:CD1	2.45	0.47
1:CA:1314:C:C5	1:CA:1315:U:C4	3.03	0.47
1:CA:1221:G:C2'	1:CA:1222:G:H5'	2.44	0.47
31:D5:56:LYS:NZ	31:D5:59:GLU:OE2	2.48	0.47
39:DD:10:THR:HG23	39:DD:13:ARG:CB	2.39	0.47
40:DE:144:ARG:HG3	40:DE:145:LYS:H	1.80	0.47
28:D2:32:LEU:HA	28:D2:53:LEU:HD13	1.95	0.47
1:CA:1124:G:C5'	10:CJ:35:SER:HB2	2.41	0.47
1:AA:539:A:H2'	1:AA:540:G:H8	1.79	0.47
14:AN:26:ARG:NH1	14:AN:47:LEU:HD21	2.22	0.47
1:CA:1116:C:H2'	1:CA:1117:G:H5'	1.96	0.47
53:DU:59:ARG:CG	53:DU:59:ARG:HH11	2.21	0.47
46:DN:22:THR:O	46:DN:25:ARG:HB2	2.14	0.47
16:AP:5:ARG:HG3	16:AP:5:ARG:NH1	2.28	0.47
34:D8:15:LYS:CG	48:DP:65:ARG:HH21	2.28	0.47
36:DA:359:A:C2	36:DA:360:G:H1'	2.48	0.47

Continued on next page...

Continued from previous page...

Atom-1	Atom-2	Distance(Å)	Clash(Å)
13:AM:2:ALA:N	13:AM:9:ILE:HG23	2.29	0.47
25:AZ:363:MET:HB3	25:AZ:364:PRO:HD2	1.96	0.47
43:DH:136:ILE:HD12	43:DH:136:ILE:N	2.29	0.47
42:BG:96:ARG:O	42:BG:98:ARG:N	2.48	0.47
36:BA:547:A:H2'	36:BA:548:A:H8	1.76	0.47
1:AA:1308:U:OP1	13:AM:98:VAL:HG22	2.14	0.47
12:AL:59:ARG:HH22	12:AL:63:GLY:HA2	1.79	0.47
36:BA:1222:C:C2'	36:BA:1223:G:H5''	2.43	0.47
1:AA:519:C:H2'	1:AA:520:A:O4'	2.14	0.47
11:CK:124:LYS:HD2	11:CK:125:PHE:CE2	2.48	0.47
57:DY:2:ARG:HH11	57:DY:2:ARG:HG2	1.79	0.47
17:CQ:40:LYS:HD3	17:CQ:42:TYR:OH	2.14	0.47
42:DG:180:PHE:C	42:DG:182:LYS:H	2.18	0.47
12:CL:117:ARG:O	12:CL:118:SER:C	2.50	0.47
11:CK:48:ILE:HD11	11:CK:67:ASP:HB2	1.96	0.47
55:BW:29:LEU:CD1	55:BW:33:ARG:HD2	2.44	0.47
1:AA:1250:A:H5'	9:AI:67:GLY:HA2	1.95	0.47
36:DA:752:A:H4'	36:DA:753:C:O5'	2.14	0.47
42:DG:18:GLU:CG	42:DG:175:LEU:HD13	2.44	0.47
36:DA:2241:A:H2'	36:DA:2242:G:C8	2.50	0.47
42:DG:107:LEU:HD21	42:DG:178:PHE:CD1	2.49	0.47
36:DA:2025:C:H2'	36:DA:2026:C:C6	2.48	0.47
4:AD:75:PHE:CE1	4:AD:93:PHE:CZ	3.02	0.47
16:AP:2:VAL:O	16:AP:64:ALA:HA	2.14	0.47
36:DA:1907:G:O2'	36:DA:1908:C:H5'	2.14	0.47
43:BH:152:ARG:HH11	43:BH:152:ARG:HG3	1.79	0.47
1:AA:603:U:H2'	1:AA:604:G:H8	1.78	0.47
42:DG:34:LEU:HD11	42:DG:99:MET:HE3	1.96	0.47
6:CF:53:ALA:O	6:CF:54:LYS:HB2	2.13	0.47
6:CF:9:VAL:HG22	6:CF:60:PHE:CE2	2.50	0.47
45:BK:13:UNK:O	45:BK:52:UNK:HA	2.14	0.47
38:DC:122:ALA:O	38:DC:126:LYS:HB2	2.14	0.47
36:DA:904:C:H2'	36:DA:905:U:C6	2.49	0.47
36:DA:907:U:OP1	49:DQ:24:GLY:N	2.46	0.47
36:DA:1925:C:O2'	36:DA:1926:U:H5'	2.15	0.47
44:BJ:26:UNK:HA	44:BJ:84:UNK:HA	1.95	0.47
9:AI:16:ARG:HG3	9:AI:16:ARG:HH11	1.78	0.47
25:CZ:187:LYS:HD2	25:CZ:187:LYS:N	2.29	0.47
42:BG:48:GLU:O	42:BG:50:ALA:N	2.47	0.47
58:BZ:128:VAL:CG2	58:BZ:129:SER:H	2.23	0.47
56:BX:13:LEU:HD23	56:BX:18:TYR:HE1	1.80	0.47
36:BA:1536:C:H2'	36:BA:1537:G:H4'	1.94	0.47

Continued on next page...

Continued from previous page...

Atom-1	Atom-2	Distance(Å)	Clash(Å)
36:DA:1529:G:C2	36:DA:1541:G:N2	2.82	0.47
48:BP:84:ASN:C	48:BP:86:LYS:N	2.66	0.47
39:BD:62:TYR:HA	39:BD:87:ASN:HD21	1.80	0.47
34:D8:59:LYS:HE3	34:D8:59:LYS:HB2	1.67	0.47
46:BN:45:ASN:CG	46:BN:45:ASN:O	2.52	0.47
36:BA:926:A:C8	36:BA:926:A:H5'	2.50	0.47
40:DE:14:ILE:HD11	40:DE:173:VAL:CG1	2.41	0.47
4:CD:120:LEU:HB3	4:CD:126:ILE:CD1	2.34	0.47
34:B8:23:VAL:CG1	34:B8:46:ARG:HD3	2.44	0.47
12:CL:20:LYS:N	12:CL:20:LYS:HD3	2.10	0.47
10:CJ:57:LYS:HZ2	10:CJ:60:ARG:HH22	1.63	0.47
1:AA:1399:C:H4'	1:AA:1400:C:O5'	2.14	0.47
51:BS:87:PHE:CG	51:BS:88:ASP:N	2.82	0.47
36:BA:265:A:H1'	36:BA:266:G:O4'	2.13	0.47
36:DA:2334:G:H5'	51:DS:13:ARG:HD3	1.97	0.47
51:BS:16:ASN:O	51:BS:18:ILE:N	2.47	0.47
43:BH:19:VAL:CG1	43:BH:20:ALA:H	2.15	0.47
36:BA:1477:A:C2	36:BA:1515:G:C2	3.03	0.47
36:DA:652:C:HO2'	36:DA:653:A:P	2.36	0.47
49:DQ:134:ARG:HA	49:DQ:137:TYR:CE1	2.49	0.47
36:BA:2131:G:O4'	36:BA:2133:G:N3	2.48	0.47
2:AB:17:PHE:HB3	2:AB:44:LEU:HD21	1.97	0.47
53:DU:92:ARG:NH1	54:DV:11:GLN:O	2.48	0.47
43:DH:104:GLU:HA	43:DH:113:VAL:O	2.14	0.47
36:BA:996:A:H4'	53:BU:92:ARG:CD	2.44	0.47
53:BU:92:ARG:CZ	54:BV:11:GLN:H	2.27	0.47
25:CZ:27:LEU:HD12	25:CZ:27:LEU:C	2.34	0.47
31:B5:43:HIS:HE1	36:BA:2884:U:OP2	1.98	0.47
52:DT:93:ARG:HA	52:DT:93:ARG:HD2	1.63	0.47
43:DH:98:LEU:CB	43:DH:125:VAL:HG21	2.40	0.47
47:BO:35:VAL:CG1	47:BO:69:ILE:HD13	2.43	0.47
16:CP:5:ARG:NE	16:CP:22:THR:CG2	2.77	0.47
19:CS:16:LEU:O	19:CS:17:GLU:C	2.53	0.47
57:BY:47:LYS:HD2	57:BY:60:PHE:HE1	1.79	0.47
36:DA:272(D):G:H1	36:DA:364:C:N4	2.11	0.47
36:DA:1720:U:H2'	36:DA:1721:G:O4'	2.13	0.47
25:AZ:325:LYS:HB2	25:AZ:331:HIS:HB3	1.97	0.47
58:BZ:103:ARG:NH2	58:BZ:136:PHE:CZ	2.82	0.47
16:AP:44:THR:O	16:AP:45:THR:HG22	2.14	0.47
1:AA:35:G:H2'	1:AA:36:C:H6	1.78	0.47
39:BD:176:ARG:HG2	39:BD:176:ARG:NH1	2.28	0.47
25:CZ:267:VAL:HG23	25:CZ:288:VAL:HG13	1.95	0.47

Continued on next page...

Continued from previous page...

Atom-1	Atom-2	Distance(Å)	Clash(Å)
10:AJ:85:LEU:C	10:AJ:87:THR:H	2.17	0.47
36:DA:2262:U:O2'	36:DA:2263:C:H5'	2.13	0.47
11:CK:125:PHE:C	11:CK:127:LYS:H	2.18	0.47
1:AA:345:C:O5'	52:BT:41:ARG:NH2	2.47	0.47
36:BA:2292:C:H2'	36:BA:2293:C:H6	1.79	0.47
36:BA:2777:G:H4'	36:BA:2778:A:H5'	1.97	0.47
1:CA:1325:C:H4'	21:CU:17:THR:HG21	1.97	0.47
9:AI:99:LEU:O	9:AI:101:PHE:N	2.47	0.47
36:BA:45:C:H2'	36:BA:47:C:H6	1.74	0.47
1:CA:1250:A:H5'	9:CI:67:GLY:HA2	1.96	0.47
1:CA:731:G:H5'	1:CA:766:A:H4'	1.95	0.47
42:BG:91:ARG:C	42:BG:91:ARG:CD	2.83	0.47
12:CL:46:LYS:H	12:CL:92:ASP:HB3	1.80	0.47
17:CQ:47:PRO:HG2	17:CQ:48:GLU:H	1.79	0.47
36:BA:1166:C:H2'	36:BA:1167:U:H6	1.80	0.47
1:AA:473:G:H2'	1:AA:474:G:H8	1.79	0.47
29:B3:26:LEU:HB2	29:B3:28:LEU:HD22	1.97	0.47
22:CV:75:C:H2'	22:CV:76:A:O4'	2.14	0.47
22:AV:75:C:H2'	22:AV:76:A:O4'	2.14	0.47
25:CZ:176:LEU:O	25:CZ:180:GLU:HG3	2.15	0.47
46:DN:39:ARG:C	46:DN:41:ASP:H	2.17	0.47
36:DA:793:A:OP2	36:DA:2072:G:H5'	2.14	0.47
36:BA:1632:A:C5	36:BA:1633:G:C6	3.02	0.47
3:AC:29:TYR:O	3:AC:30:ARG:C	2.53	0.47
36:BA:826:U:H2'	36:BA:828:U:O4'	2.13	0.47
20:AT:43:LEU:HB3	20:AT:48:LYS:HB2	1.97	0.47
41:DF:108:LYS:HB3	41:DF:112:MET:HE3	1.95	0.47
36:DA:1668:A:N3	36:DA:1670:C:C4	2.82	0.47
26:B0:51:VAL:CG2	26:B0:81:VAL:HG23	2.44	0.47
1:CA:1101:A:H4'	1:CA:1102:A:O5'	2.15	0.47
32:B6:22:ALA:HB2	32:B6:39:TYR:CZ	2.49	0.47
1:AA:1152:A:H2'	1:AA:1153:C:C6	2.50	0.47
42:BG:97:ASP:H	42:BG:100:TRP:HD1	1.63	0.47
52:DT:78:LEU:O	52:DT:79:HIS:CD2	2.65	0.47
41:DF:118:ALA:HA	41:DF:123:LEU:HB3	1.96	0.47
41:BF:3:GLU:O	41:BF:19:GLU:HG3	2.15	0.47
39:DD:24:ILE:C	39:DD:26:LYS:N	2.66	0.47
39:DD:35:LYS:HB3	39:DD:36:PRO:CD	2.45	0.47
56:BX:14:SER:H	56:BX:17:ALA:HB3	1.79	0.47
36:BA:1528(A):A:H62	36:BA:1541:G:H21	1.59	0.47
32:B6:32:ASN:O	32:B6:33:LYS:HB2	2.14	0.47
46:BN:11:PRO:O	46:BN:13:TRP:N	2.47	0.47

Continued on next page...

Continued from previous page...

Atom-1	Atom-2	Distance(Å)	Clash(Å)
32:D6:11:LEU:HD11	32:D6:26:ASN:HB2	1.97	0.47
9:CI:90:PRO:O	9:CI:91:ASP:O	2.32	0.47
58:DZ:57:ILE:N	58:DZ:69:THR:O	2.41	0.47
36:DA:2833:G:C3'	36:DA:2834:G:C5'	2.78	0.47
27:B1:7:ILE:CD1	27:B1:70:VAL:HG22	2.45	0.47
32:D6:20:ASN:OD1	32:D6:21:TYR:N	2.48	0.47
57:BY:39:VAL:HG12	57:BY:40:GLU:N	2.28	0.47
57:BY:75:ILE:HG13	57:BY:76:CYS:H	1.79	0.47
4:AD:194:LEU:HB3	4:AD:196:LEU:CD1	2.35	0.47
48:DP:95:VAL:CG2	48:DP:125:VAL:HA	2.45	0.47
36:DA:2801(A):A:H5'	36:DA:2802:G:C8	2.49	0.47
38:BC:73:ARG:H	38:BC:111:ASP:CG	2.18	0.47
36:BA:664:C:O2'	36:BA:665:C:H5'	2.15	0.47
2:CB:72:GLY:HA2	2:CB:165:VAL:HG22	1.95	0.47
58:BZ:112:ARG:O	58:BZ:113:ALA:O	2.32	0.47
4:CD:19:LEU:HD23	4:CD:67:ILE:HD12	1.96	0.47
36:BA:253:C:H2'	36:BA:254:G:O4'	2.15	0.47
3:AC:25:GLY:O	3:AC:26:LYS:C	2.52	0.47
36:DA:1747:G:H2'	36:DA:1747(A):G:C8	2.50	0.47
36:DA:2131:G:O4'	36:DA:2133:G:N3	2.47	0.47
51:DS:85:VAL:C	51:DS:106:ARG:HG3	2.34	0.47
43:BH:104:GLU:HA	43:BH:113:VAL:O	2.14	0.47
1:AA:1125:U:C5'	1:AA:1126:U:H5	2.27	0.47
25:CZ:107:SER:HB2	25:CZ:137:LYS:HD2	1.95	0.47
36:DA:142:A:H1'	36:DA:1408:C:C1'	2.45	0.47
36:BA:90:U:O3'	36:BA:92:A:O4'	2.33	0.47
49:BQ:60:ARG:CZ	49:BQ:60:ARG:HB3	2.44	0.47
47:DO:35:VAL:CG2	47:DO:103:ALA:HB3	2.40	0.47
6:CF:97:PHE:O	18:CR:31:LEU:HD23	2.14	0.47
43:BH:137:ASP:OD2	43:BH:140:LYS:HE3	2.14	0.47
58:DZ:108:PRO:C	58:DZ:110:GLY:N	2.67	0.47
36:BA:580:C:H2'	36:BA:581:C:C6	2.48	0.47
36:DA:1681:G:O2'	36:DA:1762:A:C2'	2.59	0.47
13:AM:91:ARG:HB2	13:AM:98:VAL:HG12	1.95	0.47
20:AT:89:ARG:HB2	20:AT:104:LEU:HD12	1.96	0.47
13:CM:108:ARG:NH2	13:CM:114:ARG:HA	2.30	0.47
1:CA:408:A:H4'	4:CD:112:VAL:HG11	1.96	0.47
12:CL:75:HIS:CD2	12:CL:77:LEU:H	2.32	0.47
1:AA:405:U:O2	1:AA:498:U:H2'	2.15	0.47
39:BD:142:VAL:HG21	39:BD:191:ALA:CB	2.45	0.47
9:CI:111:ARG:HG2	9:CI:112:LYS:N	2.29	0.47
1:AA:173:U:H5''	1:AA:197:A:O4'	2.15	0.47

Continued on next page...

Continued from previous page...

Atom-1	Atom-2	Distance(Å)	Clash(Å)
18:CR:25:THR:HG22	18:CR:42:ARG:HH11	1.79	0.47
5:CE:40:ARG:HH11	5:CE:40:ARG:HG2	1.79	0.47
36:DA:1288:U:C2	36:DA:1327:C:O2	2.67	0.47
35:D9:19:ARG:HG3	35:D9:20:HIS:ND1	2.30	0.47
36:BA:852:G:H2'	36:BA:853:G:C8	2.49	0.47
12:CL:45:PRO:O	12:CL:46:LYS:O	2.33	0.47
37:DB:28:C:O2'	37:DB:29:A:H5'	2.15	0.47
29:D3:7:LYS:HE2	29:D3:32:GLN:OE1	2.14	0.47
29:B3:1:MET:CE	29:B3:40:THR:HG22	2.44	0.47
9:AI:126:SER:O	9:AI:127:LYS:CB	2.62	0.47
25:AZ:107:SER:CB	25:AZ:137:LYS:HD2	2.44	0.47
1:CA:189(K):U:H2'	1:CA:189(L):G:H8	1.79	0.47
25:AZ:311:THR:HB	25:AZ:312:PRO:HD2	1.96	0.47
55:BW:37:ARG:HG3	55:BW:37:ARG:NH1	2.29	0.47
40:DE:98:PRO:HG3	40:DE:175:VAL:HG12	1.96	0.47
8:AH:30:ARG:CB	8:AH:30:ARG:NH1	2.77	0.47
36:BA:2052:G:C8	40:BE:141:ILE:HD11	2.49	0.47
53:DU:99:ALA:HB2	53:DU:106:PHE:CE1	2.49	0.47
5:AE:148:VAL:HG21	8:AH:107:LEU:HD13	1.97	0.47
36:BA:535:C:O2'	36:BA:536:A:H5'	2.14	0.47
40:DE:108:SER:O	40:DE:162:ALA:HA	2.14	0.47
36:DA:425:G:O2'	36:DA:426:C:H5'	2.14	0.47
34:D8:17:THR:OG1	34:D8:21:LYS:HB2	2.14	0.47
8:AH:86:ILE:HG12	8:AH:135:CYS:HA	1.96	0.47
1:AA:1492:A:H1'	23:AX:23:G:O2'	2.15	0.47
1:AA:399:G:H2'	1:AA:400:C:C6	2.49	0.47
1:CA:770:C:O2'	1:CA:771:G:H5'	2.13	0.47
36:BA:2347:C:H2'	36:BA:2348:U:C6	2.50	0.47
25:CZ:90:LYS:NZ	25:CZ:90:LYS:HB2	2.29	0.47
42:BG:182:LYS:N	42:BG:182:LYS:HD2	2.29	0.47
39:DD:61:LEU:HA	39:DD:61:LEU:HD12	1.74	0.47
36:DA:2636:U:O5'	40:DE:80:GLU:HG3	2.14	0.47
40:DE:48:GLN:HA	40:DE:80:GLU:HA	1.96	0.47
1:AA:1006:C:H2'	1:AA:1007:C:C5	2.50	0.47
34:D8:7:HIS:N	34:D8:11:LYS:HE2	2.29	0.47
36:BA:2056:G:H2'	36:BA:2056:G:N3	2.29	0.47
58:DZ:72:ARG:HG2	58:DZ:89:PHE:HB2	1.95	0.47
40:DE:14:ILE:HB	52:DT:14:TYR:CZ	2.50	0.47
5:AE:80:ILE:CD1	5:AE:142:LEU:HD21	2.44	0.47
36:BA:1498:C:O4'	36:BA:1577:C:H4'	2.14	0.47
2:AB:131:PRO:CG	2:AB:134:GLU:HG2	2.31	0.47
36:BA:605:C:H1'	36:BA:657:U:O2'	2.15	0.47

Continued on next page...

Continued from previous page...

Atom-1	Atom-2	Distance(Å)	Clash(Å)
2:AB:72:GLY:HA2	2:AB:165:VAL:HG22	1.96	0.47
51:BS:25:ARG:HD2	51:BS:88:ASP:OD2	2.14	0.47
38:BC:72:VAL:HG11	38:BC:156:ILE:O	2.14	0.47
37:BB:22:U:H2'	37:BB:23:G:C8	2.50	0.47
34:D8:28:GLY:C	34:D8:32:LEU:HD22	2.35	0.47
48:DP:61:ARG:H	48:DP:61:ARG:HG3	1.46	0.47
51:BS:75:GLU:O	51:BS:76:LYS:HB2	2.14	0.47
36:BA:2717:G:O2'	52:BT:96:ARG:HD3	2.15	0.47
36:DA:1517:G:O2'	36:DA:1518:U:H5'	2.14	0.47
51:DS:75:GLU:O	51:DS:76:LYS:HB2	2.15	0.47
36:DA:1108:U:H3'	36:DA:1109:C:H6	1.80	0.47
53:BU:92:ARG:HB2	54:BV:11:GLN:NE2	2.29	0.47
25:CZ:14:VAL:HG23	25:CZ:79:HIS:HA	1.96	0.47
36:DA:331:A:C1'	36:DA:332:A:OP1	2.63	0.47
36:BA:142:A:H1'	36:BA:1408:C:C1'	2.44	0.47
2:AB:229:VAL:CG1	2:AB:230:VAL:N	2.69	0.47
4:CD:177:ASP:O	4:CD:181:MET:N	2.47	0.47
36:BA:64:A:O2'	36:BA:65:C:H5'	2.15	0.47
36:DA:958:U:H5''	49:DQ:14:ARG:HD3	1.94	0.47
1:AA:940:C:O2'	1:AA:941:G:H5'	2.14	0.47
1:AA:1286:A:O2'	1:AA:1287:A:P	2.72	0.47
25:CZ:333:GLY:CA	25:CZ:363:MET:HA	2.45	0.47
10:AJ:3:LYS:O	10:AJ:100:THR:HA	2.14	0.47
1:AA:977:A:N6	1:AA:1224:G:O5'	2.47	0.47
36:DA:2126:A:O2'	36:DA:2127:G:OP2	2.30	0.47
42:BG:55:LYS:HG3	42:BG:58:GLN:NE2	2.29	0.47
36:DA:2292:C:H2'	36:DA:2293:C:C6	2.49	0.47
36:DA:2292:C:H2'	36:DA:2293:C:H6	1.78	0.47
1:CA:1485:U:O2'	1:CA:1486:G:H5'	2.15	0.47
57:DY:2:ARG:HD2	57:DY:3:VAL:HG23	1.97	0.47
1:CA:160:A:H1'	1:CA:344:A:C5	2.50	0.47
36:BA:1952:A:C2	47:BO:22:ILE:HG23	2.49	0.47
20:CT:82:SER:O	20:CT:86:ARG:HB2	2.14	0.47
1:AA:71:C:H2'	1:AA:72:C:C6	2.49	0.47
55:BW:29:LEU:CG	55:BW:33:ARG:HD2	2.43	0.47
36:BA:6:A:O2'	46:BN:130:HIS:HB2	2.15	0.47
46:BN:129:PRO:O	46:BN:130:HIS:CB	2.60	0.47
4:CD:85:LYS:HD3	4:CD:92:VAL:HG11	1.97	0.47
19:AS:29:ARG:O	19:AS:31:ILE:HG22	2.13	0.47
5:CE:144:THR:N	5:CE:147:ASP:OD1	2.42	0.47
6:CF:2:ARG:HD2	6:CF:69:GLU:HB3	1.97	0.47
36:BA:189:G:H2'	36:BA:205:G:H22	1.80	0.47

Continued on next page...

Continued from previous page...

Atom-1	Atom-2	Distance(Å)	Clash(Å)
36:DA:1257:C:H2'	36:DA:1258:C:C6	2.47	0.47
29:D3:1:MET:CE	29:D3:40:THR:HG22	2.44	0.47
40:BE:70:ALA:O	40:BE:71:GLY:C	2.53	0.47
26:B0:43:THR:O	26:B0:43:THR:HG23	2.15	0.47
25:AZ:139:ASP:OD2	25:AZ:177:LEU:HD11	2.15	0.47
16:CP:3:LYS:HG2	16:CP:65:GLN:O	2.15	0.47
1:AA:995:C:O2'	1:AA:996:A:H8	1.97	0.47
1:CA:1261:A:H2'	1:CA:1262:C:H5'	1.97	0.47
50:BR:18:LEU:HD11	50:BR:22:ARG:CZ	2.43	0.47
1:AA:635:G:O2'	1:AA:636:U:H5'	2.13	0.47
32:D6:22:ALA:HB2	32:D6:39:TYR:CE2	2.50	0.47
26:B0:51:VAL:HG22	26:B0:81:VAL:HG23	1.97	0.47
1:CA:495:A:O2'	1:CA:496:A:P	2.73	0.47
3:CC:130:VAL:HG21	3:CC:157:ILE:HG23	1.97	0.47
36:DA:2352:A:C4	36:DA:2366:A:C2	3.02	0.47
36:DA:236:C:H2'	36:DA:237:C:C6	2.49	0.47
1:AA:69:G:H1	1:AA:100:C:H42	1.63	0.47
53:BU:110:VAL:O	53:BU:113:ALA:HB3	2.14	0.47
1:AA:1303:C:H2'	1:AA:1304:G:H5'	1.95	0.47
36:BA:201:C:C2'	36:BA:202:U:H5'	2.45	0.47
3:AC:137:ALA:O	3:AC:141:VAL:HG23	2.14	0.47
36:BA:1773:A:H2'	36:BA:1774:C:H5'	1.97	0.47
36:BA:773:U:H4'	39:BD:47:GLY:HA3	1.96	0.47
36:BA:688:U:H5'	36:BA:1780:A:C2	2.49	0.47
39:DD:169:GLU:OE1	39:DD:184:LYS:HD3	2.14	0.47
5:CE:36:ASP:OD1	5:CE:38:GLN:N	2.46	0.47
38:DC:195:ALA:O	38:DC:198:ALA:HB3	2.15	0.47
25:AZ:352:VAL:HG12	25:AZ:353:VAL:N	2.29	0.47
1:CA:263:A:OP2	20:CT:79:ARG:NH1	2.47	0.47
52:DT:33:LYS:HD2	52:DT:43:GLN:CB	2.45	0.47
40:DE:49:LEU:HD11	40:DE:91:VAL:HG21	1.97	0.47
40:DE:65:GLY:HA2	40:DE:70:ALA:CB	2.44	0.47
36:DA:32:C:H6	36:DA:32:C:H5'	1.78	0.47
56:DX:13:LEU:HD23	56:DX:18:TYR:HE1	1.79	0.47
36:DA:1543:C:C3'	36:DA:1544:A:C5'	2.81	0.47
34:B8:59:LYS:O	34:B8:61:LEU:HD12	2.15	0.47
39:BD:30:GLU:CA	39:BD:35:LYS:HZ2	2.28	0.47
46:BN:43:THR:HG22	46:BN:45:ASN:HD22	1.80	0.47
36:BA:323:G:H2'	41:BF:169:ASN:HD21	1.77	0.47
1:AA:1417:G:N2	1:AA:1482:G:H2'	2.30	0.47
58:BZ:171:ILE:HD13	58:BZ:172:ALA:N	2.30	0.47
1:CA:955:U:O2'	1:CA:956:U:H5'	2.14	0.47

Continued on next page...

Continued from previous page...

Atom-1	Atom-2	Distance(Å)	Clash(Å)
36:DA:2186:G:H2'	36:DA:2187:G:N9	2.29	0.47
40:BE:14:ILE:HD11	40:BE:173:VAL:CG1	2.40	0.47
12:CL:17:LYS:HD3	12:CL:18:VAL:H	1.78	0.47
57:BY:17:SER:HA	57:BY:71:LYS:HD2	1.96	0.47
32:B6:10:LEU:HD22	32:B6:10:LEU:H	1.76	0.47
32:B6:9:LEU:C	32:B6:9:LEU:HD13	2.35	0.47
4:CD:6:GLY:O	4:CD:8:VAL:HG13	2.15	0.47
3:CC:81:GLY:O	3:CC:82:GLU:C	2.52	0.47
36:BA:623:G:H2'	36:BA:624:C:C6	2.49	0.47
51:DS:99:LYS:HZ3	51:DS:99:LYS:HB3	1.77	0.47
48:BP:101:VAL:HG12	48:BP:106:LEU:HB2	1.95	0.47
20:CT:47:GLY:C	20:CT:49:ALA:H	2.12	0.47
46:DN:62:VAL:HG13	46:DN:62:VAL:O	2.15	0.47
36:DA:1142(A):A:C8	36:DA:1142(A):A:H5'	2.50	0.47
46:DN:62:VAL:HG23	46:DN:66:LYS:HD2	1.93	0.47
2:CB:71:VAL:O	2:CB:164:VAL:HA	2.15	0.47
36:BA:664:C:O4'	36:BA:940:G:H5''	2.15	0.47
41:DF:132:VAL:HG13	41:DF:133:ASN:N	2.30	0.47
39:DD:48:ARG:NH1	39:DD:48:ARG:HG3	2.29	0.47
36:DA:27:G:N2	36:DA:512:G:C2'	2.69	0.47
3:CC:132:ARG:O	3:CC:136:GLN:HB2	2.14	0.47
36:DA:664:C:O2'	36:DA:665:C:H5'	2.15	0.47
30:D4:25:TYR:HE2	42:DG:2:PRO:HB3	1.79	0.47
20:AT:57:ARG:NH1	20:AT:102:GLY:HA2	2.13	0.47
36:BA:2811:G:C2'	36:BA:2812:G:H5'	2.44	0.47
24:CY:72:U:C3'	24:CY:73:G:H5''	2.44	0.47
47:DO:66:LYS:H	47:DO:82:ASN:ND2	2.13	0.47
12:AL:35:GLY:O	12:AL:82:VAL:HG13	2.15	0.47
25:AZ:135:MET:HE1	25:AZ:150:VAL:HB	1.97	0.47
3:CC:16:ARG:HH11	3:CC:16:ARG:CB	2.28	0.47
36:BA:1665:A:H2'	36:BA:1666:G:O4'	2.15	0.47
25:AZ:171:ILE:HG13	25:AZ:202:LEU:HA	1.97	0.47
36:BA:2282:G:H5''	36:BA:2283:C:O4'	2.14	0.47
31:D5:41:PRO:O	31:D5:44:THR:OG1	2.29	0.47
43:DH:104:GLU:OE1	43:DH:106:THR:HG23	2.15	0.47
43:DH:101:ARG:O	43:DH:117:PRO:HG3	2.14	0.47
3:AC:206:GLU:O	3:AC:207:VAL:C	2.52	0.47
58:DZ:150:LEU:O	58:DZ:151:HIS:HB3	2.15	0.47
36:DA:2762:G:H2'	36:DA:2763:G:C5'	2.45	0.47
36:DA:2762:G:C2'	36:DA:2763:G:H5'	2.44	0.47
46:BN:34:LEU:O	46:BN:34:LEU:HD13	2.14	0.47
36:BA:733:G:N7	36:BA:761:A:C5	2.83	0.47

Continued on next page...

Continued from previous page...

Atom-1	Atom-2	Distance(Å)	Clash(Å)
36:BA:896:A:H5''	58:BZ:146:ILE:HG13	1.97	0.47
20:AT:22:ARG:O	20:AT:26:ASN:ND2	2.48	0.47
36:DA:2651:C:O2'	36:DA:2652:C:H5'	2.15	0.47
1:CA:1316:G:O2'	14:CN:18:VAL:HG21	2.14	0.47
42:BG:146:TYR:C	42:BG:148:MET:H	2.18	0.47
54:DV:49:THR:CB	54:DV:50:PRO:CD	2.92	0.47
22:AW:39:U:H2'	22:AW:40:C:H5'	1.96	0.47
50:DR:17:ARG:O	50:DR:20:LEU:HB3	2.14	0.47
36:DA:580:C:H2'	36:DA:581:C:C6	2.50	0.47
50:DR:118:GLU:HA	50:DR:118:GLU:OE1	2.15	0.47
36:DA:480:A:H1'	57:DY:44:ILE:HG21	1.97	0.47
58:DZ:29:TYR:CB	58:DZ:34:ASN:CB	2.92	0.47
1:AA:59:A:H3'	1:AA:331:G:N2	2.25	0.47
36:BA:1222:C:H2'	36:BA:1223:G:H5'	1.97	0.47
12:CL:59:ARG:HH22	12:CL:63:GLY:HA2	1.80	0.47
46:DN:3:THR:CG2	46:DN:4:TYR:N	2.78	0.47
1:CA:434:U:H2'	1:CA:435:C:H6	1.77	0.47
1:AA:405:U:O2	1:AA:498:U:C6	2.68	0.47
9:CI:118:LYS:O	9:CI:119:ALA:CB	2.59	0.47
28:B2:12:GLU:O	28:B2:15:LYS:HG2	2.14	0.47
1:CA:276:G:O3'	17:CQ:68:ARG:NH1	2.45	0.47
24:CY:40:C:H2'	24:CY:41:C:H5'	1.96	0.47
39:DD:130:ALA:HB2	39:DD:192:THR:HB	1.97	0.47
50:BR:51:LEU:HG	50:BR:66:VAL:HG13	1.95	0.47
36:BA:2485:G:O2'	36:BA:2486:G:H5'	2.15	0.47
1:AA:160:A:H1'	1:AA:344:A:C5	2.50	0.47
18:CR:26:LEU:N	18:CR:26:LEU:HD12	2.30	0.47
2:CB:97:TRP:HH2	2:CB:176:GLU:CD	2.18	0.47
22:CW:59:U:H3'	22:CW:60:U:C6	2.50	0.47
36:DA:2887:U:H2'	36:DA:2888:C:C6	2.49	0.47
25:CZ:98:GLN:HG2	25:CZ:226:GLU:OE2	2.14	0.47
1:CA:71:C:H2'	1:CA:72:C:C6	2.49	0.47
1:CA:920:U:O4'	1:CA:1080:A:C2	2.67	0.47
39:DD:275:LYS:HD2	39:DD:275:LYS:C	2.34	0.47
2:CB:178:ARG:NH1	2:CB:178:ARG:HG3	2.29	0.47
6:AF:22:GLU:O	6:AF:25:ILE:HG22	2.15	0.47
1:CA:674:G:H4'	18:CR:81:PHE:CD2	2.50	0.47
36:DA:2554:U:H2'	36:DA:2555:U:C6	2.50	0.47
36:BA:2247:A:O2'	36:BA:2248:C:H5'	2.14	0.47
48:DP:71:VAL:CG1	48:DP:72:PRO:HD3	2.44	0.47
36:BA:118:A:H5'	36:BA:119:A:H8	1.79	0.47
40:BE:93:VAL:C	40:BE:95:ILE:H	2.18	0.47

Continued on next page...

Continued from previous page...

Atom-1	Atom-2	Distance(Å)	Clash(Å)
36:BA:824:A:H1'	36:BA:2358:G:N7	2.28	0.47
36:DA:2364:C:H2'	36:DA:2365:G:O4'	2.15	0.47
36:DA:1658:C:H2'	36:DA:1659:U:C6	2.50	0.47
36:DA:2818:G:O2'	36:DA:2837:G:H5'	2.15	0.47
50:DR:28:LEU:HD12	50:DR:114:VAL:HG21	1.95	0.47
25:CZ:341:GLN:NE2	25:CZ:389:ARG:O	2.47	0.47
50:BR:28:LEU:HD23	50:BR:29:LEU:HD12	1.97	0.47
1:AA:1226:C:C5	13:AM:104:ARG:HB2	2.49	0.47
36:BA:742:G:O2'	36:BA:743:G:H5'	2.15	0.47
8:CH:10:LEU:CD2	8:CH:83:ILE:HD11	2.45	0.47
1:CA:825:G:N2	8:CH:11:THR:HG21	2.30	0.47
1:CA:828:A:H4'	1:CA:828:A:OP1	2.15	0.47
13:CM:37:THR:O	13:CM:39:ILE:HG13	2.15	0.47
43:BH:152:ARG:NH1	43:BH:152:ARG:HG3	2.29	0.47
1:AA:1262:C:H2'	1:AA:1263:C:H6	1.79	0.47
1:AA:21:G:H2'	1:AA:22:G:C8	2.49	0.47
36:DA:21:A:O2'	36:DA:22:C:H5'	2.14	0.47
55:DW:62:HIS:O	55:DW:63:ASP:C	2.53	0.47
36:BA:2033:A:O2'	36:BA:2034:U:P	2.73	0.47
29:B3:11:SER:HB3	36:BA:988:A:P	2.54	0.47
1:AA:222:U:H2'	1:AA:223:U:C6	2.50	0.47
13:CM:28:ALA:O	13:CM:32:GLU:HB2	2.14	0.47
36:BA:1963:U:H2'	36:BA:1963:U:O2	2.14	0.47
54:DV:100:ARG:HG3	54:DV:100:ARG:O	2.15	0.47
33:D7:1:MET:H3	33:D7:1:MET:HE3	1.79	0.47
5:CE:15:ARG:HD2	5:CE:26:PHE:CG	2.50	0.47
2:CB:126:GLU:O	2:CB:129:GLU:HB2	2.15	0.47
46:BN:65:LYS:NZ	46:BN:65:LYS:HB3	2.29	0.47
36:DA:80:G:O2'	36:DA:81:G:H5'	2.14	0.47
49:BQ:6:ARG:O	49:BQ:7:MET:HG3	2.15	0.47
1:AA:28:G:O2'	1:AA:296:U:OP1	2.28	0.47
42:DG:133:LEU:CD2	42:DG:157:ILE:HB	2.44	0.47
36:DA:1632:A:C5	36:DA:1633:G:C6	3.03	0.47
3:AC:108:ASN:ND2	3:AC:144:SER:OG	2.48	0.47
16:AP:12:LYS:HG2	16:AP:13:HIS:CD2	2.50	0.47
1:CA:69:G:H1	1:CA:100:C:H42	1.63	0.47
1:CA:577:G:O2'	1:CA:578:C:H5'	2.14	0.47
1:AA:792:A:H4'	1:AA:793:U:O5'	2.15	0.47
8:CH:86:ILE:HG12	8:CH:135:CYS:HA	1.97	0.47
1:CA:1118:C:H1'	1:CA:1179:A:C4	2.50	0.47
52:DT:48:ILE:HD12	52:DT:48:ILE:C	2.34	0.47
6:AF:47:ARG:O	6:AF:47:ARG:HG3	2.15	0.47

Continued on next page...

Continued from previous page...

Atom-1	Atom-2	Distance(Å)	Clash(Å)
36:DA:208:C:H2'	36:DA:209:C:C6	2.50	0.47
6:AF:9:VAL:HG22	6:AF:60:PHE:CE2	2.50	0.47
36:BA:315:G:H2'	36:BA:316:C:C6	2.50	0.47
3:AC:150:LYS:HG3	3:AC:169:ALA:HB2	1.97	0.47
36:DA:2543:G:H5'	36:DA:2543:G:H8	1.80	0.47
58:BZ:128:VAL:CG2	58:BZ:129:SER:N	2.78	0.47
40:BE:13:ARG:O	52:BT:57:PHE:HE2	1.98	0.47
1:AA:1005:A:C3'	1:AA:1006:C:H5'	2.44	0.47
22:AW:5:G:N2	22:AW:68:C:C2	2.83	0.47
36:BA:1484:G:C3'	36:BA:1485:G:H5''	2.43	0.47
41:BF:129:PHE:CD2	41:BF:163:VAL:HG21	2.50	0.47
36:DA:1485:G:H1'	36:DA:1505:C:N4	2.30	0.47
36:BA:2186:G:H2'	36:BA:2187:G:N9	2.29	0.47
52:BT:28:VAL:HB	52:BT:88:ILE:HG12	1.95	0.47
51:DS:54:LEU:HD11	51:DS:58:LEU:O	2.15	0.47
36:DA:2100:G:H1	36:DA:2189:U:H3	1.62	0.47
10:CJ:55:LYS:HZ2	10:CJ:55:LYS:CA	2.27	0.47
48:BP:62:LEU:O	48:BP:62:LEU:HG	2.15	0.47
4:CD:126:ILE:CG2	4:CD:127:THR:N	2.78	0.47
4:CD:5:ILE:O	4:CD:5:ILE:HG22	2.13	0.47
32:B6:15:GLU:OE1	32:B6:18:ARG:CZ	2.58	0.47
37:DB:22:U:H2'	37:DB:23:G:C8	2.50	0.47
41:DF:162:LEU:HA	41:DF:165:ARG:NH1	2.30	0.47
3:AC:86:VAL:O	3:AC:89:GLU:HB3	2.15	0.47
36:DA:603:A:N3	36:DA:604:G:H1'	2.29	0.47
36:BA:2746:U:O2'	36:BA:2747:G:H5'	2.14	0.47
27:B1:81:LYS:HE2	36:BA:156:U:H5'	1.97	0.47
20:AT:94:ALA:O	20:AT:95:ALA:HB3	2.15	0.47
52:BT:89:VAL:HG12	52:BT:91:ARG:HG3	1.94	0.47
36:BA:2632:A:H2	40:BE:61:ARG:HD2	1.80	0.47
51:BS:15:ARG:NH1	51:BS:18:ILE:HD11	2.29	0.47
58:BZ:14:LYS:HB2	58:BZ:17:ALA:HB3	1.97	0.47
10:CJ:71:LEU:HD12	10:CJ:72:VAL:H	1.78	0.47
25:AZ:146:LEU:O	25:AZ:150:VAL:HG23	2.15	0.47
25:CZ:5:PHE:CD1	25:CZ:5:PHE:C	2.88	0.47
53:DU:93:LYS:O	53:DU:96:ALA:HB3	2.15	0.47
25:CZ:22:HIS:O	25:CZ:137:LYS:HE2	2.15	0.47
1:AA:961:U:H5'	1:AA:984:C:H1'	1.97	0.47
46:DN:19:GLU:O	46:DN:59:LYS:HB3	2.14	0.47
25:CZ:270:VAL:CG1	25:CZ:286:VAL:HG21	2.44	0.47
4:AD:6:GLY:O	4:AD:8:VAL:HG13	2.15	0.47
15:CO:82:ILE:HD13	15:CO:87:ILE:HB	1.96	0.47

Continued on next page...

Continued from previous page...

Atom-1	Atom-2	Distance(Å)	Clash(Å)
1:CA:426:G:P	4:CD:36:ARG:NH2	2.86	0.47
2:CB:27:LYS:HD2	2:CB:193:ASP:OD1	2.15	0.47
14:CN:39:LEU:CD1	14:CN:47:LEU:HD12	2.44	0.47
58:DZ:66:SER:C	58:DZ:67:LEU:HD12	2.35	0.47
1:AA:401:C:H1'	1:AA:622:A:H1'	1.96	0.47
1:CA:59:A:C5'	1:CA:60:A:H5''	2.45	0.47
20:AT:82:SER:O	20:AT:86:ARG:HB2	2.14	0.47
36:BA:2292:C:H2'	36:BA:2293:C:C6	2.50	0.47
36:DA:391:G:C2'	36:DA:392:C:H5'	2.45	0.47
25:AZ:133:VAL:O	25:AZ:170:VAL:HA	2.14	0.47
25:AZ:164:PRO:O	25:AZ:168:VAL:HG23	2.14	0.47
31:D5:43:HIS:CD2	36:DA:2815:C:O2'	2.68	0.47
48:BP:102:ARG:NH1	48:BP:102:ARG:HB2	2.28	0.47
48:BP:102:ARG:HH11	48:BP:102:ARG:CB	2.28	0.47
36:BA:2262:U:H4'	36:BA:2328:A:C2	2.50	0.47
36:BA:855:G:H2'	36:BA:856:C:C6	2.50	0.47
38:BC:18:LYS:HD3	38:BC:20:TYR:CZ	2.49	0.47
36:BA:2555:U:C2'	36:BA:2556:C:H5'	2.44	0.47
27:B1:52:ARG:NH1	27:B1:57:GLU:HB2	2.29	0.47
18:AR:26:LEU:HD12	18:AR:26:LEU:N	2.30	0.47
24:CY:61:C:C2'	24:CY:62:U:H5''	2.45	0.47
29:B3:48:GLU:H	29:B3:48:GLU:HG2	1.52	0.47
12:CL:127:GLU:O	12:CL:128:ALA:C	2.53	0.47
48:DP:108:LYS:HD2	48:DP:108:LYS:N	2.30	0.47
57:BY:6:HIS:H	57:BY:6:HIS:CD2	2.33	0.47
36:BA:2772:C:H2'	36:BA:2773:C:H6	1.80	0.47
7:CG:97:GLN:O	7:CG:101:LEU:HG	2.15	0.47
37:BB:93:G:H2'	37:BB:94:C:C6	2.50	0.47
36:DA:978:G:C2	36:DA:986:C:N3	2.83	0.47
36:DA:1097:U:H2'	36:DA:1098:A:H8	1.80	0.47
36:BA:1773:A:C2'	36:BA:1774:C:H5'	2.45	0.47
1:CA:245:C:O2'	1:CA:246:A:P	2.73	0.47
1:AA:821:G:H2'	1:AA:822:C:H6	1.80	0.47
1:CA:1522:U:O2'	1:CA:1523:G:H5'	2.15	0.47
37:BB:114:C:O2'	51:BS:46:VAL:HG13	2.15	0.47
36:BA:1472:A:C2'	36:BA:1473:G:H5'	2.45	0.47
1:CA:39:G:O2'	1:CA:40:C:H5'	2.14	0.47
26:D0:55:ARG:HE	26:D0:55:ARG:HB3	1.34	0.47
46:BN:128:HIS:O	46:BN:128:HIS:CG	2.68	0.47
5:AE:72:GLN:O	5:AE:75:THR:HG22	2.15	0.47
36:DA:1902:C:H5'	39:DD:246:PRO:HD3	1.97	0.47
36:BA:2543:G:H8	36:BA:2543:G:H5'	1.80	0.47

Continued on next page...

Continued from previous page...

Atom-1	Atom-2	Distance(Å)	Clash(Å)
52:DT:28:VAL:HG11	52:DT:46:GLU:CG	2.39	0.47
28:B2:46:GLN:O	28:B2:48:HIS:ND1	2.48	0.47
28:B2:63:VAL:O	28:B2:66:GLU:OE2	2.33	0.47
36:BA:1542:A:H5'	36:BA:1543:C:OP2	2.15	0.47
9:AI:53:VAL:C	9:AI:55:ALA:N	2.68	0.47
34:B8:61:LEU:N	34:B8:63:PRO:HD2	2.30	0.47
58:BZ:150:LEU:O	58:BZ:150:LEU:HD23	2.14	0.47
37:DB:105:A:H4'	58:DZ:89:PHE:CE1	2.49	0.47
52:BT:28:VAL:HG22	52:BT:46:GLU:CA	2.44	0.47
36:BA:83:G:H22	36:BA:102:G:H2'	1.79	0.47
32:B6:25:LYS:HD2	36:BA:2285:C:N4	2.28	0.47
4:CD:3:ARG:HH12	4:CD:118:ARG:HD3	1.78	0.47
3:CC:86:VAL:O	3:CC:89:GLU:HB3	2.15	0.47
48:BP:114:ILE:HB	48:BP:130:PHE:CD2	2.50	0.47
36:DA:2392:A:H2'	36:DA:2393:A:O4'	2.15	0.47
48:DP:61:ARG:C	48:DP:62:LEU:CD2	2.83	0.47
41:DF:127:GLU:HB2	41:DF:196:LEU:HD12	1.96	0.47
51:DS:13:ARG:CG	51:DS:14:VAL:N	2.77	0.47
48:BP:16:ARG:O	48:BP:18:ARG:N	2.47	0.47
7:AG:37:ASN:HD21	9:AI:40:LEU:HA	1.79	0.47
36:DA:2131:G:H4'	36:DA:2132:U:OP2	2.15	0.47
51:BS:49:VAL:HG22	51:BS:80:LEU:HD13	1.96	0.47
1:CA:1411:C:H2'	1:CA:1412:C:C6	2.49	0.47
16:CP:20:VAL:HG21	16:CP:32:TYR:CD1	2.50	0.47
52:DT:125:ARG:O	52:DT:128:GLU:HG3	2.15	0.47
43:BH:101:ARG:O	43:BH:117:PRO:HG3	2.15	0.47
40:DE:116:VAL:HG22	40:DE:117:MET:H	1.79	0.47
1:AA:1320:C:C5'	1:AA:1320:C:H6	2.18	0.47
46:DN:29:LYS:C	46:DN:31:ALA:H	2.19	0.47
43:DH:137:ASP:OD2	43:DH:140:LYS:HE3	2.15	0.47
27:D1:84:GLY:O	27:D1:90:ILE:HD11	2.14	0.47
42:BG:109:VAL:HG12	42:BG:142:PRO:HD3	1.97	0.47
24:CY:17:H2U:O2'	24:CY:18:G:OP2	2.30	0.47
19:CS:31:ILE:O	19:CS:31:ILE:HG23	2.15	0.47
36:DA:130:C:O3'	36:DA:1349:A:H1'	2.15	0.47
36:DA:1722:A:O2'	36:DA:1739:U:H5'	2.15	0.47
26:B0:40:GLN:NE2	26:B0:44:ARG:N	2.63	0.47
29:D3:6:VAL:HB	29:D3:54:VAL:HG11	1.97	0.47
3:CC:65:ALA:O	3:CC:100:ALA:O	2.33	0.47
3:CC:52:LEU:CD2	3:CC:52:LEU:H	2.26	0.47
36:BA:2477:C:H6	36:BA:2477:C:O5'	1.97	0.47
36:DA:2477:C:O5'	36:DA:2477:C:H6	1.98	0.47

Continued on next page...

Continued from previous page...

Atom-1	Atom-2	Distance(Å)	Clash(Å)
52:BT:35:LYS:HZ1	52:BT:41:ARG:HE	1.63	0.47
36:BA:876:C:H2'	36:BA:877:U:O4'	2.14	0.47
9:CI:9:ARG:HG2	9:CI:14:VAL:HG22	1.97	0.47
25:CZ:164:PRO:O	25:CZ:168:VAL:HG23	2.15	0.47
17:AQ:59:ILE:CG2	17:AQ:71:PHE:HB3	2.45	0.47
36:BA:2473:U:H5	36:BA:2474:C:C5	2.33	0.47
55:DW:40:ASN:O	55:DW:41:LYS:HG2	2.15	0.47
5:AE:40:ARG:NH1	5:AE:40:ARG:HG2	2.30	0.47
1:CA:1296:C:H4'	1:CA:1302:U:C4	2.50	0.47
1:AA:526:C:OP2	12:AL:91:LYS:HE3	2.15	0.47
35:B9:29:ASN:ND2	35:B9:29:ASN:O	2.48	0.47
20:CT:73:HIS:HB3	20:CT:74:LYS:NZ	2.30	0.47
36:BA:2687:U:C4	36:BA:2688:U:C5	3.03	0.47
11:AK:67:ASP:O	11:AK:71:LYS:HG3	2.14	0.47
1:AA:714:G:H2'	1:AA:715:A:C8	2.50	0.47
36:BA:1817:G:OP1	39:BD:88:ARG:NH2	2.42	0.47
36:BA:2025:C:H2'	36:BA:2026:C:C6	2.48	0.47
4:AD:45:GLN:O	4:AD:46:LYS:HG2	2.15	0.47
36:DA:1843:C:H2'	36:DA:1844:C:H6	1.80	0.47
25:CZ:185:ASN:ND2	25:CZ:185:ASN:O	2.48	0.47
36:DA:11:G:H2'	36:DA:12:U:H6	1.80	0.47
1:AA:1261:A:H2'	1:AA:1262:C:H5'	1.97	0.47
9:AI:5:TYR:CG	9:AI:6:GLY:N	2.83	0.47
1:AA:1095:U:P	1:AA:1108:G:H1	2.38	0.47
8:AH:108:GLY:HA3	8:AH:138:TRP:HB3	1.96	0.47
1:AA:152:A:N6	1:AA:170:U:C2	2.83	0.47
30:B4:37:SER:O	30:B4:38:LYS:CB	2.63	0.47
36:BA:2488:A:O2'	36:BA:2489:G:H5'	2.15	0.47
1:CA:556:C:O2'	1:CA:557:G:H5'	2.15	0.47
36:DA:2666:C:H5'	36:DA:2667:C:OP2	2.14	0.47
26:B0:38:VAL:HB	26:B0:59:LEU:HD12	1.96	0.47
37:BB:58:A:H2'	37:BB:59:A:O4'	2.15	0.47
39:BD:169:GLU:OE1	39:BD:184:LYS:HD3	2.15	0.47
36:BA:1668:A:N3	36:BA:1670:C:C4	2.83	0.47
35:D9:27:CYS:SG	35:D9:28:GLU:N	2.88	0.47
1:CA:294:U:H2'	1:CA:295:C:C6	2.50	0.47
36:BA:2352:A:C4	36:BA:2366:A:C2	3.02	0.47
22:CV:39:U:H2'	22:CV:40:C:H6	1.80	0.47
36:BA:158:U:H3'	36:BA:158:U:O2	2.15	0.47
6:CF:40:VAL:HG13	6:CF:40:VAL:O	2.15	0.47
6:AF:86:ARG:H	6:AF:86:ARG:HG2	1.39	0.47
5:CE:68:GLU:O	5:CE:68:GLU:HG3	2.15	0.47

Continued on next page...

Continued from previous page...

Atom-1	Atom-2	Distance(Å)	Clash(Å)
35:D9:15:LYS:HB3	35:D9:15:LYS:NZ	2.30	0.47
57:BY:94:LYS:O	57:BY:94:LYS:HG3	2.15	0.47
41:BF:199:TRP:HZ3	41:BF:203:GLN:OE1	1.97	0.47
1:CA:409:G:H3'	1:CA:410:G:H8	1.80	0.47
1:CA:503:C:O2'	1:CA:504:C:H5'	2.15	0.47
36:DA:1036:G:O2'	36:DA:1037:G:H5'	2.15	0.47
40:DE:13:ARG:O	52:DT:57:PHE:HE2	1.98	0.47
28:B2:55:ARG:NH1	28:B2:55:ARG:HG3	2.28	0.47
41:DF:4:VAL:HA	41:DF:19:GLU:CB	2.43	0.47
7:CG:84:ASN:C	7:CG:84:ASN:ND2	2.68	0.47
42:BG:45:GLU:CD	42:BG:45:GLU:N	2.68	0.47
40:BE:77:ILE:CG2	40:BE:78:LEU:H	2.23	0.47
31:B5:3:LYS:O	31:B5:4:HIS:O	2.33	0.47
36:BA:2105:C:N3	36:BA:2184:G:N2	2.61	0.47
51:BS:54:LEU:HD11	51:BS:58:LEU:O	2.15	0.47
43:DH:169:VAL:HG22	43:DH:170:ARG:N	2.30	0.47
5:CE:80:ILE:CD1	5:CE:142:LEU:HD21	2.45	0.47
54:DV:16:PRO:O	54:DV:96:ILE:O	2.33	0.47
34:B8:32:LEU:CD2	34:B8:36:LYS:HE2	2.41	0.47
34:D8:23:VAL:CG1	34:D8:46:ARG:HD3	2.44	0.47
1:AA:1391:U:H2'	1:AA:1392:G:C8	2.49	0.47
36:BA:512:G:O2'	36:BA:513:A:H8	1.97	0.47
16:AP:20:VAL:HG21	16:AP:32:TYR:CD1	2.49	0.47
1:AA:1126:U:OP2	1:AA:1281:U:O2	2.33	0.47
43:DH:105:LEU:CD2	43:DH:105:LEU:N	2.78	0.47
36:DA:2808:U:O2'	36:DA:2809:A:H5'	2.15	0.47
25:CZ:107:SER:CB	25:CZ:137:LYS:HD2	2.45	0.47
25:CZ:138:VAL:C	25:CZ:140:MET:H	2.18	0.47
36:DA:143:G:H2'	36:DA:143(A):C:H6	1.80	0.47
36:DA:143:G:H4'	56:DX:35:THR:HG21	1.97	0.47
49:BQ:52:VAL:O	49:BQ:56:ARG:HB2	2.14	0.47
46:BN:23:LEU:HB3	46:BN:60:ILE:CG2	2.41	0.47
49:DQ:52:VAL:O	49:DQ:56:ARG:HB2	2.15	0.47
42:BG:114:ILE:O	42:BG:115:ARG:C	2.54	0.47
36:DA:747:U:C5	36:DA:2613:U:C5	3.03	0.47
36:BA:304:G:O2'	36:BA:305:U:H5'	2.15	0.47
58:DZ:110:GLY:HA2	58:DZ:114:GLY:O	2.14	0.47
49:DQ:66:ILE:HD12	49:DQ:66:ILE:C	2.36	0.47
16:CP:45:THR:HG23	16:CP:45:THR:O	2.15	0.47
12:AL:117:ARG:O	12:AL:119:LYS:O	2.32	0.47
36:BA:1639:U:O2'	36:BA:1640:C:H5''	2.15	0.47
39:DD:142:VAL:HG21	39:DD:191:ALA:CB	2.43	0.47

Continued on next page...

Continued from previous page...

Atom-1	Atom-2	Distance(Å)	Clash(Å)
36:DA:914:C:C2'	36:DA:915:C:H5'	2.43	0.47
36:DA:2262:U:H4'	36:DA:2328:A:C2	2.50	0.47
1:AA:367:U:H4'	25:AZ:291:ARG:HE	1.80	0.47
1:AA:338:A:H2	1:AA:351:G:H22	1.61	0.47
1:CA:1326:C:P	21:CU:12:LYS:HZ2	2.38	0.47
49:BQ:110:THR:HG23	49:BQ:113:GLN:HG3	1.96	0.47
1:AA:384:G:O2'	1:AA:385:C:H5'	2.15	0.47
29:D3:44:ARG:O	29:D3:48:GLU:HG2	2.15	0.47
29:B3:44:ARG:O	29:B3:48:GLU:HG2	2.15	0.47
36:BA:1750:G:H2'	36:BA:1751:C:C6	2.49	0.47
2:AB:101:MET:C	2:AB:102:LEU:HD12	2.35	0.47
1:CA:1508:G:H2'	1:CA:1509:C:C6	2.50	0.47
36:DA:2836:U:H2'	36:DA:2837:G:C8	2.50	0.47
39:DD:238:GLY:O	39:DD:239:ARG:C	2.52	0.47
48:BP:90:ARG:HB3	48:BP:91:PHE:CD1	2.50	0.47
25:AZ:139:ASP:CG	25:AZ:139:ASP:O	2.52	0.47
23:CX:26:A:H3'	23:CX:27:A:O4'	2.14	0.47
36:BA:1389:G:H2'	36:BA:1390:U:H6	1.79	0.47
3:CC:77:ILE:HA	3:CC:84:ILE:HB	1.96	0.47
36:BA:2567:G:H2'	36:BA:2568:C:C6	2.50	0.47
30:D4:37:SER:O	30:D4:38:LYS:CB	2.63	0.47
5:CE:72:GLN:O	5:CE:73:ASN:HB2	2.15	0.47
5:CE:72:GLN:O	5:CE:75:THR:HG22	2.15	0.47
1:AA:291:C:O2'	1:AA:292:G:H5'	2.15	0.47
1:CA:836:G:H2'	1:CA:837:G:H8	1.80	0.47
2:AB:224:GLN:O	2:AB:226:ARG:N	2.48	0.47
5:AE:57:LYS:HG2	5:AE:61:TYR:CE2	2.50	0.47
36:DA:2064:C:H2'	36:DA:2065:C:C6	2.50	0.47
19:AS:27:GLU:O	19:AS:28:LYS:O	2.33	0.47
39:DD:242:ARG:HH11	39:DD:242:ARG:HG3	1.78	0.46
52:DT:28:VAL:O	52:DT:28:VAL:HG12	2.15	0.46
28:B2:35:LEU:HD23	28:B2:50:ILE:HG13	1.94	0.46
52:BT:77:PRO:C	52:BT:79:HIS:H	2.18	0.46
42:BG:85:GLY:O	42:BG:87:PRO:HG3	2.15	0.46
39:BD:30:GLU:C	39:BD:35:LYS:HD2	2.36	0.46
36:DA:2184:G:H2'	36:DA:2185:C:O4'	2.14	0.46
36:DA:2657:A:N3	36:DA:2657:A:H5'	2.31	0.46
36:BA:1858:G:H2'	36:BA:1883:G:H22	1.80	0.46
1:CA:539:A:H2'	1:CA:540:G:H8	1.79	0.46
4:CD:3:ARG:HH21	4:CD:5:ILE:CG1	2.28	0.46
14:AN:3:ARG:NE	14:AN:3:ARG:O	2.47	0.46
32:B6:53:LYS:HD3	32:B6:54:ILE:H	1.78	0.46

Continued on next page...

Continued from previous page...

Atom-1	Atom-2	Distance(Å)	Clash(Å)
32:D6:9:LEU:HD13	32:D6:9:LEU:C	2.35	0.46
36:BA:2110:G:H5''	36:BA:2145:C:N4	2.31	0.46
52:BT:91:ARG:O	52:BT:92:GLY:C	2.53	0.46
36:BA:2808:U:O2'	36:BA:2809:A:H5'	2.15	0.46
52:BT:128:GLU:O	52:BT:129:ARG:C	2.54	0.46
43:BH:159:GLU:HG3	43:BH:160:LYS:HG3	1.98	0.46
52:DT:3:ARG:CD	52:DT:6:LEU:HD12	2.36	0.46
10:CJ:6:ILE:HG12	10:CJ:72:VAL:O	2.16	0.46
48:DP:84:ASN:HA	48:DP:115:LEU:O	2.14	0.46
1:CA:266:G:C5'	1:CA:267:C:H5	2.24	0.46
58:BZ:132:ASN:O	58:BZ:133:ILE:HD13	2.16	0.46
55:DW:12:ILE:HD13	55:DW:17:VAL:HG22	1.96	0.46
28:D2:64:LEU:O	28:D2:64:LEU:HD23	2.15	0.46
52:DT:102:ILE:HB	52:DT:110:ILE:CD1	2.45	0.46
1:AA:542:G:N2	1:AA:543:C:C2	2.83	0.46
4:AD:8:VAL:C	4:AD:10:ARG:N	2.68	0.46
4:CD:148:VAL:HG12	4:CD:149:ALA:N	2.29	0.46
4:AD:148:VAL:HG12	4:AD:149:ALA:N	2.29	0.46
15:CO:87:ILE:CG2	15:CO:88:ARG:H	2.19	0.46
36:DA:2481:G:O2'	36:DA:2482:G:P	2.73	0.46
1:CA:1318:A:H1'	19:CS:37:ARG:HH21	1.80	0.46
46:BN:21:LYS:HD3	46:BN:22:THR:H	1.80	0.46
53:DU:112:ARG:HH11	54:DV:46:VAL:HG11	1.80	0.46
50:DR:117:VAL:HG22	50:DR:118:GLU:H	1.80	0.46
2:AB:111:ARG:NH1	2:AB:111:ARG:HG2	2.29	0.46
50:BR:96:ARG:CZ	50:BR:117:VAL:HG23	2.45	0.46
36:DA:2872:G:C2	36:DA:2873:A:N6	2.84	0.46
1:CA:59:A:H1'	1:CA:354:G:N2	2.30	0.46
26:D0:40:GLN:NE2	26:D0:44:ARG:N	2.57	0.46
51:DS:40:ILE:HG22	51:DS:47:THR:HG23	1.96	0.46
36:DA:534:U:O2'	53:DU:49:HIS:CD2	2.68	0.46
25:CZ:133:VAL:O	25:CZ:170:VAL:HA	2.15	0.46
36:BA:2206:G:H21	36:BA:2207:G:H5'	1.76	0.46
36:BA:815:C:H41	48:BP:27:HIS:CE1	2.33	0.46
36:BA:1952:A:C5	47:BO:22:ILE:HD12	2.50	0.46
1:CA:501:C:H2'	1:CA:502:G:H8	1.80	0.46
49:BQ:109:VAL:CG1	49:BQ:110:THR:N	2.77	0.46
1:CA:109:A:O3'	1:CA:110:C:H6	1.98	0.46
24:CY:77:TRP:O	25:CZ:273:HIS:HA	2.14	0.46
53:BU:51:LYS:HA	53:BU:54:LYS:HE2	1.97	0.46
36:DA:2537:U:H2'	36:DA:2538:C:H6	1.80	0.46
41:DF:114:VAL:HG21	41:DF:202:PHE:HE1	1.79	0.46

Continued on next page...

Continued from previous page...

Atom-1	Atom-2	Distance(Å)	Clash(Å)
29:B3:28:LEU:N	29:B3:28:LEU:HD23	2.30	0.46
36:BA:1827:C:C2'	36:BA:1828:G:H5'	2.45	0.46
1:AA:926:G:H5''	1:AA:927:G:O5'	2.16	0.46
36:DA:1563:G:H2'	36:DA:1564:C:O4'	2.15	0.46
1:CA:720:C:H2'	1:CA:721:G:C8	2.50	0.46
22:AV:39:U:H2'	22:AV:40:C:H6	1.81	0.46
36:BA:1010:A:H1'	36:BA:1153:C:H1'	1.97	0.46
36:BA:2700:C:O2'	36:BA:2701:C:H5'	2.14	0.46
36:BA:80:G:O2'	36:BA:81:G:H5'	2.15	0.46
36:BA:669:G:N3	36:BA:669:G:H2'	2.30	0.46
36:BA:1902:C:H2'	36:BA:1903:G:O5'	2.14	0.46
28:B2:51:ARG:HH21	28:B2:55:ARG:HH12	1.64	0.46
37:BB:73:A:C4	37:BB:105:A:C2	3.02	0.46
39:DD:62:TYR:HA	39:DD:87:ASN:ND2	2.30	0.46
1:CA:1006:C:H2'	1:CA:1007:C:C5	2.50	0.46
40:DE:49:LEU:N	40:DE:49:LEU:HD22	2.31	0.46
40:DE:52:LEU:HD21	52:DT:1:MET:CE	2.45	0.46
36:BA:1543:C:C3'	36:BA:1544:A:C5'	2.81	0.46
1:AA:1003:G:N2	1:AA:1039:C:N4	2.58	0.46
42:DG:52:ILE:N	42:DG:52:ILE:HD13	2.15	0.46
32:D6:53:LYS:HG2	32:D6:54:ILE:N	2.31	0.46
10:AJ:53:PRO:HA	14:AN:42:ILE:HD11	1.98	0.46
36:DA:1279:G:H4'	50:DR:31:HIS:NE2	2.26	0.46
2:CB:132:LYS:O	2:CB:136:VAL:HG23	2.14	0.46
38:BC:72:VAL:HG23	38:BC:111:ASP:CB	2.33	0.46
36:DA:605:C:H2'	36:DA:606:U:H6	1.79	0.46
36:DA:2149:G:O2'	36:DA:2150:U:H5'	2.16	0.46
36:DA:2109:U:O2	36:DA:2180:U:H5	1.97	0.46
20:AT:47:GLY:C	20:AT:49:ALA:H	2.14	0.46
36:DA:2334:G:H21	51:DS:18:ILE:CG2	2.22	0.46
1:AA:1238:A:C2	1:AA:1301:U:N3	2.60	0.46
43:BH:94:TYR:CD1	43:BH:107:VAL:CA	2.98	0.46
1:CA:1126:U:OP2	1:CA:1281:U:O2	2.34	0.46
25:AZ:28:THR:C	25:AZ:30:ALA:H	2.19	0.46
36:DA:1403:C:H2'	36:DA:1404:C:O5'	2.15	0.46
2:AB:19:HIS:NE2	2:AB:206:ASP:HB2	2.31	0.46
4:CD:58:LEU:HD23	4:CD:62:GLN:HG2	1.98	0.46
36:BA:994:C:OP1	53:BU:53:ARG:NH2	2.48	0.46
53:BU:88:ILE:CD1	53:BU:109:LEU:HD22	2.44	0.46
56:DX:65:ARG:HH11	56:DX:65:ARG:HG2	1.79	0.46
25:CZ:195:TRP:C	25:CZ:197:ASP:H	2.19	0.46
42:DG:16:ARG:N	42:DG:17:PRO:HD2	2.30	0.46

Continued on next page...

Continued from previous page...

Atom-1	Atom-2	Distance(Å)	Clash(Å)
52:DT:94:ALA:C	52:DT:96:ARG:N	2.68	0.46
36:BA:143:G:H2'	36:BA:143(A):C:C6	2.50	0.46
12:AL:26:ALA:O	12:AL:33:ARG:HD2	2.15	0.46
1:CA:940:C:O2'	1:CA:941:G:H5'	2.16	0.46
36:BA:761:A:C8	36:BA:761:A:C3'	2.98	0.46
1:CA:77:G:H3'	1:CA:78:G:C8	2.50	0.46
42:BG:137:GLU:CG	42:BG:138:GLN:H	2.25	0.46
46:DN:22:THR:HG22	46:DN:61:ARG:CB	2.38	0.46
53:BU:112:ARG:HH11	54:BV:46:VAL:HG11	1.80	0.46
19:AS:37:ARG:HG3	19:AS:37:ARG:H	1.39	0.46
58:DZ:140:ASP:C	58:DZ:141:VAL:HG22	2.36	0.46
25:CZ:325:LYS:HB2	25:CZ:331:HIS:HB3	1.96	0.46
25:CZ:363:MET:HB3	25:CZ:364:PRO:HD2	1.96	0.46
36:DA:990:A:C6	36:DA:1186:G:H1'	2.50	0.46
36:BA:1331:A:C2'	36:BA:1332:G:H5''	2.44	0.46
12:CL:78:GLN:O	12:CL:80:HIS:N	2.48	0.46
58:DZ:29:TYR:CB	58:DZ:34:ASN:HB3	2.45	0.46
36:BA:1722:A:O2'	36:BA:1739:U:H5'	2.16	0.46
26:D0:7:LEU:HD13	49:DQ:85:LYS:CG	2.42	0.46
50:BR:4:LEU:O	50:BR:6:SER:N	2.48	0.46
47:BO:24:VAL:HG23	47:BO:24:VAL:O	2.15	0.46
36:BA:1771:C:O2'	36:BA:1786:A:H8	1.99	0.46
39:DD:131:LEU:HB2	39:DD:136:ILE:CD1	2.45	0.46
3:CC:53:ALA:HB2	3:CC:115:LEU:HG	1.98	0.46
1:CA:338:A:H2	1:CA:351:G:H22	1.63	0.46
38:DC:114:VAL:CG2	38:DC:149:ILE:HD11	2.44	0.46
36:DA:2777:G:H4'	36:DA:2778:A:H5'	1.97	0.46
38:BC:114:VAL:CG2	38:BC:149:ILE:HD11	2.45	0.46
36:BA:288:C:H2'	36:BA:289:A:H8	1.80	0.46
36:DA:2473:U:H5	36:DA:2474:C:C5	2.33	0.46
36:BA:2108:C:O2	36:BA:2108:C:C2'	2.63	0.46
2:CB:95:GLN:HA	2:CB:95:GLN:OE1	2.14	0.46
15:AO:11:VAL:HG21	15:AO:34:LEU:HD22	1.96	0.46
39:BD:275:LYS:C	39:BD:275:LYS:HD2	2.35	0.46
46:BN:14:VAL:CG1	46:BN:137:LYS:HG3	2.45	0.46
13:CM:9:ILE:HG21	42:DG:146:TYR:CZ	2.50	0.46
55:BW:13:SER:HA	55:BW:99:ARG:HB2	1.97	0.46
36:DA:2860:A:C8	36:DA:2861:G:H1'	2.50	0.46
36:BA:2039:C:O2'	36:BA:2040:C:H5'	2.15	0.46
36:BA:572:A:H5''	36:BA:573:G:OP2	2.16	0.46
2:CB:112:VAL:O	2:CB:115:LEU:HB3	2.16	0.46
5:AE:6:PHE:HB2	5:AE:34:VAL:HG22	1.97	0.46

Continued on next page...

Continued from previous page...

Atom-1	Atom-2	Distance(Å)	Clash(Å)
1:AA:636:U:H5''	17:AQ:2:PRO:HG3	1.97	0.46
36:DA:2122:U:H2'	36:DA:2123:G:C8	2.50	0.46
36:DA:1472:A:O2'	36:DA:1473:G:H5'	2.15	0.46
9:CI:5:TYR:O	9:CI:84:ALA:HA	2.14	0.46
46:DN:42:TRP:CD1	53:DU:63:VAL:HG11	2.50	0.46
20:AT:48:LYS:HB3	20:AT:51:GLU:HG2	1.96	0.46
32:B6:22:ALA:HB2	32:B6:39:TYR:CE2	2.50	0.46
1:CA:242:C:H2'	1:CA:243:A:H5'	1.98	0.46
33:B7:32:LYS:O	33:B7:36:GLN:HB2	2.14	0.46
36:DA:2265:U:H3'	36:DA:2266:A:H5''	1.97	0.46
1:AA:892:A:O2'	1:AA:1415:G:H4'	2.15	0.46
36:BA:1097:U:H2'	36:BA:1098:A:C8	2.48	0.46
58:DZ:178:GLU:OE1	58:DZ:178:GLU:N	2.48	0.46
8:AH:87:SER:HB2	8:AH:93:VAL:HB	1.97	0.46
2:AB:126:GLU:O	2:AB:129:GLU:HB2	2.15	0.46
54:BV:100:ARG:O	54:BV:100:ARG:HG3	2.14	0.46
10:CJ:84:GLN:O	10:CJ:88:LEU:N	2.45	0.46
55:BW:62:HIS:O	55:BW:63:ASP:C	2.53	0.46
38:BC:96:GLY:H	38:BC:99:ILE:HG12	1.78	0.46
36:BA:1902:C:C5'	39:BD:246:PRO:HD3	2.45	0.46
39:BD:243:GLY:O	39:BD:244:ARG:HB3	2.15	0.46
1:CA:1152:A:OP1	10:CJ:68:HIS:CD2	2.68	0.46
9:AI:86:VAL:CG2	9:AI:93:ARG:HG2	2.45	0.46
39:BD:30:GLU:HG2	39:BD:30:GLU:H	1.42	0.46
41:BF:160:ASN:HD22	41:BF:161:GLU:N	2.12	0.46
10:AJ:54:PHE:O	10:AJ:55:LYS:HB3	2.16	0.46
4:AD:101:LEU:HD23	4:AD:121:VAL:CG1	2.43	0.46
38:DC:72:VAL:HG11	38:DC:156:ILE:O	2.16	0.46
36:BA:605:C:C4	36:BA:606:U:C5	3.03	0.46
20:CT:58:LYS:O	20:CT:62:LEU:HD12	2.15	0.46
55:BW:4:LYS:CG	55:BW:5:ALA:N	2.76	0.46
36:DA:2131:G:H5'	36:DA:2133:G:O4'	2.15	0.46
43:BH:159:GLU:CG	43:BH:160:LYS:N	2.78	0.46
2:CB:17:PHE:HB3	2:CB:44:LEU:HD21	1.96	0.46
25:AZ:34:VAL:HA	25:AZ:182:MET:HE2	1.97	0.46
39:BD:9:TYR:CD1	39:BD:10:THR:HG22	2.51	0.46
35:D9:35:ARG:HD3	36:DA:2742:C:OP1	2.16	0.46
55:DW:24:ILE:HG21	55:DW:36:LEU:HD21	1.96	0.46
36:DA:2811:G:C2'	36:DA:2812:G:H5'	2.44	0.46
36:DA:332:A:O2'	36:DA:333:G:P	2.73	0.46
31:B5:36:CYS:SG	31:B5:48:GLU:HB2	2.55	0.46
36:DA:143:G:H2'	36:DA:143(A):C:C6	2.50	0.46

Continued on next page...

Continued from previous page...

Atom-1	Atom-2	Distance(Å)	Clash(Å)
6:AF:97:PHE:O	18:AR:31:LEU:HD23	2.14	0.46
4:AD:177:ASP:O	4:AD:181:MET:N	2.48	0.46
1:CA:426:G:H2'	1:CA:427:U:C6	2.50	0.46
56:BX:65:ARG:HH11	56:BX:65:ARG:HG2	1.80	0.46
34:D8:15:LYS:HD3	48:DP:65:ARG:HH21	1.81	0.46
6:CF:87:ARG:CG	6:CF:87:ARG:NH1	2.78	0.46
58:BZ:137:ILE:HD12	58:BZ:158:PRO:HG2	1.98	0.46
16:AP:8:ARG:HB3	16:AP:28:ARG:HH12	1.80	0.46
36:DA:523:C:H2'	36:DA:524:U:C5'	2.42	0.46
1:CA:59:A:H2'	1:CA:59:A:N3	2.31	0.46
36:DA:1480:G:C2'	36:DA:1481:U:C5'	2.93	0.46
20:CT:89:ARG:HD2	20:CT:104:LEU:CD1	2.45	0.46
36:DA:195:A:C8	36:DA:197:A:OP1	2.69	0.46
1:AA:428:G:O2'	1:AA:429:U:P	2.74	0.46
22:AV:16:U:HO2'	22:AV:17:C:H5	1.59	0.46
36:DA:876:C:H2'	36:DA:877:U:O4'	2.15	0.46
31:D5:43:HIS:HE1	36:DA:2884:U:OP2	1.98	0.46
11:AK:20:TYR:CZ	11:AK:83:ILE:HD12	2.50	0.46
36:BA:2201:C:H2'	36:BA:2202:C:C6	2.51	0.46
37:BB:111:G:C2'	37:BB:112:U:H5'	2.45	0.46
4:CD:70:ILE:CG2	4:CD:71:SER:N	2.78	0.46
36:DA:2733:A:H2'	36:DA:2734:A:O4'	2.15	0.46
36:BA:852:G:H2'	36:BA:853:G:H8	1.80	0.46
36:DA:1658:C:OP1	40:DE:132:HIS:CE1	2.69	0.46
42:DG:35:GLU:HG2	42:DG:36:LYS:N	2.30	0.46
46:DN:75:TYR:O	46:DN:76:SER:O	2.33	0.46
4:CD:45:GLN:C	4:CD:46:LYS:CG	2.84	0.46
1:CA:1511:G:H8	1:CA:1511:G:O5'	1.99	0.46
40:BE:188:VAL:HG23	40:BE:189:PRO:HD2	1.97	0.46
36:DA:1889:A:O2'	36:DA:2087:G:H5'	2.16	0.46
58:DZ:132:ASN:O	58:DZ:133:ILE:HD13	2.14	0.46
36:DA:755:C:H2'	36:DA:756:C:H6	1.81	0.46
20:CT:43:LEU:HB3	20:CT:48:LYS:HB2	1.97	0.46
1:CA:746:A:O2'	1:CA:747:C:H5'	2.15	0.46
28:D2:3:LEU:HB3	36:DA:98:G:OP1	2.15	0.46
36:DA:869:G:C2'	36:DA:870:A:H5'	2.45	0.46
1:CA:1063:C:H5	1:CA:1064:G:HO2'	1.64	0.46
29:D3:23:LEU:CD2	29:D3:50:VAL:HG11	2.45	0.46
36:DA:2457:U:C2'	36:DA:2458:G:H5'	2.46	0.46
24:CY:52:A:C2'	24:CY:53:G:H5'	2.46	0.46
1:CA:583:A:H2'	1:CA:584:G:O4'	2.16	0.46
45:BK:8:UNK:O	45:BK:9:UNK:C	2.63	0.46

Continued on next page...

Continued from previous page...

Atom-1	Atom-2	Distance(Å)	Clash(Å)
23:AX:26:A:H3'	23:AX:27:A:O4'	2.16	0.46
1:CA:105:G:H2'	1:CA:106:C:C6	2.49	0.46
36:BA:1213:A:N3	36:BA:1238:G:H1'	2.30	0.46
36:BA:122:G:H1	36:BA:129:C:H42	1.63	0.46
48:DP:99:LEU:C	48:DP:99:LEU:HD23	2.36	0.46
48:DP:99:LEU:HD23	48:DP:99:LEU:O	2.15	0.46
38:DC:2:LYS:O	38:DC:2:LYS:HG2	2.16	0.46
26:D0:37:LEU:N	26:D0:59:LEU:O	2.35	0.46
38:DC:78:ALA:HA	38:DC:116:THR:N	2.21	0.46
13:CM:22:ILE:CB	13:CM:25:ILE:HD12	2.45	0.46
41:DF:3:GLU:O	41:DF:19:GLU:HG3	2.15	0.46
41:DF:24:LEU:HD12	41:DF:118:ALA:HB1	1.97	0.46
43:DH:83:TYR:HB3	43:DH:135:GLY:N	2.29	0.46
36:BA:1301:A:HO2'	36:BA:1302:A:P	2.38	0.46
36:BA:2312:U:H2'	36:BA:2313:C:H5'	1.98	0.46
34:D8:11:LYS:HZ3	34:D8:60:LEU:HA	1.81	0.46
13:CM:65:LYS:HD3	13:CM:65:LYS:N	2.20	0.46
22:CW:5:G:N2	22:CW:68:C:C2	2.84	0.46
22:CW:69:G:H2'	22:CW:70:G:C5'	2.41	0.46
41:BF:132:VAL:HG13	41:BF:133:ASN:N	2.30	0.46
37:DB:66:A:H61	37:DB:108:U:C2'	2.27	0.46
36:BA:32:C:H5'	36:BA:32:C:H6	1.80	0.46
51:DS:56:LEU:O	51:DS:57:LYS:O	2.34	0.46
36:DA:2102:U:C5	36:DA:2103:C:N3	2.83	0.46
36:BA:654(N):G:H2'	36:BA:654(O):G:H5'	1.98	0.46
27:B1:68:PRO:C	27:B1:70:VAL:H	2.18	0.46
57:BY:27:VAL:HG12	57:BY:28:LYS:N	2.31	0.46
38:DC:73:ARG:H	38:DC:111:ASP:CG	2.19	0.46
48:BP:40:SER:O	48:BP:41:ARG:CD	2.64	0.46
36:BA:1142(A):A:OP1	36:BA:1142(A):A:H3'	2.15	0.46
51:DS:29:PHE:HD1	51:DS:30:ARG:N	2.13	0.46
42:DG:66:GLN:HB3	42:DG:92:VAL:HG21	1.97	0.46
36:BA:2715:C:O2'	36:BA:2716:U:H5'	2.15	0.46
51:BS:24:LEU:HD11	51:BS:48:LEU:HD22	1.97	0.46
9:AI:28:VAL:CG1	9:AI:29:ASN:H	2.08	0.46
58:BZ:28:MET:HE3	58:BZ:37:VAL:HG11	1.96	0.46
51:DS:24:LEU:HD11	51:DS:48:LEU:HD22	1.97	0.46
52:DT:128:GLU:O	52:DT:129:ARG:C	2.54	0.46
40:BE:144:ARG:CG	40:BE:145:LYS:H	2.27	0.46
12:CL:8:ASN:HD22	17:CQ:34:LYS:NZ	2.14	0.46
32:B6:5:VAL:O	32:B6:6:ARG:HB2	2.16	0.46
10:AJ:9:ARG:HH21	10:AJ:97:GLU:HG3	1.80	0.46

Continued on next page...

Continued from previous page...

Atom-1	Atom-2	Distance(Å)	Clash(Å)
36:DA:996:A:H4'	53:DU:92:ARG:HE	1.79	0.46
25:CZ:107:SER:OG	25:CZ:137:LYS:HD2	2.15	0.46
42:DG:7:LEU:HD22	42:DG:176:LEU:CD2	2.45	0.46
1:CA:1431:C:C2'	1:CA:1432:G:H5'	2.46	0.46
52:DT:94:ALA:HB1	52:DT:99:LEU:HD23	1.98	0.46
58:DZ:120:ILE:HG13	58:DZ:170:THR:HG22	1.97	0.46
36:DA:304:G:O2'	36:DA:305:U:H5'	2.14	0.46
42:BG:144:ILE:O	42:BG:144:ILE:CG2	2.60	0.46
42:BG:16:ARG:NH1	42:BG:16:ARG:HG3	2.29	0.46
42:BG:16:ARG:N	42:BG:17:PRO:HD2	2.29	0.46
42:BG:146:TYR:O	42:BG:148:MET:N	2.49	0.46
3:CC:5:ILE:O	3:CC:6:HIS:C	2.52	0.46
10:AJ:4:ILE:HB	10:AJ:74:ILE:HG13	1.98	0.46
50:DR:11:ASN:OD1	50:DR:11:ASN:O	2.32	0.46
22:CW:39:U:C5'	22:CW:39:U:O2	2.63	0.46
36:DA:181:A:C8	36:DA:181:A:H5'	2.41	0.46
42:BG:2:PRO:HG2	42:BG:98:ARG:NH1	2.31	0.46
36:DA:1107:G:OP1	44:DJ:59:UNK:N	2.49	0.46
6:AF:82:ARG:HB2	6:AF:85:VAL:CG2	2.43	0.46
38:DC:10:LEU:CD1	38:DC:32:LEU:HA	2.45	0.46
17:CQ:44:ALA:HB2	17:CQ:59:ILE:HD12	1.96	0.46
47:BO:28:SER:O	47:BO:29:ASN:HB3	2.14	0.46
39:BD:196:VAL:HG12	39:BD:196:VAL:O	2.14	0.46
42:BG:52:ILE:O	42:BG:53:LEU:C	2.53	0.46
3:CC:34:LEU:HD22	3:CC:38:ARG:HE	1.80	0.46
25:CZ:300:ARG:NH1	25:CZ:300:ARG:HG2	2.30	0.46
1:AA:1423:G:C5	1:AA:1424:C:C5	3.03	0.46
36:DA:855:G:H2'	36:DA:856:C:C6	2.49	0.46
35:D9:1:MET:HB2	35:D9:31:LYS:O	2.15	0.46
24:AY:61:C:C2'	24:AY:62:U:H5''	2.45	0.46
36:DA:118:A:H5'	36:DA:119:A:H8	1.80	0.46
36:DA:1684:C:O2'	36:DA:1685:C:H5'	2.15	0.46
47:BO:9:GLU:O	47:BO:83:ALA:HA	2.15	0.46
36:DA:1166:C:H2'	36:DA:1167:U:H6	1.80	0.46
55:DW:14:PRO:HG2	55:DW:78:GLU:CG	2.45	0.46
36:BA:2360:A:O2'	36:BA:2361:A:O5'	2.34	0.46
36:BA:1652:A:H2'	36:BA:1653:G:H5'	1.98	0.46
36:DA:1389:G:H2'	36:DA:1390:U:H6	1.79	0.46
25:AZ:341:GLN:HE22	25:AZ:390:GLU:HA	1.79	0.46
33:D7:5:TRP:O	36:DA:1612:C:H4'	2.15	0.46
33:D7:4:THR:HG21	36:DA:788:A:H1'	1.97	0.46
24:CY:21:A:H5'	24:CY:22:G:OP1	2.15	0.46

Continued on next page...

Continued from previous page...

Atom-1	Atom-2	Distance(Å)	Clash(Å)
1:CA:557:G:H2'	1:CA:558:G:O4'	2.16	0.46
1:AA:720:C:H2'	1:AA:721:G:C8	2.51	0.46
45:DK:78:UNK:C	45:DK:80:UNK:N	2.77	0.46
25:AZ:176:LEU:O	25:AZ:180:GLU:HG3	2.15	0.46
34:B8:17:THR:OG1	34:B8:21:LYS:HB2	2.14	0.46
36:DA:1010:A:H1'	36:DA:1153:C:H1'	1.96	0.46
24:AY:37:MIA:O2'	36:BA:1913:A:N1	2.42	0.46
36:DA:2557:G:H2'	36:DA:2558:C:C6	2.51	0.46
8:CH:9:MET:O	8:CH:13:ILE:HG12	2.16	0.46
36:DA:1281:G:H2'	36:DA:1282:U:H6	1.81	0.46
26:D0:51:VAL:HG21	26:D0:79:VAL:O	2.16	0.46
36:BA:2685:G:N2	36:BA:2724:C:O2	2.48	0.46
33:B7:10:ARG:NH1	36:BA:771:G:OP1	2.48	0.46
36:DA:1902:C:OP1	39:DD:242:ARG:NH1	2.49	0.46
13:CM:15:VAL:CG1	13:CM:45:VAL:HG22	2.46	0.46
40:DE:70:ALA:O	40:DE:71:GLY:C	2.54	0.46
36:BA:2092:U:H5	36:BA:2226:C:OP2	1.97	0.46
32:B6:27:LYS:O	32:B6:29:ASN:N	2.48	0.46
46:DN:45:ASN:O	46:DN:45:ASN:CG	2.53	0.46
13:AM:5:ALA:HB1	13:AM:66:LEU:HD23	1.98	0.46
39:BD:24:ILE:CG1	39:BD:25:THR:N	2.77	0.46
52:BT:13:ARG:HH12	52:BT:15:VAL:HG12	1.79	0.46
32:D6:53:LYS:HD3	32:D6:54:ILE:H	1.80	0.46
36:BA:609:A:H2'	36:BA:610:G:O4'	2.15	0.46
1:AA:408:A:H4'	4:AD:112:VAL:HG11	1.97	0.46
4:AD:121:VAL:CA	4:AD:126:ILE:HD13	2.44	0.46
2:AB:114:ARG:NH1	2:AB:118:LEU:CG	2.78	0.46
36:BA:603:A:N3	36:BA:604:G:H1'	2.31	0.46
36:BA:27:G:N2	36:BA:512:G:C2'	2.68	0.46
43:BH:66:GLY:HA2	43:BH:69:ARG:CB	2.41	0.46
2:AB:71:VAL:HG13	2:AB:93:VAL:HG13	1.98	0.46
6:CF:10:LEU:HB2	6:CF:59:TYR:HB3	1.98	0.46
9:AI:18:PHE:O	9:AI:19:LEU:HB2	2.15	0.46
25:AZ:134:PHE:CD1	25:AZ:202:LEU:HD22	2.50	0.46
36:BA:331:A:C1'	36:BA:332:A:OP1	2.63	0.46
10:AJ:71:LEU:HD12	10:AJ:72:VAL:H	1.79	0.46
40:BE:111:ARG:HG2	40:BE:160:TYR:O	2.16	0.46
1:AA:1442(B):A:C2	52:BT:118:ARG:CZ	2.98	0.46
1:AA:77:G:H3'	1:AA:78:G:C8	2.50	0.46
1:CA:430:A:H2'	1:CA:431:A:O4'	2.16	0.46
54:BV:41:GLY:HA3	54:BV:45:THR:OG1	2.16	0.46
54:BV:49:THR:CB	54:BV:50:PRO:CD	2.93	0.46

Continued on next page...

Continued from previous page...

Atom-1	Atom-2	Distance(Å)	Clash(Å)
20:CT:20:LEU:O	20:CT:23:ARG:HB3	2.16	0.46
13:CM:79:LYS:O	13:CM:82:MET:HG2	2.16	0.46
34:D8:15:LYS:HG2	48:DP:65:ARG:NH2	2.31	0.46
34:D8:22:VAL:HB	34:D8:53:PRO:CB	2.46	0.46
50:DR:78:LYS:O	50:DR:83:ILE:HG12	2.15	0.46
50:BR:117:VAL:HG22	50:BR:118:GLU:H	1.81	0.46
24:AY:6:C:N4	24:AY:67:G:H1	2.10	0.46
40:BE:101:ARG:HD3	40:BE:101:ARG:HA	1.68	0.46
16:CP:8:ARG:HB3	16:CP:28:ARG:HH12	1.81	0.46
36:DA:16:G:H2'	36:DA:17:G:H8	1.80	0.46
50:DR:97:VAL:HA	50:DR:113:LEU:O	2.16	0.46
41:BF:53:THR:HG22	41:BF:56:GLU:CG	2.45	0.46
53:DU:14:HIS:CD2	53:DU:36:ARG:NH2	2.84	0.46
12:AL:43:VAL:HG23	12:AL:93:LEU:HD22	1.98	0.46
46:BN:39:ARG:C	46:BN:41:ASP:H	2.18	0.46
46:BN:16:ILE:CG2	46:BN:54:VAL:HG22	2.46	0.46
36:BA:528:A:H2	36:BA:2043:C:H5'	1.81	0.46
17:CQ:16:GLN:O	17:CQ:17:LYS:HB2	2.15	0.46
12:CL:93:LEU:HD13	12:CL:96:VAL:HG21	1.98	0.46
40:DE:132:HIS:HA	40:DE:135:HIS:CE1	2.51	0.46
36:DA:894:C:O2'	36:DA:895:U:H5'	2.15	0.46
55:DW:13:SER:HA	55:DW:99:ARG:HB2	1.97	0.46
40:DE:183:LEU:N	40:DE:183:LEU:HD12	2.30	0.46
47:BO:32:TYR:N	47:BO:32:TYR:CD1	2.83	0.46
36:BA:2121:G:H2'	36:BA:2122:U:C6	2.50	0.46
25:CZ:223:MET:HG3	25:CZ:223:MET:O	2.15	0.46
43:DH:147:ASN:O	43:DH:151:ILE:HG12	2.16	0.46
3:AC:77:ILE:HA	3:AC:84:ILE:HB	1.96	0.46
29:D3:11:SER:HB3	36:DA:988:A:OP2	2.16	0.46
46:DN:41:ASP:O	46:DN:42:TRP:C	2.54	0.46
58:DZ:177:PRO:O	58:DZ:178:GLU:HB3	2.16	0.46
1:AA:647:C:O2'	1:AA:648:A:H5'	2.16	0.46
8:AH:44:PHE:HB3	8:AH:80:ILE:HG12	1.98	0.46
1:AA:853:G:O2'	1:AA:854:G:H5'	2.15	0.46
1:AA:583:A:H2'	1:AA:584:G:O4'	2.16	0.46
1:CA:640:A:O2'	8:CH:115:SER:HB2	2.16	0.46
1:CA:371:G:H1'	1:CA:482:A:H1'	1.97	0.46
1:AA:263:A:OP2	20:AT:79:ARG:NH1	2.49	0.46
1:CA:1417:G:C6	1:CA:1482:G:C6	3.03	0.46
1:CA:1415:G:O2'	1:CA:1416:G:H5'	2.16	0.46
38:DC:118:ASP:C	38:DC:120:MET:N	2.69	0.46
38:BC:83:ILE:HD11	38:BC:97:GLU:CG	2.45	0.46

Continued on next page...

Continued from previous page...

Atom-1	Atom-2	Distance(Å)	Clash(Å)
1:CA:1123:A:H2	1:CA:1150:U:C5	2.33	0.46
41:DF:4:VAL:HG13	41:DF:19:GLU:OE1	2.16	0.46
41:DF:24:LEU:O	41:DF:115:ALA:HB1	2.15	0.46
49:BQ:134:ARG:HA	49:BQ:137:TYR:CE1	2.51	0.46
40:BE:33:VAL:HG12	40:BE:69:LYS:HD2	1.96	0.46
40:BE:52:LEU:HD11	52:BT:1:MET:HE2	1.97	0.46
39:BD:24:ILE:C	39:BD:26:LYS:N	2.66	0.46
22:CW:49:C:H42	22:CW:65:G:H1	1.63	0.46
25:AZ:355:LEU:HB2	25:AZ:356:PRO:CD	2.45	0.46
2:AB:132:LYS:O	2:AB:136:VAL:HG23	2.15	0.46
48:DP:126:VAL:HG22	48:DP:145:PRO:CG	2.46	0.46
41:DF:129:PHE:CD2	41:DF:163:VAL:HG21	2.51	0.46
41:DF:160:ASN:HD22	41:DF:161:GLU:N	2.14	0.46
36:DA:673:C:P	41:DF:81:PRO:HG3	2.56	0.46
36:DA:832:G:P	48:DP:40:SER:HB3	2.56	0.46
41:DF:103:LYS:CG	41:DF:106:ARG:HH21	2.28	0.46
36:DA:2178:C:O2	36:DA:2178:C:O4'	2.34	0.46
42:DG:125:PHE:HD1	42:DG:126:ASP:N	2.13	0.46
36:BA:2893:G:H5'	36:BA:2894:G:C5'	2.34	0.46
52:BT:125:ARG:O	52:BT:128:GLU:HG3	2.15	0.46
47:DO:65:THR:HA	47:DO:82:ASN:HD22	1.79	0.46
19:CS:36:ARG:HB2	19:CS:72:GLY:CA	2.45	0.46
9:AI:4:TYR:HA	9:AI:88:TYR:CD1	2.51	0.46
55:DW:17:VAL:C	55:DW:19:LEU:N	2.67	0.46
36:BA:2762:G:H2'	36:BA:2763:G:C5'	2.45	0.46
36:DA:2809:A:H2'	36:DA:2810:A:C8	2.49	0.46
36:BA:271(D):G:O2'	36:BA:271(E):U:H5'	2.16	0.46
36:BA:2533:A:OP1	36:BA:2665:A:H1'	2.16	0.46
40:DE:35:GLN:CG	40:DE:36:ARG:N	2.79	0.46
36:DA:2469:A:H2'	36:DA:2470:G:H5'	1.98	0.46
36:DA:958:U:OP2	49:DQ:14:ARG:HD3	2.16	0.46
2:CB:25:ASN:O	2:CB:27:LYS:N	2.48	0.46
46:DN:21:LYS:HD3	46:DN:22:THR:H	1.80	0.46
34:D8:15:LYS:HD2	34:D8:16:ILE:N	2.31	0.46
10:AJ:81:THR:C	10:AJ:83:GLU:N	2.68	0.46
19:CS:13:ASP:C	19:CS:15:LEU:N	2.69	0.46
43:BH:23:ARG:O	43:BH:24:VAL:HG23	2.16	0.46
43:BH:65:HIS:C	43:BH:67:LEU:H	2.19	0.46
25:AZ:333:GLY:CA	25:AZ:363:MET:HA	2.45	0.46
57:BY:30:VAL:HG12	57:BY:31:LEU:N	2.31	0.46
13:CM:91:ARG:HB2	13:CM:98:VAL:HG12	1.96	0.46
9:CI:113:LYS:HD3	9:CI:119:ALA:HA	1.97	0.46

Continued on next page...

Continued from previous page...

Atom-1	Atom-2	Distance(Å)	Clash(Å)
36:DA:2031:A:N3	36:DA:2455:G:O2'	2.44	0.46
46:BN:3:THR:HG22	46:BN:5:VAL:H	1.81	0.46
1:AA:219:C:H2'	1:AA:220:G:O4'	2.15	0.46
1:AA:945:G:C2	1:AA:946:A:C8	3.04	0.46
1:AA:523:A:N1	12:AL:92:ASP:OD2	2.49	0.46
22:AW:59:U:H3'	22:AW:60:U:C6	2.51	0.46
2:AB:191:ASP:C	2:AB:191:ASP:OD1	2.54	0.46
36:BA:1337:G:H2'	36:BA:1338:G:C8	2.50	0.46
1:CA:392:G:H2'	1:CA:393:A:C8	2.50	0.46
36:BA:1288:U:C2	36:BA:1327:C:O2	2.68	0.46
53:BU:46:ALA:O	53:BU:50:ARG:HG3	2.15	0.46
1:AA:674:G:H4'	18:AR:81:PHE:CD2	2.50	0.46
27:B1:56:GLN:O	27:B1:57:GLU:CB	2.63	0.46
1:CA:93:G:H2'	1:CA:96:U:O4'	2.16	0.46
19:AS:42:PRO:O	19:AS:44:MET:SD	2.73	0.46
25:AZ:124:ARG:HG2	61:AZ:502:KIR:H421	1.98	0.46
36:DA:852:G:H2'	36:DA:853:G:C8	2.51	0.46
36:DA:2405:G:HO2'	36:DA:2406:U:P	2.39	0.46
5:CE:6:PHE:HB2	5:CE:34:VAL:CG2	2.46	0.46
46:DN:16:ILE:CG2	46:DN:54:VAL:HG22	2.46	0.46
36:BA:2836:U:H2'	36:BA:2837:G:C8	2.51	0.46
36:BA:2860:A:C8	36:BA:2861:G:H1'	2.50	0.46
31:B5:6:VAL:HG13	36:BA:2016:U:H1'	1.96	0.46
2:CB:127:ILE:HG22	2:CB:128:GLU:N	2.30	0.46
40:DE:1:MET:O	40:DE:2:LYS:O	2.34	0.46
36:BA:1657:C:H2'	36:BA:1658:C:C6	2.51	0.46
1:AA:828:A:OP1	1:AA:828:A:H4'	2.15	0.46
48:BP:108:LYS:HD2	48:BP:108:LYS:N	2.30	0.46
36:BA:1240:U:O2'	36:BA:1241:A:H5'	2.15	0.46
36:DA:1427:A:H4'	36:DA:1428:C:O5'	2.16	0.46
1:AA:319:G:C2'	1:AA:320:C:H5'	2.46	0.46
36:BA:1097:U:H2'	36:BA:1098:A:H8	1.80	0.46
55:DW:55:ALA:C	55:DW:57:ASN:H	2.18	0.46
27:B1:37:ILE:HG13	27:B1:37:ILE:O	2.14	0.46
49:DQ:39:PRO:O	49:DQ:40:ALA:HB2	2.16	0.46
1:CA:1365:G:O2'	1:CA:1366:C:H5'	2.16	0.46
19:AS:79:THR:O	19:AS:80:TYR:CB	2.63	0.46
36:BA:116:C:H2'	36:BA:117:G:O4'	2.16	0.46
1:CA:123:C:OP1	1:CA:312:C:H5'	2.16	0.46
1:AA:503:C:O2'	1:AA:504:C:H5'	2.16	0.46
35:B9:15:LYS:HB3	35:B9:15:LYS:NZ	2.31	0.46
7:CG:76:ARG:HH11	7:CG:76:ARG:HG2	1.81	0.46

Continued on next page...

Continued from previous page...

Atom-1	Atom-2	Distance(Å)	Clash(Å)
48:BP:99:LEU:O	48:BP:99:LEU:HD23	2.15	0.46
36:BA:236:C:H2'	36:BA:237:C:C6	2.50	0.46
36:BA:869:G:C2'	36:BA:870:A:H5'	2.46	0.46
36:DA:201:C:C2'	36:DA:202:U:H5'	2.46	0.46
38:DC:83:ILE:HD11	38:DC:97:GLU:CG	2.45	0.46
39:BD:242:ARG:NH1	39:BD:242:ARG:HG2	2.30	0.46
1:CA:1152:A:H2'	1:CA:1153:C:H6	1.79	0.46
36:BA:2303:G:H4'	42:BG:125:PHE:O	2.15	0.46
39:DD:31:LYS:HZ1	39:DD:33:LEU:HD11	1.80	0.46
9:AI:90:PRO:O	9:AI:91:ASP:O	2.34	0.46
32:D6:32:ASN:O	32:D6:33:LYS:HB2	2.16	0.46
42:DG:44:GLY:C	42:DG:47:LYS:HZ3	2.19	0.46
51:BS:56:LEU:O	51:BS:57:LYS:O	2.34	0.46
10:CJ:54:PHE:O	10:CJ:55:LYS:HB3	2.15	0.46
52:DT:12:SER:C	52:DT:13:ARG:CZ	2.84	0.46
36:BA:605:C:H2'	36:BA:606:U:H6	1.79	0.46
36:BA:622:G:O2'	36:BA:623:G:H5'	2.14	0.46
51:DS:89:ARG:NH1	51:DS:89:ARG:HG2	2.27	0.46
51:BS:19:LYS:HG2	51:BS:19:LYS:O	2.15	0.46
48:BP:23:PRO:O	48:BP:33:ARG:CD	2.57	0.46
48:DP:40:SER:O	48:DP:41:ARG:CD	2.63	0.46
30:D4:26:SER:OG	30:D4:27:THR:N	2.48	0.46
36:BA:2809:A:H2'	36:BA:2810:A:C8	2.50	0.46
1:CA:1314:C:O2'	1:CA:1315:U:H5'	2.15	0.46
30:B4:7:PRO:HG3	42:BG:61:ALA:HB1	1.97	0.46
43:BH:104:GLU:OE1	43:BH:106:THR:HG23	2.16	0.46
43:BH:105:LEU:HD21	43:BH:113:VAL:HB	1.97	0.46
53:DU:88:ILE:CD1	53:DU:109:LEU:HD22	2.46	0.46
27:D1:67:ILE:N	27:D1:68:PRO:CD	2.78	0.46
36:BA:1069:A:H1'	36:BA:1070:A:P	2.56	0.46
52:DT:26:ASP:C	52:DT:26:ASP:OD1	2.53	0.46
36:DA:90:U:O3'	36:DA:92:A:O4'	2.33	0.46
1:AA:542:G:C2	1:AA:543:C:C5	3.04	0.46
4:CD:147:ALA:HA	4:CD:181:MET:O	2.16	0.46
42:BG:116:ASP:O	42:BG:117:PHE:HB3	2.15	0.46
42:BG:16:ARG:NE	42:BG:31:VAL:HG11	2.31	0.46
58:DZ:113:ALA:HB1	58:DZ:146:ILE:CD1	2.45	0.46
36:DA:360:G:O2'	36:DA:361:G:H5'	2.16	0.46
25:CZ:291:ARG:O	25:CZ:293:VAL:HG23	2.16	0.46
36:DA:581:C:OP1	53:DU:33:ARG:HG3	2.15	0.46
8:AH:46:LYS:HG3	8:AH:64:LYS:HB2	1.97	0.46
43:DH:23:ARG:O	43:DH:24:VAL:HG23	2.16	0.46

Continued on next page...

Continued from previous page...

Atom-1	Atom-2	Distance(Å)	Clash(Å)
36:BA:2126:A:O2'	36:BA:2127:G:OP2	2.34	0.46
57:DY:30:VAL:HG12	57:DY:31:LEU:N	2.30	0.46
47:DO:86:ILE:O	47:DO:87:ILE:HD13	2.15	0.46
36:DA:1222:C:C2'	36:DA:1223:G:H5''	2.45	0.46
1:AA:59:A:N3	1:AA:59:A:H2'	2.30	0.46
1:AA:59:A:C5'	1:AA:60:A:H5''	2.45	0.46
39:BD:130:ALA:HB2	39:BD:192:THR:HB	1.97	0.46
24:AY:1:A:H5'	25:AZ:300:ARG:HH12	1.78	0.46
1:AA:655:A:H2'	1:AA:656:C:H6	1.81	0.46
20:CT:82:SER:O	20:CT:86:ARG:CB	2.64	0.46
31:D5:42:PRO:O	31:D5:43:HIS:HB2	2.16	0.46
1:CA:383:A:H2'	1:CA:384:G:H5'	1.97	0.46
1:AA:883:C:O2'	1:AA:884:U:H5'	2.16	0.46
25:CZ:258:LEU:O	25:CZ:259:ALA:CB	2.64	0.46
17:AQ:47:PRO:HG2	17:AQ:48:GLU:H	1.81	0.46
1:AA:156:G:C6	1:AA:166:G:C6	3.04	0.46
36:DA:1164:G:H2'	36:DA:1165:U:C6	2.51	0.46
1:CA:1264:C:H2'	1:CA:1265:G:H8	1.79	0.46
4:AD:45:GLN:C	4:AD:46:LYS:CG	2.84	0.46
51:BS:61:ASN:O	51:BS:65:VAL:HG23	2.15	0.46
3:AC:148:GLY:HA3	3:AC:172:ARG:O	2.14	0.46
50:BR:22:ARG:NE	50:BR:69:ASP:HA	2.31	0.46
36:BA:2545:G:O2'	36:BA:2546:U:H5'	2.16	0.46
42:DG:29:TRP:HA	42:DG:29:TRP:CE3	2.51	0.46
1:AA:371:G:H1'	1:AA:482:A:H1'	1.97	0.46
30:B4:37:SER:O	30:B4:38:LYS:HB3	2.15	0.46
30:D4:37:SER:O	30:D4:38:LYS:HB3	2.15	0.46
1:AA:746:A:O2'	1:AA:747:C:H5'	2.15	0.46
55:DW:10:VAL:HG23	55:DW:101:SER:O	2.16	0.46
1:AA:409:G:H3'	1:AA:410:G:H8	1.80	0.46
22:AV:20:U:H2'	22:AV:21:A:C5'	2.46	0.46
46:DN:120:LEU:HD13	46:DN:120:LEU:C	2.36	0.46
1:AA:495:A:O2'	1:AA:496:A:P	2.74	0.46
36:BA:208:C:H2'	36:BA:209:C:C6	2.51	0.46
11:AK:72:ALA:O	11:AK:75:TYR:HB2	2.16	0.46
54:DV:71:LEU:HD23	54:DV:71:LEU:HA	1.75	0.46
1:CA:599:C:O2'	1:CA:600:C:H5'	2.16	0.46
37:DB:58:A:H2'	37:DB:59:A:O4'	2.15	0.46
36:BA:2639:A:H2'	36:BA:2640:G:O4'	2.16	0.46
38:DC:103:ILE:O	38:DC:106:GLY:N	2.48	0.46
38:BC:103:ILE:O	38:BC:106:GLY:N	2.48	0.46
52:DT:28:VAL:HG23	52:DT:47:GLY:O	2.16	0.46

Continued on next page...

Continued from previous page...

Atom-1	Atom-2	Distance(Å)	Clash(Å)
1:AA:1006:C:H2'	1:AA:1007:C:C6	2.50	0.46
36:DA:1542:A:H2'	36:DA:1544:A:C4'	2.46	0.46
32:B6:32:ASN:O	32:B6:33:LYS:CB	2.64	0.46
40:BE:48:GLN:HA	40:BE:80:GLU:HA	1.97	0.46
46:DN:9:VAL:HG21	46:DN:48:MET:CB	2.45	0.46
41:BF:127:GLU:HB2	41:BF:196:LEU:HD12	1.97	0.46
26:B0:11:ARG:O	26:B0:14:ARG:NH2	2.47	0.46
36:BA:2100:G:H1	36:BA:2189:U:H3	1.62	0.46
9:CI:53:VAL:O	9:CI:53:VAL:HG23	2.14	0.46
31:D5:3:LYS:O	31:D5:4:HIS:O	2.34	0.46
43:DH:159:GLU:HG3	43:DH:160:LYS:HG3	1.98	0.46
48:BP:112:LEU:HD11	48:BP:114:ILE:CD1	2.46	0.46
48:BP:98:GLU:H	48:BP:101:VAL:HG13	1.80	0.46
48:DP:105:LEU:N	48:DP:105:LEU:CD1	2.75	0.46
2:CB:105:PHE:CE1	2:CB:155:LEU:HD12	2.51	0.46
48:DP:61:ARG:O	48:DP:62:LEU:CB	2.57	0.46
2:CB:69:LEU:HD13	2:CB:71:VAL:CG2	2.46	0.46
36:DA:26:G:C6	36:DA:27:G:N1	2.84	0.46
1:AA:1314:C:C5	1:AA:1315:U:C4	3.03	0.46
26:B0:49:LYS:HG3	26:B0:49:LYS:H	1.55	0.46
36:DA:605:C:C4	36:DA:606:U:C5	3.04	0.46
4:CD:18:LYS:HE3	4:CD:31:CYS:CB	2.45	0.46
36:DA:2756:U:C1'	36:DA:2757:A:H5''	2.34	0.46
36:BA:2109:U:O2	36:BA:2180:U:H5	1.99	0.46
52:BT:26:ASP:OD1	52:BT:26:ASP:C	2.54	0.46
1:CA:1243:C:H2'	1:CA:1244:C:H6	1.81	0.46
2:CB:51:LEU:HD21	2:CB:55:PHE:CZ	2.51	0.46
43:BH:105:LEU:CD2	43:BH:105:LEU:N	2.78	0.46
36:DA:2715:C:O2'	36:DA:2716:U:H5'	2.16	0.46
58:DZ:172:ALA:O	58:DZ:173:ALA:HB2	2.16	0.46
36:BA:2469:A:H2'	36:BA:2470:G:H5'	1.96	0.46
4:CD:151:LYS:O	4:CD:151:LYS:HG2	2.16	0.46
12:CL:26:ALA:O	12:CL:33:ARG:HD2	2.16	0.46
46:BN:34:LEU:CD1	46:BN:116:LEU:HB3	2.46	0.46
36:DA:2652:C:H42	36:DA:2668:G:H1	1.64	0.46
55:DW:82:LEU:CD1	55:DW:82:LEU:H	2.23	0.46
1:AA:1180:A:H5''	1:AA:1181:G:OP2	2.15	0.46
42:BG:102:PHE:CZ	42:BG:106:LEU:HD13	2.50	0.46
58:DZ:62:PRO:C	58:DZ:64:GLY:N	2.69	0.46
34:B8:22:VAL:HB	34:B8:53:PRO:CB	2.45	0.46
19:CS:29:ARG:O	19:CS:31:ILE:HG22	2.15	0.46
13:AM:52:GLU:HG2	13:AM:55:ARG:NH1	2.31	0.46

Continued on next page...

Continued from previous page...

Atom-1	Atom-2	Distance(Å)	Clash(Å)
13:AM:3:ARG:HH21	13:AM:7:VAL:HG13	1.79	0.46
10:AJ:4:ILE:HB	10:AJ:74:ILE:CD1	2.45	0.46
22:CW:39:U:H2'	22:CW:40:C:H5'	1.97	0.46
14:CN:22:THR:O	14:CN:23:ARG:HB3	2.14	0.46
12:AL:78:GLN:O	12:AL:80:HIS:N	2.48	0.46
56:DX:49:VAL:HG12	56:DX:87:GLN:HB3	1.98	0.46
1:CA:519:C:H2'	1:CA:520:A:O4'	2.15	0.46
50:DR:4:LEU:O	50:DR:6:SER:N	2.49	0.46
1:CA:59:A:H5'	1:CA:60:A:C5'	2.46	0.46
40:DE:101:ARG:CB	40:DE:201:THR:HG21	2.45	0.46
36:DA:589:C:H2'	36:DA:590:A:C8	2.50	0.46
46:BN:1:MET:HE1	46:BN:3:THR:OG1	2.16	0.46
1:AA:338:A:H2'	1:AA:339:C:C6	2.50	0.46
1:AA:426:G:P	4:AD:36:ARG:NH2	2.87	0.46
36:DA:2196:C:H2'	36:DA:2197:U:C6	2.50	0.46
17:AQ:40:LYS:HD3	17:AQ:42:TYR:OH	2.16	0.46
53:DU:19:LYS:O	53:DU:22:LYS:HG2	2.15	0.46
36:DA:1286:A:OP1	50:DR:105:ARG:NH1	2.48	0.46
31:D5:6:VAL:HG13	36:DA:2016:U:H1'	1.98	0.46
35:B9:1:MET:HB2	35:B9:31:LYS:O	2.15	0.46
36:BA:1286:A:OP1	50:BR:105:ARG:NH1	2.49	0.46
4:CD:75:PHE:CE1	4:CD:93:PHE:CZ	3.04	0.46
18:AR:22:VAL:HG23	18:AR:55:ARG:O	2.16	0.46
36:DA:963:U:H2'	36:DA:964:C:C6	2.51	0.46
25:CZ:313:HIS:CB	25:CZ:380:LEU:HD12	2.46	0.46
25:AZ:22:HIS:O	25:AZ:137:LYS:HE2	2.15	0.46
43:DH:130:ARG:O	43:DH:131:VAL:HG23	2.15	0.46
48:DP:140:ALA:O	48:DP:141:ALA:HB3	2.16	0.46
36:DA:634:C:H2'	36:DA:635:C:C6	2.51	0.46
36:BA:1472:A:O2'	36:BA:1473:G:H5'	2.15	0.46
2:CB:224:GLN:O	2:CB:226:ARG:N	2.49	0.46
1:AA:909:A:H2'	1:AA:910:C:O4'	2.16	0.46
8:AH:9:MET:O	8:AH:13:ILE:HG12	2.16	0.46
1:AA:1090:U:H2'	1:AA:1091:U:C6	2.51	0.46
35:D9:3:VAL:HG21	36:DA:2539:C:H4'	1.98	0.46
15:CO:66:LEU:O	15:CO:69:TYR:HB3	2.15	0.46
36:BA:843:G:O2'	36:BA:844:C:H5'	2.15	0.46
1:AA:119:A:O2'	1:AA:120:A:OP2	2.30	0.46
43:BH:80:SER:O	43:BH:81:GLU:HB2	2.15	0.46
1:CA:1105:A:O2'	1:CA:1106:G:H5'	2.15	0.46
1:CA:957:U:O2	1:CA:959:A:H8	1.99	0.46
36:DA:1902:C:H2'	36:DA:1903:G:O5'	2.16	0.46

Continued on next page...

Continued from previous page...

Atom-1	Atom-2	Distance(Å)	Clash(Å)
39:DD:243:GLY:O	39:DD:244:ARG:HB3	2.15	0.46
1:CA:1153:C:O2'	1:CA:1154:G:C5'	2.64	0.46
1:AA:1152:A:OP1	10:AJ:68:HIS:CD2	2.69	0.46
1:AA:1054:C:O2'	1:AA:1055:A:P	2.74	0.46
43:BH:83:TYR:HB3	43:BH:135:GLY:N	2.31	0.46
41:BF:4:VAL:HA	41:BF:19:GLU:CB	2.42	0.46
41:DF:171:PRO:C	41:DF:173:VAL:H	2.20	0.46
37:BB:105:A:OP1	58:BZ:72:ARG:NH1	2.49	0.46
40:DE:34:VAL:CG1	40:DE:48:GLN:HE21	2.28	0.46
46:BN:9:VAL:O	46:BN:10:GLU:OE1	2.34	0.46
58:DZ:98:MET:CG	58:DZ:99:TYR:N	2.69	0.46
42:DG:87:PRO:O	42:DG:88:ILE:CG1	2.63	0.46
51:DS:61:ASN:O	51:DS:65:VAL:HG23	2.16	0.46
43:DH:157:TYR:O	43:DH:158:HIS:CG	2.68	0.46
52:BT:12:SER:C	52:BT:14:TYR:H	2.19	0.46
4:AD:174:LEU:HD23	4:AD:185:PHE:HA	1.98	0.46
5:AE:76:ILE:CG1	5:AE:77:PRO:HD2	2.46	0.46
11:CK:110:ASP:HB2	18:CR:88:LYS:CE	2.44	0.46
36:BA:658:C:C2	36:BA:659:C:C5	3.04	0.46
36:BA:673:C:P	41:BF:81:PRO:HG3	2.56	0.46
2:CB:169:LYS:HD3	2:CB:169:LYS:O	2.16	0.46
36:DA:2110:G:H5''	36:DA:2145:C:N4	2.31	0.46
14:AN:12:ARG:CB	14:AN:12:ARG:HH11	2.29	0.46
7:AG:118:VAL:O	7:AG:121:ALA:HB3	2.16	0.46
1:CA:1220:G:O2'	1:CA:1221:G:H5'	2.15	0.46
10:AJ:96:ILE:HD13	10:AJ:96:ILE:N	2.17	0.46
2:CB:47:THR:HG23	2:CB:202:PRO:O	2.16	0.46
36:BA:2875:C:O2'	52:BT:5:ALA:HB3	2.15	0.46
53:BU:95:LEU:C	53:BU:97:ASP:H	2.18	0.46
53:BU:95:LEU:HD11	54:BV:11:GLN:O	2.16	0.46
36:BA:143:G:H2'	36:BA:143(A):C:H6	1.81	0.46
36:DA:761:A:C3'	36:DA:761:A:C8	2.99	0.46
36:DA:761:A:H3'	36:DA:761:A:C8	2.51	0.46
1:AA:1127:G:C2'	1:AA:1128:C:H5'	2.46	0.46
1:AA:540:G:O2'	1:AA:541:G:H5'	2.16	0.46
43:DH:45:VAL:C	43:DH:47:GLU:H	2.19	0.46
53:DU:59:ARG:CG	53:DU:59:ARG:NH1	2.79	0.46
16:CP:5:ARG:NE	16:CP:22:THR:HG21	2.31	0.46
58:DZ:23:LYS:O	58:DZ:39:VAL:O	2.34	0.46
34:B8:15:LYS:CG	48:BP:65:ARG:HH21	2.28	0.46
13:CM:84:ILE:HG13	19:CS:66:MET:SD	2.55	0.46
9:CI:65:VAL:HG21	9:CI:73:GLN:CB	2.45	0.46

Continued on next page...

Continued from previous page...

Atom-1	Atom-2	Distance(Å)	Clash(Å)
22:AW:39:U:C5'	22:AW:39:U:O2	2.64	0.46
46:BN:55:VAL:CG2	46:BN:126:PRO:HA	2.40	0.46
19:CS:21:GLU:HG3	19:CS:21:GLU:O	2.14	0.46
58:DZ:29:TYR:O	58:DZ:30:ASN:HB3	2.15	0.46
10:CJ:81:THR:C	10:CJ:83:GLU:N	2.67	0.46
1:AA:375:U:O2'	16:AP:28:ARG:HD2	2.16	0.46
40:BE:24:THR:HG22	40:BE:186:GLY:CA	2.45	0.46
36:DA:1222:C:H2'	36:DA:1223:G:H5'	1.98	0.46
10:CJ:85:LEU:C	10:CJ:87:THR:H	2.18	0.46
39:DD:131:LEU:N	39:DD:131:LEU:HD12	2.30	0.46
40:DE:46:ALA:HB2	40:DE:82:ARG:HA	1.96	0.46
36:DA:815:C:H41	48:DP:27:HIS:CE1	2.33	0.46
36:BA:1480:G:C2'	36:BA:1481:U:C5'	2.94	0.46
53:BU:14:HIS:CD2	53:BU:36:ARG:NH2	2.83	0.46
1:CA:346:G:N3	1:CA:346:G:C2'	2.79	0.46
1:AA:1326:C:P	21:AU:12:LYS:HZ2	2.39	0.46
3:AC:34:LEU:HG	14:AN:25:VAL:HG11	1.98	0.46
2:CB:191:ASP:OD1	2:CB:191:ASP:C	2.55	0.46
40:DE:120:TRP:HB3	40:DE:155:LYS:HD3	1.98	0.46
1:AA:1133:G:C4	1:AA:1142:G:N2	2.84	0.46
1:CA:156:G:O2'	1:CA:157:G:H5'	2.16	0.46
25:AZ:258:LEU:O	25:AZ:259:ALA:CB	2.64	0.46
36:BA:176:G:C2'	36:BA:177:G:H5'	2.45	0.46
1:CA:308:C:H2'	1:CA:309:G:H8	1.81	0.46
55:BW:78:GLU:OE2	55:BW:99:ARG:HD2	2.15	0.46
1:AA:256:U:H2'	1:AA:257:G:H8	1.80	0.46
36:DA:1658:C:OP1	40:DE:132:HIS:ND1	2.49	0.46
33:B7:12:ARG:NH2	36:BA:465:G:OP1	2.46	0.46
36:BA:2330:G:O2'	36:BA:2331:G:H5'	2.15	0.46
1:AA:826:C:H2'	1:AA:827:U:H6	1.81	0.46
36:BA:1862:G:O2'	36:BA:1863:G:H5'	2.16	0.46
14:CN:37:PHE:CE1	14:CN:53:LEU:HD13	2.51	0.46
36:DA:1889:A:H1'	36:DA:2087:G:O4'	2.16	0.46
29:B3:11:SER:HB3	36:BA:988:A:OP2	2.15	0.46
36:DA:687:C:H2'	36:DA:688:U:O4'	2.15	0.46
36:BA:2666:C:H5'	36:BA:2667:C:OP2	2.16	0.46
36:DA:2819:G:H2'	36:DA:2821:A:N7	2.30	0.46
40:BE:108:SER:O	40:BE:162:ALA:HA	2.16	0.46
7:CG:120:ILE:HG22	7:CG:124:LEU:HD12	1.98	0.46
22:CV:20:U:H2'	22:CV:21:A:C5'	2.46	0.46
36:BA:2562:U:H4'	47:BO:25:LEU:HD21	1.98	0.46
1:CA:778:G:H1'	11:CK:119:CYS:HB3	1.98	0.46

Continued on next page...

Continued from previous page...

Atom-1	Atom-2	Distance(Å)	Clash(Å)
36:BA:2257:U:O2'	36:BA:2258:C:H5'	2.15	0.46
49:BQ:58:PHE:HD1	49:BQ:58:PHE:O	1.99	0.46
38:DC:196:LEU:O	38:DC:199:HIS:N	2.49	0.46
36:DA:1215:G:O2'	36:DA:1216:G:H5'	2.15	0.46
28:B2:51:ARG:CD	36:BA:94(A):G:N2	2.79	0.46
28:B2:51:ARG:HD3	36:BA:94(A):G:N2	2.30	0.46
58:BZ:104:PHE:CE2	58:BZ:119:GLU:CB	2.98	0.46
42:BG:42:GLY:O	42:BG:88:ILE:HG22	2.16	0.46
22:AW:49:C:H42	22:AW:65:G:H1	1.64	0.46
40:BE:52:LEU:HD21	52:BT:1:MET:CE	2.46	0.46
40:BE:87:GLU:OE1	40:BE:89:ASP:N	2.46	0.46
36:DA:1484:G:C3'	36:DA:1485:G:H5''	2.43	0.46
9:CI:53:VAL:H	9:CI:95:LYS:NZ	2.11	0.46
52:BT:14:TYR:CD1	52:BT:14:TYR:N	2.84	0.46
36:DA:644:A:N1	36:DA:2369:A:H1'	2.30	0.46
57:BY:10:GLY:C	57:BY:27:VAL:HG22	2.36	0.46
4:AD:3:ARG:HE	4:AD:5:ILE:HG13	1.81	0.46
36:BA:2309:A:H2'	36:BA:2310:A:H5'	1.96	0.46
32:B6:14:THR:C	32:B6:16:CYS:H	2.19	0.46
51:DS:25:ARG:HD2	51:DS:88:ASP:OD2	2.16	0.46
48:BP:105:LEU:H	48:BP:105:LEU:CD1	2.25	0.46
48:BP:95:VAL:CG2	48:BP:125:VAL:HA	2.44	0.46
51:BS:40:ILE:HG22	51:BS:47:THR:HG23	1.97	0.46
46:BN:62:VAL:HG23	46:BN:66:LYS:HD2	1.95	0.46
2:CB:166:ASP:HB3	2:CB:169:LYS:CB	2.46	0.46
4:AD:22:LYS:HB2	4:AD:26:CYS:HB2	1.97	0.46
36:BA:2110:G:C2	36:BA:2178:C:H5	2.34	0.46
25:CZ:93:ILE:HD11	25:CZ:122:LEU:HD21	1.97	0.46
36:DA:2036:C:C5'	36:DA:2036:C:H6	2.15	0.46
30:B4:26:SER:OG	30:B4:27:THR:N	2.46	0.46
10:AJ:24:VAL:CG2	10:AJ:37:PRO:HG3	2.45	0.46
25:CZ:171:ILE:HG13	25:CZ:202:LEU:HA	1.97	0.46
31:B5:50:GLY:O	31:B5:51:TYR:C	2.54	0.46
40:BE:35:GLN:CG	40:BE:36:ARG:N	2.78	0.46
28:D2:53:LEU:O	28:D2:53:LEU:HD23	2.16	0.46
2:AB:178:ARG:CG	2:AB:178:ARG:HH11	2.29	0.46
34:B8:15:LYS:HG2	48:BP:65:ARG:NH2	2.31	0.46
34:D8:20:GLY:O	34:D8:57:ARG:HD3	2.16	0.46
1:CA:628:G:C2'	1:CA:629:G:H5'	2.46	0.46
50:BR:17:ARG:O	50:BR:20:LEU:HB3	2.16	0.46
36:DA:334:C:P	36:DA:335:C:H41	2.38	0.46
57:DY:47:LYS:HE3	57:DY:60:PHE:CZ	2.51	0.46

Continued on next page...

Continued from previous page...

Atom-1	Atom-2	Distance(Å)	Clash(Å)
36:BA:2208:A:O2'	36:BA:2219:G:C8	2.64	0.46
40:DE:197:ILE:O	40:DE:197:ILE:HG12	2.15	0.46
40:BE:7:VAL:CG1	40:BE:27:LEU:HB3	2.45	0.46
39:BD:69:ARG:HG3	39:BD:130:ALA:CB	2.46	0.46
1:CA:276:G:O2'	17:CQ:68:ARG:NH1	2.49	0.46
52:DT:35:LYS:HZ1	52:DT:41:ARG:HE	1.63	0.46
1:AA:725:G:O2'	1:AA:726:C:H5'	2.16	0.46
25:CZ:69:GLU:CG	25:CZ:70:TYR:N	2.80	0.46
36:DA:1782:C:H1'	36:DA:2609:U:C5'	2.45	0.46
53:DU:51:LYS:HA	53:DU:54:LYS:HE2	1.97	0.46
47:BO:49:ARG:CD	47:BO:49:ARG:H	2.28	0.46
1:CA:384:G:O2'	1:CA:385:C:H5'	2.15	0.46
1:AA:392:G:H2'	1:AA:393:A:C8	2.49	0.46
1:AA:156:G:O2'	1:AA:157:G:H5'	2.16	0.46
40:BE:1:MET:O	40:BE:2:LYS:O	2.33	0.46
36:DA:176:G:C2'	36:DA:177:G:H5'	2.46	0.46
25:AZ:107:SER:OG	25:AZ:137:LYS:HD2	2.15	0.46
33:B7:47:ARG:NH2	56:BX:60:ARG:NH1	2.65	0.46
4:AD:45:GLN:C	4:AD:46:LYS:HG3	2.37	0.46
1:CA:1397:C:O2	1:CA:1397:C:O4'	2.33	0.46
36:BA:2848:G:H8	52:BT:97:ALA:HB2	1.81	0.46
7:AG:97:GLN:O	7:AG:101:LEU:HG	2.16	0.46
46:DN:65:LYS:HD3	46:DN:69:GLN:NE2	2.30	0.46
43:DH:80:SER:O	43:DH:81:GLU:CB	2.63	0.46
1:AA:100:C:H2'	1:AA:101:A:O4'	2.16	0.46
1:AA:1067:A:N1	1:AA:1108:G:O2'	2.40	0.46
1:AA:911:U:O2'	1:AA:912:C:H5'	2.16	0.46
37:DB:76:G:O3'	58:DZ:19:ARG:NH2	2.49	0.46
36:DA:444:C:H2'	36:DA:445:C:C6	2.50	0.46
36:DA:736:C:O2'	36:DA:737:C:H5'	2.16	0.46
1:CA:1394:A:C5	1:CA:1501:C:H4'	2.51	0.46
36:BA:127:A:H5''	36:BA:128:C:O4'	2.15	0.46
27:B1:92:LYS:HG3	27:B1:92:LYS:O	2.16	0.46
2:AB:213:LEU:C	2:AB:213:LEU:HD23	2.36	0.46
13:AM:15:VAL:HG12	13:AM:45:VAL:HG22	1.98	0.45
1:AA:1054:C:O2'	1:AA:1055:A:H5''	2.16	0.45
13:CM:25:ILE:HD11	13:CM:60:VAL:CG1	2.46	0.45
28:B2:23:LYS:HA	28:B2:26:ARG:CB	2.46	0.45
49:BQ:135:ASP:O	49:BQ:138:ASP:OD2	2.33	0.45
56:DX:14:SER:H	56:DX:17:ALA:HB3	1.81	0.45
42:BG:42:GLY:CA	42:BG:89:GLY:HA2	2.46	0.45
36:BA:1485:G:H1'	36:BA:1505:C:N4	2.32	0.45

Continued on next page...

Continued from previous page...

Atom-1	Atom-2	Distance(Å)	Clash(Å)
41:BF:162:LEU:HA	41:BF:165:ARG:NH1	2.31	0.45
9:CI:95:LYS:HG3	9:CI:96:LEU:CD1	2.39	0.45
58:DZ:51:ALA:CB	58:DZ:57:ILE:HD11	2.26	0.45
1:CA:954:G:H4'	13:CM:120:LYS:CD	2.25	0.45
4:AD:107:ARG:HD2	4:AD:173:TRP:CZ2	2.51	0.45
4:CD:105:VAL:HG21	4:CD:121:VAL:CG2	2.46	0.45
5:AE:76:ILE:HG13	5:AE:142:LEU:CD1	2.44	0.45
1:AA:1399:C:C2	1:AA:1502:A:N6	2.84	0.45
36:BA:811:U:O2'	36:BA:812:C:C5'	2.63	0.45
4:AD:9:CYS:HA	4:AD:12:CYS:HB2	1.99	0.45
26:B0:23:VAL:HG11	26:B0:69:PHE:HZ	1.81	0.45
1:CA:858:G:C8	1:CA:869:G:O6	2.69	0.45
16:CP:20:VAL:CG2	16:CP:21:VAL:N	2.78	0.45
40:BE:116:VAL:CG2	40:BE:122:PHE:CD2	2.90	0.45
25:CZ:277:LEU:HD13	25:CZ:279:GLU:N	2.31	0.45
58:BZ:162:GLU:C	58:BZ:163:LEU:HD23	2.36	0.45
25:CZ:28:THR:C	25:CZ:30:ALA:H	2.18	0.45
36:DA:1059:G:H2'	36:DA:1060:U:C5	2.50	0.45
36:BA:2653:U:H3'	36:BA:2654:A:C8	2.51	0.45
1:AA:1221:G:C2'	1:AA:1222:G:H5'	2.46	0.45
42:BG:138:GLN:HG2	42:BG:153:ARG:H	1.80	0.45
34:B8:48:PHE:CD1	34:B8:48:PHE:N	2.85	0.45
7:CG:75:VAL:CG1	7:CG:145:ALA:HA	2.45	0.45
37:BB:66:A:H61	37:BB:108:U:C2'	2.28	0.45
22:CW:29:G:O2'	22:CW:30:G:H5'	2.16	0.45
19:AS:13:ASP:C	19:AS:15:LEU:N	2.69	0.45
47:DO:87:ILE:HG22	47:DO:88:ASN:O	2.16	0.45
40:BE:101:ARG:HD3	40:BE:170:LEU:O	2.16	0.45
20:AT:89:ARG:HD2	20:AT:104:LEU:CD1	2.46	0.45
11:CK:27:ASN:HD21	11:CK:45:GLY:H	1.64	0.45
9:CI:111:ARG:O	9:CI:113:LYS:HD2	2.15	0.45
24:AY:2:G:H4'	25:AZ:88:TYR:CE1	2.51	0.45
3:CC:70:VAL:O	3:CC:106:VAL:N	2.44	0.45
38:DC:149:ILE:CG2	38:DC:150:GLY:N	2.80	0.45
38:BC:74:VAL:HG11	38:BC:153:ILE:HG23	1.98	0.45
1:CA:945:G:C2	1:CA:946:A:C8	3.04	0.45
25:AZ:17:ILE:HG13	25:AZ:104:LEU:HA	1.98	0.45
36:DA:1952:A:C5	47:DO:22:ILE:HD12	2.51	0.45
36:BA:589:C:H2'	36:BA:590:A:C8	2.51	0.45
36:DA:2154:G:C2	36:DA:2155:G:C4	3.04	0.45
1:CA:1142:G:C8	1:CA:1143:G:C8	3.04	0.45
39:DD:94:LEU:HB2	39:DD:104:TYR:CE1	2.49	0.45

Continued on next page...

Continued from previous page...

Atom-1	Atom-2	Distance(Å)	Clash(Å)
29:D3:48:GLU:H	29:D3:48:GLU:HG2	1.54	0.45
18:AR:25:THR:HG22	18:AR:42:ARG:HH11	1.80	0.45
1:CA:1029:C:H4'	1:CA:1033:G:N2	2.30	0.45
1:CA:1031:G:O2'	1:CA:1032:G:H5'	2.16	0.45
40:DE:9:VAL:CG1	40:DE:25:VAL:O	2.64	0.45
15:CO:31:LEU:O	15:CO:35:ARG:HG3	2.16	0.45
36:DA:1659:U:C4	36:DA:1660:C:C5	3.04	0.45
33:D7:47:ARG:NH2	56:DX:60:ARG:NH1	2.64	0.45
36:DA:2408:U:H2'	36:DA:2409:G:H8	1.81	0.45
25:AZ:203:LEU:HD23	25:AZ:203:LEU:O	2.16	0.45
36:BA:1842:G:H2'	36:BA:1843:C:C6	2.51	0.45
50:DR:18:LEU:HD13	50:DR:18:LEU:C	2.37	0.45
55:BW:55:ALA:O	55:BW:57:ASN:N	2.50	0.45
9:CI:11:LYS:O	9:CI:11:LYS:HG2	2.16	0.45
1:CA:243:A:C2	1:CA:246:A:C8	3.05	0.45
36:DA:2348:U:O2'	36:DA:2349:G:H5'	2.16	0.45
5:AE:99:GLY:O	5:AE:117:ASP:HA	2.16	0.45
46:BN:120:LEU:C	46:BN:120:LEU:HD13	2.37	0.45
41:DF:124:LEU:O	41:DF:193:VAL:HA	2.16	0.45
49:DQ:25:ASP:HA	49:DQ:100:GLY:O	2.16	0.45
1:AA:1101:A:H4'	1:AA:1102:A:O5'	2.15	0.45
1:CA:909:A:H2'	1:CA:910:C:O4'	2.16	0.45
44:BJ:64:UNK:C	44:BJ:66:UNK:N	2.77	0.45
7:AG:28:ASN:OD1	7:AG:36:LYS:HE2	2.16	0.45
1:CA:124:G:C6	1:CA:125:U:C4	3.04	0.45
1:AA:163:C:O2'	1:AA:164:U:H5'	2.16	0.45
24:CY:24:G:H2'	24:CY:25:C:O4'	2.17	0.45
38:BC:96:GLY:C	38:BC:98:GLU:H	2.20	0.45
28:B2:2:LYS:HG2	28:B2:5:GLU:OE2	2.16	0.45
28:B2:35:LEU:O	28:B2:35:LEU:HD22	2.17	0.45
1:CA:1193:G:O2'	1:CA:1194:U:H5'	2.16	0.45
58:BZ:118:GLN:HG2	58:BZ:120:ILE:HD13	1.98	0.45
36:BA:1544:A:O2'	36:BA:1545:A:H5'	2.17	0.45
9:AI:81:ILE:O	9:AI:85:LEU:HG	2.16	0.45
36:BA:2181:G:N2	36:BA:2182:G:C2	2.84	0.45
32:D6:18:ARG:HE	32:D6:43:CYS:HB3	1.81	0.45
57:DY:75:ILE:HG13	57:DY:76:CYS:H	1.81	0.45
4:AD:121:VAL:HG22	4:AD:126:ILE:HG12	1.98	0.45
4:CD:104:VAL:HA	4:CD:107:ARG:HB2	1.98	0.45
1:AA:1202:G:N2	14:AN:46:GLU:OE2	2.44	0.45
51:DS:25:ARG:NH1	51:DS:42:ASP:OD2	2.49	0.45
48:BP:38:GLN:HG3	48:BP:39:LYS:N	2.31	0.45

Continued on next page...

Continued from previous page...

Atom-1	Atom-2	Distance(Å)	Clash(Å)
2:CB:114:ARG:NH1	2:CB:118:LEU:CG	2.80	0.45
36:BA:2801(A):A:C3'	36:BA:2802:G:H5'	2.46	0.45
36:DA:606:U:H4'	36:DA:658:C:H4'	1.98	0.45
52:BT:50:ILE:HA	52:BT:99:LEU:HD11	1.98	0.45
36:DA:1697:G:C3'	36:DA:1698:A:H5''	2.38	0.45
1:CA:858:G:N1	1:CA:869:G:C8	2.84	0.45
6:CF:44:GLY:HA2	6:CF:59:TYR:CE1	2.51	0.45
1:CA:265:G:H2'	1:CA:267:C:H5	1.81	0.45
9:CI:20:ARG:CB	9:CI:20:ARG:NH1	2.72	0.45
9:CI:4:TYR:HA	9:CI:88:TYR:CD1	2.51	0.45
40:BE:115:GLY:C	40:BE:116:VAL:O	2.52	0.45
57:DY:50:ARG:O	57:DY:53:PRO:HG3	2.16	0.45
36:BA:1206:G:C6	36:BA:1207:C:C4	3.04	0.45
43:BH:45:VAL:C	43:BH:47:GLU:H	2.19	0.45
58:DZ:155:LEU:HD23	58:DZ:155:LEU:H	1.80	0.45
43:DH:139:GLN:HE21	43:DH:140:LYS:HA	1.81	0.45
1:AA:542:G:N3	1:AA:543:C:C6	2.84	0.45
14:AN:26:ARG:HH11	14:AN:47:LEU:CD2	2.23	0.45
58:BZ:114:GLY:C	58:BZ:146:ILE:HG22	2.35	0.45
24:CY:16:H2U:C5'	24:CY:17:H2U:H5'	2.42	0.45
43:BH:76:VAL:C	43:BH:78:GLY:N	2.68	0.45
36:DA:580:C:O2'	36:DA:581:C:H5'	2.16	0.45
2:AB:109:SER:O	2:AB:111:ARG:N	2.49	0.45
50:BR:118:GLU:HA	50:BR:118:GLU:OE1	2.16	0.45
16:AP:9:PHE:CE2	16:AP:18:ARG:CZ	2.99	0.45
36:DA:2127:G:H2'	36:DA:2128:C:C6	2.51	0.45
46:BN:89:LYS:O	46:BN:93:THR:HG22	2.16	0.45
36:DA:1106:G:C2'	36:DA:1107:G:H5'	2.46	0.45
50:BR:7:GLY:O	50:BR:8:ARG:CZ	2.64	0.45
1:CA:782:A:H2'	1:CA:783:C:H5'	1.98	0.45
47:DO:98:VAL:HG11	47:DO:118:ALA:N	2.31	0.45
3:CC:34:LEU:HG	14:CN:25:VAL:HG11	1.97	0.45
5:CE:41:VAL:HG13	5:CE:113:ALA:CA	2.45	0.45
36:DA:6:A:O2'	46:DN:130:HIS:HB2	2.16	0.45
27:B1:30:VAL:O	27:B1:31:GLY:O	2.35	0.45
53:BU:102:GLU:HG3	54:BV:2:PHE:CE2	2.51	0.45
6:AF:28:ARG:O	6:AF:31:GLU:HB3	2.16	0.45
36:BA:922:U:H2'	36:BA:923:C:C6	2.52	0.45
1:CA:56:U:H2'	1:CA:57:G:H8	1.79	0.45
13:CM:3:ARG:HH21	13:CM:7:VAL:HG13	1.80	0.45
9:CI:48:GLU:N	9:CI:49:PRO:HD3	2.31	0.45
52:BT:66:VAL:HA	52:BT:71:GLY:HA2	1.98	0.45

Continued on next page...

Continued from previous page...

Atom-1	Atom-2	Distance(Å)	Clash(Å)
36:DA:2692:C:H2'	36:DA:2693:A:H8	1.80	0.45
12:AL:127:GLU:O	12:AL:128:ALA:C	2.53	0.45
29:B3:26:LEU:O	29:B3:28:LEU:HD22	2.16	0.45
3:AC:172:ARG:O	3:AC:173:VAL:HG23	2.15	0.45
1:AA:814:A:H2'	1:AA:816:A:H5''	1.99	0.45
48:BP:99:LEU:HD23	48:BP:99:LEU:C	2.36	0.45
1:AA:818:G:HO2'	1:AA:820:U:H6	1.62	0.45
8:AH:101:PRO:HG2	8:AH:133:LEU:HD21	1.98	0.45
33:B7:31:LEU:O	33:B7:35:ARG:HB2	2.17	0.45
16:CP:75:ARG:O	16:CP:78:GLY:N	2.28	0.45
36:DA:667:U:H2'	36:DA:668:G:O4'	2.15	0.45
36:BA:2514:U:H2'	36:BA:2515:C:C6	2.52	0.45
39:DD:162:SER:O	39:DD:178:PRO:HG3	2.16	0.45
48:DP:138:LEU:N	48:DP:138:LEU:HD12	2.31	0.45
1:CA:594:G:C2'	1:CA:595:G:H5'	2.45	0.45
45:DK:5:UNK:O	45:DK:6:UNK:C	2.64	0.45
45:DK:8:UNK:O	45:DK:9:UNK:C	2.63	0.45
36:BA:2824:C:H2'	36:BA:2825:C:O4'	2.17	0.45
36:DA:127:A:H5''	36:DA:128:C:O4'	2.16	0.45
36:DA:773:U:H4'	39:DD:47:GLY:HA3	1.98	0.45
2:CB:58:ILE:CG2	2:CB:222:ILE:CD1	2.94	0.45
1:CA:1151:A:O2'	1:CA:1152:A:H8	1.98	0.45
52:DT:19:LEU:HD22	52:DT:85:LYS:CD	2.46	0.45
49:BQ:27:VAL:O	49:BQ:28:ALA:HB3	2.17	0.45
58:BZ:119:GLU:CG	58:BZ:122:ARG:NH1	2.78	0.45
36:BA:1300:U:H4'	36:BA:1301:A:O5'	2.17	0.45
36:DA:1528:A:O2'	36:DA:1528(A):A:H5'	2.17	0.45
36:DA:1541:G:O2'	36:DA:1542:A:H5''	2.17	0.45
48:BP:84:ASN:C	48:BP:86:LYS:H	2.19	0.45
46:DN:112:LEU:O	46:DN:115:ARG:N	2.49	0.45
34:B8:11:LYS:CD	34:B8:11:LYS:H	2.29	0.45
25:CZ:355:LEU:HB2	25:CZ:356:PRO:CD	2.46	0.45
57:DY:10:GLY:C	57:DY:27:VAL:HG22	2.37	0.45
2:AB:114:ARG:HH11	2:AB:118:LEU:HG	1.81	0.45
36:BA:644:A:N1	36:BA:2369:A:H1'	2.31	0.45
2:AB:166:ASP:HB3	2:AB:169:LYS:CB	2.46	0.45
20:AT:65:LYS:O	20:AT:68:LYS:HB2	2.17	0.45
43:BH:54:ARG:HB2	43:BH:55:PRO:HD2	1.98	0.45
36:DA:2392:A:N3	36:DA:2392:A:H5'	2.31	0.45
48:BP:33:ARG:O	48:BP:34:GLY:O	2.35	0.45
51:BS:84:GLN:HB3	51:BS:105:ALA:O	2.15	0.45
48:DP:38:GLN:CG	48:DP:39:LYS:H	2.30	0.45

Continued on next page...

Continued from previous page...

Atom-1	Atom-2	Distance(Å)	Clash(Å)
36:DA:659:C:H4'	41:DF:100:THR:O	2.16	0.45
52:BT:105:LEU:HD22	52:BT:109:GLU:OE2	2.17	0.45
51:DS:49:VAL:HG22	51:DS:80:LEU:HD13	1.99	0.45
1:CA:1277:C:H1'	1:CA:1282:C:O2	2.16	0.45
13:CM:11:ARG:HG2	13:CM:12:ASN:N	2.17	0.45
36:BA:2740:A:H2'	36:BA:2741:A:C8	2.51	0.45
31:B5:56:LYS:NZ	31:B5:59:GLU:OE2	2.49	0.45
25:AZ:5:PHE:CD1	25:AZ:277:LEU:HD23	2.51	0.45
42:DG:5:VAL:HG12	42:DG:7:LEU:H	1.81	0.45
52:BT:39:ARG:CD	52:BT:39:ARG:H	2.12	0.45
58:BZ:42:VAL:HG22	58:BZ:43:GLU:N	2.31	0.45
47:DO:34:THR:O	47:DO:35:VAL:C	2.54	0.45
36:DA:271(Q):G:H1'	36:DA:271(R):G:H8	1.81	0.45
1:CA:706:A:C5	1:CA:707:C:C5	3.05	0.45
54:BV:49:THR:O	54:BV:50:PRO:C	2.54	0.45
1:CA:624:C:H4'	16:CP:11:SER:N	2.30	0.45
22:CW:8:U:C6	22:CW:8:U:OP2	2.69	0.45
40:BE:4:ILE:HG12	40:BE:5:LEU:O	2.17	0.45
36:BA:272(D):G:H1	36:BA:364:C:N4	2.10	0.45
40:BE:105:THR:HB	40:BE:197:ILE:CG2	2.43	0.45
29:B3:6:VAL:HB	29:B3:54:VAL:HG11	1.97	0.45
54:BV:21:ARG:HB3	54:BV:91:TYR:HB2	1.98	0.45
36:BA:524:U:H4'	36:BA:555:U:H4'	1.98	0.45
6:AF:87:ARG:NH1	6:AF:87:ARG:HG2	2.29	0.45
1:CA:219:C:H2'	1:CA:220:G:O4'	2.16	0.45
3:AC:167:TRP:O	3:AC:168:ALA:CB	2.63	0.45
38:DC:113:VAL:O	38:DC:138:PRO:HG3	2.17	0.45
53:BU:57:PHE:O	53:BU:58:ARG:C	2.53	0.45
5:AE:41:VAL:HG13	5:AE:113:ALA:CA	2.45	0.45
42:BG:134:GLY:C	42:BG:135:LEU:HD12	2.37	0.45
1:CA:655:A:H2'	1:CA:656:C:C6	2.51	0.45
35:B9:31:LYS:HE2	36:BA:2478:A:H5'	1.99	0.45
12:CL:43:VAL:HG23	12:CL:93:LEU:HD22	1.98	0.45
36:DA:2552:U:C2	36:DA:2554:U:H5'	2.51	0.45
1:AA:256:U:H5'	17:AQ:17:LYS:HZ1	1.81	0.45
36:DA:742:G:O2'	36:DA:743:G:H5'	2.15	0.45
33:B7:46:VAL:HG12	33:B7:47:ARG:H	1.82	0.45
36:BA:2693:A:H2'	36:BA:2694:G:C8	2.50	0.45
38:DC:41:VAL:HG21	38:DC:185:LEU:CD2	2.47	0.45
7:CG:69:VAL:HG11	7:CG:104:LEU:HD22	1.99	0.45
36:BA:2001:A:H2'	36:BA:2002:G:C8	2.51	0.45
36:BA:1204:A:N1	36:BA:1241:A:C2	2.84	0.45

Continued on next page...

Continued from previous page...

Atom-1	Atom-2	Distance(Å)	Clash(Å)
1:CA:814:A:H2'	1:CA:816:A:H5''	1.98	0.45
42:DG:34:LEU:O	42:DG:34:LEU:HD12	2.17	0.45
55:DW:62:HIS:O	55:DW:63:ASP:O	2.33	0.45
1:AA:1193:G:O2'	1:AA:1194:U:H5'	2.16	0.45
41:DF:42:ALA:O	41:DF:45:ARG:HB2	2.16	0.45
53:DU:82:GLY:O	53:DU:84:LYS:N	2.50	0.45
1:AA:1488:G:H2'	1:AA:1489:G:C8	2.52	0.45
3:AC:130:VAL:O	3:AC:131:ARG:C	2.55	0.45
36:BA:2230:G:H2'	36:BA:2231:C:H6	1.81	0.45
36:DA:1916:A:H2'	36:DA:1917:U:O4'	2.17	0.45
39:BD:91:ARG:HH11	39:BD:91:ARG:HG2	1.82	0.45
36:DA:2585:U:O2	36:DA:2585:U:H5'	2.16	0.45
38:BC:117:PRO:O	38:BC:118:ASP:HB3	2.16	0.45
49:BQ:132:VAL:HG11	58:BZ:81:ARG:HD2	1.97	0.45
1:CA:1006:C:H2'	1:CA:1007:C:C6	2.50	0.45
36:DA:1463:C:H2'	36:DA:1464:C:H6	1.81	0.45
34:D8:61:LEU:N	34:D8:63:PRO:HD2	2.31	0.45
46:BN:112:LEU:O	46:BN:115:ARG:N	2.50	0.45
9:CI:17:VAL:HG11	9:CI:81:ILE:CD1	2.36	0.45
43:DH:163:TYR:CE2	43:DH:168:PRO:HD3	2.52	0.45
49:DQ:12:GLN:NE2	49:DQ:72:LYS:HG3	2.31	0.45
34:B8:30:ARG:HA	34:B8:30:ARG:NE	2.31	0.45
22:CV:22:G:C2'	22:CV:23:A:H5''	2.47	0.45
48:BP:46:LYS:HB3	48:BP:52:GLU:HG2	1.98	0.45
2:CB:132:LYS:HA	2:CB:135:GLN:OE1	2.16	0.45
39:BD:43:ARG:HG2	39:BD:43:ARG:O	2.15	0.45
48:BP:24:GLY:CA	48:BP:33:ARG:CZ	2.95	0.45
36:DA:2110:G:C2	36:DA:2178:C:H5	2.32	0.45
52:BT:128:GLU:CD	52:BT:129:ARG:N	2.69	0.45
36:DA:1666:G:C2'	36:DA:1667:G:H5'	2.46	0.45
49:DQ:135:ASP:O	49:DQ:138:ASP:OD2	2.34	0.45
2:AB:44:LEU:CD1	2:AB:44:LEU:H	2.18	0.45
42:DG:172:LEU:C	42:DG:172:LEU:HD23	2.36	0.45
36:BA:2656:U:N3	36:BA:2665:A:H2	2.04	0.45
58:DZ:169:GLU:O	58:DZ:171:ILE:HG23	2.17	0.45
28:D2:35:LEU:HB3	28:D2:50:ILE:CG1	2.46	0.45
25:AZ:24:LYS:HG3	25:AZ:25:THR:N	2.30	0.45
42:BG:138:GLN:HG2	42:BG:153:ARG:O	2.16	0.45
1:CA:706:A:C1'	11:CK:29:ILE:HD11	2.45	0.45
36:DA:301:G:C6	36:DA:317:G:C6	3.05	0.45
19:AS:61:TYR:HD1	19:AS:62:ILE:N	2.14	0.45
36:DA:847:U:OP2	36:DA:928:G:O6	2.35	0.45

Continued on next page...

Continued from previous page...

Atom-1	Atom-2	Distance(Å)	Clash(Å)
43:BH:28:GLY:HA3	43:BH:79:VAL:HB	1.98	0.45
36:BA:2128:C:P	38:BC:36:LYS:HB2	2.56	0.45
57:DY:35:TYR:HD2	57:DY:68:HIS:NE2	2.14	0.45
22:AV:60:U:H5''	22:AV:61:C:H5	1.81	0.45
13:AM:101:GLN:HB3	13:AM:102:ARG:H	1.58	0.45
46:DN:3:THR:HG22	46:DN:5:VAL:H	1.81	0.45
36:DA:1107:G:H4'	44:DJ:81:UNK:CA	2.45	0.45
31:B5:20:ARG:HA	31:B5:23:HIS:ND1	2.32	0.45
38:BC:74:VAL:HG12	38:BC:75:LEU:N	2.31	0.45
50:BR:97:VAL:HA	50:BR:113:LEU:O	2.15	0.45
36:BA:1982:C:C5'	36:BA:1983:C:OP2	2.65	0.45
49:DQ:109:VAL:CG1	49:DQ:110:THR:N	2.79	0.45
1:CA:865:A:H5'	1:CA:1078:U:C4	2.50	0.45
53:DU:57:PHE:O	53:DU:58:ARG:C	2.53	0.45
36:DA:2553:G:H3'	36:DA:2554:U:H5''	1.98	0.45
6:CF:27:GLN:O	6:CF:31:GLU:HB2	2.16	0.45
36:BA:1270:C:H5''	36:BA:1271:G:H5'	1.98	0.45
36:DA:1710:C:H1'	36:DA:2859:G:N2	2.31	0.45
36:BA:2364:C:H2'	36:BA:2365:G:O4'	2.17	0.45
48:BP:123:LEU:HD23	48:BP:123:LEU:N	2.31	0.45
25:CZ:315:LYS:HG2	25:CZ:373:GLU:HG3	1.98	0.45
36:BA:1709:U:H1'	36:BA:2860:A:N3	2.31	0.45
36:BA:1131:G:O6	36:BA:2040:C:H1'	2.17	0.45
22:CV:1:G:H1'	26:D0:5:LYS:HZ1	1.80	0.45
36:DA:39:C:H2'	36:DA:40:C:H6	1.80	0.45
26:B0:43:THR:CG2	36:BA:2336:A:H61	2.29	0.45
36:BA:1290:C:H2'	36:BA:1291:C:H6	1.81	0.45
1:AA:825:G:N2	8:AH:11:THR:HG21	2.31	0.45
58:DZ:137:ILE:HD12	58:DZ:158:PRO:CD	2.47	0.45
36:DA:1213:A:N3	36:DA:1238:G:H1'	2.31	0.45
36:DA:2488:A:O2'	36:DA:2489:G:H5'	2.16	0.45
18:CR:61:LYS:O	18:CR:65:ILE:HG13	2.16	0.45
36:DA:825:C:H4'	36:DA:2428:G:N7	2.32	0.45
1:AA:668:G:O2'	15:AO:46:HIS:HD2	1.99	0.45
9:CI:16:ARG:HH11	9:CI:16:ARG:HG3	1.82	0.45
7:AG:76:ARG:HH11	7:AG:76:ARG:HG2	1.80	0.45
7:CG:51:GLN:HA	7:CG:51:GLN:OE1	2.16	0.45
11:CK:76:GLY:O	11:CK:78:GLN:HG3	2.16	0.45
28:B2:35:LEU:C	28:B2:35:LEU:HD22	2.37	0.45
28:B2:67:LYS:CA	28:B2:70:GLN:HG2	2.47	0.45
41:BF:4:VAL:HG13	41:BF:19:GLU:OE1	2.16	0.45
41:DF:170:LEU:HB2	41:DF:173:VAL:HB	1.99	0.45

Continued on next page...

Continued from previous page...

Atom-1	Atom-2	Distance(Å)	Clash(Å)
39:DD:24:ILE:CG1	39:DD:25:THR:N	2.78	0.45
39:DD:30:GLU:C	39:DD:35:LYS:HD2	2.37	0.45
40:BE:49:LEU:HD11	40:BE:91:VAL:HG21	1.97	0.45
32:D6:35:GLU:HB3	32:D6:51:GLU:CB	2.26	0.45
41:BF:160:ASN:ND2	41:BF:162:LEU:N	2.58	0.45
36:DA:2056:G:H2'	36:DA:2056:G:N3	2.30	0.45
43:DH:13:LYS:C	43:DH:15:VAL:H	2.19	0.45
5:CE:12:LEU:O	5:CE:12:LEU:HD13	2.17	0.45
57:DY:27:VAL:HG12	57:DY:28:LYS:N	2.32	0.45
57:BY:26:LYS:HG2	57:BY:27:VAL:N	2.24	0.45
48:BP:147:LEU:CG	48:BP:148:LEU:H	2.21	0.45
10:CJ:50:ILE:HG12	14:CN:41:ARG:CD	2.46	0.45
36:DA:1858:G:H2'	36:DA:1883:G:H22	1.82	0.45
20:AT:58:LYS:O	20:AT:62:LEU:HD12	2.16	0.45
3:CC:132:ARG:NH1	3:CC:136:GLN:HE22	1.98	0.45
20:CT:62:LEU:N	20:CT:62:LEU:HD12	2.16	0.45
36:BA:2334:G:H5'	51:BS:13:ARG:HD3	1.98	0.45
9:AI:28:VAL:HG21	9:AI:33:PHE:HA	1.97	0.45
36:DA:1665:A:H2'	36:DA:1666:G:O4'	2.16	0.45
1:CA:1275:A:O2'	1:CA:1276:G:H5'	2.17	0.45
36:BA:860:U:O4'	36:BA:860:U:O2	2.34	0.45
25:AZ:93:ILE:HD11	25:AZ:122:LEU:HD21	1.99	0.45
36:DA:662:G:P	48:DP:18:ARG:HD2	2.57	0.45
35:D9:24:TYR:CE2	35:D9:35:ARG:HG3	2.52	0.45
1:AA:265:G:H2'	1:AA:267:C:H5	1.82	0.45
10:AJ:6:ILE:HG12	10:AJ:72:VAL:O	2.16	0.45
43:DH:105:LEU:HD21	43:DH:113:VAL:HB	1.99	0.45
36:BA:1059:G:H2'	36:BA:1060:U:C5	2.51	0.45
52:DT:50:ILE:HG22	52:DT:51:ARG:N	2.31	0.45
42:BG:121:ASN:HD22	42:BG:122:PRO:N	2.13	0.45
1:CA:1127:G:H1	1:CA:1145:C:N4	2.14	0.45
2:AB:27:LYS:HD2	2:AB:193:ASP:OD1	2.17	0.45
58:BZ:146:ILE:HG13	58:BZ:147:GLY:N	2.31	0.45
1:CA:1117:G:H5'	1:CA:1117:G:C8	2.49	0.45
43:BH:139:GLN:HE21	43:BH:140:LYS:HA	1.81	0.45
36:BA:958:U:O4	49:BQ:17:LEU:HG	2.17	0.45
40:DE:4:ILE:HG12	40:DE:5:LEU:O	2.17	0.45
36:BA:1275:A:C8	50:BR:16:HIS:CD2	3.04	0.45
22:CV:60:U:H5''	22:CV:61:C:H5	1.81	0.45
36:BA:130:C:O3'	36:BA:1349:A:H1'	2.15	0.45
43:DH:65:HIS:C	43:DH:67:LEU:H	2.19	0.45
58:BZ:101:PRO:HG2	58:BZ:136:PHE:N	2.30	0.45

Continued on next page...

Continued from previous page...

Atom-1	Atom-2	Distance(Å)	Clash(Å)
39:BD:142:VAL:CG2	39:BD:191:ALA:HB1	2.45	0.45
49:BQ:21:THR:O	49:BQ:22:LYS:CB	2.63	0.45
39:BD:127:VAL:HA	39:BD:193:VAL:HG13	1.97	0.45
36:BA:1638:C:H5'	36:BA:2710:C:O2'	2.16	0.45
51:DS:37:ALA:O	51:DS:38:GLN:HG3	2.17	0.45
3:AC:35:GLU:CG	3:AC:59:ARG:HH22	2.29	0.45
36:DA:1344:G:O2'	36:DA:1385:G:H2'	2.17	0.45
10:AJ:86:MET:O	10:AJ:86:MET:CG	2.62	0.45
54:BV:82:ARG:HG2	54:BV:82:ARG:HH11	1.81	0.45
26:B0:72:ARG:HD3	26:B0:75:LEU:HD13	1.97	0.45
36:DA:134:C:H2'	36:DA:135:G:C8	2.50	0.45
36:BA:2554:U:H2'	36:BA:2555:U:C6	2.51	0.45
25:AZ:258:LEU:HD12	25:AZ:258:LEU:N	2.32	0.45
1:CA:1031:G:H2'	1:CA:1032:G:O4'	2.16	0.45
36:BA:2733:A:H2'	36:BA:2734:A:O4'	2.16	0.45
36:DA:1817:G:OP1	39:DD:88:ARG:NH2	2.46	0.45
55:BW:14:PRO:HG2	55:BW:78:GLU:CG	2.45	0.45
36:BA:894:C:O2'	36:BA:895:U:H5'	2.16	0.45
12:AL:126:LYS:HE2	12:AL:127:GLU:N	2.32	0.45
48:DP:90:ARG:HB3	48:DP:91:PHE:CD1	2.52	0.45
36:BA:1573:G:C2'	36:BA:1574:C:H5'	2.46	0.45
6:CF:38:GLU:O	6:CF:39:LYS:C	2.52	0.45
1:CA:1328:C:O2'	1:CA:1329:A:H5'	2.17	0.45
36:BA:2122:U:H2'	36:BA:2123:G:C8	2.52	0.45
26:D0:38:VAL:HB	26:D0:59:LEU:HD12	1.97	0.45
36:DA:825:C:H4'	36:DA:2428:G:C5	2.52	0.45
49:BQ:39:PRO:O	49:BQ:40:ALA:HB2	2.15	0.45
41:BF:108:LYS:HB3	41:BF:112:MET:HE3	1.99	0.45
14:AN:37:PHE:CE1	14:AN:53:LEU:HD13	2.52	0.45
46:DN:108:PRO:O	46:DN:113:GLY:HA3	2.16	0.45
36:DA:2639:A:H2'	36:DA:2640:G:O4'	2.16	0.45
44:BJ:90:UNK:O	44:BJ:91:UNK:C	2.64	0.45
4:AD:61:LYS:HB2	4:AD:203:VAL:HG13	1.97	0.45
36:DA:2506:U:H5'	36:DA:2506:U:C6	2.52	0.45
26:D0:24:LYS:HD3	26:D0:24:LYS:HA	1.84	0.45
38:BC:2:LYS:O	38:BC:2:LYS:HG2	2.17	0.45
1:AA:902:G:H2'	1:AA:903:G:H8	1.81	0.45
52:DT:28:VAL:C	52:DT:29:ARG:HD3	2.37	0.45
28:B2:35:LEU:CB	28:B2:53:LEU:HD13	2.45	0.45
41:BF:24:LEU:HD12	41:BF:118:ALA:HB1	1.98	0.45
42:BG:82:LEU:HD22	42:BG:87:PRO:HG3	1.99	0.45
42:BG:88:ILE:HG22	42:BG:89:GLY:N	2.31	0.45

Continued on next page...

Continued from previous page...

Atom-1	Atom-2	Distance(Å)	Clash(Å)
36:DA:1536:C:H2'	36:DA:1537:G:C4'	2.47	0.45
46:DN:9:VAL:O	46:DN:10:GLU:OE1	2.34	0.45
13:CM:4:ILE:CG2	13:CM:5:ALA:H	2.14	0.45
13:CM:66:LEU:O	13:CM:67:GLU:O	2.35	0.45
36:DA:925:C:C3'	36:DA:926:A:H5''	2.46	0.45
58:DZ:57:ILE:N	58:DZ:57:ILE:HD12	2.30	0.45
36:BA:654(L):G:H2'	36:BA:654(M):C:H4'	1.99	0.45
4:AD:126:ILE:CG2	4:AD:127:THR:N	2.79	0.45
4:AD:5:ILE:O	4:AD:5:ILE:HG22	2.16	0.45
48:DP:149:GLU:O	48:DP:150:ALA:HB2	2.17	0.45
36:BA:806:C:C5	48:BP:39:LYS:HE2	2.51	0.45
53:BU:85:LYS:CD	53:BU:117:GLN:HE22	2.16	0.45
36:BA:1142:U:H5'	36:BA:1142(A):A:C8	2.51	0.45
36:BA:654(U):A:C6	36:BA:654(V):A:N6	2.85	0.45
42:DG:125:PHE:CD2	42:DG:131:TYR:HD1	2.34	0.45
14:CN:15:LYS:HB3	14:CN:16:PHE:CD2	2.52	0.45
36:BA:1108:U:H3'	36:BA:1109:C:H6	1.80	0.45
25:CZ:5:PHE:CD1	25:CZ:277:LEU:HD23	2.52	0.45
42:DG:7:LEU:HB3	42:DG:100:TRP:CE3	2.51	0.45
28:D2:51:ARG:HD3	28:D2:55:ARG:NH1	2.22	0.45
36:BA:2463:C:C2'	36:BA:2464:C:H5'	2.46	0.45
1:AA:80:G:H22	1:AA:90:U:H5'	1.74	0.45
2:CB:33:TYR:HB2	2:CB:43:ASP:CB	2.41	0.45
49:DQ:14:ARG:HG2	49:DQ:41:TRP:HH2	1.80	0.45
13:AM:82:MET:HG2	13:AM:83:ASP:H	1.80	0.45
13:CM:82:MET:CG	13:CM:83:ASP:H	2.27	0.45
53:DU:8:VAL:O	53:DU:9:VAL:C	2.54	0.45
42:DG:121:ASN:HB3	42:DG:124:SER:OG	2.16	0.45
40:BE:184:VAL:O	40:BE:186:GLY:N	2.50	0.45
3:CC:167:TRP:O	3:CC:168:ALA:CB	2.64	0.45
1:AA:501:C:H2'	1:AA:502:G:H8	1.80	0.45
20:AT:82:SER:O	20:AT:86:ARG:CB	2.65	0.45
36:DA:2261:C:O2'	36:DA:2262:U:H5'	2.17	0.45
38:BC:149:ILE:CG2	38:BC:150:GLY:N	2.79	0.45
47:BO:107:ARG:NH1	52:BT:36:GLU:HG2	2.31	0.45
25:CZ:17:ILE:HG13	25:CZ:104:LEU:HA	1.99	0.45
14:AN:28:GLY:O	14:AN:29:ARG:C	2.54	0.45
2:CB:97:TRP:CH2	2:CB:176:GLU:CD	2.90	0.45
3:AC:3:ASN:ND2	3:AC:4:LYS:H	2.14	0.45
58:BZ:73:GLN:OE1	58:BZ:75:ASN:OD1	2.35	0.45
36:BA:1289:C:H2'	36:BA:1289:C:O2	2.16	0.45
1:AA:1031:G:H2'	1:AA:1032:G:O4'	2.17	0.45

Continued on next page...

Continued from previous page...

Atom-1	Atom-2	Distance(Å)	Clash(Å)
36:BA:1106:G:C2'	36:BA:1107:G:H5'	2.47	0.45
36:BA:1710:C:H1'	36:BA:2859:G:N2	2.32	0.45
40:BE:132:HIS:HA	40:BE:135:HIS:CE1	2.52	0.45
36:DA:1204:A:N1	36:DA:1241:A:C2	2.85	0.45
36:DA:2567:G:H2'	36:DA:2568:C:C6	2.51	0.45
1:CA:332:G:H2'	1:CA:333:G:H8	1.82	0.45
1:CA:319:G:C2'	1:CA:320:C:H5'	2.47	0.45
48:DP:12:ALA:O	48:DP:13:ASN:O	2.35	0.45
1:CA:100:C:H2'	1:CA:101:A:O4'	2.16	0.45
1:CA:369:C:O2'	1:CA:370:C:O5'	2.35	0.45
36:DA:2347:C:H2'	36:DA:2348:U:C6	2.51	0.45
36:BA:1563:G:H2'	36:BA:1564:C:O4'	2.15	0.45
1:CA:421:U:C6	3:CC:127:ARG:NH1	2.84	0.45
36:BA:444:C:H2'	36:BA:445:C:C6	2.52	0.45
36:DA:2824:C:H2'	36:DA:2825:C:O4'	2.16	0.45
55:BW:48:ALA:O	55:BW:49:LYS:C	2.55	0.45
1:CA:1303:C:H2'	1:CA:1304:G:H5'	1.97	0.45
2:AB:104:ASN:O	2:AB:108:ILE:HG12	2.17	0.45
1:CA:1468:A:H2'	1:CA:1469:G:O4'	2.15	0.45
36:BA:1036:G:O2'	36:BA:1037:G:H5'	2.17	0.45
36:BA:133:C:H6	36:BA:133:C:O5'	2.00	0.45
9:AI:10:ARG:HH11	9:AI:10:ARG:HG3	1.81	0.45
39:DD:186:HIS:CD2	39:DD:188:GLU:HB2	2.52	0.45
24:AY:52:A:C2'	24:AY:53:G:H5'	2.46	0.45
36:BA:703:U:C2'	36:BA:704:G:H5'	2.47	0.45
38:DC:117:PRO:HG3	38:DC:145:VAL:HG12	1.99	0.45
52:DT:28:VAL:O	52:DT:29:ARG:HG2	2.17	0.45
43:DH:83:TYR:HB3	43:DH:135:GLY:O	2.17	0.45
49:BQ:140:ALA:O	49:BQ:141:GLN:HB2	2.17	0.45
40:BE:34:VAL:CG1	40:BE:48:GLN:HE21	2.30	0.45
36:BA:2636:U:O5'	40:BE:80:GLU:HG3	2.17	0.45
34:D8:59:LYS:O	34:D8:61:LEU:HD12	2.17	0.45
32:D6:30:THR:O	32:D6:32:ASN:N	2.50	0.45
41:BF:162:LEU:HD12	41:BF:162:LEU:N	2.32	0.45
36:DA:638:G:C6	36:DA:639:U:N3	2.85	0.45
49:DQ:140:ALA:O	49:DQ:141:GLN:HB2	2.17	0.45
42:DG:45:GLU:OE1	42:DG:45:GLU:HA	2.16	0.45
24:CY:45:U:C3'	24:CY:46:7MG:H5''	2.34	0.45
32:D6:17:LYS:O	32:D6:18:ARG:HB3	2.17	0.45
40:DE:14:ILE:HG12	40:DE:21:VAL:HG23	1.98	0.45
57:DY:80:GLY:O	57:DY:81:LYS:O	2.35	0.45
4:AD:104:VAL:HA	4:AD:107:ARG:HB2	1.97	0.45

Continued on next page...

Continued from previous page...

Atom-1	Atom-2	Distance(Å)	Clash(Å)
36:DA:654(C):G:C3'	36:DA:654(D):G:H5'	2.47	0.45
1:CA:542:G:C2	1:CA:543:C:C5	3.05	0.45
36:DA:1278:A:O2'	36:DA:1279:G:H5'	2.17	0.45
32:B6:17:LYS:O	32:B6:17:LYS:HD3	2.16	0.45
32:B6:53:LYS:HG2	32:B6:54:ILE:N	2.31	0.45
51:DS:19:LYS:O	51:DS:19:LYS:HG2	2.16	0.45
54:BV:99:ILE:N	54:BV:99:ILE:CD1	2.73	0.45
2:CB:131:PRO:CG	2:CB:134:GLU:HG2	2.33	0.45
36:DA:2801(A):A:C3'	36:DA:2802:G:H5'	2.47	0.45
37:DB:7:G:H4'	51:DS:29:PHE:CD2	2.52	0.45
41:DF:160:ASN:C	41:DF:160:ASN:HD22	2.19	0.45
36:DA:1188:U:C2'	36:DA:1189:A:H5'	2.47	0.45
1:AA:980:C:H2'	1:AA:981:U:H5'	1.99	0.45
36:DA:604:G:C6	36:DA:605:C:N4	2.85	0.45
20:AT:53:LEU:HD11	20:AT:92:LEU:HD11	1.99	0.45
51:BS:12:PHE:CD1	51:BS:13:ARG:N	2.83	0.45
36:BA:2657:A:C2'	36:BA:2658:C:H5'	2.38	0.45
36:BA:2131:G:H5'	36:BA:2133:G:O4'	2.17	0.45
3:AC:132:ARG:O	3:AC:136:GLN:HB2	2.16	0.45
52:BT:3:ARG:CD	52:BT:6:LEU:HD12	2.37	0.45
1:CA:723:U:O2'	1:CA:724:G:H5'	2.17	0.45
36:DA:994:C:OP1	53:DU:53:ARG:NH2	2.49	0.45
40:DE:59:VAL:HG13	40:DE:60:ASN:N	2.30	0.45
25:CZ:19:HIS:HA	25:CZ:115:GLN:CB	2.47	0.45
1:CA:1431:C:H2'	1:CA:1432:G:H5'	1.97	0.45
40:DE:116:VAL:CG2	40:DE:117:MET:H	2.29	0.45
4:AD:151:LYS:HG2	4:AD:151:LYS:O	2.17	0.45
55:DW:107:LEU:N	55:DW:107:LEU:HD12	2.23	0.45
37:DB:91:C:O2'	37:DB:92:C:H5'	2.17	0.45
15:AO:39:LEU:HD13	15:AO:56:LEU:CB	2.43	0.45
34:B8:50:LEU:N	34:B8:53:PRO:CD	2.80	0.45
36:DA:1349:A:N6	36:DA:1598:C:N4	2.64	0.45
37:BB:16:G:O2'	37:BB:17:C:H6	1.98	0.45
10:CJ:4:ILE:HB	10:CJ:74:ILE:HG13	1.96	0.45
27:D1:30:VAL:HG23	27:D1:31:GLY:N	2.23	0.45
3:CC:32:LEU:O	3:CC:35:GLU:HB3	2.17	0.45
3:CC:35:GLU:CD	3:CC:95:THR:HG23	2.37	0.45
1:AA:436:C:OP1	4:AD:156:GLU:OE2	2.33	0.45
47:DO:107:ARG:NH1	52:DT:36:GLU:HG2	2.32	0.45
5:CE:104:ALA:HA	5:CE:107:ARG:HG2	1.99	0.45
39:DD:158:ALA:HB3	39:DD:161:THR:CG2	2.45	0.45
1:CA:190:U:O2'	1:CA:191:G:H5'	2.16	0.45

Continued on next page...

Continued from previous page...

Atom-1	Atom-2	Distance(Å)	Clash(Å)
47:DO:24:VAL:O	47:DO:24:VAL:HG23	2.17	0.45
36:DA:1289:C:H2'	36:DA:1289:C:O2	2.16	0.45
36:DA:1288:U:C2	36:DA:1327:C:C2	3.04	0.45
36:DA:528:A:H2	36:DA:2043:C:H5'	1.80	0.45
5:CE:64:ARG:HH11	5:CE:64:ARG:CG	2.29	0.45
36:BA:2688:U:H1'	36:BA:2721:A:H62	1.82	0.45
36:DA:1165:U:H2'	36:DA:1166:C:C6	2.52	0.45
36:DA:2869:G:H2'	36:DA:2870:C:C6	2.51	0.45
9:CI:126:SER:O	9:CI:127:LYS:CB	2.65	0.45
10:CJ:45:ARG:HD3	10:CJ:47:PHE:CZ	2.51	0.45
55:DW:9:TYR:H	55:DW:102:HIS:HD2	1.65	0.45
55:BW:9:TYR:H	55:BW:102:HIS:HD2	1.65	0.45
6:AF:38:GLU:O	6:AF:39:LYS:C	2.54	0.45
48:BP:12:ALA:O	48:BP:13:ASN:O	2.34	0.45
1:CA:635:G:O2'	1:CA:636:U:H5'	2.16	0.45
1:AA:341:C:O2	1:AA:349:A:C2	2.70	0.45
1:AA:745:C:O2'	1:AA:746:A:H5'	2.17	0.45
22:CV:19:G:H4'	22:CV:20:U:OP1	2.17	0.45
36:DA:736:C:H2'	36:DA:737:C:H6	1.81	0.45
1:CA:1062:U:O4	3:CC:2:GLY:HA3	2.16	0.45
36:DA:2626:C:H2'	36:DA:2627:G:O4'	2.16	0.45
1:AA:1477:C:H2'	1:AA:1478:C:H6	1.81	0.45
36:BA:2169:A:O2'	36:BA:2170:A:H5'	2.17	0.45
1:CA:1170:A:H2'	1:CA:1171:G:O4'	2.16	0.45
2:CB:104:ASN:O	2:CB:108:ILE:HG12	2.16	0.45
1:CA:567:G:H2'	1:CA:568:G:O4'	2.17	0.45
1:AA:691:G:H2'	1:AA:692:U:C6	2.52	0.45
36:BA:963:U:H2'	36:BA:964:C:C6	2.51	0.45
25:AZ:254:GLU:HG3	25:AZ:307:PRO:HA	1.97	0.45
58:DZ:28:MET:HB3	58:DZ:88:PHE:HB2	1.98	0.45
3:CC:108:ASN:ND2	3:CC:144:SER:OG	2.50	0.45
1:CA:82:U:O2'	1:CA:83:U:H5'	2.17	0.45
38:BC:122:ALA:O	38:BC:126:LYS:HB2	2.16	0.45
36:DA:2514:U:H2'	36:DA:2515:C:C6	2.51	0.45
3:CC:206:GLU:O	3:CC:207:VAL:C	2.55	0.45
1:AA:1428:A:H2'	1:AA:1429:C:C6	2.51	0.45
47:BO:53:LYS:O	47:BO:56:ASP:HB2	2.17	0.45
38:BC:99:ILE:HG22	38:BC:102:LYS:HB2	1.99	0.45
41:DF:2:LYS:O	41:DF:25:PRO:HG2	2.17	0.45
41:BF:24:LEU:O	41:BF:115:ALA:HB1	2.17	0.45
58:BZ:96:VAL:CG2	58:BZ:97:GLU:N	2.64	0.45
36:DA:1540:U:C3'	36:DA:1541:G:H3'	2.35	0.45

Continued on next page...

Continued from previous page...

Atom-1	Atom-2	Distance(Å)	Clash(Å)
39:BD:30:GLU:HG3	39:BD:63:ARG:HH21	1.82	0.45
39:DD:68:LYS:O	39:DD:68:LYS:HG3	2.17	0.45
51:DS:57:LYS:C	51:DS:57:LYS:HD2	2.37	0.45
36:BA:2833:G:C3'	36:BA:2834:G:H5''	2.32	0.45
32:D6:37:ARG:HD3	32:D6:37:ARG:HA	1.78	0.45
57:DY:17:SER:HA	57:DY:71:LYS:HD2	1.97	0.45
4:AD:3:ARG:HH21	4:AD:5:ILE:CG1	2.29	0.45
48:DP:98:GLU:O	48:DP:101:VAL:HG22	2.16	0.45
36:DA:1141:U:OP2	46:DN:63:THR:OG1	2.31	0.45
37:BB:49:C:OP1	51:BS:96:GLY:HA3	2.16	0.45
36:BA:655:A:C4'	36:BA:656:G:H5'	2.32	0.45
48:DP:50:ARG:NH1	48:DP:50:ARG:HG2	2.32	0.45
48:DP:31:ALA:C	48:DP:33:ARG:N	2.70	0.45
52:BT:93:ARG:HA	52:BT:93:ARG:HD2	1.60	0.45
51:BS:13:ARG:O	51:BS:15:ARG:HG3	2.17	0.45
36:BA:1747:G:H2'	36:BA:1747(A):G:C8	2.52	0.45
25:AZ:263:ARG:HG3	25:AZ:264:LYS:H	1.81	0.45
48:DP:84:ASN:C	48:DP:86:LYS:H	2.20	0.45
36:BA:1053:C:H42	36:BA:1108:U:H3	1.64	0.45
50:DR:3:HIS:C	50:DR:5:LYS:N	2.63	0.45
54:BV:64:HIS:ND1	54:BV:92:THR:HG22	2.32	0.45
36:DA:330:A:O2'	36:DA:331:A:C8	2.61	0.45
25:AZ:277:LEU:HD13	25:AZ:279:GLU:N	2.31	0.45
42:DG:4:ASP:HA	42:DG:8:LYS:HD3	1.98	0.45
52:DT:107:ASP:CG	52:DT:108:ARG:H	2.20	0.45
36:DA:142:A:N6	36:DA:1596:A:H5'	2.31	0.45
46:DN:34:LEU:CD1	46:DN:116:LEU:HB3	2.47	0.45
46:BN:57:ALA:O	46:BN:58:ASP:O	2.35	0.45
1:CA:1180:A:H5''	1:CA:1181:G:OP2	2.17	0.45
16:CP:5:ARG:NH1	16:CP:5:ARG:HG3	2.31	0.45
1:AA:1316:G:O2'	14:AN:18:VAL:HG21	2.17	0.45
13:CM:57:ARG:NH1	30:D4:34:GLU:HG3	2.32	0.45
37:DB:16:G:O2'	37:DB:17:C:H6	1.99	0.45
7:CG:118:VAL:HG23	7:CG:119:ARG:N	2.30	0.45
36:DA:2863:C:O2	36:DA:2863:C:H2'	2.16	0.45
56:BX:49:VAL:HG12	56:BX:87:GLN:HB3	1.98	0.45
52:DT:38:ASN:C	52:DT:38:ASN:HD22	2.16	0.45
39:DD:117:VAL:HG21	39:DD:128:GLY:O	2.17	0.45
50:DR:51:LEU:HG	50:DR:66:VAL:HG13	1.97	0.45
38:BC:151:GLU:HA	38:BC:154:ARG:HH11	1.82	0.45
1:AA:346:G:N3	1:AA:346:G:C2'	2.80	0.45
36:BA:856:C:H5''	36:BA:856:C:H6	1.82	0.45

Continued on next page...

Continued from previous page...

Atom-1	Atom-2	Distance(Å)	Clash(Å)
39:DD:224:ALA:C	39:DD:226:MET:N	2.70	0.45
46:DN:96:GLU:OE1	46:DN:96:GLU:N	2.46	0.45
46:DN:14:VAL:HG21	46:DN:137:LYS:HE3	1.98	0.45
40:DE:30:PRO:HD3	40:DE:180:ASN:CG	2.37	0.45
1:CA:751:U:C4'	15:CO:24:SER:HA	2.46	0.45
2:CB:236:TYR:HA	2:CB:239:VAL:HG23	1.98	0.45
25:CZ:203:LEU:HD23	25:CZ:203:LEU:O	2.16	0.45
25:CZ:139:ASP:OD2	25:CZ:177:LEU:HD11	2.16	0.45
1:AA:1264:C:H2'	1:AA:1265:G:H8	1.81	0.45
36:BA:2695:C:H2'	36:BA:2696:U:H6	1.81	0.45
8:AH:30:ARG:HH11	8:AH:30:ARG:HB2	1.82	0.45
36:BA:1652:A:O2'	36:BA:1653:G:H5'	2.17	0.45
36:BA:1213:A:H1'	36:BA:1238:G:N3	2.31	0.45
36:DA:1248:G:OP1	53:DU:2:PRO:HD2	2.16	0.45
3:AC:130:VAL:HG21	3:AC:157:ILE:HG23	1.99	0.45
1:AA:1188:A:H2'	1:AA:1189:C:H5'	1.98	0.45
36:BA:2661:G:H2'	36:BA:2662:A:C8	2.52	0.45
1:CA:163:C:O2'	1:CA:164:U:H5'	2.17	0.45
19:CS:27:GLU:O	19:CS:28:LYS:O	2.35	0.45
44:BJ:7:UNK:C	44:BJ:9:UNK:N	2.80	0.45
49:BQ:119:ARG:O	49:BQ:123:HIS:HD2	2.00	0.45
1:CA:1463:C:H5'	52:DT:115:ARG:HH12	1.82	0.45
1:CA:833:U:H2'	1:CA:834:C:C6	2.52	0.45
36:BA:2585:U:O2	36:BA:2585:U:H5'	2.16	0.45
39:DD:241:PRO:C	39:DD:242:ARG:HG2	2.36	0.45
34:B8:11:LYS:HZ3	34:B8:60:LEU:HA	1.81	0.45
39:BD:30:GLU:H	39:BD:35:LYS:NZ	1.97	0.45
39:BD:70:TRP:HZ3	39:BD:146:GLU:OE2	1.99	0.45
52:BT:28:VAL:HG12	52:BT:29:ARG:CD	2.45	0.45
36:BA:925:C:C3'	36:BA:926:A:H5''	2.47	0.45
39:DD:146:GLU:HB2	39:DD:189:CYS:HB3	1.98	0.45
10:CJ:55:LYS:HB2	10:CJ:55:LYS:NZ	2.07	0.45
40:DE:38:THR:HG23	40:DE:39:PRO:HD2	1.98	0.45
57:BY:11:ASP:H	57:BY:28:LYS:NZ	2.15	0.45
36:DA:654(N):G:H2'	36:DA:654(O):G:H5'	1.98	0.45
34:B8:28:GLY:C	34:B8:32:LEU:HD22	2.37	0.45
10:AJ:50:ILE:HG12	14:AN:41:ARG:CD	2.47	0.45
10:CJ:53:PRO:HA	14:CN:42:ILE:HD11	1.99	0.45
36:BA:606:U:H4'	36:BA:658:C:H4'	1.97	0.45
48:DP:112:LEU:C	48:DP:112:LEU:HD22	2.38	0.45
36:DA:1142:U:H5'	36:DA:1142(A):A:C8	2.52	0.45
36:DA:1142(A):A:H3'	36:DA:1142(A):A:OP1	2.17	0.45

Continued on next page...

Continued from previous page...

Atom-1	Atom-2	Distance(Å)	Clash(Å)
36:BA:2060:A:N6	41:BF:74:ARG:NH2	2.65	0.45
36:BA:941:A:H4'	48:BP:35:HIS:CE1	2.52	0.45
1:CA:980:C:H2'	1:CA:981:U:H5'	1.99	0.45
36:DA:806:C:OP2	48:DP:39:LYS:HD2	2.16	0.45
36:BA:2716:U:O2'	36:BA:2717:G:H5'	2.17	0.45
52:BT:50:ILE:HA	52:BT:99:LEU:HD12	1.98	0.45
25:AZ:193:ASN:C	25:AZ:195:TRP:H	2.20	0.45
50:BR:3:HIS:C	50:BR:3:HIS:ND1	2.69	0.45
36:DA:1069:A:H1'	36:DA:1070:A:P	2.56	0.45
40:DE:116:VAL:CG2	40:DE:122:PHE:CD2	2.94	0.45
58:DZ:163:LEU:HB2	58:DZ:165:VAL:HG23	1.98	0.45
41:DF:157:VAL:O	41:DF:157:VAL:HG23	2.17	0.45
1:CA:411:A:H62	1:CA:413:G:N2	2.15	0.45
47:BO:34:THR:OG1	47:BO:35:VAL:N	2.49	0.45
1:CA:1117:G:H21	1:CA:1180:A:H1'	1.81	0.45
27:D1:49:VAL:O	27:D1:59:THR:HA	2.16	0.45
19:CS:10:PHE:O	19:CS:10:PHE:CD2	2.70	0.45
36:BA:958:U:OP2	49:BQ:14:ARG:HD3	2.17	0.45
19:AS:10:PHE:O	19:AS:10:PHE:CD2	2.69	0.45
36:BA:910:A:C5	49:BQ:13:GLN:HG3	2.52	0.45
36:BA:1684:C:O2'	36:BA:1685:C:H5'	2.17	0.45
13:CM:101:GLN:HB3	13:CM:102:ARG:H	1.56	0.45
10:CJ:86:MET:O	10:CJ:87:THR:HG23	2.16	0.45
36:BA:1299:G:H3'	36:BA:1639:U:O4	2.16	0.45
1:AA:741:G:H2'	1:AA:742:G:O4'	2.17	0.45
25:AZ:291:ARG:O	25:AZ:293:VAL:HG23	2.16	0.45
17:CQ:59:ILE:HG22	17:CQ:71:PHE:HD2	1.80	0.45
9:AI:9:ARG:HG2	9:AI:14:VAL:HG22	1.98	0.45
19:AS:32:LYS:H	19:AS:32:LYS:CE	2.30	0.45
1:AA:1325:C:H4'	21:AU:17:THR:HG21	1.98	0.45
1:CA:436:C:OP1	4:CD:156:GLU:OE2	2.35	0.45
36:BA:2444:G:OP2	41:BF:68:LYS:NZ	2.48	0.45
36:BA:2262:U:O2'	36:BA:2263:C:H5'	2.16	0.45
53:DU:46:ALA:O	53:DU:50:ARG:HG3	2.17	0.45
7:CG:150:ALA:HB2	11:CK:50:TYR:CZ	2.52	0.45
20:AT:73:HIS:HB3	20:AT:74:LYS:NZ	2.32	0.45
25:CZ:258:LEU:HD12	25:CZ:258:LEU:N	2.31	0.45
27:D1:62:VAL:HG22	27:D1:63:ALA:N	2.32	0.45
37:DB:30:C:H1'	37:DB:57:A:H61	1.82	0.45
3:CC:173:VAL:N	3:CC:174:PRO:HD3	2.32	0.45
36:DA:2692:C:H2'	36:DA:2693:A:C8	2.52	0.45
36:BA:1165:U:H2'	36:BA:1166:C:C6	2.52	0.45

Continued on next page...

Continued from previous page...

Atom-1	Atom-2	Distance(Å)	Clash(Å)
38:DC:22:ILE:HD13	38:DC:190:ARG:HG2	1.98	0.45
36:DA:648:G:O4'	36:DA:2351:G:H5''	2.16	0.45
36:DA:2340:G:H2'	36:DA:2341:G:H8	1.82	0.45
40:DE:132:HIS:CG	40:DE:135:HIS:CE1	3.05	0.45
7:AG:66:VAL:O	7:AG:69:VAL:HG12	2.17	0.45
43:DH:126:PRO:O	43:DH:127:GLU:HG3	2.17	0.45
36:BA:2869:G:H2'	36:BA:2870:C:O4'	2.17	0.45
36:BA:2692:C:H2'	36:BA:2693:A:C8	2.52	0.45
24:AY:47:U:O2'	24:AY:50:G:H5''	2.17	0.45
50:DR:74:LYS:CD	50:DR:77:ARG:NH1	2.80	0.45
28:D2:16:LEU:H	28:D2:67:LYS:NZ	2.15	0.45
1:CA:811:C:H4'	1:CA:900:A:N6	2.32	0.45
7:CG:125:MET:O	7:CG:129:GLU:HG3	2.17	0.45
36:BA:309:G:N3	36:BA:329:G:O2'	2.50	0.45
15:AO:8:LYS:O	15:AO:12:ILE:HG13	2.16	0.45
6:AF:98:LEU:O	6:AF:98:LEU:HD12	2.16	0.45
17:CQ:12:SER:HB3	17:CQ:20:THR:HB	1.98	0.45
38:BC:83:ILE:HD11	38:BC:97:GLU:HG2	1.99	0.45
52:DT:29:ARG:HG2	52:DT:86:ILE:O	2.17	0.45
28:B2:35:LEU:O	28:B2:36:ARG:C	2.54	0.45
36:BA:1463:C:H2'	36:BA:1464:C:H6	1.81	0.45
40:BE:49:LEU:O	40:BE:78:LEU:HB2	2.17	0.45
34:B8:8:LYS:CA	34:B8:11:LYS:HD3	2.41	0.45
34:B8:59:LYS:HE3	34:B8:59:LYS:HB2	1.68	0.45
1:CA:1305:G:N2	1:CA:1331:G:C2'	2.60	0.45
42:DG:83:ARG:CB	42:DG:84:LYS:HD2	2.47	0.45
36:DA:2181:G:N2	36:DA:2182:G:C2	2.85	0.45
57:DY:28:LYS:C	57:DY:38:ILE:HG22	2.37	0.45
34:B8:33:ASN:OD1	34:B8:34:TRP:N	2.33	0.45
36:BA:2392:A:H2'	36:BA:2393:A:O4'	2.17	0.45
1:CA:542:G:N3	1:CA:543:C:C6	2.84	0.45
32:B6:20:ASN:OD1	32:B6:21:TYR:N	2.50	0.45
48:DP:112:LEU:HD11	48:DP:114:ILE:CD1	2.46	0.45
2:CB:142:LEU:HD21	2:CB:146:GLN:HE21	1.81	0.45
3:AC:79:ARG:O	3:AC:82:GLU:OE2	2.34	0.45
48:DP:46:LYS:HB3	48:DP:52:GLU:HG2	1.98	0.45
4:CD:9:CYS:HA	4:CD:12:CYS:HB2	1.99	0.45
36:DA:2747:G:C2	36:DA:2756:U:H5	2.35	0.45
36:BA:2136:C:H2'	36:BA:2137:C:H6	1.81	0.45
2:AB:236:TYR:HA	2:AB:239:VAL:HG23	1.99	0.45
43:BH:169:VAL:HG22	43:BH:170:ARG:N	2.32	0.45
36:DA:2875:C:O2'	52:DT:5:ALA:HB3	2.17	0.45

Continued on next page...

Continued from previous page...

Atom-1	Atom-2	Distance(Å)	Clash(Å)
25:AZ:195:TRP:C	25:AZ:197:ASP:H	2.19	0.45
36:BA:2572:A:N7	40:BE:144:ARG:HG2	2.28	0.45
36:BA:2572:A:O2'	40:BE:144:ARG:NH1	2.50	0.45
36:DA:662:G:OP1	48:DP:18:ARG:HD2	2.17	0.45
47:BO:65:THR:HA	47:BO:82:ASN:HD22	1.80	0.45
50:BR:5:LYS:HD2	50:BR:5:LYS:N	2.32	0.45
2:AB:19:HIS:O	2:AB:20:GLU:O	2.35	0.45
36:BA:330:A:O2'	36:BA:331:A:C8	2.61	0.45
41:DF:107:LYS:HE3	41:DF:205:ARG:HG2	1.99	0.45
53:DU:92:ARG:CZ	54:DV:11:GLN:H	2.29	0.45
25:CZ:193:ASN:C	25:CZ:195:TRP:H	2.20	0.45
31:B5:54:GLY:CA	31:B5:56:LYS:HZ2	2.30	0.45
36:DA:2717:G:O2'	52:DT:96:ARG:HD3	2.17	0.45
36:DA:1654:A:OP1	50:DR:2:ARG:HA	2.17	0.45
36:BA:141:A:H8	36:BA:1408:C:HO2'	1.55	0.45
36:BA:142:A:N6	36:BA:1596:A:H5'	2.32	0.45
1:AA:1220:G:O2'	1:AA:1221:G:H5'	2.16	0.45
36:DA:61:G:O5'	36:DA:61:G:H8	1.99	0.45
36:DA:732:C:O2'	36:DA:733:G:H5'	2.17	0.45
4:AD:147:ALA:HA	4:AD:181:MET:O	2.16	0.45
52:DT:23:ARG:HA	52:DT:52:ILE:HD12	1.98	0.45
42:BG:143:GLU:O	42:BG:144:ILE:C	2.55	0.45
9:CI:42:ARG:NH2	9:CI:75:ASP:OD1	2.50	0.45
2:AB:163:PHE:HA	2:AB:185:ILE:O	2.17	0.45
13:AM:94:ARG:HD2	13:AM:94:ARG:N	2.32	0.45
3:AC:52:LEU:HD23	3:AC:52:LEU:N	2.26	0.45
31:D5:29:THR:CG2	36:DA:2814:C:O2'	2.63	0.45
36:DA:203:C:C3'	36:DA:204:A:H5''	2.44	0.45
36:DA:1223:G:H5'	36:DA:1223:G:C8	2.45	0.45
58:BZ:155:LEU:N	58:BZ:155:LEU:CD2	2.80	0.45
1:CA:8:A:C5	4:CD:209:ARG:HB2	2.52	0.45
24:AY:42:G:N2	24:AY:43:G:H1'	2.32	0.45
3:AC:51:GLY:O	3:AC:115:LEU:HD21	2.17	0.45
1:CA:526:C:OP2	12:CL:91:LYS:HE3	2.16	0.45
1:AA:430:A:H2'	1:AA:431:A:O4'	2.16	0.45
40:DE:184:VAL:O	40:DE:186:GLY:N	2.50	0.45
42:BG:131:TYR:O	42:BG:159:VAL:HG12	2.17	0.45
2:CB:178:ARG:NH1	2:CB:178:ARG:CG	2.79	0.45
36:BA:1337:G:H2'	36:BA:1338:G:H8	1.82	0.45
36:BA:1288:U:C2	36:BA:1327:C:C2	3.05	0.45
36:DA:2732:G:O2'	36:DA:2733:A:H5'	2.17	0.45
12:AL:52:LEU:HD22	12:AL:52:LEU:N	2.32	0.45

Continued on next page...

Continued from previous page...

Atom-1	Atom-2	Distance(Å)	Clash(Å)
36:BA:2012:G:OP2	55:BW:16:LYS:HE3	2.17	0.45
40:BE:9:VAL:CG1	40:BE:25:VAL:O	2.64	0.45
39:BD:94:LEU:HB2	39:BD:104:TYR:CE1	2.51	0.45
19:AS:50:ALA:HA	19:AS:59:PRO:HA	1.99	0.45
36:DA:382:G:C2'	36:DA:383:U:H5'	2.47	0.45
33:D7:10:ARG:O	33:D7:14:LYS:HG2	2.17	0.45
36:DA:2770:G:H5''	36:DA:2771:C:OP2	2.16	0.45
1:AA:556:C:O2'	1:AA:557:G:H5'	2.16	0.45
36:BA:438:G:H2'	36:BA:440:G:C8	2.52	0.45
26:D0:51:VAL:CG2	26:D0:81:VAL:HG23	2.47	0.45
1:AA:242:C:H2'	1:AA:243:A:H5'	1.98	0.45
55:DW:48:ALA:O	55:DW:49:LYS:C	2.55	0.45
1:CA:1525:G:O2'	1:CA:1526:G:H5'	2.17	0.45
36:DA:918:A:H5''	37:DB:98:G:O2'	2.17	0.45
45:BK:23:UNK:C	45:BK:25:UNK:N	2.80	0.45
18:AR:67:ALA:O	18:AR:71:LYS:HG3	2.17	0.45
36:DA:714:U:H2'	36:DA:716:A:OP2	2.17	0.45
36:BA:2626:C:H2'	36:BA:2627:G:O4'	2.17	0.45
1:AA:1044:A:H2'	1:AA:1045:C:O5'	2.17	0.45
3:AC:190:ARG:HH11	3:AC:190:ARG:HG3	1.80	0.45
36:DA:363(D):G:N3	36:DA:363(D):G:H2'	2.31	0.45
37:DB:5:C:O2'	37:DB:6:C:H5'	2.16	0.45
36:BA:220:G:H2'	36:BA:427:U:O4	2.16	0.45
25:CZ:254:GLU:HG3	25:CZ:307:PRO:HA	1.98	0.45
17:AQ:12:SER:HB3	17:AQ:20:THR:HB	1.98	0.45
38:BC:118:ASP:C	38:BC:120:MET:N	2.69	0.44
52:DT:83:ILE:CG1	52:DT:84:GLN:N	2.80	0.44
28:B2:17:SER:HB2	28:B2:20:GLU:HB3	1.99	0.44
36:BA:61:G:O5'	36:BA:61:G:H8	1.99	0.44
40:DE:47:VAL:HG21	40:DE:86:PRO:CD	2.24	0.44
56:BX:27:THR:HG23	56:BX:80:ILE:CB	2.39	0.44
40:BE:69:LYS:HD3	40:BE:89:ASP:C	2.37	0.44
46:DN:43:THR:HG22	46:DN:45:ASN:HD22	1.82	0.44
39:BD:35:LYS:O	39:BD:36:PRO:C	2.55	0.44
13:CM:4:ILE:O	13:CM:6:GLY:N	2.51	0.44
36:BA:321:G:O2'	36:BA:340:A:N3	2.47	0.44
41:BF:171:PRO:C	41:BF:173:VAL:H	2.21	0.44
36:BA:2107:C:H1'	36:BA:2182:G:N2	2.32	0.44
39:DD:101:GLU:OE2	39:DD:103:ARG:HD3	2.18	0.44
40:BE:14:ILE:HB	52:BT:14:TYR:CZ	2.52	0.44
48:BP:61:ARG:C	48:BP:62:LEU:HD23	2.38	0.44
36:BA:659:C:O2'	36:BA:660:G:H5'	2.17	0.44

Continued on next page...

Continued from previous page...

Atom-1	Atom-2	Distance(Å)	Clash(Å)
32:B6:45:LYS:CB	36:BA:2371:G:H4'	2.47	0.44
48:BP:38:GLN:CG	48:BP:39:LYS:H	2.28	0.44
51:BS:30:ARG:NH2	51:BS:62:LYS:HB3	2.32	0.44
36:BA:2807:G:C2'	36:BA:2808:U:H5''	2.46	0.44
58:DZ:10:ARG:HD3	58:DZ:37:VAL:O	2.18	0.44
43:BH:157:TYR:O	43:BH:158:HIS:CG	2.71	0.44
10:CJ:8:LEU:HB3	10:CJ:16:LEU:HD21	1.99	0.44
3:AC:132:ARG:HH11	3:AC:136:GLN:NE2	2.02	0.44
2:CB:87:ARG:CZ	2:CB:233:SER:HB3	2.48	0.44
25:CZ:19:HIS:CE1	36:DA:2661:G:OP1	2.70	0.44
25:CZ:210:ILE:HG23	25:CZ:210:ILE:O	2.17	0.44
36:DA:1596:A:O2'	36:DA:1597:A:H5'	2.17	0.44
28:D2:34:GLU:HA	28:D2:34:GLU:OE1	2.17	0.44
15:AO:17:ARG:NH1	15:AO:77:ARG:NH1	2.64	0.44
36:DA:769:G:O2'	36:DA:770:G:H5'	2.17	0.44
30:D4:34:GLU:HB2	42:DG:113:ARG:HD2	1.99	0.44
43:DH:28:GLY:HA3	43:DH:79:VAL:HB	1.99	0.44
17:CQ:70:ARG:HH11	17:CQ:70:ARG:HG2	1.81	0.44
36:BA:654(C):G:C3'	36:BA:654(D):G:H5'	2.47	0.44
36:DA:1367:A:H2'	36:DA:1368:G:H5'	1.99	0.44
13:CM:108:ARG:CG	13:CM:108:ARG:HH11	2.29	0.44
46:DN:4:TYR:O	46:DN:5:VAL:C	2.55	0.44
39:DD:127:VAL:HA	39:DD:193:VAL:HG13	1.99	0.44
1:CA:1378:C:OP1	7:CG:7:ALA:HB2	2.17	0.44
52:BT:82:LEU:N	52:BT:82:LEU:CD1	2.80	0.44
41:DF:89:VAL:HG12	41:DF:90:PHE:H	1.80	0.44
42:DG:102:PHE:CE2	42:DG:106:LEU:HD22	2.51	0.44
20:CT:25:ARG:HG3	20:CT:25:ARG:NH1	2.32	0.44
36:DA:1419:A:H2'	36:DA:1421:G:N7	2.32	0.44
36:DA:1337:G:H2'	36:DA:1338:G:C8	2.52	0.44
36:DA:2617:C:O2'	36:DA:2618:G:H5'	2.16	0.44
53:DU:102:GLU:HG3	54:DV:2:PHE:CE2	2.52	0.44
1:AA:56:U:H2'	1:AA:57:G:H8	1.78	0.44
17:CQ:9:VAL:HG12	17:CQ:56:VAL:HG22	1.98	0.44
36:BA:2248:C:H2'	36:BA:2249:U:C5'	2.47	0.44
1:CA:1508:G:H2'	1:CA:1509:C:H6	1.82	0.44
36:DA:1469:A:H2'	36:DA:1470:G:H8	1.82	0.44
24:CY:47:U:O2'	24:CY:50:G:H5''	2.17	0.44
40:DE:132:HIS:ND1	40:DE:135:HIS:HE1	2.16	0.44
36:DA:2869:G:H2'	36:DA:2870:C:O4'	2.17	0.44
19:CS:42:PRO:O	19:CS:44:MET:SD	2.75	0.44
36:DA:2039:C:O2'	36:DA:2040:C:H5'	2.17	0.44

Continued on next page...

Continued from previous page...

Atom-1	Atom-2	Distance(Å)	Clash(Å)
1:CA:1397:C:H1'	23:CX:26:A:H62	1.82	0.44
25:CZ:330:ARG:HH21	25:CZ:332:THR:HG1	1.65	0.44
36:BA:648:G:O4'	36:BA:2351:G:H5''	2.17	0.44
36:DA:1240:U:O2'	36:DA:1241:A:H5'	2.17	0.44
49:BQ:1:MET:HE1	49:BQ:44:ALA:C	2.37	0.44
36:BA:11:G:H2'	36:BA:12:U:H6	1.82	0.44
36:DA:1688:U:O2	36:DA:1700:A:H5''	2.17	0.44
41:DF:108:LYS:HB3	41:DF:112:MET:CE	2.47	0.44
5:AE:72:GLN:O	5:AE:73:ASN:HB2	2.17	0.44
2:AB:224:GLN:C	2:AB:226:ARG:N	2.70	0.44
1:AA:184:G:O2'	1:AA:185:A:H5'	2.17	0.44
28:D2:2:LYS:O	28:D2:6:VAL:HG23	2.18	0.44
36:DA:220:G:H2'	36:DA:427:U:O4	2.17	0.44
1:CA:1445:C:O2'	1:CA:1446:U:H5'	2.17	0.44
36:BA:248:G:H5''	36:BA:386:G:N2	2.31	0.44
1:CA:647:C:O2'	1:CA:648:A:H5'	2.17	0.44
38:BC:33:ALA:HA	38:BC:39:GLU:OE2	2.17	0.44
27:B1:44:PRO:HB2	27:B1:46:LEU:HD21	1.98	0.44
1:AA:82:U:O2'	1:AA:83:U:H5'	2.16	0.44
1:CA:1385:G:O2'	1:CA:1386:G:H5'	2.17	0.44
28:D2:24:LEU:HD23	28:D2:24:LEU:C	2.38	0.44
13:CM:94:ARG:N	13:CM:94:ARG:HD2	2.31	0.44
44:DJ:62:UNK:C	44:DJ:64:UNK:N	2.78	0.44
23:CX:22:U:O2'	23:CX:23:G:H5'	2.17	0.44
38:DC:78:ALA:O	38:DC:79:LYS:HB2	2.17	0.44
38:DC:99:ILE:HG22	38:DC:102:LYS:HB2	1.99	0.44
40:DE:50:GLY:CA	40:DE:78:LEU:HB3	2.37	0.44
36:BA:1540:U:H3'	36:BA:1541:G:O3'	2.18	0.44
36:BA:1542:A:H2'	36:BA:1544:A:C4'	2.47	0.44
46:DN:133:GLN:HG2	46:DN:135:PRO:CD	2.40	0.44
1:CA:1306:A:OP2	21:CU:6:ARG:NH2	2.49	0.44
43:DH:157:TYR:O	43:DH:158:HIS:CD2	2.71	0.44
26:D0:10:THR:CG2	26:D0:12:ASN:HB2	2.47	0.44
32:D6:19:ARG:CD	32:D6:20:ASN:H	2.27	0.44
57:DY:11:ASP:H	57:DY:28:LYS:NZ	2.15	0.44
54:BV:18:LEU:CD2	54:BV:19:LYS:N	2.79	0.44
54:BV:19:LYS:HB2	54:BV:96:ILE:CD1	2.45	0.44
57:BY:85:VAL:HG12	57:BY:86:ARG:H	1.82	0.44
36:DA:654(L):G:H2'	36:DA:654(M):C:H4'	1.98	0.44
4:CD:8:VAL:C	4:CD:10:ARG:N	2.69	0.44
36:DA:2307:G:N3	36:DA:2307:G:H3'	2.32	0.44
17:CQ:76:LEU:HG	17:CQ:77:VAL:N	2.31	0.44

Continued on next page...

Continued from previous page...

Atom-1	Atom-2	Distance(Å)	Clash(Å)
32:B6:54:ILE:HD13	36:BA:2398:U:O2	2.17	0.44
48:BP:126:VAL:HG22	48:BP:145:PRO:CG	2.47	0.44
51:BS:17:ARG:NH2	51:BS:90:GLY:H	2.16	0.44
48:DP:58:THR:O	48:DP:58:THR:CG2	2.63	0.44
51:BS:103:GLU:OE1	51:BS:103:GLU:N	2.38	0.44
48:DP:24:GLY:CA	48:DP:33:ARG:CZ	2.95	0.44
36:DA:658:C:C2	36:DA:659:C:C5	3.04	0.44
36:BA:1697:G:C3'	36:BA:1698:A:H5''	2.38	0.44
36:DA:2315:G:O2'	42:DG:128:ARG:HD2	2.17	0.44
12:AL:113:ARG:CB	12:AL:122:THR:HG21	2.48	0.44
36:BA:1517:G:C2'	36:BA:1518:U:H5'	2.47	0.44
43:BH:163:TYR:CE2	43:BH:168:PRO:HD3	2.52	0.44
58:DZ:81:ARG:CZ	58:DZ:81:ARG:HB3	2.47	0.44
9:AI:20:ARG:NH1	9:AI:20:ARG:CB	2.72	0.44
50:DR:5:LYS:HD2	50:DR:5:LYS:N	2.32	0.44
52:DT:91:ARG:O	52:DT:92:GLY:C	2.54	0.44
15:AO:17:ARG:CG	15:AO:17:ARG:HH11	2.21	0.44
4:CD:150:GLU:N	4:CD:150:GLU:OE1	2.50	0.44
46:BN:56:ASN:HA	46:BN:56:ASN:HD22	1.57	0.44
19:CS:16:LEU:O	19:CS:20:LEU:N	2.50	0.44
1:AA:723:U:C4	1:AA:1537:U:O2	2.70	0.44
16:CP:44:THR:O	16:CP:45:THR:HG22	2.17	0.44
36:BA:1222:C:H2'	36:BA:1223:G:H5''	1.99	0.44
58:BZ:70:LEU:HD21	58:BZ:91:LEU:HD21	1.99	0.44
25:CZ:143:ASP:HB3	25:CZ:146:LEU:HB2	1.97	0.44
24:AY:40:C:H2'	24:AY:41:C:H5'	1.98	0.44
36:BA:2199:A:N3	36:BA:2199:A:H2'	2.32	0.44
14:AN:27:CYS:SG	14:AN:28:GLY:N	2.88	0.44
36:DA:2206:G:H21	36:DA:2207:G:C4'	2.28	0.44
1:CA:160:A:O2'	1:CA:161:A:H5'	2.18	0.44
36:DA:2199:A:N3	36:DA:2199:A:H2'	2.33	0.44
36:DA:1952:A:C2	47:DO:22:ILE:HG23	2.52	0.44
1:CA:502:G:OP1	12:CL:118:SER:N	2.47	0.44
37:DB:111:G:C2'	37:DB:112:U:H5'	2.47	0.44
1:CA:748:C:OP2	1:CA:748:C:H6	2.00	0.44
4:AD:85:LYS:HD3	4:AD:92:VAL:HG11	2.00	0.44
25:CZ:316:PHE:CE1	25:CZ:372:VAL:HB	2.52	0.44
7:AG:140:ASP:C	7:AG:140:ASP:OD1	2.55	0.44
33:D7:43:THR:HG23	33:D7:44:PRO:CD	2.47	0.44
1:CA:115:G:H4'	1:CA:116:A:O5'	2.17	0.44
58:DZ:101:PRO:HG2	58:DZ:135:GLU:O	2.17	0.44
25:CZ:221:PHE:CG	25:CZ:247:VAL:HG13	2.52	0.44

Continued on next page...

Continued from previous page...

Atom-1	Atom-2	Distance(Å)	Clash(Å)
25:CZ:334:PHE:CD1	25:CZ:334:PHE:N	2.85	0.44
47:DO:32:TYR:CD1	47:DO:32:TYR:N	2.85	0.44
48:BP:107:LYS:O	48:BP:108:LYS:HB2	2.17	0.44
36:DA:36:G:C5	36:DA:37:C:C5	3.05	0.44
25:AZ:185:ASN:HD22	25:AZ:185:ASN:H	1.65	0.44
25:AZ:185:ASN:ND2	25:AZ:185:ASN:O	2.50	0.44
6:AF:38:GLU:O	6:AF:39:LYS:O	2.35	0.44
36:DA:438:G:H2'	36:DA:440:G:C8	2.52	0.44
36:DA:236:C:H2'	36:DA:237:C:H6	1.82	0.44
3:AC:108:ASN:OD1	3:AC:110:ASN:N	2.50	0.44
1:CA:836:G:H2'	1:CA:837:G:C8	2.53	0.44
36:DA:1213:A:H1'	36:DA:1238:G:N3	2.32	0.44
36:DA:1570:A:H2'	36:DA:1571:A:C8	2.53	0.44
36:BA:53:A:H2'	36:BA:54:G:H5'	1.99	0.44
27:B1:34:THR:HG22	27:B1:36:GLY:H	1.82	0.44
36:BA:2413:G:N3	48:BP:70:GLN:NE2	2.65	0.44
1:CA:948:C:O2'	1:CA:949:A:H5'	2.16	0.44
36:BA:363(D):G:N3	36:BA:363(D):G:H2'	2.32	0.44
25:AZ:214:VAL:O	25:AZ:214:VAL:HG13	2.16	0.44
44:DJ:72:UNK:O	44:DJ:73:UNK:CB	2.64	0.44
36:DA:2066:C:O2'	36:DA:2067:G:H5'	2.18	0.44
36:DA:1755:A:P	52:DT:113:LYS:HZ1	2.40	0.44
36:BA:1526:G:O2'	36:BA:1527:G:H5'	2.17	0.44
4:AD:141:ARG:HB3	4:AD:142:PRO:CD	2.47	0.44
38:BC:79:LYS:HA	38:BC:97:GLU:CD	2.38	0.44
38:BC:78:ALA:O	38:BC:79:LYS:HB2	2.16	0.44
52:DT:32:TYR:O	52:DT:33:LYS:HB2	2.17	0.44
40:BE:76:ARG:HG2	40:BE:76:ARG:HH11	1.82	0.44
1:AA:1305:G:O2'	1:AA:1331:G:N2	2.49	0.44
22:CW:6:G:N2	22:CW:67:C:N3	2.56	0.44
39:BD:68:LYS:HG3	39:BD:68:LYS:O	2.17	0.44
36:DA:1485:G:O2'	36:DA:1486:A:H5'	2.17	0.44
13:CM:119:GLY:O	13:CM:120:LYS:CB	2.61	0.44
48:BP:9:ASN:N	48:BP:10:PRO:CD	2.80	0.44
43:DH:154:PRO:HB2	43:DH:155:SER:H	1.64	0.44
43:DH:159:GLU:CG	43:DH:160:LYS:N	2.77	0.44
40:BE:14:ILE:HG12	40:BE:21:VAL:HG23	1.99	0.44
42:DG:144:ILE:CD1	42:DG:149:VAL:HG11	2.31	0.44
32:D6:54:ILE:HD13	36:DA:2398:U:O2	2.16	0.44
4:AD:3:ARG:HH11	4:AD:118:ARG:HD3	1.73	0.44
34:B8:23:VAL:CG1	34:B8:46:ARG:HH11	2.15	0.44
51:DS:17:ARG:NH2	51:DS:90:GLY:H	2.15	0.44

Continued on next page...

Continued from previous page...

Atom-1	Atom-2	Distance(Å)	Clash(Å)
36:DA:664:C:H4'	36:DA:941:A:OP1	2.18	0.44
36:BA:1076:C:H5''	58:BZ:111:VAL:HG12	1.99	0.44
2:AB:238:LEU:O	2:AB:239:VAL:C	2.56	0.44
57:BY:50:ARG:O	57:BY:53:PRO:HG3	2.17	0.44
25:CZ:26:THR:HG21	60:CZ:501:GDP:H8	1.81	0.44
1:CA:1127:G:C2'	1:CA:1128:C:H5'	2.48	0.44
20:AT:26:ASN:HB3	20:AT:71:THR:OG1	2.18	0.44
25:AZ:115:GLN:HE21	25:AZ:115:GLN:HA	1.81	0.44
3:AC:5:ILE:O	3:AC:6:HIS:C	2.54	0.44
36:BA:2652:C:H42	36:BA:2668:G:H1	1.66	0.44
1:AA:939:G:H5''	7:AG:102:ARG:CZ	2.46	0.44
1:CA:376:G:H5''	16:CP:5:ARG:CB	2.41	0.44
34:D8:14:VAL:CG2	34:D8:22:VAL:HG13	2.47	0.44
1:CA:624:C:H4'	16:CP:10:GLY:HA2	1.99	0.44
50:BR:10:LEU:HB3	50:BR:17:ARG:HE	1.82	0.44
13:AM:108:ARG:N	13:AM:108:ARG:HD2	2.32	0.44
14:AN:15:LYS:HB3	14:AN:16:PHE:CD2	2.52	0.44
2:CB:111:ARG:NH1	2:CB:111:ARG:HG2	2.32	0.44
19:AS:12:ASP:O	19:AS:15:LEU:HB2	2.16	0.44
13:CM:91:ARG:HB3	13:CM:98:VAL:HG12	1.98	0.44
36:DA:524:U:H4'	36:DA:555:U:H4'	2.00	0.44
58:BZ:70:LEU:CD2	58:BZ:91:LEU:HD21	2.47	0.44
39:DD:79:VAL:CG2	39:DD:111:LEU:HD11	2.47	0.44
41:DF:53:THR:HG22	41:DF:56:GLU:CG	2.47	0.44
50:DR:75:LEU:HD13	50:DR:75:LEU:C	2.37	0.44
46:BN:1:MET:HE1	46:BN:2:LYS:C	2.37	0.44
22:AV:43:C:H5'	22:AV:44:G:OP2	2.17	0.44
1:CA:149:A:H2'	1:CA:150:C:H6	1.81	0.44
25:AZ:158:LEU:O	25:AZ:163:PHE:HB2	2.17	0.44
18:CR:55:ARG:HH11	18:CR:55:ARG:HG3	1.83	0.44
18:CR:22:VAL:HG23	18:CR:55:ARG:O	2.17	0.44
36:DA:877:U:C2'	36:DA:878:A:H5''	2.48	0.44
1:CA:714:G:H2'	1:CA:715:A:C8	2.52	0.44
24:AY:61:C:H2'	24:AY:62:U:H5'	1.99	0.44
24:CY:61:C:H2'	24:CY:62:U:H5'	2.00	0.44
44:DJ:93:UNK:HA	44:DJ:96:UNK:CB	2.47	0.44
36:BA:2114:A:C2'	36:BA:2115:G:H5'	2.48	0.44
20:AT:25:ARG:HG3	20:AT:25:ARG:NH1	2.32	0.44
48:DP:123:LEU:HD23	48:DP:123:LEU:N	2.32	0.44
37:BB:28:C:O2'	37:BB:29:A:H5'	2.16	0.44
37:BB:55:U:H2'	37:BB:56:G:C8	2.53	0.44
2:AB:97:TRP:HH2	2:AB:176:GLU:CD	2.21	0.44

Continued on next page...

Continued from previous page...

Atom-1	Atom-2	Distance(Å)	Clash(Å)
44:DJ:18:UNK:O	44:DJ:20:UNK:N	2.50	0.44
29:B3:38:GLU:HB3	29:B3:40:THR:HG23	1.99	0.44
11:AK:34:ASP:O	11:AK:36:ASP:N	2.50	0.44
48:BP:140:ALA:O	48:BP:141:ALA:HB3	2.16	0.44
36:DA:1573:G:C2'	36:DA:1574:C:H5'	2.46	0.44
36:DA:1270:C:H5''	36:DA:1271:G:H5'	1.99	0.44
36:DA:1790:C:H2'	36:DA:1791:A:C5	2.53	0.44
36:BA:1659:U:C4	36:BA:1660:C:C5	3.05	0.44
1:CA:827:U:H5'	1:CA:828:A:OP2	2.18	0.44
27:D1:61:ARG:HG2	27:D1:61:ARG:NH1	2.32	0.44
22:CV:76:A:N7	26:D0:2:ALA:HB1	2.32	0.44
36:DA:2772:C:H2'	36:DA:2773:C:H6	1.83	0.44
36:BA:20:C:O2'	36:BA:21:A:H5'	2.16	0.44
36:BA:748:G:O6	36:BA:751:A:H4'	2.17	0.44
36:DA:237:C:H2'	36:DA:238:C:H6	1.82	0.44
26:D0:51:VAL:HG22	26:D0:81:VAL:HG23	1.99	0.44
1:CA:370:C:O2'	1:CA:371:G:H5'	2.17	0.44
43:BH:80:SER:O	43:BH:81:GLU:CB	2.65	0.44
25:CZ:357:PRO:O	25:CZ:359:VAL:HG23	2.18	0.44
36:BA:1281:G:H2'	36:BA:1282:U:H6	1.82	0.44
36:DA:703:U:C2'	36:DA:704:G:H5'	2.47	0.44
55:DW:70:TYR:OH	55:DW:72:LYS:HG2	2.18	0.44
44:DJ:25:UNK:HA	44:DJ:116:UNK:CB	2.47	0.44
36:BA:667:U:H2'	36:BA:668:G:O4'	2.17	0.44
45:BK:5:UNK:O	45:BK:6:UNK:C	2.65	0.44
45:DK:23:UNK:C	45:DK:25:UNK:N	2.80	0.44
40:DE:152:LYS:HG2	46:DN:78:TYR:CE1	2.52	0.44
36:BA:793:A:OP2	36:BA:2072:G:H5'	2.17	0.44
5:AE:131:ILE:HD13	5:AE:131:ILE:HA	1.89	0.44
1:AA:1343:G:H2'	1:AA:1344:C:C6	2.52	0.44
1:AA:1152:A:H2'	1:AA:1153:C:H6	1.82	0.44
13:CM:15:VAL:HA	13:CM:18:ALA:HB3	1.98	0.44
28:B2:53:LEU:CG	28:B2:56:GLN:HG3	2.47	0.44
43:DH:83:TYR:HB3	43:DH:135:GLY:H	1.83	0.44
41:BF:17:ARG:HG3	41:BF:17:ARG:HH11	1.82	0.44
49:BQ:27:VAL:HG21	49:BQ:134:ARG:HG3	1.99	0.44
40:DE:77:ILE:CG2	40:DE:78:LEU:H	2.25	0.44
36:BA:1528:A:O2'	36:BA:1528(A):A:H5'	2.18	0.44
36:BA:1528:A:N1	36:BA:1542:A:C2	2.85	0.44
36:BA:1536:C:H2'	36:BA:1537:G:C4'	2.47	0.44
36:BA:636:G:H4'	36:BA:638:G:O3'	2.17	0.44
40:BE:77:ILE:HG22	40:BE:78:LEU:CD1	2.47	0.44

Continued on next page...

Continued from previous page...

Atom-1	Atom-2	Distance(Å)	Clash(Å)
1:AA:1305:G:C5'	21:AU:4:GLY:HA3	2.44	0.44
13:CM:70:LEU:C	13:CM:70:LEU:HD23	2.38	0.44
32:D6:27:LYS:O	32:D6:29:ASN:N	2.50	0.44
42:DG:52:ILE:O	42:DG:54:GLU:N	2.50	0.44
36:DA:2312:U:OP1	42:DG:73:ALA:CB	2.65	0.44
36:DA:2184:G:H2'	36:DA:2185:C:C6	2.53	0.44
32:D6:36:LEU:HD23	32:D6:37:ARG:N	2.32	0.44
32:B6:25:LYS:O	36:BA:2286:A:N1	2.50	0.44
4:CD:174:LEU:HD23	4:CD:185:PHE:HA	1.99	0.44
48:BP:111:ARG:HA	48:BP:128:HIS:CD2	2.53	0.44
2:CB:118:LEU:HD21	2:CB:138:LEU:HD22	1.98	0.44
43:BH:43:VAL:HG11	43:BH:46:GLU:OE2	2.18	0.44
48:DP:59:LEU:CA	48:DP:61:ARG:NE	2.68	0.44
48:DP:23:PRO:O	48:DP:33:ARG:CD	2.61	0.44
26:B0:50:ASN:ND2	26:B0:63:VAL:CG2	2.75	0.44
1:AA:1255:G:C5'	3:AC:26:LYS:HE2	2.46	0.44
2:AB:158:LEU:HA	2:AB:159:PRO:HD3	1.86	0.44
42:DG:125:PHE:HB3	42:DG:131:TYR:HD1	1.83	0.44
42:DG:123:ASN:O	42:DG:126:ASP:HB2	2.18	0.44
36:DA:1514:U:H2'	36:DA:1515:G:C8	2.53	0.44
51:DS:106:ARG:CG	51:DS:106:ARG:NH1	2.80	0.44
12:AL:104:VAL:HG12	12:AL:105:TYR:CD1	2.53	0.44
17:CQ:33:GLY:O	17:CQ:34:LYS:C	2.56	0.44
36:BA:1666:G:C2'	36:BA:1667:G:H5'	2.47	0.44
16:AP:20:VAL:CG2	16:AP:21:VAL:N	2.80	0.44
31:D5:50:GLY:O	31:D5:51:TYR:C	2.56	0.44
50:BR:2:ARG:CD	50:BR:2:ARG:C	2.85	0.44
36:DA:2653:U:H3'	36:DA:2654:A:C8	2.53	0.44
40:DE:111:ARG:HG2	40:DE:160:TYR:O	2.17	0.44
2:AB:172:ILE:H	2:AB:172:ILE:CD1	2.23	0.44
4:CD:148:VAL:HG23	4:CD:181:MET:HB3	1.99	0.44
7:CG:99:LEU:HA	7:CG:102:ARG:HD2	1.99	0.44
36:DA:2469:A:O2'	49:DQ:56:ARG:HD2	2.17	0.44
42:BG:114:ILE:O	42:BG:114:ILE:CG2	2.64	0.44
37:BB:91:C:O2'	37:BB:92:C:H5'	2.17	0.44
58:DZ:142:SER:OG	58:DZ:143:GLY:N	2.50	0.44
50:BR:11:ASN:OD1	50:BR:11:ASN:O	2.35	0.44
36:BA:2863:C:O2	36:BA:2863:C:H2'	2.18	0.44
43:DH:23:ARG:O	43:DH:24:VAL:CG2	2.66	0.44
13:AM:108:ARG:NH2	13:AM:114:ARG:HA	2.32	0.44
53:DU:68:ALA:C	53:DU:70:ARG:H	2.20	0.44
8:CH:112:LEU:CD2	8:CH:112:LEU:N	2.75	0.44

Continued on next page...

Continued from previous page...

Atom-1	Atom-2	Distance(Å)	Clash(Å)
4:CD:112:VAL:HG12	4:CD:116:GLN:CD	2.38	0.44
1:CA:222:U:H2'	1:CA:223:U:C6	2.52	0.44
3:AC:49:SER:O	3:AC:50:ALA:CB	2.63	0.44
1:CA:338:A:H2'	1:CA:339:C:C6	2.52	0.44
39:BD:28:GLU:HB2	39:BD:29:PRO:HD3	1.99	0.44
14:AN:29:ARG:CG	14:AN:29:ARG:NH1	2.80	0.44
1:CA:346:G:O2'	1:CA:347:G:P	2.75	0.44
17:AQ:44:ALA:HB2	17:AQ:59:ILE:HD12	2.00	0.44
2:CB:28:PHE:CZ	2:CB:189:ASP:HA	2.52	0.44
53:DU:52:ARG:HB3	53:DU:52:ARG:HH11	1.83	0.44
1:AA:710:G:O2'	1:AA:711:G:H5'	2.16	0.44
29:D3:38:GLU:HB3	29:D3:40:THR:HG23	1.99	0.44
48:BP:121:LYS:O	48:BP:123:LEU:HD23	2.18	0.44
36:BA:2818:G:O2'	36:BA:2837:G:H5'	2.17	0.44
36:DA:2330:G:C2'	36:DA:2331:G:H5'	2.47	0.44
54:BV:97:LYS:HD3	54:BV:97:LYS:HA	1.83	0.44
50:DR:28:LEU:HD23	50:DR:29:LEU:HD12	1.98	0.44
1:AA:514:C:H2'	1:AA:515:G:H8	1.83	0.44
36:BA:2869:G:H2'	36:BA:2870:C:C6	2.52	0.44
5:AE:6:PHE:HB2	5:AE:34:VAL:CG2	2.47	0.44
36:BA:36:G:C5	36:BA:37:C:C5	3.06	0.44
25:AZ:343:TYR:CE2	25:AZ:348:ASP:HB3	2.53	0.44
36:BA:1688:U:O2	36:BA:1700:A:H5''	2.17	0.44
33:D7:10:ARG:HH11	33:D7:10:ARG:HG2	1.82	0.44
39:DD:173:VAL:HG12	39:DD:185:VAL:O	2.16	0.44
36:BA:2348:U:O2'	36:BA:2349:G:H5'	2.18	0.44
1:AA:743:U:H2'	1:AA:744:C:C6	2.53	0.44
1:AA:105:G:H2'	1:AA:106:C:C6	2.52	0.44
1:AA:948:C:O2'	1:AA:949:A:H5'	2.17	0.44
36:DA:1275:A:C8	50:DR:16:HIS:CD2	3.06	0.44
24:AY:24:G:H2'	24:AY:25:C:O4'	2.17	0.44
36:DA:748:G:O6	36:DA:751:A:H4'	2.16	0.44
1:CA:974:A:OP1	1:CA:974:A:H8	2.00	0.44
29:B3:23:LEU:CD2	29:B3:50:VAL:HG11	2.47	0.44
29:B3:46:ASN:O	29:B3:50:VAL:HG22	2.17	0.44
7:AG:51:GLN:HA	7:AG:51:GLN:OE1	2.17	0.44
38:DC:83:ILE:HD11	38:DC:97:GLU:HG2	1.99	0.44
1:AA:1123:A:C2	1:AA:1150:U:C5	3.06	0.44
1:AA:1053:G:C4'	1:AA:1054:C:C5'	2.80	0.44
41:DF:17:ARG:HH11	41:DF:17:ARG:HG3	1.82	0.44
43:DH:85:LYS:CE	43:DH:85:LYS:C	2.86	0.44
1:CA:1053:G:O6	1:CA:1199:U:H2'	2.17	0.44

Continued on next page...

Continued from previous page...

Atom-1	Atom-2	Distance(Å)	Clash(Å)
36:BA:1541:G:O2'	36:BA:1542:A:H5''	2.18	0.44
39:BD:34:VAL:O	39:BD:35:LYS:C	2.55	0.44
46:BN:133:GLN:HG2	46:BN:135:PRO:CD	2.40	0.44
52:BT:28:VAL:C	52:BT:29:ARG:HD3	2.37	0.44
52:BT:32:TYR:O	52:BT:33:LYS:HB2	2.18	0.44
43:BH:13:LYS:C	43:BH:15:VAL:H	2.20	0.44
42:DG:139:LEU:HA	42:DG:144:ILE:CG2	2.37	0.44
36:DA:274:G:OP1	36:DA:274:G:H3'	2.18	0.44
4:AD:100:ARG:HG2	4:AD:102:ASP:OD1	2.18	0.44
4:AD:128:VAL:CG1	4:AD:129:ASN:H	2.11	0.44
9:AI:114:TYR:CD1	10:AJ:60:ARG:HG2	2.53	0.44
1:CA:972:C:OP2	10:CJ:57:LYS:HG2	2.16	0.44
42:DG:130:ASN:OD1	42:DG:160:VAL:HG13	2.18	0.44
20:AT:45:GLN:OE1	20:AT:45:GLN:N	2.45	0.44
38:DC:43:VAL:HG23	38:DC:175:VAL:CG2	2.40	0.44
25:AZ:141:VAL:HG23	25:AZ:146:LEU:CD2	2.47	0.44
25:AZ:173:GLY:HA2	25:AZ:195:TRP:HZ3	1.82	0.44
3:CC:11:ARG:HH22	3:CC:182:ILE:HD12	1.81	0.44
40:BE:116:VAL:HG22	40:BE:117:MET:H	1.81	0.44
10:AJ:7:LYS:HG2	10:AJ:71:LEU:HD13	1.98	0.44
25:CZ:115:GLN:HA	25:CZ:115:GLN:HE21	1.82	0.44
36:BA:2654:A:H1'	36:BA:2656:U:C6	2.52	0.44
36:BA:2481:G:C2'	36:BA:2482:G:OP2	2.66	0.44
1:CA:80:G:C3'	1:CA:81:U:H5'	2.48	0.44
25:AZ:19:HIS:HA	25:AZ:115:GLN:CB	2.47	0.44
7:AG:75:VAL:CG1	7:AG:145:ALA:HA	2.48	0.44
36:DA:303:U:H2'	36:DA:304:G:C8	2.53	0.44
14:CN:26:ARG:NH1	14:CN:47:LEU:HD21	2.23	0.44
54:DV:32:THR:HG23	54:DV:59:ALA:O	2.18	0.44
34:D8:50:LEU:N	34:D8:53:PRO:CD	2.81	0.44
54:DV:49:THR:O	54:DV:50:PRO:C	2.55	0.44
43:BH:18:GLU:CB	43:BH:25:LYS:HB2	2.43	0.44
2:AB:33:TYR:HB2	2:AB:43:ASP:CB	2.43	0.44
50:BR:12:ARG:CG	50:BR:12:ARG:HH11	2.30	0.44
22:CW:38:A:H2'	22:CW:39:U:O4'	2.18	0.44
8:AH:64:LYS:CG	8:AH:79:VAL:HG21	2.42	0.44
24:CY:67:G:H2'	24:CY:68:C:C6	2.52	0.44
10:CJ:81:THR:O	10:CJ:83:GLU:N	2.50	0.44
19:AS:11:VAL:HG13	19:AS:16:LEU:HD11	2.00	0.44
3:CC:52:LEU:HD12	3:CC:55:VAL:HG23	2.00	0.44
1:CA:1015:A:C6	1:CA:1016:A:C6	3.06	0.44
53:BU:62:ILE:HG23	53:BU:76:TYR:CE2	2.53	0.44

Continued on next page...

Continued from previous page...

Atom-1	Atom-2	Distance(Å)	Clash(Å)
39:DD:142:VAL:HG22	39:DD:143:HIS:H	1.82	0.44
36:BA:878:A:H2'	36:BA:879:G:O4'	2.17	0.44
1:AA:411:A:H62	1:AA:413:G:N2	2.15	0.44
39:DD:28:GLU:HB2	39:DD:29:PRO:HD3	1.99	0.44
36:DA:2389:G:C5'	36:DA:2390:U:H5'	2.45	0.44
46:BN:41:ASP:O	46:BN:42:TRP:C	2.55	0.44
36:DA:1336:A:H2'	36:DA:1337:G:H8	1.80	0.44
1:AA:383:A:H2'	1:AA:384:G:H5'	2.00	0.44
36:BA:1419:A:H2'	36:BA:1421:G:N7	2.33	0.44
36:BA:2552:U:C2	36:BA:2554:U:H5'	2.53	0.44
40:BE:120:TRP:HB3	40:BE:155:LYS:HD3	1.99	0.44
36:DA:852:G:H2'	36:DA:853:G:H8	1.82	0.44
1:AA:1032:G:H2'	1:AA:1033:G:C8	2.52	0.44
48:BP:89:ALA:HB1	48:BP:121:LYS:HD3	1.99	0.44
36:DA:1658:C:H2'	36:DA:1659:U:H6	1.81	0.44
33:D7:46:VAL:HG12	33:D7:47:ARG:H	1.81	0.44
2:CB:239:VAL:O	2:CB:240:GLN:CB	2.65	0.44
5:AE:144:THR:N	5:AE:147:ASP:OD1	2.44	0.44
25:AZ:334:PHE:CD1	25:AZ:334:PHE:N	2.85	0.44
2:AB:124:SER:OG	2:AB:125:PRO:HD2	2.17	0.44
42:BG:64:THR:HG22	42:BG:94:LEU:HD11	2.00	0.44
40:DE:93:VAL:C	40:DE:95:ILE:H	2.19	0.44
1:CA:340:U:C2	1:CA:350:G:N2	2.85	0.44
36:BA:1907:G:O2'	36:BA:1908:C:H5'	2.18	0.44
19:AS:36:ARG:HB2	19:AS:72:GLY:CA	2.47	0.44
36:BA:687:C:H2'	36:BA:688:U:O4'	2.18	0.44
5:CE:36:ASP:O	5:CE:38:GLN:N	2.50	0.44
35:D9:26:ILE:HG22	35:D9:27:CYS:N	2.33	0.44
36:BA:1430:C:H2'	36:BA:1431:U:C6	2.52	0.44
33:B7:37:LYS:O	36:BA:458:G:H8	2.01	0.44
36:DA:514:A:O2'	36:DA:515:A:H5'	2.18	0.44
40:BE:98:PRO:HG3	40:BE:175:VAL:HG12	1.98	0.44
1:AA:1517:G:H1'	36:BA:1919:A:O3'	2.18	0.44
36:BA:1661:G:H2'	36:BA:1662:C:H6	1.83	0.44
1:CA:743:U:H2'	1:CA:744:C:C6	2.53	0.44
37:DB:24:G:H1'	37:DB:26:A:H62	1.83	0.44
1:CA:860:A:H2'	1:CA:861:G:O4'	2.17	0.44
36:DA:1283:G:N2	36:DA:1285:G:H3'	2.32	0.44
53:BU:8:VAL:CG1	53:BU:12:ARG:HE	2.30	0.44
26:D0:25:ARG:HH11	26:D0:25:ARG:HG2	1.83	0.44
36:DA:116:C:H2'	36:DA:117:G:C8	2.52	0.44
36:BA:2457:U:C2'	36:BA:2458:G:H5'	2.47	0.44

Continued on next page...

Continued from previous page...

Atom-1	Atom-2	Distance(Å)	Clash(Å)
47:BO:7:TYR:CE1	47:BO:20:MET:HB2	2.52	0.44
36:BA:1788:C:O2'	36:BA:1789:A:H5'	2.17	0.44
1:CA:228:A:C5'	1:CA:228:A:C8	2.96	0.44
39:DD:35:LYS:CG	39:DD:63:ARG:HG2	2.38	0.44
56:DX:25:LYS:HD3	56:DX:80:ILE:HD11	1.99	0.44
13:AM:4:ILE:O	13:AM:6:GLY:N	2.50	0.44
34:B8:4:MET:O	34:B8:62:LEU:CD1	2.62	0.44
34:D8:11:LYS:H	34:D8:11:LYS:CD	2.30	0.44
42:DG:52:ILE:HB	42:DG:54:GLU:CG	2.47	0.44
36:DA:2107:C:H1'	36:DA:2182:G:N2	2.32	0.44
32:D6:14:THR:C	32:D6:16:CYS:H	2.20	0.44
32:D6:36:LEU:O	32:D6:37:ARG:NE	2.51	0.44
54:BV:61:VAL:HA	54:BV:94:LEU:HD23	2.00	0.44
5:CE:76:ILE:HG13	5:CE:77:PRO:HD2	1.98	0.44
36:BA:2392:A:H5'	36:BA:2392:A:N3	2.33	0.44
4:CD:3:ARG:HE	4:CD:5:ILE:HG13	1.82	0.44
51:DS:17:ARG:C	51:DS:19:LYS:H	2.21	0.44
51:DS:67:ARG:O	51:DS:71:ARG:HG3	2.18	0.44
36:BA:26:G:C6	36:BA:27:G:N1	2.85	0.44
36:BA:1946:U:H2'	36:BA:1947:C:C6	2.53	0.44
37:BB:21:G:H2'	37:BB:22:U:H5'	1.99	0.44
36:DA:833:U:H2'	36:DA:834:C:C6	2.53	0.44
37:DB:43:C:H3'	37:DB:44:G:C5'	2.47	0.44
51:DS:84:GLN:HB3	51:DS:105:ALA:O	2.18	0.44
36:DA:671:C:C5	48:DP:36:LYS:NZ	2.85	0.44
36:BA:1495:A:H2'	36:BA:1495:A:N3	2.32	0.44
48:BP:48:PRO:O	48:BP:49:ARG:C	2.56	0.44
36:DA:2317:C:O2'	36:DA:2318:G:H5'	2.17	0.44
2:AB:105:PHE:CE1	2:AB:155:LEU:HD12	2.52	0.44
42:DG:64:THR:OG1	42:DG:94:LEU:HD11	2.16	0.44
9:AI:28:VAL:O	9:AI:30:GLY:N	2.48	0.44
36:DA:562:U:C4	36:DA:2036:C:O4'	2.70	0.44
2:AB:51:LEU:HD21	2:AB:55:PHE:CZ	2.53	0.44
10:AJ:6:ILE:HD12	10:AJ:23:ILE:HG21	2.00	0.44
53:DU:79:PHE:O	53:DU:83:LEU:HD13	2.17	0.44
36:BA:1654:A:OP1	50:BR:2:ARG:HA	2.18	0.44
3:AC:14:ILE:HG13	3:AC:15:THR:N	2.32	0.44
1:AA:1129:C:O3'	1:AA:1131:G:OP2	2.36	0.44
36:BA:90:U:O4'	36:BA:92:A:C8	2.69	0.44
36:BA:1012:U:C4	46:BN:28:THR:HG21	2.53	0.44
7:AG:143:ARG:O	7:AG:145:ALA:O	2.36	0.44
1:AA:939:G:C5'	7:AG:102:ARG:HH12	2.24	0.44

Continued on next page...

Continued from previous page...

Atom-1	Atom-2	Distance(Å)	Clash(Å)
43:BH:139:GLN:HG3	43:BH:140:LYS:N	2.33	0.44
58:DZ:24:LEU:HA	58:DZ:25:PRO:HD2	1.73	0.44
9:CI:40:LEU:C	9:CI:42:ARG:N	2.70	0.44
1:CA:624:C:O3'	16:CP:10:GLY:HA2	2.17	0.44
36:DA:548:A:H2'	36:DA:549:G:C5'	2.43	0.44
24:CY:6:C:N4	24:CY:67:G:H1	2.09	0.44
24:AY:67:G:H2'	24:AY:68:C:C6	2.53	0.44
1:AA:1015:A:O3'	14:AN:15:LYS:NZ	2.48	0.44
36:DA:2128:C:P	38:DC:36:LYS:HB2	2.58	0.44
56:BX:57:LEU:N	56:BX:57:LEU:CD1	2.80	0.44
24:AY:3:G:O6	24:AY:70:C:N3	2.50	0.44
1:CA:198:G:O2'	1:CA:199:G:O5'	2.34	0.44
1:AA:276:G:O3'	17:AQ:68:ARG:NH1	2.48	0.44
38:DC:151:GLU:HA	38:DC:154:ARG:HH11	1.82	0.44
38:DC:75:LEU:HD21	38:DC:113:VAL:HG22	1.99	0.44
1:AA:160:A:O2'	1:AA:161:A:H5'	2.17	0.44
35:B9:19:ARG:HG3	35:B9:20:HIS:ND1	2.32	0.44
52:DT:105:LEU:HD22	52:DT:109:GLU:OE2	2.18	0.44
53:DU:17:ILE:HG23	53:DU:39:LEU:CD1	2.47	0.44
2:CB:11:LEU:CD1	2:CB:217:ARG:NH2	2.81	0.44
1:CA:256:U:P	17:CQ:17:LYS:HZ2	2.41	0.44
36:DA:922:U:H2'	36:DA:923:C:C6	2.52	0.44
1:CA:156:G:C6	1:CA:166:G:C6	3.05	0.44
19:AS:31:ILE:O	19:AS:31:ILE:HG23	2.18	0.44
24:AY:60:U:H2'	24:AY:61:C:C5	2.53	0.44
1:CA:1030(D):A:C2'	1:CA:1031:G:H5'	2.47	0.44
17:AQ:9:VAL:HG12	17:AQ:56:VAL:HG22	1.99	0.44
26:D0:36:ILE:HD11	36:DA:2355:C:C4'	2.46	0.44
44:DJ:16:UNK:C	44:DJ:18:UNK:H	2.29	0.44
1:AA:115:G:H4'	1:AA:116:A:O5'	2.16	0.44
36:DA:2360:A:O2'	36:DA:2361:A:O5'	2.36	0.44
40:DE:174:ASP:OD1	40:DE:175:VAL:N	2.51	0.44
1:CA:1050:G:O2'	1:CA:1051:C:C6	2.66	0.44
1:AA:836:G:H2'	1:AA:837:G:C8	2.53	0.44
36:DA:1473:G:H2'	36:DA:1474:C:O4'	2.18	0.44
55:BW:62:HIS:O	55:BW:63:ASP:O	2.36	0.44
22:AV:20:U:H2'	22:AV:21:A:H5'	1.98	0.44
25:AZ:254:GLU:CD	25:AZ:307:PRO:HA	2.37	0.44
36:DA:751:A:H5'	55:DW:90:ARG:HA	1.98	0.44
5:CE:57:LYS:HG2	5:CE:61:TYR:CE2	2.52	0.44
1:CA:439:A:H2'	1:CA:441:A:O4'	2.18	0.44
38:DC:33:ALA:HA	38:DC:39:GLU:OE2	2.17	0.44

Continued on next page...

Continued from previous page...

Atom-1	Atom-2	Distance(Å)	Clash(Å)
35:B9:26:ILE:HG22	35:B9:27:CYS:N	2.33	0.44
8:CH:44:PHE:HB3	8:CH:80:ILE:HG12	2.00	0.44
49:BQ:64:ILE:HG22	49:BQ:65:PHE:N	2.32	0.44
36:DA:992:C:H2'	36:DA:993:G:H8	1.83	0.44
1:CA:1188:A:H2'	1:CA:1189:C:H5'	2.00	0.44
36:DA:1914:C:H2'	36:DA:1915:U:O4'	2.17	0.44
1:CA:102:G:O2'	1:CA:103:C:H5'	2.18	0.44
24:AY:32:OMC:HM22	24:AY:33:U:H5'	2.00	0.44
38:DC:100:ILE:O	38:DC:104:LEU:HB2	2.18	0.44
13:AM:19:LEU:O	13:AM:22:ILE:HD13	2.17	0.44
28:B2:31:GLU:OE1	28:B2:31:GLU:HA	2.18	0.44
41:BF:2:LYS:O	41:BF:25:PRO:HG2	2.18	0.44
58:BZ:123:ASP:O	58:BZ:124:ILE:HG23	2.18	0.44
40:BE:33:VAL:CG1	40:BE:69:LYS:HE3	2.48	0.44
13:AM:70:LEU:HD23	13:AM:70:LEU:C	2.37	0.44
46:BN:132:ALA:O	46:BN:133:GLN:CB	2.62	0.44
22:CW:68:C:H2'	22:CW:69:G:C8	2.53	0.44
36:DA:926:A:C8	36:DA:926:A:H5'	2.52	0.44
42:DG:63:ILE:HG21	42:DG:141:PHE:CD2	2.53	0.44
43:DH:94:TYR:CD1	43:DH:107:VAL:CA	2.99	0.44
42:DG:151:ALA:HB3	42:DG:153:ARG:NH1	2.32	0.44
52:DT:12:SER:C	52:DT:14:TYR:H	2.21	0.44
36:BA:611:C:O5'	36:BA:611:C:H6	2.00	0.44
4:AD:105:VAL:HG21	4:AD:121:VAL:CG2	2.48	0.44
4:CD:100:ARG:HG2	4:CD:102:ASP:OD1	2.17	0.44
42:DG:67:LYS:O	42:DG:68:PRO:O	2.36	0.44
36:DA:1495:A:N3	36:DA:1495:A:H2'	2.33	0.44
1:AA:1275:A:O2'	1:AA:1276:G:H5'	2.18	0.44
36:BA:651:G:H2'	36:BA:652:C:H5'	2.00	0.44
27:B1:50:ARG:CG	27:B1:59:THR:HG22	2.38	0.44
25:AZ:143:ASP:HB3	25:AZ:146:LEU:HB2	1.97	0.44
14:CN:12:ARG:CB	14:CN:12:ARG:HH11	2.29	0.44
47:BO:66:LYS:H	47:BO:82:ASN:HD21	1.65	0.44
25:AZ:210:ILE:O	25:AZ:210:ILE:HG23	2.18	0.44
12:CL:34:ARG:HG3	12:CL:105:TYR:CE2	2.53	0.44
36:DA:1206:G:C6	36:DA:1207:C:C4	3.05	0.44
36:DA:2716:U:O2'	36:DA:2717:G:H5'	2.17	0.44
3:AC:14:ILE:HG13	3:AC:15:THR:H	1.82	0.44
1:AA:1145:C:O2'	1:AA:1146:A:O5'	2.34	0.44
1:CA:1129:C:O2'	1:CA:1131:G:C8	2.71	0.44
54:BV:38:LEU:HD22	54:BV:52:VAL:HG11	2.00	0.44
58:DZ:140:ASP:C	58:DZ:141:VAL:CG2	2.85	0.44

Continued on next page...

Continued from previous page...

Atom-1	Atom-2	Distance(Å)	Clash(Å)
36:BA:848:G:H2'	36:BA:849:A:C8	2.53	0.44
1:AA:722:A:O3'	1:AA:723:U:H2'	2.18	0.44
57:DY:47:LYS:HD2	57:DY:60:PHE:HE1	1.83	0.44
2:CB:109:SER:O	2:CB:111:ARG:N	2.51	0.44
11:AK:57:THR:CG2	11:AK:60:ALA:H	2.27	0.44
1:AA:190:U:O2'	1:AA:191:G:H5'	2.18	0.44
40:DE:7:VAL:CG1	40:DE:27:LEU:HB3	2.44	0.44
52:DT:35:LYS:O	52:DT:38:ASN:ND2	2.51	0.44
3:CC:50:ALA:CA	3:CC:72:LYS:HB2	2.46	0.44
46:BN:3:THR:CG2	46:BN:4:TYR:N	2.80	0.44
36:DA:492:A:C2	36:DA:493:G:H1'	2.53	0.44
36:BA:2206:G:C2	36:BA:2207:G:H5'	2.51	0.44
2:AB:95:GLN:HA	2:AB:95:GLN:OE1	2.18	0.44
2:CB:151:GLY:C	2:CB:153:ARG:N	2.71	0.44
36:DA:878:A:H2'	36:DA:879:G:O4'	2.17	0.44
29:B3:15:TYR:CD2	29:B3:19:GLN:NE2	2.85	0.44
39:DD:275:LYS:CD	39:DD:276:LYS:N	2.81	0.44
55:BW:29:LEU:CD1	55:BW:51:LEU:HD11	2.48	0.44
1:CA:1133:G:C4	1:CA:1142:G:N2	2.85	0.44
36:BA:856:C:H5''	36:BA:856:C:C6	2.53	0.44
36:BA:2553:G:H3'	36:BA:2554:U:H5''	2.00	0.44
1:CA:1044:A:H2'	1:CA:1045:C:O5'	2.17	0.44
12:CL:52:LEU:N	12:CL:52:LEU:HD22	2.32	0.44
1:AA:731:G:H5'	1:AA:766:A:H4'	1.99	0.44
17:AQ:45:HIS:CB	17:AQ:65:ILE:HD13	2.47	0.44
47:BO:10:VAL:HG23	47:BO:10:VAL:O	2.18	0.44
48:DP:121:LYS:O	48:DP:123:LEU:HD23	2.17	0.44
36:BA:1164:G:H2'	36:BA:1165:U:C6	2.52	0.44
12:AL:126:LYS:HZ3	12:AL:128:ALA:H	1.66	0.44
36:DA:185:U:H2'	36:DA:186:G:C8	2.53	0.44
36:DA:2319:G:OP1	36:DA:2319:G:C4'	2.65	0.44
36:DA:1131:G:O6	36:DA:2040:C:H1'	2.18	0.44
2:CB:115:LEU:HD13	2:CB:145:LEU:HB3	2.00	0.44
57:BY:20:TYR:C	57:BY:22:GLY:H	2.21	0.44
27:B1:13:ILE:HD12	27:B1:14:VAL:C	2.38	0.44
50:DR:74:LYS:HE3	50:DR:77:ARG:HH11	1.83	0.44
33:B7:43:THR:CG2	33:B7:44:PRO:N	2.81	0.44
50:BR:32:GLY:O	50:BR:115:GLU:HA	2.18	0.44
50:DR:22:ARG:NE	50:DR:69:ASP:HA	2.33	0.44
1:AA:340:U:C2	1:AA:350:G:N2	2.85	0.44
1:CA:83:U:H2'	1:CA:84:U:C5	2.53	0.44
1:AA:83:U:H2'	1:AA:84:U:C5	2.53	0.44

Continued on next page...

Continued from previous page...

Atom-1	Atom-2	Distance(Å)	Clash(Å)
1:CA:894:G:O2'	1:CA:895:G:H5'	2.18	0.44
1:CA:184:G:O2'	1:CA:185:A:H5'	2.17	0.44
11:CK:23:ALA:O	11:CK:86:GLY:HA3	2.18	0.44
33:D7:31:LEU:O	33:D7:35:ARG:HB2	2.18	0.44
36:BA:2506:U:C6	36:BA:2506:U:H5'	2.53	0.44
51:DS:70:GLY:C	51:DS:72:ALA:N	2.71	0.44
54:DV:41:GLY:HA3	54:DV:45:THR:OG1	2.18	0.44
52:DT:53:ARG:O	52:DT:59:THR:HB	2.18	0.44
49:BQ:137:TYR:CZ	58:BZ:81:ARG:CZ	3.00	0.44
52:BT:33:LYS:HD2	52:BT:43:GLN:CB	2.48	0.44
42:DG:47:LYS:CE	42:DG:81:LYS:HB2	2.37	0.44
36:DA:2189:U:H3'	36:DA:2190:G:H4'	1.99	0.44
36:DA:910:A:N1	36:DA:2277:G:H1'	2.33	0.44
5:AE:80:ILE:HG12	5:AE:142:LEU:HD21	2.00	0.44
48:BP:146:VAL:CG2	48:BP:147:LEU:H	1.99	0.44
32:B6:15:GLU:O	32:B6:15:GLU:HG2	2.18	0.44
1:AA:1392:G:O2'	1:AA:1393:U:H5'	2.18	0.44
37:DB:21:G:H2'	37:DB:22:U:H5'	1.99	0.44
36:DA:321:G:O2'	36:DA:340:A:N3	2.46	0.44
42:DG:66:GLN:O	42:DG:92:VAL:HG21	2.18	0.44
4:AD:18:LYS:CA	4:AD:33:MET:HE2	2.48	0.44
1:CA:1392:G:N2	1:CA:1502:A:H8	2.16	0.44
51:DS:103:GLU:OE1	51:DS:103:GLU:N	2.39	0.44
3:CC:46:GLU:O	3:CC:47:LEU:CB	2.54	0.44
10:CJ:6:ILE:CD1	10:CJ:23:ILE:HG21	2.47	0.44
36:BA:2416:C:H2'	36:BA:2417:C:H6	1.83	0.44
40:BE:144:ARG:HG3	40:BE:145:LYS:N	2.32	0.44
36:BA:1052:C:O2'	36:BA:1053:C:P	2.76	0.44
50:DR:3:HIS:C	50:DR:3:HIS:ND1	2.69	0.44
39:DD:9:TYR:CD1	39:DD:10:THR:HG22	2.52	0.44
52:DT:95:ARG:NH1	52:DT:95:ARG:HB3	2.32	0.44
36:DA:2572:A:N7	40:DE:144:ARG:HG2	2.31	0.44
1:CA:1442(B):A:H2'	52:DT:118:ARG:HH12	1.83	0.44
1:AA:1222:G:O2'	1:AA:1223:C:H5'	2.17	0.44
4:AD:10:ARG:HH11	4:AD:10:ARG:HG2	1.83	0.44
54:BV:32:THR:HG23	54:BV:59:ALA:O	2.18	0.44
41:BF:157:VAL:HG23	41:BF:157:VAL:O	2.17	0.44
46:BN:29:LYS:C	46:BN:31:ALA:H	2.19	0.44
27:D1:91:LYS:O	27:D1:92:LYS:C	2.55	0.44
22:AW:8:U:OP2	22:AW:8:U:C6	2.70	0.44
36:DA:2724:C:OP1	40:DE:118:LYS:NZ	2.51	0.44
1:AA:628:G:C2'	1:AA:629:G:H5'	2.48	0.44

Continued on next page...

Continued from previous page...

Atom-1	Atom-2	Distance(Å)	Clash(Å)
36:BA:580:C:O2'	36:BA:581:C:H5'	2.18	0.44
36:BA:360:G:O2'	36:BA:361:G:H5'	2.18	0.44
36:DA:1299:G:H3'	36:DA:1639:U:O4	2.18	0.44
16:AP:14:ASN:OD1	16:AP:16:HIS:CE1	2.71	0.44
25:CZ:141:VAL:HG23	25:CZ:146:LEU:CD2	2.47	0.44
14:AN:44:LEU:C	14:AN:44:LEU:HD12	2.39	0.44
36:BA:723:G:H2'	36:BA:724:U:C6	2.53	0.44
57:BY:2:ARG:HD2	57:BY:3:VAL:HG23	1.97	0.44
36:BA:2491:U:H4'	36:BA:2570:G:OP1	2.18	0.44
25:CZ:404:LEU:CD2	25:CZ:404:LEU:H	2.30	0.44
36:DA:104:U:H2'	36:DA:105:C:H5'	2.00	0.44
1:AA:411:A:H62	1:AA:413:G:H21	1.66	0.44
36:DA:2206:G:C2	36:DA:2207:G:H5'	2.52	0.44
2:AB:39:ILE:CG2	2:AB:40:HIS:N	2.81	0.44
1:AA:93:G:H2'	1:AA:96:U:O4'	2.17	0.44
19:AS:60:VAL:O	19:AS:60:VAL:HG13	2.18	0.44
48:DP:85:LEU:HA	48:DP:88:LEU:HB3	2.00	0.44
46:BN:14:VAL:HG21	46:BN:137:LYS:HE3	1.99	0.44
25:AZ:315:LYS:HG2	25:AZ:373:GLU:HG3	1.99	0.44
36:DA:1012:U:C4	46:DN:28:THR:HG21	2.53	0.44
1:AA:512:U:C2	1:AA:513:C:C5	3.05	0.44
26:D0:26:TYR:CD2	36:DA:857:C:H1'	2.53	0.44
50:DR:74:LYS:HD2	50:DR:77:ARG:HH11	1.82	0.44
25:AZ:342:PHE:CD2	25:AZ:388:ILE:HG12	2.53	0.44
36:DA:1291:C:H2'	36:DA:1292:U:C6	2.53	0.44
11:AK:58:PRO:HD3	11:AK:89:ALA:HB1	2.00	0.44
58:DZ:132:ASN:ND2	58:DZ:159:PRO:O	2.51	0.44
36:DA:2770:G:C5'	36:DA:2771:C:OP2	2.65	0.44
1:CA:792:A:O2'	1:CA:794:A:N7	2.45	0.44
36:BA:828:U:C5	36:BA:829:A:N6	2.86	0.44
36:BA:536:A:H2'	36:BA:537:C:C6	2.53	0.44
37:DB:77:U:P	58:DZ:19:ARG:HH21	2.40	0.44
1:AA:577:G:O2'	1:AA:578:C:H5'	2.18	0.44
36:DA:843:G:O2'	36:DA:844:C:H5'	2.17	0.44
18:AR:79:LEU:HB3	18:AR:80:PRO:HD2	1.99	0.44
1:AA:860:A:H2'	1:AA:861:G:O4'	2.17	0.44
35:B9:3:VAL:HG21	36:BA:2539:C:H4'	2.00	0.44
43:DH:110:SER:O	43:DH:111:HIS:HB2	2.18	0.44
1:CA:1346:A:OP1	9:CI:120:ARG:NH2	2.51	0.44
11:CK:59:TYR:CE2	11:CK:63:LEU:HD11	2.53	0.44
4:CD:49:ARG:H	4:CD:49:ARG:HG2	1.65	0.44
2:CB:213:LEU:C	2:CB:213:LEU:HD23	2.38	0.44

Continued on next page...

Continued from previous page...

Atom-1	Atom-2	Distance(Å)	Clash(Å)
25:CZ:214:VAL:HG13	25:CZ:214:VAL:O	2.18	0.44
41:DF:99:TYR:CD1	41:DF:99:TYR:N	2.85	0.44
36:BA:2819:G:H2'	36:BA:2821:A:N7	2.32	0.44
1:AA:439:A:H2'	1:AA:441:A:O4'	2.18	0.44
25:AZ:357:PRO:O	25:AZ:359:VAL:HG23	2.18	0.44
38:DC:82:LYS:HG3	38:DC:116:THR:HG21	2.00	0.44
38:BC:99:ILE:C	38:BC:101:GLN:N	2.72	0.44
39:DD:243:GLY:O	39:DD:244:ARG:CB	2.65	0.44
39:BD:241:PRO:C	39:BD:242:ARG:HG2	2.39	0.44
36:BA:1902:C:H5'	39:BD:246:PRO:HD3	2.00	0.44
49:BQ:27:VAL:HG23	49:BQ:137:TYR:CE2	2.53	0.44
1:CA:1005:A:C2'	1:CA:1006:C:H5'	2.47	0.44
40:DE:47:VAL:HG23	40:DE:84:PHE:O	2.18	0.44
37:BB:43:C:H3'	37:BB:44:G:C5'	2.48	0.44
36:BA:1485:G:O2'	36:BA:1486:A:H5'	2.18	0.44
9:CI:53:VAL:C	9:CI:55:ALA:N	2.69	0.44
42:DG:72:ARG:HB2	42:DG:87:PRO:HD2	2.00	0.44
36:DA:2101:G:H1	36:DA:2189:U:H3	1.60	0.44
51:BS:57:LYS:HD2	51:BS:57:LYS:C	2.38	0.44
36:BA:2307:G:H3'	36:BA:2307:G:N3	2.33	0.44
14:AN:41:ARG:HG2	14:AN:42:ILE:N	2.30	0.44
48:BP:149:GLU:O	48:BP:150:ALA:HB2	2.18	0.44
32:B6:17:LYS:O	32:B6:18:ARG:HB3	2.17	0.44
36:DA:1885:A:C8	36:DA:1885:A:H5'	2.52	0.44
51:BS:89:ARG:HB3	51:BS:92:TYR:HB3	1.99	0.44
2:CB:114:ARG:HH11	2:CB:118:LEU:HG	1.83	0.44
2:CB:152:PHE:O	2:CB:155:LEU:N	2.51	0.44
36:DA:833:U:H5''	48:DP:48:PRO:HB2	2.00	0.44
43:DH:43:VAL:HG11	43:DH:46:GLU:OE2	2.17	0.44
48:DP:41:ARG:CD	48:DP:45:LEU:HD23	2.36	0.44
36:DA:265:A:H4'	36:DA:266:G:O5'	2.18	0.44
36:DA:1665:A:H4'	47:DO:67:LYS:HB2	1.99	0.44
9:CI:4:TYR:CE2	9:CI:88:TYR:CB	2.96	0.44
1:CA:722:A:O2'	1:CA:724:G:H8	2.00	0.44
25:CZ:140:MET:CG	60:CZ:501:GDP:HN21	2.31	0.44
40:DE:115:GLY:C	40:DE:116:VAL:O	2.53	0.44
46:BN:32:THR:C	46:BN:34:LEU:N	2.70	0.44
58:DZ:142:SER:C	58:DZ:144:LEU:N	2.71	0.44
56:DX:49:VAL:HG12	56:DX:87:GLN:NE2	2.28	0.44
57:BY:31:LEU:HD23	57:BY:36:ALA:O	2.18	0.44
46:DN:3:THR:CG2	46:DN:4:TYR:H	2.26	0.44
25:AZ:86:ALA:O	25:AZ:88:TYR:N	2.45	0.44

Continued on next page...

Continued from previous page...

Atom-1	Atom-2	Distance(Å)	Clash(Å)
7:CG:78:ARG:HH11	7:CG:80:VAL:HG21	1.80	0.44
1:AA:1378:C:OP1	7:AG:7:ALA:HB2	2.18	0.44
39:BD:158:ALA:HB3	39:BD:161:THR:CG2	2.45	0.44
1:AA:1513:A:H2'	1:AA:1514:C:H6	1.78	0.44
4:AD:145:GLU:C	4:AD:146:ILE:HD13	2.38	0.44
12:AL:45:PRO:O	12:AL:46:LYS:O	2.36	0.44
12:AL:53:ARG:HB3	12:AL:69:TYR:HE1	1.83	0.44
1:CA:1048:G:OP1	14:CN:4:LYS:HB2	2.18	0.44
36:DA:9:U:O4	36:DA:2629:A:N7	2.51	0.44
25:CZ:67:HIS:ND1	25:CZ:80:VAL:HG22	2.32	0.44
36:BA:470:A:OP1	41:BF:59:TYR:CE1	2.68	0.44
1:AA:1402:C:O2	1:AA:1500:A:N1	2.50	0.44
36:BA:692:C:H2'	36:BA:693:C:C6	2.53	0.44
37:DB:55:U:H2'	37:DB:56:G:C8	2.52	0.44
29:B3:31:LEU:O	29:B3:32:GLN:HB2	2.18	0.44
1:AA:1031:G:O2'	1:AA:1032:G:H5'	2.16	0.44
3:CC:172:ARG:O	3:CC:173:VAL:CG2	2.65	0.44
57:BY:22:GLY:O	57:BY:23:ARG:C	2.56	0.44
10:CJ:44:VAL:CG2	10:CJ:66:ARG:HH21	2.31	0.44
36:DA:150:C:O2'	36:DA:151:C:H5'	2.18	0.44
36:BA:2659:G:C2'	36:BA:2660:A:H5''	2.48	0.44
12:AL:97:ARG:CG	12:AL:97:ARG:HH11	2.30	0.44
33:B7:10:ARG:HG2	33:B7:10:ARG:HH11	1.83	0.44
36:BA:116:C:H2'	36:BA:117:G:C8	2.53	0.44
22:AV:19:G:H4'	22:AV:20:U:OP1	2.18	0.44
39:BD:91:ARG:NH1	39:BD:91:ARG:HG2	2.33	0.44
36:BA:630:G:H4'	36:BA:640:C:H4'	1.99	0.44
36:BA:825:C:H4'	36:BA:2428:G:C5	2.53	0.44
36:DA:85:G:N3	36:DA:103:A:C2	2.85	0.44
17:CQ:99:SER:C	17:CQ:100:LYS:HG3	2.39	0.44
36:DA:2295:C:O2'	36:DA:2296:U:H5'	2.17	0.44
36:BA:2243:U:H2'	36:BA:2244:U:C6	2.53	0.44
36:DA:1929:G:H4'	36:DA:1930:G:OP1	2.16	0.44
5:CE:131:ILE:HD13	5:CE:131:ILE:HA	1.87	0.44
38:BC:30:LYS:HE3	38:BC:30:LYS:HB3	1.83	0.44
7:AG:18:TYR:CD2	7:AG:59:LEU:HD13	2.52	0.44
13:AM:15:VAL:CG1	13:AM:45:VAL:HG22	2.48	0.43
47:DO:104:ARG:HH21	52:DT:33:LYS:HD3	1.81	0.43
41:DF:24:LEU:CD1	41:DF:118:ALA:HB1	2.48	0.43
40:DE:47:VAL:HG12	40:DE:49:LEU:CD2	2.48	0.43
40:DE:69:LYS:HD3	40:DE:89:ASP:C	2.37	0.43
46:DN:10:GLU:HG3	46:DN:11:PRO:HD2	1.99	0.43

Continued on next page...

Continued from previous page...

Atom-1	Atom-2	Distance(Å)	Clash(Å)
9:AI:52:ALA:CB	9:AI:95:LYS:HZ2	2.30	0.43
39:BD:35:LYS:CG	39:BD:63:ARG:HG2	2.41	0.43
1:AA:240:C:H2'	1:AA:241:C:C6	2.52	0.43
5:CE:12:LEU:HD12	5:CE:31:LEU:CB	2.42	0.43
40:BE:38:THR:HG23	40:BE:39:PRO:HD2	1.99	0.43
32:D6:53:LYS:HG2	32:D6:54:ILE:H	1.82	0.43
1:CA:240:C:H2'	1:CA:241:C:C6	2.53	0.43
36:BA:1885:A:C8	36:BA:1885:A:H5'	2.53	0.43
1:AA:1202:G:C2'	1:AA:1203:C:H5'	2.48	0.43
51:BS:89:ARG:HG3	51:BS:92:TYR:N	2.33	0.43
32:D6:25:LYS:O	36:DA:2286:A:N1	2.51	0.43
36:DA:2150:U:H2'	36:DA:2151:G:C8	2.53	0.43
36:DA:1866:C:H6	36:DA:1866:C:O5'	2.00	0.43
1:AA:1238:A:H2'	1:AA:1239:A:H5'	2.00	0.43
33:B7:34:ARG:HD2	33:B7:34:ARG:HA	1.77	0.43
56:BX:10:ALA:O	56:BX:28:PHE:CB	2.64	0.43
41:DF:107:LYS:HE3	41:DF:205:ARG:CG	2.48	0.43
1:CA:724:G:O2'	1:CA:725:G:H5'	2.18	0.43
35:B9:22:ARG:NH1	36:BA:2741:A:OP1	2.51	0.43
48:DP:74:GLU:C	48:DP:75:ILE:HD12	2.38	0.43
36:BA:1067:A:H3'	36:BA:1068:G:C5'	2.41	0.43
42:BG:138:GLN:HE21	42:BG:152:LEU:HB3	1.83	0.43
42:BG:16:ARG:HH11	42:BG:16:ARG:HG3	1.83	0.43
31:D5:2:ALA:N	36:DA:2015:A:N3	2.66	0.43
46:BN:17:ASP:OD1	46:BN:56:ASN:HB3	2.18	0.43
43:BH:31:GLY:O	43:BH:79:VAL:HG12	2.18	0.43
36:BA:581:C:OP1	53:BU:33:ARG:HG3	2.17	0.43
10:CJ:4:ILE:CB	10:CJ:74:ILE:HD11	2.47	0.43
25:AZ:363:MET:HB3	25:AZ:364:PRO:CD	2.48	0.43
36:BA:847:U:OP2	36:BA:928:G:O6	2.35	0.43
36:BA:2031:A:N3	36:BA:2455:G:O2'	2.49	0.43
1:CA:8:A:N6	4:CD:205:GLU:O	2.51	0.43
50:DR:100:LEU:CD1	50:DR:100:LEU:N	2.81	0.43
50:BR:75:LEU:C	50:BR:75:LEU:HD13	2.38	0.43
1:AA:8:A:N6	4:AD:205:GLU:O	2.51	0.43
11:AK:125:PHE:C	11:AK:127:LYS:H	2.20	0.43
25:AZ:404:LEU:CD2	25:AZ:404:LEU:H	2.32	0.43
1:AA:109:A:C6	1:AA:326:G:C6	3.06	0.43
3:AC:3:ASN:O	3:AC:4:LYS:HB2	2.17	0.43
25:AZ:69:GLU:CG	25:AZ:70:TYR:N	2.81	0.43
17:CQ:45:HIS:CB	17:CQ:65:ILE:HD13	2.48	0.43
36:BA:2154:G:C2	36:BA:2155:G:C4	3.06	0.43

Continued on next page...

Continued from previous page...

Atom-1	Atom-2	Distance(Å)	Clash(Å)
1:AA:155:C:H2'	1:AA:156:G:C8	2.50	0.43
29:D3:26:LEU:O	29:D3:28:LEU:HD22	2.18	0.43
2:CB:238:LEU:O	2:CB:239:VAL:C	2.55	0.43
46:BN:75:TYR:O	46:BN:76:SER:O	2.35	0.43
13:AM:104:ARG:O	13:AM:104:ARG:HG2	2.17	0.43
36:BA:2319:G:C4'	36:BA:2319:G:OP1	2.66	0.43
36:DA:1651:G:C2	36:DA:2007:C:C2	3.06	0.43
33:B7:4:THR:HG21	36:BA:788:A:H1'	1.98	0.43
10:CJ:47:PHE:CE2	14:CN:37:PHE:CE2	3.06	0.43
42:DG:23:PHE:N	42:DG:23:PHE:CD1	2.86	0.43
36:DA:1120:G:H2'	36:DA:1121:C:H6	1.80	0.43
7:AG:153:HIS:CE1	11:AK:58:PRO:HD2	2.53	0.43
36:DA:2659:G:C2'	36:DA:2660:A:H5''	2.48	0.43
1:AA:341:C:H6	1:AA:341:C:O5'	2.01	0.43
1:CA:332:G:O2'	1:CA:333:G:H5'	2.17	0.43
1:CA:1493:A:C8	23:CX:23:G:H1'	2.53	0.43
27:D1:14:VAL:HG11	27:D1:39:LYS:CE	2.48	0.43
3:CC:90:GLU:O	3:CC:93:LYS:HB3	2.18	0.43
1:AA:294:U:H2'	1:AA:295:C:C6	2.52	0.43
25:AZ:257:GLY:O	25:AZ:302:GLN:HG2	2.18	0.43
6:CF:76:ALA:O	6:CF:80:ARG:HG3	2.18	0.43
3:CC:29:TYR:O	3:CC:30:ARG:C	2.56	0.43
15:AO:6:GLU:CD	15:AO:6:GLU:H	2.18	0.43
40:BE:79:ARG:HG2	40:BE:79:ARG:HH11	1.83	0.43
43:BH:116:GLU:OE1	43:BH:116:GLU:HA	2.18	0.43
36:BA:977:G:C6	36:BA:987:G:C6	3.05	0.43
46:DN:38:HIS:C	53:DU:67:ALA:HB1	2.37	0.43
38:DC:117:PRO:O	38:DC:118:ASP:HB3	2.16	0.43
39:DD:242:ARG:CG	39:DD:242:ARG:NH1	2.72	0.43
52:DT:29:ARG:HB2	52:DT:85:LYS:HA	1.98	0.43
1:CA:1039:C:C6	1:CA:1040:U:H5	2.35	0.43
40:DE:76:ARG:HG2	40:DE:76:ARG:HH11	1.83	0.43
36:DA:1300:U:H4'	36:DA:1301:A:O5'	2.18	0.43
36:BA:1301:A:HO2'	36:BA:1302:A:C2'	2.21	0.43
1:AA:1039:C:C6	1:AA:1040:U:H5	2.36	0.43
22:AW:68:C:H2'	22:AW:69:G:C8	2.53	0.43
32:B6:27:LYS:HE3	32:B6:30:THR:OG1	2.18	0.43
48:BP:115:LEU:HD23	48:BP:115:LEU:N	2.33	0.43
1:AA:1306:A:OP2	21:AU:6:ARG:NH2	2.51	0.43
36:DA:600:G:H5'	41:DF:32:LEU:HD12	2.01	0.43
9:CI:85:LEU:HD12	9:CI:85:LEU:C	2.39	0.43
36:BA:274:G:H3'	36:BA:274:G:OP1	2.18	0.43

Continued on next page...

Continued from previous page...

Atom-1	Atom-2	Distance(Å)	Clash(Å)
32:D6:16:CYS:SG	32:D6:48:VAL:CG2	3.00	0.43
54:BV:16:PRO:O	54:BV:96:ILE:O	2.35	0.43
4:AD:112:VAL:HG12	4:AD:116:GLN:CD	2.39	0.43
4:CD:127:THR:HG22	4:CD:128:VAL:O	2.18	0.43
1:CA:1202:G:O2'	1:CA:1203:C:H5'	2.18	0.43
32:B6:45:LYS:CG	36:BA:2371:G:H4'	2.48	0.43
48:BP:98:GLU:CA	48:BP:101:VAL:HG22	2.48	0.43
36:DA:941:A:H4'	48:DP:35:HIS:CE1	2.53	0.43
52:BT:93:ARG:HH22	52:BT:95:ARG:HD3	1.81	0.43
10:CJ:6:ILE:HD12	10:CJ:23:ILE:HG21	2.00	0.43
10:CJ:9:ARG:HH21	10:CJ:97:GLU:HG3	1.84	0.43
49:DQ:137:TYR:CE2	58:DZ:81:ARG:CZ	3.01	0.43
9:AI:58:HIS:C	9:AI:59:PHE:HD1	2.20	0.43
55:DW:24:ILE:HG21	55:DW:36:LEU:CD2	2.48	0.43
10:AJ:37:PRO:HA	10:AJ:72:VAL:HG22	1.99	0.43
1:CA:1536:C:H2'	1:CA:1537:U:C4'	2.47	0.43
53:BU:93:LYS:O	53:BU:96:ALA:HB3	2.17	0.43
25:CZ:173:GLY:HA2	25:CZ:195:TRP:HZ3	1.83	0.43
36:DA:1208:C:C2	36:DA:1209:G:C8	3.06	0.43
36:BA:140:G:C1'	36:BA:141:A:H2	2.31	0.43
2:AB:25:ASN:HD22	2:AB:26:PRO:N	2.16	0.43
14:AN:39:LEU:CD1	14:AN:47:LEU:HD12	2.47	0.43
46:BN:31:ALA:O	46:BN:34:LEU:HB3	2.18	0.43
1:AA:1190:G:P	3:AC:5:ILE:HD12	2.57	0.43
42:BG:141:PHE:O	42:BG:144:ILE:HG22	2.17	0.43
36:BA:990:A:C6	36:BA:1186:G:H1'	2.52	0.43
11:AK:27:ASN:HD21	11:AK:45:GLY:H	1.66	0.43
36:BA:303:U:H2'	36:BA:304:G:C8	2.53	0.43
43:DH:76:VAL:C	43:DH:78:GLY:N	2.68	0.43
36:BA:358:U:C2'	36:BA:359:A:H5'	2.48	0.43
58:BZ:135:GLU:O	58:BZ:136:PHE:O	2.35	0.43
13:CM:77:ASN:O	13:CM:80:ARG:HB3	2.18	0.43
1:AA:60:A:H4'	1:AA:61:G:O5'	2.17	0.43
37:BB:13:A:O2'	37:BB:15:A:H5'	2.18	0.43
37:DB:13:A:H8	37:DB:13:A:H5'	1.82	0.43
36:DA:813:U:H2'	36:DA:814:C:H6	1.81	0.43
39:BD:28:GLU:CB	39:BD:29:PRO:CD	2.95	0.43
28:D2:47:ASN:O	28:D2:48:HIS:C	2.56	0.43
1:AA:309:G:O2'	1:AA:607:A:N1	2.51	0.43
4:CD:159:ARG:NH1	4:CD:159:ARG:HG3	2.33	0.43
36:BA:271(Q):G:H1'	36:BA:271(R):G:H8	1.81	0.43
12:AL:42:THR:HA	12:AL:53:ARG:O	2.18	0.43

Continued on next page...

Continued from previous page...

Atom-1	Atom-2	Distance(Å)	Clash(Å)
1:CA:878:G:H5'	8:CH:89:PRO:HG2	1.99	0.43
3:AC:3:ASN:O	3:AC:4:LYS:CB	2.66	0.43
18:AR:55:ARG:HG3	18:AR:55:ARG:HH11	1.84	0.43
36:BA:2389:G:C5'	36:BA:2390:U:H5'	2.47	0.43
41:DF:21:ALA:C	41:DF:23:ASP:H	2.20	0.43
1:AA:165:C:H2'	1:AA:166:G:H8	1.83	0.43
36:DA:1817:G:C2'	36:DA:1818:U:H5'	2.48	0.43
1:AA:920:U:O4'	1:AA:1080:A:C2	2.72	0.43
36:BA:1817:G:C2'	36:BA:1818:U:H5'	2.49	0.43
36:DA:2360:A:HO2'	36:DA:2361:A:H8	1.65	0.43
25:CZ:185:ASN:N	25:CZ:185:ASN:ND2	2.66	0.43
1:AA:757:U:H2'	1:AA:758:G:O4'	2.18	0.43
55:DW:9:TYR:HE1	55:DW:102:HIS:HE2	1.63	0.43
9:AI:11:LYS:HG2	9:AI:11:LYS:O	2.17	0.43
39:BD:173:VAL:HG12	39:BD:185:VAL:O	2.18	0.43
36:BA:2770:G:H5''	36:BA:2771:C:OP2	2.18	0.43
42:DG:136:ARG:CB	42:DG:136:ARG:HH11	2.31	0.43
36:BA:1446:C:H42	36:BA:1465:G:H1	1.66	0.43
13:AM:37:THR:O	13:AM:39:ILE:HG13	2.17	0.43
26:B0:51:VAL:HG21	26:B0:79:VAL:O	2.18	0.43
1:CA:600:C:OP2	8:CH:97:VAL:HG12	2.18	0.43
22:CV:20:U:H2'	22:CV:21:A:H5'	1.98	0.43
47:BO:79:PHE:CD2	52:BT:72:VAL:HG12	2.53	0.43
37:BB:24:G:H1'	37:BB:26:A:H62	1.83	0.43
1:AA:102:G:O2'	1:AA:103:C:H5'	2.18	0.43
17:AQ:94:ASN:O	17:AQ:96:GLU:N	2.51	0.43
1:AA:778:G:H1'	11:AK:119:CYS:HB3	1.99	0.43
36:DA:1963:U:O2	36:DA:1963:U:H2'	2.18	0.43
36:BA:1146:C:O2'	36:BA:1147:C:H5'	2.18	0.43
38:BC:117:PRO:HG3	38:BC:145:VAL:HG12	1.99	0.43
38:BC:82:LYS:HG3	38:BC:116:THR:HG21	2.01	0.43
28:B2:9:GLN:HB3	28:B2:60:LEU:HD22	2.01	0.43
1:CA:1194:U:H2'	1:CA:1195:C:C6	2.53	0.43
58:BZ:81:ARG:CZ	58:BZ:81:ARG:CB	2.90	0.43
40:DE:87:GLU:OE1	40:DE:87:GLU:O	2.36	0.43
32:D6:32:ASN:O	32:D6:33:LYS:CB	2.66	0.43
36:BA:2184:G:H2'	36:BA:2185:C:C6	2.54	0.43
57:DY:85:VAL:HG12	57:DY:86:ARG:H	1.83	0.43
4:CD:194:LEU:HB3	4:CD:196:LEU:CD1	2.36	0.43
22:CV:22:G:O2'	22:CV:23:A:H5''	2.18	0.43
32:B6:18:ARG:HE	32:B6:43:CYS:HB3	1.83	0.43
32:B6:53:LYS:HG2	32:B6:54:ILE:H	1.83	0.43

Continued on next page...

Continued from previous page...

Atom-1	Atom-2	Distance(Å)	Clash(Å)
36:DA:655:A:C4'	36:DA:656:G:H5'	2.32	0.43
48:DP:62:LEU:O	48:DP:62:LEU:HG	2.17	0.43
36:DA:692:C:H2'	36:DA:693:C:C6	2.53	0.43
4:CD:17:VAL:HG11	4:CD:197:PRO:CB	2.42	0.43
48:BP:50:ARG:HG2	48:BP:50:ARG:NH1	2.33	0.43
1:AA:858:G:C8	1:AA:869:G:O6	2.70	0.43
30:D4:7:PRO:HG3	42:DG:61:ALA:HB1	1.99	0.43
36:BA:2150:U:H2'	36:BA:2151:G:C8	2.52	0.43
52:BT:89:VAL:HG11	52:BT:91:ARG:HG3	2.00	0.43
36:DA:2414:G:C2	36:DA:2415:G:C8	3.07	0.43
40:BE:60:ASN:O	40:BE:61:ARG:C	2.55	0.43
9:AI:40:LEU:C	9:AI:42:ARG:N	2.71	0.43
2:AB:239:VAL:O	2:AB:240:GLN:CB	2.65	0.43
10:CJ:7:LYS:C	10:CJ:8:LEU:HD12	2.39	0.43
6:CF:30:LEU:HD11	6:CF:63:TYR:CD2	2.53	0.43
2:CB:19:HIS:NE2	2:CB:206:ASP:HB2	2.32	0.43
25:AZ:178:ALA:HB1	25:AZ:199:ILE:HD11	2.00	0.43
36:DA:2463:C:C2'	36:DA:2464:C:H5'	2.48	0.43
31:D5:20:ARG:HA	31:D5:23:HIS:ND1	2.33	0.43
36:DA:271(D):G:O2'	36:DA:271(E):U:H5'	2.17	0.43
1:AA:1126:U:P	1:AA:1281:U:O2	2.76	0.43
36:DA:2661:G:H2'	36:DA:2662:A:C8	2.52	0.43
31:B5:43:HIS:CD2	36:BA:2815:C:O2'	2.71	0.43
28:D2:20:GLU:C	28:D2:22:GLU:N	2.72	0.43
52:DT:50:ILE:HA	52:DT:99:LEU:HD12	1.99	0.43
1:AA:80:G:C3'	1:AA:81:U:H5'	2.47	0.43
4:CD:150:GLU:HG2	4:CD:151:LYS:N	2.33	0.43
4:AD:148:VAL:HG23	4:AD:181:MET:HB3	1.99	0.43
7:CG:99:LEU:HA	7:CG:102:ARG:CD	2.48	0.43
36:DA:2481:G:C2'	36:DA:2482:G:OP2	2.66	0.43
47:BO:35:VAL:O	47:BO:35:VAL:CG1	2.66	0.43
42:BG:152:LEU:HD23	42:BG:152:LEU:N	2.31	0.43
52:BT:23:ARG:HB2	52:BT:24:PRO:HD2	2.00	0.43
20:CT:26:ASN:HB3	20:CT:71:THR:OG1	2.17	0.43
19:AS:35:SER:HB2	19:AS:37:ARG:HD2	1.99	0.43
43:DH:31:GLY:O	43:DH:79:VAL:HG12	2.18	0.43
45:DK:88:UNK:O	45:DK:89:UNK:C	2.66	0.43
54:DV:39:LEU:HD12	54:DV:50:PRO:O	2.19	0.43
22:AW:38:A:H2'	22:AW:39:U:O4'	2.18	0.43
25:CZ:363:MET:HB3	25:CZ:364:PRO:CD	2.48	0.43
46:DN:17:ASP:OD1	46:DN:56:ASN:HB3	2.18	0.43
1:AA:622:A:C8	1:AA:623:C:C6	3.06	0.43

Continued on next page...

Continued from previous page...

Atom-1	Atom-2	Distance(Å)	Clash(Å)
56:DX:44:GLU:OE2	56:DX:50:LYS:HG3	2.18	0.43
58:BZ:135:GLU:O	58:BZ:136:PHE:CG	2.71	0.43
16:AP:28:ARG:HG2	16:AP:28:ARG:HH11	1.84	0.43
1:CA:1205:U:O2'	3:CC:195:VAL:HG23	2.18	0.43
1:CA:1227:A:C2	1:CA:1228:C:C2	3.06	0.43
13:CM:104:ARG:O	13:CM:104:ARG:HG2	2.18	0.43
9:CI:110:GLU:OE2	9:CI:113:LYS:NZ	2.51	0.43
40:DE:101:ARG:HD3	40:DE:170:LEU:O	2.17	0.43
2:AB:88:ALA:HB2	2:AB:219:VAL:CG1	2.47	0.43
24:CY:40:C:C2'	24:CY:41:C:C5'	2.93	0.43
38:DC:74:VAL:HG12	38:DC:75:LEU:N	2.33	0.43
20:CT:10:LEU:HG	20:CT:12:ALA:N	2.32	0.43
36:BA:877:U:C2'	36:BA:878:A:H5''	2.47	0.43
13:CM:58:GLU:O	13:CM:62:ASN:HB2	2.18	0.43
36:DA:391:G:H1'	36:DA:411:G:O4'	2.18	0.43
25:AZ:133:VAL:HB	25:AZ:170:VAL:HG22	2.00	0.43
11:CK:20:TYR:CZ	11:CK:83:ILE:HD12	2.53	0.43
36:DA:2114:A:C2'	36:DA:2115:G:H5'	2.48	0.43
1:CA:918:A:H2'	1:CA:919:A:O4'	2.18	0.43
26:B0:20:ARG:CG	26:B0:20:ARG:NH1	2.78	0.43
17:AQ:26:GLN:HA	17:AQ:36:ILE:O	2.18	0.43
4:AD:88:VAL:HG12	4:AD:90:GLY:H	1.82	0.43
36:BA:205:G:O2'	36:BA:206:U:OP2	2.33	0.43
56:BX:63:LYS:HB2	56:BX:63:LYS:HE3	1.89	0.43
57:BY:87:LYS:O	57:BY:88:LYS:CB	2.67	0.43
26:D0:43:THR:CG2	36:DA:2336:A:H61	2.31	0.43
12:AL:126:LYS:HE2	12:AL:126:LYS:CA	2.48	0.43
36:DA:2545:G:O2'	36:DA:2546:U:H5'	2.18	0.43
25:CZ:349:VAL:HG23	25:CZ:374:LEU:HD22	2.00	0.43
25:CZ:342:PHE:CD2	25:CZ:388:ILE:HG12	2.53	0.43
42:DG:22:ARG:HB3	42:DG:23:PHE:CD1	2.53	0.43
10:CJ:48:THR:HG23	10:CJ:62:HIS:ND1	2.32	0.43
36:BA:1843:C:H2'	36:BA:1844:C:H6	1.83	0.43
1:CA:668:G:O2'	15:CO:46:HIS:CD2	2.71	0.43
36:BA:237:C:H2'	36:BA:238:C:H6	1.81	0.43
36:BA:237:C:O2'	36:BA:238:C:H5'	2.19	0.43
36:DA:688:U:H5'	36:DA:1780:A:C2	2.53	0.43
53:BU:8:VAL:HG12	53:BU:12:ARG:HG3	2.00	0.43
1:CA:1346:A:H5''	9:CI:120:ARG:NH2	2.33	0.43
36:DA:2166:G:H2'	36:DA:2167:U:C6	2.53	0.43
1:CA:1060:C:H5''	10:CJ:51:ARG:HG2	1.99	0.43
36:DA:1229:G:H3'	36:DA:1230:C:C6	2.54	0.43

Continued on next page...

Continued from previous page...

Atom-1	Atom-2	Distance(Å)	Clash(Å)
5:CE:99:GLY:O	5:CE:117:ASP:HA	2.18	0.43
1:CA:821:G:H2'	1:CA:822:C:H6	1.82	0.43
25:AZ:95:GLY:O	25:AZ:99:MET:HE2	2.18	0.43
36:BA:2872:G:C2	36:BA:2873:A:N6	2.86	0.43
9:AI:47:LEU:H	9:AI:47:LEU:HG	1.58	0.43
36:DA:309:G:N3	36:DA:329:G:O2'	2.51	0.43
25:CZ:257:GLY:O	25:CZ:302:GLN:HG2	2.18	0.43
28:B2:28:LYS:O	28:B2:31:GLU:N	2.51	0.43
41:BF:3:GLU:O	41:BF:3:GLU:HG3	2.17	0.43
58:BZ:67:LEU:HD12	58:BZ:67:LEU:H	1.84	0.43
40:DE:76:ARG:O	40:DE:77:ILE:C	2.57	0.43
36:DA:1544:A:O2'	36:DA:1545:A:H5'	2.17	0.43
40:BE:49:LEU:HD22	40:BE:49:LEU:N	2.32	0.43
41:BF:170:LEU:HB2	41:BF:173:VAL:HB	2.00	0.43
39:DD:70:TRP:CH2	39:DD:150:LYS:CA	2.92	0.43
12:AL:17:LYS:CD	12:AL:18:VAL:HG22	2.48	0.43
32:D6:15:GLU:OE1	32:D6:18:ARG:CZ	2.64	0.43
36:DA:654(E):G:N2	36:DA:654(Q):C:O2'	2.52	0.43
1:CA:1202:G:H2'	1:CA:1203:C:O4'	2.18	0.43
39:BD:44:ASN:CB	39:BD:48:ARG:O	2.67	0.43
39:DD:49:ILE:HG13	39:DD:49:ILE:O	2.19	0.43
43:DH:54:ARG:HB2	43:DH:55:PRO:HD2	1.99	0.43
43:DH:66:GLY:HA2	43:DH:69:ARG:CB	2.40	0.43
4:CD:20:TYR:HD1	4:CD:26:CYS:O	2.01	0.43
36:BA:2657:A:H5'	36:BA:2657:A:N3	2.33	0.43
10:CJ:7:LYS:HG2	10:CJ:71:LEU:HD13	2.00	0.43
36:DA:1052:C:O2'	36:DA:1053:C:P	2.76	0.43
25:AZ:188:THR:CG2	25:AZ:193:ASN:HD22	2.27	0.43
35:D9:35:ARG:CD	36:DA:2742:C:OP1	2.66	0.43
55:BW:24:ILE:HG21	55:BW:36:LEU:HD21	2.01	0.43
54:DV:64:HIS:ND1	54:DV:92:THR:HG22	2.33	0.43
53:BU:83:LEU:HA	53:BU:88:ILE:CG1	2.48	0.43
25:CZ:138:VAL:HG21	25:CZ:173:GLY:N	2.33	0.43
25:CZ:178:ALA:HB1	25:CZ:199:ILE:HD11	1.99	0.43
36:DA:2572:A:O2'	40:DE:144:ARG:NH1	2.50	0.43
41:BF:107:LYS:HE3	41:BF:205:ARG:HG2	2.01	0.43
36:BA:1596:A:O2'	36:BA:1597:A:H5'	2.18	0.43
1:AA:961:U:OP2	1:AA:1223:C:H4'	2.18	0.43
41:DF:164:ARG:HD2	41:DF:176:LEU:O	2.19	0.43
4:AD:8:VAL:HB	4:AD:21:LEU:HD12	2.01	0.43
7:CG:102:ARG:CG	7:CG:103:TRP:N	2.80	0.43
1:CA:427:U:C4	1:CA:428:G:C6	3.06	0.43

Continued on next page...

Continued from previous page...

Atom-1	Atom-2	Distance(Å)	Clash(Å)
42:BG:104:GLU:O	42:BG:108:ASN:HB2	2.17	0.43
34:B8:15:LYS:HD2	34:B8:16:ILE:N	2.33	0.43
37:BB:16:G:C6	37:BB:69:G:C2	3.06	0.43
46:DN:56:ASN:HD22	46:DN:56:ASN:HA	1.57	0.43
57:BY:61:ILE:HG22	57:BY:62:GLU:N	2.33	0.43
43:DH:72:ILE:O	43:DH:75:ALA:N	2.52	0.43
36:DA:2491:U:C5'	36:DA:2570:G:H5''	2.45	0.43
16:AP:14:ASN:HA	16:AP:42:ARG:NH2	2.34	0.43
56:DX:57:LEU:CD1	56:DX:57:LEU:N	2.80	0.43
46:DN:3:THR:O	46:DN:4:TYR:CD2	2.71	0.43
52:DT:35:LYS:O	52:DT:36:GLU:HB2	2.18	0.43
19:CS:32:LYS:CE	19:CS:32:LYS:H	2.31	0.43
46:DN:73:THR:HA	46:DN:83:LYS:O	2.18	0.43
25:CZ:317:GLU:O	25:CZ:400:VAL:HA	2.18	0.43
36:DA:709:U:H2'	36:DA:710:G:H8	1.80	0.43
22:CV:43:C:H5'	22:CV:44:G:OP2	2.19	0.43
25:CZ:133:VAL:HB	25:CZ:170:VAL:HG22	1.99	0.43
12:AL:45:PRO:HG3	12:AL:53:ARG:CD	2.48	0.43
29:B3:16:PRO:HB2	29:B3:19:GLN:HG3	2.00	0.43
36:DA:2444:G:OP2	41:DF:68:LYS:NZ	2.48	0.43
1:CA:484:G:HO2'	1:CA:485:G:P	2.41	0.43
36:BA:587:C:O2'	36:BA:588:U:OP2	2.29	0.43
2:AB:28:PHE:CZ	2:AB:189:ASP:HA	2.54	0.43
2:AB:32:ILE:HD11	2:AB:40:HIS:CD2	2.54	0.43
1:CA:393:A:H5'	1:CA:483:C:O2'	2.19	0.43
36:DA:1337:G:H2'	36:DA:1338:G:H8	1.84	0.43
27:B1:56:GLN:O	27:B1:57:GLU:HB3	2.18	0.43
37:DB:29:A:C2	37:DB:56:G:C2	3.07	0.43
1:AA:167:G:O2'	1:AA:168:G:H5'	2.18	0.43
41:BF:21:ALA:C	41:BF:23:ASP:H	2.21	0.43
55:DW:37:ARG:HG2	55:DW:38:TYR:CD2	2.53	0.43
36:BA:1416:G:HO2'	36:BA:1417:C:H5	1.65	0.43
5:CE:34:VAL:HG12	5:CE:62:ALA:HB1	2.00	0.43
27:D1:53:VAL:CG2	27:D1:74:VAL:HG13	2.48	0.43
26:D0:43:THR:CG2	36:DA:2332:U:H5'	2.48	0.43
36:DA:2330:G:H2'	36:DA:2331:G:O4'	2.17	0.43
55:DW:78:GLU:OE2	55:DW:99:ARG:HD2	2.17	0.43
12:AL:126:LYS:HE2	12:AL:127:GLU:H	1.82	0.43
1:AA:782:A:H2'	1:AA:783:C:H5'	1.99	0.43
1:AA:783:C:O2'	1:AA:784:C:H5'	2.19	0.43
50:BR:74:LYS:HE3	50:BR:77:ARG:HH11	1.84	0.43
36:DA:2122:U:H2'	36:DA:2123:G:H8	1.81	0.43

Continued on next page...

Continued from previous page...

Atom-1	Atom-2	Distance(Å)	Clash(Å)
55:BW:55:ALA:C	55:BW:57:ASN:N	2.71	0.43
4:CD:106:TYR:C	4:CD:108:LEU:H	2.22	0.43
12:CL:97:ARG:HH11	12:CL:97:ARG:CG	2.30	0.43
25:CZ:254:GLU:CD	25:CZ:307:PRO:HA	2.38	0.43
36:DA:116:C:H2'	36:DA:117:G:O4'	2.18	0.43
6:CF:80:ARG:NH1	6:CF:88:VAL:HB	2.33	0.43
28:D2:59:ARG:HH21	36:DA:77:C:P	2.41	0.43
36:DA:1787:A:O4'	36:DA:2589:A:H4'	2.18	0.43
1:AA:599:C:O2'	1:AA:600:C:H5'	2.18	0.43
18:CR:21:LYS:HD2	18:CR:57:GLY:CA	2.49	0.43
44:BJ:52:UNK:CB	44:BJ:87:UNK:HA	2.49	0.43
38:BC:195:ALA:O	38:BC:198:ALA:HB3	2.18	0.43
22:CW:11:C:O2'	22:CW:12:U:H5'	2.18	0.43
5:AE:68:GLU:O	5:AE:68:GLU:HG3	2.17	0.43
11:CK:121:PRO:HG2	11:CK:126:ARG:HG3	2.00	0.43
39:BD:243:GLY:O	39:BD:244:ARG:CB	2.66	0.43
1:AA:1153:C:O2'	1:AA:1154:G:P	2.76	0.43
40:DE:68:ALA:O	40:DE:70:ALA:N	2.51	0.43
36:DA:31:C:H2'	36:DA:32:C:H5'	1.95	0.43
36:BA:1538:G:H2'	36:BA:1539:G:H8	1.83	0.43
1:AA:1005:A:C2'	1:AA:1006:C:H5'	2.48	0.43
36:DA:1528:A:N1	36:DA:1542:A:C2	2.85	0.43
48:BP:84:ASN:ND2	48:BP:84:ASN:N	2.59	0.43
1:AA:1305:G:N2	1:AA:1331:G:C2'	2.60	0.43
1:AA:1416:G:C3'	1:AA:1417:G:H5''	2.47	0.43
26:B0:10:THR:CG2	26:B0:12:ASN:HB2	2.47	0.43
42:DG:60:LEU:HD22	42:DG:63:ILE:HD12	2.00	0.43
25:CZ:86:ALA:O	25:CZ:88:TYR:N	2.44	0.43
4:CD:101:LEU:HD23	4:CD:121:VAL:CG1	2.42	0.43
36:DA:1885:A:H8	36:DA:1885:A:C5'	2.32	0.43
48:DP:110:TYR:O	48:DP:111:ARG:C	2.57	0.43
2:AB:74:LYS:NZ	2:AB:166:ASP:HB2	2.33	0.43
36:BA:832:G:P	48:BP:40:SER:HB3	2.58	0.43
34:D8:34:TRP:HA	36:DA:2420:C:OP1	2.19	0.43
2:AB:69:LEU:HD13	2:AB:71:VAL:CG2	2.49	0.43
2:AB:93:VAL:HG13	2:AB:93:VAL:O	2.19	0.43
36:BA:2747:G:C2	36:BA:2756:U:H5	2.36	0.43
36:DA:2892:A:N6	36:DA:2893:G:H21	2.16	0.43
42:DG:125:PHE:O	42:DG:126:ASP:C	2.57	0.43
1:CA:1505:G:H2'	23:CX:18:G:OP2	2.19	0.43
40:BE:64:LYS:C	40:BE:66:HIS:H	2.22	0.43
36:DA:1517:G:C2'	36:DA:1518:U:H5'	2.48	0.43

Continued on next page...

Continued from previous page...

Atom-1	Atom-2	Distance(Å)	Clash(Å)
51:BS:106:ARG:CG	51:BS:106:ARG:NH1	2.80	0.43
30:B4:14:ILE:N	30:B4:14:ILE:HD12	2.34	0.43
43:BH:167:GLU:HB3	43:BH:168:PRO:CD	2.45	0.43
12:CL:104:VAL:HG12	12:CL:105:TYR:CD1	2.54	0.43
53:DU:95:LEU:HD11	54:DV:11:GLN:O	2.17	0.43
40:DE:60:ASN:OD1	40:DE:61:ARG:N	2.52	0.43
40:DE:61:ARG:CB	40:DE:62:PRO:CD	2.95	0.43
56:DX:35:THR:HG21	56:DX:37:THR:HG22	2.01	0.43
16:CP:53:VAL:HG23	16:CP:54:GLU:N	2.25	0.43
1:CA:1116:C:C2'	1:CA:1117:G:C5'	2.96	0.43
2:CB:25:ASN:HD22	2:CB:26:PRO:N	2.16	0.43
1:CA:622:A:C8	1:CA:623:C:C6	3.06	0.43
50:BR:13:HIS:O	50:BR:14:SER:C	2.56	0.43
22:CW:75:C:C5'	27:D1:30:VAL:HG11	2.48	0.43
36:BA:278:A:N1	36:BA:362:U:C4	2.87	0.43
36:DA:338:G:N2	36:DA:339:U:H1'	2.33	0.43
36:DA:448:U:H1'	41:DF:84:VAL:HG13	1.99	0.43
13:AM:108:ARG:HH11	13:AM:108:ARG:CG	2.31	0.43
28:D2:8:LYS:O	28:D2:11:GLU:HB2	2.18	0.43
40:BE:24:THR:CG2	40:BE:186:GLY:HA2	2.47	0.43
7:AG:78:ARG:HH11	7:AG:80:VAL:HG21	1.83	0.43
36:BA:2529:G:H5''	36:BA:2530:A:H5''	2.00	0.43
37:DB:13:A:O2'	37:DB:15:A:H5'	2.19	0.43
36:BA:1344:G:O2'	36:BA:1385:G:H2'	2.19	0.43
1:CA:741:G:H2'	1:CA:742:G:O4'	2.18	0.43
7:AG:6:ARG:O	7:AG:7:ALA:O	2.36	0.43
36:BA:492:A:C2	36:BA:493:G:H1'	2.53	0.43
11:AK:124:LYS:O	11:AK:127:LYS:HG2	2.19	0.43
13:AM:58:GLU:O	13:AM:62:ASN:HB2	2.19	0.43
36:BA:1991:U:C2'	36:BA:1992:G:H5''	2.47	0.43
3:AC:3:ASN:CG	3:AC:4:LYS:N	2.70	0.43
44:DJ:96:UNK:HA	44:DJ:99:UNK:CB	2.49	0.43
36:BA:391:G:H1'	36:BA:411:G:O4'	2.19	0.43
1:AA:1402:C:C5	1:AA:1403:C:C5	3.06	0.43
36:DA:1469:A:O2'	36:DA:1470:G:H5'	2.19	0.43
50:BR:53:HIS:O	50:BR:53:HIS:ND1	2.51	0.43
1:AA:513:C:H2'	1:AA:514:C:H6	1.83	0.43
26:B0:43:THR:CG2	36:BA:2332:U:H5'	2.49	0.43
39:BD:238:GLY:O	39:BD:239:ARG:C	2.56	0.43
36:BA:2461:C:H2'	36:BA:2462:U:H6	1.83	0.43
36:DA:151:C:H2'	36:DA:152:G:H8	1.83	0.43
38:BC:62:VAL:O	38:BC:160:ARG:HA	2.18	0.43

Continued on next page...

Continued from previous page...

Atom-1	Atom-2	Distance(Å)	Clash(Å)
36:BA:1473:G:H2'	36:BA:1474:C:O4'	2.18	0.43
2:AB:226:ARG:O	2:AB:226:ARG:HD2	2.19	0.43
10:AJ:47:PHE:CE2	14:AN:37:PHE:HE2	2.37	0.43
36:BA:1916:A:H2'	36:BA:1917:U:O4'	2.18	0.43
1:AA:1346:A:OP1	9:AI:120:ARG:NH2	2.51	0.43
36:DA:1441:G:O2'	36:DA:1442:G:H5'	2.19	0.43
36:BA:2166:G:H2'	36:BA:2167:U:C6	2.53	0.43
44:BJ:119:UNK:O	44:BJ:120:UNK:CB	2.66	0.43
52:BT:63:VAL:O	52:BT:73:GLU:HA	2.18	0.43
1:CA:923:A:O4'	1:CA:1398:A:C2	2.70	0.43
10:CJ:12:ASP:OD1	10:CJ:12:ASP:C	2.57	0.43
36:DA:60:G:C4	36:DA:63:U:C4	3.05	0.43
45:DK:56:UNK:O	45:DK:68:UNK:C	2.66	0.43
16:CP:12:LYS:HG2	16:CP:13:HIS:CD2	2.53	0.43
1:CA:321:A:O2'	1:CA:322:C:H5'	2.18	0.43
38:DC:98:GLU:O	38:DC:98:GLU:HG3	2.18	0.43
38:BC:100:ILE:O	38:BC:104:LEU:HB2	2.18	0.43
43:BH:83:TYR:HB3	43:BH:135:GLY:O	2.18	0.43
49:BQ:141:GLN:OXT	58:BZ:53:ILE:HD12	2.19	0.43
40:DE:33:VAL:CG1	40:DE:69:LYS:HE3	2.48	0.43
48:DP:9:ASN:N	48:DP:10:PRO:CD	2.80	0.43
46:BN:115:ARG:HG3	46:BN:115:ARG:HH11	1.84	0.43
22:AV:46:G:C3'	22:AV:47:U:C5'	2.74	0.43
36:DA:2312:U:H2'	36:DA:2313:C:H5'	1.99	0.43
32:D6:17:LYS:HD3	32:D6:17:LYS:O	2.19	0.43
57:DY:76:CYS:O	57:DY:99:CYS:SG	2.77	0.43
57:BY:80:GLY:O	57:BY:81:LYS:O	2.36	0.43
20:AT:55:ILE:O	20:AT:58:LYS:HB3	2.19	0.43
36:DA:2110:G:N2	36:DA:2178:C:C5	2.86	0.43
30:D4:14:ILE:N	30:D4:14:ILE:HD12	2.33	0.43
30:D4:28:LYS:HE2	30:D4:29:PRO:HD2	1.99	0.43
51:DS:14:VAL:HG12	51:DS:15:ARG:N	2.34	0.43
52:BT:106:SER:O	52:BT:107:ASP:HB3	2.19	0.43
51:BS:13:ARG:CG	51:BS:14:VAL:N	2.77	0.43
51:BS:14:VAL:HG12	51:BS:15:ARG:N	2.33	0.43
10:AJ:96:ILE:CD1	10:AJ:96:ILE:N	2.76	0.43
36:DA:1053:C:H42	36:DA:1108:U:H3	1.65	0.43
40:BE:144:ARG:HG3	40:BE:145:LYS:H	1.83	0.43
36:DA:2010:G:H2'	36:DA:2011:U:H6	1.83	0.43
1:CA:722:A:O3'	1:CA:723:U:H2'	2.18	0.43
36:DA:2807:G:C2'	36:DA:2808:U:H5''	2.48	0.43
2:CB:163:PHE:HA	2:CB:185:ILE:O	2.18	0.43

Continued on next page...

Continued from previous page...

Atom-1	Atom-2	Distance(Å)	Clash(Å)
48:BP:74:GLU:C	48:BP:75:ILE:HD12	2.39	0.43
36:BA:1059:G:H3'	36:BA:1060:U:H6	1.84	0.43
36:BA:1068:G:H1'	36:BA:1069:A:O5'	2.19	0.43
42:DG:12:TYR:HA	42:DG:16:ARG:CG	2.48	0.43
58:DZ:168:GLU:CD	58:DZ:168:GLU:O	2.57	0.43
12:CL:33:ARG:HD3	12:CL:62:SER:HG	1.80	0.43
58:BZ:114:GLY:N	58:BZ:146:ILE:HG22	2.33	0.43
27:D1:69:LYS:HZ1	27:D1:76:ARG:NH2	2.01	0.43
7:AG:102:ARG:CG	7:AG:103:TRP:N	2.82	0.43
7:AG:99:LEU:HA	7:AG:102:ARG:HD2	2.01	0.43
42:BG:138:GLN:HG2	42:BG:153:ARG:HG2	2.00	0.43
54:BV:39:LEU:HA	54:BV:47:VAL:HG11	1.99	0.43
54:BV:34:GLU:HA	54:BV:57:VAL:O	2.19	0.43
24:AY:16:H2U:C5'	24:AY:17:H2U:H5'	2.42	0.43
36:BA:301:G:C6	36:BA:317:G:C6	3.06	0.43
34:D8:48:PHE:CD1	34:D8:48:PHE:N	2.85	0.43
34:D8:53:PRO:HA	34:D8:56:GLU:HB2	2.01	0.43
50:DR:10:LEU:HB3	50:DR:17:ARG:HE	1.83	0.43
50:BR:76:VAL:O	50:BR:79:LEU:HB3	2.19	0.43
22:CW:40:C:H2'	22:CW:41:C:H6	1.84	0.43
36:BA:2126:A:HO2'	36:BA:2127:G:P	2.41	0.43
9:AI:113:LYS:HD3	9:AI:119:ALA:HA	2.00	0.43
9:AI:110:GLU:OE2	9:AI:113:LYS:NZ	2.52	0.43
19:AS:13:ASP:C	19:AS:15:LEU:H	2.22	0.43
57:BY:35:TYR:HD2	57:BY:68:HIS:NE2	2.16	0.43
1:CA:375:U:O2'	16:CP:28:ARG:HD2	2.18	0.43
36:DA:995:C:N3	46:DN:1:MET:HE2	2.34	0.43
36:BA:500:G:H22	36:BA:502:A:H3'	1.81	0.43
4:AD:159:ARG:HG3	4:AD:159:ARG:NH1	2.33	0.43
1:CA:220:G:H2'	1:CA:221:C:H5'	2.00	0.43
22:CV:63:G:O2'	22:CV:64:A:H5'	2.19	0.43
11:CK:124:LYS:O	11:CK:127:LYS:HG2	2.18	0.43
28:D2:47:ASN:ND2	36:DA:95:G:H1'	2.34	0.43
1:AA:1411:C:O2'	1:AA:1412:C:H5'	2.18	0.43
27:B1:30:VAL:H	36:BA:2396:G:C4'	2.31	0.43
22:CW:52:G:O6	22:CW:62:C:N4	2.51	0.43
36:DA:2060:A:N6	41:DF:74:ARG:NH2	2.66	0.43
5:CE:144:THR:O	5:CE:148:VAL:HG23	2.19	0.43
36:DA:1510:G:C2'	36:DA:1511:C:H5'	2.48	0.43
42:DG:145:THR:HG22	42:DG:147:ASP:H	1.82	0.43
36:DA:2012:G:OP2	55:DW:16:LYS:HE3	2.18	0.43
22:CV:67:C:H2'	22:CV:68:C:H6	1.84	0.43

Continued on next page...

Continued from previous page...

Atom-1	Atom-2	Distance(Å)	Clash(Å)
42:BG:39:ILE:HG22	42:BG:157:ILE:HG23	2.00	0.43
25:AZ:313:HIS:CB	25:AZ:380:LEU:HD12	2.49	0.43
36:BA:381:G:O2'	36:BA:382:G:H5'	2.18	0.43
8:CH:83:ILE:HG13	8:CH:137:VAL:HG22	2.00	0.43
10:AJ:44:VAL:CG2	10:AJ:66:ARG:HH21	2.30	0.43
1:CA:1262:C:H2'	1:CA:1263:C:C6	2.54	0.43
33:B7:43:THR:HG23	33:B7:44:PRO:CD	2.49	0.43
57:DY:20:TYR:C	57:DY:22:GLY:H	2.21	0.43
57:DY:22:GLY:O	57:DY:23:ARG:C	2.57	0.43
2:CB:168:THR:HG21	2:CB:192:SER:HA	1.99	0.43
4:AD:106:TYR:C	4:AD:108:LEU:H	2.21	0.43
36:DA:986:C:C2'	36:DA:987:G:H5'	2.48	0.43
23:AX:22:U:O2'	23:AX:23:G:H5'	2.18	0.43
25:CZ:94:THR:O	25:CZ:96:ALA:N	2.52	0.43
5:CE:69:VAL:O	5:CE:71:LEU:N	2.47	0.43
1:AA:833:U:H2'	1:AA:834:C:C6	2.52	0.43
50:BR:41:ALA:C	50:BR:43:GLU:N	2.72	0.43
36:BA:1787:A:O4'	36:BA:2589:A:H4'	2.17	0.43
1:AA:838:G:C6	1:AA:840:C:H1'	2.53	0.43
36:BA:1929:G:H4'	36:BA:1930:G:OP1	2.18	0.43
36:DA:1530:C:H2'	36:DA:1531:C:C6	2.54	0.43
20:CT:38:LYS:O	20:CT:41:ILE:HG12	2.18	0.43
1:CA:936:C:H2'	1:CA:937:A:H8	1.84	0.43
11:CK:105:VAL:HG23	11:CK:105:VAL:O	2.18	0.43
36:BA:614:U:O4'	36:BA:614:U:O2	2.35	0.43
36:DA:614:U:O2	36:DA:614:U:O4'	2.35	0.43
43:DH:116:GLU:HA	43:DH:116:GLU:OE1	2.19	0.43
38:DC:79:LYS:HA	38:DC:97:GLU:CD	2.39	0.43
13:AM:15:VAL:HA	13:AM:18:ALA:HB3	1.99	0.43
41:DF:3:GLU:O	41:DF:3:GLU:HG3	2.18	0.43
36:DA:1540:U:H3'	36:DA:1541:G:O3'	2.18	0.43
32:D6:33:LYS:O	32:D6:34:LEU:HB2	2.18	0.43
58:DZ:99:TYR:CD2	58:DZ:123:ASP:HB3	2.46	0.43
43:BH:153:LYS:HB2	43:BH:154:PRO:HD2	2.01	0.43
27:B1:5:CYS:HB3	27:B1:8:SER:OG	2.18	0.43
34:B8:34:TRP:HA	36:BA:2420:C:OP1	2.18	0.43
41:BF:103:LYS:CG	41:BF:106:ARG:HH21	2.30	0.43
32:B6:36:LEU:O	32:B6:37:ARG:NE	2.52	0.43
36:DA:654(U):A:C6	36:DA:654(V):A:N6	2.87	0.43
46:BN:87:LEU:O	46:BN:88:GLU:C	2.57	0.43
34:D8:13:ARG:NH2	36:DA:250:G:OP2	2.52	0.43
36:DA:251:A:H4'	48:DP:51:PHE:HZ	1.84	0.43

Continued on next page...

Continued from previous page...

Atom-1	Atom-2	Distance(Å)	Clash(Å)
51:BS:78:LEU:HD11	51:BS:103:GLU:CG	2.35	0.43
36:DA:1946:U:H2'	36:DA:1947:C:C6	2.53	0.43
58:BZ:108:PRO:C	58:BZ:110:GLY:H	2.22	0.43
36:DA:2315:G:N3	42:DG:128:ARG:HG3	2.33	0.43
36:BA:562:U:C4	36:BA:2036:C:O4'	2.72	0.43
3:CC:135:LYS:HZ1	5:CE:50:GLU:HG2	1.82	0.43
51:DS:77:ALA:O	51:DS:78:LEU:C	2.57	0.43
9:AI:33:PHE:C	9:AI:35:GLU:N	2.72	0.43
7:AG:37:ASN:HD21	9:AI:41:VAL:H	1.65	0.43
58:BZ:16:SER:O	58:BZ:20:ARG:HD2	2.19	0.43
30:B4:28:LYS:HE2	30:B4:29:PRO:HD2	2.00	0.43
1:CA:1255:G:H3'	1:CA:1279:A:H61	1.84	0.43
10:CJ:37:PRO:HA	10:CJ:72:VAL:HG22	1.99	0.43
49:DQ:27:VAL:O	49:DQ:28:ALA:HB3	2.17	0.43
25:AZ:141:VAL:HG23	25:AZ:146:LEU:HD21	2.01	0.43
39:BD:147:LEU:HD12	39:BD:147:LEU:HA	1.76	0.43
36:BA:1090:U:H2'	36:BA:1091:G:O4'	2.18	0.43
43:BH:98:LEU:CB	43:BH:125:VAL:HG21	2.39	0.43
4:AD:150:GLU:N	4:AD:150:GLU:OE1	2.51	0.43
20:AT:27:LYS:O	20:AT:27:LYS:HD3	2.17	0.43
19:CS:10:PHE:O	19:CS:10:PHE:CD1	2.71	0.43
13:AM:84:ILE:HG13	19:AS:66:MET:SD	2.57	0.43
42:BG:63:ILE:HD13	42:BG:141:PHE:CD2	2.53	0.43
1:CA:1288:A:H2'	1:CA:1289:A:C8	2.53	0.43
19:AS:10:PHE:CD1	19:AS:10:PHE:O	2.71	0.43
7:CG:16:LEU:HD21	9:CI:45:ALA:HB2	2.01	0.43
39:DD:134:ARG:HG3	39:DD:187:GLY:CA	2.44	0.43
50:DR:13:HIS:O	50:DR:14:SER:C	2.57	0.43
36:BA:334:C:P	36:BA:335:C:H41	2.41	0.43
36:BA:318:C:H2'	36:BA:319:C:H6	1.84	0.43
9:AI:111:ARG:O	9:AI:119:ALA:CB	2.66	0.43
9:AI:112:LYS:HA	9:AI:119:ALA:HB2	2.00	0.43
36:BA:2774:C:H2'	36:BA:2775:A:O4'	2.19	0.43
40:BE:11:MET:HB3	40:BE:24:THR:HA	2.00	0.43
36:DA:318:C:H2'	36:DA:319:C:H6	1.83	0.43
1:AA:965:A:C2	1:AA:969:A:N1	2.86	0.43
16:CP:50:LYS:C	16:CP:50:LYS:HD3	2.38	0.43
36:DA:2262:U:H2'	36:DA:2263:C:H6	1.83	0.43
13:AM:77:ASN:O	13:AM:81:LEU:CD2	2.66	0.43
25:AZ:152:MET:HE3	25:AZ:156:ASP:HB2	1.98	0.43
39:BD:118:VAL:CG2	39:BD:119:ALA:N	2.80	0.43
36:DA:225:A:C2'	36:DA:226:G:H5'	2.48	0.43

Continued on next page...

Continued from previous page...

Atom-1	Atom-2	Distance(Å)	Clash(Å)
36:DA:1286:A:OP1	50:DR:105:ARG:CZ	2.67	0.43
27:B1:25:LYS:HE2	36:BA:2396:G:H5'	2.01	0.43
11:CK:48:ILE:HD11	11:CK:67:ASP:HB3	1.99	0.43
46:BN:42:TRP:CD1	53:BU:63:VAL:HG11	2.54	0.43
36:DA:1991:U:C2'	36:DA:1992:G:H5''	2.48	0.43
36:DA:67:U:H2'	36:DA:68:G:C8	2.52	0.43
1:CA:308:C:H2'	1:CA:309:G:C8	2.53	0.43
24:CY:54:5MU:H73	24:CY:55:PSU:O2	2.19	0.43
36:BA:2340:G:H2'	36:BA:2341:G:H8	1.83	0.43
1:CA:514:C:H2'	1:CA:515:G:H8	1.82	0.43
8:AH:10:LEU:CD2	8:AH:83:ILE:HD11	2.47	0.43
36:DA:2081:C:H2'	36:DA:2082:A:C8	2.54	0.43
38:DC:62:VAL:O	38:DC:160:ARG:HA	2.17	0.43
36:DA:2842:G:C2	36:DA:2876:G:C2	3.07	0.43
1:CA:1444:C:H2'	1:CA:1445:C:H6	1.82	0.43
36:DA:516:C:O2'	36:DA:517:C:H5'	2.18	0.43
35:B9:27:CYS:SG	35:B9:28:GLU:N	2.92	0.43
36:BA:992:C:H2'	36:BA:993:G:H8	1.83	0.43
25:CZ:95:GLY:O	25:CZ:99:MET:HE2	2.19	0.43
36:BA:1532:C:H2'	36:BA:1533:G:O4'	2.19	0.43
1:AA:750:G:N3	15:AO:23:GLY:HA3	2.33	0.43
25:AZ:94:THR:O	25:AZ:96:ALA:N	2.52	0.43
1:AA:123:C:OP1	1:AA:312:C:H5'	2.18	0.43
36:BA:85:G:N3	36:BA:103:A:C2	2.86	0.43
40:DE:79:ARG:HG2	40:DE:79:ARG:HH11	1.83	0.43
6:CF:98:LEU:O	6:CF:98:LEU:HD12	2.18	0.43
49:DQ:58:PHE:HD1	49:DQ:58:PHE:O	2.02	0.43
36:DA:53:A:H2'	36:DA:54:G:H5'	2.01	0.43
46:BN:108:PRO:O	46:BN:113:GLY:HA3	2.19	0.43
52:DT:63:VAL:O	52:DT:73:GLU:HA	2.18	0.43
18:AR:33:ASP:O	18:AR:40:LEU:HD11	2.19	0.43
28:B2:44:LEU:C	28:B2:46:GLN:H	2.22	0.43
42:BG:45:GLU:O	42:BG:46:ALA:HB2	2.19	0.43
42:BG:43:LEU:HD21	42:BG:90:LEU:HD22	1.99	0.43
40:BE:47:VAL:HG23	40:BE:84:PHE:O	2.19	0.43
13:AM:23:TYR:HE2	13:AM:70:LEU:HD22	1.77	0.43
9:CI:81:ILE:O	9:CI:85:LEU:HG	2.19	0.43
38:BC:27:ARG:CD	38:BC:182:PRO:CB	2.96	0.43
36:BA:654(E):G:N2	36:BA:654(Q):C:O2'	2.52	0.43
57:BY:7:VAL:HG12	57:BY:8:LYS:HD2	2.00	0.43
57:BY:81:LYS:NZ	57:BY:99:CYS:SG	2.80	0.43
1:AA:1060:C:H5''	10:AJ:51:ARG:HG2	2.00	0.43

Continued on next page...

Continued from previous page...

Atom-1	Atom-2	Distance(Å)	Clash(Å)
2:AB:118:LEU:HD21	2:AB:138:LEU:HD22	2.00	0.43
48:BP:98:GLU:O	48:BP:101:VAL:HG22	2.18	0.43
51:BS:25:ARG:NH1	51:BS:42:ASP:OD2	2.52	0.43
36:DA:299:A:N1	36:DA:322:A:O2'	2.37	0.43
41:DF:132:VAL:O	41:DF:138:GLU:OE1	2.37	0.43
37:DB:42:C:O2	42:DG:66:GLN:NE2	2.52	0.43
2:CB:74:LYS:NZ	2:CB:166:ASP:HB2	2.34	0.43
43:DH:51:ARG:HG3	43:DH:52:VAL:N	2.34	0.43
48:DP:46:LYS:HG2	48:DP:52:GLU:HG2	2.01	0.43
1:AA:1314:C:O2'	1:AA:1315:U:H5'	2.19	0.43
36:BA:1866:C:H6	36:BA:1866:C:O5'	2.01	0.43
48:BP:16:ARG:HH11	48:BP:16:ARG:CA	2.32	0.43
36:DA:2137:C:H2'	36:DA:2138:C:H6	1.80	0.43
1:AA:1243:C:H2'	1:AA:1244:C:H6	1.83	0.43
47:DO:66:LYS:H	47:DO:82:ASN:HD21	1.67	0.43
10:CJ:5:ARG:CB	10:CJ:99:LYS:HB2	2.37	0.43
36:BA:2414:G:C2	36:BA:2415:G:C8	3.06	0.43
55:DW:29:LEU:CD1	55:DW:51:LEU:HD11	2.48	0.43
40:DE:60:ASN:O	40:DE:61:ARG:C	2.56	0.43
46:DN:23:LEU:HB3	46:DN:60:ILE:CG2	2.39	0.43
2:AB:200:ILE:HD12	2:AB:200:ILE:N	2.24	0.43
1:CA:939:G:C3'	7:CG:102:ARG:HH22	2.32	0.43
36:DA:34:C:N4	36:DA:447:A:H61	2.05	0.43
15:CO:17:ARG:NH1	15:CO:77:ARG:NH1	2.67	0.43
2:CB:229:VAL:CG1	2:CB:230:VAL:N	2.71	0.43
19:CS:37:ARG:HG3	19:CS:37:ARG:H	1.41	0.43
19:CS:35:SER:HB2	19:CS:37:ARG:HD2	2.00	0.43
19:AS:45:VAL:C	19:AS:47:HIS:H	2.18	0.43
1:CA:1371:G:C6	1:CA:1372:U:C4	3.07	0.43
43:BH:23:ARG:O	43:BH:24:VAL:CG2	2.66	0.43
37:DB:67:G:O2'	37:DB:68:C:O5'	2.37	0.43
52:DT:18:ASP:OD1	52:DT:18:ASP:N	2.51	0.43
3:AC:186:PHE:CE2	3:AC:188:LEU:HD22	2.53	0.43
36:BA:448:U:H1'	41:BF:84:VAL:HG13	2.01	0.43
36:DA:285:C:H2'	36:DA:286:C:C6	2.54	0.43
1:CA:60:A:H4'	1:CA:61:G:O5'	2.19	0.43
12:CL:38:THR:O	12:CL:39:VAL:HG23	2.18	0.43
52:BT:35:LYS:O	52:BT:38:ASN:ND2	2.51	0.43
1:AA:8:A:C4	4:AD:209:ARG:HB2	2.53	0.43
50:BR:100:LEU:N	50:BR:100:LEU:CD1	2.82	0.43
48:DP:124:LYS:HD3	48:DP:124:LYS:HA	1.84	0.43
39:DD:118:VAL:CG2	39:DD:119:ALA:N	2.82	0.43

Continued on next page...

Continued from previous page...

Atom-1	Atom-2	Distance(Å)	Clash(Å)
36:DA:900:A:H3'	36:DA:901:A:H8	1.84	0.43
36:BA:2537:U:H2'	36:BA:2538:C:H6	1.79	0.43
1:CA:167:G:O2'	1:CA:168:G:H5'	2.18	0.43
49:BQ:5:ARG:CZ	49:BQ:5:ARG:CB	2.97	0.43
33:B7:9:ARG:HG3	33:B7:9:ARG:HH11	1.84	0.43
36:DA:2693:A:H2'	36:DA:2694:G:C8	2.51	0.43
52:BT:134:GLU:O	52:BT:135:ALA:CB	2.66	0.43
1:AA:189(K):U:H2'	1:AA:189(L):G:H8	1.82	0.43
1:CA:509:A:C6	1:CA:510:A:N1	2.87	0.43
36:BA:151:C:H2'	36:BA:152:G:H8	1.83	0.43
36:DA:1094:U:HO2'	36:DA:1097:U:H5	1.65	0.43
36:DA:1097:U:O2'	36:DA:1098:A:H5'	2.19	0.43
36:BA:2684:U:C4	36:BA:2685:G:C5	3.07	0.43
22:CW:10:G:O2'	22:CW:11:C:H5'	2.18	0.43
36:DA:1530:C:H2'	36:DA:1531:C:H6	1.84	0.43
47:DO:7:TYR:CE1	47:DO:20:MET:HB2	2.54	0.43
1:AA:894:G:O2'	1:AA:895:G:H5'	2.18	0.43
18:AR:61:LYS:O	18:AR:65:ILE:HG13	2.19	0.43
36:DA:248:G:H5''	36:DA:386:G:N2	2.33	0.43
18:CR:33:ASP:O	18:CR:40:LEU:HD11	2.19	0.43
36:BA:2796:U:OP1	36:BA:2799:C:H5	2.02	0.43
39:BD:186:HIS:CD2	39:BD:188:GLU:HB2	2.54	0.43
25:CZ:116:THR:O	25:CZ:120:ILE:HG13	2.19	0.43
1:CA:838:G:C6	1:CA:840:C:H1'	2.54	0.43
1:CA:451:A:N6	1:CA:480:U:H2'	2.34	0.43
25:AZ:6:ILE:HD12	25:AZ:6:ILE:N	2.34	0.43
28:D2:54:LYS:HE2	36:DA:73:A:P	2.59	0.43
1:AA:1425:U:H2'	1:AA:1426:C:C6	2.54	0.43
38:DC:3:HIS:HB3	38:DC:7:TYR:HD2	1.84	0.43
29:D3:5:LYS:HE3	29:D3:34:GLU:OE1	2.19	0.43
38:BC:79:LYS:HD2	38:BC:97:GLU:OE1	2.19	0.43
39:DD:242:ARG:HB2	39:DD:243:GLY:H	1.38	0.43
43:BH:85:LYS:C	43:BH:85:LYS:CE	2.87	0.43
58:BZ:120:ILE:O	58:BZ:121:HIS:HB2	2.19	0.43
36:DA:636:G:H4'	36:DA:638:G:O3'	2.19	0.43
43:DH:153:LYS:HB2	43:DH:154:PRO:HD2	1.99	0.43
1:AA:1202:G:H2'	1:AA:1203:C:O4'	2.19	0.43
48:DP:147:LEU:CG	48:DP:148:LEU:H	2.20	0.43
17:AQ:76:LEU:HG	17:AQ:77:VAL:N	2.34	0.43
22:AV:22:G:C2'	22:AV:23:A:H5''	2.49	0.43
51:DS:89:ARG:HB3	51:DS:92:TYR:HB3	2.00	0.43
48:DP:33:ARG:O	48:DP:34:GLY:O	2.37	0.43

Continued on next page...

Continued from previous page...

Atom-1	Atom-2	Distance(Å)	Clash(Å)
42:DG:37:VAL:O	42:DG:94:LEU:HB2	2.19	0.43
51:DS:18:ILE:HG13	51:DS:18:ILE:H	1.52	0.43
40:BE:60:ASN:OD1	40:BE:61:ARG:N	2.52	0.43
17:AQ:33:GLY:O	17:AQ:34:LYS:C	2.57	0.43
2:AB:87:ARG:NH2	2:AB:233:SER:N	2.62	0.43
25:AZ:138:VAL:HG21	25:AZ:173:GLY:N	2.34	0.43
56:BX:28:PHE:N	56:BX:28:PHE:CD1	2.87	0.43
40:BE:116:VAL:CG2	40:BE:117:MET:H	2.32	0.43
35:B9:35:ARG:HD3	36:BA:2742:C:OP1	2.18	0.43
46:DN:58:ASP:OD2	46:DN:59:LYS:HG2	2.18	0.43
4:AD:8:VAL:C	4:AD:10:ARG:H	2.21	0.43
1:AA:78:G:H2'	1:AA:79:G:O4'	2.18	0.43
41:BF:164:ARG:HD2	41:BF:176:LEU:O	2.19	0.43
52:BT:23:ARG:HA	52:BT:52:ILE:HD12	1.98	0.43
36:DA:747:U:C4	36:DA:2613:U:C5	3.07	0.43
19:CS:61:TYR:HD1	19:CS:62:ILE:N	2.17	0.43
22:AW:40:C:H2'	22:AW:41:C:H6	1.84	0.43
49:DQ:76:LYS:HB3	49:DQ:91:GLU:CG	2.49	0.43
36:BA:927:G:H3'	36:BA:928:G:H8	1.82	0.43
36:DA:1332:G:N2	36:DA:1610:A:H8	2.11	0.43
1:AA:1205:U:O2'	3:AC:195:VAL:HG23	2.19	0.43
36:BA:203:C:C3'	36:BA:204:A:H5''	2.44	0.43
24:AY:66:C:H2'	24:AY:67:G:C8	2.54	0.43
36:BA:318:C:O2'	36:BA:319:C:H5'	2.19	0.43
24:CY:26:A:O2'	24:CY:27:C:H5'	2.19	0.43
25:CZ:141:VAL:HG23	25:CZ:146:LEU:HD21	2.00	0.43
25:CZ:24:LYS:HG3	25:CZ:25:THR:N	2.30	0.43
36:DA:2262:U:H2'	36:DA:2263:C:C6	2.53	0.43
7:AG:94:ARG:H	7:AG:94:ARG:HG3	1.62	0.43
1:AA:66:G:N2	1:AA:172:A:C2	2.87	0.43
42:BG:154:GLY:O	42:BG:155:MET:CB	2.66	0.43
25:CZ:158:LEU:O	25:CZ:163:PHE:HB2	2.19	0.43
1:AA:427:U:C4	1:AA:428:G:C6	3.07	0.43
4:AD:36:ARG:C	4:AD:38:TYR:N	2.72	0.43
29:D3:15:TYR:CD2	29:D3:19:GLN:NE2	2.85	0.43
22:CV:57:G:H2'	22:CV:58:A:H5'	2.00	0.43
9:AI:97:LYS:N	9:AI:98:PRO:CD	2.82	0.43
44:BJ:25:UNK:HA	44:BJ:116:UNK:CA	2.49	0.43
36:BA:9:U:O4	36:BA:2629:A:N7	2.52	0.43
36:DA:66:C:H2'	36:DA:67:U:H6	1.84	0.43
47:BO:10:VAL:HG21	47:BO:16:ALA:C	2.39	0.43
1:AA:1033:G:H2'	1:AA:1034:G:O4'	2.19	0.43

Continued on next page...

Continued from previous page...

Atom-1	Atom-2	Distance(Å)	Clash(Å)
52:DT:134:GLU:O	52:DT:135:ALA:CB	2.67	0.43
6:AF:2:ARG:HD2	6:AF:69:GLU:HB3	2.01	0.43
2:AB:112:VAL:O	2:AB:115:LEU:HB3	2.18	0.43
36:BA:742:G:H2'	36:BA:743:G:H8	1.84	0.43
57:BY:22:GLY:O	57:BY:23:ARG:O	2.37	0.43
1:CA:827:U:C5'	1:CA:828:A:OP2	2.67	0.43
25:CZ:340:PRO:HG2	25:CZ:342:PHE:CZ	2.54	0.43
25:CZ:185:ASN:H	25:CZ:185:ASN:HD22	1.64	0.43
1:CA:716:A:N3	11:CK:117:ASN:O	2.51	0.43
43:BH:147:ASN:O	43:BH:151:ILE:HG12	2.18	0.43
36:DA:20:C:H2'	36:DA:21:A:C8	2.53	0.43
3:AC:28:GLN:O	3:AC:29:TYR:CB	2.66	0.43
1:CA:495:A:H61	4:CD:119:GLN:NE2	2.17	0.43
25:CZ:120:ILE:O	25:CZ:123:ALA:HB3	2.19	0.43
36:BA:625:G:O2'	36:BA:626:U:H5'	2.19	0.43
1:CA:896:C:O2'	1:CA:897:C:H5'	2.18	0.43
25:AZ:67:HIS:ND1	25:AZ:80:VAL:HG22	2.34	0.43
7:AG:125:MET:O	7:AG:129:GLU:HG3	2.19	0.43
36:DA:343:C:C2'	36:DA:344:G:H5'	2.49	0.43
25:CZ:68:VAL:O	25:CZ:78:SER:O	2.37	0.43
42:DG:98:ARG:HG2	42:DG:98:ARG:H	1.62	0.43
41:DF:46:ARG:HA	41:DF:46:ARG:HD2	1.73	0.43
36:DA:2413:G:N3	48:DP:70:GLN:NE2	2.66	0.43
36:DA:1775:U:H2'	36:DA:1776:G:H5'	2.01	0.43
1:CA:1150:U:O2'	1:CA:1151:A:H5'	2.19	0.43
1:CA:1153:C:O2'	1:CA:1154:G:H5'	2.19	0.43
56:BX:51:VAL:HG13	56:BX:81:VAL:HB	2.01	0.43
1:AA:228:A:C5'	1:AA:228:A:C8	2.97	0.43
52:DT:33:LYS:HD2	52:DT:43:GLN:HB3	2.01	0.43
28:B2:53:LEU:C	28:B2:55:ARG:N	2.72	0.43
39:DD:62:TYR:CD1	39:DD:62:TYR:C	2.92	0.43
34:B8:5:LYS:HG2	36:BA:242:G:C8	2.54	0.43
39:BD:30:GLU:CG	39:BD:35:LYS:HZ1	2.30	0.43
13:CM:66:LEU:CD1	13:CM:66:LEU:N	2.82	0.43
32:D6:32:ASN:CG	32:D6:33:LYS:N	2.71	0.43
36:BA:2188:C:C6	36:BA:2189:U:H5	2.37	0.43
52:BT:27:THR:CG2	52:BT:28:VAL:H	2.30	0.43
24:CY:3:G:O6	24:CY:70:C:N3	2.51	0.43
27:B1:5:CYS:CB	27:B1:8:SER:HG	2.32	0.43
52:DT:13:ARG:CZ	52:DT:13:ARG:CA	2.97	0.43
34:B8:13:ARG:NH2	36:BA:250:G:OP2	2.52	0.43
1:CA:542:G:N2	1:CA:543:C:C2	2.87	0.43

Continued on next page...

Continued from previous page...

Atom-1	Atom-2	Distance(Å)	Clash(Å)
4:CD:192:GLU:O	4:CD:193:ASP:C	2.57	0.43
50:DR:30:THR:HG22	50:DR:31:HIS:CE1	2.54	0.43
2:AB:142:LEU:HD23	2:AB:142:LEU:O	2.19	0.43
36:DA:1021:A:C3'	36:DA:1021:A:C8	3.02	0.43
48:DP:48:PRO:O	48:DP:49:ARG:C	2.57	0.43
36:DA:322:A:O4'	36:DA:340:A:H1'	2.19	0.43
36:BA:676:A:H2	36:BA:802:A:H61	1.67	0.43
36:DA:2314:C:C5'	42:DG:38:VAL:HG21	2.48	0.43
27:B1:78:LYS:N	27:B1:78:LYS:HE2	2.34	0.43
36:DA:2136:C:H2'	36:DA:2137:C:H6	1.80	0.43
48:DP:115:LEU:HD23	48:DP:115:LEU:N	2.34	0.43
10:CJ:75:ILE:HG13	10:CJ:76:ASN:N	2.28	0.43
36:BA:2134:A:H61	36:BA:2157:G:H1'	1.76	0.43
9:CI:18:PHE:O	9:CI:19:LEU:HB2	2.18	0.43
39:DD:13:ARG:HH11	39:DD:13:ARG:HG3	1.84	0.43
53:DU:83:LEU:HA	53:DU:88:ILE:CG1	2.48	0.43
42:DG:4:ASP:OD2	42:DG:9:ARG:NH2	2.52	0.43
36:DA:1059:G:H3'	36:DA:1060:U:H6	1.83	0.43
41:BF:107:LYS:HE3	41:BF:205:ARG:CG	2.49	0.43
4:AD:150:GLU:HG2	4:AD:151:LYS:N	2.34	0.43
36:BA:747:U:C5	36:BA:2613:U:C5	3.07	0.43
1:AA:1117:G:H21	1:AA:1180:A:H1'	1.83	0.43
1:CA:1286:A:O2'	1:CA:1287:A:P	2.76	0.43
55:DW:25:ARG:HB2	55:DW:25:ARG:NH1	2.33	0.43
1:AA:706:A:C1'	11:AK:29:ILE:HD11	2.49	0.43
36:DA:278:A:N1	36:DA:362:U:C4	2.87	0.43
15:CO:39:LEU:O	15:CO:42:HIS:HB3	2.18	0.43
58:DZ:70:LEU:HD11	58:DZ:91:LEU:HD21	1.99	0.43
43:BH:65:HIS:O	43:BH:67:LEU:N	2.42	0.43
43:BH:72:ILE:O	43:BH:75:ALA:N	2.52	0.43
50:DR:52:ILE:O	50:DR:55:ALA:HB3	2.19	0.43
57:DY:60:PHE:O	57:DY:61:ILE:CG1	2.67	0.43
24:AY:26:A:O2'	24:AY:27:C:H5'	2.19	0.43
13:CM:99:ARG:C	13:CM:101:GLN:NE2	2.72	0.43
16:CP:14:ASN:OD1	16:CP:16:HIS:CE1	2.71	0.43
2:AB:15:VAL:N	2:AB:16:HIS:CE1	2.87	0.43
46:BN:4:TYR:O	46:BN:5:VAL:C	2.57	0.43
14:CN:44:LEU:C	14:CN:44:LEU:HD12	2.39	0.43
16:AP:50:LYS:HD3	16:AP:50:LYS:C	2.39	0.43
1:AA:197:A:C5	1:AA:221:C:H4'	2.54	0.43
1:AA:198:G:O2'	1:AA:199:G:O5'	2.37	0.43
1:AA:522:C:H41	12:AL:53:ARG:NH2	2.14	0.43

Continued on next page...

Continued from previous page...

Atom-1	Atom-2	Distance(Å)	Clash(Å)
31:D5:7:PRO:HA	36:DA:2615:U:C2	2.54	0.43
2:AB:21:ARG:HB3	2:AB:39:ILE:HA	2.01	0.43
1:AA:878:G:H5'	8:AH:89:PRO:HG2	2.01	0.43
24:CY:60:U:H2'	24:CY:61:C:C5	2.53	0.43
36:BA:134:C:H2'	36:BA:135:G:C8	2.51	0.43
36:DA:2358:G:N2	48:DP:55:ARG:NH2	2.66	0.43
58:BZ:74:VAL:HG22	58:BZ:86:VAL:CG1	2.48	0.43
36:DA:1709:U:H1'	36:DA:2860:A:N3	2.33	0.43
36:BA:1469:A:O2'	36:BA:1470:G:H5'	2.19	0.43
7:AG:69:VAL:HG11	7:AG:104:LEU:HD22	2.01	0.43
7:CG:140:ASP:C	7:CG:140:ASP:OD1	2.57	0.43
12:CL:126:LYS:HE2	12:CL:126:LYS:CA	2.49	0.43
36:DA:2848:G:H8	52:DT:97:ALA:HB2	1.82	0.43
36:BA:1259:G:H2'	36:BA:1260:G:C8	2.54	0.43
36:DA:1431:U:H2'	36:DA:1432:C:O4'	2.19	0.43
25:AZ:185:ASN:N	25:AZ:185:ASN:ND2	2.67	0.43
38:DC:155:GLU:OE1	38:DC:160:ARG:HD3	2.19	0.43
1:CA:341:C:H6	1:CA:341:C:O5'	2.01	0.43
25:AZ:223:MET:HB3	25:AZ:242:ILE:HA	2.01	0.43
9:CI:5:TYR:CD2	9:CI:6:GLY:N	2.87	0.43
46:BN:65:LYS:HD3	46:BN:69:GLN:NE2	2.34	0.43
55:BW:79:GLY:CA	55:BW:100:THR:HG23	2.49	0.43
1:AA:1298:C:C5	7:AG:114:ARG:NE	2.87	0.43
36:BA:1283:G:N2	36:BA:1285:G:H3'	2.34	0.43
36:BA:2316:C:O2'	42:BG:128:ARG:NH2	2.52	0.43
1:CA:902:G:H2'	1:CA:903:G:H8	1.82	0.43
36:DA:1625:C:H2'	36:DA:1626:G:H5'	2.01	0.43
42:DG:120:LEU:HB2	42:DG:179:PRO:O	2.19	0.43
36:BA:1124:C:H2'	36:BA:1125:G:O4'	2.19	0.43
41:BF:46:ARG:HA	41:BF:46:ARG:HD2	1.75	0.43
41:BF:42:ALA:O	41:BF:45:ARG:HB2	2.18	0.43
36:BA:516:C:O2'	36:BA:517:C:H5'	2.19	0.43
1:AA:802:A:H3'	1:AA:803:G:H8	1.84	0.43
36:DA:1958:C:O2'	36:DA:1959:G:H5'	2.19	0.43
38:DC:83:ILE:HD11	38:DC:97:GLU:CD	2.39	0.42
38:DC:96:GLY:C	38:DC:98:GLU:H	2.21	0.42
38:BC:117:PRO:HD2	38:BC:147:PHE:CD2	2.54	0.42
36:DA:2645:G:H4'	36:DA:2646:C:OP2	2.19	0.42
42:BG:170:ARG:NE	42:BG:180:PHE:CD2	2.87	0.42
43:BH:83:TYR:O	43:BH:84:SER:O	2.36	0.42
49:BQ:134:ARG:NH1	58:BZ:122:ARG:HH21	2.17	0.42
40:DE:49:LEU:O	40:DE:78:LEU:HB2	2.19	0.42

Continued on next page...

Continued from previous page...

Atom-1	Atom-2	Distance(Å)	Clash(Å)
56:DX:12:VAL:O	56:DX:13:LEU:HB2	2.19	0.42
13:AM:66:LEU:CD1	13:AM:66:LEU:N	2.82	0.42
42:DG:149:VAL:C	42:DG:151:ALA:H	2.22	0.42
32:D6:17:LYS:O	32:D6:18:ARG:CB	2.67	0.42
1:AA:555:C:OP1	12:AL:20:LYS:HE3	2.19	0.42
51:DS:89:ARG:HG3	51:DS:92:TYR:N	2.34	0.42
36:DA:1021:A:H3'	36:DA:1021:A:H8	1.84	0.42
41:DF:160:ASN:HD21	41:DF:162:LEU:CB	2.32	0.42
48:DP:35:HIS:C	48:DP:36:LYS:HG3	2.39	0.42
45:BK:90:UNK:HA	58:BZ:112:ARG:HH22	1.84	0.42
36:BA:2111:C:C2	36:BA:2147:G:N2	2.82	0.42
52:BT:107:ASP:CG	52:BT:108:ARG:H	2.22	0.42
9:AI:43:ALA:O	9:AI:45:ALA:N	2.52	0.42
1:AA:1238:A:H2	1:AA:1301:U:N3	2.09	0.42
1:CA:961:U:OP2	1:CA:1223:C:H4'	2.19	0.42
9:AI:4:TYR:CZ	9:AI:88:TYR:CB	3.02	0.42
25:CZ:263:ARG:HG3	25:CZ:264:LYS:H	1.84	0.42
36:BA:2282:G:H4'	36:BA:2283:C:O5'	2.19	0.42
1:CA:1536:C:H2'	1:CA:1537:U:C5'	2.49	0.42
1:CA:723:U:O4	1:CA:1537:U:H2'	2.19	0.42
57:BY:49:VAL:O	57:BY:50:ARG:CB	2.60	0.42
36:DA:2654:A:H1'	36:DA:2656:U:C6	2.54	0.42
52:DT:106:SER:O	52:DT:107:ASP:HB3	2.18	0.42
12:AL:60:LEU:HB2	12:AL:64:TYR:O	2.19	0.42
1:CA:1124:G:H5'	10:CJ:35:SER:CB	2.49	0.42
15:CO:82:ILE:CG2	15:CO:83:GLU:N	2.81	0.42
36:BA:2668:G:C2'	36:BA:2669:G:H5'	2.48	0.42
36:DA:848:G:C4	36:DA:933:A:C8	3.07	0.42
43:DH:76:VAL:O	43:DH:78:GLY:N	2.52	0.42
54:DV:39:LEU:HA	54:DV:47:VAL:HG11	2.00	0.42
49:BQ:12:GLN:NE2	49:BQ:72:LYS:HG3	2.34	0.42
19:CS:13:ASP:C	19:CS:15:LEU:H	2.21	0.42
19:CS:11:VAL:HG13	19:CS:16:LEU:HD11	2.01	0.42
36:BA:338:G:N2	36:BA:339:U:H1'	2.34	0.42
43:BH:33:LEU:HD12	43:BH:75:ALA:O	2.19	0.42
57:BY:67:LEU:HD23	57:BY:68:HIS:N	2.34	0.42
56:BX:57:LEU:HD13	56:BX:78:LYS:O	2.19	0.42
3:AC:65:ALA:O	3:AC:100:ALA:O	2.37	0.42
1:AA:35:G:H21	12:AL:118:SER:HB2	1.84	0.42
6:AF:10:LEU:HB2	6:AF:59:TYR:HB3	2.00	0.42
5:AE:107:ARG:HG2	5:AE:107:ARG:HH11	1.83	0.42
46:BN:3:THR:CG2	46:BN:4:TYR:H	2.28	0.42

Continued on next page...

Continued from previous page...

Atom-1	Atom-2	Distance(Å)	Clash(Å)
1:CA:782:A:O3'	1:CA:1515:C:H4'	2.18	0.42
1:AA:346:G:O2'	1:AA:347:G:O5'	2.37	0.42
25:CZ:163:PHE:C	25:CZ:165:GLY:H	2.22	0.42
15:CO:3:ILE:HA	15:CO:7:GLU:OE1	2.19	0.42
48:BP:28:GLY:C	48:BP:29:LYS:HD2	2.39	0.42
14:CN:29:ARG:CG	14:CN:29:ARG:NH1	2.80	0.42
22:AW:51:U:H2'	22:AW:52:G:C8	2.48	0.42
6:AF:28:ARG:NH1	6:AF:28:ARG:HG3	2.31	0.42
4:CD:88:VAL:HG12	4:CD:90:GLY:H	1.84	0.42
1:AA:1048:G:OP1	14:AN:4:LYS:HB2	2.18	0.42
1:AA:918:A:H2'	1:AA:919:A:O4'	2.19	0.42
1:AA:416:G:H2'	1:AA:417:C:O4'	2.19	0.42
5:AE:144:THR:O	5:AE:145:LYS:C	2.57	0.42
7:CG:68:ASN:O	7:CG:138:LYS:HD2	2.19	0.42
48:BP:71:VAL:CG1	48:BP:72:PRO:HD3	2.49	0.42
5:AE:34:VAL:HG12	5:AE:62:ALA:HB1	2.01	0.42
36:DA:1446:C:H42	36:DA:1465:G:H1	1.67	0.42
6:AF:52:ILE:O	6:AF:53:ALA:HB3	2.19	0.42
1:CA:341:C:O2	1:CA:349:A:C2	2.72	0.42
2:AB:168:THR:HG21	2:AB:192:SER:HA	2.01	0.42
1:CA:1251:A:H2'	1:CA:1252:A:C8	2.54	0.42
47:BO:25:LEU:HB2	47:BO:38:VAL:HG23	2.00	0.42
58:BZ:31:ARG:HB2	58:BZ:32:HIS:CE1	2.53	0.42
24:CY:32:OMC:HM22	24:CY:33:U:H5'	2.01	0.42
1:CA:1240:U:OP1	7:CG:116:ALA:N	2.49	0.42
7:AG:120:ILE:HG22	7:AG:124:LEU:HD12	2.00	0.42
1:CA:29:G:O2'	1:CA:30:U:H5'	2.19	0.42
39:BD:258:LYS:HD3	39:BD:273:ARG:NH2	2.34	0.42
5:AE:15:ARG:HD2	5:AE:26:PHE:CG	2.54	0.42
18:CR:43:PHE:CG	18:CR:66:LEU:HD11	2.53	0.42
1:CA:691:G:H2'	1:CA:692:U:C6	2.54	0.42
1:AA:1441:G:H5''	1:AA:1442:G:H5'	2.00	0.42
36:DA:1305:C:O2'	36:DA:1306:C:H5'	2.19	0.42
36:DA:2542:A:O2'	36:DA:2543:G:H5'	2.19	0.42
43:BH:121:ILE:CG2	43:BH:133:VAL:HG13	2.46	0.42
58:BZ:100:VAL:O	58:BZ:123:ASP:O	2.36	0.42
40:DE:77:ILE:HG22	40:DE:78:LEU:CD1	2.48	0.42
56:DX:51:VAL:HG13	56:DX:81:VAL:HB	2.00	0.42
25:CZ:366:ASP:C	25:CZ:367:ASN:HD22	2.23	0.42
49:DQ:12:GLN:HE21	49:DQ:72:LYS:HG3	1.85	0.42
36:DA:2224:G:H4'	36:DA:2226:C:C2	2.54	0.42
32:D6:42:TRP:CH2	36:DA:643:A:N7	2.88	0.42

Continued on next page...

Continued from previous page...

Atom-1	Atom-2	Distance(Å)	Clash(Å)
52:DT:14:TYR:CD1	52:DT:14:TYR:N	2.86	0.42
57:DY:26:LYS:CG	57:DY:27:VAL:H	2.24	0.42
4:AD:98:GLU:OE1	4:AD:194:LEU:HD11	2.19	0.42
36:BA:1499:C:H2'	36:BA:1500:G:C5'	2.49	0.42
2:AB:169:LYS:HD3	2:AB:169:LYS:O	2.19	0.42
36:DA:1142:U:H5''	36:DA:1142(A):A:H5''	2.01	0.42
36:BA:1142:U:H5''	36:BA:1142(A):A:H5''	2.01	0.42
41:DF:162:LEU:N	41:DF:162:LEU:HD12	2.34	0.42
3:CC:132:ARG:HH11	3:CC:136:GLN:NE2	1.98	0.42
36:BA:2317:C:O2'	36:BA:2318:G:H5'	2.17	0.42
36:DA:607:U:N3	36:DA:621:A:C2	2.87	0.42
51:DS:13:ARG:O	51:DS:15:ARG:HG3	2.19	0.42
36:BA:1747(A):G:C2'	36:BA:1748:G:C5'	2.82	0.42
36:BA:1514:U:H2'	36:BA:1515:G:C8	2.55	0.42
1:CA:1276:G:C6	1:CA:1277:C:C4	3.07	0.42
1:CA:1283:G:O2'	1:CA:1284:C:OP2	2.34	0.42
1:CA:1220:G:H2'	1:CA:1221:G:H8	1.83	0.42
1:CA:858:G:C8	1:CA:858:G:OP2	2.72	0.42
48:DP:84:ASN:OD1	48:DP:116:GLY:HA2	2.18	0.42
52:DT:128:GLU:CD	52:DT:129:ARG:N	2.72	0.42
55:DW:20:VAL:CG2	55:DW:47:VAL:HG21	2.45	0.42
42:DG:11:TYR:OH	42:DG:33:ARG:HB3	2.19	0.42
42:BG:123:ASN:O	42:BG:126:ASP:OD2	2.37	0.42
1:CA:1442(B):A:H4'	1:CA:1443:G:OP1	2.19	0.42
40:DE:117:MET:HE3	40:DE:136:ARG:HA	2.00	0.42
1:CA:1129:C:O3'	1:CA:1131:G:OP2	2.37	0.42
1:CA:78:G:H2'	1:CA:79:G:O4'	2.18	0.42
53:BU:13:LYS:HD3	53:BU:13:LYS:N	2.34	0.42
19:CS:9:VAL:HG12	19:CS:10:PHE:N	2.34	0.42
13:AM:82:MET:O	13:AM:83:ASP:O	2.37	0.42
36:DA:358:U:C2'	36:DA:359:A:H5'	2.49	0.42
37:BB:67:G:O2'	37:BB:68:C:O5'	2.37	0.42
36:BA:480:A:H2	36:BA:499:U:O2	2.02	0.42
2:CB:8:LYS:O	2:CB:12:GLU:HG3	2.20	0.42
40:BE:101:ARG:HE	40:BE:171:GLU:CB	2.32	0.42
1:CA:405:U:O2	1:CA:498:U:C6	2.72	0.42
50:DR:4:LEU:CD1	50:DR:7:GLY:HA3	2.48	0.42
16:CP:14:ASN:OD1	16:CP:14:ASN:O	2.38	0.42
58:BZ:70:LEU:CD2	58:BZ:70:LEU:N	2.83	0.42
3:CC:54:ARG:CG	3:CC:55:VAL:N	2.82	0.42
1:AA:502:G:OP1	12:AL:118:SER:N	2.49	0.42
6:AF:77:ARG:NH1	6:AF:77:ARG:CG	2.82	0.42

Continued on next page...

Continued from previous page...

Atom-1	Atom-2	Distance(Å)	Clash(Å)
13:AM:77:ASN:O	13:AM:80:ARG:HB3	2.19	0.42
36:BA:2206:G:N2	36:BA:2207:G:C4'	2.83	0.42
25:AZ:317:GLU:O	25:AZ:400:VAL:HA	2.19	0.42
24:CY:1:A:H5'	25:CZ:300:ARG:NH1	2.34	0.42
36:DA:2199:A:C2	36:DA:2200:C:H1'	2.53	0.42
1:CA:919:A:O2'	1:CA:920:U:H5'	2.19	0.42
4:CD:145:GLU:C	4:CD:146:ILE:HD13	2.39	0.42
36:DA:1952:A:C6	36:DA:1953:A:N1	2.87	0.42
6:AF:27:GLN:O	6:AF:31:GLU:HB2	2.19	0.42
24:AY:77:TRP:O	25:AZ:273:HIS:HA	2.19	0.42
5:AE:64:ARG:HH11	5:AE:64:ARG:CG	2.29	0.42
47:BO:14:THR:HG23	47:BO:16:ALA:H	1.84	0.42
47:DO:14:THR:HG23	47:DO:16:ALA:H	1.84	0.42
1:AA:1030(D):A:C2'	1:AA:1031:G:H5'	2.48	0.42
1:CA:1121:U:H2'	1:CA:1122:U:C6	2.54	0.42
42:DG:18:GLU:OE2	42:DG:21:ARG:NH2	2.52	0.42
25:CZ:343:TYR:CE2	25:CZ:348:ASP:HB3	2.53	0.42
39:DD:201:HIS:C	39:DD:203:ASN:H	2.21	0.42
1:AA:1062:U:H2'	1:AA:1063:C:C6	2.55	0.42
36:BA:1790:C:H2'	36:BA:1791:A:C5	2.54	0.42
1:CA:602:A:H2'	1:CA:603:U:O4'	2.18	0.42
13:AM:32:GLU:OE1	13:AM:32:GLU:C	2.58	0.42
6:CF:9:VAL:HG22	6:CF:60:PHE:CD2	2.54	0.42
1:AA:1107:C:C4	1:AA:1108:G:C8	3.07	0.42
36:BA:2639:A:C2'	36:BA:2640:G:H5'	2.50	0.42
27:B1:42:GLN:HA	36:BA:2231:C:OP1	2.19	0.42
36:BA:2661:G:O2'	36:BA:2662:A:H5'	2.20	0.42
7:CG:42:ILE:HD13	7:CG:116:ALA:CB	2.49	0.42
36:BA:2295:C:O2'	36:BA:2296:U:H5'	2.19	0.42
8:AH:60:ARG:HG2	8:AH:62:TYR:CE1	2.54	0.42
39:BD:80:ALA:HB2	39:BD:96:HIS:CD2	2.53	0.42
50:BR:49:ASP:OD1	50:BR:95:THR:HB	2.19	0.42
38:BC:196:LEU:O	38:BC:199:HIS:N	2.52	0.42
41:DF:87:GLY:O	41:DF:88:VAL:O	2.37	0.42
11:CK:85:ARG:HG2	11:CK:111:ASP:O	2.20	0.42
38:BC:28:LEU:HD23	38:BC:28:LEU:O	2.18	0.42
36:BA:121:G:H4'	36:BA:149:A:H5'	2.00	0.42
8:AH:33:GLU:HG2	8:AH:48:TYR:OH	2.19	0.42
38:BC:83:ILE:HD11	38:BC:97:GLU:CD	2.40	0.42
28:B2:55:ARG:HA	28:B2:58:ALA:CB	2.48	0.42
41:DF:26:ALA:HB1	41:DF:27:GLU:OE1	2.20	0.42
40:DE:47:VAL:CG2	40:DE:84:PHE:O	2.67	0.42

Continued on next page...

Continued from previous page...

Atom-1	Atom-2	Distance(Å)	Clash(Å)
1:AA:1037:C:O5'	1:AA:1037:C:H6	2.03	0.42
32:B6:11:LEU:HD13	32:B6:24:GLU:O	2.19	0.42
40:BE:47:VAL:CG2	40:BE:84:PHE:O	2.67	0.42
13:AM:66:LEU:O	13:AM:67:GLU:O	2.36	0.42
46:BN:9:VAL:HG21	46:BN:48:MET:CB	2.49	0.42
32:D6:11:LEU:HD13	32:D6:11:LEU:H	1.85	0.42
41:BF:160:ASN:HD21	41:BF:162:LEU:CB	2.31	0.42
41:DF:122:LYS:HB3	41:DF:191:ARG:HG3	2.00	0.42
51:DS:58:LEU:HG	51:DS:59:LYS:N	2.33	0.42
25:AZ:366:ASP:C	25:AZ:367:ASN:HD22	2.22	0.42
52:DT:10:VAL:C	52:DT:12:SER:N	2.73	0.42
4:CD:10:ARG:HH11	4:CD:10:ARG:HG2	1.84	0.42
51:DS:92:TYR:O	51:DS:93:LYS:HB3	2.19	0.42
48:BP:46:LYS:HG2	48:BP:52:GLU:OE2	2.19	0.42
37:BB:7:G:C3'	37:BB:8:U:C5'	2.97	0.42
36:BA:1021:A:C3'	36:BA:1021:A:C8	3.02	0.42
1:AA:1315:U:O2	1:AA:1360:A:H2	2.02	0.42
45:BK:88:UNK:O	45:BK:89:UNK:C	2.67	0.42
36:BA:833:U:H2'	36:BA:834:C:C6	2.54	0.42
2:AB:155:LEU:HD13	2:AB:157:ARG:H	1.84	0.42
52:BT:109:GLU:HG2	52:BT:112:ARG:CZ	2.49	0.42
52:BT:96:ARG:CB	52:BT:96:ARG:NH1	2.82	0.42
58:BZ:29:TYR:HA	58:BZ:33:LEU:O	2.19	0.42
1:CA:858:G:H5''	1:CA:858:G:C8	2.52	0.42
2:CB:55:PHE:N	2:CB:55:PHE:CD1	2.87	0.42
36:BA:2131:G:H4'	36:BA:2132:U:OP2	2.18	0.42
31:D5:57:VAL:HG12	31:D5:58:LEU:H	1.85	0.42
1:CA:723:U:N3	1:CA:1537:U:H2'	2.34	0.42
2:CB:231:GLU:HA	2:CB:232:PRO:HD3	1.69	0.42
3:AC:11:ARG:O	3:AC:12:LEU:C	2.57	0.42
28:D2:31:GLU:O	28:D2:35:LEU:HD23	2.20	0.42
46:DN:36:GLY:O	46:DN:37:LYS:HB2	2.19	0.42
43:DH:139:GLN:HG3	43:DH:140:LYS:N	2.34	0.42
43:DH:44:VAL:CG1	43:DH:45:VAL:H	2.17	0.42
46:BN:28:THR:O	46:BN:31:ALA:HB3	2.19	0.42
47:DO:35:VAL:CG1	47:DO:35:VAL:O	2.67	0.42
13:AM:79:LYS:O	13:AM:82:MET:HG2	2.18	0.42
42:BG:31:VAL:CG2	42:BG:32:PRO:HD2	2.49	0.42
34:B8:53:PRO:HA	34:B8:56:GLU:HB2	2.01	0.42
36:BA:506:G:O3'	36:BA:507:A:H8	2.03	0.42
36:DA:2881:C:H2'	36:DA:2882:A:C8	2.54	0.42
36:BA:2127:G:H2'	36:BA:2128:C:C6	2.54	0.42

Continued on next page...

Continued from previous page...

Atom-1	Atom-2	Distance(Å)	Clash(Å)
36:DA:190:A:H3'	36:DA:204:A:H61	1.84	0.42
36:BA:1721:G:C2	36:BA:1739:U:OP2	2.72	0.42
12:AL:38:THR:O	12:AL:39:VAL:HG23	2.19	0.42
16:CP:14:ASN:HA	16:CP:42:ARG:NH2	2.33	0.42
26:B0:7:LEU:HD13	49:BQ:85:LYS:CG	2.44	0.42
36:DA:1170:G:N2	36:DA:1180:C:C2	2.87	0.42
1:CA:66:G:N2	1:CA:172:A:C2	2.86	0.42
36:DA:318:C:O2'	36:DA:319:C:H5'	2.19	0.42
36:BA:289:A:H2'	36:BA:290:G:C8	2.55	0.42
36:DA:194:G:H2'	36:DA:195:A:O4'	2.20	0.42
39:DD:28:GLU:CB	39:DD:29:PRO:CD	2.94	0.42
42:BG:52:ILE:O	42:BG:54:GLU:N	2.53	0.42
53:DU:32:PHE:CB	53:DU:36:ARG:HH22	2.31	0.42
5:CE:7:GLU:O	5:CE:8:GLU:HB3	2.19	0.42
1:CA:35:G:H21	12:CL:118:SER:HB2	1.83	0.42
36:BA:1287:A:OP1	50:BR:105:ARG:O	2.37	0.42
56:DX:63:LYS:HE3	56:DX:63:LYS:HB2	1.91	0.42
3:CC:23:TYR:CG	3:CC:24:ALA:N	2.87	0.42
24:AY:60:U:H2'	24:AY:61:C:H5	1.84	0.42
49:BQ:5:ARG:NH1	49:BQ:5:ARG:CB	2.82	0.42
36:BA:2389:G:H5''	36:BA:2390:U:O4'	2.19	0.42
4:AD:91:SER:O	4:AD:92:VAL:C	2.57	0.42
47:DO:10:VAL:HG21	47:DO:16:ALA:C	2.40	0.42
36:DA:1040:C:H6	36:DA:1040:C:O5'	2.02	0.42
36:BA:1469:A:H2'	36:BA:1470:G:H8	1.84	0.42
1:AA:751:U:C4'	15:AO:24:SER:HA	2.48	0.42
1:AA:135:C:C2'	1:AA:136:C:H5'	2.50	0.42
4:AD:200:GLU:HG2	4:AD:201:GLN:H	1.84	0.42
1:CA:710:G:O2'	1:CA:711:G:H5'	2.20	0.42
36:BA:1133:U:O4	36:BA:2026:C:H1'	2.19	0.42
36:BA:2330:G:C2'	36:BA:2331:G:H5'	2.48	0.42
36:BA:382:G:C2'	36:BA:383:U:H5'	2.49	0.42
39:BD:238:GLY:O	39:BD:239:ARG:O	2.38	0.42
25:AZ:221:PHE:CG	25:AZ:247:VAL:HG13	2.53	0.42
4:CD:45:GLN:C	4:CD:46:LYS:HG3	2.38	0.42
26:B0:26:TYR:CD2	36:BA:857:C:H1'	2.54	0.42
4:AD:106:TYR:HD2	4:AD:113:SER:C	2.22	0.42
4:CD:106:TYR:HD2	4:CD:113:SER:C	2.22	0.42
36:BA:1431:U:H2'	36:BA:1432:C:O4'	2.20	0.42
36:DA:1304:C:O2'	36:DA:1305:C:H5'	2.19	0.42
1:AA:1092:A:C6	1:AA:1093:A:C6	3.07	0.42
1:CA:1246:C:H2'	1:CA:1247:U:H6	1.84	0.42

Continued on next page...

Continued from previous page...

Atom-1	Atom-2	Distance(Å)	Clash(Å)
36:DA:1146:C:O2'	36:DA:1147:C:H5'	2.19	0.42
36:BA:1914:C:H2'	36:BA:1915:U:O4'	2.19	0.42
20:AT:38:LYS:O	20:AT:41:ILE:HG12	2.19	0.42
22:AW:11:C:O2'	22:AW:12:U:H5'	2.19	0.42
33:D7:37:LYS:O	36:DA:458:G:H8	2.02	0.42
37:DB:10:C:O2'	37:DB:11:C:H5'	2.19	0.42
4:CD:25:ARG:C	4:CD:27:TYR:H	2.23	0.42
36:BA:489:G:N2	36:BA:1321:A:OP1	2.49	0.42
36:BA:1777:U:O2'	36:BA:1778:U:H5'	2.19	0.42
36:DA:133:C:H6	36:DA:133:C:O5'	2.02	0.42
36:BA:514:A:O2'	36:BA:515:A:H5'	2.19	0.42
39:DD:41:GLY:O	39:DD:42:GLY:O	2.37	0.42
39:BD:242:ARG:HB2	39:BD:243:GLY:H	1.43	0.42
13:AM:25:ILE:HD11	13:AM:60:VAL:CG1	2.50	0.42
28:B2:35:LEU:HD13	28:B2:35:LEU:C	2.38	0.42
28:B2:54:LYS:CB	36:BA:61:G:OP2	2.67	0.42
39:DD:24:ILE:CD1	39:DD:25:THR:N	2.81	0.42
1:CA:1039:C:H2'	1:CA:1040:U:H5	1.78	0.42
40:DE:54:GLN:O	40:DE:75:VAL:CG2	2.62	0.42
36:BA:2224:G:H4'	36:BA:2226:C:C2	2.54	0.42
56:BX:55:ASN:HB2	56:BX:80:ILE:CG2	2.43	0.42
36:DA:1448:G:N3	36:DA:1528(A):A:C2	2.84	0.42
36:BA:322:A:O4'	36:BA:340:A:H1'	2.18	0.42
37:DB:106:G:H5'	58:DZ:31:ARG:HG2	1.98	0.42
58:DZ:48:PHE:O	58:DZ:52:SER:N	2.48	0.42
52:BT:80:SER:CB	52:BT:81:PRO:CD	2.96	0.42
43:DH:15:VAL:HG23	43:DH:16:SER:N	2.34	0.42
32:D6:45:LYS:CB	36:DA:2371:G:H4'	2.49	0.42
57:DY:81:LYS:CD	57:DY:97:ARG:O	2.67	0.42
1:AA:1271:G:C3'	1:AA:1272:G:H5''	2.49	0.42
1:AA:407:G:O2'	4:AD:116:GLN:CG	2.64	0.42
36:DA:611:C:H6	36:DA:611:C:O5'	2.01	0.42
20:CT:53:LEU:HB3	20:CT:102:GLY:HA3	2.01	0.42
36:BA:942:G:O2'	36:BA:943:U:H5'	2.19	0.42
36:BA:1947:C:C3'	36:BA:1948:G:H5''	2.49	0.42
36:BA:1021:A:H8	36:BA:1021:A:H3'	1.85	0.42
48:BP:35:HIS:C	48:BP:36:LYS:HG3	2.40	0.42
41:DF:160:ASN:ND2	41:DF:162:LEU:N	2.59	0.42
48:DP:38:GLN:HG3	48:DP:39:LYS:N	2.35	0.42
36:DA:2282:G:H4'	36:DA:2283:C:O5'	2.19	0.42
30:D4:25:TYR:N	30:D4:25:TYR:CD1	2.88	0.42
36:BA:2892:A:N6	36:BA:2893:G:H21	2.16	0.42

Continued on next page...

Continued from previous page...

Atom-1	Atom-2	Distance(Å)	Clash(Å)
50:DR:45:ARG:CG	50:DR:46:GLY:H	2.13	0.42
36:DA:2464:C:O2'	36:DA:2465:C:P	2.78	0.42
35:B9:7:VAL:CG1	35:B9:34:GLN:HG2	2.38	0.42
36:DA:1068:G:H1'	36:DA:1069:A:O5'	2.19	0.42
36:DA:1070:A:H5'	36:DA:1072:C:OP2	2.20	0.42
36:DA:1090:U:H2'	36:DA:1091:G:O4'	2.19	0.42
50:DR:2:ARG:CD	50:DR:2:ARG:C	2.87	0.42
36:DA:733:G:N7	36:DA:761:A:C5	2.86	0.42
2:AB:178:ARG:CG	2:AB:178:ARG:NH1	2.82	0.42
1:CA:411:A:H62	1:CA:413:G:H21	1.65	0.42
37:DB:81:G:H2'	37:DB:82:G:H5'	2.02	0.42
14:CN:26:ARG:HH11	14:CN:47:LEU:CD2	2.24	0.42
54:DV:39:LEU:O	54:DV:40:LEU:HB2	2.20	0.42
36:BA:478:A:C6	36:BA:480:A:C6	3.08	0.42
57:BY:60:PHE:O	57:BY:61:ILE:CG1	2.67	0.42
57:DY:61:ILE:HG22	57:DY:62:GLU:N	2.34	0.42
12:AL:80:HIS:HB2	24:AY:68:C:H4'	2.01	0.42
15:CO:29:VAL:HG11	15:CO:67:LEU:HD21	2.01	0.42
22:AV:61:C:O2	22:AV:61:C:H2'	2.20	0.42
19:AS:11:VAL:HG23	19:AS:38:SER:HB3	2.00	0.42
40:BE:101:ARG:CB	40:BE:201:THR:HG21	2.48	0.42
1:AA:59:A:H5'	1:AA:60:A:C5'	2.48	0.42
39:BD:107:ALA:HA	39:BD:108:PRO:HD2	1.90	0.42
36:DA:998:C:H2'	36:DA:999:U:O5'	2.19	0.42
52:BT:75:ILE:N	52:BT:75:ILE:CD1	2.81	0.42
36:BA:877:U:O2'	36:BA:900:A:N6	2.52	0.42
36:DA:2196:C:O2'	36:DA:2197:U:H5'	2.19	0.42
1:AA:656:C:O2'	1:AA:657:G:H5'	2.19	0.42
53:DU:15:LYS:HA	53:DU:18:LEU:HD23	2.00	0.42
1:CA:528:C:H41	12:CL:49:ASN:ND2	2.17	0.42
1:AA:250:A:H5''	1:AA:251:G:OP1	2.19	0.42
9:AI:98:PRO:HB2	9:AI:99:LEU:HD22	2.02	0.42
22:AW:51:U:H3	22:AW:63:G:H1	1.67	0.42
53:BU:24:TYR:HB2	53:BU:29:SER:OG	2.20	0.42
36:BA:2617:C:O2'	36:BA:2618:G:H5'	2.20	0.42
36:BA:1336:A:O2'	36:BA:1337:G:H5'	2.19	0.42
2:AB:11:LEU:CD1	2:AB:217:ARG:NH2	2.82	0.42
1:AA:96:U:H2'	1:AA:97:G:C8	2.54	0.42
36:DA:856:C:H6	36:DA:856:C:H5''	1.83	0.42
58:BZ:79:ARG:O	58:BZ:79:ARG:CG	2.67	0.42
3:AC:23:TYR:CG	3:AC:24:ALA:N	2.87	0.42
36:DA:1509(A):A:H2'	36:DA:1509(B):A:C8	2.53	0.42

Continued on next page...

Continued from previous page...

Atom-1	Atom-2	Distance(Å)	Clash(Å)
25:CZ:309:SER:O	25:CZ:310:ILE:O	2.38	0.42
36:DA:2073:C:O2'	36:DA:2074:U:H5'	2.19	0.42
29:D3:28:LEU:N	29:D3:28:LEU:HD23	2.33	0.42
46:BN:76:SER:OG	46:BN:77:GLY:N	2.52	0.42
22:AV:67:C:H2'	22:AV:68:C:H6	1.83	0.42
2:CB:124:SER:OG	2:CB:125:PRO:HD2	2.19	0.42
42:DG:178:PHE:HD1	42:DG:178:PHE:H	1.67	0.42
36:BA:2330:G:H2'	36:BA:2331:G:O4'	2.19	0.42
1:AA:828:A:H2'	1:AA:829:G:O4'	2.19	0.42
1:AA:1009:G:H2'	1:AA:1010:G:C8	2.53	0.42
8:CH:20:TYR:HE2	8:CH:76:PRO:HG2	1.81	0.42
36:DA:199:A:H61	36:DA:2433:A:H2'	1.84	0.42
38:BC:41:VAL:HG21	38:BC:185:LEU:CD2	2.49	0.42
1:CA:130:A:C8	17:CQ:63:ARG:HG3	2.54	0.42
56:DX:45:THR:OG1	56:DX:46:ALA:N	2.53	0.42
3:CC:130:VAL:O	3:CC:131:ARG:C	2.58	0.42
1:AA:1477:C:H2'	1:AA:1478:C:C6	2.53	0.42
36:BA:825:C:H4'	36:BA:2428:G:N7	2.34	0.42
22:AW:10:G:O2'	22:AW:11:C:H5'	2.19	0.42
44:DJ:52:UNK:HA	44:DJ:86:UNK:O	2.20	0.42
21:AU:5:ASP:O	21:AU:11:GLY:HA3	2.19	0.42
28:D2:63:VAL:O	28:D2:65:ASN:N	2.52	0.42
25:AZ:116:THR:O	25:AZ:120:ILE:HG13	2.19	0.42
36:BA:1570:A:H2'	36:BA:1571:A:C8	2.54	0.42
36:BA:1487:G:O2'	36:BA:1488:G:H5'	2.19	0.42
1:CA:757:U:O2'	1:CA:758:G:H5'	2.19	0.42
36:DA:740:U:H2'	36:DA:741:G:C8	2.55	0.42
36:DA:1387:C:C2	36:DA:1388:G:C8	3.06	0.42
25:AZ:362:VAL:HG12	25:AZ:362:VAL:O	2.20	0.42
36:BA:2584:U:O4'	36:BA:2584:U:O2	2.38	0.42
19:CS:79:THR:O	19:CS:80:TYR:CB	2.67	0.42
46:BN:7:LYS:O	46:BN:8:GLN:C	2.57	0.42
45:BK:99:UNK:O	45:BK:100:UNK:C	2.67	0.42
56:BX:14:SER:N	56:BX:17:ALA:HB3	2.35	0.42
42:BG:47:LYS:N	42:BG:47:LYS:HD2	2.34	0.42
46:DN:115:ARG:HG3	46:DN:115:ARG:HH11	1.84	0.42
36:DA:1854:A:H62	36:DA:1888:G:H8	1.66	0.42
39:BD:97:TYR:C	39:BD:99:ASP:N	2.71	0.42
58:DZ:69:THR:HG22	58:DZ:89:PHE:O	2.19	0.42
1:CA:954:G:H2'	1:CA:955:U:C6	2.54	0.42
39:DD:70:TRP:CZ3	39:DD:146:GLU:OE2	2.72	0.42
42:DG:57:ALA:O	42:DG:60:LEU:HB3	2.19	0.42

Continued on next page...

Continued from previous page...

Atom-1	Atom-2	Distance(Å)	Clash(Å)
32:D6:53:LYS:CD	32:D6:53:LYS:N	2.82	0.42
57:DY:15:VAL:HG12	57:DY:17:SER:H	1.85	0.42
4:CD:105:VAL:HG21	4:CD:121:VAL:HG22	2.01	0.42
36:BA:1278:A:O2'	36:BA:1279:G:H5'	2.19	0.42
48:DP:126:VAL:HA	48:DP:145:PRO:CG	2.49	0.42
48:DP:98:GLU:CA	48:DP:101:VAL:HG22	2.48	0.42
25:CZ:285:ASN:HD22	25:CZ:285:ASN:HA	1.65	0.42
51:BS:17:ARG:C	51:BS:19:LYS:H	2.22	0.42
36:DA:1499:C:H2'	36:DA:1500:G:H5'	2.01	0.42
37:DB:7:G:C3'	37:DB:8:U:C5'	2.98	0.42
36:DA:2419:U:O2'	36:DA:2420:C:H5'	2.18	0.42
41:DF:158:THR:HG21	41:DF:163:VAL:HB	2.01	0.42
41:BF:6:VAL:O	41:BF:7:TYR:HB2	2.20	0.42
36:DA:671:C:H2'	36:DA:672:C:H6	1.84	0.42
36:BA:2178:C:O4'	36:BA:2178:C:O2	2.35	0.42
36:BA:2810:A:H2'	40:BE:61:ARG:NH2	2.34	0.42
36:BA:1516:C:C2'	36:BA:1517:G:C5'	2.83	0.42
41:DF:30:PRO:O	41:DF:33:LEU:HB2	2.20	0.42
10:CJ:8:LEU:HB3	10:CJ:16:LEU:CD2	2.50	0.42
33:D7:34:ARG:HA	33:D7:34:ARG:HD2	1.77	0.42
48:DP:16:ARG:HH11	48:DP:16:ARG:CA	2.32	0.42
10:AJ:6:ILE:CD1	10:AJ:23:ILE:HG21	2.49	0.42
25:CZ:246:LYS:HB3	25:CZ:281:ILE:CG2	2.38	0.42
53:BU:83:LEU:HD12	53:BU:83:LEU:N	2.35	0.42
15:AO:82:ILE:CG2	15:AO:83:GLU:N	2.83	0.42
12:AL:60:LEU:C	12:AL:62:SER:H	2.23	0.42
36:BA:733:G:C8	36:BA:761:A:C6	3.07	0.42
20:AT:20:LEU:O	20:AT:23:ARG:HB3	2.20	0.42
42:BG:114:ILE:HG23	42:BG:117:PHE:HB2	1.99	0.42
51:BS:35:ILE:HG23	51:BS:35:ILE:O	2.19	0.42
24:CY:17:H2U:OP2	24:CY:17:H2U:O3'	2.38	0.42
1:AA:1318:A:H1'	19:AS:37:ARG:HH21	1.85	0.42
19:CS:48:THR:HG22	19:CS:61:TYR:CB	2.50	0.42
9:CI:70:LYS:O	9:CI:73:GLN:HB2	2.20	0.42
50:BR:52:ILE:O	50:BR:55:ALA:N	2.52	0.42
36:BA:1349:A:N6	36:BA:1598:C:N4	2.67	0.42
22:CW:37:A:H5'	22:CW:38:A:OP2	2.20	0.42
36:DA:1721:G:C2	36:DA:1739:U:OP2	2.73	0.42
17:AQ:70:ARG:HG2	17:AQ:70:ARG:HH11	1.85	0.42
36:DA:481:G:C2'	36:DA:482:A:OP2	2.67	0.42
1:AA:357:G:C2	1:AA:358:U:C5	3.07	0.42
36:BA:271(J):C:C2'	36:BA:271(J):C:O2	2.62	0.42

Continued on next page...

Continued from previous page...

Atom-1	Atom-2	Distance(Å)	Clash(Å)
6:CF:57:GLN:H	6:CF:57:GLN:NE2	2.17	0.42
36:BA:2199:A:C2	36:BA:2200:C:H1'	2.54	0.42
36:DA:586:A:N1	36:DA:809:G:O2'	2.47	0.42
40:DE:11:MET:HB3	40:DE:24:THR:HA	2.02	0.42
20:AT:10:LEU:HG	20:AT:12:ALA:N	2.34	0.42
49:DQ:110:THR:HG23	49:DQ:113:GLN:CG	2.49	0.42
36:DA:2390:U:O2'	36:DA:2391:G:H5'	2.20	0.42
36:BA:2262:U:H2'	36:BA:2263:C:H6	1.84	0.42
1:CA:256:U:O2'	1:CA:257:G:H5'	2.19	0.42
36:DA:67:U:O2'	36:DA:68:G:H5'	2.19	0.42
1:CA:522:C:H41	12:CL:53:ARG:NH2	2.17	0.42
1:CA:1032:G:H2'	1:CA:1033:G:C8	2.54	0.42
17:AQ:45:HIS:CG	17:AQ:65:ILE:HD13	2.55	0.42
37:BB:30:C:H1'	37:BB:57:A:H61	1.84	0.42
36:BA:1509(A):A:H2'	36:BA:1509(B):A:C8	2.55	0.42
36:BA:67:U:O2'	36:BA:68:G:H5'	2.18	0.42
9:AI:48:GLU:N	9:AI:49:PRO:HD3	2.34	0.42
46:DN:54:VAL:HG11	46:DN:99:LEU:CD2	2.49	0.42
50:BR:109:ALA:O	50:BR:111:LEU:HD12	2.19	0.42
1:AA:1226:C:O2'	13:AM:103:THR:O	2.28	0.42
25:CZ:223:MET:HB3	25:CZ:242:ILE:HA	1.99	0.42
19:AS:36:ARG:NH1	19:AS:53:ASN:HA	2.35	0.42
49:BQ:24:GLY:O	49:BQ:26:TYR:N	2.50	0.42
15:CO:66:LEU:HD12	15:CO:66:LEU:HA	1.91	0.42
50:DR:12:ARG:HE	50:DR:16:HIS:CE1	2.36	0.42
1:AA:598:U:H2'	1:AA:599:C:C6	2.54	0.42
36:DA:2169:A:O2'	36:DA:2170:A:H5'	2.18	0.42
1:CA:1068:G:N7	1:CA:1094:G:H2'	2.34	0.42
36:BA:451:C:N4	36:BA:454:A:H5'	2.34	0.42
36:BA:740:U:H2'	36:BA:741:G:C8	2.55	0.42
2:CB:180:LEU:O	2:CB:181:PHE:HB2	2.19	0.42
45:BK:56:UNK:O	45:BK:68:UNK:C	2.67	0.42
1:CA:773:G:O2'	1:CA:774:G:H5'	2.19	0.42
36:DA:121:G:H4'	36:DA:149:A:H5'	2.00	0.42
36:DA:1777:U:O2'	36:DA:1778:U:H5'	2.19	0.42
17:CQ:94:ASN:O	17:CQ:96:GLU:N	2.52	0.42
38:DC:79:LYS:HD2	38:DC:97:GLU:OE1	2.19	0.42
36:DA:2544:G:H1'	36:DA:2646:C:H4'	2.02	0.42
41:BF:26:ALA:HB1	41:BF:27:GLU:OE1	2.19	0.42
39:BD:24:ILE:CD1	39:BD:25:THR:N	2.80	0.42
34:D8:5:LYS:HG2	36:DA:242:G:C8	2.55	0.42
37:DB:107:G:O2'	37:DB:108:U:H5'	2.19	0.42

Continued on next page...

Continued from previous page...

Atom-1	Atom-2	Distance(Å)	Clash(Å)
58:DZ:53:ILE:HG22	58:DZ:71:VAL:O	2.20	0.42
52:BT:19:LEU:HD22	52:BT:85:LYS:CD	2.48	0.42
42:DG:54:GLU:O	42:DG:58:GLN:HG2	2.20	0.42
4:AD:192:GLU:O	4:AD:193:ASP:C	2.58	0.42
4:CD:107:ARG:HD2	4:CD:173:TRP:CZ2	2.55	0.42
4:CD:98:GLU:OE1	4:CD:194:LEU:HD11	2.19	0.42
4:CD:2:GLY:O	4:CD:3:ARG:C	2.58	0.42
10:AJ:48:THR:HG23	10:AJ:62:HIS:ND1	2.33	0.42
51:BS:29:PHE:HD1	51:BS:30:ARG:N	2.17	0.42
48:BP:35:HIS:O	48:BP:36:LYS:CB	2.68	0.42
36:DA:973:A:O4'	36:DA:1188:U:C6	2.72	0.42
36:DA:659:C:O2'	36:DA:660:G:H5'	2.19	0.42
36:BA:251:A:H4'	48:BP:51:PHE:HZ	1.84	0.42
1:AA:1431:C:C2'	1:AA:1432:G:H5'	2.50	0.42
1:CA:1392:G:O2'	1:CA:1393:U:H5'	2.18	0.42
12:CL:113:ARG:CB	12:CL:122:THR:HG21	2.50	0.42
9:CI:28:VAL:O	9:CI:30:GLY:N	2.49	0.42
36:DA:2740:A:H2'	36:DA:2741:A:C8	2.54	0.42
32:B6:5:VAL:O	32:B6:6:ARG:CG	2.68	0.42
52:BT:119:LYS:O	52:BT:123:GLN:HG2	2.19	0.42
31:B5:41:PRO:HA	31:B5:42:PRO:HD3	1.83	0.42
42:BG:181:ARG:HB3	42:BG:181:ARG:HE	1.68	0.42
7:AG:99:LEU:HA	7:AG:102:ARG:CD	2.50	0.42
37:DB:94:C:O2'	37:DB:95:C:H5'	2.20	0.42
1:CA:1287:A:H2'	1:CA:1288:A:C8	2.54	0.42
34:D8:52:LYS:O	34:D8:55:ALA:HB3	2.19	0.42
10:AJ:81:THR:O	10:AJ:83:GLU:N	2.53	0.42
36:BA:910:A:N1	36:BA:2277:G:H1'	2.34	0.42
57:BY:47:LYS:HG3	57:BY:60:PHE:CE1	2.55	0.42
36:DA:2126:A:H8	36:DA:2126:A:OP2	2.03	0.42
12:AL:75:HIS:HA	12:AL:102:ARG:NH2	2.35	0.42
8:AH:111:ILE:C	8:AH:112:LEU:HD23	2.40	0.42
11:CK:57:THR:HG22	11:CK:60:ALA:HB2	2.00	0.42
37:BB:15:A:H1'	37:BB:110:G:C5	2.55	0.42
6:AF:44:GLY:HA2	6:AF:59:TYR:CE1	2.54	0.42
36:BA:1396:U:C2'	36:BA:1396:U:O2	2.65	0.42
2:AB:86:GLU:C	2:AB:88:ALA:N	2.73	0.42
1:CA:965:A:C2	1:CA:969:A:N1	2.87	0.42
25:CZ:63:ILE:HG13	25:CZ:64:ASN:ND2	2.34	0.42
38:BC:149:ILE:O	38:BC:153:ILE:HG13	2.19	0.42
1:AA:1212:U:O4'	1:AA:1212:U:O2	2.37	0.42
22:AV:57:G:H2'	22:AV:58:A:H5'	2.01	0.42

Continued on next page...

Continued from previous page...

Atom-1	Atom-2	Distance(Å)	Clash(Å)
53:DU:14:HIS:O	53:DU:18:LEU:HD23	2.20	0.42
36:BA:998:C:H2'	36:BA:999:U:O5'	2.19	0.42
11:AK:20:TYR:CE2	11:AK:83:ILE:HD12	2.55	0.42
36:DA:2389:G:H5''	36:DA:2390:U:O4'	2.19	0.42
12:CL:119:LYS:O	12:CL:120:TYR:CB	2.65	0.42
36:DA:856:C:H5''	36:DA:856:C:C6	2.53	0.42
36:DA:135:G:H2'	36:DA:136:G:H8	1.85	0.42
36:DA:135:G:O2'	36:DA:136:G:H5'	2.20	0.42
12:CL:45:PRO:HG3	12:CL:53:ARG:CD	2.50	0.42
50:DR:53:HIS:O	50:DR:53:HIS:ND1	2.52	0.42
47:BO:11:ALA:O	47:BO:12:ASP:HB3	2.19	0.42
1:CA:309:G:O2'	1:CA:607:A:N1	2.52	0.42
5:AE:144:THR:O	5:AE:147:ASP:OD1	2.37	0.42
1:CA:513:C:C2	1:CA:514:C:C6	3.08	0.42
36:BA:1173:G:H5'	36:BA:1174:A:OP1	2.19	0.42
40:BE:132:HIS:CG	40:BE:135:HIS:CE1	3.07	0.42
1:CA:827:U:C2	1:CA:870:U:C4	3.07	0.42
36:BA:1651:G:C2	36:BA:2007:C:C2	3.07	0.42
36:BA:20:C:H2'	36:BA:21:A:C8	2.55	0.42
36:DA:237:C:O2'	36:DA:238:C:H5'	2.20	0.42
1:CA:369:C:HO2'	1:CA:370:C:H6	1.66	0.42
36:BA:1429:G:H2'	36:BA:1430:C:C6	2.55	0.42
1:AA:1194:U:H2'	1:AA:1195:C:C6	2.55	0.42
41:BF:108:LYS:HB3	41:BF:112:MET:CE	2.50	0.42
17:AQ:12:SER:HB3	17:AQ:20:THR:CB	2.50	0.42
25:AZ:65:THR:HA	25:AZ:83:PRO:HD3	2.01	0.42
1:AA:1118:C:OP1	9:AI:104:ARG:NE	2.46	0.42
36:BA:70:G:H2'	36:BA:113:G:O2'	2.20	0.42
36:BA:229:A:H8	36:BA:229:A:OP1	2.02	0.42
4:AD:122:ARG:HA	4:AD:122:ARG:HD2	1.72	0.42
26:B0:24:LYS:HA	26:B0:24:LYS:HD3	1.86	0.42
1:AA:768:A:H5'	1:AA:1524:C:H1'	2.02	0.42
38:DC:99:ILE:C	38:DC:101:GLN:N	2.72	0.42
1:AA:1053:G:O6	1:AA:1199:U:H2'	2.20	0.42
28:B2:21:LEU:HB3	28:B2:64:LEU:CG	2.47	0.42
28:B2:65:ASN:O	28:B2:69:ARG:NH1	2.52	0.42
43:DH:83:TYR:O	43:DH:84:SER:O	2.37	0.42
39:DD:30:GLU:CG	39:DD:63:ARG:HH21	2.32	0.42
42:BG:47:LYS:HZ2	42:BG:82:LEU:HB2	1.85	0.42
36:DA:1486:A:H61	36:DA:1504:C:H42	1.68	0.42
58:BZ:171:ILE:CD1	58:BZ:171:ILE:H	2.32	0.42
4:CD:6:GLY:O	4:CD:7:PRO:C	2.58	0.42

Continued on next page...

Continued from previous page...

Atom-1	Atom-2	Distance(Å)	Clash(Å)
1:AA:974:A:H8	1:AA:974:A:OP1	2.02	0.42
1:CA:975:A:N6	1:CA:1367:C:O4'	2.52	0.42
10:CJ:49:VAL:HG22	14:CN:41:ARG:HG3	2.02	0.42
51:DS:98:VAL:C	51:DS:100:ALA:N	2.73	0.42
51:BS:89:ARG:HB3	51:BS:92:TYR:CB	2.50	0.42
2:AB:71:VAL:O	2:AB:164:VAL:HA	2.19	0.42
36:DA:2177:C:H2'	36:DA:2178:C:O2	2.20	0.42
51:DS:74:ALA:HB1	51:DS:103:GLU:CG	2.47	0.42
9:AI:42:ARG:NH2	9:AI:75:ASP:OD1	2.53	0.42
1:CA:1314:C:O4'	1:CA:1314:C:O2	2.37	0.42
30:B4:25:TYR:N	30:B4:25:TYR:CD1	2.88	0.42
36:DA:2740:A:C6	36:DA:2741:A:C6	3.08	0.42
1:CA:454:C:H5''	1:CA:455:C:C5	2.55	0.42
52:DT:96:ARG:CB	52:DT:96:ARG:NH1	2.83	0.42
46:BN:58:ASP:O	46:BN:59:LYS:HB2	2.20	0.42
1:CA:428:G:O2'	1:CA:429:U:P	2.77	0.42
52:DT:23:ARG:HB2	52:DT:24:PRO:HD2	2.01	0.42
20:AT:26:ASN:CB	20:AT:71:THR:HG23	2.44	0.42
54:BV:39:LEU:O	54:BV:40:LEU:HB2	2.20	0.42
58:DZ:61:LEU:HB2	58:DZ:65:GLN:O	2.20	0.42
36:DA:848:G:H2'	36:DA:849:A:C8	2.54	0.42
36:DA:927:G:H3'	36:DA:928:G:H8	1.84	0.42
20:CT:27:LYS:O	20:CT:27:LYS:HD3	2.20	0.42
36:DA:478:A:C6	36:DA:480:A:C6	3.07	0.42
16:AP:45:THR:O	16:AP:45:THR:HG23	2.20	0.42
20:AT:104:LEU:HD23	20:AT:105:SER:N	2.34	0.42
40:BE:129:HIS:O	40:BE:130:GLY:C	2.58	0.42
50:BR:7:GLY:O	50:BR:8:ARG:HB2	2.19	0.42
49:BQ:32:TYR:O	49:BQ:105:GLU:CB	2.64	0.42
52:BT:74:ARG:C	52:BT:75:ILE:HD12	2.40	0.42
25:AZ:63:ILE:HG13	25:AZ:64:ASN:ND2	2.35	0.42
47:DO:28:SER:O	47:DO:29:ASN:HB3	2.19	0.42
36:DA:2529:G:H5''	36:DA:2530:A:H5''	2.02	0.42
17:AQ:59:ILE:HG22	17:AQ:71:PHE:HD2	1.83	0.42
49:DQ:109:VAL:HG12	49:DQ:110:THR:H	1.84	0.42
2:AB:190:THR:O	2:AB:191:ASP:CB	2.67	0.42
6:AF:27:GLN:NE2	6:AF:27:GLN:HA	2.35	0.42
36:BA:1286:A:OP1	50:BR:105:ARG:CZ	2.67	0.42
40:DE:120:TRP:CE3	40:DE:120:TRP:HA	2.54	0.42
36:BA:2262:U:H2'	36:BA:2263:C:C6	2.54	0.42
7:CG:23:VAL:O	7:CG:27:ILE:HG13	2.19	0.42
13:CM:118:ALA:HB3	22:CV:29:G:H5''	2.01	0.42

Continued on next page...

Continued from previous page...

Atom-1	Atom-2	Distance(Å)	Clash(Å)
36:DA:528:A:C2	36:DA:2043:C:O5'	2.70	0.42
24:CY:60:U:H2'	24:CY:61:C:H5	1.84	0.42
36:BA:135:G:O2'	36:BA:136:G:H5'	2.20	0.42
56:DX:8:ILE:H	56:DX:8:ILE:CD1	2.30	0.42
1:AA:748:C:H6	1:AA:748:C:OP2	2.02	0.42
36:BA:2732:G:O2'	36:BA:2733:A:H5'	2.18	0.42
2:AB:97:TRP:CH2	2:AB:176:GLU:CD	2.93	0.42
1:AA:1296:C:H4'	1:AA:1302:U:C4	2.54	0.42
17:AQ:16:GLN:O	17:AQ:17:LYS:HB2	2.19	0.42
15:CO:21:ASP:OD1	15:CO:21:ASP:C	2.58	0.42
25:AZ:316:PHE:CE1	25:AZ:372:VAL:HB	2.54	0.42
24:AY:54:5MU:H73	24:AY:55:PSU:O2	2.19	0.42
1:CA:515:G:O2'	1:CA:516:U:H5'	2.19	0.42
2:CB:144:ARG:CG	2:CB:145:LEU:N	2.82	0.42
50:DR:109:ALA:O	50:DR:111:LEU:HD12	2.20	0.42
39:BD:239:ARG:HH11	39:BD:239:ARG:HG2	1.85	0.42
1:AA:594:G:H2'	1:AA:595:G:H5'	2.02	0.42
1:AA:1262:C:H2'	1:AA:1263:C:C6	2.54	0.42
1:AA:373:A:C2	1:AA:374:A:C8	3.08	0.42
16:CP:2:VAL:O	16:CP:64:ALA:HA	2.20	0.42
6:CF:52:ILE:O	6:CF:53:ALA:HB3	2.20	0.42
36:BA:1097:U:O2'	36:BA:1098:A:H5'	2.19	0.42
36:DA:736:C:H2'	36:DA:737:C:C6	2.54	0.42
1:CA:1444:C:H2'	1:CA:1445:C:C6	2.54	0.42
1:AA:189(E):U:O2'	1:AA:189(F):U:H5'	2.19	0.42
1:AA:567:G:H2'	1:AA:568:G:O4'	2.19	0.42
36:DA:1526:G:O2'	36:DA:1527:G:H5'	2.20	0.42
2:CB:62:ALA:O	2:CB:65:GLY:N	2.43	0.42
4:CD:141:ARG:HB3	4:CD:142:PRO:CD	2.49	0.42
36:DA:594:U:H3	36:DA:663:G:H1	1.68	0.42
1:CA:643:C:H2'	1:CA:644:G:H8	1.85	0.42
1:AA:124:G:C6	1:AA:125:U:C4	3.07	0.42
36:DA:1449:A:N7	36:DA:1450:G:C8	2.88	0.42
8:CH:119:LEU:HD12	8:CH:124:ALA:HA	2.00	0.42
51:BS:70:GLY:C	51:BS:72:ALA:N	2.72	0.42
39:DD:258:LYS:HD3	39:DD:273:ARG:NH2	2.33	0.42
36:DA:569:U:C4	36:DA:570:G:C6	3.08	0.42
8:CH:91:ARG:HG2	8:CH:91:ARG:O	2.20	0.42
54:BV:71:LEU:HA	54:BV:71:LEU:HD23	1.75	0.42
38:DC:15:ASP:C	38:DC:15:ASP:OD1	2.57	0.42
36:BA:1424:G:H2'	36:BA:1425:G:O4'	2.19	0.42
39:DD:242:ARG:HG2	39:DD:242:ARG:NH1	2.34	0.42

Continued on next page...

Continued from previous page...

Atom-1	Atom-2	Distance(Å)	Clash(Å)
22:CV:42:C:H5'	22:CV:42:C:C6	2.44	0.42
43:BH:83:TYR:HB3	43:BH:135:GLY:H	1.84	0.42
43:DH:122:THR:O	43:DH:133:VAL:HA	2.20	0.42
41:BF:24:LEU:CD1	41:BF:118:ALA:HB1	2.49	0.42
49:BQ:141:GLN:CB	58:BZ:99:TYR:HE1	2.26	0.42
39:DD:27:THR:CG2	39:DD:27:THR:O	2.68	0.42
39:DD:30:GLU:CG	39:DD:35:LYS:HZ1	2.32	0.42
32:B6:33:LYS:O	32:B6:34:LEU:HB2	2.18	0.42
41:DF:40:GLN:NE2	41:DF:184:TYR:HB2	2.34	0.42
52:BT:29:ARG:HB2	52:BT:85:LYS:HA	2.02	0.42
36:DA:2187:G:C3'	36:DA:2188:C:H5'	2.49	0.42
57:DY:39:VAL:HG12	57:DY:40:GLU:H	1.85	0.42
57:BY:81:LYS:CD	57:BY:97:ARG:O	2.66	0.42
4:AD:127:THR:HG22	4:AD:128:VAL:O	2.19	0.42
32:B6:10:LEU:N	32:B6:10:LEU:HD23	2.28	0.42
36:BA:1499:C:H2'	36:BA:1500:G:H5'	2.00	0.42
53:DU:115:ALA:C	53:DU:117:GLN:N	2.73	0.42
48:BP:110:TYR:O	48:BP:111:ARG:C	2.58	0.42
20:CT:53:LEU:HD11	20:CT:92:LEU:HD11	2.01	0.42
51:BS:67:ARG:NE	51:BS:98:VAL:HG11	2.35	0.42
36:BA:265:A:H4'	36:BA:266:G:O5'	2.20	0.42
34:D8:28:GLY:CA	34:D8:32:LEU:HD22	2.49	0.42
48:DP:61:ARG:C	48:DP:62:LEU:HD23	2.40	0.42
36:BA:671:C:H2'	36:BA:672:C:H6	1.82	0.42
48:DP:39:LYS:HD2	48:DP:40:SER:N	2.27	0.42
36:DA:2109:U:O2	36:DA:2180:U:C5	2.73	0.42
36:BA:600:G:H5'	41:BF:32:LEU:HD12	2.02	0.42
36:DA:2283:C:H2'	36:DA:2284:C:O4'	2.20	0.42
4:AD:17:VAL:O	4:AD:18:LYS:O	2.37	0.42
42:DG:128:ARG:HA	42:DG:128:ARG:HD3	1.88	0.42
36:BA:2807:G:H1	36:BA:2893:G:H1	1.67	0.42
14:AN:12:ARG:NH1	14:AN:12:ARG:CB	2.83	0.42
7:AG:42:ILE:HD13	7:AG:116:ALA:CB	2.50	0.42
52:BT:125:ARG:HD3	52:BT:125:ARG:HA	1.89	0.42
36:DA:651:G:H2'	36:DA:652:C:H5'	2.02	0.42
2:CB:187:LEU:HD11	2:CB:204:ASN:O	2.20	0.42
42:DG:114:ILE:C	42:DG:116:ASP:N	2.73	0.42
12:CL:34:ARG:HG3	12:CL:105:TYR:HE2	1.85	0.42
25:CZ:136:ASN:HA	25:CZ:173:GLY:O	2.20	0.42
40:DE:116:VAL:HG21	40:DE:122:PHE:CG	2.54	0.42
36:DA:141:A:C8	36:DA:1408:C:O2'	2.70	0.42
1:AA:1221:G:OP1	1:AA:1321:C:N3	2.53	0.42

Continued on next page...

Continued from previous page...

Atom-1	Atom-2	Distance(Å)	Clash(Å)
43:DH:139:GLN:NE2	43:DH:140:LYS:HA	2.35	0.42
36:DA:2524:G:H2'	36:DA:2525:G:O4'	2.19	0.42
29:B3:17:LYS:HA	29:B3:17:LYS:HD3	1.87	0.42
19:AS:66:MET:H	19:AS:66:MET:HG2	1.67	0.42
42:BG:173:LEU:HB3	42:BG:178:PHE:CG	2.55	0.42
16:CP:5:ARG:HB2	16:CP:6:LEU:H	1.69	0.42
13:AM:94:ARG:HH22	36:BA:887:A:C5'	2.32	0.42
36:DA:990:A:N6	36:DA:1186:G:H1'	2.33	0.42
1:CA:1104:G:O5'	2:CB:111:ARG:CD	2.63	0.42
36:DA:1011:G:OP1	53:DU:75:ASN:HB2	2.20	0.42
37:BB:13:A:HO2'	37:BB:14:U:H3'	1.85	0.42
36:BA:2476:A:C2	36:BA:2477:C:C2	3.08	0.42
36:BA:104:U:H2'	36:BA:105:C:H5'	2.00	0.42
52:BT:35:LYS:O	52:BT:36:GLU:HB2	2.19	0.42
36:DA:2562:U:H4'	47:DO:25:LEU:HD21	2.00	0.42
36:DA:2475:C:N4	36:DA:2529:G:H22	2.17	0.42
15:CO:11:VAL:HG21	15:CO:34:LEU:HD22	2.02	0.42
10:AJ:35:SER:O	10:AJ:36:GLY:O	2.37	0.42
12:AL:93:LEU:HD13	12:AL:96:VAL:HG21	2.02	0.42
48:DP:28:GLY:C	48:DP:29:LYS:HD2	2.39	0.42
53:BU:29:SER:HB2	53:BU:30:LYS:HE2	2.02	0.42
4:CD:145:GLU:N	4:CD:145:GLU:CD	2.71	0.42
2:AB:28:PHE:O	2:AB:32:ILE:HG22	2.20	0.42
49:DQ:79:LEU:CD2	49:DQ:80:GLU:H	2.30	0.42
39:BD:275:LYS:CD	39:BD:276:LYS:N	2.83	0.42
25:AZ:309:SER:O	25:AZ:310:ILE:O	2.38	0.42
1:AA:380:G:C2	1:AA:384:G:C6	3.08	0.42
24:AY:77:TRP:N	25:AZ:273:HIS:H	2.18	0.42
17:CQ:45:HIS:CG	17:CQ:65:ILE:HD13	2.54	0.42
46:BN:14:VAL:HG11	46:BN:137:LYS:HD2	2.01	0.42
36:BA:1095:A:H2'	36:BA:1096:A:C8	2.52	0.42
36:BA:2012:G:H4'	55:BW:96:ILE:HD11	2.00	0.42
1:CA:201:C:H2'	1:CA:202:U:H3'	2.02	0.42
36:DA:2695:C:H2'	36:DA:2696:U:H6	1.84	0.42
1:AA:1121:U:H2'	1:AA:1122:U:C6	2.55	0.42
26:D0:53:MET:CG	26:D0:57:PHE:HA	2.49	0.42
1:AA:189(H):G:HO2'	1:AA:189(I):G:P	2.42	0.42
36:BA:1658:C:OP1	40:BE:132:HIS:ND1	2.53	0.42
13:CM:35:GLU:C	13:CM:37:THR:N	2.73	0.42
36:DA:2086:U:H2'	36:DA:2087:G:C8	2.55	0.42
41:DF:113:ALA:HB1	41:DF:186:ILE:CG2	2.49	0.42
10:AJ:8:LEU:HB3	10:AJ:16:LEU:HD21	2.02	0.42

Continued on next page...

Continued from previous page...

Atom-1	Atom-2	Distance(Å)	Clash(Å)
1:AA:130:A:C8	17:AQ:63:ARG:HG3	2.55	0.42
1:AA:509:A:C6	1:AA:510:A:N1	2.88	0.42
40:DE:110:GLY:HA3	40:DE:162:ALA:HB2	2.01	0.42
36:BA:201:C:O2'	36:BA:202:U:H5'	2.19	0.42
1:CA:639:G:O2'	1:CA:640:A:H5'	2.20	0.42
23:CX:23:G:C5	24:CY:36:A:C2	3.08	0.42
40:DE:152:LYS:HG2	46:DN:78:TYR:CZ	2.55	0.42
36:BA:1906:G:C8	36:BA:1929:G:H2'	2.55	0.42
1:AA:1118:C:H1'	1:AA:1179:A:C4	2.54	0.42
1:AA:451:A:N6	1:AA:480:U:H2'	2.35	0.42
39:DD:52:ARG:HB3	39:DD:53:PHE:CE2	2.55	0.42
25:AZ:301:GLY:HA2	25:AZ:347:THR:OG1	2.20	0.42
1:CA:1421:G:H1	1:CA:1479:C:H42	1.67	0.42
41:BF:99:TYR:CD1	41:BF:99:TYR:N	2.87	0.42
36:DA:70:G:H2'	36:DA:113:G:O2'	2.19	0.42
38:BC:98:GLU:HG3	38:BC:98:GLU:O	2.20	0.42
28:B2:57:ILE:O	28:B2:61:LEU:N	2.52	0.42
56:DX:13:LEU:HA	56:DX:18:TYR:OH	2.20	0.42
48:BP:131:SER:O	48:BP:132:LYS:C	2.59	0.42
40:BE:54:GLN:O	40:BE:75:VAL:CG2	2.65	0.42
34:D8:8:LYS:CA	34:D8:11:LYS:HD3	2.41	0.42
46:BN:10:GLU:HG3	46:BN:11:PRO:HD2	2.01	0.42
42:DG:45:GLU:O	42:DG:47:LYS:N	2.51	0.42
42:DG:81:LYS:HB3	42:DG:82:LEU:H	1.68	0.42
42:DG:82:LEU:HB3	42:DG:87:PRO:HB3	2.01	0.42
32:D6:13:CYS:HB3	32:D6:49:HIS:HB3	2.02	0.42
57:BY:39:VAL:HG12	57:BY:40:GLU:H	1.84	0.42
1:CA:540:G:O2'	1:CA:541:G:H5'	2.20	0.42
4:CD:8:VAL:HB	4:CD:21:LEU:HD12	2.01	0.42
27:D1:16:ASN:HD22	27:D1:37:ILE:HG22	1.82	0.42
36:BA:2370:G:C6	36:BA:2371:G:C6	3.07	0.42
37:DB:48:A:OP1	51:DS:93:LYS:HB3	2.20	0.42
48:BP:126:VAL:HA	48:BP:145:PRO:CG	2.50	0.42
37:DB:43:C:H5'	37:DB:44:G:OP2	2.20	0.42
39:DD:44:ASN:CB	39:DD:48:ARG:O	2.68	0.42
4:CD:18:LYS:CA	4:CD:33:MET:HE2	2.49	0.42
36:DA:265:A:C8	36:DA:266:G:H1'	2.55	0.42
52:BT:95:ARG:NH1	52:BT:95:ARG:HB3	2.35	0.42
5:CE:51:VAL:O	5:CE:54:ALA:HB3	2.20	0.42
40:BE:59:VAL:HG21	40:BE:63:LEU:HA	2.01	0.42
36:DA:1477:A:C2	36:DA:1515:G:C2	3.08	0.42
36:DA:1666:G:H1'	47:DO:3:GLN:HE21	1.84	0.42

Continued on next page...

Continued from previous page...

Atom-1	Atom-2	Distance(Å)	Clash(Å)
43:BH:157:TYR:O	43:BH:158:HIS:CD2	2.73	0.42
36:BA:2133:G:C2'	36:BA:2157:G:H22	2.33	0.42
25:AZ:136:ASN:HA	25:AZ:173:GLY:O	2.20	0.42
25:AZ:34:VAL:C	25:AZ:36:ALA:H	2.23	0.42
36:DA:1405:U:H2'	36:DA:1406:U:C6	2.55	0.42
52:DT:119:LYS:O	52:DT:123:GLN:HG2	2.20	0.42
9:CI:58:HIS:C	9:CI:59:PHE:HD1	2.23	0.42
1:AA:1442(A):G:N2	52:BT:119:LYS:HA	2.34	0.42
53:BU:95:LEU:HD11	54:BV:11:GLN:HG3	2.02	0.42
52:DT:92:GLY:O	52:DT:94:ALA:N	2.53	0.42
52:BT:34:VAL:HG22	52:BT:39:ARG:HA	2.01	0.42
46:DN:57:ALA:O	46:DN:58:ASP:O	2.37	0.42
36:BA:2464:C:O2'	36:BA:2465:C:P	2.77	0.42
42:BG:138:GLN:HE21	42:BG:152:LEU:HA	1.84	0.42
53:DU:13:LYS:HD3	53:DU:13:LYS:N	2.34	0.42
34:B8:20:GLY:O	34:B8:57:ARG:HD3	2.19	0.42
9:CI:43:ALA:O	9:CI:45:ALA:N	2.52	0.42
54:DV:52:VAL:O	54:DV:52:VAL:HG13	2.19	0.42
58:DZ:108:PRO:O	58:DZ:110:GLY:N	2.52	0.42
25:CZ:325:LYS:HE3	25:CZ:331:HIS:HB2	2.02	0.42
46:DN:18:ALA:O	46:DN:20:GLY:N	2.53	0.42
19:CS:11:VAL:HG23	19:CS:38:SER:HB3	2.01	0.42
36:BA:479:A:HO2'	36:BA:481:G:H8	1.67	0.42
36:BA:280:C:N4	36:BA:360:G:H1	2.18	0.42
3:AC:40:ARG:CG	3:AC:40:ARG:NH1	2.81	0.42
3:AC:54:ARG:CG	3:AC:55:VAL:N	2.83	0.42
1:AA:1536:C:H2'	1:AA:1537:U:C6	2.54	0.42
1:AA:1104:G:O5'	2:AB:111:ARG:CD	2.62	0.42
58:BZ:63:ASP:CG	58:BZ:65:GLN:HE21	2.23	0.42
57:DY:47:LYS:HG3	57:DY:60:PHE:CE1	2.54	0.42
36:DA:1450(A):C:C2	36:DA:1451:C:C5	3.08	0.42
43:DH:89:ILE:HG12	43:DH:129:THR:HA	2.01	0.42
36:BA:1170:G:N2	36:BA:1180:C:C2	2.87	0.42
1:CA:7:G:O2'	5:CE:120:THR:O	2.36	0.42
37:DB:13:A:HO2'	37:DB:14:U:H3'	1.83	0.42
36:DA:1107:G:H4'	44:DJ:81:UNK:HA	2.02	0.42
1:AA:345:C:O5'	52:BT:41:ARG:CZ	2.68	0.42
36:BA:709:U:H2'	36:BA:710:G:H8	1.78	0.42
1:CA:656:C:O2'	1:CA:657:G:H5'	2.20	0.42
1:CA:109:A:C6	1:CA:326:G:C6	3.07	0.42
36:DA:1579:A:H2'	36:DA:1580:A:O4'	2.20	0.42
46:BN:42:TRP:O	53:BU:64:ARG:NH1	2.52	0.42

Continued on next page...

Continued from previous page...

Atom-1	Atom-2	Distance(Å)	Clash(Å)
5:CE:144:THR:O	5:CE:147:ASP:OD1	2.37	0.42
1:CA:1033:G:H2'	1:CA:1034:G:O4'	2.20	0.42
55:DW:2:GLU:HA	55:DW:64:MET:HE1	2.02	0.42
36:BA:2358:G:N2	48:BP:55:ARG:NH2	2.68	0.42
26:D0:53:MET:HA	26:D0:58:THR:O	2.20	0.42
1:AA:515:G:O2'	1:AA:516:U:H5'	2.20	0.42
36:DA:1982:C:C5'	36:DA:1983:C:OP2	2.67	0.42
22:CV:1:G:C1'	26:D0:5:LYS:NZ	2.83	0.42
1:CA:827:U:N3	1:CA:870:U:C4	2.88	0.42
36:DA:2735:G:H2'	36:DA:2736:G:C8	2.55	0.42
50:DR:32:GLY:O	50:DR:115:GLU:HA	2.20	0.42
36:DA:1432:C:H2'	36:DA:1433:U:O4'	2.20	0.42
28:D2:12:GLU:HA	28:D2:15:LYS:HE2	2.01	0.42
5:CE:36:ASP:OD1	5:CE:36:ASP:C	2.58	0.42
42:DG:133:LEU:N	42:DG:133:LEU:HD23	2.34	0.42
36:BA:236:C:H2'	36:BA:237:C:H6	1.85	0.42
1:AA:495:A:H61	4:AD:119:GLN:NE2	2.18	0.42
36:DA:1906:G:C8	36:DA:1929:G:H2'	2.55	0.42
1:AA:600:C:OP2	8:AH:97:VAL:HG12	2.19	0.42
41:BF:87:GLY:O	41:BF:88:VAL:O	2.37	0.42
1:AA:111:G:O6	1:AA:330:C:N4	2.45	0.42
36:DA:625:G:O2'	36:DA:626:U:H5'	2.20	0.42
36:BA:60:G:C4	36:BA:63:U:C4	3.08	0.42
10:AJ:84:GLN:O	10:AJ:88:LEU:N	2.47	0.42
15:AO:48:LYS:HA	15:AO:48:LYS:HD3	1.79	0.42
8:AH:35:ILE:H	8:AH:35:ILE:HG12	1.69	0.42
15:CO:48:LYS:HD3	15:CO:48:LYS:HA	1.80	0.42
26:B0:25:ARG:HG2	26:B0:25:ARG:HH11	1.85	0.42
10:CJ:21:GLN:CG	10:CJ:21:GLN:O	2.68	0.42
13:CM:106:ASN:O	13:CM:107:ALA:HB3	2.20	0.42
38:DC:117:PRO:HD2	38:DC:147:PHE:CD2	2.55	0.42
1:CA:1037:C:O5'	1:CA:1037:C:H6	2.03	0.42
32:B6:32:ASN:CG	32:B6:33:LYS:N	2.73	0.42
36:BA:638:G:C6	36:BA:639:U:N3	2.88	0.42
40:BE:76:ARG:O	40:BE:77:ILE:C	2.58	0.42
46:DN:43:THR:HB	46:DN:46:VAL:HG12	2.00	0.42
39:BD:30:GLU:CG	39:BD:63:ARG:HH21	2.33	0.42
1:CA:1305:G:H5''	21:CU:4:GLY:C	2.39	0.42
29:B3:35:ARG:HG2	29:B3:37:LEU:HG	2.01	0.42
27:B1:70:VAL:O	27:B1:73:LEU:HB2	2.20	0.42
57:BY:75:ILE:CG2	57:BY:76:CYS:N	2.78	0.42
57:BY:81:LYS:HD3	57:BY:97:ARG:NE	2.34	0.42

Continued on next page...

Continued from previous page...

Atom-1	Atom-2	Distance(Å)	Clash(Å)
57:BY:97:ARG:HH21	57:BY:98:VAL:CG2	2.32	0.42
4:AD:101:LEU:C	4:AD:103:ASN:H	2.23	0.42
4:CD:100:ARG:HH11	4:CD:100:ARG:HG3	1.85	0.42
36:DA:2308:G:N7	36:DA:2310:A:C5'	2.81	0.42
14:CN:3:ARG:NE	14:CN:3:ARG:O	2.49	0.42
36:DA:1499:C:H2'	36:DA:1500:G:C5'	2.50	0.42
36:BA:1946:U:H2'	36:BA:1947:C:H6	1.85	0.42
51:BS:83:LYS:HE2	51:BS:83:LYS:HB3	1.91	0.42
48:DP:35:HIS:O	48:DP:36:LYS:HB2	2.20	0.42
20:AT:92:LEU:O	20:AT:94:ALA:N	2.52	0.42
52:BT:50:ILE:HG22	52:BT:51:ARG:N	2.34	0.42
41:BF:28:ILE:O	41:BF:30:PRO:HD3	2.19	0.42
39:DD:147:LEU:HD12	39:DD:147:LEU:HA	1.74	0.42
58:DZ:10:ARG:HE	58:DZ:36:LYS:HB2	1.85	0.42
48:DP:82:GLY:HA3	48:DP:115:LEU:HD21	2.01	0.42
25:AZ:143:ASP:O	25:AZ:147:LEU:HD23	2.19	0.42
3:CC:8:ILE:O	3:CC:11:ARG:N	2.52	0.42
9:CI:18:PHE:HD1	9:CI:62:TYR:O	2.03	0.42
36:DA:271(I):G:H2'	36:DA:271(J):C:O4'	2.20	0.42
31:D5:50:GLY:HA3	31:D5:56:LYS:HD2	2.01	0.42
35:B9:34:GLN:HB3	35:B9:35:ARG:H	1.71	0.42
25:CZ:188:THR:CG2	25:CZ:193:ASN:HD22	2.28	0.42
25:CZ:178:ALA:HB3	25:CZ:199:ILE:HD11	2.02	0.42
25:CZ:206:ILE:C	25:CZ:208:GLU:N	2.74	0.42
43:BH:125:VAL:O	43:BH:125:VAL:HG12	2.19	0.42
1:CA:1442(A):G:C3'	1:CA:1442(B):A:H5''	2.50	0.42
56:BX:46:ALA:C	56:BX:47:PHE:CD1	2.93	0.42
46:DN:32:THR:C	46:DN:34:LEU:N	2.72	0.42
43:DH:45:VAL:O	43:DH:47:GLU:N	2.53	0.42
1:CA:412:A:H5'	1:CA:413:G:OP2	2.20	0.42
54:BV:45:THR:CG2	54:BV:52:VAL:HG21	2.50	0.42
42:BG:102:PHE:O	42:BG:103:LEU:CB	2.59	0.42
19:AS:9:VAL:HG12	19:AS:10:PHE:N	2.34	0.42
22:AW:29:G:O2'	22:AW:30:G:H5'	2.20	0.42
49:BQ:76:LYS:HB3	49:BQ:91:GLU:CG	2.49	0.42
15:CO:39:LEU:CD1	15:CO:56:LEU:HB2	2.44	0.42
1:AA:623:C:C4	1:AA:624:C:C4	3.08	0.42
50:DR:58:GLY:CA	50:DR:80:PHE:HE2	2.28	0.42
50:BR:57:ARG:O	50:BR:58:GLY:C	2.59	0.42
40:BE:4:ILE:HD11	40:BE:28:ALA:O	2.20	0.42
1:AA:1015:A:C6	1:AA:1016:A:C6	3.07	0.42
24:CY:26:A:C2'	24:CY:27:C:H5'	2.50	0.42

Continued on next page...

Continued from previous page...

Atom-1	Atom-2	Distance(Å)	Clash(Å)
40:BE:11:MET:CB	40:BE:24:THR:HA	2.50	0.42
37:BB:13:A:H2'	37:BB:14:U:H5''	2.02	0.42
50:BR:4:LEU:CD1	50:BR:7:GLY:HA3	2.50	0.42
1:CA:197:A:C5	1:CA:221:C:H4'	2.54	0.42
3:AC:50:ALA:CA	3:AC:72:LYS:HB2	2.45	0.42
7:CG:6:ARG:O	7:CG:7:ALA:O	2.38	0.42
38:BC:75:LEU:HD21	38:BC:113:VAL:HG22	2.01	0.42
46:BN:73:THR:HA	46:BN:83:LYS:O	2.19	0.42
48:BP:124:LYS:HA	48:BP:124:LYS:HD3	1.84	0.42
1:CA:298:A:H2'	1:CA:299:G:O4'	2.20	0.42
41:DF:125:LEU:N	41:DF:125:LEU:CD2	2.83	0.42
36:BA:402:A:C2'	36:BA:403:U:H5'	2.49	0.42
1:CA:16:A:N1	1:CA:919:A:H2	2.18	0.42
2:AB:29:ALA:HA	2:AB:32:ILE:HG21	2.01	0.42
4:CD:65:ARG:NH1	4:CD:70:ILE:O	2.53	0.42
18:CR:59:SER:O	18:CR:60:ALA:C	2.58	0.42
53:BU:17:ILE:HG23	53:BU:39:LEU:CD1	2.49	0.42
52:DT:66:VAL:HA	52:DT:71:GLY:HA2	2.00	0.42
58:BZ:79:ARG:HG3	58:BZ:79:ARG:O	2.18	0.42
36:BA:1510:G:C2'	36:BA:1511:C:H5'	2.49	0.42
1:AA:256:U:C5'	17:AQ:17:LYS:HZ1	2.32	0.42
36:DA:1657:C:H2'	36:DA:1658:C:C6	2.54	0.42
40:BE:67:PHE:HD1	40:BE:67:PHE:HA	1.72	0.42
40:BE:68:ALA:O	40:BE:70:ALA:N	2.52	0.42
1:CA:416:G:H2'	1:CA:417:C:O4'	2.20	0.42
2:AB:144:ARG:CG	2:AB:145:LEU:N	2.81	0.42
1:AA:1498:U:H4'	1:AA:1519:A:N1	2.35	0.42
36:BA:634:C:H2'	36:BA:635:C:H6	1.84	0.42
1:CA:1107:C:C4	1:CA:1108:G:C8	3.07	0.42
46:DN:39:ARG:O	46:DN:41:ASP:N	2.53	0.42
29:D3:23:LEU:HD21	29:D3:50:VAL:HG11	2.02	0.42
36:BA:208:C:H2'	36:BA:209:C:H6	1.84	0.42
1:AA:1346:A:H5''	9:AI:120:ARG:NH2	2.34	0.42
45:DK:99:UNK:O	45:DK:100:UNK:C	2.67	0.42
55:BW:92:ARG:O	55:BW:93:ALA:HB3	2.20	0.42
16:CP:9:PHE:CE2	16:CP:18:ARG:CZ	3.02	0.42
43:BH:110:SER:O	43:BH:111:HIS:HB2	2.20	0.42
22:CV:24:G:C6	22:CV:25:C:C4	3.08	0.42
44:BJ:125:UNK:C	44:BJ:127:UNK:N	2.82	0.42
36:DA:1847:A:H2'	36:DA:1847:A:N3	2.35	0.42
38:BC:57:ASN:HA	38:BC:57:ASN:HD22	1.64	0.42
36:DA:596:G:H2'	36:DA:597:U:O4'	2.19	0.42

Continued on next page...

Continued from previous page...

Atom-1	Atom-2	Distance(Å)	Clash(Å)
39:BD:242:ARG:HG3	39:BD:242:ARG:HH11	1.81	0.41
47:DO:104:ARG:N	47:DO:122:LEU:OXT	2.49	0.41
28:B2:29:LYS:O	28:B2:32:LEU:HB3	2.19	0.41
41:BF:24:LEU:CB	41:BF:25:PRO:HD2	2.21	0.41
1:CA:1054:C:O2'	1:CA:1055:A:P	2.78	0.41
58:BZ:104:PHE:HE2	58:BZ:119:GLU:HB3	1.85	0.41
1:CA:1037:C:C5	1:CA:1038:C:N3	2.88	0.41
41:DF:37:VAL:HG12	41:DF:41:LEU:HD12	2.02	0.41
46:BN:43:THR:HB	46:BN:46:VAL:HG12	2.02	0.41
42:DG:43:LEU:HD22	42:DG:43:LEU:N	2.35	0.41
37:DB:41:U:N3	42:DG:70:VAL:HB	2.35	0.41
4:CD:104:VAL:O	4:CD:104:VAL:HG12	2.20	0.41
36:BA:607:U:N3	36:BA:621:A:C2	2.87	0.41
32:B6:16:CYS:SG	32:B6:48:VAL:CG2	2.98	0.41
48:BP:112:LEU:C	48:BP:112:LEU:HD22	2.41	0.41
1:AA:1505:G:H2'	23:AX:18:G:OP2	2.20	0.41
51:BS:67:ARG:O	51:BS:71:ARG:HG3	2.20	0.41
51:BS:92:TYR:O	51:BS:93:LYS:HB3	2.20	0.41
2:CB:142:LEU:HD23	2:CB:142:LEU:O	2.20	0.41
36:BA:654(S):G:N7	36:BA:654(T):C:O2	2.53	0.41
32:D6:10:LEU:H	32:D6:10:LEU:HD22	1.78	0.41
36:DA:250:G:H2'	36:DA:251:A:C8	2.55	0.41
51:BS:77:ALA:O	51:BS:78:LEU:C	2.59	0.41
19:AS:6:LYS:CD	19:AS:6:LYS:N	2.83	0.41
36:BA:252:G:O2'	36:BA:253:C:H5'	2.20	0.41
36:BA:2149:G:O2'	36:BA:2150:U:H5'	2.19	0.41
36:BA:2110:G:N1	36:BA:2178:C:C5	2.74	0.41
36:DA:1516:C:C2'	36:DA:1517:G:C5'	2.82	0.41
1:CA:1312:G:O2'	1:CA:1313:U:H5'	2.20	0.41
41:DF:28:ILE:O	41:DF:30:PRO:HD3	2.20	0.41
25:AZ:206:ILE:O	25:AZ:210:ILE:CG2	2.68	0.41
2:AB:18:GLY:O	2:AB:19:HIS:HB2	2.20	0.41
36:DA:2008:C:H2'	36:DA:2009:G:H8	1.85	0.41
25:CZ:272:MET:HB2	25:CZ:277:LEU:HB2	2.02	0.41
40:DE:64:LYS:C	40:DE:66:HIS:H	2.21	0.41
53:BU:59:ARG:CG	53:BU:59:ARG:NH1	2.79	0.41
36:DA:142:A:H5''	36:DA:142(A):C:C5	2.54	0.41
36:DA:761:A:H3'	36:DA:761:A:H8	1.86	0.41
28:B2:18:PRO:HG2	28:B2:72:ALA:O	2.20	0.41
43:DH:139:GLN:HE21	43:DH:140:LYS:CA	2.33	0.41
12:AL:60:LEU:CD2	12:AL:66:VAL:HG22	2.50	0.41
11:CK:44:SER:OG	11:CK:47:VAL:HG23	2.20	0.41

Continued on next page...

Continued from previous page...

Atom-1	Atom-2	Distance(Å)	Clash(Å)
15:AO:32:LEU:O	15:AO:36:ILE:HG13	2.19	0.41
36:DA:1076:C:O2	45:DK:89:UNK:HA	2.20	0.41
54:DV:51:VAL:HG12	54:DV:52:VAL:N	2.24	0.41
50:BR:52:ILE:O	50:BR:55:ALA:HB3	2.20	0.41
36:BA:1599:C:OP2	56:BX:36:LYS:HD2	2.19	0.41
8:CH:111:ILE:C	8:CH:112:LEU:HD23	2.39	0.41
19:AS:16:LEU:O	19:AS:20:LEU:N	2.51	0.41
56:DX:57:LEU:HD13	56:DX:78:LYS:O	2.20	0.41
3:CC:186:PHE:HE2	3:CC:188:LEU:HD22	1.83	0.41
1:CA:1307:U:H2'	1:CA:1308:U:C6	2.54	0.41
3:CC:73:PRO:CG	3:CC:105:GLU:HB2	2.47	0.41
22:AV:63:G:O2'	22:AV:64:A:H5'	2.18	0.41
36:DA:105:C:O2'	57:DY:2:ARG:HG3	2.20	0.41
22:CV:44:G:H5''	22:CV:45:U:C5	2.55	0.41
36:DA:211:A:O2'	36:DA:212:G:H5'	2.20	0.41
36:BA:797:C:H2'	36:BA:798:G:H8	1.85	0.41
25:AZ:163:PHE:C	25:AZ:165:GLY:H	2.22	0.41
28:D2:47:ASN:HD22	36:DA:95:G:H1'	1.85	0.41
2:CB:102:LEU:HD12	2:CB:102:LEU:N	2.35	0.41
1:CA:528:C:H41	12:CL:49:ASN:HD21	1.68	0.41
22:AW:52:G:O6	22:AW:62:C:N4	2.51	0.41
38:BC:10:LEU:CD1	38:BC:32:LEU:HA	2.48	0.41
12:CL:42:THR:HA	12:CL:53:ARG:O	2.19	0.41
24:CY:61:C:H2'	24:CY:62:U:C5'	2.50	0.41
1:CA:665:A:H1'	1:CA:733:A:O4'	2.19	0.41
6:CF:24:GLU:HG2	6:CF:28:ARG:NH1	2.35	0.41
2:AB:102:LEU:HD12	2:AB:102:LEU:N	2.35	0.41
36:DA:1470:G:N2	36:DA:1523:U:C4	2.88	0.41
1:AA:751:U:C2'	1:AA:752:G:H5'	2.50	0.41
54:DV:97:LYS:HD3	54:DV:97:LYS:HA	1.84	0.41
12:CL:126:LYS:HE2	12:CL:127:GLU:N	2.34	0.41
8:CH:20:TYR:HA	8:CH:65:TYR:CZ	2.55	0.41
48:DP:107:LYS:O	48:DP:108:LYS:HB2	2.20	0.41
13:CM:16:ASP:CA	13:CM:34:LEU:HD11	2.50	0.41
24:AY:20:H2U:H61	24:AY:20:H2U:H2'	1.88	0.41
36:BA:2122:U:H2'	36:BA:2123:G:H8	1.84	0.41
1:AA:369:C:HO2'	1:AA:370:C:H6	1.68	0.41
1:CA:1423:G:H5'	47:DO:49:ARG:HH22	1.85	0.41
42:BG:48:GLU:O	42:BG:49:ASP:C	2.59	0.41
36:BA:1526:G:C6	36:BA:1527:G:C2	3.08	0.41
17:AQ:99:SER:C	17:AQ:100:LYS:HG3	2.41	0.41
1:AA:957:U:O2	1:AA:959:A:H8	2.02	0.41

Continued on next page...

Continued from previous page...

Atom-1	Atom-2	Distance(Å)	Clash(Å)
3:AC:106:VAL:O	3:AC:107:GLN:C	2.58	0.41
38:DC:57:ASN:HA	38:DC:57:ASN:HD22	1.66	0.41
36:DA:229:A:OP1	36:DA:229:A:H8	2.03	0.41
36:DA:1986:A:H2'	36:DA:1986:A:N3	2.35	0.41
43:BH:119:GLU:OE1	43:BH:119:GLU:N	2.53	0.41
8:CH:6:ILE:N	8:CH:6:ILE:HD12	2.35	0.41
3:AC:90:GLU:O	3:AC:93:LYS:HB3	2.20	0.41
36:BA:2557:G:H2'	36:BA:2558:C:C6	2.54	0.41
1:AA:1150:U:O2'	1:AA:1151:A:H5'	2.21	0.41
28:B2:59:ARG:O	28:B2:63:VAL:HG23	2.20	0.41
56:DX:51:VAL:CG1	56:DX:81:VAL:HB	2.50	0.41
9:AI:85:LEU:C	9:AI:85:LEU:HD12	2.39	0.41
1:AA:1305:G:H5''	21:AU:4:GLY:C	2.41	0.41
41:BF:169:ASN:ND2	41:BF:169:ASN:O	2.52	0.41
58:DZ:125:LEU:O	58:DZ:164:ALA:HB3	2.19	0.41
25:CZ:86:ALA:O	25:CZ:87:ASP:HB2	2.20	0.41
36:BA:1858:G:H8	36:BA:1858:G:OP2	2.02	0.41
1:CA:555:C:OP1	12:CL:20:LYS:HE3	2.21	0.41
3:CC:76:VAL:O	3:CC:83:ARG:HG3	2.19	0.41
32:B6:17:LYS:O	32:B6:18:ARG:CB	2.67	0.41
36:DA:1858:G:OP2	36:DA:1858:G:H8	2.04	0.41
37:DB:48:A:H4'	51:DS:95:HIS:HD2	1.85	0.41
48:BP:96:THR:HG22	48:BP:126:VAL:CB	2.45	0.41
48:DP:111:ARG:HA	48:DP:128:HIS:CD2	2.54	0.41
43:BH:46:GLU:O	43:BH:48:GLY:N	2.54	0.41
48:DP:59:LEU:HA	48:DP:61:ARG:CD	2.50	0.41
36:DA:26:G:P	55:DW:80:PRO:HB3	2.61	0.41
36:DA:260:G:C6	36:DA:261:G:N7	2.88	0.41
36:BA:833:U:H5''	48:BP:48:PRO:HB2	2.00	0.41
52:BT:92:GLY:O	52:BT:94:ALA:N	2.53	0.41
7:AG:16:LEU:HD21	9:AI:45:ALA:HB2	2.02	0.41
4:AD:59:ARG:HH21	4:AD:62:GLN:CG	2.28	0.41
57:DY:56:PRO:O	57:DY:57:GLN:O	2.38	0.41
36:BA:1070:A:H5'	36:BA:1072:C:OP2	2.20	0.41
36:DA:1091:G:H22	36:DA:1101:U:H1'	1.85	0.41
56:BX:45:THR:OG1	56:BX:46:ALA:N	2.53	0.41
28:D2:52:ASP:O	28:D2:53:LEU:C	2.57	0.41
28:D2:50:ILE:HG21	36:DA:61:G:H5'	2.02	0.41
36:DA:733:G:C8	36:DA:761:A:C6	3.08	0.41
1:CA:548:G:H2'	1:CA:549:C:O4'	2.20	0.41
20:CT:22:ARG:O	20:CT:26:ASN:ND2	2.53	0.41
27:D1:23:LYS:CE	27:D1:28:GLY:HA3	2.51	0.41

Continued on next page...

Continued from previous page...

Atom-1	Atom-2	Distance(Å)	Clash(Å)
56:BX:83:VAL:HG12	56:BX:87:GLN:HB2	2.01	0.41
53:BU:68:ALA:C	53:BU:70:ARG:H	2.22	0.41
53:BU:70:ARG:NH2	53:BU:75:ASN:HB2	2.34	0.41
36:BA:1655:A:H1'	40:BE:113:PHE:CE1	2.56	0.41
36:DA:815:C:H2'	36:DA:816:C:C6	2.55	0.41
36:DA:1588:C:H2'	36:DA:1589:C:C6	2.54	0.41
36:DA:1534:U:C2'	36:DA:1535:A:H5'	2.50	0.41
36:DA:2108:C:C2'	36:DA:2108:C:O2	2.63	0.41
17:CQ:36:ILE:HG13	17:CQ:36:ILE:O	2.20	0.41
36:DA:877:U:O2'	36:DA:900:A:N6	2.54	0.41
49:BQ:42:ILE:HG22	49:BQ:47:ILE:HG13	2.03	0.41
35:D9:29:ASN:H	35:D9:29:ASN:ND2	2.17	0.41
2:CB:39:ILE:CG2	2:CB:40:HIS:N	2.82	0.41
1:CA:1296:C:C4'	1:CA:1302:U:C4	3.03	0.41
1:CA:165:C:H2'	1:CA:166:G:H8	1.84	0.41
35:D9:1:MET:HE3	35:D9:31:LYS:HB3	2.01	0.41
40:BE:120:TRP:HA	40:BE:120:TRP:CE3	2.55	0.41
5:CE:126:ARG:O	5:CE:127:ASN:C	2.58	0.41
1:AA:1402:C:H2'	1:AA:1403:C:O4'	2.20	0.41
7:AG:68:ASN:O	7:AG:138:LYS:HD2	2.20	0.41
36:BA:1131:G:O2'	36:BA:1132:A:H8	2.03	0.41
48:DP:17:LYS:O	48:DP:19:VAL:N	2.53	0.41
36:BA:1171:G:H3'	36:BA:1173:G:O4'	2.20	0.41
48:BP:107:LYS:HE3	48:BP:107:LYS:HB2	1.87	0.41
22:CV:75:C:H2'	22:CV:76:A:H1'	2.01	0.41
50:BR:74:LYS:CD	50:BR:77:ARG:NH1	2.83	0.41
33:B7:5:TRP:O	36:BA:1612:C:H4'	2.20	0.41
36:BA:1889:A:H1'	36:BA:2087:G:O4'	2.19	0.41
49:DQ:1:MET:HE1	49:DQ:44:ALA:C	2.40	0.41
1:AA:67:C:H2'	1:AA:68:G:C8	2.56	0.41
41:BF:113:ALA:HB1	41:BF:186:ILE:CG2	2.51	0.41
36:BA:2489:G:C6	36:BA:2490:G:N1	2.89	0.41
36:BA:79:G:H2'	36:BA:80:G:H8	1.84	0.41
55:DW:55:ALA:C	55:DW:57:ASN:N	2.73	0.41
2:CB:224:GLN:C	2:CB:226:ARG:N	2.71	0.41
40:BE:110:GLY:HA3	40:BE:162:ALA:HB2	2.01	0.41
3:CC:28:GLN:O	3:CC:29:TYR:CB	2.68	0.41
38:BC:200:LYS:HG3	38:BC:208:PHE:CD1	2.55	0.41
36:DA:1424:G:H2'	36:DA:1425:G:O4'	2.20	0.41
15:CO:33:THR:HG23	15:CO:63:ARG:NH1	2.36	0.41
36:DA:930:U:H4'	36:DA:931:G:O5'	2.20	0.41
36:BA:2856:C:O2'	36:BA:2857:G:H5'	2.20	0.41

Continued on next page...

Continued from previous page...

Atom-1	Atom-2	Distance(Å)	Clash(Å)
36:BA:1387:C:C2	36:BA:1388:G:C8	3.08	0.41
44:BJ:104:UNK:HA	44:BJ:108:UNK:O	2.20	0.41
25:CZ:65:THR:HA	25:CZ:83:PRO:HD3	2.02	0.41
2:AB:58:ILE:CG2	2:AB:222:ILE:CD1	2.98	0.41
48:BP:138:LEU:HD12	48:BP:138:LEU:N	2.34	0.41
4:AD:49:ARG:HG2	4:AD:49:ARG:H	1.64	0.41
47:BO:17:ARG:HD3	47:BO:17:ARG:HA	1.93	0.41
38:DC:28:LEU:O	38:DC:28:LEU:HD23	2.20	0.41
36:DA:2236:C:H2'	36:DA:2237:G:O4'	2.20	0.41
11:AK:61:ALA:HB2	11:AK:90:GLY:HA2	2.02	0.41
36:DA:2335:A:C8	36:DA:2337:G:C5	3.08	0.41
1:AA:1151:A:O2'	1:AA:1152:A:H8	2.03	0.41
1:AA:1054:C:OP1	1:AA:1197:G:OP1	2.38	0.41
43:BH:122:THR:O	43:BH:133:VAL:HA	2.19	0.41
1:CA:1053:G:C4'	1:CA:1054:C:C5'	2.81	0.41
58:BZ:121:HIS:HD2	58:BZ:123:ASP:H	1.69	0.41
39:DD:35:LYS:CG	39:DD:36:PRO:N	2.77	0.41
56:DX:14:SER:N	56:DX:17:ALA:HB3	2.34	0.41
52:BT:53:ARG:O	52:BT:59:THR:HB	2.21	0.41
42:BG:46:ALA:CB	42:BG:88:ILE:CD1	2.94	0.41
1:AA:1008:C:H42	1:AA:1021:G:H1	1.68	0.41
36:DA:1537:G:H2'	36:DA:1538:G:C8	2.56	0.41
48:BP:82:GLY:HA3	48:BP:115:LEU:HD21	2.02	0.41
30:B4:5:ILE:CD1	30:B4:5:ILE:N	2.83	0.41
13:CM:5:ALA:HB1	13:CM:66:LEU:HD23	2.00	0.41
32:D6:27:LYS:HE3	32:D6:30:THR:OG1	2.20	0.41
32:D6:11:LEU:HG	32:D6:51:GLU:HG3	2.02	0.41
36:BA:1205:U:C5	41:BF:171:PRO:HA	2.55	0.41
39:DD:97:TYR:C	39:DD:99:ASP:N	2.74	0.41
51:BS:58:LEU:HG	51:BS:59:LYS:N	2.32	0.41
51:BS:59:LYS:CG	51:BS:60:GLY:H	2.01	0.41
32:D6:45:LYS:CG	36:DA:2371:G:H4'	2.50	0.41
12:CL:17:LYS:CD	12:CL:18:VAL:HG22	2.51	0.41
57:DY:75:ILE:O	57:DY:96:ILE:HD13	2.20	0.41
5:CE:80:ILE:HG12	5:CE:142:LEU:HD21	2.02	0.41
54:DV:18:LEU:CD2	54:DV:19:LYS:N	2.78	0.41
54:DV:61:VAL:HA	54:DV:94:LEU:HD23	2.01	0.41
4:CD:101:LEU:O	4:CD:102:ASP:C	2.59	0.41
5:AE:76:ILE:HG13	5:AE:77:PRO:HD2	2.02	0.41
32:B6:36:LEU:HD23	32:B6:37:ARG:N	2.34	0.41
51:DS:17:ARG:C	51:DS:19:LYS:N	2.73	0.41
46:DN:87:LEU:O	46:DN:88:GLU:C	2.58	0.41

Continued on next page...

Continued from previous page...

Atom-1	Atom-2	Distance(Å)	Clash(Å)
48:BP:39:LYS:HD2	48:BP:40:SER:N	2.26	0.41
48:BP:45:LEU:CD1	48:BP:46:LYS:N	2.82	0.41
51:BS:17:ARG:C	51:BS:19:LYS:N	2.74	0.41
36:DA:2289:G:H1'	36:DA:2346:A:H2	1.85	0.41
36:DA:1190:G:H5'	48:DP:35:HIS:CA	2.50	0.41
36:DA:1947:C:C3'	36:DA:1948:G:H5''	2.49	0.41
36:DA:604:G:C6	36:DA:605:C:C4	3.08	0.41
4:AD:9:CYS:SG	4:AD:31:CYS:O	2.61	0.41
40:BE:59:VAL:HG13	40:BE:60:ASN:N	2.31	0.41
41:BF:28:ILE:O	41:BF:28:ILE:HG12	2.21	0.41
38:DC:43:VAL:CG2	38:DC:175:VAL:HG21	2.43	0.41
1:CA:1410:G:H2'	1:CA:1411:C:C6	2.55	0.41
1:AA:454:C:H5''	1:AA:455:C:C5	2.55	0.41
25:AZ:135:MET:CE	25:AZ:150:VAL:HB	2.50	0.41
25:AZ:182:MET:SD	25:AZ:188:THR:HB	2.60	0.41
14:CN:14:PRO:O	14:CN:15:LYS:O	2.38	0.41
55:BW:20:VAL:CG2	55:BW:47:VAL:HG21	2.42	0.41
4:AD:58:LEU:HD23	4:AD:62:GLN:HG2	2.01	0.41
36:BA:1208:C:C2	36:BA:1209:G:C8	3.09	0.41
36:BA:2875:C:C4'	52:BT:5:ALA:HB2	2.43	0.41
52:BT:6:LEU:HA	52:BT:9:LEU:HD12	2.02	0.41
10:AJ:6:ILE:HG22	10:AJ:98:ILE:CD1	2.48	0.41
53:DU:95:LEU:HD11	54:DV:11:GLN:HG3	2.00	0.41
36:DA:2810:A:H2'	40:DE:61:ARG:NH2	2.34	0.41
36:BA:271(D):G:H1	36:BA:271(T):C:H42	1.68	0.41
25:CZ:34:VAL:HA	25:CZ:182:MET:HE2	2.02	0.41
28:D2:20:GLU:O	28:D2:22:GLU:N	2.53	0.41
52:DT:89:VAL:HG11	52:DT:91:ARG:HG3	1.98	0.41
28:D2:31:GLU:HA	28:D2:34:GLU:HB2	2.01	0.41
46:DN:58:ASP:C	46:DN:60:ILE:N	2.61	0.41
1:CA:942:G:H21	9:CI:124:GLN:HE22	1.62	0.41
10:CJ:35:SER:O	10:CJ:36:GLY:O	2.37	0.41
36:DA:2668:G:C2'	36:DA:2669:G:H5'	2.49	0.41
47:DO:34:THR:OG1	47:DO:35:VAL:N	2.54	0.41
1:CA:376:G:N3	1:CA:389:A:C2	2.87	0.41
1:AA:376:G:N3	1:AA:389:A:C2	2.88	0.41
13:CM:82:MET:HG2	13:CM:83:ASP:H	1.85	0.41
34:D8:56:GLU:O	34:D8:57:ARG:C	2.58	0.41
58:DZ:111:VAL:HB	58:DZ:112:ARG:H	1.73	0.41
57:BY:47:LYS:HE3	57:BY:60:PHE:CZ	2.54	0.41
50:DR:63:ARG:HA	50:DR:80:PHE:CZ	2.56	0.41
50:BR:79:LEU:C	50:BR:79:LEU:HD13	2.41	0.41

Continued on next page...

Continued from previous page...

Atom-1	Atom-2	Distance(Å)	Clash(Å)
36:BA:1348:G:C3'	36:BA:1349:A:H5''	2.50	0.41
36:BA:319:C:O2'	36:BA:320:A:H5'	2.20	0.41
56:DX:82:GLN:O	56:DX:82:GLN:HG3	2.20	0.41
13:CM:77:ASN:O	13:CM:81:LEU:HD23	2.20	0.41
42:BG:55:LYS:HA	42:BG:58:GLN:CG	2.48	0.41
39:BD:79:VAL:CG2	39:BD:111:LEU:HD11	2.51	0.41
1:AA:220:G:H2'	1:AA:221:C:H5'	2.01	0.41
36:DA:586:A:H5'	41:DF:89:VAL:HG21	2.01	0.41
25:CZ:152:MET:HG3	25:CZ:153:GLU:N	2.34	0.41
1:CA:148:G:H2'	1:CA:149:A:C8	2.54	0.41
1:CA:436:C:H5''	4:CD:156:GLU:CD	2.40	0.41
14:CN:28:GLY:O	14:CN:29:ARG:C	2.58	0.41
36:DA:2885:C:H2'	36:DA:2886:G:O5'	2.21	0.41
55:BW:50:VAL:HG13	55:BW:51:LEU:N	2.36	0.41
36:BA:211:A:O2'	36:BA:212:G:H5'	2.20	0.41
45:BK:86:UNK:O	45:BK:87:UNK:CB	2.68	0.41
49:DQ:5:ARG:CZ	49:DQ:5:ARG:CB	2.98	0.41
36:DA:752:A:HO2'	36:DA:753:C:P	2.41	0.41
36:DA:753:C:O5'	36:DA:753:C:H6	2.04	0.41
1:AA:16:A:N1	1:AA:919:A:C2	2.86	0.41
1:CA:512:U:C2	1:CA:513:C:C5	3.08	0.41
36:BA:1658:C:OP1	40:BE:132:HIS:CE1	2.73	0.41
40:BE:132:HIS:ND1	40:BE:135:HIS:HE1	2.17	0.41
36:BA:2750:A:H5''	36:BA:2751:G:OP2	2.19	0.41
43:BH:147:ASN:N	43:BH:147:ASN:ND2	2.69	0.41
38:BC:155:GLU:OE1	38:BC:160:ARG:HD3	2.20	0.41
13:CM:32:GLU:OE1	13:CM:32:GLU:C	2.59	0.41
27:B1:18:ILE:HG12	27:B1:37:ILE:HG22	2.02	0.41
1:AA:409:G:H3'	1:AA:410:G:C8	2.56	0.41
11:AK:73:MET:C	11:AK:75:TYR:H	2.24	0.41
36:BA:1432:C:H2'	36:BA:1433:U:O4'	2.20	0.41
28:D2:2:LYS:HB2	36:DA:97:C:H5''	2.01	0.41
27:B1:34:THR:CG2	27:B1:36:GLY:H	2.32	0.41
1:CA:757:U:H2'	1:CA:758:G:O4'	2.20	0.41
1:AA:124:G:H2'	1:AA:125:U:O4'	2.20	0.41
8:CH:19:VAL:HG23	8:CH:21:LYS:HG3	2.02	0.41
1:AA:1068:G:N7	1:AA:1094:G:H2'	2.35	0.41
1:AA:586:C:O2'	1:AA:587:G:H5'	2.20	0.41
44:BJ:4:UNK:C	44:BJ:6:UNK:N	2.80	0.41
36:DA:1467:C:O2'	36:DA:1468:C:H5'	2.20	0.41
36:BA:1305:C:O2'	36:BA:1306:C:H5'	2.20	0.41
18:CR:79:LEU:HB3	18:CR:80:PRO:HD2	2.01	0.41

Continued on next page...

Continued from previous page...

Atom-1	Atom-2	Distance(Å)	Clash(Å)
1:AA:355:C:C4	1:AA:356:A:N7	2.88	0.41
38:BC:116:THR:HA	38:BC:117:PRO:HD3	1.89	0.41
38:BC:97:GLU:O	38:BC:98:GLU:HB3	2.21	0.41
28:B2:61:LEU:HA	28:B2:61:LEU:HD23	1.73	0.41
1:AA:1037:C:C5	1:AA:1038:C:N3	2.89	0.41
36:DA:1540:U:C4	36:DA:1541:G:N7	2.88	0.41
32:B6:11:LEU:HD13	32:B6:11:LEU:H	1.85	0.41
46:DN:112:LEU:O	46:DN:115:ARG:HB3	2.21	0.41
9:AI:92:TYR:HA	9:AI:95:LYS:HG2	2.01	0.41
52:BT:80:SER:HB3	52:BT:81:PRO:CD	2.39	0.41
1:CA:964:A:H1'	10:CJ:55:LYS:HE2	2.01	0.41
25:CZ:368:VAL:CG1	25:CZ:369:THR:N	2.83	0.41
52:BT:10:VAL:C	52:BT:12:SER:N	2.73	0.41
27:B1:4:VAL:CG2	27:B1:5:CYS:N	2.81	0.41
1:CA:241:C:H4'	12:CL:19:ARG:HH22	1.84	0.41
1:AA:407:G:H4'	4:AD:115:ARG:O	2.20	0.41
34:B8:28:GLY:CA	34:B8:32:LEU:HD22	2.50	0.41
1:AA:973:G:H3'	1:AA:974:A:H5''	2.01	0.41
36:BA:604:G:C6	36:BA:605:C:N4	2.88	0.41
48:BP:130:PHE:CG	48:BP:135:LEU:HD23	2.55	0.41
36:DA:833:U:H2'	36:DA:834:C:H6	1.84	0.41
2:CB:93:VAL:HG13	2:CB:93:VAL:O	2.20	0.41
41:DF:169:ASN:O	41:DF:169:ASN:ND2	2.52	0.41
36:DA:811:U:HO2'	36:DA:812:C:H5''	1.86	0.41
36:BA:1076:C:O2	45:BK:89:UNK:HA	2.20	0.41
36:BA:2177:C:H2'	36:BA:2178:C:O2	2.20	0.41
52:BT:110:ILE:C	52:BT:112:ARG:H	2.24	0.41
7:AG:42:ILE:HD13	7:AG:116:ALA:HB1	2.02	0.41
58:BZ:29:TYR:CB	58:BZ:34:ASN:CB	2.94	0.41
36:DA:1689:A:N6	36:DA:1698:A:H2	2.01	0.41
36:DA:2133:G:C2'	36:DA:2157:G:H22	2.33	0.41
12:CL:121:GLY:O	12:CL:122:THR:O	2.38	0.41
1:CA:1243:C:H2'	1:CA:1244:C:C6	2.55	0.41
2:CB:19:HIS:O	2:CB:20:GLU:O	2.37	0.41
12:AL:34:ARG:HG3	12:AL:105:TYR:CE2	2.55	0.41
36:BA:1666:G:H1'	47:BO:3:GLN:HE21	1.85	0.41
35:B9:35:ARG:CD	36:BA:2742:C:OP1	2.68	0.41
4:CD:58:LEU:CD2	4:CD:62:GLN:CG	2.98	0.41
36:BA:1058:G:N2	36:BA:1080:C:H42	2.19	0.41
42:DG:25:TYR:CD2	42:DG:31:VAL:HG23	2.55	0.41
52:DT:50:ILE:HA	52:DT:99:LEU:HD11	2.01	0.41
46:DN:58:ASP:O	46:DN:59:LYS:HB2	2.20	0.41

Continued on next page...

Continued from previous page...

Atom-1	Atom-2	Distance(Å)	Clash(Å)
20:CT:50:GLU:CG	20:CT:100:ILE:HD13	2.40	0.41
4:CD:38:TYR:HA	4:CD:39:PRO:HD3	1.96	0.41
36:BA:761:A:H8	36:BA:761:A:H3'	1.85	0.41
51:BS:34:HIS:HB2	51:BS:36:TYR:CE1	2.54	0.41
1:AA:1116:C:C2'	1:AA:1117:G:C5'	2.94	0.41
20:CT:66:ALA:HB1	20:CT:71:THR:HB	2.02	0.41
24:AY:17:H2U:O3'	24:AY:17:H2U:OP2	2.39	0.41
54:DV:38:LEU:HD22	54:DV:52:VAL:HG11	2.02	0.41
36:DA:582:G:H2'	36:DA:583:G:H8	1.83	0.41
53:DU:8:VAL:HG12	53:DU:12:ARG:HG3	2.03	0.41
37:DB:16:G:C6	37:DB:69:G:C2	3.08	0.41
58:BZ:35:ARG:HD2	58:BZ:36:LYS:N	2.35	0.41
47:BO:86:ILE:C	47:BO:87:ILE:HD13	2.40	0.41
16:AP:8:ARG:C	16:AP:9:PHE:HD1	2.24	0.41
57:BY:33:LYS:C	57:BY:35:TYR:H	2.23	0.41
13:CM:97:PRO:CG	13:CM:103:THR:HG22	2.50	0.41
36:DA:2873:A:H1'	50:DR:6:SER:OG	2.20	0.41
25:CZ:143:ASP:O	25:CZ:147:LEU:HD23	2.20	0.41
37:BB:13:A:H5'	37:BB:13:A:H8	1.85	0.41
3:CC:94:LEU:O	3:CC:95:THR:CB	2.65	0.41
1:AA:436:C:H5''	4:AD:156:GLU:CD	2.40	0.41
39:BD:131:LEU:N	39:BD:131:LEU:HD12	2.34	0.41
24:CY:42:G:N2	24:CY:43:G:H1'	2.34	0.41
46:BN:3:THR:O	46:BN:4:TYR:CD2	2.72	0.41
1:CA:250:A:H5''	1:CA:251:G:OP1	2.21	0.41
36:BA:900:A:H3'	36:BA:901:A:H8	1.84	0.41
1:AA:658:G:O2'	1:AA:659:U:H5'	2.21	0.41
36:DA:1192:G:C2'	36:DA:1193:G:H5'	2.51	0.41
22:CW:51:U:H3	22:CW:63:G:H1	1.67	0.41
48:BP:85:LEU:HA	48:BP:88:LEU:HB3	2.01	0.41
25:CZ:125:GLN:NE2	25:CZ:394:THR:HB	2.35	0.41
46:DN:14:VAL:CG2	46:DN:137:LYS:HE3	2.51	0.41
1:CA:1376:U:H2'	1:CA:1377:A:H8	1.85	0.41
11:CK:34:ASP:O	11:CK:36:ASP:N	2.53	0.41
48:DP:89:ALA:HB1	48:DP:121:LYS:HD3	2.01	0.41
6:AF:78:GLU:O	6:AF:81:ILE:HG13	2.20	0.41
58:DZ:109:ALA:HB3	58:DZ:145:GLU:OE1	2.19	0.41
29:D3:31:LEU:O	29:D3:32:GLN:HB2	2.20	0.41
37:BB:29:A:C2	37:BB:56:G:C2	3.08	0.41
57:DY:87:LYS:O	57:DY:88:LYS:CB	2.65	0.41
1:CA:189:G:H2'	1:CA:189(A):C:C6	2.55	0.41
1:AA:513:C:C2	1:AA:514:C:C6	3.08	0.41

Continued on next page...

Continued from previous page...

Atom-1	Atom-2	Distance(Å)	Clash(Å)
36:BA:1291:C:H2'	36:BA:1292:U:C6	2.55	0.41
52:DT:97:ALA:O	52:DT:98:LYS:HB2	2.21	0.41
25:AZ:340:PRO:HG2	25:AZ:342:PHE:CZ	2.55	0.41
36:DA:230:U:H2'	36:DA:231:C:C6	2.55	0.41
22:AV:76:A:N7	26:B0:2:ALA:HB1	2.35	0.41
6:AF:53:ALA:O	6:AF:54:LYS:CB	2.67	0.41
1:AA:602:A:H2'	1:AA:603:U:O4'	2.19	0.41
36:DA:1625:C:C2'	36:DA:1626:G:H5'	2.50	0.41
7:CG:42:ILE:HD13	7:CG:116:ALA:HB1	2.03	0.41
36:BA:346:A:H2'	36:BA:347:A:H5'	2.02	0.41
20:CT:96:GLY:O	20:CT:97:ALA:O	2.38	0.41
36:DA:489:G:N2	36:DA:1321:A:OP1	2.48	0.41
8:CH:33:GLU:HG2	8:CH:48:TYR:OH	2.20	0.41
36:DA:2642:G:O2'	36:DA:2643:G:H5'	2.20	0.41
22:AW:20:U:O2'	22:AW:21:A:H4'	2.20	0.41
27:B1:40:ARG:HH12	36:BA:2232:U:P	2.43	0.41
36:DA:1487:G:O2'	36:DA:1488:G:H5'	2.20	0.41
12:AL:57:LYS:HA	12:AL:67:THR:HA	2.03	0.41
1:CA:586:C:O2'	1:CA:587:G:H5'	2.21	0.41
1:CA:1419:G:H8	1:CA:1419:G:H5''	1.86	0.41
25:CZ:6:ILE:N	25:CZ:6:ILE:HD12	2.34	0.41
36:BA:782:A:H5'	36:BA:783:A:C2	2.55	0.41
36:BA:2645:G:H4'	36:BA:2646:C:OP2	2.20	0.41
28:B2:43:GLN:C	28:B2:44:LEU:HD12	2.40	0.41
39:DD:63:ARG:HG3	39:DD:63:ARG:HH11	1.86	0.41
52:BT:56:GLY:O	52:BT:57:PHE:C	2.59	0.41
36:DA:1538:G:H2'	36:DA:1539:G:H8	1.85	0.41
36:BA:558:G:H1'	46:BN:45:ASN:HB3	2.01	0.41
41:BF:167:ALA:O	41:BF:168:ARG:C	2.59	0.41
1:AA:1417:G:H1'	1:AA:1483:A:N6	2.35	0.41
31:B5:3:LYS:N	31:B5:3:LYS:HD2	2.36	0.41
48:BP:8:PRO:O	48:BP:9:ASN:HB2	2.20	0.41
36:DA:2186:G:H2'	36:DA:2187:G:C4	2.55	0.41
1:AA:241:C:H4'	12:AL:19:ARG:HH22	1.85	0.41
57:BY:77:PRO:O	57:BY:78:ALA:CB	2.69	0.41
1:CA:542:G:O2'	1:CA:543:C:H5'	2.21	0.41
48:DP:146:VAL:CG2	48:DP:147:LEU:N	2.71	0.41
32:B6:36:LEU:C	32:B6:36:LEU:CD2	2.88	0.41
53:BU:115:ALA:C	53:BU:117:GLN:N	2.73	0.41
46:BN:62:VAL:HG13	46:BN:62:VAL:O	2.20	0.41
37:BB:22:U:H2'	37:BB:23:G:H8	1.85	0.41
36:DA:2111:C:C2	36:DA:2147:G:N2	2.82	0.41

Continued on next page...

Continued from previous page...

Atom-1	Atom-2	Distance(Å)	Clash(Å)
36:DA:2149:G:H2'	36:DA:2150:U:O4'	2.20	0.41
36:BA:599:G:C6	36:BA:600:G:N7	2.89	0.41
36:BA:2110:G:N2	36:BA:2178:C:C5	2.87	0.41
36:BA:2785:C:H1'	40:BE:64:LYS:NZ	2.36	0.41
1:AA:1240:U:OP1	7:AG:116:ALA:N	2.50	0.41
12:AL:121:GLY:O	12:AL:122:THR:O	2.38	0.41
12:CL:109:GLY:HA3	12:CL:122:THR:H	1.86	0.41
3:CC:11:ARG:O	3:CC:12:LEU:C	2.58	0.41
36:BA:1665:A:H4'	47:BO:67:LYS:HB2	2.03	0.41
50:BR:2:ARG:CG	50:BR:2:ARG:NH1	2.80	0.41
42:BG:120:LEU:O	42:BG:121:ASN:C	2.58	0.41
36:BA:1405:U:H2'	36:BA:1406:U:C6	2.54	0.41
36:DA:2762:G:H2'	36:DA:2763:G:O4'	2.21	0.41
46:DN:31:ALA:O	46:DN:34:LEU:HB3	2.21	0.41
46:BN:57:ALA:C	46:BN:58:ASP:O	2.58	0.41
4:CD:39:PRO:O	4:CD:44:GLY:HA3	2.20	0.41
2:CB:43:ASP:OD2	2:CB:46:LYS:HE3	2.20	0.41
1:AA:376:G:H5''	16:AP:5:ARG:CB	2.41	0.41
13:CM:49:THR:HB	13:CM:52:GLU:H	1.85	0.41
13:CM:87:TYR:CD1	19:CS:81:ARG:NH2	2.88	0.41
1:AA:621:A:H2'	1:AA:622:A:O4'	2.21	0.41
40:DE:4:ILE:HD11	40:DE:28:ALA:O	2.20	0.41
36:BA:845:G:C8	36:BA:845:G:OP2	2.60	0.41
43:DH:33:LEU:HD12	43:DH:75:ALA:O	2.20	0.41
36:DA:2854:G:H2'	36:DA:2855:C:H6	1.82	0.41
57:DY:31:LEU:HD23	57:DY:36:ALA:O	2.20	0.41
43:BH:89:ILE:HG12	43:BH:129:THR:HA	2.02	0.41
36:DA:2774:C:P	40:DE:164:ARG:HD3	2.60	0.41
8:AH:112:LEU:CD2	8:AH:112:LEU:N	2.76	0.41
36:BA:2475:C:N4	36:BA:2529:G:H22	2.18	0.41
3:CC:50:ALA:HB1	3:CC:70:VAL:HG11	2.01	0.41
36:BA:1414:G:C2	36:BA:1589:C:O2	2.73	0.41
38:BC:113:VAL:O	38:BC:138:PRO:HG3	2.20	0.41
12:CL:89:ARG:HG3	12:CL:89:ARG:H	1.70	0.41
1:CA:1488:G:H2'	1:CA:1489:G:C8	2.55	0.41
25:AZ:152:MET:HG3	25:AZ:153:GLU:N	2.35	0.41
1:AA:413:G:H1'	1:AA:428:G:N2	2.36	0.41
1:AA:655:A:H2'	1:AA:656:C:C6	2.55	0.41
36:DA:1771:C:HO2'	36:DA:1786:A:H8	1.64	0.41
12:CL:47:LYS:HB3	12:CL:48:PRO:CD	2.51	0.41
22:CW:51:U:H2'	22:CW:52:G:C8	2.48	0.41
46:BN:39:ARG:O	46:BN:41:ASP:N	2.54	0.41

Continued on next page...

Continued from previous page...

Atom-1	Atom-2	Distance(Å)	Clash(Å)
17:CQ:16:GLN:HB3	17:CQ:16:GLN:HE21	1.56	0.41
1:CA:926:G:C5'	1:CA:927:G:O5'	2.68	0.41
6:CF:24:GLU:HG2	6:CF:28:ARG:HH12	1.85	0.41
4:AD:85:LYS:HD3	4:AD:92:VAL:CG1	2.50	0.41
36:DA:1259:G:H2'	36:DA:1260:G:C8	2.55	0.41
11:AK:48:ILE:HD11	11:AK:67:ASP:HB3	2.03	0.41
19:AS:24:ALA:O	19:AS:25:LYS:CB	2.68	0.41
33:D7:43:THR:CG2	33:D7:44:PRO:N	2.82	0.41
1:CA:189(H):G:O2'	1:CA:189(I):G:O5'	2.37	0.41
39:DD:200:ASP:O	39:DD:203:ASN:HB2	2.20	0.41
36:BA:2408:U:H2'	36:BA:2409:G:H8	1.83	0.41
36:DA:2000:G:HO2'	36:DA:2001:A:H5'	1.85	0.41
36:DA:1173:G:H5'	36:DA:1174:A:OP1	2.20	0.41
36:BA:2319:G:O4'	36:BA:2319:G:P	2.79	0.41
1:AA:827:U:C5'	1:AA:828:A:OP2	2.69	0.41
25:CZ:330:ARG:NH2	25:CZ:332:THR:OG1	2.49	0.41
1:AA:1251:A:H5''	9:AI:12:GLU:OE1	2.20	0.41
57:DY:22:GLY:O	57:DY:23:ARG:O	2.37	0.41
56:DX:46:ALA:C	56:DX:47:PHE:CD1	2.93	0.41
36:DA:986:C:O2'	36:DA:987:G:H5'	2.21	0.41
36:DA:86:C:H2'	36:DA:87:C:H6	1.84	0.41
1:AA:369:C:O2'	1:AA:370:C:H6	2.04	0.41
1:CA:294:U:H2'	1:CA:295:C:H6	1.85	0.41
36:BA:1094:U:HO2'	36:BA:1097:U:H5	1.66	0.41
1:CA:369:C:O2'	1:CA:370:C:H6	2.03	0.41
1:CA:421:U:C5	3:CC:127:ARG:NH1	2.87	0.41
11:CK:126:ARG:O	11:CK:128:ALA:N	2.54	0.41
56:DX:21:PHE:O	56:DX:22:ALA:C	2.59	0.41
1:AA:643:C:H2'	1:AA:644:G:H8	1.85	0.41
1:AA:1105:A:O2'	1:AA:1106:G:H5'	2.20	0.41
36:DA:1532:C:H2'	36:DA:1533:G:O4'	2.19	0.41
2:AB:62:ALA:O	2:AB:65:GLY:N	2.46	0.41
39:DD:80:ALA:HB2	39:DD:96:HIS:CD2	2.55	0.41
5:AE:69:VAL:O	5:AE:71:LEU:N	2.45	0.41
1:AA:1134:G:C2	1:AA:1141:C:C2	3.09	0.41
55:DW:92:ARG:O	55:DW:93:ALA:HB3	2.19	0.41
36:BA:596:G:H2'	36:BA:597:U:O4'	2.20	0.41
52:BT:133:GLU:HG2	52:BT:133:GLU:O	2.21	0.41
1:AA:1170:A:H2'	1:AA:1171:G:O4'	2.20	0.41
25:CZ:301:GLY:HA2	25:CZ:347:THR:OG1	2.20	0.41
13:CM:20:THR:C	13:CM:22:ILE:H	2.24	0.41
28:B2:47:ASN:C	28:B2:51:ARG:H	2.23	0.41

Continued on next page...

Continued from previous page...

Atom-1	Atom-2	Distance(Å)	Clash(Å)
28:B2:35:LEU:HD23	28:B2:53:LEU:HD13	2.02	0.41
28:B2:57:ILE:O	28:B2:61:LEU:CG	2.66	0.41
36:DA:1205:U:C5	41:DF:171:PRO:HA	2.55	0.41
39:DD:34:VAL:O	39:DD:35:LYS:C	2.58	0.41
40:DE:69:LYS:C	40:DE:71:GLY:N	2.74	0.41
40:DE:89:ASP:CG	40:DE:90:THR:H	2.24	0.41
56:DX:18:TYR:C	56:DX:20:GLY:N	2.74	0.41
36:DA:599:G:C6	36:DA:600:G:N7	2.88	0.41
41:DF:184:TYR:O	41:DF:188:ARG:HG2	2.20	0.41
36:DA:1486:A:N6	36:DA:1504:C:H42	2.18	0.41
36:BA:2186:G:H2'	36:BA:2187:G:C4	2.55	0.41
39:DD:102:LYS:C	39:DD:103:ARG:HG2	2.41	0.41
31:D5:3:LYS:N	31:D5:3:LYS:HD2	2.36	0.41
29:D3:35:ARG:HG2	29:D3:37:LEU:HG	2.01	0.41
36:BA:2833:G:C3'	36:BA:2834:G:C5'	2.78	0.41
52:BT:13:ARG:CA	52:BT:13:ARG:CZ	2.95	0.41
4:AD:187:ARG:HG2	4:AD:188:LEU:O	2.20	0.41
5:AE:12:LEU:HD12	5:AE:31:LEU:CB	2.44	0.41
32:B6:19:ARG:CD	32:B6:20:ASN:H	2.28	0.41
32:B6:53:LYS:N	32:B6:53:LYS:CD	2.83	0.41
51:DS:67:ARG:NE	51:DS:98:VAL:HG11	2.35	0.41
36:BA:943:U:OP1	48:BP:38:GLN:HB3	2.21	0.41
51:BS:25:ARG:CZ	51:BS:40:ILE:HD11	2.50	0.41
51:BS:63:THR:O	51:BS:67:ARG:HG3	2.20	0.41
2:CB:158:LEU:HA	2:CB:159:PRO:HD3	1.86	0.41
34:D8:32:LEU:CD2	34:D8:36:LYS:HE2	2.43	0.41
48:BP:35:HIS:O	48:BP:36:LYS:HB2	2.19	0.41
1:AA:1256:A:C2	1:AA:1277:C:C5	3.08	0.41
4:AD:31:CYS:C	4:AD:33:MET:H	2.24	0.41
40:BE:60:ASN:OD1	40:BE:62:PRO:HD2	2.20	0.41
51:DS:78:LEU:O	51:DS:80:LEU:N	2.48	0.41
9:AI:70:LYS:O	9:AI:73:GLN:HB2	2.21	0.41
3:AC:43:LEU:HD22	3:AC:47:LEU:HD22	2.03	0.41
25:CZ:263:ARG:CB	25:CZ:263:ARG:NH1	2.81	0.41
38:DC:77:ILE:CD1	38:DC:95:GLY:HA3	2.40	0.41
46:DN:119:ARG:CB	46:DN:119:ARG:HH11	2.34	0.41
42:DG:176:LEU:O	42:DG:176:LEU:HD23	2.21	0.41
28:D2:32:LEU:O	28:D2:32:LEU:HD23	2.21	0.41
1:AA:1129:C:O2'	1:AA:1131:G:C8	2.72	0.41
1:CA:1124:G:HO2'	1:CA:1145:C:N4	2.19	0.41
12:CL:60:LEU:CD2	12:CL:66:VAL:HG22	2.51	0.41
46:BN:30:ILE:O	46:BN:30:ILE:HG22	2.20	0.41

Continued on next page...

Continued from previous page...

Atom-1	Atom-2	Distance(Å)	Clash(Å)
36:BA:732:C:O2'	36:BA:733:G:H5'	2.21	0.41
27:D1:59:THR:O	27:D1:91:LYS:HE2	2.20	0.41
37:DB:96:U:H2'	37:DB:97:G:H8	1.85	0.41
11:CK:29:ILE:HB	11:CK:44:SER:HB3	2.02	0.41
54:BV:52:VAL:HG13	54:BV:52:VAL:O	2.21	0.41
10:AJ:4:ILE:CD1	10:AJ:77:PRO:HB3	2.51	0.41
50:BR:12:ARG:HE	50:BR:16:HIS:CE1	2.38	0.41
50:BR:63:ARG:HA	50:BR:80:PHE:CZ	2.56	0.41
36:BA:285:C:H2'	36:BA:286:C:C6	2.55	0.41
36:DA:480:A:H2	36:DA:499:U:O2	2.04	0.41
57:DY:36:ALA:HA	57:DY:69:ALA:H	1.85	0.41
46:DN:90:MET:O	46:DN:93:THR:O	2.37	0.41
43:BH:89:ILE:HD11	43:BH:128:PRO:O	2.20	0.41
11:AK:57:THR:HG22	11:AK:60:ALA:HB2	2.02	0.41
36:BA:1169:G:N2	36:BA:1181:C:C2	2.89	0.41
1:AA:435:C:H2'	1:AA:436:C:H5'	2.03	0.41
39:BD:266:SER:O	39:BD:267:SER:O	2.38	0.41
6:AF:87:ARG:CG	6:AF:87:ARG:NH1	2.80	0.41
39:DD:124:PRO:HG2	39:DD:129:ASN:HD21	1.86	0.41
36:BA:995:C:N3	46:BN:1:MET:HE2	2.36	0.41
12:AL:47:LYS:HB3	12:AL:48:PRO:CD	2.50	0.41
53:BU:15:LYS:HA	53:BU:18:LEU:HD23	2.01	0.41
22:CV:18:G:O2'	22:CV:57:G:N2	2.54	0.41
36:DA:233:A:C2'	36:DA:234:C:H5'	2.50	0.41
6:CF:77:ARG:CG	6:CF:77:ARG:NH1	2.84	0.41
2:CB:29:ALA:HA	2:CB:32:ILE:HG21	2.01	0.41
36:BA:1286:A:N6	36:BA:1289:C:C2	2.88	0.41
12:AL:91:LYS:HZ3	12:AL:91:LYS:HB3	1.86	0.41
53:DU:51:LYS:H	53:DU:51:LYS:HG2	1.67	0.41
1:AA:878:G:C5'	8:AH:89:PRO:HG2	2.51	0.41
47:DO:10:VAL:HG23	47:DO:10:VAL:O	2.20	0.41
36:DA:1258:C:C2	36:DA:1259:G:C8	3.08	0.41
36:DA:2691:C:H2'	36:DA:2692:C:H6	1.86	0.41
1:AA:919:A:O2'	1:AA:920:U:H5'	2.21	0.41
2:CB:209:ARG:HH12	2:CB:239:VAL:HG11	1.86	0.41
33:B7:46:VAL:HG12	33:B7:47:ARG:N	2.36	0.41
38:BC:87:GLU:CG	38:BC:94:VAL:HG21	2.51	0.41
38:DC:87:GLU:CG	38:DC:94:VAL:HG21	2.50	0.41
8:AH:123:GLU:O	8:AH:127:LEU:HD23	2.21	0.41
1:CA:1511:G:H2'	1:CA:1512:U:O4'	2.20	0.41
36:DA:2120:G:O2'	36:DA:2121:G:H5'	2.20	0.41
36:BA:2081:C:H2'	36:BA:2082:A:C8	2.55	0.41

Continued on next page...

Continued from previous page...

Atom-1	Atom-2	Distance(Å)	Clash(Å)
36:DA:19:C:O2'	36:DA:20:C:H5'	2.20	0.41
36:DA:2701:C:H2'	36:DA:2702:U:H2'	2.03	0.41
36:BA:2033:A:H4'	36:BA:2034:U:OP1	2.20	0.41
36:DA:201:C:O2'	36:DA:202:U:H5'	2.21	0.41
36:DA:445:C:OP1	53:DU:2:PRO:HA	2.20	0.41
46:BN:120:LEU:CD1	46:BN:122:VAL:HG23	2.50	0.41
1:AA:818:G:O2'	1:AA:819:A:H5'	2.20	0.41
36:BA:1525:G:O2'	36:BA:1526:G:H5'	2.20	0.41
28:D2:65:ASN:HA	28:D2:65:ASN:HD22	1.59	0.41
1:AA:29:G:O2'	1:AA:30:U:H5'	2.20	0.41
36:BA:1530:C:H2'	36:BA:1531:C:H6	1.85	0.41
36:BA:1449:A:N7	36:BA:1450:G:C8	2.88	0.41
36:DA:428:A:H3'	36:DA:429:A:H8	1.85	0.41
36:BA:736:C:H2'	36:BA:737:C:H6	1.85	0.41
36:DA:1345:C:O2'	36:DA:1346:G:H5'	2.20	0.41
55:DW:79:GLY:CA	55:DW:100:THR:HG23	2.51	0.41
42:DG:96:ARG:O	42:DG:97:ASP:C	2.58	0.41
49:DQ:48:GLU:O	49:DQ:49:ALA:C	2.59	0.41
36:BA:2698:U:H2'	36:BA:2699:C:C6	2.56	0.41
36:BA:394:A:C2'	36:BA:395:U:H5'	2.51	0.41
36:DA:2856:C:O2'	36:DA:2857:G:H5'	2.20	0.41
44:BJ:70:UNK:O	44:BJ:71:UNK:C	2.69	0.41
15:CO:18:PHE:C	15:CO:18:PHE:CD1	2.94	0.41
10:AJ:21:GLN:O	10:AJ:21:GLN:CG	2.68	0.41
27:B1:89:GLU:O	27:B1:93:GLU:HB2	2.21	0.41
36:BA:1692:U:H2'	36:BA:1694:C:C5	2.55	0.41
46:BN:38:HIS:C	53:BU:67:ALA:HB1	2.41	0.41
36:BA:2544:G:H1'	36:BA:2646:C:H4'	2.01	0.41
52:DT:28:VAL:HG12	52:DT:29:ARG:CD	2.45	0.41
58:BZ:119:GLU:CG	58:BZ:122:ARG:HH11	2.32	0.41
58:BZ:67:LEU:N	58:BZ:67:LEU:CD1	2.84	0.41
56:BX:18:TYR:C	56:BX:20:GLY:N	2.74	0.41
42:BG:42:GLY:O	42:BG:88:ILE:CG2	2.69	0.41
36:DA:558:G:H1'	46:DN:45:ASN:HB3	2.02	0.41
1:AA:1330:U:H5'	1:AA:1331:G:P	2.60	0.41
39:BD:27:THR:O	39:BD:27:THR:CG2	2.69	0.41
34:D8:4:MET:O	34:D8:62:LEU:CD1	2.62	0.41
41:BF:132:VAL:O	41:BF:138:GLU:OE1	2.39	0.41
39:DD:70:TRP:HZ3	39:DD:146:GLU:CD	2.24	0.41
51:DS:58:LEU:HD23	51:DS:65:VAL:HG13	2.02	0.41
36:DA:1024:G:H3'	36:DA:1025:G:C5'	2.29	0.41
1:CA:1271:G:C3'	1:CA:1272:G:H5''	2.50	0.41

Continued on next page...

Continued from previous page...

Atom-1	Atom-2	Distance(Å)	Clash(Å)
43:DH:163:TYR:N	43:DH:163:TYR:HD1	2.17	0.41
57:BY:14:LEU:HD12	57:BY:15:VAL:N	2.31	0.41
4:AD:3:ARG:HH12	4:AD:118:ARG:HD3	1.81	0.41
5:CE:82:VAL:HG21	5:CE:138:ALA:HA	2.03	0.41
1:AA:973:G:OP1	10:AJ:57:LYS:HD3	2.20	0.41
11:AK:108:ILE:O	18:AR:87:ARG:N	2.50	0.41
36:BA:605:C:H5	36:BA:623:G:N1	2.07	0.41
41:BF:103:LYS:O	41:BF:106:ARG:N	2.53	0.41
48:BP:110:TYR:O	48:BP:111:ARG:O	2.39	0.41
48:BP:110:TYR:HB3	48:BP:111:ARG:H	1.77	0.41
51:BS:98:VAL:C	51:BS:100:ALA:N	2.73	0.41
41:DF:6:VAL:O	41:DF:7:TYR:HB2	2.20	0.41
36:DA:940:G:H2'	36:DA:941:A:C4'	2.50	0.41
4:AD:20:TYR:HD1	4:AD:26:CYS:O	2.03	0.41
3:CC:135:LYS:HZ2	5:CE:50:GLU:HG2	1.86	0.41
36:BA:650:C:H3'	36:BA:651:G:C5'	2.37	0.41
12:CL:112:ASP:O	12:CL:113:ARG:C	2.59	0.41
52:DT:6:LEU:HA	52:DT:9:LEU:HD12	2.03	0.41
1:CA:1411:C:H2'	1:CA:1412:C:H6	1.85	0.41
25:AZ:206:ILE:O	25:AZ:210:ILE:HG22	2.20	0.41
36:BA:2283:C:H2'	36:BA:2284:C:O4'	2.21	0.41
35:B9:24:TYR:CE2	35:B9:35:ARG:HG3	2.55	0.41
58:BZ:126:VAL:HB	58:BZ:161:VAL:HG13	2.02	0.41
36:DA:2631:G:H21	40:DE:61:ARG:HH12	1.68	0.41
36:DA:2785:C:H1'	40:DE:64:LYS:NZ	2.36	0.41
4:CD:58:LEU:CD2	4:CD:62:GLN:HG2	2.51	0.41
2:CB:162:ILE:HG21	2:CB:184:VAL:HG22	2.02	0.41
25:AZ:272:MET:HB2	25:AZ:277:LEU:HB2	2.02	0.41
42:DG:16:ARG:CZ	42:DG:31:VAL:HG11	2.51	0.41
43:DH:125:VAL:O	43:DH:125:VAL:HG12	2.20	0.41
15:AO:17:ARG:CG	15:AO:17:ARG:NH1	2.83	0.41
46:BN:34:LEU:HD11	46:BN:116:LEU:HB3	2.02	0.41
46:BN:36:GLY:O	46:BN:37:LYS:HB2	2.20	0.41
1:CA:79:G:H1'	1:CA:80:G:OP1	2.20	0.41
22:AW:55:U:C5	22:AW:57:G:H5''	2.56	0.41
54:BV:39:LEU:HD12	54:BV:50:PRO:O	2.21	0.41
34:D8:48:PHE:O	34:D8:49:VAL:CG2	2.69	0.41
13:AM:49:THR:HB	13:AM:52:GLU:H	1.86	0.41
43:BH:76:VAL:O	43:BH:78:GLY:N	2.52	0.41
22:CV:61:C:H2'	22:CV:61:C:O2	2.20	0.41
36:BA:2854:G:H2'	36:BA:2855:C:H6	1.83	0.41
36:DA:2758:A:C2	36:DA:2759:G:C1'	3.02	0.41

Continued on next page...

Continued from previous page...

Atom-1	Atom-2	Distance(Å)	Clash(Å)
13:CM:99:ARG:N	13:CM:101:GLN:HE22	2.18	0.41
3:CC:35:GLU:HG3	3:CC:95:THR:OG1	2.20	0.41
4:AD:159:ARG:HH11	4:AD:159:ARG:HG3	1.85	0.41
25:CZ:295:ARG:HG2	25:CZ:295:ARG:O	2.21	0.41
36:BA:419:C:C2	36:BA:420:C:C5	3.09	0.41
36:BA:724:U:O2'	36:BA:725:G:H5'	2.21	0.41
36:BA:16:G:H2'	36:BA:17:G:H8	1.85	0.41
36:DA:2030:A:H5''	36:DA:2031:A:OP1	2.20	0.41
36:DA:319:C:O2'	36:DA:320:A:H5'	2.21	0.41
39:DD:158:ALA:O	39:DD:196:VAL:HG11	2.20	0.41
1:AA:160:A:H2'	1:AA:161:A:O4'	2.21	0.41
36:DA:797:C:H2'	36:DA:798:G:H8	1.86	0.41
1:AA:1211:U:O4'	1:AA:1211:U:O2	2.38	0.41
53:BU:14:HIS:O	53:BU:18:LEU:HD23	2.20	0.41
36:DA:402:A:C2'	36:DA:403:U:H5'	2.50	0.41
36:BA:1534:U:C2'	36:BA:1535:A:H5'	2.51	0.41
26:D0:20:ARG:CG	26:D0:20:ARG:NH1	2.79	0.41
2:CB:32:ILE:HD11	2:CB:40:HIS:CD2	2.56	0.41
46:BN:54:VAL:HG11	46:BN:99:LEU:CD2	2.51	0.41
42:BG:40:ASN:HA	42:BG:91:ARG:HA	2.02	0.41
3:AC:60:ALA:O	3:AC:61:ALA:CB	2.66	0.41
48:BP:122:PRO:HB3	48:BP:141:ALA:HB1	2.03	0.41
15:AO:21:ASP:C	15:AO:21:ASP:OD1	2.58	0.41
1:AA:189:G:H2'	1:AA:189(A):C:C6	2.56	0.41
36:DA:742:G:H2'	36:DA:743:G:H8	1.86	0.41
2:CB:236:TYR:C	2:CB:238:LEU:N	2.73	0.41
42:DG:18:GLU:HA	42:DG:18:GLU:OE1	2.21	0.41
1:AA:782:A:C2'	1:AA:783:C:H5'	2.51	0.41
36:DA:2409:G:H2'	36:DA:2410:G:O4'	2.20	0.41
22:CV:1:G:C1'	26:D0:5:LYS:HZ1	2.34	0.41
12:CL:126:LYS:HE2	12:CL:127:GLU:H	1.86	0.41
2:AB:115:LEU:HD13	2:AB:145:LEU:HB3	2.02	0.41
40:DE:93:VAL:O	40:DE:93:VAL:HG12	2.20	0.41
36:DA:1171:G:H3'	36:DA:1173:G:O4'	2.21	0.41
1:CA:828:A:H2'	1:CA:829:G:O4'	2.21	0.41
36:BA:2087:G:C2'	36:BA:2088:G:H5'	2.51	0.41
1:CA:1251:A:H5''	9:CI:12:GLU:OE1	2.20	0.41
36:BA:86:C:H2'	36:BA:87:C:H6	1.84	0.41
36:DA:988:A:H4'	36:DA:1155:A:N1	2.36	0.41
37:DB:98:G:C2'	37:DB:99:G:H5'	2.51	0.41
53:BU:8:VAL:O	53:BU:9:VAL:C	2.58	0.41
36:BA:343:C:C2'	36:BA:344:G:H5'	2.50	0.41

Continued on next page...

Continued from previous page...

Atom-1	Atom-2	Distance(Å)	Clash(Å)
6:AF:76:ALA:O	6:AF:80:ARG:HG3	2.21	0.41
6:AF:80:ARG:NH1	6:AF:88:VAL:HB	2.35	0.41
46:DN:7:LYS:O	46:DN:8:GLN:C	2.59	0.41
36:DA:2698:U:H2'	36:DA:2699:C:C6	2.56	0.41
1:CA:363:A:C5	12:CL:31:PRO:HD2	2.55	0.41
36:BA:1986:A:H2'	36:BA:1986:A:N3	2.36	0.41
10:AJ:79:ARG:HA	10:AJ:79:ARG:HD3	1.93	0.41
1:CA:1110:A:H8	1:CA:1110:A:O5'	2.03	0.41
5:AE:127:ASN:HA	5:AE:128:PRO:HD3	1.90	0.41
36:BA:1902:C:C2'	36:BA:1903:G:O5'	2.69	0.41
1:AA:1053:G:O2'	1:AA:1054:C:P	2.79	0.41
52:DT:32:TYR:HB2	52:DT:33:LYS:H	1.47	0.41
52:DT:56:GLY:O	52:DT:57:PHE:C	2.58	0.41
52:DT:80:SER:HB3	52:DT:81:PRO:CD	2.39	0.41
28:B2:66:GLU:CD	28:B2:67:LYS:N	2.74	0.41
32:B6:30:THR:HG22	32:B6:31:PRO:HD2	2.02	0.41
39:BD:63:ARG:HH11	39:BD:63:ARG:HG3	1.85	0.41
46:BN:112:LEU:O	46:BN:115:ARG:HB3	2.21	0.41
1:CA:1305:G:O2'	1:CA:1331:G:N2	2.54	0.41
36:BA:654(N):G:C2'	36:BA:654(O):G:H5'	2.51	0.41
43:DH:154:PRO:O	43:DH:155:SER:HB2	2.20	0.41
43:BH:15:VAL:HG23	43:BH:16:SER:N	2.36	0.41
50:BR:99:LYS:HA	50:BR:112:ALA:HA	2.03	0.41
36:BA:187:G:N3	36:BA:1365:A:H2	2.18	0.41
32:D6:36:LEU:CD2	32:D6:36:LEU:C	2.89	0.41
57:BY:28:LYS:HE3	57:BY:28:LYS:H	1.86	0.41
4:AD:105:VAL:HG21	4:AD:121:VAL:HG22	2.02	0.41
4:CD:187:ARG:HG2	4:CD:188:LEU:O	2.21	0.41
53:BU:115:ALA:C	53:BU:117:GLN:H	2.24	0.41
48:DP:35:HIS:O	48:DP:36:LYS:CB	2.68	0.41
48:DP:46:LYS:HG2	48:DP:52:GLU:CG	2.50	0.41
1:AA:981:U:H5'	14:AN:21:TYR:CE1	2.55	0.41
36:DA:2147:G:H2'	36:DA:2148:G:C4'	2.51	0.41
27:B1:82:LEU:C	27:B1:83:GLU:HG3	2.41	0.41
36:BA:2811:G:O2'	36:BA:2812:G:H5'	2.21	0.41
40:BE:61:ARG:CB	40:BE:62:PRO:CD	2.94	0.41
36:BA:662:G:OP1	48:BP:18:ARG:HD2	2.21	0.41
1:CA:1360:A:O2'	1:CA:1361:G:H5'	2.21	0.41
36:DA:2068:U:N3	36:DA:2430:A:C2	2.66	0.41
2:CB:204:ASN:ND2	2:CB:206:ASP:N	2.54	0.41
25:AZ:206:ILE:HD13	25:AZ:210:ILE:HG21	2.02	0.41
43:BH:97:ARG:NH2	43:BH:104:GLU:OE2	2.54	0.41

Continued on next page...

Continued from previous page...

Atom-1	Atom-2	Distance(Å)	Clash(Å)
16:AP:21:VAL:HG21	16:AP:59:TRP:CD2	2.55	0.41
36:DA:271(G):C:O2'	36:DA:271(H):G:H5'	2.21	0.41
38:BC:77:ILE:CD1	38:BC:95:GLY:HA3	2.40	0.41
25:CZ:206:ILE:O	25:CZ:210:ILE:CG2	2.69	0.41
25:CZ:210:ILE:HA	25:CZ:211:PRO:HD2	1.94	0.41
36:BA:1091:G:H22	36:BA:1101:U:H1'	1.85	0.41
3:AC:179:ARG:HG3	3:AC:206:GLU:HG2	2.03	0.41
36:DA:142(A):C:C2'	36:DA:143:G:H5'	2.51	0.41
46:DN:30:ILE:HG22	46:DN:30:ILE:O	2.21	0.41
46:DN:29:LYS:O	46:DN:31:ALA:N	2.53	0.41
1:AA:548:G:H2'	1:AA:549:C:O4'	2.20	0.41
36:DA:958:U:O4	49:DQ:17:LEU:HG	2.21	0.41
1:CA:1190:G:P	3:CC:5:ILE:HD12	2.60	0.41
13:CM:87:TYR:CE1	19:CS:81:ARG:NH2	2.89	0.41
34:D8:15:LYS:CB	48:DP:65:ARG:NH2	2.84	0.41
36:DA:1076:C:H5	36:DA:1077:A:C4	2.39	0.41
36:DA:280:C:N4	36:DA:360:G:H1	2.19	0.41
50:BR:16:HIS:O	50:BR:17:ARG:C	2.58	0.41
50:BR:58:GLY:CA	50:BR:80:PHE:HE2	2.27	0.41
53:DU:9:VAL:O	53:DU:12:ARG:HB2	2.20	0.41
36:BA:2774:C:P	40:BE:164:ARG:HD3	2.61	0.41
1:AA:191:G:C6	1:AA:192:U:C4	3.09	0.41
50:DR:7:GLY:O	50:DR:8:ARG:HB2	2.20	0.41
36:BA:1011:G:OP1	53:BU:75:ASN:HB2	2.20	0.41
44:DJ:80:UNK:O	44:DJ:81:UNK:C	2.69	0.41
39:DD:196:VAL:HG12	39:DD:196:VAL:O	2.21	0.41
9:CI:97:LYS:N	9:CI:98:PRO:CD	2.83	0.41
36:DA:380:U:H2'	36:DA:381:G:C8	2.55	0.41
5:AE:118:ILE:HG13	5:AE:119:LEU:N	2.36	0.41
42:DG:106:LEU:HG	42:DG:106:LEU:O	2.19	0.41
36:BA:1353:A:O4'	36:BA:1569:A:H2	2.04	0.41
36:BA:528:A:C2	36:BA:2043:C:O5'	2.71	0.41
1:CA:380:G:C2	1:CA:384:G:C6	3.09	0.41
5:CE:147:ASP:HB3	5:CE:150:ARG:NH1	2.34	0.41
1:CA:96:U:H2'	1:CA:97:G:C8	2.55	0.41
3:CC:3:ASN:ND2	3:CC:4:LYS:H	2.19	0.41
1:CA:1096:C:H5''	2:CB:137:ARG:NH2	2.34	0.41
1:CA:1030(A):G:N3	1:CA:1030(C):G:OP2	2.54	0.41
25:AZ:125:GLN:NE2	25:AZ:394:THR:HB	2.36	0.41
58:DZ:145:GLU:O	58:DZ:147:GLY:N	2.53	0.41
1:CA:474:G:H2'	1:CA:475:G:H8	1.86	0.41
5:CE:6:PHE:HB3	5:CE:34:VAL:HG22	2.03	0.41

Continued on next page...

Continued from previous page...

Atom-1	Atom-2	Distance(Å)	Clash(Å)
36:DA:2319:G:O4'	36:DA:2319:G:P	2.78	0.41
8:AH:83:ILE:HG23	8:AH:83:ILE:O	2.21	0.41
1:AA:1010:G:H2'	1:AA:1011:G:H8	1.86	0.41
36:DA:1997:G:O2'	36:DA:1998:G:H5'	2.21	0.41
36:BA:1843:C:O2'	39:BD:256:GLY:O	2.26	0.41
36:BA:150:C:O2'	36:BA:151:C:H5'	2.21	0.41
48:DP:122:PRO:HB3	48:DP:141:ALA:HB1	2.03	0.41
1:AA:1058:G:H2'	1:AA:1059:C:C6	2.56	0.41
36:DA:1472:A:H2'	36:DA:1473:G:H5'	2.02	0.41
6:CF:53:ALA:O	6:CF:54:LYS:CB	2.69	0.41
2:AB:224:GLN:C	2:AB:226:ARG:H	2.23	0.41
10:CJ:30:SER:HB3	10:CJ:84:GLN:HE22	1.86	0.41
46:DN:120:LEU:CD1	46:DN:122:VAL:HG23	2.50	0.41
1:CA:598:U:H2'	1:CA:599:C:C6	2.56	0.41
8:CH:97:VAL:O	8:CH:97:VAL:HG22	2.21	0.41
36:BA:842:G:H2'	36:BA:843:G:H8	1.85	0.41
3:CC:108:ASN:OD1	3:CC:110:ASN:N	2.52	0.41
7:AG:51:GLN:C	7:AG:53:LYS:H	2.24	0.41
57:BY:52:SER:O	57:BY:54:LYS:N	2.49	0.41
36:BA:350:U:O2'	36:BA:351:G:H5'	2.20	0.41
36:BA:1272:A:C2	36:BA:1618:A:C2	3.08	0.41
4:AD:25:ARG:C	4:AD:27:TYR:H	2.23	0.41
1:CA:189(E):U:O2'	1:CA:189(F):U:H5'	2.21	0.41
27:D1:17:SER:HB2	27:D1:38:SER:HB2	2.03	0.41
36:DA:394:A:C2'	36:DA:395:U:H5'	2.50	0.41
36:BA:1775:U:H2'	36:BA:1776:G:H5'	2.02	0.41
17:CQ:91:ARG:HB2	17:CQ:91:ARG:NH1	2.35	0.41
51:DS:73:LEU:HD23	51:DS:73:LEU:O	2.21	0.41
36:BA:1437:C:O2	36:BA:1437:C:H2'	2.21	0.41
38:DC:97:GLU:O	38:DC:98:GLU:HB3	2.21	0.41
38:BC:82:LYS:HG2	38:BC:82:LYS:H	1.74	0.41
13:AM:15:VAL:O	13:AM:16:ASP:C	2.59	0.41
52:DT:28:VAL:CG2	52:DT:46:GLU:HA	2.49	0.41
42:BG:72:ARG:HE	42:BG:86:MET:CA	2.32	0.41
32:B6:28:ARG:C	32:B6:32:ASN:HD22	2.24	0.41
34:B8:61:LEU:CG	34:B8:62:LEU:H	2.34	0.41
9:CI:92:TYR:HA	9:CI:95:LYS:HG2	2.03	0.41
58:DZ:48:PHE:CE1	58:DZ:71:VAL:HG21	2.55	0.41
37:DB:104:U:O3'	58:DZ:72:ARG:NH1	2.54	0.41
52:BT:19:LEU:HA	52:BT:20:PRO:HD3	1.92	0.41
52:BT:28:VAL:O	52:BT:29:ARG:HG2	2.21	0.41
52:BT:28:VAL:CG2	52:BT:46:GLU:HA	2.50	0.41

Continued on next page...

Continued from previous page...

Atom-1	Atom-2	Distance(Å)	Clash(Å)
52:BT:83:ILE:CG1	52:BT:84:GLN:N	2.83	0.41
52:BT:85:LYS:CB	52:BT:85:LYS:HZ2	2.28	0.41
42:DG:84:LYS:N	42:DG:84:LYS:HD2	2.29	0.41
36:DA:2186:G:P	36:DA:2187:G:OP1	2.79	0.41
36:BA:1854:A:H62	36:BA:1888:G:H8	1.68	0.41
43:DH:167:GLU:HB3	43:DH:168:PRO:CD	2.45	0.41
10:CJ:54:PHE:O	10:CJ:55:LYS:CB	2.68	0.41
24:CY:3:G:H2'	24:CY:4:G:O4'	2.20	0.41
27:B1:8:SER:HB3	27:B1:66:HIS:CG	2.56	0.41
32:D6:17:LYS:HA	32:D6:17:LYS:CE	2.45	0.41
32:D6:19:ARG:O	32:D6:20:ASN:O	2.39	0.41
52:DT:12:SER:O	52:DT:13:ARG:NH2	2.54	0.41
52:DT:12:SER:O	52:DT:13:ARG:CZ	2.69	0.41
57:DY:28:LYS:HE2	57:DY:28:LYS:N	2.36	0.41
57:DY:76:CYS:CB	57:DY:77:PRO:HD2	2.50	0.41
57:BY:13:VAL:O	57:BY:24:VAL:HG13	2.21	0.41
4:AD:2:GLY:O	4:AD:3:ARG:C	2.59	0.41
4:AD:194:LEU:N	4:AD:194:LEU:HD22	2.35	0.41
36:DA:654(D):G:N1	36:DA:654(O):G:N1	2.69	0.41
54:DV:18:LEU:HD22	54:DV:96:ILE:HG13	2.02	0.41
4:CD:189:PRO:HB2	4:CD:190:ASP:H	1.76	0.41
25:AZ:241:ARG:N	25:AZ:285:ASN:HD22	2.19	0.41
53:DU:115:ALA:C	53:DU:117:GLN:H	2.24	0.41
14:CN:60:SER:O	14:CN:61:TRP:HB3	2.21	0.41
32:B6:14:THR:HB	32:B6:52:VAL:HG21	2.02	0.41
32:B6:42:TRP:CH2	36:BA:643:A:N7	2.89	0.41
32:B6:20:ASN:O	32:B6:21:TYR:CG	2.72	0.41
14:AN:60:SER:O	14:AN:61:TRP:HB3	2.21	0.41
20:CT:92:LEU:O	20:CT:94:ALA:N	2.54	0.41
54:DV:99:ILE:CD1	54:DV:99:ILE:N	2.73	0.41
51:DS:30:ARG:NH2	51:DS:62:LYS:HB3	2.34	0.41
36:BA:664:C:H4'	36:BA:941:A:OP1	2.21	0.41
48:BP:31:ALA:C	48:BP:33:ARG:N	2.73	0.41
36:DA:593:G:C2	36:DA:665:C:C2	3.09	0.41
36:DA:1189:A:H2'	36:DA:1190:G:O4'	2.21	0.41
36:DA:664:C:H4'	36:DA:940:G:O3'	2.21	0.41
36:DA:806:C:C5	48:DP:39:LYS:HE2	2.56	0.41
36:BA:1076:C:H5	36:BA:1077:A:C4	2.39	0.41
58:BZ:108:PRO:HD3	58:BZ:141:VAL:HG11	2.03	0.41
36:BA:2756:U:C1'	36:BA:2757:A:H5''	2.34	0.41
36:DA:2282:G:OP1	36:DA:2283:C:H1'	2.20	0.41
42:DG:125:PHE:HA	42:DG:131:TYR:HA	2.03	0.41

Continued on next page...

Continued from previous page...

Atom-1	Atom-2	Distance(Å)	Clash(Å)
51:DS:15:ARG:O	51:DS:18:ILE:CG1	2.67	0.41
13:AM:11:ARG:CG	13:AM:12:ASN:N	2.81	0.41
36:BA:651:G:C2'	36:BA:652:C:H5'	2.51	0.41
36:DA:2415:G:H2'	36:DA:2416:C:H6	1.86	0.41
36:BA:2631:G:H21	40:BE:61:ARG:HH12	1.69	0.41
10:AJ:75:ILE:HG13	10:AJ:76:ASN:N	2.28	0.41
10:AJ:32:ALA:N	10:AJ:78:ASN:ND2	2.65	0.41
9:AI:28:VAL:CG1	9:AI:29:ASN:N	2.68	0.41
7:AG:115:ARG:O	7:AG:116:ALA:C	2.59	0.41
1:CA:1323:G:H4'	1:CA:1363:C:N3	2.36	0.41
36:DA:2157:G:O2'	36:DA:2158:A:H8	2.04	0.41
2:AB:235:SER:O	2:AB:237:ALA:N	2.49	0.41
2:AB:87:ARG:CZ	2:AB:233:SER:HB3	2.51	0.41
1:CA:1411:C:O2'	1:CA:1412:C:H5'	2.21	0.41
16:CP:21:VAL:HG21	16:CP:59:TRP:CD2	2.56	0.41
48:DP:84:ASN:CG	48:DP:116:GLY:HA2	2.41	0.41
36:BA:2009:G:HO2'	36:BA:2010:G:H5'	1.85	0.41
13:CM:13:LYS:HA	13:CM:44:ARG:HH11	1.86	0.41
2:AB:187:LEU:HD11	2:AB:204:ASN:O	2.20	0.41
36:DA:2465:C:O2'	36:DA:2466:C:H5'	2.21	0.41
31:D5:20:ARG:O	31:D5:23:HIS:HB2	2.21	0.41
36:BA:1208:C:C2'	36:BA:1208:C:O2	2.69	0.41
10:AJ:97:GLU:OE1	10:AJ:99:LYS:HE2	2.19	0.41
53:DU:92:ARG:CB	54:DV:11:GLN:NE2	2.84	0.41
38:BC:77:ILE:HB	38:BC:115:ALA:HB2	2.01	0.41
38:DC:77:ILE:HB	38:DC:115:ALA:HB2	2.02	0.41
53:BU:92:ARG:CB	54:BV:11:GLN:NE2	2.84	0.41
31:B5:57:VAL:HG12	31:B5:58:LEU:H	1.85	0.41
36:DA:1101:U:O2'	36:DA:1102:C:H5'	2.21	0.41
40:BE:35:GLN:CG	40:BE:36:ARG:H	2.34	0.41
36:BA:142:A:H5''	36:BA:142(A):C:C5	2.54	0.41
46:BN:58:ASP:OD2	46:BN:59:LYS:HG2	2.21	0.41
4:AD:6:GLY:O	4:AD:7:PRO:C	2.59	0.41
1:AA:79:G:H1'	1:AA:80:G:OP1	2.21	0.41
4:CD:158:ILE:CG2	4:CD:181:MET:HE1	2.51	0.41
49:DQ:52:VAL:O	49:DQ:53:ALA:C	2.59	0.41
1:AA:1533:C:C3'	1:AA:1534:A:C5'	2.92	0.41
25:AZ:20:VAL:O	25:AZ:21:ASP:CB	2.57	0.41
31:B5:2:ALA:N	36:BA:2015:A:N3	2.68	0.41
37:DB:95:C:C4	37:DB:96:U:C5	3.09	0.41
54:BV:38:LEU:H	54:BV:51:VAL:HG13	1.85	0.41
1:AA:1116:C:O2'	1:AA:1117:G:H5''	2.20	0.41

Continued on next page...

Continued from previous page...

Atom-1	Atom-2	Distance(Å)	Clash(Å)
39:BD:57:GLY:O	39:BD:58:HIS:C	2.59	0.41
3:CC:40:ARG:NH1	3:CC:40:ARG:CG	2.80	0.41
34:D8:48:PHE:C	34:D8:49:VAL:CG2	2.88	0.41
43:DH:28:GLY:HA3	43:DH:79:VAL:CG2	2.50	0.41
37:BB:66:A:C2'	37:BB:67:G:OP2	2.68	0.41
1:AA:620:C:O2'	1:AA:621:A:H5'	2.21	0.41
36:BA:582:G:H2'	36:BA:583:G:H8	1.86	0.41
39:DD:17:THR:O	39:DD:211:ARG:NH2	2.54	0.41
36:BA:2712(A):A:H5''	36:BA:2713:A:OP2	2.20	0.41
36:BA:2758:A:O2'	36:BA:2759:G:P	2.79	0.41
36:BA:1453:U:H5'	50:BR:63:ARG:CZ	2.51	0.41
53:DU:10:ARG:C	53:DU:12:ARG:N	2.74	0.41
14:CN:23:ARG:NH1	14:CN:30:ALA:HB2	2.36	0.41
36:DA:1332:G:H4'	36:DA:1333:C:OP2	2.21	0.41
55:BW:25:ARG:HB2	55:BW:25:ARG:NH1	2.36	0.41
53:DU:68:ALA:O	53:DU:71:GLN:HG2	2.21	0.41
16:AP:14:ASN:O	16:AP:14:ASN:OD1	2.39	0.41
12:AL:75:HIS:HD2	12:AL:77:LEU:H	1.68	0.41
1:CA:1216:G:H2'	1:CA:1217:C:H6	1.85	0.41
46:BN:90:MET:O	46:BN:93:THR:O	2.38	0.41
36:DA:2823:A:OP1	40:DE:113:PHE:HB2	2.21	0.41
6:CF:46:ARG:HH22	18:CR:37:VAL:HG13	1.84	0.41
25:CZ:135:MET:CE	25:CZ:150:VAL:HB	2.51	0.41
42:BG:55:LYS:O	42:BG:58:GLN:HG2	2.21	0.41
42:BG:57:ALA:C	42:BG:59:GLU:H	2.24	0.41
1:CA:1015:A:H2'	1:CA:1016:A:H8	1.82	0.41
53:BU:80:ILE:O	53:BU:84:LYS:HB2	2.21	0.41
53:BU:68:ALA:O	53:BU:71:GLN:HG2	2.19	0.41
49:BQ:25:ASP:OD2	58:BZ:78:LYS:HG2	2.21	0.41
2:CB:88:ALA:HB2	2:CB:219:VAL:CG1	2.51	0.41
3:AC:35:GLU:HG2	3:AC:59:ARG:HH22	1.86	0.41
6:CF:34:GLY:CA	6:CF:71:ARG:HH21	2.34	0.41
36:BA:105:C:O2'	57:BY:2:ARG:HG3	2.20	0.41
3:AC:50:ALA:HB1	3:AC:70:VAL:HG11	2.02	0.41
36:BA:1006:C:C2	36:BA:1138:G:N2	2.88	0.41
1:AA:198:G:O2'	1:AA:199:G:P	2.79	0.41
36:BA:1480:G:C2'	36:BA:1481:U:H5'	2.46	0.41
20:CT:10:LEU:HG	20:CT:12:ALA:H	1.86	0.41
36:BA:875:G:H2'	36:BA:876:C:C6	2.56	0.41
2:AB:151:GLY:C	2:AB:153:ARG:N	2.71	0.41
36:DA:289:A:H2'	36:DA:290:G:C8	2.55	0.41
28:D2:38:GLN:HE21	28:D2:41:ILE:CD1	2.34	0.41

Continued on next page...

Continued from previous page...

Atom-1	Atom-2	Distance(Å)	Clash(Å)
1:AA:412:A:H5'	1:AA:413:G:OP2	2.21	0.41
53:BU:35:ALA:O	53:BU:36:ARG:C	2.59	0.41
1:AA:1124:G:H5'	10:AJ:35:SER:CB	2.50	0.41
36:DA:1286:A:N6	36:DA:1289:C:C2	2.89	0.41
36:DA:1263:U:C4	36:DA:1264:G:C6	3.09	0.41
52:DT:109:GLU:HG2	52:DT:112:ARG:CZ	2.51	0.41
47:DO:22:ILE:HA	47:DO:22:ILE:HD13	1.79	0.41
22:CW:63:G:O2'	22:CW:64:A:H5'	2.21	0.41
36:BA:529:A:H4'	36:BA:530:G:O5'	2.21	0.41
2:CB:28:PHE:O	2:CB:32:ILE:HG22	2.21	0.41
1:AA:108:G:C5'	1:AA:109:A:H5''	2.51	0.41
6:AF:24:GLU:HG2	6:AF:28:ARG:NH1	2.36	0.41
6:AF:20:ALA:O	6:AF:24:GLU:HB2	2.21	0.41
1:AA:1423:G:C6	1:AA:1424:C:C4	3.09	0.41
4:CD:85:LYS:HD3	4:CD:92:VAL:CG1	2.50	0.41
4:CD:65:ARG:HD3	4:CD:75:PHE:CD2	2.56	0.41
35:D9:1:MET:HE2	36:DA:2478:A:OP2	2.20	0.41
24:AY:61:C:H2'	24:AY:62:U:C5'	2.50	0.41
8:CH:107:LEU:HD23	8:CH:107:LEU:N	2.35	0.41
44:DJ:93:UNK:O	44:DJ:97:UNK:N	2.53	0.41
58:BZ:8:TYR:N	58:BZ:8:TYR:CD1	2.88	0.41
36:DA:118:A:C8	36:DA:119:A:C8	3.08	0.41
58:BZ:77:ASP:C	58:BZ:79:ARG:H	2.25	0.41
13:CM:3:ARG:HG2	13:CM:9:ILE:HD11	2.02	0.41
36:DA:1509(B):A:H2'	36:DA:1510:G:O4'	2.21	0.41
48:DP:93:GLY:O	48:DP:123:LEU:HD12	2.21	0.41
36:DA:953:A:N1	36:DA:964:C:O2	2.54	0.41
2:AB:97:TRP:HZ2	2:AB:102:LEU:CD1	2.33	0.41
36:DA:2492:U:H2'	36:DA:2493:U:C6	2.56	0.41
19:CS:24:ALA:O	19:CS:25:LYS:CB	2.68	0.41
52:BT:8:LYS:HA	52:BT:11:GLU:OE1	2.21	0.41
26:B0:53:MET:HA	26:B0:58:THR:O	2.21	0.41
36:BA:1470:G:N2	36:BA:1523:U:C4	2.89	0.41
36:DA:2012:G:H4'	55:DW:96:ILE:HD11	2.03	0.41
18:AR:59:SER:O	18:AR:60:ALA:C	2.59	0.41
1:CA:1498:U:H4'	1:CA:1519:A:C2	2.56	0.41
36:DA:1416:G:HO2'	36:DA:1417:C:H5	1.66	0.41
42:BG:150:ASP:O	42:BG:151:ALA:CB	2.68	0.41
25:AZ:315:LYS:HB3	25:AZ:315:LYS:HE2	1.87	0.41
24:AY:55:PSU:O5'	24:AY:56:C:OP2	2.39	0.41
36:BA:2409:G:H2'	36:BA:2410:G:O4'	2.21	0.41
19:CS:50:ALA:HA	19:CS:59:PRO:HA	2.02	0.41

Continued on next page...

Continued from previous page...

Atom-1	Atom-2	Distance(Å)	Clash(Å)
6:CF:15:ASP:O	6:CF:17:SER:N	2.54	0.41
38:BC:22:ILE:HD13	38:BC:190:ARG:HG2	2.01	0.41
1:CA:67:C:H2'	1:CA:68:G:C8	2.55	0.41
1:AA:1062:U:O4	3:AC:2:GLY:HA3	2.21	0.41
42:DG:115:ARG:HH22	42:DG:136:ARG:HB2	1.86	0.41
42:DG:136:ARG:HH11	42:DG:136:ARG:CG	2.34	0.41
36:BA:756:C:C2'	36:BA:757:U:H5'	2.51	0.41
1:CA:637:G:O2'	1:CA:638:G:H5'	2.21	0.41
1:AA:332:G:H2'	1:AA:333:G:H8	1.86	0.41
36:DA:2033:A:H4'	36:DA:2034:U:OP1	2.20	0.41
13:AM:35:GLU:C	13:AM:37:THR:N	2.74	0.41
24:CY:20:H2U:H2'	24:CY:20:H2U:H61	1.88	0.41
1:CA:41:G:H2'	1:CA:42:G:H8	1.86	0.41
11:CK:73:MET:C	11:CK:75:TYR:H	2.23	0.41
36:BA:2489:G:C6	36:BA:2490:G:C6	3.09	0.41
1:CA:302:G:O2'	1:CA:556:C:H5''	2.21	0.41
2:CB:224:GLN:C	2:CB:226:ARG:H	2.24	0.41
36:BA:1248:G:OP1	53:BU:2:PRO:HD2	2.20	0.41
36:BA:445:C:OP1	53:BU:2:PRO:HA	2.21	0.41
36:DA:918:A:H4'	37:DB:98:G:N3	2.36	0.41
23:CX:23:G:H2'	23:CX:24:A:C8	2.55	0.41
1:CA:937:A:C2	1:CA:1379:G:O6	2.73	0.41
36:DA:343:C:O2'	36:DA:344:G:H5'	2.21	0.41
36:DA:1526:G:C6	36:DA:1527:G:C2	3.09	0.41
11:AK:61:ALA:CB	11:AK:90:GLY:HA2	2.51	0.41
36:BA:346:A:C2'	36:BA:347:A:H5'	2.51	0.41
36:DA:313:C:O2'	36:DA:314:A:H5'	2.21	0.41
39:BD:153:ALA:O	39:BD:154:LYS:HG2	2.21	0.41
7:CG:85:TYR:CD2	7:CG:154:TYR:HE2	2.38	0.41
36:DA:738:G:C6	36:DA:739:G:C2	3.08	0.41
36:BA:2192:G:N3	36:BA:2192:G:H2'	2.35	0.41
36:DA:2192:G:H2'	36:DA:2192:G:N3	2.35	0.41
25:AZ:230:THR:HG23	25:AZ:230:THR:O	2.21	0.41
1:CA:1134:G:C2	1:CA:1141:C:C2	3.09	0.41
4:CD:61:LYS:HB2	4:CD:203:VAL:HG13	2.01	0.41
1:CA:1059:C:O3'	14:CN:45:ARG:NH2	2.54	0.41
38:DC:200:LYS:HE3	38:DC:208:PHE:HB2	2.03	0.41
1:CA:708:C:O2'	1:CA:709:G:H5'	2.21	0.41
27:B1:10:LYS:NZ	27:B1:65:SER:OG	2.54	0.41
36:BA:1374:G:H2'	36:BA:1375:C:C6	2.56	0.41
36:DA:346:A:H2'	36:DA:347:A:H5'	2.03	0.41
40:BE:152:LYS:HG2	46:BN:78:TYR:CE1	2.56	0.41

Continued on next page...

Continued from previous page...

Atom-1	Atom-2	Distance(Å)	Clash(Å)
21:CU:5:ASP:O	21:CU:11:GLY:HA3	2.21	0.41
36:DA:272:G:H1	36:DA:404:C:H42	1.69	0.41
45:BK:3:UNK:O	45:BK:4:UNK:C	2.69	0.41
36:BA:2066:C:O2'	36:BA:2067:G:H5'	2.20	0.41
36:BA:594:U:H3	36:BA:663:G:H1	1.69	0.41
43:BH:114:VAL:O	43:BH:114:VAL:HG23	2.21	0.41
58:BZ:85:HIS:ND1	58:BZ:85:HIS:C	2.74	0.41
36:DA:2766:G:N3	36:DA:2766:G:H2'	2.36	0.41
55:BW:34:ASN:HA	55:BW:34:ASN:HD22	1.74	0.41
36:DA:2796:U:OP1	36:DA:2799:C:H5	2.04	0.41
39:DD:35:LYS:O	39:DD:36:PRO:C	2.59	0.41
1:AA:1039:C:H2'	1:AA:1040:U:H5	1.78	0.41
36:BA:323:G:HO2'	36:BA:1205:U:H3	1.68	0.41
47:BO:104:ARG:HH21	52:BT:33:LYS:HD3	1.81	0.41
42:DG:90:LEU:HD12	42:DG:90:LEU:HA	1.86	0.41
51:DS:58:LEU:CG	51:DS:59:LYS:N	2.84	0.41
25:CZ:321:TYR:HD1	25:CZ:367:ASN:ND2	2.19	0.41
32:D6:14:THR:HB	32:D6:52:VAL:HG21	2.02	0.41
57:BY:15:VAL:HG12	57:BY:17:SER:H	1.86	0.41
51:DS:67:ARG:HE	51:DS:98:VAL:HG11	1.86	0.41
48:DP:110:TYR:O	48:DP:111:ARG:O	2.38	0.41
48:DP:96:THR:HG22	48:DP:126:VAL:CB	2.48	0.41
36:DA:654(S):G:N7	36:DA:654(T):C:O2	2.54	0.41
36:BA:26:G:P	55:BW:80:PRO:HB3	2.61	0.41
38:BC:73:ARG:HH11	38:BC:73:ARG:HG3	1.86	0.41
36:BA:1139:G:H5''	46:BN:70:LYS:HZ3	1.84	0.41
36:DA:691:C:H1'	39:DD:43:ARG:NH1	2.35	0.41
20:CT:55:ILE:O	20:CT:58:LYS:HB3	2.20	0.41
20:CT:65:LYS:O	20:CT:68:LYS:HB2	2.21	0.41
36:DA:806:C:O2'	36:DA:2445:G:H4'	2.21	0.41
1:AA:980:C:C5'	1:AA:980:C:H6	2.17	0.41
58:BZ:108:PRO:C	58:BZ:110:GLY:N	2.75	0.41
4:CD:17:VAL:O	4:CD:18:LYS:O	2.39	0.41
1:AA:1288:A:N1	1:AA:1371:G:H1'	2.36	0.41
52:BT:125:ARG:NH1	52:BT:125:ARG:HG2	2.36	0.41
1:CA:1256:A:C2	1:CA:1277:C:C5	3.09	0.41
50:DR:45:ARG:CG	50:DR:46:GLY:N	2.80	0.41
2:CB:48:MET:HA	2:CB:51:LEU:HB2	2.02	0.41
56:DX:10:ALA:O	56:DX:28:PHE:CB	2.63	0.41
36:BA:2008:C:H2'	36:BA:2009:G:H8	1.86	0.41
1:AA:266:G:O2'	1:AA:267:C:OP2	2.33	0.41
25:CZ:182:MET:SD	25:CZ:188:THR:HB	2.61	0.41

Continued on next page...

Continued from previous page...

Atom-1	Atom-2	Distance(Å)	Clash(Å)
42:DG:25:TYR:CE2	42:DG:31:VAL:HG23	2.55	0.41
42:DG:5:VAL:HG12	42:DG:6:ALA:N	2.36	0.41
36:DA:2533:A:C2'	36:DA:2534:A:H5'	2.51	0.41
49:BQ:52:VAL:O	49:BQ:53:ALA:C	2.60	0.41
4:CD:150:GLU:C	4:CD:152:SER:N	2.74	0.41
4:CD:36:ARG:HG2	4:CD:38:TYR:CZ	2.56	0.41
46:BN:32:THR:O	46:BN:34:LEU:N	2.54	0.41
36:DA:1558:A:O2'	36:DA:1559:G:OP2	2.34	0.41
58:DZ:62:PRO:C	58:DZ:64:GLY:H	2.23	0.41
36:BA:990:A:N6	36:BA:1186:G:H1'	2.36	0.41
51:DS:34:HIS:HB2	51:DS:36:TYR:CE1	2.54	0.41
58:DZ:140:ASP:O	58:DZ:141:VAL:HG22	2.20	0.41
52:BT:18:ASP:N	52:BT:18:ASP:OD1	2.53	0.41
1:CA:621:A:H2'	1:CA:622:A:O4'	2.21	0.41
50:DR:117:VAL:HG22	50:DR:118:GLU:N	2.36	0.41
1:AA:723:U:O2'	1:AA:724:G:H5'	2.21	0.41
13:AM:108:ARG:HH11	13:AM:108:ARG:HA	1.85	0.41
36:DA:284:U:H2'	36:DA:285:C:H6	1.81	0.41
1:AA:1307:U:H2'	1:AA:1308:U:C6	2.56	0.41
36:DA:1409:C:O2'	36:DA:1410:G:H5'	2.21	0.41
1:CA:1217:C:O2'	1:CA:1218:C:H5'	2.20	0.41
5:CE:118:ILE:HG13	5:CE:119:LEU:N	2.36	0.41
36:BA:1638:C:H2'	36:BA:1639:U:O4'	2.21	0.41
37:DB:115:G:O4'	51:DS:47:THR:HB	2.21	0.41
36:BA:271(H):G:O2'	36:BA:271(I):G:H8	2.04	0.41
36:BA:18:C:H4'	53:BU:23:GLY:O	2.21	0.41
3:AC:53:ALA:HB2	3:AC:115:LEU:HG	2.03	0.41
38:DC:149:ILE:O	38:DC:153:ILE:HG13	2.21	0.41
1:CA:782:A:C2'	1:CA:783:C:H5'	2.50	0.41
1:AA:528:C:H41	12:AL:49:ASN:ND2	2.19	0.41
1:CA:1119:C:OP2	9:CI:9:ARG:NH2	2.54	0.41
36:DA:1534:U:O2'	36:DA:1535:A:H5'	2.21	0.41
29:D3:16:PRO:HB2	29:D3:19:GLN:HG3	2.02	0.41
36:DA:2206:G:H21	36:DA:2207:G:H5'	1.77	0.41
36:BA:233:A:C2'	36:BA:234:C:H5'	2.51	0.41
40:BE:137:HIS:CB	40:BE:138:PRO:HD2	2.49	0.41
12:AL:46:LYS:HB2	12:AL:92:ASP:HA	2.02	0.41
49:BQ:109:VAL:HG12	49:BQ:110:THR:H	1.83	0.41
35:D9:32:HIS:O	35:D9:33:LYS:C	2.59	0.41
44:BJ:24:UNK:O	44:BJ:116:UNK:HA	2.21	0.41
36:DA:2154:G:N2	36:DA:2155:G:H1'	2.36	0.41
12:CL:46:LYS:HB2	12:CL:92:ASP:HA	2.02	0.41

Continued on next page...

Continued from previous page...

Atom-1	Atom-2	Distance(Å)	Clash(Å)
44:DJ:129:UNK:C	44:DJ:131:UNK:H	2.34	0.41
58:DZ:109:ALA:HB1	58:DZ:145:GLU:OE1	2.19	0.41
55:BW:64:MET:HE2	55:BW:109:GLU:HG3	2.02	0.41
1:CA:1498:U:C5	23:CX:20:U:H5'	2.56	0.41
1:AA:1354:C:O2'	1:AA:1355:G:H5'	2.21	0.41
50:BR:111:LEU:N	50:BR:111:LEU:CD1	2.83	0.41
36:BA:385:C:O2	48:BP:71:VAL:HG21	2.21	0.41
36:DA:2750:A:H5''	36:DA:2751:G:OP2	2.22	0.41
13:CM:16:ASP:OD1	13:CM:16:ASP:N	2.54	0.41
54:DV:67:GLY:O	54:DV:88:ARG:HD2	2.21	0.41
11:AK:117:ASN:HD22	11:AK:117:ASN:N	2.17	0.41
22:CV:12:U:H4'	36:DA:1908:C:O2	2.20	0.41
1:CA:1067:A:N1	1:CA:1108:G:O2'	2.38	0.41
9:AI:5:TYR:CD2	9:AI:6:GLY:N	2.89	0.41
28:D2:12:GLU:O	28:D2:16:LEU:HG	2.20	0.41
23:AX:23:G:H2'	23:AX:24:A:C8	2.56	0.41
36:DA:869:G:O2'	36:DA:870:A:H5'	2.21	0.41
1:AA:409:G:OP1	4:AD:24:GLU:HB3	2.21	0.41
7:AG:18:TYR:CG	7:AG:59:LEU:HD13	2.56	0.41
1:AA:1173:G:O2'	1:AA:1174:G:H5'	2.21	0.41
25:CZ:274:ARG:O	25:CZ:275:LYS:HD2	2.21	0.41
36:BA:1467:C:O2'	36:BA:1468:C:H5'	2.21	0.41
1:CA:560:U:H4'	1:CA:561:U:H5''	2.03	0.41
1:CA:111:G:O6	1:CA:330:C:N4	2.46	0.41
36:DA:82:G:H8	36:DA:82:G:OP2	2.04	0.41
55:BW:95:ILE:O	55:BW:95:ILE:HG13	2.21	0.41
8:AH:91:ARG:O	8:AH:91:ARG:HG2	2.20	0.41
36:DA:269:U:H2'	36:DA:269:U:O2	2.20	0.41
26:B0:55:ARG:HB3	26:B0:55:ARG:HE	1.33	0.41
22:AV:2:C:O2	22:AV:2:C:H2'	2.21	0.41
38:DC:78:ALA:CB	38:DC:116:THR:HG23	2.51	0.40
38:BC:125:SER:C	38:BC:127:LEU:H	2.25	0.40
36:BA:1902:C:OP1	39:BD:242:ARG:NH1	2.53	0.40
13:AM:16:ASP:N	13:AM:16:ASP:OD1	2.53	0.40
52:DT:19:LEU:HD13	52:DT:78:LEU:HD23	2.02	0.40
28:B2:28:LYS:HZ2	28:B2:31:GLU:CB	2.34	0.40
28:B2:70:GLN:CD	28:B2:70:GLN:N	2.74	0.40
1:CA:1195:C:H2'	1:CA:1197:G:O4'	2.21	0.40
13:CM:65:LYS:HB2	13:CM:69:GLU:HG2	2.02	0.40
32:D6:11:LEU:HD13	32:D6:24:GLU:O	2.21	0.40
9:CI:85:LEU:HD11	9:CI:96:LEU:CD2	2.45	0.40
58:DZ:98:MET:CG	58:DZ:99:TYR:H	2.33	0.40

Continued on next page...

Continued from previous page...

Atom-1	Atom-2	Distance(Å)	Clash(Å)
26:D0:10:THR:HG21	36:DA:2277:G:OP2	2.21	0.40
57:DY:26:LYS:HG2	57:DY:27:VAL:N	2.25	0.40
57:DY:81:LYS:HD3	57:DY:97:ARG:NE	2.35	0.40
4:AD:101:LEU:O	4:AD:102:ASP:C	2.59	0.40
54:DV:15:GLU:O	54:DV:16:PRO:C	2.60	0.40
54:DV:19:LYS:CE	54:DV:20:LEU:H	2.34	0.40
4:CD:8:VAL:C	4:CD:10:ARG:H	2.23	0.40
36:DA:2309:A:C2'	36:DA:2310:A:C5'	2.98	0.40
36:DA:2309:A:C2'	36:DA:2310:A:H5''	2.51	0.40
46:DN:97:ARG:O	46:DN:98:VAL:C	2.59	0.40
37:BB:7:G:O5'	51:BS:29:PHE:CE2	2.74	0.40
36:BA:1018:C:O2'	36:BA:1019:U:H5'	2.21	0.40
26:D0:50:ASN:HD22	26:D0:63:VAL:HG22	1.82	0.40
36:BA:673:C:C2'	36:BA:674:G:H5'	2.52	0.40
36:DA:259:G:H1'	36:DA:621:A:HO2'	1.84	0.40
51:BS:13:ARG:HG3	51:BS:14:VAL:N	2.23	0.40
12:AL:111:LYS:H	12:AL:111:LYS:HD3	1.86	0.40
27:B1:48:LYS:HG2	27:B1:50:ARG:HH21	1.83	0.40
36:DA:637:A:C6	36:DA:652:C:H4'	2.56	0.40
2:CB:18:GLY:O	2:CB:19:HIS:HB2	2.20	0.40
25:AZ:196:VAL:HG13	25:AZ:196:VAL:O	2.21	0.40
25:AZ:206:ILE:CG2	25:AZ:207:ASP:N	2.84	0.40
9:CI:4:TYR:CZ	9:CI:88:TYR:CB	3.03	0.40
39:DD:76:PRO:HG2	39:DD:98:VAL:HG23	2.00	0.40
46:BN:119:ARG:HH11	46:BN:119:ARG:CB	2.34	0.40
1:CA:1536:C:C4	1:CA:1537:U:C2	3.09	0.40
53:BU:59:ARG:O	53:BU:61:TRP:N	2.55	0.40
25:CZ:206:ILE:CG2	25:CZ:207:ASP:N	2.84	0.40
52:DT:26:ASP:OD1	52:DT:26:ASP:O	2.39	0.40
58:DZ:126:VAL:HB	58:DZ:161:VAL:HG13	2.03	0.40
46:DN:57:ALA:C	46:DN:58:ASP:O	2.59	0.40
1:CA:413:G:O6	4:CD:35:ARG:HD3	2.21	0.40
4:CD:38:TYR:HB2	4:CD:44:GLY:O	2.21	0.40
58:BZ:114:GLY:N	58:BZ:146:ILE:CG2	2.83	0.40
36:BA:64:A:C8	56:BX:66:LEU:HD12	2.56	0.40
54:BV:47:VAL:HG21	54:BV:50:PRO:O	2.21	0.40
50:DR:57:ARG:O	50:DR:58:GLY:C	2.58	0.40
36:BA:190:A:H3'	36:BA:204:A:H61	1.86	0.40
24:CY:66:C:H2'	24:CY:67:G:C8	2.55	0.40
36:BA:1461:G:C5	36:BA:1462:C:N3	2.89	0.40
56:DX:83:VAL:HG12	56:DX:87:GLN:HB2	2.03	0.40
53:DU:70:ARG:NH2	53:DU:75:ASN:HB2	2.36	0.40

Continued on next page...

Continued from previous page...

Atom-1	Atom-2	Distance(Å)	Clash(Å)
36:DA:2873:A:O4'	50:DR:8:ARG:NH2	2.54	0.40
16:CP:28:ARG:HH11	16:CP:28:ARG:HG2	1.86	0.40
46:DN:1:MET:HE1	46:DN:3:THR:OG1	2.21	0.40
52:DT:35:LYS:NZ	52:DT:41:ARG:CD	2.83	0.40
36:BA:271(I):G:H2'	36:BA:271(J):C:O4'	2.21	0.40
36:DA:191:A:H2'	36:DA:192:C:H6	1.83	0.40
17:CQ:5:VAL:HA	17:CQ:59:ILE:O	2.21	0.40
29:D3:52:HIS:H	29:D3:52:HIS:CD2	2.38	0.40
42:BG:52:ILE:H	42:BG:52:ILE:CD1	2.33	0.40
40:DE:24:THR:HG23	40:DE:184:VAL:HG22	2.02	0.40
1:AA:308:C:H2'	1:AA:309:G:C8	2.57	0.40
1:AA:308:C:H2'	1:AA:309:G:H8	1.85	0.40
29:B3:15:TYR:HD2	29:B3:19:GLN:NE2	2.17	0.40
15:AO:3:ILE:HA	15:AO:7:GLU:OE1	2.21	0.40
49:DQ:21:THR:O	49:DQ:22:LYS:CB	2.66	0.40
6:AF:27:GLN:NE2	6:AF:27:GLN:CA	2.83	0.40
45:DK:86:UNK:O	45:DK:87:UNK:CB	2.69	0.40
36:BA:1509(B):A:H2'	36:BA:1510:G:O4'	2.20	0.40
26:B0:53:MET:CG	26:B0:57:PHE:HA	2.51	0.40
40:BE:93:VAL:C	40:BE:95:ILE:N	2.74	0.40
36:DA:2692:C:O2	36:DA:2847:U:O2'	2.39	0.40
1:CA:513:C:H2'	1:CA:514:C:H6	1.86	0.40
36:DA:1131:G:N7	46:DN:75:TYR:CD2	2.90	0.40
36:BA:743:G:O2'	36:BA:744:G:H5'	2.20	0.40
6:AF:15:ASP:OD1	6:AF:18:GLN:HG3	2.21	0.40
54:DV:69:LYS:HB2	54:DV:88:ARG:HD3	2.03	0.40
49:DQ:64:ILE:CG2	49:DQ:65:PHE:N	2.84	0.40
1:CA:959:A:H2'	1:CA:960:U:C4'	2.51	0.40
1:AA:106:C:O2'	1:AA:107:G:H5'	2.21	0.40
36:DA:751:A:C6	36:DA:789:A:C5	3.09	0.40
36:BA:718:A:H2'	36:BA:719:C:O4'	2.21	0.40
1:AA:1246:C:H2'	1:AA:1247:U:H6	1.86	0.40
3:CC:137:ALA:O	3:CC:141:VAL:HG23	2.20	0.40
2:AB:180:LEU:O	2:AB:181:PHE:HB2	2.21	0.40
1:CA:803:G:C6	1:CA:804:U:C4	3.09	0.40
11:AK:126:ARG:O	11:AK:128:ALA:N	2.54	0.40
42:DG:135:LEU:O	42:DG:154:GLY:HA3	2.21	0.40
58:BZ:68:PRO:O	58:BZ:68:PRO:HG2	2.21	0.40
5:AE:74:GLY:HA3	5:AE:116:THR:OG1	2.21	0.40
1:CA:1137:C:O2'	1:CA:1138:G:N2	2.45	0.40
38:DC:119:VAL:HG13	38:DC:120:MET:CE	2.51	0.40
41:DF:18:ARG:HG2	41:DF:19:GLU:N	2.36	0.40

Continued on next page...

Continued from previous page...

Atom-1	Atom-2	Distance(Å)	Clash(Å)
42:BG:47:LYS:HG3	42:BG:82:LEU:HD12	2.03	0.40
40:BE:76:ARG:O	40:BE:77:ILE:O	2.39	0.40
32:B6:35:GLU:OE1	32:B6:35:GLU:HA	2.21	0.40
39:BD:35:LYS:HB3	39:BD:36:PRO:HD2	2.03	0.40
58:BZ:153:SER:N	58:BZ:167:PRO:HB2	2.36	0.40
36:BA:271(M):G:H2'	36:BA:271(N):U:H5''	2.03	0.40
42:DG:46:ALA:CB	42:DG:88:ILE:CG1	2.98	0.40
36:DA:2107:C:H1'	36:DA:2182:G:H22	1.86	0.40
32:D6:15:GLU:O	32:D6:15:GLU:HG2	2.21	0.40
57:BY:26:LYS:CG	57:BY:27:VAL:H	2.23	0.40
4:CD:3:ARG:HH21	4:CD:5:ILE:HG13	1.86	0.40
10:CJ:50:ILE:HG12	14:CN:41:ARG:HD2	2.03	0.40
36:DA:1142:U:H5''	36:DA:1142(A):A:C5'	2.51	0.40
34:D8:32:LEU:CG	34:D8:36:LYS:HZ3	2.32	0.40
41:DF:196:LEU:HA	41:DF:196:LEU:HD23	1.90	0.40
58:BZ:109:ALA:C	58:BZ:111:VAL:H	2.23	0.40
36:DA:605:C:O2	36:DA:605:C:O4'	2.38	0.40
1:AA:1276:G:C6	1:AA:1277:C:C4	3.10	0.40
51:DS:16:ASN:C	51:DS:18:ILE:N	2.75	0.40
51:BS:16:ASN:C	51:BS:18:ILE:N	2.75	0.40
12:AL:112:ASP:O	12:AL:113:ARG:C	2.59	0.40
36:DA:861:A:H2'	36:DA:862:G:O4'	2.21	0.40
36:DA:860:U:O2'	36:DA:861:A:H5'	2.21	0.40
9:CI:33:PHE:C	9:CI:35:GLU:N	2.73	0.40
10:CJ:97:GLU:OE1	10:CJ:99:LYS:HE2	2.20	0.40
38:BC:175:VAL:HG12	38:BC:188:ASN:CB	2.39	0.40
36:BA:2068:U:N3	36:BA:2430:A:C2	2.68	0.40
14:CN:12:ARG:CB	14:CN:12:ARG:NH1	2.84	0.40
39:BD:13:ARG:HH11	39:BD:13:ARG:HG3	1.86	0.40
9:CI:20:ARG:O	9:CI:60:ASP:HB2	2.21	0.40
31:D5:16:ARG:O	31:D5:19:ARG:HB3	2.22	0.40
36:DA:271(H):G:O2'	36:DA:271(I):G:H8	2.05	0.40
27:D1:64:ALA:HA	27:D1:67:ILE:HG13	2.02	0.40
42:DG:10:LYS:O	42:DG:14:GLU:HB2	2.21	0.40
56:BX:39:ILE:O	56:BX:41:ASN:N	2.52	0.40
36:BA:2465:C:O2'	36:BA:2466:C:H5'	2.21	0.40
28:B2:11:GLU:HA	28:B2:14:ARG:HG3	2.03	0.40
4:CD:36:ARG:C	4:CD:38:TYR:N	2.72	0.40
1:CA:1116:C:O2'	1:CA:1117:G:H5''	2.21	0.40
36:DA:271(Q):G:N3	36:DA:271(R):G:N7	2.69	0.40
27:D1:58:ILE:HG13	27:D1:59:THR:N	2.35	0.40
37:DB:79:C:H2'	37:DB:80:U:O4'	2.22	0.40

Continued on next page...

Continued from previous page...

Atom-1	Atom-2	Distance(Å)	Clash(Å)
13:AM:83:ASP:C	13:AM:85:GLY:N	2.74	0.40
16:CP:68:ASP:C	16:CP:70:ALA:N	2.74	0.40
37:BB:81:G:H2'	37:BB:82:G:C5'	2.51	0.40
34:B8:51:ALA:N	34:B8:53:PRO:HD2	2.36	0.40
1:CA:1371:G:O2'	1:CA:1372:U:H5'	2.20	0.40
54:DV:38:LEU:H	54:DV:51:VAL:HG13	1.86	0.40
54:DV:47:VAL:HG12	54:DV:52:VAL:CB	2.47	0.40
46:BN:125:GLY:HA2	46:BN:126:PRO:O	2.22	0.40
36:BA:1682:G:H2'	36:BA:1683:C:C6	2.56	0.40
1:CA:621:A:O2'	1:CA:622:A:H5'	2.20	0.40
36:DA:2685:G:O2'	36:DA:2726:U:H5	2.03	0.40
43:BH:24:VAL:HG11	43:BH:72:ILE:HD12	2.03	0.40
25:AZ:325:LYS:HE3	25:AZ:331:HIS:HB2	2.04	0.40
36:BA:1332:G:H4'	36:BA:1333:C:OP2	2.22	0.40
36:BA:214:G:O2'	36:BA:215:G:O4'	2.36	0.40
13:AM:112:GLY:HA2	13:AM:113:PRO:HD2	1.89	0.40
1:AA:7:G:O2'	5:AE:120:THR:O	2.38	0.40
1:CA:1226:C:O2'	13:CM:103:THR:O	2.29	0.40
43:DH:89:ILE:HD11	43:DH:128:PRO:O	2.20	0.40
36:DA:723:G:C6	36:DA:724:U:C4	3.09	0.40
53:BU:70:ARG:NH2	53:BU:75:ASN:CB	2.84	0.40
1:AA:500:G:H2'	1:AA:501:C:C6	2.57	0.40
36:DA:1169:G:N2	36:DA:1181:C:C2	2.89	0.40
37:DB:13:A:H2'	37:DB:14:U:H5''	2.02	0.40
1:CA:8:A:C4	4:CD:209:ARG:HB2	2.56	0.40
36:DA:1480:G:C2'	36:DA:1481:U:H5'	2.46	0.40
3:CC:49:SER:O	3:CC:50:ALA:CB	2.64	0.40
9:CI:98:PRO:HB2	9:CI:99:LEU:HD22	2.03	0.40
38:BC:150:GLY:C	38:BC:154:ARG:NH1	2.75	0.40
20:CT:104:LEU:HD23	20:CT:105:SER:N	2.36	0.40
36:BA:2578:G:H4'	36:BA:2578:G:OP2	2.21	0.40
36:BA:2291:U:H2'	36:BA:2292:C:H6	1.84	0.40
36:DA:2206:G:N2	36:DA:2207:G:C4'	2.83	0.40
1:AA:1119:C:OP2	9:AI:9:ARG:NH2	2.53	0.40
29:B3:52:HIS:CD2	29:B3:52:HIS:H	2.39	0.40
36:BA:1367:A:H2'	36:BA:1368:G:H5'	2.03	0.40
24:CY:77:TRP:NE1	25:CZ:67:HIS:HD2	2.19	0.40
26:B0:72:ARG:O	26:B0:73:GLY:C	2.59	0.40
36:BA:2196:C:H2'	36:BA:2197:U:C6	2.57	0.40
46:BN:130:HIS:O	46:BN:130:HIS:CG	2.74	0.40
30:D4:5:ILE:CD1	30:D4:5:ILE:N	2.83	0.40
7:AG:23:VAL:O	7:AG:27:ILE:HG13	2.21	0.40

Continued on next page...

Continued from previous page...

Atom-1	Atom-2	Distance(Å)	Clash(Å)
46:BN:14:VAL:CG2	46:BN:137:LYS:HE3	2.51	0.40
29:B3:31:LEU:C	29:B3:33:GLN:H	2.25	0.40
36:BA:2688:U:H2'	36:BA:2719:G:N2	2.35	0.40
11:AK:48:ILE:HA	11:AK:48:ILE:HD13	1.82	0.40
36:BA:67:U:H2'	36:BA:68:G:C8	2.54	0.40
36:BA:1469:A:H2'	36:BA:1470:G:O4'	2.21	0.40
17:AQ:16:GLN:HB3	17:AQ:16:GLN:HE21	1.57	0.40
48:BP:17:LYS:O	48:BP:19:VAL:N	2.54	0.40
6:CF:78:GLU:O	6:CF:81:ILE:HG13	2.20	0.40
36:BA:380:U:H2'	36:BA:381:G:C8	2.55	0.40
48:BP:71:VAL:N	48:BP:72:PRO:CD	2.85	0.40
36:BA:2735:G:H2'	36:BA:2736:G:C8	2.53	0.40
8:CH:83:ILE:O	8:CH:83:ILE:HG23	2.21	0.40
43:BH:37:VAL:HG11	43:BH:68:THR:HG21	2.04	0.40
36:DA:2453:A:O2'	36:DA:2454:G:H5'	2.21	0.40
1:CA:124:G:H2'	1:CA:125:U:O4'	2.21	0.40
1:CA:1173:G:O2'	1:CA:1174:G:H5'	2.21	0.40
36:BA:517:C:O5'	36:BA:517:C:H6	2.04	0.40
1:AA:1134:G:C2'	1:AA:1135:U:H5'	2.51	0.40
36:DA:346:A:C2'	36:DA:347:A:H5'	2.52	0.40
36:DA:1692:U:H2'	36:DA:1694:C:C5	2.56	0.40
11:AK:23:ALA:O	11:AK:86:GLY:HA3	2.22	0.40
1:CA:355:C:C4	1:CA:356:A:N7	2.89	0.40
36:DA:2345:G:N3	36:DA:2381:C:H2'	2.36	0.40
1:CA:119:A:O2'	1:CA:120:A:OP2	2.30	0.40
37:BB:101:G:H2'	37:BB:102:A:O4'	2.21	0.40
55:BW:28:SER:C	55:BW:30:GLU:N	2.73	0.40
38:BC:11:LEU:HD23	38:BC:11:LEU:O	2.20	0.40
48:BP:139:LYS:HG2	48:BP:139:LYS:O	2.22	0.40
36:BA:1847:A:H2'	36:BA:1847:A:N3	2.37	0.40
12:CL:71:PRO:O	12:CL:72:GLY:O	2.39	0.40
38:DC:125:SER:C	38:DC:127:LEU:H	2.25	0.40
38:BC:78:ALA:CB	38:BC:116:THR:HG23	2.51	0.40
56:BX:51:VAL:CG1	56:BX:81:VAL:HB	2.52	0.40
1:CA:1002:G:O2'	1:CA:1003:G:H5'	2.21	0.40
40:DE:76:ARG:O	40:DE:77:ILE:O	2.39	0.40
56:DX:27:THR:HG23	56:DX:80:ILE:CB	2.39	0.40
30:B4:6:HIS:HB3	42:BG:67:LYS:HZ2	1.86	0.40
1:CA:1330:U:H5'	1:CA:1331:G:P	2.60	0.40
22:CW:67:C:H2'	22:CW:68:C:H6	1.84	0.40
32:D6:30:THR:HG22	32:D6:31:PRO:HD2	2.04	0.40
25:AZ:321:TYR:HD1	25:AZ:367:ASN:ND2	2.20	0.40

Continued on next page...

Continued from previous page...

Atom-1	Atom-2	Distance(Å)	Clash(Å)
57:BY:28:LYS:N	57:BY:28:LYS:HE2	2.36	0.40
36:DA:654(L):G:H3'	36:DA:654(L):G:N3	2.37	0.40
36:BA:2287:A:N6	36:BA:2344:U:N3	2.66	0.40
36:BA:2289:G:H1'	36:BA:2346:A:H2	1.87	0.40
4:CD:192:GLU:OE1	4:CD:192:GLU:HA	2.20	0.40
43:DH:46:GLU:O	43:DH:48:GLY:N	2.54	0.40
55:BW:4:LYS:CA	55:BW:106:ILE:HG22	2.50	0.40
55:BW:4:LYS:CG	55:BW:5:ALA:H	2.34	0.40
1:AA:858:G:O2'	1:AA:859:A:H5'	2.22	0.40
9:AI:29:ASN:ND2	9:AI:65:VAL:O	2.55	0.40
12:CL:111:LYS:H	12:CL:111:LYS:HD3	1.87	0.40
1:CA:1125:U:C5'	1:CA:1126:U:C5	3.02	0.40
36:DA:653:A:N3	36:DA:653:A:H2'	2.37	0.40
49:DQ:27:VAL:HG23	49:DQ:137:TYR:CE2	2.56	0.40
25:AZ:193:ASN:O	25:AZ:195:TRP:N	2.46	0.40
35:D9:34:GLN:HB3	35:D9:35:ARG:H	1.71	0.40
36:BA:2526:G:H5'	36:BA:2742:C:O2'	2.21	0.40
43:DH:115:VAL:O	43:DH:117:PRO:HD3	2.22	0.40
31:B5:42:PRO:O	31:B5:43:HIS:HB2	2.22	0.40
36:DA:2533:A:O2'	36:DA:2534:A:H5'	2.22	0.40
1:CA:1442(A):G:C3'	1:CA:1442(B):A:C5'	2.96	0.40
1:AA:1444:C:O2'	1:AA:1445:C:H5'	2.21	0.40
52:DT:34:VAL:HG22	52:DT:39:ARG:HA	2.03	0.40
42:BG:10:LYS:HA	42:BG:14:GLU:HG2	2.03	0.40
15:AO:39:LEU:O	15:AO:42:HIS:HB3	2.21	0.40
22:AW:37:A:H5'	22:AW:38:A:OP2	2.21	0.40
36:BA:34:C:N4	36:BA:447:A:H61	2.09	0.40
16:AP:53:VAL:HG23	16:AP:54:GLU:N	2.26	0.40
36:DA:896:A:C8	58:DZ:146:ILE:HD12	2.56	0.40
39:DD:57:GLY:O	39:DD:58:HIS:C	2.59	0.40
19:CS:16:LEU:CD1	19:CS:16:LEU:N	2.83	0.40
36:DA:2712:U:C1'	36:DA:2712(A):A:C8	3.01	0.40
50:BR:87:TYR:C	50:BR:89:ASP:N	2.74	0.40
53:DU:8:VAL:CG1	53:DU:12:ARG:HE	2.34	0.40
24:AY:26:A:C2'	24:AY:27:C:H5'	2.51	0.40
36:DA:1639:U:H2'	36:DA:1640:C:C5'	2.47	0.40
36:DA:2127:G:H4'	38:DC:37:PHE:CD1	2.56	0.40
5:AE:102:ALA:HB1	5:AE:120:THR:HG21	2.03	0.40
13:CM:108:ARG:N	13:CM:108:ARG:HD2	2.37	0.40
36:DA:1222:C:H2'	36:DA:1223:G:H5''	2.03	0.40
11:CK:57:THR:CG2	11:CK:60:ALA:H	2.28	0.40
37:DB:15:A:H1'	37:DB:110:G:C5	2.56	0.40

Continued on next page...

Continued from previous page...

Atom-1	Atom-2	Distance(Å)	Clash(Å)
3:AC:22:TRP:CH2	3:AC:32:LEU:HB2	2.57	0.40
12:CL:91:LYS:HB3	12:CL:91:LYS:HZ2	1.87	0.40
1:CA:1487:G:C6	1:CA:1488:G:N7	2.90	0.40
36:DA:1006:C:C2	36:DA:1138:G:N2	2.90	0.40
5:AE:110:LEU:HD13	5:AE:118:ILE:HG21	2.03	0.40
25:CZ:404:LEU:N	25:CZ:404:LEU:HD22	2.36	0.40
1:AA:414:A:C5	1:AA:431:A:C2	3.09	0.40
15:CO:4:THR:OG1	15:CO:7:GLU:HG3	2.21	0.40
14:AN:28:GLY:O	14:AN:29:ARG:O	2.39	0.40
22:AV:18:G:O2'	22:AV:57:G:N2	2.54	0.40
1:AA:1511:G:O2'	1:AA:1512:U:H5'	2.21	0.40
47:BO:22:ILE:HD13	47:BO:22:ILE:HA	1.77	0.40
53:DU:35:ALA:O	53:DU:36:ARG:C	2.60	0.40
36:BA:225:A:C2'	36:BA:226:G:H5'	2.52	0.40
36:BA:973:A:O4'	36:BA:1188:U:C6	2.75	0.40
49:DQ:42:ILE:HG22	49:DQ:47:ILE:HG13	2.03	0.40
5:CE:144:THR:O	5:CE:145:LYS:C	2.60	0.40
5:CE:64:ARG:NH1	5:CE:64:ARG:CG	2.84	0.40
6:CF:20:ALA:O	6:CF:24:GLU:HB2	2.21	0.40
25:AZ:126:VAL:HG13	61:AZ:502:KIR:H473	2.02	0.40
1:AA:393:A:H5'	1:AA:483:C:O2'	2.20	0.40
56:BX:8:ILE:H	56:BX:8:ILE:CD1	2.31	0.40
48:BP:121:LYS:HA	48:BP:122:PRO:HD3	1.90	0.40
1:AA:474:G:H2'	1:AA:475:G:H8	1.86	0.40
1:AA:416:G:C5	1:AA:417:C:C4	3.09	0.40
36:DA:1131:G:O2'	36:DA:1132:A:H8	2.03	0.40
7:CG:69:VAL:HG13	7:CG:100:ALA:HB1	2.03	0.40
33:B7:6:GLN:O	36:BA:686:G:H1'	2.21	0.40
4:AD:65:ARG:HD3	4:AD:75:PHE:CD2	2.56	0.40
36:BA:1472:A:H2'	36:BA:1473:G:H5'	2.04	0.40
36:BA:2701:C:H2'	36:BA:2702:U:H2'	2.02	0.40
29:D3:46:ASN:O	29:D3:50:VAL:HG22	2.20	0.40
55:DW:55:ALA:O	55:DW:57:ASN:N	2.54	0.40
36:BA:127:A:H5''	36:BA:128:C:C6	2.56	0.40
1:AA:1044:A:C2'	1:AA:1045:C:O5'	2.70	0.40
36:DA:115:C:O2'	36:DA:116:C:H5'	2.22	0.40
49:BQ:48:GLU:O	49:BQ:49:ALA:C	2.60	0.40
36:DA:1319:G:C6	36:DA:1320:C:N4	2.89	0.40
7:AG:91:VAL:HG23	7:AG:95:ARG:HD3	2.04	0.40
4:AD:39:PRO:O	4:AD:44:GLY:HA3	2.22	0.40
1:CA:551:U:H2'	1:CA:552:U:C6	2.56	0.40
36:BA:1229:G:H3'	36:BA:1230:C:C6	2.56	0.40

Continued on next page...

Continued from previous page...

Atom-1	Atom-2	Distance(Å)	Clash(Å)
18:CR:68:LYS:HE2	18:CR:68:LYS:HB2	1.91	0.40
44:DJ:70:UNK:O	44:DJ:71:UNK:C	2.69	0.40
36:DA:2243:U:H2'	36:DA:2244:U:C6	2.56	0.40
36:BA:2642:G:O2'	36:BA:2643:G:H5'	2.21	0.40
13:CM:19:LEU:O	13:CM:22:ILE:HD13	2.21	0.40
28:B2:2:LYS:CE	28:B2:59:ARG:HH22	2.31	0.40
28:B2:62:THR:O	28:B2:63:VAL:C	2.58	0.40
1:CA:1054:C:OP1	1:CA:1197:G:OP1	2.39	0.40
49:BQ:27:VAL:HG23	49:BQ:137:TYR:CD2	2.57	0.40
58:BZ:99:TYR:HA	58:BZ:124:ILE:O	2.20	0.40
1:CA:1007:C:C2'	1:CA:1008:C:H5'	2.51	0.40
32:B6:7:ILE:HG22	32:B6:7:ILE:O	2.22	0.40
41:DF:183:VAL:HG23	41:DF:183:VAL:O	2.22	0.40
39:BD:62:TYR:HA	39:BD:87:ASN:ND2	2.35	0.40
36:BA:2186:G:P	36:BA:2187:G:OP1	2.80	0.40
36:BA:271(M):G:H2'	36:BA:271(N):U:C5'	2.51	0.40
52:BT:12:SER:O	52:BT:13:ARG:CZ	2.70	0.40
52:DT:7:ILE:O	52:DT:10:VAL:HB	2.21	0.40
57:DY:28:LYS:H	57:DY:28:LYS:HE3	1.86	0.40
4:CD:107:ARG:HH11	4:CD:107:ARG:HG2	1.86	0.40
4:CD:7:PRO:HB2	4:CD:10:ARG:HD2	2.03	0.40
36:BA:2309:A:C2'	36:BA:2310:A:C5'	2.99	0.40
1:AA:972:C:OP2	10:AJ:57:LYS:HG2	2.22	0.40
10:AJ:51:ARG:H	10:AJ:60:ARG:HA	1.86	0.40
1:CA:973:G:OP1	10:CJ:57:LYS:HD3	2.21	0.40
3:CC:76:VAL:HG21	3:CC:103:VAL:HG11	2.03	0.40
32:B6:13:CYS:HB3	32:B6:49:HIS:HB3	2.03	0.40
10:AJ:62:HIS:HB2	14:AN:59:ALA:HB3	2.03	0.40
25:CZ:241:ARG:N	25:CZ:285:ASN:HD22	2.20	0.40
36:BA:671:C:C5	48:BP:36:LYS:NZ	2.90	0.40
36:BA:2147:G:H2'	36:BA:2148:G:C5'	2.51	0.40
10:AJ:32:ALA:N	10:AJ:78:ASN:HD21	2.17	0.40
7:AG:41:ARG:O	7:AG:42:ILE:C	2.60	0.40
1:CA:1266:G:H2'	1:CA:1268:A:OP2	2.22	0.40
41:DF:28:ILE:HG12	41:DF:28:ILE:O	2.22	0.40
1:CA:1320:C:H42	19:CS:36:ARG:HG3	1.86	0.40
1:CA:1238:A:H2'	1:CA:1239:A:H5'	2.03	0.40
25:AZ:135:MET:O	25:AZ:138:VAL:HG23	2.21	0.40
25:AZ:178:ALA:HB3	25:AZ:199:ILE:HD11	2.04	0.40
55:DW:47:VAL:O	55:DW:51:LEU:HB2	2.22	0.40
36:BA:2762:G:H2'	36:BA:2763:G:O4'	2.21	0.40
53:DU:109:LEU:HA	53:DU:109:LEU:HD23	1.84	0.40

Continued on next page...

Continued from previous page...

Atom-1	Atom-2	Distance(Å)	Clash(Å)
53:DU:83:LEU:HD12	53:DU:83:LEU:N	2.37	0.40
36:BA:2885:C:H2'	36:BA:2886:G:O5'	2.21	0.40
28:D2:68:ARG:NH1	28:D2:68:ARG:HG3	2.36	0.40
36:DA:2245:U:C5'	36:DA:2246:G:H5'	2.43	0.40
3:AC:12:LEU:O	3:AC:13:GLY:C	2.60	0.40
36:DA:140:G:C1'	36:DA:141:A:H2	2.33	0.40
58:DZ:166:SER:H	58:DZ:167:PRO:CA	2.32	0.40
2:AB:178:ARG:NH1	2:AB:178:ARG:HG3	2.35	0.40
4:AD:158:ILE:CG2	4:AD:181:MET:HE1	2.52	0.40
12:CL:60:LEU:HB2	12:CL:64:TYR:O	2.21	0.40
37:DB:80:U:O2'	37:DB:81:G:H5''	2.22	0.40
58:DZ:61:LEU:HA	58:DZ:62:PRO:HD3	1.90	0.40
34:B8:56:GLU:O	34:B8:57:ARG:C	2.60	0.40
19:CS:29:ARG:HB3	19:CS:47:HIS:HA	2.02	0.40
36:DA:1599:C:OP2	56:DX:36:LYS:HD2	2.20	0.40
1:CA:623:C:C4	1:CA:624:C:C4	3.10	0.40
36:DA:2758:A:O2'	36:DA:2759:G:P	2.79	0.40
57:DY:67:LEU:HD23	57:DY:68:HIS:N	2.36	0.40
3:CC:54:ARG:O	3:CC:55:VAL:HG23	2.20	0.40
37:BB:14:U:OP2	37:BB:71:C:H5'	2.21	0.40
36:BA:2823:A:OP1	40:BE:113:PHE:HB2	2.21	0.40
3:AC:35:GLU:O	3:AC:39:ILE:HG13	2.22	0.40
1:CA:221:C:O2'	1:CA:222:U:H5'	2.21	0.40
36:DA:2291:U:H2'	36:DA:2292:C:H6	1.80	0.40
25:AZ:266:VAL:HB	25:AZ:291:ARG:NH1	2.36	0.40
13:AM:77:ASN:O	13:AM:81:LEU:HD23	2.21	0.40
36:DA:2472:G:H2'	36:DA:2475:C:H42	1.86	0.40
50:DR:105:ARG:HE	50:DR:105:ARG:H	1.69	0.40
14:CN:4:LYS:C	14:CN:6:LEU:N	2.75	0.40
46:DN:26:LEU:C	46:DN:26:LEU:HD12	2.41	0.40
2:CB:21:ARG:HB3	2:CB:39:ILE:HA	2.02	0.40
26:D0:72:ARG:O	26:D0:73:GLY:C	2.59	0.40
40:DE:120:TRP:CG	40:DE:155:LYS:HB3	2.57	0.40
12:AL:89:ARG:H	12:AL:89:ARG:HG3	1.67	0.40
22:AV:4:C:C2'	22:AV:5:G:H5''	2.50	0.40
36:DA:529:A:H4'	36:DA:530:G:O5'	2.21	0.40
18:AR:25:THR:HB	18:AR:26:LEU:HD12	2.03	0.40
36:BA:1750:G:H2'	36:BA:1751:C:H6	1.87	0.40
36:BA:693:C:H2'	36:BA:694:U:C6	2.57	0.40
49:DQ:5:ARG:CB	49:DQ:5:ARG:NH1	2.84	0.40
36:DA:2688:U:H2'	36:DA:2719:G:N2	2.35	0.40
36:DA:2694:G:O2'	36:DA:2695:C:H5'	2.22	0.40

Continued on next page...

Continued from previous page...

Atom-1	Atom-2	Distance(Å)	Clash(Å)
27:D1:52:ARG:NH2	36:DA:2218:U:C4'	2.85	0.40
36:DA:2364:C:O2'	36:DA:2365:G:H5'	2.21	0.40
36:DA:743:G:O2'	36:DA:744:G:H5'	2.21	0.40
36:BA:2026:C:N3	36:BA:2027:G:C8	2.89	0.40
40:DE:93:VAL:HG12	40:DE:175:VAL:CG2	2.52	0.40
1:AA:826:C:C2	1:AA:827:U:C5	3.10	0.40
1:AA:1251:A:H2'	1:AA:1252:A:C8	2.56	0.40
36:DA:2461:C:H2'	36:DA:2462:U:H6	1.85	0.40
26:B0:77:ARG:NH2	36:BA:857:C:H5'	2.37	0.40
28:D2:56:GLN:C	28:D2:58:ALA:N	2.75	0.40
43:DH:37:VAL:HG11	43:DH:68:THR:HG21	2.03	0.40
36:DA:1668:A:H4'	36:DA:1669:A:O5'	2.21	0.40
49:BQ:58:PHE:CD1	49:BQ:58:PHE:O	2.75	0.40
53:BU:8:VAL:HG11	53:BU:12:ARG:HE	1.87	0.40
27:D1:14:VAL:HG11	27:D1:39:LYS:HE2	2.02	0.40
1:AA:294:U:H2'	1:AA:295:C:H6	1.87	0.40
18:AR:43:PHE:CG	18:AR:66:LEU:HD11	2.56	0.40
36:BA:1625:C:H2'	36:BA:1626:G:H5'	2.03	0.40
29:B3:49:LYS:HE2	36:BA:850:C:O3'	2.22	0.40
7:CG:18:TYR:CD2	7:CG:59:LEU:HD13	2.56	0.40
36:DA:1661:G:H2'	36:DA:1662:C:H6	1.86	0.40
1:AA:955:U:O2'	1:AA:956:U:H5'	2.21	0.40
41:BF:122:LYS:NZ	41:BF:152:GLU:OE2	2.55	0.40
1:AA:773:G:O2'	1:AA:774:G:H5'	2.21	0.40
25:CZ:362:VAL:HG12	25:CZ:362:VAL:O	2.21	0.40
52:DT:133:GLU:O	52:DT:133:GLU:HG2	2.21	0.40
10:CJ:94:VAL:HG12	10:CJ:95:GLU:N	2.36	0.40
36:BA:2542:A:O2'	36:BA:2543:G:H5'	2.21	0.40
28:B2:53:LEU:O	28:B2:56:GLN:HB2	2.21	0.40
41:BF:18:ARG:HG2	41:BF:19:GLU:N	2.37	0.40
56:BX:80:ILE:O	56:BX:80:ILE:HG12	2.21	0.40
40:BE:77:ILE:C	40:BE:78:LEU:HG	2.41	0.40
40:BE:33:VAL:CG1	40:BE:89:ASP:O	2.66	0.40
41:DF:37:VAL:CG1	41:DF:41:LEU:HD12	2.51	0.40
36:BA:1486:A:N6	36:BA:1504:C:H42	2.20	0.40
39:BD:97:TYR:O	39:BD:99:ASP:N	2.55	0.40
42:DG:82:LEU:HD22	42:DG:87:PRO:CA	2.52	0.40
52:BT:7:ILE:O	52:BT:10:VAL:HB	2.22	0.40
52:BT:10:VAL:O	52:BT:12:SER:N	2.54	0.40
27:B1:4:VAL:HB	27:B1:11:ARG:HB3	2.02	0.40
36:DA:2370:G:C6	36:DA:2371:G:C6	3.09	0.40
57:BY:40:GLU:HA	57:BY:64:GLU:OE2	2.22	0.40

Continued on next page...

Continued from previous page...

Atom-1	Atom-2	Distance(Å)	Clash(Å)
4:AD:192:GLU:OE1	4:AD:192:GLU:HA	2.21	0.40
4:CD:8:VAL:HG11	4:CD:115:ARG:CZ	2.52	0.40
50:BR:30:THR:HG22	50:BR:31:HIS:CE1	2.56	0.40
36:DA:1140:C:H5''	46:DN:66:LYS:NZ	2.37	0.40
46:BN:91:LEU:HA	46:BN:91:LEU:HD23	1.81	0.40
43:BH:51:ARG:HG3	43:BH:52:VAL:N	2.35	0.40
41:DF:160:ASN:HD21	41:DF:162:LEU:H	1.61	0.40
4:CD:31:CYS:C	4:CD:33:MET:H	2.25	0.40
20:AT:53:LEU:HB3	20:AT:102:GLY:HA3	2.03	0.40
5:CE:50:GLU:HB3	5:CE:52:PRO:HD2	2.03	0.40
43:DH:19:VAL:O	43:DH:20:ALA:CB	2.70	0.40
1:CA:1266:G:N2	1:CA:1269:A:OP2	2.49	0.40
1:CA:1315:U:O2	1:CA:1360:A:H2	2.04	0.40
19:CS:36:ARG:H	19:CS:36:ARG:HG2	1.70	0.40
58:DZ:81:ARG:HH11	58:DZ:81:ARG:HB3	1.85	0.40
12:AL:34:ARG:HG3	12:AL:105:TYR:HE2	1.86	0.40
36:DA:1108:U:H5'	36:DA:1109:C:OP2	2.22	0.40
25:AZ:210:ILE:HA	25:AZ:211:PRO:HD2	1.94	0.40
31:D5:23:HIS:O	31:D5:24:ALA:C	2.60	0.40
43:DH:97:ARG:NH2	43:DH:104:GLU:OE2	2.54	0.40
40:DE:59:VAL:HG21	40:DE:63:LEU:HA	2.01	0.40
57:BY:56:PRO:O	57:BY:57:GLN:O	2.39	0.40
36:DA:1058:G:C8	36:DA:1059:G:H5'	2.57	0.40
52:DT:93:ARG:HH22	52:DT:95:ARG:HD3	1.82	0.40
41:BF:110:LEU:C	41:BF:110:LEU:HD13	2.42	0.40
36:BA:2305:A:C2'	36:BA:2306:C:H5''	2.52	0.40
36:BA:958:U:H5''	49:BQ:14:ARG:HD3	2.02	0.40
34:B8:14:VAL:CG2	34:B8:22:VAL:HG13	2.51	0.40
34:B8:48:PHE:O	34:B8:49:VAL:CG2	2.69	0.40
39:DD:270:ILE:H	39:DD:270:ILE:HG13	1.79	0.40
39:BD:270:ILE:HG13	39:BD:270:ILE:H	1.79	0.40
25:CZ:266:VAL:HB	25:CZ:291:ARG:NH1	2.37	0.40
43:DH:24:VAL:HG11	43:DH:72:ILE:HD12	2.03	0.40
16:AP:42:ARG:C	16:AP:44:THR:H	2.24	0.40
36:DA:2126:A:HO2'	36:DA:2127:G:P	2.44	0.40
16:CP:42:ARG:C	16:CP:44:THR:H	2.25	0.40
53:BU:82:GLY:O	53:BU:84:LYS:N	2.55	0.40
50:BR:51:LEU:HA	50:BR:51:LEU:HD12	1.90	0.40
38:DC:150:GLY:C	38:DC:154:ARG:NH1	2.74	0.40
1:AA:1378:C:OP1	7:AG:7:ALA:CB	2.70	0.40
52:BT:35:LYS:NZ	52:BT:41:ARG:CD	2.84	0.40
17:CQ:59:ILE:CG2	17:CQ:71:PHE:CD2	3.03	0.40

Continued on next page...

Continued from previous page...

Atom-1	Atom-2	Distance(Å)	Clash(Å)
36:BA:797:C:C2	36:BA:798:G:C8	3.09	0.40
42:BG:52:ILE:HG12	42:BG:54:GLU:N	2.35	0.40
18:CR:25:THR:HB	18:CR:26:LEU:HD12	2.03	0.40
36:DA:1353:A:H2'	36:DA:1354:A:C8	2.56	0.40
24:AY:51:G:HO2'	25:AZ:338:TYR:HD1	1.67	0.40
6:AF:24:GLU:HG2	6:AF:28:ARG:HH12	1.87	0.40
38:DC:40:THR:HG22	38:DC:177:LYS:NZ	2.36	0.40
44:BJ:34:UNK:O	44:BJ:38:UNK:N	2.54	0.40
4:AD:88:VAL:HG12	4:AD:90:GLY:N	2.37	0.40
36:DA:954:G:N3	36:DA:2274:A:C2	2.89	0.40
11:AK:34:ASP:C	11:AK:36:ASP:H	2.24	0.40
36:DA:1258:C:O2'	36:DA:1259:G:H5'	2.22	0.40
36:BA:2364:C:O2'	36:BA:2365:G:H5'	2.20	0.40
36:BA:1106:G:O6	36:BA:1107:G:N2	2.54	0.40
27:D1:52:ARG:O	27:D1:53:VAL:O	2.40	0.40
47:DO:2:ILE:HG13	47:DO:8:LEU:HD21	2.04	0.40
36:DA:648:G:O2'	36:DA:649:G:H5'	2.20	0.40
1:AA:189(H):G:O2'	1:AA:189(I):G:P	2.80	0.40
40:DE:98:PRO:HD3	40:DE:175:VAL:CG1	2.52	0.40
7:AG:15:ASP:HB3	7:AG:19:GLY:N	2.36	0.40
6:AF:15:ASP:O	6:AF:17:SER:N	2.54	0.40
1:CA:1327:C:OP1	21:CU:20:LYS:HB3	2.22	0.40
26:D0:26:TYR:O	26:D0:29:GLN:HG3	2.21	0.40
36:BA:36:G:O2'	36:BA:37:C:H5'	2.22	0.40
11:CK:117:ASN:N	11:CK:117:ASN:HD22	2.19	0.40
7:CG:15:ASP:HB3	7:CG:19:GLY:N	2.36	0.40
47:DO:31:LYS:HB3	47:DO:32:TYR:CD1	2.56	0.40
24:AY:76:A:O4'	25:AZ:237:VAL:HG11	2.21	0.40
36:BA:2383:G:C2'	36:BA:2384:G:H5'	2.52	0.40
36:DA:1429:G:H2'	36:DA:1430:C:C6	2.56	0.40
22:AV:75:C:H2'	22:AV:76:A:H1'	2.03	0.40
1:AA:370:C:O2'	1:AA:371:G:H5'	2.21	0.40
47:DO:49:ARG:HD3	47:DO:49:ARG:H	1.86	0.40
45:BK:23:UNK:O	45:BK:25:UNK:N	2.55	0.40
50:DR:12:ARG:HH11	50:DR:12:ARG:CG	2.34	0.40
36:DA:515:A:C8	36:DA:516:C:C5	3.10	0.40
40:BE:174:ASP:OD1	40:BE:175:VAL:N	2.54	0.40
1:CA:861:G:O2'	1:CA:862:C:H5'	2.22	0.40
1:CA:102:G:H2'	1:CA:103:C:H6	1.86	0.40
36:BA:1530:C:H2'	36:BA:1531:C:C6	2.56	0.40
1:CA:802:A:H3'	1:CA:803:G:H8	1.86	0.40
8:AH:119:LEU:HD12	8:AH:124:ALA:HA	2.03	0.40

Continued on next page...

Continued from previous page...

Atom-1	Atom-2	Distance(Å)	Clash(Å)
28:D2:25:VAL:O	28:D2:28:LYS:HB2	2.21	0.40
36:BA:376:C:H2'	36:BA:377:C:C6	2.57	0.40
36:DA:350:U:N3	36:DA:351:G:C2	2.89	0.40
36:DA:350:U:O2'	36:DA:351:G:H5'	2.21	0.40
36:DA:556:G:H2'	36:DA:557:U:C6	2.57	0.40
36:DA:531:C:N3	36:DA:563:G:C8	2.90	0.40
36:BA:272(A):U:H6	36:BA:272(A):U:H3'	1.86	0.40
13:CM:21:TYR:N	13:CM:21:TYR:CD1	2.89	0.40
43:DH:119:GLU:OE1	43:DH:119:GLU:N	2.53	0.40
1:CA:750:G:N3	15:CO:23:GLY:HA3	2.37	0.40
36:BA:428:A:H3'	36:BA:429:A:H8	1.85	0.40

There are no symmetry-related clashes.

5.3 Torsion angles

5.3.1 Protein backbone ⓘ

In the following table, the Percentiles column shows the percent Ramachandran outliers of the chain as a percentile score with respect to all X-ray entries followed by that with respect to entries of similar resolution.

The Analysed column shows the number of residues for which the backbone conformation was analysed, and the total number of residues.

Mol	Chain	Analysed	Favoured	Allowed	Outliers	Percentiles	
2	AB	232/256 (91%)	175 (75%)	39 (17%)	18 (8%)	1	11
2	CB	232/256 (91%)	173 (75%)	41 (18%)	18 (8%)	1	11
3	AC	204/239 (85%)	161 (79%)	23 (11%)	20 (10%)	1	6
3	CC	204/239 (85%)	159 (78%)	28 (14%)	17 (8%)	1	9
4	AD	206/209 (99%)	134 (65%)	46 (22%)	26 (13%)	0	3
4	CD	206/209 (99%)	133 (65%)	48 (23%)	25 (12%)	1	4
5	AE	148/162 (91%)	138 (93%)	5 (3%)	5 (3%)	6	32
5	CE	148/162 (91%)	138 (93%)	6 (4%)	4 (3%)	8	39
6	AF	99/101 (98%)	80 (81%)	12 (12%)	7 (7%)	2	12
6	CF	99/101 (98%)	81 (82%)	11 (11%)	7 (7%)	2	12
7	AG	153/156 (98%)	123 (80%)	22 (14%)	8 (5%)	3	21
7	CG	153/156 (98%)	123 (80%)	22 (14%)	8 (5%)	3	21

Continued on next page...

Continued from previous page...

Mol	Chain	Analysed	Favoured	Allowed	Outliers	Percentiles	
8	AH	136/138 (99%)	125 (92%)	10 (7%)	1 (1%)	30	76
8	CH	136/138 (99%)	125 (92%)	10 (7%)	1 (1%)	30	76
9	AI	125/128 (98%)	85 (68%)	23 (18%)	17 (14%)	0	2
9	CI	125/128 (98%)	84 (67%)	24 (19%)	17 (14%)	0	2
10	AJ	96/105 (91%)	75 (78%)	12 (12%)	9 (9%)	1	7
10	CJ	96/105 (91%)	75 (78%)	12 (12%)	9 (9%)	1	7
11	AK	117/129 (91%)	100 (86%)	10 (8%)	7 (6%)	2	17
11	CK	117/129 (91%)	101 (86%)	9 (8%)	7 (6%)	2	17
12	AL	122/135 (90%)	94 (77%)	15 (12%)	13 (11%)	1	5
12	CL	122/135 (90%)	91 (75%)	18 (15%)	13 (11%)	1	5
13	AM	122/126 (97%)	82 (67%)	26 (21%)	14 (12%)	1	4
13	CM	122/126 (97%)	84 (69%)	24 (20%)	14 (12%)	1	4
14	AN	58/61 (95%)	41 (71%)	6 (10%)	11 (19%)	0	0
14	CN	58/61 (95%)	40 (69%)	7 (12%)	11 (19%)	0	0
15	AO	86/89 (97%)	79 (92%)	7 (8%)	0	100	100
15	CO	86/89 (97%)	79 (92%)	6 (7%)	1 (1%)	19	62
16	AP	81/88 (92%)	52 (64%)	22 (27%)	7 (9%)	1	9
16	CP	81/88 (92%)	52 (64%)	22 (27%)	7 (9%)	1	9
17	AQ	97/105 (92%)	86 (89%)	9 (9%)	2 (2%)	11	48
17	CQ	97/105 (92%)	86 (89%)	9 (9%)	2 (2%)	11	48
18	AR	68/88 (77%)	56 (82%)	11 (16%)	1 (2%)	15	57
18	CR	68/88 (77%)	57 (84%)	10 (15%)	1 (2%)	15	57
19	AS	76/93 (82%)	50 (66%)	16 (21%)	10 (13%)	0	2
19	CS	76/93 (82%)	50 (66%)	16 (21%)	10 (13%)	0	2
20	AT	97/106 (92%)	64 (66%)	24 (25%)	9 (9%)	1	7
20	CT	97/106 (92%)	62 (64%)	26 (27%)	9 (9%)	1	7
21	AU	22/27 (82%)	18 (82%)	3 (14%)	1 (4%)	4	24
21	CU	22/27 (82%)	18 (82%)	3 (14%)	1 (4%)	4	24
25	AZ	381/405 (94%)	269 (71%)	82 (22%)	30 (8%)	1	11
25	CZ	381/405 (94%)	268 (70%)	83 (22%)	30 (8%)	1	11
26	B0	82/85 (96%)	69 (84%)	10 (12%)	3 (4%)	5	31

Continued on next page...

Continued from previous page...

Mol	Chain	Analysed	Favoured	Allowed	Outliers	Percentiles	
26	D0	82/85 (96%)	69 (84%)	10 (12%)	3 (4%)	5	31
27	B1	91/98 (93%)	70 (77%)	10 (11%)	11 (12%)	1	4
27	D1	91/98 (93%)	71 (78%)	14 (15%)	6 (7%)	2	15
28	B2	69/72 (96%)	40 (58%)	15 (22%)	14 (20%)	0	0
28	D2	69/72 (96%)	44 (64%)	18 (26%)	7 (10%)	1	6
29	B3	57/60 (95%)	47 (82%)	5 (9%)	5 (9%)	1	8
29	D3	57/60 (95%)	47 (82%)	5 (9%)	5 (9%)	1	8
30	B4	42/71 (59%)	20 (48%)	17 (40%)	5 (12%)	1	4
30	D4	42/71 (59%)	20 (48%)	17 (40%)	5 (12%)	1	4
31	B5	57/60 (95%)	39 (68%)	8 (14%)	10 (18%)	0	0
31	D5	57/60 (95%)	39 (68%)	8 (14%)	10 (18%)	0	0
32	B6	48/54 (89%)	24 (50%)	8 (17%)	16 (33%)	0	0
32	D6	48/54 (89%)	24 (50%)	8 (17%)	16 (33%)	0	0
33	B7	46/49 (94%)	42 (91%)	3 (6%)	1 (2%)	10	46
33	D7	46/49 (94%)	42 (91%)	3 (6%)	1 (2%)	10	46
34	B8	61/65 (94%)	34 (56%)	21 (34%)	6 (10%)	1	6
34	D8	61/65 (94%)	34 (56%)	21 (34%)	6 (10%)	1	6
35	B9	35/37 (95%)	25 (71%)	6 (17%)	4 (11%)	1	4
35	D9	35/37 (95%)	24 (69%)	8 (23%)	3 (9%)	1	9
38	BC	226/229 (99%)	170 (75%)	45 (20%)	11 (5%)	3	23
38	DC	226/229 (99%)	171 (76%)	43 (19%)	12 (5%)	3	21
39	BD	273/276 (99%)	219 (80%)	31 (11%)	23 (8%)	1	9
39	DD	273/276 (99%)	217 (80%)	31 (11%)	25 (9%)	1	7
40	BE	202/206 (98%)	134 (66%)	39 (19%)	29 (14%)	0	2
40	DE	202/206 (98%)	134 (66%)	39 (19%)	29 (14%)	0	2
41	BF	205/210 (98%)	148 (72%)	35 (17%)	22 (11%)	1	5
41	DF	205/210 (98%)	149 (73%)	34 (17%)	22 (11%)	1	5
42	BG	179/182 (98%)	118 (66%)	33 (18%)	28 (16%)	0	1
42	DG	179/182 (98%)	119 (66%)	31 (17%)	29 (16%)	0	0
43	BH	157/180 (87%)	93 (59%)	34 (22%)	30 (19%)	0	0
43	DH	157/180 (87%)	94 (60%)	33 (21%)	30 (19%)	0	0

Continued on next page...

Continued from previous page...

Mol	Chain	Analysed	Favoured	Allowed	Outliers	Percentiles	
46	BN	136/140 (97%)	93 (68%)	20 (15%)	23 (17%)	0	0
46	DN	136/140 (97%)	93 (68%)	20 (15%)	23 (17%)	0	0
47	BO	120/122 (98%)	106 (88%)	8 (7%)	6 (5%)	3	22
47	DO	120/122 (98%)	106 (88%)	8 (7%)	6 (5%)	3	22
48	BP	144/150 (96%)	78 (54%)	36 (25%)	30 (21%)	0	0
48	DP	144/150 (96%)	77 (54%)	37 (26%)	30 (21%)	0	0
49	BQ	139/141 (99%)	114 (82%)	20 (14%)	5 (4%)	5	31
49	DQ	139/141 (99%)	114 (82%)	20 (14%)	5 (4%)	5	31
50	BR	115/118 (98%)	83 (72%)	16 (14%)	16 (14%)	0	2
50	DR	115/118 (98%)	83 (72%)	17 (15%)	15 (13%)	0	3
51	BS	96/112 (86%)	50 (52%)	24 (25%)	22 (23%)	0	0
51	DS	96/112 (86%)	49 (51%)	23 (24%)	24 (25%)	0	0
52	BT	135/146 (92%)	82 (61%)	30 (22%)	23 (17%)	0	0
52	DT	135/146 (92%)	82 (61%)	30 (22%)	23 (17%)	0	0
53	BU	115/118 (98%)	83 (72%)	25 (22%)	7 (6%)	2	16
53	DU	115/118 (98%)	83 (72%)	25 (22%)	7 (6%)	2	16
54	BV	99/101 (98%)	61 (62%)	23 (23%)	15 (15%)	0	1
54	DV	99/101 (98%)	62 (63%)	22 (22%)	15 (15%)	0	1
55	BW	111/113 (98%)	87 (78%)	12 (11%)	12 (11%)	1	5
55	DW	111/113 (98%)	85 (77%)	14 (13%)	12 (11%)	1	5
56	BX	90/96 (94%)	64 (71%)	20 (22%)	6 (7%)	2	14
56	DX	90/96 (94%)	65 (72%)	19 (21%)	6 (7%)	2	14
57	BY	98/110 (89%)	41 (42%)	31 (32%)	26 (26%)	0	0
57	DY	98/110 (89%)	43 (44%)	29 (30%)	26 (26%)	0	0
58	BZ	174/206 (84%)	109 (63%)	27 (16%)	38 (22%)	0	0
58	DZ	174/206 (84%)	109 (63%)	47 (27%)	18 (10%)	1	6
All	All	12256/13106 (94%)	8858 (72%)	2104 (17%)	1294 (11%)	1	5

All (1294) Ramachandran outliers are listed below:

Mol	Chain	Res	Type
2	AB	15	VAL
2	AB	18	GLY

Continued on next page...

Continued from previous page...

Mol	Chain	Res	Type
2	AB	190	THR
2	AB	191	ASP
2	AB	230	VAL
2	AB	234	PRO
3	AC	15	THR
3	AC	61	ALA
3	AC	82	GLU
3	AC	93	LYS
4	AD	3	ARG
4	AD	18	LYS
4	AD	30	LYS
4	AD	35	ARG
4	AD	125	HIS
4	AD	189	PRO
5	AE	153	LYS
7	AG	7	ALA
7	AG	8	GLU
7	AG	79	ARG
8	AH	83	ILE
9	AI	21	PRO
9	AI	28	VAL
9	AI	54	ASP
9	AI	91	ASP
9	AI	101	PHE
10	AJ	36	GLY
10	AJ	75	ILE
10	AJ	85	LEU
11	AK	89	ALA
11	AK	128	ALA
12	AL	46	LYS
12	AL	71	PRO
12	AL	79	GLU
12	AL	91	LYS
12	AL	122	THR
13	AM	12	ASN
13	AM	67	GLU
13	AM	83	ASP
13	AM	113	PRO
13	AM	117	VAL
14	AN	14	PRO
14	AN	15	LYS
14	AN	16	PHE

Continued on next page...

Continued from previous page...

Mol	Chain	Res	Type
14	AN	22	THR
14	AN	29	ARG
14	AN	59	ALA
14	AN	60	SER
16	AP	26	ARG
16	AP	44	THR
16	AP	45	THR
16	AP	53	VAL
17	AQ	68	ARG
19	AS	28	LYS
19	AS	44	MET
19	AS	67	VAL
19	AS	80	TYR
20	AT	48	LYS
20	AT	73	HIS
20	AT	99	LEU
25	AZ	24	LYS
25	AZ	189	ARG
25	AZ	310	ILE
26	B0	75	LEU
27	B1	53	VAL
27	B1	83	GLU
28	B2	16	LEU
28	B2	63	VAL
28	B2	66	GLU
28	B2	68	ARG
30	B4	26	SER
30	B4	43	TYR
31	B5	4	HIS
31	B5	24	ALA
31	B5	25	LEU
31	B5	37	LYS
31	B5	49	CYS
31	B5	52	TYR
31	B5	57	VAL
32	B6	6	ARG
32	B6	16	CYS
32	B6	18	ARG
32	B6	20	ASN
32	B6	23	THR
32	B6	28	ARG
32	B6	31	PRO

Continued on next page...

Continued from previous page...

Mol	Chain	Res	Type
32	B6	33	LYS
32	B6	49	HIS
34	B8	29	LYS
34	B8	34	TRP
34	B8	43	GLN
34	B8	49	VAL
35	B9	35	ARG
35	B9	36	GLN
38	BC	98	GLU
39	BD	25	THR
39	BD	34	VAL
39	BD	35	LYS
39	BD	224	ALA
39	BD	239	ARG
39	BD	245	PRO
39	BD	246	PRO
39	BD	267	SER
39	BD	273	ARG
39	BD	275	LYS
40	BE	2	LYS
40	BE	4	ILE
40	BE	56	PRO
40	BE	66	HIS
40	BE	69	LYS
40	BE	75	VAL
40	BE	76	ARG
40	BE	82	ARG
40	BE	185	LYS
40	BE	186	GLY
40	BE	189	PRO
41	BF	10	PRO
41	BF	14	PRO
41	BF	21	ALA
41	BF	26	ALA
41	BF	86	GLY
41	BF	88	VAL
41	BF	89	VAL
41	BF	134	GLY
42	BG	25	TYR
42	BG	43	LEU
42	BG	46	ALA
42	BG	48	GLU

Continued on next page...

Continued from previous page...

Mol	Chain	Res	Type
42	BG	49	ASP
42	BG	81	LYS
42	BG	87	PRO
42	BG	96	ARG
42	BG	103	LEU
42	BG	115	ARG
42	BG	125	PHE
42	BG	147	ASP
42	BG	176	LEU
43	BH	24	VAL
43	BH	46	GLU
43	BH	55	PRO
43	BH	81	GLU
43	BH	84	SER
43	BH	127	GLU
43	BH	137	ASP
43	BH	138	LYS
43	BH	158	HIS
43	BH	165	ALA
46	BN	19	GLU
46	BN	76	SER
46	BN	130	HIS
47	BO	29	ASN
47	BO	48	PRO
47	BO	68	GLU
48	BP	11	GLY
48	BP	13	ASN
48	BP	17	LYS
48	BP	21	ARG
48	BP	47	ASP
48	BP	56	SER
48	BP	57	THR
48	BP	58	THR
48	BP	61	ARG
48	BP	67	MET
48	BP	110	TYR
48	BP	111	ARG
48	BP	147	LEU
49	BQ	2	LEU
49	BQ	25	ASP
50	BR	4	LEU
50	BR	8	ARG

Continued on next page...

Continued from previous page...

Mol	Chain	Res	Type
50	BR	9	LYS
50	BR	11	ASN
50	BR	45	ARG
50	BR	88	ARG
50	BR	104	ARG
50	BR	117	VAL
51	BS	23	ARG
51	BS	57	LYS
51	BS	59	LYS
51	BS	76	LYS
51	BS	92	TYR
51	BS	93	LYS
51	BS	94	TYR
51	BS	97	ARG
51	BS	98	VAL
51	BS	103	GLU
52	BT	2	ASN
52	BT	24	PRO
52	BT	27	THR
52	BT	28	VAL
52	BT	30	VAL
52	BT	32	TYR
52	BT	80	SER
52	BT	91	ARG
52	BT	95	ARG
52	BT	107	ASP
53	BU	91	ASP
53	BU	93	LYS
54	BV	16	PRO
54	BV	22	VAL
54	BV	46	VAL
54	BV	79	VAL
55	BW	6	ILE
55	BW	63	ASP
55	BW	110	LYS
56	BX	12	VAL
57	BY	23	ARG
57	BY	42	VAL
57	BY	50	ARG
57	BY	56	PRO
57	BY	57	GLN
57	BY	61	ILE

Continued on next page...

Continued from previous page...

Mol	Chain	Res	Type
57	BY	63	LYS
57	BY	74	PRO
57	BY	75	ILE
57	BY	77	PRO
57	BY	78	ALA
57	BY	82	PRO
57	BY	90	LEU
58	BZ	30	ASN
58	BZ	34	ASN
58	BZ	50	GLN
58	BZ	78	LYS
58	BZ	80	ARG
58	BZ	81	ARG
58	BZ	96	VAL
58	BZ	97	GLU
58	BZ	111	VAL
58	BZ	113	ALA
58	BZ	120	ILE
58	BZ	136	PHE
58	BZ	140	ASP
58	BZ	146	ILE
58	BZ	152	ALA
58	BZ	163	LEU
58	BZ	166	SER
58	BZ	168	GLU
2	CB	15	VAL
2	CB	18	GLY
2	CB	190	THR
2	CB	191	ASP
2	CB	230	VAL
2	CB	234	PRO
3	CC	15	THR
3	CC	61	ALA
3	CC	82	GLU
3	CC	93	LYS
4	CD	3	ARG
4	CD	18	LYS
4	CD	30	LYS
4	CD	35	ARG
4	CD	125	HIS
4	CD	189	PRO
5	CE	153	LYS

Continued on next page...

Continued from previous page...

Mol	Chain	Res	Type
6	CF	36	ARG
7	CG	7	ALA
7	CG	8	GLU
7	CG	79	ARG
8	CH	83	ILE
9	CI	21	PRO
9	CI	28	VAL
9	CI	54	ASP
9	CI	91	ASP
9	CI	101	PHE
10	CJ	36	GLY
10	CJ	75	ILE
10	CJ	85	LEU
11	CK	89	ALA
11	CK	128	ALA
12	CL	46	LYS
12	CL	71	PRO
12	CL	79	GLU
12	CL	91	LYS
12	CL	122	THR
13	CM	12	ASN
13	CM	67	GLU
13	CM	83	ASP
13	CM	113	PRO
13	CM	117	VAL
14	CN	14	PRO
14	CN	15	LYS
14	CN	16	PHE
14	CN	22	THR
14	CN	29	ARG
14	CN	59	ALA
14	CN	60	SER
16	CP	26	ARG
16	CP	44	THR
16	CP	45	THR
16	CP	53	VAL
17	CQ	68	ARG
19	CS	28	LYS
19	CS	44	MET
19	CS	67	VAL
19	CS	80	TYR
20	CT	48	LYS

Continued on next page...

Continued from previous page...

Mol	Chain	Res	Type
20	CT	73	HIS
20	CT	99	LEU
25	CZ	24	LYS
25	CZ	189	ARG
25	CZ	310	ILE
26	D0	75	LEU
27	D1	30	VAL
27	D1	83	GLU
27	D1	85	LEU
28	D2	11	GLU
28	D2	47	ASN
28	D2	48	HIS
28	D2	70	GLN
30	D4	26	SER
30	D4	43	TYR
31	D5	4	HIS
31	D5	24	ALA
31	D5	25	LEU
31	D5	37	LYS
31	D5	49	CYS
31	D5	52	TYR
31	D5	57	VAL
32	D6	6	ARG
32	D6	16	CYS
32	D6	18	ARG
32	D6	20	ASN
32	D6	23	THR
32	D6	28	ARG
32	D6	31	PRO
32	D6	33	LYS
32	D6	49	HIS
34	D8	29	LYS
34	D8	34	TRP
34	D8	43	GLN
34	D8	49	VAL
35	D9	35	ARG
35	D9	36	GLN
38	DC	98	GLU
39	DD	25	THR
39	DD	34	VAL
39	DD	35	LYS
39	DD	224	ALA

Continued on next page...

Continued from previous page...

Mol	Chain	Res	Type
39	DD	239	ARG
39	DD	245	PRO
39	DD	246	PRO
39	DD	273	ARG
39	DD	275	LYS
40	DE	2	LYS
40	DE	4	ILE
40	DE	66	HIS
40	DE	69	LYS
40	DE	75	VAL
40	DE	76	ARG
40	DE	82	ARG
40	DE	185	LYS
40	DE	186	GLY
40	DE	189	PRO
41	DF	10	PRO
41	DF	14	PRO
41	DF	21	ALA
41	DF	26	ALA
41	DF	86	GLY
41	DF	88	VAL
41	DF	89	VAL
41	DF	134	GLY
42	DG	11	TYR
42	DG	28	VAL
42	DG	68	PRO
42	DG	81	LYS
42	DG	82	LEU
42	DG	84	LYS
42	DG	86	MET
42	DG	114	ILE
42	DG	115	ARG
42	DG	117	PHE
42	DG	126	ASP
42	DG	129	GLY
43	DH	24	VAL
43	DH	46	GLU
43	DH	55	PRO
43	DH	81	GLU
43	DH	84	SER
43	DH	127	GLU
43	DH	137	ASP

Continued on next page...

Continued from previous page...

Mol	Chain	Res	Type
43	DH	138	LYS
43	DH	158	HIS
43	DH	165	ALA
46	DN	19	GLU
46	DN	76	SER
46	DN	130	HIS
47	DO	29	ASN
47	DO	48	PRO
47	DO	68	GLU
48	DP	11	GLY
48	DP	13	ASN
48	DP	17	LYS
48	DP	21	ARG
48	DP	47	ASP
48	DP	57	THR
48	DP	58	THR
48	DP	61	ARG
48	DP	67	MET
48	DP	110	TYR
48	DP	111	ARG
48	DP	147	LEU
49	DQ	25	ASP
50	DR	4	LEU
50	DR	8	ARG
50	DR	9	LYS
50	DR	11	ASN
50	DR	45	ARG
50	DR	88	ARG
50	DR	103	ARG
50	DR	104	ARG
50	DR	117	VAL
51	DS	23	ARG
51	DS	57	LYS
51	DS	59	LYS
51	DS	76	LYS
51	DS	92	TYR
51	DS	93	LYS
51	DS	94	TYR
51	DS	97	ARG
51	DS	98	VAL
51	DS	103	GLU
52	DT	2	ASN

Continued on next page...

Continued from previous page...

Mol	Chain	Res	Type
52	DT	24	PRO
52	DT	27	THR
52	DT	28	VAL
52	DT	30	VAL
52	DT	32	TYR
52	DT	80	SER
52	DT	91	ARG
52	DT	95	ARG
52	DT	107	ASP
53	DU	91	ASP
53	DU	93	LYS
54	DV	16	PRO
54	DV	22	VAL
54	DV	46	VAL
54	DV	79	VAL
55	DW	6	ILE
55	DW	63	ASP
55	DW	110	LYS
56	DX	12	VAL
56	DX	41	ASN
57	DY	23	ARG
57	DY	42	VAL
57	DY	50	ARG
57	DY	56	PRO
57	DY	57	GLN
57	DY	61	ILE
57	DY	63	LYS
57	DY	74	PRO
57	DY	75	ILE
57	DY	77	PRO
57	DY	78	ALA
57	DY	82	PRO
57	DY	90	LEU
58	DZ	14	LYS
58	DZ	124	ILE
58	DZ	163	LEU
58	DZ	168	GLU
2	AB	20	GLU
2	AB	237	ALA
3	AC	47	LEU
3	AC	51	GLY
3	AC	96	GLY

Continued on next page...

Continued from previous page...

Mol	Chain	Res	Type
3	AC	107	GLN
3	AC	130	VAL
3	AC	146	ALA
4	AD	27	TYR
4	AD	44	GLY
4	AD	70	ILE
4	AD	110	PHE
4	AD	129	ASN
4	AD	153	ARG
6	AF	16	GLN
6	AF	36	ARG
6	AF	39	LYS
6	AF	40	VAL
6	AF	42	GLU
7	AG	146	GLU
9	AI	34	ASN
9	AI	41	VAL
9	AI	44	VAL
9	AI	56	LEU
9	AI	89	ASN
9	AI	100	GLY
10	AJ	32	ALA
10	AJ	59	SER
10	AJ	86	MET
12	AL	18	VAL
12	AL	72	GLY
13	AM	4	ILE
13	AM	116	THR
14	AN	4	LYS
16	AP	47	ASP
16	AP	81	ARG
17	AQ	95	TYR
19	AS	5	LEU
19	AS	26	GLY
19	AS	30	LEU
19	AS	46	GLY
25	AZ	21	ASP
25	AZ	110	ASP
25	AZ	141	VAL
25	AZ	221	PHE
25	AZ	274	ARG
25	AZ	323	LEU

Continued on next page...

Continued from previous page...

Mol	Chain	Res	Type
25	AZ	329	GLY
25	AZ	331	HIS
26	B0	13	GLY
26	B0	74	ARG
27	B1	30	VAL
27	B1	31	GLY
27	B1	78	LYS
28	B2	9	GLN
28	B2	37	PHE
28	B2	41	ILE
28	B2	47	ASN
28	B2	65	ASN
29	B3	30	ARG
30	B4	44	THR
31	B5	51	TYR
32	B6	9	LEU
32	B6	17	LYS
32	B6	44	ARG
33	B7	17	GLY
34	B8	31	HIS
34	B8	33	ASN
35	B9	11	CYS
38	BC	67	GLY
38	BC	118	ASP
38	BC	128	GLY
38	BC	160	ARG
39	BD	37	LEU
39	BD	41	GLY
39	BD	42	GLY
39	BD	58	HIS
39	BD	127	VAL
39	BD	268	ARG
40	BE	29	GLY
40	BE	45	THR
40	BE	46	ALA
40	BE	71	GLY
40	BE	77	ILE
40	BE	124	GLY
40	BE	190	GLY
40	BE	197	ILE
41	BF	7	TYR
41	BF	85	GLY

Continued on next page...

Continued from previous page...

Mol	Chain	Res	Type
41	BF	117	ARG
41	BF	126	VAL
41	BF	132	VAL
42	BG	9	ARG
42	BG	10	LYS
42	BG	21	ARG
42	BG	80	PHE
42	BG	82	LEU
42	BG	155	MET
43	BH	18	GLU
43	BH	43	VAL
43	BH	47	GLU
43	BH	49	VAL
43	BH	52	VAL
43	BH	160	LYS
46	BN	8	GLN
46	BN	36	GLY
46	BN	37	LYS
46	BN	57	ALA
46	BN	58	ASP
47	BO	5	GLN
47	BO	49	ARG
48	BP	9	ASN
48	BP	20	GLY
48	BP	25	SER
48	BP	31	ALA
48	BP	34	GLY
48	BP	52	GLU
48	BP	62	LEU
48	BP	65	ARG
48	BP	70	GLN
49	BQ	62	GLY
49	BQ	135	ASP
50	BR	5	LYS
50	BR	6	SER
50	BR	14	SER
50	BR	58	GLY
50	BR	103	ARG
51	BS	17	ARG
51	BS	80	LEU
51	BS	88	ASP
51	BS	102	ALA

Continued on next page...

Continued from previous page...

Mol	Chain	Res	Type
52	BT	4	GLY
52	BT	17	THR
52	BT	41	ARG
52	BT	55	ASN
52	BT	92	GLY
52	BT	93	ARG
52	BT	135	ALA
53	BU	9	VAL
53	BU	90	VAL
54	BV	18	LEU
54	BV	53	GLU
55	BW	40	ASN
56	BX	19	ALA
56	BX	41	ASN
56	BX	53	LYS
57	BY	3	VAL
57	BY	69	ALA
57	BY	81	LYS
58	BZ	13	GLU
58	BZ	27	VAL
58	BZ	124	ILE
58	BZ	158	PRO
58	BZ	161	VAL
2	CB	20	GLU
2	CB	237	ALA
3	CC	12	LEU
3	CC	47	LEU
3	CC	51	GLY
3	CC	96	GLY
3	CC	130	VAL
3	CC	146	ALA
3	CC	160	ALA
4	CD	27	TYR
4	CD	44	GLY
4	CD	70	ILE
4	CD	110	PHE
4	CD	129	ASN
4	CD	153	ARG
6	CF	16	GLN
6	CF	39	LYS
6	CF	40	VAL
6	CF	42	GLU

Continued on next page...

Continued from previous page...

Mol	Chain	Res	Type
7	CG	146	GLU
9	CI	34	ASN
9	CI	41	VAL
9	CI	44	VAL
9	CI	56	LEU
9	CI	89	ASN
9	CI	100	GLY
10	CJ	32	ALA
10	CJ	59	SER
10	CJ	86	MET
12	CL	18	VAL
12	CL	72	GLY
13	CM	4	ILE
13	CM	116	THR
14	CN	4	LYS
16	CP	47	ASP
16	CP	81	ARG
17	CQ	95	TYR
19	CS	5	LEU
19	CS	26	GLY
19	CS	30	LEU
19	CS	46	GLY
25	CZ	21	ASP
25	CZ	110	ASP
25	CZ	141	VAL
25	CZ	221	PHE
25	CZ	274	ARG
25	CZ	323	LEU
25	CZ	329	GLY
25	CZ	331	HIS
25	CZ	379	ALA
26	D0	13	GLY
26	D0	74	ARG
27	D1	28	GLY
27	D1	53	VAL
27	D1	91	LYS
29	D3	30	ARG
30	D4	44	THR
31	D5	51	TYR
32	D6	9	LEU
32	D6	17	LYS
32	D6	44	ARG

Continued on next page...

Continued from previous page...

Mol	Chain	Res	Type
33	D7	17	GLY
34	D8	31	HIS
34	D8	33	ASN
35	D9	11	CYS
38	DC	67	GLY
38	DC	118	ASP
38	DC	128	GLY
38	DC	160	ARG
39	DD	37	LEU
39	DD	41	GLY
39	DD	42	GLY
39	DD	58	HIS
39	DD	127	VAL
39	DD	267	SER
39	DD	268	ARG
40	DE	29	GLY
40	DE	45	THR
40	DE	46	ALA
40	DE	56	PRO
40	DE	71	GLY
40	DE	77	ILE
40	DE	124	GLY
40	DE	190	GLY
40	DE	197	ILE
41	DF	7	TYR
41	DF	85	GLY
41	DF	117	ARG
41	DF	126	VAL
41	DF	132	VAL
42	DG	14	GLU
42	DG	29	TRP
42	DG	53	LEU
42	DG	75	LYS
42	DG	80	PHE
42	DG	87	PRO
42	DG	96	ARG
42	DG	97	ASP
43	DH	18	GLU
43	DH	43	VAL
43	DH	47	GLU
43	DH	49	VAL
43	DH	52	VAL

Continued on next page...

Continued from previous page...

Mol	Chain	Res	Type
43	DH	160	LYS
46	DN	8	GLN
46	DN	9	VAL
46	DN	36	GLY
46	DN	37	LYS
46	DN	57	ALA
46	DN	58	ASP
47	DO	5	GLN
47	DO	49	ARG
48	DP	9	ASN
48	DP	20	GLY
48	DP	25	SER
48	DP	31	ALA
48	DP	34	GLY
48	DP	56	SER
48	DP	62	LEU
48	DP	65	ARG
48	DP	70	GLN
49	DQ	2	LEU
49	DQ	62	GLY
49	DQ	135	ASP
50	DR	5	LYS
50	DR	6	SER
50	DR	14	SER
50	DR	58	GLY
51	DS	17	ARG
51	DS	80	LEU
51	DS	88	ASP
51	DS	102	ALA
52	DT	4	GLY
52	DT	17	THR
52	DT	41	ARG
52	DT	55	ASN
52	DT	92	GLY
52	DT	93	ARG
52	DT	135	ALA
53	DU	9	VAL
53	DU	90	VAL
54	DV	18	LEU
54	DV	53	GLU
56	DX	13	LEU
56	DX	19	ALA

Continued on next page...

Continued from previous page...

Mol	Chain	Res	Type
56	DX	53	LYS
57	DY	3	VAL
57	DY	69	ALA
57	DY	81	LYS
58	DZ	152	ALA
58	DZ	166	SER
58	DZ	177	PRO
2	AB	26	PRO
2	AB	238	LEU
3	AC	12	LEU
3	AC	95	THR
3	AC	160	ALA
3	AC	168	ALA
4	AD	4	TYR
4	AD	102	ASP
4	AD	137	SER
5	AE	8	GLU
6	AF	54	LYS
6	AF	62	TRP
7	AG	52	GLU
7	AG	137	LYS
7	AG	145	ALA
7	AG	155	ARG
9	AI	90	PRO
9	AI	120	ARG
12	AL	47	LYS
12	AL	115	LYS
12	AL	127	GLU
13	AM	5	ALA
13	AM	21	TYR
13	AM	60	VAL
13	AM	85	GLY
13	AM	120	LYS
14	AN	3	ARG
14	AN	20	ALA
18	AR	87	ARG
19	AS	14	HIS
20	AT	75	ASN
20	AT	96	GLY
20	AT	97	ALA
21	AU	3	LYS
25	AZ	94	THR

Continued on next page...

Continued from previous page...

Mol	Chain	Res	Type
25	AZ	169	PRO
25	AZ	186	PRO
25	AZ	258	LEU
25	AZ	326	GLU
25	AZ	379	ALA
25	AZ	381	GLU
25	AZ	404	LEU
27	B1	80	LEU
27	B1	92	LYS
28	B2	58	ALA
29	B3	3	ARG
38	BC	79	LYS
38	BC	82	LYS
38	BC	117	PRO
38	BC	127	LEU
39	BD	24	ILE
39	BD	36	PRO
40	BE	62	PRO
40	BE	72	VAL
40	BE	169	ASN
41	BF	25	PRO
41	BF	83	PHE
41	BF	133	ASN
41	BF	142	TRP
41	BF	168	ARG
41	BF	178	PRO
42	BG	53	LEU
42	BG	84	LYS
42	BG	86	MET
42	BG	97	ASP
42	BG	138	GLN
43	BH	20	ALA
43	BH	77	LYS
43	BH	129	THR
43	BH	154	PRO
43	BH	156	ALA
43	BH	167	GLU
46	BN	7	LYS
46	BN	9	VAL
46	BN	33	LEU
46	BN	42	TRP
46	BN	47	ALA

Continued on next page...

Continued from previous page...

Mol	Chain	Res	Type
46	BN	135	PRO
48	BP	36	LYS
48	BP	107	LYS
48	BP	149	GLU
50	BR	3	HIS
51	BS	13	ARG
51	BS	14	VAL
51	BS	22	GLY
51	BS	53	SER
52	BT	12	SER
52	BT	29	ARG
52	BT	98	LYS
52	BT	111	ARG
53	BU	60	LEU
54	BV	2	PHE
54	BV	36	PRO
54	BV	50	PRO
54	BV	56	SER
54	BV	100	ARG
55	BW	18	ARG
55	BW	56	ALA
55	BW	60	ASN
56	BX	13	LEU
57	BY	66	PRO
57	BY	92	ASN
58	BZ	41	LEU
58	BZ	66	SER
58	BZ	148	ASP
58	BZ	151	HIS
58	BZ	156	LYS
58	BZ	177	PRO
2	CB	26	PRO
2	CB	238	LEU
3	CC	95	THR
3	CC	107	GLN
3	CC	168	ALA
4	CD	4	TYR
4	CD	137	SER
5	CE	8	GLU
5	CE	37	ARG
6	CF	54	LYS
6	CF	62	TRP

Continued on next page...

Continued from previous page...

Mol	Chain	Res	Type
7	CG	52	GLU
7	CG	137	LYS
7	CG	155	ARG
9	CI	90	PRO
9	CI	120	ARG
12	CL	47	LYS
12	CL	115	LYS
12	CL	127	GLU
13	CM	5	ALA
13	CM	21	TYR
13	CM	85	GLY
13	CM	120	LYS
14	CN	3	ARG
14	CN	20	ALA
18	CR	87	ARG
19	CS	14	HIS
20	CT	75	ASN
20	CT	96	GLY
20	CT	97	ALA
21	CU	3	LYS
25	CZ	94	THR
25	CZ	169	PRO
25	CZ	186	PRO
25	CZ	258	LEU
25	CZ	326	GLU
25	CZ	381	GLU
25	CZ	404	LEU
29	D3	3	ARG
38	DC	79	LYS
38	DC	82	LYS
38	DC	117	PRO
38	DC	127	LEU
39	DD	24	ILE
39	DD	202	LYS
39	DD	225	ALA
40	DE	62	PRO
40	DE	72	VAL
40	DE	169	ASN
41	DF	25	PRO
41	DF	82	ILE
41	DF	83	PHE
41	DF	133	ASN

Continued on next page...

Continued from previous page...

Mol	Chain	Res	Type
41	DF	142	TRP
41	DF	178	PRO
42	DG	49	ASP
42	DG	116	ASP
42	DG	151	ALA
43	DH	20	ALA
43	DH	76	VAL
43	DH	77	LYS
43	DH	129	THR
43	DH	154	PRO
43	DH	156	ALA
43	DH	167	GLU
46	DN	7	LYS
46	DN	42	TRP
46	DN	47	ALA
46	DN	135	PRO
48	DP	35	HIS
48	DP	36	LYS
48	DP	52	GLU
48	DP	107	LYS
48	DP	149	GLU
50	DR	3	HIS
51	DS	13	ARG
51	DS	14	VAL
51	DS	22	GLY
51	DS	53	SER
52	DT	12	SER
52	DT	29	ARG
52	DT	111	ARG
53	DU	83	LEU
54	DV	2	PHE
54	DV	36	PRO
54	DV	50	PRO
54	DV	56	SER
54	DV	100	ARG
55	DW	18	ARG
55	DW	25	ARG
55	DW	36	LEU
55	DW	40	ASN
55	DW	60	ASN
57	DY	27	VAL
57	DY	66	PRO

Continued on next page...

Continued from previous page...

Mol	Chain	Res	Type
57	DY	92	ASN
58	DZ	112	ARG
2	AB	95	GLN
2	AB	225	ALA
4	AD	32	ALA
4	AD	40	PRO
4	AD	107	ARG
4	AD	159	ARG
9	AI	55	ALA
9	AI	92	TYR
10	AJ	27	ALA
11	AK	127	LYS
12	AL	48	PRO
12	AL	51	ALA
13	AM	114	ARG
19	AS	45	VAL
20	AT	93	GLU
20	AT	95	ALA
25	AZ	22	HIS
25	AZ	95	GLY
25	AZ	130	TYR
25	AZ	139	ASP
25	AZ	292	GLY
27	B1	57	GLU
27	B1	86	SER
28	B2	14	ARG
28	B2	38	GLN
29	B3	29	ARG
30	B4	28	LYS
30	B4	40	HIS
31	B5	53	ALA
31	B5	56	LYS
32	B6	52	VAL
38	BC	104	LEU
39	BD	3	VAL
39	BD	225	ALA
39	BD	244	ARG
41	BF	6	VAL
41	BF	82	ILE
42	BG	126	ASP
42	BG	144	ILE
42	BG	174	GLU

Continued on next page...

Continued from previous page...

Mol	Chain	Res	Type
43	BH	76	VAL
43	BH	152	ARG
46	BN	40	PRO
46	BN	77	GLY
46	BN	127	ASP
46	BN	129	PRO
47	BO	13	ASN
48	BP	23	PRO
48	BP	35	HIS
48	BP	43	GLY
48	BP	148	LEU
50	BR	102	GLU
51	BS	104	GLY
52	BT	36	GLU
55	BW	25	ARG
55	BW	36	LEU
55	BW	72	LYS
56	BX	46	ALA
57	BY	27	VAL
57	BY	39	VAL
57	BY	64	GLU
58	BZ	150	LEU
2	CB	95	GLN
2	CB	225	ALA
4	CD	32	ALA
4	CD	40	PRO
4	CD	102	ASP
4	CD	107	ARG
4	CD	159	ARG
7	CG	145	ALA
9	CI	11	LYS
9	CI	55	ALA
9	CI	92	TYR
10	CJ	27	ALA
11	CK	127	LYS
12	CL	48	PRO
13	CM	60	VAL
13	CM	114	ARG
19	CS	45	VAL
20	CT	95	ALA
25	CZ	22	HIS
25	CZ	130	TYR

Continued on next page...

Continued from previous page...

Mol	Chain	Res	Type
25	CZ	139	ASP
28	D2	14	ARG
28	D2	21	LEU
29	D3	29	ARG
30	D4	28	LYS
30	D4	40	HIS
31	D5	53	ALA
31	D5	56	LYS
32	D6	52	VAL
38	DC	104	LEU
39	DD	3	VAL
39	DD	36	PRO
39	DD	244	ARG
40	DE	116	VAL
41	DF	6	VAL
41	DF	168	ARG
42	DG	43	LEU
42	DG	128	ARG
42	DG	181	ARG
43	DH	41	MET
43	DH	152	ARG
46	DN	4	TYR
46	DN	33	LEU
46	DN	40	PRO
46	DN	77	GLY
46	DN	127	ASP
46	DN	129	PRO
47	DO	13	ASN
48	DP	43	GLY
48	DP	148	LEU
50	DR	102	GLU
51	DS	104	GLY
52	DT	36	GLU
52	DT	98	LYS
52	DT	131	ALA
55	DW	56	ALA
55	DW	72	LYS
57	DY	39	VAL
57	DY	64	GLU
58	DZ	16	SER
58	DZ	24	LEU
58	DZ	61	LEU

Continued on next page...

Continued from previous page...

Mol	Chain	Res	Type
58	DZ	151	HIS
2	AB	232	PRO
2	AB	239	VAL
3	AC	26	LYS
3	AC	131	ARG
4	AD	5	ILE
4	AD	168	ARG
5	AE	37	ARG
9	AI	11	LYS
10	AJ	90	LEU
11	AK	27	ASN
11	AK	35	PRO
11	AK	91	ARG
12	AL	40	VAL
13	AM	124	PRO
16	AP	43	LYS
25	AZ	23	GLY
25	AZ	109	ALA
25	AZ	128	VAL
25	AZ	211	PRO
27	B1	69	LYS
27	B1	91	LYS
28	B2	44	LEU
29	B3	2	PRO
32	B6	15	GLU
32	B6	27	LYS
39	BD	242	ARG
40	BE	55	ASN
40	BE	61	ARG
40	BE	116	VAL
40	BE	119	ARG
41	BF	58	ALA
42	BG	90	LEU
43	BH	41	MET
46	BN	4	TYR
46	BN	133	GLN
51	BS	24	LEU
51	BS	89	ARG
52	BT	131	ALA
53	BU	83	LEU
55	BW	93	ALA
57	BY	26	LYS

Continued on next page...

Continued from previous page...

Mol	Chain	Res	Type
57	BY	53	PRO
57	BY	65	ALA
58	BZ	46	LYS
58	BZ	51	ALA
2	CB	232	PRO
2	CB	239	VAL
3	CC	26	LYS
3	CC	83	ARG
4	CD	5	ILE
4	CD	168	ARG
10	CJ	90	LEU
11	CK	27	ASN
11	CK	35	PRO
11	CK	91	ARG
12	CL	51	ALA
13	CM	124	PRO
14	CN	19	ARG
15	CO	88	ARG
16	CP	43	LYS
20	CT	63	ILE
20	CT	93	GLU
25	CZ	23	GLY
25	CZ	95	GLY
25	CZ	109	ALA
25	CZ	128	VAL
25	CZ	211	PRO
25	CZ	292	GLY
28	D2	64	LEU
29	D3	2	PRO
32	D6	15	GLU
32	D6	27	LYS
38	DC	37	PHE
39	DD	242	ARG
40	DE	55	ASN
40	DE	61	ARG
40	DE	119	ARG
43	DH	58	GLU
46	DN	12	ARG
46	DN	133	GLN
48	DP	23	PRO
51	DS	24	LEU
51	DS	87	PHE

Continued on next page...

Continued from previous page...

Mol	Chain	Res	Type
51	DS	89	ARG
51	DS	90	GLY
51	DS	105	ALA
53	DU	60	LEU
55	DW	35	ILE
55	DW	93	ALA
56	DX	46	ALA
57	DY	53	PRO
57	DY	65	ALA
58	DZ	30	ASN
58	DZ	139	VAL
2	AB	165	VAL
3	AC	3	ASN
3	AC	29	TYR
3	AC	66	VAL
3	AC	83	ARG
4	AD	128	VAL
14	AN	19	ARG
20	AT	63	ILE
25	AZ	368	VAL
39	BD	28	GLU
43	BH	21	PRO
43	BH	44	VAL
43	BH	58	GLU
46	BN	5	VAL
46	BN	12	ARG
51	BS	90	GLY
53	BU	11	ARG
54	BV	37	VAL
55	BW	35	ILE
2	CB	165	VAL
11	CK	90	GLY
12	CL	40	VAL
25	CZ	368	VAL
39	DD	28	GLU
41	DF	58	ALA
42	DG	67	LYS
42	DG	71	THR
43	DH	44	VAL
46	DN	5	VAL
53	DU	11	ARG
54	DV	23	GLU

Continued on next page...

Continued from previous page...

Mol	Chain	Res	Type
54	DV	37	VAL
57	DY	26	LYS
4	AD	39	PRO
10	AJ	91	PRO
43	BH	107	VAL
48	BP	19	VAL
57	BY	31	LEU
58	BZ	130	PRO
58	BZ	147	GLY
3	CC	66	VAL
4	CD	128	VAL
10	CJ	91	PRO
39	DD	234	GLY
40	DE	98	PRO
43	DH	21	PRO
43	DH	107	VAL
49	DQ	27	VAL
57	DY	31	LEU
58	DZ	146	ILE
2	AB	127	ILE
4	AD	92	VAL
5	AE	67	VAL
11	AK	90	GLY
29	B3	27	GLY
43	BH	45	VAL
46	BN	46	VAL
49	BQ	27	VAL
54	BV	54	GLY
58	BZ	12	GLY
58	BZ	143	GLY
29	D3	27	GLY
46	DN	46	VAL
48	DP	19	VAL
54	DV	54	GLY
58	DZ	111	VAL
2	AB	130	ARG
4	AD	172	PRO
25	AZ	191	GLY
32	B6	41	PRO
40	BE	98	PRO
40	BE	130	GLY
54	BV	48	GLY

Continued on next page...

Continued from previous page...

Mol	Chain	Res	Type
57	BY	76	CYS
2	CB	127	ILE
2	CB	130	ARG
4	CD	172	PRO
5	CE	67	VAL
25	CZ	191	GLY
40	DE	53	PRO
42	DG	85	GLY
43	DH	45	VAL
54	DV	35	LEU
57	DY	76	CYS
58	DZ	12	GLY
58	DZ	141	VAL
5	AE	70	PRO
28	B2	42	GLY
35	B9	10	ILE
38	BC	119	VAL
40	BE	53	PRO
50	BR	46	GLY
58	BZ	14	LYS
58	BZ	139	VAL
4	CD	37	PRO
4	CD	39	PRO
9	CI	57	GLY
32	D6	41	PRO
38	DC	119	VAL
40	DE	130	GLY
2	AB	131	PRO
4	AD	37	PRO
9	AI	57	GLY
54	BV	35	LEU
2	CB	131	PRO

5.3.2 Protein sidechains ⓘ

In the following table, the Percentiles column shows the percent sidechain outliers of the chain as a percentile score with respect to all X-ray entries followed by that with respect to entries of similar resolution. The Analysed column shows the number of residues for which the sidechain conformation was analysed, and the total number of residues.

Mol	Chain	Analysed	Rotameric	Outliers	Percentiles
2	AB	202/220 (92%)	178 (88%)	24 (12%)	8 27

Continued on next page...

Continued from previous page...

Mol	Chain	Analysed	Rotameric	Outliers	Percentiles	
2	CB	202/220 (92%)	180 (89%)	22 (11%)	9	34
3	AC	160/188 (85%)	143 (89%)	17 (11%)	10	35
3	CC	160/188 (85%)	144 (90%)	16 (10%)	11	38
4	AD	180/181 (99%)	157 (87%)	23 (13%)	6	24
4	CD	180/181 (99%)	157 (87%)	23 (13%)	6	24
5	AE	115/123 (94%)	104 (90%)	11 (10%)	12	42
5	CE	115/123 (94%)	105 (91%)	10 (9%)	15	49
6	AF	90/90 (100%)	81 (90%)	9 (10%)	11	38
6	CF	90/90 (100%)	82 (91%)	8 (9%)	14	47
7	AG	126/127 (99%)	116 (92%)	10 (8%)	18	55
7	CG	126/127 (99%)	116 (92%)	10 (8%)	18	55
8	AH	119/119 (100%)	109 (92%)	10 (8%)	16	52
8	CH	119/119 (100%)	109 (92%)	10 (8%)	16	52
9	AI	98/99 (99%)	89 (91%)	9 (9%)	13	45
9	CI	98/99 (99%)	89 (91%)	9 (9%)	13	45
10	AJ	88/92 (96%)	80 (91%)	8 (9%)	14	45
10	CJ	88/92 (96%)	80 (91%)	8 (9%)	14	45
11	AK	90/99 (91%)	81 (90%)	9 (10%)	11	38
11	CK	90/99 (91%)	82 (91%)	8 (9%)	14	47
12	AL	104/111 (94%)	95 (91%)	9 (9%)	15	49
12	CL	104/111 (94%)	97 (93%)	7 (7%)	23	63
13	AM	99/101 (98%)	86 (87%)	13 (13%)	6	23
13	CM	99/101 (98%)	86 (87%)	13 (13%)	6	23
14	AN	49/50 (98%)	39 (80%)	10 (20%)	2	8
14	CN	49/50 (98%)	39 (80%)	10 (20%)	2	8
15	AO	79/80 (99%)	70 (89%)	9 (11%)	8	31
15	CO	79/80 (99%)	71 (90%)	8 (10%)	11	38
16	AP	72/74 (97%)	66 (92%)	6 (8%)	16	53
16	CP	72/74 (97%)	66 (92%)	6 (8%)	16	53
17	AQ	94/97 (97%)	87 (93%)	7 (7%)	20	59
17	CQ	94/97 (97%)	87 (93%)	7 (7%)	20	59

Continued on next page...

Continued from previous page...

Mol	Chain	Analysed	Rotameric	Outliers	Percentiles	
18	AR	61/77 (79%)	54 (88%)	7 (12%)	8	31
18	CR	61/77 (79%)	54 (88%)	7 (12%)	8	31
19	AS	69/80 (86%)	56 (81%)	13 (19%)	2	9
19	CS	69/80 (86%)	56 (81%)	13 (19%)	2	9
20	AT	76/82 (93%)	71 (93%)	5 (7%)	24	64
20	CT	76/82 (93%)	71 (93%)	5 (7%)	24	64
21	AU	19/22 (86%)	18 (95%)	1 (5%)	32	72
21	CU	19/22 (86%)	18 (95%)	1 (5%)	32	72
25	AZ	322/338 (95%)	299 (93%)	23 (7%)	21	61
25	CZ	322/338 (95%)	299 (93%)	23 (7%)	21	61
26	B0	66/67 (98%)	58 (88%)	8 (12%)	7	27
26	D0	66/67 (98%)	56 (85%)	10 (15%)	4	16
27	B1	78/83 (94%)	67 (86%)	11 (14%)	5	20
27	D1	78/83 (94%)	71 (91%)	7 (9%)	14	47
28	B2	66/67 (98%)	61 (92%)	5 (8%)	19	58
28	D2	66/67 (98%)	60 (91%)	6 (9%)	14	45
29	B3	51/52 (98%)	44 (86%)	7 (14%)	5	21
29	D3	51/52 (98%)	44 (86%)	7 (14%)	5	21
30	B4	39/63 (62%)	32 (82%)	7 (18%)	2	10
30	D4	39/63 (62%)	32 (82%)	7 (18%)	2	10
31	B5	51/52 (98%)	43 (84%)	8 (16%)	4	14
31	D5	51/52 (98%)	43 (84%)	8 (16%)	4	14
32	B6	49/52 (94%)	36 (74%)	13 (26%)	1	2
32	D6	49/52 (94%)	37 (76%)	12 (24%)	1	4
33	B7	41/42 (98%)	35 (85%)	6 (15%)	5	18
33	D7	41/42 (98%)	35 (85%)	6 (15%)	5	18
34	B8	53/55 (96%)	45 (85%)	8 (15%)	4	16
34	D8	53/55 (96%)	45 (85%)	8 (15%)	4	16
35	B9	34/34 (100%)	31 (91%)	3 (9%)	14	49
35	D9	34/34 (100%)	31 (91%)	3 (9%)	14	49
38	BC	180/181 (99%)	170 (94%)	10 (6%)	30	70

Continued on next page...

Continued from previous page...

Mol	Chain	Analysed	Rotameric	Outliers	Percentiles	
38	DC	180/181 (99%)	171 (95%)	9 (5%)	34	75
39	BD	217/218 (100%)	187 (86%)	30 (14%)	5	21
39	DD	217/218 (100%)	186 (86%)	31 (14%)	5	19
40	BE	165/166 (99%)	148 (90%)	17 (10%)	10	36
40	DE	165/166 (99%)	148 (90%)	17 (10%)	10	36
41	BF	165/166 (99%)	150 (91%)	15 (9%)	14	45
41	DF	165/166 (99%)	150 (91%)	15 (9%)	14	45
42	BG	155/156 (99%)	132 (85%)	23 (15%)	4	17
42	DG	155/156 (99%)	138 (89%)	17 (11%)	9	34
43	BH	132/148 (89%)	116 (88%)	16 (12%)	7	27
43	DH	132/148 (89%)	116 (88%)	16 (12%)	7	27
46	BN	117/119 (98%)	102 (87%)	15 (13%)	6	24
46	DN	117/119 (98%)	102 (87%)	15 (13%)	6	24
47	BO	100/100 (100%)	95 (95%)	5 (5%)	34	75
47	DO	100/100 (100%)	95 (95%)	5 (5%)	34	75
48	BP	112/116 (97%)	97 (87%)	15 (13%)	6	22
48	DP	112/116 (97%)	97 (87%)	15 (13%)	6	22
49	BQ	111/111 (100%)	96 (86%)	15 (14%)	6	22
49	DQ	111/111 (100%)	97 (87%)	14 (13%)	7	24
50	BR	100/101 (99%)	89 (89%)	11 (11%)	9	34
50	DR	100/101 (99%)	90 (90%)	10 (10%)	11	38
51	BS	77/88 (88%)	68 (88%)	9 (12%)	8	29
51	DS	77/88 (88%)	68 (88%)	9 (12%)	8	29
52	BT	120/127 (94%)	97 (81%)	23 (19%)	2	9
52	DT	120/127 (94%)	98 (82%)	22 (18%)	2	10
53	BU	92/94 (98%)	83 (90%)	9 (10%)	12	40
53	DU	92/94 (98%)	84 (91%)	8 (9%)	15	49
54	BV	82/82 (100%)	66 (80%)	16 (20%)	2	8
54	DV	82/82 (100%)	66 (80%)	16 (20%)	2	8
55	BW	91/92 (99%)	86 (94%)	5 (6%)	30	71
55	DW	91/92 (99%)	86 (94%)	5 (6%)	30	71

Continued on next page...

Continued from previous page...

Mol	Chain	Analysed	Rotameric	Outliers	Percentiles	
56	BX	74/78 (95%)	64 (86%)	10 (14%)	6	22
56	DX	74/78 (95%)	64 (86%)	10 (14%)	6	22
57	BY	84/91 (92%)	70 (83%)	14 (17%)	3	11
57	DY	84/91 (92%)	70 (83%)	14 (17%)	3	11
58	BZ	155/179 (87%)	126 (81%)	29 (19%)	2	9
58	DZ	155/179 (87%)	135 (87%)	20 (13%)	6	24
All	All	10338/10860 (95%)	9176 (89%)	1162 (11%)	9	33

All (1162) residues with a non-rotameric sidechain are listed below:

Mol	Chain	Res	Type
2	AB	15	VAL
2	AB	17	PHE
2	AB	24	TRP
2	AB	25	ASN
2	AB	32	ILE
2	AB	36	ARG
2	AB	42	ILE
2	AB	51	LEU
2	AB	69	LEU
2	AB	76	GLN
2	AB	144	ARG
2	AB	145	LEU
2	AB	155	LEU
2	AB	162	ILE
2	AB	163	PHE
2	AB	170	GLU
2	AB	178	ARG
2	AB	187	LEU
2	AB	191	ASP
2	AB	196	LEU
2	AB	200	ILE
2	AB	204	ASN
2	AB	230	VAL
2	AB	234	PRO
3	AC	5	ILE
3	AC	14	ILE
3	AC	16	ARG
3	AC	29	TYR
3	AC	34	LEU

Continued on next page...

Continued from previous page...

Mol	Chain	Res	Type
3	AC	38	ARG
3	AC	40	ARG
3	AC	49	SER
3	AC	70	VAL
3	AC	79	ARG
3	AC	105	GLU
3	AC	107	GLN
3	AC	119	ARG
3	AC	127	ARG
3	AC	132	ARG
3	AC	167	TRP
3	AC	192	THR
4	AD	3	ARG
4	AD	15	GLU
4	AD	27	TYR
4	AD	33	MET
4	AD	36	ARG
4	AD	49	ARG
4	AD	58	LEU
4	AD	59	ARG
4	AD	67	ILE
4	AD	86	LYS
4	AD	97	LEU
4	AD	110	PHE
4	AD	129	ASN
4	AD	131	ARG
4	AD	132	ARG
4	AD	135	LEU
4	AD	138	TYR
4	AD	145	GLU
4	AD	154	ASN
4	AD	162	LEU
4	AD	179	GLU
4	AD	187	ARG
4	AD	202	LEU
5	AE	12	LEU
5	AE	20	GLN
5	AE	31	LEU
5	AE	38	GLN
5	AE	41	VAL
5	AE	79	GLU
5	AE	80	ILE

Continued on next page...

Continued from previous page...

Mol	Chain	Res	Type
5	AE	107	ARG
5	AE	116	THR
5	AE	120	THR
5	AE	147	ASP
6	AF	25	ILE
6	AF	27	GLN
6	AF	31	GLU
6	AF	32	ASN
6	AF	57	GLN
6	AF	63	TYR
6	AF	83	ASP
6	AF	86	ARG
6	AF	92	LYS
7	AG	24	THR
7	AG	36	LYS
7	AG	54	THR
7	AG	74	GLU
7	AG	84	ASN
7	AG	86	GLN
7	AG	98	SER
7	AG	104	LEU
7	AG	114	ARG
7	AG	137	LYS
8	AH	1	MET
8	AH	26	VAL
8	AH	30	ARG
8	AH	56	LYS
8	AH	63	LEU
8	AH	102	ARG
8	AH	104	ARG
8	AH	112	LEU
8	AH	115	SER
8	AH	119	LEU
9	AI	4	TYR
9	AI	10	ARG
9	AI	37	PHE
9	AI	47	LEU
9	AI	79	LEU
9	AI	99	LEU
9	AI	120	ARG
9	AI	121	ARG
9	AI	128	ARG

Continued on next page...

Continued from previous page...

Mol	Chain	Res	Type
10	AJ	28	ARG
10	AJ	38	ILE
10	AJ	49	VAL
10	AJ	50	ILE
10	AJ	55	LYS
10	AJ	60	ARG
10	AJ	67	THR
10	AJ	96	ILE
11	AK	27	ASN
11	AK	29	ILE
11	AK	30	VAL
11	AK	36	ASP
11	AK	87	THR
11	AK	92	GLU
11	AK	103	LEU
11	AK	106	LYS
11	AK	116	HIS
12	AL	7	ILE
12	AL	20	LYS
12	AL	53	ARG
12	AL	84	LEU
12	AL	89	ARG
12	AL	97	ARG
12	AL	102	ARG
12	AL	122	THR
12	AL	126	LYS
13	AM	15	VAL
13	AM	50	GLU
13	AM	64	TRP
13	AM	65	LYS
13	AM	66	LEU
13	AM	71	ARG
13	AM	93	ARG
13	AM	101	GLN
13	AM	108	ARG
13	AM	109	THR
13	AM	113	PRO
13	AM	115	LYS
13	AM	120	LYS
14	AN	3	ARG
14	AN	14	PRO
14	AN	16	PHE

Continued on next page...

Continued from previous page...

Mol	Chain	Res	Type
14	AN	18	VAL
14	AN	22	THR
14	AN	29	ARG
14	AN	33	VAL
14	AN	41	ARG
14	AN	44	LEU
14	AN	60	SER
15	AO	6	GLU
15	AO	25	THR
15	AO	26	GLU
15	AO	38	ARG
15	AO	39	LEU
15	AO	41	GLU
15	AO	66	LEU
15	AO	82	ILE
15	AO	88	ARG
16	AP	2	VAL
16	AP	5	ARG
16	AP	11	SER
16	AP	25	ARG
16	AP	62	VAL
16	AP	69	THR
17	AQ	7	THR
17	AQ	18	THR
17	AQ	26	GLN
17	AQ	38	ARG
17	AQ	52	LYS
17	AQ	70	ARG
17	AQ	79	SER
18	AR	31	LEU
18	AR	37	VAL
18	AR	38	GLU
18	AR	44	LEU
18	AR	47	THR
18	AR	54	ARG
18	AR	66	LEU
19	AS	5	LEU
19	AS	6	LYS
19	AS	7	LYS
19	AS	10	PHE
19	AS	15	LEU
19	AS	22	LEU

Continued on next page...

Continued from previous page...

Mol	Chain	Res	Type
19	AS	29	ARG
19	AS	32	LYS
19	AS	34	TRP
19	AS	37	ARG
19	AS	61	TYR
19	AS	63	THR
19	AS	66	MET
20	AT	23	ARG
20	AT	24	LEU
20	AT	26	ASN
20	AT	45	GLN
20	AT	74	LYS
21	AU	22	ARG
25	AZ	21	ASP
25	AZ	38	GLU
25	AZ	64	ASN
25	AZ	93	ILE
25	AZ	98	GLN
25	AZ	117	ARG
25	AZ	122	LEU
25	AZ	185	ASN
25	AZ	198	LYS
25	AZ	201	GLU
25	AZ	206	ILE
25	AZ	241	ARG
25	AZ	263	ARG
25	AZ	272	MET
25	AZ	275	LYS
25	AZ	284	ASP
25	AZ	285	ASN
25	AZ	291	ARG
25	AZ	300	ARG
25	AZ	341	GLN
25	AZ	345	ARG
25	AZ	347	THR
25	AZ	355	LEU
26	B0	9	SER
26	B0	14	ARG
26	B0	20	ARG
26	B0	27	GLU
26	B0	41	ARG
26	B0	49	LYS

Continued on next page...

Continued from previous page...

Mol	Chain	Res	Type
26	B0	75	LEU
26	B0	84	LEU
27	B1	3	LYS
27	B1	4	VAL
27	B1	13	ILE
27	B1	20	ARG
27	B1	21	ARG
27	B1	26	ARG
27	B1	38	SER
27	B1	57	GLU
27	B1	60	PHE
27	B1	83	GLU
27	B1	86	SER
28	B2	12	GLU
28	B2	35	LEU
28	B2	53	LEU
28	B2	64	LEU
28	B2	66	GLU
29	B3	29	ARG
29	B3	31	LEU
29	B3	35	ARG
29	B3	38	GLU
29	B3	46	ASN
29	B3	48	GLU
29	B3	50	VAL
30	B4	5	ILE
30	B4	9	LEU
30	B4	20	ASN
30	B4	32	TYR
30	B4	34	GLU
30	B4	43	TYR
30	B4	47	GLN
31	B5	6	VAL
31	B5	15	ARG
31	B5	25	LEU
31	B5	40	LYS
31	B5	46	CYS
31	B5	48	GLU
31	B5	51	TYR
31	B5	56	LYS
32	B6	6	ARG
32	B6	9	LEU

Continued on next page...

Continued from previous page...

Mol	Chain	Res	Type
32	B6	10	LEU
32	B6	11	LEU
32	B6	18	ARG
32	B6	19	ARG
32	B6	21	TYR
32	B6	31	PRO
32	B6	33	LYS
32	B6	36	LEU
32	B6	41	PRO
32	B6	42	TRP
32	B6	53	LYS
33	B7	1	MET
33	B7	4	THR
33	B7	12	ARG
33	B7	24	THR
33	B7	34	ARG
33	B7	37	LYS
34	B8	30	ARG
34	B8	31	HIS
34	B8	34	TRP
34	B8	40	GLU
34	B8	41	ILE
34	B8	56	GLU
34	B8	61	LEU
34	B8	64	TYR
35	B9	1	MET
35	B9	29	ASN
35	B9	34	GLN
38	BC	28	LEU
38	BC	36	LYS
38	BC	55	ASP
38	BC	57	ASN
38	BC	68	LEU
38	BC	71	GLN
38	BC	104	LEU
38	BC	105	ASP
38	BC	167	LYS
38	BC	175	VAL
39	BD	10	THR
39	BD	13	ARG
39	BD	20	ASP
39	BD	24	ILE

Continued on next page...

Continued from previous page...

Mol	Chain	Res	Type
39	BD	26	LYS
39	BD	30	GLU
39	BD	33	LEU
39	BD	43	ARG
39	BD	44	ASN
39	BD	46	GLN
39	BD	61	LEU
39	BD	65	ILE
39	BD	68	LYS
39	BD	75	ILE
39	BD	95	LEU
39	BD	99	ASP
39	BD	122	ASP
39	BD	166	GLN
39	BD	176	ARG
39	BD	183	ARG
39	BD	192	THR
39	BD	211	ARG
39	BD	217	ARG
39	BD	218	ARG
39	BD	239	ARG
39	BD	242	ARG
39	BD	246	PRO
39	BD	257	LEU
39	BD	260	ARG
39	BD	275	LYS
40	BE	18	ASP
40	BE	34	VAL
40	BE	55	ASN
40	BE	57	LYS
40	BE	62	PRO
40	BE	67	PHE
40	BE	73	GLU
40	BE	76	ARG
40	BE	78	LEU
40	BE	82	ARG
40	BE	87	GLU
40	BE	121	ASN
40	BE	128	SER
40	BE	181	LEU
40	BE	197	ILE
40	BE	202	LYS

Continued on next page...

Continued from previous page...

Mol	Chain	Res	Type
40	BE	203	LYS
41	BF	19	GLU
41	BF	23	ASP
41	BF	28	ILE
41	BF	51	THR
41	BF	64	ILE
41	BF	70	THR
41	BF	88	VAL
41	BF	95	ARG
41	BF	98	SER
41	BF	125	LEU
41	BF	160	ASN
41	BF	164	ARG
41	BF	169	ASN
41	BF	179	GLU
41	BF	183	VAL
42	BG	21	ARG
42	BG	26	GLN
42	BG	33	ARG
42	BG	40	ASN
42	BG	51	ARG
42	BG	52	ILE
42	BG	67	LYS
42	BG	82	LEU
42	BG	83	ARG
42	BG	90	LEU
42	BG	91	ARG
42	BG	106	LEU
42	BG	107	LEU
42	BG	113	ARG
42	BG	120	LEU
42	BG	121	ASN
42	BG	140	ILE
42	BG	143	GLU
42	BG	152	LEU
42	BG	153	ARG
42	BG	164	GLU
42	BG	175	LEU
42	BG	176	LEU
43	BH	43	VAL
43	BH	54	ARG
43	BH	71	LEU

Continued on next page...

Continued from previous page...

Mol	Chain	Res	Type
43	BH	83	TYR
43	BH	85	LYS
43	BH	104	GLU
43	BH	105	LEU
43	BH	116	GLU
43	BH	119	GLU
43	BH	139	GLN
43	BH	143	GLN
43	BH	153	LYS
43	BH	157	TYR
43	BH	159	GLU
43	BH	162	ILE
43	BH	163	TYR
46	BN	1	MET
46	BN	4	TYR
46	BN	25	ARG
46	BN	28	THR
46	BN	32	THR
46	BN	38	HIS
46	BN	41	ASP
46	BN	45	ASN
46	BN	48	MET
46	BN	56	ASN
46	BN	63	THR
46	BN	65	LYS
46	BN	87	LEU
46	BN	109	LYS
46	BN	119	ARG
47	BO	23	ARG
47	BO	47	ILE
47	BO	48	PRO
47	BO	49	ARG
47	BO	65	THR
48	BP	16	ARG
48	BP	39	LYS
48	BP	41	ARG
48	BP	42	SER
48	BP	48	PRO
48	BP	61	ARG
48	BP	70	GLN
48	BP	84	ASN
48	BP	85	LEU

Continued on next page...

Continued from previous page...

Mol	Chain	Res	Type
48	BP	90	ARG
48	BP	91	PHE
48	BP	100	LEU
48	BP	105	LEU
48	BP	108	LYS
48	BP	112	LEU
49	BQ	1	MET
49	BQ	14	ARG
49	BQ	16	ARG
49	BQ	18	LYS
49	BQ	25	ASP
49	BQ	45	GLN
49	BQ	55	VAL
49	BQ	56	ARG
49	BQ	58	PHE
49	BQ	59	ARG
49	BQ	79	LEU
49	BQ	104	PHE
49	BQ	110	THR
49	BQ	133	ARG
49	BQ	135	ASP
50	BR	2	ARG
50	BR	5	LYS
50	BR	6	SER
50	BR	10	LEU
50	BR	12	ARG
50	BR	31	HIS
50	BR	33	ARG
50	BR	51	LEU
50	BR	99	LYS
50	BR	100	LEU
50	BR	117	VAL
51	BS	11	LYS
51	BS	12	PHE
51	BS	15	ARG
51	BS	29	PHE
51	BS	36	TYR
51	BS	73	LEU
51	BS	80	LEU
51	BS	92	TYR
51	BS	97	ARG
52	BT	13	ARG

Continued on next page...

Continued from previous page...

Mol	Chain	Res	Type
52	BT	21	GLU
52	BT	24	PRO
52	BT	29	ARG
52	BT	30	VAL
52	BT	32	TYR
52	BT	38	ASN
52	BT	39	ARG
52	BT	41	ARG
52	BT	43	GLN
52	BT	48	ILE
52	BT	49	VAL
52	BT	50	ILE
52	BT	53	ARG
52	BT	58	ASN
52	BT	66	VAL
52	BT	82	LEU
52	BT	83	ILE
52	BT	90	GLN
52	BT	99	LEU
52	BT	108	ARG
52	BT	124	ASP
52	BT	128	GLU
53	BU	9	VAL
53	BU	36	ARG
53	BU	49	HIS
53	BU	66	ASN
53	BU	72	HIS
53	BU	74	LEU
53	BU	78	THR
53	BU	92	ARG
53	BU	108	GLU
54	BV	2	PHE
54	BV	12	TYR
54	BV	16	PRO
54	BV	18	LEU
54	BV	19	LYS
54	BV	21	ARG
54	BV	37	VAL
54	BV	39	LEU
54	BV	40	LEU
54	BV	61	VAL
54	BV	68	LYS

Continued on next page...

Continued from previous page...

Mol	Chain	Res	Type
54	BV	82	ARG
54	BV	89	GLN
54	BV	91	TYR
54	BV	95	LEU
54	BV	99	ILE
55	BW	11	ARG
55	BW	36	LEU
55	BW	76	VAL
55	BW	82	LEU
55	BW	107	LEU
56	BX	6	ASP
56	BX	14	SER
56	BX	27	THR
56	BX	28	PHE
56	BX	37	THR
56	BX	40	LYS
56	BX	57	LEU
56	BX	66	LEU
56	BX	68	ARG
56	BX	80	ILE
57	BY	2	ARG
57	BY	6	HIS
57	BY	28	LYS
57	BY	29	GLU
57	BY	32	PRO
57	BY	50	ARG
57	BY	55	TYR
57	BY	62	GLU
57	BY	73	ARG
57	BY	76	CYS
57	BY	77	PRO
57	BY	90	LEU
57	BY	96	ILE
57	BY	97	ARG
58	BZ	9	TYR
58	BZ	24	LEU
58	BZ	30	ASN
58	BZ	32	HIS
58	BZ	34	ASN
58	BZ	35	ARG
58	BZ	37	VAL
58	BZ	41	LEU

Continued on next page...

Continued from previous page...

Mol	Chain	Res	Type
58	BZ	42	VAL
58	BZ	50	GLN
58	BZ	60	GLU
58	BZ	63	ASP
58	BZ	67	LEU
58	BZ	70	LEU
58	BZ	72	ARG
58	BZ	73	GLN
58	BZ	79	ARG
58	BZ	80	ARG
58	BZ	81	ARG
58	BZ	86	VAL
58	BZ	93	ASP
58	BZ	107	THR
58	BZ	123	ASP
58	BZ	127	LYS
58	BZ	150	LEU
58	BZ	151	HIS
58	BZ	155	LEU
58	BZ	171	ILE
58	BZ	178	GLU
2	CB	15	VAL
2	CB	17	PHE
2	CB	24	TRP
2	CB	25	ASN
2	CB	32	ILE
2	CB	36	ARG
2	CB	42	ILE
2	CB	51	LEU
2	CB	69	LEU
2	CB	76	GLN
2	CB	144	ARG
2	CB	155	LEU
2	CB	163	PHE
2	CB	170	GLU
2	CB	178	ARG
2	CB	187	LEU
2	CB	191	ASP
2	CB	196	LEU
2	CB	200	ILE
2	CB	204	ASN
2	CB	230	VAL

Continued on next page...

Continued from previous page...

Mol	Chain	Res	Type
2	CB	234	PRO
3	CC	5	ILE
3	CC	14	ILE
3	CC	16	ARG
3	CC	29	TYR
3	CC	38	ARG
3	CC	40	ARG
3	CC	49	SER
3	CC	70	VAL
3	CC	79	ARG
3	CC	105	GLU
3	CC	107	GLN
3	CC	119	ARG
3	CC	127	ARG
3	CC	132	ARG
3	CC	167	TRP
3	CC	192	THR
4	CD	3	ARG
4	CD	15	GLU
4	CD	27	TYR
4	CD	33	MET
4	CD	36	ARG
4	CD	49	ARG
4	CD	58	LEU
4	CD	59	ARG
4	CD	67	ILE
4	CD	86	LYS
4	CD	97	LEU
4	CD	110	PHE
4	CD	129	ASN
4	CD	131	ARG
4	CD	132	ARG
4	CD	135	LEU
4	CD	138	TYR
4	CD	145	GLU
4	CD	154	ASN
4	CD	162	LEU
4	CD	179	GLU
4	CD	187	ARG
4	CD	202	LEU
5	CE	12	LEU
5	CE	20	GLN

Continued on next page...

Continued from previous page...

Mol	Chain	Res	Type
5	CE	31	LEU
5	CE	38	GLN
5	CE	41	VAL
5	CE	80	ILE
5	CE	107	ARG
5	CE	116	THR
5	CE	120	THR
5	CE	147	ASP
6	CF	25	ILE
6	CF	27	GLN
6	CF	32	ASN
6	CF	57	GLN
6	CF	63	TYR
6	CF	83	ASP
6	CF	86	ARG
6	CF	92	LYS
7	CG	24	THR
7	CG	36	LYS
7	CG	54	THR
7	CG	74	GLU
7	CG	84	ASN
7	CG	86	GLN
7	CG	98	SER
7	CG	104	LEU
7	CG	114	ARG
7	CG	137	LYS
8	CH	1	MET
8	CH	5	PRO
8	CH	26	VAL
8	CH	30	ARG
8	CH	56	LYS
8	CH	102	ARG
8	CH	104	ARG
8	CH	112	LEU
8	CH	115	SER
8	CH	119	LEU
9	CI	4	TYR
9	CI	10	ARG
9	CI	37	PHE
9	CI	47	LEU
9	CI	79	LEU
9	CI	99	LEU

Continued on next page...

Continued from previous page...

Mol	Chain	Res	Type
9	CI	120	ARG
9	CI	121	ARG
9	CI	128	ARG
10	CJ	28	ARG
10	CJ	38	ILE
10	CJ	49	VAL
10	CJ	50	ILE
10	CJ	55	LYS
10	CJ	60	ARG
10	CJ	67	THR
10	CJ	96	ILE
11	CK	27	ASN
11	CK	29	ILE
11	CK	30	VAL
11	CK	87	THR
11	CK	92	GLU
11	CK	103	LEU
11	CK	106	LYS
11	CK	116	HIS
12	CL	7	ILE
12	CL	20	LYS
12	CL	84	LEU
12	CL	89	ARG
12	CL	97	ARG
12	CL	122	THR
12	CL	126	LYS
13	CM	15	VAL
13	CM	50	GLU
13	CM	64	TRP
13	CM	65	LYS
13	CM	66	LEU
13	CM	71	ARG
13	CM	93	ARG
13	CM	101	GLN
13	CM	108	ARG
13	CM	109	THR
13	CM	113	PRO
13	CM	115	LYS
13	CM	120	LYS
14	CN	3	ARG
14	CN	14	PRO
14	CN	16	PHE

Continued on next page...

Continued from previous page...

Mol	Chain	Res	Type
14	CN	18	VAL
14	CN	22	THR
14	CN	29	ARG
14	CN	33	VAL
14	CN	41	ARG
14	CN	44	LEU
14	CN	60	SER
15	CO	25	THR
15	CO	26	GLU
15	CO	38	ARG
15	CO	39	LEU
15	CO	41	GLU
15	CO	66	LEU
15	CO	82	ILE
15	CO	88	ARG
16	CP	2	VAL
16	CP	5	ARG
16	CP	11	SER
16	CP	25	ARG
16	CP	62	VAL
16	CP	69	THR
17	CQ	7	THR
17	CQ	18	THR
17	CQ	26	GLN
17	CQ	38	ARG
17	CQ	52	LYS
17	CQ	70	ARG
17	CQ	79	SER
18	CR	31	LEU
18	CR	37	VAL
18	CR	38	GLU
18	CR	44	LEU
18	CR	47	THR
18	CR	54	ARG
18	CR	66	LEU
19	CS	5	LEU
19	CS	6	LYS
19	CS	7	LYS
19	CS	10	PHE
19	CS	15	LEU
19	CS	22	LEU
19	CS	29	ARG

Continued on next page...

Continued from previous page...

Mol	Chain	Res	Type
19	CS	32	LYS
19	CS	34	TRP
19	CS	37	ARG
19	CS	61	TYR
19	CS	63	THR
19	CS	66	MET
20	CT	23	ARG
20	CT	24	LEU
20	CT	26	ASN
20	CT	45	GLN
20	CT	74	LYS
21	CU	22	ARG
25	CZ	21	ASP
25	CZ	38	GLU
25	CZ	64	ASN
25	CZ	93	ILE
25	CZ	98	GLN
25	CZ	117	ARG
25	CZ	122	LEU
25	CZ	185	ASN
25	CZ	198	LYS
25	CZ	201	GLU
25	CZ	206	ILE
25	CZ	241	ARG
25	CZ	263	ARG
25	CZ	272	MET
25	CZ	275	LYS
25	CZ	284	ASP
25	CZ	285	ASN
25	CZ	291	ARG
25	CZ	300	ARG
25	CZ	341	GLN
25	CZ	345	ARG
25	CZ	347	THR
25	CZ	355	LEU
26	D0	9	SER
26	D0	14	ARG
26	D0	20	ARG
26	D0	27	GLU
26	D0	41	ARG
26	D0	49	LYS
26	D0	55	ARG

Continued on next page...

Continued from previous page...

Mol	Chain	Res	Type
26	D0	64	ASP
26	D0	75	LEU
26	D0	84	LEU
27	D1	3	LYS
27	D1	26	ARG
27	D1	38	SER
27	D1	45	ASN
27	D1	46	LEU
27	D1	75	GLU
27	D1	83	GLU
28	D2	20	GLU
28	D2	21	LEU
28	D2	37	PHE
28	D2	47	ASN
28	D2	59	ARG
28	D2	65	ASN
29	D3	29	ARG
29	D3	31	LEU
29	D3	35	ARG
29	D3	38	GLU
29	D3	46	ASN
29	D3	48	GLU
29	D3	50	VAL
30	D4	5	ILE
30	D4	9	LEU
30	D4	20	ASN
30	D4	32	TYR
30	D4	34	GLU
30	D4	43	TYR
30	D4	47	GLN
31	D5	6	VAL
31	D5	15	ARG
31	D5	25	LEU
31	D5	40	LYS
31	D5	46	CYS
31	D5	48	GLU
31	D5	51	TYR
31	D5	56	LYS
32	D6	6	ARG
32	D6	10	LEU
32	D6	11	LEU
32	D6	18	ARG

Continued on next page...

Continued from previous page...

Mol	Chain	Res	Type
32	D6	19	ARG
32	D6	21	TYR
32	D6	31	PRO
32	D6	33	LYS
32	D6	36	LEU
32	D6	41	PRO
32	D6	42	TRP
32	D6	53	LYS
33	D7	1	MET
33	D7	4	THR
33	D7	12	ARG
33	D7	24	THR
33	D7	34	ARG
33	D7	37	LYS
34	D8	30	ARG
34	D8	31	HIS
34	D8	34	TRP
34	D8	40	GLU
34	D8	41	ILE
34	D8	56	GLU
34	D8	61	LEU
34	D8	64	TYR
35	D9	1	MET
35	D9	29	ASN
35	D9	34	GLN
38	DC	28	LEU
38	DC	36	LYS
38	DC	55	ASP
38	DC	57	ASN
38	DC	71	GLN
38	DC	104	LEU
38	DC	105	ASP
38	DC	167	LYS
38	DC	175	VAL
39	DD	10	THR
39	DD	13	ARG
39	DD	20	ASP
39	DD	24	ILE
39	DD	26	LYS
39	DD	30	GLU
39	DD	33	LEU
39	DD	43	ARG

Continued on next page...

Continued from previous page...

Mol	Chain	Res	Type
39	DD	44	ASN
39	DD	46	GLN
39	DD	61	LEU
39	DD	65	ILE
39	DD	68	LYS
39	DD	75	ILE
39	DD	95	LEU
39	DD	99	ASP
39	DD	122	ASP
39	DD	166	GLN
39	DD	176	ARG
39	DD	183	ARG
39	DD	192	THR
39	DD	198	ASN
39	DD	211	ARG
39	DD	217	ARG
39	DD	218	ARG
39	DD	239	ARG
39	DD	242	ARG
39	DD	246	PRO
39	DD	257	LEU
39	DD	260	ARG
39	DD	275	LYS
40	DE	18	ASP
40	DE	34	VAL
40	DE	55	ASN
40	DE	57	LYS
40	DE	62	PRO
40	DE	67	PHE
40	DE	73	GLU
40	DE	76	ARG
40	DE	78	LEU
40	DE	82	ARG
40	DE	87	GLU
40	DE	121	ASN
40	DE	128	SER
40	DE	181	LEU
40	DE	197	ILE
40	DE	202	LYS
40	DE	203	LYS
41	DF	19	GLU
41	DF	23	ASP

Continued on next page...

Continued from previous page...

Mol	Chain	Res	Type
41	DF	28	ILE
41	DF	51	THR
41	DF	64	ILE
41	DF	70	THR
41	DF	88	VAL
41	DF	95	ARG
41	DF	98	SER
41	DF	125	LEU
41	DF	160	ASN
41	DF	164	ARG
41	DF	169	ASN
41	DF	179	GLU
41	DF	183	VAL
42	DG	12	TYR
42	DG	16	ARG
42	DG	33	ARG
42	DG	43	LEU
42	DG	52	ILE
42	DG	54	GLU
42	DG	67	LYS
42	DG	71	THR
42	DG	77	ILE
42	DG	86	MET
42	DG	104	GLU
42	DG	105	LYS
42	DG	116	ASP
42	DG	125	PHE
42	DG	136	ARG
42	DG	153	ARG
42	DG	174	GLU
43	DH	43	VAL
43	DH	54	ARG
43	DH	71	LEU
43	DH	83	TYR
43	DH	85	LYS
43	DH	104	GLU
43	DH	105	LEU
43	DH	116	GLU
43	DH	119	GLU
43	DH	139	GLN
43	DH	143	GLN
43	DH	153	LYS

Continued on next page...

Continued from previous page...

Mol	Chain	Res	Type
43	DH	157	TYR
43	DH	159	GLU
43	DH	162	ILE
43	DH	163	TYR
46	DN	1	MET
46	DN	4	TYR
46	DN	25	ARG
46	DN	28	THR
46	DN	32	THR
46	DN	38	HIS
46	DN	41	ASP
46	DN	45	ASN
46	DN	48	MET
46	DN	56	ASN
46	DN	63	THR
46	DN	65	LYS
46	DN	87	LEU
46	DN	109	LYS
46	DN	119	ARG
47	DO	23	ARG
47	DO	47	ILE
47	DO	48	PRO
47	DO	49	ARG
47	DO	65	THR
48	DP	16	ARG
48	DP	39	LYS
48	DP	41	ARG
48	DP	42	SER
48	DP	48	PRO
48	DP	61	ARG
48	DP	70	GLN
48	DP	84	ASN
48	DP	85	LEU
48	DP	90	ARG
48	DP	91	PHE
48	DP	100	LEU
48	DP	105	LEU
48	DP	108	LYS
48	DP	112	LEU
49	DQ	1	MET
49	DQ	16	ARG
49	DQ	18	LYS

Continued on next page...

Continued from previous page...

Mol	Chain	Res	Type
49	DQ	25	ASP
49	DQ	45	GLN
49	DQ	55	VAL
49	DQ	56	ARG
49	DQ	58	PHE
49	DQ	59	ARG
49	DQ	79	LEU
49	DQ	104	PHE
49	DQ	110	THR
49	DQ	133	ARG
49	DQ	135	ASP
50	DR	2	ARG
50	DR	5	LYS
50	DR	6	SER
50	DR	10	LEU
50	DR	12	ARG
50	DR	31	HIS
50	DR	33	ARG
50	DR	51	LEU
50	DR	99	LYS
50	DR	117	VAL
51	DS	11	LYS
51	DS	12	PHE
51	DS	15	ARG
51	DS	29	PHE
51	DS	36	TYR
51	DS	73	LEU
51	DS	80	LEU
51	DS	92	TYR
51	DS	97	ARG
52	DT	13	ARG
52	DT	21	GLU
52	DT	24	PRO
52	DT	29	ARG
52	DT	30	VAL
52	DT	32	TYR
52	DT	38	ASN
52	DT	39	ARG
52	DT	41	ARG
52	DT	43	GLN
52	DT	48	ILE
52	DT	49	VAL

Continued on next page...

Continued from previous page...

Mol	Chain	Res	Type
52	DT	53	ARG
52	DT	58	ASN
52	DT	66	VAL
52	DT	82	LEU
52	DT	83	ILE
52	DT	90	GLN
52	DT	99	LEU
52	DT	108	ARG
52	DT	124	ASP
52	DT	128	GLU
53	DU	9	VAL
53	DU	49	HIS
53	DU	66	ASN
53	DU	72	HIS
53	DU	74	LEU
53	DU	78	THR
53	DU	92	ARG
53	DU	108	GLU
54	DV	2	PHE
54	DV	12	TYR
54	DV	16	PRO
54	DV	18	LEU
54	DV	19	LYS
54	DV	21	ARG
54	DV	37	VAL
54	DV	39	LEU
54	DV	40	LEU
54	DV	61	VAL
54	DV	68	LYS
54	DV	82	ARG
54	DV	89	GLN
54	DV	91	TYR
54	DV	95	LEU
54	DV	99	ILE
55	DW	11	ARG
55	DW	36	LEU
55	DW	76	VAL
55	DW	82	LEU
55	DW	107	LEU
56	DX	6	ASP
56	DX	14	SER
56	DX	27	THR

Continued on next page...

Continued from previous page...

Mol	Chain	Res	Type
56	DX	28	PHE
56	DX	37	THR
56	DX	40	LYS
56	DX	57	LEU
56	DX	66	LEU
56	DX	68	ARG
56	DX	80	ILE
57	DY	2	ARG
57	DY	6	HIS
57	DY	28	LYS
57	DY	29	GLU
57	DY	32	PRO
57	DY	50	ARG
57	DY	55	TYR
57	DY	62	GLU
57	DY	73	ARG
57	DY	76	CYS
57	DY	77	PRO
57	DY	90	LEU
57	DY	96	ILE
57	DY	97	ARG
58	DZ	6	LYS
58	DZ	9	TYR
58	DZ	11	GLU
58	DZ	14	LYS
58	DZ	28	MET
58	DZ	38	TYR
58	DZ	41	LEU
58	DZ	43	GLU
58	DZ	70	LEU
58	DZ	81	ARG
58	DZ	86	VAL
58	DZ	87	ASP
58	DZ	97	GLU
58	DZ	122	ARG
58	DZ	138	GLU
58	DZ	141	VAL
58	DZ	150	LEU
58	DZ	155	LEU
58	DZ	163	LEU
58	DZ	166	SER

Some sidechains can be flipped to improve hydrogen bonding and reduce clashes. All (301) such

sidechains are listed below:

Mol	Chain	Res	Type
2	AB	25	ASN
2	AB	37	ASN
2	AB	45	GLN
2	AB	78	GLN
2	AB	95	GLN
2	AB	146	GLN
2	AB	204	ASN
3	AC	118	GLN
3	AC	136	GLN
3	AC	139	GLN
3	AC	170	GLN
3	AC	181	ASN
4	AD	62	GLN
4	AD	129	ASN
4	AD	201	GLN
5	AE	20	GLN
6	AF	27	GLN
6	AF	32	ASN
6	AF	57	GLN
6	AF	73	ASN
6	AF	84	ASN
6	AF	100	ASN
7	AG	13	GLN
7	AG	37	ASN
7	AG	84	ASN
7	AG	86	GLN
7	AG	106	GLN
9	AI	29	ASN
9	AI	124	GLN
10	AJ	13	HIS
10	AJ	56	HIS
10	AJ	68	HIS
10	AJ	78	ASN
10	AJ	84	GLN
11	AK	27	ASN
11	AK	38	ASN
11	AK	117	ASN
12	AL	8	ASN
12	AL	9	GLN
12	AL	49	ASN
12	AL	75	HIS
12	AL	78	GLN

Continued on next page...

Continued from previous page...

Mol	Chain	Res	Type
13	AM	12	ASN
13	AM	92	HIS
13	AM	101	GLN
14	AN	49	HIS
15	AO	46	HIS
15	AO	53	HIS
16	AP	13	HIS
17	AQ	16	GLN
20	AT	16	HIS
20	AT	26	ASN
20	AT	42	GLN
20	AT	73	HIS
25	AZ	64	ASN
25	AZ	85	HIS
25	AZ	98	GLN
25	AZ	115	GLN
25	AZ	125	GLN
25	AZ	185	ASN
25	AZ	193	ASN
25	AZ	285	ASN
25	AZ	341	GLN
25	AZ	367	ASN
26	B0	12	ASN
26	B0	40	GLN
26	B0	50	ASN
26	B0	70	GLN
28	B2	43	GLN
28	B2	70	GLN
29	B3	19	GLN
29	B3	46	ASN
29	B3	52	HIS
30	B4	20	ASN
30	B4	47	GLN
31	B5	43	HIS
32	B6	29	ASN
32	B6	49	HIS
34	B8	43	GLN
35	B9	29	ASN
38	BC	57	ASN
38	BC	165	ASN
39	BD	44	ASN
39	BD	126	GLN

Continued on next page...

Continued from previous page...

Mol	Chain	Res	Type
39	BD	166	GLN
39	BD	186	HIS
39	BD	198	ASN
40	BE	48	GLN
40	BE	54	GLN
40	BE	55	ASN
40	BE	129	HIS
40	BE	135	HIS
40	BE	169	ASN
40	BE	192	ASN
41	BF	29	ASN
41	BF	40	GLN
41	BF	69	HIS
41	BF	75	HIS
41	BF	133	ASN
41	BF	160	ASN
41	BF	169	ASN
41	BF	204	ASN
42	BG	40	ASN
42	BG	121	ASN
42	BG	138	GLN
43	BH	139	GLN
43	BH	147	ASN
46	BN	45	ASN
46	BN	56	ASN
46	BN	133	GLN
47	BO	3	GLN
47	BO	82	ASN
48	BP	38	GLN
48	BP	68	GLN
48	BP	84	ASN
48	BP	128	HIS
49	BQ	12	GLN
49	BQ	45	GLN
49	BQ	123	HIS
49	BQ	141	GLN
50	BR	11	ASN
50	BR	13	HIS
50	BR	16	HIS
50	BR	23	ASN
50	BR	24	GLN
50	BR	71	GLN

Continued on next page...

Continued from previous page...

Mol	Chain	Res	Type
51	BS	34	HIS
52	BT	2	ASN
52	BT	38	ASN
52	BT	43	GLN
52	BT	55	ASN
52	BT	58	ASN
52	BT	90	GLN
53	BU	44	ASN
53	BU	49	HIS
53	BU	66	ASN
53	BU	94	ASN
53	BU	117	GLN
54	BV	11	GLN
55	BW	34	ASN
55	BW	57	ASN
55	BW	61	ASN
56	BX	87	GLN
58	BZ	30	ASN
58	BZ	55	HIS
58	BZ	65	GLN
58	BZ	75	ASN
58	BZ	118	GLN
58	BZ	121	HIS
2	CB	25	ASN
2	CB	37	ASN
2	CB	45	GLN
2	CB	78	GLN
2	CB	95	GLN
2	CB	146	GLN
2	CB	204	ASN
3	CC	37	GLN
3	CC	118	GLN
3	CC	136	GLN
3	CC	139	GLN
3	CC	170	GLN
3	CC	181	ASN
4	CD	62	GLN
4	CD	74	GLN
4	CD	129	ASN
4	CD	201	GLN
5	CE	20	GLN
6	CF	27	GLN

Continued on next page...

Continued from previous page...

Mol	Chain	Res	Type
6	CF	32	ASN
6	CF	57	GLN
6	CF	73	ASN
6	CF	84	ASN
6	CF	100	ASN
7	CG	13	GLN
7	CG	37	ASN
7	CG	84	ASN
7	CG	86	GLN
7	CG	106	GLN
9	CI	29	ASN
9	CI	58	HIS
9	CI	124	GLN
10	CJ	13	HIS
10	CJ	56	HIS
10	CJ	68	HIS
10	CJ	78	ASN
10	CJ	84	GLN
11	CK	27	ASN
11	CK	38	ASN
11	CK	117	ASN
12	CL	8	ASN
12	CL	9	GLN
12	CL	49	ASN
12	CL	75	HIS
12	CL	78	GLN
13	CM	12	ASN
13	CM	92	HIS
13	CM	101	GLN
14	CN	49	HIS
15	CO	46	HIS
16	CP	13	HIS
17	CQ	16	GLN
20	CT	16	HIS
20	CT	26	ASN
20	CT	42	GLN
20	CT	73	HIS
25	CZ	19	HIS
25	CZ	64	ASN
25	CZ	85	HIS
25	CZ	98	GLN
25	CZ	115	GLN

Continued on next page...

Continued from previous page...

Mol	Chain	Res	Type
25	CZ	125	GLN
25	CZ	185	ASN
25	CZ	193	ASN
25	CZ	285	ASN
25	CZ	341	GLN
25	CZ	367	ASN
26	D0	12	ASN
26	D0	40	GLN
26	D0	50	ASN
26	D0	70	GLN
27	D1	16	ASN
27	D1	19	GLN
27	D1	45	ASN
28	D2	43	GLN
28	D2	47	ASN
28	D2	70	GLN
29	D3	19	GLN
29	D3	46	ASN
29	D3	52	HIS
30	D4	20	ASN
30	D4	47	GLN
31	D5	43	HIS
32	D6	29	ASN
32	D6	49	HIS
35	D9	29	ASN
38	DC	57	ASN
38	DC	165	ASN
39	DD	44	ASN
39	DD	96	HIS
39	DD	126	GLN
39	DD	166	GLN
39	DD	186	HIS
39	DD	198	ASN
40	DE	48	GLN
40	DE	54	GLN
40	DE	55	ASN
40	DE	129	HIS
40	DE	135	HIS
40	DE	169	ASN
40	DE	192	ASN
41	DF	29	ASN
41	DF	40	GLN

Continued on next page...

Continued from previous page...

Mol	Chain	Res	Type
41	DF	69	HIS
41	DF	75	HIS
41	DF	133	ASN
41	DF	160	ASN
41	DF	169	ASN
41	DF	204	ASN
42	DG	40	ASN
43	DH	139	GLN
43	DH	147	ASN
46	DN	45	ASN
46	DN	56	ASN
46	DN	133	GLN
47	DO	3	GLN
47	DO	82	ASN
48	DP	38	GLN
48	DP	68	GLN
48	DP	84	ASN
48	DP	128	HIS
49	DQ	12	GLN
49	DQ	45	GLN
49	DQ	123	HIS
49	DQ	141	GLN
50	DR	11	ASN
50	DR	13	HIS
50	DR	16	HIS
50	DR	23	ASN
50	DR	24	GLN
50	DR	71	GLN
51	DS	34	HIS
52	DT	2	ASN
52	DT	38	ASN
52	DT	43	GLN
52	DT	55	ASN
52	DT	58	ASN
52	DT	90	GLN
53	DU	44	ASN
53	DU	49	HIS
53	DU	66	ASN
53	DU	94	ASN
53	DU	117	GLN
54	DV	11	GLN
55	DW	34	ASN

Continued on next page...

Continued from previous page...

Mol	Chain	Res	Type
55	DW	57	ASN
55	DW	61	ASN
56	DX	87	GLN
58	DZ	55	HIS
58	DZ	73	GLN
58	DZ	118	GLN
58	DZ	132	ASN

5.3.3 RNA ⓘ

Mol	Chain	Analysed	Backbone Outliers	Pucker Outliers
1	AA	1509/1522 (99%)	240 (15%)	49 (3%)
1	CA	1509/1522 (99%)	234 (15%)	47 (3%)
22	AV	75/76 (98%)	19 (25%)	2 (2%)
22	AW	75/76 (98%)	17 (22%)	0
22	CV	75/76 (98%)	19 (25%)	1 (1%)
22	CW	75/76 (98%)	17 (22%)	0
23	AX	16/27 (59%)	6 (37%)	0
23	CX	16/27 (59%)	6 (37%)	0
24	AY	74/77 (96%)	25 (33%)	5 (6%)
24	CY	74/77 (96%)	25 (33%)	5 (6%)
36	BA	2900/2915 (99%)	510 (17%)	46 (1%)
36	DA	2900/2915 (99%)	508 (17%)	46 (1%)
37	BB	118/122 (96%)	25 (21%)	2 (1%)
37	DB	118/122 (96%)	25 (21%)	2 (1%)
All	All	9534/9630 (99%)	1676 (17%)	205 (2%)

All (1676) RNA backbone outliers are listed below:

Mol	Chain	Res	Type
1	AA	7	G
1	AA	9	G
1	AA	31	G
1	AA	32	A
1	AA	39	G
1	AA	47	C
1	AA	48	C
1	AA	51	A
1	AA	55	A
1	AA	60	A
1	AA	61	G

Continued on next page...

Continued from previous page...

Mol	Chain	Res	Type
1	AA	65	U
1	AA	79	G
1	AA	80	G
1	AA	81	U
1	AA	88	A
1	AA	90	U
1	AA	101	A
1	AA	110	C
1	AA	116	A
1	AA	120	A
1	AA	121	C
1	AA	131	C
1	AA	144	G
1	AA	146	G
1	AA	147	G
1	AA	172	A
1	AA	173	U
1	AA	182	U
1	AA	189(I)	G
1	AA	195	A
1	AA	197	A
1	AA	198	G
1	AA	199	G
1	AA	202	U
1	AA	203	U
1	AA	228	A
1	AA	244	U
1	AA	246	A
1	AA	247	G
1	AA	251	G
1	AA	267	C
1	AA	274	A
1	AA	275	G
1	AA	289	G
1	AA	321	A
1	AA	328	C
1	AA	330	C
1	AA	332	G
1	AA	344	A
1	AA	345	C
1	AA	346	G
1	AA	347	G

Continued on next page...

Continued from previous page...

Mol	Chain	Res	Type
1	AA	348	G
1	AA	352	C
1	AA	353	A
1	AA	354	G
1	AA	367	U
1	AA	370	C
1	AA	372	C
1	AA	373	A
1	AA	397	A
1	AA	398	C
1	AA	406	G
1	AA	412	A
1	AA	413	G
1	AA	414	A
1	AA	422	C
1	AA	423	G
1	AA	428	G
1	AA	429	U
1	AA	430	A
1	AA	439	A
1	AA	452	A
1	AA	453	A
1	AA	454	C
1	AA	484	G
1	AA	485	G
1	AA	495	A
1	AA	496	A
1	AA	499	A
1	AA	505	G
1	AA	508	C
1	AA	509	A
1	AA	511	C
1	AA	518	C
1	AA	527	G
1	AA	530	G
1	AA	531	U
1	AA	532	A
1	AA	533	A
1	AA	534	U
1	AA	548	G
1	AA	559	A
1	AA	561	U

Continued on next page...

Continued from previous page...

Mol	Chain	Res	Type
1	AA	562	C
1	AA	572	A
1	AA	573	A
1	AA	576	G
1	AA	577	G
1	AA	588	G
1	AA	632	A
1	AA	633	G
1	AA	653	A
1	AA	665	A
1	AA	688	G
1	AA	701	C
1	AA	702	A
1	AA	721	G
1	AA	722	A
1	AA	723	U
1	AA	731	G
1	AA	748	C
1	AA	749	C
1	AA	755	G
1	AA	777	A
1	AA	787	A
1	AA	793	U
1	AA	794	A
1	AA	816	A
1	AA	817	C
1	AA	821	G
1	AA	827	U
1	AA	828	A
1	AA	839	U
1	AA	840	C
1	AA	841	U
1	AA	848	C
1	AA	858	G
1	AA	859	A
1	AA	914	A
1	AA	926	G
1	AA	927	G
1	AA	934	C
1	AA	935	A
1	AA	960	U
1	AA	961	U

Continued on next page...

Continued from previous page...

Mol	Chain	Res	Type
1	AA	962	C
1	AA	968	A
1	AA	969	A
1	AA	974	A
1	AA	975	A
1	AA	976	G
1	AA	977	A
1	AA	978	A
1	AA	980	C
1	AA	981	U
1	AA	982	U
1	AA	983	A
1	AA	991	U
1	AA	992	U
1	AA	993	G
1	AA	996	A
1	AA	1004	A
1	AA	1026	G
1	AA	1030	C
1	AA	1050	G
1	AA	1051	C
1	AA	1054	C
1	AA	1055	A
1	AA	1065	U
1	AA	1081	G
1	AA	1094	G
1	AA	1095	U
1	AA	1101	A
1	AA	1102	A
1	AA	1117	G
1	AA	1124	G
1	AA	1125	U
1	AA	1126	U
1	AA	1129	C
1	AA	1130	A
1	AA	1131	G
1	AA	1136	U
1	AA	1137	C
1	AA	1138	G
1	AA	1139	G
1	AA	1140	C
1	AA	1141	C

Continued on next page...

Continued from previous page...

Mol	Chain	Res	Type
1	AA	1146	A
1	AA	1152	A
1	AA	1154	G
1	AA	1158	C
1	AA	1159	U
1	AA	1171	G
1	AA	1181	G
1	AA	1184	G
1	AA	1187	G
1	AA	1196	U
1	AA	1197	G
1	AA	1200	C
1	AA	1201	A
1	AA	1212	U
1	AA	1213	A
1	AA	1238	A
1	AA	1240	U
1	AA	1256	A
1	AA	1257	U
1	AA	1272	G
1	AA	1280	A
1	AA	1281	U
1	AA	1284	C
1	AA	1285	A
1	AA	1286	A
1	AA	1287	A
1	AA	1300	G
1	AA	1301	U
1	AA	1302	U
1	AA	1320	C
1	AA	1322	C
1	AA	1323	G
1	AA	1331	G
1	AA	1334	G
1	AA	1347	G
1	AA	1364	U
1	AA	1379	G
1	AA	1398	A
1	AA	1417	G
1	AA	1418	A
1	AA	1419	G
1	AA	1439	C

Continued on next page...

Continued from previous page...

Mol	Chain	Res	Type
1	AA	1442	G
1	AA	1442(A)	G
1	AA	1447	A
1	AA	1452	C
1	AA	1456	G
1	AA	1457	G
1	AA	1492	A
1	AA	1499	A
1	AA	1503	A
1	AA	1504	G
1	AA	1505	G
1	AA	1506	U
1	AA	1517	G
1	AA	1529	G
1	AA	1530	G
1	AA	1531	A
1	AA	1532	U
1	AA	1534	A
1	AA	1537	U
22	AV	5	G
22	AV	8	U
22	AV	16	U
22	AV	17	C
22	AV	18	G
22	AV	19	G
22	AV	21	A
22	AV	22	G
22	AV	23	A
22	AV	42	C
22	AV	44	G
22	AV	45	U
22	AV	46	G
22	AV	47	U
22	AV	48	C
22	AV	61	C
22	AV	62	C
22	AV	63	G
22	AV	74	C
22	AW	4	C
22	AW	8	U
22	AW	9	A
22	AW	16	U

Continued on next page...

Continued from previous page...

Mol	Chain	Res	Type
22	AW	17	C
22	AW	18	G
22	AW	19	G
22	AW	21	A
22	AW	39	U
22	AW	40	C
22	AW	44	G
22	AW	47	U
22	AW	48	C
22	AW	50	U
22	AW	59	U
22	AW	61	C
22	AW	70	G
23	AX	12	A
23	AX	13	A
23	AX	16	A
23	AX	17	U
23	AX	26	A
23	AX	27	A
24	AY	3	G
24	AY	5	G
24	AY	8	4SU
24	AY	9	C
24	AY	12	U
24	AY	16	H2U
24	AY	17	H2U
24	AY	18	G
24	AY	19	G
24	AY	20	H2U
24	AY	21	A
24	AY	41	C
24	AY	44	G
24	AY	45	U
24	AY	46	7MG
24	AY	47	U
24	AY	55	PSU
24	AY	56	C
24	AY	59	G
24	AY	62	U
24	AY	69	C
24	AY	70	C
24	AY	71	C

Continued on next page...

Continued from previous page...

Mol	Chain	Res	Type
24	AY	73	G
24	AY	76	A
36	BA	10	G
36	BA	32	C
36	BA	34	C
36	BA	45	C
36	BA	71	A
36	BA	72	U
36	BA	74	A
36	BA	75	G
36	BA	83	G
36	BA	84	A
36	BA	88	G
36	BA	90	U
36	BA	92	A
36	BA	94	C
36	BA	96	G
36	BA	100	G
36	BA	102	G
36	BA	118	A
36	BA	119	A
36	BA	120	U
36	BA	129	C
36	BA	139(A)	G
36	BA	141	A
36	BA	146	G
36	BA	173	G
36	BA	174	C
36	BA	181	A
36	BA	182	A
36	BA	196	A
36	BA	197	A
36	BA	199	A
36	BA	200	U
36	BA	204	A
36	BA	205	G
36	BA	215	G
36	BA	216	A
36	BA	221	A
36	BA	222	A
36	BA	229	A
36	BA	233	A

Continued on next page...

Continued from previous page...

Mol	Chain	Res	Type
36	BA	245	G
36	BA	248	G
36	BA	261	G
36	BA	267	C
36	BA	271(K)	U
36	BA	271(L)	U
36	BA	271(M)	G
36	BA	271(N)	U
36	BA	271(O)	C
36	BA	271(P)	C
36	BA	271(R)	G
36	BA	271(Y)	U
36	BA	272(A)	U
36	BA	272(B)	G
36	BA	272(I)	U
36	BA	274	G
36	BA	276	A
36	BA	278	A
36	BA	288	C
36	BA	299	A
36	BA	310	A
36	BA	324	A
36	BA	329	G
36	BA	330	A
36	BA	332	A
36	BA	333	G
36	BA	352	G
36	BA	353	G
36	BA	358	U
36	BA	362	U
36	BA	363	G
36	BA	363(E)	U
36	BA	363(F)	A
36	BA	372	G
36	BA	386	G
36	BA	388	G
36	BA	396	G
36	BA	405	U
36	BA	406	G
36	BA	411	G
36	BA	412	A
36	BA	428	A

Continued on next page...

Continued from previous page...

Mol	Chain	Res	Type
36	BA	444	C
36	BA	448	U
36	BA	451	C
36	BA	457	A
36	BA	470	A
36	BA	481	G
36	BA	482	A
36	BA	494	G
36	BA	505	A
36	BA	508	G
36	BA	509	C
36	BA	512	G
36	BA	528	A
36	BA	529	A
36	BA	530	G
36	BA	531	C
36	BA	532	A
36	BA	533	G
36	BA	537	C
36	BA	556	G
36	BA	563	G
36	BA	573	G
36	BA	575	A
36	BA	586	A
36	BA	588	U
36	BA	603	A
36	BA	604	G
36	BA	607	U
36	BA	613	G
36	BA	614(B)	G
36	BA	615	G
36	BA	622	G
36	BA	627	A
36	BA	629	G
36	BA	637	A
36	BA	645	C
36	BA	646	A
36	BA	650	C
36	BA	651	G
36	BA	653	A
36	BA	654(I)	C
36	BA	654(J)	A

Continued on next page...

Continued from previous page...

Mol	Chain	Res	Type
36	BA	654(M)	C
36	BA	654(T)	C
36	BA	655	A
36	BA	656	G
36	BA	673	C
36	BA	686	G
36	BA	708	C
36	BA	717	G
36	BA	722	A
36	BA	730	C
36	BA	753	C
36	BA	761	A
36	BA	764	A
36	BA	776	G
36	BA	782	A
36	BA	784	A
36	BA	785	G
36	BA	790	C
36	BA	791	C
36	BA	792	G
36	BA	805	G
36	BA	812	C
36	BA	819	A
36	BA	827	U
36	BA	828	U
36	BA	830	G
36	BA	848	G
36	BA	857	C
36	BA	859	G
36	BA	866	A
36	BA	878	A
36	BA	886	C
36	BA	889	C
36	BA	890	A
36	BA	896	A
36	BA	897	C
36	BA	901	A
36	BA	910	A
36	BA	917	A
36	BA	926	A
36	BA	932	G
36	BA	941	A

Continued on next page...

Continued from previous page...

Mol	Chain	Res	Type
36	BA	945	A
36	BA	946	G
36	BA	953	A
36	BA	958	U
36	BA	959	A
36	BA	961	C
36	BA	974	G
36	BA	975	C
36	BA	983	A
36	BA	991	C
36	BA	996	A
36	BA	1011	G
36	BA	1012	U
36	BA	1013	C
36	BA	1022	G
36	BA	1023	U
36	BA	1025	G
36	BA	1026	U
36	BA	1027	A
36	BA	1033	U
36	BA	1038	C
36	BA	1039	G
36	BA	1041	G
36	BA	1045	A
36	BA	1047	G
36	BA	1048	A
36	BA	1051	G
36	BA	1053	C
36	BA	1059	G
36	BA	1061	U
36	BA	1062	G
36	BA	1065	U
36	BA	1067	A
36	BA	1068	G
36	BA	1069	A
36	BA	1070	A
36	BA	1071	G
36	BA	1073	A
36	BA	1074	G
36	BA	1079	C
36	BA	1087	G
36	BA	1088	A

Continued on next page...

Continued from previous page...

Mol	Chain	Res	Type
36	BA	1103	A
36	BA	1111	A
36	BA	1112	G
36	BA	1116	C
36	BA	1135	C
36	BA	1136	G
36	BA	1142	U
36	BA	1143	A
36	BA	1155	A
36	BA	1170	G
36	BA	1174	A
36	BA	1175	U
36	BA	1176	G
36	BA	1178	C
36	BA	1205	U
36	BA	1210	A
36	BA	1211	U
36	BA	1212	G
36	BA	1223	G
36	BA	1236	G
36	BA	1244	G
36	BA	1247	A
36	BA	1248	G
36	BA	1250	G
36	BA	1253	A
36	BA	1256	G
36	BA	1265	A
36	BA	1271	G
36	BA	1272	A
36	BA	1273	U
36	BA	1300	U
36	BA	1301	A
36	BA	1302	A
36	BA	1314	C
36	BA	1319	G
36	BA	1321	A
36	BA	1330	C
36	BA	1332	G
36	BA	1349	A
36	BA	1359	A
36	BA	1365	A
36	BA	1379	A

Continued on next page...

Continued from previous page...

Mol	Chain	Res	Type
36	BA	1380	G
36	BA	1384	A
36	BA	1385	G
36	BA	1386	C
36	BA	1395	A
36	BA	1396	U
36	BA	1407	C
36	BA	1416	G
36	BA	1419	A
36	BA	1427	A
36	BA	1428	C
36	BA	1437	C
36	BA	1445	A
36	BA	1449	A
36	BA	1455	G
36	BA	1460	A
36	BA	1461	G
36	BA	1467	C
36	BA	1471	A
36	BA	1474	C
36	BA	1475	G
36	BA	1478	G
36	BA	1481	U
36	BA	1482	G
36	BA	1485	G
36	BA	1490	A
36	BA	1493	C
36	BA	1494	A
36	BA	1495	A
36	BA	1497	U
36	BA	1499	C
36	BA	1502	C
36	BA	1505	C
36	BA	1509	C
36	BA	1509(A)	A
36	BA	1517	G
36	BA	1541	G
36	BA	1542	A
36	BA	1544	A
36	BA	1554	A
36	BA	1558	A
36	BA	1559	G

Continued on next page...

Continued from previous page...

Mol	Chain	Res	Type
36	BA	1569	A
36	BA	1578	U
36	BA	1579	A
36	BA	1584	C
36	BA	1586	A
36	BA	1588	C
36	BA	1593	G
36	BA	1603	A
36	BA	1608	A
36	BA	1617	C
36	BA	1618	A
36	BA	1634	A
36	BA	1640	C
36	BA	1648	C
36	BA	1654	A
36	BA	1674	G
36	BA	1696	G
36	BA	1698	A
36	BA	1699	G
36	BA	1721	G
36	BA	1722	A
36	BA	1739	U
36	BA	1745(A)	C
36	BA	1746	G
36	BA	1748	G
36	BA	1763	G
36	BA	1764	G
36	BA	1773	A
36	BA	1791	A
36	BA	1799	G
36	BA	1800	C
36	BA	1801	G
36	BA	1816	G
36	BA	1820	U
36	BA	1821	A
36	BA	1835	G
36	BA	1847	A
36	BA	1858	G
36	BA	1865	G
36	BA	1878	G
36	BA	1881	C
36	BA	1885	A

Continued on next page...

Continued from previous page...

Mol	Chain	Res	Type
36	BA	1888	G
36	BA	1889	A
36	BA	1900	A
36	BA	1906	G
36	BA	1929	G
36	BA	1930	G
36	BA	1936	A
36	BA	1937	A
36	BA	1938	A
36	BA	1948	G
36	BA	1955	U
36	BA	1963	U
36	BA	1967	C
36	BA	1969	A
36	BA	1970	A
36	BA	1971	A
36	BA	1972	A
36	BA	1982	C
36	BA	1987	G
36	BA	1991	U
36	BA	1992	G
36	BA	1993	U
36	BA	1997	G
36	BA	2020	A
36	BA	2023	G
36	BA	2031	A
36	BA	2033	A
36	BA	2034	U
36	BA	2036	C
36	BA	2043	C
36	BA	2055	C
36	BA	2056	G
36	BA	2060	A
36	BA	2061	G
36	BA	2062	A
36	BA	2069	G
36	BA	2093	G
36	BA	2100	G
36	BA	2102	U
36	BA	2104	G
36	BA	2112	G
36	BA	2116	G

Continued on next page...

Continued from previous page...

Mol	Chain	Res	Type
36	BA	2118	U
36	BA	2126	A
36	BA	2127	G
36	BA	2131	G
36	BA	2132	U
36	BA	2133	G
36	BA	2146	C
36	BA	2148	G
36	BA	2158	A
36	BA	2159	G
36	BA	2160	G
36	BA	2172	U
36	BA	2173	A
36	BA	2174	C
36	BA	2177	C
36	BA	2179	C
36	BA	2180	U
36	BA	2185	C
36	BA	2186	G
36	BA	2187	G
36	BA	2189	U
36	BA	2190	G
36	BA	2192	G
36	BA	2193	G
36	BA	2198	A
36	BA	2199	A
36	BA	2200	C
36	BA	2207	G
36	BA	2208	A
36	BA	2218	U
36	BA	2219	G
36	BA	2225	A
36	BA	2238	G
36	BA	2239	G
36	BA	2266	A
36	BA	2275	C
36	BA	2283	C
36	BA	2287	A
36	BA	2288	A
36	BA	2305	A
36	BA	2306	C
36	BA	2307	G

Continued on next page...

Continued from previous page...

Mol	Chain	Res	Type
36	BA	2308	G
36	BA	2313	C
36	BA	2316	C
36	BA	2319	G
36	BA	2320	A
36	BA	2336	A
36	BA	2347	C
36	BA	2350	C
36	BA	2361	A
36	BA	2383	G
36	BA	2385	C
36	BA	2392	A
36	BA	2402	C
36	BA	2423	U
36	BA	2425	A
36	BA	2429	G
36	BA	2430	A
36	BA	2431	U
36	BA	2434	A
36	BA	2439	A
36	BA	2441	C
36	BA	2448	A
36	BA	2465	C
36	BA	2469	A
36	BA	2475	C
36	BA	2476	A
36	BA	2482	G
36	BA	2491	U
36	BA	2502	G
36	BA	2505	G
36	BA	2518	A
36	BA	2524	G
36	BA	2529	G
36	BA	2543	G
36	BA	2554	U
36	BA	2566	A
36	BA	2567	G
36	BA	2573	C
36	BA	2582	G
36	BA	2602	A
36	BA	2612	C
36	BA	2630	G

Continued on next page...

Continued from previous page...

Mol	Chain	Res	Type
36	BA	2646	C
36	BA	2654	A
36	BA	2655	G
36	BA	2657	A
36	BA	2658	C
36	BA	2660	A
36	BA	2673	G
36	BA	2682	U
36	BA	2690	C
36	BA	2691	C
36	BA	2702	U
36	BA	2703	C
36	BA	2712	U
36	BA	2712(A)	A
36	BA	2713	A
36	BA	2714	G
36	BA	2720	U
36	BA	2726	U
36	BA	2733	A
36	BA	2750	A
36	BA	2751	G
36	BA	2752	C
36	BA	2757	A
36	BA	2759	G
36	BA	2761	G
36	BA	2762	G
36	BA	2764	A
36	BA	2765	A
36	BA	2766	G
36	BA	2778	A
36	BA	2779	U
36	BA	2780	G
36	BA	2789	C
36	BA	2790	A
36	BA	2791	C
36	BA	2794	C
36	BA	2799	C
36	BA	2802	G
36	BA	2803	C
36	BA	2808	U
36	BA	2820	A
36	BA	2821	A

Continued on next page...

Continued from previous page...

Mol	Chain	Res	Type
36	BA	2823	A
36	BA	2833	G
36	BA	2834	G
36	BA	2847	U
36	BA	2849	U
36	BA	2872	G
36	BA	2880	C
36	BA	2894	G
37	BB	8	U
37	BB	13	A
37	BB	15	A
37	BB	16	G
37	BB	17	C
37	BB	21	G
37	BB	25	A
37	BB	27	C
37	BB	32	C
37	BB	41	U
37	BB	42	C
37	BB	43	C
37	BB	45	A
37	BB	53	A
37	BB	57	A
37	BB	66	A
37	BB	67	G
37	BB	68	C
37	BB	73	A
37	BB	81	G
37	BB	82	G
37	BB	88	C
37	BB	89	G
37	BB	110	G
37	BB	113	G
1	CA	7	G
1	CA	9	G
1	CA	31	G
1	CA	32	A
1	CA	39	G
1	CA	47	C
1	CA	48	C
1	CA	51	A
1	CA	55	A

Continued on next page...

Continued from previous page...

Mol	Chain	Res	Type
1	CA	60	A
1	CA	61	G
1	CA	65	U
1	CA	79	G
1	CA	80	G
1	CA	81	U
1	CA	88	A
1	CA	90	U
1	CA	101	A
1	CA	110	C
1	CA	116	A
1	CA	120	A
1	CA	121	C
1	CA	131	C
1	CA	144	G
1	CA	146	G
1	CA	147	G
1	CA	172	A
1	CA	173	U
1	CA	182	U
1	CA	189(I)	G
1	CA	195	A
1	CA	197	A
1	CA	198	G
1	CA	199	G
1	CA	202	U
1	CA	203	U
1	CA	228	A
1	CA	244	U
1	CA	246	A
1	CA	247	G
1	CA	251	G
1	CA	267	C
1	CA	274	A
1	CA	275	G
1	CA	289	G
1	CA	321	A
1	CA	328	C
1	CA	330	C
1	CA	332	G
1	CA	344	A
1	CA	345	C

Continued on next page...

Continued from previous page...

Mol	Chain	Res	Type
1	CA	346	G
1	CA	347	G
1	CA	348	G
1	CA	352	C
1	CA	353	A
1	CA	354	G
1	CA	367	U
1	CA	370	C
1	CA	372	C
1	CA	373	A
1	CA	397	A
1	CA	398	C
1	CA	406	G
1	CA	412	A
1	CA	413	G
1	CA	414	A
1	CA	422	C
1	CA	423	G
1	CA	428	G
1	CA	429	U
1	CA	430	A
1	CA	439	A
1	CA	452	A
1	CA	453	A
1	CA	454	C
1	CA	484	G
1	CA	485	G
1	CA	495	A
1	CA	496	A
1	CA	499	A
1	CA	505	G
1	CA	508	C
1	CA	509	A
1	CA	511	C
1	CA	518	C
1	CA	527	G
1	CA	530	G
1	CA	531	U
1	CA	532	A
1	CA	533	A
1	CA	534	U
1	CA	548	G

Continued on next page...

Continued from previous page...

Mol	Chain	Res	Type
1	CA	559	A
1	CA	561	U
1	CA	562	C
1	CA	572	A
1	CA	573	A
1	CA	576	G
1	CA	577	G
1	CA	588	G
1	CA	632	A
1	CA	633	G
1	CA	653	A
1	CA	665	A
1	CA	688	G
1	CA	701	C
1	CA	702	A
1	CA	722	A
1	CA	723	U
1	CA	731	G
1	CA	748	C
1	CA	749	C
1	CA	755	G
1	CA	777	A
1	CA	787	A
1	CA	793	U
1	CA	794	A
1	CA	816	A
1	CA	817	C
1	CA	821	G
1	CA	827	U
1	CA	828	A
1	CA	839	U
1	CA	840	C
1	CA	841	U
1	CA	848	C
1	CA	859	A
1	CA	914	A
1	CA	926	G
1	CA	927	G
1	CA	934	C
1	CA	935	A
1	CA	960	U
1	CA	961	U

Continued on next page...

Continued from previous page...

Mol	Chain	Res	Type
1	CA	962	C
1	CA	968	A
1	CA	969	A
1	CA	974	A
1	CA	975	A
1	CA	976	G
1	CA	977	A
1	CA	978	A
1	CA	980	C
1	CA	981	U
1	CA	982	U
1	CA	983	A
1	CA	991	U
1	CA	992	U
1	CA	993	G
1	CA	996	A
1	CA	1004	A
1	CA	1026	G
1	CA	1030	C
1	CA	1050	G
1	CA	1051	C
1	CA	1054	C
1	CA	1055	A
1	CA	1065	U
1	CA	1081	G
1	CA	1094	G
1	CA	1095	U
1	CA	1101	A
1	CA	1102	A
1	CA	1117	G
1	CA	1124	G
1	CA	1125	U
1	CA	1126	U
1	CA	1129	C
1	CA	1130	A
1	CA	1131	G
1	CA	1136	U
1	CA	1137	C
1	CA	1138	G
1	CA	1139	G
1	CA	1140	C
1	CA	1141	C

Continued on next page...

Continued from previous page...

Mol	Chain	Res	Type
1	CA	1146	A
1	CA	1152	A
1	CA	1154	G
1	CA	1158	C
1	CA	1159	U
1	CA	1171	G
1	CA	1181	G
1	CA	1184	G
1	CA	1187	G
1	CA	1196	U
1	CA	1197	G
1	CA	1200	C
1	CA	1201	A
1	CA	1212	U
1	CA	1213	A
1	CA	1238	A
1	CA	1240	U
1	CA	1256	A
1	CA	1257	U
1	CA	1272	G
1	CA	1280	A
1	CA	1281	U
1	CA	1284	C
1	CA	1285	A
1	CA	1286	A
1	CA	1287	A
1	CA	1300	G
1	CA	1301	U
1	CA	1302	U
1	CA	1320	C
1	CA	1322	C
1	CA	1323	G
1	CA	1331	G
1	CA	1334	G
1	CA	1347	G
1	CA	1363	C
1	CA	1364	U
1	CA	1379	G
1	CA	1397	C
1	CA	1398	A
1	CA	1400	C
1	CA	1419	G

Continued on next page...

Continued from previous page...

Mol	Chain	Res	Type
1	CA	1442	G
1	CA	1442(B)	A
1	CA	1443	G
1	CA	1447	A
1	CA	1452	C
1	CA	1456	G
1	CA	1492	A
1	CA	1499	A
1	CA	1503	A
1	CA	1506	U
1	CA	1517	G
1	CA	1519	A
1	CA	1529	G
1	CA	1530	G
1	CA	1534	A
22	CV	5	G
22	CV	8	U
22	CV	16	U
22	CV	17	C
22	CV	18	G
22	CV	19	G
22	CV	21	A
22	CV	22	G
22	CV	23	A
22	CV	42	C
22	CV	44	G
22	CV	45	U
22	CV	46	G
22	CV	47	U
22	CV	48	C
22	CV	61	C
22	CV	62	C
22	CV	63	G
22	CV	74	C
22	CW	4	C
22	CW	8	U
22	CW	9	A
22	CW	16	U
22	CW	17	C
22	CW	18	G
22	CW	19	G
22	CW	21	A

Continued on next page...

Continued from previous page...

Mol	Chain	Res	Type
22	CW	39	U
22	CW	40	C
22	CW	44	G
22	CW	47	U
22	CW	48	C
22	CW	50	U
22	CW	59	U
22	CW	61	C
22	CW	70	G
23	CX	12	A
23	CX	13	A
23	CX	16	A
23	CX	17	U
23	CX	26	A
23	CX	27	A
24	CY	3	G
24	CY	5	G
24	CY	8	4SU
24	CY	9	C
24	CY	12	U
24	CY	16	H2U
24	CY	17	H2U
24	CY	18	G
24	CY	19	G
24	CY	20	H2U
24	CY	21	A
24	CY	41	C
24	CY	44	G
24	CY	45	U
24	CY	46	7MG
24	CY	47	U
24	CY	55	PSU
24	CY	56	C
24	CY	59	G
24	CY	62	U
24	CY	69	C
24	CY	70	C
24	CY	71	C
24	CY	73	G
24	CY	76	A
36	DA	10	G
36	DA	32	C

Continued on next page...

Continued from previous page...

Mol	Chain	Res	Type
36	DA	34	C
36	DA	45	C
36	DA	71	A
36	DA	72	U
36	DA	74	A
36	DA	75	G
36	DA	83	G
36	DA	84	A
36	DA	88	G
36	DA	90	U
36	DA	92	A
36	DA	94	C
36	DA	96	G
36	DA	100	G
36	DA	102	G
36	DA	118	A
36	DA	119	A
36	DA	120	U
36	DA	129	C
36	DA	139(A)	G
36	DA	141	A
36	DA	146	G
36	DA	173	G
36	DA	174	C
36	DA	181	A
36	DA	182	A
36	DA	196	A
36	DA	197	A
36	DA	199	A
36	DA	200	U
36	DA	204	A
36	DA	205	G
36	DA	215	G
36	DA	216	A
36	DA	221	A
36	DA	222	A
36	DA	229	A
36	DA	233	A
36	DA	245	G
36	DA	248	G
36	DA	261	G
36	DA	267	C

Continued on next page...

Continued from previous page...

Mol	Chain	Res	Type
36	DA	271(K)	U
36	DA	271(L)	U
36	DA	271(M)	G
36	DA	271(N)	U
36	DA	271(O)	C
36	DA	271(P)	C
36	DA	271(R)	G
36	DA	271(Y)	U
36	DA	272(A)	U
36	DA	272(B)	G
36	DA	272(I)	U
36	DA	274	G
36	DA	276	A
36	DA	278	A
36	DA	288	C
36	DA	299	A
36	DA	310	A
36	DA	324	A
36	DA	329	G
36	DA	330	A
36	DA	332	A
36	DA	333	G
36	DA	352	G
36	DA	353	G
36	DA	358	U
36	DA	362	U
36	DA	363	G
36	DA	363(E)	U
36	DA	363(F)	A
36	DA	372	G
36	DA	386	G
36	DA	388	G
36	DA	396	G
36	DA	405	U
36	DA	406	G
36	DA	411	G
36	DA	412	A
36	DA	428	A
36	DA	444	C
36	DA	448	U
36	DA	457	A
36	DA	470	A

Continued on next page...

Continued from previous page...

Mol	Chain	Res	Type
36	DA	481	G
36	DA	482	A
36	DA	494	G
36	DA	505	A
36	DA	508	G
36	DA	509	C
36	DA	512	G
36	DA	528	A
36	DA	529	A
36	DA	530	G
36	DA	531	C
36	DA	532	A
36	DA	533	G
36	DA	537	C
36	DA	556	G
36	DA	563	G
36	DA	573	G
36	DA	575	A
36	DA	586	A
36	DA	588	U
36	DA	603	A
36	DA	604	G
36	DA	607	U
36	DA	613	G
36	DA	614(B)	G
36	DA	615	G
36	DA	622	G
36	DA	627	A
36	DA	629	G
36	DA	637	A
36	DA	645	C
36	DA	646	A
36	DA	650	C
36	DA	651	G
36	DA	653	A
36	DA	654(I)	C
36	DA	654(J)	A
36	DA	654(M)	C
36	DA	654(T)	C
36	DA	655	A
36	DA	656	G
36	DA	673	C

Continued on next page...

Continued from previous page...

Mol	Chain	Res	Type
36	DA	686	G
36	DA	708	C
36	DA	717	G
36	DA	722	A
36	DA	730	C
36	DA	753	C
36	DA	764	A
36	DA	776	G
36	DA	782	A
36	DA	784	A
36	DA	785	G
36	DA	790	C
36	DA	791	C
36	DA	792	G
36	DA	805	G
36	DA	812	C
36	DA	819	A
36	DA	827	U
36	DA	828	U
36	DA	830	G
36	DA	848	G
36	DA	857	C
36	DA	859	G
36	DA	866	A
36	DA	878	A
36	DA	886	C
36	DA	889	C
36	DA	890	A
36	DA	896	A
36	DA	897	C
36	DA	901	A
36	DA	910	A
36	DA	917	A
36	DA	926	A
36	DA	932	G
36	DA	941	A
36	DA	945	A
36	DA	946	G
36	DA	953	A
36	DA	958	U
36	DA	959	A
36	DA	961	C

Continued on next page...

Continued from previous page...

Mol	Chain	Res	Type
36	DA	974	G
36	DA	975	C
36	DA	983	A
36	DA	991	C
36	DA	996	A
36	DA	1011	G
36	DA	1012	U
36	DA	1013	C
36	DA	1022	G
36	DA	1023	U
36	DA	1025	G
36	DA	1026	U
36	DA	1027	A
36	DA	1033	U
36	DA	1038	C
36	DA	1039	G
36	DA	1041	G
36	DA	1045	A
36	DA	1047	G
36	DA	1048	A
36	DA	1051	G
36	DA	1053	C
36	DA	1059	G
36	DA	1061	U
36	DA	1062	G
36	DA	1065	U
36	DA	1067	A
36	DA	1068	G
36	DA	1069	A
36	DA	1070	A
36	DA	1071	G
36	DA	1073	A
36	DA	1074	G
36	DA	1079	C
36	DA	1087	G
36	DA	1088	A
36	DA	1103	A
36	DA	1111	A
36	DA	1112	G
36	DA	1116	C
36	DA	1135	C
36	DA	1136	G

Continued on next page...

Continued from previous page...

Mol	Chain	Res	Type
36	DA	1142	U
36	DA	1143	A
36	DA	1155	A
36	DA	1170	G
36	DA	1174	A
36	DA	1175	U
36	DA	1176	G
36	DA	1178	C
36	DA	1205	U
36	DA	1210	A
36	DA	1211	U
36	DA	1212	G
36	DA	1223	G
36	DA	1236	G
36	DA	1244	G
36	DA	1247	A
36	DA	1248	G
36	DA	1250	G
36	DA	1253	A
36	DA	1256	G
36	DA	1265	A
36	DA	1271	G
36	DA	1272	A
36	DA	1273	U
36	DA	1300	U
36	DA	1301	A
36	DA	1302	A
36	DA	1314	C
36	DA	1319	G
36	DA	1321	A
36	DA	1330	C
36	DA	1332	G
36	DA	1349	A
36	DA	1359	A
36	DA	1365	A
36	DA	1379	A
36	DA	1380	G
36	DA	1384	A
36	DA	1385	G
36	DA	1386	C
36	DA	1395	A
36	DA	1396	U

Continued on next page...

Continued from previous page...

Mol	Chain	Res	Type
36	DA	1407	C
36	DA	1416	G
36	DA	1419	A
36	DA	1427	A
36	DA	1428	C
36	DA	1437	C
36	DA	1445	A
36	DA	1449	A
36	DA	1455	G
36	DA	1460	A
36	DA	1461	G
36	DA	1467	C
36	DA	1471	A
36	DA	1474	C
36	DA	1475	G
36	DA	1478	G
36	DA	1481	U
36	DA	1482	G
36	DA	1485	G
36	DA	1490	A
36	DA	1493	C
36	DA	1494	A
36	DA	1495	A
36	DA	1497	U
36	DA	1499	C
36	DA	1502	C
36	DA	1505	C
36	DA	1509	C
36	DA	1509(A)	A
36	DA	1517	G
36	DA	1541	G
36	DA	1542	A
36	DA	1544	A
36	DA	1554	A
36	DA	1558	A
36	DA	1559	G
36	DA	1569	A
36	DA	1578	U
36	DA	1579	A
36	DA	1584	C
36	DA	1586	A
36	DA	1588	C

Continued on next page...

Continued from previous page...

Mol	Chain	Res	Type
36	DA	1593	G
36	DA	1603	A
36	DA	1608	A
36	DA	1617	C
36	DA	1618	A
36	DA	1634	A
36	DA	1640	C
36	DA	1648	C
36	DA	1654	A
36	DA	1674	G
36	DA	1696	G
36	DA	1698	A
36	DA	1699	G
36	DA	1721	G
36	DA	1722	A
36	DA	1739	U
36	DA	1745(A)	C
36	DA	1746	G
36	DA	1748	G
36	DA	1763	G
36	DA	1764	G
36	DA	1773	A
36	DA	1791	A
36	DA	1799	G
36	DA	1800	C
36	DA	1801	G
36	DA	1816	G
36	DA	1820	U
36	DA	1821	A
36	DA	1835	G
36	DA	1847	A
36	DA	1858	G
36	DA	1865	G
36	DA	1878	G
36	DA	1881	C
36	DA	1885	A
36	DA	1888	G
36	DA	1889	A
36	DA	1900	A
36	DA	1906	G
36	DA	1929	G
36	DA	1930	G

Continued on next page...

Continued from previous page...

Mol	Chain	Res	Type
36	DA	1936	A
36	DA	1937	A
36	DA	1938	A
36	DA	1948	G
36	DA	1955	U
36	DA	1963	U
36	DA	1967	C
36	DA	1969	A
36	DA	1970	A
36	DA	1971	A
36	DA	1972	A
36	DA	1982	C
36	DA	1987	G
36	DA	1991	U
36	DA	1992	G
36	DA	1993	U
36	DA	1997	G
36	DA	2020	A
36	DA	2023	G
36	DA	2031	A
36	DA	2033	A
36	DA	2034	U
36	DA	2036	C
36	DA	2043	C
36	DA	2055	C
36	DA	2056	G
36	DA	2060	A
36	DA	2061	G
36	DA	2062	A
36	DA	2069	G
36	DA	2093	G
36	DA	2100	G
36	DA	2102	U
36	DA	2104	G
36	DA	2112	G
36	DA	2116	G
36	DA	2118	U
36	DA	2126	A
36	DA	2127	G
36	DA	2131	G
36	DA	2132	U
36	DA	2133	G

Continued on next page...

Continued from previous page...

Mol	Chain	Res	Type
36	DA	2146	C
36	DA	2148	G
36	DA	2159	G
36	DA	2160	G
36	DA	2172	U
36	DA	2173	A
36	DA	2174	C
36	DA	2177	C
36	DA	2179	C
36	DA	2180	U
36	DA	2185	C
36	DA	2186	G
36	DA	2187	G
36	DA	2189	U
36	DA	2190	G
36	DA	2192	G
36	DA	2193	G
36	DA	2198	A
36	DA	2199	A
36	DA	2200	C
36	DA	2207	G
36	DA	2208	A
36	DA	2218	U
36	DA	2219	G
36	DA	2225	A
36	DA	2238	G
36	DA	2239	G
36	DA	2266	A
36	DA	2268	A
36	DA	2275	C
36	DA	2283	C
36	DA	2287	A
36	DA	2288	A
36	DA	2305	A
36	DA	2306	C
36	DA	2307	G
36	DA	2308	G
36	DA	2313	C
36	DA	2316	C
36	DA	2319	G
36	DA	2320	A
36	DA	2336	A

Continued on next page...

Continued from previous page...

Mol	Chain	Res	Type
36	DA	2347	C
36	DA	2350	C
36	DA	2361	A
36	DA	2383	G
36	DA	2385	C
36	DA	2392	A
36	DA	2402	C
36	DA	2423	U
36	DA	2425	A
36	DA	2429	G
36	DA	2430	A
36	DA	2431	U
36	DA	2434	A
36	DA	2439	A
36	DA	2441	C
36	DA	2448	A
36	DA	2465	C
36	DA	2469	A
36	DA	2475	C
36	DA	2476	A
36	DA	2482	G
36	DA	2491	U
36	DA	2502	G
36	DA	2505	G
36	DA	2518	A
36	DA	2524	G
36	DA	2529	G
36	DA	2543	G
36	DA	2554	U
36	DA	2566	A
36	DA	2567	G
36	DA	2573	C
36	DA	2582	G
36	DA	2602	A
36	DA	2612	C
36	DA	2630	G
36	DA	2646	C
36	DA	2654	A
36	DA	2655	G
36	DA	2657	A
36	DA	2658	C
36	DA	2660	A

Continued on next page...

Continued from previous page...

Mol	Chain	Res	Type
36	DA	2673	G
36	DA	2682	U
36	DA	2690	C
36	DA	2691	C
36	DA	2702	U
36	DA	2703	C
36	DA	2712	U
36	DA	2712(A)	A
36	DA	2713	A
36	DA	2714	G
36	DA	2720	U
36	DA	2726	U
36	DA	2733	A
36	DA	2750	A
36	DA	2751	G
36	DA	2752	C
36	DA	2757	A
36	DA	2759	G
36	DA	2761	G
36	DA	2762	G
36	DA	2764	A
36	DA	2765	A
36	DA	2766	G
36	DA	2778	A
36	DA	2779	U
36	DA	2780	G
36	DA	2789	C
36	DA	2790	A
36	DA	2791	C
36	DA	2794	C
36	DA	2799	C
36	DA	2802	G
36	DA	2803	C
36	DA	2808	U
36	DA	2820	A
36	DA	2821	A
36	DA	2823	A
36	DA	2833	G
36	DA	2834	G
36	DA	2847	U
36	DA	2849	U
36	DA	2872	G

Continued on next page...

Continued from previous page...

Mol	Chain	Res	Type
36	DA	2880	C
36	DA	2894	G
37	DB	8	U
37	DB	13	A
37	DB	15	A
37	DB	16	G
37	DB	17	C
37	DB	21	G
37	DB	25	A
37	DB	27	C
37	DB	32	C
37	DB	41	U
37	DB	42	C
37	DB	43	C
37	DB	45	A
37	DB	53	A
37	DB	57	A
37	DB	66	A
37	DB	67	G
37	DB	68	C
37	DB	73	A
37	DB	81	G
37	DB	82	G
37	DB	88	C
37	DB	89	G
37	DB	110	G
37	DB	113	G

All (205) RNA pucker outliers are listed below:

Mol	Chain	Res	Type
1	AA	30	U
1	AA	60	A
1	AA	64	G
1	AA	79	G
1	AA	109	A
1	AA	115	G
1	AA	119	A
1	AA	197	A
1	AA	202	U
1	AA	243	A
1	AA	250	A

Continued on next page...

Continued from previous page...

Mol	Chain	Res	Type
1	AA	266	G
1	AA	274	A
1	AA	344	A
1	AA	347	G
1	AA	351	G
1	AA	369	C
1	AA	428	G
1	AA	429	U
1	AA	484	G
1	AA	495	A
1	AA	508	C
1	AA	547	A
1	AA	560	U
1	AA	573	A
1	AA	575	G
1	AA	687	A
1	AA	748	C
1	AA	792	A
1	AA	793	U
1	AA	980	C
1	AA	982	U
1	AA	992	U
1	AA	1049	U
1	AA	1053	G
1	AA	1054	C
1	AA	1101	A
1	AA	1145	C
1	AA	1157	A
1	AA	1200	C
1	AA	1211	U
1	AA	1239	A
1	AA	1285	A
1	AA	1320	C
1	AA	1417	G
1	AA	1498	U
1	AA	1504	G
1	AA	1529	G
1	AA	1531	A
22	AV	18	G
22	AV	23	A
24	AY	16	H2U
24	AY	17	H2U

Continued on next page...

Continued from previous page...

Mol	Chain	Res	Type
24	AY	20	H2U
24	AY	55	PSU
24	AY	69	C
36	BA	71	A
36	BA	181	A
36	BA	199	A
36	BA	221	A
36	BA	331	A
36	BA	332	A
36	BA	387	U
36	BA	481	G
36	BA	528	A
36	BA	587	C
36	BA	603	A
36	BA	614(C)	A
36	BA	752	A
36	BA	790	C
36	BA	856	C
36	BA	958	U
36	BA	1052	C
36	BA	1060	U
36	BA	1068	G
36	BA	1069	A
36	BA	1210	A
36	BA	1300	U
36	BA	1301	A
36	BA	1378	A
36	BA	1427	A
36	BA	1541	G
36	BA	1558	A
36	BA	1653	G
36	BA	1799	G
36	BA	1819	A
36	BA	1820	U
36	BA	1948	G
36	BA	1970	A
36	BA	1992	G
36	BA	2033	A
36	BA	2036	C
36	BA	2126	A
36	BA	2131	G
36	BA	2145	C

Continued on next page...

Continued from previous page...

Mol	Chain	Res	Type
36	BA	2282	G
36	BA	2286	A
36	BA	2422	A
36	BA	2481	G
36	BA	2689	U
36	BA	2750	A
36	BA	2756	U
37	BB	56	G
37	BB	66	A
1	CA	30	U
1	CA	60	A
1	CA	64	G
1	CA	79	G
1	CA	109	A
1	CA	115	G
1	CA	119	A
1	CA	197	A
1	CA	202	U
1	CA	243	A
1	CA	250	A
1	CA	266	G
1	CA	274	A
1	CA	344	A
1	CA	347	G
1	CA	351	G
1	CA	428	G
1	CA	429	U
1	CA	484	G
1	CA	495	A
1	CA	508	C
1	CA	547	A
1	CA	560	U
1	CA	573	A
1	CA	575	G
1	CA	687	A
1	CA	748	C
1	CA	792	A
1	CA	793	U
1	CA	980	C
1	CA	982	U
1	CA	992	U
1	CA	1049	U

Continued on next page...

Continued from previous page...

Mol	Chain	Res	Type
1	CA	1053	G
1	CA	1054	C
1	CA	1101	A
1	CA	1145	C
1	CA	1157	A
1	CA	1200	C
1	CA	1211	U
1	CA	1239	A
1	CA	1285	A
1	CA	1320	C
1	CA	1399	C
1	CA	1442(A)	G
1	CA	1493	A
1	CA	1498	U
22	CV	18	G
24	CY	16	H2U
24	CY	17	H2U
24	CY	20	H2U
24	CY	55	PSU
24	CY	69	C
36	DA	71	A
36	DA	181	A
36	DA	199	A
36	DA	221	A
36	DA	331	A
36	DA	332	A
36	DA	387	U
36	DA	481	G
36	DA	528	A
36	DA	587	C
36	DA	603	A
36	DA	614(C)	A
36	DA	752	A
36	DA	790	C
36	DA	856	C
36	DA	958	U
36	DA	1052	C
36	DA	1060	U
36	DA	1068	G
36	DA	1069	A
36	DA	1210	A
36	DA	1300	U

Continued on next page...

Continued from previous page...

Mol	Chain	Res	Type
36	DA	1301	A
36	DA	1378	A
36	DA	1427	A
36	DA	1541	G
36	DA	1558	A
36	DA	1653	G
36	DA	1799	G
36	DA	1819	A
36	DA	1820	U
36	DA	1948	G
36	DA	1970	A
36	DA	1992	G
36	DA	2033	A
36	DA	2126	A
36	DA	2131	G
36	DA	2145	C
36	DA	2160	G
36	DA	2282	G
36	DA	2286	A
36	DA	2422	A
36	DA	2481	G
36	DA	2689	U
36	DA	2750	A
36	DA	2756	U
37	DB	56	G
37	DB	66	A

5.4 Non-standard residues in protein, DNA, RNA chains ⓘ

18 non-standard protein/DNA/RNA residues are modelled in this entry.

In the following table, the Counts columns list the number of bonds (or angles) for which Mogul statistics could be retrieved, the number of bonds (or angles) that are observed in the model and the number of bonds (or angles) that are defined in the chemical component dictionary. The Link column lists molecule types, if any, to which the group is linked. The Z score for a bond length (or angle) is the number of standard deviations the observed value is removed from the expected value. A bond length (or angle) with $|Z| > 2$ is considered an outlier worth inspection. RMSZ is the root-mean-square of all Z scores of the bond lengths (or angles).

Mol	Type	Chain	Res	Link	Bond lengths			Bond angles		
					Counts	RMSZ	$\# Z > 2$	Counts	RMSZ	$\# Z > 2$
24	H2U	AY	16	24	19,21,22	1.11	2 (10%)	27,30,33	1.74	4 (14%)
24	H2U	AY	17	24	19,21,22	1.11	1 (5%)	27,30,33	1.92	5 (18%)

Mol	Type	Chain	Res	Link	Bond lengths			Bond angles		
					Counts	RMSZ	# Z > 2	Counts	RMSZ	# Z > 2
24	H2U	AY	20	24	19,21,22	1.06	2 (10%)	27,30,33	1.84	5 (18%)
24	OMC	AY	32	24	20,22,23	1.20	3 (15%)	25,31,34	0.95	2 (8%)
24	MIA	AY	37	24	29,31,32	1.18	3 (10%)	41,44,47	1.57	5 (12%)
24	7MG	AY	46	24	24,26,27	2.27	4 (16%)	34,39,42	2.33	5 (14%)
24	5MU	AY	54	24	20,22,23	1.11	3 (15%)	25,32,35	1.47	2 (8%)
24	PSU	AY	55	24	19,21,22	1.12	2 (10%)	23,30,33	1.06	2 (8%)
24	4SU	AY	8	24	19,21,22	1.45	5 (26%)	23,30,33	24.72	1 (4%)
24	H2U	CY	16	24	19,21,22	1.15	3 (15%)	27,30,33	1.75	4 (14%)
24	H2U	CY	17	24	19,21,22	1.08	1 (5%)	27,30,33	1.94	5 (18%)
24	H2U	CY	20	24	19,21,22	1.05	2 (10%)	27,30,33	1.83	5 (18%)
24	OMC	CY	32	24	20,22,23	1.24	3 (15%)	25,31,34	0.92	2 (8%)
24	MIA	CY	37	24	29,31,32	1.07	3 (10%)	41,44,47	1.56	5 (12%)
24	7MG	CY	46	24	24,26,27	2.27	4 (16%)	34,39,42	2.33	6 (17%)
24	5MU	CY	54	24	20,22,23	1.13	3 (15%)	25,32,35	1.42	3 (12%)
24	PSU	CY	55	24	19,21,22	1.12	2 (10%)	23,30,33	1.06	2 (8%)
24	4SU	CY	8	24	19,21,22	1.48	5 (26%)	23,30,33	24.71	1 (4%)

In the following table, the Chirals column lists the number of chiral outliers, the number of chiral centers analysed, the number of these observed in the model and the number defined in the chemical component dictionary. Similar counts are reported in the Torsion and Rings columns. '-' means no outliers of that kind were identified.

Mol	Type	Chain	Res	Link	Chirals	Torsions	Rings
24	H2U	AY	16	24	-	0/8/38/39	0/2/2/2
24	H2U	AY	17	24	-	0/8/38/39	0/2/2/2
24	H2U	AY	20	24	-	0/8/38/39	0/2/2/2
24	OMC	AY	32	24	-	0/8/27/28	0/2/2/2
24	MIA	AY	37	24	-	0/16/33/34	0/3/3/3
24	7MG	AY	46	24	-	0/8/37/38	0/3/3/3
24	5MU	AY	54	24	-	0/6/25/26	0/2/2/2
24	PSU	AY	55	24	1/1/5/5	0/8/25/26	0/2/2/2
24	4SU	AY	8	24	-	0/6/25/26	0/2/2/2
24	H2U	CY	16	24	-	0/8/38/39	0/2/2/2
24	H2U	CY	17	24	-	0/8/38/39	0/2/2/2
24	H2U	CY	20	24	-	0/8/38/39	0/2/2/2
24	OMC	CY	32	24	-	0/8/27/28	0/2/2/2
24	MIA	CY	37	24	-	0/16/33/34	0/3/3/3
24	7MG	CY	46	24	-	0/8/37/38	0/3/3/3
24	5MU	CY	54	24	-	0/6/25/26	0/2/2/2

Continued on next page...

Continued from previous page...

Mol	Type	Chain	Res	Link	Chirals	Torsions	Rings
24	PSU	CY	55	24	1/1/5/5	0/8/25/26	0/2/2/2
24	4SU	CY	8	24	-	0/6/25/26	0/2/2/2

All (51) bond length outliers are listed below:

Mol	Chain	Res	Type	Atoms	Z	Observed(Å)	Ideal(Å)
24	CY	46	7MG	C8-N9	-9.67	1.38	1.46
24	AY	46	7MG	C8-N9	-9.66	1.38	1.46
24	CY	8	4SU	C5-C4	3.75	1.42	1.38
24	AY	8	4SU	C5-C4	3.73	1.42	1.38
24	AY	37	MIA	C2-S10	3.34	1.78	1.75
24	CY	32	OMC	C2-N1	2.94	1.41	1.38
24	AY	46	7MG	C8-N7	-2.90	1.31	1.44
24	CY	46	7MG	C8-N7	-2.88	1.31	1.44
24	AY	32	OMC	C2-N1	2.82	1.41	1.38
24	CY	32	OMC	P-OP1	2.81	1.49	1.46
24	AY	55	PSU	P-OP1	2.75	1.49	1.46
24	CY	32	OMC	O2-C2	2.71	1.25	1.21
24	AY	32	OMC	P-OP1	2.66	1.49	1.46
24	CY	46	7MG	P-OP1	2.62	1.49	1.46
24	CY	55	PSU	P-OP1	2.62	1.49	1.46
24	CY	55	PSU	C6-N1	2.58	1.39	1.35
24	AY	32	OMC	O2-C2	2.54	1.25	1.21
24	AY	46	7MG	P-OP1	2.49	1.49	1.46
24	CY	16	H2U	P-OP1	2.46	1.49	1.46
24	AY	55	PSU	C6-N1	2.45	1.39	1.35
24	AY	16	H2U	P-OP1	2.44	1.49	1.46
24	CY	54	5MU	C6-N1	2.38	1.38	1.34
24	AY	54	5MU	C6-N1	2.37	1.38	1.34
24	CY	8	4SU	P-OP1	2.34	1.49	1.46
24	CY	54	5MU	P-OP1	2.32	1.49	1.46
24	AY	46	7MG	C6-N1	2.32	1.40	1.36
24	AY	8	4SU	P-OP1	2.30	1.49	1.46
24	AY	17	H2U	P-OP1	2.29	1.49	1.46
24	CY	20	H2U	P-OP1	2.27	1.49	1.46
24	AY	8	4SU	C6-N1	2.26	1.39	1.35
24	CY	46	7MG	C6-N1	2.25	1.40	1.36
24	CY	8	4SU	C6-N1	2.24	1.39	1.35
24	AY	20	H2U	C6-N1	2.23	1.50	1.47
24	AY	20	H2U	P-OP1	2.20	1.49	1.46
24	AY	16	H2U	C1'-N1	2.20	1.50	1.45
24	CY	16	H2U	C1'-N1	2.20	1.50	1.45

Continued on next page...

Continued from previous page...

Mol	Chain	Res	Type	Atoms	Z	Observed(Å)	Ideal(Å)
24	AY	54	5MU	C6-C5	-2.19	1.34	1.40
24	CY	54	5MU	C6-C5	-2.19	1.34	1.40
24	AY	37	MIA	C6-C5	-2.16	1.41	1.44
24	CY	37	MIA	P-OP1	2.15	1.49	1.46
24	CY	8	4SU	C4-S4	2.14	1.71	1.67
24	AY	54	5MU	P-OP1	2.13	1.49	1.46
24	CY	37	MIA	C6-N1	2.11	1.36	1.33
24	CY	16	H2U	C6-N1	2.10	1.50	1.47
24	CY	37	MIA	C6-C5	-2.09	1.41	1.44
24	CY	20	H2U	C6-N1	2.08	1.50	1.47
24	AY	8	4SU	C4-S4	2.07	1.71	1.67
24	AY	37	MIA	C6-N1	2.06	1.35	1.33
24	CY	17	H2U	P-OP1	2.06	1.49	1.46
24	AY	8	4SU	C4-N3	2.03	1.38	1.34
24	CY	8	4SU	C6-C5	-2.02	1.33	1.38

All (64) bond angle outliers are listed below:

Mol	Chain	Res	Type	Atoms	Z	Observed(°)	Ideal(°)
24	AY	8	4SU	C4-N3-C2	118.52	126.67	121.60
24	CY	8	4SU	C4-N3-C2	118.48	126.67	121.60
24	AY	46	7MG	C6-N1-C2	9.14	125.36	120.20
24	CY	46	7MG	C6-N1-C2	9.09	125.33	120.20
24	CY	46	7MG	N7-C8-N9	7.32	112.85	103.13
24	AY	46	7MG	N7-C8-N9	7.29	112.81	103.13
24	CY	37	MIA	C11-S10-C2	5.79	106.44	102.23
24	AY	37	MIA	C11-S10-C2	5.70	106.38	102.23
24	AY	54	5MU	C6-N1-C2	-5.67	120.80	122.41
24	CY	54	5MU	C6-N1-C2	-5.31	120.90	122.41
24	CY	20	H2U	C4-N3-C2	-5.29	121.49	125.74
24	AY	20	H2U	C4-N3-C2	-5.25	121.53	125.74
24	CY	16	H2U	C4-N3-C2	-4.99	121.73	125.74
24	CY	17	H2U	C4-N3-C2	-4.97	121.75	125.74
24	AY	16	H2U	C4-N3-C2	-4.96	121.75	125.74
24	AY	17	H2U	C4-N3-C2	-4.95	121.77	125.74
24	AY	16	H2U	N3-C2-N1	4.44	121.10	116.65
24	CY	17	H2U	N3-C2-N1	4.42	121.07	116.65
24	CY	16	H2U	N3-C2-N1	4.37	121.02	116.65
24	AY	17	H2U	N3-C2-N1	4.35	121.00	116.65
24	CY	37	MIA	C12-C13-C14	4.19	128.54	114.61
24	AY	37	MIA	C12-C13-C14	4.14	128.38	114.61
24	AY	20	H2U	N3-C2-N1	4.12	120.77	116.65

Continued on next page...

Continued from previous page...

Mol	Chain	Res	Type	Atoms	Z	Observed(°)	Ideal(°)
24	CY	20	H2U	N3-C2-N1	4.10	120.75	116.65
24	CY	17	H2U	C5-C4-N3	4.09	120.67	116.76
24	AY	20	H2U	C5-C4-N3	4.06	120.64	116.76
24	AY	17	H2U	C5-C4-N3	4.04	120.63	116.76
24	CY	20	H2U	C5-C4-N3	4.04	120.62	116.76
24	CY	16	H2U	C5-C4-N3	4.02	120.61	116.76
24	AY	16	H2U	C5-C4-N3	3.88	120.47	116.76
24	AY	55	PSU	C5-C1'-C2'	-3.49	109.26	115.73
24	CY	55	PSU	C5-C1'-C2'	-3.46	109.32	115.73
24	CY	46	7MG	C4-C5-N7	3.43	110.77	106.82
24	AY	46	7MG	C4-C5-N7	3.42	110.76	106.82
24	AY	17	H2U	O3'-C3'-C2'	3.42	122.88	111.83
24	CY	17	H2U	O3'-C3'-C2'	3.37	122.73	111.83
24	AY	37	MIA	C12-N6-C6	3.18	127.48	123.33
24	CY	37	MIA	C12-N6-C6	3.11	127.38	123.33
24	AY	32	OMC	C2-N3-C4	3.10	120.11	115.65
24	CY	32	OMC	C2-N3-C4	2.98	119.94	115.65
24	CY	37	MIA	C2-N3-C4	-2.95	111.07	115.22
24	AY	37	MIA	C2-N3-C4	-2.93	111.10	115.22
24	AY	37	MIA	C5-C6-N1	-2.85	117.42	120.46
24	CY	37	MIA	C5-C6-N1	-2.81	117.46	120.46
24	AY	32	OMC	CM2-O2'-C2'	-2.62	107.45	114.53
24	CY	32	OMC	CM2-O2'-C2'	-2.58	107.57	114.53
24	AY	16	H2U	O2-C2-N1	-2.28	120.23	123.28
24	CY	54	5MU	C5-C6-N1	2.25	124.04	122.02
24	CY	17	H2U	O2-C2-N1	-2.22	120.31	123.28
24	AY	46	7MG	C8-N9-C1'	2.22	127.19	121.06
24	CY	16	H2U	O2-C2-N1	-2.22	120.31	123.28
24	AY	54	5MU	C5-C6-N1	2.22	124.01	122.02
24	CY	46	7MG	C8-N9-C1'	2.19	127.11	121.06
24	AY	17	H2U	O2-C2-N1	-2.18	120.37	123.28
24	CY	46	7MG	C8-N7-C5	-2.14	104.57	108.83
24	CY	55	PSU	C4-N3-C2	-2.13	121.05	125.36
24	AY	46	7MG	C8-N7-C5	-2.12	104.60	108.83
24	AY	20	H2U	O2-C2-N1	-2.11	120.45	123.28
24	AY	55	PSU	C4-N3-C2	-2.10	121.09	125.36
24	AY	20	H2U	O4'-C1'-N1	2.07	111.85	108.93
24	CY	20	H2U	O4'-C1'-N1	2.06	111.83	108.93
24	CY	46	7MG	CM7-N7-C8	2.02	126.99	119.61
24	CY	54	5MU	C5M-C5-C6	2.01	122.79	118.61
24	CY	20	H2U	O2-C2-N1	-2.01	120.59	123.28

All (2) chirality outliers are listed below:

Mol	Chain	Res	Type	Atom
24	CY	55	PSU	C3'
24	AY	55	PSU	C3'

There are no torsion outliers.

There are no ring outliers.

5.5 Carbohydrates ⓘ

There are no carbohydrates in this entry.

5.6 Ligand geometry ⓘ

Of 12 ligands modelled in this entry, 8 are monoatomic - leaving 4 for Mogul analysis.

In the following table, the Counts columns list the number of bonds (or angles) for which Mogul statistics could be retrieved, the number of bonds (or angles) that are observed in the model and the number of bonds (or angles) that are defined in the chemical component dictionary. The Link column lists molecule types, if any, to which the group is linked. The Z score for a bond length (or angle) is the number of standard deviations the observed value is removed from the expected value. A bond length (or angle) with $|Z| > 2$ is considered an outlier worth inspection. RMSZ is the root-mean-square of all Z scores of the bond lengths (or angles).

Mol	Type	Chain	Res	Link	Bond lengths			Bond angles		
					Counts	RMSZ	$\# Z > 2$	Counts	RMSZ	$\# Z > 2$
60	GDP	AZ	501	-	30,30,30	1.47	6 (20%)	45,47,47	1.74	10 (22%)
61	KIR	AZ	502	-	59,59,59	3.62	24 (40%)	82,84,84	1.68	17 (20%)
60	GDP	CZ	501	-	30,30,30	1.43	6 (20%)	45,47,47	1.88	10 (22%)
61	KIR	CZ	502	-	59,59,59	3.59	24 (40%)	82,84,84	1.66	16 (19%)

In the following table, the Chirals column lists the number of chiral outliers, the number of chiral centers analysed, the number of these observed in the model and the number defined in the chemical component dictionary. Similar counts are reported in the Torsion and Rings columns. '-' means no outliers of that kind were identified.

Mol	Type	Chain	Res	Link	Chirals	Torsions	Rings
60	GDP	AZ	501	-	-	0/16/32/32	0/3/3/3
61	KIR	AZ	502	-	-	0/54/98/98	0/3/3/3
60	GDP	CZ	501	-	-	0/16/32/32	0/3/3/3
61	KIR	CZ	502	-	-	0/54/98/98	0/3/3/3

All (60) bond length outliers are listed below:

Mol	Chain	Res	Type	Atoms	Z	Observed(Å)	Ideal(Å)
61	AZ	502	KIR	O18-C17	-13.94	1.22	1.44
61	CZ	502	KIR	O18-C17	-13.68	1.22	1.44
61	AZ	502	KIR	O30-C30	-11.83	1.17	1.42
61	CZ	502	KIR	O30-C30	-11.77	1.17	1.42
61	AZ	502	KIR	O34-C33	-11.14	1.29	1.44
61	CZ	502	KIR	O34-C33	-10.86	1.29	1.44
61	CZ	502	KIR	C45-C28	6.85	1.62	1.54
61	AZ	502	KIR	C45-C28	6.73	1.62	1.54
61	AZ	502	KIR	C22-C21	5.97	1.39	1.34
61	CZ	502	KIR	C22-C21	5.42	1.38	1.34
61	CZ	502	KIR	C19-C20	4.88	1.62	1.53
61	AZ	502	KIR	C19-C20	4.85	1.62	1.53
61	AZ	502	KIR	C27-N26	4.70	1.43	1.33
61	CZ	502	KIR	C27-N26	4.38	1.43	1.33
61	CZ	502	KIR	C5-C4	4.26	1.47	1.39
60	AZ	501	GDP	C5-N7	-3.91	1.33	1.38
61	AZ	502	KIR	C5-C4	3.87	1.46	1.39
61	CZ	502	KIR	O29-C29	3.84	1.48	1.40
61	AZ	502	KIR	O29-C29	3.81	1.48	1.40
61	CZ	502	KIR	C29-C28	3.75	1.62	1.54
61	CZ	502	KIR	C37-C38	3.73	1.38	1.32
61	AZ	502	KIR	C19-C17	3.66	1.64	1.54
61	AZ	502	KIR	C29-C28	3.62	1.62	1.54
60	CZ	501	GDP	C5-N7	-3.60	1.33	1.38
61	CZ	502	KIR	C19-C17	3.60	1.64	1.54
61	AZ	502	KIR	C37-C38	3.49	1.38	1.32
61	CZ	502	KIR	C32-C31	3.36	1.61	1.55
61	AZ	502	KIR	C32-C31	3.35	1.61	1.55
60	AZ	501	GDP	C4-N9	-3.22	1.33	1.37
61	CZ	502	KIR	C2-N1	3.16	1.41	1.36
61	CZ	502	KIR	C42-C19	3.12	1.60	1.53
61	AZ	502	KIR	C42-C19	3.10	1.60	1.53
61	CZ	502	KIR	C8-C7	3.08	1.56	1.47
61	AZ	502	KIR	C2-N1	3.02	1.41	1.36
61	AZ	502	KIR	C8-C7	2.99	1.55	1.47
60	CZ	501	GDP	C2-N1	2.83	1.41	1.36
61	AZ	502	KIR	O34-C29	2.82	1.48	1.43
61	CZ	502	KIR	O34-C29	2.79	1.48	1.43
61	CZ	502	KIR	C16-C17	2.75	1.59	1.53
60	CZ	501	GDP	O4'-C1'	2.73	1.44	1.41
60	CZ	501	GDP	C6-N1	2.73	1.40	1.36
61	AZ	502	KIR	C6-N1	2.65	1.40	1.35
60	AZ	501	GDP	C6-N1	2.60	1.40	1.36

Continued on next page...

Continued from previous page...

Mol	Chain	Res	Type	Atoms	Z	Observed(Å)	Ideal(Å)
61	AZ	502	KIR	C16-C17	2.57	1.59	1.53
61	CZ	502	KIR	C6-N1	2.50	1.40	1.35
61	AZ	502	KIR	C29-C30	2.49	1.58	1.53
60	AZ	501	GDP	C2-N1	2.49	1.40	1.36
60	CZ	501	GDP	C4-N9	-2.48	1.34	1.37
60	AZ	501	GDP	O4'-C1'	2.47	1.44	1.41
61	CZ	502	KIR	C29-C30	2.46	1.58	1.53
61	AZ	502	KIR	C20-C21	2.41	1.55	1.51
61	CZ	502	KIR	C20-C21	2.23	1.55	1.51
60	AZ	501	GDP	C8-N9	-2.22	1.33	1.36
61	AZ	502	KIR	C3-C4	2.14	1.48	1.41
61	CZ	502	KIR	C44-C21	2.13	1.54	1.50
61	CZ	502	KIR	C32-C33	2.09	1.58	1.55
61	CZ	502	KIR	C3-C4	2.09	1.48	1.41
61	AZ	502	KIR	C32-C33	2.04	1.58	1.55
60	CZ	501	GDP	C8-N9	-2.03	1.33	1.36
61	AZ	502	KIR	C44-C21	2.01	1.54	1.50

All (53) bond angle outliers are listed below:

Mol	Chain	Res	Type	Atoms	Z	Observed(°)	Ideal(°)
60	AZ	501	GDP	C2-N3-C4	5.67	122.10	115.30
60	CZ	501	GDP	C2-N3-C4	5.40	121.77	115.30
61	AZ	502	KIR	O29-C29-O34	-4.89	102.25	110.32
61	CZ	502	KIR	O29-C29-O34	-4.76	102.48	110.32
61	AZ	502	KIR	C45-C28-C27	4.75	113.05	108.38
60	CZ	501	GDP	C5-C4-N3	-4.72	120.63	126.07
61	AZ	502	KIR	O34-C33-C32	4.50	116.16	112.09
61	CZ	502	KIR	C45-C28-C27	4.49	112.79	108.38
61	CZ	502	KIR	O34-C33-C32	4.42	116.09	112.09
60	AZ	501	GDP	C5-C4-N3	-4.27	121.15	126.07
61	CZ	502	KIR	C11-C10-C9	-4.14	114.34	123.45
61	AZ	502	KIR	C11-C10-C9	-4.12	114.37	123.45
60	AZ	501	GDP	PA-O3A-PB	-4.02	120.81	131.93
60	CZ	501	GDP	PA-O3A-PB	-4.01	120.82	131.93
61	AZ	502	KIR	C48-C32-C47	-3.85	101.36	107.74
61	CZ	502	KIR	C48-C32-C47	-3.78	101.47	107.74
60	CZ	501	GDP	N3-C4-N9	3.60	132.20	126.91
61	CZ	502	KIR	C3-C2-N1	3.26	119.14	115.86
60	AZ	501	GDP	N3-C4-N9	3.21	131.62	126.91
61	AZ	502	KIR	C3-C2-N1	3.12	119.00	115.86
61	CZ	502	KIR	O20-C20-C21	-3.10	106.60	111.07

Continued on next page...

Continued from previous page...

Mol	Chain	Res	Type	Atoms	Z	Observed(°)	Ideal(°)
60	CZ	501	GDP	C4-C5-N7	-3.07	106.45	109.41
60	CZ	501	GDP	O4'-C1'-N9	3.01	114.66	108.10
61	AZ	502	KIR	O20-C20-C21	-2.90	106.89	111.07
61	AZ	502	KIR	O34-C29-C28	2.84	112.76	104.46
61	CZ	502	KIR	O34-C29-C28	2.84	112.74	104.46
60	CZ	501	GDP	C6-N1-C2	-2.80	118.62	120.20
60	CZ	501	GDP	C4'-O4'-C1'	-2.75	106.70	109.72
60	AZ	501	GDP	N2-C2-N1	2.73	120.75	117.82
60	AZ	501	GDP	O4'-C1'-N9	2.72	114.02	108.10
61	AZ	502	KIR	C3-C7-C8	2.66	124.56	120.15
60	CZ	501	GDP	C3'-C2'-C1'	-2.62	96.82	100.92
61	CZ	502	KIR	C3-C7-C8	2.57	124.40	120.15
60	CZ	501	GDP	N2-C2-N1	2.55	120.56	117.82
61	AZ	502	KIR	C29-O34-C33	2.46	120.04	114.35
61	AZ	502	KIR	C44-C21-C20	2.45	119.83	115.61
61	AZ	502	KIR	C48-C32-C31	2.40	113.59	109.33
61	CZ	502	KIR	C29-O34-C33	2.40	119.91	114.35
61	CZ	502	KIR	C44-C21-C20	2.40	119.73	115.61
61	CZ	502	KIR	C48-C32-C31	2.36	113.53	109.33
61	AZ	502	KIR	C29-C30-C31	-2.35	107.39	110.69
61	CZ	502	KIR	O4-C4-C3	-2.32	119.39	121.63
60	AZ	501	GDP	C3'-C2'-C1'	-2.31	97.30	100.92
61	AZ	502	KIR	C20-C21-C22	-2.31	117.05	118.94
61	CZ	502	KIR	O18-C17-C16	2.30	109.07	104.13
60	AZ	501	GDP	C4-C5-N7	-2.29	107.19	109.41
60	AZ	501	GDP	C4'-O4'-C1'	-2.26	107.23	109.72
61	AZ	502	KIR	O18-C17-C16	2.25	108.96	104.13
61	AZ	502	KIR	O4-C4-C3	-2.25	119.46	121.63
61	CZ	502	KIR	C29-C30-C31	-2.22	107.58	110.69
61	CZ	502	KIR	C20-C21-C22	-2.10	117.22	118.94
61	AZ	502	KIR	C45-C28-C29	-2.02	110.05	112.38
60	AZ	501	GDP	N1-C2-N3	-2.00	119.08	121.78

There are no chirality outliers.

There are no torsion outliers.

There are no ring outliers.

5.7 Other polymers ⓘ

There are no such residues in this entry.

5.8 Polymer linkage issues

There are no chain breaks in this entry.

6 Fit of model and data ⓘ

6.1 Protein, DNA and RNA chains ⓘ

In the following table, the column labelled ‘#RSRZ> 2’ contains the number (and percentage) of RSRZ outliers, followed by percent RSRZ outliers for the chain as percentile scores relative to all X-ray entries and entries of similar resolution. The OWAB column contains the minimum, median, 95th percentile and maximum values of the occupancy-weighted average B-factor per residue. The column labelled ‘Q< 0.9’ lists the number of (and percentage) of residues with an average occupancy less than 0.9.

Mol	Chain	Analysed	<RSRZ>	#RSRZ>2	OWAB(Å ²)	Q<0.9
1	AA	1510/1522 (99%)	-0.08	29 (1%) 64 13	17, 54, 143, 200	0
1	CA	1510/1522 (99%)	-0.26	20 (1%) 74 19	26, 58, 145, 200	0
2	AB	234/256 (91%)	-0.13	0 100 100	34, 64, 130, 141	0
2	CB	234/256 (91%)	-0.12	3 (1%) 74 19	36, 65, 130, 142	0
3	AC	206/239 (86%)	-0.23	0 100 100	27, 48, 81, 86	0
3	CC	206/239 (86%)	-0.30	0 100 100	32, 52, 82, 88	0
4	AD	208/209 (99%)	0.14	1 (0%) 88 39	55, 89, 119, 122	0
4	CD	208/209 (99%)	0.09	3 (1%) 72 17	55, 90, 119, 122	0
5	AE	150/162 (92%)	-0.33	0 100 100	23, 41, 62, 84	0
5	CE	150/162 (92%)	-0.31	0 100 100	30, 44, 64, 86	0
6	AF	101/101 (100%)	-0.18	0 100 100	48, 72, 88, 94	0
6	CF	101/101 (100%)	-0.02	0 100 100	52, 74, 90, 95	0
7	AG	155/156 (99%)	-0.13	0 100 100	40, 64, 100, 115	0
7	CG	155/156 (99%)	-0.10	1 (0%) 86 36	45, 67, 101, 115	0
8	AH	138/138 (100%)	-0.29	0 100 100	30, 44, 61, 71	0
8	CH	138/138 (100%)	-0.35	0 100 100	31, 47, 62, 72	0
9	AI	127/128 (99%)	0.10	0 100 100	33, 73, 113, 120	0
9	CI	127/128 (99%)	0.15	1 (0%) 83 28	40, 77, 114, 120	0
10	AJ	98/105 (93%)	0.22	0 100 100	41, 80, 133, 136	0
10	CJ	98/105 (93%)	0.39	4 (4%) 35 5	44, 84, 134, 137	0
11	AK	119/129 (92%)	-0.13	1 (0%) 83 28	28, 49, 80, 104	0
11	CK	119/129 (92%)	-0.13	0 100 100	32, 53, 82, 104	0
12	AL	124/135 (91%)	-0.06	1 (0%) 83 28	28, 66, 87, 125	0
12	CL	124/135 (91%)	0.02	1 (0%) 83 28	30, 67, 88, 124	0

Continued on next page...

Continued from previous page...

Mol	Chain	Analysed	<RSRZ>	#RSRZ>2	OWAB(Å ²)	Q<0.9
13	AM	124/126 (98%)	0.00	3 (2%) 56 9	50, 73, 100, 137	0
13	CM	124/126 (98%)	0.04	3 (2%) 56 9	53, 76, 101, 137	0
14	AN	60/61 (98%)	-0.08	1 (1%) 67 15	33, 48, 76, 79	0
14	CN	60/61 (98%)	-0.17	1 (1%) 67 15	39, 53, 76, 80	0
15	AO	88/89 (98%)	-0.25	0 100 100	36, 51, 73, 81	0
15	CO	88/89 (98%)	-0.18	0 100 100	37, 53, 73, 81	0
16	AP	83/88 (94%)	0.11	0 100 100	62, 78, 99, 125	0
16	CP	83/88 (94%)	0.15	0 100 100	62, 80, 100, 124	0
17	AQ	99/105 (94%)	-0.19	0 100 100	33, 55, 72, 83	0
17	CQ	99/105 (94%)	-0.17	0 100 100	39, 56, 73, 83	0
18	AR	70/88 (79%)	-0.18	1 (1%) 72 17	37, 55, 87, 99	0
18	CR	70/88 (79%)	-0.15	0 100 100	43, 59, 88, 99	0
19	AS	78/93 (83%)	0.18	1 (1%) 74 19	61, 81, 116, 125	0
19	CS	78/93 (83%)	0.26	1 (1%) 74 19	63, 83, 117, 125	0
20	AT	99/106 (93%)	0.05	0 100 100	49, 77, 112, 115	0
20	CT	99/106 (93%)	0.12	1 (1%) 79 23	52, 78, 113, 115	0
21	AU	24/27 (88%)	0.16	1 (4%) 35 5	43, 55, 76, 93	0
21	CU	24/27 (88%)	0.40	0 100 100	46, 59, 78, 92	0
22	AV	76/76 (100%)	-0.22	0 100 100	34, 64, 95, 113	0
22	AW	76/76 (100%)	0.71	8 (10%) 7 1	60, 165, 193, 200	0
22	CV	76/76 (100%)	-0.29	0 100 100	38, 66, 97, 114	0
22	CW	76/76 (100%)	0.84	11 (14%) 3 1	63, 166, 193, 200	0
23	AX	17/27 (62%)	0.65	2 (11%) 5 1	27, 87, 137, 139	0
23	CX	17/27 (62%)	0.68	4 (23%) 1 0	32, 89, 137, 140	0
24	AY	76/77 (98%)	1.36	18 (23%) 1 0	70, 149, 176, 179	0
24	CY	76/77 (98%)	1.61	27 (35%) 1 0	72, 149, 176, 179	0
25	AZ	385/405 (95%)	0.44	11 (2%) 49 7	84, 129, 155, 177	0
25	CZ	385/405 (95%)	0.49	19 (4%) 28 4	85, 129, 155, 177	0
26	B0	84/85 (98%)	0.09	2 (2%) 56 9	47, 64, 95, 108	0
26	D0	84/85 (98%)	0.19	2 (2%) 56 9	50, 66, 95, 108	0
27	B1	93/98 (94%)	-0.04	1 (1%) 77 22	38, 55, 114, 120	0

Continued on next page...

Continued from previous page...

Mol	Chain	Analysed	<RSRZ>	#RSRZ>2	OWAB(Å ²)	Q<0.9
27	D1	93/98 (94%)	0.12	1 (1%) 77 22	54, 71, 121, 129	0
28	B2	71/72 (98%)	0.80	8 (11%) 6 1	108, 136, 147, 149	0
28	D2	71/72 (98%)	0.27	1 (1%) 72 17	88, 107, 126, 142	0
29	B3	59/60 (98%)	0.08	1 (1%) 67 15	50, 71, 91, 116	0
29	D3	59/60 (98%)	0.28	2 (3%) 43 6	51, 72, 91, 116	0
30	B4	44/71 (61%)	0.55	2 (4%) 32 5	109, 148, 172, 176	0
30	D4	44/71 (61%)	0.29	0 100 100	110, 148, 172, 176	0
31	B5	59/60 (98%)	0.05	2 (3%) 43 6	45, 71, 131, 148	0
31	D5	59/60 (98%)	0.10	3 (5%) 27 4	46, 73, 130, 148	0
32	B6	50/54 (92%)	0.55	3 (6%) 21 3	50, 80, 106, 112	0
32	D6	50/54 (92%)	0.47	2 (4%) 36 5	54, 82, 106, 114	0
33	B7	48/49 (97%)	-0.02	0 100 100	45, 53, 90, 110	0
33	D7	48/49 (97%)	-0.07	0 100 100	47, 55, 89, 110	0
34	B8	63/65 (96%)	0.13	0 100 100	49, 63, 79, 101	0
34	D8	63/65 (96%)	0.14	1 (1%) 68 15	51, 65, 80, 101	0
35	B9	37/37 (100%)	0.20	1 (2%) 52 8	62, 75, 96, 98	0
35	D9	37/37 (100%)	0.34	2 (5%) 25 4	61, 77, 96, 98	0
36	BA	2901/2915 (99%)	0.02	101 (3%) 42 6	21, 65, 173, 200	0
36	DA	2901/2915 (99%)	-0.04	93 (3%) 45 7	26, 67, 173, 200	0
37	BB	119/122 (97%)	-0.24	0 100 100	52, 81, 104, 123	0
37	DB	119/122 (97%)	-0.33	0 100 100	55, 82, 104, 123	0
38	BC	228/229 (99%)	0.06	5 (2%) 59 11	47, 78, 152, 166	0
38	DC	228/229 (99%)	0.31	9 (3%) 37 5	51, 80, 152, 167	0
39	BD	275/276 (99%)	-0.21	1 (0%) 90 45	27, 44, 71, 96	0
39	DD	275/276 (99%)	-0.22	1 (0%) 90 45	29, 46, 71, 96	0
40	BE	204/206 (99%)	0.03	3 (1%) 70 16	40, 65, 114, 124	0
40	DE	204/206 (99%)	0.02	4 (1%) 62 12	41, 65, 114, 124	0
41	BF	207/210 (98%)	0.13	7 (3%) 43 6	45, 96, 152, 159	0
41	DF	207/210 (98%)	0.19	3 (1%) 72 17	45, 97, 152, 159	0
42	BG	181/182 (99%)	-0.09	4 (2%) 59 11	50, 73, 111, 132	0
42	DG	181/182 (99%)	0.07	2 (1%) 77 22	78, 100, 124, 135	0

Continued on next page...

Continued from previous page...

Mol	Chain	Analysed	<RSRZ>	#RSRZ>2	OWAB(Å ²)	Q<0.9
43	BH	159/180 (88%)	0.58	10 (6%) 19 3	84, 119, 144, 150	0
43	DH	159/180 (88%)	0.49	7 (4%) 33 5	83, 119, 144, 151	0
44	BJ	0/173	-	-	-	-
44	DJ	0/173	-	-	-	-
45	BK	0/147	-	-	-	-
45	DK	0/147	-	-	-	-
46	BN	138/140 (98%)	-0.03	0 100 100	51, 74, 118, 123	0
46	DN	138/140 (98%)	-0.03	0 100 100	51, 75, 118, 123	0
47	BO	122/122 (100%)	-0.24	0 100 100	35, 49, 62, 66	0
47	DO	122/122 (100%)	-0.28	0 100 100	35, 50, 62, 65	0
48	BP	146/150 (97%)	0.42	6 (4%) 35 5	47, 93, 118, 139	0
48	DP	146/150 (97%)	0.48	6 (4%) 35 5	49, 95, 118, 139	0
49	BQ	141/141 (100%)	-0.09	1 (0%) 84 32	35, 54, 75, 117	0
49	DQ	141/141 (100%)	-0.10	1 (0%) 84 32	39, 54, 76, 117	0
50	BR	117/118 (99%)	0.03	1 (0%) 81 25	51, 70, 88, 93	0
50	DR	117/118 (99%)	0.03	0 100 100	52, 71, 89, 93	0
51	BS	98/112 (87%)	0.21	2 (2%) 62 12	69, 89, 114, 118	0
51	DS	98/112 (87%)	0.41	1 (1%) 79 23	71, 90, 114, 117	0
52	BT	137/146 (93%)	0.10	6 (4%) 33 5	50, 71, 133, 164	0
52	DT	137/146 (93%)	0.08	6 (4%) 33 5	51, 72, 134, 164	0
53	BU	117/118 (99%)	-0.04	1 (0%) 81 25	51, 68, 90, 112	0
53	DU	117/118 (99%)	-0.07	0 100 100	52, 69, 89, 112	0
54	BV	101/101 (100%)	0.18	1 (0%) 79 23	52, 98, 113, 116	0
54	DV	101/101 (100%)	0.21	1 (0%) 79 23	52, 98, 113, 116	0
55	BW	113/113 (100%)	-0.05	0 100 100	56, 71, 102, 133	0
55	DW	113/113 (100%)	0.06	0 100 100	56, 72, 103, 134	0
56	BX	92/96 (95%)	0.14	0 100 100	64, 83, 101, 111	0
56	DX	92/96 (95%)	0.11	0 100 100	65, 84, 102, 112	0
57	BY	100/110 (90%)	0.73	9 (9%) 10 2	93, 114, 151, 160	0
57	DY	100/110 (90%)	0.85	9 (9%) 10 2	93, 114, 151, 160	0
58	BZ	176/206 (85%)	-0.00	2 (1%) 77 22	44, 71, 117, 123	0
58	DZ	176/206 (85%)	0.08	3 (1%) 67 15	56, 78, 111, 119	0

Continued on next page...

Continued from previous page...

Mol	Chain	Analysed	<RSRZ>	#RSRZ>2	OWAB(Å ²)	Q<0.9
All	All	22010/23376 (94%)	0.02	518 (2%) 56 9	17, 69, 146, 200	0

All (518) RSRZ outliers are listed below:

Mol	Chain	Res	Type	RSRZ
36	BA	2802	G	10.4
36	DA	2802	G	8.6
36	BA	654(K)	C	8.4
36	DA	654(K)	C	8.2
1	CA	89	C	8.1
36	BA	2799	C	8.0
36	BA	654(J)	A	7.9
36	DA	1066	U	7.5
49	DQ	141	GLN	7.1
1	AA	1036	G	7.1
36	DA	2896	C	6.9
58	DZ	113	ALA	6.8
1	CA	88	A	6.8
36	DA	654(E)	G	6.7
24	AY	44	G	6.7
36	BA	1077	A	6.6
57	BY	2	ARG	6.6
36	BA	654(I)	C	6.6
36	BA	654(C)	G	6.5
36	DA	654(J)	A	6.5
36	BA	2801	A	6.4
1	CA	1036	G	6.2
36	DA	654(V)	A	6.1
36	BA	1087	G	6.0
36	BA	2795	G	5.9
36	BA	654(G)	C	5.9
36	BA	1078	U	5.8
36	BA	654(F)	C	5.7
36	BA	654(E)	G	5.7
36	BA	1079	C	5.6
36	BA	1093	G	5.6
1	CA	81	U	5.6
36	BA	1065	U	5.6
1	AA	1026	G	5.6
49	BQ	141	GLN	5.5
42	DG	2	PRO	5.5
36	BA	1066	U	5.5

Continued on next page...

Continued from previous page...

Mol	Chain	Res	Type	RSRZ
36	BA	2896	C	5.4
24	CY	44	G	5.4
36	BA	654(H)	G	5.4
22	CW	44	G	5.4
32	B6	46	HIS	5.3
36	DA	1077	A	5.3
36	DA	1065	U	5.3
19	AS	81	ARG	5.2
36	BA	654(V)	A	5.2
36	DA	654(G)	C	5.2
36	BA	1073	A	5.2
36	BA	2894	G	5.1
36	DA	654(L)	G	5.1
36	BA	654(T)	C	5.0
36	DA	2897	U	5.0
36	DA	1067	A	5.0
22	CW	3	C	5.0
36	BA	2801(A)	A	4.9
43	BH	170	ARG	4.9
36	DA	654(C)	G	4.9
42	BG	48	GLU	4.9
1	AA	1037	C	4.9
25	CZ	36	ALA	4.9
36	DA	352	G	4.9
36	DA	2801	A	4.9
36	DA	654(F)	C	4.8
1	AA	1030(B)	C	4.8
1	AA	89	C	4.7
36	BA	1080	C	4.7
36	DA	229	A	4.7
43	BH	53	GLU	4.7
36	DA	2796	U	4.7
36	BA	2796	U	4.7
36	DA	2799	C	4.6
1	CA	82	U	4.6
38	DC	1	PRO	4.5
36	BA	1094	U	4.5
36	DA	1082	U	4.4
25	AZ	85	HIS	4.3
48	BP	107	LYS	4.3
23	CX	27	A	4.3
36	DA	654(I)	C	4.3

Continued on next page...

Continued from previous page...

Mol	Chain	Res	Type	RSRZ
22	CW	34	G	4.2
1	AA	88	A	4.2
36	BA	1064	C	4.2
36	DA	2804	C	4.2
57	DY	51	VAL	4.1
1	AA	1030(A)	G	4.1
43	DH	170	ARG	4.1
29	B3	1	MET	4.1
24	AY	45	U	4.0
36	DA	1073	A	4.0
36	DA	2801(A)	A	4.0
31	D5	59	GLU	4.0
36	BA	654	A	4.0
1	AA	81	U	4.0
1	AA	1038	C	4.0
24	AY	19	G	4.0
36	BA	352	G	4.0
23	AX	27	A	4.0
1	CA	90	U	4.0
36	DA	1090	U	4.0
36	DA	1076	C	4.0
22	AW	34	G	4.0
36	BA	1069	A	4.0
57	DY	2	ARG	3.9
36	BA	654(L)	G	3.9
48	BP	149	GLU	3.9
36	DA	1087	G	3.9
26	B0	3	HIS	3.9
36	BA	1072	C	3.9
36	BA	271(L)	U	3.9
1	CA	80	G	3.9
24	CY	45	U	3.9
38	BC	109	ASP	3.9
36	BA	2207	G	3.9
12	CL	127	GLU	3.9
29	D3	1	MET	3.8
36	DA	1080	C	3.8
22	CW	6	G	3.8
22	AW	6	G	3.8
36	DA	2795	G	3.8
25	CZ	140	MET	3.8
36	BA	1082	U	3.8

Continued on next page...

Continued from previous page...

Mol	Chain	Res	Type	RSRZ
36	DA	654(H)	G	3.8
52	DT	137	LYS	3.8
24	AY	15	A	3.8
36	DA	1064	C	3.7
28	D2	72	ALA	3.7
36	BA	229	A	3.7
22	CW	47	U	3.7
28	B2	64	LEU	3.7
24	CY	55	PSU	3.6
58	BZ	113	ALA	3.6
36	DA	156	U	3.6
36	BA	654(S)	G	3.6
25	CZ	141	VAL	3.6
36	DA	1068	G	3.6
57	BY	52	SER	3.6
42	BG	2	PRO	3.6
2	CB	132	LYS	3.6
43	BH	169	VAL	3.6
1	CA	91	C	3.6
24	AY	24	G	3.5
24	CY	47	U	3.5
36	BA	156	U	3.5
38	BC	105	ASP	3.5
36	BA	1091	G	3.5
24	AY	18	G	3.5
19	CS	81	ARG	3.5
25	AZ	199	ILE	3.4
21	AU	25	LYS	3.4
36	DA	654(S)	G	3.4
42	DG	48	GLU	3.4
43	BH	52	VAL	3.4
36	DA	654(R)	C	3.4
28	B2	72	ALA	3.4
36	BA	1067	A	3.4
36	BA	1062	G	3.4
28	B2	71	ASN	3.4
36	DA	1078	U	3.4
13	AM	125	ARG	3.4
36	BA	614(B)	G	3.4
11	AK	129	SER	3.4
38	DC	97	GLU	3.4
41	BF	9	ILE	3.3

Continued on next page...

Continued from previous page...

Mol	Chain	Res	Type	RSRZ
39	DD	276	LYS	3.3
24	CY	31	U	3.3
1	AA	78	G	3.3
36	BA	2803	C	3.3
1	AA	470	C	3.3
36	BA	1081	U	3.3
36	DA	1420	U	3.3
1	CA	1137	C	3.3
38	DC	109	ASP	3.3
57	BY	55	TYR	3.3
43	DH	169	VAL	3.3
52	DT	135	ALA	3.3
57	BY	51	VAL	3.2
22	CW	45	U	3.2
1	AA	204	U	3.2
25	AZ	112	PRO	3.2
36	DA	155	U	3.2
36	BA	2173	A	3.2
57	DY	54	LYS	3.2
40	BE	204	ALA	3.2
36	BA	1089	G	3.2
36	BA	1096	A	3.2
36	DA	1174	A	3.2
36	BA	888	C	3.2
40	DE	76	ARG	3.2
24	CY	18	G	3.2
41	BF	24	LEU	3.2
35	D9	1	MET	3.2
22	AW	5	G	3.2
36	DA	2803	C	3.1
36	BA	1068	G	3.1
36	BA	654(U)	A	3.1
36	DA	1085	A	3.1
24	AY	57	G	3.1
36	BA	654(D)	G	3.1
36	DA	2805	G	3.1
1	AA	76	C	3.1
36	DA	1535	A	3.1
38	BC	1	PRO	3.1
41	BF	8	GLN	3.1
36	BA	271(K)	U	3.1
36	BA	2897	U	3.1

Continued on next page...

Continued from previous page...

Mol	Chain	Res	Type	RSRZ
52	BT	135	ALA	3.1
36	DA	654(D)	G	3.1
24	AY	14	A	3.1
48	BP	150	ALA	3.1
52	BT	136	GLN	3.1
28	B2	42	GLY	3.0
36	BA	614(A)	U	3.0
38	DC	77	ILE	3.0
24	AY	55	PSU	3.0
43	DH	21	PRO	3.0
25	CZ	183	HIS	3.0
41	BF	11	VAL	3.0
32	B6	42	TRP	3.0
25	CZ	33	TYR	3.0
24	AY	17	H2U	3.0
24	AY	25	C	3.0
31	B5	59	GLU	3.0
51	BS	54	LEU	3.0
24	CY	61	C	3.0
14	AN	2	ALA	2.9
25	CZ	72	THR	2.9
24	CY	26	A	2.9
28	B2	49	LYS	2.9
25	CZ	203	LEU	2.9
22	CW	2	C	2.9
43	DH	53	GLU	2.9
54	BV	36	PRO	2.9
36	BA	362	U	2.9
36	DA	405	U	2.9
48	DP	149	GLU	2.9
24	CY	25	C	2.9
1	CA	1037	C	2.9
40	DE	204	ALA	2.9
41	BF	12	LEU	2.9
57	DY	55	TYR	2.9
24	CY	43	G	2.9
36	BA	155	U	2.9
57	BY	54	LYS	2.9
36	DA	271(K)	U	2.9
36	DA	2099	U	2.9
36	BA	2794	C	2.8
36	DA	1509	C	2.8

Continued on next page...

Continued from previous page...

Mol	Chain	Res	Type	RSRZ
1	CA	204	U	2.8
36	BA	157	U	2.8
24	CY	42	G	2.8
32	D6	42	TRP	2.8
2	CB	7	VAL	2.8
36	DA	271(L)	U	2.8
1	AA	1005	A	2.8
32	D6	46	HIS	2.8
39	BD	276	LYS	2.8
25	CZ	199	ILE	2.8
36	DA	2793	G	2.8
25	CZ	29	ALA	2.8
52	DT	132	LYS	2.8
14	CN	2	ALA	2.8
25	AZ	203	LEU	2.8
36	BA	1541	G	2.8
36	DA	1096	A	2.8
36	BA	1420	U	2.7
41	DF	2	LYS	2.7
31	B5	58	LEU	2.7
23	CX	26	A	2.7
40	BE	69	LYS	2.7
1	AA	1030(C)	G	2.7
13	CM	123	ALA	2.7
24	CY	46	7MG	2.7
24	CY	9	C	2.7
25	CZ	37	ALA	2.7
36	BA	1071	G	2.7
24	AY	60	U	2.7
38	DC	115	ALA	2.7
1	CA	1030(B)	C	2.7
36	BA	654(M)	C	2.7
4	CD	47	ARG	2.7
41	DF	1	MET	2.7
25	AZ	184	ARG	2.7
38	DC	105	ASP	2.7
58	DZ	114	GLY	2.7
52	BT	39	ARG	2.7
54	DV	36	PRO	2.7
24	AY	9	C	2.7
36	DA	157	U	2.7
24	CY	16	H2U	2.6

Continued on next page...

Continued from previous page...

Mol	Chain	Res	Type	RSRZ
43	BH	51	ARG	2.6
1	CA	77	G	2.6
25	AZ	38	GLU	2.6
36	DA	1088	A	2.6
36	DA	1104	C	2.6
52	DT	136	GLN	2.6
25	AZ	42	VAL	2.6
36	BA	1086	A	2.6
36	DA	654(Q)	C	2.6
36	DA	2794	C	2.6
25	AZ	33	TYR	2.6
2	CB	96	ARG	2.6
24	CY	19	G	2.6
36	BA	1063	G	2.6
36	BA	2189	U	2.6
36	DA	278	A	2.6
36	BA	1104	C	2.6
25	CZ	193	ASN	2.6
36	BA	1090	U	2.6
25	CZ	142	ASP	2.6
36	DA	1062	G	2.6
1	CA	412	A	2.6
57	DY	75	ILE	2.6
36	DA	271(G)	C	2.6
36	DA	2792	G	2.5
48	DP	76	LYS	2.5
1	AA	1447	A	2.5
24	AY	13	C	2.5
24	AY	16	H2U	2.5
26	D0	3	HIS	2.5
1	AA	1030(D)	A	2.5
36	BA	1177	A	2.5
48	DP	150	ALA	2.5
36	BA	1543	C	2.5
53	BU	118	GLY	2.5
24	CY	15	A	2.5
36	DA	2892	A	2.5
28	B2	9	GLN	2.5
1	AA	1129	C	2.5
25	CZ	326	GLU	2.5
35	B9	1	MET	2.5
36	BA	654(A)	G	2.5

Continued on next page...

Continued from previous page...

Mol	Chain	Res	Type	RSRZ
36	DA	614(B)	G	2.5
36	BA	654(Q)	C	2.5
36	DA	1072	C	2.5
22	CW	16	U	2.5
36	BA	1083	U	2.5
13	CM	125	ARG	2.5
22	AW	44	G	2.5
36	BA	1085	A	2.5
36	BA	1088	A	2.5
36	DA	1740	G	2.5
36	DA	2894	G	2.5
1	AA	1027	C	2.5
57	DY	79	CYS	2.5
52	DT	39	ARG	2.5
36	DA	2893	G	2.5
1	AA	1035	A	2.5
23	AX	26	A	2.5
36	DA	654(U)	A	2.5
1	CA	1001(A)	G	2.5
1	AA	91	C	2.5
22	AW	47	U	2.5
28	B2	50	ILE	2.5
36	DA	1074	G	2.5
36	DA	1033	U	2.4
51	BS	107	GLU	2.4
24	CY	74	C	2.4
24	CY	10	G	2.4
32	B6	54	ILE	2.4
36	DA	1097	U	2.4
36	BA	275	G	2.4
36	BA	277	C	2.4
57	BY	61	ILE	2.4
52	DT	1	MET	2.4
1	AA	1031	G	2.4
1	CA	1129	C	2.4
36	DA	884	C	2.4
57	DY	52	SER	2.4
36	BA	2895	U	2.4
1	CA	92	C	2.4
36	BA	2793	G	2.4
26	B0	4	LYS	2.4
24	CY	73	G	2.4

Continued on next page...

Continued from previous page...

Mol	Chain	Res	Type	RSRZ
36	BA	34	C	2.4
36	BA	1100	C	2.4
4	CD	112	VAL	2.4
24	AY	47	U	2.4
13	AM	84	ILE	2.4
20	CT	73	HIS	2.4
7	CG	79	ARG	2.4
57	DY	28	LYS	2.4
1	AA	1456	G	2.3
36	DA	1071	G	2.3
42	BG	50	ALA	2.3
24	CY	56	C	2.3
1	AA	79	G	2.3
24	CY	24	G	2.3
1	AA	1125	U	2.3
25	CZ	366	ASP	2.3
48	BP	15	ARG	2.3
1	AA	90	U	2.3
22	AW	7	A	2.3
36	BA	1509(A)	A	2.3
43	BH	33	LEU	2.3
24	CY	40	C	2.3
22	CW	5	G	2.3
36	DA	1081	U	2.3
36	DA	2895	U	2.3
57	BY	45	VAL	2.3
30	B4	42	PHE	2.3
24	CY	54	5MU	2.3
43	DH	86	GLU	2.3
48	DP	110	TYR	2.3
1	AA	1029	C	2.3
25	CZ	73	ALA	2.3
36	DA	1079	C	2.3
13	CM	7	VAL	2.3
25	CZ	75	ARG	2.3
48	BP	98	GLU	2.3
23	CX	18	G	2.2
36	DA	1541	G	2.2
36	DA	2207	G	2.2
52	BT	132	LYS	2.2
36	BA	2892	A	2.2
36	DA	1098	A	2.2

Continued on next page...

Continued from previous page...

Mol	Chain	Res	Type	RSRZ
25	AZ	75	ARG	2.2
27	B1	85	LEU	2.2
36	BA	2804	C	2.2
36	DA	654(T)	C	2.2
36	DA	888	C	2.2
36	DA	1094	U	2.2
10	CJ	90	LEU	2.2
24	CY	21	A	2.2
36	BA	1095	A	2.2
30	B4	32	TYR	2.2
36	DA	271(J)	C	2.2
57	BY	86	ARG	2.2
1	CA	1537	U	2.2
24	CY	13	C	2.2
36	BA	654(R)	C	2.2
36	BA	654(B)	C	2.2
41	BF	20	LEU	2.2
43	DH	167	GLU	2.2
40	DE	69	LYS	2.2
43	BH	42	ARG	2.2
42	BG	86	MET	2.2
36	DA	654	A	2.2
13	AM	122	LYS	2.2
34	D8	64	TYR	2.2
31	D5	60	VAL	2.2
22	AW	45	U	2.2
36	BA	1534	U	2.2
36	DA	1046	A	2.2
24	AY	46	7MG	2.2
1	CA	1029	C	2.2
38	DC	106	GLY	2.2
48	BP	110	TYR	2.2
24	AY	43	G	2.2
36	BA	1097	U	2.2
28	B2	54	LYS	2.2
36	BA	1536	C	2.1
25	AZ	141	VAL	2.1
10	CJ	85	LEU	2.1
58	BZ	114	GLY	2.1
40	BE	76	ARG	2.1
36	BA	655	A	2.1
52	BT	3	ARG	2.1

Continued on next page...

Continued from previous page...

Mol	Chain	Res	Type	RSRZ
22	AW	2	C	2.1
24	CY	28	C	2.1
36	BA	2179	C	2.1
36	DA	2402	C	2.1
25	CZ	147	LEU	2.1
29	D3	2	PRO	2.1
43	DH	96	ALA	2.1
31	D5	58	LEU	2.1
36	BA	1046	A	2.1
36	BA	1059	G	2.1
51	DS	107	GLU	2.1
36	DA	1534	U	2.1
35	D9	37	GLY	2.1
36	DA	1044	G	2.1
36	DA	1059	G	2.1
36	BA	2103	C	2.1
41	DF	24	LEU	2.1
48	DP	107	LYS	2.1
36	BA	1092	C	2.1
1	AA	92	C	2.1
52	BT	134	GLU	2.1
36	BA	2190	G	2.1
36	DA	1063	G	2.1
25	AZ	130	TYR	2.1
41	BF	7	TYR	2.1
38	DC	81	GLU	2.1
23	CX	11	U	2.1
36	BA	1509	C	2.1
36	DA	654(B)	C	2.1
43	BH	13	LYS	2.1
4	CD	23	GLY	2.1
27	D1	76	ARG	2.1
25	CZ	85	HIS	2.1
22	CW	7	A	2.0
26	D0	4	LYS	2.0
36	BA	1174	A	2.0
9	CI	6	GLY	2.0
24	CY	57	G	2.0
36	BA	11	G	2.0
57	BY	79	CYS	2.0
36	DA	277	C	2.0
10	CJ	79	ARG	2.0

Continued on next page...

Continued from previous page...

Mol	Chain	Res	Type	RSRZ
4	AD	209	ARG	2.0
48	DP	7	ARG	2.0
58	DZ	167	PRO	2.0
22	CW	53	G	2.0
57	DY	4	LYS	2.0
12	AL	127	GLU	2.0
25	CZ	296	GLU	2.0
1	AA	1001	A	2.0
38	DC	126	LYS	2.0
43	BH	44	VAL	2.0
18	AR	88	LYS	2.0
36	DA	1847	A	2.0
38	BC	117	PRO	2.0
38	BC	108	MET	2.0
1	CA	1131	G	2.0
10	CJ	77	PRO	2.0
40	DE	88	GLY	2.0
50	BR	3	HIS	2.0
43	BH	101	ARG	2.0

6.2 Non-standard residues in protein, DNA, RNA chains ⓘ

In the following table, the Atoms column lists the number of modelled atoms in the group and the number defined in the chemical component dictionary. LLDF column lists the quality of electron density of the group with respect to its neighbouring residues in protein, DNA or RNA chains. The B-factors column lists the minimum, median, 95th percentile and maximum values of B factors of atoms in the group. The column labelled 'Q< 0.9' lists the number of atoms with occupancy less than 0.9.

Mol	Type	Chain	Res	Atoms	RSR	LLDF	B-factors(Å ²)	Q<0.9
24	5MU	CY	54	21/22	0.41	-	144,149,151,153	0
24	MIA	AY	37	29/30	0.31	-	71,88,103,104	0
24	7MG	CY	46	24/25	0.44	-	170,172,175,176	0
24	4SU	AY	8	20/21	0.33	-	145,147,149,149	0
24	OMC	CY	32	21/22	0.51	-	107,112,121,122	0
24	PSU	CY	55	20/21	0.44	-	154,160,160,160	0
24	7MG	AY	46	24/25	0.39	-	170,172,175,176	0
24	H2U	CY	20	20/21	0.43	-	178,179,179,180	0
24	5MU	AY	54	21/22	0.34	-	145,149,150,153	0
24	MIA	CY	37	29/30	0.24	-	74,88,101,102	0
24	H2U	AY	20	20/21	0.48	-	178,179,179,179	0
24	H2U	CY	16	20/21	0.60	-	170,173,173,174	0

Continued on next page...

Continued from previous page...

Mol	Type	Chain	Res	Atoms	RSR	LLDF	B-factors(\AA^2)	Q<0.9
24	H2U	AY	17	20/21	0.64	-	170,174,175,176	0
24	OMC	AY	32	21/22	0.30	-	107,112,120,121	0
24	PSU	AY	55	20/21	0.40	-	154,159,160,161	0
24	H2U	CY	17	20/21	0.51	-	170,173,175,176	0
24	H2U	AY	16	20/21	0.59	-	169,173,173,174	0
24	4SU	CY	8	20/21	0.34	-	146,147,148,149	0

6.3 Carbohydrates

There are no carbohydrates in this entry.

6.4 Ligands

In the following table, the Atoms column lists the number of modelled atoms in the group and the number defined in the chemical component dictionary. LLDF column lists the quality of electron density of the group with respect to its neighbouring residues in protein, DNA or RNA chains. The B-factors column lists the minimum, median, 95th percentile and maximum values of B factors of atoms in the group. The column labelled 'Q< 0.9' lists the number of atoms with occupancy less than 0.9.

Mol	Type	Chain	Res	Atoms	RSR	LLDF	B-factors(\AA^2)	Q<0.9
60	GDP	AZ	501	28/28	0.29	-	130,136,140,141	0
59	ZN	D9	101	1/1	0.11	-	81,81,81,81	0
59	ZN	D4	101	1/1	0.10	-	115,115,115,115	0
59	ZN	CD	301	1/1	0.26	-	72,72,72,72	0
59	ZN	AN	101	1/1	0.15	-	34,34,34,34	0
59	ZN	CN	101	1/1	0.16	-	60,60,60,60	0
59	ZN	B4	101	1/1	0.17	-	90,90,90,90	0
59	ZN	AD	301	1/1	0.25	-	59,59,59,59	0
61	KIR	AZ	502	57/57	0.33	-	117,119,121,122	0
59	ZN	B9	101	1/1	0.11	-	82,82,82,82	0
61	KIR	CZ	502	57/57	0.37	-	118,120,121,123	0
60	GDP	CZ	501	28/28	0.17	-	129,136,140,140	0

6.5 Other polymers

There are no such residues in this entry.