



Full wwPDB X-ray Structure Validation Report

Jun 16, 2014 – 09:04 PM BST

PDB ID : 4V5S
Title : The crystal structure of EF-Tu and G24A-tRNA-Trp bound to a cognate codon on the 70S ribosome.
Authors : Schmeing, T.M.; Voorhees, R.M.; Ramakrishnan, V.
Deposited on : 2010-12-07
Resolution : 3.10 Å(reported)

This is a full wwPDB validation report for a publicly released PDB entry.
We welcome your comments at validation@mail.wwpdb.org
A user guide is available at <http://wwpdb.org/ValidationPDFNotes.html>

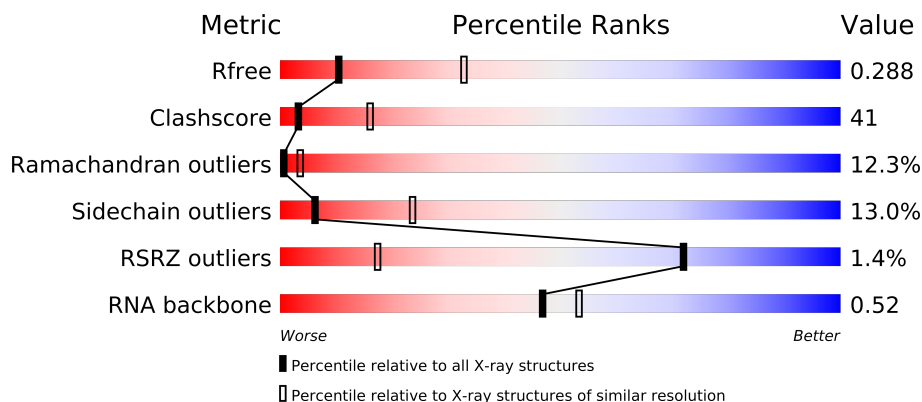
The following versions of software and data (see [references](#)) were used in the production of this report:

MolProbity : 4.02b-467
Mogul : 1.16 November 2013
Xtriage (Phenix) : dev-1323
EDS : stable23397
Percentile statistics : 21963
Refmac : 5.8.0049
CCP4 : 6.3.0 (Settle)
Ideal geometry (proteins) : Engh & Huber (2001)
Ideal geometry (DNA, RNA) : Parkinson et. al. (1996)
Validation Pipeline (wwPDB-VP) : stable23397

1 Overall quality at a glance

The reported resolution of this entry is 3.10 Å.

Percentile scores (ranging between 0-100) for global validation metrics of the entry are shown in the following graphic. The table shows the number of entries on which the scores are based.



Metric	Whole archive (#Entries)	Similar resolution (#Entries, resolution range(Å))
R_{free}	66092	1007 (3.18-3.02)
Clashscore	79885	1078 (3.16-3.04)
Ramachandran outliers	78287	1044 (3.16-3.04)
Sidechain outliers	78261	1044 (3.16-3.04)
RSRZ outliers	66119	1008 (3.18-3.02)
RNA backbone	1838	1047 (3.60-2.60)

The table below summarises the geometric issues observed across the polymeric chains and their fit to the electron density. The red, orange, yellow and green segments on the lower bar indicate the fraction of residues that contain outliers for ≥ 3 , 2, 1 and 0 types of geometric quality criteria. The upper red bar (where present) indicates the fraction of residues that have poor fit to the electron density.

Mol	Chain	Length	Quality of chain
1	AA	1522	
1	CA	1522	
2	AB	256	
2	CB	256	
3	AC	239	
3	CC	239	
4	AD	209	
4	CD	209	
5	AE	162	
5	CE	162	
6	AF	101	
6	CF	101	

Continued on next page...

Continued from previous page...

Mol	Chain	Length	Quality of chain
7	AG	156	
7	CG	156	
8	AH	138	
8	CH	138	
9	AI	128	
9	CI	128	
10	AJ	105	
10	CJ	105	
11	AK	129	
11	CK	129	
12	AL	131	
12	CL	131	
13	AM	126	
13	CM	126	
14	AN	61	
14	CN	61	
15	AO	89	
15	CO	89	
16	AP	88	
16	CP	88	
17	AQ	105	
17	CQ	105	
18	AR	88	
18	CR	88	
19	AS	93	
19	CS	93	
20	AT	106	
20	CT	106	
21	AU	27	
21	CU	27	
22	AV	76	
22	AW	76	
22	CV	76	
22	CW	76	
23	AX	27	
23	CX	27	
24	AY	77	
24	CY	77	
25	AZ	405	
25	CZ	405	
26	B0	85	
26	D0	85	

Continued on next page...

Continued from previous page...

Mol	Chain	Length	Quality of chain
27	B1	98	
27	D1	98	
28	B2	72	
28	D2	72	
29	B3	60	
29	D3	60	
30	B4	71	
30	D4	71	
31	B5	60	
31	D5	60	
32	B6	54	
32	D6	54	
33	B7	49	
33	D7	49	
34	B8	65	
34	D8	65	
35	B9	37	
35	D9	37	
36	BA	2915	
36	DA	2915	
37	BB	122	
37	DB	122	
38	BC	229	
38	DC	229	
39	BD	276	
39	DD	276	
40	BE	206	
40	DE	206	
41	BF	210	
41	DF	210	
42	BG	182	
42	DG	182	
43	BH	180	
43	DH	180	
44	BJ	173	
44	DJ	173	
45	BK	147	
45	DK	147	
46	BN	140	
46	DN	140	
47	BO	122	
47	DO	122	

Continued on next page...

Continued from previous page...

Mol	Chain	Length	Quality of chain
48	BP	150	
48	DP	150	
49	BQ	141	
49	DQ	141	
50	BR	118	
50	DR	118	
51	BS	112	
51	DS	112	
52	BT	146	
52	DT	146	
53	BU	118	
53	DU	118	
54	BV	101	
54	DV	101	
55	BW	113	
55	DW	113	
56	BX	96	
56	DX	96	
57	BY	110	
57	DY	110	
58	BZ	206	
58	DZ	206	

2 Entry composition

There are 61 unique types of molecules in this entry. The entry contains 307196 atoms, of which 0 are hydrogen and 0 are deuterium.

In the tables below, the ZeroOcc column contains the number of atoms modelled with zero occupancy, the AltConf column contains the number of residues with at least one atom in alternate conformation and the Trace column contains the number of residues modelled with at most 2 atoms.

- Molecule 1 is a RNA chain called 16S RRNA.

Mol	Chain	Residues	Atoms					ZeroOcc	AltConf	Trace
1	AA	1504	Total	C	N	O	P	0	0	0
			32329	14390	5992	10444	1503			
1	CA	1504	Total	C	N	O	P	0	0	0
			32329	14390	5992	10444	1503			

- Molecule 2 is a protein called 30S RIBOSOMAL PROTEIN S2.

Mol	Chain	Residues	Atoms					ZeroOcc	AltConf	Trace
2	AB	234	Total	C	N	O	S	0	0	0
			1900	1213	341	341	5			
2	CB	234	Total	C	N	O	S	0	0	0
			1900	1213	341	341	5			

- Molecule 3 is a protein called 30S RIBOSOMAL PROTEIN S3.

Mol	Chain	Residues	Atoms					ZeroOcc	AltConf	Trace
3	AC	206	Total	C	N	O	S	0	0	0
			1612	1016	314	281	1			
3	CC	206	Total	C	N	O	S	0	0	0
			1612	1016	314	281	1			

- Molecule 4 is a protein called 30S RIBOSOMAL PROTEIN S4.

Mol	Chain	Residues	Atoms					ZeroOcc	AltConf	Trace
4	AD	208	Total	C	N	O	S	0	0	0
			1703	1066	339	291	7			
4	CD	208	Total	C	N	O	S	0	0	0
			1703	1066	339	291	7			

- Molecule 5 is a protein called 30S RIBOSOMAL PROTEIN S5.

Mol	Chain	Residues	Atoms					ZeroOcc	AltConf	Trace
5	AE	150	Total	C	N	O	S	0	0	0
			1146	724	217	201	4			
5	CE	150	Total	C	N	O	S	0	0	0
			1146	724	217	201	4			

- Molecule 6 is a protein called 30S RIBOSOMAL PROTEIN S6.

Mol	Chain	Residues	Atoms					ZeroOcc	AltConf	Trace
6	AF	101	Total	C	N	O	S	0	0	0
			843	531	155	154	3			
6	CF	101	Total	C	N	O	S	0	0	0
			843	531	155	154	3			

- Molecule 7 is a protein called 30S RIBOSOMAL PROTEIN S7.

Mol	Chain	Residues	Atoms					ZeroOcc	AltConf	Trace
7	AG	155	Total	C	N	O	S	0	0	0
			1257	781	252	218	6			
7	CG	155	Total	C	N	O	S	0	0	0
			1257	781	252	218	6			

- Molecule 8 is a protein called 30S RIBOSOMAL PROTEIN S8.

Mol	Chain	Residues	Atoms					ZeroOcc	AltConf	Trace
8	AH	138	Total	C	N	O	S	0	0	0
			1116	705	215	193	3			
8	CH	138	Total	C	N	O	S	0	0	0
			1116	705	215	193	3			

- Molecule 9 is a protein called 30S RIBOSOMAL PROTEIN S9.

Mol	Chain	Residues	Atoms				ZeroOcc	AltConf	Trace
9	AI	127	Total	C	N	O	0	0	0
			1010	639	197	174			
9	CI	127	Total	C	N	O	0	0	0
			1010	639	197	174			

- Molecule 10 is a protein called 30S RIBOSOMAL PROTEIN S10.

Mol	Chain	Residues	Atoms					ZeroOcc	AltConf	Trace
10	AJ	98	Total	C	N	O	S	0	0	0
			794	499	156	138	1			

Continued on next page...

Continued from previous page...

Mol	Chain	Residues	Atoms					ZeroOcc	AltConf	Trace
10	CJ	98	Total	C	N	O	S	0	0	0
			794	499	156	138	1			

- Molecule 11 is a protein called 30S RIBOSOMAL PROTEIN S11.

Mol	Chain	Residues	Atoms					ZeroOcc	AltConf	Trace
11	AK	119	Total	C	N	O	S	0	0	0
			885	549	168	165	3			
11	CK	119	Total	C	N	O	S	0	0	0
			885	549	168	165	3			

- Molecule 12 is a protein called 30S RIBOSOMAL PROTEIN S12.

Mol	Chain	Residues	Atoms					ZeroOcc	AltConf	Trace
12	AL	124	Total	C	N	O	S	0	0	0
			970	611	195	163	1			
12	CL	124	Total	C	N	O	S	0	0	0
			970	611	195	163	1			

- Molecule 13 is a protein called 30S RIBOSOMAL PROTEIN S13.

Mol	Chain	Residues	Atoms					ZeroOcc	AltConf	Trace
13	AM	124	Total	C	N	O	S	0	0	0
			987	611	205	169	2			
13	CM	124	Total	C	N	O	S	0	0	0
			987	611	205	169	2			

- Molecule 14 is a protein called 30S RIBOSOMAL PROTEIN S14.

Mol	Chain	Residues	Atoms					ZeroOcc	AltConf	Trace
14	AN	60	Total	C	N	O	S	0	0	0
			492	312	104	72	4			
14	CN	60	Total	C	N	O	S	0	0	0
			492	312	104	72	4			

- Molecule 15 is a protein called 30S RIBOSOMAL PROTEIN S15.

Mol	Chain	Residues	Atoms					ZeroOcc	AltConf	Trace
15	AO	88	Total	C	N	O	S	0	0	0
			734	459	147	126	2			
15	CO	88	Total	C	N	O	S	0	0	0
			734	459	147	126	2			

- Molecule 16 is a protein called 30S RIBOSOMAL PROTEIN S16.

Mol	Chain	Residues	Atoms					ZeroOcc	AltConf	Trace
16	AP	83	Total	C	N	O	S	0	0	0
			700	443	139	117	1			
16	CP	83	Total	C	N	O	S	0	0	0
			700	443	139	117	1			

- Molecule 17 is a protein called 30S RIBOSOMAL PROTEIN S17.

Mol	Chain	Residues	Atoms					ZeroOcc	AltConf	Trace
17	AQ	99	Total	C	N	O	S	0	0	0
			823	528	151	142	2			
17	CQ	99	Total	C	N	O	S	0	0	0
			823	528	151	142	2			

- Molecule 18 is a protein called 30S RIBOSOMAL PROTEIN S18.

Mol	Chain	Residues	Atoms				ZeroOcc	AltConf	Trace
18	AR	70	Total	C	N	O	0	0	0
			574	367	112	95			
18	CR	70	Total	C	N	O	0	0	0
			574	367	112	95			

- Molecule 19 is a protein called 30S RIBOSOMAL PROTEIN S19.

Mol	Chain	Residues	Atoms					ZeroOcc	AltConf	Trace
19	AS	78	Total	C	N	O	S	0	0	0
			629	403	114	110	2			
19	CS	78	Total	C	N	O	S	0	0	0
			629	403	114	110	2			

- Molecule 20 is a protein called 30S RIBOSOMAL PROTEIN S20.

Mol	Chain	Residues	Atoms					ZeroOcc	AltConf	Trace
20	AT	99	Total	C	N	O	S	0	0	0
			763	470	162	129	2			
20	CT	99	Total	C	N	O	S	0	0	0
			763	470	162	129	2			

- Molecule 21 is a protein called 30S RIBOSOMAL PROTEIN THX.

Mol	Chain	Residues	Atoms				ZeroOcc	AltConf	Trace
21	AU	24	Total	C	N	O	0	0	0
			208	128	50	30			
21	CU	24	Total	C	N	O	0	0	0
			208	128	50	30			

- Molecule 22 is a RNA chain called E-SITE TRNA PHE OR P-SITE TRNA PHE.

Mol	Chain	Residues	Atoms					ZeroOcc	AltConf	Trace
22	AV	76	Total	C	N	O	P	0	0	0
			1619	723	290	531	75			
22	AW	76	Total	C	N	O	P	0	0	0
			1619	723	290	531	75			
22	CV	76	Total	C	N	O	P	0	0	0
			1619	723	290	531	75			
22	CW	76	Total	C	N	O	P	0	0	0
			1619	723	290	531	75			

- Molecule 23 is a RNA chain called MRNA.

Mol	Chain	Residues	Atoms					ZeroOcc	AltConf	Trace
23	AX	17	Total	C	N	O	P	0	0	0
			362	164	68	114	16			
23	CX	17	Total	C	N	O	P	0	0	0
			362	164	68	114	16			

- Molecule 24 is a RNA chain called A-SITE TRNA G24A TRP-TRNA TRP.

Mol	Chain	Residues	Atoms						ZeroOcc	AltConf	Trace
24	AY	77	Total	C	N	O	P	S	0	0	0
			1644	742	289	535	76	2			
24	CY	77	Total	C	N	O	P	S	0	0	0
			1644	742	289	535	76	2			

- Molecule 25 is a protein called ELONGATION FACTOR TU.

Mol	Chain	Residues	Atoms					ZeroOcc	AltConf	Trace
25	AZ	385	Total	C	N	O	S	0	0	0
			2984	1885	524	563	12			
25	CZ	385	Total	C	N	O	S	0	0	0
			2984	1885	524	563	12			

- Molecule 26 is a protein called 50S RIBOSOMAL PROTEIN L27.

Mol	Chain	Residues	Atoms					ZeroOcc	AltConf	Trace
26	B0	84	Total	C	N	O	S	0	0	0
			662	410	140	111	1			
26	D0	84	Total	C	N	O	S	0	0	0
			662	410	140	111	1			

- Molecule 27 is a protein called 50S RIBOSOMAL PROTEIN L28.

Mol	Chain	Residues	Atoms					ZeroOcc	AltConf	Trace
27	B1	93	Total	C	N	O	S	0	0	0
			731	460	145	125	1			
27	D1	93	Total	C	N	O	S	0	0	0
			731	460	145	125	1			

- Molecule 28 is a protein called 50S RIBOSOMAL PROTEIN L29.

Mol	Chain	Residues	Atoms					ZeroOcc	AltConf	Trace
28	B2	71	Total	C	N	O	S	0	0	0
			598	370	121	106	1			
28	D2	71	Total	C	N	O	S	0	0	0
			598	370	121	106	1			

- Molecule 29 is a protein called 50S RIBOSOMAL PROTEIN L30.

Mol	Chain	Residues	Atoms					ZeroOcc	AltConf	Trace
29	B3	59	Total	C	N	O	S	0	0	0
			467	298	90	78	1			
29	D3	59	Total	C	N	O	S	0	0	0
			467	298	90	78	1			

- Molecule 30 is a protein called 50S RIBOSOMAL PROTEIN L31.

Mol	Chain	Residues	Atoms					ZeroOcc	AltConf	Trace
30	B4	44	Total	C	N	O	S	0	0	0
			340	218	57	61	4			
30	D4	44	Total	C	N	O	S	0	0	0
			340	218	57	61	4			

- Molecule 31 is a protein called 50S RIBOSOMAL PROTEIN L32.

Mol	Chain	Residues	Atoms					ZeroOcc	AltConf	Trace
31	B5	59	Total	C	N	O	S	0	0	0
			459	288	90	76	5			

Continued on next page...

Continued from previous page...

Mol	Chain	Residues	Atoms					ZeroOcc	AltConf	Trace
31	D5	59	Total	C	N	O	S	0	0	0
			459	288	90	76	5			

- Molecule 32 is a protein called 50S RIBOSOMAL PROTEIN L33.

Mol	Chain	Residues	Atoms					ZeroOcc	AltConf	Trace
32	B6	50	Total	C	N	O	S	0	0	0
			433	270	88	71	4			
32	D6	50	Total	C	N	O	S	0	0	0
			433	270	88	71	4			

- Molecule 33 is a protein called 50S RIBOSOMAL PROTEIN L34.

Mol	Chain	Residues	Atoms					ZeroOcc	AltConf	Trace
33	B7	48	Total	C	N	O	S	0	0	0
			418	257	104	55	2			
33	D7	48	Total	C	N	O	S	0	0	0
			418	257	104	55	2			

- Molecule 34 is a protein called 50S RIBOSOMAL PROTEIN L35.

Mol	Chain	Residues	Atoms					ZeroOcc	AltConf	Trace
34	B8	63	Total	C	N	O	S	0	0	0
			507	326	101	78	2			
34	D8	63	Total	C	N	O	S	0	0	0
			507	326	101	78	2			

- Molecule 35 is a protein called 50S RIBOSOMAL PROTEIN L36.

Mol	Chain	Residues	Atoms					ZeroOcc	AltConf	Trace
35	B9	37	Total	C	N	O	S	0	0	0
			307	188	68	47	4			
35	D9	37	Total	C	N	O	S	0	0	0
			307	188	68	47	4			

- Molecule 36 is a RNA chain called 23S RIBOSOMAL RNA.

Mol	Chain	Residues	Atoms					ZeroOcc	AltConf	Trace
36	BA	2901	Total	C	N	O	P	0	0	0
			62477	27807	11683	20087	2900			
36	DA	2901	Total	C	N	O	P	0	0	0
			62477	27807	11683	20087	2900			

- Molecule 37 is a RNA chain called 5S RIBOSOMAL RNA.

Mol	Chain	Residues	Atoms					ZeroOcc	AltConf	Trace
37	BB	119	Total	C	N	O	P	0	0	0
			2551	1136	471	826	118			
37	DB	119	Total	C	N	O	P	0	0	0
			2551	1136	471	826	118			

- Molecule 38 is a protein called 50S RIBOSOMAL PROTEIN L1.

Mol	Chain	Residues	Atoms					ZeroOcc	AltConf	Trace
38	BC	228	Total	C	N	O	S	0	0	0
			1742	1101	319	319	3			
38	DC	228	Total	C	N	O	S	0	0	0
			1742	1101	319	319	3			

- Molecule 39 is a protein called 50S RIBOSOMAL PROTEIN L2.

Mol	Chain	Residues	Atoms					ZeroOcc	AltConf	Trace
39	BD	275	Total	C	N	O	S	0	0	0
			2145	1353	428	361	3			
39	DD	275	Total	C	N	O	S	0	0	0
			2145	1353	428	361	3			

- Molecule 40 is a protein called 50S RIBOSOMAL PROTEIN L3.

Mol	Chain	Residues	Atoms					ZeroOcc	AltConf	Trace
40	BE	204	Total	C	N	O	S	0	0	0
			1563	988	299	270	6			
40	DE	204	Total	C	N	O	S	0	0	0
			1563	988	299	270	6			

- Molecule 41 is a protein called 50S RIBOSOMAL PROTEIN L4.

Mol	Chain	Residues	Atoms					ZeroOcc	AltConf	Trace
41	BF	207	Total	C	N	O	S	0	0	0
			1623	1035	303	282	3			
41	DF	207	Total	C	N	O	S	0	0	0
			1623	1035	303	282	3			

- Molecule 42 is a protein called 50S RIBOSOMAL PROTEIN L5.

Mol	Chain	Residues	Atoms					ZeroOcc	AltConf	Trace
42	BG	181	Total	C	N	O	S	0	0	0
			1474	942	268	260	4			
42	DG	181	Total	C	N	O	S	0	0	0
			1474	942	268	260	4			

- Molecule 43 is a protein called 50S RIBOSOMAL PROTEIN L6.

Mol	Chain	Residues	Atoms					ZeroOcc	AltConf	Trace
43	BH	159	Total	C	N	O	S	0	0	0
			1222	773	228	220	1			
43	DH	159	Total	C	N	O	S	0	0	0
			1222	773	228	220	1			

- Molecule 44 is a protein called 50S RIBOSOMAL PROTEIN L10.

Mol	Chain	Residues	Atoms				ZeroOcc	AltConf	Trace
44	BJ	130	Total	C	N	O	0	0	0
			651	391	130	130			
44	DJ	130	Total	C	N	O	0	0	0
			651	391	130	130			

- Molecule 45 is a protein called 50S RIBOSOMAL PROTEIN L11.

Mol	Chain	Residues	Atoms				ZeroOcc	AltConf	Trace
45	BK	140	Total	C	N	O	0	0	0
			700	420	140	140			
45	DK	140	Total	C	N	O	0	0	0
			700	420	140	140			

- Molecule 46 is a protein called 50S RIBOSOMAL PROTEIN L13.

Mol	Chain	Residues	Atoms					ZeroOcc	AltConf	Trace
46	BN	138	Total	C	N	O	S	0	0	0
			1104	712	206	182	4			
46	DN	138	Total	C	N	O	S	0	0	0
			1104	712	206	182	4			

- Molecule 47 is a protein called 50S RIBOSOMAL PROTEIN L14.

Mol	Chain	Residues	Atoms					ZeroOcc	AltConf	Trace
47	BO	122	Total	C	N	O	S	0	0	0
			933	588	171	170	4			

Continued on next page...

Continued from previous page...

Mol	Chain	Residues	Atoms					ZeroOcc	AltConf	Trace
47	DO	122	Total	C	N	O	S	0	0	0
			933	588	171	170	4			

- Molecule 48 is a protein called 50S RIBOSOMAL PROTEIN L15.

Mol	Chain	Residues	Atoms					ZeroOcc	AltConf	Trace
48	BP	146	Total	C	N	O	S	0	0	0
			1114	692	227	193	2			
48	DP	146	Total	C	N	O	S	0	0	0
			1114	692	227	193	2			

- Molecule 49 is a protein called 50S RIBOSOMAL PROTEIN L16.

Mol	Chain	Residues	Atoms					ZeroOcc	AltConf	Trace
49	BQ	141	Total	C	N	O	S	0	0	0
			1122	715	212	188	7			
49	DQ	141	Total	C	N	O	S	0	0	0
			1122	715	212	188	7			

- Molecule 50 is a protein called 50S RIBOSOMAL PROTEIN L17.

Mol	Chain	Residues	Atoms					ZeroOcc	AltConf	Trace
50	BR	117	Total	C	N	O		0	0	0
			960	599	202	159				
50	DR	117	Total	C	N	O		0	0	0
			960	599	202	159				

- Molecule 51 is a protein called 50S RIBOSOMAL PROTEIN L18.

Mol	Chain	Residues	Atoms					ZeroOcc	AltConf	Trace
51	BS	98	Total	C	N	O		0	0	0
			770	486	154	130				
51	DS	98	Total	C	N	O		0	0	0
			770	486	154	130				

- Molecule 52 is a protein called 50S RIBOSOMAL PROTEIN L19.

Mol	Chain	Residues	Atoms					ZeroOcc	AltConf	Trace
52	BT	137	Total	C	N	O	S	0	0	0
			1141	710	234	196	1			
52	DT	137	Total	C	N	O	S	0	0	0
			1141	710	234	196	1			

- Molecule 53 is a protein called 50S RIBOSOMAL PROTEIN L20.

Mol	Chain	Residues	Atoms					ZeroOcc	AltConf	Trace
53	BU	117	Total	C	N	O	S	0	0	0
			958	604	202	151	1			
53	DU	117	Total	C	N	O	S	0	0	0
			958	604	202	151	1			

- Molecule 54 is a protein called 50S RIBOSOMAL PROTEIN L21.

Mol	Chain	Residues	Atoms					ZeroOcc	AltConf	Trace
54	BV	101	Total	C	N	O	S	0	0	0
			779	501	142	135	1			
54	DV	101	Total	C	N	O	S	0	0	0
			779	501	142	135	1			

- Molecule 55 is a protein called 50S RIBOSOMAL PROTEIN L22.

Mol	Chain	Residues	Atoms					ZeroOcc	AltConf	Trace
55	BW	113	Total	C	N	O	S	0	0	0
			896	563	176	155	2			
55	DW	113	Total	C	N	O	S	0	0	0
			896	563	176	155	2			

- Molecule 56 is a protein called 50S RIBOSOMAL PROTEIN L23.

Mol	Chain	Residues	Atoms				ZeroOcc	AltConf	Trace
56	BX	92	Total	C	N	O	0	0	0
			725	471	131	123			
56	DX	92	Total	C	N	O	0	0	0
			725	471	131	123			

- Molecule 57 is a protein called 50S RIBOSOMAL PROTEIN L24.

Mol	Chain	Residues	Atoms					ZeroOcc	AltConf	Trace
57	BY	100	Total	C	N	O	S	0	0	0
			775	500	148	123	4			
57	DY	100	Total	C	N	O	S	0	0	0
			775	500	148	123	4			

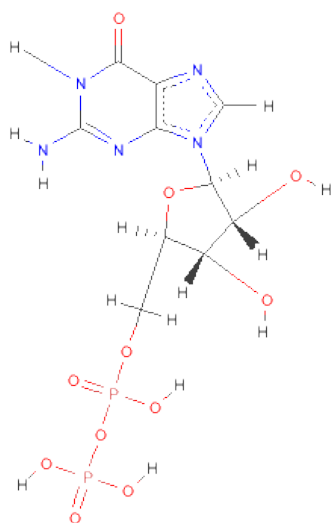
- Molecule 58 is a protein called 50S RIBOSOMAL PROTEIN L25.

Mol	Chain	Residues	Atoms					ZeroOcc	AltConf	Trace
58	BZ	183	Total	C	N	O	S	0	0	0
			1459	932	260	265	2			
58	DZ	183	Total	C	N	O	S	0	0	0
			1459	932	260	265	2			

- Molecule 59 is ZINC ION (three-letter code: ZN) (formula: Zn).

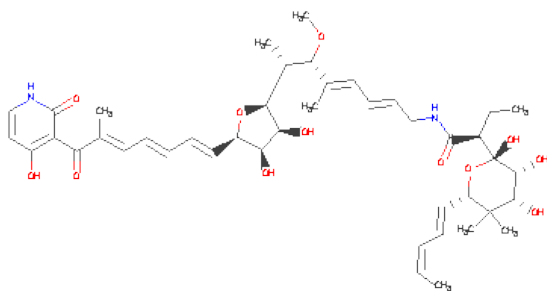
Mol	Chain	Residues	Atoms		ZeroOcc	AltConf
59	B4	1	Total	Zn	0	0
			1	1		
59	CN	1	Total	Zn	0	0
			1	1		
59	AN	1	Total	Zn	0	0
			1	1		
59	B9	1	Total	Zn	0	0
			1	1		
59	D9	1	Total	Zn	0	0
			1	1		
59	D4	1	Total	Zn	0	0
			1	1		
59	CD	1	Total	Zn	0	0
			1	1		
59	AD	1	Total	Zn	0	0
			1	1		

- Molecule 60 is GUANOSINE-5'-DIPHOSPHATE (three-letter code: GDP) (formula: C₁₀H₁₅N₅O₁₁P₂).

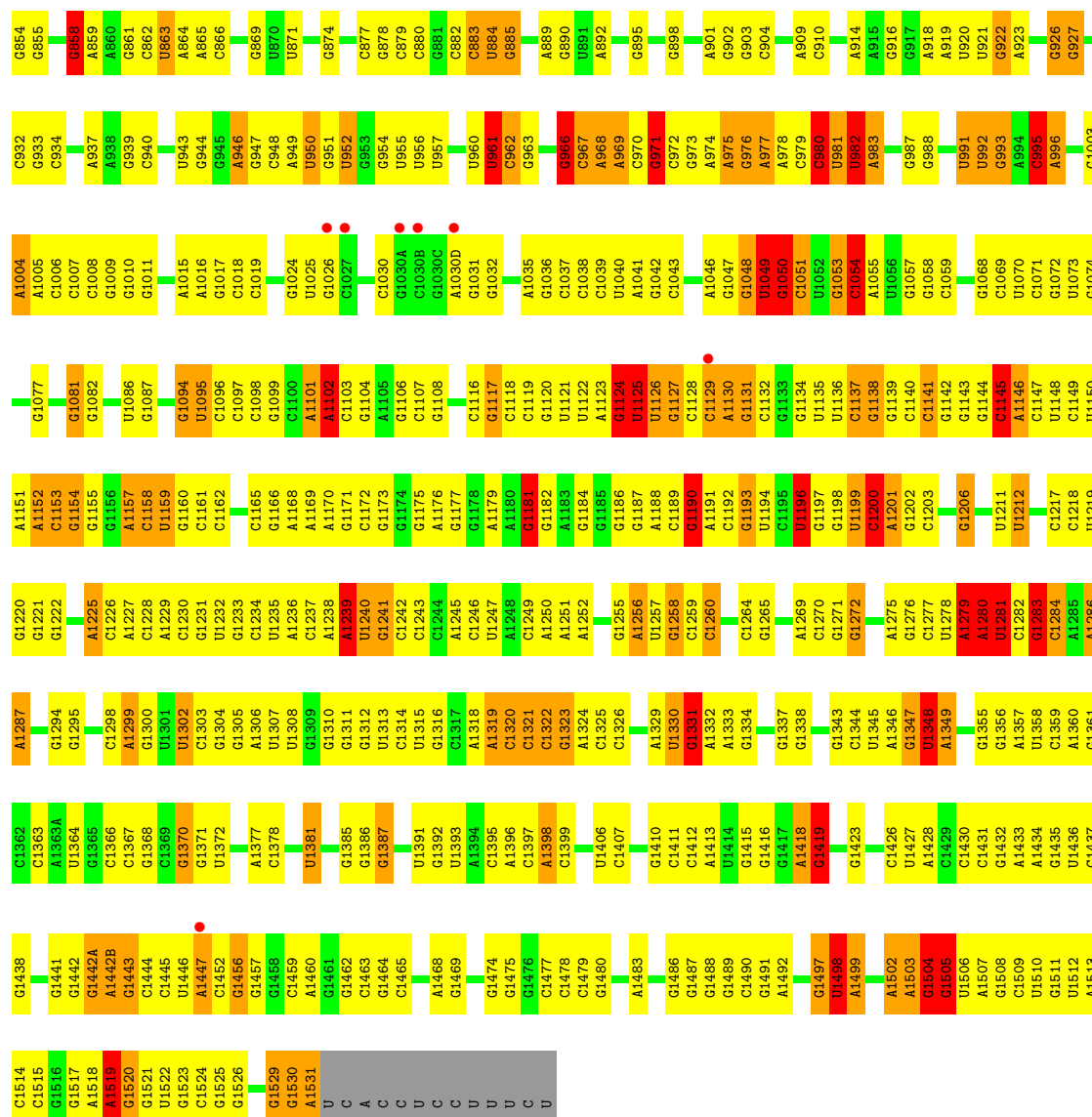


Mol	Chain	Residues	Atoms					ZeroOcc	AltConf
60	AZ	1	Total	C	N	O	P	0	0
			28	10	5	11	2		
60	CZ	1	Total	C	N	O	P	0	0
			28	10	5	11	2		

- Molecule 61 is KIRROMYCIN (three-letter code: KIR) (formula: $C_{43}H_{60}N_2O_{12}$).

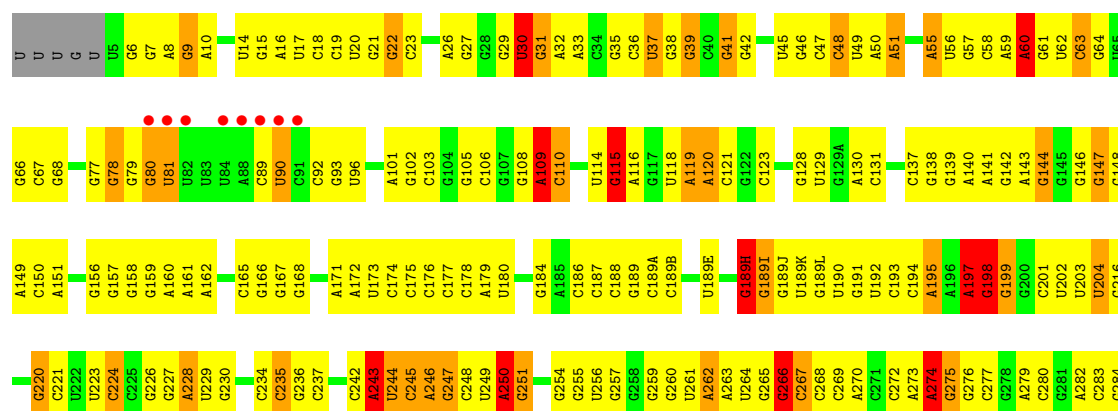


Mol	Chain	Residues	Atoms				ZeroOcc	AltConf
61	AZ	1	Total	C	N	O	0	0
			57	43	2	12		
61	CZ	1	Total	C	N	O	0	0
			57	43	2	12		

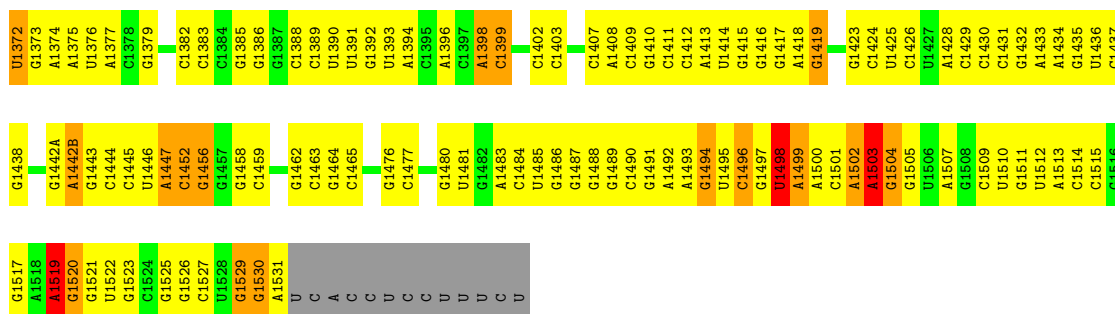


• Molecule 1: 16S rRNA

Chain CA:

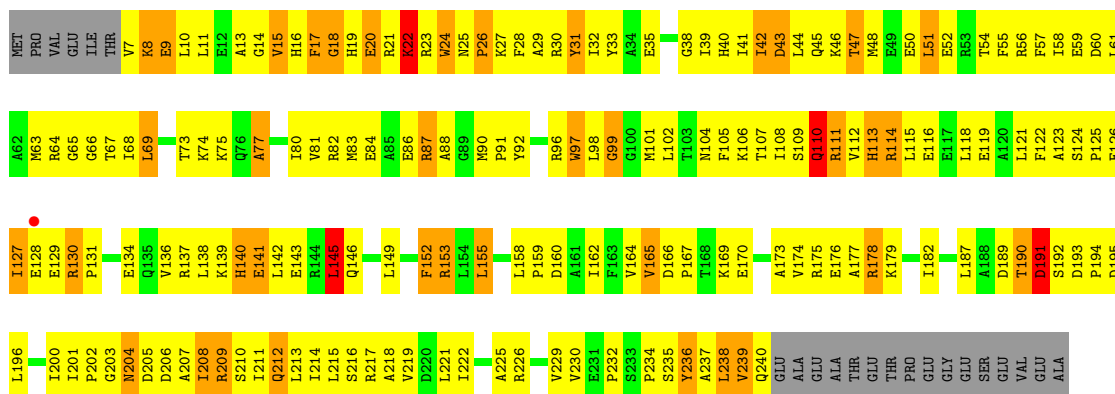


G1312	C1249	G1184	G1120	C1054	A923	U841	A777	C708	G638	G492	C418	G351	G285
U1313	A1250	G1185	A1123	A1055	C924	C848	G778	G711	C644	G493	C419	C352	A288
C1314	A1251	G1186	G1124	U1056	G925	C849	G779	A712	G643	U494	U420	A353	G289
U1315	A1252	G1187	G1125	G1058	G926	G854	A780	G713	G644	A495	G422	C355	C290
C1316	G1255	A1188	U1126	C1059	G927	G853	A781	G714	U646	U488	G423	C356	C291
C1317	A1256	C1189	G1127	C1060	G928	G854	A782	G715	C647	A499	G424	G357	G292
A1318	U1257	G1190	U1128	U1061	G929	G858	C783	A716		G500	G425	U358	G293
A1319	U1258		G1129	U1062	C930	A859	G784	C717	G650	C501	G426	U359	U294
C1320	C1259	G1193	G993	G1063	G933	A860	G785	C718	G651	G502	G427	A360	C295
C1321	U1196	U1196	A1130	C1064	C934	G861	A787	C719	U652	C503	G428	U296	U295
C1322	G1197	U1197	G1132	U1065	A935	C862	U788	G720	A653	C504	U429	G297	
G1323	G1198	G1198	G1133	A1066	C936	U863	U789	G721	G654	G505	A430	A298	
A1324	U1199	U1199	G1134	G1067	A937	A864	A790	A722	A655	G506	U431	G299	
C1325	C1264	C1200	U1135	G1068	A938	A865	G791	U723	C656	C507	U434	G300	
C1326	G1265	A1201	U1136	C1069	A939	C966	A792	G724	G657	C508	U435	U367	
C1327	G1266	G1202	C1137	C1070	C940	U793	U793	G725	G658	A509	C436	C369	G301
C1328	C1267	G1203	A1004	U1071	C941	G869	A794	G726	U659	A510	C437	C370	A303
A1329	A1268	U1204	G1138	G1072	G942	U870	C795	G727	G660	C511	U437	G371	U304
C1330	A1269	U1205	C1139	U1073	U943		G796		G661		G438	C372	G305
G1331	C1270	U1206	C1140	U1074	U944	G874	C797	G731	G662	C518	A439	A373	
A1332	G1271	G1206	C1141	U1075	G945			C732	A663	C519	A441	A374	G309
A1333	G1272	C1207	G1142	U1076	A946	C877	U801	A733	G664	A520	C442	U375	G310
G1334	G1273	C1208	G1143	U1077	A947	G878		G734	G665	G521	C443	G376	C311
C1335	G1274		G1144	A1080	C948	C879	U804	G735	G666	G522	C444	G377	C312
C1336	A1275	U1211	C1145	G1081	C949			C736	G667	A523	G445	G378	A313
G1337	G1276	U1212	A1146	U1086	U950	C882	A807	A737	G673	G524	G446	C379	C314
G1338	U1277	G1215	U1147	U1087	G951	C883	C808	G738	G674	C525	G447	G380	A315
A1339	U1278	G1216	U1148	U1088	U952	U884	G809	U740		C526	A448	C381	
C1342	A1279	G1217	C1149	G1089	G953	G885	C810	G741	U677	G527	G450	A382	G319
G1343	U1280	C1217	U1150	G1090	G954	G886	C811	G742	U678	G530	A451	A383	C320
C1344	U1281	C1218	A1151	U1091	U955	G887	C812	G743	C679	U531	A452	C384	A321
U1345	C1282	U1219	A1152	A1092	U956	G888	U813	C744	C680	A532	A453	C385	C322
U1346	G1283	G1220	U1153	G1093	U957	A889	A814	A745	C681	U533	A454	C386	U323
A1347	C1284	G1221	G1154	G1094	A958	G890	A815	C747	G682	U534	C455	U387	G324
G1348	A1285	G1222		U1095	A959	U891	A816	G748	G683	A535	C456	G388	A325
U1349	A1286		A1157	C1096	U960	A892	C817	C749	A684	A536	C457	A389	A326
A1349	A1287	A1225	U1158	C1097	U961	C993	G818	U751	G685	C390	C458	A327	A327
A1350	A1288	C1226	U1159	C1098	C962		A819	G752	U686	G391	C459	C328	A328
U1351	A1289	C1227	G1160	G1099	G963	A900	U820	U753	G687	A393	G460	C330	C330
C1352		C1228	C1161	C1100	A964	A901	G821	G754	A687	G540	G471	G331	G331
C1354	U1292	C1229	C1162	A1101	A965	G902	G822	C755	C688	G541	A472	G332	G332
G1355	G1294	G1231	C1165	C1102	C966	G906	G823	G756	C689	G542	G473	G333	G333
G1356	C1295	U1282	G1166	C1103	C967	A907	C824	U757	G690	G544	G474	C334	C334
A1357	C1296	G1233	A1168	G1104	A968	A907	G825	C758	G691	C545	G475	A397	
U1358	C1297	C1234	A1169	G1105	A969	A908	G826	A759	U692	G546	U480	C398	
C1359	C1298	U1235	A1170	G1106	C970	A909	U827	G760	A694	G547	G481	U403	C337
A1360	A1299	A1236	G1171	C1107	C971	C910	A828	G761	A695	A547	U482	U404	C338
G1361	G1300	C1237	C1172	G1108	C972	U911	G829	G762	A696	G548	A483	U405	C339
C1362	U1301	U1238	G1173	C1109	G973	C912	G830	G763	A697	G549	A484	G406	U340
C1363	U1302	A1239	G1174	A1110	A974	A913	U831	C764	U697	C549	A485	G407	C341
A1363A	C1303	U1240	G1175	A1111	A975	A914	C832	G765	G698	C555	A486	A408	C342
U1364	G1304	G1241	A1176	C1112	G976	A915	U833	A766	C699	C556	G484	G409	U343
G1365	G1305	C1242	G1177	C1113	A977	G916	C834	A767	G700	G557	G485	G410	A344
C1366	C1306	U1243	G1178	C1114	A978	G917	U835	G768	C701	G558	U486	A411	C345
C1367	U1307	C1244	A1179	C1115	C979	A918	G836	G770	A702	A559	A487	A412	G346
G1368	U1308	A1245	G1116	C1116	C880	A919	G837	G771	G703	U560	C488	C413	G347
C1369	G1309	C1246	G1117	C1117	U981	U920	G838	G774	A706	U561	C489	A414	G348
G1370	C1310	U1247	U1052	U1052	U982	U982	U839			G562	G491	A415	A349
G1371	G1311	A1248	A1193	C1119	A983	G922	C840		C707				G350



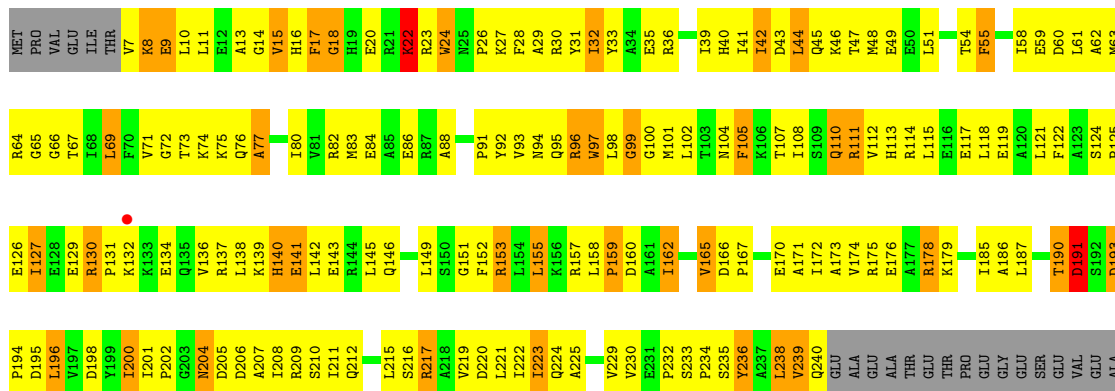
• Molecule 2: 30S RIBOSOMAL PROTEIN S2

Chain AB:



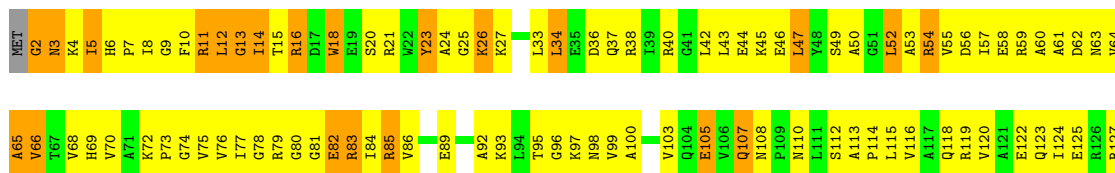
• Molecule 2: 30S RIBOSOMAL PROTEIN S2

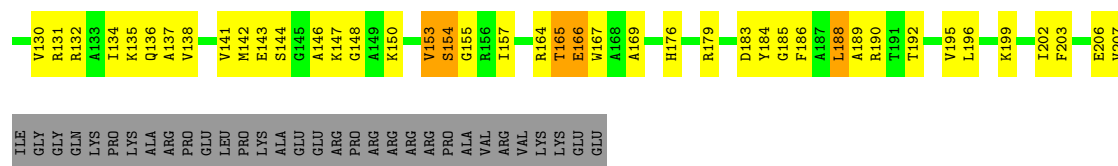
Chain CB:



• Molecule 3: 30S RIBOSOMAL PROTEIN S3

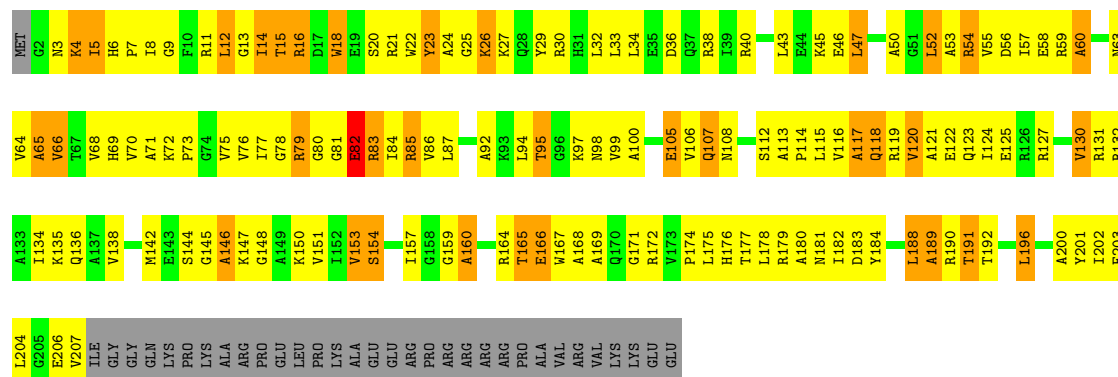
Chain AC:





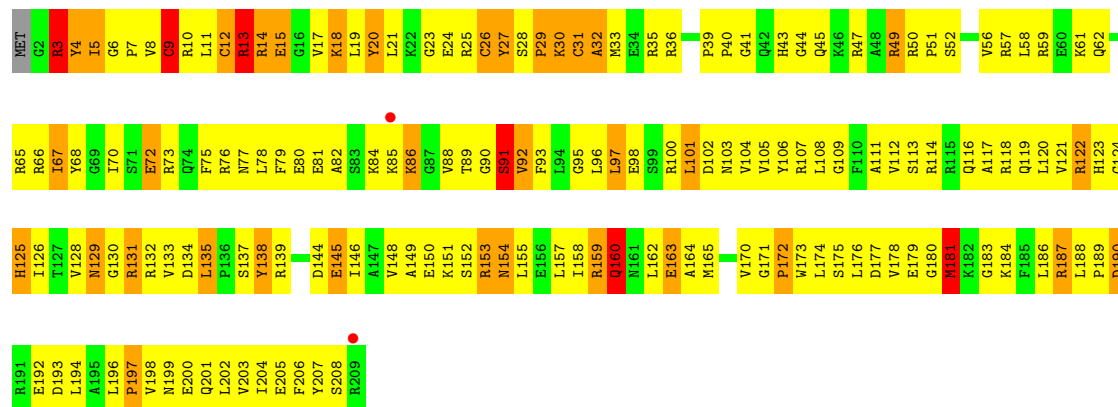
• Molecule 3: 30S RIBOSOMAL PROTEIN S3

Chain CC:



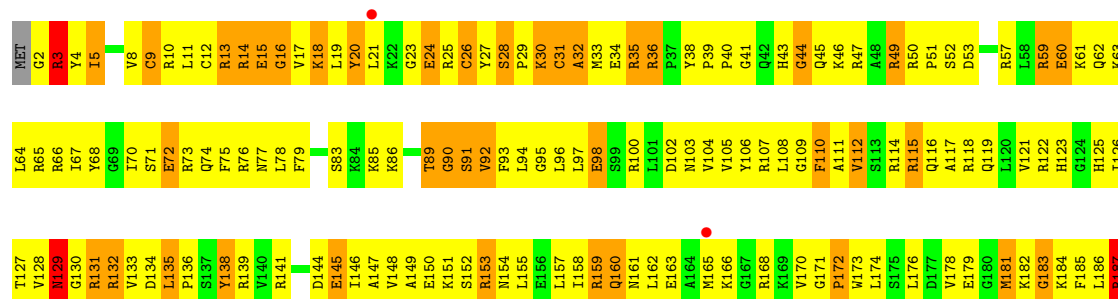
• Molecule 4: 30S RIBOSOMAL PROTEIN S4


Chain AD:



• Molecule 4: 30S RIBOSOMAL PROTEIN S4

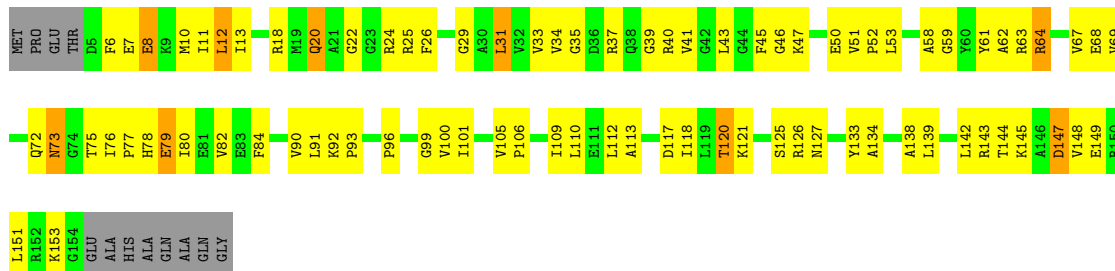
Chain CD:





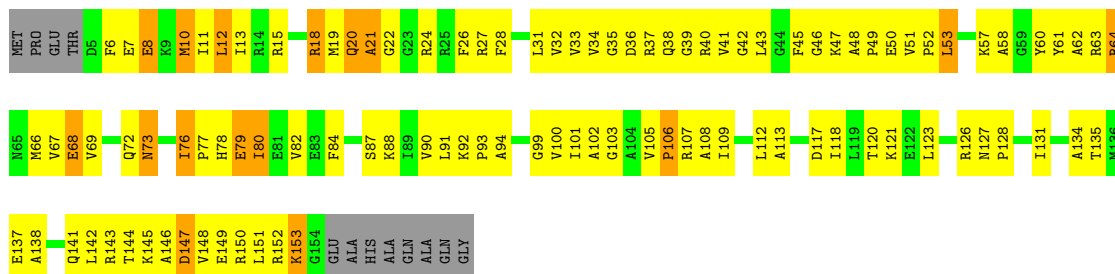
• Molecule 5: 30S RIBOSOMAL PROTEIN S5

Chain AE:



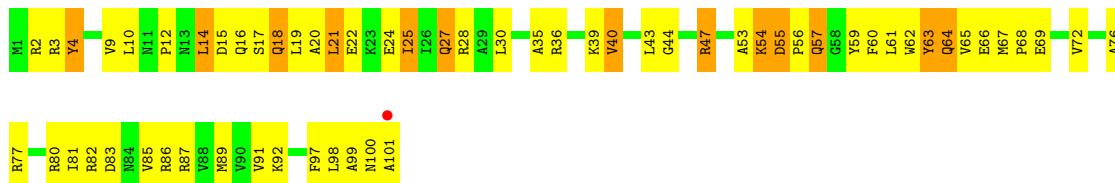
• Molecule 5: 30S RIBOSOMAL PROTEIN S5

Chain CE:



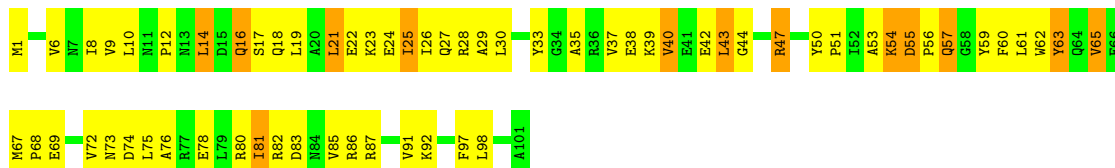
• Molecule 6: 30S RIBOSOMAL PROTEIN S6

Chain AF:



• Molecule 6: 30S RIBOSOMAL PROTEIN S6

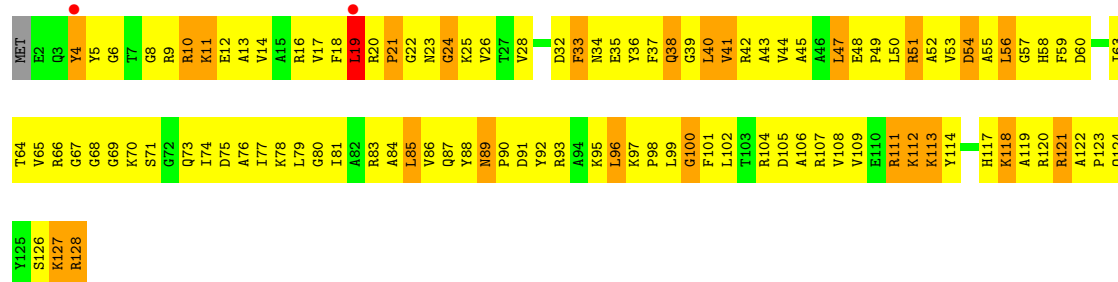
Chain CF:



• Molecule 7: 30S RIBOSOMAL PROTEIN S7

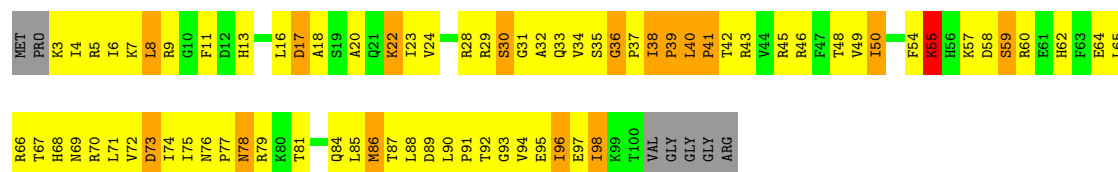
Chain AG:

Chain CI:



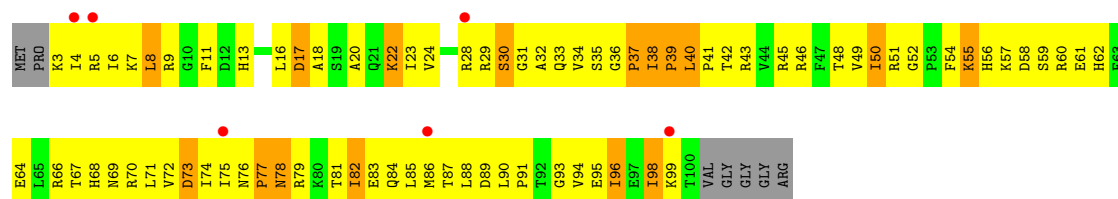
- Molecule 10: 30S RIBOSOMAL PROTEIN S10

Chain AJ:



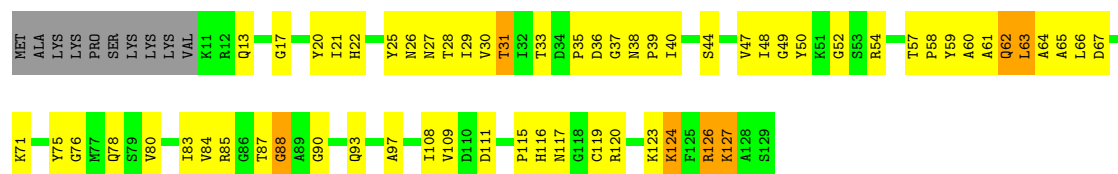
- Molecule 10: 30S RIBOSOMAL PROTEIN S10

Chain CJ:



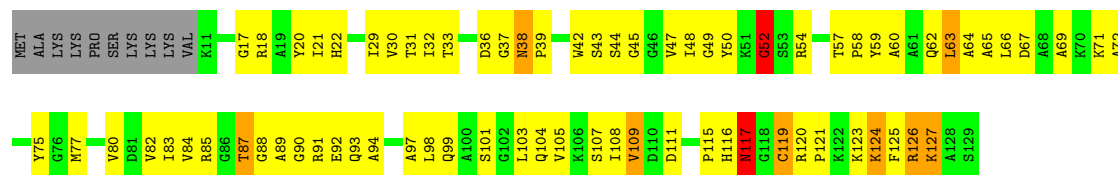
- Molecule 11: 30S RIBOSOMAL PROTEIN S11

Chain AK:



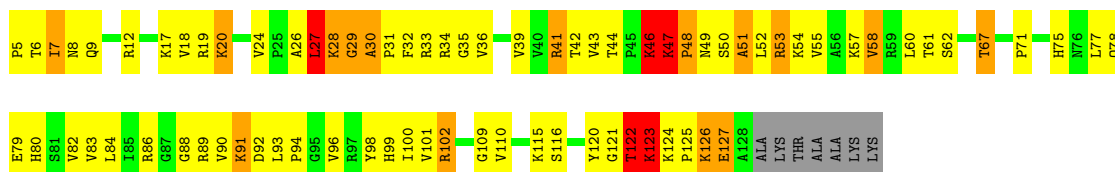
- Molecule 11: 30S RIBOSOMAL PROTEIN S11

Chain CK:



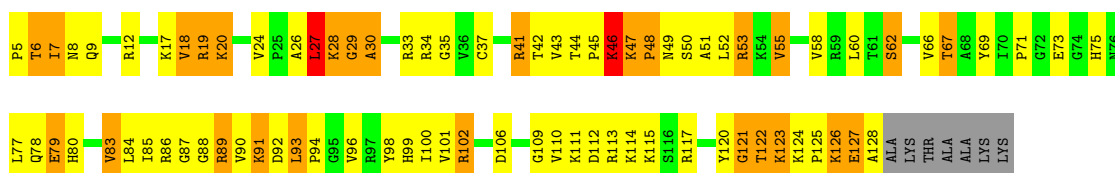
- Molecule 12: 30S RIBOSOMAL PROTEIN S12

Chain AL:



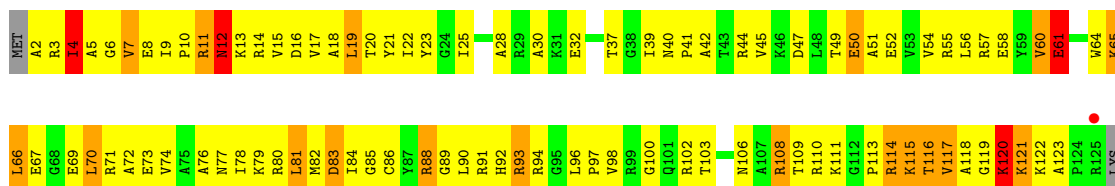
• Molecule 12: 30S RIBOSOMAL PROTEIN S12

Chain CL:




• Molecule 13: 30S RIBOSOMAL PROTEIN S13

Chain AM:



- Molecule 13: 30S RIBOSOMAL PROTEIN S13

Chain CM:



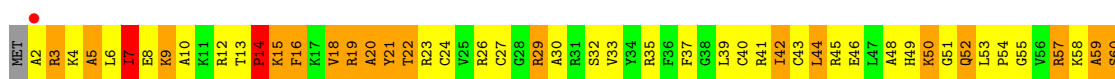
- Molecule 14: 30S RIBOSOMAL PROTEIN S14

Chain AN:



- Molecule 14: 30S RIBOSOMAL PROTEIN S14

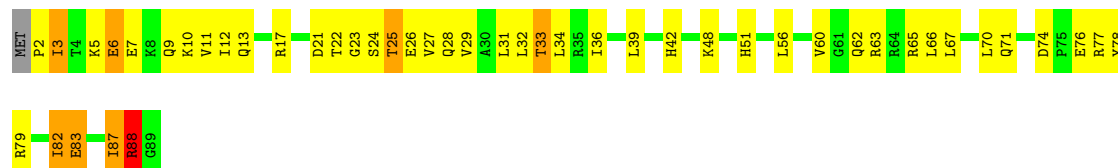
Chain CN:



W61

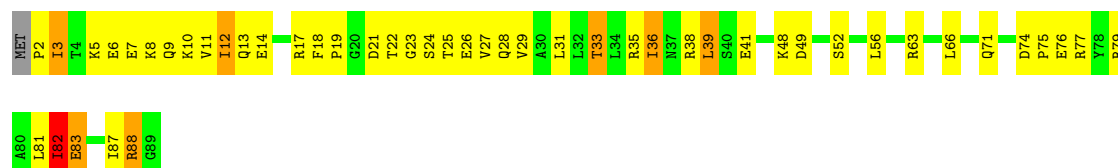
- Molecule 15: 30S RIBOSOMAL PROTEIN S15

Chain AO:



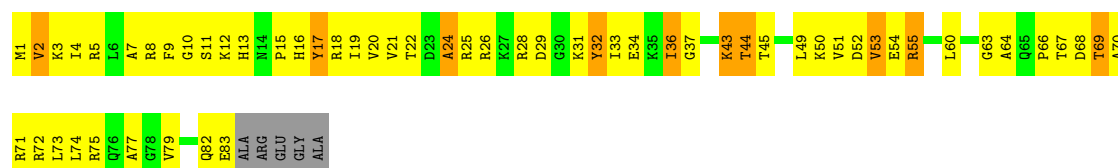
- Molecule 15: 30S RIBOSOMAL PROTEIN S15

Chain CO:



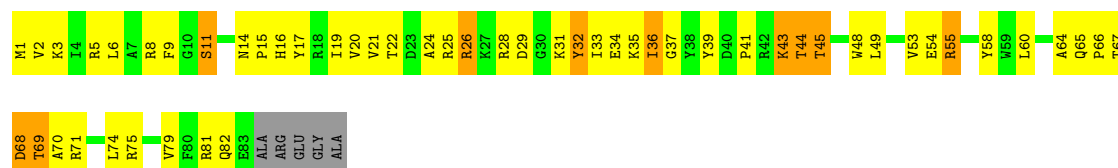
- Molecule 16: 30S RIBOSOMAL PROTEIN S16

Chain AP:



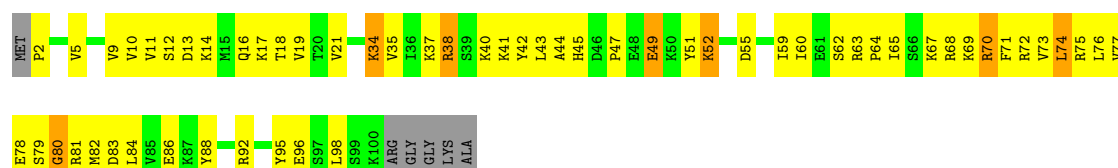
- Molecule 16: 30S RIBOSOMAL PROTEIN S16

Chain CP:



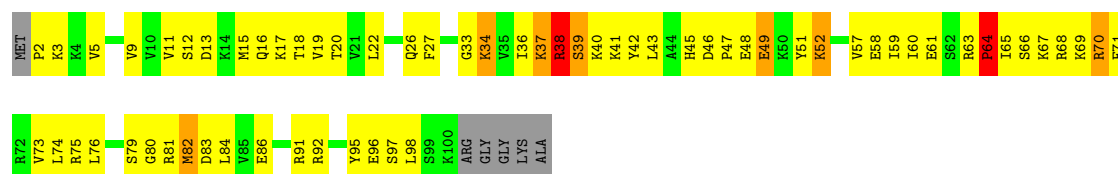
- Molecule 17: 30S RIBOSOMAL PROTEIN S17

Chain AQ:



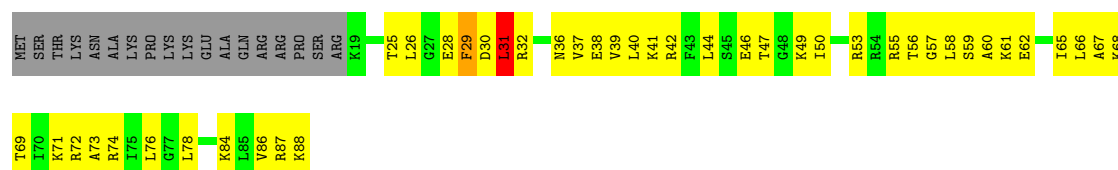
- Molecule 17: 30S RIBOSOMAL PROTEIN S17

Chain CQ:



• Molecule 18: 30S RIBOSOMAL PROTEIN S18

Chain AR:



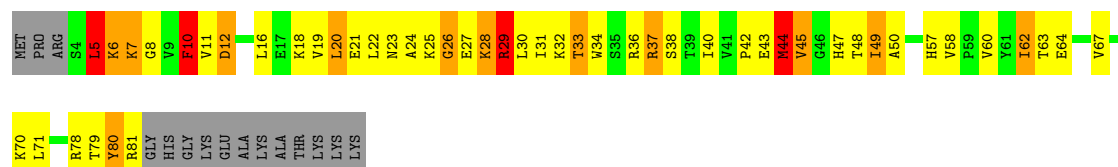
• Molecule 18: 30S RIBOSOMAL PROTEIN S18

Chain CR:



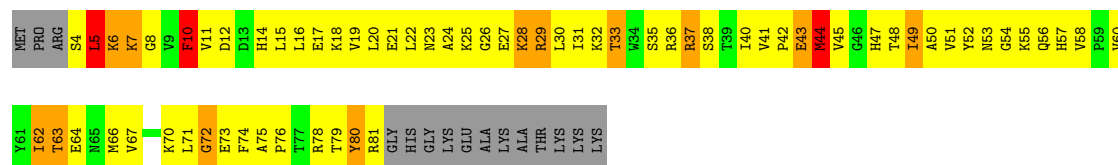
• Molecule 19: 30S RIBOSOMAL PROTEIN S19

Chain AS:



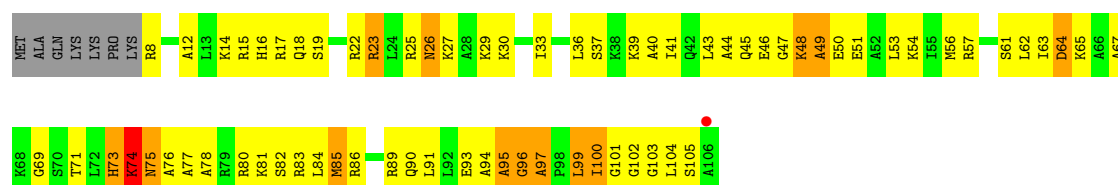
• Molecule 19: 30S RIBOSOMAL PROTEIN S19

Chain CS:



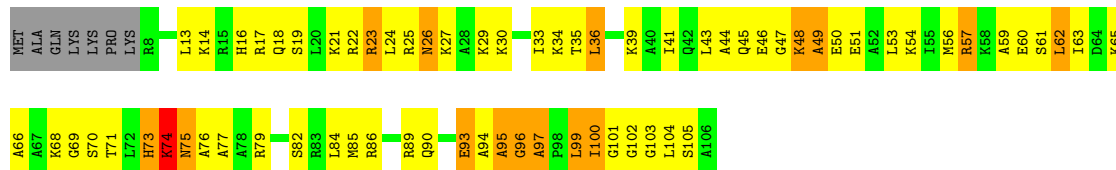
• Molecule 20: 30S RIBOSOMAL PROTEIN S20

Chain AT:



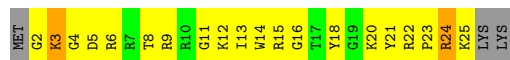
- Molecule 20: 30S RIBOSOMAL PROTEIN S20

Chain CT: 



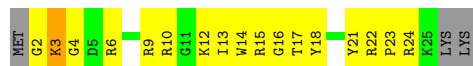
- Molecule 21: 30S RIBOSOMAL PROTEIN THX

Chain AU: 



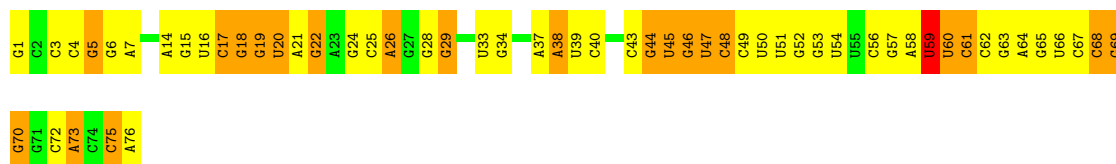
- Molecule 21: 30S RIBOSOMAL PROTEIN THX

Chain CU: 



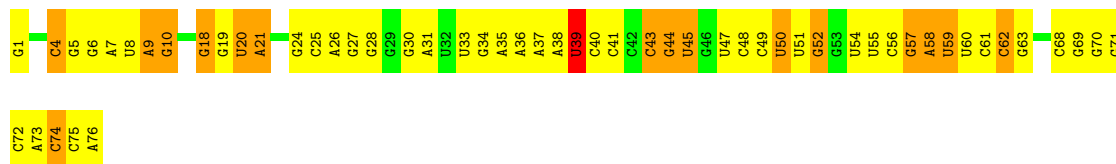
- Molecule 22: E-SITE TRNA PHE OR P-SITE TRNA PHE

Chain AV: 



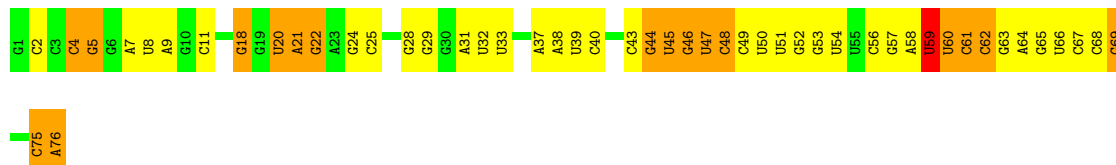
- Molecule 22: E-SITE TRNA PHE OR P-SITE TRNA PHE

Chain AW: 





- Molecule 22: E-SITE TRNA PHE OR P-SITE TRNA PHE

Chain CV: 



- Molecule 22: E-SITE TRNA PHE OR P-SITE TRNA PHE

Chain CW: 



- Molecule 23: MRNA

Chain AX:



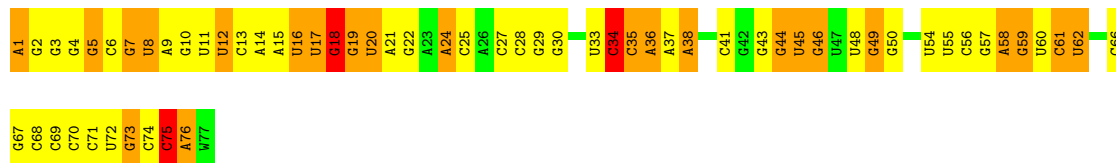
- Molecule 23: MRNA

Chain CX:



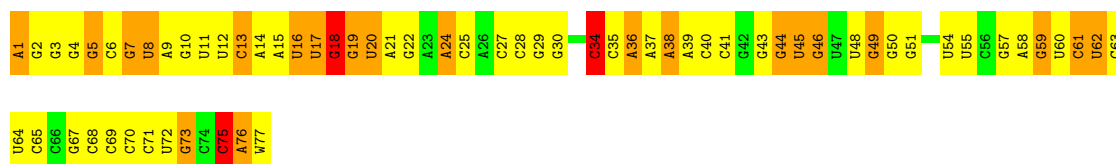
- Molecule 24: A-SITE TRNA G24A TRP-TRNA TRP

Chain AY:



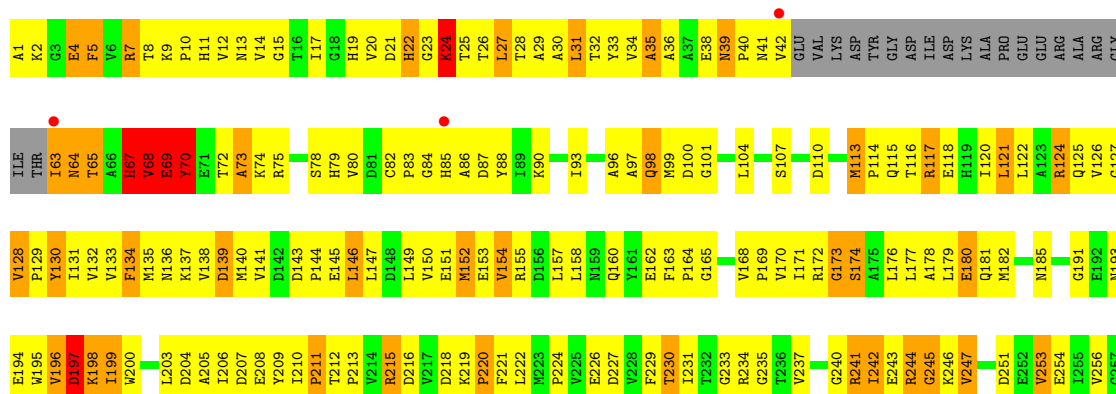
- Molecule 24: A-SITE TRNA G24A TRP-TRNA TRP


Chain CY:



- Molecule 25: ELONGATION FACTOR TU


Chain AZ:





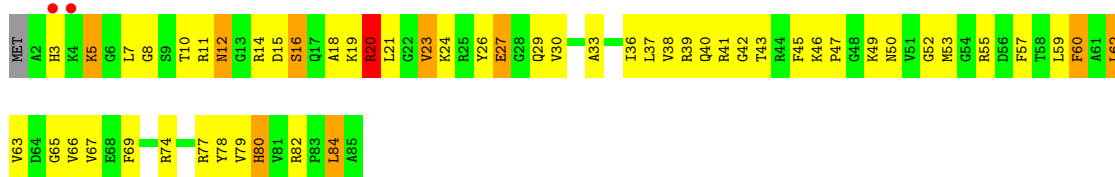
• Molecule 25: ELONGATION FACTOR TU

Chain CZ:



• Molecule 26: 50S RIBOSOMAL PROTEIN L27

Chain B0:



• Molecule 26: 50S RIBOSOMAL PROTEIN L27

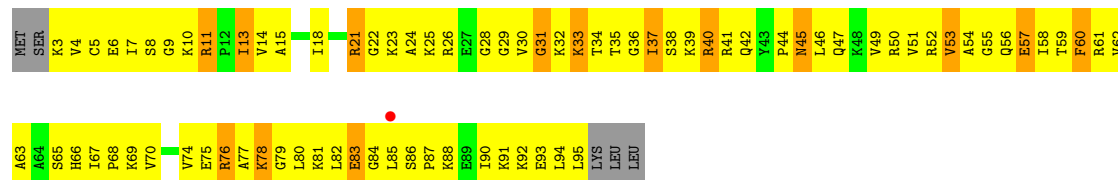
Chain D0:





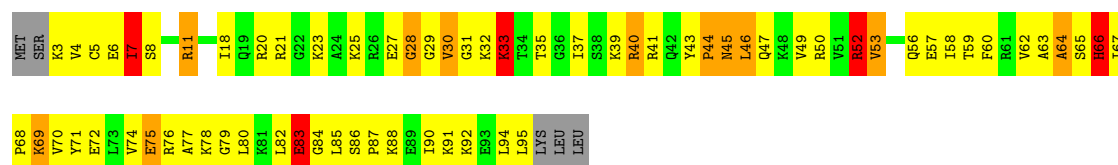
• Molecule 27: 50S RIBOSOMAL PROTEIN L28

Chain B1:




• Molecule 27: 50S RIBOSOMAL PROTEIN L28

Chain D1:



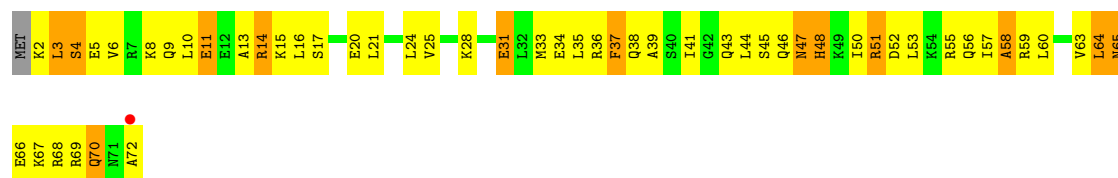
• Molecule 28: 50S RIBOSOMAL PROTEIN L29

Chain B2:



• Molecule 28: 50S RIBOSOMAL PROTEIN L29

Chain D2:



• Molecule 29: 50S RIBOSOMAL PROTEIN L30

Chain B3:



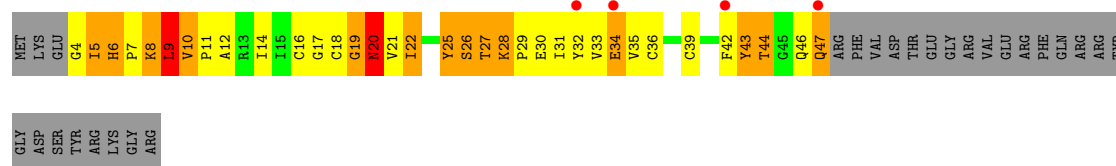
• Molecule 29: 50S RIBOSOMAL PROTEIN L30

Chain D3:



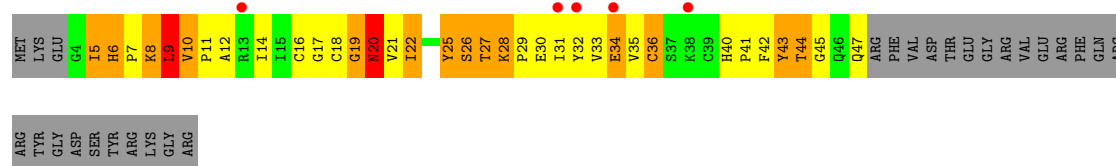
• Molecule 30: 50S RIBOSOMAL PROTEIN L31

Chain B4:



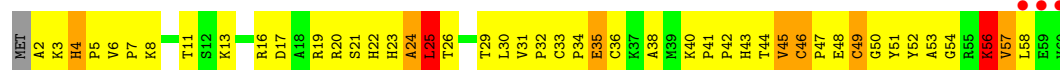
• Molecule 30: 50S RIBOSOMAL PROTEIN L31

Chain D4:



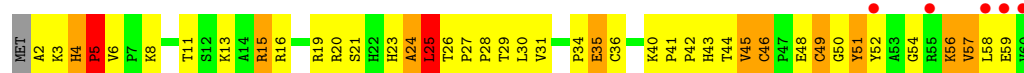
• Molecule 31: 50S RIBOSOMAL PROTEIN L32

Chain B5:



• Molecule 31: 50S RIBOSOMAL PROTEIN L32

Chain D5:



• Molecule 32: 50S RIBOSOMAL PROTEIN L33

Chain B6:



• Molecule 32: 50S RIBOSOMAL PROTEIN L33

Chain D6:



• Molecule 33: 50S RIBOSOMAL PROTEIN L34

Chain B7:



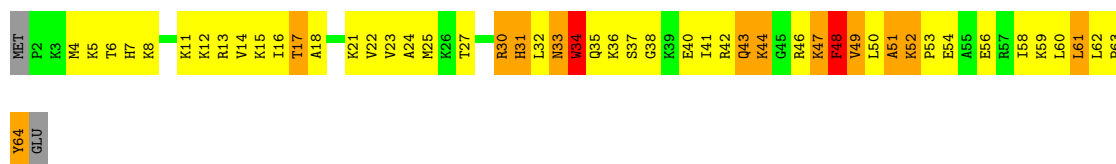
- Molecule 33: 50S RIBOSOMAL PROTEIN L34

Chain D7:



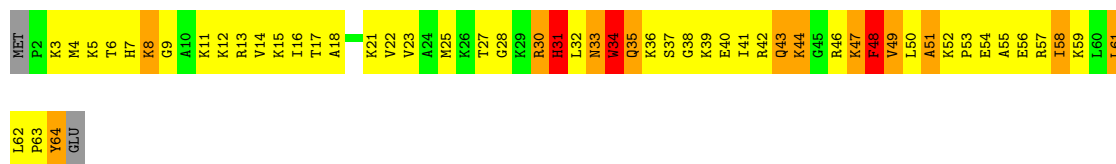
- Molecule 34: 50S RIBOSOMAL PROTEIN L35

Chain B8:



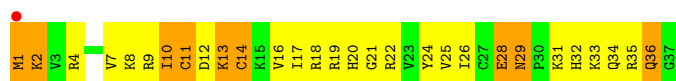
- Molecule 34: 50S RIBOSOMAL PROTEIN L35

Chain D8:



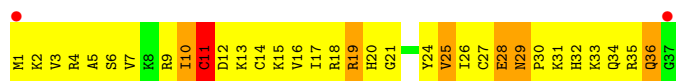
- Molecule 35: 50S RIBOSOMAL PROTEIN L36

Chain B9:



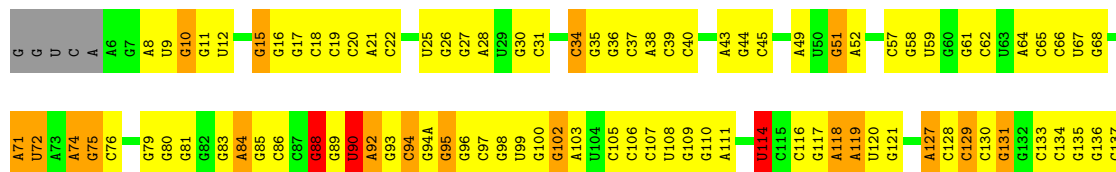
- Molecule 35: 50S RIBOSOMAL PROTEIN L36

Chain D9:



- Molecule 36: 23S RIBOSOMAL RNA

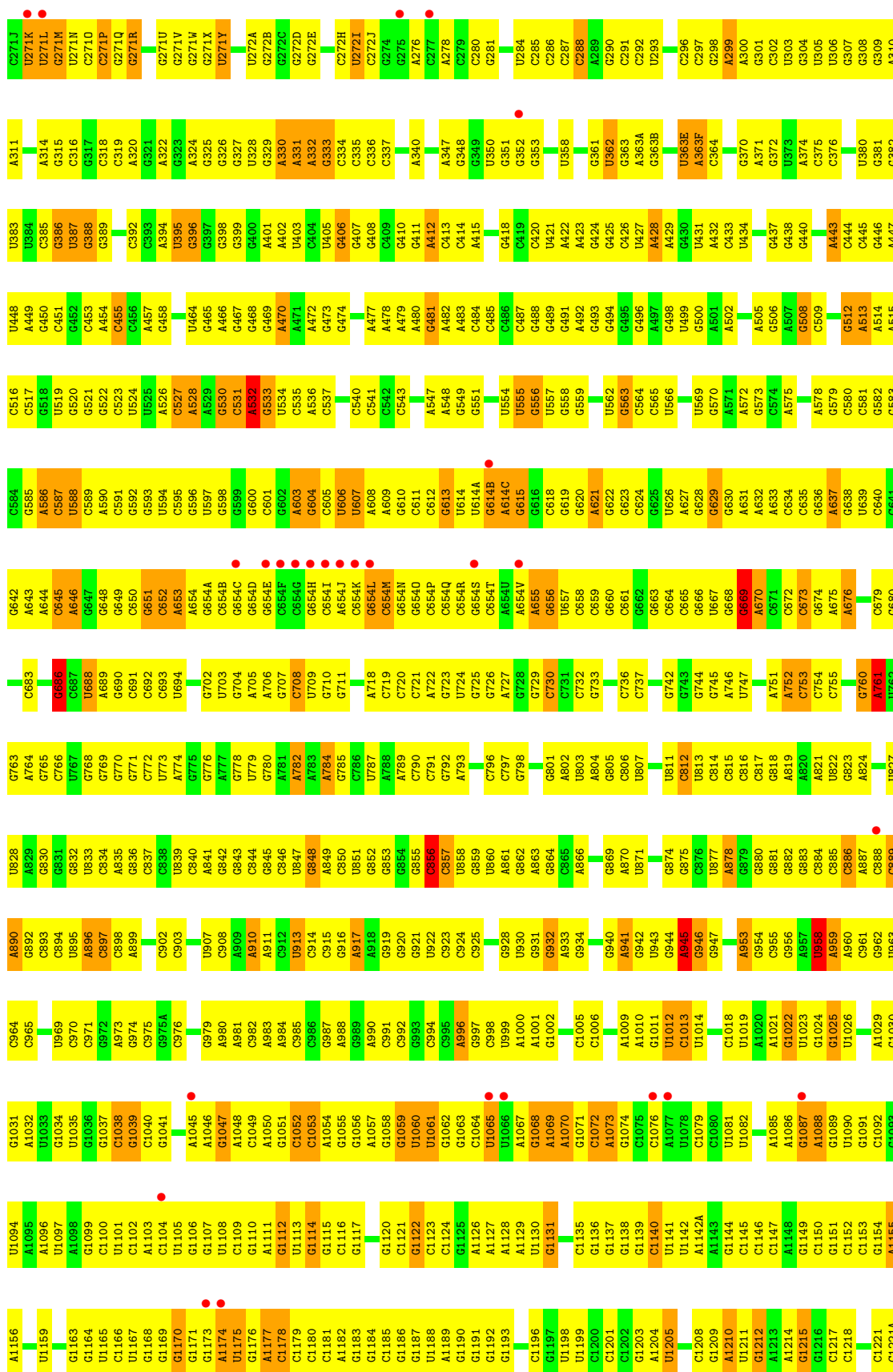
Chain BA:



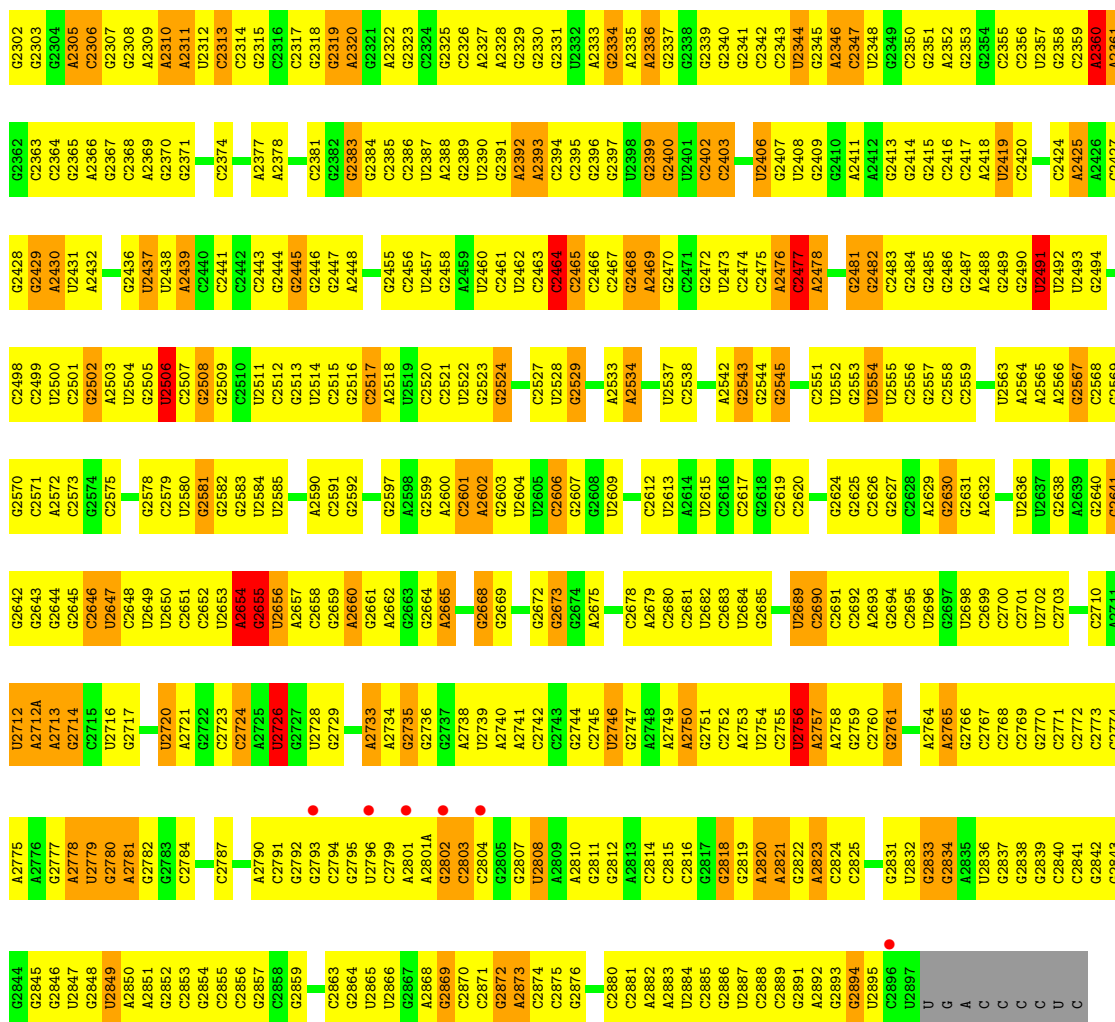
A1098	A1028	A960	G892	C825	G759	U688	A643	C584	G518	C450	U387	G308	U271E	G211	G139
G1099	A1029	C961	C893	U826	G760	A689	A644	G885	U519	C451	G388	G309	C271F	G212	G139A
C1100	G1030	G962	C894	U827	A761	G690	C645	A586	G520	C455	G389	A310	C271G	A213	A141
U1101	U895	U963	U896	U828	A764	C691	A646	A587	G521	C456	A390	A311	G271H	G214	A142
A1102	A896	C964	A897	A829	G765	C692	C650	U588	G522	A457	G391	C318	G271I	G215	C142A
C1103	U1033	C965	C897	G830	G766	C693	G651	A590	C523	A458	C592	C319	G271J	G216	G143
C1104	U1034		C898	G831	G767	U694	G652	C591	U524	C459	C593	A320	U271K	G217	G144
U1105	G1037	G968	A899	G832	G768	G695	A653	C592	U525	U459	A394	G321	G271L	A218	C143A
C1106	U1038	U969	C903	U833	G769	C696	A654	G592	A526	A460	U395	A321	G271M	G219	C144
U1107	G1039	C971	C904	C834	G770	C698	G654A	U594	C527	C461	G396	A322	U271N	G220	G145
C1109	U1040		U905	C837	G771	A699	G654B	G595	A528	C462	G397	G323	C271O	A221	G146
G1110	G1041	G974	G906	C838	U773	G700	G654C	G596	A529	G463	G398	A324	G271P	U147	U147
A1111		C975		C839	A774	G701	G654D	U597	G530	U464	G399	G326	G271Q	C148	C148
U1112	A1045		A909	U839		G702	G654E	G598	A532	A466	A402	G327	G271R	A149	A149
U1113	A1046	G977	C940	C840	G775	G703	C654F	G599	A533	A467	U403	U328	G271U	G226	C150
G1114	G1047	G978	A910	A841	G776	U703	C654G	G600	G533	C468	U404	G329	G271V	A227	C151
G1115	A1048	G979	G912	G842	A780	A705	G654H	C601	U534	C469	C405	A330	G271W	A228	A228
C1116	C1049	A980	U913	C844	A781	A706	G654I	G602	A536	A470	G406	A331	G271X	U230	U230
G1117	A1050		C914	G845	A782	G707	A654J	A803		A471	G407	A332	U271Y	C231	U155
	U1051	A983	C915	C846	A783	C708	C654K	G604	G539	A472	G408	G333		G232	U156
C1120	C1052	A984	G916	U847	A784	U709	G654L	C605	C540	C473	C409	A334	U272A	A233	U158
G1121	C1053	C985	A917	G848	G785	G710	G654M	U606	C541	C474	G410	C335	G272B	C234	G171
U1122	A1054	C986	A918	C786	G787	G711	G654N	U607	C542	U475	G411	C336	G272C	U235	C172
		G987	G919	C850	U787		G654O		C543	C476	A412		G272D	C236	
C1124	A1057	A988	G920	U851	A788	G715	G654P	G610		A477	C413	A340		C237	G175
G1125	G1058	G989	G921	G852	A789	A716	C654Q	C611	A547	A478	C414		C272H	C238	G176
	U1059	A990	U922	G853	C790	G717	C654R	C612	A548	A479	A415	A347	U272I	U239	G177
U1130	U1060	C991	C923	G854	C791	A718	G654S	G613	G549	A480	C416		C272J		G178
C1131	U1061	C992	G924	G855	C792	C719	G654T	U614	G551	C481	C417	U350	G274	G242	G179
A1132	G1062	G993	G928	C856	A793	C720	A654U	U614A		A482	G418	G351	G275	U243	
U1133	C1063		U930	C857	G794	C721	A654V	G614B	U554	A483	C419	G352	A276	A244	A182
C1135	U1064	A996	G931	U858	A722	A722	A655	A614C	U555	C484	C420	G353	C277	G245	C183
G1136	U1065	C997	G932	G859	C795	G723	G656	G615	G556	C485	U421		A278	C246	C184
U1137	U1066	C998	A933	U860	C796	U724	U657	G616	U557		A422	U358	G279	G247	U185
G1138	A1067	U999	G934	C861	G796		C658	C618	G558	C489	A423	G361	C280	G248	G186
C1139	U1068	A1000	U937	G862	A802	A727	C659	G619	G559	C491	G424	U362	G281	C249	G187
U1141	A1069	G1002	G938	A863	U803	G728		G620		A492	G425	U362		G250	G188
U1142	G1070		G939	G864	C804	G729	C664	A621	U562	C493	C426	G363	U284	A251	G189
A1142A	C1071	C1006	G940	A866	G805	C730	C665	G622	G563	C494	U427	A363A	C285	G252	A190
C1005	A1073	C1006	G941		C806	C732	U667	G623	C564		A428		C286		A191
G1074	G1074		G942	G873	U807	G733	G668	G625	C565	C498	A429	U363E	C287	A255	C192
C1075	C1075		U943	G874	G808	A734	G669	G626	U566	U499	G430	A363F	A289	A256	U193
U1076	A1077	A1009	G944	G875	G809		A670	A627	U568	A501	U431	C364	G290	A257	G194
C1077	U1078	G1011	G945	C376	U810	U740	C671	G628	U569	A502	A432	C365	C291	G258	A196
U1078	C1078	U1012	G946	U877	U811	G741	C672	G629	G570				C292	G260	A197
C1079	C1079	C1013	G947	A878	C812	G742	C673	G630	A571	A505	C436	G372	U293	G261	C198
U1014		U1014	G948	G879	U813	G743	G674	G631	A572	G506	G437				A199
A1009	G1076		C949	G880	C814	G744	A675	A632	G573	A507	G438	C376	C296	A265	U200
A1010	C1076		G950	G881	C815	G745	A676	A633	C574	G508	G440	C377	C297	G266	C201
G1011	U1077	G1018	U1019	G882	C816	A746		A634	A575	C509	U441	C378	C298	G267	U202
U1012	U1078	C1018	A1020	G883	C817	U747	G680	C635	U576	C510	A442	G379	A299	C288	C203
C1013	C1079	U1019	A1021	C984	G748	G748	G681	G636	G577	U511	A443	U380	A300	U269	A204
U1014	G1087	G1022	G954	C885	A819	C749	G682	A637	A512	G512	C381	G381	G301	A270	G205
A1009	C1076		G955	C886	A820		G683	G638	A513	G579	C445	G382	C302	A271	U206
U1018	U1088	G1023	C955	C887	A821	A750	G684	U639	A514		G446	U383	U303	A271A	A207
C1018	G1089	G1024	G956	A887	U822	A751	A685	C640	A515		A447	U384	U304	G271B	C208
U1019	A1090	U1025	A957	C888	U823	C753	G686	G641	C516		U448	C385	G305	G271C	C209
A1096	U1096		U1026	G823			C687	G642	G583		A449	G386	U271D	C210	

U2172	G1163	G1227	C1293	A1360	A1427	U1497	G1642	G1718	G1799	A1877	U1955	G2026	U2099	U2172	
A2173	G1164	G1228	U1294	G1361	C1428	C1498	G1643	G1719	C1800	G1878	U1956	G2027	G2100	A2173	
C2175	U1165	G1229	C1295	C1362		C1499		U1576	A1801	C1879	C1957	U2028	U2101	C2175	
C2176	C1166	C1230	G1296	C1363	U1431	G1500	G1647	U1720	A1802	C1880	C1958	G2029	G2102	C2176	
A2177	U1167	C1231	C1297	G1364	U1432	C1501	C1648	G1721	A1803	C1881	C1959	A2030	C2103	A2177	
C2178	G1168	G1232	G1300	A1365	U1433	C1502	G1651	A1722	C1804	C1882	U1963	A2031	G2104	C2178	
C2179	G1169	C1233	U1301		A1434	U1503	A1652	U1739	U1805	C1883	U1964	G2032		C2179	
U2180	G1170	U1234	A1302	G1368	G1440	C1504	G1653	A1740	A1809	A1885	G1964	U2034	C2108	U2180	
G2181	U1171	G1235	G1303	G1369	G1441	C1505	A1654	A1741	A1810	C1886	C1967	G2035	G2110	G2181	
C2182	G1172	G1236	C1304	U1372	G1442	A1506	A1655	G1742	A1811	C1887	G1968	G2036	C2111	C2182	
G2183	A1173		G1305	U1373		A1507	G1656		A1812	C1888	A1969	G2037	G2112	G2183	
C2184	U1174	U1240	C1306	G1374	A1445	C1508	C1657	G1747	G1813	A1889	C1970	G2038	U2113	C2184	
G2185	U1175	U1241	G1307	C1375	A1446	A1509	C1658	G1748	G1814	A1890	A1971	C2039	A2114	G2185	
C2186	A1177	A1242	A1308	C1376	C1445A	A1509B	A1587	A1749	G1816			U2040	G2115	C2186	
G2187	C1178	G1243	G1309	C1377	U1447	G1510	C1588	G1750	G1817	G1899	A1972	U2041	G2116	G2187	
C2188	U1179	G1244	A1310	C1378	G1448	C1511	C1589	G1751	A1818	A1900	A1977	A2042	A2117	C2188	
U2189	C1180	A1245	G1311	A1378	A1449	C1512	C1662	G1752	U1819	A1901	A1978	G2043	U2118	U2189	
C2190	G1181	G1246	G1312	A1379			C1663	G1753	U1820	C1902			A2119	A2190	C2190
G2191	A1182	A1247	U1313	G1380			A1664	C1754	A1821	G1903	A1981	G2046	G2120	G2191	
C2192	G1183	G1248	C1314	G1381	A1452	G1516	A1665	G1755	A1822	C1904	C1982	U2047	G2121	G2192	
G2193	U1184	U1249	G1318	G1382	U1453	C1517	G1666	A1756	G1823	G1905	C1983	U2048	U2122	G2193	
C2194	C1185	C1250		C1383	G1455	U1518	G1667	G1757	G1824	G1906				G2194	
G2195	G1186	G1251	C1319	G1385	A1457	G1523	A1668	U1758	A1825	G1907	G1987	A2051	A2126	C2195	
C2196	U1187	A1252	G1320	C1386	U1458	G1524	A1669	G1759	G1826	G1908	C1988	G2052	G2127	C2196	
U2197	A1188	A1253	A1321	U1387	U1459	G1525	C1670	A1760	G1827			G2053	C2128	U2197	
A2198	G1190	U1255	A1322	G1389	A1460	G1526	U1671	G1761	G1828	C1914		A2054	C2129	A2198	
C2200	G1191	C1257	A1324	U1390	G1461	G1527		A1762	A1829	U1915		G2055	A2199	C2200	
G2201	G1192	G1258	G1324	U1391	C1462	A1528	G1674	G1763	C1830	A1916	G1992	G2056	G2031	C2201	
C2202	U1193	U1259		U1394		A1528A	C1675	G1764	G1831	U1917	G1993		G2032	C2202	
		G1260	C1327	A1395	G1465	G1529	G1676	G1765	C1832	A1918	C1994	A2059	G2133		
G2206	G1196		G1328	U1396	U1466	C1530	G1678	U1766	C1833	A1919	C1995	A2060	A2134	G2206	
C2207	U1197	U1263	U1329	U1397	C1467	C1531	U1679	C1767	U1834	C1920	C1996	G2061	A2135	G2207	
A2208	U1198	G1264	C1330	C1398	U1468	C1532	U1680	U1768	G1835		G1997	A2062	C2136	C2207	
U2218	U1199	A1265	A1331	C1399	A1469	G1533	G1681	C1769	C1836	U1923	C1998	G2063	C2137	A2208	
G2219	G1203	G1266	G1332	G1400	G1470	U1534	G1682	G1771	C1837	U1924	C1999		G2138	U2218	
	A1204	U1267	C1333	G1401	A1471	A1535	G1683	G1772	C1838	C1925	G2000	U2068	C2139	G2219	
	U1205	A1268	G1334	C1402	A1472	C1536	C1684	A1773		U1926	A2001	G2069	C2140		
		A1269	U1335	C1403	G1473	G1537	G1685								
C1208	G1209	C1270	G1337	U1405	G1474	U1538	U1686	U1777	U1778	G1929	A2005	G2070	U2144	G2222	
U1210	A1210	A1271	U1338	U1406	G1475	U1539	U1688	U1779	U1779	G1930	C2006	A2071	C2145	G2223	
U1211	U1340	U1272	G1339	C1407	G1478	U1540	U1689	A1780	A1841	G1931	C2007	U2074	C2146	G2224	
G1212	U1341	U1273	U1342	C1408	G1479	A1541	U1690	A1781	U1842	G1932	C2008	U2075	G2147	A2225	
A1213		A1274		C1409	U1481	A1542	U1691	G1620	C1843	G1933	G2009		G2148	C2226	
A1214	U1275		G1344	G1410	U1482	C1543	C1694	U1621	C1782	A1937	G2010	C2078	G2149		
G1215	A1276	G1277	C1345	A1412	G1482	C1544	G1696	G1622	A1783	U1938	U2011	U2079	U2150	G2234	
U1216	G1278		G1346	G1413	G1483	C1547	G1697	G1624	A1784	U1939	G2012	G2080	G2151	G2235	
C1217	G1279		U1347	G1413	U1484	C1548	A1698	G1624	A1785	U1940	A2013	C2081	G2152	C2236	
G1218			G1348	G1416	U1485	C1549	G1699		A1786	U1941	A2014	A2082	G2153	G2237	
G1219	G1283		A1349	C1417	U1486	C1550	U1700	G1628	A1787	U1942	A2015	G2087	G2154	G2238	
A1220	U1284		U1350	G1418	U1487	A1551	A1701	A1632	U1788	U1943	U2016	G2088	G2155	G2239	
C1221	G1285		C1351	A1418	U1488	A1552	U1702	A1633	A1789	U1944	U2017	U2089	C2240	C2240	
G1222	U1286		G1352	A1419	U1489	A1553	G1703	G1633	C1790	U1945	U2018	G2090	G2157	A2241	
C1223	A1287		A1353	U1420	A1490	G1554	G1704	A1634	A1791	U1946	A2019	G2091	G2158	G2242	
G1224	U1288		A1354	G1423	G1491	C1555	U1705	G1635	G1862	C1947	A2020	U2092	G2159	U2243	
	C1289		G1358	G1424	G1492	A1567	U1706	C1638	U1794	G1863	C2021	U2093	G2160	G2166	
A1226	U1292		A1359	G1426	A1493	G1568	C1710	U1639	G1795	U1864	U2022	G2093	U2244	U2245	
					A1494	G1569	C1711	U1641	C1796	G1865	U2023	C2097	G2246	G2247	
					A1495	A1570	G1712		U1797	G1866	G2024	U2098	U2167	C2248	
					A1496	A1571	U1713		U1798	A1876	C2025				





C2226	G2153	G2090	U2016	G1946	G1863	G1792	U1639	A1569	C1505	U1431	C1363	U1300	G1222
G2230	G2154	U2091	U2017	U1946	U1864	C1793	C1640	A1570	C1506	C1432	G1364	U1300	G1223
C2231	G2155	G2092	G2018	C1947	G1865	U1794	A1641	A1571	C1507	A1433	A1365	A1301	A1226
G2236	G2156	G2093	A2019	G1948	C1866	C1710	G1642	A1572	C1509	A1434	G1366	G1303	G1227
G2237	G2157	C2097	A2020	G1949	A1876	U1796	G1643	G1573	A1509A	G1441	G1367	C1304	G1231
G2238	A2158	U2098	C2021	U1950	A1877	G1712	G1644	G1574	A1509B	G1442	G1369	C1305	G1232
G2239	G2159	U2099	U2022	U1951	G1878	U1713	G1647	U1578	C1511	G1443	G1374	C1306	G1233
A2241	G2160	U2100	G2023	A1952	C1879	G1714	G1648	A1579	G1515	G1444	G1375	G1310	
A2242	C2162	G2101	G2024	A1953	C1880	G1717	G1649	A1580	G1516	A1445	C1376	G1311	A1237
G2243	G2166	U2102	C2025	U1954	C1881	G1718	G1650	G1581	G1517	C1446A	G1377	U1312	G1238
U2244	G2167	C2103	G2027	U1956	G1883	U1720	G1651	C1582	U1518	C1447	A1378	C1313	
G2245	G2168	G2104	U2028	C1957	A1884	G1721	G1652	A1583		G1448	A1379	C1314	A1242
G2246	A2169	G2105	G2029	C1958	A1885	A1722	C1653	C1584	U1523	A1449	G1380	C1315	G1243
A2247	G2170	C2106	A2030	G1959	C1886	U1739	A1654	A1586	G1524	U1453	G1381	U1316	G1244
G2248	A2171	U2108	G2032	U1963	G1888	G1740	C1656	A1587	G1525	G1453	G1382	A1317	G1245
U2249	A2172	C2109	A2033	U1964	A1889	A1741	C1657	C1589	G1526	G1455	C1383	G1318	A1246
G2250	A2173	G2110	U2034	G1967	A1890	A1812	C1658	U1590	G1527	G1456	A1384	G1319	A1247
G2251	C2174	C2111	G2035	U1968	G1891	G1747	U1659	G1591	A1528	G1459	G1385	C1320	G1248
G2256	C2175	G2112	C2036	C1969	C1892	G1747A	C1660	C1592	A1528A	A1460	C1386	A1321	U1249
G2257	A2176	U2113	G2037	A1969	C1893	A1748	G1661	G1593	G1529	G1461	C1387	A1322	G1250
C2258	G2177	A2114	G2038	A1970	G1817	A1749	G1662	G1594	C1530	C1462	G1388	G1323	C1251
G2259	G2178	G2115	C2039	A1971	U1818	G1750	A1664	G1595	C1531	G1465	G1389	G1324	G1252
G2260	C2179	G2116	C2040	A1972	A1819	C1751	A1665	A1596	C1532	G1466	U1390	G1325	A1253
G2261	U2180	U2118	C2043	G1973	A1901	C1752	G1666	A1597	G1533	C1467	G1395	U1326	A1254
G2262	G2181	G2119	G2044	C1974	C1902	G1755	G1667	C1598	G1534	C1468	U1396	G1327	U1255
G2263	C2182	G2120	C2050	G1975	C1903	A1756	A1668	A1599	A1535	A1469	U1397	G1328	G1256
G2264	G2183	G2121	U2051	A1976	G1906	G1756	A1669	C1600	C1536	G1470	C1398	U1329	C1257
U2265	C2184	G2122	G2052	A1977	G1907	G1757	C1670	G1601	G1537	A1471	C1399	G1330	C1258
G2268	G2185	U2122	C2052	U1982	G1908	G1758	C1671	A1602	G1538	A1472	G1400	A1331	G1259
G2271	G2186	G2123	C2055	C1983	C1909	C1761	U1672	A1603	C1539	G1473	G1401	C1332	G1260
A2274	C2187	G2124	G2056	G1984	G1910	U1673	C1674	C1607	G1541	C1474	C1402	C1333	U1263
G2275	U2189	A2126	A2059	G1987	U1911	G1674	C1675	A1608	C1542	G1475	C1403	G1334	G1264
G2276	G2190	G2127	A2060	C1988	A1912	G1763	A1676	A1609	C1543	G1476	C1404	A1336	A1265
G2277	G2191	C2128	G2061	G1989	A1913	G1764	A1677	A1610	A1544	A1477	U1405	G1337	G1266
G2282	G2192	C2129	G2062	G1990	U1915	C1767	C1678	C1611	A1545	G1478	U1406	G1338	U1267
G2283	G2193	U2130	A2062	C1991	C1916	U1768	U1679	C1612	C1546	G1482	C1407	A1268	A1269
G2284	C2194	G2131	C2063	U1991	A1916	C1771	G1680	G1613	C1547	G1483	C1408	U1340	
G2285	C2195	U2132	C2064	G1992	U1917	G1772	G1681	A1614	C1548	G1484	C1409	U1341	C1270
A2286	C2196	C2133	C2065	U1993	A1918	A1773	C1683	A1616	C1550	A1486	G1412	A1342	G1271
A2287	G2197	A2134	G2068	G1997	C1920	C1774	C1684	C1617	G1551	G1487	C1411	U1273	A1272
A2288	C2200	G2135	G2069	G1998	G1921	U1775	C1685	A1618	G1552	G1489	G1413	A1274	
G2289	C2201	G2136	G2070	G1999	G1922	G1776	G1689	G1619	A1553	A1490	G1347	G1346	A1278
G2290	G2202	C2140	A2071	A2001	A1927	U1777	A1690	C1625	A1554	G1491	G1348	G1349	G1279
G2291	G2206	C2141	G2072	G2002	A1928	U1778	C1691	G1626	C1555	C1492	C1417	A1350	
G2292	U2207	C2142	U2074	C2006	G1929	A1760	U1692	C1627	C1557	A1493	G1418	C1351	G1283
G2293	G2208	C2143	C2075	C2007	G1930	C1761	U1693	A1558	A1559	A1494	U1420	U1352	A1284
G2294	U2209	U2144	C2078	C2008	A1932	U1762	C1694	G1559	G1560	A1496	G1423	A1353	G1285
G2295	G2210	C2145	U2079	G2009	G1933	A1783	G1695	U1629	U1497	C1498	G1424	A1354	A1286
U2296	G2147	G2010	C2085	G2011	G1934	A1785	G1696	G1630	C1566	C1499	G1425	A1355	A1287
G2297	G2148	G2011	C2086	G2012	A1935	A1786	G1697	G1633	G1563	G1500	G1426	G1356	U1288
G2298	G2149	G2012	U2086	G2013	A1936	A1789	G1699	G1634	C1564	G1501	A1427	C1290	U1289
G2299	U2150	A2013	G2087	A2014	A1937	C1769	A1700	G1635	A1566	C1502	G1428	A1359	C1291
G2300	G2151	G2088	A1938	A2015	A1938	C1790	A1701	C1636	U1567	U1503	G1429	A1360	G1292
G2301	G2152	U2089	U1939		G1862	A1791	G1702	C1638	C1504	C1504	C1430	C1362	



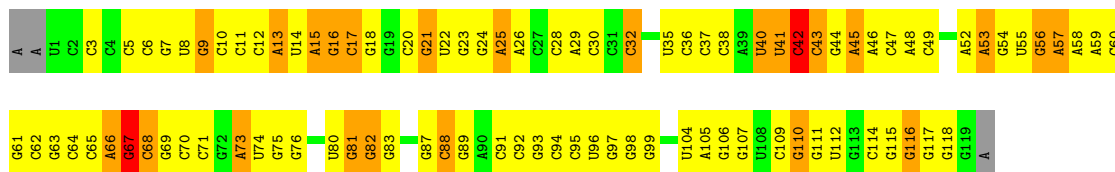
• Molecule 37: 5S RIBOSOMAL RNA

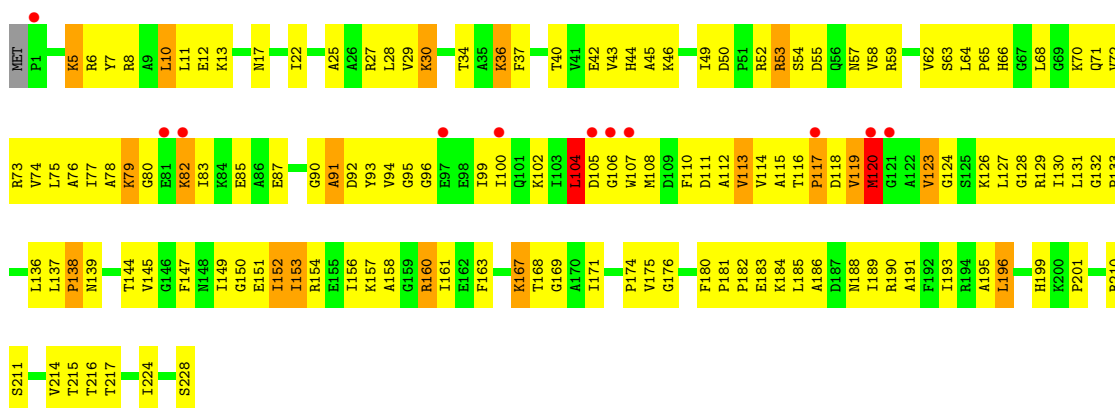
Chain BB:



• Molecule 38: 50S RIBOSOMAL PROTEIN L1

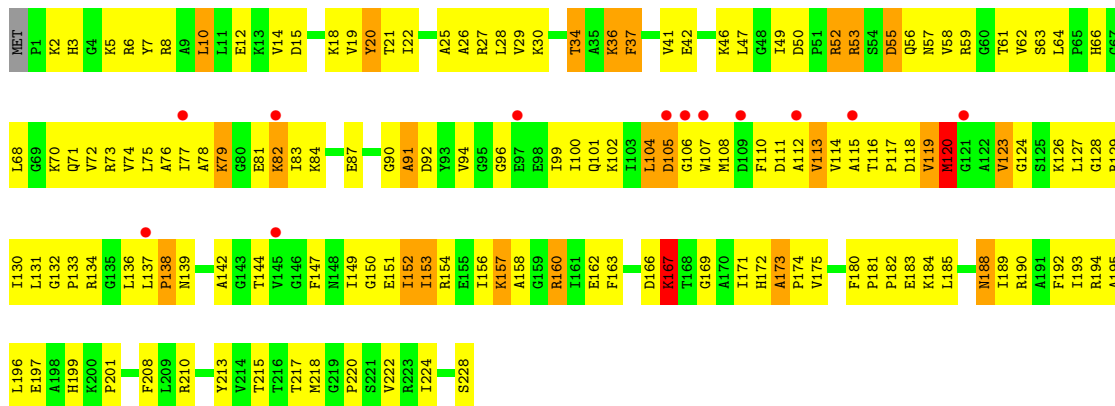
Chain BC:





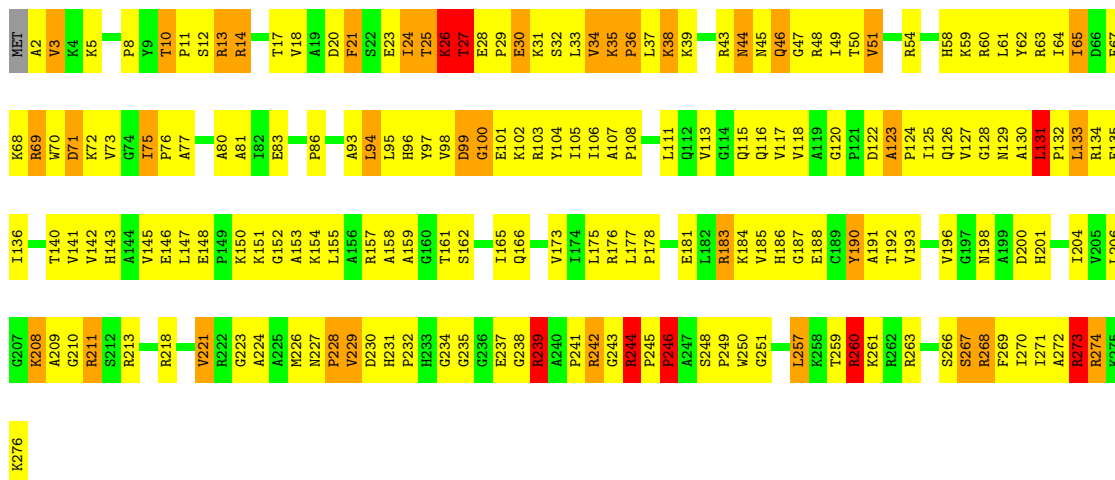
• Molecule 38: 50S RIBOSOMAL PROTEIN L1

Chain DC:



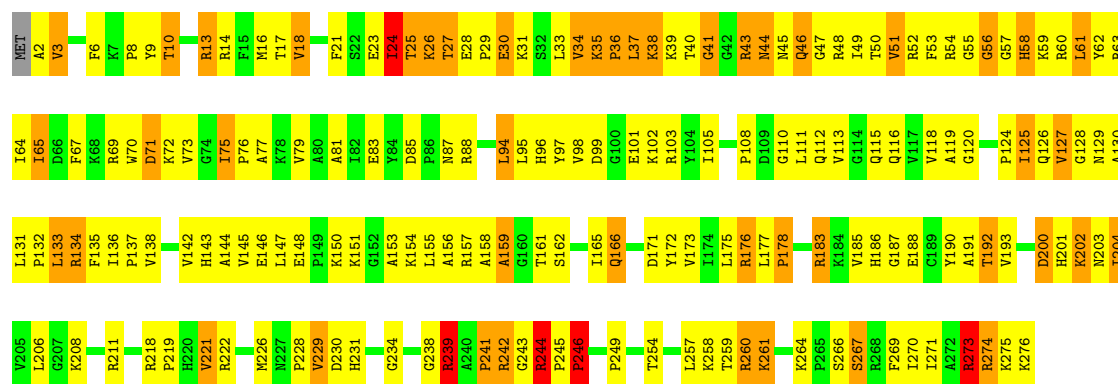
• Molecule 39: 50S RIBOSOMAL PROTEIN L2

Chain BD:




• Molecule 39: 50S RIBOSOMAL PROTEIN L2

Chain DD:



• Molecule 40: 50S RIBOSOMAL PROTEIN L3

Chain BE:



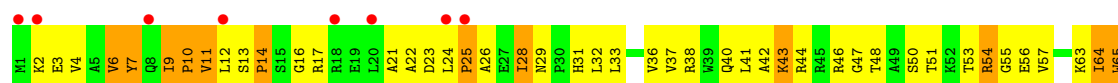
• Molecule 40: 50S RIBOSOMAL PROTEIN L3

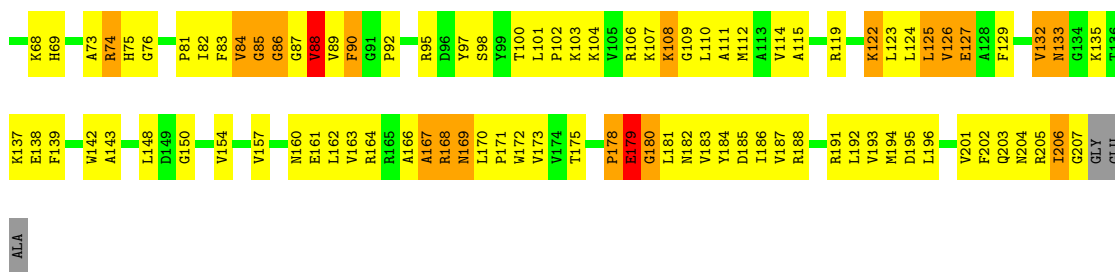
Chain DE:



• Molecule 41: 50S RIBOSOMAL PROTEIN L4

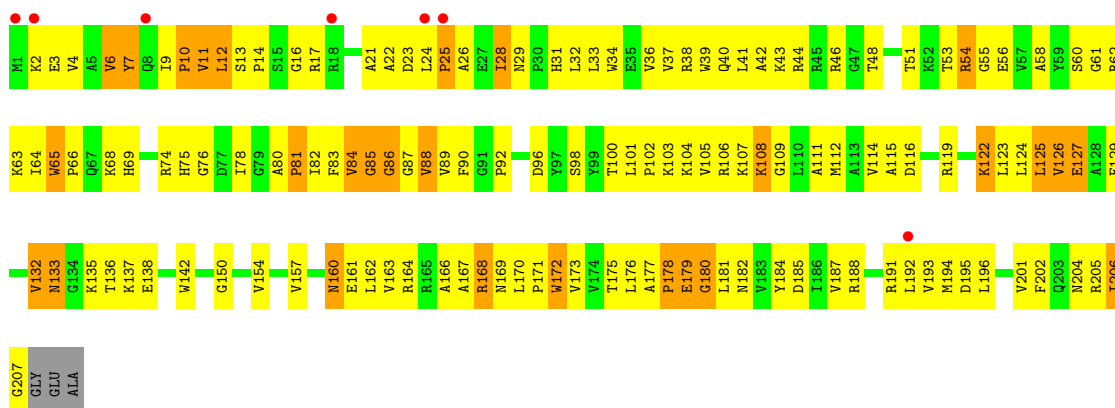
Chain BF:






• Molecule 41: 50S RIBOSOMAL PROTEIN L4

Chain DF:



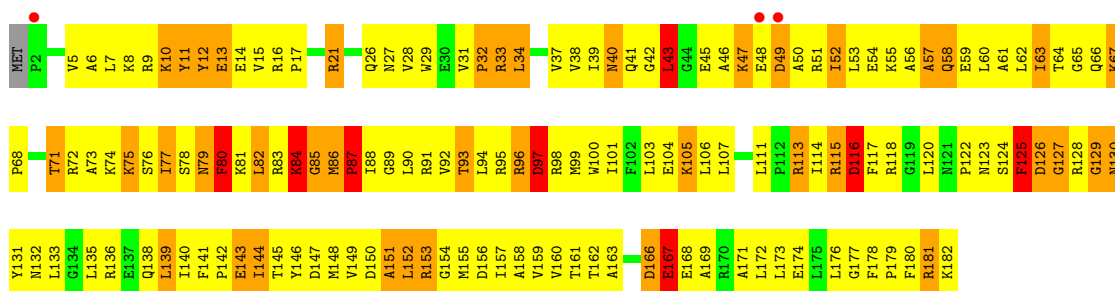
• Molecule 42: 50S RIBOSOMAL PROTEIN L5

Chain BG:



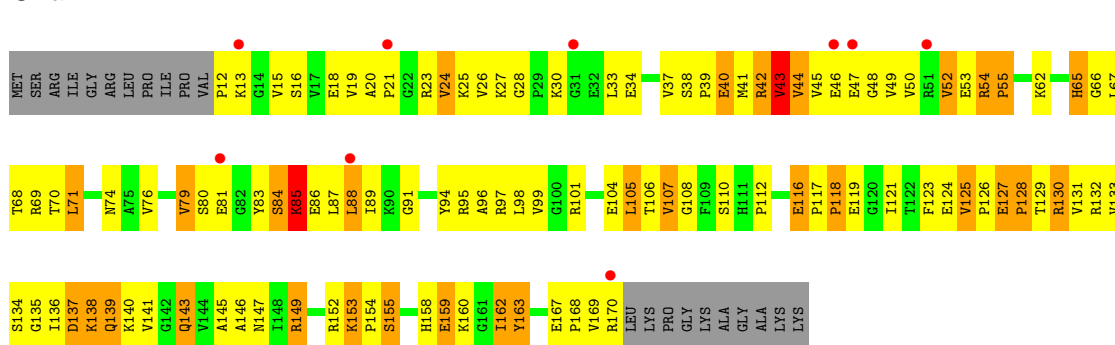
• Molecule 42: 50S RIBOSOMAL PROTEIN L5

Chain DG:



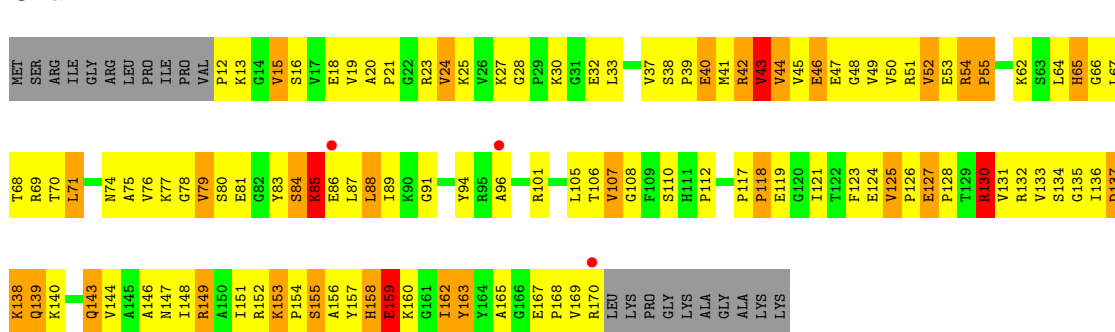
• Molecule 43: 50S RIBOSOMAL PROTEIN L6

Chain BH:



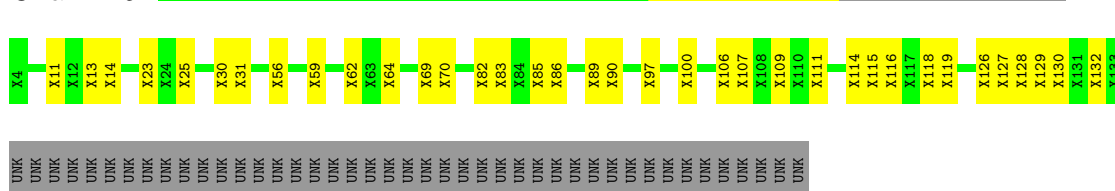
● Molecule 43: 50S RIBOSOMAL PROTEIN L6

Chain DH:



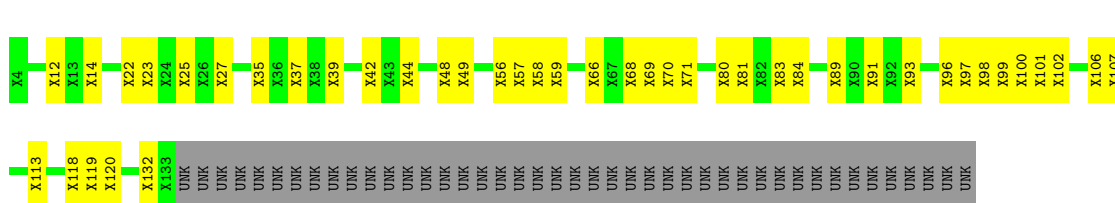
- Molecule 44: 50S RIBOSOMAL PROTEIN L10

Chain B.J:




● Molecule 44: 50S RIBOSOMAL PROTEIN L10

Chain DJ:



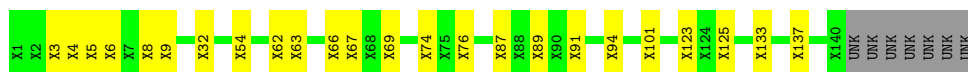
● Molecule 45: 50S RIBOSOMAL PROTEIN L11

Chain BK:



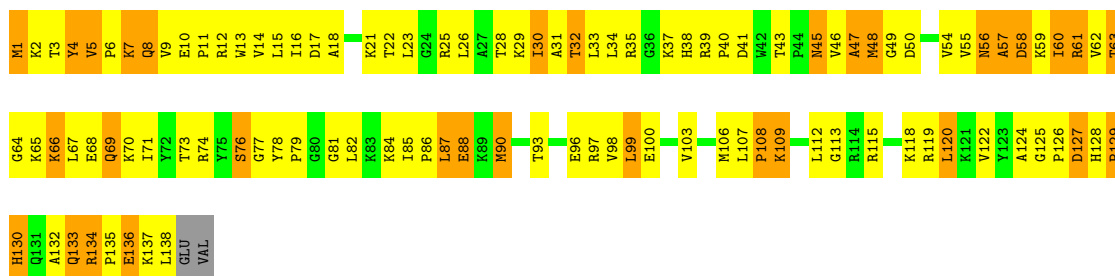
- Molecule 45: 50S RIBOSOMAL PROTEIN L11

Chain DK:



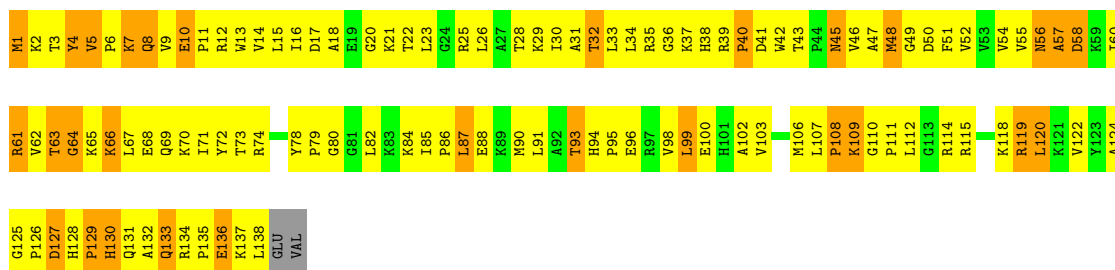
- Molecule 46: 50S RIBOSOMAL PROTEIN L13

Chain BN:



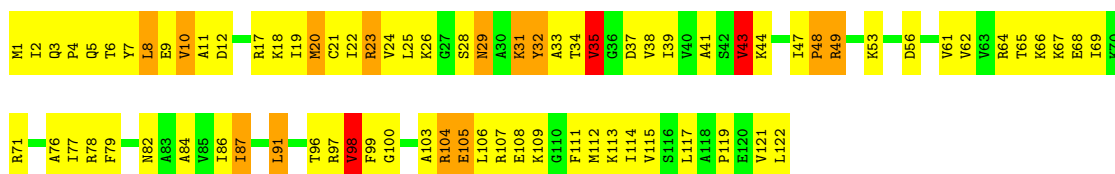
- Molecule 46: 50S RIBOSOMAL PROTEIN L13

Chain DN:



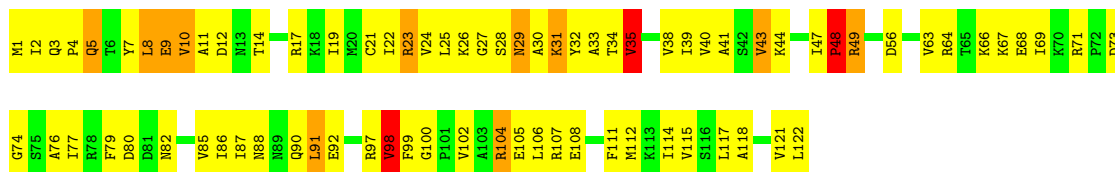
- Molecule 47: 50S RIBOSOMAL PROTEIN L14

Chain BO:



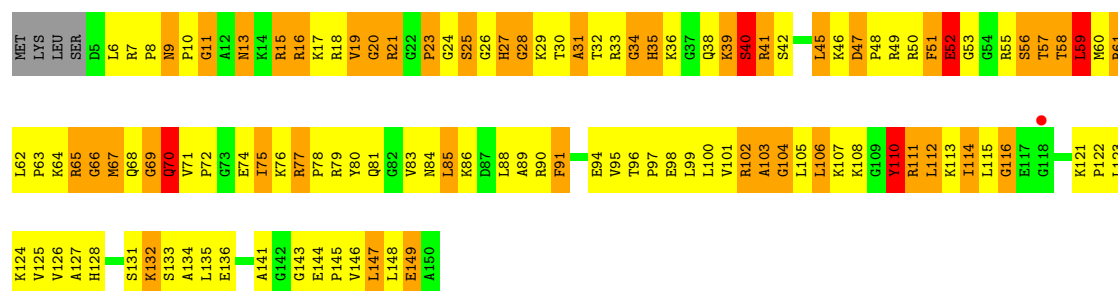
- Molecule 47: 50S RIBOSOMAL PROTEIN L14

Chain DO:



- Molecule 48: 50S RIBOSOMAL PROTEIN L15

Chain BP: 




• Molecule 48: 50S RIBOSOMAL PROTEIN L15

Chain DP:




• Molecule 49: 50S RIBOSOMAL PROTEIN L16

Chain BQ:



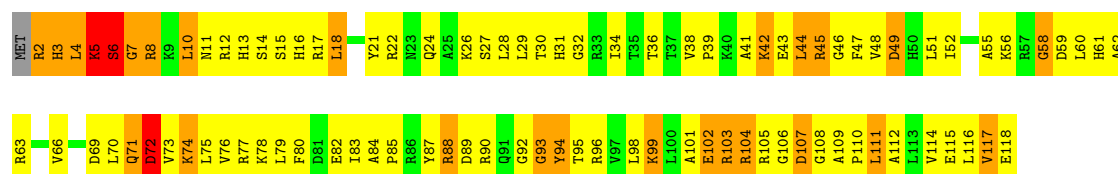
• Molecule 49: 50S RIBOSOMAL PROTEIN L16

Chain DQ:



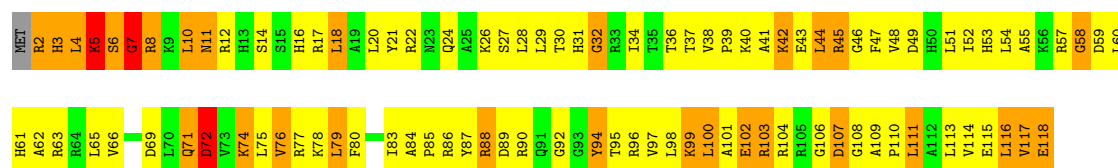
• Molecule 50: 50S RIBOSOMAL PROTEIN L17

Chain BR:



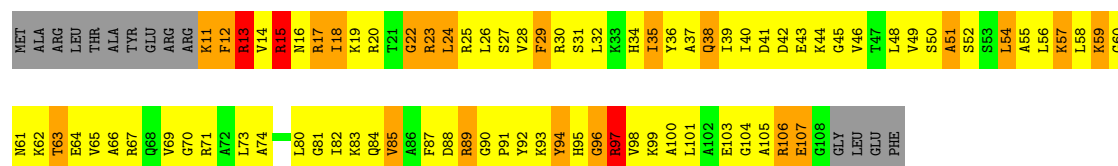
• Molecule 50: 50S RIBOSOMAL PROTEIN L17

Chain DR:



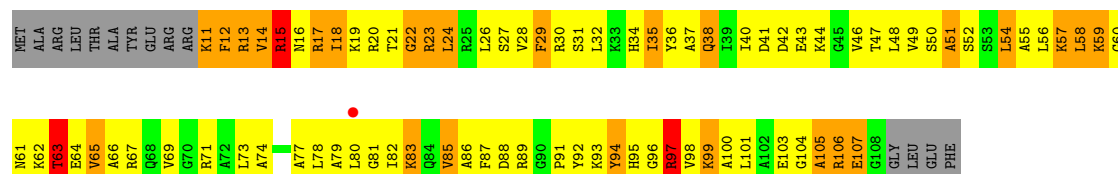
• Molecule 51: 50S RIBOSOMAL PROTEIN L18

Chain BS:



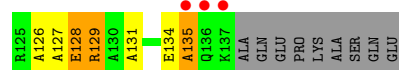
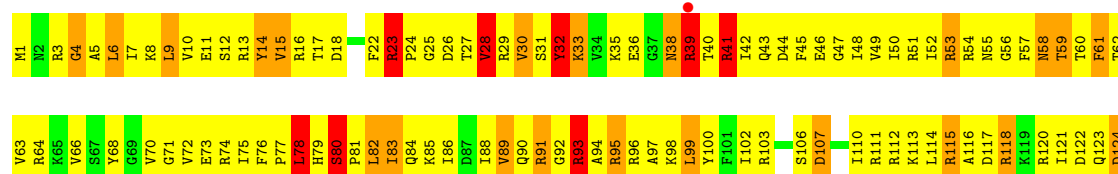
• Molecule 51: 50S RIBOSOMAL PROTEIN L18

Chain DS:



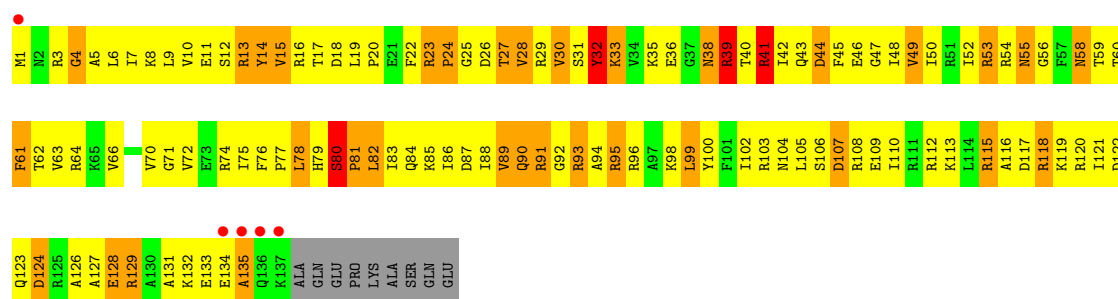
• Molecule 52: 50S RIBOSOMAL PROTEIN L19

Chain BT:



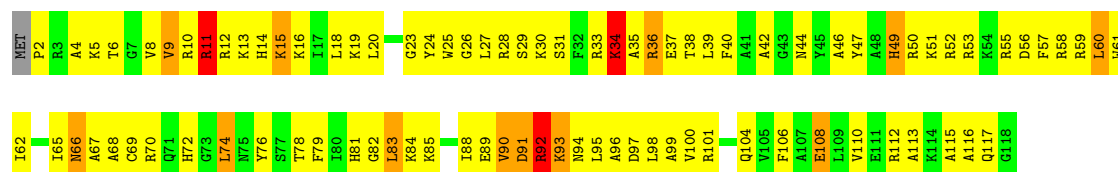
• Molecule 52: 50S RIBOSOMAL PROTEIN L19

Chain DT:



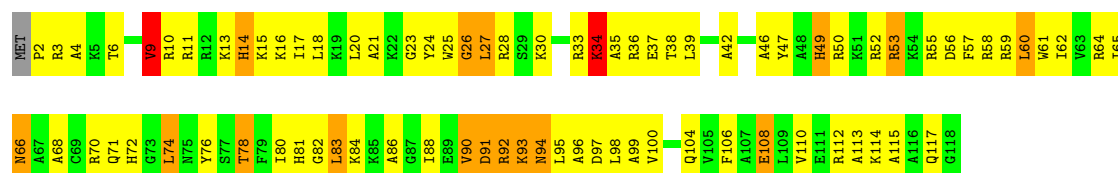
• Molecule 53: 50S RIBOSOMAL PROTEIN L20

Chain BU:



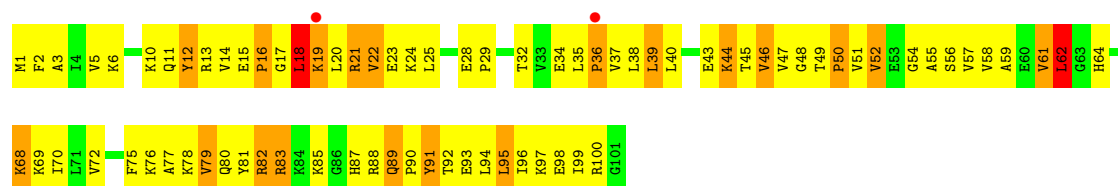
• Molecule 53: 50S RIBOSOMAL PROTEIN L20

Chain DU:



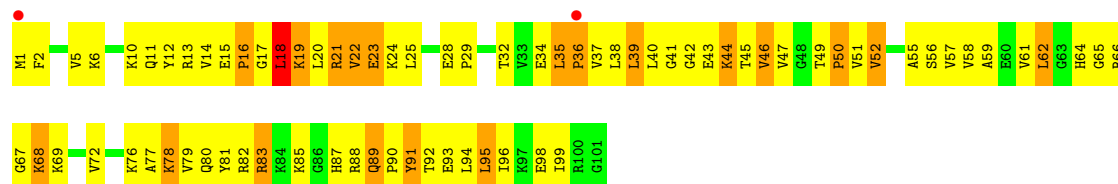
• Molecule 54: 50S RIBOSOMAL PROTEIN L21

Chain BV:



• Molecule 54: 50S RIBOSOMAL PROTEIN L21

Chain DV:



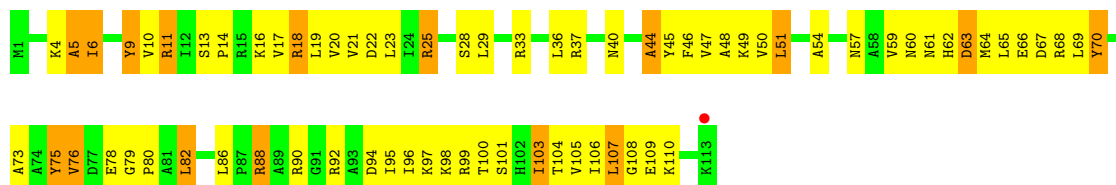
• Molecule 55: 50S RIBOSOMAL PROTEIN L22

Chain BW:



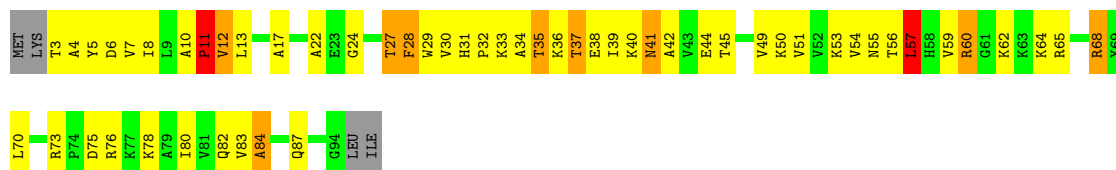
• Molecule 55: 50S RIBOSOMAL PROTEIN L22

Chain DW:



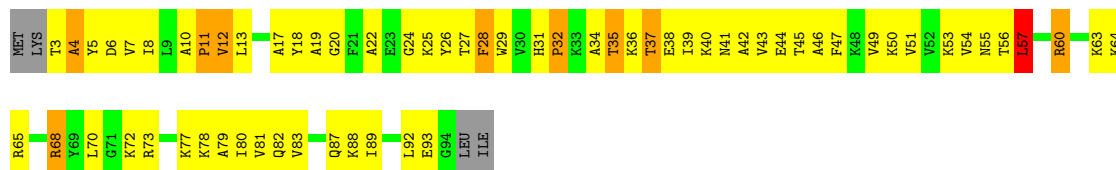
• Molecule 56: 50S RIBOSOMAL PROTEIN L23

Chain BX:



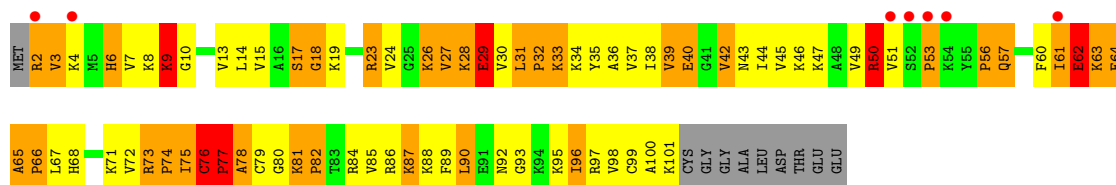
• Molecule 56: 50S RIBOSOMAL PROTEIN L23

Chain DX:



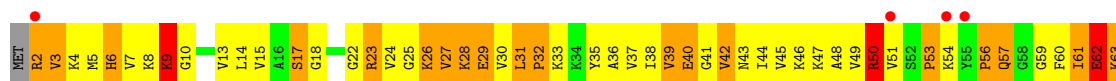
• Molecule 57: 50S RIBOSOMAL PROTEIN L24


Chain BY:



• Molecule 57: 50S RIBOSOMAL PROTEIN L24

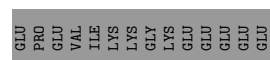
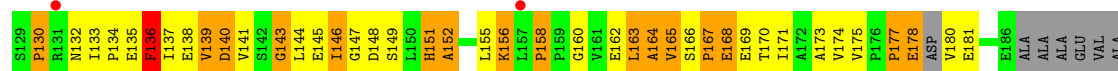
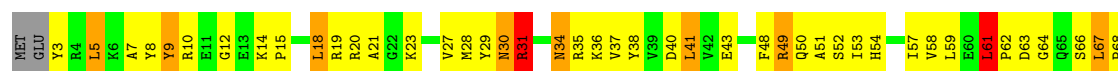
Chain DY:





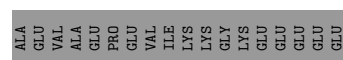
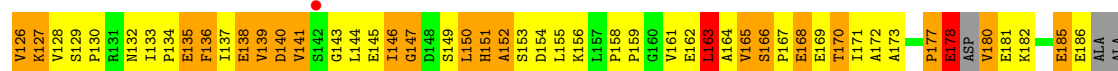
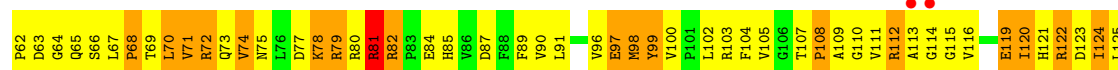

• Molecule 58: 50S RIBOSOMAL PROTEIN L25

Chain BZ:



• Molecule 58: 50S RIBOSOMAL PROTEIN L25

Chain DZ:



4 Data and refinement statistics

Property	Value	Source
Space group	P 1 21 1	Depositor
Cell constants a, b, c, α , β , γ	289.80Å 269.10Å 403.90Å 90.00° 91.22° 90.00°	Depositor
Resolution (Å)	50.00 – 3.10 49.83 – 2.93	Depositor EDS
% Data completeness (in resolution range)	97.4 (50.00-3.10) 89.6 (49.83-2.93)	Depositor EDS
R_{merge}	0.02	Depositor
R_{sym}	(Not available)	Depositor
$\langle I/\sigma(I) \rangle$ ¹	1.31 (at 2.96Å)	Xtriage
Refinement program	CNS 1.2	Depositor
R, R_{free}	0.247 , 0.285 0.252 , 0.288	Depositor DCC
R_{free} test set	58969 reflections (5.25%)	DCC
Wilson B-factor (Å ²)	67.3	Xtriage
Anisotropy	0.050	Xtriage
Bulk solvent k_{sol} (e/Å ³), B_{sol} (Å ²)	0.28 , 37.1	EDS
Estimated twinning fraction	0.038 for h,-k,-l	Xtriage
L-test for twinning	$\langle L \rangle = 0.43$, $\langle L^2 \rangle = 0.26$	Xtriage
Outliers	2 of 1182846 reflections (0.000%)	Xtriage
F_o, F_c correlation	0.90	EDS
Total number of atoms	307196	wwPDB-VP
Average B, all atoms (Å ²)	83.0	wwPDB-VP

Xtriage's analysis on translational NCS is as follows: *The largest off-origin peak in the Patterson function is 6.99% of the height of the origin peak. No significant pseudotranslation is detected.*

¹Intensities estimated from amplitudes.

5 Model quality

5.1 Standard geometry

Bond lengths and bond angles in the following residue types are not validated in this section: OMC, GDP, ZN, H2U, KIR, MIA, 4SU, 7MG, 5MU, PSU

The Z score for a bond length (or angle) is the number of standard deviations the observed value is removed from the expected value. A bond length (or angle) with $|Z| > 5$ is considered an outlier worth inspection. RMSZ is the root-mean-square of all Z scores of the bond lengths (or angles).

Mol	Chain	Bond lengths		Bond angles	
		RMSZ	# Z >5	RMSZ	# Z >5
1	AA	0.63	5/36190 (0.0%)	0.80	59/56486 (0.1%)
1	CA	0.60	4/36190 (0.0%)	0.78	33/56486 (0.1%)
2	AB	0.51	0/1935	0.76	2/2609 (0.1%)
2	CB	0.49	0/1935	0.76	0/2609
3	AC	0.57	1/1636 (0.1%)	0.81	0/2205
3	CC	0.54	0/1636	0.76	0/2205
4	AD	0.51	0/1733	0.81	2/2318 (0.1%)
4	CD	0.56	0/1733	0.84	1/2318 (0.0%)
5	AE	0.58	0/1162	0.85	0/1564
5	CE	0.56	0/1162	0.84	0/1564
6	AF	0.45	0/856	0.70	0/1154
6	CF	0.45	0/856	0.74	0/1154
7	AG	0.46	0/1276	0.68	2/1709 (0.1%)
7	CG	0.50	0/1276	0.63	0/1709
8	AH	0.51	0/1136	0.80	0/1527
8	CH	0.51	0/1136	0.80	0/1527
9	AI	0.50	0/1029	0.77	0/1379
9	CI	0.49	0/1029	0.74	0/1379
10	AJ	0.51	0/807	0.80	0/1085
10	CJ	0.48	0/807	0.74	0/1085
11	AK	0.56	0/900	0.84	1/1213 (0.1%)
11	CK	0.51	0/900	0.77	1/1213 (0.1%)
12	AL	0.53	0/986	0.90	2/1320 (0.2%)
12	CL	0.54	0/986	0.87	1/1320 (0.1%)
13	AM	0.43	0/998	0.75	0/1336
13	CM	0.42	0/998	0.75	0/1336
14	AN	0.56	0/501	0.87	1/664 (0.2%)
14	CN	0.70	0/501	0.92	0/664
15	AO	0.49	0/745	0.71	0/992
15	CO	0.50	0/745	0.71	0/992
16	AP	0.44	0/716	0.73	0/963
16	CP	0.40	0/716	0.71	0/963

Mol	Chain	Bond lengths		Bond angles	
		RMSZ	# Z >5	RMSZ	# Z >5
17	AQ	0.47	0/836	0.73	0/1117
17	CQ	0.48	0/836	0.76	0/1117
18	AR	0.54	0/579	0.76	0/768
18	CR	0.52	0/579	0.76	0/768
19	AS	0.49	0/642	0.74	1/865 (0.1%)
19	CS	0.45	0/642	0.71	0/865
20	AT	0.40	0/765	0.72	0/1007
20	CT	0.37	0/765	0.70	0/1007
21	AU	0.43	0/212	0.75	0/277
21	CU	0.60	0/212	0.81	0/277
22	AV	0.64	0/1809	0.80	1/2819 (0.0%)
22	AW	0.47	1/1809 (0.1%)	0.74	0/2819
22	CV	0.58	0/1809	0.79	1/2819 (0.0%)
22	CW	0.40	0/1809	0.73	0/2819
23	AX	0.80	0/406	0.89	2/631 (0.3%)
23	CX	0.78	0/406	0.94	2/631 (0.3%)
24	AY	0.80	7/1618 (0.4%)	0.91	7/2514 (0.3%)
24	CY	0.76	4/1618 (0.2%)	0.91	7/2514 (0.3%)
25	AZ	0.72	7/3042 (0.2%)	0.84	8/4129 (0.2%)
25	CZ	0.79	6/3042 (0.2%)	0.88	7/4129 (0.2%)
26	B0	0.44	0/671	0.68	0/892
26	D0	0.45	0/671	0.72	0/892
27	B1	0.47	0/738	0.77	0/981
27	D1	0.42	0/738	0.70	0/981
28	B2	0.39	0/600	0.77	0/793
28	D2	0.34	0/600	0.66	0/793
29	B3	0.43	0/472	0.69	0/634
29	D3	0.39	0/472	0.71	0/634
30	B4	0.53	0/349	0.67	0/474
30	D4	0.52	0/349	0.65	0/474
31	B5	0.44	0/473	0.76	0/639
31	D5	0.43	0/473	0.77	0/639
32	B6	0.62	0/440	0.93	0/586
32	D6	0.60	0/440	0.91	0/586
33	B7	0.51	0/426	0.74	0/561
33	D7	0.47	0/426	0.71	0/561
34	B8	0.59	0/515	0.87	0/679
34	D8	0.56	0/515	0.87	0/679
35	B9	0.53	0/310	0.74	0/407
35	D9	0.61	0/310	0.92	0/407
36	BA	0.55	2/69976 (0.0%)	0.75	50/109244 (0.0%)
36	DA	0.54	3/69976 (0.0%)	0.75	43/109244 (0.0%)
37	BB	0.47	0/2853	0.75	0/4451

Mol	Chain	Bond lengths		Bond angles	
		RMSZ	# Z >5	RMSZ	# Z >5
37	DB	0.49	0/2853	0.75	0/4451
38	BC	0.42	1/1774 (0.1%)	0.68	0/2391
38	DC	0.46	2/1774 (0.1%)	0.65	0/2391
39	BD	0.55	0/2195	0.89	4/2955 (0.1%)
39	DD	0.55	0/2195	0.90	5/2955 (0.2%)
40	BE	0.47	0/1596	0.76	0/2153
40	DE	0.49	0/1596	0.78	1/2153 (0.0%)
41	BF	0.41	0/1658	0.69	0/2244
41	DF	0.39	0/1658	0.67	0/2244
42	BG	0.43	0/1499	0.72	0/2016
42	DG	0.39	0/1499	0.71	0/2016
43	BH	0.40	0/1245	0.68	0/1682
43	DH	0.38	0/1245	0.71	0/1682
46	BN	0.44	0/1131	0.74	0/1525
46	DN	0.41	0/1131	0.72	0/1525
47	BO	0.52	0/943	0.76	1/1269 (0.1%)
47	DO	0.51	0/943	0.77	0/1269
48	BP	0.48	0/1131	1.00	6/1504 (0.4%)
48	DP	0.46	0/1131	1.00	6/1504 (0.4%)
49	BQ	0.51	0/1143	0.77	0/1527
49	DQ	0.50	0/1143	0.79	0/1527
50	BR	0.40	0/974	0.77	0/1302
50	DR	0.39	0/974	0.74	2/1302 (0.2%)
51	BS	0.41	0/778	0.74	0/1036
51	DS	0.41	0/778	0.70	0/1036
52	BT	0.44	0/1155	0.78	2/1542 (0.1%)
52	DT	0.43	0/1155	0.76	1/1542 (0.1%)
53	BU	0.46	0/975	0.75	0/1297
53	DU	0.49	0/975	0.74	0/1297
54	BV	0.40	0/790	0.75	0/1057
54	DV	0.41	0/790	0.73	0/1057
55	BW	0.39	0/907	0.70	0/1216
55	DW	0.40	0/907	0.67	0/1216
56	BX	0.45	0/739	0.70	1/993 (0.1%)
56	DX	0.45	0/739	0.72	1/993 (0.1%)
57	BY	0.38	0/788	0.70	0/1051
57	DY	0.38	0/788	0.73	1/1051 (0.1%)
58	BZ	0.46	0/1491	0.80	1/2024 (0.0%)
58	DZ	0.46	0/1491	0.74	1/2024 (0.0%)
All	All	0.55	43/330118 (0.0%)	0.77	267/493190 (0.1%)

Chiral center outliers are detected by calculating the chiral volume of a chiral center and verifying if the center is modelled as a planar moiety or with the opposite hand. A planarity outlier is

detected by checking planarity of atoms in a peptide group, atoms in a mainchain group or atoms of a sidechain that are expected to be planar.

Mol	Chain	#Chirality outliers	#Planarity outliers
1	AA	6	89
1	CA	4	91
8	AH	0	1
8	CH	0	1
19	AS	0	1
22	AV	0	7
22	CV	0	1
22	CW	0	1
23	AX	0	1
23	CX	0	4
24	AY	2	1
24	CY	2	2
25	AZ	0	2
25	CZ	0	2
36	BA	0	123
36	DA	1	104
37	BB	0	3
37	DB	0	3
39	BD	0	1
49	BQ	0	1
49	DQ	0	1
All	All	15	440

All (43) bond length outliers are listed below:

Mol	Chain	Res	Type	Atoms	Z	Observed(Å)	Ideal(Å)
36	DA	761	A	C5-C6	-10.85	1.31	1.41
24	AY	34	C	C5-C6	10.54	1.42	1.34
25	AZ	69	GLU	N-CA	9.82	1.66	1.46
25	CZ	67	HIS	C-O	9.21	1.40	1.23
25	CZ	69	GLU	N-CA	8.60	1.63	1.46
36	BA	761	A	C5-C6	-8.59	1.33	1.41
24	AY	34	C	N1-C2	-8.09	1.32	1.40
25	AZ	69	GLU	CB-CG	-8.09	1.36	1.52
1	CA	1054	C	C4-C5	-7.68	1.36	1.43
25	AZ	68	VAL	C-N	7.44	1.51	1.34
24	CY	1	A	OP3-P	-7.39	1.52	1.61
25	AZ	67	HIS	C-O	7.27	1.37	1.23
24	AY	1	A	OP3-P	-7.25	1.52	1.61
25	CZ	70	TYR	CA-CB	7.23	1.69	1.53
25	CZ	68	VAL	C-N	7.15	1.50	1.34

Continued on next page...

Continued from previous page...

Mol	Chain	Res	Type	Atoms	Z	Observed(Å)	Ideal(Å)
36	DA	2506	U	N1-C2	7.09	1.45	1.38
1	CA	1503	A	C6-N6	6.90	1.39	1.33
38	DC	218	MET	CG-SD	6.85	1.99	1.81
24	CY	34	C	N1-C2	-6.74	1.33	1.40
24	AY	34	C	C4-C5	-6.34	1.37	1.43
25	AZ	70	TYR	CA-CB	6.31	1.67	1.53
36	BA	2506	U	N1-C2	6.10	1.44	1.38
1	CA	368	U	N3-C4	-6.00	1.33	1.38
24	AY	12	U	C3'-C2'	5.93	1.59	1.52
1	AA	1054	C	C4-C5	-5.92	1.38	1.43
1	AA	1502	A	C5-C6	-5.90	1.35	1.41
24	CY	12	U	C3'-C2'	5.87	1.59	1.52
25	CZ	69	GLU	CB-CG	-5.68	1.41	1.52
1	AA	858	G	C5-C6	-5.66	1.36	1.42
22	AW	39	U	N1-C2	5.50	1.43	1.38
24	AY	13	C	C5'-C4'	5.49	1.57	1.51
25	AZ	357	PRO	CB-CG	5.47	1.77	1.50
38	DC	120	MET	CG-SD	5.43	1.95	1.81
24	CY	13	C	P-O5'	5.40	1.65	1.59
3	AC	2	GLY	N-CA	5.40	1.54	1.46
25	CZ	68	VAL	CB-CG1	-5.39	1.41	1.52
1	CA	1158	C	N1-C2	5.20	1.45	1.40
25	AZ	1	ALA	CA-CB	5.16	1.63	1.52
24	AY	13	C	P-O5'	5.14	1.64	1.59
38	BC	120	MET	CG-SD	5.07	1.94	1.81
36	DA	761	A	N7-C5	-5.06	1.36	1.39
1	AA	1125	U	C3'-O3'	5.03	1.49	1.42
1	AA	1125	U	O5'-C5'	5.02	1.52	1.44

All (267) bond angle outliers are listed below:

Mol	Chain	Res	Type	Atoms	Z	Observed(°)	Ideal(°)
1	AA	1054	C	N1-C1'-C2'	12.37	130.09	114.00
1	AA	1054	C	N3-C2-O2	12.20	130.44	121.90
1	AA	1498	U	C2'-C3'-O3'	11.43	134.65	109.50
1	CA	1054	C	N1-C1'-C2'	11.34	128.74	114.00
1	CA	1503	A	N9-C1'-C2'	-11.14	99.52	114.00
1	AA	1050	G	N9-C1'-C2'	-10.82	99.93	114.00
36	DA	1786	A	N9-C1'-C2'	10.79	128.03	114.00
25	AZ	68	VAL	N-CA-C	10.63	139.71	111.00
1	AA	961	U	N1-C1'-C2'	-10.61	100.20	114.00
36	BA	1786	A	N9-C1'-C2'	10.48	127.63	114.00

Continued on next page...

Continued from previous page...

Mol	Chain	Res	Type	Atoms	Z	Observed(°)	Ideal(°)
1	CA	1498	U	C2'-C3'-O3'	10.47	132.54	109.50
36	DA	945	A	N9-C1'-C2'	10.18	127.23	114.00
1	CA	508	C	C2'-C3'-O3'	9.79	131.04	109.50
1	AA	508	C	C2'-C3'-O3'	9.78	131.02	109.50
1	CA	968	A	C2'-C3'-O3'	9.38	130.13	109.50
1	AA	968	A	C2'-C3'-O3'	9.36	130.08	109.50
36	DA	2360	A	N9-C1'-C2'	-9.30	101.77	112.00
24	CY	75	C	C2'-C3'-O3'	9.27	129.90	109.50
39	BD	244	ARG	C-N-CD	-9.22	100.32	120.60
36	BA	1992	G	C2'-C3'-O3'	9.21	129.76	109.50
1	AA	687	A	C2'-C3'-O3'	9.17	129.68	109.50
25	AZ	68	VAL	CA-CB-CG1	-9.15	97.17	110.90
1	CA	115	G	C2'-C3'-O3'	9.09	129.50	109.50
39	DD	244	ARG	C-N-CD	-9.09	100.61	120.60
1	CA	1050	G	N9-C1'-C2'	-9.04	102.05	112.00
36	BA	1970	A	C5'-C4'-O4'	9.00	119.90	109.10
1	AA	243	A	C2'-C3'-O3'	8.97	129.23	109.50
1	CA	243	A	C2'-C3'-O3'	8.92	129.13	109.50
1	CA	687	A	C2'-C3'-O3'	8.91	129.10	109.50
24	CY	36	A	C2'-C3'-O3'	8.82	128.91	109.50
24	AY	75	C	C2'-C3'-O3'	8.78	128.82	109.50
24	AY	34	C	C6-N1-C2	8.70	123.78	120.30
1	CA	30	U	C2'-C3'-O3'	8.60	128.41	109.50
1	AA	30	U	C2'-C3'-O3'	8.58	128.38	109.50
48	DP	53	GLY	N-CA-C	-8.33	92.28	113.10
1	AA	347	G	N9-C1'-C2'	-8.32	102.84	112.00
1	CA	347	G	N9-C1'-C2'	-8.32	102.84	112.00
25	CZ	68	VAL	N-CA-C	8.29	133.39	111.00
1	AA	1348	U	N1-C1'-C2'	-8.15	103.03	112.00
1	CA	961	U	N1-C1'-C2'	-8.14	103.04	112.00
48	BP	53	GLY	N-CA-C	-8.10	92.86	113.10
1	AA	1054	C	C2-N3-C4	8.08	123.94	119.90
36	DA	1819	A	C2'-C3'-O3'	8.03	127.17	109.50
1	AA	115	G	C2'-C3'-O3'	8.01	127.12	109.50
36	BA	1819	A	C2'-C3'-O3'	7.92	126.93	109.50
1	CA	60	A	C2'-C3'-O3'	7.89	126.86	109.50
1	AA	1504	G	C2'-C3'-O3'	7.76	126.58	109.50
24	AY	36	A	C2'-C3'-O3'	7.73	126.52	109.50
36	DA	2111	C	N1-C1'-C2'	7.54	123.80	114.00
36	DA	1992	G	C2'-C3'-O3'	7.53	126.07	109.50
36	BA	527	C	O4'-C1'-N1	7.49	114.19	108.20
1	AA	1531	A	C2'-C3'-O3'	7.44	125.88	109.50

Continued on next page...

Continued from previous page...

Mol	Chain	Res	Type	Atoms	Z	Observed(°)	Ideal(°)
36	DA	1698	A	O4'-C1'-N9	7.43	114.14	108.20
25	AZ	357	PRO	N-CA-C	7.34	131.19	112.10
36	BA	2128	C	N1-C1'-C2'	-7.33	103.94	112.00
36	BA	1799	G	C2'-C3'-O3'	7.32	125.61	109.50
48	DP	52	GLU	N-CA-C	7.24	130.54	111.00
1	AA	792	A	C2'-C3'-O3'	7.22	125.38	109.50
1	AA	1502	A	N9-C1'-C2'	7.21	123.38	114.00
1	CA	1190	G	N9-C1'-C2'	7.14	123.28	114.00
36	BA	945	A	N9-C1'-C2'	7.11	123.24	114.00
25	CZ	68	VAL	CG1-CB-CG2	7.08	122.22	110.90
1	CA	792	A	C2'-C3'-O3'	7.06	125.02	109.50
36	BA	1698	A	O4'-C1'-N9	7.04	113.83	108.20
36	DA	1970	A	C5'-C4'-O4'	7.03	117.53	109.10
25	AZ	68	VAL	C-N-CA	-7.00	104.20	121.70
1	AA	741	G	N9-C1'-C2'	-7.00	104.30	112.00
1	AA	1054	C	N1-C2-N3	-7.00	114.30	119.20
1	AA	1504	G	C4'-C3'-O3'	6.96	126.93	113.00
36	DA	2477	C	C5'-C4'-O4'	-6.94	100.77	109.10
4	AD	12	CYS	N-CA-C	-6.93	92.28	111.00
36	DA	1799	G	C2'-C3'-O3'	6.89	124.73	113.70
36	DA	1653	G	C2'-C3'-O3'	6.89	124.72	113.70
1	AA	1279	A	N9-C1'-C2'	6.87	122.94	114.00
48	BP	52	GLU	N-CA-C	6.81	129.38	111.00
24	AY	35	C	O5'-P-OP1	-6.80	99.58	105.70
1	AA	1498	U	N1-C1'-C2'	6.75	122.77	114.00
11	AK	63	LEU	CA-CB-CG	6.73	130.78	115.30
36	DA	2756	U	C2'-C3'-O3'	6.72	124.46	113.70
1	AA	60	A	C2'-C3'-O3'	6.72	124.45	113.70
24	AY	18	G	C2'-C3'-O3'	6.71	124.44	113.70
1	CA	495	A	C2'-C3'-O3'	6.71	124.44	113.70
25	CZ	68	VAL	CA-C-N	-6.70	102.46	117.20
39	DD	260	ARG	NE-CZ-NH1	6.70	123.65	120.30
47	BO	8	LEU	CA-CB-CG	6.68	130.68	115.30
1	AA	495	A	C2'-C3'-O3'	6.68	124.38	113.70
52	DT	80	SER	N-CA-C	6.66	128.99	111.00
1	AA	995	C	N1-C1'-C2'	-6.62	104.72	112.00
1	AA	760	G	N9-C1'-C2'	-6.59	104.75	112.00
1	AA	245	C	N1-C1'-C2'	-6.58	104.77	112.00
36	BA	527	C	N1-C1'-C2'	6.57	122.54	114.00
1	CA	1054	C	N3-C2-O2	6.56	126.49	121.90
24	CY	18	G	C2'-C3'-O3'	6.56	124.20	113.70
25	AZ	69	GLU	OE1-CD-OE2	-6.54	115.46	123.30

Continued on next page...

Continued from previous page...

Mol	Chain	Res	Type	Atoms	Z	Observed(°)	Ideal(°)
1	CA	971	G	N9-C1'-C2'	6.52	122.48	114.00
1	AA	1054	C	C4'-C3'-O3'	-6.50	95.74	109.40
36	DA	1970	A	C1'-O4'-C4'	-6.50	104.70	109.90
36	BA	2278	A	C5'-C4'-C3'	6.48	126.37	116.00
36	BA	1781	C	N1-C1'-C2'	6.48	122.42	114.00
4	CD	32	ALA	N-CA-C	-6.47	93.52	111.00
36	BA	2286	A	N9-C1'-C2'	6.44	122.37	114.00
36	BA	1653	G	C2'-C3'-O3'	6.43	123.99	113.70
36	DA	2655	G	N9-C1'-C2'	6.38	122.29	114.00
1	AA	1181	G	N9-C1'-C2'	6.38	122.29	114.00
36	BA	1970	A	C5'-C4'-C3'	6.36	126.17	116.00
1	AA	1054	C	O4'-C1'-N1	-6.35	103.12	108.20
1	CA	887	G	N9-C1'-C2'	-6.33	105.03	112.00
36	DA	856	C	C2'-C3'-O3'	6.30	123.79	113.70
25	CZ	357	PRO	N-CA-C	6.30	128.47	112.10
24	CY	34	C	C6-N1-C2	6.26	122.81	120.30
12	CL	88	GLY	N-CA-C	-6.26	97.44	113.10
1	CA	1049	U	N1-C1'-C2'	6.26	122.14	114.00
1	AA	1054	C	N1-C2-O2	-6.26	115.15	118.90
1	AA	1190	G	N9-C1'-C2'	6.25	122.13	114.00
12	AL	47	LYS	N-CA-C	6.25	127.87	111.00
36	BA	2031	A	N9-C1'-C2'	6.23	122.09	114.00
36	BA	1970	A	C1'-O4'-C4'	-6.19	104.95	109.90
36	DA	1781	C	N1-C1'-C2'	6.18	122.04	114.00
36	DA	1970	A	C5'-C4'-C3'	6.17	125.87	116.00
39	DD	260	ARG	NE-CZ-NH2	-6.15	117.23	120.30
1	AA	428	G	N9-C1'-C2'	6.13	121.97	114.00
36	DA	527	C	N1-C1'-C2'	6.12	121.95	114.00
48	BP	59	LEU	CA-CB-CG	6.10	129.34	115.30
36	DA	2654	A	C2'-C3'-O3'	6.10	123.47	113.70
1	AA	1387	G	C5'-C4'-C3'	-6.10	106.25	116.00
24	AY	34	C	C5'-C4'-O4'	6.09	116.42	109.10
1	CA	198	G	N9-C1'-C2'	-6.08	105.31	112.00
19	AS	5	LEU	CA-CB-CG	5.99	129.07	115.30
1	AA	428	G	C2'-C3'-O3'	5.97	123.26	113.70
36	DA	387	U	C2'-C3'-O3'	5.95	123.22	113.70
23	AX	24	G	C5'-C4'-C3'	-5.95	106.48	116.00
24	CY	34	C	N3-C4-N4	-5.89	113.87	118.00
36	BA	669	G	N9-C1'-C2'	5.89	121.65	114.00
36	DA	1495	A	N9-C1'-C2'	5.88	121.65	114.00
1	AA	532	A	N9-C1'-C2'	5.88	121.64	114.00
22	AV	59	U	N1-C1'-C2'	-5.87	105.55	112.00

Continued on next page...

Continued from previous page...

Mol	Chain	Res	Type	Atoms	Z	Observed(°)	Ideal(°)
36	BA	2756	U	C2'-C3'-O3'	5.87	123.09	113.70
52	BT	59	THR	N-CA-C	-5.86	95.18	111.00
40	DE	168	MET	N-CA-C	5.85	126.78	111.00
1	AA	388	G	N9-C1'-C2'	5.83	121.58	114.00
56	DX	57	LEU	CA-CB-CG	5.83	128.70	115.30
36	BA	2464	C	N1-C1'-C2'	-5.82	105.60	112.00
36	DA	975	C	O4'-C1'-N1	5.81	112.85	108.20
36	DA	2464	C	N1-C1'-C2'	-5.81	105.61	112.00
36	DA	1934	C	N1-C1'-C2'	-5.80	105.62	112.00
36	DA	975	C	N1-C1'-C2'	5.79	121.53	114.00
1	AA	1381	U	C5'-C4'-C3'	-5.79	106.74	116.00
36	DA	2286	A	N9-C1'-C2'	5.78	121.51	114.00
25	AZ	68	VAL	CA-C-N	-5.77	104.51	117.20
1	AA	1280	A	N9-C1'-C2'	5.76	121.49	114.00
12	AL	88	GLY	N-CA-C	-5.76	98.69	113.10
1	AA	1504	G	O5'-P-OP1	-5.74	100.53	105.70
36	BA	2132	U	N1-C1'-C2'	5.74	121.46	114.00
7	AG	145	ALA	N-CA-C	-5.74	95.52	111.00
36	DA	1819	A	C4'-C3'-O3'	5.74	124.47	113.00
1	CA	266	G	C2'-C3'-O3'	5.73	122.86	113.70
48	BP	45	LEU	N-CA-C	-5.71	95.59	111.00
25	AZ	68	VAL	CG1-CB-CG2	5.71	120.03	110.90
39	BD	260	ARG	NE-CZ-NH2	-5.70	117.45	120.30
39	DD	176	ARG	N-CA-C	-5.67	95.69	111.00
1	AA	547	A	N9-C1'-C2'	5.67	121.37	114.00
36	BA	958	U	N1-C1'-C2'	5.67	121.37	114.00
1	CA	328	C	N1-C1'-C2'	5.65	121.35	114.00
57	DY	54	LYS	N-CA-C	-5.65	95.75	111.00
36	BA	1617	C	N1-C1'-C2'	5.64	121.33	114.00
36	DA	527	C	O4'-C1'-N1	5.63	112.70	108.20
36	DA	1301	A	N9-C1'-C2'	5.62	121.31	114.00
1	AA	971	G	N9-C1'-C2'	5.62	121.30	114.00
1	AA	772	U	C5'-C4'-C3'	-5.60	107.04	116.00
1	CA	982	U	C2'-C3'-O3'	5.58	122.63	113.70
11	CK	52	GLY	N-CA-C	5.58	127.04	113.10
39	DD	56	GLY	N-CA-C	-5.58	99.16	113.10
36	BA	193	U	C5'-C4'-C3'	-5.57	107.09	116.00
1	AA	1198	G	O5'-P-OP2	5.56	117.37	110.70
25	CZ	69	GLU	OE1-CD-OE2	-5.53	116.66	123.30
1	CA	388	G	N9-C1'-C2'	5.53	121.19	114.00
36	BA	1835	G	C5'-C4'-C3'	-5.52	107.17	116.00
36	BA	1300	U	C2'-C3'-O3'	5.51	122.52	113.70

Continued on next page...

Continued from previous page...

Mol	Chain	Res	Type	Atoms	Z	Observed(°)	Ideal(°)
36	BA	1948	G	C5'-C4'-C3'	-5.51	107.18	116.00
36	BA	2405	G	N9-C1'-C2'	5.50	121.16	114.00
1	CA	532	A	O4'-C1'-N9	5.48	112.58	108.20
7	AG	133	GLY	N-CA-C	-5.45	99.47	113.10
36	BA	1313	U	N1-C1'-C2'	5.44	121.07	114.00
1	AA	982	U	C2'-C3'-O3'	5.43	122.40	113.70
1	CA	1502	A	N9-C1'-C2'	5.42	121.04	114.00
36	BA	242	G	N9-C1'-C2'	5.42	121.04	114.00
58	DZ	5	LEU	CA-CB-CG	5.41	127.74	115.30
1	AA	1145	C	C2'-C3'-O3'	5.41	122.35	113.70
1	AA	1239	A	N9-C1'-C2'	5.40	121.02	114.00
1	AA	197	A	N9-C1'-C2'	5.39	121.01	114.00
36	BA	2665	A	N9-C1'-C2'	-5.39	106.06	112.00
1	CA	839	U	N1-C1'-C2'	5.39	121.01	114.00
1	AA	1239	A	C2'-C3'-O3'	5.39	122.33	113.70
25	CZ	68	VAL	CA-CB-CG1	-5.38	102.83	110.90
36	DA	1804	C	N1-C1'-C2'	-5.38	106.08	112.00
36	BA	2360	A	N9-C1'-C2'	-5.37	106.10	112.00
24	AY	34	C	C5'-C4'-C3'	-5.36	107.43	116.00
1	CA	498	U	N1-C1'-C2'	-5.35	106.12	112.00
1	AA	1283	G	N9-C1'-C2'	-5.32	106.15	112.00
56	BX	57	LEU	CA-CB-CG	5.32	127.53	115.30
36	DA	1909	C	C5'-C4'-C3'	-5.32	107.49	116.00
36	BA	2346	A	N9-C1'-C2'	5.32	120.91	114.00
1	AA	1200	C	C2'-C3'-O3'	5.31	122.20	113.70
36	DA	1493	C	N1-C1'-C2'	5.31	120.90	114.00
36	DA	1300	U	C2'-C3'-O3'	5.31	122.19	113.70
39	BD	260	ARG	NE-CZ-NH1	5.30	122.95	120.30
39	BD	68	LYS	N-CA-C	-5.30	96.69	111.00
23	CX	27	A	C2'-C3'-O3'	5.30	122.18	113.70
48	DP	26	GLY	N-CA-C	-5.30	99.85	113.10
52	BT	80	SER	N-CA-C	5.30	125.30	111.00
48	DP	45	LEU	N-CA-C	-5.30	96.70	111.00
1	AA	198	G	N9-C1'-C2'	-5.29	106.18	112.00
36	DA	1459	G	N9-C1'-C2'	5.29	120.88	114.00
24	CY	34	C	C5-C4-N4	5.28	123.90	120.20
23	CX	26	A	N9-C1'-C2'	5.28	120.86	114.00
1	CA	760	G	N9-C1'-C2'	-5.27	106.20	112.00
36	DA	1701	A	C5'-C4'-C3'	-5.26	107.58	116.00
36	BA	1340	U	N1-C1'-C2'	5.25	120.82	114.00
36	DA	1159	U	C5'-C4'-C3'	-5.25	107.61	116.00
2	AB	145	LEU	N-CA-C	-5.24	96.85	111.00

Continued on next page...

Continued from previous page...

Mol	Chain	Res	Type	Atoms	Z	Observed(°)	Ideal(°)
36	DA	2606	C	N1-C1'-C2'	-5.24	106.23	112.00
48	DP	40	SER	N-CA-C	-5.23	96.88	111.00
58	BZ	79	ARG	N-CA-C	-5.22	96.89	111.00
36	DA	669	G	N9-C1'-C2'	5.22	120.79	114.00
2	AB	152	PHE	N-CA-C	-5.22	96.91	111.00
36	DA	2346	A	N9-C1'-C2'	5.21	120.77	114.00
36	DA	958	U	N1-C1'-C2'	5.20	120.76	114.00
36	BA	696	G	C5'-C4'-C3'	-5.19	107.69	116.00
48	DP	59	LEU	CA-CB-CG	5.19	127.24	115.30
36	BA	2346	A	O4'-C1'-N9	5.19	112.35	108.20
50	DR	79	LEU	CA-CB-CG	5.19	127.23	115.30
36	BA	676	A	C1'-O4'-C4'	-5.18	105.75	109.90
36	BA	975	C	O4'-C1'-N1	5.18	112.34	108.20
50	DR	7	GLY	N-CA-C	5.16	126.00	113.10
1	AA	839	U	N1-C1'-C2'	5.15	120.70	114.00
36	BA	2521	C	C5'-C4'-C3'	-5.14	107.77	116.00
1	AA	1124	G	N9-C1'-C2'	5.14	120.68	114.00
36	DA	2675	A	C5'-C4'-C3'	-5.14	107.78	116.00
1	CA	727	G	N9-C1'-C2'	-5.14	106.35	112.00
1	AA	243	A	C4'-C3'-O3'	5.13	123.27	113.00
36	BA	2009	G	N9-C1'-C2'	-5.13	106.36	112.00
22	CV	59	U	N1-C1'-C2'	-5.12	106.36	112.00
4	AD	32	ALA	N-CA-C	-5.12	97.17	111.00
25	AZ	67	HIS	C-N-CA	5.12	134.49	121.70
36	DA	2559	C	C5'-C4'-C3'	-5.11	107.82	116.00
36	BA	664	C	N1-C1'-C2'	-5.11	106.38	112.00
36	BA	2604	U	C5'-C4'-C3'	-5.11	107.83	116.00
48	BP	40	SER	N-CA-C	-5.10	97.24	111.00
24	CY	75	C	C4'-C3'-O3'	5.09	123.19	113.00
1	AA	1504	G	OP2-P-O3'	5.09	116.40	105.20
14	AN	53	LEU	CA-CB-CG	5.08	126.99	115.30
36	BA	197	A	O5'-P-OP1	-5.08	101.12	105.70
36	BA	527	C	C5'-C4'-O4'	5.08	115.19	109.10
1	AA	633	G	C5'-C4'-C3'	-5.07	107.89	116.00
1	CA	485	G	N9-C1'-C2'	5.06	120.58	114.00
36	BA	787	U	OP1-P-O3'	5.06	116.32	105.20
48	BP	28	GLY	N-CA-C	-5.04	100.49	113.10
1	AA	1196	U	N1-C1'-C2'	5.04	120.55	114.00
36	BA	945	A	O4'-C1'-N9	5.04	112.23	108.20
36	BA	2179	C	O4'-C1'-N1	5.03	112.22	108.20
36	DA	1616	A	N9-C1'-C2'	5.03	120.53	114.00
23	AX	24	G	C2'-C3'-O3'	5.01	121.72	113.70

Continued on next page...

Continued from previous page...

Mol	Chain	Res	Type	Atoms	Z	Observed(°)	Ideal(°)
36	BA	259	G	N9-C1'-C2'	-5.01	106.49	112.00
36	BA	2036	C	C5'-C4'-O4'	-5.01	103.09	109.10
25	CZ	69	GLU	N-CA-CB	5.01	119.61	110.60
1	CA	243	A	C4'-C3'-O3'	5.01	123.01	113.00
36	BA	856	C	C2'-C3'-O3'	5.00	121.70	113.70

All (15) chirality outliers are listed below:

Mol	Chain	Res	Type	Atom
1	AA	243	A	C3'
1	AA	508	C	C3'
1	AA	687	A	C3'
1	AA	968	A	C3'
1	AA	1498	U	C3'
1	AA	1504	G	C3'
24	AY	36	A	C3'
24	AY	75	C	C3'
1	CA	243	A	C3'
1	CA	508	C	C3'
1	CA	687	A	C3'
1	CA	1498	U	C3'
24	CY	36	A	C3'
24	CY	75	C	C3'
36	DA	1819	A	C3'

All (440) planarity outliers are listed below:

Mol	Chain	Res	Type	Group
1	AA	1048	G	Sidechain
1	AA	1049	U	Sidechain
1	AA	1050	G	Sidechain
1	AA	1054	C	Sidechain
1	AA	1077	G	Sidechain
1	AA	1102	A	Sidechain
1	AA	1124	G	Sidechain
1	AA	114	U	Sidechain
1	AA	1153	C	Sidechain
1	AA	1181	G	Sidechain
1	AA	1190	G	Sidechain
1	AA	1196	U	Sidechain
1	AA	1199	U	Sidechain
1	AA	1206	G	Sidechain

Continued on next page...

Continued from previous page...

Mol	Chain	Res	Type	Group
1	AA	122	G	Sidechain
1	AA	1241	G	Sidechain
1	AA	1279	A	Sidechain
1	AA	1281	U	Sidechain
1	AA	1283	G	Sidechain
1	AA	1330	U	Sidechain
1	AA	1331	G	Sidechain
1	AA	1381	U	Sidechain
1	AA	1395	C	Sidechain
1	AA	14	U	Sidechain
1	AA	1406	U	Sidechain
1	AA	1407	C	Sidechain
1	AA	1418	A	Sidechain
1	AA	1419	G	Sidechain
1	AA	1474	G	Sidechain
1	AA	1505	G	Sidechain
1	AA	1519	A	Sidechain
1	AA	1524	C	Sidechain
1	AA	189(H)	G	Sidechain
1	AA	197	A	Sidechain
1	AA	198	G	Sidechain
1	AA	245	C	Sidechain
1	AA	250	A	Sidechain
1	AA	251	G	Sidechain
1	AA	266	G	Sidechain
1	AA	290	C	Sidechain
1	AA	311	C	Sidechain
1	AA	347	G	Sidechain
1	AA	361	G	Sidechain
1	AA	445	G	Sidechain
1	AA	47	C	Sidechain
1	AA	498	U	Sidechain
1	AA	501	C	Sidechain
1	AA	508	C	Sidechain
1	AA	509	A	Sidechain
1	AA	538	G	Sidechain
1	AA	547	A	Sidechain
1	AA	570	G	Sidechain
1	AA	586	C	Sidechain
1	AA	603	U	Sidechain
1	AA	667	G	Sidechain
1	AA	672	U	Sidechain

Continued on next page...

Continued from previous page...

Mol	Chain	Res	Type	Group
1	AA	682	G	Sidechain
1	AA	713	G	Sidechain
1	AA	714	G	Sidechain
1	AA	727	G	Sidechain
1	AA	741	G	Sidechain
1	AA	760	G	Sidechain
1	AA	774	G	Sidechain
1	AA	784	C	Sidechain
1	AA	792	A	Sidechain
1	AA	799	G	Sidechain
1	AA	809	G	Sidechain
1	AA	813	U	Sidechain
1	AA	822	C	Sidechain
1	AA	852	G	Sidechain
1	AA	855	G	Sidechain
1	AA	858	G	Sidechain
1	AA	863	U	Sidechain
1	AA	883	C	Sidechain
1	AA	895	G	Sidechain
1	AA	898	G	Sidechain
1	AA	901	A	Sidechain
1	AA	916	G	Sidechain
1	AA	922	G	Sidechain
1	AA	937	A	Sidechain
1	AA	946	A	Sidechain
1	AA	950	U	Sidechain
1	AA	952	U	Sidechain
1	AA	961	U	Sidechain
1	AA	966	G	Sidechain
1	AA	971	G	Sidechain
1	AA	980	C	Sidechain
1	AA	981	U	Sidechain
1	AA	995	C	Sidechain
8	AH	20	TYR	Sidechain
19	AS	80	TYR	Sidechain
22	AV	26	A	Sidechain
22	AV	29	G	Sidechain
22	AV	33	U	Sidechain
22	AV	38	A	Sidechain
22	AV	59	U	Sidechain
22	AV	68	C	Sidechain
22	AV	70	G	Sidechain

Continued on next page...

Continued from previous page...

Mol	Chain	Res	Type	Group
23	AX	26	A	Sidechain
24	AY	34	C	Sidechain
25	AZ	67	HIS	Mainchain
25	AZ	68	VAL	Mainchain
36	BA	1031	G	Sidechain
36	BA	1136	G	Sidechain
36	BA	114	U	Sidechain
36	BA	1162	G	Sidechain
36	BA	1199	U	Sidechain
36	BA	1215	G	Sidechain
36	BA	127	A	Sidechain
36	BA	1312	U	Sidechain
36	BA	1327	C	Sidechain
36	BA	1376	C	Sidechain
36	BA	1378	A	Sidechain
36	BA	1379	A	Sidechain
36	BA	1385	G	Sidechain
36	BA	1394	U	Sidechain
36	BA	1440	G	Sidechain
36	BA	15	G	Sidechain
36	BA	1603	A	Sidechain
36	BA	1619	G	Sidechain
36	BA	1647	G	Sidechain
36	BA	1664	A	Sidechain
36	BA	1693	U	Sidechain
36	BA	1768	U	Sidechain
36	BA	1771	C	Sidechain
36	BA	1772	G	Sidechain
36	BA	1778	U	Sidechain
36	BA	178	G	Sidechain
36	BA	1791	A	Sidechain
36	BA	1798	U	Sidechain
36	BA	1800	C	Sidechain
36	BA	1809	A	Sidechain
36	BA	1812	A	Sidechain
36	BA	1829	A	Sidechain
36	BA	1831	G	Sidechain
36	BA	1833	U	Sidechain
36	BA	1834	U	Sidechain
36	BA	1886	C	Sidechain
36	BA	1890	A	Sidechain
36	BA	1900	A	Sidechain

Continued on next page...

Continued from previous page...

Mol	Chain	Res	Type	Group
36	BA	1902	C	Sidechain
36	BA	1905	C	Sidechain
36	BA	1932	A	Sidechain
36	BA	1937	A	Sidechain
36	BA	1943	U	Sidechain
36	BA	1944	U	Sidechain
36	BA	1952	A	Sidechain
36	BA	1954	G	Sidechain
36	BA	1955	U	Sidechain
36	BA	197	A	Sidechain
36	BA	1978	A	Sidechain
36	BA	199	A	Sidechain
36	BA	1990	C	Sidechain
36	BA	1992	G	Sidechain
36	BA	1995	U	Sidechain
36	BA	2009	G	Sidechain
36	BA	2022	U	Sidechain
36	BA	2031	A	Sidechain
36	BA	2038	G	Sidechain
36	BA	2047	U	Sidechain
36	BA	2053	G	Sidechain
36	BA	2061	G	Sidechain
36	BA	2074	U	Sidechain
36	BA	208	C	Sidechain
36	BA	2128	C	Sidechain
36	BA	2132	U	Sidechain
36	BA	2179	C	Sidechain
36	BA	2257	U	Sidechain
36	BA	2279	G	Sidechain
36	BA	2320	A	Sidechain
36	BA	2322	A	Sidechain
36	BA	2329	G	Sidechain
36	BA	2389	G	Sidechain
36	BA	2391	G	Sidechain
36	BA	2405	G	Sidechain
36	BA	2446	G	Sidechain
36	BA	2484	G	Sidechain
36	BA	2506	U	Sidechain
36	BA	2511	U	Sidechain
36	BA	2517	C	Sidechain
36	BA	2521	C	Sidechain
36	BA	2564	A	Sidechain

Continued on next page...

Continued from previous page...

Mol	Chain	Res	Type	Group
36	BA	2581	G	Sidechain
36	BA	2585	U	Sidechain
36	BA	2595	G	Sidechain
36	BA	2597	G	Sidechain
36	BA	2603	G	Sidechain
36	BA	2620	C	Sidechain
36	BA	2665	A	Sidechain
36	BA	271(Y)	U	Sidechain
36	BA	2724	C	Sidechain
36	BA	2746	U	Sidechain
36	BA	2779	U	Sidechain
36	BA	2837	G	Sidechain
36	BA	2848	G	Sidechain
36	BA	383	U	Sidechain
36	BA	384	U	Sidechain
36	BA	448	U	Sidechain
36	BA	463	G	Sidechain
36	BA	471	A	Sidechain
36	BA	52	A	Sidechain
36	BA	527	C	Sidechain
36	BA	532	A	Sidechain
36	BA	562	U	Sidechain
36	BA	630	G	Sidechain
36	BA	632	A	Sidechain
36	BA	652	C	Sidechain
36	BA	670	A	Sidechain
36	BA	682	G	Sidechain
36	BA	686	G	Sidechain
36	BA	700	G	Sidechain
36	BA	701	G	Sidechain
36	BA	717	G	Sidechain
36	BA	769	G	Sidechain
36	BA	803	U	Sidechain
36	BA	842	G	Sidechain
36	BA	851	U	Sidechain
36	BA	854	G	Sidechain
36	BA	88	G	Sidechain
36	BA	90	U	Sidechain
36	BA	914	C	Sidechain
36	BA	945	A	Sidechain
36	BA	958	U	Sidechain
36	BA	960	A	Sidechain

Continued on next page...

Continued from previous page...

Mol	Chain	Res	Type	Group
36	BA	980	A	Sidechain
37	BB	40	U	Sidechain
37	BB	42	C	Sidechain
37	BB	67	G	Sidechain
39	BD	190	TYR	Sidechain
49	BQ	9	TYR	Sidechain
1	CA	1049	U	Sidechain
1	CA	1050	G	Sidechain
1	CA	1054	C	Sidechain
1	CA	1079	G	Sidechain
1	CA	1081	G	Sidechain
1	CA	1086	U	Sidechain
1	CA	109	A	Sidechain
1	CA	1153	C	Sidechain
1	CA	1181	G	Sidechain
1	CA	1196	U	Sidechain
1	CA	1226	C	Sidechain
1	CA	1281	U	Sidechain
1	CA	1283	G	Sidechain
1	CA	129	U	Sidechain
1	CA	1292	U	Sidechain
1	CA	1331	G	Sidechain
1	CA	1347	G	Sidechain
1	CA	1348	U	Sidechain
1	CA	1350	A	Sidechain
1	CA	1361	G	Sidechain
1	CA	1368	G	Sidechain
1	CA	1370	G	Sidechain
1	CA	1372	U	Sidechain
1	CA	14	U	Sidechain
1	CA	1414	U	Sidechain
1	CA	1496	C	Sidechain
1	CA	1503	A	Sidechain
1	CA	1519	A	Sidechain
1	CA	189(H)	G	Sidechain
1	CA	197	A	Sidechain
1	CA	198	G	Sidechain
1	CA	204	U	Sidechain
1	CA	22	G	Sidechain
1	CA	224	C	Sidechain
1	CA	235	C	Sidechain
1	CA	244	U	Sidechain

Continued on next page...

Continued from previous page...

Mol	Chain	Res	Type	Group
1	CA	245	C	Sidechain
1	CA	249	U	Sidechain
1	CA	250	A	Sidechain
1	CA	262	A	Sidechain
1	CA	274	A	Sidechain
1	CA	309	G	Sidechain
1	CA	338	A	Sidechain
1	CA	347	G	Sidechain
1	CA	358	U	Sidechain
1	CA	368	U	Sidechain
1	CA	37	U	Sidechain
1	CA	378	G	Sidechain
1	CA	388	G	Sidechain
1	CA	404	U	Sidechain
1	CA	41	G	Sidechain
1	CA	450	G	Sidechain
1	CA	494	U	Sidechain
1	CA	498	U	Sidechain
1	CA	522	C	Sidechain
1	CA	573	A	Sidechain
1	CA	593	G	Sidechain
1	CA	598	U	Sidechain
1	CA	6	G	Sidechain
1	CA	636	U	Sidechain
1	CA	656	C	Sidechain
1	CA	713	G	Sidechain
1	CA	727	G	Sidechain
1	CA	733	A	Sidechain
1	CA	740	U	Sidechain
1	CA	760	G	Sidechain
1	CA	774	G	Sidechain
1	CA	782	A	Sidechain
1	CA	783	C	Sidechain
1	CA	785	G	Sidechain
1	CA	788	U	Sidechain
1	CA	793	U	Sidechain
1	CA	801	U	Sidechain
1	CA	804	U	Sidechain
1	CA	808	C	Sidechain
1	CA	813	U	Sidechain
1	CA	823	G	Sidechain
1	CA	884	U	Sidechain

Continued on next page...

Continued from previous page...

Mol	Chain	Res	Type	Group
1	CA	901	A	Sidechain
1	CA	902	G	Sidechain
1	CA	908	A	Sidechain
1	CA	920	U	Sidechain
1	CA	921	U	Sidechain
1	CA	922	G	Sidechain
1	CA	935	A	Sidechain
1	CA	956	U	Sidechain
1	CA	961	U	Sidechain
1	CA	966	G	Sidechain
1	CA	971	G	Sidechain
1	CA	980	C	Sidechain
1	CA	995	C	Sidechain
8	CH	48	TYR	Sidechain
22	CV	59	U	Sidechain
22	CW	34	G	Sidechain
23	CX	14	A	Sidechain
23	CX	15	A	Sidechain
23	CX	19	U	Sidechain
23	CX	22	U	Sidechain
24	CY	11	U	Sidechain
24	CY	34	C	Sidechain
25	CZ	68	VAL	Mainchain
25	CZ	70	TYR	Sidechain
36	DA	1126	A	Sidechain
36	DA	1215	G	Sidechain
36	DA	1238	G	Sidechain
36	DA	1326	U	Sidechain
36	DA	1380	G	Sidechain
36	DA	1405	U	Sidechain
36	DA	1418	G	Sidechain
36	DA	1425	G	Sidechain
36	DA	1455	G	Sidechain
36	DA	15	G	Sidechain
36	DA	1560	G	Sidechain
36	DA	1614	A	Sidechain
36	DA	1618	A	Sidechain
36	DA	1639	U	Sidechain
36	DA	1647	G	Sidechain
36	DA	1693	U	Sidechain
36	DA	1714	G	Sidechain
36	DA	1772	G	Sidechain

Continued on next page...

Continued from previous page...

Mol	Chain	Res	Type	Group
36	DA	1781	C	Sidechain
36	DA	1821	A	Sidechain
36	DA	1829	A	Sidechain
36	DA	1831	G	Sidechain
36	DA	1841	U	Sidechain
36	DA	1857	G	Sidechain
36	DA	1907	G	Sidechain
36	DA	1911	U	Sidechain
36	DA	1931	U	Sidechain
36	DA	1934	C	Sidechain
36	DA	1936	A	Sidechain
36	DA	1939	U	Sidechain
36	DA	1946	U	Sidechain
36	DA	1964	G	Sidechain
36	DA	2000	G	Sidechain
36	DA	2009	G	Sidechain
36	DA	2010	G	Sidechain
36	DA	2011	U	Sidechain
36	DA	205	G	Sidechain
36	DA	2073	C	Sidechain
36	DA	2122	U	Sidechain
36	DA	2128	C	Sidechain
36	DA	2132	U	Sidechain
36	DA	2158	A	Sidechain
36	DA	2243	U	Sidechain
36	DA	2250	G	Sidechain
36	DA	2262	U	Sidechain
36	DA	2282	G	Sidechain
36	DA	2285	C	Sidechain
36	DA	2344	U	Sidechain
36	DA	2360	A	Sidechain
36	DA	239	U	Sidechain
36	DA	2393	A	Sidechain
36	DA	2419	U	Sidechain
36	DA	2437	U	Sidechain
36	DA	2445	G	Sidechain
36	DA	2464	C	Sidechain
36	DA	2491	U	Sidechain
36	DA	250	G	Sidechain
36	DA	2504	U	Sidechain
36	DA	2506	U	Sidechain
36	DA	2507	C	Sidechain

Continued on next page...

Continued from previous page...

Mol	Chain	Res	Type	Group
36	DA	2508	G	Sidechain
36	DA	2517	C	Sidechain
36	DA	2529	G	Sidechain
36	DA	2534	A	Sidechain
36	DA	2545	G	Sidechain
36	DA	2569	G	Sidechain
36	DA	2581	G	Sidechain
36	DA	2597	G	Sidechain
36	DA	2601	C	Sidechain
36	DA	2604	U	Sidechain
36	DA	2647	U	Sidechain
36	DA	2656	U	Sidechain
36	DA	2665	A	Sidechain
36	DA	2668	G	Sidechain
36	DA	2716	U	Sidechain
36	DA	2724	C	Sidechain
36	DA	2726	U	Sidechain
36	DA	2735	G	Sidechain
36	DA	2746	U	Sidechain
36	DA	2758	A	Sidechain
36	DA	2869	G	Sidechain
36	DA	395	U	Sidechain
36	DA	532	A	Sidechain
36	DA	555	U	Sidechain
36	DA	606	U	Sidechain
36	DA	630	G	Sidechain
36	DA	631	A	Sidechain
36	DA	632	A	Sidechain
36	DA	652	C	Sidechain
36	DA	665	C	Sidechain
36	DA	676	A	Sidechain
36	DA	686	G	Sidechain
36	DA	688	U	Sidechain
36	DA	760	G	Sidechain
36	DA	761	A	Sidechain
36	DA	807	U	Sidechain
36	DA	835	A	Sidechain
36	DA	858	U	Sidechain
36	DA	913	U	Sidechain
36	DA	916	G	Sidechain
36	DA	945	A	Sidechain
36	DA	958	U	Sidechain

Continued on next page...

Continued from previous page...

Mol	Chain	Res	Type	Group
36	DA	976	C	Sidechain
36	DA	987	G	Sidechain
37	DB	40	U	Sidechain
37	DB	42	C	Sidechain
37	DB	67	G	Sidechain
49	DQ	26	TYR	Sidechain

5.2 Close contacts

In the following table, the Non-H and H(model) columns list the number of non-hydrogen atoms and hydrogen atoms in the chain respectively. The H(added) column lists the number of hydrogens added by MolProbity. The Clashes column lists the number of clashes within the asymmetric unit, and the number in parentheses is this value normalized per 1000 atoms of the molecule in the chain. The Symm-Clashes column gives symmetry related clashes, in the same way as for the Clashes column.

Mol	Chain	Non-H	H(model)	H(added)	Clashes	Symm-Clashes
1	AA	32329	0	16318	1145	0
1	CA	32329	0	16317	1397	0
2	AB	1900	0	1951	238	3
2	CB	1900	0	1951	239	3
3	AC	1612	0	1677	194	0
3	CC	1612	0	1677	201	0
4	AD	1703	0	1765	249	0
4	CD	1703	0	1763	265	0
5	AE	1146	0	1207	111	0
5	CE	1146	0	1207	159	0
6	AF	843	0	857	75	0
6	CF	843	0	857	82	0
7	AG	1257	0	1296	81	0
7	CG	1257	0	1296	109	0
8	AH	1116	0	1177	72	0
8	CH	1116	0	1177	99	0
9	AI	1010	0	1037	145	0
9	CI	1010	0	1037	159	0
10	AJ	794	0	840	146	0
10	CJ	794	0	840	155	0
11	AK	885	0	904	58	0
11	CK	885	0	904	86	0
12	AL	970	0	1057	118	0
12	CL	970	0	1057	124	0
13	AM	987	0	1059	158	0

Continued on next page...

Continued from previous page...

Mol	Chain	Non-H	H(model)	H(added)	Clashes	Symm-Clashes
13	CM	987	0	1059	179	0
14	AN	492	0	529	70	0
14	CN	492	0	530	115	0
15	AO	734	0	771	64	0
15	CO	734	0	771	61	0
16	AP	700	0	720	71	0
16	CP	700	0	720	77	0
17	AQ	823	0	891	63	0
17	CQ	823	0	891	73	0
18	AR	574	0	644	51	0
18	CR	574	0	644	77	0
19	AS	629	0	652	73	0
19	CS	629	0	652	98	0
20	AT	763	0	861	84	0
20	CT	763	0	861	88	0
21	AU	208	0	221	28	0
21	CU	208	0	221	23	0
22	AV	1619	0	822	88	0
22	AW	1619	0	822	89	0
22	CV	1619	0	822	64	0
22	CW	1619	0	822	97	0
23	AX	362	0	184	13	0
23	CX	362	0	184	11	0
24	AY	1644	0	853	74	0
24	CY	1644	0	853	92	0
25	AZ	2984	0	2997	411	0
25	CZ	2984	0	2997	510	0
26	B0	662	0	688	90	0
26	D0	662	0	688	104	0
27	B1	731	0	808	104	0
27	D1	731	0	808	101	0
28	B2	598	0	653	192	0
28	D2	598	0	653	98	0
29	B3	467	0	523	58	0
29	D3	467	0	523	34	0
30	B4	340	0	336	62	0
30	D4	340	0	337	55	0
31	B5	459	0	480	90	0
31	D5	459	0	480	73	0
32	B6	433	0	461	134	0
32	D6	433	0	461	134	0
33	B7	418	0	467	37	0

Continued on next page...

Continued from previous page...

Mol	Chain	Non-H	H(model)	H(added)	Clashes	Symm-Clashes
33	D7	418	0	467	31	0
34	B8	507	0	576	115	0
34	D8	507	0	576	130	0
35	B9	307	0	336	53	0
35	D9	307	0	338	83	0
36	BA	62477	0	31497	2437	0
36	DA	62477	0	31497	2528	0
37	BB	2551	0	1295	127	0
37	DB	2551	0	1295	122	0
38	BC	1742	0	1800	167	3
38	DC	1742	0	1800	184	3
39	BD	2145	0	2234	266	0
39	DD	2145	0	2234	290	0
40	BE	1563	0	1629	263	0
40	DE	1563	0	1629	276	0
41	BF	1623	0	1677	212	0
41	DF	1623	0	1677	226	0
42	BG	1474	0	1535	247	0
42	DG	1474	0	1535	278	0
43	BH	1222	0	1282	178	0
43	DH	1222	0	1282	193	0
44	BJ	651	0	170	25	0
44	DJ	651	0	157	32	0
45	BK	700	0	180	17	0
45	DK	700	0	176	16	0
46	BN	1104	0	1180	178	0
46	DN	1104	0	1180	205	0
47	BO	933	0	996	116	0
47	DO	933	0	996	108	0
48	BP	1114	0	1187	292	0
48	DP	1114	0	1187	290	0
49	BQ	1122	0	1179	166	0
49	DQ	1122	0	1179	165	0
50	BR	960	0	1021	150	0
50	DR	960	0	1021	154	0
51	BS	770	0	832	148	0
51	DS	770	0	832	140	0
52	BT	1141	0	1202	257	0
52	DT	1141	0	1202	227	0
53	BU	958	0	1015	165	0
53	DU	958	0	1015	154	0
54	BV	779	0	852	122	0

Continued on next page...

Continued from previous page...

Mol	Chain	Non-H	H(model)	H(added)	Clashes	Symm-Clashes
54	DV	779	0	852	122	0
55	BW	896	0	953	98	0
55	DW	896	0	953	93	0
56	BX	725	0	778	91	0
56	DX	725	0	778	108	0
57	BY	775	0	870	165	0
57	DY	775	0	870	168	0
58	BZ	1459	0	1488	216	0
58	DZ	1459	0	1488	254	0
59	AD	1	0	0	0	0
59	AN	1	0	0	0	0
59	B4	1	0	0	0	0
59	B9	1	0	0	0	0
59	CD	1	0	0	0	0
59	CN	1	0	0	0	0
59	D4	1	0	0	0	0
59	D9	1	0	0	1	0
60	AZ	28	0	12	7	0
60	CZ	28	0	12	17	0
61	AZ	57	0	58	5	0
61	CZ	57	0	58	7	0
All	All	307196	0	208708	20881	6

Clashscore is defined as the number of clashes calculated for the entry per 1000 atoms (including hydrogens) of the entry. The overall clashscore for this entry is 41.

All (20881) close contacts within the same asymmetric unit are listed below.

Atom-1	Atom-2	Distance(Å)	Clash(Å)
25:AZ:357:PRO:CB	25:AZ:357:PRO:CG	1.77	1.43
38:DC:100:ILE:HG23	38:DC:127:LEU:CD1	1.68	1.23
4:CD:187:ARG:NH1	4:CD:187:ARG:HB3	1.52	1.22
15:AO:87:ILE:HG22	15:AO:88:ARG:H	1.08	1.18
24:CY:76:A:H1'	25:CZ:287:GLY:HA3	1.26	1.18
36:BA:2187:G:H2'	36:BA:2188:C:H5'	1.20	1.17
2:CB:22:LYS:NZ	2:CB:22:LYS:HA	1.60	1.17
25:CZ:67:HIS:HA	25:CZ:79:HIS:O	1.42	1.17
32:B6:27:LYS:HG3	32:B6:30:THR:HB	1.17	1.17
41:DF:168:ARG:HG3	41:DF:175:THR:HG21	1.27	1.16
32:D6:27:LYS:HG3	32:D6:30:THR:HB	1.18	1.16
22:AV:46:G:H3'	22:AV:47:U:H5''	1.21	1.16
47:DO:111:PHE:HB3	47:DO:114:ILE:HD13	1.21	1.16
12:AL:20:LYS:H	12:AL:20:LYS:HD3	1.07	1.16

Continued on next page...

Continued from previous page...

Atom-1	Atom-2	Distance(Å)	Clash(Å)
52:DT:89:VAL:HG12	52:DT:91:ARG:HG3	1.23	1.15
52:BT:89:VAL:HG12	52:BT:91:ARG:HG3	1.28	1.15
52:DT:28:VAL:HG11	52:DT:46:GLU:HA	1.15	1.14
38:DC:100:ILE:CG2	38:DC:127:LEU:HG	1.75	1.14
41:BF:168:ARG:HG3	41:BF:175:THR:HG21	1.25	1.14
32:B6:15:GLU:HB2	32:B6:20:ASN:HB3	1.31	1.13
1:CA:227:G:C2'	1:CA:228:A:H5''	1.76	1.13
24:CY:72:U:H2'	24:CY:73:G:H5''	1.23	1.13
32:B6:52:VAL:HG12	32:B6:53:LYS:H	1.14	1.13
36:BA:2833:G:H3'	36:BA:2834:G:H5''	1.29	1.13
38:DC:100:ILE:HG12	38:DC:127:LEU:HD12	1.28	1.13
32:D6:17:LYS:HE2	32:D6:17:LYS:HA	1.21	1.13
58:BZ:115:GLY:HA2	58:BZ:177:PRO:HD3	1.31	1.12
36:DA:2833:G:H3'	36:DA:2834:G:H5''	1.26	1.12
12:CL:7:ILE:HD12	12:CL:7:ILE:H	1.09	1.12
57:DY:10:GLY:HA2	57:DY:27:VAL:HG13	1.31	1.12
36:DA:1665:A:H2'	36:DA:1666:G:H5''	1.19	1.12
27:D1:46:LEU:HD22	27:D1:46:LEU:H	1.09	1.12
36:DA:1887:C:H2'	36:DA:1888:G:H5''	1.25	1.11
36:DA:1484:G:H2'	36:DA:1485:G:H5''	1.20	1.11
38:DC:100:ILE:HG23	38:DC:127:LEU:CG	1.81	1.11
39:BD:239:ARG:HH11	39:BD:239:ARG:HG2	1.07	1.11
4:AD:108:LEU:HD11	4:AD:176:LEU:HD13	1.11	1.11
52:BT:55:ASN:H	52:BT:59:THR:HG22	1.00	1.11
53:BU:83:LEU:HG	53:BU:88:ILE:HD11	1.21	1.10
43:BH:16:SER:HB2	43:BH:27:LYS:HB2	1.29	1.10
1:CA:1305:G:N2	1:CA:1331:G:H2'	1.66	1.10
1:CA:227:G:H2'	1:CA:228:A:H5''	1.13	1.10
21:CU:6:ARG:HD3	21:CU:15:ARG:CZ	1.82	1.10
56:BX:12:VAL:HG23	56:BX:13:LEU:H	1.09	1.10
22:CW:73:A:H2'	22:CW:74:C:H5''	1.30	1.10
31:D5:50:GLY:HA3	31:D5:56:LYS:HD2	1.26	1.10
52:BT:53:ARG:HH11	52:BT:53:ARG:HB3	1.11	1.10
36:BA:2491:U:H5'	36:BA:2570:G:H5''	1.34	1.10
2:CB:155:LEU:HD21	2:CB:159:PRO:HG3	1.33	1.10
58:BZ:151:HIS:HB3	58:BZ:170:THR:HA	1.20	1.10
2:AB:114:ARG:HH11	2:AB:118:LEU:HD21	1.15	1.09
1:CA:1149:C:H2'	1:CA:1150:U:O2	1.50	1.09
1:AA:1054:C:O2'	1:AA:1055:A:H5''	1.51	1.09
36:DA:1884:A:H2'	36:DA:1885:A:H5''	1.21	1.09
25:CZ:266:VAL:HG21	25:CZ:291:ARG:HH21	1.17	1.09
25:CZ:68:VAL:HG13	25:CZ:69:GLU:N	1.68	1.09

Continued on next page...

Continued from previous page...

Atom-1	Atom-2	Distance(Å)	Clash(Å)
48:DP:65:ARG:HB3	48:DP:68:GLN:HE22	1.14	1.09
25:AZ:34:VAL:HG21	25:AZ:199:ILE:HG21	1.34	1.09
39:BD:30:GLU:HB2	39:BD:35:LYS:HD2	1.19	1.09
1:AA:1053:G:H4'	1:AA:1054:C:H5'	1.32	1.09
36:BA:1884:A:H2'	36:BA:1885:A:H5''	1.24	1.09
38:BC:78:ALA:HA	38:BC:116:THR:H	1.17	1.09
43:BH:52:VAL:HG11	43:BH:69:ARG:HD2	1.26	1.09
12:AL:41:ARG:HG2	12:AL:42:THR:H	1.15	1.09
4:CD:187:ARG:HH11	4:CD:187:ARG:HB3	0.96	1.08
48:DP:47:ASP:HB2	48:DP:51:PHE:HB2	1.17	1.08
39:DD:30:GLU:HB2	39:DD:35:LYS:HD2	1.29	1.08
39:DD:43:ARG:NH1	39:DD:44:ASN:HD21	1.49	1.08
1:CA:1190:G:H3'	3:CC:3:ASN:HD21	1.14	1.08
49:DQ:101:ARG:HH11	49:DQ:101:ARG:HG3	1.18	1.08
36:BA:1665:A:H2'	36:BA:1666:G:H5''	1.33	1.08
27:D1:44:PRO:HG2	27:D1:46:LEU:HD21	1.17	1.08
39:DD:71:ASP:HB2	39:DD:103:ARG:HH22	1.01	1.08
25:CZ:34:VAL:HG21	25:CZ:199:ILE:HG21	1.35	1.08
58:BZ:51:ALA:HB1	58:BZ:57:ILE:HD11	1.35	1.08
42:DG:67:LYS:H	42:DG:67:LYS:HD3	1.01	1.08
56:DX:35:THR:HG22	56:DX:37:THR:H	1.18	1.07
28:B2:55:ARG:HA	28:B2:58:ALA:HB2	1.33	1.07
25:CZ:272:MET:HB2	25:CZ:277:LEU:HD23	1.26	1.07
52:DT:55:ASN:N	52:DT:59:THR:HG22	1.68	1.07
39:BD:71:ASP:HB2	39:BD:103:ARG:HH22	1.18	1.07
57:DY:46:LYS:HG2	57:DY:47:LYS:H	1.18	1.07
57:BY:95:LYS:HG3	57:BY:100:ALA:HA	1.36	1.07
34:D8:61:LEU:HD12	34:D8:61:LEU:H	1.06	1.07
43:DH:52:VAL:HG11	43:DH:69:ARG:HD2	1.32	1.07
26:D0:49:LYS:H	26:D0:80:HIS:HB3	1.15	1.07
52:BT:28:VAL:HG21	52:BT:47:GLY:N	1.69	1.07
28:D2:35:LEU:HD11	28:D2:50:ILE:HG13	1.26	1.07
2:CB:101:MET:HA	2:CB:108:ILE:HD12	1.31	1.07
46:BN:133:GLN:HG2	46:BN:135:PRO:HD3	1.38	1.06
36:BA:628:G:H2'	36:BA:629:G:H5''	1.36	1.06
49:BQ:141:GLN:HE22	58:BZ:72:ARG:HA	1.19	1.06
41:BF:53:THR:HG23	41:BF:55:GLY:H	1.20	1.06
2:AB:165:VAL:HG23	2:AB:166:ASP:H	1.20	1.06
57:DY:13:VAL:HG23	57:DY:73:ARG:O	1.54	1.06
50:BR:99:LYS:H	50:BR:99:LYS:HD2	1.21	1.06
36:BA:1484:G:H2'	36:BA:1485:G:H5''	1.34	1.06
46:DN:133:GLN:HG2	46:DN:135:PRO:HD3	1.33	1.06

Continued on next page...

Continued from previous page...

Atom-1	Atom-2	Distance(Å)	Clash(Å)
1:AA:227:G:H2'	1:AA:228:A:H5''	1.35	1.06
41:DF:103:LYS:HG3	41:DF:106:ARG:HH21	1.14	1.06
1:AA:979:C:H3'	1:AA:980:C:H5''	1.34	1.06
22:CW:73:A:C2'	22:CW:74:C:H5''	1.85	1.05
42:DG:130:ASN:HB3	42:DG:160:VAL:HA	1.31	1.05
34:D8:62:LEU:HD13	36:DA:242:G:H5''	1.10	1.05
1:AA:973:G:H1'	10:AJ:55:LYS:NZ	1.71	1.05
36:DA:2159:G:H2'	36:DA:2160:G:H5''	1.33	1.05
2:AB:22:LYS:HA	2:AB:22:LYS:NZ	1.70	1.05
1:AA:973:G:H1'	10:AJ:55:LYS:CE	1.87	1.05
52:BT:28:VAL:CG1	52:BT:46:GLU:HA	1.84	1.05
42:BG:67:LYS:H	42:BG:67:LYS:HD3	1.17	1.05
52:BT:28:VAL:HG11	52:BT:46:GLU:HA	1.08	1.05
46:BN:48:MET:H	46:BN:48:MET:HE3	1.18	1.05
30:D4:22:ILE:H	30:D4:22:ILE:HD12	1.14	1.05
9:AI:4:TYR:CE2	9:AI:88:TYR:HB2	1.91	1.05
15:CO:87:ILE:HG22	15:CO:88:ARG:H	1.19	1.04
36:DA:2187:G:H2'	36:DA:2188:C:H5'	1.39	1.04
22:CV:44:G:H2'	22:CV:45:U:H5'	1.39	1.04
38:BC:79:LYS:HD3	38:BC:119:VAL:HG12	1.37	1.04
10:CJ:50:ILE:HD13	10:CJ:50:ILE:H	1.20	1.04
39:BD:70:TRP:CH2	39:BD:150:LYS:HA	1.92	1.04
38:DC:131:LEU:HD22	38:DC:136:LEU:HB2	1.39	1.04
36:BA:1301:A:O2'	36:BA:1302:A:H2'	1.56	1.04
28:B2:34:GLU:HA	28:B2:37:PHE:HB2	1.36	1.04
52:DT:60:THR:HG22	52:DT:77:PRO:HA	1.36	1.04
22:CW:38:A:H2'	22:CW:39:U:H5''	1.39	1.04
12:AL:89:ARG:NE	12:AL:91:LYS:HZ3	1.53	1.04
25:AZ:7:ARG:HH11	25:AZ:7:ARG:HG2	1.16	1.04
2:CB:114:ARG:HH11	2:CB:118:LEU:HD21	1.19	1.04
1:CA:1412:C:H2'	1:CA:1413:A:C8	1.91	1.04
38:DC:78:ALA:HA	38:DC:116:THR:H	1.22	1.04
25:CZ:333:GLY:HA3	25:CZ:363:MET:HE1	1.39	1.04
3:CC:16:ARG:HB2	3:CC:16:ARG:HH11	1.19	1.04
3:AC:81:GLY:HA2	3:AC:85:ARG:NE	1.72	1.04
56:DX:12:VAL:HG23	56:DX:13:LEU:H	1.18	1.04
35:D9:4:ARG:HG2	35:D9:34:GLN:NE2	1.73	1.04
1:AA:1305:G:N2	1:AA:1331:G:H2'	1.72	1.04
56:BX:11:PRO:HA	56:BX:28:PHE:HB3	1.38	1.03
36:BA:1665:A:C2'	36:BA:1666:G:H5''	1.88	1.03
52:DT:58:ASN:ND2	52:DT:58:ASN:H	1.52	1.03
13:AM:22:ILE:HD12	13:AM:25:ILE:HD12	1.40	1.03

Continued on next page...

Continued from previous page...

Atom-1	Atom-2	Distance(Å)	Clash(Å)
12:CL:41:ARG:HH11	12:CL:41:ARG:HB3	1.20	1.03
39:BD:44:ASN:HB3	39:BD:49:ILE:HA	1.40	1.03
38:BC:100:ILE:HG23	38:BC:127:LEU:CD1	1.86	1.03
58:BZ:29:TYR:HB3	58:BZ:34:ASN:HB2	1.39	1.03
41:BF:125:LEU:H	41:BF:125:LEU:HD23	1.24	1.03
10:AJ:38:ILE:HD11	10:AJ:71:LEU:HD22	1.37	1.03
36:DA:628:G:H2'	36:DA:629:G:H5''	1.38	1.03
57:BY:81:LYS:HD3	57:BY:97:ARG:HG3	1.38	1.03
54:BV:24:LYS:HA	54:BV:92:THR:HG23	1.40	1.03
36:BA:2477:C:H6	36:BA:2477:C:H5'	1.17	1.03
32:B6:15:GLU:HG2	32:B6:18:ARG:NH1	1.74	1.03
57:DY:81:LYS:HD3	57:DY:97:ARG:HG3	1.38	1.03
3:CC:46:GLU:O	3:CC:47:LEU:HB2	1.57	1.03
36:DA:1665:A:C2'	36:DA:1666:G:H5''	1.88	1.02
52:BT:27:THR:O	52:BT:28:VAL:HB	1.57	1.02
22:CV:68:C:C2'	22:CV:69:G:H5''	1.89	1.02
29:D3:9:VAL:HG11	29:D3:55:ARG:HD3	1.40	1.02
10:CJ:57:LYS:HE2	10:CJ:60:ARG:HH21	1.21	1.02
54:BV:39:LEU:HD12	54:BV:47:VAL:HG11	1.40	1.02
46:DN:48:MET:H	46:DN:48:MET:HE3	1.24	1.02
53:BU:14:HIS:CD2	53:BU:36:ARG:HH22	1.76	1.02
38:DC:100:ILE:HG21	38:DC:127:LEU:HG	1.39	1.02
38:DC:100:ILE:HG23	38:DC:127:LEU:HD11	1.34	1.02
3:AC:16:ARG:HH11	3:AC:16:ARG:HB2	1.24	1.02
36:BA:272(H):C:H2'	36:BA:272(I):U:H5''	1.39	1.02
43:DH:85:LYS:NZ	43:DH:132:ARG:HA	1.72	1.02
42:BG:51:ARG:HD3	42:BG:53:LEU:HD21	1.38	1.02
48:BP:47:ASP:HB2	48:BP:51:PHE:HB2	1.38	1.02
22:CV:68:C:H2'	22:CV:69:G:H5''	1.41	1.02
9:AI:58:HIS:CD2	9:AI:59:PHE:CE1	2.48	1.02
10:AJ:40:LEU:HD23	10:AJ:40:LEU:H	1.20	1.02
58:BZ:151:HIS:CB	58:BZ:170:THR:HA	1.90	1.01
57:DY:95:LYS:HG3	57:DY:100:ALA:HA	1.42	1.01
36:BA:2312:U:O3'	42:BG:71:THR:HG21	1.59	1.01
3:AC:46:GLU:O	3:AC:47:LEU:HB2	1.57	1.01
4:AD:28:SER:HB3	4:AD:29:PRO:HD2	1.42	1.01
12:CL:20:LYS:H	12:CL:20:LYS:HD3	1.24	1.01
36:DA:2833:G:H3'	36:DA:2834:G:C5'	1.90	1.01
1:AA:1054:C:H5	1:AA:1196:U:C6	1.79	1.01
1:AA:1190:G:H3'	3:AC:3:ASN:ND2	1.73	1.01
13:CM:10:PRO:HB2	13:CM:18:ALA:HB1	1.43	1.01
12:AL:89:ARG:HE	12:AL:91:LYS:NZ	1.57	1.01

Continued on next page...

Continued from previous page...

Atom-1	Atom-2	Distance(Å)	Clash(Å)
9:AI:16:ARG:HB2	9:AI:64:THR:HB	1.40	1.01
3:CC:81:GLY:HA2	3:CC:85:ARG:HE	1.24	1.01
5:AE:80:ILE:HD11	5:AE:91:LEU:HD22	1.42	1.01
39:DD:70:TRP:CH2	39:DD:150:LYS:HA	1.95	1.01
28:D2:51:ARG:HB2	28:D2:55:ARG:HH12	1.25	1.01
1:CA:1190:G:H3'	3:CC:3:ASN:ND2	1.76	1.01
1:CA:1116:C:H2'	1:CA:1117:G:H5''	1.43	1.01
31:B5:50:GLY:HA3	31:B5:56:LYS:HD2	1.39	1.01
1:CA:534:U:H6	1:CA:534:U:H5'	1.23	1.01
56:DX:50:LYS:H	56:DX:87:GLN:HE22	1.09	1.00
26:B0:27:GLU:OE1	36:BA:856:C:H1'	1.61	1.00
14:AN:4:LYS:O	14:AN:7:ILE:HG12	1.59	1.00
1:CA:1305:G:H22	1:CA:1331:G:H2'	1.24	1.00
28:B2:22:GLU:HA	28:B2:64:LEU:HD21	1.43	1.00
36:BA:271(L):U:H5''	36:BA:271(M):G:H5'	1.40	1.00
49:DQ:60:ARG:HG3	58:DZ:180:VAL:HB	1.41	1.00
12:AL:93:LEU:HB2	12:AL:96:VAL:HG22	1.42	1.00
52:DT:55:ASN:H	52:DT:59:THR:HG22	0.85	1.00
36:DA:2189:U:H2'	36:DA:2190:G:H4'	1.41	1.00
22:CW:38:A:C2'	22:CW:39:U:H5''	1.91	1.00
1:AA:975:A:H4'	1:AA:976:G:H5''	1.43	1.00
9:AI:47:LEU:H	9:AI:47:LEU:HD12	1.25	1.00
25:CZ:7:ARG:HH22	25:CZ:281:ILE:HD11	1.24	1.00
53:DU:83:LEU:HG	53:DU:88:ILE:HD11	1.39	1.00
41:DF:25:PRO:HB3	41:DF:119:ARG:HG3	1.43	1.00
35:D9:10:ILE:O	35:D9:11:CYS:HB3	1.59	1.00
12:AL:41:ARG:NH1	12:AL:41:ARG:HB3	1.76	1.00
3:AC:82:GLU:H	3:AC:85:ARG:HD3	1.27	1.00
36:BA:2179:C:H1'	36:BA:2180:U:H3	1.26	1.00
34:D8:32:LEU:HB3	34:D8:36:LYS:HZ1	1.26	1.00
51:DS:83:LYS:HG2	51:DS:105:ALA:HB3	1.43	1.00
31:B5:4:HIS:HB3	31:B5:5:PRO:HD3	1.41	1.00
54:DV:24:LYS:HA	54:DV:92:THR:HG23	1.42	1.00
41:BF:25:PRO:HB3	41:BF:119:ARG:HG3	1.40	0.99
1:CA:368:U:OP2	25:CZ:291:ARG:HD3	1.60	0.99
36:DA:1484:G:C2'	36:DA:1485:G:H5''	1.91	0.99
57:BY:10:GLY:HA2	57:BY:27:VAL:HG13	1.45	0.99
43:DH:16:SER:HB2	43:DH:27:LYS:HB2	1.39	0.99
39:BD:206:LEU:HD22	39:BD:211:ARG:HG2	1.41	0.99
9:CI:4:TYR:CE2	9:CI:88:TYR:HB2	1.97	0.99
10:AJ:57:LYS:HE2	10:AJ:60:ARG:HH21	1.27	0.99
35:D9:1:MET:HE3	35:D9:32:HIS:HD2	1.28	0.99

Continued on next page...

Continued from previous page...

Atom-1	Atom-2	Distance(Å)	Clash(Å)
39:DD:239:ARG:HG2	39:DD:239:ARG:HH11	1.25	0.99
41:BF:84:VAL:HG13	41:BF:85:GLY:H	1.24	0.99
36:BA:1378:A:O2'	36:BA:1379:A:H5'	1.62	0.99
13:CM:97:PRO:HA	13:CM:110:ARG:HD3	1.43	0.99
22:CW:48:C:H2'	22:CW:59:U:H1'	1.45	0.99
25:CZ:68:VAL:HG13	25:CZ:69:GLU:H	1.19	0.99
9:AI:53:VAL:HG22	9:AI:95:LYS:NZ	1.78	0.98
52:DT:27:THR:O	52:DT:28:VAL:HB	1.59	0.98
43:DH:85:LYS:HZ2	43:DH:132:ARG:HA	1.26	0.98
36:DA:2477:C:H5'	36:DA:2477:C:H6	1.28	0.98
32:D6:36:LEU:HD12	32:D6:50:ARG:CZ	1.93	0.98
36:DA:1899:G:H21	36:DA:1902:C:H41	1.10	0.98
1:AA:1116:C:H2'	1:AA:1117:G:H5''	1.46	0.98
6:CF:82:ARG:HB2	6:CF:85:VAL:HG23	1.45	0.98
20:CT:57:ARG:HH11	20:CT:102:GLY:HA2	1.28	0.98
39:DD:62:TYR:HA	39:DD:87:ASN:HD21	1.27	0.98
28:D2:10:LEU:HB3	28:D2:14:ARG:HD2	1.44	0.98
25:CZ:266:VAL:CG2	25:CZ:291:ARG:HH21	1.76	0.98
38:BC:100:ILE:CG2	38:BC:127:LEU:HG	1.94	0.98
48:DP:41:ARG:NH1	48:DP:45:LEU:HD23	1.78	0.98
36:BA:612:C:H2'	36:BA:613:G:H5'	1.46	0.98
36:DA:1884:A:C2'	36:DA:1885:A:H5''	1.94	0.98
19:AS:49:ILE:HD12	19:AS:49:ILE:H	1.27	0.98
3:CC:154:SER:HA	3:CC:165:THR:HA	1.45	0.98
36:DA:2287:A:H62	36:DA:2344:U:H3	1.07	0.98
43:BH:85:LYS:HE3	43:BH:87:LEU:HG	1.45	0.98
1:AA:1392:G:N2	1:AA:1502:A:H8	1.62	0.98
25:CZ:254:GLU:HG3	25:CZ:307:PRO:HA	1.44	0.98
40:BE:57:LYS:HA	40:BE:57:LYS:HE3	1.45	0.98
1:CA:966:G:HO2'	1:CA:967:C:H6	1.00	0.98
43:DH:149:ARG:HA	43:DH:162:ILE:HD11	1.44	0.98
36:BA:2833:G:H3'	36:BA:2834:G:C5'	1.94	0.98
36:BA:1024:G:H3'	36:BA:1025:G:H5''	1.45	0.98
48:DP:62:LEU:HD23	48:DP:62:LEU:H	1.28	0.98
20:AT:53:LEU:HB3	20:AT:102:GLY:HA3	1.45	0.98
26:D0:27:GLU:OE1	36:DA:856:C:H1'	1.64	0.98
22:AV:46:G:H3'	22:AV:47:U:C5'	1.92	0.97
9:CI:16:ARG:HB2	9:CI:64:THR:HB	1.44	0.97
8:AH:116:LYS:HD2	8:AH:129:VAL:HG11	1.46	0.97
48:DP:146:VAL:HG22	48:DP:147:LEU:H	1.26	0.97
36:BA:2183:C:H2'	36:BA:2184:G:H8	1.29	0.97
39:BD:27:THR:HG21	39:BD:83:GLU:HG2	1.46	0.97

Continued on next page...

Continued from previous page...

Atom-1	Atom-2	Distance(Å)	Clash(Å)
25:CZ:215:ARG:HB3	25:CZ:282:ALA:HB1	1.43	0.97
25:CZ:7:ARG:HG2	25:CZ:7:ARG:HH11	1.28	0.97
1:AA:1086:U:H2'	1:AA:1087:G:H5'	1.44	0.97
25:CZ:118:GLU:HA	25:CZ:121:LEU:HD21	1.46	0.97
36:DA:654(E):G:H22	36:DA:654(Q):C:H1'	1.29	0.97
36:BA:2645:G:H3'	36:BA:2646:C:H5'	1.40	0.97
42:DG:125:PHE:HB3	42:DG:131:TYR:HA	1.42	0.97
12:CL:41:ARG:NH1	12:CL:41:ARG:HB3	1.78	0.97
20:AT:57:ARG:HH11	20:AT:102:GLY:HA2	1.29	0.97
1:AA:1463:C:H5'	52:BT:115:ARG:HH21	1.26	0.97
48:BP:146:VAL:HG22	48:BP:147:LEU:H	1.29	0.97
3:CC:6:HIS:ND1	14:CN:49:HIS:HB3	1.79	0.97
12:AL:41:ARG:HH11	12:AL:41:ARG:HB3	1.29	0.97
52:DT:55:ASN:H	52:DT:59:THR:CG2	1.76	0.97
9:AI:58:HIS:CD2	9:AI:59:PHE:HE1	1.81	0.97
22:AW:38:A:H2'	22:AW:39:U:H5''	1.45	0.97
27:B1:36:GLY:O	27:B1:37:ILE:HG13	1.65	0.97
30:B4:22:ILE:H	30:B4:22:ILE:HD12	1.28	0.97
4:CD:62:GLN:O	4:CD:66:ARG:HB2	1.64	0.97
58:DZ:166:SER:H	58:DZ:167:PRO:HA	1.28	0.97
53:DU:13:LYS:HD3	53:DU:13:LYS:H	1.26	0.97
39:DD:132:PRO:HG3	39:DD:190:TYR:CE1	1.99	0.97
9:CI:40:LEU:HD11	9:CI:70:LYS:HG2	1.44	0.97
36:BA:654(E):G:H22	36:BA:654(Q):C:H1'	1.27	0.97
36:DA:1803:A:O3'	39:DD:259:THR:HG21	1.64	0.97
51:BS:17:ARG:HA	51:BS:20:ARG:NH1	1.80	0.97
36:DA:90:U:H1'	36:DA:92:A:H5''	1.45	0.97
12:CL:41:ARG:HG2	12:CL:42:THR:H	1.27	0.97
19:CS:45:VAL:HA	19:CS:62:ILE:HG13	1.46	0.97
36:BA:2187:G:C2'	36:BA:2188:C:H5'	1.95	0.97
41:DF:24:LEU:HB3	41:DF:25:PRO:HD2	1.47	0.97
51:BS:49:VAL:HG12	51:BS:50:SER:H	1.24	0.97
36:DA:271(L):U:H5''	36:DA:271(M):G:H5'	1.47	0.97
16:AP:5:ARG:HH21	16:AP:24:ALA:HA	1.30	0.97
50:DR:99:LYS:H	50:DR:99:LYS:HD2	1.29	0.96
36:BA:1050:A:H2'	36:BA:1051:G:H5'	1.45	0.96
36:BA:2787:C:H1'	40:BE:61:ARG:HD3	1.46	0.96
48:DP:16:ARG:NE	48:DP:18:ARG:HG2	1.79	0.96
47:BO:76:ALA:HB3	52:BT:75:ILE:HD13	1.46	0.96
15:CO:82:ILE:HD11	15:CO:88:ARG:HB2	1.47	0.96
36:BA:1803:A:O3'	39:BD:259:THR:HG21	1.65	0.96
52:DT:28:VAL:CG1	52:DT:46:GLU:HA	1.95	0.96

Continued on next page...

Continued from previous page...

Atom-1	Atom-2	Distance(Å)	Clash(Å)
58:BZ:166:SER:HB2	58:BZ:168:GLU:H	1.29	0.96
26:D0:40:GLN:HE22	26:D0:45:PHE:H	1.12	0.96
41:BF:24:LEU:HB3	41:BF:25:PRO:HD2	1.45	0.96
36:BA:1517:G:H8	36:BA:1517:G:H5'	1.26	0.96
28:B2:29:LYS:HA	28:B2:32:LEU:HB3	1.44	0.96
36:BA:1720:U:H2'	36:BA:1721:G:H5''	1.47	0.96
14:AN:13:THR:N	14:AN:14:PRO:HD2	1.80	0.96
52:BT:60:THR:HG22	52:BT:77:PRO:HA	1.47	0.96
41:BF:6:VAL:HG12	41:BF:7:TYR:H	1.31	0.96
1:AA:452:A:HO2'	1:AA:453:A:H8	0.99	0.96
36:DA:2640:G:H2'	36:DA:2641:G:H5''	1.47	0.96
2:CB:14:GLY:O	2:CB:15:VAL:HG22	1.63	0.96
42:DG:125:PHE:HD1	42:DG:126:ASP:H	1.14	0.96
1:CA:1053:G:H4'	1:CA:1054:C:H5'	1.44	0.96
31:B5:24:ALA:O	31:B5:25:LEU:HB2	1.61	0.96
36:DA:2760:C:H2'	36:DA:2761:G:H5''	1.46	0.96
32:B6:17:LYS:HA	32:B6:17:LYS:HE2	1.46	0.96
53:BU:36:ARG:HB2	53:BU:36:ARG:HH11	1.28	0.96
13:CM:4:ILE:HD12	13:CM:22:ILE:HD11	1.48	0.96
36:BA:1817:G:H2'	36:BA:1818:U:H5'	1.46	0.96
9:CI:55:ALA:HA	9:CI:58:HIS:HE1	1.29	0.96
9:CI:58:HIS:CD2	9:CI:59:PHE:CE1	2.53	0.96
51:DS:59:LYS:HG2	51:DS:60:GLY:H	1.25	0.95
58:DZ:69:THR:HG22	58:DZ:90:VAL:HA	1.45	0.95
40:BE:9:VAL:HG12	40:BE:25:VAL:O	1.63	0.95
30:D4:8:LYS:O	30:D4:9:LEU:HB2	1.63	0.95
40:DE:7:VAL:HG12	40:DE:27:LEU:HB3	1.48	0.95
38:BC:100:ILE:HG23	38:BC:127:LEU:CG	1.96	0.95
49:DQ:26:TYR:O	49:DQ:27:VAL:HG23	1.65	0.95
12:CL:89:ARG:CG	12:CL:91:LYS:HZ3	1.79	0.95
36:DA:612:C:H2'	36:DA:613:G:H5'	1.47	0.95
36:BA:672:C:H2'	36:BA:673:C:H5''	1.45	0.95
13:CM:97:PRO:CA	13:CM:110:ARG:HD3	1.97	0.95
41:BF:157:VAL:CG2	41:BF:194:MET:HG2	1.97	0.95
1:CA:1347:G:N2	1:CA:1373:G:H2'	1.80	0.95
34:D8:17:THR:HG22	34:D8:21:LYS:O	1.67	0.95
12:CL:89:ARG:HE	12:CL:91:LYS:NZ	1.63	0.95
40:DE:59:VAL:HG21	40:DE:63:LEU:HA	1.46	0.95
36:DA:655:A:H4'	36:DA:656:G:H5'	1.47	0.95
32:B6:26:ASN:HD22	32:B6:32:ASN:ND2	1.63	0.95
1:AA:1054:C:H6	1:AA:1196:U:C2	1.84	0.95
50:BR:2:ARG:HD2	50:BR:2:ARG:C	1.87	0.95

Continued on next page...

Continued from previous page...

Atom-1	Atom-2	Distance(Å)	Clash(Å)
41:DF:84:VAL:HG13	41:DF:85:GLY:H	1.32	0.95
49:BQ:141:GLN:NE2	58:BZ:72:ARG:HA	1.81	0.95
36:DA:2645:G:H3'	36:DA:2646:C:H5'	1.46	0.95
36:DA:1092:C:H42	36:DA:1100:C:H42	1.11	0.95
3:CC:8:ILE:HG23	3:CC:16:ARG:HG2	1.49	0.95
28:D2:35:LEU:CD1	28:D2:50:ILE:HG13	1.96	0.94
3:CC:16:ARG:NH1	3:CC:16:ARG:HB2	1.82	0.94
36:BA:27:G:H22	36:BA:512:G:H2'	1.27	0.94
37:BB:20:C:H2'	37:BB:21:G:H5''	1.47	0.94
37:BB:30:C:H1'	37:BB:57:A:H61	1.30	0.94
28:B2:11:GLU:HA	28:B2:14:ARG:HG3	1.49	0.94
28:B2:2:LYS:N	36:BA:97:C:H5''	1.81	0.94
57:BY:46:LYS:HG2	57:BY:47:LYS:H	1.28	0.94
47:BO:111:PHE:HB3	47:BO:114:ILE:HD13	1.49	0.94
12:AL:102:ARG:NH1	12:AL:110:VAL:HG22	1.81	0.94
1:AA:1364:U:O2	21:AU:14:TRP:HH2	1.48	0.94
36:BA:2781:A:H5'	36:BA:2782:G:H5'	1.48	0.94
48:BP:16:ARG:HB2	48:BP:16:ARG:NH1	1.81	0.94
39:DD:30:GLU:HB2	39:DD:35:LYS:CD	1.96	0.94
36:BA:1654:A:OP1	50:BR:3:HIS:HB2	1.68	0.94
50:DR:95:THR:HA	50:DR:116:LEU:O	1.66	0.94
51:BS:59:LYS:HG2	51:BS:60:GLY:H	1.31	0.94
37:DB:20:C:H2'	37:DB:21:G:H5''	1.48	0.94
16:CP:22:THR:HA	16:CP:33:ILE:HG12	1.50	0.94
58:DZ:81:ARG:HH11	58:DZ:81:ARG:HB3	1.31	0.94
3:AC:16:ARG:NH1	3:AC:16:ARG:HB2	1.81	0.94
55:BW:14:PRO:HG2	55:BW:78:GLU:HG3	1.49	0.94
32:B6:26:ASN:ND2	32:B6:32:ASN:HD21	1.64	0.94
1:CA:1220:G:H2'	1:CA:1221:G:H8	1.30	0.94
1:AA:1239:A:H62	1:AA:1299:A:N6	1.65	0.94
52:BT:39:ARG:HD2	52:BT:39:ARG:H	1.32	0.94
1:CA:979:C:H3'	1:CA:980:C:H5''	1.48	0.94
38:BC:100:ILE:HG23	38:BC:127:LEU:HG	1.49	0.94
3:AC:82:GLU:N	3:AC:85:ARG:HD3	1.81	0.94
9:AI:53:VAL:H	9:AI:95:LYS:HZ2	1.11	0.94
53:DU:9:VAL:HG12	53:DU:13:LYS:HE2	1.48	0.94
51:BS:24:LEU:HB3	51:BS:85:VAL:HG12	1.46	0.94
42:BG:138:GLN:HB3	42:BG:153:ARG:O	1.66	0.94
4:AD:78:LEU:HD21	4:AD:96:LEU:HB3	1.49	0.94
34:D8:62:LEU:HD13	36:DA:242:G:C5'	1.98	0.94
28:B2:61:LEU:HD13	36:BA:72:U:H4'	1.47	0.94
10:AJ:34:VAL:HG22	10:AJ:74:ILE:HA	1.46	0.94

Continued on next page...

Continued from previous page...

Atom-1	Atom-2	Distance(Å)	Clash(Å)
31:D5:24:ALA:O	31:D5:25:LEU:HB2	1.67	0.94
46:DN:21:LYS:HD2	46:DN:26:LEU:HB2	1.50	0.94
1:AA:1054:C:HO2'	1:AA:1055:A:H5''	1.27	0.94
39:DD:37:LEU:HD12	39:DD:64:ILE:HG22	1.49	0.94
38:DC:79:LYS:HD3	38:DC:119:VAL:HG12	1.51	0.93
58:DZ:81:ARG:NH1	58:DZ:81:ARG:HB3	1.82	0.93
36:DA:1050:A:H2'	36:DA:1051:G:H5'	1.48	0.93
36:DA:272(H):C:H2'	36:DA:272(I):U:H5''	1.50	0.93
1:AA:8:A:H62	4:AD:208:SER:HB2	1.32	0.93
48:BP:45:LEU:CD1	48:BP:46:LYS:H	1.81	0.93
10:CJ:34:VAL:HG22	10:CJ:74:ILE:HA	1.51	0.93
32:D6:52:VAL:HG12	32:D6:53:LYS:H	1.33	0.93
36:BA:2334:G:H5'	51:BS:13:ARG:HD3	1.50	0.93
4:CD:30:LYS:C	4:CD:32:ALA:H	1.67	0.93
2:AB:14:GLY:O	2:AB:15:VAL:HG22	1.66	0.93
34:D8:62:LEU:CD1	36:DA:242:G:H5''	1.97	0.93
39:BD:30:GLU:HB2	39:BD:35:LYS:CD	1.96	0.93
35:D9:27:CYS:HG	59:D9:101:ZN:ZN	0.65	0.93
43:BH:117:PRO:HB3	43:BH:123:PHE:HE1	1.33	0.93
48:BP:24:GLY:HA3	48:BP:33:ARG:NH1	1.83	0.93
47:DO:64:ARG:HH21	47:DO:100:GLY:HA3	1.32	0.93
43:DH:117:PRO:HB3	43:DH:123:PHE:HE1	1.32	0.93
1:AA:189(H):G:HO2'	1:AA:189(I):G:H8	1.03	0.93
41:DF:125:LEU:HD23	41:DF:125:LEU:H	1.33	0.93
1:CA:1047:G:H5''	14:CN:4:LYS:HE2	1.47	0.93
25:AZ:133:VAL:HG12	25:AZ:134:PHE:H	1.31	0.93
36:BA:655:A:H4'	36:BA:656:G:H5'	1.50	0.93
42:BG:97:ASP:H	42:BG:100:TRP:HD1	1.12	0.93
32:D6:45:LYS:HZ2	32:D6:45:LYS:H	0.96	0.93
57:DY:17:SER:HA	57:DY:71:LYS:HD2	1.51	0.93
22:CV:68:C:H2'	22:CV:69:G:C5'	1.99	0.93
36:DA:1047:G:H2'	36:DA:1110:G:H21	1.33	0.93
36:DA:2801(A):A:H4'	36:DA:2802:G:H5'	1.48	0.93
32:D6:18:ARG:HG2	32:D6:18:ARG:HH11	1.33	0.93
14:CN:4:LYS:O	14:CN:7:ILE:HG12	1.68	0.93
25:CZ:224:PRO:HG3	25:CZ:345:ARG:HD3	1.50	0.93
42:DG:77:ILE:HG12	42:DG:81:LYS:O	1.68	0.93
53:DU:16:LYS:O	53:DU:20:LEU:HD23	1.68	0.93
32:D6:41:PRO:HD2	32:D6:46:HIS:H	1.34	0.93
56:BX:10:ALA:O	56:BX:28:PHE:HB2	1.69	0.93
29:B3:35:ARG:HB2	29:B3:35:ARG:HH11	1.34	0.93
1:AA:265:G:H2'	1:AA:266:G:H5''	1.51	0.93

Continued on next page...

Continued from previous page...

Atom-1	Atom-2	Distance(Å)	Clash(Å)
36:BA:2189:U:H2'	36:BA:2190:G:H4'	1.50	0.93
32:D6:45:LYS:H	32:D6:45:LYS:NZ	1.66	0.93
36:BA:1884:A:C2'	36:BA:1885:A:H5''	1.98	0.93
12:AL:24:VAL:HG13	12:AL:98:TYR:HE2	1.34	0.93
5:CE:80:ILE:CD1	5:CE:91:LEU:HB2	1.99	0.93
27:B1:21:ARG:HD3	27:B1:35:THR:HG21	1.51	0.93
36:DA:2312:U:H2'	36:DA:2313:C:H5''	1.50	0.92
38:DC:113:VAL:HG12	38:DC:138:PRO:HG3	1.49	0.92
1:CA:173:U:H5'	1:CA:197:A:O4'	1.68	0.92
42:DG:42:GLY:O	42:DG:89:GLY:HA2	1.70	0.92
36:DA:1301:A:O2'	36:DA:1302:A:H2'	1.69	0.92
39:DD:71:ASP:HB2	39:DD:103:ARG:NH2	1.85	0.92
35:D9:16:VAL:HG11	36:DA:1032:A:H4'	1.49	0.92
40:DE:29:GLY:HA3	40:DE:51:PHE:HE1	1.35	0.92
9:CI:58:HIS:CD2	9:CI:59:PHE:HE1	1.87	0.92
40:DE:57:LYS:HA	40:DE:57:LYS:HE3	1.50	0.92
51:DS:24:LEU:HB3	51:DS:85:VAL:HG12	1.49	0.92
11:CK:21:ILE:HG12	11:CK:30:VAL:HG12	1.51	0.92
7:CG:113:GLU:HG2	7:CG:119:ARG:HG2	1.49	0.92
1:CA:1054:C:H6	1:CA:1196:U:C2	1.87	0.92
1:CA:973:G:H1'	10:CJ:55:LYS:NZ	1.83	0.92
36:DA:1689:A:H62	36:DA:1698:A:H2	1.12	0.92
19:CS:19:VAL:HG11	19:CS:44:MET:HG3	1.48	0.92
58:BZ:69:THR:HG22	58:BZ:90:VAL:HA	1.49	0.92
26:D0:49:LYS:N	26:D0:80:HIS:HB3	1.85	0.92
1:AA:1432:G:OP1	52:BT:107:ASP:HB2	1.69	0.92
13:CM:15:VAL:HG12	13:CM:45:VAL:HG22	1.49	0.92
11:AK:54:ARG:O	11:AK:57:THR:HG22	1.69	0.92
1:CA:265:G:H2'	1:CA:266:G:H5''	1.51	0.92
12:AL:6:THR:OG1	12:AL:9:GLN:HG3	1.70	0.92
1:CA:1270:C:H2'	1:CA:1271:G:C8	2.04	0.92
35:D9:11:CYS:SG	35:D9:12:ASP:N	2.39	0.92
16:CP:26:ARG:HH11	16:CP:26:ARG:HG2	1.35	0.92
36:DA:1517:G:H8	36:DA:1517:G:H5'	1.35	0.92
56:BX:50:LYS:H	56:BX:87:GLN:HE22	1.13	0.92
4:CD:187:ARG:CB	4:CD:187:ARG:HH11	1.82	0.92
42:DG:34:LEU:H	42:DG:34:LEU:HD23	1.33	0.92
13:AM:11:ARG:HA	13:AM:45:VAL:HB	1.49	0.92
1:CA:198:G:HO2'	1:CA:199:G:H8	1.05	0.92
34:B8:15:LYS:HD3	48:BP:65:ARG:NH2	1.85	0.92
36:DA:2502:G:H5''	36:DA:2503:A:H5''	1.50	0.92
52:DT:28:VAL:HG21	52:DT:47:GLY:N	1.85	0.92

Continued on next page...

Continued from previous page...

Atom-1	Atom-2	Distance(Å)	Clash(Å)
24:CY:1:A:H61	24:CY:72:U:H3	1.18	0.92
52:BT:53:ARG:NH1	52:BT:53:ARG:HB3	1.84	0.92
10:AJ:50:ILE:H	10:AJ:50:ILE:HD13	1.35	0.92
39:BD:21:PHE:HB3	39:BD:24:ILE:HD12	1.50	0.92
58:DZ:122:ARG:HH11	58:DZ:122:ARG:HG2	1.34	0.92
52:DT:53:ARG:HH11	52:DT:53:ARG:HB3	1.33	0.92
13:CM:11:ARG:HA	13:CM:45:VAL:HB	1.51	0.92
24:AY:1:A:H61	24:AY:72:U:H3	1.09	0.92
49:BQ:141:GLN:OXT	58:BZ:99:TYR:HB2	1.70	0.92
27:B1:42:GLN:NE2	36:BA:379:G:H21	1.66	0.92
37:DB:30:C:H1'	37:DB:57:A:H61	1.31	0.92
32:D6:17:LYS:HA	32:D6:17:LYS:CE	1.98	0.91
22:CW:38:A:H2'	22:CW:39:U:C5'	1.99	0.91
20:CT:53:LEU:HB3	20:CT:102:GLY:HA3	1.51	0.91
51:BS:85:VAL:HG23	51:BS:106:ARG:HG3	1.52	0.91
19:AS:45:VAL:HA	19:AS:62:ILE:HG13	1.50	0.91
5:CE:148:VAL:HG21	8:CH:107:LEU:HD13	1.53	0.91
9:AI:47:LEU:N	9:AI:47:LEU:HD12	1.84	0.91
6:CF:18:GLN:HA	6:CF:21:LEU:HB2	1.52	0.91
13:CM:49:THR:HG22	13:CM:51:ALA:H	1.35	0.91
39:BD:69:ARG:NH2	39:BD:128:GLY:O	2.03	0.91
32:D6:26:ASN:HD22	32:D6:32:ASN:HD21	1.13	0.91
31:D5:48:GLU:O	31:D5:49:CYS:SG	2.28	0.91
36:DA:500:G:N2	36:DA:502:A:H3'	1.84	0.91
1:AA:227:G:C2'	1:AA:228:A:H5''	1.99	0.91
1:AA:1125:U:H3	10:AJ:5:ARG:NH2	1.68	0.91
4:AD:61:LYS:HE2	4:AD:62:GLN:NE2	1.85	0.91
41:BF:28:ILE:HD13	41:BF:28:ILE:H	1.35	0.91
48:BP:62:LEU:HD23	48:BP:62:LEU:H	1.33	0.91
42:DG:51:ARG:HD3	42:DG:53:LEU:HD21	1.51	0.91
46:BN:26:LEU:HD11	46:BN:30:ILE:HD11	1.52	0.91
14:CN:13:THR:N	14:CN:14:PRO:HD2	1.85	0.91
36:BA:882:G:H2'	36:BA:883:G:H8	1.36	0.91
36:BA:672:C:C2'	36:BA:673:C:H5''	2.00	0.91
58:BZ:163:LEU:HG	58:BZ:165:VAL:HG13	1.51	0.91
5:CE:80:ILE:HD11	5:CE:91:LEU:HB2	1.50	0.91
10:CJ:11:PHE:HE1	10:CJ:67:THR:HG22	1.36	0.91
13:AM:97:PRO:HA	13:AM:110:ARG:HD3	1.49	0.91
31:B5:44:THR:HG21	50:BR:101:ALA:HB2	1.50	0.91
31:D5:54:GLY:H	31:D5:56:LYS:HZ2	1.19	0.91
57:BY:13:VAL:HG23	57:BY:73:ARG:O	1.71	0.91
46:DN:57:ALA:HB3	46:DN:124:ALA:HA	1.51	0.91

Continued on next page...

Continued from previous page...

Atom-1	Atom-2	Distance(Å)	Clash(Å)
36:BA:1887:C:H2'	36:BA:1888:G:H5''	1.52	0.91
36:BA:1899:G:H21	36:BA:1902:C:H41	1.17	0.91
2:CB:80:ILE:H	2:CB:80:ILE:HD12	1.35	0.91
52:DT:29:ARG:HB3	52:DT:85:LYS:HA	1.51	0.91
42:DG:82:LEU:HD13	42:DG:87:PRO:HB2	1.51	0.91
25:CZ:7:ARG:NH2	25:CZ:281:ILE:HD11	1.83	0.91
43:BH:85:LYS:NZ	43:BH:132:ARG:HA	1.84	0.91
1:AA:547:A:H4'	1:AA:548:G:O5'	1.70	0.91
42:BG:166:ASP:HA	42:BG:169:ALA:HB3	1.53	0.91
36:DA:1747(A):G:H2'	36:DA:1748:G:H5''	1.52	0.91
2:AB:114:ARG:NH1	2:AB:118:LEU:HD21	1.86	0.91
2:AB:22:LYS:HZ3	2:AB:22:LYS:HA	1.29	0.91
36:DA:1899:G:N2	36:DA:1902:C:H41	1.69	0.91
12:CL:120:TYR:O	12:CL:122:THR:HG22	1.71	0.91
36:DA:2334:G:H5'	51:DS:13:ARG:HD3	1.52	0.91
48:BP:41:ARG:HH12	48:BP:45:LEU:HD23	1.35	0.91
36:BA:2036:C:H6	36:BA:2036:C:H5'	1.35	0.91
43:BH:117:PRO:HB3	43:BH:123:PHE:CE1	2.05	0.90
51:DS:13:ARG:HG3	51:DS:14:VAL:H	1.36	0.90
50:BR:63:ARG:HH22	50:BR:77:ARG:HG2	1.33	0.90
32:B6:27:LYS:HG3	32:B6:30:THR:CB	2.00	0.90
57:BY:45:VAL:HG12	57:BY:60:PHE:HB3	1.52	0.90
52:BT:62:THR:HG22	52:BT:75:ILE:HG23	1.51	0.90
9:AI:95:LYS:HG3	9:AI:96:LEU:HD13	1.54	0.90
12:CL:27:LEU:O	12:CL:29:GLY:N	2.04	0.90
25:CZ:265:THR:HG22	25:CZ:266:VAL:H	1.35	0.90
36:DA:2313:C:H5'	36:DA:2313:C:H6	1.37	0.90
52:DT:53:ARG:HB3	52:DT:53:ARG:NH1	1.86	0.90
34:B8:62:LEU:HD13	36:BA:242:G:H5''	1.51	0.90
43:BH:83:TYR:HB2	43:BH:134:SER:HB3	1.53	0.90
36:DA:2760:C:C2'	36:DA:2761:G:H5''	2.01	0.90
36:DA:658:C:H2'	36:DA:659:C:C6	2.05	0.90
36:BA:1190:G:H5'	48:BP:35:HIS:H	1.35	0.90
40:DE:38:THR:HB	40:DE:41:LYS:HG2	1.51	0.90
36:BA:83:G:H22	36:BA:102:G:H2'	1.36	0.90
13:AM:11:ARG:HG2	13:AM:12:ASN:ND2	1.86	0.90
39:DD:27:THR:CG2	39:DD:83:GLU:HG2	2.01	0.90
43:BH:19:VAL:HG12	43:BH:20:ALA:H	1.36	0.90
36:BA:1222:C:H2'	36:BA:1223:G:H5''	1.52	0.90
52:DT:91:ARG:O	52:DT:117:ASP:HB3	1.71	0.90
52:BT:50:ILE:HA	52:BT:99:LEU:CD1	2.01	0.90
1:CA:1054:C:O2'	1:CA:1055:A:H5''	1.69	0.90

Continued on next page...

Continued from previous page...

Atom-1	Atom-2	Distance(Å)	Clash(Å)
1:AA:1116:C:C2'	1:AA:1117:G:H5''	2.02	0.90
32:B6:36:LEU:HD12	32:B6:50:ARG:NH1	1.87	0.90
16:CP:71:ARG:HA	16:CP:74:LEU:HD12	1.52	0.90
10:CJ:40:LEU:HG	10:CJ:69:ASN:HB3	1.51	0.90
36:DA:914:C:H2'	36:DA:915:C:H5'	1.53	0.90
21:AU:6:ARG:HD3	21:AU:15:ARG:CZ	2.02	0.90
50:DR:4:LEU:HD23	50:DR:4:LEU:O	1.71	0.90
36:BA:1071:G:H1'	36:BA:1089:G:H2'	1.52	0.90
39:BD:35:LYS:HA	39:BD:63:ARG:HA	1.51	0.90
11:CK:59:TYR:CE1	11:CK:63:LEU:HD21	2.06	0.90
17:CQ:59:ILE:HD11	17:CQ:73:VAL:HG22	1.54	0.90
39:BD:124:PRO:HG2	39:BD:129:ASN:HD21	1.37	0.90
36:DA:2656:U:H3	36:DA:2665:A:H2	1.19	0.90
3:CC:106:VAL:HG13	3:CC:107:GLN:HE22	1.36	0.90
24:CY:72:U:C2'	24:CY:73:G:H5''	2.01	0.90
52:BT:55:ASN:N	52:BT:59:THR:HG22	1.86	0.90
4:CD:18:LYS:H	4:CD:33:MET:HE3	1.37	0.90
11:AK:33:THR:HG22	11:AK:39:PRO:HA	1.52	0.90
41:DF:178:PRO:HG2	41:DF:179:GLU:OE1	1.70	0.90
10:AJ:33:GLN:O	10:AJ:75:ILE:HG12	1.72	0.90
48:DP:131:SER:OG	48:DP:134:ALA:HB3	1.70	0.90
5:CE:12:LEU:CD1	5:CE:31:LEU:HB3	2.01	0.90
48:DP:23:PRO:HB2	48:DP:33:ARG:HG3	1.55	0.89
3:CC:81:GLY:HA2	3:CC:85:ARG:NE	1.85	0.89
19:AS:5:LEU:HD12	19:AS:6:LYS:H	1.35	0.89
42:BG:39:ILE:HG22	42:BG:157:ILE:HA	1.53	0.89
25:AZ:272:MET:HB2	25:AZ:277:LEU:HD23	1.54	0.89
39:DD:43:ARG:HH11	39:DD:44:ASN:HD21	0.96	0.89
42:DG:67:LYS:N	42:DG:67:LYS:HD3	1.86	0.89
49:BQ:101:ARG:HG3	49:BQ:101:ARG:HH11	1.32	0.89
52:DT:58:ASN:H	52:DT:58:ASN:HD22	0.92	0.89
1:AA:1502:A:H2	1:AA:1505:G:H1	1.19	0.89
9:CI:18:PHE:O	9:CI:19:LEU:HB2	1.72	0.89
48:BP:23:PRO:HD2	48:BP:33:ARG:HE	1.35	0.89
36:BA:2579:C:H4'	40:BE:134:ILE:HG12	1.54	0.89
57:BY:85:VAL:HG12	57:BY:86:ARG:H	1.36	0.89
47:BO:19:ILE:HG22	47:BO:43:VAL:HA	1.51	0.89
47:DO:104:ARG:HE	52:DT:33:LYS:HE3	1.34	0.89
35:D9:1:MET:HG3	35:D9:31:LYS:O	1.71	0.89
36:BA:2287:A:H62	36:BA:2344:U:H3	1.12	0.89
25:AZ:68:VAL:HG13	25:AZ:69:GLU:N	1.87	0.89
12:CL:93:LEU:HB2	12:CL:96:VAL:HG22	1.53	0.89

Continued on next page...

Continued from previous page...

Atom-1	Atom-2	Distance(Å)	Clash(Å)
27:D1:82:LEU:HD21	27:D1:90:ILE:HD12	1.53	0.89
1:CA:452:A:HO2'	1:CA:453:A:H8	0.92	0.89
41:BF:154:VAL:HG22	41:BF:191:ARG:HB3	1.51	0.89
3:CC:112:SER:HB3	3:CC:115:LEU:HD12	1.53	0.89
36:DA:1887:C:C2'	36:DA:1888:G:H5''	2.02	0.89
13:CM:10:PRO:CB	13:CM:18:ALA:HB1	2.01	0.89
53:DU:95:LEU:HD12	54:DV:11:GLN:HE21	1.37	0.89
29:B3:15:TYR:HD2	29:B3:19:GLN:HE22	1.20	0.89
27:B1:76:ARG:O	27:B1:78:LYS:HG2	1.72	0.89
1:AA:573:A:H8	1:AA:573:A:H5'	1.35	0.89
36:DA:2099:U:H2'	36:DA:2100:G:C8	2.07	0.89
36:DA:628:G:C2'	36:DA:629:G:H5''	2.02	0.89
36:BA:2477:C:C6	36:BA:2477:C:H5'	2.07	0.89
18:AR:58:LEU:HD22	18:AR:62:GLU:HB3	1.52	0.89
36:BA:1747(A):G:C2'	36:BA:1748:G:H5''	2.01	0.89
38:BC:163:PHE:HB2	38:BC:171:ILE:HD11	1.51	0.89
39:DD:44:ASN:HB3	39:DD:49:ILE:HA	1.53	0.89
53:DU:13:LYS:HD3	53:DU:13:LYS:N	1.82	0.89
48:BP:45:LEU:HD13	48:BP:46:LYS:H	1.35	0.89
22:CV:59:U:HO2'	22:CV:60:U:H6	1.20	0.89
46:BN:73:THR:CG2	46:BN:82:LEU:HD11	2.01	0.89
43:DH:19:VAL:HG12	43:DH:20:ALA:H	1.38	0.89
25:AZ:244:ARG:HH11	25:AZ:244:ARG:HB3	1.37	0.89
1:CA:547:A:H4'	1:CA:548:G:O5'	1.71	0.89
34:D8:32:LEU:CB	34:D8:36:LYS:HZ1	1.86	0.89
57:BY:46:LYS:HB3	57:BY:62:GLU:HG2	1.53	0.89
36:BA:1484:G:C2'	36:BA:1485:G:H5''	2.02	0.89
25:AZ:242:ILE:CG2	25:AZ:282:ALA:HA	2.02	0.89
36:BA:234:C:H2'	36:BA:235:U:H6	1.37	0.89
42:DG:5:VAL:HB	42:DG:8:LYS:HB2	1.55	0.89
5:CE:12:LEU:HD13	5:CE:31:LEU:HB3	1.55	0.89
36:BA:1697:G:H3'	36:BA:1698:A:H5''	1.53	0.89
42:DG:5:VAL:HG11	42:DG:100:TRP:HB3	1.54	0.89
12:AL:6:THR:HG23	12:AL:9:GLN:HE21	1.38	0.89
25:AZ:277:LEU:HD12	25:AZ:279:GLU:H	1.37	0.89
47:BO:64:ARG:CZ	52:BT:70:VAL:HG21	2.03	0.89
47:DO:24:VAL:HA	47:DO:39:ILE:HG22	1.52	0.89
11:CK:33:THR:HG22	11:CK:39:PRO:HA	1.55	0.89
32:B6:5:VAL:N	32:B6:9:LEU:H	1.71	0.89
36:BA:673:C:H6	36:BA:673:C:H5'	1.35	0.89
52:BT:82:LEU:N	52:BT:82:LEU:HD12	1.88	0.88
40:BE:59:VAL:HG21	40:BE:63:LEU:HA	1.55	0.88

Continued on next page...

Continued from previous page...

Atom-1	Atom-2	Distance(Å)	Clash(Å)
4:AD:8:VAL:C	4:AD:10:ARG:H	1.75	0.88
19:CS:49:ILE:HD12	19:CS:49:ILE:H	1.37	0.88
36:DA:271(A):A:H5'	36:DA:271(B):C:OP2	1.71	0.88
36:DA:543:C:H42	36:DA:549:G:H1	1.19	0.88
36:DA:1854:A:H62	36:DA:1888:G:H8	0.89	0.88
40:DE:47:VAL:HG21	40:DE:86:PRO:HD3	1.54	0.88
43:BH:42:ARG:O	43:BH:43:VAL:HG13	1.73	0.88
36:BA:1227:G:OP1	53:BU:13:LYS:HD2	1.74	0.88
51:DS:99:LYS:NZ	51:DS:99:LYS:HB3	1.87	0.88
20:CT:73:HIS:C	20:CT:74:LYS:HD3	1.92	0.88
9:AI:4:TYR:CZ	9:AI:88:TYR:HB2	2.08	0.88
3:AC:81:GLY:HA2	3:AC:85:ARG:HE	1.34	0.88
36:BA:1689:A:H62	36:BA:1698:A:H2	1.20	0.88
39:DD:134:ARG:HG2	39:DD:187:GLY:O	1.73	0.88
25:CZ:235:GLY:HA3	25:CZ:289:LEU:HD11	1.53	0.88
42:DG:114:ILE:HG21	42:DG:117:PHE:HB2	1.56	0.88
52:DT:58:ASN:N	52:DT:58:ASN:HD22	1.65	0.88
22:CV:59:U:O2'	22:CV:60:U:H6	1.56	0.88
43:BH:12:PRO:O	43:BH:15:VAL:HG22	1.74	0.88
31:D5:34:PRO:O	31:D5:35:GLU:HG2	1.73	0.88
56:DX:40:LYS:HG3	56:DX:51:VAL:HB	1.55	0.88
58:DZ:70:LEU:HD11	58:DZ:91:LEU:HD21	1.53	0.88
4:CD:100:ARG:HH21	4:CD:118:ARG:HH22	1.21	0.88
26:D0:23:VAL:H	26:D0:38:VAL:HG13	1.36	0.88
55:DW:36:LEU:HD11	55:DW:47:VAL:HG12	1.52	0.88
24:AY:68:C:H2'	24:AY:69:C:H6	1.35	0.88
41:BF:65:TRP:HZ3	41:BF:73:ALA:O	1.57	0.88
1:CA:524:G:H2'	1:CA:525:C:C6	2.09	0.88
1:AA:884:U:H4'	1:AA:884:U:OP1	1.73	0.88
36:DA:590:A:H2'	36:DA:591:C:C6	2.07	0.88
49:DQ:101:ARG:CG	49:DQ:101:ARG:HH11	1.86	0.88
35:B9:1:MET:HG3	35:B9:31:LYS:O	1.74	0.88
5:AE:76:ILE:HG13	5:AE:142:LEU:HD13	1.55	0.88
48:DP:27:HIS:CE1	54:DV:83:ARG:HH12	1.91	0.88
22:AW:68:C:H2'	22:AW:69:G:H8	1.39	0.88
25:AZ:267:VAL:HG23	25:AZ:288:VAL:CG1	2.03	0.88
22:CW:39:U:H2'	22:CW:40:C:H5'	1.55	0.88
36:BA:607:U:OP1	41:BF:102:PRO:HA	1.73	0.88
40:DE:1:MET:HB3	40:DE:200:GLU:OE2	1.73	0.88
58:BZ:96:VAL:HG22	58:BZ:97:GLU:H	1.36	0.88
19:CS:5:LEU:HD12	19:CS:6:LYS:H	1.37	0.88
10:CJ:46:ARG:HH11	10:CJ:46:ARG:HG2	1.36	0.88

Continued on next page...

Continued from previous page...

Atom-1	Atom-2	Distance(Å)	Clash(Å)
52:DT:39:ARG:H	52:DT:39:ARG:HD2	1.37	0.88
55:BW:6:ILE:HG12	55:BW:104:THR:CG2	2.04	0.88
40:DE:11:MET:HB3	40:DE:24:THR:HA	1.56	0.88
2:CB:22:LYS:HZ2	2:CB:22:LYS:HA	1.34	0.88
2:CB:22:LYS:HZ3	2:CB:22:LYS:HA	1.33	0.88
43:DH:52:VAL:HG11	43:DH:69:ARG:CD	2.04	0.88
56:DX:12:VAL:HG23	56:DX:13:LEU:N	1.89	0.88
36:DA:658:C:H2'	36:DA:659:C:H6	1.38	0.88
38:DC:22:ILE:HD12	38:DC:228:SER:O	1.74	0.88
13:AM:113:PRO:O	13:AM:114:ARG:HB2	1.72	0.88
25:CZ:67:HIS:CD2	25:CZ:67:HIS:H	1.85	0.88
36:BA:1598:C:H5'	56:BX:36:LYS:HG2	1.54	0.88
36:DA:2183:C:H2'	36:DA:2184:G:H8	1.38	0.88
25:AZ:7:ARG:CG	25:AZ:7:ARG:HH11	1.87	0.88
25:CZ:215:ARG:HB3	25:CZ:282:ALA:CB	2.03	0.88
33:B7:26:GLY:O	33:B7:30:VAL:HG23	1.74	0.88
1:AA:1348:U:O2'	1:AA:1349:A:H8	1.55	0.88
24:CY:24:A:H2'	24:CY:25:C:C6	2.09	0.88
24:CY:76:A:C1'	25:CZ:287:GLY:HA3	2.03	0.88
42:DG:139:LEU:HD22	42:DG:146:TYR:HA	1.56	0.88
35:D9:27:CYS:SG	35:D9:28:GLU:N	2.47	0.88
41:BF:111:ALA:HB2	41:BF:206:ILE:HD12	1.55	0.88
48:BP:115:LEU:HG	48:BP:116:GLY:H	1.38	0.88
36:DA:1747(A):G:C2'	36:DA:1748:G:H5''	2.02	0.88
1:CA:522:C:H41	12:CL:53:ARG:HH22	1.21	0.88
1:AA:625:G:H2'	1:AA:626:U:H6	1.37	0.88
36:DA:302:C:H2'	36:DA:303:U:C6	2.08	0.88
15:AO:87:ILE:HG22	15:AO:88:ARG:N	1.89	0.87
5:CE:45:PHE:CE2	5:CE:47:LYS:HD2	2.10	0.87
38:DC:100:ILE:CG2	38:DC:127:LEU:CG	2.45	0.87
52:BT:22:PHE:HE2	52:BT:85:LYS:HZ1	1.21	0.87
41:DF:132:VAL:HG22	41:DF:133:ASN:H	1.39	0.87
5:CE:6:PHE:HB2	5:CE:34:VAL:HG22	1.57	0.87
51:BS:83:LYS:HG2	51:BS:105:ALA:HB3	1.55	0.87
31:D5:4:HIS:HB3	31:D5:5:PRO:CD	2.03	0.87
49:DQ:27:VAL:HG12	49:DQ:28:ALA:N	1.88	0.87
36:BA:628:G:C2'	36:BA:629:G:H5''	2.04	0.87
4:AD:57:ARG:HB3	4:AD:206:PHE:HB2	1.56	0.87
22:AW:74:C:H5'	22:AW:74:C:H6	1.39	0.87
5:AE:7:GLU:HG2	5:AE:112:LEU:HD21	1.55	0.87
58:BZ:180:VAL:HG22	58:BZ:181:GLU:H	1.38	0.87
25:CZ:174:SER:HB3	25:CZ:177:LEU:HD12	1.55	0.87

Continued on next page...

Continued from previous page...

Atom-1	Atom-2	Distance(Å)	Clash(Å)
4:CD:9:CYS:SG	4:CD:32:ALA:HB2	2.13	0.87
36:BA:1348:G:H2'	36:BA:1349:A:H5''	1.56	0.87
2:CB:60:ASP:O	2:CB:64:ARG:HG2	1.74	0.87
36:DA:1536:C:H2'	36:DA:1537:G:H4'	1.54	0.87
36:DA:266:G:H2'	36:DA:267:C:H5''	1.54	0.87
1:CA:227:G:H2'	1:CA:228:A:C5'	2.02	0.87
3:CC:50:ALA:O	3:CC:70:VAL:HG13	1.74	0.87
36:BA:2801(A):A:H4'	36:BA:2802:G:H5'	1.54	0.87
25:AZ:13:ASN:HB3	25:AZ:78:SER:HB3	1.55	0.87
3:AC:34:LEU:HD22	3:AC:38:ARG:HE	1.36	0.87
4:AD:187:ARG:HH11	4:AD:187:ARG:HB3	1.36	0.87
48:DP:83:VAL:HG23	48:DP:105:LEU:HD13	1.55	0.87
52:BT:85:LYS:HZ3	52:BT:85:LYS:HB3	1.40	0.87
42:BG:67:LYS:H	42:BG:67:LYS:CD	1.86	0.87
13:CM:82:MET:HG3	13:CM:83:ASP:N	1.88	0.87
25:AZ:270:VAL:CG1	25:AZ:286:VAL:HG21	2.03	0.87
36:BA:2796:U:O2'	36:BA:2799:C:H5'	1.75	0.87
36:BA:1058:G:H2'	36:BA:1059:G:H5''	1.57	0.87
1:AA:351:G:H4'	1:AA:352:C:OP2	1.74	0.87
32:D6:27:LYS:HG3	32:D6:30:THR:CB	2.03	0.87
1:AA:1054:C:C5	1:AA:1196:U:C6	2.61	0.87
36:BA:1209:G:H21	36:BA:1210:A:H62	1.20	0.87
9:AI:53:VAL:HG13	9:AI:95:LYS:HD3	1.54	0.87
27:D1:62:VAL:HG13	27:D1:67:ILE:HG22	1.57	0.87
36:BA:1536:C:H2'	36:BA:1537:G:H4'	1.57	0.87
2:CB:165:VAL:HG23	2:CB:166:ASP:H	1.37	0.87
7:CG:70:LYS:HD3	7:CG:96:GLN:HG2	1.57	0.87
1:CA:713:G:H2'	1:CA:714:G:C8	2.08	0.87
32:B6:11:LEU:HD13	32:B6:12:GLU:H	1.40	0.87
1:AA:228:A:H8	1:AA:228:A:H5'	1.38	0.87
3:AC:11:ARG:HG2	3:AC:11:ARG:HH11	1.40	0.87
34:B8:59:LYS:HE2	48:BP:50:ARG:HB3	1.57	0.87
22:AV:56:C:H1'	42:BG:76:SER:O	1.75	0.87
36:BA:2179:C:H1'	36:BA:2180:U:N3	1.88	0.87
1:CA:966:G:O2'	1:CA:967:C:C6	2.27	0.87
36:BA:1854:A:H62	36:BA:1888:G:H8	1.15	0.87
36:DA:1058:G:H2'	36:DA:1059:G:H5''	1.54	0.87
36:DA:2317:C:C2'	36:DA:2318:G:H5'	2.05	0.87
46:DN:70:LYS:HD3	46:DN:87:LEU:HD23	1.56	0.87
25:AZ:324:LYS:HG3	25:AZ:365:GLY:HA3	1.55	0.87
13:AM:82:MET:HG3	13:AM:83:ASP:N	1.87	0.87
13:AM:3:ARG:NE	13:AM:7:VAL:HG13	1.90	0.87

Continued on next page...

Continued from previous page...

Atom-1	Atom-2	Distance(Å)	Clash(Å)
22:AW:71:G:H2'	22:AW:72:C:H5'	1.57	0.87
36:BA:2313:C:H5'	36:BA:2313:C:H6	1.40	0.87
31:D5:25:LEU:HD12	55:DW:19:LEU:HG	1.57	0.87
16:AP:71:ARG:HA	16:AP:74:LEU:HD12	1.56	0.87
2:AB:152:PHE:O	2:AB:153:ARG:HB2	1.73	0.87
12:CL:18:VAL:HG23	12:CL:19:ARG:H	1.36	0.87
1:AA:1036:G:H5''	1:AA:1037:C:H5	1.40	0.87
56:BX:31:HIS:HB3	56:BX:34:ALA:HB2	1.57	0.87
24:CY:76:A:N6	25:CZ:234:ARG:HH12	1.72	0.86
36:DA:1222:C:H2'	36:DA:1223:G:H5''	1.56	0.86
36:BA:760:G:H2'	36:BA:761:A:H5'	1.55	0.86
12:AL:126:LYS:HZ1	12:AL:127:GLU:HB2	1.40	0.86
32:D6:15:GLU:HB2	32:D6:20:ASN:HB3	1.56	0.86
57:BY:95:LYS:HA	57:BY:101:LYS:H	1.38	0.86
36:DA:2159:G:C2'	36:DA:2160:G:H5''	2.04	0.86
1:CA:1054:C:H5	1:CA:1196:U:C6	1.93	0.86
1:CA:961:U:HO2'	1:CA:962:C:H6	0.88	0.86
9:AI:55:ALA:HA	9:AI:58:HIS:HE1	1.36	0.86
48:DP:95:VAL:HG23	48:DP:125:VAL:HA	1.58	0.86
36:BA:2408:U:H2'	36:BA:2409:G:C8	2.08	0.86
39:DD:270:ILE:O	39:DD:270:ILE:HD12	1.74	0.86
25:CZ:64:ASN:N	25:CZ:83:PRO:HG2	1.90	0.86
42:BG:76:SER:HB2	42:BG:84:LYS:H	1.40	0.86
46:DN:22:THR:HG22	46:DN:61:ARG:HB3	1.55	0.86
4:CD:129:ASN:H	4:CD:129:ASN:HD22	1.21	0.86
56:DX:10:ALA:O	56:DX:28:PHE:HB2	1.76	0.86
56:BX:11:PRO:HA	56:BX:28:PHE:CB	2.05	0.86
56:DX:24:GLY:O	56:DX:82:GLN:HA	1.75	0.86
52:BT:80:SER:HB3	52:BT:81:PRO:HD3	1.54	0.86
28:D2:3:LEU:HD23	36:DA:98:G:H5''	1.57	0.86
46:BN:48:MET:H	46:BN:48:MET:CE	1.88	0.86
25:CZ:326:GLU:H	25:CZ:326:GLU:CD	1.77	0.86
36:BA:2760:C:H2'	36:BA:2761:G:H5''	1.53	0.86
36:DA:2408:U:H2'	36:DA:2409:G:H8	1.39	0.86
8:CH:7:ALA:HB2	8:CH:85:ARG:HD3	1.55	0.86
50:BR:95:THR:HA	50:BR:116:LEU:O	1.74	0.86
58:BZ:108:PRO:HA	58:BZ:141:VAL:HG12	1.56	0.86
36:BA:2248:C:H2'	36:BA:2249:U:H5'	1.58	0.86
36:DA:83:G:N2	36:DA:102:G:H2'	1.89	0.86
36:DA:1854:A:N6	36:DA:1888:G:H8	1.72	0.86
47:BO:104:ARG:HE	52:BT:33:LYS:HE3	1.40	0.86
35:D9:30:PRO:HB2	36:DA:2527:C:H4'	1.54	0.86

Continued on next page...

Continued from previous page...

Atom-1	Atom-2	Distance(Å)	Clash(Å)
1:CA:973:G:H1'	10:CJ:55:LYS:CE	2.06	0.86
13:CM:65:LYS:O	13:CM:66:LEU:HG	1.75	0.86
25:CZ:222:LEU:HD11	25:CZ:303:VAL:HG11	1.57	0.86
40:BE:111:ARG:HA	50:BR:2:ARG:HG3	1.55	0.86
3:CC:147:LYS:HB2	3:CC:203:PHE:CD2	2.11	0.86
36:DA:582:G:H2'	36:DA:583:G:H8	1.37	0.86
39:DD:258:LYS:HE2	39:DD:273:ARG:HE	1.40	0.86
36:DA:2796:U:O2'	36:DA:2799:C:H5'	1.73	0.86
3:CC:58:GLU:HB2	3:CC:65:ALA:CB	2.05	0.86
57:DY:85:VAL:HG12	57:DY:86:ARG:H	1.41	0.86
27:B1:42:GLN:HE22	36:BA:379:G:H21	1.18	0.86
51:DS:98:VAL:HG12	51:DS:100:ALA:HB2	1.55	0.86
36:BA:106:C:H2'	36:BA:107:C:H6	1.41	0.86
22:AW:59:U:H3'	22:AW:60:U:H6	1.39	0.86
36:BA:2657:A:H2'	36:BA:2658:C:H5'	1.55	0.86
58:BZ:70:LEU:HD21	58:BZ:91:LEU:HD21	1.57	0.86
1:CA:573:A:H8	1:CA:573:A:H5'	1.40	0.86
36:DA:654(C):G:H2'	36:DA:654(D):G:H5'	1.58	0.86
57:DY:46:LYS:HB3	57:DY:62:GLU:HG2	1.57	0.86
58:BZ:29:TYR:HB3	58:BZ:34:ASN:CB	2.05	0.86
36:BA:1005:C:H2'	36:BA:1006:C:H6	1.39	0.86
36:DA:2408:U:H2'	36:DA:2409:G:C8	2.10	0.86
57:DY:2:ARG:HD2	57:DY:3:VAL:HG23	1.58	0.86
36:BA:1779:U:H5	36:BA:1784:A:N7	1.73	0.86
39:BD:43:ARG:HH11	39:BD:44:ASN:HD21	1.23	0.86
41:BF:206:ILE:HG22	41:BF:207:GLY:H	1.39	0.86
1:AA:1364:U:O2	21:AU:14:TRP:CH2	2.28	0.86
48:BP:95:VAL:HG23	48:BP:125:VAL:HA	1.58	0.86
53:BU:13:LYS:HD3	53:BU:13:LYS:N	1.90	0.86
36:DA:1543:C:H3'	36:DA:1544:A:H5''	1.57	0.86
39:DD:8:PRO:HB3	39:DD:14:ARG:HB3	1.55	0.86
50:DR:84:ALA:HB3	50:DR:85:PRO:HD3	1.58	0.86
48:DP:16:ARG:NH1	48:DP:16:ARG:HB2	1.90	0.86
28:B2:25:VAL:HG11	28:B2:57:ILE:HG21	1.57	0.86
39:DD:75:ILE:HG21	39:DD:99:ASP:HB2	1.58	0.86
1:CA:966:G:O2'	1:CA:967:C:H6	1.57	0.86
51:BS:101:LEU:O	51:BS:101:LEU:HD12	1.76	0.86
58:DZ:7:ALA:HB3	58:DZ:61:LEU:HD23	1.58	0.86
30:B4:7:PRO:O	30:B4:8:LYS:HB3	1.76	0.86
36:DA:84:A:H5'	57:DY:9:LYS:HB3	1.58	0.85
25:AZ:174:SER:HB3	25:AZ:177:LEU:HD12	1.58	0.85
52:BT:85:LYS:NZ	52:BT:85:LYS:HB3	1.91	0.85

Continued on next page...

Continued from previous page...

Atom-1	Atom-2	Distance(Å)	Clash(Å)
13:AM:11:ARG:HG2	13:AM:12:ASN:HD22	1.41	0.85
31:B5:4:HIS:HB3	31:B5:5:PRO:CD	2.05	0.85
51:BS:15:ARG:O	51:BS:15:ARG:HD2	1.76	0.85
13:AM:96:LEU:HB3	13:AM:97:PRO:HD2	1.58	0.85
39:BD:80:ALA:HB2	39:BD:96:HIS:CD2	2.11	0.85
48:BP:123:LEU:H	48:BP:123:LEU:HD23	1.41	0.85
47:DO:64:ARG:NH2	47:DO:100:GLY:HA3	1.91	0.85
36:BA:83:G:N2	36:BA:102:G:H2'	1.89	0.85
57:BY:13:VAL:HG21	57:BY:72:VAL:HB	1.58	0.85
58:DZ:37:VAL:HG23	58:DZ:38:TYR:N	1.90	0.85
36:DA:984:A:H5''	36:DA:985:C:H5	1.41	0.85
18:CR:29:PHE:H	18:CR:29:PHE:HD1	1.21	0.85
9:CI:53:VAL:HG22	9:CI:95:LYS:NZ	1.90	0.85
48:DP:59:LEU:HA	48:DP:61:ARG:NE	1.91	0.85
52:DT:85:LYS:HZ3	52:DT:85:LYS:HB3	1.40	0.85
42:BG:67:LYS:HD3	42:BG:67:LYS:N	1.90	0.85
48:BP:40:SER:C	48:BP:41:ARG:HD2	1.95	0.85
20:AT:45:GLN:HE21	20:AT:46:GLU:HG3	1.39	0.85
58:BZ:146:ILE:HA	58:BZ:174:VAL:HG13	1.58	0.85
32:B6:18:ARG:HG2	32:B6:18:ARG:HH11	1.39	0.85
42:BG:138:GLN:HG2	42:BG:153:ARG:HG2	1.58	0.85
48:BP:65:ARG:HB3	48:BP:68:GLN:HE22	1.37	0.85
34:B8:32:LEU:HB3	34:B8:36:LYS:HZ1	1.42	0.85
4:AD:12:CYS:SG	4:AD:19:LEU:O	2.35	0.85
25:CZ:266:VAL:HG21	25:CZ:291:ARG:NH2	1.91	0.85
1:CA:1117:G:H5'	1:CA:1117:G:H8	1.40	0.85
24:AY:72:U:H2'	24:AY:73:G:H5''	1.57	0.85
7:AG:78:ARG:HG3	7:AG:79:ARG:N	1.91	0.85
36:BA:84:A:H5'	57:BY:9:LYS:HB3	1.58	0.85
1:AA:1392:G:H21	1:AA:1502:A:H8	1.25	0.85
2:CB:72:GLY:O	2:CB:94:ASN:HA	1.75	0.85
55:DW:4:LYS:HG2	55:DW:5:ALA:H	1.40	0.85
25:CZ:219:LYS:HB2	25:CZ:244:ARG:HB2	1.57	0.85
19:AS:19:VAL:HG11	19:AS:44:MET:HG3	1.56	0.85
56:BX:24:GLY:O	56:BX:82:GLN:HA	1.77	0.85
25:AZ:143:ASP:HB3	25:AZ:146:LEU:CB	2.06	0.85
31:B5:48:GLU:O	31:B5:49:CYS:SG	2.35	0.85
48:DP:126:VAL:HA	48:DP:145:PRO:HB2	1.58	0.85
2:AB:97:TRP:HZ2	2:AB:102:LEU:HD13	1.39	0.85
39:BD:239:ARG:NH1	39:BD:239:ARG:HG2	1.85	0.85
39:BD:43:ARG:HH11	39:BD:44:ASN:ND2	1.73	0.85
36:BA:623:G:H2'	36:BA:624:C:H6	1.41	0.85

Continued on next page...

Continued from previous page...

Atom-1	Atom-2	Distance(Å)	Clash(Å)
17:CQ:43:LEU:HD11	17:CQ:68:ARG:NH1	1.91	0.85
5:AE:76:ILE:HD11	5:AE:142:LEU:HD21	1.58	0.85
36:BA:2745:C:H2'	36:BA:2746:U:C6	2.11	0.85
36:BA:1543:C:H3'	36:BA:1544:A:C5'	2.07	0.85
40:BE:47:VAL:HG21	40:BE:86:PRO:HD3	1.58	0.85
36:BA:2160:G:H8	36:BA:2160:G:H5'	1.41	0.85
1:CA:41:G:H2'	1:CA:42:G:C8	2.12	0.85
8:CH:89:PRO:HA	8:CH:92:ARG:NH1	1.90	0.85
1:AA:1104:G:O5'	2:AB:111:ARG:HD2	1.77	0.85
39:DD:34:VAL:O	39:DD:36:PRO:HD2	1.76	0.85
52:BT:50:ILE:HA	52:BT:99:LEU:HD11	1.59	0.85
28:D2:35:LEU:HD11	28:D2:50:ILE:CG1	2.05	0.85
36:BA:654(E):G:N2	36:BA:654(Q):C:H1'	1.92	0.85
42:BG:61:ALA:HB2	42:BG:68:PRO:HD3	1.59	0.85
1:CA:351:G:H4'	1:CA:352:C:OP2	1.75	0.85
25:AZ:64:ASN:N	25:AZ:64:ASN:HD22	1.75	0.85
27:D1:46:LEU:CD2	27:D1:46:LEU:H	1.88	0.85
39:BD:27:THR:CG2	39:BD:83:GLU:HG2	2.07	0.85
36:BA:208:C:H2'	36:BA:209:C:C6	2.12	0.85
52:DT:100:TYR:HD2	52:DT:103:ARG:HH21	1.23	0.85
1:CA:1241:G:H2'	1:CA:1242:C:C6	2.11	0.84
41:DF:40:GLN:HE22	41:DF:182:ASN:HB2	1.42	0.84
1:AA:939:G:H5''	7:AG:102:ARG:NH2	1.92	0.84
48:BP:75:ILE:H	48:BP:75:ILE:HD12	1.42	0.84
32:B6:52:VAL:HG12	32:B6:53:LYS:N	1.92	0.84
52:BT:96:ARG:HB2	52:BT:96:ARG:NH1	1.93	0.84
41:DF:103:LYS:HG3	41:DF:106:ARG:NH2	1.92	0.84
1:AA:979:C:C3'	1:AA:980:C:H5''	2.07	0.84
1:AA:63:C:H2'	1:AA:64:G:H5'	1.58	0.84
25:AZ:375:ILE:HD12	25:AZ:376:LYS:HG3	1.59	0.84
47:DO:107:ARG:HH11	52:DT:36:GLU:HG3	1.43	0.84
1:AA:973:G:C1'	10:AJ:55:LYS:HE2	2.07	0.84
38:BC:113:VAL:HG12	38:BC:138:PRO:HG3	1.59	0.84
36:BA:272(H):C:C2'	36:BA:272(I):U:H5''	2.05	0.84
48:DP:40:SER:C	48:DP:41:ARG:HD2	1.98	0.84
50:BR:5:LYS:O	50:BR:6:SER:HB2	1.77	0.84
43:BH:67:LEU:O	43:BH:71:LEU:HB2	1.77	0.84
1:CA:41:G:H2'	1:CA:42:G:H8	1.41	0.84
24:CY:68:C:H2'	24:CY:69:C:H6	1.42	0.84
49:DQ:51:ARG:HH12	49:DQ:52:VAL:HG22	1.41	0.84
32:B6:15:GLU:CD	32:B6:18:ARG:CZ	2.46	0.84
12:CL:7:ILE:HD12	12:CL:7:ILE:N	1.92	0.84

Continued on next page...

Continued from previous page...

Atom-1	Atom-2	Distance(Å)	Clash(Å)
1:CA:368:U:OP2	25:CZ:291:ARG:CD	2.26	0.84
49:DQ:134:ARG:CZ	58:DZ:122:ARG:HH21	1.89	0.84
1:CA:1104:G:O5'	2:CB:111:ARG:HD2	1.76	0.84
49:DQ:19:GLY:HA3	58:DZ:79:ARG:HH12	1.42	0.84
24:CY:62:U:H6	24:CY:62:U:H5'	1.43	0.84
1:CA:63:C:H2'	1:CA:64:G:H5'	1.58	0.84
57:BY:95:LYS:HE3	57:BY:100:ALA:HB2	1.58	0.84
52:BT:29:ARG:HB3	52:BT:85:LYS:HA	1.58	0.84
36:DA:1012:U:O4	46:DN:28:THR:HG21	1.76	0.84
10:CJ:40:LEU:HD23	10:CJ:40:LEU:H	1.39	0.84
39:DD:21:PHE:HB3	39:DD:24:ILE:HD12	1.59	0.84
9:CI:47:LEU:H	9:CI:47:LEU:HD12	1.42	0.84
6:AF:97:PHE:HD1	18:AR:31:LEU:HD21	1.39	0.84
2:CB:97:TRP:CH2	2:CB:173:ALA:HA	2.12	0.84
25:AZ:397:ALA:HB2	61:AZ:502:KIR:H252	1.59	0.84
39:DD:77:ALA:HB2	39:DD:97:TYR:CD1	2.13	0.84
36:DA:2309:A:H2'	36:DA:2310:A:H5''	1.58	0.84
26:D0:40:GLN:HE22	26:D0:45:PHE:N	1.74	0.84
57:DY:96:ILE:HG12	57:DY:99:CYS:HB2	1.57	0.84
25:CZ:324:LYS:HG3	25:CZ:365:GLY:HA3	1.57	0.84
42:BG:127:GLY:HA2	42:BG:166:ASP:OD1	1.75	0.84
40:DE:131:ALA:HB1	40:DE:134:ILE:HD11	1.58	0.84
49:BQ:63:LYS:HD2	58:BZ:175:VAL:HG21	1.58	0.84
43:DH:52:VAL:CG1	43:DH:69:ARG:HD2	2.08	0.84
1:CA:1053:G:H4'	1:CA:1054:C:C5'	2.07	0.84
53:BU:16:LYS:O	53:BU:20:LEU:HD23	1.78	0.84
1:CA:1348:U:HO2'	1:CA:1349:A:H8	0.84	0.84
48:BP:16:ARG:NE	48:BP:18:ARG:HG2	1.92	0.84
36:BA:1902:C:H1'	39:BD:244:ARG:HG3	1.58	0.84
36:DA:2572:A:C8	40:DE:144:ARG:HD2	2.12	0.84
28:D2:38:GLN:HB3	28:D2:44:LEU:HD22	1.60	0.84
34:D8:61:LEU:HD12	34:D8:61:LEU:N	1.89	0.84
25:AZ:121:LEU:O	25:AZ:125:GLN:HG2	1.78	0.84
43:BH:52:VAL:HG11	43:BH:69:ARG:CD	2.08	0.84
52:DT:50:ILE:HA	52:DT:99:LEU:CD1	2.07	0.84
53:BU:56:ASP:O	53:BU:60:LEU:HG	1.77	0.84
22:AW:4:C:H2'	22:AW:5:G:H8	1.43	0.84
38:BC:53:ARG:HB3	38:BC:53:ARG:HH11	1.42	0.84
36:DA:590:A:H2'	36:DA:591:C:H6	1.40	0.84
1:CA:1236:A:H2'	1:CA:1237:C:C6	2.12	0.84
42:DG:131:TYR:HE2	42:DG:133:LEU:HD23	1.43	0.84
56:DX:35:THR:CG2	56:DX:37:THR:H	1.89	0.84

Continued on next page...

Continued from previous page...

Atom-1	Atom-2	Distance(Å)	Clash(Å)
58:BZ:10:ARG:HH21	58:BZ:36:LYS:HB2	1.39	0.84
13:AM:4:ILE:HD12	13:AM:22:ILE:HD11	1.60	0.84
36:BA:1747(A):G:H2'	36:BA:1748:G:H5''	1.59	0.84
36:DA:582:G:H2'	36:DA:583:G:C8	2.13	0.84
1:CA:1256:A:H1'	1:CA:1258:G:C6	2.13	0.84
1:AA:966:G:HO2'	1:AA:967:C:H6	1.26	0.84
42:BG:77:ILE:H	42:BG:77:ILE:HD13	1.43	0.84
36:BA:2100:G:H22	36:BA:2189:U:H3	1.25	0.84
36:BA:2756:U:H1'	36:BA:2757:A:H5''	1.60	0.84
20:CT:45:GLN:HE21	20:CT:46:GLU:HG3	1.41	0.84
15:AO:11:VAL:HG21	15:AO:34:LEU:HD22	1.58	0.84
13:CM:3:ARG:HH21	13:CM:7:VAL:HG22	1.43	0.84
36:BA:784:A:C5	39:BD:229:VAL:HG11	2.13	0.84
56:BX:12:VAL:HG23	56:BX:13:LEU:N	1.92	0.83
39:DD:71:ASP:CB	39:DD:103:ARG:HH22	1.88	0.83
2:AB:24:TRP:HZ3	2:AB:29:ALA:HB2	1.43	0.83
13:CM:54:VAL:HG22	13:CM:57:ARG:HH12	1.43	0.83
5:AE:148:VAL:HG21	8:AH:107:LEU:HD13	1.59	0.83
36:DA:910:A:H62	49:DQ:12:GLN:HA	1.41	0.83
36:BA:92:A:H3'	36:BA:93:G:H8	1.41	0.83
36:BA:654(C):G:H2'	36:BA:654(D):G:H5'	1.60	0.83
6:CF:61:LEU:HB3	6:CF:63:TYR:HE1	1.42	0.83
22:AV:68:C:H2'	22:AV:69:G:H5'	1.59	0.83
29:B3:9:VAL:HG11	29:B3:55:ARG:HD3	1.59	0.83
36:BA:873:G:H2'	36:BA:874:G:H8	1.43	0.83
25:CZ:265:THR:HG22	25:CZ:266:VAL:N	1.89	0.83
39:DD:2:ALA:O	39:DD:3:VAL:HB	1.78	0.83
20:CT:18:GLN:HG2	20:CT:22:ARG:HH12	1.42	0.83
36:DA:1071:G:H1'	36:DA:1089:G:H2'	1.61	0.83
2:AB:7:VAL:N	2:AB:10:LEU:HD12	1.92	0.83
57:DY:46:LYS:HG2	57:DY:47:LYS:N	1.92	0.83
3:AC:82:GLU:O	3:AC:86:VAL:HG13	1.78	0.83
36:BA:2159:G:H2'	36:BA:2160:G:H5''	1.58	0.83
24:CY:4:G:H2'	24:CY:5:G:H5''	1.59	0.83
2:AB:17:PHE:HB3	2:AB:44:LEU:HD21	1.57	0.83
32:B6:5:VAL:N	32:B6:8:LYS:HB3	1.93	0.83
12:CL:89:ARG:NE	12:CL:91:LYS:HZ3	1.75	0.83
42:BG:97:ASP:O	42:BG:101:ILE:HG13	1.78	0.83
12:AL:24:VAL:HG13	12:AL:98:TYR:CE2	2.12	0.83
9:AI:40:LEU:HD11	9:AI:70:LYS:HG2	1.58	0.83
1:AA:1202:G:C2	14:AN:42:ILE:HG21	2.13	0.83
36:BA:1047:G:H2'	36:BA:1110:G:H21	1.43	0.83

Continued on next page...

Continued from previous page...

Atom-1	Atom-2	Distance(Å)	Clash(Å)
12:AL:7:ILE:HD12	12:AL:7:ILE:H	1.43	0.83
42:DG:47:LYS:HG2	42:DG:81:LYS:HD2	1.60	0.83
13:CM:11:ARG:HG2	13:CM:12:ASN:ND2	1.92	0.83
48:BP:85:LEU:HA	48:BP:88:LEU:HB3	1.60	0.83
36:DA:2317:C:H2'	36:DA:2318:G:H5'	1.57	0.83
1:AA:966:G:O2'	1:AA:967:C:C6	2.31	0.83
31:B5:2:ALA:N	36:BA:747:U:C4	2.46	0.83
52:DT:82:LEU:H	52:DT:82:LEU:HD12	1.43	0.83
36:BA:1665:A:H2'	36:BA:1666:G:C5'	2.07	0.83
10:AJ:48:THR:HG22	10:AJ:62:HIS:ND1	1.93	0.83
25:CZ:118:GLU:HA	25:CZ:121:LEU:CD2	2.09	0.83
1:CA:1271:G:C2'	1:CA:1272:G:H5''	2.09	0.83
36:DA:882:G:H2'	36:DA:883:G:H8	1.41	0.83
55:DW:10:VAL:HG23	55:DW:101:SER:O	1.78	0.83
46:BN:40:PRO:HB3	53:BU:68:ALA:HB2	1.59	0.83
32:B6:11:LEU:HD21	32:B6:51:GLU:HG2	1.61	0.83
52:BT:82:LEU:HD12	52:BT:82:LEU:H	1.44	0.83
43:BH:85:LYS:HZ2	43:BH:132:ARG:HA	1.43	0.83
10:AJ:34:VAL:HG21	10:AJ:74:ILE:HG22	1.59	0.83
41:DF:6:VAL:HG12	41:DF:7:TYR:H	1.44	0.83
24:AY:68:C:H2'	24:AY:69:C:C6	2.14	0.83
15:AO:33:THR:HG23	15:AO:63:ARG:NH1	1.94	0.83
36:DA:1024:G:H3'	36:DA:1025:G:H5''	1.60	0.83
25:AZ:24:LYS:O	25:AZ:26:THR:N	2.12	0.83
39:DD:43:ARG:HH11	39:DD:44:ASN:ND2	1.76	0.83
36:DA:2189:U:H2'	36:DA:2190:G:C4'	2.08	0.83
9:AI:18:PHE:O	9:AI:19:LEU:HB2	1.78	0.83
35:D9:16:VAL:CG1	36:DA:1032:A:H4'	2.09	0.83
4:CD:28:SER:HB3	4:CD:29:PRO:HD2	1.60	0.83
1:CA:265:G:H5'	17:CQ:64:PRO:O	1.78	0.83
5:CE:11:ILE:HB	5:CE:31:LEU:HD12	1.58	0.83
25:AZ:64:ASN:H	25:AZ:64:ASN:HD22	1.26	0.83
36:BA:90:U:H1'	36:BA:92:A:H5''	1.59	0.83
36:DA:2672:G:H2'	36:DA:2673:G:H5''	1.61	0.83
48:DP:75:ILE:HD12	48:DP:75:ILE:H	1.43	0.83
46:BN:57:ALA:HB3	46:BN:124:ALA:HA	1.59	0.83
36:DA:2303:G:H21	42:DG:132:ASN:HD21	1.23	0.83
43:DH:42:ARG:O	43:DH:43:VAL:HG13	1.78	0.83
46:DN:47:ALA:HB2	46:DN:112:LEU:HD11	1.61	0.83
36:DA:1971:A:C4	39:DD:241:PRO:HD3	2.14	0.83
36:BA:2068:U:H3	36:BA:2430:A:H2	1.21	0.83
41:DF:111:ALA:HB2	41:DF:206:ILE:HD12	1.61	0.83

Continued on next page...

Continued from previous page...

Atom-1	Atom-2	Distance(Å)	Clash(Å)
1:AA:356:A:H2	1:AA:368:U:O2	1.61	0.83
48:DP:7:ARG:HB3	48:DP:8:PRO:HD3	1.61	0.83
36:DA:2179:C:H1'	36:DA:2180:U:N3	1.92	0.83
36:BA:2206:G:N2	36:BA:2207:G:H5'	1.92	0.83
5:AE:11:ILE:HD11	5:AE:33:VAL:CG2	2.09	0.83
4:CD:162:LEU:O	4:CD:162:LEU:HD13	1.79	0.83
30:B4:5:ILE:O	30:B4:5:ILE:HG12	1.77	0.83
1:CA:783:C:O2'	1:CA:784:C:H5'	1.79	0.83
4:AD:68:TYR:CE1	4:AD:97:LEU:HD13	2.14	0.83
34:D8:32:LEU:HD23	34:D8:36:LYS:HZ3	1.44	0.83
27:D1:46:LEU:N	27:D1:46:LEU:HD22	1.93	0.83
1:AA:1126:U:O2	1:AA:1126:U:H2'	1.78	0.83
36:BA:832:G:H5'	48:BP:45:LEU:HD21	1.59	0.83
4:AD:119:GLN:HG3	4:AD:123:HIS:CD2	2.13	0.83
36:DA:1681:G:O2'	36:DA:1762:A:H2'	1.78	0.83
1:CA:961:U:O2'	1:CA:962:C:H6	1.61	0.82
51:BS:19:LYS:HB3	51:BS:20:ARG:NH2	1.94	0.82
36:BA:1720:U:C2'	36:BA:1721:G:H5''	2.09	0.82
36:BA:2852:G:H2'	36:BA:2853:C:H6	1.43	0.82
36:BA:1970:A:H5''	36:BA:1971:A:OP1	1.78	0.82
49:BQ:18:LYS:H	49:BQ:98:LYS:HE3	1.44	0.82
43:BH:52:VAL:CG1	43:BH:69:ARG:HD2	2.09	0.82
36:BA:28:A:N6	36:BA:512:G:H1'	1.95	0.82
25:AZ:222:LEU:HD11	25:AZ:303:VAL:HG11	1.60	0.82
1:CA:1101:A:H4'	1:CA:1102:A:O5'	1.79	0.82
57:DY:90:LEU:HD23	57:DY:90:LEU:H	1.43	0.82
34:D8:25:MET:HG3	48:DP:64:LYS:HB2	1.61	0.82
36:BA:2572:A:C8	40:BE:144:ARG:HD2	2.14	0.82
52:BT:129:ARG:CZ	52:BT:131:ALA:HB3	2.10	0.82
25:CZ:65:THR:HA	25:CZ:83:PRO:HD3	1.59	0.82
34:D8:30:ARG:HE	34:D8:30:ARG:HA	1.44	0.82
28:B2:25:VAL:CG1	28:B2:57:ILE:HD13	2.10	0.82
28:B2:25:VAL:HG13	28:B2:57:ILE:HD13	1.59	0.82
2:AB:111:ARG:HG2	2:AB:111:ARG:HH11	1.44	0.82
38:BC:114:VAL:HG12	38:BC:144:THR:HA	1.60	0.82
36:BA:2781:A:C5'	36:BA:2782:G:H5'	2.09	0.82
36:BA:658:C:H2'	36:BA:659:C:C6	2.14	0.82
3:AC:20:SER:HB2	3:AC:40:ARG:HH22	1.44	0.82
1:CA:559:A:P	5:CE:126:ARG:HH22	2.02	0.82
38:DC:100:ILE:CG2	38:DC:127:LEU:CD1	2.55	0.82
53:BU:88:ILE:HG13	53:BU:88:ILE:O	1.77	0.82
36:DA:2101:G:H2'	36:DA:2102:U:H5''	1.61	0.82

Continued on next page...

Continued from previous page...

Atom-1	Atom-2	Distance(Å)	Clash(Å)
28:D2:51:ARG:HB2	28:D2:55:ARG:NH1	1.94	0.82
54:DV:39:LEU:HD12	54:DV:47:VAL:HG11	1.61	0.82
3:CC:153:VAL:HG12	3:CC:154:SER:H	1.44	0.82
50:DR:2:ARG:HD2	50:DR:2:ARG:C	2.00	0.82
8:CH:38:ILE:HD11	8:CH:118:VAL:O	1.79	0.82
36:DA:27:G:H22	36:DA:512:G:H2'	1.45	0.82
36:BA:2672:G:H2'	36:BA:2673:G:H5''	1.62	0.82
38:BC:87:GLU:HG2	38:BC:94:VAL:HG21	1.61	0.82
57:DY:28:LYS:HG2	57:DY:39:VAL:HG22	1.59	0.82
28:B2:57:ILE:O	28:B2:61:LEU:HB2	1.78	0.82
14:CN:57:ARG:HB3	14:CN:57:ARG:HH11	1.43	0.82
13:CM:97:PRO:HA	13:CM:110:ARG:CD	2.09	0.82
2:CB:54:THR:HG21	2:CB:201:ILE:HD11	1.62	0.82
6:CF:43:LEU:H	6:CF:43:LEU:HD22	1.43	0.82
18:AR:29:PHE:HD1	18:AR:29:PHE:H	1.26	0.82
41:DF:168:ARG:CG	41:DF:175:THR:HG21	2.08	0.82
36:DA:2187:G:C2'	36:DA:2188:C:H5'	2.10	0.82
36:BA:2312:U:H2'	36:BA:2313:C:H5''	1.61	0.82
43:BH:85:LYS:HZ1	43:BH:87:LEU:N	1.77	0.82
36:BA:733:G:N7	36:BA:761:A:C6	2.47	0.82
13:CM:74:VAL:HA	13:CM:77:ASN:HD22	1.43	0.82
34:B8:23:VAL:HG12	34:B8:46:ARG:HH11	1.43	0.82
1:CA:299:G:H2'	1:CA:300:A:C8	2.14	0.82
36:DA:2491:U:H5'	36:DA:2570:G:H5''	1.60	0.82
38:DC:49:ILE:HD12	38:DC:49:ILE:O	1.80	0.82
1:AA:1423:G:H5'	47:BO:49:ARG:NH2	1.94	0.82
5:CE:51:VAL:HB	5:CE:52:PRO:HD3	1.62	0.82
25:CZ:64:ASN:N	25:CZ:64:ASN:HD22	1.76	0.82
57:BY:28:LYS:HG2	57:BY:39:VAL:HG22	1.60	0.82
1:CA:1116:C:C2'	1:CA:1117:G:H5''	2.10	0.82
1:AA:1125:U:H3	10:AJ:5:ARG:HH21	1.24	0.82
1:CA:1442(A):G:H3'	1:CA:1442(B):A:H5''	1.62	0.82
8:CH:55:GLY:C	8:CH:56:LYS:HD2	2.00	0.82
36:DA:1441:G:O2'	36:DA:1442:G:H5'	1.80	0.82
46:BN:10:GLU:OE2	46:BN:11:PRO:HD2	1.78	0.82
54:DV:16:PRO:O	54:DV:96:ILE:HB	1.78	0.82
25:CZ:271:GLU:O	25:CZ:286:VAL:HG23	1.79	0.82
49:DQ:135:ASP:H	49:DQ:137:TYR:HD2	1.27	0.82
9:AI:58:HIS:NE2	9:AI:59:PHE:CE1	2.47	0.82
3:CC:53:ALA:HB2	3:CC:115:LEU:HG	1.59	0.82
36:BA:208:C:H2'	36:BA:209:C:H6	1.45	0.82
46:DN:30:ILE:O	46:DN:34:LEU:HB2	1.80	0.82

Continued on next page...

Continued from previous page...

Atom-1	Atom-2	Distance(Å)	Clash(Å)
36:BA:2386:C:H2'	36:BA:2387:U:C6	2.15	0.82
36:DA:1151:G:H5''	53:DU:81:HIS:CE1	2.15	0.82
1:AA:858:G:C6	1:AA:869:G:N7	2.47	0.82
24:AY:8:4SU:H5''	24:AY:8:4SU:H6	1.59	0.82
48:DP:59:LEU:HA	48:DP:61:ARG:CZ	2.10	0.82
32:B6:15:GLU:OE1	32:B6:18:ARG:HG3	1.80	0.82
4:AD:108:LEU:HD11	4:AD:176:LEU:CD1	2.04	0.82
42:DG:141:PHE:HB3	42:DG:142:PRO:HD2	1.62	0.82
50:BR:2:ARG:HG3	50:BR:2:ARG:HH11	1.44	0.82
48:BP:125:VAL:O	48:BP:145:PRO:HD2	1.80	0.82
42:DG:51:ARG:NE	42:DG:51:ARG:HA	1.95	0.82
50:BR:45:ARG:HG3	50:BR:46:GLY:H	1.44	0.82
30:B4:10:VAL:HG23	30:B4:11:PRO:HD2	1.61	0.82
40:BE:38:THR:HB	40:BE:41:LYS:HG2	1.60	0.82
9:CI:17:VAL:HG11	9:CI:81:ILE:HD13	1.60	0.82
38:BC:175:VAL:HG12	38:BC:188:ASN:HB3	1.62	0.82
36:BA:2245:U:H5'	36:BA:2246:G:H5'	1.60	0.82
36:BA:1318:C:H3'	36:BA:1319:G:H5''	1.60	0.82
32:B6:53:LYS:CG	32:B6:54:ILE:H	1.92	0.81
36:DA:1665:A:H2'	36:DA:1666:G:C5'	2.09	0.81
49:DQ:27:VAL:HG21	49:DQ:134:ARG:HG3	1.61	0.81
1:AA:1392:G:N2	1:AA:1502:A:C8	2.47	0.81
36:BA:1517:G:H5'	36:BA:1517:G:C8	2.15	0.81
14:CN:7:ILE:HG13	14:CN:8:GLU:H	1.44	0.81
36:BA:2159:G:C2'	36:BA:2160:G:H5''	2.09	0.81
17:CQ:9:VAL:HG11	17:CQ:84:LEU:HD13	1.59	0.81
52:DT:13:ARG:HE	52:DT:13:ARG:HA	1.45	0.81
5:CE:152:ARG:HB3	8:CH:43:GLY:O	1.80	0.81
2:CB:7:VAL:N	2:CB:10:LEU:HD12	1.95	0.81
28:B2:35:LEU:HB2	28:B2:50:ILE:HG13	1.61	0.81
28:B2:53:LEU:HA	28:B2:56:GLN:HG3	1.60	0.81
2:AB:165:VAL:HG23	2:AB:166:ASP:N	1.95	0.81
48:BP:41:ARG:NH1	48:BP:45:LEU:HD23	1.94	0.81
10:CJ:34:VAL:HG21	10:CJ:74:ILE:HG22	1.62	0.81
36:BA:556:G:H2'	36:BA:557:U:C6	2.14	0.81
36:DA:845:G:HO2'	36:DA:846:C:H5	1.28	0.81
36:BA:886:C:O2'	36:BA:887:A:H4'	1.80	0.81
25:AZ:5:PHE:HB2	25:AZ:275:LYS:HB3	1.63	0.81
12:CL:7:ILE:H	12:CL:7:ILE:CD1	1.80	0.81
2:AB:142:LEU:HD21	2:AB:146:GLN:HE21	1.45	0.81
38:BC:100:ILE:HG23	38:BC:127:LEU:HD11	1.59	0.81
25:CZ:143:ASP:HB3	25:CZ:146:LEU:HB3	1.63	0.81

Continued on next page...

Continued from previous page...

Atom-1	Atom-2	Distance(Å)	Clash(Å)
36:DA:2312:U:OP1	42:DG:73:ALA:HA	1.79	0.81
41:BF:53:THR:HG23	41:BF:55:GLY:N	1.95	0.81
37:BB:42:C:H4'	42:BG:67:LYS:HG2	1.62	0.81
25:CZ:397:ALA:HB2	61:CZ:502:KIR:H252	1.61	0.81
25:CZ:324:LYS:HB3	25:CZ:326:GLU:OE2	1.80	0.81
14:AN:12:ARG:HB3	14:AN:14:PRO:HG2	1.61	0.81
36:BA:1817:G:C2'	36:BA:1818:U:H5'	2.10	0.81
49:DQ:141:GLN:HE21	49:DQ:141:GLN:HA	1.45	0.81
41:BF:157:VAL:HG21	41:BF:194:MET:HG2	1.62	0.81
36:DA:621:A:H2'	36:DA:622:G:H5'	1.62	0.81
36:DA:605:C:H5	36:DA:623:G:H1	1.29	0.81
41:DF:160:ASN:HD21	41:DF:162:LEU:HB2	1.43	0.81
46:DN:62:VAL:HG11	46:DN:67:LEU:HD11	1.62	0.81
4:AD:10:ARG:C	4:AD:11:LEU:HD23	2.00	0.81
4:AD:19:LEU:O	4:AD:26:CYS:SG	2.39	0.81
4:AD:107:ARG:HH21	4:AD:194:LEU:HD12	1.45	0.81
1:CA:62:U:C2'	1:CA:63:C:H5''	2.11	0.81
37:BB:91:C:H5'	49:BQ:17:LEU:O	1.79	0.81
24:AY:8:4SU:HN3	24:AY:14:A:H62	1.28	0.81
1:CA:176:C:H2'	1:CA:177:C:H6	1.45	0.81
9:CI:65:VAL:HG21	9:CI:73:GLN:HB3	1.61	0.81
40:BE:100:GLU:O	40:BE:172:VAL:HG23	1.78	0.81
1:CA:1362:C:O2'	1:CA:1363:C:H5''	1.79	0.81
1:CA:975:A:H4'	1:CA:976:G:H5''	1.60	0.81
36:DA:2524:G:H8	36:DA:2524:G:H5'	1.45	0.81
36:DA:2012:G:H4'	55:DW:96:ILE:HD11	1.62	0.81
1:CA:1036:G:H5''	1:CA:1037:C:H5	1.45	0.81
34:D8:52:LYS:N	34:D8:53:PRO:HD2	1.96	0.81
1:AA:1054:C:C6	1:AA:1196:U:C2	2.67	0.81
10:CJ:50:ILE:HD11	14:CN:41:ARG:HD2	1.62	0.81
4:AD:28:SER:HB3	4:AD:29:PRO:CD	2.08	0.81
32:D6:36:LEU:HD12	32:D6:50:ARG:NH1	1.94	0.81
48:DP:41:ARG:HH12	48:DP:45:LEU:HD23	1.42	0.81
48:BP:16:ARG:HH11	48:BP:16:ARG:HB2	1.44	0.81
42:BG:125:PHE:HB3	42:BG:130:ASN:O	1.81	0.81
4:AD:102:ASP:O	4:AD:105:VAL:HB	1.80	0.81
36:BA:761:A:H8	36:BA:761:A:O5'	1.62	0.81
24:AY:62:U:H5'	24:AY:62:U:H6	1.45	0.81
58:BZ:40:ASP:HB3	58:BZ:43:GLU:HB2	1.60	0.81
1:CA:37:U:OP1	12:CL:124:LYS:HB3	1.80	0.81
27:D1:3:LYS:HG3	27:D1:4:VAL:H	1.46	0.81
38:DC:175:VAL:HG12	38:DC:188:ASN:HB3	1.59	0.81

Continued on next page...

Continued from previous page...

Atom-1	Atom-2	Distance(Å)	Clash(Å)
27:B1:61:ARG:HG2	27:B1:61:ARG:HH11	1.45	0.81
38:BC:131:LEU:HD22	38:BC:136:LEU:HB2	1.63	0.81
57:BY:2:ARG:HD2	57:BY:3:VAL:HG23	1.63	0.81
57:BY:96:ILE:HG12	57:BY:99:CYS:HB2	1.63	0.81
2:CB:152:PHE:O	2:CB:153:ARG:HB2	1.77	0.81
52:DT:96:ARG:HB2	52:DT:96:ARG:NH1	1.95	0.81
2:CB:8:LYS:HB2	2:CB:9:GLU:OE1	1.81	0.81
36:DA:880:G:H1	36:DA:897:C:H42	1.27	0.81
51:DS:17:ARG:HA	51:DS:20:ARG:NH1	1.96	0.81
32:B6:9:LEU:O	32:B6:9:LEU:HD13	1.80	0.81
32:D6:27:LYS:HE3	32:D6:30:THR:OG1	1.80	0.81
32:D6:45:LYS:HZ2	32:D6:45:LYS:N	1.77	0.81
53:BU:66:ASN:ND2	53:BU:76:TYR:H	1.78	0.81
39:BD:71:ASP:CB	39:BD:103:ARG:HH22	1.92	0.81
36:DA:1819:A:H5''	39:DD:161:THR:HG21	1.61	0.81
31:B5:41:PRO:HG2	31:B5:44:THR:HB	1.62	0.81
3:CC:14:ILE:HG12	3:CC:15:THR:N	1.95	0.81
36:BA:2408:U:H2'	36:BA:2409:G:H8	1.43	0.81
30:B4:8:LYS:O	30:B4:9:LEU:HB2	1.78	0.81
57:BY:50:ARG:HG3	57:BY:56:PRO:HA	1.62	0.81
1:AA:192:U:H2'	1:AA:193:C:H6	1.45	0.81
36:BA:2389:G:H5''	36:BA:2390:U:H5'	1.63	0.81
53:BU:15:LYS:HA	53:BU:18:LEU:HD23	1.60	0.81
50:BR:18:LEU:HD11	50:BR:22:ARG:CZ	2.11	0.81
36:BA:2126:A:H4'	36:BA:2127:G:O5'	1.81	0.81
25:CZ:251:ASP:O	25:CZ:267:VAL:HG12	1.81	0.81
1:AA:973:G:C1'	10:AJ:55:LYS:CE	2.58	0.81
42:DG:34:LEU:HA	42:DG:161:THR:HG22	1.61	0.81
41:BF:84:VAL:HG13	41:BF:85:GLY:N	1.96	0.81
34:B8:61:LEU:HD12	34:B8:61:LEU:H	1.46	0.81
40:DE:59:VAL:CG2	40:DE:63:LEU:HA	2.10	0.81
36:BA:806:C:OP2	48:BP:39:LYS:HD2	1.80	0.81
1:AA:920:U:H2'	1:AA:921:U:C6	2.16	0.81
40:BE:108:SER:HB3	40:BE:165:VAL:HG21	1.63	0.81
39:BD:267:SER:O	39:BD:269:PHE:N	2.12	0.81
36:BA:2514:U:H2'	36:BA:2515:C:H6	1.43	0.81
22:CV:21:A:C2'	22:CV:22:G:H5''	2.11	0.81
1:CA:731:G:OP1	1:CA:766:A:H1'	1.79	0.81
55:BW:69:LEU:HA	55:BW:108:GLY:O	1.81	0.81
36:DA:2245:U:H5'	36:DA:2246:G:H5'	1.61	0.81
52:DT:75:ILE:HD12	52:DT:75:ILE:N	1.94	0.81
43:DH:83:TYR:HB3	43:DH:135:GLY:O	1.80	0.81

Continued on next page...

Continued from previous page...

Atom-1	Atom-2	Distance(Å)	Clash(Å)
42:DG:139:LEU:HD23	42:DG:149:VAL:HG21	1.61	0.81
53:DU:56:ASP:O	53:DU:60:LEU:HG	1.81	0.81
5:CE:145:LYS:O	5:CE:149:GLU:HG3	1.80	0.81
40:DE:128:SER:OG	40:DE:129:HIS:N	2.13	0.81
58:DZ:9:TYR:OH	58:DZ:35:ARG:HG3	1.81	0.81
50:BR:84:ALA:HB3	50:BR:85:PRO:HD3	1.62	0.81
1:AA:353:A:H5'	1:AA:353:A:H8	1.45	0.81
36:BA:145:G:H2'	36:BA:146:G:H5''	1.63	0.81
32:B6:17:LYS:HB2	32:B6:18:ARG:HH12	1.45	0.81
25:CZ:135:MET:HE3	25:CZ:172:ARG:NE	1.96	0.81
28:D2:3:LEU:HB3	36:DA:98:G:OP1	1.80	0.81
1:AA:1117:G:H5'	1:AA:1117:G:H8	1.45	0.81
36:DA:612:C:C2'	36:DA:613:G:H5'	2.10	0.81
12:AL:102:ARG:HH11	12:AL:110:VAL:HG22	1.45	0.81
1:CA:1271:G:H2'	1:CA:1272:G:H5''	1.62	0.81
16:CP:26:ARG:HD2	16:CP:31:LYS:O	1.80	0.81
46:DN:73:THR:CG2	46:DN:82:LEU:HD11	2.11	0.81
34:B8:52:LYS:N	34:B8:53:PRO:HD2	1.96	0.81
54:BV:28:GLU:HB3	54:BV:29:PRO:HD2	1.63	0.81
40:DE:132:HIS:HA	40:DE:135:HIS:CE1	2.15	0.81
44:BJ:97:UNK:HA	44:BJ:132:UNK:HA	1.63	0.81
52:BT:56:GLY:O	52:BT:59:THR:HG23	1.81	0.81
39:BD:71:ASP:HB2	39:BD:103:ARG:NH2	1.95	0.81
36:DA:2477:C:C6	36:DA:2477:C:H5'	2.15	0.81
36:DA:654(E):G:N2	36:DA:654(Q):C:H1'	1.95	0.81
36:BA:1543:C:H3'	36:BA:1544:A:H5''	1.61	0.81
2:AB:47:THR:O	2:AB:51:LEU:HB2	1.80	0.81
25:CZ:96:ALA:HA	25:CZ:99:MET:HG2	1.62	0.81
24:CY:43:G:H5'	24:CY:44:G:OP2	1.81	0.81
36:BA:880:G:H1	36:BA:897:C:H42	1.27	0.81
38:DC:100:ILE:CG1	38:DC:127:LEU:HD12	2.08	0.80
25:CZ:143:ASP:HB3	25:CZ:146:LEU:CB	2.11	0.80
57:DY:13:VAL:HG21	57:DY:72:VAL:HB	1.64	0.80
42:BG:42:GLY:HA2	42:BG:89:GLY:HA2	1.63	0.80
36:BA:1024:G:H3'	36:BA:1025:G:C5'	2.10	0.80
2:CB:17:PHE:HB3	2:CB:44:LEU:HD21	1.63	0.80
2:CB:121:LEU:HG	2:CB:126:GLU:CB	2.10	0.80
41:DF:185:ASP:HA	41:DF:188:ARG:HG2	1.62	0.80
28:B2:11:GLU:HG2	28:B2:14:ARG:HD2	1.63	0.80
31:D5:44:THR:HG21	50:DR:101:ALA:HB2	1.61	0.80
42:DG:64:THR:HG23	42:DG:66:GLN:H	1.45	0.80
1:CA:1202:G:N3	14:CN:42:ILE:HG21	1.96	0.80

Continued on next page...

Continued from previous page...

Atom-1	Atom-2	Distance(Å)	Clash(Å)
53:DU:92:ARG:HG2	53:DU:94:ASN:HB3	1.64	0.80
48:BP:126:VAL:HA	48:BP:145:PRO:HB2	1.63	0.80
1:AA:1036:G:H5''	1:AA:1037:C:C5	2.17	0.80
25:CZ:97:ALA:HA	25:CZ:126:VAL:HG11	1.62	0.80
43:DH:12:PRO:O	43:DH:15:VAL:HG22	1.81	0.80
51:BS:30:ARG:HH22	51:BS:62:LYS:HB3	1.47	0.80
36:DA:1209:G:H21	36:DA:1210:A:H62	1.26	0.80
40:BE:48:GLN:HE21	40:BE:78:LEU:HD22	1.46	0.80
50:DR:63:ARG:HH22	50:DR:77:ARG:HG2	1.46	0.80
22:CW:69:G:H2'	22:CW:70:G:C8	2.15	0.80
25:CZ:68:VAL:CG1	25:CZ:69:GLU:N	2.44	0.80
34:D8:32:LEU:HB3	34:D8:36:LYS:NZ	1.95	0.80
53:DU:88:ILE:O	53:DU:88:ILE:HG13	1.80	0.80
36:DA:1047:G:H2'	36:DA:1110:G:N2	1.96	0.80
7:CG:115:ARG:O	7:CG:118:VAL:HG22	1.81	0.80
46:BN:30:ILE:O	46:BN:34:LEU:HB2	1.82	0.80
1:CA:627:G:O2'	1:CA:628:G:H5'	1.81	0.80
1:CA:737:A:H2'	1:CA:738:C:H6	1.46	0.80
35:D9:1:MET:CG	35:D9:31:LYS:O	2.27	0.80
1:CA:1054:C:C5	1:CA:1196:U:C6	2.70	0.80
43:DH:85:LYS:HE3	43:DH:87:LEU:HG	1.63	0.80
22:AV:56:C:N3	42:BG:83:ARG:HD3	1.97	0.80
48:DP:38:GLN:O	48:DP:39:LYS:HB2	1.81	0.80
36:BA:603:A:H1'	36:BA:604:G:OP1	1.79	0.80
25:AZ:324:LYS:HB3	25:AZ:326:GLU:OE2	1.81	0.80
1:CA:585:G:H4'	12:CL:8:ASN:HD21	1.47	0.80
34:D8:15:LYS:HD2	34:D8:16:ILE:H	1.44	0.80
22:AW:57:G:C2'	22:AW:58:A:H5'	2.11	0.80
36:DA:1348:G:H2'	36:DA:1349:A:H5''	1.61	0.80
43:DH:83:TYR:HB2	43:DH:134:SER:HB3	1.62	0.80
31:B5:4:HIS:C	36:BA:2056:G:H22	1.85	0.80
5:CE:76:ILE:HG23	5:CE:93:PRO:HG3	1.61	0.80
51:DS:85:VAL:HG23	51:DS:106:ARG:HG3	1.62	0.80
46:BN:26:LEU:O	46:BN:30:ILE:HG13	1.79	0.80
36:DA:1005:C:H2'	36:DA:1006:C:H6	1.47	0.80
51:DS:15:ARG:HD2	51:DS:15:ARG:O	1.82	0.80
27:D1:88:LYS:HG2	27:D1:92:LYS:HE3	1.62	0.80
36:DA:893:C:H2'	36:DA:894:C:H6	1.45	0.80
36:DA:673:C:H5'	36:DA:673:C:H6	1.43	0.80
13:CM:81:LEU:HD12	13:CM:86:CYS:SG	2.21	0.80
25:AZ:180:GLU:OE1	25:AZ:181:GLN:HG3	1.82	0.80
38:BC:76:ALA:HB2	38:BC:114:VAL:HG23	1.64	0.80

Continued on next page...

Continued from previous page...

Atom-1	Atom-2	Distance(Å)	Clash(Å)
35:D9:6:SER:HB2	36:DA:2466:C:H5''	1.62	0.80
36:BA:234:C:H2'	36:BA:235:U:C6	2.17	0.80
58:DZ:70:LEU:HG	58:DZ:91:LEU:HD11	1.64	0.80
1:AA:194:C:H2'	1:AA:195:A:H5''	1.63	0.80
8:CH:6:ILE:H	8:CH:6:ILE:HD12	1.47	0.80
36:DA:2312:U:H4'	42:DG:71:THR:CG2	2.09	0.80
36:BA:81:G:H21	57:BY:2:ARG:HH12	1.24	0.80
36:BA:2111:C:O2	36:BA:2111:C:H2'	1.82	0.80
49:BQ:62:GLY:HA2	58:BZ:116:VAL:HG21	1.64	0.80
18:CR:32:ARG:HA	18:CR:69:THR:HG21	1.62	0.80
1:CA:1126:U:H2'	1:CA:1126:U:O2	1.81	0.80
40:BE:170:LEU:HD12	40:BE:170:LEU:H	1.45	0.80
56:DX:12:VAL:HG12	56:DX:27:THR:O	1.80	0.80
35:D9:1:MET:HE2	36:DA:2478:A:OP2	1.81	0.80
1:AA:1305:G:H21	1:AA:1331:G:H2'	1.46	0.80
10:CJ:11:PHE:CE1	10:CJ:67:THR:HG22	2.17	0.80
4:AD:20:TYR:HA	4:AD:26:CYS:SG	2.21	0.80
2:AB:7:VAL:HG13	2:AB:11:LEU:HD12	1.64	0.80
1:AA:920:U:H2'	1:AA:921:U:H6	1.47	0.80
37:DB:46:A:H2'	37:DB:47:C:C6	2.16	0.80
36:DA:2756:U:H1'	36:DA:2757:A:H5''	1.63	0.80
12:AL:86:ARG:HB2	12:AL:101:VAL:HG23	1.61	0.80
52:BT:13:ARG:HA	52:BT:13:ARG:HE	1.45	0.80
36:DA:733:G:N7	36:DA:761:A:C6	2.50	0.80
1:AA:176:C:H2'	1:AA:177:C:H6	1.47	0.80
18:AR:32:ARG:HA	18:AR:69:THR:HG21	1.60	0.80
1:CA:228:A:H5'	1:CA:228:A:H8	1.47	0.80
57:BY:17:SER:HA	57:BY:71:LYS:HD2	1.63	0.80
36:DA:234:C:H2'	36:DA:235:U:H6	1.47	0.80
36:BA:2572:A:C4	40:BE:144:ARG:NH1	2.50	0.80
36:BA:676:A:H8	36:BA:2069:G:H21	1.29	0.80
5:CE:7:GLU:HG2	5:CE:112:LEU:HD21	1.64	0.80
29:D3:44:ARG:O	29:D3:47:VAL:HB	1.80	0.80
36:DA:2131:G:N3	36:DA:2133:G:N2	2.29	0.80
36:DA:272(D):G:H1	36:DA:364:C:H42	1.30	0.80
1:AA:405:U:H3'	1:AA:406:G:H5'	1.64	0.80
1:AA:344:A:H4'	1:AA:345:C:OP1	1.81	0.80
4:CD:194:LEU:HB3	4:CD:196:LEU:HD13	1.64	0.79
36:BA:2183:C:H2'	36:BA:2184:G:C8	2.16	0.79
25:CZ:277:LEU:HD12	25:CZ:279:GLU:H	1.47	0.79
35:D9:1:MET:HE3	35:D9:32:HIS:CD2	2.16	0.79
34:B8:32:LEU:HD23	34:B8:36:LYS:NZ	1.97	0.79

Continued on next page...

Continued from previous page...

Atom-1	Atom-2	Distance(Å)	Clash(Å)
42:BG:114:ILE:O	42:BG:114:ILE:HG23	1.81	0.79
1:CA:1435:G:H2'	1:CA:1436:U:C6	2.16	0.79
41:BF:29:ASN:ND2	41:BF:32:LEU:HB2	1.97	0.79
25:CZ:189:ARG:HG2	25:CZ:190:ARG:H	1.47	0.79
12:AL:27:LEU:O	12:AL:29:GLY:N	2.14	0.79
47:BO:31:LYS:HD3	47:BO:32:TYR:HE1	1.46	0.79
36:DA:2772:C:H5'	40:DE:168:MET:HE1	1.64	0.79
43:BH:149:ARG:HA	43:BH:162:ILE:HD11	1.62	0.79
1:CA:853:G:O2'	1:CA:854:G:H5'	1.82	0.79
58:DZ:130:PRO:HA	58:DZ:133:ILE:HD11	1.63	0.79
32:D6:19:ARG:HD2	32:D6:20:ASN:H	1.46	0.79
25:CZ:266:VAL:CB	25:CZ:291:ARG:HH21	1.95	0.79
42:DG:72:ARG:HB3	42:DG:87:PRO:HD2	1.62	0.79
46:BN:133:GLN:CG	46:BN:135:PRO:HD3	2.12	0.79
43:DH:117:PRO:HB3	43:DH:123:PHE:CE1	2.15	0.79
39:DD:62:TYR:HA	39:DD:87:ASN:ND2	1.98	0.79
36:BA:2415:G:H2'	36:BA:2416:C:C6	2.16	0.79
19:CS:6:LYS:O	19:CS:7:LYS:HD3	1.82	0.79
25:AZ:270:VAL:HG13	25:AZ:286:VAL:HG21	1.60	0.79
36:BA:760:G:C2'	36:BA:761:A:H5'	2.12	0.79
36:DA:1210:A:H5"	36:DA:1212:G:O4'	1.82	0.79
29:B3:43:ILE:O	29:B3:47:VAL:HG23	1.82	0.79
58:BZ:76:LEU:HD23	58:BZ:82:ARG:O	1.82	0.79
14:AN:22:THR:HB	14:AN:33:VAL:HG21	1.62	0.79
4:AD:190:ASP:HB3	4:AD:193:ASP:OD2	1.80	0.79
51:BS:98:VAL:HG12	51:BS:100:ALA:HB2	1.63	0.79
43:DH:89:ILE:O	43:DH:89:ILE:HG13	1.80	0.79
22:CW:26:A:H61	22:CW:44:G:H1	1.30	0.79
60:CZ:501:GDP:H8	60:CZ:501:GDP:H5'	1.46	0.79
39:BD:30:GLU:HG3	39:BD:63:ARG:NH2	1.98	0.79
57:BY:27:VAL:HG12	57:BY:29:GLU:OE1	1.81	0.79
36:BA:1899:G:H21	36:BA:1902:C:N4	1.78	0.79
27:B1:76:ARG:HH12	27:B1:95:LEU:HB2	1.45	0.79
36:BA:2852:G:H2'	36:BA:2853:C:C6	2.18	0.79
2:CB:44:LEU:HA	2:CB:47:THR:OG1	1.82	0.79
25:CZ:378:VAL:HG23	25:CZ:380:LEU:HD21	1.63	0.79
24:CY:75:C:H5	25:CZ:232:THR:H	1.26	0.79
48:DP:16:ARG:HD3	48:DP:18:ARG:H	1.46	0.79
52:DT:85:LYS:NZ	52:DT:85:LYS:HB3	1.98	0.79
28:B2:59:ARG:HD3	28:B2:59:ARG:H	1.48	0.79
10:AJ:54:PHE:CG	10:AJ:55:LYS:HE3	2.16	0.79
13:AM:10:PRO:HB2	13:AM:18:ALA:HB1	1.62	0.79

Continued on next page...

Continued from previous page...

Atom-1	Atom-2	Distance(Å)	Clash(Å)
35:B9:1:MET:CG	35:B9:31:LYS:O	2.29	0.79
5:AE:11:ILE:HD11	5:AE:33:VAL:HG21	1.62	0.79
1:CA:737:A:H2'	1:CA:738:C:C6	2.16	0.79
44:DJ:56:UNK:CB	44:DJ:83:UNK:HA	2.11	0.79
5:AE:69:VAL:HG11	5:AE:139:LEU:HD13	1.64	0.79
36:BA:2443:C:O2'	36:BA:2444:G:H5'	1.82	0.79
50:DR:45:ARG:HG3	50:DR:46:GLY:H	1.47	0.79
36:DA:1396:U:H2'	36:DA:1396:U:O2	1.82	0.79
25:CZ:28:THR:HG23	25:CZ:79:HIS:ND1	1.97	0.79
42:DG:60:LEU:HD22	42:DG:63:ILE:HD11	1.63	0.79
1:AA:1152:A:O2'	1:AA:1153:C:H5'	1.81	0.79
43:BH:85:LYS:HE2	43:BH:86:GLU:N	1.98	0.79
14:CN:7:ILE:CG1	14:CN:8:GLU:H	1.95	0.79
46:DN:57:ALA:CB	46:DN:124:ALA:HA	2.12	0.79
52:DT:94:ALA:O	52:DT:96:ARG:N	2.16	0.79
40:BE:52:LEU:CD1	52:BT:1:MET:HG2	2.13	0.79
54:BV:58:VAL:HG12	54:BV:97:LYS:HB2	1.62	0.79
36:DA:1341:U:H4'	56:DX:57:LEU:HB3	1.64	0.79
25:CZ:325:LYS:HD3	25:CZ:331:HIS:HB3	1.64	0.79
52:BT:93:ARG:HG2	52:BT:117:ASP:HB2	1.65	0.79
52:BT:78:LEU:O	52:BT:79:HIS:HD2	1.64	0.79
36:DA:2312:U:C2'	36:DA:2313:C:H5''	2.12	0.79
57:DY:8:LYS:HD2	57:DY:8:LYS:N	1.98	0.79
3:AC:8:ILE:HG23	3:AC:16:ARG:HG2	1.63	0.79
36:BA:2415:G:H4'	48:BP:66:GLY:O	1.81	0.79
40:BE:50:GLY:HA2	40:BE:78:LEU:HB3	1.64	0.79
2:AB:80:ILE:H	2:AB:80:ILE:HD12	1.48	0.79
44:BJ:85:UNK:HG3	44:BJ:86:UNK:H	1.46	0.79
16:CP:17:TYR:HE1	16:CP:41:PRO:HG3	1.45	0.79
4:CD:107:ARG:NH2	4:CD:194:LEU:HD12	1.98	0.79
49:BQ:60:ARG:HG3	58:BZ:180:VAL:HB	1.65	0.79
49:BQ:26:TYR:O	49:BQ:27:VAL:HG23	1.83	0.79
25:AZ:241:ARG:HA	25:AZ:285:ASN:ND2	1.98	0.79
3:CC:47:LEU:HB3	3:CC:52:LEU:HD22	1.63	0.79
9:AI:9:ARG:HG2	9:AI:14:VAL:HG22	1.64	0.79
4:CD:25:ARG:C	4:CD:27:TYR:H	1.84	0.79
11:CK:21:ILE:HD13	11:CK:94:ALA:HB1	1.64	0.79
1:AA:625:G:H2'	1:AA:626:U:C6	2.17	0.79
36:BA:2760:C:C2'	36:BA:2761:G:H5''	2.11	0.79
2:AB:97:TRP:CZ2	2:AB:102:LEU:HD13	2.17	0.79
36:BA:1446:C:H42	36:BA:1465:G:H1	1.31	0.79
40:BE:7:VAL:HG12	40:BE:27:LEU:HB3	1.65	0.79

Continued on next page...

Continued from previous page...

Atom-1	Atom-2	Distance(Å)	Clash(Å)
47:BO:1:MET:HG3	47:BO:67:LYS:HG2	1.63	0.79
38:BC:73:ARG:O	38:BC:111:ASP:HB2	1.83	0.79
36:BA:2668:G:O2'	36:BA:2669:G:H5'	1.81	0.79
17:AQ:82:MET:O	17:AQ:86:GLU:HG2	1.83	0.79
4:CD:149:ALA:O	4:CD:153:ARG:HG3	1.83	0.79
36:BA:59:U:H3	36:BA:68:G:H1	1.30	0.79
58:DZ:40:ASP:OD2	58:DZ:42:VAL:HG12	1.81	0.79
19:AS:78:ARG:HB2	19:AS:81:ARG:NH1	1.96	0.79
11:CK:99:GLN:HG2	11:CK:105:VAL:HG21	1.64	0.79
36:DA:1494:A:C2'	36:DA:1495:A:H5''	2.12	0.79
25:AZ:26:THR:HG21	60:AZ:501:GDP:C8	2.17	0.79
56:DX:35:THR:HG22	56:DX:37:THR:N	1.95	0.79
49:DQ:141:GLN:OXT	58:DZ:99:TYR:HB2	1.82	0.79
36:BA:1222:C:C2'	36:BA:1223:G:H5''	2.12	0.79
1:CA:882:C:O2'	1:CA:883:C:H5'	1.82	0.79
46:BN:9:VAL:HG12	46:BN:10:GLU:H	1.47	0.79
1:AA:408:A:H4'	4:AD:112:VAL:HG11	1.64	0.79
41:BF:40:GLN:HE22	41:BF:182:ASN:HB2	1.47	0.79
1:CA:1463:C:H5'	52:DT:115:ARG:HH21	1.48	0.79
54:DV:28:GLU:HB3	54:DV:29:PRO:HD2	1.65	0.79
28:B2:7:ARG:HA	28:B2:11:GLU:HG3	1.64	0.79
42:DG:77:ILE:H	42:DG:77:ILE:HD13	1.46	0.79
28:D2:39:ALA:HA	28:D2:45:SER:HB3	1.64	0.79
57:DY:87:LYS:HG3	57:DY:88:LYS:H	1.48	0.79
56:DX:27:THR:HB	56:DX:80:ILE:HG22	1.65	0.79
35:D9:29:ASN:HD21	35:D9:32:HIS:CE1	2.00	0.79
53:DU:92:ARG:HH22	54:DV:10:LYS:HA	1.46	0.79
36:DA:2287:A:N6	36:DA:2344:U:H3	1.80	0.79
34:B8:15:LYS:HD3	48:BP:65:ARG:HH22	1.48	0.79
4:AD:201:GLN:HA	4:AD:204:ILE:HD12	1.65	0.79
48:BP:59:LEU:HA	48:BP:61:ARG:NE	1.98	0.79
35:B9:10:ILE:HD12	35:B9:10:ILE:H	1.47	0.79
35:B9:35:ARG:HD3	36:BA:2742:C:OP1	1.82	0.79
1:CA:927:G:OP2	1:CA:927:G:H4'	1.81	0.79
36:BA:984:A:H5''	36:BA:985:C:H5	1.48	0.79
15:CO:39:LEU:HD13	15:CO:56:LEU:HB2	1.64	0.79
10:CJ:38:ILE:HD11	10:CJ:71:LEU:HD22	1.63	0.79
25:AZ:133:VAL:HG12	25:AZ:134:PHE:N	1.95	0.79
3:CC:82:GLU:H	3:CC:85:ARG:HD3	1.46	0.79
25:CZ:114:PRO:O	25:CZ:117:ARG:HB2	1.82	0.79
37:BB:20:C:C2'	37:BB:21:G:H5''	2.12	0.79
4:AD:138:TYR:HD1	4:AD:139:ARG:N	1.81	0.79

Continued on next page...

Continued from previous page...

Atom-1	Atom-2	Distance(Å)	Clash(Å)
22:AV:46:G:C3'	22:AV:47:U:H5''	2.10	0.78
32:D6:15:GLU:HG2	32:D6:18:ARG:NH1	1.98	0.78
25:AZ:242:ILE:HG21	25:AZ:282:ALA:HA	1.64	0.78
13:CM:23:TYR:HE1	13:CM:70:LEU:HD22	1.48	0.78
36:DA:1902:C:H1'	39:DD:244:ARG:HG3	1.64	0.78
46:BN:62:VAL:HG11	46:BN:67:LEU:HD11	1.65	0.78
20:CT:45:GLN:NE2	20:CT:46:GLU:HG3	1.98	0.78
15:AO:33:THR:HG23	15:AO:63:ARG:HH11	1.48	0.78
9:AI:65:VAL:HG21	9:AI:73:GLN:HB3	1.63	0.78
52:DT:33:LYS:HZ1	52:DT:43:GLN:HG2	1.48	0.78
39:BD:77:ALA:HB2	39:BD:97:TYR:CD1	2.18	0.78
1:CA:1348:U:O2'	1:CA:1349:A:H8	1.64	0.78
12:CL:110:VAL:HG23	12:CL:120:TYR:HB3	1.64	0.78
1:AA:1423:G:H5'	47:BO:49:ARG:HH22	1.48	0.78
36:DA:2068:U:H3	36:DA:2430:A:H2	1.27	0.78
3:AC:188:LEU:HD13	3:AC:195:VAL:HG13	1.65	0.78
52:DT:16:ARG:HD2	52:DT:18:ASP:OD1	1.82	0.78
49:DQ:62:GLY:HA2	58:DZ:116:VAL:HG21	1.64	0.78
33:B7:21:ARG:HG2	33:B7:21:ARG:HH11	1.48	0.78
41:DF:28:ILE:HD13	41:DF:28:ILE:H	1.46	0.78
25:CZ:133:VAL:HG23	25:CZ:168:VAL:HG11	1.65	0.78
41:DF:84:VAL:HG13	41:DF:85:GLY:N	1.94	0.78
41:DF:107:LYS:HE3	41:DF:205:ARG:HG2	1.63	0.78
25:AZ:220:PRO:O	25:AZ:245:GLY:HA3	1.84	0.78
41:DF:32:LEU:O	41:DF:36:VAL:HG23	1.83	0.78
47:DO:31:LYS:HD3	47:DO:32:TYR:HE1	1.48	0.78
12:CL:83:VAL:HG21	12:CL:100:ILE:HD13	1.66	0.78
24:AY:20:H2U:H4'	24:AY:21:A:C5'	2.13	0.78
34:D8:54:GLU:O	34:D8:58:ILE:HG12	1.84	0.78
36:BA:484:C:OP1	57:BY:49:VAL:HG13	1.83	0.78
1:CA:858:G:C6	1:CA:869:G:N7	2.51	0.78
1:CA:1049:U:H1'	1:CA:1201:A:N7	1.98	0.78
25:CZ:68:VAL:CG1	25:CZ:69:GLU:H	1.95	0.78
56:BX:12:VAL:CG2	56:BX:13:LEU:H	1.91	0.78
49:DQ:130:LYS:HD3	58:DZ:80:ARG:NH1	1.98	0.78
36:DA:143(A):C:H4'	56:DX:38:GLU:OE2	1.84	0.78
52:BT:28:VAL:HG11	52:BT:46:GLU:CA	2.02	0.78
37:BB:40:U:H3'	37:BB:41:U:H5''	1.65	0.78
56:DX:27:THR:HG22	56:DX:80:ILE:HB	1.65	0.78
3:AC:16:ARG:HH11	3:AC:16:ARG:CB	1.96	0.78
42:BG:73:ALA:O	42:BG:85:GLY:HA2	1.83	0.78
31:B5:54:GLY:H	31:B5:56:LYS:HZ2	1.31	0.78

Continued on next page...

Continued from previous page...

Atom-1	Atom-2	Distance(Å)	Clash(Å)
53:DU:92:ARG:O	53:DU:94:ASN:N	2.15	0.78
58:DZ:152:ALA:HB2	58:DZ:168:GLU:HA	1.64	0.78
41:DF:160:ASN:ND2	41:DF:162:LEU:H	1.80	0.78
41:BF:104:LYS:O	41:BF:108:LYS:HG2	1.84	0.78
1:CA:537:G:H5''	12:CL:113:ARG:NH1	1.98	0.78
4:CD:73:ARG:O	4:CD:77:ASN:HB2	1.84	0.78
48:BP:77:ARG:HD3	48:BP:78:PRO:HD2	1.66	0.78
36:BA:654(A):G:H2'	36:BA:654(B):C:H5'	1.65	0.78
48:DP:24:GLY:HA3	48:DP:33:ARG:NH1	1.98	0.78
53:BU:83:LEU:HG	53:BU:88:ILE:CD1	2.10	0.78
49:BQ:27:VAL:HG12	49:BQ:28:ALA:N	1.96	0.78
3:CC:179:ARG:HD2	3:CC:207:VAL:HA	1.64	0.78
25:AZ:267:VAL:HG23	25:AZ:288:VAL:HG13	1.65	0.78
36:DA:708:C:H42	36:DA:723:G:H1	1.30	0.78
32:D6:35:GLU:HB3	32:D6:51:GLU:HB2	1.66	0.78
46:BN:47:ALA:HB2	46:BN:112:LEU:HD11	1.65	0.78
3:CC:153:VAL:HG12	3:CC:154:SER:N	1.99	0.78
36:BA:1899:G:N2	36:BA:1902:C:H41	1.81	0.78
25:AZ:68:VAL:HG13	25:AZ:69:GLU:H	1.48	0.78
27:D1:67:ILE:HG13	27:D1:68:PRO:HD3	1.64	0.78
50:BR:111:LEU:N	50:BR:111:LEU:HD12	1.99	0.78
40:BE:87:GLU:O	40:BE:89:ASP:N	2.17	0.78
36:BA:2319:G:H4'	36:BA:2319:G:OP2	1.81	0.78
36:BA:614(A):U:H4'	36:BA:614(B):G:H5''	1.66	0.78
32:D6:11:LEU:HG	32:D6:26:ASN:OD1	1.84	0.78
47:BO:111:PHE:O	47:BO:115:VAL:HG23	1.83	0.78
37:BB:73:A:H2'	37:BB:74:U:H5'	1.65	0.78
22:AW:38:A:C2'	22:AW:39:U:H5''	2.14	0.78
36:BA:1516:C:C2'	36:BA:1517:G:H5''	2.14	0.78
25:CZ:345:ARG:NH1	25:CZ:384:LEU:HD21	1.98	0.78
36:BA:1348:G:C2'	36:BA:1349:A:H5''	2.13	0.78
56:DX:11:PRO:HA	56:DX:28:PHE:HB3	1.66	0.78
36:BA:2131:G:N3	36:BA:2133:G:N2	2.31	0.78
40:BE:2:LYS:HD3	40:BE:95:ILE:HG22	1.66	0.78
34:D8:14:VAL:HG21	34:D8:22:VAL:CG1	2.14	0.78
36:BA:298:G:H5'	36:BA:299:A:OP1	1.84	0.78
36:DA:674:G:O2'	41:DF:74:ARG:HD3	1.83	0.78
25:AZ:333:GLY:HA3	25:AZ:363:MET:HE1	1.64	0.78
36:DA:1639:U:O2'	36:DA:1640:C:H5''	1.84	0.78
36:DA:1771:C:HO2'	36:DA:1786:A:H8	1.28	0.78
36:BA:2185:C:H2'	36:BA:2186:G:H5'	1.65	0.78
56:BX:27:THR:HB	56:BX:80:ILE:HG22	1.66	0.78

Continued on next page...

Continued from previous page...

Atom-1	Atom-2	Distance(Å)	Clash(Å)
38:BC:78:ALA:H	38:BC:115:ALA:CB	1.96	0.78
36:DA:335:C:H2'	36:DA:336:C:H6	1.49	0.78
58:DZ:180:VAL:HG22	58:DZ:181:GLU:H	1.47	0.78
41:BF:192:LEU:HD23	41:BF:193:VAL:N	1.99	0.78
1:AA:37:U:OP1	12:AL:124:LYS:HB3	1.84	0.78
1:CA:344:A:H4'	1:CA:345:C:OP1	1.84	0.78
51:BS:89:ARG:NE	51:BS:91:PRO:HG2	1.98	0.78
24:CY:77:TRP:N	25:CZ:285:ASN:O	2.17	0.78
32:B6:11:LEU:O	32:B6:12:GLU:HG3	1.84	0.78
1:CA:367:U:H4'	25:CZ:291:ARG:HD2	1.63	0.78
37:BB:75:G:H21	58:BZ:85:HIS:CE1	2.02	0.78
39:DD:27:THR:HG21	39:DD:83:GLU:HG2	1.63	0.78
2:CB:84:GLU:OE1	2:CB:216:SER:HA	1.83	0.78
36:DA:1658:C:OP1	40:DE:132:HIS:CE1	2.36	0.78
36:DA:2133:G:H2'	36:DA:2157:G:N2	1.99	0.78
48:DP:66:GLY:O	48:DP:67:MET:HB2	1.82	0.77
36:DA:83:G:H22	36:DA:102:G:H2'	1.49	0.77
42:BG:76:SER:HB2	42:BG:84:LYS:N	1.99	0.77
4:AD:31:CYS:C	4:AD:33:MET:H	1.88	0.77
4:AD:194:LEU:HB3	4:AD:196:LEU:HD13	1.66	0.77
48:DP:112:LEU:H	48:DP:128:HIS:HD2	1.30	0.77
42:BG:77:ILE:CD1	42:BG:77:ILE:H	1.96	0.77
20:CT:23:ARG:O	20:CT:27:LYS:HB2	1.85	0.77
36:DA:2523:G:C2'	36:DA:2524:G:H5''	2.14	0.77
38:BC:73:ARG:HH21	38:BC:110:PHE:HD1	1.32	0.77
26:B0:50:ASN:HD22	26:B0:63:VAL:HG21	1.49	0.77
26:D0:7:LEU:HD13	49:DQ:85:LYS:HG3	1.66	0.77
52:BT:91:ARG:O	52:BT:117:ASP:HB3	1.83	0.77
36:DA:2415:G:O3'	48:DP:66:GLY:HA3	1.84	0.77
39:DD:30:GLU:HB2	39:DD:35:LYS:CE	2.14	0.77
36:BA:666:G:H4'	48:BP:49:ARG:HH21	1.48	0.77
36:BA:666:G:H4'	48:BP:49:ARG:NH2	1.99	0.77
19:CS:43:GLU:C	19:CS:45:VAL:H	1.86	0.77
16:AP:5:ARG:NH2	16:AP:24:ALA:HA	1.99	0.77
49:DQ:141:GLN:C	58:DZ:53:ILE:HD12	2.05	0.77
36:BA:266:G:H2'	36:BA:267:C:H5''	1.65	0.77
36:BA:1092:C:H42	36:BA:1100:C:H42	1.30	0.77
25:AZ:254:GLU:HG3	25:AZ:307:PRO:HA	1.65	0.77
51:BS:44:LYS:HB3	51:BS:46:VAL:HG23	1.64	0.77
25:CZ:294:SER:OG	25:CZ:297:GLU:HG3	1.85	0.77
36:BA:744:G:O2'	36:BA:745:G:H5'	1.84	0.77
22:AW:56:C:O4'	38:BC:132:GLY:HA3	1.84	0.77

Continued on next page...

Continued from previous page...

Atom-1	Atom-2	Distance(Å)	Clash(Å)
42:DG:5:VAL:HG11	42:DG:100:TRP:CB	2.14	0.77
36:DA:2185:C:H2'	36:DA:2186:G:H5'	1.65	0.77
35:B9:1:MET:SD	36:BA:2477:C:H2'	2.24	0.77
43:BH:136:ILE:HD12	43:BH:136:ILE:H	1.48	0.77
58:BZ:126:VAL:HG12	58:BZ:163:LEU:HB3	1.65	0.77
16:CP:74:LEU:O	16:CP:79:VAL:HG23	1.84	0.77
36:DA:330:A:O2'	36:DA:331:A:H8	1.68	0.77
10:CJ:33:GLN:O	10:CJ:75:ILE:HG12	1.84	0.77
36:BA:284:U:H2'	36:BA:285:C:H6	1.49	0.77
13:CM:40:ASN:HD21	13:CM:42:ALA:HB3	1.49	0.77
27:D1:21:ARG:HG3	27:D1:21:ARG:O	1.84	0.77
52:DT:89:VAL:CG1	52:DT:91:ARG:HG3	2.12	0.77
32:B6:17:LYS:HB2	32:B6:18:ARG:NH1	1.99	0.77
26:D0:49:LYS:HG3	26:D0:80:HIS:HD1	1.48	0.77
3:AC:68:VAL:HG12	3:AC:70:VAL:HG23	1.66	0.77
48:DP:127:ALA:HB3	48:DP:130:PHE:CZ	2.20	0.77
49:DQ:51:ARG:NH1	49:DQ:52:VAL:HG22	2.00	0.77
36:BA:2469:A:O2'	49:BQ:56:ARG:HD2	1.83	0.77
25:AZ:323:LEU:HD13	25:AZ:396:GLY:HA2	1.67	0.77
39:DD:130:ALA:C	39:DD:131:LEU:HD12	2.05	0.77
6:AF:12:PRO:HG3	6:AF:55:ASP:HB3	1.65	0.77
42:DG:52:ILE:HD13	42:DG:52:ILE:H	1.48	0.77
31:B5:34:PRO:O	31:B5:35:GLU:HG2	1.83	0.77
1:AA:173:U:H5'	1:AA:197:A:O4'	1.84	0.77
38:BC:214:VAL:HG23	38:BC:224:ILE:HG21	1.65	0.77
24:CY:20:H2U:H4'	24:CY:21:A:C5'	2.13	0.77
52:BT:53:ARG:HH11	52:BT:53:ARG:CB	1.96	0.77
25:AZ:226:GLU:O	25:AZ:300:ARG:HD2	1.84	0.77
56:DX:12:VAL:CG2	56:DX:13:LEU:H	1.96	0.77
10:AJ:40:LEU:N	10:AJ:40:LEU:HD23	1.98	0.77
36:BA:27:G:N2	36:BA:512:G:H2'	1.99	0.77
36:BA:2206:G:H21	36:BA:2207:G:H5'	1.48	0.77
46:BN:126:PRO:O	46:BN:127:ASP:HB2	1.84	0.77
46:DN:96:GLU:O	46:DN:100:GLU:HG3	1.83	0.77
49:BQ:51:ARG:O	49:BQ:55:VAL:HG12	1.85	0.77
22:AW:43:C:C2	22:AW:44:G:H1'	2.19	0.77
36:BA:969:U:H2'	36:BA:970:C:C6	2.19	0.77
1:CA:1220:G:H2'	1:CA:1221:G:C8	2.19	0.77
49:DQ:133:ARG:HH11	49:DQ:133:ARG:HB2	1.50	0.77
51:BS:58:LEU:HD23	51:BS:65:VAL:HG13	1.66	0.77
36:BA:882:G:H2'	36:BA:883:G:C8	2.20	0.77
31:B5:44:THR:CG2	50:BR:101:ALA:HB2	2.15	0.77

Continued on next page...

Continued from previous page...

Atom-1	Atom-2	Distance(Å)	Clash(Å)
10:CJ:40:LEU:CG	10:CJ:69:ASN:HB3	2.14	0.77
36:BA:1539:G:H2'	36:BA:1540:U:H5'	1.66	0.77
1:CA:1258:G:H2'	1:CA:1259:C:C6	2.20	0.77
52:DT:82:LEU:HD12	52:DT:82:LEU:N	1.99	0.77
36:DA:969:U:H2'	36:DA:970:C:C6	2.19	0.77
16:CP:25:ARG:HG3	16:CP:25:ARG:HH11	1.49	0.77
58:BZ:166:SER:HB2	58:BZ:168:GLU:N	1.98	0.77
9:CI:9:ARG:HG3	9:CI:14:VAL:HG13	1.67	0.77
43:DH:149:ARG:CA	43:DH:162:ILE:HD11	2.15	0.77
30:D4:10:VAL:HG23	30:D4:11:PRO:HD2	1.67	0.77
34:D8:50:LEU:HD12	34:D8:51:ALA:H	1.50	0.77
27:D1:3:LYS:HD3	36:DA:1364:G:H5''	1.66	0.77
38:BC:99:ILE:HG23	38:BC:102:LYS:HD2	1.65	0.77
46:DN:40:PRO:HB3	53:DU:68:ALA:HB2	1.65	0.77
47:DO:8:LEU:HB2	47:DO:82:ASN:O	1.84	0.77
1:AA:1242:C:H2'	1:AA:1243:C:C6	2.20	0.77
32:B6:45:LYS:HZ2	32:B6:45:LYS:HB3	1.50	0.77
25:AZ:176:LEU:O	25:AZ:176:LEU:HD12	1.83	0.77
34:B8:4:MET:CE	36:BA:666:G:H1'	2.15	0.77
1:AA:1308:U:H5'	13:AM:110:ARG:HH11	1.48	0.77
30:B4:8:LYS:HG2	30:B4:9:LEU:N	1.99	0.77
12:CL:86:ARG:HB2	12:CL:101:VAL:HG23	1.66	0.77
22:AV:44:G:H2'	22:AV:45:U:H5'	1.65	0.77
55:DW:88:ARG:HG2	55:DW:94:ASP:OD2	1.85	0.77
53:DU:14:HIS:CD2	53:DU:36:ARG:HH22	2.02	0.77
48:DP:23:PRO:O	48:DP:33:ARG:HD2	1.85	0.77
36:BA:2491:U:C5'	36:BA:2570:G:H5''	2.14	0.77
12:AL:41:ARG:HG2	12:AL:42:THR:N	1.94	0.77
26:D0:38:VAL:HB	26:D0:59:LEU:HD12	1.66	0.77
22:CV:44:G:H2'	22:CV:45:U:C5'	2.14	0.77
48:BP:46:LYS:HG2	48:BP:52:GLU:OE2	1.84	0.77
36:DA:1517:G:C8	36:DA:1517:G:H5'	2.20	0.77
33:B7:30:VAL:HA	33:B7:33:ARG:NH1	1.98	0.77
31:D5:3:LYS:N	31:D5:3:LYS:HD2	1.98	0.77
34:D8:14:VAL:HG21	34:D8:22:VAL:HG13	1.67	0.77
25:CZ:356:PRO:O	25:CZ:359:VAL:HG23	1.85	0.77
36:BA:1498:C:H2'	36:BA:1499:C:H5''	1.66	0.77
25:CZ:389:ARG:O	25:CZ:390:GLU:HB2	1.85	0.77
52:DT:28:VAL:HG11	52:DT:46:GLU:CA	2.08	0.77
22:CW:39:U:C2'	22:CW:40:C:H5'	2.15	0.77
1:CA:963:G:H21	10:CJ:55:LYS:CD	1.98	0.77
13:CM:9:ILE:HG12	42:DG:146:TYR:CZ	2.19	0.77

Continued on next page...

Continued from previous page...

Atom-1	Atom-2	Distance(Å)	Clash(Å)
56:DX:50:LYS:H	56:DX:87:GLN:NE2	1.83	0.77
54:DV:35:LEU:HD23	54:DV:57:VAL:HG13	1.65	0.77
10:AJ:57:LYS:C	10:AJ:57:LYS:HD3	2.06	0.77
5:CE:76:ILE:HD11	5:CE:142:LEU:HD21	1.66	0.77
39:BD:124:PRO:HG2	39:BD:129:ASN:ND2	2.00	0.77
5:AE:76:ILE:HG13	5:AE:142:LEU:CD1	2.15	0.77
55:DW:6:ILE:HG12	55:DW:104:THR:CG2	2.15	0.77
49:BQ:18:LYS:HB2	49:BQ:98:LYS:NZ	1.99	0.77
49:BQ:18:LYS:N	49:BQ:98:LYS:HE3	2.00	0.77
24:CY:45:U:H3'	24:CY:46:7MG:C5'	2.15	0.77
46:DN:3:THR:HG22	46:DN:4:TYR:H	1.50	0.77
23:AX:16:A:H5'	23:AX:17:U:OP2	1.85	0.77
36:DA:2113:U:H2'	36:DA:2114:A:H8	1.50	0.77
53:BU:66:ASN:HD21	53:BU:76:TYR:H	1.32	0.76
1:CA:1320:C:H5''	19:CS:70:LYS:HG3	1.64	0.76
46:BN:22:THR:HG22	46:BN:61:ARG:HB3	1.65	0.76
58:DZ:123:ASP:O	58:DZ:124:ILE:HG23	1.84	0.76
41:DF:7:TYR:CE1	41:DF:196:LEU:HD11	2.19	0.76
25:AZ:222:LEU:CD1	25:AZ:303:VAL:HG11	2.14	0.76
48:BP:7:ARG:HB3	48:BP:8:PRO:HD3	1.66	0.76
41:DF:53:THR:HG23	41:DF:55:GLY:H	1.48	0.76
41:DF:108:LYS:O	41:DF:112:MET:HB2	1.85	0.76
1:CA:1015:A:H2'	1:CA:1016:A:C8	2.19	0.76
50:DR:10:LEU:O	50:DR:10:LEU:HD12	1.84	0.76
16:AP:2:VAL:O	16:AP:64:ALA:HA	1.85	0.76
60:CZ:501:GDP:H8	60:CZ:501:GDP:C5'	1.97	0.76
28:B2:46:GLN:O	28:B2:50:ILE:HB	1.85	0.76
25:AZ:118:GLU:HA	25:AZ:121:LEU:CD2	2.15	0.76
49:DQ:27:VAL:HG11	49:DQ:134:ARG:HD2	1.68	0.76
36:BA:1639:U:C2'	36:BA:1640:C:H5''	2.14	0.76
36:DA:1899:G:H21	36:DA:1902:C:N4	1.83	0.76
36:DA:943:U:OP2	48:DP:38:GLN:CD	2.24	0.76
25:CZ:324:LYS:CG	25:CZ:365:GLY:HA3	2.14	0.76
51:BS:15:ARG:HD2	51:BS:18:ILE:HD11	1.67	0.76
1:CA:975:A:H4'	1:CA:976:G:C5'	2.16	0.76
50:DR:96:ARG:HD3	50:DR:98:LEU:HD11	1.66	0.76
38:DC:181:PRO:HG2	38:DC:184:LYS:HG2	1.65	0.76
1:AA:108:G:H5'	1:AA:109:A:H5''	1.66	0.76
20:CT:14:LYS:HA	20:CT:17:ARG:HH21	1.49	0.76
38:DC:63:SER:HA	38:DC:160:ARG:HA	1.68	0.76
1:AA:534:U:H5'	1:AA:534:U:H6	1.50	0.76
17:AQ:69:LYS:C	17:AQ:70:ARG:HD2	2.05	0.76

Continued on next page...

Continued from previous page...

Atom-1	Atom-2	Distance(Å)	Clash(Å)
36:DA:1720:U:H2'	36:DA:1721:G:H5''	1.67	0.76
1:AA:255:G:H1'	17:AQ:16:GLN:NE2	2.00	0.76
48:DP:30:THR:HG22	48:DP:31:ALA:N	2.00	0.76
1:AA:973:G:H1'	10:AJ:55:LYS:HE2	1.64	0.76
57:DY:45:VAL:HG12	57:DY:60:PHE:HB3	1.67	0.76
46:DN:58:ASP:O	46:DN:60:ILE:HG13	1.85	0.76
12:CL:102:ARG:HH11	12:CL:110:VAL:HG22	1.49	0.76
57:DY:2:ARG:N	57:DY:4:LYS:HE2	2.01	0.76
41:DF:185:ASP:HA	41:DF:188:ARG:CG	2.15	0.76
3:CC:135:LYS:NZ	5:CE:50:GLU:HG2	2.00	0.76
2:AB:189:ASP:HB3	2:AB:203:GLY:O	1.85	0.76
48:DP:77:ARG:HD3	48:DP:78:PRO:HD2	1.67	0.76
1:AA:1256:A:H1'	1:AA:1258:G:C6	2.20	0.76
4:CD:189:PRO:HB2	4:CD:194:LEU:HD21	1.67	0.76
2:CB:114:ARG:NH1	2:CB:118:LEU:HD21	1.99	0.76
9:CI:55:ALA:O	9:CI:58:HIS:CE1	2.39	0.76
51:BS:56:LEU:O	51:BS:56:LEU:HD23	1.84	0.76
42:BG:10:LYS:N	42:BG:10:LYS:HD2	2.00	0.76
42:BG:60:LEU:O	42:BG:60:LEU:HD13	1.85	0.76
29:D3:43:ILE:O	29:D3:47:VAL:HG23	1.86	0.76
1:AA:1242:C:H2'	1:AA:1243:C:H6	1.50	0.76
36:DA:877:U:O2'	36:DA:878:A:H5''	1.85	0.76
57:DY:53:PRO:HB3	57:DY:56:PRO:HG3	1.67	0.76
36:DA:1311:G:H21	36:DA:1603:A:H62	1.32	0.76
44:BJ:23:UNK:HA	44:BJ:118:UNK:HA	1.67	0.76
36:DA:642:G:H21	36:DA:646:A:H2	1.33	0.76
1:AA:1435:G:H2'	1:AA:1436:U:C6	2.21	0.76
36:BA:1771:C:H1'	36:BA:1786:A:C8	2.21	0.76
36:BA:1064:C:H2'	36:BA:1065:U:H5''	1.65	0.76
36:DA:1952:A:C6	47:DO:22:ILE:HD12	2.21	0.76
12:AL:20:LYS:CD	12:AL:20:LYS:H	1.88	0.76
41:BF:168:ARG:CG	41:BF:175:THR:HG21	2.13	0.76
39:DD:44:ASN:OD1	39:DD:44:ASN:N	2.17	0.76
36:DA:2315:G:H21	42:DG:128:ARG:HD2	1.51	0.76
42:DG:38:VAL:HG22	42:DG:93:THR:HG23	1.67	0.76
25:CZ:272:MET:HB2	25:CZ:277:LEU:CD2	2.13	0.76
25:CZ:7:ARG:NH1	25:CZ:7:ARG:HG2	2.01	0.76
46:DN:46:VAL:CG1	46:DN:48:MET:HG3	2.15	0.76
58:DZ:177:PRO:C	58:DZ:178:GLU:HG2	2.05	0.76
20:CT:57:ARG:NH1	20:CT:102:GLY:HA2	1.99	0.76
4:CD:18:LYS:H	4:CD:33:MET:CE	1.98	0.76
41:DF:160:ASN:OD1	41:DF:163:VAL:HG23	1.84	0.76

Continued on next page...

Continued from previous page...

Atom-1	Atom-2	Distance(Å)	Clash(Å)
40:DE:34:VAL:HG11	40:DE:78:LEU:HD22	1.67	0.76
1:AA:1271:G:H2'	1:AA:1272:G:H5''	1.67	0.76
20:AT:45:GLN:NE2	20:AT:46:GLU:HG3	2.00	0.76
13:CM:39:ILE:HG22	13:CM:40:ASN:H	1.50	0.76
36:BA:1279:G:H4'	50:BR:31:HIS:CD2	2.20	0.76
40:DE:9:VAL:HG12	40:DE:25:VAL:O	1.85	0.76
44:DJ:25:UNK:O	44:DJ:84:UNK:HA	1.86	0.76
36:DA:2208:A:H1'	36:DA:2219:G:C5	2.20	0.76
36:DA:1779:U:H5	36:DA:1784:A:N7	1.83	0.76
36:BA:2649:U:H2'	36:BA:2650:U:C6	2.21	0.76
25:CZ:234:ARG:O	25:CZ:289:LEU:HD21	1.85	0.76
36:DA:2312:U:H4'	42:DG:71:THR:HG23	1.68	0.76
26:D0:23:VAL:N	26:D0:38:VAL:HG13	1.99	0.76
25:CZ:324:LYS:HG3	25:CZ:365:GLY:CA	2.15	0.76
48:BP:39:LYS:HD3	48:BP:40:SER:N	2.01	0.76
13:CM:113:PRO:O	13:CM:114:ARG:HB2	1.85	0.76
36:DA:888:C:H2'	36:DA:889:C:H4'	1.67	0.76
58:DZ:29:TYR:CB	58:DZ:34:ASN:HB3	2.16	0.76
36:DA:1378:A:O2'	36:DA:1379:A:H5'	1.85	0.76
54:BV:72:VAL:HG23	54:BV:85:LYS:HB3	1.67	0.76
2:AB:101:MET:HA	2:AB:108:ILE:HD12	1.68	0.76
2:CB:71:VAL:HG13	2:CB:93:VAL:CG1	2.15	0.76
25:AZ:164:PRO:O	25:AZ:168:VAL:HG23	1.85	0.76
57:BY:45:VAL:CG1	57:BY:60:PHE:HB3	2.15	0.76
40:BE:63:LEU:HD23	40:BE:63:LEU:O	1.85	0.76
36:DA:1107:G:H4'	44:DJ:81:UNK:CB	2.16	0.76
36:BA:2415:G:H2'	36:BA:2416:C:H6	1.51	0.76
1:AA:1308:U:H5'	13:AM:110:ARG:NH1	2.00	0.76
5:CE:11:ILE:HG21	5:CE:105:VAL:HG13	1.65	0.76
1:AA:1272:G:H5'	1:AA:1272:G:H8	1.51	0.76
3:CC:112:SER:CB	3:CC:115:LEU:HD12	2.15	0.76
40:DE:11:MET:HB2	40:DE:23:VAL:O	1.86	0.76
40:BE:52:LEU:HD11	52:BT:1:MET:HG2	1.66	0.76
36:DA:1064:C:H2'	36:DA:1065:U:H5''	1.65	0.76
24:CY:2:G:OP1	25:CZ:90:LYS:HD3	1.86	0.76
26:B0:38:VAL:HB	26:B0:59:LEU:HD12	1.67	0.76
38:BC:78:ALA:H	38:BC:115:ALA:HB1	1.51	0.76
36:DA:2303:G:H21	42:DG:132:ASN:ND2	1.84	0.76
52:BT:22:PHE:HE2	52:BT:85:LYS:NZ	1.83	0.76
36:DA:1697:G:H3'	36:DA:1698:A:H5''	1.67	0.76
1:CA:1270:C:H2'	1:CA:1271:G:H8	1.51	0.76
1:CA:452:A:O2'	1:CA:453:A:H8	1.69	0.76

Continued on next page...

Continued from previous page...

Atom-1	Atom-2	Distance(Å)	Clash(Å)
2:AB:8:LYS:HB2	2:AB:9:GLU:OE1	1.86	0.76
39:DD:201:HIS:O	39:DD:204:ILE:HG23	1.86	0.76
1:AA:1499:A:H1'	1:AA:1520:G:H5'	1.66	0.76
53:BU:70:ARG:HA	53:BU:74:LEU:O	1.84	0.76
24:CY:76:A:H1'	25:CZ:287:GLY:CA	2.13	0.76
48:DP:30:THR:CG2	48:DP:31:ALA:N	2.48	0.76
10:AJ:54:PHE:CE2	10:AJ:55:LYS:HD2	2.21	0.76
58:BZ:8:TYR:HB2	58:BZ:38:TYR:CE2	2.21	0.76
46:BN:48:MET:N	46:BN:48:MET:HE3	1.99	0.76
10:CJ:50:ILE:CD1	10:CJ:50:ILE:H	1.95	0.76
36:BA:1639:U:H2'	36:BA:1640:C:H5''	1.65	0.76
39:BD:43:ARG:NH1	39:BD:44:ASN:HD21	1.83	0.76
1:CA:1199:U:H4'	10:CJ:54:PHE:CE1	2.20	0.76
4:CD:21:LEU:HD11	4:CD:66:ARG:O	1.86	0.76
51:DS:89:ARG:HG2	51:DS:92:TYR:HA	1.68	0.76
1:AA:489:C:H2'	1:AA:490:G:H8	1.50	0.76
37:BB:114:C:H2'	37:BB:115:G:C8	2.21	0.76
36:BA:954:G:H4'	49:BQ:13:GLN:NE2	2.00	0.76
36:BA:893:C:H2'	36:BA:894:C:H6	1.50	0.76
6:CF:35:ALA:HA	6:CF:67:MET:HB3	1.68	0.76
2:CB:176:GLU:O	2:CB:179:LYS:HB3	1.86	0.76
3:CC:43:LEU:HD22	3:CC:47:LEU:HD22	1.68	0.76
1:CA:1203:C:OP1	14:CN:3:ARG:HD3	1.86	0.76
48:BP:47:ASP:CB	48:BP:51:PHE:HB2	2.16	0.76
43:BH:136:ILE:HD12	43:BH:136:ILE:N	2.01	0.76
36:DA:1803:A:O3'	39:DD:259:THR:CG2	2.33	0.76
48:BP:23:PRO:HB2	48:BP:33:ARG:HG3	1.68	0.76
5:CE:76:ILE:HD11	5:CE:142:LEU:CD2	2.15	0.76
50:BR:38:VAL:HB	50:BR:39:PRO:HD3	1.67	0.76
9:AI:106:ALA:O	9:AI:108:VAL:HG23	1.86	0.76
21:CU:3:LYS:HB3	21:CU:14:TRP:CD1	2.20	0.76
36:BA:1314:C:H5'	36:BA:1314:C:H6	1.51	0.76
1:CA:691:G:O6	11:CK:52:GLY:HA2	1.86	0.76
36:BA:2189:U:H2'	36:BA:2190:G:C4'	2.16	0.75
1:CA:1306:A:N6	1:CA:1331:G:H1'	2.00	0.75
25:AZ:143:ASP:HB3	25:AZ:146:LEU:HB3	1.67	0.75
42:DG:133:LEU:HD11	42:DG:157:ILE:HD12	1.68	0.75
49:BQ:141:GLN:CD	58:BZ:72:ARG:HE	1.89	0.75
51:DS:58:LEU:HD23	51:DS:65:VAL:HG13	1.68	0.75
36:DA:1543:C:H3'	36:DA:1544:A:C5'	2.16	0.75
36:DA:2780:G:OP2	46:DN:118:LYS:HE3	1.85	0.75
34:B8:52:LYS:N	34:B8:53:PRO:CD	2.48	0.75

Continued on next page...

Continued from previous page...

Atom-1	Atom-2	Distance(Å)	Clash(Å)
36:BA:2317:C:H2'	36:BA:2318:G:H5'	1.65	0.75
34:B8:54:GLU:O	34:B8:58:ILE:HG12	1.85	0.75
53:BU:28:ARG:HA	53:BU:34:LYS:O	1.85	0.75
37:BB:17:C:H2'	37:BB:18:G:O4'	1.84	0.75
36:DA:2415:G:H4'	48:DP:66:GLY:C	2.07	0.75
28:B2:70:GLN:O	28:B2:71:ASN:HB2	1.84	0.75
25:CZ:266:VAL:HG11	25:CZ:291:ARG:NH2	2.01	0.75
1:CA:972:C:O2	10:CJ:55:LYS:HG2	1.86	0.75
1:AA:1281:U:H4'	1:AA:1282:C:OP2	1.86	0.75
13:CM:65:LYS:HD3	13:CM:65:LYS:H	1.51	0.75
1:AA:1016:A:H2'	1:AA:1017:G:O4'	1.86	0.75
46:DN:74:ARG:HH12	46:DN:85:ILE:HD11	1.51	0.75
9:CI:19:LEU:HD21	9:CI:59:PHE:CD2	2.21	0.75
4:AD:14:ARG:HD2	4:AD:59:ARG:NH1	2.01	0.75
8:CH:49:GLU:HG3	8:CH:49:GLU:O	1.85	0.75
36:DA:1525:G:H2'	36:DA:1526:G:H8	1.50	0.75
34:D8:23:VAL:HG12	34:D8:46:ARG:HH11	1.50	0.75
3:AC:92:ALA:HB2	3:AC:99:VAL:HG21	1.67	0.75
1:AA:532:A:N6	1:AA:1206:G:O2'	2.19	0.75
48:DP:23:PRO:HD2	48:DP:33:ARG:HE	1.51	0.75
32:B6:53:LYS:CD	32:B6:54:ILE:H	1.98	0.75
32:D6:15:GLU:CD	32:D6:18:ARG:CZ	2.54	0.75
1:CA:367:U:H4'	25:CZ:291:ARG:HH11	1.49	0.75
26:D0:40:GLN:NE2	26:D0:45:PHE:H	1.83	0.75
9:CI:4:TYR:CZ	9:CI:88:TYR:HB2	2.21	0.75
50:DR:116:LEU:O	50:DR:117:VAL:HB	1.86	0.75
12:CL:110:VAL:CG2	12:CL:120:TYR:HB3	2.16	0.75
39:DD:27:THR:HG23	39:DD:83:GLU:HG2	1.69	0.75
58:BZ:96:VAL:HG13	58:BZ:97:GLU:N	2.00	0.75
4:AD:189:PRO:HB2	4:AD:194:LEU:HD21	1.67	0.75
43:BH:107:VAL:HG23	43:BH:108:GLY:H	1.50	0.75
58:DZ:10:ARG:HH21	58:DZ:26:GLY:H	1.34	0.75
36:BA:1001:A:H2'	36:BA:1002:G:O4'	1.86	0.75
36:DA:2843:G:H1	36:DA:2874:C:H42	1.33	0.75
38:DC:192:PHE:O	38:DC:195:ALA:HB3	1.86	0.75
36:BA:1270:C:H5''	36:BA:1271:G:O5'	1.85	0.75
57:BY:13:VAL:CG2	57:BY:72:VAL:HB	2.17	0.75
43:BH:83:TYR:HB3	43:BH:135:GLY:O	1.85	0.75
58:DZ:156:LYS:O	58:DZ:158:PRO:HD3	1.87	0.75
1:CA:1349:A:H2'	1:CA:1350:A:C8	2.22	0.75
48:DP:85:LEU:HA	48:DP:88:LEU:HB3	1.68	0.75
3:CC:113:ALA:HB3	3:CC:114:PRO:HD3	1.67	0.75

Continued on next page...

Continued from previous page...

Atom-1	Atom-2	Distance(Å)	Clash(Å)
22:CW:6:G:O2'	22:CW:7:A:H5'	1.85	0.75
36:DA:2092:U:H4'	36:DA:2093:G:H5''	1.68	0.75
39:BD:45:ASN:CG	39:BD:46:GLN:H	1.90	0.75
37:DB:65:C:N4	37:DB:109:C:H2'	2.01	0.75
15:AO:87:ILE:CG2	15:AO:88:ARG:H	1.93	0.75
32:D6:11:LEU:HD11	32:D6:51:GLU:HG3	1.66	0.75
1:CA:1152:A:O2'	1:CA:1153:C:H5'	1.86	0.75
1:AA:522:C:H41	12:AL:53:ARG:HH22	1.34	0.75
42:DG:124:SER:HB3	42:DG:131:TYR:CE1	2.21	0.75
58:BZ:9:TYR:HE1	58:BZ:35:ARG:NH1	1.84	0.75
1:CA:1239:A:H62	1:CA:1299:A:N6	1.84	0.75
36:BA:873:G:H2'	36:BA:874:G:C8	2.21	0.75
54:BV:19:LYS:NZ	54:BV:20:LEU:H	1.84	0.75
36:DA:30:G:O2'	36:DA:31:C:H5'	1.87	0.75
36:DA:1407:C:H42	36:DA:1595:G:H1	1.34	0.75
1:AA:1096:C:H5''	2:AB:137:ARG:HH21	1.50	0.75
49:BQ:135:ASP:H	49:BQ:137:TYR:HD2	1.33	0.75
53:BU:36:ARG:HB2	53:BU:36:ARG:NH1	2.01	0.75
27:B1:37:ILE:HD12	27:B1:37:ILE:O	1.87	0.75
58:DZ:98:MET:HG2	58:DZ:99:TYR:N	2.01	0.75
37:DB:20:C:C2'	37:DB:21:G:H5''	2.16	0.75
1:CA:1271:G:H2'	1:CA:1272:G:C5'	2.16	0.75
13:CM:49:THR:HB	13:CM:52:GLU:HG3	1.69	0.75
13:AM:97:PRO:CA	13:AM:110:ARG:HD3	2.17	0.75
36:DA:1525:G:H2'	36:DA:1526:G:C8	2.22	0.75
38:DC:53:ARG:HH11	38:DC:53:ARG:HB3	1.51	0.75
38:DC:114:VAL:HG12	38:DC:144:THR:HA	1.69	0.75
1:AA:1157:A:H1'	1:AA:1181:G:N2	2.01	0.75
7:CG:78:ARG:HG3	7:CG:79:ARG:N	2.02	0.75
49:DQ:6:ARG:O	49:DQ:7:MET:HG3	1.86	0.75
6:AF:77:ARG:HG2	6:AF:77:ARG:HH11	1.52	0.75
48:DP:64:LYS:C	48:DP:66:GLY:H	1.90	0.75
31:D5:41:PRO:HG2	31:D5:44:THR:HB	1.67	0.75
10:AJ:54:PHE:CD1	10:AJ:55:LYS:HE3	2.22	0.75
38:BC:100:ILE:HG21	38:BC:127:LEU:HG	1.69	0.75
36:BA:621:A:H2'	36:BA:622:G:H5'	1.67	0.75
5:CE:102:ALA:HB1	5:CE:106:PRO:HG2	1.67	0.75
50:BR:116:LEU:O	50:BR:117:VAL:HB	1.84	0.75
41:DF:185:ASP:OD1	41:DF:188:ARG:HD3	1.87	0.75
46:DN:9:VAL:HG12	46:DN:10:GLU:H	1.51	0.75
36:BA:2173:A:H2'	36:BA:2173:A:N3	2.00	0.75
1:CA:598:U:H4'	8:CH:94:TYR:CD2	2.21	0.75

Continued on next page...

Continued from previous page...

Atom-1	Atom-2	Distance(Å)	Clash(Å)
42:DG:40:ASN:OD1	42:DG:156:ASP:HB2	1.87	0.75
26:D0:49:LYS:H	26:D0:80:HIS:CB	1.97	0.75
28:D2:51:ARG:HH11	28:D2:55:ARG:HH12	1.35	0.75
36:DA:139:G:C6	36:DA:140:G:H2'	2.22	0.75
8:AH:114:THR:HG22	8:AH:130:GLY:O	1.87	0.75
50:BR:2:ARG:HG3	50:BR:2:ARG:NH1	2.00	0.75
41:DF:84:VAL:CG1	41:DF:85:GLY:H	2.00	0.75
48:BP:39:LYS:HD3	48:BP:40:SER:H	1.51	0.75
27:B1:29:GLY:HA3	36:BA:2396:G:O2'	1.87	0.75
4:AD:12:CYS:HA	4:AD:19:LEU:HD13	1.69	0.75
13:AM:79:LYS:O	13:AM:82:MET:HG2	1.87	0.75
22:AV:5:G:H8	22:AV:5:G:H5'	1.50	0.75
24:AY:61:C:O2'	24:AY:62:U:H5''	1.86	0.75
36:DA:672:C:C2'	36:DA:673:C:H5''	2.17	0.75
41:DF:154:VAL:HG22	41:DF:191:ARG:HB3	1.69	0.75
36:BA:1184:G:O2'	36:BA:1185:C:H5'	1.86	0.75
1:CA:184:G:C4'	1:CA:224:C:H4'	2.17	0.75
36:BA:330:A:C2	36:BA:1210:A:H2'	2.21	0.75
26:B0:27:GLU:CD	36:BA:856:C:H1'	2.08	0.75
43:BH:96:ALA:HB3	43:BH:128:PRO:O	1.86	0.75
6:CF:87:ARG:HG2	6:CF:87:ARG:HH11	1.52	0.75
49:BQ:32:TYR:O	49:BQ:105:GLU:HB2	1.87	0.75
3:CC:92:ALA:HB2	3:CC:99:VAL:HG21	1.69	0.75
43:DH:143:GLN:HE21	43:DH:143:GLN:C	1.89	0.75
54:BV:35:LEU:O	54:BV:37:VAL:N	2.20	0.75
4:AD:4:TYR:O	4:AD:5:ILE:HB	1.87	0.75
36:BA:2155:G:H3'	36:BA:2156:G:H8	1.51	0.75
1:AA:559:A:P	5:AE:126:ARG:HH22	2.10	0.75
36:DA:1038:C:H2'	36:DA:1039:G:H5''	1.67	0.75
36:DA:252:G:OP2	48:DP:50:ARG:NH2	2.21	0.74
28:B2:42:GLY:O	28:B2:43:GLN:HG3	1.86	0.74
2:CB:101:MET:CA	2:CB:108:ILE:HD12	2.14	0.74
35:D9:6:SER:CB	36:DA:2466:C:H5''	2.17	0.74
36:BA:582:G:H2'	36:BA:583:G:H8	1.52	0.74
53:DU:91:ASP:OD1	53:DU:96:ALA:HB2	1.87	0.74
10:AJ:57:LYS:HE2	10:AJ:60:ARG:NH2	2.01	0.74
36:BA:2787:C:H1'	40:BE:61:ARG:CD	2.17	0.74
34:B8:25:MET:HG3	48:BP:64:LYS:HB2	1.68	0.74
58:BZ:163:LEU:CG	58:BZ:165:VAL:HG13	2.16	0.74
13:AM:91:ARG:HB3	13:AM:98:VAL:HG22	1.69	0.74
55:DW:10:VAL:HG21	55:DW:103:ILE:HG13	1.68	0.74
36:DA:1340:U:OP1	36:DA:1341:U:H5	1.70	0.74

Continued on next page...

Continued from previous page...

Atom-1	Atom-2	Distance(Å)	Clash(Å)
39:BD:131:LEU:N	39:BD:131:LEU:HD12	2.02	0.74
56:DX:64:LYS:NZ	56:DX:73:ARG:NH2	2.35	0.74
43:DH:67:LEU:O	43:DH:71:LEU:HB2	1.87	0.74
36:DA:2126:A:H4'	36:DA:2127:G:O5'	1.86	0.74
25:CZ:24:LYS:O	25:CZ:26:THR:N	2.20	0.74
34:D8:41:ILE:HD12	36:DA:2419:U:OP1	1.86	0.74
36:BA:2591:C:H2'	36:BA:2592:G:C8	2.22	0.74
28:B2:33:MET:O	28:B2:36:ARG:HB2	1.87	0.74
2:CB:111:ARG:NH2	2:CB:114:ARG:HG2	2.02	0.74
3:AC:52:LEU:HG	3:AC:52:LEU:O	1.88	0.74
9:CI:58:HIS:NE2	9:CI:59:PHE:CE1	2.55	0.74
54:BV:18:LEU:HD23	54:BV:19:LYS:N	2.02	0.74
27:B1:4:VAL:HG23	27:B1:11:ARG:HG3	1.69	0.74
42:DG:28:VAL:O	42:DG:31:VAL:HG12	1.87	0.74
26:B0:49:LYS:H	26:B0:80:HIS:HB3	1.51	0.74
49:BQ:6:ARG:HH11	49:BQ:6:ARG:HB3	1.52	0.74
56:BX:35:THR:CG2	56:BX:37:THR:H	1.99	0.74
42:DG:130:ASN:ND2	42:DG:160:VAL:HG13	2.02	0.74
42:DG:82:LEU:HD13	42:DG:87:PRO:CB	2.16	0.74
57:DY:95:LYS:HA	57:DY:101:LYS:H	1.49	0.74
36:DA:654(L):G:H2'	36:DA:654(M):C:H4'	1.68	0.74
31:B5:45:VAL:HG12	31:B5:46:CYS:H	1.51	0.74
31:D5:4:HIS:HB3	31:D5:5:PRO:HD2	1.69	0.74
39:DD:267:SER:O	39:DD:269:PHE:N	2.16	0.74
43:BH:159:GLU:HG3	43:BH:160:LYS:HG3	1.68	0.74
36:BA:1658:C:OP1	40:BE:132:HIS:CE1	2.40	0.74
1:CA:1157:A:H1'	1:CA:1181:G:N2	2.02	0.74
36:BA:909:A:H2'	36:BA:912:C:C5	2.22	0.74
1:AA:713:G:H2'	1:AA:714:G:C8	2.22	0.74
1:CA:1218:C:H2'	1:CA:1219:U:C6	2.22	0.74
43:DH:54:ARG:HH12	43:DH:62:LYS:HG3	1.52	0.74
50:DR:111:LEU:HD12	50:DR:111:LEU:H	1.51	0.74
37:DB:40:U:C2	37:DB:43:C:H5"	2.21	0.74
42:DG:73:ALA:H	42:DG:87:PRO:CG	2.00	0.74
26:D0:37:LEU:N	26:D0:59:LEU:O	2.19	0.74
22:CV:68:C:O2'	22:CV:69:G:H5"	1.85	0.74
1:CA:1053:G:O6	1:CA:1199:U:H2'	1.86	0.74
46:DN:46:VAL:HG13	46:DN:48:MET:HG3	1.69	0.74
43:DH:126:PRO:O	43:DH:127:GLU:HG2	1.86	0.74
1:AA:1149:C:H2'	1:AA:1150:U:O2	1.87	0.74
9:CI:58:HIS:CD2	9:CI:59:PHE:CD1	2.76	0.74
46:DN:18:ALA:CB	46:DN:26:LEU:HD22	2.18	0.74

Continued on next page...

Continued from previous page...

Atom-1	Atom-2	Distance(Å)	Clash(Å)
39:BD:267:SER:C	39:BD:269:PHE:H	1.90	0.74
40:BE:170:LEU:H	40:BE:170:LEU:CD1	2.00	0.74
1:AA:176:C:H2'	1:AA:177:C:C6	2.22	0.74
7:CG:141:VAL:O	7:CG:144:MET:HB2	1.88	0.74
36:DA:2392:A:H2	36:DA:2424:C:H42	1.35	0.74
42:DG:39:ILE:HG22	42:DG:157:ILE:HG23	1.68	0.74
25:AZ:226:GLU:HG3	25:AZ:240:GLY:HA2	1.68	0.74
35:D9:1:MET:CE	35:D9:31:LYS:HB3	2.17	0.74
54:BV:25:LEU:H	54:BV:92:THR:HG21	1.52	0.74
3:AC:6:HIS:ND1	14:AN:49:HIS:HB3	2.03	0.74
53:DU:57:PHE:HA	53:DU:60:LEU:HB2	1.69	0.74
40:BE:59:VAL:CG2	40:BE:63:LEU:HA	2.18	0.74
42:BG:138:GLN:CG	42:BG:153:ARG:H	2.01	0.74
41:DF:7:TYR:HE1	41:DF:196:LEU:HD11	1.53	0.74
40:DE:31:CYS:HB2	40:DE:49:LEU:HD12	1.70	0.74
46:DN:68:GLU:HG3	46:DN:88:GLU:OE1	1.88	0.74
41:DF:157:VAL:CG2	41:DF:194:MET:HG2	2.17	0.74
36:BA:821:A:H5''	36:BA:822:U:C6	2.22	0.74
11:CK:57:THR:OG1	11:CK:58:PRO:HD2	1.87	0.74
1:CA:274:A:O2'	1:CA:275:G:H8	1.70	0.74
36:BA:654(H):G:H2'	36:BA:654(I):C:H5'	1.70	0.74
50:DR:38:VAL:HB	50:DR:39:PRO:HD3	1.70	0.74
51:DS:49:VAL:HG12	51:DS:50:SER:H	1.52	0.74
24:AY:44:G:H4'	24:AY:45:U:OP2	1.88	0.74
25:CZ:270:VAL:HG13	25:CZ:286:VAL:HG21	1.70	0.74
36:BA:2101:G:H2'	36:BA:2102:U:H5''	1.70	0.74
36:DA:1666:G:H5'	36:DA:1666:G:H8	1.51	0.74
25:CZ:265:THR:CG2	25:CZ:291:ARG:N	2.51	0.74
42:DG:7:LEU:HA	42:DG:10:LYS:HB2	1.69	0.74
30:D4:22:ILE:H	30:D4:22:ILE:CD1	1.91	0.74
39:DD:23:GLU:C	39:DD:25:THR:H	1.89	0.74
27:B1:76:ARG:NH1	27:B1:95:LEU:HB2	2.03	0.74
53:BU:50:ARG:HH12	54:BV:72:VAL:HG12	1.51	0.74
17:AQ:5:VAL:HG22	17:AQ:60:ILE:HG13	1.69	0.74
1:CA:1452:C:H4'	1:CA:1456:G:N2	2.03	0.74
9:AI:118:LYS:O	9:AI:119:ALA:HB3	1.87	0.74
36:DA:753:C:O2'	36:DA:754:C:H5'	1.88	0.74
33:D7:34:ARG:HG3	33:D7:34:ARG:HH11	1.52	0.74
1:AA:1040:U:H2'	1:AA:1041:A:H8	1.52	0.74
52:DT:106:SER:C	52:DT:107:ASP:OD1	2.26	0.74
28:B2:48:HIS:CG	28:B2:49:LYS:H	2.05	0.74
36:BA:482:A:H1'	36:BA:498:G:N2	2.03	0.74

Continued on next page...

Continued from previous page...

Atom-1	Atom-2	Distance(Å)	Clash(Å)
36:BA:1378:A:H4'	36:BA:1379:A:OP1	1.86	0.74
58:DZ:153:SER:HB2	58:DZ:167:PRO:HG2	1.70	0.74
9:CI:55:ALA:CA	9:CI:58:HIS:HE1	1.99	0.74
12:CL:89:ARG:CD	12:CL:91:LYS:HZ3	1.99	0.74
12:AL:120:TYR:O	12:AL:122:THR:HG22	1.87	0.74
41:DF:132:VAL:HG22	41:DF:133:ASN:N	2.01	0.74
31:B5:43:HIS:HD2	36:BA:2815:C:O2'	1.70	0.74
43:BH:19:VAL:HG12	43:BH:20:ALA:N	2.01	0.74
10:AJ:85:LEU:O	10:AJ:87:THR:N	2.19	0.74
37:BB:87:G:H2'	37:BB:88:C:H5''	1.70	0.74
36:BA:801:G:O4'	41:BF:54:ARG:HD2	1.87	0.74
6:CF:76:ALA:O	6:CF:80:ARG:HG3	1.88	0.74
39:DD:148:GLU:HB2	39:DD:151:LYS:HD2	1.67	0.74
47:BO:71:ARG:HH11	47:BO:71:ARG:HG3	1.51	0.74
14:AN:7:ILE:O	14:AN:11:LYS:HG3	1.87	0.74
1:CA:260:G:H2'	1:CA:261:U:C6	2.23	0.74
48:BP:66:GLY:O	48:BP:67:MET:HB2	1.87	0.74
14:CN:13:THR:N	14:CN:14:PRO:CD	2.50	0.74
43:BH:12:PRO:HD2	43:BH:15:VAL:HG21	1.68	0.74
5:AE:40:ARG:HH11	5:AE:40:ARG:HG2	1.52	0.74
25:AZ:265:THR:HG23	25:AZ:291:ARG:O	1.88	0.74
42:BG:111:LEU:O	42:BG:114:ILE:HG22	1.86	0.74
34:B8:50:LEU:HD12	34:B8:51:ALA:H	1.53	0.74
12:AL:28:LYS:C	12:AL:30:ALA:H	1.91	0.74
1:CA:458:C:H2'	1:CA:460:G:H8	1.53	0.74
20:CT:82:SER:O	20:CT:86:ARG:HB2	1.88	0.74
36:DA:127:A:H5''	36:DA:128:C:O4'	1.88	0.74
60:CZ:501:GDP:H5'	60:CZ:501:GDP:C8	2.23	0.74
25:CZ:265:THR:CG2	25:CZ:266:VAL:H	2.00	0.74
42:DG:114:ILE:CG2	42:DG:117:PHE:HB2	2.18	0.74
1:AA:1129:C:OP1	1:AA:1130:A:H5''	1.88	0.74
9:AI:53:VAL:HG22	9:AI:95:LYS:HZ3	1.50	0.74
36:BA:1019:U:H3	36:BA:1142(A):A:H62	1.34	0.74
32:D6:53:LYS:CG	32:D6:54:ILE:H	2.00	0.74
36:BA:140:G:H1'	36:BA:141:A:H2	1.53	0.74
36:DA:2533:A:H2'	36:DA:2534:A:O4'	1.87	0.74
40:BE:131:ALA:HB1	40:BE:134:ILE:HD11	1.70	0.74
11:CK:33:THR:HB	11:CK:38:ASN:O	1.88	0.74
53:BU:9:VAL:HG12	53:BU:13:LYS:HE2	1.69	0.74
9:CI:53:VAL:HG22	9:CI:95:LYS:HZ3	1.53	0.74
36:DA:2173:A:N3	36:DA:2173:A:H2'	2.03	0.74
31:D5:20:ARG:O	31:D5:23:HIS:HB2	1.87	0.74

Continued on next page...

Continued from previous page...

Atom-1	Atom-2	Distance(Å)	Clash(Å)
1:CA:489:C:H2'	1:CA:490:G:H8	1.53	0.74
33:D7:30:VAL:HA	33:D7:33:ARG:HH12	1.53	0.74
1:CA:848:C:O2'	1:CA:849:C:H5'	1.88	0.74
12:CL:69:TYR:O	12:CL:71:PRO:HD3	1.87	0.74
25:CZ:230:THR:CG2	25:CZ:295:ARG:HD2	2.18	0.74
34:D8:4:MET:SD	34:D8:61:LEU:HD21	2.28	0.74
38:BC:100:ILE:HD11	38:BC:123:VAL:HG23	1.69	0.74
57:DY:75:ILE:O	57:DY:76:CYS:HB2	1.88	0.74
56:DX:50:LYS:N	56:DX:87:GLN:HE22	1.84	0.74
46:BN:60:ILE:HD13	46:BN:99:LEU:HD23	1.70	0.74
30:D4:8:LYS:HG2	30:D4:9:LEU:N	2.03	0.74
41:BF:157:VAL:HG23	41:BF:157:VAL:O	1.86	0.74
36:DA:1018:C:H2'	36:DA:1019:U:H6	1.51	0.74
25:AZ:64:ASN:N	25:AZ:83:PRO:HG2	2.03	0.74
1:CA:784:C:H4'	36:DA:1837:C:OP1	1.88	0.74
56:DX:29:TRP:CE3	56:DX:78:LYS:HB3	2.23	0.74
38:DC:42:GLU:HG3	38:DC:215:THR:HG23	1.68	0.74
42:DG:103:LEU:O	42:DG:107:LEU:HG	1.87	0.74
1:CA:1246:C:O2'	1:CA:1247:U:H5'	1.87	0.74
36:DA:212:G:O2'	36:DA:213:A:H5'	1.88	0.74
36:DA:556:G:H2'	36:DA:557:U:C6	2.22	0.74
36:BA:2630:G:H21	36:BA:2892:A:H1'	1.53	0.74
43:BH:153:LYS:H	43:BH:153:LYS:HD3	1.53	0.74
22:CW:73:A:H2'	22:CW:74:C:C5'	2.15	0.73
28:B2:10:LEU:HD11	28:B2:59:ARG:CG	2.18	0.73
46:BN:115:ARG:HA	46:BN:118:LYS:NZ	2.02	0.73
54:BV:39:LEU:CD1	54:BV:47:VAL:HG11	2.18	0.73
13:CM:96:LEU:HB3	13:CM:97:PRO:HD2	1.69	0.73
1:AA:1116:C:H2'	1:AA:1117:G:C5'	2.17	0.73
40:DE:5:LEU:HD12	40:DE:51:PHE:HB2	1.69	0.73
17:CQ:69:LYS:C	17:CQ:70:ARG:HD2	2.07	0.73
27:B1:42:GLN:HE22	36:BA:379:G:N2	1.84	0.73
4:AD:107:ARG:NH2	4:AD:194:LEU:HD12	2.03	0.73
36:BA:106:C:H2'	36:BA:107:C:C6	2.23	0.73
20:CT:18:GLN:HG2	20:CT:22:ARG:NH1	2.02	0.73
36:DA:1209:G:N2	36:DA:1210:A:H62	1.86	0.73
50:DR:55:ALA:HA	50:DR:80:PHE:CE1	2.23	0.73
36:DA:225:A:O2'	36:DA:257:A:H4'	1.88	0.73
51:DS:74:ALA:HB1	51:DS:103:GLU:HG2	1.70	0.73
29:D3:49:LYS:HD2	36:DA:851:U:H5"	1.69	0.73
24:CY:75:C:H6	25:CZ:231:ILE:HA	1.52	0.73
32:B6:30:THR:HG23	32:B6:31:PRO:HD2	1.70	0.73

Continued on next page...

Continued from previous page...

Atom-1	Atom-2	Distance(Å)	Clash(Å)
56:BX:35:THR:HG22	56:BX:37:THR:H	1.51	0.73
22:AW:57:G:O2'	22:AW:58:A:H5'	1.88	0.73
34:B8:48:PHE:O	34:B8:49:VAL:HB	1.86	0.73
49:BQ:141:GLN:HE22	58:BZ:72:ARG:CA	1.98	0.73
36:DA:2189:U:C2'	36:DA:2190:G:H4'	2.17	0.73
56:DX:12:VAL:HG12	56:DX:27:THR:OG1	1.87	0.73
41:DF:206:ILE:HG22	41:DF:207:GLY:H	1.52	0.73
13:AM:3:ARG:CZ	42:BG:113:ARG:HD3	2.18	0.73
2:AB:155:LEU:HD21	2:AB:159:PRO:HG3	1.69	0.73
34:B8:52:LYS:H	34:B8:53:PRO:CD	2.00	0.73
40:DE:132:HIS:CD2	40:DE:135:HIS:NE2	2.57	0.73
36:DA:2772:C:H5'	40:DE:168:MET:CE	2.18	0.73
38:BC:62:VAL:O	38:BC:160:ARG:HA	1.87	0.73
1:CA:189(K):U:H2'	1:CA:189(L):G:C8	2.22	0.73
36:DA:1446:C:H42	36:DA:1465:G:H1	1.33	0.73
37:DB:17:C:H2'	37:DB:18:G:O4'	1.87	0.73
36:DA:634:C:H2'	36:DA:635:C:C6	2.21	0.73
48:DP:110:TYR:CD1	48:DP:111:ARG:HG3	2.24	0.73
27:B1:60:PHE:CZ	27:B1:91:LYS:HG3	2.23	0.73
36:DA:2111:C:O2'	36:DA:2118:U:H4'	1.88	0.73
46:BN:3:THR:CG2	46:BN:5:VAL:HG23	2.19	0.73
36:DA:2599:G:O2'	36:DA:2600:A:H5'	1.88	0.73
58:DZ:110:GLY:HA2	58:DZ:145:GLU:OE1	1.88	0.73
25:CZ:70:TYR:O	25:CZ:77:TYR:HB2	1.87	0.73
25:CZ:149:LEU:O	25:CZ:153:GLU:HG3	1.89	0.73
15:CO:87:ILE:HG22	15:CO:88:ARG:N	1.99	0.73
36:DA:92:A:H3'	36:DA:93:G:H8	1.51	0.73
48:DP:112:LEU:H	48:DP:128:HIS:CD2	2.06	0.73
36:BA:2160:G:C8	36:BA:2160:G:H5'	2.23	0.73
6:CF:62:TRP:C	6:CF:63:TYR:HD1	1.90	0.73
18:CR:58:LEU:HB3	18:CR:62:GLU:HB3	1.69	0.73
22:CV:21:A:H2'	22:CV:22:G:H5''	1.71	0.73
1:CA:532:A:H2	1:CA:1206:G:H21	1.36	0.73
10:CJ:30:SER:OG	10:CJ:81:THR:HG22	1.87	0.73
54:BV:35:LEU:C	54:BV:37:VAL:H	1.91	0.73
2:CB:209:ARG:NH1	2:CB:239:VAL:HG11	2.03	0.73
6:CF:12:PRO:HG3	6:CF:55:ASP:HB3	1.69	0.73
31:D5:31:VAL:HG13	31:D5:42:PRO:HG3	1.70	0.73
1:CA:353:A:H5'	1:CA:353:A:H8	1.53	0.73
3:AC:179:ARG:HD2	3:AC:207:VAL:HA	1.70	0.73
51:BS:74:ALA:HB1	51:BS:103:GLU:HG2	1.69	0.73
17:CQ:82:MET:O	17:CQ:86:GLU:HG2	1.87	0.73

Continued on next page...

Continued from previous page...

Atom-1	Atom-2	Distance(Å)	Clash(Å)
36:BA:237:C:O2'	36:BA:238:C:H5'	1.88	0.73
3:AC:153:VAL:HG12	3:AC:154:SER:N	2.03	0.73
32:D6:10:LEU:HG	34:D8:34:TRP:HD1	1.52	0.73
39:DD:35:LYS:HA	39:DD:63:ARG:HA	1.71	0.73
25:CZ:177:LEU:HD13	25:CZ:195:TRP:CE2	2.22	0.73
25:CZ:193:ASN:HB3	25:CZ:196:VAL:H	1.53	0.73
51:DS:59:LYS:CG	51:DS:60:GLY:H	2.01	0.73
1:CA:1349:A:H2'	1:CA:1350:A:H8	1.52	0.73
36:DA:272(H):C:C2'	36:DA:272(I):U:H5''	2.17	0.73
50:BR:101:ALA:O	50:BR:102:GLU:HB2	1.86	0.73
12:CL:28:LYS:C	12:CL:30:ALA:H	1.90	0.73
22:AW:59:U:H3'	22:AW:60:U:C6	2.23	0.73
38:DC:64:LEU:HD13	38:DC:188:ASN:ND2	2.03	0.73
49:BQ:3:MET:HB2	49:BQ:4:PRO:HD2	1.68	0.73
22:AW:34:G:H2'	22:AW:35:A:H5'	1.71	0.73
34:B8:30:ARG:HA	34:B8:30:ARG:HE	1.53	0.73
13:AM:49:THR:HG22	13:AM:51:ALA:H	1.53	0.73
36:DA:2584:U:H2'	36:DA:2585:U:H5'	1.71	0.73
52:DT:28:VAL:HG22	52:DT:45:PHE:O	1.87	0.73
1:AA:963:G:H21	10:AJ:55:LYS:CD	2.00	0.73
36:DA:778:G:H5''	39:DD:48:ARG:HD3	1.69	0.73
52:DT:61:PHE:CE1	52:DT:76:PHE:HB2	2.22	0.73
28:D2:35:LEU:C	28:D2:35:LEU:HD13	2.08	0.73
46:BN:12:ARG:HB3	46:BN:50:ASP:OD1	1.87	0.73
57:DY:97:ARG:HH21	57:DY:98:VAL:HG21	1.54	0.73
3:AC:3:ASN:O	3:AC:4:LYS:HB2	1.88	0.73
41:BF:119:ARG:HH11	41:BF:119:ARG:HG2	1.53	0.73
48:BP:52:GLU:HA	48:BP:52:GLU:OE1	1.89	0.73
36:DA:302:C:H2'	36:DA:303:U:H6	1.52	0.73
9:CI:53:VAL:HG13	9:CI:95:LYS:HD3	1.70	0.73
41:BF:29:ASN:HD22	41:BF:32:LEU:HB2	1.52	0.73
51:BS:42:ASP:C	51:BS:44:LYS:H	1.92	0.73
53:DU:70:ARG:HA	53:DU:74:LEU:O	1.88	0.73
36:BA:812:C:H3'	48:BP:25:SER:HB2	1.70	0.73
1:AA:475:G:O2'	1:AA:476:G:H5'	1.87	0.73
46:DN:107:LEU:HB3	46:DN:108:PRO:HD2	1.70	0.73
1:AA:59:A:H5'	1:AA:60:A:H5''	1.71	0.73
36:DA:2023:G:H5'	36:DA:2617:C:H4'	1.70	0.73
12:CL:47:LYS:O	12:CL:49:ASN:N	2.22	0.73
36:DA:2884:U:H2'	36:DA:2885:C:H5'	1.70	0.73
36:DA:296:C:O2'	36:DA:297:C:H5'	1.89	0.73
1:CA:57:G:H2'	1:CA:58:C:C6	2.23	0.73

Continued on next page...

Continued from previous page...

Atom-1	Atom-2	Distance(Å)	Clash(Å)
34:D8:61:LEU:CD1	34:D8:61:LEU:H	1.81	0.73
48:DP:16:ARG:C	48:DP:16:ARG:HD3	2.09	0.73
56:DX:35:THR:O	56:DX:39:ILE:HG12	1.89	0.73
39:BD:43:ARG:HB3	39:BD:54:ARG:HB2	1.70	0.73
43:DH:76:VAL:O	43:DH:79:VAL:HG22	1.87	0.73
1:AA:1190:G:H3'	3:AC:3:ASN:HD22	1.52	0.73
39:DD:239:ARG:NH1	39:DD:239:ARG:HG2	2.00	0.73
36:DA:806:C:OP2	48:DP:39:LYS:HD2	1.88	0.73
36:BA:1018:C:H2'	36:BA:1019:U:H6	1.53	0.73
4:CD:13:ARG:NH2	4:CD:36:ARG:NH1	2.35	0.73
30:D4:7:PRO:O	30:D4:8:LYS:HB3	1.89	0.73
1:CA:1343:G:H2'	1:CA:1344:C:C6	2.23	0.73
34:B8:32:LEU:CB	34:B8:36:LYS:HZ1	2.01	0.73
36:BA:1222:C:H2'	36:BA:1223:G:C5'	2.17	0.73
36:DA:1654:A:OP1	50:DR:3:HIS:HB2	1.88	0.73
51:DS:99:LYS:HZ3	51:DS:99:LYS:HB3	1.53	0.73
15:CO:31:LEU:O	15:CO:35:ARG:HG3	1.88	0.73
51:BS:89:ARG:HG2	51:BS:92:TYR:HA	1.70	0.73
53:BU:50:ARG:NH1	54:BV:72:VAL:HG12	2.03	0.73
36:BA:2893:G:H5'	36:BA:2894:G:H5'	1.69	0.73
7:AG:113:GLU:HG2	7:AG:119:ARG:HG2	1.69	0.73
9:CI:98:PRO:HB2	9:CI:99:LEU:HD22	1.70	0.73
2:AB:115:LEU:HB2	2:AB:145:LEU:CD1	2.18	0.73
36:DA:1963:U:H5'	36:DA:1963:U:O2	1.88	0.73
48:DP:30:THR:CG2	48:DP:31:ALA:H	2.01	0.73
28:B2:2:LYS:HG2	28:B2:59:ARG:NH2	2.03	0.73
1:AA:973:G:O3'	14:AN:41:ARG:NH1	2.21	0.73
49:BQ:133:ARG:HG2	49:BQ:134:ARG:N	2.04	0.73
41:BF:160:ASN:OD1	41:BF:163:VAL:HG23	1.89	0.73
1:AA:1016:A:OP1	14:AN:15:LYS:HE3	1.87	0.73
36:BA:1190:G:H5'	48:BP:35:HIS:N	2.02	0.73
5:CE:79:GLU:HG3	5:CE:93:PRO:HD2	1.71	0.73
13:AM:88:ARG:HH11	13:AM:88:ARG:HG2	1.53	0.73
1:AA:1348:U:HO2'	1:AA:1349:A:H8	0.77	0.73
36:BA:2407:G:N2	36:BA:2408:U:H1'	2.03	0.73
3:AC:206:GLU:O	3:AC:207:VAL:O	2.05	0.73
1:AA:631:G:H2'	1:AA:632:A:C8	2.24	0.73
38:DC:73:ARG:O	38:DC:111:ASP:HB2	1.89	0.73
47:DO:87:ILE:HG22	47:DO:88:ASN:O	1.89	0.73
36:BA:2562:U:H1'	47:BO:23:ARG:HH11	1.52	0.73
8:AH:39:LEU:HD12	8:AH:44:PHE:HB2	1.70	0.73
10:AJ:11:PHE:HE1	10:AJ:67:THR:HG22	1.54	0.73

Continued on next page...

Continued from previous page...

Atom-1	Atom-2	Distance(Å)	Clash(Å)
25:CZ:231:ILE:HD13	25:CZ:237:VAL:HG23	1.71	0.73
47:DO:63:VAL:HG23	47:DO:64:ARG:HG3	1.70	0.73
32:B6:41:PRO:HD2	32:B6:45:LYS:HA	1.69	0.73
36:DA:2312:U:H2'	36:DA:2313:C:C5'	2.16	0.73
36:BA:310:A:OP1	57:BY:17:SER:O	2.07	0.73
36:DA:2186:G:H2'	36:DA:2187:G:N9	2.04	0.73
3:CC:16:ARG:HH11	3:CC:16:ARG:CB	1.99	0.73
14:CN:49:HIS:O	14:CN:51:GLY:N	2.22	0.73
48:BP:40:SER:O	48:BP:41:ARG:HD2	1.89	0.73
4:CD:9:CYS:SG	4:CD:32:ALA:CB	2.76	0.73
36:BA:623:G:H2'	36:BA:624:C:C6	2.23	0.73
48:BP:84:ASN:HA	48:BP:116:GLY:HA3	1.70	0.73
36:BA:744:G:OP1	40:BE:132:HIS:HB3	1.88	0.73
33:D7:34:ARG:HG3	33:D7:34:ARG:NH1	2.03	0.73
36:DA:633:A:H2'	36:DA:634:C:H5'	1.71	0.73
39:BD:93:ALA:HB3	39:BD:105:ILE:HG22	1.71	0.73
2:AB:60:ASP:O	2:AB:64:ARG:HG2	1.89	0.73
1:CA:936:C:H2'	1:CA:937:A:H8	1.52	0.73
36:DA:941:A:H4'	48:DP:35:HIS:CE1	2.24	0.73
57:BY:9:LYS:HG3	57:BY:10:GLY:H	1.50	0.73
26:D0:43:THR:O	26:D0:43:THR:HG23	1.89	0.73
25:CZ:253:VAL:HA	25:CZ:307:PRO:HD3	1.70	0.73
36:DA:234:C:H2'	36:DA:235:U:C6	2.23	0.73
42:BG:38:VAL:HG22	42:BG:93:THR:HG23	1.69	0.73
58:BZ:70:LEU:HD22	58:BZ:91:LEU:HD11	1.71	0.73
24:CY:68:C:H2'	24:CY:69:C:C6	2.23	0.73
1:CA:926:G:H2'	1:CA:1505:G:N3	2.04	0.73
43:DH:143:GLN:O	43:DH:143:GLN:NE2	2.21	0.73
23:CX:24:G:H1	24:CY:34:C:H42	1.37	0.73
54:DV:72:VAL:HG23	54:DV:85:LYS:HB3	1.70	0.73
36:DA:639:U:H2'	36:DA:640:C:C6	2.24	0.73
7:CG:26:PHE:CE2	7:CG:30:ILE:HD11	2.23	0.73
36:BA:2099:U:H2'	36:BA:2100:G:C8	2.24	0.73
25:AZ:181:GLN:OE1	25:AZ:195:TRP:HB2	1.88	0.73
36:BA:1666:G:H5'	36:BA:1666:G:H8	1.53	0.73
42:DG:131:TYR:HB3	42:DG:159:VAL:CG1	2.19	0.73
43:DH:149:ARG:HA	43:DH:162:ILE:CD1	2.16	0.73
40:BE:60:ASN:OD1	40:BE:62:PRO:HD2	1.89	0.73
40:DE:52:LEU:HD11	52:DT:1:MET:HG2	1.71	0.73
31:B5:41:PRO:HG2	31:B5:44:THR:CB	2.19	0.73
36:DA:548:A:H2'	36:DA:549:G:H5'	1.71	0.73
5:AE:76:ILE:HG23	5:AE:93:PRO:HG3	1.71	0.73

Continued on next page...

Continued from previous page...

Atom-1	Atom-2	Distance(Å)	Clash(Å)
2:AB:8:LYS:HZ3	2:AB:217:ARG:HH12	1.36	0.73
36:DA:2131:G:H1'	36:DA:2133:G:N2	2.03	0.73
1:AA:1003:G:N2	1:AA:1039:C:H42	1.86	0.73
1:CA:444:C:H2'	1:CA:445:G:H8	1.54	0.73
36:DA:2347:C:H2'	36:DA:2348:U:H6	1.53	0.73
36:BA:225:A:O2'	36:BA:257:A:H4'	1.89	0.73
25:AZ:97:ALA:HA	25:AZ:126:VAL:HG11	1.68	0.73
36:BA:958:U:H5''	49:BQ:14:ARG:HD3	1.70	0.73
53:BU:95:LEU:HD12	54:BV:11:GLN:HG3	1.68	0.72
2:AB:114:ARG:O	2:AB:118:LEU:HG	1.89	0.72
25:CZ:265:THR:CG2	25:CZ:291:ARG:H	2.02	0.72
46:BN:46:VAL:CG1	46:BN:48:MET:HG3	2.18	0.72
41:BF:132:VAL:HG22	41:BF:133:ASN:H	1.53	0.72
42:BG:51:ARG:NE	42:BG:51:ARG:HA	2.04	0.72
12:CL:89:ARG:HE	12:CL:91:LYS:HZ3	1.30	0.72
9:CI:119:ALA:O	9:CI:120:ARG:HG2	1.89	0.72
31:B5:29:THR:HG21	36:BA:2814:C:O2'	1.89	0.72
42:BG:172:LEU:HD22	42:BG:173:LEU:HD23	1.70	0.72
1:CA:386:C:C2'	1:CA:387:U:H5'	2.18	0.72
38:BC:22:ILE:HG13	38:BC:228:SER:OG	1.89	0.72
1:CA:946:A:H2'	1:CA:947:G:C8	2.24	0.72
36:BA:1362:C:O2'	36:BA:1363:C:H5'	1.88	0.72
27:B1:50:ARG:HG2	27:B1:59:THR:HG22	1.69	0.72
40:DE:120:TRP:CD1	40:DE:155:LYS:HB3	2.24	0.72
36:BA:212:G:O2'	36:BA:213:A:H5'	1.86	0.72
36:BA:128:C:H2'	36:BA:129:C:H6	1.54	0.72
38:DC:25:ALA:O	38:DC:29:VAL:HG22	1.88	0.72
36:BA:654:A:H3'	36:BA:654:A:OP1	1.89	0.72
48:BP:99:LEU:O	48:BP:99:LEU:HD23	1.89	0.72
5:AE:37:ARG:HG2	5:AE:37:ARG:HH11	1.54	0.72
36:DA:2893:G:H5'	36:DA:2894:G:H5'	1.70	0.72
25:CZ:162:GLU:N	25:CZ:162:GLU:OE1	2.22	0.72
36:BA:2347:C:H2'	36:BA:2348:U:H6	1.53	0.72
28:B2:65:ASN:HB3	36:BA:72:U:C5	2.24	0.72
41:BF:132:VAL:HG13	41:BF:133:ASN:ND2	2.03	0.72
10:CJ:54:PHE:CG	10:CJ:55:LYS:HE3	2.25	0.72
43:BH:89:ILE:O	43:BH:89:ILE:HG13	1.88	0.72
40:BE:9:VAL:CG1	40:BE:25:VAL:HB	2.19	0.72
48:BP:38:GLN:HG3	48:BP:39:LYS:H	1.53	0.72
48:BP:64:LYS:C	48:BP:66:GLY:H	1.90	0.72
36:BA:1902:C:C1'	39:BD:244:ARG:HG3	2.19	0.72
1:CA:372:C:N4	1:CA:387:U:H2'	2.03	0.72

Continued on next page...

Continued from previous page...

Atom-1	Atom-2	Distance(Å)	Clash(Å)
1:AA:1203:C:OP1	14:AN:3:ARG:HD3	1.88	0.72
5:AE:11:ILE:CG2	5:AE:105:VAL:HG22	2.19	0.72
36:DA:27:G:N2	36:DA:512:G:H2'	2.04	0.72
2:CB:136:VAL:O	2:CB:140:HIS:HB2	1.89	0.72
58:DZ:40:ASP:OD2	58:DZ:43:GLU:HG2	1.89	0.72
36:DA:564:C:O2'	36:DA:565:C:H5'	1.88	0.72
36:DA:2781:A:C5'	36:DA:2782:G:H5'	2.18	0.72
30:D4:5:ILE:H	30:D4:5:ILE:HD13	1.55	0.72
36:BA:888:C:H2'	36:BA:889:C:H4'	1.71	0.72
25:CZ:68:VAL:HG12	25:CZ:79:HIS:HB3	1.72	0.72
46:DN:48:MET:CE	46:DN:48:MET:H	2.00	0.72
36:BA:1005:C:H2'	36:BA:1006:C:C6	2.22	0.72
58:DZ:48:PHE:CE1	58:DZ:52:SER:O	2.42	0.72
36:BA:2415:G:H4'	48:BP:66:GLY:C	2.09	0.72
3:CC:106:VAL:HG13	3:CC:107:GLN:NE2	2.04	0.72
36:BA:2248:C:C2'	36:BA:2249:U:H5'	2.19	0.72
1:CA:1251:A:H2'	1:CA:1252:A:C8	2.24	0.72
54:BV:16:PRO:O	54:BV:96:ILE:HB	1.88	0.72
4:AD:159:ARG:HH11	4:AD:159:ARG:HG3	1.53	0.72
13:CM:88:ARG:HG2	13:CM:88:ARG:HH11	1.54	0.72
12:AL:51:ALA:O	12:AL:52:LEU:HD22	1.89	0.72
3:CC:59:ARG:HA	3:CC:63:ASN:O	1.89	0.72
36:BA:2523:G:C2'	36:BA:2524:G:H5''	2.19	0.72
36:BA:2023:G:H5'	36:BA:2617:C:H4'	1.70	0.72
42:BG:19:LEU:HD23	42:BG:23:PHE:HE1	1.53	0.72
55:DW:82:LEU:N	55:DW:82:LEU:HD12	2.04	0.72
1:CA:57:G:H2'	1:CA:58:C:H6	1.54	0.72
52:DT:23:ARG:HG2	52:DT:120:ARG:HH12	1.54	0.72
42:DG:40:ASN:HB2	42:DG:91:ARG:HB2	1.71	0.72
53:DU:57:PHE:CD1	53:DU:60:LEU:HD12	2.24	0.72
1:AA:1502:A:H2	1:AA:1505:G:N1	1.87	0.72
36:BA:1902:C:H4'	39:BD:244:ARG:HA	1.71	0.72
4:AD:187:ARG:NH1	4:AD:187:ARG:HB3	2.04	0.72
39:DD:8:PRO:HB3	39:DD:14:ARG:CB	2.18	0.72
36:BA:614(A):U:H4'	36:BA:614(B):G:C5'	2.19	0.72
51:BS:89:ARG:HG3	51:BS:92:TYR:N	2.03	0.72
58:DZ:141:VAL:HA	58:DZ:144:LEU:HD23	1.70	0.72
30:D4:5:ILE:HG12	30:D4:5:ILE:O	1.90	0.72
36:BA:2190:G:C2	36:BA:2191:G:H1'	2.24	0.72
52:DT:80:SER:HB3	52:DT:81:PRO:HD3	1.71	0.72
25:CZ:174:SER:HB3	25:CZ:177:LEU:CD1	2.18	0.72
52:BT:50:ILE:HD11	52:BT:64:ARG:HD2	1.72	0.72

Continued on next page...

Continued from previous page...

Atom-1	Atom-2	Distance(Å)	Clash(Å)
58:DZ:137:ILE:HD12	58:DZ:158:PRO:HG2	1.72	0.72
40:DE:44:TYR:O	40:DE:45:THR:HB	1.90	0.72
40:DE:50:GLY:HA2	40:DE:78:LEU:HB3	1.71	0.72
46:DN:58:ASP:C	46:DN:60:ILE:H	1.93	0.72
10:CJ:40:LEU:HG	10:CJ:69:ASN:CB	2.18	0.72
48:DP:84:ASN:ND2	48:DP:116:GLY:HA2	2.04	0.72
43:DH:19:VAL:HG12	43:DH:20:ALA:N	2.03	0.72
4:AD:12:CYS:HA	4:AD:19:LEU:CD1	2.20	0.72
25:AZ:265:THR:HG22	25:AZ:266:VAL:N	2.04	0.72
36:DA:1222:C:C2'	36:DA:1223:G:H5''	2.19	0.72
2:AB:24:TRP:CZ3	2:AB:29:ALA:HB2	2.25	0.72
36:DA:1105:U:H2'	36:DA:1106:G:H8	1.54	0.72
36:BA:2206:G:H21	36:BA:2207:G:C5'	2.02	0.72
36:DA:1367:A:H2'	36:DA:1368:G:H5'	1.70	0.72
2:CB:134:GLU:C	2:CB:136:VAL:H	1.92	0.72
6:CF:91:VAL:HG11	18:CR:72:ARG:NH1	2.04	0.72
52:DT:107:ASP:H	52:DT:110:ILE:HG12	1.55	0.72
36:DA:1205:U:C5	41:DF:171:PRO:HA	2.24	0.72
26:B0:3:HIS:HB2	36:BA:2494:G:OP1	1.90	0.72
7:CG:20:ASP:HB3	7:CG:23:VAL:HG23	1.72	0.72
4:CD:109:GLY:HA3	4:CD:165:MET:HE2	1.71	0.72
27:D1:44:PRO:CG	27:D1:46:LEU:HD21	2.09	0.72
38:BC:78:ALA:HA	38:BC:116:THR:N	2.00	0.72
42:DG:46:ALA:O	42:DG:47:LYS:HG3	1.88	0.72
15:CO:82:ILE:CG2	15:CO:83:GLU:H	2.01	0.72
13:CM:6:GLY:O	13:CM:8:GLU:N	2.21	0.72
41:BF:25:PRO:HB3	41:BF:119:ARG:CG	2.19	0.72
25:CZ:256:VAL:HG11	25:CZ:310:ILE:HG22	1.71	0.72
22:AW:70:G:H2'	22:AW:71:G:H8	1.54	0.72
58:DZ:23:LYS:HD3	58:DZ:38:TYR:CE1	2.24	0.72
41:DF:185:ASP:HA	41:DF:188:ARG:CD	2.18	0.72
36:BA:2884:U:H2'	36:BA:2885:C:H5'	1.71	0.72
1:CA:1228:C:OP1	13:CM:115:LYS:HE3	1.89	0.72
36:BA:2512:C:H2'	36:BA:2513:G:O4'	1.89	0.72
1:AA:451:A:N6	1:AA:480:U:H2'	2.04	0.72
36:DA:145:G:H2'	36:DA:146:G:H5''	1.71	0.72
36:DA:2291:U:H2'	36:DA:2292:C:C6	2.23	0.72
36:DA:1174:A:OP2	36:DA:1175:U:H5''	1.90	0.72
1:CA:1329:A:P	13:CM:28:ALA:HB3	2.29	0.72
25:CZ:234:ARG:HG3	25:CZ:234:ARG:HH11	1.53	0.72
60:CZ:501:GDP:C5'	60:CZ:501:GDP:C8	2.72	0.72
25:AZ:143:ASP:HB3	25:AZ:146:LEU:HB2	1.71	0.72

Continued on next page...

Continued from previous page...

Atom-1	Atom-2	Distance(Å)	Clash(Å)
42:DG:43:LEU:HB3	42:DG:45:GLU:HG2	1.71	0.72
9:AI:58:HIS:CD2	9:AI:59:PHE:CD1	2.77	0.72
9:CI:117:HIS:O	9:CI:118:LYS:HG3	1.90	0.72
1:CA:1241:G:H2'	1:CA:1242:C:C5	2.25	0.72
19:AS:43:GLU:C	19:AS:45:VAL:H	1.91	0.72
36:BA:2579:C:O2'	40:BE:131:ALA:HB2	1.90	0.72
3:CC:11:ARG:NH2	3:CC:182:ILE:HD12	2.04	0.72
55:BW:107:LEU:H	55:BW:107:LEU:HD12	1.53	0.72
48:DP:97:PRO:O	48:DP:98:GLU:HB3	1.89	0.72
25:AZ:290:LEU:HB2	25:AZ:293:VAL:HG21	1.70	0.72
22:AV:68:C:C2'	22:AV:69:G:H5'	2.19	0.72
34:D8:52:LYS:N	34:D8:53:PRO:CD	2.52	0.72
58:DZ:29:TYR:HB3	58:DZ:34:ASN:CB	2.19	0.72
5:CE:20:GLN:NE2	5:CE:22:GLY:H	1.87	0.72
1:AA:299:G:H2'	1:AA:300:A:C8	2.25	0.72
36:DA:2668:G:O2'	36:DA:2669:G:H5'	1.89	0.72
49:BQ:70:PRO:HA	49:BQ:95:ALA:HB2	1.71	0.72
8:AH:112:LEU:N	8:AH:112:LEU:HD23	2.04	0.72
36:DA:1865:G:H5'	36:DA:1866:C:OP2	1.88	0.72
52:DT:22:PHE:HE2	52:DT:85:LYS:HZ1	1.33	0.72
12:AL:20:LYS:N	12:AL:20:LYS:HD3	1.93	0.72
28:B2:7:ARG:N	28:B2:7:ARG:HD2	2.04	0.72
12:CL:89:ARG:CG	12:CL:91:LYS:NZ	2.53	0.72
42:BG:139:LEU:HD22	42:BG:149:VAL:HG21	1.71	0.72
40:DE:29:GLY:HA3	40:DE:51:PHE:CE1	2.22	0.72
40:DE:34:VAL:CG1	40:DE:48:GLN:HE21	2.03	0.72
27:B1:76:ARG:HH12	27:B1:95:LEU:HD13	1.53	0.72
1:AA:255:G:H1'	17:AQ:16:GLN:HE21	1.54	0.72
2:CB:209:ARG:HH11	2:CB:239:VAL:HG11	1.55	0.72
6:CF:60:PHE:CZ	18:CR:78:LEU:HD21	2.25	0.72
25:AZ:230:THR:HG22	25:AZ:295:ARG:HD2	1.72	0.72
1:CA:1003:G:C2'	1:CA:1004:A:H4'	2.19	0.72
24:AY:24:A:H2'	24:AY:25:C:C6	2.25	0.72
36:BA:2453:A:H2'	36:BA:2454:G:H8	1.55	0.72
1:CA:1499:A:H1'	1:CA:1520:G:H5'	1.72	0.72
22:CW:24:G:H2'	22:CW:25:C:O4'	1.90	0.72
25:CZ:133:VAL:HG23	25:CZ:168:VAL:CG1	2.19	0.72
57:BY:2:ARG:N	57:BY:4:LYS:HE2	2.05	0.72
1:AA:346:G:C5'	52:BT:43:GLN:HE22	2.03	0.72
46:BN:133:GLN:HG2	46:BN:135:PRO:CD	2.19	0.72
39:BD:44:ASN:N	39:BD:44:ASN:OD1	2.23	0.72
1:AA:1190:G:H3'	3:AC:3:ASN:HD21	1.54	0.72

Continued on next page...

Continued from previous page...

Atom-1	Atom-2	Distance(Å)	Clash(Å)
51:DS:83:LYS:CG	51:DS:105:ALA:HB3	2.19	0.72
28:D2:16:LEU:HD23	28:D2:17:SER:N	2.03	0.72
25:CZ:117:ARG:HD3	25:CZ:157:LEU:HD11	1.72	0.72
36:DA:636:G:H2'	48:DP:115:LEU:HD12	1.72	0.72
36:BA:1748:G:H8	36:BA:1748:G:H5'	1.54	0.72
36:DA:2179:C:H1'	36:DA:2180:U:H3	1.55	0.72
1:CA:1352:C:H2'	1:CA:1353:G:C8	2.24	0.72
27:B1:50:ARG:HG2	27:B1:59:THR:CG2	2.20	0.72
36:DA:2777:G:H5''	36:DA:2778:A:C5'	2.20	0.72
36:DA:2779:U:H1'	36:DA:2781:A:C6	2.23	0.72
9:CI:24:GLY:O	9:CI:25:LYS:HD2	1.90	0.72
43:BH:54:ARG:HB2	43:BH:55:PRO:HD2	1.70	0.72
36:BA:371:A:H5'	36:BA:423:A:N3	2.05	0.72
25:CZ:110:ASP:HB3	25:CZ:113:MET:HE3	1.71	0.72
48:DP:121:LYS:O	48:DP:123:LEU:HD23	1.89	0.72
36:DA:654(H):G:H2'	36:DA:654(I):C:H5'	1.70	0.72
29:B3:31:LEU:O	29:B3:32:GLN:HB2	1.89	0.72
6:CF:82:ARG:HB2	6:CF:85:VAL:CG2	2.19	0.72
9:CI:55:ALA:HA	9:CI:58:HIS:CE1	2.20	0.72
36:DA:1539:G:H2'	36:DA:1540:U:H5'	1.71	0.72
36:DA:672:C:H2'	36:DA:673:C:C5'	2.20	0.72
52:BT:13:ARG:HA	52:BT:13:ARG:NE	2.05	0.72
1:AA:1321:C:H3'	1:AA:1322:C:H5''	1.70	0.72
3:CC:135:LYS:O	3:CC:138:VAL:HG12	1.90	0.72
36:DA:519:U:H2'	36:DA:520:G:H8	1.53	0.72
8:CH:112:LEU:HD23	8:CH:112:LEU:N	2.05	0.72
36:BA:2712:U:O2'	36:BA:2713:A:H5'	1.89	0.71
28:D2:47:ASN:HD22	28:D2:47:ASN:H	1.33	0.71
46:DN:133:GLN:CG	46:DN:135:PRO:HD3	2.17	0.71
15:CO:82:ILE:CG2	15:CO:83:GLU:N	2.52	0.71
14:CN:57:ARG:CB	14:CN:57:ARG:HH11	2.02	0.71
9:AI:92:TYR:O	9:AI:96:LEU:HD22	1.89	0.71
58:DZ:151:HIS:HA	58:DZ:171:ILE:HG12	1.72	0.71
12:CL:89:ARG:NE	12:CL:91:LYS:NZ	2.35	0.71
40:DE:77:ILE:HG22	40:DE:78:LEU:H	1.54	0.71
40:DE:4:ILE:HD12	40:DE:92:THR:O	1.89	0.71
36:BA:2415:G:O3'	48:BP:66:GLY:HA3	1.90	0.71
31:B5:40:LYS:HD2	31:B5:45:VAL:O	1.89	0.71
46:DN:67:LEU:HB3	46:DN:88:GLU:HG2	1.72	0.71
1:AA:573:A:H5'	1:AA:573:A:C8	2.24	0.71
13:AM:3:ARG:HE	13:AM:7:VAL:HG13	1.54	0.71
36:DA:2807:G:H3'	36:DA:2808:U:H5''	1.71	0.71

Continued on next page...

Continued from previous page...

Atom-1	Atom-2	Distance(Å)	Clash(Å)
26:B0:10:THR:HG22	26:B0:12:ASN:H	1.54	0.71
7:CG:44:TYR:HA	7:CG:47:CYS:SG	2.30	0.71
48:BP:80:TYR:HE1	48:BP:111:ARG:HD2	1.53	0.71
6:AF:17:SER:O	6:AF:18:GLN:HG3	1.90	0.71
38:BC:6:ARG:O	38:BC:10:LEU:HD22	1.90	0.71
1:AA:413:G:N3	1:AA:413:G:H2'	2.05	0.71
46:BN:107:LEU:HB3	46:BN:108:PRO:HD2	1.71	0.71
36:BA:2092:U:H4'	36:BA:2093:G:H5''	1.72	0.71
36:BA:1655:A:H1'	40:BE:113:PHE:CE1	2.25	0.71
48:DP:57:THR:OG1	48:DP:59:LEU:HD22	1.90	0.71
39:DD:33:LEU:HD12	39:DD:102:LYS:HD2	1.72	0.71
37:DB:40:U:H3'	37:DB:41:U:H5''	1.72	0.71
57:BY:95:LYS:HE3	57:BY:99:CYS:O	1.90	0.71
36:DA:335:C:H2'	36:DA:336:C:C6	2.25	0.71
57:DY:88:LYS:NZ	57:DY:93:GLY:HA3	2.05	0.71
1:CA:534:U:C6	1:CA:534:U:H5'	2.15	0.71
36:DA:1899:G:N2	36:DA:1902:C:N4	2.37	0.71
43:BH:124:GLU:HB3	43:BH:126:PRO:HD3	1.69	0.71
36:BA:28:A:H61	36:BA:512:G:H1'	1.54	0.71
25:CZ:345:ARG:HH22	25:CZ:384:LEU:HD22	1.55	0.71
1:AA:1271:G:C2'	1:AA:1272:G:H5''	2.20	0.71
48:DP:125:VAL:O	48:DP:145:PRO:HD2	1.90	0.71
25:AZ:65:THR:HG23	25:AZ:82:CYS:SG	2.31	0.71
1:CA:176:C:H2'	1:CA:177:C:C6	2.26	0.71
40:BE:34:VAL:HG11	40:BE:78:LEU:HD22	1.71	0.71
4:CD:70:ILE:HG23	4:CD:74:GLN:HB2	1.71	0.71
22:AV:44:G:C2'	22:AV:45:U:H5'	2.20	0.71
17:AQ:43:LEU:O	17:AQ:69:LYS:HG2	1.89	0.71
46:DN:10:GLU:OE2	46:DN:11:PRO:HD2	1.90	0.71
11:CK:54:ARG:O	11:CK:57:THR:HG22	1.90	0.71
1:CA:189(K):U:H2'	1:CA:189(L):G:H8	1.55	0.71
1:CA:1286:A:O2'	1:CA:1287:A:H5''	1.90	0.71
36:BA:2185:C:C2'	36:BA:2186:G:H5'	2.20	0.71
25:AZ:224:PRO:HG3	25:AZ:345:ARG:HD3	1.72	0.71
43:DH:130:ARG:HB3	43:DH:130:ARG:NH1	2.05	0.71
36:DA:2795:G:H2'	36:DA:2796:U:H5'	1.71	0.71
27:D1:11:ARG:HB3	27:D1:11:ARG:HH11	1.54	0.71
36:DA:1494:A:H2'	36:DA:1495:A:H5''	1.71	0.71
13:CM:44:ARG:HB2	13:CM:47:ASP:OD1	1.90	0.71
48:DP:80:TYR:HE1	48:DP:111:ARG:HD2	1.56	0.71
39:DD:65:ILE:H	39:DD:65:ILE:HD13	1.55	0.71
38:DC:87:GLU:HG2	38:DC:94:VAL:HG21	1.72	0.71

Continued on next page...

Continued from previous page...

Atom-1	Atom-2	Distance(Å)	Clash(Å)
2:AB:27:LYS:HD2	2:AB:193:ASP:HB2	1.71	0.71
10:AJ:96:ILE:HD13	10:AJ:96:ILE:H	1.54	0.71
36:BA:469:G:C2'	36:BA:470:A:H5''	2.20	0.71
1:CA:451:A:N6	1:CA:480:U:H2'	2.06	0.71
20:AT:82:SER:O	20:AT:86:ARG:HB2	1.89	0.71
14:AN:44:LEU:HD12	14:AN:44:LEU:O	1.91	0.71
1:AA:18:C:O2'	1:AA:19:C:H5'	1.90	0.71
36:BA:428:A:H3'	36:BA:429:A:H8	1.56	0.71
36:BA:1149:G:H2'	36:BA:1150:C:C6	2.26	0.71
1:AA:261:U:H2'	1:AA:263:A:OP2	1.90	0.71
1:CA:1321:C:H3'	1:CA:1322:C:H5''	1.71	0.71
25:CZ:265:THR:HG21	25:CZ:290:LEU:HB3	1.70	0.71
39:BD:75:ILE:HG21	39:BD:99:ASP:HB2	1.72	0.71
58:DZ:122:ARG:NH1	58:DZ:122:ARG:HG2	2.06	0.71
52:BT:32:TYR:CD2	52:BT:81:PRO:HB2	2.25	0.71
46:DN:12:ARG:O	46:DN:14:VAL:HG23	1.90	0.71
43:BH:85:LYS:HZ1	43:BH:87:LEU:H	1.36	0.71
9:CI:118:LYS:O	9:CI:119:ALA:HB3	1.91	0.71
36:BA:941:A:H4'	48:BP:35:HIS:CE1	2.25	0.71
27:D1:62:VAL:CG1	27:D1:67:ILE:HG22	2.20	0.71
42:BG:107:LEU:HD11	42:BG:178:PHE:CE1	2.25	0.71
40:BE:5:LEU:HD12	40:BE:51:PHE:HB2	1.72	0.71
39:BD:37:LEU:HD12	39:BD:64:ILE:HG22	1.71	0.71
36:DA:1318:C:H3'	36:DA:1319:G:H5''	1.71	0.71
36:BA:729:G:C5	39:BD:208:LYS:HB3	2.25	0.71
29:B3:13:ILE:HG22	29:B3:13:ILE:O	1.90	0.71
8:CH:114:THR:HG22	8:CH:130:GLY:O	1.90	0.71
39:BD:25:THR:HB	39:BD:26:LYS:HE2	1.72	0.71
49:BQ:24:GLY:HA3	49:BQ:101:ARG:NH1	2.05	0.71
10:CJ:54:PHE:CE2	10:CJ:55:LYS:HD2	2.25	0.71
36:DA:271(L):U:H5''	36:DA:271(M):G:C5'	2.20	0.71
48:BP:30:THR:HG22	48:BP:31:ALA:N	2.05	0.71
51:DS:24:LEU:O	51:DS:85:VAL:HB	1.91	0.71
4:AD:8:VAL:O	4:AD:10:ARG:N	2.19	0.71
36:DA:1223:G:H5'	36:DA:1223:G:H8	1.56	0.71
52:DT:50:ILE:HD11	52:DT:64:ARG:HD2	1.72	0.71
52:DT:50:ILE:HA	52:DT:99:LEU:HD12	1.72	0.71
1:CA:1288:A:H2'	1:CA:1289:A:C8	2.26	0.71
34:B8:14:VAL:HG23	34:B8:24:ALA:HB2	1.73	0.71
51:BS:99:LYS:HB3	51:BS:99:LYS:NZ	2.05	0.71
40:DE:9:VAL:CG1	40:DE:25:VAL:HB	2.20	0.71
39:BD:130:ALA:HB2	39:BD:192:THR:HB	1.71	0.71

Continued on next page...

Continued from previous page...

Atom-1	Atom-2	Distance(Å)	Clash(Å)
1:CA:256:U:H2'	1:CA:257:G:C8	2.26	0.71
40:DE:105:THR:O	40:DE:196:VAL:HG12	1.90	0.71
26:B0:46:LYS:O	26:B0:78:TYR:HA	1.91	0.71
9:AI:79:LEU:HD13	9:AI:83:ARG:HG3	1.72	0.71
51:DS:42:ASP:O	51:DS:43:GLU:HB3	1.90	0.71
3:CC:20:SER:HB2	3:CC:40:ARG:NH2	2.06	0.71
4:AD:122:ARG:HA	4:AD:122:ARG:HH11	1.56	0.71
36:BA:2188:C:H2'	36:BA:2189:U:C6	2.25	0.71
34:D8:25:MET:CG	48:DP:64:LYS:HB2	2.19	0.71
39:DD:43:ARG:NH1	39:DD:44:ASN:ND2	2.34	0.71
41:BF:84:VAL:CG1	41:BF:85:GLY:H	1.99	0.71
22:CV:44:G:C2'	22:CV:45:U:H5'	2.19	0.71
10:CJ:56:HIS:O	10:CJ:58:ASP:O	2.07	0.71
13:CM:6:GLY:C	13:CM:8:GLU:H	1.93	0.71
36:BA:654(L):G:H2'	36:BA:654(M):C:H4'	1.71	0.71
36:DA:2640:G:C2'	36:DA:2641:G:H5''	2.19	0.71
4:AD:13:ARG:O	4:AD:15:GLU:N	2.23	0.71
33:B7:30:VAL:HA	33:B7:33:ARG:HH12	1.55	0.71
4:AD:173:TRP:O	4:AD:174:LEU:HD23	1.91	0.71
53:BU:47:TYR:O	53:BU:51:LYS:HG2	1.91	0.71
40:BE:170:LEU:N	40:BE:170:LEU:HD12	2.05	0.71
40:BE:22:PRO:O	40:BE:185:LYS:O	2.07	0.71
25:CZ:378:VAL:CG2	25:CZ:380:LEU:HD21	2.20	0.71
41:BF:33:LEU:O	41:BF:37:VAL:HG23	1.91	0.71
36:DA:2777:G:H5''	36:DA:2778:A:H5'	1.71	0.71
38:DC:30:LYS:HE2	38:DC:180:PHE:O	1.91	0.71
36:DA:1880:C:H2'	36:DA:1881:C:H5''	1.72	0.71
39:DD:108:PRO:HG2	39:DD:111:LEU:HB2	1.72	0.71
2:CB:170:GLU:O	2:CB:174:VAL:HG23	1.91	0.71
8:AH:89:PRO:HA	8:AH:92:ARG:NH1	2.05	0.71
8:CH:86:ILE:HD11	8:CH:136:GLU:HG2	1.71	0.71
36:BA:1602:U:H3'	36:BA:1603:A:H5'	1.72	0.71
8:AH:49:GLU:O	8:AH:49:GLU:HG3	1.91	0.71
6:AF:61:LEU:HB3	6:AF:63:TYR:HE1	1.55	0.71
52:DT:83:ILE:HG13	52:DT:84:GLN:HG2	1.72	0.71
4:AD:165:MET:HE3	4:AD:176:LEU:HD21	1.72	0.71
42:DG:73:ALA:HB3	42:DG:87:PRO:HG3	1.72	0.71
57:BY:30:VAL:HA	57:BY:37:VAL:HG12	1.73	0.71
41:BF:160:ASN:ND2	41:BF:162:LEU:H	1.89	0.71
36:BA:2312:U:C2'	36:BA:2313:C:H5''	2.20	0.71
14:AN:7:ILE:HG13	14:AN:8:GLU:N	2.05	0.71
3:CC:134:ILE:HG22	3:CC:168:ALA:HB3	1.72	0.71

Continued on next page...

Continued from previous page...

Atom-1	Atom-2	Distance(Å)	Clash(Å)
41:DF:132:VAL:HG13	41:DF:133:ASN:ND2	2.06	0.71
36:DA:1654:A:P	50:DR:3:HIS:HB2	2.30	0.71
36:DA:626:U:H3	48:DP:105:LEU:HG	1.55	0.71
48:DP:106:LEU:HD21	48:DP:112:LEU:HB2	1.73	0.71
1:AA:383:A:H2'	1:AA:384:G:H5'	1.73	0.71
1:AA:966:G:O2'	1:AA:967:C:H6	1.70	0.71
1:CA:161:A:H2'	1:CA:162:A:C8	2.25	0.71
46:DN:96:GLU:H	46:DN:96:GLU:CD	1.93	0.71
8:CH:86:ILE:HG12	8:CH:135:CYS:HA	1.71	0.71
36:DA:644:A:H2	36:DA:2369:A:H1'	1.56	0.71
42:DG:135:LEU:HD23	42:DG:140:ILE:HD11	1.71	0.71
36:BA:610:G:N2	36:BA:619:G:H1'	2.05	0.71
36:DA:2416:C:H2'	36:DA:2417:C:H6	1.56	0.71
42:DG:67:LYS:CD	42:DG:67:LYS:H	1.84	0.71
26:D0:47:PRO:HG2	26:D0:53:MET:HB2	1.71	0.71
1:CA:1072:G:H2'	1:CA:1073:U:C6	2.25	0.71
13:AM:10:PRO:CB	13:AM:18:ALA:HB1	2.20	0.71
39:DD:146:GLU:OE1	39:DD:190:TYR:HB2	1.90	0.71
33:D7:47:ARG:HH11	56:DX:60:ARG:HH21	1.39	0.71
46:DN:108:PRO:HG2	46:DN:109:LYS:H	1.55	0.71
6:AF:87:ARG:HG2	6:AF:87:ARG:HH11	1.55	0.71
1:CA:600:C:OP2	8:CH:97:VAL:HG12	1.90	0.71
21:CU:6:ARG:HD3	21:CU:15:ARG:NH2	2.06	0.71
28:B2:32:LEU:HA	28:B2:53:LEU:HD22	1.73	0.71
56:BX:28:PHE:N	56:BX:28:PHE:CD1	2.57	0.71
57:BY:8:LYS:HD2	57:BY:8:LYS:N	2.06	0.71
52:BT:75:ILE:N	52:BT:75:ILE:HD12	2.05	0.71
42:BG:76:SER:CB	42:BG:84:LYS:H	2.03	0.71
3:CC:75:VAL:O	3:CC:83:ARG:HG2	1.91	0.71
31:B5:50:GLY:HA3	31:B5:56:LYS:CD	2.16	0.71
53:DU:95:LEU:C	53:DU:97:ASP:H	1.91	0.71
51:BS:17:ARG:HA	51:BS:20:ARG:HH11	1.56	0.71
4:AD:30:LYS:C	4:AD:32:ALA:H	1.94	0.71
58:DZ:70:LEU:CD1	58:DZ:91:LEU:HD21	2.21	0.71
1:CA:62:U:H2'	1:CA:63:C:H5''	1.71	0.71
36:BA:556:G:H2'	36:BA:557:U:H6	1.55	0.71
34:B8:50:LEU:C	34:B8:52:LYS:H	1.94	0.71
49:BQ:51:ARG:HG3	49:BQ:51:ARG:HH11	1.54	0.71
1:AA:1206:G:H4'	3:AC:192:THR:O	1.91	0.71
25:AZ:299:GLU:N	25:AZ:302:GLN:OE1	2.22	0.71
5:AE:59:GLY:O	5:AE:62:ALA:HB3	1.91	0.71
23:AX:20:U:O2'	23:AX:21:C:H5'	1.90	0.71

Continued on next page...

Continued from previous page...

Atom-1	Atom-2	Distance(Å)	Clash(Å)
36:BA:877:U:O2'	36:BA:878:A:H5''	1.90	0.71
32:B6:41:PRO:HD2	32:B6:46:HIS:H	1.56	0.71
28:B2:52:ASP:O	28:B2:56:GLN:HG2	1.91	0.71
21:AU:6:ARG:HD3	21:AU:15:ARG:NH2	2.06	0.71
53:DU:93:LYS:HD2	53:DU:93:LYS:H	1.56	0.71
1:CA:192:U:H2'	1:CA:193:C:H6	1.55	0.71
36:BA:612:C:C2'	36:BA:613:G:H5'	2.21	0.71
9:CI:40:LEU:O	9:CI:42:ARG:N	2.23	0.71
48:BP:30:THR:CG2	48:BP:31:ALA:N	2.53	0.71
1:AA:274:A:O2'	1:AA:275:G:H8	1.73	0.71
42:BG:133:LEU:HD11	42:BG:157:ILE:HD12	1.73	0.71
5:AE:79:GLU:HG3	5:AE:93:PRO:HD2	1.72	0.71
9:AI:40:LEU:HD11	9:AI:70:LYS:CG	2.20	0.71
50:DR:94:TYR:HD1	50:DR:94:TYR:N	1.89	0.71
50:BR:103:ARG:HG3	55:BW:40:ASN:CG	2.11	0.71
13:CM:40:ASN:ND2	13:CM:42:ALA:HB3	2.06	0.71
46:DN:3:THR:CG2	46:DN:5:VAL:HG23	2.20	0.71
12:CL:51:ALA:O	12:CL:52:LEU:HD22	1.91	0.71
39:DD:176:ARG:HG2	39:DD:176:ARG:HH11	1.55	0.71
36:BA:1506:C:O2	36:BA:1506:C:H2'	1.91	0.71
48:DP:23:PRO:CB	48:DP:33:ARG:HG3	2.21	0.70
39:BD:35:LYS:HG3	39:BD:63:ARG:HG2	1.73	0.70
46:DN:14:VAL:HG11	46:DN:137:LYS:HG3	1.72	0.70
36:DA:2476:A:H2'	36:DA:2477:C:H5'	1.70	0.70
1:CA:1054:C:C6	1:CA:1196:U:C2	2.76	0.70
3:CC:134:ILE:HD11	3:CC:153:VAL:HG21	1.73	0.70
2:CB:80:ILE:CD1	2:CB:80:ILE:H	2.03	0.70
42:BG:107:LEU:HD22	42:BG:177:GLY:O	1.91	0.70
1:AA:1321:C:H5''	1:AA:1322:C:H5''	1.72	0.70
43:DH:74:ASN:HB3	43:DH:138:LYS:HD3	1.73	0.70
36:DA:784:A:N7	39:DD:229:VAL:HG11	2.06	0.70
4:AD:150:GLU:CD	4:AD:151:LYS:H	1.95	0.70
40:BE:98:PRO:HD3	40:BE:175:VAL:HG12	1.72	0.70
55:DW:14:PRO:HG2	55:DW:78:GLU:HG3	1.73	0.70
26:D0:11:ARG:O	26:D0:14:ARG:NH2	2.24	0.70
6:AF:35:ALA:HA	6:AF:67:MET:HB3	1.73	0.70
51:DS:56:LEU:O	51:DS:56:LEU:HD23	1.90	0.70
56:BX:28:PHE:HD1	56:BX:28:PHE:N	1.88	0.70
46:BN:12:ARG:NH2	46:BN:135:PRO:HG2	2.05	0.70
46:BN:46:VAL:HG13	46:BN:48:MET:HG3	1.72	0.70
54:BV:39:LEU:CD1	54:BV:51:VAL:HA	2.21	0.70
36:BA:582:G:H2'	36:BA:583:G:C8	2.25	0.70

Continued on next page...

Continued from previous page...

Atom-1	Atom-2	Distance(Å)	Clash(Å)
43:BH:85:LYS:CE	43:BH:87:LEU:HG	2.21	0.70
36:DA:1227:G:OP1	53:DU:13:LYS:HD2	1.91	0.70
36:DA:2297:C:O2'	36:DA:2298:A:H5'	1.90	0.70
36:DA:1540:U:H3'	36:DA:1541:G:H3'	1.72	0.70
1:CA:386:C:O2'	1:CA:387:U:H5'	1.91	0.70
40:BE:167:VAL:HG13	40:BE:170:LEU:HD11	1.73	0.70
36:DA:886:C:O2'	36:DA:887:A:H4'	1.90	0.70
47:DO:47:ILE:HG23	47:DO:48:PRO:HD2	1.73	0.70
40:BE:94:GLU:OE2	40:BE:177:PRO:HB3	1.90	0.70
26:D0:16:SER:HB2	36:DA:2262:U:H5	1.56	0.70
13:CM:27:LYS:HZ2	13:CM:31:LYS:HE3	1.56	0.70
48:DP:47:ASP:CB	48:DP:51:PHE:HB2	2.09	0.70
2:AB:142:LEU:HD21	2:AB:146:GLN:NE2	2.04	0.70
57:DY:44:ILE:HG22	57:DY:45:VAL:N	2.07	0.70
43:DH:85:LYS:HD3	43:DH:133:VAL:H	1.54	0.70
43:DH:85:LYS:HE2	43:DH:86:GLU:N	2.06	0.70
34:B8:8:LYS:HD3	34:B8:11:LYS:HD3	1.72	0.70
36:BA:2312:U:OP1	42:BG:73:ALA:HA	1.91	0.70
3:CC:84:ILE:HG23	3:CC:85:ARG:HD2	1.72	0.70
46:BN:28:THR:HG23	46:BN:29:LYS:N	2.05	0.70
25:CZ:323:LEU:HD13	25:CZ:396:GLY:HA2	1.71	0.70
36:DA:914:C:C2'	36:DA:915:C:H5'	2.22	0.70
36:DA:549:G:O2'	36:DA:551:G:H5'	1.90	0.70
50:BR:94:TYR:N	50:BR:94:TYR:HD1	1.88	0.70
58:DZ:14:LYS:O	58:DZ:18:LEU:HD13	1.90	0.70
58:DZ:132:ASN:C	58:DZ:134:PRO:HD3	2.11	0.70
46:BN:55:VAL:HG22	46:BN:56:ASN:H	1.55	0.70
36:BA:2317:C:C2'	36:BA:2318:G:H5'	2.20	0.70
36:BA:2807:G:H3'	36:BA:2808:U:H5''	1.73	0.70
1:CA:1004:A:H2'	1:CA:1005:A:H5'	1.73	0.70
36:BA:2472:G:H5''	36:BA:2473:U:H5''	1.74	0.70
24:AY:70:C:H2'	24:AY:71:C:H6	1.56	0.70
28:D2:65:ASN:HB3	28:D2:69:ARG:HH21	1.56	0.70
24:CY:48:U:C5	24:CY:59:G:H5''	2.26	0.70
42:BG:171:ALA:O	42:BG:175:LEU:HG	1.90	0.70
25:CZ:299:GLU:O	25:CZ:302:GLN:HG2	1.91	0.70
25:AZ:206:ILE:O	25:AZ:210:ILE:HG22	1.91	0.70
36:BA:380:U:H2'	36:BA:381:G:H8	1.56	0.70
36:DA:953:A:OP2	49:DQ:16:ARG:HD3	1.91	0.70
4:CD:98:GLU:HG2	4:CD:189:PRO:HG3	1.72	0.70
32:B6:53:LYS:HG2	32:B6:54:ILE:H	1.56	0.70
56:DX:12:VAL:HB	56:DX:17:ALA:HB3	1.71	0.70

Continued on next page...

Continued from previous page...

Atom-1	Atom-2	Distance(Å)	Clash(Å)
12:CL:41:ARG:HG2	12:CL:42:THR:N	2.05	0.70
35:D9:16:VAL:HG11	36:DA:1032:A:C4'	2.21	0.70
36:DA:1902:C:O2'	39:DD:244:ARG:HB2	1.92	0.70
14:CN:49:HIS:C	14:CN:51:GLY:H	1.93	0.70
36:DA:2502:G:H5''	36:DA:2503:A:C5'	2.20	0.70
36:BA:2394:C:OP1	48:BP:63:PRO:HD2	1.91	0.70
46:DN:22:THR:HG22	46:DN:61:ARG:CB	2.20	0.70
5:CE:6:PHE:HB2	5:CE:34:VAL:CG2	2.21	0.70
36:BA:1542:A:H5'	36:BA:1543:C:OP2	1.91	0.70
9:CI:47:LEU:N	9:CI:47:LEU:HD12	2.06	0.70
52:DT:50:ILE:HA	52:DT:99:LEU:HD11	1.73	0.70
51:DS:19:LYS:HB3	51:DS:20:ARG:NH2	2.07	0.70
41:BF:103:LYS:HG3	41:BF:106:ARG:NH2	2.06	0.70
53:DU:66:ASN:ND2	53:DU:76:TYR:H	1.89	0.70
4:AD:152:SER:O	4:AD:154:ASN:N	2.24	0.70
34:B8:42:ARG:O	34:B8:44:LYS:N	2.24	0.70
17:CQ:74:LEU:CD1	17:CQ:75:ARG:HD3	2.22	0.70
16:AP:21:VAL:HG12	16:AP:34:GLU:O	1.90	0.70
36:BA:862:G:H2'	36:BA:863:A:O4'	1.90	0.70
37:DB:25:A:H2'	37:DB:25:A:N3	2.06	0.70
32:B6:44:ARG:C	32:B6:45:LYS:HD2	2.12	0.70
32:D6:15:GLU:OE1	32:D6:18:ARG:HG3	1.90	0.70
52:DT:56:GLY:O	52:DT:59:THR:HG23	1.91	0.70
15:CO:82:ILE:CD1	15:CO:88:ARG:HB2	2.20	0.70
22:CW:39:U:H5'	22:CW:39:U:O2	1.92	0.70
12:CL:20:LYS:H	12:CL:20:LYS:CD	2.04	0.70
36:DA:1970:A:H5''	36:DA:1971:A:OP1	1.92	0.70
48:DP:39:LYS:O	48:DP:40:SER:HB2	1.90	0.70
41:DF:160:ASN:HD21	41:DF:162:LEU:CB	2.05	0.70
48:BP:58:THR:O	48:BP:61:ARG:NE	2.24	0.70
42:BG:39:ILE:HG13	42:BG:92:VAL:HG12	1.74	0.70
36:BA:2795:G:H2'	36:BA:2796:U:H5'	1.72	0.70
1:CA:1281:U:H4'	1:CA:1282:C:OP2	1.90	0.70
40:BE:27:LEU:HD22	52:BT:1:MET:N	2.06	0.70
36:DA:761:A:H8	36:DA:761:A:O5'	1.74	0.70
2:AB:170:GLU:O	2:AB:174:VAL:HG23	1.90	0.70
20:AT:26:ASN:ND2	20:AT:26:ASN:H	1.89	0.70
1:CA:436:C:H2'	1:CA:437:U:C6	2.27	0.70
36:BA:549:G:O2'	36:BA:551:G:H5'	1.91	0.70
1:AA:1101:A:H4'	1:AA:1102:A:O5'	1.90	0.70
51:BS:66:ALA:O	51:BS:69:VAL:HG12	1.91	0.70
1:CA:770:C:O2'	1:CA:771:G:H5'	1.91	0.70

Continued on next page...

Continued from previous page...

Atom-1	Atom-2	Distance(Å)	Clash(Å)
1:AA:793:U:H3'	1:AA:794:A:H5''	1.73	0.70
42:DG:62:LEU:HD12	42:DG:62:LEU:H	1.55	0.70
24:AY:4:G:H2'	24:AY:5:G:H5''	1.71	0.70
32:D6:19:ARG:NH1	32:D6:43:CYS:SG	2.64	0.70
31:D5:50:GLY:HA3	31:D5:56:LYS:CD	2.14	0.70
2:AB:130:ARG:HH21	2:AB:134:GLU:HG3	1.55	0.70
1:AA:1306:A:P	21:AU:6:ARG:HH22	2.15	0.70
1:AA:975:A:H5'	1:AA:975:A:H8	1.56	0.70
43:BH:76:VAL:O	43:BH:79:VAL:HG22	1.91	0.70
5:AE:6:PHE:HB3	5:AE:35:GLY:O	1.91	0.70
36:DA:1058:G:C2'	36:DA:1059:G:H5''	2.21	0.70
16:AP:74:LEU:O	16:AP:79:VAL:HG23	1.91	0.70
50:BR:96:ARG:HD3	50:BR:98:LEU:HD11	1.73	0.70
31:B5:3:LYS:H	31:B5:3:LYS:HD2	1.57	0.70
47:BO:24:VAL:HA	47:BO:39:ILE:HG22	1.73	0.70
40:DE:117:MET:HA	40:DE:122:PHE:H	1.57	0.70
36:BA:2523:G:H2'	36:BA:2524:G:C5'	2.20	0.70
36:DA:848:G:O6	36:DA:928:G:H2'	1.90	0.70
38:BC:186:ALA:O	38:BC:190:ARG:HG2	1.91	0.70
25:CZ:227:ASP:HB3	25:CZ:229:PHE:CE1	2.27	0.70
36:BA:419:C:H2'	36:BA:420:C:H6	1.56	0.70
36:DA:593:G:H1	36:DA:664:C:H42	1.39	0.70
52:DT:23:ARG:O	52:DT:25:GLY:N	2.21	0.70
53:BU:93:LYS:H	53:BU:93:LYS:HD2	1.55	0.70
53:BU:95:LEU:CD1	54:BV:11:GLN:HG3	2.21	0.70
28:B2:9:GLN:HB3	28:B2:60:LEU:HD12	1.73	0.70
1:AA:1359:C:OP2	14:AN:35:ARG:NH1	2.25	0.70
43:BH:85:LYS:NZ	43:BH:87:LEU:H	1.88	0.70
58:DZ:166:SER:N	58:DZ:167:PRO:HA	2.06	0.70
5:CE:79:GLU:HG2	5:CE:92:LYS:HG3	1.72	0.70
36:BA:140:G:H1'	36:BA:141:A:C2	2.26	0.70
22:AW:74:C:O2'	22:AW:75:C:H5'	1.92	0.70
36:BA:2036:C:H5'	36:BA:2036:C:C6	2.25	0.70
17:CQ:59:ILE:HD13	17:CQ:73:VAL:HA	1.73	0.70
55:BW:6:ILE:HG12	55:BW:104:THR:HG22	1.73	0.70
22:AV:4:C:C3'	22:AV:5:G:H5''	2.22	0.70
36:DA:845:G:O2'	36:DA:846:C:H5	1.73	0.70
2:CB:121:LEU:HG	2:CB:126:GLU:HB3	1.74	0.70
35:B9:7:VAL:HG13	35:B9:34:GLN:CG	2.22	0.70
51:BS:89:ARG:HE	51:BS:91:PRO:HG2	1.56	0.70
1:CA:1016:A:H2'	1:CA:1017:G:O4'	1.91	0.70
1:CA:1144:G:H21	1:CA:1146:A:H62	1.39	0.70

Continued on next page...

Continued from previous page...

Atom-1	Atom-2	Distance(Å)	Clash(Å)
1:CA:194:C:H2'	1:CA:195:A:H5''	1.73	0.70
5:AE:51:VAL:HB	5:AE:52:PRO:HD3	1.74	0.70
25:CZ:286:VAL:HG22	25:CZ:287:GLY:O	1.92	0.70
32:D6:17:LYS:HB2	32:D6:18:ARG:HH12	1.57	0.70
41:BF:135:LYS:HG2	41:BF:138:GLU:HG3	1.73	0.70
46:DN:18:ALA:HB1	46:DN:21:LYS:CB	2.22	0.70
8:CH:7:ALA:CB	8:CH:85:ARG:HD3	2.22	0.70
18:CR:67:ALA:O	18:CR:71:LYS:HG3	1.92	0.70
2:AB:7:VAL:HG13	2:AB:11:LEU:CD1	2.21	0.70
1:CA:946:A:H2'	1:CA:947:G:H8	1.55	0.70
43:DH:54:ARG:HG2	43:DH:54:ARG:HH11	1.57	0.70
36:BA:1311:G:H21	36:BA:1603:A:H62	1.38	0.70
36:BA:910:A:H62	49:BQ:12:GLN:HA	1.57	0.70
36:BA:1198:U:H2'	36:BA:1199:U:C6	2.26	0.70
2:AB:124:SER:OG	2:AB:125:PRO:HD2	1.92	0.70
36:BA:1590:U:H2'	36:BA:1591:G:C8	2.27	0.70
36:DA:2512:C:H2'	36:DA:2513:G:O4'	1.92	0.70
32:B6:45:LYS:N	32:B6:45:LYS:HD2	2.07	0.70
57:BY:76:CYS:SG	57:BY:77:PRO:HD2	2.31	0.70
12:CL:20:LYS:N	12:CL:20:LYS:HD3	2.04	0.70
3:AC:3:ASN:N	3:AC:3:ASN:OD1	2.24	0.70
36:BA:1803:A:O3'	39:BD:259:THR:CG2	2.38	0.70
16:CP:20:VAL:HG21	16:CP:32:TYR:CG	2.27	0.70
46:DN:18:ALA:HB1	46:DN:21:LYS:HB3	1.72	0.70
40:DE:2:LYS:HD3	40:DE:95:ILE:HG22	1.72	0.70
31:B5:45:VAL:HG12	31:B5:46:CYS:N	2.07	0.70
36:BA:1101:U:H2'	36:BA:1102:C:H6	1.55	0.70
50:BR:94:TYR:CD1	50:BR:94:TYR:N	2.59	0.70
36:BA:92:A:H3'	36:BA:93:G:C8	2.26	0.70
38:BC:87:GLU:CG	38:BC:94:VAL:HG21	2.22	0.70
42:DG:52:ILE:N	42:DG:52:ILE:HD13	2.06	0.70
3:CC:117:ALA:O	3:CC:120:VAL:HG13	1.92	0.70
39:DD:16:MET:HE1	39:DD:208:LYS:HD2	1.74	0.70
2:CB:28:PHE:HD2	2:CB:194:PRO:HD3	1.57	0.70
52:BT:23:ARG:HB2	52:BT:24:PRO:CD	2.22	0.70
39:DD:30:GLU:CB	39:DD:35:LYS:HD2	2.17	0.70
36:BA:1720:U:C3'	36:BA:1721:G:H5''	2.21	0.70
1:AA:1015:A:H2'	1:AA:1016:A:C8	2.27	0.70
36:DA:1112:G:O2'	36:DA:1113:U:H5'	1.92	0.70
10:CJ:4:ILE:HB	10:CJ:74:ILE:HD11	1.74	0.70
12:AL:6:THR:HG1	12:AL:9:GLN:HG3	1.56	0.70
34:B8:15:LYS:HD2	34:B8:16:ILE:H	1.57	0.70

Continued on next page...

Continued from previous page...

Atom-1	Atom-2	Distance(Å)	Clash(Å)
1:AA:1225:A:H2'	1:AA:1226:C:C5	2.27	0.70
31:B5:44:THR:HG21	50:BR:101:ALA:CB	2.22	0.70
53:BU:57:PHE:CD1	53:BU:60:LEU:HD12	2.27	0.70
22:AV:4:C:H42	22:AV:69:G:H1	1.36	0.70
52:DT:13:ARG:NE	52:DT:13:ARG:HA	2.06	0.70
40:BE:93:VAL:C	40:BE:95:ILE:H	1.95	0.70
36:DA:2779:U:H1'	36:DA:2781:A:C5	2.26	0.70
29:B3:31:LEU:O	36:BA:1158:C:H4'	1.92	0.70
17:AQ:59:ILE:HD13	17:AQ:73:VAL:HA	1.72	0.70
50:DR:12:ARG:HH11	50:DR:12:ARG:HG3	1.57	0.70
1:AA:848:C:O2'	1:AA:849:C:H5'	1.92	0.70
36:BA:1681:G:O2'	36:BA:1762:A:H2'	1.92	0.70
8:CH:123:GLU:O	8:CH:127:LEU:HD23	1.92	0.70
36:DA:559:G:H22	53:DU:49:HIS:CD2	2.10	0.70
42:DG:145:THR:HG22	42:DG:147:ASP:H	1.57	0.70
18:AR:25:THR:HG22	18:AR:25:THR:O	1.92	0.70
40:BE:104:VAL:O	40:BE:166:THR:HG23	1.92	0.70
1:AA:443:C:H2'	1:AA:444:C:H6	1.57	0.70
25:CZ:259:ALA:HB1	25:CZ:260:PRO:HD2	1.73	0.70
25:CZ:270:VAL:CG1	25:CZ:286:VAL:HG21	2.22	0.69
36:DA:99:U:H4'	36:DA:102:G:H1'	1.74	0.69
31:D5:45:VAL:HG13	31:D5:51:TYR:H	1.57	0.69
25:AZ:172:ARG:O	25:AZ:198:LYS:HG3	1.92	0.69
36:DA:2183:C:H2'	36:DA:2184:G:C8	2.24	0.69
43:DH:130:ARG:HB3	43:DH:130:ARG:HH11	1.56	0.69
43:BH:126:PRO:O	43:BH:127:GLU:HG2	1.91	0.69
51:BS:49:VAL:HG12	51:BS:50:SER:N	2.02	0.69
34:B8:32:LEU:CG	34:B8:36:LYS:HZ1	2.05	0.69
36:BA:1826:G:H2'	36:BA:1827:C:H6	1.57	0.69
12:CL:120:TYR:O	12:CL:122:THR:N	2.25	0.69
36:DA:636:G:H2'	48:DP:115:LEU:CD1	2.22	0.69
29:B3:15:TYR:HB3	29:B3:19:GLN:NE2	2.07	0.69
24:CY:4:G:C2'	24:CY:5:G:H5''	2.22	0.69
36:DA:2672:G:C2'	36:DA:2673:G:H5''	2.21	0.69
46:BN:57:ALA:CB	46:BN:124:ALA:HA	2.21	0.69
6:CF:91:VAL:HG12	6:CF:92:LYS:N	2.07	0.69
1:CA:223:U:H2'	1:CA:224:C:H6	1.56	0.69
3:CC:40:ARG:HH11	3:CC:40:ARG:HG3	1.55	0.69
1:AA:332:G:O2'	1:AA:333:G:H5'	1.91	0.69
1:CA:1060:C:O2'	1:CA:1061:G:H5'	1.92	0.69
54:DV:77:ALA:O	54:DV:79:VAL:HG22	1.91	0.69
5:CE:84:PHE:HB3	5:CE:134:ALA:HB2	1.74	0.69

Continued on next page...

Continued from previous page...

Atom-1	Atom-2	Distance(Å)	Clash(Å)
3:AC:53:ALA:O	3:AC:54:ARG:HB3	1.92	0.69
25:CZ:12:VAL:HG13	25:CZ:100:ASP:OD2	1.92	0.69
36:BA:2189:U:C2'	36:BA:2190:G:H4'	2.21	0.69
28:B2:67:LYS:O	28:B2:69:ARG:N	2.26	0.69
2:CB:97:TRP:CZ3	2:CB:172:ILE:HG22	2.27	0.69
10:CJ:6:ILE:HG13	10:CJ:72:VAL:HB	1.74	0.69
12:AL:41:ARG:CG	12:AL:42:THR:H	1.97	0.69
36:DA:2308:G:N7	36:DA:2310:A:H5'	2.07	0.69
52:BT:33:LYS:HZ1	52:BT:43:GLN:HG2	1.55	0.69
41:BF:160:ASN:HD21	41:BF:162:LEU:HD13	1.57	0.69
40:BE:59:VAL:HG22	40:BE:62:PRO:O	1.92	0.69
7:CG:112:PRO:HD2	7:CG:113:GLU:OE2	1.92	0.69
4:AD:68:TYR:CD2	4:AD:97:LEU:HD22	2.27	0.69
57:BY:53:PRO:HB3	57:BY:56:PRO:HG3	1.73	0.69
40:BE:4:ILE:HD12	40:BE:92:THR:O	1.93	0.69
50:DR:52:ILE:CG2	50:DR:94:TYR:HD2	2.03	0.69
36:BA:127:A:H5''	36:BA:128:C:O4'	1.92	0.69
1:CA:1332:A:H2'	1:CA:1333:A:C8	2.27	0.69
1:CA:242:C:H2'	1:CA:243:A:H5'	1.74	0.69
36:BA:492:A:H2'	36:BA:493:G:O4'	1.93	0.69
1:CA:108:G:H5'	1:CA:109:A:H5''	1.73	0.69
1:AA:1236:A:H2'	1:AA:1237:C:C6	2.26	0.69
50:BR:12:ARG:HG3	50:BR:12:ARG:HH11	1.57	0.69
10:CJ:18:ALA:O	10:CJ:22:LYS:HB2	1.93	0.69
39:BD:35:LYS:HG2	39:BD:36:PRO:N	2.07	0.69
36:BA:650:C:H3'	36:BA:651:G:H5''	1.74	0.69
49:BQ:101:ARG:HG3	49:BQ:101:ARG:NH1	2.07	0.69
49:BQ:141:GLN:HE21	49:BQ:141:GLN:HA	1.57	0.69
1:AA:1306:A:N6	1:AA:1331:G:H1'	2.08	0.69
14:CN:3:ARG:HG2	14:CN:3:ARG:O	1.90	0.69
1:AA:1123:A:C2	1:AA:1150:U:H5	2.09	0.69
35:D9:10:ILE:HG22	35:D9:10:ILE:O	1.90	0.69
3:CC:154:SER:CA	3:CC:165:THR:HA	2.21	0.69
40:BE:111:ARG:HG2	50:BR:2:ARG:CZ	2.22	0.69
19:AS:45:VAL:HA	19:AS:62:ILE:CG1	2.22	0.69
1:AA:427:U:H1'	1:AA:541:G:OP1	1.92	0.69
9:CI:53:VAL:H	9:CI:95:LYS:HZ2	1.38	0.69
9:CI:53:VAL:HG13	9:CI:95:LYS:CD	2.22	0.69
24:CY:61:C:O2'	24:CY:62:U:H5''	1.91	0.69
2:AB:7:VAL:CG1	2:AB:11:LEU:HD12	2.21	0.69
1:CA:1036:G:H5''	1:CA:1037:C:C5	2.26	0.69
24:CY:20:H2U:H4'	24:CY:21:A:H5'	1.73	0.69

Continued on next page...

Continued from previous page...

Atom-1	Atom-2	Distance(Å)	Clash(Å)
36:BA:953:A:OP2	49:BQ:16:ARG:HD3	1.92	0.69
36:BA:1332:G:N2	36:BA:1610:A:C8	2.61	0.69
36:BA:2807:G:C3'	36:BA:2808:U:H5''	2.22	0.69
48:DP:110:TYR:HD1	48:DP:111:ARG:HG3	1.58	0.69
36:DA:2147:G:H2'	36:DA:2148:G:O4'	1.91	0.69
1:AA:45:U:H2'	1:AA:46:G:C8	2.27	0.69
49:BQ:66:ILE:HD12	49:BQ:66:ILE:O	1.92	0.69
48:DP:47:ASP:HB2	48:DP:51:PHE:CB	2.09	0.69
27:D1:44:PRO:HG2	27:D1:46:LEU:CD2	2.11	0.69
47:BO:121:VAL:O	47:BO:122:LEU:HD23	1.92	0.69
57:DY:7:VAL:HB	57:DY:8:LYS:NZ	2.07	0.69
50:BR:99:LYS:N	50:BR:99:LYS:HD2	2.03	0.69
34:B8:4:MET:HE2	36:BA:666:G:H1'	1.73	0.69
36:DA:1053:C:O2'	36:DA:1054:A:H5'	1.91	0.69
4:AD:8:VAL:C	4:AD:10:ARG:N	2.46	0.69
58:BZ:145:GLU:HG3	58:BZ:146:ILE:HG12	1.75	0.69
49:DQ:18:LYS:H	49:DQ:98:LYS:HE3	1.58	0.69
50:BR:22:ARG:O	50:BR:26:LYS:HG3	1.92	0.69
50:DR:24:GLN:NE2	50:DR:36:THR:HG21	2.07	0.69
10:AJ:96:ILE:HD13	10:AJ:96:ILE:N	2.07	0.69
28:D2:65:ASN:HB3	28:D2:69:ARG:NH2	2.07	0.69
5:CE:101:ILE:O	5:CE:120:THR:HB	1.93	0.69
17:CQ:40:LYS:HD3	17:CQ:42:TYR:OH	1.93	0.69
31:B5:19:ARG:HG3	36:BA:2046:G:H5'	1.73	0.69
36:BA:1404:C:O2'	36:BA:1405:U:H5'	1.93	0.69
41:DF:164:ARG:HD3	41:DF:175:THR:OG1	1.92	0.69
28:B2:31:GLU:HA	28:B2:34:GLU:HB2	1.73	0.69
25:CZ:246:LYS:HD3	25:CZ:281:ILE:HG22	1.74	0.69
49:BQ:133:ARG:HB2	49:BQ:133:ARG:HH11	1.57	0.69
13:AM:40:ASN:ND2	13:AM:42:ALA:HB3	2.07	0.69
1:CA:556:C:O2'	1:CA:557:G:H5'	1.93	0.69
9:CI:40:LEU:HD11	9:CI:70:LYS:CG	2.19	0.69
36:BA:664:C:O2'	36:BA:665:C:H5'	1.93	0.69
36:BA:605:C:H6	36:BA:657:U:HO2'	1.41	0.69
48:BP:101:VAL:HG12	48:BP:106:LEU:CB	2.22	0.69
36:DA:744:G:OP1	40:DE:132:HIS:HB3	1.92	0.69
46:DN:10:GLU:CD	46:DN:11:PRO:HD2	2.12	0.69
54:BV:69:LYS:HA	54:BV:87:HIS:O	1.91	0.69
4:CD:121:VAL:HG12	4:CD:134:ASP:C	2.13	0.69
1:CA:631:G:H2'	1:CA:632:A:C8	2.28	0.69
36:BA:2845:G:O2'	36:BA:2846:G:H5'	1.92	0.69
8:CH:20:TYR:HE2	8:CH:75:ARG:HD2	1.57	0.69

Continued on next page...

Continued from previous page...

Atom-1	Atom-2	Distance(Å)	Clash(Å)
48:DP:58:THR:O	48:DP:61:ARG:NE	2.23	0.69
48:DP:62:LEU:H	48:DP:62:LEU:CD2	2.05	0.69
52:BT:92:GLY:O	52:BT:93:ARG:HB2	1.92	0.69
36:BA:330:A:HO2'	36:BA:331:A:H8	1.40	0.69
57:BY:75:ILE:O	57:BY:76:CYS:HB2	1.91	0.69
36:DA:2100:G:H22	36:DA:2189:U:H3	1.41	0.69
38:DC:113:VAL:HG12	38:DC:138:PRO:CG	2.21	0.69
13:AM:2:ALA:N	13:AM:9:ILE:HG23	2.07	0.69
43:BH:85:LYS:NZ	43:BH:87:LEU:N	2.40	0.69
7:CG:113:GLU:CG	7:CG:119:ARG:HG2	2.19	0.69
6:CF:18:GLN:HA	6:CF:21:LEU:CB	2.22	0.69
4:CD:145:GLU:HA	4:CD:184:LYS:HA	1.74	0.69
25:AZ:253:VAL:HG12	25:AZ:305:ALA:O	1.93	0.69
36:DA:28:A:N6	36:DA:512:G:H1'	2.08	0.69
2:CB:8:LYS:O	2:CB:10:LEU:N	2.25	0.69
50:BR:18:LEU:O	50:BR:18:LEU:HD22	1.92	0.69
36:BA:1657:C:O2'	36:BA:1658:C:H5'	1.92	0.69
25:CZ:341:GLN:HA	25:CZ:350:THR:HA	1.74	0.69
25:CZ:110:ASP:HB3	25:CZ:113:MET:CE	2.22	0.69
41:BF:103:LYS:HG3	41:BF:106:ARG:HH21	1.58	0.69
8:AH:33:GLU:OE1	8:AH:50:ARG:NH2	2.26	0.69
49:DQ:30:GLY:HA2	49:DQ:107:ALA:HB2	1.75	0.69
16:CP:75:ARG:HH11	16:CP:75:ARG:HG3	1.56	0.69
24:AY:54:5MU:OP1	24:AY:54:5MU:H71	1.92	0.69
52:DT:25:GLY:HA2	52:DT:92:GLY:HA2	1.73	0.69
1:CA:1321:C:H5''	1:CA:1322:C:H5''	1.74	0.69
2:AB:136:VAL:O	2:AB:140:HIS:HB2	1.93	0.69
25:AZ:117:ARG:HD3	25:AZ:157:LEU:HD11	1.73	0.69
43:DH:46:GLU:O	43:DH:47:GLU:HB2	1.93	0.69
1:AA:1305:G:H22	1:AA:1331:G:H2'	1.53	0.69
34:B8:4:MET:SD	34:B8:61:LEU:HD21	2.33	0.69
36:BA:1819:A:H5''	39:BD:161:THR:HG21	1.72	0.69
48:BP:97:PRO:HD3	48:BP:126:VAL:O	1.91	0.69
36:BA:559:G:H22	53:BU:49:HIS:CD2	2.11	0.69
31:B5:3:LYS:N	31:B5:3:LYS:HD2	2.07	0.69
36:DA:2523:G:H2'	36:DA:2524:G:H5''	1.74	0.69
36:DA:2039:C:H2'	36:DA:2040:C:H6	1.58	0.69
36:BA:286:C:H2'	36:BA:287:C:H6	1.56	0.69
36:BA:1242:A:H5'	36:BA:1243:G:OP2	1.92	0.69
39:BD:37:LEU:HD12	39:BD:64:ILE:CG2	2.21	0.69
36:DA:644:A:C2	36:DA:2369:A:H1'	2.27	0.69
1:CA:1128:C:H1'	1:CA:1146:A:H61	1.57	0.69

Continued on next page...

Continued from previous page...

Atom-1	Atom-2	Distance(Å)	Clash(Å)
43:DH:159:GLU:HG3	43:DH:160:LYS:HG3	1.75	0.69
26:D0:10:THR:HG22	26:D0:12:ASN:H	1.57	0.69
36:BA:1865:G:H5'	36:BA:1866:C:OP2	1.92	0.69
26:D0:3:HIS:HB2	36:DA:2494:G:OP1	1.93	0.69
36:BA:884:C:H2'	36:BA:885:C:H5'	1.75	0.69
36:DA:1190:G:H5'	48:DP:35:HIS:H	1.58	0.69
48:DP:58:THR:O	48:DP:58:THR:HG22	1.93	0.69
36:BA:2347:C:H2'	36:BA:2348:U:C6	2.27	0.69
25:CZ:7:ARG:O	25:CZ:8:THR:HG22	1.93	0.69
3:AC:82:GLU:OE1	3:AC:83:ARG:N	2.22	0.69
56:DX:12:VAL:HB	56:DX:17:ALA:CB	2.23	0.69
1:CA:972:C:OP2	10:CJ:57:LYS:HG3	1.93	0.69
3:AC:2:GLY:N	3:AC:3:ASN:OD1	2.26	0.69
13:CM:2:ALA:HB3	13:CM:9:ILE:HG23	1.75	0.69
3:CC:68:VAL:HG12	3:CC:70:VAL:HG23	1.74	0.69
35:D9:26:ILE:CG2	35:D9:27:CYS:N	2.56	0.69
43:BH:127:GLU:OE1	43:BH:128:PRO:HD3	1.93	0.69
51:BS:17:ARG:HA	51:BS:20:ARG:HH12	1.57	0.69
1:AA:1299:A:N3	1:AA:1299:A:H5''	2.06	0.69
42:DG:51:ARG:NH1	42:DG:53:LEU:HD13	2.07	0.69
42:BG:161:THR:HG21	42:BG:172:LEU:HD13	1.74	0.69
4:AD:11:LEU:N	4:AD:11:LEU:HD23	2.08	0.69
25:AZ:265:THR:HG21	25:AZ:290:LEU:HB3	1.73	0.69
3:CC:58:GLU:HB2	3:CC:65:ALA:HB2	1.73	0.69
36:DA:1543:C:C3'	36:DA:1544:A:H5''	2.22	0.69
36:DA:2579:C:O2'	40:DE:131:ALA:HB2	1.93	0.69
34:B8:23:VAL:HG12	34:B8:46:ARG:NH1	2.08	0.69
54:DV:19:LYS:NZ	54:DV:20:LEU:H	1.90	0.69
34:D8:52:LYS:H	34:D8:53:PRO:CD	2.06	0.69
36:DA:1368:G:O2'	36:DA:1369:G:H5'	1.92	0.69
40:BE:27:LEU:HD22	52:BT:1:MET:H3	1.58	0.69
36:BA:676:A:H2	36:BA:802:A:H61	1.39	0.69
36:BA:284:U:H2'	36:BA:285:C:C6	2.26	0.69
50:BR:44:LEU:O	50:BR:48:VAL:HG12	1.92	0.69
37:BB:15:A:H3'	37:BB:16:G:H5'	1.73	0.69
40:BE:116:VAL:O	40:BE:117:MET:CB	2.40	0.69
36:BA:2822:G:H2'	36:BA:2823:A:H5''	1.74	0.69
36:BA:473:G:H5''	36:BA:508:G:N2	2.08	0.69
36:BA:2767:C:H2'	36:BA:2768:C:H6	1.58	0.69
36:DA:1651:G:OP1	50:DR:40:LYS:NZ	2.26	0.69
36:DA:2485:G:C2'	36:DA:2486:G:H5'	2.23	0.69
48:DP:99:LEU:HD23	48:DP:99:LEU:O	1.92	0.69

Continued on next page...

Continued from previous page...

Atom-1	Atom-2	Distance(Å)	Clash(Å)
36:DA:200:U:H2'	36:DA:201:C:H5'	1.75	0.69
36:BA:1335:U:H2'	36:BA:1336:A:H8	1.57	0.69
1:CA:424:G:H2'	1:CA:425:G:H8	1.56	0.69
1:AA:1415:G:O2'	1:AA:1416:G:H5'	1.93	0.69
36:BA:57:C:O2'	36:BA:58:G:H5'	1.92	0.69
36:DA:654:A:H3'	36:DA:654:A:OP1	1.92	0.69
1:CA:80:G:C2	1:CA:90:U:H5'	2.28	0.69
7:AG:52:GLU:O	7:AG:54:THR:N	2.25	0.69
25:CZ:26:THR:HG21	60:CZ:501:GDP:C8	2.28	0.69
25:CZ:64:ASN:HD22	25:CZ:64:ASN:H	1.38	0.69
22:AV:59:U:O2'	22:AV:60:U:C6	2.46	0.69
25:AZ:118:GLU:HA	25:AZ:121:LEU:HD21	1.73	0.69
39:DD:30:GLU:HG3	39:DD:63:ARG:HH21	1.58	0.69
39:DD:44:ASN:ND2	39:DD:49:ILE:HG22	2.08	0.69
42:DG:34:LEU:HD21	42:DG:100:TRP:CH2	2.28	0.69
22:CV:68:C:C2'	22:CV:69:G:C5'	2.65	0.69
42:BG:73:ALA:H	42:BG:87:PRO:CD	2.06	0.69
25:CZ:322:VAL:O	25:CZ:365:GLY:HA2	1.92	0.69
39:BD:65:ILE:HD11	39:BD:67:PHE:CE2	2.27	0.69
42:BG:138:GLN:HG2	42:BG:153:ARG:H	1.57	0.69
46:DN:18:ALA:HB3	46:DN:26:LEU:HD22	1.75	0.69
57:BY:87:LYS:HG3	57:BY:88:LYS:H	1.58	0.69
58:BZ:96:VAL:HG22	58:BZ:97:GLU:N	2.06	0.69
7:AG:78:ARG:HG3	7:AG:79:ARG:H	1.55	0.69
37:DB:91:C:H5'	49:DQ:17:LEU:O	1.92	0.69
1:CA:975:A:C4'	1:CA:976:G:H5''	2.23	0.69
36:DA:2155:G:H3'	36:DA:2156:G:H8	1.56	0.69
37:BB:48:A:H4'	51:BS:95:HIS:CD2	2.27	0.69
41:BF:183:VAL:O	41:BF:187:VAL:HG23	1.92	0.69
9:CI:99:LEU:HB2	9:CI:101:PHE:CE2	2.28	0.69
1:CA:1003:G:O2'	1:CA:1004:A:H4'	1.93	0.69
1:CA:1040:U:H2'	1:CA:1041:A:H8	1.57	0.69
36:BA:1523:U:H2'	36:BA:1524:G:H8	1.58	0.69
1:CA:603:U:H2'	1:CA:604:G:C8	2.28	0.69
46:BN:96:GLU:O	46:BN:100:GLU:HG3	1.91	0.69
36:DA:2108:C:O2	36:DA:2108:C:H2'	1.91	0.69
36:DA:1270:C:H5''	36:DA:1271:G:O5'	1.93	0.69
51:BS:97:ARG:O	51:BS:97:ARG:NE	2.24	0.69
38:BC:75:LEU:HG	38:BC:112:ALA:O	1.93	0.69
2:AB:69:LEU:HD23	2:AB:91:PRO:HB2	1.74	0.69
24:CY:15:A:H3'	24:CY:16:H2U:H5''	1.75	0.69
48:DP:23:PRO:HB2	48:DP:33:ARG:CG	2.24	0.69

Continued on next page...

Continued from previous page...

Atom-1	Atom-2	Distance(Å)	Clash(Å)
28:B2:4:SER:HA	28:B2:7:ARG:HE	1.58	0.69
39:BD:35:LYS:O	39:BD:36:PRO:C	2.31	0.69
39:BD:35:LYS:HB3	39:BD:36:PRO:HD2	1.75	0.69
36:BA:81:G:H21	57:BY:2:ARG:NH1	1.90	0.69
52:BT:98:LYS:HB3	52:BT:100:TYR:CE1	2.27	0.69
49:BQ:133:ARG:HG2	49:BQ:134:ARG:H	1.57	0.69
1:CA:1086:U:H2'	1:CA:1087:G:H5'	1.74	0.69
25:CZ:333:GLY:CA	25:CZ:363:MET:HE1	2.19	0.69
9:AI:19:LEU:HD11	9:AI:59:PHE:HD2	1.58	0.69
16:AP:67:THR:H	16:AP:70:ALA:HB3	1.56	0.69
39:DD:27:THR:HG23	39:DD:27:THR:O	1.93	0.69
4:AD:17:VAL:HG11	4:AD:197:PRO:HB2	1.75	0.69
25:AZ:270:VAL:HG12	25:AZ:286:VAL:HG21	1.73	0.69
36:BA:1058:G:C2'	36:BA:1059:G:H5''	2.22	0.69
6:CF:61:LEU:HB3	6:CF:63:TYR:CE1	2.25	0.69
1:AA:1049:U:H2'	14:AN:2:ALA:N	2.08	0.69
36:BA:2514:U:H2'	36:BA:2515:C:C6	2.28	0.69
46:DN:73:THR:HG23	46:DN:82:LEU:HD11	1.75	0.69
29:D3:45:GLY:C	29:D3:47:VAL:H	1.94	0.69
1:AA:1278:U:H5''	1:AA:1279:A:O4'	1.93	0.69
37:BB:16:G:N2	37:BB:69:G:H1'	2.07	0.69
27:B1:7:ILE:HG22	27:B1:8:SER:N	2.08	0.69
25:AZ:294:SER:OG	25:AZ:297:GLU:HG3	1.93	0.69
36:BA:278:A:H61	36:BA:362:U:H3	1.41	0.69
36:DA:1434:A:H61	36:DA:1558:A:N6	1.91	0.69
36:DA:394:A:H2'	36:DA:395:U:H5'	1.75	0.69
36:DA:1678:G:N2	36:DA:1989:G:H22	1.91	0.69
32:D6:19:ARG:O	32:D6:20:ASN:O	2.10	0.68
58:BZ:115:GLY:HA2	58:BZ:177:PRO:CD	2.15	0.68
57:DY:76:CYS:SG	57:DY:77:PRO:HD2	2.32	0.68
10:CJ:48:THR:HG22	10:CJ:62:HIS:ND1	2.07	0.68
39:BD:183:ARG:HG2	39:BD:183:ARG:HH11	1.56	0.68
41:DF:11:VAL:HG12	41:DF:12:LEU:H	1.58	0.68
36:BA:1899:G:N2	36:BA:1902:C:N4	2.39	0.68
48:DP:126:VAL:HA	48:DP:145:PRO:CB	2.23	0.68
36:BA:2053:G:H5'	40:BE:144:ARG:O	1.92	0.68
24:AY:20:H2U:H4'	24:AY:21:A:H5'	1.75	0.68
1:AA:629:G:H2'	1:AA:630:G:H5''	1.73	0.68
25:AZ:97:ALA:HA	25:AZ:126:VAL:CG1	2.23	0.68
36:DA:94(A):G:H2'	36:DA:95:G:H5''	1.74	0.68
47:DO:19:ILE:HG22	47:DO:43:VAL:HA	1.74	0.68
17:AQ:9:VAL:HG11	17:AQ:84:LEU:HD13	1.75	0.68

Continued on next page...

Continued from previous page...

Atom-1	Atom-2	Distance(Å)	Clash(Å)
36:BA:17:G:H4'	53:BU:25:TRP:CZ3	2.28	0.68
39:BD:108:PRO:HG2	39:BD:111:LEU:HB2	1.75	0.68
1:AA:1264:C:O2'	1:AA:1265:G:H5'	1.93	0.68
28:B2:22:GLU:CA	28:B2:64:LEU:HD21	2.23	0.68
50:DR:99:LYS:H	50:DR:99:LYS:CD	2.05	0.68
36:BA:1516:C:H2'	36:BA:1517:G:H5''	1.73	0.68
58:DZ:97:GLU:HG3	58:DZ:127:LYS:HB3	1.73	0.68
40:DE:61:ARG:HG2	40:DE:62:PRO:HD3	1.74	0.68
51:BS:52:SER:HB3	51:BS:55:ALA:HB3	1.75	0.68
36:BA:2334:G:C5'	51:BS:13:ARG:HD3	2.22	0.68
36:BA:2287:A:N6	36:BA:2344:U:H3	1.89	0.68
17:CQ:59:ILE:CD1	17:CQ:73:VAL:HG22	2.23	0.68
12:AL:126:LYS:HA	12:AL:126:LYS:HE2	1.74	0.68
3:CC:58:GLU:HB2	3:CC:65:ALA:HB3	1.73	0.68
36:DA:1528:A:H2'	36:DA:1528:A:N3	2.08	0.68
2:AB:44:LEU:HA	2:AB:47:THR:OG1	1.93	0.68
2:CB:8:LYS:HD3	2:CB:217:ARG:NH2	2.07	0.68
37:BB:15:A:H3'	37:BB:16:G:C5'	2.22	0.68
8:AH:1:MET:HE2	8:AH:2:LEU:H	1.58	0.68
36:DA:237:C:O2'	36:DA:238:C:H5'	1.93	0.68
36:DA:380:U:H2'	36:DA:381:G:H8	1.58	0.68
36:BA:1403:C:H5''	36:BA:1471:A:H1'	1.74	0.68
4:CD:100:ARG:HB3	4:CD:103:ASN:HB3	1.76	0.68
10:CJ:9:ARG:O	10:CJ:94:VAL:HG13	1.94	0.68
25:AZ:226:GLU:CG	25:AZ:240:GLY:HA2	2.23	0.68
2:CB:118:LEU:HD11	2:CB:141:GLU:OE1	1.94	0.68
1:CA:1412:C:H2'	1:CA:1413:A:H8	1.52	0.68
41:BF:126:VAL:HG11	41:BF:142:TRP:HH2	1.57	0.68
3:CC:70:VAL:HG21	3:CC:76:VAL:HG11	1.75	0.68
25:CZ:222:LEU:HB3	25:CZ:243:GLU:HB3	1.76	0.68
36:BA:1012:U:O4	46:BN:28:THR:HG21	1.93	0.68
58:DZ:120:ILE:HD13	58:DZ:120:ILE:O	1.94	0.68
36:BA:139:G:H2'	36:BA:139(A):G:H5''	1.75	0.68
40:DE:111:ARG:HA	50:DR:2:ARG:HG3	1.73	0.68
36:BA:1747(A):G:H2'	36:BA:1748:G:C5'	2.23	0.68
36:BA:1779:U:C5	36:BA:1784:A:N7	2.61	0.68
28:D2:38:GLN:O	28:D2:41:ILE:HG12	1.93	0.68
36:BA:484:C:H2'	36:BA:485:C:C6	2.28	0.68
42:DG:32:PRO:HB3	42:DG:163:ALA:HA	1.74	0.68
46:DN:17:ASP:OD1	46:DN:56:ASN:HB3	1.93	0.68
9:AI:126:SER:O	9:AI:127:LYS:HB3	1.93	0.68
36:BA:1958:C:O2'	36:BA:1959:G:H5'	1.93	0.68

Continued on next page...

Continued from previous page...

Atom-1	Atom-2	Distance(Å)	Clash(Å)
38:DC:100:ILE:HD11	38:DC:123:VAL:HG23	1.75	0.68
25:CZ:64:ASN:N	25:CZ:64:ASN:ND2	2.40	0.68
36:DA:588:U:H2'	36:DA:589:C:C6	2.28	0.68
32:B6:15:GLU:HB2	32:B6:20:ASN:CB	2.19	0.68
39:DD:31:LYS:NZ	39:DD:33:LEU:HG	2.07	0.68
15:CO:82:ILE:HG23	15:CO:83:GLU:N	2.08	0.68
38:DC:113:VAL:HG11	38:DC:136:LEU:O	1.92	0.68
38:DC:131:LEU:HD22	38:DC:136:LEU:CB	2.22	0.68
3:CC:134:ILE:HD11	3:CC:153:VAL:CG2	2.24	0.68
58:DZ:51:ALA:HB1	58:DZ:57:ILE:HD11	1.75	0.68
32:D6:53:LYS:HG2	32:D6:54:ILE:H	1.57	0.68
17:CQ:66:SER:OG	17:CQ:69:LYS:HB2	1.93	0.68
36:DA:1516:C:C2'	36:DA:1517:G:H5''	2.24	0.68
58:BZ:126:VAL:HA	58:BZ:163:LEU:HA	1.74	0.68
47:BO:64:ARG:NH2	52:BT:70:VAL:HG21	2.09	0.68
43:BH:94:TYR:CD1	43:BH:107:VAL:HA	2.29	0.68
36:BA:2131:G:H1'	36:BA:2133:G:N2	2.06	0.68
36:BA:1047:G:H2'	36:BA:1110:G:N2	2.06	0.68
22:CW:68:C:H2'	22:CW:69:G:C8	2.28	0.68
43:DH:137:ASP:O	43:DH:138:LYS:HB2	1.93	0.68
1:AA:29:G:O2'	1:AA:30:U:H5'	1.93	0.68
1:CA:1423:G:H5'	47:DO:49:ARG:HH22	1.56	0.68
1:AA:191:G:C4	20:AT:105:SER:HB3	2.28	0.68
36:DA:1242:A:H5'	36:DA:1243:G:OP2	1.93	0.68
10:CJ:96:ILE:HD13	10:CJ:96:ILE:N	2.09	0.68
36:DA:736:C:H2'	36:DA:737:C:C6	2.29	0.68
47:BO:47:ILE:HG23	47:BO:48:PRO:HD2	1.75	0.68
32:B6:27:LYS:HE3	32:B6:30:THR:OG1	1.93	0.68
52:DT:85:LYS:NZ	52:DT:85:LYS:CB	2.55	0.68
36:BA:1209:G:H21	36:BA:1210:A:N6	1.90	0.68
52:BT:98:LYS:HB3	52:BT:100:TYR:HE1	1.56	0.68
41:BF:133:ASN:HB2	41:BF:138:GLU:OE1	1.94	0.68
41:BF:160:ASN:ND2	41:BF:162:LEU:HD13	2.08	0.68
3:CC:78:GLY:HA3	3:CC:82:GLU:OE1	1.93	0.68
19:CS:47:HIS:O	19:CS:62:ILE:HG22	1.94	0.68
50:BR:4:LEU:O	50:BR:4:LEU:HD23	1.93	0.68
16:CP:20:VAL:HG23	16:CP:34:GLU:O	1.93	0.68
39:DD:37:LEU:HD12	39:DD:64:ILE:CG2	2.24	0.68
10:CJ:3:LYS:NZ	10:CJ:77:PRO:HD2	2.09	0.68
48:BP:97:PRO:O	48:BP:98:GLU:HB3	1.93	0.68
53:BU:15:LYS:O	53:BU:19:LYS:HG2	1.92	0.68
1:AA:1040:U:H2'	1:AA:1041:A:C8	2.28	0.68

Continued on next page...

Continued from previous page...

Atom-1	Atom-2	Distance(Å)	Clash(Å)
48:DP:123:LEU:H	48:DP:123:LEU:HD23	1.58	0.68
38:DC:87:GLU:CG	38:DC:94:VAL:HG21	2.24	0.68
36:DA:1040:C:H2'	36:DA:1041:G:H8	1.57	0.68
6:CF:19:LEU:HD23	6:CF:19:LEU:O	1.92	0.68
38:DC:75:LEU:HG	38:DC:112:ALA:O	1.93	0.68
5:CE:42:GLY:HA3	5:CE:66:MET:HE1	1.75	0.68
6:AF:91:VAL:HG11	18:AR:72:ARG:NH1	2.08	0.68
36:BA:271(A):A:H5'	36:BA:271(B):C:OP2	1.94	0.68
5:CE:18:ARG:HH11	5:CE:18:ARG:HG3	1.59	0.68
15:AO:48:LYS:HA	15:AO:48:LYS:HE2	1.76	0.68
58:BZ:67:LEU:HD12	58:BZ:67:LEU:H	1.57	0.68
36:DA:118:A:OP2	36:DA:119:A:H5''	1.94	0.68
24:CY:72:U:H2'	24:CY:73:G:C5'	2.13	0.68
1:CA:1152:A:OP1	10:CJ:70:ARG:NH2	2.24	0.68
38:BC:113:VAL:HG12	38:BC:138:PRO:CG	2.24	0.68
36:BA:1209:G:N2	36:BA:1210:A:H62	1.91	0.68
1:CA:1096:C:H5''	2:CB:137:ARG:HH21	1.59	0.68
3:AC:84:ILE:O	3:AC:84:ILE:HG12	1.93	0.68
35:D9:7:VAL:HG13	35:D9:34:GLN:CG	2.23	0.68
1:AA:1306:A:H61	1:AA:1331:G:H1'	1.59	0.68
36:BA:2476:A:O2'	36:BA:2477:C:H5''	1.93	0.68
36:DA:607:U:OP1	41:DF:102:PRO:HA	1.93	0.68
42:BG:43:LEU:HB3	42:BG:45:GLU:HG2	1.76	0.68
5:CE:76:ILE:HG13	5:CE:142:LEU:HD13	1.74	0.68
49:DQ:51:ARG:O	49:DQ:55:VAL:HG12	1.93	0.68
2:AB:42:ILE:HD11	2:AB:202:PRO:HB2	1.75	0.68
46:DN:34:LEU:O	46:DN:34:LEU:HD13	1.93	0.68
37:BB:48:A:H4'	51:BS:95:HIS:HD2	1.58	0.68
51:DS:101:LEU:O	51:DS:101:LEU:HD12	1.94	0.68
58:DZ:108:PRO:HB3	58:DZ:141:VAL:HG11	1.76	0.68
36:BA:848:G:N3	36:BA:933:A:H1'	2.09	0.68
6:AF:47:ARG:O	6:AF:47:ARG:HG3	1.94	0.68
28:B2:2:LYS:HE3	28:B2:59:ARG:NH2	2.08	0.68
36:BA:500:G:N2	36:BA:502:A:H3'	2.08	0.68
28:D2:31:GLU:HB3	28:D2:53:LEU:HD11	1.73	0.68
34:B8:32:LEU:HD23	34:B8:36:LYS:HZ3	1.59	0.68
46:DN:60:ILE:HD13	46:DN:99:LEU:HD23	1.75	0.68
27:D1:64:ALA:O	27:D1:67:ILE:HG12	1.94	0.68
36:BA:409:C:O2'	36:BA:410:G:H5'	1.94	0.68
36:DA:654(C):G:C2'	36:DA:654(D):G:H5'	2.24	0.68
54:DV:19:LYS:HB3	54:DV:94:LEU:O	1.94	0.68
36:DA:2136:C:H2'	36:DA:2137:C:H6	1.59	0.68

Continued on next page...

Continued from previous page...

Atom-1	Atom-2	Distance(Å)	Clash(Å)
36:DA:484:C:OP1	57:DY:49:VAL:HG13	1.94	0.68
20:AT:86:ARG:O	20:AT:90:GLN:HG2	1.94	0.68
6:AF:10:LEU:HD11	6:AF:61:LEU:CD1	2.23	0.68
1:CA:965:A:C2	1:CA:969:A:C2	2.81	0.68
55:DW:29:LEU:CD2	55:DW:33:ARG:HH11	2.07	0.68
33:D7:5:TRP:CD1	33:D7:7:PRO:HD3	2.28	0.68
32:D6:5:VAL:N	32:D6:9:LEU:H	1.92	0.68
28:B2:22:GLU:O	28:B2:26:ARG:HB2	1.94	0.68
22:AW:18:G:H1	22:AW:55:U:H1'	1.58	0.68
50:BR:99:LYS:CD	50:BR:99:LYS:H	2.01	0.68
35:D9:10:ILE:O	35:D9:11:CYS:CB	2.39	0.68
26:D0:27:GLU:CD	36:DA:856:C:H1'	2.14	0.68
50:DR:87:TYR:O	50:DR:90:ARG:N	2.27	0.68
5:CE:79:GLU:HG3	5:CE:93:PRO:CD	2.23	0.68
37:DB:30:C:H1'	37:DB:57:A:N6	2.07	0.68
37:DB:56:G:H4'	37:DB:57:A:O5'	1.94	0.68
41:DF:192:LEU:HD21	41:DF:194:MET:HG3	1.76	0.68
5:CE:6:PHE:HB3	5:CE:35:GLY:O	1.92	0.68
42:BG:110:ALA:C	42:BG:112:PRO:HD2	2.13	0.68
36:DA:581:C:H2'	36:DA:582:G:C8	2.29	0.68
36:DA:882:G:H2'	36:DA:883:G:C8	2.27	0.68
52:DT:10:VAL:O	52:DT:13:ARG:HG2	1.93	0.68
24:CY:44:G:H4'	24:CY:45:U:OP2	1.92	0.68
41:DF:185:ASP:HA	41:DF:188:ARG:HD3	1.75	0.68
36:BA:2298:A:H62	36:BA:2318:G:H8	1.40	0.68
54:BV:35:LEU:H	54:BV:35:LEU:HD22	1.58	0.68
36:DA:2657:A:O2'	43:DH:160:LYS:HE2	1.94	0.68
36:BA:1336:A:H2'	36:BA:1337:G:C8	2.28	0.68
17:CQ:22:LEU:HD11	17:CQ:39:SER:OG	1.94	0.68
1:CA:250:A:H4'	1:CA:251:G:O5'	1.94	0.68
36:DA:615:G:OP2	41:DF:43:LYS:HE2	1.94	0.68
25:CZ:103:ILE:HD11	25:CZ:206:ILE:CD1	2.24	0.68
1:AA:80:G:C2	1:AA:90:U:H5'	2.28	0.68
29:B3:10:LYS:O	29:B3:53:LEU:HD22	1.94	0.68
25:CZ:67:HIS:H	25:CZ:67:HIS:HD2	1.35	0.68
2:AB:126:GLU:HA	2:AB:129:GLU:CD	2.14	0.68
36:DA:2845:G:O2'	36:DA:2846:G:H5'	1.94	0.68
42:BG:71:THR:HB	42:BG:89:GLY:O	1.94	0.68
53:DU:92:ARG:HG2	53:DU:92:ARG:O	1.93	0.68
41:BF:2:LYS:O	41:BF:25:PRO:HG2	1.94	0.68
1:AA:1463:C:H5'	52:BT:115:ARG:NH2	2.06	0.68
14:AN:13:THR:N	14:AN:14:PRO:CD	2.57	0.68

Continued on next page...

Continued from previous page...

Atom-1	Atom-2	Distance(Å)	Clash(Å)
5:AE:6:PHE:HB2	5:AE:34:VAL:HG22	1.75	0.68
41:DF:40:GLN:NE2	41:DF:182:ASN:HB2	2.08	0.68
36:DA:1104:C:O2'	36:DA:1105:U:H5'	1.92	0.68
3:AC:20:SER:HB2	3:AC:40:ARG:NH2	2.08	0.68
1:AA:737:A:H2'	1:AA:738:C:H6	1.59	0.68
28:B2:13:ALA:HA	28:B2:15:LYS:HE3	1.75	0.68
36:BA:585:G:H2'	36:BA:1251:C:H42	1.59	0.68
6:AF:69:GLU:O	6:AF:72:VAL:HG12	1.92	0.68
36:DA:2064:C:H2'	36:DA:2065:C:C6	2.28	0.68
36:DA:862:G:H2'	36:DA:863:A:O4'	1.94	0.68
52:DT:22:PHE:HE2	52:DT:85:LYS:NZ	1.91	0.68
57:BY:46:LYS:HG2	57:BY:47:LYS:N	2.06	0.68
2:AB:22:LYS:HA	2:AB:22:LYS:HZ2	1.59	0.68
3:CC:13:GLY:H	14:CN:57:ARG:HD2	1.59	0.68
43:DH:88:LEU:HD12	43:DH:130:ARG:HD2	1.76	0.68
39:DD:238:GLY:O	39:DD:239:ARG:O	2.12	0.68
43:BH:85:LYS:HD3	43:BH:133:VAL:H	1.57	0.68
39:BD:147:LEU:HD11	39:BD:183:ARG:HH12	1.58	0.68
4:AD:117:ALA:O	4:AD:121:VAL:HG23	1.94	0.68
1:AA:1226:C:H2'	13:AM:103:THR:HB	1.75	0.68
36:DA:637:A:OP2	48:DP:115:LEU:HB2	1.92	0.68
48:DP:84:ASN:C	48:DP:86:LYS:H	1.96	0.68
41:BF:101:LEU:HD12	41:BF:102:PRO:HD2	1.76	0.68
36:BA:130:C:H2'	36:BA:131:G:H5''	1.74	0.68
2:AB:152:PHE:O	2:AB:153:ARG:CB	2.41	0.68
56:DX:28:PHE:N	56:DX:28:PHE:HD1	1.92	0.68
33:D7:34:ARG:HH11	33:D7:34:ARG:CG	2.05	0.68
1:AA:1004:A:H5''	1:AA:1025:U:C2	2.29	0.68
33:D7:30:VAL:HA	33:D7:33:ARG:NH1	2.08	0.68
1:CA:1332:A:H2'	1:CA:1333:A:H8	1.57	0.68
13:CM:68:GLY:HA2	13:CM:71:ARG:HG2	1.76	0.68
36:BA:955:C:OP1	49:BQ:87:LYS:HE2	1.93	0.68
7:AG:4:ARG:HH11	7:AG:4:ARG:HG2	1.59	0.68
1:AA:708:C:O2'	1:AA:709:G:H5'	1.94	0.68
42:DG:152:LEU:N	42:DG:152:LEU:HD23	2.09	0.68
36:DA:2514:U:H2'	36:DA:2515:C:H6	1.57	0.68
36:DA:1862:G:O2'	36:DA:1863:G:H5'	1.93	0.68
38:DC:151:GLU:HA	38:DC:154:ARG:HH11	1.59	0.67
39:DD:49:ILE:HG13	39:DD:49:ILE:O	1.92	0.67
49:DQ:24:GLY:O	49:DQ:26:TYR:N	2.23	0.67
57:DY:46:LYS:CG	57:DY:47:LYS:H	2.03	0.67
41:BF:127:GLU:OE1	41:BF:196:LEU:HD12	1.93	0.67

Continued on next page...

Continued from previous page...

Atom-1	Atom-2	Distance(Å)	Clash(Å)
22:CV:5:G:H1	22:CV:68:C:H42	1.40	0.67
1:CA:1202:G:O2'	1:CA:1203:C:H5'	1.94	0.67
1:CA:542:G:H5'	4:CD:41:GLY:CA	2.24	0.67
51:DS:57:LYS:O	51:DS:58:LEU:HB2	1.94	0.67
32:B6:25:LYS:HE2	34:B8:34:TRP:HE1	1.59	0.67
11:AK:33:THR:HG22	11:AK:39:PRO:CA	2.22	0.67
25:AZ:65:THR:HA	25:AZ:83:PRO:HD3	1.76	0.67
52:DT:94:ALA:HB1	52:DT:99:LEU:HD23	1.75	0.67
36:DA:2110:G:N1	36:DA:2178:C:H5	1.92	0.67
27:D1:88:LYS:O	27:D1:92:LYS:HG3	1.92	0.67
40:BE:87:GLU:C	40:BE:89:ASP:H	1.95	0.67
51:BS:95:HIS:CG	51:BS:96:GLY:H	2.13	0.67
26:B0:23:VAL:H	26:B0:38:VAL:HG13	1.58	0.67
1:AA:1003:G:C2'	1:AA:1004:A:H4'	2.24	0.67
20:AT:16:HIS:O	20:AT:19:SER:HB3	1.94	0.67
36:BA:2305:A:H2'	36:BA:2306:C:H5''	1.76	0.67
1:CA:722:A:H2'	1:CA:722:A:N3	2.08	0.67
36:DA:2563:U:H4'	47:DO:28:SER:HA	1.76	0.67
1:CA:646:U:H2'	1:CA:647:C:C6	2.29	0.67
36:DA:1921:G:O2'	36:DA:1922:G:H5'	1.93	0.67
51:BS:11:LYS:N	51:BS:11:LYS:HD2	2.09	0.67
2:CB:207:ALA:O	2:CB:211:ILE:HD12	1.93	0.67
24:CZ:76:A:O4'	25:CZ:237:VAL:HG11	1.94	0.67
1:CA:227:G:C3'	1:CA:228:A:H5''	2.24	0.67
48:DP:65:ARG:HB3	48:DP:68:GLN:NE2	1.99	0.67
28:B2:46:GLN:C	28:B2:50:ILE:HB	2.13	0.67
25:AZ:138:VAL:HG21	25:AZ:173:GLY:H	1.59	0.67
43:BH:66:GLY:HA2	43:BH:69:ARG:CG	2.24	0.67
56:DX:7:VAL:C	56:DX:8:ILE:HD12	2.13	0.67
28:D2:36:ARG:HA	28:D2:39:ALA:HB3	1.75	0.67
35:D9:7:VAL:HG12	35:D9:25:VAL:HG21	1.75	0.67
10:CJ:57:LYS:C	10:CJ:57:LYS:HD3	2.14	0.67
36:DA:139(A):G:N2	56:DX:44:GLU:OE1	2.24	0.67
41:DF:25:PRO:HB3	41:DF:119:ARG:CG	2.20	0.67
36:DA:1053:C:H41	36:DA:1107:G:N2	1.93	0.67
40:DE:52:LEU:CD1	52:DT:1:MET:HG2	2.24	0.67
1:CA:254:G:OP1	17:CQ:67:LYS:O	2.11	0.67
48:DP:115:LEU:HB3	48:DP:131:SER:HB3	1.77	0.67
36:DA:1542:A:H5'	36:DA:1543:C:OP2	1.94	0.67
36:BA:1543:C:C3'	36:BA:1544:A:H5''	2.25	0.67
36:DA:2122:U:H2'	36:DA:2123:G:H8	1.59	0.67
40:BE:4:ILE:HD11	40:BE:28:ALA:HB1	1.76	0.67

Continued on next page...

Continued from previous page...

Atom-1	Atom-2	Distance(Å)	Clash(Å)
13:CM:37:THR:O	13:CM:39:ILE:HG13	1.94	0.67
3:CC:135:LYS:HZ1	5:CE:50:GLU:HG2	1.59	0.67
3:CC:60:ALA:HB2	10:CJ:93:GLY:HA2	1.75	0.67
53:BU:29:SER:HB2	53:BU:30:LYS:NZ	2.09	0.67
37:BB:65:C:N4	37:BB:109:C:H2'	2.08	0.67
2:CB:204:ASN:ND2	2:CB:206:ASP:H	1.91	0.67
12:AL:71:PRO:HG3	12:AL:99:HIS:HD2	1.58	0.67
2:CB:112:VAL:O	2:CB:115:LEU:HB3	1.93	0.67
25:AZ:150:VAL:HA	25:AZ:153:GLU:OE2	1.94	0.67
25:CZ:13:ASN:HB3	25:CZ:78:SER:HB3	1.76	0.67
57:BY:63:LYS:HG2	57:BY:64:GLU:H	1.58	0.67
10:CJ:57:LYS:HD3	10:CJ:58:ASP:N	2.08	0.67
36:BA:2308:G:N7	36:BA:2310:A:H5'	2.09	0.67
46:BN:58:ASP:C	46:BN:60:ILE:H	1.97	0.67
46:BN:23:LEU:HB3	46:BN:60:ILE:HG21	1.75	0.67
42:BG:153:ARG:HB3	42:BG:153:ARG:NH1	2.09	0.67
39:BD:129:ASN:O	39:BD:193:VAL:HG12	1.93	0.67
40:BE:77:ILE:HG22	40:BE:78:LEU:H	1.59	0.67
54:BV:58:VAL:CG2	54:BV:98:GLU:HG2	2.24	0.67
1:CA:603:U:H2'	1:CA:604:G:H8	1.59	0.67
38:DC:75:LEU:H	38:DC:112:ALA:HB3	1.57	0.67
19:AS:32:LYS:O	19:AS:33:THR:HB	1.94	0.67
7:CG:9:VAL:HG22	7:CG:94:ARG:NH1	2.08	0.67
1:AA:750:G:N3	15:AO:23:GLY:HA3	2.09	0.67
32:D6:18:ARG:NH1	32:D6:18:ARG:HG2	2.06	0.67
34:D8:15:LYS:HD2	34:D8:16:ILE:N	2.10	0.67
1:AA:1053:G:H4'	1:AA:1054:C:C5'	2.18	0.67
43:BH:66:GLY:HA2	43:BH:69:ARG:HG2	1.77	0.67
57:DY:44:ILE:HD12	57:DY:44:ILE:N	2.08	0.67
43:DH:41:MET:O	43:DH:42:ARG:HB3	1.94	0.67
25:AZ:7:ARG:CG	25:AZ:7:ARG:NH1	2.52	0.67
41:BF:132:VAL:HG13	41:BF:133:ASN:HD22	1.59	0.67
36:BA:581:C:H2'	36:BA:582:G:C8	2.29	0.67
36:BA:1006:C:C2	36:BA:1138:G:N2	2.62	0.67
41:BF:180:GLY:N	41:BF:205:ARG:HH22	1.92	0.67
4:CD:30:LYS:C	4:CD:32:ALA:N	2.45	0.67
42:BG:9:ARG:O	42:BG:13:GLU:HG2	1.94	0.67
34:B8:33:ASN:CG	34:B8:34:TRP:N	2.46	0.67
3:CC:206:GLU:O	3:CC:207:VAL:O	2.13	0.67
56:DX:28:PHE:CD1	56:DX:28:PHE:N	2.61	0.67
58:DZ:17:ALA:HA	58:DZ:20:ARG:CD	2.25	0.67
40:DE:101:ARG:CB	40:DE:201:THR:HG21	2.25	0.67

Continued on next page...

Continued from previous page...

Atom-1	Atom-2	Distance(Å)	Clash(Å)
43:DH:96:ALA:HB3	43:DH:128:PRO:O	1.93	0.67
26:B0:62:LEU:H	26:B0:62:LEU:HD23	1.59	0.67
36:DA:2078:C:H2'	36:DA:2079:U:C6	2.30	0.67
36:BA:1499:C:H5'	36:BA:1499:C:C6	2.28	0.67
50:BR:24:GLN:HB2	50:BR:44:LEU:HD21	1.76	0.67
51:DS:95:HIS:CG	51:DS:96:GLY:H	2.12	0.67
1:CA:184:G:H4'	1:CA:224:C:H4'	1.75	0.67
11:CK:57:THR:HG23	11:CK:60:ALA:H	1.58	0.67
24:AY:43:G:H5'	24:AY:44:G:OP2	1.95	0.67
1:AA:1412:C:H2'	1:AA:1413:A:C8	2.29	0.67
36:DA:1187:G:H5''	54:DV:81:TYR:CE1	2.29	0.67
36:DA:1813:G:H1'	39:DD:50:THR:OG1	1.93	0.67
43:DH:106:THR:HG22	43:DH:112:PRO:HB3	1.76	0.67
8:CH:30:ARG:HH11	8:CH:30:ARG:HB3	1.60	0.67
29:D3:31:LEU:O	29:D3:32:GLN:HB2	1.93	0.67
1:AA:1356:G:H2'	1:AA:1357:A:C8	2.29	0.67
50:DR:59:ASP:O	50:DR:60:LEU:HB3	1.93	0.67
1:AA:1108:G:H5'	3:AC:176:HIS:CD2	2.28	0.67
2:AB:111:ARG:NH1	2:AB:111:ARG:HG2	2.09	0.67
57:BY:43:ASN:HB2	57:BY:64:GLU:HA	1.77	0.67
36:BA:2477:C:C5'	36:BA:2477:C:H6	2.00	0.67
54:BV:47:VAL:O	54:BV:47:VAL:HG23	1.94	0.67
36:BA:833:U:H5''	48:BP:48:PRO:HB2	1.76	0.67
51:BS:61:ASN:O	51:BS:65:VAL:HG23	1.95	0.67
2:CB:8:LYS:HZ3	2:CB:217:ARG:HH12	1.42	0.67
36:BA:2807:G:H1	36:BA:2893:G:H1	1.43	0.67
36:DA:2657:A:H2'	36:DA:2658:C:H5'	1.76	0.67
36:BA:1810:A:H2'	36:BA:1811:G:O4'	1.94	0.67
4:CD:96:LEU:HG	4:CD:139:ARG:NH2	2.10	0.67
8:CH:82:HIS:CD2	8:CH:138:TRP:NE1	2.62	0.67
25:CZ:29:ALA:O	25:CZ:33:TYR:HD2	1.77	0.67
52:DT:30:VAL:HG12	52:DT:44:ASP:CG	2.15	0.67
43:BH:16:SER:CB	43:BH:27:LYS:HB2	2.18	0.67
12:CL:41:ARG:CG	12:CL:42:THR:H	2.06	0.67
36:BA:673:C:H6	36:BA:673:C:C5'	2.07	0.67
36:BA:761:A:O5'	36:BA:761:A:C8	2.47	0.67
46:DN:30:ILE:CG2	46:DN:120:LEU:HD21	2.24	0.67
50:DR:74:LYS:NZ	50:DR:77:ARG:HH21	1.91	0.67
50:DR:94:TYR:CD1	50:DR:94:TYR:N	2.60	0.67
1:CA:189:G:H2'	1:CA:189(A):C:H6	1.58	0.67
36:BA:2092:U:H5	36:BA:2226:C:OP2	1.77	0.67
25:CZ:259:ALA:HB1	25:CZ:260:PRO:CD	2.24	0.67

Continued on next page...

Continued from previous page...

Atom-1	Atom-2	Distance(Å)	Clash(Å)
15:CO:17:ARG:HG3	15:CO:17:ARG:HH11	1.58	0.67
1:AA:861:G:O2'	1:AA:862:C:H5'	1.94	0.67
36:DA:2406:U:N3	48:DP:72:PRO:HB2	2.08	0.67
34:D8:13:ARG:HA	48:DP:63:PRO:HA	1.76	0.67
2:CB:71:VAL:HG13	2:CB:93:VAL:HG13	1.75	0.67
42:DG:120:LEU:HD22	42:DG:133:LEU:HD22	1.77	0.67
52:BT:96:ARG:CZ	52:BT:96:ARG:HB2	2.25	0.67
36:BA:1301:A:H4'	36:BA:1302:A:OP1	1.94	0.67
13:AM:40:ASN:HD21	13:AM:42:ALA:HB3	1.58	0.67
36:BA:2645:G:C3'	36:BA:2646:C:H5'	2.23	0.67
10:AJ:5:ARG:HG2	10:AJ:73:ASP:OD1	1.95	0.67
36:BA:637:A:OP2	48:BP:115:LEU:HB2	1.95	0.67
30:B4:25:TYR:HB2	42:BG:101:ILE:HD13	1.75	0.67
11:AK:57:THR:HG23	11:AK:60:ALA:H	1.60	0.67
4:AD:31:CYS:O	4:AD:32:ALA:HB3	1.94	0.67
39:DD:24:ILE:O	39:DD:24:ILE:HG12	1.93	0.67
42:BG:77:ILE:N	42:BG:77:ILE:HD13	2.10	0.67
36:DA:1101:U:H2'	36:DA:1102:C:H6	1.60	0.67
8:CH:55:GLY:O	8:CH:56:LYS:HD2	1.93	0.67
4:AD:23:GLY:HA3	4:AD:112:VAL:HG22	1.77	0.67
42:DG:31:VAL:HG13	42:DG:31:VAL:O	1.94	0.67
36:BA:2523:G:H2'	36:BA:2524:G:H5''	1.77	0.67
25:CZ:263:ARG:HH11	25:CZ:263:ARG:HG3	1.59	0.67
43:DH:167:GLU:HB3	43:DH:168:PRO:HD2	1.77	0.67
3:AC:131:ARG:HH11	3:AC:166:GLU:HG3	1.59	0.67
37:BB:60:C:O2'	37:BB:61:G:H5'	1.94	0.67
36:DA:2591:C:H2'	36:DA:2592:G:C8	2.30	0.67
3:CC:30:ARG:HG3	14:CN:37:PHE:O	1.94	0.67
13:AM:90:LEU:O	13:AM:94:ARG:HD3	1.94	0.67
25:CZ:265:THR:HG23	25:CZ:291:ARG:O	1.94	0.67
39:BD:23:GLU:C	39:BD:25:THR:H	1.97	0.67
38:BC:119:VAL:HG23	38:BC:123:VAL:HG11	1.77	0.67
36:BA:2476:A:H2'	36:BA:2477:C:H5'	1.76	0.67
36:DA:997:G:O2'	36:DA:998:C:H5'	1.94	0.67
41:DF:119:ARG:HH11	41:DF:119:ARG:HG2	1.60	0.67
9:AI:53:VAL:N	9:AI:95:LYS:HZ2	1.90	0.67
43:DH:153:LYS:N	43:DH:153:LYS:HD3	2.10	0.67
36:DA:2773:C:H5''	40:DE:164:ARG:HG2	1.77	0.67
41:BF:178:PRO:HG2	41:BF:179:GLU:OE1	1.95	0.67
12:AL:110:VAL:HG23	12:AL:120:TYR:HB3	1.76	0.67
48:BP:23:PRO:O	48:BP:33:ARG:HD2	1.93	0.67
40:DE:111:ARG:HD2	40:DE:160:TYR:CD2	2.30	0.67

Continued on next page...

Continued from previous page...

Atom-1	Atom-2	Distance(Å)	Clash(Å)
3:CC:118:GLN:O	3:CC:122:GLU:HG3	1.94	0.67
29:B3:15:TYR:HB3	29:B3:19:GLN:HE21	1.60	0.67
41:DF:37:VAL:HG12	41:DF:41:LEU:HD12	1.76	0.67
13:CM:3:ARG:NE	13:CM:7:VAL:HG13	2.10	0.67
36:DA:761:A:C8	36:DA:761:A:O5'	2.48	0.67
36:DA:363(E):U:H2'	36:DA:363(F):A:C1'	2.25	0.67
51:BS:42:ASP:O	51:BS:43:GLU:HB3	1.93	0.67
36:BA:2023:G:H4'	36:BA:2617:C:O3'	1.95	0.67
40:BE:117:MET:CE	40:BE:124:GLY:HA3	2.25	0.67
25:CZ:298:VAL:HG13	25:CZ:302:GLN:OE1	1.95	0.67
1:AA:731:G:OP1	1:AA:766:A:H1'	1.95	0.67
35:B9:17:ILE:HG21	35:B9:19:ARG:HH21	1.59	0.67
41:BF:185:ASP:HA	41:BF:188:ARG:HG2	1.75	0.67
36:DA:709:U:H2'	36:DA:710:G:C8	2.30	0.67
41:BF:139:PHE:HB2	41:BF:166:ALA:HB1	1.76	0.67
36:DA:1198:U:H2'	36:DA:1199:U:C6	2.30	0.67
2:CB:107:THR:O	2:CB:110:GLN:HG3	1.94	0.67
16:AP:25:ARG:HG3	16:AP:25:ARG:HH11	1.58	0.67
51:DS:66:ALA:O	51:DS:69:VAL:HG12	1.93	0.67
54:DV:2:PHE:HB3	54:DV:42:GLY:CA	2.24	0.67
40:DE:30:PRO:O	40:DE:32:PRO:HD3	1.94	0.67
32:B6:5:VAL:N	32:B6:9:LEU:N	2.43	0.67
52:BT:89:VAL:CG1	52:BT:91:ARG:HG3	2.17	0.67
25:AZ:397:ALA:HB1	61:AZ:502:KIR:O27	1.95	0.67
39:BD:27:THR:HG23	39:BD:27:THR:O	1.94	0.67
36:DA:1790:C:H5''	36:DA:1791:A:OP1	1.95	0.67
36:DA:1348:G:C2'	36:DA:1349:A:H5''	2.25	0.67
49:BQ:24:GLY:O	49:BQ:26:TYR:N	2.27	0.67
39:BD:44:ASN:HB2	39:BD:48:ARG:O	1.95	0.67
10:CJ:57:LYS:HE2	10:CJ:60:ARG:NH2	2.02	0.67
43:DH:123:PHE:HA	43:DH:133:VAL:HG22	1.77	0.67
3:AC:5:ILE:HD13	3:AC:5:ILE:N	2.09	0.67
43:DH:153:LYS:H	43:DH:153:LYS:HD3	1.58	0.67
48:BP:24:GLY:HA3	48:BP:33:ARG:HH12	1.60	0.67
3:CC:179:ARG:CD	3:CC:207:VAL:HA	2.25	0.67
39:DD:134:ARG:HD3	39:DD:188:GLU:OE2	1.95	0.67
13:CM:57:ARG:O	13:CM:61:GLU:HB2	1.95	0.67
40:BE:36:ARG:HH21	40:BE:88:GLY:HA2	1.59	0.67
36:DA:2840:C:H2'	36:DA:2841:C:H6	1.60	0.67
36:DA:1279:G:H4'	50:DR:31:HIS:CD2	2.28	0.67
25:AZ:210:ILE:O	25:AZ:210:ILE:HG23	1.95	0.67
3:AC:112:SER:HB3	3:AC:115:LEU:HD12	1.75	0.67

Continued on next page...

Continued from previous page...

Atom-1	Atom-2	Distance(Å)	Clash(Å)
54:BV:69:LYS:HB2	54:BV:88:ARG:HD3	1.76	0.67
22:CW:57:G:H2'	22:CW:58:A:O4'	1.94	0.67
13:CM:120:LYS:N	13:CM:120:LYS:HE3	2.09	0.67
1:AA:57:G:H2'	1:AA:58:C:H6	1.60	0.67
31:B5:20:ARG:O	31:B5:23:HIS:HB2	1.95	0.67
1:CA:1296:C:H4'	1:CA:1302:U:C5	2.29	0.67
22:AV:39:U:H2'	22:AV:40:C:H6	1.58	0.67
17:CQ:5:VAL:HG22	17:CQ:60:ILE:HG13	1.77	0.67
42:BG:165:THR:HB	42:BG:167:GLU:OE1	1.95	0.67
22:AV:63:G:H2'	22:AV:64:A:H8	1.58	0.67
16:AP:43:LYS:O	16:AP:45:THR:HG22	1.94	0.67
22:CV:51:U:H2'	22:CV:52:G:H8	1.59	0.67
38:DC:3:HIS:HB3	38:DC:7:TYR:HD2	1.58	0.67
47:BO:9:GLU:HG3	47:BO:10:VAL:N	2.08	0.67
25:CZ:67:HIS:CA	25:CZ:79:HIS:O	2.32	0.67
32:B6:9:LEU:HD12	32:B6:26:ASN:HB2	1.77	0.67
32:B6:11:LEU:HD21	32:B6:51:GLU:CG	2.25	0.67
52:DT:70:VAL:HG12	52:DT:71:GLY:N	2.09	0.67
32:D6:15:GLU:OE2	32:D6:41:PRO:HB2	1.95	0.67
36:BA:310:A:P	57:BY:18:GLY:HA2	2.35	0.67
54:BV:40:LEU:HD22	54:BV:46:VAL:HA	1.77	0.67
13:CM:9:ILE:HG22	13:CM:11:ARG:HB2	1.77	0.67
1:AA:375:U:C2	1:AA:376:G:C8	2.83	0.67
12:CL:89:ARG:HE	12:CL:91:LYS:HZ2	1.42	0.67
36:DA:259:G:H21	36:DA:621:A:H8	1.42	0.67
1:CA:1125:U:H3	10:CJ:5:ARG:NH2	1.93	0.67
10:CJ:3:LYS:HZ3	10:CJ:77:PRO:HD2	1.60	0.67
16:CP:26:ARG:NH1	16:CP:26:ARG:HG2	2.07	0.67
18:CR:53:ARG:HD2	18:CR:59:SER:O	1.95	0.67
18:CR:69:THR:O	18:CR:72:ARG:HB2	1.95	0.67
36:DA:2092:U:H5	36:DA:2226:C:OP2	1.78	0.67
42:BG:16:ARG:NE	42:BG:31:VAL:HG11	2.10	0.67
46:DN:126:PRO:O	46:DN:127:ASP:HB2	1.95	0.67
1:AA:737:A:H2'	1:AA:738:C:C6	2.30	0.67
36:BA:2641:G:P	46:BN:74:ARG:HE	2.17	0.67
1:CA:1161:C:H2'	1:CA:1162:C:H6	1.59	0.67
3:CC:142:MET:SD	3:CC:148:GLY:HA2	2.34	0.67
36:DA:1701:A:H5'	36:DA:1702:G:OP2	1.95	0.67
37:BB:35:U:H2'	37:BB:36:C:C6	2.30	0.67
38:BC:30:LYS:HE2	38:BC:180:PHE:O	1.94	0.67
26:B0:7:LEU:HD21	49:BQ:81:VAL:CG2	2.25	0.67
56:DX:65:ARG:HB2	56:DX:70:LEU:HD23	1.75	0.67

Continued on next page...

Continued from previous page...

Atom-1	Atom-2	Distance(Å)	Clash(Å)
36:BA:303:U:H2'	36:BA:304:G:C8	2.30	0.67
1:CA:763:G:H2'	1:CA:764:C:H6	1.60	0.67
36:BA:510:C:O2'	36:BA:511:U:H5'	1.95	0.67
4:CD:98:GLU:HA	4:CD:103:ASN:ND2	2.09	0.66
25:CZ:176:LEU:O	25:CZ:180:GLU:HG3	1.95	0.66
36:DA:1188:U:O2'	36:DA:1189:A:H5'	1.94	0.66
52:BT:118:ARG:HA	52:BT:121:ILE:HB	1.76	0.66
19:CS:10:PHE:CZ	19:CS:70:LYS:HE2	2.29	0.66
1:AA:973:G:O4'	10:AJ:55:LYS:HE2	1.94	0.66
49:DQ:21:THR:CG2	49:DQ:101:ARG:HD2	2.25	0.66
25:CZ:277:LEU:HD13	25:CZ:278:GLN:H	1.60	0.66
36:BA:330:A:O2'	36:BA:331:A:H8	1.77	0.66
52:DT:58:ASN:ND2	52:DT:58:ASN:N	2.27	0.66
13:AM:5:ALA:HB2	13:AM:66:LEU:HD22	1.78	0.66
36:DA:197:A:H5'	36:DA:197:A:C8	2.30	0.66
48:DP:146:VAL:HG22	48:DP:147:LEU:N	2.04	0.66
47:BO:64:ARG:NH2	47:BO:100:GLY:HA3	2.09	0.66
4:AD:100:ARG:O	4:AD:103:ASN:HB3	1.95	0.66
6:CF:63:TYR:N	6:CF:63:TYR:HD1	1.92	0.66
54:DV:19:LYS:HG2	54:DV:94:LEU:HB2	1.77	0.66
52:DT:16:ARG:HH11	52:DT:16:ARG:HG3	1.60	0.66
47:DO:31:LYS:HD3	47:DO:32:TYR:CE1	2.31	0.66
39:DD:131:LEU:N	39:DD:131:LEU:HD12	2.09	0.66
36:BA:1268:A:H2'	36:BA:1269:A:O4'	1.95	0.66
40:DE:117:MET:CE	40:DE:124:GLY:HA3	2.25	0.66
13:CM:118:ALA:HB1	22:CV:28:G:O3'	1.95	0.66
1:CA:1526:G:H2'	1:CA:1527:C:H6	1.60	0.66
54:DV:69:LYS:HB2	54:DV:88:ARG:HD3	1.75	0.66
43:BH:106:THR:HG22	43:BH:112:PRO:HB3	1.77	0.66
22:AV:21:A:C2'	22:AV:22:G:H5''	2.25	0.66
49:BQ:109:VAL:HG12	49:BQ:110:THR:H	1.60	0.66
36:DA:1709:U:H2'	36:DA:1710:C:C6	2.30	0.66
1:CA:22:G:H2'	1:CA:23:C:C6	2.30	0.66
36:DA:1810:A:H2'	36:DA:1811:G:O4'	1.95	0.66
58:BZ:95:PRO:HA	58:BZ:130:PRO:HD3	1.77	0.66
38:BC:181:PRO:HG2	38:BC:184:LYS:HG2	1.77	0.66
43:DH:37:VAL:HG11	43:DH:68:THR:HG21	1.77	0.66
50:DR:62:ALA:O	50:DR:66:VAL:HG23	1.94	0.66
32:B6:5:VAL:HG12	32:B6:5:VAL:O	1.94	0.66
57:BY:67:LEU:HD23	57:BY:68:HIS:O	1.94	0.66
52:BT:106:SER:C	52:BT:107:ASP:OD1	2.33	0.66
52:BT:82:LEU:CD1	52:BT:82:LEU:H	2.08	0.66

Continued on next page...

Continued from previous page...

Atom-1	Atom-2	Distance(Å)	Clash(Å)
41:BF:7:TYR:HB3	41:BF:16:GLY:O	1.95	0.66
34:B8:59:LYS:CE	48:BP:50:ARG:HB3	2.25	0.66
9:CI:91:ASP:C	9:CI:93:ARG:H	1.99	0.66
58:DZ:151:HIS:HB3	58:DZ:170:THR:HA	1.77	0.66
51:DS:61:ASN:O	51:DS:65:VAL:HG23	1.95	0.66
41:BF:206:ILE:HG22	41:BF:207:GLY:N	2.09	0.66
7:CG:111:ARG:HB3	7:CG:113:GLU:OE2	1.94	0.66
4:AD:61:LYS:HE2	4:AD:62:GLN:HE21	1.60	0.66
36:BA:1540:U:H3'	36:BA:1541:G:H3'	1.76	0.66
29:B3:44:ARG:O	29:B3:47:VAL:HB	1.95	0.66
10:CJ:31:GLY:HA3	10:CJ:78:ASN:ND2	2.11	0.66
57:DY:50:ARG:HG3	57:DY:56:PRO:HA	1.76	0.66
36:DA:2087:G:O2'	36:DA:2088:G:H5'	1.95	0.66
6:CF:97:PHE:HD2	18:CR:31:LEU:HD21	1.60	0.66
29:D3:19:GLN:O	29:D3:22:ALA:HB3	1.95	0.66
25:CZ:231:ILE:O	25:CZ:232:THR:C	2.34	0.66
41:BF:164:ARG:HD3	41:BF:175:THR:OG1	1.95	0.66
32:B6:19:ARG:HD2	32:B6:20:ASN:H	1.58	0.66
28:B2:29:LYS:O	28:B2:33:MET:N	2.27	0.66
31:D5:44:THR:CG2	50:DR:101:ALA:HB2	2.25	0.66
36:DA:1858:G:H2'	36:DA:1883:G:H22	1.59	0.66
56:DX:8:ILE:N	56:DX:8:ILE:HD12	2.10	0.66
36:BA:1210:A:H5''	36:BA:1212:G:O4'	1.95	0.66
1:CA:963:G:H21	10:CJ:55:LYS:HD3	1.60	0.66
9:AI:20:ARG:O	9:AI:60:ASP:HB2	1.95	0.66
31:B5:36:CYS:SG	31:B5:48:GLU:O	2.54	0.66
36:BA:2645:G:H3'	36:BA:2646:C:C5'	2.21	0.66
19:CS:45:VAL:HA	19:CS:62:ILE:CG1	2.24	0.66
36:BA:465:G:H2'	36:BA:466:A:C8	2.29	0.66
4:AD:79:PHE:HA	4:AD:93:PHE:CD2	2.30	0.66
43:BH:94:TYR:HE2	43:BH:160:LYS:HB3	1.58	0.66
58:BZ:70:LEU:CD2	58:BZ:91:LEU:HD21	2.23	0.66
41:BF:36:VAL:O	41:BF:40:GLN:HG3	1.96	0.66
36:BA:297:C:H2'	36:BA:298:G:O4'	1.96	0.66
1:CA:223:U:H2'	1:CA:224:C:C6	2.29	0.66
42:BG:16:ARG:NH1	42:BG:28:VAL:HG13	2.10	0.66
22:CV:50:U:O2'	22:CV:51:U:H5'	1.95	0.66
1:AA:722:A:H2'	1:AA:722:A:N3	2.09	0.66
9:AI:8:GLY:O	9:AI:15:ALA:N	2.27	0.66
3:AC:23:TYR:CD1	3:AC:23:TYR:C	2.68	0.66
38:DC:99:ILE:HG23	38:DC:102:LYS:HD2	1.77	0.66
39:BD:10:THR:HG23	39:BD:13:ARG:CB	2.25	0.66

Continued on next page...

Continued from previous page...

Atom-1	Atom-2	Distance(Å)	Clash(Å)
47:BO:96:THR:O	47:BO:97:ARG:HG2	1.95	0.66
14:CN:22:THR:HB	14:CN:33:VAL:HG21	1.77	0.66
6:CF:22:GLU:O	6:CF:25:ILE:HG22	1.94	0.66
36:BA:644:A:C2	36:BA:2369:A:H1'	2.31	0.66
36:DA:2130:U:OP1	38:DC:5:LYS:HG2	1.95	0.66
25:AZ:93:ILE:HD11	25:AZ:389:ARG:NH1	2.09	0.66
49:DQ:134:ARG:NE	58:DZ:122:ARG:NH2	2.43	0.66
57:DY:42:VAL:HG21	57:DY:67:LEU:HD12	1.76	0.66
36:DA:197:A:H8	36:DA:197:A:H5'	1.61	0.66
36:BA:1721:G:H8	36:BA:1741:A:H62	1.42	0.66
12:CL:89:ARG:HG3	12:CL:91:LYS:HZ3	1.59	0.66
41:BF:157:VAL:HG22	41:BF:194:MET:HG2	1.77	0.66
32:D6:52:VAL:HG12	32:D6:53:LYS:N	2.09	0.66
42:BG:101:ILE:O	42:BG:104:GLU:HB3	1.95	0.66
24:AY:72:U:C2'	24:AY:73:G:H5''	2.26	0.66
12:CL:102:ARG:NH1	12:CL:110:VAL:HG22	2.11	0.66
36:BA:2579:C:C4'	40:BE:134:ILE:HG12	2.24	0.66
47:BO:64:ARG:HH21	47:BO:100:GLY:HA3	1.59	0.66
11:CK:33:THR:HB	11:CK:38:ASN:C	2.16	0.66
1:CA:585:G:H4'	12:CL:8:ASN:ND2	2.10	0.66
36:DA:1024:G:H3'	36:DA:1025:G:C5'	2.26	0.66
54:DV:19:LYS:HD2	54:DV:96:ILE:HD11	1.76	0.66
36:DA:1363:C:H2'	36:DA:1364:G:H8	1.60	0.66
36:BA:221:A:H1'	36:BA:233:A:H1'	1.77	0.66
6:AF:30:LEU:O	6:AF:35:ALA:HB3	1.94	0.66
36:BA:419:C:H2'	36:BA:420:C:C6	2.31	0.66
50:DR:37:THR:OG1	50:DR:40:LYS:HE2	1.95	0.66
36:DA:389:G:H1	48:DP:72:PRO:HD3	1.60	0.66
36:BA:302:C:H2'	36:BA:303:U:C6	2.30	0.66
11:AK:30:VAL:HG21	11:AK:65:ALA:HA	1.77	0.66
22:AV:17:C:H2'	22:AV:18:G:H5''	1.77	0.66
1:AA:778:G:H1'	11:AK:119:CYS:HB3	1.77	0.66
1:CA:1497:G:C2'	1:CA:1498:U:H5'	2.26	0.66
36:BA:2455:G:H2'	36:BA:2456:C:C6	2.31	0.66
32:B6:53:LYS:CG	32:B6:54:ILE:N	2.59	0.66
1:AA:1096:C:H5''	2:AB:137:ARG:NH2	2.11	0.66
52:DT:53:ARG:HH11	52:DT:53:ARG:CB	2.07	0.66
37:BB:73:A:C2'	37:BB:74:U:H5'	2.24	0.66
25:AZ:7:ARG:HG2	25:AZ:7:ARG:NH1	1.98	0.66
41:DF:2:LYS:O	41:DF:25:PRO:HG2	1.95	0.66
35:D9:9:ARG:HD2	35:D9:16:VAL:CG2	2.26	0.66
43:BH:127:GLU:HB2	43:BH:130:ARG:HB2	1.78	0.66

Continued on next page...

Continued from previous page...

Atom-1	Atom-2	Distance(Å)	Clash(Å)
1:AA:250:A:H4'	1:AA:251:G:O5'	1.95	0.66
46:BN:73:THR:HG23	46:BN:82:LEU:HD11	1.77	0.66
22:AW:59:U:H5'	22:AW:60:U:H5	1.60	0.66
18:CR:56:THR:O	18:CR:58:LEU:N	2.28	0.66
52:BT:3:ARG:O	52:BT:5:ALA:N	2.29	0.66
1:AA:403:C:O2'	1:AA:404:U:H5'	1.95	0.66
22:CW:43:C:H2'	22:CW:44:G:H1'	1.78	0.66
36:DA:1311:G:N2	36:DA:1603:A:H62	1.94	0.66
36:BA:1614:A:N6	55:BW:92:ARG:O	2.29	0.66
13:AM:23:TYR:HE1	13:AM:70:LEU:HD22	1.61	0.66
16:AP:36:ILE:HD13	16:AP:36:ILE:H	1.61	0.66
56:BX:28:PHE:HD1	56:BX:28:PHE:H	1.44	0.66
25:AZ:114:PRO:O	25:AZ:117:ARG:HB2	1.96	0.66
39:BD:24:ILE:HD13	39:BD:25:THR:N	2.10	0.66
39:BD:30:GLU:HG3	39:BD:63:ARG:CZ	2.25	0.66
12:AL:42:THR:HG22	12:AL:54:LYS:HG3	1.77	0.66
36:DA:2312:U:H4'	42:DG:71:THR:HG21	1.77	0.66
1:AA:228:A:H5'	1:AA:228:A:C8	2.26	0.66
25:AZ:7:ARG:NH2	25:AZ:284:ASP:OD2	2.29	0.66
53:BU:14:HIS:NE2	53:BU:36:ARG:NH2	2.43	0.66
36:BA:2309:A:H2'	36:BA:2310:A:H5''	1.76	0.66
39:BD:65:ILE:HD13	39:BD:65:ILE:H	1.60	0.66
9:CI:19:LEU:HD11	9:CI:59:PHE:HD2	1.59	0.66
10:AJ:4:ILE:CG2	10:AJ:74:ILE:HD11	2.26	0.66
42:DG:51:ARG:HD3	42:DG:53:LEU:CD2	2.24	0.66
42:BG:91:ARG:HD2	42:BG:92:VAL:N	2.11	0.66
25:AZ:68:VAL:O	25:AZ:69:GLU:HG2	1.96	0.66
19:CS:31:ILE:HG23	19:CS:49:ILE:HG23	1.77	0.66
18:CR:59:SER:H	18:CR:62:GLU:HB2	1.60	0.66
2:CB:121:LEU:HG	2:CB:126:GLU:HB2	1.77	0.66
8:CH:6:ILE:HD12	8:CH:6:ILE:N	2.10	0.66
34:D8:14:VAL:CG2	34:D8:22:VAL:HG13	2.25	0.66
25:CZ:318:ALA:O	25:CZ:369:THR:HG23	1.96	0.66
47:BO:24:VAL:HG23	47:BO:24:VAL:O	1.94	0.66
27:B1:87:PRO:HA	27:B1:90:ILE:HB	1.76	0.66
36:DA:2700:C:O2'	36:DA:2701:C:H5'	1.96	0.66
29:B3:28:LEU:N	29:B3:28:LEU:HD23	2.10	0.66
40:BE:11:MET:HB2	40:BE:23:VAL:O	1.96	0.66
7:AG:59:LEU:O	7:AG:59:LEU:HD23	1.96	0.66
36:DA:1506:C:H2'	36:DA:1506:C:O2	1.94	0.66
36:DA:1683:C:H2'	36:DA:1684:C:H6	1.59	0.66
32:B6:12:GLU:HA	32:B6:23:THR:HB	1.77	0.66

Continued on next page...

Continued from previous page...

Atom-1	Atom-2	Distance(Å)	Clash(Å)
53:BU:59:ARG:O	53:BU:61:TRP:N	2.28	0.66
1:CA:1065:U:C5	1:CA:1190:G:H1'	2.31	0.66
49:DQ:134:ARG:NE	58:DZ:122:ARG:HH21	1.93	0.66
36:DA:500:G:H22	36:DA:502:A:H3'	1.59	0.66
57:DY:74:PRO:O	57:DY:75:ILE:HB	1.96	0.66
5:AE:82:VAL:HG21	5:AE:138:ALA:HA	1.78	0.66
36:DA:996:A:H4'	53:DU:92:ARG:NE	2.10	0.66
41:BF:24:LEU:HB3	41:BF:25:PRO:CD	2.23	0.66
51:BS:12:PHE:CD1	51:BS:13:ARG:N	2.64	0.66
19:CS:16:LEU:H	19:CS:16:LEU:HD12	1.61	0.66
13:AM:81:LEU:HD12	13:AM:86:CYS:SG	2.34	0.66
48:BP:89:ALA:HB1	48:BP:121:LYS:CD	2.26	0.66
9:CI:17:VAL:CG1	9:CI:81:ILE:HD13	2.25	0.66
50:BR:22:ARG:HG2	50:BR:69:ASP:HB3	1.76	0.66
41:DF:53:THR:HG22	41:DF:56:GLU:CD	2.16	0.66
43:DH:54:ARG:HB2	43:DH:55:PRO:HD2	1.77	0.66
4:CD:121:VAL:HB	4:CD:136:PRO:HG3	1.78	0.66
36:DA:2485:G:O2'	36:DA:2486:G:H5'	1.96	0.66
22:CW:55:U:H2'	22:CW:56:C:H5''	1.77	0.66
36:BA:1068:G:H1'	36:BA:1069:A:OP2	1.95	0.66
7:CG:152:ALA:O	7:CG:155:ARG:HG3	1.96	0.66
37:BB:25:A:H2'	37:BB:25:A:N3	2.10	0.66
1:AA:143:A:H2	1:AA:220:G:H1	1.42	0.66
1:AA:503:C:H2'	1:AA:504:C:H6	1.61	0.66
38:DC:78:ALA:HA	38:DC:116:THR:N	2.04	0.66
25:CZ:231:ILE:HG12	25:CZ:237:VAL:HG21	1.77	0.66
25:CZ:80:VAL:HG21	25:CZ:98:GLN:OE1	1.96	0.66
32:B6:17:LYS:CE	32:B6:17:LYS:HA	2.25	0.66
28:B2:62:THR:HG21	36:BA:76:C:O2'	1.96	0.66
52:BT:28:VAL:HG21	52:BT:47:GLY:CA	2.25	0.66
49:BQ:137:TYR:CE1	58:BZ:81:ARG:NH2	2.64	0.66
3:AC:85:ARG:HD2	3:AC:85:ARG:N	2.11	0.66
35:D9:4:ARG:O	35:D9:36:GLN:HA	1.96	0.66
43:DH:124:GLU:HB3	43:DH:126:PRO:HD3	1.76	0.66
36:BA:271(L):U:C5'	36:BA:271(M):G:H5'	2.22	0.66
4:CD:15:GLU:O	4:CD:17:VAL:HG23	1.96	0.66
36:DA:2811:G:OP1	40:DE:60:ASN:HB2	1.96	0.66
36:DA:2801(A):A:C4'	36:DA:2802:G:H5'	2.25	0.66
36:BA:1902:C:O2'	39:BD:244:ARG:HB2	1.96	0.66
50:BR:28:LEU:HD12	50:BR:114:VAL:HG23	1.78	0.66
36:DA:266:G:C2'	36:DA:267:C:H5''	2.25	0.66
1:AA:369:C:OP2	1:AA:388:G:N2	2.28	0.66

Continued on next page...

Continued from previous page...

Atom-1	Atom-2	Distance(Å)	Clash(Å)
43:BH:94:TYR:HD1	43:BH:107:VAL:HA	1.61	0.66
1:CA:719:C:O2	18:CR:50:ILE:HG12	1.96	0.66
30:B4:5:ILE:H	30:B4:5:ILE:HD13	1.61	0.66
3:AC:188:LEU:HD13	3:AC:195:VAL:CG1	2.25	0.66
54:BV:35:LEU:HD23	54:BV:57:VAL:HG13	1.78	0.66
3:CC:20:SER:HB2	3:CC:40:ARG:HH22	1.60	0.66
36:DA:1040:C:H2'	36:DA:1041:G:C8	2.30	0.66
49:BQ:110:THR:OG1	49:BQ:112:GLU:HG2	1.95	0.66
1:CA:1497:G:H2'	1:CA:1498:U:H5'	1.78	0.66
36:DA:1991:U:H2'	36:DA:1992:G:H5''	1.76	0.66
8:AH:98:LYS:HG3	8:AH:99:GLU:N	2.10	0.66
48:DP:16:ARG:O	48:DP:16:ARG:HD3	1.96	0.66
36:DA:1190:G:H5'	48:DP:35:HIS:N	2.11	0.66
52:DT:89:VAL:HG12	52:DT:91:ARG:CG	2.16	0.66
32:D6:45:LYS:HD2	32:D6:45:LYS:N	2.10	0.66
28:B2:32:LEU:CD1	28:B2:57:ILE:HD12	2.25	0.66
57:DY:13:VAL:CG2	57:DY:72:VAL:HB	2.26	0.66
36:DA:2190:G:C2	36:DA:2191:G:H1'	2.30	0.66
36:DA:997:G:OP1	53:DU:93:LYS:HD3	1.96	0.66
40:BE:111:ARG:HG2	50:BR:2:ARG:NH2	2.11	0.66
50:BR:55:ALA:HA	50:BR:80:PHE:CE1	2.31	0.66
17:CQ:59:ILE:HG22	17:CQ:71:PHE:CD2	2.30	0.66
12:CL:18:VAL:HG23	12:CL:19:ARG:N	2.09	0.66
40:BE:29:GLY:HA3	40:BE:51:PHE:HE1	1.60	0.66
1:AA:1316:G:N2	1:AA:1318:A:H3'	2.10	0.66
50:BR:111:LEU:H	50:BR:111:LEU:HD12	1.60	0.66
54:BV:19:LYS:HG3	54:BV:20:LEU:N	2.09	0.66
9:CI:48:GLU:N	9:CI:49:PRO:HD2	2.10	0.66
40:DE:116:VAL:HG21	40:DE:122:PHE:CD2	2.30	0.66
36:DA:2781:A:H5'	36:DA:2782:G:H5'	1.76	0.66
36:BA:1525:G:H2'	36:BA:1526:G:C8	2.29	0.66
36:BA:2843:G:H1	36:BA:2874:C:H42	1.44	0.66
16:CP:8:ARG:HB3	16:CP:28:ARG:NH1	2.11	0.66
22:CW:11:C:H2'	22:CW:12:U:H6	1.61	0.66
36:DA:2036:C:H6	36:DA:2036:C:H5'	1.60	0.66
4:AD:129:ASN:H	4:AD:129:ASN:HD22	1.43	0.66
36:BA:1144:G:H2'	36:BA:1145:C:C6	2.30	0.66
22:CW:35:A:H2'	22:CW:36:A:H8	1.61	0.66
1:AA:280:C:O2	17:AQ:38:ARG:HG3	1.96	0.66
25:CZ:166:ASP:HB2	25:CZ:167:GLU:OE2	1.96	0.66
22:AV:59:U:O2'	22:AV:60:U:H6	1.79	0.66
24:CY:70:C:H2'	24:CY:71:C:H6	1.59	0.66

Continued on next page...

Continued from previous page...

Atom-1	Atom-2	Distance(Å)	Clash(Å)
1:CA:980:C:H5'	1:CA:981:U:C5	2.30	0.66
13:AM:6:GLY:O	13:AM:8:GLU:N	2.29	0.66
53:DU:65:ILE:HG13	53:DU:96:ALA:HB1	1.77	0.66
31:B5:4:HIS:CB	31:B5:5:PRO:CD	2.73	0.66
36:DA:654(R):C:H2'	36:DA:654(S):G:C8	2.30	0.66
36:BA:139:G:C6	36:BA:140:G:H2'	2.31	0.66
36:BA:2392:A:H2	36:BA:2424:C:H42	1.42	0.66
41:DF:157:VAL:HG22	41:DF:194:MET:HG2	1.77	0.66
25:AZ:277:LEU:CD1	25:AZ:279:GLU:H	2.08	0.66
43:BH:46:GLU:O	43:BH:47:GLU:HB2	1.95	0.66
19:CS:5:LEU:HG	19:CS:8:GLY:O	1.96	0.66
27:D1:6:GLU:O	27:D1:7:ILE:HG13	1.96	0.66
25:CZ:244:ARG:HH11	25:CZ:244:ARG:HB3	1.60	0.66
47:BO:31:LYS:HD3	47:BO:32:TYR:CE1	2.30	0.66
50:BR:24:GLN:NE2	50:BR:36:THR:HG21	2.11	0.66
36:DA:2745:C:H1'	43:DH:143:GLN:HG2	1.78	0.66
39:BD:146:GLU:OE1	39:BD:190:TYR:HB2	1.96	0.66
22:AW:35:A:H2'	22:AW:36:A:C8	2.31	0.66
46:BN:96:GLU:OE1	46:BN:96:GLU:N	2.26	0.66
38:BC:151:GLU:HA	38:BC:154:ARG:HH11	1.61	0.66
55:BW:50:VAL:HG22	55:BW:105:VAL:HG23	1.78	0.66
20:CT:30:LYS:HE3	20:CT:34:LYS:NZ	2.10	0.66
16:AP:26:ARG:HH11	16:AP:26:ARG:HG2	1.59	0.66
1:AA:961:U:O2'	1:AA:962:C:O5'	2.14	0.66
43:BH:13:LYS:HA	43:BH:13:LYS:HE2	1.76	0.66
4:AD:86:LYS:HA	4:AD:86:LYS:HE3	1.78	0.66
36:BA:1396:U:H2'	36:BA:1396:U:O2	1.94	0.66
18:AR:36:ASN:HD21	18:AR:39:VAL:CG2	2.09	0.66
36:DA:2389:G:H5''	36:DA:2390:U:H5'	1.78	0.65
34:D8:27:THR:HG22	48:DP:61:ARG:HA	1.77	0.65
58:BZ:115:GLY:CA	58:BZ:177:PRO:HD3	2.18	0.65
28:B2:29:LYS:HG3	56:BX:5:TYR:HB2	1.77	0.65
28:B2:4:SER:O	28:B2:7:ARG:HD3	1.96	0.65
39:DD:43:ARG:HB3	39:DD:54:ARG:HB2	1.77	0.65
36:DA:2309:A:C2'	36:DA:2310:A:H5''	2.25	0.65
47:BO:107:ARG:HH11	52:BT:36:GLU:HG3	1.61	0.65
52:BT:94:ALA:HB1	52:BT:99:LEU:HD23	1.78	0.65
39:BD:70:TRP:O	39:BD:73:VAL:HG23	1.95	0.65
1:AA:1281:U:H5'	1:AA:1282:C:H5	1.61	0.65
34:B8:32:LEU:HD13	36:BA:2392:A:OP1	1.96	0.65
4:AD:100:ARG:HG2	4:AD:102:ASP:OD1	1.95	0.65
39:DD:8:PRO:CB	39:DD:14:ARG:HB3	2.27	0.65

Continued on next page...

Continued from previous page...

Atom-1	Atom-2	Distance(Å)	Clash(Å)
34:B8:23:VAL:CG1	34:B8:46:ARG:HD3	2.26	0.65
56:DX:29:TRP:CZ3	56:DX:78:LYS:HB3	2.32	0.65
43:DH:54:ARG:NH1	43:DH:62:LYS:HG3	2.10	0.65
2:CB:209:ARG:NH1	2:CB:239:VAL:HG21	2.10	0.65
28:D2:66:GLU:HA	28:D2:69:ARG:HD2	1.77	0.65
36:DA:1270:C:H5''	36:DA:1271:G:C5'	2.26	0.65
1:AA:961:U:HO2'	1:AA:962:C:H6	1.44	0.65
1:CA:411:A:O2'	1:CA:413:G:H5'	1.95	0.65
8:CH:29:SER:HB3	8:CH:32:LYS:HG3	1.78	0.65
36:DA:860:U:H5	36:DA:917:A:N7	1.93	0.65
18:CR:36:ASN:HD21	18:CR:39:VAL:CG2	2.09	0.65
36:DA:535:C:O2'	36:DA:536:A:H5'	1.97	0.65
36:DA:1351:C:H2'	36:DA:1352:U:C6	2.30	0.65
36:BA:2502:G:H5''	36:BA:2503:A:H5''	1.77	0.65
13:AM:120:LYS:O	13:AM:121:LYS:HB2	1.96	0.65
30:D4:42:PHE:O	30:D4:42:PHE:CG	2.48	0.65
51:DS:11:LYS:N	51:DS:11:LYS:HD2	2.11	0.65
1:CA:1342:C:H1'	9:CI:124:GLN:HE22	1.61	0.65
25:CZ:27:LEU:HD11	25:CZ:31:LEU:HD21	1.77	0.65
10:CJ:6:ILE:CD1	10:CJ:23:ILE:HG21	2.26	0.65
38:BC:132:GLY:N	38:BC:133:PRO:HD2	2.10	0.65
52:BT:48:ILE:O	52:BT:48:ILE:HD12	1.96	0.65
28:D2:8:LYS:HG2	28:D2:11:GLU:OE2	1.97	0.65
58:BZ:28:MET:O	58:BZ:34:ASN:HA	1.95	0.65
10:CJ:55:LYS:N	10:CJ:55:LYS:HE3	2.11	0.65
13:CM:22:ILE:HD12	13:CM:25:ILE:HD12	1.77	0.65
36:BA:271(L):U:H5''	36:BA:271(M):G:C5'	2.20	0.65
43:BH:89:ILE:CD1	43:BH:96:ALA:HB2	2.26	0.65
25:CZ:117:ARG:O	25:CZ:121:LEU:HD23	1.96	0.65
36:BA:654(P):C:H2'	36:BA:654(Q):C:O4'	1.95	0.65
11:CK:59:TYR:CZ	11:CK:63:LEU:HD11	2.30	0.65
41:DF:192:LEU:CD2	41:DF:194:MET:HG3	2.27	0.65
43:BH:91:GLY:HA3	43:BH:94:TYR:HD2	1.61	0.65
58:DZ:37:VAL:CG2	58:DZ:38:TYR:N	2.58	0.65
22:CW:7:A:H2'	22:CW:49:C:C6	2.29	0.65
1:CA:736:C:H2'	1:CA:737:A:C8	2.32	0.65
20:AT:84:LEU:C	20:AT:86:ARG:H	2.00	0.65
1:AA:260:G:H2'	1:AA:261:U:C6	2.32	0.65
36:BA:2012:G:H4'	55:BW:96:ILE:HD11	1.77	0.65
49:BQ:68:ILE:HG23	49:BQ:103:MET:HA	1.76	0.65
36:DA:2567:G:H2'	36:DA:2568:C:C6	2.31	0.65
40:BE:179:GLU:O	40:BE:180:ASN:HB2	1.95	0.65

Continued on next page...

Continued from previous page...

Atom-1	Atom-2	Distance(Å)	Clash(Å)
36:DA:2853:C:H2'	36:DA:2854:G:C8	2.31	0.65
36:DA:676:A:H8	36:DA:2069:G:H21	1.44	0.65
1:CA:1415:G:O2'	1:CA:1416:G:H5'	1.96	0.65
36:BA:2464:C:HO2'	36:BA:2465:C:H6	1.44	0.65
32:B6:32:ASN:O	32:B6:33:LYS:HB2	1.94	0.65
47:DO:63:VAL:HB	47:DO:102:VAL:HG12	1.78	0.65
36:BA:2590:A:H2'	36:BA:2591:C:H6	1.60	0.65
1:AA:1054:C:H6	1:AA:1196:U:N3	1.93	0.65
39:BD:34:VAL:O	39:BD:36:PRO:HD2	1.95	0.65
25:CZ:17:ILE:HD13	25:CZ:102:ALA:HB1	1.77	0.65
52:BT:85:LYS:NZ	52:BT:85:LYS:CB	2.58	0.65
43:DH:85:LYS:HZ1	43:DH:87:LEU:N	1.93	0.65
48:DP:46:LYS:HG2	48:DP:52:GLU:OE2	1.95	0.65
42:BG:91:ARG:C	42:BG:91:ARG:HD2	2.16	0.65
36:BA:1539:G:C2'	36:BA:1540:U:H5'	2.25	0.65
25:AZ:63:ILE:HG12	25:AZ:64:ASN:ND2	2.10	0.65
36:BA:2673:G:H5'	36:BA:2673:G:H8	1.62	0.65
1:AA:408:A:OP1	4:AD:113:SER:OG	2.14	0.65
43:BH:149:ARG:HA	43:BH:162:ILE:CD1	2.27	0.65
4:AD:162:LEU:HD13	4:AD:162:LEU:O	1.95	0.65
1:AA:57:G:H2'	1:AA:58:C:C6	2.31	0.65
37:DB:75:G:H21	58:DZ:85:HIS:CE1	2.15	0.65
4:CD:105:VAL:HG21	4:CD:126:ILE:HG12	1.77	0.65
52:BT:16:ARG:HG3	52:BT:16:ARG:HH11	1.60	0.65
36:DA:1184:G:O2'	36:DA:1185:C:H5'	1.96	0.65
46:DN:129:PRO:O	46:DN:130:HIS:HB3	1.96	0.65
36:BA:1305:C:O2'	36:BA:1306:C:H5'	1.96	0.65
57:BY:90:LEU:HD23	57:BY:90:LEU:H	1.60	0.65
40:BE:1:MET:HG3	40:BE:83:ASP:HB3	1.77	0.65
25:CZ:231:ILE:HD13	25:CZ:237:VAL:CG2	2.27	0.65
31:D5:36:CYS:SG	31:D5:48:GLU:O	2.54	0.65
25:AZ:133:VAL:CG1	25:AZ:134:PHE:H	2.07	0.65
41:BF:7:TYR:OH	41:BF:10:PRO:HB3	1.96	0.65
36:DA:654(P):C:H2'	36:DA:654(Q):C:O4'	1.95	0.65
9:CI:40:LEU:C	9:CI:42:ARG:H	2.00	0.65
36:BA:654(R):C:H2'	36:BA:654(S):G:C8	2.32	0.65
4:AD:65:ARG:HD2	4:AD:72:GLU:HA	1.78	0.65
48:BP:59:LEU:HA	48:BP:61:ARG:CZ	2.26	0.65
36:DA:1144:G:H2'	36:DA:1145:C:H6	1.62	0.65
40:DE:111:ARG:HB2	40:DE:160:TYR:O	1.95	0.65
27:B1:76:ARG:NH1	27:B1:95:LEU:HD13	2.12	0.65
25:AZ:244:ARG:O	25:AZ:245:GLY:O	2.15	0.65

Continued on next page...

Continued from previous page...

Atom-1	Atom-2	Distance(Å)	Clash(Å)
1:CA:737:A:OP1	6:CF:92:LYS:HB2	1.96	0.65
36:BA:286:C:H2'	36:BA:287:C:C6	2.31	0.65
36:BA:1498:C:C2'	36:BA:1499:C:H5''	2.27	0.65
50:BR:24:GLN:HB2	50:BR:44:LEU:CD2	2.26	0.65
37:BB:114:C:H2'	37:BB:115:G:H8	1.60	0.65
40:DE:116:VAL:O	40:DE:117:MET:CB	2.44	0.65
4:CD:121:VAL:O	4:CD:134:ASP:CB	2.45	0.65
46:BN:96:GLU:H	46:BN:96:GLU:CD	2.00	0.65
36:DA:1434:A:H61	36:DA:1558:A:H62	1.44	0.65
5:CE:61:TYR:O	5:CE:64:ARG:HB3	1.96	0.65
5:CE:64:ARG:HB2	5:CE:64:ARG:CZ	2.26	0.65
36:DA:774:A:H2	36:DA:787:U:HO2'	1.45	0.65
11:AK:37:GLY:C	11:AK:38:ASN:HD22	1.99	0.65
39:BD:153:ALA:O	39:BD:154:LYS:HG2	1.95	0.65
26:B0:43:THR:O	26:B0:43:THR:HG23	1.97	0.65
24:AY:27:C:H2'	24:AY:28:C:H6	1.62	0.65
26:D0:64:ASP:O	26:D0:84:LEU:HG	1.97	0.65
36:DA:1217:C:H2'	36:DA:1218:C:H6	1.62	0.65
25:CZ:235:GLY:CA	25:CZ:289:LEU:HD11	2.27	0.65
52:DT:41:ARG:HG2	52:DT:41:ARG:HH11	1.61	0.65
32:B6:53:LYS:HD3	32:B6:54:ILE:H	1.61	0.65
28:B2:38:GLN:OE1	28:B2:44:LEU:HD13	1.97	0.65
39:DD:35:LYS:HB3	39:DD:36:PRO:HD2	1.79	0.65
58:BZ:28:MET:HE2	58:BZ:37:VAL:HG11	1.79	0.65
36:BA:1485:G:H1'	36:BA:1505:C:N4	2.10	0.65
54:DV:35:LEU:O	54:DV:37:VAL:N	2.28	0.65
50:DR:87:TYR:O	50:DR:89:ASP:N	2.30	0.65
36:DA:1049:C:H2'	36:DA:1050:A:C8	2.32	0.65
48:BP:30:THR:CG2	48:BP:31:ALA:H	2.08	0.65
25:CZ:345:ARG:HH12	25:CZ:384:LEU:HD21	1.60	0.65
40:DE:52:LEU:HD23	40:DE:75:VAL:HB	1.78	0.65
36:DA:547:A:H2'	36:DA:548:A:C8	2.31	0.65
36:BA:2133:G:H2'	36:BA:2157:G:N2	2.10	0.65
49:DQ:32:TYR:O	49:DQ:105:GLU:HB2	1.96	0.65
30:D4:14:ILE:N	30:D4:14:ILE:HD12	2.12	0.65
36:BA:875:G:H2'	36:BA:876:C:C6	2.31	0.65
12:CL:124:LYS:HD2	12:CL:125:PRO:HD2	1.79	0.65
41:BF:40:GLN:NE2	41:BF:182:ASN:HB2	2.11	0.65
43:BH:146:ALA:O	43:BH:149:ARG:HB3	1.96	0.65
41:BF:42:ALA:C	41:BF:44:ARG:H	1.99	0.65
39:BD:132:PRO:HG3	39:BD:190:TYR:CE1	2.31	0.65
41:DF:167:ALA:HB1	41:DF:173:VAL:HG11	1.79	0.65

Continued on next page...

Continued from previous page...

Atom-1	Atom-2	Distance(Å)	Clash(Å)
25:CZ:20:VAL:HB	25:CZ:115:GLN:HE22	1.61	0.65
48:BP:110:TYR:CD1	48:BP:111:ARG:HG3	2.32	0.65
25:AZ:210:ILE:O	25:AZ:210:ILE:CG2	2.44	0.65
4:CD:78:LEU:HD21	4:CD:96:LEU:HB3	1.78	0.65
15:CO:8:LYS:O	15:CO:12:ILE:HG13	1.95	0.65
36:DA:1845:G:O2'	36:DA:1846:G:H5'	1.97	0.65
36:BA:1494:A:C2'	36:BA:1495:A:H5''	2.25	0.65
1:CA:1250:A:H4'	9:CI:68:GLY:N	2.11	0.65
1:AA:1441:G:H5''	1:AA:1442:G:H5'	1.77	0.65
1:AA:424:G:H2'	1:AA:425:G:H8	1.62	0.65
8:CH:13:ILE:HD12	8:CH:61:VAL:HG11	1.79	0.65
32:B6:15:GLU:OE1	32:B6:18:ARG:CG	2.45	0.65
34:D8:15:LYS:HD3	48:DP:65:ARG:NH2	2.11	0.65
53:BU:95:LEU:HD11	54:BV:11:GLN:O	1.96	0.65
52:BT:100:TYR:O	52:BT:103:ARG:HG3	1.97	0.65
36:DA:2185:C:C2'	36:DA:2186:G:H5'	2.27	0.65
3:AC:79:ARG:HH11	3:AC:79:ARG:HB3	1.62	0.65
31:B5:36:CYS:HG	31:B5:49:CYS:HG	1.39	0.65
48:DP:52:GLU:HA	48:DP:52:GLU:OE1	1.96	0.65
36:DA:2286:A:H4'	36:DA:2287:A:O4'	1.96	0.65
1:CA:544:G:OP1	4:CD:59:ARG:NH2	2.30	0.65
58:DZ:165:VAL:HG12	58:DZ:166:SER:N	2.11	0.65
36:DA:2631:G:N2	40:DE:61:ARG:NH2	2.45	0.65
36:DA:1005:C:H2'	36:DA:1006:C:C6	2.30	0.65
4:AD:173:TRP:HB3	4:AD:187:ARG:NH2	2.11	0.65
48:DP:98:GLU:H	48:DP:101:VAL:HG13	1.62	0.65
36:BA:654(C):G:C2'	36:BA:654(D):G:H5'	2.26	0.65
40:BE:27:LEU:CD2	52:BT:1:MET:H3	2.09	0.65
51:BS:89:ARG:HB3	51:BS:92:TYR:HB3	1.79	0.65
22:AW:44:G:H2'	22:AW:44:G:N3	2.11	0.65
36:BA:1499:C:H6	36:BA:1499:C:H5'	1.61	0.65
41:BF:37:VAL:HG12	41:BF:41:LEU:HD12	1.78	0.65
50:DR:111:LEU:HD12	50:DR:111:LEU:N	2.11	0.65
36:BA:547:A:H2'	36:BA:548:A:H8	1.61	0.65
36:DA:1652:A:O2'	36:DA:1653:G:H5'	1.96	0.65
36:DA:736:C:H2'	36:DA:737:C:H6	1.60	0.65
25:AZ:378:VAL:HG23	25:AZ:380:LEU:HD21	1.78	0.65
16:CP:67:THR:H	16:CP:70:ALA:HB3	1.60	0.65
39:BD:181:GLU:HG3	39:BD:272:ALA:O	1.97	0.65
1:CA:291:C:O2'	1:CA:292:G:H5'	1.96	0.65
10:AJ:46:ARG:HH11	10:AJ:46:ARG:HG2	1.62	0.65
36:DA:59:U:H3	36:DA:68:G:H1	1.45	0.65

Continued on next page...

Continued from previous page...

Atom-1	Atom-2	Distance(Å)	Clash(Å)
38:BC:80:GLY:H	38:BC:83:ILE:HD11	1.62	0.65
50:DR:78:LYS:O	50:DR:83:ILE:HG12	1.96	0.65
53:BU:82:GLY:C	53:BU:84:LYS:H	2.00	0.65
34:D8:30:ARG:NE	34:D8:30:ARG:HA	2.11	0.65
52:DT:38:ASN:O	52:DT:40:THR:N	2.27	0.65
32:B6:15:GLU:CG	32:B6:18:ARG:NH1	2.56	0.65
36:DA:1485:G:H1'	36:DA:1505:C:N4	2.12	0.65
28:B2:7:ARG:HA	28:B2:11:GLU:CG	2.27	0.65
2:AB:134:GLU:C	2:AB:136:VAL:H	1.98	0.65
12:AL:92:ASP:O	12:AL:94:PRO:HD3	1.97	0.65
42:DG:46:ALA:HB2	42:DG:88:ILE:CG1	2.26	0.65
56:DX:35:THR:CG2	56:DX:37:THR:HB	2.25	0.65
54:DV:35:LEU:C	54:DV:37:VAL:H	1.99	0.65
22:CW:59:U:H2'	22:CW:60:U:H5'	1.78	0.65
25:CZ:215:ARG:CB	25:CZ:282:ALA:CB	2.74	0.65
14:CN:51:GLY:O	14:CN:53:LEU:N	2.29	0.65
53:DU:6:THR:O	53:DU:9:VAL:HG23	1.97	0.65
36:BA:672:C:H2'	36:BA:673:C:C5'	2.22	0.65
1:AA:1125:U:O4	10:AJ:5:ARG:NE	2.30	0.65
48:BP:106:LEU:HD21	48:BP:112:LEU:HB2	1.79	0.65
7:CG:118:VAL:HG23	7:CG:119:ARG:N	2.12	0.65
36:BA:2394:C:OP1	48:BP:62:LEU:HB2	1.96	0.65
46:BN:18:ALA:HB3	46:BN:26:LEU:HD22	1.78	0.65
43:BH:41:MET:O	43:BH:42:ARG:HB3	1.97	0.65
40:BE:171:GLU:HB3	40:BE:185:LYS:HG2	1.78	0.65
1:AA:1320:C:H5''	19:AS:70:LYS:HG3	1.78	0.65
36:BA:2651:C:O2'	36:BA:2652:C:H5'	1.96	0.65
49:DQ:6:ARG:HH11	49:DQ:6:ARG:HB3	1.61	0.65
1:CA:1432:G:OP1	52:DT:107:ASP:HB2	1.96	0.65
6:AF:18:GLN:HA	6:AF:21:LEU:HB2	1.78	0.65
36:BA:428:A:H3'	36:BA:429:A:C8	2.32	0.65
36:DA:784:A:C5	39:DD:229:VAL:HG11	2.32	0.65
2:CB:193:ASP:OD1	2:CB:193:ASP:O	2.15	0.65
5:CE:63:ARG:HA	5:CE:66:MET:HE3	1.79	0.65
37:DB:96:U:H2'	37:DB:97:G:H8	1.62	0.65
36:DA:2360:A:O2'	36:DA:2361:A:O4'	2.13	0.65
36:DA:751:A:H5'	55:DW:90:ARG:HA	1.79	0.65
40:BE:112:GLY:O	40:BE:159:HIS:HA	1.97	0.65
36:DA:2741:A:H2'	36:DA:2742:C:O4'	1.97	0.65
2:CB:178:ARG:O	8:CH:71:GLY:HA2	1.97	0.65
39:DD:94:LEU:HD13	39:DD:96:HIS:CE1	2.32	0.65
41:DF:81:PRO:O	41:DF:83:PHE:N	2.29	0.65

Continued on next page...

Continued from previous page...

Atom-1	Atom-2	Distance(Å)	Clash(Å)
1:CA:939:G:H5''	7:CG:102:ARG:NH2	2.11	0.65
27:D1:18:ILE:HD11	27:D1:20:ARG:NH2	2.12	0.65
36:DA:2030:A:H4'	36:DA:2031:A:H8	1.62	0.65
36:DA:1523:U:H2'	36:DA:1524:G:H8	1.62	0.65
36:BA:1982:C:H5'	36:BA:1983:C:OP2	1.95	0.65
38:DC:78:ALA:H	38:DC:115:ALA:CB	2.09	0.65
22:CW:75:C:H5''	27:D1:30:VAL:HG11	1.78	0.65
34:D8:33:ASN:HD21	36:DA:2419:U:H5''	1.62	0.65
32:B6:45:LYS:HG2	36:BA:2371:G:H4'	1.79	0.65
25:AZ:203:LEU:O	25:AZ:207:ASP:OD2	2.15	0.65
3:AC:73:PRO:O	3:AC:76:VAL:HG22	1.97	0.65
13:CM:25:ILE:HG13	13:CM:66:LEU:HD23	1.77	0.65
1:CA:1117:G:H5'	1:CA:1117:G:C8	2.30	0.65
4:CD:25:ARG:HA	4:CD:28:SER:OG	1.97	0.65
41:DF:135:LYS:HG2	41:DF:138:GLU:HG3	1.78	0.65
5:CE:76:ILE:HD13	5:CE:78:HIS:O	1.97	0.65
36:BA:2393:A:H5'	48:BP:62:LEU:HB3	1.79	0.65
19:CS:31:ILE:CG2	19:CS:49:ILE:HG23	2.26	0.65
27:D1:67:ILE:CG1	27:D1:68:PRO:HD3	2.27	0.65
41:DF:29:ASN:HD22	41:DF:32:LEU:HB2	1.60	0.65
6:CF:63:TYR:N	6:CF:63:TYR:CD1	2.64	0.65
25:AZ:5:PHE:C	25:AZ:5:PHE:CD1	2.69	0.65
36:DA:672:C:H2'	36:DA:673:C:H5'	1.79	0.65
36:DA:2840:C:H2'	36:DA:2841:C:C6	2.32	0.65
36:DA:1339:G:N2	36:DA:1603:A:H1'	2.11	0.65
46:DN:9:VAL:HG12	46:DN:10:GLU:N	2.11	0.65
36:DA:519:U:H2'	36:DA:520:G:C8	2.31	0.65
38:DC:74:VAL:HG23	38:DC:157:LYS:HE2	1.79	0.65
5:CE:63:ARG:O	5:CE:64:ARG:HB2	1.97	0.65
54:DV:88:ARG:O	54:DV:90:PRO:HD3	1.96	0.65
49:BQ:109:VAL:HG12	49:BQ:110:THR:N	2.11	0.65
1:CA:411:A:C8	1:CA:413:G:H8	2.15	0.65
36:DA:1352:U:O2'	36:DA:1353:A:H5'	1.97	0.65
1:CA:1250:A:H4'	9:CI:68:GLY:H	1.61	0.65
15:AO:17:ARG:HH11	15:AO:17:ARG:HG3	1.62	0.65
1:AA:1452:C:H4'	1:AA:1456:G:N2	2.12	0.65
36:DA:1331:A:C2'	36:DA:1332:G:H5''	2.27	0.65
4:CD:133:VAL:HG11	4:CD:138:TYR:HD2	1.62	0.65
26:B0:16:SER:HB2	36:BA:2262:U:C5	2.32	0.65
20:AT:36:LEU:HD13	20:AT:36:LEU:O	1.96	0.65
1:CA:407:G:H2'	1:CA:408:A:C8	2.32	0.65
26:D0:62:LEU:O	26:D0:63:VAL:HG13	1.96	0.65

Continued on next page...

Continued from previous page...

Atom-1	Atom-2	Distance(Å)	Clash(Å)
1:CA:503:C:H2'	1:CA:504:C:H6	1.62	0.65
10:CJ:68:HIS:HB3	10:CJ:70:ARG:HH12	1.61	0.65
38:BC:119:VAL:O	38:BC:123:VAL:HG12	1.97	0.65
3:CC:3:ASN:O	3:CC:4:LYS:HB2	1.97	0.65
13:AM:11:ARG:HG2	13:AM:12:ASN:N	2.12	0.65
9:AI:53:VAL:HG13	9:AI:95:LYS:CD	2.26	0.65
46:BN:25:ARG:O	46:BN:28:THR:HG22	1.97	0.65
36:DA:271(L):U:C5'	36:DA:271(M):G:H5'	2.24	0.65
2:CB:15:VAL:HG23	2:CB:15:VAL:O	1.95	0.65
48:BP:16:ARG:CB	48:BP:16:ARG:HH11	2.10	0.65
48:BP:57:THR:OG1	48:BP:59:LEU:HD22	1.96	0.65
27:D1:86:SER:O	27:D1:90:ILE:HG12	1.97	0.65
36:DA:581:C:H2'	36:DA:582:G:H8	1.59	0.65
58:DZ:23:LYS:HD3	58:DZ:38:TYR:CZ	2.32	0.65
54:DV:18:LEU:HD23	54:DV:19:LYS:N	2.12	0.65
36:BA:2677:G:O2'	36:BA:2678:C:H5'	1.97	0.65
23:CX:16:A:H5'	23:CX:17:U:OP2	1.97	0.65
25:CZ:356:PRO:HD3	25:CZ:370:PHE:HB3	1.79	0.65
1:CA:1431:C:H2'	1:CA:1432:G:O4'	1.97	0.65
49:BQ:70:PRO:CA	49:BQ:95:ALA:HB2	2.27	0.65
6:AF:91:VAL:HG11	18:AR:72:ARG:HH12	1.60	0.65
25:CZ:74:LYS:HG2	25:CZ:75:ARG:HG3	1.78	0.65
4:CD:127:THR:HG23	4:CD:131:ARG:O	1.96	0.65
26:B0:43:THR:H	36:BA:2331:G:H4'	1.60	0.65
32:B6:38:LYS:HD3	32:B6:48:VAL:HG12	1.78	0.65
16:CP:44:THR:O	16:CP:45:THR:HB	1.95	0.65
21:AU:9:ARG:HH12	21:AU:23:PRO:HD2	1.61	0.65
36:BA:2020:A:O2'	36:BA:2021:C:H5'	1.97	0.65
1:CA:179:A:H2'	1:CA:180:U:C6	2.32	0.65
26:B0:33:ALA:O	36:BA:2353:G:H1'	1.97	0.65
36:DA:1359:A:H2'	36:DA:1360:A:H5'	1.79	0.65
36:BA:1040:C:H2'	36:BA:1041:G:H8	1.60	0.65
36:BA:1510:G:O2'	36:BA:1511:C:H5'	1.97	0.65
33:D7:9:ARG:NE	36:DA:1310:G:OP2	2.30	0.65
5:AE:68:GLU:O	5:AE:68:GLU:HG3	1.96	0.65
32:D6:11:LEU:O	32:D6:12:GLU:HG3	1.97	0.65
58:BZ:151:HIS:O	58:BZ:152:ALA:O	2.15	0.65
15:CO:79:ARG:O	15:CO:82:ILE:HG22	1.97	0.65
25:CZ:254:GLU:O	25:CZ:256:VAL:HG23	1.97	0.65
53:DU:13:LYS:CD	53:DU:13:LYS:N	2.59	0.65
49:DQ:141:GLN:O	58:DZ:53:ILE:HB	1.95	0.65
36:DA:2632:A:H2	40:DE:61:ARG:HD3	1.61	0.65

Continued on next page...

Continued from previous page...

Atom-1	Atom-2	Distance(Å)	Clash(Å)
36:DA:2645:G:H3'	36:DA:2646:C:C5'	2.25	0.65
17:CQ:70:ARG:HH11	17:CQ:70:ARG:HG2	1.61	0.65
36:BA:1053:C:H41	36:BA:1107:G:N2	1.95	0.65
4:AD:20:TYR:HA	4:AD:26:CYS:HB3	1.78	0.65
43:BH:91:GLY:HA3	43:BH:94:TYR:CD2	2.31	0.65
9:CI:95:LYS:HG3	9:CI:96:LEU:HD13	1.79	0.65
49:DQ:52:VAL:HA	49:DQ:55:VAL:CG1	2.27	0.65
46:DN:96:GLU:OE1	46:DN:96:GLU:N	2.30	0.65
27:B1:44:PRO:HG2	27:B1:46:LEU:HG	1.77	0.65
24:AY:45:U:H3'	24:AY:46:7MG:C5'	2.25	0.65
34:B8:41:ILE:HD12	36:BA:2419:U:OP1	1.96	0.65
46:BN:108:PRO:O	46:BN:109:LYS:HG3	1.97	0.65
36:BA:1602:U:H3'	36:BA:1603:A:C5'	2.27	0.65
10:CJ:8:LEU:N	10:CJ:8:LEU:HD12	2.12	0.65
8:CH:10:LEU:HD22	8:CH:83:ILE:HD11	1.79	0.65
1:CA:1161:C:H2'	1:CA:1162:C:C6	2.32	0.65
26:D0:50:ASN:HD22	26:D0:63:VAL:HG21	1.62	0.65
3:CC:94:LEU:O	3:CC:94:LEU:HD12	1.97	0.65
36:DA:1570:A:H2'	36:DA:1571:A:C8	2.32	0.65
36:BA:1389:G:H2'	36:BA:1390:U:H6	1.62	0.65
25:AZ:356:PRO:O	25:AZ:359:VAL:HG23	1.97	0.64
36:BA:2103:C:H2'	36:BA:2186:G:N2	2.12	0.64
34:D8:8:LYS:HD3	34:D8:11:LYS:HD3	1.79	0.64
48:DP:47:ASP:HB3	48:DP:48:PRO:CA	2.27	0.64
32:B6:18:ARG:HG2	32:B6:18:ARG:NH1	2.10	0.64
1:CA:393:A:O2'	1:CA:394:G:H5'	1.95	0.64
42:DG:34:LEU:HD23	42:DG:34:LEU:N	2.11	0.64
52:BT:27:THR:O	52:BT:28:VAL:CB	2.36	0.64
49:BQ:27:VAL:HG11	49:BQ:134:ARG:HD2	1.78	0.64
36:BA:581:C:H2'	36:BA:582:G:H8	1.61	0.64
43:DH:85:LYS:CD	43:DH:133:VAL:H	2.11	0.64
13:CM:69:GLU:O	13:CM:70:LEU:HB2	1.97	0.64
13:CM:97:PRO:N	13:CM:110:ARG:HD3	2.12	0.64
1:CA:1347:G:H22	1:CA:1373:G:H2'	1.59	0.64
41:DF:84:VAL:C	41:DF:86:GLY:H	2.01	0.64
37:DB:22:U:H2'	37:DB:23:G:H8	1.62	0.64
41:DF:160:ASN:ND2	41:DF:162:LEU:HD13	2.13	0.64
36:BA:2133:G:O2'	36:BA:2158:A:N6	2.29	0.64
41:DF:33:LEU:O	41:DF:37:VAL:HG23	1.98	0.64
2:AB:8:LYS:NZ	2:AB:217:ARG:HH12	1.94	0.64
55:DW:10:VAL:HG21	55:DW:103:ILE:CG1	2.27	0.64
40:BE:35:GLN:HG2	40:BE:36:ARG:N	2.11	0.64

Continued on next page...

Continued from previous page...

Atom-1	Atom-2	Distance(Å)	Clash(Å)
47:BO:31:LYS:C	47:BO:32:TYR:CD1	2.70	0.64
36:DA:1640:C:O2'	36:DA:1641:A:H5'	1.96	0.64
1:CA:1015:A:H2'	1:CA:1016:A:H8	1.59	0.64
57:DY:50:ARG:HD2	57:DY:56:PRO:HA	1.79	0.64
27:B1:4:VAL:HG23	27:B1:10:LYS:O	1.96	0.64
36:DA:1880:C:C3'	36:DA:1881:C:H5''	2.27	0.64
36:BA:547:A:H2'	36:BA:548:A:C8	2.32	0.64
36:BA:1336:A:H2'	36:BA:1337:G:H8	1.60	0.64
22:AV:61:C:O2	22:AV:61:C:H2'	1.95	0.64
40:BE:128:SER:OG	40:BE:129:HIS:N	2.31	0.64
36:DA:608:A:H2'	36:DA:609:A:C8	2.31	0.64
36:DA:438:G:H2'	36:DA:440:G:H8	1.62	0.64
52:BT:38:ASN:ND2	52:BT:38:ASN:O	2.30	0.64
41:BF:150:GLY:HA2	41:BF:172:TRP:CD2	2.32	0.64
22:AW:62:C:H2'	22:AW:63:G:C8	2.32	0.64
11:CK:43:SER:HA	11:CK:47:VAL:HG21	1.79	0.64
15:AO:31:LEU:N	15:AO:31:LEU:HD12	2.12	0.64
36:DA:1671:U:HO2'	36:DA:1673:U:H5	1.43	0.64
55:BW:68:ARG:O	55:BW:109:GLU:HA	1.97	0.64
40:DE:179:GLU:O	40:DE:180:ASN:HB2	1.96	0.64
11:AK:17:GLY:O	11:AK:80:VAL:HA	1.96	0.64
36:DA:666:G:OP1	48:DP:47:ASP:O	2.15	0.64
52:DT:25:GLY:HA2	52:DT:92:GLY:CA	2.28	0.64
1:AA:973:G:H1'	10:AJ:55:LYS:HZ1	1.61	0.64
25:CZ:135:MET:HE2	25:CZ:172:ARG:HG2	1.79	0.64
43:DH:52:VAL:HG21	43:DH:69:ARG:HD2	1.79	0.64
13:AM:54:VAL:HG22	13:AM:57:ARG:HH12	1.62	0.64
5:AE:80:ILE:CD1	5:AE:91:LEU:HB2	2.27	0.64
36:BA:2111:C:O2'	36:BA:2118:U:H4'	1.97	0.64
48:BP:146:VAL:HG22	48:BP:147:LEU:N	2.09	0.64
37:DB:106:G:O2'	37:DB:107:G:H5'	1.96	0.64
50:DR:87:TYR:HD1	50:DR:90:ARG:HD2	1.62	0.64
10:AJ:34:VAL:CG2	10:AJ:74:ILE:HG22	2.24	0.64
36:BA:605:C:H5	36:BA:623:G:H1	1.45	0.64
48:BP:84:ASN:C	48:BP:86:LYS:H	1.99	0.64
19:CS:11:VAL:CG2	19:CS:16:LEU:HD11	2.28	0.64
14:CN:12:ARG:HB3	14:CN:14:PRO:HD2	1.78	0.64
22:AW:71:G:C2'	22:AW:72:C:H5'	2.26	0.64
56:DX:11:PRO:HA	56:DX:28:PHE:CB	2.27	0.64
19:AS:22:LEU:HD13	19:AS:22:LEU:O	1.97	0.64
46:DN:30:ILE:HG21	46:DN:120:LEU:HD21	1.78	0.64
1:AA:194:C:C2'	1:AA:195:A:H5''	2.26	0.64

Continued on next page...

Continued from previous page...

Atom-1	Atom-2	Distance(Å)	Clash(Å)
1:AA:161:A:H2'	1:AA:162:A:C8	2.32	0.64
1:CA:1049:U:H2'	14:CN:2:ALA:N	2.12	0.64
1:CA:274:A:O2'	1:CA:275:G:C8	2.51	0.64
46:BN:3:THR:HG22	46:BN:5:VAL:HG23	1.77	0.64
53:DU:50:ARG:NH1	54:DV:72:VAL:HG12	2.11	0.64
36:BA:1570:A:H2'	36:BA:1571:A:C8	2.33	0.64
17:AQ:88:TYR:CE2	17:AQ:92:ARG:HD2	2.32	0.64
36:BA:1029:A:H5''	49:BQ:128:LYS:HE2	1.80	0.64
1:AA:436:C:H4'	4:AD:157:LEU:HD13	1.79	0.64
36:DA:944:G:H5'	36:DA:945:A:O5'	1.96	0.64
25:AZ:258:LEU:O	25:AZ:259:ALA:HB3	1.97	0.64
58:BZ:180:VAL:HG22	58:BZ:181:GLU:N	2.11	0.64
28:B2:31:GLU:HA	28:B2:34:GLU:CB	2.27	0.64
25:AZ:151:GLU:HG3	25:AZ:170:VAL:HG11	1.79	0.64
39:BD:30:GLU:HG3	39:BD:63:ARG:HH21	1.59	0.64
37:BB:105:A:H2'	37:BB:106:G:O4'	1.96	0.64
46:DN:12:ARG:NH2	46:DN:135:PRO:HG2	2.12	0.64
1:AA:1127:G:H1'	1:AA:1147:C:H42	1.63	0.64
42:DG:139:LEU:HA	42:DG:144:ILE:HD13	1.79	0.64
4:CD:17:VAL:HG21	4:CD:63:LYS:NZ	2.12	0.64
39:BD:147:LEU:HD11	39:BD:183:ARG:NH1	2.12	0.64
1:CA:1348:U:H4'	9:CI:120:ARG:HD2	1.79	0.64
48:BP:62:LEU:CD2	48:BP:62:LEU:H	2.08	0.64
12:CL:27:LEU:C	12:CL:29:GLY:N	2.51	0.64
1:AA:356:A:C2	1:AA:368:U:O2	2.48	0.64
58:BZ:108:PRO:C	58:BZ:110:GLY:H	2.00	0.64
36:DA:1541:G:O3'	36:DA:1541:G:OP2	2.14	0.64
49:DQ:51:ARG:NH1	49:DQ:52:VAL:CG2	2.59	0.64
4:AD:68:TYR:CZ	4:AD:97:LEU:HD13	2.32	0.64
17:CQ:9:VAL:CG1	17:CQ:84:LEU:HD13	2.28	0.64
40:BE:81:ILE:O	40:BE:81:ILE:HG22	1.95	0.64
36:BA:128:C:H2'	36:BA:129:C:C6	2.32	0.64
36:DA:2807:G:C3'	36:DA:2808:U:H5''	2.27	0.64
36:BA:2573:C:OP1	36:BA:2574:G:H5''	1.96	0.64
36:BA:2773:C:H5''	40:BE:164:ARG:HG2	1.78	0.64
38:DC:163:PHE:HB2	38:DC:171:ILE:HD11	1.80	0.64
1:AA:882:C:O2'	1:AA:883:C:H5'	1.98	0.64
32:D6:17:LYS:HB2	32:D6:18:ARG:NH1	2.11	0.64
36:BA:1598:C:H5'	56:BX:36:LYS:CG	2.26	0.64
31:D5:41:PRO:HG2	31:D5:44:THR:CB	2.27	0.64
2:CB:69:LEU:HD13	2:CB:71:VAL:CG2	2.26	0.64
10:CJ:70:ARG:HH11	10:CJ:70:ARG:HG2	1.62	0.64

Continued on next page...

Continued from previous page...

Atom-1	Atom-2	Distance(Å)	Clash(Å)
1:CA:367:U:H4'	25:CZ:291:ARG:NH1	2.13	0.64
39:DD:70:TRP:O	39:DD:73:VAL:HG23	1.97	0.64
36:DA:1050:A:C2'	36:DA:1051:G:H5'	2.24	0.64
1:AA:266:G:C5'	1:AA:267:C:H5	2.10	0.64
36:DA:1144:G:H2'	36:DA:1145:C:C6	2.33	0.64
36:BA:1826:G:H2'	36:BA:1827:C:C6	2.31	0.64
36:DA:1534:U:H2'	36:DA:1535:A:O4'	1.98	0.64
4:AD:100:ARG:HH21	4:AD:118:ARG:HH22	1.44	0.64
39:DD:183:ARG:HH11	39:DD:183:ARG:HG2	1.60	0.64
49:DQ:17:LEU:HD13	49:DQ:39:PRO:HB2	1.79	0.64
36:BA:784:A:N7	39:BD:229:VAL:HG11	2.11	0.64
4:AD:68:TYR:CE2	4:AD:97:LEU:HD22	2.32	0.64
36:DA:28:A:H61	36:DA:512:G:H1'	1.60	0.64
24:AY:6:C:H2'	24:AY:7:G:C8	2.32	0.64
22:AV:45:U:H2'	22:AV:45:U:OP2	1.96	0.64
12:CL:71:PRO:HG3	12:CL:99:HIS:HD2	1.62	0.64
53:DU:50:ARG:HH12	54:DV:72:VAL:HG12	1.63	0.64
8:AH:89:PRO:HA	8:AH:92:ARG:HH11	1.62	0.64
1:AA:841:U:H3'	1:AA:848:C:O4'	1.98	0.64
36:BA:1762:A:O5'	36:BA:1762:A:H8	1.79	0.64
36:DA:201:C:C2'	36:DA:202:U:H5'	2.27	0.64
42:DG:172:LEU:O	42:DG:176:LEU:HB2	1.97	0.64
36:DA:1805:U:O2	39:DD:50:THR:HB	1.98	0.64
5:AE:20:GLN:NE2	5:AE:25:ARG:NH2	2.45	0.64
25:AZ:12:VAL:HG13	25:AZ:100:ASP:OD2	1.97	0.64
36:BA:1400:G:H2'	36:BA:1401:G:C8	2.33	0.64
27:B1:47:GLN:HA	27:B1:47:GLN:OE1	1.95	0.64
25:CZ:230:THR:HG23	25:CZ:295:ARG:HD2	1.80	0.64
52:DT:93:ARG:CG	52:DT:117:ASP:HB2	2.28	0.64
28:B2:18:PRO:HB3	28:B2:71:ASN:O	1.97	0.64
9:CI:9:ARG:CG	9:CI:14:VAL:HG13	2.27	0.64
38:BC:100:ILE:HG12	38:BC:127:LEU:HD12	1.78	0.64
39:DD:36:PRO:HA	39:DD:61:LEU:HD12	1.79	0.64
42:DG:125:PHE:HD1	42:DG:126:ASP:N	1.92	0.64
25:CZ:7:ARG:CG	25:CZ:7:ARG:HH11	2.08	0.64
57:BY:9:LYS:C	57:BY:28:LYS:HZ1	2.01	0.64
34:D8:18:ALA:HB2	36:DA:628:G:H5''	1.80	0.64
4:CD:13:ARG:HB3	4:CD:38:TYR:O	1.98	0.64
12:AL:110:VAL:CG2	12:AL:120:TYR:HB3	2.27	0.64
36:DA:1047:G:C2'	36:DA:1110:G:H21	2.07	0.64
43:BH:42:ARG:HG2	43:BH:43:VAL:H	1.61	0.64
24:AY:76:A:OP1	25:AZ:274:ARG:HD2	1.98	0.64

Continued on next page...

Continued from previous page...

Atom-1	Atom-2	Distance(Å)	Clash(Å)
18:CR:53:ARG:HH11	18:CR:60:ALA:HA	1.62	0.64
2:AB:17:PHE:CB	2:AB:44:LEU:HD21	2.28	0.64
1:CA:1370:G:O3'	9:CI:12:GLU:HG3	1.98	0.64
25:CZ:97:ALA:HA	25:CZ:126:VAL:CG1	2.27	0.64
46:DN:3:THR:HG22	46:DN:4:TYR:N	2.13	0.64
51:DS:88:ASP:OD1	51:DS:89:ARG:N	2.27	0.64
10:AJ:11:PHE:CE1	10:AJ:67:THR:HG22	2.32	0.64
1:CA:35:G:H2'	1:CA:36:C:C6	2.33	0.64
4:AD:124:GLY:O	4:AD:126:ILE:N	2.31	0.64
36:BA:2377:A:H2'	36:BA:2378:A:C8	2.32	0.64
36:DA:371:A:H5'	36:DA:423:A:N3	2.13	0.64
20:CT:62:LEU:HA	20:CT:65:LYS:HG3	1.78	0.64
6:AF:22:GLU:O	6:AF:25:ILE:HG22	1.97	0.64
36:BA:590:A:H2'	36:BA:591:C:C6	2.33	0.64
55:BW:31:GLU:O	55:BW:35:ILE:HG12	1.97	0.64
1:AA:797:C:OP1	11:AK:124:LYS:HE3	1.97	0.64
55:BW:95:ILE:O	55:BW:95:ILE:HG13	1.98	0.64
36:BA:2736:G:O2'	36:BA:2737:G:H5'	1.98	0.64
53:BU:62:ILE:HG23	53:BU:76:TYR:CE2	2.32	0.64
1:CA:1306:A:P	21:CU:6:ARG:HH22	2.21	0.64
10:AJ:54:PHE:CZ	10:AJ:55:LYS:HD2	2.32	0.64
58:BZ:48:PHE:O	58:BZ:52:SER:N	2.28	0.64
36:BA:612:C:H2'	36:BA:613:G:C5'	2.27	0.64
36:BA:2723:C:H4'	50:BR:2:ARG:HE	1.63	0.64
4:AD:138:TYR:CD1	4:AD:139:ARG:N	2.65	0.64
48:BP:45:LEU:HD13	48:BP:46:LYS:N	2.09	0.64
48:BP:112:LEU:H	48:BP:128:HIS:HD2	1.44	0.64
48:BP:115:LEU:HA	48:BP:131:SER:OG	1.96	0.64
48:BP:144:GLU:N	48:BP:145:PRO:HD3	2.12	0.64
58:BZ:163:LEU:O	58:BZ:165:VAL:HG22	1.97	0.64
36:BA:1223:G:H5'	36:BA:1223:G:H8	1.62	0.64
1:AA:62:U:H2'	1:AA:63:C:H5'	1.80	0.64
13:CM:54:VAL:O	13:CM:58:GLU:HG2	1.97	0.64
26:D0:7:LEU:HD13	49:DQ:85:LYS:CG	2.27	0.64
24:CY:65:C:C5'	25:CZ:341:GLN:HG2	2.27	0.64
1:CA:189(J):G:O2'	1:CA:189(K):U:H5'	1.97	0.64
16:AP:20:VAL:HG21	16:AP:32:TYR:CG	2.33	0.64
1:AA:45:U:H2'	1:AA:46:G:H8	1.63	0.64
10:CJ:7:LYS:O	10:CJ:96:ILE:HA	1.97	0.64
36:DA:2514:U:H2'	36:DA:2515:C:C6	2.32	0.64
1:CA:666:G:O2'	1:CA:667:G:H5'	1.98	0.64
1:CA:22:G:H2'	1:CA:23:C:H6	1.61	0.64

Continued on next page...

Continued from previous page...

Atom-1	Atom-2	Distance(Å)	Clash(Å)
46:BN:70:LYS:HD3	46:BN:87:LEU:HD23	1.80	0.64
22:AV:72:C:C3'	22:AV:73:A:H5''	2.27	0.64
22:AW:27:G:O2'	22:AW:28:G:H5'	1.98	0.64
36:BA:845:G:HO2'	36:BA:846:C:H5	1.44	0.64
27:B1:63:ALA:O	27:B1:67:ILE:HG13	1.96	0.64
7:AG:45:ASP:O	7:AG:49:ILE:HG12	1.98	0.64
8:AH:38:ILE:HD11	8:AH:118:VAL:O	1.98	0.64
36:BA:993:G:H4'	54:BV:70:ILE:HD12	1.78	0.64
8:CH:11:THR:HG22	8:CH:15:ASN:ND2	2.12	0.64
25:CZ:26:THR:HB	60:CZ:501:GDP:O2A	1.98	0.64
32:B6:5:VAL:HG11	36:BA:2283:C:H5'	1.78	0.64
28:B2:52:ASP:O	28:B2:56:GLN:N	2.31	0.64
1:CA:973:G:C1'	10:CJ:55:LYS:CE	2.75	0.64
34:B8:63:PRO:O	34:B8:64:TYR:O	2.15	0.64
53:DU:95:LEU:CD1	54:DV:11:GLN:HG3	2.28	0.64
50:BR:2:ARG:HD2	50:BR:3:HIS:N	2.11	0.64
5:CE:80:ILE:HD11	5:CE:91:LEU:HD22	1.80	0.64
25:AZ:64:ASN:N	25:AZ:64:ASN:ND2	2.44	0.64
36:DA:1675:C:O2	40:DE:129:HIS:HA	1.97	0.64
40:BE:51:PHE:O	40:BE:74:PRO:CB	2.46	0.64
51:BS:38:GLN:O	51:BS:40:ILE:HG23	1.98	0.64
36:BA:1771:C:C1'	36:BA:1786:A:H8	2.10	0.64
1:CA:1004:A:H5''	1:CA:1025:U:C2	2.33	0.64
43:BH:54:ARG:HG2	43:BH:54:ARG:HH11	1.61	0.64
4:AD:150:GLU:CD	4:AD:151:LYS:N	2.50	0.64
8:CH:83:ILE:HG13	8:CH:137:VAL:HG22	1.79	0.64
13:CM:120:LYS:O	13:CM:121:LYS:HB2	1.97	0.64
49:BQ:1:MET:O	49:BQ:2:LEU:HB3	1.98	0.64
55:DW:69:LEU:HA	55:DW:108:GLY:O	1.96	0.64
43:DH:136:ILE:HD12	43:DH:136:ILE:H	1.62	0.64
36:DA:271(U):G:H2'	36:DA:271(V):G:H8	1.61	0.64
58:BZ:132:ASN:O	58:BZ:134:PRO:HD3	1.97	0.64
58:BZ:105:VAL:HG11	58:BZ:140:ASP:HA	1.80	0.64
1:AA:1498:U:H4'	1:AA:1519:A:C2	2.32	0.64
32:D6:16:CYS:HB2	32:D6:48:VAL:O	1.97	0.64
28:B2:49:LYS:O	28:B2:53:LEU:HB2	1.97	0.64
13:AM:6:GLY:C	13:AM:8:GLU:H	2.00	0.64
41:BF:126:VAL:HG21	41:BF:129:PHE:CZ	2.32	0.64
43:BH:85:LYS:CD	43:BH:133:VAL:H	2.11	0.64
9:CI:40:LEU:HD12	9:CI:74:ILE:HD11	1.80	0.64
44:DJ:80:UNK:O	44:DJ:81:UNK:C	2.46	0.64
34:B8:13:ARG:HA	48:BP:63:PRO:HA	1.80	0.64

Continued on next page...

Continued from previous page...

Atom-1	Atom-2	Distance(Å)	Clash(Å)
34:B8:31:HIS:HE1	36:BA:2392:A:OP2	1.80	0.64
46:DN:23:LEU:HB3	46:DN:60:ILE:HG21	1.79	0.64
46:DN:58:ASP:O	46:DN:60:ILE:N	2.28	0.64
46:BN:73:THR:HG22	46:BN:82:LEU:HD11	1.78	0.64
58:DZ:10:ARG:CG	58:DZ:36:LYS:HG3	2.27	0.64
40:BE:107:THR:HA	40:BE:163:GLU:O	1.98	0.64
51:BS:89:ARG:CG	51:BS:92:TYR:HA	2.27	0.64
13:CM:39:ILE:HG22	13:CM:40:ASN:N	2.13	0.64
54:BV:61:VAL:HG22	54:BV:61:VAL:O	1.98	0.64
36:BA:2807:G:H2'	36:BA:2808:U:H5''	1.80	0.64
58:DZ:105:VAL:O	58:DZ:141:VAL:HG23	1.98	0.64
1:CA:936:C:H2'	1:CA:937:A:C8	2.32	0.64
36:DA:380:U:H2'	36:DA:381:G:C8	2.33	0.64
52:DT:129:ARG:CZ	52:DT:131:ALA:HB3	2.27	0.64
36:DA:2712(A):A:H5''	36:DA:2713:A:OP2	1.97	0.64
36:BA:2201:C:O2'	36:BA:2202:C:H5'	1.98	0.64
3:CC:23:TYR:CD1	3:CC:23:TYR:C	2.70	0.64
36:BA:852:G:H2'	36:BA:853:G:H8	1.63	0.64
20:CT:66:ALA:HB1	20:CT:71:THR:HG21	1.79	0.64
36:DA:813:U:H2'	36:DA:814:C:C6	2.33	0.64
48:DP:16:ARG:CZ	48:DP:18:ARG:HG2	2.27	0.64
53:BU:91:ASP:O	53:BU:95:LEU:HB2	1.98	0.64
1:CA:1316:G:N1	1:CA:1319:A:OP2	2.25	0.64
58:BZ:151:HIS:HA	58:BZ:171:ILE:HG12	1.78	0.64
23:AX:26:A:H5'	23:AX:27:A:C5	2.33	0.64
25:CZ:133:VAL:HG12	25:CZ:134:PHE:N	2.13	0.64
26:D0:36:ILE:HA	26:D0:60:PHE:HA	1.80	0.64
22:CW:39:U:H2'	22:CW:40:C:C5'	2.28	0.64
25:CZ:254:GLU:CG	25:CZ:307:PRO:HA	2.25	0.64
12:CL:91:LYS:HE2	12:CL:91:LYS:N	2.12	0.64
1:AA:1239:A:H62	1:AA:1299:A:H61	1.42	0.64
4:CD:28:SER:HB3	4:CD:29:PRO:CD	2.27	0.64
41:DF:7:TYR:HB3	41:DF:16:GLY:O	1.98	0.64
48:BP:84:ASN:HA	48:BP:116:GLY:CA	2.27	0.64
31:B5:42:PRO:HB2	36:BA:2815:C:O2'	1.98	0.64
36:BA:1534:U:H2'	36:BA:1535:A:O4'	1.98	0.64
42:BG:120:LEU:HD12	42:BG:179:PRO:O	1.98	0.64
52:DT:94:ALA:C	52:DT:96:ARG:H	2.00	0.64
36:BA:1243:G:H2'	36:BA:1244:G:O4'	1.98	0.64
36:DA:1779:U:C5	36:DA:1784:A:N7	2.65	0.64
4:AD:150:GLU:N	4:AD:150:GLU:OE1	2.31	0.64
27:D1:49:VAL:CG1	27:D1:60:PHE:HB2	2.28	0.64

Continued on next page...

Continued from previous page...

Atom-1	Atom-2	Distance(Å)	Clash(Å)
36:DA:16:G:O2'	36:DA:17:G:H5'	1.98	0.64
1:AA:148:G:H2'	1:AA:149:A:H8	1.63	0.64
50:BR:87:TYR:O	50:BR:90:ARG:N	2.29	0.64
36:BA:1880:C:H3'	36:BA:1881:C:H5''	1.78	0.64
48:BP:90:ARG:O	48:BP:90:ARG:HD2	1.98	0.64
54:DV:34:GLU:O	54:DV:36:PRO:HD3	1.97	0.64
25:CZ:67:HIS:CD2	25:CZ:67:HIS:N	2.61	0.64
48:DP:64:LYS:O	48:DP:66:GLY:N	2.26	0.64
25:AZ:33:TYR:CE2	25:AZ:179:LEU:HD11	2.33	0.64
57:BY:26:LYS:HG2	57:BY:27:VAL:H	1.62	0.64
13:AM:15:VAL:HG12	13:AM:45:VAL:HG22	1.80	0.64
42:BG:42:GLY:HA2	42:BG:89:GLY:CA	2.26	0.64
8:AH:116:LYS:HD2	8:AH:129:VAL:CG1	2.25	0.64
48:DP:146:VAL:O	48:DP:148:LEU:HG	1.97	0.64
48:BP:23:PRO:CD	48:BP:33:ARG:HE	2.10	0.64
5:CE:80:ILE:HD12	5:CE:91:LEU:HB2	1.78	0.64
5:CE:90:VAL:C	5:CE:91:LEU:HD12	2.19	0.64
40:DE:4:ILE:HG13	40:DE:31:CYS:SG	2.38	0.64
36:BA:1887:C:C2'	36:BA:1888:G:H5''	2.26	0.64
10:CJ:46:ARG:NH1	10:CJ:46:ARG:HG2	2.06	0.64
33:B7:5:TRP:CD1	33:B7:7:PRO:HD3	2.33	0.64
58:DZ:18:LEU:HB3	58:DZ:23:LYS:HB2	1.78	0.64
22:CW:7:A:H2'	22:CW:49:C:C5	2.33	0.64
40:BE:101:ARG:HD2	40:BE:169:ASN:O	1.97	0.64
46:BN:55:VAL:HG22	46:BN:126:PRO:HA	1.80	0.64
58:DZ:108:PRO:C	58:DZ:110:GLY:H	2.01	0.64
1:CA:1040:U:H2'	1:CA:1041:A:C8	2.33	0.64
26:D0:16:SER:HB2	36:DA:2262:U:C5	2.33	0.64
40:BE:30:PRO:O	40:BE:32:PRO:HD3	1.96	0.64
39:DD:58:HIS:O	39:DD:59:LYS:C	2.37	0.64
13:AM:118:ALA:HB1	22:AV:28:G:O3'	1.96	0.64
3:AC:113:ALA:HB3	3:AC:114:PRO:HD3	1.78	0.64
51:DS:40:ILE:HG13	51:DS:41:ASP:N	2.12	0.64
36:BA:325:G:O2'	36:BA:326:G:H5'	1.97	0.64
36:DA:1214:A:H2'	36:DA:1215:G:O4'	1.98	0.64
32:D6:11:LEU:HD13	32:D6:12:GLU:H	1.63	0.63
34:D8:4:MET:SD	34:D8:61:LEU:CD2	2.85	0.63
1:CA:1237:C:H2'	1:CA:1336:C:C5	2.33	0.63
56:BX:8:ILE:HD11	56:BX:42:ALA:O	1.97	0.63
1:AA:973:G:O4'	10:AJ:55:LYS:HG3	1.97	0.63
42:BG:72:ARG:HB3	42:BG:87:PRO:HD2	1.80	0.63
36:BA:1141:U:H4'	36:BA:1142(A):A:C8	2.33	0.63

Continued on next page...

Continued from previous page...

Atom-1	Atom-2	Distance(Å)	Clash(Å)
36:BA:1142(A):A:H8	36:BA:1142(A):A:H5'	1.63	0.63
11:CK:21:ILE:HD13	11:CK:94:ALA:CB	2.27	0.63
42:BG:125:PHE:HB2	42:BG:166:ASP:HB3	1.79	0.63
36:BA:1071:G:H4'	36:BA:1089:G:OP2	1.99	0.63
42:BG:133:LEU:HD12	42:BG:133:LEU:O	1.98	0.63
27:B1:76:ARG:HH22	27:B1:95:LEU:CA	2.11	0.63
1:AA:368:U:O4	25:AZ:234:ARG:HD3	1.98	0.63
24:AY:76:A:O4'	25:AZ:237:VAL:HG11	1.98	0.63
13:AM:74:VAL:HA	13:AM:77:ASN:HD22	1.63	0.63
36:DA:2408:U:H3'	36:DA:2408:U:H6	1.61	0.63
58:DZ:4:ARG:HG2	58:DZ:58:VAL:HB	1.81	0.63
19:AS:44:MET:SD	19:AS:44:MET:N	2.70	0.63
52:DT:98:LYS:HB3	52:DT:100:TYR:CE1	2.34	0.63
43:DH:12:PRO:HD2	43:DH:15:VAL:HG21	1.80	0.63
6:AF:55:ASP:O	6:AF:57:GLN:N	2.32	0.63
56:DX:64:LYS:HZ3	56:DX:73:ARG:NH2	1.96	0.63
6:CF:44:GLY:O	6:CF:60:PHE:N	2.31	0.63
6:AF:19:LEU:HD23	6:AF:19:LEU:O	1.98	0.63
40:BE:98:PRO:HD3	40:BE:175:VAL:CG1	2.28	0.63
36:BA:16:G:O2'	36:BA:17:G:H5'	1.98	0.63
1:AA:80:G:H22	1:AA:89:C:H3'	1.63	0.63
29:D3:28:LEU:N	29:D3:28:LEU:HD23	2.13	0.63
25:AZ:379:ALA:C	25:AZ:380:LEU:HD23	2.17	0.63
16:CP:43:LYS:O	16:CP:45:THR:HG22	1.97	0.63
36:BA:1040:C:H2'	36:BA:1041:G:C8	2.34	0.63
15:AO:27:VAL:HG12	15:AO:31:LEU:CD1	2.28	0.63
36:BA:244:A:H4'	48:BP:74:GLU:HB2	1.80	0.63
20:AT:99:LEU:O	20:AT:100:ILE:C	2.35	0.63
27:B1:23:LYS:HE2	27:B1:28:GLY:HA3	1.80	0.63
30:B4:12:ALA:CB	30:B4:29:PRO:HA	2.28	0.63
47:DO:80:ASP:OD2	52:DT:71:GLY:HA3	1.98	0.63
47:DO:104:ARG:NE	52:DT:33:LYS:HE3	2.12	0.63
36:DA:2416:C:H2'	36:DA:2417:C:C6	2.32	0.63
28:B2:10:LEU:HD11	28:B2:59:ARG:HG3	1.79	0.63
1:CA:367:U:C4'	25:CZ:291:ARG:HD2	2.28	0.63
39:BD:26:LYS:O	39:BD:27:THR:HB	1.97	0.63
38:BC:114:VAL:HG12	38:BC:144:THR:CA	2.27	0.63
49:DQ:134:ARG:HA	49:DQ:137:TYR:CD2	2.33	0.63
36:DA:2314:C:O2'	36:DA:2315:G:H5'	1.97	0.63
56:DX:35:THR:HG22	56:DX:38:GLU:H	1.63	0.63
36:BA:2539:C:O2'	36:BA:2540:C:H5'	1.98	0.63
34:B8:8:LYS:HE3	36:BA:245:G:O6	1.98	0.63

Continued on next page...

Continued from previous page...

Atom-1	Atom-2	Distance(Å)	Clash(Å)
53:DU:65:ILE:HD12	53:DU:65:ILE:N	2.13	0.63
43:BH:89:ILE:HD11	43:BH:96:ALA:HB2	1.81	0.63
1:AA:1239:A:H62	1:AA:1299:A:H62	1.46	0.63
36:DA:1516:C:O2'	36:DA:1517:G:H5''	1.97	0.63
13:AM:92:HIS:CE1	13:AM:98:VAL:HG21	2.33	0.63
31:B5:45:VAL:O	31:B5:46:CYS:HB3	1.97	0.63
5:CE:35:GLY:HA2	5:CE:40:ARG:O	1.97	0.63
12:AL:126:LYS:NZ	12:AL:127:GLU:HB2	2.10	0.63
46:BN:40:PRO:HA	53:BU:67:ALA:HB3	1.79	0.63
57:DY:90:LEU:HD23	57:DY:90:LEU:N	2.12	0.63
36:DA:1658:C:OP1	40:DE:132:HIS:ND1	2.32	0.63
36:DA:330:A:C2	36:DA:1210:A:H2'	2.34	0.63
36:DA:654(H):G:C3'	36:DA:654(I):C:H5'	2.28	0.63
42:DG:176:LEU:O	42:DG:176:LEU:HD23	1.98	0.63
6:CF:25:ILE:O	6:CF:25:ILE:HD13	1.98	0.63
1:CA:624:C:H4'	16:CP:11:SER:H	1.64	0.63
1:AA:666:G:H5'	1:AA:726:C:H1'	1.79	0.63
1:AA:458:C:H2'	1:AA:460:G:H8	1.63	0.63
43:BH:44:VAL:HG12	43:BH:45:VAL:H	1.62	0.63
36:BA:740:U:H2'	36:BA:741:G:C8	2.34	0.63
36:BA:203:C:H3'	36:BA:204:A:H5''	1.79	0.63
49:DQ:78:PRO:O	49:DQ:81:VAL:HG12	1.99	0.63
36:BA:1116:C:O2'	36:BA:1117:G:H5'	1.98	0.63
28:B2:41:ILE:HG13	28:B2:42:GLY:H	1.62	0.63
39:DD:77:ALA:HB2	39:DD:97:TYR:CE1	2.33	0.63
36:DA:130:C:H2'	36:DA:131:G:H5''	1.80	0.63
36:BA:332:A:H4'	36:BA:333:G:OP1	1.98	0.63
52:BT:32:TYR:N	52:BT:32:TYR:CD1	2.64	0.63
9:AI:89:ASN:O	9:AI:91:ASP:N	2.32	0.63
3:CC:70:VAL:O	3:CC:105:GLU:HA	1.99	0.63
37:BB:29:A:H2'	37:BB:30:C:C6	2.34	0.63
14:CN:12:ARG:C	14:CN:14:PRO:HD2	2.18	0.63
58:BZ:163:LEU:O	58:BZ:165:VAL:N	2.29	0.63
2:CB:80:ILE:HD12	2:CB:80:ILE:N	2.10	0.63
12:CL:28:LYS:C	12:CL:30:ALA:N	2.52	0.63
5:CE:33:VAL:HG21	5:CE:109:ILE:CG1	2.28	0.63
36:BA:2672:G:C2'	36:BA:2673:G:H5''	2.27	0.63
36:DA:2840:C:H5''	50:DR:53:HIS:CD2	2.33	0.63
1:AA:1316:G:N1	1:AA:1319:A:OP2	2.24	0.63
4:CD:74:GLN:O	4:CD:77:ASN:HB3	1.98	0.63
36:DA:674:G:H1'	41:DF:74:ARG:CD	2.28	0.63
38:BC:214:VAL:CG2	38:BC:224:ILE:HG21	2.28	0.63

Continued on next page...

Continued from previous page...

Atom-1	Atom-2	Distance(Å)	Clash(Å)
24:CY:2:G:OP1	25:CZ:90:LYS:HB2	1.98	0.63
36:BA:2298:A:H2'	36:BA:2299:G:O4'	1.99	0.63
26:D0:19:LYS:HE2	36:DA:2262:U:P	2.38	0.63
25:CZ:103:ILE:CD1	25:CZ:206:ILE:HD11	2.28	0.63
25:CZ:209:TYR:O	25:CZ:211:PRO:HD3	1.97	0.63
16:CP:8:ARG:C	16:CP:9:PHE:HD1	2.02	0.63
1:CA:1509:C:O2'	1:CA:1510:U:H5'	1.99	0.63
38:DC:182:PRO:HD2	38:DC:183:GLU:OE2	1.98	0.63
25:AZ:14:VAL:O	25:AZ:79:HIS:HD2	1.82	0.63
36:BA:2659:G:H2'	36:BA:2660:A:H5''	1.81	0.63
18:CR:25:THR:O	18:CR:26:LEU:HG	1.98	0.63
1:CA:304:U:H2'	1:CA:305:G:C8	2.33	0.63
37:DB:5:C:O2'	37:DB:6:C:H5'	1.97	0.63
36:BA:110:G:O2'	36:BA:111:A:H5'	1.98	0.63
36:BA:2130:U:OP1	38:BC:5:LYS:HG2	1.98	0.63
37:DB:3:C:H42	37:DB:118:G:H1	1.46	0.63
1:CA:697:U:H2'	1:CA:698:G:H5'	1.81	0.63
36:DA:958:U:H5''	49:DQ:14:ARG:CD	2.27	0.63
32:B6:53:LYS:HG2	32:B6:54:ILE:N	2.13	0.63
39:BD:23:GLU:C	39:BD:25:THR:N	2.51	0.63
48:BP:47:ASP:HB3	48:BP:48:PRO:CA	2.29	0.63
46:BN:67:LEU:HB3	46:BN:88:GLU:HG2	1.81	0.63
36:DA:611:C:H2'	36:DA:612:C:H6	1.63	0.63
37:DB:24:G:H1	37:DB:59:A:H61	1.44	0.63
22:AW:76:A:O2'	36:BA:2394:C:N3	2.30	0.63
41:DF:192:LEU:HD23	41:DF:193:VAL:N	2.13	0.63
26:B0:47:PRO:HG2	26:B0:53:MET:HB2	1.81	0.63
8:CH:86:ILE:HG21	8:CH:133:LEU:HG	1.79	0.63
5:CE:42:GLY:HA3	5:CE:66:MET:CE	2.28	0.63
55:BW:86:LEU:N	55:BW:94:ASP:O	2.31	0.63
36:DA:1684:C:O2'	36:DA:1685:C:H5'	1.97	0.63
52:BT:16:ARG:HD2	52:BT:18:ASP:OD1	1.98	0.63
36:BA:272(D):G:H1	36:BA:364:C:H42	1.46	0.63
41:BF:31:HIS:HB2	48:BP:13:ASN:OD1	1.99	0.63
36:DA:176:G:O2'	36:DA:177:G:H5'	1.99	0.63
36:DA:2649:U:H2'	36:DA:2650:U:C6	2.33	0.63
9:AI:81:ILE:O	9:AI:85:LEU:HD13	1.99	0.63
36:BA:2264:C:H2'	36:BA:2265:U:H6	1.64	0.63
1:CA:681:C:O2'	1:CA:682:G:H5'	1.97	0.63
58:DZ:135:GLU:N	58:DZ:135:GLU:OE1	2.29	0.63
18:AR:44:LEU:N	18:AR:44:LEU:HD12	2.12	0.63
1:CA:718:G:C8	11:CK:116:HIS:HB3	2.34	0.63

Continued on next page...

Continued from previous page...

Atom-1	Atom-2	Distance(Å)	Clash(Å)
4:CD:107:ARG:HH21	4:CD:194:LEU:HD12	1.64	0.63
52:DT:28:VAL:CG2	52:DT:63:VAL:HG11	2.29	0.63
1:AA:1442(A):G:C5	52:BT:118:ARG:HB3	2.34	0.63
53:BU:92:ARG:CZ	54:BV:11:GLN:HG2	2.28	0.63
56:BX:8:ILE:HD12	56:BX:8:ILE:N	2.13	0.63
39:BD:35:LYS:HG3	39:BD:63:ARG:CG	2.29	0.63
38:BC:100:ILE:HD12	38:BC:126:LYS:HB2	1.80	0.63
38:BC:79:LYS:HG2	38:BC:118:ASP:O	1.99	0.63
36:DA:2309:A:H2'	36:DA:2310:A:C5'	2.28	0.63
36:BA:2715:C:H2'	36:BA:2716:U:H6	1.64	0.63
52:BT:82:LEU:N	52:BT:82:LEU:CD1	2.59	0.63
36:DA:2103:C:H2'	36:DA:2186:G:N2	2.14	0.63
35:D9:7:VAL:HG13	35:D9:34:GLN:HB3	1.80	0.63
36:BA:1101:U:H2'	36:BA:1102:C:C6	2.34	0.63
57:BY:88:LYS:NZ	57:BY:93:GLY:HA3	2.14	0.63
43:BH:158:HIS:HE1	43:BH:169:VAL:CG1	2.12	0.63
18:CR:29:PHE:N	18:CR:29:PHE:HD1	1.95	0.63
18:CR:70:ILE:HG23	18:CR:79:LEU:HD12	1.80	0.63
2:AB:18:GLY:H	2:AB:42:ILE:CG2	2.12	0.63
40:BE:107:THR:O	40:BE:190:GLY:HA2	1.98	0.63
58:DZ:29:TYR:HB3	58:DZ:34:ASN:HB3	1.79	0.63
1:CA:256:U:H2'	1:CA:257:G:H8	1.63	0.63
3:AC:53:ALA:HB2	3:AC:115:LEU:HG	1.81	0.63
38:BC:75:LEU:H	38:BC:112:ALA:HB3	1.62	0.63
1:AA:1231:G:H4'	9:AI:126:SER:OG	1.99	0.63
38:DC:132:GLY:N	38:DC:133:PRO:HD2	2.13	0.63
22:AV:18:G:H2'	22:AV:57:G:N2	2.14	0.63
36:DA:1567:A:H5'	39:DD:58:HIS:CD2	2.33	0.63
25:AZ:310:ILE:HD11	25:AZ:381:GLU:CD	2.19	0.63
44:BJ:109:UNK:C	44:BJ:111:UNK:H	2.11	0.63
3:CC:34:LEU:CD2	3:CC:38:ARG:HE	2.11	0.63
50:DR:76:VAL:O	50:DR:79:LEU:HB3	1.99	0.63
30:B4:42:PHE:CG	30:B4:42:PHE:O	2.51	0.63
1:CA:1306:A:H61	1:CA:1331:G:H1'	1.63	0.63
28:B2:38:GLN:CD	28:B2:44:LEU:HD13	2.19	0.63
36:DA:1827:C:C2'	36:DA:1828:G:H5'	2.28	0.63
25:CZ:181:GLN:HE22	25:CZ:195:TRP:HD1	1.46	0.63
57:DY:43:ASN:HB2	57:DY:64:GLU:HA	1.81	0.63
36:BA:335:C:H2'	36:BA:336:C:H6	1.63	0.63
36:BA:2712:U:H1'	36:BA:2712(A):A:C8	2.34	0.63
52:BT:94:ALA:O	52:BT:96:ARG:N	2.31	0.63
43:BH:85:LYS:HZ3	43:BH:132:ARG:HA	1.63	0.63

Continued on next page...

Continued from previous page...

Atom-1	Atom-2	Distance(Å)	Clash(Å)
46:BN:62:VAL:HG22	46:BN:66:LYS:HB2	1.80	0.63
36:DA:2632:A:O2'	40:DE:61:ARG:NH1	2.31	0.63
48:BP:23:PRO:O	48:BP:29:LYS:O	2.16	0.63
42:BG:7:LEU:HD22	42:BG:100:TRP:CZ3	2.33	0.63
40:DE:93:VAL:C	40:DE:95:ILE:H	2.01	0.63
4:AD:14:ARG:HD2	4:AD:59:ARG:HH11	1.61	0.63
13:AM:97:PRO:HA	13:AM:110:ARG:CD	2.26	0.63
10:AJ:32:ALA:CB	10:AJ:76:ASN:HB2	2.29	0.63
36:DA:1222:C:H2'	36:DA:1223:G:C5'	2.28	0.63
43:BH:158:HIS:HE1	43:BH:169:VAL:HG13	1.64	0.63
54:BV:72:VAL:CG2	54:BV:85:LYS:HB3	2.27	0.63
54:BV:5:VAL:HG23	54:BV:37:VAL:O	1.98	0.63
2:AB:91:PRO:O	2:AB:92:TYR:HB3	1.99	0.63
29:D3:15:TYR:HD2	29:D3:19:GLN:HE22	1.46	0.63
2:CB:142:LEU:HD21	2:CB:146:GLN:HE21	1.63	0.63
27:D1:75:GLU:O	27:D1:78:LYS:HG2	1.97	0.63
38:BC:161:ILE:HG21	38:BC:174:PRO:HG2	1.81	0.63
36:BA:566:U:O2'	36:BA:567:A:H5'	1.99	0.63
11:AK:48:ILE:HG21	11:AK:63:LEU:HD12	1.81	0.63
40:DE:87:GLU:O	40:DE:89:ASP:N	2.30	0.63
8:AH:17:THR:O	8:AH:78:GLN:NE2	2.29	0.63
42:BG:17:PRO:HG2	42:BG:18:GLU:H	1.62	0.63
25:AZ:67:HIS:CD2	25:AZ:67:HIS:H	2.15	0.63
3:AC:190:ARG:HG3	3:AC:190:ARG:HH11	1.62	0.63
36:BA:2186:G:H2'	36:BA:2187:G:N9	2.14	0.63
32:D6:15:GLU:HG3	32:D6:47:THR:OG1	1.98	0.63
1:CA:1305:G:N2	1:CA:1331:G:C2'	2.55	0.63
25:CZ:265:THR:HG21	25:CZ:291:ARG:N	2.14	0.63
42:DG:131:TYR:CE2	42:DG:133:LEU:HD23	2.29	0.63
58:BZ:29:TYR:O	58:BZ:30:ASN:HB3	1.99	0.63
41:BF:132:VAL:HG22	41:BF:133:ASN:N	2.13	0.63
1:CA:1055:A:H8	1:CA:1055:A:O5'	1.80	0.63
1:AA:1282:C:O2'	1:AA:1283:G:H5'	1.99	0.63
3:CC:76:VAL:O	3:CC:83:ARG:HG3	1.98	0.63
36:DA:92:A:H3'	36:DA:93:G:C8	2.34	0.63
42:DG:51:ARG:HE	42:DG:51:ARG:HA	1.62	0.63
47:DO:24:VAL:HG12	47:DO:33:ALA:HB2	1.81	0.63
13:AM:7:VAL:HG12	13:AM:7:VAL:O	1.99	0.63
42:BG:178:PHE:HB3	42:BG:180:PHE:CE1	2.33	0.63
4:CD:129:ASN:HD21	4:CD:145:GLU:N	1.96	0.63
6:AF:97:PHE:O	18:AR:31:LEU:HD23	1.99	0.63
36:DA:26:G:OP1	55:DW:80:PRO:HB3	1.99	0.63

Continued on next page...

Continued from previous page...

Atom-1	Atom-2	Distance(Å)	Clash(Å)
36:BA:236:C:H2'	36:BA:237:C:C6	2.34	0.63
1:AA:59:A:H3'	1:AA:331:G:H22	1.64	0.63
4:AD:152:SER:O	4:AD:155:LEU:N	2.27	0.63
1:CA:424:G:H2'	1:CA:425:G:C8	2.33	0.63
58:BZ:67:LEU:HD12	58:BZ:67:LEU:N	2.14	0.63
1:AA:722:A:HO2'	1:AA:724:G:H8	1.46	0.63
36:BA:852:G:O2'	36:BA:853:G:H5'	1.99	0.63
36:DA:1567:A:C5'	39:DD:58:HIS:CD2	2.82	0.63
36:BA:1165:U:H2'	36:BA:1166:C:C6	2.34	0.63
25:CZ:375:ILE:HD12	25:CZ:376:LYS:HG3	1.79	0.63
1:CA:1176:A:H2'	1:CA:1177:G:C8	2.33	0.63
4:CD:85:LYS:HD3	4:CD:92:VAL:CG1	2.28	0.63
40:DE:137:HIS:HB3	40:DE:138:PRO:CD	2.28	0.63
36:BA:949:C:H2'	36:BA:950:G:H8	1.62	0.63
29:D3:35:ARG:HH11	29:D3:35:ARG:HB2	1.64	0.63
3:AC:150:LYS:HG3	3:AC:169:ALA:HB2	1.79	0.63
32:D6:35:GLU:CB	32:D6:51:GLU:HB2	2.29	0.63
42:DG:87:PRO:O	42:DG:88:ILE:HG12	1.99	0.63
52:BT:83:ILE:HG13	52:BT:84:GLN:HG2	1.81	0.63
36:DA:628:G:C3'	36:DA:629:G:H5'	2.28	0.63
22:AV:56:C:C1'	42:BG:76:SER:O	2.46	0.63
13:CM:10:PRO:HB2	13:CM:18:ALA:CB	2.26	0.63
31:B5:57:VAL:HG12	31:B5:58:LEU:N	2.14	0.63
39:DD:242:ARG:HH11	39:DD:242:ARG:HG3	1.64	0.63
28:D2:16:LEU:H	28:D2:67:LYS:NZ	1.95	0.63
36:BA:1023:U:H2'	36:BA:1024:G:H5'	1.79	0.63
1:AA:1086:U:C2'	1:AA:1087:G:H5'	2.24	0.63
36:BA:195:A:N7	36:BA:197:A:OP1	2.31	0.63
48:BP:83:VAL:HG23	48:BP:105:LEU:HD13	1.81	0.63
22:AW:74:C:H2'	22:AW:75:C:O4'	1.98	0.63
42:BG:170:ARG:O	42:BG:174:GLU:HB2	1.98	0.63
36:DA:1748:G:H8	36:DA:1748:G:H5'	1.64	0.63
48:DP:85:LEU:HB3	48:DP:114:ILE:CD1	2.29	0.63
19:CS:32:LYS:O	19:CS:33:THR:HB	1.99	0.63
5:AE:40:ARG:NH1	5:AE:40:ARG:HG2	2.14	0.63
36:BA:2839:G:H5'	50:BR:46:GLY:HA2	1.81	0.63
34:D8:50:LEU:C	34:D8:52:LYS:H	2.02	0.63
36:DA:893:C:H2'	36:DA:894:C:C6	2.30	0.63
40:DE:101:ARG:HB3	40:DE:201:THR:HG21	1.79	0.63
36:BA:296:C:O2'	36:BA:297:C:H5'	1.99	0.63
31:B5:52:TYR:HE2	36:BA:2884:U:H1'	1.64	0.63
36:BA:970:C:H2'	36:BA:971:C:C6	2.33	0.63

Continued on next page...

Continued from previous page...

Atom-1	Atom-2	Distance(Å)	Clash(Å)
41:DF:104:LYS:O	41:DF:108:LYS:HG2	1.98	0.63
36:BA:543:C:H42	36:BA:549:G:H1	1.45	0.63
53:BU:30:LYS:HD3	53:BU:30:LYS:N	2.13	0.63
17:CQ:3:LYS:HB3	17:CQ:61:GLU:HB3	1.81	0.63
58:BZ:130:PRO:O	58:BZ:133:ILE:HD11	1.99	0.63
8:CH:29:SER:HB3	8:CH:32:LYS:CG	2.29	0.63
43:BH:118:PRO:CG	43:BH:121:ILE:HD12	2.29	0.63
1:AA:681:C:O2'	1:AA:682:G:H5'	1.98	0.63
36:DA:1192:G:O2'	36:DA:1193:G:H5'	1.98	0.63
48:DP:124:LYS:HD3	48:DP:143:GLY:HA3	1.80	0.63
1:CA:405:U:H3'	1:CA:406:G:H5'	1.80	0.63
34:D8:4:MET:CE	36:DA:592:G:H21	2.12	0.63
32:D6:19:ARG:CD	32:D6:20:ASN:H	2.11	0.63
39:DD:72:LYS:HZ3	39:DD:75:ILE:HG13	1.64	0.63
52:BT:50:ILE:HA	52:BT:99:LEU:HD12	1.80	0.63
46:BN:12:ARG:O	46:BN:14:VAL:HG23	1.98	0.63
13:AM:39:ILE:HG22	13:AM:40:ASN:H	1.64	0.63
39:DD:132:PRO:HG3	39:DD:190:TYR:CZ	2.34	0.63
41:BF:179:GLU:HA	41:BF:205:ARG:NH2	2.14	0.63
1:AA:189(H):G:O2'	1:AA:189(I):G:H8	1.75	0.63
1:CA:1048:G:OP1	14:CN:4:LYS:HB2	1.98	0.63
36:BA:2801(A):A:C4'	36:BA:2802:G:H5'	2.28	0.63
58:DZ:61:LEU:HD11	58:DZ:67:LEU:HD22	1.81	0.63
36:BA:2128:C:O2'	36:BA:2129:C:O5'	2.15	0.63
2:CB:17:PHE:CB	2:CB:44:LEU:HD21	2.28	0.63
2:CB:55:PHE:N	2:CB:55:PHE:HD1	1.96	0.63
57:BY:50:ARG:CG	57:BY:56:PRO:HA	2.29	0.63
36:DA:672:C:O2'	36:DA:673:C:H5''	1.99	0.63
36:BA:1771:C:HO2'	36:BA:1786:A:H8	1.47	0.63
36:DA:1038:C:C2'	36:DA:1039:G:H5''	2.29	0.63
53:BU:82:GLY:O	53:BU:84:LYS:N	2.31	0.63
1:AA:436:C:H4'	4:AD:157:LEU:CD1	2.28	0.63
9:AI:13:ALA:HA	9:AI:67:GLY:O	1.99	0.63
33:B7:34:ARG:NH1	33:B7:42:LEU:HA	2.14	0.63
25:CZ:178:ALA:O	25:CZ:182:MET:HG3	1.99	0.63
2:AB:209:ARG:HH11	2:AB:239:VAL:HG21	1.64	0.63
40:DE:16:ARG:HD3	40:DE:21:VAL:HG11	1.81	0.63
41:DF:51:THR:CG2	41:DF:92:PRO:HD2	2.29	0.63
36:BA:425:G:O2'	36:BA:426:C:H5'	1.99	0.63
2:CB:22:LYS:NZ	2:CB:22:LYS:CA	2.51	0.62
32:D6:11:LEU:HD21	32:D6:51:GLU:HG2	1.81	0.62
36:DA:2415:G:H4'	48:DP:66:GLY:O	1.99	0.62

Continued on next page...

Continued from previous page...

Atom-1	Atom-2	Distance(Å)	Clash(Å)
36:BA:2591:C:H2'	36:BA:2592:G:H8	1.63	0.62
2:AB:118:LEU:HD11	2:AB:141:GLU:OE1	1.98	0.62
22:AW:56:C:H2'	22:AW:57:G:C8	2.34	0.62
52:BT:82:LEU:HD23	52:BT:85:LYS:HD2	1.80	0.62
36:DA:2188:C:H2'	36:DA:2189:U:C6	2.34	0.62
38:DC:113:VAL:HG21	38:DC:136:LEU:HB3	1.81	0.62
22:CV:69:G:H5'	22:CV:69:G:H8	1.64	0.62
3:CC:12:LEU:HB3	3:CC:18:TRP:HZ3	1.63	0.62
42:BG:46:ALA:HB1	42:BG:88:ILE:HG13	1.80	0.62
42:BG:85:GLY:C	42:BG:87:PRO:HD3	2.19	0.62
13:CM:2:ALA:N	13:CM:9:ILE:HG23	2.13	0.62
12:AL:90:VAL:HB	12:AL:96:VAL:CG2	2.28	0.62
36:DA:1902:C:H4'	39:DD:244:ARG:HA	1.81	0.62
25:CZ:345:ARG:NH2	25:CZ:384:LEU:HD22	2.14	0.62
36:BA:1747(A):G:O2'	36:BA:1748:G:H5''	1.99	0.62
13:CM:82:MET:CG	13:CM:83:ASP:N	2.62	0.62
39:DD:258:LYS:CE	39:DD:273:ARG:HE	2.11	0.62
49:DQ:64:ILE:CG2	49:DQ:65:PHE:N	2.62	0.62
1:CA:673:G:H2'	1:CA:674:G:C8	2.33	0.62
36:DA:1101:U:H2'	36:DA:1102:C:C6	2.34	0.62
36:BA:1786:A:H2	36:BA:2606:C:H1'	1.64	0.62
36:DA:654(H):G:C2'	36:DA:654(I):C:H5'	2.29	0.62
36:BA:18:C:H5''	53:BU:24:TYR:O	1.99	0.62
22:AV:50:U:O2'	22:AV:51:U:H5'	1.98	0.62
22:AV:17:C:H2'	22:AV:18:G:C5'	2.29	0.62
16:CP:5:ARG:NH2	16:CP:24:ALA:O	2.33	0.62
20:AT:29:LYS:O	20:AT:33:ILE:HG13	1.99	0.62
36:BA:1187:G:H5''	54:BV:81:TYR:CE2	2.34	0.62
7:CG:57:GLU:O	7:CG:60:LYS:HB3	1.98	0.62
25:AZ:209:TYR:O	25:AZ:211:PRO:HD3	1.99	0.62
43:BH:167:GLU:HB3	43:BH:168:PRO:HD2	1.81	0.62
25:AZ:343:TYR:CZ	25:AZ:348:ASP:HB3	2.34	0.62
1:AA:839:U:O2	1:AA:839:U:H2'	1.98	0.62
36:BA:2078:C:H2'	36:BA:2079:U:C6	2.34	0.62
1:CA:787:A:O2'	1:CA:788:U:H5'	1.99	0.62
53:BU:95:LEU:C	53:BU:97:ASP:H	2.02	0.62
28:B2:3:LEU:HD23	28:B2:4:SER:N	2.13	0.62
28:B2:62:THR:O	28:B2:66:GLU:N	2.32	0.62
39:DD:30:GLU:HG3	39:DD:63:ARG:NH2	2.14	0.62
42:DG:7:LEU:O	42:DG:7:LEU:HD23	1.99	0.62
26:D0:43:THR:HG22	36:DA:2331:G:O2'	2.00	0.62
58:BZ:125:LEU:CD2	58:BZ:164:ALA:HB3	2.29	0.62

Continued on next page...

Continued from previous page...

Atom-1	Atom-2	Distance(Å)	Clash(Å)
3:CC:16:ARG:HH22	3:CC:183:ASP:HA	1.64	0.62
13:CM:69:GLU:HG3	13:CM:69:GLU:O	1.99	0.62
1:AA:1048:G:OP1	14:AN:4:LYS:HB2	1.99	0.62
1:AA:454:C:H5'	1:AA:455:C:OP2	1.97	0.62
1:CA:1346:A:N1	1:CA:1374:A:H5''	2.13	0.62
36:DA:2645:G:C3'	36:DA:2646:C:H5'	2.26	0.62
36:DA:1099:G:H2'	36:DA:1100:C:H6	1.63	0.62
32:D6:53:LYS:CD	32:D6:54:ILE:H	2.12	0.62
5:CE:92:LYS:O	5:CE:118:ILE:HD12	1.99	0.62
1:CA:266:G:H5''	1:CA:267:C:H5	1.64	0.62
19:AS:6:LYS:N	19:AS:6:LYS:HD3	2.14	0.62
48:DP:27:HIS:CE1	54:DV:83:ARG:NH1	2.66	0.62
58:DZ:58:VAL:HA	58:DZ:67:LEU:O	1.98	0.62
37:DB:9:G:OP1	51:DS:17:ARG:HD3	1.99	0.62
58:DZ:9:TYR:HE1	58:DZ:35:ARG:NH1	1.97	0.62
40:BE:103:ASP:HA	40:BE:168:MET:HA	1.80	0.62
40:BE:101:ARG:CB	40:BE:201:THR:HG21	2.29	0.62
1:AA:1221:G:O2'	1:AA:1222:G:H5'	1.99	0.62
26:B0:49:LYS:N	26:B0:80:HIS:HB3	2.14	0.62
3:AC:179:ARG:CD	3:AC:207:VAL:HA	2.28	0.62
17:CQ:75:ARG:HG3	17:CQ:75:ARG:HH11	1.63	0.62
20:AT:18:GLN:HG2	20:AT:22:ARG:HH12	1.64	0.62
1:CA:234:C:H2'	1:CA:235:C:H6	1.64	0.62
36:DA:2305:A:H2'	36:DA:2306:C:H5''	1.81	0.62
36:DA:2853:C:H2'	36:DA:2854:G:H8	1.63	0.62
5:AE:45:PHE:CE2	5:AE:47:LYS:HD2	2.33	0.62
36:BA:1782:C:H1'	36:BA:2609:U:H5''	1.81	0.62
36:DA:2050:C:H1'	40:DE:156:MET:CE	2.29	0.62
36:DA:1498:C:H2'	36:DA:1499:C:C5'	2.29	0.62
36:DA:2248:C:H2'	36:DA:2249:U:H5'	1.81	0.62
25:CZ:136:ASN:ND2	60:CZ:501:GDP:N7	2.39	0.62
34:D8:32:LEU:HD23	34:D8:36:LYS:NZ	2.13	0.62
36:DA:1854:A:N6	36:DA:1888:G:C8	2.55	0.62
28:B2:35:LEU:O	28:B2:39:ALA:HB2	1.99	0.62
1:CA:1151:A:O2'	1:CA:1152:A:H8	1.83	0.62
39:DD:35:LYS:O	39:DD:36:PRO:C	2.34	0.62
36:DA:479:A:O2'	36:DA:481:G:H5'	1.99	0.62
43:DH:46:GLU:OE1	43:DH:50:VAL:HG22	2.00	0.62
49:BQ:133:ARG:NH1	49:BQ:133:ARG:HB2	2.14	0.62
30:D4:22:ILE:HD12	30:D4:22:ILE:N	2.00	0.62
36:DA:2101:G:C2'	36:DA:2102:U:H5''	2.28	0.62
4:CD:18:LYS:HB2	4:CD:33:MET:HG2	1.80	0.62

Continued on next page...

Continued from previous page...

Atom-1	Atom-2	Distance(Å)	Clash(Å)
1:AA:376:G:H5''	16:AP:5:ARG:HB2	1.81	0.62
55:BW:97:LYS:NZ	55:BW:99:ARG:NH1	2.47	0.62
36:BA:806:C:O2'	36:BA:807:U:H5'	1.99	0.62
34:B8:32:LEU:HB3	34:B8:36:LYS:NZ	2.12	0.62
40:DE:38:THR:OG1	40:DE:41:LYS:HE2	1.99	0.62
41:DF:157:VAL:O	41:DF:157:VAL:HG23	1.98	0.62
25:AZ:277:LEU:HD13	25:AZ:278:GLN:H	1.64	0.62
13:AM:3:ARG:HH21	13:AM:7:VAL:HG22	1.65	0.62
30:D4:14:ILE:HG13	30:D4:31:ILE:HB	1.80	0.62
2:AB:47:THR:HA	2:AB:202:PRO:HG2	1.81	0.62
1:AA:858:G:C6	1:AA:869:G:C8	2.87	0.62
1:CA:59:A:N6	1:CA:331:G:H1'	2.14	0.62
7:AG:117:ALA:O	7:AG:120:ILE:N	2.32	0.62
36:BA:1351:C:O2	36:BA:1381:G:C2	2.53	0.62
1:AA:792:A:H4'	1:AA:793:U:O5'	1.99	0.62
1:CA:1130:A:C2	1:CA:1146:A:C4	2.87	0.62
36:BA:2306:C:H4'	42:BG:136:ARG:NH2	2.14	0.62
13:AM:120:LYS:HE3	13:AM:120:LYS:N	2.13	0.62
1:CA:407:G:H2'	1:CA:408:A:H8	1.63	0.62
22:AW:62:C:H2'	22:AW:63:G:H8	1.64	0.62
1:CA:403:C:O3'	4:CD:122:ARG:HD3	1.98	0.62
2:CB:59:GLU:HB2	2:CB:221:LEU:HD11	1.80	0.62
40:BE:65:GLY:O	40:BE:70:ALA:HB3	1.99	0.62
36:BA:1462:C:H4'	36:BA:2703:C:O4'	1.99	0.62
1:CA:929:G:O2'	1:CA:930:C:H5'	1.99	0.62
40:BE:137:HIS:HB3	40:BE:138:PRO:HD2	1.80	0.62
4:AD:47:ARG:HD3	4:AD:49:ARG:NH2	2.15	0.62
22:AV:53:G:O2'	22:AV:54:U:H5'	1.99	0.62
49:DQ:45:GLN:H	49:DQ:45:GLN:HE21	1.47	0.62
55:BW:37:ARG:HG3	55:BW:37:ARG:HH11	1.64	0.62
53:BU:61:TRP:O	53:BU:65:ILE:HD13	2.00	0.62
25:AZ:389:ARG:O	25:AZ:390:GLU:HB2	1.99	0.62
39:DD:31:LYS:HZ2	39:DD:33:LEU:HG	1.64	0.62
25:AZ:8:THR:OG1	25:AZ:9:LYS:N	2.32	0.62
35:D9:4:ARG:HB2	36:DA:2466:C:OP1	1.98	0.62
49:DQ:120:ILE:O	49:DQ:123:HIS:N	2.33	0.62
13:AM:4:ILE:HD11	13:AM:10:PRO:HD3	1.81	0.62
13:AM:57:ARG:O	13:AM:61:GLU:HB2	1.99	0.62
41:BF:160:ASN:HD21	41:BF:162:LEU:HB2	1.64	0.62
1:AA:1148:U:H2'	1:AA:1149:C:O4'	2.00	0.62
36:DA:141:A:H8	36:DA:1408:C:HO2'	1.46	0.62
31:B5:4:HIS:HA	36:BA:2056:G:H1	1.64	0.62

Continued on next page...

Continued from previous page...

Atom-1	Atom-2	Distance(Å)	Clash(Å)
9:AI:95:LYS:HG3	9:AI:96:LEU:CD1	2.27	0.62
4:CD:59:ARG:HA	4:CD:59:ARG:HE	1.64	0.62
1:CA:1047:G:H4'	14:CN:4:LYS:HG2	1.81	0.62
1:AA:274:A:O2'	1:AA:275:G:C8	2.52	0.62
36:BA:2287:A:H2	36:BA:2346:A:N1	1.97	0.62
46:BN:18:ALA:HB1	46:BN:21:LYS:HB3	1.81	0.62
27:D1:82:LEU:HD21	27:D1:90:ILE:CD1	2.27	0.62
11:CK:38:ASN:N	11:CK:38:ASN:HD22	1.97	0.62
36:DA:547:A:H2'	36:DA:548:A:H8	1.63	0.62
39:DD:186:HIS:CD2	39:DD:188:GLU:HB2	2.34	0.62
36:DA:2230:G:H2'	36:DA:2231:C:H6	1.64	0.62
46:BN:10:GLU:CD	46:BN:11:PRO:HD2	2.19	0.62
40:BE:3:GLY:HA3	40:BE:81:ILE:HD12	1.80	0.62
36:DA:1771:C:H1'	36:DA:1786:A:C8	2.34	0.62
22:AW:44:G:H5''	22:AW:45:U:C5	2.34	0.62
42:BG:28:VAL:HG12	42:BG:28:VAL:O	1.98	0.62
36:BA:1352:U:O2'	36:BA:1353:A:H5'	1.99	0.62
36:DA:394:A:C2'	36:DA:395:U:H5'	2.30	0.62
22:AV:39:U:H2'	22:AV:40:C:C6	2.33	0.62
49:BQ:78:PRO:O	49:BQ:81:VAL:HG12	1.99	0.62
15:AO:31:LEU:H	15:AO:31:LEU:HD12	1.64	0.62
25:AZ:259:ALA:HB1	25:AZ:260:PRO:HD2	1.81	0.62
36:BA:272(C):G:H1	36:BA:365:C:H42	1.48	0.62
36:BA:1668:A:N3	36:BA:1670:C:C4	2.68	0.62
1:AA:1329:A:P	13:AM:28:ALA:HB3	2.39	0.62
36:BA:2619:C:O2'	36:BA:2620:C:H5'	1.98	0.62
1:AA:624:C:O3'	16:AP:10:GLY:HA2	1.99	0.62
52:DT:31:SER:HG	52:DT:32:TYR:HE1	1.40	0.62
28:B2:10:LEU:HD21	28:B2:59:ARG:HG2	1.81	0.62
56:BX:36:LYS:HE2	56:BX:54:VAL:O	2.00	0.62
31:D5:54:GLY:H	31:D5:56:LYS:NZ	1.94	0.62
25:AZ:145:GLU:O	25:AZ:149:LEU:N	2.32	0.62
39:BD:27:THR:O	39:BD:27:THR:CG2	2.47	0.62
25:CZ:8:THR:OG1	25:CZ:9:LYS:N	2.32	0.62
58:BZ:125:LEU:HD23	58:BZ:164:ALA:HB3	1.81	0.62
58:BZ:29:TYR:CB	58:BZ:34:ASN:HB2	2.23	0.62
1:AA:979:C:H3'	1:AA:980:C:C5'	2.20	0.62
48:BP:47:ASP:HB3	48:BP:48:PRO:HA	1.81	0.62
36:BA:2313:C:H5'	36:BA:2313:C:C6	2.28	0.62
13:CM:15:VAL:O	13:CM:19:LEU:HD23	1.99	0.62
9:AI:53:VAL:HG22	9:AI:95:LYS:CE	2.28	0.62
48:BP:40:SER:O	48:BP:41:ARG:NH1	2.32	0.62

Continued on next page...

Continued from previous page...

Atom-1	Atom-2	Distance(Å)	Clash(Å)
29:B3:35:ARG:HD3	29:B3:37:LEU:HD12	1.81	0.62
40:DE:77:ILE:HG22	40:DE:78:LEU:N	2.15	0.62
36:BA:2392:A:H8	48:BP:60:MET:HA	1.64	0.62
46:BN:18:ALA:CB	46:BN:26:LEU:HD22	2.30	0.62
41:DF:202:PHE:O	41:DF:206:ILE:HG12	2.00	0.62
11:CK:33:THR:HG22	11:CK:39:PRO:CA	2.27	0.62
51:DS:35:ILE:HD11	51:DS:99:LYS:HD3	1.80	0.62
13:CM:79:LYS:O	13:CM:82:MET:HG2	1.99	0.62
1:AA:939:G:H5''	7:AG:102:ARG:HH22	1.63	0.62
2:AB:17:PHE:O	2:AB:18:GLY:O	2.18	0.62
36:DA:2672:G:C3'	36:DA:2673:G:H5''	2.28	0.62
2:CB:17:PHE:O	2:CB:18:GLY:O	2.17	0.62
54:DV:15:GLU:HB3	54:DV:16:PRO:HD2	1.81	0.62
54:DV:18:LEU:HD22	54:DV:18:LEU:N	2.14	0.62
12:AL:124:LYS:HD2	12:AL:125:PRO:HD2	1.81	0.62
33:D7:47:ARG:NH1	56:DX:60:ARG:HH21	1.97	0.62
26:B0:40:GLN:HE21	26:B0:59:LEU:HD11	1.65	0.62
1:CA:1158:C:H2'	1:CA:1158:C:O2	2.00	0.62
9:AI:118:LYS:O	9:AI:119:ALA:CB	2.47	0.62
1:AA:1004:A:H2'	1:AA:1005:A:H5'	1.81	0.62
25:CZ:84:GLY:O	25:CZ:85:HIS:HB3	1.99	0.62
4:AD:145:GLU:HA	4:AD:184:LYS:HA	1.81	0.62
36:DA:1353:A:H2'	36:DA:1354:A:C8	2.35	0.62
1:AA:691:G:H2'	1:AA:692:U:C6	2.34	0.62
5:AE:99:GLY:O	5:AE:117:ASP:HA	1.99	0.62
1:AA:1286:A:O2'	1:AA:1287:A:H5''	1.98	0.62
1:CA:807:A:H2'	1:CA:808:C:C6	2.35	0.62
36:DA:614(A):U:H4'	36:DA:614(B):G:H5''	1.80	0.62
48:DP:16:ARG:O	48:DP:16:ARG:NH1	2.32	0.62
52:BT:25:GLY:HA2	52:BT:92:GLY:CA	2.29	0.62
24:CY:70:C:H2'	24:CY:71:C:C6	2.34	0.62
56:BX:35:THR:HG22	56:BX:38:GLU:H	1.65	0.62
3:CC:5:ILE:HD13	3:CC:5:ILE:N	2.14	0.62
25:CZ:277:LEU:CD1	25:CZ:279:GLU:H	2.11	0.62
1:AA:346:G:H5''	52:BT:43:GLN:HE22	1.63	0.62
25:AZ:80:VAL:HG21	25:AZ:98:GLN:OE1	2.00	0.62
13:AM:39:ILE:HG22	13:AM:40:ASN:N	2.15	0.62
13:AM:6:GLY:HA3	13:AM:67:GLU:OE2	2.00	0.62
3:AC:5:ILE:CD1	3:AC:5:ILE:H	2.12	0.62
31:B5:54:GLY:H	31:B5:56:LYS:NZ	1.96	0.62
53:DU:9:VAL:CG1	53:DU:13:LYS:HE2	2.26	0.62
41:BF:179:GLU:HA	41:BF:205:ARG:HH21	1.65	0.62

Continued on next page...

Continued from previous page...

Atom-1	Atom-2	Distance(Å)	Clash(Å)
41:DF:129:PHE:CD2	41:DF:163:VAL:HG21	2.35	0.62
51:DS:106:ARG:HB3	51:DS:106:ARG:NH1	2.13	0.62
39:DD:25:THR:HB	39:DD:26:LYS:HE2	1.82	0.62
3:CC:179:ARG:HH11	3:CC:206:GLU:HG2	1.64	0.62
27:B1:76:ARG:HH12	27:B1:95:LEU:CB	2.12	0.62
58:DZ:7:ALA:HB3	58:DZ:61:LEU:CD2	2.28	0.62
12:AL:7:ILE:H	12:AL:7:ILE:CD1	2.06	0.62
36:DA:2120:G:O2'	36:DA:2121:G:H5'	2.00	0.62
30:B4:5:ILE:O	30:B4:5:ILE:CG1	2.47	0.62
46:BN:9:VAL:HG12	46:BN:10:GLU:N	2.14	0.62
36:DA:2523:G:H2'	36:DA:2524:G:C5'	2.29	0.62
40:DE:103:ASP:OD2	40:DE:201:THR:HA	1.99	0.62
46:BN:126:PRO:O	46:BN:127:ASP:CB	2.48	0.62
24:CZ:65:C:H5'	25:CZ:341:GLN:HG2	1.79	0.62
1:CA:841:U:H3'	1:CA:848:C:O4'	1.99	0.62
3:AC:154:SER:HA	3:AC:165:THR:HA	1.79	0.62
51:DS:42:ASP:C	51:DS:44:LYS:H	2.01	0.62
36:DA:108:U:H2'	36:DA:109:G:H8	1.63	0.62
8:AH:1:MET:CE	8:AH:2:LEU:N	2.63	0.62
1:AA:950:U:H2'	1:AA:951:G:C8	2.34	0.62
55:DW:29:LEU:HD21	55:DW:33:ARG:HH11	1.65	0.62
22:AV:63:G:H2'	22:AV:64:A:C8	2.34	0.62
1:AA:961:U:O2'	1:AA:962:C:H6	1.83	0.62
4:CD:110:PHE:O	4:CD:161:ASN:HB3	1.98	0.62
36:BA:2653:U:H3'	36:BA:2654:A:H8	1.65	0.62
37:BB:6:C:H2'	37:BB:7:G:O4'	2.00	0.62
27:B1:45:ASN:HD21	36:BA:2090:G:H21	1.44	0.62
19:CS:52:TYR:HB2	19:CS:57:HIS:CE1	2.34	0.62
42:BG:36:LYS:HG2	42:BG:37:VAL:N	2.14	0.62
49:DQ:76:LYS:HB3	49:DQ:91:GLU:HG3	1.82	0.62
27:D1:58:ILE:HD12	27:D1:59:THR:H	1.64	0.62
2:AB:109:SER:O	2:AB:111:ARG:N	2.32	0.62
3:CC:5:ILE:CD1	3:CC:5:ILE:H	2.12	0.62
46:DN:131:GLN:NE2	46:DN:133:GLN:H	1.96	0.62
10:AJ:13:HIS:O	10:AJ:17:ASP:HB2	1.99	0.62
53:DU:56:ASP:C	53:DU:60:LEU:HG	2.19	0.62
4:CD:18:LYS:N	4:CD:33:MET:CE	2.63	0.62
58:DZ:152:ALA:HA	58:DZ:167:PRO:O	1.98	0.62
42:BG:6:ALA:O	42:BG:10:LYS:HD3	2.00	0.62
17:CQ:59:ILE:CD1	17:CQ:73:VAL:HA	2.29	0.62
46:DN:15:LEU:O	46:DN:136:GLU:HA	1.99	0.62
1:CA:1288:A:H2'	1:CA:1289:A:H8	1.64	0.62

Continued on next page...

Continued from previous page...

Atom-1	Atom-2	Distance(Å)	Clash(Å)
36:DA:1209:G:H21	36:DA:1210:A:N6	1.97	0.62
6:CF:91:VAL:HG11	18:CR:72:ARG:HH12	1.64	0.62
40:BE:169:ASN:ND2	40:BE:169:ASN:O	2.32	0.62
10:CJ:78:ASN:HD22	10:CJ:81:THR:HG21	1.64	0.62
51:DS:89:ARG:HB3	51:DS:92:TYR:HB3	1.82	0.62
50:DR:103:ARG:HG3	55:DW:40:ASN:CG	2.19	0.62
25:CZ:103:ILE:HD11	25:CZ:206:ILE:HD11	1.81	0.62
36:DA:1861:G:O2'	36:DA:1862:G:H5'	2.00	0.62
4:AD:128:VAL:HG12	4:AD:129:ASN:N	2.13	0.62
36:BA:1341:U:H4'	56:BX:57:LEU:HB3	1.80	0.62
39:BD:226:MET:HB3	39:BD:230:ASP:HB2	1.81	0.62
54:BV:34:GLU:O	54:BV:36:PRO:HD3	1.99	0.62
36:DA:382:G:H1	36:DA:392:C:H42	1.48	0.62
47:DO:64:ARG:HH21	47:DO:100:GLY:CA	2.09	0.62
57:DY:29:GLU:N	57:DY:29:GLU:OE1	2.33	0.62
28:B2:53:LEU:HA	28:B2:56:GLN:CG	2.29	0.62
1:AA:1053:G:O6	1:AA:1200:C:H5''	1.99	0.62
39:BD:36:PRO:HA	39:BD:61:LEU:HD12	1.82	0.62
39:DD:61:LEU:O	39:DD:63:ARG:NH1	2.33	0.62
48:BP:146:VAL:O	48:BP:148:LEU:HG	2.00	0.62
30:D4:8:LYS:O	30:D4:9:LEU:CB	2.43	0.62
41:DF:84:VAL:CG1	41:DF:85:GLY:N	2.61	0.62
36:BA:1190:G:OP1	48:BP:32:THR:OG1	2.17	0.62
58:BZ:100:VAL:HG23	58:BZ:126:VAL:HG21	1.81	0.62
48:BP:123:LEU:N	48:BP:123:LEU:HD23	2.13	0.62
58:DZ:10:ARG:CD	58:DZ:36:LYS:HB2	2.30	0.62
40:BE:81:ILE:O	40:BE:82:ARG:O	2.17	0.62
58:DZ:133:ILE:N	58:DZ:134:PRO:HD3	2.14	0.62
38:BC:214:VAL:HG23	38:BC:224:ILE:CG2	2.28	0.62
58:DZ:29:TYR:HB3	58:DZ:34:ASN:HB2	1.81	0.62
8:CH:48:TYR:O	8:CH:49:GLU:HB3	1.98	0.62
20:CT:86:ARG:O	20:CT:90:GLN:HG2	2.00	0.62
58:DZ:139:VAL:HG23	58:DZ:140:ASP:H	1.65	0.62
1:CA:59:A:H61	1:CA:331:G:H1'	1.64	0.62
9:CI:99:LEU:HD22	9:CI:99:LEU:N	2.14	0.62
36:BA:17:G:H2'	36:BA:18:C:C6	2.35	0.62
17:CQ:60:ILE:HG23	17:CQ:61:GLU:O	1.99	0.62
36:DA:1314:C:H6	36:DA:1314:C:H5'	1.65	0.62
25:AZ:259:ALA:HB1	25:AZ:260:PRO:CD	2.30	0.62
1:CA:680:C:H2'	1:CA:681:C:C6	2.35	0.62
39:BD:221:VAL:HG22	39:BD:226:MET:HE3	1.80	0.62
36:DA:719:C:H2'	36:DA:720:C:H6	1.63	0.62

Continued on next page...

Continued from previous page...

Atom-1	Atom-2	Distance(Å)	Clash(Å)
32:D6:7:ILE:HG23	32:D6:29:ASN:HD22	1.65	0.62
22:CW:20:U:O2'	22:CW:21:A:H4'	1.99	0.62
56:BX:53:LYS:HD2	56:BX:55:ASN:HD21	1.63	0.62
42:DG:34:LEU:CA	42:DG:161:THR:HG22	2.29	0.62
42:DG:71:THR:HG22	42:DG:89:GLY:CA	2.30	0.62
57:DY:43:ASN:C	57:DY:44:ILE:HD12	2.20	0.62
49:BQ:141:GLN:NE2	49:BQ:141:GLN:HA	2.15	0.62
3:AC:79:ARG:C	3:AC:82:GLU:OE2	2.38	0.62
13:AM:65:LYS:O	13:AM:66:LEU:HG	1.99	0.62
48:BP:23:PRO:HD2	48:BP:33:ARG:NE	2.12	0.62
27:B1:13:ILE:HD13	27:B1:42:GLN:HB2	1.82	0.62
6:CF:62:TRP:C	6:CF:63:TYR:CD1	2.73	0.62
22:AV:4:C:H2'	22:AV:5:G:H5''	1.81	0.62
54:DV:19:LYS:HG3	54:DV:20:LEU:N	2.15	0.62
34:B8:14:VAL:HG21	34:B8:22:VAL:CG1	2.30	0.62
36:DA:1771:C:C1'	36:DA:1786:A:H8	2.13	0.62
25:CZ:298:VAL:HA	25:CZ:302:GLN:OE1	2.00	0.62
36:BA:1523:U:H2'	36:BA:1524:G:C8	2.35	0.62
25:CZ:72:THR:C	25:CZ:74:LYS:H	2.02	0.62
26:B0:42:GLY:HA3	36:BA:2331:G:O4'	2.00	0.62
36:DA:1523:U:H2'	36:DA:1524:G:C8	2.34	0.62
1:AA:1452:C:H4'	1:AA:1456:G:H22	1.63	0.62
31:D5:29:THR:HG21	36:DA:2814:C:O2'	2.00	0.62
36:BA:2554:U:H2'	36:BA:2555:U:C6	2.35	0.62
13:AM:116:THR:HG22	13:AM:117:VAL:N	2.14	0.62
17:AQ:21:VAL:O	17:AQ:41:LYS:HA	2.00	0.62
41:BF:4:VAL:HG11	41:BF:17:ARG:HE	1.63	0.62
48:DP:20:GLY:O	48:DP:21:ARG:HB2	2.00	0.62
52:BT:88:ILE:O	52:BT:89:VAL:C	2.37	0.62
32:B6:19:ARG:HG2	36:BA:2400:G:H4'	1.81	0.62
32:B6:20:ASN:OD1	32:B6:21:TYR:N	2.33	0.62
24:CY:71:C:H2'	24:CY:72:U:C6	2.35	0.62
32:D6:45:LYS:O	32:D6:46:HIS:HB3	2.00	0.62
28:D2:47:ASN:ND2	28:D2:47:ASN:H	1.98	0.62
3:AC:12:LEU:O	3:AC:16:ARG:O	2.18	0.62
42:BG:42:GLY:CA	42:BG:89:GLY:HA2	2.30	0.62
3:CC:82:GLU:O	3:CC:86:VAL:HG13	1.99	0.62
53:DU:110:VAL:O	53:DU:113:ALA:HB3	2.00	0.62
36:DA:259:G:N2	36:DA:621:A:H8	1.97	0.62
1:CA:878:G:H5''	8:CH:89:PRO:HG2	1.81	0.62
38:DC:46:LYS:O	38:DC:210:ARG:HB2	1.99	0.62
4:CD:154:ASN:O	4:CD:159:ARG:NH2	2.33	0.62

Continued on next page...

Continued from previous page...

Atom-1	Atom-2	Distance(Å)	Clash(Å)
1:CA:1049:U:H1'	1:CA:1201:A:C8	2.34	0.62
39:DD:79:VAL:CG1	39:DD:113:VAL:HA	2.30	0.62
1:AA:443:C:H2'	1:AA:444:C:C6	2.35	0.62
13:AM:69:GLU:O	13:AM:69:GLU:HG3	1.99	0.62
16:CP:8:ARG:NH2	16:CP:15:PRO:HG3	2.14	0.62
4:AD:120:LEU:HB3	4:AD:126:ILE:HD13	1.82	0.62
51:BS:28:VAL:HG12	51:BS:29:PHE:N	2.15	0.62
8:CH:41:ARG:HG2	8:CH:42:GLU:N	2.14	0.62
9:CI:43:ALA:O	9:CI:45:ALA:N	2.32	0.62
36:DA:2460:U:O2'	36:DA:2461:C:H5'	2.00	0.62
54:BV:89:GLN:OE1	54:BV:89:GLN:HA	1.99	0.62
3:AC:95:THR:O	3:AC:97:LYS:N	2.33	0.62
48:DP:59:LEU:HA	48:DP:61:ARG:CD	2.29	0.61
32:D6:19:ARG:HG2	36:DA:2400:G:H4'	1.82	0.61
2:AB:142:LEU:CD2	2:AB:146:GLN:NE2	2.63	0.61
2:AB:142:LEU:CD2	2:AB:146:GLN:HE21	2.13	0.61
10:AJ:54:PHE:CD1	10:AJ:55:LYS:CE	2.83	0.61
10:AJ:55:LYS:H	10:AJ:55:LYS:HE3	1.64	0.61
3:CC:5:ILE:H	3:CC:5:ILE:HD13	1.64	0.61
42:DG:131:TYR:HB3	42:DG:159:VAL:HG13	1.82	0.61
49:BQ:21:THR:C	49:BQ:23:GLY:H	2.03	0.61
36:DA:2186:G:H2'	36:DA:2187:G:C8	2.35	0.61
5:AE:80:ILE:HD11	5:AE:91:LEU:CD2	2.25	0.61
36:DA:1899:G:O2'	36:DA:1900:A:H5''	2.00	0.61
4:CD:14:ARG:CZ	4:CD:39:PRO:HB3	2.29	0.61
39:DD:37:LEU:O	39:DD:38:LYS:O	2.18	0.61
1:CA:454:C:H5'	1:CA:455:C:OP2	1.99	0.61
22:AW:68:C:H2'	22:AW:69:G:C8	2.28	0.61
55:BW:54:ALA:HB1	55:BW:107:LEU:HD11	1.82	0.61
4:AD:98:GLU:HG2	4:AD:189:PRO:HG3	1.82	0.61
22:AW:71:G:H2'	22:AW:72:C:C5'	2.29	0.61
36:BA:71:A:H2	56:BX:31:HIS:HE1	1.45	0.61
43:BH:107:VAL:HG21	43:BH:152:ARG:HD3	1.80	0.61
41:DF:32:LEU:HD23	41:DF:32:LEU:O	2.00	0.61
1:AA:384:G:O2'	1:AA:385:C:H5'	2.00	0.61
18:CR:66:LEU:HD11	18:CR:70:ILE:HD11	1.82	0.61
40:BE:48:GLN:NE2	40:BE:78:LEU:HD22	2.15	0.61
43:BH:149:ARG:CA	43:BH:162:ILE:HD11	2.28	0.61
33:B7:21:ARG:NH1	33:B7:21:ARG:HG2	2.13	0.61
36:DA:1720:U:C2'	36:DA:1721:G:H5''	2.29	0.61
1:AA:1258:G:H2'	1:AA:1259:C:C6	2.35	0.61
52:DT:107:ASP:H	52:DT:110:ILE:CG1	2.13	0.61

Continued on next page...

Continued from previous page...

Atom-1	Atom-2	Distance(Å)	Clash(Å)
40:DE:120:TRP:CE3	40:DE:155:LYS:HE3	2.34	0.61
26:D0:15:ASP:OD1	26:D0:16:SER:N	2.32	0.61
1:CA:19:C:O2'	1:CA:20:U:H5'	1.99	0.61
31:B5:6:VAL:HG22	31:B5:7:PRO:HD2	1.81	0.61
36:DA:691:C:O2'	36:DA:692:C:H5'	1.99	0.61
36:BA:2025:C:H2'	36:BA:2026:C:C6	2.35	0.61
49:DQ:47:ILE:CD1	49:DQ:70:PRO:HD3	2.29	0.61
41:DF:64:ILE:HG21	41:DF:75:HIS:HB2	1.82	0.61
36:BA:1417:C:O2'	36:BA:1418:G:H5'	2.00	0.61
55:BW:29:LEU:HD21	55:BW:33:ARG:HH11	1.65	0.61
15:CO:33:THR:HG23	15:CO:63:ARG:HH11	1.65	0.61
36:BA:1788:C:O2'	36:BA:1789:A:H5'	2.00	0.61
52:DT:29:ARG:CB	52:DT:85:LYS:HA	2.26	0.61
2:CB:69:LEU:HB2	2:CB:159:PRO:HG2	1.82	0.61
42:DG:94:LEU:HD22	42:DG:98:ARG:HG3	1.81	0.61
28:D2:2:LYS:HA	28:D2:5:GLU:OE2	2.01	0.61
54:DV:39:LEU:O	54:DV:40:LEU:HB2	1.99	0.61
9:AI:52:ALA:HB3	9:AI:95:LYS:CE	2.30	0.61
43:BH:88:LEU:HD22	43:BH:88:LEU:H	1.65	0.61
36:BA:195:A:C8	36:BA:197:A:OP1	2.53	0.61
4:CD:30:LYS:O	4:CD:32:ALA:N	2.32	0.61
41:DF:160:ASN:ND2	41:DF:162:LEU:HB2	2.13	0.61
14:CN:4:LYS:O	14:CN:6:LEU:N	2.32	0.61
14:CN:7:ILE:CG1	14:CN:8:GLU:N	2.63	0.61
48:BP:85:LEU:HA	48:BP:88:LEU:CB	2.27	0.61
12:CL:27:LEU:C	12:CL:29:GLY:H	2.04	0.61
48:DP:105:LEU:O	48:DP:106:LEU:HB2	2.00	0.61
2:CB:165:VAL:HG23	2:CB:166:ASP:N	2.10	0.61
36:DA:2317:C:H2'	36:DA:2318:G:C5'	2.30	0.61
30:B4:14:ILE:O	30:B4:21:VAL:HG13	2.00	0.61
2:AB:8:LYS:NZ	2:AB:217:ARG:NH1	2.48	0.61
40:BE:75:VAL:O	40:BE:77:ILE:N	2.33	0.61
8:CH:6:ILE:H	8:CH:6:ILE:CD1	2.12	0.61
36:DA:363(E):U:H2'	36:DA:363(F):A:H1'	1.82	0.61
54:BV:98:GLU:OE2	54:BV:100:ARG:HD3	2.00	0.61
51:BS:89:ARG:HH11	51:BS:89:ARG:HG2	1.65	0.61
36:BA:1771:C:C1'	36:BA:1786:A:C8	2.83	0.61
36:BA:1353:A:O4'	36:BA:1569:A:H2	1.83	0.61
46:DN:126:PRO:O	46:DN:127:ASP:CB	2.48	0.61
1:AA:950:U:OP2	13:AM:102:ARG:HD2	2.00	0.61
36:BA:2305:A:H5''	42:BG:134:GLY:HA3	1.82	0.61
1:CA:939:G:H2'	1:CA:940:C:C6	2.35	0.61

Continued on next page...

Continued from previous page...

Atom-1	Atom-2	Distance(Å)	Clash(Å)
1:AA:149:A:H2'	1:AA:150:C:C6	2.35	0.61
36:BA:247:G:H4'	36:BA:386:G:C5	2.35	0.61
36:BA:2009:G:O2'	36:BA:2010:G:H5'	2.00	0.61
36:DA:884:C:H2'	36:DA:885:C:H5'	1.82	0.61
36:DA:1718:G:H2'	36:DA:1719:G:H8	1.64	0.61
36:DA:2659:G:H2'	36:DA:2660:A:H5''	1.82	0.61
36:BA:860:U:H5	36:BA:917:A:N7	1.98	0.61
49:DQ:1:MET:O	49:DQ:2:LEU:HB3	2.00	0.61
49:DQ:3:MET:HB2	49:DQ:4:PRO:HD2	1.81	0.61
36:BA:1946:U:H2'	36:BA:1947:C:H6	1.64	0.61
36:DA:2327:A:H2'	36:DA:2328:A:C8	2.35	0.61
4:CD:141:ARG:O	4:CD:185:PHE:HD2	1.82	0.61
36:BA:996:A:H4'	53:BU:92:ARG:CZ	2.30	0.61
25:CZ:252:GLU:HG2	25:CZ:266:VAL:HG22	1.82	0.61
49:DQ:27:VAL:HG12	49:DQ:28:ALA:H	1.63	0.61
3:AC:12:LEU:HB3	3:AC:18:TRP:HZ3	1.65	0.61
25:CZ:125:GLN:NE2	25:CZ:394:THR:HB	2.15	0.61
37:BB:9:G:OP1	51:BS:17:ARG:HD3	1.99	0.61
36:BA:1112:G:O2'	36:BA:1113:U:H5'	2.01	0.61
51:DS:59:LYS:HG2	51:DS:60:GLY:N	2.08	0.61
41:DF:101:LEU:HD12	41:DF:102:PRO:HD2	1.82	0.61
4:CD:25:ARG:C	4:CD:27:TYR:N	2.53	0.61
36:BA:604:G:H2'	36:BA:605:C:O2	2.01	0.61
40:DE:5:LEU:CD1	40:DE:51:PHE:HB2	2.31	0.61
42:BG:133:LEU:HD12	42:BG:133:LEU:C	2.20	0.61
33:B7:5:TRP:NE1	33:B7:7:PRO:HB3	2.15	0.61
30:B4:33:VAL:HG21	42:BG:109:VAL:HG11	1.81	0.61
2:CB:8:LYS:NZ	2:CB:217:ARG:HH12	1.97	0.61
36:DA:2246:G:H2'	36:DA:2247:A:C8	2.35	0.61
37:DB:46:A:H2'	37:DB:47:C:H6	1.65	0.61
52:BT:6:LEU:O	52:BT:10:VAL:HG23	2.00	0.61
36:DA:2133:G:O2'	36:DA:2158:A:N6	2.34	0.61
40:DE:168:MET:HG3	40:DE:168:MET:O	1.99	0.61
58:BZ:41:LEU:HD12	58:BZ:82:ARG:NH2	2.14	0.61
4:CD:125:HIS:ND1	4:CD:152:SER:OG	2.31	0.61
36:BA:1242:A:H61	48:BP:8:PRO:HG2	1.65	0.61
53:BU:69:CYS:O	53:BU:74:LEU:HD12	2.00	0.61
31:D5:52:TYR:HE2	36:DA:2884:U:H1'	1.65	0.61
6:AF:9:VAL:HA	6:AF:59:TYR:O	2.00	0.61
17:CQ:74:LEU:HD12	17:CQ:75:ARG:HD3	1.82	0.61
41:BF:185:ASP:OD1	41:BF:188:ARG:HD3	2.00	0.61
29:B3:26:LEU:HB2	29:B3:28:LEU:HD21	1.82	0.61

Continued on next page...

Continued from previous page...

Atom-1	Atom-2	Distance(Å)	Clash(Å)
36:DA:1991:U:C2'	36:DA:1992:G:H5''	2.30	0.61
16:CP:14:ASN:N	16:CP:15:PRO:HD3	2.15	0.61
22:CW:11:C:H2'	22:CW:12:U:C6	2.35	0.61
30:B4:12:ALA:HB2	30:B4:29:PRO:HA	1.82	0.61
36:DA:1063:G:N2	45:DK:89:UNK:HA	2.15	0.61
55:DW:68:ARG:O	55:DW:109:GLU:HA	2.00	0.61
41:BF:47:GLY:HA2	41:BF:97:TYR:HE2	1.65	0.61
36:DA:8:A:H2'	36:DA:9:U:C6	2.34	0.61
15:AO:29:VAL:HG11	15:AO:67:LEU:HD21	1.81	0.61
15:CO:82:ILE:HG22	15:CO:83:GLU:H	1.62	0.61
14:AN:7:ILE:CG1	14:AN:8:GLU:N	2.63	0.61
1:AA:1368:G:OP2	9:AI:112:LYS:HD3	1.98	0.61
36:BA:1141:U:H2'	46:BN:63:THR:HG21	1.82	0.61
36:BA:27:G:H22	36:BA:512:G:C2'	2.10	0.61
55:BW:14:PRO:O	55:BW:18:ARG:HB2	2.01	0.61
10:CJ:4:ILE:HD13	10:CJ:77:PRO:HB3	1.82	0.61
48:BP:101:VAL:HG12	48:BP:106:LEU:HB2	1.82	0.61
5:CE:80:ILE:HD12	5:CE:80:ILE:H	1.65	0.61
19:CS:11:VAL:HA	19:CS:38:SER:HB2	1.82	0.61
48:BP:64:LYS:C	48:BP:66:GLY:N	2.53	0.61
27:D1:62:VAL:HG21	27:D1:67:ILE:HA	1.82	0.61
2:AB:47:THR:HG22	2:AB:47:THR:O	2.00	0.61
38:DC:76:ALA:HB2	38:DC:114:VAL:HG23	1.82	0.61
51:BS:67:ARG:O	51:BS:71:ARG:HG3	2.01	0.61
13:CM:92:HIS:CE1	13:CM:98:VAL:HG21	2.36	0.61
43:DH:91:GLY:HA3	43:DH:94:TYR:HD2	1.64	0.61
3:AC:124:ILE:HG12	3:AC:130:VAL:HG22	1.82	0.61
51:DS:97:ARG:O	51:DS:97:ARG:NE	2.34	0.61
46:BN:74:ARG:HH12	46:BN:85:ILE:HD11	1.64	0.61
36:DA:2498:C:O2'	36:DA:2499:C:H5'	2.00	0.61
25:AZ:212:THR:HG23	25:AZ:212:THR:O	2.01	0.61
36:BA:2078:C:H2'	36:BA:2079:U:H6	1.65	0.61
40:BE:68:ALA:O	40:BE:70:ALA:N	2.33	0.61
2:AB:139:LYS:O	2:AB:143:GLU:HG3	2.00	0.61
14:CN:44:LEU:C	14:CN:44:LEU:HD12	2.20	0.61
1:AA:613:C:H2'	1:AA:614:A:H8	1.64	0.61
32:B6:30:THR:CG2	32:B6:31:PRO:HD2	2.30	0.61
36:DA:2726:U:H5'	36:DA:2726:U:O2	2.00	0.61
28:B2:7:ARG:O	28:B2:11:GLU:HB2	2.01	0.61
25:AZ:135:MET:HE2	25:AZ:151:GLU:HB2	1.83	0.61
25:AZ:176:LEU:O	25:AZ:180:GLU:HG3	2.00	0.61
36:DA:2313:C:H4'	42:DG:91:ARG:HD3	1.83	0.61

Continued on next page...

Continued from previous page...

Atom-1	Atom-2	Distance(Å)	Clash(Å)
37:BB:105:A:OP1	58:BZ:72:ARG:NH1	2.32	0.61
35:D9:7:VAL:HG13	35:D9:34:GLN:CB	2.30	0.61
9:AI:50:LEU:O	9:AI:56:LEU:HA	2.00	0.61
53:DU:92:ARG:NH2	54:DV:10:LYS:HA	2.16	0.61
41:BF:119:ARG:NH1	41:BF:119:ARG:HG2	2.16	0.61
1:AA:1391:U:H2'	1:AA:1392:G:C8	2.36	0.61
46:BN:68:GLU:HG3	46:BN:88:GLU:CD	2.21	0.61
41:BF:107:LYS:O	41:BF:109:GLY:N	2.33	0.61
40:DE:60:ASN:OD1	40:DE:62:PRO:HD2	2.00	0.61
1:CA:266:G:C5'	1:CA:267:C:C5	2.84	0.61
56:BX:50:LYS:H	56:BX:87:GLN:NE2	1.94	0.61
41:BF:28:ILE:CD1	41:BF:28:ILE:H	2.11	0.61
36:BA:1453:U:P	50:BR:77:ARG:HH11	2.22	0.61
48:DP:84:ASN:HA	48:DP:116:GLY:HA3	1.81	0.61
25:AZ:220:PRO:HB2	25:AZ:244:ARG:HD2	1.80	0.61
31:D5:3:LYS:H	31:D5:3:LYS:HD2	1.63	0.61
5:AE:63:ARG:O	5:AE:64:ARG:HB2	2.00	0.61
4:AD:104:VAL:HA	4:AD:107:ARG:HB2	1.83	0.61
49:DQ:39:PRO:O	49:DQ:40:ALA:HB2	2.00	0.61
1:CA:1282:C:O2'	1:CA:1283:G:H5'	2.00	0.61
2:AB:8:LYS:O	2:AB:10:LEU:N	2.33	0.61
12:AL:7:ILE:HD12	12:AL:7:ILE:N	2.13	0.61
38:BC:175:VAL:CG1	38:BC:188:ASN:HB3	2.30	0.61
1:CA:766:A:H2'	1:CA:767:A:H5'	1.82	0.61
40:BE:77:ILE:HG22	40:BE:78:LEU:N	2.15	0.61
3:AC:153:VAL:O	3:AC:154:SER:OG	2.14	0.61
22:AW:34:G:C2'	22:AW:35:A:H5'	2.31	0.61
39:BD:10:THR:HG23	39:BD:13:ARG:HB3	1.81	0.61
1:CA:413:G:N3	1:CA:413:G:H2'	2.14	0.61
1:CA:149:A:H2'	1:CA:150:C:C6	2.36	0.61
36:DA:796:C:H2'	36:DA:797:C:C6	2.35	0.61
1:CA:442:C:H42	1:CA:492:G:H1	1.49	0.61
38:BC:25:ALA:O	38:BC:29:VAL:HG22	2.00	0.61
31:D5:11:THR:HG23	36:DA:1264:G:H5'	1.82	0.61
26:B0:84:LEU:HD12	26:B0:84:LEU:H	1.66	0.61
1:CA:839:U:H2'	1:CA:839:U:O2	2.00	0.61
41:BF:43:LYS:HA	41:BF:98:SER:HB3	1.82	0.61
25:CZ:231:ILE:O	25:CZ:234:ARG:HB2	2.00	0.61
53:BU:83:LEU:CG	53:BU:88:ILE:HD11	2.13	0.61
25:AZ:149:LEU:O	25:AZ:153:GLU:HG3	2.00	0.61
37:DB:43:C:H5'	37:DB:44:G:OP2	2.01	0.61
42:DG:73:ALA:H	42:DG:87:PRO:HG2	1.64	0.61

Continued on next page...

Continued from previous page...

Atom-1	Atom-2	Distance(Å)	Clash(Å)
56:DX:36:LYS:HE2	56:DX:54:VAL:O	2.01	0.61
46:BN:46:VAL:O	46:BN:47:ALA:HB3	1.99	0.61
1:CA:973:G:H1'	10:CJ:55:LYS:HZ3	1.65	0.61
34:B8:61:LEU:O	34:B8:64:TYR:N	2.29	0.61
9:AI:16:ARG:CB	9:AI:64:THR:HB	2.25	0.61
41:DF:24:LEU:HB3	41:DF:25:PRO:CD	2.24	0.61
36:BA:195:A:H61	36:BA:198:C:H3'	1.65	0.61
48:BP:64:LYS:O	48:BP:66:GLY:N	2.31	0.61
32:B6:25:LYS:O	36:BA:2286:A:N1	2.34	0.61
22:AW:70:G:H2'	22:AW:71:G:C8	2.35	0.61
39:DD:147:LEU:HD13	39:DD:155:LEU:HD13	1.81	0.61
36:BA:2746:U:O4'	43:BH:139:GLN:HB2	1.99	0.61
39:DD:6:PHE:CE2	39:DD:13:ARG:NH2	2.66	0.61
13:CM:54:VAL:HG12	13:CM:58:GLU:HG2	1.82	0.61
27:D1:4:VAL:HB	27:D1:11:ARG:NH1	2.15	0.61
19:CS:50:ALA:HB1	19:CS:57:HIS:HB3	1.82	0.61
36:BA:528:A:O2'	36:BA:529:A:H5'	2.01	0.61
4:AD:149:ALA:O	4:AD:153:ARG:HG3	2.00	0.61
31:B5:11:THR:CG2	36:BA:1264:G:H5'	2.30	0.61
1:AA:1372:U:OP1	9:AI:71:SER:HB3	1.99	0.61
36:DA:1932:A:H2'	36:DA:1933:G:O4'	2.00	0.61
24:CY:7:G:H3'	24:CY:8:4SU:C5'	2.31	0.61
4:AD:170:VAL:HG12	4:AD:171:GLY:H	1.66	0.61
39:DD:125:ILE:HD12	39:DD:137:PRO:HD3	1.83	0.61
36:DA:2345:G:N3	36:DA:2381:C:H2'	2.15	0.61
1:AA:1218:C:H2'	1:AA:1219:U:C6	2.35	0.61
5:AE:41:VAL:HG13	5:AE:113:ALA:HA	1.82	0.61
36:BA:1407:C:H42	36:BA:1595:G:H1	1.49	0.61
36:BA:2528:U:O2'	36:BA:2529:G:H3'	2.01	0.61
25:CZ:300:ARG:HG3	25:CZ:301:GLY:H	1.65	0.61
26:D0:46:LYS:O	26:D0:78:TYR:HA	2.01	0.61
54:BV:79:VAL:O	54:BV:80:GLN:HB2	2.01	0.61
1:CA:137:C:H42	1:CA:226:G:H1	1.46	0.61
25:AZ:17:ILE:HG13	25:AZ:104:LEU:HA	1.82	0.61
25:AZ:193:ASN:HB3	25:AZ:196:VAL:H	1.66	0.61
47:BO:76:ALA:CB	52:BT:75:ILE:HD13	2.26	0.61
57:DY:7:VAL:HB	57:DY:8:LYS:HD2	1.82	0.61
10:CJ:50:ILE:N	10:CJ:50:ILE:HD13	2.05	0.61
36:DA:2477:C:C5'	36:DA:2477:C:H6	2.08	0.61
1:CA:556:C:C2'	1:CA:557:G:H5'	2.31	0.61
5:AE:80:ILE:O	5:AE:80:ILE:HD12	2.01	0.61
22:CW:48:C:C2'	22:CW:59:U:H1'	2.26	0.61

Continued on next page...

Continued from previous page...

Atom-1	Atom-2	Distance(Å)	Clash(Å)
36:DA:803:U:O2'	36:DA:804:A:H5'	2.00	0.61
3:CC:22:TRP:CZ2	14:CN:54:PRO:HG2	2.35	0.61
36:BA:2787:C:O2	40:BE:61:ARG:NH1	2.33	0.61
40:BE:73:GLU:HA	40:BE:73:GLU:OE1	2.01	0.61
19:CS:41:VAL:HB	19:CS:44:MET:HG2	1.83	0.61
4:AD:88:VAL:HG12	4:AD:90:GLY:H	1.66	0.61
39:DD:147:LEU:HD13	39:DD:155:LEU:CD1	2.28	0.61
36:DA:81:G:H21	57:DY:2:ARG:HH12	1.46	0.61
19:AS:42:PRO:O	19:AS:44:MET:SD	2.58	0.61
1:CA:766:A:C2'	1:CA:767:A:H5'	2.30	0.61
27:B1:50:ARG:HG2	27:B1:59:THR:CB	2.30	0.61
3:CC:40:ARG:NH1	3:CC:40:ARG:HG3	2.14	0.61
10:CJ:96:ILE:H	10:CJ:96:ILE:HD13	1.63	0.61
22:AV:61:C:H5'	22:AV:62:C:OP2	2.01	0.61
36:DA:1165:U:H2'	36:DA:1166:C:C6	2.35	0.61
36:BA:845:G:O2'	36:BA:846:C:H5	1.83	0.61
1:CA:405:U:O2	1:CA:498:U:H2'	2.00	0.61
52:DT:118:ARG:HA	52:DT:121:ILE:HB	1.83	0.61
7:AG:152:ALA:O	7:AG:155:ARG:HG3	2.01	0.61
50:DR:114:VAL:O	50:DR:114:VAL:HG23	1.99	0.61
42:DG:75:LYS:O	42:DG:84:LYS:HA	2.01	0.61
27:B1:56:GLN:O	27:B1:57:GLU:HB3	2.01	0.61
58:DZ:62:PRO:O	58:DZ:64:GLY:N	2.34	0.61
3:CC:189:ALA:HB3	3:CC:196:LEU:HB2	1.82	0.61
9:CI:104:ARG:HG3	9:CI:104:ARG:HH11	1.66	0.61
36:BA:1221:C:H2'	36:BA:1221(A):C:C6	2.35	0.61
7:CG:22:LEU:HD22	7:CG:62:PHE:CE2	2.35	0.61
40:DE:171:GLU:HB3	40:DE:185:LYS:HG2	1.82	0.61
38:DC:119:VAL:HG23	38:DC:123:VAL:HG11	1.82	0.61
2:CB:22:LYS:CA	2:CB:22:LYS:HZ2	2.11	0.61
48:DP:59:LEU:CA	48:DP:61:ARG:CZ	2.78	0.61
2:AB:114:ARG:HD2	2:AB:141:GLU:OE1	2.00	0.61
39:BD:26:LYS:N	39:BD:26:LYS:HE2	2.15	0.61
42:DG:8:LYS:O	42:DG:11:TYR:HB3	2.00	0.61
3:AC:77:ILE:HA	3:AC:84:ILE:HG22	1.83	0.61
41:BF:125:LEU:HD23	41:BF:125:LEU:N	2.06	0.61
3:AC:12:LEU:HD13	3:AC:18:TRP:CZ3	2.36	0.61
36:BA:2179:C:H1'	36:BA:2180:U:C2	2.35	0.61
36:BA:1141:U:H2'	46:BN:63:THR:CG2	2.31	0.61
48:BP:115:LEU:HB3	48:BP:131:SER:HB3	1.82	0.61
51:DS:98:VAL:CG1	51:DS:100:ALA:HB2	2.29	0.61
25:AZ:13:ASN:CB	25:AZ:78:SER:HB3	2.27	0.61

Continued on next page...

Continued from previous page...

Atom-1	Atom-2	Distance(Å)	Clash(Å)
1:CA:677:U:H3	1:CA:713:G:H22	1.49	0.61
42:BG:178:PHE:O	42:BG:180:PHE:HD1	1.84	0.61
50:BR:96:ARG:HD3	50:BR:98:LEU:CD1	2.31	0.61
1:CA:573:A:H5'	1:CA:573:A:C8	2.30	0.61
49:DQ:64:ILE:HG22	49:DQ:65:PHE:N	2.14	0.61
1:CA:719:C:C2	18:CR:50:ILE:HG12	2.36	0.61
2:AB:7:VAL:O	2:AB:11:LEU:HB2	2.00	0.61
2:CB:55:PHE:N	2:CB:55:PHE:CD1	2.68	0.61
50:DR:52:ILE:O	50:DR:55:ALA:HB3	2.00	0.61
36:DA:271(X):G:O3'	36:DA:272(D):G:H4'	1.99	0.61
49:BQ:56:ARG:HG3	49:BQ:56:ARG:HH11	1.64	0.61
38:BC:99:ILE:CD1	38:BC:102:LYS:NZ	2.63	0.61
36:BA:1332:G:N2	36:BA:1609:A:O2'	2.33	0.61
54:BV:15:GLU:HB3	54:BV:16:PRO:CD	2.31	0.61
36:DA:1173:G:H5'	36:DA:1174:A:OP1	2.01	0.61
36:BA:1311:G:N2	36:BA:1603:A:H62	1.99	0.61
51:DS:52:SER:HB3	51:DS:55:ALA:HB3	1.82	0.61
46:DN:55:VAL:HG22	46:DN:56:ASN:H	1.65	0.61
55:DW:29:LEU:HG	55:DW:33:ARG:HD2	1.82	0.61
51:DS:29:PHE:C	51:DS:29:PHE:CD1	2.73	0.61
2:AB:209:ARG:NH1	2:AB:239:VAL:HG21	2.16	0.61
25:AZ:388:ILE:O	25:AZ:395:VAL:HG22	2.01	0.61
1:AA:743:U:H2'	1:AA:744:C:C6	2.36	0.61
8:AH:86:ILE:HG12	8:AH:135:CYS:HA	1.83	0.61
23:AX:11:U:O2	23:AX:11:U:H2'	1.99	0.61
36:BA:2241:A:H2'	36:BA:2242:G:C8	2.36	0.61
36:DA:1403:C:H5''	36:DA:1471:A:H1'	1.82	0.61
42:BG:152:LEU:HD23	42:BG:152:LEU:H	1.65	0.61
36:DA:1773:A:C2'	36:DA:1774:C:H5'	2.30	0.61
34:D8:33:ASN:CG	34:D8:34:TRP:N	2.54	0.61
34:D8:32:LEU:HD13	36:DA:2392:A:OP1	2.00	0.61
52:DT:23:ARG:HA	52:DT:52:ILE:HD12	1.83	0.61
53:BU:110:VAL:O	53:BU:113:ALA:HB3	2.01	0.61
1:CA:1123:A:C2	1:CA:1150:U:H5	2.19	0.61
25:CZ:131:ILE:HD11	25:CZ:163:PHE:CZ	2.36	0.61
52:BT:106:SER:HA	52:BT:110:ILE:HG12	1.82	0.61
3:AC:50:ALA:HB1	3:AC:70:VAL:HG11	1.82	0.61
43:DH:88:LEU:CD1	43:DH:130:ARG:HD2	2.31	0.61
42:BG:72:ARG:CB	42:BG:87:PRO:HD2	2.31	0.61
10:AJ:57:LYS:HD3	10:AJ:58:ASP:N	2.16	0.61
48:DP:45:LEU:CD1	48:DP:46:LYS:H	2.14	0.61
20:AT:57:ARG:NH1	20:AT:102:GLY:HA2	2.10	0.61

Continued on next page...

Continued from previous page...

Atom-1	Atom-2	Distance(Å)	Clash(Å)
7:CG:37:ASN:HD21	9:CI:40:LEU:HA	1.66	0.61
37:DB:61:G:O2'	37:DB:62:C:H5'	2.01	0.61
1:AA:1239:A:N6	1:AA:1299:A:N6	2.43	0.61
48:BP:33:ARG:O	48:BP:34:GLY:C	2.38	0.61
1:AA:266:G:H5'	1:AA:267:C:C5	2.36	0.61
40:DE:35:GLN:HG2	40:DE:36:ARG:N	2.15	0.61
31:B5:31:VAL:HG13	31:B5:42:PRO:HG3	1.82	0.61
36:BA:1747:G:H2'	36:BA:1747(A):G:C8	2.36	0.61
48:DP:83:VAL:HG12	48:DP:113:LYS:O	2.01	0.61
25:AZ:324:LYS:HG3	25:AZ:365:GLY:CA	2.27	0.61
42:BG:90:LEU:HD12	42:BG:90:LEU:C	2.21	0.61
36:BA:1528:A:H2'	36:BA:1528:A:N3	2.16	0.61
41:DF:37:VAL:HG11	48:DP:7:ARG:HH12	1.66	0.61
1:CA:62:U:H2'	1:CA:63:C:C5'	2.30	0.61
1:CA:1275:A:O2'	1:CA:1276:G:H5'	2.00	0.61
30:D4:31:ILE:CG2	30:D4:33:VAL:HG23	2.31	0.61
37:BB:92:C:H5''	58:BZ:79:ARG:HH22	1.65	0.61
54:DV:19:LYS:CE	54:DV:20:LEU:H	2.13	0.61
49:BQ:52:VAL:O	49:BQ:54:MET:N	2.34	0.61
36:DA:1784:A:H4'	36:DA:1785:A:O5'	2.01	0.61
23:CX:24:G:H1	24:CY:34:C:N4	1.99	0.61
4:CD:102:ASP:OD1	4:CD:136:PRO:O	2.19	0.61
36:DA:201:C:O2'	36:DA:202:U:H5'	2.01	0.61
5:CE:64:ARG:HH11	5:CE:64:ARG:HG3	1.66	0.61
36:DA:2028:U:H2'	36:DA:2029:G:C8	2.36	0.61
1:AA:954:G:O2'	13:AM:120:LYS:HD2	2.01	0.61
36:BA:248:G:H5''	36:BA:386:G:N2	2.15	0.61
1:CA:148:G:H2'	1:CA:149:A:C8	2.36	0.61
36:BA:271(F):C:C2'	36:BA:271(G):C:H5'	2.31	0.61
15:AO:62:GLN:HA	15:AO:62:GLN:HE21	1.66	0.61
39:BD:142:VAL:HG21	39:BD:191:ALA:HB1	1.81	0.61
51:DS:67:ARG:O	51:DS:71:ARG:HG3	2.00	0.61
32:B6:11:LEU:CD1	32:B6:12:GLU:H	2.14	0.61
27:D1:30:VAL:HG23	27:D1:31:GLY:H	1.66	0.61
32:D6:27:LYS:HE2	36:DA:2285:C:OP2	2.00	0.61
52:DT:32:TYR:CD1	52:DT:32:TYR:N	2.69	0.61
42:DG:85:GLY:C	42:DG:87:PRO:HD3	2.21	0.61
36:BA:309:G:O3'	57:BY:18:GLY:HA2	2.01	0.61
22:CV:4:C:H3'	22:CV:5:G:H5''	1.83	0.61
36:DA:1009:A:H1'	53:DU:59:ARG:NH1	2.15	0.61
36:DA:996:A:H4'	53:DU:92:ARG:CD	2.31	0.61
36:BA:2147:G:H2'	36:BA:2148:G:O4'	2.01	0.61

Continued on next page...

Continued from previous page...

Atom-1	Atom-2	Distance(Å)	Clash(Å)
14:CN:48:ALA:HB2	14:CN:53:LEU:HD12	1.83	0.61
46:DN:71:ILE:HG21	46:DN:84:LYS:HB3	1.82	0.61
50:DR:3:HIS:O	50:DR:5:LYS:N	2.29	0.61
25:AZ:267:VAL:CG2	25:AZ:288:VAL:HG13	2.31	0.61
1:AA:370:C:O2'	1:AA:371:G:H5'	2.01	0.61
2:CB:72:GLY:HA2	2:CB:165:VAL:HG22	1.82	0.61
13:AM:80:ARG:C	13:AM:82:MET:H	2.04	0.61
49:DQ:19:GLY:HA3	58:DZ:79:ARG:NH1	2.15	0.61
36:DA:1087:G:O2'	36:DA:1089:G:H5'	2.00	0.61
40:BE:93:VAL:O	40:BE:95:ILE:N	2.33	0.61
36:BA:191:A:O2'	36:BA:192:C:H5'	2.01	0.61
41:BF:32:LEU:O	41:BF:36:VAL:HG23	2.01	0.61
36:DA:1038:C:C3'	36:DA:1039:G:H5''	2.31	0.61
46:BN:3:THR:HG22	46:BN:4:TYR:H	1.66	0.61
46:DN:108:PRO:O	46:DN:109:LYS:HG3	2.00	0.61
36:BA:2453:A:H2'	36:BA:2454:G:C8	2.35	0.61
47:DO:43:VAL:HG23	47:DO:56:ASP:O	2.01	0.61
36:DA:1257:C:H4'	41:DF:83:PHE:CD1	2.35	0.61
36:BA:2199:A:H3'	36:BA:2200:C:H6	1.65	0.61
12:CL:126:LYS:HA	12:CL:126:LYS:HE2	1.82	0.61
27:D1:65:SER:O	27:D1:66:HIS:HB2	1.99	0.61
7:CG:52:GLU:O	7:CG:54:THR:N	2.34	0.61
36:DA:1013:C:H2'	36:DA:1014:U:C6	2.36	0.61
53:DU:82:GLY:C	53:DU:84:LYS:H	2.03	0.61
20:AT:51:GLU:O	20:AT:54:LYS:HB3	2.01	0.61
58:BZ:155:LEU:HD23	58:BZ:155:LEU:H	1.66	0.61
16:AP:22:THR:HA	16:AP:33:ILE:HG12	1.82	0.61
48:DP:16:ARG:HB2	48:DP:16:ARG:HH11	1.65	0.60
31:D5:44:THR:HG21	50:DR:101:ALA:CB	2.28	0.60
52:BT:28:VAL:HG22	52:BT:45:PHE:O	2.00	0.60
49:BQ:132:VAL:HG11	49:BQ:137:TYR:OH	2.01	0.60
9:AI:88:TYR:O	9:AI:89:ASN:HB2	1.99	0.60
10:AJ:40:LEU:CD2	10:AJ:40:LEU:H	2.06	0.60
46:BN:28:THR:HG23	46:BN:29:LYS:H	1.64	0.60
42:BG:43:LEU:C	42:BG:45:GLU:H	2.02	0.60
14:CN:8:GLU:C	14:CN:10:ALA:H	2.03	0.60
39:DD:26:LYS:O	39:DD:27:THR:HG22	2.01	0.60
53:BU:13:LYS:HD3	53:BU:13:LYS:H	1.66	0.60
3:AC:34:LEU:HD22	3:AC:38:ARG:NE	2.13	0.60
27:D1:7:ILE:CD1	27:D1:70:VAL:HG22	2.31	0.60
57:DY:31:LEU:HB2	57:DY:32:PRO:HA	1.82	0.60
14:AN:3:ARG:O	14:AN:3:ARG:HG2	2.01	0.60

Continued on next page...

Continued from previous page...

Atom-1	Atom-2	Distance(Å)	Clash(Å)
5:AE:11:ILE:HD11	5:AE:33:VAL:HG23	1.82	0.60
50:BR:75:LEU:O	50:BR:75:LEU:HD13	2.01	0.60
36:DA:483:A:H4'	57:DY:48:ALA:O	2.00	0.60
54:BV:19:LYS:HZ3	54:BV:20:LEU:H	1.48	0.60
52:DT:106:SER:HA	52:DT:110:ILE:HD11	1.81	0.60
29:D3:27:GLY:C	29:D3:28:LEU:HD23	2.22	0.60
16:AP:43:LYS:O	16:AP:45:THR:N	2.34	0.60
32:B6:42:TRP:CE3	32:B6:42:TRP:HA	2.36	0.60
22:AV:72:C:H2'	22:AV:73:A:H5''	1.81	0.60
36:DA:719:C:H2'	36:DA:720:C:C6	2.36	0.60
1:AA:39:G:O2'	1:AA:40:C:H5'	2.00	0.60
36:DA:693:C:O2'	36:DA:694:U:H5'	2.01	0.60
36:BA:1323:U:H2'	36:BA:1324:G:H5'	1.81	0.60
36:DA:650:C:H3'	36:DA:651:G:H5''	1.83	0.60
32:B6:11:LEU:HD11	32:B6:51:GLU:HG3	1.81	0.60
32:B6:45:LYS:O	32:B6:46:HIS:HB3	2.00	0.60
28:B2:2:LYS:HE3	28:B2:59:ARG:HH22	1.65	0.60
25:AZ:147:LEU:HB3	25:AZ:172:ARG:NH1	2.17	0.60
25:AZ:241:ARG:HA	25:AZ:285:ASN:HD21	1.66	0.60
3:AC:84:ILE:HG23	3:AC:85:ARG:HD2	1.81	0.60
53:BU:36:ARG:CB	53:BU:36:ARG:HH11	2.08	0.60
1:AA:1368:G:OP2	9:AI:112:LYS:CD	2.50	0.60
36:DA:654(M):C:H2'	36:DA:654(N):G:N7	2.16	0.60
30:B4:22:ILE:N	30:B4:22:ILE:HD12	2.10	0.60
10:AJ:4:ILE:HD13	10:AJ:77:PRO:HB3	1.82	0.60
40:DE:28:ALA:CB	40:DE:93:VAL:HG22	2.31	0.60
1:AA:397:A:N7	1:AA:547:A:O2'	2.30	0.60
33:B7:12:ARG:NH2	36:BA:465:G:OP1	2.32	0.60
25:AZ:326:GLU:H	25:AZ:326:GLU:CD	2.05	0.60
49:DQ:18:LYS:HB2	49:DQ:98:LYS:NZ	2.16	0.60
49:DQ:39:PRO:HG3	49:DQ:99:PRO:HD3	1.83	0.60
49:DQ:18:LYS:N	49:DQ:98:LYS:HE3	2.16	0.60
1:CA:323:U:H4'	20:CT:22:ARG:HG3	1.82	0.60
37:BB:92:C:H5''	58:BZ:79:ARG:NH2	2.16	0.60
57:BY:49:VAL:O	57:BY:50:ARG:HB2	2.01	0.60
1:CA:827:U:H2'	1:CA:870:U:O4	2.01	0.60
25:CZ:359:VAL:O	25:CZ:359:VAL:HG12	2.01	0.60
46:DN:3:THR:HG21	46:DN:5:VAL:HG23	1.83	0.60
1:AA:532:A:H2	1:AA:1206:G:H21	1.48	0.60
54:BV:15:GLU:HB3	54:BV:16:PRO:HD2	1.82	0.60
1:CA:1003:G:N2	1:CA:1039:C:H42	1.98	0.60
36:DA:1880:C:C2'	36:DA:1881:C:H5''	2.31	0.60

Continued on next page...

Continued from previous page...

Atom-1	Atom-2	Distance(Å)	Clash(Å)
36:BA:644:A:H2	36:BA:2369:A:H1'	1.66	0.60
36:BA:2502:G:H5''	36:BA:2503:A:C5'	2.31	0.60
36:BA:2464:C:O2'	36:BA:2465:C:H6	1.83	0.60
2:CB:142:LEU:CD2	2:CB:146:GLN:HE21	2.14	0.60
36:DA:614(A):U:H4'	36:DA:614(B):G:C5'	2.31	0.60
42:DG:122:PRO:HD3	42:DG:181:ARG:HB3	1.82	0.60
44:DJ:35:UNK:C	44:DJ:37:UNK:N	2.63	0.60
36:DA:320:A:H2'	41:DF:136:THR:OG1	2.02	0.60
45:DK:32:UNK:HA	45:DK:63:UNK:CB	2.31	0.60
1:CA:311:C:HO2'	1:CA:312:C:H5'	1.66	0.60
3:AC:142:MET:C	3:AC:144:SER:H	2.03	0.60
34:D8:62:LEU:N	34:D8:63:PRO:HD2	2.16	0.60
52:DT:91:ARG:HG2	52:DT:116:ALA:HA	1.83	0.60
28:B2:27:GLU:C	28:B2:29:LYS:H	2.03	0.60
25:AZ:23:GLY:O	25:AZ:24:LYS:O	2.18	0.60
49:DQ:133:ARG:CB	49:DQ:133:ARG:HH11	2.13	0.60
36:DA:2302:G:N3	42:DG:128:ARG:HG3	2.15	0.60
41:BF:132:VAL:HG13	41:BF:133:ASN:N	2.16	0.60
58:DZ:151:HIS:CB	58:DZ:170:THR:HA	2.30	0.60
41:BF:108:LYS:O	41:BF:112:MET:HB2	2.01	0.60
36:BA:626:U:N3	48:BP:105:LEU:HG	2.16	0.60
48:BP:84:ASN:HB3	48:BP:86:LYS:HB3	1.83	0.60
32:B6:36:LEU:HD23	32:B6:36:LEU:C	2.22	0.60
4:AD:20:TYR:HA	4:AD:26:CYS:CB	2.31	0.60
12:CL:53:ARG:HD2	12:CL:53:ARG:N	2.16	0.60
27:D1:7:ILE:HD12	27:D1:70:VAL:HG22	1.83	0.60
22:AW:72:C:H2'	22:AW:73:A:O4'	2.01	0.60
58:BZ:146:ILE:HA	58:BZ:174:VAL:CG1	2.28	0.60
2:AB:46:LYS:C	2:AB:48:MET:H	2.03	0.60
36:DA:2122:U:H2'	36:DA:2123:G:C8	2.36	0.60
4:AD:25:ARG:C	4:AD:27:TYR:H	2.04	0.60
36:DA:1721:G:H8	36:DA:1741:A:H62	1.47	0.60
36:BA:1771:C:H1'	36:BA:1786:A:H8	1.63	0.60
1:CA:1446:U:O2	1:CA:1452:C:H1'	2.01	0.60
47:BO:24:VAL:HG12	47:BO:33:ALA:HB2	1.82	0.60
42:BG:11:TYR:O	42:BG:15:VAL:HB	2.01	0.60
43:DH:91:GLY:HA3	43:DH:94:TYR:CD2	2.36	0.60
1:CA:1498:U:C5	23:CX:20:U:H5'	2.36	0.60
3:CC:23:TYR:CD1	3:CC:24:ALA:N	2.69	0.60
40:DE:87:GLU:C	40:DE:89:ASP:H	2.04	0.60
13:AM:108:ARG:HH11	13:AM:108:ARG:HG3	1.67	0.60
1:AA:600:C:OP2	8:AH:97:VAL:HG12	2.01	0.60

Continued on next page...

Continued from previous page...

Atom-1	Atom-2	Distance(Å)	Clash(Å)
1:AA:585:G:H4'	12:AL:8:ASN:ND2	2.16	0.60
49:BQ:41:TRP:CD1	49:BQ:96:VAL:HG12	2.36	0.60
1:AA:487:A:H2'	1:AA:488:C:O4'	2.02	0.60
16:CP:1:MET:HG3	16:CP:65:GLN:HG2	1.84	0.60
1:AA:850:U:O2'	1:AA:851:G:H5'	2.02	0.60
36:DA:271(F):C:C2'	36:DA:271(G):C:H5'	2.32	0.60
25:AZ:344:PHE:O	25:AZ:346:THR:N	2.34	0.60
38:BC:215:THR:OG1	38:BC:216:THR:N	2.35	0.60
56:BX:41:ASN:N	56:BX:41:ASN:HD22	1.98	0.60
37:DB:114:C:H2'	37:DB:115:G:C8	2.36	0.60
25:CZ:70:TYR:C	25:CZ:70:TYR:CD1	2.75	0.60
32:B6:35:GLU:HB3	32:B6:51:GLU:HB2	1.84	0.60
36:DA:2685:G:HO2'	36:DA:2726:U:H5	1.46	0.60
39:BD:238:GLY:O	39:BD:239:ARG:O	2.20	0.60
31:D5:57:VAL:HG12	31:D5:58:LEU:N	2.16	0.60
58:BZ:166:SER:HB2	58:BZ:167:PRO:CA	2.31	0.60
25:AZ:155:ARG:HG2	25:AZ:165:GLY:O	2.00	0.60
25:AZ:196:VAL:O	25:AZ:199:ILE:N	2.27	0.60
39:DD:43:ARG:HB3	39:DD:54:ARG:CB	2.31	0.60
39:DD:54:ARG:O	39:DD:218:ARG:NH1	2.34	0.60
25:CZ:195:TRP:CE3	25:CZ:195:TRP:HA	2.36	0.60
42:DG:34:LEU:HD21	42:DG:100:TRP:HH2	1.65	0.60
42:DG:7:LEU:HD22	42:DG:100:TRP:CE3	2.36	0.60
36:DA:481:G:OP2	57:DY:47:LYS:HD2	2.01	0.60
57:BY:44:ILE:HG22	57:BY:45:VAL:N	2.16	0.60
26:D0:36:ILE:HD11	36:DA:2355:C:H4'	1.83	0.60
46:DN:47:ALA:HB2	46:DN:112:LEU:CD1	2.31	0.60
36:BA:2312:U:H2'	36:BA:2313:C:C5'	2.29	0.60
1:CA:555:C:H2'	1:CA:556:C:H6	1.67	0.60
36:DA:999:U:H5''	36:DA:1154:G:O6	2.02	0.60
46:DN:74:ARG:HH12	46:DN:85:ILE:CD1	2.14	0.60
37:DB:105:A:H2'	37:DB:106:G:O4'	2.01	0.60
58:DZ:123:ASP:O	58:DZ:124:ILE:HG12	2.02	0.60
9:CI:118:LYS:O	9:CI:119:ALA:CB	2.49	0.60
42:BG:139:LEU:CD2	42:BG:149:VAL:HG21	2.31	0.60
31:D5:25:LEU:CD2	31:D5:26:THR:H	2.13	0.60
30:B4:27:THR:HG21	42:BG:62:LEU:HG	1.84	0.60
13:CM:49:THR:O	13:CM:53:VAL:HG23	2.01	0.60
46:BN:30:ILE:CG2	46:BN:120:LEU:HD21	2.32	0.60
36:DA:2334:G:C5'	51:DS:13:ARG:HD3	2.29	0.60
51:DS:99:LYS:HB3	51:DS:99:LYS:HZ2	1.66	0.60
4:AD:91:SER:O	4:AD:92:VAL:C	2.40	0.60

Continued on next page...

Continued from previous page...

Atom-1	Atom-2	Distance(Å)	Clash(Å)
36:DA:1798:U:OP2	39:DD:274:ARG:NH2	2.34	0.60
36:DA:330:A:O2'	36:DA:331:A:C8	2.54	0.60
50:BR:103:ARG:HH11	50:BR:110:PRO:HD3	1.65	0.60
36:BA:970:C:H2'	36:BA:971:C:H6	1.65	0.60
36:DA:2199:A:C2	36:DA:2200:C:H1'	2.37	0.60
1:CA:1217:C:OP1	14:CN:9:LYS:HE3	2.00	0.60
9:CI:20:ARG:HH11	9:CI:20:ARG:HG3	1.67	0.60
39:BD:64:ILE:HG13	39:BD:64:ILE:O	2.01	0.60
28:D2:65:ASN:HD21	36:DA:112:U:H5'	1.66	0.60
1:CA:1128:C:O2'	1:CA:1130:A:C8	2.52	0.60
1:CA:620:C:C2	4:CD:135:LEU:HG	2.36	0.60
4:CD:138:TYR:HD1	4:CD:138:TYR:C	2.03	0.60
36:DA:440:G:N2	41:DF:46:ARG:NH2	2.50	0.60
36:DA:18:C:O3'	53:DU:23:GLY:HA2	2.00	0.60
4:AD:170:VAL:HG12	4:AD:171:GLY:N	2.16	0.60
1:AA:748:C:H4'	1:AA:749:C:O5'	2.01	0.60
52:BT:61:PHE:CE1	52:BT:76:PHE:HB2	2.36	0.60
36:BA:2533:A:H2'	36:BA:2534:A:O4'	2.01	0.60
3:CC:172:ARG:HH21	3:CC:174:PRO:HG2	1.66	0.60
16:AP:49:LEU:HD22	16:AP:73:LEU:HD22	1.83	0.60
36:DA:1203:G:H3'	36:DA:1204:A:H5''	1.83	0.60
24:CY:76:A:H62	25:CZ:234:ARG:HH12	1.46	0.60
34:D8:59:LYS:HE2	48:DP:50:ARG:HB3	1.83	0.60
36:DA:833:U:H5''	48:DP:48:PRO:HB2	1.83	0.60
48:DP:56:SER:O	48:DP:58:THR:N	2.35	0.60
36:DA:2428:G:H21	48:DP:60:MET:HE3	1.67	0.60
57:DY:27:VAL:HG12	57:DY:28:LYS:N	2.16	0.60
25:AZ:145:GLU:O	25:AZ:149:LEU:HB2	2.00	0.60
38:BC:79:LYS:HD3	38:BC:119:VAL:CG1	2.23	0.60
57:DY:63:LYS:HG2	57:DY:64:GLU:H	1.65	0.60
36:BA:99:U:H4'	36:BA:102:G:H1'	1.83	0.60
57:BY:67:LEU:HD21	57:BY:71:LYS:HE2	1.82	0.60
46:BN:115:ARG:HA	46:BN:118:LYS:HZ3	1.66	0.60
3:AC:82:GLU:N	3:AC:85:ARG:CD	2.61	0.60
36:DA:1156:A:OP1	53:DU:55:ARG:NH1	2.35	0.60
1:AA:1117:G:C8	1:AA:1117:G:H5'	2.34	0.60
37:BB:30:C:H1'	37:BB:57:A:N6	2.10	0.60
37:BB:56:G:H4'	37:BB:57:A:O5'	2.01	0.60
16:CP:20:VAL:HG22	16:CP:21:VAL:N	2.17	0.60
48:BP:34:GLY:O	48:BP:35:HIS:HB2	2.00	0.60
14:CN:7:ILE:HG13	14:CN:8:GLU:N	2.15	0.60
29:B3:22:ALA:HA	29:B3:46:ASN:HD21	1.66	0.60

Continued on next page...

Continued from previous page...

Atom-1	Atom-2	Distance(Å)	Clash(Å)
40:DE:24:THR:HG21	40:DE:188:VAL:HG13	1.81	0.60
48:DP:95:VAL:HG23	48:DP:125:VAL:CA	2.31	0.60
36:BA:1528:A:N6	36:BA:1544:A:C2	2.69	0.60
38:DC:63:SER:HA	38:DC:160:ARG:CA	2.31	0.60
1:CA:945:G:C2	1:CA:1337:G:C2	2.90	0.60
37:DB:15:A:H3'	37:DB:16:G:C5'	2.30	0.60
9:AI:79:LEU:O	9:AI:79:LEU:HD13	2.01	0.60
6:AF:67:MET:HB2	6:AF:68:PRO:HD2	1.83	0.60
6:AF:91:VAL:HG12	6:AF:92:LYS:N	2.16	0.60
54:DV:2:PHE:CE2	54:DV:13:ARG:NH1	2.69	0.60
29:B3:27:GLY:C	29:B3:28:LEU:HD23	2.22	0.60
36:BA:1495:A:N3	36:BA:1496:A:C2	2.69	0.60
39:BD:273:ARG:C	39:BD:274:ARG:HG3	2.21	0.60
4:CD:138:TYR:C	4:CD:138:TYR:CD1	2.74	0.60
56:BX:29:TRP:CE3	56:BX:78:LYS:HB3	2.36	0.60
50:DR:28:LEU:HB2	50:DR:34:ILE:HG13	1.83	0.60
47:BO:87:ILE:HG23	47:BO:91:LEU:HA	1.83	0.60
36:BA:2866:U:C6	36:BA:2868:A:H1'	2.37	0.60
1:CA:8:A:N7	4:CD:208:SER:HB2	2.16	0.60
36:DA:280:C:H3'	36:DA:281:G:H8	1.66	0.60
17:AQ:11:VAL:O	17:AQ:12:SER:HB3	2.02	0.60
36:DA:2866:U:C6	36:DA:2868:A:H1'	2.37	0.60
35:B9:2:LYS:HE2	36:BA:2526:G:O2'	2.01	0.60
38:BC:167:LYS:O	38:BC:167:LYS:HD2	2.01	0.60
36:BA:1790:C:H2'	36:BA:1791:A:C5	2.36	0.60
25:AZ:359:VAL:O	25:AZ:359:VAL:HG12	2.02	0.60
32:D6:5:VAL:HB	32:D6:8:LYS:HB3	1.84	0.60
34:D8:42:ARG:O	34:D8:44:LYS:N	2.32	0.60
42:DG:114:ILE:O	42:DG:115:ARG:HB2	2.01	0.60
46:BN:132:ALA:O	46:BN:133:GLN:HB2	2.02	0.60
10:CJ:50:ILE:HG12	14:CN:41:ARG:NE	2.16	0.60
13:CM:9:ILE:N	13:CM:9:ILE:HD12	2.16	0.60
3:CC:85:ARG:N	3:CC:85:ARG:HD2	2.17	0.60
41:DF:84:VAL:O	41:DF:86:GLY:N	2.33	0.60
55:BW:11:ARG:NH2	55:BW:98:LYS:HB3	2.17	0.60
52:BT:39:ARG:CD	52:BT:39:ARG:H	2.08	0.60
36:BA:2068:U:N3	36:BA:2430:A:H2	1.94	0.60
5:CE:144:THR:O	5:CE:148:VAL:HG23	2.01	0.60
4:AD:61:LYS:HE2	4:AD:62:GLN:HE22	1.64	0.60
12:CL:27:LEU:HD23	12:CL:62:SER:HB3	1.83	0.60
4:AD:31:CYS:C	4:AD:33:MET:N	2.53	0.60
31:D5:3:LYS:HE2	36:DA:747:U:OP2	2.01	0.60

Continued on next page...

Continued from previous page...

Atom-1	Atom-2	Distance(Å)	Clash(Å)
36:DA:266:G:H2'	36:DA:267:C:C5'	2.30	0.60
36:DA:2298:A:H2'	36:DA:2299:G:O4'	2.02	0.60
42:BG:60:LEU:O	42:BG:64:THR:HG22	2.01	0.60
3:CC:65:ALA:O	3:CC:100:ALA:O	2.19	0.60
5:AE:148:VAL:O	5:AE:151:LEU:HB2	2.02	0.60
36:DA:1076:C:H42	36:DA:1088:A:H61	1.48	0.60
1:AA:505:G:H2'	1:AA:506:G:H8	1.66	0.60
26:B0:53:MET:CG	26:B0:57:PHE:HA	2.31	0.60
53:BU:69:CYS:HG	53:BU:79:PHE:HD2	1.44	0.60
36:BA:893:C:H2'	36:BA:894:C:C6	2.35	0.60
7:AG:113:GLU:CG	7:AG:119:ARG:HG2	2.32	0.60
4:AD:159:ARG:HG3	4:AD:159:ARG:NH1	2.17	0.60
36:DA:863:A:O2'	36:DA:864:G:H5'	2.00	0.60
36:DA:67:U:O2'	36:DA:68:G:H5'	2.02	0.60
13:AM:118:ALA:CB	22:AV:28:G:O3'	2.49	0.60
40:DE:137:HIS:HB3	40:DE:138:PRO:HD2	1.82	0.60
36:DA:2720:U:O2	36:DA:2720:U:H2'	2.01	0.60
1:AA:1418:A:H3'	1:AA:1419:G:O4'	2.02	0.60
36:BA:752:A:O2'	36:BA:753:C:OP2	2.18	0.60
49:DQ:68:ILE:HD13	49:DQ:103:MET:HG2	1.84	0.60
17:CQ:11:VAL:O	17:CQ:20:THR:HB	2.02	0.60
32:D6:15:GLU:OE1	32:D6:18:ARG:CG	2.49	0.60
39:BD:30:GLU:HG3	39:BD:63:ARG:NE	2.16	0.60
25:CZ:277:LEU:HD12	25:CZ:279:GLU:N	2.17	0.60
2:AB:167:PRO:HG2	2:AB:192:SER:OG	2.01	0.60
57:DY:98:VAL:O	57:DY:99:CYS:SG	2.58	0.60
1:AA:980:C:H2'	1:AA:981:U:H5'	1.84	0.60
54:BV:39:LEU:O	54:BV:40:LEU:HB2	2.01	0.60
1:CA:534:U:H6	1:CA:534:U:C5'	2.06	0.60
10:AJ:48:THR:CG2	10:AJ:62:HIS:ND1	2.64	0.60
39:DD:242:ARG:HG3	39:DD:242:ARG:NH1	2.15	0.60
48:DP:147:LEU:O	48:DP:148:LEU:HB2	2.01	0.60
3:CC:33:LEU:HD21	14:CN:53:LEU:HD23	1.84	0.60
40:DE:59:VAL:HG22	40:DE:62:PRO:O	2.02	0.60
48:BP:115:LEU:HG	48:BP:116:GLY:N	2.12	0.60
42:BG:95:ARG:O	42:BG:96:ARG:O	2.20	0.60
12:CL:90:VAL:HB	12:CL:96:VAL:CG2	2.30	0.60
4:AD:18:LYS:HE3	4:AD:31:CYS:CB	2.31	0.60
5:AE:76:ILE:HD11	5:AE:142:LEU:CD2	2.32	0.60
31:D5:4:HIS:HB3	31:D5:5:PRO:HD3	1.79	0.60
1:AA:368:U:OP2	25:AZ:291:ARG:HD3	2.02	0.60
36:BA:1155:A:P	53:BU:55:ARG:HD2	2.41	0.60

Continued on next page...

Continued from previous page...

Atom-1	Atom-2	Distance(Å)	Clash(Å)
1:CA:1442(A):G:H3'	1:CA:1442(B):A:C5'	2.29	0.60
2:CB:130:ARG:HH21	2:CB:134:GLU:HG3	1.66	0.60
52:BT:1:MET:O	52:BT:1:MET:HG3	2.01	0.60
36:DA:760:G:H2'	36:DA:761:A:H5'	1.83	0.60
50:DR:27:SER:O	50:DR:30:THR:HG22	2.00	0.60
15:CO:31:LEU:HD12	15:CO:31:LEU:H	1.67	0.60
36:BA:221:A:H61	36:BA:265:A:H8	1.50	0.60
49:BQ:52:VAL:C	49:BQ:54:MET:H	2.05	0.60
5:AE:37:ARG:NH1	5:AE:37:ARG:HG2	2.17	0.60
1:AA:321:A:C2	1:AA:333:G:C2	2.90	0.60
36:DA:1270:C:H5''	36:DA:1271:G:H5'	1.84	0.60
36:BA:848:G:C4	36:BA:933:A:H8	2.20	0.60
36:BA:2305:A:H2'	36:BA:2306:C:C5'	2.32	0.60
1:CA:1359:C:OP2	14:CN:35:ARG:NH1	2.34	0.60
20:CT:61:SER:O	20:CT:65:LYS:HG2	2.01	0.60
9:AI:17:VAL:HG11	9:AI:81:ILE:HD13	1.83	0.60
3:CC:34:LEU:HD21	3:CC:38:ARG:HH21	1.66	0.60
27:D1:75:GLU:C	27:D1:77:ALA:H	2.04	0.60
36:DA:2488:A:O2'	36:DA:2489:G:H5'	2.00	0.60
36:BA:1946:U:H2'	36:BA:1947:C:C6	2.35	0.60
1:AA:585:G:H4'	12:AL:8:ASN:HD21	1.66	0.60
41:DF:34:TRP:CZ2	48:DP:12:ALA:HB2	2.37	0.60
36:BA:708:C:H42	36:BA:723:G:H1	1.48	0.60
36:BA:271(U):G:H2'	36:BA:271(V):G:H8	1.66	0.60
25:AZ:227:ASP:HB3	25:AZ:229:PHE:HE1	1.66	0.60
48:BP:27:HIS:CE1	54:BV:83:ARG:HH12	2.19	0.60
34:D8:47:LYS:HD2	34:D8:49:VAL:HG23	1.84	0.60
5:CE:68:GLU:O	5:CE:68:GLU:HG3	2.00	0.60
9:AI:26:VAL:HG12	9:AI:28:VAL:HG23	1.83	0.60
36:BA:136:G:H2'	36:BA:137:C:H6	1.66	0.60
7:AG:153:HIS:CE1	11:AK:58:PRO:HD2	2.36	0.60
36:DA:2283:C:C2'	36:DA:2284:C:H5'	2.31	0.60
32:B6:19:ARG:NH1	32:B6:43:CYS:SG	2.74	0.60
1:CA:1319:A:H5'	1:CA:1320:C:OP1	2.02	0.60
25:AZ:21:ASP:HA	60:AZ:501:GDP:O1B	2.02	0.60
38:BC:79:LYS:HB3	38:BC:118:ASP:OD2	2.02	0.60
13:AM:19:LEU:HB3	13:AM:25:ILE:HG21	1.82	0.60
3:AC:44:GLU:HA	3:AC:52:LEU:HD21	1.84	0.60
36:DA:623:G:H2'	36:DA:624:C:H6	1.67	0.60
48:BP:23:PRO:C	48:BP:33:ARG:CZ	2.69	0.60
41:DF:126:VAL:HG11	41:DF:142:TRP:HH2	1.66	0.60
36:BA:658:C:H2'	36:BA:659:C:H6	1.65	0.60

Continued on next page...

Continued from previous page...

Atom-1	Atom-2	Distance(Å)	Clash(Å)
56:BX:50:LYS:N	56:BX:87:GLN:HE22	1.92	0.60
46:DN:65:LYS:O	46:DN:67:LEU:N	2.31	0.60
41:DF:206:ILE:HG22	41:DF:207:GLY:N	2.16	0.60
10:AJ:85:LEU:C	10:AJ:87:THR:H	2.03	0.60
57:BY:86:ARG:HG2	57:BY:87:LYS:N	2.15	0.60
30:B4:14:ILE:N	30:B4:14:ILE:HD12	2.16	0.60
52:DT:100:TYR:O	52:DT:103:ARG:HG3	2.02	0.60
52:DT:96:ARG:CZ	52:DT:96:ARG:HB2	2.32	0.60
1:CA:1463:C:H5'	52:DT:115:ARG:NH2	2.16	0.60
41:DF:154:VAL:HG13	41:DF:191:ARG:O	2.02	0.60
47:DO:87:ILE:CG2	47:DO:91:LEU:HA	2.31	0.60
1:AA:260:G:H2'	1:AA:261:U:H6	1.66	0.60
1:CA:1060:C:H5''	10:CJ:51:ARG:HB3	1.82	0.60
37:DB:73:A:H2'	37:DB:74:U:H5'	1.84	0.60
8:CH:11:THR:HG22	8:CH:15:ASN:HD21	1.65	0.60
36:BA:944:G:H5'	36:BA:945:A:O5'	2.01	0.60
33:B7:34:ARG:HH12	33:B7:42:LEU:HA	1.65	0.60
36:BA:2025:C:H2'	36:BA:2026:C:H6	1.64	0.60
1:AA:614:A:O2'	1:AA:615:C:H5'	2.02	0.60
7:CG:22:LEU:HD23	7:CG:22:LEU:O	2.01	0.60
36:DA:514:A:O2'	36:DA:515:A:H5'	2.02	0.60
58:BZ:62:PRO:C	58:BZ:64:GLY:H	2.03	0.60
1:CA:471:G:H21	16:CP:82:GLN:NE2	1.99	0.60
58:BZ:54:HIS:HB3	58:BZ:101:PRO:HD3	1.83	0.60
36:DA:1389:G:H2'	36:DA:1390:U:H6	1.66	0.60
55:BW:72:LYS:N	55:BW:106:ILE:O	2.33	0.60
1:AA:627:G:O2'	1:AA:628:G:H5'	2.02	0.60
38:DC:119:VAL:O	38:DC:123:VAL:HG12	2.02	0.60
52:DT:93:ARG:HG2	52:DT:117:ASP:HB2	1.83	0.60
4:AD:109:GLY:O	4:AD:111:ALA:N	2.34	0.60
10:CJ:71:LEU:HD23	10:CJ:72:VAL:N	2.17	0.60
56:DX:8:ILE:HD11	56:DX:42:ALA:O	2.01	0.60
57:DY:14:LEU:HD12	57:DY:15:VAL:H	1.65	0.60
3:AC:50:ALA:O	3:AC:70:VAL:HG13	2.02	0.60
1:CA:1199:U:H4'	10:CJ:54:PHE:CD1	2.37	0.60
28:D2:51:ARG:HB2	28:D2:51:ARG:HH11	1.65	0.60
9:CI:70:LYS:O	9:CI:74:ILE:HG13	2.01	0.60
1:CA:1375:A:H2'	1:CA:1376:U:C6	2.37	0.60
36:DA:656:G:H2'	36:DA:657:U:C6	2.35	0.60
48:BP:16:ARG:CZ	48:BP:18:ARG:HG2	2.31	0.60
36:BA:197:A:C8	36:BA:197:A:H5'	2.37	0.60
48:BP:105:LEU:O	48:BP:106:LEU:HB2	2.02	0.60

Continued on next page...

Continued from previous page...

Atom-1	Atom-2	Distance(Å)	Clash(Å)
36:BA:2286:A:H4'	36:BA:2287:A:O4'	2.02	0.60
36:BA:2287:A:C2	36:BA:2346:A:N1	2.70	0.60
1:CA:1317:C:C2	14:CN:16:PHE:CE1	2.90	0.60
42:BG:166:ASP:HA	42:BG:169:ALA:CB	2.31	0.60
39:DD:23:GLU:C	39:DD:25:THR:N	2.54	0.60
42:BG:107:LEU:HA	42:BG:111:LEU:HD12	1.84	0.60
36:DA:2408:U:C6	36:DA:2408:U:H3'	2.37	0.60
36:DA:1539:G:C2'	36:DA:1540:U:H5'	2.31	0.60
36:BA:2128:C:O2'	36:BA:2129:C:P	2.59	0.60
36:BA:2160:G:H8	36:BA:2160:G:C5'	2.15	0.60
2:AB:88:ALA:HB2	2:AB:219:VAL:HG13	1.82	0.60
36:DA:2524:G:C8	36:DA:2524:G:H5'	2.31	0.60
25:CZ:378:VAL:HG23	25:CZ:380:LEU:CD2	2.29	0.60
47:DO:8:LEU:CB	47:DO:82:ASN:O	2.50	0.60
1:AA:1277:C:O2'	1:AA:1279:A:C8	2.55	0.60
36:DA:888:C:C2'	36:DA:889:C:H4'	2.31	0.60
41:DF:167:ALA:HB1	41:DF:173:VAL:CG1	2.32	0.60
36:BA:1762:A:C8	36:BA:1762:A:O5'	2.55	0.60
25:AZ:72:THR:C	25:AZ:74:LYS:H	2.06	0.60
20:CT:62:LEU:HA	20:CT:65:LYS:CG	2.32	0.60
1:AA:184:G:C4'	1:AA:224:C:H4'	2.31	0.60
56:DX:41:ASN:N	56:DX:41:ASN:HD22	1.99	0.60
7:AG:133:GLY:O	7:AG:136:LYS:HB2	2.02	0.60
36:BA:2052:G:H4'	40:BE:143:ASN:O	2.01	0.60
10:CJ:24:VAL:HG21	10:CJ:37:PRO:HD3	1.83	0.60
1:CA:659:U:O2'	1:CA:660:G:H5'	2.02	0.60
20:CT:47:GLY:O	20:CT:49:ALA:N	2.34	0.60
55:DW:13:SER:HB2	55:DW:16:LYS:HD2	1.84	0.60
36:DA:2176:A:H4'	38:DC:213:TYR:CD1	2.37	0.60
8:CH:121:ASP:N	8:CH:121:ASP:OD1	2.33	0.60
3:AC:147:LYS:HB2	3:AC:203:PHE:CD2	2.37	0.60
1:AA:755:G:OP2	15:AO:65:ARG:HD2	2.02	0.60
16:AP:53:VAL:HG23	16:AP:54:GLU:H	1.67	0.60
25:CZ:29:ALA:O	25:CZ:33:TYR:CD2	2.55	0.60
34:D8:41:ILE:O	34:D8:41:ILE:HG12	2.01	0.60
32:B6:17:LYS:CB	32:B6:18:ARG:NH1	2.64	0.60
42:DG:9:ARG:O	42:DG:11:TYR:N	2.29	0.60
26:D0:40:GLN:NE2	26:D0:45:PHE:HB2	2.17	0.60
57:DY:95:LYS:HE3	57:DY:100:ALA:HB2	1.82	0.60
36:BA:1504:C:O2'	36:BA:1505:C:C5'	2.50	0.60
36:BA:1301:A:HO2'	36:BA:1302:A:H2'	1.64	0.60
14:AN:57:ARG:HG3	14:AN:58:LYS:H	1.66	0.60

Continued on next page...

Continued from previous page...

Atom-1	Atom-2	Distance(Å)	Clash(Å)
42:BG:46:ALA:C	42:BG:47:LYS:HD2	2.22	0.60
13:CM:65:LYS:H	13:CM:65:LYS:CD	2.09	0.60
36:BA:2068:U:N3	36:BA:2430:A:C2	2.66	0.60
48:BP:28:GLY:C	48:BP:29:LYS:HD2	2.22	0.60
17:CQ:67:LYS:O	17:CQ:68:ARG:HB2	2.02	0.60
34:B8:15:LYS:CD	48:BP:65:ARG:HH22	2.13	0.60
12:CL:28:LYS:O	12:CL:30:ALA:N	2.35	0.60
1:CA:521:G:O2'	1:CA:522:C:H5'	2.02	0.60
3:AC:34:LEU:HD21	3:AC:38:ARG:HH21	1.67	0.60
1:AA:939:G:H2'	1:AA:940:C:C6	2.36	0.60
49:DQ:97:VAL:O	49:DQ:97:VAL:HG23	2.02	0.60
6:CF:62:TRP:CG	18:CR:35:ARG:NH1	2.70	0.60
36:BA:886:C:C2'	36:BA:887:A:H4'	2.31	0.60
50:BR:75:LEU:C	50:BR:75:LEU:HD13	2.22	0.60
31:D5:43:HIS:HD2	36:DA:2815:C:O2'	1.85	0.60
26:D0:32:ARG:HA	26:D0:64:ASP:OD1	2.02	0.60
11:AK:59:TYR:CE1	11:AK:63:LEU:HD21	2.36	0.60
24:CY:8:4SU:H6	24:CY:8:4SU:H5''	1.83	0.60
58:DZ:62:PRO:C	58:DZ:64:GLY:H	2.06	0.60
47:BO:87:ILE:CG2	47:BO:91:LEU:HA	2.32	0.60
22:CW:64:A:H2'	22:CW:65:G:H8	1.67	0.60
36:DA:528:A:H2	36:DA:2043:C:C5'	2.15	0.60
58:BZ:58:VAL:HG22	58:BZ:68:PRO:HB3	1.84	0.60
12:CL:6:THR:HG23	12:CL:9:GLN:HE21	1.66	0.60
40:DE:184:VAL:O	40:DE:186:GLY:N	2.34	0.60
36:BA:2100:G:N2	36:BA:2189:U:H3	1.98	0.59
25:CZ:64:ASN:H	25:CZ:83:PRO:HG2	1.66	0.59
34:D8:32:LEU:CG	34:D8:36:LYS:HZ1	2.15	0.59
53:BU:92:ARG:HH22	54:BV:10:LYS:HA	1.65	0.59
2:AB:142:LEU:HD23	2:AB:142:LEU:C	2.22	0.59
25:AZ:118:GLU:HA	25:AZ:121:LEU:HD23	1.82	0.59
25:CZ:36:ALA:HA	25:CZ:39:ASN:O	2.02	0.59
42:DG:71:THR:HG22	42:DG:89:GLY:C	2.21	0.59
1:AA:1151:A:HO2'	1:AA:1152:A:H8	1.50	0.59
22:AV:56:C:C2	42:BG:83:ARG:HD3	2.37	0.59
13:CM:2:ALA:CB	13:CM:9:ILE:HG23	2.32	0.59
53:DU:95:LEU:HD12	54:DV:11:GLN:HG3	1.84	0.59
32:D6:36:LEU:HD23	32:D6:36:LEU:C	2.23	0.59
3:CC:153:VAL:HG12	3:CC:157:ILE:HD11	1.83	0.59
1:AA:376:G:OP2	16:AP:67:THR:HG21	2.02	0.59
2:CB:13:ALA:C	2:CB:15:VAL:H	2.05	0.59
58:DZ:124:ILE:HG13	58:DZ:124:ILE:O	2.02	0.59

Continued on next page...

Continued from previous page...

Atom-1	Atom-2	Distance(Å)	Clash(Å)
48:BP:38:GLN:HG3	48:BP:39:LYS:N	2.16	0.59
46:BN:21:LYS:HD2	46:BN:26:LEU:HB2	1.84	0.59
48:DP:102:ARG:HH11	48:DP:102:ARG:HB2	1.65	0.59
1:CA:386:C:H2'	1:CA:387:U:H5'	1.83	0.59
36:DA:2179:C:H1'	36:DA:2180:U:C2	2.36	0.59
57:BY:50:ARG:HG3	57:BY:56:PRO:CA	2.31	0.59
36:DA:1210:A:H5''	36:DA:1212:G:C4'	2.32	0.59
40:BE:103:ASP:OD2	40:BE:201:THR:HA	2.02	0.59
36:BA:654(H):G:C2'	36:BA:654(I):C:H5'	2.31	0.59
39:DD:79:VAL:HG12	39:DD:113:VAL:HA	1.84	0.59
4:CD:134:ASP:O	4:CD:136:PRO:HD3	2.01	0.59
36:DA:1469:A:O2'	36:DA:1470:G:H5'	2.02	0.59
36:BA:590:A:OP1	41:BF:95:ARG:NH1	2.35	0.59
25:AZ:227:ASP:HB3	25:AZ:229:PHE:CE1	2.37	0.59
25:AZ:392:GLY:O	25:AZ:393:ARG:HB3	2.02	0.59
36:BA:2695:C:H2'	36:BA:2696:U:C6	2.37	0.59
1:CA:45:U:H2'	1:CA:46:G:C8	2.36	0.59
1:AA:1521:G:H2'	1:AA:1522:U:C6	2.37	0.59
48:DP:30:THR:HG23	48:DP:31:ALA:H	1.66	0.59
36:BA:1858:G:H2'	36:BA:1883:G:H22	1.66	0.59
57:BY:7:VAL:HB	57:BY:8:LYS:HD2	1.84	0.59
26:D0:40:GLN:OE1	26:D0:44:ARG:N	2.34	0.59
2:CB:104:ASN:O	2:CB:108:ILE:HG13	2.02	0.59
58:BZ:99:TYR:CE1	58:BZ:125:LEU:HA	2.35	0.59
57:DY:88:LYS:NZ	57:DY:93:GLY:CA	2.66	0.59
1:AA:1047:G:H5''	14:AN:4:LYS:HE2	1.84	0.59
14:AN:7:ILE:HG13	14:AN:8:GLU:H	1.65	0.59
1:AA:1366:C:H2'	1:AA:1367:C:C6	2.38	0.59
39:DD:238:GLY:O	39:DD:239:ARG:C	2.40	0.59
46:BN:99:LEU:O	46:BN:103:VAL:HG23	2.02	0.59
22:AW:38:A:H2'	22:AW:39:U:C5'	2.27	0.59
51:BS:49:VAL:HG22	51:BS:80:LEU:CD1	2.33	0.59
36:BA:2777:G:H5''	36:BA:2778:A:C5'	2.32	0.59
36:BA:674:G:H1'	41:BF:74:ARG:HD3	1.83	0.59
10:CJ:5:ARG:HG2	10:CJ:73:ASP:OD1	2.02	0.59
32:D6:53:LYS:CG	32:D6:54:ILE:N	2.65	0.59
36:BA:141:A:C8	36:BA:1408:C:O2'	2.55	0.59
4:AD:73:ARG:O	4:AD:77:ASN:HB2	2.02	0.59
37:BB:87:G:N2	37:BB:89:G:H3'	2.17	0.59
9:CI:81:ILE:O	9:CI:85:LEU:HD13	2.03	0.59
43:DH:12:PRO:HB2	43:DH:15:VAL:CG1	2.32	0.59
40:BE:69:LYS:HE3	40:BE:89:ASP:HA	1.82	0.59

Continued on next page...

Continued from previous page...

Atom-1	Atom-2	Distance(Å)	Clash(Å)
36:DA:1786:A:H2	36:DA:2606:C:H1'	1.67	0.59
26:B0:40:GLN:NE2	26:B0:59:LEU:HD11	2.17	0.59
36:DA:298:G:H5'	36:DA:299:A:OP1	2.01	0.59
36:DA:992:C:O3'	54:DV:72:VAL:HG11	2.02	0.59
25:AZ:126:VAL:O	25:AZ:126:VAL:HG12	2.02	0.59
25:CZ:19:HIS:CD2	25:CZ:113:MET:HB3	2.37	0.59
36:BA:1389:G:H2'	36:BA:1390:U:C6	2.37	0.59
36:DA:1498:C:H2'	36:DA:1499:C:H5'	1.83	0.59
17:AQ:10:VAL:HG23	17:AQ:55:ASP:O	2.01	0.59
42:DG:26:GLN:HG2	42:DG:27:ASN:N	2.16	0.59
32:D6:22:ALA:HB2	32:D6:39:TYR:CE2	2.37	0.59
50:DR:18:LEU:HD11	50:DR:22:ARG:CZ	2.32	0.59
10:AJ:89:ASP:HB3	10:AJ:91:PRO:HD3	1.83	0.59
1:CA:1489:G:O2'	1:CA:1490:C:H5'	2.02	0.59
36:DA:1831:G:H2'	36:DA:1832:C:C6	2.35	0.59
41:BF:22:ALA:HB1	41:BF:26:ALA:HB2	1.85	0.59
7:AG:43:PHE:O	7:AG:46:ALA:HB3	2.01	0.59
14:CN:29:ARG:CG	14:CN:29:ARG:HH11	2.15	0.59
32:D6:12:GLU:HA	32:D6:23:THR:HB	1.83	0.59
36:DA:2428:G:H5''	36:DA:2429:G:O5'	2.02	0.59
48:DP:64:LYS:C	48:DP:66:GLY:N	2.55	0.59
10:AJ:55:LYS:HE3	10:AJ:55:LYS:N	2.16	0.59
39:BD:30:GLU:HB2	39:BD:35:LYS:CE	2.33	0.59
57:BY:42:VAL:HG21	57:BY:67:LEU:HD12	1.84	0.59
52:BT:48:ILE:O	52:BT:63:VAL:HG13	2.02	0.59
49:BQ:26:TYR:HD2	49:BQ:27:VAL:H	1.48	0.59
58:BZ:28:MET:CE	58:BZ:37:VAL:HG11	2.33	0.59
3:AC:47:LEU:HB3	3:AC:52:LEU:HD22	1.85	0.59
54:DV:25:LEU:H	54:DV:92:THR:HG21	1.65	0.59
43:BH:98:LEU:HB3	43:BH:125:VAL:HG21	1.83	0.59
39:BD:183:ARG:HG2	39:BD:183:ARG:NH1	2.18	0.59
36:DA:623:G:H2'	36:DA:624:C:C6	2.36	0.59
55:BW:14:PRO:HG2	55:BW:78:GLU:CG	2.28	0.59
41:BF:65:TRP:CH2	41:BF:75:HIS:HD2	2.21	0.59
55:BW:107:LEU:N	55:BW:107:LEU:HD12	2.16	0.59
55:BW:5:ALA:HB2	55:BW:54:ALA:HB2	1.82	0.59
1:AA:390:C:O3'	16:AP:28:ARG:NH2	2.34	0.59
12:AL:126:LYS:HE2	12:AL:127:GLU:H	1.66	0.59
48:BP:121:LYS:O	48:BP:123:LEU:HD23	2.02	0.59
18:CR:40:LEU:O	18:CR:42:ARG:N	2.34	0.59
36:BA:2853:C:H2'	36:BA:2854:G:C8	2.37	0.59
37:BB:87:G:C2'	37:BB:88:C:H5''	2.32	0.59

Continued on next page...

Continued from previous page...

Atom-1	Atom-2	Distance(Å)	Clash(Å)
52:DT:6:LEU:HD23	52:DT:9:LEU:HD12	1.84	0.59
40:BE:69:LYS:CE	40:BE:89:ASP:HA	2.32	0.59
36:BA:894:C:O2'	36:BA:895:U:H5'	2.02	0.59
1:AA:606:G:H2'	1:AA:631:G:H1	1.66	0.59
40:DE:116:VAL:HG22	40:DE:117:MET:N	2.17	0.59
36:BA:2523:G:H2'	36:BA:2524:G:H5'	1.84	0.59
43:BH:39:PRO:O	43:BH:40:GLU:HG2	2.01	0.59
1:AA:189(J):G:O2'	1:AA:189(K):U:H5'	2.01	0.59
1:AA:338:A:O2'	1:AA:339:C:H5'	2.02	0.59
36:BA:528:A:H2	36:BA:2043:C:C5'	2.15	0.59
46:DN:35:ARG:O	46:DN:42:TRP:HZ3	1.85	0.59
10:AJ:24:VAL:HG21	10:AJ:37:PRO:HD3	1.84	0.59
36:BA:270:A:O2'	36:BA:271:A:H5'	2.02	0.59
36:DA:2364:C:H2'	36:DA:2365:G:O4'	2.02	0.59
53:DU:28:ARG:HA	53:DU:34:LYS:O	2.02	0.59
53:DU:15:LYS:HA	53:DU:18:LEU:HD23	1.83	0.59
43:DH:13:LYS:HA	43:DH:13:LYS:HE2	1.83	0.59
26:B0:18:ALA:HB2	36:BA:2272:U:OP2	2.02	0.59
45:BK:91:UNK:HA	45:BK:133:UNK:CB	2.32	0.59
25:CZ:234:ARG:HH21	25:CZ:289:LEU:HD23	1.67	0.59
25:CZ:291:ARG:O	25:CZ:292:GLY:O	2.21	0.59
39:BD:102:LYS:O	39:BD:103:ARG:HG2	2.03	0.59
1:AA:522:C:O2'	1:AA:523:A:H5'	2.03	0.59
42:DG:133:LEU:C	42:DG:133:LEU:HD12	2.22	0.59
13:AM:9:ILE:HG22	13:AM:11:ARG:HB2	1.83	0.59
10:CJ:64:GLU:OE2	10:CJ:66:ARG:NE	2.36	0.59
14:AN:7:ILE:CG1	14:AN:8:GLU:H	2.14	0.59
43:DH:16:SER:CB	43:DH:27:LYS:HB2	2.23	0.59
48:DP:45:LEU:HD13	48:DP:46:LYS:H	1.67	0.59
1:CA:1346:A:H61	1:CA:1374:A:H3'	1.67	0.59
40:BE:111:ARG:HA	50:BR:2:ARG:CG	2.30	0.59
36:BA:1188:U:O2'	36:BA:1189:A:H5'	2.02	0.59
36:BA:259:G:H21	36:BA:621:A:H8	1.50	0.59
36:BA:656:G:H2'	36:BA:657:U:C6	2.35	0.59
12:AL:24:VAL:O	12:AL:24:VAL:HG12	2.01	0.59
40:DE:36:ARG:HH21	40:DE:88:GLY:HA2	1.68	0.59
51:DS:15:ARG:HD2	51:DS:18:ILE:HD11	1.85	0.59
55:BW:70:TYR:O	55:BW:107:LEU:HA	2.02	0.59
1:AA:63:C:C2'	1:AA:64:G:H5'	2.31	0.59
53:BU:52:ARG:HG2	53:BU:55:ARG:HH22	1.67	0.59
38:BC:73:ARG:NH2	38:BC:110:PHE:HD1	1.99	0.59
35:B9:10:ILE:O	35:B9:11:CYS:HB3	2.02	0.59

Continued on next page...

Continued from previous page...

Atom-1	Atom-2	Distance(Å)	Clash(Å)
42:DG:107:LEU:HD22	42:DG:177:GLY:O	2.02	0.59
34:B8:30:ARG:HA	34:B8:30:ARG:NE	2.17	0.59
1:CA:7:G:O2'	5:CE:120:THR:O	2.18	0.59
31:B5:16:ARG:HH11	31:B5:20:ARG:NH1	1.99	0.59
1:AA:337:C:H2'	1:AA:338:A:C8	2.37	0.59
1:CA:377:G:OP1	16:CP:3:LYS:HD2	2.02	0.59
51:BS:28:VAL:HG12	51:BS:29:PHE:H	1.67	0.59
8:AH:7:ALA:HB2	8:AH:85:ARG:HD3	1.84	0.59
1:AA:276:G:O2'	17:AQ:68:ARG:NH1	2.36	0.59
1:CA:1429:C:H2'	1:CA:1430:C:C6	2.36	0.59
4:CD:116:GLN:O	4:CD:119:GLN:N	2.35	0.59
4:CD:119:GLN:HG3	4:CD:123:HIS:CD2	2.37	0.59
36:BA:1090:U:H2'	36:BA:1091:G:O4'	2.02	0.59
36:DA:523:C:O2'	36:DA:524:U:H5'	2.02	0.59
7:AG:145:ALA:O	7:AG:146:GLU:C	2.40	0.59
4:AD:148:VAL:HG23	4:AD:181:MET:HB3	1.82	0.59
36:BA:2136:C:H2'	36:BA:2137:C:H6	1.68	0.59
1:CA:1030(D):A:H2'	1:CA:1031:G:H5'	1.84	0.59
3:AC:58:GLU:HB2	3:AC:65:ALA:CB	2.32	0.59
20:CT:99:LEU:O	20:CT:100:ILE:C	2.40	0.59
4:CD:100:ARG:HE	4:CD:118:ARG:HH12	1.50	0.59
25:CZ:5:PHE:CD1	25:CZ:5:PHE:C	2.75	0.59
36:BA:2712:U:OP1	36:BA:2714:G:H4'	2.01	0.59
58:BZ:10:ARG:NH2	58:BZ:36:LYS:HB2	2.15	0.59
13:AM:5:ALA:CB	13:AM:66:LEU:HD22	2.33	0.59
35:B9:1:MET:SD	36:BA:2478:A:OP2	2.60	0.59
41:BF:201:VAL:HG13	41:BF:202:PHE:N	2.18	0.59
4:AD:138:TYR:C	4:AD:138:TYR:HD1	2.05	0.59
32:D6:53:LYS:HG2	32:D6:54:ILE:N	2.16	0.59
48:BP:131:SER:OG	48:BP:134:ALA:HB3	2.01	0.59
10:AJ:32:ALA:HB3	10:AJ:76:ASN:HB2	1.83	0.59
3:CC:53:ALA:O	3:CC:54:ARG:HB3	2.02	0.59
5:CE:36:ASP:O	5:CE:36:ASP:OD1	2.21	0.59
36:DA:626:U:N3	48:DP:105:LEU:HG	2.16	0.59
36:DA:2110:G:H1	36:DA:2178:C:H5	1.50	0.59
36:DA:2039:C:H2'	36:DA:2040:C:C6	2.36	0.59
24:AY:20:H2U:H4'	24:AY:21:A:H5''	1.83	0.59
38:BC:99:ILE:HD12	38:BC:102:LYS:NZ	2.18	0.59
36:DA:1952:A:C5	47:DO:22:ILE:HD12	2.38	0.59
36:DA:753:C:H2'	36:DA:754:C:H6	1.67	0.59
36:DA:633:A:C2'	36:DA:634:C:H5'	2.31	0.59
1:CA:1003:G:H2'	1:CA:1004:A:H4'	1.85	0.59

Continued on next page...

Continued from previous page...

Atom-1	Atom-2	Distance(Å)	Clash(Å)
53:DU:80:ILE:HG22	53:DU:80:ILE:O	2.02	0.59
39:DD:50:THR:O	39:DD:51:VAL:HG23	2.02	0.59
4:CD:78:LEU:O	4:CD:78:LEU:HD23	2.02	0.59
24:AY:28:C:O2'	24:AY:29:G:H5'	2.03	0.59
27:B1:49:VAL:HG11	27:B1:70:VAL:HG11	1.84	0.59
1:CA:992:U:H4'	1:CA:993:G:O5'	2.02	0.59
11:AK:22:HIS:HB3	11:AK:29:ILE:HG12	1.85	0.59
36:DA:1375:C:H2'	36:DA:1376:C:H6	1.66	0.59
36:BA:1231:G:H2'	36:BA:1232:G:H8	1.67	0.59
17:AQ:49:GLU:OE1	17:AQ:49:GLU:HA	2.01	0.59
40:DE:73:GLU:HA	40:DE:73:GLU:OE1	2.02	0.59
25:AZ:341:GLN:NE2	25:AZ:341:GLN:H	2.00	0.59
34:D8:61:LEU:N	34:D8:63:PRO:HD2	2.16	0.59
48:DP:65:ARG:CB	48:DP:68:GLN:HE22	2.02	0.59
28:B2:2:LYS:HA	28:B2:5:GLU:HG2	1.84	0.59
37:DB:40:U:O2	37:DB:43:C:H5''	2.03	0.59
57:BY:38:ILE:O	57:BY:38:ILE:HG23	2.02	0.59
36:BA:1484:G:C3'	36:BA:1485:G:H5''	2.32	0.59
46:DN:131:GLN:HE21	46:DN:133:GLN:H	1.50	0.59
38:DC:131:LEU:HD13	38:DC:136:LEU:O	2.03	0.59
21:AU:2:GLY:O	21:AU:4:GLY:N	2.36	0.59
1:CA:962:C:O2'	1:CA:963:G:H5'	2.02	0.59
43:DH:85:LYS:HZ3	43:DH:132:ARG:HA	1.67	0.59
43:DH:88:LEU:H	43:DH:88:LEU:HD22	1.68	0.59
53:DU:65:ILE:H	53:DU:65:ILE:CD1	2.15	0.59
53:DU:92:ARG:CG	53:DU:94:ASN:HB3	2.31	0.59
58:DZ:124:ILE:O	58:DZ:126:VAL:HG22	2.02	0.59
48:BP:112:LEU:HD12	48:BP:127:ALA:HA	1.83	0.59
1:AA:542:G:H2'	1:AA:543:C:H6	1.66	0.59
39:DD:267:SER:C	39:DD:269:PHE:H	2.05	0.59
40:BE:47:VAL:CG2	40:BE:86:PRO:HD3	2.29	0.59
49:DQ:52:VAL:O	49:DQ:56:ARG:HB2	2.02	0.59
36:BA:2206:G:C2	36:BA:2207:G:H5'	2.38	0.59
46:DN:120:LEU:HD12	46:DN:122:VAL:HG23	1.84	0.59
40:BE:51:PHE:O	40:BE:74:PRO:HB2	2.03	0.59
1:CA:736:C:H2'	1:CA:737:A:H8	1.65	0.59
1:AA:1321:C:H5''	1:AA:1322:C:C5'	2.32	0.59
51:DS:89:ARG:NE	51:DS:91:PRO:HG2	2.17	0.59
33:D7:34:ARG:HD2	33:D7:39:ARG:HG3	1.83	0.59
6:CF:53:ALA:O	6:CF:54:LYS:HG2	2.03	0.59
6:CF:54:LYS:O	6:CF:55:ASP:C	2.41	0.59
40:DE:117:MET:HE2	40:DE:124:GLY:HA3	1.85	0.59

Continued on next page...

Continued from previous page...

Atom-1	Atom-2	Distance(Å)	Clash(Å)
28:D2:66:GLU:HB3	28:D2:69:ARG:NH1	2.17	0.59
1:CA:501:C:H2'	1:CA:502:G:H8	1.68	0.59
36:BA:1221:C:H2'	36:BA:1221(A):C:H6	1.68	0.59
11:AK:58:PRO:HB2	11:AK:93:GLN:HG3	1.83	0.59
36:DA:596:G:H2'	36:DA:597:U:O4'	2.02	0.59
25:CZ:339:ARG:NE	25:CZ:352:VAL:HG22	2.17	0.59
50:DR:21:TYR:HB3	50:DR:47:PHE:CD2	2.37	0.59
12:AL:47:LYS:O	12:AL:48:PRO:C	2.41	0.59
36:BA:596:G:H2'	36:BA:597:U:O4'	2.03	0.59
25:CZ:65:THR:CG2	25:CZ:66:ALA:N	2.66	0.59
48:DP:16:ARG:CZ	48:DP:16:ARG:HB2	2.33	0.59
1:AA:1442(B):A:O2'	1:AA:1443:G:H8	1.86	0.59
19:CS:10:PHE:CE1	19:CS:70:LYS:HE2	2.38	0.59
25:AZ:146:LEU:O	25:AZ:150:VAL:HG12	2.02	0.59
39:BD:24:ILE:HD13	39:BD:24:ILE:C	2.23	0.59
42:DG:34:LEU:HB3	42:DG:161:THR:HG22	1.85	0.59
3:AC:73:PRO:HG3	3:AC:105:GLU:HB2	1.84	0.59
41:BF:125:LEU:H	41:BF:125:LEU:CD2	2.05	0.59
10:CJ:64:GLU:HG2	14:CN:59:ALA:HA	1.84	0.59
48:DP:40:SER:O	48:DP:41:ARG:NH1	2.36	0.59
46:BN:22:THR:HG22	46:BN:61:ARG:CB	2.31	0.59
36:BA:2632:A:O2'	40:BE:61:ARG:NH2	2.35	0.59
1:AA:452:A:O2'	1:AA:453:A:H8	1.77	0.59
58:DZ:100:VAL:HG23	58:DZ:126:VAL:CG2	2.32	0.59
36:DA:605:C:H6	36:DA:657:U:HO2'	1.47	0.59
51:BS:106:ARG:O	51:BS:106:ARG:HD2	2.01	0.59
36:BA:139(A):G:N2	56:BX:44:GLU:OE1	2.27	0.59
22:AW:74:C:C2'	22:AW:75:C:H5'	2.32	0.59
36:DA:2656:U:N3	36:DA:2665:A:H2	1.95	0.59
36:DA:543:C:N4	36:DA:549:G:H1	1.96	0.59
1:AA:1349:A:OP1	9:AI:120:ARG:HB2	2.02	0.59
42:BG:117:PHE:HZ	42:BG:120:LEU:HG	1.67	0.59
36:DA:105:C:H2'	36:DA:106:C:C6	2.37	0.59
18:CR:29:PHE:HE2	18:CR:43:PHE:HZ	1.51	0.59
8:CH:89:PRO:HA	8:CH:92:ARG:HH11	1.66	0.59
13:CM:7:VAL:HG12	13:CM:7:VAL:O	2.02	0.59
36:DA:894:C:O2'	36:DA:895:U:H5'	2.02	0.59
44:BJ:85:UNK:CG	44:BJ:86:UNK:H	2.13	0.59
20:CT:16:HIS:O	20:CT:19:SER:HB3	2.03	0.59
54:BV:19:LYS:HG2	54:BV:94:LEU:HB2	1.83	0.59
36:BA:821:A:H5''	36:BA:822:U:H6	1.64	0.59
36:BA:863:A:O2'	36:BA:864:G:H5'	2.01	0.59

Continued on next page...

Continued from previous page...

Atom-1	Atom-2	Distance(Å)	Clash(Å)
20:AT:26:ASN:O	20:AT:30:LYS:HB2	2.03	0.59
36:BA:491:G:O2'	36:BA:492:A:H5'	2.03	0.59
22:AV:21:A:H2'	22:AV:22:G:H5''	1.84	0.59
36:BA:2842:G:O2'	36:BA:2843:G:H5'	2.03	0.59
1:CA:438:G:H4'	4:CD:123:HIS:ND1	2.17	0.59
36:BA:8:A:H2'	36:BA:9:U:C6	2.38	0.59
56:BX:65:ARG:HB2	56:BX:70:LEU:HD23	1.84	0.59
36:DA:2870:C:H2'	36:DA:2871:C:O4'	2.01	0.59
1:AA:647:C:O2'	1:AA:648:A:H5'	2.02	0.59
5:CE:72:GLN:O	5:CE:73:ASN:CB	2.51	0.59
1:CA:636:U:H2'	1:CA:637:G:H8	1.68	0.59
39:BD:3:VAL:H	39:BD:20:ASP:HB2	1.67	0.59
36:DA:270:A:O2'	36:DA:271:A:H5'	2.03	0.59
1:AA:318:G:H2'	1:AA:319:G:H8	1.67	0.59
1:AA:1142:G:H2'	1:AA:1143:G:O4'	2.03	0.59
12:CL:46:LYS:H	12:CL:92:ASP:HB3	1.66	0.59
1:CA:138:G:O2'	1:CA:139:G:H5'	2.02	0.59
25:CZ:231:ILE:N	25:CZ:231:ILE:CD1	2.66	0.59
34:D8:13:ARG:HD2	48:DP:61:ARG:HH11	1.67	0.59
48:DP:62:LEU:N	48:DP:62:LEU:HD23	2.08	0.59
39:DD:30:GLU:HG3	39:DD:63:ARG:HE	1.66	0.59
36:DA:2313:C:H5'	36:DA:2313:C:C6	2.27	0.59
57:DY:44:ILE:HG22	57:DY:45:VAL:H	1.67	0.59
57:BY:17:SER:OG	57:BY:18:GLY:N	2.33	0.59
49:BQ:21:THR:O	49:BQ:22:LYS:HB3	2.01	0.59
58:BZ:48:PHE:CE1	58:BZ:52:SER:HA	2.38	0.59
41:BF:6:VAL:HG12	41:BF:7:TYR:N	2.11	0.59
41:DF:3:GLU:HB3	41:DF:24:LEU:HB2	1.85	0.59
1:CA:1271:G:H5'	1:CA:1314:C:H5''	1.84	0.59
36:BA:141:A:H8	36:BA:1408:C:HO2'	1.43	0.59
12:CL:29:GLY:O	12:CL:30:ALA:C	2.41	0.59
36:DA:2784:C:H1'	40:DE:37:ARG:HH12	1.67	0.59
36:DA:652:C:HO2'	36:DA:653:A:P	2.25	0.59
39:DD:183:ARG:HD2	39:DD:270:ILE:HG22	1.84	0.59
30:D4:20:ASN:HD22	30:D4:21:VAL:N	2.01	0.59
4:AD:68:TYR:CE1	4:AD:97:LEU:CD1	2.85	0.59
40:BE:6:GLY:HA2	40:BE:51:PHE:CZ	2.37	0.59
27:D1:88:LYS:HE2	27:D1:92:LYS:NZ	2.17	0.59
36:BA:2742:C:O2'	36:BA:2743:C:H5'	2.02	0.59
26:B0:23:VAL:N	26:B0:38:VAL:HG13	2.18	0.59
36:DA:752:A:O2'	36:DA:753:C:OP2	2.19	0.59
37:DB:15:A:H1'	37:DB:110:G:C5	2.38	0.59

Continued on next page...

Continued from previous page...

Atom-1	Atom-2	Distance(Å)	Clash(Å)
27:B1:50:ARG:HG2	27:B1:59:THR:HB	1.85	0.59
36:DA:2630:G:H21	36:DA:2892:A:H1'	1.68	0.59
16:AP:34:GLU:OE2	16:AP:55:ARG:HD3	2.01	0.59
13:AM:70:LEU:HD23	13:AM:70:LEU:C	2.23	0.59
25:CZ:226:GLU:HG3	25:CZ:239:THR:O	2.02	0.59
36:BA:1173:G:H5'	36:BA:1174:A:OP1	2.03	0.59
2:CB:16:HIS:HB3	2:CB:210:SER:CB	2.33	0.59
39:BD:261:LYS:NZ	39:BD:263:ARG:NH2	2.50	0.59
20:AT:64:ASP:O	20:AT:67:ALA:HB3	2.01	0.59
49:DQ:118:LEU:CD1	49:DQ:131:ILE:HG23	2.32	0.59
1:AA:719:C:O2'	18:AR:49:LYS:HB3	2.02	0.59
36:DA:1590:U:H2'	36:DA:1591:G:C8	2.37	0.59
36:BA:2283:C:H2'	36:BA:2284:C:H5'	1.84	0.59
34:D8:59:LYS:HZ3	34:D8:59:LYS:HB3	1.67	0.59
52:DT:23:ARG:C	52:DT:25:GLY:H	2.06	0.59
32:B6:41:PRO:C	32:B6:43:CYS:H	2.04	0.59
43:BH:16:SER:HB2	43:BH:27:LYS:CB	2.18	0.59
28:B2:47:ASN:O	28:B2:51:ARG:N	2.36	0.59
58:BZ:81:ARG:HB2	58:BZ:81:ARG:CZ	2.32	0.59
36:BA:583:G:OP2	53:BU:10:ARG:HD2	2.02	0.59
53:DU:57:PHE:O	53:DU:58:ARG:C	2.41	0.59
53:DU:59:ARG:HH11	53:DU:59:ARG:HG2	1.66	0.59
53:DU:88:ILE:HB	53:DU:90:VAL:HG23	1.85	0.59
32:D6:13:CYS:HB3	32:D6:49:HIS:HB3	1.85	0.59
36:DA:194:G:H2'	36:DA:195:A:O4'	2.03	0.59
51:BS:13:ARG:HG3	51:BS:14:VAL:H	1.67	0.59
11:AK:50:TYR:CD2	11:AK:60:ALA:HB2	2.38	0.59
1:AA:1270:C:H2'	1:AA:1271:G:C8	2.37	0.59
57:BY:85:VAL:HG11	57:BY:92:ASN:OD1	2.02	0.59
5:AE:79:GLU:HG3	5:AE:93:PRO:CD	2.32	0.59
36:BA:733:G:C8	36:BA:761:A:N1	2.71	0.59
40:DE:131:ALA:CB	40:DE:134:ILE:HD11	2.32	0.59
36:DA:2673:G:H8	36:DA:2673:G:H5'	1.66	0.59
35:B9:7:VAL:HG12	35:B9:25:VAL:HG21	1.85	0.59
1:AA:67:C:H2'	1:AA:68:G:C8	2.38	0.59
46:BN:17:ASP:OD1	46:BN:56:ASN:HB3	2.03	0.59
36:BA:1362:C:C2'	36:BA:1363:C:H5'	2.33	0.59
36:BA:654(H):G:C3'	36:BA:654(I):C:H5'	2.33	0.59
36:DA:556:G:H2'	36:DA:557:U:H6	1.63	0.59
36:DA:2347:C:H2'	36:DA:2348:U:C6	2.36	0.59
10:AJ:8:LEU:HD22	10:AJ:20:ALA:HB2	1.83	0.59
36:DA:236:C:H2'	36:DA:237:C:C6	2.37	0.59

Continued on next page...

Continued from previous page...

Atom-1	Atom-2	Distance(Å)	Clash(Å)
25:CZ:206:ILE:O	25:CZ:210:ILE:HG22	2.03	0.59
1:AA:80:G:C3'	1:AA:81:U:H5'	2.33	0.59
36:BA:643:A:C2'	36:BA:644:A:H5'	2.33	0.59
36:BA:1399:C:O2'	36:BA:1400:G:H5'	2.02	0.59
36:BA:947:G:H2'	36:BA:948:G:C8	2.38	0.59
37:BB:7:G:H4'	51:BS:29:PHE:HD2	1.67	0.59
1:CA:143:A:H2	1:CA:220:G:H1	1.50	0.59
56:DX:31:HIS:HB3	56:DX:34:ALA:HB2	1.85	0.59
36:BA:49:A:H5''	36:BA:51:G:O4'	2.03	0.59
36:BA:839:U:H2'	36:BA:840:C:C6	2.38	0.59
3:CC:164:ARG:NH2	3:CC:166:GLU:OE2	2.36	0.59
39:BD:186:HIS:CD2	39:BD:188:GLU:H	2.21	0.59
37:BB:112:U:H2'	37:BB:113:G:H8	1.68	0.59
31:D5:48:GLU:O	31:D5:49:CYS:CB	2.51	0.59
58:BZ:152:ALA:HA	58:BZ:167:PRO:O	2.03	0.59
12:AL:89:ARG:NH2	12:AL:91:LYS:HD3	2.18	0.59
49:DQ:120:ILE:O	49:DQ:121:ALA:C	2.40	0.59
4:CD:18:LYS:HE3	4:CD:31:CYS:CB	2.33	0.59
4:CD:20:TYR:HA	4:CD:26:CYS:SG	2.42	0.59
19:CS:43:GLU:O	19:CS:45:VAL:N	2.35	0.59
39:BD:183:ARG:HD2	39:BD:270:ILE:HG22	1.84	0.59
37:BB:22:U:H2'	37:BB:23:G:H8	1.67	0.59
55:BW:78:GLU:OE2	55:BW:99:ARG:HD2	2.03	0.59
36:BA:259:G:N2	36:BA:621:A:H8	2.01	0.59
29:B3:35:ARG:CB	29:B3:35:ARG:HH11	2.13	0.59
40:DE:57:LYS:HA	40:DE:57:LYS:CE	2.29	0.59
22:AV:4:C:C2'	22:AV:5:G:H5''	2.33	0.59
2:CB:31:TYR:HD2	2:CB:202:PRO:HG3	1.68	0.59
36:DA:1150:C:C2'	36:DA:1151:G:H5'	2.32	0.59
36:BA:2682:U:O2	40:BE:22:PRO:HB3	2.03	0.59
35:B9:14:CYS:HA	35:B9:26:ILE:O	2.03	0.59
51:DS:95:HIS:CG	51:DS:96:GLY:N	2.70	0.59
37:DB:65:C:H41	37:DB:109:C:H2'	1.68	0.59
54:BV:19:LYS:CE	54:BV:20:LEU:H	2.15	0.59
8:CH:86:ILE:HG21	8:CH:133:LEU:CD2	2.32	0.59
8:CH:30:ARG:NH1	8:CH:30:ARG:HB3	2.17	0.59
51:DS:81:GLY:O	51:DS:82:ILE:HD13	2.03	0.59
39:DD:76:PRO:HG2	39:DD:98:VAL:CG2	2.33	0.59
43:BH:70:THR:O	43:BH:74:ASN:ND2	2.36	0.59
40:DE:13:ARG:HH12	47:DO:74:GLY:HA3	1.68	0.59
7:CG:143:ARG:O	7:CG:145:ALA:O	2.20	0.59
56:BX:33:LYS:HA	56:BX:33:LYS:HE2	1.84	0.59

Continued on next page...

Continued from previous page...

Atom-1	Atom-2	Distance(Å)	Clash(Å)
9:AI:41:VAL:O	9:AI:41:VAL:HG12	2.01	0.59
32:D6:41:PRO:HD2	32:D6:45:LYS:HA	1.85	0.58
1:CA:1318:A:H1'	19:CS:37:ARG:HH21	1.67	0.58
50:DR:101:ALA:O	50:DR:102:GLU:HB2	2.02	0.58
10:AJ:54:PHE:CE1	10:AJ:55:LYS:NZ	2.70	0.58
57:BY:13:VAL:O	57:BY:24:VAL:HG13	2.03	0.58
52:BT:42:ILE:O	52:BT:42:ILE:HG13	2.03	0.58
52:BT:94:ALA:C	52:BT:96:ARG:H	2.06	0.58
28:D2:3:LEU:CD2	36:DA:98:G:H5''	2.29	0.58
46:DN:14:VAL:CG1	46:DN:137:LYS:HG3	2.33	0.58
9:AI:91:ASP:C	9:AI:93:ARG:H	2.04	0.58
1:AA:1129:C:OP1	1:AA:1130:A:C5'	2.51	0.58
1:AA:1128:C:O2'	1:AA:1130:A:C8	2.51	0.58
48:DP:38:GLN:HG3	48:DP:39:LYS:H	1.68	0.58
43:BH:125:VAL:N	43:BH:126:PRO:CD	2.66	0.58
25:CZ:326:GLU:N	25:CZ:326:GLU:CD	2.55	0.58
19:AS:47:HIS:O	19:AS:62:ILE:HG22	2.03	0.58
42:BG:125:PHE:CD1	42:BG:125:PHE:N	2.71	0.58
50:BR:55:ALA:HB2	50:BR:79:LEU:HD11	1.85	0.58
3:CC:53:ALA:O	3:CC:54:ARG:CB	2.51	0.58
48:DP:112:LEU:O	48:DP:112:LEU:HD13	2.02	0.58
13:AM:77:ASN:O	13:AM:80:ARG:HB3	2.03	0.58
36:BA:414:C:O2'	36:BA:415:A:H5'	2.02	0.58
9:CI:52:ALA:HB3	9:CI:95:LYS:CE	2.33	0.58
2:AB:97:TRP:CH2	2:AB:176:GLU:CD	2.76	0.58
5:AE:144:THR:O	5:AE:148:VAL:HG23	2.03	0.58
36:DA:2179:C:H5''	36:DA:2180:U:OP1	2.02	0.58
18:AR:29:PHE:HD1	18:AR:29:PHE:N	2.00	0.58
36:BA:2389:G:C5'	36:BA:2390:U:H5'	2.33	0.58
50:DR:74:LYS:HZ1	50:DR:77:ARG:HH21	1.51	0.58
6:CF:91:VAL:CG1	6:CF:92:LYS:N	2.65	0.58
4:AD:23:GLY:O	4:AD:27:TYR:HB2	2.02	0.58
36:DA:1494:A:H3'	36:DA:1494:A:N3	2.18	0.58
24:CY:20:H2U:H4'	24:CY:21:A:H5''	1.85	0.58
46:BN:55:VAL:HG22	46:BN:56:ASN:N	2.18	0.58
36:DA:645:C:H5'	36:DA:646:A:OP2	2.03	0.58
54:BV:6:LYS:NZ	54:BV:37:VAL:HG11	2.18	0.58
46:BN:4:TYR:CD1	46:BN:4:TYR:N	2.70	0.58
1:AA:328:C:H4'	1:AA:329:A:H5'	1.84	0.58
20:AT:26:ASN:HB2	20:AT:71:THR:HG23	1.84	0.58
43:DH:107:VAL:HG23	43:DH:108:GLY:H	1.67	0.58
22:CW:56:C:O4'	38:DC:132:GLY:HA3	2.02	0.58

Continued on next page...

Continued from previous page...

Atom-1	Atom-2	Distance(Å)	Clash(Å)
36:DA:958:U:H5''	49:DQ:14:ARG:HD3	1.84	0.58
46:BN:76:SER:C	46:BN:78:TYR:H	2.07	0.58
36:DA:1138:G:H2'	36:DA:1139:G:O4'	2.01	0.58
16:CP:36:ILE:H	16:CP:36:ILE:HD13	1.67	0.58
14:AN:31:ARG:O	14:AN:32:SER:HB2	2.03	0.58
39:DD:46:GLN:OE1	39:DD:46:GLN:N	2.36	0.58
36:BA:1205:U:C5	41:BF:171:PRO:HA	2.37	0.58
9:CI:8:GLY:HA2	9:CI:79:LEU:HD12	1.84	0.58
48:BP:6:LEU:H	48:BP:6:LEU:HD23	1.67	0.58
36:DA:2544:G:H8	36:DA:2544:G:O5'	1.85	0.58
7:AG:71:PRO:HD3	7:AG:103:TRP:CZ3	2.38	0.58
1:CA:346:G:H2'	1:CA:346:G:N3	2.18	0.58
47:DO:107:ARG:NH1	52:DT:36:GLU:HG3	2.16	0.58
28:B2:48:HIS:CG	28:B2:49:LYS:N	2.71	0.58
2:CB:157:ARG:HH11	2:CB:157:ARG:HG3	1.69	0.58
39:BD:30:GLU:HB3	39:BD:83:GLU:OE1	2.04	0.58
39:DD:35:LYS:HG2	39:DD:36:PRO:N	2.18	0.58
25:CZ:135:MET:CE	25:CZ:172:ARG:HG2	2.33	0.58
52:DT:78:LEU:O	52:DT:79:HIS:HD2	1.85	0.58
57:BY:9:LYS:CG	57:BY:10:GLY:H	2.10	0.58
54:BV:25:LEU:H	54:BV:92:THR:CG2	2.16	0.58
9:CI:88:TYR:O	9:CI:89:ASN:HB2	2.03	0.58
7:CG:16:LEU:HD13	9:CI:42:ARG:HA	1.83	0.58
9:CI:58:HIS:NE2	9:CI:59:PHE:HE1	1.97	0.58
36:BA:655:A:C4'	36:BA:656:G:H5'	2.28	0.58
36:BA:1076:C:H42	36:BA:1088:A:H61	1.51	0.58
43:BH:42:ARG:HG2	43:BH:43:VAL:N	2.18	0.58
36:DA:221:A:H61	36:DA:265:A:H8	1.50	0.58
36:DA:2579:C:H4'	40:DE:134:ILE:HG12	1.86	0.58
13:CM:3:ARG:NH2	42:DG:113:ARG:HD3	2.18	0.58
2:AB:82:ARG:HG2	2:AB:86:GLU:OE1	2.04	0.58
25:CZ:126:VAL:O	25:CZ:126:VAL:HG12	2.01	0.58
29:D3:45:GLY:C	29:D3:47:VAL:N	2.57	0.58
37:BB:15:A:H1'	37:BB:110:G:C5	2.38	0.58
36:DA:2884:U:C2'	36:DA:2885:C:H5'	2.33	0.58
9:CI:20:ARG:O	9:CI:22:GLY:N	2.35	0.58
1:AA:411:A:O2'	1:AA:413:G:H5'	2.02	0.58
36:BA:469:G:H2'	36:BA:470:A:H5''	1.85	0.58
28:D2:66:GLU:HA	28:D2:69:ARG:CD	2.32	0.58
36:BA:2640:G:H2'	36:BA:2641:G:H5''	1.84	0.58
41:DF:65:TRP:CH2	41:DF:75:HIS:HD2	2.20	0.58
36:DA:1718:G:H2'	36:DA:1719:G:C8	2.38	0.58

Continued on next page...

Continued from previous page...

Atom-1	Atom-2	Distance(Å)	Clash(Å)
36:BA:2240:C:O2'	36:BA:2241:A:H5'	2.03	0.58
12:AL:8:ASN:O	12:AL:12:ARG:HG3	2.04	0.58
1:CA:660:G:OP2	15:CO:5:LYS:HE2	2.03	0.58
36:BA:1718:G:H2'	36:BA:1719:G:H8	1.68	0.58
9:CI:33:PHE:O	9:CI:35:GLU:N	2.37	0.58
1:CA:918:A:H2'	1:CA:919:A:C8	2.38	0.58
2:CB:162:ILE:HG12	2:CB:162:ILE:O	2.02	0.58
7:AG:91:VAL:HG23	7:AG:95:ARG:HD3	1.85	0.58
4:CD:98:GLU:OE2	4:CD:107:ARG:NH2	2.36	0.58
36:DA:2392:A:H2	36:DA:2424:C:N4	1.99	0.58
47:DO:104:ARG:HH21	52:DT:33:LYS:HE2	1.69	0.58
47:DO:64:ARG:HD3	47:DO:79:PHE:CD2	2.37	0.58
52:DT:28:VAL:O	52:DT:29:ARG:HB2	2.02	0.58
53:BU:92:ARG:HG2	53:BU:92:ARG:O	2.03	0.58
1:CA:356:A:H2	1:CA:368:U:O2	1.85	0.58
25:AZ:133:VAL:CG1	25:AZ:134:PHE:N	2.66	0.58
25:AZ:131:ILE:HD11	25:AZ:163:PHE:CE2	2.38	0.58
25:AZ:200:TRP:HA	25:AZ:203:LEU:HB2	1.84	0.58
38:BC:116:THR:HG22	38:BC:147:PHE:HA	1.84	0.58
39:DD:70:TRP:O	39:DD:71:ASP:C	2.42	0.58
10:AJ:38:ILE:HG13	10:AJ:71:LEU:HB3	1.85	0.58
1:CA:1054:C:C5	1:CA:1196:U:C5	2.91	0.58
3:AC:12:LEU:HD22	3:AC:18:TRP:CZ3	2.38	0.58
13:CM:4:ILE:HD11	13:CM:10:PRO:CD	2.34	0.58
14:AN:12:ARG:C	14:AN:14:PRO:HD2	2.23	0.58
58:DZ:72:ARG:HG2	58:DZ:89:PHE:HB2	1.83	0.58
36:DA:1053:C:N4	36:DA:1107:G:N2	2.50	0.58
48:BP:45:LEU:HD12	48:BP:46:LYS:H	1.68	0.58
36:BA:2657:A:H5'	36:BA:2657:A:N3	2.18	0.58
43:DH:12:PRO:CD	43:DH:48:GLY:HA2	2.33	0.58
51:BS:93:LYS:O	51:BS:94:TYR:C	2.41	0.58
37:BB:16:G:H22	37:BB:69:G:H1'	1.67	0.58
1:CA:1218:C:OP2	14:CN:9:LYS:NZ	2.36	0.58
36:DA:2111:C:O2	36:DA:2111:C:H2'	2.03	0.58
6:CF:55:ASP:O	6:CF:57:GLN:N	2.36	0.58
1:AA:59:A:N3	1:AA:59:A:H2'	2.16	0.58
38:BC:7:TYR:HA	38:BC:10:LEU:CD2	2.33	0.58
36:BA:1353:A:H2'	36:BA:1354:A:C8	2.38	0.58
32:D6:42:TRP:HA	32:D6:42:TRP:CE3	2.38	0.58
36:BA:1958:C:C2'	36:BA:1959:G:H5'	2.33	0.58
22:AV:72:C:C2'	22:AV:73:A:H5''	2.33	0.58
3:AC:114:PRO:O	3:AC:118:GLN:HG3	2.04	0.58

Continued on next page...

Continued from previous page...

Atom-1	Atom-2	Distance(Å)	Clash(Å)
9:CI:43:ALA:C	9:CI:45:ALA:H	2.06	0.58
36:DA:1772:G:N2	36:DA:1774:C:H5''	2.18	0.58
36:BA:1567:A:H5'	39:BD:58:HIS:CD2	2.38	0.58
1:CA:165:C:O2'	1:CA:166:G:H5'	2.04	0.58
26:B0:36:ILE:HD11	36:BA:2355:C:H4'	1.84	0.58
1:CA:818:G:O2'	1:CA:819:A:H5'	2.04	0.58
36:DA:990:A:C6	36:DA:1186:G:H1'	2.37	0.58
8:CH:77:GLU:HG2	8:CH:78:GLN:N	2.18	0.58
39:DD:153:ALA:O	39:DD:154:LYS:HG2	2.03	0.58
1:AA:658:G:H2'	1:AA:659:U:C6	2.39	0.58
28:D2:37:PHE:HE2	56:DX:92:LEU:HD21	1.68	0.58
7:AG:69:VAL:O	7:AG:138:LYS:HB2	2.03	0.58
1:AA:555:C:OP1	12:AL:20:LYS:HE3	2.03	0.58
25:AZ:163:PHE:HD1	25:AZ:164:PRO:HD2	1.66	0.58
42:DG:12:TYR:HA	42:DG:16:ARG:HG2	1.85	0.58
36:BA:335:C:H2'	36:BA:336:C:C6	2.38	0.58
49:BQ:27:VAL:CG1	49:BQ:28:ALA:N	2.67	0.58
14:CN:40:CYS:SG	14:CN:42:ILE:HG22	2.42	0.58
43:DH:85:LYS:HE2	43:DH:85:LYS:C	2.24	0.58
36:DA:996:A:H1'	53:DU:92:ARG:NH2	2.18	0.58
53:DU:83:LEU:CD1	53:DU:113:ALA:HB2	2.33	0.58
54:DV:40:LEU:HD22	54:DV:46:VAL:HA	1.86	0.58
36:BA:2787:C:C1'	40:BE:61:ARG:HD3	2.29	0.58
41:BF:107:LYS:C	41:BF:109:GLY:N	2.56	0.58
40:DE:75:VAL:O	40:DE:77:ILE:N	2.35	0.58
4:AD:9:CYS:SG	4:AD:12:CYS:SG	3.01	0.58
5:AE:6:PHE:HB2	5:AE:34:VAL:CG2	2.34	0.58
27:D1:67:ILE:N	27:D1:68:PRO:CD	2.67	0.58
36:BA:1541:G:O3'	36:BA:1541:G:OP2	2.22	0.58
36:BA:2128:C:HO2'	36:BA:2129:C:P	2.25	0.58
49:DQ:56:ARG:HG3	49:DQ:56:ARG:HH11	1.66	0.58
49:DQ:17:LEU:HD13	49:DQ:39:PRO:CB	2.34	0.58
36:BA:2206:G:H21	36:BA:2207:G:C4'	2.16	0.58
37:BB:91:C:O2'	37:BB:92:C:H5'	2.03	0.58
24:AY:7:G:H3'	24:AY:8:4SU:H5'	1.85	0.58
34:D8:52:LYS:H	34:D8:53:PRO:HD2	1.62	0.58
1:AA:353:A:H5'	1:AA:353:A:C8	2.33	0.58
1:AA:489:C:H2'	1:AA:490:G:C8	2.36	0.58
1:AA:1003:G:H21	1:AA:1039:C:H42	1.51	0.58
36:DA:2892:A:H62	36:DA:2893:G:H21	1.52	0.58
24:CY:6:C:H2'	24:CY:7:G:C8	2.39	0.58
7:AG:20:ASP:HB3	7:AG:23:VAL:HG23	1.85	0.58

Continued on next page...

Continued from previous page...

Atom-1	Atom-2	Distance(Å)	Clash(Å)
36:DA:2019:A:O4'	53:DU:34:LYS:HD3	2.03	0.58
36:DA:134:C:O2'	36:DA:135:G:H5'	2.04	0.58
2:CB:139:LYS:O	2:CB:143:GLU:HG3	2.02	0.58
37:DB:87:G:H2'	37:DB:88:C:H5''	1.85	0.58
36:BA:2692:C:O2	36:BA:2847:U:O2'	2.16	0.58
24:CY:54:5MU:OP2	24:CY:54:5MU:H71	2.04	0.58
36:DA:1248:G:OP1	53:DU:2:PRO:HD2	2.04	0.58
25:CZ:233:GLY:O	25:CZ:234:ARG:HD2	2.03	0.58
34:D8:59:LYS:CB	34:D8:59:LYS:NZ	2.66	0.58
32:D6:41:PRO:HD2	32:D6:46:HIS:N	2.13	0.58
57:DY:9:LYS:HD3	57:DY:94:LYS:HE2	1.86	0.58
28:B2:51:ARG:HD3	28:B2:55:ARG:NH1	2.19	0.58
25:AZ:131:ILE:HD11	25:AZ:163:PHE:CZ	2.38	0.58
57:DY:85:VAL:HG13	57:DY:93:GLY:O	2.03	0.58
9:AI:89:ASN:H	9:AI:90:PRO:CD	2.17	0.58
34:B8:62:LEU:N	34:B8:63:PRO:HD2	2.17	0.58
3:AC:5:ILE:CD1	3:AC:5:ILE:N	2.67	0.58
1:AA:975:A:H5'	1:AA:975:A:C8	2.38	0.58
36:DA:1092:C:H42	36:DA:1100:C:N4	1.93	0.58
36:DA:414:C:O2'	36:DA:415:A:H5'	2.03	0.58
58:DZ:10:ARG:HG2	58:DZ:36:LYS:HG3	1.83	0.58
57:BY:50:ARG:HD2	57:BY:56:PRO:HA	1.84	0.58
36:DA:672:C:C2'	36:DA:673:C:C5'	2.80	0.58
36:DA:1771:C:C1'	36:DA:1786:A:C8	2.87	0.58
1:CA:489:C:H2'	1:CA:490:G:C8	2.37	0.58
36:DA:566:U:O4	54:DV:78:LYS:HE3	2.03	0.58
36:DA:887:A:H2'	36:DA:887:A:N3	2.18	0.58
3:AC:112:SER:CB	3:AC:115:LEU:HD12	2.33	0.58
36:DA:1652:A:C2'	36:DA:1653:G:H5'	2.34	0.58
1:AA:951:G:O2'	1:AA:952:U:H5'	2.03	0.58
15:CO:17:ARG:HG2	15:CO:26:GLU:HG3	1.85	0.58
36:DA:1499:C:O2'	36:DA:1500:G:H5'	2.04	0.58
31:B5:11:THR:HG21	36:BA:1264:G:H5'	1.86	0.58
47:BO:28:SER:O	47:BO:29:ASN:HB3	2.03	0.58
7:AG:70:LYS:HB3	7:AG:96:GLN:HG2	1.85	0.58
36:BA:2039:C:O2'	36:BA:2040:C:H5'	2.03	0.58
36:DA:191:A:O2'	36:DA:192:C:H5'	2.04	0.58
10:CJ:98:ILE:O	10:CJ:98:ILE:HG23	2.03	0.58
55:DW:95:ILE:O	55:DW:95:ILE:HG13	2.03	0.58
22:CV:57:G:O2'	22:CV:58:A:H5'	2.04	0.58
32:D6:5:VAL:HB	32:D6:8:LYS:CB	2.33	0.58
34:D8:6:THR:CG2	34:D8:63:PRO:HD3	2.33	0.58

Continued on next page...

Continued from previous page...

Atom-1	Atom-2	Distance(Å)	Clash(Å)
36:DA:589:C:H2'	36:DA:590:A:C8	2.39	0.58
28:B2:3:LEU:HD13	36:BA:98:G:H5'	1.85	0.58
47:BO:71:ARG:NH1	47:BO:71:ARG:HG3	2.16	0.58
52:BT:28:VAL:O	52:BT:28:VAL:HG12	2.02	0.58
58:BZ:23:LYS:HD3	58:BZ:38:TYR:CE1	2.37	0.58
58:BZ:86:VAL:HG12	58:BZ:87:ASP:N	2.19	0.58
13:AM:5:ALA:HB3	13:AM:22:ILE:HG21	1.85	0.58
36:BA:272(H):C:C3'	36:BA:272(I):U:H5''	2.34	0.58
13:CM:11:ARG:HG2	13:CM:12:ASN:HD22	1.68	0.58
50:BR:4:LEU:O	50:BR:6:SER:N	2.32	0.58
40:DE:44:TYR:O	40:DE:45:THR:CB	2.50	0.58
40:DE:52:LEU:HD23	40:DE:75:VAL:CB	2.34	0.58
37:DB:57:A:H1'	42:DG:29:TRP:O	2.04	0.58
57:BY:85:VAL:HG12	57:BY:86:ARG:N	2.15	0.58
27:B1:77:ALA:O	27:B1:79:GLY:N	2.37	0.58
36:BA:1697:G:C3'	36:BA:1698:A:H5''	2.30	0.58
48:DP:91:PHE:CE2	48:DP:95:VAL:HG12	2.38	0.58
36:DA:2317:C:O2'	36:DA:2318:G:H5'	2.03	0.58
12:AL:26:ALA:O	12:AL:27:LEU:O	2.20	0.58
16:CP:25:ARG:HG3	16:CP:25:ARG:NH1	2.17	0.58
25:CZ:341:GLN:C	25:CZ:342:PHE:CD1	2.77	0.58
36:DA:888:C:H2'	36:DA:889:C:C4'	2.33	0.58
7:CG:151:TYR:OH	11:CK:54:ARG:HD3	2.02	0.58
1:AA:1003:G:O2'	1:AA:1004:A:H4'	2.02	0.58
52:DT:106:SER:O	52:DT:107:ASP:OD1	2.21	0.58
8:CH:114:THR:C	8:CH:116:LYS:H	2.07	0.58
54:DV:69:LYS:HA	54:DV:87:HIS:O	2.03	0.58
4:CD:133:VAL:HG11	4:CD:138:TYR:CD2	2.38	0.58
11:CK:117:ASN:N	11:CK:117:ASN:HD22	1.99	0.58
3:AC:190:ARG:HG3	3:AC:190:ARG:NH1	2.19	0.58
1:AA:1228:C:H4'	13:AM:116:THR:O	2.04	0.58
36:DA:2461:C:H2'	36:DA:2462:U:C6	2.39	0.58
1:AA:1245:A:H2'	1:AA:1246:C:C6	2.39	0.58
36:DA:137:C:O2	36:DA:137:C:H2'	2.03	0.58
36:BA:64:A:O2'	36:BA:65:C:H5'	2.03	0.58
36:DA:1983:C:O2'	36:DA:1984:G:H5'	2.02	0.58
39:BD:162:SER:O	39:BD:178:PRO:HG3	2.02	0.58
1:CA:664:G:P	18:CR:64:ARG:HH21	2.27	0.58
36:DA:1290:C:H2'	36:DA:1291:C:H6	1.67	0.58
4:CD:194:LEU:HB3	4:CD:196:LEU:CD1	2.34	0.58
24:CY:76:A:C4	25:CZ:271:GLU:HB2	2.39	0.58
32:D6:8:LYS:O	32:D6:9:LEU:HB3	2.04	0.58

Continued on next page...

Continued from previous page...

Atom-1	Atom-2	Distance(Å)	Clash(Å)
1:AA:963:G:H21	10:AJ:55:LYS:HD3	1.68	0.58
49:DQ:134:ARG:HA	49:DQ:137:TYR:CE2	2.39	0.58
49:DQ:27:VAL:CG1	49:DQ:28:ALA:N	2.60	0.58
1:AA:346:G:N3	1:AA:346:G:H2'	2.19	0.58
56:DX:18:TYR:O	56:DX:20:GLY:N	2.37	0.58
41:BF:137:LYS:HB2	41:BF:137:LYS:NZ	2.18	0.58
1:CA:973:G:C1'	10:CJ:55:LYS:HE2	2.34	0.58
42:BG:42:GLY:O	42:BG:44:GLY:N	2.32	0.58
3:CC:73:PRO:O	3:CC:76:VAL:HG22	2.04	0.58
51:DS:58:LEU:HG	51:DS:59:LYS:H	1.67	0.58
50:DR:117:VAL:O	50:DR:118:GLU:HB2	2.04	0.58
36:DA:1301:A:HO2'	36:DA:1302:A:H2'	1.67	0.58
48:DP:81:GLN:NE2	48:DP:106:LEU:HA	2.18	0.58
36:DA:2407:G:N2	36:DA:2408:U:H1'	2.18	0.58
30:B4:8:LYS:O	30:B4:9:LEU:CB	2.49	0.58
58:DZ:17:ALA:HA	58:DZ:20:ARG:CG	2.33	0.58
36:BA:92:A:H2'	36:BA:93:G:O4'	2.03	0.58
18:CR:37:VAL:HA	18:CR:40:LEU:HB2	1.86	0.58
36:BA:886:C:H2'	36:BA:887:A:C4'	2.32	0.58
50:DR:29:LEU:HD11	50:DR:52:ILE:HD11	1.84	0.58
56:DX:64:LYS:HZ1	56:DX:73:ARG:HH21	1.51	0.58
33:D7:26:GLY:O	33:D7:30:VAL:HG23	2.02	0.58
37:DB:15:A:H3'	37:DB:16:G:H5'	1.86	0.58
33:B7:47:ARG:HH22	36:BA:1311:G:H2'	1.68	0.58
28:D2:65:ASN:ND2	36:DA:112:U:H5'	2.19	0.58
36:DA:1678:G:H22	36:DA:1989:G:H22	1.51	0.58
36:BA:1473:G:H2'	36:BA:1474:C:O4'	2.03	0.58
38:BC:30:LYS:NZ	38:BC:30:LYS:HB3	2.17	0.58
50:DR:18:LEU:O	50:DR:18:LEU:HD22	2.03	0.58
1:AA:646:U:H2'	1:AA:647:C:C6	2.39	0.58
1:CA:636:U:H2'	1:CA:637:G:C8	2.38	0.58
36:BA:1718:G:H2'	36:BA:1719:G:C8	2.39	0.58
9:CI:33:PHE:C	9:CI:35:GLU:H	2.07	0.58
36:DA:2341:G:H2'	36:DA:2342:C:C6	2.38	0.58
1:AA:1468:A:H2'	1:AA:1469:G:O4'	2.04	0.58
1:AA:41:G:H2'	1:AA:42:G:C8	2.39	0.58
1:CA:67:C:H2'	1:CA:68:G:C8	2.38	0.58
1:CA:1458:G:H2'	1:CA:1459:C:C6	2.38	0.58
36:DA:2749:A:N1	36:DA:2750:A:N6	2.51	0.58
36:DA:1907:G:O2'	36:DA:1908:C:H5'	2.03	0.58
1:CA:954:G:H2'	1:CA:955:U:C6	2.39	0.58
36:DA:654(A):G:H2'	36:DA:654(B):C:H5'	1.86	0.58

Continued on next page...

Continued from previous page...

Atom-1	Atom-2	Distance(Å)	Clash(Å)
36:BA:114:U:H6	36:BA:114:U:H5'	1.68	0.58
42:DG:118:ARG:HG2	42:DG:118:ARG:HH11	1.68	0.58
36:DA:2206:G:N2	36:DA:2207:G:H5'	2.18	0.58
25:CZ:234:ARG:HG3	25:CZ:234:ARG:NH1	2.17	0.58
25:CZ:234:ARG:O	25:CZ:289:LEU:CD2	2.52	0.58
34:D8:8:LYS:O	34:D8:12:LYS:HG3	2.04	0.58
36:DA:1484:G:C3'	36:DA:1485:G:H5''	2.33	0.58
36:BA:2590:A:O2'	36:BA:2591:C:H5'	2.03	0.58
52:BT:58:ASN:ND2	52:BT:58:ASN:H	2.02	0.58
36:BA:1599:C:H2'	36:BA:1600:C:C6	2.38	0.58
25:AZ:26:THR:HB	60:AZ:501:GDP:O2A	2.04	0.58
57:BY:29:GLU:N	57:BY:29:GLU:OE1	2.37	0.58
52:BT:102:ILE:HB	52:BT:110:ILE:HD12	1.86	0.58
22:CV:68:C:H2'	22:CV:69:G:H5'	1.82	0.58
46:DN:46:VAL:O	46:DN:47:ALA:HB3	2.03	0.58
3:AC:16:ARG:HH22	3:AC:183:ASP:HA	1.67	0.58
42:BG:51:ARG:HA	42:BG:51:ARG:HE	1.69	0.58
48:BP:50:ARG:HH11	48:BP:50:ARG:HG2	1.69	0.58
1:CA:1226:C:H4'	1:CA:1227:A:OP1	2.03	0.58
9:AI:53:VAL:CG1	9:AI:95:LYS:HD3	2.29	0.58
25:CZ:253:VAL:HA	25:CZ:307:PRO:CD	2.33	0.58
51:BS:20:ARG:HG2	51:BS:20:ARG:NH1	2.19	0.58
14:CN:7:ILE:O	14:CN:10:ALA:HB3	2.04	0.58
36:BA:1596:A:O2'	36:BA:1597:A:H5'	2.03	0.58
46:BN:26:LEU:CD1	46:BN:30:ILE:HD11	2.30	0.58
50:BR:78:LYS:O	50:BR:83:ILE:HG12	2.03	0.58
57:BY:88:LYS:NZ	57:BY:93:GLY:CA	2.67	0.58
36:DA:1536:C:C2'	36:DA:1537:G:H4'	2.32	0.58
6:CF:10:LEU:HD11	6:CF:61:LEU:CD1	2.33	0.58
18:CR:32:ARG:CA	18:CR:69:THR:HG21	2.33	0.58
1:AA:407:G:H2'	1:AA:408:A:H8	1.69	0.58
1:AA:1499:A:C1'	1:AA:1520:G:H5'	2.33	0.58
51:DS:47:THR:HG22	51:DS:49:VAL:O	2.04	0.58
53:DU:70:ARG:C	53:DU:72:HIS:H	2.07	0.58
40:BE:116:VAL:HG23	40:BE:120:TRP:HB2	1.85	0.58
36:BA:548:A:H2'	36:BA:549:G:H5'	1.84	0.58
1:CA:1061:G:H2'	1:CA:1062:U:C6	2.38	0.58
40:BE:30:PRO:HD3	40:BE:180:ASN:CG	2.24	0.58
45:DK:123:UNK:O	45:DK:125:UNK:N	2.37	0.58
40:BE:198:VAL:HG12	40:BE:199:ARG:N	2.19	0.58
44:DJ:97:UNK:HA	44:DJ:132:UNK:CA	2.34	0.58
18:AR:55:ARG:HG3	18:AR:55:ARG:HH11	1.68	0.58

Continued on next page...

Continued from previous page...

Atom-1	Atom-2	Distance(Å)	Clash(Å)
36:BA:1930:G:N2	36:BA:1968:G:H2'	2.19	0.58
39:BD:134:ARG:HG3	39:BD:135:PHE:CD2	2.39	0.58
41:DF:87:GLY:O	41:DF:88:VAL:O	2.22	0.58
36:BA:963:U:H2'	36:BA:964:C:C6	2.39	0.58
1:CA:1486:G:H2'	1:CA:1487:G:O4'	2.03	0.58
48:DP:34:GLY:O	48:DP:35:HIS:HB2	2.04	0.58
52:DT:90:GLN:O	52:DT:91:ARG:C	2.42	0.58
36:BA:1009:A:H1'	53:BU:59:ARG:NH1	2.19	0.58
1:AA:1054:C:C5	1:AA:1196:U:C5	2.92	0.58
25:AZ:174:SER:HB3	25:AZ:177:LEU:CD1	2.32	0.58
39:BD:30:GLU:CB	39:BD:35:LYS:HD2	2.14	0.58
49:DQ:35:VAL:HG12	49:DQ:130:LYS:O	2.03	0.58
26:D0:42:GLY:HA3	36:DA:2331:G:O4'	2.03	0.58
46:DN:132:ALA:O	46:DN:133:GLN:HB2	2.03	0.58
46:BN:47:ALA:HB2	46:BN:112:LEU:CD1	2.34	0.58
9:AI:4:TYR:H	9:AI:4:TYR:HD1	1.51	0.58
3:AC:68:VAL:HG12	3:AC:68:VAL:O	2.02	0.58
54:BV:47:VAL:C	54:BV:49:THR:H	2.06	0.58
31:B5:57:VAL:C	31:B5:58:LEU:HD12	2.25	0.58
10:AJ:58:ASP:O	10:AJ:59:SER:HB3	2.04	0.58
25:CZ:121:LEU:HG	25:CZ:122:LEU:N	2.19	0.58
36:BA:1050:A:C2'	36:BA:1051:G:H5'	2.25	0.58
31:B5:25:LEU:HD22	31:B5:26:THR:H	1.69	0.58
36:DA:1301:A:C8	36:DA:1303:G:C8	2.91	0.58
46:BN:18:ALA:HB1	46:BN:21:LYS:CB	2.34	0.58
10:CJ:40:LEU:HD23	10:CJ:40:LEU:N	2.13	0.58
41:DF:201:VAL:HG13	41:DF:202:PHE:N	2.19	0.58
4:AD:173:TRP:CE2	4:AD:189:PRO:HB3	2.39	0.58
4:CD:157:LEU:HA	4:CD:160:GLN:OE1	2.03	0.58
2:CB:8:LYS:NZ	2:CB:217:ARG:NH1	2.52	0.58
40:BE:5:LEU:CD1	40:BE:51:PHE:HB2	2.32	0.58
40:BE:2:LYS:CD	40:BE:95:ILE:HG22	2.34	0.58
40:DE:167:VAL:HG13	40:DE:170:LEU:HD11	1.84	0.58
1:AA:1259:C:C4	1:AA:1260:C:O2	2.57	0.58
36:BA:2807:G:C2'	36:BA:2808:U:H5''	2.34	0.58
50:DR:12:ARG:HD3	50:DR:16:HIS:CD2	2.39	0.58
31:B5:17:ASP:O	31:B5:20:ARG:N	2.35	0.58
11:AK:21:ILE:HG12	11:AK:30:VAL:HG12	1.85	0.58
16:AP:19:ILE:O	16:AP:36:ILE:HD13	2.03	0.58
36:DA:18:C:H5''	53:DU:24:TYR:O	2.04	0.58
36:DA:2050:C:H1'	40:DE:156:MET:HE2	1.84	0.58
41:DF:64:ILE:HD11	41:DF:65:TRP:CZ2	2.39	0.58

Continued on next page...

Continued from previous page...

Atom-1	Atom-2	Distance(Å)	Clash(Å)
36:BA:842:G:O2'	36:BA:843:G:H5'	2.04	0.58
24:CY:54:5MU:H2'	24:CY:55:PSU:O4'	2.03	0.58
37:BB:13:A:O2'	37:BB:14:U:H3'	2.04	0.58
36:BA:633:A:H2'	36:BA:634:C:H5'	1.85	0.58
20:AT:39:LYS:O	20:AT:43:LEU:HG	2.02	0.58
36:BA:21:A:O2'	36:BA:22:C:H5'	2.04	0.58
6:CF:78:GLU:O	6:CF:81:ILE:HG13	2.03	0.58
3:AC:135:LYS:NZ	5:AE:50:GLU:OE1	2.35	0.58
40:DE:94:GLU:OE2	40:DE:177:PRO:HB3	2.04	0.58
1:AA:1217:C:OP1	14:AN:9:LYS:HE3	2.03	0.58
15:AO:56:LEU:O	15:AO:60:VAL:HG23	2.03	0.58
48:DP:135:LEU:HD13	48:DP:135:LEU:O	2.03	0.58
42:BG:162:THR:O	42:BG:162:THR:HG22	2.03	0.58
1:AA:1073:U:O2'	1:AA:1074:G:H5'	2.03	0.58
48:DP:58:THR:O	48:DP:58:THR:CG2	2.52	0.58
32:B6:20:ASN:O	32:B6:21:TYR:CD1	2.57	0.58
36:DA:84:A:C5'	57:DY:9:LYS:HD2	2.34	0.58
39:DD:75:ILE:HD13	39:DD:75:ILE:H	1.69	0.58
34:B8:17:THR:OG1	34:B8:18:ALA:N	2.36	0.58
35:D9:19:ARG:C	35:D9:21:GLY:H	2.08	0.58
10:CJ:61:GLU:HG3	14:CN:58:LYS:NZ	2.19	0.58
34:B8:6:THR:CG2	34:B8:63:PRO:HD3	2.34	0.58
54:DV:64:HIS:CE1	54:DV:92:THR:HG22	2.39	0.58
1:CA:1226:C:H2'	13:CM:103:THR:HB	1.85	0.58
43:BH:85:LYS:C	43:BH:85:LYS:HE2	2.24	0.58
1:AA:1097:C:O2'	1:AA:1098:C:H5'	2.04	0.58
58:DZ:119:GLU:HA	58:DZ:172:ALA:HA	1.85	0.58
36:DA:603:A:H1'	36:DA:604:G:OP1	2.04	0.58
4:AD:121:VAL:HG12	4:AD:134:ASP:HA	1.86	0.58
48:BP:102:ARG:HH11	48:BP:102:ARG:HB2	1.69	0.58
11:CK:21:ILE:HG12	11:CK:30:VAL:CG1	2.27	0.58
48:DP:85:LEU:HB3	48:DP:114:ILE:HD11	1.86	0.58
48:DP:106:LEU:HD11	48:DP:112:LEU:HD23	1.85	0.58
24:AY:76:A:C8	25:AZ:231:ILE:HG12	2.39	0.58
48:BP:122:PRO:HA	48:BP:141:ALA:O	2.04	0.58
36:DA:1070:A:H2'	36:DA:1097:U:OP1	2.04	0.58
36:DA:1090:U:H2'	36:DA:1091:G:O4'	2.04	0.58
46:DN:32:THR:C	46:DN:34:LEU:H	2.08	0.58
36:DA:2756:U:O2'	36:DA:2757:A:OP2	2.19	0.58
36:DA:760:G:C2'	36:DA:761:A:H5'	2.33	0.58
36:DA:2131:G:H1'	36:DA:2133:G:H21	1.69	0.58
1:AA:1320:C:H6	1:AA:1320:C:H5'	1.69	0.58

Continued on next page...

Continued from previous page...

Atom-1	Atom-2	Distance(Å)	Clash(Å)
35:B9:10:ILE:O	35:B9:11:CYS:CB	2.51	0.58
49:BQ:30:GLY:N	49:BQ:105:GLU:OE2	2.35	0.58
39:BD:130:ALA:C	39:BD:131:LEU:HD12	2.24	0.58
26:B0:49:LYS:HG3	26:B0:80:HIS:HD1	1.69	0.58
2:AB:61:LEU:HD11	2:AB:160:ASP:HB2	1.86	0.58
36:BA:380:U:H2'	36:BA:381:G:C8	2.39	0.58
55:BW:36:LEU:HD11	55:BW:47:VAL:HG12	1.86	0.58
18:CR:36:ASN:OD1	18:CR:38:GLU:HG2	2.03	0.58
1:AA:148:G:H2'	1:AA:149:A:C8	2.39	0.58
36:DA:2660:A:OP1	36:DA:2660:A:H8	1.87	0.58
46:DN:36:GLY:O	46:DN:42:TRP:CE3	2.57	0.58
11:AK:29:ILE:HG22	11:AK:44:SER:HB2	1.85	0.58
3:CC:131:ARG:HH11	3:CC:166:GLU:HG3	1.67	0.58
14:AN:29:ARG:CG	14:AN:29:ARG:HH11	2.17	0.58
36:DA:1935:G:H1'	36:DA:1964:G:N2	2.19	0.58
1:CA:1521:G:H2'	1:CA:1522:U:C6	2.39	0.58
36:DA:2728:U:O2'	36:DA:2729:G:H5'	2.04	0.58
56:DX:56:THR:HG22	56:DX:79:ALA:HB2	1.86	0.58
41:DF:100:THR:O	41:DF:100:THR:HG22	2.03	0.58
25:CZ:267:VAL:HG23	25:CZ:288:VAL:HG13	1.85	0.57
1:AA:1055:A:H8	1:AA:1055:A:O5'	1.87	0.57
25:AZ:136:ASN:ND2	60:AZ:501:GDP:N7	2.51	0.57
49:DQ:133:ARG:HB2	49:DQ:133:ARG:NH1	2.18	0.57
42:DG:16:ARG:N	42:DG:17:PRO:HD2	2.19	0.57
43:DH:41:MET:O	43:DH:42:ARG:CB	2.52	0.57
49:BQ:140:ALA:HB1	58:BZ:99:TYR:CE2	2.39	0.57
58:BZ:81:ARG:O	58:BZ:81:ARG:HG3	2.04	0.57
15:CO:87:ILE:CG2	15:CO:88:ARG:H	2.03	0.57
1:CA:1367:C:OP1	10:CJ:57:LYS:NZ	2.37	0.57
1:CA:973:G:O4'	10:CJ:55:LYS:HG3	2.04	0.57
46:DN:46:VAL:HG11	46:DN:48:MET:HG3	1.86	0.57
36:DA:996:A:H4'	53:DU:92:ARG:CZ	2.32	0.57
43:BH:33:LEU:HD21	43:BH:136:ILE:HG22	1.86	0.57
41:DF:160:ASN:HD21	41:DF:162:LEU:HD13	1.67	0.57
46:DN:67:LEU:HD12	46:DN:67:LEU:N	2.19	0.57
51:DS:15:ARG:HH11	51:DS:15:ARG:HG2	1.69	0.57
50:DR:4:LEU:C	50:DR:6:SER:H	2.06	0.57
1:AA:1271:G:H2'	1:AA:1272:G:C5'	2.33	0.57
57:BY:88:LYS:HZ1	57:BY:93:GLY:CA	2.17	0.57
24:AY:76:A:C2	25:AZ:271:GLU:HG3	2.39	0.57
24:AY:76:A:H5''	25:AZ:231:ILE:HD11	1.85	0.57
22:AV:3:C:H2'	22:AV:4:C:C6	2.39	0.57

Continued on next page...

Continued from previous page...

Atom-1	Atom-2	Distance(Å)	Clash(Å)
36:DA:1278:A:O2'	36:DA:1279:G:H5'	2.03	0.57
51:BS:95:HIS:CG	51:BS:96:GLY:N	2.71	0.57
10:CJ:84:GLN:O	10:CJ:88:LEU:HB3	2.04	0.57
25:CZ:356:PRO:HD3	25:CZ:370:PHE:CB	2.34	0.57
1:CA:945:G:N2	1:CA:946:A:C8	2.72	0.57
54:BV:19:LYS:HD2	54:BV:96:ILE:HD11	1.86	0.57
43:DH:54:ARG:HH22	43:DH:62:LYS:CE	2.16	0.57
36:BA:1655:A:H1'	40:BE:113:PHE:HE1	1.69	0.57
36:DA:848:G:N9	36:DA:933:A:H8	2.02	0.57
46:DN:56:ASN:HA	46:DN:125:GLY:C	2.24	0.57
36:DA:1243:G:H2'	36:DA:1244:G:O4'	2.04	0.57
1:CA:725:G:O2'	1:CA:726:C:H5'	2.03	0.57
18:CR:36:ASN:HD21	18:CR:39:VAL:HG21	1.68	0.57
36:DA:438:G:O2'	36:DA:440:G:H5'	2.03	0.57
1:AA:436:C:H2'	1:AA:437:U:C6	2.39	0.57
25:AZ:341:GLN:N	25:AZ:341:GLN:NE2	2.52	0.57
36:DA:426:C:O2'	36:DA:427:U:H5'	2.03	0.57
1:AA:106:C:O2'	1:AA:107:G:H5'	2.04	0.57
36:DA:350:U:H2'	36:DA:351:G:O4'	2.04	0.57
46:BN:2:LYS:HZ3	54:BV:12:TYR:HA	1.69	0.57
54:BV:21:ARG:HG2	54:BV:21:ARG:HH11	1.69	0.57
46:DN:72:TYR:CD1	46:DN:90:MET:HG3	2.38	0.57
36:DA:464:U:H2'	36:DA:465:G:O4'	2.03	0.57
36:DA:2439:A:C8	36:DA:2439:A:H5'	2.39	0.57
36:BA:2543:G:H2'	36:BA:2544:G:C8	2.38	0.57
1:AA:711:G:O2'	1:AA:712:A:H5'	2.03	0.57
1:AA:1378:C:OP1	7:AG:7:ALA:HB3	2.04	0.57
36:DA:2282:G:OP1	36:DA:2283:C:H1'	2.03	0.57
27:D1:30:VAL:O	36:DA:2395:C:O2'	2.22	0.57
52:DT:27:THR:HA	52:DT:87:ASP:HB2	1.85	0.57
32:B6:15:GLU:OE2	32:B6:18:ARG:CZ	2.52	0.57
53:BU:92:ARG:HB3	54:BV:11:GLN:NE2	2.18	0.57
56:BX:36:LYS:HA	56:BX:39:ILE:HG12	1.86	0.57
2:AB:111:ARG:NH2	2:AB:114:ARG:HG2	2.19	0.57
2:AB:121:LEU:HG	2:AB:126:GLU:CB	2.34	0.57
25:AZ:93:ILE:HD13	61:AZ:502:KIR:H381	1.85	0.57
57:BY:77:PRO:O	57:BY:78:ALA:HB2	2.04	0.57
35:D9:1:MET:HA	35:D9:4:ARG:NH2	2.19	0.57
13:AM:9:ILE:N	13:AM:9:ILE:HD12	2.18	0.57
10:AJ:6:ILE:HG13	10:AJ:72:VAL:HB	1.86	0.57
14:AN:59:ALA:HB1	14:AN:61:TRP:HZ3	1.69	0.57
58:DZ:98:MET:HG2	58:DZ:99:TYR:H	1.69	0.57

Continued on next page...

Continued from previous page...

Atom-1	Atom-2	Distance(Å)	Clash(Å)
19:CS:42:PRO:O	19:CS:44:MET:SD	2.62	0.57
34:B8:15:LYS:HD2	34:B8:16:ILE:N	2.18	0.57
13:CM:49:THR:HB	13:CM:52:GLU:H	1.68	0.57
48:DP:84:ASN:HA	48:DP:116:GLY:CA	2.34	0.57
2:CB:74:LYS:HD2	2:CB:166:ASP:HB2	1.86	0.57
15:AO:3:ILE:O	15:AO:3:ILE:HG13	2.02	0.57
52:BT:129:ARG:NH2	52:BT:131:ALA:HB3	2.19	0.57
36:DA:300:A:H2'	36:DA:334:C:O2'	2.05	0.57
40:DE:103:ASP:HA	40:DE:168:MET:HA	1.85	0.57
50:DR:30:THR:HG23	50:DR:31:HIS:ND1	2.19	0.57
17:AQ:70:ARG:N	17:AQ:70:ARG:HD2	2.20	0.57
58:DZ:144:LEU:HD21	58:DZ:150:LEU:HD13	1.86	0.57
17:CQ:75:ARG:HG3	17:CQ:75:ARG:NH1	2.19	0.57
5:CE:41:VAL:HG13	5:CE:113:ALA:HA	1.85	0.57
37:BB:65:C:H2'	37:BB:109:C:N4	2.19	0.57
36:DA:2590:A:O2'	36:DA:2591:C:H5'	2.04	0.57
36:BA:1525:G:H2'	36:BA:1526:G:H8	1.68	0.57
36:DA:1352:U:C2'	36:DA:1353:A:H5'	2.34	0.57
7:CG:102:ARG:HG2	7:CG:106:GLN:NE2	2.19	0.57
36:BA:1038:C:C3'	36:BA:1039:G:H5''	2.34	0.57
36:BA:1038:C:H2'	36:BA:1039:G:H5''	1.86	0.57
40:DE:69:LYS:HE3	40:DE:89:ASP:HA	1.86	0.57
1:CA:403:C:O2'	1:CA:404:U:H5'	2.04	0.57
1:CA:310:G:H2'	1:CA:311:C:H6	1.68	0.57
36:BA:752:A:H4'	36:BA:753:C:O5'	2.04	0.57
36:DA:315:G:H2'	36:DA:316:C:C6	2.39	0.57
38:DC:68:LEU:HD22	38:DC:70:LYS:HB3	1.85	0.57
2:AB:238:LEU:O	2:AB:238:LEU:HG	2.03	0.57
36:BA:2492:U:O2'	36:BA:2493:U:H5'	2.04	0.57
36:BA:394:A:H2'	36:BA:395:U:H5'	1.85	0.57
6:CF:26:ILE:O	6:CF:29:ALA:HB3	2.03	0.57
25:CZ:27:LEU:CD1	25:CZ:31:LEU:HD21	2.34	0.57
34:D8:4:MET:O	34:D8:62:LEU:HD12	2.05	0.57
36:DA:589:C:H2'	36:DA:590:A:H8	1.70	0.57
42:DG:159:VAL:O	42:DG:159:VAL:HG13	2.04	0.57
42:DG:130:ASN:CB	42:DG:160:VAL:HA	2.21	0.57
49:BQ:133:ARG:CG	49:BQ:134:ARG:H	2.16	0.57
9:AI:4:TYR:CD2	9:AI:88:TYR:HB2	2.38	0.57
14:CN:42:ILE:HG22	14:CN:43:CYS:N	2.19	0.57
34:B8:62:LEU:CD1	36:BA:242:G:H5''	2.29	0.57
1:CA:555:C:H2'	1:CA:556:C:C6	2.38	0.57
58:DZ:162:GLU:C	58:DZ:163:LEU:HD23	2.24	0.57

Continued on next page...

Continued from previous page...

Atom-1	Atom-2	Distance(Å)	Clash(Å)
10:CJ:34:VAL:CG2	10:CJ:74:ILE:HG22	2.32	0.57
36:DA:2822:G:OP1	40:DE:159:HIS:NE2	2.38	0.57
17:CQ:59:ILE:HG23	17:CQ:71:PHE:HB3	1.86	0.57
33:B7:43:THR:HG23	33:B7:44:PRO:HD2	1.85	0.57
5:AE:8:GLU:N	5:AE:34:VAL:HG23	2.19	0.57
7:CG:70:LYS:HG2	7:CG:100:ALA:HB2	1.85	0.57
2:AB:97:TRP:CH2	2:AB:173:ALA:HA	2.38	0.57
1:CA:1278:U:H5''	1:CA:1279:A:O4'	2.04	0.57
39:DD:2:ALA:O	39:DD:3:VAL:CB	2.52	0.57
40:BE:34:VAL:O	40:BE:34:VAL:HG22	2.04	0.57
50:DR:74:LYS:NZ	50:DR:77:ARG:NH2	2.51	0.57
1:CA:1435:G:H2'	1:CA:1436:U:H6	1.67	0.57
13:CM:27:LYS:HZ2	13:CM:31:LYS:CE	2.17	0.57
1:CA:1118:C:H1'	1:CA:1179:A:C4	2.40	0.57
1:CA:664:G:H22	1:CA:741:G:H1	1.52	0.57
1:AA:903:G:H2'	1:AA:904:C:H6	1.70	0.57
36:DA:492:A:H2'	36:DA:493:G:O4'	2.04	0.57
26:B0:21:LEU:HB3	26:B0:39:ARG:O	2.04	0.57
27:B1:14:VAL:HG13	27:B1:40:ARG:O	2.04	0.57
58:DZ:19:ARG:C	58:DZ:21:ALA:H	2.07	0.57
25:AZ:86:ALA:C	25:AZ:88:TYR:H	2.07	0.57
50:BR:10:LEU:HD12	50:BR:10:LEU:O	2.04	0.57
20:CT:29:LYS:O	20:CT:33:ILE:HG13	2.04	0.57
1:AA:992:U:H4'	1:AA:993:G:O5'	2.05	0.57
53:BU:115:ALA:C	53:BU:117:GLN:H	2.06	0.57
28:B2:32:LEU:HD12	28:B2:57:ILE:HD12	1.84	0.57
49:BQ:140:ALA:HB1	58:BZ:99:TYR:HE2	1.69	0.57
41:BF:137:LYS:HB2	41:BF:137:LYS:HZ2	1.68	0.57
34:D8:17:THR:CG2	34:D8:21:LYS:O	2.47	0.57
1:AA:976:G:H5'	1:AA:1358:U:O2'	2.04	0.57
36:DA:195:A:H5''	36:DA:196:A:OP2	2.03	0.57
19:CS:63:THR:HG23	19:CS:66:MET:HG2	1.85	0.57
36:BA:26:G:O2'	36:BA:27:G:H5'	2.05	0.57
12:AL:121:GLY:O	12:AL:122:THR:C	2.43	0.57
40:DE:51:PHE:CG	40:DE:52:LEU:N	2.73	0.57
36:BA:1053:C:O2'	36:BA:1054:A:H5'	2.05	0.57
29:B3:16:PRO:HD2	29:B3:19:GLN:NE2	2.19	0.57
40:BE:44:TYR:O	40:BE:45:THR:CB	2.52	0.57
1:AA:405:U:O2	1:AA:498:U:H2'	2.03	0.57
12:CL:86:ARG:HB2	12:CL:101:VAL:CG2	2.33	0.57
25:CZ:341:GLN:HE22	25:CZ:390:GLU:HA	1.69	0.57
41:DF:53:THR:HG22	41:DF:56:GLU:CG	2.35	0.57

Continued on next page...

Continued from previous page...

Atom-1	Atom-2	Distance(Å)	Clash(Å)
58:DZ:145:GLU:O	58:DZ:147:GLY:N	2.37	0.57
55:DW:78:GLU:OE2	55:DW:99:ARG:HD2	2.05	0.57
1:AA:47:C:H6	1:AA:365:U:H2'	1.70	0.57
38:DC:75:LEU:HD12	38:DC:75:LEU:O	2.04	0.57
3:AC:131:ARG:NH1	3:AC:166:GLU:HG3	2.18	0.57
15:AO:17:ARG:HG2	15:AO:26:GLU:HG3	1.85	0.57
39:DD:125:ILE:CD1	39:DD:137:PRO:HD3	2.34	0.57
3:AC:66:VAL:HG12	3:AC:66:VAL:O	2.03	0.57
1:CA:1485:U:O2'	1:CA:1486:G:H5'	2.04	0.57
36:BA:20:C:O2'	36:BA:21:A:H5'	2.04	0.57
1:CA:789:U:H2'	1:CA:791:G:OP2	2.04	0.57
1:CA:1513:A:H2'	1:CA:1514:C:C6	2.40	0.57
39:DD:206:LEU:HD22	39:DD:211:ARG:HG2	1.86	0.57
1:CA:1170:A:H2'	1:CA:1171:G:O4'	2.05	0.57
1:AA:603:U:H2'	1:AA:604:G:H8	1.68	0.57
7:AG:87:VAL:HG13	7:AG:151:TYR:O	2.04	0.57
1:AA:957:U:H4'	19:AS:79:THR:HB	1.86	0.57
36:DA:1001:A:H2'	36:DA:1002:G:O4'	2.04	0.57
52:DT:5:ALA:HA	52:DT:8:LYS:HE2	1.85	0.57
25:CZ:231:ILE:HG22	25:CZ:234:ARG:HB2	1.86	0.57
25:CZ:28:THR:HG23	25:CZ:79:HIS:CE1	2.38	0.57
48:DP:16:ARG:HE	48:DP:18:ARG:HG2	1.68	0.57
1:CA:987:G:O2'	1:CA:988:G:H5'	2.03	0.57
28:B2:41:ILE:HG13	28:B2:42:GLY:N	2.20	0.57
25:CZ:266:VAL:CB	25:CZ:291:ARG:NH2	2.65	0.57
25:AZ:135:MET:HE1	25:AZ:172:ARG:NE	2.19	0.57
57:BY:95:LYS:CE	57:BY:100:ALA:HB2	2.33	0.57
49:BQ:134:ARG:CZ	58:BZ:122:ARG:HH21	2.16	0.57
3:CC:47:LEU:HB3	3:CC:52:LEU:CD2	2.34	0.57
14:CN:57:ARG:NH1	14:CN:57:ARG:HB3	2.17	0.57
36:BA:252:G:P	48:BP:50:ARG:HH21	2.28	0.57
54:DV:47:VAL:O	54:DV:47:VAL:HG23	2.05	0.57
50:BR:4:LEU:C	50:BR:6:SER:H	2.07	0.57
37:BB:55:U:H2'	37:BB:56:G:C8	2.39	0.57
36:BA:2777:G:H5''	36:BA:2778:A:H5'	1.85	0.57
51:BS:57:LYS:O	51:BS:58:LEU:HB2	2.05	0.57
1:AA:266:G:C5'	1:AA:267:C:C5	2.87	0.57
40:DE:52:LEU:HB3	40:DE:75:VAL:HB	1.86	0.57
17:CQ:70:ARG:HD2	17:CQ:70:ARG:N	2.19	0.57
13:AM:88:ARG:NH1	13:AM:88:ARG:HG2	2.18	0.57
36:BA:1103:A:H5'	36:BA:1104:C:OP2	2.05	0.57
5:CE:7:GLU:HG2	5:CE:112:LEU:CD2	2.34	0.57

Continued on next page...

Continued from previous page...

Atom-1	Atom-2	Distance(Å)	Clash(Å)
58:DZ:10:ARG:H	58:DZ:37:VAL:HA	1.69	0.57
55:DW:5:ALA:O	55:DW:6:ILE:HB	2.04	0.57
24:CY:62:U:O2'	24:CY:63:C:H5'	2.04	0.57
2:AB:207:ALA:O	2:AB:211:ILE:HD12	2.04	0.57
4:CD:159:ARG:HH11	4:CD:159:ARG:HG3	1.68	0.57
34:D8:50:LEU:O	34:D8:52:LYS:N	2.38	0.57
36:DA:2068:U:N3	36:DA:2430:A:H2	2.01	0.57
51:BS:25:ARG:NH1	51:BS:40:ILE:HD11	2.20	0.57
49:BQ:52:VAL:C	49:BQ:54:MET:N	2.58	0.57
1:CA:1061:G:H2'	1:CA:1062:U:H6	1.68	0.57
56:BX:64:LYS:NZ	56:BX:73:ARG:NH2	2.51	0.57
46:DN:55:VAL:HG22	46:DN:56:ASN:N	2.20	0.57
53:BU:26:GLY:O	53:BU:30:LYS:HE2	2.03	0.57
37:BB:35:U:H2'	37:BB:36:C:H6	1.70	0.57
11:CK:29:ILE:HG22	11:CK:44:SER:HB2	1.86	0.57
33:B7:34:ARG:HG3	33:B7:34:ARG:HH11	1.69	0.57
49:DQ:70:PRO:HA	49:DQ:95:ALA:HB2	1.86	0.57
36:DA:648:G:O2'	36:DA:649:G:H5'	2.05	0.57
11:AK:26:ASN:O	11:AK:27:ASN:HB2	2.03	0.57
8:AH:11:THR:HA	8:AH:14:ARG:NH1	2.20	0.57
1:AA:652:U:C2	1:AA:752:G:N2	2.73	0.57
36:BA:1661:G:O2'	36:BA:1662:C:H5'	2.04	0.57
36:BA:703:U:C2'	36:BA:704:G:H5'	2.34	0.57
34:D8:38:GLY:O	34:D8:42:ARG:HB2	2.05	0.57
58:BZ:166:SER:HB2	58:BZ:167:PRO:HA	1.87	0.57
10:CJ:6:ILE:HD12	10:CJ:23:ILE:HG21	1.87	0.57
39:BD:77:ALA:O	39:BD:116:GLN:HG3	2.03	0.57
39:DD:75:ILE:HD13	39:DD:75:ILE:N	2.19	0.57
25:CZ:143:ASP:HB3	25:CZ:146:LEU:HB2	1.85	0.57
25:CZ:196:VAL:O	25:CZ:199:ILE:N	2.32	0.57
36:DA:1349:A:N6	36:DA:1598:C:N4	2.53	0.57
46:BN:134:ARG:N	46:BN:135:PRO:HD3	2.19	0.57
35:D9:1:MET:CE	36:DA:2478:A:OP2	2.50	0.57
31:B5:48:GLU:O	31:B5:49:CYS:CB	2.53	0.57
36:DA:140:G:H1'	36:DA:141:A:C2	2.40	0.57
36:BA:1019:U:H2'	36:BA:1021:A:N1	2.19	0.57
39:BD:147:LEU:CD1	39:BD:183:ARG:HH12	2.18	0.57
58:DZ:125:LEU:HD21	58:DZ:164:ALA:HB3	1.86	0.57
36:BA:943:U:OP2	48:BP:38:GLN:CD	2.43	0.57
1:CA:1271:G:O2'	1:CA:1272:G:H5"	2.04	0.57
13:CM:49:THR:CB	13:CM:52:GLU:HG3	2.35	0.57
41:DF:180:GLY:N	41:DF:205:ARG:HH22	2.03	0.57

Continued on next page...

Continued from previous page...

Atom-1	Atom-2	Distance(Å)	Clash(Å)
48:DP:84:ASN:C	48:DP:86:LYS:N	2.58	0.57
4:CD:129:ASN:HD21	4:CD:145:GLU:H	1.52	0.57
2:AB:31:TYR:HD2	2:AB:202:PRO:HG3	1.69	0.57
40:BE:34:VAL:HG11	40:BE:78:LEU:CD2	2.35	0.57
36:DA:2078:C:H2'	36:DA:2079:U:H6	1.68	0.57
50:DR:97:VAL:HA	50:DR:113:LEU:O	2.04	0.57
1:AA:1277:C:H2'	1:AA:1278:U:H5'	1.85	0.57
53:BU:69:CYS:SG	53:BU:79:PHE:CD2	2.98	0.57
38:DC:193:ILE:C	38:DC:195:ALA:N	2.57	0.57
56:DX:64:LYS:HE2	56:DX:73:ARG:CZ	2.34	0.57
43:DH:39:PRO:O	43:DH:40:GLU:HG2	2.04	0.57
37:DB:16:G:HO2'	37:DB:17:C:H6	1.52	0.57
1:AA:189:G:H2'	1:AA:189(A):C:H6	1.69	0.57
1:AA:187:C:OP1	20:AT:82:SER:HB2	2.04	0.57
46:DN:17:ASP:CG	46:DN:56:ASN:HB3	2.24	0.57
16:CP:5:ARG:HH21	16:CP:24:ALA:HA	1.70	0.57
1:AA:1228:C:H2'	1:AA:1229:A:H8	1.69	0.57
36:DA:2001:A:H2'	36:DA:2002:G:C8	2.40	0.57
2:CB:24:TRP:HZ3	2:CB:29:ALA:HB2	1.70	0.57
1:AA:16:A:N1	1:AA:919:A:H2	2.02	0.57
37:DB:111:G:O2'	37:DB:112:U:H5'	2.04	0.57
25:CZ:231:ILE:O	25:CZ:234:ARG:N	2.38	0.57
47:DO:64:ARG:CZ	52:DT:70:VAL:HG21	2.34	0.57
1:CA:228:A:H5'	1:CA:228:A:C8	2.34	0.57
32:D6:41:PRO:CD	32:D6:46:HIS:H	2.12	0.57
31:D5:45:VAL:HG12	31:D5:46:CYS:N	2.20	0.57
12:AL:53:ARG:HD2	12:AL:53:ARG:N	2.20	0.57
57:DY:45:VAL:CG1	57:DY:60:PHE:HB3	2.34	0.57
28:D2:5:GLU:O	28:D2:8:LYS:HB2	2.05	0.57
58:BZ:37:VAL:HG23	58:BZ:38:TYR:N	2.19	0.57
35:D9:17:ILE:HG21	35:D9:19:ARG:HH21	1.69	0.57
46:DN:43:THR:HB	46:DN:46:VAL:CG1	2.35	0.57
36:BA:1252:G:N3	53:BU:33:ARG:HD2	2.20	0.57
3:AC:11:ARG:CG	3:AC:11:ARG:HH11	2.15	0.57
13:CM:65:LYS:HD3	13:CM:65:LYS:N	2.20	0.57
35:D9:16:VAL:HG11	36:DA:1032:A:O3'	2.05	0.57
55:BW:97:LYS:HZ1	55:BW:99:ARG:NH1	2.03	0.57
5:CE:12:LEU:CD1	5:CE:31:LEU:CB	2.79	0.57
43:BH:107:VAL:HG23	43:BH:108:GLY:N	2.19	0.57
1:CA:63:C:C2'	1:CA:64:G:H5'	2.33	0.57
36:DA:910:A:C5	49:DQ:13:GLN:HG3	2.40	0.57
4:AD:119:GLN:O	4:AD:123:HIS:HD2	1.87	0.57

Continued on next page...

Continued from previous page...

Atom-1	Atom-2	Distance(Å)	Clash(Å)
22:CW:71:G:O2'	36:DA:1851:U:H4'	2.05	0.57
55:BW:40:ASN:O	55:BW:41:LYS:HG2	2.05	0.57
46:DN:3:THR:HG22	46:DN:5:VAL:H	1.70	0.57
1:CA:945:G:C2	1:CA:946:A:C8	2.92	0.57
58:DZ:108:PRO:HA	58:DZ:141:VAL:HG12	1.85	0.57
34:B8:30:ARG:NH2	36:BA:2419:U:O4	2.38	0.57
6:CF:44:GLY:O	6:CF:59:TYR:HA	2.04	0.57
8:CH:111:ILE:C	8:CH:112:LEU:HD23	2.24	0.57
9:AI:79:LEU:HD11	9:AI:83:ARG:NE	2.20	0.57
32:D6:42:TRP:CH2	36:DA:643:A:N7	2.73	0.57
1:AA:47:C:C6	1:AA:365:U:H2'	2.40	0.57
36:BA:884:C:C2'	36:BA:885:C:H5'	2.33	0.57
36:BA:1335:U:H2'	36:BA:1336:A:C8	2.38	0.57
9:AI:126:SER:O	9:AI:127:LYS:CB	2.52	0.57
36:DA:860:U:C5	36:DA:917:A:N7	2.72	0.57
36:DA:1331:A:H2'	36:DA:1333:C:C5	2.40	0.57
36:DA:371:A:H61	36:DA:401:A:H5''	1.68	0.57
43:BH:44:VAL:HG12	43:BH:45:VAL:N	2.19	0.57
25:AZ:256:VAL:HG11	25:AZ:310:ILE:HG22	1.86	0.57
9:CI:35:GLU:HG3	9:CI:38:GLN:OE1	2.04	0.57
11:AK:66:LEU:HD21	11:AK:97:ALA:HB1	1.85	0.57
36:BA:1163:G:O2'	36:BA:1164:G:H5'	2.05	0.57
4:CD:71:SER:O	4:CD:72:GLU:C	2.43	0.57
36:BA:445:C:OP1	53:BU:2:PRO:HA	2.05	0.57
36:DA:1841:U:H2'	36:DA:1842:G:H8	1.70	0.57
36:DA:2555:U:H2'	36:DA:2556:C:H5'	1.87	0.57
25:AZ:315:LYS:HG3	25:AZ:405:GLU:OE1	2.05	0.57
39:BD:155:LEU:HD23	39:BD:177:LEU:CD2	2.35	0.57
9:CI:5:TYR:CD1	9:CI:6:GLY:N	2.73	0.57
1:CA:1493:A:H5''	1:CA:1494:G:OP2	2.05	0.57
36:BA:2602:A:H4'	36:BA:2603:G:H5'	1.87	0.57
6:AF:40:VAL:O	6:AF:40:VAL:HG13	2.04	0.57
36:BA:300:A:H2'	36:BA:334:C:O2'	2.05	0.57
25:CZ:5:PHE:HB2	25:CZ:275:LYS:HB3	1.87	0.57
32:D6:9:LEU:HD13	32:D6:9:LEU:C	2.24	0.57
34:D8:33:ASN:OD1	34:D8:34:TRP:N	2.37	0.57
52:BT:23:ARG:HA	52:BT:52:ILE:HD12	1.85	0.57
32:B6:45:LYS:HZ3	32:B6:45:LYS:H	1.53	0.57
56:BX:35:THR:O	56:BX:38:GLU:HB2	2.04	0.57
36:DA:478:A:C6	36:DA:480:A:C6	2.93	0.57
57:BY:39:VAL:O	57:BY:40:GLU:HG2	2.05	0.57
57:BY:74:PRO:O	57:BY:75:ILE:HB	2.04	0.57

Continued on next page...

Continued from previous page...

Atom-1	Atom-2	Distance(Å)	Clash(Å)
49:BQ:141:GLN:CD	58:BZ:72:ARG:NE	2.58	0.57
1:CA:1105:A:O2'	1:CA:1106:G:H5'	2.05	0.57
12:CL:41:ARG:NH1	12:CL:41:ARG:CB	2.60	0.57
53:DU:108:GLU:O	53:DU:112:ARG:HG2	2.04	0.57
4:CD:67:ILE:O	4:CD:67:ILE:CG2	2.53	0.57
42:BG:27:ASN:C	42:BG:29:TRP:H	2.07	0.57
40:DE:46:ALA:HB2	40:DE:82:ARG:HA	1.86	0.57
5:CE:147:ASP:HA	5:CE:150:ARG:NH1	2.20	0.57
36:DA:1747(A):G:H2'	36:DA:1748:G:C5'	2.30	0.57
1:CA:539:A:OP2	12:CL:115:LYS:NZ	2.37	0.57
32:B6:36:LEU:HD12	32:B6:50:ARG:CZ	2.34	0.57
36:BA:1105:U:H2'	36:BA:1106:G:H8	1.70	0.57
48:DP:127:ALA:HB3	48:DP:130:PHE:CE2	2.39	0.57
25:AZ:219:LYS:HB2	25:AZ:244:ARG:HB2	1.87	0.57
5:AE:92:LYS:O	5:AE:118:ILE:HD12	2.05	0.57
13:AM:84:ILE:O	13:AM:84:ILE:HG22	2.05	0.57
36:BA:2839:G:H2'	36:BA:2840:C:C6	2.39	0.57
9:CI:53:VAL:O	9:CI:54:ASP:HB2	2.05	0.57
25:CZ:221:PHE:N	25:CZ:244:ARG:HD2	2.20	0.57
36:BA:1543:C:C3'	36:BA:1544:A:C5'	2.82	0.57
1:AA:383:A:C2'	1:AA:384:G:H5'	2.35	0.57
36:DA:1105:U:H2'	36:DA:1106:G:C8	2.38	0.57
36:BA:1493:C:O2	36:BA:1493:C:H2'	2.04	0.57
54:DV:15:GLU:HB3	54:DV:16:PRO:CD	2.33	0.57
36:DA:1362:C:O2'	36:DA:1363:C:H5'	2.05	0.57
34:B8:50:LEU:O	34:B8:52:LYS:N	2.38	0.57
40:BE:77:ILE:HG22	40:BE:78:LEU:HD12	1.87	0.57
1:AA:160:A:H1'	1:AA:344:A:C5	2.39	0.57
58:DZ:114:GLY:O	58:DZ:146:ILE:HG22	2.04	0.57
36:DA:2781:A:H5''	36:DA:2782:G:H5'	1.87	0.57
39:DD:111:LEU:HD22	39:DD:115:GLN:OE1	2.05	0.57
38:DC:7:TYR:HA	38:DC:10:LEU:CD2	2.34	0.57
15:AO:26:GLU:OE2	15:AO:77:ARG:HD2	2.05	0.57
25:AZ:28:THR:HG23	25:AZ:79:HIS:ND1	2.19	0.57
36:DA:1499:C:H5'	36:DA:1499:C:H6	1.69	0.57
36:DA:720:C:H2'	36:DA:721:C:H6	1.68	0.57
1:CA:311:C:O2'	1:CA:312:C:H5'	2.04	0.57
14:CN:27:CYS:O	14:CN:29:ARG:N	2.37	0.57
1:CA:67:C:O2'	1:CA:171:A:H1'	2.05	0.57
58:DZ:19:ARG:NH1	58:DZ:84:GLU:O	2.38	0.57
36:BA:1907:G:O2'	36:BA:1908:C:H5'	2.04	0.57
36:BA:1917:U:C2'	36:BA:1918:A:H5'	2.35	0.57

Continued on next page...

Continued from previous page...

Atom-1	Atom-2	Distance(Å)	Clash(Å)
8:AH:123:GLU:O	8:AH:127:LEU:HD23	2.05	0.57
36:BA:2406:U:N3	48:BP:72:PRO:HB2	2.20	0.57
40:DE:65:GLY:O	40:DE:70:ALA:HB3	2.04	0.57
1:AA:932:C:C6	7:AG:3:ARG:HD3	2.40	0.57
40:DE:107:THR:O	40:DE:190:GLY:CA	2.53	0.57
1:CA:1111:A:O2'	1:CA:1112:C:H5'	2.05	0.57
1:CA:1113:C:O2'	1:CA:1114:C:H5'	2.05	0.57
36:DA:1274:A:N3	36:DA:1297:C:H1'	2.19	0.57
16:AP:4:ILE:HG22	16:AP:4:ILE:O	2.02	0.57
6:CF:40:VAL:HG22	6:CF:40:VAL:O	2.04	0.57
1:CA:55:A:C8	25:CZ:233:GLY:HA3	2.40	0.57
52:DT:90:GLN:O	52:DT:92:GLY:N	2.37	0.57
31:D5:41:PRO:O	31:D5:44:THR:HB	2.05	0.57
1:CA:1189:C:H5''	3:CC:5:ILE:HG21	1.87	0.57
36:BA:1665:A:C3'	36:BA:1666:G:H5''	2.35	0.57
56:DX:53:LYS:HD2	56:DX:55:ASN:HD21	1.69	0.57
43:DH:42:ARG:HG2	43:DH:43:VAL:H	1.70	0.57
28:D2:50:ILE:H	28:D2:50:ILE:HD12	1.70	0.57
36:BA:628:G:C3'	36:BA:629:G:H5''	2.34	0.57
2:CB:111:ARG:HH22	2:CB:114:ARG:HG2	1.70	0.57
56:DX:12:VAL:CG1	56:DX:17:ALA:HB1	2.35	0.57
14:CN:59:ALA:O	14:CN:60:SER:HB2	2.05	0.57
9:AI:55:ALA:O	9:AI:58:HIS:CE1	2.58	0.57
42:BG:47:LYS:HE3	42:BG:81:LYS:HB3	1.87	0.57
36:BA:1138:G:H2'	36:BA:1139:G:O4'	2.05	0.57
39:DD:161:THR:O	39:DD:162:SER:HB3	2.04	0.57
32:D6:14:THR:HB	32:D6:52:VAL:HG21	1.87	0.57
14:CN:23:ARG:HA	14:CN:30:ALA:HA	1.87	0.57
42:DG:53:LEU:N	42:DG:53:LEU:HD22	2.20	0.57
50:BR:117:VAL:O	50:BR:118:GLU:HB2	2.04	0.57
35:B9:25:VAL:HB	35:B9:34:GLN:HB3	1.86	0.57
4:CD:70:ILE:HG22	4:CD:75:PHE:HB2	1.87	0.57
13:CM:16:ASP:HB3	13:CM:41:PRO:HB3	1.87	0.57
1:AA:67:C:OP1	1:AA:199:G:H5''	2.04	0.57
54:BV:18:LEU:HD23	54:BV:19:LYS:H	1.67	0.57
7:CG:153:HIS:CE1	11:CK:58:PRO:HD2	2.39	0.57
1:AA:1006:C:H2'	1:AA:1007:C:H6	1.69	0.57
36:DA:954:G:N3	36:DA:2274:A:C2	2.73	0.57
3:AC:23:TYR:CD1	3:AC:24:ALA:N	2.73	0.57
36:DA:1163:G:O2'	36:DA:1164:G:H5'	2.05	0.57
27:B1:67:ILE:O	27:B1:70:VAL:HG23	2.03	0.57
1:CA:148:G:H2'	1:CA:149:A:H8	1.69	0.57

Continued on next page...

Continued from previous page...

Atom-1	Atom-2	Distance(Å)	Clash(Å)
9:CI:8:GLY:O	9:CI:76:ALA:HB1	2.04	0.57
36:BA:2295:C:O2'	36:BA:2296:U:H5'	2.05	0.57
1:AA:1464:G:O2'	1:AA:1465:C:H5'	2.04	0.57
58:DZ:11:GLU:OE1	58:DZ:13:GLU:HB2	2.05	0.57
1:CA:434:U:H2'	1:CA:435:C:C6	2.39	0.57
45:DK:91:UNK:HA	45:DK:133:UNK:CB	2.35	0.57
2:AB:56:ARG:HG2	2:AB:56:ARG:HH11	1.70	0.57
11:AK:67:ASP:OD1	11:AK:71:LYS:HD2	2.05	0.57
2:AB:204:ASN:ND2	2:AB:206:ASP:H	2.03	0.57
1:AA:781:A:H2'	1:AA:782:A:H5'	1.87	0.57
3:CC:79:ARG:HH11	3:CC:79:ARG:HB3	1.70	0.57
36:BA:2087:G:O2'	36:BA:2088:G:H5'	2.04	0.57
36:DA:973:A:O4'	36:DA:1188:U:C6	2.58	0.57
36:DA:2685:G:O2'	36:DA:2726:U:H5	1.86	0.57
28:B2:20:GLU:OE1	28:B2:23:LYS:HB2	2.05	0.57
25:CZ:200:TRP:HA	25:CZ:203:LEU:HB2	1.86	0.57
22:CV:43:C:H2'	22:CV:44:G:C8	2.39	0.57
13:AM:16:ASP:HB3	13:AM:41:PRO:HB3	1.87	0.57
43:DH:124:GLU:HG3	43:DH:132:ARG:HG3	1.87	0.57
42:BG:71:THR:HG22	42:BG:72:ARG:N	2.20	0.57
42:BG:76:SER:OG	42:BG:83:ARG:HB3	2.05	0.57
1:AA:1367:C:O2'	10:AJ:48:THR:HG21	2.05	0.57
43:BH:83:TYR:CB	43:BH:134:SER:HB3	2.33	0.57
43:BH:136:ILE:H	43:BH:136:ILE:CD1	2.16	0.57
31:B5:25:LEU:CD2	31:B5:26:THR:H	2.17	0.57
36:BA:673:C:C6	36:BA:673:C:H5'	2.28	0.57
41:BF:192:LEU:HD21	41:BF:194:MET:HG3	1.87	0.57
4:AD:138:TYR:CD1	4:AD:138:TYR:C	2.78	0.57
36:DA:1747:G:H2'	36:DA:1747(A):G:C8	2.40	0.57
40:DE:111:ARG:HD2	40:DE:160:TYR:CE2	2.40	0.57
41:DF:123:LEU:HD12	41:DF:124:LEU:H	1.70	0.57
25:AZ:69:GLU:HG3	25:AZ:70:TYR:N	2.19	0.57
3:CC:14:ILE:CG1	3:CC:15:THR:N	2.67	0.57
3:CC:53:ALA:HB2	3:CC:115:LEU:CG	2.34	0.57
39:DD:6:PHE:HE1	39:DD:18:VAL:HG12	1.69	0.57
49:DQ:39:PRO:HG3	49:DQ:99:PRO:CD	2.35	0.57
54:BV:58:VAL:CG1	54:BV:97:LYS:HB2	2.33	0.57
1:CA:826:C:H2'	1:CA:827:U:C6	2.40	0.57
51:BS:93:LYS:O	51:BS:95:HIS:HB2	2.04	0.57
1:CA:1337:G:H5''	1:CA:1338:G:OP2	2.05	0.57
39:BD:132:PRO:HG3	39:BD:190:TYR:CZ	2.40	0.57
47:DO:12:ASP:OD2	47:DO:85:VAL:HG13	2.04	0.57

Continued on next page...

Continued from previous page...

Atom-1	Atom-2	Distance(Å)	Clash(Å)
4:CD:108:LEU:O	4:CD:165:MET:HE2	2.04	0.57
36:BA:610:G:H22	36:BA:619:G:H1'	1.69	0.57
5:AE:20:GLN:NE2	5:AE:25:ARG:HH21	2.03	0.57
36:DA:17:G:H2'	36:DA:18:C:C6	2.40	0.57
36:BA:2552:U:C2	36:BA:2554:U:H5'	2.39	0.57
15:CO:33:THR:HG23	15:CO:63:ARG:NH1	2.20	0.57
36:DA:8:A:H2'	36:DA:9:U:C5	2.40	0.57
3:CC:172:ARG:HH21	3:CC:174:PRO:CG	2.18	0.57
40:BE:198:VAL:HG12	40:BE:199:ARG:H	1.68	0.57
6:AF:76:ALA:O	6:AF:80:ARG:HG3	2.05	0.57
15:CO:2:PRO:O	15:CO:3:ILE:C	2.43	0.57
1:CA:996:A:H2'	1:CA:997:U:C6	2.40	0.57
36:BA:36:G:H4'	36:BA:451:C:C2	2.39	0.57
33:D7:10:ARG:O	33:D7:14:LYS:HG2	2.05	0.57
8:CH:37:ARG:O	8:CH:40:ALA:HB3	2.05	0.57
36:BA:2027:G:O2'	36:BA:2028:U:H5'	2.05	0.57
40:BE:147:PRO:HB2	40:BE:149:ARG:HG2	1.87	0.57
3:CC:64:VAL:HB	3:CC:98:ASN:O	2.03	0.57
22:CV:53:G:O2'	22:CV:54:U:H5'	2.05	0.57
9:AI:37:PHE:O	9:AI:39:GLY:N	2.38	0.57
38:DC:78:ALA:H	38:DC:115:ALA:HB1	1.68	0.56
25:CZ:5:PHE:CD1	25:CZ:6:VAL:N	2.73	0.56
32:B6:19:ARG:O	32:B6:20:ASN:O	2.22	0.56
42:DG:71:THR:HG22	42:DG:89:GLY:HA3	1.87	0.56
52:BT:32:TYR:O	52:BT:33:LYS:HB2	2.05	0.56
53:BU:108:GLU:HG3	54:BV:44:LYS:HD3	1.86	0.56
10:AJ:40:LEU:HB2	10:AJ:41:PRO:HD2	1.87	0.56
1:AA:1086:U:H2'	1:AA:1087:G:C5'	2.27	0.56
36:BA:1049:C:H2'	36:BA:1050:A:C8	2.40	0.56
36:BA:25:U:C5'	55:BW:79:GLY:HA2	2.35	0.56
4:CD:28:SER:CB	4:CD:29:PRO:HD2	2.33	0.56
36:BA:636:G:H2'	48:BP:115:LEU:CD1	2.35	0.56
36:BA:626:U:H3	48:BP:105:LEU:HG	1.69	0.56
5:CE:93:PRO:HD2	8:CH:105:ARG:HH21	1.69	0.56
1:CA:454:C:H5''	1:CA:455:C:C5	2.40	0.56
1:AA:1036:G:H3'	1:AA:1037:C:C6	2.40	0.56
36:BA:93:G:H2'	36:BA:94:C:C6	2.39	0.56
1:CA:559:A:OP2	5:CE:126:ARG:NH2	2.37	0.56
2:CB:201:ILE:O	2:CB:201:ILE:HG22	2.04	0.56
29:B3:45:GLY:C	29:B3:47:VAL:H	2.08	0.56
54:BV:35:LEU:N	54:BV:35:LEU:HD22	2.18	0.56
51:DS:73:LEU:O	51:DS:73:LEU:HD23	2.05	0.56

Continued on next page...

Continued from previous page...

Atom-1	Atom-2	Distance(Å)	Clash(Å)
58:DZ:144:LEU:HD11	58:DZ:150:LEU:HD22	1.86	0.56
1:AA:737:A:OP1	6:AF:92:LYS:HB2	2.05	0.56
36:BA:848:G:H8	36:BA:848:G:H5'	1.70	0.56
22:CW:57:G:C2'	22:CW:58:A:H5'	2.35	0.56
3:CC:142:MET:C	3:CC:144:SER:H	2.08	0.56
37:DB:82:G:O2'	37:DB:83:G:H5'	2.04	0.56
15:AO:17:ARG:NH1	15:AO:77:ARG:NH1	2.52	0.56
27:B1:67:ILE:N	27:B1:68:PRO:HD2	2.19	0.56
36:BA:1862:G:O2'	36:BA:1863:G:H5'	2.06	0.56
1:AA:706:A:O2'	11:AK:31:THR:HG21	2.05	0.56
57:DY:33:LYS:C	57:DY:35:TYR:H	2.08	0.56
56:DX:3:THR:HA	56:DX:6:ASP:OD2	2.05	0.56
36:DA:2836:U:H2'	36:DA:2837:G:C8	2.40	0.56
4:CD:150:GLU:CD	4:CD:151:LYS:H	2.08	0.56
26:D0:55:ARG:NH2	36:DA:2387:U:OP1	2.37	0.56
1:CA:1308:U:OP2	13:CM:99:ARG:HG3	2.05	0.56
1:CA:428:G:H8	1:CA:428:G:OP1	1.87	0.56
8:AH:83:ILE:HG23	8:AH:83:ILE:O	2.05	0.56
43:BH:116:GLU:OE1	43:BH:116:GLU:HA	2.05	0.56
56:BX:3:THR:HA	56:BX:6:ASP:OD2	2.05	0.56
32:B6:35:GLU:OE1	32:B6:35:GLU:HA	2.06	0.56
32:D6:12:GLU:CG	32:D6:23:THR:HB	2.35	0.56
52:BT:23:ARG:HG2	52:BT:120:ARG:HH12	1.70	0.56
32:D6:48:VAL:HG23	32:D6:48:VAL:O	2.05	0.56
58:BZ:177:PRO:O	58:BZ:178:GLU:HB3	2.05	0.56
25:CZ:246:LYS:HD3	25:CZ:281:ILE:CG2	2.34	0.56
25:CZ:279:GLU:HG2	25:CZ:279:GLU:O	2.06	0.56
36:BA:1642:G:O2'	36:BA:1643:G:H5'	2.05	0.56
42:BG:52:ILE:HG13	42:BG:53:LEU:H	1.70	0.56
28:D2:51:ARG:CB	28:D2:51:ARG:NH1	2.68	0.56
36:DA:803:U:C2'	36:DA:804:A:H5'	2.35	0.56
58:DZ:155:LEU:HD23	58:DZ:155:LEU:H	1.70	0.56
1:AA:375:U:OP1	16:AP:69:THR:HG21	2.05	0.56
36:DA:2760:C:C3'	36:DA:2761:G:H5''	2.34	0.56
58:DZ:137:ILE:HG23	58:DZ:158:PRO:HG2	1.87	0.56
36:BA:2781:A:H5'	36:BA:2782:G:C5'	2.30	0.56
1:AA:1125:U:N3	10:AJ:5:ARG:NH2	2.46	0.56
55:DW:44:ALA:O	55:DW:47:VAL:N	2.37	0.56
36:DA:1107:G:H5''	44:DJ:59:UNK:CB	2.35	0.56
51:DS:106:ARG:C	51:DS:106:ARG:HH11	2.07	0.56
27:B1:29:GLY:O	27:B1:30:VAL:HG22	2.06	0.56
50:BR:28:LEU:HD23	50:BR:29:LEU:HD12	1.88	0.56

Continued on next page...

Continued from previous page...

Atom-1	Atom-2	Distance(Å)	Clash(Å)
36:BA:1076:C:H4'	58:BZ:112:ARG:HH21	1.69	0.56
47:BO:43:VAL:HG23	47:BO:56:ASP:O	2.05	0.56
48:DP:144:GLU:N	48:DP:145:PRO:HD3	2.21	0.56
25:AZ:271:GLU:O	25:AZ:286:VAL:HG23	2.05	0.56
2:CB:165:VAL:CG2	2:CB:166:ASP:H	2.10	0.56
58:BZ:110:GLY:HA2	58:BZ:113:ALA:HB3	1.86	0.56
58:DZ:18:LEU:HG	58:DZ:23:LYS:HD2	1.87	0.56
58:DZ:17:ALA:HA	58:DZ:20:ARG:HG2	1.86	0.56
19:AS:16:LEU:N	19:AS:16:LEU:HD12	2.20	0.56
25:AZ:222:LEU:HD12	25:AZ:305:ALA:HB2	1.86	0.56
36:BA:144:C:O2'	36:BA:145:G:H5'	2.04	0.56
24:CY:45:U:H3'	24:CY:46:7MG:H5''	1.87	0.56
40:BE:34:VAL:O	40:BE:35:GLN:HB2	2.05	0.56
40:BE:52:LEU:HD23	40:BE:75:VAL:HB	1.86	0.56
51:BS:35:ILE:HD11	51:BS:99:LYS:HE3	1.85	0.56
36:BA:2884:U:C2'	36:BA:2885:C:H5'	2.34	0.56
1:CA:1157:A:O2'	1:CA:1158:C:OP2	2.23	0.56
52:DT:106:SER:O	52:DT:107:ASP:CB	2.53	0.56
1:AA:629:G:C2'	1:AA:630:G:H5''	2.35	0.56
39:BD:37:LEU:O	39:BD:38:LYS:O	2.23	0.56
36:BA:1144:G:H2'	36:BA:1145:C:H6	1.69	0.56
15:AO:17:ARG:HH11	15:AO:77:ARG:NH1	2.03	0.56
42:DG:84:LYS:N	42:DG:84:LYS:HD2	2.19	0.56
34:D8:48:PHE:O	34:D8:49:VAL:HB	2.04	0.56
36:BA:137:C:O2	36:BA:137:C:H2'	2.03	0.56
39:BD:2:ALA:O	39:BD:3:VAL:HB	2.05	0.56
1:AA:272:C:O2'	1:AA:273:A:H5'	2.05	0.56
36:DA:2166:G:H2'	36:DA:2167:U:C6	2.40	0.56
36:DA:1345:C:H2'	36:DA:1346:G:H8	1.68	0.56
36:DA:1268:A:H2'	36:DA:1269:A:O4'	2.04	0.56
36:DA:2850:A:C2	50:DR:61:HIS:CD2	2.93	0.56
38:BC:59:ARG:HH22	38:BC:139:ASN:HD22	1.53	0.56
1:CA:255:G:H1'	17:CQ:16:GLN:NE2	2.20	0.56
22:AV:59:U:O2'	22:AV:60:U:O5'	2.23	0.56
52:DT:32:TYR:O	52:DT:33:LYS:HB2	2.04	0.56
36:DA:2832:U:C2	36:DA:2834:G:N2	2.73	0.56
53:BU:91:ASP:OD1	53:BU:96:ALA:HB2	2.05	0.56
1:CA:1321:C:C3'	1:CA:1322:C:H5''	2.34	0.56
28:B2:35:LEU:HD13	28:B2:36:ARG:N	2.20	0.56
28:B2:25:VAL:HG11	28:B2:57:ILE:HD13	1.87	0.56
43:BH:37:VAL:HG11	43:BH:68:THR:HG21	1.86	0.56
36:BA:1666:G:H5'	36:BA:1666:G:C8	2.39	0.56

Continued on next page...

Continued from previous page...

Atom-1	Atom-2	Distance(Å)	Clash(Å)
25:CZ:171:ILE:HD12	25:CZ:171:ILE:N	2.21	0.56
56:DX:35:THR:HG21	56:DX:37:THR:HB	1.86	0.56
1:AA:346:G:P	52:BT:43:GLN:HE22	2.29	0.56
28:D2:2:LYS:HB3	36:DA:97:C:H5'	1.86	0.56
57:DY:8:LYS:CD	57:DY:8:LYS:N	2.68	0.56
10:AJ:6:ILE:HD12	10:AJ:23:ILE:HG21	1.86	0.56
53:BU:14:HIS:CD2	53:BU:36:ARG:NH2	2.60	0.56
43:DH:125:VAL:N	43:DH:126:PRO:CD	2.66	0.56
1:AA:1129:C:O5'	1:AA:1130:A:H5'	2.05	0.56
1:AA:1150:U:O2'	1:AA:1151:A:H5'	2.04	0.56
30:D4:27:THR:HG23	42:DG:143:GLU:OE1	2.05	0.56
36:DA:996:A:O2'	36:DA:997:G:H5'	2.05	0.56
53:DU:90:VAL:O	53:DU:92:ARG:N	2.38	0.56
9:AI:53:VAL:HG22	9:AI:95:LYS:HZ2	1.67	0.56
28:D2:16:LEU:H	28:D2:67:LYS:HZ1	1.52	0.56
25:CZ:215:ARG:CB	25:CZ:282:ALA:HB3	2.35	0.56
4:CD:57:ARG:HB3	4:CD:206:PHE:HB2	1.86	0.56
4:CD:31:CYS:C	4:CD:33:MET:H	2.09	0.56
58:DZ:127:LYS:HB3	58:DZ:127:LYS:NZ	2.20	0.56
58:DZ:137:ILE:HG23	58:DZ:158:PRO:CG	2.35	0.56
58:DZ:137:ILE:HG22	58:DZ:137:ILE:O	2.05	0.56
36:DA:2787:C:H1'	40:DE:61:ARG:HG3	1.85	0.56
36:DA:2632:A:C2	40:DE:61:ARG:HD3	2.40	0.56
36:DA:260:G:C6	36:DA:261:G:C5	2.93	0.56
41:DF:163:VAL:O	41:DF:166:ALA:HB3	2.05	0.56
19:AS:45:VAL:C	19:AS:47:HIS:H	2.08	0.56
13:AM:89:GLY:O	13:AM:93:ARG:HD2	2.04	0.56
12:CL:43:VAL:HG22	12:CL:55:VAL:HG11	1.87	0.56
22:CV:59:U:O2'	22:CV:60:U:O4'	2.22	0.56
33:B7:5:TRP:CZ3	36:BA:464:U:H4'	2.41	0.56
4:AD:92:VAL:O	4:AD:95:GLY:N	2.38	0.56
1:AA:367:U:H4'	25:AZ:291:ARG:HD2	1.86	0.56
27:D1:45:ASN:HD21	36:DA:2090:G:H21	1.53	0.56
39:DD:10:THR:HG23	39:DD:13:ARG:HB3	1.86	0.56
9:CI:53:VAL:CG1	9:CI:95:LYS:HD3	2.35	0.56
2:AB:176:GLU:O	2:AB:179:LYS:HB3	2.05	0.56
1:CA:1256:A:C2	1:CA:1277:C:H2'	2.39	0.56
36:DA:2491:U:O2'	36:DA:2492:U:H5'	2.05	0.56
54:DV:16:PRO:O	54:DV:96:ILE:O	2.22	0.56
46:DN:115:ARG:HA	46:DN:118:LYS:HZ2	1.71	0.56
50:BR:18:LEU:HD13	50:BR:18:LEU:C	2.25	0.56
40:BE:202:LYS:HD2	40:BE:202:LYS:N	2.20	0.56

Continued on next page...

Continued from previous page...

Atom-1	Atom-2	Distance(Å)	Clash(Å)
36:DA:1720:U:C3'	36:DA:1721:G:H5''	2.36	0.56
38:DC:66:HIS:CD2	38:DC:184:LYS:HA	2.40	0.56
54:BV:5:VAL:HG22	54:BV:6:LYS:N	2.20	0.56
1:CA:189:G:H2'	1:CA:189(A):C:C6	2.39	0.56
38:BC:63:SER:HA	38:BC:160:ARG:HA	1.88	0.56
54:DV:72:VAL:CG2	54:DV:85:LYS:HB3	2.35	0.56
36:BA:888:C:C2'	36:BA:889:C:H4'	2.34	0.56
48:DP:122:PRO:HA	48:DP:141:ALA:O	2.05	0.56
42:DG:145:THR:HB	42:DG:148:MET:CB	2.35	0.56
43:DH:94:TYR:CD1	43:DH:107:VAL:HA	2.40	0.56
1:CA:80:G:H22	1:CA:89:C:H3'	1.70	0.56
36:BA:2641:G:P	46:BN:74:ARG:HH21	2.27	0.56
36:DA:535:C:C2'	36:DA:536:A:H5'	2.35	0.56
26:B0:43:THR:CG2	36:BA:2332:U:H5'	2.35	0.56
2:CB:178:ARG:NH2	2:CB:198:ASP:OD1	2.38	0.56
32:B6:22:ALA:CB	32:B6:39:TYR:CZ	2.89	0.56
27:D1:75:GLU:O	27:D1:77:ALA:N	2.32	0.56
11:AK:59:TYR:CZ	11:AK:63:LEU:HD21	2.40	0.56
1:AA:1286:A:C2	21:AU:18:TYR:OH	2.58	0.56
36:BA:1232:G:H2'	36:BA:1233:C:C6	2.40	0.56
1:CA:819:A:H4'	1:CA:820:U:OP2	2.05	0.56
42:BG:162:THR:CG2	42:BG:162:THR:O	2.53	0.56
2:AB:204:ASN:HD22	2:AB:205:ASP:N	2.03	0.56
36:DA:1782:C:H1'	36:DA:2609:U:H5''	1.88	0.56
47:DO:35:VAL:HB	47:DO:69:ILE:HD13	1.87	0.56
36:DA:412:A:N7	36:DA:2411:A:H2	2.02	0.56
44:DJ:99:UNK:C	44:DJ:101:UNK:N	2.68	0.56
6:AF:24:GLU:HG3	6:AF:28:ARG:NH1	2.19	0.56
36:DA:2767:C:H2'	36:DA:2768:C:H6	1.70	0.56
36:DA:285:C:H2'	36:DA:286:C:C6	2.41	0.56
36:BA:773:U:H4'	39:BD:47:GLY:HA3	1.86	0.56
43:BH:18:GLU:HB2	43:BH:25:LYS:HB2	1.87	0.56
36:BA:350:U:H2'	36:BA:351:G:O4'	2.06	0.56
36:BA:280:C:H3'	36:BA:281:G:H8	1.71	0.56
1:CA:1119:C:O2'	1:CA:1120:G:H5'	2.05	0.56
48:DP:90:ARG:O	48:DP:90:ARG:HD2	2.05	0.56
36:BA:1275:A:N6	36:BA:1296:G:H4'	2.20	0.56
25:CZ:231:ILE:CG2	25:CZ:234:ARG:HB2	2.35	0.56
32:D6:32:ASN:O	32:D6:33:LYS:CB	2.53	0.56
34:D8:62:LEU:N	34:D8:63:PRO:CD	2.69	0.56
36:DA:1189:A:C2	36:DA:1190:G:H1'	2.41	0.56
36:DA:2394:C:OP1	48:DP:62:LEU:HB2	2.05	0.56

Continued on next page...

Continued from previous page...

Atom-1	Atom-2	Distance(Å)	Clash(Å)
48:DP:24:GLY:HA3	48:DP:33:ARG:HH12	1.70	0.56
52:DT:38:ASN:N	52:DT:38:ASN:HD22	2.03	0.56
28:B2:21:LEU:O	28:B2:64:LEU:HG	2.06	0.56
1:CA:1148:U:H2'	1:CA:1149:C:O4'	2.05	0.56
38:BC:78:ALA:N	38:BC:115:ALA:HB1	2.18	0.56
49:BQ:133:ARG:CB	49:BQ:133:ARG:HH11	2.18	0.56
49:BQ:27:VAL:HG12	49:BQ:28:ALA:H	1.70	0.56
57:DY:85:VAL:HG12	57:DY:86:ARG:N	2.18	0.56
36:DA:2160:G:H8	36:DA:2160:G:H5'	1.71	0.56
36:DA:2184:G:H2'	36:DA:2185:C:C1'	2.36	0.56
56:DX:12:VAL:CG1	56:DX:27:THR:O	2.53	0.56
42:BG:53:LEU:N	42:BG:53:LEU:HD22	2.20	0.56
53:DU:99:ALA:HB2	53:DU:106:PHE:CE1	2.41	0.56
58:DZ:52:SER:O	58:DZ:53:ILE:HG23	2.05	0.56
7:CG:28:ASN:OD1	7:CG:36:LYS:NZ	2.39	0.56
36:BA:260:G:H1'	36:BA:621:A:H1'	1.88	0.56
1:AA:265:G:C2'	1:AA:266:G:H5''	2.32	0.56
48:BP:58:THR:C	48:BP:61:ARG:HE	2.07	0.56
48:DP:102:ARG:NH1	48:DP:102:ARG:HB2	2.19	0.56
48:DP:101:VAL:HG12	48:DP:106:LEU:CB	2.34	0.56
52:DT:48:ILE:CD1	52:DT:64:ARG:HB3	2.36	0.56
27:B1:61:ARG:NH1	27:B1:61:ARG:HG2	2.17	0.56
36:BA:2679:A:O2'	36:BA:2680:C:H5'	2.05	0.56
1:CA:1391:U:H2'	1:CA:1392:G:C8	2.40	0.56
1:CA:826:C:H2'	1:CA:827:U:H6	1.70	0.56
36:BA:999:U:H5''	36:BA:1154:G:O6	2.05	0.56
27:B1:8:SER:HB3	27:B1:66:HIS:CD2	2.40	0.56
36:BA:812:C:H1'	36:BA:1250:G:N2	2.21	0.56
1:AA:611:A:H2	1:AA:629:G:H22	1.52	0.56
1:AA:189:G:H2'	1:AA:189(A):C:C6	2.40	0.56
20:AT:22:ARG:O	20:AT:26:ASN:ND2	2.38	0.56
13:AM:120:LYS:O	13:AM:121:LYS:CB	2.53	0.56
36:DA:438:G:H2'	36:DA:440:G:C8	2.41	0.56
12:AL:8:ASN:HD22	17:AQ:34:LYS:CE	2.18	0.56
46:DN:36:GLY:O	46:DN:42:TRP:HE3	1.88	0.56
5:AE:84:PHE:HB3	5:AE:134:ALA:HB2	1.86	0.56
36:DA:2624:G:O2'	36:DA:2625:G:H5'	2.06	0.56
50:BR:7:GLY:O	50:BR:8:ARG:HB2	2.04	0.56
49:BQ:120:ILE:O	49:BQ:123:HIS:N	2.38	0.56
36:BA:1932:A:H2'	36:BA:1933:G:O4'	2.05	0.56
45:BK:5:UNK:O	45:BK:6:UNK:C	2.54	0.56
36:BA:598:G:H5'	48:BP:15:ARG:HB3	1.87	0.56

Continued on next page...

Continued from previous page...

Atom-1	Atom-2	Distance(Å)	Clash(Å)
40:DE:173:VAL:O	40:DE:174:ASP:HB2	2.06	0.56
38:DC:79:LYS:HB3	38:DC:118:ASP:OD2	2.06	0.56
32:B6:15:GLU:CD	32:B6:18:ARG:NE	2.58	0.56
36:BA:2399:G:O6	36:BA:2417:C:N3	2.38	0.56
32:D6:15:GLU:OE2	32:D6:41:PRO:CB	2.53	0.56
1:CA:1221:G:OP1	1:CA:1320:C:N4	2.38	0.56
39:BD:33:LEU:CD1	39:BD:102:LYS:HD2	2.35	0.56
39:BD:43:ARG:NH1	39:BD:44:ASN:ND2	2.46	0.56
9:AI:58:HIS:NE2	9:AI:59:PHE:HE1	1.94	0.56
54:DV:5:VAL:HG22	54:DV:6:LYS:N	2.21	0.56
1:CA:190:U:O2	20:CT:105:SER:HB2	2.04	0.56
53:DU:9:VAL:HG12	53:DU:13:LYS:CE	2.29	0.56
36:DA:1051:G:H2'	36:DA:1052:C:C4	2.40	0.56
48:BP:112:LEU:CD1	48:BP:127:ALA:HA	2.35	0.56
4:AD:62:GLN:O	4:AD:66:ARG:HB2	2.06	0.56
4:AD:62:GLN:HB3	4:AD:66:ARG:HD2	1.87	0.56
51:DS:12:PHE:CD1	51:DS:13:ARG:N	2.74	0.56
27:D1:82:LEU:CD2	27:D1:90:ILE:HD12	2.31	0.56
4:AD:15:GLU:O	4:AD:17:VAL:HG23	2.05	0.56
42:BG:64:THR:OG1	42:BG:94:LEU:HD11	2.05	0.56
19:AS:16:LEU:H	19:AS:16:LEU:HD12	1.69	0.56
5:AE:148:VAL:CG2	8:AH:107:LEU:HD13	2.34	0.56
18:CR:35:ARG:O	18:CR:37:VAL:HG12	2.06	0.56
2:AB:47:THR:HG23	2:AB:202:PRO:O	2.05	0.56
2:CB:42:ILE:HD11	2:CB:202:PRO:HB2	1.87	0.56
36:DA:672:C:H2'	36:DA:673:C:H5''	1.82	0.56
5:AE:69:VAL:CG1	5:AE:139:LEU:HD13	2.34	0.56
50:BR:103:ARG:NH1	50:BR:110:PRO:HD3	2.20	0.56
36:BA:1658:C:OP1	40:BE:132:HIS:O	2.23	0.56
1:AA:197:A:N6	1:AA:221:C:H5'	2.21	0.56
38:BC:99:ILE:HG22	38:BC:99:ILE:O	2.05	0.56
49:BQ:6:ARG:HB3	49:BQ:6:ARG:NH1	2.19	0.56
36:DA:2022:U:O2'	36:DA:2617:C:H5'	2.06	0.56
8:AH:39:LEU:HB3	8:AH:45:ILE:HD13	1.87	0.56
24:AY:74:C:O2	25:AZ:295:ARG:NH2	2.38	0.56
1:CA:1007:C:O2'	1:CA:1008:C:H5'	2.06	0.56
8:CH:114:THR:HG22	8:CH:130:GLY:C	2.26	0.56
32:D6:42:TRP:HA	32:D6:42:TRP:HE3	1.70	0.56
1:CA:234:C:H2'	1:CA:235:C:C6	2.41	0.56
4:CD:102:ASP:OD1	4:CD:136:PRO:HB3	2.05	0.56
36:BA:17:G:H4'	53:BU:25:TRP:CH2	2.41	0.56
1:CA:22:G:H4'	1:CA:885:G:C8	2.41	0.56

Continued on next page...

Continued from previous page...

Atom-1	Atom-2	Distance(Å)	Clash(Å)
40:BE:24:THR:HG21	40:BE:188:VAL:HG13	1.86	0.56
36:DA:2359:C:H2'	36:DA:2360:A:C8	2.41	0.56
8:AH:17:THR:C	8:AH:78:GLN:HE22	2.07	0.56
24:CY:8:4SU:HN3	24:CY:14:A:H62	1.52	0.56
53:DU:82:GLY:O	53:DU:86:ALA:N	2.36	0.56
36:DA:1831:G:H2'	36:DA:1832:C:H6	1.70	0.56
1:CA:139:G:O2'	1:CA:140:A:H5'	2.05	0.56
7:CG:145:ALA:O	7:CG:147:ALA:N	2.38	0.56
36:DA:1290:C:H2'	36:DA:1291:C:C6	2.39	0.56
11:CK:108:ILE:O	18:CR:87:ARG:N	2.38	0.56
46:BN:15:LEU:O	46:BN:136:GLU:HA	2.05	0.56
21:CU:12:LYS:HG2	21:CU:22:ARG:CB	2.36	0.56
45:BK:32:UNK:HA	45:BK:63:UNK:CB	2.36	0.56
36:BA:1963:U:H2'	36:BA:1963:U:O2	2.04	0.56
42:BG:41:GLN:HE21	42:BG:155:MET:HB3	1.71	0.56
32:B6:32:ASN:O	32:B6:33:LYS:CB	2.52	0.56
47:DO:114:ILE:HD12	47:DO:114:ILE:H	1.69	0.56
52:DT:33:LYS:NZ	52:DT:43:GLN:HG2	2.18	0.56
57:DY:9:LYS:HG3	57:DY:10:GLY:H	1.71	0.56
57:DY:39:VAL:O	57:DY:40:GLU:HG2	2.06	0.56
53:BU:65:ILE:HD11	53:BU:96:ALA:HB3	1.87	0.56
28:B2:3:LEU:HB3	36:BA:98:G:OP1	2.05	0.56
39:DD:30:GLU:HG3	39:DD:63:ARG:NE	2.20	0.56
43:DH:43:VAL:HG12	43:DH:46:GLU:OE2	2.05	0.56
46:DN:12:ARG:HB3	46:DN:50:ASP:OD1	2.06	0.56
34:B8:61:LEU:CD2	36:BA:593:G:H4'	2.36	0.56
41:DF:125:LEU:HD23	41:DF:125:LEU:N	2.12	0.56
18:AR:56:THR:C	18:AR:58:LEU:H	2.09	0.56
2:AB:102:LEU:HD23	2:AB:182:ILE:HD12	1.86	0.56
41:DF:29:ASN:ND2	41:DF:32:LEU:HB2	2.20	0.56
24:CY:63:C:H2'	24:CY:64:U:C6	2.41	0.56
2:AB:30:ARG:HE	2:AB:31:TYR:HE1	1.54	0.56
2:CB:84:GLU:CD	2:CB:216:SER:HA	2.25	0.56
1:CA:975:A:H5'	1:CA:975:A:H8	1.70	0.56
12:CL:117:ARG:NH2	12:CL:124:LYS:HB2	2.20	0.56
27:D1:11:ARG:HB3	27:D1:11:ARG:NH1	2.21	0.56
41:BF:38:ARG:O	41:BF:42:ALA:HB2	2.05	0.56
36:BA:813:U:H2'	36:BA:814:C:C6	2.41	0.56
47:DO:88:ASN:HD21	47:DO:92:GLU:HB2	1.71	0.56
7:CG:45:ASP:O	7:CG:49:ILE:HG12	2.05	0.56
36:DA:111:A:C2	36:DA:112:U:C2	2.93	0.56
2:AB:92:TYR:C	2:AB:92:TYR:CD1	2.79	0.56

Continued on next page...

Continued from previous page...

Atom-1	Atom-2	Distance(Å)	Clash(Å)
6:AF:91:VAL:CG1	6:AF:92:LYS:N	2.68	0.56
36:BA:2641:G:OP1	46:BN:74:ARG:NE	2.37	0.56
13:CM:118:ALA:HB2	22:CV:29:G:H5'	1.86	0.56
36:DA:1889:A:O2'	36:DA:2087:G:H5'	2.06	0.56
13:AM:69:GLU:O	13:AM:70:LEU:HB2	2.04	0.56
1:CA:376:G:O2'	1:CA:377:G:H5'	2.05	0.56
36:BA:1798:U:OP2	39:BD:274:ARG:NH2	2.39	0.56
1:CA:179:A:H2'	1:CA:180:U:H6	1.69	0.56
36:DA:1264:G:H2'	36:DA:1265:A:C8	2.41	0.56
47:BO:86:ILE:C	47:BO:87:ILE:HD13	2.26	0.56
36:DA:286:C:H2'	36:DA:287:C:H6	1.71	0.56
43:DH:154:PRO:O	43:DH:155:SER:HB3	2.06	0.56
36:BA:2836:U:H2'	36:BA:2837:G:C8	2.41	0.56
1:CA:613:C:H2'	1:CA:614:A:H8	1.70	0.56
7:CG:71:PRO:HG2	7:CG:91:VAL:HG11	1.86	0.56
1:CA:1382:C:H2'	1:CA:1383:C:H6	1.70	0.56
36:DA:2128:C:O2'	36:DA:2129:C:P	2.63	0.56
57:DY:6:HIS:N	57:DY:6:HIS:CD2	2.73	0.56
27:D1:40:ARG:O	27:D1:41:ARG:HG2	2.06	0.56
1:CA:55:A:C2	25:CZ:234:ARG:HD3	2.41	0.56
32:B6:30:THR:O	32:B6:31:PRO:C	2.44	0.56
52:DT:70:VAL:CG1	52:DT:71:GLY:N	2.68	0.56
1:CA:1305:G:H21	1:CA:1331:G:H2'	1.64	0.56
13:CM:78:ILE:HA	13:CM:81:LEU:HD23	1.87	0.56
31:D5:57:VAL:C	31:D5:58:LEU:HD12	2.25	0.56
2:CB:71:VAL:HG22	2:CB:93:VAL:HG12	1.87	0.56
2:AB:109:SER:C	2:AB:111:ARG:N	2.59	0.56
1:CA:1151:A:C6	1:CA:1152:A:N6	2.73	0.56
52:BT:106:SER:O	52:BT:107:ASP:CB	2.54	0.56
41:DF:39:TRP:CH2	41:DF:106:ARG:HD3	2.40	0.56
22:CW:38:A:H2'	22:CW:39:U:H5'	1.86	0.56
41:BF:132:VAL:HG13	41:BF:133:ASN:H	1.70	0.56
54:BV:47:VAL:HG12	54:BV:52:VAL:HB	1.88	0.56
4:CD:12:CYS:HB3	4:CD:33:MET:HB2	1.86	0.56
4:CD:63:LYS:O	4:CD:67:ILE:HG13	2.06	0.56
40:DE:7:VAL:HG12	40:DE:27:LEU:CB	2.30	0.56
14:CN:4:LYS:O	14:CN:5:ALA:C	2.44	0.56
5:CE:80:ILE:HD12	5:CE:80:ILE:O	2.06	0.56
1:CA:1299:A:N3	1:CA:1299:A:H5''	2.20	0.56
5:CE:150:ARG:HB2	5:CE:150:ARG:CZ	2.35	0.56
36:DA:1141:U:H4'	36:DA:1142(A):A:C8	2.40	0.56
39:BD:124:PRO:O	39:BD:129:ASN:ND2	2.38	0.56

Continued on next page...

Continued from previous page...

Atom-1	Atom-2	Distance(Å)	Clash(Å)
27:D1:84:GLY:O	27:D1:86:SER:N	2.35	0.56
55:BW:5:ALA:O	55:BW:6:ILE:HB	2.06	0.56
36:DA:303:U:H2'	36:DA:304:G:C8	2.40	0.56
39:DD:183:ARG:HG3	39:DD:269:PHE:O	2.05	0.56
2:AB:42:ILE:CD1	2:AB:202:PRO:HB2	2.36	0.56
36:DA:1649:G:O2'	36:DA:1650:G:H5'	2.05	0.56
22:CW:5:G:H1'	22:CW:69:G:N2	2.21	0.56
22:CW:5:G:N2	22:CW:68:C:H42	2.02	0.56
22:CW:66:U:H2'	22:CW:67:C:C6	2.41	0.56
12:AL:29:GLY:O	12:AL:30:ALA:C	2.42	0.56
26:B0:62:LEU:O	26:B0:63:VAL:HG13	2.05	0.56
1:AA:1277:C:C2'	1:AA:1278:U:H5'	2.36	0.56
1:CA:1338:G:H2'	1:CA:1339:A:C8	2.41	0.56
1:CA:458:C:H2'	1:CA:460:G:C8	2.38	0.56
36:BA:371:A:H5'	36:BA:423:A:C2	2.41	0.56
1:AA:424:G:H2'	1:AA:425:G:C8	2.41	0.56
41:DF:78:ILE:HA	41:DF:83:PHE:CD2	2.40	0.56
5:AE:20:GLN:NE2	5:AE:22:GLY:H	2.03	0.56
25:AZ:67:HIS:CD2	25:AZ:67:HIS:N	2.74	0.56
36:BA:2653:U:H3'	36:BA:2654:A:C8	2.40	0.56
5:AE:24:ARG:HG3	5:AE:26:PHE:CZ	2.41	0.56
1:CA:1127:G:H1'	1:CA:1147:C:H42	1.70	0.56
1:CA:473:G:H5''	16:CP:81:ARG:HH21	1.70	0.56
50:DR:7:GLY:O	50:DR:8:ARG:NE	2.38	0.56
36:BA:1684:C:O2'	36:BA:1685:C:H5'	2.06	0.56
47:DO:67:LYS:HD2	47:DO:68:GLU:OE2	2.06	0.56
36:BA:1678:G:N2	36:BA:1989:G:H22	2.02	0.56
36:DA:1305:C:O2'	36:DA:1306:C:H5'	2.06	0.56
19:AS:27:GLU:O	19:AS:28:LYS:O	2.23	0.56
25:CZ:4:GLU:HA	25:CZ:276:THR:HB	1.87	0.56
22:CW:73:A:C3'	22:CW:74:C:H5''	2.35	0.56
53:BU:95:LEU:HD12	54:BV:11:GLN:HE21	1.70	0.56
28:B2:52:ASP:O	28:B2:56:GLN:CG	2.53	0.56
28:B2:53:LEU:C	28:B2:55:ARG:N	2.58	0.56
42:DG:133:LEU:CD1	42:DG:157:ILE:HD12	2.35	0.56
36:BA:331:A:H1'	36:BA:332:A:OP1	2.05	0.56
49:BQ:21:THR:CG2	49:BQ:101:ARG:HD2	2.36	0.56
36:DA:2101:G:H2'	36:DA:2102:U:O4'	2.06	0.56
13:AM:39:ILE:HD12	13:AM:56:LEU:HD23	1.88	0.56
10:CJ:58:ASP:O	10:CJ:59:SER:HB3	2.05	0.56
53:BU:108:GLU:OE1	53:BU:112:ARG:HD3	2.05	0.56
58:DZ:127:LYS:HZ1	58:DZ:164:ALA:HB2	1.71	0.56

Continued on next page...

Continued from previous page...

Atom-1	Atom-2	Distance(Å)	Clash(Å)
36:BA:526:A:H5''	36:BA:527:C:OP1	2.05	0.56
41:DF:132:VAL:HG13	41:DF:133:ASN:N	2.21	0.56
41:DF:11:VAL:C	41:DF:13:SER:H	2.08	0.56
48:BP:91:PHE:N	48:BP:91:PHE:CD1	2.73	0.56
39:DD:25:THR:O	39:DD:26:LYS:HB2	2.06	0.56
20:CT:73:HIS:O	20:CT:74:LYS:HD3	2.06	0.56
2:CB:61:LEU:HD11	2:CB:160:ASP:HB2	1.87	0.56
36:DA:221:A:H1'	36:DA:233:A:H1'	1.87	0.56
48:DP:94:GLU:HG2	48:DP:96:THR:HG23	1.87	0.56
13:AM:3:ARG:HH21	13:AM:7:VAL:CG2	2.18	0.56
39:DD:6:PHE:HE2	39:DD:13:ARG:HH21	1.46	0.56
15:AO:7:GLU:O	15:AO:11:VAL:HG23	2.06	0.56
1:CA:323:U:H5'	20:CT:23:ARG:HB2	1.88	0.56
38:DC:49:ILE:HD11	38:DC:169:GLY:HA2	1.87	0.56
36:BA:887:A:N3	36:BA:887:A:H2'	2.20	0.56
40:BE:181:LEU:HD21	52:BT:7:ILE:CG2	2.35	0.56
25:AZ:333:GLY:CA	25:AZ:363:MET:HE1	2.32	0.56
46:DN:3:THR:HG22	46:DN:5:VAL:HG23	1.88	0.56
36:DA:1378:A:H4'	36:DA:1379:A:OP1	2.06	0.56
46:BN:108:PRO:HG2	46:BN:109:LYS:H	1.71	0.56
36:DA:1652:A:N7	36:DA:1653:G:C6	2.73	0.56
32:B6:42:TRP:HA	32:B6:42:TRP:HE3	1.69	0.56
4:AD:129:ASN:HD21	4:AD:145:GLU:N	2.04	0.56
36:BA:2701:C:H2'	36:BA:2702:U:H2'	1.88	0.56
37:BB:79:C:O2'	37:BB:80:U:H5'	2.04	0.56
3:AC:142:MET:SD	3:AC:148:GLY:HA2	2.45	0.56
49:DQ:118:LEU:HD12	49:DQ:131:ILE:HG23	1.87	0.56
39:DD:76:PRO:HG2	39:DD:98:VAL:HG21	1.86	0.56
16:CP:19:ILE:N	16:CP:37:GLY:O	2.39	0.56
36:BA:2563:U:H4'	47:BO:28:SER:HA	1.86	0.56
36:DA:2074:U:H2'	36:DA:2075:U:C6	2.41	0.56
36:DA:1231:G:H2'	36:DA:1232:G:H8	1.69	0.56
36:DA:1510:G:O2'	36:DA:1511:C:H5'	2.06	0.56
36:DA:19:C:H5'	36:DA:554:U:OP1	2.06	0.56
6:AF:43:LEU:H	6:AF:43:LEU:HD22	1.71	0.56
44:DJ:69:UNK:O	44:DJ:71:UNK:N	2.39	0.56
52:DT:31:SER:OG	52:DT:32:TYR:CE1	2.56	0.56
52:DT:41:ARG:HD3	52:DT:42:ILE:N	2.21	0.56
48:DP:66:GLY:O	48:DP:67:MET:CB	2.53	0.56
52:BT:53:ARG:HH12	52:BT:60:THR:H	1.53	0.56
25:AZ:117:ARG:CD	25:AZ:157:LEU:HD11	2.36	0.56
39:BD:99:ASP:OD1	39:BD:99:ASP:C	2.44	0.56

Continued on next page...

Continued from previous page...

Atom-1	Atom-2	Distance(Å)	Clash(Å)
39:DD:30:GLU:HB2	39:DD:35:LYS:NZ	2.21	0.56
25:CZ:172:ARG:O	25:CZ:198:LYS:HG3	2.05	0.56
43:DH:50:VAL:HG12	43:DH:52:VAL:HG22	1.86	0.56
47:BO:114:ILE:HD12	47:BO:114:ILE:H	1.71	0.56
36:BA:1639:U:O2'	36:BA:1640:C:H5''	2.06	0.56
35:D9:7:VAL:CG1	35:D9:25:VAL:HG21	2.36	0.56
54:BV:52:VAL:HG13	54:BV:55:ALA:HB3	1.86	0.56
36:DA:141:A:H8	36:DA:1408:C:O2'	1.88	0.56
54:DV:38:LEU:O	54:DV:52:VAL:HG12	2.05	0.56
43:BH:30:LYS:HG3	43:BH:79:VAL:C	2.26	0.56
25:CZ:253:VAL:HA	25:CZ:307:PRO:CG	2.36	0.56
51:BS:106:ARG:HH11	51:BS:106:ARG:C	2.09	0.56
51:DS:16:ASN:C	51:DS:18:ILE:H	2.09	0.56
19:AS:6:LYS:O	19:AS:7:LYS:HD3	2.06	0.56
43:DH:19:VAL:CG1	43:DH:20:ALA:H	2.15	0.56
25:AZ:251:ASP:O	25:AZ:267:VAL:HG12	2.06	0.56
24:AY:76:A:OP1	25:AZ:274:ARG:CD	2.54	0.56
30:B4:20:ASN:HD22	30:B4:21:VAL:N	2.04	0.56
50:BR:56:LYS:HE3	50:BR:94:TYR:CE2	2.41	0.56
36:DA:1252:G:N3	53:DU:33:ARG:HD2	2.21	0.56
36:DA:583:G:OP2	53:DU:10:ARG:HD2	2.05	0.56
58:BZ:70:LEU:HD23	58:BZ:70:LEU:H	1.70	0.56
36:BA:2853:C:H2'	36:BA:2854:G:H8	1.70	0.56
25:AZ:222:LEU:HB3	25:AZ:243:GLU:HB3	1.86	0.56
38:DC:49:ILE:HD12	38:DC:49:ILE:C	2.26	0.56
36:DA:1150:C:H2'	36:DA:1151:G:H5'	1.86	0.56
2:CB:126:GLU:HA	2:CB:129:GLU:CD	2.26	0.56
1:AA:407:G:H2'	1:AA:408:A:C8	2.41	0.56
40:BE:49:LEU:HD11	40:BE:91:VAL:CG2	2.36	0.56
10:CJ:78:ASN:O	10:CJ:79:ARG:HD3	2.05	0.56
51:DS:89:ARG:HG3	51:DS:92:TYR:N	2.21	0.56
2:CB:209:ARG:HH11	2:CB:239:VAL:HG21	1.71	0.56
13:CM:92:HIS:CE1	13:CM:98:VAL:HG11	2.41	0.56
1:CA:436:C:H2'	1:CA:437:U:H6	1.71	0.56
1:CA:629:G:H2'	1:CA:630:G:H5''	1.86	0.56
36:DA:2485:G:H2'	36:DA:2486:G:H5'	1.87	0.56
51:BS:97:ARG:HE	51:BS:97:ARG:C	2.08	0.56
25:CZ:130:TYR:CE2	25:CZ:211:PRO:HG2	2.41	0.56
7:CG:152:ALA:O	7:CG:154:TYR:N	2.39	0.56
26:B0:43:THR:N	36:BA:2331:G:H4'	2.21	0.56
33:B7:34:ARG:CG	33:B7:34:ARG:HH11	2.18	0.56
49:DQ:1:MET:O	49:DQ:2:LEU:CB	2.53	0.56

Continued on next page...

Continued from previous page...

Atom-1	Atom-2	Distance(Å)	Clash(Å)
14:CN:27:CYS:C	14:CN:29:ARG:H	2.10	0.56
1:CA:1266:G:N2	1:CA:1268:A:H3'	2.21	0.56
44:BJ:56:UNK:HA	44:BJ:82:UNK:O	2.06	0.56
25:CZ:313:HIS:CD2	25:CZ:403:ILE:HD13	2.41	0.56
38:DC:196:LEU:O	38:DC:199:HIS:N	2.37	0.56
2:AB:16:HIS:HB3	2:AB:210:SER:HB2	1.87	0.56
1:CA:1315:U:H2'	1:CA:1316:G:C8	2.41	0.56
28:B2:33:MET:HA	28:B2:36:ARG:HD2	1.88	0.56
28:B2:6:VAL:N	28:B2:7:ARG:HD2	2.21	0.56
2:CB:69:LEU:HD13	2:CB:71:VAL:HG23	1.87	0.56
25:AZ:34:VAL:C	25:AZ:36:ALA:H	2.08	0.56
36:DA:2355:C:C4	36:DA:2356:C:C4	2.94	0.56
46:DN:132:ALA:O	46:DN:133:GLN:CB	2.53	0.56
2:CB:114:ARG:O	2:CB:118:LEU:HG	2.06	0.56
41:BF:123:LEU:HD12	41:BF:124:LEU:H	1.70	0.56
9:AI:20:ARG:O	9:AI:22:GLY:N	2.39	0.56
9:AI:46:ALA:HB2	9:AI:74:ILE:HG23	1.88	0.56
54:DV:35:LEU:HD23	54:DV:57:VAL:CG1	2.34	0.56
58:DZ:166:SER:H	58:DZ:167:PRO:CA	2.12	0.56
4:AD:96:LEU:HG	4:AD:139:ARG:NH2	2.20	0.56
51:BS:16:ASN:C	51:BS:18:ILE:H	2.07	0.56
2:AB:15:VAL:O	2:AB:15:VAL:HG23	2.06	0.56
1:CA:266:G:C5'	1:CA:267:C:H5	2.16	0.56
1:CA:1272:G:H5'	1:CA:1272:G:H8	1.69	0.56
36:DA:2298:A:H62	36:DA:2318:G:H8	1.53	0.56
36:DA:80:G:O2'	36:DA:81:G:H5'	2.05	0.56
1:AA:372:C:N4	1:AA:387:U:H2'	2.21	0.56
37:BB:92:C:O2'	37:BB:93:G:H5'	2.06	0.56
46:DN:34:LEU:C	46:DN:34:LEU:HD13	2.26	0.56
46:DN:32:THR:HG22	46:DN:37:LYS:HD3	1.88	0.56
38:DC:190:ARG:O	38:DC:194:ARG:HG3	2.06	0.56
40:BE:101:ARG:HB3	40:BE:201:THR:HG21	1.86	0.56
51:DS:92:TYR:HD2	51:DS:94:TYR:HB2	1.71	0.56
14:CN:19:ARG:O	14:CN:20:ALA:O	2.24	0.56
4:CD:109:GLY:O	4:CD:111:ALA:N	2.39	0.56
25:AZ:230:THR:HG23	25:AZ:295:ARG:HH11	1.71	0.56
6:AF:63:TYR:HD1	6:AF:63:TYR:N	2.03	0.56
36:BA:57:C:C2'	36:BA:58:G:H5'	2.36	0.56
42:DG:32:PRO:HB2	42:DG:172:LEU:HD12	1.88	0.56
7:AG:4:ARG:NH1	7:AG:4:ARG:HG2	2.21	0.56
13:CM:118:ALA:CB	22:CV:28:G:O3'	2.54	0.56
36:DA:2852:G:H2'	36:DA:2853:C:C6	2.41	0.56

Continued on next page...

Continued from previous page...

Atom-1	Atom-2	Distance(Å)	Clash(Å)
24:CY:7:G:H3'	24:CY:8:4SU:H5'	1.87	0.56
27:B1:51:VAL:HG11	27:B1:74:VAL:HG21	1.87	0.56
1:CA:992:U:O2	1:CA:992:U:H2'	2.05	0.56
11:AK:27:ASN:OD1	11:AK:28:THR:N	2.38	0.56
36:BA:246:C:H5'	48:BP:71:VAL:HG23	1.88	0.56
36:DA:1509(A):A:H2'	36:DA:1509(B):A:C8	2.41	0.56
36:DA:2738:A:C2	36:DA:2739:U:H1'	2.41	0.56
11:CK:67:ASP:O	11:CK:71:LYS:HB2	2.05	0.56
1:AA:676:A:H1'	11:AK:115:PRO:HB3	1.88	0.56
55:DW:9:TYR:CD1	55:DW:9:TYR:N	2.72	0.56
25:AZ:90:LYS:H	25:AZ:90:LYS:HD2	1.71	0.56
41:BF:51:THR:CG2	41:BF:92:PRO:HD2	2.35	0.56
52:DT:24:PRO:HA	52:DT:49:VAL:HG22	1.87	0.55
21:CU:2:GLY:O	21:CU:4:GLY:N	2.39	0.55
28:B2:25:VAL:HG12	28:B2:29:LYS:CE	2.36	0.55
43:BH:66:GLY:HA2	43:BH:69:ARG:HD3	1.88	0.55
41:BF:57:VAL:HG21	41:BF:86:GLY:O	2.06	0.55
35:D9:7:VAL:HG22	35:D9:34:GLN:HG3	1.88	0.55
13:AM:65:LYS:H	13:AM:65:LYS:CD	2.18	0.55
34:B8:4:MET:SD	34:B8:61:LEU:CD2	2.94	0.55
1:AA:1128:C:H1'	1:AA:1146:A:H61	1.71	0.55
42:DG:144:ILE:HG23	42:DG:144:ILE:O	2.06	0.55
36:DA:1971:A:N3	39:DD:241:PRO:HD3	2.22	0.55
25:CZ:397:ALA:HB1	61:CZ:502:KIR:O27	2.05	0.55
48:BP:100:LEU:HD13	48:BP:100:LEU:O	2.04	0.55
42:BG:10:LYS:N	42:BG:10:LYS:CD	2.68	0.55
36:DA:1022:G:N2	36:DA:1142(A):A:C2	2.74	0.55
46:DN:67:LEU:C	46:DN:69:GLN:H	2.09	0.55
12:CL:26:ALA:O	12:CL:27:LEU:O	2.24	0.55
43:BH:19:VAL:CG1	43:BH:20:ALA:H	2.13	0.55
48:DP:91:PHE:N	48:DP:91:PHE:CD1	2.74	0.55
42:BG:178:PHE:HB3	42:BG:180:PHE:HE1	1.71	0.55
9:CI:56:LEU:HD23	9:CI:57:GLY:N	2.20	0.55
1:AA:966:G:O2'	1:AA:967:C:P	2.65	0.55
1:AA:1007:C:O2'	1:AA:1008:C:H5'	2.06	0.55
7:AG:84:ASN:OD1	22:AW:33:U:H5'	2.06	0.55
36:DA:2777:G:C5'	36:DA:2778:A:H5'	2.35	0.55
36:DA:527:C:O5'	36:DA:2779:U:H5	1.88	0.55
6:AF:10:LEU:HD11	6:AF:61:LEU:HD11	1.87	0.55
24:AY:4:G:C2'	24:AY:5:G:H5"	2.36	0.55
1:CA:1142:G:H2'	1:CA:1143:G:O4'	2.05	0.55
6:CF:19:LEU:O	6:CF:23:LYS:HB2	2.06	0.55

Continued on next page...

Continued from previous page...

Atom-1	Atom-2	Distance(Å)	Clash(Å)
38:DC:128:GLY:HA2	38:DC:137:LEU:HD23	1.87	0.55
11:AK:38:ASN:HD22	11:AK:38:ASN:N	2.02	0.55
36:DA:1331:A:H2'	36:DA:1332:G:H5''	1.87	0.55
36:BA:1880:C:C3'	36:BA:1881:C:H5''	2.36	0.55
2:CB:142:LEU:HD23	2:CB:142:LEU:O	2.06	0.55
33:B7:34:ARG:NH1	33:B7:34:ARG:HG3	2.20	0.55
36:DA:1013:C:H2'	36:DA:1014:U:H6	1.71	0.55
37:BB:111:G:O2'	37:BB:112:U:H5'	2.06	0.55
49:BQ:120:ILE:O	49:BQ:121:ALA:C	2.45	0.55
22:CV:64:A:H2'	22:CV:65:G:H8	1.71	0.55
36:DA:1400:G:H2'	36:DA:1401:G:C8	2.41	0.55
36:BA:709:U:H2'	36:BA:710:G:C8	2.41	0.55
36:BA:30:G:O2'	36:BA:31:C:H5'	2.06	0.55
36:DA:981:A:H8	36:DA:982:C:C5	2.24	0.55
1:CA:29:G:O2'	1:CA:30:U:H5'	2.05	0.55
36:BA:742:G:H2'	36:BA:743:G:H8	1.71	0.55
39:BD:8:PRO:HB3	39:BD:14:ARG:CB	2.35	0.55
36:BA:2887:U:H2'	36:BA:2888:C:H6	1.71	0.55
24:AY:49:G:O2'	24:AY:50:G:H5'	2.06	0.55
1:CA:505:G:H2'	1:CA:506:G:H8	1.71	0.55
32:D6:32:ASN:O	32:D6:33:LYS:HB2	2.06	0.55
53:BU:93:LYS:H	53:BU:93:LYS:CD	2.20	0.55
43:BH:50:VAL:HG12	43:BH:52:VAL:HG22	1.89	0.55
43:DH:51:ARG:HG3	43:DH:52:VAL:H	1.70	0.55
52:BT:31:SER:HB2	52:BT:32:TYR:CD1	2.41	0.55
41:BF:84:VAL:C	41:BF:86:GLY:H	2.09	0.55
46:DN:14:VAL:HG13	46:DN:135:PRO:O	2.04	0.55
46:DN:43:THR:HB	46:DN:46:VAL:HG11	1.87	0.55
3:AC:12:LEU:HD22	3:AC:18:TRP:CE3	2.41	0.55
36:BA:2111:C:H1'	36:BA:2118:U:O4'	2.07	0.55
36:BA:512:G:O2'	36:BA:513:A:H8	1.89	0.55
36:BA:527:C:O5'	36:BA:2779:U:H5	1.88	0.55
51:BS:106:ARG:HH11	51:BS:107:GLU:N	2.03	0.55
40:DE:47:VAL:CG2	40:DE:86:PRO:HD3	2.31	0.55
36:DA:2319:G:OP2	36:DA:2319:G:H4'	2.06	0.55
27:B1:76:ARG:HH12	27:B1:95:LEU:CD1	2.19	0.55
4:AD:31:CYS:O	4:AD:31:CYS:SG	2.63	0.55
9:CI:56:LEU:CD2	9:CI:57:GLY:N	2.69	0.55
37:DB:92:C:H5''	58:DZ:79:ARG:NH2	2.21	0.55
30:D4:20:ASN:HD22	30:D4:20:ASN:C	2.10	0.55
22:AV:4:C:H3'	22:AV:5:G:H5''	1.87	0.55
36:DA:674:G:H1'	41:DF:74:ARG:HD3	1.88	0.55

Continued on next page...

Continued from previous page...

Atom-1	Atom-2	Distance(Å)	Clash(Å)
38:BC:96:GLY:H	38:BC:99:ILE:CG1	2.19	0.55
50:DR:100:LEU:HD21	50:DR:113:LEU:HB2	1.88	0.55
1:AA:505:G:H2'	1:AA:506:G:C8	2.41	0.55
1:AA:1157:A:O2'	1:AA:1158:C:OP2	2.23	0.55
36:DA:2744:G:N7	36:DA:2755:C:H1'	2.22	0.55
43:BH:153:LYS:N	43:BH:153:LYS:HD3	2.19	0.55
36:DA:1446:C:O2'	36:DA:1447:G:H5'	2.06	0.55
36:DA:896:A:C8	58:DZ:146:ILE:HD12	2.42	0.55
31:D5:31:VAL:CG1	31:D5:42:PRO:HG3	2.35	0.55
36:DA:246:C:H5'	48:DP:71:VAL:HG23	1.87	0.55
54:DV:2:PHE:O	54:DV:41:GLY:HA2	2.07	0.55
37:DB:73:A:C2'	37:DB:74:U:H5'	2.36	0.55
52:BT:16:ARG:NH1	52:BT:16:ARG:HG3	2.20	0.55
1:AA:425:G:O2'	1:AA:426:G:H5'	2.06	0.55
49:BQ:1:MET:HE2	49:BQ:1:MET:O	2.07	0.55
1:AA:1286:A:O2'	1:AA:1287:A:OP2	2.24	0.55
49:DQ:70:PRO:CA	49:DQ:95:ALA:HB2	2.36	0.55
28:D2:34:GLU:HA	28:D2:37:PHE:HB2	1.87	0.55
46:BN:129:PRO:O	46:BN:130:HIS:HB3	2.07	0.55
36:DA:668:G:H2'	36:DA:670:A:H62	1.71	0.55
25:AZ:339:ARG:NE	25:AZ:352:VAL:HG22	2.21	0.55
36:DA:839:U:H2'	36:DA:840:C:C6	2.41	0.55
36:DA:840:C:H2'	36:DA:841:A:C8	2.41	0.55
6:AF:60:PHE:CZ	18:AR:78:LEU:HD21	2.41	0.55
22:CW:52:G:N3	22:CW:52:G:H2'	2.21	0.55
45:DK:54:UNK:O	45:DK:69:UNK:HA	2.05	0.55
50:BR:13:HIS:HE1	50:BR:15:SER:OG	1.89	0.55
1:CA:1418:A:H3'	1:CA:1419:G:O4'	2.06	0.55
1:CA:978:A:N7	1:CA:1319:A:C2	2.75	0.55
28:B2:68:ARG:HB3	28:B2:69:ARG:NH2	2.21	0.55
56:BX:27:THR:HG22	56:BX:80:ILE:HB	1.87	0.55
1:AA:1054:C:C5	1:AA:1196:U:N1	2.74	0.55
1:AA:963:G:N2	10:AJ:55:LYS:HG2	2.20	0.55
25:AZ:104:LEU:HD21	25:AZ:120:ILE:HD11	1.89	0.55
25:AZ:138:VAL:HG21	25:AZ:173:GLY:N	2.21	0.55
25:CZ:34:VAL:HG11	25:CZ:203:LEU:HD11	1.87	0.55
47:BO:114:ILE:HD12	47:BO:114:ILE:N	2.21	0.55
56:DX:27:THR:CB	56:DX:80:ILE:HG22	2.37	0.55
10:CJ:55:LYS:H	10:CJ:55:LYS:HE3	1.72	0.55
14:CN:59:ALA:O	14:CN:60:SER:CB	2.55	0.55
54:DV:47:VAL:HG12	54:DV:52:VAL:HB	1.88	0.55
13:CM:91:ARG:HH12	13:CM:96:LEU:HD13	1.71	0.55

Continued on next page...

Continued from previous page...

Atom-1	Atom-2	Distance(Å)	Clash(Å)
1:CA:1374:A:O2'	7:CG:28:ASN:HB3	2.06	0.55
30:B4:25:TYR:O	30:B4:26:SER:HB3	2.06	0.55
42:BG:10:LYS:H	42:BG:10:LYS:HD2	1.70	0.55
36:DA:1301:A:H4'	36:DA:1302:A:OP1	2.06	0.55
11:CK:91:ARG:O	11:CK:94:ALA:HB3	2.07	0.55
19:CS:19:VAL:CG1	19:CS:44:MET:HG3	2.29	0.55
36:BA:1902:C:H5''	39:BD:246:PRO:HD3	1.88	0.55
51:DS:12:PHE:O	51:DS:14:VAL:HG23	2.06	0.55
10:AJ:78:ASN:HD22	10:AJ:81:THR:HG21	1.72	0.55
53:BU:6:THR:O	53:BU:9:VAL:HG23	2.06	0.55
12:CL:8:ASN:O	12:CL:12:ARG:HG3	2.06	0.55
30:D4:14:ILE:O	30:D4:21:VAL:HG13	2.06	0.55
30:D4:31:ILE:HG22	30:D4:31:ILE:O	2.06	0.55
6:CF:62:TRP:CD1	18:CR:35:ARG:NH1	2.75	0.55
51:DS:17:ARG:HA	51:DS:20:ARG:HH12	1.72	0.55
2:CB:134:GLU:C	2:CB:136:VAL:N	2.59	0.55
40:BE:52:LEU:HD13	52:BT:1:MET:HG2	1.87	0.55
36:BA:1658:C:OP1	40:BE:132:HIS:ND1	2.38	0.55
6:AF:54:LYS:O	6:AF:55:ASP:C	2.43	0.55
39:BD:136:ILE:HB	39:BD:165:ILE:CD1	2.36	0.55
1:CA:187:C:OP1	20:CT:82:SER:HB2	2.06	0.55
7:CG:44:TYR:O	7:CG:47:CYS:N	2.39	0.55
38:BC:10:LEU:O	38:BC:13:LYS:HG3	2.06	0.55
36:DA:559:G:N2	53:DU:49:HIS:NE2	2.53	0.55
43:DH:158:HIS:HE1	43:DH:169:VAL:HG13	1.71	0.55
22:CV:51:U:H2'	22:CV:52:G:C8	2.41	0.55
38:DC:99:ILE:O	38:DC:99:ILE:HG22	2.06	0.55
3:CC:95:THR:CG2	3:CC:97:LYS:HD2	2.37	0.55
3:AC:122:GLU:O	3:AC:123:GLN:C	2.43	0.55
9:AI:11:LYS:O	9:AI:13:ALA:N	2.39	0.55
36:DA:2248:C:C2'	36:DA:2249:U:H5'	2.36	0.55
27:B1:51:VAL:O	27:B1:57:GLU:HA	2.07	0.55
7:AG:145:ALA:O	7:AG:147:ALA:N	2.40	0.55
14:AN:29:ARG:HG3	14:AN:29:ARG:HH11	1.70	0.55
1:CA:918:A:H2'	1:CA:919:A:H8	1.71	0.55
36:DA:1345:C:H2'	36:DA:1346:G:C8	2.41	0.55
36:BA:1345:C:H2'	36:BA:1346:G:H8	1.70	0.55
7:AG:61:VAL:O	7:AG:64:GLN:HB3	2.06	0.55
36:DA:1254:A:C8	36:DA:1256:G:C8	2.93	0.55
43:DH:44:VAL:HG12	43:DH:45:VAL:H	1.71	0.55
36:DA:2052:G:C8	40:DE:141:ILE:HD11	2.41	0.55
38:DC:152:ILE:O	38:DC:152:ILE:HG22	2.06	0.55

Continued on next page...

Continued from previous page...

Atom-1	Atom-2	Distance(Å)	Clash(Å)
30:B4:46:GLN:NE2	30:B4:47:GLN:HG2	2.22	0.55
37:BB:95:C:C2'	37:BB:96:U:H5'	2.37	0.55
55:DW:22:ASP:HA	55:DW:25:ARG:HH12	1.70	0.55
1:CA:418:C:H2'	1:CA:419:C:C6	2.42	0.55
25:CZ:65:THR:HG21	25:CZ:80:VAL:HG13	1.89	0.55
1:CA:978:A:C5	1:CA:1319:A:C2	2.95	0.55
1:CA:986:A:H2'	1:CA:987:G:C8	2.40	0.55
25:AZ:150:VAL:HG13	25:AZ:151:GLU:H	1.71	0.55
39:BD:24:ILE:HG12	39:BD:24:ILE:O	2.06	0.55
38:BC:113:VAL:O	38:BC:138:PRO:HG3	2.06	0.55
36:DA:1827:C:H2'	36:DA:1828:G:H5'	1.88	0.55
49:DQ:137:TYR:CE1	58:DZ:81:ARG:NH2	2.74	0.55
25:CZ:7:ARG:NH1	25:CZ:7:ARG:CG	2.67	0.55
36:BA:2715:C:O2'	36:BA:2716:U:H5'	2.06	0.55
57:DY:81:LYS:HD2	57:DY:96:ILE:CD1	2.36	0.55
57:DY:88:LYS:HZ2	57:DY:93:GLY:HA3	1.71	0.55
9:AI:47:LEU:H	9:AI:47:LEU:CD1	2.07	0.55
25:CZ:121:LEU:O	25:CZ:125:GLN:HG2	2.06	0.55
58:DZ:151:HIS:HB2	58:DZ:169:GLU:O	2.06	0.55
36:DA:654(V):A:H8	36:DA:655:A:H2'	1.72	0.55
37:BB:31:C:H4'	42:BG:29:TRP:CZ2	2.41	0.55
1:AA:269:C:H2'	1:AA:270:A:C8	2.42	0.55
19:CS:12:ASP:H	19:CS:38:SER:HB2	1.71	0.55
1:CA:1271:G:C2'	1:CA:1272:G:C5'	2.81	0.55
10:CJ:40:LEU:HB2	10:CJ:41:PRO:HD2	1.87	0.55
17:CQ:59:ILE:CG2	17:CQ:71:PHE:HB3	2.36	0.55
3:CC:53:ALA:CB	3:CC:115:LEU:HG	2.35	0.55
4:AD:18:LYS:HE3	4:AD:31:CYS:HB2	1.89	0.55
3:AC:34:LEU:CD2	3:AC:38:ARG:HE	2.12	0.55
36:DA:1528(A):A:N6	36:DA:1541:G:C2	2.72	0.55
52:DT:105:LEU:HD22	52:DT:109:GLU:OE1	2.07	0.55
28:D2:38:GLN:OE1	28:D2:44:LEU:HD13	2.06	0.55
36:BA:1493:C:C4	36:BA:2206:G:O2'	2.59	0.55
9:CI:50:LEU:HD23	9:CI:85:LEU:HD21	1.87	0.55
18:AR:30:ASP:C	18:AR:32:ARG:H	2.09	0.55
50:BR:103:ARG:O	50:BR:104:ARG:HB2	2.05	0.55
41:BF:41:LEU:HD11	48:BP:7:ARG:HH22	1.71	0.55
36:BA:212:G:C2'	36:BA:213:A:H5'	2.36	0.55
25:AZ:230:THR:CG2	25:AZ:295:ARG:HD2	2.36	0.55
36:DA:1678:G:N2	36:DA:1989:G:N2	2.54	0.55
25:CZ:210:ILE:CG2	25:CZ:210:ILE:O	2.54	0.55
36:BA:1809:A:C6	36:BA:1810:A:C6	2.95	0.55

Continued on next page...

Continued from previous page...

Atom-1	Atom-2	Distance(Å)	Clash(Å)
36:BA:1070:A:H3'	36:BA:1072:C:H5	1.72	0.55
1:CA:375:U:C2	1:CA:376:G:C8	2.93	0.55
1:CA:377:G:H2'	1:CA:378:G:C8	2.42	0.55
21:AU:8:THR:O	21:AU:12:LYS:HB2	2.06	0.55
48:DP:124:LYS:HE2	48:DP:143:GLY:HA2	1.88	0.55
36:BA:36:G:O2'	36:BA:37:C:H5'	2.07	0.55
46:BN:128:HIS:O	46:BN:130:HIS:N	2.39	0.55
47:BO:105:GLU:O	47:BO:109:LYS:HG2	2.07	0.55
44:DJ:106:UNK:O	44:DJ:107:UNK:CB	2.54	0.55
37:BB:52:A:O2'	37:BB:53:A:C8	2.59	0.55
36:BA:1214:A:H2'	36:BA:1215:G:O4'	2.06	0.55
52:DT:66:VAL:O	52:DT:66:VAL:HG23	2.05	0.55
25:CZ:349:VAL:HG23	25:CZ:349:VAL:O	2.05	0.55
10:AJ:18:ALA:O	10:AJ:22:LYS:HB2	2.05	0.55
55:BW:9:TYR:N	55:BW:9:TYR:CD1	2.71	0.55
2:AB:109:SER:C	2:AB:111:ARG:H	2.09	0.55
2:AB:129:GLU:O	2:AB:130:ARG:O	2.25	0.55
25:CZ:266:VAL:CG1	25:CZ:291:ARG:NH2	2.68	0.55
1:CA:1190:G:OP1	3:CC:5:ILE:N	2.39	0.55
25:CZ:139:ASP:HB2	25:CZ:177:LEU:HD11	1.88	0.55
42:DG:37:VAL:HG22	42:DG:159:VAL:HG23	1.87	0.55
52:BT:110:ILE:C	52:BT:112:ARG:H	2.10	0.55
2:CB:152:PHE:O	2:CB:153:ARG:CB	2.52	0.55
41:BF:133:ASN:N	41:BF:133:ASN:HD22	2.04	0.55
10:CJ:61:GLU:OE2	14:CN:58:LYS:HE2	2.06	0.55
54:BV:47:VAL:O	54:BV:49:THR:N	2.39	0.55
3:CC:82:GLU:N	3:CC:85:ARG:HD3	2.18	0.55
5:AE:80:ILE:HD11	5:AE:91:LEU:HB2	1.87	0.55
53:DU:95:LEU:C	53:DU:97:ASP:N	2.60	0.55
54:DV:52:VAL:O	54:DV:52:VAL:HG22	2.06	0.55
10:AJ:57:LYS:C	10:AJ:58:ASP:O	2.40	0.55
36:DA:198:C:H5'	36:DA:2244:U:OP1	2.07	0.55
25:CZ:326:GLU:O	61:CZ:502:KIR:H101	2.07	0.55
30:D4:10:VAL:HG23	30:D4:11:PRO:CD	2.36	0.55
7:CG:27:ILE:HG22	7:CG:28:ASN:N	2.22	0.55
11:CK:59:TYR:O	11:CK:62:GLN:HB3	2.06	0.55
7:CG:117:ALA:O	7:CG:120:ILE:N	2.39	0.55
34:B8:32:LEU:HD23	34:B8:36:LYS:HZ1	1.70	0.55
36:DA:1019:U:H2'	36:DA:1021:A:N1	2.20	0.55
36:BA:185:U:H2'	36:BA:186:G:C8	2.42	0.55
24:AY:76:A:N6	25:AZ:234:ARG:NH1	2.54	0.55
36:DA:2297:C:C2'	36:DA:2298:A:H5'	2.36	0.55

Continued on next page...

Continued from previous page...

Atom-1	Atom-2	Distance(Å)	Clash(Å)
36:DA:585:G:H2'	36:DA:1251:C:H42	1.70	0.55
49:DQ:19:GLY:O	49:DQ:98:LYS:HE2	2.05	0.55
31:B5:2:ALA:N	36:BA:747:U:C5	2.75	0.55
2:CB:30:ARG:NE	2:CB:31:TYR:HE1	2.03	0.55
34:B8:23:VAL:HG11	34:B8:46:ARG:HD3	1.88	0.55
1:CA:1372:U:OP1	9:CI:71:SER:HB3	2.07	0.55
1:CA:1436:U:H2'	1:CA:1437:C:O4'	2.07	0.55
11:CK:105:VAL:HG23	11:CK:105:VAL:O	2.05	0.55
36:BA:2650:U:O2'	36:BA:2651:C:H5'	2.06	0.55
36:BA:1363:C:H2'	36:BA:1364:G:H8	1.72	0.55
7:AG:118:VAL:HG23	7:AG:119:ARG:N	2.22	0.55
2:AB:25:ASN:O	2:AB:27:LYS:N	2.40	0.55
6:AF:10:LEU:HD11	6:AF:61:LEU:HD12	1.87	0.55
55:DW:14:PRO:HG2	55:DW:78:GLU:CG	2.36	0.55
4:CD:121:VAL:O	4:CD:134:ASP:HA	2.07	0.55
4:AD:128:VAL:O	4:AD:130:GLY:N	2.39	0.55
36:BA:201:C:C2'	36:BA:202:U:H5'	2.37	0.55
37:DB:3:C:N4	37:DB:118:G:H1	2.05	0.55
36:BA:2700:C:O2'	36:BA:2701:C:H5'	2.06	0.55
1:AA:603:U:H2'	1:AA:604:G:C8	2.41	0.55
11:CK:108:ILE:HG22	18:CR:88:LYS:HB2	1.89	0.55
36:BA:521:G:H2'	36:BA:522:G:C8	2.42	0.55
9:AI:48:GLU:N	9:AI:49:PRO:HD2	2.22	0.55
36:DA:1146:C:O2'	36:DA:1147:C:H5'	2.06	0.55
9:CI:37:PHE:O	9:CI:39:GLY:N	2.36	0.55
1:CA:49:U:C2	1:CA:361:G:N2	2.75	0.55
5:AE:101:ILE:O	5:AE:120:THR:HB	2.07	0.55
44:BJ:25:UNK:HA	44:BJ:116:UNK:CB	2.36	0.55
20:AT:73:HIS:C	20:AT:74:LYS:HD3	2.27	0.55
1:AA:130:A:C8	17:AQ:63:ARG:HG3	2.41	0.55
1:CA:865:A:O2'	1:CA:866:C:H5'	2.06	0.55
1:AA:1511:G:O2'	1:AA:1512:U:H5'	2.07	0.55
22:CV:47:U:H3'	22:CV:48:C:C5'	2.37	0.55
23:CX:26:A:H5'	23:CX:27:A:C5	2.41	0.55
38:BC:128:GLY:HA2	38:BC:137:LEU:HD23	1.87	0.55
39:BD:81:ALA:HA	39:BD:113:VAL:HG11	1.88	0.55
36:BA:151:C:H2'	36:BA:152:G:C8	2.41	0.55
48:DP:24:GLY:CA	48:DP:33:ARG:NH1	2.70	0.55
1:CA:1149:C:OP1	9:CI:9:ARG:HD3	2.06	0.55
39:DD:63:ARG:HG3	39:DD:63:ARG:NH1	2.21	0.55
49:DQ:132:VAL:HG11	49:DQ:137:TYR:OH	2.07	0.55
57:DY:47:LYS:HG2	57:DY:60:PHE:CZ	2.41	0.55

Continued on next page...

Continued from previous page...

Atom-1	Atom-2	Distance(Å)	Clash(Å)
43:DH:52:VAL:CB	43:DH:69:ARG:HD2	2.36	0.55
52:BT:22:PHE:CD1	52:BT:22:PHE:C	2.80	0.55
52:BT:50:ILE:HD11	52:BT:64:ARG:CD	2.36	0.55
52:BT:82:LEU:CD2	52:BT:85:LYS:HD2	2.36	0.55
2:AB:165:VAL:CG2	2:AB:166:ASP:N	2.66	0.55
2:CB:137:ARG:O	2:CB:141:GLU:HB2	2.07	0.55
22:CV:67:C:H2'	22:CV:68:C:C6	2.41	0.55
9:AI:19:LEU:HD21	9:AI:59:PHE:CD2	2.42	0.55
54:DV:35:LEU:HD22	54:DV:35:LEU:H	1.71	0.55
36:BA:2111:C:O2	36:BA:2111:C:C2'	2.54	0.55
10:AJ:57:LYS:CE	10:AJ:60:ARG:HH21	2.11	0.55
25:CZ:256:VAL:HG11	25:CZ:310:ILE:CG2	2.37	0.55
36:BA:806:C:O2'	36:BA:2445:G:H4'	2.06	0.55
40:DE:55:ASN:HD21	40:DE:58:ARG:HH11	1.55	0.55
11:CK:84:VAL:HG21	11:CK:91:ARG:HD3	1.89	0.55
1:CA:260:G:H2'	1:CA:261:U:H6	1.71	0.55
37:DB:55:U:H2'	37:DB:56:G:C8	2.40	0.55
19:CS:6:LYS:N	19:CS:6:LYS:HD3	2.22	0.55
57:DY:4:LYS:HD2	57:DY:32:PRO:CG	2.36	0.55
30:D4:14:ILE:HG23	30:D4:31:ILE:HG22	1.89	0.55
36:DA:1103:A:H5'	36:DA:1104:C:OP2	2.05	0.55
2:CB:44:LEU:HA	2:CB:47:THR:CB	2.36	0.55
54:BV:28:GLU:HB3	54:BV:29:PRO:CD	2.36	0.55
35:B9:11:CYS:SG	35:B9:12:ASP:N	2.80	0.55
36:BA:654(A):G:C2'	36:BA:654(B):C:H5'	2.34	0.55
1:AA:1039:C:H2'	1:AA:1040:U:C5	2.41	0.55
36:DA:527:C:O5'	36:DA:2779:U:C5	2.59	0.55
54:BV:69:LYS:HG3	54:BV:87:HIS:H	1.72	0.55
36:BA:2767:C:H2'	36:BA:2768:C:C6	2.41	0.55
37:BB:61:G:O2'	37:BB:62:C:H5'	2.06	0.55
36:BA:301:G:H1'	36:BA:302:C:C6	2.41	0.55
16:CP:14:ASN:OD1	16:CP:16:HIS:HE1	1.89	0.55
1:CA:411:A:N7	1:CA:413:G:H8	2.03	0.55
1:CA:892:A:O2'	1:CA:1415:G:H4'	2.07	0.55
36:BA:947:G:H2'	36:BA:948:G:H8	1.71	0.55
55:BW:29:LEU:CD2	55:BW:33:ARG:HH11	2.19	0.55
1:CA:167:G:O2'	1:CA:168:G:H5'	2.06	0.55
1:CA:955:U:O2'	1:CA:956:U:H5'	2.07	0.55
36:DA:491:G:O2'	36:DA:492:A:H5'	2.07	0.55
36:BA:703:U:O2'	36:BA:704:G:H5'	2.05	0.55
36:DA:2556:C:H2'	36:DA:2557:G:O4'	2.07	0.55
1:AA:1477:C:H2'	1:AA:1478:C:H6	1.71	0.55

Continued on next page...

Continued from previous page...

Atom-1	Atom-2	Distance(Å)	Clash(Å)
17:CQ:46:ASP:OD1	17:CQ:51:TYR:HD1	1.89	0.55
36:DA:374:A:C2	36:DA:375:C:H1'	2.41	0.55
9:AI:104:ARG:HG3	9:AI:104:ARG:HH11	1.71	0.55
20:AT:8:ARG:HG3	20:AT:8:ARG:HH11	1.70	0.55
15:AO:82:ILE:CG2	15:AO:83:GLU:N	2.69	0.55
1:CA:1320:C:H2'	1:CA:1321:C:O4'	2.06	0.55
1:CA:979:C:H3'	1:CA:980:C:C5'	2.31	0.55
28:B2:66:GLU:OE2	28:B2:67:LYS:HG2	2.06	0.55
56:BX:53:LYS:H	56:BX:82:GLN:HB3	1.71	0.55
31:D5:54:GLY:N	31:D5:56:LYS:HZ2	1.97	0.55
22:AW:57:G:H2'	22:AW:58:A:H5'	1.87	0.55
57:BY:77:PRO:O	57:BY:99:CYS:SG	2.65	0.55
26:D0:70:GLN:NE2	26:D0:80:HIS:CE1	2.74	0.55
37:BB:74:U:H2'	37:BB:75:G:O4'	2.06	0.55
49:BQ:26:TYR:HB2	49:BQ:137:TYR:HD1	1.71	0.55
35:D9:7:VAL:HG13	35:D9:34:GLN:HG2	1.88	0.55
42:BG:76:SER:HB2	42:BG:84:LYS:CA	2.36	0.55
3:AC:52:LEU:HD12	3:AC:55:VAL:HG23	1.88	0.55
1:AA:1190:G:OP1	3:AC:4:LYS:HA	2.06	0.55
53:DU:92:ARG:CZ	54:DV:11:GLN:HG2	2.36	0.55
35:D9:26:ILE:HG22	35:D9:27:CYS:N	2.22	0.55
41:BF:25:PRO:CB	41:BF:119:ARG:HG3	2.26	0.55
9:CI:93:ARG:HD2	9:CI:102:LEU:HD11	1.88	0.55
25:CZ:253:VAL:HG12	25:CZ:305:ALA:O	2.06	0.55
20:AT:53:LEU:O	20:AT:57:ARG:HB2	2.06	0.55
4:CD:60:GLU:HB3	4:CD:203:VAL:HG22	1.88	0.55
51:BS:15:ARG:O	51:BS:15:ARG:CD	2.53	0.55
46:BN:32:THR:HG22	46:BN:37:LYS:HD3	1.89	0.55
36:BA:1827:C:C2'	36:BA:1828:G:H5'	2.37	0.55
36:BA:1748:G:C8	36:BA:1748:G:H5'	2.38	0.55
36:DA:1221:C:H2'	36:DA:1221(A):C:C6	2.41	0.55
19:AS:19:VAL:CG1	19:AS:44:MET:HG3	2.32	0.55
41:DF:40:GLN:OE1	41:DF:184:TYR:HB2	2.06	0.55
36:DA:911:A:N1	36:DA:2277:G:O2'	2.37	0.55
1:CA:719:C:O2'	18:CR:49:LYS:HB3	2.07	0.55
43:DH:12:PRO:HD3	43:DH:48:GLY:HA2	1.87	0.55
36:BA:265:A:H4'	36:BA:266:G:O5'	2.06	0.55
1:CA:945:G:H2'	1:CA:945:G:N3	2.20	0.55
58:DZ:145:GLU:HG3	58:DZ:146:ILE:HG12	1.89	0.55
9:CI:97:LYS:N	9:CI:98:PRO:CD	2.69	0.55
2:AB:60:ASP:O	2:AB:63:MET:HB3	2.06	0.55
9:AI:79:LEU:CD1	9:AI:83:ARG:HG3	2.37	0.55

Continued on next page...

Continued from previous page...

Atom-1	Atom-2	Distance(Å)	Clash(Å)
6:AF:63:TYR:N	6:AF:63:TYR:CD1	2.73	0.55
1:CA:243:A:C2	1:CA:246:A:C8	2.94	0.55
1:CA:109:A:C6	1:CA:326:G:C6	2.95	0.55
20:CT:30:LYS:HG2	20:CT:34:LYS:HE3	1.89	0.55
1:CA:36:C:H5''	12:CL:123:LYS:HA	1.89	0.55
32:B6:22:ALA:HB2	32:B6:39:TYR:CZ	2.42	0.55
15:AO:27:VAL:HG12	15:AO:31:LEU:HD11	1.89	0.55
36:DA:1498:C:C2'	36:DA:1499:C:H5''	2.36	0.55
36:DA:1908:C:H2'	36:DA:1909:C:H6	1.72	0.55
1:AA:781:A:C3'	1:AA:782:A:H5'	2.37	0.55
1:AA:637:G:O2'	1:AA:638:G:H5'	2.07	0.55
25:AZ:384:LEU:O	25:AZ:400:VAL:HG23	2.06	0.55
12:AL:18:VAL:HG23	12:AL:19:ARG:H	1.72	0.55
23:CX:11:U:H2'	23:CX:11:U:O2	2.06	0.55
39:DD:276:LYS:OXT	39:DD:276:LYS:HD3	2.07	0.55
36:BA:1547:C:O2'	36:BA:1548:C:H5'	2.06	0.55
41:DF:116:ASP:OD2	48:DP:5:ASP:N	2.39	0.55
36:BA:2145:C:H5''	36:BA:2146:C:OP2	2.05	0.55
36:BA:2108:C:O2	36:BA:2108:C:H2'	2.06	0.55
36:BA:2174:C:H1'	38:BC:217:THR:O	2.07	0.55
8:AH:41:ARG:HG2	8:AH:42:GLU:N	2.21	0.55
25:CZ:343:TYR:CZ	25:CZ:348:ASP:HB3	2.42	0.55
52:BT:25:GLY:HA2	52:BT:92:GLY:HA2	1.89	0.55
32:D6:45:LYS:O	32:D6:46:HIS:CB	2.55	0.55
28:B2:6:VAL:HG12	28:B2:7:ARG:CZ	2.37	0.55
10:CJ:16:LEU:C	10:CJ:16:LEU:HD13	2.27	0.55
25:AZ:139:ASP:O	25:AZ:140:MET:HG2	2.06	0.55
42:DG:39:ILE:O	42:DG:39:ILE:HG13	2.06	0.55
52:BT:28:VAL:CG2	52:BT:63:VAL:HG11	2.37	0.55
35:B9:1:MET:HG2	35:B9:31:LYS:O	2.06	0.55
1:CA:1203:C:O2'	1:CA:1204:A:H5'	2.07	0.55
3:AC:9:GLY:HA2	3:AC:12:LEU:HG	1.89	0.55
53:DU:108:GLU:HG3	54:DV:44:LYS:HD3	1.88	0.55
36:BA:2176:A:H8	36:BA:2176:A:H3'	1.71	0.55
36:DA:195:A:C8	36:DA:197:A:OP1	2.60	0.55
56:BX:49:VAL:HB	56:BX:83:VAL:HG13	1.89	0.55
39:DD:27:THR:CG2	39:DD:27:THR:O	2.55	0.55
50:DR:5:LYS:O	50:DR:6:SER:HB2	2.06	0.55
10:AJ:29:ARG:HH11	10:AJ:29:ARG:HG2	1.72	0.55
2:CB:61:LEU:HD11	2:CB:160:ASP:CB	2.36	0.55
25:AZ:286:VAL:HG22	25:AZ:287:GLY:N	2.22	0.55
30:B4:30:GLU:C	30:B4:31:ILE:HD12	2.27	0.55

Continued on next page...

Continued from previous page...

Atom-1	Atom-2	Distance(Å)	Clash(Å)
39:BD:80:ALA:CB	39:BD:96:HIS:CD2	2.87	0.55
36:BA:1543:C:H3'	36:BA:1544:A:H5'	1.89	0.55
36:BA:89:G:H3'	36:BA:90:U:H5'	1.87	0.55
20:CT:18:GLN:HE21	20:CT:22:ARG:HH12	1.55	0.55
5:AE:33:VAL:HG22	5:AE:43:LEU:HD13	1.89	0.55
2:CB:18:GLY:H	2:CB:42:ILE:HG23	1.72	0.55
2:CB:9:GLU:OE1	2:CB:9:GLU:N	2.38	0.55
40:BE:28:ALA:CB	40:BE:93:VAL:HG22	2.37	0.55
12:AL:31:PRO:HB2	12:AL:32:PHE:CD1	2.42	0.55
50:DR:44:LEU:HD13	50:DR:44:LEU:O	2.07	0.55
12:CL:83:VAL:HG13	12:CL:84:LEU:N	2.21	0.55
49:BQ:30:GLY:HA2	49:BQ:107:ALA:HB2	1.88	0.55
27:B1:3:LYS:HB2	36:BA:1364:G:OP2	2.07	0.55
1:AA:474:G:H2'	1:AA:475:G:H8	1.71	0.55
55:DW:82:LEU:CD1	55:DW:82:LEU:N	2.70	0.55
36:BA:2012:G:H4'	55:BW:96:ILE:CD1	2.37	0.55
49:BQ:40:ALA:O	49:BQ:97:VAL:HG22	2.07	0.55
1:CA:501:C:H2'	1:CA:502:G:C8	2.40	0.55
1:CA:617:G:H4'	16:CP:44:THR:O	2.06	0.55
38:DC:47:LEU:HD12	38:DC:47:LEU:H	1.70	0.55
36:DA:2712:U:O2'	36:DA:2712(A):A:H3'	2.07	0.55
39:BD:223:GLY:O	39:BD:226:MET:N	2.35	0.55
9:CI:26:VAL:HG12	9:CI:28:VAL:HG23	1.89	0.55
6:AF:44:GLY:O	6:AF:60:PHE:N	2.39	0.55
2:CB:219:VAL:HA	2:CB:222:ILE:HG12	1.88	0.55
1:AA:245:C:O2'	1:AA:246:A:P	2.65	0.55
36:DA:2455:G:H2'	36:DA:2456:C:C6	2.41	0.55
38:DC:83:ILE:HG22	38:DC:83:ILE:O	2.06	0.55
7:AG:68:ASN:O	7:AG:135:VAL:HG22	2.07	0.55
25:AZ:124:ARG:NH2	25:AZ:127:GLY:O	2.40	0.55
36:DA:1547:C:O2'	36:DA:1548:C:H5'	2.06	0.55
17:CQ:52:LYS:N	17:CQ:52:LYS:HE3	2.22	0.55
22:CW:32:U:H2'	22:CW:33:U:C6	2.42	0.55
1:AA:1249:C:H4'	9:AI:36:TYR:OH	2.07	0.55
24:AY:37:MIA:H121	24:AY:38:A:C2	2.41	0.55
41:BF:167:ALA:O	41:BF:170:LEU:HD23	2.07	0.55
32:B6:15:GLU:CG	32:B6:18:ARG:CZ	2.84	0.55
32:B6:45:LYS:O	32:B6:46:HIS:CB	2.54	0.55
28:B2:2:LYS:CD	28:B2:59:ARG:HH22	2.20	0.55
28:B2:7:ARG:HG3	28:B2:11:GLU:OE2	2.07	0.55
36:BA:94(A):G:H2'	36:BA:95:G:H5''	1.88	0.55
2:CB:97:TRP:CZ3	2:CB:176:GLU:OE2	2.60	0.55

Continued on next page...

Continued from previous page...

Atom-1	Atom-2	Distance(Å)	Clash(Å)
2:AB:138:LEU:C	2:AB:140:HIS:H	2.10	0.55
39:BD:72:LYS:HE2	39:BD:101:GLU:OE1	2.07	0.55
42:DG:43:LEU:HD22	42:DG:43:LEU:N	2.22	0.55
36:BA:481:G:OP2	57:BY:47:LYS:HD2	2.07	0.55
46:BN:137:LYS:O	46:BN:138:LEU:HD23	2.07	0.55
58:BZ:29:TYR:OH	58:BZ:87:ASP:HB3	2.05	0.55
57:DY:77:PRO:O	57:DY:78:ALA:HB2	2.07	0.55
12:AL:93:LEU:HB2	12:AL:96:VAL:CG2	2.27	0.55
53:DU:59:ARG:HG2	53:DU:59:ARG:NH1	2.22	0.55
1:CA:1226:C:C5	13:CM:104:ARG:HB2	2.42	0.55
1:CA:1226:C:OP1	13:CM:91:ARG:NH2	2.40	0.55
48:DP:148:LEU:O	48:DP:149:GLU:HB2	2.07	0.55
4:CD:16:GLY:C	4:CD:33:MET:HE1	2.27	0.55
58:DZ:125:LEU:CD2	58:DZ:164:ALA:HB3	2.37	0.55
12:AL:102:ARG:HH12	12:AL:110:VAL:HG22	1.70	0.55
10:AJ:3:LYS:C	10:AJ:4:ILE:HD12	2.28	0.55
1:AA:545:C:OP1	4:AD:61:LYS:NZ	2.40	0.55
34:B8:36:LYS:O	34:B8:37:SER:C	2.45	0.55
48:BP:56:SER:HB2	48:BP:60:MET:CE	2.37	0.55
36:DA:1747(A):G:O2'	36:DA:1748:G:H5''	2.07	0.55
36:DA:2818:G:O2'	36:DA:2819:G:H5'	2.06	0.55
5:CE:11:ILE:HB	5:CE:31:LEU:CD1	2.32	0.55
29:B3:19:GLN:O	29:B3:22:ALA:HB3	2.07	0.55
36:DA:410:G:C2	36:DA:2407:G:N7	2.75	0.55
36:BA:2657:A:H2'	36:BA:2658:C:C5'	2.31	0.55
36:DA:81:G:H21	57:DY:2:ARG:NH1	2.05	0.55
1:AA:1202:G:C2	14:AN:42:ILE:CG2	2.87	0.55
36:BA:2673:G:O2'	36:BA:2674:G:H5'	2.07	0.55
36:BA:2389:G:H5''	36:BA:2390:U:C5'	2.34	0.55
52:BT:3:ARG:H	52:BT:7:ILE:HD11	1.71	0.55
51:BS:88:ASP:OD1	51:BS:89:ARG:N	2.27	0.55
50:BR:27:SER:O	50:BR:30:THR:HG22	2.06	0.55
36:BA:954:G:H4'	49:BQ:13:GLN:HE21	1.68	0.55
34:D8:23:VAL:CG1	34:D8:46:ARG:HD3	2.37	0.55
36:BA:1270:C:H5''	36:BA:1271:G:C5'	2.36	0.55
39:BD:45:ASN:CG	39:BD:46:GLN:N	2.60	0.55
58:DZ:104:PHE:HD1	58:DZ:139:VAL:HG21	1.72	0.55
13:CM:118:ALA:HB2	22:CV:28:G:O2'	2.07	0.55
36:BA:363(E):U:H2'	36:BA:363(F):A:H1'	1.88	0.55
36:BA:2050:C:H1'	40:BE:156:MET:CE	2.37	0.55
36:DA:1472:A:C2'	36:DA:1473:G:H5'	2.36	0.55
4:CD:150:GLU:CG	4:CD:151:LYS:N	2.70	0.55

Continued on next page...

Continued from previous page...

Atom-1	Atom-2	Distance(Å)	Clash(Å)
1:AA:814:A:H2'	1:AA:816:A:H5''	1.88	0.55
36:BA:2291:U:H2'	36:BA:2292:C:C6	2.41	0.55
25:AZ:20:VAL:H	25:AZ:115:GLN:HE21	1.55	0.55
36:DA:1328:G:H2'	36:DA:1330:C:C5	2.41	0.55
36:DA:1751:C:H2'	36:DA:1752:C:C6	2.42	0.55
4:AD:43:HIS:O	4:AD:45:GLN:N	2.40	0.55
1:CA:832:C:O2'	1:CA:833:U:H5'	2.07	0.55
36:DA:271(P):C:C2'	36:DA:271(Q):G:H5'	2.37	0.55
7:AG:15:ASP:HB3	7:AG:19:GLY:N	2.21	0.55
1:CA:101:A:O2'	1:CA:102:G:H5'	2.06	0.55
22:AW:7:A:H2'	22:AW:8:U:C5'	2.37	0.55
27:B1:5:CYS:O	27:B1:9:GLY:HA2	2.06	0.55
8:AH:30:ARG:HB3	8:AH:30:ARG:NH1	2.22	0.55
9:CI:126:SER:O	9:CI:127:LYS:CB	2.54	0.55
4:CD:170:VAL:CG1	4:CD:174:LEU:HB2	2.37	0.55
36:DA:664:C:H4'	36:DA:941:A:OP1	2.05	0.55
52:DT:23:ARG:HA	52:DT:52:ILE:CD1	2.37	0.55
52:BT:93:ARG:CG	52:BT:117:ASP:HB2	2.33	0.55
49:DQ:26:TYR:O	49:DQ:27:VAL:CG2	2.49	0.55
57:BY:2:ARG:HG2	57:BY:2:ARG:HH11	1.72	0.55
1:CA:1054:C:H6	1:CA:1196:U:N3	2.03	0.55
13:CM:15:VAL:CG1	13:CM:45:VAL:HG22	2.32	0.55
36:DA:139:G:H2'	36:DA:140:G:N7	2.22	0.55
9:CI:89:ASN:H	9:CI:90:PRO:CD	2.19	0.55
25:CZ:322:VAL:O	25:CZ:365:GLY:CA	2.55	0.55
36:DA:92:A:H2'	36:DA:93:G:O4'	2.07	0.55
36:DA:272(H):C:C3'	36:DA:272(I):U:H5''	2.37	0.55
41:DF:129:PHE:O	41:DF:132:VAL:HB	2.07	0.55
36:BA:605:C:H1'	36:BA:657:U:O2'	2.07	0.55
29:B3:35:ARG:CG	29:B3:36:VAL:N	2.70	0.55
27:B1:21:ARG:HH11	27:B1:21:ARG:HG3	1.70	0.55
40:DE:36:ARG:NH2	40:DE:88:GLY:HA2	2.22	0.55
1:CA:453:A:C2	1:CA:454:C:C2	2.95	0.55
43:BH:12:PRO:HB2	43:BH:15:VAL:CG1	2.36	0.55
41:BF:65:TRP:CZ3	41:BF:73:ALA:O	2.48	0.55
36:BA:89:G:H3'	36:BA:90:U:C5'	2.36	0.55
24:AY:8:4SU:C5'	24:AY:8:4SU:H6	2.36	0.55
39:BD:266:SER:O	39:BD:267:SER:O	2.25	0.55
36:DA:1385:G:O2'	36:DA:1396:U:C6	2.56	0.55
36:DA:674:G:H1'	41:DF:74:ARG:HD2	1.88	0.55
22:AV:43:C:H5'	22:AV:44:G:OP2	2.07	0.55
36:DA:2199:A:N3	36:DA:2199:A:H2'	2.21	0.55

Continued on next page...

Continued from previous page...

Atom-1	Atom-2	Distance(Å)	Clash(Å)
1:CA:936:C:O2'	1:CA:937:A:H5'	2.07	0.55
3:CC:59:ARG:O	3:CC:60:ALA:HB3	2.07	0.55
29:B3:31:LEU:HD12	36:BA:989:G:P	2.46	0.55
8:CH:113:SER:HB2	8:CH:134:ILE:HD11	1.89	0.55
28:D2:63:VAL:C	28:D2:65:ASN:H	2.10	0.55
35:B9:19:ARG:C	35:B9:21:GLY:H	2.09	0.55
26:B0:43:THR:HG22	36:BA:2331:G:O2'	2.06	0.55
26:B0:43:THR:HG22	36:BA:2331:G:O3'	2.05	0.55
41:DF:63:LYS:HG3	41:DF:76:GLY:HA2	1.89	0.55
4:AD:177:ASP:O	4:AD:180:GLY:N	2.40	0.55
42:DG:167:GLU:OE1	42:DG:168:GLU:HG3	2.07	0.55
36:DA:598:G:H5'	48:DP:15:ARG:HB3	1.88	0.55
36:DA:325:G:H2'	36:DA:326:G:H8	1.72	0.55
36:BA:903:C:O2'	36:BA:904:C:H5'	2.06	0.55
42:DG:180:PHE:O	42:DG:182:LYS:N	2.41	0.55
6:AF:89:MET:SD	18:AR:76:LEU:HD21	2.47	0.55
36:BA:1292:U:H2'	36:BA:1293:C:C6	2.42	0.55
44:DJ:23:UNK:HA	44:DJ:118:UNK:HA	1.88	0.55
1:AA:123:C:O5'	1:AA:123:C:H6	1.89	0.55
11:AK:87:THR:O	11:AK:88:GLY:O	2.24	0.55
25:CZ:315:LYS:HG3	25:CZ:405:GLU:OE1	2.07	0.55
4:CD:168:ARG:N	4:CD:168:ARG:HD2	2.21	0.55
58:DZ:3:TYR:N	58:DZ:3:TYR:CD1	2.74	0.55
36:DA:2886:G:H2'	36:DA:2887:U:C6	2.42	0.55
36:BA:600:G:H2'	36:BA:601:C:C6	2.42	0.55
32:D6:5:VAL:N	32:D6:9:LEU:N	2.55	0.54
34:D8:6:THR:OG1	34:D8:11:LYS:HD2	2.08	0.54
1:AA:557:G:H2'	1:AA:558:G:O4'	2.06	0.54
39:BD:239:ARG:HH11	39:BD:239:ARG:CG	1.97	0.54
28:B2:41:ILE:HD11	28:B2:44:LEU:HD12	1.89	0.54
10:AJ:54:PHE:CD1	10:AJ:55:LYS:NZ	2.75	0.54
25:AZ:33:TYR:CE2	25:AZ:179:LEU:CD1	2.90	0.54
42:DG:77:ILE:N	42:DG:77:ILE:HD13	2.17	0.54
36:BA:650:C:C3'	36:BA:651:G:H5''	2.37	0.54
36:BA:1259:G:O2'	36:BA:1260:G:H5'	2.07	0.54
34:B8:61:LEU:HD22	36:BA:593:G:H4'	1.88	0.54
48:BP:47:ASP:HB2	48:BP:51:PHE:CB	2.25	0.54
53:DU:112:ARG:NH1	54:DV:46:VAL:HG11	2.22	0.54
36:DA:1799:G:H5'	36:DA:1819:A:H61	1.72	0.54
51:BS:20:ARG:HG2	51:BS:20:ARG:HH11	1.72	0.54
58:DZ:48:PHE:CZ	58:DZ:74:VAL:HG21	2.42	0.54
55:DW:20:VAL:HG23	55:DW:47:VAL:HG21	1.89	0.54

Continued on next page...

Continued from previous page...

Atom-1	Atom-2	Distance(Å)	Clash(Å)
46:DN:21:LYS:HD2	46:DN:26:LEU:CB	2.33	0.54
10:CJ:34:VAL:HG13	10:CJ:73:ASP:C	2.28	0.54
4:CD:29:PRO:C	4:CD:30:LYS:HG2	2.27	0.54
48:BP:106:LEU:HD11	48:BP:112:LEU:HD23	1.88	0.54
48:BP:84:ASN:ND2	48:BP:116:GLY:HA2	2.22	0.54
40:BE:131:ALA:CB	40:BE:134:ILE:HD11	2.37	0.54
41:BF:154:VAL:HA	41:BF:191:ARG:O	2.06	0.54
18:AR:58:LEU:CD2	18:AR:62:GLU:HB3	2.33	0.54
25:AZ:244:ARG:HH11	25:AZ:244:ARG:CB	2.16	0.54
12:AL:126:LYS:NZ	12:AL:127:GLU:N	2.54	0.54
55:DW:4:LYS:HG2	55:DW:5:ALA:N	2.17	0.54
5:AE:12:LEU:HD13	5:AE:12:LEU:O	2.06	0.54
54:DV:93:GLU:O	54:DV:94:LEU:HD23	2.08	0.54
15:CO:27:VAL:HG12	15:CO:31:LEU:CD1	2.37	0.54
26:D0:7:LEU:HB3	49:DQ:85:LYS:HG3	1.88	0.54
20:CT:84:LEU:C	20:CT:86:ARG:H	2.09	0.54
31:D5:52:TYR:CE2	36:DA:2884:U:H1'	2.42	0.54
2:AB:113:HIS:C	2:AB:115:LEU:N	2.59	0.54
39:BD:12:SER:O	39:BD:13:ARG:HB2	2.07	0.54
1:CA:429:U:H1'	1:CA:430:A:H5''	1.88	0.54
38:DC:47:LEU:HD11	38:DC:171:ILE:HG22	1.88	0.54
36:BA:1116:C:C2'	36:BA:1117:G:H5'	2.37	0.54
56:BX:41:ASN:O	56:BX:45:THR:HG23	2.07	0.54
36:BA:1678:G:H22	36:BA:1989:G:H1	1.54	0.54
38:DC:61:THR:HG22	38:DC:162:GLU:HA	1.88	0.54
1:AA:756:C:H2'	1:AA:757:U:O4'	2.07	0.54
17:CQ:27:PHE:CE1	17:CQ:36:ILE:HD11	2.42	0.54
1:AA:1070:U:O2'	1:AA:1071:C:H5'	2.07	0.54
46:BN:16:ILE:O	46:BN:54:VAL:HA	2.06	0.54
4:CD:173:TRP:CE2	4:CD:189:PRO:HB3	2.42	0.54
48:DP:16:ARG:CB	48:DP:16:ARG:HH11	2.21	0.54
48:DP:23:PRO:HB2	48:DP:33:ARG:CD	2.38	0.54
1:CA:1123:A:H4'	10:CJ:36:GLY:HA3	1.89	0.54
39:BD:26:LYS:O	39:BD:27:THR:CB	2.55	0.54
12:AL:53:ARG:NH1	12:AL:92:ASP:OD2	2.40	0.54
58:BZ:18:LEU:HB3	58:BZ:23:LYS:HB2	1.89	0.54
37:BB:42:C:O3'	42:BG:67:LYS:HE2	2.07	0.54
1:AA:1305:G:P	21:AU:2:GLY:N	2.81	0.54
54:BV:38:LEU:O	54:BV:39:LEU:HD13	2.06	0.54
34:B8:4:MET:HE1	36:BA:666:G:H1'	1.88	0.54
5:AE:80:ILE:HD13	5:AE:138:ALA:HB1	1.88	0.54
56:DX:83:VAL:HG12	56:DX:87:GLN:HB2	1.90	0.54

Continued on next page...

Continued from previous page...

Atom-1	Atom-2	Distance(Å)	Clash(Å)
53:DU:92:ARG:O	53:DU:93:LYS:C	2.46	0.54
25:CZ:118:GLU:C	25:CZ:120:ILE:H	2.11	0.54
46:DN:25:ARG:O	46:DN:28:THR:HG22	2.06	0.54
46:DN:58:ASP:C	46:DN:60:ILE:N	2.60	0.54
1:CA:537:G:H2'	1:CA:538:G:C8	2.41	0.54
39:BD:124:PRO:CG	39:BD:129:ASN:HD21	2.17	0.54
20:CT:74:LYS:O	20:CT:76:ALA:N	2.40	0.54
36:DA:2230:G:O2'	36:DA:2231:C:H5'	2.07	0.54
2:AB:107:THR:O	2:AB:110:GLN:HG3	2.07	0.54
36:BA:2758:A:N6	43:BH:67:LEU:HD11	2.21	0.54
28:D2:43:GLN:HG2	28:D2:44:LEU:H	1.72	0.54
52:DT:96:ARG:HB2	52:DT:96:ARG:HH11	1.70	0.54
2:CB:47:THR:O	2:CB:51:LEU:HB2	2.07	0.54
58:DZ:9:TYR:CE1	58:DZ:35:ARG:NH1	2.74	0.54
47:BO:31:LYS:HB2	47:BO:32:TYR:CE1	2.42	0.54
15:CO:31:LEU:N	15:CO:31:LEU:HD12	2.22	0.54
27:B1:3:LYS:HG2	27:B1:4:VAL:H	1.72	0.54
26:B0:49:LYS:H	26:B0:80:HIS:HD1	1.54	0.54
46:BN:3:THR:HG22	46:BN:4:TYR:N	2.23	0.54
2:CB:209:ARG:HH11	2:CB:239:VAL:CG1	2.18	0.54
38:DC:73:ARG:HH21	38:DC:110:PHE:HD1	1.55	0.54
36:DA:1880:C:H3'	36:DA:1881:C:H5''	1.88	0.54
1:CA:245:C:O2'	1:CA:246:A:P	2.65	0.54
36:DA:440:G:H22	41:DF:46:ARG:HH22	1.54	0.54
25:AZ:28:THR:O	25:AZ:32:THR:HG23	2.07	0.54
36:BA:2653:U:O2'	43:BH:110:SER:HB2	2.07	0.54
1:AA:613:C:O2'	1:AA:614:A:H5'	2.07	0.54
36:BA:1219:G:C2	36:BA:1221:C:N4	2.76	0.54
41:DF:31:HIS:HB2	48:DP:13:ASN:OD1	2.06	0.54
58:BZ:62:PRO:C	58:BZ:64:GLY:N	2.59	0.54
58:BZ:54:HIS:O	58:BZ:98:MET:CE	2.55	0.54
21:CU:12:LYS:HG2	21:CU:22:ARG:HB3	1.87	0.54
2:AB:178:ARG:NH1	8:AH:71:GLY:O	2.39	0.54
36:BA:645:C:H5'	36:BA:646:A:OP2	2.07	0.54
36:BA:2624:G:H2'	36:BA:2625:G:H5'	1.89	0.54
3:AC:59:ARG:O	3:AC:60:ALA:HB3	2.08	0.54
36:BA:824:A:H1'	36:BA:2358:G:N7	2.22	0.54
8:AH:6:ILE:N	8:AH:6:ILE:HD12	2.22	0.54
36:DA:2294:C:O2	36:DA:2294:C:H2'	2.05	0.54
35:D9:15:LYS:HB3	35:D9:15:LYS:NZ	2.22	0.54
4:CD:49:ARG:O	4:CD:51:PRO:HD3	2.08	0.54
24:CY:27:C:H2'	24:CY:28:C:H6	1.71	0.54

Continued on next page...

Continued from previous page...

Atom-1	Atom-2	Distance(Å)	Clash(Å)
38:DC:147:PHE:C	38:DC:149:ILE:H	2.10	0.54
25:CZ:176:LEU:HD12	25:CZ:176:LEU:O	2.07	0.54
32:D6:33:LYS:HA	32:D6:33:LYS:HE2	1.89	0.54
48:DP:47:ASP:OD2	48:DP:50:ARG:NH1	2.40	0.54
52:DT:33:LYS:HZ1	52:DT:43:GLN:CG	2.19	0.54
28:B2:33:MET:O	28:B2:37:PHE:HD1	1.91	0.54
31:D5:40:LYS:HD2	31:D5:44:THR:O	2.07	0.54
25:CZ:265:THR:HG22	25:CZ:291:ARG:H	1.72	0.54
42:DG:82:LEU:HD22	42:DG:87:PRO:HB3	1.89	0.54
57:DY:15:VAL:HG12	57:DY:17:SER:H	1.72	0.54
36:DA:328:U:H4'	57:DY:68:HIS:CD2	2.42	0.54
36:DA:2101:G:H2'	36:DA:2102:U:C5'	2.35	0.54
3:AC:82:GLU:N	3:AC:82:GLU:CD	2.60	0.54
13:AM:12:ASN:N	13:AM:12:ASN:HD22	2.04	0.54
3:AC:16:ARG:NH2	3:AC:183:ASP:HA	2.22	0.54
3:AC:43:LEU:O	3:AC:46:GLU:O	2.26	0.54
25:CZ:323:LEU:HD22	25:CZ:394:THR:O	2.06	0.54
4:CD:31:CYS:C	4:CD:33:MET:N	2.60	0.54
4:CD:11:LEU:HD13	4:CD:66:ARG:CD	2.36	0.54
42:BG:138:GLN:HG3	42:BG:153:ARG:H	1.69	0.54
19:CS:12:ASP:H	19:CS:38:SER:CB	2.20	0.54
42:DG:51:ARG:HH11	42:DG:53:LEU:HD13	1.72	0.54
4:AD:8:VAL:HG23	4:AD:9:CYS:N	2.23	0.54
25:AZ:251:ASP:H	25:AZ:267:VAL:CG1	2.20	0.54
55:BW:75:TYR:N	55:BW:75:TYR:CD1	2.75	0.54
4:AD:100:ARG:O	4:AD:101:LEU:C	2.46	0.54
4:AD:79:PHE:HA	4:AD:93:PHE:CE2	2.42	0.54
42:BG:111:LEU:N	42:BG:112:PRO:HD2	2.21	0.54
42:BG:107:LEU:HD11	42:BG:178:PHE:HE1	1.71	0.54
36:DA:105:C:H2'	36:DA:106:C:H6	1.72	0.54
36:DA:2717:G:O2'	52:DT:96:ARG:HD3	2.06	0.54
19:AS:10:PHE:CE1	19:AS:70:LYS:HE2	2.42	0.54
1:CA:1464:G:H2'	1:CA:1465:C:H6	1.72	0.54
22:AW:44:G:H5''	22:AW:45:U:H5	1.72	0.54
27:B1:60:PHE:HZ	27:B1:91:LYS:CG	2.20	0.54
36:BA:812:C:H5'	48:BP:25:SER:CB	2.38	0.54
36:DA:530:G:C5	36:DA:2022:U:H5''	2.42	0.54
12:CL:47:LYS:HB3	12:CL:48:PRO:CD	2.36	0.54
40:DE:117:MET:O	40:DE:121:ASN:HA	2.07	0.54
1:CA:1310:G:O2'	1:CA:1311:G:H5'	2.07	0.54
48:BP:79:ARG:O	48:BP:110:TYR:HB3	2.06	0.54
39:BD:39:LYS:HB2	39:BD:62:TYR:HB2	1.89	0.54

Continued on next page...

Continued from previous page...

Atom-1	Atom-2	Distance(Å)	Clash(Å)
36:DA:110:G:O2'	36:DA:111:A:H5'	2.08	0.54
20:AT:18:GLN:HG2	20:AT:22:ARG:NH1	2.22	0.54
20:AT:23:ARG:O	20:AT:27:LYS:HB2	2.07	0.54
36:BA:1682:G:H5'	36:BA:1762:A:O2'	2.07	0.54
43:DH:158:HIS:O	43:DH:159:GLU:HB2	2.06	0.54
36:BA:1336:A:OP2	56:BX:64:LYS:HD2	2.06	0.54
42:DG:136:ARG:O	42:DG:154:GLY:HA2	2.08	0.54
22:AV:51:U:H2'	22:AV:52:G:C8	2.42	0.54
49:BQ:78:PRO:HD2	49:BQ:81:VAL:HG11	1.89	0.54
22:CW:35:A:H2'	22:CW:36:A:C8	2.42	0.54
39:BD:273:ARG:HH11	39:BD:273:ARG:HG2	1.72	0.54
1:CA:294:U:H2'	1:CA:295:C:H6	1.71	0.54
36:BA:1124:C:H2'	36:BA:1125:G:O4'	2.08	0.54
41:DF:63:LYS:HG2	41:DF:65:TRP:O	2.07	0.54
53:DU:64:ARG:HG2	53:DU:64:ARG:HH11	1.72	0.54
1:AA:318:G:H2'	1:AA:319:G:C8	2.42	0.54
36:DA:287:C:H2'	36:DA:288:C:C6	2.42	0.54
1:CA:614:A:H2'	1:CA:615:C:O4'	2.07	0.54
1:CA:102:G:O2'	1:CA:103:C:H5'	2.07	0.54
53:DU:115:ALA:C	53:DU:117:GLN:H	2.11	0.54
1:AA:285:G:O2'	1:AA:286:G:H5'	2.06	0.54
36:DA:1419:A:O2'	36:DA:1420:U:H5''	2.07	0.54
36:DA:979:G:H3'	36:DA:980:A:H5''	1.90	0.54
3:AC:189:ALA:HB3	3:AC:196:LEU:HB2	1.88	0.54
1:AA:671:G:O2'	1:AA:672:U:H5'	2.07	0.54
1:AA:537:G:H2'	1:AA:538:G:H8	1.72	0.54
15:AO:82:ILE:HD11	15:AO:88:ARG:HB2	1.90	0.54
1:CA:228:A:C5'	1:CA:228:A:H8	2.19	0.54
53:BU:66:ASN:ND2	53:BU:76:TYR:HB2	2.22	0.54
28:B2:3:LEU:O	28:B2:6:VAL:HG12	2.08	0.54
31:D5:49:CYS:SG	31:D5:50:GLY:N	2.76	0.54
52:BT:78:LEU:O	52:BT:79:HIS:CD2	2.53	0.54
1:CA:355:C:C4	1:CA:356:A:N7	2.76	0.54
57:BY:31:LEU:HD23	57:BY:36:ALA:O	2.07	0.54
57:BY:98:VAL:O	57:BY:99:CYS:SG	2.64	0.54
46:BN:14:VAL:HG11	46:BN:137:LYS:HG3	1.88	0.54
46:BN:67:LEU:HB3	46:BN:88:GLU:CG	2.37	0.54
20:AT:53:LEU:N	20:AT:53:LEU:HD12	2.21	0.54
40:BE:55:ASN:HB3	40:BE:73:GLU:O	2.07	0.54
55:BW:97:LYS:HZ3	55:BW:99:ARG:CZ	2.20	0.54
41:DF:133:ASN:HB2	41:DF:138:GLU:OE1	2.06	0.54
48:BP:126:VAL:HA	48:BP:145:PRO:CB	2.33	0.54

Continued on next page...

Continued from previous page...

Atom-1	Atom-2	Distance(Å)	Clash(Å)
19:CS:44:MET:N	19:CS:44:MET:SD	2.79	0.54
27:B1:30:VAL:O	27:B1:30:VAL:HG23	2.07	0.54
46:BN:120:LEU:HD12	46:BN:122:VAL:HG23	1.90	0.54
46:DN:28:THR:HG23	46:DN:29:LYS:N	2.22	0.54
12:CL:121:GLY:O	12:CL:122:THR:C	2.45	0.54
5:AE:7:GLU:O	5:AE:8:GLU:HB3	2.07	0.54
12:AL:126:LYS:HE2	12:AL:126:LYS:CA	2.37	0.54
58:DZ:20:ARG:HB3	58:DZ:20:ARG:NH1	2.22	0.54
49:DQ:54:MET:HG2	49:DQ:64:ILE:HD11	1.89	0.54
53:BU:57:PHE:O	53:BU:58:ARG:C	2.45	0.54
14:AN:42:ILE:HG22	14:AN:43:CYS:N	2.23	0.54
36:DA:1149:G:H2'	36:DA:1150:C:C6	2.42	0.54
38:BC:175:VAL:HG12	38:BC:175:VAL:O	2.07	0.54
36:BA:2875:C:H4'	52:BT:5:ALA:HB2	1.88	0.54
14:AN:24:CYS:HB2	14:AN:33:VAL:HG12	1.89	0.54
56:DX:57:LEU:HD13	56:DX:78:LYS:O	2.07	0.54
44:BJ:85:UNK:HG3	44:BJ:86:UNK:N	2.20	0.54
10:CJ:32:ALA:CB	10:CJ:76:ASN:HB2	2.37	0.54
36:BA:2884:U:H2'	36:BA:2885:C:C5'	2.38	0.54
41:BF:37:VAL:HG11	48:BP:7:ARG:HH12	1.71	0.54
1:CA:1004:A:H5''	1:CA:1025:U:N3	2.23	0.54
33:B7:47:ARG:NH2	36:BA:1311:G:H2'	2.23	0.54
46:DN:56:ASN:H	46:DN:125:GLY:HA3	1.72	0.54
36:BA:1494:A:N3	36:BA:1494:A:H3'	2.22	0.54
1:CA:178:C:O2'	1:CA:179:A:H5'	2.07	0.54
36:BA:325:G:H2'	36:BA:326:G:H8	1.73	0.54
54:BV:82:ARG:HG2	54:BV:82:ARG:HH11	1.72	0.54
36:DA:1389:G:H2'	36:DA:1390:U:C6	2.42	0.54
36:DA:528:A:H2	36:DA:2043:C:O5'	1.90	0.54
4:AD:177:ASP:OD1	4:AD:180:GLY:N	2.37	0.54
55:DW:9:TYR:HD1	55:DW:9:TYR:N	2.05	0.54
11:AK:25:TYR:HE1	11:AK:87:THR:HB	1.71	0.54
36:BA:2467:C:O2	49:BQ:124:LYS:NZ	2.40	0.54
36:BA:1434:A:H61	36:BA:1558:A:H62	1.55	0.54
36:BA:438:G:O2'	36:BA:440:G:H5'	2.08	0.54
36:DA:222:A:H5''	36:DA:421:U:OP1	2.07	0.54
17:AQ:76:LEU:HD11	17:AQ:78:GLU:O	2.07	0.54
1:AA:1479:C:H2'	1:AA:1480:G:H8	1.73	0.54
1:CA:1303:C:H2'	1:CA:1304:G:H5'	1.89	0.54
1:CA:9:G:C2	1:CA:10:A:C8	2.95	0.54
36:DA:922:U:H2'	36:DA:923:C:C6	2.42	0.54
1:CA:114:U:O2'	1:CA:115:G:H5'	2.08	0.54

Continued on next page...

Continued from previous page...

Atom-1	Atom-2	Distance(Å)	Clash(Å)
36:DA:2629:A:N3	36:DA:2629:A:H5'	2.22	0.54
36:BA:61:G:O5'	36:BA:61:G:H8	1.91	0.54
1:AA:525:C:N4	1:AA:526:C:N4	2.55	0.54
1:AA:15:G:H21	5:AE:18:ARG:HA	1.71	0.54
48:DP:23:PRO:C	48:DP:33:ARG:CZ	2.76	0.54
52:DT:28:VAL:HG23	52:DT:63:VAL:HG11	1.89	0.54
36:DA:2724:C:OP1	40:DE:118:LYS:NZ	2.41	0.54
28:B2:51:ARG:HG3	28:B2:52:ASP:N	2.22	0.54
56:BX:35:THR:HG22	56:BX:37:THR:N	2.20	0.54
2:CB:69:LEU:HD23	2:CB:91:PRO:HB2	1.88	0.54
38:BC:132:GLY:N	38:BC:133:PRO:CD	2.70	0.54
52:BT:96:ARG:HG2	52:BT:98:LYS:O	2.08	0.54
1:AA:1306:A:OP2	21:AU:6:ARG:NH2	2.38	0.54
9:CI:114:TYR:HE2	10:CJ:59:SER:HA	1.71	0.54
9:AI:52:ALA:CB	9:AI:95:LYS:HD2	2.37	0.54
48:DP:41:ARG:HH11	48:DP:45:LEU:HD23	1.67	0.54
25:CZ:222:LEU:HB3	25:CZ:243:GLU:CB	2.36	0.54
36:DA:605:C:H5	36:DA:623:G:N1	2.01	0.54
36:DA:655:A:C4'	36:DA:656:G:H5'	2.27	0.54
1:AA:1239:A:N6	1:AA:1299:A:H62	2.04	0.54
48:BP:38:GLN:O	48:BP:39:LYS:HB2	2.06	0.54
48:BP:84:ASN:C	48:BP:86:LYS:N	2.60	0.54
1:CA:266:G:H5'	1:CA:267:C:C5	2.43	0.54
27:B1:30:VAL:O	27:B1:31:GLY:O	2.25	0.54
13:AM:91:ARG:CB	13:AM:98:VAL:HG22	2.36	0.54
50:DR:2:ARG:HG3	50:DR:2:ARG:HH11	1.72	0.54
36:DA:2665:A:H4'	36:DA:2665:A:OP1	2.06	0.54
5:CE:11:ILE:HD12	5:CE:31:LEU:HD11	1.89	0.54
36:DA:548:A:C2'	36:DA:549:G:H5'	2.36	0.54
38:DC:20:TYR:HD1	38:DC:20:TYR:H	1.54	0.54
39:DD:9:TYR:CD1	39:DD:10:THR:HG22	2.42	0.54
55:DW:5:ALA:HB2	55:DW:54:ALA:HB2	1.88	0.54
49:DQ:17:LEU:O	49:DQ:18:LYS:HG3	2.07	0.54
2:AB:18:GLY:H	2:AB:42:ILE:HG23	1.72	0.54
36:DA:881:G:H2'	36:DA:882:G:O4'	2.08	0.54
57:BY:50:ARG:CD	57:BY:56:PRO:HA	2.37	0.54
40:DE:167:VAL:CG1	40:DE:170:LEU:HD11	2.38	0.54
40:DE:169:ASN:O	40:DE:169:ASN:ND2	2.38	0.54
35:B9:35:ARG:O	35:B9:36:GLN:O	2.25	0.54
36:BA:221:A:H1'	36:BA:233:A:C1'	2.36	0.54
2:AB:98:LEU:O	2:AB:101:MET:HG3	2.07	0.54
22:AW:34:G:H2'	22:AW:35:A:C5'	2.37	0.54

Continued on next page...

Continued from previous page...

Atom-1	Atom-2	Distance(Å)	Clash(Å)
1:AA:59:A:C5'	1:AA:60:A:H5''	2.38	0.54
38:DC:72:VAL:CG2	38:DC:111:ASP:HB3	2.37	0.54
36:BA:2305:A:H2'	36:BA:2306:C:C4'	2.37	0.54
36:BA:1072:C:H5''	36:BA:1073:A:OP1	2.08	0.54
1:CA:376:G:H5''	16:CP:5:ARG:HB2	1.89	0.54
20:CT:66:ALA:HB1	20:CT:71:THR:CG2	2.38	0.54
36:BA:202:U:O2'	36:BA:203:C:H5'	2.07	0.54
51:DS:28:VAL:HG12	51:DS:29:PHE:N	2.21	0.54
11:AK:59:TYR:O	11:AK:62:GLN:HB3	2.07	0.54
15:CO:29:VAL:HG13	15:CO:63:ARG:HG3	1.89	0.54
36:DA:1263:U:C4	36:DA:1264:G:C6	2.96	0.54
15:AO:62:GLN:NE2	15:AO:62:GLN:HA	2.22	0.54
7:AG:7:ALA:O	7:AG:8:GLU:HB2	2.08	0.54
9:CI:126:SER:O	9:CI:127:LYS:HB3	2.08	0.54
36:BA:930:U:H4'	36:BA:931:G:O5'	2.07	0.54
55:DW:37:ARG:HG3	55:DW:37:ARG:HH11	1.72	0.54
17:CQ:49:GLU:HA	17:CQ:49:GLU:OE1	2.06	0.54
10:CJ:29:ARG:HH11	10:CJ:29:ARG:HG2	1.72	0.54
40:DE:96:PHE:HA	40:DE:100:GLU:OE1	2.06	0.54
6:AF:3:ARG:HG2	6:AF:64:GLN:HE21	1.72	0.54
39:BD:210:GLY:O	39:BD:213:ARG:HB2	2.08	0.54
36:BA:2189:U:H3'	36:BA:2190:G:H5''	1.89	0.54
32:D6:45:LYS:HG2	36:DA:2371:G:H4'	1.90	0.54
53:BU:65:ILE:HG13	53:BU:96:ALA:HB1	1.88	0.54
28:B2:6:VAL:HG12	28:B2:7:ARG:NH1	2.23	0.54
9:CI:9:ARG:HG2	9:CI:14:VAL:HG22	1.90	0.54
38:BC:113:VAL:HG11	38:BC:136:LEU:O	2.07	0.54
39:DD:63:ARG:HG3	39:DD:63:ARG:HH11	1.73	0.54
25:CZ:102:ALA:O	25:CZ:131:ILE:HG23	2.07	0.54
25:CZ:131:ILE:HD11	25:CZ:163:PHE:CE2	2.43	0.54
25:CZ:177:LEU:HD13	25:CZ:195:TRP:CZ2	2.43	0.54
1:AA:227:G:C3'	1:AA:228:A:H5''	2.37	0.54
41:BF:129:PHE:O	41:BF:132:VAL:HB	2.07	0.54
22:CV:5:G:H1	22:CV:68:C:N4	2.06	0.54
14:CN:59:ALA:HB1	14:CN:61:TRP:HZ3	1.71	0.54
43:DH:83:TYR:CB	43:DH:134:SER:HB3	2.35	0.54
34:B8:62:LEU:N	34:B8:63:PRO:CD	2.71	0.54
1:AA:1150:U:O2	1:AA:1150:U:O4'	2.26	0.54
54:DV:39:LEU:HD12	54:DV:51:VAL:HA	1.90	0.54
46:BN:65:LYS:O	46:BN:67:LEU:N	2.38	0.54
58:DZ:120:ILE:HG21	58:DZ:170:THR:O	2.07	0.54
58:DZ:126:VAL:HA	58:DZ:163:LEU:HA	1.89	0.54

Continued on next page...

Continued from previous page...

Atom-1	Atom-2	Distance(Å)	Clash(Å)
36:DA:1051:G:H2'	36:DA:1052:C:C5	2.43	0.54
48:BP:35:HIS:C	48:BP:36:LYS:HG2	2.28	0.54
6:CF:18:GLN:HA	6:CF:21:LEU:CG	2.38	0.54
36:BA:2394:C:H2'	36:BA:2395:C:H5'	1.90	0.54
42:DG:51:ARG:HH11	42:DG:53:LEU:CD1	2.20	0.54
55:BW:6:ILE:HG12	55:BW:104:THR:CB	2.37	0.54
33:B7:5:TRP:CE2	33:B7:7:PRO:HB3	2.42	0.54
36:BA:2839:G:H2'	36:BA:2840:C:H6	1.73	0.54
19:AS:11:VAL:CG2	19:AS:16:LEU:HD11	2.38	0.54
1:CA:1260:C:H1'	1:CA:1275:A:H61	1.72	0.54
22:AV:5:G:H5'	22:AV:5:G:C8	2.39	0.54
5:AE:31:LEU:CD2	5:AE:43:LEU:HD11	2.38	0.54
50:BR:72:ASP:HB3	50:BR:75:LEU:HB3	1.89	0.54
41:DF:185:ASP:CA	41:DF:188:ARG:HG2	2.37	0.54
36:DA:331:A:H1'	36:DA:332:A:OP1	2.06	0.54
40:BE:51:PHE:O	40:BE:74:PRO:HB3	2.07	0.54
40:BE:13:ARG:HB3	40:BE:22:PRO:HA	1.89	0.54
36:DA:2134:A:H62	36:DA:2157:G:H1'	1.72	0.54
36:BA:2741:A:H2'	36:BA:2742:C:O4'	2.08	0.54
46:DN:3:THR:C	46:DN:4:TYR:CG	2.81	0.54
57:DY:51:VAL:O	57:DY:53:PRO:HD3	2.07	0.54
1:AA:878:G:C5'	8:AH:89:PRO:HG2	2.37	0.54
10:CJ:90:LEU:N	10:CJ:91:PRO:CD	2.70	0.54
31:B5:16:ARG:HG2	31:B5:16:ARG:HH11	1.72	0.54
16:CP:67:THR:HB	16:CP:70:ALA:H	1.72	0.54
5:AE:20:GLN:HE22	5:AE:25:ARG:HH21	1.55	0.54
1:CA:1118:C:OP1	9:CI:104:ARG:NE	2.41	0.54
7:CG:145:ALA:O	7:CG:146:GLU:C	2.46	0.54
36:DA:136:G:H2'	36:DA:137:C:H6	1.72	0.54
11:CK:66:LEU:O	11:CK:69:ALA:N	2.41	0.54
37:BB:95:C:O2'	37:BB:96:U:H5'	2.08	0.54
1:AA:552:U:O2'	1:AA:553:A:H5'	2.07	0.54
4:AD:76:ARG:HD2	4:AD:207:TYR:CE1	2.43	0.54
19:CS:24:ALA:O	19:CS:25:LYS:HB2	2.08	0.54
36:DA:2823:A:OP1	40:DE:113:PHE:HB2	2.07	0.54
50:BR:59:ASP:O	50:BR:60:LEU:HB3	2.08	0.54
27:D1:94:LEU:H	27:D1:94:LEU:HD12	1.73	0.54
16:CP:64:ALA:O	16:CP:66:PRO:HD3	2.08	0.54
36:BA:391:G:O2'	36:BA:392:C:H5'	2.08	0.54
1:AA:594:G:C2'	1:AA:595:G:H5'	2.38	0.54
24:AY:15:A:H3'	24:AY:16:H2U:H5''	1.88	0.54
36:BA:1952:A:C6	47:BO:22:ILE:HD12	2.43	0.54

Continued on next page...

Continued from previous page...

Atom-1	Atom-2	Distance(Å)	Clash(Å)
27:D1:37:ILE:HD12	27:D1:37:ILE:O	2.08	0.54
50:DR:11:ASN:O	50:DR:11:ASN:ND2	2.41	0.54
27:B1:81:LYS:C	27:B1:82:LEU:HD12	2.28	0.54
36:DA:2240:C:O2'	36:DA:2241:A:H5'	2.07	0.54
36:DA:216:A:C8	36:DA:432:A:C6	2.96	0.54
25:CZ:68:VAL:CG1	25:CZ:79:HIS:HB3	2.36	0.54
25:CZ:70:TYR:HE1	25:CZ:77:TYR:CD2	2.26	0.54
48:DP:16:ARG:HD3	48:DP:18:ARG:N	2.18	0.54
47:DO:76:ALA:HB3	52:DT:75:ILE:HD13	1.89	0.54
21:CU:6:ARG:HD3	21:CU:15:ARG:NE	2.22	0.54
25:AZ:27:LEU:HD11	25:AZ:31:LEU:HD21	1.90	0.54
26:D0:45:PHE:HB2	26:D0:59:LEU:HD11	1.90	0.54
1:AA:346:G:P	52:BT:43:GLN:NE2	2.81	0.54
52:BT:50:ILE:HD11	52:BT:64:ARG:HB2	1.89	0.54
58:BZ:99:TYR:HE1	58:BZ:125:LEU:HD12	1.72	0.54
57:DY:88:LYS:HZ1	57:DY:93:GLY:CA	2.19	0.54
36:DA:2464:C:O2'	36:DA:2465:C:H6	1.91	0.54
41:BF:135:LYS:HD2	41:BF:137:LYS:HZ2	1.73	0.54
25:CZ:222:LEU:CD1	25:CZ:303:VAL:HG11	2.32	0.54
4:CD:38:TYR:HB2	4:CD:44:GLY:O	2.07	0.54
19:CS:15:LEU:O	19:CS:19:VAL:HG23	2.08	0.54
58:BZ:69:THR:CG2	58:BZ:90:VAL:HA	2.29	0.54
36:BA:140:G:C1'	36:BA:141:A:H2	2.21	0.54
46:DN:62:VAL:HG22	46:DN:66:LYS:HB2	1.90	0.54
36:BA:1053:C:H2'	36:BA:1054:A:H8	1.73	0.54
36:DA:304:G:O2'	36:DA:305:U:H5'	2.06	0.54
36:BA:2746:U:O2'	36:BA:2747:G:H5'	2.07	0.54
58:BZ:70:LEU:HD23	58:BZ:70:LEU:N	2.23	0.54
2:AB:97:TRP:CZ3	2:AB:176:GLU:OE2	2.61	0.54
39:DD:24:ILE:HD13	39:DD:24:ILE:C	2.28	0.54
40:DE:131:ALA:HB1	40:DE:134:ILE:CD1	2.36	0.54
1:AA:966:G:O2'	1:AA:967:C:O5'	2.24	0.54
36:DA:910:A:H2'	36:DA:911:A:C8	2.42	0.54
5:AE:12:LEU:CD1	5:AE:31:LEU:HB3	2.38	0.54
36:BA:192:C:O2'	36:BA:802:A:N3	2.41	0.54
25:CZ:356:PRO:HD3	25:CZ:370:PHE:HA	1.90	0.54
6:CF:30:LEU:O	6:CF:35:ALA:HB3	2.08	0.54
1:CA:1246:C:C2'	1:CA:1247:U:H5'	2.37	0.54
58:DZ:146:ILE:HG13	58:DZ:147:GLY:N	2.23	0.54
36:BA:814:C:H2'	36:BA:815:C:H6	1.73	0.54
25:AZ:96:ALA:O	25:AZ:126:VAL:HG11	2.08	0.54
36:DA:2777:G:C4'	36:DA:2778:A:H5'	2.38	0.54

Continued on next page...

Continued from previous page...

Atom-1	Atom-2	Distance(Å)	Clash(Å)
6:AF:30:LEU:HB3	6:AF:35:ALA:HB3	1.88	0.54
1:AA:333:G:O2'	1:AA:334:C:H5'	2.08	0.54
28:B2:13:ALA:CB	28:B2:16:LEU:HD12	2.38	0.54
42:DG:138:GLN:HB3	42:DG:153:ARG:O	2.08	0.54
12:AL:71:PRO:HG3	12:AL:99:HIS:CD2	2.41	0.54
55:BW:50:VAL:CG2	55:BW:105:VAL:HG23	2.37	0.54
36:DA:2358:G:H2'	36:DA:2359:C:H6	1.73	0.54
1:CA:706:A:C4'	11:CK:29:ILE:HD11	2.38	0.54
15:AO:24:SER:OG	15:AO:27:VAL:HG23	2.08	0.54
36:DA:2712:U:OP1	36:DA:2714:G:H4'	2.08	0.54
1:CA:498:U:O2'	1:CA:499:A:H8	1.91	0.54
54:BV:77:ALA:O	54:BV:79:VAL:HG22	2.08	0.54
1:AA:1246:C:O2'	1:AA:1247:U:H5'	2.08	0.54
53:BU:85:LYS:HD3	53:BU:117:GLN:HE22	1.73	0.54
39:DD:211:ARG:HG3	39:DD:211:ARG:O	2.08	0.54
36:DA:2508:G:O2'	36:DA:2509:G:H5'	2.08	0.54
36:DA:1231:G:H2'	36:DA:1232:G:C8	2.43	0.54
9:CI:36:TYR:CD2	9:CI:37:PHE:CE1	2.95	0.54
24:CY:29:G:H1	24:CY:41:C:H42	1.56	0.54
39:BD:228:PRO:HD3	39:BD:235:GLY:CA	2.38	0.54
15:AO:6:GLU:N	15:AO:6:GLU:OE1	2.40	0.54
10:CJ:82:ILE:HG22	10:CJ:82:ILE:O	2.08	0.54
9:AI:27:THR:HB	9:AI:62:TYR:HA	1.90	0.54
25:CZ:251:ASP:H	25:CZ:267:VAL:HG13	1.73	0.54
60:CZ:501:GDP:H5''	60:CZ:501:GDP:C8	2.43	0.54
34:D8:33:ASN:HA	34:D8:36:LYS:HE3	1.89	0.54
47:DO:111:PHE:O	47:DO:115:VAL:HG23	2.07	0.54
57:DY:27:VAL:HG12	57:DY:28:LYS:H	1.73	0.54
4:AD:175:SER:O	4:AD:176:LEU:HB2	2.07	0.54
1:CA:1320:C:H6	1:CA:1320:C:H5'	1.72	0.54
28:B2:39:ALA:HA	28:B2:45:SER:HB3	1.88	0.54
28:B2:5:GLU:C	28:B2:7:ARG:H	2.11	0.54
31:D5:45:VAL:O	31:D5:46:CYS:HB3	2.08	0.54
10:CJ:70:ARG:NH1	10:CJ:70:ARG:HG2	2.22	0.54
38:BC:116:THR:HB	38:BC:147:PHE:CE1	2.42	0.54
43:BH:65:HIS:HE1	43:BH:69:ARG:HH11	1.55	0.54
36:DA:779:U:OP1	39:DD:49:ILE:HG23	2.07	0.54
9:AI:88:TYR:O	9:AI:89:ASN:CB	2.56	0.54
36:DA:2188:C:H2'	36:DA:2189:U:C5	2.43	0.54
25:AZ:242:ILE:CB	25:AZ:282:ALA:HA	2.37	0.54
35:D9:1:MET:HB3	35:D9:4:ARG:HH12	1.73	0.54
43:DH:30:LYS:HG3	43:DH:79:VAL:C	2.28	0.54

Continued on next page...

Continued from previous page...

Atom-1	Atom-2	Distance(Å)	Clash(Å)
53:DU:88:ILE:C	53:DU:90:VAL:H	2.11	0.54
1:CA:1225:A:H2'	1:CA:1226:C:C5	2.42	0.54
26:D0:27:GLU:HA	26:D0:67:VAL:O	2.07	0.54
1:AA:1462:G:O2'	52:BT:115:ARG:NH2	2.41	0.54
22:AW:38:A:C3'	22:AW:39:U:H5''	2.38	0.54
58:DZ:152:ALA:O	58:DZ:155:LEU:HD22	2.08	0.54
1:CA:1375:A:H2'	1:CA:1376:U:H6	1.73	0.54
12:AL:109:GLY:HA3	12:AL:122:THR:H	1.72	0.54
48:BP:18:ARG:O	48:BP:20:GLY:N	2.40	0.54
36:BA:195:A:OP1	48:BP:46:LYS:HE2	2.08	0.54
1:CA:1239:A:H4'	1:CA:1240:U:O5'	2.08	0.54
32:B6:25:LYS:CE	34:B8:34:TRP:HE1	2.19	0.54
5:CE:6:PHE:CB	5:CE:34:VAL:HG22	2.34	0.54
1:AA:390:C:H2'	1:AA:391:G:H8	1.73	0.54
57:DY:2:ARG:HG2	57:DY:2:ARG:HH11	1.73	0.54
39:DD:6:PHE:CE1	39:DD:18:VAL:HG12	2.43	0.54
1:CA:673:G:H5''	6:CF:87:ARG:NH1	2.23	0.54
18:CR:40:LEU:C	18:CR:42:ARG:H	2.11	0.54
25:AZ:303:VAL:CG1	25:AZ:304:LEU:N	2.71	0.54
40:DE:201:THR:OG1	40:DE:202:LYS:N	2.41	0.54
25:CZ:356:PRO:CG	25:CZ:370:PHE:HA	2.38	0.54
26:B0:80:HIS:N	26:B0:80:HIS:CD2	2.75	0.54
1:CA:59:A:H1'	1:CA:354:G:N2	2.23	0.54
2:AB:113:HIS:C	2:AB:115:LEU:H	2.09	0.54
10:CJ:90:LEU:H	10:CJ:91:PRO:HD3	1.73	0.54
25:CZ:263:ARG:HG2	25:CZ:264:ARG:N	2.22	0.54
11:CK:44:SER:H	11:CK:47:VAL:CG2	2.19	0.54
51:DS:38:GLN:O	51:DS:40:ILE:HG23	2.07	0.54
40:DE:21:VAL:HG23	40:DE:21:VAL:O	2.08	0.54
36:BA:1782:C:H1'	36:BA:2609:U:C5'	2.37	0.54
46:DN:39:ARG:C	46:DN:41:ASP:H	2.10	0.54
36:BA:1192:G:O2'	36:BA:1193:G:H5'	2.08	0.54
36:BA:818:G:H5'	36:BA:839:U:OP1	2.08	0.54
22:AW:8:U:H5'	22:AW:49:C:OP1	2.08	0.54
10:CJ:29:ARG:HG2	10:CJ:29:ARG:O	2.08	0.54
36:BA:2074:U:H2'	36:BA:2075:U:C6	2.43	0.54
39:DD:124:PRO:HG2	39:DD:129:ASN:ND2	2.22	0.54
36:DA:558:G:OP2	46:DN:111:PRO:HD2	2.08	0.54
1:CA:824:C:H1'	8:CH:1:MET:CE	2.37	0.54
1:CA:1365:G:O2'	1:CA:1366:C:H5'	2.08	0.54
2:AB:54:THR:HG21	2:AB:201:ILE:HD11	1.89	0.54
36:DA:2472:G:C5'	36:DA:2473:U:H5''	2.38	0.54

Continued on next page...

Continued from previous page...

Atom-1	Atom-2	Distance(Å)	Clash(Å)
36:DA:2472:G:H5''	36:DA:2473:U:H5''	1.90	0.54
49:BQ:92:GLY:C	49:BQ:93:TYR:CD1	2.81	0.54
36:BA:322:A:OP2	41:BF:169:ASN:HB2	2.08	0.54
36:BA:2726:U:O2	36:BA:2726:U:H5'	2.07	0.54
9:CI:128:ARG:OXT	9:CI:128:ARG:HG2	2.08	0.54
44:DJ:57:UNK:O	44:DJ:58:UNK:O	2.26	0.54
11:CK:101:SER:OG	11:CK:103:LEU:HD23	2.08	0.54
28:B2:57:ILE:HG22	28:B2:61:LEU:HG	1.88	0.54
28:B2:62:THR:HG22	28:B2:66:GLU:CG	2.38	0.54
42:DG:47:LYS:HE3	42:DG:81:LYS:CB	2.38	0.54
42:DG:5:VAL:CG2	42:DG:8:LYS:HD2	2.38	0.54
46:BN:14:VAL:HG13	46:BN:135:PRO:O	2.08	0.54
57:DY:86:ARG:HG2	57:DY:87:LYS:N	2.22	0.54
2:AB:22:LYS:NZ	2:AB:40:HIS:HE1	2.05	0.54
3:AC:79:ARG:NH1	3:AC:79:ARG:HB3	2.22	0.54
3:AC:43:LEU:HD22	3:AC:47:LEU:HD22	1.89	0.54
13:CM:11:ARG:HG2	13:CM:12:ASN:N	2.22	0.54
13:CM:19:LEU:HD22	13:CM:19:LEU:H	1.73	0.54
20:AT:53:LEU:HD12	20:AT:53:LEU:H	1.73	0.54
39:DD:133:LEU:O	39:DD:135:PHE:N	2.41	0.54
36:DA:2641:G:H2'	36:DA:2642:G:O4'	2.07	0.54
51:BS:15:ARG:HG2	51:BS:15:ARG:HH11	1.72	0.54
48:BP:101:VAL:HG12	48:BP:106:LEU:HB3	1.90	0.54
1:CA:1269:A:H2	1:CA:1312:G:N3	2.06	0.54
50:DR:2:ARG:HD3	50:DR:5:LYS:HD3	1.90	0.54
36:BA:2408:U:H6	36:BA:2408:U:H3'	1.73	0.54
1:CA:372:C:H41	1:CA:387:U:H2'	1.73	0.54
2:AB:77:ALA:HA	2:AB:80:ILE:HD13	1.89	0.54
35:B9:12:ASP:C	35:B9:14:CYS:H	2.10	0.54
4:CD:70:ILE:CG2	4:CD:75:PHE:HB2	2.38	0.54
1:AA:197:A:H4'	1:AA:198:G:O5'	2.08	0.54
36:DA:1721:G:H5'	36:DA:1721:G:N3	2.23	0.54
51:DS:93:LYS:O	51:DS:94:TYR:C	2.46	0.54
49:BQ:6:ARG:CB	49:BQ:6:ARG:NH1	2.71	0.54
58:DZ:145:GLU:HA	58:DZ:145:GLU:OE1	2.08	0.54
3:AC:153:VAL:HG12	3:AC:154:SER:H	1.67	0.54
25:AZ:96:ALA:HA	25:AZ:99:MET:HG2	1.90	0.54
36:BA:2472:G:C5'	36:BA:2473:U:H5''	2.38	0.54
28:B2:13:ALA:C	28:B2:15:LYS:H	2.09	0.54
28:B2:13:ALA:HB1	28:B2:16:LEU:HD12	1.90	0.54
36:BA:1094:U:H2'	36:BA:1096:A:OP2	2.08	0.54
36:DA:2027:G:O2'	36:DA:2028:U:H5'	2.06	0.54

Continued on next page...

Continued from previous page...

Atom-1	Atom-2	Distance(Å)	Clash(Å)
36:DA:1163:G:H2'	36:DA:1164:G:H8	1.73	0.54
27:D1:49:VAL:HG13	27:D1:49:VAL:O	2.07	0.54
13:AM:108:ARG:HG3	13:AM:108:ARG:NH1	2.23	0.54
12:CL:126:LYS:O	12:CL:128:ALA:N	2.41	0.54
38:DC:172:HIS:O	38:DC:173:ALA:HB2	2.07	0.54
1:CA:1171:G:O2'	1:CA:1172:C:H5'	2.07	0.54
1:CA:1308:U:P	13:CM:99:ARG:HG3	2.48	0.54
36:DA:2625:G:H2'	36:DA:2626:C:C6	2.43	0.54
20:AT:73:HIS:HB3	20:AT:74:LYS:HD3	1.89	0.54
36:BA:1368:G:O2'	36:BA:1369:G:H5'	2.08	0.54
36:DA:1425:G:H2'	36:DA:1426:G:O4'	2.08	0.54
36:DA:11:G:H2'	36:DA:12:U:H6	1.73	0.54
1:AA:1030(D):A:H2'	1:AA:1031:G:H5'	1.89	0.54
1:CA:860:A:H2'	1:CA:861:G:O4'	2.08	0.54
20:CT:41:ILE:C	20:CT:43:LEU:H	2.09	0.54
36:BA:1409:C:H2'	36:BA:1410:G:H8	1.72	0.54
15:CO:18:PHE:O	15:CO:18:PHE:CD1	2.60	0.54
36:BA:759:G:O4'	36:BA:1981:A:C2	2.61	0.54
25:CZ:23:GLY:O	25:CZ:27:LEU:HB3	2.08	0.54
36:DA:1190:G:OP1	48:DP:32:THR:OG1	2.23	0.54
52:DT:88:ILE:O	52:DT:89:VAL:C	2.46	0.54
52:BT:23:ARG:HA	52:BT:52:ILE:CD1	2.38	0.54
32:B6:19:ARG:CD	32:B6:20:ASN:H	2.20	0.54
32:B6:17:LYS:HB2	32:B6:47:THR:HG21	1.90	0.54
36:DA:99:U:C4'	36:DA:102:G:H1'	2.38	0.54
2:CB:155:LEU:HD11	2:CB:157:ARG:O	2.08	0.54
1:CA:1151:A:C4	1:CA:1152:A:N7	2.76	0.54
36:DA:780:G:OP1	39:DD:218:ARG:NH2	2.41	0.54
42:DG:91:ARG:HG2	42:DG:92:VAL:N	2.23	0.54
25:CZ:246:LYS:HD2	25:CZ:279:GLU:CD	2.28	0.54
57:BY:9:LYS:O	57:BY:28:LYS:NZ	2.41	0.54
57:DY:17:SER:OG	57:DY:18:GLY:N	2.41	0.54
9:AI:89:ASN:C	9:AI:91:ASP:H	2.11	0.54
25:AZ:242:ILE:HG12	25:AZ:284:ASP:O	2.07	0.54
1:CA:1097:C:O2'	1:CA:1098:C:H5'	2.07	0.54
1:CA:1411:C:H2'	1:CA:1412:C:C6	2.42	0.54
41:DF:119:ARG:NH1	41:DF:119:ARG:HG2	2.22	0.54
3:CC:22:TRP:CE2	14:CN:54:PRO:HG2	2.42	0.54
36:BA:1722:A:O2'	36:BA:1739:U:C5'	2.56	0.54
36:BA:1800:C:H5''	39:BD:147:LEU:CD2	2.38	0.54
41:DF:132:VAL:HG13	41:DF:133:ASN:HD22	1.74	0.54
51:DS:24:LEU:HD11	51:DS:48:LEU:HD22	1.89	0.54

Continued on next page...

Continued from previous page...

Atom-1	Atom-2	Distance(Å)	Clash(Å)
27:B1:13:ILE:CD1	27:B1:42:GLN:HB2	2.37	0.54
14:CN:14:PRO:O	14:CN:15:LYS:O	2.26	0.54
36:BA:1104:C:O2'	36:BA:1105:U:H5'	2.08	0.54
36:BA:185:U:H2'	36:BA:186:G:H8	1.73	0.54
4:AD:85:LYS:HD3	4:AD:92:VAL:HG13	1.90	0.54
58:DZ:65:GLN:HG2	58:DZ:67:LEU:HD13	1.90	0.54
30:B4:10:VAL:HG23	30:B4:11:PRO:CD	2.34	0.54
36:BA:1528:A:N7	36:BA:1544:A:N6	2.55	0.54
1:CA:323:U:O3'	20:CT:22:ARG:HD3	2.08	0.54
24:CY:4:G:C3'	24:CY:5:G:H5''	2.38	0.54
31:B5:2:ALA:CB	36:BA:2015:A:H1'	2.37	0.54
52:BT:129:ARG:NH1	52:BT:131:ALA:H	2.06	0.54
46:DN:15:LEU:HD13	46:DN:16:ILE:N	2.23	0.54
52:DT:13:ARG:HH21	52:DT:15:VAL:CG1	2.19	0.54
1:CA:1369:C:H2'	1:CA:1370:G:C8	2.43	0.54
36:DA:1210:A:H5'	36:DA:1210:A:H8	1.73	0.54
12:AL:29:GLY:O	12:AL:30:ALA:O	2.25	0.54
1:AA:1256:A:C2	1:AA:1277:C:H2'	2.42	0.54
57:DY:49:VAL:O	57:DY:50:ARG:HB2	2.08	0.54
50:BR:30:THR:HG23	50:BR:31:HIS:ND1	2.23	0.54
54:BV:14:VAL:HB	54:BV:96:ILE:HG21	1.90	0.54
1:AA:1158:C:H2'	1:AA:1158:C:O2	2.08	0.54
1:CA:1452:C:H4'	1:CA:1456:G:H22	1.73	0.54
21:CU:9:ARG:HH12	21:CU:23:PRO:HD2	1.73	0.54
36:BA:888:C:H2'	36:BA:889:C:C4'	2.38	0.54
42:BG:15:VAL:CG1	42:BG:19:LEU:HD12	2.38	0.54
1:CA:599:C:H4'	8:CH:130:GLY:C	2.27	0.54
36:DA:2305:A:H2'	36:DA:2306:C:C5'	2.38	0.54
36:DA:1164:G:C6	36:DA:1165:U:C4	2.96	0.54
25:AZ:12:VAL:HG21	25:AZ:75:ARG:NH2	2.22	0.54
20:AT:50:GLU:OE2	20:AT:100:ILE:HD13	2.08	0.54
36:BA:1165:U:H2'	36:BA:1166:C:H6	1.73	0.54
36:DA:1773:A:H2'	36:DA:1774:C:H5'	1.88	0.54
36:BA:2526:G:C6	36:BA:2527:C:C4	2.96	0.54
7:AG:69:VAL:HG13	7:AG:100:ALA:HA	1.90	0.54
1:AA:933:G:OP2	7:AG:3:ARG:HB3	2.07	0.54
13:CM:116:THR:HG22	13:CM:117:VAL:N	2.23	0.54
52:DT:122:ASP:C	52:DT:124:ASP:H	2.09	0.54
36:DA:151:C:H2'	36:DA:152:G:C8	2.43	0.54
36:BA:2208:A:H1'	36:BA:2219:G:C5	2.42	0.54
39:BD:5:LYS:HA	39:BD:17:THR:HG22	1.89	0.54
36:BA:653:A:H2'	36:BA:653:A:N3	2.22	0.54

Continued on next page...

Continued from previous page...

Atom-1	Atom-2	Distance(Å)	Clash(Å)
9:AI:99:LEU:HD22	9:AI:99:LEU:N	2.22	0.54
27:B1:53:VAL:O	27:B1:54:ALA:HB3	2.08	0.54
57:DY:79:CYS:SG	57:DY:80:GLY:N	2.81	0.54
1:CA:779:C:H2'	1:CA:780:A:O4'	2.08	0.54
36:DA:2152:G:O2'	36:DA:2153:G:H5'	2.08	0.54
52:DT:32:TYR:CD2	52:DT:81:PRO:HB2	2.43	0.53
32:B6:41:PRO:C	32:B6:43:CYS:N	2.61	0.53
1:CA:1323:G:H2'	1:CA:1324:A:C8	2.43	0.53
28:B2:20:GLU:O	28:B2:21:LEU:C	2.46	0.53
28:B2:35:LEU:HB3	28:B2:53:LEU:CD1	2.38	0.53
2:CB:97:TRP:HZ3	2:CB:172:ILE:HG22	1.70	0.53
38:BC:113:VAL:HG21	38:BC:136:LEU:HB3	1.90	0.53
43:DH:52:VAL:HG21	43:DH:69:ARG:CD	2.38	0.53
58:BZ:18:LEU:O	58:BZ:21:ALA:HB3	2.08	0.53
39:BD:54:ARG:O	39:BD:218:ARG:NH1	2.41	0.53
1:AA:1145:C:O2'	1:AA:1146:A:O5'	2.24	0.53
3:CC:83:ARG:O	3:CC:87:LEU:HG	2.08	0.53
36:DA:994:C:OP1	53:DU:53:ARG:NH2	2.41	0.53
53:DU:65:ILE:HD12	53:DU:65:ILE:H	1.71	0.53
43:BH:130:ARG:NH1	43:BH:130:ARG:HB3	2.24	0.53
1:CA:542:G:P	4:CD:10:ARG:HH21	2.30	0.53
4:CD:12:CYS:O	4:CD:33:MET:HE2	2.08	0.53
4:CD:18:LYS:HA	4:CD:33:MET:HE2	1.89	0.53
49:DQ:141:GLN:NE2	58:DZ:72:ARG:HA	2.23	0.53
41:DF:125:LEU:H	41:DF:125:LEU:CD2	2.15	0.53
42:BG:7:LEU:O	42:BG:7:LEU:HD23	2.07	0.53
1:CA:1312:G:O2'	1:CA:1313:U:H5'	2.08	0.53
51:BS:83:LYS:CG	51:BS:105:ALA:HB3	2.33	0.53
30:B4:14:ILE:H	30:B4:14:ILE:HD12	1.73	0.53
25:CZ:220:PRO:HB2	25:CZ:244:ARG:HD2	1.89	0.53
36:DA:2177:C:H2'	36:DA:2178:C:O2	2.08	0.53
36:DA:2177:C:H4'	38:DC:46:LYS:HD3	1.90	0.53
54:DV:15:GLU:O	54:DV:16:PRO:O	2.26	0.53
36:DA:1367:A:C2'	36:DA:1368:G:H5'	2.37	0.53
40:DE:167:VAL:HG22	40:DE:170:LEU:HD11	1.90	0.53
1:AA:1220:G:H2'	1:AA:1221:G:H8	1.72	0.53
31:B5:52:TYR:CE2	36:BA:2884:U:H1'	2.42	0.53
38:BC:99:ILE:CD1	38:BC:102:LYS:HZ3	2.21	0.53
2:AB:61:LEU:HD11	2:AB:160:ASP:CB	2.38	0.53
36:DA:2777:G:H5''	36:DA:2778:A:H5''	1.89	0.53
13:CM:120:LYS:O	13:CM:121:LYS:CB	2.55	0.53
38:DC:96:GLY:H	38:DC:99:ILE:CG1	2.22	0.53

Continued on next page...

Continued from previous page...

Atom-1	Atom-2	Distance(Å)	Clash(Å)
36:DA:860:U:O2	36:DA:2268:A:O4'	2.26	0.53
36:DA:1428:C:C5	36:DA:1569:A:H5''	2.43	0.53
36:BA:1796:U:H2'	36:BA:1797:C:C6	2.44	0.53
36:BA:2575:C:H2'	36:BA:2578:G:O6	2.08	0.53
49:BQ:1:MET:HE1	49:BQ:45:GLN:HA	1.89	0.53
39:BD:227:ASN:O	39:BD:230:ASP:N	2.40	0.53
50:DR:18:LEU:C	50:DR:18:LEU:HD13	2.29	0.53
1:CA:992:U:H1'	1:CA:993:G:C2	2.43	0.53
36:BA:2033:A:O2'	36:BA:2034:U:P	2.66	0.53
50:DR:7:GLY:O	50:DR:8:ARG:HB2	2.08	0.53
41:DF:54:ARG:HD3	41:DF:54:ARG:C	2.29	0.53
43:DH:44:VAL:HG12	43:DH:45:VAL:N	2.23	0.53
39:DD:275:LYS:HD2	39:DD:276:LYS:N	2.23	0.53
36:DA:1466:G:H5'	36:DA:1467:C:OP1	2.08	0.53
1:AA:819:A:H4'	1:AA:820:U:OP2	2.07	0.53
36:BA:914:C:H2'	36:BA:915:C:H5'	1.90	0.53
58:BZ:7:ALA:O	58:BZ:61:LEU:HA	2.07	0.53
26:B0:30:VAL:HA	26:B0:65:GLY:O	2.07	0.53
36:BA:2239:G:H5'	39:BD:251:GLY:HA3	1.89	0.53
36:DA:291:C:H2'	36:DA:292:C:H6	1.73	0.53
4:CD:171:GLY:HA3	4:CD:173:TRP:CZ3	2.43	0.53
48:DP:23:PRO:HG2	48:DP:33:ARG:HG3	1.90	0.53
36:DA:1666:G:H5'	36:DA:1666:G:C8	2.40	0.53
1:CA:986:A:H2'	1:CA:987:G:H8	1.71	0.53
2:CB:97:TRP:CZ3	2:CB:173:ALA:HA	2.43	0.53
10:CJ:38:ILE:O	10:CJ:70:ARG:HA	2.08	0.53
10:CJ:9:ARG:HH11	10:CJ:9:ARG:HG2	1.73	0.53
39:BD:30:GLU:HG2	39:BD:35:LYS:HZ1	1.73	0.53
43:DH:50:VAL:O	43:DH:52:VAL:HG23	2.07	0.53
47:BO:104:ARG:C	47:BO:106:LEU:N	2.59	0.53
36:BA:1639:U:H2'	36:BA:1640:C:C5'	2.37	0.53
54:BV:64:HIS:CE1	54:BV:92:THR:HG22	2.43	0.53
1:AA:1149:C:OP1	9:AI:9:ARG:HD3	2.08	0.53
36:DA:806:C:O2'	36:DA:2445:G:H4'	2.07	0.53
19:AS:49:ILE:HD12	19:AS:49:ILE:N	2.09	0.53
9:CI:42:ARG:NH2	9:CI:75:ASP:OD1	2.37	0.53
36:BA:1049:C:H2'	36:BA:1050:A:H8	1.72	0.53
14:AN:12:ARG:HB3	14:AN:14:PRO:CG	2.35	0.53
55:BW:18:ARG:HG3	55:BW:18:ARG:HH11	1.73	0.53
36:DA:1049:C:H2'	36:DA:1050:A:H8	1.72	0.53
36:BA:197:A:N6	36:BA:2430:A:H2'	2.23	0.53
2:AB:13:ALA:C	2:AB:15:VAL:H	2.12	0.53

Continued on next page...

Continued from previous page...

Atom-1	Atom-2	Distance(Å)	Clash(Å)
48:BP:114:ILE:HD12	48:BP:115:LEU:N	2.23	0.53
48:BP:144:GLU:H	48:BP:145:PRO:HD3	1.71	0.53
36:DA:1516:C:H2'	36:DA:1517:G:C5'	2.38	0.53
36:BA:142:A:N6	36:BA:1596:A:H5'	2.23	0.53
19:CS:31:ILE:HG12	19:CS:32:LYS:O	2.08	0.53
19:AS:11:VAL:HG21	19:AS:16:LEU:HD11	1.90	0.53
1:CA:1281:U:H5'	1:CA:1282:C:H5	1.73	0.53
36:BA:1318:C:C3'	36:BA:1319:G:H5''	2.36	0.53
36:DA:332:A:H4'	36:DA:333:G:OP1	2.08	0.53
50:BR:103:ARG:HD2	50:BR:108:GLY:O	2.09	0.53
3:AC:92:ALA:HB2	3:AC:99:VAL:CG2	2.36	0.53
49:DQ:6:ARG:C	49:DQ:7:MET:HG3	2.28	0.53
1:AA:1003:G:H2'	1:AA:1004:A:H4'	1.90	0.53
36:DA:297:C:H2'	36:DA:298:G:O4'	2.07	0.53
1:AA:413:G:C2'	1:AA:413:G:N3	2.71	0.53
49:DQ:30:GLY:CA	49:DQ:107:ALA:HB2	2.37	0.53
26:D0:10:THR:CG2	26:D0:12:ASN:OD1	2.57	0.53
56:BX:62:LYS:HE3	56:BX:73:ARG:NH1	2.23	0.53
33:D7:12:ARG:NH2	33:D7:44:PRO:HB3	2.23	0.53
36:BA:1069:A:O2'	36:BA:1070:A:P	2.65	0.53
7:CG:150:ALA:HB2	11:CK:50:TYR:OH	2.08	0.53
19:CS:79:THR:O	19:CS:80:TYR:HB3	2.07	0.53
36:DA:1914:C:H2'	36:DA:1915:U:O4'	2.07	0.53
1:CA:757:U:H5''	1:CA:822:C:O2	2.07	0.53
27:D1:25:LYS:HG3	36:DA:388:G:OP1	2.09	0.53
4:CD:114:ARG:HG3	4:CD:114:ARG:HH11	1.74	0.53
25:AZ:350:THR:HG22	25:AZ:351:GLY:N	2.22	0.53
36:BA:1805:U:O2	39:BD:50:THR:HB	2.08	0.53
8:AH:9:MET:O	8:AH:13:ILE:HG12	2.08	0.53
32:D6:12:GLU:HG2	32:D6:23:THR:CG2	2.38	0.53
36:DA:1858:G:H2'	36:DA:1883:G:N2	2.22	0.53
49:DQ:101:ARG:HG3	49:DQ:101:ARG:NH1	2.00	0.53
25:CZ:34:VAL:C	25:CZ:36:ALA:H	2.11	0.53
42:DG:39:ILE:CG2	42:DG:157:ILE:HG23	2.38	0.53
42:DG:5:VAL:HG23	42:DG:8:LYS:HD2	1.91	0.53
57:BY:38:ILE:HD11	57:BY:64:GLU:HB2	1.91	0.53
57:DY:13:VAL:HG22	57:DY:14:LEU:N	2.22	0.53
37:BB:40:U:H3'	37:BB:41:U:C5'	2.37	0.53
46:BN:46:VAL:HG11	46:BN:48:MET:HG3	1.90	0.53
36:DA:2184:G:H2'	36:DA:2185:C:H1'	1.90	0.53
13:AM:25:ILE:HG13	13:AM:66:LEU:HD23	1.90	0.53
43:DH:85:LYS:HZ1	43:DH:87:LEU:H	1.54	0.53

Continued on next page...

Continued from previous page...

Atom-1	Atom-2	Distance(Å)	Clash(Å)
1:CA:297:G:H4'	1:CA:557:G:H4'	1.89	0.53
53:DU:91:ASP:O	53:DU:92:ARG:HB3	2.08	0.53
25:CZ:254:GLU:CD	25:CZ:308:GLY:H	2.12	0.53
25:CZ:125:GLN:NE2	25:CZ:394:THR:CB	2.72	0.53
1:CA:542:G:H5'	4:CD:41:GLY:HA2	1.90	0.53
42:BG:146:TYR:O	42:BG:149:VAL:HG22	2.08	0.53
19:AS:40:ILE:HB	19:AS:67:VAL:O	2.08	0.53
36:BA:1902:C:H2'	36:BA:1903:G:O5'	2.07	0.53
1:AA:1314:C:OP2	19:AS:6:LYS:HG3	2.07	0.53
20:CT:69:GLY:O	20:CT:73:HIS:NE2	2.41	0.53
41:BF:101:LEU:HD12	41:BF:102:PRO:CD	2.37	0.53
36:BA:71:A:C2	56:BX:31:HIS:HE1	2.25	0.53
36:BA:559:G:N2	53:BU:49:HIS:CD2	2.77	0.53
46:BN:39:ARG:C	53:BU:67:ALA:HB1	2.29	0.53
36:DA:1681:G:O2'	36:DA:1762:A:C2'	2.55	0.53
52:BT:126:ALA:C	52:BT:128:GLU:H	2.11	0.53
25:CZ:354:GLN:O	25:CZ:370:PHE:HB2	2.08	0.53
36:BA:1268:A:C2	36:BA:1269:A:H1'	2.43	0.53
39:BD:45:ASN:OD1	39:BD:46:GLN:N	2.41	0.53
41:BF:54:ARG:C	41:BF:54:ARG:HD3	2.28	0.53
46:BN:1:MET:HE3	46:BN:3:THR:OG1	2.08	0.53
58:DZ:108:PRO:HA	58:DZ:141:VAL:CG1	2.38	0.53
36:DA:1963:U:O2	36:DA:1963:U:H2'	2.08	0.53
40:BE:116:VAL:HG21	40:BE:122:PHE:CD2	2.43	0.53
36:DA:654(H):G:H3'	36:DA:654(I):C:H5'	1.91	0.53
36:BA:2092:U:C4'	36:BA:2093:G:H5''	2.37	0.53
14:AN:44:LEU:C	14:AN:44:LEU:HD12	2.27	0.53
42:BG:37:VAL:HG22	42:BG:159:VAL:HG22	1.89	0.53
1:CA:138:G:C2'	1:CA:139:G:H5'	2.39	0.53
36:DA:1592:C:H2'	36:DA:1593:G:H8	1.73	0.53
8:CH:77:GLU:HG2	8:CH:78:GLN:H	1.72	0.53
37:DB:111:G:C2'	37:DB:112:U:H5'	2.39	0.53
36:DA:284:U:H2'	36:DA:285:C:C6	2.43	0.53
36:DA:420:C:H2'	36:DA:421:U:C6	2.44	0.53
27:D1:94:LEU:N	27:D1:94:LEU:HD12	2.23	0.53
2:CB:83:MET:SD	2:CB:234:PRO:HB2	2.49	0.53
38:BC:156:ILE:C	38:BC:158:ALA:H	2.11	0.53
2:AB:83:MET:SD	2:AB:234:PRO:HB2	2.48	0.53
36:DA:2653:U:H3'	36:DA:2654:A:C8	2.43	0.53
1:AA:770:C:O2'	1:AA:771:G:H5'	2.08	0.53
3:AC:137:ALA:O	3:AC:141:VAL:HG23	2.08	0.53
2:AB:28:PHE:O	2:AB:28:PHE:CD1	2.61	0.53

Continued on next page...

Continued from previous page...

Atom-1	Atom-2	Distance(Å)	Clash(Å)
22:CW:76:A:H1'	36:DA:2395:C:C2	2.43	0.53
34:D8:30:ARG:NH2	36:DA:2419:U:O4	2.41	0.53
36:DA:593:G:H1	36:DA:664:C:N4	2.06	0.53
48:DP:24:GLY:O	48:DP:25:SER:HB3	2.09	0.53
36:BA:1599:C:H2'	36:BA:1600:C:H6	1.73	0.53
39:DD:30:GLU:CG	39:DD:63:ARG:HE	2.21	0.53
42:DG:133:LEU:HD12	42:DG:133:LEU:O	2.07	0.53
42:DG:39:ILE:CD1	42:DG:60:LEU:HD11	2.37	0.53
36:BA:477:A:C2	36:BA:478:A:C4	2.96	0.53
52:BT:29:ARG:HG2	52:BT:86:ILE:HG22	1.89	0.53
49:BQ:141:GLN:HG2	58:BZ:72:ARG:CZ	2.38	0.53
58:BZ:102:LEU:HD21	58:BZ:124:ILE:CD1	2.38	0.53
12:AL:89:ARG:NE	12:AL:91:LYS:NZ	2.33	0.53
3:AC:81:GLY:HA2	3:AC:85:ARG:CD	2.36	0.53
3:CC:12:LEU:HB3	3:CC:18:TRP:CZ3	2.41	0.53
43:DH:125:VAL:O	43:DH:125:VAL:HG12	2.08	0.53
48:DP:147:LEU:HG	48:DP:148:LEU:N	2.23	0.53
37:DB:105:A:H4'	58:DZ:89:PHE:CE1	2.44	0.53
1:CA:1313:U:H2'	1:CA:1314:C:H6	1.73	0.53
4:AD:199:ASN:O	4:AD:199:ASN:OD1	2.27	0.53
22:AW:74:C:H2'	22:AW:75:C:C5'	2.38	0.53
34:B8:13:ARG:NH1	48:BP:59:LEU:HD12	2.22	0.53
36:DA:1141:U:H2'	46:DN:63:THR:CG2	2.38	0.53
36:DA:1140:C:OP2	46:DN:66:LYS:HE2	2.09	0.53
36:DA:2319:G:H1	36:DA:2334:G:P	2.32	0.53
42:BG:91:ARG:CD	42:BG:91:ARG:C	2.76	0.53
4:AD:31:CYS:O	4:AD:32:ALA:CB	2.56	0.53
30:B4:36:CYS:HA	42:BG:112:PRO:HG3	1.90	0.53
49:BQ:18:LYS:HB2	49:BQ:98:LYS:HZ3	1.73	0.53
36:BA:145:G:C2'	36:BA:146:G:H5''	2.36	0.53
40:BE:35:GLN:CG	40:BE:36:ARG:N	2.72	0.53
40:BE:167:VAL:HG13	40:BE:168:MET:H	1.72	0.53
36:DA:761:A:H3'	36:DA:761:A:C8	2.43	0.53
51:BS:89:ARG:CG	51:BS:92:TYR:CA	2.87	0.53
6:AF:55:ASP:C	6:AF:57:GLN:H	2.11	0.53
48:DP:77:ARG:HG2	48:DP:77:ARG:HH11	1.73	0.53
57:DY:50:ARG:CD	57:DY:56:PRO:HA	2.38	0.53
7:CG:78:ARG:NH2	7:CG:156:TRP:HB3	2.23	0.53
36:DA:1039:G:N1	36:DA:1116:C:N4	2.55	0.53
56:DX:64:LYS:HE2	56:DX:73:ARG:NE	2.24	0.53
2:AB:61:LEU:HA	2:AB:64:ARG:NE	2.23	0.53
6:AF:15:ASP:OD1	6:AF:18:GLN:HB2	2.09	0.53

Continued on next page...

Continued from previous page...

Atom-1	Atom-2	Distance(Å)	Clash(Å)
20:AT:56:MET:CE	20:AT:85:MET:HG2	2.39	0.53
43:DH:94:TYR:HD1	43:DH:107:VAL:HA	1.74	0.53
36:DA:1677:A:H2'	36:DA:1678:G:C8	2.44	0.53
5:CE:63:ARG:HA	5:CE:66:MET:CE	2.39	0.53
1:CA:1525:G:O2'	1:CA:1526:G:H5'	2.08	0.53
36:DA:1313:U:C2	36:DA:1610:A:C2	2.96	0.53
36:DA:2650:U:H2'	36:DA:2651:C:H6	1.73	0.53
7:CG:59:LEU:O	7:CG:59:LEU:HD23	2.08	0.53
36:DA:1472:A:H2'	36:DA:1473:G:H5'	1.90	0.53
36:BA:1232:G:H2'	36:BA:1233:C:H6	1.71	0.53
50:DR:7:GLY:O	50:DR:8:ARG:CZ	2.56	0.53
1:AA:524:G:H2'	1:AA:525:C:C6	2.43	0.53
8:AH:29:SER:HB3	8:AH:32:LYS:HG3	1.89	0.53
36:DA:1315:C:H2'	36:DA:1316:U:H6	1.73	0.53
36:BA:2584:U:H2'	36:BA:2585:U:H5'	1.89	0.53
27:B1:32:LYS:C	27:B1:33:LYS:HD2	2.29	0.53
42:DG:95:ARG:O	42:DG:96:ARG:O	2.25	0.53
36:DA:1573:G:H2'	36:DA:1574:C:H5'	1.89	0.53
22:AW:24:G:O2'	22:AW:25:C:H5'	2.08	0.53
1:CA:828:A:H4'	1:CA:828:A:OP1	2.08	0.53
1:AA:864:A:H2'	1:AA:865:A:C8	2.43	0.53
16:AP:17:TYR:CD1	16:AP:17:TYR:N	2.75	0.53
1:CA:1483:A:H1'	36:DA:1948:G:H1'	1.89	0.53
55:BW:82:LEU:HD12	55:BW:82:LEU:N	2.23	0.53
42:DG:150:ASP:O	42:DG:151:ALA:HB2	2.07	0.53
1:AA:1176:A:H2'	1:AA:1177:G:C8	2.43	0.53
34:D8:5:LYS:HG2	36:DA:242:G:C8	2.44	0.53
48:DP:16:ARG:CB	48:DP:16:ARG:NH1	2.70	0.53
48:DP:59:LEU:HA	48:DP:61:ARG:HD2	1.89	0.53
52:BT:23:ARG:HG2	52:BT:120:ARG:NH1	2.23	0.53
27:D1:43:TYR:O	27:D1:44:PRO:O	2.25	0.53
28:B2:38:GLN:NE2	28:B2:44:LEU:HD13	2.24	0.53
58:BZ:120:ILE:HG22	58:BZ:121:HIS:N	2.24	0.53
38:BC:76:ALA:CB	38:BC:114:VAL:HG23	2.33	0.53
39:DD:35:LYS:HG3	39:DD:63:ARG:CG	2.38	0.53
42:DG:55:LYS:C	42:DG:57:ALA:N	2.61	0.53
42:DG:73:ALA:H	42:DG:87:PRO:HG3	1.73	0.53
42:DG:68:PRO:CB	42:DG:92:VAL:HB	2.38	0.53
58:BZ:28:MET:HG3	58:BZ:28:MET:O	2.09	0.53
22:CW:38:A:C2'	22:CW:39:U:C5'	2.68	0.53
22:CW:37:A:H3'	22:CW:38:A:H8	1.74	0.53
39:BD:43:ARG:HD3	39:BD:49:ILE:HG22	1.91	0.53

Continued on next page...

Continued from previous page...

Atom-1	Atom-2	Distance(Å)	Clash(Å)
34:B8:62:LEU:HD13	36:BA:242:G:C5'	2.33	0.53
3:CC:77:ILE:O	3:CC:83:ARG:HB3	2.09	0.53
36:DA:994:C:O2'	36:DA:996:A:OP1	2.26	0.53
53:DU:110:VAL:O	53:DU:114:LYS:HG2	2.08	0.53
36:BA:2111:C:C2	36:BA:2147:G:N2	2.71	0.53
6:CF:8:ILE:HG23	6:CF:85:VAL:HG13	1.90	0.53
36:DA:604:G:H2'	36:DA:605:C:O2	2.08	0.53
16:CP:20:VAL:CG2	16:CP:21:VAL:N	2.71	0.53
10:AJ:34:VAL:HG13	10:AJ:73:ASP:O	2.09	0.53
48:BP:30:THR:HG23	48:BP:31:ALA:H	1.73	0.53
31:B5:42:PRO:O	31:B5:43:HIS:HB2	2.08	0.53
27:B1:76:ARG:HH22	27:B1:95:LEU:HA	1.73	0.53
27:D1:45:ASN:HB3	27:D1:64:ALA:HB2	1.90	0.53
39:DD:13:ARG:O	39:DD:13:ARG:HG3	2.07	0.53
58:BZ:114:GLY:CA	58:BZ:146:ILE:HG21	2.38	0.53
9:CI:106:ALA:O	9:CI:108:VAL:HG23	2.08	0.53
36:BA:2680:C:H5'	40:BE:189:PRO:HA	1.90	0.53
40:BE:36:ARG:NH2	40:BE:88:GLY:HA2	2.24	0.53
25:CZ:378:VAL:O	25:CZ:380:LEU:HG	2.08	0.53
36:BA:287:C:H2'	36:BA:288:C:C6	2.42	0.53
36:BA:2019:A:O4'	53:BU:34:LYS:HD3	2.07	0.53
1:CA:274:A:O2'	1:CA:275:G:O4'	2.25	0.53
16:AP:20:VAL:HG22	16:AP:21:VAL:N	2.23	0.53
16:AP:52:ASP:OD2	16:AP:55:ARG:HG3	2.09	0.53
36:BA:2641:G:H2'	36:BA:2642:G:O4'	2.08	0.53
38:DC:96:GLY:H	38:DC:99:ILE:HG13	1.74	0.53
25:AZ:378:VAL:HG23	25:AZ:380:LEU:CD2	2.38	0.53
43:DH:136:ILE:HD12	43:DH:136:ILE:N	2.21	0.53
36:DA:2651:C:O2'	36:DA:2652:C:H5'	2.09	0.53
9:AI:17:VAL:HG21	9:AI:80:GLY:HA3	1.91	0.53
36:BA:2241:A:H2'	36:BA:2242:G:H8	1.73	0.53
1:AA:1483:A:H1'	36:BA:1948:G:H1'	1.91	0.53
1:AA:825:G:N2	8:AH:11:THR:HG21	2.23	0.53
16:AP:75:ARG:HG3	16:AP:75:ARG:HH11	1.73	0.53
36:BA:1812:A:H2'	36:BA:1813:G:H8	1.73	0.53
1:AA:837:G:O2'	1:AA:838:G:H5'	2.07	0.53
36:DA:2457:U:C2'	36:DA:2458:G:H5'	2.39	0.53
1:CA:1356:G:H2'	1:CA:1357:A:C8	2.44	0.53
36:BA:1469:A:H2'	36:BA:1470:G:C8	2.43	0.53
1:CA:1091:U:H2'	1:CA:1093:A:OP2	2.09	0.53
1:CA:119:A:H4'	1:CA:120:A:O5'	2.08	0.53
11:CK:18:ARG:O	11:CK:32:ILE:HG23	2.08	0.53

Continued on next page...

Continued from previous page...

Atom-1	Atom-2	Distance(Å)	Clash(Å)
1:CA:942:G:N2	1:CA:943:U:H1'	2.23	0.53
43:BH:163:TYR:CD1	43:BH:163:TYR:N	2.77	0.53
2:CB:124:SER:OG	2:CB:125:PRO:HD2	2.08	0.53
58:DZ:149:SER:CB	58:DZ:173:ALA:HA	2.39	0.53
58:DZ:149:SER:OG	58:DZ:173:ALA:HA	2.08	0.53
1:CA:347:G:H21	1:CA:348:G:H1'	1.73	0.53
47:DO:114:ILE:HD12	47:DO:114:ILE:N	2.23	0.53
1:AA:1442(A):G:H3'	1:AA:1442(B):A:H5''	1.91	0.53
32:D6:45:LYS:O	32:D6:46:HIS:ND1	2.42	0.53
4:AD:108:LEU:CD1	4:AD:176:LEU:HD13	2.07	0.53
2:CB:97:TRP:CZ2	2:CB:173:ALA:HA	2.43	0.53
1:AA:1053:G:O2'	1:AA:1054:C:P	2.67	0.53
57:BY:97:ARG:HH21	57:BY:98:VAL:HG21	1.72	0.53
34:B8:17:THR:OG1	36:BA:651:G:OP1	2.25	0.53
57:DY:7:VAL:HB	57:DY:8:LYS:HZ2	1.73	0.53
10:CJ:50:ILE:CG1	14:CN:41:ARG:NE	2.71	0.53
1:CA:961:U:O2'	1:CA:962:C:O5'	2.27	0.53
1:AA:1150:U:C2'	1:AA:1151:A:H5'	2.39	0.53
1:AA:1152:A:H4'	10:AJ:13:HIS:CD2	2.43	0.53
35:D9:10:ILE:H	35:D9:10:ILE:HD12	1.74	0.53
35:D9:9:ARG:HB2	35:D9:9:ARG:HH11	1.73	0.53
9:CI:88:TYR:O	9:CI:89:ASN:CB	2.56	0.53
48:DP:40:SER:O	48:DP:41:ARG:HD2	2.08	0.53
36:BA:1019:U:H3	36:BA:1142(A):A:N6	2.02	0.53
46:BN:62:VAL:CG2	46:BN:66:LYS:HB2	2.39	0.53
26:D0:27:GLU:N	26:D0:27:GLU:CD	2.62	0.53
36:DA:656:G:H2'	36:DA:657:U:H6	1.73	0.53
55:BW:10:VAL:HB	55:BW:101:SER:OG	2.09	0.53
48:BP:112:LEU:HD13	48:BP:112:LEU:O	2.08	0.53
1:AA:256:U:H2'	1:AA:257:G:C8	2.44	0.53
40:DE:3:GLY:O	40:DE:4:ILE:HB	2.08	0.53
34:B8:32:LEU:CD2	34:B8:36:LYS:HZ1	2.22	0.53
36:BA:1053:C:N4	36:BA:1107:G:N2	2.57	0.53
52:BT:66:VAL:HG12	52:BT:71:GLY:HA2	1.91	0.53
4:AD:30:LYS:C	4:AD:32:ALA:N	2.62	0.53
42:BG:107:LEU:HA	42:BG:111:LEU:CD1	2.38	0.53
12:AL:126:LYS:HE2	12:AL:127:GLU:N	2.23	0.53
36:DA:2795:G:C2'	36:DA:2796:U:H5'	2.37	0.53
36:DA:106:C:H2'	36:DA:107:C:H6	1.73	0.53
1:CA:1258:G:H2'	1:CA:1259:C:H6	1.71	0.53
18:CR:48:GLY:O	18:CR:74:ARG:NH2	2.42	0.53
4:CD:155:LEU:O	4:CD:159:ARG:HG2	2.08	0.53

Continued on next page...

Continued from previous page...

Atom-1	Atom-2	Distance(Å)	Clash(Å)
36:DA:2010:G:C5	36:DA:2011:U:C5	2.96	0.53
40:BE:108:SER:HB3	40:BE:165:VAL:CG2	2.37	0.53
36:BA:266:G:C2'	36:BA:267:C:H5''	2.35	0.53
38:DC:76:ALA:O	38:DC:77:ILE:HD13	2.08	0.53
1:AA:59:A:H5'	1:AA:60:A:C5'	2.39	0.53
9:CI:99:LEU:HB2	9:CI:101:PHE:CD2	2.43	0.53
1:CA:1329:A:H2'	1:CA:1330:U:O4'	2.09	0.53
6:AF:10:LEU:HB2	6:AF:59:TYR:HB3	1.89	0.53
2:CB:27:LYS:HD2	2:CB:193:ASP:HB2	1.91	0.53
1:AA:189(K):U:H2'	1:AA:189(L):G:C8	2.43	0.53
22:CW:55:U:C2'	22:CW:56:C:H5''	2.38	0.53
25:AZ:378:VAL:CG2	25:AZ:380:LEU:HD21	2.39	0.53
36:BA:2880:C:O2'	50:BR:90:ARG:NH1	2.40	0.53
37:BB:80:U:H2'	37:BB:81:G:H21	1.74	0.53
26:D0:46:LYS:HD2	26:D0:78:TYR:CZ	2.43	0.53
1:CA:1490:C:O2'	1:CA:1491:G:H5'	2.09	0.53
1:CA:919:A:O2'	1:CA:920:U:H5'	2.08	0.53
36:BA:394:A:C2'	36:BA:395:U:H5'	2.38	0.53
1:AA:156:G:O2'	1:AA:157:G:H5'	2.09	0.53
44:DJ:12:UNK:C	44:DJ:14:UNK:N	2.69	0.53
36:BA:1203:G:H3'	36:BA:1204:A:H5''	1.91	0.53
14:AN:21:TYR:N	14:AN:21:TYR:CD1	2.75	0.53
36:DA:2059:A:O3'	41:DF:69:HIS:HA	2.08	0.53
33:B7:10:ARG:O	33:B7:14:LYS:HG2	2.09	0.53
36:DA:2320:A:H2'	36:DA:2320:A:N3	2.22	0.53
1:CA:414:A:C5	1:CA:431:A:C2	2.97	0.53
4:CD:187:ARG:CB	4:CD:187:ARG:NH1	2.47	0.53
28:B2:34:GLU:O	28:B2:38:GLN:N	2.42	0.53
31:D5:45:VAL:O	31:D5:46:CYS:CB	2.57	0.53
10:AJ:49:VAL:CG2	14:AN:41:ARG:HB2	2.38	0.53
36:DA:1884:A:C3'	36:DA:1885:A:H5''	2.38	0.53
39:BD:35:LYS:CB	39:BD:36:PRO:CD	2.86	0.53
42:DG:61:ALA:O	42:DG:65:GLY:N	2.35	0.53
42:DG:37:VAL:HG23	42:DG:99:MET:SD	2.49	0.53
25:CZ:7:ARG:NH2	25:CZ:281:ILE:CD1	2.67	0.53
57:DY:44:ILE:CG2	57:DY:45:VAL:N	2.72	0.53
47:BO:104:ARG:O	47:BO:106:LEU:N	2.42	0.53
46:DN:137:LYS:O	46:DN:138:LEU:HD23	2.09	0.53
54:DV:38:LEU:C	54:DV:39:LEU:HD13	2.29	0.53
36:BA:1517:G:H2'	36:BA:1518:U:O4'	2.08	0.53
49:DQ:141:GLN:OE1	58:DZ:72:ARG:HA	2.09	0.53
41:BF:107:LYS:C	41:BF:109:GLY:H	2.11	0.53

Continued on next page...

Continued from previous page...

Atom-1	Atom-2	Distance(Å)	Clash(Å)
1:CA:197:A:N6	1:CA:221:C:H5'	2.23	0.53
36:BA:1087:G:H8	36:BA:1088:A:H4'	1.73	0.53
36:DA:637:A:N1	36:DA:652:C:H5'	2.24	0.53
27:D1:82:LEU:C	27:D1:83:GLU:HG3	2.28	0.53
12:AL:126:LYS:HZ3	12:AL:127:GLU:N	2.06	0.53
57:DY:30:VAL:HG12	57:DY:31:LEU:N	2.23	0.53
36:DA:1544:A:O2'	36:DA:1545:A:H5'	2.08	0.53
36:DA:1070:A:H3'	36:DA:1072:C:H5	1.72	0.53
58:DZ:9:TYR:HE1	58:DZ:35:ARG:CZ	2.22	0.53
36:DA:1208:C:O2	36:DA:1208:C:H2'	2.09	0.53
52:BT:10:VAL:O	52:BT:13:ARG:HG2	2.09	0.53
18:AR:32:ARG:CA	18:AR:69:THR:HG21	2.36	0.53
51:BS:92:TYR:C	51:BS:94:TYR:N	2.57	0.53
4:AD:4:TYR:O	4:AD:5:ILE:CB	2.57	0.53
1:CA:1216:G:O2'	1:CA:1217:C:H5'	2.08	0.53
22:AW:35:A:H2'	22:AW:36:A:H8	1.72	0.53
7:CG:15:ASP:HB3	7:CG:19:GLY:N	2.24	0.53
25:CZ:85:HIS:HE1	36:DA:2661:G:O2'	1.92	0.53
48:DP:123:LEU:HD23	48:DP:123:LEU:N	2.22	0.53
36:DA:559:G:N2	53:DU:49:HIS:CD2	2.77	0.53
38:BC:75:LEU:O	38:BC:75:LEU:HD12	2.09	0.53
36:DA:280:C:H3'	36:DA:281:G:C8	2.44	0.53
40:DE:163:GLU:O	40:DE:165:VAL:HG23	2.09	0.53
55:BW:9:TYR:N	55:BW:9:TYR:HD1	2.05	0.53
27:B1:93:GLU:C	27:B1:94:LEU:HD12	2.29	0.53
33:B7:24:THR:HG23	33:B7:27:GLY:HA3	1.91	0.53
1:CA:77:G:H5''	1:CA:78:G:C8	2.43	0.53
14:AN:19:ARG:O	14:AN:20:ALA:O	2.26	0.53
36:DA:2195:C:O2'	36:DA:2196:C:H5'	2.08	0.53
21:CU:13:ILE:O	21:CU:16:GLY:N	2.41	0.53
36:DA:171:G:O2'	36:DA:172:C:H5'	2.08	0.53
16:AP:15:PRO:O	16:AP:16:HIS:ND1	2.41	0.53
1:AA:313:A:H2'	1:AA:314:C:C6	2.43	0.53
11:AK:85:ARG:HE	11:AK:111:ASP:HB3	1.73	0.53
36:DA:1034:G:N2	36:DA:1122:G:H1'	2.24	0.53
38:DC:8:ARG:O	38:DC:12:GLU:HG2	2.09	0.53
1:CA:358:U:H2'	1:CA:359:U:C6	2.44	0.53
2:CB:33:TYR:HB2	2:CB:43:ASP:HB2	1.90	0.53
32:B6:26:ASN:HD22	32:B6:32:ASN:HD21	0.79	0.53
48:DP:18:ARG:O	48:DP:20:GLY:N	2.42	0.53
52:DT:62:THR:HA	52:DT:74:ARG:O	2.09	0.53
32:B6:20:ASN:C	32:B6:21:TYR:CG	2.82	0.53

Continued on next page...

Continued from previous page...

Atom-1	Atom-2	Distance(Å)	Clash(Å)
32:D6:45:LYS:CD	32:D6:45:LYS:N	2.71	0.53
57:DY:10:GLY:CA	57:DY:27:VAL:HG13	2.22	0.53
1:CA:1316:G:N2	1:CA:1318:A:H3'	2.22	0.53
1:CA:978:A:C8	1:CA:1319:A:C2	2.97	0.53
28:B2:38:GLN:O	28:B2:40:SER:N	2.42	0.53
28:B2:48:HIS:O	28:B2:52:ASP:HB2	2.09	0.53
1:AA:1104:G:O5'	2:AB:111:ARG:CD	2.55	0.53
49:BQ:134:ARG:HB3	49:BQ:134:ARG:CZ	2.39	0.53
49:BQ:24:GLY:HA3	49:BQ:101:ARG:HH12	1.74	0.53
57:DY:36:ALA:HB1	57:DY:67:LEU:O	2.09	0.53
25:AZ:8:THR:OG1	25:AZ:9:LYS:HG3	2.08	0.53
10:CJ:57:LYS:C	10:CJ:58:ASP:O	2.44	0.53
54:BV:39:LEU:HD22	54:BV:39:LEU:N	2.22	0.53
14:AN:49:HIS:O	14:AN:51:GLY:N	2.42	0.53
10:AJ:9:ARG:HA	10:AJ:68:HIS:O	2.09	0.53
36:BA:1517:G:H8	36:BA:1517:G:C5'	2.10	0.53
51:DS:85:VAL:C	51:DS:106:ARG:HG2	2.28	0.53
19:CS:11:VAL:HG21	19:CS:16:LEU:HD11	1.91	0.53
48:BP:59:LEU:HA	48:BP:61:ARG:CD	2.38	0.53
39:BD:241:PRO:O	39:BD:242:ARG:HB2	2.08	0.53
5:CE:12:LEU:HD11	5:CE:31:LEU:CB	2.39	0.53
43:BH:41:MET:O	43:BH:42:ARG:CB	2.57	0.53
5:AE:100:VAL:HG12	5:AE:118:ILE:HG22	1.90	0.53
58:BZ:127:LYS:O	58:BZ:127:LYS:HG3	2.08	0.53
42:BG:114:ILE:O	42:BG:114:ILE:CG2	2.53	0.53
36:BA:2159:G:H2'	36:BA:2160:G:C5'	2.33	0.53
18:CR:58:LEU:HB3	18:CR:62:GLU:CB	2.39	0.53
36:BA:2853:C:O2'	36:BA:2854:G:H5'	2.07	0.53
36:DA:2012:G:H4'	55:DW:96:ILE:CD1	2.35	0.53
36:BA:133:C:N3	36:BA:146:G:O6	2.41	0.53
34:B8:50:LEU:C	34:B8:52:LYS:N	2.62	0.53
35:B9:35:ARG:HG2	35:B9:35:ARG:O	2.09	0.53
13:CM:113:PRO:O	13:CM:114:ARG:CB	2.53	0.53
9:AI:108:VAL:HG12	9:AI:109:VAL:N	2.24	0.53
4:CD:109:GLY:CA	4:CD:165:MET:HE2	2.39	0.53
36:BA:2823:A:OP1	40:BE:113:PHE:HB2	2.08	0.53
1:CA:1286:A:O2'	1:CA:1287:A:C5'	2.57	0.53
8:AH:1:MET:HE3	8:AH:2:LEU:N	2.23	0.53
10:CJ:8:LEU:HD22	10:CJ:20:ALA:HB2	1.90	0.53
1:CA:913:A:H4'	1:CA:914:A:H4'	1.91	0.53
36:BA:1982:C:C5'	36:BA:1983:C:OP2	2.56	0.53
37:BB:79:C:C2'	37:BB:80:U:H5'	2.38	0.53

Continued on next page...

Continued from previous page...

Atom-1	Atom-2	Distance(Å)	Clash(Å)
1:CA:756:C:H2'	1:CA:757:U:O4'	2.08	0.53
42:DG:127:GLY:N	42:DG:166:ASP:OD1	2.39	0.53
36:DA:963:U:H2'	36:DA:964:C:C6	2.44	0.53
7:CG:64:GLN:O	7:CG:67:GLU:HB3	2.09	0.53
1:CA:1186:G:N2	1:CA:1187:G:H1'	2.23	0.53
20:CT:63:ILE:HG22	20:CT:77:ALA:HB1	1.91	0.53
37:BB:3:C:N4	37:BB:118:G:H1	2.07	0.53
1:AA:520:A:N1	1:AA:536:C:H1'	2.23	0.53
15:CO:24:SER:O	15:CO:28:GLN:HG3	2.09	0.53
1:CA:280:C:N4	17:CQ:91:ARG:NH1	2.56	0.53
60:CZ:501:GDP:H8	60:CZ:501:GDP:H5''	1.74	0.53
25:CZ:176:LEU:HB3	60:CZ:501:GDP:N1	2.24	0.53
22:CW:74:C:O2'	22:CW:75:C:H5'	2.09	0.53
36:DA:812:C:H3'	48:DP:25:SER:HB2	1.91	0.53
1:CA:346:G:H5''	52:DT:43:GLN:HE22	1.74	0.53
25:AZ:135:MET:HE3	25:AZ:172:ARG:HG2	1.91	0.53
43:BH:37:VAL:HG12	43:BH:38:SER:N	2.23	0.53
1:CA:1188:A:H2'	1:CA:1189:C:H5'	1.90	0.53
42:DG:125:PHE:CD1	42:DG:126:ASP:N	2.72	0.53
36:DA:2302:G:H1'	42:DG:128:ARG:HE	1.73	0.53
36:BA:79:G:O2'	36:BA:80:G:H5'	2.09	0.53
57:BY:44:ILE:N	57:BY:44:ILE:HD12	2.24	0.53
41:BF:53:THR:HG22	41:BF:56:GLU:CG	2.39	0.53
13:AM:37:THR:O	13:AM:39:ILE:HG13	2.08	0.53
43:DH:101:ARG:O	43:DH:117:PRO:HG3	2.09	0.53
1:AA:1123:A:N1	1:AA:1150:U:H5	2.06	0.53
36:DA:140:G:H1'	36:DA:141:A:H2	1.73	0.53
54:DV:47:VAL:HB	54:DV:49:THR:O	2.09	0.53
36:BA:2148:G:N2	36:BA:2149:G:C4	2.76	0.53
43:BH:88:LEU:HD22	43:BH:88:LEU:N	2.24	0.53
46:BN:58:ASP:O	46:BN:60:ILE:HG13	2.09	0.53
46:BN:60:ILE:CD1	46:BN:99:LEU:HD23	2.37	0.53
36:BA:1051:G:H2'	36:BA:1052:C:C4	2.43	0.53
12:CL:89:ARG:HG3	12:CL:91:LYS:NZ	2.21	0.53
1:AA:949:A:C1'	1:AA:1364:U:H5	2.22	0.53
36:BA:832:G:O3'	48:BP:45:LEU:HD11	2.09	0.53
40:DE:47:VAL:HG12	40:DE:48:GLN:N	2.24	0.53
25:AZ:277:LEU:HD12	25:AZ:279:GLU:N	2.15	0.53
55:BW:6:ILE:HG12	55:BW:104:THR:HB	1.91	0.53
4:AD:79:PHE:HA	4:AD:93:PHE:HD2	1.73	0.53
13:AM:82:MET:O	13:AM:83:ASP:O	2.27	0.53
1:CA:382:A:H2'	1:CA:383:A:H8	1.73	0.53

Continued on next page...

Continued from previous page...

Atom-1	Atom-2	Distance(Å)	Clash(Å)
6:CF:87:ARG:HG2	6:CF:87:ARG:NH1	2.22	0.53
36:BA:2206:G:H21	36:BA:2207:G:H4'	1.74	0.53
46:DN:30:ILE:HG22	46:DN:30:ILE:O	2.09	0.53
9:CI:81:ILE:O	9:CI:84:ALA:HB3	2.08	0.53
1:AA:192:U:O2'	1:AA:193:C:H5'	2.09	0.53
52:BT:5:ALA:HA	52:BT:8:LYS:HE2	1.91	0.53
36:DA:272(D):G:O2'	36:DA:272(E):G:H5'	2.09	0.53
40:DE:170:LEU:HD12	40:DE:170:LEU:N	2.24	0.53
1:CA:922:G:C6	1:CA:923:A:C6	2.97	0.53
36:BA:266:G:H2'	36:BA:267:C:C5'	2.37	0.53
26:B0:47:PRO:HG3	26:B0:59:LEU:CD2	2.39	0.53
52:DT:106:SER:HA	52:DT:110:ILE:CD1	2.39	0.53
46:DN:107:LEU:HB3	46:DN:108:PRO:CD	2.36	0.53
1:CA:194:C:C2'	1:CA:195:A:H5''	2.39	0.53
22:AV:17:C:O5'	22:AV:17:C:H6	1.92	0.53
36:BA:1400:G:H2'	36:BA:1401:G:H8	1.74	0.53
36:DA:121:G:H4'	36:DA:149:A:H5'	1.91	0.53
7:CG:57:GLU:HB2	7:CG:60:LYS:CB	2.39	0.53
1:CA:658:G:H2'	1:CA:659:U:C6	2.44	0.53
37:BB:111:G:C2'	37:BB:112:U:H5'	2.38	0.53
1:CA:1521:G:H2'	1:CA:1522:U:H6	1.74	0.53
1:CA:1111:A:H2'	1:CA:1112:C:H6	1.74	0.53
44:DJ:96:UNK:HA	44:DJ:99:UNK:CB	2.39	0.53
8:CH:2:LEU:HD23	8:CH:2:LEU:C	2.29	0.53
36:BA:1529:G:C2	36:BA:1530:C:C2	2.96	0.53
2:CB:95:GLN:O	2:CB:96:ARG:O	2.27	0.53
50:BR:32:GLY:O	50:BR:115:GLU:HA	2.08	0.53
39:BD:94:LEU:HD22	39:BD:95:LEU:N	2.24	0.53
36:DA:2889:C:H2'	36:DA:2891:G:O4'	2.08	0.53
36:DA:1423:G:OP1	36:DA:1492:G:O2'	2.25	0.53
38:DC:90:GLY:O	38:DC:91:ALA:HB2	2.09	0.53
1:AA:1118:C:H6	1:AA:1118:C:O5'	1.92	0.53
49:DQ:34:LEU:HD23	49:DQ:104:PHE:HE1	1.73	0.53
17:CQ:92:ARG:O	17:CQ:95:TYR:HB2	2.08	0.53
36:DA:1596:A:O2'	36:DA:1597:A:H5'	2.09	0.53
36:DA:2393:A:H3'	36:DA:2394:C:C6	2.44	0.53
47:DO:104:ARG:HH21	52:DT:33:LYS:CE	2.21	0.53
36:BA:2863:C:OP1	52:BT:93:ARG:NH2	2.41	0.53
1:CA:1321:C:C5'	1:CA:1322:C:H5''	2.38	0.53
28:B2:2:LYS:HA	28:B2:5:GLU:CG	2.39	0.53
25:CZ:266:VAL:HB	25:CZ:291:ARG:HE	1.74	0.53
26:D0:47:PRO:CG	26:D0:53:MET:HB2	2.39	0.53

Continued on next page...

Continued from previous page...

Atom-1	Atom-2	Distance(Å)	Clash(Å)
28:D2:53:LEU:O	28:D2:57:ILE:HG12	2.08	0.53
25:AZ:241:ARG:CA	25:AZ:285:ASN:HD21	2.21	0.53
1:CA:1096:C:H5''	2:CB:137:ARG:NH2	2.24	0.53
1:AA:1283:G:O2'	1:AA:1284:C:P	2.67	0.53
9:AI:114:TYR:HE1	10:AJ:59:SER:HA	1.74	0.53
25:CZ:323:LEU:CD1	25:CZ:396:GLY:HA2	2.39	0.53
30:D4:6:HIS:CB	30:D4:7:PRO:CD	2.87	0.53
1:CA:1348:U:H4'	9:CI:120:ARG:CD	2.39	0.53
16:CP:21:VAL:HG12	16:CP:34:GLU:O	2.08	0.53
36:BA:654(V):A:H8	36:BA:655:A:H2'	1.74	0.53
51:DS:106:ARG:HD2	51:DS:106:ARG:O	2.09	0.53
19:AS:45:VAL:HG11	19:AS:64:GLU:HA	1.90	0.53
1:AA:1348:U:C2'	1:AA:1349:A:H8	2.20	0.53
5:CE:40:ARG:HH11	5:CE:40:ARG:HG2	1.74	0.53
2:CB:73:THR:HG22	2:CB:94:ASN:C	2.29	0.53
43:BH:94:TYR:CE2	43:BH:160:LYS:HB3	2.43	0.53
48:BP:89:ALA:HB1	48:BP:121:LYS:HD2	1.90	0.53
48:BP:75:ILE:CD1	48:BP:75:ILE:H	2.07	0.53
36:BA:803:U:O2'	36:BA:804:A:H5'	2.09	0.53
14:AN:33:VAL:HA	14:AN:40:CYS:HA	1.90	0.53
14:AN:22:THR:CB	14:AN:33:VAL:HG21	2.36	0.53
5:AE:39:GLY:O	5:AE:69:VAL:HG22	2.09	0.53
50:DR:45:ARG:O	50:DR:48:VAL:HG12	2.08	0.53
36:DA:723:G:C6	36:DA:724:U:C4	2.96	0.53
47:DO:2:ILE:HD11	47:DO:82:ASN:HB3	1.91	0.53
36:BA:257:A:C2'	36:BA:258:G:H5'	2.39	0.53
4:CD:109:GLY:HA3	4:CD:165:MET:CE	2.38	0.53
43:BH:40:GLU:OE1	43:BH:55:PRO:HG3	2.08	0.53
36:BA:2305:A:C2'	36:BA:2306:C:H5''	2.39	0.53
36:BA:304:G:O2'	36:BA:305:U:H5'	2.09	0.53
4:AD:128:VAL:CG1	4:AD:129:ASN:N	2.72	0.53
38:DC:47:LEU:HD23	38:DC:208:PHE:CZ	2.44	0.53
36:BA:363(E):U:H2'	36:BA:363(F):A:C1'	2.39	0.53
36:DA:1268:A:C2	36:DA:1269:A:H1'	2.43	0.53
41:DF:54:ARG:NH2	41:DF:80:ALA:HB2	2.24	0.53
1:AA:1510:U:H2'	1:AA:1511:G:C8	2.43	0.53
39:DD:129:ASN:O	39:DD:193:VAL:HG12	2.08	0.53
36:BA:652:C:HO2'	36:BA:653:A:P	2.32	0.53
36:BA:809:G:O4'	36:BA:1254:A:H1'	2.09	0.53
1:CA:1433:A:N6	1:CA:1434:A:C6	2.76	0.53
2:AB:21:ARG:HB2	2:AB:38:GLY:O	2.09	0.53
36:BA:2488:A:O2'	36:BA:2489:G:H5'	2.09	0.53

Continued on next page...

Continued from previous page...

Atom-1	Atom-2	Distance(Å)	Clash(Å)
36:BA:2113:U:H2'	36:BA:2114:A:H8	1.74	0.53
36:BA:1196:C:H2'	36:BA:1197:G:C8	2.44	0.53
36:DA:521:G:H2'	36:DA:522:G:H8	1.73	0.53
36:BA:1480:G:C2	36:BA:1512:U:O2	2.61	0.53
40:BE:197:ILE:O	40:BE:197:ILE:HG13	2.08	0.53
18:CR:44:LEU:N	18:CR:44:LEU:HD12	2.24	0.53
39:DD:166:GLN:HE21	39:DD:166:GLN:CA	2.21	0.53
36:DA:2511:U:O2'	40:DE:139:GLY:HA3	2.09	0.53
52:DT:38:ASN:ND2	52:DT:38:ASN:O	2.41	0.52
52:DT:23:ARG:HG2	52:DT:120:ARG:NH1	2.23	0.52
36:DA:1504:C:O2'	36:DA:1505:C:C5'	2.57	0.52
13:CM:81:LEU:HD12	13:CM:86:CYS:HG	1.75	0.52
28:B2:27:GLU:C	28:B2:29:LYS:N	2.62	0.52
28:B2:47:ASN:O	28:B2:51:ARG:HB3	2.09	0.52
28:B2:10:LEU:CD2	28:B2:60:LEU:HA	2.39	0.52
28:B2:6:VAL:CG1	28:B2:7:ARG:NH1	2.72	0.52
1:CA:1150:U:O2'	1:CA:1151:A:H5'	2.09	0.52
57:DY:64:GLU:O	57:DY:65:ALA:HB2	2.10	0.52
57:BY:81:LYS:HD2	57:BY:96:ILE:HG13	1.90	0.52
3:AC:83:ARG:C	3:AC:85:ARG:H	2.13	0.52
41:BF:6:VAL:O	41:BF:125:LEU:HD21	2.09	0.52
36:BA:2476:A:C2'	36:BA:2477:C:C5'	2.87	0.52
5:AE:80:ILE:HD12	5:AE:91:LEU:HB2	1.91	0.52
50:DR:87:TYR:CD1	50:DR:90:ARG:HD2	2.43	0.52
37:DB:22:U:H2'	37:DB:23:G:C8	2.44	0.52
31:D5:25:LEU:HD22	31:D5:26:THR:H	1.74	0.52
48:BP:56:SER:HB2	48:BP:60:MET:HE3	1.89	0.52
43:BH:12:PRO:HB2	43:BH:15:VAL:HG13	1.91	0.52
30:B4:18:CYS:SG	30:B4:19:GLY:N	2.82	0.52
50:BR:116:LEU:O	50:BR:117:VAL:CB	2.55	0.52
39:DD:273:ARG:C	39:DD:274:ARG:HG3	2.30	0.52
58:DZ:10:ARG:NH2	58:DZ:26:GLY:H	2.02	0.52
22:AV:3:C:H2'	22:AV:4:C:H6	1.74	0.52
36:DA:1068:G:H1'	36:DA:1069:A:OP2	2.08	0.52
36:DA:1076:C:N4	36:DA:1088:A:H61	2.07	0.52
52:DT:13:ARG:HH21	52:DT:15:VAL:HG13	1.75	0.52
50:DR:45:ARG:HG3	50:DR:46:GLY:N	2.21	0.52
48:BP:77:ARG:CZ	48:BP:77:ARG:HB2	2.38	0.52
46:DN:4:TYR:N	46:DN:4:TYR:CD1	2.78	0.52
53:BU:69:CYS:O	53:BU:74:LEU:O	2.27	0.52
1:AA:559:A:OP1	5:AE:126:ARG:NH2	2.41	0.52
36:DA:128:C:H2'	36:DA:129:C:C6	2.43	0.52

Continued on next page...

Continued from previous page...

Atom-1	Atom-2	Distance(Å)	Clash(Å)
27:B1:6:GLU:C	27:B1:7:ILE:HD12	2.29	0.52
40:DE:116:VAL:O	40:DE:117:MET:HB2	2.08	0.52
20:AT:56:MET:HG3	20:AT:84:LEU:HG	1.90	0.52
36:BA:877:U:C2'	36:BA:878:A:H5''	2.39	0.52
15:CO:17:ARG:HD3	15:CO:26:GLU:HG3	1.91	0.52
54:DV:2:PHE:CD2	54:DV:13:ARG:NH1	2.78	0.52
1:CA:294:U:H2'	1:CA:295:C:C6	2.44	0.52
36:BA:2659:G:C2'	36:BA:2660:A:H5''	2.39	0.52
58:BZ:54:HIS:O	58:BZ:98:MET:HE3	2.10	0.52
19:AS:79:THR:O	19:AS:80:TYR:HB3	2.09	0.52
36:DA:11:G:O2'	36:DA:12:U:H5'	2.09	0.52
1:CA:333:G:O2'	1:CA:334:C:H5'	2.08	0.52
36:BA:576:U:H2'	36:BA:577:G:C8	2.44	0.52
6:AF:2:ARG:HB2	6:AF:4:TYR:HE1	1.74	0.52
19:CS:53:ASN:C	19:CS:55:LYS:H	2.12	0.52
46:BN:90:MET:CE	46:BN:90:MET:HA	2.39	0.52
52:DT:26:ASP:OD1	52:DT:26:ASP:O	2.27	0.52
1:CA:1523:G:OP1	11:CK:123:LYS:HD3	2.10	0.52
32:B6:12:GLU:HA	32:B6:23:THR:HA	1.91	0.52
48:DP:48:PRO:O	48:DP:49:ARG:O	2.27	0.52
52:DT:62:THR:HG22	52:DT:75:ILE:HG23	1.91	0.52
24:CY:70:C:O2'	24:CY:71:C:H5'	2.09	0.52
1:AA:1055:A:C8	1:AA:1055:A:O5'	2.62	0.52
25:CZ:143:ASP:OD1	25:CZ:144:PRO:HD2	2.08	0.52
25:CZ:196:VAL:O	25:CZ:198:LYS:N	2.43	0.52
36:BA:333:G:N3	36:BA:333:G:H2'	2.24	0.52
43:DH:42:ARG:HG2	43:DH:43:VAL:N	2.24	0.52
41:DF:39:TRP:CZ2	41:DF:106:ARG:HD3	2.44	0.52
46:BN:112:LEU:O	46:BN:115:ARG:N	2.42	0.52
3:AC:84:ILE:O	3:AC:84:ILE:CG1	2.57	0.52
13:AM:4:ILE:HD11	13:AM:10:PRO:CD	2.38	0.52
3:AC:12:LEU:HB3	3:AC:18:TRP:CZ3	2.45	0.52
43:DH:126:PRO:O	43:DH:127:GLU:CG	2.56	0.52
42:BG:52:ILE:HB	42:BG:54:GLU:OE1	2.10	0.52
36:BA:2309:A:C2'	36:BA:2310:A:H5''	2.38	0.52
30:D4:25:TYR:N	30:D4:25:TYR:CD1	2.77	0.52
42:DG:105:LYS:HE2	42:DG:142:PRO:HG3	1.91	0.52
53:DU:65:ILE:N	53:DU:65:ILE:CD1	2.73	0.52
9:AI:53:VAL:CG2	9:AI:95:LYS:HZ3	2.21	0.52
48:BP:148:LEU:O	48:BP:149:GLU:HB2	2.10	0.52
49:DQ:141:GLN:NE2	58:DZ:72:ARG:O	2.42	0.52
58:DZ:99:TYR:CZ	58:DZ:125:LEU:HB2	2.44	0.52

Continued on next page...

Continued from previous page...

Atom-1	Atom-2	Distance(Å)	Clash(Å)
1:CA:537:G:H2'	1:CA:538:G:H8	1.73	0.52
50:BR:28:LEU:HB2	50:BR:34:ILE:HG13	1.91	0.52
36:DA:2723:C:H4'	50:DR:2:ARG:HE	1.74	0.52
11:AK:33:THR:HA	11:AK:40:ILE:HG12	1.90	0.52
25:AZ:246:LYS:HD2	25:AZ:279:GLU:CD	2.30	0.52
51:DS:35:ILE:CD1	51:DS:99:LYS:HD3	2.40	0.52
48:DP:83:VAL:CG2	48:DP:105:LEU:HD13	2.33	0.52
25:AZ:265:THR:HG22	25:AZ:266:VAL:H	1.72	0.52
25:AZ:265:THR:CG2	25:AZ:266:VAL:N	2.71	0.52
36:DA:1069:A:O2'	36:DA:1070:A:P	2.67	0.52
1:AA:1202:G:N3	14:AN:42:ILE:HG21	2.23	0.52
36:BA:2572:A:C5	40:BE:144:ARG:NH1	2.67	0.52
36:DA:2491:U:C2'	36:DA:2492:U:H5'	2.39	0.52
54:DV:19:LYS:HE2	54:DV:19:LYS:HA	1.90	0.52
26:B0:55:ARG:NH2	36:BA:2387:U:OP1	2.42	0.52
55:DW:96:ILE:HG23	55:DW:96:ILE:O	2.09	0.52
1:CA:1036:G:H3'	1:CA:1037:C:C6	2.43	0.52
43:DH:12:PRO:HB2	43:DH:15:VAL:HG13	1.91	0.52
40:BE:101:ARG:HB2	40:BE:201:THR:HG21	1.91	0.52
4:AD:24:GLU:H	4:AD:112:VAL:HG21	1.73	0.52
50:DR:44:LEU:CD1	50:DR:48:VAL:HB	2.39	0.52
10:CJ:28:ARG:HG2	10:CJ:33:GLN:HA	1.91	0.52
1:AA:1277:C:O2'	1:AA:1279:A:H8	1.91	0.52
36:DA:1311:G:H21	36:DA:1603:A:N6	2.05	0.52
1:CA:946:A:C2	1:CA:947:G:C5	2.97	0.52
36:DA:2884:U:H2'	36:DA:2885:C:C5'	2.39	0.52
40:BE:117:MET:HA	40:BE:122:PHE:H	1.74	0.52
41:BF:185:ASP:HA	41:BF:188:ARG:CG	2.39	0.52
38:DC:10:LEU:HD22	38:DC:10:LEU:H	1.74	0.52
1:CA:390:C:H2'	1:CA:391:G:H8	1.74	0.52
32:B6:48:VAL:HG23	32:B6:48:VAL:O	2.09	0.52
41:BF:17:ARG:HG3	41:BF:17:ARG:HH11	1.74	0.52
25:CZ:300:ARG:CG	25:CZ:301:GLY:N	2.72	0.52
25:CZ:300:ARG:CG	25:CZ:301:GLY:H	2.22	0.52
45:DK:62:UNK:O	45:DK:63:UNK:C	2.57	0.52
40:DE:186:GLY:O	40:DE:187:ALA:HB3	2.09	0.52
36:BA:1275:A:N1	36:BA:1295:C:O2'	2.39	0.52
36:BA:2144:U:H2'	36:BA:2146:C:H5	1.75	0.52
1:AA:1030:C:H42	1:AA:1032:G:N2	2.07	0.52
36:DA:292:C:H2'	36:DA:293:U:C6	2.43	0.52
51:BS:22:GLY:O	51:BS:23:ARG:O	2.27	0.52
24:CY:49:G:O2'	24:CY:50:G:H5'	2.08	0.52

Continued on next page...

Continued from previous page...

Atom-1	Atom-2	Distance(Å)	Clash(Å)
36:DA:443:A:H1'	36:DA:1201:C:O4'	2.08	0.52
3:AC:42:LEU:HD12	3:AC:42:LEU:O	2.09	0.52
30:D4:12:ALA:CB	30:D4:29:PRO:HA	2.39	0.52
57:BY:33:LYS:C	57:BY:35:TYR:H	2.12	0.52
4:CD:4:TYR:O	4:CD:5:ILE:HB	2.09	0.52
53:BU:92:ARG:O	53:BU:94:ASN:N	2.42	0.52
28:B2:25:VAL:O	28:B2:25:VAL:HG12	2.09	0.52
28:B2:32:LEU:HA	28:B2:53:LEU:CD2	2.40	0.52
56:BX:53:LYS:HB3	56:BX:82:GLN:CB	2.40	0.52
39:BD:30:GLU:CG	39:BD:63:ARG:HH21	2.21	0.52
56:DX:54:VAL:HG13	56:DX:81:VAL:HG12	1.91	0.52
52:BT:62:THR:CG2	52:BT:75:ILE:HG23	2.34	0.52
36:DA:2476:A:H2'	36:DA:2477:C:C5'	2.37	0.52
1:AA:1305:G:OP2	21:AU:2:GLY:N	2.43	0.52
13:AM:19:LEU:HD22	13:AM:19:LEU:H	1.74	0.52
39:BD:43:ARG:CB	39:BD:54:ARG:HB2	2.39	0.52
3:CC:18:TRP:N	3:CC:18:TRP:CE3	2.77	0.52
54:BV:39:LEU:HD12	54:BV:51:VAL:HA	1.92	0.52
53:BU:8:VAL:O	53:BU:12:ARG:HG3	2.09	0.52
14:AN:57:ARG:HH11	14:AN:57:ARG:CB	2.23	0.52
34:B8:5:LYS:HG2	36:BA:242:G:C8	2.43	0.52
42:BG:84:LYS:O	42:BG:85:GLY:O	2.27	0.52
42:BG:82:LEU:HD13	42:BG:87:PRO:HB3	1.92	0.52
13:CM:65:LYS:C	13:CM:66:LEU:HG	2.28	0.52
25:CZ:117:ARG:O	25:CZ:120:ILE:HB	2.10	0.52
58:DZ:48:PHE:HE1	58:DZ:52:SER:O	1.92	0.52
48:BP:16:ARG:HD3	48:BP:16:ARG:C	2.30	0.52
48:BP:45:LEU:CD1	48:BP:46:LYS:N	2.63	0.52
5:CE:91:LEU:HD12	5:CE:91:LEU:N	2.23	0.52
1:CA:266:G:H5''	1:CA:267:C:C5	2.43	0.52
36:DA:2061:G:H5''	36:DA:2503:A:C2	2.45	0.52
46:BN:32:THR:C	46:BN:34:LEU:H	2.12	0.52
27:B1:75:GLU:O	27:B1:76:ARG:O	2.26	0.52
27:B1:76:ARG:HH22	27:B1:95:LEU:N	2.06	0.52
33:B7:43:THR:CG2	33:B7:44:PRO:N	2.72	0.52
30:B4:14:ILE:H	30:B4:14:ILE:CD1	2.22	0.52
36:DA:1658:C:OP1	40:DE:132:HIS:O	2.26	0.52
25:CZ:389:ARG:O	25:CZ:390:GLU:CB	2.55	0.52
26:B0:38:VAL:CB	26:B0:59:LEU:HD12	2.36	0.52
36:DA:752:A:H4'	36:DA:753:C:O5'	2.09	0.52
39:BD:62:TYR:CD1	39:BD:62:TYR:C	2.83	0.52
36:BA:1682:G:H2'	36:BA:1683:C:C6	2.45	0.52

Continued on next page...

Continued from previous page...

Atom-1	Atom-2	Distance(Å)	Clash(Å)
1:AA:950:U:H2'	1:AA:951:G:H8	1.73	0.52
1:AA:707:C:H2'	1:AA:708:C:C6	2.44	0.52
1:AA:339:C:OP2	47:BO:97:ARG:NH1	2.42	0.52
16:CP:15:PRO:O	16:CP:16:HIS:ND1	2.41	0.52
36:DA:917:A:N1	37:DB:80:U:H4'	2.25	0.52
36:BA:2463:C:H1'	36:BA:2518:A:H2	1.74	0.52
58:DZ:73:GLN:HB3	58:DZ:87:ASP:HB2	1.92	0.52
36:BA:950:G:H2'	36:BA:951:C:C6	2.45	0.52
39:BD:221:VAL:HG22	39:BD:226:MET:CE	2.38	0.52
25:CZ:223:MET:HE3	25:CZ:240:GLY:H	1.72	0.52
36:BA:1231:G:H2'	36:BA:1232:G:C8	2.44	0.52
1:CA:16:A:C6	1:CA:17:U:C5	2.96	0.52
20:AT:41:ILE:C	20:AT:43:LEU:H	2.12	0.52
40:DE:65:GLY:O	40:DE:66:HIS:O	2.27	0.52
36:BA:2087:G:C2'	36:BA:2088:G:H5'	2.40	0.52
36:DA:271(Q):G:H1'	36:DA:271(R):G:C8	2.45	0.52
36:BA:1530:C:H6	36:BA:1530:C:O5'	1.93	0.52
36:DA:2872:G:C2	36:DA:2873:A:N6	2.77	0.52
1:CA:890:G:O2'	1:CA:906:G:O6	2.18	0.52
36:BA:2792:G:O2'	36:BA:2793:G:H5'	2.10	0.52
36:DA:2765:A:H2	36:DA:2766:G:O4'	1.92	0.52
1:AA:1038:C:O5'	1:AA:1038:C:H6	1.92	0.52
24:CY:51:G:HO2'	25:CZ:338:TYR:HD1	1.56	0.52
25:AZ:356:PRO:HD3	25:AZ:370:PHE:HA	1.91	0.52
36:DA:660:G:O3'	41:DF:38:ARG:NH2	2.42	0.52
48:DP:33:ARG:O	48:DP:34:GLY:C	2.47	0.52
52:DT:75:ILE:CD1	52:DT:75:ILE:N	2.65	0.52
52:BT:23:ARG:HB2	52:BT:24:PRO:HD2	1.91	0.52
32:B6:53:LYS:O	32:B6:54:ILE:OXT	2.27	0.52
28:B2:46:GLN:H	28:B2:50:ILE:HG12	1.74	0.52
1:AA:973:G:H1'	10:AJ:55:LYS:HZ3	1.68	0.52
12:AL:46:LYS:H	12:AL:92:ASP:HB3	1.75	0.52
39:DD:30:GLU:CB	39:DD:35:LYS:NZ	2.73	0.52
39:DD:77:ALA:O	39:DD:116:GLN:HG3	2.09	0.52
28:D2:50:ILE:N	28:D2:50:ILE:HD12	2.24	0.52
58:BZ:122:ARG:HH11	58:BZ:122:ARG:HG2	1.74	0.52
9:AI:55:ALA:CA	9:AI:58:HIS:HE1	2.14	0.52
53:DU:88:ILE:HG22	54:DV:47:VAL:O	2.08	0.52
54:DV:49:THR:HB	54:DV:50:PRO:HD2	1.92	0.52
43:DH:163:TYR:N	43:DH:163:TYR:CD1	2.78	0.52
46:BN:65:LYS:O	46:BN:69:GLN:HB2	2.09	0.52
4:CD:67:ILE:HG22	4:CD:68:TYR:CE1	2.45	0.52

Continued on next page...

Continued from previous page...

Atom-1	Atom-2	Distance(Å)	Clash(Å)
58:DZ:153:SER:O	58:DZ:155:LEU:N	2.42	0.52
1:CA:1343:G:H2'	1:CA:1344:C:H6	1.72	0.52
46:DN:18:ALA:HB1	46:DN:21:LYS:HB2	1.92	0.52
48:BP:81:GLN:NE2	48:BP:106:LEU:HA	2.24	0.52
36:DA:1689:A:N6	36:DA:1698:A:H2	1.95	0.52
36:DA:1142(A):A:H8	36:DA:1142(A):A:H5'	1.74	0.52
32:B6:36:LEU:C	32:B6:36:LEU:CD2	2.78	0.52
41:DF:201:VAL:HA	41:DF:204:ASN:HD22	1.74	0.52
4:AD:88:VAL:O	4:AD:92:VAL:HG23	2.09	0.52
42:BG:106:LEU:O	42:BG:110:ALA:HB3	2.10	0.52
58:BZ:145:GLU:O	58:BZ:147:GLY:N	2.41	0.52
2:CB:18:GLY:H	2:CB:42:ILE:CG2	2.23	0.52
2:CB:30:ARG:NE	2:CB:31:TYR:CE1	2.78	0.52
36:DA:2009:G:O2'	36:DA:2010:G:H5'	2.09	0.52
36:DA:1361:G:O2'	36:DA:1362:C:H5'	2.10	0.52
1:AA:198:G:O2'	1:AA:199:G:H8	1.93	0.52
1:AA:1158:C:C2'	1:AA:1158:C:O2	2.58	0.52
36:BA:1350:C:O2'	36:BA:1351:C:H5'	2.09	0.52
9:AI:79:LEU:C	9:AI:79:LEU:HD13	2.30	0.52
42:DG:145:THR:HB	42:DG:148:MET:HB2	1.91	0.52
18:AR:25:THR:O	18:AR:26:LEU:HG	2.08	0.52
36:BA:1471:A:H3'	36:BA:1472:A:H8	1.75	0.52
4:AD:128:VAL:O	4:AD:129:ASN:C	2.47	0.52
26:B0:16:SER:HB2	36:BA:2262:U:H5	1.73	0.52
36:DA:2650:U:H2'	36:DA:2651:C:C6	2.44	0.52
36:BA:2554:U:H2'	36:BA:2555:U:H6	1.74	0.52
22:CV:56:C:O2	42:DG:78:SER:HB2	2.07	0.52
3:AC:65:ALA:O	3:AC:66:VAL:HB	2.09	0.52
36:BA:8:A:H2'	36:BA:9:U:C5	2.45	0.52
25:CZ:366:ASP:OD1	25:CZ:367:ASN:N	2.41	0.52
36:BA:702:G:H1	36:BA:730:C:H42	1.56	0.52
1:AA:77:G:H2'	1:AA:77:G:N3	2.23	0.52
1:CA:105:G:H2'	1:CA:106:C:C6	2.45	0.52
7:CG:95:ARG:NH2	7:CG:99:LEU:HD21	2.24	0.52
7:AG:27:ILE:HG22	7:AG:28:ASN:N	2.23	0.52
36:DA:383:U:H2'	36:DA:385:C:H5	1.74	0.52
29:B3:4:LEU:HD11	29:B3:39:ASP:OD1	2.09	0.52
44:DJ:27:UNK:HA	44:DJ:113:UNK:CB	2.39	0.52
1:CA:695:A:H2'	1:CA:696:A:C8	2.44	0.52
25:CZ:234:ARG:HH21	25:CZ:289:LEU:CD2	2.22	0.52
32:B6:33:LYS:O	32:B6:34:LEU:HB2	2.09	0.52
32:D6:11:LEU:HD21	32:D6:51:GLU:CG	2.40	0.52

Continued on next page...

Continued from previous page...

Atom-1	Atom-2	Distance(Å)	Clash(Å)
36:DA:2283:C:O2'	36:DA:2284:C:H5'	2.09	0.52
32:B6:15:GLU:OE2	32:B6:18:ARG:NH2	2.41	0.52
31:D5:44:THR:HG21	50:DR:101:ALA:CA	2.39	0.52
57:BY:28:LYS:CG	57:BY:39:VAL:HG22	2.34	0.52
47:BO:107:ARG:HH11	52:BT:36:GLU:CG	2.21	0.52
3:AC:76:VAL:HG21	3:AC:103:VAL:HG11	1.91	0.52
35:D9:18:ARG:O	35:D9:19:ARG:HB3	2.09	0.52
1:AA:1333:A:H2'	1:AA:1334:G:H5'	1.91	0.52
26:B0:27:GLU:HA	26:B0:67:VAL:HG12	1.91	0.52
12:AL:39:VAL:HB	12:AL:57:LYS:HB3	1.91	0.52
36:BA:1378:A:C4'	36:BA:1379:A:OP1	2.56	0.52
1:CA:191:G:C4	20:CT:105:SER:HB3	2.45	0.52
36:DA:195:A:OP1	48:DP:46:LYS:HE2	2.10	0.52
1:AA:1505:G:H2'	23:AX:18:G:OP2	2.10	0.52
4:CD:13:ARG:NH2	4:CD:36:ARG:HH11	2.03	0.52
4:CD:11:LEU:HD13	4:CD:66:ARG:NE	2.25	0.52
36:DA:622:G:O2'	36:DA:623:G:H5'	2.10	0.52
37:BB:56:G:O2'	37:BB:57:A:OP2	2.26	0.52
40:DE:35:GLN:HG2	40:DE:36:ARG:H	1.73	0.52
40:DE:3:GLY:HA3	40:DE:81:ILE:HD12	1.92	0.52
1:CA:1271:G:H2'	1:CA:1272:G:H5'	1.91	0.52
36:BA:142:A:C8	36:BA:1408:C:H1'	2.44	0.52
5:CE:144:THR:N	5:CE:147:ASP:OD1	2.39	0.52
5:CE:11:ILE:HD12	5:CE:31:LEU:CD1	2.39	0.52
18:AR:59:SER:H	18:AR:62:GLU:HB2	1.74	0.52
33:B7:43:THR:HG23	33:B7:44:PRO:CD	2.39	0.52
1:CA:678:U:H4'	1:CA:778:G:OP1	2.09	0.52
56:DX:10:ALA:HB1	56:DX:11:PRO:HD2	1.90	0.52
1:CA:877:C:O2'	1:CA:878:G:H5'	2.09	0.52
40:BE:101:ARG:HD3	40:BE:171:GLU:HA	1.92	0.52
1:AA:499:A:H4'	1:AA:500:G:OP1	2.10	0.52
40:DE:101:ARG:HB2	40:DE:201:THR:HG21	1.90	0.52
37:BB:37:C:O2	51:BS:95:HIS:NE2	2.37	0.52
22:AV:44:G:C3'	22:AV:45:U:H5'	2.39	0.52
25:CZ:392:GLY:O	25:CZ:393:ARG:HB3	2.09	0.52
7:CG:78:ARG:CG	7:CG:79:ARG:N	2.71	0.52
27:B1:4:VAL:CG2	27:B1:11:ARG:HG3	2.38	0.52
14:CN:19:ARG:O	14:CN:20:ALA:C	2.47	0.52
36:DA:753:C:H2'	36:DA:754:C:C6	2.44	0.52
58:DZ:108:PRO:HG2	58:DZ:111:VAL:CG2	2.39	0.52
2:AB:113:HIS:O	2:AB:115:LEU:N	2.42	0.52
36:BA:2523:G:C2'	36:BA:2524:G:C5'	2.83	0.52

Continued on next page...

Continued from previous page...

Atom-1	Atom-2	Distance(Å)	Clash(Å)
25:CZ:19:HIS:CD2	25:CZ:115:GLN:HB2	2.45	0.52
36:DA:2305:A:C4	42:DG:154:GLY:HA3	2.45	0.52
15:CO:26:GLU:OE2	15:CO:77:ARG:NH1	2.42	0.52
13:AM:119:GLY:O	13:AM:120:LYS:HB2	2.10	0.52
43:DH:33:LEU:HD21	43:DH:136:ILE:HG22	1.92	0.52
36:BA:1038:C:H3'	36:BA:1039:G:H5''	1.91	0.52
53:DU:82:GLY:O	53:DU:84:LYS:N	2.42	0.52
17:AQ:11:VAL:O	17:AQ:11:VAL:HG23	2.09	0.52
56:DX:41:ASN:O	56:DX:45:THR:HG23	2.09	0.52
36:BA:176:G:C2'	36:BA:177:G:H5'	2.38	0.52
14:AN:29:ARG:NH1	14:AN:31:ARG:O	2.43	0.52
3:CC:79:ARG:NH1	3:CC:79:ARG:HB3	2.25	0.52
22:CV:53:G:H2'	22:CV:54:U:H6	1.74	0.52
42:DG:150:ASP:O	42:DG:151:ALA:CB	2.58	0.52
52:DT:26:ASP:OD1	52:DT:26:ASP:C	2.48	0.52
36:BA:2196:C:O2'	36:BA:2197:U:H5'	2.10	0.52
31:D5:15:ARG:O	31:D5:16:ARG:C	2.47	0.52
18:AR:40:LEU:C	18:AR:42:ARG:H	2.13	0.52
1:CA:341:C:O2'	1:CA:342:C:H5'	2.10	0.52
10:CJ:13:HIS:O	10:CJ:17:ASP:HB2	2.08	0.52
36:BA:990:A:C6	36:BA:1186:G:H1'	2.45	0.52
36:DA:600:G:H2'	36:DA:601:C:C6	2.44	0.52
42:DG:104:GLU:C	42:DG:106:LEU:H	2.12	0.52
11:AK:76:GLY:O	11:AK:78:GLN:HG3	2.09	0.52
38:DC:2:LYS:O	38:DC:2:LYS:HG2	2.09	0.52
40:BE:19:ARG:O	40:BE:19:ARG:HG3	2.07	0.52
47:DO:11:ALA:HB1	47:DO:99:PHE:H	1.75	0.52
11:CK:77:MET:SD	11:CK:80:VAL:HG12	2.50	0.52
32:D6:41:PRO:C	32:D6:43:CYS:H	2.13	0.52
28:B2:3:LEU:HD13	36:BA:98:G:C5'	2.39	0.52
2:CB:155:LEU:CD1	2:CB:157:ARG:O	2.58	0.52
39:BD:75:ILE:N	39:BD:75:ILE:HD13	2.24	0.52
22:AW:54:U:H2'	22:AW:55:U:O4'	2.10	0.52
42:DG:13:GLU:HG3	42:DG:14:GLU:HG3	1.92	0.52
42:DG:34:LEU:HA	42:DG:161:THR:HA	1.92	0.52
25:CZ:78:SER:OG	25:CZ:273:HIS:CE1	2.63	0.52
36:BA:480:A:H2	36:BA:499:U:O2	1.93	0.52
58:BZ:102:LEU:CD2	58:BZ:137:ILE:HB	2.40	0.52
46:BN:115:ARG:HA	46:BN:118:LYS:HZ2	1.72	0.52
22:CW:37:A:H3'	22:CW:38:A:C8	2.43	0.52
12:AL:89:ARG:HE	12:AL:91:LYS:HZ3	0.71	0.52
35:D9:29:ASN:O	35:D9:29:ASN:ND2	2.42	0.52

Continued on next page...

Continued from previous page...

Atom-1	Atom-2	Distance(Å)	Clash(Å)
41:BF:160:ASN:HD21	41:BF:162:LEU:CB	2.23	0.52
14:AN:57:ARG:HG3	14:AN:58:LYS:N	2.25	0.52
43:DH:85:LYS:NZ	43:DH:132:ARG:CA	2.61	0.52
43:DH:85:LYS:CE	43:DH:87:LEU:HG	2.38	0.52
34:B8:6:THR:HG22	34:B8:63:PRO:HD3	1.92	0.52
1:CA:545:C:OP1	4:CD:61:LYS:NZ	2.42	0.52
39:DD:142:VAL:HG21	39:DD:191:ALA:HB1	1.92	0.52
9:CI:55:ALA:O	9:CI:58:HIS:ND1	2.43	0.52
36:DA:610:G:C6	36:DA:611:C:N4	2.78	0.52
36:DA:657:U:H2'	36:DA:658:C:C6	2.45	0.52
4:AD:133:VAL:HG11	4:AD:138:TYR:HD2	1.75	0.52
57:BY:87:LYS:O	57:BY:88:LYS:HB2	2.09	0.52
12:CL:93:LEU:HD12	12:CL:96:VAL:HG21	1.90	0.52
20:CT:74:LYS:HG2	20:CT:75:ASN:N	2.25	0.52
5:CE:36:ASP:O	5:CE:38:GLN:N	2.43	0.52
36:DA:267:C:C2	36:DA:268:C:C5	2.98	0.52
19:AS:19:VAL:O	19:AS:20:LEU:C	2.48	0.52
8:CH:4:ASP:OD2	8:CH:89:PRO:HD3	2.09	0.52
36:DA:2572:A:C4	40:DE:144:ARG:NH1	2.77	0.52
53:BU:52:ARG:HG2	53:BU:55:ARG:NH2	2.24	0.52
22:AW:4:C:H2'	22:AW:5:G:C8	2.33	0.52
39:BD:267:SER:C	39:BD:269:PHE:N	2.56	0.52
36:DA:1208:C:C4	36:DA:1209:G:N7	2.78	0.52
40:BE:101:ARG:NH1	40:BE:171:GLU:HB2	2.25	0.52
12:AL:28:LYS:O	12:AL:30:ALA:N	2.42	0.52
36:DA:2839:G:H5'	50:DR:46:GLY:HA2	1.91	0.52
1:CA:1462:G:O2'	52:DT:115:ARG:NH2	2.42	0.52
26:B0:40:GLN:HE21	26:B0:59:LEU:CD1	2.23	0.52
51:DS:50:SER:O	51:DS:51:ALA:HB2	2.09	0.52
36:DA:2584:U:C2'	36:DA:2585:U:H5'	2.38	0.52
2:AB:61:LEU:HD23	2:AB:68:ILE:HD11	1.91	0.52
40:DE:117:MET:HA	40:DE:122:PHE:N	2.23	0.52
1:CA:1061:G:O2'	1:CA:1062:U:H5'	2.10	0.52
8:CH:29:SER:HB3	8:CH:32:LYS:HB2	1.90	0.52
39:DD:94:LEU:HD13	39:DD:96:HIS:HE1	1.72	0.52
36:BA:2130:U:OP1	38:BC:5:LYS:CG	2.57	0.52
46:BN:76:SER:O	46:BN:78:TYR:N	2.43	0.52
44:DJ:97:UNK:HA	44:DJ:132:UNK:HA	1.90	0.52
9:AI:48:GLU:HG3	9:AI:101:PHE:HZ	1.74	0.52
1:CA:414:A:C6	1:CA:431:A:C2	2.98	0.52
50:BR:21:TYR:HB3	50:BR:47:PHE:CD2	2.45	0.52
36:DA:2175:C:OP1	38:DC:220:PRO:HA	2.10	0.52

Continued on next page...

Continued from previous page...

Atom-1	Atom-2	Distance(Å)	Clash(Å)
7:AG:13:GLN:O	7:AG:24:THR:OG1	2.18	0.52
36:DA:2447:G:HO2'	36:DA:2500:U:H5	1.58	0.52
2:AB:213:LEU:C	2:AB:213:LEU:HD23	2.29	0.52
36:DA:208:C:H2'	36:DA:209:C:C6	2.44	0.52
36:BA:1423:G:N2	36:BA:1576:U:H1'	2.24	0.52
2:CB:122:PHE:HA	2:CB:127:ILE:HD11	1.90	0.52
32:D6:16:CYS:CB	32:D6:48:VAL:O	2.57	0.52
57:DY:26:LYS:HG2	57:DY:27:VAL:H	1.75	0.52
53:BU:88:ILE:C	53:BU:90:VAL:H	2.11	0.52
53:BU:90:VAL:O	53:BU:92:ARG:N	2.43	0.52
1:CA:1324:A:H2'	1:CA:1325:C:O4'	2.09	0.52
2:AB:109:SER:O	2:AB:112:VAL:N	2.37	0.52
25:AZ:19:HIS:CB	25:AZ:113:MET:HB3	2.40	0.52
25:AZ:155:ARG:NH2	25:AZ:170:VAL:HG23	2.25	0.52
39:DD:33:LEU:CD1	39:DD:102:LYS:HD2	2.37	0.52
42:DG:11:TYR:HD1	42:DG:15:VAL:HG21	1.75	0.52
57:BY:47:LYS:HG2	57:BY:60:PHE:CZ	2.44	0.52
49:BQ:140:ALA:O	58:BZ:99:TYR:CE2	2.63	0.52
58:BZ:102:LEU:HD23	58:BZ:137:ILE:HB	1.91	0.52
41:BF:53:THR:O	41:BF:57:VAL:HG23	2.10	0.52
36:DA:2189:U:H3'	36:DA:2190:G:H5''	1.92	0.52
14:CN:42:ILE:CG2	14:CN:43:CYS:N	2.71	0.52
3:AC:18:TRP:CE3	3:AC:18:TRP:N	2.78	0.52
34:B8:7:HIS:CB	34:B8:59:LYS:HZ3	2.22	0.52
9:AI:114:TYR:CE1	10:AJ:59:SER:HA	2.45	0.52
1:CA:192:U:H2'	1:CA:193:C:C6	2.41	0.52
25:CZ:122:LEU:O	25:CZ:125:GLN:N	2.41	0.52
25:CZ:320:VAL:HG13	25:CZ:397:ALA:O	2.08	0.52
4:CD:17:VAL:HG21	4:CD:63:LYS:HZ3	1.74	0.52
12:AL:75:HIS:CD2	12:AL:77:LEU:H	2.28	0.52
48:BP:38:GLN:CG	48:BP:39:LYS:H	2.19	0.52
48:BP:23:PRO:CB	48:BP:33:ARG:HG3	2.38	0.52
42:BG:10:LYS:H	42:BG:10:LYS:CD	2.22	0.52
42:BG:173:LEU:O	42:BG:176:LEU:HB3	2.10	0.52
5:CE:33:VAL:HG21	5:CE:109:ILE:HG12	1.92	0.52
19:AS:5:LEU:HG	19:AS:8:GLY:O	2.09	0.52
1:CA:38:G:C2	1:CA:397:A:C2	2.98	0.52
19:CS:4:SER:O	19:CS:5:LEU:O	2.27	0.52
36:BA:466:A:C2'	36:BA:467:G:H5'	2.39	0.52
5:CE:47:LYS:O	5:CE:48:ALA:HB2	2.08	0.52
58:BZ:108:PRO:C	58:BZ:110:GLY:N	2.61	0.52
57:DY:30:VAL:HG12	57:DY:31:LEU:H	1.75	0.52

Continued on next page...

Continued from previous page...

Atom-1	Atom-2	Distance(Å)	Clash(Å)
19:AS:16:LEU:C	19:AS:18:LYS:N	2.60	0.52
37:BB:92:C:H2'	37:BB:93:G:H8	1.75	0.52
9:CI:17:VAL:HG21	9:CI:80:GLY:HA3	1.92	0.52
36:BA:2679:A:H4'	40:BE:165:VAL:HG11	1.92	0.52
40:BE:44:TYR:HE2	40:BE:46:ALA:HB3	1.74	0.52
54:BV:58:VAL:HB	54:BV:98:GLU:HG2	1.92	0.52
1:CA:858:G:N2	1:CA:870:U:OP2	2.43	0.52
51:BS:89:ARG:HG3	51:BS:92:TYR:CA	2.38	0.52
1:CA:945:G:N2	1:CA:1337:G:N2	2.57	0.52
36:DA:1336:A:OP2	56:DX:64:LYS:HD2	2.10	0.52
9:CI:24:GLY:N	9:CI:60:ASP:OD1	2.43	0.52
20:AT:14:LYS:HA	20:AT:17:ARG:HH21	1.75	0.52
36:BA:15:G:O2'	36:BA:16:G:H5'	2.10	0.52
15:CO:17:ARG:CD	15:CO:26:GLU:HG3	2.40	0.52
38:DC:59:ARG:HH22	38:DC:139:ASN:HD22	1.56	0.52
16:AP:19:ILE:N	16:AP:37:GLY:O	2.42	0.52
36:DA:2033:A:O2'	36:DA:2034:U:P	2.68	0.52
36:BA:1862:G:N2	36:BA:1881:C:H1'	2.25	0.52
1:AA:1286:A:O2'	1:AA:1287:A:P	2.67	0.52
1:CA:310:G:H2'	1:CA:311:C:C6	2.44	0.52
47:BO:86:ILE:N	47:BO:86:ILE:HD12	2.24	0.52
12:CL:92:ASP:O	12:CL:94:PRO:HD3	2.09	0.52
56:DX:31:HIS:ND1	56:DX:32:PRO:HD2	2.24	0.52
26:D0:41:ARG:NH2	36:DA:2387:U:C1'	2.72	0.52
12:AL:18:VAL:HG23	12:AL:19:ARG:N	2.25	0.52
36:BA:2342:C:O2'	36:BA:2374:C:H5''	2.09	0.52
38:DC:106:GLY:O	38:DC:107:TRP:HB3	2.10	0.52
7:CG:48:LYS:O	7:CG:51:GLN:HB2	2.10	0.52
17:CQ:33:GLY:O	17:CQ:34:LYS:O	2.27	0.52
1:CA:1014:A:H4'	19:CS:14:HIS:CE1	2.45	0.52
36:DA:706:A:C2	36:DA:707:G:H1'	2.45	0.52
36:BA:2774:C:H2'	36:BA:2775:A:O4'	2.10	0.52
36:DA:361:G:H2'	36:DA:362:U:H4'	1.91	0.52
36:BA:1120:G:H2'	36:BA:1121:C:H6	1.74	0.52
2:AB:75:LYS:C	2:AB:75:LYS:HD3	2.30	0.52
36:DA:769:G:O2'	36:DA:770:G:H5'	2.09	0.52
1:AA:806:C:O2'	1:AA:807:A:H5'	2.09	0.52
36:BA:2101:G:C2'	36:BA:2102:U:H5''	2.40	0.52
25:CZ:23:GLY:O	25:CZ:24:LYS:O	2.26	0.52
25:CZ:65:THR:HG22	25:CZ:66:ALA:N	2.24	0.52
34:D8:56:GLU:O	34:D8:59:LYS:N	2.34	0.52
32:B6:52:VAL:CG1	32:B6:53:LYS:N	2.65	0.52

Continued on next page...

Continued from previous page...

Atom-1	Atom-2	Distance(Å)	Clash(Å)
28:B2:7:ARG:CD	28:B2:7:ARG:N	2.68	0.52
10:CJ:94:VAL:HG12	10:CJ:95:GLU:N	2.23	0.52
1:CA:369:C:OP2	1:CA:388:G:N2	2.42	0.52
25:AZ:36:ALA:HA	25:AZ:39:ASN:O	2.10	0.52
49:DQ:101:ARG:CG	49:DQ:101:ARG:NH1	2.55	0.52
49:DQ:133:ARG:HG2	49:DQ:134:ARG:N	2.24	0.52
25:CZ:17:ILE:HG13	25:CZ:104:LEU:HA	1.91	0.52
52:BT:62:THR:HA	52:BT:74:ARG:O	2.10	0.52
22:CW:38:A:O2'	22:CW:39:U:H5''	2.09	0.52
35:D9:1:MET:HE2	35:D9:31:LYS:HB3	1.90	0.52
13:CM:66:LEU:O	13:CM:70:LEU:HB3	2.10	0.52
36:DA:999:U:O2'	36:DA:1000:A:H5'	2.10	0.52
51:DS:59:LYS:CG	51:DS:60:GLY:N	2.72	0.52
49:DQ:141:GLN:HE22	58:DZ:72:ARG:HA	1.75	0.52
58:DZ:57:ILE:N	58:DZ:69:THR:O	2.42	0.52
1:AA:949:A:C1'	1:AA:1364:U:C5	2.93	0.52
55:DW:36:LEU:CD1	55:DW:47:VAL:HG12	2.34	0.52
48:BP:105:LEU:HD12	48:BP:105:LEU:N	2.25	0.52
5:CE:76:ILE:HD11	5:CE:142:LEU:HD22	1.90	0.52
11:CK:89:ALA:O	11:CK:91:ARG:N	2.43	0.52
1:CA:1239:A:H62	1:CA:1299:A:H61	1.58	0.52
31:B5:44:THR:O	31:B5:45:VAL:O	2.28	0.52
36:DA:2784:C:H1'	40:DE:37:ARG:NH1	2.25	0.52
18:AR:67:ALA:O	18:AR:71:LYS:HG3	2.10	0.52
47:DO:24:VAL:O	47:DO:24:VAL:HG23	2.10	0.52
10:CJ:46:ARG:NH1	10:CJ:46:ARG:CG	2.73	0.52
27:D1:62:VAL:HG11	27:D1:70:VAL:HG21	1.91	0.52
42:BG:141:PHE:O	42:BG:144:ILE:HG22	2.10	0.52
43:BH:158:HIS:CE1	43:BH:169:VAL:HG13	2.42	0.52
6:CF:63:TYR:O	6:CF:65:VAL:HG13	2.08	0.52
2:CB:47:THR:HA	2:CB:202:PRO:HG2	1.91	0.52
40:DE:101:ARG:HB2	40:DE:201:THR:CG2	2.39	0.52
35:B9:29:ASN:ND2	35:B9:29:ASN:O	2.42	0.52
1:CA:948:C:O2'	1:CA:949:A:H5'	2.10	0.52
38:DC:53:ARG:HD3	38:DC:56:GLN:NE2	2.25	0.52
36:BA:2155:G:H3'	36:BA:2156:G:C8	2.38	0.52
50:DR:103:ARG:HH11	50:DR:110:PRO:HD3	1.75	0.52
51:DS:49:VAL:HG12	51:DS:50:SER:N	2.23	0.52
36:DA:184:C:H2'	36:DA:185:U:C6	2.45	0.52
1:CA:1005:A:H2'	1:CA:1006:C:H5'	1.91	0.52
29:B3:31:LEU:HD23	29:B3:32:GLN:N	2.25	0.52
24:AY:70:C:H2'	24:AY:71:C:C6	2.40	0.52

Continued on next page...

Continued from previous page...

Atom-1	Atom-2	Distance(Å)	Clash(Å)
1:AA:328:C:O2	1:AA:328:C:C2'	2.57	0.52
5:CE:84:PHE:CB	5:CE:134:ALA:HB2	2.38	0.52
11:CK:29:ILE:HG22	11:CK:44:SER:CB	2.40	0.52
36:BA:2772:C:H2'	36:BA:2773:C:C6	2.45	0.52
3:AC:122:GLU:O	3:AC:125:GLU:N	2.43	0.52
1:CA:680:C:H2'	1:CA:681:C:H6	1.73	0.52
1:AA:624:C:H4'	16:AP:11:SER:H	1.75	0.52
50:DR:21:TYR:OH	50:DR:43:GLU:HG2	2.10	0.52
36:DA:1796:U:OP1	39:DD:276:LYS:HE3	2.10	0.52
1:CA:831:U:H2'	1:CA:832:C:C6	2.45	0.52
36:DA:2887:U:H2'	36:DA:2888:C:H6	1.74	0.52
4:CD:49:ARG:O	4:CD:51:PRO:N	2.43	0.52
4:CD:49:ARG:O	4:CD:51:PRO:CD	2.58	0.52
49:BQ:93:TYR:N	49:BQ:93:TYR:CD1	2.78	0.52
9:AI:97:LYS:N	9:AI:98:PRO:CD	2.72	0.52
36:DA:2653:U:O2'	43:DH:110:SER:HB2	2.09	0.52
1:AA:157:G:H2'	1:AA:158:G:H8	1.73	0.52
42:BG:49:ASP:O	42:BG:50:ALA:HB3	2.10	0.52
1:CA:744:C:H2'	1:CA:745:C:H6	1.75	0.52
58:BZ:143:GLY:C	58:BZ:144:LEU:HD22	2.30	0.52
1:CA:689:C:O2'	1:CA:690:G:H5'	2.10	0.52
36:DA:2193:G:H5'	36:DA:2193:G:H8	1.74	0.52
24:CY:17:H2U:OP2	24:CY:18:G:H4'	2.10	0.52
36:BA:2636:U:H2'	36:BA:2637:U:C6	2.45	0.52
1:AA:1427:U:H2'	1:AA:1428:A:C8	2.45	0.52
15:AO:82:ILE:HG23	15:AO:83:GLU:N	2.24	0.52
25:CZ:231:ILE:CD1	25:CZ:237:VAL:CG2	2.87	0.52
36:DA:2393:A:H3'	36:DA:2394:C:H6	1.75	0.52
1:AA:1103:C:H2'	1:AA:1104:G:O4'	2.10	0.52
25:AZ:21:ASP:O	25:AZ:22:HIS:C	2.47	0.52
25:AZ:33:TYR:O	25:AZ:36:ALA:HB3	2.10	0.52
39:BD:63:ARG:HH11	39:BD:63:ARG:HG3	1.75	0.52
25:CZ:38:GLU:O	25:CZ:38:GLU:HG2	2.09	0.52
57:DY:43:ASN:HA	57:DY:65:ALA:HB3	1.92	0.52
36:BA:310:A:C6	36:BA:330:A:C6	2.97	0.52
36:BA:86:C:OP1	57:BY:32:PRO:HD2	2.10	0.52
47:BO:104:ARG:C	47:BO:106:LEU:H	2.12	0.52
28:D2:47:ASN:HD22	28:D2:47:ASN:N	1.98	0.52
34:B8:21:LYS:HD2	34:B8:48:PHE:CE1	2.45	0.52
36:BA:1503:U:O2'	36:BA:1504:C:H5'	2.10	0.52
36:BA:1303:G:O2'	36:BA:1304:C:H5'	2.10	0.52
22:CV:66:U:O2'	22:CV:67:C:H5'	2.10	0.52

Continued on next page...

Continued from previous page...

Atom-1	Atom-2	Distance(Å)	Clash(Å)
43:DH:88:LEU:N	43:DH:88:LEU:HD22	2.24	0.52
1:AA:1126:U:O2	1:AA:1126:U:C2'	2.53	0.52
13:CM:23:TYR:CE1	13:CM:70:LEU:HD22	2.37	0.52
9:AI:33:PHE:C	9:AI:35:GLU:H	2.13	0.52
43:BH:124:GLU:HG2	43:BH:132:ARG:O	2.10	0.52
19:CS:43:GLU:C	19:CS:45:VAL:N	2.58	0.52
36:BA:2811:G:OP1	40:BE:60:ASN:HB2	2.10	0.52
10:AJ:5:ARG:O	10:AJ:98:ILE:HD12	2.10	0.52
39:DD:64:ILE:O	39:DD:64:ILE:HG13	2.09	0.52
40:DE:45:THR:O	40:DE:46:ALA:HB2	2.10	0.52
14:CN:15:LYS:O	14:CN:16:PHE:O	2.28	0.52
51:DS:15:ARG:NH1	51:DS:15:ARG:HG2	2.25	0.52
48:DP:131:SER:HG	48:DP:134:ALA:HB3	1.75	0.52
2:CB:61:LEU:HA	2:CB:64:ARG:NE	2.25	0.52
16:AP:8:ARG:C	16:AP:9:PHE:HD1	2.12	0.52
3:CC:147:LYS:O	3:CC:203:PHE:HD2	1.93	0.52
58:DZ:17:ALA:HA	58:DZ:20:ARG:HD3	1.91	0.52
7:AG:78:ARG:CG	7:AG:79:ARG:N	2.67	0.52
19:AS:16:LEU:C	19:AS:18:LYS:H	2.12	0.52
30:D4:14:ILE:CD1	30:D4:14:ILE:H	2.23	0.52
30:D4:20:ASN:ND2	30:D4:20:ASN:C	2.64	0.52
5:AE:12:LEU:CD1	5:AE:31:LEU:CB	2.88	0.52
36:BA:483:A:H2'	36:BA:484:C:O4'	2.10	0.52
22:CW:5:G:H22	22:CW:68:C:H42	1.58	0.52
8:CH:5:PRO:HB2	8:CH:6:ILE:HD12	1.91	0.52
16:AP:2:VAL:HG13	16:AP:63:GLY:O	2.10	0.52
57:DY:50:ARG:CG	57:DY:56:PRO:HA	2.39	0.52
1:CA:945:G:N1	1:CA:1337:G:C2	2.78	0.52
1:CA:950:U:H2'	1:CA:951:G:C8	2.44	0.52
38:DC:142:ALA:O	38:DC:144:THR:HG23	2.10	0.52
37:DB:70:C:O2'	37:DB:71:C:H5'	2.10	0.52
36:BA:815:C:H2'	36:BA:816:C:C6	2.45	0.52
36:DA:2892:A:H62	36:DA:2893:G:N2	2.07	0.52
25:AZ:230:THR:HA	25:AZ:235:GLY:O	2.10	0.52
36:BA:2474:C:H5'	36:BA:2475:C:OP2	2.10	0.52
36:BA:2463:C:O2'	36:BA:2464:C:H5'	2.09	0.52
1:CA:376:G:OP2	16:CP:67:THR:HG21	2.10	0.52
38:BC:80:GLY:O	38:BC:83:ILE:HG13	2.09	0.52
1:AA:1497:G:O2'	1:AA:1518:A:N1	2.43	0.52
36:DA:176:G:C2'	36:DA:177:G:H5'	2.40	0.52
36:BA:271(U):G:H2'	36:BA:271(V):G:C8	2.44	0.52
56:DX:4:ALA:N	56:DX:6:ASP:OD2	2.38	0.52

Continued on next page...

Continued from previous page...

Atom-1	Atom-2	Distance(Å)	Clash(Å)
36:DA:284:U:H2'	36:DA:285:C:H6	1.75	0.52
22:AW:7:A:H2'	22:AW:8:U:H5'	1.92	0.52
36:DA:598:G:H5'	48:DP:15:ARG:CB	2.40	0.52
1:CA:519:C:H2'	1:CA:520:A:C8	2.45	0.52
58:DZ:128:VAL:HG22	58:DZ:129:SER:N	2.25	0.52
36:BA:2115:G:H22	36:BA:2119:A:P	2.33	0.52
36:BA:1286:A:N6	36:BA:1289:C:C2	2.78	0.52
36:BA:571:A:C8	36:BA:2030:A:N6	2.78	0.52
47:DO:105:GLU:O	47:DO:108:GLU:HG2	2.09	0.52
1:CA:269:C:H2'	1:CA:270:A:C8	2.45	0.52
54:DV:21:ARG:HH11	54:DV:21:ARG:HG2	1.75	0.52
36:DA:1657:C:H4'	40:DE:133:LYS:HG2	1.92	0.52
8:CH:119:LEU:HD12	8:CH:124:ALA:HA	1.90	0.52
50:DR:107:ASP:OD1	50:DR:107:ASP:C	2.48	0.52
36:BA:229:A:N3	36:BA:229:A:H2'	2.25	0.52
26:D0:2:ALA:HB3	36:DA:2602:A:H61	1.75	0.52
1:AA:178:C:O2'	1:AA:179:A:H5'	2.10	0.52
4:CD:100:ARG:HH11	4:CD:100:ARG:HG3	1.75	0.52
25:CZ:176:LEU:HD23	60:CZ:501:GDP:C2	2.44	0.52
32:B6:45:LYS:N	32:B6:45:LYS:CD	2.73	0.52
53:BU:97:ASP:OD2	53:BU:101:ARG:NH1	2.43	0.52
53:BU:59:ARG:HH11	53:BU:59:ARG:HG2	1.74	0.52
25:AZ:151:GLU:HG2	25:AZ:155:ARG:HE	1.74	0.52
25:CZ:181:GLN:OE1	25:CZ:195:TRP:HB2	2.10	0.52
57:BY:4:LYS:HD2	57:BY:32:PRO:CG	2.40	0.52
52:BT:27:THR:OG1	52:BT:28:VAL:N	2.41	0.52
46:DN:131:GLN:HE21	46:DN:133:GLN:N	2.08	0.52
56:DX:18:TYR:C	56:DX:20:GLY:H	2.13	0.52
1:CA:973:G:O4'	10:CJ:55:LYS:HE2	2.10	0.52
53:DU:99:ALA:HB2	53:DU:106:PHE:CD1	2.44	0.52
54:DV:49:THR:HB	54:DV:50:PRO:CD	2.40	0.52
54:DV:5:VAL:HG23	54:DV:37:VAL:O	2.10	0.52
39:DD:241:PRO:O	39:DD:243:GLY:N	2.43	0.52
20:CT:57:ARG:HD3	20:CT:103:GLY:N	2.25	0.52
36:DA:2810:A:H1'	40:DE:61:ARG:NH2	2.24	0.52
36:DA:1099:G:H2'	36:DA:1100:C:C6	2.43	0.52
11:CK:85:ARG:HE	11:CK:111:ASP:HB3	1.75	0.52
7:CG:111:ARG:HB2	7:CG:119:ARG:HD2	1.92	0.52
36:BA:1826:G:H4'	39:BD:242:ARG:HH21	1.75	0.52
50:DR:2:ARG:HG3	50:DR:2:ARG:NH1	2.25	0.52
4:AD:188:LEU:HD23	4:AD:189:PRO:O	2.09	0.52
42:BG:122:PRO:HA	42:BG:180:PHE:HD2	1.75	0.52

Continued on next page...

Continued from previous page...

Atom-1	Atom-2	Distance(Å)	Clash(Å)
39:DD:183:ARG:HG2	39:DD:183:ARG:NH1	2.25	0.52
36:BA:2840:C:H2'	36:BA:2841:C:C6	2.45	0.52
51:BS:70:GLY:C	51:BS:101:LEU:HB3	2.30	0.52
7:AG:78:ARG:CG	7:AG:79:ARG:H	2.22	0.52
22:AV:67:C:H2'	22:AV:68:C:C6	2.45	0.52
52:DT:82:LEU:H	52:DT:82:LEU:CD1	2.16	0.52
2:CB:42:ILE:CD1	2:CB:202:PRO:HB2	2.40	0.52
2:AB:80:ILE:CD1	2:AB:80:ILE:H	2.22	0.52
50:DR:103:ARG:O	50:DR:111:LEU:HD11	2.09	0.52
37:DB:68:C:H2'	37:DB:69:G:H8	1.75	0.52
1:CA:59:A:H2'	1:CA:59:A:N3	2.25	0.52
3:AC:154:SER:HA	3:AC:164:ARG:O	2.09	0.52
40:BE:116:VAL:O	40:BE:117:MET:HB2	2.09	0.52
39:DD:65:ILE:HD11	39:DD:67:PHE:CE2	2.45	0.52
36:BA:1351:C:H2'	36:BA:1352:U:C6	2.45	0.52
36:DA:933:A:H2'	36:DA:934:G:O4'	2.09	0.52
50:BR:12:ARG:CG	50:BR:12:ARG:HH11	2.21	0.52
36:BA:361:G:H2'	36:BA:362:U:H4'	1.92	0.52
36:BA:1403:C:H5''	36:BA:1471:A:C1'	2.40	0.52
1:AA:1355:G:O2'	1:AA:1356:G:H5'	2.09	0.52
3:AC:130:VAL:HG12	3:AC:134:ILE:HD11	1.92	0.52
1:AA:617:G:H4'	16:AP:44:THR:O	2.10	0.52
2:CB:142:LEU:HD23	2:CB:142:LEU:C	2.30	0.52
36:BA:565:C:H4'	36:BA:1253:A:C6	2.45	0.52
36:DA:1191:G:H2'	36:DA:1192:G:O4'	2.10	0.52
36:DA:2176:A:H8	36:DA:2176:A:H3'	1.75	0.52
40:DE:13:ARG:HH12	47:DO:74:GLY:CA	2.22	0.52
1:CA:792:A:H4'	1:CA:793:U:O5'	2.10	0.52
2:CB:223:ILE:O	2:CB:224:GLN:C	2.47	0.52
1:AA:1250:A:H4'	9:AI:68:GLY:H	1.73	0.52
36:DA:1259:G:O2'	36:DA:1260:G:H5'	2.10	0.52
1:AA:201:C:H2'	1:AA:202:U:H2'	1.92	0.52
12:AL:58:VAL:CG2	12:AL:60:LEU:HD21	2.40	0.52
36:BA:2259:G:O2'	36:BA:2260:C:H5'	2.09	0.52
36:BA:1114:G:H2'	36:BA:1115:G:C8	2.44	0.52
1:AA:1269:A:C2	1:AA:1313:U:O4'	2.62	0.52
46:BN:7:LYS:O	46:BN:8:GLN:C	2.48	0.52
38:DC:150:GLY:O	38:DC:154:ARG:NH1	2.43	0.51
47:DO:104:ARG:HE	52:DT:33:LYS:CE	2.14	0.51
52:DT:91:ARG:CG	52:DT:116:ALA:HA	2.39	0.51
28:B2:25:VAL:HA	28:B2:28:LYS:HB2	1.92	0.51
36:BA:1884:A:C3'	36:BA:1885:A:H5''	2.40	0.51

Continued on next page...

Continued from previous page...

Atom-1	Atom-2	Distance(Å)	Clash(Å)
35:D9:1:MET:HE3	35:D9:31:LYS:HB3	1.89	0.51
56:DX:44:GLU:HG3	56:DX:50:LYS:HA	1.92	0.51
1:CA:1225:A:C4'	19:CS:78:ARG:HE	2.24	0.51
32:D6:53:LYS:O	32:D6:54:ILE:OXT	2.28	0.51
51:BS:15:ARG:HG2	51:BS:15:ARG:NH1	2.24	0.51
1:CA:1240:U:H4'	1:CA:1241:G:OP2	2.10	0.51
56:BX:44:GLU:HG3	56:BX:50:LYS:HA	1.91	0.51
22:AW:75:C:H5'	27:B1:30:VAL:HG21	1.92	0.51
40:DE:38:THR:HG22	40:DE:40:GLU:N	2.25	0.51
5:CE:12:LEU:C	5:CE:12:LEU:HD22	2.31	0.51
27:D1:86:SER:C	27:D1:90:ILE:HG12	2.31	0.51
13:CM:83:ASP:CG	13:CM:84:ILE:H	2.12	0.51
50:BR:92:GLY:CA	50:BR:94:TYR:HE1	2.23	0.51
55:DW:70:TYR:O	55:DW:107:LEU:HA	2.10	0.51
1:CA:62:U:O2'	1:CA:63:C:H5''	2.10	0.51
53:BU:57:PHE:HA	53:BU:60:LEU:HB2	1.91	0.51
15:AO:2:PRO:O	15:AO:3:ILE:C	2.47	0.51
30:D4:14:ILE:H	30:D4:14:ILE:HD12	1.73	0.51
31:B5:2:ALA:HB2	36:BA:2015:A:H1'	1.91	0.51
31:B5:2:ALA:HA	36:BA:2015:A:H1'	1.92	0.51
1:CA:783:C:C2'	1:CA:784:C:H5'	2.39	0.51
1:AA:408:A:H5'	4:AD:116:GLN:HB2	1.91	0.51
50:DR:45:ARG:O	50:DR:46:GLY:C	2.48	0.51
51:BS:25:ARG:NH1	51:BS:42:ASP:OD1	2.42	0.51
36:BA:1064:C:H4'	45:BK:87:UNK:CB	2.40	0.51
34:D8:23:VAL:HG12	34:D8:46:ARG:NH1	2.24	0.51
7:AG:111:ARG:HB3	7:AG:113:GLU:OE2	2.10	0.51
4:AD:159:ARG:O	4:AD:162:LEU:N	2.43	0.51
25:CZ:82:CYS:O	25:CZ:84:GLY:N	2.42	0.51
36:BA:469:G:O2'	36:BA:470:A:H5''	2.08	0.51
8:CH:86:ILE:HG21	8:CH:133:LEU:CG	2.40	0.51
47:DO:47:ILE:HG23	47:DO:48:PRO:CD	2.39	0.51
2:CB:28:PHE:CD1	2:CB:190:THR:HA	2.45	0.51
55:DW:29:LEU:HD21	55:DW:33:ARG:NH1	2.25	0.51
26:B0:7:LEU:HD21	49:BQ:81:VAL:HG21	1.92	0.51
36:BA:643:A:O2'	36:BA:644:A:H5'	2.11	0.51
13:AM:119:GLY:O	13:AM:120:LYS:CB	2.57	0.51
41:DF:64:ILE:HG21	41:DF:75:HIS:CB	2.40	0.51
25:CZ:223:MET:HE3	25:CZ:240:GLY:N	2.24	0.51
1:CA:123:C:O5'	1:CA:123:C:H6	1.92	0.51
10:AJ:90:LEU:N	10:AJ:91:PRO:HD3	2.25	0.51
3:AC:58:GLU:HB2	3:AC:65:ALA:HB2	1.91	0.51

Continued on next page...

Continued from previous page...

Atom-1	Atom-2	Distance(Å)	Clash(Å)
40:DE:108:SER:O	40:DE:162:ALA:N	2.44	0.51
7:AG:15:ASP:HB3	7:AG:19:GLY:H	1.74	0.51
22:AW:8:U:O2'	22:AW:9:A:H5''	2.10	0.51
9:AI:43:ALA:C	9:AI:45:ALA:H	2.14	0.51
52:DT:134:GLU:O	52:DT:135:ALA:HB3	2.10	0.51
50:BR:41:ALA:O	50:BR:43:GLU:N	2.43	0.51
2:AB:20:GLU:HB2	2:AB:190:THR:OG1	2.10	0.51
47:BO:78:ARG:NH2	52:BT:73:GLU:OE1	2.42	0.51
1:AA:1234:C:O2'	1:AA:1235:U:H5'	2.10	0.51
36:DA:71:A:OP2	36:DA:71:A:H3'	2.11	0.51
1:AA:1172:C:H2'	1:AA:1173:G:C8	2.45	0.51
25:CZ:231:ILE:CD1	25:CZ:237:VAL:HG21	2.40	0.51
32:D6:9:LEU:HD13	32:D6:10:LEU:O	2.10	0.51
58:BZ:177:PRO:O	58:BZ:178:GLU:CB	2.58	0.51
13:CM:86:CYS:HB2	19:CS:73:GLU:OE1	2.10	0.51
49:DQ:130:LYS:NZ	58:DZ:81:ARG:HG3	2.25	0.51
36:DA:482:A:H1'	36:DA:498:G:N2	2.25	0.51
47:BO:104:ARG:HE	52:BT:33:LYS:CE	2.16	0.51
47:BO:104:ARG:HH12	52:BT:35:LYS:HB3	1.76	0.51
1:CA:1410:G:H2'	1:CA:1411:C:C6	2.45	0.51
13:AM:11:ARG:HA	13:AM:45:VAL:CB	2.32	0.51
22:CV:4:C:C3'	22:CV:5:G:H5''	2.40	0.51
5:AE:80:ILE:CD1	5:AE:91:LEU:HD22	2.29	0.51
36:DA:139:G:H2'	36:DA:139(A):G:H5''	1.91	0.51
46:BN:28:THR:CG2	46:BN:29:LYS:N	2.73	0.51
37:BB:20:C:C3'	37:BB:21:G:H5''	2.41	0.51
55:BW:13:SER:HA	55:BW:99:ARG:HB2	1.91	0.51
14:CN:7:ILE:HG13	14:CN:8:GLU:HG2	1.91	0.51
30:B4:26:SER:HB2	42:BG:143:GLU:OE2	2.11	0.51
48:BP:59:LEU:CA	48:BP:61:ARG:CZ	2.89	0.51
47:BO:19:ILE:HB	47:BO:41:ALA:HB1	1.92	0.51
4:AD:100:ARG:HE	4:AD:118:ARG:HH12	1.57	0.51
36:BA:2795:G:C2'	36:BA:2796:U:H5'	2.38	0.51
36:BA:2760:C:C3'	36:BA:2761:G:H5''	2.40	0.51
41:DF:41:LEU:HD11	48:DP:7:ARG:HH22	1.75	0.51
13:CM:54:VAL:HG11	30:D4:17:GLY:O	2.10	0.51
36:DA:733:G:N7	36:DA:761:A:C5	2.77	0.51
12:AL:28:LYS:C	12:AL:30:ALA:N	2.59	0.51
51:BS:90:GLY:N	51:BS:91:PRO:HD2	2.26	0.51
36:BA:1099:G:H2'	36:BA:1100:C:H6	1.75	0.51
51:DS:74:ALA:HB1	51:DS:103:GLU:CG	2.39	0.51
36:DA:850:C:O2'	36:DA:851:U:H5'	2.10	0.51

Continued on next page...

Continued from previous page...

Atom-1	Atom-2	Distance(Å)	Clash(Å)
1:AA:629:G:C3'	1:AA:630:G:H5''	2.40	0.51
36:BA:2562:U:C1'	47:BO:23:ARG:HH11	2.21	0.51
1:AA:451:A:H61	1:AA:480:U:H2'	1.75	0.51
51:BS:66:ALA:HA	51:BS:69:VAL:HG12	1.91	0.51
36:BA:1494:A:H2'	36:BA:1495:A:H5''	1.91	0.51
1:CA:498:U:HO2'	1:CA:499:A:H8	1.56	0.51
47:DO:1:MET:HG3	47:DO:67:LYS:HG2	1.93	0.51
1:CA:114:U:H2'	1:CA:115:G:C8	2.46	0.51
36:DA:558:G:P	46:DN:111:PRO:HD2	2.50	0.51
36:DA:2654:A:O5'	36:DA:2654:A:H8	1.93	0.51
36:BA:638:G:H2'	36:BA:639:U:O4'	2.09	0.51
1:CA:1173:G:O2'	1:CA:1174:G:H5'	2.11	0.51
1:CA:475:G:O2'	1:CA:476:G:H5'	2.10	0.51
22:CV:24:G:C6	22:CV:25:C:C4	2.98	0.51
1:CA:575:G:H4'	1:CA:576:G:O5'	2.10	0.51
11:CK:126:ARG:HH11	11:CK:126:ARG:HB3	1.73	0.51
25:CZ:344:PHE:O	25:CZ:346:THR:N	2.43	0.51
34:D8:7:HIS:CB	34:D8:59:LYS:HZ3	2.23	0.51
34:D8:6:THR:HG21	34:D8:63:PRO:HD3	1.91	0.51
28:B2:60:LEU:O	28:B2:60:LEU:HD23	2.10	0.51
39:BD:30:GLU:CG	39:BD:35:LYS:HZ1	2.23	0.51
25:CZ:145:GLU:O	25:CZ:149:LEU:N	2.43	0.51
42:DG:125:PHE:O	42:DG:126:ASP:O	2.28	0.51
1:AA:347:G:H21	1:AA:348:G:H1'	1.75	0.51
1:AA:228:A:H8	1:AA:228:A:C5'	2.18	0.51
1:CA:963:G:N2	10:CJ:55:LYS:HD3	2.24	0.51
36:DA:139:G:C5	36:DA:140:G:H2'	2.45	0.51
36:DA:1154:G:C5'	53:DU:59:ARG:HH12	2.24	0.51
54:DV:47:VAL:C	54:DV:49:THR:H	2.14	0.51
43:BH:88:LEU:HD12	43:BH:130:ARG:HD2	1.92	0.51
8:AH:114:THR:HG21	8:AH:129:VAL:HG23	1.92	0.51
58:DZ:171:ILE:HG13	58:DZ:172:ALA:N	2.25	0.51
58:DZ:125:LEU:HD23	58:DZ:125:LEU:O	2.11	0.51
36:BA:2779:U:H1'	36:BA:2781:A:C5	2.46	0.51
39:DD:37:LEU:O	39:DD:38:LYS:C	2.48	0.51
36:BA:194:G:H2'	36:BA:195:A:O4'	2.09	0.51
48:BP:85:LEU:H	48:BP:85:LEU:CD2	2.23	0.51
1:AA:266:G:H5'	1:AA:267:C:H5	1.71	0.51
40:DE:31:CYS:CB	40:DE:49:LEU:HD12	2.38	0.51
36:BA:139:G:C2'	36:BA:139(A):G:H5''	2.39	0.51
19:AS:43:GLU:O	19:AS:45:VAL:N	2.43	0.51
36:BA:2392:A:H1'	48:BP:60:MET:HB3	1.92	0.51

Continued on next page...

Continued from previous page...

Atom-1	Atom-2	Distance(Å)	Clash(Å)
46:BN:30:ILE:O	46:BN:30:ILE:HG22	2.11	0.51
42:BG:173:LEU:O	42:BG:174:GLU:C	2.49	0.51
10:AJ:30:SER:OG	10:AJ:81:THR:HG22	2.11	0.51
47:DO:24:VAL:HG21	47:DO:30:ALA:O	2.10	0.51
36:DA:585:G:C6	36:DA:1251:C:C2	2.98	0.51
6:AF:97:PHE:CD1	18:AR:31:LEU:HD21	2.31	0.51
9:AI:40:LEU:C	9:AI:42:ARG:H	2.13	0.51
40:BE:107:THR:O	40:BE:190:GLY:CA	2.58	0.51
36:DA:1210:A:H5''	36:DA:1212:G:H5'	1.91	0.51
52:DT:16:ARG:NH1	52:DT:16:ARG:HG3	2.21	0.51
48:BP:77:ARG:HG3	48:BP:78:PRO:N	2.26	0.51
36:DA:2843:G:H1	36:DA:2874:C:N4	2.06	0.51
24:AY:46:7MG:H82	24:AY:46:7MG:H5'	1.92	0.51
3:AC:154:SER:CA	3:AC:165:THR:HA	2.41	0.51
47:DO:86:ILE:N	47:DO:86:ILE:HD12	2.25	0.51
36:BA:958:U:H5''	49:BQ:14:ARG:CD	2.40	0.51
1:CA:1003:G:H2'	1:CA:1004:A:C4'	2.41	0.51
10:AJ:8:LEU:N	10:AJ:8:LEU:HD12	2.25	0.51
1:AA:18:C:C2'	1:AA:19:C:H5'	2.40	0.51
36:DA:534:U:H5'	53:DU:42:ALA:HB1	1.91	0.51
25:CZ:263:ARG:CG	25:CZ:264:ARG:N	2.72	0.51
56:DX:65:ARG:HH11	56:DX:65:ARG:HG2	1.75	0.51
16:AP:36:ILE:HD13	16:AP:36:ILE:N	2.23	0.51
18:CR:25:THR:O	18:CR:25:THR:HG22	2.09	0.51
25:CZ:226:GLU:O	25:CZ:300:ARG:HD2	2.11	0.51
36:DA:1403:C:H5''	36:DA:1471:A:C1'	2.40	0.51
36:DA:271(F):C:O2'	36:DA:271(G):C:H5'	2.10	0.51
32:D6:22:ALA:CB	32:D6:39:TYR:CZ	2.93	0.51
36:BA:445:C:O2'	36:BA:446:G:H5'	2.10	0.51
7:AG:28:ASN:O	7:AG:31:MET:HB3	2.10	0.51
39:BD:148:GLU:HB2	39:BD:151:LYS:HD2	1.92	0.51
40:DE:71:GLY:O	40:DE:72:VAL:O	2.29	0.51
36:DA:1381:G:C2'	36:DA:1382:G:H5'	2.40	0.51
1:AA:414:A:C5	1:AA:431:A:C2	2.98	0.51
36:BA:1328:G:H2'	36:BA:1330:C:C5	2.45	0.51
36:BA:898:C:H2'	36:BA:899:A:O4'	2.10	0.51
34:D8:32:LEU:HD11	36:DA:2391:G:OP1	2.09	0.51
36:DA:1853:A:H2'	36:DA:1854:A:C8	2.46	0.51
25:AZ:147:LEU:H	25:AZ:147:LEU:HD22	1.75	0.51
25:AZ:196:VAL:O	25:AZ:198:LYS:N	2.44	0.51
57:BY:81:LYS:HD3	57:BY:97:ARG:O	2.11	0.51
26:D0:80:HIS:N	26:D0:80:HIS:CD2	2.78	0.51

Continued on next page...

Continued from previous page...

Atom-1	Atom-2	Distance(Å)	Clash(Å)
52:BT:31:SER:HG	52:BT:32:TYR:HE1	1.56	0.51
1:AA:346:G:H5'	52:BT:43:GLN:OE1	2.10	0.51
38:DC:113:VAL:O	38:DC:138:PRO:HG3	2.11	0.51
3:CC:9:GLY:HA2	3:CC:12:LEU:HG	1.91	0.51
1:AA:1126:U:H2'	1:AA:1127:G:O5'	2.11	0.51
28:D2:51:ARG:NH1	28:D2:55:ARG:HH22	2.07	0.51
53:DU:92:ARG:HH12	54:DV:10:LYS:CA	2.24	0.51
1:AA:1168:A:C6	1:AA:1169:A:C6	2.98	0.51
39:DD:132:PRO:HB2	39:DD:135:PHE:HD2	1.75	0.51
36:DA:1799:G:OP1	39:DD:260:ARG:HD2	2.10	0.51
37:BB:8:U:H5'	51:BS:17:ARG:NH1	2.25	0.51
55:DW:17:VAL:O	55:DW:20:VAL:HG22	2.10	0.51
4:CD:28:SER:CB	4:CD:29:PRO:CD	2.88	0.51
41:DF:160:ASN:ND2	41:DF:162:LEU:N	2.55	0.51
40:DE:34:VAL:CG1	40:DE:48:GLN:NE2	2.73	0.51
19:AS:43:GLU:C	19:AS:45:VAL:N	2.62	0.51
33:B7:43:THR:HG22	33:B7:44:PRO:O	2.11	0.51
4:AD:88:VAL:HG12	4:AD:90:GLY:N	2.25	0.51
1:AA:388:G:H4'	1:AA:390:C:N4	2.26	0.51
1:AA:368:U:H5	25:AZ:234:ARG:NE	2.09	0.51
43:BH:139:GLN:O	43:BH:143:GLN:HB2	2.11	0.51
1:AA:64:G:H4'	1:AA:66:G:OP1	2.10	0.51
1:CA:323:U:H2'	1:CA:324:G:O4'	2.09	0.51
36:BA:1109:C:H2'	36:BA:1110:G:H5'	1.92	0.51
1:CA:1101:A:O2'	1:CA:1102:A:OP2	2.27	0.51
9:CI:63:ILE:HD11	9:CI:81:ILE:HD11	1.91	0.51
34:B8:14:VAL:HG21	34:B8:22:VAL:HG13	1.91	0.51
40:BE:4:ILE:CD1	40:BE:28:ALA:HB1	2.40	0.51
52:BT:14:TYR:CD1	52:BT:14:TYR:N	2.78	0.51
58:BZ:76:LEU:HD23	58:BZ:82:ARG:C	2.29	0.51
36:DA:1341:U:O4'	56:DX:57:LEU:HG	2.10	0.51
36:DA:877:U:C2'	36:DA:878:A:H5''	2.40	0.51
36:DA:1339:G:H21	36:DA:1603:A:H1'	1.76	0.51
36:BA:953:A:OP2	49:BQ:16:ARG:CD	2.58	0.51
39:BD:132:PRO:O	39:BD:133:LEU:C	2.48	0.51
22:CW:30:G:O2'	22:CW:31:A:H5'	2.11	0.51
1:CA:1431:C:C2'	1:CA:1432:G:H5'	2.40	0.51
39:DD:108:PRO:HB3	39:DD:143:HIS:CE1	2.45	0.51
25:CZ:227:ASP:HB3	25:CZ:229:PHE:HE1	1.75	0.51
36:DA:201:C:H2'	36:DA:202:U:H5'	1.91	0.51
42:DG:172:LEU:HD23	42:DG:176:LEU:HD12	1.93	0.51
14:CN:24:CYS:HB2	14:CN:33:VAL:HG12	1.93	0.51

Continued on next page...

Continued from previous page...

Atom-1	Atom-2	Distance(Å)	Clash(Å)
36:BA:1526:G:O2'	36:BA:1527:G:H5'	2.11	0.51
1:CA:413:G:N3	1:CA:413:G:C2'	2.73	0.51
1:CA:706:A:H4'	11:CK:29:ILE:HD11	1.92	0.51
15:AO:27:VAL:HG12	15:AO:31:LEU:HD13	1.91	0.51
40:DE:33:VAL:O	40:DE:33:VAL:HG13	2.10	0.51
7:AG:152:ALA:O	7:AG:154:TYR:N	2.43	0.51
11:AK:44:SER:OG	11:AK:47:VAL:HG23	2.11	0.51
36:BA:118:A:OP2	36:BA:119:A:H5''	2.10	0.51
54:BV:12:TYR:CE1	54:BV:22:VAL:HG12	2.44	0.51
1:CA:792:A:H1'	1:CA:794:A:N7	2.25	0.51
36:BA:2358:G:H2'	36:BA:2359:C:H6	1.76	0.51
36:BA:1409:C:H2'	36:BA:1410:G:C8	2.45	0.51
52:BT:122:ASP:C	52:BT:124:ASP:H	2.14	0.51
10:AJ:42:THR:HG22	10:AJ:43:ARG:N	2.25	0.51
39:DD:69:ARG:NH2	39:DD:128:GLY:O	2.43	0.51
1:CA:915:A:H2'	1:CA:916:G:H5'	1.92	0.51
1:CA:282:A:C6	1:CA:283:C:C2	2.98	0.51
22:AV:1:G:O4'	26:B0:5:LYS:HE2	2.10	0.51
1:CA:685:G:O2'	1:CA:686:U:H5'	2.11	0.51
55:BW:59:VAL:HG12	55:BW:59:VAL:O	2.11	0.51
50:DR:51:LEU:H	50:DR:51:LEU:CD1	2.23	0.51
44:DJ:22:UNK:O	44:DJ:119:UNK:N	2.44	0.51
25:AZ:150:VAL:HG13	25:AZ:151:GLU:N	2.25	0.51
39:BD:34:VAL:O	39:BD:36:PRO:CD	2.59	0.51
38:BC:116:THR:HB	38:BC:147:PHE:CD1	2.45	0.51
36:BA:1665:A:C2'	36:BA:1666:G:C5'	2.75	0.51
42:DG:68:PRO:HB3	42:DG:92:VAL:HB	1.91	0.51
57:DY:38:ILE:O	57:DY:38:ILE:HG23	2.11	0.51
57:BY:28:LYS:HG2	57:BY:39:VAL:CG2	2.38	0.51
47:BO:107:ARG:NH1	52:BT:36:GLU:HG3	2.26	0.51
36:DA:2465:C:O2'	36:DA:2466:C:H5'	2.10	0.51
49:DQ:116:GLU:O	49:DQ:120:ILE:HG12	2.11	0.51
10:CJ:54:PHE:CZ	10:CJ:55:LYS:HD2	2.45	0.51
53:DU:95:LEU:HD12	54:DV:11:GLN:NE2	2.17	0.51
36:BA:2176:A:H3'	36:BA:2176:A:C8	2.45	0.51
43:DH:16:SER:HB2	43:DH:27:LYS:CB	2.28	0.51
25:CZ:253:VAL:HA	25:CZ:307:PRO:HG3	1.93	0.51
9:CI:16:ARG:CB	9:CI:64:THR:HB	2.28	0.51
36:DA:271(K):U:H3'	36:DA:271(L):U:H5'	1.91	0.51
10:CJ:34:VAL:HG13	10:CJ:73:ASP:O	2.10	0.51
25:CZ:345:ARG:HH12	25:CZ:384:LEU:CD2	2.23	0.51
11:CK:30:VAL:HG21	11:CK:65:ALA:HA	1.91	0.51

Continued on next page...

Continued from previous page...

Atom-1	Atom-2	Distance(Å)	Clash(Å)
50:BR:63:ARG:HG2	50:BR:80:PHE:CE2	2.46	0.51
39:DD:26:LYS:N	39:DD:26:LYS:HE2	2.26	0.51
40:DE:1:MET:HG3	40:DE:83:ASP:HB3	1.92	0.51
4:AD:173:TRP:HB3	4:AD:187:ARG:HH22	1.74	0.51
48:DP:102:ARG:O	48:DP:103:ALA:HB2	2.10	0.51
36:BA:415:A:N1	36:BA:2409:G:C6	2.78	0.51
30:D4:18:CYS:SG	30:D4:19:GLY:N	2.84	0.51
5:AE:33:VAL:CG2	5:AE:43:LEU:HD13	2.41	0.51
36:DA:892:G:H2'	36:DA:893:C:C6	2.46	0.51
1:CA:1049:U:C1'	1:CA:1201:A:C8	2.93	0.51
41:BF:38:ARG:O	41:BF:42:ALA:CB	2.58	0.51
51:BS:42:ASP:C	51:BS:44:LYS:N	2.61	0.51
1:AA:1256:A:N1	1:AA:1277:C:H2'	2.25	0.51
56:DX:64:LYS:NZ	56:DX:73:ARG:HH21	2.06	0.51
46:BN:3:THR:C	46:BN:4:TYR:CG	2.84	0.51
1:CA:1006:C:H2'	1:CA:1007:C:H6	1.74	0.51
8:CH:114:THR:O	8:CH:116:LYS:N	2.43	0.51
12:CL:50:SER:O	12:CL:51:ALA:HB2	2.10	0.51
36:DA:953:A:O2'	36:DA:954:G:H5'	2.09	0.51
16:AP:32:TYR:HD1	16:AP:32:TYR:O	1.93	0.51
16:AP:51:VAL:HG12	16:AP:52:ASP:N	2.25	0.51
36:DA:848:G:C8	36:DA:848:G:H5'	2.46	0.51
36:DA:2305:A:C3'	36:DA:2306:C:H5''	2.40	0.51
54:DV:69:LYS:HG3	54:DV:87:HIS:H	1.75	0.51
40:BE:23:VAL:HG12	40:BE:184:VAL:O	2.11	0.51
37:DB:95:C:O2'	37:DB:96:U:H5'	2.10	0.51
4:CD:133:VAL:HG13	4:CD:135:LEU:HD22	1.92	0.51
50:BR:87:TYR:O	50:BR:88:ARG:C	2.49	0.51
39:DD:57:GLY:O	39:DD:58:HIS:HB2	2.11	0.51
36:BA:740:U:H2'	36:BA:741:G:H8	1.72	0.51
1:CA:637:G:O2'	1:CA:638:G:H5'	2.10	0.51
36:DA:2340:G:O2'	36:DA:2341:G:H5'	2.09	0.51
40:BE:198:VAL:O	40:BE:199:ARG:HB2	2.10	0.51
25:AZ:339:ARG:HE	25:AZ:352:VAL:HG22	1.76	0.51
36:BA:391:G:C2'	36:BA:392:C:H5'	2.41	0.51
36:DA:2257:U:O2'	36:DA:2258:C:H5'	2.10	0.51
1:AA:828:A:H2'	1:AA:829:G:O4'	2.10	0.51
36:BA:698:C:O2'	36:BA:734:A:N6	2.43	0.51
36:BA:1272:A:C2	36:BA:1618:A:C2	2.99	0.51
58:BZ:59:LEU:O	58:BZ:66:SER:HB2	2.10	0.51
36:BA:206:U:O2	36:BA:206:U:H2'	2.11	0.51
5:CE:87:SER:HB3	5:CE:131:ILE:HD13	1.92	0.51

Continued on next page...

Continued from previous page...

Atom-1	Atom-2	Distance(Å)	Clash(Å)
50:DR:32:GLY:O	50:DR:115:GLU:HA	2.11	0.51
36:DA:1817:G:H2'	36:DA:1818:U:H5'	1.92	0.51
44:BJ:126:UNK:C	44:BJ:128:UNK:N	2.72	0.51
1:AA:991:U:O2	1:AA:991:U:H2'	2.10	0.51
38:DC:50:ASP:OD2	38:DC:52:ARG:HB2	2.10	0.51
36:DA:1120:G:H2'	36:DA:1121:C:H6	1.76	0.51
40:BE:203:LYS:HG3	40:BE:204:ALA:N	2.25	0.51
36:BA:2186:G:H2'	36:BA:2187:G:C8	2.45	0.51
25:AZ:26:THR:O	25:AZ:29:ALA:HB3	2.10	0.51
25:CZ:150:VAL:HG13	25:CZ:151:GLU:H	1.75	0.51
25:CZ:277:LEU:HD13	25:CZ:278:GLN:N	2.23	0.51
36:DA:479:A:N1	36:DA:506:G:N2	2.58	0.51
57:BY:31:LEU:HB2	57:BY:32:PRO:HA	1.92	0.51
57:BY:6:HIS:CD2	57:BY:6:HIS:H	2.29	0.51
36:BA:84:A:H5''	57:BY:9:LYS:HD2	1.92	0.51
49:BQ:134:ARG:HB3	49:BQ:134:ARG:NH1	2.25	0.51
25:AZ:98:GLN:HB2	25:AZ:241:ARG:HG3	1.92	0.51
25:AZ:240:GLY:O	25:AZ:285:ASN:ND2	2.44	0.51
35:D9:24:TYR:O	35:D9:25:VAL:HG23	2.11	0.51
13:AM:11:ARG:CG	13:AM:12:ASN:ND2	2.69	0.51
41:BF:11:VAL:HG12	41:BF:12:LEU:H	1.75	0.51
10:AJ:6:ILE:CD1	10:AJ:23:ILE:HG21	2.41	0.51
12:AL:90:VAL:HG11	12:AL:93:LEU:HG	1.91	0.51
36:DA:832:G:O3'	48:DP:45:LEU:HD11	2.10	0.51
8:AH:116:LYS:CD	8:AH:129:VAL:HG11	2.29	0.51
7:AG:144:MET:CE	22:AW:31:A:H1'	2.41	0.51
55:BW:97:LYS:NZ	55:BW:99:ARG:CZ	2.74	0.51
4:CD:23:GLY:HA3	4:CD:112:VAL:HG22	1.91	0.51
36:BA:664:C:H4'	36:BA:941:A:OP1	2.11	0.51
48:BP:23:PRO:O	48:BP:33:ARG:CD	2.58	0.51
14:CN:4:LYS:C	14:CN:6:LEU:N	2.64	0.51
48:BP:102:ARG:NH1	48:BP:102:ARG:HB2	2.25	0.51
1:AA:266:G:H5''	1:AA:267:C:H5	1.74	0.51
36:BA:141:A:H8	36:BA:1408:C:O2'	1.90	0.51
13:AM:92:HIS:ND1	13:AM:98:VAL:HG21	2.26	0.51
46:DN:65:LYS:C	46:DN:67:LEU:H	2.13	0.51
36:BA:1827:C:H2'	36:BA:1828:G:H5'	1.93	0.51
1:CA:539:A:H2'	1:CA:540:G:H8	1.75	0.51
48:DP:84:ASN:CG	48:DP:116:GLY:HA2	2.30	0.51
5:CE:11:ILE:HD13	5:CE:105:VAL:HG13	1.92	0.51
55:BW:54:ALA:CB	55:BW:107:LEU:HD11	2.41	0.51
16:AP:8:ARG:HB3	16:AP:28:ARG:NH1	2.26	0.51

Continued on next page...

Continued from previous page...

Atom-1	Atom-2	Distance(Å)	Clash(Å)
7:CG:66:VAL:O	7:CG:69:VAL:HG12	2.11	0.51
13:AM:78:ILE:HA	13:AM:81:LEU:HD23	1.92	0.51
42:BG:106:LEU:O	42:BG:111:LEU:HG	2.11	0.51
36:DA:1528:A:C2'	36:DA:1528:A:N3	2.73	0.51
24:CY:63:C:H2'	24:CY:64:U:H6	1.76	0.51
18:CR:56:THR:C	18:CR:58:LEU:H	2.13	0.51
46:DN:31:ALA:O	46:DN:34:LEU:HB3	2.09	0.51
36:DA:2011:U:O2'	36:DA:2012:G:H5'	2.10	0.51
36:DA:2136:C:C5	36:DA:2137:C:H5	2.28	0.51
26:B0:62:LEU:HD23	26:B0:62:LEU:N	2.24	0.51
51:BS:40:ILE:HG13	51:BS:41:ASP:N	2.24	0.51
24:CY:65:C:H4'	25:CZ:341:GLN:CG	2.41	0.51
1:CA:1218:C:H2'	1:CA:1219:U:C5	2.44	0.51
1:AA:411:A:N7	1:AA:413:G:H8	2.09	0.51
36:BA:1150:C:O2'	36:BA:1151:G:H5'	2.10	0.51
1:AA:1488:G:H2'	1:AA:1489:G:C8	2.45	0.51
25:CZ:263:ARG:CG	25:CZ:264:ARG:H	2.23	0.51
4:AD:86:LYS:HE3	4:AD:86:LYS:CA	2.41	0.51
36:DA:49:A:H5''	36:DA:51:G:O4'	2.10	0.51
4:CD:85:LYS:HD3	4:CD:92:VAL:HG11	1.92	0.51
4:CD:91:SER:O	4:CD:92:VAL:C	2.49	0.51
1:AA:1286:A:O2'	1:AA:1287:A:C5'	2.59	0.51
36:DA:884:C:C2'	36:DA:885:C:H5'	2.40	0.51
55:DW:63:ASP:O	55:DW:64:MET:HG3	2.10	0.51
7:AG:9:VAL:HG22	7:AG:94:ARG:NH1	2.25	0.51
36:BA:1653:G:O6	50:BR:10:LEU:O	2.29	0.51
1:CA:1166:G:N2	1:CA:1169:A:H3'	2.25	0.51
36:BA:438:G:H2'	36:BA:440:G:H8	1.74	0.51
2:AB:190:THR:O	2:AB:191:ASP:CB	2.59	0.51
47:BO:61:VAL:O	47:BO:84:ALA:HA	2.11	0.51
40:DE:151:TYR:HB3	46:DN:79:PRO:HG3	1.92	0.51
36:BA:2870:C:H2'	36:BA:2871:C:O4'	2.10	0.51
39:BD:28:GLU:HB2	39:BD:29:PRO:HD3	1.91	0.51
47:BO:119:PRO:HB2	52:BT:68:TYR:CE2	2.46	0.51
42:BG:26:GLN:N	42:BG:26:GLN:OE1	2.44	0.51
48:BP:135:LEU:O	48:BP:135:LEU:HD13	2.10	0.51
48:DP:23:PRO:CD	48:DP:33:ARG:HE	2.21	0.51
32:B6:41:PRO:O	32:B6:43:CYS:N	2.44	0.51
53:BU:61:TRP:C	53:BU:65:ILE:HD13	2.31	0.51
53:BU:96:ALA:C	53:BU:98:LEU:H	2.14	0.51
2:CB:69:LEU:HB2	2:CB:159:PRO:CG	2.40	0.51
39:DD:102:LYS:O	39:DD:103:ARG:HG2	2.10	0.51

Continued on next page...

Continued from previous page...

Atom-1	Atom-2	Distance(Å)	Clash(Å)
42:DG:130:ASN:CG	42:DG:160:VAL:HG13	2.31	0.51
42:DG:125:PHE:CD2	42:DG:131:TYR:HD1	2.29	0.51
57:BY:67:LEU:HD21	57:BY:71:LYS:CE	2.39	0.51
57:BY:77:PRO:O	57:BY:78:ALA:CB	2.59	0.51
58:BZ:8:TYR:N	58:BZ:8:TYR:CD1	2.79	0.51
1:AA:137:C:H42	1:AA:226:G:H1	1.58	0.51
36:BA:2537:U:H2'	36:BA:2538:C:C6	2.46	0.51
42:BG:44:GLY:O	42:BG:47:LYS:HE2	2.10	0.51
36:BA:25:U:H5'	55:BW:78:GLU:O	2.10	0.51
41:DF:132:VAL:CG2	41:DF:133:ASN:H	2.11	0.51
48:BP:102:ARG:O	48:BP:103:ALA:HB2	2.11	0.51
7:CG:117:ALA:O	7:CG:118:VAL:C	2.48	0.51
46:DN:67:LEU:O	46:DN:68:GLU:HB2	2.11	0.51
3:CC:112:SER:O	3:CC:113:ALA:C	2.49	0.51
31:D5:4:HIS:CB	31:D5:5:PRO:CD	2.80	0.51
7:CG:70:LYS:HB3	7:CG:96:GLN:HG2	1.93	0.51
36:DA:104:U:H2'	36:DA:105:C:H5'	1.93	0.51
6:CF:43:LEU:HD22	6:CF:43:LEU:N	2.20	0.51
1:CA:1288:A:H1'	1:CA:1352:C:O2'	2.11	0.51
36:DA:2377:A:H2'	36:DA:2378:A:C8	2.46	0.51
22:CV:21:A:O2'	22:CV:22:G:H5''	2.09	0.51
51:BS:30:ARG:NH2	51:BS:62:LYS:HB3	2.22	0.51
40:BE:168:MET:HG3	40:BE:168:MET:O	2.10	0.51
51:BS:99:LYS:HZ3	51:BS:99:LYS:HB3	1.76	0.51
36:BA:2444:G:OP2	41:BF:68:LYS:NZ	2.30	0.51
38:BC:73:ARG:HB2	38:BC:111:ASP:OD2	2.11	0.51
51:BS:92:TYR:O	51:BS:93:LYS:C	2.49	0.51
49:BQ:54:MET:HG2	49:BQ:64:ILE:HD11	1.93	0.51
36:BA:2419:U:H2'	36:BA:2420:C:C6	2.46	0.51
36:BA:2512:C:H4'	40:BE:122:PHE:CE2	2.46	0.51
25:CZ:116:THR:O	25:CZ:116:THR:HG22	2.11	0.51
38:BC:6:ARG:O	38:BC:10:LEU:CD2	2.58	0.51
42:DG:62:LEU:CD1	42:DG:62:LEU:H	2.23	0.51
39:DD:16:MET:CE	39:DD:208:LYS:HD2	2.39	0.51
1:AA:29:G:C2'	1:AA:30:U:H5'	2.40	0.51
29:D3:31:LEU:HD23	29:D3:32:GLN:H	1.74	0.51
3:AC:131:ARG:HH11	3:AC:166:GLU:CG	2.23	0.51
1:CA:763:G:O2'	1:CA:764:C:H5'	2.11	0.51
14:CN:24:CYS:SG	14:CN:39:LEU:HA	2.50	0.51
37:DB:80:U:H2'	37:DB:81:G:H21	1.75	0.51
1:CA:292:G:N7	1:CA:293:G:H1'	2.25	0.51
27:D1:32:LYS:C	27:D1:33:LYS:HG2	2.31	0.51

Continued on next page...

Continued from previous page...

Atom-1	Atom-2	Distance(Å)	Clash(Å)
1:AA:624:C:H4'	16:AP:11:SER:N	2.26	0.51
32:D6:7:ILE:CG2	32:D6:29:ASN:HD22	2.23	0.51
13:AM:117:VAL:O	13:AM:117:VAL:HG12	2.09	0.51
42:DG:84:LYS:HD2	42:DG:84:LYS:H	1.75	0.51
38:DC:6:ARG:HD2	38:DC:34:THR:O	2.11	0.51
36:BA:171:G:O2'	36:BA:172:C:H5'	2.11	0.51
7:AG:125:MET:O	7:AG:128:ALA:HB3	2.10	0.51
1:AA:946:A:H2'	1:AA:947:G:C8	2.46	0.51
1:AA:1525:G:O2'	1:AA:1526:G:H5'	2.11	0.51
1:CA:935:A:N1	7:CG:3:ARG:NH2	2.59	0.51
36:BA:1208:C:O2	36:BA:1208:C:H2'	2.10	0.51
52:BT:134:GLU:O	52:BT:135:ALA:HB3	2.10	0.51
28:B2:3:LEU:HD23	28:B2:3:LEU:C	2.32	0.51
28:B2:9:GLN:HB3	28:B2:60:LEU:CD1	2.39	0.51
1:AA:963:G:N2	10:AJ:55:LYS:HD3	2.26	0.51
58:DZ:122:ARG:NH1	58:DZ:122:ARG:CG	2.74	0.51
39:DD:73:VAL:HG13	39:DD:120:GLY:HA2	1.92	0.51
42:DG:46:ALA:HB2	42:DG:88:ILE:HG13	1.93	0.51
36:DA:481:G:H1'	36:DA:506:G:N2	2.26	0.51
49:BQ:27:VAL:HG21	49:BQ:134:ARG:HG3	1.91	0.51
58:BZ:49:ARG:O	58:BZ:50:GLN:C	2.48	0.51
57:DY:85:VAL:HG11	57:DY:92:ASN:OD1	2.11	0.51
49:DQ:120:ILE:O	49:DQ:122:GLY:N	2.43	0.51
36:DA:141:A:C8	36:DA:1408:C:O2'	2.61	0.51
36:BA:271(K):U:H3'	36:BA:271(L):U:H5'	1.92	0.51
58:DZ:178:GLU:O	58:DZ:180:VAL:HB	2.10	0.51
39:DD:132:PRO:O	39:DD:133:LEU:C	2.49	0.51
58:DZ:30:ASN:OD1	58:DZ:90:VAL:HB	2.11	0.51
36:BA:27:G:N2	36:BA:512:G:C2'	2.72	0.51
36:BA:657:U:H2'	36:BA:658:C:C6	2.46	0.51
52:DT:1:MET:O	52:DT:1:MET:HG3	2.11	0.51
36:DA:268:C:H42	36:DA:424:G:H1	1.59	0.51
39:DD:270:ILE:C	39:DD:270:ILE:HD12	2.30	0.51
36:BA:2128:C:P	38:BC:36:LYS:HB2	2.51	0.51
53:BU:56:ASP:C	53:BU:60:LEU:HG	2.30	0.51
30:D4:16:CYS:SG	30:D4:17:GLY:N	2.84	0.51
31:B5:3:LYS:HE2	36:BA:747:U:OP2	2.11	0.51
46:BN:39:ARG:C	46:BN:41:ASP:H	2.13	0.51
46:DN:16:ILE:O	46:DN:54:VAL:HA	2.10	0.51
6:CF:91:VAL:CG1	6:CF:92:LYS:H	2.23	0.51
1:CA:858:G:C6	1:CA:869:G:C8	2.99	0.51
57:DY:50:ARG:HG3	57:DY:56:PRO:CA	2.41	0.51

Continued on next page...

Continued from previous page...

Atom-1	Atom-2	Distance(Å)	Clash(Å)
1:CA:443:C:H2'	1:CA:444:C:C6	2.46	0.51
37:DB:68:C:H2'	37:DB:69:G:O4'	2.10	0.51
9:CI:20:ARG:HG3	9:CI:20:ARG:NH1	2.24	0.51
3:AC:53:ALA:HB2	3:AC:115:LEU:CD2	2.41	0.51
24:AY:54:5MU:H2'	24:AY:55:PSU:O4'	2.11	0.51
15:CO:17:ARG:CG	15:CO:26:GLU:HG3	2.41	0.51
1:CA:763:G:H2'	1:CA:764:C:C6	2.42	0.51
55:BW:44:ALA:O	55:BW:47:VAL:N	2.44	0.51
36:BA:2012:G:O3'	55:BW:96:ILE:HG13	2.11	0.51
36:DA:824:A:H1'	36:DA:2358:G:N7	2.26	0.51
36:BA:1030:G:C6	36:BA:1125:G:N2	2.79	0.51
36:BA:1398:C:H2'	36:BA:1399:C:C6	2.46	0.51
36:DA:271(U):G:H2'	36:DA:271(V):G:C8	2.43	0.51
36:BA:247:G:C8	36:BA:249:C:C6	2.98	0.51
36:DA:2489:G:C6	36:DA:2490:G:C6	2.98	0.51
36:DA:320:A:OP2	41:DF:137:LYS:HE3	2.11	0.51
36:DA:528:A:H5''	36:DA:528:A:C8	2.45	0.51
1:AA:659:U:O2'	1:AA:660:G:H5'	2.11	0.51
18:AR:53:ARG:C	18:AR:55:ARG:H	2.12	0.51
38:BC:59:ARG:HH22	38:BC:139:ASN:ND2	2.08	0.51
36:BA:2886:G:H2'	36:BA:2887:U:C6	2.45	0.51
36:DA:840:C:H2'	36:DA:841:A:H8	1.76	0.51
22:AW:24:G:H2'	22:AW:25:C:O4'	2.10	0.51
11:CK:126:ARG:O	11:CK:127:LYS:C	2.49	0.51
48:BP:9:ASN:H	48:BP:10:PRO:CD	2.24	0.51
36:DA:2174:C:H1'	38:DC:217:THR:O	2.11	0.51
2:AB:226:ARG:C	2:AB:226:ARG:HD2	2.30	0.51
36:DA:114:U:H5'	36:DA:114:U:H6	1.75	0.51
1:CA:314:C:O2'	1:CA:315:A:H5'	2.11	0.51
36:DA:496:G:H1'	55:DW:61:ASN:ND2	2.26	0.51
36:BA:2098:U:H3	36:BA:2191:G:H1	1.59	0.51
34:D8:7:HIS:HB3	34:D8:59:LYS:HZ3	1.75	0.51
36:DA:2389:G:C5'	36:DA:2390:U:H5'	2.39	0.51
52:DT:41:ARG:NH1	52:DT:41:ARG:HG2	2.26	0.51
10:AJ:55:LYS:N	10:AJ:55:LYS:CE	2.73	0.51
25:AZ:196:VAL:O	25:AZ:197:ASP:C	2.48	0.51
39:DD:43:ARG:CB	39:DD:54:ARG:HB2	2.41	0.51
25:CZ:150:VAL:HG13	25:CZ:151:GLU:N	2.26	0.51
42:DG:38:VAL:O	42:DG:158:ALA:N	2.36	0.51
57:BY:36:ALA:HB1	57:BY:67:LEU:O	2.11	0.51
57:BY:6:HIS:N	57:BY:6:HIS:CD2	2.79	0.51
25:AZ:224:PRO:O	25:AZ:240:GLY:HA3	2.11	0.51

Continued on next page...

Continued from previous page...

Atom-1	Atom-2	Distance(Å)	Clash(Å)
1:AA:1323:G:H2'	1:AA:1324:A:C8	2.45	0.51
54:BV:38:LEU:C	54:BV:39:LEU:HD13	2.32	0.51
3:CC:50:ALA:HB1	3:CC:70:VAL:HG11	1.92	0.51
39:DD:173:VAL:HG12	39:DD:185:VAL:O	2.11	0.51
55:BW:10:VAL:HG21	55:BW:103:ILE:HG13	1.92	0.51
14:CN:8:GLU:C	14:CN:10:ALA:N	2.64	0.51
36:DA:1109:C:H2'	36:DA:1110:G:H5'	1.93	0.51
36:DA:1301:A:O2'	36:DA:1302:A:C2'	2.49	0.51
19:CS:16:LEU:C	19:CS:18:LYS:H	2.13	0.51
1:CA:1312:G:N2	1:CA:1313:U:C2	2.79	0.51
36:BA:139(A):G:H3'	36:BA:140:G:H8	1.75	0.51
25:AZ:277:LEU:HD13	25:AZ:278:GLN:N	2.25	0.51
4:AD:17:VAL:O	4:AD:18:LYS:O	2.28	0.51
19:CS:32:LYS:O	19:CS:33:THR:CB	2.59	0.51
58:BZ:96:VAL:HG13	58:BZ:97:GLU:H	1.74	0.51
13:AM:3:ARG:HB2	30:B4:34:GLU:HG2	1.93	0.51
36:BA:2758:A:C2	36:BA:2759:G:H1'	2.45	0.51
49:DQ:31:ASP:O	49:DQ:32:TYR:CG	2.64	0.51
18:CR:53:ARG:NH1	18:CR:60:ALA:HA	2.26	0.51
1:AA:1049:U:H4'	1:AA:1050:G:OP2	2.10	0.51
52:DT:6:LEU:O	52:DT:10:VAL:HG23	2.11	0.51
36:DA:2523:G:C2'	36:DA:2524:G:C5'	2.87	0.51
27:D1:4:VAL:HG22	27:D1:5:CYS:N	2.26	0.51
40:BE:35:GLN:HG2	40:BE:36:ARG:H	1.73	0.51
22:CW:6:G:H2'	22:CW:7:A:O4'	2.11	0.51
35:B9:29:ASN:HD21	35:B9:32:HIS:CE1	2.29	0.51
1:CA:858:G:C5'	1:CA:858:G:H8	2.24	0.51
1:CA:1050:G:O2'	1:CA:1051:C:O5'	2.29	0.51
36:DA:1771:C:O2'	36:DA:1786:A:H8	1.93	0.51
25:CZ:90:LYS:HD2	25:CZ:90:LYS:H	1.76	0.51
26:B0:37:LEU:N	26:B0:59:LEU:O	2.35	0.51
36:BA:953:A:O2'	36:BA:954:G:H5'	2.11	0.51
54:BV:15:GLU:O	54:BV:16:PRO:O	2.27	0.51
39:BD:131:LEU:HB3	39:BD:132:PRO:CD	2.41	0.51
1:AA:188:C:O2'	1:AA:189:G:H5'	2.11	0.51
36:DA:954:G:N3	36:DA:2274:A:H2	2.07	0.51
20:AT:14:LYS:O	20:AT:18:GLN:HB2	2.11	0.51
51:BS:97:ARG:O	51:BS:97:ARG:NH2	2.44	0.51
38:BC:30:LYS:HD3	38:BC:185:LEU:HD12	1.93	0.51
1:CA:1415:G:H2'	1:CA:1416:G:H8	1.75	0.51
39:BD:276:LYS:HD3	39:BD:276:LYS:OXT	2.11	0.51
1:CA:304:U:H2'	1:CA:305:G:H8	1.72	0.51

Continued on next page...

Continued from previous page...

Atom-1	Atom-2	Distance(Å)	Clash(Å)
36:BA:860:U:C5	36:BA:917:A:N7	2.79	0.51
22:CV:63:G:H2'	22:CV:64:A:C8	2.46	0.51
25:AZ:20:VAL:HG12	25:AZ:115:GLN:NE2	2.26	0.51
38:DC:90:GLY:O	38:DC:153:ILE:HG21	2.11	0.51
1:AA:242:C:H2'	1:AA:243:A:H5'	1.92	0.51
36:DA:2351:G:HO2'	36:DA:2352:A:H8	1.57	0.51
36:BA:1632:A:C5	36:BA:1633:G:C6	2.98	0.51
1:AA:678:U:H2'	1:AA:679:C:C6	2.45	0.51
1:CA:1197:G:O2'	1:CA:1198:G:H5'	2.11	0.51
1:CA:1385:G:C2'	1:CA:1386:G:H5'	2.40	0.51
36:DA:487:C:C5	36:DA:488:G:N7	2.79	0.51
36:BA:859:G:C2	36:BA:2268:A:C2	2.99	0.51
25:CZ:147:LEU:H	25:CZ:147:LEU:HD22	1.76	0.51
40:DE:176:ILE:HG22	40:DE:176:ILE:O	2.09	0.51
20:CT:13:LEU:HD23	20:CT:13:LEU:N	2.24	0.51
32:D6:30:THR:CG2	32:D6:31:PRO:HD2	2.41	0.51
34:D8:13:ARG:CA	48:DP:63:PRO:HA	2.41	0.51
28:B2:35:LEU:O	28:B2:39:ALA:CB	2.57	0.51
28:B2:70:GLN:O	28:B2:71:ASN:CB	2.57	0.51
56:BX:12:VAL:HB	56:BX:17:ALA:HB3	1.92	0.51
36:BA:1857:G:C6	36:BA:1858:G:C2	2.99	0.51
36:BA:330:A:N1	36:BA:1210:A:H2'	2.25	0.51
26:D0:51:VAL:HG13	26:D0:60:PHE:O	2.10	0.51
52:BT:30:VAL:HG22	52:BT:84:GLN:HG3	1.92	0.51
52:BT:29:ARG:CB	52:BT:85:LYS:HA	2.38	0.51
2:CB:98:LEU:O	2:CB:99:GLY:C	2.49	0.51
1:AA:228:A:H2'	1:AA:229:U:O4'	2.11	0.51
36:BA:2476:A:H2'	36:BA:2477:C:C5'	2.41	0.51
53:BU:8:VAL:HG12	53:BU:11:ARG:NH2	2.26	0.51
36:BA:1139:G:N2	36:BA:1140:C:C2	2.78	0.51
46:BN:23:LEU:HB3	46:BN:60:ILE:CG2	2.41	0.51
46:BN:25:ARG:O	46:BN:28:THR:CG2	2.59	0.51
1:CA:542:G:H2'	1:CA:543:C:H6	1.76	0.51
4:CD:13:ARG:O	4:CD:15:GLU:N	2.44	0.51
36:BA:671:C:H2'	36:BA:672:C:H6	1.75	0.51
36:DA:260:G:H1'	36:DA:621:A:H1'	1.93	0.51
42:BG:138:GLN:CB	42:BG:153:ARG:O	2.49	0.51
32:D6:53:LYS:HD3	32:D6:54:ILE:H	1.76	0.51
40:DE:77:ILE:HG22	40:DE:78:LEU:HD12	1.93	0.51
7:CG:118:VAL:CG2	7:CG:119:ARG:N	2.74	0.51
32:B6:25:LYS:HZ1	34:B8:34:TRP:HZ2	1.59	0.51
48:DP:114:ILE:HD12	48:DP:115:LEU:N	2.26	0.51

Continued on next page...

Continued from previous page...

Atom-1	Atom-2	Distance(Å)	Clash(Å)
20:CT:74:LYS:HD3	20:CT:74:LYS:N	2.26	0.51
4:AD:196:LEU:C	4:AD:198:VAL:H	2.14	0.51
20:AT:45:GLN:NE2	20:AT:46:GLU:N	2.59	0.51
52:DT:98:LYS:HB3	52:DT:100:TYR:HE1	1.74	0.51
28:D2:43:GLN:HG2	28:D2:44:LEU:N	2.26	0.51
36:BA:2756:U:C1'	36:BA:2757:A:H5''	2.38	0.51
4:AD:67:ILE:HG22	4:AD:68:TYR:CD1	2.45	0.51
36:BA:2864:G:H2'	36:BA:2865:U:O4'	2.11	0.51
17:CQ:9:VAL:HG11	17:CQ:84:LEU:CD1	2.36	0.51
36:DA:2039:C:O2'	36:DA:2040:C:H5'	2.11	0.51
51:BS:35:ILE:HD11	51:BS:99:LYS:CE	2.41	0.51
36:DA:1064:C:H4'	45:DK:87:UNK:CB	2.41	0.51
26:B0:45:PHE:HB2	26:B0:59:LEU:HD11	1.92	0.51
39:DD:201:HIS:O	39:DD:203:ASN:N	2.44	0.51
43:DH:143:GLN:C	43:DH:143:GLN:NE2	2.62	0.51
33:D7:27:GLY:O	33:D7:30:VAL:HB	2.11	0.51
1:CA:451:A:H61	1:CA:480:U:H2'	1.74	0.51
14:CN:22:THR:CB	14:CN:33:VAL:HG21	2.41	0.51
36:BA:590:A:H2'	36:BA:591:C:H6	1.74	0.51
36:DA:1374:G:C6	36:DA:1375:C:C4	2.99	0.51
15:AO:39:LEU:HD13	15:AO:56:LEU:HB2	1.92	0.51
11:CK:108:ILE:O	18:CR:87:ARG:HA	2.11	0.51
36:BA:710:G:O2'	36:BA:711:G:H5'	2.11	0.51
1:AA:821:G:H2'	1:AA:822:C:H6	1.76	0.51
1:AA:537:G:H2'	1:AA:538:G:C8	2.46	0.51
15:AO:6:GLU:CD	15:AO:6:GLU:H	2.14	0.51
36:DA:1316:U:O2'	36:DA:1317:A:H5'	2.11	0.51
36:DA:960:A:C8	36:DA:962:G:C8	2.99	0.51
37:BB:3:C:H42	37:BB:118:G:H1	1.59	0.51
20:AT:94:ALA:O	20:AT:95:ALA:HB3	2.11	0.51
20:CT:94:ALA:O	20:CT:95:ALA:HB3	2.11	0.51
38:DC:41:VAL:HG21	38:DC:185:LEU:HD22	1.93	0.51
36:BA:108:U:H2'	36:BA:109:G:H8	1.75	0.51
10:AJ:84:GLN:O	10:AJ:88:LEU:HB3	2.11	0.51
36:DA:1429:G:H2'	36:DA:1430:C:C6	2.46	0.51
52:BT:95:ARG:HH11	52:BT:95:ARG:HB3	1.76	0.51
36:DA:158:U:H3'	36:DA:158:U:O2	2.11	0.51
25:CZ:194:GLU:HA	25:CZ:194:GLU:OE1	2.11	0.51
20:AT:80:ARG:HG2	20:AT:80:ARG:HH11	1.76	0.51
36:BA:796:C:H2'	36:BA:797:C:C6	2.46	0.51
1:CA:130:A:C8	17:CQ:63:ARG:HG3	2.45	0.51
39:DD:144:ALA:HB3	39:DD:192:THR:CG2	2.42	0.51

Continued on next page...

Continued from previous page...

Atom-1	Atom-2	Distance(Å)	Clash(Å)
36:BA:1695:G:H2'	36:BA:1696:G:O4'	2.11	0.51
4:CD:170:VAL:HG12	4:CD:171:GLY:N	2.26	0.50
25:CZ:269:GLY:C	25:CZ:270:VAL:HG23	2.31	0.50
34:D8:39:LYS:O	34:D8:43:GLN:HG3	2.10	0.50
52:BT:120:ARG:HA	52:BT:123:GLN:HG2	1.93	0.50
41:BF:167:ALA:HB1	41:BF:173:VAL:HG11	1.92	0.50
36:DA:1887:C:C3'	36:DA:1888:G:H5''	2.40	0.50
36:BA:2590:A:H2'	36:BA:2591:C:C6	2.44	0.50
28:B2:18:PRO:O	28:B2:21:LEU:HD12	2.11	0.50
25:CZ:163:PHE:HD1	25:CZ:164:PRO:HD2	1.76	0.50
36:DA:2310:A:O2'	36:DA:2311:A:H5'	2.11	0.50
42:DG:12:TYR:O	42:DG:13:GLU:HB3	2.10	0.50
36:DA:2681:C:H2'	36:DA:2681:C:O2	2.11	0.50
43:DH:50:VAL:HG12	43:DH:52:VAL:CG2	2.41	0.50
58:BZ:35:ARG:O	58:BZ:37:VAL:HG13	2.12	0.50
9:AI:4:TYR:CZ	9:AI:88:TYR:CB	2.91	0.50
41:BF:126:VAL:HG11	41:BF:142:TRP:CH2	2.44	0.50
10:CJ:54:PHE:CD1	10:CJ:55:LYS:HE3	2.46	0.50
54:BV:49:THR:HB	54:BV:50:PRO:CD	2.41	0.50
26:B0:77:ARG:NH2	36:BA:857:C:H5'	2.26	0.50
48:DP:146:VAL:HG13	48:DP:147:LEU:N	2.26	0.50
41:BF:178:PRO:O	41:BF:180:GLY:N	2.44	0.50
36:DA:605:C:H6	36:DA:657:U:O2'	1.94	0.50
51:BS:59:LYS:HG2	51:BS:60:GLY:N	2.12	0.50
55:BW:18:ARG:HA	55:BW:76:VAL:HG11	1.93	0.50
40:DE:35:GLN:CG	40:DE:36:ARG:H	2.24	0.50
11:CK:59:TYR:CE2	11:CK:63:LEU:HD11	2.46	0.50
19:CS:11:VAL:HG22	19:CS:16:LEU:HD11	1.92	0.50
34:B8:25:MET:CG	48:BP:64:LYS:HB2	2.38	0.50
36:BA:218:A:C2	36:BA:235:U:H4'	2.46	0.50
39:DD:172:TYR:CD1	39:DD:186:HIS:HA	2.46	0.50
25:AZ:267:VAL:CG2	25:AZ:288:VAL:CG1	2.83	0.50
38:DC:15:ASP:OD2	38:DC:18:LYS:HB2	2.10	0.50
36:DA:1536:C:C4	36:DA:1537:G:H1'	2.47	0.50
25:AZ:11:HIS:CE1	25:AZ:78:SER:HB2	2.45	0.50
36:BA:2408:U:C6	36:BA:2408:U:H3'	2.46	0.50
58:DZ:14:LYS:HB3	58:DZ:17:ALA:HB3	1.93	0.50
55:DW:6:ILE:HG12	55:DW:104:THR:HG21	1.92	0.50
36:BA:2159:G:O2'	36:BA:2160:G:H5''	2.11	0.50
8:CH:88:LYS:HB3	8:CH:89:PRO:HD2	1.93	0.50
39:DD:24:ILE:O	39:DD:24:ILE:CG1	2.59	0.50
13:CM:54:VAL:HA	13:CM:57:ARG:NH1	2.26	0.50

Continued on next page...

Continued from previous page...

Atom-1	Atom-2	Distance(Å)	Clash(Å)
1:AA:1201:A:H5'	1:AA:1203:C:OP2	2.11	0.50
36:DA:1761:C:H3'	36:DA:1762:A:H8	1.76	0.50
1:CA:1392:G:N2	1:CA:1502:A:C8	2.79	0.50
1:CA:1392:G:O2'	1:CA:1393:U:H5'	2.10	0.50
1:CA:1206:G:H4'	3:CC:192:THR:O	2.11	0.50
36:DA:2606:C:O2'	36:DA:2607:G:H5'	2.11	0.50
52:DT:110:ILE:C	52:DT:112:ARG:H	2.15	0.50
13:AM:49:THR:HB	13:AM:52:GLU:HG3	1.93	0.50
38:DC:26:ALA:O	38:DC:30:LYS:HG2	2.11	0.50
15:CO:11:VAL:O	15:CO:12:ILE:C	2.50	0.50
39:DD:94:LEU:HD22	39:DD:95:LEU:N	2.26	0.50
8:CH:11:THR:HA	8:CH:14:ARG:NH1	2.25	0.50
40:BE:68:ALA:C	40:BE:70:ALA:H	2.15	0.50
36:BA:2008:C:H2'	36:BA:2009:G:H8	1.76	0.50
36:DA:2128:C:O2'	36:DA:2129:C:O5'	2.26	0.50
43:DH:45:VAL:HG12	43:DH:45:VAL:O	2.11	0.50
8:CH:1:MET:O	8:CH:2:LEU:O	2.29	0.50
9:AI:98:PRO:HB2	9:AI:99:LEU:HD22	1.92	0.50
1:AA:158:G:O2'	1:AA:159:G:H5'	2.11	0.50
1:CA:332:G:O2'	1:CA:333:G:H5'	2.11	0.50
18:AR:40:LEU:C	18:AR:42:ARG:N	2.65	0.50
1:CA:744:C:O2'	1:CA:745:C:H5'	2.11	0.50
7:AG:57:GLU:O	7:AG:60:LYS:HB3	2.11	0.50
36:DA:407:G:H2'	36:DA:408:G:H8	1.76	0.50
9:AI:63:ILE:HD13	9:AI:77:ILE:HG23	1.93	0.50
13:AM:30:ALA:C	13:AM:32:GLU:H	2.14	0.50
26:D0:18:ALA:HB1	36:DA:2271:G:OP1	2.11	0.50
42:BG:34:LEU:O	42:BG:34:LEU:HD12	2.10	0.50
41:DF:150:GLY:HA2	41:DF:172:TRP:CD2	2.46	0.50
1:AA:667:G:H4'	15:AO:51:HIS:ND1	2.26	0.50
36:DA:1322:A:OP1	55:DW:11:ARG:HG3	2.11	0.50
17:CQ:81:ARG:C	17:CQ:83:ASP:N	2.63	0.50
22:AW:51:U:H2'	22:AW:52:G:C8	2.46	0.50
47:DO:9:GLU:HG3	47:DO:10:VAL:N	2.26	0.50
25:CZ:241:ARG:HA	25:CZ:285:ASN:ND2	2.25	0.50
34:D8:35:GLN:O	34:D8:36:LYS:HG3	2.12	0.50
48:DP:16:ARG:CD	48:DP:18:ARG:H	2.18	0.50
48:DP:28:GLY:C	48:DP:29:LYS:HD2	2.31	0.50
47:DO:107:ARG:HA	47:DO:112:MET:CE	2.42	0.50
32:B6:15:GLU:O	32:B6:17:LYS:N	2.43	0.50
32:D6:20:ASN:C	32:D6:21:TYR:CG	2.85	0.50
28:B2:30:ARG:O	28:B2:34:GLU:HB2	2.12	0.50

Continued on next page...

Continued from previous page...

Atom-1	Atom-2	Distance(Å)	Clash(Å)
28:B2:4:SER:CA	28:B2:7:ARG:HE	2.24	0.50
2:CB:97:TRP:CH2	2:CB:176:GLU:CD	2.85	0.50
57:DY:38:ILE:HD11	57:DY:64:GLU:HB2	1.92	0.50
52:BT:106:SER:O	52:BT:107:ASP:OD1	2.28	0.50
36:BA:1641:A:H3'	36:BA:1642:G:H8	1.76	0.50
1:CA:1086:U:C2'	1:CA:1087:G:H5'	2.42	0.50
3:AC:77:ILE:HA	3:AC:84:ILE:CG2	2.41	0.50
35:D9:1:MET:HA	35:D9:4:ARG:CZ	2.41	0.50
43:DH:83:TYR:CD1	43:DH:134:SER:HB3	2.46	0.50
31:B5:33:CYS:CB	31:B5:36:CYS:SG	2.99	0.50
56:DX:49:VAL:HB	56:DX:83:VAL:HG13	1.92	0.50
26:B0:69:PHE:CD2	26:B0:79:VAL:HG22	2.47	0.50
22:CW:60:U:H2'	22:CW:60:U:O2	2.10	0.50
51:BS:17:ARG:CA	51:BS:20:ARG:NH1	2.66	0.50
36:DA:610:G:N2	36:DA:619:G:H1'	2.26	0.50
41:BF:180:GLY:H	41:BF:205:ARG:HH22	1.59	0.50
39:DD:23:GLU:O	39:DD:25:THR:N	2.45	0.50
30:B4:9:LEU:HD13	30:B4:10:VAL:H	1.76	0.50
55:DW:46:PHE:O	55:DW:50:VAL:HG12	2.10	0.50
25:CZ:219:LYS:O	25:CZ:220:PRO:O	2.30	0.50
36:BA:2206:G:N3	36:BA:2206:G:H3'	2.26	0.50
4:CD:159:ARG:NH1	4:CD:159:ARG:HG3	2.26	0.50
37:BB:90:A:O2'	49:BQ:17:LEU:HD12	2.10	0.50
34:B8:23:VAL:O	34:B8:46:ARG:NH1	2.44	0.50
1:AA:192:U:O4'	20:AT:103:GLY:HA2	2.11	0.50
36:DA:363(E):U:H2'	36:DA:363(F):A:O4'	2.11	0.50
40:BE:31:CYS:HB3	40:BE:49:LEU:HD12	1.94	0.50
36:DA:1786:A:C2	36:DA:2606:C:H1'	2.47	0.50
39:BD:130:ALA:CB	39:BD:192:THR:HB	2.42	0.50
46:BN:3:THR:HG21	46:BN:5:VAL:HG23	1.90	0.50
36:DA:2600:A:H2'	36:DA:2601:C:C6	2.46	0.50
12:CL:47:LYS:O	12:CL:48:PRO:C	2.49	0.50
36:DA:2777:G:H4'	36:DA:2778:A:H5'	1.94	0.50
1:AA:187:C:H2'	1:AA:188:C:C6	2.46	0.50
1:AA:323:U:H5'	20:AT:23:ARG:HB2	1.92	0.50
38:DC:132:GLY:N	38:DC:133:PRO:CD	2.73	0.50
26:B0:43:THR:HG21	36:BA:2332:U:H5'	1.92	0.50
36:BA:1398:C:H2'	36:BA:1399:C:H6	1.76	0.50
36:BA:949:C:H2'	36:BA:950:G:C8	2.44	0.50
41:BF:47:GLY:HA2	41:BF:97:TYR:CE2	2.46	0.50
1:CA:1030(A):G:H1'	1:CA:1031:G:H1	1.76	0.50
6:AF:40:VAL:O	6:AF:40:VAL:HG22	2.11	0.50

Continued on next page...

Continued from previous page...

Atom-1	Atom-2	Distance(Å)	Clash(Å)
36:BA:189:G:H2'	36:BA:205:G:N2	2.27	0.50
36:BA:2869:G:H2'	36:BA:2870:C:O4'	2.12	0.50
15:AO:74:ASP:OD1	15:AO:76:GLU:HB3	2.11	0.50
39:BD:140:THR:HG22	39:BD:141:VAL:O	2.11	0.50
1:CA:834:C:H2'	1:CA:835:U:H6	1.75	0.50
36:DA:1289:C:H2'	36:DA:1289:C:O2	2.10	0.50
36:DA:1906:G:OP2	36:DA:1929:G:O2'	2.29	0.50
20:AT:25:ARG:HG3	20:AT:25:ARG:HH11	1.76	0.50
16:CP:48:TRP:CE3	16:CP:48:TRP:O	2.65	0.50
22:AW:1:G:H2'	22:AW:1:G:N3	2.26	0.50
1:AA:165:C:O2'	1:AA:166:G:H5'	2.12	0.50
1:CA:1402:C:C2'	1:CA:1403:C:H5'	2.42	0.50
36:DA:765:G:O2'	36:DA:766:C:H5'	2.11	0.50
25:AZ:263:ARG:CG	25:AZ:264:ARG:N	2.74	0.50
55:BW:2:GLU:HA	55:BW:64:MET:HE3	1.93	0.50
25:AZ:117:ARG:HD3	25:AZ:157:LEU:HD21	1.93	0.50
38:BC:149:ILE:HG23	38:BC:150:GLY:N	2.27	0.50
38:BC:76:ALA:O	38:BC:77:ILE:HD13	2.11	0.50
42:DG:9:ARG:HG2	42:DG:13:GLU:OE2	2.11	0.50
26:D0:51:VAL:HG21	26:D0:80:HIS:HA	1.94	0.50
49:BQ:27:VAL:O	49:BQ:28:ALA:HB3	2.10	0.50
36:BA:1503:U:H2'	36:BA:1504:C:C6	2.46	0.50
10:AJ:71:LEU:HD23	10:AJ:72:VAL:N	2.26	0.50
53:DU:92:ARG:HH12	54:DV:10:LYS:CB	2.23	0.50
35:D9:9:ARG:HD2	35:D9:16:VAL:HG22	1.93	0.50
43:BH:123:PHE:HA	43:BH:133:VAL:HG22	1.94	0.50
43:BH:127:GLU:HG3	43:BH:130:ARG:NE	2.25	0.50
2:CB:14:GLY:O	2:CB:15:VAL:CG2	2.48	0.50
12:CL:91:LYS:CA	12:CL:91:LYS:HE2	2.41	0.50
36:DA:605:C:H1'	36:DA:657:U:O2'	2.11	0.50
37:BB:21:G:H2'	37:BB:22:U:H5'	1.92	0.50
1:AA:1364:U:O4'	1:AA:1364:U:O2	2.29	0.50
4:CD:23:GLY:O	4:CD:27:TYR:HB2	2.12	0.50
48:BP:101:VAL:C	48:BP:103:ALA:H	2.14	0.50
40:DE:28:ALA:HB1	40:DE:93:VAL:HG22	1.91	0.50
36:BA:1087:G:O2'	36:BA:1089:G:H5'	2.11	0.50
36:DA:653:A:N3	36:DA:653:A:H2'	2.26	0.50
47:BO:19:ILE:HG22	47:BO:43:VAL:CA	2.32	0.50
1:AA:427:U:OP1	4:AD:13:ARG:NH2	2.43	0.50
4:AD:8:VAL:O	4:AD:11:LEU:N	2.34	0.50
36:DA:267:C:H2'	36:DA:268:C:H6	1.75	0.50
3:AC:34:LEU:HG	14:AN:25:VAL:HG11	1.93	0.50

Continued on next page...

Continued from previous page...

Atom-1	Atom-2	Distance(Å)	Clash(Å)
4:AD:107:ARG:HH21	4:AD:194:LEU:CD1	2.18	0.50
1:AA:102:G:O2'	1:AA:103:C:H5'	2.11	0.50
1:AA:380:G:C2	1:AA:384:G:C6	2.99	0.50
2:AB:44:LEU:HA	2:AB:47:THR:CB	2.41	0.50
36:DA:2179:C:C1'	36:DA:2180:U:H3	2.25	0.50
12:AL:86:ARG:HB2	12:AL:101:VAL:CG2	2.35	0.50
36:BA:221:A:N6	36:BA:265:A:H8	2.10	0.50
38:BC:22:ILE:HG13	38:BC:228:SER:HG	1.73	0.50
49:BQ:64:ILE:HG22	49:BQ:65:PHE:N	2.26	0.50
55:DW:88:ARG:HD3	55:DW:94:ASP:OD2	2.12	0.50
36:DA:1952:A:C6	36:DA:1953:A:N1	2.79	0.50
36:DA:2208:A:H1'	36:DA:2219:G:C6	2.46	0.50
50:BR:38:VAL:CB	50:BR:39:PRO:HD3	2.40	0.50
27:D1:50:ARG:HH12	36:DA:2199:A:H5'	1.76	0.50
36:DA:2746:U:O2'	36:DA:2747:G:H5'	2.11	0.50
52:DT:106:SER:HA	52:DT:110:ILE:CG1	2.41	0.50
30:D4:5:ILE:CG1	30:D4:5:ILE:O	2.57	0.50
1:AA:191:G:N3	20:AT:105:SER:HB3	2.27	0.50
42:DG:41:GLN:NE2	42:DG:153:ARG:HG3	2.27	0.50
31:B5:21:SER:C	31:B5:23:HIS:H	2.15	0.50
4:AD:129:ASN:HD21	4:AD:145:GLU:H	1.59	0.50
37:DB:82:G:H2'	37:DB:83:G:H8	1.75	0.50
36:DA:2853:C:O2'	36:DA:2854:G:H5'	2.10	0.50
1:CA:293:G:C6	1:CA:294:U:C4	2.99	0.50
36:DA:1313:U:C2	36:DA:1610:A:H2	2.29	0.50
26:B0:19:LYS:HE2	36:BA:2262:U:P	2.51	0.50
1:CA:36:C:O2'	1:CA:501:C:OP1	2.27	0.50
55:BW:66:GLU:O	55:BW:68:ARG:N	2.31	0.50
53:DU:21:ALA:HB1	53:DU:24:TYR:CD2	2.46	0.50
36:BA:1037:G:H2'	36:BA:1038:C:C6	2.46	0.50
1:AA:1286:A:H2	21:AU:18:TYR:HH	1.51	0.50
53:DU:26:GLY:O	53:DU:28:ARG:N	2.43	0.50
54:BV:22:VAL:O	54:BV:23:GLU:HB2	2.11	0.50
2:AB:237:ALA:O	2:AB:238:LEU:HB3	2.10	0.50
25:AZ:315:LYS:HE3	25:AZ:373:GLU:HB2	1.93	0.50
4:CD:150:GLU:HG2	4:CD:151:LYS:N	2.26	0.50
36:BA:280:C:H3'	36:BA:281:G:C8	2.46	0.50
36:BA:2195:C:O2'	36:BA:2196:C:H5'	2.12	0.50
24:CY:19:G:O4'	24:CY:57:G:N2	2.44	0.50
41:BF:81:PRO:O	41:BF:83:PHE:N	2.44	0.50
47:DO:7:TYR:CZ	47:DO:44:LYS:HG3	2.46	0.50
1:CA:811:C:H4'	1:CA:900:A:N6	2.26	0.50

Continued on next page...

Continued from previous page...

Atom-1	Atom-2	Distance(Å)	Clash(Å)
36:DA:1029:A:H2'	36:DA:1030:G:O4'	2.12	0.50
1:CA:1326:C:OP1	21:CU:17:THR:OG1	2.23	0.50
25:CZ:231:ILE:HB	25:CZ:234:ARG:HB2	1.92	0.50
52:DT:23:ARG:CG	52:DT:120:ARG:NH1	2.75	0.50
32:B6:41:PRO:CD	32:B6:46:HIS:H	2.22	0.50
32:D6:20:ASN:OD1	32:D6:21:TYR:N	2.45	0.50
1:CA:1305:G:H22	1:CA:1331:G:C2'	2.10	0.50
19:CS:10:PHE:HZ	19:CS:70:LYS:CE	2.23	0.50
28:B2:35:LEU:HD13	28:B2:36:ARG:HG3	1.92	0.50
25:AZ:22:HIS:CE1	25:AZ:113:MET:HB2	2.46	0.50
25:AZ:145:GLU:O	25:AZ:149:LEU:CB	2.60	0.50
49:DQ:21:THR:O	49:DQ:22:LYS:HB3	2.11	0.50
47:BO:4:PRO:O	47:BO:5:GLN:HB2	2.09	0.50
42:DG:34:LEU:HA	42:DG:161:THR:CG2	2.38	0.50
52:BT:102:ILE:HB	52:BT:110:ILE:CD1	2.41	0.50
49:BQ:141:GLN:H	58:BZ:53:ILE:HD12	1.76	0.50
49:BQ:141:GLN:HG2	58:BZ:72:ARG:NE	2.27	0.50
35:B9:31:LYS:HE2	36:BA:2478:A:OP1	2.10	0.50
36:BA:2538:C:O2'	36:BA:2539:C:H5'	2.11	0.50
10:CJ:55:LYS:CE	10:CJ:55:LYS:N	2.74	0.50
53:BU:108:GLU:O	53:BU:112:ARG:HG2	2.11	0.50
10:AJ:40:LEU:N	10:AJ:40:LEU:CD2	2.70	0.50
36:BA:2311:A:O2'	36:BA:2312:U:O4'	2.30	0.50
13:CM:91:ARG:NH1	13:CM:96:LEU:HD13	2.27	0.50
1:AA:1504:G:OP1	1:AA:1507:A:H4'	2.11	0.50
22:AW:37:A:H3'	22:AW:38:A:H8	1.76	0.50
55:DW:20:VAL:HG23	55:DW:21:VAL:N	2.27	0.50
10:CJ:74:ILE:O	10:CJ:74:ILE:HG13	2.11	0.50
1:AA:266:G:H5'	1:AA:268:C:H41	1.76	0.50
40:DE:35:GLN:CG	40:DE:36:ARG:N	2.73	0.50
13:CM:49:THR:HB	13:CM:52:GLU:CG	2.41	0.50
18:AR:66:LEU:O	18:AR:67:ALA:C	2.49	0.50
51:DS:98:VAL:HG12	51:DS:100:ALA:CB	2.35	0.50
48:DP:97:PRO:HA	48:DP:100:LEU:HB3	1.92	0.50
30:B4:31:ILE:CG2	30:B4:33:VAL:HG23	2.42	0.50
50:BR:45:ARG:HG3	50:BR:46:GLY:N	2.20	0.50
43:BH:94:TYR:CD1	43:BH:107:VAL:CA	2.95	0.50
49:DQ:52:VAL:C	49:DQ:54:MET:N	2.65	0.50
30:D4:19:GLY:O	30:D4:20:ASN:C	2.50	0.50
36:DA:2673:G:C8	36:DA:2673:G:H5'	2.47	0.50
4:AD:67:ILE:HG22	4:AD:68:TYR:CE1	2.46	0.50
36:DA:363(F):A:HO2'	36:DA:364:C:H5	1.58	0.50

Continued on next page...

Continued from previous page...

Atom-1	Atom-2	Distance(Å)	Clash(Å)
40:DE:202:LYS:HD2	40:DE:202:LYS:N	2.27	0.50
51:BS:99:LYS:HB3	51:BS:99:LYS:HZ2	1.75	0.50
1:CA:827:U:O2'	1:CA:859:A:N1	2.38	0.50
37:BB:68:C:H2'	37:BB:69:G:H8	1.75	0.50
36:BA:2892:A:H62	36:BA:2893:G:H21	1.59	0.50
36:DA:2111:C:H1'	36:DA:2118:U:O4'	2.11	0.50
28:D2:66:GLU:HA	28:D2:69:ARG:CZ	2.42	0.50
20:AT:26:ASN:ND2	20:AT:26:ASN:N	2.55	0.50
36:DA:848:G:H8	36:DA:848:G:H5'	1.76	0.50
49:BQ:66:ILE:HA	49:BQ:104:PHE:HB3	1.92	0.50
36:BA:278:A:N6	36:BA:362:U:H3	2.07	0.50
46:DN:55:VAL:HG22	46:DN:126:PRO:HA	1.94	0.50
36:BA:933:A:H2'	36:BA:934:G:O4'	2.11	0.50
49:BQ:75:THR:HG21	49:BQ:87:LYS:HZ2	1.76	0.50
36:DA:2591:C:H2'	36:DA:2592:G:H8	1.75	0.50
1:AA:339:C:H2'	1:AA:340:U:C6	2.47	0.50
1:CA:390:C:O3'	16:CP:28:ARG:NH2	2.45	0.50
2:AB:209:ARG:HH11	2:AB:239:VAL:HG11	1.77	0.50
51:BS:29:PHE:CD1	51:BS:29:PHE:C	2.81	0.50
56:BX:57:LEU:HD22	56:BX:57:LEU:O	2.11	0.50
58:DZ:62:PRO:C	58:DZ:64:GLY:N	2.65	0.50
58:DZ:75:ASN:O	58:DZ:84:GLU:HB3	2.12	0.50
1:CA:1112:C:O2	3:CC:177:THR:HG23	2.11	0.50
22:CV:48:C:OP2	22:CV:48:C:H6	1.95	0.50
20:CT:39:LYS:O	20:CT:43:LEU:HG	2.11	0.50
36:BA:1469:A:O2'	36:BA:1470:G:H5'	2.11	0.50
1:CA:1068:G:N7	1:CA:1094:G:H2'	2.26	0.50
17:AQ:45:HIS:CD2	17:AQ:47:PRO:HD3	2.47	0.50
1:AA:650:G:O2'	1:AA:651:C:H5'	2.12	0.50
5:CE:88:LYS:HB3	5:CE:123:LEU:O	2.11	0.50
12:AL:36:VAL:HG12	12:AL:82:VAL:HG22	1.93	0.50
25:AZ:84:GLY:O	25:AZ:85:HIS:HB3	2.11	0.50
36:BA:1925:C:O2'	36:BA:1926:U:H5'	2.10	0.50
36:DA:455:C:N3	36:DA:473:G:H5'	2.26	0.50
49:BQ:118:LEU:HD12	49:BQ:131:ILE:HG23	1.93	0.50
36:DA:363(A):A:C2	36:DA:363(B):G:C8	2.99	0.50
27:D1:23:LYS:HE2	27:D1:28:GLY:HA3	1.93	0.50
54:DV:32:THR:HG23	54:DV:59:ALA:O	2.11	0.50
36:BA:220:G:H2'	36:BA:427:U:O4	2.12	0.50
4:CD:100:ARG:NH2	4:CD:118:ARG:HH22	2.01	0.50
32:B6:30:THR:O	32:B6:32:ASN:N	2.44	0.50
36:DA:660:G:H2'	36:DA:661:C:C6	2.46	0.50

Continued on next page...

Continued from previous page...

Atom-1	Atom-2	Distance(Å)	Clash(Å)
48:DP:16:ARG:C	48:DP:16:ARG:HH11	2.15	0.50
1:CA:347:G:O2'	1:CA:348:G:O4'	2.30	0.50
32:B6:45:LYS:O	32:B6:46:HIS:ND1	2.44	0.50
1:CA:977:A:H2'	1:CA:978:A:H5''	1.93	0.50
28:B2:6:VAL:C	28:B2:7:ARG:HD2	2.32	0.50
57:BY:95:LYS:HG3	57:BY:100:ALA:CA	2.25	0.50
34:B8:18:ALA:HB2	36:BA:628:G:H5''	1.92	0.50
22:CW:39:U:O2	22:CW:39:U:H3'	2.12	0.50
2:CB:111:ARG:HG2	2:CB:111:ARG:HH11	1.76	0.50
53:BU:12:ARG:O	53:BU:16:LYS:HG3	2.12	0.50
31:B5:54:GLY:N	31:B5:56:LYS:HZ2	2.05	0.50
26:B0:27:GLU:N	26:B0:27:GLU:CD	2.64	0.50
36:DA:832:G:H5'	48:DP:45:LEU:HD21	1.93	0.50
3:CC:134:ILE:HG22	3:CC:168:ALA:CB	2.41	0.50
36:BA:1142(A):A:C8	36:BA:1142(A):A:H5'	2.45	0.50
22:AW:39:U:C5'	22:AW:39:U:O2	2.58	0.50
58:DZ:120:ILE:HG22	58:DZ:171:ILE:HA	1.93	0.50
49:DQ:141:GLN:HE21	49:DQ:141:GLN:CA	2.14	0.50
58:DZ:99:TYR:CE1	58:DZ:125:LEU:HB2	2.46	0.50
41:BF:110:LEU:HD21	41:BF:181:LEU:O	2.11	0.50
7:CG:27:ILE:HD11	7:CG:43:PHE:CG	2.47	0.50
42:BG:43:LEU:CD1	42:BG:153:ARG:HH11	2.24	0.50
1:CA:409:G:OP1	4:CD:25:ARG:N	2.32	0.50
48:BP:83:VAL:HG12	48:BP:114:ILE:HA	1.92	0.50
5:CE:33:VAL:HG21	5:CE:109:ILE:HG13	1.92	0.50
12:CL:90:VAL:HG11	12:CL:93:LEU:HG	1.94	0.50
36:DA:548:A:H2'	36:DA:549:G:C5'	2.39	0.50
36:BA:464:U:H2'	36:BA:465:G:O4'	2.12	0.50
1:AA:1348:U:O2'	1:AA:1349:A:O5'	2.29	0.50
4:AD:98:GLU:CB	4:AD:189:PRO:HG3	2.41	0.50
24:AY:75:C:H6	25:AZ:231:ILE:HA	1.77	0.50
36:DA:2408:U:C6	36:DA:2408:U:O5'	2.64	0.50
22:AW:59:U:H2'	22:AW:60:U:H5'	1.94	0.50
36:BA:2134:A:H62	36:BA:2157:G:H1'	1.77	0.50
24:AY:61:C:C2'	24:AY:62:U:H5''	2.41	0.50
38:DC:175:VAL:O	38:DC:188:ASN:ND2	2.44	0.50
4:AD:24:GLU:H	4:AD:112:VAL:CG2	2.25	0.50
1:AA:407:G:O2'	4:AD:116:GLN:HG3	2.12	0.50
1:AA:1318:A:H1'	19:AS:37:ARG:HH21	1.76	0.50
35:B9:7:VAL:CG1	35:B9:25:VAL:HG21	2.42	0.50
53:DU:68:ALA:O	53:DU:71:GLN:HG2	2.11	0.50
26:B0:38:VAL:CG2	26:B0:59:LEU:HD12	2.42	0.50

Continued on next page...

Continued from previous page...

Atom-1	Atom-2	Distance(Å)	Clash(Å)
58:DZ:108:PRO:HG2	58:DZ:111:VAL:HG23	1.93	0.50
31:D5:30:LEU:HA	31:D5:42:PRO:HD3	1.94	0.50
36:BA:2562:U:O2'	47:BO:23:ARG:HD3	2.11	0.50
36:BA:257:A:H2'	36:BA:258:G:H5'	1.93	0.50
4:CD:165:MET:HE3	4:CD:176:LEU:CD2	2.42	0.50
8:AH:2:LEU:HD23	8:AH:2:LEU:C	2.32	0.50
22:CW:56:C:H1'	38:DC:128:GLY:O	2.12	0.50
1:CA:412:A:H5'	1:CA:413:G:OP2	2.12	0.50
36:BA:1039:G:N1	36:BA:1116:C:N4	2.60	0.50
36:BA:2024:G:O2'	36:BA:2025:C:H5'	2.11	0.50
8:AH:97:VAL:HG21	8:AH:128:GLY:HA2	1.93	0.50
10:AJ:90:LEU:N	10:AJ:91:PRO:CD	2.75	0.50
26:B0:36:ILE:HG13	26:B0:36:ILE:O	2.10	0.50
8:AH:11:THR:HA	8:AH:14:ARG:HH12	1.74	0.50
45:BK:62:UNK:O	45:BK:63:UNK:C	2.59	0.50
36:DA:669:G:N3	36:DA:669:G:H2'	2.26	0.50
1:CA:319:G:O2'	1:CA:320:C:H5'	2.11	0.50
50:DR:51:LEU:HD12	50:DR:51:LEU:N	2.26	0.50
36:BA:1359:A:H2'	36:BA:1360:A:H5'	1.92	0.50
36:BA:2139:C:O2'	36:BA:2140:C:H5'	2.11	0.50
8:CH:46:LYS:HG3	8:CH:64:LYS:HB2	1.92	0.50
40:BE:186:GLY:O	40:BE:187:ALA:HB3	2.11	0.50
19:CS:17:GLU:HG2	19:CS:17:GLU:O	2.11	0.50
43:DH:147:ASN:O	43:DH:151:ILE:HG12	2.11	0.50
36:BA:700:G:H2'	36:BA:701:G:H8	1.76	0.50
36:DA:2220:G:O2'	36:DA:2221:G:H5'	2.11	0.50
36:BA:2181:G:O2'	36:BA:2182:G:H5'	2.12	0.50
36:BA:2283:C:C2'	36:BA:2284:C:H5'	2.41	0.50
48:DP:47:ASP:HB3	48:DP:48:PRO:HA	1.94	0.50
32:B6:15:GLU:HG2	32:B6:18:ARG:CZ	2.40	0.50
36:DA:1858:G:C2'	36:DA:1883:G:H22	2.25	0.50
26:D0:23:VAL:CA	26:D0:38:VAL:HG13	2.42	0.50
2:CB:105:PHE:O	2:CB:108:ILE:N	2.44	0.50
2:AB:165:VAL:CG2	2:AB:166:ASP:H	2.01	0.50
57:DY:42:VAL:CG2	57:DY:67:LEU:HD12	2.41	0.50
1:CA:1095:U:P	1:CA:1108:G:H1	2.35	0.50
1:AA:1302:U:C5	13:AM:17:VAL:HG21	2.47	0.50
13:AM:54:VAL:HG12	13:AM:58:GLU:HG2	1.93	0.50
43:DH:130:ARG:O	43:DH:131:VAL:HG23	2.12	0.50
13:CM:25:ILE:HD11	13:CM:60:VAL:CG1	2.41	0.50
13:CM:6:GLY:C	13:CM:8:GLU:N	2.62	0.50
9:AI:33:PHE:CE2	9:AI:47:LEU:HD11	2.46	0.50

Continued on next page...

Continued from previous page...

Atom-1	Atom-2	Distance(Å)	Clash(Å)
54:DV:35:LEU:HD22	54:DV:35:LEU:N	2.26	0.50
35:D9:11:CYS:HG	35:D9:12:ASP:H	1.49	0.50
48:DP:41:ARG:HH12	48:DP:45:LEU:CD2	2.20	0.50
36:DA:2290:G:H5'	36:DA:2346:A:OP2	2.11	0.50
1:CA:542:G:H5'	4:CD:41:GLY:HA3	1.92	0.50
4:CD:10:ARG:HH11	4:CD:10:ARG:HG2	1.77	0.50
4:CD:14:ARG:H	4:CD:39:PRO:HA	1.75	0.50
58:DZ:97:GLU:HG3	58:DZ:127:LYS:CB	2.41	0.50
40:DE:61:ARG:HG2	40:DE:62:PRO:CD	2.39	0.50
12:AL:121:GLY:O	12:AL:122:THR:O	2.30	0.50
31:D5:26:THR:O	31:D5:26:THR:HG23	2.10	0.50
48:BP:124:LYS:HE2	48:BP:143:GLY:HA2	1.93	0.50
36:DA:1019:U:O2'	36:DA:1021:A:C2	2.64	0.50
36:DA:1748:G:C8	36:DA:1748:G:H5'	2.45	0.50
18:AR:58:LEU:CD1	18:AR:66:LEU:HD22	2.41	0.50
48:DP:126:VAL:HA	48:DP:145:PRO:CG	2.42	0.50
36:BA:1532:C:O2'	36:BA:1533:G:H5'	2.12	0.50
4:CD:145:GLU:OE1	4:CD:145:GLU:O	2.29	0.50
55:DW:6:ILE:HG12	55:DW:104:THR:HG22	1.93	0.50
41:DF:184:TYR:HE1	48:DP:7:ARG:NH2	2.09	0.50
4:AD:119:GLN:HG3	4:AD:123:HIS:NE2	2.26	0.50
46:DN:120:LEU:CD1	46:DN:122:VAL:HG23	2.41	0.50
40:BE:29:GLY:HA3	40:BE:51:PHE:CE1	2.43	0.50
35:B9:12:ASP:O	35:B9:14:CYS:N	2.44	0.50
25:CZ:340:PRO:HG2	25:CZ:342:PHE:CE1	2.46	0.50
1:CA:947:G:H2'	1:CA:948:C:C6	2.46	0.50
54:BV:61:VAL:O	54:BV:62:LEU:O	2.30	0.50
1:CA:597:G:C8	1:CA:598:U:C5	3.00	0.50
1:CA:1218:C:P	14:CN:9:LYS:HE2	2.52	0.50
55:DW:82:LEU:HD12	55:DW:82:LEU:H	1.76	0.50
48:BP:80:TYR:CD1	48:BP:111:ARG:HB2	2.47	0.50
39:DD:110:GLY:O	39:DD:112:GLN:HG2	2.11	0.50
29:D3:23:LEU:HD23	29:D3:50:VAL:HG11	1.93	0.50
15:AO:21:ASP:C	15:AO:21:ASP:OD1	2.48	0.50
7:CG:58:PRO:HG2	7:CG:59:LEU:H	1.77	0.50
55:BW:37:ARG:HG3	55:BW:37:ARG:NH1	2.26	0.50
13:AM:116:THR:O	13:AM:117:VAL:HB	2.12	0.50
42:DG:76:SER:HB2	42:DG:84:LYS:CA	2.41	0.50
36:BA:1174:A:OP2	36:BA:1175:U:H5''	2.11	0.50
36:DA:1841:U:H2'	36:DA:1842:G:C8	2.46	0.50
36:BA:1917:U:H2'	36:BA:1918:A:H5'	1.93	0.50
55:BW:9:TYR:H	55:BW:9:TYR:HD1	1.59	0.50

Continued on next page...

Continued from previous page...

Atom-1	Atom-2	Distance(Å)	Clash(Å)
36:DA:521:G:H2'	36:DA:522:G:C8	2.47	0.50
9:CI:83:ARG:O	9:CI:86:VAL:HG12	2.11	0.50
36:BA:2485:G:C2'	36:BA:2486:G:H5'	2.41	0.50
55:BW:12:ILE:HD12	55:BW:42:ARG:NH1	2.27	0.50
36:BA:2766:G:N3	36:BA:2766:G:H2'	2.26	0.50
36:DA:1272:A:C2	36:DA:1618:A:C2	3.00	0.50
1:AA:879:C:O2'	1:AA:880:C:H5'	2.11	0.50
22:CW:14:A:H2'	22:CW:15:G:H5'	1.94	0.50
36:BA:1445(A):C:O5'	36:BA:1445(A):C:H6	1.95	0.50
38:BC:152:ILE:HG22	38:BC:152:ILE:O	2.11	0.50
36:DA:2283:C:H2'	36:DA:2284:C:O4'	2.12	0.50
36:DA:811:U:O2'	36:DA:812:C:C5'	2.60	0.50
48:DP:23:PRO:CG	48:DP:33:ARG:HG3	2.41	0.50
25:AZ:22:HIS:HE1	25:AZ:113:MET:HB2	1.77	0.50
42:DG:47:LYS:HE3	42:DG:81:LYS:HB3	1.93	0.50
42:DG:60:LEU:HD22	42:DG:63:ILE:CD1	2.39	0.50
57:BY:43:ASN:CB	57:BY:64:GLU:HA	2.40	0.50
52:BT:28:VAL:HG21	52:BT:47:GLY:H	1.68	0.50
52:BT:50:ILE:HG23	52:BT:99:LEU:O	2.11	0.50
28:D2:36:ARG:HA	28:D2:39:ALA:CB	2.42	0.50
49:BQ:21:THR:O	49:BQ:23:GLY:N	2.43	0.50
58:BZ:122:ARG:HG2	58:BZ:122:ARG:NH1	2.27	0.50
58:BZ:14:LYS:O	58:BZ:18:LEU:HD22	2.11	0.50
10:CJ:49:VAL:HG22	10:CJ:50:ILE:N	2.27	0.50
1:AA:1324:A:H2'	1:AA:1325:C:O4'	2.11	0.50
43:DH:83:TYR:HB2	43:DH:134:SER:CB	2.38	0.50
13:CM:67:GLU:O	13:CM:69:GLU:N	2.43	0.50
30:D4:25:TYR:O	30:D4:26:SER:HB3	2.11	0.50
53:DU:52:ARG:O	53:DU:55:ARG:N	2.44	0.50
35:D9:9:ARG:NH1	35:D9:9:ARG:CB	2.75	0.50
4:CD:14:ARG:HD2	4:CD:59:ARG:NH1	2.26	0.50
36:DA:90:U:O2	36:DA:90:U:C2'	2.60	0.50
30:D4:9:LEU:C	30:D4:10:VAL:HG12	2.32	0.50
9:CI:117:HIS:HB2	9:CI:121:ARG:HD2	1.94	0.50
48:BP:18:ARG:O	48:BP:19:VAL:C	2.49	0.50
50:DR:116:LEU:O	50:DR:117:VAL:CB	2.58	0.50
36:BA:636:G:H2'	48:BP:115:LEU:HD12	1.94	0.50
1:CA:267:C:OP2	17:CQ:67:LYS:HD2	2.12	0.50
5:CE:148:VAL:CG2	8:CH:107:LEU:HD13	2.34	0.50
34:B8:33:ASN:CG	34:B8:34:TRP:H	2.13	0.50
48:DP:115:LEU:HG	48:DP:116:GLY:H	1.77	0.50
5:CE:10:MET:HE2	5:CE:13:ILE:HD11	1.94	0.50

Continued on next page...

Continued from previous page...

Atom-1	Atom-2	Distance(Å)	Clash(Å)
42:BG:157:ILE:HG22	42:BG:158:ALA:N	2.26	0.50
3:CC:125:GLU:HG2	3:CC:190:ARG:O	2.11	0.50
42:BG:117:PHE:HD1	42:BG:118:ARG:N	2.10	0.50
41:DF:32:LEU:C	41:DF:32:LEU:HD23	2.32	0.50
36:DA:2011:U:C2'	36:DA:2012:G:H5'	2.41	0.50
50:BR:71:GLN:O	50:BR:72:ASP:C	2.50	0.50
40:BE:52:LEU:HB3	40:BE:75:VAL:HB	1.93	0.50
47:BO:32:TYR:N	47:BO:32:TYR:CD1	2.79	0.50
1:CA:1464:G:H2'	1:CA:1465:C:C6	2.47	0.50
40:BE:87:GLU:C	40:BE:89:ASP:N	2.64	0.50
26:B0:49:LYS:H	26:B0:80:HIS:CB	2.24	0.50
22:AW:33:U:O2	22:AW:35:A:H3'	2.12	0.50
2:AB:145:LEU:O	2:AB:149:LEU:HB2	2.11	0.50
8:AH:44:PHE:HE2	8:AH:109:ILE:HD13	1.77	0.50
7:CG:20:ASP:HB3	7:CG:23:VAL:CG2	2.40	0.50
36:BA:455:C:N3	36:BA:472:A:H2'	2.27	0.50
53:BU:29:SER:C	53:BU:30:LYS:HD3	2.31	0.50
36:DA:536:A:H2'	36:DA:537:C:C6	2.47	0.50
32:B6:22:ALA:HB1	32:B6:39:TYR:CE2	2.47	0.50
36:DA:223:A:C5	36:DA:422:A:C8	3.00	0.50
51:DS:29:PHE:HD1	51:DS:29:PHE:C	2.13	0.50
25:AZ:381:GLU:O	25:AZ:382:GLU:O	2.30	0.50
40:DE:69:LYS:CE	40:DE:89:ASP:HA	2.42	0.50
4:CD:91:SER:O	4:CD:94:LEU:N	2.45	0.50
25:AZ:130:TYR:CE2	25:AZ:211:PRO:HG2	2.46	0.50
47:DO:34:THR:OG1	47:DO:35:VAL:N	2.45	0.50
36:DA:286:C:H2'	36:DA:287:C:C6	2.46	0.50
47:BO:105:GLU:OE1	47:BO:105:GLU:N	2.44	0.50
9:CI:39:GLY:O	9:CI:41:VAL:N	2.44	0.50
36:BA:2624:G:C2'	36:BA:2625:G:H5'	2.42	0.50
1:AA:157:G:H2'	1:AA:158:G:C8	2.47	0.50
24:CY:37:MIA:H121	24:CY:38:A:C2	2.47	0.50
30:D4:43:TYR:CG	30:D4:44:THR:N	2.80	0.50
16:CP:53:VAL:HG23	16:CP:54:GLU:H	1.77	0.50
36:BA:825:C:O2'	48:BP:55:ARG:HD3	2.11	0.50
36:BA:376:C:H2'	36:BA:377:C:C6	2.46	0.50
36:BA:2303:G:H4'	42:BG:124:SER:O	2.12	0.50
1:AA:1490:C:O2'	1:AA:1491:G:H5'	2.12	0.50
36:DA:21:A:O2'	36:DA:22:C:H5'	2.12	0.50
1:AA:1131:G:C6	1:AA:1132:C:N4	2.80	0.50
25:CZ:86:ALA:C	25:CZ:88:TYR:H	2.13	0.50
2:AB:229:VAL:HG12	2:AB:230:VAL:N	2.27	0.50

Continued on next page...

Continued from previous page...

Atom-1	Atom-2	Distance(Å)	Clash(Å)
36:DA:2620:C:OP1	40:DE:152:LYS:HG3	2.11	0.50
14:AN:50:LYS:HB3	14:AN:52:GLN:HE21	1.77	0.50
1:CA:189(E):U:OP2	1:CA:189(E):U:H6	1.94	0.50
5:CE:39:GLY:O	5:CE:69:VAL:HG22	2.11	0.50
25:CZ:234:ARG:NH2	25:CZ:289:LEU:HD22	2.26	0.50
25:CZ:69:GLU:HG3	25:CZ:70:TYR:N	2.25	0.50
34:D8:33:ASN:ND2	36:DA:2419:U:OP1	2.45	0.50
34:D8:61:LEU:C	34:D8:63:PRO:HD2	2.31	0.50
1:CA:346:G:C5'	52:DT:43:GLN:HE22	2.25	0.50
52:DT:74:ARG:C	52:DT:75:ILE:HD12	2.32	0.50
28:B2:3:LEU:O	28:B2:7:ARG:NE	2.45	0.50
28:B2:41:ILE:HD11	28:B2:44:LEU:CD1	2.42	0.50
10:CJ:6:ILE:CG1	10:CJ:72:VAL:HB	2.40	0.50
39:BD:32:SER:O	39:BD:36:PRO:CG	2.60	0.50
22:AW:56:C:O2'	38:BC:129:ARG:HA	2.12	0.50
38:BC:116:THR:O	38:BC:118:ASP:N	2.38	0.50
1:CA:1188:A:C2'	1:CA:1189:C:H5'	2.41	0.50
39:DD:70:TRP:CH2	39:DD:150:LYS:CA	2.83	0.50
26:D0:51:VAL:CG2	26:D0:80:HIS:HA	2.41	0.50
52:BT:48:ILE:CD1	52:BT:64:ARG:HB3	2.42	0.50
36:DA:309:G:O3'	57:DY:18:GLY:HA2	2.12	0.50
57:DY:96:ILE:CG1	57:DY:99:CYS:HB2	2.36	0.50
36:DA:2099:U:H2'	36:DA:2100:G:H8	1.70	0.50
36:DA:2463:C:O2'	36:DA:2464:C:H5'	2.12	0.50
28:D2:10:LEU:O	28:D2:14:ARG:HG3	2.11	0.50
43:BH:85:LYS:HZ1	43:BH:87:LEU:CB	2.25	0.50
36:DA:89:G:H3'	36:DA:90:U:H5'	1.92	0.50
58:DZ:53:ILE:HG22	58:DZ:71:VAL:HB	1.93	0.50
48:BP:16:ARG:HD3	48:BP:18:ARG:H	1.76	0.50
37:DB:61:G:N2	37:DB:62:C:H1'	2.27	0.50
36:BA:25:U:H5''	55:BW:79:GLY:HA2	1.94	0.50
36:DA:1049:C:N4	36:DA:1050:A:H62	2.10	0.50
36:DA:272(I):U:O2'	36:DA:272(J):C:H5'	2.10	0.50
4:AD:200:GLU:O	4:AD:204:ILE:HG13	2.11	0.50
42:BG:174:GLU:O	42:BG:176:LEU:N	2.44	0.50
50:BR:28:LEU:HD23	50:BR:29:LEU:CD1	2.42	0.50
36:BA:1453:U:OP1	50:BR:63:ARG:NH2	2.45	0.50
50:DR:2:ARG:HG2	50:DR:5:LYS:NZ	2.27	0.50
25:AZ:279:GLU:HG2	25:AZ:279:GLU:O	2.11	0.50
22:AW:68:C:H6	22:AW:68:C:O5'	1.95	0.50
2:CB:60:ASP:O	2:CB:63:MET:HB3	2.11	0.50
25:AZ:273:HIS:C	25:AZ:274:ARG:CG	2.79	0.50

Continued on next page...

Continued from previous page...

Atom-1	Atom-2	Distance(Å)	Clash(Å)
58:BZ:110:GLY:HA2	58:BZ:113:ALA:CB	2.42	0.50
58:DZ:10:ARG:NH2	58:DZ:26:GLY:O	2.44	0.50
36:DA:2469:A:O2'	49:DQ:56:ARG:HD2	2.12	0.50
1:CA:383:A:H2'	1:CA:384:G:H5'	1.94	0.50
30:D4:31:ILE:HG22	30:D4:33:VAL:HG23	1.92	0.50
1:AA:1050:G:O2'	1:AA:1051:C:C6	2.65	0.50
41:BF:32:LEU:O	41:BF:32:LEU:HD23	2.10	0.50
58:DZ:41:LEU:O	58:DZ:43:GLU:N	2.45	0.50
40:BE:89:ASP:CG	40:BE:90:THR:H	2.14	0.50
38:BC:96:GLY:H	38:BC:99:ILE:HG13	1.76	0.50
36:DA:1602:U:H3'	36:DA:1603:A:C5'	2.41	0.50
36:DA:2199:A:H3'	36:DA:2200:C:C6	2.46	0.50
50:DR:103:ARG:HG3	55:DW:40:ASN:OD1	2.12	0.50
27:B1:6:GLU:OE1	27:B1:60:PHE:CD1	2.65	0.50
38:DC:72:VAL:HG23	38:DC:111:ASP:HB3	1.93	0.50
6:CF:9:VAL:HG12	6:CF:86:ARG:HG3	1.93	0.50
36:BA:551:G:O2'	36:BA:1220:A:N3	2.42	0.50
1:CA:631:G:H5''	1:CA:632:A:OP1	2.11	0.50
36:DA:2851:A:H2'	36:DA:2852:G:H8	1.76	0.50
4:CD:126:ILE:CG2	4:CD:127:THR:N	2.75	0.50
16:CP:67:THR:HB	16:CP:70:ALA:CB	2.42	0.50
16:CP:67:THR:N	16:CP:70:ALA:HB3	2.27	0.50
36:BA:1399:C:H2'	36:BA:1400:G:H8	1.76	0.50
36:BA:413:C:H4'	36:BA:1880:C:O2'	2.11	0.50
36:BA:202:U:H2'	36:BA:203:C:C6	2.47	0.50
1:CA:404:U:H2'	1:CA:405:U:C6	2.47	0.50
36:BA:2552:U:H6	36:BA:2552:U:O5'	1.95	0.50
15:AO:25:THR:O	15:AO:29:VAL:HG23	2.11	0.50
36:BA:1790:C:H4'	39:BD:209:ALA:CB	2.41	0.50
1:AA:184:G:H4'	1:AA:224:C:H4'	1.94	0.50
11:AK:66:LEU:CD2	11:AK:97:ALA:HB1	2.42	0.50
40:DE:107:THR:O	40:DE:190:GLY:HA2	2.12	0.50
36:DA:841:A:H2'	36:DA:842:G:C8	2.47	0.50
36:BA:322:A:H5'	36:BA:340:A:H1'	1.94	0.50
36:DA:1381:G:H2'	36:DA:1382:G:H5'	1.93	0.50
36:BA:2303:G:H5''	42:BG:126:ASP:OD2	2.12	0.50
1:CA:991:U:O2	1:CA:991:U:H2'	2.11	0.50
41:BF:89:VAL:HG12	41:BF:90:PHE:CD2	2.46	0.50
3:AC:186:PHE:HD1	3:AC:199:LYS:HG2	1.75	0.50
36:BA:1013:C:H2'	36:BA:1014:U:C6	2.47	0.50
56:DX:63:LYS:HA	56:DX:72:LYS:HA	1.92	0.50
36:BA:2081:C:H2'	36:BA:2082:A:H8	1.77	0.50

Continued on next page...

Continued from previous page...

Atom-1	Atom-2	Distance(Å)	Clash(Å)
36:DA:36:G:H4'	36:DA:451:C:C2	2.47	0.50
4:CD:171:GLY:O	4:CD:173:TRP:N	2.36	0.50
2:CB:43:ASP:OD2	2:CB:46:LYS:HB2	2.12	0.50
22:CW:75:C:OP1	27:D1:30:VAL:HG21	2.12	0.50
36:BA:143:G:H1'	56:BX:37:THR:CG2	2.42	0.50
1:AA:1196:U:C4	23:AX:27:A:OP1	2.65	0.50
25:AZ:136:ASN:O	25:AZ:137:LYS:HB2	2.11	0.50
25:AZ:191:GLY:HA2	25:AZ:197:ASP:OD1	2.11	0.50
36:BA:1858:G:H2'	36:BA:1883:G:N2	2.27	0.50
52:BT:41:ARG:HG2	52:BT:41:ARG:HH11	1.77	0.50
47:BO:71:ARG:HH12	52:BT:74:ARG:NH2	2.10	0.50
1:CA:1409:C:H2'	1:CA:1410:G:H8	1.77	0.50
9:AI:55:ALA:HA	9:AI:58:HIS:CE1	2.29	0.50
36:BA:1024:G:OP2	36:BA:1025:G:H3'	2.12	0.50
36:BA:1722:A:O2'	36:BA:1739:U:H5'	2.12	0.50
49:DQ:140:ALA:O	49:DQ:141:GLN:CB	2.60	0.50
1:AA:949:A:H1'	1:AA:1364:U:C5	2.47	0.50
51:BS:59:LYS:CG	51:BS:60:GLY:H	2.10	0.50
51:BS:85:VAL:C	51:BS:106:ARG:HG2	2.32	0.50
42:BG:43:LEU:O	42:BG:45:GLU:N	2.43	0.50
36:BA:1854:A:N6	36:BA:1888:G:H8	1.96	0.50
36:BA:2036:C:H6	36:BA:2036:C:C5'	2.17	0.50
39:DD:26:LYS:O	39:DD:27:THR:CB	2.59	0.50
47:DO:23:ARG:HG3	47:DO:24:VAL:N	2.26	0.50
42:BG:111:LEU:HD22	42:BG:117:PHE:HE2	1.77	0.50
42:BG:106:LEU:HD13	42:BG:141:PHE:HE1	1.76	0.50
42:BG:105:LYS:HD2	42:BG:142:PRO:CG	2.42	0.50
36:DA:2408:U:C6	36:DA:2408:U:C3'	2.94	0.50
57:DY:4:LYS:HD2	57:DY:32:PRO:HG3	1.94	0.50
57:DY:2:ARG:CD	57:DY:3:VAL:HG23	2.36	0.50
18:CR:40:LEU:HB3	18:CR:79:LEU:HD11	1.94	0.50
36:BA:1047:G:C2'	36:BA:1110:G:H21	2.20	0.50
1:AA:438:G:H4'	4:AD:123:HIS:ND1	2.27	0.50
37:BB:87:G:N2	37:BB:89:G:H5''	2.27	0.50
36:BA:2386:C:H2'	36:BA:2387:U:H6	1.74	0.50
38:BC:43:VAL:CG1	38:BC:44:HIS:N	2.75	0.50
36:DA:333:G:N3	36:DA:333:G:H2'	2.26	0.50
52:BT:8:LYS:C	52:BT:10:VAL:N	2.66	0.50
36:DA:1786:A:H1'	36:DA:1938:A:N6	2.27	0.50
29:B3:18:ASP:O	29:B3:21:ALA:HB3	2.12	0.50
36:DA:896:A:C2	58:DZ:114:GLY:HA3	2.47	0.50
36:DA:2883:A:C5'	36:DA:2884:U:H5'	2.42	0.50

Continued on next page...

Continued from previous page...

Atom-1	Atom-2	Distance(Å)	Clash(Å)
36:DA:145:G:C2'	36:DA:146:G:H5''	2.38	0.50
9:CI:20:ARG:O	9:CI:60:ASP:HB2	2.11	0.50
51:DS:44:LYS:HB3	51:DS:46:VAL:HG23	1.93	0.50
55:DW:29:LEU:HD23	55:DW:33:ARG:HH11	1.76	0.50
48:DP:69:GLY:O	48:DP:70:GLN:O	2.29	0.50
22:CW:57:G:H2'	22:CW:58:A:C4'	2.41	0.50
1:CA:1525:G:OP1	11:CK:120:ARG:NH2	2.44	0.50
36:BA:1614:A:H2'	36:BA:1615:C:H5'	1.94	0.50
55:BW:47:VAL:O	55:BW:51:LEU:HB2	2.12	0.50
16:AP:26:ARG:CD	16:AP:31:LYS:O	2.60	0.50
1:CA:373:A:O2'	1:CA:374:A:H5'	2.12	0.50
36:DA:2359:C:O2'	36:DA:2360:A:H5'	2.12	0.50
25:AZ:258:LEU:O	25:AZ:259:ALA:CB	2.59	0.50
25:AZ:30:ALA:O	25:AZ:32:THR:N	2.45	0.50
18:AR:44:LEU:CD1	18:AR:44:LEU:N	2.74	0.50
36:BA:2010:G:C5	36:BA:2011:U:C5	3.00	0.50
36:DA:2659:G:C2'	36:DA:2660:A:H5''	2.42	0.50
42:DG:76:SER:HB2	42:DG:84:LYS:HA	1.94	0.50
42:DG:83:ARG:HB3	42:DG:84:LYS:HD2	1.94	0.50
42:DG:26:GLN:HG2	42:DG:27:ASN:H	1.75	0.50
50:DR:22:ARG:HG2	50:DR:69:ASP:HB3	1.94	0.50
36:DA:2018:G:O2'	53:DU:34:LYS:HD2	2.11	0.50
1:AA:277:C:H5'	17:AQ:68:ARG:HH12	1.77	0.50
39:BD:261:LYS:HZ2	39:BD:263:ARG:NH2	2.10	0.50
19:AS:24:ALA:O	19:AS:25:LYS:HB2	2.12	0.50
3:AC:59:ARG:HA	3:AC:63:ASN:O	2.12	0.50
29:B3:1:MET:O	29:B3:2:PRO:C	2.50	0.50
36:DA:1404:C:O2'	36:DA:1405:U:H5'	2.11	0.50
4:CD:83:SER:HA	4:CD:89:THR:HG23	1.93	0.50
36:DA:2516:G:O2'	36:DA:2517:C:H5'	2.12	0.50
36:BA:407:G:H2'	36:BA:408:G:H8	1.77	0.50
15:AO:71:GLN:O	15:AO:71:GLN:HG2	2.10	0.50
1:CA:328:C:O2	1:CA:328:C:C2'	2.59	0.50
38:DC:79:LYS:HD3	38:DC:119:VAL:CG1	2.33	0.49
34:D8:33:ASN:ND2	36:DA:2419:U:H5''	2.24	0.49
52:BT:58:ASN:N	52:BT:58:ASN:HD22	2.10	0.49
38:BC:138:PRO:HA	38:BC:144:THR:OG1	2.12	0.49
39:DD:35:LYS:CB	39:DD:36:PRO:CD	2.89	0.49
36:DA:2313:C:H6	36:DA:2313:C:C5'	2.17	0.49
43:DH:43:VAL:CG1	43:DH:46:GLU:OE2	2.60	0.49
43:DH:65:HIS:CE1	43:DH:69:ARG:HH11	2.30	0.49
43:DH:52:VAL:CG2	43:DH:69:ARG:HD2	2.40	0.49

Continued on next page...

Continued from previous page...

Atom-1	Atom-2	Distance(Å)	Clash(Å)
36:DA:2356:C:O2'	36:DA:2357:U:H5'	2.12	0.49
52:BT:48:ILE:HD11	52:BT:64:ARG:HB3	1.93	0.49
36:BA:2685:G:OP2	52:BT:51:ARG:NH1	2.44	0.49
52:BT:64:ARG:HD3	52:BT:102:ILE:HD11	1.93	0.49
57:DY:86:ARG:NH2	57:DY:95:LYS:HD3	2.26	0.49
1:CA:1109:C:OP2	3:CC:176:HIS:ND1	2.45	0.49
3:AC:86:VAL:O	3:AC:89:GLU:HB3	2.11	0.49
13:AM:9:ILE:O	13:AM:10:PRO:C	2.49	0.49
1:CA:1055:A:C8	1:CA:1055:A:O5'	2.62	0.49
53:BU:108:GLU:CG	54:BV:44:LYS:HD3	2.42	0.49
54:BV:47:VAL:C	54:BV:49:THR:N	2.65	0.49
1:AA:1151:A:O2'	1:AA:1152:A:H8	1.95	0.49
13:CM:56:LEU:HD13	13:CM:60:VAL:HG23	1.93	0.49
9:AI:52:ALA:HB3	9:AI:95:LYS:CD	2.42	0.49
48:BP:147:LEU:HG	48:BP:148:LEU:N	2.27	0.49
3:CC:22:TRP:CH2	3:CC:32:LEU:HB2	2.47	0.49
58:DZ:167:PRO:O	58:DZ:169:GLU:N	2.45	0.49
36:BA:1516:C:H2'	36:BA:1517:G:C5'	2.40	0.49
40:DE:77:ILE:C	40:DE:78:LEU:HG	2.32	0.49
5:CE:147:ASP:N	5:CE:147:ASP:OD1	2.37	0.49
34:B8:32:LEU:HD11	36:BA:2391:G:OP1	2.12	0.49
19:CS:31:ILE:HG23	19:CS:49:ILE:CG2	2.42	0.49
9:CI:53:VAL:O	9:CI:54:ASP:CB	2.60	0.49
13:CM:58:GLU:HA	13:CM:58:GLU:OE1	2.12	0.49
36:DA:1069:A:H1'	36:DA:1070:A:OP1	2.12	0.49
6:CF:43:LEU:H	6:CF:43:LEU:CD2	2.21	0.49
54:DV:17:GLY:O	54:DV:18:LEU:HD13	2.12	0.49
46:DN:15:LEU:HD13	46:DN:15:LEU:C	2.32	0.49
36:BA:191:A:H2'	36:BA:192:C:C6	2.47	0.49
41:BF:36:VAL:HG12	41:BF:36:VAL:O	2.10	0.49
36:DA:1396:U:C2'	36:DA:1396:U:O2	2.56	0.49
35:B9:25:VAL:HB	35:B9:34:GLN:CB	2.41	0.49
50:BR:103:ARG:HB3	50:BR:108:GLY:HA2	1.94	0.49
46:BN:56:ASN:HA	46:BN:125:GLY:C	2.31	0.49
46:BN:55:VAL:HG21	46:BN:127:ASP:H	1.76	0.49
36:DA:2113:U:H2'	36:DA:2114:A:C8	2.40	0.49
36:DA:2745:C:C1'	43:DH:143:GLN:HG2	2.42	0.49
7:AG:115:ARG:O	7:AG:118:VAL:HG22	2.10	0.49
7:AG:117:ALA:O	7:AG:119:ARG:N	2.45	0.49
36:DA:2807:G:H1	36:DA:2893:G:H1	1.60	0.49
4:AD:158:ILE:O	4:AD:162:LEU:HB2	2.12	0.49
7:CG:15:ASP:CB	7:CG:20:ASP:H	2.25	0.49

Continued on next page...

Continued from previous page...

Atom-1	Atom-2	Distance(Å)	Clash(Å)
36:BA:729:G:N7	39:BD:208:LYS:HB3	2.26	0.49
28:D2:56:GLN:HA	28:D2:59:ARG:HE	1.77	0.49
42:BG:175:LEU:HD23	42:BG:175:LEU:H	1.76	0.49
22:AV:50:U:O5'	22:AV:50:U:H6	1.95	0.49
36:BA:302:C:H2'	36:BA:303:U:H6	1.76	0.49
14:CN:24:CYS:N	14:CN:33:VAL:HG11	2.26	0.49
36:BA:201:C:O2'	36:BA:202:U:H5'	2.11	0.49
36:BA:569:U:OP1	36:BA:945:A:C8	2.65	0.49
7:CG:18:TYR:HE2	7:CG:58:PRO:HG2	1.77	0.49
50:DR:34:ILE:HB	50:DR:114:VAL:CG2	2.42	0.49
55:DW:13:SER:HB2	55:DW:16:LYS:CD	2.42	0.49
36:BA:176:G:O2'	36:BA:177:G:H5'	2.12	0.49
39:DD:118:VAL:HG22	39:DD:119:ALA:N	2.27	0.49
1:AA:902:G:H2'	1:AA:903:G:H8	1.77	0.49
1:AA:903:G:H2'	1:AA:904:C:C6	2.47	0.49
36:DA:2554:U:H2'	36:DA:2555:U:C6	2.47	0.49
36:DA:1400:G:C6	36:DA:1401:G:C6	2.99	0.49
13:CM:116:THR:O	13:CM:117:VAL:O	2.30	0.49
18:AR:40:LEU:O	18:AR:42:ARG:N	2.45	0.49
36:DA:114:U:OP2	36:DA:114:U:H3'	2.12	0.49
22:AV:14:A:C2'	22:AV:15:G:H5'	2.42	0.49
39:DD:28:GLU:H	39:DD:29:PRO:HD2	1.76	0.49
38:DC:156:ILE:C	38:DC:158:ALA:H	2.15	0.49
36:DA:540:C:H2'	36:DA:541:C:C6	2.47	0.49
36:DA:871:U:H2'	36:DA:871:U:O2	2.10	0.49
36:BA:2881:C:C2	36:BA:2882:A:C8	3.00	0.49
50:DR:72:ASP:HB3	50:DR:75:LEU:HB3	1.93	0.49
49:DQ:41:TRP:CD1	49:DQ:96:VAL:HG12	2.47	0.49
36:BA:1240:U:O2'	36:BA:1241:A:H5'	2.12	0.49
4:CD:98:GLU:C	4:CD:100:ARG:N	2.66	0.49
36:BA:2282:G:OP1	36:BA:2283:C:H1'	2.11	0.49
34:D8:7:HIS:HB3	34:D8:59:LYS:NZ	2.27	0.49
52:DT:19:LEU:HD22	52:DT:85:LYS:HD3	1.94	0.49
58:BZ:178:GLU:HG3	58:BZ:178:GLU:O	2.12	0.49
28:B2:25:VAL:HG21	28:B2:57:ILE:HG23	1.94	0.49
36:BA:142(A):C:O2'	36:BA:143:G:H5'	2.11	0.49
31:D5:57:VAL:HG12	31:D5:58:LEU:HD13	1.92	0.49
2:AB:137:ARG:O	2:AB:141:GLU:HB2	2.12	0.49
1:CA:367:U:C6	1:CA:394:G:N2	2.80	0.49
49:DQ:130:LYS:HZ2	58:DZ:81:ARG:HG3	1.76	0.49
42:DG:34:LEU:CB	42:DG:161:THR:HG22	2.42	0.49
52:DT:59:THR:OG1	52:DT:78:LEU:HD12	2.12	0.49

Continued on next page...

Continued from previous page...

Atom-1	Atom-2	Distance(Å)	Clash(Å)
57:BY:10:GLY:O	57:BY:27:VAL:HG22	2.12	0.49
39:BD:49:ILE:O	39:BD:49:ILE:HG13	2.13	0.49
1:AA:1130:A:C2	1:AA:1146:A:C4	2.99	0.49
1:AA:1280:A:H5''	10:AJ:40:LEU:HD12	1.93	0.49
13:CM:4:ILE:C	13:CM:6:GLY:H	2.15	0.49
28:D2:51:ARG:NH1	28:D2:51:ARG:HB2	2.26	0.49
58:DZ:180:VAL:HG13	58:DZ:181:GLU:N	2.26	0.49
53:DU:95:LEU:O	53:DU:98:LEU:HG	2.13	0.49
48:DP:146:VAL:CG2	48:DP:147:LEU:H	2.03	0.49
36:BA:513:A:N6	36:BA:514:A:N6	2.60	0.49
55:BW:76:VAL:HB	55:BW:103:ILE:HG23	1.92	0.49
55:BW:18:ARG:NH1	55:BW:76:VAL:HG13	2.27	0.49
36:BA:657:U:C4	36:BA:658:C:N4	2.80	0.49
42:BG:5:VAL:HG12	42:BG:7:LEU:H	1.76	0.49
34:B8:15:LYS:CG	48:BP:65:ARG:HH22	2.25	0.49
40:DE:199:ARG:HG2	40:DE:200:GLU:N	2.26	0.49
36:DA:1060:U:O2'	36:DA:1061:U:OP2	2.26	0.49
13:AM:82:MET:CG	13:AM:83:ASP:N	2.66	0.49
30:B4:30:GLU:O	30:B4:31:ILE:HD12	2.12	0.49
36:BA:2128:C:OP2	38:BC:36:LYS:HD2	2.12	0.49
8:CH:87:SER:OG	8:CH:92:ARG:HA	2.12	0.49
36:BA:534:U:O2	53:BU:49:HIS:CD2	2.65	0.49
13:CM:3:ARG:HH21	13:CM:7:VAL:CG2	2.17	0.49
2:AB:86:GLU:C	2:AB:88:ALA:H	2.15	0.49
5:AE:11:ILE:HD12	5:AE:31:LEU:CD1	2.42	0.49
1:AA:438:G:C4'	4:AD:123:HIS:ND1	2.75	0.49
36:DA:2155:G:H3'	36:DA:2156:G:C8	2.44	0.49
35:B9:9:ARG:O	35:B9:11:CYS:N	2.45	0.49
50:BR:103:ARG:O	50:BR:111:LEU:HD11	2.12	0.49
51:BS:88:ASP:O	51:BS:89:ARG:HB3	2.11	0.49
36:BA:1657:C:H2'	36:BA:1658:C:H6	1.76	0.49
10:CJ:32:ALA:HB3	10:CJ:76:ASN:HB2	1.95	0.49
13:CM:14:ARG:HG3	13:CM:44:ARG:CZ	2.42	0.49
25:CZ:356:PRO:HG2	25:CZ:369:THR:O	2.12	0.49
36:BA:1498:C:H2'	36:BA:1499:C:C5'	2.39	0.49
2:AB:104:ASN:O	2:AB:108:ILE:HG13	2.12	0.49
6:CF:1:MET:HA	6:CF:67:MET:O	2.12	0.49
36:BA:1608:A:H1'	36:BA:1610:A:OP2	2.12	0.49
1:AA:1158:C:O2'	1:AA:1159:U:H4'	2.11	0.49
36:DA:2144:U:H2'	36:DA:2146:C:H5	1.76	0.49
28:D2:69:ARG:O	28:D2:70:GLN:CB	2.60	0.49
19:AS:32:LYS:O	19:AS:33:THR:CB	2.60	0.49

Continued on next page...

Continued from previous page...

Atom-1	Atom-2	Distance(Å)	Clash(Å)
15:CO:11:VAL:O	15:CO:14:GLU:N	2.37	0.49
58:BZ:128:VAL:HG21	58:BZ:134:PRO:CD	2.42	0.49
50:BR:87:TYR:HD1	50:BR:90:ARG:HD2	1.77	0.49
11:AK:62:GLN:HG2	11:AK:63:LEU:N	2.27	0.49
36:BA:950:G:H2'	36:BA:951:C:H6	1.76	0.49
36:DA:1471:A:H3'	36:DA:1472:A:H8	1.77	0.49
12:AL:47:LYS:HB3	12:AL:48:PRO:CD	2.41	0.49
36:BA:1567:A:C5'	39:BD:58:HIS:CD2	2.96	0.49
36:DA:1493:C:O2	36:DA:1493:C:H2'	2.12	0.49
36:BA:1651:G:H2'	36:BA:1652:A:O4'	2.12	0.49
40:DE:107:THR:HG23	40:DE:163:GLU:N	2.27	0.49
25:CZ:312:PRO:O	25:CZ:313:HIS:ND1	2.45	0.49
20:CT:41:ILE:C	20:CT:43:LEU:N	2.64	0.49
1:AA:982:U:H4'	1:AA:983:A:O5'	2.12	0.49
36:BA:2709:G:H2'	36:BA:2710:C:C6	2.46	0.49
36:DA:428:A:H3'	36:DA:429:A:C8	2.48	0.49
1:AA:1010:G:H2'	1:AA:1011:G:H8	1.77	0.49
55:DW:18:ARG:NH1	55:DW:76:VAL:HG13	2.27	0.49
37:DB:11:C:OP2	37:DB:12:C:H5	1.95	0.49
1:CA:884:U:H4'	1:CA:884:U:OP1	2.11	0.49
42:DG:162:THR:HG22	42:DG:162:THR:O	2.11	0.49
38:DC:116:THR:HB	38:DC:147:PHE:CE1	2.47	0.49
4:CD:100:ARG:HG3	4:CD:100:ARG:NH1	2.28	0.49
32:D6:11:LEU:HD22	32:D6:12:GLU:H	1.77	0.49
52:DT:28:VAL:HG21	52:DT:47:GLY:CA	2.41	0.49
28:B2:35:LEU:HD23	28:B2:50:ILE:HG23	1.94	0.49
28:B2:39:ALA:CA	28:B2:45:SER:HB3	2.42	0.49
28:B2:62:THR:OG1	36:BA:76:C:H4'	2.12	0.49
25:AZ:157:LEU:O	25:AZ:160:GLN:HB3	2.12	0.49
25:AZ:158:LEU:O	25:AZ:163:PHE:HB2	2.12	0.49
52:BT:107:ASP:H	52:BT:110:ILE:HG12	1.77	0.49
58:BZ:29:TYR:CB	58:BZ:34:ASN:CB	2.85	0.49
35:D9:31:LYS:HG2	36:DA:2478:A:H5'	1.93	0.49
39:BD:43:ARG:HB3	39:BD:54:ARG:CB	2.41	0.49
41:BF:123:LEU:HD12	41:BF:124:LEU:N	2.26	0.49
3:CC:18:TRP:HH2	14:CN:57:ARG:HD3	1.77	0.49
10:CJ:48:THR:CG2	10:CJ:62:HIS:ND1	2.73	0.49
1:AA:1283:G:O2'	1:AA:1284:C:C6	2.65	0.49
13:CM:12:ASN:N	13:CM:12:ASN:HD22	2.10	0.49
36:BA:1140:C:OP2	46:BN:66:LYS:HE2	2.11	0.49
36:DA:1819:A:H5''	39:DD:161:THR:CG2	2.39	0.49
5:CE:79:GLU:HB3	5:CE:91:LEU:O	2.12	0.49

Continued on next page...

Continued from previous page...

Atom-1	Atom-2	Distance(Å)	Clash(Å)
11:CK:89:ALA:C	11:CK:91:ARG:H	2.15	0.49
7:CG:118:VAL:O	7:CG:121:ALA:HB3	2.12	0.49
19:CS:16:LEU:N	19:CS:16:LEU:HD12	2.25	0.49
36:BA:2287:A:C2	36:BA:2346:A:C2	2.99	0.49
41:BF:122:LYS:HG3	41:BF:191:ARG:HA	1.94	0.49
31:D5:2:ALA:N	36:DA:747:U:C4	2.80	0.49
13:AM:77:ASN:O	13:AM:81:LEU:CD2	2.60	0.49
36:BA:896:A:H5''	58:BZ:146:ILE:HG13	1.95	0.49
46:DN:115:ARG:HA	46:DN:118:LYS:NZ	2.27	0.49
2:CB:7:VAL:HG13	2:CB:11:LEU:HD12	1.95	0.49
1:CA:1371:G:C2	1:CA:1372:U:C2	3.00	0.49
9:CI:65:VAL:O	9:CI:65:VAL:HG13	2.13	0.49
36:DA:1363:C:H2'	36:DA:1364:G:C8	2.42	0.49
51:DS:17:ARG:HA	51:DS:20:ARG:HH11	1.72	0.49
34:B8:22:VAL:CG2	34:B8:53:PRO:HB2	2.42	0.49
43:BH:146:ALA:O	43:BH:149:ARG:N	2.45	0.49
58:BZ:41:LEU:CD1	58:BZ:82:ARG:NH2	2.75	0.49
22:CW:9:A:H2	22:CW:44:G:C6	2.30	0.49
51:BS:27:SER:HA	51:BS:88:ASP:CB	2.43	0.49
51:BS:92:TYR:HD2	51:BS:94:TYR:HB2	1.77	0.49
38:BC:22:ILE:HG12	38:BC:224:ILE:HD12	1.93	0.49
25:CZ:355:LEU:HD23	25:CZ:370:PHE:HB3	1.94	0.49
53:BU:70:ARG:C	53:BU:72:HIS:H	2.15	0.49
52:DT:107:ASP:N	52:DT:110:ILE:HG12	2.25	0.49
46:DN:108:PRO:HG2	46:DN:109:LYS:N	2.25	0.49
36:DA:1651:G:H2'	36:DA:1652:A:O4'	2.12	0.49
36:BA:278:A:N1	36:BA:362:U:C4	2.80	0.49
36:BA:848:G:O6	36:BA:928:G:H2'	2.12	0.49
1:AA:1488:G:H2'	1:AA:1489:G:H8	1.76	0.49
29:D3:28:LEU:HA	29:D3:33:GLN:OE1	2.12	0.49
2:CB:107:THR:O	2:CB:110:GLN:CG	2.60	0.49
1:AA:722:A:O2'	1:AA:724:G:H8	1.93	0.49
55:BW:20:VAL:HG21	55:BW:43:GLY:C	2.33	0.49
1:CA:411:A:C8	1:CA:413:G:C8	3.00	0.49
36:DA:2359:C:H2'	36:DA:2360:A:H8	1.75	0.49
26:B0:19:LYS:HE2	36:BA:2262:U:OP2	2.13	0.49
25:AZ:381:GLU:O	25:AZ:382:GLU:HB3	2.13	0.49
20:CT:100:ILE:HG22	20:CT:100:ILE:O	2.12	0.49
1:AA:825:G:H21	8:AH:11:THR:HG21	1.77	0.49
1:AA:781:A:C5	1:AA:802:A:C2	2.99	0.49
36:BA:642:G:H21	36:BA:646:A:H2	1.59	0.49
24:CY:27:C:C2	24:CY:28:C:C5	3.00	0.49

Continued on next page...

Continued from previous page...

Atom-1	Atom-2	Distance(Å)	Clash(Å)
1:AA:594:G:H2'	1:AA:595:G:H5'	1.94	0.49
36:DA:2352:A:C4	36:DA:2366:A:C2	3.00	0.49
5:AE:143:ARG:NH1	8:AH:77:GLU:OE2	2.46	0.49
17:CQ:45:HIS:CD2	17:CQ:47:PRO:HD3	2.47	0.49
45:DK:5:UNK:O	45:DK:6:UNK:C	2.59	0.49
36:BA:1427:A:H4'	36:BA:1428:C:O5'	2.13	0.49
25:AZ:171:ILE:N	25:AZ:171:ILE:HD12	2.26	0.49
38:DC:100:ILE:HD12	38:DC:126:LYS:HB2	1.94	0.49
52:BT:91:ARG:HG2	52:BT:116:ALA:HA	1.94	0.49
53:BU:83:LEU:CD1	53:BU:113:ALA:HB2	2.42	0.49
1:CA:1305:G:P	21:CU:2:GLY:N	2.86	0.49
28:B2:10:LEU:HD11	28:B2:59:ARG:HB2	1.93	0.49
28:B2:21:LEU:O	28:B2:24:LEU:HB2	2.13	0.49
56:BX:35:THR:HG23	56:BX:37:THR:H	1.77	0.49
39:BD:35:LYS:CB	39:BD:36:PRO:HD2	2.42	0.49
1:AA:521:G:O2'	1:AA:522:C:H5'	2.12	0.49
26:D0:40:GLN:HE22	26:D0:45:PHE:CA	2.25	0.49
57:DY:77:PRO:O	57:DY:99:CYS:SG	2.70	0.49
13:AM:56:LEU:HD13	13:AM:60:VAL:HG23	1.93	0.49
36:BA:2309:A:H2'	36:BA:2310:A:C5'	2.40	0.49
36:DA:804:A:H2'	36:DA:806:C:C4	2.47	0.49
3:CC:154:SER:HB2	3:CC:165:THR:HB	1.93	0.49
1:AA:1015:A:H2'	1:AA:1016:A:H8	1.74	0.49
36:BA:2777:G:H4'	36:BA:2778:A:H5'	1.93	0.49
48:BP:84:ASN:CA	48:BP:116:GLY:HA3	2.40	0.49
5:CE:79:GLU:HG3	5:CE:93:PRO:HD3	1.95	0.49
40:DE:56:PRO:O	40:DE:57:LYS:HE3	2.12	0.49
1:CA:454:C:H3'	1:CA:455:C:C6	2.47	0.49
52:BT:66:VAL:HA	52:BT:71:GLY:HA2	1.94	0.49
36:DA:2678:C:H2'	36:DA:2679:A:O4'	2.12	0.49
42:BG:112:PRO:C	42:BG:114:ILE:H	2.15	0.49
36:DA:984:A:H5''	36:DA:985:C:C5	2.33	0.49
52:DT:94:ALA:CB	52:DT:99:LEU:HD23	2.39	0.49
53:BU:52:ARG:O	53:BU:55:ARG:N	2.46	0.49
2:AB:84:GLU:HB3	2:AB:219:VAL:HG21	1.94	0.49
36:BA:2572:A:C2	40:BE:144:ARG:NH1	2.80	0.49
24:AY:6:C:H2'	24:AY:7:G:H8	1.76	0.49
36:BA:886:C:H2'	36:BA:887:A:H4'	1.94	0.49
50:DR:63:ARG:HG2	50:DR:80:PHE:CE2	2.48	0.49
38:BC:106:GLY:O	38:BC:107:TRP:HB3	2.12	0.49
9:AI:73:GLN:O	9:AI:76:ALA:HB3	2.13	0.49
26:B0:50:ASN:HD22	26:B0:63:VAL:CG2	2.23	0.49

Continued on next page...

Continued from previous page...

Atom-1	Atom-2	Distance(Å)	Clash(Å)
49:BQ:52:VAL:HA	49:BQ:55:VAL:CG1	2.43	0.49
51:DS:89:ARG:CG	51:DS:92:TYR:HA	2.40	0.49
36:DA:2092:U:C4'	36:DA:2093:G:H5''	2.41	0.49
37:DB:65:C:H2'	37:DB:109:C:N4	2.27	0.49
1:CA:444:C:H2'	1:CA:445:G:C8	2.41	0.49
1:CA:445:G:C6	1:CA:490:G:C6	3.01	0.49
27:B1:6:GLU:O	27:B1:7:ILE:HD12	2.13	0.49
1:AA:261:U:O2	1:AA:263:A:C8	2.66	0.49
17:AQ:59:ILE:HG23	17:AQ:71:PHE:HB3	1.94	0.49
36:DA:94(A):G:H2'	36:DA:95:G:O4'	2.12	0.49
42:DG:172:LEU:O	42:DG:172:LEU:HD23	2.12	0.49
1:AA:80:G:H3'	1:AA:81:U:H5'	1.94	0.49
16:AP:25:ARG:NH1	16:AP:25:ARG:HG3	2.24	0.49
22:CW:55:U:C3'	22:CW:56:C:H5''	2.43	0.49
47:BO:9:GLU:HG3	47:BO:10:VAL:H	1.77	0.49
36:DA:1683:C:H2'	36:DA:1684:C:C6	2.43	0.49
24:AY:28:C:C2	24:AY:29:G:C8	3.01	0.49
22:AW:27:G:C2'	22:AW:28:G:H5'	2.41	0.49
49:BQ:1:MET:HA	49:BQ:1:MET:HE3	1.94	0.49
36:DA:15:G:O2'	36:DA:16:G:H5'	2.13	0.49
4:CD:85:LYS:HD3	4:CD:92:VAL:HG13	1.94	0.49
43:BH:118:PRO:HG2	43:BH:121:ILE:HD12	1.94	0.49
1:AA:623:C:C2'	1:AA:624:C:H5'	2.43	0.49
46:DN:41:ASP:C	53:DU:64:ARG:HH12	2.15	0.49
36:DA:2194:G:C2	36:DA:2195:C:C2	3.00	0.49
50:DR:106:GLY:O	50:DR:107:ASP:HB3	2.11	0.49
36:DA:2517:C:C6	36:DA:2542:A:C2	3.01	0.49
36:BA:1709:U:H2'	36:BA:1710:C:C6	2.47	0.49
36:DA:2443:C:O2'	36:DA:2444:G:H5'	2.11	0.49
18:AR:61:LYS:O	18:AR:65:ILE:HG13	2.12	0.49
36:DA:2197:U:H1'	36:DA:2198:A:C8	2.47	0.49
58:BZ:77:ASP:O	58:BZ:78:LYS:HB2	2.12	0.49
49:BQ:89:ASN:O	49:BQ:90:VAL:C	2.49	0.49
36:DA:1821:A:H2'	36:DA:1822:G:H8	1.77	0.49
36:BA:1308:A:H2'	36:BA:1309:G:O4'	2.13	0.49
36:BA:1777:U:O2'	36:BA:1778:U:H5'	2.11	0.49
44:DJ:48:UNK:O	44:DJ:49:UNK:CB	2.61	0.49
36:BA:85:G:N3	36:BA:103:A:C2	2.81	0.49
43:BH:34:GLU:HA	43:BH:34:GLU:OE1	2.12	0.49
46:DN:93:THR:O	46:DN:93:THR:HG23	2.13	0.49
6:CF:24:GLU:HG3	6:CF:28:ARG:NH1	2.27	0.49
24:AY:19:G:O4'	24:AY:57:G:N2	2.45	0.49

Continued on next page...

Continued from previous page...

Atom-1	Atom-2	Distance(Å)	Clash(Å)
1:CA:55:A:H2'	1:CA:56:U:H5'	1.94	0.49
32:D6:30:THR:O	32:D6:31:PRO:C	2.50	0.49
47:DO:114:ILE:O	47:DO:118:ALA:N	2.41	0.49
52:DT:29:ARG:CD	52:DT:30:VAL:HG13	2.43	0.49
36:DA:1502:C:H5'	36:DA:1503:U:OP2	2.13	0.49
28:B2:17:SER:O	28:B2:18:PRO:C	2.51	0.49
2:CB:92:TYR:CE1	2:CB:151:GLY:HA2	2.47	0.49
25:AZ:107:SER:HA	25:AZ:136:ASN:O	2.11	0.49
39:BD:97:TYR:C	39:BD:99:ASP:H	2.15	0.49
39:BD:97:TYR:C	39:BD:99:ASP:N	2.64	0.49
39:DD:44:ASN:CB	39:DD:48:ARG:O	2.61	0.49
42:DG:129:GLY:O	42:DG:130:ASN:HB2	2.11	0.49
42:DG:39:ILE:HD11	42:DG:60:LEU:HD11	1.93	0.49
57:BY:13:VAL:HG22	57:BY:14:LEU:N	2.28	0.49
43:DH:66:GLY:HA2	43:DH:69:ARG:HD3	1.93	0.49
57:DY:7:VAL:C	57:DY:8:LYS:HD2	2.33	0.49
46:DN:133:GLN:HG2	46:DN:135:PRO:CD	2.22	0.49
1:AA:1152:A:OP1	10:AJ:68:HIS:HD2	1.95	0.49
36:DA:1010:A:H1'	36:DA:1153:C:H1'	1.94	0.49
1:AA:1502:A:C2	1:AA:1504:G:C2	3.01	0.49
36:BA:2778:A:H4'	36:BA:2779:U:OP1	2.13	0.49
51:BS:65:VAL:O	51:BS:65:VAL:HG12	2.12	0.49
36:BA:657:U:N3	36:BA:658:C:C4	2.80	0.49
36:DA:1516:C:C2'	36:DA:1517:G:C5'	2.90	0.49
13:AM:96:LEU:HB3	13:AM:97:PRO:CD	2.36	0.49
46:DN:65:LYS:O	46:DN:69:GLN:HB2	2.12	0.49
27:D1:82:LEU:HD21	27:D1:90:ILE:HG23	1.94	0.49
58:BZ:96:VAL:CG2	58:BZ:97:GLU:N	2.73	0.49
36:BA:2249:U:H4'	36:BA:2275:C:C5	2.48	0.49
36:DA:106:C:H1'	57:DY:2:ARG:NH2	2.26	0.49
58:DZ:78:LYS:O	58:DZ:79:ARG:O	2.30	0.49
1:CA:1277:C:O2'	1:CA:1279:A:C8	2.64	0.49
6:CF:10:LEU:HD11	6:CF:61:LEU:HD12	1.94	0.49
1:CA:674:G:OP1	6:CF:87:ARG:NH2	2.44	0.49
2:AB:46:LYS:C	2:AB:48:MET:N	2.65	0.49
36:DA:1362:C:C2'	36:DA:1363:C:H5'	2.43	0.49
40:DE:102:VAL:O	40:DE:169:ASN:N	2.44	0.49
1:AA:1315:U:H2'	1:AA:1316:G:O4'	2.13	0.49
41:BF:42:ALA:C	41:BF:44:ARG:N	2.64	0.49
36:BA:968:G:C5	36:BA:969:U:C5	3.00	0.49
1:AA:1242:C:O2'	1:AA:1243:C:H5'	2.11	0.49
25:CZ:355:LEU:HB3	25:CZ:359:VAL:HB	1.94	0.49

Continued on next page...

Continued from previous page...

Atom-1	Atom-2	Distance(Å)	Clash(Å)
1:AA:1434:A:C8	1:AA:1435:G:N7	2.81	0.49
51:DS:89:ARG:HG2	51:DS:92:TYR:CA	2.41	0.49
50:DR:103:ARG:NH1	50:DR:110:PRO:HD3	2.27	0.49
36:DA:2369:A:O2'	36:DA:2370:G:H5'	2.13	0.49
36:DA:2262:U:O2'	36:DA:2263:C:H5'	2.13	0.49
53:DU:76:TYR:CE1	53:DU:80:ILE:HG13	2.48	0.49
50:DR:12:ARG:HD3	50:DR:16:HIS:NE2	2.28	0.49
1:AA:892:A:O2'	1:AA:1415:G:H4'	2.13	0.49
18:CR:36:ASN:OD1	18:CR:38:GLU:CG	2.59	0.49
36:DA:1217:C:C2	36:DA:1218:C:C5	3.01	0.49
1:CA:698:G:H2'	1:CA:699:C:H6	1.76	0.49
41:DF:65:TRP:CZ3	41:DF:75:HIS:HD2	2.29	0.49
55:DW:62:HIS:O	55:DW:63:ASP:O	2.30	0.49
8:AH:110:ALA:HA	8:AH:136:GLU:HA	1.93	0.49
36:BA:841:A:H2'	36:BA:842:G:C8	2.48	0.49
36:DA:2626:C:O2'	36:DA:2627:G:H5'	2.12	0.49
43:DH:154:PRO:O	43:DH:155:SER:CB	2.60	0.49
55:BW:9:TYR:HE1	55:BW:102:HIS:HE2	1.60	0.49
36:BA:1547:C:H2'	36:BA:1548:C:C6	2.48	0.49
1:CA:1231:G:H4'	9:CI:126:SER:OG	2.12	0.49
11:AK:25:TYR:CE1	11:AK:87:THR:HB	2.47	0.49
1:CA:518:C:H5''	1:CA:519:C:C6	2.48	0.49
36:BA:38:A:C2	36:BA:442:G:C2	3.01	0.49
36:BA:398:G:H2'	36:BA:399:G:O4'	2.12	0.49
37:BB:76:G:O3'	58:BZ:19:ARG:NH2	2.46	0.49
11:AK:117:ASN:HD22	11:AK:117:ASN:N	2.09	0.49
43:BH:137:ASP:O	43:BH:138:LYS:HB2	2.11	0.49
46:DN:94:HIS:N	46:DN:95:PRO:CD	2.76	0.49
36:BA:74:A:H5''	36:BA:75:G:O4'	2.12	0.49
51:BS:81:GLY:O	51:BS:82:ILE:HD13	2.12	0.49
36:BA:977:G:O2'	36:BA:978:G:H5'	2.12	0.49
2:CB:39:ILE:HG22	2:CB:40:HIS:N	2.27	0.49
28:B2:50:ILE:HG22	28:B2:51:ARG:N	2.28	0.49
25:AZ:138:VAL:N	25:AZ:174:SER:HB2	2.27	0.49
25:AZ:195:TRP:CE3	25:AZ:195:TRP:HA	2.48	0.49
49:DQ:135:ASP:N	49:DQ:137:TYR:HD2	2.04	0.49
34:B8:48:PHE:O	34:B8:49:VAL:CB	2.55	0.49
57:DY:88:LYS:HZ1	57:DY:93:GLY:HA3	1.73	0.49
56:DX:12:VAL:CG2	56:DX:13:LEU:N	2.61	0.49
36:DA:2468:G:C8	36:DA:2476:A:C2	3.00	0.49
3:AC:12:LEU:O	3:AC:14:ILE:N	2.45	0.49
43:DH:83:TYR:O	43:DH:84:SER:O	2.31	0.49

Continued on next page...

Continued from previous page...

Atom-1	Atom-2	Distance(Å)	Clash(Å)
9:AI:9:ARG:HG3	9:AI:14:VAL:HG13	1.95	0.49
25:CZ:215:ARG:HB2	25:CZ:282:ALA:HB3	1.94	0.49
51:BS:49:VAL:CG1	51:BS:50:SER:H	2.08	0.49
1:AA:373:A:O2'	1:AA:374:A:H5'	2.13	0.49
37:DB:106:G:C2	37:DB:107:G:C8	3.01	0.49
50:BR:2:ARG:CD	50:BR:2:ARG:C	2.72	0.49
48:BP:20:GLY:O	48:BP:21:ARG:HB2	2.12	0.49
36:BA:656:G:H2'	36:BA:657:U:H6	1.77	0.49
40:DE:4:ILE:HD11	40:DE:28:ALA:HB1	1.93	0.49
34:B8:15:LYS:HD3	48:BP:65:ARG:HH21	1.74	0.49
37:DB:24:G:O6	37:DB:56:G:H2'	2.13	0.49
36:BA:2396:G:O2'	36:BA:2397:G:H5'	2.12	0.49
46:DN:68:GLU:HG3	46:DN:88:GLU:CD	2.32	0.49
42:BG:91:ARG:CG	42:BG:92:VAL:N	2.75	0.49
12:CL:67:THR:OG1	12:CL:96:VAL:HG12	2.13	0.49
3:CC:116:VAL:HG21	3:CC:202:ILE:HD11	1.94	0.49
52:BT:66:VAL:O	52:BT:66:VAL:HG23	2.13	0.49
39:DD:186:HIS:HD2	39:DD:188:GLU:HB2	1.78	0.49
4:AD:189:PRO:HB2	4:AD:194:LEU:CD2	2.40	0.49
1:AA:368:U:P	25:AZ:291:ARG:HH11	2.35	0.49
46:DN:87:LEU:CD1	46:DN:91:LEU:HG	2.43	0.49
36:BA:733:G:N7	36:BA:761:A:N1	2.61	0.49
3:CC:147:LYS:HB2	3:CC:203:PHE:CE2	2.47	0.49
30:B4:9:LEU:CD1	30:B4:10:VAL:H	2.24	0.49
20:AT:45:GLN:NE2	20:AT:46:GLU:H	2.10	0.49
58:BZ:145:GLU:HG3	58:BZ:146:ILE:N	2.27	0.49
30:D4:14:ILE:N	30:D4:14:ILE:CD1	2.75	0.49
22:CW:17:C:N4	36:DA:2110:G:N3	2.61	0.49
4:AD:67:ILE:O	4:AD:67:ILE:CG2	2.60	0.49
40:BE:144:ARG:O	40:BE:148:GLY:HA2	2.13	0.49
4:CD:125:HIS:CG	4:CD:152:SER:HG	2.28	0.49
36:BA:67:U:O2'	36:BA:68:G:H5'	2.12	0.49
51:BS:89:ARG:NH1	51:BS:89:ARG:HG2	2.27	0.49
51:BS:92:TYR:CG	51:BS:93:LYS:N	2.80	0.49
54:BV:19:LYS:HB3	54:BV:94:LEU:O	2.12	0.49
1:CA:1444:C:O2'	1:CA:1445:C:H5'	2.11	0.49
36:BA:2523:G:O2'	36:BA:2524:G:H5''	2.12	0.49
36:BA:2452:C:C4	36:BA:2453:A:C6	3.00	0.49
29:B3:31:LEU:O	29:B3:32:GLN:CB	2.60	0.49
46:DN:55:VAL:HG22	46:DN:125:GLY:HA3	1.95	0.49
33:D7:43:THR:HG22	33:D7:44:PRO:N	2.28	0.49
36:BA:1072:C:H1'	36:BA:1094:U:H3	1.78	0.49

Continued on next page...

Continued from previous page...

Atom-1	Atom-2	Distance(Å)	Clash(Å)
40:BE:1:MET:HG3	40:BE:83:ASP:O	2.13	0.49
52:DT:126:ALA:C	52:DT:128:GLU:H	2.15	0.49
36:BA:2620:C:OP1	40:BE:152:LYS:HG3	2.13	0.49
1:CA:123:C:OP1	1:CA:312:C:H5'	2.12	0.49
1:CA:659:U:H2'	1:CA:660:G:H8	1.76	0.49
20:CT:47:GLY:C	20:CT:49:ALA:H	2.16	0.49
58:BZ:58:VAL:HG22	58:BZ:68:PRO:CB	2.42	0.49
9:CI:5:TYR:CG	9:CI:6:GLY:N	2.80	0.49
9:CI:41:VAL:HG12	9:CI:41:VAL:O	2.13	0.49
36:DA:291:C:H2'	36:DA:292:C:C6	2.48	0.49
17:CQ:81:ARG:C	17:CQ:83:ASP:H	2.16	0.49
17:AQ:95:TYR:HA	17:AQ:98:LEU:HD13	1.94	0.49
1:CA:309:G:H1'	1:CA:608:A:C2	2.47	0.49
36:BA:2166:G:H2'	36:BA:2167:U:C6	2.47	0.49
29:D3:11:SER:HB3	36:DA:988:A:P	2.52	0.49
33:D7:38:GLY:O	36:DA:458:G:H2'	2.13	0.49
36:DA:902:C:H2'	36:DA:903:C:H6	1.77	0.49
38:BC:40:THR:HG23	38:BC:176:GLY:O	2.12	0.49
27:D1:52:ARG:O	27:D1:53:VAL:HB	2.12	0.49
9:CI:122:ALA:HB1	9:CI:123:PRO:HD2	1.94	0.49
31:B5:13:LYS:HE2	36:BA:517:C:OP2	2.12	0.49
25:AZ:356:PRO:HD3	25:AZ:370:PHE:HB3	1.95	0.49
36:DA:2391:G:O6	36:DA:2425:A:H8	1.95	0.49
52:DT:27:THR:HG23	52:DT:28:VAL:N	2.28	0.49
1:CA:987:G:H2'	1:CA:988:G:H8	1.78	0.49
28:B2:48:HIS:O	28:B2:52:ASP:CB	2.60	0.49
3:CC:3:ASN:N	3:CC:3:ASN:OD1	2.45	0.49
49:DQ:35:VAL:HG23	49:DQ:101:ARG:O	2.13	0.49
25:CZ:134:PHE:HZ	25:CZ:173:GLY:O	1.95	0.49
57:BY:6:HIS:CE1	57:BY:30:VAL:HG11	2.48	0.49
26:D0:24:LYS:HG3	36:DA:2355:C:H4'	1.94	0.49
52:BT:28:VAL:CG1	52:BT:46:GLU:CA	2.75	0.49
36:BA:2476:A:C2'	36:BA:2477:C:H5''	2.42	0.49
54:BV:47:VAL:HG21	54:BV:50:PRO:O	2.13	0.49
53:BU:10:ARG:O	53:BU:12:ARG:N	2.46	0.49
13:CM:66:LEU:O	13:CM:70:LEU:CB	2.61	0.49
42:DG:139:LEU:C	42:DG:139:LEU:HD12	2.33	0.49
31:B5:38:ALA:CB	31:B5:48:GLU:HG3	2.42	0.49
36:DA:996:A:C4'	53:DU:92:ARG:CZ	2.91	0.49
41:BF:3:GLU:HB3	41:BF:24:LEU:HB2	1.95	0.49
1:AA:454:C:H5''	1:AA:455:C:C5	2.47	0.49
37:DB:106:G:H2'	37:DB:107:G:H8	1.78	0.49

Continued on next page...

Continued from previous page...

Atom-1	Atom-2	Distance(Å)	Clash(Å)
36:BA:635:C:O2'	36:BA:636:G:H5'	2.12	0.49
5:CE:80:ILE:HD11	5:CE:91:LEU:CB	2.34	0.49
46:DN:98:VAL:O	46:DN:102:ALA:HB2	2.13	0.49
42:BG:161:THR:HG21	42:BG:172:LEU:CD1	2.42	0.49
41:DF:157:VAL:HG21	41:DF:194:MET:HG2	1.95	0.49
12:CL:43:VAL:HG22	12:CL:55:VAL:CG1	2.42	0.49
4:AD:12:CYS:CA	4:AD:19:LEU:HD13	2.40	0.49
1:CA:262:A:H5'	20:CT:74:LYS:HE2	1.93	0.49
43:BH:12:PRO:CD	43:BH:48:GLY:HA2	2.43	0.49
1:AA:355:C:H4'	1:AA:388:G:O2'	2.12	0.49
36:DA:1060:U:H1'	36:DA:1061:U:O5'	2.12	0.49
25:CZ:219:LYS:CB	25:CZ:244:ARG:HB2	2.37	0.49
49:DQ:31:ASP:O	49:DQ:32:TYR:CD1	2.65	0.49
36:DA:761:A:H3'	36:DA:761:A:H8	1.76	0.49
1:AA:160:A:H1'	1:AA:344:A:N7	2.26	0.49
14:AN:22:THR:O	14:AN:23:ARG:HB3	2.12	0.49
50:DR:48:VAL:HG13	50:DR:49:ASP:N	2.28	0.49
2:AB:80:ILE:N	2:AB:80:ILE:HD12	2.23	0.49
1:CA:691:G:H2'	1:CA:692:U:C6	2.47	0.49
36:DA:2842:G:C2	36:DA:2876:G:C2	3.01	0.49
54:BV:19:LYS:HE2	54:BV:19:LYS:HA	1.94	0.49
43:DH:139:GLN:O	43:DH:143:GLN:HB2	2.11	0.49
1:AA:677:U:H3	1:AA:713:G:H22	1.60	0.49
36:BA:2562:U:H1'	47:BO:23:ARG:NH1	2.23	0.49
36:DA:638:G:C6	36:DA:639:U:N3	2.81	0.49
48:BP:110:TYR:HD1	48:BP:111:ARG:HG3	1.78	0.49
36:BA:1352:U:C2'	36:BA:1353:A:H5'	2.43	0.49
8:CH:114:THR:C	8:CH:116:LYS:N	2.64	0.49
40:BE:96:PHE:O	40:BE:175:VAL:HG11	2.12	0.49
1:CA:80:G:C3'	1:CA:81:U:H5'	2.43	0.49
37:BB:65:C:H2'	37:BB:66:A:H5'	1.93	0.49
36:BA:1038:C:C2'	36:BA:1039:G:H5''	2.43	0.49
1:AA:706:A:O4'	11:AK:29:ILE:HD11	2.13	0.49
36:DA:2339:G:O2'	36:DA:2340:G:H5'	2.13	0.49
58:DZ:19:ARG:HD3	58:DZ:82:ARG:HH22	1.77	0.49
1:CA:794:A:H2'	1:CA:795:C:C6	2.47	0.49
1:CA:472:A:H2'	1:CA:473:G:H8	1.77	0.49
36:BA:1345:C:H2'	36:BA:1346:G:C8	2.47	0.49
36:DA:271(H):G:O2'	36:DA:271(I):G:H8	1.96	0.49
1:CA:77:G:H2'	1:CA:77:G:N3	2.28	0.49
6:AF:4:TYR:N	6:AF:4:TYR:CD1	2.80	0.49
1:AA:1525:G:OP1	11:AK:120:ARG:NH2	2.45	0.49

Continued on next page...

Continued from previous page...

Atom-1	Atom-2	Distance(Å)	Clash(Å)
52:BT:95:ARG:NH1	52:BT:95:ARG:HB3	2.27	0.49
1:CA:1402:C:H2'	1:CA:1403:C:O4'	2.12	0.49
36:DA:1168:G:N1	36:DA:1182:A:C2	2.81	0.49
40:BE:151:TYR:HB3	46:BN:79:PRO:HG3	1.94	0.49
36:DA:25:U:C5'	55:DW:79:GLY:HA2	2.43	0.49
36:DA:773:U:H4'	39:DD:47:GLY:HA3	1.95	0.49
4:CD:187:ARG:HG2	4:CD:188:LEU:N	2.27	0.49
25:CZ:269:GLY:O	25:CZ:270:VAL:CG2	2.60	0.49
1:AA:1442(A):G:C6	52:BT:118:ARG:HB3	2.47	0.49
36:DA:2415:G:C2	36:DA:2416:C:C2	3.00	0.49
56:BX:35:THR:HG22	56:BX:38:GLU:N	2.26	0.49
25:CZ:266:VAL:HB	25:CZ:291:ARG:NE	2.27	0.49
25:AZ:199:ILE:HG22	25:AZ:200:TRP:N	2.26	0.49
38:BC:120:MET:O	38:BC:124:GLY:N	2.43	0.49
39:DD:35:LYS:HG3	39:DD:63:ARG:HG2	1.93	0.49
49:DQ:134:ARG:CZ	58:DZ:122:ARG:NH2	2.66	0.49
42:DG:124:SER:HB3	42:DG:131:TYR:HE1	1.73	0.49
52:DT:61:PHE:HD1	52:DT:61:PHE:H	1.59	0.49
57:BY:27:VAL:HG12	57:BY:28:LYS:N	2.27	0.49
57:BY:73:ARG:O	57:BY:74:PRO:O	2.31	0.49
26:D0:21:LEU:HB3	26:D0:39:ARG:O	2.12	0.49
46:DN:12:ARG:CZ	46:DN:135:PRO:HG2	2.43	0.49
14:AN:57:ARG:HH11	14:AN:57:ARG:HB2	1.78	0.49
1:AA:975:A:C4'	1:AA:976:G:H5''	2.29	0.49
43:BH:125:VAL:H	43:BH:126:PRO:CD	2.26	0.49
46:BN:58:ASP:C	46:BN:60:ILE:N	2.66	0.49
25:CZ:320:VAL:HG13	25:CZ:397:ALA:C	2.33	0.49
1:CA:543:C:O2'	1:CA:544:G:H5'	2.12	0.49
4:CD:20:TYR:N	4:CD:20:TYR:CD1	2.80	0.49
4:AD:78:LEU:HD21	4:AD:96:LEU:CB	2.32	0.49
1:AA:269:C:H2'	1:AA:270:A:H8	1.78	0.49
46:BN:30:ILE:HG21	46:BN:120:LEU:HD21	1.94	0.49
42:BG:176:LEU:O	42:BG:176:LEU:HD23	2.12	0.49
5:CE:103:GLY:C	5:CE:106:PRO:HD2	2.33	0.49
13:AM:83:ASP:CG	13:AM:84:ILE:H	2.15	0.49
42:BG:61:ALA:HA	42:BG:64:THR:HG22	1.94	0.49
36:BA:1465:G:H4'	36:BA:1528:A:H8	1.78	0.49
41:DF:29:ASN:ND2	41:DF:32:LEU:H	2.11	0.49
41:DF:37:VAL:CG1	48:DP:7:ARG:HH12	2.25	0.49
53:BU:46:ALA:O	53:BU:49:HIS:N	2.45	0.49
5:AE:147:ASP:N	5:AE:147:ASP:OD1	2.34	0.49
2:AB:84:GLU:OE1	2:AB:216:SER:HA	2.13	0.49

Continued on next page...

Continued from previous page...

Atom-1	Atom-2	Distance(Å)	Clash(Å)
5:AE:11:ILE:HD12	5:AE:31:LEU:HD13	1.95	0.49
37:DB:45:A:C5	37:DB:46:A:C8	3.00	0.49
36:DA:363(F):A:O2'	36:DA:364:C:H5	1.96	0.49
1:CA:1399:C:C2	1:CA:1502:A:N6	2.80	0.49
1:CA:160:A:O2'	1:CA:161:A:H5'	2.13	0.49
31:B5:34:PRO:HG3	36:BA:2885:C:O2'	2.13	0.49
29:B3:17:LYS:HE2	36:BA:969:U:OP1	2.13	0.49
36:DA:970:C:H2'	36:DA:971:C:H6	1.77	0.49
41:BF:184:TYR:HE1	48:BP:7:ARG:CZ	2.26	0.49
36:DA:1378:A:C4'	36:DA:1379:A:OP1	2.60	0.49
48:DP:80:TYR:HE1	48:DP:111:ARG:CD	2.23	0.49
27:B1:60:PHE:HZ	27:B1:91:LYS:HG3	1.74	0.49
58:DZ:104:PHE:CD1	58:DZ:139:VAL:HG21	2.47	0.49
2:AB:115:LEU:HB2	2:AB:145:LEU:HD13	1.94	0.49
16:CP:75:ARG:NH1	16:CP:75:ARG:HG3	2.25	0.49
1:AA:79:G:O2'	1:AA:80:G:H5''	2.13	0.49
51:DS:97:ARG:HE	51:DS:97:ARG:C	2.14	0.49
36:DA:1667:G:O2'	36:DA:1991:U:O4	2.30	0.49
37:DB:74:U:H2'	37:DB:75:G:O4'	2.13	0.49
15:CO:9:GLN:O	15:CO:10:LYS:C	2.51	0.49
15:AO:21:ASP:OD1	15:AO:22:THR:N	2.46	0.49
1:CA:1510:U:H2'	1:CA:1511:G:C8	2.48	0.49
36:BA:917:A:N1	37:BB:80:U:H4'	2.27	0.49
7:AG:152:ALA:C	7:AG:154:TYR:H	2.15	0.49
40:DE:184:VAL:C	40:DE:186:GLY:H	2.16	0.49
49:BQ:116:GLU:O	49:BQ:120:ILE:HG12	2.13	0.49
25:CZ:313:HIS:CD2	25:CZ:403:ILE:HG21	2.48	0.49
37:BB:96:U:H2'	37:BB:97:G:H8	1.77	0.49
1:AA:1312:G:O2'	1:AA:1313:U:H5'	2.12	0.49
36:DA:1430:C:H42	36:DA:1563:G:H1	1.59	0.49
13:AM:32:GLU:OE1	13:AM:32:GLU:C	2.51	0.49
36:DA:2619:C:H2'	36:DA:2620:C:H6	1.76	0.49
24:AY:17:H2U:OP2	24:AY:18:G:H4'	2.13	0.49
38:BC:90:GLY:O	38:BC:153:ILE:HG21	2.12	0.49
1:AA:119:A:O2'	1:AA:120:A:OP2	2.22	0.49
46:BN:93:THR:HG23	46:BN:93:THR:O	2.11	0.49
1:AA:1251:A:H2'	1:AA:1252:A:C8	2.47	0.49
36:BA:2101:G:H2'	36:BA:2102:U:C5'	2.40	0.49
25:CZ:21:ASP:O	60:CZ:501:GDP:O5'	2.31	0.49
52:BT:25:GLY:HA2	52:BT:92:GLY:HA3	1.94	0.49
52:BT:52:ILE:O	52:BT:52:ILE:HG22	2.11	0.49
27:D1:43:TYR:C	27:D1:44:PRO:O	2.52	0.49

Continued on next page...

Continued from previous page...

Atom-1	Atom-2	Distance(Å)	Clash(Å)
19:CS:71:LEU:O	19:CS:73:GLU:N	2.46	0.49
28:B2:25:VAL:O	28:B2:29:LYS:HE2	2.12	0.49
28:B2:29:LYS:CA	28:B2:32:LEU:HB3	2.30	0.49
36:BA:143:G:H1'	56:BX:37:THR:HG21	1.95	0.49
1:AA:972:C:O2	10:AJ:55:LYS:HG2	2.13	0.49
36:DA:143:G:H5''	36:DA:1598:C:O2'	2.13	0.49
36:DA:479:A:N3	36:DA:481:G:O4'	2.45	0.49
36:BA:328:U:H4'	57:BY:68:HIS:CD2	2.48	0.49
57:BY:28:LYS:HB3	57:BY:39:VAL:HG22	1.95	0.49
58:BZ:99:TYR:HE1	58:BZ:125:LEU:HA	1.78	0.49
57:DY:13:VAL:CG2	57:DY:14:LEU:N	2.75	0.49
22:CV:44:G:C2'	22:CV:45:U:C5'	2.85	0.49
39:BD:70:TRP:CZ2	39:BD:150:LYS:HA	2.44	0.49
36:DA:2476:A:O2'	36:DA:2477:C:H5''	2.13	0.49
43:DH:85:LYS:NZ	43:DH:87:LEU:N	2.60	0.49
1:AA:1189:C:H5''	3:AC:5:ILE:HG21	1.94	0.49
13:CM:6:GLY:HA3	13:CM:67:GLU:OE2	2.12	0.49
30:D4:28:LYS:HA	30:D4:28:LYS:HE3	1.94	0.49
9:CI:4:TYR:CD2	9:CI:88:TYR:HB2	2.47	0.49
22:CW:60:U:O2	22:CW:60:U:C2'	2.61	0.49
9:AI:52:ALA:HB3	9:AI:95:LYS:HD2	1.94	0.49
39:DD:243:GLY:O	39:DD:244:ARG:HB3	2.11	0.49
25:CZ:222:LEU:CD1	25:CZ:305:ALA:HB2	2.43	0.49
36:BA:1142:U:H5''	36:BA:1142(A):A:C8	2.48	0.49
48:BP:147:LEU:O	48:BP:148:LEU:HB2	2.13	0.49
14:CN:49:HIS:C	14:CN:51:GLY:N	2.59	0.49
4:CD:18:LYS:N	4:CD:33:MET:HE2	2.28	0.49
36:BA:1999:C:H4'	36:BA:2723:C:O2	2.12	0.49
50:DR:117:VAL:HG22	50:DR:118:GLU:N	2.28	0.49
1:AA:189(C):C:C2	1:AA:189(I):G:C2	3.01	0.49
1:CA:1047:G:O3'	14:CN:4:LYS:HG2	2.13	0.49
19:CS:16:LEU:C	19:CS:18:LYS:N	2.66	0.49
36:BA:141:A:H1'	36:BA:1408:C:O2'	2.12	0.49
1:AA:1307:U:H2'	1:AA:1308:U:C6	2.48	0.49
36:BA:1107:G:H5''	44:BJ:59:UNK:CB	2.43	0.49
3:CC:122:GLU:O	3:CC:125:GLU:N	2.46	0.49
36:DA:2230:G:H2'	36:DA:2231:C:C6	2.46	0.49
30:B4:31:ILE:HG22	30:B4:33:VAL:HG23	1.95	0.49
30:B4:33:VAL:CG1	30:B4:34:GLU:N	2.76	0.49
30:B4:16:CYS:SG	30:B4:36:CYS:SG	3.11	0.49
42:BG:59:GLU:C	42:BG:61:ALA:N	2.66	0.49
36:BA:410:G:C2	36:BA:2407:G:N7	2.81	0.49

Continued on next page...

Continued from previous page...

Atom-1	Atom-2	Distance(Å)	Clash(Å)
58:DZ:66:SER:O	58:DZ:67:LEU:HD12	2.12	0.49
58:DZ:10:ARG:HH21	58:DZ:26:GLY:N	2.06	0.49
41:DF:36:VAL:O	41:DF:40:GLN:HG3	2.13	0.49
24:CY:67:G:O2'	24:CY:68:C:H5'	2.13	0.49
5:AE:147:ASP:O	5:AE:151:LEU:HG	2.12	0.49
2:AB:9:GLU:N	2:AB:9:GLU:OE1	2.41	0.49
2:CB:47:THR:HG23	2:CB:202:PRO:O	2.12	0.49
58:DZ:8:TYR:O	58:DZ:9:TYR:C	2.51	0.49
36:DA:1131:G:H21	46:DN:73:THR:HG21	1.77	0.49
40:BE:28:ALA:HB3	40:BE:93:VAL:HG22	1.95	0.49
58:DZ:130:PRO:HA	58:DZ:133:ILE:CD1	2.37	0.49
37:BB:115:G:H2'	37:BB:116:G:H8	1.77	0.49
36:DA:2199:A:H3'	36:DA:2200:C:H6	1.78	0.49
17:AQ:60:ILE:HB	17:AQ:74:LEU:HD23	1.95	0.49
1:CA:189(I):G:O2'	1:CA:189(J):G:H5'	2.13	0.49
4:CD:165:MET:HE3	4:CD:176:LEU:HD21	1.95	0.49
8:CH:111:ILE:O	8:CH:134:ILE:HB	2.12	0.49
39:DD:176:ARG:CG	39:DD:176:ARG:HH11	2.24	0.49
3:AC:116:VAL:HG21	3:AC:202:ILE:HD11	1.95	0.49
1:CA:1333:A:C2	1:CA:1334:G:H1'	2.47	0.49
4:CD:121:VAL:O	4:CD:134:ASP:HB3	2.13	0.49
36:BA:18:C:O3'	53:BU:23:GLY:HA2	2.12	0.49
8:CH:30:ARG:CB	8:CH:30:ARG:HH11	2.24	0.49
25:CZ:263:ARG:HG3	25:CZ:263:ARG:NH1	2.27	0.49
7:CG:152:ALA:C	7:CG:154:TYR:H	2.15	0.49
55:BW:20:VAL:HG23	55:BW:47:VAL:HG21	1.95	0.49
36:DA:2851:A:H2'	36:DA:2852:G:C8	2.48	0.49
40:DE:89:ASP:CG	40:DE:90:THR:H	2.16	0.49
1:AA:1228:C:OP1	13:AM:115:LYS:HE3	2.11	0.49
1:CA:166:G:O2'	1:CA:167:G:H5'	2.12	0.49
1:CA:793:U:H3'	1:CA:794:A:H5''	1.93	0.49
2:AB:52:GLU:C	2:AB:52:GLU:OE1	2.51	0.49
27:B1:52:ARG:O	27:B1:53:VAL:O	2.31	0.49
36:BA:2636:U:H2'	36:BA:2637:U:H6	1.78	0.49
36:BA:571:A:C8	36:BA:2030:A:C6	3.01	0.49
11:AK:116:HIS:O	11:AK:117:ASN:HB2	2.13	0.49
36:DA:930:U:H4'	36:DA:931:G:O5'	2.12	0.49
39:DD:126:GLN:O	39:DD:127:VAL:C	2.50	0.49
5:CE:99:GLY:O	5:CE:117:ASP:HA	2.12	0.49
1:CA:1131:G:C6	1:CA:1132:C:N4	2.80	0.49
40:DE:182:LEU:C	40:DE:183:LEU:HD12	2.33	0.49
4:CD:141:ARG:HB2	4:CD:144:ASP:OD2	2.12	0.49

Continued on next page...

Continued from previous page...

Atom-1	Atom-2	Distance(Å)	Clash(Å)
32:B6:12:GLU:HA	32:B6:23:THR:CB	2.41	0.49
34:D8:9:GLY:O	34:D8:13:ARG:HG2	2.13	0.49
48:DP:23:PRO:O	48:DP:29:LYS:O	2.30	0.49
34:D8:15:LYS:HD3	48:DP:65:ARG:HH22	1.78	0.49
36:DA:1486:A:C2	36:DA:1504:C:N3	2.81	0.49
28:B2:19:VAL:O	28:B2:21:LEU:N	2.46	0.49
52:DT:78:LEU:C	52:DT:79:HIS:HD2	2.16	0.49
36:BA:84:A:H5'	57:BY:9:LYS:CB	2.39	0.49
57:BY:27:VAL:HG12	57:BY:29:GLU:H	1.78	0.49
47:BO:115:VAL:CG1	47:BO:121:VAL:HG21	2.43	0.49
43:DH:85:LYS:HZ3	43:DH:86:GLU:HA	1.77	0.49
31:B5:56:LYS:O	31:B5:57:VAL:O	2.31	0.49
26:B0:27:GLU:HB3	26:B0:69:PHE:HD1	1.77	0.49
9:AI:46:ALA:N	9:AI:47:LEU:HD12	2.28	0.49
36:DA:996:A:H4'	53:DU:92:ARG:HD3	1.94	0.49
54:DV:39:LEU:CD1	54:DV:51:VAL:HA	2.43	0.49
36:BA:2179:C:H4'	36:BA:2180:U:OP1	2.13	0.49
39:DD:39:LYS:HB2	39:DD:62:TYR:HB2	1.94	0.49
36:BA:612:C:C2'	36:BA:613:G:C5'	2.88	0.49
22:AW:31:A:N1	22:AW:39:U:O4	2.46	0.49
22:AW:37:A:H3'	22:AW:38:A:C8	2.48	0.49
36:BA:2631:G:H22	40:BE:61:ARG:NH1	2.11	0.49
9:CI:19:LEU:HD21	9:CI:59:PHE:HD2	1.72	0.49
58:DZ:162:GLU:O	58:DZ:163:LEU:O	2.31	0.49
30:D4:9:LEU:HD13	30:D4:10:VAL:H	1.78	0.49
36:BA:2820:A:O3'	50:BR:5:LYS:HE2	2.13	0.49
51:BS:52:SER:HB2	51:BS:56:LEU:HB2	1.95	0.49
10:AJ:4:ILE:HG22	10:AJ:74:ILE:HD11	1.93	0.49
1:AA:8:A:H62	4:AD:208:SER:CB	2.15	0.49
10:CJ:4:ILE:CB	10:CJ:74:ILE:HD11	2.42	0.49
41:DF:6:VAL:HG12	41:DF:7:TYR:N	2.21	0.49
42:BG:96:ARG:O	42:BG:97:ASP:HB2	2.12	0.49
1:AA:256:U:H3	1:AA:270:A:H61	1.60	0.49
40:DE:77:ILE:CG2	40:DE:78:LEU:H	2.21	0.49
36:BA:2287:A:N1	36:BA:2346:A:C2	2.81	0.49
34:B8:32:LEU:CD1	36:BA:2392:A:OP1	2.61	0.49
1:AA:1272:G:H5'	1:AA:1272:G:C8	2.40	0.49
25:AZ:269:GLY:O	25:AZ:288:VAL:HA	2.13	0.49
1:AA:390:C:H2'	1:AA:391:G:C8	2.48	0.49
12:CL:18:VAL:CG2	12:CL:19:ARG:H	2.16	0.49
58:DZ:14:LYS:HB3	58:DZ:17:ALA:CB	2.42	0.49
25:CZ:219:LYS:HB3	25:CZ:244:ARG:HD3	1.95	0.49

Continued on next page...

Continued from previous page...

Atom-1	Atom-2	Distance(Å)	Clash(Å)
2:AB:97:TRP:CZ3	2:AB:176:GLU:CD	2.86	0.49
1:CA:1255:G:O2'	1:CA:1258:G:H1'	2.12	0.49
54:DV:19:LYS:HZ3	54:DV:20:LEU:H	1.58	0.49
24:AY:60:U:H5''	24:AY:61:C:C5	2.48	0.49
40:BE:3:GLY:O	40:BE:4:ILE:HB	2.13	0.49
40:BE:51:PHE:CG	40:BE:52:LEU:N	2.80	0.49
40:BE:51:PHE:O	40:BE:52:LEU:C	2.50	0.49
22:CW:7:A:H2'	22:CW:49:C:H6	1.78	0.49
40:BE:167:VAL:CG1	40:BE:170:LEU:HD11	2.41	0.49
29:B3:45:GLY:C	29:B3:47:VAL:N	2.66	0.49
25:CZ:325:LYS:NZ	25:CZ:331:HIS:HB2	2.28	0.49
36:BA:221:A:C1'	36:BA:233:A:H1'	2.41	0.49
36:BA:1609:A:H4'	36:BA:1617:C:OP1	2.13	0.49
1:CA:597:G:H2'	1:CA:598:U:H5'	1.95	0.49
29:B3:29:ARG:HD2	36:BA:1184:G:OP1	2.13	0.49
1:CA:59:A:H5''	1:CA:60:A:H5''	1.93	0.49
13:CM:88:ARG:HG2	13:CM:88:ARG:NH1	2.26	0.49
1:CA:1329:A:OP1	13:CM:28:ALA:HB3	2.13	0.49
3:CC:40:ARG:CZ	3:CC:57:ILE:HD12	2.43	0.49
1:AA:792:A:H1'	1:AA:794:A:N7	2.28	0.49
43:DH:107:VAL:HG23	43:DH:108:GLY:N	2.28	0.49
13:CM:68:GLY:CA	13:CM:71:ARG:HG2	2.43	0.49
36:DA:2305:A:C2'	36:DA:2306:C:H5''	2.43	0.49
1:CA:724:G:O2'	1:CA:725:G:H5'	2.13	0.49
22:CW:56:C:O2'	38:DC:129:ARG:HA	2.13	0.49
36:DA:1683:C:O2'	36:DA:1684:C:H5'	2.13	0.49
18:AR:36:ASN:HD21	18:AR:39:VAL:HG21	1.75	0.49
36:BA:1495:A:H2'	36:BA:1495:A:N3	2.28	0.49
1:AA:623:C:H2'	1:AA:624:C:H5'	1.95	0.49
37:BB:7:G:H4'	51:BS:29:PHE:CD2	2.48	0.49
36:BA:64:A:H2'	36:BA:65:C:H6	1.78	0.49
2:CB:222:ILE:O	2:CB:225:ALA:HB3	2.11	0.49
27:B1:22:GLY:HA3	27:B1:32:LYS:HA	1.94	0.49
55:DW:79:GLY:O	55:DW:100:THR:HG22	2.12	0.49
36:DA:1462:C:H4'	36:DA:2703:C:O4'	2.13	0.49
49:BQ:35:VAL:CG1	49:BQ:130:LYS:HB3	2.43	0.49
20:AT:96:GLY:O	20:AT:97:ALA:HB3	2.13	0.49
36:BA:1441:G:O2'	36:BA:1442:G:H5'	2.13	0.49
44:DJ:89:UNK:C	44:DJ:91:UNK:H	2.26	0.49
36:BA:271(Q):G:H1'	36:BA:271(R):G:C8	2.47	0.49
36:BA:460:A:H2'	36:BA:461:C:O4'	2.12	0.49
15:CO:74:ASP:OD1	15:CO:76:GLU:HB3	2.13	0.49

Continued on next page...

Continued from previous page...

Atom-1	Atom-2	Distance(Å)	Clash(Å)
36:BA:1688:U:O2	36:BA:1700:A:H8	1.96	0.49
7:AG:76:ARG:HG2	7:AG:76:ARG:HH11	1.78	0.49
36:DA:852:G:O2'	36:DA:853:G:H5'	2.11	0.49
1:AA:421:U:H5''	1:AA:422:C:OP2	2.12	0.49
36:BA:519:U:H2'	36:BA:520:G:H8	1.78	0.49
34:D8:4:MET:HE3	36:DA:592:G:H21	1.78	0.48
36:DA:940:G:H2'	36:DA:941:A:O4'	2.13	0.48
1:AA:1442(B):A:O2'	1:AA:1443:G:C8	2.66	0.48
32:D6:17:LYS:HE2	32:D6:17:LYS:CA	2.14	0.48
28:B2:23:LYS:HA	28:B2:26:ARG:HB3	1.94	0.48
56:BX:12:VAL:HA	56:BX:27:THR:O	2.13	0.48
39:BD:75:ILE:HD13	39:BD:75:ILE:H	1.78	0.48
25:CZ:133:VAL:HB	25:CZ:170:VAL:HG22	1.94	0.48
25:CZ:8:THR:OG1	25:CZ:9:LYS:HG3	2.12	0.48
57:BY:64:GLU:O	57:BY:65:ALA:HB2	2.13	0.48
2:CB:100:GLY:C	2:CB:108:ILE:HD11	2.33	0.48
49:BQ:134:ARG:HA	49:BQ:137:TYR:CD2	2.48	0.48
36:DA:327:G:O2'	36:DA:328:U:H5'	2.13	0.48
57:DY:73:ARG:O	57:DY:74:PRO:O	2.30	0.48
41:BF:160:ASN:HD21	41:BF:162:LEU:CD1	2.24	0.48
54:BV:52:VAL:HG22	54:BV:52:VAL:O	2.11	0.48
3:AC:8:ILE:HD11	3:AC:184:TYR:HB3	1.95	0.48
10:AJ:9:ARG:HH11	10:AJ:9:ARG:HG2	1.77	0.48
13:CM:19:LEU:HB3	13:CM:25:ILE:HG21	1.95	0.48
9:AI:33:PHE:CZ	9:AI:47:LEU:HD11	2.48	0.48
36:DA:1009:A:OP2	36:DA:1010:A:OP2	2.31	0.48
4:CD:21:LEU:O	4:CD:115:ARG:HG3	2.12	0.48
4:CD:18:LYS:HE3	4:CD:31:CYS:SG	2.53	0.48
4:CD:202:LEU:HA	4:CD:202:LEU:HD23	1.55	0.48
36:BA:2626:C:H2'	36:BA:2627:G:O4'	2.13	0.48
36:BA:664:C:O4'	36:BA:940:G:H5''	2.13	0.48
30:B4:25:TYR:N	30:B4:25:TYR:CD1	2.81	0.48
27:B1:21:ARG:NH1	27:B1:21:ARG:HG3	2.27	0.48
40:DE:81:ILE:O	40:DE:81:ILE:HG22	2.13	0.48
11:AK:61:ALA:O	11:AK:64:ALA:HB3	2.13	0.48
1:CA:539:A:H2'	1:CA:540:G:C8	2.48	0.48
41:DF:107:LYS:O	41:DF:109:GLY:N	2.46	0.48
5:CE:33:VAL:CG2	5:CE:43:LEU:HD13	2.43	0.48
27:D1:82:LEU:HD12	27:D1:83:GLU:H	1.77	0.48
33:B7:43:THR:HG22	33:B7:44:PRO:N	2.28	0.48
25:AZ:286:VAL:CG2	25:AZ:287:GLY:N	2.75	0.48
4:CD:128:VAL:O	4:CD:130:GLY:N	2.46	0.48

Continued on next page...

Continued from previous page...

Atom-1	Atom-2	Distance(Å)	Clash(Å)
4:CD:129:ASN:H	4:CD:129:ASN:ND2	2.00	0.48
4:CD:145:GLU:HB3	4:CD:184:LYS:HG2	1.94	0.48
49:DQ:55:VAL:HG13	49:DQ:56:ARG:H	1.77	0.48
13:CM:57:ARG:NH2	30:D4:34:GLU:HG3	2.28	0.48
36:BA:2206:G:N2	36:BA:2207:G:O3'	2.46	0.48
36:BA:2672:G:C3'	36:BA:2673:G:H5''	2.43	0.48
36:DA:2246:G:H2'	36:DA:2247:A:H8	1.76	0.48
40:BE:35:GLN:CG	40:BE:36:ARG:H	2.26	0.48
4:CD:148:VAL:HG12	4:CD:149:ALA:O	2.13	0.48
36:DA:2606:C:C2'	36:DA:2607:G:H5'	2.42	0.48
41:BF:37:VAL:CG1	48:BP:7:ARG:HH12	2.24	0.48
17:AQ:18:THR:CG2	17:AQ:69:LYS:HD2	2.42	0.48
58:DZ:139:VAL:HG23	58:DZ:140:ASP:N	2.27	0.48
8:CH:20:TYR:CE2	8:CH:75:ARG:HD2	2.44	0.48
36:DA:1651:G:C2	36:DA:2007:C:C2	3.00	0.48
36:DA:2305:A:H3'	36:DA:2306:C:H5''	1.95	0.48
8:CH:10:LEU:HD22	8:CH:83:ILE:CD1	2.41	0.48
22:CW:56:C:P	38:DC:139:ASN:HD21	2.36	0.48
36:DA:562:U:O4	36:DA:2036:C:H1'	2.13	0.48
36:DA:2855:C:O2'	36:DA:2856:C:H5'	2.12	0.48
2:CB:178:ARG:HH21	2:CB:198:ASP:CG	2.16	0.48
7:CG:88:PRO:HB2	7:CG:145:ALA:HB1	1.95	0.48
36:DA:350:U:O2'	36:DA:351:G:H5'	2.13	0.48
1:AA:992:U:H1'	1:AA:993:G:C2	2.48	0.48
36:BA:389:G:H1	48:BP:72:PRO:HD3	1.78	0.48
47:DO:34:THR:O	47:DO:35:VAL:C	2.50	0.48
36:BA:2887:U:H2'	36:BA:2888:C:C6	2.48	0.48
8:AH:13:ILE:HD13	8:AH:24:THR:HG21	1.95	0.48
36:BA:2303:G:O2'	42:BG:132:ASN:HB2	2.13	0.48
36:BA:1840:G:C5	36:BA:1841:U:C5	3.01	0.48
36:BA:116:C:O2'	36:BA:117:G:H5'	2.13	0.48
24:CY:76:A:N6	25:CZ:234:ARG:NH1	2.52	0.48
32:D6:33:LYS:O	32:D6:34:LEU:HB2	2.12	0.48
52:DT:89:VAL:O	52:DT:91:ARG:N	2.46	0.48
28:B2:10:LEU:HD22	28:B2:60:LEU:HA	1.95	0.48
2:AB:130:ARG:HB3	2:AB:131:PRO:HD2	1.94	0.48
1:CA:1152:A:OP1	10:CJ:68:HIS:HD2	1.96	0.48
1:AA:1199:U:H4'	10:AJ:54:PHE:CE1	2.48	0.48
25:CZ:135:MET:HE3	25:CZ:172:ARG:HE	1.74	0.48
42:DG:40:ASN:HB2	42:DG:91:ARG:CB	2.42	0.48
58:BZ:10:ARG:HG2	58:BZ:12:GLY:H	1.78	0.48
36:DA:2101:G:C3'	36:DA:2102:U:H5''	2.43	0.48

Continued on next page...

Continued from previous page...

Atom-1	Atom-2	Distance(Å)	Clash(Å)
13:CM:96:LEU:HB3	13:CM:97:PRO:CD	2.41	0.48
46:BN:67:LEU:N	46:BN:67:LEU:HD12	2.28	0.48
9:CI:40:LEU:C	9:CI:42:ARG:N	2.65	0.48
9:CI:55:ALA:C	9:CI:58:HIS:CE1	2.86	0.48
12:AL:75:HIS:HD2	12:AL:77:LEU:H	1.60	0.48
10:AJ:98:ILE:HG23	10:AJ:98:ILE:O	2.13	0.48
36:BA:621:A:H2'	36:BA:622:G:C5'	2.40	0.48
40:DE:53:PRO:O	40:DE:54:GLN:C	2.51	0.48
31:B5:45:VAL:O	31:B5:46:CYS:CB	2.61	0.48
19:CS:31:ILE:HG23	19:CS:49:ILE:HA	1.94	0.48
1:AA:355:C:C2	1:AA:356:A:C8	3.02	0.48
42:BG:61:ALA:HA	42:BG:64:THR:CG2	2.43	0.48
36:BA:1784:A:H4'	36:BA:1785:A:O5'	2.13	0.48
36:BA:896:A:O4'	58:BZ:146:ILE:HD12	2.13	0.48
58:BZ:114:GLY:HA3	58:BZ:146:ILE:HG21	1.93	0.48
2:AB:97:TRP:HH2	2:AB:176:GLU:CD	2.17	0.48
36:BA:2131:G:H1'	36:BA:2133:G:H21	1.76	0.48
25:AZ:63:ILE:N	25:AZ:83:PRO:HB3	2.28	0.48
1:CA:1255:G:H3'	1:CA:1279:A:H61	1.78	0.48
36:DA:1762:A:C8	36:DA:1762:A:O5'	2.66	0.48
36:DA:1131:G:H21	46:DN:73:THR:CG2	2.25	0.48
2:CB:138:LEU:C	2:CB:140:HIS:H	2.15	0.48
1:AA:404:U:H2'	1:AA:405:U:C6	2.48	0.48
36:BA:744:G:C2'	36:BA:745:G:H5'	2.43	0.48
36:BA:2469:A:O2'	49:BQ:56:ARG:CD	2.59	0.48
31:B5:52:TYR:CD1	31:B5:52:TYR:O	2.66	0.48
55:DW:88:ARG:HG2	55:DW:94:ASP:CG	2.33	0.48
40:DE:120:TRP:CG	40:DE:155:LYS:HB3	2.48	0.48
12:AL:50:SER:O	12:AL:51:ALA:HB2	2.13	0.48
7:CG:44:TYR:O	7:CG:45:ASP:C	2.50	0.48
36:BA:1339:G:N2	36:BA:1603:A:H1'	2.28	0.48
1:AA:321:A:H2'	1:AA:322:C:C6	2.48	0.48
10:CJ:96:ILE:N	10:CJ:96:ILE:CD1	2.76	0.48
6:AF:20:ALA:C	6:AF:22:GLU:H	2.14	0.48
49:BQ:1:MET:O	49:BQ:2:LEU:CB	2.62	0.48
36:DA:1498:C:C2'	36:DA:1499:C:C5'	2.90	0.48
49:DQ:45:GLN:H	49:DQ:45:GLN:NE2	2.11	0.48
1:CA:1488:G:H2'	1:CA:1489:G:H8	1.78	0.48
36:BA:246:C:C5'	48:BP:71:VAL:HG23	2.43	0.48
18:CR:88:LYS:C	18:CR:88:LYS:HD3	2.34	0.48
47:BO:105:GLU:O	47:BO:109:LYS:CG	2.61	0.48
1:AA:245:C:O2'	1:AA:246:A:O5'	2.30	0.48

Continued on next page...

Continued from previous page...

Atom-1	Atom-2	Distance(Å)	Clash(Å)
42:DG:167:GLU:OE1	42:DG:168:GLU:N	2.46	0.48
36:DA:2886:G:H2'	36:DA:2887:U:H6	1.78	0.48
36:DA:2149:G:O2'	36:DA:2150:U:H5'	2.13	0.48
11:CK:45:GLY:O	11:CK:50:TYR:HB2	2.13	0.48
55:BW:62:HIS:O	55:BW:63:ASP:O	2.31	0.48
28:D2:21:LEU:O	28:D2:25:VAL:HG23	2.13	0.48
3:AC:25:GLY:O	3:AC:27:LYS:N	2.45	0.48
36:BA:1824:G:O2'	36:BA:1825:A:H5'	2.13	0.48
36:BA:1787:A:O4'	36:BA:2589:A:H4'	2.13	0.48
19:CS:22:LEU:HD13	19:CS:22:LEU:O	2.13	0.48
33:B7:9:ARG:HH11	33:B7:9:ARG:HG3	1.78	0.48
39:DD:165:ILE:HA	39:DD:175:LEU:HD23	1.95	0.48
47:BO:25:LEU:HB2	47:BO:38:VAL:O	2.13	0.48
36:DA:447:A:C5	36:DA:454:A:N7	2.81	0.48
36:DA:271(D):G:O2'	36:DA:271(E):U:H5'	2.13	0.48
1:AA:131:C:H2'	1:AA:132:C:H6	1.77	0.48
1:AA:1042:G:O2'	1:AA:1043:C:H5'	2.13	0.48
1:AA:1161:C:H2'	1:AA:1162:C:C6	2.48	0.48
45:DK:101:UNK:CB	45:DK:137:UNK:H	2.25	0.48
36:DA:869:G:C2'	36:DA:870:A:H5'	2.43	0.48
36:BA:2187:G:H2'	36:BA:2188:C:C5'	2.14	0.48
25:CZ:24:LYS:O	25:CZ:27:LEU:N	2.40	0.48
48:DP:56:SER:O	48:DP:57:THR:C	2.52	0.48
1:CA:347:G:N2	1:CA:348:G:H1'	2.27	0.48
53:BU:65:ILE:HD12	53:BU:65:ILE:H	1.78	0.48
1:AA:1095:U:H2'	1:AA:1096:C:O4'	2.12	0.48
22:AW:18:G:H22	22:AW:55:U:H6	1.61	0.48
25:CZ:137:LYS:O	25:CZ:140:MET:HB2	2.13	0.48
47:BO:122:LEU:CD1	52:BT:72:VAL:HG11	2.43	0.48
49:BQ:141:GLN:HG2	58:BZ:72:ARG:NH2	2.28	0.48
2:AB:166:ASP:O	2:AB:169:LYS:N	2.47	0.48
56:DX:80:ILE:HG13	56:DX:80:ILE:O	2.14	0.48
34:B8:61:LEU:C	34:B8:63:PRO:HD2	2.33	0.48
54:DV:38:LEU:HD23	54:DV:38:LEU:C	2.34	0.48
36:BA:2150:U:H2'	36:BA:2151:G:C8	2.48	0.48
1:AA:1367:C:P	10:AJ:57:LYS:HZ1	2.36	0.48
1:CA:191:G:H2'	1:CA:192:U:C6	2.48	0.48
3:CC:33:LEU:O	3:CC:33:LEU:HD22	2.13	0.48
36:BA:1720:U:H3'	36:BA:1721:G:H5''	1.93	0.48
30:D4:8:LYS:HG2	30:D4:9:LEU:O	2.14	0.48
37:DB:62:C:C2	37:DB:63:G:C8	3.01	0.48
1:AA:1125:U:H3	10:AJ:5:ARG:CZ	2.25	0.48

Continued on next page...

Continued from previous page...

Atom-1	Atom-2	Distance(Å)	Clash(Å)
48:BP:34:GLY:O	48:BP:35:HIS:CB	2.62	0.48
41:DF:125:LEU:HD12	41:DF:196:LEU:CD2	2.44	0.48
36:BA:881:G:H2'	36:BA:882:G:O4'	2.12	0.48
36:BA:1794:U:H1'	36:BA:1900:A:C2	2.48	0.48
50:BR:114:VAL:HG23	50:BR:114:VAL:O	2.13	0.48
1:AA:884:U:C4'	1:AA:884:U:OP1	2.55	0.48
58:BZ:96:VAL:CG1	58:BZ:97:GLU:N	2.68	0.48
40:DE:24:THR:HG21	40:DE:188:VAL:CG1	2.43	0.48
4:AD:100:ARG:NH2	4:AD:118:ARG:HH22	2.11	0.48
48:DP:125:VAL:O	48:DP:125:VAL:HG13	2.14	0.48
25:AZ:231:ILE:HD13	25:AZ:237:VAL:CG2	2.42	0.48
30:B4:16:CYS:SG	30:B4:17:GLY:N	2.86	0.48
36:DA:1221:C:H2'	36:DA:1221(A):C:H6	1.78	0.48
18:CR:40:LEU:C	18:CR:42:ARG:N	2.67	0.48
1:AA:1202:G:O2'	1:AA:1203:C:H5'	2.12	0.48
13:CM:77:ASN:O	13:CM:80:ARG:HB3	2.13	0.48
46:DN:54:VAL:HB	46:DN:122:VAL:HG22	1.94	0.48
36:BA:1319:G:O2'	36:BA:1320:C:H5'	2.13	0.48
2:CB:8:LYS:C	2:CB:10:LEU:H	2.16	0.48
36:DA:2523:G:O2'	36:DA:2524:G:H5''	2.12	0.48
36:DA:2012:G:O3'	55:DW:96:ILE:HG13	2.14	0.48
36:DA:880:G:H1	36:DA:897:C:N4	2.05	0.48
51:DS:20:ARG:NH1	51:DS:20:ARG:HG2	2.28	0.48
52:BT:5:ALA:O	52:BT:8:LYS:N	2.46	0.48
58:DZ:133:ILE:N	58:DZ:134:PRO:CD	2.76	0.48
1:AA:109:A:C6	1:AA:326:G:C6	3.01	0.48
36:DA:2842:G:O2'	36:DA:2843:G:H5'	2.14	0.48
36:DA:2146:C:H4'	36:DA:2147:G:C8	2.48	0.48
1:CA:51:A:C2	1:CA:353:A:N1	2.82	0.48
54:DV:72:VAL:HG23	54:DV:72:VAL:O	2.14	0.48
36:DA:954:G:H2'	36:DA:955:C:H5'	1.94	0.48
17:AQ:44:ALA:CB	17:AQ:59:ILE:HD12	2.44	0.48
5:CE:18:ARG:NH1	5:CE:18:ARG:HG3	2.25	0.48
42:DG:41:GLN:HG2	42:DG:154:GLY:O	2.14	0.48
22:CW:53:G:O2'	22:CW:54:U:H5'	2.13	0.48
38:DC:10:LEU:N	38:DC:10:LEU:HD13	2.27	0.48
29:D3:29:ARG:HD2	36:DA:1184:G:OP1	2.12	0.48
36:DA:1165:U:H2'	36:DA:1166:C:C5	2.49	0.48
32:B6:22:ALA:HB2	32:B6:39:TYR:CE1	2.47	0.48
50:BR:87:TYR:O	50:BR:89:ASP:N	2.47	0.48
36:BA:244:A:C2	36:BA:255:A:C4	3.01	0.48
36:BA:200:U:H2'	36:BA:201:C:H5'	1.95	0.48

Continued on next page...

Continued from previous page...

Atom-1	Atom-2	Distance(Å)	Clash(Å)
36:BA:271(F):C:H2'	36:BA:271(G):C:H5'	1.93	0.48
1:AA:277:C:H5'	17:AQ:68:ARG:NH1	2.29	0.48
1:AA:706:A:O2'	11:AK:31:THR:CG2	2.60	0.48
36:DA:2836:U:H6	36:DA:2836:U:O5'	1.96	0.48
55:DW:9:TYR:H	55:DW:9:TYR:HD1	1.61	0.48
46:BN:128:HIS:O	46:BN:128:HIS:CG	2.64	0.48
1:AA:769:G:H4'	1:AA:1513:A:H4'	1.94	0.48
1:CA:933:G:OP2	7:CG:3:ARG:HB3	2.12	0.48
36:BA:1914:C:H2'	36:BA:1915:U:O4'	2.14	0.48
5:CE:135:THR:O	5:CE:138:ALA:HB3	2.13	0.48
1:CA:665:A:H1'	1:CA:733:A:O4'	2.12	0.48
44:BJ:100:UNK:CB	44:BJ:129:UNK:HA	2.43	0.48
10:CJ:42:THR:HG22	10:CJ:43:ARG:N	2.28	0.48
3:CC:25:GLY:O	3:CC:27:LYS:N	2.47	0.48
1:AA:399:G:H2'	1:AA:400:C:C6	2.47	0.48
38:BC:50:ASP:OD2	38:BC:52:ARG:HB2	2.14	0.48
36:BA:684:G:C4	36:BA:794:G:N2	2.81	0.48
36:DA:569:U:C4	36:DA:570:G:C6	3.01	0.48
28:D2:24:LEU:HD23	28:D2:24:LEU:C	2.34	0.48
37:DB:32:C:H6	37:DB:32:C:H5'	1.76	0.48
39:DD:40:THR:O	39:DD:41:GLY:O	2.30	0.48
38:DC:79:LYS:HG2	38:DC:118:ASP:O	2.13	0.48
25:CZ:231:ILE:CG1	25:CZ:237:VAL:HG21	2.41	0.48
25:CZ:231:ILE:CB	25:CZ:234:ARG:HB2	2.43	0.48
25:CZ:98:GLN:HB2	25:CZ:241:ARG:HG3	1.94	0.48
25:CZ:176:LEU:HB3	60:CZ:501:GDP:C2	2.48	0.48
32:B6:11:LEU:HG	32:B6:26:ASN:OD1	2.14	0.48
32:D6:12:GLU:HA	32:D6:23:THR:HA	1.94	0.48
1:AA:302:G:O2'	1:AA:556:C:H5''	2.13	0.48
57:DY:40:GLU:HA	57:DY:40:GLU:OE1	2.12	0.48
2:CB:93:VAL:HG11	2:CB:97:TRP:HD1	1.78	0.48
2:AB:142:LEU:HD23	2:AB:142:LEU:O	2.13	0.48
1:AA:1054:C:C6	1:AA:1196:U:N1	2.81	0.48
1:AA:1053:G:O6	1:AA:1199:U:H2'	2.14	0.48
42:DG:114:ILE:O	42:DG:115:ARG:CB	2.61	0.48
36:DA:142(A):C:O2'	36:DA:143:G:H5'	2.13	0.48
36:DA:2329:G:O2'	36:DA:2330:G:H5'	2.12	0.48
52:BT:28:VAL:CG2	52:BT:47:GLY:O	2.61	0.48
57:DY:67:LEU:HD21	57:DY:71:LYS:HE2	1.95	0.48
1:CA:1202:G:N2	14:CN:46:GLU:OE1	2.45	0.48
14:AN:49:HIS:C	14:AN:51:GLY:N	2.67	0.48
13:CM:25:ILE:HD11	13:CM:60:VAL:HG13	1.96	0.48

Continued on next page...

Continued from previous page...

Atom-1	Atom-2	Distance(Å)	Clash(Å)
31:B5:33:CYS:HB3	31:B5:36:CYS:SG	2.53	0.48
58:DZ:178:GLU:O	58:DZ:180:VAL:CB	2.61	0.48
43:BH:125:VAL:H	43:BH:126:PRO:HD3	1.78	0.48
43:BH:89:ILE:HD13	43:BH:96:ALA:HB2	1.95	0.48
1:CA:966:G:O2'	1:CA:967:C:P	2.71	0.48
5:CE:144:THR:O	5:CE:147:ASP:OD1	2.31	0.48
36:DA:1012:U:C4	46:DN:28:THR:HG21	2.47	0.48
40:DE:37:ARG:HA	40:DE:42:ASP:OD2	2.13	0.48
10:AJ:81:THR:O	10:AJ:85:LEU:HG	2.14	0.48
25:AZ:277:LEU:HD12	25:AZ:280:GLY:N	2.28	0.48
13:CM:84:ILE:HG22	13:CM:84:ILE:O	2.13	0.48
25:AZ:231:ILE:N	25:AZ:231:ILE:CD1	2.77	0.48
48:DP:7:ARG:CB	48:DP:8:PRO:HD3	2.36	0.48
18:CR:50:ILE:HD13	18:CR:74:ARG:NH2	2.28	0.48
25:AZ:222:LEU:HD23	25:AZ:243:GLU:HG2	1.95	0.48
1:CA:299:G:H2'	1:CA:300:A:H8	1.70	0.48
5:CE:28:PHE:CD2	5:CE:51:VAL:HG22	2.48	0.48
38:BC:43:VAL:HG23	38:BC:175:VAL:HG21	1.95	0.48
22:CW:70:G:C2'	22:CW:71:G:O5'	2.62	0.48
6:AF:53:ALA:O	6:AF:54:LYS:HG2	2.13	0.48
36:BA:1278:A:H5''	50:BR:36:THR:HG22	1.95	0.48
13:CM:108:ARG:NH2	13:CM:114:ARG:HA	2.27	0.48
51:DS:92:TYR:CD2	51:DS:94:TYR:HB2	2.49	0.48
14:CN:9:LYS:HG2	14:CN:9:LYS:O	2.12	0.48
6:AF:87:ARG:NH1	6:AF:87:ARG:HG2	2.27	0.48
25:CZ:298:VAL:CG1	25:CZ:302:GLN:OE1	2.61	0.48
1:CA:1139:G:N2	1:CA:1143:G:C6	2.82	0.48
36:BA:2768:C:O2'	36:BA:2769:C:H5'	2.13	0.48
5:CE:41:VAL:HG13	5:CE:113:ALA:CA	2.43	0.48
5:CE:64:ARG:HH11	5:CE:64:ARG:CG	2.26	0.48
25:CZ:207:ASP:HB3	25:CZ:208:GLU:OE2	2.13	0.48
42:DG:56:ALA:HA	42:DG:153:ARG:NH2	2.29	0.48
2:CB:204:ASN:HD22	2:CB:205:ASP:N	2.11	0.48
40:DE:179:GLU:HG3	40:DE:179:GLU:O	2.14	0.48
25:AZ:28:THR:HG23	25:AZ:79:HIS:CE1	2.49	0.48
9:AI:17:VAL:CG2	9:AI:80:GLY:HA3	2.43	0.48
53:DU:82:GLY:C	53:DU:84:LYS:N	2.67	0.48
1:AA:706:A:C4'	11:AK:29:ILE:HD11	2.43	0.48
1:AA:719:C:O2	18:AR:50:ILE:HG12	2.13	0.48
1:AA:660:G:OP2	15:AO:5:LYS:HE2	2.14	0.48
36:BA:1275:A:C4	50:BR:16:HIS:ND1	2.81	0.48
2:AB:16:HIS:HD2	2:AB:210:SER:N	2.12	0.48

Continued on next page...

Continued from previous page...

Atom-1	Atom-2	Distance(Å)	Clash(Å)
36:BA:2290:G:H2'	36:BA:2291:U:O4'	2.14	0.48
1:CA:824:C:H1'	8:CH:1:MET:HE2	1.95	0.48
36:BA:2485:G:H2'	36:BA:2486:G:H5'	1.94	0.48
36:BA:1448:G:N2	36:BA:1528(A):A:C2	2.80	0.48
36:BA:751:A:H5'	55:BW:90:ARG:HA	1.94	0.48
36:DA:2537:U:H2'	36:DA:2538:C:C6	2.47	0.48
46:DN:1:MET:HE2	46:DN:2:LYS:N	2.28	0.48
1:CA:277:C:OP1	17:CQ:41:LYS:HE3	2.14	0.48
5:AE:13:ILE:HA	5:AE:29:GLY:O	2.13	0.48
9:CI:10:ARG:NH2	9:CI:105:ASP:OD2	2.46	0.48
45:BK:101:UNK:CB	45:BK:137:UNK:H	2.27	0.48
36:BA:2816:C:O2	36:BA:2883:A:O2'	2.30	0.48
36:BA:2733:A:O2'	36:BA:2734:A:H5'	2.13	0.48
25:CZ:234:ARG:NH2	25:CZ:289:LEU:CD2	2.76	0.48
34:D8:32:LEU:CG	34:D8:36:LYS:NZ	2.77	0.48
1:CA:346:G:N3	1:CA:346:G:C2'	2.77	0.48
32:B6:53:LYS:HD3	32:B6:54:ILE:N	2.27	0.48
36:DA:2400:G:N2	36:DA:2417:C:C2	2.82	0.48
57:DY:28:LYS:CG	57:DY:39:VAL:HG22	2.37	0.48
28:B2:40:SER:OG	56:BX:13:LEU:HD11	2.14	0.48
25:AZ:110:ASP:HB3	25:AZ:113:MET:CE	2.44	0.48
39:BD:33:LEU:HD12	39:BD:102:LYS:HD2	1.94	0.48
39:BD:35:LYS:HG2	39:BD:36:PRO:CD	2.43	0.48
36:DA:1790:C:H2'	36:DA:1791:A:C5	2.49	0.48
39:DD:97:TYR:C	39:DD:99:ASP:N	2.65	0.48
57:DY:44:ILE:CG2	57:DY:45:VAL:H	2.25	0.48
26:D0:43:THR:H	36:DA:2331:G:H4'	1.78	0.48
52:BT:64:ARG:HD3	52:BT:102:ILE:CD1	2.44	0.48
52:BT:33:LYS:NZ	52:BT:43:GLN:HG2	2.26	0.48
49:BQ:141:GLN:C	58:BZ:53:ILE:HD12	2.34	0.48
36:DA:306:U:H2'	36:DA:307:G:O4'	2.14	0.48
57:DY:87:LYS:CG	57:DY:88:LYS:H	2.22	0.48
10:CJ:50:ILE:HG12	14:CN:41:ARG:HE	1.78	0.48
3:CC:8:ILE:HG13	3:CC:184:TYR:HB3	1.96	0.48
1:AA:1281:U:H5'	1:AA:1282:C:C5	2.45	0.48
53:DU:95:LEU:HD11	54:DV:11:GLN:HG3	1.95	0.48
35:D9:14:CYS:HA	35:D9:27:CYS:HB2	1.95	0.48
43:DH:146:ALA:O	43:DH:149:ARG:HB3	2.13	0.48
1:CA:264:U:O2'	17:CQ:64:PRO:HB2	2.14	0.48
1:CA:263:A:OP2	20:CT:79:ARG:NH1	2.45	0.48
42:BG:172:LEU:HD23	42:BG:176:LEU:HD12	1.95	0.48
57:BY:87:LYS:CG	57:BY:88:LYS:H	2.27	0.48

Continued on next page...

Continued from previous page...

Atom-1	Atom-2	Distance(Å)	Clash(Å)
1:AA:540:G:O2'	1:AA:541:G:H5'	2.14	0.48
36:DA:1060:U:H1'	36:DA:1061:U:H5''	1.95	0.48
30:B4:16:CYS:HB2	30:B4:36:CYS:SG	2.54	0.48
36:DA:1221(A):C:H2'	36:DA:1222:C:C6	2.48	0.48
36:DA:1131:G:O6	36:DA:2040:C:H1'	2.13	0.48
34:B8:52:LYS:H	34:B8:53:PRO:HD2	1.63	0.48
36:DA:761:A:C3'	36:DA:761:A:C8	2.96	0.48
10:CJ:79:ARG:HH11	10:CJ:79:ARG:HG2	1.79	0.48
49:BQ:51:ARG:CG	49:BQ:51:ARG:HH11	2.24	0.48
50:DR:10:LEU:C	50:DR:10:LEU:HD12	2.34	0.48
16:AP:2:VAL:O	16:AP:2:VAL:HG22	2.12	0.48
36:DA:2842:G:C2'	36:DA:2843:G:H5'	2.43	0.48
20:CT:56:MET:HE3	20:CT:85:MET:HG2	1.95	0.48
58:DZ:108:PRO:C	58:DZ:110:GLY:N	2.66	0.48
47:DO:12:ASP:OD2	47:DO:86:ILE:N	2.46	0.48
1:CA:1286:A:C2	21:CU:18:TYR:OH	2.67	0.48
38:DC:84:LYS:HA	38:DC:87:GLU:OE1	2.13	0.48
2:AB:123:ALA:O	2:AB:124:SER:HB2	2.13	0.48
36:DA:2305:A:H2'	36:DA:2306:C:C4'	2.43	0.48
15:CO:26:GLU:OE2	15:CO:77:ARG:HD2	2.13	0.48
48:DP:71:VAL:N	48:DP:72:PRO:CD	2.77	0.48
36:DA:1708:C:O2'	36:DA:1709:U:H5'	2.13	0.48
29:B3:8:LEU:HB2	29:B3:28:LEU:HD12	1.95	0.48
4:AD:124:GLY:O	4:AD:125:HIS:C	2.52	0.48
58:BZ:128:VAL:HG21	58:BZ:134:PRO:HD2	1.94	0.48
3:CC:34:LEU:HD23	3:CC:34:LEU:O	2.12	0.48
40:BE:154:LYS:O	40:BE:156:MET:HG3	2.13	0.48
25:CZ:223:MET:CE	25:CZ:238:ALA:O	2.61	0.48
12:CL:5:PRO:O	12:CL:6:THR:C	2.50	0.48
36:BA:2406:U:C2	48:BP:72:PRO:HB2	2.48	0.48
36:BA:1678:G:N2	36:BA:1989:G:H1	2.12	0.48
24:AY:2:G:OP1	25:AZ:90:LYS:HD3	2.13	0.48
36:BA:30:G:C5	36:BA:31:C:C4	3.01	0.48
36:BA:521:G:H2'	36:BA:522:G:H8	1.78	0.48
36:DA:2653:U:H5''	36:DA:2654:A:H2'	1.95	0.48
36:BA:2792:G:C2'	36:BA:2793:G:H5'	2.43	0.48
1:CA:1014:A:H5'	19:CS:14:HIS:CD2	2.48	0.48
1:AA:1171:G:O2'	1:AA:1172:C:H5'	2.13	0.48
36:DA:1120:G:H2'	36:DA:1121:C:C6	2.49	0.48
36:BA:586:A:H5'	41:BF:89:VAL:HB	1.95	0.48
36:DA:902:C:H2'	36:DA:903:C:C6	2.48	0.48
36:BA:1432:C:H2'	36:BA:1433:U:O4'	2.12	0.48

Continued on next page...

Continued from previous page...

Atom-1	Atom-2	Distance(Å)	Clash(Å)
4:CD:79:PHE:HA	4:CD:93:PHE:CD1	2.48	0.48
45:BK:3:UNK:O	45:BK:4:UNK:C	2.62	0.48
58:BZ:103:ARG:HE	58:BZ:138:GLU:HG3	1.77	0.48
25:AZ:325:LYS:HB2	25:AZ:331:HIS:HB3	1.94	0.48
2:CB:48:MET:O	2:CB:49:GLU:C	2.51	0.48
1:CA:189(H):G:OP2	1:CA:189(H):G:H2'	2.13	0.48
47:DO:3:GLN:O	47:DO:21:CYS:HB3	2.14	0.48
47:BO:66:LYS:H	47:BO:82:ASN:ND2	2.11	0.48
51:DS:34:HIS:CE1	51:DS:54:LEU:HB3	2.48	0.48
4:CD:170:VAL:HG12	4:CD:174:LEU:HB2	1.93	0.48
52:DT:27:THR:OG1	52:DT:28:VAL:N	2.46	0.48
1:AA:1104:G:P	2:AB:111:ARG:HD2	2.53	0.48
25:AZ:113:MET:O	25:AZ:116:THR:HB	2.13	0.48
38:BC:147:PHE:C	38:BC:149:ILE:H	2.17	0.48
38:BC:76:ALA:HB2	38:BC:114:VAL:CG2	2.41	0.48
56:DX:36:LYS:HA	56:DX:39:ILE:HG12	1.94	0.48
52:BT:106:SER:HA	52:BT:110:ILE:CG1	2.44	0.48
49:BQ:27:VAL:HG11	49:BQ:134:ARG:CD	2.44	0.48
36:DA:336:C:O2'	36:DA:337:C:H5'	2.14	0.48
35:D9:18:ARG:NH2	36:DA:1123:C:H1'	2.29	0.48
41:BF:135:LYS:HB3	41:BF:138:GLU:CD	2.34	0.48
43:DH:83:TYR:CG	43:DH:134:SER:HB3	2.48	0.48
1:CA:1117:G:C5'	1:CA:1117:G:H8	2.20	0.48
36:DA:1409:C:O2'	36:DA:1410:G:H5'	2.14	0.48
54:DV:1:MET:SD	54:DV:43:GLU:HG2	2.53	0.48
36:DA:1902:C:C1'	39:DD:244:ARG:HG3	2.38	0.48
3:CC:153:VAL:O	3:CC:154:SER:CB	2.61	0.48
26:D0:27:GLU:CD	26:D0:27:GLU:H	2.17	0.48
25:CZ:125:GLN:HE22	25:CZ:394:THR:HB	1.78	0.48
4:CD:61:LYS:HA	4:CD:203:VAL:HG13	1.96	0.48
36:BA:1817:G:H2'	36:BA:1818:U:C5'	2.31	0.48
58:DZ:99:TYR:HD2	58:DZ:123:ASP:HB3	1.77	0.48
1:CA:1376:U:H2'	1:CA:1377:A:C8	2.48	0.48
12:CL:109:GLY:HA3	12:CL:122:THR:H	1.78	0.48
12:CL:60:LEU:C	12:CL:62:SER:H	2.15	0.48
41:DF:206:ILE:CG2	41:DF:207:GLY:H	2.18	0.48
48:DP:115:LEU:HA	48:DP:131:SER:OG	2.13	0.48
41:BF:154:VAL:HG13	41:BF:191:ARG:O	2.13	0.48
36:BA:466:A:H2'	36:BA:467:G:H5'	1.94	0.48
42:BG:110:ALA:H	42:BG:112:PRO:HD2	1.78	0.48
1:CA:382:A:H2'	1:CA:383:A:C8	2.48	0.48
30:D4:16:CYS:HB2	30:D4:36:CYS:SG	2.52	0.48

Continued on next page...

Continued from previous page...

Atom-1	Atom-2	Distance(Å)	Clash(Å)
30:D4:30:GLU:C	30:D4:31:ILE:HD12	2.33	0.48
2:AB:215:LEU:O	2:AB:218:ALA:HB3	2.13	0.48
2:AB:215:LEU:O	2:AB:219:VAL:HG23	2.13	0.48
36:BA:2515:C:H2'	36:BA:2516:G:H8	1.79	0.48
34:B8:14:VAL:CG2	34:B8:24:ALA:HB2	2.40	0.48
36:DA:333:G:N2	36:DA:334:C:H1'	2.29	0.48
51:BS:98:VAL:CG1	51:BS:100:ALA:HB2	2.39	0.48
5:AE:39:GLY:HA2	5:AE:69:VAL:HG23	1.95	0.48
42:DG:52:ILE:N	42:DG:52:ILE:CD1	2.75	0.48
29:B3:17:LYS:O	29:B3:18:ASP:C	2.52	0.48
36:BA:1313:U:C2	36:BA:1610:A:H2	2.32	0.48
43:DH:139:GLN:NE2	43:DH:140:LYS:HA	2.29	0.48
36:BA:1361:G:O2'	36:BA:1362:C:H5'	2.13	0.48
1:AA:1039:C:H6	1:AA:1040:U:H5	1.62	0.48
1:CA:353:A:H5'	1:CA:353:A:C8	2.42	0.48
31:D5:52:TYR:O	31:D5:52:TYR:CD1	2.66	0.48
47:BO:24:VAL:CG1	47:BO:33:ALA:HB2	2.44	0.48
55:DW:82:LEU:CD1	55:DW:82:LEU:H	2.27	0.48
28:D2:66:GLU:HA	28:D2:69:ARG:NE	2.29	0.48
1:AA:324:G:OP1	20:AT:22:ARG:HD3	2.14	0.48
1:AA:444:C:H2'	1:AA:445:G:H8	1.78	0.48
2:CB:204:ASN:HD22	2:CB:206:ASP:H	1.58	0.48
13:AM:23:TYR:CE1	13:AM:70:LEU:HD22	2.45	0.48
36:BA:1146:C:O2'	36:BA:1147:C:H5'	2.14	0.48
1:CA:377:G:H2'	1:CA:378:G:H8	1.76	0.48
36:DA:2358:G:O2'	36:DA:2359:C:H5'	2.14	0.48
1:AA:1228:C:OP1	13:AM:108:ARG:NH2	2.45	0.48
36:DA:2176:A:N3	38:DC:172:HIS:CE1	2.82	0.48
4:CD:116:GLN:O	4:CD:117:ALA:C	2.51	0.48
36:DA:1592:C:H2'	36:DA:1593:G:C8	2.48	0.48
36:DA:2206:G:N3	36:DA:2206:G:H3'	2.28	0.48
54:BV:21:ARG:HB3	54:BV:91:TYR:HD2	1.78	0.48
20:AT:8:ARG:HG3	20:AT:8:ARG:NH1	2.29	0.48
36:BA:1466:G:N2	36:BA:1547:C:N3	2.61	0.48
4:AD:76:ARG:O	4:AD:80:GLU:HG2	2.13	0.48
27:B1:53:VAL:HG13	27:B1:58:ILE:HD13	1.95	0.48
2:AB:190:THR:O	2:AB:191:ASP:HB2	2.13	0.48
36:BA:693:C:O2'	36:BA:694:U:H5'	2.13	0.48
12:CL:78:GLN:O	12:CL:80:HIS:N	2.47	0.48
1:AA:987:G:O2'	1:AA:988:G:H5'	2.13	0.48
1:AA:955:U:O2'	1:AA:956:U:H5'	2.14	0.48
40:BE:16:ARG:O	40:BE:17:ASP:HB2	2.12	0.48

Continued on next page...

Continued from previous page...

Atom-1	Atom-2	Distance(Å)	Clash(Å)
36:BA:1412:A:O2'	36:BA:1413:G:H5'	2.14	0.48
1:AA:139:G:O2'	1:AA:140:A:H5'	2.13	0.48
36:DA:821:A:H5''	36:DA:822:U:C6	2.48	0.48
1:AA:236:G:OP1	17:AQ:40:LYS:NZ	2.38	0.48
20:CT:24:LEU:HD22	20:CT:24:LEU:O	2.14	0.48
25:CZ:212:THR:O	25:CZ:212:THR:HG23	2.14	0.48
36:DA:2236:C:H2'	36:DA:2237:G:O4'	2.12	0.48
24:AY:56:C:C2	36:BA:1067:A:H2	2.32	0.48
4:CD:98:GLU:HA	4:CD:103:ASN:HD22	1.75	0.48
1:CA:358:U:H1'	25:CZ:233:GLY:HA2	1.96	0.48
32:D6:5:VAL:O	32:D6:6:ARG:HB2	2.13	0.48
36:DA:252:G:O2'	36:DA:253:C:H5'	2.13	0.48
48:DP:23:PRO:C	48:DP:33:ARG:NE	2.67	0.48
48:DP:47:ASP:HB3	48:DP:49:ARG:N	2.29	0.48
52:DT:91:ARG:CB	52:DT:116:ALA:HA	2.44	0.48
36:BA:2400:G:N2	36:BA:2417:C:C2	2.81	0.48
58:BZ:120:ILE:HG13	58:BZ:170:THR:HG22	1.95	0.48
1:CA:1149:C:C2'	1:CA:1150:U:O2	2.41	0.48
39:BD:76:PRO:HA	39:BD:118:VAL:HG23	1.95	0.48
39:BD:117:VAL:HG22	39:BD:118:VAL:N	2.29	0.48
38:BC:114:VAL:HG12	38:BC:144:THR:CB	2.43	0.48
39:DD:101:GLU:HG2	39:DD:102:LYS:N	2.28	0.48
36:DA:130:C:O3'	36:DA:1349:A:H1'	2.13	0.48
26:D0:43:THR:HG21	36:DA:2336:A:H61	1.79	0.48
36:BA:906:G:H5'	49:BQ:26:TYR:OH	2.13	0.48
41:BF:84:VAL:O	41:BF:86:GLY:N	2.40	0.48
35:D9:29:ASN:H	35:D9:29:ASN:HD22	1.61	0.48
36:BA:2538:C:H2'	36:BA:2539:C:H6	1.79	0.48
29:D3:54:VAL:HG12	29:D3:55:ARG:N	2.29	0.48
1:CA:1202:G:C2	14:CN:42:ILE:CG2	2.96	0.48
3:AC:11:ARG:HG2	3:AC:11:ARG:NH1	2.18	0.48
1:AA:1126:U:H1'	1:AA:1280:A:C5	2.49	0.48
9:AI:33:PHE:O	9:AI:35:GLU:N	2.47	0.48
36:DA:2287:A:C2	36:DA:2346:A:C2	3.02	0.48
25:CZ:89:ILE:O	25:CZ:92:MET:HB3	2.13	0.48
39:DD:142:VAL:CG2	39:DD:191:ALA:HB1	2.44	0.48
40:BE:63:LEU:O	40:BE:64:LYS:C	2.51	0.48
58:DZ:53:ILE:HG22	58:DZ:71:VAL:O	2.14	0.48
1:CA:1346:A:C8	7:CG:10:ARG:NH2	2.82	0.48
42:BG:27:ASN:HD21	42:BG:30:GLU:HB2	1.78	0.48
40:DE:34:VAL:HG13	40:DE:48:GLN:NE2	2.28	0.48
40:DE:51:PHE:O	40:DE:52:LEU:C	2.52	0.48

Continued on next page...

Continued from previous page...

Atom-1	Atom-2	Distance(Å)	Clash(Å)
51:DS:104:GLY:O	51:DS:106:ARG:N	2.45	0.48
27:D1:56:GLN:HG3	27:D1:87:PRO:HD3	1.95	0.48
55:BW:75:TYR:CE1	55:BW:104:THR:OG1	2.66	0.48
1:AA:625:G:O2'	1:AA:626:U:H5'	2.13	0.48
12:CL:18:VAL:O	12:CL:19:ARG:HB3	2.14	0.48
36:DA:580:C:P	53:DU:33:ARG:HH21	2.36	0.48
30:B4:7:PRO:O	30:B4:8:LYS:CB	2.56	0.48
1:CA:878:G:C5'	8:CH:89:PRO:HG2	2.42	0.48
24:CY:61:C:C2'	24:CY:62:U:H5''	2.43	0.48
4:AD:67:ILE:O	4:AD:67:ILE:HG23	2.14	0.48
36:DA:1761:C:H3'	36:DA:1762:A:C8	2.49	0.48
49:BQ:18:LYS:HB2	49:BQ:98:LYS:HZ1	1.76	0.48
2:CB:30:ARG:HE	2:CB:31:TYR:HE1	1.62	0.48
36:DA:2491:U:C5'	36:DA:2570:G:H5''	2.38	0.48
52:BT:11:GLU:H	52:BT:11:GLU:CD	2.17	0.48
12:AL:27:LEU:C	12:AL:29:GLY:H	2.17	0.48
40:DE:167:VAL:CG2	40:DE:170:LEU:HD11	2.43	0.48
22:CW:26:A:H2'	22:CW:27:G:C8	2.48	0.48
55:DW:88:ARG:CG	55:DW:94:ASP:OD2	2.58	0.48
1:CA:1015:A:C6	1:CA:1016:A:C6	3.01	0.48
1:CA:691:G:C6	11:CK:52:GLY:HA2	2.47	0.48
39:BD:165:ILE:HA	39:BD:175:LEU:HD23	1.96	0.48
37:DB:16:G:N2	37:DB:69:G:H1'	2.28	0.48
40:DE:117:MET:HE2	40:DE:124:GLY:CA	2.43	0.48
39:DD:79:VAL:HG21	39:DD:111:LEU:HD21	1.94	0.48
6:AF:87:ARG:CG	6:AF:87:ARG:HH11	2.25	0.48
5:CE:120:THR:CG2	5:CE:121:LYS:N	2.76	0.48
36:DA:2107:C:C5	36:DA:2108:C:H5	2.32	0.48
1:CA:1296:C:H4'	1:CA:1302:U:H5	1.78	0.48
22:CW:34:G:C8	22:CW:35:A:N7	2.81	0.48
25:AZ:380:LEU:N	25:AZ:380:LEU:HD23	2.29	0.48
36:DA:440:G:H22	41:DF:46:ARG:NH2	2.11	0.48
41:BF:150:GLY:HA2	41:BF:172:TRP:CE3	2.48	0.48
36:DA:1671:U:O2'	36:DA:1673:U:H5	1.96	0.48
27:B1:67:ILE:O	27:B1:70:VAL:CG2	2.62	0.48
37:DB:7:G:H4'	51:DS:29:PHE:HD2	1.78	0.48
36:DA:2649:U:H2'	36:DA:2650:U:H6	1.76	0.48
7:CG:21:VAL:HG23	7:CG:22:LEU:N	2.29	0.48
37:DB:114:C:H2'	37:DB:115:G:H8	1.78	0.48
1:AA:748:C:H1'	1:AA:749:C:H5	1.79	0.48
36:DA:515:A:C8	36:DA:516:C:C6	3.01	0.48
36:DA:2176:A:C8	36:DA:2176:A:H3'	2.48	0.48

Continued on next page...

Continued from previous page...

Atom-1	Atom-2	Distance(Å)	Clash(Å)
36:BA:1230:C:O2'	36:BA:1231:G:H5'	2.14	0.48
36:DA:489:G:N2	36:DA:1321:A:OP1	2.42	0.48
36:BA:598:G:H5'	48:BP:15:ARG:CB	2.44	0.48
25:CZ:313:HIS:HD2	25:CZ:403:ILE:HD13	1.77	0.48
36:DA:2602:A:H4'	36:DA:2603:G:C5'	2.43	0.48
1:CA:328:C:O2	1:CA:328:C:H2'	2.12	0.48
33:B7:9:ARG:NE	36:BA:1310:G:OP2	2.45	0.48
3:CC:25:GLY:O	3:CC:26:LYS:C	2.51	0.48
44:BJ:11:UNK:C	44:BJ:13:UNK:N	2.76	0.48
22:CV:75:C:H2'	22:CV:76:A:O4'	2.13	0.48
36:DA:2256:G:N2	36:DA:2275:C:C4	2.81	0.48
1:CA:622:A:C8	1:CA:623:C:C5	3.02	0.48
36:BA:1820:U:O2	39:BD:201:HIS:HB3	2.13	0.48
20:AT:48:LYS:O	20:AT:49:ALA:C	2.51	0.48
36:DA:1177:A:H5'	36:DA:1178:C:C5	2.48	0.48
1:AA:1137:C:H4'	1:AA:1138:G:C2	2.48	0.48
49:BQ:39:PRO:CA	49:BQ:99:PRO:HD3	2.44	0.48
3:AC:157:ILE:HD12	3:AC:157:ILE:H	1.78	0.48
16:AP:60:LEU:HD23	16:AP:60:LEU:HA	1.73	0.48
10:AJ:86:MET:O	10:AJ:86:MET:HG2	2.13	0.48
36:DA:64:A:H2'	36:DA:65:C:H6	1.78	0.48
25:CZ:5:PHE:HB3	25:CZ:276:THR:O	2.13	0.48
25:CZ:24:LYS:HE2	25:CZ:24:LYS:HB2	1.64	0.48
36:DA:833:U:H2'	36:DA:834:C:C6	2.49	0.48
48:DP:23:PRO:O	48:DP:33:ARG:CD	2.57	0.48
34:D8:13:ARG:HB3	48:DP:63:PRO:HA	1.96	0.48
52:DT:35:LYS:O	52:DT:36:GLU:HB2	2.12	0.48
19:CS:70:LYS:O	19:CS:71:LEU:C	2.52	0.48
28:B2:35:LEU:C	28:B2:35:LEU:HD22	2.34	0.48
28:B2:53:LEU:C	28:B2:55:ARG:H	2.16	0.48
2:AB:140:HIS:C	2:AB:142:LEU:N	2.65	0.48
1:AA:1054:C:C6	1:AA:1196:U:N3	2.78	0.48
25:AZ:110:ASP:HB3	25:AZ:113:MET:HE1	1.96	0.48
25:AZ:135:MET:SD	25:AZ:150:VAL:CG1	3.02	0.48
25:AZ:176:LEU:HD12	25:AZ:176:LEU:C	2.34	0.48
38:BC:131:LEU:C	38:BC:133:PRO:HD2	2.34	0.48
36:DA:1827:C:O2'	36:DA:1828:G:H5'	2.13	0.48
42:DG:126:ASP:O	42:DG:128:ARG:N	2.46	0.48
36:DA:2476:A:C2'	36:DA:2477:C:C5'	2.92	0.48
54:BV:64:HIS:CE1	54:BV:92:THR:CG2	2.97	0.48
1:AA:1190:G:OP1	3:AC:5:ILE:HD12	2.14	0.48
36:BA:1818:U:H2'	39:BD:157:ARG:HG3	1.96	0.48

Continued on next page...

Continued from previous page...

Atom-1	Atom-2	Distance(Å)	Clash(Å)
1:CA:1343:G:O2'	9:CI:121:ARG:HA	2.13	0.48
16:CP:55:ARG:NH2	16:CP:58:TYR:CG	2.81	0.48
51:BS:12:PHE:CD1	51:BS:12:PHE:C	2.85	0.48
5:CE:78:HIS:HE1	5:CE:143:ARG:H	1.61	0.48
5:CE:79:GLU:HA	5:CE:91:LEU:O	2.14	0.48
7:CG:118:VAL:HG23	7:CG:119:ARG:H	1.79	0.48
4:AD:61:LYS:HA	4:AD:203:VAL:HG13	1.96	0.48
51:DS:15:ARG:CD	51:DS:15:ARG:O	2.57	0.48
39:DD:26:LYS:O	39:DD:27:THR:HB	2.14	0.48
47:BO:64:ARG:HD3	47:BO:79:PHE:CD1	2.49	0.48
55:DW:107:LEU:N	55:DW:107:LEU:HD12	2.29	0.48
36:BA:1528:A:N6	36:BA:1544:A:N1	2.60	0.48
52:DT:48:ILE:HD12	52:DT:64:ARG:O	2.13	0.48
1:CA:1259:C:H3'	1:CA:1260:C:H5''	1.96	0.48
2:AB:24:TRP:CZ3	2:AB:26:PRO:HA	2.48	0.48
52:BT:129:ARG:O	52:BT:129:ARG:HG3	2.13	0.48
9:CI:50:LEU:O	9:CI:51:ARG:HG3	2.13	0.48
22:CW:8:U:H5'	22:CW:49:C:OP1	2.13	0.48
43:DH:89:ILE:CD1	43:DH:96:ALA:HB2	2.43	0.48
49:DQ:62:GLY:HA2	58:DZ:116:VAL:CG2	2.41	0.48
36:DA:1407:C:N4	36:DA:1595:G:H1	2.07	0.48
36:BA:909:A:H2'	36:BA:912:C:H5	1.75	0.48
7:CG:134:ALA:O	7:CG:135:VAL:C	2.52	0.48
51:BS:74:ALA:HB1	51:BS:103:GLU:CG	2.41	0.48
51:BS:66:ALA:O	51:BS:69:VAL:N	2.46	0.48
1:CA:1134:G:C2'	1:CA:1135:U:H5'	2.43	0.48
1:CA:666:G:H5'	1:CA:726:C:H1'	1.95	0.48
29:D3:31:LEU:HD23	29:D3:32:GLN:N	2.29	0.48
29:D3:8:LEU:HD22	29:D3:31:LEU:HG	1.95	0.48
49:BQ:109:VAL:CG1	49:BQ:113:GLN:OE1	2.62	0.48
36:DA:860:U:C2	36:DA:2268:A:O4'	2.66	0.48
25:AZ:378:VAL:HG23	25:AZ:380:LEU:CG	2.44	0.48
25:AZ:379:ALA:O	25:AZ:380:LEU:HD23	2.13	0.48
1:CA:940:C:O2'	1:CA:941:G:H5'	2.14	0.48
39:BD:8:PRO:HB3	39:BD:14:ARG:HB3	1.96	0.48
50:BR:13:HIS:CE1	50:BR:15:SER:OG	2.66	0.48
1:CA:418:C:H2'	1:CA:419:C:H6	1.77	0.48
7:AG:134:ALA:O	7:AG:135:VAL:C	2.52	0.48
2:AB:178:ARG:HG3	2:AB:178:ARG:NH1	2.27	0.48
36:DA:290:G:O2'	36:DA:291:C:H5'	2.12	0.48
12:AL:58:VAL:HG21	12:AL:60:LEU:HD21	1.95	0.48
44:BJ:127:UNK:HA	44:BJ:130:UNK:CB	2.44	0.48

Continued on next page...

Continued from previous page...

Atom-1	Atom-2	Distance(Å)	Clash(Å)
36:BA:2870:C:H5'	50:BR:61:HIS:HE1	1.78	0.48
17:CQ:81:ARG:O	17:CQ:83:ASP:N	2.47	0.48
15:CO:74:ASP:O	15:CO:76:GLU:N	2.47	0.48
36:DA:2170:A:OP1	38:DC:134:ARG:NH1	2.46	0.48
37:BB:33:G:C2'	37:BB:34:U:H5'	2.43	0.48
36:DA:250:G:H2'	36:DA:251:A:C8	2.49	0.48
1:CA:1360:A:H2'	1:CA:1361:G:O4'	2.14	0.48
37:BB:82:G:O2'	37:BB:83:G:H5'	2.13	0.48
22:AW:40:C:H2'	22:AW:41:C:H6	1.79	0.48
36:DA:1283:G:N2	36:DA:1285:G:H3'	2.28	0.48
36:BA:975:C:OP2	36:BA:975:C:H4'	2.14	0.48
37:DB:52:A:O2'	37:DB:53:A:C8	2.67	0.48
8:CH:98:LYS:HG3	8:CH:99:GLU:HG3	1.94	0.48
36:DA:1950:G:N2	36:DA:1954:G:C8	2.82	0.48
38:DC:82:LYS:HG3	38:DC:116:THR:HG21	1.96	0.48
24:CY:75:C:C6	25:CZ:231:ILE:HA	2.41	0.48
36:BA:2187:G:C3'	36:BA:2188:C:H5'	2.44	0.48
25:CZ:241:ARG:HB2	25:CZ:285:ASN:HD21	1.78	0.48
32:B6:35:GLU:CB	32:B6:51:GLU:HB2	2.43	0.48
36:DA:2419:U:O2'	36:DA:2420:C:H5'	2.14	0.48
48:DP:24:GLY:HA3	48:DP:33:ARG:CZ	2.44	0.48
48:DP:31:ALA:C	48:DP:33:ARG:N	2.67	0.48
52:BT:89:VAL:HG12	52:BT:91:ARG:CG	2.20	0.48
39:BD:238:GLY:O	39:BD:239:ARG:C	2.51	0.48
28:B2:2:LYS:CE	28:B2:59:ARG:HH22	2.25	0.48
2:AB:140:HIS:C	2:AB:142:LEU:H	2.15	0.48
39:DD:44:ASN:HB2	39:DD:48:ARG:O	2.14	0.48
57:DY:76:CYS:O	57:DY:77:PRO:C	2.51	0.48
36:BA:1502:C:H5'	36:BA:1503:U:OP2	2.13	0.48
25:AZ:226:GLU:O	25:AZ:300:ARG:CD	2.58	0.48
36:DA:2466:C:O2'	36:DA:2467:C:H5'	2.14	0.48
36:DA:2478:A:O2'	36:DA:2528:U:H1'	2.13	0.48
41:BF:6:VAL:CG1	41:BF:7:TYR:H	2.13	0.48
1:CA:1054:C:H5	1:CA:1196:U:C5	2.27	0.48
1:CA:1204:A:C2	1:CA:1205:U:C2	3.02	0.48
28:D2:16:LEU:HD23	28:D2:17:SER:H	1.75	0.48
43:DH:152:ARG:HB3	43:DH:162:ILE:HG23	1.95	0.48
36:BA:1142(A):A:H4'	46:BN:25:ARG:HH22	1.79	0.48
46:BN:65:LYS:C	46:BN:67:LEU:H	2.17	0.48
36:DA:89:G:H3'	36:DA:90:U:C5'	2.42	0.48
40:DE:181:LEU:HD21	52:DT:7:ILE:CG2	2.43	0.48
51:BS:12:PHE:HD1	51:BS:13:ARG:N	2.12	0.48

Continued on next page...

Continued from previous page...

Atom-1	Atom-2	Distance(Å)	Clash(Å)
41:DF:7:TYR:OH	41:DF:10:PRO:HB3	2.13	0.48
36:BA:605:C:H1'	36:BA:657:U:HO2'	1.78	0.48
11:CK:62:GLN:O	11:CK:65:ALA:N	2.47	0.48
1:CA:1272:G:H2'	1:CA:1273:G:O4'	2.14	0.48
4:AD:59:ARG:HH21	4:AD:62:GLN:HG3	1.78	0.48
55:BW:75:TYR:HD1	55:BW:75:TYR:N	2.12	0.48
36:DA:265:A:H1'	36:DA:266:G:O4'	2.14	0.48
46:DN:70:LYS:O	46:DN:86:PRO:HA	2.14	0.48
57:DY:2:ARG:O	57:DY:3:VAL:HB	2.14	0.48
25:AZ:375:ILE:HD12	25:AZ:375:ILE:O	2.14	0.48
24:CY:67:G:H2'	24:CY:68:C:C6	2.49	0.48
36:DA:2481:G:O2'	36:DA:2482:G:P	2.72	0.48
22:AV:5:G:O2'	22:AV:6:G:H5'	2.14	0.48
36:DA:1071:G:H4'	36:DA:1089:G:OP2	2.14	0.48
36:DA:1150:C:O2'	36:DA:1151:G:H5'	2.14	0.48
40:BE:46:ALA:HB2	40:BE:82:ARG:HA	1.95	0.48
22:CW:6:G:C2'	22:CW:7:A:H5'	2.43	0.48
36:DA:1495:A:N3	36:DA:1496:A:C2	2.82	0.48
1:CA:1502:A:H2	1:CA:1505:G:H1	1.60	0.48
49:BQ:64:ILE:CG2	49:BQ:65:PHE:N	2.77	0.48
41:BF:184:TYR:HD1	48:BP:7:ARG:NH1	2.12	0.48
36:DA:484:C:H2'	36:DA:485:C:C6	2.49	0.48
57:DY:50:ARG:HG3	57:DY:56:PRO:C	2.34	0.48
36:BA:1278:A:C5'	50:BR:36:THR:HG22	2.44	0.48
36:BA:1279:G:H4'	50:BR:31:HIS:HD2	1.78	0.48
52:DT:106:SER:O	52:DT:107:ASP:CG	2.52	0.48
43:BH:153:LYS:H	43:BH:153:LYS:CD	2.23	0.48
46:BN:3:THR:HG22	46:BN:5:VAL:H	1.78	0.48
58:DZ:104:PHE:HA	58:DZ:139:VAL:CG2	2.42	0.48
36:BA:1151:G:H5''	53:BU:81:HIS:CE1	2.48	0.48
9:AI:83:ARG:HA	9:AI:86:VAL:HG12	1.96	0.48
1:AA:878:G:H5''	8:AH:89:PRO:HG2	1.96	0.48
10:CJ:89:ASP:HB3	10:CJ:91:PRO:HD3	1.96	0.48
36:DA:200:U:C2'	36:DA:201:C:H5'	2.44	0.48
41:DF:43:LYS:HA	41:DF:98:SER:HB3	1.96	0.48
36:BA:2773:C:H5''	40:BE:164:ARG:CG	2.43	0.48
36:BA:589:C:H2'	36:BA:590:A:H8	1.78	0.48
13:AM:118:ALA:HB2	22:AV:29:G:H5'	1.95	0.48
2:CB:142:LEU:CD2	2:CB:146:GLN:NE2	2.76	0.48
36:BA:948:G:O2'	36:BA:949:C:H5'	2.14	0.48
1:CA:39:G:C8	1:CA:498:U:C4	3.01	0.48
33:B7:34:ARG:HH12	33:B7:42:LEU:CA	2.27	0.48

Continued on next page...

Continued from previous page...

Atom-1	Atom-2	Distance(Å)	Clash(Å)
36:DA:1498:C:H2'	36:DA:1499:C:H5''	1.94	0.48
37:BB:7:G:O5'	51:BS:29:PHE:CE2	2.66	0.48
36:DA:2462:U:C2	36:DA:2489:G:N2	2.82	0.48
44:DJ:37:UNK:C	44:DJ:39:UNK:N	2.74	0.48
46:DN:42:TRP:O	53:DU:64:ARG:NH1	2.46	0.48
36:BA:840:C:H2'	36:BA:841:A:H8	1.79	0.48
1:CA:17:U:H2'	1:CA:18:C:C6	2.49	0.48
36:DA:445:C:OP1	53:DU:2:PRO:HA	2.14	0.48
1:CA:791:G:H2'	1:CA:792:A:H5'	1.95	0.48
36:DA:2129:C:OP1	38:DC:6:ARG:HB3	2.12	0.48
36:BA:150:C:O2'	36:BA:151:C:H5'	2.14	0.48
2:CB:233:SER:HB2	2:CB:234:PRO:CD	2.44	0.48
1:CA:337:C:H2'	1:CA:338:A:C8	2.49	0.48
21:AU:5:ASP:O	21:AU:11:GLY:HA3	2.13	0.48
51:BS:26:LEU:HG	51:BS:39:ILE:HG12	1.96	0.48
36:BA:1821:A:H2'	36:BA:1822:G:H8	1.78	0.48
49:BQ:34:LEU:HD11	49:BQ:129:THR:OG1	2.14	0.48
36:BA:1756:G:H4'	36:BA:1758:G:O4'	2.14	0.48
38:BC:58:VAL:HG22	38:BC:201:PRO:HD3	1.95	0.48
36:DA:1477:A:H5'	36:DA:1478:G:OP2	2.13	0.48
57:BY:23:ARG:HH11	57:BY:23:ARG:HG2	1.79	0.48
36:DA:229:A:H2'	36:DA:229:A:N3	2.29	0.48
26:D0:81:VAL:HG12	26:D0:81:VAL:O	2.13	0.48
40:DE:149:ARG:NH1	40:DE:149:ARG:HG3	2.28	0.48
6:CF:33:TYR:HD2	6:CF:75:LEU:HD13	1.78	0.48
34:D8:4:MET:CE	36:DA:666:G:H1'	2.44	0.48
32:B6:40:CYS:SG	32:B6:45:LYS:HB2	2.54	0.48
34:D8:15:LYS:CG	48:DP:65:ARG:HH22	2.26	0.48
56:BX:35:THR:O	56:BX:39:ILE:HG12	2.14	0.48
36:DA:2315:G:H21	42:DG:128:ARG:CD	2.23	0.48
42:DG:94:LEU:HD22	42:DG:98:ARG:CG	2.44	0.48
26:D0:42:GLY:O	26:D0:57:PHE:HD2	1.97	0.48
36:DA:310:A:OP1	57:DY:17:SER:O	2.32	0.48
3:AC:3:ASN:O	3:AC:4:LYS:CB	2.58	0.48
36:BA:2176:A:C3'	36:BA:2176:A:C8	2.97	0.48
43:BH:127:GLU:HG3	43:BH:130:ARG:HE	1.79	0.48
36:BA:2645:G:H4'	36:BA:2646:C:OP2	2.13	0.48
49:DQ:140:ALA:HB1	58:DZ:99:TYR:CE2	2.49	0.48
1:CA:1350:A:OP2	9:CI:118:LYS:NZ	2.43	0.48
16:CP:21:VAL:HG13	16:CP:33:ILE:HB	1.95	0.48
55:BW:14:PRO:HG3	55:BW:101:SER:HB3	1.96	0.48
36:BA:832:G:C5'	48:BP:45:LEU:HD21	2.38	0.48

Continued on next page...

Continued from previous page...

Atom-1	Atom-2	Distance(Å)	Clash(Å)
14:CN:4:LYS:O	14:CN:7:ILE:CG1	2.52	0.48
36:BA:621:A:C2'	36:BA:622:G:H5'	2.41	0.48
48:BP:83:VAL:HG12	48:BP:113:LYS:O	2.14	0.48
27:B1:34:THR:HG22	27:B1:35:THR:N	2.27	0.48
40:DE:47:VAL:HG21	40:DE:86:PRO:CD	2.35	0.48
17:CQ:43:LEU:O	17:CQ:69:LYS:HG2	2.14	0.48
1:AA:545:C:H5''	4:AD:72:GLU:HG2	1.95	0.48
34:B8:37:SER:CB	36:BA:2383:G:OP2	2.61	0.48
50:BR:101:ALA:O	50:BR:102:GLU:CB	2.59	0.48
47:BO:64:ARG:HD3	47:BO:79:PHE:CG	2.48	0.48
5:CE:7:GLU:O	5:CE:8:GLU:HB3	2.13	0.48
4:AD:75:PHE:CZ	4:AD:93:PHE:CZ	3.02	0.48
42:BG:68:PRO:HB2	42:BG:90:LEU:HD13	1.96	0.48
58:DZ:60:GLU:O	58:DZ:61:LEU:O	2.32	0.48
5:AE:149:GLU:C	5:AE:151:LEU:H	2.18	0.48
13:CM:74:VAL:HA	13:CM:77:ASN:ND2	2.22	0.48
1:AA:858:G:C5'	1:AA:858:G:H8	2.27	0.48
1:AA:858:G:O6	1:AA:869:G:N7	2.46	0.48
50:DR:52:ILE:HG21	50:DR:94:TYR:HD2	1.77	0.48
1:AA:160:A:O2'	1:AA:161:A:H5'	2.14	0.48
27:D1:21:ARG:NH1	36:DA:2079:U:OP1	2.45	0.48
36:DA:2882:A:H5'	50:DR:96:ARG:HG3	1.96	0.48
57:DY:53:PRO:CB	57:DY:56:PRO:HG3	2.41	0.48
1:AA:1157:A:HO2'	1:AA:1158:C:P	2.37	0.48
36:DA:1115:G:N1	36:DA:1116:C:C4	2.82	0.48
43:DH:64:LEU:O	43:DH:67:LEU:HB3	2.14	0.48
1:CA:1158:C:O2	1:CA:1158:C:C2'	2.61	0.48
7:CG:86:GLN:HE22	22:CW:31:A:H2	1.61	0.48
39:DD:67:PHE:CZ	39:DD:157:ARG:CZ	2.97	0.48
2:AB:27:LYS:HD2	2:AB:193:ASP:CB	2.43	0.48
36:BA:861:A:H2'	36:BA:862:G:O4'	2.14	0.48
36:BA:420:C:H2'	36:BA:421:U:C6	2.49	0.48
49:BQ:66:ILE:HD12	49:BQ:66:ILE:C	2.33	0.48
38:DC:3:HIS:CG	38:DC:7:TYR:CD2	3.02	0.48
4:AD:129:ASN:HD21	4:AD:144:ASP:HA	1.79	0.48
1:CA:1233:G:OP2	9:CI:124:GLN:HG3	2.14	0.48
1:CA:375:U:OP1	16:CP:69:THR:HG21	2.13	0.48
11:CK:22:HIS:HB3	11:CK:29:ILE:HG12	1.95	0.48
36:BA:2573:C:OP1	36:BA:2574:G:OP1	2.32	0.48
55:DW:69:LEU:HD23	55:DW:108:GLY:O	2.14	0.48
36:BA:247:G:C8	36:BA:249:C:C5	3.02	0.48
1:CA:1111:A:H2'	1:CA:1112:C:C6	2.49	0.48

Continued on next page...

Continued from previous page...

Atom-1	Atom-2	Distance(Å)	Clash(Å)
1:AA:781:A:C2'	1:AA:782:A:H5'	2.44	0.48
1:CA:1308:U:C5	13:CM:99:ARG:CZ	2.97	0.48
36:BA:1434:A:H61	36:BA:1558:A:N6	2.12	0.48
17:AQ:76:LEU:HD12	17:AQ:77:VAL:N	2.29	0.48
1:CA:157:G:H2'	1:CA:158:G:H8	1.79	0.48
1:AA:947:G:H2'	1:AA:948:C:O4'	2.14	0.48
38:BC:90:GLY:O	38:BC:91:ALA:HB2	2.14	0.48
17:AQ:62:SER:OG	17:AQ:72:ARG:NE	2.47	0.48
36:DA:2695:C:H2'	36:DA:2696:U:C6	2.48	0.48
18:AR:88:LYS:HD3	18:AR:88:LYS:C	2.33	0.48
36:DA:1056:G:H4'	36:DA:1086:A:N7	2.28	0.48
36:DA:729:G:H2'	36:DA:1775:U:H1'	1.96	0.48
36:BA:2266:A:H4'	36:BA:2267:A:N3	2.29	0.48
1:AA:512:U:H2'	1:AA:513:C:H6	1.79	0.48
36:BA:890:A:N6	36:BA:892:G:C2	2.82	0.48
15:AO:79:ARG:O	15:AO:83:GLU:HB3	2.15	0.47
1:AA:1442(B):A:HO2'	1:AA:1443:G:H8	1.59	0.47
4:AD:165:MET:HE3	4:AD:176:LEU:CD2	2.41	0.47
53:BU:59:ARG:O	53:BU:62:ILE:N	2.47	0.47
1:CA:986:A:C6	1:CA:1220:G:N1	2.82	0.47
28:B2:7:ARG:HG3	28:B2:7:ARG:HH11	1.77	0.47
2:AB:134:GLU:C	2:AB:136:VAL:N	2.67	0.47
25:CZ:131:ILE:O	25:CZ:168:VAL:HG13	2.14	0.47
25:CZ:7:ARG:C	25:CZ:8:THR:CG2	2.82	0.47
46:BN:134:ARG:H	46:BN:135:PRO:HD3	1.78	0.47
58:BZ:9:TYR:CE1	58:BZ:35:ARG:NH1	2.73	0.47
41:BF:84:VAL:CG1	41:BF:85:GLY:N	2.65	0.47
36:BA:579:G:H2'	36:BA:580:C:C6	2.49	0.47
14:AN:49:HIS:C	14:AN:51:GLY:H	2.17	0.47
14:AN:4:LYS:O	14:AN:7:ILE:CG1	2.48	0.47
13:CM:96:LEU:CB	13:CM:97:PRO:HD2	2.41	0.47
46:BN:58:ASP:O	46:BN:60:ILE:N	2.43	0.47
48:BP:146:VAL:HG13	48:BP:147:LEU:N	2.29	0.47
36:BA:1802:A:H2'	36:BA:1803:A:C8	2.49	0.47
51:DS:65:VAL:HG12	51:DS:65:VAL:O	2.14	0.47
48:BP:16:ARG:CZ	48:BP:16:ARG:HB2	2.43	0.47
10:CJ:5:ARG:HB2	10:CJ:99:LYS:HB2	1.95	0.47
36:BA:625:G:O2'	36:BA:626:U:H5'	2.14	0.47
40:DE:93:VAL:C	40:DE:95:ILE:N	2.66	0.47
51:DS:24:LEU:O	51:DS:85:VAL:CB	2.61	0.47
24:AY:72:U:C3'	24:AY:73:G:H5''	2.44	0.47
1:AA:546:G:P	4:AD:72:GLU:HB3	2.54	0.47

Continued on next page...

Continued from previous page...

Atom-1	Atom-2	Distance(Å)	Clash(Å)
50:BR:52:ILE:O	50:BR:55:ALA:HB3	2.14	0.47
41:DF:181:LEU:HD23	41:DF:202:PHE:HD2	1.78	0.47
5:CE:11:ILE:HD11	5:CE:33:VAL:CG2	2.44	0.47
27:B1:76:ARG:NH2	27:B1:95:LEU:N	2.62	0.47
38:BC:163:PHE:HB2	38:BC:171:ILE:CD1	2.35	0.47
25:AZ:219:LYS:O	25:AZ:220:PRO:O	2.32	0.47
5:AE:8:GLU:H	5:AE:34:VAL:HG23	1.76	0.47
36:DA:265:A:H4'	36:DA:266:G:O5'	2.14	0.47
4:AD:75:PHE:CZ	4:AD:93:PHE:HZ	2.32	0.47
2:AB:97:TRP:HZ3	2:AB:176:GLU:OE2	1.97	0.47
30:D4:33:VAL:CG1	30:D4:34:GLU:N	2.76	0.47
36:DA:1089:G:H22	36:DA:1102:C:H42	1.62	0.47
36:DA:2121:G:C2	36:DA:2177:C:O2	2.67	0.47
36:DA:1762:A:H8	36:DA:1762:A:O5'	1.97	0.47
1:CA:975:A:H4'	1:CA:976:G:H5'	1.94	0.47
57:BY:53:PRO:O	57:BY:56:PRO:HD3	2.14	0.47
43:DH:12:PRO:HB2	43:DH:15:VAL:HG11	1.96	0.47
36:BA:2682:U:H6	36:BA:2682:U:H5'	1.79	0.47
4:AD:25:ARG:C	4:AD:27:TYR:N	2.64	0.47
50:DR:45:ARG:CG	50:DR:46:GLY:H	2.20	0.47
19:AS:70:LYS:O	19:AS:71:LEU:C	2.52	0.47
35:B9:7:VAL:CG1	35:B9:25:VAL:CG2	2.91	0.47
35:B9:4:ARG:O	35:B9:36:GLN:HA	2.14	0.47
1:CA:1206:G:C4	1:CA:1207:G:C8	3.02	0.47
31:B5:32:PRO:O	31:B5:34:PRO:HD3	2.14	0.47
1:CA:1364:U:H5'	21:CU:14:TRP:CH2	2.48	0.47
54:BV:61:VAL:HA	54:BV:94:LEU:HD23	1.96	0.47
27:B1:3:LYS:NZ	27:B1:3:LYS:CB	2.77	0.47
39:BD:93:ALA:O	39:BD:104:TYR:HA	2.13	0.47
40:DE:120:TRP:CE3	40:DE:120:TRP:HA	2.49	0.47
5:CE:20:GLN:HE22	5:CE:22:GLY:H	1.61	0.47
36:DA:953:A:OP2	49:DQ:16:ARG:CD	2.61	0.47
17:CQ:74:LEU:HD12	17:CQ:75:ARG:CD	2.44	0.47
36:DA:847:U:OP2	36:DA:928:G:O6	2.32	0.47
39:BD:111:LEU:HD22	39:BD:115:GLN:OE1	2.14	0.47
36:BA:2305:A:H1'	42:BG:136:ARG:CG	2.44	0.47
48:DP:71:VAL:O	48:DP:71:VAL:HG22	2.14	0.47
36:BA:2640:G:OP1	46:BN:97:ARG:NH1	2.41	0.47
43:DH:37:VAL:HG12	43:DH:38:SER:N	2.29	0.47
4:AD:129:ASN:HD21	4:AD:144:ASP:CA	2.26	0.47
1:CA:429:U:H4'	1:CA:430:A:O5'	2.13	0.47
49:BQ:103:MET:CE	49:BQ:127:ILE:HD11	2.43	0.47

Continued on next page...

Continued from previous page...

Atom-1	Atom-2	Distance(Å)	Clash(Å)
36:BA:1668:A:C2	36:BA:1670:C:N3	2.82	0.47
1:AA:658:G:O2'	1:AA:659:U:H5'	2.14	0.47
36:BA:1286:A:H2'	36:BA:1288:U:OP2	2.14	0.47
2:AB:20:GLU:HB2	2:AB:190:THR:HG1	1.79	0.47
1:CA:1402:C:O2	1:CA:1500:A:N1	2.46	0.47
36:DA:428:A:H3'	36:DA:429:A:H8	1.79	0.47
58:BZ:19:ARG:NH1	58:BZ:84:GLU:O	2.45	0.47
36:DA:869:G:C6	36:DA:870:A:N7	2.82	0.47
12:AL:34:ARG:O	12:AL:61:THR:HG23	2.14	0.47
1:CA:814:A:H2'	1:CA:816:A:H5''	1.96	0.47
5:CE:137:GLU:OE1	5:CE:141:GLN:NE2	2.45	0.47
36:DA:907:U:H2'	36:DA:908:C:H5'	1.97	0.47
36:DA:586:A:H5'	41:DF:89:VAL:HB	1.96	0.47
38:BC:104:LEU:HD13	38:BC:105:ASP:H	1.79	0.47
1:CA:93:G:H2'	1:CA:96:U:O4'	2.13	0.47
36:BA:706:A:H2'	36:BA:707:G:O4'	2.13	0.47
32:D6:30:THR:HG23	32:D6:31:PRO:HD2	1.96	0.47
36:DA:590:A:C4	36:DA:591:C:C5	3.01	0.47
36:DA:661:C:H4'	48:DP:16:ARG:HH12	1.79	0.47
36:DA:815:C:H2'	36:DA:816:C:C6	2.48	0.47
41:BF:167:ALA:HB1	41:BF:173:VAL:CG1	2.44	0.47
52:BT:58:ASN:H	52:BT:58:ASN:HD22	1.61	0.47
1:CA:1331:G:OP1	1:CA:1331:G:H4'	2.13	0.47
39:DD:36:PRO:HA	39:DD:61:LEU:CD1	2.44	0.47
39:DD:99:ASP:OD1	39:DD:99:ASP:C	2.53	0.47
25:CZ:34:VAL:HG11	25:CZ:203:LEU:CD1	2.44	0.47
42:DG:57:ALA:HA	42:DG:90:LEU:HD21	1.96	0.47
42:DG:73:ALA:O	42:DG:85:GLY:HA2	2.14	0.47
42:DG:87:PRO:O	42:DG:88:ILE:CG1	2.62	0.47
28:D2:3:LEU:O	28:D2:6:VAL:N	2.48	0.47
36:DA:2160:G:H8	36:DA:2160:G:C5'	2.26	0.47
12:AL:89:ARG:CZ	12:AL:91:LYS:HD3	2.45	0.47
22:CV:67:C:H2'	22:CV:68:C:H6	1.79	0.47
36:BA:580:C:P	53:BU:33:ARG:HH21	2.38	0.47
13:CM:4:ILE:HD11	13:CM:10:PRO:HD3	1.95	0.47
1:AA:1366:C:H2'	1:AA:1367:C:H6	1.79	0.47
36:DA:2641:G:P	46:DN:74:ARG:HE	2.38	0.47
42:BG:43:LEU:C	42:BG:45:GLU:N	2.67	0.47
48:BP:33:ARG:O	48:BP:34:GLY:O	2.32	0.47
48:BP:106:LEU:O	48:BP:107:LYS:HG2	2.14	0.47
42:BG:102:PHE:C	42:BG:104:GLU:N	2.66	0.47
48:BP:65:ARG:HB3	48:BP:68:GLN:NE2	2.18	0.47

Continued on next page...

Continued from previous page...

Atom-1	Atom-2	Distance(Å)	Clash(Å)
4:AD:59:ARG:HA	4:AD:59:ARG:NE	2.29	0.47
12:CL:120:TYR:C	12:CL:122:THR:HG22	2.33	0.47
41:DF:176:LEU:HG	41:DF:177:ALA:H	1.79	0.47
3:CC:15:THR:HG21	3:CC:181:ASN:HA	1.95	0.47
25:AZ:219:LYS:HB3	25:AZ:244:ARG:HD3	1.96	0.47
22:AW:69:G:N3	22:AW:69:G:H2'	2.28	0.47
48:DP:98:GLU:O	48:DP:102:ARG:NH1	2.47	0.47
39:DD:155:LEU:HD23	39:DD:177:LEU:HD22	1.95	0.47
4:CD:129:ASN:N	4:CD:129:ASN:ND2	2.60	0.47
36:BA:2839:G:H21	50:BR:92:GLY:HA3	1.78	0.47
36:DA:580:C:OP2	53:DU:33:ARG:NH2	2.47	0.47
1:CA:1255:G:H3'	1:CA:1279:A:N6	2.29	0.47
18:CR:56:THR:O	18:CR:58:LEU:HG	2.13	0.47
18:CR:59:SER:N	18:CR:62:GLU:HB2	2.27	0.47
18:CR:70:ILE:HG23	18:CR:79:LEU:CD1	2.43	0.47
22:AV:67:C:H2'	22:AV:68:C:H6	1.79	0.47
22:AV:69:G:H2'	22:AV:70:G:H8	1.78	0.47
1:AA:1050:G:O2'	1:AA:1051:C:P	2.72	0.47
51:BS:25:ARG:HH12	51:BS:40:ILE:HD11	1.79	0.47
47:DO:2:ILE:HD11	47:DO:82:ASN:ND2	2.29	0.47
38:DC:62:VAL:O	38:DC:160:ARG:HA	2.14	0.47
6:AF:77:ARG:CG	6:AF:77:ARG:HH11	2.20	0.47
43:DH:137:ASP:OD2	43:DH:140:LYS:HG3	2.14	0.47
6:CF:55:ASP:C	6:CF:57:GLN:H	2.17	0.47
36:DA:2831:G:O4'	36:DA:2883:A:C2	2.68	0.47
8:AH:39:LEU:HB3	8:AH:45:ILE:CD1	2.44	0.47
28:D2:63:VAL:C	28:D2:65:ASN:N	2.67	0.47
36:DA:848:G:N3	36:DA:933:A:H1'	2.30	0.47
1:CA:1128:C:H1'	1:CA:1146:A:N6	2.28	0.47
36:DA:1652:A:C2	36:DA:2006:C:N3	2.82	0.47
22:AV:19:G:N2	22:AV:57:G:H1'	2.28	0.47
18:AR:36:ASN:ND2	18:AR:39:VAL:HB	2.28	0.47
3:CC:95:THR:HG23	3:CC:97:LYS:HD2	1.96	0.47
36:DA:371:A:N6	36:DA:401:A:H5''	2.28	0.47
36:BA:2199:A:H5'	36:BA:2200:C:OP2	2.14	0.47
55:DW:64:MET:O	55:DW:65:LEU:HB3	2.14	0.47
50:DR:28:LEU:HD12	50:DR:114:VAL:HG23	1.95	0.47
39:BD:3:VAL:H	39:BD:20:ASP:CB	2.27	0.47
22:CV:18:G:N2	22:CV:58:A:C8	2.82	0.47
36:DA:1982:C:C5'	36:DA:1983:C:OP2	2.62	0.47
36:DA:2320:A:C2	36:DA:2333:A:C8	3.02	0.47
36:DA:2619:C:O2'	36:DA:2620:C:H5'	2.13	0.47

Continued on next page...

Continued from previous page...

Atom-1	Atom-2	Distance(Å)	Clash(Å)
37:DB:10:C:O2'	37:DB:11:C:H5'	2.14	0.47
47:DO:4:PRO:O	47:DO:5:GLN:HB2	2.14	0.47
22:CV:61:C:C2'	22:CV:62:C:H5'	2.44	0.47
36:DA:402:A:O2'	36:DA:403:U:H5'	2.15	0.47
16:AP:82:GLN:O	16:AP:83:GLU:HB2	2.14	0.47
39:BD:231:HIS:ND1	39:BD:232:PRO:HD2	2.29	0.47
12:CL:24:VAL:HG13	12:CL:98:TYR:CE1	2.49	0.47
36:BA:1923:U:H2'	36:BA:1924:C:H6	1.79	0.47
1:AA:442:C:H42	1:AA:492:G:H1	1.61	0.47
36:BA:938:G:C2	36:BA:939:G:N7	2.82	0.47
1:CA:1476:G:H2'	1:CA:1477:C:C6	2.49	0.47
36:DA:1487:G:H2'	36:DA:1487:G:N3	2.29	0.47
1:CA:147:G:N3	1:CA:147:G:H2'	2.29	0.47
20:CT:36:LEU:HD13	20:CT:36:LEU:O	2.14	0.47
8:AH:34:GLU:O	8:AH:35:ILE:C	2.52	0.47
36:DA:946:G:H2'	36:DA:947:G:H8	1.79	0.47
29:B3:11:SER:HB2	36:BA:988:A:O5'	2.14	0.47
1:CA:141:A:H2'	1:CA:142:G:O4'	2.14	0.47
25:CZ:234:ARG:CZ	25:CZ:289:LEU:HD22	2.44	0.47
32:D6:9:LEU:HD12	32:D6:26:ASN:HB2	1.96	0.47
34:D8:4:MET:HB3	36:DA:592:G:O2'	2.13	0.47
36:DA:664:C:OP1	48:DP:21:ARG:NH1	2.48	0.47
34:D8:13:ARG:HB3	48:DP:63:PRO:CA	2.45	0.47
47:DO:121:VAL:O	47:DO:122:LEU:HD23	2.14	0.47
27:D1:47:GLN:OE1	36:DA:2091:U:H1'	2.14	0.47
53:BU:92:ARG:O	53:BU:93:LYS:C	2.52	0.47
36:DA:143(A):C:H2'	36:DA:144:C:H6	1.79	0.47
49:BQ:21:THR:CG2	49:BQ:23:GLY:O	2.62	0.47
58:BZ:10:ARG:HH21	58:BZ:36:LYS:CB	2.18	0.47
58:BZ:27:VAL:HG22	58:BZ:28:MET:H	1.80	0.47
57:DY:77:PRO:O	57:DY:78:ALA:CB	2.62	0.47
57:DY:81:LYS:NZ	57:DY:98:VAL:HB	2.28	0.47
36:DA:2160:G:H5'	36:DA:2160:G:C8	2.49	0.47
36:DA:2100:G:N2	36:DA:2189:U:H3	2.09	0.47
3:AC:83:ARG:C	3:AC:85:ARG:N	2.66	0.47
13:AM:25:ILE:HD11	13:AM:60:VAL:CG1	2.44	0.47
1:CA:1053:G:O2'	1:CA:1054:C:P	2.71	0.47
34:B8:61:LEU:N	34:B8:63:PRO:HD2	2.29	0.47
3:CC:85:ARG:N	3:CC:85:ARG:CD	2.77	0.47
36:BA:856:C:OP2	36:BA:856:C:H6	1.96	0.47
36:BA:1022:G:N2	36:BA:1142(A):A:C2	2.82	0.47
46:BN:22:THR:O	46:BN:25:ARG:HB2	2.15	0.47

Continued on next page...

Continued from previous page...

Atom-1	Atom-2	Distance(Å)	Clash(Å)
46:BN:67:LEU:O	46:BN:68:GLU:HB2	2.14	0.47
26:D0:31:VAL:CG1	26:D0:67:VAL:HG23	2.44	0.47
1:AA:1097:C:C2'	1:AA:1098:C:H5'	2.45	0.47
4:CD:10:ARG:NH1	4:CD:10:ARG:HG2	2.30	0.47
37:DB:106:G:H5''	58:DZ:31:ARG:HB3	1.97	0.47
41:BF:206:ILE:CG2	41:BF:207:GLY:H	2.11	0.47
12:AL:75:HIS:HA	12:AL:102:ARG:NH2	2.30	0.47
37:DB:60:C:O2'	37:DB:61:G:H5'	2.14	0.47
55:BW:10:VAL:O	55:BW:11:ARG:C	2.52	0.47
41:DF:133:ASN:N	41:DF:133:ASN:HD22	2.11	0.47
36:BA:622:G:O2'	36:BA:623:G:H5'	2.13	0.47
6:CF:17:SER:O	6:CF:18:GLN:HG3	2.14	0.47
46:DN:23:LEU:HB3	46:DN:60:ILE:CG2	2.45	0.47
27:B1:78:LYS:HG3	27:B1:79:GLY:H	1.79	0.47
39:DD:134:ARG:NH1	39:DD:188:GLU:OE2	2.47	0.47
42:BG:111:LEU:HD22	42:BG:117:PHE:CE2	2.49	0.47
30:B4:6:HIS:CB	30:B4:7:PRO:CD	2.92	0.47
15:AO:9:GLN:O	15:AO:10:LYS:C	2.53	0.47
46:BN:6:PRO:HB3	46:BN:41:ASP:OD1	2.13	0.47
2:CB:17:PHE:CD2	2:CB:44:LEU:HD11	2.49	0.47
46:BN:45:ASN:HD22	46:BN:45:ASN:H	1.63	0.47
38:DC:175:VAL:HG11	38:DC:189:ILE:CG1	2.45	0.47
50:BR:51:LEU:HD23	50:BR:70:LEU:HD11	1.95	0.47
34:B8:51:ALA:N	34:B8:53:PRO:HD2	2.29	0.47
40:BE:34:VAL:CG1	40:BE:48:GLN:HE21	2.27	0.47
54:BV:58:VAL:HB	54:BV:98:GLU:H	1.79	0.47
36:BA:1657:C:H2'	36:BA:1658:C:C6	2.50	0.47
39:DD:131:LEU:CD1	39:DD:131:LEU:N	2.77	0.47
36:BA:2649:U:O2'	36:BA:2650:U:H5'	2.14	0.47
36:BA:999:U:O2'	36:BA:1000:A:H5'	2.14	0.47
43:DH:74:ASN:CB	43:DH:138:LYS:HD3	2.43	0.47
39:BD:136:ILE:HB	39:BD:165:ILE:HD11	1.95	0.47
1:CA:1215:G:C2'	1:CA:1216:G:H5'	2.44	0.47
7:CG:134:ALA:O	7:CG:137:LYS:HB2	2.14	0.47
51:DS:73:LEU:C	51:DS:73:LEU:HD23	2.34	0.47
36:DA:185:U:C2	36:DA:212:G:N2	2.82	0.47
1:AA:474:G:H2'	1:AA:475:G:C8	2.50	0.47
1:AA:476:G:H2'	1:AA:477:A:C8	2.49	0.47
46:DN:108:PRO:O	46:DN:109:LYS:HE2	2.14	0.47
41:DF:171:PRO:C	41:DF:173:VAL:H	2.17	0.47
17:CQ:40:LYS:HD3	17:CQ:42:TYR:CZ	2.49	0.47
17:AQ:83:ASP:CG	17:AQ:84:LEU:N	2.67	0.47

Continued on next page...

Continued from previous page...

Atom-1	Atom-2	Distance(Å)	Clash(Å)
1:AA:707:C:H2'	1:AA:708:C:H6	1.78	0.47
22:AV:51:U:H2'	22:AV:52:G:H8	1.79	0.47
1:CA:390:C:H2'	1:CA:391:G:C8	2.49	0.47
36:DA:2864:G:H2'	36:DA:2865:U:O4'	2.14	0.47
21:AU:12:LYS:HG2	21:AU:22:ARG:CB	2.44	0.47
52:DT:129:ARG:HG3	52:DT:129:ARG:O	2.13	0.47
37:BB:80:U:O2'	37:BB:81:G:H5''	2.13	0.47
17:CQ:11:VAL:O	17:CQ:11:VAL:HG23	2.14	0.47
14:AN:29:ARG:CG	14:AN:29:ARG:NH1	2.77	0.47
1:AA:636:U:C5'	17:AQ:2:PRO:HG3	2.44	0.47
1:AA:77:G:H5''	1:AA:78:G:C8	2.49	0.47
36:DA:2366:A:H2'	36:DA:2367:G:H5'	1.96	0.47
17:CQ:47:PRO:HG2	17:CQ:48:GLU:H	1.78	0.47
40:DE:183:LEU:N	40:DE:183:LEU:HD12	2.29	0.47
1:CA:92:C:H2'	1:CA:93:G:H8	1.79	0.47
36:BA:39:C:H2'	36:BA:40:C:C6	2.49	0.47
41:DF:4:VAL:HG11	41:DF:17:ARG:HE	1.79	0.47
36:DA:39:C:O2'	36:DA:40:C:H5'	2.14	0.47
47:BO:11:ALA:HB1	47:BO:99:PHE:H	1.79	0.47
48:DP:6:LEU:H	48:DP:6:LEU:HD23	1.79	0.47
53:DU:46:ALA:O	53:DU:47:TYR:C	2.52	0.47
38:DC:100:ILE:HG12	38:DC:127:LEU:CD1	2.21	0.47
38:DC:100:ILE:O	38:DC:100:ILE:HG22	2.14	0.47
2:CB:22:LYS:NZ	2:CB:40:HIS:HE1	2.12	0.47
1:AA:302:G:O3'	12:AL:17:LYS:HE3	2.13	0.47
36:DA:84:A:H5''	57:DY:9:LYS:HD2	1.95	0.47
28:B2:57:ILE:HA	28:B2:60:LEU:HB3	1.97	0.47
28:B2:62:THR:O	28:B2:65:ASN:N	2.46	0.47
10:CJ:38:ILE:HG13	10:CJ:71:LEU:HB3	1.96	0.47
25:AZ:116:THR:O	25:AZ:120:ILE:HG13	2.13	0.47
39:BD:30:GLU:HG3	39:BD:63:ARG:HE	1.79	0.47
38:BC:82:LYS:HD3	38:BC:147:PHE:O	2.15	0.47
43:BH:65:HIS:CE1	43:BH:69:ARG:HH11	2.31	0.47
25:CZ:195:TRP:HA	25:CZ:195:TRP:HE3	1.80	0.47
43:DH:52:VAL:HG21	43:DH:69:ARG:CG	2.44	0.47
2:AB:165:VAL:O	2:AB:167:PRO:HD3	2.15	0.47
57:DY:86:ARG:HH22	57:DY:95:LYS:NZ	2.12	0.47
53:DU:108:GLU:OE1	53:DU:112:ARG:HD3	2.14	0.47
9:AI:112:LYS:HD3	9:AI:112:LYS:C	2.34	0.47
36:BA:768:G:H2'	36:BA:769:G:H8	1.79	0.47
48:DP:39:LYS:HD3	48:DP:40:SER:N	2.29	0.47
36:DA:271(K):U:H3'	36:DA:271(L):U:C5'	2.43	0.47

Continued on next page...

Continued from previous page...

Atom-1	Atom-2	Distance(Å)	Clash(Å)
36:BA:2631:G:N2	40:BE:61:ARG:NH1	2.61	0.47
37:DB:29:A:O2'	37:DB:58:A:N1	2.46	0.47
37:DB:29:A:OP2	51:DS:32:LEU:HD12	2.14	0.47
48:BP:56:SER:O	48:BP:58:THR:N	2.47	0.47
1:AA:1227:A:OP2	13:AM:111:LYS:HE2	2.14	0.47
36:DA:1018:C:H2'	36:DA:1019:U:C6	2.40	0.47
46:DN:66:LYS:C	46:DN:67:LEU:HD12	2.34	0.47
1:CA:538:G:O2'	1:CA:539:A:H5'	2.14	0.47
41:DF:178:PRO:O	41:DF:180:GLY:N	2.46	0.47
36:DA:637:A:C6	36:DA:652:C:H4'	2.49	0.47
1:CA:547:A:OP2	4:CD:2:GLY:HA2	2.15	0.47
53:BU:9:VAL:HG12	53:BU:13:LYS:CE	2.41	0.47
30:B4:16:CYS:HA	30:B4:33:VAL:HG12	1.97	0.47
41:DF:187:VAL:HG12	48:DP:7:ARG:HA	1.97	0.47
36:DA:2178:C:H2'	36:DA:2179:C:O5'	2.14	0.47
36:DA:1210:A:C8	36:DA:1210:A:H5'	2.49	0.47
40:BE:167:VAL:HG22	40:BE:170:LEU:HD11	1.95	0.47
1:AA:1321:C:C3'	1:AA:1322:C:H5''	2.42	0.47
13:CM:37:THR:O	13:CM:39:ILE:N	2.48	0.47
22:AW:44:G:N3	22:AW:44:G:C2'	2.77	0.47
43:DH:139:GLN:HE21	43:DH:140:LYS:HA	1.79	0.47
4:AD:3:ARG:HD3	4:AD:5:ILE:HG13	1.94	0.47
39:BD:131:LEU:HB2	39:BD:136:ILE:HD11	1.96	0.47
52:DT:106:SER:HA	52:DT:110:ILE:HG12	1.95	0.47
4:CD:109:GLY:HA3	4:CD:165:MET:SD	2.54	0.47
1:AA:877:C:O2'	1:AA:878:G:H5'	2.14	0.47
36:BA:618:C:H2'	36:BA:619:G:O4'	2.13	0.47
16:AP:20:VAL:HG21	16:AP:32:TYR:CD2	2.48	0.47
1:AA:322:C:O2'	20:AT:23:ARG:HB2	2.14	0.47
43:DH:158:HIS:HE1	43:DH:169:VAL:CG1	2.27	0.47
36:BA:2767:C:C2	36:BA:2768:C:C5	3.03	0.47
8:AH:1:MET:HE2	8:AH:2:LEU:N	2.24	0.47
26:B0:7:LEU:HD13	49:BQ:85:LYS:HG3	1.96	0.47
36:DA:860:U:O2'	36:DA:861:A:H5'	2.14	0.47
40:BE:30:PRO:HD3	40:BE:180:ASN:ND2	2.28	0.47
36:DA:823:G:H2'	36:DA:824:A:C8	2.49	0.47
56:BX:57:LEU:HD13	56:BX:78:LYS:O	2.14	0.47
13:AM:115:LYS:N	13:AM:115:LYS:HD3	2.30	0.47
1:AA:278:G:OP2	17:AQ:41:LYS:NZ	2.42	0.47
36:BA:1788:C:C2'	36:BA:1789:A:H5'	2.45	0.47
36:DA:2659:G:C3'	36:DA:2660:A:H5''	2.44	0.47
56:DX:41:ASN:N	56:DX:41:ASN:ND2	2.61	0.47

Continued on next page...

Continued from previous page...

Atom-1	Atom-2	Distance(Å)	Clash(Å)
36:BA:2040:C:H2'	36:BA:2041:U:O4'	2.14	0.47
36:BA:962:G:O2'	36:BA:963:U:H5'	2.14	0.47
36:BA:2028:U:O4	36:BA:2033:A:OP1	2.33	0.47
36:BA:438:G:H2'	36:BA:440:G:C8	2.50	0.47
46:DN:111:PRO:HA	46:DN:114:ARG:NH1	2.29	0.47
36:BA:652:C:O2'	36:BA:653:A:O5'	2.31	0.47
1:CA:414:A:H2'	1:CA:415:A:O4'	2.13	0.47
1:CA:474:G:H2'	1:CA:475:G:H8	1.80	0.47
5:CE:39:GLY:HA2	5:CE:69:VAL:CG2	2.45	0.47
1:CA:421:U:C5	3:CC:127:ARG:NH1	2.83	0.47
39:DD:55:GLY:C	39:DD:56:GLY:O	2.51	0.47
1:CA:1354:C:H2'	1:CA:1355:G:H8	1.79	0.47
58:BZ:104:PHE:CE2	58:BZ:119:GLU:HB3	2.49	0.47
36:DA:1094:U:H2'	36:DA:1096:A:OP2	2.15	0.47
25:AZ:194:GLU:OE1	25:AZ:194:GLU:HA	2.15	0.47
36:BA:1619:G:H8	36:BA:1619:G:O5'	1.96	0.47
36:DA:308:G:N2	36:DA:477:A:C8	2.83	0.47
38:DC:82:LYS:HD3	38:DC:147:PHE:O	2.14	0.47
32:B6:12:GLU:HA	32:B6:23:THR:CA	2.44	0.47
53:BU:61:TRP:O	53:BU:65:ILE:CD1	2.62	0.47
53:BU:88:ILE:O	53:BU:90:VAL:N	2.37	0.47
36:BA:997:G:OP1	53:BU:93:LYS:HD3	2.14	0.47
1:CA:1320:C:OP1	19:CS:70:LYS:NZ	2.44	0.47
56:BX:12:VAL:HG12	56:BX:27:THR:O	2.15	0.47
36:DA:1858:G:O2'	36:DA:1884:A:N6	2.47	0.47
25:CZ:290:LEU:HB2	25:CZ:293:VAL:HG21	1.95	0.47
38:BC:78:ALA:O	38:BC:79:LYS:HB2	2.15	0.47
25:CZ:146:LEU:O	25:CZ:149:LEU:N	2.41	0.47
42:DG:77:ILE:C	42:DG:79:ASN:H	2.17	0.47
42:DG:73:ALA:CB	42:DG:87:PRO:HG3	2.42	0.47
25:CZ:246:LYS:HB2	25:CZ:280:GLY:O	2.14	0.47
37:BB:40:U:C2	37:BB:43:C:H5''	2.49	0.47
1:CA:1096:C:O2'	1:CA:1097:C:H5'	2.14	0.47
3:AC:70:VAL:O	3:AC:105:GLU:HA	2.14	0.47
10:CJ:61:GLU:OE1	14:CN:45:ARG:HD2	2.14	0.47
34:B8:8:LYS:O	34:B8:12:LYS:HG3	2.13	0.47
34:B8:56:GLU:O	34:B8:59:LYS:N	2.37	0.47
42:BG:73:ALA:H	42:BG:87:PRO:HD2	1.77	0.47
42:BG:87:PRO:O	42:BG:88:ILE:HD13	2.14	0.47
35:D9:9:ARG:O	35:D9:11:CYS:N	2.47	0.47
35:D9:12:ASP:C	35:D9:14:CYS:H	2.18	0.47
26:D0:25:ARG:HD2	26:D0:29:GLN:NE2	2.29	0.47

Continued on next page...

Continued from previous page...

Atom-1	Atom-2	Distance(Å)	Clash(Å)
1:CA:544:G:C6	1:CA:545:C:C4	3.02	0.47
39:BD:67:PHE:CE2	39:BD:157:ARG:NH2	2.82	0.47
58:DZ:103:ARG:HD3	58:DZ:138:GLU:HG3	1.96	0.47
37:BB:22:U:H2'	37:BB:23:G:C8	2.47	0.47
48:BP:23:PRO:HB2	48:BP:33:ARG:CG	2.42	0.47
48:BP:23:PRO:HD2	48:BP:33:ARG:HH21	1.79	0.47
48:BP:85:LEU:HD22	48:BP:115:LEU:O	2.14	0.47
48:BP:95:VAL:HG23	48:BP:125:VAL:CA	2.38	0.47
36:DA:1109:C:C2'	36:DA:1110:G:H5'	2.45	0.47
31:B5:44:THR:HG21	50:BR:101:ALA:CA	2.45	0.47
36:DA:1142(A):A:H4'	46:DN:25:ARG:HH22	1.79	0.47
10:AJ:78:ASN:HD22	10:AJ:81:THR:CG2	2.27	0.47
4:AD:12:CYS:HA	4:AD:19:LEU:HB2	1.95	0.47
53:BU:9:VAL:O	53:BU:13:LYS:HE2	2.14	0.47
25:AZ:267:VAL:HG13	25:AZ:267:VAL:O	2.12	0.47
36:DA:221:A:N6	36:DA:265:A:H8	2.12	0.47
13:CM:82:MET:HG3	13:CM:83:ASP:H	1.74	0.47
16:AP:74:LEU:HB3	16:AP:79:VAL:HG21	1.97	0.47
43:BH:158:HIS:CE1	43:BH:169:VAL:O	2.67	0.47
58:BZ:116:VAL:O	58:BZ:174:VAL:HG23	2.15	0.47
58:DZ:77:ASP:O	58:DZ:78:LYS:CB	2.62	0.47
36:BA:747:U:C4	36:BA:2613:U:C5	3.02	0.47
4:CD:158:ILE:O	4:CD:162:LEU:HB2	2.15	0.47
40:DE:132:HIS:ND1	40:DE:132:HIS:O	2.46	0.47
22:CW:44:G:C2'	22:CW:45:U:OP1	2.63	0.47
1:AA:1318:A:O3'	19:AS:10:PHE:CD2	2.67	0.47
57:DY:53:PRO:O	57:DY:56:PRO:HD3	2.14	0.47
51:DS:89:ARG:HE	51:DS:91:PRO:HG2	1.79	0.47
1:CA:950:U:H2'	1:CA:951:G:H8	1.78	0.47
39:BD:131:LEU:N	39:BD:131:LEU:CD1	2.73	0.47
1:AA:1039:C:H2'	1:AA:1040:U:C6	2.50	0.47
36:DA:896:A:N6	58:DZ:113:ALA:O	2.47	0.47
28:D2:59:ARG:O	28:D2:63:VAL:HG23	2.13	0.47
1:AA:445:G:H2'	1:AA:446:G:C8	2.49	0.47
1:CA:629:G:C3'	1:CA:630:G:H5''	2.44	0.47
36:DA:2106:G:O2'	36:DA:2107:C:H5'	2.15	0.47
36:DA:94(A):G:C2'	36:DA:95:G:H5''	2.42	0.47
36:DA:389:G:H22	48:DP:72:PRO:CG	2.28	0.47
35:B9:19:ARG:O	35:B9:20:HIS:HB2	2.15	0.47
22:CW:57:G:O2'	22:CW:58:A:H5'	2.14	0.47
22:AV:52:G:C6	22:AV:63:G:C6	3.03	0.47
50:DR:54:LEU:O	50:DR:62:ALA:HB1	2.14	0.47

Continued on next page...

Continued from previous page...

Atom-1	Atom-2	Distance(Å)	Clash(Å)
32:B6:42:TRP:CH2	36:BA:643:A:N7	2.83	0.47
36:DA:2854:G:C2	36:DA:2855:C:C2	3.02	0.47
2:CB:178:ARG:NH1	8:CH:71:GLY:O	2.45	0.47
27:D1:75:GLU:OE1	27:D1:75:GLU:HA	2.14	0.47
56:BX:29:TRP:HZ3	56:BX:59:VAL:HG21	1.79	0.47
41:DF:64:ILE:CD1	41:DF:65:TRP:CZ2	2.98	0.47
1:CA:1488:G:H2'	1:CA:1489:G:C8	2.50	0.47
37:DB:87:G:C2'	37:DB:88:C:H5''	2.44	0.47
44:DJ:97:UNK:CB	44:DJ:132:UNK:HA	2.45	0.47
36:BA:2602:A:H4'	36:BA:2603:G:C5'	2.45	0.47
36:DA:2624:G:C2'	36:DA:2625:G:H5'	2.45	0.47
36:BA:2358:G:O2'	36:BA:2359:C:H5'	2.15	0.47
42:DG:96:ARG:O	42:DG:97:ASP:C	2.52	0.47
36:DA:1573:G:C2'	36:DA:1574:C:H5'	2.44	0.47
55:BW:12:ILE:HD12	55:BW:42:ARG:HG2	1.97	0.47
36:BA:271(P):C:C2'	36:BA:271(Q):G:H5'	2.45	0.47
28:D2:64:LEU:O	28:D2:64:LEU:HD23	2.14	0.47
12:CL:24:VAL:HG12	12:CL:24:VAL:O	2.13	0.47
36:BA:718:A:H2'	36:BA:719:C:O4'	2.14	0.47
26:B0:20:ARG:HD3	36:BA:2356:C:O3'	2.14	0.47
36:DA:2692:C:O2'	36:DA:2693:A:H5'	2.14	0.47
19:CS:27:GLU:O	19:CS:28:LYS:O	2.32	0.47
50:DR:17:ARG:O	50:DR:20:LEU:N	2.46	0.47
36:DA:2295:C:O2'	36:DA:2296:U:H5'	2.14	0.47
36:BA:2535:G:O2'	36:BA:2536:G:H5'	2.14	0.47
36:BA:199:A:H61	36:BA:2433:A:H2'	1.79	0.47
36:BA:158:U:H3'	36:BA:158:U:O2	2.15	0.47
36:BA:1265:A:OP1	36:BA:1265:A:H8	1.98	0.47
1:AA:252:U:C4	1:AA:253:U:O4	2.67	0.47
1:AA:1529:G:H4'	1:AA:1530:G:OP2	2.15	0.47
36:DA:1777:U:O2'	36:DA:1778:U:H5'	2.15	0.47
25:AZ:356:PRO:HD3	25:AZ:370:PHE:CB	2.45	0.47
1:CA:55:A:C6	1:CA:56:U:C2	3.02	0.47
25:CZ:65:THR:HG22	25:CZ:67:HIS:CD2	2.50	0.47
32:B6:23:THR:O	32:B6:24:GLU:CD	2.53	0.47
32:B6:8:LYS:HA	32:B6:8:LYS:HD2	1.65	0.47
36:DA:2392:A:H1'	48:DP:60:MET:HB3	1.97	0.47
48:DP:57:THR:OG1	48:DP:58:THR:N	2.47	0.47
36:DA:83:G:HO2'	36:DA:84:A:H8	1.59	0.47
53:BU:92:ARG:CG	53:BU:94:ASN:HB3	2.45	0.47
28:B2:51:ARG:HH21	36:BA:94(A):G:N2	2.11	0.47
25:AZ:181:GLN:OE1	25:AZ:195:TRP:CB	2.60	0.47

Continued on next page...

Continued from previous page...

Atom-1	Atom-2	Distance(Å)	Clash(Å)
39:DD:70:TRP:CZ3	39:DD:150:LYS:HA	2.44	0.47
57:BY:67:LEU:HD21	57:BY:71:LYS:NZ	2.29	0.47
49:BQ:138:ASP:HB3	58:BZ:53:ILE:CD1	2.43	0.47
12:AL:89:ARG:HG3	12:AL:91:LYS:HZ1	1.78	0.47
13:AM:15:VAL:HA	13:AM:18:ALA:CB	2.44	0.47
36:BA:2476:A:C2'	36:BA:2477:C:H5'	2.44	0.47
1:AA:1151:A:O4'	10:AJ:39:PRO:HB2	2.15	0.47
3:AC:52:LEU:CG	3:AC:52:LEU:O	2.59	0.47
42:DG:101:ILE:O	42:DG:105:LYS:HG2	2.14	0.47
41:DF:3:GLU:CA	41:DF:24:LEU:HG	2.44	0.47
32:D6:36:LEU:CD2	32:D6:36:LEU:C	2.83	0.47
36:DA:93:G:H2'	36:DA:94:C:C6	2.49	0.47
36:BA:1722:A:H2	36:BA:1740:G:H2'	1.79	0.47
37:DB:104:U:O2'	37:DB:105:A:H5'	2.15	0.47
36:BA:2445:G:P	41:BF:74:ARG:HH22	2.36	0.47
51:DS:86:ALA:HA	51:DS:106:ARG:HD3	1.97	0.47
16:CP:26:ARG:NH1	16:CP:26:ARG:CG	2.72	0.47
22:CV:59:U:O2'	22:CV:60:U:C6	2.43	0.47
13:CM:83:ASP:CG	13:CM:84:ILE:N	2.67	0.47
36:DA:1060:U:H1'	36:DA:1061:U:C5'	2.43	0.47
18:CR:29:PHE:HE2	18:CR:43:PHE:CZ	2.30	0.47
38:BC:53:ARG:HB3	38:BC:53:ARG:NH1	2.21	0.47
1:CA:322:C:O2'	20:CT:23:ARG:HB2	2.14	0.47
25:AZ:222:LEU:HA	25:AZ:304:LEU:O	2.14	0.47
52:BT:6:LEU:HD23	52:BT:9:LEU:HD12	1.97	0.47
36:DA:2137:C:C4	36:DA:2155:G:N1	2.83	0.47
36:DA:2771:C:H2'	36:DA:2772:C:C6	2.49	0.47
36:DA:2839:G:H2'	36:DA:2840:C:C6	2.50	0.47
41:DF:154:VAL:HA	41:DF:191:ARG:O	2.14	0.47
36:DA:2127:G:C5	36:DA:2162:G:C2	3.02	0.47
9:CI:48:GLU:HG3	9:CI:101:PHE:CZ	2.50	0.47
9:CI:48:GLU:N	9:CI:49:PRO:CD	2.76	0.47
42:BG:11:TYR:OH	42:BG:33:ARG:HA	2.14	0.47
40:BE:98:PRO:HG3	40:BE:174:ASP:HA	1.96	0.47
36:DA:108:U:H2'	36:DA:109:G:C8	2.47	0.47
37:BB:65:C:H41	37:BB:109:C:H2'	1.80	0.47
51:DS:97:ARG:HG3	51:DS:97:ARG:H	1.41	0.47
40:BE:23:VAL:CG1	40:BE:173:VAL:HG21	2.45	0.47
36:BA:1267:U:C5	36:BA:2012:G:N2	2.82	0.47
2:CB:178:ARG:NH1	2:CB:178:ARG:HG3	2.28	0.47
36:BA:852:G:H2'	36:BA:853:G:C8	2.46	0.47
1:AA:458:C:H2'	1:AA:460:G:C8	2.47	0.47

Continued on next page...

Continued from previous page...

Atom-1	Atom-2	Distance(Å)	Clash(Å)
36:BA:201:C:H2'	36:BA:202:U:H5'	1.97	0.47
36:BA:948:G:C6	36:BA:949:C:C4	3.02	0.47
36:DA:2050:C:O2	40:DE:156:MET:HE1	2.13	0.47
31:B5:11:THR:HG23	36:BA:1264:G:H5'	1.96	0.47
36:DA:1473:G:H2'	36:DA:1474:C:O4'	2.14	0.47
1:CA:45:U:H2'	1:CA:46:G:H8	1.77	0.47
36:DA:1908:C:O5'	36:DA:1908:C:H6	1.97	0.47
36:DA:1750:G:H2'	36:DA:1751:C:C6	2.49	0.47
1:CA:156:G:O2'	1:CA:157:G:H5'	2.15	0.47
14:AN:19:ARG:O	14:AN:20:ALA:C	2.53	0.47
7:AG:50:ILE:HD12	7:AG:125:MET:HG3	1.97	0.47
1:CA:933:G:C2	1:CA:935:A:O4'	2.68	0.47
36:BA:2764:A:H2'	36:BA:2766:G:C8	2.49	0.47
9:CI:13:ALA:HA	9:CI:67:GLY:O	2.14	0.47
45:BK:123:UNK:O	45:BK:125:UNK:N	2.47	0.47
1:AA:642:A:H2'	1:AA:643:C:C6	2.50	0.47
43:DH:18:GLU:HB2	43:DH:25:LYS:HB2	1.96	0.47
1:CA:1069:C:H2'	1:CA:1070:U:O5'	2.14	0.47
36:DA:898:C:H2'	36:DA:899:A:O4'	2.14	0.47
1:AA:1120:G:O2'	1:AA:1121:U:H5'	2.14	0.47
43:BH:80:SER:O	43:BH:81:GLU:HB2	2.14	0.47
36:DA:2857:G:N2	36:DA:2859:G:H3'	2.28	0.47
25:CZ:317:GLU:O	25:CZ:401:THR:HB	2.15	0.47
36:BA:669:G:N3	36:BA:669:G:H2'	2.28	0.47
22:CV:39:U:O2'	22:CV:40:C:H5'	2.15	0.47
36:BA:1225:G:C5	36:BA:1226:A:C6	3.03	0.47
38:DC:116:THR:O	38:DC:118:ASP:N	2.36	0.47
25:CZ:248:LYS:O	25:CZ:249:VAL:C	2.53	0.47
25:CZ:26:THR:O	25:CZ:29:ALA:HB3	2.15	0.47
25:CZ:70:TYR:O	25:CZ:70:TYR:CD1	2.67	0.47
25:CZ:24:LYS:HB2	60:CZ:501:GDP:O3B	2.14	0.47
36:DA:2397:G:N2	36:DA:2420:C:H1'	2.30	0.47
36:DA:833:U:OP1	48:DP:48:PRO:HB3	2.15	0.47
32:D6:15:GLU:O	32:D6:16:CYS:HB3	2.14	0.47
32:D6:15:GLU:OE2	32:D6:41:PRO:CG	2.63	0.47
57:DY:27:VAL:HG12	57:DY:29:GLU:H	1.77	0.47
4:AD:163:GLU:C	4:AD:165:MET:H	2.17	0.47
19:CS:10:PHE:CZ	19:CS:70:LYS:CE	2.97	0.47
56:BX:24:GLY:H	56:BX:82:GLN:HE22	1.63	0.47
28:B2:49:LYS:O	28:B2:53:LEU:CB	2.61	0.47
58:BZ:151:HIS:HB2	58:BZ:169:GLU:O	2.14	0.47
1:CA:1149:C:H2'	1:CA:1150:U:C2	2.39	0.47

Continued on next page...

Continued from previous page...

Atom-1	Atom-2	Distance(Å)	Clash(Å)
25:AZ:154:VAL:O	25:AZ:157:LEU:N	2.37	0.47
38:BC:123:VAL:HG13	38:BC:124:GLY:N	2.29	0.47
43:BH:66:GLY:HA2	43:BH:69:ARG:CD	2.43	0.47
36:DA:1568:G:H5'	39:DD:61:LEU:HD23	1.96	0.47
25:CZ:177:LEU:HD13	25:CZ:195:TRP:CD2	2.50	0.47
25:CZ:17:ILE:HG13	25:CZ:104:LEU:HD12	1.97	0.47
57:BY:9:LYS:CG	57:BY:10:GLY:N	2.77	0.47
57:BY:27:VAL:CG1	57:BY:29:GLU:OE1	2.59	0.47
52:BT:106:SER:O	52:BT:107:ASP:HB3	2.15	0.47
52:BT:96:ARG:HH11	52:BT:96:ARG:HB2	1.73	0.47
28:D2:28:LYS:O	28:D2:53:LEU:HD21	2.15	0.47
57:DY:7:VAL:CB	57:DY:8:LYS:HD2	2.44	0.47
57:DY:87:LYS:HG3	57:DY:88:LYS:N	2.24	0.47
36:BA:1504:C:O2'	36:BA:1505:C:H5'	2.14	0.47
25:AZ:242:ILE:HB	25:AZ:282:ALA:HA	1.95	0.47
56:DX:27:THR:HG22	56:DX:80:ILE:CB	2.38	0.47
13:AM:65:LYS:HD3	13:AM:65:LYS:N	2.29	0.47
34:B8:4:MET:O	34:B8:62:LEU:HD12	2.15	0.47
1:AA:1127:G:H1'	1:AA:1147:C:N4	2.30	0.47
3:CC:70:VAL:HG12	3:CC:72:LYS:N	2.30	0.47
3:CC:73:PRO:HD3	3:CC:105:GLU:HB2	1.95	0.47
56:DX:49:VAL:HG12	56:DX:87:GLN:HB3	1.97	0.47
56:DX:49:VAL:HG12	56:DX:87:GLN:HE21	1.80	0.47
53:DU:61:TRP:C	53:DU:65:ILE:HD13	2.35	0.47
41:DF:22:ALA:HB1	41:DF:26:ALA:HB2	1.96	0.47
36:BA:2151:G:H2'	36:BA:2152:G:H8	1.80	0.47
1:CA:958:A:C6	1:CA:959:A:N1	2.83	0.47
43:DH:152:ARG:O	43:DH:153:LYS:C	2.53	0.47
43:DH:149:ARG:N	43:DH:162:ILE:HD11	2.29	0.47
48:DP:146:VAL:CG2	48:DP:147:LEU:N	2.73	0.47
1:AA:1017:G:O2'	1:AA:1018:C:H5'	2.15	0.47
50:BR:2:ARG:HG2	50:BR:5:LYS:NZ	2.30	0.47
41:DF:84:VAL:C	41:DF:86:GLY:N	2.68	0.47
37:BB:31:C:H4'	42:BG:29:TRP:CH2	2.50	0.47
10:AJ:4:ILE:O	10:AJ:74:ILE:HG12	2.15	0.47
41:DF:160:ASN:HD21	41:DF:162:LEU:CD1	2.27	0.47
41:DF:6:VAL:O	41:DF:125:LEU:HD21	2.14	0.47
14:CN:8:GLU:O	14:CN:10:ALA:N	2.48	0.47
11:CK:84:VAL:HG12	11:CK:109:VAL:O	2.15	0.47
7:CG:117:ALA:O	7:CG:119:ARG:N	2.48	0.47
1:CA:267:C:H2'	1:CA:268:C:H6	1.79	0.47
36:DA:1516:C:H2'	36:DA:1517:G:H5'	1.96	0.47

Continued on next page...

Continued from previous page...

Atom-1	Atom-2	Distance(Å)	Clash(Å)
19:AS:62:ILE:HG13	19:AS:62:ILE:O	2.15	0.47
5:CE:147:ASP:HA	5:CE:150:ARG:HH12	1.78	0.47
48:BP:58:THR:HB	48:BP:61:ARG:HH21	1.79	0.47
5:CE:10:MET:HB3	5:CE:32:VAL:HG22	1.97	0.47
36:BA:2576:G:H4'	36:BA:2579:C:H5	1.80	0.47
27:B1:78:LYS:HE2	27:B1:78:LYS:HB3	1.77	0.47
25:AZ:251:ASP:H	25:AZ:267:VAL:HG12	1.78	0.47
36:BA:1536:C:C2'	36:BA:1537:G:H4'	2.35	0.47
42:BG:117:PHE:CZ	42:BG:120:LEU:HG	2.48	0.47
13:AM:83:ASP:CG	13:AM:84:ILE:N	2.68	0.47
22:AW:70:G:C4	22:AW:71:G:N7	2.83	0.47
58:BZ:108:PRO:O	58:BZ:110:GLY:N	2.47	0.47
50:BR:117:VAL:HG22	50:BR:118:GLU:N	2.30	0.47
43:BH:159:GLU:CG	43:BH:160:LYS:N	2.77	0.47
39:DD:8:PRO:C	39:DD:10:THR:H	2.17	0.47
19:AS:23:ASN:O	19:AS:26:GLY:N	2.47	0.47
19:AS:19:VAL:HG11	19:AS:44:MET:CG	2.38	0.47
1:CA:1282:C:C2'	1:CA:1283:G:H5'	2.44	0.47
18:CR:50:ILE:CD1	18:CR:74:ARG:NH2	2.78	0.47
36:DA:1071:G:N2	36:DA:1091:G:N7	2.63	0.47
5:CE:51:VAL:HB	5:CE:52:PRO:CD	2.39	0.47
24:AY:7:G:H3'	24:AY:8:4SU:C5'	2.45	0.47
36:DA:1361:G:H2'	36:DA:1362:C:H6	1.79	0.47
51:DS:20:ARG:HH11	51:DS:20:ARG:HG2	1.80	0.47
36:BA:2127:G:H4'	38:BC:37:PHE:CD1	2.49	0.47
29:D3:45:GLY:O	29:D3:47:VAL:N	2.48	0.47
1:CA:924:C:H4'	1:CA:1399:C:OP2	2.15	0.47
36:BA:2743:C:O2	36:BA:2762:G:C2	2.67	0.47
1:CA:858:G:C8	1:CA:858:G:OP2	2.67	0.47
25:AZ:363:MET:HB3	25:AZ:364:PRO:HD2	1.97	0.47
34:D8:14:VAL:HG13	34:D8:14:VAL:O	2.13	0.47
25:CZ:356:PRO:CD	25:CZ:370:PHE:HA	2.44	0.47
48:BP:7:ARG:CB	48:BP:8:PRO:HD3	2.41	0.47
39:DD:200:ASP:O	39:DD:203:ASN:HB2	2.15	0.47
54:BV:18:LEU:HD22	54:BV:18:LEU:N	2.29	0.47
6:AF:77:ARG:NH1	6:AF:77:ARG:HG2	2.27	0.47
36:DA:1039:G:H1	36:DA:1116:C:N4	2.13	0.47
1:CA:1217:C:O2'	1:CA:1218:C:H5'	2.15	0.47
1:CA:445:G:H2'	1:CA:446:G:H8	1.79	0.47
1:CA:443:C:H2'	1:CA:444:C:H6	1.80	0.47
36:DA:2807:G:H2'	36:DA:2808:U:H5''	1.97	0.47
25:CZ:85:HIS:CE1	36:DA:2662:A:H5'	2.49	0.47

Continued on next page...

Continued from previous page...

Atom-1	Atom-2	Distance(Å)	Clash(Å)
29:B3:31:LEU:HD13	36:BA:1157:G:O2'	2.15	0.47
36:BA:2224:G:H4'	36:BA:2226:C:C2	2.50	0.47
20:AT:84:LEU:O	20:AT:86:ARG:N	2.48	0.47
39:BD:64:ILE:CG1	39:BD:64:ILE:O	2.62	0.47
1:AA:878:G:H5'	8:AH:89:PRO:HG2	1.95	0.47
8:CH:86:ILE:HG21	8:CH:133:LEU:HD23	1.96	0.47
3:AC:53:ALA:HB2	3:AC:115:LEU:CG	2.42	0.47
36:BA:1472:A:C2'	36:BA:1473:G:H5'	2.45	0.47
36:BA:848:G:N9	36:BA:933:A:H8	2.13	0.47
53:BU:29:SER:HB2	53:BU:30:LYS:HZ3	1.77	0.47
22:CW:18:G:N2	22:CW:57:G:N7	2.63	0.47
13:AM:73:GLU:O	13:AM:76:ALA:HB3	2.15	0.47
36:DA:1683:C:C2	36:DA:1684:C:C5	3.02	0.47
36:BA:1070:A:H2'	36:BA:1097:U:OP1	2.14	0.47
1:AA:503:C:H2'	1:AA:504:C:C6	2.44	0.47
1:AA:961:U:O2'	1:AA:962:C:P	2.72	0.47
37:DB:96:U:C2	37:DB:97:G:N7	2.83	0.47
37:DB:95:C:H2'	37:DB:96:U:O4'	2.15	0.47
49:BQ:68:ILE:HG13	49:BQ:68:ILE:O	2.14	0.47
4:CD:127:THR:N	4:CD:147:ALA:O	2.47	0.47
53:BU:82:GLY:C	53:BU:84:LYS:N	2.67	0.47
36:DA:2030:A:H4'	36:DA:2031:A:C8	2.48	0.47
36:DA:2031:A:C6	36:DA:2498:C:H1'	2.50	0.47
37:DB:7:G:H4'	51:DS:29:PHE:CD2	2.50	0.47
36:BA:2264:C:H2'	36:BA:2265:U:C6	2.47	0.47
11:CK:115:PRO:C	11:CK:117:ASN:H	2.18	0.47
30:B4:42:PHE:O	30:B4:43:TYR:O	2.32	0.47
36:BA:2050:C:H1'	40:BE:156:MET:HE2	1.94	0.47
36:BA:2009:G:C2'	36:BA:2010:G:H5'	2.44	0.47
7:CG:22:LEU:HD22	7:CG:62:PHE:HE2	1.80	0.47
1:AA:1134:G:C2'	1:AA:1135:U:H5'	2.45	0.47
36:DA:2728:U:H2'	36:DA:2729:G:H8	1.79	0.47
36:BA:2405:G:HO2'	36:BA:2406:U:P	2.37	0.47
26:D0:41:ARG:HH21	36:DA:2387:U:H1'	1.79	0.47
44:DJ:69:UNK:C	44:DJ:71:UNK:N	2.77	0.47
36:DA:1750:G:O2'	36:DA:1751:C:H5'	2.15	0.47
3:AC:60:ALA:HB2	10:AJ:92:THR:O	2.14	0.47
37:BB:117:G:H2'	37:BB:118:G:O4'	2.15	0.47
46:BN:90:MET:HE2	46:BN:90:MET:HA	1.97	0.47
36:BA:205:G:O2'	36:BA:206:U:OP2	2.33	0.47
5:AE:78:HIS:HE1	5:AE:143:ARG:H	1.63	0.47
17:CQ:45:HIS:HB2	17:CQ:65:ILE:CD1	2.45	0.47

Continued on next page...

Continued from previous page...

Atom-1	Atom-2	Distance(Å)	Clash(Å)
36:DA:447:A:H4'	36:DA:449:A:N7	2.30	0.47
36:DA:64:A:H2'	36:DA:65:C:O4'	2.15	0.47
36:DA:2170:A:H5''	38:DC:134:ARG:HD2	1.97	0.47
37:DB:53:A:H2'	37:DB:54:G:H5'	1.97	0.47
22:CV:61:C:H2'	22:CV:62:C:H5'	1.97	0.47
36:DA:843:G:C2'	36:DA:844:C:H5'	2.44	0.47
1:AA:1396:A:O4'	1:AA:1398:A:H1'	2.15	0.47
1:AA:943:U:H2'	1:AA:944:G:H5'	1.96	0.47
36:DA:1081:U:H2'	36:DA:1082:U:C2	2.49	0.47
36:BA:1751:C:H2'	36:BA:1752:C:H6	1.80	0.47
36:BA:1751:C:H2'	36:BA:1752:C:C6	2.50	0.47
1:CA:560:U:H5'	1:CA:566:G:N2	2.30	0.47
4:CD:182:LYS:O	4:CD:183:GLY:O	2.33	0.47
42:BG:182:LYS:HD2	42:BG:182:LYS:N	2.29	0.47
22:CW:13:C:O2	22:CW:13:C:H2'	2.15	0.47
36:BA:121:G:H4'	36:BA:149:A:H5'	1.96	0.47
49:DQ:136:ALA:C	49:DQ:138:ASP:H	2.17	0.47
1:AA:514:C:O2'	1:AA:515:G:H5'	2.14	0.47
10:CJ:85:LEU:O	10:CJ:87:THR:N	2.47	0.47
28:D2:58:ALA:CB	36:DA:76:C:H4'	2.44	0.47
13:CM:59:TYR:O	13:CM:63:THR:OG1	2.32	0.47
36:DA:1237:A:H1'	36:DA:1238:G:H1'	1.97	0.47
29:D3:10:LYS:HD3	29:D3:53:LEU:HD23	1.97	0.47
36:DA:1642:G:O2'	36:DA:1643:G:H5'	2.15	0.47
9:CI:111:ARG:O	9:CI:113:LYS:HD2	2.15	0.47
49:DQ:109:VAL:HG12	49:DQ:110:THR:N	2.28	0.47
37:DB:35:U:H2'	37:DB:36:C:C6	2.49	0.47
2:CB:75:LYS:HD3	2:CB:75:LYS:C	2.35	0.47
38:DC:28:LEU:O	38:DC:28:LEU:HD23	2.14	0.47
48:DP:58:THR:C	48:DP:60:MET:H	2.18	0.47
32:B6:20:ASN:O	32:B6:21:TYR:CG	2.67	0.47
53:BU:91:ASP:O	53:BU:92:ARG:O	2.33	0.47
36:BA:94(A):G:H2'	36:BA:95:G:O4'	2.14	0.47
39:DD:35:LYS:HE3	39:DD:63:ARG:NH2	2.30	0.47
57:BY:2:ARG:CD	57:BY:3:VAL:HG23	2.40	0.47
26:D0:53:MET:CG	26:D0:57:PHE:HA	2.45	0.47
36:BA:2715:C:H2'	36:BA:2716:U:C6	2.47	0.47
52:BT:32:TYR:HD1	52:BT:32:TYR:N	2.10	0.47
49:BQ:25:ASP:OD1	49:BQ:26:TYR:HD1	1.98	0.47
1:CA:1054:C:C6	1:CA:1196:U:N1	2.83	0.47
3:AC:6:HIS:CG	14:AN:49:HIS:HB3	2.49	0.47
13:CM:5:ALA:HB2	13:CM:66:LEU:HD22	1.96	0.47

Continued on next page...

Continued from previous page...

Atom-1	Atom-2	Distance(Å)	Clash(Å)
12:AL:93:LEU:HD12	12:AL:96:VAL:HG21	1.96	0.47
41:DF:24:LEU:O	41:DF:26:ALA:N	2.48	0.47
9:CI:4:TYR:H	9:CI:4:TYR:HD1	1.61	0.47
36:BA:1005:C:C2	36:BA:1006:C:C5	3.03	0.47
1:AA:1097:C:O2	1:AA:1169:A:H2	1.98	0.47
3:CC:29:TYR:OH	14:CN:54:PRO:O	2.28	0.47
41:BF:157:VAL:HG11	41:BF:181:LEU:HD13	1.96	0.47
36:BA:1245:G:OP1	48:BP:16:ARG:NE	2.48	0.47
36:BA:1188:U:C2'	36:BA:1189:A:H5'	2.43	0.47
48:BP:132:LYS:O	48:BP:134:ALA:N	2.48	0.47
5:CE:76:ILE:HG12	5:CE:77:PRO:N	2.30	0.47
19:AS:45:VAL:O	19:AS:47:HIS:N	2.48	0.47
50:DR:4:LEU:CD2	50:DR:4:LEU:O	2.52	0.47
3:CC:107:GLN:CD	3:CC:108:ASN:H	2.17	0.47
19:AS:5:LEU:HD12	19:AS:6:LYS:N	2.17	0.47
19:CS:4:SER:C	19:CS:5:LEU:O	2.53	0.47
2:CB:74:LYS:HB3	2:CB:74:LYS:NZ	2.30	0.47
58:DZ:17:ALA:CA	58:DZ:20:ARG:HG2	2.45	0.47
19:AS:16:LEU:O	19:AS:18:LYS:N	2.48	0.47
49:DQ:54:MET:O	49:DQ:55:VAL:C	2.52	0.47
30:D4:35:VAL:CG1	30:D4:36:CYS:N	2.77	0.47
36:DA:1837:C:O2'	36:DA:1927:A:N3	2.41	0.47
2:CB:51:LEU:HD21	2:CB:55:PHE:CZ	2.50	0.47
1:AA:32:A:C6	1:AA:33:A:C6	3.02	0.47
12:AL:27:LEU:C	12:AL:29:GLY:N	2.64	0.47
51:BS:98:VAL:O	51:BS:99:LYS:C	2.53	0.47
36:DA:1385:G:H4'	36:DA:1386:C:OP1	2.14	0.47
36:BA:1287:A:OP1	50:BR:105:ARG:O	2.33	0.47
40:BE:49:LEU:HD11	40:BE:91:VAL:HG21	1.95	0.47
51:BS:88:ASP:CG	51:BS:89:ARG:H	2.08	0.47
36:DA:1038:C:H3'	36:DA:1039:G:H5''	1.97	0.47
48:DP:80:TYR:CD1	48:DP:111:ARG:HB2	2.49	0.47
42:BG:16:ARG:CZ	42:BG:31:VAL:HG11	2.45	0.47
41:DF:170:LEU:HB2	41:DF:173:VAL:HB	1.96	0.47
36:BA:1655:A:H4'	40:BE:115:GLY:N	2.29	0.47
1:AA:674:G:OP1	6:AF:87:ARG:NH2	2.47	0.47
10:CJ:90:LEU:N	10:CJ:91:PRO:HD3	2.29	0.47
4:CD:102:ASP:CG	4:CD:136:PRO:HB3	2.35	0.47
43:DH:68:THR:C	43:DH:70:THR:H	2.18	0.47
13:AM:119:GLY:O	13:AM:120:LYS:HG2	2.14	0.47
4:CD:133:VAL:HG12	4:CD:135:LEU:H	1.78	0.47
1:CA:503:C:H2'	1:CA:504:C:C6	2.45	0.47

Continued on next page...

Continued from previous page...

Atom-1	Atom-2	Distance(Å)	Clash(Å)
36:BA:1038:C:H3'	36:BA:1039:G:C5'	2.45	0.47
36:DA:675:A:OP1	41:DF:63:LYS:HE2	2.14	0.47
55:DW:63:ASP:C	55:DW:64:MET:HG3	2.36	0.47
53:BU:40:PHE:O	53:BU:44:ASN:HB2	2.15	0.47
1:CA:1030(D):A:C2'	1:CA:1031:G:H5'	2.44	0.47
1:AA:1377:A:OP2	7:AG:94:ARG:HD2	2.15	0.47
36:BA:1907:G:H2'	36:BA:1908:C:C6	2.50	0.47
19:AS:25:LYS:C	19:AS:27:GLU:OE1	2.53	0.47
11:CK:69:ALA:O	11:CK:72:ALA:HB3	2.14	0.47
36:DA:981:A:C8	36:DA:982:C:C5	3.02	0.47
39:BD:8:PRO:HB3	39:BD:14:ARG:HB2	1.95	0.47
36:DA:817:C:H4'	36:DA:932:G:C5	2.49	0.47
47:BO:105:GLU:HA	47:BO:108:GLU:HG2	1.95	0.47
1:AA:822:C:O2'	1:AA:823:G:H5'	2.15	0.47
36:BA:321:G:O2'	36:BA:340:A:N3	2.46	0.47
36:DA:2457:U:H2'	36:DA:2458:G:H5'	1.96	0.47
24:AY:18:G:O2'	24:AY:57:G:N2	2.36	0.47
43:BH:137:ASP:OD2	43:BH:140:LYS:HE3	2.14	0.47
36:DA:2694:G:O2'	36:DA:2695:C:H5'	2.15	0.47
36:DA:1973:G:H2'	36:DA:1974:C:C6	2.50	0.47
36:BA:385:C:O2'	36:BA:388:G:N2	2.47	0.47
36:BA:1579:A:H2'	36:BA:1580:A:O4'	2.14	0.47
6:AF:36:ARG:NH1	6:AF:66:GLU:OE2	2.47	0.47
36:BA:681:G:C6	36:BA:682:G:C5	3.03	0.47
47:BO:26:LYS:CD	47:BO:37:ASP:OD1	2.63	0.47
36:DA:1619:G:H8	36:DA:1619:G:O5'	1.98	0.47
54:DV:89:GLN:OE1	54:DV:89:GLN:HA	2.15	0.47
43:BH:147:ASN:N	43:BH:147:ASN:HD22	2.10	0.47
29:B3:50:VAL:O	29:B3:52:HIS:N	2.48	0.47
36:BA:1987:G:H5'	36:BA:1988:C:OP2	2.15	0.47
4:CD:188:LEU:HD23	4:CD:189:PRO:O	2.14	0.47
34:D8:4:MET:O	34:D8:62:LEU:CD1	2.63	0.47
48:DP:34:GLY:O	48:DP:35:HIS:CB	2.63	0.47
36:DA:1190:G:H5'	48:DP:35:HIS:CA	2.45	0.47
47:DO:104:ARG:HB3	47:DO:121:VAL:CG1	2.45	0.47
52:BT:57:PHE:HE1	52:BT:79:HIS:HD1	1.63	0.47
25:AZ:193:ASN:HB3	25:AZ:196:VAL:HB	1.96	0.47
39:BD:77:ALA:HB2	39:BD:97:TYR:CE1	2.50	0.47
3:CC:5:ILE:CD1	3:CC:5:ILE:N	2.74	0.47
25:CZ:133:VAL:CG1	25:CZ:134:PHE:N	2.77	0.47
42:DG:125:PHE:HB3	42:DG:131:TYR:CA	2.29	0.47
42:DG:42:GLY:CA	42:DG:90:LEU:H	2.28	0.47

Continued on next page...

Continued from previous page...

Atom-1	Atom-2	Distance(Å)	Clash(Å)
2:CB:105:PHE:HE1	2:CB:152:PHE:CZ	2.32	0.47
25:AZ:215:ARG:HB3	25:AZ:282:ALA:HB3	1.96	0.47
35:D9:19:ARG:O	35:D9:21:GLY:N	2.45	0.47
36:BA:2110:G:N1	36:BA:2178:C:H5	2.13	0.47
1:CA:958:A:H8	1:CA:958:A:O5'	1.98	0.47
1:CA:1226:C:H2'	13:CM:103:THR:CB	2.45	0.47
36:BA:1021:A:H2'	36:BA:1023:U:H5''	1.96	0.47
41:BF:202:PHE:O	41:BF:206:ILE:HG12	2.14	0.47
36:DA:2810:A:H2'	36:DA:2811:G:O4'	2.15	0.47
36:BA:2334:G:C4	51:BS:15:ARG:NH2	2.77	0.47
48:BP:98:GLU:O	48:BP:102:ARG:NH1	2.48	0.47
48:BP:125:VAL:O	48:BP:145:PRO:CD	2.57	0.47
25:CZ:345:ARG:NH1	25:CZ:384:LEU:CD2	2.74	0.47
48:BP:58:THR:O	48:BP:58:THR:HG22	2.15	0.47
41:DF:107:LYS:C	41:DF:109:GLY:N	2.68	0.47
41:DF:205:ARG:O	41:DF:206:ILE:HD13	2.14	0.47
10:AJ:75:ILE:HG13	10:AJ:76:ASN:N	2.30	0.47
29:B3:22:ALA:CA	29:B3:46:ASN:HD21	2.28	0.47
5:AE:6:PHE:HD2	5:AE:63:ARG:NH1	2.13	0.47
4:AD:92:VAL:HG12	4:AD:93:PHE:N	2.28	0.47
1:CA:573:A:N3	1:CA:883:C:O2'	2.44	0.47
58:DZ:37:VAL:HG23	58:DZ:38:TYR:H	1.75	0.47
1:AA:63:C:H2'	1:AA:64:G:C5'	2.39	0.47
49:DQ:52:VAL:HA	49:DQ:55:VAL:HG12	1.96	0.47
1:CA:1259:C:C4	1:CA:1260:C:O2	2.68	0.47
36:BA:2754:U:H2'	36:BA:2756:U:OP1	2.14	0.47
36:DA:2178:C:O5'	36:DA:2178:C:O2	2.33	0.47
1:CA:558:G:H2'	1:CA:559:A:C2	2.49	0.47
40:BE:93:VAL:C	40:BE:95:ILE:N	2.61	0.47
52:BT:10:VAL:O	52:BT:11:GLU:C	2.52	0.47
1:AA:408:A:C4	1:AA:409:G:C8	3.03	0.47
50:DR:24:GLN:HB2	50:DR:44:LEU:CD2	2.45	0.47
25:CZ:325:LYS:HZ2	25:CZ:331:HIS:HB2	1.80	0.47
1:CA:858:G:H5''	1:CA:858:G:H8	1.80	0.47
36:BA:1499:C:O2'	36:BA:1500:G:H5'	2.15	0.47
26:B0:38:VAL:H	26:B0:59:LEU:HB2	1.80	0.47
1:AA:1005:A:H2'	1:AA:1006:C:H5'	1.96	0.47
1:AA:1004:A:H5''	1:AA:1025:U:N3	2.30	0.47
29:D3:46:ASN:HA	36:DA:851:U:H4'	1.96	0.47
9:CI:48:GLU:HG3	9:CI:101:PHE:HZ	1.79	0.47
10:AJ:8:LEU:HG	10:AJ:96:ILE:HG22	1.96	0.47
17:AQ:59:ILE:CD1	17:AQ:73:VAL:HA	2.42	0.47

Continued on next page...

Continued from previous page...

Atom-1	Atom-2	Distance(Å)	Clash(Å)
38:DC:130:ILE:C	38:DC:133:PRO:HD2	2.35	0.47
43:BH:95:ARG:HB2	43:BH:106:THR:OG1	2.15	0.47
1:CA:1498:U:H4'	1:CA:1519:A:C2	2.49	0.47
55:BW:86:LEU:HB3	55:BW:94:ASP:CB	2.44	0.47
13:AM:70:LEU:CD2	13:AM:70:LEU:C	2.84	0.47
36:DA:1359:A:C2'	36:DA:1360:A:H5'	2.43	0.47
1:AA:691:G:O2'	1:AA:797:C:H4'	2.15	0.47
7:CG:58:PRO:O	7:CG:60:LYS:N	2.47	0.47
36:DA:692:C:C2	36:DA:771:G:C2	3.03	0.47
36:BA:1790:C:H4'	39:BD:209:ALA:HB1	1.96	0.47
36:BA:2695:C:H2'	36:BA:2696:U:H6	1.80	0.47
12:AL:47:LYS:O	12:AL:49:ASN:N	2.47	0.47
36:BA:178:G:C6	36:BA:179:G:N7	2.83	0.47
1:AA:658:G:H2'	1:AA:659:U:H6	1.79	0.47
36:DA:315:G:C5	36:DA:316:C:C4	3.02	0.47
36:DA:2875:C:H4'	52:DT:5:ALA:HB2	1.97	0.47
36:DA:2508:G:O3'	36:DA:2555:U:H5'	2.15	0.47
11:CK:108:ILE:O	18:CR:87:ARG:CA	2.63	0.47
55:DW:22:ASP:HA	55:DW:25:ARG:NH1	2.29	0.47
5:AE:120:THR:HG23	5:AE:121:LYS:N	2.29	0.47
36:BA:151:C:H2'	36:BA:152:G:H8	1.78	0.47
1:AA:538:G:OP2	12:AL:115:LYS:HB2	2.15	0.47
36:BA:2466:C:O2'	36:BA:2467:C:H5'	2.15	0.47
36:DA:2472:G:H2'	36:DA:2475:C:H42	1.80	0.47
1:AA:167:G:O2'	1:AA:168:G:H5'	2.15	0.47
1:AA:1009:G:O2'	1:AA:1010:G:H5'	2.15	0.47
36:BA:74:A:H4'	36:BA:75:G:O5'	2.15	0.47
40:DE:183:LEU:N	40:DE:183:LEU:CD1	2.78	0.47
1:CA:277:C:OP2	17:CQ:41:LYS:NZ	2.46	0.47
36:BA:937:U:C2	36:BA:938:G:C8	3.02	0.47
31:B5:8:LYS:O	36:BA:2017:U:H4'	2.15	0.47
36:BA:318:C:H2'	36:BA:319:C:H6	1.80	0.47
36:DA:1820:U:C2	39:DD:202:LYS:HD2	2.50	0.47
2:AB:194:PRO:HB2	2:AB:200:ILE:HD13	1.97	0.47
36:DA:2698:U:H2'	36:DA:2699:C:C6	2.49	0.47
53:DU:17:ILE:HG23	53:DU:39:LEU:HD12	1.97	0.47
8:AH:16:ALA:HB1	8:AH:21:LYS:HB3	1.96	0.47
36:DA:2801:A:O2'	36:DA:2895:U:H5'	2.14	0.47
4:CD:187:ARG:HG2	4:CD:188:LEU:O	2.15	0.47
32:B6:33:LYS:HA	32:B6:33:LYS:HE2	1.96	0.47
36:DA:2388:A:H5'	36:DA:2389:G:OP2	2.15	0.47
48:DP:31:ALA:C	48:DP:33:ARG:H	2.18	0.47

Continued on next page...

Continued from previous page...

Atom-1	Atom-2	Distance(Å)	Clash(Å)
36:DA:1664:A:C6	36:DA:1665:A:C6	3.03	0.47
31:D5:50:GLY:C	31:D5:56:LYS:HE3	2.35	0.47
2:CB:157:ARG:O	2:CB:158:LEU:C	2.50	0.47
25:AZ:155:ARG:NH2	25:AZ:170:VAL:CG2	2.78	0.47
25:AZ:35:ALA:O	25:AZ:39:ASN:OD1	2.33	0.47
39:BD:30:GLU:CB	39:BD:35:LYS:NZ	2.78	0.47
56:DX:7:VAL:HB	56:DX:8:ILE:HD12	1.96	0.47
57:BY:42:VAL:CG2	57:BY:67:LEU:HD12	2.44	0.47
52:BT:80:SER:HB3	52:BT:81:PRO:CD	2.36	0.47
28:D2:45:SER:O	28:D2:46:GLN:NE2	2.48	0.47
49:BQ:140:ALA:O	49:BQ:141:GLN:CB	2.62	0.47
3:CC:16:ARG:NH2	3:CC:183:ASP:HA	2.28	0.47
3:CC:18:TRP:HE3	3:CC:18:TRP:N	2.13	0.47
1:AA:1126:U:C2'	1:AA:1127:G:O5'	2.62	0.47
1:AA:1144:G:H21	1:AA:1146:A:H62	1.63	0.47
13:CM:9:ILE:O	13:CM:10:PRO:C	2.52	0.47
12:AL:57:LYS:HB2	12:AL:57:LYS:NZ	2.30	0.47
53:DU:92:ARG:C	53:DU:94:ASN:N	2.67	0.47
1:AA:1367:C:OP1	10:AJ:57:LYS:NZ	2.47	0.47
1:AA:453:A:C2	1:AA:454:C:C2	3.03	0.47
12:CL:89:ARG:HG2	12:CL:91:LYS:NZ	2.29	0.47
10:AJ:97:GLU:O	10:AJ:98:ILE:HB	2.15	0.47
55:DW:17:VAL:O	55:DW:19:LEU:N	2.48	0.47
1:CA:1048:G:P	14:CN:4:LYS:HB2	2.54	0.47
48:BP:100:LEU:HD13	48:BP:100:LEU:C	2.36	0.47
40:DE:51:PHE:O	40:DE:74:PRO:HB2	2.15	0.47
19:CS:19:VAL:O	19:CS:23:ASN:N	2.42	0.47
1:CA:261:U:O2	1:CA:263:A:C8	2.68	0.47
6:CF:18:GLN:CA	6:CF:21:LEU:HB2	2.36	0.47
46:BN:34:LEU:O	46:BN:34:LEU:HD13	2.14	0.47
50:BR:74:LYS:NZ	50:BR:77:ARG:HH21	2.13	0.47
57:BY:88:LYS:O	57:BY:89:PHE:HB2	2.15	0.47
12:CL:43:VAL:CG2	12:CL:93:LEU:HD22	2.44	0.47
36:BA:184:C:H2'	36:BA:185:U:C6	2.49	0.47
4:AD:9:CYS:HA	4:AD:12:CYS:SG	2.55	0.47
48:DP:100:LEU:HD13	48:DP:100:LEU:O	2.15	0.47
1:AA:368:U:OP1	25:AZ:291:ARG:NH1	2.48	0.47
16:AP:28:ARG:NH1	16:AP:29:ASP:OD1	2.46	0.47
7:CG:69:VAL:HG13	7:CG:100:ALA:HA	1.96	0.47
30:B4:14:ILE:N	30:B4:14:ILE:CD1	2.78	0.47
36:BA:2657:A:C2'	36:BA:2658:C:H5'	2.37	0.47
58:DZ:10:ARG:NE	58:DZ:36:LYS:HB2	2.30	0.47

Continued on next page...

Continued from previous page...

Atom-1	Atom-2	Distance(Å)	Clash(Å)
58:DZ:10:ARG:NH2	58:DZ:26:GLY:N	2.63	0.47
18:CR:29:PHE:CD1	18:CR:29:PHE:N	2.67	0.47
41:DF:37:VAL:HG11	48:DP:7:ARG:NH1	2.30	0.47
41:DF:184:TYR:HE1	48:DP:7:ARG:CZ	2.28	0.47
53:BU:52:ARG:O	53:BU:56:ASP:OD1	2.33	0.47
1:AA:966:G:C2	22:AV:34:G:H5'	2.50	0.47
18:CR:74:ARG:HB3	18:CR:81:PHE:CE1	2.50	0.47
1:CA:323:U:O3'	20:CT:22:ARG:CD	2.63	0.47
36:BA:2673:G:H5'	36:BA:2673:G:C8	2.47	0.47
1:AA:192:U:H2'	1:AA:193:C:C6	2.35	0.47
25:CZ:126:VAL:CG1	25:CZ:126:VAL:O	2.63	0.47
36:DA:2756:U:C6	36:DA:2757:A:N7	2.83	0.47
52:BT:8:LYS:O	52:BT:10:VAL:N	2.47	0.47
29:D3:45:GLY:HA2	29:D3:48:GLU:HG2	1.97	0.47
22:CW:43:C:H2'	22:CW:44:G:C1'	2.44	0.47
54:BV:58:VAL:CB	54:BV:98:GLU:HG2	2.45	0.47
35:B9:7:VAL:O	35:B9:8:LYS:HE3	2.15	0.47
22:AV:26:A:N1	22:AV:44:G:O6	2.48	0.47
57:DY:56:PRO:O	57:DY:57:GLN:O	2.32	0.47
36:BA:1771:C:O2'	36:BA:1786:A:H8	1.98	0.47
51:DS:92:TYR:C	51:DS:94:TYR:N	2.68	0.47
1:CA:952:U:H2'	1:CA:953:G:H8	1.80	0.47
39:BD:146:GLU:HG2	39:BD:152:GLY:C	2.35	0.47
36:DA:212:G:C2'	36:DA:213:A:H5'	2.45	0.47
47:DO:47:ILE:O	47:DO:48:PRO:O	2.33	0.47
1:CA:611:A:H2	1:CA:629:G:H22	1.62	0.47
38:BC:74:VAL:HG12	38:BC:75:LEU:N	2.29	0.47
1:AA:80:G:C2'	1:AA:81:U:H5'	2.45	0.47
36:DA:2406:U:C2	48:DP:72:PRO:HB2	2.50	0.47
47:BO:98:VAL:HG12	47:BO:117:LEU:HB3	1.96	0.47
16:CP:43:LYS:HD2	16:CP:43:LYS:N	2.30	0.47
15:AO:31:LEU:CD1	15:AO:31:LEU:H	2.25	0.47
7:CG:58:PRO:C	7:CG:60:LYS:N	2.68	0.47
56:BX:56:THR:O	56:BX:57:LEU:HB3	2.15	0.47
1:AA:1228:C:H2'	1:AA:1229:A:C8	2.47	0.47
36:DA:692:C:N3	36:DA:771:G:C2	2.83	0.47
39:BD:186:HIS:CD2	39:BD:188:GLU:HB2	2.50	0.47
7:AG:91:VAL:CG2	7:AG:95:ARG:HB3	2.45	0.47
36:BA:554:U:C4	36:BA:555:U:C4	3.03	0.47
50:BR:7:GLY:O	50:BR:8:ARG:NE	2.48	0.47
36:BA:2836:U:O5'	36:BA:2836:U:H6	1.97	0.47
47:DO:68:GLU:H	47:DO:68:GLU:CD	2.17	0.47

Continued on next page...

Continued from previous page...

Atom-1	Atom-2	Distance(Å)	Clash(Å)
36:BA:2358:G:H2'	36:BA:2359:C:C6	2.50	0.47
36:BA:440:G:N2	41:BF:46:ARG:NH2	2.63	0.47
27:D1:37:ILE:CD1	27:D1:37:ILE:O	2.63	0.47
1:AA:155:C:O2'	1:AA:156:G:H5'	2.15	0.47
36:BA:1196:C:H2'	36:BA:1197:G:H8	1.80	0.47
58:DZ:128:VAL:CG2	58:DZ:129:SER:N	2.77	0.47
9:AI:43:ALA:O	9:AI:45:ALA:N	2.48	0.47
40:DE:152:LYS:HG2	46:DN:78:TYR:CZ	2.50	0.47
36:BA:271(H):G:H1	36:BA:271(P):C:N4	2.13	0.47
44:BJ:11:UNK:O	44:BJ:14:UNK:N	2.48	0.47
36:DA:907:U:C2'	36:DA:908:C:H5'	2.45	0.47
36:BA:1923:U:H2'	36:BA:1924:C:C6	2.50	0.47
36:DA:2437:U:O2'	36:DA:2438:U:H5'	2.15	0.47
36:BA:2001:A:H4'	36:BA:2689:U:H2'	1.97	0.47
36:DA:1756:G:H4'	36:DA:1758:G:O4'	2.15	0.47
25:AZ:318:ALA:HB1	25:AZ:399:VAL:O	2.15	0.47
25:AZ:320:VAL:HG22	25:AZ:398:GLY:HA3	1.97	0.47
1:AA:592:G:H2'	1:AA:593:G:H8	1.79	0.47
33:D7:21:ARG:HG2	33:D7:21:ARG:HH11	1.78	0.47
36:BA:2720:U:H2'	36:BA:2720:U:O2	2.15	0.47
1:CA:1503:A:O2'	1:CA:1504:G:P	2.73	0.47
36:DA:1599:C:H2'	36:DA:1600:C:C6	2.50	0.47
48:DP:18:ARG:O	48:DP:19:VAL:C	2.54	0.46
32:D6:15:GLU:CG	32:D6:18:ARG:NH1	2.74	0.46
57:DY:27:VAL:C	57:DY:28:LYS:HG3	2.35	0.46
31:D5:54:GLY:O	31:D5:59:GLU:OE2	2.33	0.46
1:AA:1095:U:P	1:AA:1108:G:H1	2.38	0.46
25:CZ:292:GLY:O	25:CZ:293:VAL:HG13	2.15	0.46
25:AZ:147:LEU:H	25:AZ:147:LEU:CD2	2.28	0.46
36:DA:780:G:H2'	36:DA:782:A:N7	2.30	0.46
36:DA:2310:A:H4'	36:DA:2310:A:OP1	2.15	0.46
42:DG:42:GLY:H	42:DG:90:LEU:H	1.63	0.46
42:DG:46:ALA:HB2	42:DG:88:ILE:HB	1.97	0.46
28:D2:2:LYS:HE3	28:D2:52:ASP:OD2	2.14	0.46
36:DA:335:C:O2'	57:DY:73:ARG:NH2	2.48	0.46
12:AL:89:ARG:CG	12:AL:91:LYS:HZ1	2.28	0.46
1:CA:1107:C:C4	1:CA:1108:G:C8	3.03	0.46
10:CJ:62:HIS:O	14:CN:59:ALA:HB3	2.15	0.46
54:BV:51:VAL:HG12	54:BV:52:VAL:N	2.30	0.46
28:D2:51:ARG:NH1	28:D2:55:ARG:HH12	2.07	0.46
54:DV:52:VAL:HG13	54:DV:55:ALA:HB3	1.98	0.46
35:D9:26:ILE:HG23	35:D9:27:CYS:N	2.30	0.46

Continued on next page...

Continued from previous page...

Atom-1	Atom-2	Distance(Å)	Clash(Å)
35:D9:9:ARG:HH11	35:D9:9:ARG:CB	2.28	0.46
4:CD:19:LEU:O	4:CD:26:CYS:SG	2.73	0.46
39:DD:145:VAL:HG12	39:DD:146:GLU:O	2.14	0.46
36:BA:1740:G:H4'	36:BA:1741:A:OP1	2.14	0.46
50:DR:87:TYR:HE1	50:DR:117:VAL:CG1	2.28	0.46
48:BP:31:ALA:C	48:BP:33:ARG:N	2.69	0.46
36:DA:1301:A:HO2'	36:DA:1302:A:C2'	2.27	0.46
1:CA:263:A:O2'	1:CA:264:U:H5'	2.16	0.46
4:AD:65:ARG:NH1	4:AD:72:GLU:H	2.12	0.46
31:B5:41:PRO:O	31:B5:44:THR:HB	2.14	0.46
1:AA:428:G:H5''	4:AD:10:ARG:HD2	1.97	0.46
36:BA:760:G:H2'	36:BA:761:A:C5'	2.38	0.46
3:CC:65:ALA:O	3:CC:66:VAL:HB	2.15	0.46
50:DR:84:ALA:HB3	50:DR:85:PRO:CD	2.36	0.46
6:CF:10:LEU:HD11	6:CF:61:LEU:HD11	1.97	0.46
9:CI:69:GLY:O	9:CI:73:GLN:HG3	2.15	0.46
36:DA:2010:G:H2'	36:DA:2011:U:H6	1.80	0.46
36:BA:146:G:C6	36:BA:147:U:C2	3.04	0.46
36:BA:1287:A:OP1	50:BR:104:ARG:HG2	2.15	0.46
47:DO:66:LYS:H	47:DO:82:ASN:HD21	1.63	0.46
1:AA:505:G:H5'	1:AA:534:U:H2'	1.96	0.46
36:DA:2746:U:H5'	43:DH:139:GLN:HA	1.96	0.46
1:CA:1432:G:OP2	52:DT:108:ARG:CZ	2.63	0.46
36:DA:185:U:H2'	36:DA:186:G:C8	2.50	0.46
58:DZ:140:ASP:O	58:DZ:141:VAL:HG22	2.15	0.46
36:DA:2583:G:H2'	36:DA:2584:U:O2	2.14	0.46
31:D5:43:HIS:HE1	36:DA:2884:U:OP2	1.97	0.46
42:BG:31:VAL:HG13	42:BG:31:VAL:O	2.15	0.46
38:BC:10:LEU:H	38:BC:10:LEU:HD22	1.80	0.46
1:CA:80:G:N2	1:CA:90:U:H5'	2.29	0.46
47:DO:19:ILE:HB	47:DO:41:ALA:HB1	1.97	0.46
36:BA:1472:A:H2'	36:BA:1473:G:H5'	1.97	0.46
36:BA:2305:A:C3'	36:BA:2306:C:H5''	2.44	0.46
36:DA:389:G:H22	48:DP:72:PRO:HG2	1.80	0.46
38:DC:128:GLY:C	38:DC:130:ILE:H	2.18	0.46
26:B0:7:LEU:HD21	49:BQ:81:VAL:HG22	1.96	0.46
36:DA:1164:G:H1	36:DA:1185:C:H42	1.63	0.46
26:D0:62:LEU:H	26:D0:62:LEU:HD23	1.80	0.46
36:BA:2050:C:H2'	36:BA:2051:A:O4'	2.16	0.46
31:B5:6:VAL:HG22	31:B5:7:PRO:CD	2.44	0.46
36:DA:515:A:C8	36:DA:516:C:C5	3.03	0.46
10:AJ:92:THR:HG23	10:AJ:93:GLY:N	2.29	0.46

Continued on next page...

Continued from previous page...

Atom-1	Atom-2	Distance(Å)	Clash(Å)
24:CY:28:C:O2'	24:CY:29:G:H5'	2.15	0.46
36:DA:150:C:O2'	36:DA:151:C:H5'	2.14	0.46
1:AA:1426:C:H2'	1:AA:1427:U:C6	2.49	0.46
36:BA:734:A:O2'	36:BA:1635:G:H5'	2.15	0.46
7:AG:47:CYS:SG	7:AG:58:PRO:HB2	2.55	0.46
1:AA:279:A:C8	17:AQ:98:LEU:HD23	2.50	0.46
36:DA:34:C:H41	36:DA:447:A:H61	1.62	0.46
36:BA:1448:G:N2	36:BA:1528(A):A:H2	2.13	0.46
36:BA:2733:A:H2'	36:BA:2734:A:C8	2.50	0.46
49:DQ:136:ALA:O	49:DQ:138:ASP:N	2.48	0.46
20:CT:96:GLY:O	20:CT:97:ALA:HB3	2.15	0.46
36:DA:2085:C:OP1	39:DD:261:LYS:HE2	2.15	0.46
30:D4:40:HIS:CD2	30:D4:41:PRO:HA	2.49	0.46
36:BA:2824:C:H2'	36:BA:2825:C:O4'	2.15	0.46
36:BA:2688:U:H3'	36:BA:2688:U:O2	2.15	0.46
8:AH:90:GLY:O	8:AH:91:ARG:HB2	2.15	0.46
1:AA:92:C:H2'	1:AA:93:G:H8	1.80	0.46
36:DA:247:G:H4'	36:DA:386:G:C5	2.50	0.46
14:CN:21:TYR:N	14:CN:21:TYR:CD1	2.82	0.46
1:AA:1343:G:H2'	1:AA:1344:C:C6	2.50	0.46
1:AA:1444:C:O2'	1:AA:1445:C:H5'	2.16	0.46
1:AA:1081:G:O2'	1:AA:1082:G:H5'	2.15	0.46
36:DA:1958:C:O2'	36:DA:1959:G:H5'	2.15	0.46
36:BA:2191:G:H3'	36:BA:2192:G:H8	1.81	0.46
52:DT:33:LYS:NZ	52:DT:43:GLN:HB3	2.30	0.46
1:AA:556:C:O2'	1:AA:557:G:H5'	2.14	0.46
32:D6:20:ASN:C	32:D6:21:TYR:CD1	2.89	0.46
57:DY:28:LYS:N	57:DY:28:LYS:CE	2.78	0.46
53:BU:88:ILE:HB	53:BU:90:VAL:HG23	1.97	0.46
28:B2:32:LEU:HD13	28:B2:57:ILE:HD12	1.94	0.46
28:B2:59:ARG:O	28:B2:62:THR:HB	2.15	0.46
36:BA:2491:U:H5'	36:BA:2570:G:C5'	2.25	0.46
12:AL:41:ARG:CG	12:AL:42:THR:N	2.62	0.46
39:DD:30:GLU:HG3	39:DD:63:ARG:CZ	2.45	0.46
25:CZ:138:VAL:C	25:CZ:140:MET:H	2.19	0.46
42:DG:42:GLY:HA2	42:DG:90:LEU:H	1.80	0.46
36:DA:2845:G:H5''	52:DT:55:ASN:HA	1.97	0.46
36:BA:335:C:O2'	57:BY:73:ARG:NH2	2.48	0.46
47:BO:121:VAL:HG12	47:BO:122:LEU:N	2.29	0.46
57:DY:81:LYS:O	57:DY:82:PRO:O	2.33	0.46
46:DN:12:ARG:NH2	46:DN:135:PRO:CG	2.79	0.46
1:AA:979:C:C3'	1:AA:980:C:C5'	2.88	0.46

Continued on next page...

Continued from previous page...

Atom-1	Atom-2	Distance(Å)	Clash(Å)
2:AB:40:HIS:C	2:AB:41:ILE:HD12	2.36	0.46
21:AU:2:GLY:C	21:AU:4:GLY:H	2.18	0.46
42:BG:47:LYS:HZ2	42:BG:82:LEU:HD12	1.80	0.46
9:CI:4:TYR:CD1	9:CI:4:TYR:N	2.84	0.46
36:BA:768:G:O2'	36:BA:1379:A:N6	2.48	0.46
36:DA:803:U:H2'	36:DA:804:A:H5'	1.97	0.46
51:BS:51:ALA:HB3	51:BS:73:LEU:HD12	1.96	0.46
41:BF:201:VAL:HG13	41:BF:202:PHE:H	1.80	0.46
42:BG:139:LEU:HB3	42:BG:149:VAL:HG11	1.96	0.46
41:DF:126:VAL:HG23	41:DF:127:GLU:N	2.30	0.46
36:BA:605:C:H5	36:BA:623:G:N1	2.10	0.46
27:B1:29:GLY:O	27:B1:30:VAL:CG2	2.63	0.46
42:BG:128:ARG:N	42:BG:166:ASP:OD2	2.47	0.46
39:DD:26:LYS:O	39:DD:27:THR:CG2	2.63	0.46
36:BA:1076:C:N4	36:BA:1088:A:H61	2.12	0.46
41:DF:114:VAL:HG21	41:DF:202:PHE:CE2	2.50	0.46
19:AS:6:LYS:C	19:AS:7:LYS:HD3	2.35	0.46
38:BC:195:ALA:O	38:BC:196:LEU:C	2.53	0.46
19:CS:49:ILE:H	19:CS:49:ILE:CD1	2.08	0.46
12:CL:53:ARG:HD2	12:CL:53:ARG:H	1.79	0.46
5:CE:45:PHE:CD2	5:CE:47:LYS:HD2	2.49	0.46
4:AD:84:LYS:O	4:AD:85:LYS:C	2.53	0.46
13:AM:74:VAL:HA	13:AM:77:ASN:ND2	2.29	0.46
13:AM:77:ASN:O	13:AM:81:LEU:HD22	2.14	0.46
58:DZ:60:GLU:HA	58:DZ:66:SER:HA	1.97	0.46
19:AS:19:VAL:O	19:AS:21:GLU:N	2.49	0.46
1:AA:64:G:OP1	1:AA:382:A:N6	2.48	0.46
18:CR:66:LEU:CD1	18:CR:70:ILE:HD11	2.45	0.46
36:DA:1649:G:N1	36:DA:2009:G:C6	2.83	0.46
1:AA:192:U:C2	1:AA:193:C:C5	3.03	0.46
12:AL:30:ALA:O	12:AL:31:PRO:C	2.52	0.46
36:DA:1278:A:OP1	50:DR:36:THR:HG22	2.15	0.46
35:B9:24:TYR:O	35:B9:25:VAL:HG23	2.15	0.46
51:BS:27:SER:HA	51:BS:88:ASP:HB3	1.98	0.46
36:BA:221:A:H4'	36:BA:222:A:O5'	2.15	0.46
16:AP:64:ALA:O	16:AP:66:PRO:HD3	2.16	0.46
33:D7:47:ARG:HH22	36:DA:1311:G:H2'	1.80	0.46
39:BD:145:VAL:HG12	39:BD:146:GLU:N	2.31	0.46
1:CA:186:C:H2'	1:CA:187:C:C6	2.50	0.46
42:DG:103:LEU:HD22	42:DG:178:PHE:HZ	1.79	0.46
27:B1:88:LYS:O	27:B1:91:LYS:HB3	2.16	0.46
1:AA:17:U:H2'	1:AA:18:C:C6	2.50	0.46

Continued on next page...

Continued from previous page...

Atom-1	Atom-2	Distance(Å)	Clash(Å)
36:DA:1319:G:C6	36:DA:1320:C:N4	2.83	0.46
56:BX:64:LYS:HZ1	56:BX:73:ARG:HH21	1.62	0.46
36:DA:1678:G:H22	36:DA:1989:G:H1	1.64	0.46
51:DS:64:GLU:C	51:DS:66:ALA:N	2.68	0.46
36:BA:303:U:H2'	36:BA:304:G:H8	1.75	0.46
38:BC:83:ILE:O	38:BC:83:ILE:HG22	2.14	0.46
27:D1:72:GLU:O	27:D1:75:GLU:HB2	2.16	0.46
1:CA:1118:C:H5'	9:CI:104:ARG:HG2	1.96	0.46
42:BG:152:LEU:CD2	42:BG:152:LEU:H	2.28	0.46
3:AC:65:ALA:O	3:AC:100:ALA:O	2.33	0.46
20:CT:50:GLU:HG3	20:CT:100:ILE:HB	1.96	0.46
36:DA:1375:C:H2'	36:DA:1376:C:C6	2.49	0.46
36:BA:2847:U:C5	36:BA:2848:G:C6	3.03	0.46
36:DA:2767:C:H2'	36:DA:2768:C:C6	2.50	0.46
41:BF:46:ARG:HH11	41:BF:46:ARG:HG3	1.79	0.46
1:CA:781:A:OP1	1:CA:1523:G:H5'	2.15	0.46
40:BE:16:ARG:HD3	40:BE:21:VAL:HG11	1.97	0.46
1:AA:1275:A:O2'	1:AA:1276:G:H5'	2.15	0.46
36:DA:1412:A:O2'	36:DA:1413:G:H5'	2.15	0.46
8:AH:20:TYR:CE1	8:AH:76:PRO:HG2	2.50	0.46
36:DA:2849:U:OP1	52:DT:95:ARG:NH1	2.48	0.46
1:CA:26:A:H2'	1:CA:27:G:H5'	1.98	0.46
58:BZ:71:VAL:HG11	58:BZ:74:VAL:HG23	1.97	0.46
36:DA:1628:G:H2'	36:DA:1629:U:C6	2.50	0.46
57:DY:37:VAL:HG13	57:DY:69:ALA:HB2	1.98	0.46
36:BA:1766:U:O2'	36:BA:1767:C:H5'	2.15	0.46
40:DE:197:ILE:O	40:DE:197:ILE:HG13	2.15	0.46
1:AA:1523:G:OP1	11:AK:123:LYS:HD3	2.15	0.46
6:CF:37:VAL:HG12	6:CF:38:GLU:N	2.30	0.46
4:CD:187:ARG:CZ	4:CD:187:ARG:HB3	2.34	0.46
52:DT:28:VAL:HG21	52:DT:46:GLU:C	2.32	0.46
1:CA:1321:C:H5''	1:CA:1322:C:C5'	2.45	0.46
36:BA:1600:C:O2'	36:BA:1601:G:H5'	2.15	0.46
22:AW:55:U:HO2'	22:AW:56:C:H5	1.59	0.46
3:CC:3:ASN:O	3:CC:4:LYS:CB	2.62	0.46
49:DQ:27:VAL:HG21	49:DQ:134:ARG:CG	2.39	0.46
25:CZ:17:ILE:HG13	25:CZ:104:LEU:CD1	2.45	0.46
36:DA:2314:C:OP1	42:DG:91:ARG:NH1	2.49	0.46
42:DG:58:GLN:O	42:DG:61:ALA:HB3	2.14	0.46
25:CZ:13:ASN:CB	25:CZ:78:SER:HB3	2.45	0.46
36:BA:476:G:H4'	36:BA:502:A:N1	2.30	0.46
26:D0:36:ILE:HD11	36:DA:2355:C:C4'	2.45	0.46

Continued on next page...

Continued from previous page...

Atom-1	Atom-2	Distance(Å)	Clash(Å)
52:BT:28:VAL:O	52:BT:29:ARG:HB2	2.16	0.46
49:BQ:21:THR:C	49:BQ:23:GLY:N	2.66	0.46
36:DA:2184:G:H2'	36:DA:2185:C:O4'	2.15	0.46
13:AM:15:VAL:HA	13:AM:18:ALA:HB3	1.97	0.46
42:BG:83:ARG:HB2	42:BG:84:LYS:HD2	1.97	0.46
3:AC:46:GLU:O	3:AC:47:LEU:CB	2.44	0.46
9:AI:53:VAL:O	9:AI:54:ASP:CB	2.63	0.46
36:DA:2243:U:H2'	36:DA:2244:U:C6	2.50	0.46
1:CA:545:C:O2'	1:CA:549:C:OP1	2.33	0.46
49:DQ:141:GLN:HG2	58:DZ:72:ARG:NH1	2.31	0.46
42:BG:146:TYR:HA	42:BG:149:VAL:HG22	1.98	0.46
10:AJ:34:VAL:HG13	10:AJ:73:ASP:C	2.35	0.46
36:DA:1053:C:H2'	36:DA:1054:A:H8	1.80	0.46
41:DF:126:VAL:O	41:DF:196:LEU:HG	2.15	0.46
36:BA:603:A:C1'	36:BA:604:G:OP1	2.59	0.46
5:CE:79:GLU:H	5:CE:79:GLU:CD	2.18	0.46
1:CA:198:G:C2	1:CA:199:G:C8	3.03	0.46
40:DE:93:VAL:O	40:DE:95:ILE:N	2.49	0.46
56:BX:40:LYS:HG3	56:BX:51:VAL:HB	1.96	0.46
42:BG:173:LEU:O	42:BG:176:LEU:CB	2.63	0.46
36:DA:1543:C:C3'	36:DA:1544:A:C5'	2.87	0.46
19:AS:16:LEU:O	19:AS:19:VAL:N	2.45	0.46
36:DA:2579:C:C4'	40:DE:134:ILE:HG12	2.45	0.46
1:CA:1258:G:O2'	1:CA:1259:C:H5'	2.16	0.46
40:BE:81:ILE:O	40:BE:81:ILE:CG2	2.63	0.46
35:B9:7:VAL:HG13	35:B9:34:GLN:HG3	1.95	0.46
1:CA:1502:A:H2	1:CA:1505:G:N1	2.12	0.46
15:CO:27:VAL:HG12	15:CO:31:LEU:HD11	1.97	0.46
1:CA:1228:C:H2'	1:CA:1229:A:C8	2.51	0.46
1:CA:1245:A:OP2	21:CU:9:ARG:NH2	2.47	0.46
51:DS:101:LEU:HD13	51:DS:103:GLU:O	2.14	0.46
40:BE:117:MET:HE3	40:BE:124:GLY:HA3	1.95	0.46
8:CH:86:ILE:HB	8:CH:133:LEU:O	2.16	0.46
6:AF:19:LEU:HD11	6:AF:59:TYR:CZ	2.51	0.46
28:D2:65:ASN:HD21	36:DA:112:U:C5'	2.29	0.46
42:DG:62:LEU:HD12	42:DG:62:LEU:N	2.25	0.46
5:CE:41:VAL:HG23	5:CE:67:VAL:CG1	2.46	0.46
1:AA:862:C:O2'	1:AA:863:U:H5'	2.15	0.46
41:BF:139:PHE:CB	41:BF:166:ALA:HB1	2.44	0.46
43:BH:106:THR:CG2	43:BH:112:PRO:HB3	2.42	0.46
1:AA:722:A:H2	1:AA:733:A:H61	1.63	0.46
14:CN:24:CYS:SG	14:CN:39:LEU:HD23	2.55	0.46

Continued on next page...

Continued from previous page...

Atom-1	Atom-2	Distance(Å)	Clash(Å)
46:DN:128:HIS:O	46:DN:130:HIS:N	2.48	0.46
36:BA:2262:U:O2'	36:BA:2263:C:H5'	2.14	0.46
5:AE:20:GLN:HE22	5:AE:25:ARG:NH2	2.11	0.46
36:BA:2199:A:H3'	36:BA:2200:C:C6	2.49	0.46
36:BA:569:U:C4	36:BA:570:G:C6	3.03	0.46
36:DA:2018:G:C6	36:DA:2019:A:C6	3.03	0.46
36:BA:1652:A:C2'	36:BA:1653:G:H5'	2.44	0.46
20:AT:74:LYS:O	20:AT:76:ALA:N	2.48	0.46
36:DA:325:G:O2'	36:DA:326:G:H5'	2.16	0.46
1:AA:865:A:C2	1:AA:918:A:H4'	2.50	0.46
58:BZ:144:LEU:HD22	58:BZ:144:LEU:N	2.29	0.46
25:CZ:86:ALA:O	25:CZ:87:ASP:HB2	2.15	0.46
36:BA:2166:G:C5	36:BA:2167:U:C4	3.04	0.46
36:BA:319:C:H2'	36:BA:320:A:C8	2.50	0.46
36:DA:2849:U:P	52:DT:95:ARG:NH1	2.88	0.46
36:DA:86:C:H2'	36:DA:87:C:C6	2.50	0.46
1:CA:349:A:H2'	1:CA:350:G:C8	2.50	0.46
36:BA:1385:G:H4'	36:BA:1386:C:OP1	2.16	0.46
54:DV:22:VAL:O	54:DV:23:GLU:O	2.34	0.46
13:AM:44:ARG:O	13:AM:47:ASP:N	2.39	0.46
2:AB:59:GLU:HB2	2:AB:221:LEU:HD11	1.97	0.46
36:BA:1419:A:O2'	36:BA:1420:U:H5''	2.14	0.46
52:BT:117:ASP:O	52:BT:121:ILE:HG13	2.15	0.46
24:CY:72:U:C3'	24:CY:73:G:H5''	2.46	0.46
32:D6:41:PRO:C	32:D6:43:CYS:N	2.68	0.46
28:B2:65:ASN:HB3	36:BA:72:U:C6	2.50	0.46
56:BX:12:VAL:CG1	56:BX:17:ALA:HB1	2.46	0.46
36:BA:1568:G:H5''	39:BD:61:LEU:HD23	1.98	0.46
39:DD:35:LYS:HB3	39:DD:36:PRO:CD	2.44	0.46
58:BZ:123:ASP:C	58:BZ:124:ILE:HG12	2.36	0.46
57:DY:76:CYS:O	57:DY:78:ALA:N	2.48	0.46
57:DY:81:LYS:HZ3	57:DY:98:VAL:HB	1.80	0.46
35:D9:1:MET:CE	35:D9:31:LYS:O	2.64	0.46
13:AM:17:VAL:O	13:AM:20:THR:HB	2.16	0.46
39:BD:44:ASN:CB	39:BD:48:ARG:O	2.62	0.46
1:AA:1128:C:H2'	1:AA:1129:C:H5''	1.98	0.46
1:CA:555:C:OP1	12:CL:20:LYS:HE3	2.16	0.46
58:DZ:178:GLU:HB2	58:DZ:180:VAL:H	1.48	0.46
36:DA:998:C:C2'	36:DA:999:U:O5'	2.63	0.46
13:CM:96:LEU:O	13:CM:110:ARG:NE	2.48	0.46
36:DA:2445:G:O2'	36:DA:2446:G:H5'	2.15	0.46
43:BH:98:LEU:HD22	43:BH:123:PHE:O	2.15	0.46

Continued on next page...

Continued from previous page...

Atom-1	Atom-2	Distance(Å)	Clash(Å)
4:CD:36:ARG:C	4:CD:38:TYR:H	2.18	0.46
36:BA:1051:G:H2'	36:BA:1052:C:C5	2.50	0.46
51:BS:52:SER:HB2	51:BS:56:LEU:CB	2.45	0.46
31:D5:27:PRO:N	55:DW:23:LEU:HD11	2.30	0.46
55:DW:20:VAL:O	55:DW:23:LEU:N	2.36	0.46
36:BA:195:A:H5''	36:BA:196:A:OP2	2.14	0.46
41:DF:132:VAL:HG13	41:DF:133:ASN:H	1.80	0.46
5:CE:79:GLU:CD	5:CE:79:GLU:N	2.68	0.46
27:B1:34:THR:CG2	27:B1:35:THR:N	2.79	0.46
51:DS:106:ARG:HH11	51:DS:107:GLU:N	2.14	0.46
11:AK:50:TYR:HD2	11:AK:60:ALA:HB2	1.79	0.46
36:DA:1141:U:H6	46:DN:63:THR:HG21	1.80	0.46
46:DN:67:LEU:HB3	46:DN:88:GLU:CG	2.42	0.46
1:CA:454:C:H5''	1:CA:455:C:H5	1.80	0.46
43:DH:20:ALA:HB3	43:DH:23:ARG:O	2.15	0.46
1:AA:542:G:H2'	1:AA:543:C:C6	2.49	0.46
4:AD:196:LEU:O	4:AD:198:VAL:N	2.48	0.46
36:BA:1060:U:H1'	36:BA:1061:U:O5'	2.16	0.46
27:D1:63:ALA:O	27:D1:67:ILE:HG23	2.15	0.46
37:DB:91:C:O2'	37:DB:92:C:H5'	2.15	0.46
1:CA:1284:C:H2'	1:CA:1285:A:C8	2.50	0.46
36:DA:910:A:C6	36:DA:911:A:C6	3.04	0.46
6:CF:62:TRP:CE2	18:CR:35:ARG:NH2	2.83	0.46
53:DU:78:THR:O	53:DU:81:HIS:HB3	2.16	0.46
38:BC:43:VAL:HG12	38:BC:44:HIS:N	2.31	0.46
1:CA:625:G:H2'	1:CA:626:U:C6	2.50	0.46
6:CF:91:VAL:HG12	6:CF:92:LYS:H	1.81	0.46
43:DH:74:ASN:OD1	43:DH:138:LYS:HE3	2.15	0.46
1:CA:1219:U:OP1	14:CN:19:ARG:NH2	2.47	0.46
1:AA:22:G:H4'	1:AA:885:G:C8	2.50	0.46
36:BA:814:C:O2'	36:BA:815:C:H5'	2.15	0.46
39:BD:39:LYS:NZ	39:BD:60:ARG:HD2	2.29	0.46
36:DA:643:A:O2'	36:DA:644:A:H5'	2.15	0.46
33:D7:43:THR:HG23	33:D7:44:PRO:HD2	1.96	0.46
1:CA:624:C:H4'	16:CP:11:SER:N	2.31	0.46
16:CP:8:ARG:O	16:CP:9:PHE:HD1	1.98	0.46
10:AJ:46:ARG:HH11	10:AJ:46:ARG:CG	2.27	0.46
36:DA:1469:A:H2'	36:DA:1470:G:C8	2.51	0.46
36:BA:2735:G:O2'	36:BA:2736:G:H5'	2.15	0.46
36:DA:271(V):G:O2'	36:DA:271(W):G:H5'	2.16	0.46
54:DV:34:GLU:O	54:DV:36:PRO:CD	2.63	0.46
3:AC:113:ALA:HB1	3:AC:185:GLY:N	2.29	0.46

Continued on next page...

Continued from previous page...

Atom-1	Atom-2	Distance(Å)	Clash(Å)
36:DA:720:C:H2'	36:DA:721:C:C6	2.49	0.46
37:DB:116:G:H2'	37:DB:116:G:N3	2.31	0.46
32:D6:22:ALA:HB2	32:D6:39:TYR:CZ	2.51	0.46
53:DU:25:TRP:C	53:DU:25:TRP:CD1	2.88	0.46
1:CA:16:A:N1	1:CA:919:A:H2	2.14	0.46
5:AE:120:THR:CG2	5:AE:121:LYS:N	2.76	0.46
42:DG:167:GLU:N	42:DG:167:GLU:CD	2.69	0.46
1:AA:818:G:O2'	1:AA:819:A:H5'	2.15	0.46
1:CA:757:U:H2'	1:CA:758:G:O4'	2.16	0.46
36:BA:1812:A:H2'	36:BA:1813:G:C8	2.50	0.46
50:DR:107:ASP:O	50:DR:109:ALA:N	2.48	0.46
36:BA:1427:A:H1'	36:BA:1428:C:OP2	2.14	0.46
36:BA:74:A:O2'	36:BA:75:G:OP2	2.30	0.46
36:BA:519:U:H2'	36:BA:520:G:C8	2.50	0.46
17:AQ:40:LYS:HD3	17:AQ:42:TYR:CZ	2.51	0.46
10:CJ:85:LEU:C	10:CJ:87:THR:H	2.17	0.46
36:BA:1257:C:H2'	36:BA:1258:C:C6	2.51	0.46
36:BA:715:G:O2'	36:BA:716:A:H5'	2.14	0.46
54:BV:32:THR:HG23	54:BV:59:ALA:O	2.15	0.46
36:BA:34:C:H5'	36:BA:35:G:OP1	2.15	0.46
1:AA:764:C:O2'	1:AA:765:G:H5'	2.16	0.46
1:CA:644:G:O2'	1:CA:645:C:H5'	2.15	0.46
1:CA:656:C:O2'	1:CA:657:G:H5'	2.15	0.46
36:DA:2117:A:N6	36:DA:2171:A:N1	2.63	0.46
1:CA:1009:G:O2'	1:CA:1010:G:H5'	2.15	0.46
17:CQ:19:VAL:O	17:CQ:19:VAL:HG23	2.15	0.46
45:BK:100:UNK:N	45:BK:135:UNK:CB	2.79	0.46
36:DA:54:G:C6	36:DA:117:G:N2	2.84	0.46
36:DA:941:A:H4'	48:DP:35:HIS:HE1	1.79	0.46
47:DO:104:ARG:HH12	52:DT:35:LYS:HB3	1.80	0.46
1:AA:555:C:H2'	1:AA:556:C:C6	2.50	0.46
4:AD:163:GLU:O	4:AD:165:MET:N	2.49	0.46
28:B2:2:LYS:HG2	28:B2:59:ARG:HH21	1.78	0.46
28:B2:40:SER:O	28:B2:42:GLY:N	2.49	0.46
28:B2:47:ASN:HB3	36:BA:95:G:H1'	1.98	0.46
25:AZ:117:ARG:O	25:AZ:121:LEU:HD23	2.15	0.46
39:BD:35:LYS:CG	39:BD:36:PRO:CD	2.94	0.46
25:CZ:17:ILE:CG1	25:CZ:104:LEU:HA	2.46	0.46
42:DG:116:ASP:O	42:DG:117:PHE:HB3	2.15	0.46
42:DG:79:ASN:O	42:DG:80:PHE:HB2	2.15	0.46
52:DT:78:LEU:C	52:DT:79:HIS:CD2	2.89	0.46
58:BZ:23:LYS:CD	58:BZ:38:TYR:CE1	2.99	0.46

Continued on next page...

Continued from previous page...

Atom-1	Atom-2	Distance(Å)	Clash(Å)
57:DY:81:LYS:HD3	57:DY:97:ARG:O	2.16	0.46
46:DN:12:ARG:HG3	46:DN:12:ARG:O	2.16	0.46
3:AC:70:VAL:HG21	3:AC:76:VAL:HG11	1.96	0.46
14:CN:57:ARG:HG3	14:CN:58:LYS:N	2.30	0.46
42:BG:88:ILE:HG22	42:BG:89:GLY:N	2.31	0.46
9:AI:95:LYS:O	9:AI:96:LEU:HD12	2.15	0.46
46:BN:67:LEU:C	46:BN:69:GLN:H	2.17	0.46
36:BA:2810:A:H2'	36:BA:2811:G:O4'	2.16	0.46
46:DN:71:ILE:HA	46:DN:85:ILE:O	2.16	0.46
36:DA:605:C:C4	36:DA:606:U:C5	3.03	0.46
36:DA:1050:A:H2'	36:DA:1050:A:N3	2.29	0.46
40:DE:82:ARG:O	40:DE:84:PHE:N	2.49	0.46
16:CP:26:ARG:CD	16:CP:31:LYS:O	2.59	0.46
24:AY:72:U:H2'	24:AY:73:G:C5'	2.39	0.46
46:DN:25:ARG:O	46:DN:28:THR:CG2	2.63	0.46
3:CC:181:ASN:OD1	3:CC:204:LEU:HD12	2.15	0.46
47:BO:64:ARG:HH21	47:BO:100:GLY:CA	2.28	0.46
13:AM:3:ARG:CZ	13:AM:7:VAL:HG13	2.44	0.46
50:BR:96:ARG:HH12	50:BR:117:VAL:HA	1.80	0.46
58:BZ:108:PRO:HA	58:BZ:141:VAL:O	2.15	0.46
1:CA:585:G:C4'	12:CL:8:ASN:HD21	2.23	0.46
18:CR:70:ILE:O	18:CR:73:ALA:N	2.49	0.46
22:AV:5:G:H2'	22:AV:6:G:O4'	2.15	0.46
2:AB:84:GLU:OE2	2:AB:87:ARG:NH2	2.49	0.46
2:CB:17:PHE:H	2:CB:17:PHE:HD1	1.63	0.46
27:D1:3:LYS:HG3	27:D1:4:VAL:N	2.21	0.46
36:DA:2038:G:C6	36:DA:2039:C:C4	3.04	0.46
36:BA:2740:A:C6	36:BA:2741:A:C6	3.04	0.46
1:AA:197:A:N6	1:AA:221:C:C5'	2.79	0.46
41:BF:184:TYR:CE1	48:BP:7:ARG:CZ	2.99	0.46
17:AQ:18:THR:HG21	17:AQ:69:LYS:HD2	1.96	0.46
3:CC:135:LYS:NZ	5:CE:50:GLU:CG	2.76	0.46
36:DA:2199:A:H5'	36:DA:2200:C:OP2	2.15	0.46
36:BA:2419:U:H2'	36:BA:2420:C:H6	1.79	0.46
40:BE:120:TRP:CD1	40:BE:155:LYS:HB3	2.50	0.46
6:CF:9:VAL:HA	6:CF:59:TYR:O	2.16	0.46
1:AA:187:C:H2'	1:AA:188:C:H6	1.80	0.46
36:BA:1402:C:O2'	36:BA:1403:C:H5'	2.15	0.46
5:CE:41:VAL:O	5:CE:66:MET:HA	2.16	0.46
31:B5:16:ARG:NH1	31:B5:17:ASP:OD1	2.49	0.46
22:AV:61:C:O2	22:AV:61:C:C2'	2.61	0.46
36:DA:2029:G:O6	36:DA:2033:A:OP1	2.34	0.46

Continued on next page...

Continued from previous page...

Atom-1	Atom-2	Distance(Å)	Clash(Å)
20:CT:30:LYS:HE3	20:CT:34:LYS:HZ2	1.81	0.46
40:BE:179:GLU:HG3	40:BE:179:GLU:O	2.15	0.46
36:BA:2462:U:H2'	36:BA:2463:C:C6	2.51	0.46
49:BQ:1:MET:CE	49:BQ:1:MET:O	2.63	0.46
52:DT:129:ARG:NH2	52:DT:131:ALA:HB3	2.31	0.46
25:AZ:347:THR:OG1	25:AZ:348:ASP:N	2.49	0.46
36:DA:1264:G:H3'	36:DA:1265:A:H5''	1.98	0.46
36:DA:1264:G:H2'	36:DA:1265:A:H8	1.81	0.46
54:BV:82:ARG:NH1	54:BV:82:ARG:HG2	2.30	0.46
36:DA:2850:A:H2	50:DR:61:HIS:CD2	2.33	0.46
48:BP:10:PRO:HG2	48:BP:11:GLY:H	1.80	0.46
17:CQ:45:HIS:HB2	17:CQ:65:ILE:HD13	1.98	0.46
58:BZ:135:GLU:O	58:BZ:136:PHE:O	2.33	0.46
8:CH:28:ALA:CB	8:CH:59:LEU:HG	2.45	0.46
1:AA:1191:A:H2'	1:AA:1192:C:C6	2.51	0.46
1:AA:288:A:H2'	1:AA:289:G:H4'	1.97	0.46
47:BO:34:THR:O	47:BO:35:VAL:C	2.54	0.46
1:AA:598:U:H4'	8:AH:94:TYR:CD2	2.51	0.46
55:BW:30:GLU:O	55:BW:34:ASN:ND2	2.49	0.46
36:DA:1835:G:C5'	36:DA:1836:C:OP2	2.63	0.46
43:BH:154:PRO:O	43:BH:155:SER:HB3	2.15	0.46
36:BA:1977:A:O2'	36:BA:1978:A:H5'	2.16	0.46
36:BA:2360:A:O2'	36:BA:2361:A:O5'	2.32	0.46
38:DC:100:ILE:HD13	38:DC:127:LEU:CB	2.46	0.46
32:B6:9:LEU:C	32:B6:9:LEU:HD13	2.36	0.46
34:D8:36:LYS:O	34:D8:37:SER:C	2.53	0.46
34:D8:7:HIS:O	34:D8:9:GLY:N	2.48	0.46
36:BA:2345:G:H5'	36:BA:2347:C:O4'	2.15	0.46
36:DA:1665:A:C3'	36:DA:1666:G:H5''	2.41	0.46
28:B2:10:LEU:HD11	28:B2:59:ARG:CB	2.46	0.46
28:B2:52:ASP:HA	28:B2:55:ARG:HB2	1.97	0.46
25:AZ:193:ASN:C	25:AZ:195:TRP:H	2.18	0.46
47:BO:3:GLN:O	47:BO:21:CYS:HB3	2.15	0.46
57:BY:76:CYS:O	57:BY:77:PRO:C	2.54	0.46
36:BA:2712:U:O4'	36:BA:2712:U:O2	2.32	0.46
36:DA:327:G:H2'	36:DA:328:U:H6	1.80	0.46
1:CA:1095:U:H2'	1:CA:1096:C:O4'	2.16	0.46
35:D9:36:GLN:HG2	36:DA:1124:C:O2'	2.16	0.46
13:AM:65:LYS:HD3	13:AM:65:LYS:H	1.80	0.46
46:DN:43:THR:O	46:DN:46:VAL:HG12	2.16	0.46
34:B8:11:LYS:HG2	34:B8:60:LEU:CD2	2.46	0.46
9:AI:19:LEU:HD23	9:AI:20:ARG:N	2.30	0.46

Continued on next page...

Continued from previous page...

Atom-1	Atom-2	Distance(Å)	Clash(Å)
36:BA:271(K):U:H3'	36:BA:271(L):U:C5'	2.45	0.46
53:DU:96:ALA:C	53:DU:98:LEU:H	2.19	0.46
39:DD:39:LYS:NZ	39:DD:60:ARG:HD2	2.30	0.46
36:BA:1023:U:C2'	36:BA:1024:G:H5'	2.44	0.46
4:CD:8:VAL:C	4:CD:10:ARG:H	2.18	0.46
36:BA:654(M):C:H2'	36:BA:654(N):G:N7	2.29	0.46
50:DR:99:LYS:N	50:DR:99:LYS:HD2	2.12	0.46
40:BE:61:ARG:CG	40:BE:62:PRO:HD3	2.46	0.46
36:DA:258:G:H2'	36:DA:259:G:C8	2.51	0.46
36:DA:621:A:C2'	36:DA:622:G:H5'	2.39	0.46
36:BA:196:A:H2'	36:BA:2068:U:H5	1.80	0.46
1:AA:275:G:H5'	17:AQ:14:LYS:HB2	1.98	0.46
11:CK:84:VAL:C	11:CK:85:ARG:HG3	2.35	0.46
36:BA:2287:A:C8	36:BA:2289:G:C6	3.04	0.46
48:BP:62:LEU:HD23	48:BP:62:LEU:N	2.12	0.46
42:BG:91:ARG:HD2	42:BG:92:VAL:CA	2.46	0.46
22:CV:59:U:C2'	22:CV:60:U:H6	2.26	0.46
1:CA:677:U:O2'	1:CA:678:U:H5'	2.16	0.46
43:BH:158:HIS:O	43:BH:159:GLU:HB2	2.15	0.46
53:BU:46:ALA:O	53:BU:47:TYR:C	2.53	0.46
31:B5:2:ALA:CA	36:BA:2015:A:H1'	2.46	0.46
52:BT:128:GLU:O	52:BT:129:ARG:C	2.54	0.46
36:DA:512:G:O2'	36:DA:513:A:H8	1.99	0.46
46:DN:118:LYS:O	46:DN:120:LEU:N	2.49	0.46
36:BA:1319:G:C6	36:BA:1320:C:N4	2.83	0.46
36:BA:146:G:H2'	36:BA:147:U:H5'	1.96	0.46
36:DA:732:C:H2'	36:DA:733:G:O4'	2.15	0.46
36:BA:803:U:C2'	36:BA:804:A:H5'	2.45	0.46
36:DA:271(Y):U:OP2	36:DA:272(D):G:H5''	2.15	0.46
1:CA:1049:U:O2'	1:CA:1050:G:P	2.73	0.46
1:CA:1206:G:C6	1:CA:1207:G:C5	3.03	0.46
51:BS:93:LYS:O	51:BS:95:HIS:N	2.49	0.46
22:AV:24:G:C6	22:AV:25:C:C4	3.04	0.46
53:BU:27:LEU:O	53:BU:31:SER:HB3	2.16	0.46
37:DB:65:C:H2'	37:DB:66:A:H5'	1.97	0.46
54:BV:17:GLY:O	54:BV:18:LEU:HD13	2.15	0.46
36:DA:1116:C:O2'	36:DA:1117:G:H5'	2.16	0.46
27:B1:59:THR:O	27:B1:60:PHE:CG	2.69	0.46
1:AA:59:A:H61	1:AA:331:G:H1'	1.79	0.46
43:BH:54:ARG:HG2	43:BH:54:ARG:NH1	2.30	0.46
1:AA:1101:A:C4	2:AB:99:GLY:HA3	2.50	0.46
1:CA:1525:G:P	11:CK:120:ARG:HH22	2.39	0.46

Continued on next page...

Continued from previous page...

Atom-1	Atom-2	Distance(Å)	Clash(Å)
1:AA:1498:U:H4'	1:AA:1519:A:N1	2.30	0.46
52:DT:131:ALA:O	52:DT:133:GLU:N	2.48	0.46
25:CZ:223:MET:CE	25:CZ:240:GLY:N	2.79	0.46
36:BA:1221:C:O2'	36:BA:1221(A):C:H5'	2.16	0.46
36:DA:1402:C:O2'	36:DA:1403:C:H5'	2.16	0.46
58:BZ:155:LEU:H	58:BZ:155:LEU:CD2	2.28	0.46
44:DJ:35:UNK:O	44:DJ:37:UNK:N	2.49	0.46
14:CN:29:ARG:HH11	14:CN:29:ARG:HG3	1.81	0.46
1:CA:1030:C:H2'	1:CA:1030(A):G:H5'	1.97	0.46
36:DA:1493:C:C5	36:DA:2206:G:O2'	2.69	0.46
54:BV:21:ARG:O	54:BV:22:VAL:HG13	2.15	0.46
6:AF:24:GLU:HG3	6:AF:28:ARG:HH12	1.81	0.46
36:DA:2626:C:H2'	36:DA:2627:G:O4'	2.16	0.46
44:DJ:66:UNK:C	44:DJ:68:UNK:N	2.77	0.46
36:DA:841:A:H2'	36:DA:842:G:H8	1.80	0.46
36:DA:1466:G:H2'	36:DA:1547:C:N4	2.30	0.46
36:BA:645:C:H3'	36:BA:645:C:O2	2.16	0.46
1:AA:283:C:C2'	1:AA:284:G:H5'	2.45	0.46
36:DA:946:G:H2'	36:DA:947:G:C8	2.50	0.46
19:AS:50:ALA:HB1	19:AS:57:HIS:HB3	1.98	0.46
1:CA:910:C:H2'	1:CA:911:U:O4'	2.16	0.46
1:CA:370:C:O2'	1:CA:371:G:H5'	2.16	0.46
36:BA:1488:G:N1	36:BA:1489:U:O2	2.48	0.46
36:BA:2412:A:C2'	36:BA:2413:G:H5'	2.45	0.46
44:BJ:69:UNK:O	44:BJ:70:UNK:C	2.63	0.46
36:DA:924:C:O2'	36:DA:925:C:H5'	2.16	0.46
2:CB:32:ILE:HD11	2:CB:40:HIS:CG	2.51	0.46
32:D6:12:GLU:HG3	32:D6:23:THR:HB	1.98	0.46
36:DA:2283:C:H2'	36:DA:2284:C:H5'	1.96	0.46
36:DA:663:G:C6	36:DA:664:C:C4	3.03	0.46
36:DA:666:G:O2'	36:DA:667:U:H5'	2.15	0.46
53:BU:92:ARG:HD2	54:BV:11:GLN:CG	2.46	0.46
28:B2:19:VAL:HG12	28:B2:20:GLU:N	2.31	0.46
36:BA:1210:A:H8	36:BA:1210:A:H5'	1.81	0.46
36:BA:2684:U:C5	36:BA:2685:G:N7	2.84	0.46
52:BT:94:ALA:CB	52:BT:99:LEU:HD23	2.44	0.46
1:CA:1202:G:N3	14:CN:42:ILE:CG2	2.75	0.46
14:CN:59:ALA:HB1	14:CN:61:TRP:CZ3	2.50	0.46
13:CM:11:ARG:HE	13:CM:12:ASN:HD21	1.62	0.46
3:CC:82:GLU:O	3:CC:85:ARG:HB2	2.15	0.46
58:DZ:181:GLU:O	58:DZ:182:LYS:HG3	2.16	0.46
40:BE:57:LYS:HA	40:BE:57:LYS:CE	2.29	0.46

Continued on next page...

Continued from previous page...

Atom-1	Atom-2	Distance(Å)	Clash(Å)
37:BB:29:A:O2'	37:BB:58:A:N1	2.48	0.46
50:DR:87:TYR:O	50:DR:88:ARG:C	2.54	0.46
37:DB:23:G:H1	37:DB:60:C:H42	1.63	0.46
1:AA:189(H):G:O2'	1:AA:189(I):G:O5'	2.32	0.46
36:BA:2415:G:O2'	36:BA:2416:C:H5'	2.16	0.46
19:AS:43:GLU:O	19:AS:43:GLU:HG2	2.15	0.46
4:AD:202:LEU:O	4:AD:205:GLU:N	2.49	0.46
58:BZ:126:VAL:HG12	58:BZ:163:LEU:CB	2.41	0.46
36:DA:1747:G:H2'	36:DA:1747(A):G:H8	1.79	0.46
41:DF:176:LEU:HD21	41:DF:180:GLY:O	2.15	0.46
5:CE:11:ILE:CG2	5:CE:105:VAL:HG22	2.45	0.46
5:CE:103:GLY:O	5:CE:106:PRO:HD2	2.16	0.46
4:AD:20:TYR:HD2	4:AD:26:CYS:O	1.99	0.46
25:AZ:267:VAL:HG23	25:AZ:288:VAL:HG12	1.95	0.46
13:AM:83:ASP:OD1	13:AM:84:ILE:N	2.48	0.46
42:BG:114:ILE:CG2	42:BG:117:PHE:HB2	2.46	0.46
2:AB:177:ALA:HB1	2:AB:182:ILE:HB	1.97	0.46
36:BA:208:C:C2	36:BA:209:C:C5	3.04	0.46
48:DP:75:ILE:H	48:DP:75:ILE:CD1	2.11	0.46
1:CA:1442(B):A:O2'	1:CA:1443:G:C8	2.69	0.46
8:CH:5:PRO:O	8:CH:8:ASP:HB3	2.15	0.46
40:DE:201:THR:C	40:DE:202:LYS:HD2	2.36	0.46
1:CA:923:A:O4'	1:CA:1398:A:C2	2.69	0.46
25:AZ:323:LEU:CD1	25:AZ:396:GLY:HA2	2.41	0.46
17:AQ:16:GLN:O	17:AQ:17:LYS:HB2	2.15	0.46
26:B0:53:MET:SD	26:B0:57:PHE:HA	2.56	0.46
36:DA:2092:U:C5	36:DA:2226:C:OP2	2.63	0.46
36:DA:1446:C:H2'	36:DA:1447:G:H8	1.81	0.46
36:DA:2147:G:H2'	36:DA:2148:G:C4'	2.45	0.46
36:DA:133:C:H6	36:DA:133:C:O5'	1.99	0.46
29:D3:8:LEU:HB2	29:D3:28:LEU:HD12	1.97	0.46
36:DA:2864:G:H2'	36:DA:2865:U:C6	2.50	0.46
39:BD:181:GLU:HB2	39:BD:273:ARG:O	2.15	0.46
36:DA:1609:A:H4'	36:DA:1617:C:OP1	2.16	0.46
36:DA:944:G:H5'	36:DA:945:A:C5'	2.46	0.46
25:AZ:75:ARG:NH2	25:AZ:212:THR:HB	2.31	0.46
1:CA:303:A:O2'	1:CA:304:U:H5'	2.16	0.46
7:CG:57:GLU:HB2	7:CG:60:LYS:HB2	1.98	0.46
36:DA:2050:C:H1'	40:DE:156:MET:HE1	1.98	0.46
37:BB:6:C:O2'	51:BS:36:TYR:HE2	1.99	0.46
41:DF:65:TRP:HB3	41:DF:66:PRO:CD	2.45	0.46
15:CO:29:VAL:O	15:CO:33:THR:OG1	2.33	0.46

Continued on next page...

Continued from previous page...

Atom-1	Atom-2	Distance(Å)	Clash(Å)
36:BA:1263:U:C4	36:BA:1264:G:C6	3.03	0.46
12:AL:8:ASN:HD22	17:AQ:34:LYS:HE3	1.81	0.46
1:AA:1418:A:H2	36:BA:1948:G:N3	2.14	0.46
1:CA:658:G:O2'	1:CA:659:U:H5'	2.15	0.46
58:BZ:58:VAL:HA	58:BZ:68:PRO:HA	1.98	0.46
38:DC:196:LEU:O	38:DC:197:GLU:C	2.54	0.46
36:BA:2888:C:H2'	36:BA:2889:C:C6	2.51	0.46
1:CA:830:G:O2'	1:CA:831:U:H5'	2.16	0.46
3:AC:59:ARG:O	3:AC:63:ASN:ND2	2.48	0.46
1:CA:77:G:H5'	1:CA:78:G:OP2	2.15	0.46
49:DQ:41:TRP:HB3	49:DQ:94:VAL:HG11	1.97	0.46
1:AA:943:U:C2'	1:AA:944:G:H5'	2.46	0.46
36:BA:682:G:O2'	36:BA:683:C:H5'	2.16	0.46
21:AU:13:ILE:O	21:AU:16:GLY:N	2.48	0.46
37:BB:24:G:H1	37:BB:59:A:H61	1.62	0.46
1:CA:1088:G:O2'	1:CA:1089:G:H5'	2.15	0.46
1:AA:1046:A:H62	1:AA:1211:U:H6	1.64	0.46
16:AP:12:LYS:HG2	16:AP:13:HIS:N	2.30	0.46
5:CE:15:ARG:HD2	5:CE:26:PHE:CD2	2.50	0.46
36:DA:2056:G:H2'	36:DA:2056:G:N3	2.30	0.46
36:BA:105:C:O5'	36:BA:105:C:H6	1.99	0.46
45:DK:3:UNK:O	45:DK:4:UNK:C	2.63	0.46
40:BE:105:THR:O	40:BE:196:VAL:HG12	2.15	0.46
36:BA:1063:G:N2	45:BK:89:UNK:HA	2.31	0.46
34:D8:7:HIS:CD2	48:DP:50:ARG:HD3	2.50	0.46
34:D8:4:MET:HE1	36:DA:592:G:H21	1.79	0.46
32:B6:15:GLU:HG3	32:B6:47:THR:OG1	2.15	0.46
53:BU:65:ILE:HD12	53:BU:65:ILE:N	2.30	0.46
53:BU:92:ARG:HG2	53:BU:94:ASN:HB3	1.98	0.46
1:CA:1318:A:O3'	19:CS:10:PHE:CD2	2.69	0.46
19:CS:36:ARG:HB2	19:CS:72:GLY:CA	2.46	0.46
28:B2:29:LYS:HD2	28:B2:32:LEU:HD22	1.97	0.46
2:CB:97:TRP:HH2	2:CB:176:GLU:HB2	1.81	0.46
52:DT:53:ARG:HH12	52:DT:60:THR:H	1.64	0.46
2:CB:101:MET:C	2:CB:102:LEU:HD12	2.36	0.46
3:AC:85:ARG:CD	3:AC:85:ARG:N	2.78	0.46
56:DX:12:VAL:HG12	56:DX:27:THR:HG1	1.80	0.46
35:D9:7:VAL:CG1	35:D9:25:VAL:CG2	2.94	0.46
21:AU:2:GLY:C	21:AU:4:GLY:N	2.68	0.46
1:AA:1280:A:O2'	1:AA:1281:U:OP1	2.30	0.46
42:BG:72:ARG:CA	42:BG:87:PRO:HD2	2.46	0.46
13:CM:45:VAL:HA	13:CM:48:LEU:CD1	2.46	0.46

Continued on next page...

Continued from previous page...

Atom-1	Atom-2	Distance(Å)	Clash(Å)
13:CM:104:ARG:O	13:CM:104:ARG:HG2	2.16	0.46
43:BH:85:LYS:O	43:BH:132:ARG:HB2	2.16	0.46
58:DZ:51:ALA:O	58:DZ:52:SER:HB3	2.16	0.46
42:BG:146:TYR:C	42:BG:149:VAL:HG22	2.36	0.46
1:CA:1263:C:C2	1:CA:1273:G:N2	2.83	0.46
24:AY:1:A:N6	24:AY:72:U:H3	1.93	0.46
36:DA:2820:A:O3'	50:DR:5:LYS:HE2	2.16	0.46
42:BG:91:ARG:HG2	42:BG:92:VAL:N	2.31	0.46
48:DP:97:PRO:HD3	48:DP:126:VAL:O	2.15	0.46
25:AZ:273:HIS:C	25:AZ:274:ARG:HG2	2.34	0.46
7:CG:101:LEU:O	7:CG:104:LEU:HB2	2.15	0.46
4:CD:129:ASN:N	4:CD:129:ASN:HD22	1.91	0.46
30:B4:4:GLY:N	30:B4:6:HIS:CE1	2.84	0.46
2:AB:33:TYR:HB2	2:AB:43:ASP:HB2	1.98	0.46
2:AB:43:ASP:OD2	2:AB:46:LYS:HB2	2.16	0.46
9:CI:108:VAL:HG12	9:CI:109:VAL:N	2.31	0.46
38:DC:175:VAL:HG11	38:DC:189:ILE:HG12	1.98	0.46
57:BY:50:ARG:HG3	57:BY:56:PRO:C	2.36	0.46
36:BA:2634:G:O3'	40:BE:77:ILE:HG21	2.16	0.46
1:AA:1220:G:H2'	1:AA:1221:G:C8	2.49	0.46
1:AA:1319:A:H5'	1:AA:1320:C:OP1	2.15	0.46
1:CA:825:G:C6	1:CA:826:C:C4	3.04	0.46
51:DS:93:LYS:O	51:DS:95:HIS:HB2	2.15	0.46
54:BV:35:LEU:C	54:BV:37:VAL:N	2.62	0.46
36:DA:184:C:H2'	36:DA:185:U:H6	1.81	0.46
53:DU:70:ARG:C	53:DU:72:HIS:N	2.68	0.46
40:DE:116:VAL:CG2	40:DE:122:PHE:CG	2.99	0.46
42:BG:11:TYR:HA	42:BG:15:VAL:CG2	2.46	0.46
4:CD:108:LEU:C	4:CD:165:MET:HE2	2.36	0.46
36:DA:1170:G:H5''	36:DA:1173:G:H22	1.81	0.46
38:BC:10:LEU:HA	38:BC:13:LYS:HG3	1.98	0.46
36:BA:610:G:H2'	36:BA:611:C:C6	2.51	0.46
5:AE:61:TYR:O	5:AE:62:ALA:C	2.54	0.46
51:BS:64:GLU:C	51:BS:66:ALA:N	2.69	0.46
1:CA:237:C:OP2	17:CQ:40:LYS:NZ	2.49	0.46
36:BA:1337:G:H2'	36:BA:1338:G:H8	1.81	0.46
8:CH:10:LEU:HD22	8:CH:83:ILE:CG1	2.46	0.46
23:CX:19:U:H2'	23:CX:20:U:O4'	2.15	0.46
55:BW:88:ARG:HG2	55:BW:94:ASP:OD2	2.16	0.46
16:CP:28:ARG:HG3	16:CP:29:ASP:OD1	2.16	0.46
15:CO:9:GLN:O	15:CO:13:GLN:HG2	2.16	0.46
32:B6:13:CYS:HB2	32:B6:22:ALA:HB3	1.95	0.46

Continued on next page...

Continued from previous page...

Atom-1	Atom-2	Distance(Å)	Clash(Å)
49:BQ:45:GLN:O	49:BQ:48:GLU:N	2.49	0.46
13:AM:118:ALA:CB	22:AV:29:G:H5'	2.46	0.46
1:CA:499:A:H4'	1:CA:500:G:H5'	1.97	0.46
36:BA:1416:G:H1'	36:BA:1417:C:C6	2.50	0.46
36:DA:2720:U:C2	36:DA:2721:A:C8	3.04	0.46
1:CA:635:G:O2'	1:CA:636:U:H5'	2.16	0.46
48:BP:6:LEU:CD2	48:BP:6:LEU:H	2.27	0.46
36:DA:2206:G:C2	36:DA:2207:G:H5'	2.51	0.46
36:BA:1163:G:H2'	36:BA:1164:G:H8	1.79	0.46
36:DA:2555:U:C2'	36:DA:2556:C:H5'	2.46	0.46
58:DZ:11:GLU:O	58:DZ:13:GLU:HG3	2.15	0.46
19:AS:28:LYS:C	19:AS:29:ARG:HG3	2.36	0.46
44:BJ:56:UNK:HA	44:BJ:83:UNK:HA	1.97	0.46
20:AT:74:LYS:HD3	20:AT:74:LYS:N	2.31	0.46
1:AA:310:G:H2'	1:AA:311:C:H6	1.81	0.46
36:DA:361:G:N2	36:DA:362:U:H1'	2.31	0.46
36:DA:2444:G:P	41:DF:68:LYS:HD3	2.56	0.46
36:BA:1448:G:H5'	36:BA:1449:A:P	2.56	0.46
36:BA:1821:A:H2'	36:BA:1822:G:C8	2.50	0.46
38:BC:104:LEU:HD13	38:BC:105:ASP:N	2.31	0.46
36:DA:32:C:OP1	36:DA:1238:G:H5'	2.16	0.46
36:BA:1940:U:C4	36:BA:1964:G:H4'	2.50	0.46
36:DA:1712:C:O2'	36:DA:1713:U:H5'	2.16	0.46
36:DA:450:G:O6	36:DA:453:C:OP1	2.33	0.46
36:DA:2201:C:O2'	36:DA:2202:C:H5'	2.16	0.46
38:BC:68:LEU:O	38:BC:68:LEU:HD23	2.15	0.46
36:BA:2728:U:H2'	36:BA:2729:G:H8	1.81	0.46
38:DC:100:ILE:HD13	38:DC:127:LEU:HB2	1.98	0.46
4:CD:194:LEU:N	4:CD:194:LEU:HD22	2.31	0.46
47:DO:107:ARG:HH11	52:DT:36:GLU:CG	2.22	0.46
47:DO:115:VAL:HG13	47:DO:121:VAL:HG21	1.98	0.46
52:DT:28:VAL:CG2	52:DT:45:PHE:O	2.60	0.46
24:CY:71:C:H2'	24:CY:72:U:H6	1.79	0.46
53:BU:92:ARG:HD3	53:BU:94:ASN:HB3	1.98	0.46
56:BX:12:VAL:HB	56:BX:17:ALA:CB	2.45	0.46
10:AJ:50:ILE:HG12	14:AN:41:ARG:NE	2.31	0.46
25:AZ:104:LEU:CD2	25:AZ:120:ILE:HD11	2.45	0.46
39:BD:101:GLU:HG2	39:BD:102:LYS:N	2.31	0.46
39:BD:76:PRO:O	39:BD:97:TYR:HD1	1.99	0.46
22:AW:18:G:H1	22:AW:55:U:H6	1.64	0.46
25:CZ:151:GLU:HG2	25:CZ:155:ARG:HE	1.80	0.46
43:DH:66:GLY:HA2	43:DH:69:ARG:HB3	1.98	0.46

Continued on next page...

Continued from previous page...

Atom-1	Atom-2	Distance(Å)	Clash(Å)
49:BQ:101:ARG:NH1	49:BQ:101:ARG:CG	2.77	0.46
57:DY:88:LYS:O	57:DY:89:PHE:HB2	2.15	0.46
46:DN:134:ARG:N	46:DN:135:PRO:HD3	2.31	0.46
36:DA:2186:G:H2'	36:DA:2187:G:C4	2.51	0.46
13:AM:18:ALA:O	13:AM:20:THR:N	2.49	0.46
41:BF:126:VAL:HG23	41:BF:127:GLU:N	2.31	0.46
36:BA:581:C:C2	36:BA:1260:G:N2	2.83	0.46
1:AA:1123:A:N1	1:AA:1150:U:C5	2.84	0.46
13:CM:70:LEU:C	13:CM:72:ALA:N	2.69	0.46
3:CC:77:ILE:HA	3:CC:84:ILE:HG22	1.97	0.46
31:B5:49:CYS:SG	31:B5:50:GLY:N	2.83	0.46
31:B5:57:VAL:HG12	31:B5:58:LEU:H	1.80	0.46
36:DA:139(A):G:H22	56:DX:44:GLU:CD	2.16	0.46
9:AI:35:GLU:HA	9:AI:38:GLN:HB2	1.97	0.46
36:BA:2121:G:C2	36:BA:2177:C:O2	2.69	0.46
36:BA:2149:G:O2'	36:BA:2150:U:H5'	2.16	0.46
1:CA:967:C:H2'	1:CA:968:A:C8	2.51	0.46
39:BD:270:ILE:HD12	39:BD:270:ILE:O	2.16	0.46
36:BA:142:A:H1'	36:BA:1408:C:O4'	2.15	0.46
4:AD:202:LEU:C	4:AD:204:ILE:N	2.69	0.46
36:BA:1106:G:H2'	36:BA:1107:G:O4'	2.16	0.46
39:BD:124:PRO:CG	39:BD:129:ASN:ND2	2.76	0.46
36:DA:2533:A:OP1	36:DA:2665:A:H1'	2.16	0.46
3:CC:182:ILE:HA	3:CC:202:ILE:O	2.16	0.46
12:CL:45:PRO:HB3	12:CL:53:ARG:HD3	1.97	0.46
36:BA:130:C:H2'	36:BA:131:G:C5'	2.44	0.46
4:AD:100:ARG:NH1	4:AD:100:ARG:HG3	2.29	0.46
42:BG:93:THR:O	42:BG:94:LEU:HD23	2.15	0.46
9:CI:53:VAL:HG13	9:CI:95:LYS:HD2	1.98	0.46
1:CA:384:G:C6	1:CA:385:C:N4	2.84	0.46
1:CA:1283:G:O2'	1:CA:1284:C:P	2.74	0.46
36:BA:90:U:C2'	36:BA:90:U:O2	2.64	0.46
36:DA:1649:G:C6	36:DA:2009:G:C6	3.04	0.46
4:AD:112:VAL:HG13	4:AD:113:SER:H	1.81	0.46
15:CO:27:VAL:CG1	15:CO:31:LEU:HD11	2.45	0.46
47:DO:66:LYS:H	47:DO:82:ASN:ND2	2.14	0.46
36:BA:1497:U:C5'	36:BA:1498:C:H5	2.29	0.46
36:BA:1499:C:C2'	36:BA:1500:G:H5'	2.46	0.46
51:DS:89:ARG:CG	51:DS:92:TYR:CA	2.93	0.46
51:DS:89:ARG:CB	51:DS:92:TYR:HB3	2.46	0.46
34:D8:23:VAL:HG11	34:D8:46:ARG:HD3	1.97	0.46
1:AA:1003:G:H2'	1:AA:1004:A:C4'	2.46	0.46

Continued on next page...

Continued from previous page...

Atom-1	Atom-2	Distance(Å)	Clash(Å)
2:AB:61:LEU:O	2:AB:64:ARG:HG3	2.15	0.46
29:B3:31:LEU:HD12	36:BA:989:G:OP1	2.14	0.46
36:BA:1353:A:H62	36:BA:1377:G:H2'	1.81	0.46
3:CC:36:ASP:HB3	3:CC:40:ARG:HH12	1.80	0.46
54:DV:79:VAL:O	54:DV:80:GLN:HB2	2.15	0.46
36:BA:455:C:N3	36:BA:473:G:H5'	2.31	0.46
8:AH:1:MET:CE	8:AH:2:LEU:H	2.22	0.46
2:CB:115:LEU:C	2:CB:117:GLU:H	2.19	0.46
13:CM:119:GLY:C	13:CM:120:LYS:HE3	2.37	0.46
36:BA:2059:A:O3'	41:BF:69:HIS:HA	2.15	0.46
36:DA:2567:G:H2'	36:DA:2568:C:H6	1.80	0.46
1:CA:374:A:O2'	1:CA:375:U:H5'	2.15	0.46
9:AI:10:ARG:O	9:AI:11:LYS:O	2.34	0.46
40:BE:66:HIS:O	40:BE:67:PHE:C	2.53	0.46
1:AA:614:A:H2'	1:AA:615:C:H6	1.81	0.46
31:D5:11:THR:CG2	36:DA:1264:G:H5'	2.44	0.46
58:BZ:62:PRO:O	58:BZ:64:GLY:N	2.49	0.46
20:AT:41:ILE:C	20:AT:43:LEU:N	2.68	0.46
1:AA:106:C:C2'	1:AA:107:G:H5'	2.46	0.46
52:DT:3:ARG:O	52:DT:4:GLY:C	2.53	0.46
1:AA:782:A:C2'	1:AA:783:C:H5'	2.46	0.46
6:AF:28:ARG:HH11	6:AF:28:ARG:HG3	1.81	0.46
36:BA:2886:G:H2'	36:BA:2887:U:H6	1.79	0.46
1:CA:746:A:O2'	1:CA:747:C:H5'	2.16	0.46
7:AG:57:GLU:HB2	7:AG:60:LYS:CB	2.46	0.46
42:BG:121:ASN:ND2	42:BG:124:SER:N	2.63	0.46
36:BA:1660:C:C2	36:BA:2001:A:C2	3.03	0.46
46:DN:119:ARG:HG3	46:DN:119:ARG:HH11	1.80	0.46
13:AM:13:LYS:O	13:AM:14:ARG:C	2.55	0.46
1:CA:1300:G:C6	1:CA:1335:C:C5	3.04	0.46
36:BA:827:U:H5'	36:BA:828:U:O5'	2.15	0.46
36:BA:748:G:OP1	36:BA:2612:C:N4	2.48	0.46
36:BA:849:A:C8	36:BA:850:C:C5	3.04	0.46
36:DA:2124:G:H5'	38:DC:174:PRO:HD3	1.98	0.46
2:AB:58:ILE:CG2	2:AB:222:ILE:HD13	2.46	0.46
36:BA:230:U:H2'	36:BA:231:C:H6	1.80	0.46
1:CA:339:C:OP2	47:DO:97:ARG:NH1	2.49	0.46
10:AJ:65:LEU:CD1	14:AN:55:GLY:HA3	2.46	0.46
36:BA:134:C:O2'	36:BA:135:G:H5'	2.16	0.46
38:DC:123:VAL:HG13	38:DC:124:GLY:N	2.31	0.46
4:CD:95:GLY:O	4:CD:98:GLU:N	2.47	0.46
36:BA:2101:G:H2'	36:BA:2102:U:O4'	2.16	0.46

Continued on next page...

Continued from previous page...

Atom-1	Atom-2	Distance(Å)	Clash(Å)
25:CZ:70:TYR:CE1	25:CZ:77:TYR:CD2	3.04	0.46
47:DO:71:ARG:HH22	47:DO:122:LEU:C	2.20	0.46
53:BU:59:ARG:NH1	53:BU:59:ARG:HG2	2.31	0.46
28:B2:38:GLN:C	28:B2:40:SER:N	2.69	0.46
36:BA:2491:U:H4'	36:BA:2570:G:OP1	2.16	0.46
1:CA:1150:U:O4'	1:CA:1150:U:O2	2.31	0.46
1:CA:393:A:H5'	1:CA:483:C:O2'	2.15	0.46
25:CZ:252:GLU:HA	25:CZ:266:VAL:HA	1.98	0.46
37:DB:42:C:HO2'	37:DB:43:C:P	2.39	0.46
42:DG:16:ARG:NH2	42:DG:33:ARG:HB3	2.31	0.46
42:DG:15:VAL:C	42:DG:17:PRO:HD2	2.37	0.46
42:DG:72:ARG:CB	42:DG:87:PRO:HD2	2.38	0.46
36:DA:2681:C:H6	36:DA:2683:C:H41	1.64	0.46
57:BY:2:ARG:O	57:BY:3:VAL:HB	2.16	0.46
57:BY:45:VAL:CG1	57:BY:61:ILE:H	2.29	0.46
57:BY:81:LYS:HD2	57:BY:96:ILE:CD1	2.46	0.46
36:BA:833:U:OP1	48:BP:48:PRO:HB3	2.15	0.46
1:AA:1119:C:OP2	9:AI:9:ARG:NH2	2.45	0.46
31:B5:50:GLY:HA3	31:B5:56:LYS:CE	2.45	0.46
9:AI:33:PHE:CE2	9:AI:47:LEU:HD21	2.51	0.46
36:BA:2178:C:O4'	36:BA:2178:C:O2	2.34	0.46
13:CM:89:GLY:C	13:CM:91:ARG:N	2.69	0.46
43:BH:83:TYR:O	43:BH:84:SER:O	2.33	0.46
36:BA:605:C:OP1	41:BF:104:LYS:NZ	2.49	0.46
1:CA:259:G:C6	1:CA:260:G:C5	3.04	0.46
36:BA:2579:C:HO2'	40:BE:131:ALA:HB2	1.81	0.46
22:CV:59:U:O2'	22:CV:60:U:O5'	2.34	0.46
5:AE:100:VAL:HG23	5:AE:100:VAL:O	2.15	0.46
5:CE:6:PHE:HD2	5:CE:36:ASP:HB3	1.81	0.46
31:D5:3:LYS:H	31:D5:3:LYS:CD	2.26	0.46
25:AZ:233:GLY:O	25:AZ:234:ARG:HD2	2.16	0.46
42:BG:107:LEU:HD23	42:BG:111:LEU:HD11	1.98	0.46
55:DW:50:VAL:HG22	55:DW:105:VAL:HG23	1.98	0.46
38:BC:53:ARG:HH11	38:BC:53:ARG:CB	2.20	0.46
1:CA:1277:C:H2'	1:CA:1278:U:H5'	1.98	0.46
40:BE:38:THR:C	40:BE:40:GLU:H	2.19	0.46
1:CA:1288:A:N1	1:CA:1371:G:H1'	2.31	0.46
40:DE:170:LEU:CD1	40:DE:170:LEU:N	2.79	0.46
2:AB:77:ALA:O	2:AB:81:VAL:HG23	2.16	0.46
13:CM:14:ARG:NH2	13:CM:16:ASP:OD2	2.47	0.46
22:AV:24:G:C5	22:AV:25:C:C4	3.04	0.46
36:BA:1332:G:N2	36:BA:1610:A:H8	2.14	0.46

Continued on next page...

Continued from previous page...

Atom-1	Atom-2	Distance(Å)	Clash(Å)
3:CC:99:VAL:HG23	3:CC:99:VAL:O	2.16	0.46
36:DA:1446:C:N4	36:DA:1465:G:H1	2.08	0.46
8:AH:44:PHE:HE2	8:AH:109:ILE:CD1	2.29	0.46
36:BA:548:A:C2'	36:BA:549:G:H5'	2.46	0.46
10:CJ:22:LYS:HE2	10:CJ:90:LEU:HD23	1.98	0.46
1:CA:423:G:C2'	1:CA:424:G:H5'	2.46	0.46
1:AA:190:U:O2	20:AT:105:SER:HB2	2.16	0.46
51:DS:63:THR:HB	51:DS:64:GLU:OE1	2.15	0.46
37:DB:96:U:N3	37:DB:97:G:N7	2.64	0.46
26:D0:50:ASN:ND2	26:D0:63:VAL:HG11	2.31	0.46
36:DA:956:G:O6	36:DA:958:U:H4'	2.16	0.46
40:BE:65:GLY:O	40:BE:66:HIS:O	2.34	0.46
36:DA:382:G:H1	36:DA:392:C:N4	2.12	0.46
41:BF:22:ALA:HB1	41:BF:26:ALA:CB	2.46	0.46
7:AG:7:ALA:O	7:AG:8:GLU:CB	2.64	0.46
36:BA:389:G:H22	48:BP:72:PRO:CG	2.28	0.46
1:AA:782:A:O3'	1:AA:1515:C:H4'	2.16	0.46
22:CV:63:G:H2'	22:CV:64:A:O4'	2.15	0.46
2:CB:219:VAL:O	2:CB:220:ASP:C	2.54	0.46
52:DT:122:ASP:C	52:DT:124:ASP:N	2.69	0.46
36:DA:2060:A:OP1	41:DF:69:HIS:N	2.39	0.46
54:DV:21:ARG:HB3	54:DV:91:TYR:HD2	1.81	0.46
17:AQ:45:HIS:HB2	17:AQ:65:ILE:HD12	1.97	0.46
54:DV:59:ALA:HA	54:DV:95:LEU:O	2.16	0.46
22:AV:14:A:H2'	22:AV:15:G:H5'	1.98	0.46
36:DA:821:A:H5''	36:DA:822:U:H6	1.80	0.46
22:AW:40:C:H2'	22:AW:41:C:C6	2.51	0.46
36:DA:1755:A:H2'	36:DA:1756:G:H5'	1.98	0.46
36:DA:1956:U:H2'	36:DA:1957:C:H5'	1.97	0.46
1:CA:339:C:H2'	1:CA:340:U:C6	2.50	0.46
43:DH:156:ALA:O	43:DH:157:TYR:C	2.54	0.46
44:BJ:30:UNK:O	44:BJ:31:UNK:CB	2.63	0.46
36:DA:1850:G:N2	36:DA:1893:C:H1'	2.31	0.46
36:BA:2261:C:O2	36:BA:2327:A:C2	2.69	0.46
45:BK:8:UNK:O	45:BK:9:UNK:C	2.64	0.46
36:BA:771:G:O2'	36:BA:772:C:H5'	2.16	0.46
44:BJ:89:UNK:O	44:BJ:90:UNK:CB	2.63	0.46
1:CA:1495:U:H2'	1:CA:1496:C:C6	2.51	0.46
2:AB:208:ILE:H	2:AB:208:ILE:HG13	1.44	0.46
36:BA:2328:A:O5'	36:BA:2328:A:H8	1.99	0.46
38:DC:100:ILE:CG1	38:DC:127:LEU:CD1	2.89	0.45
38:DC:100:ILE:HD13	38:DC:127:LEU:HG	1.98	0.45

Continued on next page...

Continued from previous page...

Atom-1	Atom-2	Distance(Å)	Clash(Å)
34:D8:43:GLN:C	34:D8:44:LYS:HD2	2.36	0.45
34:D8:57:ARG:C	34:D8:59:LYS:H	2.20	0.45
48:DP:56:SER:HB2	48:DP:60:MET:HE2	1.98	0.45
1:CA:1234:C:O2'	1:CA:1235:U:H5'	2.15	0.45
52:BT:78:LEU:C	52:BT:79:HIS:CD2	2.89	0.45
52:DT:77:PRO:C	52:DT:79:HIS:H	2.19	0.45
36:BA:327:G:O2'	36:BA:328:U:H5'	2.17	0.45
26:D0:70:GLN:NE2	26:D0:80:HIS:NE2	2.63	0.45
52:BT:22:PHE:CD1	52:BT:22:PHE:O	2.69	0.45
52:BT:50:ILE:CD1	52:BT:64:ARG:HB2	2.46	0.45
46:BN:43:THR:HB	46:BN:46:VAL:HG11	1.98	0.45
41:BF:13:SER:O	41:BF:14:PRO:O	2.35	0.45
36:BA:2479:G:O6	36:BA:2480:C:C4	2.70	0.45
34:B8:4:MET:O	34:B8:62:LEU:CD1	2.65	0.45
30:D4:26:SER:CB	42:DG:105:LYS:HE3	2.46	0.45
36:DA:195:A:H61	36:DA:198:C:H3'	1.80	0.45
32:D6:38:LYS:HG3	36:DA:2344:U:OP1	2.16	0.45
43:DH:163:TYR:N	43:DH:163:TYR:HD1	2.13	0.45
4:CD:61:LYS:HE2	4:CD:62:GLN:NE2	2.31	0.45
19:CS:45:VAL:HG11	19:CS:64:GLU:HA	1.97	0.45
36:DA:1051:G:C4	36:DA:1052:C:N4	2.85	0.45
11:AK:54:ARG:O	11:AK:57:THR:CG2	2.54	0.45
6:CF:21:LEU:N	6:CF:21:LEU:CD2	2.79	0.45
2:CB:77:ALA:HA	2:CB:80:ILE:HD13	1.97	0.45
40:DE:110:GLY:O	50:DR:5:LYS:NZ	2.37	0.45
48:DP:84:ASN:HB3	48:DP:86:LYS:HB3	1.97	0.45
2:CB:72:GLY:HA2	2:CB:165:VAL:CG2	2.45	0.45
42:BG:112:PRO:O	42:BG:114:ILE:N	2.47	0.45
36:BA:2745:C:H2'	36:BA:2746:U:H6	1.71	0.45
36:BA:2657:A:O2'	43:BH:160:LYS:HE2	2.15	0.45
58:DZ:77:ASP:O	58:DZ:78:LYS:HB2	2.16	0.45
2:AB:17:PHE:CD2	2:AB:44:LEU:HD11	2.51	0.45
2:CB:31:TYR:CD2	2:CB:202:PRO:HG3	2.49	0.45
18:AR:29:PHE:CD1	18:AR:29:PHE:N	2.70	0.45
36:BA:2246:G:H2'	36:BA:2247:A:C8	2.51	0.45
2:CB:7:VAL:CG1	2:CB:11:LEU:HD12	2.46	0.45
12:CL:124:LYS:HD2	12:CL:125:PRO:CD	2.44	0.45
25:CZ:390:GLU:O	25:CZ:393:ARG:HG2	2.16	0.45
36:BA:1786:A:C2	36:BA:2606:C:H1'	2.49	0.45
1:CA:1160:G:C6	1:CA:1181:G:O6	2.69	0.45
7:CG:137:LYS:O	7:CG:141:VAL:HG23	2.16	0.45
1:AA:1006:C:N4	1:AA:1024:G:H21	2.13	0.45

Continued on next page...

Continued from previous page...

Atom-1	Atom-2	Distance(Å)	Clash(Å)
46:DN:108:PRO:O	46:DN:109:LYS:CG	2.63	0.45
47:BO:24:VAL:O	47:BO:24:VAL:CG2	2.64	0.45
25:CZ:161:TYR:C	25:CZ:162:GLU:OE1	2.53	0.45
36:DA:564:C:C2'	36:DA:565:C:H5'	2.46	0.45
36:DA:2778:A:H4'	36:DA:2779:U:OP1	2.16	0.45
1:CA:1310:G:C2	1:CA:1328:C:C2	3.05	0.45
25:AZ:230:THR:CG2	25:AZ:295:ARG:HH11	2.29	0.45
25:AZ:298:VAL:HA	25:AZ:302:GLN:OE1	2.16	0.45
17:AQ:81:ARG:NH2	17:AQ:84:LEU:HD11	2.31	0.45
51:DS:11:LYS:N	51:DS:11:LYS:CD	2.78	0.45
4:CD:135:LEU:HD13	4:CD:135:LEU:N	2.31	0.45
21:AU:9:ARG:NH1	21:AU:23:PRO:HD2	2.30	0.45
37:DB:3:C:N4	37:DB:118:G:H22	2.14	0.45
36:DA:2248:C:H2'	36:DA:2249:U:C5'	2.44	0.45
51:BS:29:PHE:HD1	51:BS:29:PHE:C	2.18	0.45
36:BA:2552:U:O2	36:BA:2554:U:H5'	2.16	0.45
1:CA:955:U:O5'	1:CA:955:U:H6	1.99	0.45
3:AC:135:LYS:O	3:AC:138:VAL:HG12	2.15	0.45
1:CA:1168:A:C6	1:CA:1169:A:C6	3.04	0.45
36:BA:1917:U:O2'	36:BA:1918:A:H5'	2.15	0.45
1:CA:1111:A:N1	3:CC:177:THR:OG1	2.46	0.45
36:DA:688:U:H5'	36:DA:1780:A:C2	2.51	0.45
36:DA:2684:U:O5'	36:DA:2684:U:H6	2.00	0.45
23:CX:11:U:C2'	23:CX:12:A:OP1	2.64	0.45
17:AQ:76:LEU:HD12	17:AQ:77:VAL:H	1.81	0.45
16:AP:72:ARG:O	16:AP:75:ARG:HB3	2.16	0.45
1:CA:745:C:O2'	1:CA:746:A:H5'	2.16	0.45
1:CA:1197:G:C2	1:CA:1198:G:C8	3.04	0.45
19:CS:21:GLU:HG3	19:CS:22:LEU:N	2.30	0.45
36:BA:751:A:C6	36:BA:789:A:C5	3.03	0.45
4:CD:76:ARG:O	4:CD:79:PHE:HB3	2.16	0.45
1:CA:621:A:O2'	1:CA:622:A:H5'	2.15	0.45
36:BA:2687:U:C4	36:BA:2688:U:C5	3.04	0.45
1:AA:377:G:OP1	16:AP:3:LYS:HD2	2.15	0.45
36:DA:85:G:N3	36:DA:103:A:C2	2.84	0.45
36:BA:2255:G:C4	36:BA:2256:G:C8	3.04	0.45
36:DA:2691:C:H6	36:DA:2691:C:H5'	1.80	0.45
25:AZ:162:GLU:N	25:AZ:162:GLU:OE1	2.49	0.45
36:BA:2063:C:O2	36:BA:2450:A:N1	2.49	0.45
4:CD:141:ARG:C	4:CD:185:PHE:HD2	2.19	0.45
32:B6:8:LYS:O	32:B6:9:LEU:HB3	2.17	0.45
36:DA:588:U:C2	41:DF:90:PHE:CE1	3.03	0.45

Continued on next page...

Continued from previous page...

Atom-1	Atom-2	Distance(Å)	Clash(Å)
32:D6:15:GLU:OE1	32:D6:18:ARG:NE	2.49	0.45
36:DA:2415:G:H2'	36:DA:2416:C:C6	2.51	0.45
1:CA:977:A:O2'	1:CA:979:C:OP2	2.33	0.45
56:BX:80:ILE:O	56:BX:80:ILE:HG13	2.15	0.45
38:BC:100:ILE:CD1	38:BC:126:LYS:HB2	2.47	0.45
39:DD:30:GLU:H	39:DD:30:GLU:HG2	1.55	0.45
36:DA:1827:C:H2'	36:DA:1828:G:C5'	2.46	0.45
25:CZ:150:VAL:HA	25:CZ:153:GLU:OE2	2.17	0.45
36:DA:479:A:HO2'	36:DA:481:G:H8	1.58	0.45
36:BA:479:A:H4'	36:BA:480:A:H5'	1.98	0.45
57:BY:30:VAL:HG12	57:BY:31:LEU:N	2.30	0.45
57:BY:81:LYS:O	57:BY:82:PRO:O	2.34	0.45
1:AA:347:G:N2	1:AA:348:G:H1'	2.31	0.45
13:AM:22:ILE:CD1	13:AM:25:ILE:HD12	2.29	0.45
43:DH:77:LYS:C	43:DH:79:VAL:H	2.20	0.45
1:AA:1127:G:H4'	1:AA:1148:U:O2	2.16	0.45
3:CC:77:ILE:C	3:CC:83:ARG:HB3	2.36	0.45
10:AJ:59:SER:OG	10:AJ:59:SER:O	2.28	0.45
1:CA:1225:A:H4'	19:CS:78:ARG:NE	2.32	0.45
28:D2:14:ARG:O	28:D2:67:LYS:HE2	2.16	0.45
58:DZ:51:ALA:CB	58:DZ:57:ILE:HD11	2.44	0.45
40:DE:49:LEU:N	40:DE:49:LEU:HD22	2.31	0.45
40:DE:82:ARG:HG3	40:DE:82:ARG:HH11	1.81	0.45
5:CE:147:ASP:O	5:CE:151:LEU:HG	2.16	0.45
36:DA:1142:U:H5''	36:DA:1142(A):A:C8	2.52	0.45
10:CJ:40:LEU:HD23	10:CJ:69:ASN:O	2.16	0.45
25:AZ:277:LEU:CD1	25:AZ:280:GLY:N	2.78	0.45
4:AD:10:ARG:O	4:AD:11:LEU:HD23	2.15	0.45
38:DC:18:LYS:HB3	38:DC:20:TYR:CE1	2.51	0.45
1:AA:1347:G:O2'	1:AA:1348:U:P	2.74	0.45
36:DA:221:A:N1	36:DA:265:A:O2'	2.47	0.45
36:BA:2408:U:C3'	36:BA:2408:U:C6	2.99	0.45
58:DZ:10:ARG:HG3	58:DZ:12:GLY:H	1.82	0.45
49:DQ:65:PHE:HD1	49:DQ:105:GLU:O	1.98	0.45
28:D2:38:GLN:CB	28:D2:44:LEU:HD22	2.39	0.45
36:BA:2756:U:H1'	36:BA:2757:A:C5'	2.40	0.45
5:AE:11:ILE:HG21	5:AE:105:VAL:HG22	1.96	0.45
9:CI:11:LYS:HG3	9:CI:108:VAL:HG13	1.98	0.45
40:BE:77:ILE:CG2	40:BE:78:LEU:H	2.24	0.45
50:DR:63:ARG:HA	50:DR:80:PHE:CE2	2.51	0.45
22:CW:7:A:H2	22:CW:67:C:N3	2.14	0.45
40:DE:101:ARG:HD2	40:DE:169:ASN:O	2.16	0.45

Continued on next page...

Continued from previous page...

Atom-1	Atom-2	Distance(Å)	Clash(Å)
36:DA:2840:C:H5''	50:DR:53:HIS:HD2	1.77	0.45
36:DA:1341:U:OP1	36:DA:1397:U:N3	2.44	0.45
12:CL:34:ARG:HG2	12:CL:35:GLY:N	2.31	0.45
36:BA:745:G:H2'	36:BA:746:A:H5'	1.98	0.45
46:BN:55:VAL:CG2	46:BN:126:PRO:HA	2.45	0.45
49:DQ:6:ARG:HB3	49:DQ:6:ARG:NH1	2.28	0.45
41:DF:122:LYS:HG3	41:DF:191:ARG:HG3	1.98	0.45
36:DA:1038:C:H3'	36:DA:1039:G:C5'	2.46	0.45
36:BA:2893:G:H5'	36:BA:2894:G:C5'	2.41	0.45
37:DB:67:G:O2'	37:DB:68:C:O5'	2.35	0.45
58:DZ:145:GLU:O	58:DZ:146:ILE:C	2.54	0.45
49:BQ:3:MET:HB2	49:BQ:4:PRO:CD	2.42	0.45
1:CA:1329:A:OP2	13:CM:28:ALA:HB3	2.16	0.45
36:DA:886:C:H2'	36:DA:887:A:C4'	2.46	0.45
36:DA:1652:A:H2'	36:DA:1653:G:H5'	1.98	0.45
10:CJ:8:LEU:HG	10:CJ:96:ILE:HG22	1.97	0.45
22:AV:65:G:O2'	22:AV:66:U:H5'	2.16	0.45
22:AV:18:G:H2'	22:AV:57:G:H22	1.81	0.45
36:BA:1069:A:HO2'	36:BA:1070:A:P	2.39	0.45
4:CD:127:THR:HG23	4:CD:131:ARG:C	2.37	0.45
1:CA:35:G:H2'	1:CA:36:C:H6	1.80	0.45
36:BA:2578:G:C5	40:BE:140:SER:HB2	2.51	0.45
36:BA:810:U:OP1	36:BA:1253:A:N7	2.50	0.45
7:CG:57:GLU:HB2	7:CG:60:LYS:HB3	1.98	0.45
36:BA:528:A:H2	36:BA:2043:C:O5'	1.98	0.45
14:CN:27:CYS:C	14:CN:29:ARG:N	2.70	0.45
1:CA:992:U:HO2'	1:CA:993:G:P	2.39	0.45
2:CB:24:TRP:CZ3	2:CB:29:ALA:HB2	2.49	0.45
36:BA:36:G:N3	36:BA:450:G:O2'	2.50	0.45
36:DA:1304:C:O2'	36:DA:1305:C:H5'	2.16	0.45
22:CV:47:U:O2'	22:CV:48:C:OP1	2.30	0.45
39:BD:81:ALA:HA	39:BD:113:VAL:CG1	2.46	0.45
23:CX:11:U:H3'	23:CX:12:A:C8	2.51	0.45
16:CP:60:LEU:HD21	16:CP:66:PRO:CG	2.46	0.45
15:AO:6:GLU:N	15:AO:6:GLU:CD	2.70	0.45
31:D5:13:LYS:HG2	31:D5:16:ARG:HH21	1.80	0.45
1:AA:1250:A:H4'	9:AI:68:GLY:N	2.31	0.45
9:AI:75:ASP:O	9:AI:78:LYS:HB3	2.16	0.45
40:BE:17:ASP:HB3	40:BE:18:ASP:H	1.53	0.45
1:CA:622:A:C8	1:CA:623:C:C6	3.04	0.45
36:DA:729:G:H5'	36:DA:730:C:H5''	1.98	0.45
29:D3:10:LYS:HD3	29:D3:53:LEU:CD2	2.46	0.45

Continued on next page...

Continued from previous page...

Atom-1	Atom-2	Distance(Å)	Clash(Å)
36:BA:250:G:H2'	36:BA:251:A:C8	2.51	0.45
1:AA:728:A:H2'	1:AA:729:A:C8	2.52	0.45
39:DD:52:ARG:HB3	39:DD:53:PHE:CD2	2.52	0.45
1:CA:1079:G:C6	1:CA:1080:A:N6	2.85	0.45
46:DN:7:LYS:O	46:DN:8:GLN:C	2.55	0.45
39:BD:158:ALA:O	39:BD:159:ALA:C	2.54	0.45
22:AV:37:A:H3'	22:AV:38:A:H8	1.82	0.45
36:BA:1382:G:O4'	36:BA:1572:A:H2	1.99	0.45
1:CA:484:G:H4'	1:CA:485:G:O5'	2.16	0.45
37:DB:37:C:C2'	37:DB:38:C:H5'	2.46	0.45
2:AB:23:ARG:HD2	2:AB:23:ARG:HA	1.64	0.45
24:AY:48:U:C5	24:AY:59:G:H5''	2.50	0.45
51:DS:77:ALA:O	51:DS:78:LEU:C	2.53	0.45
25:CZ:267:VAL:CG2	25:CZ:269:GLY:O	2.65	0.45
32:D6:27:LYS:HE2	36:DA:2285:C:P	2.55	0.45
58:BZ:180:VAL:CG2	58:BZ:181:GLU:H	2.21	0.45
36:DA:1503:U:H2'	36:DA:1504:C:C6	2.51	0.45
1:CA:1235:U:H2'	1:CA:1236:A:O5'	2.16	0.45
31:D5:49:CYS:O	31:D5:56:LYS:HG3	2.17	0.45
1:CA:1150:U:C2'	1:CA:1151:A:H5'	2.46	0.45
1:CA:1123:A:C2	1:CA:1150:U:C5	3.02	0.45
23:AX:26:A:H5'	23:AX:27:A:N7	2.31	0.45
36:DA:778:G:H5'	39:DD:48:ARG:HE	1.80	0.45
42:DG:60:LEU:O	42:DG:61:ALA:C	2.54	0.45
42:DG:72:ARG:NH1	42:DG:86:MET:HG3	2.32	0.45
57:BY:13:VAL:CG2	57:BY:14:LEU:N	2.79	0.45
43:DH:51:ARG:HG3	43:DH:52:VAL:N	2.32	0.45
1:AA:346:G:H5''	52:BT:43:GLN:NE2	2.31	0.45
1:AA:346:G:O2'	1:AA:347:G:P	2.74	0.45
28:D2:31:GLU:O	28:D2:35:LEU:N	2.42	0.45
49:BQ:136:ALA:O	49:BQ:138:ASP:N	2.49	0.45
35:D9:6:SER:HB3	36:DA:2466:C:H5''	1.98	0.45
1:CA:1203:C:H2'	1:CA:1204:A:H8	1.81	0.45
42:BG:47:LYS:N	42:BG:47:LYS:HD2	2.30	0.45
36:BA:2312:U:C3'	42:BG:71:THR:HG21	2.45	0.45
36:DA:1000:A:C2	36:DA:1155:A:C4	3.05	0.45
53:DU:104:GLN:HB3	54:DV:44:LYS:NZ	2.31	0.45
36:DA:2287:A:N6	36:DA:2344:U:N3	2.57	0.45
43:BH:125:VAL:HG12	43:BH:125:VAL:O	2.15	0.45
49:DQ:141:GLN:HE22	58:DZ:72:ARG:CA	2.29	0.45
36:BA:2777:G:C4'	36:BA:2778:A:H5'	2.47	0.45
37:DB:20:C:C3'	37:DB:21:G:H5''	2.47	0.45

Continued on next page...

Continued from previous page...

Atom-1	Atom-2	Distance(Å)	Clash(Å)
42:BG:138:GLN:HG2	42:BG:153:ARG:CG	2.40	0.45
36:BA:624:C:O2	36:BA:624:C:H2'	2.15	0.45
1:CA:1239:A:N6	1:CA:1299:A:N6	2.58	0.45
17:CQ:15:MET:HB2	17:CQ:18:THR:HB	1.99	0.45
37:DB:30:C:C1'	37:DB:57:A:H61	2.15	0.45
36:BA:2346:A:H5'	36:BA:2383:G:C1'	2.47	0.45
50:DR:2:ARG:HD2	50:DR:2:ARG:O	2.16	0.45
36:BA:1105:U:H2'	36:BA:1106:G:C8	2.50	0.45
27:D1:87:PRO:HA	27:D1:90:ILE:CG1	2.46	0.45
5:AE:75:THR:OG1	5:AE:76:ILE:N	2.48	0.45
12:AL:126:LYS:CE	12:AL:127:GLU:N	2.79	0.45
56:DX:28:PHE:H	56:DX:28:PHE:HD1	1.63	0.45
36:DA:1528:A:N6	36:DA:1544:A:C2	2.83	0.45
49:DQ:32:TYR:O	49:DQ:105:GLU:CB	2.64	0.45
58:DZ:77:ASP:O	58:DZ:78:LYS:HG2	2.17	0.45
1:CA:1256:A:N1	1:CA:1277:C:H2'	2.31	0.45
40:BE:77:ILE:C	40:BE:78:LEU:HG	2.37	0.45
22:CW:70:G:H2'	22:CW:71:G:O5'	2.15	0.45
22:CW:7:A:H4'	22:CW:8:U:OP1	2.15	0.45
38:BC:107:TRP:HE1	38:BC:110:PHE:HE2	1.63	0.45
36:DA:970:C:H2'	36:DA:971:C:C6	2.51	0.45
36:DA:1064:C:H2'	36:DA:1065:U:C5'	2.42	0.45
39:DD:201:HIS:C	39:DD:203:ASN:H	2.19	0.45
37:BB:67:G:O2'	37:BB:68:C:O5'	2.34	0.45
43:DH:137:ASP:CG	43:DH:140:LYS:HG3	2.36	0.45
43:DH:139:GLN:HE21	43:DH:140:LYS:CA	2.29	0.45
51:BS:67:ARG:HB3	51:BS:67:ARG:HE	1.57	0.45
36:DA:638:G:H2'	36:DA:639:U:O4'	2.16	0.45
36:BA:530:G:C5	36:BA:2022:U:H5''	2.51	0.45
17:AQ:44:ALA:HA	17:AQ:71:PHE:O	2.16	0.45
17:AQ:51:TYR:CZ	17:AQ:73:VAL:HG11	2.52	0.45
42:DG:145:THR:HB	42:DG:148:MET:HB3	1.98	0.45
43:DH:94:TYR:HE2	43:DH:160:LYS:HB3	1.81	0.45
17:AQ:80:GLY:O	17:AQ:81:ARG:HG2	2.16	0.45
3:AC:130:VAL:CG1	3:AC:134:ILE:HD11	2.46	0.45
54:DV:2:PHE:HB3	54:DV:42:GLY:HA2	1.98	0.45
37:DB:82:G:H1	37:DB:95:C:H42	1.64	0.45
49:BQ:97:VAL:O	49:BQ:97:VAL:HG23	2.16	0.45
20:AT:63:ILE:HG22	20:AT:77:ALA:HB1	1.98	0.45
36:DA:1471:A:H2'	36:DA:1472:A:C8	2.51	0.45
36:BA:271(F):C:O2'	36:BA:271(G):C:H5'	2.17	0.45
36:DA:271(F):C:H2'	36:DA:271(G):C:H5'	1.97	0.45

Continued on next page...

Continued from previous page...

Atom-1	Atom-2	Distance(Å)	Clash(Å)
39:BD:2:ALA:O	39:BD:3:VAL:CB	2.64	0.45
1:AA:660:G:C2	1:AA:746:A:C2	3.05	0.45
46:DN:90:MET:HA	46:DN:90:MET:CE	2.46	0.45
36:BA:1917:U:H2'	36:BA:1918:A:C5'	2.46	0.45
36:BA:1963:U:H5'	36:BA:1963:U:O2	2.16	0.45
1:CA:410:G:N1	1:CA:431:A:OP2	2.46	0.45
49:DQ:66:ILE:HA	49:DQ:104:PHE:HB3	1.98	0.45
22:CV:24:G:C5	22:CV:25:C:C5	3.05	0.45
1:AA:955:U:H2'	1:AA:956:U:O4'	2.16	0.45
36:BA:2689:U:H5''	36:BA:2690:C:H5'	1.98	0.45
43:BH:154:PRO:O	43:BH:155:SER:CB	2.65	0.45
36:BA:2412:A:H2'	36:BA:2413:G:H5'	1.99	0.45
36:BA:431:U:O2'	36:BA:432:A:H5'	2.17	0.45
14:CN:50:LYS:C	14:CN:52:GLN:H	2.18	0.45
47:DO:25:LEU:HB2	47:DO:38:VAL:O	2.16	0.45
3:CC:151:VAL:HG22	3:CC:200:ALA:HA	1.98	0.45
1:AA:1303:C:H2'	1:AA:1304:G:H5'	1.97	0.45
44:BJ:62:UNK:C	44:BJ:64:UNK:H	2.29	0.45
43:BH:141:VAL:O	43:BH:145:ALA:N	2.49	0.45
36:DA:469:G:C2'	36:DA:470:A:H5''	2.46	0.45
7:AG:22:LEU:HD23	7:AG:22:LEU:O	2.16	0.45
1:CA:1480:G:O2'	1:CA:1481:U:H5'	2.17	0.45
36:DA:745:G:H2'	36:DA:746:A:H5'	1.97	0.45
1:CA:1038:C:H6	1:CA:1038:C:O5'	1.99	0.45
1:AA:1437:C:H2'	1:AA:1438:G:C8	2.50	0.45
36:BA:2817:G:H2'	36:BA:2818:G:O4'	2.17	0.45
47:BO:7:TYR:HE1	47:BO:20:MET:HE3	1.81	0.45
52:BT:93:ARG:HG2	52:BT:117:ASP:CB	2.40	0.45
32:D6:17:LYS:CB	32:D6:18:ARG:NH1	2.80	0.45
1:CA:1316:G:O2'	14:CN:18:VAL:HG11	2.16	0.45
28:B2:24:LEU:HD22	28:B2:25:VAL:HG23	1.98	0.45
25:AZ:197:ASP:C	25:AZ:199:ILE:H	2.20	0.45
60:AZ:501:GDP:H5'	60:AZ:501:GDP:H8	1.80	0.45
36:BA:1856:G:H2'	36:BA:1857:G:O4'	2.16	0.45
37:DB:42:C:O2	42:DG:92:VAL:HG23	2.16	0.45
57:BY:14:LEU:HD12	57:BY:15:VAL:H	1.81	0.45
57:BY:28:LYS:CG	57:BY:39:VAL:HG13	2.46	0.45
52:BT:28:VAL:HG23	52:BT:63:VAL:HG11	1.98	0.45
25:AZ:281:ILE:O	25:AZ:284:ASP:HB2	2.16	0.45
35:D9:30:PRO:O	35:D9:31:LYS:C	2.54	0.45
41:BF:137:LYS:CB	41:BF:137:LYS:NZ	2.79	0.45
1:CA:1202:G:H2'	1:CA:1203:C:O5'	2.17	0.45

Continued on next page...

Continued from previous page...

Atom-1	Atom-2	Distance(Å)	Clash(Å)
48:BP:50:ARG:HG2	48:BP:50:ARG:NH1	2.31	0.45
13:CM:5:ALA:CB	13:CM:66:LEU:HD22	2.46	0.45
9:CI:91:ASP:C	9:CI:93:ARG:N	2.68	0.45
19:CS:43:GLU:O	19:CS:43:GLU:HG2	2.15	0.45
1:AA:1018:C:H2'	1:AA:1019:C:C6	2.52	0.45
58:DZ:100:VAL:HG23	58:DZ:126:VAL:HG21	1.98	0.45
55:DW:36:LEU:HD11	55:DW:47:VAL:CG1	2.37	0.45
14:CN:6:LEU:HD13	14:CN:23:ARG:HH22	1.81	0.45
48:BP:94:GLU:HG2	48:BP:96:THR:HG23	1.98	0.45
1:CA:198:G:N3	1:CA:199:G:C8	2.85	0.45
40:DE:47:VAL:CG2	40:DE:86:PRO:CD	2.95	0.45
48:BP:65:ARG:O	48:BP:67:MET:N	2.49	0.45
36:BA:2346:A:H5'	36:BA:2383:G:O4'	2.17	0.45
48:BP:59:LEU:HA	48:BP:61:ARG:HD2	1.98	0.45
4:AD:17:VAL:O	4:AD:18:LYS:C	2.55	0.45
58:BZ:97:GLU:HA	58:BZ:127:LYS:HA	1.98	0.45
4:AD:98:GLU:CG	4:AD:189:PRO:HG3	2.45	0.45
19:AS:21:GLU:HG3	19:AS:22:LEU:N	2.32	0.45
36:BA:2206:G:N2	36:BA:2207:G:C4'	2.79	0.45
1:AA:1423:G:C5'	47:BO:49:ARG:NH2	2.75	0.45
54:DV:61:VAL:HA	54:DV:93:GLU:O	2.16	0.45
46:DN:30:ILE:O	46:DN:34:LEU:CB	2.59	0.45
36:DA:1367:A:C5	36:DA:1368:G:H1'	2.51	0.45
50:BR:18:LEU:HD11	50:BR:22:ARG:NH2	2.32	0.45
36:DA:894:C:C2'	36:DA:895:U:H5'	2.47	0.45
1:CA:858:G:C5	1:CA:869:G:N7	2.84	0.45
13:CM:16:ASP:OD1	13:CM:16:ASP:N	2.49	0.45
6:AF:53:ALA:O	6:AF:54:LYS:CB	2.63	0.45
49:BQ:51:ARG:HG3	49:BQ:51:ARG:NH1	2.26	0.45
41:DF:53:THR:HG22	41:DF:56:GLU:HG3	1.97	0.45
43:BH:54:ARG:HH12	43:BH:62:LYS:HG3	1.81	0.45
29:B3:12:PRO:HG2	29:B3:13:ILE:H	1.81	0.45
39:DD:112:GLN:O	39:DD:115:GLN:HB3	2.17	0.45
8:CH:86:ILE:HG12	8:CH:135:CYS:CA	2.41	0.45
1:CA:1060:C:H4'	10:CJ:52:GLY:N	2.32	0.45
18:AR:72:ARG:O	18:AR:73:ALA:C	2.55	0.45
38:DC:3:HIS:CB	38:DC:7:TYR:HD2	2.28	0.45
1:CA:21:G:H2'	1:CA:22:G:C8	2.51	0.45
43:DH:68:THR:C	43:DH:70:THR:N	2.69	0.45
36:BA:1145:C:H2'	36:BA:1146:C:C6	2.52	0.45
36:DA:1470:G:N2	36:DA:1523:U:C4	2.84	0.45
1:CA:502:G:H2'	1:CA:503:C:C6	2.51	0.45

Continued on next page...

Continued from previous page...

Atom-1	Atom-2	Distance(Å)	Clash(Å)
1:CA:706:A:O2'	11:CK:31:THR:HG21	2.15	0.45
40:DE:33:VAL:HG11	40:DE:89:ASP:O	2.17	0.45
20:AT:33:ILE:CG2	20:AT:63:ILE:HG12	2.46	0.45
36:BA:1416:G:N2	36:BA:1582:C:O2	2.49	0.45
31:B5:11:THR:HG21	36:BA:1264:G:C5'	2.47	0.45
12:CL:126:LYS:HE2	12:CL:126:LYS:CA	2.44	0.45
36:BA:723:G:C6	36:BA:724:U:C4	3.05	0.45
26:B0:36:ILE:HD11	36:BA:2355:C:C4'	2.45	0.45
36:DA:445:C:O2'	36:DA:446:G:H5'	2.16	0.45
1:CA:1514:C:O2'	1:CA:1515:C:H5'	2.17	0.45
47:DO:35:VAL:CB	47:DO:69:ILE:HD13	2.46	0.45
1:CA:684:A:O2'	1:CA:685:G:H5'	2.16	0.45
9:AI:77:ILE:O	9:AI:78:LYS:C	2.55	0.45
36:DA:1286:A:N6	36:DA:1289:C:C2	2.85	0.45
36:DA:473:G:O2'	36:DA:474:G:H5'	2.17	0.45
43:DH:148:ILE:O	43:DH:151:ILE:HB	2.16	0.45
42:BG:121:ASN:HD22	42:BG:124:SER:N	2.14	0.45
39:DD:136:ILE:HB	39:DD:165:ILE:CD1	2.47	0.45
13:CM:33:ALA:HB1	13:CM:59:TYR:HD2	1.81	0.45
36:BA:268:C:H42	36:BA:424:G:H1	1.63	0.45
36:DA:2689:U:O2'	36:DA:2690:C:OP2	2.29	0.45
1:AA:1294:G:O2'	1:AA:1295:G:H5'	2.17	0.45
4:AD:131:ARG:HD3	4:AD:131:ARG:H	1.82	0.45
2:AB:55:PHE:N	2:AB:55:PHE:HD1	2.15	0.45
38:DC:19:VAL:O	38:DC:19:VAL:HG12	2.17	0.45
36:BA:88:G:N3	36:BA:88:G:H2'	2.31	0.45
26:D0:69:PHE:CB	36:DA:857:C:OP2	2.64	0.45
32:B6:28:ARG:O	32:B6:32:ASN:HB3	2.17	0.45
48:DP:16:ARG:O	48:DP:18:ARG:N	2.50	0.45
2:CB:91:PRO:HG2	2:CB:155:LEU:CD2	2.47	0.45
1:CA:1151:A:O4'	10:CJ:39:PRO:HB2	2.16	0.45
39:DD:70:TRP:O	39:DD:72:LYS:N	2.49	0.45
37:DB:40:U:H3'	37:DB:41:U:C5'	2.45	0.45
42:DG:111:LEU:HD21	42:DG:120:LEU:HD21	1.98	0.45
42:DG:55:LYS:C	42:DG:57:ALA:H	2.20	0.45
52:BT:41:ARG:HD3	52:BT:42:ILE:N	2.31	0.45
2:CB:149:LEU:O	2:CB:152:PHE:O	2.34	0.45
57:DY:7:VAL:HB	57:DY:8:LYS:CD	2.47	0.45
46:BN:43:THR:HB	46:BN:46:VAL:CG1	2.47	0.45
39:BD:70:TRP:HA	39:BD:73:VAL:HG22	1.97	0.45
35:D9:35:ARG:O	35:D9:35:ARG:HG2	2.17	0.45
28:D2:51:ARG:HB3	28:D2:51:ARG:CZ	2.46	0.45

Continued on next page...

Continued from previous page...

Atom-1	Atom-2	Distance(Å)	Clash(Å)
53:DU:106:PHE:O	53:DU:110:VAL:HG23	2.16	0.45
53:DU:98:LEU:C	53:DU:100:VAL:H	2.20	0.45
58:DZ:168:GLU:O	58:DZ:168:GLU:CD	2.55	0.45
36:DA:606:U:H4'	36:DA:658:C:H4'	1.99	0.45
36:BA:2777:G:C5'	36:BA:2778:A:H5'	2.47	0.45
51:BS:24:LEU:HD11	51:BS:48:LEU:HD22	1.97	0.45
55:DW:48:ALA:O	55:DW:49:LYS:C	2.53	0.45
48:BP:97:PRO:O	48:BP:98:GLU:CB	2.62	0.45
1:CA:1242:C:O2'	1:CA:1243:C:H5'	2.16	0.45
27:B1:42:GLN:NE2	36:BA:379:G:N2	2.46	0.45
50:BR:79:LEU:O	50:BR:79:LEU:HD22	2.17	0.45
50:BR:82:GLU:O	50:BR:83:ILE:HD13	2.16	0.45
43:DH:19:VAL:CG1	43:DH:20:ALA:N	2.74	0.45
1:AA:1475:G:OP1	36:BA:1689:A:H1'	2.17	0.45
4:AD:10:ARG:HH11	4:AD:10:ARG:HG2	1.82	0.45
4:AD:19:LEU:O	4:AD:31:CYS:SG	2.75	0.45
36:DA:266:G:C3'	36:DA:267:C:H5''	2.47	0.45
30:B4:35:VAL:CG1	30:B4:36:CYS:N	2.80	0.45
36:DA:106:C:H2'	36:DA:107:C:C6	2.51	0.45
36:BA:535:C:O4'	53:BU:49:HIS:HB3	2.16	0.45
2:AB:30:ARG:NE	2:AB:31:TYR:HE1	2.14	0.45
36:BA:1109:C:C2'	36:BA:1110:G:H5'	2.47	0.45
36:DA:2491:U:H4'	36:DA:2570:G:OP1	2.16	0.45
5:CE:27:ARG:HG2	5:CE:28:PHE:N	2.31	0.45
40:BE:201:THR:OG1	40:BE:202:LYS:N	2.49	0.45
35:B9:7:VAL:HG21	35:B9:36:GLN:HB2	1.99	0.45
38:DC:193:ILE:C	38:DC:195:ALA:H	2.19	0.45
36:BA:1269:A:C6	36:BA:1270:C:N4	2.85	0.45
54:BV:61:VAL:HA	54:BV:93:GLU:O	2.17	0.45
2:CB:238:LEU:HG	2:CB:238:LEU:O	2.15	0.45
2:AB:115:LEU:O	2:AB:119:GLU:HG3	2.16	0.45
36:DA:2807:G:C2'	36:DA:2808:U:H5''	2.47	0.45
36:DA:2291:U:H2'	36:DA:2292:C:H6	1.78	0.45
23:AX:20:U:C2'	23:AX:21:C:H5'	2.45	0.45
1:AA:321:A:O2'	1:AA:322:C:H5'	2.17	0.45
2:CB:190:THR:O	2:CB:191:ASP:CB	2.64	0.45
2:CB:28:PHE:CD2	2:CB:194:PRO:HD3	2.44	0.45
7:AG:52:GLU:O	7:AG:53:LYS:C	2.55	0.45
1:AA:189(L):G:H2'	1:AA:190:U:C6	2.52	0.45
1:AA:80:G:N2	1:AA:90:U:H5'	2.31	0.45
53:BU:29:SER:CB	53:BU:30:LYS:NZ	2.78	0.45
51:DS:64:GLU:C	51:DS:66:ALA:H	2.19	0.45

Continued on next page...

Continued from previous page...

Atom-1	Atom-2	Distance(Å)	Clash(Å)
16:AP:26:ARG:NH1	16:AP:26:ARG:HG2	2.27	0.45
1:CA:620:C:N1	4:CD:135:LEU:HG	2.32	0.45
36:BA:2770:G:C5'	36:BA:2771:C:OP2	2.64	0.45
29:D3:35:ARG:CG	29:D3:36:VAL:N	2.78	0.45
41:DF:51:THR:HG23	41:DF:92:PRO:HD2	1.98	0.45
51:BS:31:SER:O	51:BS:32:LEU:C	2.55	0.45
36:BA:2039:C:H2'	36:BA:2040:C:H6	1.82	0.45
26:D0:41:ARG:NH2	36:DA:2387:U:H1'	2.32	0.45
1:CA:50:A:N6	1:CA:361:G:H4'	2.31	0.45
40:DE:100:GLU:O	40:DE:172:VAL:HG23	2.17	0.45
1:AA:865:A:H2	1:AA:918:A:H4'	1.81	0.45
1:CA:694:A:H2'	1:CA:695:A:O4'	2.17	0.45
1:CA:1385:G:O2'	1:CA:1386:G:H5'	2.17	0.45
36:BA:2236:C:H2'	36:BA:2237:G:O4'	2.16	0.45
58:BZ:103:ARG:HD2	58:BZ:136:PHE:HB2	1.97	0.45
36:BA:1619:G:C8	36:BA:1619:G:O5'	2.70	0.45
36:DA:1237:A:H1'	36:DA:1238:G:C1'	2.47	0.45
36:BA:387:U:H6	36:BA:387:U:O5'	1.99	0.45
24:AY:33:U:H2'	24:AY:34:C:H5''	1.99	0.45
36:BA:1169:G:N2	36:BA:1181:C:C2	2.85	0.45
46:BN:71:ILE:HG21	46:BN:84:LYS:HB3	1.98	0.45
8:CH:53:VAL:HG23	8:CH:58:TYR:HB2	1.98	0.45
1:CA:302:G:O3'	12:CL:17:LYS:HE3	2.17	0.45
1:AA:401:C:H2'	1:AA:402:G:H8	1.81	0.45
25:CZ:185:ASN:OD1	25:CZ:185:ASN:O	2.35	0.45
36:BA:1920:C:H2'	36:BA:1920:C:O2	2.16	0.45
28:B2:12:GLU:O	28:B2:12:GLU:HG2	2.17	0.45
39:BD:176:ARG:HG2	39:BD:176:ARG:HH11	1.81	0.45
17:AQ:19:VAL:HG23	17:AQ:19:VAL:O	2.17	0.45
51:BS:84:GLN:HG3	51:BS:84:GLN:O	2.17	0.45
5:CE:19:MET:SD	5:CE:24:ARG:HB3	2.57	0.45
1:CA:55:A:H8	1:CA:55:A:H5'	1.81	0.45
32:D6:11:LEU:HD22	32:D6:12:GLU:N	2.31	0.45
52:DT:42:ILE:HG13	52:DT:42:ILE:O	2.15	0.45
28:B2:38:GLN:OE1	28:B2:44:LEU:HD22	2.17	0.45
28:B2:59:ARG:HD3	28:B2:59:ARG:N	2.24	0.45
25:AZ:139:ASP:HB2	25:AZ:177:LEU:HD11	1.99	0.45
1:CA:1190:G:OP1	3:CC:5:ILE:HD12	2.16	0.45
36:BA:84:A:C5'	57:BY:9:LYS:HD2	2.46	0.45
57:BY:43:ASN:C	57:BY:44:ILE:HD12	2.37	0.45
52:BT:110:ILE:O	52:BT:112:ARG:N	2.49	0.45
22:CW:40:C:H2'	22:CW:41:C:C6	2.52	0.45

Continued on next page...

Continued from previous page...

Atom-1	Atom-2	Distance(Å)	Clash(Å)
1:AA:1305:G:O2'	1:AA:1331:G:N2	2.49	0.45
1:AA:1330:U:H3'	1:AA:1331:G:O4'	2.16	0.45
10:AJ:38:ILE:CD1	10:AJ:71:LEU:HD22	2.28	0.45
10:CJ:45:ARG:O	10:CJ:64:GLU:HA	2.17	0.45
3:AC:14:ILE:HG12	3:AC:15:THR:N	2.31	0.45
36:BA:667:U:H2'	36:BA:668:G:O4'	2.17	0.45
54:DV:47:VAL:C	54:DV:49:THR:N	2.69	0.45
1:CA:192:U:O4'	20:CT:103:GLY:HA2	2.16	0.45
39:DD:85:ASP:OD1	39:DD:87:ASN:HB2	2.16	0.45
19:AS:31:ILE:HG23	19:AS:49:ILE:HA	1.98	0.45
43:BH:26:VAL:HG12	43:BH:79:VAL:HG11	1.98	0.45
25:CZ:306:LYS:O	25:CZ:309:SER:HB3	2.17	0.45
36:DA:654(P):C:O2'	36:DA:654(Q):C:H5'	2.17	0.45
4:CD:13:ARG:NH2	4:CD:36:ARG:HH12	2.11	0.45
58:DZ:153:SER:N	58:DZ:167:PRO:HB2	2.32	0.45
39:DD:156:ALA:HB1	39:DD:162:SER:HA	1.98	0.45
1:AA:375:U:C4	1:AA:376:G:N7	2.85	0.45
36:BA:1722:A:O2'	36:BA:1739:U:H5''	2.16	0.45
37:BB:57:A:C5	42:BG:29:TRP:HD1	2.35	0.45
55:BW:11:ARG:CZ	55:BW:98:LYS:HB3	2.47	0.45
11:CK:87:THR:HA	11:CK:91:ARG:HH21	1.81	0.45
1:CA:1239:A:O2'	1:CA:1240:U:OP2	2.28	0.45
37:DB:28:C:O2'	37:DB:29:A:H5'	2.16	0.45
46:DN:67:LEU:C	46:DN:69:GLN:N	2.69	0.45
50:BR:79:LEU:HA	50:BR:83:ILE:HG13	1.97	0.45
10:AJ:32:ALA:HB1	10:AJ:75:ILE:HD11	1.99	0.45
43:DH:23:ARG:O	43:DH:24:VAL:HG23	2.16	0.45
31:D5:4:HIS:CB	31:D5:5:PRO:HD2	2.43	0.45
36:DA:221:A:H1'	36:DA:233:A:C1'	2.47	0.45
13:AM:80:ARG:C	13:AM:82:MET:N	2.70	0.45
30:B4:20:ASN:HD22	30:B4:20:ASN:C	2.20	0.45
1:CA:324:G:OP1	20:CT:70:SER:HB2	2.15	0.45
20:CT:26:ASN:HD22	20:CT:27:LYS:N	2.15	0.45
2:AB:31:TYR:HE2	2:AB:50:GLU:HG3	1.82	0.45
36:DA:2178:C:O2	36:DA:2178:C:O4'	2.32	0.45
5:AE:12:LEU:HD13	5:AE:31:LEU:HB3	1.99	0.45
36:BA:557:U:O2	46:BN:45:ASN:HB2	2.17	0.45
1:CA:766:A:H2'	1:CA:767:A:C5'	2.44	0.45
24:CY:45:U:C3'	24:CY:46:7MG:H5''	2.45	0.45
36:DA:1210:A:H5''	36:DA:1212:G:C5'	2.46	0.45
36:DA:332:A:O2'	36:DA:333:G:O5'	2.34	0.45
40:BE:7:VAL:HG11	52:BT:1:MET:H3	1.80	0.45

Continued on next page...

Continued from previous page...

Atom-1	Atom-2	Distance(Å)	Clash(Å)
15:CO:39:LEU:O	15:CO:39:LEU:HD23	2.17	0.45
25:CZ:336:SER:HB3	25:CZ:355:LEU:HG	1.99	0.45
36:DA:1721:G:C6	36:DA:1739:U:H5'	2.51	0.45
36:DA:2199:A:C8	36:DA:2225:A:C6	3.04	0.45
1:AA:1157:A:H4'	1:AA:1158:C:O5'	2.17	0.45
14:CN:9:LYS:CG	14:CN:9:LYS:O	2.65	0.45
52:DT:106:SER:O	52:DT:107:ASP:HB3	2.16	0.45
27:B1:8:SER:HB3	27:B1:66:HIS:NE2	2.31	0.45
46:BN:3:THR:C	46:BN:4:TYR:CD1	2.90	0.45
1:CA:937:A:C2	1:CA:1379:G:C6	3.05	0.45
36:DA:639:U:H2'	36:DA:640:C:C5	2.51	0.45
7:CG:15:ASP:HB3	7:CG:20:ASP:H	1.81	0.45
26:D0:20:ARG:HG2	26:D0:20:ARG:HH11	1.81	0.45
36:BA:1344:G:H4'	36:BA:1384:A:C5	2.52	0.45
36:DA:2657:A:H2'	36:DA:2658:C:C5'	2.46	0.45
22:AV:7:A:C5	22:AV:49:C:C4	3.05	0.45
16:CP:8:ARG:O	16:CP:9:PHE:CD1	2.69	0.45
4:AD:145:GLU:C	4:AD:146:ILE:HD13	2.37	0.45
4:AD:145:GLU:CG	4:AD:184:LYS:HG2	2.47	0.45
36:DA:1332:G:N2	36:DA:1609:A:O2'	2.43	0.45
1:AA:1326:C:OP1	21:AU:12:LYS:HE3	2.16	0.45
21:AU:9:ARG:HD3	21:AU:22:ARG:HG3	1.97	0.45
36:BA:2020:A:C2	36:BA:2035:G:N1	2.85	0.45
1:CA:707:C:H2'	1:CA:708:C:C6	2.51	0.45
36:BA:589:C:H2'	36:BA:590:A:C8	2.51	0.45
11:CK:116:HIS:O	11:CK:117:ASN:HB2	2.17	0.45
1:CA:499:A:H4'	1:CA:500:G:OP1	2.16	0.45
36:DA:2176:A:C3'	36:DA:2176:A:C8	3.00	0.45
39:DD:118:VAL:HG22	39:DD:119:ALA:H	1.80	0.45
20:AT:44:ALA:O	20:AT:91:LEU:HB3	2.17	0.45
40:DE:65:GLY:O	40:DE:66:HIS:C	2.54	0.45
15:CO:3:ILE:O	15:CO:3:ILE:HG13	2.16	0.45
36:DA:688:U:O2'	36:DA:689:A:H5'	2.16	0.45
36:DA:669:G:H5''	36:DA:670:A:OP2	2.17	0.45
22:CW:32:U:H2'	22:CW:33:U:H6	1.80	0.45
1:AA:1069:C:C2'	1:AA:1070:U:O5'	2.64	0.45
20:CT:41:ILE:O	20:CT:43:LEU:N	2.49	0.45
24:CY:49:G:C2	24:CY:50:G:C8	3.05	0.45
47:DO:105:GLU:HA	47:DO:108:GLU:HG2	1.98	0.45
1:CA:933:G:N2	1:CA:935:A:O4'	2.49	0.45
7:AG:58:PRO:O	7:AG:60:LYS:N	2.49	0.45
5:CE:94:ALA:HB3	5:CE:117:ASP:C	2.36	0.45

Continued on next page...

Continued from previous page...

Atom-1	Atom-2	Distance(Å)	Clash(Å)
36:BA:1755:A:P	52:BT:113:LYS:NZ	2.90	0.45
1:AA:471:G:H21	16:AP:82:GLN:NE2	2.15	0.45
58:BZ:104:PHE:CZ	58:BZ:119:GLU:HB3	2.52	0.45
36:DA:1835:G:H5''	36:DA:1836:C:OP2	2.17	0.45
1:AA:1370:G:O3'	9:AI:12:GLU:HG3	2.16	0.45
20:AT:61:SER:O	20:AT:65:LYS:HG2	2.17	0.45
45:BK:54:UNK:O	45:BK:69:UNK:HA	2.17	0.45
2:AB:127:ILE:HG22	2:AB:128:GLU:N	2.32	0.45
1:CA:1368:G:OP2	9:CI:112:LYS:HD3	2.15	0.45
1:CA:662:G:H2'	1:CA:663:A:C8	2.51	0.45
25:AZ:178:ALA:O	25:AZ:182:MET:HG3	2.17	0.45
3:CC:175:LEU:HD21	3:CC:201:TYR:CD2	2.52	0.45
1:CA:56:U:H2'	1:CA:57:G:C8	2.51	0.45
57:DY:27:VAL:HG12	57:DY:29:GLU:OE1	2.17	0.45
1:CA:1123:A:H2	1:CA:1150:U:H5	1.62	0.45
1:CA:355:C:C2	1:CA:356:A:C8	3.05	0.45
57:BY:15:VAL:HG12	57:BY:17:SER:H	1.82	0.45
57:BY:45:VAL:HG13	57:BY:61:ILE:H	1.82	0.45
36:DA:2335:A:O2'	36:DA:2336:A:H5''	2.16	0.45
36:BA:1754:C:OP1	52:BT:96:ARG:NH1	2.35	0.45
49:DQ:120:ILE:C	49:DQ:122:GLY:N	2.69	0.45
41:BF:129:PHE:CD2	41:BF:163:VAL:HG21	2.52	0.45
14:CN:42:ILE:HG22	14:CN:43:CYS:H	1.80	0.45
20:CT:53:LEU:HD12	20:CT:53:LEU:H	1.81	0.45
43:BH:84:SER:O	43:BH:85:LYS:HB3	2.17	0.45
46:BN:68:GLU:HG3	46:BN:88:GLU:OE1	2.16	0.45
36:BA:1517:G:C5'	36:BA:1517:G:C8	2.93	0.45
1:CA:265:G:C2'	1:CA:266:G:H5''	2.35	0.45
31:B5:40:LYS:HB2	31:B5:41:PRO:HD2	1.99	0.45
42:BG:169:ALA:O	42:BG:172:LEU:HB3	2.17	0.45
48:DP:114:ILE:HG23	48:DP:130:PHE:CD1	2.52	0.45
5:CE:12:LEU:N	5:CE:12:LEU:CD1	2.79	0.45
27:D1:82:LEU:HD11	27:D1:90:ILE:CD1	2.47	0.45
13:CM:83:ASP:OD1	13:CM:85:GLY:N	2.49	0.45
36:BA:1059:G:H2'	36:BA:1060:U:C5	2.51	0.45
5:AE:144:THR:O	5:AE:145:LYS:C	2.55	0.45
2:AB:216:SER:OG	2:AB:217:ARG:N	2.49	0.45
6:AF:99:ALA:O	6:AF:100:ASN:HB2	2.16	0.45
1:AA:858:G:C5	1:AA:869:G:N7	2.83	0.45
1:CA:1370:G:O2'	1:CA:1371:G:H5'	2.17	0.45
40:BE:44:TYR:O	40:BE:45:THR:OG1	2.31	0.45
36:DA:2838:G:O2'	50:DR:45:ARG:HD3	2.16	0.45

Continued on next page...

Continued from previous page...

Atom-1	Atom-2	Distance(Å)	Clash(Å)
4:CD:148:VAL:HG23	4:CD:181:MET:HB3	1.99	0.45
15:CO:39:LEU:HD13	15:CO:56:LEU:CB	2.41	0.45
40:BE:87:GLU:HG3	40:BE:89:ASP:H	1.82	0.45
25:AZ:363:MET:HB3	25:AZ:364:PRO:CD	2.47	0.45
50:DR:98:LEU:O	50:DR:113:LEU:N	2.42	0.45
1:CA:1228:C:OP1	13:CM:108:ARG:NH2	2.50	0.45
7:CG:78:ARG:HG3	7:CG:79:ARG:H	1.80	0.45
27:B1:11:ARG:HH11	27:B1:11:ARG:HG2	1.82	0.45
36:BA:654(H):G:H3'	36:BA:654(I):C:H5'	1.98	0.45
1:CA:1445:C:O2'	1:CA:1446:U:H5'	2.16	0.45
29:D3:49:LYS:NZ	36:DA:851:U:OP1	2.38	0.45
48:DP:110:TYR:HD1	48:DP:111:ARG:H	1.64	0.45
50:BR:12:ARG:CG	50:BR:12:ARG:NH1	2.77	0.45
36:DA:2108:C:C2'	36:DA:2108:C:O2	2.62	0.45
1:CA:15:G:H21	5:CE:18:ARG:HA	1.81	0.45
53:BU:29:SER:HB2	53:BU:30:LYS:CE	2.46	0.45
1:AA:337:C:H2'	1:AA:338:A:H8	1.81	0.45
36:BA:2012:G:C5'	55:BW:96:ILE:HD11	2.47	0.45
36:BA:2574:G:H2'	36:BA:2575:C:C6	2.52	0.45
27:B1:65:SER:O	27:B1:68:PRO:HD2	2.16	0.45
36:DA:271(V):G:H2'	36:DA:271(W):G:O4'	2.16	0.45
36:DA:2648:C:H2'	36:DA:2649:U:C6	2.51	0.45
48:DP:124:LYS:HE2	48:DP:143:GLY:CA	2.46	0.45
35:B9:2:LYS:CE	36:BA:2526:G:O2'	2.64	0.45
15:CO:5:LYS:HA	15:CO:5:LYS:HD2	1.77	0.45
39:DD:45:ASN:C	39:DD:46:GLN:OE1	2.55	0.45
18:AR:53:ARG:C	18:AR:55:ARG:N	2.69	0.45
36:DA:1796:U:H2'	36:DA:1797:C:C6	2.52	0.45
3:AC:60:ALA:HB2	10:AJ:93:GLY:HA2	1.98	0.45
36:DA:209:C:O2'	36:DA:210:C:H5'	2.16	0.45
36:DA:768:G:C6	36:DA:769:G:C6	3.05	0.45
49:DQ:42:ILE:O	49:DQ:94:VAL:HA	2.16	0.45
17:CQ:45:HIS:CB	17:CQ:65:ILE:HD13	2.46	0.45
1:CA:665:A:N1	1:CA:732:C:C4	2.85	0.45
1:CA:1504:G:OP1	1:CA:1507:A:H4'	2.16	0.45
2:AB:58:ILE:CG2	2:AB:222:ILE:CD1	2.95	0.45
1:CA:1056:U:O2'	1:CA:1057:G:H5'	2.17	0.45
36:DA:1417:C:H2'	36:DA:1418:G:O4'	2.17	0.45
36:DA:1794:U:H2'	36:DA:1795:C:C6	2.52	0.45
1:AA:740:U:O2'	1:AA:741:G:H5'	2.16	0.45
13:CM:90:LEU:O	13:CM:94:ARG:HD3	2.17	0.45
20:AT:89:ARG:HD2	20:AT:104:LEU:HD22	1.99	0.45

Continued on next page...

Continued from previous page...

Atom-1	Atom-2	Distance(Å)	Clash(Å)
36:BA:2314:C:O2'	36:BA:2315:G:H5'	2.16	0.45
2:AB:73:THR:O	2:AB:74:LYS:C	2.55	0.45
1:AA:1058:G:H2'	1:AA:1059:C:O4'	2.17	0.45
36:DA:60:G:C8	36:DA:63:U:C6	3.04	0.45
32:D6:5:VAL:CB	32:D6:8:LYS:HB3	2.46	0.45
34:D8:55:ALA:O	34:D8:59:LYS:HG3	2.17	0.45
1:CA:1221:G:O2'	1:CA:1222:G:H5'	2.17	0.45
22:AW:18:G:O4'	22:AW:58:A:C2	2.70	0.45
47:BO:3:GLN:HB2	47:BO:4:PRO:HD2	1.99	0.45
25:CZ:196:VAL:O	25:CZ:197:ASP:C	2.55	0.45
42:DG:11:TYR:CG	42:DG:12:TYR:N	2.85	0.45
42:DG:128:ARG:O	42:DG:129:GLY:O	2.35	0.45
36:DA:480:A:H1'	57:DY:44:ILE:HG21	1.98	0.45
57:DY:60:PHE:HB3	57:DY:61:ILE:H	1.58	0.45
26:D0:39:ARG:HH21	36:DA:2355:C:H1'	1.82	0.45
36:BA:1486:A:C2	36:BA:1504:C:N3	2.84	0.45
25:AZ:241:ARG:O	25:AZ:242:ILE:C	2.55	0.45
3:AC:78:GLY:HA3	3:AC:82:GLU:OE1	2.17	0.45
36:DA:2476:A:C2'	36:DA:2477:C:H5'	2.43	0.45
3:AC:6:HIS:HD1	14:AN:49:HIS:HB3	1.80	0.45
48:BP:50:ARG:HG3	48:BP:51:PHE:N	2.31	0.45
1:AA:1154:G:O2'	1:AA:1155:G:H5'	2.17	0.45
28:D2:51:ARG:CB	28:D2:51:ARG:HH11	2.27	0.45
54:DV:64:HIS:CE1	54:DV:92:THR:CG2	2.99	0.45
9:CI:4:TYR:HD1	9:CI:4:TYR:N	2.14	0.45
9:CI:42:ARG:HH22	9:CI:75:ASP:CG	2.20	0.45
9:CI:19:LEU:HD11	9:CI:59:PHE:CD2	2.45	0.45
41:BF:107:LYS:O	41:BF:110:LEU:N	2.43	0.45
41:BF:23:ASP:O	41:BF:115:ALA:HA	2.17	0.45
7:CG:28:ASN:O	7:CG:31:MET:N	2.50	0.45
55:BW:97:LYS:HZ3	55:BW:99:ARG:NH2	2.15	0.45
48:BP:124:LYS:HD3	48:BP:143:GLY:HA3	1.99	0.45
40:DE:49:LEU:HD11	40:DE:91:VAL:CG2	2.47	0.45
1:AA:546:G:OP1	4:AD:73:ARG:HB2	2.17	0.45
22:AW:74:C:C2'	22:AW:75:C:C5'	2.94	0.45
1:CA:538:G:H5''	12:CL:114:LYS:HB2	1.98	0.45
43:BH:23:ARG:O	43:BH:24:VAL:HG23	2.17	0.45
36:DA:2822:G:O6	50:DR:4:LEU:HD22	2.17	0.45
3:CC:179:ARG:NH1	3:CC:206:GLU:OE2	2.48	0.45
29:B3:15:TYR:CD2	29:B3:19:GLN:NE2	2.80	0.45
43:BH:41:MET:SD	43:BH:53:GLU:O	2.75	0.45
24:AY:66:C:H2'	24:AY:67:G:C8	2.51	0.45

Continued on next page...

Continued from previous page...

Atom-1	Atom-2	Distance(Å)	Clash(Å)
42:BG:122:PRO:HA	42:BG:180:PHE:CD2	2.52	0.45
42:BG:60:LEU:HD22	42:BG:63:ILE:HD11	1.99	0.45
39:DD:147:LEU:HD11	39:DD:183:ARG:NH1	2.32	0.45
4:CD:128:VAL:O	4:CD:129:ASN:C	2.55	0.45
36:DA:415:A:N1	36:DA:2408:U:O2	2.50	0.45
58:DZ:10:ARG:HD2	58:DZ:36:LYS:HB2	1.98	0.45
1:CA:674:G:H4'	18:CR:81:PHE:CD2	2.51	0.45
47:BO:49:ARG:N	47:BO:49:ARG:HD3	2.32	0.45
1:CA:1371:G:OP2	9:CI:11:LYS:HD2	2.17	0.45
2:CB:130:ARG:HB3	2:CB:131:PRO:HD2	1.98	0.45
40:BE:102:VAL:O	40:BE:169:ASN:N	2.45	0.45
36:DA:1278:A:H5''	50:DR:36:THR:HG22	1.99	0.45
35:B9:9:ARG:HD2	35:B9:16:VAL:CG2	2.47	0.45
36:DA:1639:U:C2'	36:DA:1640:C:H5''	2.47	0.45
25:CZ:342:PHE:N	25:CZ:342:PHE:CD1	2.84	0.45
51:DS:30:ARG:HB3	51:DS:89:ARG:CZ	2.47	0.45
37:BB:68:C:O2'	37:BB:69:G:H5'	2.16	0.45
1:CA:446:G:H2'	1:CA:447:G:H5'	1.99	0.45
36:DA:896:A:N1	58:DZ:114:GLY:HA3	2.32	0.45
36:DA:146:G:H2'	36:DA:147:U:H5'	1.98	0.45
1:CA:1309:G:C6	1:CA:1329:A:C2	3.05	0.45
1:AA:80:G:H3'	1:AA:81:U:C5'	2.46	0.45
18:CR:31:LEU:H	18:CR:31:LEU:CD2	2.30	0.45
18:CR:31:LEU:HD23	18:CR:31:LEU:H	1.82	0.45
40:BE:1:MET:CG	40:BE:83:ASP:O	2.64	0.45
36:DA:1257:C:H4'	41:DF:83:PHE:CE1	2.51	0.45
27:D1:69:LYS:NZ	27:D1:72:GLU:HG2	2.32	0.45
36:BA:944:G:H5'	36:BA:945:A:C5'	2.46	0.45
39:BD:142:VAL:HG22	39:BD:143:HIS:N	2.31	0.45
36:DA:516:C:O2'	36:DA:517:C:H5'	2.16	0.45
55:BW:73:ALA:O	55:BW:106:ILE:HB	2.16	0.45
36:BA:2695:C:O2'	36:BA:2696:U:H5'	2.16	0.45
36:DA:532:A:C2	53:DU:28:ARG:NH2	2.81	0.45
1:AA:647:C:C2'	1:AA:648:A:H5'	2.46	0.45
36:BA:840:C:H2'	36:BA:841:A:C8	2.51	0.45
36:BA:633:A:C2'	36:BA:634:C:H5'	2.47	0.45
36:DA:2887:U:H2'	36:DA:2888:C:C6	2.51	0.45
36:DA:278:A:N1	36:DA:362:U:C4	2.85	0.45
15:CO:74:ASP:C	15:CO:76:GLU:H	2.20	0.45
36:BA:319:C:H2'	36:BA:320:A:O4'	2.16	0.45
2:AB:55:PHE:N	2:AB:55:PHE:CD1	2.84	0.45
1:AA:449:C:N4	1:AA:450:G:C2	2.85	0.45

Continued on next page...

Continued from previous page...

Atom-1	Atom-2	Distance(Å)	Clash(Å)
37:DB:48:A:H2'	37:DB:49:C:C6	2.52	0.45
36:DA:433:C:O2'	36:DA:434:U:H5'	2.17	0.45
36:DA:398:G:H2'	36:DA:399:G:O4'	2.17	0.45
53:DU:30:LYS:HD3	53:DU:30:LYS:N	2.31	0.45
36:BA:2184:G:H2'	36:BA:2185:C:H1'	1.99	0.45
36:DA:2393:A:C3'	36:DA:2394:C:H6	2.29	0.45
36:DA:2394:C:OP1	48:DP:63:PRO:HD2	2.17	0.45
1:CA:346:G:O2'	1:CA:347:G:P	2.74	0.45
52:DT:32:TYR:HB2	52:DT:33:LYS:H	1.48	0.45
52:BT:77:PRO:C	52:BT:79:HIS:H	2.20	0.45
1:CA:393:A:C2'	1:CA:394:G:H5'	2.47	0.45
36:DA:782:A:N1	39:DD:226:MET:CE	2.79	0.45
36:BA:480:A:C2	36:BA:499:U:O2	2.70	0.45
26:D0:57:PHE:CD1	26:D0:57:PHE:N	2.83	0.45
1:AA:346:G:HO2'	1:AA:347:G:H8	1.64	0.45
1:AA:346:G:O2'	1:AA:347:G:O4'	2.35	0.45
52:BT:51:ARG:HB2	52:BT:98:LYS:HE3	1.98	0.45
25:AZ:9:LYS:NZ	25:AZ:73:ALA:HA	2.32	0.45
35:D9:1:MET:CE	35:D9:32:HIS:HD2	2.15	0.45
34:B8:7:HIS:HB3	34:B8:59:LYS:HZ3	1.82	0.45
9:AI:50:LEU:HA	9:AI:55:ALA:HB3	1.99	0.45
1:AA:1129:C:H4'	1:AA:1130:A:H8	1.82	0.45
42:DG:142:PRO:HG2	42:DG:143:GLU:HG2	1.98	0.45
36:BA:2110:G:OP1	36:BA:2118:U:N3	2.49	0.45
39:DD:243:GLY:O	39:DD:244:ARG:CB	2.65	0.45
43:BH:28:GLY:HA3	43:BH:79:VAL:HB	1.97	0.45
36:DA:654(Q):C:O2'	36:DA:654(R):C:H5'	2.16	0.45
36:BA:654(Q):C:O2'	36:BA:654(R):C:H5'	2.16	0.45
40:DE:27:LEU:HD12	40:DE:181:LEU:CD1	2.46	0.45
36:DA:611:C:H2'	36:DA:612:C:C6	2.47	0.45
7:CG:31:MET:HB2	7:CG:39:ALA:HB2	1.99	0.45
37:DB:21:G:H2'	37:DB:22:U:H5'	1.98	0.45
51:BS:106:ARG:HB3	51:BS:106:ARG:NH1	2.31	0.45
14:CN:4:LYS:O	14:CN:7:ILE:N	2.50	0.45
48:BP:83:VAL:H	48:BP:115:LEU:HD23	1.80	0.45
5:CE:80:ILE:CD1	5:CE:80:ILE:O	2.65	0.45
40:DE:54:GLN:O	40:DE:75:VAL:CG2	2.65	0.45
1:CA:1242:C:H2'	1:CA:1243:C:C6	2.52	0.45
36:BA:2416:C:P	48:BP:66:GLY:HA3	2.57	0.45
36:BA:1452:A:O3'	50:BR:77:ARG:NH1	2.49	0.45
43:BH:20:ALA:HB3	43:BH:23:ARG:O	2.17	0.45
25:AZ:70:TYR:CD1	25:AZ:70:TYR:C	2.89	0.45

Continued on next page...

Continued from previous page...

Atom-1	Atom-2	Distance(Å)	Clash(Å)
12:CL:43:VAL:HG23	12:CL:93:LEU:HD22	1.99	0.45
5:AE:110:LEU:HD13	5:AE:118:ILE:HG21	1.97	0.45
36:BA:467:G:O2'	36:BA:468:G:H5'	2.17	0.45
4:AD:79:PHE:O	4:AD:82:ALA:HB3	2.16	0.45
1:AA:368:U:C5	25:AZ:234:ARG:NE	2.85	0.45
2:CB:165:VAL:CG2	2:CB:166:ASP:N	2.76	0.45
56:BX:30:VAL:HG23	56:BX:31:HIS:N	2.32	0.45
36:BA:2133:G:C4'	36:BA:2133:G:OP1	2.64	0.45
18:CR:66:LEU:HG	18:CR:70:ILE:HD12	1.99	0.45
55:DW:10:VAL:HG11	55:DW:103:ILE:HD11	1.98	0.45
5:AE:31:LEU:HD22	5:AE:43:LEU:HD11	1.99	0.45
3:AC:20:SER:OG	3:AC:36:ASP:OD2	2.24	0.45
13:CM:74:VAL:O	13:CM:77:ASN:HB2	2.17	0.45
5:CE:27:ARG:C	5:CE:28:PHE:CD1	2.91	0.45
41:BF:32:LEU:C	41:BF:32:LEU:HD23	2.38	0.45
40:DE:170:LEU:H	40:DE:170:LEU:CD1	2.30	0.45
50:DR:26:LYS:O	50:DR:30:THR:HB	2.17	0.45
19:AS:78:ARG:HB2	19:AS:81:ARG:HH12	1.76	0.45
1:AA:1321:C:O2'	19:AS:78:ARG:NH1	2.50	0.45
35:B9:32:HIS:O	35:B9:34:GLN:N	2.49	0.45
1:CA:1050:G:O2'	1:CA:1051:C:P	2.74	0.45
36:BA:614(B):G:O2'	41:BF:44:ARG:HD2	2.17	0.45
36:BA:1658:C:H2'	36:BA:1659:U:C6	2.52	0.45
36:DA:483:A:H2'	36:DA:484:C:O4'	2.17	0.45
1:CA:952:U:O2'	1:CA:953:G:H5'	2.17	0.45
36:BA:1269:A:C4	36:BA:1270:C:C5	3.05	0.45
39:DD:148:GLU:CB	39:DD:151:LYS:HD2	2.42	0.45
47:DO:87:ILE:HG21	47:DO:91:LEU:HA	1.97	0.45
6:AF:62:TRP:C	6:AF:63:TYR:HD1	2.20	0.45
32:D6:42:TRP:HH2	36:DA:643:A:N7	2.15	0.45
43:DH:159:GLU:CG	43:DH:160:LYS:N	2.80	0.45
1:AA:970:C:N4	9:AI:128:ARG:OXT	2.47	0.45
1:AA:1412:C:H2'	1:AA:1413:A:H8	1.79	0.45
47:BO:97:ARG:C	47:BO:98:VAL:HG12	2.37	0.45
16:CP:28:ARG:NH1	16:CP:29:ASP:OD1	2.49	0.45
36:DA:1427:A:H1'	36:DA:1428:C:OP2	2.17	0.45
15:CO:11:VAL:O	15:CO:13:GLN:N	2.50	0.45
36:BA:1797:C:C2'	36:BA:1798:U:H5'	2.47	0.45
36:BA:1507:A:O2'	36:BA:1509(A):A:H2	1.99	0.45
36:DA:370:G:H4'	36:DA:371:A:OP2	2.16	0.45
1:AA:1497:G:C2'	1:AA:1498:U:H5'	2.47	0.45
2:CB:142:LEU:HD21	2:CB:146:GLN:NE2	2.30	0.45

Continued on next page...

Continued from previous page...

Atom-1	Atom-2	Distance(Å)	Clash(Å)
56:BX:29:TRP:CZ3	56:BX:78:LYS:HB3	2.52	0.45
1:AA:742:G:C2'	1:AA:743:U:H5'	2.47	0.45
8:AH:86:ILE:HD11	8:AH:136:GLU:HG2	1.99	0.45
36:BA:271(V):G:O2'	36:BA:271(W):G:H5'	2.17	0.45
36:DA:1812:A:H1'	39:DD:46:GLN:HE22	1.82	0.45
36:BA:2847:U:C5	36:BA:2848:G:C5	3.05	0.45
1:AA:106:C:HO2'	1:AA:107:G:H5'	1.82	0.45
36:DA:489:G:N2	36:DA:491:G:H1'	2.32	0.45
1:CA:1512:U:O2'	1:CA:1513:A:H5'	2.17	0.45
48:BP:71:VAL:N	48:BP:72:PRO:CD	2.80	0.45
36:BA:2295:C:C2	36:BA:2296:U:C5	3.05	0.45
36:BA:1215:G:O2'	36:BA:1216:G:H5'	2.17	0.45
3:AC:61:ALA:O	3:AC:63:ASN:N	2.50	0.45
36:DA:151:C:H2'	36:DA:152:G:H8	1.80	0.45
1:CA:158:G:O2'	1:CA:159:G:H5'	2.16	0.45
27:B1:33:LYS:N	27:B1:33:LYS:HD2	2.32	0.45
1:AA:313:A:H2'	1:AA:314:C:H6	1.82	0.45
39:BD:94:LEU:HD22	39:BD:95:LEU:H	1.81	0.45
36:DA:768:G:C6	36:DA:769:G:C5	3.05	0.45
1:CA:834:C:H2'	1:CA:835:U:C6	2.51	0.45
39:DD:28:GLU:N	39:DD:28:GLU:CD	2.71	0.45
20:AT:47:GLY:C	20:AT:49:ALA:H	2.19	0.45
26:B0:11:ARG:O	26:B0:14:ARG:NH2	2.50	0.45
22:CW:62:C:H2'	22:CW:63:G:H8	1.82	0.45
36:DA:1324:G:H4'	36:DA:1616:A:C2	2.51	0.45
2:AB:35:GLU:HA	2:AB:39:ILE:O	2.17	0.45
36:DA:2545:G:N3	36:DA:2565:A:H2	2.15	0.45
39:BD:248:SER:HB2	39:BD:249:PRO:HD2	1.98	0.45
1:CA:449:C:N4	1:CA:450:G:C2	2.85	0.45
36:BA:2031:A:C6	36:BA:2498:C:H1'	2.51	0.45
36:DA:1635:G:O2'	36:DA:1636:C:H5'	2.17	0.45
36:DA:1551:C:C5	36:DA:1552:G:N7	2.85	0.45
1:AA:141:A:H1'	1:AA:182:U:C2	2.52	0.45
1:AA:758:G:H8	1:AA:758:G:O5'	2.00	0.45
36:DA:55:G:H2'	36:DA:56:A:H8	1.82	0.45
1:AA:11:G:H2'	1:AA:12:U:O4'	2.17	0.45
1:AA:359:U:O2'	1:AA:360:A:H5'	2.17	0.45
1:CA:509:A:C6	1:CA:510:A:N1	2.85	0.45
28:B2:25:VAL:HG12	28:B2:29:LYS:NZ	2.32	0.45
25:AZ:118:GLU:C	25:AZ:120:ILE:H	2.18	0.45
39:BD:99:ASP:OD1	39:BD:100:GLY:N	2.50	0.45
43:BH:52:VAL:HG21	43:BH:69:ARG:HD2	1.99	0.45

Continued on next page...

Continued from previous page...

Atom-1	Atom-2	Distance(Å)	Clash(Å)
42:DG:57:ALA:O	42:DG:59:GLU:N	2.50	0.45
36:DA:143:G:C1'	56:DX:37:THR:HG21	2.47	0.45
57:BY:28:LYS:HB2	57:BY:37:VAL:HB	1.99	0.45
57:BY:76:CYS:O	57:BY:78:ALA:N	2.50	0.45
28:D2:52:ASP:O	28:D2:53:LEU:C	2.55	0.45
2:CB:119:GLU:OE1	2:CB:153:ARG:NH2	2.50	0.45
58:BZ:102:LEU:HD21	58:BZ:124:ILE:HD13	1.98	0.45
2:CB:114:ARG:HD2	2:CB:141:GLU:OE1	2.17	0.45
36:BA:690:G:H2'	36:BA:691:C:C6	2.52	0.45
5:AE:82:VAL:HG21	5:AE:138:ALA:CA	2.46	0.45
5:AE:90:VAL:C	5:AE:91:LEU:HD12	2.37	0.45
26:D0:31:VAL:HG11	26:D0:67:VAL:CG2	2.47	0.45
19:CS:40:ILE:HB	19:CS:67:VAL:O	2.16	0.45
51:BS:52:SER:H	51:BS:56:LEU:HD13	1.82	0.45
16:CP:21:VAL:CG1	16:CP:34:GLU:HB3	2.47	0.45
52:BT:39:ARG:N	52:BT:39:ARG:HD2	2.15	0.45
4:AD:81:GLU:OE2	4:AD:139:ARG:NH1	2.49	0.45
39:DD:64:ILE:O	39:DD:64:ILE:CG1	2.64	0.45
51:BS:16:ASN:C	51:BS:18:ILE:N	2.69	0.45
1:CA:1240:U:OP1	7:CG:116:ALA:HA	2.17	0.45
48:BP:59:LEU:CA	48:BP:61:ARG:NE	2.76	0.45
46:DN:23:LEU:C	46:DN:25:ARG:H	2.20	0.45
40:DE:38:THR:HG23	40:DE:39:PRO:HD2	1.99	0.45
39:BD:126:GLN:O	39:BD:193:VAL:HG11	2.17	0.45
41:DF:123:LEU:HD13	41:DF:192:LEU:HD22	1.98	0.45
48:DP:115:LEU:O	48:DP:116:GLY:O	2.34	0.45
1:CA:397:A:N7	1:CA:547:A:O2'	2.34	0.45
19:CS:6:LYS:C	19:CS:7:LYS:HD3	2.35	0.45
33:B7:33:ARG:HD2	36:BA:467:G:OP1	2.17	0.45
48:DP:97:PRO:O	48:DP:98:GLU:CB	2.62	0.45
8:CH:7:ALA:CA	8:CH:85:ARG:HD3	2.46	0.45
30:B4:9:LEU:C	30:B4:10:VAL:HG12	2.38	0.45
36:BA:1446:C:N4	36:BA:1465:G:H1	2.07	0.45
49:DQ:52:VAL:C	49:DQ:54:MET:H	2.20	0.45
52:DT:94:ALA:C	52:DT:96:ARG:N	2.67	0.45
2:AB:8:LYS:C	2:AB:10:LEU:N	2.71	0.45
2:AB:46:LYS:O	2:AB:48:MET:N	2.50	0.45
1:AA:192:U:C1'	20:AT:103:GLY:HA2	2.47	0.45
50:BR:26:LYS:NZ	50:BR:71:GLN:HE21	2.14	0.45
15:CO:35:ARG:O	15:CO:36:ILE:C	2.54	0.45
1:CA:160:A:H2'	1:CA:161:A:O4'	2.17	0.45
50:BR:44:LEU:CD1	50:BR:48:VAL:HB	2.47	0.45

Continued on next page...

Continued from previous page...

Atom-1	Atom-2	Distance(Å)	Clash(Å)
36:DA:2293:C:H5''	51:DS:92:TYR:OH	2.17	0.45
36:BA:2317:C:H2'	36:BA:2318:G:C5'	2.42	0.45
37:BB:16:G:HO2'	37:BB:17:C:H6	1.62	0.45
27:D1:50:ARG:HD3	27:D1:57:GLU:OE2	2.17	0.45
8:AH:112:LEU:CD2	8:AH:112:LEU:N	2.75	0.45
1:AA:186:C:H2'	1:AA:187:C:C6	2.52	0.45
25:CZ:229:PHE:O	25:CZ:236:THR:HA	2.17	0.45
36:DA:572:A:N1	36:DA:2033:A:C2	2.85	0.45
55:BW:46:PHE:O	55:BW:50:VAL:HG12	2.17	0.45
8:CH:29:SER:HB3	8:CH:32:LYS:CB	2.46	0.45
25:AZ:72:THR:C	25:AZ:74:LYS:N	2.69	0.45
1:CA:697:U:C2'	1:CA:698:G:H5'	2.46	0.45
3:CC:34:LEU:CD2	3:CC:38:ARG:NE	2.80	0.45
36:DA:1499:C:C6	36:DA:1499:C:H5'	2.50	0.45
36:DA:2489:G:C5	36:DA:2490:G:C6	3.05	0.45
27:D1:65:SER:O	27:D1:66:HIS:CB	2.64	0.45
36:DA:318:C:H2'	36:DA:319:C:H6	1.81	0.45
36:DA:320:A:H4'	36:DA:322:A:C8	2.52	0.45
53:DU:2:PRO:O	53:DU:4:ALA:N	2.50	0.45
36:DA:2749:A:C4	36:DA:2750:A:N7	2.85	0.45
17:CQ:16:GLN:O	17:CQ:17:LYS:HB2	2.17	0.45
5:AE:84:PHE:CE2	5:AE:133:TYR:HB3	2.52	0.45
11:CK:66:LEU:O	11:CK:67:ASP:C	2.55	0.45
1:AA:1477:C:H2'	1:AA:1478:C:C6	2.52	0.45
24:CY:40:C:H2'	24:CY:41:C:C6	2.52	0.45
58:DZ:149:SER:HB3	58:DZ:173:ALA:HA	1.99	0.45
30:D4:12:ALA:HB2	30:D4:29:PRO:HA	1.97	0.45
24:CY:51:G:O2'	25:CZ:338:TYR:HD1	2.00	0.45
36:BA:571:A:C5	36:BA:575:A:C8	3.05	0.45
47:DO:105:GLU:N	47:DO:105:GLU:OE1	2.50	0.45
1:CA:1385:G:H2'	1:CA:1386:G:H5'	1.99	0.45
36:DA:2221:G:C2	36:DA:2222:G:C8	3.05	0.45
15:AO:71:GLN:CG	15:AO:71:GLN:O	2.65	0.45
36:BA:271(H):G:O2'	36:BA:271(I):G:H8	2.00	0.45
51:BS:26:LEU:O	51:BS:26:LEU:HD23	2.17	0.45
1:AA:642:A:C6	1:AA:643:C:C4	3.04	0.45
1:AA:764:C:C2'	1:AA:765:G:H5'	2.47	0.45
1:CA:643:C:O2'	1:CA:644:G:H5'	2.16	0.45
24:AY:34:C:H2'	24:AY:35:C:C6	2.52	0.45
40:BE:114:ALA:N	40:BE:158:GLY:O	2.49	0.45
1:AA:833:U:H1'	1:AA:854:G:N2	2.32	0.45
10:AJ:94:VAL:HG12	10:AJ:95:GLU:N	2.32	0.45

Continued on next page...

Continued from previous page...

Atom-1	Atom-2	Distance(Å)	Clash(Å)
11:AK:20:TYR:CE2	11:AK:83:ILE:HD12	2.52	0.45
36:DA:88:G:H2'	36:DA:88:G:N3	2.31	0.45
40:BE:79:ARG:HH11	40:BE:79:ARG:HG2	1.81	0.45
19:AS:58:VAL:O	19:AS:58:VAL:HG23	2.16	0.45
38:BC:45:ALA:HA	38:BC:211:SER:O	2.16	0.45
36:BA:957:A:N6	36:BA:2459:A:C8	2.84	0.45
25:CZ:24:LYS:HD3	60:CZ:501:GDP:O1B	2.16	0.44
47:DO:122:LEU:HD13	52:DT:72:VAL:HG11	2.00	0.44
52:DT:89:VAL:CG1	52:DT:91:ARG:HE	2.30	0.44
32:B6:15:GLU:OE2	32:B6:41:PRO:HB2	2.17	0.44
32:B6:15:GLU:OE1	32:B6:18:ARG:CD	2.65	0.44
53:BU:88:ILE:C	53:BU:90:VAL:HG23	2.37	0.44
36:DA:1858:G:OP2	36:DA:1858:G:H8	1.99	0.44
25:AZ:117:ARG:O	25:AZ:120:ILE:HB	2.17	0.44
36:BA:1858:G:O2'	36:BA:1884:A:N6	2.51	0.44
36:DA:1789:A:H2'	36:DA:1790:C:H6	1.82	0.44
39:DD:49:ILE:CG1	39:DD:49:ILE:O	2.65	0.44
25:CZ:173:GLY:O	25:CZ:174:SER:C	2.55	0.44
42:DG:120:LEU:N	42:DG:179:PRO:O	2.47	0.44
56:DX:53:LYS:HB3	56:DX:82:GLN:HB3	1.99	0.44
56:DX:7:VAL:O	56:DX:7:VAL:HG12	2.17	0.44
25:CZ:277:LEU:CD1	25:CZ:278:GLN:N	2.80	0.44
57:BY:44:ILE:CG2	57:BY:45:VAL:N	2.80	0.44
28:D2:35:LEU:HD13	28:D2:36:ARG:N	2.32	0.44
22:CW:39:U:O2'	22:CW:40:C:H5'	2.16	0.44
13:AM:54:VAL:O	13:AM:55:ARG:C	2.54	0.44
41:BF:10:PRO:HG2	41:BF:13:SER:OG	2.16	0.44
36:BA:583:G:C4	36:BA:584:C:C5	3.05	0.44
3:AC:6:HIS:HD2	3:AC:8:ILE:H	1.65	0.44
1:AA:1127:G:O2'	1:AA:1128:C:H5'	2.16	0.44
10:AJ:70:ARG:HG2	10:AJ:70:ARG:HH11	1.81	0.44
54:DV:47:VAL:O	54:DV:49:THR:N	2.50	0.44
36:DA:943:U:OP2	48:DP:38:GLN:NE2	2.50	0.44
4:CD:202:LEU:O	4:CD:205:GLU:N	2.50	0.44
12:AL:102:ARG:HH11	12:AL:102:ARG:HG2	1.82	0.44
36:BA:2779:U:H1'	36:BA:2781:A:C6	2.52	0.44
55:BW:10:VAL:HG23	55:BW:101:SER:O	2.16	0.44
10:CJ:4:ILE:HB	10:CJ:74:ILE:CD1	2.45	0.44
4:CD:24:GLU:O	4:CD:27:TYR:HB3	2.17	0.44
48:BP:24:GLY:CA	48:BP:33:ARG:NH1	2.69	0.44
36:BA:606:U:H4'	36:BA:658:C:H4'	1.99	0.44
51:DS:85:VAL:O	51:DS:106:ARG:HG2	2.17	0.44

Continued on next page...

Continued from previous page...

Atom-1	Atom-2	Distance(Å)	Clash(Å)
11:CK:59:TYR:CZ	11:CK:63:LEU:HD21	2.49	0.44
22:AW:74:C:H5'	22:AW:74:C:C6	2.32	0.44
13:AM:96:LEU:CB	13:AM:97:PRO:HD2	2.38	0.44
31:B5:45:VAL:CG1	31:B5:46:CYS:H	2.17	0.44
12:CL:102:ARG:HG2	12:CL:102:ARG:HH11	1.82	0.44
51:DS:12:PHE:CD1	51:DS:12:PHE:C	2.90	0.44
5:CE:32:VAL:O	5:CE:43:LEU:HD12	2.17	0.44
3:CC:115:LEU:O	3:CC:116:VAL:C	2.53	0.44
43:BH:12:PRO:HD3	43:BH:48:GLY:HA2	1.99	0.44
1:CA:524:G:H2'	1:CA:525:C:H6	1.71	0.44
31:D5:4:HIS:O	31:D5:5:PRO:O	2.35	0.44
30:B4:16:CYS:HA	30:B4:33:VAL:CG1	2.48	0.44
30:B4:19:GLY:O	30:B4:20:ASN:C	2.56	0.44
36:BA:2840:C:H2'	36:BA:2841:C:H6	1.82	0.44
36:DA:1531:C:N3	36:DA:1539:G:N2	2.64	0.44
36:BA:2206:G:N2	36:BA:2207:G:C5'	2.66	0.44
2:CB:8:LYS:CE	2:CB:217:ARG:HH22	2.30	0.44
36:DA:331:A:C1'	36:DA:332:A:OP1	2.65	0.44
10:CJ:30:SER:HB3	10:CJ:84:GLN:NE2	2.32	0.44
5:CE:50:GLU:HB2	5:CE:53:LEU:HB2	1.99	0.44
20:CT:56:MET:CE	20:CT:85:MET:HG2	2.47	0.44
36:BA:2892:A:H62	36:BA:2893:G:N2	2.14	0.44
42:BG:31:VAL:O	42:BG:33:ARG:HD3	2.17	0.44
1:CA:1309:G:C6	1:CA:1329:A:N1	2.85	0.44
1:CA:1005:A:C2'	1:CA:1006:C:H5'	2.47	0.44
46:BN:108:PRO:O	46:BN:109:LYS:CG	2.65	0.44
49:BQ:113:GLN:O	49:BQ:114:ALA:C	2.55	0.44
36:BA:2463:C:C2'	36:BA:2464:C:H5'	2.47	0.44
26:B0:43:THR:HG21	36:BA:2336:A:H61	1.82	0.44
26:D0:84:LEU:H	26:D0:84:LEU:HD12	1.81	0.44
36:DA:1331:A:H2'	36:DA:1333:C:H5	1.81	0.44
36:DA:1607:C:H4'	36:DA:1608:A:O5'	2.16	0.44
36:BA:1509(B):A:H2'	36:BA:1510:G:O4'	2.16	0.44
36:DA:690:G:H2'	36:DA:691:C:C6	2.52	0.44
56:DX:46:ALA:C	56:DX:47:PHE:CD1	2.90	0.44
40:DE:184:VAL:C	40:DE:186:GLY:N	2.70	0.44
17:AQ:52:LYS:HD2	17:AQ:52:LYS:H	1.81	0.44
39:BD:261:LYS:HZ1	39:BD:263:ARG:NH2	2.14	0.44
7:AG:94:ARG:O	7:AG:95:ARG:C	2.55	0.44
1:CA:1458:G:OP1	20:CT:35:THR:OG1	2.30	0.44
1:CA:1165:C:O2'	1:CA:1166:G:H5'	2.17	0.44
36:BA:2405:G:O2'	36:BA:2406:U:OP2	2.35	0.44

Continued on next page...

Continued from previous page...

Atom-1	Atom-2	Distance(Å)	Clash(Å)
36:DA:2386:C:H2'	36:DA:2387:U:C6	2.52	0.44
1:CA:472:A:H2'	1:CA:473:G:C8	2.52	0.44
1:AA:1513:A:H2'	1:AA:1514:C:C6	2.52	0.44
12:AL:18:VAL:O	12:AL:19:ARG:HB3	2.17	0.44
1:CA:828:A:H2'	1:CA:829:G:O4'	2.17	0.44
36:DA:1034:G:H2'	36:DA:1035:U:O4'	2.16	0.44
1:AA:421:U:C5	3:AC:127:ARG:NH1	2.86	0.44
36:BA:938:G:C2	36:BA:939:G:C8	3.05	0.44
36:BA:2623:G:O5'	36:BA:2826:A:H1'	2.17	0.44
36:BA:11:G:H2'	36:BA:12:U:H6	1.82	0.44
44:DJ:98:UNK:O	44:DJ:102:UNK:CB	2.65	0.44
36:DA:244:A:H4'	48:DP:74:GLU:HB2	1.98	0.44
36:DA:2016:U:H2'	36:DA:2017:U:C6	2.52	0.44
7:AG:26:PHE:CE2	7:AG:30:ILE:HD11	2.52	0.44
1:AA:1232:U:H5''	9:AI:124:GLN:HB2	2.00	0.44
3:CC:188:LEU:N	3:CC:188:LEU:HD23	2.32	0.44
25:AZ:366:ASP:OD1	25:AZ:367:ASN:N	2.50	0.44
25:AZ:41:ASN:O	25:AZ:42:VAL:C	2.56	0.44
36:DA:466:A:O4'	36:DA:683:C:H4'	2.17	0.44
20:AT:12:ALA:O	20:AT:15:ARG:HB2	2.16	0.44
36:BA:2184:G:H2'	36:BA:2185:C:C1'	2.47	0.44
2:CB:36:ARG:H	2:CB:41:ILE:HD13	1.82	0.44
47:DO:107:ARG:HA	47:DO:112:MET:HE2	1.98	0.44
36:BA:996:A:H1'	53:BU:92:ARG:NH2	2.31	0.44
2:AB:126:GLU:HA	2:AB:129:GLU:OE2	2.16	0.44
36:BA:481:G:H1'	36:BA:506:G:N2	2.32	0.44
57:BY:84:ARG:NH2	57:BY:97:ARG:HD2	2.32	0.44
49:BQ:141:GLN:NE2	49:BQ:141:GLN:CA	2.76	0.44
58:BZ:123:ASP:O	58:BZ:124:ILE:HG23	2.17	0.44
36:DA:310:A:P	57:DY:18:GLY:HA2	2.57	0.44
36:BA:2780:G:OP2	46:BN:118:LYS:HE3	2.16	0.44
3:CC:43:LEU:HA	3:CC:43:LEU:HD23	1.70	0.44
3:AC:12:LEU:CB	3:AC:18:TRP:HZ3	2.28	0.44
43:DH:85:LYS:NZ	43:DH:87:LEU:H	2.16	0.44
36:BA:833:U:H2'	36:BA:834:C:C6	2.52	0.44
1:AA:1145:C:HO2'	1:AA:1146:A:P	2.40	0.44
32:D6:25:LYS:O	36:DA:2286:A:N1	2.50	0.44
43:BH:98:LEU:HB3	43:BH:125:VAL:CG2	2.47	0.44
36:BA:2777:G:H5''	36:BA:2778:A:H5''	1.99	0.44
42:BG:103:LEU:O	42:BG:104:GLU:C	2.56	0.44
8:CH:105:ARG:HG3	8:CH:105:ARG:O	2.17	0.44
40:DE:54:GLN:O	40:DE:75:VAL:HG23	2.18	0.44

Continued on next page...

Continued from previous page...

Atom-1	Atom-2	Distance(Å)	Clash(Å)
4:AD:202:LEU:O	4:AD:204:ILE:N	2.50	0.44
50:BR:73:VAL:HG12	50:BR:77:ARG:NH1	2.32	0.44
10:AJ:78:ASN:O	10:AJ:79:ARG:HD3	2.17	0.44
31:D5:3:LYS:N	31:D5:3:LYS:CD	2.73	0.44
36:DA:747:U:O2	36:DA:2014:A:H1'	2.17	0.44
12:AL:126:LYS:CE	12:AL:127:GLU:H	2.29	0.44
1:CA:385:C:O2'	1:CA:386:C:H5'	2.18	0.44
53:BU:46:ALA:HA	53:BU:49:HIS:HB2	1.99	0.44
53:BU:53:ARG:HA	53:BU:56:ASP:CG	2.38	0.44
1:AA:1050:G:O2'	1:AA:1051:C:H6	1.98	0.44
5:AE:105:VAL:HB	5:AE:106:PRO:CD	2.47	0.44
4:CD:162:LEU:HD11	4:CD:178:VAL:O	2.17	0.44
2:CB:8:LYS:C	2:CB:10:LEU:N	2.69	0.44
2:CB:8:LYS:HZ2	2:CB:217:ARG:NH1	2.14	0.44
1:CA:735:C:H2'	1:CA:736:C:H6	1.82	0.44
36:DA:673:C:H6	36:DA:673:C:C5'	2.23	0.44
40:BE:167:VAL:HG13	40:BE:168:MET:N	2.32	0.44
40:BE:181:LEU:HD21	52:BT:7:ILE:HG23	1.99	0.44
36:DA:2839:G:H2'	36:DA:2840:C:H6	1.80	0.44
49:BQ:51:ARG:CG	49:BQ:51:ARG:NH1	2.80	0.44
37:BB:68:C:H2'	37:BB:69:G:O4'	2.17	0.44
36:DA:2224:G:H4'	36:DA:2226:C:C2	2.52	0.44
38:DC:114:VAL:HG12	38:DC:144:THR:CA	2.44	0.44
6:AF:77:ARG:NH1	6:AF:77:ARG:CG	2.78	0.44
36:DA:849:A:C8	36:DA:850:C:C5	3.05	0.44
36:DA:2111:C:C2	36:DA:2147:G:N2	2.80	0.44
36:DA:2893:G:H5'	36:DA:2894:G:C5'	2.43	0.44
1:AA:187:C:H4'	20:AT:85:MET:O	2.18	0.44
9:AI:79:LEU:C	9:AI:79:LEU:CD1	2.86	0.44
9:AI:83:ARG:O	9:AI:86:VAL:HG12	2.17	0.44
25:AZ:132:VAL:HG21	25:AZ:206:ILE:HG12	1.99	0.44
54:DV:13:ARG:HG3	54:DV:13:ARG:HH11	1.81	0.44
36:DA:2852:G:H1	36:DA:2865:U:H3	1.65	0.44
36:DA:422:A:C2	36:DA:423:A:C4	3.05	0.44
27:B1:62:VAL:HG13	27:B1:67:ILE:HG12	1.98	0.44
1:AA:1229:A:H2'	1:AA:1230:C:C6	2.52	0.44
40:BE:142:GLY:O	40:BE:143:ASN:ND2	2.46	0.44
36:BA:2136:C:C5	36:BA:2137:C:H5	2.35	0.44
37:DB:87:G:N2	37:DB:89:G:H5''	2.32	0.44
42:DG:118:ARG:NH1	42:DG:118:ARG:HG2	2.31	0.44
27:B1:14:VAL:HG12	27:B1:15:ALA:N	2.32	0.44
48:BP:71:VAL:HG22	48:BP:71:VAL:O	2.16	0.44

Continued on next page...

Continued from previous page...

Atom-1	Atom-2	Distance(Å)	Clash(Å)
41:BF:51:THR:HG23	41:BF:92:PRO:HD2	1.98	0.44
36:BA:2888:C:H2'	36:BA:2889:C:H6	1.83	0.44
20:AT:69:GLY:O	20:AT:73:HIS:NE2	2.50	0.44
36:DA:271(P):C:H2'	36:DA:271(Q):G:H5'	1.98	0.44
20:CT:41:ILE:O	20:CT:44:ALA:N	2.50	0.44
36:DA:1382:G:O4'	36:DA:1572:A:H2	1.99	0.44
36:DA:455:C:N3	36:DA:472:A:H2'	2.32	0.44
36:BA:1011:G:O2'	36:BA:1013:C:H5''	2.17	0.44
50:DR:75:LEU:HD13	50:DR:75:LEU:C	2.37	0.44
27:D1:52:ARG:NH2	36:DA:2218:U:O2	2.50	0.44
1:AA:1162:C:C2	1:AA:1175:G:N2	2.85	0.44
45:BK:3:UNK:O	45:BK:4:UNK:O	2.35	0.44
8:CH:98:LYS:HG3	8:CH:99:GLU:N	2.33	0.44
36:BA:680:G:H2'	36:BA:681:G:C8	2.51	0.44
46:DN:51:PHE:CE1	46:DN:119:ARG:HD2	2.52	0.44
7:AG:22:LEU:HD22	7:AG:62:PHE:CE2	2.53	0.44
36:BA:1990:C:H2'	36:BA:1991:U:O4'	2.17	0.44
36:BA:1620:G:O2'	36:BA:1621:U:H5'	2.17	0.44
52:DT:119:LYS:O	52:DT:123:GLN:HG2	2.16	0.44
36:BA:1374:G:H2'	36:BA:1375:C:C6	2.52	0.44
36:DA:1998:G:O2'	36:DA:1999:C:H5'	2.16	0.44
51:DS:22:GLY:O	51:DS:23:ARG:O	2.35	0.44
36:DA:1917:U:C2'	36:DA:1918:A:H5'	2.47	0.44
25:AZ:316:PHE:N	25:AZ:316:PHE:CD1	2.85	0.44
36:DA:1644:C:O2	36:DA:1644:C:H2'	2.16	0.44
22:CV:37:A:H3'	22:CV:38:A:H8	1.82	0.44
28:D2:48:HIS:CD2	36:DA:96:G:H4'	2.52	0.44
4:CD:98:GLU:CD	4:CD:107:ARG:HH21	2.21	0.44
25:CZ:251:ASP:H	25:CZ:267:VAL:CG1	2.29	0.44
36:BA:2283:C:H2'	36:BA:2284:C:C5'	2.46	0.44
34:D8:62:LEU:HB3	36:DA:242:G:H5'	1.99	0.44
36:BA:996:A:H4'	53:BU:92:ARG:NE	2.32	0.44
28:B2:19:VAL:O	28:B2:20:GLU:C	2.55	0.44
28:B2:2:LYS:HG2	28:B2:59:ARG:HH22	1.78	0.44
25:AZ:147:LEU:HD22	25:AZ:147:LEU:N	2.32	0.44
25:AZ:177:LEU:HA	25:AZ:180:GLU:OE2	2.17	0.44
38:BC:119:VAL:C	38:BC:123:VAL:HG12	2.37	0.44
38:BC:77:ILE:HD13	38:BC:95:GLY:HA3	1.99	0.44
36:DA:2308:G:O6	36:DA:2310:A:H2'	2.17	0.44
36:BA:479:A:N1	36:BA:506:G:N2	2.65	0.44
36:BA:1759:A:H5'	36:BA:2715:C:H1'	1.97	0.44
36:BA:2712:U:O2'	36:BA:2712(A):A:P	2.75	0.44

Continued on next page...

Continued from previous page...

Atom-1	Atom-2	Distance(Å)	Clash(Å)
36:BA:1301:A:O2'	36:BA:1302:A:C2'	2.47	0.44
2:CB:114:ARG:HD3	2:CB:114:ARG:O	2.16	0.44
3:AC:50:ALA:HB1	3:AC:70:VAL:CG1	2.46	0.44
13:AM:58:GLU:HA	13:AM:58:GLU:OE1	2.18	0.44
36:BA:691:C:H2'	36:BA:692:C:C6	2.52	0.44
36:BA:2312:U:H4'	42:BG:71:THR:CG2	2.48	0.44
36:DA:1154:G:H5'	53:DU:59:ARG:HH12	1.82	0.44
36:DA:998:C:H2'	36:DA:999:U:O5'	2.17	0.44
54:DV:45:THR:O	54:DV:46:VAL:O	2.35	0.44
26:D0:27:GLU:OE2	36:DA:855:G:N2	2.49	0.44
25:CZ:385:ARG:HD3	61:CZ:502:KIR:C45	2.48	0.44
4:CD:11:LEU:HD13	4:CD:66:ARG:HD3	2.00	0.44
40:BE:61:ARG:HG2	40:BE:62:PRO:HD3	1.98	0.44
9:CI:21:PRO:HA	9:CI:59:PHE:HA	1.99	0.44
49:DQ:141:GLN:NE2	49:DQ:141:GLN:HA	2.23	0.44
36:BA:527:C:O5'	36:BA:2779:U:C5	2.70	0.44
55:BW:10:VAL:O	55:BW:10:VAL:HG12	2.17	0.44
1:CA:1047:G:O3'	14:CN:4:LYS:CG	2.66	0.44
36:DA:2802:G:O2'	36:DA:2803:C:H5''	2.16	0.44
40:DE:54:GLN:O	40:DE:55:ASN:HB2	2.18	0.44
5:CE:12:LEU:O	5:CE:12:LEU:HD13	2.18	0.44
1:AA:540:G:H2'	1:AA:541:G:O4'	2.17	0.44
4:AD:30:LYS:O	4:AD:32:ALA:N	2.50	0.44
1:AA:542:G:H5'	4:AD:41:GLY:CA	2.47	0.44
51:DS:35:ILE:HD11	51:DS:99:LYS:CD	2.47	0.44
39:DD:171:ASP:HB3	39:DD:186:HIS:CE1	2.53	0.44
36:BA:130:C:O3'	36:BA:1349:A:H1'	2.17	0.44
48:DP:101:VAL:HG12	48:DP:106:LEU:HB3	1.98	0.44
39:DD:155:LEU:HD23	39:DD:177:LEU:CD2	2.48	0.44
50:BR:45:ARG:CG	50:BR:46:GLY:H	2.19	0.44
43:BH:107:VAL:CG2	43:BH:108:GLY:H	2.19	0.44
36:BA:1539:G:C6	36:BA:1540:U:H1'	2.52	0.44
36:BA:2131:G:O5'	36:BA:2131:G:H8	2.01	0.44
1:CA:586:C:O3'	8:CH:89:PRO:HB2	2.17	0.44
1:AA:386:C:C2'	1:AA:387:U:H5'	2.47	0.44
40:DE:144:ARG:HB3	40:DE:145:LYS:H	1.49	0.44
28:D2:43:GLN:O	28:D2:44:LEU:CB	2.66	0.44
25:AZ:222:LEU:CD1	25:AZ:303:VAL:CG1	2.91	0.44
38:DC:175:VAL:CG1	38:DC:188:ASN:HB3	2.39	0.44
40:DE:167:VAL:HG13	40:DE:170:LEU:CD1	2.47	0.44
25:CZ:374:LEU:CD1	25:CZ:378:VAL:HG21	2.47	0.44
46:BN:56:ASN:ND2	46:BN:125:GLY:O	2.51	0.44

Continued on next page...

Continued from previous page...

Atom-1	Atom-2	Distance(Å)	Clash(Å)
36:BA:1242:A:N6	48:BP:8:PRO:HG2	2.32	0.44
37:BB:69:G:N2	37:BB:70:C:H1'	2.32	0.44
36:DA:2816:C:O2	36:DA:2883:A:O2'	2.36	0.44
36:BA:1380:G:C2	36:BA:1381:G:C8	3.06	0.44
43:DH:159:GLU:C	43:DH:159:GLU:CD	2.76	0.44
17:AQ:9:VAL:CG1	17:AQ:84:LEU:HD13	2.45	0.44
46:DN:56:ASN:HA	46:DN:125:GLY:CA	2.47	0.44
47:BO:47:ILE:HG23	47:BO:48:PRO:CD	2.44	0.44
42:DG:138:GLN:CD	42:DG:152:LEU:HA	2.38	0.44
3:AC:130:VAL:O	3:AC:131:ARG:C	2.56	0.44
3:CC:30:ARG:HD3	14:CN:35:ARG:O	2.17	0.44
36:DA:710:G:H2'	36:DA:711:G:H8	1.81	0.44
49:BQ:36:ALA:HB2	49:BQ:103:MET:HE3	1.99	0.44
36:DA:1331:A:O2'	36:DA:1332:G:H5''	2.18	0.44
32:B6:16:CYS:HB3	32:B6:48:VAL:O	2.17	0.44
21:AU:12:LYS:HG2	21:AU:22:ARG:HB2	1.99	0.44
11:CK:31:THR:HA	11:CK:42:TRP:HA	1.98	0.44
36:DA:2660:A:H2'	36:DA:2660:A:N3	2.32	0.44
37:BB:78:A:H2'	37:BB:79:C:O4'	2.17	0.44
3:AC:142:MET:C	3:AC:144:SER:N	2.69	0.44
3:AC:57:ILE:HG12	3:AC:66:VAL:HG22	1.99	0.44
49:DQ:118:LEU:HD12	49:DQ:131:ILE:CG2	2.47	0.44
1:CA:955:U:C2'	1:CA:956:U:H5'	2.47	0.44
20:AT:41:ILE:O	20:AT:44:ALA:N	2.50	0.44
36:DA:2768:C:O2'	36:DA:2769:C:H5'	2.18	0.44
41:BF:50:SER:HA	41:BF:92:PRO:O	2.16	0.44
36:DA:979:G:H3'	36:DA:980:A:C5'	2.47	0.44
1:CA:1303:C:C2'	1:CA:1304:G:H5'	2.47	0.44
17:CQ:95:TYR:C	17:CQ:97:SER:H	2.20	0.44
1:CA:320:C:H2'	1:CA:321:A:C8	2.52	0.44
11:CK:77:MET:SD	11:CK:80:VAL:CG1	3.05	0.44
36:BA:516:C:O2'	36:BA:517:C:H5'	2.17	0.44
36:BA:2720:U:C2	36:BA:2721:A:C8	3.06	0.44
36:BA:828:U:H4'	36:BA:831:G:N1	2.32	0.44
36:BA:961:C:N4	36:BA:2031:A:H1'	2.32	0.44
35:B9:13:LYS:HD2	35:B9:28:GLU:HB2	1.98	0.44
41:BF:87:GLY:O	41:BF:88:VAL:O	2.34	0.44
36:DA:1625:C:C2'	36:DA:1626:G:H5'	2.47	0.44
4:CD:45:GLN:C	4:CD:46:LYS:HG3	2.37	0.44
7:AG:48:LYS:O	7:AG:51:GLN:HB2	2.17	0.44
36:BA:1860:G:OP1	38:BC:210:ARG:NH2	2.49	0.44
36:BA:783:A:C4	36:BA:785:G:H1'	2.53	0.44

Continued on next page...

Continued from previous page...

Atom-1	Atom-2	Distance(Å)	Clash(Å)
39:BD:122:ASP:O	39:BD:123:ALA:C	2.54	0.44
25:CZ:27:LEU:O	25:CZ:27:LEU:HD12	2.17	0.44
34:D8:34:TRP:HA	36:DA:2420:C:OP1	2.18	0.44
41:DF:38:ARG:O	41:DF:42:ALA:N	2.50	0.44
25:AZ:193:ASN:C	25:AZ:195:TRP:N	2.71	0.44
38:BC:119:VAL:HG23	38:BC:123:VAL:CG1	2.45	0.44
38:BC:130:ILE:C	38:BC:133:PRO:HD2	2.37	0.44
47:BO:3:GLN:HB2	47:BO:4:PRO:CD	2.48	0.44
56:DX:54:VAL:C	56:DX:55:ASN:HD22	2.20	0.44
36:DA:498:G:O2'	36:DA:499:U:H5'	2.18	0.44
57:DY:59:GLY:C	57:DY:60:PHE:HD1	2.21	0.44
57:BY:4:LYS:HD2	57:BY:32:PRO:HG3	1.99	0.44
58:BZ:35:ARG:HH21	58:BZ:36:LYS:HG2	1.81	0.44
2:AB:41:ILE:CD1	2:AB:41:ILE:N	2.81	0.44
56:DX:13:LEU:HA	56:DX:18:TYR:OH	2.18	0.44
53:BU:112:ARG:NH1	54:BV:46:VAL:HG11	2.31	0.44
1:AA:1152:A:HO2'	1:AA:1153:C:H5'	1.79	0.44
10:AJ:40:LEU:HD23	10:AJ:69:ASN:O	2.17	0.44
53:DU:92:ARG:HH12	54:DV:10:LYS:HA	1.82	0.44
36:BA:2121:G:H2'	36:BA:2122:U:O4'	2.18	0.44
13:CM:89:GLY:C	13:CM:91:ARG:H	2.21	0.44
14:CN:51:GLY:C	14:CN:53:LEU:H	2.21	0.44
4:CD:203:VAL:O	4:CD:206:PHE:HB3	2.17	0.44
9:CI:75:ASP:O	9:CI:78:LYS:HB3	2.18	0.44
49:DQ:140:ALA:O	49:DQ:141:GLN:HB3	2.17	0.44
1:CA:1349:A:C2'	1:CA:1350:A:H8	2.24	0.44
42:BG:27:ASN:O	42:BG:29:TRP:N	2.49	0.44
51:BS:58:LEU:HG	51:BS:59:LYS:H	1.83	0.44
4:AD:133:VAL:HG12	4:AD:134:ASP:N	2.31	0.44
48:BP:23:PRO:C	48:BP:33:ARG:NE	2.70	0.44
12:CL:102:ARG:NH1	12:CL:102:ARG:CG	2.80	0.44
51:DS:12:PHE:C	51:DS:13:ARG:HG2	2.37	0.44
19:CS:31:ILE:HG21	19:CS:49:ILE:HG23	1.99	0.44
30:B4:36:CYS:O	30:B4:39:CYS:HB2	2.17	0.44
48:DP:10:PRO:O	48:DP:11:GLY:O	2.36	0.44
2:AB:8:LYS:O	2:AB:11:LEU:N	2.50	0.44
36:BA:2572:A:N3	40:BE:144:ARG:NH1	2.65	0.44
36:DA:2378:A:N1	51:DS:19:LYS:HE3	2.32	0.44
57:BY:56:PRO:O	57:BY:57:GLN:O	2.35	0.44
40:DE:132:HIS:CG	40:DE:132:HIS:O	2.71	0.44
36:DA:2156:G:N1	36:DA:2157:G:N2	2.65	0.44
43:BH:149:ARG:N	43:BH:162:ILE:HD11	2.31	0.44

Continued on next page...

Continued from previous page...

Atom-1	Atom-2	Distance(Å)	Clash(Å)
35:B9:16:VAL:HG11	36:BA:1032:A:O3'	2.17	0.44
35:B9:29:ASN:N	35:B9:29:ASN:HD22	2.15	0.44
40:BE:31:CYS:CB	40:BE:49:LEU:HD12	2.48	0.44
46:DN:96:GLU:CD	46:DN:96:GLU:N	2.68	0.44
36:DA:1722:A:O2'	36:DA:1739:U:C5'	2.65	0.44
26:B0:49:LYS:N	26:B0:80:HIS:HD1	2.16	0.44
51:DS:51:ALA:HB2	51:DS:73:LEU:HG	1.99	0.44
1:CA:1244:C:H2'	1:CA:1245:A:C8	2.52	0.44
1:CA:1244:C:H2'	1:CA:1245:A:H8	1.81	0.44
46:BN:107:LEU:HB3	46:BN:108:PRO:CD	2.43	0.44
20:AT:56:MET:HE3	20:AT:85:MET:HG2	1.99	0.44
9:AI:83:ARG:C	9:AI:86:VAL:HG12	2.37	0.44
8:AH:4:ASP:OD2	8:AH:89:PRO:HD3	2.17	0.44
1:AA:46:G:O2'	1:AA:365:U:H1'	2.17	0.44
1:CA:606:G:H2'	1:CA:631:G:H1	1.81	0.44
38:BC:66:HIS:CD2	38:BC:184:LYS:HA	2.52	0.44
36:DA:2033:A:HO2'	36:DA:2034:U:P	2.41	0.44
36:BA:2464:C:O2'	36:BA:2465:C:O5'	2.35	0.44
4:CD:127:THR:HA	4:CD:132:ARG:HA	1.99	0.44
27:D1:20:ARG:HD2	27:D1:32:LYS:CG	2.47	0.44
32:B6:38:LYS:O	32:B6:39:TYR:HB2	2.16	0.44
36:BA:200:U:O4	36:BA:248:G:C2	2.71	0.44
36:BA:1416:G:HO2'	36:BA:1417:C:H5	1.65	0.44
17:AQ:52:LYS:HD2	17:AQ:55:ASP:CG	2.37	0.44
49:DQ:118:LEU:HD13	49:DQ:131:ILE:HG23	1.99	0.44
8:CH:17:THR:O	8:CH:78:GLN:NE2	2.47	0.44
36:BA:2358:G:C4	36:BA:2359:C:C5	3.05	0.44
1:AA:1030(D):A:N7	1:AA:1031:G:N3	2.66	0.44
1:AA:1269:A:H2	1:AA:1312:G:N3	2.15	0.44
48:BP:9:ASN:N	48:BP:10:PRO:CD	2.80	0.44
36:DA:2367:G:H2'	36:DA:2368:C:H6	1.82	0.44
55:BW:64:MET:O	55:BW:65:LEU:HB3	2.17	0.44
36:DA:473:G:H5''	36:DA:508:G:N2	2.31	0.44
47:DO:3:GLN:HB2	47:DO:4:PRO:CD	2.47	0.44
52:BT:113:LYS:HA	52:BT:113:LYS:HD3	1.83	0.44
50:DR:17:ARG:O	50:DR:20:LEU:HB3	2.18	0.44
1:CA:1010:G:H2'	1:CA:1011:G:H8	1.83	0.44
47:BO:7:TYR:CE1	47:BO:20:MET:HB2	2.53	0.44
5:CE:46:GLY:H	5:CE:58:ALA:HB2	1.82	0.44
6:AF:82:ARG:HB2	6:AF:85:VAL:HG23	2.00	0.44
36:DA:2097:C:O2'	36:DA:2098:U:H5'	2.17	0.44
36:DA:2824:C:H2'	36:DA:2825:C:O4'	2.17	0.44

Continued on next page...

Continued from previous page...

Atom-1	Atom-2	Distance(Å)	Clash(Å)
36:DA:2733:A:H2'	36:DA:2734:A:O4'	2.18	0.44
58:DZ:185:GLU:HG2	58:DZ:186:GLU:N	2.32	0.44
22:AV:75:C:H2'	22:AV:76:A:O4'	2.18	0.44
36:DA:2575:C:H2'	36:DA:2578:G:O6	2.17	0.44
1:CA:748:C:H4'	1:CA:749:C:O5'	2.18	0.44
47:BO:17:ARG:O	47:BO:18:LYS:HG3	2.18	0.44
36:BA:686:G:N2	36:BA:788:A:H61	2.14	0.44
54:BV:1:MET:SD	54:BV:43:GLU:HG2	2.58	0.44
13:CM:32:GLU:OE1	13:CM:32:GLU:C	2.56	0.44
13:CM:30:ALA:C	13:CM:32:GLU:H	2.20	0.44
52:DT:113:LYS:HA	52:DT:113:LYS:HD3	1.83	0.44
4:AD:114:ARG:HG3	4:AD:114:ARG:HH11	1.82	0.44
36:BA:1425:G:H2'	36:BA:1426:G:C8	2.52	0.44
25:CZ:27:LEU:O	25:CZ:30:ALA:N	2.50	0.44
32:D6:5:VAL:N	32:D6:8:LYS:HB3	2.33	0.44
48:DP:24:GLY:N	48:DP:33:ARG:CZ	2.81	0.44
36:DA:1190:G:C5'	48:DP:35:HIS:H	2.29	0.44
40:DE:15:PHE:CD2	52:DT:80:SER:HB2	2.52	0.44
41:BF:170:LEU:HB2	41:BF:173:VAL:HB	1.99	0.44
1:CA:986:A:C6	1:CA:987:G:C6	3.05	0.44
28:B2:35:LEU:CG	28:B2:53:LEU:HD13	2.48	0.44
28:B2:6:VAL:HG13	28:B2:6:VAL:O	2.16	0.44
58:BZ:166:SER:CB	58:BZ:167:PRO:HA	2.46	0.44
2:AB:121:LEU:HG	2:AB:126:GLU:HB2	1.98	0.44
25:AZ:163:PHE:CD1	25:AZ:164:PRO:HD2	2.49	0.44
25:AZ:93:ILE:HD11	25:AZ:389:ARG:HH11	1.80	0.44
39:DD:30:GLU:CD	39:DD:63:ARG:HE	2.20	0.44
42:DG:125:PHE:CG	42:DG:131:TYR:HD1	2.34	0.44
47:BO:122:LEU:HD12	52:BT:72:VAL:HG11	1.99	0.44
52:BT:41:ARG:HG2	52:BT:41:ARG:NH1	2.32	0.44
49:BQ:141:GLN:HE21	49:BQ:141:GLN:CA	2.22	0.44
9:AI:89:ASN:C	9:AI:91:ASP:N	2.71	0.44
35:D9:30:PRO:CB	36:DA:2527:C:H4'	2.37	0.44
13:AM:6:GLY:C	13:AM:8:GLU:N	2.68	0.44
53:BU:14:HIS:O	53:BU:16:LYS:N	2.51	0.44
13:CM:15:VAL:HA	13:CM:18:ALA:HB3	2.00	0.44
20:CT:51:GLU:O	20:CT:54:LYS:HB3	2.18	0.44
1:AA:1098:C:H2'	1:AA:1099:G:O4'	2.17	0.44
51:BS:73:LEU:HD23	51:BS:73:LEU:C	2.38	0.44
1:CA:1345:U:C2	1:CA:1377:A:C6	3.05	0.44
55:BW:10:VAL:HG21	55:BW:103:ILE:CG1	2.47	0.44
55:BW:18:ARG:CA	55:BW:76:VAL:HG11	2.47	0.44

Continued on next page...

Continued from previous page...

Atom-1	Atom-2	Distance(Å)	Clash(Å)
4:CD:25:ARG:O	4:CD:27:TYR:N	2.51	0.44
1:AA:250:A:C2	1:AA:274:A:N6	2.85	0.44
1:CA:1269:A:C2	1:CA:1313:U:O4'	2.70	0.44
34:B8:33:ASN:HA	34:B8:36:LYS:HE3	1.98	0.44
36:DA:2819:G:C6	36:DA:2821:A:C2	3.05	0.44
40:DE:111:ARG:HG2	50:DR:2:ARG:NH2	2.32	0.44
41:DF:107:LYS:C	41:DF:109:GLY:H	2.21	0.44
10:AJ:85:LEU:C	10:AJ:87:THR:N	2.69	0.44
42:BG:40:ASN:HB2	42:BG:91:ARG:HB2	1.99	0.44
5:AE:76:ILE:HG22	5:AE:118:ILE:HD13	1.99	0.44
1:AA:625:G:C4	1:AA:626:U:C5	3.05	0.44
25:AZ:231:ILE:HD12	25:AZ:231:ILE:N	2.32	0.44
36:BA:1060:U:H1'	36:BA:1061:U:H5''	2.00	0.44
42:BG:111:LEU:O	42:BG:114:ILE:CG2	2.59	0.44
36:BA:2759:G:N2	36:BA:2760:C:H1'	2.32	0.44
36:BA:2160:G:C5'	36:BA:2160:G:C8	2.96	0.44
1:CA:381:C:H2'	1:CA:382:A:O4'	2.18	0.44
36:BA:2756:U:O2'	36:BA:2757:A:OP2	2.30	0.44
6:CF:62:TRP:CD1	18:CR:35:ARG:CZ	3.01	0.44
18:CR:53:ARG:HA	18:CR:56:THR:OG1	2.17	0.44
20:CT:18:GLN:O	20:CT:21:LYS:HB2	2.18	0.44
2:AB:7:VAL:O	2:AB:8:LYS:O	2.36	0.44
36:DA:2570:G:O2'	36:DA:2571:C:H5'	2.18	0.44
2:CB:7:VAL:HG13	2:CB:11:LEU:CD1	2.47	0.44
1:CA:1036:G:H3'	1:CA:1037:C:H6	1.82	0.44
36:DA:1131:G:OP1	46:DN:80:GLY:N	2.48	0.44
40:DE:132:HIS:CG	40:DE:135:HIS:NE2	2.86	0.44
22:CW:5:G:H1'	22:CW:69:G:H21	1.81	0.44
36:DA:1494:A:O2'	36:DA:1495:A:H5''	2.18	0.44
35:B9:7:VAL:HG13	35:B9:34:GLN:HG2	1.99	0.44
1:CA:926:G:C8	1:CA:1505:G:C2	3.06	0.44
4:CD:65:ARG:HB2	4:CD:75:PHE:CD2	2.52	0.44
6:AF:55:ASP:C	6:AF:57:GLN:N	2.68	0.44
46:BN:125:GLY:HA3	46:BN:126:PRO:C	2.38	0.44
46:BN:17:ASP:HB2	46:BN:55:VAL:HG12	2.00	0.44
41:BF:187:VAL:HG12	48:BP:7:ARG:HA	2.00	0.44
54:BV:19:LYS:HB2	54:BV:96:ILE:HG12	1.99	0.44
36:DA:1336:A:H2'	36:DA:1337:G:C8	2.53	0.44
17:AQ:74:LEU:HD12	17:AQ:75:ARG:HD3	2.00	0.44
36:BA:811:U:O2'	36:BA:812:C:C5'	2.66	0.44
56:BX:64:LYS:HE2	56:BX:73:ARG:CZ	2.48	0.44
38:BC:92:ASP:O	38:BC:93:TYR:CD1	2.71	0.44

Continued on next page...

Continued from previous page...

Atom-1	Atom-2	Distance(Å)	Clash(Å)
38:DC:75:LEU:N	38:DC:112:ALA:HB3	2.30	0.44
36:BA:2842:G:C2	36:BA:2876:G:C2	3.05	0.44
37:DB:80:U:O2'	37:DB:81:G:H5''	2.17	0.44
24:AY:28:C:H2'	24:AY:29:G:H8	1.82	0.44
27:D1:75:GLU:C	27:D1:77:ALA:N	2.69	0.44
3:CC:196:LEU:HD22	3:CC:196:LEU:N	2.32	0.44
1:CA:1031:G:H2'	1:CA:1032:G:C8	2.52	0.44
56:DX:32:PRO:O	56:DX:77:LYS:HD3	2.18	0.44
36:DA:1661:G:C4	36:DA:2000:G:N2	2.86	0.44
36:DA:1780:A:H4'	36:DA:1780:A:OP1	2.18	0.44
36:DA:1232:G:H2'	36:DA:1233:C:C6	2.53	0.44
36:BA:599:G:C6	36:BA:600:G:N7	2.85	0.44
24:CY:30:G:O6	24:CY:40:C:N3	2.50	0.44
36:DA:420:C:H2'	36:DA:421:U:H6	1.82	0.44
11:CK:48:ILE:O	11:CK:50:TYR:N	2.51	0.44
22:AW:25:C:H2'	22:AW:26:A:C8	2.52	0.44
36:BA:2116:G:N7	36:BA:2117:A:C6	2.85	0.44
36:DA:2367:G:O2'	36:DA:2368:C:H5'	2.17	0.44
36:BA:858:U:O2	36:BA:2268:A:H2'	2.18	0.44
36:BA:1358:G:O2'	36:BA:1359:A:H5''	2.18	0.44
47:BO:66:LYS:H	47:BO:82:ASN:HD21	1.65	0.44
36:BA:720:C:H2'	36:BA:721:C:H6	1.83	0.44
36:BA:1578:U:H2'	36:BA:1579:A:H5'	1.99	0.44
36:BA:2360:A:O2'	36:BA:2361:A:O4'	2.27	0.44
37:DB:98:G:C2'	37:DB:99:G:H5'	2.48	0.44
7:CG:7:ALA:O	7:CG:8:GLU:HB2	2.17	0.44
36:BA:2856:C:C2	36:BA:2862:G:N2	2.86	0.44
25:CZ:202:LEU:HA	25:CZ:205:ALA:HB3	2.00	0.44
36:DA:705:A:C2	36:DA:727:A:H1'	2.53	0.44
39:DD:246:PRO:C	39:DD:254:THR:HG22	2.38	0.44
1:AA:1410:G:H2'	1:AA:1411:C:C6	2.53	0.44
36:BA:417:C:H2'	36:BA:418:G:O4'	2.18	0.44
10:AJ:16:LEU:HD13	10:AJ:16:LEU:C	2.37	0.44
25:AZ:355:LEU:HD23	25:AZ:370:PHE:HB3	1.99	0.44
2:CB:35:GLU:HA	2:CB:39:ILE:O	2.18	0.44
2:CB:40:HIS:C	2:CB:41:ILE:HD12	2.38	0.44
25:CZ:31:LEU:HD23	25:CZ:31:LEU:N	2.31	0.44
28:B2:47:ASN:HB2	36:BA:94(A):G:O2'	2.18	0.44
31:D5:36:CYS:HG	31:D5:49:CYS:HG	1.63	0.44
25:AZ:33:TYR:CD2	25:AZ:179:LEU:CD1	3.00	0.44
22:AW:18:G:OP2	22:AW:18:G:H3'	2.18	0.44
58:DZ:81:ARG:CB	58:DZ:81:ARG:HH11	2.15	0.44

Continued on next page...

Continued from previous page...

Atom-1	Atom-2	Distance(Å)	Clash(Å)
25:CZ:151:GLU:HG3	25:CZ:170:VAL:HG11	1.99	0.44
25:CZ:138:VAL:HG21	25:CZ:173:GLY:H	1.81	0.44
49:BQ:141:GLN:N	58:BZ:53:ILE:HD12	2.32	0.44
58:BZ:35:ARG:HD2	58:BZ:35:ARG:HA	1.72	0.44
1:CA:1086:U:H2'	1:CA:1087:G:C5'	2.43	0.44
35:D9:7:VAL:CG1	35:D9:34:GLN:HB3	2.47	0.44
35:D9:21:GLY:O	36:DA:1123:C:O2'	2.36	0.44
36:DA:2467:C:O2'	36:DA:2468:G:H5'	2.17	0.44
36:BA:252:G:OP2	48:BP:50:ARG:NH2	2.44	0.44
34:B8:4:MET:CE	36:BA:592:G:H21	2.31	0.44
36:BA:593:G:C6	36:BA:594:U:C4	3.05	0.44
26:B0:27:GLU:OE1	26:B0:27:GLU:N	2.50	0.44
36:BA:2177:C:H2'	36:BA:2178:C:O2	2.18	0.44
9:CI:93:ARG:HD2	9:CI:102:LEU:CD1	2.48	0.44
36:BA:1019:U:O2'	36:BA:1021:A:C2	2.63	0.44
58:DZ:99:TYR:CD1	58:DZ:99:TYR:N	2.85	0.44
48:BP:41:ARG:N	48:BP:41:ARG:HD2	2.33	0.44
14:CN:6:LEU:HB3	14:CN:23:ARG:NH2	2.32	0.44
1:AA:1226:C:H4'	1:AA:1227:A:OP1	2.17	0.44
13:AM:89:GLY:C	13:AM:91:ARG:N	2.71	0.44
41:DF:177:ALA:HB1	41:DF:178:PRO:HD2	1.99	0.44
10:AJ:32:ALA:HB2	10:AJ:76:ASN:HB2	1.98	0.44
36:DA:652:C:O2'	36:DA:653:A:O5'	2.35	0.44
3:CC:15:THR:CG2	3:CC:181:ASN:HA	2.47	0.44
3:CC:11:ARG:HH21	3:CC:182:ILE:HD12	1.80	0.44
36:DA:304:G:C2	36:DA:314:A:N3	2.86	0.44
2:AB:106:LYS:HG3	2:AB:107:THR:N	2.33	0.44
36:DA:1528:A:H2	36:DA:1541:G:C6	2.36	0.44
9:CI:53:VAL:HG22	9:CI:95:LYS:CE	2.47	0.44
9:CI:52:ALA:CB	9:CI:95:LYS:HD2	2.47	0.44
1:AA:62:U:O2'	1:AA:63:C:H5''	2.18	0.44
30:D4:14:ILE:HG13	30:D4:31:ILE:CB	2.47	0.44
2:AB:8:LYS:HD3	2:AB:217:ARG:NH2	2.32	0.44
24:CY:5:G:C5'	24:CY:5:G:H8	2.31	0.44
36:DA:1367:A:H2'	36:DA:1368:G:C5'	2.44	0.44
52:BT:13:ARG:HH21	52:BT:15:VAL:HG13	1.83	0.44
47:BO:1:MET:CE	47:BO:32:TYR:CD2	3.00	0.44
35:B9:36:GLN:HE22	36:BA:1031:G:H21	1.65	0.44
38:BC:99:ILE:CD1	38:BC:102:LYS:HZ2	2.31	0.44
36:DA:1602:U:H3'	36:DA:1603:A:H5'	1.99	0.44
36:DA:1526:G:O2'	36:DA:1527:G:H5'	2.18	0.44
36:DA:2127:G:C6	36:DA:2162:G:C2	3.05	0.44

Continued on next page...

Continued from previous page...

Atom-1	Atom-2	Distance(Å)	Clash(Å)
43:DH:54:ARG:NH2	43:DH:62:LYS:HD2	2.33	0.44
7:CG:87:VAL:HG13	7:CG:151:TYR:O	2.17	0.44
36:BA:801:G:N9	41:BF:54:ARG:HD2	2.33	0.44
1:AA:186:C:O4'	20:AT:81:LYS:HE2	2.18	0.44
51:DS:52:SER:HB2	51:DS:56:LEU:HB2	2.00	0.44
36:DA:886:C:C2'	36:DA:887:A:H4'	2.47	0.44
36:DA:954:G:C2'	36:DA:955:C:H5'	2.47	0.44
20:AT:26:ASN:HD22	20:AT:26:ASN:H	1.65	0.44
36:BA:1336:A:O2'	36:BA:1337:G:H5'	2.18	0.44
33:D7:7:PRO:HA	36:DA:686:G:C8	2.52	0.44
41:BF:185:ASP:HA	41:BF:188:ARG:CD	2.47	0.44
49:DQ:81:VAL:HG22	49:DQ:82:ARG:N	2.32	0.44
9:AI:17:VAL:CG1	9:AI:81:ILE:HD13	2.48	0.44
25:AZ:129:PRO:HB2	25:AZ:130:TYR:CD2	2.53	0.44
1:CA:839:U:C2'	1:CA:839:U:O2	2.66	0.44
36:DA:1472:A:O2'	36:DA:1473:G:H5'	2.17	0.44
36:BA:750:A:C2	36:BA:753:C:C6	3.06	0.44
39:DD:46:GLN:CD	39:DD:46:GLN:N	2.71	0.44
36:BA:1651:G:O2'	36:BA:1652:A:H5'	2.17	0.44
36:DA:2553:G:H2'	36:DA:2554:U:H4'	1.99	0.44
36:DA:2557:G:H2'	36:DA:2558:C:C6	2.53	0.44
36:DA:2850:A:N3	50:DR:61:HIS:CD2	2.86	0.44
25:AZ:20:VAL:HB	25:AZ:115:GLN:HE22	1.82	0.44
36:DA:363(A):A:N3	36:DA:363(A):A:H2'	2.32	0.44
36:DA:540:C:H2'	36:DA:541:C:H6	1.83	0.44
37:BB:33:G:O2'	37:BB:34:U:H5'	2.18	0.44
39:DD:158:ALA:O	39:DD:159:ALA:C	2.55	0.44
54:DV:22:VAL:O	54:DV:22:VAL:HG23	2.17	0.44
47:BO:35:VAL:HA	47:BO:62:VAL:O	2.18	0.44
47:BO:7:TYR:CZ	47:BO:44:LYS:HG3	2.52	0.44
1:CA:796:C:O2'	1:CA:797:C:H5'	2.17	0.44
36:BA:1623:G:H2'	36:BA:1624:G:H8	1.82	0.44
36:BA:2580:U:O3'	40:BE:130:GLY:HA3	2.18	0.44
36:BA:1455:G:C2	36:BA:1456:G:C8	3.06	0.44
1:CA:711:G:H2'	1:CA:712:A:C8	2.52	0.44
51:BS:34:HIS:NE2	51:BS:54:LEU:HB3	2.32	0.44
26:B0:52:GLY:C	26:B0:60:PHE:CE1	2.91	0.44
36:DA:467:G:O2'	36:DA:468:G:H5'	2.17	0.44
36:BA:2070:G:H2'	36:BA:2071:A:C8	2.52	0.44
36:DA:1847:A:H2'	36:DA:1847:A:N3	2.33	0.44
4:AD:135:LEU:HD13	4:AD:135:LEU:N	2.32	0.44
38:DC:167:LYS:O	38:DC:167:LYS:HD2	2.17	0.44

Continued on next page...

Continued from previous page...

Atom-1	Atom-2	Distance(Å)	Clash(Å)
36:DA:1767:C:O2'	36:DA:1768:U:H5'	2.18	0.44
36:DA:1680:U:O2	36:DA:1763:G:H3'	2.17	0.44
1:CA:358:U:H4'	25:CZ:235:GLY:N	2.32	0.44
25:CZ:27:LEU:O	25:CZ:30:ALA:HB3	2.17	0.44
25:CZ:176:LEU:HD23	60:CZ:501:GDP:N2	2.33	0.44
32:D6:35:GLU:H	32:D6:51:GLU:HB2	1.83	0.44
48:DP:57:THR:OG1	48:DP:59:LEU:CD2	2.63	0.44
1:CA:137:C:N4	1:CA:226:G:H1	2.14	0.44
32:D6:18:ARG:NH2	32:D6:43:CYS:O	2.39	0.44
53:BU:88:ILE:C	53:BU:90:VAL:N	2.71	0.44
36:BA:143:G:C1'	56:BX:37:THR:HG21	2.48	0.44
25:AZ:135:MET:SD	25:AZ:150:VAL:HG13	2.58	0.44
57:BY:28:LYS:N	57:BY:28:LYS:CE	2.81	0.44
46:DN:12:ARG:HG3	46:DN:14:VAL:CG2	2.48	0.44
37:BB:44:G:H1'	37:BB:47:C:N4	2.33	0.44
46:BN:119:ARG:HG3	46:BN:119:ARG:HH11	1.82	0.44
25:AZ:281:ILE:HG13	25:AZ:281:ILE:H	1.49	0.44
56:DX:12:VAL:HG11	56:DX:17:ALA:HB1	2.00	0.44
1:CA:973:G:H1'	10:CJ:55:LYS:CD	2.47	0.44
1:CA:1202:G:C2	14:CN:42:ILE:HG21	2.51	0.44
54:BV:38:LEU:O	54:BV:52:VAL:HG12	2.17	0.44
43:DH:84:SER:O	43:DH:85:LYS:HB3	2.18	0.44
54:DV:25:LEU:H	54:DV:92:THR:CG2	2.30	0.44
28:D2:16:LEU:O	28:D2:67:LYS:NZ	2.48	0.44
43:BH:30:LYS:HG3	43:BH:79:VAL:O	2.16	0.44
43:BH:88:LEU:CD1	43:BH:130:ARG:HD2	2.48	0.44
25:CZ:385:ARG:HD3	61:CZ:502:KIR:H451	1.98	0.44
36:DA:624:C:H5	48:DP:107:LYS:NZ	2.15	0.44
37:BB:21:G:C2'	37:BB:22:U:H5'	2.48	0.44
36:DA:272(H):C:O5'	36:DA:272(H):C:H6	2.00	0.44
1:CA:197:A:H4'	1:CA:198:G:O5'	2.17	0.44
1:CA:1313:U:H2'	1:CA:1314:C:C6	2.52	0.44
48:BP:65:ARG:HH11	48:BP:65:ARG:HG2	1.83	0.44
46:DN:62:VAL:HG22	46:DN:62:VAL:O	2.17	0.44
41:DF:176:LEU:CG	41:DF:177:ALA:H	2.30	0.44
27:D1:86:SER:O	27:D1:87:PRO:C	2.54	0.44
27:D1:87:PRO:CA	27:D1:90:ILE:HG12	2.48	0.44
1:AA:542:G:H5'	4:AD:41:GLY:HA2	2.00	0.44
4:AD:12:CYS:SG	4:AD:26:CYS:SG	3.16	0.44
36:DA:267:C:H2'	36:DA:268:C:C6	2.52	0.44
36:BA:1536:C:C4	36:BA:1537:G:H1'	2.52	0.44
58:DZ:10:ARG:HG2	58:DZ:36:LYS:C	2.38	0.44

Continued on next page...

Continued from previous page...

Atom-1	Atom-2	Distance(Å)	Clash(Å)
1:CA:1251:A:H4'	9:CI:12:GLU:OE1	2.17	0.44
50:BR:26:LYS:HZ3	50:BR:71:GLN:HB2	1.81	0.44
36:DA:2753:A:O2'	36:DA:2754:U:H5'	2.17	0.44
19:AS:10:PHE:CE2	19:AS:37:ARG:O	2.70	0.44
36:BA:1279:G:H4'	50:BR:31:HIS:NE2	2.33	0.44
36:DA:889:C:O2'	36:DA:890:A:P	2.76	0.44
6:CF:67:MET:HB2	6:CF:68:PRO:HD2	1.99	0.44
54:BV:3:ALA:O	54:BV:14:VAL:HG22	2.17	0.44
58:DZ:107:THR:HA	58:DZ:108:PRO:HD2	1.76	0.44
36:DA:526:A:H5''	36:DA:527:C:OP1	2.17	0.44
24:AY:4:G:C3'	24:AY:5:G:H5''	2.48	0.44
36:DA:2107:C:C2	36:DA:2182:G:N2	2.86	0.44
38:DC:74:VAL:HG12	38:DC:75:LEU:N	2.33	0.44
42:DG:138:GLN:OE1	42:DG:153:ARG:NE	2.50	0.44
22:AV:51:U:O2	22:AV:64:A:C2	2.71	0.44
58:BZ:130:PRO:O	58:BZ:133:ILE:CD1	2.65	0.44
30:D4:42:PHE:O	30:D4:42:PHE:CD2	2.71	0.44
36:DA:2358:G:H2'	36:DA:2359:C:C6	2.52	0.44
4:CD:85:LYS:NZ	4:CD:92:VAL:HG13	2.31	0.44
21:AU:18:TYR:CD2	21:AU:24:ARG:HG3	2.52	0.44
36:BA:1956:U:H1'	36:BA:2552:U:OP1	2.18	0.44
25:CZ:226:GLU:HG3	25:CZ:240:GLY:HA2	1.98	0.44
55:BW:72:LYS:HB3	55:BW:106:ILE:HG22	1.99	0.44
36:DA:1831:G:C4	36:DA:1832:C:C5	3.06	0.44
16:CP:36:ILE:N	16:CP:36:ILE:HD13	2.33	0.44
47:BO:29:ASN:OD1	47:BO:29:ASN:O	2.35	0.44
36:DA:2206:G:H21	36:DA:2207:G:H4'	1.82	0.44
2:AB:238:LEU:O	2:AB:240:GLN:N	2.51	0.44
36:BA:1652:A:O2'	36:BA:1653:G:H5'	2.18	0.44
36:BA:2358:G:C6	36:BA:2359:C:C4	3.06	0.44
36:BA:322:A:H5'	36:BA:340:A:C1'	2.47	0.44
36:DA:70:G:H21	36:DA:71:A:H62	1.63	0.44
7:AG:57:GLU:HB2	7:AG:60:LYS:HB2	1.99	0.44
25:AZ:263:ARG:HG3	25:AZ:264:ARG:N	2.33	0.44
36:BA:2857:G:N2	36:BA:2859:G:H3'	2.32	0.44
36:BA:116:C:H2'	36:BA:117:G:O4'	2.18	0.44
1:CA:1069:C:C2'	1:CA:1070:U:O5'	2.66	0.44
42:BG:55:LYS:O	42:BG:58:GLN:HG2	2.18	0.44
19:CS:58:VAL:HG21	19:CS:75:ALA:HA	1.99	0.44
25:CZ:40:PRO:O	25:CZ:41:ASN:HB3	2.17	0.44
1:AA:100:C:H2'	1:AA:101:A:C8	2.52	0.44
50:BR:62:ALA:O	50:BR:66:VAL:HG23	2.17	0.44

Continued on next page...

Continued from previous page...

Atom-1	Atom-2	Distance(Å)	Clash(Å)
38:BC:191:ALA:O	38:BC:193:ILE:N	2.50	0.44
36:DA:2025:C:C2	36:DA:2026:C:C5	3.05	0.44
15:CO:48:LYS:HA	15:CO:48:LYS:HE2	1.99	0.44
1:AA:1430:C:H2'	1:AA:1431:C:H6	1.81	0.44
52:DT:14:TYR:CD1	52:DT:14:TYR:N	2.86	0.44
30:B4:28:LYS:HE3	30:B4:28:LYS:HA	1.98	0.44
36:BA:2366:A:H2'	36:BA:2367:G:H5'	1.99	0.44
12:CL:111:LYS:O	12:CL:112:ASP:HB2	2.17	0.44
38:DC:120:MET:O	38:DC:124:GLY:N	2.45	0.44
4:CD:174:LEU:HD23	4:CD:185:PHE:HA	2.00	0.44
34:D8:63:PRO:O	34:D8:64:TYR:O	2.36	0.44
34:D8:7:HIS:CD2	48:DP:50:ARG:CD	3.00	0.44
57:DY:10:GLY:HA2	57:DY:27:VAL:CG1	2.23	0.44
36:DA:1503:U:O2'	36:DA:1504:C:H5'	2.17	0.44
28:B2:20:GLU:O	28:B2:22:GLU:N	2.50	0.44
28:B2:29:LYS:O	28:B2:33:MET:HG3	2.18	0.44
28:B2:53:LEU:C	28:B2:56:GLN:H	2.21	0.44
42:DG:46:ALA:C	42:DG:47:LYS:HG3	2.37	0.44
42:DG:71:THR:CG2	42:DG:89:GLY:HA3	2.47	0.44
42:DG:68:PRO:HA	42:DG:92:VAL:HB	1.99	0.44
25:CZ:11:HIS:CE1	25:CZ:78:SER:HB2	2.53	0.44
49:BQ:26:TYR:CB	49:BQ:137:TYR:HD1	2.31	0.44
1:AA:1331:G:H4'	1:AA:1331:G:OP1	2.18	0.44
3:AC:6:HIS:HB2	14:AN:49:HIS:CD2	2.53	0.44
36:DA:996:A:C1'	53:DU:92:ARG:NH2	2.81	0.44
43:DH:27:LYS:HE2	43:DH:27:LYS:HB3	1.82	0.44
22:CW:59:U:C2'	22:CW:60:U:H5'	2.47	0.44
43:BH:124:GLU:HB3	43:BH:126:PRO:CD	2.44	0.44
36:BA:1721:G:H5'	36:BA:1721:G:N3	2.33	0.44
41:BF:201:VAL:HA	41:BF:204:ASN:HD22	1.82	0.44
7:CG:31:MET:SD	7:CG:34:GLY:O	2.76	0.44
36:DA:260:G:C6	36:DA:261:G:N7	2.86	0.44
37:BB:57:A:C5	42:BG:29:TRP:CD1	3.06	0.44
36:BA:1246:A:OP1	48:BP:16:ARG:NH2	2.49	0.44
4:AD:133:VAL:HG11	4:AD:138:TYR:CD2	2.52	0.44
10:CJ:35:SER:OG	10:CJ:73:ASP:HB2	2.18	0.44
10:CJ:3:LYS:HG3	10:CJ:77:PRO:HD3	1.99	0.44
41:DF:135:LYS:HB3	41:DF:138:GLU:CD	2.38	0.44
48:BP:115:LEU:HD23	48:BP:115:LEU:N	2.32	0.44
1:CA:173:U:C5'	1:CA:197:A:O4'	2.54	0.44
51:DS:85:VAL:HG23	51:DS:86:ALA:N	2.33	0.44
6:CF:17:SER:O	6:CF:21:LEU:HG	2.18	0.44

Continued on next page...

Continued from previous page...

Atom-1	Atom-2	Distance(Å)	Clash(Å)
4:AD:59:ARG:NH2	4:AD:62:GLN:HG3	2.32	0.44
41:BF:28:ILE:HD13	41:BF:28:ILE:N	2.17	0.44
36:BA:2392:A:H5'	36:BA:2392:A:N3	2.33	0.44
31:B5:29:THR:O	31:B5:42:PRO:HD3	2.17	0.44
36:BA:1902:C:O2'	39:BD:244:ARG:CB	2.63	0.44
50:BR:58:GLY:HA2	50:BR:80:PHE:CE1	2.53	0.44
42:BG:91:ARG:CD	42:BG:92:VAL:N	2.80	0.44
58:DZ:55:HIS:O	58:DZ:70:LEU:HB3	2.17	0.44
5:CE:8:GLU:N	5:CE:34:VAL:HG23	2.33	0.44
36:DA:233:A:H2'	36:DA:234:C:O4'	2.18	0.44
36:BA:1060:U:H1'	36:BA:1061:U:C5'	2.48	0.44
1:CA:677:U:H2'	1:CA:678:U:H6	1.83	0.44
36:BA:2745:C:H1'	43:BH:143:GLN:HG2	1.99	0.44
50:BR:45:ARG:O	50:BR:49:ASP:OD1	2.35	0.44
50:BR:93:GLY:C	50:BR:94:TYR:HD1	2.20	0.44
43:BH:107:VAL:CG2	43:BH:152:ARG:HD3	2.48	0.44
36:DA:1539:G:H2'	36:DA:1540:U:C5'	2.45	0.44
50:DR:84:ALA:CB	50:DR:85:PRO:HD3	2.39	0.44
30:B4:8:LYS:HG2	30:B4:9:LEU:O	2.18	0.44
36:BA:2128:C:H42	36:BA:2160:G:H1	1.66	0.44
36:DA:2469:A:C5	36:DA:2482:G:C8	3.06	0.44
49:DQ:51:ARG:HG3	49:DQ:52:VAL:N	2.32	0.44
24:CY:5:G:H5'	24:CY:5:G:H8	1.83	0.44
36:BA:2572:A:C8	40:BE:144:ARG:CD	2.96	0.44
36:DA:2377:A:O2'	36:DA:2378:A:H5'	2.17	0.44
2:CB:132:LYS:O	2:CB:136:VAL:HG23	2.18	0.44
43:DH:12:PRO:N	43:DH:48:GLY:HA2	2.32	0.44
25:CZ:374:LEU:HD12	25:CZ:378:VAL:CG2	2.48	0.44
11:CK:99:GLN:HG2	11:CK:105:VAL:CG2	2.42	0.44
36:DA:1379:A:N3	36:DA:1379:A:O4'	2.51	0.44
2:CB:209:ARG:HH11	2:CB:239:VAL:CG2	2.30	0.44
29:B3:32:GLN:HB2	36:BA:1158:C:H4'	2.00	0.44
38:BC:7:TYR:HA	38:BC:10:LEU:HD23	1.99	0.44
49:BQ:12:GLN:HG2	49:BQ:73:PRO:HD2	2.00	0.44
1:CA:235:C:H2'	1:CA:236:G:H8	1.83	0.44
1:CA:630:G:C2'	1:CA:631:G:H5'	2.48	0.44
28:B2:13:ALA:C	28:B2:15:LYS:N	2.71	0.44
2:CB:211:ILE:HG23	2:CB:215:LEU:HD23	2.00	0.44
36:DA:1804:C:O2'	36:DA:1805:U:H5'	2.17	0.44
36:DA:1191:G:O2'	36:DA:1192:G:H5'	2.18	0.44
36:DA:9:U:O2'	36:DA:10:G:P	2.76	0.44
42:BG:152:LEU:HD23	42:BG:152:LEU:N	2.31	0.44

Continued on next page...

Continued from previous page...

Atom-1	Atom-2	Distance(Å)	Clash(Å)
36:DA:322:A:H5'	36:DA:340:A:H1'	1.99	0.44
48:DP:12:ALA:O	48:DP:13:ASN:O	2.35	0.44
36:DA:532:A:H4'	36:DA:533:G:O4'	2.18	0.44
1:CA:67:C:H2'	1:CA:68:G:H8	1.81	0.44
36:BA:30:G:C6	36:BA:31:C:N3	2.86	0.44
1:AA:1030(D):A:C2'	1:AA:1031:G:H5'	2.47	0.44
20:CT:41:ILE:HA	20:CT:44:ALA:HB3	1.99	0.44
18:CR:44:LEU:CD1	18:CR:44:LEU:N	2.81	0.44
6:CF:33:TYR:CD2	6:CF:75:LEU:HD13	2.53	0.44
1:AA:1068:G:N7	1:AA:1094:G:H2'	2.32	0.44
1:AA:141:A:H2'	1:AA:142:G:O4'	2.18	0.44
1:AA:854:G:C8	1:AA:871:U:O4	2.70	0.44
2:CB:229:VAL:HG12	2:CB:230:VAL:N	2.33	0.44
1:CA:1066:C:H5'	1:CA:1067:A:OP2	2.18	0.44
1:CA:1264:C:O2'	1:CA:1265:G:H5'	2.17	0.44
36:DA:1614:A:H2'	36:DA:1615:C:H5'	2.00	0.44
36:DA:1801:G:H3'	36:DA:1802:A:H5'	2.00	0.44
36:BA:1027:A:C2	36:BA:1028:A:N7	2.86	0.44
36:BA:764:A:H3'	36:BA:765:G:H5'	2.00	0.44
19:CS:60:VAL:HG21	19:CS:74:PHE:HB2	2.00	0.44
36:DA:614:U:O2	36:DA:614:U:O4'	2.36	0.44
40:BE:176:ILE:HG22	40:BE:176:ILE:O	2.18	0.44
1:AA:795:C:H6	1:AA:795:C:O5'	2.01	0.44
38:DC:78:ALA:N	38:DC:115:ALA:HB1	2.32	0.44
32:B6:26:ASN:O	32:B6:27:LYS:HB2	2.17	0.44
32:D6:12:GLU:HA	32:D6:23:THR:CB	2.46	0.44
32:D6:26:ASN:O	32:D6:27:LYS:HB2	2.18	0.44
52:BT:23:ARG:O	52:BT:25:GLY:N	2.49	0.44
56:BX:36:LYS:HA	56:BX:39:ILE:CG1	2.48	0.44
56:BX:53:LYS:CD	56:BX:55:ASN:HD21	2.27	0.44
2:CB:92:TYR:CE1	2:CB:151:GLY:CA	3.01	0.44
1:CA:355:C:H4'	1:CA:388:G:O2'	2.17	0.44
1:CA:368:U:P	25:CZ:291:ARG:HD3	2.57	0.44
25:AZ:139:ASP:CB	25:AZ:177:LEU:HD11	2.47	0.44
36:DA:143:G:O4'	56:DX:37:THR:HG21	2.17	0.44
36:BA:308:G:O2'	57:BY:19:LYS:NZ	2.51	0.44
57:BY:81:LYS:CD	57:BY:97:ARG:O	2.66	0.44
36:DA:2330:G:C2'	36:DA:2331:G:H5'	2.48	0.44
2:CB:98:LEU:HB2	2:CB:101:MET:HG3	2.00	0.44
49:BQ:136:ALA:C	49:BQ:138:ASP:H	2.22	0.44
57:DY:13:VAL:O	57:DY:24:VAL:HG13	2.18	0.44
57:DY:8:LYS:HE2	57:DY:72:VAL:O	2.17	0.44

Continued on next page...

Continued from previous page...

Atom-1	Atom-2	Distance(Å)	Clash(Å)
39:BD:43:ARG:HG2	39:BD:54:ARG:O	2.18	0.44
3:CC:13:GLY:H	14:CN:57:ARG:CD	2.30	0.44
54:BV:46:VAL:O	54:BV:46:VAL:HG13	2.18	0.44
43:DH:125:VAL:H	43:DH:126:PRO:HD3	1.82	0.44
34:B8:7:HIS:O	34:B8:11:LYS:HG3	2.17	0.44
9:AI:55:ALA:O	9:AI:58:HIS:ND1	2.51	0.44
42:DG:139:LEU:HA	42:DG:144:ILE:HG21	1.99	0.44
42:DG:142:PRO:HG2	42:DG:143:GLU:H	1.83	0.44
28:D2:51:ARG:HB3	28:D2:51:ARG:NH1	2.33	0.44
1:CA:1226:C:C2'	13:CM:103:THR:HB	2.47	0.44
46:BN:23:LEU:C	46:BN:25:ARG:H	2.21	0.44
19:CS:45:VAL:C	19:CS:47:HIS:H	2.21	0.44
1:AA:374:A:C4	1:AA:375:U:C5	3.05	0.44
1:CA:1349:A:C6	1:CA:1374:A:C8	3.05	0.44
36:DA:1049:C:O2	36:DA:1113:U:H4'	2.16	0.44
10:CJ:4:ILE:CG2	10:CJ:74:ILE:HD11	2.48	0.44
36:BA:664:C:H4'	36:BA:941:A:P	2.57	0.44
1:AA:266:G:O2'	1:AA:267:C:OP2	2.32	0.44
1:CA:197:A:N6	1:CA:221:C:C5'	2.81	0.44
19:AS:64:GLU:O	19:AS:67:VAL:HG23	2.17	0.44
27:B1:25:LYS:HE2	36:BA:2396:G:O5'	2.18	0.44
46:BN:26:LEU:HD12	46:BN:26:LEU:O	2.18	0.44
36:DA:1141:U:H6	46:DN:63:THR:CG2	2.30	0.44
46:DN:63:THR:HB	46:DN:66:LYS:NZ	2.33	0.44
19:AS:6:LYS:CD	19:AS:6:LYS:N	2.80	0.44
57:BY:88:LYS:HZ2	57:BY:93:GLY:HA3	1.80	0.44
27:D1:87:PRO:HA	27:D1:90:ILE:HG12	2.00	0.44
3:CC:122:GLU:O	3:CC:123:GLN:C	2.56	0.44
25:AZ:11:HIS:HE1	25:AZ:78:SER:HB2	1.83	0.44
7:CG:97:GLN:O	7:CG:100:ALA:HB3	2.18	0.44
2:AB:105:PHE:HE1	2:AB:152:PHE:CZ	2.36	0.44
9:CI:56:LEU:CD2	9:CI:57:GLY:H	2.31	0.44
55:DW:6:ILE:HA	55:DW:104:THR:HG22	2.00	0.44
2:AB:97:TRP:HZ2	2:AB:102:LEU:CD1	2.21	0.44
41:DF:184:TYR:CE1	48:DP:7:ARG:NH2	2.86	0.44
1:AA:385:C:O2'	1:AA:386:C:H5'	2.18	0.44
49:DQ:31:ASP:C	49:DQ:32:TYR:CD1	2.92	0.44
1:AA:438:G:H5'	4:AD:123:HIS:HB3	1.99	0.44
37:BB:87:G:H22	37:BB:89:G:H3'	1.82	0.44
54:DV:18:LEU:CD2	54:DV:18:LEU:N	2.80	0.44
38:BC:175:VAL:O	38:BC:188:ASN:ND2	2.48	0.44
4:AD:112:VAL:HG12	4:AD:116:GLN:OE1	2.17	0.44

Continued on next page...

Continued from previous page...

Atom-1	Atom-2	Distance(Å)	Clash(Å)
25:CZ:189:ARG:HG2	25:CZ:190:ARG:N	2.26	0.44
40:DE:167:VAL:HG13	40:DE:168:MET:N	2.32	0.44
16:CP:39:TYR:O	16:CP:41:PRO:HD3	2.18	0.44
51:BS:87:PHE:CG	51:BS:88:ASP:N	2.86	0.44
26:D0:7:LEU:CD1	49:DQ:85:LYS:HG3	2.43	0.44
10:CJ:32:ALA:HB1	10:CJ:75:ILE:HD11	2.00	0.44
6:AF:12:PRO:HG3	6:AF:57:GLN:O	2.17	0.44
36:BA:2018:G:O2'	53:BU:34:LYS:HD2	2.18	0.44
36:DA:2223:G:H2'	36:DA:2224:G:H5'	2.00	0.44
36:DA:1335:U:H2'	36:DA:1336:A:H8	1.83	0.44
26:B0:49:LYS:O	26:B0:80:HIS:HB3	2.18	0.44
43:DH:54:ARG:CG	43:DH:54:ARG:HH11	2.27	0.44
12:CL:71:PRO:HG3	12:CL:99:HIS:CD2	2.48	0.44
36:BA:812:C:H5'	48:BP:25:SER:HB3	1.99	0.44
1:AA:631:G:H5''	1:AA:632:A:OP1	2.17	0.44
36:BA:2562:U:O2'	47:BO:23:ARG:NH1	2.50	0.44
40:DE:117:MET:HE1	40:DE:124:GLY:HA3	2.00	0.44
6:AF:15:ASP:OD2	6:AF:17:SER:HB2	2.17	0.44
36:BA:1339:G:H21	36:BA:1603:A:H1'	1.83	0.44
1:CA:1128:C:C1'	1:CA:1146:A:H61	2.27	0.44
4:CD:121:VAL:O	4:CD:134:ASP:CA	2.65	0.44
36:BA:510:C:H2'	36:BA:511:U:O4'	2.17	0.44
1:AA:503:C:OP2	12:AL:116:SER:OG	2.33	0.44
36:BA:992:C:H2'	36:BA:993:G:H8	1.83	0.44
27:D1:60:PHE:CD1	27:D1:91:LYS:NZ	2.78	0.44
36:BA:110:G:HO2'	36:BA:111:A:H5'	1.83	0.44
37:DB:117:G:H2'	37:DB:118:G:O4'	2.18	0.44
36:DA:771:G:O2'	36:DA:772:C:H5'	2.18	0.44
41:DF:64:ILE:HG22	41:DF:76:GLY:O	2.18	0.44
3:CC:191:THR:HG23	3:CC:196:LEU:HD23	1.98	0.44
8:AH:7:ALA:CB	8:AH:85:ARG:HD3	2.47	0.44
36:DA:2869:G:C6	36:DA:2870:C:C4	3.06	0.44
1:AA:1134:G:O2'	1:AA:1135:U:H5'	2.17	0.44
12:CL:46:LYS:HB2	12:CL:92:ASP:HA	2.00	0.44
40:BE:199:ARG:HG2	40:BE:200:GLU:N	2.33	0.44
46:DN:72:TYR:CE1	46:DN:90:MET:HG3	2.53	0.44
19:AS:27:GLU:N	19:AS:27:GLU:OE1	2.50	0.44
3:AC:155:GLY:HA3	3:AC:196:LEU:HD13	1.99	0.44
1:AA:15:G:N2	5:AE:18:ARG:HA	2.32	0.44
1:AA:1525:G:P	11:AK:120:ARG:HH22	2.41	0.44
1:CA:277:C:P	17:CQ:41:LYS:NZ	2.90	0.44
36:DA:1619:G:O5'	36:DA:1619:G:C8	2.70	0.44

Continued on next page...

Continued from previous page...

Atom-1	Atom-2	Distance(Å)	Clash(Å)
1:AA:254:G:OP1	17:AQ:67:LYS:O	2.35	0.44
28:D2:68:ARG:HG2	28:D2:72:ALA:HB2	2.00	0.44
21:AU:20:LYS:HD3	21:AU:21:TYR:CE1	2.52	0.44
36:BA:187:G:C2	36:BA:210:C:O2	2.71	0.44
2:AB:235:SER:O	2:AB:236:TYR:C	2.56	0.44
1:CA:1046:A:H62	1:CA:1211:U:H6	1.65	0.44
3:AC:132:ARG:O	3:AC:136:GLN:HG3	2.17	0.44
36:BA:2153:G:H2'	36:BA:2154:G:H8	1.82	0.44
1:AA:36:C:H5''	12:AL:123:LYS:HA	1.99	0.44
2:CB:76:GLN:O	2:CB:76:GLN:HG2	2.17	0.44
46:DN:45:ASN:HD22	46:DN:45:ASN:N	2.16	0.44
37:BB:32:C:H5'	37:BB:32:C:H6	1.82	0.44
13:AM:50:GLU:H	13:AM:50:GLU:HG2	1.60	0.44
7:AG:38:LEU:O	7:AG:42:ILE:HG13	2.17	0.44
1:AA:995:C:O2'	1:AA:996:A:P	2.75	0.44
4:CD:173:TRP:HB2	4:CD:187:ARG:O	2.18	0.43
4:CD:98:GLU:O	4:CD:100:ARG:N	2.51	0.43
36:DA:590:A:C6	36:DA:591:C:N4	2.86	0.43
48:DP:16:ARG:CA	48:DP:16:ARG:HH11	2.31	0.43
52:DT:33:LYS:HZ3	52:DT:43:GLN:HB3	1.82	0.43
1:CA:1235:U:C2'	1:CA:1236:A:O5'	2.65	0.43
10:AJ:50:ILE:N	10:AJ:50:ILE:HD13	2.17	0.43
36:DA:1791:A:N6	36:DA:1828:G:O2'	2.48	0.43
25:CZ:171:ILE:CD1	25:CZ:171:ILE:N	2.81	0.43
37:BB:106:G:O2'	37:BB:107:G:H5'	2.18	0.43
1:AA:226:G:O2'	1:AA:227:G:H5'	2.18	0.43
56:DX:18:TYR:C	56:DX:20:GLY:N	2.71	0.43
35:D9:29:ASN:N	35:D9:29:ASN:HD22	2.15	0.43
54:BV:47:VAL:O	54:BV:49:THR:O	2.35	0.43
53:BU:14:HIS:C	53:BU:16:LYS:H	2.22	0.43
36:BA:2310:A:O2'	36:BA:2311:A:C5'	2.66	0.43
42:BG:71:THR:CG2	42:BG:72:ARG:N	2.81	0.43
3:AC:5:ILE:HD13	3:AC:5:ILE:H	1.71	0.43
53:DU:61:TRP:O	53:DU:65:ILE:HD13	2.17	0.43
35:D9:9:ARG:HB3	35:D9:9:ARG:NH1	2.33	0.43
36:DA:94:C:O2	36:DA:94:C:H2'	2.18	0.43
41:BF:114:VAL:HG21	41:BF:202:PHE:CE2	2.53	0.43
36:BA:1190:G:H5'	48:BP:35:HIS:CA	2.48	0.43
40:DE:34:VAL:O	40:DE:35:GLN:HB2	2.18	0.43
40:DE:84:PHE:CD1	40:DE:85:ASN:N	2.86	0.43
36:DA:1517:G:O2'	36:DA:1518:U:H5'	2.18	0.43
4:AD:202:LEU:O	4:AD:203:VAL:C	2.56	0.43

Continued on next page...

Continued from previous page...

Atom-1	Atom-2	Distance(Å)	Clash(Å)
46:DN:22:THR:O	46:DN:25:ARG:HB2	2.18	0.43
46:DN:62:VAL:CG2	46:DN:66:LYS:HB2	2.47	0.43
50:DR:2:ARG:HG2	50:DR:5:LYS:HZ1	1.83	0.43
36:BA:1106:G:O2'	36:BA:1107:G:H5'	2.18	0.43
27:D1:82:LEU:CD2	27:D1:90:ILE:HG23	2.48	0.43
27:B1:78:LYS:C	27:B1:80:LEU:H	2.22	0.43
40:DE:12:THR:O	40:DE:23:VAL:HG22	2.18	0.43
33:B7:7:PRO:HG3	36:BA:1612:C:H5'	1.99	0.43
36:DA:218:A:C2	36:DA:235:U:H4'	2.53	0.43
1:CA:778:G:H1'	11:CK:119:CYS:HB3	1.99	0.43
36:DA:1057:A:O2'	36:DA:1058:G:H5'	2.17	0.43
39:DD:266:SER:C	39:DD:267:SER:O	2.56	0.43
36:DA:1541:G:C8	36:DA:1542:A:C2	3.06	0.43
49:DQ:54:MET:HG2	49:DQ:64:ILE:CD1	2.48	0.43
30:D4:14:ILE:HG23	30:D4:31:ILE:CG2	2.48	0.43
2:AB:212:GLN:HE22	2:AB:216:SER:HB3	1.82	0.43
2:AB:31:TYR:CD2	2:AB:202:PRO:HG3	2.51	0.43
1:AA:1050:G:O2'	1:AA:1051:C:O5'	2.35	0.43
5:AE:11:ILE:HG22	5:AE:105:VAL:HG22	1.99	0.43
36:DA:2570:G:C2'	36:DA:2571:C:H5'	2.48	0.43
36:DA:2010:G:O2'	36:DA:2011:U:H5'	2.17	0.43
36:BA:2679:A:H2'	36:BA:2680:C:H6	1.82	0.43
50:DR:74:LYS:CE	50:DR:77:ARG:NH2	2.81	0.43
36:DA:2135:A:C5	36:DA:2136:C:N3	2.86	0.43
1:AA:498:U:HO2'	1:AA:499:A:P	2.41	0.43
40:DE:101:ARG:HD2	40:DE:169:ASN:ND2	2.33	0.43
29:B3:42:ALA:O	29:B3:43:ILE:C	2.56	0.43
58:BZ:41:LEU:CD2	58:BZ:41:LEU:C	2.86	0.43
36:DA:1341:U:O2	36:DA:1398:C:H5'	2.18	0.43
1:CA:926:G:H2'	1:CA:1505:G:C2	2.53	0.43
4:CD:65:ARG:HB2	4:CD:75:PHE:CE2	2.53	0.43
36:DA:970:C:O5'	36:DA:970:C:H6	2.00	0.43
41:BF:41:LEU:HD11	48:BP:7:ARG:NH2	2.31	0.43
1:AA:1433:A:N6	1:AA:1434:A:C6	2.86	0.43
39:BD:130:ALA:HA	39:BD:192:THR:HA	1.99	0.43
43:DH:54:ARG:HH22	43:DH:62:LYS:NZ	2.15	0.43
36:BA:814:C:H2'	36:BA:815:C:C6	2.53	0.43
2:AB:61:LEU:HD23	2:AB:68:ILE:CG1	2.48	0.43
1:CA:937:A:C5	1:CA:938:A:N7	2.86	0.43
42:BG:16:ARG:HH12	42:BG:28:VAL:HG13	1.83	0.43
36:DA:413:C:H4'	36:DA:1880:C:O2'	2.18	0.43
36:DA:643:A:C2'	36:DA:644:A:H5'	2.48	0.43

Continued on next page...

Continued from previous page...

Atom-1	Atom-2	Distance(Å)	Clash(Å)
24:CY:48:U:C4	24:CY:59:G:H5''	2.53	0.43
34:B8:43:GLN:C	34:B8:44:LYS:HD2	2.39	0.43
1:AA:328:C:H2'	1:AA:328:C:O2	2.18	0.43
1:CA:1129:C:OP1	1:CA:1130:A:H5''	2.18	0.43
46:DN:17:ASP:HB2	46:DN:55:VAL:CG1	2.47	0.43
8:CH:83:ILE:O	8:CH:83:ILE:HG23	2.17	0.43
51:DS:64:GLU:O	51:DS:66:ALA:N	2.51	0.43
13:AM:70:LEU:HD23	13:AM:70:LEU:O	2.17	0.43
36:BA:1095:A:H2'	36:BA:1096:A:C8	2.53	0.43
57:BY:90:LEU:N	57:BY:90:LEU:HD23	2.28	0.43
36:BA:2770:G:H5''	36:BA:2771:C:OP2	2.18	0.43
20:AT:100:ILE:HG22	20:AT:100:ILE:O	2.18	0.43
7:CG:18:TYR:OH	7:CG:58:PRO:HG3	2.18	0.43
1:CA:8:A:N7	4:CD:208:SER:CB	2.79	0.43
10:AJ:90:LEU:H	10:AJ:91:PRO:HD3	1.83	0.43
39:DD:76:PRO:HA	39:DD:118:VAL:HG23	1.99	0.43
36:DA:1493:C:C4	36:DA:2206:G:O2'	2.71	0.43
18:AR:53:ARG:NH1	18:AR:60:ALA:HA	2.33	0.43
20:AT:41:ILE:HA	20:AT:44:ALA:CB	2.48	0.43
20:AT:44:ALA:HB3	20:AT:91:LEU:HD12	2.00	0.43
36:DA:1782:C:H1'	36:DA:2609:U:C5'	2.47	0.43
1:CA:505:G:C6	1:CA:535:A:C2	3.05	0.43
36:DA:2653:U:C4	36:DA:2654:A:C6	3.06	0.43
1:CA:828:A:N3	2:CB:26:PRO:HG3	2.33	0.43
6:AF:2:ARG:HB2	6:AF:4:TYR:CE1	2.52	0.43
36:BA:188:G:O6	36:BA:189:G:C2	2.71	0.43
1:CA:276:G:O2'	1:CA:277:C:H5'	2.17	0.43
47:BO:2:ILE:HD11	47:BO:82:ASN:ND2	2.32	0.43
33:D7:21:ARG:HG2	33:D7:21:ARG:NH1	2.33	0.43
1:CA:1010:G:O2'	1:CA:1011:G:H5'	2.18	0.43
1:AA:1068:G:N2	1:AA:1191:A:N3	2.63	0.43
47:DO:26:LYS:HB3	47:DO:27:GLY:H	1.67	0.43
36:DA:2264:C:H2'	36:DA:2265:U:C6	2.53	0.43
36:BA:2233:U:H2'	36:BA:2234:G:C8	2.53	0.43
17:CQ:57:VAL:HG12	17:CQ:76:LEU:HA	2.00	0.43
1:CA:487:A:H2'	1:CA:488:C:O4'	2.18	0.43
45:BK:73:UNK:O	45:BK:74:UNK:C	2.65	0.43
25:CZ:152:MET:C	25:CZ:152:MET:SD	2.97	0.43
1:CA:592:G:H2'	1:CA:593:G:H8	1.83	0.43
36:DA:1127:A:H2'	36:DA:1128:A:H5''	2.00	0.43
4:CD:189:PRO:HB2	4:CD:194:LEU:CD2	2.43	0.43
36:BA:2182:G:O2'	36:BA:2183:C:H5'	2.17	0.43

Continued on next page...

Continued from previous page...

Atom-1	Atom-2	Distance(Å)	Clash(Å)
32:D6:5:VAL:O	32:D6:5:VAL:HG12	2.18	0.43
36:DA:593:G:O2'	36:DA:594:U:H5'	2.18	0.43
47:DO:107:ARG:CZ	52:DT:35:LYS:HB2	2.47	0.43
52:DT:35:LYS:O	52:DT:38:ASN:ND2	2.51	0.43
47:DO:64:ARG:NH2	52:DT:70:VAL:HG21	2.33	0.43
32:B6:45:LYS:H	32:B6:45:LYS:NZ	2.15	0.43
1:CA:226:G:O2'	1:CA:227:G:H5'	2.18	0.43
49:BQ:60:ARG:HA	58:BZ:178:GLU:O	2.17	0.43
1:CA:1325:C:H5''	21:CU:15:ARG:NH1	2.33	0.43
56:BX:55:ASN:HB2	56:BX:80:ILE:HG12	2.00	0.43
10:CJ:16:LEU:HD23	10:CJ:94:VAL:CG1	2.48	0.43
42:DG:130:ASN:HB2	42:DG:160:VAL:HG22	1.99	0.43
36:BA:102:G:OP1	36:BA:102:G:H4'	2.17	0.43
36:BA:480:A:H1'	57:BY:44:ILE:HG21	2.00	0.43
36:BA:79:G:H2'	36:BA:80:G:O4'	2.18	0.43
26:D0:43:THR:N	36:DA:2331:G:H4'	2.32	0.43
57:DY:87:LYS:O	57:DY:88:LYS:HB2	2.18	0.43
57:DY:95:LYS:HE3	57:DY:99:CYS:O	2.17	0.43
36:DA:2100:G:H2'	36:DA:2101:G:C8	2.53	0.43
13:AM:4:ILE:HB	13:AM:5:ALA:H	1.45	0.43
41:BF:11:VAL:C	41:BF:13:SER:H	2.21	0.43
1:CA:961:U:O2'	1:CA:962:C:P	2.75	0.43
43:DH:28:GLY:HA3	43:DH:79:VAL:HB	1.98	0.43
9:AI:56:LEU:HD23	9:AI:57:GLY:N	2.33	0.43
36:BA:2312:U:H4'	42:BG:71:THR:HG21	2.00	0.43
12:AL:43:VAL:HG21	12:AL:93:LEU:HD22	2.00	0.43
53:DU:92:ARG:HD2	54:DV:11:GLN:CG	2.49	0.43
36:BA:2178:C:O5'	36:BA:2178:C:O2	2.36	0.43
20:CT:54:LYS:HA	20:CT:57:ARG:NH2	2.32	0.43
36:DA:195:A:N7	36:DA:197:A:OP1	2.51	0.43
36:DA:2346:A:H5'	36:DA:2383:G:C1'	2.49	0.43
43:BH:124:GLU:HG3	43:BH:132:ARG:HG3	1.99	0.43
46:BN:28:THR:CG2	46:BN:29:LYS:H	2.28	0.43
4:CD:67:ILE:HG22	4:CD:68:TYR:CD1	2.53	0.43
4:CD:9:CYS:SG	4:CD:32:ALA:HB3	2.58	0.43
36:BA:941:A:H2'	36:BA:942:G:O4'	2.17	0.43
1:CA:1047:G:C4'	14:CN:4:LYS:HG2	2.47	0.43
40:DE:34:VAL:HG22	40:DE:34:VAL:O	2.17	0.43
7:CG:118:VAL:CG2	7:CG:119:ARG:H	2.31	0.43
19:CS:16:LEU:HA	19:CS:19:VAL:HB	1.99	0.43
56:BX:83:VAL:O	56:BX:84:ALA:O	2.35	0.43
36:DA:1142(A):A:C8	36:DA:1142(A):A:H5'	2.53	0.43

Continued on next page...

Continued from previous page...

Atom-1	Atom-2	Distance(Å)	Clash(Å)
36:DA:2679:A:O2'	36:DA:2680:C:H5'	2.17	0.43
4:AD:187:ARG:HG2	4:AD:188:LEU:N	2.33	0.43
24:AY:76:A:H61	25:AZ:234:ARG:CZ	2.32	0.43
36:DA:1251:C:OP1	53:DU:10:ARG:HG3	2.18	0.43
58:BZ:70:LEU:CD2	58:BZ:70:LEU:N	2.81	0.43
36:BA:1541:G:C8	36:BA:1542:A:C2	3.06	0.43
36:DA:2572:A:C5	40:DE:144:ARG:NH1	2.81	0.43
36:BA:535:C:O2'	36:BA:536:A:H5'	2.18	0.43
36:DA:1087:G:H8	36:DA:1088:A:H4'	1.84	0.43
36:DA:2121:G:H2'	36:DA:2122:U:O4'	2.18	0.43
52:BT:129:ARG:HG3	52:BT:129:ARG:HH11	1.83	0.43
22:CW:7:A:H5''	22:CW:8:U:P	2.57	0.43
36:DA:1494:A:H2'	36:DA:1495:A:C5'	2.45	0.43
55:DW:88:ARG:HB3	55:DW:92:ARG:HB2	2.00	0.43
36:DA:30:G:C2'	36:DA:31:C:H5'	2.48	0.43
9:AI:113:LYS:HD3	9:AI:119:ALA:HA	1.99	0.43
36:BA:801:G:O4'	41:BF:54:ARG:CD	2.62	0.43
36:DA:2143:C:O2'	36:DA:2144:U:H5'	2.18	0.43
3:AC:153:VAL:O	3:AC:154:SER:CB	2.66	0.43
46:BN:108:PRO:HG2	46:BN:113:GLY:HA3	1.99	0.43
8:CH:136:GLU:HG3	8:CH:136:GLU:O	2.18	0.43
36:BA:1761:C:H3'	36:BA:1762:A:C8	2.53	0.43
36:BA:847:U:H2'	36:BA:848:G:H5''	2.00	0.43
36:BA:643:A:H2'	36:BA:644:A:H5'	2.00	0.43
49:BQ:97:VAL:HG21	49:BQ:103:MET:CE	2.49	0.43
16:CP:43:LYS:O	16:CP:45:THR:N	2.52	0.43
36:BA:2199:A:C5'	36:BA:2200:C:OP2	2.67	0.43
54:DV:34:GLU:CG	54:DV:56:SER:HB2	2.48	0.43
40:DE:87:GLU:C	40:DE:89:ASP:N	2.71	0.43
41:DF:51:THR:HG21	41:DF:92:PRO:HD2	1.99	0.43
36:BA:272(C):G:H1	36:BA:365:C:N4	2.14	0.43
51:BS:29:PHE:CE1	51:BS:31:SER:HB2	2.53	0.43
54:BV:34:GLU:CG	54:BV:56:SER:HB2	2.47	0.43
31:D5:19:ARG:NH1	36:DA:1265:A:H3'	2.33	0.43
36:DA:650:C:C3'	36:DA:651:G:H5''	2.47	0.43
36:DA:271(F):C:H2'	36:DA:271(G):C:C5'	2.48	0.43
20:CT:47:GLY:C	20:CT:49:ALA:N	2.70	0.43
48:BP:6:LEU:N	48:BP:6:LEU:HD23	2.32	0.43
36:BA:2492:U:H2'	36:BA:2493:U:H6	1.83	0.43
36:BA:703:U:H2'	36:BA:704:G:H5'	1.99	0.43
36:DA:2140:C:H2'	36:DA:2141:G:H8	1.83	0.43
22:AW:24:G:C2'	22:AW:25:C:H5'	2.48	0.43

Continued on next page...

Continued from previous page...

Atom-1	Atom-2	Distance(Å)	Clash(Å)
36:DA:959:A:C6	36:DA:960:A:C6	3.06	0.43
1:CA:342:C:C4	1:CA:343:U:C4	3.06	0.43
47:DO:105:GLU:HG3	47:DO:108:GLU:OE2	2.18	0.43
3:AC:157:ILE:HD12	3:AC:157:ILE:N	2.33	0.43
12:CL:24:VAL:HG13	12:CL:98:TYR:HE1	1.82	0.43
36:DA:2116:G:N7	36:DA:2117:A:C6	2.86	0.43
1:CA:1057:G:H2'	1:CA:1058:G:O4'	2.19	0.43
36:BA:1991:U:H2'	36:BA:1992:G:H5''	2.00	0.43
36:DA:2024:G:H2'	36:DA:2025:C:H6	1.82	0.43
36:BA:182:A:H2	36:BA:433:C:O2	2.01	0.43
57:DY:22:GLY:O	57:DY:23:ARG:O	2.37	0.43
50:BR:106:GLY:O	50:BR:107:ASP:HB3	2.18	0.43
36:BA:382:G:H2'	36:BA:383:U:H5'	2.00	0.43
1:CA:650:G:O2'	1:CA:651:C:H5'	2.17	0.43
36:DA:836:G:H2'	36:DA:837:C:C6	2.53	0.43
6:CF:47:ARG:O	6:CF:47:ARG:HG3	2.18	0.43
38:BC:34:THR:HG22	38:BC:34:THR:O	2.19	0.43
1:CA:1484:C:H6	1:CA:1484:C:O5'	2.01	0.43
55:BW:55:ALA:C	55:BW:57:ASN:H	2.21	0.43
1:AA:803:G:H2'	1:AA:804:U:O4'	2.17	0.43
25:AZ:356:PRO:HA	25:AZ:357:PRO:HD2	1.82	0.43
32:D6:10:LEU:HG	34:D8:34:TRP:CD1	2.43	0.43
36:DA:941:A:H2'	36:DA:942:G:O4'	2.18	0.43
52:DT:28:VAL:O	52:DT:28:VAL:HG12	2.17	0.43
1:CA:1152:A:C6	1:CA:1153:C:C4	3.07	0.43
39:BD:31:LYS:NZ	39:BD:33:LEU:HG	2.33	0.43
39:DD:218:ARG:HB3	39:DD:219:PRO:HD2	2.00	0.43
42:DG:5:VAL:HG11	42:DG:100:TRP:HB2	1.98	0.43
42:DG:79:ASN:O	42:DG:80:PHE:CB	2.66	0.43
37:DB:42:C:N4	42:DG:91:ARG:NH2	2.65	0.43
36:BA:1210:A:H5''	36:BA:1212:G:C4'	2.48	0.43
52:BT:30:VAL:CG2	52:BT:84:GLN:HG3	2.48	0.43
36:DA:2103:C:C4	36:DA:2186:G:N1	2.82	0.43
36:BA:583:G:C2	36:BA:584:C:C6	3.06	0.43
3:CC:81:GLY:C	3:CC:82:GLU:HG3	2.38	0.43
36:DA:139(A):G:H3'	36:DA:140:G:H8	1.82	0.43
9:AI:53:VAL:HG22	9:AI:95:LYS:CD	2.48	0.43
25:CZ:253:VAL:CA	25:CZ:307:PRO:HG3	2.48	0.43
36:DA:654(O):G:H2'	36:DA:654(P):C:C5	2.53	0.43
30:B4:22:ILE:CD1	30:B4:22:ILE:H	2.01	0.43
36:BA:654(E):G:H22	36:BA:654(Q):C:C1'	2.14	0.43
9:CI:55:ALA:C	9:CI:58:HIS:HE1	2.19	0.43

Continued on next page...

Continued from previous page...

Atom-1	Atom-2	Distance(Å)	Clash(Å)
41:BF:202:PHE:CD1	41:BF:203:GLN:NE2	2.87	0.43
51:BS:58:LEU:O	51:BS:59:LYS:O	2.36	0.43
16:CP:21:VAL:O	16:CP:21:VAL:HG13	2.18	0.43
36:BA:605:C:H2'	36:BA:606:U:H6	1.83	0.43
48:BP:91:PHE:CE2	48:BP:95:VAL:HG12	2.54	0.43
1:AA:265:G:H5'	17:AQ:64:PRO:O	2.18	0.43
1:CA:66:G:H4'	1:CA:173:U:C5	2.53	0.43
36:DA:1697:G:C3'	36:DA:1698:A:H5''	2.42	0.43
12:CL:27:LEU:O	12:CL:28:LYS:C	2.53	0.43
40:DE:39:PRO:C	40:DE:40:GLU:HG3	2.37	0.43
40:DE:111:ARG:HG2	50:DR:2:ARG:CZ	2.47	0.43
29:B3:19:GLN:O	29:B3:22:ALA:N	2.51	0.43
36:BA:1057:A:O2'	36:BA:1058:G:H5'	2.17	0.43
42:BG:110:ALA:C	42:BG:112:PRO:CD	2.86	0.43
56:DX:10:ALA:HB1	56:DX:11:PRO:CD	2.47	0.43
50:BR:94:TYR:O	50:BR:116:LEU:O	2.36	0.43
36:BA:2839:G:C5'	50:BR:46:GLY:HA2	2.47	0.43
52:DT:103:ARG:O	52:DT:105:LEU:N	2.52	0.43
1:CA:1258:G:C6	1:CA:1259:C:N4	2.86	0.43
2:CB:31:TYR:O	2:CB:42:ILE:HG13	2.19	0.43
9:CI:17:VAL:CG2	9:CI:80:GLY:HA3	2.48	0.43
36:BA:146:G:C2'	36:BA:147:U:H5'	2.48	0.43
2:CB:129:GLU:O	2:CB:130:ARG:O	2.37	0.43
54:DV:28:GLU:HB3	54:DV:29:PRO:CD	2.39	0.43
36:BA:563:G:C4	36:BA:2018:G:C2	3.06	0.43
36:DA:2126:A:O2'	36:DA:2127:G:OP2	2.35	0.43
1:CA:1157:A:H4'	1:CA:1158:C:O5'	2.18	0.43
36:BA:238:C:H2'	36:BA:239:U:O4'	2.18	0.43
25:AZ:96:ALA:HA	25:AZ:99:MET:CG	2.49	0.43
1:CA:1006:C:N4	1:CA:1024:G:H21	2.15	0.43
39:DD:65:ILE:N	39:DD:65:ILE:HD13	2.28	0.43
25:AZ:206:ILE:O	25:AZ:210:ILE:CG2	2.63	0.43
1:CA:1129:C:N4	1:CA:1135:U:H3	2.16	0.43
36:BA:1591:G:C6	36:BA:1592:C:C4	3.06	0.43
1:CA:242:C:C2'	1:CA:243:A:H5'	2.45	0.43
36:BA:489:G:N2	36:BA:491:G:H1'	2.33	0.43
28:B2:13:ALA:HB1	28:B2:16:LEU:HB2	1.99	0.43
36:DA:864:G:N2	36:DA:913:U:C2	2.87	0.43
1:CA:1526:G:O2'	1:CA:1527:C:H5'	2.18	0.43
36:BA:2369:A:H2'	36:BA:2370:G:C8	2.53	0.43
36:BA:2330:G:O2'	36:BA:2331:G:H5'	2.18	0.43
36:DA:751:A:C6	36:DA:789:A:C5	3.07	0.43

Continued on next page...

Continued from previous page...

Atom-1	Atom-2	Distance(Å)	Clash(Å)
17:AQ:88:TYR:OH	17:AQ:92:ARG:CZ	2.66	0.43
38:DC:47:LEU:HD11	38:DC:171:ILE:CG2	2.48	0.43
36:BA:565:C:O2'	36:BA:566:U:H5'	2.17	0.43
25:AZ:129:PRO:O	25:AZ:130:TYR:O	2.36	0.43
40:DE:171:GLU:CB	40:DE:185:LYS:HG2	2.47	0.43
8:AH:86:ILE:HB	8:AH:133:LEU:O	2.19	0.43
1:CA:46:G:O2'	1:CA:365:U:H1'	2.18	0.43
53:DU:25:TRP:O	53:DU:28:ARG:HB2	2.18	0.43
1:CA:1032:G:H2'	1:CA:1033:G:C8	2.54	0.43
2:AB:52:GLU:OE1	2:AB:52:GLU:O	2.35	0.43
46:BN:130:HIS:O	46:BN:130:HIS:CG	2.72	0.43
1:AA:284:G:H2'	1:AA:285:G:H8	1.83	0.43
39:DD:124:PRO:HG2	39:DD:129:ASN:HD21	1.81	0.43
24:CY:51:G:O2'	25:CZ:338:TYR:CD1	2.72	0.43
36:DA:763:G:O2'	36:DA:764:A:H3'	2.18	0.43
1:CA:328:C:H4'	1:CA:329:A:H5'	2.00	0.43
1:AA:131:C:H2'	1:AA:132:C:C6	2.53	0.43
36:DA:2849:U:OP2	52:DT:95:ARG:NH1	2.51	0.43
2:AB:222:ILE:O	2:AB:225:ALA:HB3	2.18	0.43
1:AA:644:G:C5	1:AA:645:C:C5	3.05	0.43
6:CF:50:TYR:HB2	6:CF:51:PRO:HD2	2.00	0.43
26:B0:29:GLN:OE1	36:BA:923:C:O4'	2.36	0.43
36:BA:290:G:O2'	36:BA:291:C:H5'	2.17	0.43
36:BA:292:C:H2'	36:BA:293:U:C6	2.52	0.43
43:DH:80:SER:O	43:DH:81:GLU:HB2	2.18	0.43
36:BA:190:A:C4	36:BA:207:A:C2	3.06	0.43
20:CT:60:GLU:HG2	20:CT:60:GLU:O	2.17	0.43
1:CA:688:G:C5	1:CA:700:G:C2	3.06	0.43
47:DO:77:ILE:HG23	47:DO:77:ILE:O	2.18	0.43
36:BA:1671:U:O5'	36:BA:1671:U:H6	2.00	0.43
15:CO:21:ASP:OD1	15:CO:22:THR:N	2.51	0.43
36:DA:57:C:O2'	36:DA:58:G:H5'	2.19	0.43
1:AA:174:C:O2'	1:AA:175:C:H5'	2.18	0.43
38:DC:82:LYS:CB	38:DC:116:THR:HG21	2.48	0.43
4:CD:173:TRP:CD2	4:CD:189:PRO:HB3	2.53	0.43
24:CY:75:C:C6	25:CZ:230:THR:O	2.71	0.43
32:B6:20:ASN:C	32:B6:21:TYR:CD2	2.92	0.43
36:BA:1347:G:N2	36:BA:1600:C:C2	2.86	0.43
25:AZ:135:MET:CE	25:AZ:172:ARG:HG2	2.48	0.43
22:AW:55:U:C5	22:AW:57:G:H5''	2.53	0.43
39:DD:221:VAL:HG22	39:DD:226:MET:HE3	2.01	0.43
25:CZ:106:VAL:O	25:CZ:135:MET:HA	2.18	0.43

Continued on next page...

Continued from previous page...

Atom-1	Atom-2	Distance(Å)	Clash(Å)
52:DT:54:ARG:HA	52:DT:59:THR:HB	2.00	0.43
26:D0:38:VAL:CB	26:D0:59:LEU:HD12	2.44	0.43
52:BT:32:TYR:HB2	52:BT:33:LYS:H	1.47	0.43
46:DN:12:ARG:HG3	46:DN:14:VAL:HG23	2.00	0.43
3:AC:79:ARG:CB	3:AC:79:ARG:NH1	2.82	0.43
13:AM:66:LEU:HD12	13:AM:66:LEU:N	2.33	0.43
41:BF:7:TYR:CE1	41:BF:196:LEU:HD11	2.54	0.43
3:CC:52:LEU:O	3:CC:52:LEU:HG	2.19	0.43
3:AC:12:LEU:O	3:AC:13:GLY:C	2.56	0.43
34:B8:6:THR:HG21	34:B8:63:PRO:HD3	2.00	0.43
1:AA:1123:A:H2	1:AA:1150:U:H5	1.60	0.43
1:AA:1188:A:H2'	1:AA:1189:C:H5'	2.00	0.43
3:CC:77:ILE:HA	3:CC:84:ILE:CG2	2.48	0.43
54:DV:6:LYS:HE2	54:DV:37:VAL:HG21	2.00	0.43
36:DA:1031:G:C6	36:DA:1032:A:C6	3.06	0.43
36:BA:2110:G:N1	36:BA:2178:C:C5	2.86	0.43
36:DA:1903:G:OP2	39:DD:241:PRO:HB2	2.19	0.43
26:D0:26:TYR:HB3	26:D0:27:GLU:OE1	2.18	0.43
36:DA:654(E):G:H22	36:DA:654(Q):C:C1'	2.15	0.43
4:CD:18:LYS:HE3	4:CD:31:CYS:HB2	1.98	0.43
1:CA:1374:A:C2	1:CA:1375:A:C8	3.06	0.43
50:BR:4:LEU:C	50:BR:6:SER:N	2.70	0.43
1:AA:189(E):U:OP2	1:AA:189(E):U:H6	2.01	0.43
1:CA:1239:A:C4	1:CA:1298:C:N4	2.86	0.43
7:CG:115:ARG:O	7:CG:116:ALA:C	2.56	0.43
11:AK:61:ALA:HB2	11:AK:90:GLY:HA3	2.00	0.43
56:BX:83:VAL:HG12	56:BX:87:GLN:HB2	2.00	0.43
4:AD:59:ARG:HE	4:AD:59:ARG:HA	1.83	0.43
58:BZ:162:GLU:O	58:BZ:162:GLU:HG3	2.18	0.43
36:BA:1453:U:P	50:BR:77:ARG:NH1	2.89	0.43
5:CE:48:ALA:HA	5:CE:49:PRO:HD3	1.77	0.43
4:AD:98:GLU:HA	4:AD:103:ASN:ND2	2.33	0.43
13:AM:3:ARG:NH2	42:BG:113:ARG:HD3	2.34	0.43
39:DD:147:LEU:HD12	39:DD:147:LEU:HA	1.69	0.43
36:DA:2408:U:C2	36:DA:2409:G:N7	2.86	0.43
36:DA:1529:G:C2	36:DA:1541:G:N2	2.86	0.43
36:BA:2134:A:H1'	36:BA:2159:G:N3	2.32	0.43
1:AA:383:A:H2'	1:AA:384:G:C5'	2.45	0.43
36:DA:1087:G:H21	36:DA:1103:A:H61	1.65	0.43
52:BT:129:ARG:CZ	52:BT:131:ALA:CB	2.90	0.43
36:DA:1442:G:H1	36:DA:1549:C:H42	1.65	0.43
36:DA:1658:C:H2'	36:DA:1659:U:H6	1.83	0.43

Continued on next page...

Continued from previous page...

Atom-1	Atom-2	Distance(Å)	Clash(Å)
50:DR:55:ALA:HA	50:DR:80:PHE:HE1	1.76	0.43
35:B9:29:ASN:HD22	35:B9:29:ASN:H	1.65	0.43
43:DH:137:ASP:O	43:DH:138:LYS:CB	2.65	0.43
39:BD:120:GLY:O	39:BD:131:LEU:HG	2.18	0.43
21:CU:21:TYR:C	21:CU:23:PRO:HD3	2.39	0.43
36:BA:812:C:C2	36:BA:813:U:C5	3.07	0.43
36:DA:133:C:N3	36:DA:146:G:O6	2.51	0.43
25:CZ:19:HIS:CE1	36:DA:2661:G:OP1	2.71	0.43
38:DC:180:PHE:HD1	38:DC:180:PHE:H	1.66	0.43
28:D2:63:VAL:O	28:D2:65:ASN:N	2.52	0.43
20:AT:26:ASN:HD22	20:AT:26:ASN:N	2.16	0.43
1:CA:1129:C:H4'	1:CA:1130:A:H8	1.83	0.43
50:DR:12:ARG:HG3	50:DR:12:ARG:NH1	2.27	0.43
55:BW:21:VAL:HG23	55:BW:47:VAL:CG2	2.49	0.43
36:BA:1509(A):A:H2'	36:BA:1509(B):A:C8	2.54	0.43
36:BA:247:G:H4'	36:BA:386:G:C4	2.53	0.43
1:CA:404:U:H5''	4:CD:122:ARG:HG2	2.01	0.43
56:BX:59:VAL:N	56:BX:76:ARG:O	2.48	0.43
41:DF:31:HIS:O	41:DF:34:TRP:HB3	2.17	0.43
56:DX:45:THR:C	56:DX:47:PHE:H	2.22	0.43
39:BD:58:HIS:O	39:BD:59:LYS:C	2.57	0.43
1:AA:782:A:N6	1:AA:801:U:C5	2.86	0.43
1:AA:636:U:H2'	1:AA:637:G:C8	2.53	0.43
38:BC:156:ILE:O	38:BC:158:ALA:N	2.51	0.43
36:DA:962:G:O2'	36:DA:963:U:H5'	2.17	0.43
20:CT:59:ALA:O	20:CT:63:ILE:HG13	2.18	0.43
36:BA:2489:G:C6	36:BA:2490:G:N1	2.87	0.43
36:BA:1120:G:H2'	36:BA:1121:C:C6	2.52	0.43
15:AO:76:GLU:C	15:AO:78:TYR:H	2.20	0.43
8:AH:35:ILE:CD1	8:AH:134:ILE:HD13	2.48	0.43
36:DA:244:A:C2	36:DA:255:A:C4	3.06	0.43
36:BA:2691:C:C4	36:BA:2719:G:N2	2.86	0.43
36:BA:2350:C:O2'	36:BA:2351:G:H5'	2.17	0.43
38:BC:8:ARG:O	38:BC:12:GLU:HG2	2.18	0.43
43:DH:118:PRO:CG	43:DH:121:ILE:HD12	2.48	0.43
6:AF:14:LEU:HD13	6:AF:14:LEU:HA	1.81	0.43
29:B3:56:VAL:CG1	29:B3:57:GLU:N	2.81	0.43
36:DA:742:G:H4'	36:DA:1676:A:H5'	1.99	0.43
38:DC:119:VAL:C	38:DC:123:VAL:HG12	2.39	0.43
25:CZ:231:ILE:O	25:CZ:231:ILE:HG22	2.17	0.43
25:CZ:231:ILE:O	25:CZ:232:THR:O	2.37	0.43
36:DA:2283:C:C4	36:DA:2389:G:C4	3.07	0.43

Continued on next page...

Continued from previous page...

Atom-1	Atom-2	Distance(Å)	Clash(Å)
1:AA:963:G:N2	10:AJ:55:LYS:CD	2.75	0.43
1:CA:355:C:N3	1:CA:356:A:N7	2.67	0.43
25:AZ:26:THR:HG23	25:AZ:27:LEU:N	2.34	0.43
39:BD:72:LYS:HB3	39:BD:75:ILE:HG12	1.99	0.43
38:BC:77:ILE:O	38:BC:78:ALA:HB3	2.18	0.43
49:DQ:26:TYR:HB2	49:DQ:137:TYR:HD1	1.84	0.43
42:DG:129:GLY:O	42:DG:130:ASN:CB	2.66	0.43
42:DG:45:GLU:O	42:DG:47:LYS:N	2.52	0.43
52:DT:76:PHE:HA	52:DT:77:PRO:HD3	1.75	0.43
36:DA:2330:G:O2'	36:DA:2331:G:H5'	2.18	0.43
47:BO:107:ARG:HA	47:BO:112:MET:HE2	2.01	0.43
58:BZ:102:LEU:HD21	58:BZ:124:ILE:HD11	2.01	0.43
9:AI:91:ASP:C	9:AI:93:ARG:N	2.72	0.43
34:D8:17:THR:OG1	34:D8:18:ALA:N	2.52	0.43
14:CN:57:ARG:HG3	14:CN:58:LYS:H	1.84	0.43
3:AC:183:ASP:OD1	3:AC:184:TYR:N	2.51	0.43
1:AA:1282:C:C2'	1:AA:1283:G:H5'	2.48	0.43
12:AL:67:THR:OG1	12:AL:96:VAL:HG12	2.19	0.43
36:DA:996:A:O2'	53:DU:92:ARG:NH2	2.51	0.43
9:CI:89:ASN:C	9:CI:91:ASP:H	2.21	0.43
43:BH:26:VAL:CG1	43:BH:79:VAL:HG11	2.49	0.43
36:BA:1018:C:H2'	36:BA:1019:U:C6	2.43	0.43
25:CZ:89:ILE:HG22	25:CZ:93:ILE:HD11	1.99	0.43
58:DZ:155:LEU:CD2	58:DZ:155:LEU:H	2.31	0.43
36:DA:2640:G:H1	36:DA:2774:C:H42	1.66	0.43
58:DZ:137:ILE:O	58:DZ:138:GLU:O	2.36	0.43
36:BA:832:G:OP1	48:BP:40:SER:HB3	2.18	0.43
36:BA:1189:A:C2	36:BA:1190:G:H1'	2.54	0.43
48:BP:103:ALA:O	48:BP:104:GLY:O	2.35	0.43
5:CE:91:LEU:N	5:CE:91:LEU:CD1	2.81	0.43
37:DB:56:G:O2'	37:DB:57:A:OP2	2.36	0.43
36:BA:1902:C:C2'	36:BA:1903:G:O5'	2.67	0.43
41:DF:192:LEU:C	41:DF:192:LEU:HD23	2.38	0.43
55:BW:6:ILE:HA	55:BW:104:THR:HA	1.99	0.43
4:AD:95:GLY:HA3	4:AD:188:LEU:HD21	2.00	0.43
1:CA:882:C:C2'	1:CA:883:C:H5'	2.49	0.43
36:BA:2756:U:C6	36:BA:2757:A:N7	2.86	0.43
15:AO:7:GLU:O	15:AO:10:LYS:HB3	2.19	0.43
36:DA:1072:C:H3'	36:DA:1072:C:OP2	2.19	0.43
5:AE:11:ILE:HB	5:AE:31:LEU:CD1	2.49	0.43
52:BT:129:ARG:NE	52:BT:131:ALA:HB3	2.33	0.43
24:AY:60:U:H5''	24:AY:61:C:H5	1.82	0.43

Continued on next page...

Continued from previous page...

Atom-1	Atom-2	Distance(Å)	Clash(Å)
38:DC:189:ILE:O	38:DC:190:ARG:C	2.56	0.43
36:DA:2754:U:H2'	36:DA:2756:U:OP1	2.18	0.43
25:CZ:374:LEU:HD12	25:CZ:378:VAL:HG22	1.99	0.43
1:CA:160:A:H1'	1:CA:344:A:C5	2.53	0.43
26:B0:40:GLN:NE2	26:B0:45:PHE:HB2	2.33	0.43
1:CA:949:A:O2'	1:CA:950:U:H5'	2.18	0.43
36:DA:2199:A:C5'	36:DA:2200:C:OP2	2.66	0.43
36:BA:1363:C:H2'	36:BA:1364:G:C8	2.51	0.43
1:CA:1215:G:H2'	1:CA:1216:G:H5'	2.00	0.43
1:CA:1245:A:H2'	1:CA:1246:C:C6	2.54	0.43
47:BO:23:ARG:HG3	47:BO:24:VAL:N	2.33	0.43
40:BE:116:VAL:O	40:BE:117:MET:HB3	2.17	0.43
5:CE:20:GLN:O	5:CE:21:ALA:C	2.56	0.43
1:AA:323:U:O3'	20:AT:22:ARG:CD	2.67	0.43
1:CA:1134:G:C6	1:CA:1142:G:N1	2.86	0.43
1:CA:234:C:O2'	1:CA:235:C:H5'	2.18	0.43
36:BA:57:C:H2'	36:BA:58:G:O4'	2.18	0.43
36:DA:2106:G:C5	36:DA:2107:C:N3	2.86	0.43
36:BA:848:G:C4	36:BA:933:A:C8	3.04	0.43
33:D7:12:ARG:HG3	36:DA:686:G:O6	2.18	0.43
31:B5:16:ARG:HG2	31:B5:16:ARG:NH1	2.34	0.43
36:DA:2069:G:O2'	36:DA:2070:G:H5'	2.19	0.43
26:D0:50:ASN:HD22	26:D0:63:VAL:HG11	1.83	0.43
11:CK:29:ILE:O	11:CK:29:ILE:HG13	2.18	0.43
36:BA:860:U:O4'	36:BA:860:U:O2	2.37	0.43
36:DA:528:A:H5''	36:DA:528:A:H8	1.82	0.43
1:CA:1428:A:H2'	1:CA:1429:C:C6	2.53	0.43
36:BA:840:C:H4'	36:BA:1192:G:H4'	2.00	0.43
1:AA:1217:C:OP1	14:AN:9:LYS:CE	2.67	0.43
2:AB:52:GLU:OE2	2:AB:56:ARG:NH2	2.51	0.43
1:AA:782:A:H2'	1:AA:783:C:H5'	2.00	0.43
11:CK:108:ILE:HG21	18:CR:88:LYS:HB3	2.00	0.43
1:CA:506:G:H2'	1:CA:507:C:C6	2.53	0.43
36:BA:653:A:C2'	36:BA:653:A:N3	2.81	0.43
20:AT:80:ARG:NH1	20:AT:80:ARG:HG2	2.32	0.43
36:DA:1287:A:C6	36:DA:1288:U:C4	3.06	0.43
25:AZ:263:ARG:HG3	25:AZ:264:ARG:H	1.83	0.43
36:BA:1358:G:N2	36:BA:1372:U:C5	2.86	0.43
36:BA:978:G:C2	36:BA:986:C:N3	2.87	0.43
49:BQ:37:LEU:HG	49:BQ:129:THR:HA	1.99	0.43
8:AH:16:ALA:HB1	8:AH:21:LYS:CB	2.48	0.43
36:BA:2728:U:O2'	36:BA:2729:G:H5'	2.18	0.43

Continued on next page...

Continued from previous page...

Atom-1	Atom-2	Distance(Å)	Clash(Å)
1:AA:664:G:H22	1:AA:741:G:H1	1.65	0.43
25:CZ:372:VAL:HG12	25:CZ:373:GLU:N	2.34	0.43
1:CA:272:C:O2'	1:CA:273:A:H5'	2.18	0.43
18:AR:86:VAL:HG12	18:AR:87:ARG:N	2.34	0.43
36:BA:2410:G:H2'	36:BA:2411:A:O4'	2.19	0.43
39:BD:173:VAL:HG12	39:BD:185:VAL:O	2.17	0.43
25:AZ:340:PRO:HG2	25:AZ:342:PHE:CE1	2.54	0.43
1:CA:1137:C:O2'	1:CA:1138:G:N2	2.50	0.43
36:BA:2097:C:O2'	36:BA:2098:U:H5'	2.19	0.43
36:BA:2101:G:C6	36:BA:2102:U:C4	3.07	0.43
2:CB:33:TYR:HB3	2:CB:41:ILE:O	2.18	0.43
25:CZ:26:THR:HG23	25:CZ:27:LEU:N	2.33	0.43
27:D1:29:GLY:O	27:D1:31:GLY:N	2.52	0.43
41:DF:42:ALA:C	41:DF:44:ARG:H	2.20	0.43
34:D8:13:ARG:NH1	48:DP:59:LEU:HD12	2.34	0.43
47:DO:121:VAL:HG12	47:DO:122:LEU:N	2.32	0.43
52:DT:19:LEU:HA	52:DT:20:PRO:HD3	1.78	0.43
32:D6:45:LYS:HZ2	32:D6:45:LYS:CB	2.31	0.43
19:CS:37:ARG:HG3	19:CS:37:ARG:H	1.64	0.43
58:BZ:151:HIS:HB2	58:BZ:170:THR:HA	1.92	0.43
10:CJ:6:ILE:O	10:CJ:6:ILE:HG13	2.18	0.43
36:BA:1855:G:C2'	36:BA:1856:G:H5'	2.49	0.43
12:AL:53:ARG:HD2	12:AL:53:ARG:H	1.83	0.43
39:DD:72:LYS:NZ	39:DD:75:ILE:HG13	2.33	0.43
25:CZ:143:ASP:OD2	25:CZ:146:LEU:HB2	2.17	0.43
57:BY:28:LYS:HG2	57:BY:39:VAL:HG13	1.99	0.43
57:DY:81:LYS:HD2	57:DY:96:ILE:HG13	2.00	0.43
1:AA:980:C:C2'	1:AA:981:U:H5'	2.48	0.43
25:AZ:7:ARG:C	25:AZ:8:THR:CG2	2.87	0.43
25:AZ:98:GLN:NE2	25:AZ:226:GLU:OE2	2.52	0.43
41:BF:125:LEU:CD2	41:BF:125:LEU:N	2.75	0.43
41:BF:9:ILE:HG22	41:BF:11:VAL:O	2.19	0.43
36:BA:580:C:H2'	36:BA:581:C:C6	2.54	0.43
1:AA:1152:A:C6	1:AA:1153:C:C4	3.07	0.43
13:CM:5:ALA:HB3	13:CM:22:ILE:HG21	2.00	0.43
53:DU:55:ARG:O	53:DU:59:ARG:HG3	2.19	0.43
53:DU:92:ARG:CD	53:DU:94:ASN:HB3	2.49	0.43
48:DP:41:ARG:HD2	48:DP:41:ARG:N	2.33	0.43
36:BA:614:U:O4'	36:BA:614:U:O2	2.36	0.43
3:CC:157:ILE:HD12	3:CC:157:ILE:N	2.34	0.43
36:DA:2346:A:H5'	36:DA:2383:G:H1'	1.99	0.43
7:AG:144:MET:HE1	22:AW:31:A:H1'	1.98	0.43

Continued on next page...

Continued from previous page...

Atom-1	Atom-2	Distance(Å)	Clash(Å)
19:CS:62:ILE:HD12	19:CS:63:THR:N	2.33	0.43
36:DA:620:G:H4'	36:DA:621:A:H5''	2.01	0.43
36:DA:656:G:C5	36:DA:657:U:C4	3.06	0.43
16:CP:32:TYR:O	16:CP:32:TYR:HD1	2.02	0.43
55:DW:47:VAL:O	55:DW:51:LEU:HB2	2.18	0.43
1:CA:409:G:OP1	4:CD:24:GLU:HB3	2.18	0.43
36:BA:1190:G:C5'	48:BP:35:HIS:H	2.19	0.43
29:B3:36:VAL:HG23	29:B3:36:VAL:O	2.19	0.43
1:CA:1269:A:H2'	1:CA:1270:C:H5'	2.01	0.43
36:DA:1141:U:H2'	46:DN:63:THR:HG21	2.01	0.43
41:DF:206:ILE:CG2	41:DF:207:GLY:N	2.80	0.43
51:BS:83:LYS:HB3	51:BS:83:LYS:HE2	1.71	0.43
31:D5:3:LYS:O	31:D5:4:HIS:HB2	2.18	0.43
16:AP:71:ARG:CA	16:AP:74:LEU:HD12	2.39	0.43
36:BA:2746:U:C2'	36:BA:2747:G:H5'	2.49	0.43
58:DZ:59:LEU:N	58:DZ:67:LEU:O	2.44	0.43
36:BA:2852:G:H1	36:BA:2865:U:H3	1.66	0.43
36:BA:2053:G:C5'	40:BE:144:ARG:O	2.65	0.43
24:CY:45:U:C3'	24:CY:46:7MG:C5'	2.94	0.43
10:CJ:78:ASN:HD22	10:CJ:81:THR:CG2	2.29	0.43
36:DA:1720:U:H3'	36:DA:1721:G:H5''	2.01	0.43
36:DA:877:U:HO2'	36:DA:878:A:H5''	1.81	0.43
36:BA:1277:G:H2'	36:BA:1278:A:O4'	2.18	0.43
6:CF:1:MET:SD	6:CF:68:PRO:HD3	2.59	0.43
47:BO:23:ARG:O	47:BO:39:ILE:HB	2.19	0.43
1:AA:323:U:O3'	20:AT:22:ARG:HD2	2.18	0.43
51:BS:64:GLU:C	51:BS:66:ALA:H	2.20	0.43
25:CZ:206:ILE:O	25:CZ:207:ASP:C	2.57	0.43
42:DG:152:LEU:N	42:DG:152:LEU:CD2	2.79	0.43
2:CB:211:ILE:H	2:CB:211:ILE:HD12	1.83	0.43
15:CO:17:ARG:HG3	15:CO:17:ARG:NH1	2.30	0.43
16:AP:43:LYS:C	16:AP:45:THR:N	2.72	0.43
13:AM:70:LEU:O	13:AM:73:GLU:HB3	2.19	0.43
36:BA:1068:G:N3	36:BA:1068:G:C2'	2.81	0.43
36:DA:2851:A:C5	36:DA:2852:G:C5	3.06	0.43
16:CP:67:THR:HB	16:CP:70:ALA:HB2	2.00	0.43
36:BA:1340:U:OP1	36:BA:1341:U:H5	2.01	0.43
40:DE:171:GLU:H	40:DE:185:LYS:HB2	1.83	0.43
36:BA:271(F):C:H2'	36:BA:271(G):C:C5'	2.49	0.43
41:DF:34:TRP:CE2	48:DP:12:ALA:HB2	2.52	0.43
4:AD:177:ASP:O	4:AD:181:MET:N	2.51	0.43
16:CP:19:ILE:HG22	16:CP:36:ILE:HD11	2.01	0.43

Continued on next page...

Continued from previous page...

Atom-1	Atom-2	Distance(Å)	Clash(Å)
36:BA:2812:G:N2	36:BA:2889:C:C2	2.86	0.43
1:AA:7:G:O2'	5:AE:120:THR:O	2.29	0.43
50:DR:51:LEU:HD12	50:DR:51:LEU:H	1.82	0.43
5:AE:143:ARG:NH1	8:AH:77:GLU:CD	2.72	0.43
36:BA:1688:U:H1'	36:BA:1701:A:C6	2.54	0.43
36:BA:2733:A:H2'	36:BA:2734:A:H8	1.84	0.43
20:AT:47:GLY:O	20:AT:49:ALA:N	2.51	0.43
36:BA:1755:A:H2'	36:BA:1756:G:H5'	2.01	0.43
36:BA:719:C:H2'	36:BA:720:C:C6	2.54	0.43
25:AZ:320:VAL:HG12	25:AZ:321:TYR:N	2.34	0.43
1:CA:657:G:C2	1:CA:750:G:C5	3.06	0.43
36:BA:2727:G:C6	36:BA:2728:U:C4	3.06	0.43
36:DA:745:G:C2'	36:DA:746:A:H5'	2.48	0.43
5:CE:57:LYS:O	5:CE:60:TYR:HB3	2.18	0.43
38:BC:117:PRO:HG3	38:BC:145:VAL:HG12	2.00	0.43
36:DA:1692:U:H2'	36:DA:1694:C:C5	2.54	0.43
17:CQ:37:LYS:O	17:CQ:38:ARG:HB2	2.18	0.43
55:DW:73:ALA:O	55:DW:106:ILE:HB	2.19	0.43
38:BC:64:LEU:HA	38:BC:65:PRO:HD3	1.84	0.43
42:DG:48:GLU:O	42:DG:49:ASP:CB	2.66	0.43
3:CC:150:LYS:HG3	3:CC:169:ALA:HB2	2.00	0.43
38:BC:182:PRO:O	38:BC:183:GLU:C	2.57	0.43
11:AK:126:ARG:O	11:AK:127:LYS:C	2.56	0.43
4:CD:34:GLU:O	4:CD:35:ARG:HB2	2.18	0.43
36:DA:206:U:H2'	36:DA:206:U:O2	2.17	0.43
4:AD:21:LEU:HA	4:AD:21:LEU:HD23	1.75	0.43
41:DF:105:VAL:HG12	41:DF:105:VAL:O	2.19	0.43
36:BA:2316:C:O2	36:BA:2316:C:H2'	2.18	0.43
36:DA:2402:C:H2'	36:DA:2403:C:H5'	2.01	0.43
36:BA:1702:G:H2'	36:BA:1703:G:O4'	2.19	0.43
1:CA:55:A:C8	1:CA:55:A:H5'	2.53	0.43
22:CW:76:A:OP2	36:DA:2432:A:H4'	2.18	0.43
48:DP:17:LYS:O	48:DP:18:ARG:C	2.56	0.43
48:DP:47:ASP:HB3	48:DP:48:PRO:C	2.38	0.43
47:DO:114:ILE:O	47:DO:118:ALA:HB2	2.19	0.43
52:DT:38:ASN:N	52:DT:38:ASN:ND2	2.66	0.43
52:BT:120:ARG:HA	52:BT:123:GLN:CG	2.49	0.43
32:D6:19:ARG:HB2	32:D6:21:TYR:OH	2.19	0.43
52:BT:55:ASN:O	52:BT:58:ASN:O	2.37	0.43
28:B2:18:PRO:HG2	28:B2:19:VAL:H	1.84	0.43
28:B2:25:VAL:O	28:B2:25:VAL:CG1	2.67	0.43
56:BX:53:LYS:HB3	56:BX:82:GLN:HB3	2.00	0.43

Continued on next page...

Continued from previous page...

Atom-1	Atom-2	Distance(Å)	Clash(Å)
31:D5:56:LYS:O	31:D5:57:VAL:C	2.56	0.43
1:CA:367:U:C4	1:CA:394:G:N1	2.87	0.43
25:AZ:121:LEU:HD13	61:AZ:502:KIR:O4	2.17	0.43
56:DX:8:ILE:CD1	56:DX:42:ALA:O	2.66	0.43
36:BA:331:A:C1'	36:BA:332:A:OP1	2.66	0.43
57:BY:8:LYS:N	57:BY:8:LYS:CD	2.77	0.43
26:D0:49:LYS:H	26:D0:80:HIS:CG	2.37	0.43
36:BA:2716:U:O2'	36:BA:2717:G:H5'	2.18	0.43
35:D9:1:MET:HB3	35:D9:4:ARG:NH1	2.33	0.43
36:DA:2464:C:O2'	36:DA:2465:C:O5'	2.34	0.43
3:AC:8:ILE:CD1	3:AC:184:TYR:HB3	2.48	0.43
1:AA:1123:A:H4'	10:AJ:36:GLY:HA3	2.00	0.43
42:DG:149:VAL:O	42:DG:149:VAL:HG23	2.19	0.43
36:DA:997:G:OP1	53:DU:93:LYS:CD	2.66	0.43
54:DV:43:GLU:O	54:DV:44:LYS:CB	2.66	0.43
1:AA:1367:C:C4	1:AA:1368:G:N7	2.86	0.43
43:BH:136:ILE:N	43:BH:136:ILE:CD1	2.71	0.43
43:BH:88:LEU:CD2	43:BH:88:LEU:H	2.31	0.43
43:DH:162:ILE:C	43:DH:163:TYR:CD1	2.92	0.43
46:BN:58:ASP:O	46:BN:59:LYS:HB2	2.19	0.43
4:CD:12:CYS:O	4:CD:33:MET:CE	2.66	0.43
4:CD:18:LYS:CB	4:CD:33:MET:HG2	2.46	0.43
36:DA:90:U:O2'	36:DA:92:A:P	2.76	0.43
1:AA:375:U:N3	1:AA:376:G:N7	2.67	0.43
36:BA:1049:C:N4	36:BA:1050:A:H62	2.17	0.43
36:DA:2641:G:H5'	36:DA:2641:G:H8	1.84	0.43
36:BA:514:A:O2'	36:BA:515:A:H5'	2.19	0.43
1:CA:1240:U:H3'	1:CA:1241:G:H5'	2.01	0.43
51:DS:31:SER:OG	51:DS:32:LEU:N	2.52	0.43
32:B6:25:LYS:HE2	34:B8:34:TRP:NE1	2.30	0.43
12:CL:110:VAL:O	12:CL:122:THR:HB	2.18	0.43
40:DE:38:THR:O	40:DE:42:ASP:HB2	2.18	0.43
40:DE:119:ARG:HG3	40:DE:160:TYR:CD1	2.54	0.43
17:CQ:58:GLU:O	17:CQ:59:ILE:HD13	2.18	0.43
48:DP:84:ASN:ND2	48:DP:116:GLY:CA	2.79	0.43
18:AR:56:THR:C	18:AR:58:LEU:N	2.72	0.43
43:DH:19:VAL:O	43:DH:20:ALA:HB2	2.19	0.43
41:BF:64:ILE:HG23	41:BF:65:TRP:H	1.83	0.43
36:DA:2090:G:C2	36:DA:2230:G:C5	3.06	0.43
36:BA:2407:G:C2	36:BA:2408:U:O2	2.72	0.43
36:BA:106:C:C2	36:BA:107:C:C5	3.07	0.43
19:AS:16:LEU:H	19:AS:16:LEU:CD1	2.31	0.43

Continued on next page...

Continued from previous page...

Atom-1	Atom-2	Distance(Å)	Clash(Å)
1:CA:386:C:H2'	1:CA:387:U:C5'	2.47	0.43
25:AZ:222:LEU:HD12	25:AZ:303:VAL:CG1	2.49	0.43
2:CB:51:LEU:HD23	2:CB:55:PHE:CE1	2.54	0.43
36:DA:1151:G:H5''	53:DU:81:HIS:NE2	2.31	0.43
5:CE:152:ARG:O	5:CE:153:LYS:O	2.36	0.43
50:BR:26:LYS:HE2	50:BR:70:LEU:HA	2.00	0.43
36:DA:272(D):G:H1	36:DA:364:C:N4	2.08	0.43
19:AS:10:PHE:CZ	19:AS:70:LYS:HD2	2.54	0.43
41:DF:28:ILE:CD1	41:DF:28:ILE:H	2.24	0.43
1:CA:858:G:H5''	1:CA:858:G:C8	2.53	0.43
1:CA:1206:G:H2'	1:CA:1207:G:H8	1.84	0.43
36:DA:708:C:N4	36:DA:723:G:H1	2.05	0.43
50:BR:103:ARG:HG3	55:BW:40:ASN:OD1	2.17	0.43
27:D1:21:ARG:CG	27:D1:21:ARG:O	2.60	0.43
46:BN:55:VAL:HG21	46:BN:127:ASP:N	2.33	0.43
38:BC:99:ILE:HD13	38:BC:102:LYS:NZ	2.33	0.43
36:BA:1499:C:H6	36:BA:1499:C:C5'	2.29	0.43
25:CZ:340:PRO:HG2	25:CZ:342:PHE:CZ	2.52	0.43
51:DS:87:PHE:CG	51:DS:88:ASP:N	2.87	0.43
36:BA:894:C:C2'	36:BA:895:U:H5'	2.49	0.43
36:BA:1268:A:N3	36:BA:1269:A:H1'	2.34	0.43
36:BA:1313:U:H2'	36:BA:1610:A:C2	2.54	0.43
36:DA:1114:G:H2'	36:DA:1115:G:C8	2.54	0.43
53:DU:50:ARG:HH12	54:DV:72:VAL:HA	1.83	0.43
36:DA:1170:G:N2	36:DA:1180:C:N3	2.66	0.43
36:BA:2006:C:O2'	36:BA:2823:A:N3	2.46	0.43
1:AA:793:U:C3'	1:AA:794:A:H5''	2.45	0.43
1:AA:445:G:H2'	1:AA:446:G:H8	1.82	0.43
18:AR:73:ALA:O	18:AR:74:ARG:C	2.57	0.43
1:CA:722:A:O2'	1:CA:724:G:C8	2.70	0.43
51:DS:97:ARG:CA	51:DS:97:ARG:HE	2.31	0.43
51:DS:66:ALA:HB2	51:DS:97:ARG:HB3	2.01	0.43
37:DB:96:U:H2'	37:DB:97:G:C8	2.48	0.43
1:CA:144:G:O6	1:CA:179:A:C6	2.72	0.43
36:DA:322:A:OP2	41:DF:169:ASN:HB2	2.19	0.43
56:DX:89:ILE:O	56:DX:93:GLU:HG3	2.19	0.43
3:AC:58:GLU:H	3:AC:65:ALA:HB3	1.83	0.43
2:CB:16:HIS:HB3	2:CB:210:SER:HB2	2.00	0.43
3:AC:135:LYS:HZ1	5:AE:50:GLU:HG2	1.83	0.43
25:AZ:86:ALA:O	25:AZ:87:ASP:HB2	2.19	0.43
52:DT:3:ARG:O	52:DT:5:ALA:N	2.52	0.43
8:AH:127:LEU:N	8:AH:127:LEU:CD2	2.82	0.43

Continued on next page...

Continued from previous page...

Atom-1	Atom-2	Distance(Å)	Clash(Å)
40:DE:108:SER:HB3	40:DE:165:VAL:HG21	2.00	0.43
36:BA:2028:U:H2'	36:BA:2029:G:O4'	2.19	0.43
1:CA:505:G:H2'	1:CA:506:G:C8	2.53	0.43
23:CX:11:U:H3'	23:CX:12:A:N7	2.34	0.43
3:AC:155:GLY:HA3	3:AC:196:LEU:CD1	2.49	0.43
11:CK:17:GLY:O	11:CK:80:VAL:HA	2.19	0.43
36:BA:1120:G:C5	36:BA:1121:C:C5	3.06	0.43
36:DA:1129:A:H4'	36:DA:2516:G:H5'	1.99	0.43
15:CO:74:ASP:C	15:CO:76:GLU:N	2.72	0.43
22:AW:30:G:C2	22:AW:41:C:N3	2.87	0.43
1:AA:429:U:H1'	1:AA:430:A:H5''	2.01	0.43
3:CC:132:ARG:O	3:CC:136:GLN:HG3	2.19	0.43
42:BG:115:ARG:HB3	42:BG:116:ASP:H	1.61	0.43
38:BC:46:LYS:NZ	38:BC:168:THR:O	2.50	0.43
36:BA:1283:G:N2	36:BA:1285:G:H3'	2.33	0.43
1:AA:662:G:O2'	1:AA:836:G:H5''	2.18	0.43
3:CC:178:LEU:HD22	3:CC:178:LEU:N	2.34	0.43
36:BA:2517:C:C2	36:BA:2542:A:N6	2.87	0.43
36:BA:2257:U:O2'	36:BA:2258:C:H5'	2.19	0.43
36:BA:1383:C:O5'	36:BA:1383:C:H6	2.02	0.43
55:DW:75:TYR:N	55:DW:75:TYR:CD1	2.87	0.43
36:BA:2320:A:H2'	36:BA:2320:A:N3	2.34	0.43
52:BT:114:LEU:HD23	52:BT:114:LEU:HA	1.83	0.43
1:CA:1407:C:O2'	1:CA:1408:A:H5'	2.19	0.43
4:CD:52:SER:O	4:CD:53:ASP:C	2.57	0.43
58:BZ:118:GLN:HB3	58:BZ:173:ALA:O	2.19	0.43
34:D8:37:SER:C	34:D8:39:LYS:N	2.71	0.43
36:DA:587:C:O2'	36:DA:588:U:OP2	2.34	0.43
47:DO:71:ARG:HH12	52:DT:74:ARG:NH2	2.16	0.43
32:B6:18:ARG:HH12	32:B6:47:THR:HG21	1.83	0.43
1:CA:1305:G:OP1	21:CU:2:GLY:N	2.52	0.43
25:AZ:24:LYS:HE2	25:AZ:24:LYS:HB2	1.73	0.43
39:DD:97:TYR:O	39:DD:99:ASP:N	2.52	0.43
57:BY:29:GLU:N	57:BY:29:GLU:CD	2.71	0.43
57:BY:31:LEU:HD22	57:BY:31:LEU:N	2.34	0.43
35:D9:1:MET:HE3	35:D9:31:LYS:C	2.39	0.43
36:BA:580:C:H2'	36:BA:581:C:H6	1.84	0.43
1:AA:1152:A:C2'	1:AA:1153:C:H5'	2.48	0.43
13:CM:4:ILE:HB	13:CM:5:ALA:H	1.42	0.43
42:DG:143:GLU:O	42:DG:144:ILE:O	2.35	0.43
53:DU:114:LYS:H	53:DU:114:LYS:HG2	1.59	0.43
53:DU:57:PHE:O	53:DU:59:ARG:N	2.52	0.43

Continued on next page...

Continued from previous page...

Atom-1	Atom-2	Distance(Å)	Clash(Å)
43:BH:130:ARG:O	43:BH:131:VAL:HG23	2.19	0.43
4:CD:26:CYS:HA	4:CD:31:CYS:HA	2.00	0.43
36:BA:2631:G:N2	40:BE:61:ARG:HH12	2.16	0.43
36:DA:2641:G:C5'	36:DA:2641:G:H8	2.31	0.43
36:DA:618:C:H2'	36:DA:619:G:O4'	2.19	0.43
41:BF:192:LEU:HD23	41:BF:192:LEU:C	2.39	0.43
55:DW:48:ALA:O	55:DW:51:LEU:N	2.51	0.43
1:AA:189(D):C:H2'	1:AA:189(E):U:O4'	2.19	0.43
40:DE:51:PHE:O	40:DE:74:PRO:CB	2.66	0.43
11:CK:62:GLN:O	11:CK:64:ALA:N	2.52	0.43
11:CK:87:THR:HB	11:CK:88:GLY:H	1.64	0.43
7:AG:150:ALA:HB2	11:AK:50:TYR:OH	2.18	0.43
42:DG:53:LEU:CD2	42:DG:53:LEU:N	2.82	0.43
31:B5:42:PRO:O	31:B5:43:HIS:CB	2.66	0.43
36:BA:1899:G:O2'	36:BA:1900:A:H5''	2.19	0.43
43:BH:19:VAL:O	43:BH:20:ALA:HB2	2.19	0.43
22:AW:6:G:N2	22:AW:68:C:N4	2.66	0.43
40:DE:188:VAL:HG23	40:DE:189:PRO:HD2	1.99	0.43
38:DC:22:ILE:HG12	38:DC:224:ILE:HD12	2.00	0.43
4:AD:173:TRP:HB2	4:AD:187:ARG:O	2.19	0.43
30:B4:31:ILE:O	30:B4:31:ILE:HG22	2.19	0.43
43:BH:159:GLU:HG3	43:BH:160:LYS:H	1.82	0.43
18:CR:29:PHE:CE2	18:CR:43:PHE:HZ	2.35	0.43
36:BA:747:U:O2	36:BA:2014:A:H1'	2.19	0.43
36:DA:26:G:O2'	36:DA:27:G:H5'	2.19	0.43
2:CB:17:PHE:HD2	2:CB:44:LEU:HD11	1.83	0.43
54:DV:19:LYS:HE2	54:DV:20:LEU:H	1.82	0.43
9:CI:63:ILE:HD13	9:CI:77:ILE:HG23	2.01	0.43
18:CR:30:ASP:C	18:CR:32:ARG:H	2.21	0.43
1:CA:926:G:O2'	23:CX:16:A:N3	2.42	0.43
40:BE:49:LEU:CD2	40:BE:49:LEU:N	2.81	0.43
36:DA:642:G:N2	36:DA:646:A:H2	2.09	0.43
46:DN:9:VAL:CG1	46:DN:10:GLU:H	2.25	0.43
1:CA:457:C:N4	1:CA:458:C:H41	2.16	0.43
1:CA:444:C:O2'	1:CA:445:G:H5'	2.18	0.43
58:DZ:139:VAL:O	58:DZ:140:ASP:HB3	2.19	0.43
6:CF:55:ASP:C	6:CF:57:GLN:N	2.71	0.43
36:DA:2585:U:O2	36:DA:2585:U:H5'	2.19	0.43
36:DA:565:C:H2'	36:DA:566:U:O4'	2.19	0.43
48:DP:140:ALA:O	48:DP:141:ALA:HB3	2.19	0.43
8:AH:49:GLU:CG	8:AH:49:GLU:O	2.63	0.43
28:D2:69:ARG:O	28:D2:70:GLN:HB3	2.19	0.43

Continued on next page...

Continued from previous page...

Atom-1	Atom-2	Distance(Å)	Clash(Å)
50:DR:12:ARG:HB3	50:DR:16:HIS:CD2	2.53	0.43
24:AY:54:5MU:O5'	24:AY:54:5MU:H6	2.01	0.43
38:BC:74:VAL:CG1	38:BC:75:LEU:N	2.81	0.43
1:CA:1296:C:C5	1:CA:1297:C:C5	3.07	0.43
36:BA:2059:A:C2	36:BA:2503:A:N6	2.87	0.43
25:AZ:378:VAL:O	25:AZ:380:LEU:HG	2.19	0.43
36:BA:1675:C:O2	40:BE:129:HIS:HA	2.18	0.43
36:BA:1399:C:H2'	36:BA:1400:G:C8	2.54	0.43
36:DA:1063:G:H22	45:DK:89:UNK:HA	1.81	0.43
22:CV:56:C:O4'	42:DG:76:SER:HB3	2.19	0.43
49:DQ:68:ILE:HG23	49:DQ:103:MET:HA	2.00	0.43
1:AA:1345:U:C4	1:AA:1377:A:C2	3.06	0.43
36:BA:1567:A:H3'	39:BD:86:PRO:HG3	1.99	0.43
36:DA:990:A:OP2	36:DA:991:C:OP2	2.36	0.43
1:AA:993:G:N3	1:AA:993:G:H2'	2.34	0.43
25:AZ:314:THR:O	25:AZ:373:GLU:HA	2.18	0.43
36:BA:1466:G:H2'	36:BA:1547:C:N4	2.34	0.43
2:CB:222:ILE:O	2:CB:223:ILE:C	2.57	0.43
36:DA:2141:G:C4	36:DA:2151:G:N2	2.87	0.43
43:BH:163:TYR:HD1	43:BH:163:TYR:N	2.17	0.43
36:DA:769:G:C2'	36:DA:770:G:H5'	2.49	0.43
36:DA:472:A:O3'	36:DA:508:G:N2	2.50	0.43
3:AC:25:GLY:O	3:AC:26:LYS:C	2.57	0.43
36:DA:34:C:H5'	36:DA:35:G:OP1	2.19	0.43
28:D2:58:ALA:HB1	36:DA:76:C:H4'	2.00	0.43
36:BA:319:C:H2'	36:BA:320:A:H8	1.83	0.43
6:CF:37:VAL:HG12	6:CF:38:GLU:O	2.19	0.43
36:BA:849:A:N7	36:BA:850:C:C4	2.86	0.43
36:BA:2153:G:O2'	36:BA:2154:G:H5'	2.18	0.43
36:BA:2351:G:HO2'	36:BA:2352:A:H8	1.64	0.43
36:BA:436:C:H2'	36:BA:437:G:H8	1.83	0.43
15:CO:49:ASP:OD2	15:CO:52:SER:HB2	2.19	0.43
9:AI:5:TYR:CD1	9:AI:6:GLY:N	2.87	0.43
36:DA:2115:G:H22	36:DA:2119:A:P	2.41	0.43
36:BA:1901:A:OP2	36:BA:1901:A:H4'	2.19	0.43
1:CA:1447:A:H2'	1:CA:1447:A:N3	2.34	0.43
42:BG:86:MET:O	42:BG:86:MET:HG2	2.19	0.43
1:AA:163:C:O2'	1:AA:164:U:H5'	2.19	0.43
15:AO:28:GLN:OE1	15:AO:66:LEU:HD21	2.18	0.43
36:DA:74:A:H4'	36:DA:75:G:O5'	2.18	0.43
8:CH:16:ALA:O	8:CH:19:VAL:HG22	2.18	0.43
25:CZ:289:LEU:HD12	25:CZ:289:LEU:HA	1.78	0.43

Continued on next page...

Continued from previous page...

Atom-1	Atom-2	Distance(Å)	Clash(Å)
32:B6:11:LEU:HD22	32:B6:12:GLU:N	2.34	0.43
52:DT:42:ILE:HD13	52:DT:83:ILE:HD13	2.01	0.43
52:DT:84:GLN:C	52:DT:85:LYS:HG3	2.38	0.43
36:BA:2849:U:O4	52:BT:23:ARG:NH2	2.52	0.43
36:DA:83:G:H21	36:DA:84:A:N6	2.17	0.43
28:B2:5:GLU:HB2	28:B2:8:LYS:HB2	2.01	0.43
56:BX:7:VAL:C	56:BX:8:ILE:HD12	2.39	0.43
2:AB:121:LEU:HG	2:AB:126:GLU:HB3	2.01	0.43
10:CJ:16:LEU:HD11	10:CJ:70:ARG:HG2	2.01	0.43
25:AZ:27:LEU:CD1	25:AZ:31:LEU:HD21	2.48	0.43
1:CA:1190:G:OP1	3:CC:4:LYS:HA	2.19	0.43
25:CZ:133:VAL:HG12	25:CZ:134:PHE:H	1.83	0.43
25:CZ:177:LEU:HB3	25:CZ:195:TRP:CG	2.54	0.43
25:CZ:193:ASN:C	25:CZ:195:TRP:H	2.21	0.43
25:CZ:196:VAL:HG12	25:CZ:197:ASP:N	2.34	0.43
42:DG:40:ASN:CB	42:DG:91:ARG:HG3	2.49	0.43
25:CZ:78:SER:HG	25:CZ:273:HIS:CE1	2.37	0.43
36:BA:336:C:H5''	57:BY:7:VAL:HG21	2.01	0.43
15:CO:75:PRO:O	15:CO:79:ARG:HD2	2.18	0.43
35:D9:4:ARG:HG2	35:D9:34:GLN:HE21	1.75	0.43
1:AA:1325:C:H5''	21:AU:15:ARG:NH1	2.34	0.43
41:BF:6:VAL:HB	41:BF:124:LEU:CD1	2.49	0.43
36:BA:2478:A:H2'	36:BA:2479:G:H5'	2.00	0.43
1:CA:1367:C:O2'	10:CJ:48:THR:HG21	2.18	0.43
53:BU:10:ARG:C	53:BU:12:ARG:H	2.22	0.43
43:DH:85:LYS:CE	43:DH:85:LYS:C	2.87	0.43
34:B8:59:LYS:CB	34:B8:59:LYS:NZ	2.82	0.43
1:AA:1129:C:H4'	1:AA:1130:A:C8	2.54	0.43
13:CM:19:LEU:C	13:CM:21:TYR:N	2.71	0.43
13:CM:4:ILE:C	13:CM:6:GLY:N	2.72	0.43
3:CC:77:ILE:HG22	3:CC:78:GLY:O	2.18	0.43
3:CC:82:GLU:H	3:CC:85:ARG:CD	2.25	0.43
54:DV:6:LYS:NZ	54:DV:37:VAL:HG11	2.34	0.43
1:CA:960:U:C5	1:CA:1225:A:C8	3.07	0.43
36:BA:1012:U:O2	46:BN:25:ARG:NH1	2.51	0.43
26:D0:29:GLN:O	26:D0:31:VAL:HG13	2.19	0.43
16:AP:67:THR:O	16:AP:68:ASP:C	2.56	0.43
58:DZ:137:ILE:O	58:DZ:138:GLU:C	2.58	0.43
40:BE:9:VAL:HG12	40:BE:25:VAL:C	2.37	0.43
40:DE:63:LEU:HD23	40:DE:63:LEU:O	2.19	0.43
40:BE:111:ARG:HD2	40:BE:160:TYR:CD2	2.54	0.43
1:CA:1125:U:H3	10:CJ:5:ARG:HH21	1.64	0.43

Continued on next page...

Continued from previous page...

Atom-1	Atom-2	Distance(Å)	Clash(Å)
48:BP:96:THR:HG22	48:BP:126:VAL:HB	2.01	0.43
19:CS:15:LEU:O	19:CS:19:VAL:N	2.52	0.43
1:AA:1226:C:H2'	13:AM:103:THR:CB	2.46	0.43
42:BG:172:LEU:CD2	42:BG:176:LEU:HD12	2.48	0.43
51:DS:35:ILE:HD11	51:DS:99:LYS:CE	2.48	0.43
31:D5:2:ALA:HA	36:DA:2015:A:H1'	2.00	0.43
36:DA:2014:A:C2	36:DA:2613:U:C2	3.07	0.43
4:AD:75:PHE:CD1	4:AD:75:PHE:C	2.92	0.43
16:AP:28:ARG:NH1	16:AP:29:ASP:OD2	2.51	0.43
36:BA:1533:G:N2	36:BA:1535:A:OP1	2.52	0.43
6:CF:87:ARG:CG	6:CF:87:ARG:NH1	2.81	0.43
9:AI:40:LEU:HD23	9:AI:40:LEU:N	2.33	0.43
49:BQ:17:LEU:O	49:BQ:18:LYS:HG3	2.19	0.43
34:D8:50:LEU:C	34:D8:52:LYS:N	2.69	0.43
36:BA:2678:C:C2	36:BA:2679:A:C8	3.07	0.43
40:BE:6:GLY:HA2	40:BE:27:LEU:O	2.18	0.43
40:BE:101:ARG:CZ	40:BE:171:GLU:HB2	2.48	0.43
1:AA:176:C:O2'	1:AA:1447:A:H1'	2.18	0.43
36:BA:802:A:H2'	36:BA:803:U:C6	2.54	0.43
1:AA:160:A:H2'	1:AA:161:A:O4'	2.19	0.43
19:AS:10:PHE:HZ	19:AS:70:LYS:HD2	1.84	0.43
36:DA:723:G:H2'	36:DA:724:U:C6	2.54	0.43
1:AA:67:C:O2'	1:AA:171:A:H1'	2.19	0.43
22:AV:25:C:O2'	22:AV:26:A:H5'	2.19	0.43
36:BA:1331:A:O2'	36:BA:1332:G:H8	2.01	0.43
36:DA:2223:G:C2'	36:DA:2224:G:H5'	2.49	0.43
1:CA:187:C:H2'	1:CA:188:C:C6	2.54	0.43
34:B8:38:GLY:O	34:B8:41:ILE:CG2	2.66	0.43
33:B7:47:ARG:HH11	56:BX:60:ARG:NH1	2.17	0.43
36:BA:1506:C:C2'	36:BA:1506:C:O2	2.62	0.43
1:CA:1134:G:O2'	1:CA:1135:U:H5'	2.19	0.43
1:AA:969:A:H2'	1:AA:970:C:H5'	2.01	0.43
1:AA:969:A:C2'	1:AA:970:C:H5'	2.48	0.43
5:CE:61:TYR:O	5:CE:62:ALA:C	2.55	0.43
1:AA:80:G:O2'	1:AA:81:U:H5'	2.19	0.43
38:BC:180:PHE:HB2	38:BC:185:LEU:HD21	2.00	0.43
58:BZ:130:PRO:HA	58:BZ:133:ILE:HD11	2.01	0.43
36:BA:1526:G:H2'	36:BA:1527:G:O4'	2.19	0.43
55:BW:47:VAL:HA	55:BW:50:VAL:CG1	2.48	0.43
27:D1:32:LYS:O	27:D1:33:LYS:HG2	2.19	0.43
36:DA:1313:U:H3'	36:DA:1314:C:H5'	1.99	0.43
21:AU:12:LYS:HA	21:AU:12:LYS:HD2	1.78	0.43

Continued on next page...

Continued from previous page...

Atom-1	Atom-2	Distance(Å)	Clash(Å)
36:BA:2771:C:H2'	36:BA:2772:C:C6	2.54	0.43
58:BZ:105:VAL:CG1	58:BZ:140:ASP:HA	2.46	0.43
25:AZ:15:GLY:HA2	25:AZ:79:HIS:CD2	2.54	0.43
51:DS:28:VAL:HG12	51:DS:29:PHE:H	1.81	0.43
36:DA:958:U:H5''	49:DQ:14:ARG:HD2	1.98	0.43
9:AI:81:ILE:O	9:AI:84:ALA:HB3	2.18	0.43
2:CB:59:GLU:CB	2:CB:221:LEU:HD11	2.47	0.43
36:BA:2051:A:OP1	40:BE:137:HIS:ND1	2.50	0.43
41:DF:64:ILE:CD1	41:DF:65:TRP:CE2	3.02	0.43
36:DA:1264:G:C2'	36:DA:1265:A:OP1	2.66	0.43
5:AE:41:VAL:HG13	5:AE:113:ALA:CA	2.49	0.43
51:DS:67:ARG:HB3	51:DS:67:ARG:HE	1.58	0.43
48:BP:71:VAL:H	48:BP:72:PRO:HD3	1.84	0.43
36:DA:1387:C:H42	36:DA:1400:G:H1	1.67	0.43
36:BA:1469:A:H2'	36:BA:1470:G:O4'	2.19	0.43
39:DD:166:GLN:CA	39:DD:166:GLN:NE2	2.81	0.43
2:AB:190:THR:O	2:AB:190:THR:OG1	2.30	0.43
50:DR:51:LEU:N	50:DR:51:LEU:CD1	2.82	0.43
15:AO:74:ASP:O	15:AO:76:GLU:N	2.52	0.43
36:BA:2764:A:N7	36:BA:2766:G:C6	2.87	0.43
36:DA:702:G:H1	36:DA:730:C:H42	1.65	0.43
8:AH:111:ILE:HG22	8:AH:134:ILE:HD12	2.01	0.43
36:DA:1956:U:C2'	36:DA:1957:C:H5'	2.49	0.43
36:DA:1628:G:C6	36:DA:1629:U:C4	3.07	0.43
36:BA:2367:G:O2'	36:BA:2368:C:H5'	2.18	0.43
1:CA:593:G:O2'	1:CA:594:G:H5'	2.18	0.43
1:AA:909:A:H2'	1:AA:910:C:O4'	2.18	0.43
36:DA:1969:A:O2'	36:DA:1972:A:N3	2.47	0.43
36:DA:2792:G:O2'	36:DA:2793:G:H5'	2.19	0.43
36:DA:1638:C:H4'	36:DA:2710:C:O2	2.18	0.43
36:BA:271(D):G:O2'	36:BA:271(E):U:H5'	2.18	0.43
36:BA:1274:A:N3	36:BA:1297:C:H1'	2.34	0.43
37:DB:13:A:O2'	37:DB:14:U:H3'	2.18	0.43
36:DA:1630:G:C2	36:DA:1637:A:C2	3.06	0.43
26:B0:66:VAL:HG12	26:B0:82:ARG:HB3	2.01	0.43
4:CD:3:ARG:HD3	4:CD:3:ARG:C	2.40	0.43
15:CO:71:GLN:O	15:CO:71:GLN:HG2	2.18	0.43
37:BB:49:C:H6	37:BB:49:C:O5'	2.02	0.43
24:CY:76:A:OP1	25:CZ:274:ARG:HD3	2.19	0.43
34:D8:61:LEU:O	34:D8:64:TYR:N	2.35	0.43
36:DA:2393:A:H2'	36:DA:2394:C:H6	1.84	0.43
36:DA:664:C:H4'	36:DA:941:A:P	2.59	0.43

Continued on next page...

Continued from previous page...

Atom-1	Atom-2	Distance(Å)	Clash(Å)
36:DA:814:C:H2'	36:DA:815:C:H6	1.84	0.43
52:DT:23:ARG:HB2	52:DT:24:PRO:CD	2.49	0.43
25:AZ:158:LEU:HB2	25:AZ:165:GLY:HA3	2.01	0.43
25:AZ:200:TRP:HA	25:AZ:203:LEU:HD12	2.01	0.43
57:BY:76:CYS:SG	57:BY:77:PRO:CD	3.04	0.43
1:AA:346:G:C5'	52:BT:43:GLN:NE2	2.77	0.43
52:BT:35:LYS:HZ3	52:BT:41:ARG:HD2	1.84	0.43
37:BB:72:G:H1'	37:BB:106:G:N2	2.34	0.43
37:BB:39:A:C2	37:BB:44:G:C2	3.06	0.43
12:AL:91:LYS:HE2	12:AL:91:LYS:N	2.34	0.43
36:BA:666:G:C5	36:BA:667:U:C5	3.07	0.43
36:BA:2304:G:H22	36:BA:2312:U:H3	1.67	0.43
13:CM:9:ILE:HG12	42:DG:146:TYR:CE1	2.53	0.43
31:B5:56:LYS:O	31:B5:57:VAL:C	2.58	0.43
53:DU:92:ARG:HB3	54:DV:11:GLN:NE2	2.34	0.43
43:BH:30:LYS:HZ3	43:BH:83:TYR:HE2	1.63	0.43
8:AH:114:THR:HG22	8:AH:130:GLY:C	2.39	0.43
25:CZ:92:MET:O	25:CZ:92:MET:HE3	2.18	0.43
4:CD:59:ARG:CA	4:CD:59:ARG:HE	2.30	0.43
39:DD:259:THR:O	39:DD:260:ARG:C	2.57	0.43
36:BA:672:C:C3'	36:BA:673:C:H5''	2.49	0.43
36:BA:605:C:C4	36:BA:606:U:C5	3.07	0.43
48:BP:65:ARG:O	48:BP:68:GLN:OE1	2.37	0.43
48:BP:57:THR:OG1	48:BP:59:LEU:CD2	2.65	0.43
39:BD:241:PRO:O	39:BD:242:ARG:CB	2.66	0.43
36:DA:2334:G:C5	51:DS:15:ARG:NH2	2.87	0.43
17:CQ:59:ILE:HG22	17:CQ:71:PHE:HD2	1.78	0.43
10:AJ:29:ARG:O	10:AJ:30:SER:HB3	2.19	0.43
36:DA:1059:G:H2'	36:DA:1060:U:C5	2.54	0.43
36:BA:227:A:C2	36:BA:2407:G:H1'	2.53	0.43
19:AS:11:VAL:HA	19:AS:38:SER:HB2	2.01	0.43
57:BY:51:VAL:O	57:BY:53:PRO:HD3	2.18	0.43
52:BT:13:ARG:HH21	52:BT:15:VAL:CG1	2.32	0.43
1:CA:1435:G:H8	1:CA:1435:G:O5'	2.02	0.43
36:DA:1037:G:H2'	36:DA:1038:C:C6	2.53	0.43
1:CA:189(A):C:H2'	1:CA:189(B):C:C6	2.54	0.43
1:CA:1309:G:O6	1:CA:1329:A:C6	2.72	0.43
20:AT:84:LEU:C	20:AT:86:ARG:N	2.67	0.43
1:AA:673:G:H5''	6:AF:87:ARG:NH1	2.33	0.43
26:D0:19:LYS:O	26:D0:20:ARG:C	2.57	0.43
36:BA:2472:G:H3'	36:BA:2475:C:N4	2.33	0.43
36:DA:1187:G:H8	36:DA:1187:G:O5'	2.02	0.43

Continued on next page...

Continued from previous page...

Atom-1	Atom-2	Distance(Å)	Clash(Å)
15:CO:17:ARG:HD3	15:CO:77:ARG:HH11	1.83	0.43
1:CA:20:U:H2'	1:CA:21:G:O4'	2.19	0.43
11:AK:38:ASN:ND2	11:AK:38:ASN:N	2.66	0.43
1:CA:706:A:C5	1:CA:707:C:C5	3.07	0.43
1:CA:1509:C:C2'	1:CA:1510:U:H5'	2.49	0.43
36:BA:2264:C:H2'	36:BA:2265:U:O4'	2.19	0.43
36:DA:1499:C:C2'	36:DA:1500:G:H5'	2.48	0.43
23:AX:11:U:C2'	23:AX:12:A:OP1	2.67	0.43
22:CW:64:A:H2'	22:CW:65:G:C8	2.51	0.43
1:AA:1521:G:H2'	1:AA:1522:U:H6	1.82	0.43
2:CB:16:HIS:HB3	2:CB:210:SER:OG	2.19	0.43
36:BA:177:G:H3'	36:BA:178:G:C8	2.54	0.43
36:BA:632:A:H2'	36:BA:633:A:C8	2.54	0.43
15:AO:39:LEU:O	15:AO:42:HIS:HB3	2.19	0.43
52:DT:5:ALA:O	52:DT:8:LYS:N	2.48	0.43
36:BA:2836:U:H2'	36:BA:2837:G:H8	1.82	0.43
1:CA:1127:G:H1'	1:CA:1147:C:N4	2.33	0.43
1:AA:538:G:H2'	1:AA:539:A:C8	2.53	0.43
17:CQ:95:TYR:HA	17:CQ:98:LEU:HD13	2.01	0.43
36:BA:575:A:OP2	36:BA:2499:C:O2'	2.36	0.43
36:BA:1412:A:H2'	36:BA:1413:G:O4'	2.19	0.43
1:AA:1121:U:C4	1:AA:1122:U:C4	3.07	0.43
36:DA:1917:U:H2'	36:DA:1918:A:H5'	2.00	0.43
36:BA:2861:G:O2'	36:BA:2862:G:H5'	2.19	0.43
54:DV:58:VAL:CG2	54:DV:98:GLU:HG2	2.49	0.43
1:AA:701:C:OP1	1:AA:703:G:H5'	2.19	0.43
43:DH:144:VAL:O	43:DH:144:VAL:HG12	2.18	0.43
39:BD:257:LEU:C	39:BD:257:LEU:CD2	2.87	0.43
51:DS:36:TYR:N	51:DS:36:TYR:CD1	2.83	0.43
1:AA:309:G:H1'	1:AA:608:A:C2	2.54	0.43
25:AZ:354:GLN:O	25:AZ:370:PHE:HB2	2.19	0.42
52:DT:92:GLY:O	52:DT:93:ARG:HB2	2.19	0.42
32:D6:18:ARG:NH1	32:D6:18:ARG:CG	2.78	0.42
36:DA:2399:G:O6	36:DA:2417:C:N3	2.52	0.42
53:BU:61:TRP:CD2	53:BU:94:ASN:HA	2.54	0.42
53:BU:92:ARG:CD	53:BU:94:ASN:HB3	2.49	0.42
28:B2:62:THR:CG2	28:B2:66:GLU:HB3	2.49	0.42
36:BA:143(A):C:H4'	56:BX:38:GLU:OE2	2.19	0.42
56:BX:10:ALA:HB1	56:BX:11:PRO:HD2	2.00	0.42
25:CZ:291:ARG:O	25:CZ:292:GLY:C	2.57	0.42
25:CZ:292:GLY:C	25:CZ:293:VAL:HG22	2.39	0.42
25:AZ:134:PHE:HZ	25:AZ:173:GLY:O	2.02	0.42

Continued on next page...

Continued from previous page...

Atom-1	Atom-2	Distance(Å)	Clash(Å)
39:BD:36:PRO:HA	39:BD:61:LEU:CD1	2.47	0.42
36:BA:1855:G:O2'	36:BA:1856:G:H5'	2.19	0.42
38:BC:123:VAL:CG1	38:BC:124:GLY:N	2.82	0.42
36:BA:1666:G:H1'	47:BO:3:GLN:HE21	1.83	0.42
39:DD:31:LYS:HZ1	39:DD:33:LEU:HG	1.80	0.42
25:CZ:102:ALA:O	25:CZ:131:ILE:CG2	2.67	0.42
42:DG:131:TYR:HB2	42:DG:173:LEU:CD1	2.48	0.42
36:DA:143:G:H1'	56:DX:37:THR:HG21	2.01	0.42
36:DA:482:A:H4'	57:DY:47:LYS:HD3	2.01	0.42
36:BA:99:U:C4'	36:BA:102:G:H1'	2.49	0.42
36:BA:308:G:N2	36:BA:477:A:C8	2.87	0.42
52:BT:106:SER:O	52:BT:107:ASP:CG	2.58	0.42
28:D2:5:GLU:HG3	28:D2:6:VAL:N	2.34	0.42
34:B8:47:LYS:HD2	34:B8:49:VAL:HG23	2.01	0.42
36:BA:1638:C:H2'	36:BA:1639:U:O4'	2.18	0.42
36:BA:1303:G:H1'	36:BA:1641:A:N1	2.33	0.42
1:CA:1104:G:P	2:CB:111:ARG:HD2	2.58	0.42
3:AC:76:VAL:O	3:AC:84:ILE:HB	2.19	0.42
1:AA:1306:A:H1'	1:AA:1332:A:C2	2.54	0.42
34:D8:17:THR:CG2	34:D8:21:LYS:HB2	2.48	0.42
3:AC:14:ILE:O	3:AC:15:THR:HB	2.18	0.42
1:AA:1123:A:C2	1:AA:1150:U:C5	2.98	0.42
10:AJ:9:ARG:NH1	10:AJ:9:ARG:HG2	2.34	0.42
3:CC:70:VAL:CG1	3:CC:71:ALA:N	2.82	0.42
36:DA:1156:A:H8	36:DA:1156:A:OP1	2.01	0.42
36:DA:1902:C:H2'	36:DA:1903:G:O5'	2.17	0.42
26:D0:27:GLU:O	26:D0:27:GLU:OE2	2.37	0.42
25:CZ:121:LEU:HG	25:CZ:122:LEU:H	1.81	0.42
36:BA:2334:G:C5	51:BS:15:ARG:NH2	2.87	0.42
29:B3:35:ARG:HG3	29:B3:36:VAL:H	1.84	0.42
1:CA:198:G:O2'	1:CA:199:G:O5'	2.36	0.42
1:CA:1270:C:H4'	1:CA:1313:U:O2'	2.19	0.42
3:CC:106:VAL:CG1	3:CC:107:GLN:NE2	2.78	0.42
5:CE:12:LEU:N	5:CE:12:LEU:HD13	2.33	0.42
2:CB:58:ILE:O	2:CB:61:LEU:HB3	2.19	0.42
36:BA:1534:U:O2'	36:BA:1535:A:H5'	2.19	0.42
7:CG:104:LEU:HA	7:CG:104:LEU:HD13	1.83	0.42
42:BG:61:ALA:O	42:BG:65:GLY:N	2.52	0.42
39:DD:264:LYS:HG2	39:DD:266:SER:HB3	2.01	0.42
36:BA:2838:G:N2	50:BR:93:GLY:HA3	2.34	0.42
50:BR:42:LYS:O	50:BR:45:ARG:HD2	2.19	0.42
2:AB:8:LYS:HZ2	2:AB:217:ARG:NH1	2.17	0.42

Continued on next page...

Continued from previous page...

Atom-1	Atom-2	Distance(Å)	Clash(Å)
5:AE:33:VAL:HG11	5:AE:109:ILE:HA	2.00	0.42
6:AF:99:ALA:HB3	18:AR:29:PHE:CE1	2.54	0.42
36:DA:1443:G:C2	36:DA:1549:C:C2	3.07	0.42
24:AY:58:A:C5	24:AY:61:C:C4	3.07	0.42
50:DR:52:ILE:HG22	50:DR:94:TYR:HD2	1.83	0.42
4:AD:106:TYR:CE1	4:AD:113:SER:HA	2.55	0.42
35:B9:22:ARG:NH2	36:BA:2741:A:OP1	2.40	0.42
10:CJ:32:ALA:HB2	10:CJ:76:ASN:HB2	2.01	0.42
10:CJ:76:ASN:O	10:CJ:78:ASN:N	2.52	0.42
25:CZ:350:THR:HG22	25:CZ:351:GLY:N	2.35	0.42
36:DA:1952:A:C6	36:DA:1953:A:C6	3.07	0.42
41:DF:122:LYS:HG3	41:DF:191:ARG:HA	2.01	0.42
33:D7:34:ARG:NH1	33:D7:42:LEU:HA	2.34	0.42
1:CA:445:G:H2'	1:CA:446:G:C8	2.54	0.42
48:DP:110:TYR:HD1	48:DP:111:ARG:N	2.16	0.42
47:DO:14:THR:HG21	47:DO:86:ILE:HB	2.01	0.42
25:AZ:230:THR:HG23	25:AZ:295:ARG:NH1	2.34	0.42
36:DA:654(H):G:H3'	36:DA:654(I):C:C5'	2.49	0.42
25:CZ:229:PHE:N	25:CZ:229:PHE:CD1	2.86	0.42
36:BA:910:A:N1	36:BA:2277:G:H1'	2.33	0.42
36:DA:614(C):A:N3	36:DA:615:G:H1'	2.33	0.42
25:CZ:74:LYS:C	25:CZ:75:ARG:HG3	2.39	0.42
37:BB:61:G:N2	37:BB:62:C:H1'	2.33	0.42
26:B0:7:LEU:CD2	49:BQ:81:VAL:CG2	2.95	0.42
36:DA:1567:A:H5''	39:DD:58:HIS:CD2	2.53	0.42
36:BA:363(F):A:O2'	36:BA:364:C:H5	2.01	0.42
36:BA:2702:U:H4'	36:BA:2703:C:OP1	2.19	0.42
41:DF:65:TRP:CB	41:DF:66:PRO:CD	2.96	0.42
1:CA:1179:A:H2'	1:CA:1180:A:O4'	2.19	0.42
36:DA:649:G:H2'	36:DA:650:C:C6	2.54	0.42
36:DA:2869:G:H2'	36:DA:2870:C:C6	2.54	0.42
37:BB:112:U:H2'	37:BB:113:G:C8	2.50	0.42
37:BB:113:G:N2	51:BS:45:GLY:O	2.52	0.42
1:AA:1245:A:H2'	1:AA:1246:C:H6	1.83	0.42
52:DT:8:LYS:HA	52:DT:11:GLU:OE1	2.19	0.42
25:AZ:127:GLY:O	25:AZ:128:VAL:C	2.57	0.42
1:AA:1069:C:H2'	1:AA:1070:U:O5'	2.18	0.42
25:AZ:350:THR:CG2	25:AZ:351:GLY:N	2.81	0.42
36:DA:2447:G:C6	36:DA:2501:C:C2	3.07	0.42
1:AA:1170:A:H2'	1:AA:1171:G:O4'	2.19	0.42
36:BA:1632:A:N7	36:BA:1633:G:C6	2.87	0.42
36:BA:38:A:C2	36:BA:442:G:N1	2.87	0.42

Continued on next page...

Continued from previous page...

Atom-1	Atom-2	Distance(Å)	Clash(Å)
11:AK:108:ILE:HG22	18:AR:88:LYS:HB2	2.00	0.42
1:CA:910:C:O5'	1:CA:910:C:H6	2.02	0.42
26:D0:69:PHE:CG	36:DA:857:C:OP2	2.72	0.42
11:AK:20:TYR:CZ	11:AK:83:ILE:HD12	2.54	0.42
40:BE:79:ARG:NH1	40:BE:79:ARG:HG2	2.34	0.42
36:BA:2855:C:O2'	36:BA:2856:C:H5'	2.19	0.42
1:AA:1459:C:H2'	1:AA:1460:A:H8	1.84	0.42
8:AH:100:ILE:HA	8:AH:101:PRO:HD3	1.82	0.42
2:CB:235:SER:O	2:CB:236:TYR:C	2.56	0.42
7:CG:50:ILE:HD12	7:CG:125:MET:HG3	2.01	0.42
23:AX:13:A:O2'	23:AX:14:A:C8	2.71	0.42
36:BA:1847:A:H3'	36:BA:1848:A:C5'	2.49	0.42
1:AA:124:G:C6	1:AA:125:U:C4	3.07	0.42
1:AA:1310:G:O2'	1:AA:1311:G:H5'	2.19	0.42
36:BA:1679:U:O2'	36:BA:1680:U:H5'	2.19	0.42
49:DQ:11:LYS:NZ	49:DQ:88:GLY:O	2.50	0.42
36:DA:1399:C:O5'	36:DA:1399:C:H6	2.01	0.42
46:DN:52:VAL:HG12	46:DN:52:VAL:O	2.18	0.42
36:BA:475:U:O5'	36:BA:475:U:H6	2.02	0.42
2:CB:23:ARG:HA	2:CB:23:ARG:HD2	1.76	0.42
58:DZ:102:LEU:HA	58:DZ:102:LEU:HD23	1.85	0.42
25:CZ:217:VAL:HA	25:CZ:245:GLY:HA2	2.00	0.42
36:DA:679:C:H2'	36:DA:680:G:H8	1.84	0.42
1:AA:715:A:H1'	1:AA:777:A:N1	2.34	0.42
1:AA:1240:U:H3'	1:AA:1241:G:H5'	2.00	0.42
4:CD:107:ARG:HH21	4:CD:194:LEU:CD1	2.31	0.42
4:CD:186:LEU:O	4:CD:187:ARG:HB2	2.18	0.42
32:B6:27:LYS:HG2	36:BA:2285:C:OP2	2.19	0.42
34:D8:41:ILE:HD12	36:DA:2419:U:P	2.58	0.42
36:DA:811:U:O2'	36:DA:812:C:H5'	2.19	0.42
36:BA:2348:U:O2'	36:BA:2349:G:H5'	2.18	0.42
32:D6:45:LYS:NZ	32:D6:45:LYS:N	2.49	0.42
27:D1:46:LEU:C	27:D1:47:GLN:HG2	2.38	0.42
1:CA:1220:G:O2'	1:CA:1221:G:H5'	2.19	0.42
28:B2:10:LEU:HD22	28:B2:63:VAL:HG23	2.01	0.42
2:AB:118:LEU:HB3	2:AB:142:LEU:HD12	2.01	0.42
10:AJ:50:ILE:CD1	10:AJ:50:ILE:H	2.07	0.42
39:BD:35:LYS:CG	39:BD:63:ARG:HG2	2.47	0.42
25:CZ:168:VAL:O	25:CZ:170:VAL:HG23	2.19	0.42
56:DX:25:LYS:HA	56:DX:81:VAL:O	2.19	0.42
26:D0:47:PRO:HB3	26:D0:51:VAL:O	2.18	0.42
49:BQ:135:ASP:OD2	58:BZ:49:ARG:NH1	2.52	0.42

Continued on next page...

Continued from previous page...

Atom-1	Atom-2	Distance(Å)	Clash(Å)
58:BZ:86:VAL:HG12	58:BZ:87:ASP:H	1.83	0.42
57:DY:76:CYS:CB	57:DY:77:PRO:HD2	2.48	0.42
36:BA:691:C:O4'	39:BD:43:ARG:NH2	2.53	0.42
3:CC:46:GLU:O	3:CC:47:LEU:CB	2.45	0.42
1:CA:1053:G:HO2'	1:CA:1054:C:P	2.42	0.42
53:BU:10:ARG:C	53:BU:12:ARG:N	2.73	0.42
3:AC:11:ARG:HB3	3:AC:14:ILE:O	2.19	0.42
3:AC:7:PRO:HG2	3:AC:184:TYR:HB2	1.99	0.42
26:B0:26:TYR:CE2	36:BA:857:C:H1'	2.54	0.42
26:B0:26:TYR:HB3	26:B0:27:GLU:OE1	2.19	0.42
1:AA:1358:U:OP1	14:AN:35:ARG:HG3	2.19	0.42
54:DV:35:LEU:C	54:DV:37:VAL:N	2.69	0.42
35:D9:14:CYS:HA	35:D9:26:ILE:O	2.19	0.42
4:CD:202:LEU:O	4:CD:203:VAL:C	2.57	0.42
4:CD:19:LEU:HD23	4:CD:67:ILE:CG1	2.49	0.42
51:BS:49:VAL:HG22	51:BS:80:LEU:HD13	2.01	0.42
7:CG:31:MET:HA	7:CG:39:ALA:HB2	2.00	0.42
7:CG:31:MET:HB2	7:CG:39:ALA:CB	2.49	0.42
1:AA:189(D):C:O2	1:AA:189(H):G:C6	2.72	0.42
48:BP:97:PRO:HA	48:BP:100:LEU:HB3	2.01	0.42
51:DS:85:VAL:CG2	51:DS:106:ARG:HG3	2.41	0.42
17:CQ:69:LYS:O	17:CQ:70:ARG:HD2	2.19	0.42
4:AD:199:ASN:O	4:AD:200:GLU:C	2.57	0.42
46:BN:30:ILE:HG22	46:BN:120:LEU:HD21	2.01	0.42
12:CL:113:ARG:HB3	12:CL:122:THR:HG21	2.00	0.42
36:DA:1654:A:P	50:DR:3:HIS:CB	3.03	0.42
39:BD:126:GLN:O	39:BD:193:VAL:CG1	2.67	0.42
2:CB:61:LEU:O	2:CB:64:ARG:HG3	2.19	0.42
36:BA:761:A:C8	36:BA:761:A:H3'	2.54	0.42
36:DA:2408:U:O5'	36:DA:2408:U:H6	2.01	0.42
43:BH:159:GLU:HG3	43:BH:160:LYS:N	2.34	0.42
36:BA:1446:C:O2'	36:BA:1447:G:H5'	2.19	0.42
2:AB:18:GLY:H	2:AB:42:ILE:HG22	1.84	0.42
37:BB:89:G:C6	37:BB:90:A:C6	3.07	0.42
25:AZ:303:VAL:HG12	25:AZ:304:LEU:N	2.33	0.42
2:CB:30:ARG:HE	2:CB:30:ARG:HB3	1.67	0.42
2:CB:31:TYR:OH	2:CB:200:ILE:HD12	2.19	0.42
36:DA:2770:G:C5'	36:DA:2771:C:OP2	2.67	0.42
36:DA:1342:A:N7	36:DA:1397:U:C2	2.88	0.42
35:B9:7:VAL:HG11	35:B9:25:VAL:HG23	2.01	0.42
51:BS:25:ARG:CZ	51:BS:40:ILE:HD11	2.49	0.42
36:DA:2208:A:N3	36:DA:2219:G:N1	2.67	0.42

Continued on next page...

Continued from previous page...

Atom-1	Atom-2	Distance(Å)	Clash(Å)
54:BV:72:VAL:HG23	54:BV:72:VAL:O	2.19	0.42
36:BA:1000:A:N6	36:BA:1001:A:C6	2.87	0.42
54:BV:6:LYS:HZ1	54:BV:37:VAL:HG11	1.84	0.42
27:B1:3:LYS:O	27:B1:46:LEU:HD11	2.19	0.42
36:DA:2600:A:H2'	36:DA:2601:C:H6	1.83	0.42
3:AC:165:THR:O	3:AC:165:THR:HG23	2.19	0.42
36:BA:2022:U:O2'	36:BA:2617:C:H5'	2.19	0.42
56:BX:60:ARG:HA	56:BX:75:ASP:OD1	2.18	0.42
1:CA:109:A:O2'	1:CA:110:C:OP1	2.30	0.42
51:BS:11:LYS:N	51:BS:11:LYS:CD	2.80	0.42
22:AV:50:U:H2'	22:AV:51:U:C6	2.54	0.42
49:BQ:79:LEU:O	49:BQ:81:VAL:N	2.53	0.42
55:BW:88:ARG:HB3	55:BW:92:ARG:HB2	2.01	0.42
8:CH:13:ILE:HD11	8:CH:61:VAL:HG21	2.00	0.42
25:AZ:374:LEU:CD1	25:AZ:378:VAL:HG21	2.49	0.42
36:DA:1359:A:H2'	36:DA:1360:A:C5'	2.49	0.42
15:AO:31:LEU:CD1	15:AO:31:LEU:N	2.80	0.42
4:CD:90:GLY:O	4:CD:91:SER:C	2.57	0.42
4:CD:122:ARG:O	4:CD:122:ARG:HG3	2.19	0.42
33:B7:34:ARG:NH1	33:B7:34:ARG:CG	2.79	0.42
36:BA:688:U:H5'	36:BA:1780:A:C2	2.54	0.42
36:DA:797:C:H2'	36:DA:798:G:H8	1.84	0.42
27:B1:56:GLN:O	27:B1:57:GLU:CB	2.67	0.42
56:DX:45:THR:C	56:DX:47:PHE:N	2.72	0.42
4:CD:119:GLN:O	4:CD:123:HIS:HD2	2.02	0.42
15:CO:3:ILE:HA	15:CO:7:GLU:OE1	2.19	0.42
36:DA:554:U:H2'	36:DA:555:U:C6	2.54	0.42
17:CQ:33:GLY:O	17:CQ:34:LYS:C	2.57	0.42
36:DA:1817:G:OP1	39:DD:88:ARG:NH2	2.52	0.42
55:DW:11:ARG:NH2	55:DW:98:LYS:HB3	2.34	0.42
1:AA:153:C:H42	1:AA:168:G:H1	1.67	0.42
6:CF:24:GLU:CG	6:CF:28:ARG:HH12	2.32	0.42
36:BA:1914:C:O4'	36:BA:1914:C:O2	2.36	0.42
10:CJ:43:ARG:HH11	10:CJ:43:ARG:HG3	1.84	0.42
29:B3:11:SER:HB3	36:BA:988:A:OP2	2.18	0.42
36:BA:850:C:H2'	36:BA:851:U:H6	1.83	0.42
2:AB:58:ILE:HG21	2:AB:222:ILE:CD1	2.48	0.42
36:BA:1572:A:H2'	36:BA:1573:G:C8	2.54	0.42
36:DA:469:G:H2'	36:DA:470:A:H5''	2.01	0.42
36:DA:1890:A:H2'	36:DA:1891:G:H5'	2.02	0.42
36:DA:1625:C:H2'	36:DA:1626:G:H5'	2.01	0.42
37:DB:98:G:O2'	37:DB:99:G:H5'	2.18	0.42

Continued on next page...

Continued from previous page...

Atom-1	Atom-2	Distance(Å)	Clash(Å)
1:CA:1137:C:H4'	1:CA:1138:G:C2	2.54	0.42
3:CC:178:LEU:C	3:CC:180:ALA:H	2.22	0.42
36:DA:2521:C:C4	36:DA:2522:U:C4	3.07	0.42
1:CA:618:C:H3'	1:CA:619:U:H5''	2.01	0.42
1:AA:1386:G:H2'	1:AA:1387:G:H8	1.84	0.42
43:BH:97:ARG:NH2	43:BH:104:GLU:OE1	2.52	0.42
36:DA:703:U:H2'	36:DA:704:G:O4'	2.19	0.42
1:CA:284:G:H2'	1:CA:285:G:H8	1.83	0.42
20:AT:75:ASN:HA	20:AT:78:ALA:HB3	2.00	0.42
39:DD:231:HIS:CD2	39:DD:249:PRO:HG3	2.54	0.42
4:CD:106:TYR:CD2	4:CD:106:TYR:C	2.93	0.42
5:CE:100:VAL:HG23	5:CE:100:VAL:O	2.18	0.42
45:BK:90:UNK:CB	45:BK:95:UNK:HA	2.49	0.42
1:CA:229:U:O2'	1:CA:230:G:H5'	2.19	0.42
4:CD:98:GLU:C	4:CD:100:ARG:H	2.23	0.42
34:D8:6:THR:HG22	34:D8:63:PRO:HD3	2.01	0.42
36:DA:588:U:H2'	36:DA:589:C:H6	1.81	0.42
22:AV:48:C:N4	22:AV:59:U:C4	2.88	0.42
36:DA:2415:G:C6	36:DA:2416:C:N3	2.88	0.42
57:DY:25:GLY:HA3	57:DY:39:VAL:HG12	2.01	0.42
21:CU:2:GLY:C	21:CU:4:GLY:H	2.22	0.42
49:DQ:133:ARG:CG	49:DQ:134:ARG:H	2.31	0.42
49:DQ:133:ARG:HG2	49:DQ:134:ARG:H	1.83	0.42
52:BT:31:SER:O	52:BT:32:TYR:O	2.36	0.42
28:D2:47:ASN:O	28:D2:50:ILE:CD1	2.67	0.42
9:AI:4:TYR:CD1	9:AI:4:TYR:N	2.87	0.42
1:AA:1333:A:C2'	1:AA:1334:G:H5'	2.48	0.42
9:AI:56:LEU:CD2	9:AI:57:GLY:N	2.82	0.42
1:AA:1145:C:O2'	1:AA:1146:A:P	2.78	0.42
36:DA:141:A:H1'	36:DA:1408:C:O2'	2.19	0.42
36:DA:1152:C:H2'	36:DA:1153:C:H6	1.85	0.42
46:BN:66:LYS:C	46:BN:67:LEU:HD12	2.39	0.42
26:D0:27:GLU:HA	26:D0:67:VAL:HG12	2.01	0.42
39:BD:259:THR:O	39:BD:260:ARG:C	2.58	0.42
2:CB:15:VAL:CG2	2:CB:15:VAL:O	2.66	0.42
58:DZ:100:VAL:HG11	58:DZ:137:ILE:HD11	2.00	0.42
7:CG:40:ALA:O	7:CG:43:PHE:N	2.51	0.42
41:DF:10:PRO:HG2	41:DF:11:VAL:H	1.85	0.42
1:AA:268:C:O2'	1:AA:269:C:H5'	2.18	0.42
27:B1:21:ARG:NH1	36:BA:2432:A:H2	2.16	0.42
40:DE:49:LEU:N	40:DE:49:LEU:CD2	2.82	0.42
40:DE:77:ILE:CG2	40:DE:78:LEU:N	2.80	0.42

Continued on next page...

Continued from previous page...

Atom-1	Atom-2	Distance(Å)	Clash(Å)
36:BA:1106:G:C6	36:BA:1107:G:C2	3.07	0.42
41:DF:192:LEU:HD21	41:DF:194:MET:CE	2.49	0.42
25:AZ:221:PHE:CD1	25:AZ:247:VAL:HG13	2.54	0.42
19:CS:32:LYS:HB3	19:CS:33:THR:H	1.68	0.42
48:DP:126:VAL:HA	48:DP:145:PRO:HG2	2.00	0.42
36:DA:1058:G:C2	36:DA:1059:G:C8	3.07	0.42
36:BA:761:A:C8	36:BA:761:A:C3'	3.02	0.42
36:DA:1542:A:C8	36:DA:1544:A:H5'	2.55	0.42
1:CA:62:U:C2'	1:CA:63:C:C5'	2.88	0.42
18:CR:53:ARG:NH1	18:CR:60:ALA:CA	2.83	0.42
22:AV:4:C:H3'	22:AV:5:G:C5'	2.50	0.42
36:DA:2122:U:H1'	38:DC:166:ASP:OD2	2.19	0.42
36:DA:1208:C:N3	36:DA:1209:G:C8	2.87	0.42
40:BE:3:GLY:O	40:BE:4:ILE:CB	2.66	0.42
58:DZ:133:ILE:O	58:DZ:133:ILE:HG22	2.19	0.42
19:AS:10:PHE:CZ	19:AS:70:LYS:HE2	2.55	0.42
41:BF:42:ALA:O	41:BF:44:ARG:N	2.51	0.42
1:CA:160:A:H1'	1:CA:344:A:N7	2.34	0.42
13:CM:40:ASN:HA	13:CM:41:PRO:HD3	1.89	0.42
20:CT:14:LYS:HA	20:CT:17:ARG:NH2	2.26	0.42
36:BA:1278:A:O2'	36:BA:1279:G:H5'	2.19	0.42
36:BA:2650:U:H6	36:BA:2650:U:O5'	2.01	0.42
26:B0:24:LYS:N	26:B0:37:LEU:O	2.30	0.42
5:AE:126:ARG:O	5:AE:127:ASN:C	2.57	0.42
1:CA:1431:C:H2'	1:CA:1432:G:H5'	1.99	0.42
39:DD:148:GLU:O	39:DD:151:LYS:HB2	2.19	0.42
1:AA:630:G:C2'	1:AA:631:G:H5'	2.50	0.42
30:D4:5:ILE:CD1	30:D4:5:ILE:N	2.82	0.42
1:CA:1309:G:O2'	1:CA:1310:G:H5'	2.19	0.42
48:BP:80:TYR:HE1	48:BP:111:ARG:CD	2.26	0.42
39:DD:79:VAL:HG12	39:DD:113:VAL:HG12	2.00	0.42
36:BA:2845:G:H5''	52:BT:54:ARG:O	2.19	0.42
36:BA:57:C:H2'	36:BA:58:G:C5'	2.50	0.42
33:D7:5:TRP:O	36:DA:1612:C:H4'	2.18	0.42
54:DV:66:ARG:NH2	54:DV:88:ARG:HG3	2.34	0.42
54:DV:66:ARG:O	54:DV:67:GLY:C	2.57	0.42
24:AY:29:G:H1	24:AY:41:C:H42	1.66	0.42
16:CP:67:THR:HG22	16:CP:68:ASP:N	2.35	0.42
5:AE:20:GLN:HE21	5:AE:20:GLN:HB3	1.54	0.42
25:AZ:74:LYS:HG2	25:AZ:75:ARG:HG3	2.01	0.42
46:BN:70:LYS:O	46:BN:86:PRO:HA	2.18	0.42
52:DT:133:GLU:O	52:DT:133:GLU:HG2	2.19	0.42

Continued on next page...

Continued from previous page...

Atom-1	Atom-2	Distance(Å)	Clash(Å)
1:AA:1329:A:OP1	13:AM:28:ALA:HB3	2.19	0.42
31:D5:19:ARG:NH1	36:DA:1266:G:OP2	2.47	0.42
1:AA:656:C:H4'	15:AO:62:GLN:OE1	2.19	0.42
36:BA:1948:G:N3	36:BA:1948:G:H2'	2.33	0.42
36:BA:271(V):G:H2'	36:BA:271(W):G:O4'	2.19	0.42
7:AG:23:VAL:HG13	7:AG:43:PHE:CZ	2.54	0.42
46:DN:35:ARG:O	46:DN:42:TRP:CZ3	2.69	0.42
36:BA:65:C:O2'	36:BA:66:C:H5'	2.19	0.42
50:BR:10:LEU:HB2	50:BR:17:ARG:HE	1.84	0.42
36:DA:578:A:H5'	36:DA:1254:A:OP1	2.18	0.42
36:BA:1217:C:H2'	36:BA:1218:C:H6	1.85	0.42
9:AI:48:GLU:N	9:AI:49:PRO:CD	2.82	0.42
7:AG:15:ASP:OD1	7:AG:44:TYR:OH	2.35	0.42
1:AA:310:G:H2'	1:AA:311:C:C6	2.54	0.42
27:D1:94:LEU:O	27:D1:95:LEU:O	2.36	0.42
1:CA:957:U:H4'	19:CS:79:THR:HB	2.01	0.42
36:DA:278:A:H61	36:DA:362:U:H3	1.68	0.42
25:AZ:171:ILE:N	25:AZ:171:ILE:CD1	2.82	0.42
37:BB:76:G:OP1	58:BZ:15:PRO:HB3	2.19	0.42
36:BA:1431:U:H2'	36:BA:1432:C:C6	2.55	0.42
38:DC:28:LEU:C	38:DC:28:LEU:HD23	2.39	0.42
1:CA:1503:A:C2	1:CA:1507:A:OP2	2.72	0.42
1:AA:1233:G:OP2	9:AI:124:GLN:HG3	2.19	0.42
4:CD:34:GLU:O	4:CD:35:ARG:CB	2.67	0.42
12:CL:75:HIS:HD2	12:CL:77:LEU:HG	1.83	0.42
36:DA:2735:G:O2'	36:DA:2736:G:H5'	2.19	0.42
1:AA:1486:G:H2'	1:AA:1487:G:O4'	2.18	0.42
11:CK:20:TYR:HA	11:CK:83:ILE:O	2.19	0.42
1:AA:304:U:H2'	1:AA:305:G:C8	2.54	0.42
1:CA:862:C:C2'	1:CA:863:U:H5'	2.49	0.42
1:CA:1294:G:O2'	1:CA:1295:G:H5'	2.20	0.42
47:DO:17:ARG:HA	47:DO:17:ARG:HD3	1.84	0.42
16:CP:35:LYS:HD3	16:CP:35:LYS:C	2.39	0.42
25:CZ:136:ASN:OD1	60:CZ:501:GDP:O6	2.37	0.42
27:D1:29:GLY:HA3	36:DA:2396:G:O2'	2.19	0.42
34:D8:61:LEU:HD23	36:DA:593:G:H4'	2.01	0.42
48:DP:50:ARG:CG	48:DP:51:PHE:N	2.82	0.42
1:CA:346:G:O2'	1:CA:347:G:O5'	2.37	0.42
52:DT:30:VAL:HG23	52:DT:83:ILE:HG12	2.01	0.42
36:BA:2345:G:C6	36:BA:2347:C:N4	2.88	0.42
36:DA:99:U:C6	36:DA:102:G:N2	2.88	0.42
1:CA:1323:G:C6	1:CA:1324:A:N6	2.87	0.42

Continued on next page...

Continued from previous page...

Atom-1	Atom-2	Distance(Å)	Clash(Å)
39:DD:222:ARG:O	39:DD:226:MET:HG3	2.20	0.42
36:DA:2303:G:H4'	42:DG:124:SER:O	2.19	0.42
42:DG:131:TYR:CE2	42:DG:133:LEU:HB3	2.54	0.42
42:DG:131:TYR:HB2	42:DG:173:LEU:HD11	2.00	0.42
42:DG:40:ASN:O	42:DG:155:MET:HA	2.19	0.42
42:DG:42:GLY:N	42:DG:90:LEU:H	2.18	0.42
42:DG:5:VAL:HB	42:DG:8:LYS:HD2	2.01	0.42
36:BA:2717:G:O2'	52:BT:96:ARG:HD3	2.20	0.42
49:BQ:138:ASP:HB3	58:BZ:53:ILE:HD13	2.01	0.42
1:AA:228:A:C5'	1:AA:228:A:C8	2.99	0.42
46:BN:48:MET:SD	46:BN:49:GLY:N	2.92	0.42
13:AM:25:ILE:HD11	13:AM:60:VAL:HG13	2.01	0.42
3:CC:52:LEU:HD12	3:CC:55:VAL:HG23	2.00	0.42
1:CA:961:U:O2'	1:CA:962:C:C5'	2.67	0.42
53:BU:104:GLN:HB3	54:BV:44:LYS:NZ	2.35	0.42
42:BG:52:ILE:HG13	42:BG:53:LEU:N	2.32	0.42
3:AC:5:ILE:HG12	3:AC:10:PHE:HB2	2.01	0.42
16:AP:67:THR:N	16:AP:70:ALA:HB3	2.30	0.42
36:DA:2774:C:H2'	36:DA:2775:A:O4'	2.19	0.42
39:BD:183:ARG:HD2	39:BD:270:ILE:CG2	2.47	0.42
36:BA:671:C:H2'	36:BA:672:C:C6	2.54	0.42
41:BF:192:LEU:CD2	41:BF:194:MET:HG3	2.50	0.42
1:CA:1125:U:H3	10:CJ:5:ARG:CZ	2.32	0.42
41:DF:163:VAL:O	41:DF:163:VAL:HG12	2.19	0.42
40:DE:57:LYS:HE3	40:DE:57:LYS:CA	2.37	0.42
7:CG:121:ALA:O	7:CG:124:LEU:HB2	2.19	0.42
36:DA:1142(A):A:C4	36:DA:1144:G:N7	2.87	0.42
51:DS:16:ASN:C	51:DS:18:ILE:N	2.72	0.42
50:BR:79:LEU:C	50:BR:79:LEU:HD13	2.40	0.42
5:CE:11:ILE:HD11	5:CE:33:VAL:HG21	2.02	0.42
46:BN:82:LEU:HA	46:BN:82:LEU:HD12	1.82	0.42
40:DE:188:VAL:HG23	40:DE:189:PRO:CD	2.50	0.42
36:BA:1061:U:H2'	36:BA:1062:G:H5'	2.01	0.42
36:DA:1059:G:H5'	36:DA:1060:U:H2'	2.01	0.42
1:AA:1036:G:H3'	1:AA:1037:C:H6	1.82	0.42
36:DA:579:G:N2	36:DA:580:C:C2	2.88	0.42
58:BZ:145:GLU:HG3	58:BZ:146:ILE:H	1.84	0.42
36:BA:2128:C:HO2'	36:BA:2129:C:C5'	2.27	0.42
25:AZ:375:ILE:C	25:AZ:375:ILE:HD12	2.40	0.42
36:DA:2579:C:O2'	40:DE:131:ALA:CB	2.64	0.42
29:B3:9:VAL:HG21	29:B3:55:ARG:HG3	2.01	0.42
4:CD:155:LEU:HB2	4:CD:158:ILE:HG12	2.00	0.42

Continued on next page...

Continued from previous page...

Atom-1	Atom-2	Distance(Å)	Clash(Å)
4:CD:159:ARG:O	4:CD:162:LEU:N	2.52	0.42
1:CA:976:G:N1	1:CA:1363(A):A:C2	2.87	0.42
36:DA:1658:C:H2'	36:DA:1659:U:C6	2.54	0.42
36:DA:1210:A:C5'	36:DA:1212:G:H5'	2.50	0.42
40:BE:48:GLN:NE2	40:BE:78:LEU:HD13	2.34	0.42
50:DR:92:GLY:CA	50:DR:94:TYR:HE1	2.32	0.42
18:AR:30:ASP:O	18:AR:32:ARG:N	2.53	0.42
4:AD:23:GLY:O	4:AD:24:GLU:C	2.58	0.42
35:B9:35:ARG:HH11	36:BA:2742:C:P	2.43	0.42
1:CA:1207:G:H2'	1:CA:1208:C:H6	1.83	0.42
10:CJ:30:SER:HB3	10:CJ:84:GLN:HE22	1.84	0.42
25:CZ:355:LEU:CD1	25:CZ:360:GLU:HA	2.50	0.42
7:CG:134:ALA:O	7:CG:137:LYS:N	2.53	0.42
1:CA:1431:C:H2'	1:CA:1432:G:C5'	2.49	0.42
20:CT:86:ARG:HG3	20:CT:86:ARG:HH11	1.84	0.42
37:DB:68:C:H2'	37:DB:69:G:C8	2.54	0.42
37:DB:69:G:N2	37:DB:70:C:H1'	2.34	0.42
27:B1:60:PHE:CZ	27:B1:91:LYS:CG	2.93	0.42
51:BS:71:ARG:O	51:BS:74:ALA:HB3	2.20	0.42
25:CZ:20:VAL:H	25:CZ:115:GLN:HE21	1.68	0.42
10:AJ:96:ILE:CD1	10:AJ:96:ILE:N	2.76	0.42
39:DD:113:VAL:C	39:DD:115:GLN:H	2.22	0.42
2:CB:28:PHE:CD1	2:CB:28:PHE:O	2.72	0.42
1:CA:629:G:C2'	1:CA:630:G:H5''	2.47	0.42
36:DA:389:G:C6	48:DP:70:GLN:HG3	2.54	0.42
22:CW:54:U:C5	22:CW:55:U:C4	3.08	0.42
16:AP:44:THR:O	16:AP:45:THR:HB	2.20	0.42
16:CP:11:SER:OG	16:CP:14:ASN:HB3	2.19	0.42
36:BA:2059:A:C5	36:BA:2503:A:C2	3.07	0.42
37:DB:75:G:H5'	37:DB:76:G:OP2	2.20	0.42
46:DN:128:HIS:O	46:DN:128:HIS:CG	2.72	0.42
36:DA:1217:C:H2'	36:DA:1218:C:C6	2.47	0.42
1:CA:376:G:P	16:CP:67:THR:HG21	2.59	0.42
36:DA:1314:C:OP1	36:DA:1332:G:OP1	2.36	0.42
26:D0:50:ASN:HD22	26:D0:63:VAL:CG2	2.29	0.42
2:CB:142:LEU:C	2:CB:142:LEU:CD2	2.88	0.42
8:CH:41:ARG:HD3	8:CH:42:GLU:OE2	2.19	0.42
3:AC:93:LYS:C	3:AC:95:THR:H	2.23	0.42
14:CN:44:LEU:O	14:CN:44:LEU:HD12	2.19	0.42
56:BX:41:ASN:ND2	56:BX:41:ASN:N	2.66	0.42
36:DA:991:C:OP2	36:DA:1186:G:OP2	2.37	0.42
18:AR:55:ARG:HG3	18:AR:55:ARG:NH1	2.32	0.42

Continued on next page...

Continued from previous page...

Atom-1	Atom-2	Distance(Å)	Clash(Å)
39:DD:17:THR:O	39:DD:211:ARG:NH2	2.45	0.42
1:AA:123:C:OP1	1:AA:312:C:H5'	2.19	0.42
1:AA:311:C:HO2'	1:AA:312:C:H5'	1.84	0.42
36:DA:2812:G:N2	36:DA:2889:C:C2	2.88	0.42
36:DA:2543:G:N3	36:DA:2765:A:H2'	2.34	0.42
25:CZ:321:TYR:HB2	25:CZ:367:ASN:ND2	2.34	0.42
47:BO:119:PRO:HB2	52:BT:68:TYR:CD2	2.55	0.42
36:DA:1029:A:OP1	49:DQ:128:LYS:NZ	2.44	0.42
2:AB:200:ILE:HG13	2:AB:200:ILE:H	1.58	0.42
36:DA:2436:G:O2'	36:DA:2437:U:H5'	2.19	0.42
36:DA:1957:C:H2'	36:DA:1958:C:H6	1.83	0.42
41:DF:23:ASP:O	41:DF:115:ALA:HA	2.20	0.42
11:CK:97:ALA:O	11:CK:98:LEU:C	2.57	0.42
36:BA:524:U:C5'	36:BA:539:G:N2	2.82	0.42
36:DA:1792:G:H2'	36:DA:1793:C:C6	2.54	0.42
36:BA:272(J):C:H2'	36:BA:274:G:H5''	2.01	0.42
36:BA:640:C:H2'	36:BA:641:C:C6	2.55	0.42
36:DA:347:A:H2'	36:DA:348:G:C8	2.54	0.42
7:CG:73:MET:HG2	7:CG:90:GLU:HA	2.01	0.42
53:BU:37:GLU:O	53:BU:39:LEU:N	2.52	0.42
55:BW:17:VAL:C	55:BW:19:LEU:N	2.72	0.42
36:BA:2054:A:H61	36:BA:2615:U:H3	1.67	0.42
1:CA:201:C:H2'	1:CA:202:U:H2'	2.02	0.42
22:CV:49:C:O5'	22:CV:49:C:H6	2.01	0.42
36:BA:2821:A:OP2	40:BE:110:GLY:HA3	2.19	0.42
36:BA:2100:G:H2'	36:BA:2101:G:C8	2.54	0.42
53:BU:66:ASN:HA	53:BU:66:ASN:HD22	1.59	0.42
53:BU:66:ASN:ND2	53:BU:76:TYR:N	2.58	0.42
1:CA:986:A:C6	1:CA:1220:G:C6	3.07	0.42
1:CA:1236:A:OP1	21:CU:2:GLY:HA3	2.19	0.42
28:B2:48:HIS:HB3	36:BA:96:G:P	2.58	0.42
58:BZ:151:HIS:ND1	58:BZ:152:ALA:N	2.61	0.42
1:AA:1103:C:C4	1:AA:1104:G:N7	2.88	0.42
38:BC:85:GLU:OE2	38:BC:150:GLY:N	2.43	0.42
12:AL:41:ARG:CZ	12:AL:41:ARG:HB3	2.44	0.42
25:CZ:38:GLU:O	25:CZ:39:ASN:CB	2.68	0.42
42:DG:46:ALA:HB2	42:DG:88:ILE:CB	2.50	0.42
47:BO:104:ARG:HH21	52:BT:33:LYS:HE2	1.83	0.42
57:DY:98:VAL:HG12	57:DY:98:VAL:O	2.19	0.42
57:DY:95:LYS:HG3	57:DY:99:CYS:O	2.20	0.42
3:CC:55:VAL:O	3:CC:55:VAL:HG12	2.18	0.42
31:B5:47:PRO:C	31:B5:49:CYS:H	2.22	0.42

Continued on next page...

Continued from previous page...

Atom-1	Atom-2	Distance(Å)	Clash(Å)
36:DA:1409:C:H2'	36:DA:1410:G:H8	1.84	0.42
36:BA:695:G:N1	36:BA:768:G:C5	2.88	0.42
39:DD:242:ARG:HB2	39:DD:243:GLY:H	1.61	0.42
19:AS:31:ILE:HD13	19:AS:49:ILE:HG23	2.00	0.42
46:BN:62:VAL:O	46:BN:63:THR:CB	2.68	0.42
25:CZ:320:VAL:HG22	25:CZ:386:PHE:CZ	2.55	0.42
4:CD:11:LEU:CD1	4:CD:66:ARG:NE	2.82	0.42
16:AP:5:ARG:NH2	16:AP:24:ALA:CA	2.77	0.42
14:AN:14:PRO:O	14:AN:15:LYS:O	2.37	0.42
41:BF:201:VAL:CG1	41:BF:202:PHE:N	2.83	0.42
1:CA:1346:A:O3'	1:CA:1347:G:H4'	2.19	0.42
21:AU:3:LYS:HB3	21:AU:14:TRP:CD1	2.55	0.42
10:AJ:74:ILE:HG13	10:AJ:74:ILE:O	2.18	0.42
36:BA:626:U:C2	48:BP:105:LEU:HG	2.55	0.42
48:BP:85:LEU:CD2	48:BP:85:LEU:N	2.82	0.42
1:CA:1298:C:N4	7:CG:114:ARG:HB2	2.33	0.42
17:CQ:18:THR:CG2	17:CQ:69:LYS:HD2	2.49	0.42
56:BX:40:LYS:O	56:BX:44:GLU:HB2	2.19	0.42
36:BA:2395:C:C2	36:BA:2396:G:C8	3.08	0.42
13:AM:88:ARG:O	13:AM:91:ARG:HB2	2.19	0.42
36:DA:1005:C:HO2'	46:DN:28:THR:HG1	1.62	0.42
12:CL:102:ARG:CG	12:CL:102:ARG:HH11	2.31	0.42
40:DE:38:THR:C	40:DE:40:GLU:H	2.22	0.42
3:CC:107:GLN:N	3:CC:107:GLN:NE2	2.68	0.42
36:BA:185:U:H4'	36:BA:218:A:H4'	2.02	0.42
4:AD:18:LYS:C	4:AD:19:LEU:HD12	2.40	0.42
4:AD:9:CYS:SG	4:AD:31:CYS:O	2.78	0.42
1:AA:1348:U:O2'	1:AA:1349:A:C8	2.44	0.42
5:CE:34:VAL:O	5:CE:34:VAL:HG13	2.20	0.42
30:B4:14:ILE:HG13	30:B4:31:ILE:HB	2.02	0.42
58:DZ:18:LEU:CD1	58:DZ:18:LEU:N	2.82	0.42
22:AV:4:C:N4	22:AV:69:G:H1	2.09	0.42
1:AA:858:G:C5	1:AA:869:G:C5	3.07	0.42
34:D8:50:LEU:HD12	34:D8:51:ALA:N	2.25	0.42
36:DA:2378:A:H2	51:DS:20:ARG:HH21	1.65	0.42
15:CO:36:ILE:HG23	15:CO:56:LEU:HD11	2.02	0.42
36:DA:674:G:C1'	41:DF:74:ARG:HD3	2.49	0.42
1:CA:1018:C:H2'	1:CA:1019:C:C6	2.54	0.42
1:AA:235:C:OP1	17:AQ:70:ARG:NH1	2.53	0.42
54:BV:18:LEU:CD2	54:BV:19:LYS:H	2.32	0.42
36:DA:2746:U:O4'	43:DH:139:GLN:HB2	2.19	0.42
36:DA:2744:G:N7	36:DA:2755:C:C1'	2.83	0.42

Continued on next page...

Continued from previous page...

Atom-1	Atom-2	Distance(Å)	Clash(Å)
58:DZ:110:GLY:O	58:DZ:115:GLY:HA3	2.20	0.42
39:BD:62:TYR:CE1	39:BD:64:ILE:HA	2.55	0.42
51:DS:42:ASP:C	51:DS:44:LYS:N	2.69	0.42
55:DW:97:LYS:HE2	55:DW:99:ARG:CZ	2.49	0.42
51:BS:97:ARG:HE	51:BS:97:ARG:CA	2.33	0.42
36:BA:533:G:H5'	53:BU:24:TYR:CE1	2.53	0.42
36:DA:238:C:C4	36:DA:239:U:C5	3.08	0.42
1:CA:646:U:H2'	1:CA:647:C:H6	1.83	0.42
37:BB:66:A:C2	37:BB:109:C:C2	3.08	0.42
35:B9:20:HIS:HE1	36:BA:2755:C:O2	2.01	0.42
41:BF:185:ASP:HA	41:BF:188:ARG:HD3	2.01	0.42
38:DC:3:HIS:CG	38:DC:7:TYR:HD2	2.37	0.42
26:B0:7:LEU:CD2	49:BQ:81:VAL:HG21	2.49	0.42
36:DA:223:A:C4	36:DA:422:A:C8	3.07	0.42
13:AM:118:ALA:HB2	22:AV:28:G:O2'	2.19	0.42
48:DP:124:LYS:CD	48:DP:143:GLY:HA3	2.47	0.42
36:BA:1780:A:H3'	36:BA:1781:C:H2'	2.00	0.42
36:BA:1780:A:OP2	36:BA:1782:C:OP1	2.37	0.42
21:AU:24:ARG:O	21:AU:25:LYS:HB3	2.20	0.42
41:DF:64:ILE:HG23	41:DF:65:TRP:H	1.84	0.42
25:CZ:223:MET:HE2	25:CZ:240:GLY:HA3	2.00	0.42
1:CA:1429:C:H2'	1:CA:1430:C:H6	1.81	0.42
9:CI:32:ASP:O	9:CI:35:GLU:N	2.53	0.42
1:CA:1169:A:C6	1:CA:1170:A:C6	3.08	0.42
39:BD:155:LEU:HD23	39:BD:177:LEU:HD21	2.02	0.42
36:DA:817:C:H2'	36:DA:818:G:O4'	2.19	0.42
22:CV:47:U:H3'	22:CV:48:C:H5'	2.01	0.42
36:DA:375:C:C4	36:DA:376:C:N4	2.88	0.42
42:DG:167:GLU:CD	42:DG:168:GLU:H	2.23	0.42
36:DA:706:A:H2'	36:DA:707:G:O4'	2.19	0.42
36:DA:407:G:H2'	36:DA:408:G:C8	2.54	0.42
42:BG:34:LEU:HD13	42:BG:99:MET:HE2	2.01	0.42
55:BW:1:MET:O	55:BW:64:MET:HE2	2.19	0.42
39:DD:28:GLU:N	39:DD:29:PRO:HD2	2.33	0.42
36:DA:871:U:OP1	49:DQ:5:ARG:HG3	2.20	0.42
1:CA:189(H):G:P	1:CA:189(H):G:H2'	2.59	0.42
47:BO:35:VAL:HG21	47:BO:103:ALA:HB3	2.02	0.42
45:DK:3:UNK:O	45:DK:4:UNK:O	2.37	0.42
36:BA:2728:U:H2'	36:BA:2729:G:C8	2.54	0.42
36:DA:1418:G:OP2	36:DA:1588:C:O2'	2.34	0.42
36:DA:1833:U:O2	36:DA:1969:A:H2	2.03	0.42
36:BA:2656:U:N3	36:BA:2665:A:H2	2.18	0.42

Continued on next page...

Continued from previous page...

Atom-1	Atom-2	Distance(Å)	Clash(Å)
48:BP:69:GLY:O	48:BP:70:GLN:O	2.37	0.42
36:DA:1448:G:H5'	36:DA:1449:A:OP2	2.19	0.42
44:BJ:106:UNK:O	44:BJ:107:UNK:CB	2.68	0.42
36:BA:2427:C:H5''	36:BA:2429:G:H5'	2.01	0.42
36:DA:1196:C:O4'	36:DA:1226:A:C2	2.72	0.42
36:DA:1564:C:O2'	36:DA:1565:C:H5'	2.20	0.42
25:AZ:185:ASN:OD1	25:AZ:185:ASN:O	2.38	0.42
13:CM:105:THR:O	13:CM:106:ASN:C	2.58	0.42
36:BA:2522:U:O2'	36:BA:2647:U:OP1	2.32	0.42
4:CD:171:GLY:HA2	4:CD:172:PRO:HD3	1.81	0.42
34:D8:32:LEU:CD2	34:D8:36:LYS:NZ	2.82	0.42
34:D8:33:ASN:ND2	36:DA:2419:U:P	2.93	0.42
52:DT:32:TYR:HD1	52:DT:32:TYR:N	2.18	0.42
41:BF:167:ALA:O	41:BF:168:ARG:C	2.58	0.42
32:D6:20:ASN:O	32:D6:21:TYR:CD2	2.72	0.42
36:DA:2832:U:C2	36:DA:2834:G:C2	3.08	0.42
36:DA:1664:A:H1'	36:DA:2726:U:C5	2.55	0.42
27:D1:44:PRO:HA	36:DA:396:G:O3'	2.20	0.42
36:BA:2591:C:P	39:BD:239:ARG:HB2	2.59	0.42
19:CS:35:SER:C	19:CS:37:ARG:H	2.21	0.42
58:BZ:168:GLU:O	58:BZ:168:GLU:OE1	2.36	0.42
25:AZ:133:VAL:HG23	25:AZ:168:VAL:HG11	2.01	0.42
38:BC:78:ALA:O	38:BC:119:VAL:CG1	2.67	0.42
43:BH:50:VAL:O	43:BH:52:VAL:HG23	2.19	0.42
39:DD:35:LYS:HG3	39:DD:63:ARG:HG3	2.00	0.42
36:DA:1827:C:OP2	39:DD:222:ARG:NH1	2.51	0.42
42:DG:86:MET:N	42:DG:87:PRO:HD3	2.33	0.42
57:BY:28:LYS:O	57:BY:38:ILE:N	2.51	0.42
57:BY:44:ILE:HG22	57:BY:45:VAL:H	1.84	0.42
47:BO:104:ARG:HB3	47:BO:121:VAL:CG1	2.49	0.42
47:BO:104:ARG:HG2	47:BO:122:LEU:OXT	2.20	0.42
47:BO:107:ARG:HD3	52:BT:36:GLU:HG2	2.01	0.42
28:D2:6:VAL:HA	28:D2:9:GLN:OE1	2.19	0.42
22:CW:29:G:H1	22:CW:41:C:H42	1.66	0.42
22:CW:39:U:C2'	22:CW:40:C:C5'	2.93	0.42
1:CA:1108:G:C5	1:CA:1109:C:C5	3.07	0.42
3:CC:7:PRO:HG2	3:CC:184:TYR:HB2	2.01	0.42
36:DA:2464:C:C2	36:DA:2487:G:N2	2.87	0.42
3:AC:11:ARG:CG	3:AC:11:ARG:NH1	2.77	0.42
48:BP:50:ARG:CG	48:BP:51:PHE:N	2.82	0.42
53:DU:65:ILE:HG13	53:DU:96:ALA:CB	2.47	0.42
36:DA:943:U:OP2	48:DP:38:GLN:OE1	2.37	0.42

Continued on next page...

Continued from previous page...

Atom-1	Atom-2	Distance(Å)	Clash(Å)
36:BA:1006:C:O2'	46:BN:106:MET:HB3	2.19	0.42
49:DQ:141:GLN:CD	58:DZ:72:ARG:HA	2.39	0.42
58:DZ:123:ASP:O	58:DZ:124:ILE:CG2	2.59	0.42
36:BA:1654:A:P	50:BR:3:HIS:HB2	2.58	0.42
31:D5:27:PRO:O	31:D5:28:PRO:C	2.57	0.42
1:AA:189(D):C:H1'	1:AA:189(H):G:C2	2.55	0.42
48:BP:95:VAL:HG22	48:BP:124:LYS:O	2.20	0.42
32:B6:36:LEU:HD23	32:B6:37:ARG:N	2.35	0.42
41:DF:202:PHE:CD1	41:DF:202:PHE:C	2.92	0.42
5:CE:105:VAL:O	5:CE:108:ALA:HB3	2.19	0.42
57:BY:86:ARG:HG2	57:BY:87:LYS:H	1.83	0.42
27:B1:76:ARG:HH12	27:B1:95:LEU:CG	2.32	0.42
25:AZ:221:PHE:N	25:AZ:244:ARG:HD2	2.34	0.42
48:DP:101:VAL:HG12	48:DP:106:LEU:HB2	2.00	0.42
27:D1:62:VAL:HG22	27:D1:63:ALA:O	2.20	0.42
36:BA:2407:G:N1	36:BA:2408:U:O2	2.53	0.42
19:AS:12:ASP:H	19:AS:38:SER:HB2	1.84	0.42
1:CA:585:G:H2'	1:CA:586:C:O4'	2.20	0.42
48:DP:9:ASN:N	48:DP:10:PRO:CD	2.82	0.42
52:BT:126:ALA:O	52:BT:128:GLU:N	2.52	0.42
1:AA:858:G:C8	1:AA:869:G:O6	2.73	0.42
9:CI:17:VAL:HG11	9:CI:81:ILE:HA	2.01	0.42
36:DA:1367:A:N7	36:DA:1368:G:H1'	2.34	0.42
39:BD:267:SER:O	39:BD:268:ARG:HB2	2.20	0.42
18:AR:30:ASP:C	18:AR:32:ARG:N	2.72	0.42
16:CP:17:TYR:N	16:CP:17:TYR:CD1	2.86	0.42
4:CD:125:HIS:O	4:CD:149:ALA:N	2.37	0.42
41:DF:53:THR:HG23	41:DF:55:GLY:N	2.26	0.42
51:DS:27:SER:HA	51:DS:88:ASP:CB	2.49	0.42
38:DC:56:GLN:HA	38:DC:201:PRO:HG2	2.02	0.42
58:DZ:108:PRO:O	58:DZ:110:GLY:N	2.52	0.42
7:CG:30:ILE:HD13	7:CG:105:VAL:HG22	2.02	0.42
40:DE:120:TRP:CE2	40:DE:155:LYS:HG2	2.54	0.42
1:CA:1002:G:O2'	1:CA:1003:G:H5'	2.19	0.42
36:BA:1655:A:H1'	40:BE:113:PHE:CD1	2.54	0.42
9:AI:83:ARG:HA	9:AI:86:VAL:CG1	2.48	0.42
50:DR:12:ARG:CG	50:DR:12:ARG:NH1	2.82	0.42
36:BA:1344:G:C2	36:BA:1404:C:C2	3.08	0.42
38:BC:74:VAL:O	38:BC:92:ASP:HB2	2.20	0.42
39:BD:107:ALA:O	39:BD:196:VAL:O	2.38	0.42
38:DC:74:VAL:O	38:DC:92:ASP:HB2	2.19	0.42
1:AA:722:A:O2'	1:AA:724:G:C8	2.67	0.42

Continued on next page...

Continued from previous page...

Atom-1	Atom-2	Distance(Å)	Clash(Å)
36:DA:2852:G:H2'	36:DA:2853:C:H6	1.84	0.42
36:DA:774:A:H2	36:DA:787:U:O2'	1.99	0.42
1:CA:373:A:C2	1:CA:482:A:C6	3.07	0.42
1:CA:698:G:H2'	1:CA:699:C:C6	2.53	0.42
36:BA:569:U:H1'	36:BA:947:G:O4'	2.20	0.42
55:DW:66:GLU:O	55:DW:68:ARG:N	2.44	0.42
36:DA:1137:G:N2	36:DA:1138:G:H1'	2.34	0.42
1:AA:1072:G:H2'	1:AA:1073:U:C6	2.55	0.42
6:AF:27:GLN:O	6:AF:28:ARG:C	2.58	0.42
36:BA:1216:G:O2'	36:BA:1217:C:H5'	2.19	0.42
2:CB:88:ALA:HB2	2:CB:219:VAL:HG13	2.00	0.42
22:AV:1:G:C4'	26:B0:5:LYS:HE2	2.49	0.42
1:CA:935:A:C2	7:CG:3:ARG:NH2	2.87	0.42
36:BA:516:C:O5'	36:BA:516:C:H6	2.03	0.42
1:AA:1255:G:H5''	3:AC:26:LYS:HE2	2.01	0.42
13:CM:33:ALA:HB1	13:CM:59:TYR:CD2	2.55	0.42
47:BO:26:LYS:HD2	47:BO:37:ASP:OD1	2.18	0.42
36:DA:1820:U:N3	39:DD:202:LYS:HD2	2.34	0.42
1:CA:644:G:H2'	1:CA:645:C:H6	1.85	0.42
29:B3:49:LYS:HD2	36:BA:851:U:C5'	2.49	0.42
1:AA:1057:G:H2'	1:AA:1058:G:O4'	2.20	0.42
36:DA:60:G:C8	36:DA:63:U:C5	3.08	0.42
36:BA:2278:A:H2'	36:BA:2279:G:O5'	2.20	0.42
36:BA:11:G:H2'	36:BA:12:U:C6	2.54	0.42
1:AA:1459:C:H2'	1:AA:1460:A:C8	2.54	0.42
1:AA:1193:G:O2'	1:AA:1194:U:H5'	2.20	0.42
36:BA:540:C:H2'	36:BA:541:C:C6	2.55	0.42
5:CE:127:ASN:HA	5:CE:128:PRO:HD3	1.89	0.42
2:CB:62:ALA:O	2:CB:65:GLY:N	2.33	0.42
36:DA:2506:U:C6	36:DA:2506:U:H5'	2.55	0.42
47:BO:53:LYS:N	47:BO:53:LYS:HD2	2.35	0.42
15:AO:70:LEU:HA	15:AO:70:LEU:HD12	1.87	0.42
6:AF:81:ILE:H	6:AF:81:ILE:HG13	1.61	0.42
20:CT:25:ARG:HG3	20:CT:25:ARG:HH11	1.83	0.42
49:DQ:59:ARG:HD3	49:DQ:59:ARG:O	2.19	0.42
37:BB:98:G:H2'	37:BB:99:G:H5'	2.02	0.42
1:AA:518:C:H2'	1:AA:530:G:C4	2.55	0.42
36:BA:2460:U:H2'	36:BA:2461:C:O4'	2.19	0.42
38:DC:100:ILE:HD13	38:DC:127:LEU:CG	2.49	0.42
38:DC:123:VAL:CG1	38:DC:124:GLY:N	2.83	0.42
4:CD:194:LEU:H	4:CD:194:LEU:HD22	1.83	0.42
32:D6:12:GLU:HG2	32:D6:23:THR:HB	2.02	0.42

Continued on next page...

Continued from previous page...

Atom-1	Atom-2	Distance(Å)	Clash(Å)
34:D8:8:LYS:HE3	36:DA:245:G:O6	2.20	0.42
48:DP:24:GLY:O	48:DP:25:SER:CB	2.67	0.42
36:DA:1190:G:H5'	48:DP:35:HIS:HA	2.02	0.42
23:AX:26:A:H5'	23:AX:27:A:C8	2.55	0.42
39:BD:33:LEU:HG	39:BD:33:LEU:H	1.69	0.42
38:BC:82:LYS:HG3	38:BC:116:THR:HG21	2.02	0.42
25:CZ:135:MET:HE3	25:CZ:172:ARG:CD	2.49	0.42
42:DG:111:LEU:HD22	42:DG:117:PHE:CE1	2.55	0.42
36:BA:80:G:O2'	36:BA:81:G:H5'	2.20	0.42
43:DH:50:VAL:CG1	43:DH:52:VAL:HG22	2.49	0.42
52:BT:30:VAL:CG2	52:BT:84:GLN:CG	2.98	0.42
46:BN:12:ARG:NH2	46:BN:135:PRO:CG	2.79	0.42
1:CA:1105:A:C2	1:CA:1106:G:C8	3.08	0.42
3:AC:81:GLY:C	3:AC:85:ARG:HG2	2.40	0.42
10:AJ:70:ARG:HG2	10:AJ:70:ARG:NH1	2.35	0.42
1:AA:1188:A:C2'	1:AA:1189:C:H5'	2.50	0.42
53:DU:88:ILE:O	53:DU:88:ILE:CG1	2.58	0.42
54:DV:37:VAL:O	54:DV:38:LEU:HB2	2.19	0.42
36:DA:2346:A:H5'	36:DA:2383:G:O4'	2.20	0.42
14:AN:15:LYS:O	14:AN:16:PHE:O	2.37	0.42
1:AA:453:A:O2'	1:AA:454:C:O4'	2.37	0.42
48:BP:23:PRO:O	48:BP:33:ARG:NE	2.53	0.42
41:DF:126:VAL:HG21	41:DF:129:PHE:CZ	2.55	0.42
40:DE:111:ARG:O	40:DE:112:GLY:C	2.56	0.42
3:CC:118:GLN:HA	3:CC:121:ALA:HB3	2.00	0.42
36:BA:1747:G:H2'	36:BA:1747(A):G:H8	1.81	0.42
1:AA:542:G:OP1	4:AD:10:ARG:NH2	2.51	0.42
36:BA:1348:G:C3'	36:BA:1349:A:H5''	2.49	0.42
48:DP:101:VAL:HA	48:DP:105:LEU:O	2.20	0.42
24:AY:76:A:H61	25:AZ:234:ARG:NH2	2.17	0.42
7:CG:97:GLN:O	7:CG:101:LEU:HG	2.19	0.42
42:BG:117:PHE:HE1	42:BG:119:GLY:C	2.23	0.42
36:BA:733:G:C8	36:BA:761:A:C6	3.08	0.42
36:BA:2744:G:C2	36:BA:2761:G:C4	3.07	0.42
58:DZ:17:ALA:O	58:DZ:20:ARG:HG2	2.19	0.42
1:CA:585:G:N3	1:CA:879:C:H4'	2.35	0.42
49:DQ:64:ILE:CG2	49:DQ:65:PHE:H	2.33	0.42
18:CR:70:ILE:O	18:CR:71:LYS:C	2.58	0.42
25:AZ:222:LEU:HD12	25:AZ:303:VAL:HG11	1.99	0.42
36:DA:2492:U:O2'	36:DA:2493:U:H5'	2.20	0.42
36:DA:2010:G:C6	36:DA:2011:U:C5	3.08	0.42
36:DA:363(F):A:O2'	36:DA:364:C:C5	2.73	0.42

Continued on next page...

Continued from previous page...

Atom-1	Atom-2	Distance(Å)	Clash(Å)
36:BA:979:G:N2	36:BA:985:C:N4	2.68	0.42
12:CL:35:GLY:O	12:CL:83:VAL:N	2.50	0.42
29:B3:17:LYS:HG2	36:BA:969:U:OP1	2.20	0.42
1:AA:325:A:N6	1:AA:326:G:N1	2.68	0.42
51:DS:30:ARG:HH22	51:DS:62:LYS:HB3	1.84	0.42
6:CF:30:LEU:HB3	6:CF:35:ALA:HB3	2.01	0.42
1:CA:1364:U:O4'	1:CA:1364:U:O2	2.37	0.42
27:B1:3:LYS:HD3	36:BA:1364:G:C8	2.55	0.42
58:DZ:150:LEU:HD23	58:DZ:150:LEU:O	2.19	0.42
34:B8:38:GLY:O	34:B8:41:ILE:HG23	2.19	0.42
36:DA:2883:A:H5'	36:DA:2884:U:H5'	2.01	0.42
47:DO:90:GLN:O	47:DO:92:GLU:N	2.53	0.42
13:CM:88:ARG:HA	13:CM:98:VAL:HG13	2.01	0.42
3:CC:59:ARG:O	3:CC:60:ALA:CB	2.68	0.42
25:CZ:113:MET:O	25:CZ:116:THR:HB	2.20	0.42
36:DA:654(H):G:C3'	36:DA:654(I):C:C5'	2.97	0.42
1:AA:586:C:O3'	8:AH:89:PRO:HB2	2.20	0.42
5:AE:51:VAL:HB	5:AE:52:PRO:CD	2.47	0.42
1:CA:235:C:H2'	1:CA:236:G:C8	2.55	0.42
36:BA:1404:C:C2'	36:BA:1405:U:H5'	2.50	0.42
4:CD:121:VAL:CB	4:CD:136:PRO:HG3	2.48	0.42
36:BA:2305:A:H1'	42:BG:136:ARG:HG2	2.01	0.42
2:CB:113:HIS:C	2:CB:115:LEU:N	2.71	0.42
36:DA:709:U:H2'	36:DA:710:G:H8	1.80	0.42
4:CD:131:ARG:HD3	4:CD:131:ARG:H	1.84	0.42
36:DA:2360:A:O2'	36:DA:2361:A:O5'	2.38	0.42
27:D1:20:ARG:HD2	27:D1:32:LYS:HG2	2.02	0.42
55:BW:66:GLU:C	55:BW:68:ARG:H	2.18	0.42
1:AA:437:U:H4'	4:AD:125:HIS:NE2	2.34	0.42
22:CV:56:C:C4	42:DG:84:LYS:HE3	2.55	0.42
1:CA:1118:C:C2	1:CA:1179:A:C2	3.08	0.42
37:DB:115:G:H2'	37:DB:116:G:H8	1.85	0.42
36:DA:1203:G:H3'	36:DA:1204:A:C5'	2.47	0.42
56:DX:47:PHE:CD2	56:DX:89:ILE:HD13	2.55	0.42
1:CA:567:G:H2'	1:CA:568:G:O4'	2.19	0.42
16:CP:6:LEU:HD11	16:CP:19:ILE:CD1	2.49	0.42
36:BA:2847:U:H5''	52:BT:97:ALA:HB2	2.01	0.42
44:DJ:70:UNK:O	44:DJ:71:UNK:C	2.68	0.42
36:DA:325:G:H2'	36:DA:326:G:C8	2.53	0.42
41:BF:46:ARG:HG3	41:BF:48:THR:HG23	2.02	0.42
36:BA:2584:U:O4'	36:BA:2584:U:O2	2.38	0.42
1:CA:106:C:O2	1:CA:379:C:H4'	2.20	0.42

Continued on next page...

Continued from previous page...

Atom-1	Atom-2	Distance(Å)	Clash(Å)
29:B3:1:MET:HE2	29:B3:39:ASP:O	2.20	0.42
1:AA:1172:C:H2'	1:AA:1173:G:H8	1.82	0.42
11:CK:121:PRO:HG2	11:CK:126:ARG:HG3	2.02	0.42
36:DA:1381:G:O2'	36:DA:1382:G:H5'	2.20	0.42
36:BA:188:G:C6	36:BA:189:G:C4	3.07	0.42
9:CI:105:ASP:OD1	9:CI:107:ARG:HG3	2.19	0.42
49:BQ:39:PRO:HA	49:BQ:99:PRO:HD3	2.01	0.42
3:CC:124:ILE:HG12	3:CC:130:VAL:HG22	2.01	0.42
26:D0:33:ALA:O	36:DA:2353:G:H1'	2.20	0.42
41:BF:143:ALA:HB1	41:BF:148:LEU:HB2	2.02	0.42
1:CA:1388:C:H2'	1:CA:1389:C:C6	2.55	0.42
28:D2:13:ALA:O	28:D2:15:LYS:N	2.53	0.42
1:AA:799:G:O2'	1:AA:800:G:H5'	2.19	0.42
51:DS:26:LEU:O	51:DS:26:LEU:HD23	2.20	0.42
39:BD:198:ASN:OD1	39:BD:198:ASN:O	2.38	0.42
25:CZ:269:GLY:O	25:CZ:270:VAL:HG23	2.19	0.42
34:D8:28:GLY:O	34:D8:32:LEU:HD22	2.19	0.42
1:AA:555:C:H2'	1:AA:556:C:H6	1.85	0.42
56:BX:24:GLY:N	56:BX:82:GLN:HE22	2.17	0.42
2:AB:130:ARG:NH2	2:AB:134:GLU:HG3	2.30	0.42
25:AZ:138:VAL:O	25:AZ:140:MET:N	2.46	0.42
25:AZ:385:ARG:HD3	61:AZ:502:KIR:C45	2.50	0.42
39:BD:32:SER:O	39:BD:33:LEU:C	2.58	0.42
42:DG:6:ALA:O	42:DG:10:LYS:HD3	2.20	0.42
36:BA:2681:C:O2	36:BA:2681:C:H2'	2.19	0.42
28:D2:35:LEU:CD1	28:D2:35:LEU:C	2.81	0.42
36:BA:1640:C:C2'	36:BA:1641:A:H5'	2.50	0.42
13:AM:11:ARG:NE	13:AM:12:ASN:HD21	2.16	0.42
14:CN:58:LYS:O	14:CN:59:ALA:O	2.37	0.42
54:BV:45:THR:O	54:BV:46:VAL:O	2.38	0.42
13:CM:15:VAL:O	13:CM:19:LEU:CD2	2.66	0.42
36:DA:1009:A:H1'	53:DU:59:ARG:HH11	1.84	0.42
1:CA:959:A:H2'	1:CA:960:U:C4'	2.49	0.42
28:D2:17:SER:HB2	28:D2:20:GLU:HB3	2.01	0.42
36:DA:803:U:H2'	36:DA:804:A:C5'	2.49	0.42
48:DP:38:GLN:HG3	48:DP:41:ARG:HD3	2.02	0.42
25:CZ:310:ILE:HG23	25:CZ:311:THR:N	2.34	0.42
25:CZ:93:ILE:HG21	61:CZ:502:KIR:C37	2.49	0.42
36:BA:654(N):G:N7	36:BA:654(O):G:N3	2.67	0.42
39:BD:183:ARG:HG3	39:BD:184:LYS:N	2.35	0.42
40:DE:57:LYS:C	40:DE:58:ARG:HG3	2.40	0.42
19:CS:16:LEU:H	19:CS:16:LEU:CD1	2.30	0.42

Continued on next page...

Continued from previous page...

Atom-1	Atom-2	Distance(Å)	Clash(Å)
6:CF:16:GLN:HG2	6:CF:17:SER:N	2.35	0.42
1:CA:33:A:OP2	1:CA:398:C:H5'	2.19	0.42
4:AD:17:VAL:O	4:AD:19:LEU:CD1	2.68	0.42
53:BU:9:VAL:CG1	53:BU:13:LYS:HE2	2.46	0.42
36:DA:304:G:H2'	36:DA:305:U:O4'	2.19	0.42
16:AP:9:PHE:CE2	16:AP:18:ARG:CZ	3.02	0.42
56:BX:31:HIS:O	56:BX:32:PRO:C	2.58	0.42
36:BA:829:A:N7	36:BA:2248:C:H5'	2.34	0.42
36:BA:535:C:C2'	36:BA:536:A:H5'	2.49	0.42
2:AB:9:GLU:N	2:AB:9:GLU:CD	2.72	0.42
2:CB:18:GLY:HA2	2:CB:42:ILE:HG22	2.02	0.42
46:DN:118:LYS:C	46:DN:120:LEU:N	2.72	0.42
46:DN:30:ILE:HD13	46:DN:54:VAL:HG21	2.00	0.42
36:BA:2385:C:O2'	36:BA:2386:C:H5'	2.20	0.42
36:BA:483:A:O3'	57:BY:49:VAL:HG22	2.19	0.42
57:BY:49:VAL:O	57:BY:50:ARG:CB	2.67	0.42
46:DN:82:LEU:HA	46:DN:82:LEU:HD12	1.81	0.42
40:BE:44:TYR:CE2	40:BE:46:ALA:HB3	2.53	0.42
14:AN:6:LEU:HB3	14:AN:23:ARG:NH2	2.34	0.42
50:DR:44:LEU:HD22	50:DR:44:LEU:HA	1.86	0.42
36:BA:2648:C:O2'	36:BA:2649:U:H5'	2.20	0.42
36:BA:2650:U:H2'	36:BA:2651:C:H6	1.84	0.42
39:DD:201:HIS:C	39:DD:203:ASN:N	2.73	0.42
1:CA:184:G:H4'	1:CA:224:C:C4'	2.48	0.42
1:AA:1039:C:C6	1:AA:1040:U:H5	2.38	0.42
6:CF:12:PRO:HG3	6:CF:57:GLN:O	2.19	0.42
6:CF:57:GLN:NE2	6:CF:57:GLN:H	2.18	0.42
36:DA:531:C:N3	36:DA:563:G:C8	2.88	0.42
36:BA:1337:G:H2'	36:BA:1338:G:C8	2.53	0.42
29:D3:26:LEU:CB	29:D3:28:LEU:HD21	2.49	0.42
8:CH:10:LEU:CD2	8:CH:83:ILE:HD11	2.45	0.42
55:BW:47:VAL:HA	55:BW:50:VAL:HG12	2.01	0.42
55:BW:50:VAL:HG22	55:BW:105:VAL:CG2	2.48	0.42
13:AM:119:GLY:C	13:AM:120:LYS:HE3	2.39	0.42
36:DA:1332:G:H4'	36:DA:1333:C:OP2	2.20	0.42
36:DA:1608:A:H1'	36:DA:1610:A:OP2	2.19	0.42
26:B0:15:ASP:OD1	26:B0:16:SER:N	2.46	0.42
11:CK:44:SER:OG	11:CK:47:VAL:HG23	2.19	0.42
36:BA:564:C:O2'	36:BA:565:C:H5'	2.20	0.42
40:DE:33:VAL:CG1	40:DE:89:ASP:O	2.68	0.42
42:BG:18:GLU:HA	42:BG:18:GLU:OE1	2.19	0.42
1:CA:808:C:O2'	1:CA:809:G:H5'	2.20	0.42

Continued on next page...

Continued from previous page...

Atom-1	Atom-2	Distance(Å)	Clash(Å)
54:BV:34:GLU:O	54:BV:36:PRO:CD	2.67	0.42
36:BA:1418:G:OP2	36:BA:1588:C:O2'	2.37	0.42
26:D0:46:LYS:NZ	26:D0:75:LEU:O	2.47	0.42
58:BZ:54:HIS:O	58:BZ:98:MET:HE1	2.19	0.42
36:DA:2206:G:H21	36:DA:2207:G:C5'	2.33	0.42
44:BJ:56:UNK:HA	44:BJ:83:UNK:CA	2.50	0.42
22:AW:7:A:C4	22:AW:49:C:H5	2.38	0.42
2:AB:54:THR:O	2:AB:57:PHE:HB3	2.20	0.42
1:AA:837:G:C2'	1:AA:838:G:H5'	2.49	0.42
1:CA:342:C:O2'	1:CA:343:U:H5'	2.19	0.42
36:BA:108:U:H4'	36:BA:347:A:H2	1.85	0.42
22:AW:50:U:O2'	22:AW:51:U:H5'	2.20	0.42
28:D2:21:LEU:HB2	28:D2:64:LEU:HD12	2.02	0.42
36:BA:2825:C:H2'	36:BA:2826:A:H5'	2.02	0.42
1:CA:750:G:O2'	1:CA:751:U:H5'	2.19	0.42
1:CA:1495:U:H2'	1:CA:1496:C:H6	1.84	0.42
26:B0:14:ARG:HD2	36:BA:2279:G:O6	2.20	0.42
31:D5:8:LYS:O	36:DA:2017:U:H4'	2.19	0.42
36:DA:74:A:H5''	36:DA:75:G:O4'	2.20	0.42
36:DA:74:A:O2'	36:DA:75:G:OP2	2.31	0.42
36:BA:1161:C:H2'	36:BA:1162:G:H8	1.85	0.42
1:CA:247:G:H2'	1:CA:248:C:H6	1.84	0.42
1:CA:1351:U:H5'	7:CG:33:ASP:OD1	2.19	0.42
1:AA:767:A:H2'	1:AA:768:A:O4'	2.20	0.42
36:DA:1579:A:H2'	36:DA:1580:A:O4'	2.20	0.42
36:DA:919:G:C6	36:DA:920:G:C5	3.08	0.42
19:AS:60:VAL:O	19:AS:60:VAL:HG22	2.19	0.42
36:DA:2325:G:C6	36:DA:2326:C:N4	2.88	0.42
11:CK:82:VAL:HB	11:CK:107:SER:O	2.20	0.42
38:DC:78:ALA:HB1	38:DC:116:THR:HG23	2.02	0.42
4:CD:170:VAL:HG12	4:CD:171:GLY:H	1.85	0.42
1:CA:359:U:H2'	1:CA:360:A:C8	2.54	0.42
32:D6:9:LEU:HD13	32:D6:9:LEU:O	2.19	0.42
34:D8:33:ASN:ND2	36:DA:2419:U:C5'	2.83	0.42
34:D8:33:ASN:N	34:D8:36:LYS:NZ	2.67	0.42
52:DT:30:VAL:HG12	52:DT:44:ASP:OD2	2.20	0.42
1:AA:1442(A):G:H3'	1:AA:1442(B):A:C5'	2.50	0.42
32:D6:18:ARG:HH12	32:D6:47:THR:HG21	1.85	0.42
32:D6:20:ASN:CG	32:D6:21:TYR:N	2.74	0.42
1:CA:1319:A:C5	1:CA:1323:G:C4	3.07	0.42
1:CA:1237:C:H3'	1:CA:1336:C:H41	1.85	0.42
28:B2:49:LYS:HB2	28:B2:49:LYS:NZ	2.35	0.42

Continued on next page...

Continued from previous page...

Atom-1	Atom-2	Distance(Å)	Clash(Å)
36:BA:1599:C:OP2	56:BX:36:LYS:HD2	2.20	0.42
56:BX:54:VAL:C	56:BX:55:ASN:HD22	2.24	0.42
58:BZ:166:SER:H	58:BZ:167:PRO:HA	1.84	0.42
1:AA:974:A:P	14:AN:41:ARG:HH11	2.42	0.42
25:AZ:19:HIS:HB2	25:AZ:113:MET:HB3	2.02	0.42
39:BD:35:LYS:HB3	39:BD:36:PRO:CD	2.43	0.42
42:DG:130:ASN:CG	42:DG:161:THR:H	2.23	0.42
36:DA:2683:C:OP1	52:DT:53:ARG:NH2	2.53	0.42
1:AA:346:G:O2'	1:AA:347:G:O5'	2.38	0.42
52:BT:31:SER:C	52:BT:32:TYR:HD1	2.23	0.42
28:D2:3:LEU:HG	28:D2:4:SER:N	2.35	0.42
37:BB:104:U:O2'	37:BB:105:A:H5'	2.20	0.42
37:BB:73:A:H2'	37:BB:74:U:C5'	2.44	0.42
37:BB:42:C:HO2'	37:BB:43:C:P	2.43	0.42
46:BN:47:ALA:O	46:BN:119:ARG:NH2	2.50	0.42
25:AZ:215:ARG:HB3	25:AZ:282:ALA:CB	2.50	0.42
35:D9:35:ARG:O	35:D9:36:GLN:O	2.37	0.42
36:DA:2468:G:H5''	49:DQ:120:ILE:CD1	2.50	0.42
36:DA:2468:G:C5'	49:DQ:120:ILE:HD12	2.50	0.42
36:BA:2479:G:OP1	36:BA:2537:U:H1'	2.20	0.42
14:CN:45:ARG:O	14:CN:46:GLU:C	2.58	0.42
43:DH:127:GLU:HB2	43:DH:130:ARG:HB2	2.02	0.42
36:BA:2310:A:O2'	36:BA:2311:A:H5''	2.20	0.42
53:DU:88:ILE:HB	53:DU:90:VAL:CG2	2.49	0.42
53:DU:93:LYS:O	53:DU:96:ALA:HB3	2.20	0.42
10:AJ:48:THR:CG2	10:AJ:62:HIS:CE1	3.03	0.42
43:BH:101:ARG:O	43:BH:117:PRO:HG3	2.20	0.42
58:DZ:153:SER:C	58:DZ:155:LEU:H	2.23	0.42
36:BA:2811:G:C6	36:BA:2891:G:N2	2.88	0.42
40:BE:63:LEU:HD23	40:BE:63:LEU:C	2.39	0.42
36:BA:1721:G:C6	36:BA:1739:U:H5'	2.55	0.42
36:BA:1817:G:O2'	36:BA:1818:U:H5'	2.19	0.42
58:DZ:30:ASN:ND2	58:DZ:32:HIS:HB2	2.34	0.42
48:BP:16:ARG:HD3	48:BP:16:ARG:O	2.19	0.42
55:DW:44:ALA:O	55:DW:45:TYR:C	2.58	0.42
42:BG:9:ARG:HB2	42:BG:10:LYS:HD2	2.01	0.42
46:BN:32:THR:HG22	46:BN:37:LYS:HB3	2.01	0.42
31:B5:30:LEU:HD22	31:B5:40:LYS:C	2.39	0.42
46:DN:20:GLY:O	46:DN:61:ARG:HG3	2.20	0.42
5:CE:102:ALA:HB1	5:CE:106:PRO:CG	2.45	0.42
27:B1:77:ALA:O	27:B1:78:LYS:C	2.57	0.42
33:B7:12:ARG:NH2	33:B7:44:PRO:HB3	2.35	0.42

Continued on next page...

Continued from previous page...

Atom-1	Atom-2	Distance(Å)	Clash(Å)
13:AM:83:ASP:OD1	13:AM:85:GLY:N	2.52	0.42
36:BA:227:A:N6	36:BA:2407:G:C8	2.88	0.42
36:BA:2747:G:O2'	43:BH:67:LEU:HD12	2.19	0.42
36:DA:414:C:H4'	36:DA:1879:C:O2	2.20	0.42
43:BH:94:TYR:CE1	43:BH:107:VAL:C	2.93	0.42
1:CA:1277:C:O2'	1:CA:1279:A:H8	2.03	0.42
22:AV:68:C:C2'	22:AV:69:G:C5'	2.93	0.42
20:CT:26:ASN:ND2	20:CT:26:ASN:H	2.17	0.42
52:BT:129:ARG:NE	52:BT:131:ALA:CB	2.83	0.42
46:DN:34:LEU:C	46:DN:34:LEU:CD1	2.88	0.42
1:CA:1352:C:H2'	1:CA:1353:G:H8	1.79	0.42
1:CA:1352:C:O2	1:CA:1371:G:C2	2.73	0.42
36:DA:1365:A:N6	36:DA:1366:A:C6	2.88	0.42
36:DA:2245:U:C5'	36:DA:2246:G:H5'	2.41	0.42
52:BT:7:ILE:O	52:BT:10:VAL:HB	2.19	0.42
1:CA:1463:C:O2'	1:CA:1464:G:H5'	2.20	0.42
1:CA:1396:A:O4'	1:CA:1398:A:H1'	2.20	0.42
37:BB:48:A:OP1	51:BS:93:LYS:HB3	2.20	0.42
25:CZ:356:PRO:O	25:CZ:357:PRO:C	2.58	0.42
57:DY:57:GLN:HA	57:DY:57:GLN:OE1	2.19	0.42
26:B0:53:MET:HG2	26:B0:57:PHE:HA	2.01	0.42
1:CA:951:G:C2	1:CA:952:U:C2	3.08	0.42
52:DT:102:ILE:HB	52:DT:110:ILE:HD12	2.02	0.42
1:CA:187:C:H2'	1:CA:188:C:H6	1.85	0.42
1:AA:59:A:N6	1:AA:331:G:H1'	2.35	0.42
36:DA:1170:G:H1	36:DA:1179:C:H42	1.67	0.42
25:AZ:230:THR:OG1	25:AZ:230:THR:O	2.38	0.42
3:CC:40:ARG:HH11	3:CC:40:ARG:CG	2.27	0.42
13:CM:27:LYS:NZ	13:CM:31:LYS:NZ	2.68	0.42
16:AP:21:VAL:HG13	16:AP:21:VAL:O	2.19	0.42
2:CB:193:ASP:HA	2:CB:194:PRO:HD2	1.81	0.42
17:AQ:59:ILE:HD13	17:AQ:59:ILE:HA	1.81	0.42
17:AQ:51:TYR:CE2	17:AQ:73:VAL:HG11	2.55	0.42
31:B5:19:ARG:NH1	36:BA:1266:G:OP2	2.52	0.42
51:DS:97:ARG:O	51:DS:97:ARG:NH2	2.50	0.42
22:CW:56:C:H2'	22:CW:57:G:C8	2.54	0.42
36:DA:1701:A:C5'	36:DA:1702:G:OP2	2.65	0.42
1:CA:1526:G:H2'	1:CA:1527:C:C6	2.45	0.42
38:DC:99:ILE:C	38:DC:101:GLN:H	2.23	0.42
26:D0:62:LEU:HD23	26:D0:62:LEU:N	2.34	0.42
11:CK:44:SER:H	11:CK:47:VAL:HG23	1.84	0.42
36:BA:2200:C:H5'	36:BA:2201:C:OP2	2.18	0.42

Continued on next page...

Continued from previous page...

Atom-1	Atom-2	Distance(Å)	Clash(Å)
1:AA:457:C:N4	1:AA:458:C:H41	2.18	0.42
36:BA:1668:A:N3	36:BA:1670:C:N3	2.68	0.42
36:BA:2508:G:O3'	36:BA:2555:U:H5'	2.20	0.42
1:AA:1229:A:H2'	1:AA:1230:C:H6	1.85	0.42
37:BB:78:A:C6	37:BB:100:A:C8	3.08	0.42
56:DX:45:THR:OG1	56:DX:46:ALA:N	2.53	0.42
50:DR:41:ALA:O	50:DR:43:GLU:N	2.53	0.42
1:AA:1134:G:N1	1:AA:1141:C:C4	2.87	0.42
36:DA:2342:C:O2'	36:DA:2374:C:H5''	2.20	0.42
53:BU:115:ALA:C	53:BU:117:GLN:N	2.71	0.42
53:BU:115:ALA:O	53:BU:117:GLN:N	2.53	0.42
36:BA:1275:A:C4	50:BR:16:HIS:CE1	3.08	0.42
36:DA:2128:C:P	38:DC:36:LYS:HB2	2.60	0.42
57:DY:6:HIS:CD2	57:DY:6:HIS:H	2.36	0.42
30:B4:47:GLN:HB3	30:B4:47:GLN:HE21	1.59	0.42
36:DA:271(H):G:H1	36:DA:271(P):C:N4	2.18	0.42
36:BA:2358:G:C5	36:BA:2359:C:C5	3.08	0.42
4:CD:114:ARG:HG3	4:CD:114:ARG:NH1	2.34	0.42
36:BA:2115:G:N3	36:BA:2117:A:N7	2.68	0.42
39:BD:28:GLU:CD	39:BD:28:GLU:N	2.73	0.42
26:D0:17:GLN:O	26:D0:18:ALA:C	2.58	0.42
55:BW:63:ASP:O	55:BW:64:MET:HG3	2.19	0.42
47:BO:65:THR:HA	47:BO:82:ASN:HD22	1.85	0.42
49:DQ:136:ALA:C	49:DQ:138:ASP:N	2.73	0.42
54:BV:59:ALA:HA	54:BV:95:LEU:O	2.19	0.42
47:DO:98:VAL:HG12	47:DO:117:LEU:HB3	2.02	0.42
36:BA:1572:A:H2'	36:BA:1573:G:H8	1.84	0.42
36:DA:1912:A:C8	36:DA:1918:A:C2	3.08	0.42
1:CA:786:G:C2	1:CA:797:C:C2	3.08	0.42
13:CM:35:GLU:C	13:CM:38:GLY:H	2.23	0.42
55:BW:27:LYS:O	55:BW:28:SER:O	2.38	0.42
25:CZ:335:PHE:CD1	25:CZ:335:PHE:N	2.86	0.42
25:CZ:361:MET:CE	25:CZ:361:MET:HA	2.50	0.42
36:BA:363(A):A:H2'	36:BA:363(A):A:N3	2.35	0.42
22:AV:20:U:H6	22:AV:20:U:H3'	1.84	0.42
15:AO:13:GLN:H	15:AO:13:GLN:HG2	1.65	0.42
25:CZ:68:VAL:O	25:CZ:69:GLU:HG2	2.20	0.42
32:B6:28:ARG:O	32:B6:29:ASN:C	2.57	0.42
32:D6:12:GLU:HA	32:D6:23:THR:CA	2.49	0.42
36:DA:2283:C:H2'	36:DA:2284:C:C5'	2.50	0.42
36:DA:2425:A:H5''	36:DA:2427:C:O4'	2.20	0.42
47:DO:104:ARG:HB3	47:DO:121:VAL:HG11	2.01	0.42

Continued on next page...

Continued from previous page...

Atom-1	Atom-2	Distance(Å)	Clash(Å)
52:BT:90:GLN:O	52:BT:92:GLY:N	2.53	0.42
41:BF:164:ARG:HH11	41:BF:164:ARG:HG2	1.85	0.42
58:BZ:115:GLY:HA3	58:BZ:175:VAL:O	2.19	0.42
4:AD:108:LEU:O	4:AD:109:GLY:C	2.56	0.42
1:CA:986:A:N6	1:CA:1220:G:C6	2.88	0.42
1:CA:986:A:H1'	19:CS:54:GLY:O	2.20	0.42
28:B2:33:MET:O	28:B2:36:ARG:CB	2.65	0.42
1:AA:1104:G:P	2:AB:111:ARG:CD	3.08	0.42
42:DG:7:LEU:O	42:DG:10:LYS:C	2.58	0.42
26:D0:24:LYS:HD3	26:D0:24:LYS:HA	1.82	0.42
26:D0:45:PHE:CZ	26:D0:77:ARG:NH2	2.88	0.42
1:AA:346:G:N3	1:AA:346:G:C2'	2.83	0.42
36:BA:2681:C:C4	36:BA:2724:C:C5	3.08	0.42
2:CB:105:PHE:CE1	2:CB:152:PHE:CZ	3.08	0.42
37:BB:106:G:OP1	58:BZ:31:ARG:HG2	2.20	0.42
57:DY:17:SER:CB	57:DY:71:LYS:HE2	2.49	0.42
46:DN:13:TRP:O	46:DN:135:PRO:HD2	2.20	0.42
36:BA:1640:C:H2'	36:BA:1641:A:O4'	2.19	0.42
3:AC:74:GLY:O	3:AC:77:ILE:N	2.48	0.42
3:AC:75:VAL:O	3:AC:83:ARG:HG2	2.20	0.42
35:D9:30:PRO:C	35:D9:32:HIS:N	2.70	0.42
36:BA:780:G:OP1	39:BD:218:ARG:NH2	2.53	0.42
1:CA:1367:C:P	10:CJ:57:LYS:HZ1	2.41	0.42
12:AL:57:LYS:HA	12:AL:67:THR:HA	2.02	0.42
54:DV:5:VAL:CG2	54:DV:6:LYS:N	2.83	0.42
36:DA:2383:G:H2'	36:DA:2384:G:C8	2.55	0.42
43:BH:26:VAL:HB	43:BH:33:LEU:H	1.84	0.42
51:DS:58:LEU:HA	51:DS:58:LEU:HD12	1.91	0.42
37:DB:106:G:C5'	58:DZ:31:ARG:HB3	2.50	0.42
40:BE:119:ARG:HG3	40:BE:160:TYR:CD1	2.55	0.42
50:BR:2:ARG:CG	50:BR:2:ARG:HH11	2.17	0.42
37:BB:21:G:H2'	37:BB:22:U:C5'	2.49	0.42
10:AJ:3:LYS:HG3	10:AJ:77:PRO:HD3	2.02	0.42
36:DA:1052:C:O2'	36:DA:1053:C:P	2.77	0.42
48:BP:38:GLN:CG	48:BP:39:LYS:N	2.81	0.42
41:DF:10:PRO:HG2	41:DF:13:SER:OG	2.19	0.42
48:BP:107:LYS:HG3	48:BP:107:LYS:O	2.19	0.42
42:BG:62:LEU:O	42:BG:143:GLU:OE1	2.38	0.42
48:BP:58:THR:O	48:BP:61:ARG:HG3	2.19	0.42
13:AM:91:ARG:HD3	13:AM:97:PRO:O	2.20	0.42
50:BR:29:LEU:HD11	50:BR:52:ILE:HD11	2.02	0.42
36:BA:1089:G:H22	36:BA:1102:C:H42	1.67	0.42

Continued on next page...

Continued from previous page...

Atom-1	Atom-2	Distance(Å)	Clash(Å)
17:CQ:59:ILE:HA	17:CQ:59:ILE:HD13	1.78	0.42
5:CE:33:VAL:HG22	5:CE:43:LEU:HD13	2.02	0.42
25:AZ:277:LEU:CD1	25:AZ:278:GLN:N	2.82	0.42
3:CC:53:ALA:HB1	3:CC:114:PRO:HB2	2.01	0.42
1:CA:397:A:H5'	1:CA:398:C:OP1	2.20	0.42
11:CK:37:GLY:C	11:CK:38:ASN:HD22	2.24	0.42
43:BH:43:VAL:HG12	43:BH:46:GLU:OE2	2.19	0.42
5:CE:112:LEU:HD23	5:CE:112:LEU:HA	1.79	0.42
36:DA:1535:A:H3'	36:DA:1536:C:C6	2.55	0.42
1:AA:369:C:O2'	1:AA:370:C:H5'	2.20	0.42
2:AB:105:PHE:CE1	2:AB:152:PHE:HZ	2.38	0.42
39:DD:10:THR:HG23	39:DD:13:ARG:CB	2.47	0.42
55:DW:54:ALA:CB	55:DW:107:LEU:HD11	2.50	0.42
36:DA:2469:A:O2'	49:DQ:56:ARG:NH1	2.52	0.42
15:AO:34:LEU:HD12	15:AO:34:LEU:HA	1.81	0.42
36:BA:62:C:H42	36:BA:93:G:H1	1.68	0.42
22:AV:69:G:C8	22:AV:69:G:H3'	2.54	0.42
4:CD:159:ARG:O	4:CD:160:GLN:C	2.58	0.42
36:DA:1682:G:H5'	36:DA:1762:A:O2'	2.20	0.42
1:CA:1035:A:H2'	1:CA:1036:G:O4'	2.20	0.42
34:D8:51:ALA:N	34:D8:53:PRO:HD2	2.35	0.42
36:BA:67:U:H2'	36:BA:68:G:C8	2.55	0.42
1:CA:1206:G:C5	1:CA:1207:G:N7	2.88	0.42
48:BP:77:ARG:CD	48:BP:78:PRO:HD2	2.42	0.42
50:BR:103:ARG:O	50:BR:111:LEU:CD1	2.67	0.42
12:AL:124:LYS:HD2	12:AL:125:PRO:CD	2.48	0.42
46:BN:17:ASP:HB2	46:BN:55:VAL:CG1	2.49	0.42
1:AA:109:A:C4	1:AA:327:A:C2	3.08	0.42
2:AB:98:LEU:HB2	2:AB:101:MET:HG3	2.02	0.42
9:AI:108:VAL:HG12	9:AI:109:VAL:H	1.84	0.42
1:AA:1158:C:C4	1:AA:1160:G:H1'	2.55	0.42
52:DT:107:ASP:OD1	52:DT:107:ASP:N	2.52	0.42
1:CA:188:C:H2'	1:CA:189:G:H8	1.85	0.42
1:AA:631:G:C2'	1:AA:632:A:C8	2.99	0.42
25:CZ:110:ASP:HB3	25:CZ:113:MET:HE2	2.01	0.42
10:AJ:7:LYS:O	10:AJ:96:ILE:HA	2.20	0.42
1:CA:1129:C:O5'	1:CA:1130:A:H5'	2.20	0.42
25:CZ:210:ILE:HG23	25:CZ:210:ILE:O	2.20	0.42
2:CB:204:ASN:C	2:CB:204:ASN:HD22	2.22	0.42
36:DA:2406:U:C4	48:DP:72:PRO:HB2	2.55	0.42
36:BA:1614:A:N1	55:BW:91:GLY:HA2	2.34	0.42
26:B0:16:SER:OG	36:BA:2262:U:OP2	2.35	0.42

Continued on next page...

Continued from previous page...

Atom-1	Atom-2	Distance(Å)	Clash(Å)
52:BT:38:ASN:HD22	52:BT:38:ASN:N	2.18	0.42
1:AA:435:C:H2'	1:AA:436:C:H6	1.85	0.42
43:DH:32:GLU:O	43:DH:33:LEU:HD23	2.19	0.42
36:DA:16:G:H2'	36:DA:17:G:H8	1.84	0.42
39:BD:223:GLY:O	39:BD:224:ALA:C	2.57	0.42
50:DR:28:LEU:HD12	50:DR:114:VAL:CG2	2.50	0.42
36:DA:271(F):C:H2'	36:DA:271(G):C:O4'	2.20	0.42
11:AK:44:SER:H	11:AK:47:VAL:CG2	2.33	0.42
1:AA:647:C:HO2'	1:AA:648:A:H5'	1.84	0.42
39:BD:134:ARG:HG2	39:BD:187:GLY:O	2.20	0.42
36:DA:1268:A:H2'	36:DA:1269:A:H8	1.85	0.42
36:DA:1780:A:OP2	36:DA:1782:C:OP1	2.38	0.42
1:AA:636:U:H2'	1:AA:637:G:H8	1.83	0.42
15:CO:23:GLY:O	15:CO:28:GLN:NE2	2.49	0.42
1:AA:166:G:O2'	1:AA:167:G:H5'	2.19	0.42
36:DA:1821:A:H2'	36:DA:1822:G:C8	2.55	0.42
28:D2:21:LEU:HB2	28:D2:64:LEU:CD1	2.50	0.42
22:CV:61:C:C3'	22:CV:62:C:H5'	2.49	0.42
1:CA:748:C:O2'	1:CA:749:C:OP2	2.35	0.42
38:BC:191:ALA:C	38:BC:193:ILE:N	2.74	0.42
38:BC:183:GLU:CD	38:BC:183:GLU:H	2.22	0.42
42:DG:171:ALA:HA	42:DG:174:GLU:HB3	2.01	0.42
27:D1:71:TYR:HA	27:D1:74:VAL:HG23	2.02	0.42
36:DA:793:A:OP2	36:DA:2072:G:H5'	2.20	0.42
36:DA:2636:U:H4'	40:DE:80:GLU:OE1	2.20	0.42
58:BZ:107:THR:OG1	58:BZ:111:VAL:HG22	2.19	0.42
36:DA:2643:G:H2'	36:DA:2644:G:O4'	2.20	0.42
58:DZ:45:ASP:O	58:DZ:47:VAL:N	2.52	0.42
36:BA:573:G:O2'	36:BA:574:C:H3'	2.20	0.42
45:DK:94:UNK:CB	58:DZ:112:ARG:HH12	2.33	0.42
53:BU:99:ALA:HB2	53:BU:106:PHE:CE1	2.55	0.42
36:DA:1445(A):C:H6	36:DA:1445(A):C:O5'	2.02	0.42
22:CV:9:A:H5'	22:CV:46:G:N3	2.33	0.42
5:AE:72:GLN:O	5:AE:73:ASN:CB	2.68	0.42
4:CD:170:VAL:HG11	4:CD:174:LEU:HB2	2.01	0.41
25:CZ:248:LYS:O	25:CZ:251:ASP:OD2	2.37	0.41
57:DY:9:LYS:H	57:DY:28:LYS:NZ	2.18	0.41
53:BU:98:LEU:C	53:BU:100:VAL:N	2.73	0.41
19:CS:10:PHE:HZ	19:CS:70:LYS:HE2	1.78	0.41
1:AA:1095:U:OP2	1:AA:1108:G:O6	2.38	0.41
2:AB:114:ARG:HD3	2:AB:114:ARG:O	2.19	0.41
25:AZ:204:ASP:O	25:AZ:208:GLU:HG2	2.20	0.41

Continued on next page...

Continued from previous page...

Atom-1	Atom-2	Distance(Å)	Clash(Å)
39:BD:32:SER:O	39:BD:36:PRO:HG2	2.20	0.41
36:DA:2314:C:C5'	42:DG:38:VAL:HG21	2.50	0.41
36:DA:481:G:C2'	36:DA:482:A:OP2	2.68	0.41
47:BO:71:ARG:NH2	47:BO:122:LEU:O	2.42	0.41
28:D2:8:LYS:O	28:D2:9:GLN:C	2.58	0.41
34:B8:17:THR:CG2	34:B8:21:LYS:O	2.68	0.41
36:DA:2101:G:C6	36:DA:2102:U:C4	3.07	0.41
1:CA:1072:G:C6	1:CA:1104:G:C2	3.08	0.41
3:AC:83:ARG:O	3:AC:85:ARG:N	2.53	0.41
35:D9:5:ALA:HB3	36:DA:2465:C:O2'	2.20	0.41
10:CJ:54:PHE:CE1	10:CJ:55:LYS:NZ	2.83	0.41
14:CN:57:ARG:CG	14:CN:58:LYS:N	2.82	0.41
46:DN:46:VAL:O	46:DN:47:ALA:CB	2.68	0.41
43:DH:85:LYS:O	43:DH:132:ARG:HB2	2.20	0.41
10:AJ:35:SER:O	10:AJ:36:GLY:C	2.58	0.41
36:DA:1409:C:H2'	36:DA:1410:G:C8	2.54	0.41
53:DU:91:ASP:OD1	53:DU:96:ALA:CB	2.63	0.41
53:DU:65:ILE:HD11	53:DU:96:ALA:HB3	2.01	0.41
41:DF:25:PRO:HB3	41:DF:119:ARG:CB	2.50	0.41
36:BA:2056:G:H2'	36:BA:2056:G:N3	2.35	0.41
43:BH:98:LEU:HD12	43:BH:99:VAL:N	2.35	0.41
4:CD:14:ARG:C	4:CD:16:GLY:H	2.24	0.41
4:CD:19:LEU:HD23	4:CD:67:ILE:HG12	2.03	0.41
36:DA:1108:U:H6	36:DA:1109:C:C6	2.37	0.41
27:B1:21:ARG:HH11	36:BA:2432:A:H2	1.67	0.41
1:CA:66:G:H4'	1:CA:173:U:C4	2.55	0.41
40:DE:55:ASN:HD21	40:DE:58:ARG:NH1	2.18	0.41
36:BA:139:G:C5	36:BA:140:G:H2'	2.55	0.41
4:AD:59:ARG:HE	4:AD:59:ARG:CA	2.33	0.41
48:BP:59:LEU:HG	48:BP:59:LEU:O	2.20	0.41
58:BZ:162:GLU:O	58:BZ:163:LEU:C	2.58	0.41
36:BA:1903:G:OP2	39:BD:241:PRO:HB2	2.20	0.41
40:DE:111:ARG:HA	50:DR:2:ARG:CG	2.47	0.41
42:BG:40:ASN:HA	42:BG:91:ARG:HA	2.02	0.41
36:BA:1747(A):G:C2'	36:BA:1748:G:C5'	2.83	0.41
4:AD:19:LEU:HD12	4:AD:19:LEU:N	2.34	0.41
36:DA:549:G:C2'	36:DA:551:G:H5'	2.50	0.41
40:DE:11:MET:CB	40:DE:23:VAL:O	2.63	0.41
36:DA:301:G:HO2'	36:DA:302:C:H6	1.66	0.41
42:BG:178:PHE:HB3	42:BG:180:PHE:CD1	2.55	0.41
2:AB:105:PHE:O	2:AB:106:LYS:C	2.58	0.41
1:CA:573:A:C2	1:CA:574:A:C2	3.08	0.41

Continued on next page...

Continued from previous page...

Atom-1	Atom-2	Distance(Å)	Clash(Å)
41:DF:184:TYR:CE1	48:DP:7:ARG:CZ	3.03	0.41
49:DQ:17:LEU:C	49:DQ:18:LYS:HG3	2.40	0.41
1:CA:63:C:H2'	1:CA:64:G:C5'	2.40	0.41
1:CA:1255:G:N1	1:CA:1283:G:C6	2.88	0.41
20:CT:26:ASN:C	20:CT:26:ASN:HD22	2.23	0.41
2:AB:211:ILE:O	2:AB:212:GLN:C	2.58	0.41
54:DV:14:VAL:HB	54:DV:96:ILE:HG21	2.01	0.41
27:D1:4:VAL:HB	27:D1:11:ARG:HH11	1.82	0.41
34:B8:22:VAL:HB	34:B8:53:PRO:HB3	2.02	0.41
36:DA:733:G:C8	36:DA:761:A:C6	3.08	0.41
1:AA:1446:U:O2'	1:AA:1447:A:H3'	2.19	0.41
36:DA:2136:C:C6	36:DA:2137:C:H5	2.37	0.41
36:DA:363(E):U:C2'	36:DA:363(F):A:O4'	2.68	0.41
38:BC:72:VAL:CG2	38:BC:111:ASP:HB3	2.50	0.41
27:B1:3:LYS:HA	36:BA:1365:A:OP2	2.20	0.41
26:B0:49:LYS:H	26:B0:80:HIS:CG	2.38	0.41
27:B1:86:SER:C	27:B1:88:LYS:H	2.22	0.41
7:AG:108:ALA:O	7:AG:119:ARG:HD2	2.19	0.41
36:DA:1171:G:C8	36:DA:1173:G:H1'	2.55	0.41
36:BA:2032:G:OP2	36:BA:2454:G:O2'	2.21	0.41
53:DU:76:TYR:C	53:DU:76:TYR:CD1	2.93	0.41
17:AQ:59:ILE:HD11	17:AQ:73:VAL:HG22	2.01	0.41
43:DH:169:VAL:HG22	43:DH:170:ARG:N	2.35	0.41
42:DG:172:LEU:C	42:DG:172:LEU:HD23	2.41	0.41
9:AI:126:SER:O	9:AI:128:ARG:HD2	2.19	0.41
41:DF:96:ASP:C	41:DF:98:SER:H	2.23	0.41
54:DV:76:LYS:HB2	54:DV:81:TYR:HB3	2.02	0.41
29:D3:23:LEU:O	29:D3:26:LEU:N	2.53	0.41
48:DP:70:GLN:HB3	48:DP:71:VAL:H	1.62	0.41
22:AV:18:G:H1'	22:AV:58:A:C2	2.54	0.41
13:AM:70:LEU:C	13:AM:72:ALA:N	2.74	0.41
36:BA:1068:G:N2	36:BA:1096:A:H4'	2.34	0.41
15:AO:17:ARG:NH1	15:AO:17:ARG:HG3	2.31	0.41
15:AO:17:ARG:NH1	15:AO:77:ARG:CZ	2.82	0.41
25:AZ:72:THR:O	25:AZ:74:LYS:N	2.53	0.41
36:BA:2376:A:H2'	36:BA:2377:A:O4'	2.20	0.41
36:DA:956:G:OP2	49:DQ:14:ARG:NH2	2.53	0.41
25:AZ:392:GLY:O	25:AZ:393:ARG:CB	2.66	0.41
1:CA:740:U:O2'	1:CA:741:G:H5'	2.20	0.41
36:DA:2553:G:H2'	36:DA:2554:U:C4'	2.49	0.41
25:AZ:315:LYS:CB	25:AZ:404:LEU:HB2	2.50	0.41
40:DE:66:HIS:O	40:DE:67:PHE:C	2.57	0.41

Continued on next page...

Continued from previous page...

Atom-1	Atom-2	Distance(Å)	Clash(Å)
36:BA:572:A:C2	36:BA:2033:A:C2	3.08	0.41
44:DJ:68:UNK:O	44:DJ:70:UNK:N	2.53	0.41
11:CK:72:ALA:O	11:CK:75:TYR:HB2	2.20	0.41
17:CQ:26:GLN:HA	17:CQ:36:ILE:O	2.20	0.41
24:CY:28:C:C2	24:CY:29:G:C8	3.08	0.41
19:CS:79:THR:O	19:CS:80:TYR:CB	2.68	0.41
2:AB:21:ARG:CB	2:AB:38:GLY:O	2.68	0.41
36:BA:1120:G:C6	36:BA:1121:C:C4	3.08	0.41
1:AA:667:G:H4'	15:AO:51:HIS:CE1	2.55	0.41
36:DA:1286:A:H2'	36:DA:1288:U:OP2	2.20	0.41
12:AL:36:VAL:CG1	12:AL:82:VAL:HG22	2.49	0.41
36:BA:407:G:H2'	36:BA:408:G:C8	2.55	0.41
36:BA:1753:G:N3	36:BA:1755:A:C8	2.87	0.41
36:BA:1750:G:H2'	36:BA:1751:C:C6	2.54	0.41
19:CS:75:ALA:O	19:CS:76:PRO:C	2.57	0.41
1:CA:618:C:H3'	1:CA:619:U:C5'	2.48	0.41
53:BU:39:LEU:HA	53:BU:42:ALA:HB3	2.02	0.41
1:AA:830:G:O2'	1:AA:831:U:H5'	2.19	0.41
1:CA:1077:G:N2	1:CA:1081:G:C4	2.88	0.41
36:BA:2495:G:H5''	49:BQ:82:ARG:HB3	2.02	0.41
44:BJ:114:UNK:O	44:BJ:115:UNK:CB	2.68	0.41
13:CM:125:ARG:NH1	36:DA:1913:A:N7	2.68	0.41
58:BZ:92:SER:OG	58:BZ:93:ASP:N	2.53	0.41
36:DA:1555:G:C2	36:DA:1556:C:C6	3.08	0.41
41:BF:100:THR:O	41:BF:100:THR:HG22	2.20	0.41
38:BC:49:ILE:O	38:BC:49:ILE:HD12	2.20	0.41
15:AO:87:ILE:CG2	15:AO:88:ARG:N	2.63	0.41
32:B6:29:ASN:O	32:B6:30:THR:C	2.58	0.41
52:DT:27:THR:HA	52:DT:87:ASP:CB	2.48	0.41
39:BD:30:GLU:HG2	39:BD:30:GLU:H	1.53	0.41
25:CZ:139:ASP:CB	25:CZ:177:LEU:HD11	2.50	0.41
25:CZ:38:GLU:H	25:CZ:38:GLU:CD	2.23	0.41
42:DG:93:THR:HG22	42:DG:94:LEU:H	1.83	0.41
36:BA:2714:G:H2'	36:BA:2715:C:H6	1.84	0.41
49:BQ:134:ARG:HA	49:BQ:137:TYR:CE2	2.55	0.41
3:AC:70:VAL:HG12	3:AC:72:LYS:N	2.35	0.41
22:CV:69:G:C8	22:CV:69:G:H5'	2.50	0.41
1:CA:1202:G:C2'	1:CA:1203:C:O5'	2.68	0.41
43:DH:125:VAL:N	43:DH:126:PRO:HD3	2.34	0.41
9:AI:20:ARG:HG3	9:AI:20:ARG:HH11	1.85	0.41
10:AJ:17:ASP:OD1	10:AJ:70:ARG:NH2	2.53	0.41
36:DA:139:G:C3'	36:DA:139(A):G:H5''	2.50	0.41

Continued on next page...

Continued from previous page...

Atom-1	Atom-2	Distance(Å)	Clash(Å)
54:DV:43:GLU:O	54:DV:44:LYS:HB2	2.20	0.41
41:BF:25:PRO:HB3	41:BF:119:ARG:CB	2.49	0.41
9:CI:100:GLY:C	9:CI:102:LEU:H	2.22	0.41
36:DA:832:G:H21	48:DP:53:GLY:CA	2.32	0.41
27:B1:36:GLY:C	27:B1:37:ILE:HG13	2.36	0.41
4:CD:57:ARG:HH22	5:CE:107:ARG:CD	2.33	0.41
39:BD:147:LEU:HD12	39:BD:147:LEU:HA	1.82	0.41
41:DF:160:ASN:ND2	41:DF:160:ASN:C	2.72	0.41
42:BG:101:ILE:HG22	42:BG:101:ILE:O	2.20	0.41
36:DA:1301:A:HO2'	36:DA:1302:A:C3'	2.32	0.41
1:CA:1239:A:N6	1:CA:1299:A:H62	2.19	0.41
58:BZ:69:THR:HB	58:BZ:89:PHE:O	2.19	0.41
58:BZ:69:THR:HG21	58:BZ:90:VAL:HG22	2.02	0.41
10:AJ:31:GLY:HA3	10:AJ:78:ASN:ND2	2.35	0.41
18:AR:56:THR:O	18:AR:58:LEU:N	2.53	0.41
1:CA:547:A:C4'	1:CA:548:G:O5'	2.55	0.41
36:BA:2802:G:O2'	36:BA:2803:C:H5''	2.19	0.41
4:AD:186:LEU:O	4:AD:187:ARG:CB	2.67	0.41
48:DP:101:VAL:C	48:DP:103:ALA:H	2.22	0.41
36:BA:1532:C:H2'	36:BA:1533:G:O4'	2.20	0.41
2:CB:73:THR:HG22	2:CB:94:ASN:O	2.20	0.41
30:B4:33:VAL:HG13	30:B4:34:GLU:N	2.35	0.41
16:AP:74:LEU:O	16:AP:77:ALA:HB3	2.20	0.41
1:AA:1035:A:H2'	1:AA:1036:G:O4'	2.20	0.41
58:DZ:20:ARG:HH11	58:DZ:20:ARG:HB3	1.85	0.41
1:CA:558:G:H2'	1:CA:559:A:H2	1.86	0.41
36:DA:1364:G:C2	36:DA:1368:G:C5	3.09	0.41
36:BA:483:A:H3'	36:BA:484:C:C6	2.55	0.41
1:CA:766:A:O2'	1:CA:767:A:H5'	2.19	0.41
40:DE:103:ASP:OD1	40:DE:201:THR:CB	2.68	0.41
40:DE:103:ASP:OD1	40:DE:201:THR:HB	2.19	0.41
36:BA:2443:C:C2'	36:BA:2444:G:H5'	2.50	0.41
56:DX:57:LEU:CD1	56:DX:57:LEU:N	2.83	0.41
46:BN:56:ASN:HD22	46:BN:56:ASN:HA	1.64	0.41
22:AW:43:C:H2'	22:AW:44:G:C1'	2.50	0.41
41:DF:108:LYS:H	41:DF:108:LYS:HG2	1.70	0.41
1:CA:949:A:O4'	1:CA:1364:U:C5	2.73	0.41
1:CA:950:U:OP2	13:CM:102:ARG:HD2	2.20	0.41
36:DA:2744:G:C6	36:DA:2745:C:C4	3.08	0.41
24:AY:43:G:N2	24:AY:45:U:C4	2.88	0.41
1:CA:354:G:N3	1:CA:354:G:H2'	2.35	0.41
7:AG:117:ALA:O	7:AG:118:VAL:C	2.58	0.41

Continued on next page...

Continued from previous page...

Atom-1	Atom-2	Distance(Å)	Clash(Å)
40:DE:116:VAL:CG2	40:DE:117:MET:N	2.82	0.41
1:CA:1039:C:H2'	1:CA:1040:U:C5	2.55	0.41
9:CI:23:ASN:OD1	9:CI:24:GLY:N	2.53	0.41
25:AZ:101:GLY:HA3	25:AZ:210:ILE:HD11	2.02	0.41
4:CD:102:ASP:OD1	4:CD:136:PRO:CB	2.68	0.41
36:DA:201:C:H2'	36:DA:202:U:C5'	2.49	0.41
1:CA:425:G:O2'	1:CA:426:G:H5'	2.21	0.41
25:CZ:72:THR:C	25:CZ:74:LYS:N	2.69	0.41
16:CP:8:ARG:HH22	16:CP:15:PRO:HG3	1.82	0.41
36:DA:1353:A:O4'	36:DA:1569:A:H2	2.02	0.41
36:BA:1982:C:O2	36:BA:1982:C:H2'	2.19	0.41
1:CA:503:C:C2	1:CA:504:C:C5	3.08	0.41
41:DF:46:ARG:HG3	41:DF:48:THR:HG23	2.01	0.41
15:AO:21:ASP:OD2	15:AO:24:SER:HB3	2.20	0.41
54:BV:76:LYS:HB2	54:BV:81:TYR:HB3	2.02	0.41
36:BA:1668:A:H1'	36:BA:1670:C:C5	2.55	0.41
55:DW:65:LEU:HD23	55:DW:68:ARG:HD2	2.02	0.41
24:CY:13:C:O2'	24:CY:14:A:H5'	2.20	0.41
25:CZ:223:MET:HG2	25:CZ:240:GLY:HA3	2.01	0.41
12:CL:126:LYS:C	12:CL:128:ALA:N	2.73	0.41
12:CL:5:PRO:O	12:CL:6:THR:O	2.39	0.41
36:DA:523:C:C2'	36:DA:524:U:H5'	2.50	0.41
1:AA:646:U:H2'	1:AA:647:C:H6	1.83	0.41
46:BN:76:SER:C	46:BN:78:TYR:N	2.73	0.41
36:BA:2354:G:C2	36:BA:2355:C:C6	3.08	0.41
1:AA:42:G:H2'	1:AA:43:C:C6	2.55	0.41
1:AA:16:A:N1	1:AA:919:A:C2	2.85	0.41
26:D0:41:ARG:NH2	36:DA:2387:U:O2'	2.52	0.41
1:AA:1512:U:H2'	1:AA:1513:A:C8	2.55	0.41
1:AA:283:C:H2'	1:AA:284:G:H5'	2.03	0.41
47:BO:22:ILE:HD13	47:BO:22:ILE:HA	1.85	0.41
36:DA:1259:G:H2'	36:DA:1260:G:C8	2.55	0.41
36:DA:2517:C:C4	36:DA:2542:A:C6	3.08	0.41
25:AZ:171:ILE:HD11	25:AZ:205:ALA:HB2	2.01	0.41
36:BA:1431:U:H2'	36:BA:1432:C:H6	1.85	0.41
1:AA:511:C:C2	1:AA:512:U:C5	3.08	0.41
36:BA:850:C:O2'	36:BA:851:U:H5'	2.20	0.41
12:CL:75:HIS:CD2	12:CL:77:LEU:H	2.38	0.41
37:BB:98:G:C2'	37:BB:99:G:H5'	2.50	0.41
49:BQ:82:ARG:HB2	49:BQ:83:MET:H	1.75	0.41
58:BZ:156:LYS:O	58:BZ:158:PRO:HD3	2.20	0.41
3:CC:145:GLY:O	3:CC:146:ALA:O	2.39	0.41

Continued on next page...

Continued from previous page...

Atom-1	Atom-2	Distance(Å)	Clash(Å)
36:BA:1132:A:O2'	36:BA:1133:U:H5'	2.20	0.41
36:BA:2596:U:H2'	36:BA:2597:G:O4'	2.21	0.41
1:CA:837:G:O2'	1:CA:838:G:H5'	2.20	0.41
36:BA:2243:U:O2'	36:BA:2244:U:H5'	2.21	0.41
15:AO:32:LEU:O	15:AO:36:ILE:HG13	2.20	0.41
11:AK:13:GLN:HG2	11:AK:75:TYR:O	2.20	0.41
32:D6:5:VAL:HG11	36:DA:2283:C:H5'	2.02	0.41
47:DO:104:ARG:C	47:DO:106:LEU:N	2.71	0.41
47:DO:71:ARG:NH2	47:DO:122:LEU:OXT	2.53	0.41
32:B6:15:GLU:C	32:B6:17:LYS:H	2.23	0.41
53:BU:92:ARG:NH1	54:BV:11:GLN:HG2	2.35	0.41
1:CA:1319:A:H2'	1:CA:1323:G:N7	2.35	0.41
1:CA:977:A:C2'	1:CA:978:A:H5''	2.50	0.41
28:B2:35:LEU:HB3	28:B2:53:LEU:HD13	2.01	0.41
39:BD:75:ILE:CD1	39:BD:75:ILE:H	2.33	0.41
25:CZ:133:VAL:HG23	25:CZ:168:VAL:HG12	2.01	0.41
37:DB:40:U:N3	37:DB:43:C:H5''	2.34	0.41
42:DG:38:VAL:HB	42:DG:158:ALA:HB3	2.02	0.41
42:DG:7:LEU:HD22	42:DG:100:TRP:HE3	1.82	0.41
42:DG:88:ILE:CG2	42:DG:89:GLY:N	2.83	0.41
52:BT:80:SER:CB	52:BT:81:PRO:HD3	2.38	0.41
13:AM:16:ASP:OD1	13:AM:17:VAL:N	2.53	0.41
13:AM:65:LYS:C	13:AM:66:LEU:HG	2.40	0.41
12:CL:41:ARG:CG	12:CL:42:THR:N	2.72	0.41
41:BF:10:PRO:HG2	41:BF:11:VAL:H	1.85	0.41
3:CC:18:TRP:HE1	14:CN:55:GLY:HA2	1.85	0.41
3:AC:12:LEU:HD23	3:AC:12:LEU:HA	1.66	0.41
34:B8:59:LYS:HE2	48:BP:50:ARG:CB	2.40	0.41
34:B8:6:THR:HG21	36:BA:243:U:OP1	2.20	0.41
13:CM:2:ALA:O	13:CM:4:ILE:HG12	2.20	0.41
13:CM:15:VAL:HG11	13:CM:48:LEU:HD11	2.01	0.41
19:CS:78:ARG:HB2	19:CS:81:ARG:NH1	2.34	0.41
36:DA:2287:A:H2	36:DA:2346:A:C2	2.38	0.41
36:DA:2383:G:O2'	36:DA:2384:G:H5'	2.20	0.41
25:CZ:310:ILE:HD11	25:CZ:381:GLU:HB3	2.03	0.41
43:DH:153:LYS:H	43:DH:153:LYS:CD	2.31	0.41
39:DD:133:LEU:HB3	39:DD:173:VAL:HG11	2.02	0.41
36:BA:654(O):G:H2'	36:BA:654(P):C:C5	2.56	0.41
36:BA:654(P):C:O2'	36:BA:654(Q):C:H5'	2.19	0.41
1:AA:374:A:H2'	1:AA:375:U:H6	1.85	0.41
36:DA:605:C:O2	36:DA:605:C:O4'	2.36	0.41
16:CP:55:ARG:HE	16:CP:55:ARG:HA	1.84	0.41

Continued on next page...

Continued from previous page...

Atom-1	Atom-2	Distance(Å)	Clash(Å)
36:BA:623:G:C4	36:BA:624:C:C5	3.09	0.41
48:BP:112:LEU:H	48:BP:128:HIS:CD2	2.31	0.41
40:DE:31:CYS:HB3	40:DE:49:LEU:HB3	2.02	0.41
40:DE:4:ILE:HG23	40:DE:4:ILE:O	2.19	0.41
40:DE:47:VAL:HG23	40:DE:84:PHE:O	2.20	0.41
5:CE:144:THR:O	5:CE:145:LYS:C	2.59	0.41
27:B1:29:GLY:C	27:B1:30:VAL:HG22	2.40	0.41
1:AA:1226:C:OP1	13:AM:91:ARG:NH2	2.46	0.41
36:BA:1827:C:H2'	36:BA:1828:G:C5'	2.50	0.41
39:BD:243:GLY:O	39:BD:244:ARG:CB	2.67	0.41
36:BA:1087:G:H21	36:BA:1103:A:H61	1.69	0.41
39:BD:124:PRO:O	39:BD:126:GLN:HG2	2.20	0.41
5:CE:33:VAL:HG11	5:CE:109:ILE:HA	2.00	0.41
1:AA:1271:G:H5'	1:AA:1314:C:H5''	2.02	0.41
52:BT:70:VAL:HG12	52:BT:71:GLY:O	2.20	0.41
5:CE:40:ARG:HG2	5:CE:40:ARG:NH1	2.33	0.41
7:CG:96:GLN:O	7:CG:100:ALA:HB2	2.21	0.41
43:BH:169:VAL:O	43:BH:170:ARG:C	2.58	0.41
48:DP:7:ARG:O	48:DP:10:PRO:CD	2.68	0.41
24:CY:60:U:H5''	24:CY:61:C:C5	2.56	0.41
15:AO:11:VAL:O	15:AO:12:ILE:C	2.58	0.41
36:DA:1068:G:H2'	36:DA:1068:G:N3	2.36	0.41
36:DA:1072:C:H5''	36:DA:1073:A:OP1	2.21	0.41
36:DA:2178:C:C2'	36:DA:2179:C:O5'	2.69	0.41
50:BR:26:LYS:HE2	50:BR:71:GLN:H	1.84	0.41
22:CW:5:G:C4	22:CW:6:G:N7	2.88	0.41
40:BE:103:ASP:OD1	40:BE:201:THR:CB	2.68	0.41
52:BT:8:LYS:HA	52:BT:11:GLU:OE1	2.20	0.41
1:CA:926:G:H5''	1:CA:927:G:O5'	2.20	0.41
48:BP:77:ARG:HH11	48:BP:77:ARG:HG2	1.85	0.41
40:BE:31:CYS:O	40:BE:90:THR:HG23	2.21	0.41
31:B5:52:TYR:O	31:B5:53:ALA:C	2.58	0.41
25:CZ:359:VAL:O	25:CZ:359:VAL:CG1	2.68	0.41
1:AA:505:G:C6	1:AA:535:A:C2	3.08	0.41
27:B1:84:GLY:O	27:B1:86:SER:N	2.53	0.41
58:DZ:139:VAL:CG2	58:DZ:140:ASP:H	2.29	0.41
48:DP:121:LYS:HA	48:DP:122:PRO:HD3	1.78	0.41
39:DD:111:LEU:CD2	39:DD:115:GLN:OE1	2.68	0.41
6:AF:87:ARG:CG	6:AF:87:ARG:NH1	2.81	0.41
38:BC:189:ILE:O	38:BC:190:ARG:C	2.58	0.41
1:CA:1141:C:O2'	1:CA:1142:G:H5'	2.20	0.41
1:CA:1144:G:N2	1:CA:1146:A:H62	2.12	0.41

Continued on next page...

Continued from previous page...

Atom-1	Atom-2	Distance(Å)	Clash(Å)
3:AC:115:LEU:O	3:AC:116:VAL:C	2.58	0.41
25:CZ:208:GLU:O	25:CZ:209:TYR:HB3	2.20	0.41
16:AP:43:LYS:N	16:AP:43:LYS:HD2	2.35	0.41
36:BA:474:G:C6	36:BA:510:C:N4	2.88	0.41
38:DC:47:LEU:N	38:DC:47:LEU:HD12	2.35	0.41
27:B1:68:PRO:HG2	27:B1:69:LYS:H	1.84	0.41
33:B7:34:ARG:HD2	33:B7:39:ARG:HG3	2.01	0.41
14:AN:27:CYS:SG	14:AN:29:ARG:HB2	2.60	0.41
37:DB:87:G:N2	37:DB:89:G:H3'	2.36	0.41
36:BA:2493:U:O2'	49:BQ:80:GLU:OE1	2.38	0.41
36:BA:1652:A:H2'	36:BA:1653:G:H5'	2.02	0.41
24:CY:29:G:H1	24:CY:41:C:N4	2.19	0.41
20:CT:41:ILE:HA	20:CT:44:ALA:CB	2.50	0.41
1:AA:865:A:H2'	1:AA:866:C:C6	2.55	0.41
16:AP:75:ARG:HG3	16:AP:75:ARG:NH1	2.36	0.41
42:DG:166:ASP:O	42:DG:169:ALA:N	2.52	0.41
1:CA:279:A:OP1	1:CA:280:C:O2'	2.24	0.41
57:BY:33:LYS:C	57:BY:35:TYR:N	2.73	0.41
29:B3:1:MET:HA	29:B3:2:PRO:HD2	1.92	0.41
1:AA:201:C:C2'	1:AA:202:U:H2'	2.50	0.41
44:BJ:126:UNK:O	44:BJ:128:UNK:N	2.54	0.41
36:BA:108:U:H2'	36:BA:109:G:C8	2.54	0.41
36:DA:2221:G:N3	36:DA:2222:G:C8	2.89	0.41
36:BA:1688:U:O2	36:BA:1700:A:H5''	2.19	0.41
12:AL:34:ARG:HG2	12:AL:35:GLY:N	2.34	0.41
36:BA:680:G:H2'	36:BA:681:G:H8	1.84	0.41
46:DN:119:ARG:NH1	46:DN:119:ARG:HG3	2.35	0.41
36:BA:831:G:H8	36:BA:831:G:O5'	2.03	0.41
47:DO:97:ARG:HB3	47:DO:98:VAL:H	1.68	0.41
2:AB:122:PHE:HA	2:AB:127:ILE:HD11	2.02	0.41
1:AA:853:G:O2'	1:AA:854:G:H5'	2.20	0.41
36:DA:1801:G:H3'	36:DA:1802:A:C5'	2.50	0.41
38:BC:49:ILE:HD12	38:BC:49:ILE:C	2.41	0.41
20:CT:89:ARG:HB2	20:CT:104:LEU:HD11	2.01	0.41
6:CF:69:GLU:O	6:CF:72:VAL:HG12	2.19	0.41
36:BA:43:A:O2'	36:BA:44:G:H5'	2.20	0.41
3:CC:159:GLY:O	3:CC:160:ALA:C	2.58	0.41
1:AA:1508:G:O2'	1:AA:1509:C:H5'	2.20	0.41
1:AA:977:A:H2'	1:AA:978:A:H5''	2.01	0.41
1:CA:1417:G:H8	1:CA:1417:G:O5'	2.04	0.41
4:AD:160:GLN:H	4:AD:160:GLN:HG3	1.53	0.41
55:DW:59:VAL:HG12	55:DW:59:VAL:O	2.20	0.41

Continued on next page...

Continued from previous page...

Atom-1	Atom-2	Distance(Å)	Clash(Å)
40:DE:203:LYS:HD2	40:DE:203:LYS:O	2.21	0.41
51:DS:21:THR:HG22	51:DS:21:THR:O	2.20	0.41
38:DC:82:LYS:CG	38:DC:116:THR:HG21	2.50	0.41
34:D8:7:HIS:C	34:D8:9:GLY:H	2.23	0.41
36:DA:1246:A:P	48:DP:16:ARG:NH2	2.94	0.41
36:DA:241:A:O4'	36:DA:243:U:C6	2.74	0.41
52:DT:30:VAL:O	52:DT:31:SER:HB3	2.20	0.41
52:DT:91:ARG:HB3	52:DT:116:ALA:HA	2.01	0.41
36:DA:1502:C:H2'	36:DA:1502:C:O2	2.20	0.41
53:BU:65:ILE:HG13	53:BU:96:ALA:CB	2.49	0.41
31:D5:45:VAL:HG12	31:D5:50:GLY:HA2	2.01	0.41
2:AB:142:LEU:CD2	2:AB:142:LEU:C	2.88	0.41
25:AZ:173:GLY:HA2	25:AZ:198:LYS:HG2	2.02	0.41
25:AZ:176:LEU:HD23	60:AZ:501:GDP:C2	2.55	0.41
39:BD:25:THR:HB	39:BD:26:LYS:CE	2.48	0.41
43:BH:66:GLY:C	43:BH:68:THR:N	2.71	0.41
39:DD:44:ASN:ND2	39:DD:49:ILE:CG2	2.79	0.41
37:DB:42:C:H4'	42:DG:67:LYS:HG2	2.02	0.41
42:DG:5:VAL:O	42:DG:8:LYS:HB2	2.20	0.41
56:DX:36:LYS:CE	56:DX:54:VAL:O	2.67	0.41
57:BY:100:ALA:O	57:BY:101:LYS:HB3	2.20	0.41
36:BA:2711:A:OP1	36:BA:2712(A):A:P	2.79	0.41
52:BT:29:ARG:CG	52:BT:30:VAL:H	2.34	0.41
28:D2:3:LEU:N	28:D2:6:VAL:HG23	2.35	0.41
58:BZ:99:TYR:HA	58:BZ:124:ILE:O	2.21	0.41
57:DY:7:VAL:HB	57:DY:8:LYS:CE	2.51	0.41
57:DY:91:GLU:HB3	57:DY:92:ASN:H	1.61	0.41
53:BU:33:ARG:C	53:BU:35:ALA:H	2.22	0.41
43:DH:130:ARG:CB	43:DH:130:ARG:NH1	2.81	0.41
58:DZ:178:GLU:O	58:DZ:180:VAL:HG12	2.20	0.41
36:DA:1154:G:H5''	53:DU:59:ARG:NH1	2.35	0.41
4:CD:200:GLU:O	4:CD:202:LEU:N	2.53	0.41
58:DZ:127:LYS:HB3	58:DZ:127:LYS:HZ2	1.84	0.41
41:BF:111:ALA:O	41:BF:115:ALA:HB2	2.19	0.41
41:BF:114:VAL:HG22	41:BF:186:ILE:HD13	2.03	0.41
40:DE:4:ILE:HG12	40:DE:5:LEU:O	2.20	0.41
1:CA:265:G:C5'	17:CQ:64:PRO:O	2.60	0.41
48:BP:58:THR:C	48:BP:61:ARG:NE	2.70	0.41
5:CE:105:VAL:N	5:CE:106:PRO:HD2	2.35	0.41
4:AD:20:TYR:CA	4:AD:26:CYS:HB3	2.50	0.41
4:AD:8:VAL:HG23	4:AD:9:CYS:H	1.84	0.41
1:CA:63:C:H5'	1:CA:63:C:H6	1.83	0.41

Continued on next page...

Continued from previous page...

Atom-1	Atom-2	Distance(Å)	Clash(Å)
36:DA:1070:A:H4'	36:DA:1071:G:OP2	2.20	0.41
40:BE:4:ILE:HG12	40:BE:5:LEU:O	2.19	0.41
52:BT:3:ARG:O	52:BT:4:GLY:C	2.59	0.41
36:DA:733:G:O6	36:DA:761:A:C8	2.73	0.41
1:CA:923:A:C2	1:CA:924:C:C2	3.08	0.41
36:BA:1098:A:H2'	36:BA:1099:G:O4'	2.20	0.41
57:DY:51:VAL:C	57:DY:53:PRO:HD3	2.41	0.41
1:AA:1434:A:C8	1:AA:1435:G:C8	3.08	0.41
36:BA:2649:U:H2'	36:BA:2650:U:H6	1.79	0.41
7:CG:78:ARG:CG	7:CG:79:ARG:H	2.34	0.41
1:CA:596:C:O2'	1:CA:597:G:H5'	2.20	0.41
36:BA:1184:G:C2'	36:BA:1185:C:H5'	2.50	0.41
36:DA:2127:G:H4'	38:DC:37:PHE:CD1	2.55	0.41
1:CA:1218:C:OP2	14:CN:9:LYS:HE2	2.20	0.41
24:AY:44:G:H1'	24:AY:45:U:C6	2.55	0.41
1:CA:841:U:C3'	1:CA:848:C:O4'	2.67	0.41
21:CU:9:ARG:NH1	21:CU:23:PRO:HD2	2.35	0.41
37:DB:70:C:H2'	37:DB:71:C:H6	1.84	0.41
1:AA:60:A:H4'	1:AA:61:G:O5'	2.20	0.41
47:DO:12:ASP:H	47:DO:85:VAL:HG22	1.84	0.41
43:BH:54:ARG:HH22	43:BH:62:LYS:CE	2.33	0.41
6:AF:17:SER:O	6:AF:21:LEU:HG	2.20	0.41
36:BA:1655:A:N7	36:BA:2005:A:H2	2.17	0.41
40:BE:98:PRO:CD	40:BE:175:VAL:HG12	2.47	0.41
36:BA:2846:G:OP2	52:BT:54:ARG:HB2	2.21	0.41
22:CW:57:G:H2'	22:CW:58:A:C5'	2.50	0.41
36:BA:1069:A:H1'	36:BA:1070:A:OP1	2.19	0.41
37:BB:25:A:C2	37:BB:26:A:C4	3.09	0.41
24:AY:29:G:H2'	24:AY:30:G:O4'	2.19	0.41
49:BQ:45:GLN:O	49:BQ:46:GLN:C	2.58	0.41
38:DC:183:GLU:CD	38:DC:183:GLU:H	2.23	0.41
4:AD:49:ARG:O	4:AD:51:PRO:HD3	2.20	0.41
12:CL:126:LYS:HE2	12:CL:127:GLU:H	1.85	0.41
12:CL:126:LYS:HE2	12:CL:127:GLU:N	2.35	0.41
16:AP:49:LEU:O	16:AP:49:LEU:HG	2.19	0.41
36:DA:2019:A:H2'	36:DA:2020:A:O5'	2.20	0.41
2:AB:16:HIS:HB3	2:AB:210:SER:CB	2.51	0.41
39:BD:50:THR:C	39:BD:51:VAL:HG23	2.40	0.41
1:AA:77:G:H5'	1:AA:78:G:OP2	2.20	0.41
36:BA:1576:U:C2	36:BA:1577:C:C5	3.08	0.41
36:DA:768:G:H2'	36:DA:769:G:H8	1.85	0.41
58:DZ:128:VAL:HG22	58:DZ:129:SER:O	2.21	0.41

Continued on next page...

Continued from previous page...

Atom-1	Atom-2	Distance(Å)	Clash(Å)
1:CA:474:G:H2'	1:CA:475:G:C8	2.55	0.41
36:DA:763:G:H2'	36:DA:765:G:OP2	2.20	0.41
36:BA:271(P):C:H2'	36:BA:271(Q):G:H5'	2.03	0.41
1:AA:1120:G:H2'	1:AA:1121:U:C6	2.56	0.41
36:BA:1488:G:C6	36:BA:1489:U:C2	3.07	0.41
1:AA:1211:U:O2	1:AA:1211:U:O4'	2.38	0.41
36:DA:1891:G:C6	36:DA:1892:C:C4	3.08	0.41
36:BA:2363:C:O2'	36:BA:2364:C:H5'	2.21	0.41
4:CD:3:ARG:HD3	4:CD:3:ARG:O	2.20	0.41
1:AA:815:A:H4'	1:AA:817:C:C5	2.56	0.41
53:DU:35:ALA:C	53:DU:37:GLU:N	2.73	0.41
36:BA:855:G:H1	36:BA:922:U:H3	1.67	0.41
36:BA:2222:G:O2'	36:BA:2223:G:H5'	2.20	0.41
36:BA:1010:A:H1'	36:BA:1153:C:H1'	2.02	0.41
36:DA:1633:G:C2'	36:DA:1634:A:H5''	2.50	0.41
4:AD:52:SER:O	4:AD:56:VAL:HG23	2.19	0.41
4:CD:64:LEU:HD22	4:CD:198:VAL:HG11	2.02	0.41
25:CZ:127:GLY:O	25:CZ:128:VAL:C	2.59	0.41
12:CL:37:CYS:O	12:CL:79:GLU:O	2.37	0.41
58:DZ:24:LEU:CD2	58:DZ:24:LEU:C	2.88	0.41
18:AR:84:LYS:HD3	18:AR:84:LYS:HA	1.84	0.41
1:AA:1212:U:O4'	1:AA:1212:U:O2	2.38	0.41
28:D2:33:MET:SD	56:DX:5:TYR:HB3	2.61	0.41
36:BA:602:G:N1	36:BA:654(U):A:N7	2.68	0.41
36:BA:1249:U:C4'	53:BU:4:ALA:HB3	2.51	0.41
25:CZ:63:ILE:HG12	25:CZ:64:ASN:ND2	2.36	0.41
34:D8:56:GLU:O	34:D8:57:ARG:C	2.58	0.41
52:DT:31:SER:C	52:DT:32:TYR:HD1	2.22	0.41
41:BF:161:GLU:HA	41:BF:164:ARG:HB2	2.02	0.41
36:DA:2399:G:N2	36:DA:2418:A:H1'	2.35	0.41
19:CS:71:LEU:HD23	19:CS:71:LEU:HA	1.77	0.41
56:BX:11:PRO:O	56:BX:12:VAL:C	2.58	0.41
2:CB:97:TRP:CE3	2:CB:172:ILE:HG22	2.55	0.41
25:AZ:146:LEU:O	25:AZ:149:LEU:N	2.49	0.41
36:DA:2311:A:O2'	36:DA:2312:U:O4'	2.39	0.41
36:BA:1210:A:C8	36:BA:1210:A:H5'	2.56	0.41
36:DA:327:G:H2'	36:DA:328:U:C6	2.55	0.41
1:AA:1332:A:H2'	1:AA:1333:A:C8	2.55	0.41
13:AM:4:ILE:C	13:AM:6:GLY:H	2.23	0.41
14:CN:40:CYS:SG	14:CN:43:CYS:N	2.71	0.41
36:DA:1408:C:O2'	36:DA:1409:C:H5'	2.20	0.41
9:AI:53:VAL:O	9:AI:54:ASP:HB2	2.20	0.41

Continued on next page...

Continued from previous page...

Atom-1	Atom-2	Distance(Å)	Clash(Å)
25:CZ:222:LEU:CD1	25:CZ:303:VAL:CG1	2.97	0.41
25:CZ:306:LYS:O	25:CZ:307:PRO:C	2.59	0.41
36:BA:1020:A:N1	36:BA:1141:U:H1'	2.36	0.41
46:BN:23:LEU:CD1	46:BN:98:VAL:HG12	2.50	0.41
1:CA:543:C:C2	1:CA:544:G:C8	3.08	0.41
58:DZ:72:ARG:CG	58:DZ:89:PHE:HB2	2.49	0.41
58:DZ:69:THR:HB	58:DZ:89:PHE:O	2.20	0.41
9:CI:117:HIS:O	9:CI:118:LYS:CG	2.66	0.41
16:CP:34:GLU:OE2	16:CP:55:ARG:HD3	2.21	0.41
36:DA:1053:C:N4	36:DA:1107:G:H21	2.18	0.41
48:BP:24:GLY:HA3	48:BP:33:ARG:CZ	2.48	0.41
40:DE:3:GLY:O	40:DE:4:ILE:CB	2.68	0.41
14:CN:12:ARG:HB3	14:CN:14:PRO:CD	2.47	0.41
36:DA:2821:A:OP2	36:DA:2822:G:OP2	2.38	0.41
3:CC:113:ALA:HB3	3:CC:114:PRO:CD	2.45	0.41
36:DA:1535:A:C8	36:DA:1536:C:C4	3.08	0.41
42:BG:63:ILE:HG21	42:BG:141:PHE:CB	2.51	0.41
36:BA:2408:U:O5'	36:BA:2408:U:C6	2.73	0.41
36:DA:585:G:N1	36:DA:1251:C:O2	2.54	0.41
36:DA:105:C:O2'	57:DY:2:ARG:HG3	2.20	0.41
37:DB:92:C:OP1	49:DQ:19:GLY:N	2.54	0.41
18:CR:74:ARG:HD3	18:CR:81:PHE:CD1	2.54	0.41
4:AD:70:ILE:HD12	4:AD:97:LEU:HD21	2.03	0.41
24:AY:62:U:H5'	24:AY:62:U:C6	2.37	0.41
2:CB:121:LEU:O	2:CB:121:LEU:HD23	2.20	0.41
52:BT:13:ARG:H	52:BT:14:TYR:HD1	1.69	0.41
1:AA:33:A:N3	12:AL:32:PHE:HE1	2.19	0.41
35:B9:9:ARG:HD2	35:B9:16:VAL:HG22	2.02	0.41
35:B9:7:VAL:HG22	35:B9:34:GLN:HG3	2.02	0.41
6:AF:53:ALA:O	6:AF:54:LYS:HB2	2.19	0.41
46:DN:3:THR:CG2	46:DN:4:TYR:N	2.83	0.41
38:DC:63:SER:OG	38:DC:160:ARG:HB2	2.21	0.41
51:DS:89:ARG:HG3	51:DS:92:TYR:H	1.83	0.41
51:DS:92:TYR:CG	51:DS:93:LYS:N	2.89	0.41
36:DA:2199:A:H5'	36:DA:2200:C:P	2.60	0.41
1:AA:21:G:H2'	1:AA:22:G:C8	2.55	0.41
34:B8:40:GLU:O	34:B8:44:LYS:HE3	2.19	0.41
36:DA:534:U:O2'	53:DU:49:HIS:CD2	2.74	0.41
7:AG:53:LYS:HD3	7:AG:53:LYS:HA	1.97	0.41
17:AQ:81:ARG:C	17:AQ:83:ASP:N	2.74	0.41
46:DN:55:VAL:HG21	46:DN:127:ASP:H	1.84	0.41
50:DR:59:ASP:O	50:DR:60:LEU:CB	2.66	0.41

Continued on next page...

Continued from previous page...

Atom-1	Atom-2	Distance(Å)	Clash(Å)
38:DC:59:ARG:HH22	38:DC:139:ASN:ND2	2.17	0.41
36:DA:2033:A:N6	36:DA:2036:C:C2	2.89	0.41
15:CO:14:GLU:OE1	15:CO:14:GLU:HA	2.20	0.41
36:BA:1491:G:OP1	36:BA:1494:A:N7	2.53	0.41
36:BA:1797:C:O2'	36:BA:1798:U:H5'	2.20	0.41
1:CA:707:C:H2'	1:CA:708:C:H6	1.86	0.41
1:CA:716:A:N3	11:CK:117:ASN:O	2.54	0.41
1:AA:1228:C:P	13:AM:108:ARG:NH2	2.93	0.41
9:CI:43:ALA:C	9:CI:45:ALA:N	2.73	0.41
53:BU:40:PHE:CD2	54:BV:75:PHE:CE2	3.09	0.41
35:B9:2:LYS:HD3	35:B9:2:LYS:HA	1.63	0.41
48:BP:27:HIS:CE1	54:BV:83:ARG:NH1	2.86	0.41
36:DA:2019:A:H5''	53:DU:27:LEU:HD22	2.03	0.41
36:BA:118:A:C8	36:BA:119:A:C8	3.09	0.41
1:AA:781:A:C4	1:AA:802:A:C2	3.08	0.41
1:AA:602:A:C2	1:AA:637:G:C2	3.08	0.41
1:AA:636:U:H5'	17:AQ:2:PRO:HG3	2.02	0.41
3:AC:61:ALA:C	3:AC:63:ASN:H	2.24	0.41
1:CA:824:C:H1'	8:CH:1:MET:HE1	2.02	0.41
36:DA:2150:U:H2'	36:DA:2151:G:C8	2.55	0.41
42:DG:95:ARG:O	42:DG:96:ARG:C	2.58	0.41
42:DG:106:LEU:HG	42:DG:106:LEU:O	2.19	0.41
44:BJ:128:UNK:C	44:BJ:130:UNK:N	2.81	0.41
41:BF:89:VAL:HG12	41:BF:90:PHE:N	2.34	0.41
36:BA:199:A:N6	36:BA:2433:A:H2'	2.36	0.41
1:CA:1079:G:H2'	1:CA:1080:A:C8	2.55	0.41
28:D2:68:ARG:CG	28:D2:72:ALA:HB2	2.50	0.41
27:D1:71:TYR:O	27:D1:74:VAL:HB	2.21	0.41
36:DA:1975:G:C6	36:DA:1976:U:C4	3.08	0.41
22:CV:32:U:H5'	22:CV:33:U:OP2	2.21	0.41
37:DB:93:G:O2'	37:DB:94:C:H5'	2.19	0.41
38:DC:14:VAL:HG11	38:DC:222:VAL:HG22	2.02	0.41
36:DA:1169:G:N2	36:DA:1181:C:C2	2.88	0.41
36:DA:2564:A:C2	36:DA:2647:U:H4'	2.56	0.41
33:D7:1:MET:N	33:D7:1:MET:SD	2.88	0.41
36:DA:2413:G:N2	36:DA:2414:G:H1'	2.35	0.41
35:D9:2:LYS:C	35:D9:3:VAL:HG23	2.41	0.41
36:DA:2880:C:N3	36:DA:2881:C:C5	2.88	0.41
45:DK:8:UNK:O	45:DK:9:UNK:C	2.68	0.41
11:CK:124:LYS:HD3	11:CK:125:PHE:CZ	2.55	0.41
1:CA:56:U:O2'	1:CA:57:G:H5'	2.20	0.41
25:CZ:267:VAL:HG23	25:CZ:269:GLY:O	2.20	0.41

Continued on next page...

Continued from previous page...

Atom-1	Atom-2	Distance(Å)	Clash(Å)
36:BA:2103:C:H2'	36:BA:2186:G:H22	1.83	0.41
36:BA:2190:G:C6	36:BA:2191:G:C4	3.08	0.41
28:B2:31:GLU:O	28:B2:35:LEU:HD12	2.21	0.41
28:B2:48:HIS:O	28:B2:49:LYS:C	2.58	0.41
2:CB:158:LEU:HA	2:CB:158:LEU:HD23	1.82	0.41
2:CB:97:TRP:HH2	2:CB:176:GLU:CB	2.34	0.41
25:AZ:120:ILE:C	25:AZ:122:LEU:N	2.73	0.41
25:AZ:173:GLY:O	25:AZ:174:SER:C	2.58	0.41
39:DD:30:GLU:CA	39:DD:35:LYS:HZ2	2.33	0.41
36:DA:2310:A:O2'	36:DA:2311:A:C5'	2.68	0.41
42:DG:125:PHE:CD1	42:DG:125:PHE:N	2.85	0.41
36:BA:84:A:H3'	57:BY:9:LYS:HB2	2.01	0.41
52:BT:31:SER:CB	52:BT:32:TYR:CD1	3.04	0.41
52:BT:45:PHE:CE2	52:BT:74:ARG:HB2	2.55	0.41
49:BQ:140:ALA:O	49:BQ:141:GLN:HB3	2.20	0.41
58:BZ:48:PHE:O	58:BZ:49:ARG:C	2.58	0.41
58:BZ:85:HIS:CE1	58:BZ:86:VAL:O	2.73	0.41
3:AC:12:LEU:HD22	3:AC:18:TRP:HZ3	1.85	0.41
43:DH:126:PRO:O	43:DH:127:GLU:CB	2.69	0.41
13:CM:56:LEU:HD13	13:CM:60:VAL:CG2	2.50	0.41
13:CM:70:LEU:C	13:CM:70:LEU:HD23	2.41	0.41
36:DA:802:A:H2'	36:DA:803:U:C6	2.56	0.41
4:CD:16:GLY:C	4:CD:33:MET:CE	2.89	0.41
2:CB:14:GLY:C	2:CB:15:VAL:HG13	2.41	0.41
51:DS:57:LYS:HG2	51:DS:58:LEU:N	2.35	0.41
58:DZ:163:LEU:HD23	58:DZ:163:LEU:N	2.36	0.41
4:AD:137:SER:O	4:AD:138:TYR:C	2.58	0.41
36:BA:624:C:H5'	36:BA:625:G:OP2	2.20	0.41
29:B3:35:ARG:HG3	29:B3:36:VAL:N	2.35	0.41
1:CA:1298:C:H4'	1:CA:1299:A:C4	2.55	0.41
27:B1:13:ILE:HD11	27:B1:42:GLN:HE21	1.84	0.41
46:BN:34:LEU:HD13	46:BN:34:LEU:C	2.41	0.41
50:BR:63:ARG:HA	50:BR:80:PHE:CE2	2.56	0.41
5:CE:12:LEU:O	5:CE:12:LEU:HD22	2.20	0.41
25:AZ:279:GLU:O	25:AZ:280:GLY:C	2.58	0.41
36:BA:2579:C:O2'	40:BE:131:ALA:CB	2.64	0.41
36:BA:1227:G:O2'	36:BA:1228:G:H5'	2.21	0.41
5:CE:36:ASP:OD1	5:CE:36:ASP:C	2.58	0.41
39:DD:9:TYR:C	39:DD:10:THR:HG22	2.41	0.41
7:AG:79:ARG:HA	7:AG:83:ALA:O	2.20	0.41
1:CA:1258:G:H2'	1:CA:1259:C:C5	2.52	0.41
15:AO:3:ILE:HA	15:AO:7:GLU:OE1	2.21	0.41

Continued on next page...

Continued from previous page...

Atom-1	Atom-2	Distance(Å)	Clash(Å)
2:AB:8:LYS:NZ	2:AB:217:ARG:NH2	2.69	0.41
36:DA:1209:G:N2	36:DA:1210:A:N6	2.61	0.41
40:BE:52:LEU:HD12	40:BE:52:LEU:HA	1.87	0.41
36:DA:2133:G:H2'	36:DA:2157:G:H21	1.78	0.41
1:AA:160:A:C1'	1:AA:344:A:C5	3.03	0.41
50:DR:48:VAL:HG13	50:DR:49:ASP:H	1.86	0.41
36:BA:1099:G:H2'	36:BA:1100:C:C6	2.55	0.41
36:BA:285:C:H2'	36:BA:286:C:C6	2.56	0.41
33:D7:47:ARG:NH2	36:DA:1311:G:H2'	2.36	0.41
34:B8:58:ILE:HG22	34:B8:58:ILE:O	2.20	0.41
36:BA:1271:G:C2	36:BA:1617:C:H4'	2.56	0.41
37:DB:66:A:C2	37:DB:109:C:C2	3.08	0.41
36:DA:2126:A:H1'	36:DA:2127:G:O4'	2.20	0.41
24:AY:45:U:H3'	24:AY:46:7MG:H5''	2.03	0.41
1:CA:1445:C:H2'	1:CA:1446:U:O4'	2.20	0.41
36:DA:752:A:HO2'	36:DA:753:C:P	2.42	0.41
2:CB:238:LEU:O	2:CB:239:VAL:C	2.59	0.41
36:BA:956:G:OP2	49:BQ:14:ARG:NH2	2.53	0.41
38:DC:87:GLU:HG3	38:DC:94:VAL:HG21	2.00	0.41
39:DD:229:VAL:CG2	39:DD:230:ASP:N	2.83	0.41
26:D0:20:ARG:CG	26:D0:20:ARG:HH11	2.33	0.41
36:DA:2261:C:O2'	36:DA:2262:U:H5'	2.21	0.41
24:AY:5:G:H8	24:AY:5:G:C5'	2.34	0.41
39:BD:106:ILE:O	39:BD:108:PRO:HD3	2.21	0.41
38:DC:75:LEU:HD12	38:DC:75:LEU:C	2.41	0.41
36:BA:301:G:HO2'	36:BA:302:C:H6	1.64	0.41
6:CF:97:PHE:O	18:CR:31:LEU:HD23	2.20	0.41
22:AV:18:G:C2	22:AV:58:A:C5	3.09	0.41
36:DA:437:G:H2'	36:DA:438:G:C8	2.56	0.41
4:AD:50:ARG:O	4:AD:51:PRO:C	2.59	0.41
19:CS:51:VAL:O	19:CS:57:HIS:HA	2.20	0.41
36:DA:2000:G:O2'	36:DA:2001:A:H5'	2.20	0.41
57:DY:33:LYS:C	57:DY:35:TYR:N	2.74	0.41
45:BK:5:UNK:O	45:BK:7:UNK:N	2.54	0.41
36:DA:1510:G:C2'	36:DA:1511:C:H5'	2.51	0.41
22:AW:8:U:O2'	22:AW:9:A:C5'	2.69	0.41
24:CY:27:C:N3	24:CY:28:C:C5	2.89	0.41
36:DA:214:G:H1'	36:DA:216:A:O2'	2.20	0.41
1:AA:1031:G:H2'	1:AA:1032:G:C8	2.55	0.41
1:CA:828:A:H2'	1:CA:829:G:O5'	2.19	0.41
29:B3:1:MET:O	29:B3:3:ARG:N	2.54	0.41
12:AL:58:VAL:CG2	12:AL:58:VAL:O	2.67	0.41

Continued on next page...

Continued from previous page...

Atom-1	Atom-2	Distance(Å)	Clash(Å)
1:CA:933:G:C4	1:CA:935:A:C8	3.09	0.41
36:DA:1429:G:H2'	36:DA:1430:C:H6	1.86	0.41
25:AZ:171:ILE:HD11	25:AZ:205:ALA:CB	2.50	0.41
49:BQ:38:GLU:HA	49:BQ:39:PRO:HD3	1.91	0.41
1:CA:814:A:N7	1:CA:816:A:C4	2.89	0.41
36:BA:387:U:H1'	36:BA:388:G:OP2	2.21	0.41
36:BA:2729:G:C2	36:BA:2730:C:C2	3.08	0.41
36:BA:524:U:H5'	36:BA:539:G:H22	1.86	0.41
36:BA:2656:U:H3	36:BA:2665:A:H2	1.68	0.41
36:BA:2460:U:O2'	36:BA:2461:C:H5'	2.20	0.41
36:DA:1877:A:H5'	36:DA:1878:G:OP2	2.21	0.41
1:CA:1425:U:H2'	1:CA:1426:C:C6	2.56	0.41
12:AL:78:GLN:O	12:AL:80:HIS:N	2.54	0.41
1:AA:734:G:C6	1:AA:735:C:N3	2.88	0.41
7:AG:124:LEU:HA	7:AG:124:LEU:HD23	1.90	0.41
1:CA:609:A:H2'	1:CA:610:G:H5'	2.02	0.41
29:D3:1:MET:HE2	29:D3:39:ASP:O	2.20	0.41
9:AI:105:ASP:OD1	9:AI:107:ARG:CG	2.68	0.41
6:CF:73:ASN:O	6:CF:74:ASP:C	2.58	0.41
41:DF:60:SER:OG	41:DF:61:GLY:N	2.53	0.41
13:AM:122:LYS:O	13:AM:123:ALA:HB2	2.21	0.41
24:CY:39:A:O5'	24:CY:39:A:H8	2.03	0.41
7:CG:76:ARG:HH11	7:CG:76:ARG:HG2	1.84	0.41
25:AZ:356:PRO:CD	25:AZ:370:PHE:HA	2.51	0.41
38:DC:100:ILE:O	38:DC:100:ILE:CG2	2.68	0.41
36:DA:2396:G:O2'	36:DA:2397:G:H5'	2.20	0.41
34:D8:6:THR:CG2	36:DA:243:U:OP1	2.69	0.41
48:DP:57:THR:CG2	48:DP:59:LEU:HD22	2.51	0.41
47:DO:102:VAL:HG22	47:DO:118:ALA:HB1	2.02	0.41
47:DO:104:ARG:NH1	47:DO:104:ARG:CB	2.84	0.41
52:DT:23:ARG:C	52:DT:25:GLY:N	2.70	0.41
28:B2:25:VAL:O	28:B2:29:LYS:HG2	2.21	0.41
28:B2:2:LYS:CG	28:B2:59:ARG:HH22	2.34	0.41
31:D5:40:LYS:HD2	31:D5:45:VAL:O	2.21	0.41
2:AB:138:LEU:C	2:AB:140:HIS:N	2.70	0.41
36:DA:1858:G:HO2'	36:DA:1859:A:H8	1.68	0.41
1:CA:367:U:C5'	25:CZ:291:ARG:HD2	2.50	0.41
60:AZ:501:GDP:C8	60:AZ:501:GDP:H5'	2.56	0.41
42:DG:42:GLY:C	42:DG:43:LEU:HD22	2.41	0.41
42:DG:7:LEU:O	42:DG:8:LYS:C	2.59	0.41
57:BY:81:LYS:NZ	57:BY:98:VAL:HB	2.36	0.41
26:D0:40:GLN:HE22	26:D0:45:PHE:HB2	1.84	0.41

Continued on next page...

Continued from previous page...

Atom-1	Atom-2	Distance(Å)	Clash(Å)
36:BA:2712:U:HO2'	36:BA:2712(A):A:P	2.43	0.41
52:BT:100:TYR:HD2	52:BT:103:ARG:HH21	1.67	0.41
9:AI:4:TYR:CE2	9:AI:88:TYR:O	2.73	0.41
36:BA:1301:A:O2'	36:BA:1302:A:P	2.79	0.41
1:CA:1103:C:H2'	1:CA:1104:G:O4'	2.21	0.41
1:AA:1305:G:N2	1:AA:1331:G:C2'	2.62	0.41
13:AM:39:ILE:CG2	13:AM:40:ASN:N	2.84	0.41
42:BG:88:ILE:CG2	42:BG:89:GLY:N	2.84	0.41
31:B5:50:GLY:C	31:B5:56:LYS:HE3	2.41	0.41
31:B5:57:VAL:CG1	31:B5:58:LEU:H	2.34	0.41
31:B5:57:VAL:HG12	31:B5:58:LEU:HD13	2.03	0.41
53:DU:90:VAL:O	53:DU:91:ASP:C	2.59	0.41
39:DD:145:VAL:HG22	39:DD:191:ALA:HB1	2.01	0.41
19:CS:40:ILE:HG21	19:CS:66:MET:O	2.21	0.41
51:BS:73:LEU:O	51:BS:73:LEU:HD23	2.20	0.41
1:AA:376:G:P	16:AP:67:THR:HG21	2.60	0.41
41:DF:135:LYS:HE2	41:DF:138:GLU:OE2	2.20	0.41
48:BP:115:LEU:CG	48:BP:116:GLY:H	2.20	0.41
48:BP:144:GLU:N	48:BP:145:PRO:CD	2.81	0.41
19:CS:15:LEU:HA	19:CS:15:LEU:HD23	1.95	0.41
36:DA:1019:U:H3	36:DA:1142(A):A:H62	1.68	0.41
46:DN:57:ALA:C	46:DN:58:ASP:OD1	2.59	0.41
36:BA:1088:A:N3	36:BA:1088:A:H3'	2.36	0.41
41:DF:123:LEU:HD12	41:DF:124:LEU:N	2.34	0.41
41:DF:123:LEU:CD1	41:DF:192:LEU:HD22	2.50	0.41
20:CT:73:HIS:HB3	20:CT:74:LYS:HD3	2.03	0.41
1:CA:524:G:H2'	1:CA:525:C:C5	2.54	0.41
36:DA:2680:C:H5'	40:DE:189:PRO:HA	2.02	0.41
4:AD:98:GLU:OE2	4:AD:107:ARG:NH2	2.54	0.41
42:BG:110:ALA:O	42:BG:111:LEU:C	2.59	0.41
36:DA:105:C:H6	36:DA:105:C:O5'	2.04	0.41
30:B4:10:VAL:CG2	30:B4:11:PRO:N	2.84	0.41
36:DA:2481:G:HO2'	36:DA:2482:G:P	2.43	0.41
13:CM:54:VAL:HG12	13:CM:58:GLU:CG	2.48	0.41
2:AB:8:LYS:HZ3	2:AB:217:ARG:NH1	2.06	0.41
5:AE:31:LEU:HD21	5:AE:43:LEU:HD11	2.02	0.41
40:BE:38:THR:HG22	40:BE:40:GLU:N	2.36	0.41
36:BA:2638:G:P	40:BE:82:ARG:HH21	2.44	0.41
58:DZ:132:ASN:O	58:DZ:133:ILE:HD13	2.21	0.41
35:B9:16:VAL:HG12	35:B9:16:VAL:O	2.21	0.41
40:BE:132:HIS:HA	40:BE:135:HIS:CE1	2.55	0.41
50:BR:24:GLN:HB2	50:BR:44:LEU:HD23	2.00	0.41

Continued on next page...

Continued from previous page...

Atom-1	Atom-2	Distance(Å)	Clash(Å)
37:BB:116:G:H2'	37:BB:116:G:N3	2.34	0.41
1:CA:946:A:C4	1:CA:947:G:N7	2.89	0.41
38:DC:76:ALA:CB	38:DC:114:VAL:HG23	2.48	0.41
36:DA:1116:C:C2'	36:DA:1117:G:H5'	2.51	0.41
36:DA:1335:U:H2'	36:DA:1336:A:C8	2.56	0.41
36:DA:1337:G:H2'	36:DA:1338:G:O4'	2.20	0.41
11:CK:58:PRO:HB2	11:CK:93:GLN:HG3	2.02	0.41
9:AI:118:LYS:HE2	9:AI:118:LYS:HB3	1.86	0.41
1:CA:353:A:H2'	1:CA:354:G:OP2	2.20	0.41
1:CA:59:A:C5'	1:CA:60:A:H5''	2.50	0.41
36:BA:236:C:H2'	36:BA:237:C:C5	2.55	0.41
36:BA:814:C:H6	36:BA:814:C:O5'	2.03	0.41
47:DO:88:ASN:OD1	47:DO:90:GLN:N	2.53	0.41
34:B8:40:GLU:O	34:B8:44:LYS:CD	2.69	0.41
1:CA:80:G:C2'	1:CA:81:U:H5'	2.51	0.41
33:D7:12:ARG:HG3	33:D7:12:ARG:HH11	1.86	0.41
22:AV:64:A:O2'	22:AV:65:G:H5'	2.21	0.41
36:DA:2028:U:H2'	36:DA:2029:G:H8	1.82	0.41
1:CA:429:U:O2	1:CA:430:A:C8	2.73	0.41
50:DR:83:ILE:HA	50:DR:86:ARG:HD3	2.02	0.41
36:DA:1313:U:H2'	36:DA:1610:A:N1	2.36	0.41
20:CT:65:LYS:O	20:CT:68:LYS:HG3	2.20	0.41
6:AF:20:ALA:C	6:AF:22:GLU:N	2.74	0.41
54:DV:34:GLU:HG2	54:DV:56:SER:HB2	2.02	0.41
36:BA:949:C:O2'	36:BA:950:G:H5'	2.21	0.41
2:AB:209:ARG:NH1	2:AB:239:VAL:HG11	2.35	0.41
36:BA:1416:G:H1'	36:BA:1417:C:C5	2.55	0.41
36:BA:1588:C:N4	36:BA:1589:C:N4	2.68	0.41
12:CL:126:LYS:C	12:CL:128:ALA:H	2.24	0.41
36:DA:319:C:H2'	36:DA:320:A:O4'	2.20	0.41
47:BO:12:ASP:OD2	47:BO:86:ILE:N	2.53	0.41
14:CN:27:CYS:SG	14:CN:29:ARG:HB2	2.61	0.41
36:DA:1591:G:C6	36:DA:1592:C:C4	3.09	0.41
9:CI:28:VAL:HG21	9:CI:33:PHE:HD1	1.86	0.41
7:AG:9:VAL:HG13	7:AG:94:ARG:HD3	2.03	0.41
1:AA:41:G:H2'	1:AA:42:G:H8	1.83	0.41
1:CA:791:G:C2'	1:CA:792:A:H5'	2.51	0.41
25:AZ:313:HIS:HB3	25:AZ:405:GLU:OXT	2.20	0.41
2:AB:56:ARG:NH1	2:AB:56:ARG:HG2	2.33	0.41
44:DJ:93:UNK:HA	44:DJ:96:UNK:CB	2.50	0.41
11:CK:108:ILE:CG2	18:CR:88:LYS:HB2	2.51	0.41
46:BN:15:LEU:C	46:BN:15:LEU:HD13	2.41	0.41

Continued on next page...

Continued from previous page...

Atom-1	Atom-2	Distance(Å)	Clash(Å)
36:BA:742:G:H2'	36:BA:743:G:C8	2.54	0.41
36:BA:2624:G:H2'	36:BA:2625:G:C5'	2.51	0.41
16:CP:60:LEU:HD23	16:CP:64:ALA:O	2.21	0.41
1:CA:756:C:O2'	1:CA:757:U:H5'	2.21	0.41
1:CA:321:A:C2	1:CA:333:G:C2	3.08	0.41
25:CZ:194:GLU:OE1	25:CZ:194:GLU:CA	2.68	0.41
46:BN:79:PRO:C	46:BN:81:GLY:N	2.74	0.41
36:DA:1847:A:N3	36:DA:1847:A:C2'	2.83	0.41
1:AA:1360:A:H2'	1:AA:1361:G:C8	2.56	0.41
36:DA:874:G:H2'	36:DA:875:G:H8	1.86	0.41
1:AA:926:G:H5''	1:AA:927:G:O5'	2.20	0.41
7:CG:56:GLN:HB3	7:CG:61:VAL:HG23	2.03	0.41
1:AA:392:G:H2'	1:AA:393:A:H8	1.86	0.41
1:CA:31:G:N1	1:CA:48:C:H5''	2.35	0.41
8:CH:68:ARG:HH11	8:CH:68:ARG:HG2	1.85	0.41
51:DS:79:ALA:O	51:DS:80:LEU:HG	2.21	0.41
15:AO:82:ILE:CD1	15:AO:87:ILE:HB	2.51	0.41
25:CZ:27:LEU:HG	25:CZ:28:THR:N	2.35	0.41
34:D8:6:THR:HG21	36:DA:243:U:OP1	2.21	0.41
36:DA:591:C:C2	36:DA:592:G:C8	3.09	0.41
36:DA:594:U:H2'	36:DA:595:C:H6	1.86	0.41
36:DA:660:G:H2'	36:DA:661:C:H6	1.86	0.41
53:BU:95:LEU:C	53:BU:97:ASP:N	2.71	0.41
53:BU:95:LEU:HD11	54:BV:11:GLN:HG3	1.99	0.41
19:CS:71:LEU:O	19:CS:72:GLY:C	2.59	0.41
28:B2:42:GLY:C	28:B2:43:GLN:HG3	2.40	0.41
25:AZ:19:HIS:CG	25:AZ:113:MET:HB3	2.55	0.41
25:CZ:135:MET:SD	25:CZ:150:VAL:HG13	2.60	0.41
42:DG:11:TYR:HA	42:DG:15:VAL:HG23	2.03	0.41
42:DG:17:PRO:O	42:DG:21:ARG:HB2	2.20	0.41
25:CZ:272:MET:O	25:CZ:273:HIS:HB2	2.21	0.41
46:BN:132:ALA:O	46:BN:133:GLN:CB	2.66	0.41
36:DA:307:G:N1	36:DA:310:A:OP2	2.53	0.41
36:DA:2467:C:H4'	49:DQ:123:HIS:ND1	2.36	0.41
41:BF:133:ASN:N	41:BF:133:ASN:ND2	2.67	0.41
41:BF:160:ASN:ND2	41:BF:160:ASN:C	2.71	0.41
3:AC:13:GLY:H	14:AN:57:ARG:CD	2.34	0.41
43:DH:88:LEU:H	43:DH:88:LEU:CD2	2.33	0.41
42:DG:139:LEU:CA	42:DG:144:ILE:HD13	2.50	0.41
58:DZ:166:SER:N	58:DZ:167:PRO:CA	2.79	0.41
40:BE:59:VAL:HG23	40:BE:73:GLU:HG2	2.03	0.41
41:BF:205:ARG:O	41:BF:206:ILE:HD13	2.21	0.41

Continued on next page...

Continued from previous page...

Atom-1	Atom-2	Distance(Å)	Clash(Å)
37:DB:63:G:C2	37:DB:64:C:C2	3.09	0.41
4:CD:24:GLU:O	4:CD:28:SER:OG	2.37	0.41
48:BP:126:VAL:HG22	48:BP:145:PRO:HG2	2.02	0.41
58:BZ:126:VAL:O	58:BZ:126:VAL:HG23	2.21	0.41
46:DN:64:GLY:C	46:DN:66:LYS:H	2.23	0.41
4:AD:11:LEU:O	4:AD:13:ARG:O	2.39	0.41
51:DS:98:VAL:O	51:DS:99:LYS:C	2.57	0.41
24:AY:67:G:O2'	24:AY:68:C:H5'	2.21	0.41
36:DA:304:G:C6	36:DA:305:U:N3	2.89	0.41
13:CM:82:MET:CG	13:CM:83:ASP:H	2.29	0.41
24:AY:76:A:C5'	25:AZ:231:ILE:HD11	2.49	0.41
30:B4:20:ASN:ND2	30:B4:20:ASN:C	2.73	0.41
2:AB:105:PHE:CE1	2:AB:152:PHE:CZ	3.08	0.41
1:CA:572:A:H5'	1:CA:573:A:OP2	2.21	0.41
24:CY:60:U:OP1	24:CY:60:U:H6	2.04	0.41
2:AB:48:MET:HA	2:AB:51:LEU:HB2	2.03	0.41
5:AE:11:ILE:CD1	5:AE:33:VAL:HG23	2.50	0.41
36:BA:2854:G:C2	36:BA:2864:G:C2	3.08	0.41
57:BY:57:GLN:HA	57:BY:57:GLN:OE1	2.19	0.41
24:CY:44:G:H1'	24:CY:45:U:C6	2.56	0.41
1:CA:738:C:OP1	6:CF:92:LYS:HE3	2.21	0.41
1:CA:945:G:C6	1:CA:1337:G:C4	3.09	0.41
37:BB:15:A:H1'	37:BB:110:G:C6	2.55	0.41
36:DA:565:C:H4'	36:DA:1253:A:C6	2.56	0.41
1:CA:1286:A:O2'	1:CA:1287:A:P	2.78	0.41
1:AA:259:G:C6	1:AA:260:G:C5	3.08	0.41
1:AA:321:A:N7	1:AA:328:C:H1'	2.35	0.41
8:CH:127:LEU:CD2	8:CH:127:LEU:N	2.84	0.41
54:DV:77:ALA:O	54:DV:79:VAL:N	2.53	0.41
36:BA:2845:G:C2'	36:BA:2846:G:H5'	2.51	0.41
36:DA:2107:C:C5	36:DA:2108:C:C5	3.09	0.41
42:DG:172:LEU:O	42:DG:176:LEU:HD12	2.21	0.41
9:AI:128:ARG:H	9:AI:128:ARG:HD2	1.85	0.41
25:CZ:204:ASP:O	25:CZ:208:GLU:HG2	2.21	0.41
1:AA:80:G:C3'	1:AA:81:U:C5'	2.99	0.41
36:DA:1921:G:C2'	36:DA:1922:G:H5'	2.50	0.41
31:B5:21:SER:C	31:B5:23:HIS:N	2.73	0.41
22:AV:58:A:C2	22:AV:61:C:C5	3.08	0.41
29:B3:26:LEU:CB	29:B3:28:LEU:HD21	2.49	0.41
36:BA:1068:G:N3	36:BA:1068:G:H2'	2.36	0.41
16:AP:26:ARG:HD2	16:AP:31:LYS:O	2.20	0.41
36:BA:1029:A:H2'	36:BA:1030:G:O4'	2.21	0.41

Continued on next page...

Continued from previous page...

Atom-1	Atom-2	Distance(Å)	Clash(Å)
20:CT:62:LEU:HA	20:CT:65:LYS:HB2	2.03	0.41
1:AA:839:U:O2	1:AA:839:U:C2'	2.68	0.41
32:D6:7:ILE:HG23	32:D6:29:ASN:ND2	2.34	0.41
49:DQ:2:LEU:HD11	49:DQ:69:PHE:CE1	2.56	0.41
50:DR:34:ILE:O	50:DR:114:VAL:HG22	2.21	0.41
16:AP:53:VAL:HG23	16:AP:54:GLU:N	2.34	0.41
56:DX:31:HIS:O	56:DX:34:ALA:HB3	2.21	0.41
36:BA:839:U:H2'	36:BA:840:C:H6	1.85	0.41
9:CI:8:GLY:CA	9:CI:79:LEU:HD12	2.50	0.41
58:DZ:19:ARG:C	58:DZ:21:ALA:N	2.73	0.41
36:BA:1651:G:C2	36:BA:2007:C:C2	3.09	0.41
50:BR:10:LEU:HD12	50:BR:10:LEU:C	2.40	0.41
1:CA:795:C:H6	1:CA:795:C:O5'	2.03	0.41
21:CU:12:LYS:HG2	21:CU:22:ARG:HB2	2.02	0.41
36:DA:2684:U:O2'	47:DO:68:GLU:HG3	2.20	0.41
36:BA:1678:G:N2	36:BA:1989:G:N2	2.69	0.41
36:BA:709:U:H2'	36:BA:710:G:H8	1.86	0.41
36:DA:801:G:O4'	41:DF:54:ARG:HD2	2.21	0.41
36:DA:817:C:O2'	36:DA:839:U:OP1	2.35	0.41
1:AA:635:G:O2'	1:AA:636:U:H5'	2.21	0.41
36:BA:2291:U:O2'	36:BA:2374:C:H1'	2.20	0.41
36:BA:391:G:H1'	36:BA:411:G:O4'	2.20	0.41
36:DA:431:U:O2'	36:DA:432:A:H5'	2.21	0.41
1:AA:571:U:O2	1:AA:918:A:H5'	2.21	0.41
49:DQ:66:ILE:HD12	49:DQ:66:ILE:C	2.40	0.41
42:BG:48:GLU:C	42:BG:50:ALA:H	2.24	0.41
36:DA:114:U:H2'	36:DA:115:C:C6	2.55	0.41
36:DA:25:U:H5''	55:DW:79:GLY:HA2	2.02	0.41
1:AA:119:A:H5'	1:AA:120:A:C4	2.56	0.41
1:AA:461:A:C6	1:AA:471:G:C5	3.09	0.41
36:DA:2025:C:H2'	36:DA:2026:C:H6	1.86	0.41
1:AA:35:G:H2'	1:AA:36:C:C6	2.55	0.41
36:BA:1679:U:C5	36:BA:1680:U:C4	3.08	0.41
7:AG:121:ALA:O	7:AG:124:LEU:HB2	2.20	0.41
1:CA:1529:G:H4'	1:CA:1530:G:OP2	2.21	0.41
1:AA:52:G:C6	1:AA:53:A:C6	3.08	0.41
1:AA:1106:G:O2'	1:AA:1107:C:H5'	2.21	0.41
1:CA:633:G:H5'	1:CA:634:C:OP2	2.20	0.41
1:CA:118:U:H3'	1:CA:288:A:H61	1.86	0.41
25:AZ:4:GLU:HG2	25:AZ:4:GLU:H	1.60	0.41
36:DA:1582:C:H2'	36:DA:1583:A:H8	1.85	0.41
38:DC:78:ALA:CB	38:DC:116:THR:HG23	2.51	0.41

Continued on next page...

Continued from previous page...

Atom-1	Atom-2	Distance(Å)	Clash(Å)
25:CZ:26:THR:CG2	25:CZ:27:LEU:N	2.84	0.41
36:DA:1188:U:C2'	36:DA:1189:A:H5'	2.50	0.41
34:D8:3:LYS:HD3	36:DA:242:G:O5'	2.21	0.41
36:DA:253:C:H2'	36:DA:254:G:O4'	2.19	0.41
52:DT:27:THR:O	52:DT:28:VAL:CB	2.45	0.41
32:B6:41:PRO:HG2	32:B6:41:PRO:O	2.21	0.41
57:DY:9:LYS:CG	57:DY:10:GLY:H	2.30	0.41
53:BU:59:ARG:C	53:BU:61:TRP:N	2.74	0.41
13:CM:86:CYS:O	13:CM:87:TYR:C	2.58	0.41
19:CS:10:PHE:CZ	19:CS:70:LYS:HD2	2.55	0.41
28:B2:11:GLU:HA	28:B2:14:ARG:CG	2.34	0.41
28:B2:48:HIS:CA	36:BA:95:G:O2'	2.68	0.41
56:BX:11:PRO:HA	56:BX:28:PHE:HB2	1.97	0.41
31:D5:57:VAL:CG1	31:D5:58:LEU:N	2.79	0.41
23:AX:26:A:H3'	23:AX:27:A:O4'	2.21	0.41
39:BD:30:GLU:HB2	39:BD:35:LYS:NZ	2.36	0.41
22:AW:18:G:N1	22:AW:55:U:H1'	2.30	0.41
1:AA:521:G:OP2	12:AL:54:LYS:HE2	2.21	0.41
39:DD:77:ALA:O	39:DD:116:GLN:CG	2.68	0.41
25:CZ:134:PHE:HA	25:CZ:171:ILE:O	2.21	0.41
42:DG:40:ASN:HB3	42:DG:91:ARG:HG3	2.03	0.41
57:BY:31:LEU:HD23	57:BY:36:ALA:C	2.41	0.41
57:DY:43:ASN:CB	57:DY:64:GLU:HA	2.49	0.41
26:D0:47:PRO:HG3	26:D0:59:LEU:CD2	2.51	0.41
26:D0:40:GLN:OE1	26:D0:43:THR:HA	2.21	0.41
28:D2:47:ASN:O	28:D2:50:ILE:HD12	2.19	0.41
58:BZ:18:LEU:HD22	58:BZ:18:LEU:H	1.86	0.41
2:AB:164:VAL:HG11	2:AB:167:PRO:HA	2.03	0.41
57:DY:41:GLY:O	57:DY:42:VAL:O	2.38	0.41
46:DN:137:LYS:HB3	46:DN:138:LEU:H	1.75	0.41
2:AB:41:ILE:HD12	2:AB:41:ILE:N	2.36	0.41
37:BB:43:C:H5'	37:BB:44:G:OP2	2.21	0.41
37:BB:42:C:O2'	37:BB:43:C:P	2.79	0.41
1:CA:1098:C:H2'	1:CA:1099:G:O4'	2.20	0.41
1:CA:1106:G:H2'	1:CA:1107:C:H6	1.85	0.41
35:D9:17:ILE:O	35:D9:24:TYR:N	2.54	0.41
1:CA:1054:C:C6	1:CA:1196:U:N3	2.87	0.41
53:BU:11:ARG:HG2	53:BU:11:ARG:O	2.20	0.41
36:BA:666:G:C6	36:BA:667:U:C4	3.08	0.41
42:BG:84:LYS:O	42:BG:85:GLY:C	2.60	0.41
1:AA:1189:C:H4'	3:AC:10:PHE:CE1	2.55	0.41
13:CM:65:LYS:C	13:CM:66:LEU:CG	2.89	0.41

Continued on next page...

Continued from previous page...

Atom-1	Atom-2	Distance(Å)	Clash(Å)
13:CM:70:LEU:O	13:CM:73:GLU:N	2.54	0.41
26:B0:27:GLU:HB3	26:B0:69:PHE:CD1	2.56	0.41
12:AL:43:VAL:CG2	12:AL:93:LEU:HD22	2.50	0.41
53:DU:98:LEU:C	53:DU:100:VAL:N	2.74	0.41
10:AJ:58:ASP:O	10:AJ:59:SER:CB	2.64	0.41
1:CA:192:U:C1'	20:CT:103:GLY:HA2	2.50	0.41
36:BA:613:G:N1	36:BA:614:U:C4	2.89	0.41
19:AS:49:ILE:H	19:AS:49:ILE:CD1	2.06	0.41
25:CZ:381:GLU:HG3	25:CZ:381:GLU:O	2.20	0.41
1:AA:1392:G:C2'	1:AA:1393:U:H5'	2.51	0.41
25:CZ:381:GLU:O	25:CZ:382:GLU:O	2.39	0.41
25:CZ:322:VAL:O	25:CZ:323:LEU:C	2.60	0.41
14:CN:53:LEU:HA	14:CN:54:PRO:HD3	1.80	0.41
4:CD:17:VAL:HG12	4:CD:17:VAL:O	2.21	0.41
39:DD:162:SER:O	39:DD:178:PRO:HG3	2.20	0.41
51:BS:50:SER:O	51:BS:51:ALA:HB2	2.20	0.41
36:BA:1817:G:C2'	36:BA:1818:U:C5'	2.92	0.41
36:BA:1799:G:H5'	36:BA:1819:A:H61	1.86	0.41
58:DZ:54:HIS:O	58:DZ:98:MET:HE1	2.21	0.41
58:DZ:126:VAL:HG11	58:DZ:161:VAL:HG13	2.03	0.41
41:BF:205:ARG:O	41:BF:205:ARG:HG2	2.19	0.41
1:CA:1376:U:H2'	1:CA:1377:A:H8	1.86	0.41
1:CA:1346:A:C5	7:CG:10:ARG:NH2	2.89	0.41
36:DA:2810:A:H1'	40:DE:61:ARG:HH22	1.85	0.41
10:AJ:74:ILE:HG12	10:AJ:74:ILE:H	1.67	0.41
4:CD:24:GLU:H	4:CD:112:VAL:CG2	2.34	0.41
10:CJ:3:LYS:N	10:CJ:74:ILE:O	2.53	0.41
1:AA:189(E):U:O2'	1:AA:189(F):U:C5'	2.69	0.41
1:AA:189(E):U:O2'	1:AA:189(F):U:H5'	2.20	0.41
1:CA:1047:G:O3'	14:CN:4:LYS:HB2	2.21	0.41
48:BP:84:ASN:CG	48:BP:116:GLY:HA2	2.42	0.41
29:B3:35:ARG:NH1	29:B3:35:ARG:HB2	2.17	0.41
5:CE:79:GLU:HB3	5:CE:92:LYS:HA	2.03	0.41
19:CS:44:MET:HA	19:CS:44:MET:CE	2.51	0.41
37:DB:58:A:C2'	37:DB:59:A:H5'	2.51	0.41
5:CE:144:THR:C	5:CE:146:ALA:N	2.73	0.41
5:CE:144:THR:O	5:CE:146:ALA:N	2.54	0.41
46:DN:63:THR:HB	46:DN:66:LYS:HZ3	1.86	0.41
36:BA:1827:C:O2'	36:BA:1828:G:H5'	2.21	0.41
42:BG:168:GLU:O	42:BG:169:ALA:C	2.59	0.41
1:CA:1280:A:H5''	10:CJ:40:LEU:HD12	2.03	0.41
41:DF:192:LEU:HD11	41:DF:194:MET:HE2	2.02	0.41

Continued on next page...

Continued from previous page...

Atom-1	Atom-2	Distance(Å)	Clash(Å)
5:CE:31:LEU:CD2	5:CE:43:LEU:HD11	2.51	0.41
41:DF:114:VAL:HG21	41:DF:202:PHE:HE2	1.86	0.41
5:CE:10:MET:HA	5:CE:32:VAL:HA	2.03	0.41
3:CC:11:ARG:HH11	3:CC:11:ARG:HG2	1.86	0.41
1:AA:573:A:H8	1:AA:573:A:C5'	2.19	0.41
38:BC:171:ILE:HD13	38:BC:196:LEU:HD21	2.02	0.41
47:BO:64:ARG:NE	52:BT:70:VAL:HG21	2.35	0.41
41:BF:64:ILE:HG21	41:BF:75:HIS:HB2	2.03	0.41
1:CA:524:G:C6	1:CA:525:C:N4	2.89	0.41
38:DC:20:TYR:O	38:DC:224:ILE:HA	2.21	0.41
13:CM:79:LYS:O	13:CM:82:MET:CG	2.66	0.41
27:D1:45:ASN:CG	27:D1:64:ALA:HB2	2.41	0.41
36:BA:2838:G:O2'	50:BR:45:ARG:HD3	2.21	0.41
19:AS:23:ASN:ND2	19:AS:44:MET:CE	2.84	0.41
36:BA:1528:A:C2'	36:BA:1528:A:N3	2.81	0.41
36:BA:1539:G:H2'	36:BA:1540:U:C5'	2.44	0.41
1:CA:1256:A:C2	1:CA:1277:C:C2	3.09	0.41
18:CR:53:ARG:C	18:CR:55:ARG:H	2.24	0.41
18:CR:74:ARG:HA	18:CR:79:LEU:O	2.21	0.41
46:BN:39:ARG:C	46:BN:41:ASP:N	2.74	0.41
36:DA:2179:C:H4'	36:DA:2180:U:OP1	2.20	0.41
9:CI:50:LEU:CD2	9:CI:85:LEU:HD21	2.50	0.41
36:DA:1366:A:H2'	36:DA:1367:A:O4'	2.21	0.41
22:CV:20:U:H3'	22:CV:21:A:C5'	2.51	0.41
36:BA:191:A:H2'	36:BA:192:C:H6	1.85	0.41
4:AD:112:VAL:HG13	4:AD:113:SER:N	2.36	0.41
1:AA:1320:C:H2'	1:AA:1321:C:O4'	2.20	0.41
1:CA:983:A:O2'	1:CA:1201:A:N6	2.53	0.41
4:CD:65:ARG:O	4:CD:65:ARG:HG2	2.20	0.41
40:BE:49:LEU:HD22	40:BE:49:LEU:N	2.36	0.41
10:CJ:81:THR:C	10:CJ:83:GLU:H	2.24	0.41
1:AA:173:U:C5'	1:AA:197:A:O4'	2.62	0.41
41:BF:184:TYR:CD1	48:BP:7:ARG:NH1	2.89	0.41
36:DA:1722:A:O2'	36:DA:1739:U:H5'	2.20	0.41
51:DS:89:ARG:O	51:DS:92:TYR:HB3	2.20	0.41
49:BQ:13:GLN:H	49:BQ:13:GLN:HG3	1.59	0.41
1:CA:949:A:H4'	1:CA:1364:U:H5	1.86	0.41
1:CA:945:G:C6	1:CA:1337:G:C5	3.09	0.41
27:D1:50:ARG:NH2	36:DA:2200:C:OP2	2.52	0.41
58:DZ:140:ASP:C	58:DZ:141:VAL:CG2	2.88	0.41
36:BA:812:C:H2'	36:BA:813:U:H6	1.85	0.41
7:AG:118:VAL:CG2	7:AG:119:ARG:N	2.83	0.41

Continued on next page...

Continued from previous page...

Atom-1	Atom-2	Distance(Å)	Clash(Å)
9:CI:48:GLU:HB3	9:CI:101:PHE:HE1	1.85	0.41
36:DA:563:G:N3	36:DA:563:G:H2'	2.35	0.41
41:DF:167:ALA:O	41:DF:170:LEU:HD23	2.20	0.41
25:CZ:19:HIS:CB	25:CZ:116:THR:OG1	2.69	0.41
20:AT:83:ARG:O	20:AT:86:ARG:HB3	2.20	0.41
39:DD:81:ALA:HA	39:DD:113:VAL:HG11	2.03	0.41
42:DG:140:ILE:HD12	42:DG:140:ILE:C	2.41	0.41
1:CA:1145:C:O2'	1:CA:1146:A:P	2.78	0.41
36:BA:1682:G:H5'	36:BA:1762:A:HO2'	1.85	0.41
31:B5:19:ARG:HA	36:BA:2046:G:O5'	2.20	0.41
5:CE:64:ARG:NH1	5:CE:64:ARG:CG	2.82	0.41
36:DA:614(C):A:H1'	36:DA:615:G:O4'	2.20	0.41
25:CZ:103:ILE:HD11	25:CZ:206:ILE:HD13	2.00	0.41
1:AA:1413:A:C2	1:AA:1488:G:C2	3.09	0.41
29:D3:28:LEU:CD2	29:D3:28:LEU:N	2.84	0.41
22:AV:49:C:H2'	22:AV:50:U:C6	2.56	0.41
54:DV:65:GLY:O	54:DV:66:ARG:HG3	2.20	0.41
47:BO:113:LYS:O	47:BO:117:LEU:HG	2.21	0.41
40:BE:11:MET:HB3	40:BE:24:THR:HA	2.03	0.41
20:CT:30:LYS:HE3	20:CT:34:LYS:HZ1	1.83	0.41
8:CH:29:SER:CB	8:CH:32:LYS:HG3	2.48	0.41
37:DB:81:G:C2	37:DB:82:G:N7	2.89	0.41
1:CA:411:A:C6	1:CA:429:U:C4	3.08	0.41
1:CA:1249:C:O2'	9:CI:68:GLY:O	2.39	0.41
10:AJ:46:ARG:NH1	10:AJ:46:ARG:CG	2.83	0.41
36:DA:67:U:H2'	36:DA:68:G:C8	2.56	0.41
36:DA:2740:A:C6	36:DA:2741:A:C6	3.09	0.41
36:DA:1314:C:C6	36:DA:1314:C:H5'	2.52	0.41
3:CC:94:LEU:O	3:CC:95:THR:OG1	2.35	0.41
36:DA:608:A:H2'	36:DA:609:A:H8	1.84	0.41
36:BA:2577:A:H5''	36:BA:2578:G:H5'	2.03	0.41
36:BA:2574:G:H2'	36:BA:2575:C:H6	1.85	0.41
36:DA:15:G:C6	36:DA:16:G:N7	2.88	0.41
3:AC:113:ALA:N	3:AC:114:PRO:CD	2.83	0.41
36:BA:271(X):G:O3'	36:BA:272(D):G:H4'	2.19	0.41
36:BA:566:U:O4	54:BV:78:LYS:HE3	2.21	0.41
37:BB:6:C:HO2'	51:BS:36:TYR:HE2	1.67	0.41
36:DA:2489:G:C6	36:DA:2490:G:N1	2.88	0.41
1:CA:441:A:H3'	1:CA:442:C:H6	1.86	0.41
25:AZ:229:PHE:CD1	25:AZ:229:PHE:N	2.88	0.41
46:DN:39:ARG:C	46:DN:41:ASP:N	2.74	0.41
46:DN:41:ASP:C	53:DU:64:ARG:NH1	2.74	0.41

Continued on next page...

Continued from previous page...

Atom-1	Atom-2	Distance(Å)	Clash(Å)
36:DA:2363:C:O2'	36:DA:2364:C:H5'	2.21	0.41
36:BA:1233:C:C2	36:BA:1234:U:C6	3.09	0.41
36:DA:2870:C:H5''	50:DR:65:LEU:CD2	2.50	0.41
44:DJ:97:UNK:CA	44:DJ:132:UNK:HA	2.51	0.41
36:DA:1782:C:O5'	36:DA:1782:C:H6	2.04	0.41
36:BA:1963:U:C2'	36:BA:1963:U:O2	2.69	0.41
36:DA:2151:G:O2'	36:DA:2152:G:H5'	2.21	0.41
1:CA:157:G:H2'	1:CA:158:G:C8	2.56	0.41
36:BA:1805:U:H5''	39:BD:250:TRP:CD2	2.56	0.41
22:AW:10:G:C6	22:AW:26:A:C2	3.09	0.41
1:CA:1187:G:H2'	1:CA:1187:G:N3	2.36	0.41
7:AG:28:ASN:O	7:AG:31:MET:N	2.52	0.41
1:CA:518:C:H2'	1:CA:530:G:N3	2.36	0.41
25:AZ:263:ARG:HG3	25:AZ:263:ARG:HH11	1.85	0.41
26:B0:20:ARG:NH1	36:BA:2271:G:C5'	2.84	0.41
1:CA:484:G:O2'	1:CA:485:G:H5''	2.21	0.41
47:BO:6:THR:O	47:BO:20:MET:HA	2.21	0.41
36:DA:2016:U:C6	36:DA:2017:U:C5	3.09	0.41
36:DA:1916:A:H2'	36:DA:1917:U:O4'	2.21	0.41
39:BD:122:ASP:O	39:BD:123:ALA:O	2.39	0.41
26:B0:60:PHE:N	26:B0:60:PHE:CD1	2.89	0.41
36:BA:382:G:C2'	36:BA:383:U:H5'	2.51	0.41
1:CA:687:A:N1	1:CA:700:G:O2'	2.46	0.41
3:CC:178:LEU:C	3:CC:180:ALA:N	2.74	0.41
7:CG:50:ILE:HD12	7:CG:125:MET:CG	2.51	0.41
1:AA:1385:G:O2'	1:AA:1386:G:H5'	2.21	0.41
43:BH:104:GLU:HG2	43:BH:105:LEU:N	2.35	0.41
1:CA:202:U:H4'	1:CA:203:U:OP2	2.21	0.41
53:DU:37:GLU:O	53:DU:38:THR:C	2.60	0.41
36:DA:2413:G:C2	36:DA:2414:G:H1'	2.55	0.41
35:D9:2:LYS:HA	35:D9:2:LYS:HD3	1.77	0.41
1:CA:1424:C:O2'	1:CA:1425:U:H5'	2.21	0.41
36:DA:1416:G:N2	36:DA:1582:C:O2	2.53	0.41
36:BA:1712:C:H2'	36:BA:1713:U:O4'	2.20	0.41
8:CH:34:GLU:O	8:CH:35:ILE:C	2.58	0.41
1:AA:568:G:O6	12:AL:5:PRO:HD3	2.21	0.41
2:CB:167:PRO:O	2:CB:171:ALA:N	2.54	0.41
36:DA:1432:C:H2'	36:DA:1433:U:O4'	2.21	0.41
29:D3:12:PRO:O	29:D3:13:ILE:C	2.58	0.41
22:AW:20:U:O2'	22:AW:21:A:H5''	2.21	0.41
36:DA:1355:G:O2'	36:DA:1356:G:H5'	2.20	0.41
36:BA:2783:G:H2'	36:BA:2784:C:C6	2.56	0.41

Continued on next page...

Continued from previous page...

Atom-1	Atom-2	Distance(Å)	Clash(Å)
36:BA:2446:G:H2'	36:BA:2447:G:H5''	2.03	0.41
36:DA:1459:G:C6	36:DA:1461:G:C5	3.09	0.41
6:CF:14:LEU:HA	6:CF:14:LEU:HD13	1.82	0.41
56:BX:68:ARG:O	56:BX:68:ARG:HD3	2.21	0.41
1:AA:1165:C:C2'	1:AA:1166:G:H5'	2.50	0.41
1:AA:24:U:H2'	1:AA:25:C:C6	2.56	0.41
19:AS:34:TRP:O	19:AS:36:ARG:N	2.53	0.41
47:BO:69:ILE:HB	47:BO:77:ILE:CG2	2.51	0.41
26:D0:66:VAL:HG12	26:D0:82:ARG:HB3	2.03	0.41
1:CA:128:G:H5'	17:CQ:2:PRO:N	2.36	0.41
36:BA:1842:G:H2'	36:BA:1843:C:C6	2.55	0.41
4:CD:190:ASP:HB3	4:CD:193:ASP:OD2	2.21	0.41
1:AA:306:G:O2'	1:AA:307:C:H5'	2.21	0.41
36:DA:1167:U:C2	36:DA:1183:G:N2	2.89	0.41
56:DX:26:TYR:OH	56:DX:88:LYS:HB2	2.21	0.41
45:BK:66:UNK:O	45:BK:67:UNK:C	2.69	0.41
36:BA:402:A:O2'	36:BA:403:U:H5'	2.21	0.41
36:DA:61:G:O5'	36:DA:61:G:H8	2.04	0.41
3:AC:33:LEU:C	3:AC:33:LEU:HD13	2.42	0.41
54:DV:82:ARG:HH11	54:DV:82:ARG:HG2	1.86	0.41
58:DZ:68:PRO:O	58:DZ:68:PRO:HG2	2.21	0.41
6:AF:101:ALA:OXT	18:AR:28:GLU:HG2	2.20	0.41
45:DK:66:UNK:O	45:DK:67:UNK:C	2.68	0.41
38:DC:149:ILE:HG23	38:DC:150:GLY:N	2.36	0.41
52:DT:33:LYS:HZ1	52:DT:43:GLN:CB	2.34	0.41
52:DT:29:ARG:HG2	52:DT:86:ILE:HG22	2.03	0.41
24:CY:1:A:N6	24:CY:72:U:H3	2.01	0.41
32:D6:20:ASN:O	32:D6:21:TYR:CG	2.74	0.41
28:B2:18:PRO:HG3	28:B2:72:ALA:HA	2.03	0.41
28:B2:46:GLN:HB3	28:B2:48:HIS:CE1	2.56	0.41
28:B2:52:ASP:N	28:B2:52:ASP:OD1	2.53	0.41
28:B2:55:ARG:HG3	28:B2:55:ARG:HH11	1.85	0.41
25:AZ:204:ASP:HA	25:AZ:207:ASP:HB2	2.03	0.41
38:BC:78:ALA:HB1	38:BC:116:THR:HG23	2.03	0.41
3:CC:3:ASN:HB2	3:CC:4:LYS:H	1.70	0.41
49:DQ:21:THR:HG22	49:DQ:101:ARG:HD2	2.00	0.41
25:CZ:158:LEU:O	25:CZ:163:PHE:HB2	2.21	0.41
37:DB:42:C:O2'	37:DB:43:C:P	2.79	0.41
36:DA:143:G:H1'	56:DX:37:THR:CG2	2.51	0.41
36:BA:480:A:H3'	36:BA:481:G:H5''	2.02	0.41
57:BY:39:VAL:HB	57:BY:40:GLU:H	1.73	0.41
57:BY:43:ASN:HA	57:BY:65:ALA:HB3	2.01	0.41

Continued on next page...

Continued from previous page...

Atom-1	Atom-2	Distance(Å)	Clash(Å)
43:DH:51:ARG:C	43:DH:52:VAL:HG23	2.41	0.41
52:BT:50:ILE:CA	52:BT:99:LEU:HD12	2.49	0.41
57:DY:97:ARG:HH21	57:DY:98:VAL:CG2	2.28	0.41
13:AM:54:VAL:O	13:AM:58:GLU:HG2	2.21	0.41
14:CN:3:ARG:HB3	14:CN:3:ARG:HE	1.76	0.41
3:CC:13:GLY:HA3	14:CN:57:ARG:HE	1.86	0.41
34:B8:6:THR:OG1	34:B8:11:LYS:HD2	2.21	0.41
1:AA:1186:G:H21	14:AN:61:TRP:C	2.24	0.41
36:BA:769:G:H5'	36:BA:1379:A:H61	1.86	0.41
36:BA:1006:C:HO2'	46:BN:106:MET:HB3	1.86	0.41
36:BA:1138:G:H3'	36:BA:1139:G:C8	2.56	0.41
25:CZ:320:VAL:HG22	25:CZ:398:GLY:HA3	2.02	0.41
1:CA:544:G:OP2	4:CD:66:ARG:NH2	2.54	0.41
36:DA:1799:G:H5'	36:DA:1819:A:N6	2.36	0.41
1:AA:373:A:C2	1:AA:374:A:C8	3.09	0.41
40:BE:73:GLU:CA	40:BE:73:GLU:OE1	2.67	0.41
36:BA:1799:G:N3	36:BA:1800:C:H5	2.19	0.41
30:D4:10:VAL:CG2	30:D4:11:PRO:N	2.84	0.41
42:BG:27:ASN:C	42:BG:29:TRP:N	2.73	0.41
1:AA:1298:C:H4'	1:AA:1299:A:C4	2.56	0.41
51:BS:106:ARG:HD2	51:BS:106:ARG:C	2.42	0.41
48:BP:23:PRO:HG2	48:BP:33:ARG:HG3	2.03	0.41
42:BG:7:LEU:C	42:BG:9:ARG:N	2.74	0.41
40:DE:52:LEU:HA	40:DE:52:LEU:HD12	1.89	0.41
11:CK:84:VAL:CG1	11:CK:109:VAL:O	2.69	0.41
19:CS:16:LEU:O	19:CS:20:LEU:N	2.54	0.41
4:AD:14:ARG:H	4:AD:39:PRO:HA	1.85	0.41
4:AD:206:PHE:O	4:AD:206:PHE:CG	2.73	0.41
41:DF:157:VAL:HG11	41:DF:181:LEU:HD13	2.03	0.41
10:AJ:28:ARG:HG2	10:AJ:33:GLN:HA	2.02	0.41
25:AZ:68:VAL:HG12	25:AZ:68:VAL:H	1.71	0.41
4:AD:6:GLY:O	4:AD:8:VAL:HG13	2.21	0.41
38:DC:21:THR:HB	38:DC:228:SER:HB2	2.03	0.41
1:CA:521:G:O5'	12:CL:73:GLU:HB3	2.20	0.41
12:CL:73:GLU:HG2	12:CL:73:GLU:H	1.65	0.41
4:AD:186:LEU:O	4:AD:187:ARG:HB2	2.20	0.41
25:AZ:265:THR:CG2	25:AZ:266:VAL:H	2.32	0.41
36:BA:2407:G:N2	36:BA:2408:U:C1'	2.78	0.41
50:BR:92:GLY:C	50:BR:94:TYR:CE1	2.95	0.41
2:AB:158:LEU:HB3	2:AB:182:ILE:HD11	2.03	0.41
49:DQ:40:ALA:O	49:DQ:97:VAL:HG22	2.20	0.41
6:AF:97:PHE:O	18:AR:31:LEU:CD2	2.68	0.41

Continued on next page...

Continued from previous page...

Atom-1	Atom-2	Distance(Å)	Clash(Å)
36:BA:1108:U:H6	36:BA:1109:C:C6	2.40	0.41
36:DA:512:G:C2'	36:DA:513:A:OP2	2.69	0.41
1:CA:1371:G:O3'	9:CI:69:GLY:HA3	2.21	0.41
57:BY:53:PRO:CB	57:BY:56:PRO:HG3	2.45	0.41
34:B8:50:LEU:CA	34:B8:53:PRO:HD3	2.51	0.41
1:CA:1126:U:O2	1:CA:1126:U:C2'	2.54	0.41
4:CD:70:ILE:CG2	4:CD:75:PHE:H	2.34	0.41
1:CA:1339:A:C2	22:CV:31:A:H4'	2.56	0.41
8:CH:49:GLU:O	8:CH:51:VAL:HG13	2.21	0.41
36:DA:754:C:O2'	36:DA:755:C:H5'	2.21	0.41
7:AG:111:ARG:HB2	7:AG:119:ARG:HD2	2.02	0.41
36:DA:1319:G:O2'	36:DA:1320:C:H5'	2.21	0.41
1:CA:256:U:O2'	1:CA:257:G:H5'	2.21	0.41
36:BA:548:A:H2'	36:BA:549:G:C5'	2.51	0.41
1:CA:1129:C:H41	1:CA:1135:U:H3	1.69	0.41
50:DR:12:ARG:HH11	50:DR:12:ARG:CG	2.27	0.41
1:CA:245:C:O2'	1:CA:246:A:O5'	2.39	0.41
1:CA:7:G:H3'	5:CE:101:ILE:HG21	2.03	0.41
2:AB:90:MET:HA	2:AB:91:PRO:HD3	1.92	0.41
58:DZ:85:HIS:CE1	58:DZ:87:ASP:OD1	2.74	0.41
36:BA:589:C:O5'	36:BA:589:C:H6	2.04	0.41
58:BZ:139:VAL:HB	58:BZ:140:ASP:H	1.61	0.41
20:AT:50:GLU:H	20:AT:99:LEU:HD12	1.86	0.41
27:D1:75:GLU:OE1	27:D1:78:LYS:HE3	2.21	0.41
12:CL:126:LYS:HZ1	12:CL:127:GLU:HB2	1.86	0.41
1:AA:1134:G:C6	1:AA:1142:G:N1	2.89	0.41
36:BA:118:A:N3	36:BA:178:G:H1'	2.36	0.41
36:DA:425:G:O2'	36:DA:426:C:H5'	2.20	0.41
36:BA:2492:U:H2'	36:BA:2493:U:C6	2.56	0.41
40:DE:68:ALA:O	40:DE:70:ALA:N	2.54	0.41
1:AA:932:C:C5	7:AG:3:ARG:HD3	2.56	0.41
36:BA:1295:C:H2'	36:BA:1296:G:H8	1.86	0.41
36:DA:669:G:C2	36:DA:801:G:C6	3.09	0.41
1:CA:781:A:C3'	1:CA:782:A:H5'	2.51	0.41
44:DJ:119:UNK:O	44:DJ:120:UNK:C	2.69	0.41
1:CA:990:C:H2'	1:CA:991:U:C6	2.56	0.41
22:CV:75:C:H2'	22:CV:76:A:C1'	2.51	0.41
36:DA:2168:G:N2	36:DA:2170:A:H3'	2.35	0.41
38:BC:104:LEU:O	38:BC:105:ASP:CB	2.69	0.41
25:AZ:194:GLU:OE1	25:AZ:194:GLU:CA	2.69	0.41
19:CS:58:VAL:HG23	19:CS:58:VAL:O	2.21	0.41
36:DA:2793:G:N2	36:DA:2804:C:O2	2.54	0.41

Continued on next page...

Continued from previous page...

Atom-1	Atom-2	Distance(Å)	Clash(Å)
36:BA:2752:C:C5	36:BA:2753:A:C5	3.09	0.41
1:AA:55:A:C2	1:AA:56:U:H1'	2.56	0.41
1:AA:55:A:C8	1:AA:55:A:H5'	2.55	0.41
20:AT:37:SER:O	20:AT:40:ALA:HB3	2.21	0.41
1:AA:668:G:H2'	1:AA:669:U:H6	1.86	0.41
36:BA:919:G:C6	36:BA:920:G:C5	3.09	0.41
36:BA:830:G:H1'	36:BA:2448:A:N1	2.36	0.41
1:AA:684:A:C6	1:AA:685:G:C6	3.08	0.41
18:CR:84:LYS:HA	18:CR:84:LYS:HD3	1.93	0.41
1:CA:1230:C:O5'	1:CA:1230:C:H6	2.04	0.41
39:DD:105:ILE:HD12	39:DD:105:ILE:HA	1.79	0.41
36:DA:718:A:O5'	36:DA:718:A:H8	2.04	0.41
8:CH:63:LEU:HD13	8:CH:63:LEU:HA	1.82	0.41
49:DQ:8:LYS:HB3	49:DQ:8:LYS:HE2	1.92	0.41
1:CA:1394:A:C5	1:CA:1501:C:H4'	2.56	0.41
2:CB:82:ARG:HG2	2:CB:86:GLU:OE1	2.22	0.41
2:CB:22:LYS:NZ	2:CB:40:HIS:CE1	2.89	0.40
41:DF:161:GLU:O	41:DF:164:ARG:HB3	2.20	0.40
36:DA:812:C:C2	36:DA:813:U:C5	3.09	0.40
1:AA:556:C:C2'	1:AA:557:G:H5'	2.51	0.40
36:BA:996:A:H2'	36:BA:997:G:H8	1.86	0.40
53:BU:91:ASP:O	53:BU:92:ARG:HB3	2.20	0.40
2:CB:91:PRO:O	2:CB:92:TYR:HB3	2.20	0.40
36:DA:1789:A:C5	36:DA:1790:C:C5	3.09	0.40
25:CZ:193:ASN:HB3	25:CZ:196:VAL:HB	2.03	0.40
36:DA:130:C:H2'	36:DA:131:G:C5'	2.50	0.40
36:DA:478:A:N1	36:DA:500:G:H4'	2.35	0.40
36:BA:482:A:H4'	57:BY:47:LYS:HD3	2.02	0.40
52:BT:32:TYR:O	52:BT:33:LYS:CB	2.68	0.40
58:BZ:125:LEU:HG	58:BZ:164:ALA:HB3	2.03	0.40
36:DA:335:C:C6	36:DA:336:C:H5	2.39	0.40
46:BN:48:MET:C	46:BN:48:MET:SD	3.00	0.40
3:AC:80:GLY:N	3:AC:82:GLU:OE2	2.53	0.40
43:DH:30:LYS:HG3	43:DH:79:VAL:O	2.21	0.40
43:DH:30:LYS:HZ3	43:DH:83:TYR:HE2	1.64	0.40
34:B8:62:LEU:HB3	36:BA:242:G:H5'	2.03	0.40
30:D4:27:THR:O	30:D4:28:LYS:HB3	2.21	0.40
3:CC:80:GLY:C	3:CC:82:GLU:OE2	2.60	0.40
3:CC:83:ARG:O	3:CC:86:VAL:HG22	2.20	0.40
36:BA:769:G:H5'	36:BA:1379:A:N6	2.36	0.40
13:CM:96:LEU:C	13:CM:110:ARG:HE	2.23	0.40
32:D6:13:CYS:HA	32:D6:50:ARG:O	2.21	0.40

Continued on next page...

Continued from previous page...

Atom-1	Atom-2	Distance(Å)	Clash(Å)
26:D0:25:ARG:HD2	26:D0:29:GLN:HE21	1.86	0.40
48:DP:147:LEU:O	48:DP:148:LEU:CB	2.65	0.40
25:CZ:117:ARG:CD	25:CZ:157:LEU:HD11	2.46	0.40
36:DA:654(N):G:H2'	36:DA:654(O):G:H5'	2.03	0.40
4:CD:200:GLU:O	4:CD:204:ILE:HG13	2.21	0.40
36:DA:271(L):U:C4'	36:DA:271(M):G:H5'	2.51	0.40
36:BA:1818:U:O2'	36:BA:1819:A:OP2	2.38	0.40
58:DZ:97:GLU:HA	58:DZ:127:LYS:HA	2.03	0.40
36:DA:258:G:H2'	36:DA:259:G:H8	1.84	0.40
51:BS:56:LEU:O	51:BS:57:LYS:O	2.39	0.40
10:CJ:4:ILE:CD1	10:CJ:77:PRO:HB3	2.50	0.40
48:BP:83:VAL:CG2	48:BP:105:LEU:HD13	2.51	0.40
17:CQ:70:ARG:NH1	17:CQ:70:ARG:HG2	2.32	0.40
1:CA:263:A:P	20:CT:79:ARG:NH1	2.93	0.40
4:AD:57:ARG:NH2	4:AD:205:GLU:OE1	2.48	0.40
58:BZ:100:VAL:HG23	58:BZ:126:VAL:CG2	2.49	0.40
13:AM:96:LEU:O	13:AM:110:ARG:NE	2.54	0.40
46:DN:99:LEU:O	46:DN:102:ALA:HB3	2.21	0.40
36:DA:1006:C:H1'	46:DN:106:MET:SD	2.61	0.40
46:DN:60:ILE:HG13	46:DN:60:ILE:H	1.55	0.40
58:BZ:96:VAL:CG2	58:BZ:97:GLU:H	2.07	0.40
2:CB:61:LEU:HD11	2:CB:160:ASP:HB3	2.04	0.40
4:AD:104:VAL:O	4:AD:105:VAL:C	2.58	0.40
48:DP:96:THR:HG22	48:DP:126:VAL:CG2	2.51	0.40
36:DA:2230:G:C5	36:DA:2231:C:C5	3.09	0.40
1:CA:677:U:H2'	1:CA:678:U:C6	2.56	0.40
36:DA:1058:G:C3'	36:DA:1059:G:H5''	2.51	0.40
42:BG:141:PHE:HA	42:BG:142:PRO:HD2	1.74	0.40
42:BG:144:ILE:O	42:BG:144:ILE:HG23	2.21	0.40
36:BA:2408:U:C2	36:BA:2409:G:N7	2.89	0.40
39:DD:266:SER:O	39:DD:267:SER:O	2.39	0.40
1:AA:62:U:C2'	1:AA:63:C:C5'	2.99	0.40
36:DA:2579:C:HO2'	40:DE:131:ALA:HB2	1.84	0.40
1:CA:1256:A:H1'	1:CA:1258:G:C5	2.53	0.40
30:D4:30:GLU:O	30:D4:31:ILE:HD12	2.21	0.40
18:CR:58:LEU:HD11	18:CR:66:LEU:HD22	2.02	0.40
9:CI:63:ILE:HG21	9:CI:77:ILE:CD1	2.51	0.40
36:BA:2679:A:C5	36:BA:2680:C:C5	3.09	0.40
40:BE:108:SER:N	40:BE:163:GLU:O	2.48	0.40
36:DA:1453:U:OP1	50:DR:77:ARG:HD3	2.20	0.40
40:BE:183:LEU:HD21	52:BT:11:GLU:CG	2.51	0.40
1:CA:1437:C:H2'	1:CA:1438:G:C8	2.57	0.40

Continued on next page...

Continued from previous page...

Atom-1	Atom-2	Distance(Å)	Clash(Å)
36:DA:1278:A:H5''	50:DR:36:THR:CG2	2.51	0.40
46:DN:3:THR:C	46:DN:4:TYR:CD1	2.95	0.40
20:CT:16:HIS:O	20:CT:17:ARG:C	2.59	0.40
36:DA:1740:G:H4'	36:DA:1741:A:OP1	2.20	0.40
2:AB:101:MET:CA	2:AB:108:ILE:HD12	2.46	0.40
1:CA:949:A:C4'	1:CA:1364:U:H5	2.35	0.40
1:CA:1364:U:O2	21:CU:14:TRP:CH2	2.74	0.40
36:DA:1526:G:C6	36:DA:1527:G:C2	3.09	0.40
49:DQ:6:ARG:CB	49:DQ:6:ARG:NH1	2.84	0.40
27:B1:4:VAL:HB	27:B1:11:ARG:HG2	2.02	0.40
36:BA:821:A:C5'	36:BA:822:U:C6	2.98	0.40
50:DR:38:VAL:CG1	50:DR:42:LYS:HE3	2.51	0.40
33:D7:34:ARG:HH12	33:D7:42:LEU:C	2.25	0.40
1:CA:187:C:H4'	20:CT:85:MET:O	2.21	0.40
36:DA:2023:G:H4'	36:DA:2617:C:O3'	2.20	0.40
40:BE:120:TRP:HA	40:BE:120:TRP:CE3	2.56	0.40
40:BE:120:TRP:CD2	40:BE:155:LYS:HG2	2.56	0.40
36:BA:1351:C:O2'	36:BA:1571:A:H1'	2.21	0.40
33:B7:47:ARG:HG3	33:B7:48:LYS:N	2.36	0.40
28:D2:69:ARG:O	28:D2:70:GLN:CG	2.69	0.40
5:AE:51:VAL:O	5:AE:52:PRO:C	2.59	0.40
1:CA:236:G:H2'	1:CA:237:C:C6	2.55	0.40
1:AA:1415:G:C2'	1:AA:1416:G:H5'	2.52	0.40
29:B3:28:LEU:N	29:B3:28:LEU:CD2	2.80	0.40
36:DA:1353:A:H62	36:DA:1377:G:H2'	1.86	0.40
36:BA:1494:A:O2'	36:BA:1495:A:H5''	2.21	0.40
36:BA:1796:U:OP1	39:BD:276:LYS:HE3	2.22	0.40
52:BT:38:ASN:C	52:BT:40:THR:H	2.24	0.40
52:DT:129:ARG:HD2	52:DT:129:ARG:C	2.41	0.40
36:DA:120:U:H1'	36:DA:149:A:N7	2.36	0.40
36:DA:49:A:N6	36:DA:177:G:C4	2.89	0.40
30:B4:43:TYR:CG	30:B4:44:THR:N	2.89	0.40
40:DE:16:ARG:O	40:DE:17:ASP:HB2	2.20	0.40
1:AA:656:C:O2'	1:AA:657:G:H5'	2.22	0.40
36:DA:319:C:H2'	36:DA:320:A:C8	2.56	0.40
1:CA:123:C:OP1	1:CA:311:C:O2'	2.36	0.40
46:DN:6:PRO:HB3	46:DN:41:ASP:OD1	2.21	0.40
8:AH:85:ARG:CZ	8:AH:87:SER:O	2.69	0.40
56:DX:31:HIS:O	56:DX:34:ALA:CB	2.69	0.40
8:CH:17:THR:C	8:CH:78:GLN:HE22	2.24	0.40
39:DD:206:LEU:HD23	39:DD:206:LEU:HA	1.87	0.40
40:DE:107:THR:O	40:DE:190:GLY:N	2.54	0.40

Continued on next page...

Continued from previous page...

Atom-1	Atom-2	Distance(Å)	Clash(Å)
2:AB:19:HIS:NE2	2:AB:206:ASP:HB3	2.37	0.40
38:DC:81:GLU:O	38:DC:83:ILE:N	2.43	0.40
38:DC:81:GLU:C	38:DC:83:ILE:H	2.24	0.40
24:CY:29:G:H2'	24:CY:30:G:O4'	2.21	0.40
27:D1:94:LEU:O	27:D1:95:LEU:C	2.59	0.40
36:DA:2473:U:C5	36:DA:2474:C:O2	2.74	0.40
7:CG:95:ARG:NH2	7:CG:99:LEU:HD11	2.36	0.40
16:CP:53:VAL:HG23	16:CP:54:GLU:N	2.34	0.40
36:DA:2197:U:O2'	36:DA:2198:A:H2'	2.21	0.40
36:DA:569:U:O4	36:DA:570:G:C6	2.74	0.40
1:AA:1137:C:O2'	1:AA:1138:G:N2	2.52	0.40
36:DA:1599:C:H2'	36:DA:1600:C:H6	1.87	0.40
36:BA:1767:C:O2'	36:BA:1768:U:H5'	2.20	0.40
1:CA:1300:G:C5	1:CA:1335:C:C5	3.09	0.40
1:AA:700:G:C2'	1:AA:701:C:H5''	2.51	0.40
36:BA:1458:C:H4'	36:BA:1459:G:O5'	2.20	0.40
36:BA:1168:G:N1	36:BA:1182:A:C2	2.89	0.40
49:DQ:37:LEU:HG	49:DQ:129:THR:HA	2.03	0.40
10:AJ:45:ARG:O	10:AJ:64:GLU:HA	2.21	0.40
10:AJ:64:GLU:OE2	10:AJ:66:ARG:NE	2.54	0.40
1:AA:784:C:H4'	36:BA:1837:C:OP1	2.21	0.40
36:DA:1532:C:O2'	36:DA:1533:G:H5'	2.20	0.40
42:BG:137:GLU:O	42:BG:140:ILE:HG23	2.21	0.40
1:AA:72:C:H2'	1:AA:73:G:C8	2.56	0.40
36:DA:2655:G:H1'	36:DA:2664:G:C6	2.55	0.40
41:BF:63:LYS:HG3	41:BF:76:GLY:HA2	2.02	0.40
39:BD:98:VAL:HG12	39:BD:98:VAL:O	2.21	0.40
55:DW:57:ASN:HA	55:DW:57:ASN:HD22	1.66	0.40
56:DX:68:ARG:HD3	56:DX:68:ARG:O	2.21	0.40
25:AZ:152:MET:O	25:AZ:152:MET:SD	2.78	0.40
18:CR:63:GLN:OE1	18:CR:63:GLN:HA	2.21	0.40
40:BE:33:VAL:HG13	40:BE:33:VAL:O	2.21	0.40
36:DA:2322:A:O2'	36:DA:2323:G:H5'	2.21	0.40
25:AZ:355:LEU:HD23	25:AZ:370:PHE:CB	2.52	0.40
4:CD:100:ARG:O	4:CD:104:VAL:HG23	2.21	0.40
2:CB:36:ARG:HB3	2:CB:41:ILE:CD1	2.51	0.40
34:D8:4:MET:HE2	36:DA:666:G:H1'	2.04	0.40
34:D8:59:LYS:HB3	34:D8:59:LYS:NZ	2.29	0.40
36:DA:2283:C:C5	36:DA:2389:G:C4	3.10	0.40
32:D6:8:LYS:HE2	36:DA:2285:C:H5	1.86	0.40
36:BA:143:G:H5''	36:BA:1598:C:O2'	2.21	0.40
31:D5:56:LYS:O	31:D5:57:VAL:O	2.40	0.40

Continued on next page...

Continued from previous page...

Atom-1	Atom-2	Distance(Å)	Clash(Å)
25:AZ:19:HIS:CD2	25:AZ:113:MET:HG3	2.56	0.40
25:AZ:154:VAL:O	25:AZ:157:LEU:HB3	2.22	0.40
43:BH:50:VAL:HG12	43:BH:52:VAL:CG2	2.51	0.40
42:DG:124:SER:O	42:DG:125:PHE:C	2.59	0.40
36:DA:480:A:H3'	36:DA:481:G:H5''	2.03	0.40
36:BA:81:G:N2	57:BY:2:ARG:HH12	2.05	0.40
57:BY:65:ALA:O	57:BY:66:PRO:O	2.40	0.40
43:DH:52:VAL:HG12	43:DH:65:HIS:HE1	1.86	0.40
47:BO:121:VAL:CG1	47:BO:122:LEU:N	2.84	0.40
25:AZ:241:ARG:CB	25:AZ:285:ASN:HD21	2.34	0.40
1:CA:963:G:HO2'	10:CJ:54:PHE:HZ	1.69	0.40
36:BA:2178:C:H2'	36:BA:2179:C:O5'	2.21	0.40
36:DA:832:G:H21	48:DP:53:GLY:HA2	1.86	0.40
36:BA:1012:U:O4	46:BN:25:ARG:HA	2.21	0.40
25:CZ:327:GLU:OE2	61:CZ:502:KIR:H433	2.21	0.40
4:CD:205:GLU:O	4:CD:207:TYR:N	2.54	0.40
36:BA:1516:C:O2'	36:BA:1517:G:H5''	2.20	0.40
36:BA:673:C:C6	36:BA:673:C:C5'	2.97	0.40
41:BF:114:VAL:HG21	41:BF:202:PHE:HE2	1.86	0.40
36:BA:512:G:C2'	36:BA:513:A:OP2	2.69	0.40
36:DA:1054:A:O2'	36:DA:1055:G:H5'	2.21	0.40
40:DE:34:VAL:HG11	40:DE:48:GLN:HE21	1.81	0.40
19:CS:11:VAL:HG21	19:CS:41:VAL:HG22	2.03	0.40
1:CA:1263:C:O2	1:CA:1273:G:N2	2.54	0.40
11:AK:33:THR:HG22	11:AK:39:PRO:N	2.36	0.40
47:DO:29:ASN:O	47:DO:30:ALA:C	2.60	0.40
36:BA:1227:G:C2'	36:BA:1228:G:H5'	2.51	0.40
41:BF:101:LEU:HA	41:BF:102:PRO:HD3	1.91	0.40
48:BP:121:LYS:HA	48:BP:122:PRO:HD3	1.89	0.40
12:CL:8:ASN:OD1	12:CL:12:ARG:HD2	2.21	0.40
1:CA:62:U:OP2	1:CA:385:C:O2'	2.35	0.40
55:DW:10:VAL:HG21	55:DW:103:ILE:CD1	2.51	0.40
22:CW:16:U:H5'	22:CW:17:C:OP2	2.21	0.40
40:BE:108:SER:O	40:BE:162:ALA:N	2.53	0.40
25:CZ:95:GLY:C	25:CZ:97:ALA:H	2.25	0.40
36:DA:2770:G:H5''	36:DA:2771:C:OP2	2.21	0.40
1:AA:1221:G:OP1	1:AA:1320:C:N4	2.54	0.40
26:D0:7:LEU:HD22	49:DQ:85:LYS:CB	2.52	0.40
55:DW:86:LEU:HB3	55:DW:94:ASP:HB2	2.04	0.40
46:DN:4:TYR:O	46:DN:5:VAL:C	2.58	0.40
13:CM:108:ARG:HH22	13:CM:114:ARG:HA	1.86	0.40
54:BV:5:VAL:CG2	54:BV:6:LYS:N	2.84	0.40

Continued on next page...

Continued from previous page...

Atom-1	Atom-2	Distance(Å)	Clash(Å)
26:B0:80:HIS:CD2	26:B0:80:HIS:H	2.38	0.40
6:CF:53:ALA:O	6:CF:54:LYS:CB	2.69	0.40
40:DE:120:TRP:CZ3	40:DE:155:LYS:HE3	2.56	0.40
46:BN:109:LYS:HE3	46:BN:109:LYS:HB2	1.82	0.40
36:BA:1655:A:H4'	40:BE:115:GLY:H	1.86	0.40
36:BA:1655:A:O3'	40:BE:115:GLY:HA3	2.21	0.40
36:BA:1569:A:O2'	39:BD:38:LYS:CD	2.69	0.40
4:AD:150:GLU:OE1	4:AD:151:LYS:N	2.51	0.40
54:BV:88:ARG:O	54:BV:90:PRO:HD3	2.22	0.40
43:DH:158:HIS:CE1	43:DH:169:VAL:HG13	2.52	0.40
33:D7:7:PRO:HA	36:DA:686:G:H8	1.86	0.40
8:CH:137:VAL:HG12	8:CH:138:TRP:N	2.36	0.40
1:AA:731:G:H5'	1:AA:766:A:H4'	2.03	0.40
26:B0:7:LEU:HD23	26:B0:7:LEU:HA	1.88	0.40
37:DB:81:G:H2'	37:DB:82:G:H5'	2.03	0.40
1:CA:892:A:C6	1:CA:893:C:C4	3.09	0.40
46:DN:130:HIS:CG	46:DN:130:HIS:O	2.74	0.40
36:BA:110:G:C2'	36:BA:111:A:H5'	2.51	0.40
5:AE:45:PHE:CD2	5:AE:47:LYS:HD2	2.55	0.40
41:DF:64:ILE:HG12	41:DF:65:TRP:CD1	2.56	0.40
36:DA:797:C:O2'	36:DA:798:G:H5'	2.21	0.40
20:CT:48:LYS:O	20:CT:49:ALA:C	2.59	0.40
36:DA:2018:G:C2	36:DA:2019:A:C4	3.09	0.40
1:CA:992:U:O2	1:CA:992:U:C2'	2.69	0.40
36:BA:9:U:HO2'	36:BA:10:G:P	2.43	0.40
1:CA:1458:G:H2'	1:CA:1459:C:H6	1.80	0.40
36:BA:19:C:H5'	36:BA:554:U:OP1	2.22	0.40
36:DA:2728:U:H2'	36:DA:2729:G:C8	2.56	0.40
36:DA:2001:A:H2'	36:DA:2002:G:H8	1.82	0.40
27:D1:40:ARG:HB2	27:D1:41:ARG:H	1.60	0.40
22:AW:8:U:OP1	22:AW:8:U:H3'	2.21	0.40
1:AA:757:U:H5''	1:AA:822:C:O2	2.20	0.40
2:AB:201:ILE:HG22	2:AB:201:ILE:O	2.20	0.40
16:AP:7:ALA:O	16:AP:17:TYR:HA	2.20	0.40
33:B7:24:THR:HG23	33:B7:27:GLY:H	1.86	0.40
1:CA:889:A:H4'	1:CA:890:G:OP1	2.22	0.40
50:DR:75:LEU:HD13	50:DR:75:LEU:O	2.21	0.40
19:CS:21:GLU:CG	19:CS:22:LEU:N	2.84	0.40
38:BC:58:VAL:HG13	38:BC:199:HIS:HB3	2.03	0.40
13:CM:59:TYR:CE1	13:CM:63:THR:OG1	2.74	0.40
1:AA:1303:C:N4	1:AA:1304:G:C6	2.89	0.40
38:BC:46:LYS:HD2	38:BC:169:GLY:O	2.21	0.40

Continued on next page...

Continued from previous page...

Atom-1	Atom-2	Distance(Å)	Clash(Å)
43:BH:105:LEU:HD23	43:BH:105:LEU:H	1.86	0.40
36:DA:1792:G:H2'	36:DA:1793:C:H6	1.86	0.40
1:CA:1389:C:O2'	1:CA:1390:U:H5'	2.21	0.40
45:DK:74:UNK:C	45:DK:76:UNK:H	2.32	0.40
36:BA:727:A:N6	36:BA:728:G:N1	2.69	0.40
36:DA:1655:A:H4'	40:DE:115:GLY:N	2.37	0.40
57:BY:79:CYS:SG	57:BY:80:GLY:N	2.94	0.40
36:DA:178:G:C6	36:DA:179:G:N7	2.90	0.40
36:DA:2847:U:H5'	36:DA:2848:G:OP2	2.21	0.40
36:DA:725:G:O2'	36:DA:726:G:H5'	2.21	0.40
1:AA:237:C:O2'	1:AA:238:G:H5'	2.21	0.40
5:AE:46:GLY:H	5:AE:58:ALA:HB2	1.86	0.40
43:DH:75:ALA:C	43:DH:78:GLY:H	2.24	0.40
25:CZ:271:GLU:HG2	25:CZ:276:THR:HA	2.03	0.40
34:D8:31:HIS:O	34:D8:32:LEU:C	2.59	0.40
32:B6:53:LYS:NZ	32:B6:54:ILE:HG13	2.36	0.40
36:BA:996:A:C4'	53:BU:92:ARG:CZ	2.97	0.40
28:B2:48:HIS:HA	36:BA:95:G:O2'	2.21	0.40
58:BZ:166:SER:N	58:BZ:167:PRO:HA	2.35	0.40
58:BZ:166:SER:CB	58:BZ:168:GLU:H	2.16	0.40
49:DQ:22:LYS:O	49:DQ:22:LYS:HG2	2.21	0.40
42:DG:61:ALA:O	42:DG:64:THR:HG22	2.22	0.40
36:BA:476:G:N2	36:BA:479:A:C8	2.89	0.40
52:BT:35:LYS:O	52:BT:36:GLU:HB2	2.21	0.40
52:BT:94:ALA:C	52:BT:96:ARG:N	2.73	0.40
28:D2:28:LYS:O	28:D2:31:GLU:HB2	2.21	0.40
36:DA:335:C:O2'	36:DA:336:C:H5'	2.21	0.40
57:DY:67:LEU:HD21	57:DY:71:LYS:NZ	2.35	0.40
35:D9:6:SER:HG	36:DA:2467:C:P	2.45	0.40
13:AM:56:LEU:O	13:AM:57:ARG:C	2.58	0.40
1:CA:963:G:N2	10:CJ:55:LYS:HG2	2.37	0.40
43:DH:124:GLU:CB	43:DH:126:PRO:HD3	2.49	0.40
5:AE:82:VAL:CG2	5:AE:138:ALA:HA	2.49	0.40
36:DA:1155:A:P	53:DU:55:ARG:HD2	2.62	0.40
36:DA:1154:G:H5''	53:DU:59:ARG:HH12	1.85	0.40
36:BA:2179:C:C1'	36:BA:2180:U:H3	2.14	0.40
32:D6:36:LEU:O	32:D6:37:ARG:NE	2.55	0.40
41:BF:107:LYS:HE3	41:BF:205:ARG:HG2	2.03	0.40
1:CA:1346:A:O4'	1:CA:1348:U:C6	2.74	0.40
36:BA:2627:G:N3	36:BA:2781:A:H2	2.19	0.40
36:DA:1055:G:HO2'	36:DA:1085:A:H2	1.66	0.40
41:DF:133:ASN:N	41:DF:133:ASN:ND2	2.70	0.40

Continued on next page...

Continued from previous page...

Atom-1	Atom-2	Distance(Å)	Clash(Å)
48:BP:85:LEU:HD13	48:BP:114:ILE:HD11	2.04	0.40
40:DE:78:LEU:HD12	40:DE:78:LEU:O	2.21	0.40
1:CA:1269:A:C2'	1:CA:1270:C:H5'	2.51	0.40
5:CE:144:THR:OG1	5:CE:147:ASP:OD1	2.27	0.40
36:BA:2346:A:H5'	36:BA:2383:G:H1'	2.03	0.40
31:B5:41:PRO:HA	31:B5:42:PRO:HD3	1.79	0.40
39:DD:25:THR:HB	39:DD:26:LYS:CE	2.49	0.40
1:CA:453:A:O2'	1:CA:454:C:O4'	2.39	0.40
3:CC:114:PRO:O	3:CC:118:GLN:HG3	2.21	0.40
43:BH:12:PRO:N	43:BH:48:GLY:HA2	2.36	0.40
5:AE:76:ILE:HA	5:AE:77:PRO:HD2	1.92	0.40
38:DC:20:TYR:CD1	38:DC:20:TYR:N	2.88	0.40
5:AE:35:GLY:HA2	5:AE:40:ARG:O	2.21	0.40
14:AN:25:VAL:O	14:AN:26:ARG:O	2.39	0.40
36:BA:1536:C:O5'	36:BA:1536:C:H6	2.04	0.40
36:DA:1528:A:OP1	36:DA:1540:U:O4	2.40	0.40
41:DF:36:VAL:HG12	41:DF:36:VAL:O	2.22	0.40
1:AA:62:U:C2'	1:AA:63:C:H5'	2.47	0.40
36:BA:874:G:H2'	36:BA:875:G:H8	1.86	0.40
2:AB:214:ILE:O	2:AB:218:ALA:HB2	2.21	0.40
1:AA:1049:U:H1'	1:AA:1201:A:N7	2.36	0.40
12:AL:86:ARG:O	12:AL:86:ARG:HG2	2.21	0.40
47:BO:1:MET:HB3	47:BO:32:TYR:HD2	1.85	0.40
14:AN:23:ARG:HA	14:AN:30:ALA:HA	2.02	0.40
35:B9:4:ARG:HB3	35:B9:4:ARG:HE	1.57	0.40
15:CO:27:VAL:HG12	15:CO:31:LEU:HD13	2.03	0.40
15:CO:35:ARG:O	15:CO:38:ARG:N	2.54	0.40
36:DA:1038:C:C3'	36:DA:1039:G:C5'	2.99	0.40
31:D5:21:SER:C	31:D5:23:HIS:H	2.25	0.40
36:DA:633:A:C3'	36:DA:634:C:H5'	2.51	0.40
36:BA:237:C:H2'	36:BA:238:C:H6	1.85	0.40
46:DN:108:PRO:CG	46:DN:109:LYS:N	2.84	0.40
47:DO:86:ILE:N	47:DO:86:ILE:CD1	2.84	0.40
24:CY:34:C:H2'	24:CY:35:C:O4'	2.22	0.40
36:BA:2523:G:C6	36:BA:2524:G:N7	2.90	0.40
26:B0:10:THR:CG2	26:B0:12:ASN:OD1	2.69	0.40
36:DA:109:G:H2'	36:DA:110:G:H8	1.86	0.40
1:CA:1129:C:H4'	1:CA:1130:A:C8	2.56	0.40
17:AQ:59:ILE:CG2	17:AQ:71:PHE:HB3	2.51	0.40
36:DA:2657:A:C2	36:DA:2658:C:C5	3.10	0.40
39:BD:107:ALA:HA	39:BD:108:PRO:HD2	1.88	0.40
25:CZ:74:LYS:HD3	25:CZ:207:ASP:OD1	2.22	0.40

Continued on next page...

Continued from previous page...

Atom-1	Atom-2	Distance(Å)	Clash(Å)
40:BE:23:VAL:HG12	40:BE:173:VAL:HG21	2.03	0.40
1:CA:391:G:H2'	1:CA:392:G:O4'	2.22	0.40
4:AD:145:GLU:HG3	4:AD:184:LYS:HG2	2.03	0.40
27:D1:20:ARG:HB3	27:D1:32:LYS:HG3	2.03	0.40
36:DA:1469:A:H2'	36:DA:1470:G:O4'	2.21	0.40
32:B6:16:CYS:CB	32:B6:48:VAL:O	2.69	0.40
33:D7:9:ARG:HG3	33:D7:9:ARG:HH11	1.86	0.40
22:AV:28:G:H2'	22:AV:29:G:H8	1.86	0.40
20:AT:99:LEU:O	20:AT:100:ILE:O	2.38	0.40
37:DB:6:C:H2'	37:DB:7:G:O4'	2.20	0.40
33:B7:34:ARG:HH12	33:B7:42:LEU:C	2.24	0.40
4:AD:171:GLY:HA2	4:AD:172:PRO:HD3	1.84	0.40
54:BV:75:PHE:HE1	54:BV:77:ALA:HB2	1.86	0.40
1:CA:568:G:O6	12:CL:5:PRO:HD3	2.21	0.40
36:BA:19:C:O2'	36:BA:20:C:H5'	2.22	0.40
3:AC:135:LYS:NZ	5:AE:50:GLU:HG2	2.36	0.40
27:B1:40:ARG:CG	27:B1:41:ARG:N	2.84	0.40
36:DA:1268:A:H2'	36:DA:1269:A:C8	2.56	0.40
36:BA:1217:C:C2	36:BA:1218:C:C5	3.09	0.40
1:CA:823:G:O2'	1:CA:824:C:H5'	2.21	0.40
1:AA:1030:C:N4	1:AA:1032:G:N2	2.69	0.40
37:BB:4:C:N3	37:BB:118:G:N2	2.69	0.40
1:AA:1118:C:H1'	1:AA:1179:A:C4	2.56	0.40
24:CY:18:G:O2'	24:CY:19:G:O5'	2.37	0.40
8:CH:119:LEU:CD1	8:CH:124:ALA:HA	2.51	0.40
12:AL:58:VAL:CG2	12:AL:60:LEU:CD2	2.99	0.40
36:BA:638:G:C6	36:BA:639:U:N3	2.89	0.40
36:DA:406:G:C6	36:DA:407:G:C5	3.10	0.40
36:DA:1288:U:H4'	36:DA:1289:C:OP2	2.21	0.40
55:DW:18:ARG:HH11	55:DW:18:ARG:HG3	1.87	0.40
28:D2:25:VAL:HG22	28:D2:60:LEU:HD22	2.03	0.40
28:D2:21:LEU:CB	28:D2:64:LEU:HD12	2.51	0.40
36:DA:1835:G:H2'	36:DA:1835:G:N3	2.36	0.40
47:DO:25:LEU:HD11	47:DO:40:VAL:HG23	2.03	0.40
1:CA:1211:U:O2	1:CA:1211:U:O4'	2.39	0.40
37:BB:98:G:H2'	37:BB:99:G:C5'	2.50	0.40
36:DA:920:G:O2'	36:DA:921:G:H5'	2.22	0.40
22:AW:20:U:H2'	22:AW:20:U:OP2	2.22	0.40
36:BA:1170:G:H1	36:BA:1179:C:H42	1.67	0.40
36:BA:2662:A:H2'	36:BA:2663:G:O4'	2.21	0.40
1:CA:174:C:O2'	1:CA:175:C:H5'	2.21	0.40
49:DQ:48:GLU:C	49:DQ:50:ALA:N	2.70	0.40

Continued on next page...

Continued from previous page...

Atom-1	Atom-2	Distance(Å)	Clash(Å)
2:CB:185:ILE:O	2:CB:186:ALA:HB2	2.21	0.40
1:CA:655:A:C2	1:CA:754:C:C4	3.09	0.40
3:AC:64:VAL:HB	3:AC:98:ASN:O	2.20	0.40
1:AA:787:A:O2'	1:AA:788:U:H5'	2.21	0.40
46:BN:31:ALA:O	46:BN:35:ARG:HG2	2.21	0.40
15:CO:81:LEU:HD13	15:CO:81:LEU:C	2.40	0.40
36:BA:1877:A:H5'	36:BA:1878:G:OP2	2.21	0.40
22:CW:74:C:C2'	22:CW:75:C:H5'	2.51	0.40
36:DA:594:U:H2'	36:DA:595:C:C6	2.57	0.40
22:AV:47:U:H3'	22:AV:48:C:C5'	2.52	0.40
52:DT:32:TYR:O	52:DT:33:LYS:CB	2.69	0.40
48:DP:65:ARG:O	48:DP:67:MET:N	2.55	0.40
56:BX:7:VAL:CG1	56:BX:39:ILE:HD13	2.51	0.40
1:AA:1055:A:OP1	1:AA:1200:C:N4	2.52	0.40
10:AJ:49:VAL:HG23	14:AN:41:ARG:HB2	2.01	0.40
39:BD:72:LYS:CE	39:BD:101:GLU:OE1	2.69	0.40
36:BA:1665:A:C3'	36:BA:1666:G:C5'	2.98	0.40
42:DG:111:LEU:HD22	42:DG:117:PHE:CZ	2.56	0.40
42:DG:130:ASN:HB3	42:DG:160:VAL:CA	2.22	0.40
36:DA:143:G:H4'	56:DX:35:THR:HG21	2.03	0.40
36:BA:309:G:H1'	36:BA:329:G:O2'	2.21	0.40
57:BY:60:PHE:O	57:BY:61:ILE:HB	2.21	0.40
36:DA:2335:A:C8	36:DA:2337:G:C5	3.09	0.40
52:BT:29:ARG:HG3	52:BT:30:VAL:HG22	2.02	0.40
52:BT:45:PHE:CZ	52:BT:74:ARG:HB2	2.57	0.40
49:BQ:141:GLN:O	58:BZ:53:ILE:HB	2.21	0.40
58:BZ:72:ARG:HB2	58:BZ:87:ASP:O	2.21	0.40
57:DY:67:LEU:HD23	57:DY:68:HIS:O	2.21	0.40
36:BA:1301:A:C8	36:BA:1303:G:C8	3.09	0.40
25:AZ:241:ARG:HA	25:AZ:285:ASN:HD22	1.81	0.40
36:BA:691:C:O2'	36:BA:692:C:H5'	2.21	0.40
1:AA:1153:C:O2'	1:AA:1154:G:P	2.79	0.40
54:DV:46:VAL:O	54:DV:46:VAL:HG13	2.21	0.40
10:AJ:62:HIS:HB2	14:AN:59:ALA:HB3	2.02	0.40
36:BA:1654:A:OP1	50:BR:3:HIS:CB	2.54	0.40
42:BG:153:ARG:HB3	42:BG:153:ARG:CZ	2.51	0.40
41:DF:11:VAL:C	41:DF:13:SER:N	2.74	0.40
1:AA:251:G:C6	1:AA:266:G:C6	3.10	0.40
1:CA:198:G:O2'	1:CA:199:G:H8	1.84	0.40
34:B8:15:LYS:HB2	48:BP:65:ARG:HH12	1.86	0.40
34:B8:15:LYS:CB	48:BP:65:ARG:HH22	2.33	0.40
58:BZ:100:VAL:CG2	58:BZ:126:VAL:HG21	2.50	0.40

Continued on next page...

Continued from previous page...

Atom-1	Atom-2	Distance(Å)	Clash(Å)
29:B3:15:TYR:HB3	29:B3:16:PRO:HD2	2.02	0.40
40:DE:11:MET:CB	40:DE:24:THR:HA	2.37	0.40
36:BA:1535:A:H3'	36:BA:1536:C:C6	2.56	0.40
2:AB:105:PHE:CE1	2:AB:155:LEU:HD12	2.57	0.40
36:DA:580:C:O2'	36:DA:581:C:H5'	2.21	0.40
58:DZ:10:ARG:HG3	58:DZ:36:LYS:HG3	2.02	0.40
1:AA:382:A:H2'	1:AA:383:A:C8	2.56	0.40
1:CA:384:G:O2'	1:CA:385:C:H5'	2.21	0.40
1:CA:1276:G:O2'	1:CA:1277:C:H5'	2.21	0.40
55:DW:10:VAL:HB	55:DW:101:SER:OG	2.21	0.40
1:CA:1442(B):A:O2'	1:CA:1443:G:H8	2.05	0.40
1:CA:976:G:N2	1:CA:1363:C:OP2	2.51	0.40
1:CA:626:U:O2'	1:CA:627:G:H5'	2.22	0.40
36:DA:1279:G:H4'	50:DR:31:HIS:NE2	2.37	0.40
25:CZ:325:LYS:HB2	25:CZ:331:HIS:HB3	2.03	0.40
52:DT:115:ARG:HH11	52:DT:115:ARG:HG3	1.86	0.40
35:B9:7:VAL:CG2	35:B9:36:GLN:HB2	2.52	0.40
50:BR:109:ALA:HA	50:BR:110:PRO:HD2	1.94	0.40
51:BS:89:ARG:HG3	51:BS:92:TYR:H	1.82	0.40
10:CJ:75:ILE:HG13	10:CJ:76:ASN:N	2.36	0.40
1:CA:1017:G:O2'	1:CA:1018:C:H5'	2.21	0.40
1:AA:1258:G:C6	1:AA:1259:C:N4	2.90	0.40
13:CM:108:ARG:HD2	13:CM:108:ARG:N	2.36	0.40
13:CM:112:GLY:C	13:CM:114:ARG:H	2.25	0.40
53:BU:31:SER:HB3	53:BU:34:LYS:HB2	2.03	0.40
36:BA:1000:A:C6	36:BA:1001:A:C6	3.10	0.40
43:DH:137:ASP:OD2	43:DH:140:LYS:HE3	2.21	0.40
39:BD:146:GLU:HG2	39:BD:152:GLY:O	2.21	0.40
43:DH:40:GLU:OE1	43:DH:55:PRO:HG3	2.22	0.40
29:D3:49:LYS:HD2	36:DA:851:U:C5'	2.45	0.40
58:DZ:144:LEU:HD22	58:DZ:144:LEU:N	2.37	0.40
2:AB:113:HIS:O	2:AB:116:GLU:N	2.55	0.40
47:DO:86:ILE:C	47:DO:87:ILE:HD13	2.42	0.40
36:DA:2892:A:N7	36:DA:2893:G:N3	2.70	0.40
39:DD:176:ARG:NH1	39:DD:176:ARG:CG	2.83	0.40
37:DB:25:A:C2'	37:DB:25:A:N3	2.82	0.40
2:CB:193:ASP:OD1	2:CB:196:LEU:HG	2.21	0.40
51:BS:97:ARG:O	51:BS:97:ARG:CZ	2.69	0.40
38:DC:74:VAL:CG1	38:DC:75:LEU:N	2.83	0.40
13:CM:119:GLY:O	13:CM:120:LYS:HB2	2.22	0.40
36:BA:1069:A:H4'	36:BA:1070:A:C8	2.56	0.40
24:AY:30:G:H2'	24:AY:30:G:N3	2.36	0.40

Continued on next page...

Continued from previous page...

Atom-1	Atom-2	Distance(Å)	Clash(Å)
36:BA:2262:U:H2'	36:BA:2263:C:H6	1.86	0.40
1:AA:692:U:OP1	11:AK:124:LYS:HE2	2.20	0.40
3:AC:118:GLN:O	3:AC:122:GLU:HG3	2.21	0.40
36:BA:325:G:H2'	36:BA:326:G:C8	2.54	0.40
36:DA:2651:C:C2'	36:DA:2652:C:H5'	2.51	0.40
30:B4:42:PHE:CD2	30:B4:42:PHE:O	2.75	0.40
1:CA:498:U:O2'	1:CA:499:A:O5'	2.40	0.40
41:DF:65:TRP:CZ3	41:DF:75:HIS:CD2	3.09	0.40
20:CT:50:GLU:HB2	20:CT:99:LEU:HB2	2.02	0.40
36:BA:9:U:O2'	36:BA:10:G:P	2.79	0.40
1:AA:317:G:C6	1:AA:318:G:N7	2.89	0.40
1:CA:793:U:C3'	1:CA:794:A:H5''	2.51	0.40
44:DJ:96:UNK:O	44:DJ:100:UNK:N	2.54	0.40
37:BB:95:C:H2'	37:BB:96:U:O4'	2.21	0.40
36:DA:374:A:H2'	36:DA:375:C:O4'	2.22	0.40
8:AH:6:ILE:N	8:AH:6:ILE:CD1	2.83	0.40
36:BA:702:G:C2	36:BA:731:C:N3	2.89	0.40
42:DG:104:GLU:O	42:DG:106:LEU:N	2.45	0.40
5:CE:82:VAL:HG21	5:CE:138:ALA:HA	2.03	0.40
10:CJ:43:ARG:NH1	10:CJ:43:ARG:HG3	2.36	0.40
36:DA:1668:A:OP1	47:DO:5:GLN:HG2	2.21	0.40
1:CA:657:G:C2	1:CA:750:G:C4	3.10	0.40
38:BC:68:LEU:HD22	38:BC:70:LYS:HB3	2.03	0.40
29:B3:56:VAL:HG12	29:B3:57:GLU:N	2.36	0.40
1:AA:125:U:H2'	1:AA:126:G:C8	2.57	0.40
36:DA:1693:U:C4	36:DA:1977:A:C4	3.10	0.40
1:AA:922:G:C6	1:AA:923:A:C6	3.08	0.40
33:B7:38:GLY:O	36:BA:458:G:H5''	2.22	0.40
1:AA:1371:G:O3'	9:AI:69:GLY:HA3	2.22	0.40
36:DA:2551:C:H2'	36:DA:2552:U:C6	2.55	0.40
3:AC:108:ASN:OD1	3:AC:110:ASN:N	2.52	0.40
36:BA:2789:C:O3'	36:BA:2790:A:O4'	2.40	0.40
36:DA:2580:U:O3'	40:DE:130:GLY:HA3	2.22	0.40
44:DJ:42:UNK:C	44:DJ:44:UNK:N	2.84	0.40
47:DO:73:ASP:C	47:DO:73:ASP:OD1	2.60	0.40
40:BE:53:PRO:O	40:BE:54:GLN:C	2.59	0.40
25:AZ:359:VAL:O	25:AZ:359:VAL:CG1	2.68	0.40
38:DC:78:ALA:O	38:DC:79:LYS:HB2	2.22	0.40
34:D8:40:GLU:O	34:D8:44:LYS:HE3	2.22	0.40
34:D8:59:LYS:CE	48:DP:50:ARG:HB3	2.48	0.40
47:DO:104:ARG:CZ	47:DO:104:ARG:HB3	2.52	0.40
28:B2:35:LEU:CD1	28:B2:36:ARG:HG3	2.51	0.40

Continued on next page...

Continued from previous page...

Atom-1	Atom-2	Distance(Å)	Clash(Å)
25:AZ:196:VAL:HG12	25:AZ:197:ASP:N	2.36	0.40
56:DX:7:VAL:CG1	56:DX:39:ILE:HD13	2.52	0.40
36:BA:479:A:O2'	36:BA:481:G:H5'	2.22	0.40
36:BA:478:A:N1	36:BA:500:G:H4'	2.37	0.40
43:DH:41:MET:SD	43:DH:53:GLU:O	2.80	0.40
52:BT:98:LYS:CB	52:BT:100:TYR:HE1	2.27	0.40
52:BT:28:VAL:HG23	52:BT:47:GLY:O	2.21	0.40
52:BT:75:ILE:HD12	52:BT:75:ILE:H	1.85	0.40
58:BZ:102:LEU:HD12	58:BZ:122:ARG:HA	2.04	0.40
57:DY:75:ILE:O	57:DY:76:CYS:CB	2.60	0.40
50:BR:99:LYS:HA	50:BR:112:ALA:HA	2.04	0.40
46:DN:133:GLN:CG	46:DN:134:ARG:N	2.85	0.40
41:BF:126:VAL:CG1	41:BF:142:TRP:HH2	2.29	0.40
1:AA:1128:C:O2'	1:AA:1130:A:N7	2.50	0.40
3:CC:84:ILE:O	3:CC:84:ILE:HG12	2.21	0.40
35:D9:12:ASP:CG	35:D9:13:LYS:N	2.75	0.40
1:CA:959:A:H2'	1:CA:960:U:H4'	2.04	0.40
3:CC:157:ILE:HD12	3:CC:157:ILE:H	1.86	0.40
36:BA:1049:C:O2	36:BA:1113:U:H4'	2.22	0.40
36:DA:607:U:H5	36:DA:619:G:C4	2.40	0.40
36:DA:605:C:H2'	36:DA:606:U:H6	1.86	0.40
1:AA:949:A:O4'	1:AA:1364:U:C5	2.75	0.40
42:BG:138:GLN:HE22	42:BG:149:VAL:HG12	1.86	0.40
42:BG:43:LEU:O	42:BG:45:GLU:CD	2.59	0.40
36:BA:837:C:N4	36:BA:941:A:N6	2.70	0.40
1:AA:189(D):C:H1'	1:AA:189(H):G:N2	2.37	0.40
36:DA:2638:G:P	40:DE:82:ARG:HH21	2.44	0.40
19:CS:19:VAL:O	19:CS:20:LEU:C	2.60	0.40
11:AK:60:ALA:O	11:AK:61:ALA:C	2.59	0.40
36:DA:1515:G:H2'	36:DA:1516:C:O4'	2.21	0.40
36:DA:1516:C:H2'	36:DA:1517:G:H5''	1.96	0.40
34:B8:27:THR:HG22	48:BP:61:ARG:HA	2.04	0.40
46:DN:99:LEU:O	46:DN:103:VAL:HG23	2.21	0.40
41:DF:201:VAL:CG1	41:DF:202:PHE:N	2.84	0.40
10:AJ:76:ASN:O	10:AJ:78:ASN:N	2.55	0.40
42:BG:133:LEU:C	42:BG:133:LEU:CD1	2.88	0.40
3:CC:14:ILE:HD11	3:CC:179:ARG:HA	2.02	0.40
3:CC:11:ARG:HB3	3:CC:15:THR:HB	2.02	0.40
41:BF:64:ILE:HG23	41:BF:65:TRP:N	2.36	0.40
1:CA:523:A:H61	12:CL:53:ARG:HH12	1.70	0.40
25:AZ:290:LEU:HB2	25:AZ:293:VAL:CG2	2.47	0.40
42:BG:64:THR:HG23	42:BG:66:GLN:H	1.86	0.40

Continued on next page...

Continued from previous page...

Atom-1	Atom-2	Distance(Å)	Clash(Å)
57:DY:31:LEU:HA	57:DY:31:LEU:HD13	1.93	0.40
9:CI:54:ASP:C	9:CI:56:LEU:N	2.73	0.40
55:DW:5:ALA:HB3	55:DW:105:VAL:H	1.86	0.40
36:BA:535:C:O2'	53:BU:53:ARG:HB2	2.22	0.40
36:DA:910:A:N1	36:DA:2277:G:H1'	2.36	0.40
2:AB:31:TYR:CD1	2:AB:31:TYR:N	2.88	0.40
2:CB:54:THR:HG22	2:CB:55:PHE:CD1	2.55	0.40
2:CB:216:SER:OG	2:CB:217:ARG:N	2.55	0.40
1:CA:1288:A:O4'	1:CA:1353:G:H4'	2.21	0.40
40:BE:76:ARG:O	40:BE:77:ILE:O	2.38	0.40
1:AA:406:G:H2'	1:AA:407:G:H8	1.87	0.40
26:D0:7:LEU:HD22	49:DQ:85:LYS:HB2	2.02	0.40
44:BJ:118:UNK:O	44:BJ:119:UNK:CB	2.70	0.40
51:DS:93:LYS:HA	51:DS:93:LYS:HD2	1.87	0.40
36:BA:1331:A:H2'	36:BA:1333:C:C5	2.56	0.40
54:BV:93:GLU:O	54:BV:94:LEU:HD23	2.21	0.40
36:DA:2126:A:N1	36:DA:2173:A:N6	2.70	0.40
7:CG:144:MET:HE1	22:CW:31:A:H1'	2.03	0.40
58:DZ:108:PRO:CB	58:DZ:141:VAL:HG11	2.50	0.40
2:CB:238:LEU:O	2:CB:240:GLN:N	2.55	0.40
8:AH:39:LEU:HD12	8:AH:44:PHE:CB	2.46	0.40
40:DE:116:VAL:HG23	40:DE:120:TRP:HB2	2.04	0.40
36:DA:563:G:N2	36:DA:564:C:C2	2.90	0.40
42:BG:15:VAL:HG12	42:BG:19:LEU:HD12	2.02	0.40
36:BA:549:G:C2'	36:BA:551:G:H5'	2.51	0.40
43:DH:169:VAL:HG22	43:DH:170:ARG:HG2	2.03	0.40
36:BA:361:G:N2	36:BA:362:U:H1'	2.36	0.40
1:AA:951:G:C6	1:AA:1231:G:C6	3.10	0.40
1:CA:722:A:O2'	1:CA:724:G:H8	2.03	0.40
16:AP:43:LYS:O	16:AP:44:THR:C	2.59	0.40
1:CA:19:C:H2'	1:CA:20:U:H6	1.86	0.40
36:DA:1218:C:O2	36:DA:1218:C:H2'	2.21	0.40
16:CP:67:THR:HB	16:CP:70:ALA:N	2.36	0.40
36:DA:2740:A:H2'	36:DA:2741:A:C8	2.56	0.40
38:DC:163:PHE:HB2	38:DC:171:ILE:CD1	2.50	0.40
52:DT:128:GLU:O	52:DT:129:ARG:C	2.59	0.40
19:CS:52:TYR:HA	19:CS:56:GLN:O	2.21	0.40
27:D1:8:SER:HB3	27:D1:66:HIS:CE1	2.56	0.40
17:AQ:11:VAL:CG2	17:AQ:11:VAL:O	2.69	0.40
54:BV:82:ARG:O	54:BV:83:ARG:HD3	2.22	0.40
55:DW:13:SER:CB	55:DW:16:LYS:HD2	2.51	0.40
12:CL:6:THR:OG1	12:CL:9:GLN:HG3	2.22	0.40

Continued on next page...

Continued from previous page...

Atom-1	Atom-2	Distance(Å)	Clash(Å)
16:CP:6:LEU:HD11	16:CP:19:ILE:HD12	2.03	0.40
1:CA:793:U:H5'	1:CA:794:A:H5''	2.03	0.40
36:BA:703:U:H2'	36:BA:704:G:C5'	2.52	0.40
33:D7:10:ARG:HH11	33:D7:10:ARG:HG2	1.86	0.40
43:DH:155:SER:OG	43:DH:155:SER:O	2.31	0.40
20:AT:73:HIS:O	20:AT:74:LYS:O	2.39	0.40
39:BD:50:THR:O	39:BD:51:VAL:HG23	2.22	0.40
8:AH:29:SER:HB3	8:AH:32:LYS:CG	2.51	0.40
1:CA:414:A:O2'	1:CA:415:A:H5'	2.21	0.40
27:B1:94:LEU:N	27:B1:94:LEU:HD12	2.36	0.40
39:DD:166:GLN:HA	39:DD:166:GLN:NE2	2.36	0.40
1:AA:1426:C:H2'	1:AA:1427:U:H6	1.87	0.40
58:BZ:5:LEU:O	58:BZ:59:LEU:HA	2.21	0.40
20:CT:93:GLU:OE1	20:CT:94:ALA:N	2.54	0.40
22:CW:14:A:C2'	22:CW:15:G:H5'	2.52	0.40
36:BA:1441:G:O3'	36:BA:1628:G:H5''	2.21	0.40
36:DA:1668:A:H1'	36:DA:1670:C:C5	2.56	0.40
4:CD:146:ILE:O	4:CD:182:LYS:O	2.39	0.40
36:DA:1820:U:O2'	39:DD:159:ALA:HB3	2.22	0.40
1:AA:764:C:H2'	1:AA:765:G:C5'	2.52	0.40
37:DB:37:C:H2'	37:DB:38:C:H5'	2.04	0.40
1:AA:401:C:H2'	1:AA:402:G:C8	2.56	0.40
26:B0:11:ARG:NH2	36:BA:2279:G:OP2	2.54	0.40
36:BA:2364:C:O2'	36:BA:2365:G:H5'	2.21	0.40
36:DA:1691:C:O2'	36:DA:1692:U:H5'	2.21	0.40
1:AA:910:C:H6	1:AA:910:C:O5'	2.04	0.40
36:BA:2821:A:OP2	40:BE:110:GLY:CA	2.69	0.40
1:AA:1165:C:O2'	1:AA:1166:G:H5'	2.21	0.40
36:BA:675:A:OP1	41:BF:63:LYS:HE2	2.20	0.40
1:AA:786:G:H2'	1:AA:787:A:O4'	2.21	0.40
38:DC:104:LEU:O	38:DC:105:ASP:CB	2.68	0.40
1:AA:1503:A:H1'	23:AX:15:A:N6	2.37	0.40
50:DR:57:ARG:O	50:DR:58:GLY:C	2.59	0.40
1:AA:562:C:H6	1:AA:562:C:H5'	1.87	0.40
36:BA:1034:G:H8	36:BA:1034:G:OP1	2.04	0.40

All (6) symmetry-related close contacts are listed below. The label for Atom-2 includes the symmetry operator and encoded unit-cell translations to be applied.

Atom-1	Atom-2	Distance(Å)	Clash(Å)
2:CB:65:GLY:O	38:DC:27:ARG:NH2[2_646]	1.45	0.75
2:AB:65:GLY:O	38:BC:27:ARG:NH2[2_445]	1.59	0.61

Continued on next page...

Continued from previous page...

Atom-1	Atom-2	Distance(Å)	Clash(Å)
2:CB:66:GLY:CA	38:DC:27:ARG:NH2[2_646]	1.87	0.33
2:AB:66:GLY:CA	38:BC:27:ARG:NH2[2_445]	1.94	0.26
2:CB:65:GLY:C	38:DC:27:ARG:NH2[2_646]	2.04	0.16
2:AB:65:GLY:C	38:BC:27:ARG:NH2[2_445]	2.12	0.08

5.3 Torsion angles

5.3.1 Protein backbone ⓘ

In the following table, the Percentiles column shows the percent Ramachandran outliers of the chain as a percentile score with respect to all X-ray entries followed by that with respect to entries of similar resolution.

The Analysed column shows the number of residues for which the backbone conformation was analysed, and the total number of residues.

Mol	Chain	Analysed	Favoured	Allowed	Outliers	Percentiles	
2	AB	232/256 (91%)	163 (70%)	43 (18%)	26 (11%)	1	5
2	CB	232/256 (91%)	157 (68%)	52 (22%)	23 (10%)	1	6
3	AC	204/239 (85%)	148 (72%)	37 (18%)	19 (9%)	1	7
3	CC	204/239 (85%)	136 (67%)	43 (21%)	25 (12%)	1	3
4	AD	206/209 (99%)	130 (63%)	48 (23%)	28 (14%)	0	2
4	CD	206/209 (99%)	124 (60%)	53 (26%)	29 (14%)	0	2
5	AE	148/162 (91%)	131 (88%)	13 (9%)	4 (3%)	8	39
5	CE	148/162 (91%)	125 (84%)	18 (12%)	5 (3%)	6	32
6	AF	99/101 (98%)	79 (80%)	14 (14%)	6 (6%)	2	16
6	CF	99/101 (98%)	76 (77%)	16 (16%)	7 (7%)	2	12
7	AG	153/156 (98%)	113 (74%)	27 (18%)	13 (8%)	1	9
7	CG	153/156 (98%)	113 (74%)	23 (15%)	17 (11%)	1	5
8	AH	136/138 (99%)	120 (88%)	12 (9%)	4 (3%)	7	38
8	CH	136/138 (99%)	118 (87%)	13 (10%)	5 (4%)	5	31
9	AI	125/128 (98%)	79 (63%)	29 (23%)	17 (14%)	0	2
9	CI	125/128 (98%)	81 (65%)	25 (20%)	19 (15%)	0	1
10	AJ	96/105 (91%)	69 (72%)	19 (20%)	8 (8%)	1	9
10	CJ	96/105 (91%)	71 (74%)	17 (18%)	8 (8%)	1	9
11	AK	117/129 (91%)	98 (84%)	13 (11%)	6 (5%)	3	22

Continued on next page...

Continued from previous page...

Mol	Chain	Analysed	Favoured	Allowed	Outliers	Percentiles	
11	CK	117/129 (91%)	88 (75%)	22 (19%)	7 (6%)	2	17
12	AL	122/131 (93%)	93 (76%)	17 (14%)	12 (10%)	1	6
12	CL	122/131 (93%)	86 (70%)	19 (16%)	17 (14%)	0	2
13	AM	122/126 (97%)	70 (57%)	34 (28%)	18 (15%)	0	2
13	CM	122/126 (97%)	72 (59%)	36 (30%)	14 (12%)	1	4
14	AN	58/61 (95%)	39 (67%)	8 (14%)	11 (19%)	0	0
14	CN	58/61 (95%)	29 (50%)	14 (24%)	15 (26%)	0	0
15	AO	86/89 (97%)	71 (83%)	12 (14%)	3 (4%)	6	32
15	CO	86/89 (97%)	64 (74%)	18 (21%)	4 (5%)	4	23
16	AP	81/88 (92%)	63 (78%)	14 (17%)	4 (5%)	3	23
16	CP	81/88 (92%)	60 (74%)	15 (18%)	6 (7%)	2	11
17	AQ	97/105 (92%)	82 (84%)	11 (11%)	4 (4%)	4	27
17	CQ	97/105 (92%)	77 (79%)	13 (13%)	7 (7%)	2	12
18	AR	68/88 (77%)	45 (66%)	19 (28%)	4 (6%)	2	17
18	CR	68/88 (77%)	49 (72%)	15 (22%)	4 (6%)	2	17
19	AS	76/93 (82%)	47 (62%)	20 (26%)	9 (12%)	1	4
19	CS	76/93 (82%)	41 (54%)	25 (33%)	10 (13%)	0	2
20	AT	97/106 (92%)	65 (67%)	20 (21%)	12 (12%)	1	3
20	CT	97/106 (92%)	67 (69%)	19 (20%)	11 (11%)	1	4
21	AU	22/27 (82%)	19 (86%)	2 (9%)	1 (4%)	4	24
21	CU	22/27 (82%)	15 (68%)	6 (27%)	1 (4%)	4	24
25	AZ	381/405 (94%)	268 (70%)	74 (19%)	39 (10%)	1	6
25	CZ	381/405 (94%)	275 (72%)	61 (16%)	45 (12%)	1	4
26	B0	82/85 (96%)	61 (74%)	16 (20%)	5 (6%)	2	16
26	D0	82/85 (96%)	63 (77%)	16 (20%)	3 (4%)	5	31
27	B1	91/98 (93%)	60 (66%)	19 (21%)	12 (13%)	0	2
27	D1	91/98 (93%)	62 (68%)	15 (16%)	14 (15%)	0	1
28	B2	69/72 (96%)	36 (52%)	14 (20%)	19 (28%)	0	0
28	D2	69/72 (96%)	43 (62%)	19 (28%)	7 (10%)	1	6
29	B3	57/60 (95%)	39 (68%)	10 (18%)	8 (14%)	0	2
29	D3	57/60 (95%)	43 (75%)	7 (12%)	7 (12%)	1	3

Continued on next page...

Continued from previous page...

Mol	Chain	Analysed	Favoured	Allowed	Outliers	Percentiles	
30	B4	42/71 (59%)	24 (57%)	10 (24%)	8 (19%)	0	0
30	D4	42/71 (59%)	19 (45%)	13 (31%)	10 (24%)	0	0
31	B5	57/60 (95%)	33 (58%)	14 (25%)	10 (18%)	0	0
31	D5	57/60 (95%)	35 (61%)	13 (23%)	9 (16%)	0	1
32	B6	48/54 (89%)	20 (42%)	11 (23%)	17 (35%)	0	0
32	D6	48/54 (89%)	23 (48%)	13 (27%)	12 (25%)	0	0
33	B7	46/49 (94%)	41 (89%)	4 (9%)	1 (2%)	10	46
33	D7	46/49 (94%)	31 (67%)	14 (30%)	1 (2%)	10	46
34	B8	61/65 (94%)	39 (64%)	15 (25%)	7 (12%)	1	4
34	D8	61/65 (94%)	40 (66%)	12 (20%)	9 (15%)	0	2
35	B9	35/37 (95%)	18 (51%)	12 (34%)	5 (14%)	0	2
35	D9	35/37 (95%)	18 (51%)	10 (29%)	7 (20%)	0	0
38	BC	226/229 (99%)	159 (70%)	52 (23%)	15 (7%)	2	15
38	DC	226/229 (99%)	153 (68%)	54 (24%)	19 (8%)	1	9
39	BD	273/276 (99%)	194 (71%)	51 (19%)	28 (10%)	1	6
39	DD	273/276 (99%)	200 (73%)	47 (17%)	26 (10%)	1	7
40	BE	202/206 (98%)	133 (66%)	41 (20%)	28 (14%)	0	2
40	DE	202/206 (98%)	134 (66%)	37 (18%)	31 (15%)	0	1
41	BF	205/210 (98%)	137 (67%)	40 (20%)	28 (14%)	0	2
41	DF	205/210 (98%)	140 (68%)	37 (18%)	28 (14%)	0	2
42	BG	179/182 (98%)	109 (61%)	44 (25%)	26 (14%)	0	2
42	DG	179/182 (98%)	103 (58%)	40 (22%)	36 (20%)	0	0
43	BH	157/180 (87%)	94 (60%)	40 (26%)	23 (15%)	0	2
43	DH	157/180 (87%)	94 (60%)	39 (25%)	24 (15%)	0	1
46	BN	136/140 (97%)	85 (62%)	29 (21%)	22 (16%)	0	0
46	DN	136/140 (97%)	89 (65%)	27 (20%)	20 (15%)	0	2
47	BO	120/122 (98%)	102 (85%)	10 (8%)	8 (7%)	2	14
47	DO	120/122 (98%)	99 (82%)	14 (12%)	7 (6%)	3	18
48	BP	144/150 (96%)	66 (46%)	39 (27%)	39 (27%)	0	0
48	DP	144/150 (96%)	68 (47%)	39 (27%)	37 (26%)	0	0
49	BQ	139/141 (99%)	97 (70%)	28 (20%)	14 (10%)	1	6

Continued on next page...

Continued from previous page...

Mol	Chain	Analysed	Favoured	Allowed	Outliers	Percentiles	
49	DQ	139/141 (99%)	102 (73%)	29 (21%)	8 (6%)	3	18
50	BR	115/118 (98%)	79 (69%)	17 (15%)	19 (16%)	0	0
50	DR	115/118 (98%)	69 (60%)	24 (21%)	22 (19%)	0	0
51	BS	96/112 (86%)	53 (55%)	24 (25%)	19 (20%)	0	0
51	DS	96/112 (86%)	52 (54%)	23 (24%)	21 (22%)	0	0
52	BT	135/146 (92%)	79 (58%)	32 (24%)	24 (18%)	0	0
52	DT	135/146 (92%)	77 (57%)	34 (25%)	24 (18%)	0	0
53	BU	115/118 (98%)	75 (65%)	27 (24%)	13 (11%)	1	4
53	DU	115/118 (98%)	76 (66%)	25 (22%)	14 (12%)	1	4
54	BV	99/101 (98%)	63 (64%)	23 (23%)	13 (13%)	0	3
54	DV	99/101 (98%)	61 (62%)	26 (26%)	12 (12%)	1	4
55	BW	111/113 (98%)	79 (71%)	21 (19%)	11 (10%)	1	6
55	DW	111/113 (98%)	81 (73%)	20 (18%)	10 (9%)	1	8
56	BX	90/96 (94%)	64 (71%)	21 (23%)	5 (6%)	3	19
56	DX	90/96 (94%)	64 (71%)	19 (21%)	7 (8%)	1	11
57	BY	98/110 (89%)	39 (40%)	27 (28%)	32 (33%)	0	0
57	DY	98/110 (89%)	43 (44%)	26 (26%)	29 (30%)	0	0
58	BZ	181/206 (88%)	114 (63%)	39 (22%)	28 (16%)	0	1
58	DZ	181/206 (88%)	106 (59%)	34 (19%)	41 (23%)	0	0
All	All	12270/13098 (94%)	8296 (68%)	2465 (20%)	1509 (12%)	1	3

All (1509) Ramachandran outliers are listed below:

Mol	Chain	Res	Type
2	AB	8	LYS
2	AB	9	GLU
2	AB	15	VAL
2	AB	18	GLY
2	AB	77	ALA
2	AB	96	ARG
2	AB	130	ARG
2	AB	191	ASP
2	AB	238	LEU
2	AB	239	VAL
3	AC	47	LEU

Continued on next page...

Continued from previous page...

Mol	Chain	Res	Type
4	AD	14	ARG
4	AD	18	LYS
4	AD	30	LYS
4	AD	35	ARG
4	AD	44	GLY
4	AD	91	SER
4	AD	92	VAL
4	AD	125	HIS
4	AD	129	ASN
4	AD	153	ARG
4	AD	159	ARG
5	AE	64	ARG
5	AE	153	LYS
6	AF	40	VAL
6	AF	54	LYS
7	AG	8	GLU
7	AG	53	LYS
7	AG	118	VAL
7	AG	146	GLU
7	AG	153	HIS
8	AH	2	LEU
8	AH	83	ILE
9	AI	21	PRO
9	AI	38	GLN
9	AI	44	VAL
9	AI	54	ASP
9	AI	56	LEU
9	AI	89	ASN
10	AJ	30	SER
10	AJ	86	MET
12	AL	27	LEU
12	AL	28	LYS
12	AL	30	ALA
12	AL	46	LYS
12	AL	122	THR
12	AL	123	LYS
13	AM	7	VAL
13	AM	70	LEU
13	AM	83	ASP
13	AM	120	LYS
13	AM	121	LYS
14	AN	14	PRO

Continued on next page...

Continued from previous page...

Mol	Chain	Res	Type
14	AN	15	LYS
14	AN	16	PHE
14	AN	20	ALA
14	AN	26	ARG
14	AN	59	ALA
15	AO	3	ILE
16	AP	44	THR
19	AS	5	LEU
19	AS	28	LYS
19	AS	29	ARG
19	AS	33	THR
20	AT	74	LYS
20	AT	75	ASN
20	AT	100	ILE
25	AZ	22	HIS
25	AZ	24	LYS
25	AZ	25	THR
25	AZ	130	TYR
25	AZ	141	VAL
25	AZ	197	ASP
25	AZ	211	PRO
25	AZ	220	PRO
25	AZ	245	GLY
25	AZ	279	GLU
25	AZ	310	ILE
25	AZ	329	GLY
25	AZ	345	ARG
25	AZ	357	PRO
26	B0	23	VAL
27	B1	24	ALA
27	B1	31	GLY
27	B1	53	VAL
27	B1	76	ARG
27	B1	78	LYS
28	B2	19	VAL
28	B2	20	GLU
28	B2	24	LEU
28	B2	48	HIS
28	B2	67	LYS
28	B2	68	ARG
28	B2	71	ASN
29	B3	13	ILE

Continued on next page...

Continued from previous page...

Mol	Chain	Res	Type
30	B4	43	TYR
31	B5	4	HIS
31	B5	25	LEU
31	B5	45	VAL
31	B5	46	CYS
31	B5	49	CYS
31	B5	57	VAL
32	B6	18	ARG
32	B6	20	ASN
32	B6	23	THR
32	B6	27	LYS
32	B6	28	ARG
32	B6	31	PRO
32	B6	33	LYS
32	B6	45	LYS
32	B6	46	HIS
34	B8	34	TRP
34	B8	43	GLN
35	B9	10	ILE
35	B9	11	CYS
35	B9	33	LYS
35	B9	36	GLN
38	BC	79	LYS
39	BD	13	ARG
39	BD	27	THR
39	BD	35	LYS
39	BD	38	LYS
39	BD	239	ARG
39	BD	245	PRO
39	BD	246	PRO
39	BD	267	SER
40	BE	4	ILE
40	BE	45	THR
40	BE	53	PRO
40	BE	56	PRO
40	BE	66	HIS
40	BE	69	LYS
40	BE	76	ARG
40	BE	77	ILE
40	BE	82	ARG
40	BE	94	GLU
40	BE	189	PRO

Continued on next page...

Continued from previous page...

Mol	Chain	Res	Type
41	BF	14	PRO
41	BF	21	ALA
41	BF	84	VAL
41	BF	86	GLY
41	BF	88	VAL
41	BF	132	VAL
41	BF	168	ARG
42	BG	22	ARG
42	BG	28	VAL
42	BG	81	LYS
42	BG	85	GLY
42	BG	87	PRO
42	BG	96	ARG
42	BG	110	ALA
42	BG	172	LEU
42	BG	174	GLU
43	BH	40	GLU
43	BH	55	PRO
43	BH	84	SER
43	BH	118	PRO
43	BH	137	ASP
43	BH	138	LYS
43	BH	155	SER
43	BH	159	GLU
46	BN	7	LYS
46	BN	63	THR
46	BN	66	LYS
46	BN	109	LYS
46	BN	127	ASP
46	BN	129	PRO
47	BO	29	ASN
47	BO	43	VAL
47	BO	48	PRO
47	BO	98	VAL
48	BP	9	ASN
48	BP	13	ASN
48	BP	17	LYS
48	BP	19	VAL
48	BP	21	ARG
48	BP	23	PRO
48	BP	34	GLY
48	BP	40	SER

Continued on next page...

Continued from previous page...

Mol	Chain	Res	Type
48	BP	51	PHE
48	BP	52	GLU
48	BP	57	THR
48	BP	58	THR
48	BP	67	MET
48	BP	70	GLN
48	BP	103	ALA
48	BP	104	GLY
48	BP	132	LYS
49	BQ	25	ASP
49	BQ	27	VAL
49	BQ	80	GLU
50	BR	4	LEU
50	BR	6	SER
50	BR	8	ARG
50	BR	11	ASN
50	BR	88	ARG
50	BR	103	ARG
50	BR	117	VAL
51	BS	15	ARG
51	BS	23	ARG
51	BS	38	GLN
51	BS	57	LYS
51	BS	59	LYS
51	BS	63	THR
51	BS	94	TYR
52	BT	28	VAL
52	BT	32	TYR
52	BT	80	SER
52	BT	89	VAL
52	BT	95	ARG
52	BT	107	ASP
52	BT	129	ARG
53	BU	60	LEU
53	BU	83	LEU
53	BU	91	ASP
54	BV	16	PRO
54	BV	18	LEU
54	BV	46	VAL
54	BV	62	LEU
54	BV	68	LYS
55	BW	28	SER

Continued on next page...

Continued from previous page...

Mol	Chain	Res	Type
55	BW	63	ASP
55	BW	67	ASP
56	BX	12	VAL
57	BY	3	VAL
57	BY	42	VAL
57	BY	56	PRO
57	BY	57	GLN
57	BY	63	LYS
57	BY	74	PRO
57	BY	76	CYS
57	BY	77	PRO
57	BY	78	ALA
58	BZ	111	VAL
58	BZ	113	ALA
58	BZ	120	ILE
58	BZ	136	PHE
58	BZ	146	ILE
58	BZ	152	ALA
58	BZ	163	LEU
58	BZ	177	PRO
58	BZ	178	GLU
2	CB	8	LYS
2	CB	9	GLU
2	CB	15	VAL
2	CB	18	GLY
2	CB	96	ARG
2	CB	145	LEU
2	CB	153	ARG
2	CB	165	VAL
2	CB	190	THR
2	CB	191	ASP
2	CB	238	LEU
2	CB	239	VAL
3	CC	12	LEU
3	CC	45	LYS
3	CC	47	LEU
3	CC	146	ALA
4	CD	18	LYS
4	CD	30	LYS
4	CD	35	ARG
4	CD	92	VAL
4	CD	129	ASN

Continued on next page...

Continued from previous page...

Mol	Chain	Res	Type
5	CE	37	ARG
5	CE	64	ARG
5	CE	153	LYS
6	CF	54	LYS
7	CG	8	GLU
7	CG	53	LYS
7	CG	69	VAL
7	CG	118	VAL
7	CG	146	GLU
7	CG	153	HIS
8	CH	2	LEU
9	CI	21	PRO
9	CI	34	ASN
9	CI	38	GLN
9	CI	40	LEU
9	CI	41	VAL
9	CI	44	VAL
9	CI	54	ASP
9	CI	56	LEU
9	CI	89	ASN
10	CJ	98	ILE
12	CL	27	LEU
12	CL	28	LYS
12	CL	46	LYS
12	CL	47	LYS
12	CL	48	PRO
12	CL	122	THR
12	CL	123	LYS
13	CM	7	VAL
13	CM	11	ARG
13	CM	70	LEU
13	CM	83	ASP
13	CM	120	LYS
13	CM	121	LYS
14	CN	14	PRO
14	CN	15	LYS
14	CN	16	PHE
14	CN	19	ARG
14	CN	20	ALA
14	CN	26	ARG
14	CN	50	LYS
14	CN	52	GLN

Continued on next page...

Continued from previous page...

Mol	Chain	Res	Type
14	CN	59	ALA
14	CN	60	SER
15	CO	3	ILE
16	CP	11	SER
16	CP	26	ARG
16	CP	49	LEU
17	CQ	34	LYS
19	CS	5	LEU
19	CS	10	PHE
19	CS	28	LYS
19	CS	33	THR
20	CT	74	LYS
20	CT	75	ASN
20	CT	100	ILE
25	CZ	22	HIS
25	CZ	24	LYS
25	CZ	25	THR
25	CZ	39	ASN
25	CZ	141	VAL
25	CZ	197	ASP
25	CZ	220	PRO
25	CZ	245	GLY
25	CZ	310	ILE
25	CZ	345	ARG
25	CZ	390	GLU
26	D0	23	VAL
27	D1	7	ILE
27	D1	64	ALA
27	D1	66	HIS
28	D2	47	ASN
28	D2	70	GLN
29	D3	38	GLU
29	D3	42	ALA
30	D4	9	LEU
30	D4	43	TYR
31	D5	5	PRO
31	D5	25	LEU
31	D5	45	VAL
31	D5	46	CYS
31	D5	49	CYS
31	D5	57	VAL
32	D6	18	ARG

Continued on next page...

Continued from previous page...

Mol	Chain	Res	Type
32	D6	20	ASN
32	D6	23	THR
32	D6	27	LYS
32	D6	28	ARG
32	D6	31	PRO
32	D6	33	LYS
32	D6	46	HIS
34	D8	33	ASN
34	D8	34	TRP
34	D8	43	GLN
35	D9	10	ILE
35	D9	11	CYS
38	DC	82	LYS
38	DC	160	ARG
39	DD	13	ARG
39	DD	27	THR
39	DD	35	LYS
39	DD	38	LYS
39	DD	127	VAL
39	DD	134	ARG
39	DD	239	ARG
39	DD	245	PRO
39	DD	246	PRO
39	DD	267	SER
40	DE	4	ILE
40	DE	53	PRO
40	DE	56	PRO
40	DE	66	HIS
40	DE	69	LYS
40	DE	75	VAL
40	DE	76	ARG
40	DE	77	ILE
40	DE	83	ASP
40	DE	168	MET
40	DE	185	LYS
41	DF	14	PRO
41	DF	21	ALA
41	DF	82	ILE
41	DF	86	GLY
41	DF	88	VAL
41	DF	132	VAL
41	DF	168	ARG

Continued on next page...

Continued from previous page...

Mol	Chain	Res	Type
42	DG	13	GLU
42	DG	49	ASP
42	DG	75	LYS
42	DG	80	PHE
42	DG	82	LEU
42	DG	85	GLY
42	DG	87	PRO
42	DG	96	ARG
42	DG	97	ASP
42	DG	115	ARG
42	DG	116	ASP
42	DG	126	ASP
42	DG	129	GLY
42	DG	144	ILE
42	DG	151	ALA
42	DG	166	ASP
43	DH	40	GLU
43	DH	55	PRO
43	DH	84	SER
43	DH	118	PRO
43	DH	138	LYS
43	DH	155	SER
43	DH	159	GLU
46	DN	57	ALA
46	DN	66	LYS
46	DN	108	PRO
46	DN	127	ASP
46	DN	129	PRO
46	DN	130	HIS
46	DN	133	GLN
47	DO	43	VAL
47	DO	48	PRO
47	DO	91	LEU
48	DP	11	GLY
48	DP	13	ASN
48	DP	17	LYS
48	DP	19	VAL
48	DP	21	ARG
48	DP	25	SER
48	DP	34	GLY
48	DP	35	HIS
48	DP	39	LYS

Continued on next page...

Continued from previous page...

Mol	Chain	Res	Type
48	DP	40	SER
48	DP	49	ARG
48	DP	52	GLU
48	DP	57	THR
48	DP	58	THR
48	DP	67	MET
48	DP	69	GLY
48	DP	70	GLN
48	DP	103	ALA
48	DP	116	GLY
48	DP	132	LYS
48	DP	147	LEU
49	DQ	25	ASP
49	DQ	27	VAL
50	DR	4	LEU
50	DR	6	SER
50	DR	8	ARG
50	DR	45	ARG
50	DR	88	ARG
50	DR	103	ARG
50	DR	107	ASP
50	DR	117	VAL
51	DS	15	ARG
51	DS	23	ARG
51	DS	38	GLN
51	DS	59	LYS
51	DS	63	THR
52	DT	28	VAL
52	DT	30	VAL
52	DT	32	TYR
52	DT	80	SER
52	DT	89	VAL
52	DT	95	ARG
52	DT	107	ASP
53	DU	91	ASP
53	DU	93	LYS
54	DV	16	PRO
54	DV	18	LEU
54	DV	46	VAL
54	DV	62	LEU
55	DW	28	SER
55	DW	63	ASP

Continued on next page...

Continued from previous page...

Mol	Chain	Res	Type
57	DY	3	VAL
57	DY	17	SER
57	DY	23	ARG
57	DY	42	VAL
57	DY	56	PRO
57	DY	57	GLN
57	DY	74	PRO
57	DY	76	CYS
57	DY	77	PRO
57	DY	78	ALA
57	DY	82	PRO
58	DZ	9	TYR
58	DZ	53	ILE
58	DZ	61	LEU
58	DZ	71	VAL
58	DZ	78	LYS
58	DZ	79	ARG
58	DZ	81	ARG
58	DZ	82	ARG
58	DZ	124	ILE
58	DZ	138	GLU
58	DZ	146	ILE
58	DZ	151	HIS
58	DZ	152	ALA
58	DZ	159	PRO
58	DZ	163	LEU
58	DZ	166	SER
58	DZ	177	PRO
58	DZ	180	VAL
58	DZ	185	GLU
2	AB	20	GLU
2	AB	43	ASP
2	AB	110	GLN
2	AB	127	ILE
2	AB	145	LEU
2	AB	153	ARG
2	AB	165	VAL
2	AB	190	THR
2	AB	236	TYR
3	AC	13	GLY
3	AC	26	LYS
3	AC	96	GLY

Continued on next page...

Continued from previous page...

Mol	Chain	Res	Type
4	AD	3	ARG
4	AD	40	PRO
4	AD	72	GLU
4	AD	101	LEU
4	AD	164	ALA
4	AD	183	GLY
7	AG	9	VAL
7	AG	58	PRO
7	AG	69	VAL
7	AG	117	ALA
7	AG	147	ALA
9	AI	11	LYS
9	AI	19	LEU
9	AI	34	ASN
9	AI	90	PRO
10	AJ	98	ILE
11	AK	49	GLY
11	AK	88	GLY
12	AL	47	LYS
12	AL	79	GLU
13	AM	11	ARG
13	AM	19	LEU
13	AM	100	GLY
13	AM	114	ARG
16	AP	53	VAL
17	AQ	13	ASP
17	AQ	80	GLY
19	AS	10	PHE
19	AS	26	GLY
20	AT	49	ALA
20	AT	73	HIS
20	AT	85	MET
20	AT	95	ALA
20	AT	96	GLY
20	AT	101	GLY
21	AU	3	LYS
25	AZ	31	LEU
25	AZ	196	VAL
25	AZ	258	LEU
25	AZ	393	ARG
26	B0	8	GLY
26	B0	16	SER

Continued on next page...

Continued from previous page...

Mol	Chain	Res	Type
26	B0	20	ARG
27	B1	83	GLU
27	B1	85	LEU
28	B2	37	PHE
28	B2	39	ALA
28	B2	47	ASN
28	B2	63	VAL
29	B3	38	GLU
29	B3	42	ALA
29	B3	51	ALA
30	B4	8	LYS
30	B4	9	LEU
30	B4	26	SER
31	B5	35	GLU
32	B6	16	CYS
33	B7	17	GLY
34	B8	33	ASN
35	B9	13	LYS
38	BC	82	LYS
38	BC	117	PRO
38	BC	123	VAL
38	BC	157	LYS
38	BC	160	ARG
39	BD	3	VAL
39	BD	21	PHE
39	BD	34	VAL
39	BD	36	PRO
39	BD	125	ILE
39	BD	127	VAL
40	BE	2	LYS
40	BE	29	GLY
40	BE	72	VAL
40	BE	75	VAL
40	BE	88	GLY
40	BE	117	MET
40	BE	168	MET
41	BF	6	VAL
41	BF	7	TYR
41	BF	10	PRO
41	BF	64	ILE
41	BF	82	ILE
41	BF	108	LYS

Continued on next page...

Continued from previous page...

Mol	Chain	Res	Type
41	BF	126	VAL
41	BF	127	GLU
41	BF	133	ASN
41	BF	206	ILE
42	BG	3	LEU
42	BG	50	ALA
42	BG	84	LYS
42	BG	89	GLY
42	BG	113	ARG
42	BG	176	LEU
43	BH	24	VAL
43	BH	43	VAL
43	BH	44	VAL
46	BN	8	GLN
46	BN	58	ASP
46	BN	64	GLY
46	BN	108	PRO
46	BN	130	HIS
46	BN	133	GLN
47	BO	91	LEU
48	BP	11	GLY
48	BP	25	SER
48	BP	31	ALA
48	BP	35	HIS
48	BP	56	SER
48	BP	69	GLY
48	BP	116	GLY
48	BP	133	SER
48	BP	147	LEU
49	BQ	13	GLN
49	BQ	53	ALA
49	BQ	88	GLY
49	BQ	137	TYR
50	BR	3	HIS
50	BR	7	GLY
50	BR	14	SER
50	BR	42	LYS
50	BR	45	ARG
50	BR	58	GLY
50	BR	72	ASP
50	BR	93	GLY
50	BR	104	ARG

Continued on next page...

Continued from previous page...

Mol	Chain	Res	Type
50	BR	107	ASP
51	BS	24	LEU
51	BS	97	ARG
52	BT	4	GLY
52	BT	12	SER
52	BT	23	ARG
52	BT	30	VAL
52	BT	41	ARG
52	BT	111	ARG
53	BU	90	VAL
53	BU	93	LYS
54	BV	36	PRO
55	BW	89	ALA
57	BY	17	SER
57	BY	26	LYS
57	BY	61	ILE
57	BY	66	PRO
57	BY	82	PRO
58	BZ	49	ARG
58	BZ	106	GLY
58	BZ	156	LYS
58	BZ	164	ALA
2	CB	77	ALA
2	CB	99	GLY
2	CB	223	ILE
2	CB	236	TYR
3	CC	26	LYS
3	CC	60	ALA
3	CC	153	VAL
3	CC	189	ALA
4	CD	3	ARG
4	CD	16	GLY
4	CD	40	PRO
4	CD	44	GLY
4	CD	72	GLU
4	CD	90	GLY
4	CD	91	SER
4	CD	159	ARG
4	CD	166	LYS
4	CD	172	PRO
4	CD	181	MET
4	CD	183	GLY

Continued on next page...

Continued from previous page...

Mol	Chain	Res	Type
4	CD	206	PHE
6	CF	40	VAL
6	CF	42	GLU
7	CG	33	ASP
7	CG	35	LYS
7	CG	58	PRO
8	CH	49	GLU
9	CI	11	LYS
9	CI	19	LEU
9	CI	51	ARG
9	CI	100	GLY
10	CJ	30	SER
10	CJ	86	MET
11	CK	49	GLY
11	CK	90	GLY
12	CL	29	GLY
12	CL	79	GLU
12	CL	121	GLY
12	CL	127	GLU
13	CM	4	ILE
13	CM	12	ASN
13	CM	38	GLY
13	CM	100	GLY
13	CM	117	VAL
14	CN	5	ALA
15	CO	12	ILE
17	CQ	13	ASP
17	CQ	80	GLY
17	CQ	96	GLU
18	CR	41	LYS
18	CR	57	GLY
19	CS	26	GLY
19	CS	29	ARG
19	CS	44	MET
19	CS	72	GLY
20	CT	48	LYS
20	CT	49	ALA
20	CT	73	HIS
20	CT	96	GLY
20	CT	101	GLY
21	CU	3	LYS
25	CZ	8	THR

Continued on next page...

Continued from previous page...

Mol	Chain	Res	Type
25	CZ	69	GLU
25	CZ	70	TYR
25	CZ	146	LEU
25	CZ	165	GLY
25	CZ	279	GLU
25	CZ	292	GLY
25	CZ	329	GLY
25	CZ	357	PRO
25	CZ	379	ALA
25	CZ	382	GLU
25	CZ	393	ARG
25	CZ	394	THR
27	D1	30	VAL
27	D1	33	LYS
27	D1	44	PRO
27	D1	52	ARG
27	D1	53	VAL
27	D1	76	ARG
27	D1	85	LEU
28	D2	3	LEU
28	D2	14	ARG
28	D2	48	HIS
29	D3	13	ILE
30	D4	26	SER
31	D5	4	HIS
31	D5	24	ALA
31	D5	35	GLU
34	D8	8	LYS
34	D8	51	ALA
35	D9	25	VAL
35	D9	36	GLN
38	DC	37	PHE
38	DC	58	VAL
38	DC	79	LYS
38	DC	91	ALA
38	DC	117	PRO
39	DD	3	VAL
39	DD	41	GLY
39	DD	58	HIS
39	DD	202	LYS
39	DD	234	GLY
39	DD	273	ARG

Continued on next page...

Continued from previous page...

Mol	Chain	Res	Type
40	DE	2	LYS
40	DE	29	GLY
40	DE	45	THR
40	DE	72	VAL
40	DE	88	GLY
40	DE	98	PRO
40	DE	117	MET
40	DE	189	PRO
41	DF	10	PRO
41	DF	25	PRO
41	DF	58	ALA
41	DF	81	PRO
41	DF	84	VAL
42	DG	10	LYS
42	DG	43	LEU
42	DG	58	GLN
42	DG	74	LYS
42	DG	84	LYS
42	DG	127	GLY
42	DG	181	ARG
43	DH	44	VAL
43	DH	127	GLU
43	DH	137	ASP
46	DN	8	GLN
46	DN	58	ASP
46	DN	63	THR
46	DN	64	GLY
46	DN	109	LYS
47	DO	98	VAL
48	DP	31	ALA
48	DP	104	GLY
49	DQ	2	LEU
49	DQ	62	GLY
49	DQ	88	GLY
49	DQ	137	TYR
50	DR	7	GLY
50	DR	58	GLY
50	DR	72	ASP
50	DR	108	GLY
51	DS	13	ARG
51	DS	57	LYS
51	DS	94	TYR

Continued on next page...

Continued from previous page...

Mol	Chain	Res	Type
51	DS	97	ARG
52	DT	4	GLY
52	DT	39	ARG
52	DT	90	GLN
52	DT	91	ARG
52	DT	104	ASN
52	DT	129	ARG
52	DT	132	LYS
53	DU	27	LEU
53	DU	60	LEU
53	DU	83	LEU
53	DU	90	VAL
54	DV	36	PRO
54	DV	68	LYS
54	DV	78	LYS
55	DW	5	ALA
55	DW	18	ARG
55	DW	25	ARG
55	DW	67	ASP
56	DX	19	ALA
56	DX	22	ALA
57	DY	5	MET
57	DY	27	VAL
57	DY	62	GLU
57	DY	63	LYS
57	DY	64	GLU
57	DY	75	ILE
58	DZ	42	VAL
58	DZ	63	ASP
58	DZ	112	ARG
58	DZ	135	GLU
58	DZ	154	ASP
58	DZ	168	GLU
2	AB	47	THR
2	AB	232	PRO
3	AC	12	LEU
3	AC	45	LYS
3	AC	65	ALA
3	AC	146	ALA
4	AD	9	CYS
4	AD	13	ARG
4	AD	172	PRO

Continued on next page...

Continued from previous page...

Mol	Chain	Res	Type
5	AE	8	GLU
6	AF	56	PRO
7	AG	59	LEU
8	AH	91	ARG
9	AI	24	GLY
9	AI	87	GLN
10	AJ	78	ASN
11	AK	127	LYS
12	AL	127	GLU
13	AM	4	ILE
13	AM	12	ASN
13	AM	81	LEU
13	AM	116	THR
14	AN	3	ARG
14	AN	19	ARG
14	AN	22	THR
15	AO	88	ARG
17	AQ	34	LYS
17	AQ	96	GLU
18	AR	31	LEU
19	AS	20	LEU
19	AS	44	MET
20	AT	48	LYS
20	AT	99	LEU
25	AZ	144	PRO
25	AZ	173	GLY
25	AZ	174	SER
25	AZ	259	ALA
25	AZ	382	GLU
25	AZ	390	GLU
28	B2	16	LEU
28	B2	21	LEU
28	B2	40	SER
28	B2	42	GLY
29	B3	32	GLN
30	B4	20	ASN
30	B4	44	THR
32	B6	15	GLU
34	B8	48	PHE
34	B8	51	ALA
38	BC	91	ALA
38	BC	152	ILE

Continued on next page...

Continued from previous page...

Mol	Chain	Res	Type
39	BD	51	VAL
39	BD	260	ARG
40	BE	17	ASP
40	BE	54	GLN
40	BE	68	ALA
40	BE	83	ASP
41	BF	25	PRO
41	BF	90	PHE
41	BF	178	PRO
41	BF	180	GLY
42	BG	137	GLU
42	BG	145	THR
43	BH	21	PRO
43	BH	49	VAL
43	BH	130	ARG
46	BN	77	GLY
46	BN	88	GLU
48	BP	20	GLY
48	BP	39	LYS
48	BP	47	ASP
48	BP	76	LYS
48	BP	106	LEU
49	BQ	99	PRO
49	BQ	140	ALA
50	BR	5	LYS
51	BS	17	ARG
51	BS	107	GLU
52	BT	6	LEU
52	BT	17	THR
52	BT	33	LYS
52	BT	39	ARG
52	BT	127	ALA
53	BU	11	ARG
53	BU	15	LYS
53	BU	38	THR
53	BU	89	GLU
53	BU	116	ALA
54	BV	2	PHE
54	BV	22	VAL
54	BV	44	LYS
54	BV	48	GLY
54	BV	54	GLY

Continued on next page...

Continued from previous page...

Mol	Chain	Res	Type
55	BW	5	ALA
55	BW	25	ARG
55	BW	33	ARG
55	BW	60	ASN
56	BX	4	ALA
56	BX	22	ALA
57	BY	9	LYS
57	BY	23	ARG
57	BY	33	LYS
57	BY	50	ARG
57	BY	53	PRO
57	BY	75	ILE
58	BZ	30	ASN
58	BZ	31	ARG
58	BZ	96	VAL
58	BZ	109	ALA
58	BZ	149	SER
58	BZ	151	HIS
58	BZ	158	PRO
2	CB	20	GLU
2	CB	22	LYS
2	CB	130	ARG
3	CC	4	LYS
3	CC	54	ARG
3	CC	65	ALA
3	CC	79	ARG
3	CC	117	ALA
3	CC	118	GLN
3	CC	154	SER
3	CC	160	ALA
4	CD	14	ARG
4	CD	31	CYS
4	CD	47	ARG
4	CD	110	PHE
4	CD	115	ARG
4	CD	153	ARG
4	CD	187	ARG
5	CE	8	GLU
5	CE	21	ALA
6	CF	56	PRO
7	CG	147	ALA
8	CH	115	SER

Continued on next page...

Continued from previous page...

Mol	Chain	Res	Type
9	CI	87	GLN
9	CI	127	LYS
10	CJ	78	ASN
11	CK	52	GLY
11	CK	63	LEU
11	CK	117	ASN
11	CK	127	LYS
12	CL	6	THR
13	CM	68	GLY
13	CM	114	ARG
14	CN	9	LYS
14	CN	22	THR
16	CP	44	THR
18	CR	45	SER
20	CT	95	ALA
20	CT	99	LEU
25	CZ	174	SER
25	CZ	196	VAL
25	CZ	211	PRO
25	CZ	260	PRO
25	CZ	270	VAL
26	D0	20	ARG
26	D0	70	GLN
27	D1	79	GLY
27	D1	83	GLU
28	D2	11	GLU
29	D3	2	PRO
29	D3	43	ILE
29	D3	51	ALA
30	D4	8	LYS
30	D4	20	ASN
32	D6	41	PRO
32	D6	45	LYS
34	D8	31	HIS
34	D8	49	VAL
38	DC	167	LYS
39	DD	36	PRO
39	DD	159	ALA
40	DE	46	ALA
40	DE	54	GLN
40	DE	82	ARG
40	DE	94	GLU

Continued on next page...

Continued from previous page...

Mol	Chain	Res	Type
41	DF	7	TYR
41	DF	127	GLU
41	DF	195	ASP
41	DF	206	ILE
42	DG	11	TYR
42	DG	57	ALA
42	DG	105	LYS
43	DH	24	VAL
43	DH	42	ARG
43	DH	46	GLU
43	DH	79	VAL
46	DN	7	LYS
46	DN	119	ARG
47	DO	5	GLN
47	DO	29	ASN
48	DP	15	ARG
48	DP	20	GLY
48	DP	23	PRO
48	DP	26	GLY
48	DP	33	ARG
48	DP	51	PHE
48	DP	65	ARG
48	DP	106	LEU
48	DP	110	TYR
50	DR	14	SER
50	DR	71	GLN
51	DS	17	ARG
51	DS	22	GLY
51	DS	24	LEU
51	DS	37	ALA
51	DS	51	ALA
51	DS	105	ALA
52	DT	27	THR
52	DT	33	LYS
52	DT	127	ALA
53	DU	3	ARG
54	DV	23	GLU
54	DV	44	LYS
55	DW	44	ALA
55	DW	60	ASN
55	DW	110	LYS
56	DX	4	ALA

Continued on next page...

Continued from previous page...

Mol	Chain	Res	Type
57	DY	9	LYS
57	DY	26	LYS
57	DY	40	GLU
57	DY	53	PRO
57	DY	66	PRO
57	DY	92	ASN
58	DZ	32	HIS
58	DZ	46	LYS
58	DZ	109	ALA
58	DZ	141	VAL
58	DZ	178	GLU
2	AB	87	ARG
3	AC	54	ARG
3	AC	62	ASP
3	AC	66	VAL
3	AC	69	HIS
3	AC	83	ARG
3	AC	107	GLN
3	AC	143	GLU
3	AC	153	VAL
4	AD	4	TYR
4	AD	31	CYS
4	AD	160	GLN
4	AD	181	MET
7	AG	112	PRO
9	AI	51	ARG
9	AI	92	TYR
9	AI	119	ALA
10	AJ	55	LYS
12	AL	51	ALA
13	AM	61	GLU
13	AM	106	ASN
14	AN	50	LYS
16	AP	24	ALA
16	AP	43	LYS
20	AT	97	ALA
25	AZ	35	ALA
25	AZ	70	TYR
25	AZ	73	ALA
25	AZ	134	PHE
25	AZ	146	LEU
25	AZ	213	PRO

Continued on next page...

Continued from previous page...

Mol	Chain	Res	Type
28	B2	13	ALA
28	B2	41	ILE
29	B3	2	PRO
29	B3	16	PRO
30	B4	28	LYS
31	B5	22	HIS
31	B5	24	ALA
32	B6	12	GLU
32	B6	41	PRO
32	B6	42	TRP
34	B8	49	VAL
38	BC	113	VAL
38	BC	120	MET
39	BD	11	PRO
39	BD	244	ARG
39	BD	273	ARG
40	BE	98	PRO
41	BF	43	LYS
41	BF	179	GLU
41	BF	195	ASP
42	BG	126	ASP
43	BH	42	ARG
46	BN	33	LEU
46	BN	57	ALA
47	BO	68	GLU
48	BP	15	ARG
48	BP	102	ARG
48	BP	110	TYR
48	BP	111	ARG
49	BQ	2	LEU
49	BQ	135	ASP
50	BR	102	GLU
51	BS	13	ARG
51	BS	22	GLY
51	BS	37	ALA
51	BS	89	ARG
51	BS	104	GLY
52	BT	9	LEU
52	BT	26	ASP
52	BT	91	ARG
52	BT	135	ALA
53	BU	5	LYS

Continued on next page...

Continued from previous page...

Mol	Chain	Res	Type
53	BU	92	ARG
55	BW	6	ILE
55	BW	66	GLU
55	BW	110	LYS
57	BY	29	GLU
57	BY	39	VAL
57	BY	62	GLU
58	BZ	143	GLY
58	BZ	167	PRO
2	CB	127	ILE
2	CB	232	PRO
3	CC	66	VAL
3	CC	82	GLU
3	CC	95	THR
4	CD	43	HIS
7	CG	116	ALA
7	CG	117	ALA
9	CI	33	PHE
9	CI	92	TYR
9	CI	118	LYS
11	CK	87	THR
12	CL	19	ARG
16	CP	43	LYS
16	CP	45	THR
17	CQ	82	MET
18	CR	87	ARG
20	CT	97	ALA
25	CZ	41	ASN
25	CZ	73	ALA
25	CZ	128	VAL
25	CZ	173	GLY
25	CZ	232	THR
25	CZ	302	GLN
30	D4	28	LYS
30	D4	44	THR
32	D6	9	LEU
32	D6	34	LEU
33	D7	7	PRO
35	D9	33	LYS
38	DC	55	ASP
38	DC	105	ASP
38	DC	120	MET

Continued on next page...

Continued from previous page...

Mol	Chain	Res	Type
38	DC	123	VAL
38	DC	138	PRO
38	DC	157	LYS
39	DD	133	LEU
39	DD	242	ARG
39	DD	244	ARG
40	DE	68	ALA
40	DE	169	ASN
41	DF	12	LEU
41	DF	126	VAL
41	DF	133	ASN
41	DF	172	TRP
41	DF	180	GLY
42	DG	32	PRO
42	DG	47	LYS
42	DG	50	ALA
42	DG	143	GLU
43	DH	43	VAL
43	DH	52	VAL
43	DH	85	LYS
43	DH	165	ALA
46	DN	49	GLY
46	DN	93	THR
48	DP	9	ASN
48	DP	47	ASP
49	DQ	121	ALA
49	DQ	133	ARG
50	DR	3	HIS
50	DR	5	LYS
50	DR	42	LYS
50	DR	102	GLU
50	DR	116	LEU
51	DS	58	LEU
51	DS	107	GLU
52	DT	17	THR
52	DT	41	ARG
52	DT	135	ALA
53	DU	62	ILE
54	DV	22	VAL
55	DW	6	ILE
56	DX	12	VAL
57	DY	31	LEU

Continued on next page...

Continued from previous page...

Mol	Chain	Res	Type
57	DY	50	ARG
57	DY	81	LYS
58	DZ	52	SER
58	DZ	140	ASP
58	DZ	143	GLY
2	AB	22	LYS
2	AB	26	PRO
2	AB	114	ARG
3	AC	49	SER
3	AC	154	SER
4	AD	5	ILE
4	AD	7	PRO
6	AF	18	GLN
6	AF	39	LYS
6	AF	55	ASP
9	AI	40	LEU
10	AJ	41	PRO
11	AK	52	GLY
13	AM	117	VAL
14	AN	60	SER
18	AR	41	LYS
18	AR	68	LYS
25	AZ	39	ASN
25	AZ	128	VAL
25	AZ	139	ASP
26	B0	74	ARG
27	B1	18	ILE
27	B1	92	LYS
28	B2	23	LYS
31	B5	56	LYS
32	B6	34	LEU
38	BC	104	LEU
38	BC	119	VAL
38	BC	138	PRO
39	BD	26	LYS
39	BD	123	ALA
39	BD	133	LEU
39	BD	237	GLU
39	BD	242	ARG
40	BE	30	PRO
40	BE	35	GLN
40	BE	62	PRO

Continued on next page...

Continued from previous page...

Mol	Chain	Res	Type
40	BE	187	ALA
41	BF	11	VAL
41	BF	167	ALA
42	BG	80	PHE
42	BG	82	LEU
42	BG	115	ARG
42	BG	117	PHE
42	BG	179	PRO
43	BH	52	VAL
43	BH	85	LYS
43	BH	125	VAL
43	BH	129	THR
46	BN	5	VAL
46	BN	13	TRP
46	BN	47	ALA
48	BP	26	GLY
48	BP	149	GLU
49	BQ	18	LYS
49	BQ	49	ALA
51	BS	96	GLY
52	BT	78	LEU
52	BT	93	ARG
53	BU	34	LYS
54	BV	52	VAL
56	BX	84	ALA
57	BY	40	GLU
57	BY	64	GLU
57	BY	81	LYS
58	BZ	63	ASP
58	BZ	139	VAL
58	BZ	140	ASP
58	BZ	160	GLY
2	CB	105	PHE
3	CC	15	THR
3	CC	69	HIS
3	CC	83	ARG
3	CC	188	LEU
4	CD	5	ILE
4	CD	28	SER
7	CG	4	ARG
7	CG	80	VAL
8	CH	135	CYS

Continued on next page...

Continued from previous page...

Mol	Chain	Res	Type
13	CM	106	ASN
14	CN	3	ARG
17	CQ	38	ARG
17	CQ	64	PRO
19	CS	43	GLU
19	CS	80	TYR
25	CZ	17	ILE
25	CZ	35	ALA
25	CZ	130	TYR
28	D2	58	ALA
29	D3	46	ASN
30	D4	36	CYS
34	D8	48	PHE
35	D9	19	ARG
35	D9	20	HIS
38	DC	152	ILE
39	DD	51	VAL
39	DD	241	PRO
40	DE	52	LEU
40	DE	62	PRO
41	DF	62	ARG
41	DF	108	LYS
41	DF	178	PRO
42	DG	139	LEU
42	DG	167	GLU
43	DH	21	PRO
43	DH	107	VAL
43	DH	158	HIS
46	DN	33	LEU
48	DP	148	LEU
50	DR	11	ASN
50	DR	104	ARG
52	DT	24	PRO
52	DT	55	ASN
53	DU	53	ARG
53	DU	92	ARG
57	DY	65	ALA
58	DZ	20	ARG
58	DZ	136	PHE
58	DZ	139	VAL
3	AC	37	GLN
9	AI	41	VAL

Continued on next page...

Continued from previous page...

Mol	Chain	Res	Type
10	AJ	36	GLY
11	AK	62	GLN
12	AL	48	PRO
13	AM	21	TYR
18	AR	57	GLY
25	AZ	10	PRO
27	B1	55	GLY
27	B1	57	GLU
32	B6	39	TYR
38	BC	196	LEU
39	BD	131	LEU
39	BD	268	ARG
40	BE	52	LEU
42	BG	111	LEU
42	BG	142	PRO
43	BH	128	PRO
46	BN	30	ILE
47	BO	105	GLU
48	BP	65	ARG
51	BS	51	ALA
51	BS	85	VAL
54	BV	50	PRO
57	BY	27	VAL
57	BY	31	LEU
57	BY	34	LYS
57	BY	65	ALA
57	BY	87	LYS
3	CC	171	GLY
6	CF	39	LYS
7	CG	59	LEU
12	CL	30	ALA
15	CO	36	ILE
25	CZ	83	PRO
25	CZ	144	PRO
25	CZ	259	ALA
27	D1	28	GLY
27	D1	40	ARG
38	DC	113	VAL
39	DD	24	ILE
41	DF	6	VAL
42	DG	86	MET
42	DG	125	PHE

Continued on next page...

Continued from previous page...

Mol	Chain	Res	Type
42	DG	130	ASN
43	DH	49	VAL
43	DH	125	VAL
43	DH	130	ARG
46	DN	110	GLY
48	DP	43	GLY
51	DS	14	VAL
51	DS	83	LYS
51	DS	85	VAL
52	DT	12	SER
53	DU	34	LYS
53	DU	94	ASN
58	DZ	147	GLY
4	AD	178	VAL
15	AO	87	ILE
25	AZ	154	VAL
29	B3	12	PRO
30	B4	19	GLY
39	BD	234	GLY
43	BH	79	VAL
43	BH	107	VAL
56	BX	11	PRO
57	BY	18	GLY
58	BZ	130	PRO
7	CG	112	PRO
8	CH	83	ILE
9	CI	24	GLY
10	CJ	37	PRO
12	CL	87	GLY
25	CZ	20	VAL
25	CZ	368	VAL
38	DC	119	VAL
40	DE	112	GLY
46	DN	5	VAL
47	DO	35	VAL
54	DV	52	VAL
58	DZ	108	PRO
58	DZ	165	VAL
4	AD	197	PRO
5	AE	67	VAL
25	AZ	242	ILE
47	BO	35	VAL

Continued on next page...

Continued from previous page...

Mol	Chain	Res	Type
6	CF	6	VAL
10	CJ	82	ILE
14	CN	7	ILE
15	CO	82	ILE
30	D4	19	GLY
40	DE	116	VAL
41	DF	11	VAL
42	DG	63	ILE
56	DX	11	PRO
57	DY	39	VAL
57	DY	61	ILE
58	DZ	27	VAL
58	DZ	74	VAL
2	AB	99	GLY
10	AJ	39	PRO
12	AL	29	GLY
25	AZ	260	PRO
27	B1	37	ILE
39	BD	100	GLY
41	BF	85	GLY
46	BN	60	ILE
49	BQ	90	VAL
3	CC	130	VAL
12	CL	93	LEU
25	CZ	307	PRO
30	D4	45	GLY
38	DC	173	ALA
39	DD	125	ILE
40	DE	190	GLY
41	DF	9	ILE
48	DP	146	VAL
50	DR	32	GLY
52	DT	81	PRO
53	DU	9	VAL
56	DX	32	PRO
7	AG	80	VAL
11	AK	35	PRO
13	AM	60	VAL
28	B2	18	PRO
38	BC	153	ILE
41	BF	9	ILE
43	BH	127	GLU

Continued on next page...

Continued from previous page...

Mol	Chain	Res	Type
46	BN	134	ARG
2	CB	159	PRO
7	CG	88	PRO
10	CJ	39	PRO
10	CJ	77	PRO
38	DC	153	ILE
39	DD	34	VAL
46	DN	40	PRO
54	DV	50	PRO
8	AH	35	ILE
19	AS	45	VAL
25	AZ	169	PRO
32	B6	52	VAL
34	B8	52	LYS
42	BG	16	ARG
48	BP	66	GLY
58	BZ	61	LEU
4	CD	50	ARG
6	CF	55	ASP
12	CL	18	VAL
34	D8	58	ILE
40	DE	55	ASN
41	DF	85	GLY
51	DS	65	VAL
53	DU	26	GLY
56	DX	43	VAL
25	CZ	40	PRO
25	AZ	40	PRO

5.3.2 Protein sidechains ⓘ

In the following table, the Percentiles column shows the percent sidechain outliers of the chain as a percentile score with respect to all X-ray entries followed by that with respect to entries of similar resolution. The Analysed column shows the number of residues for which the sidechain conformation was analysed, and the total number of residues.

Mol	Chain	Analysed	Rotameric	Outliers	Percentiles	
2	AB	202/220 (92%)	174 (86%)	28 (14%)	5	21
2	CB	202/220 (92%)	173 (86%)	29 (14%)	5	19
3	AC	160/188 (85%)	139 (87%)	21 (13%)	6	23
3	CC	160/188 (85%)	141 (88%)	19 (12%)	8	27

Continued on next page...

Continued from previous page...

Mol	Chain	Analysed	Rotameric	Outliers	Percentiles	
4	AD	180/181 (99%)	150 (83%)	30 (17%)	3	11
4	CD	180/181 (99%)	151 (84%)	29 (16%)	3	13
5	AE	115/123 (94%)	104 (90%)	11 (10%)	12	42
5	CE	115/123 (94%)	103 (90%)	12 (10%)	10	36
6	AF	90/90 (100%)	76 (84%)	14 (16%)	4	14
6	CF	90/90 (100%)	77 (86%)	13 (14%)	5	19
7	AG	126/127 (99%)	116 (92%)	10 (8%)	18	55
7	CG	126/127 (99%)	118 (94%)	8 (6%)	25	66
8	AH	119/119 (100%)	105 (88%)	14 (12%)	8	29
8	CH	119/119 (100%)	106 (89%)	13 (11%)	9	34
9	AI	98/99 (99%)	84 (86%)	14 (14%)	5	19
9	CI	98/99 (99%)	86 (88%)	12 (12%)	7	26
10	AJ	88/92 (96%)	78 (89%)	10 (11%)	8	31
10	CJ	88/92 (96%)	79 (90%)	9 (10%)	11	37
11	AK	90/99 (91%)	84 (93%)	6 (7%)	23	63
11	CK	90/99 (91%)	81 (90%)	9 (10%)	11	38
12	AL	104/108 (96%)	84 (81%)	20 (19%)	2	9
12	CL	104/108 (96%)	84 (81%)	20 (19%)	2	9
13	AM	99/101 (98%)	85 (86%)	14 (14%)	5	20
13	CM	99/101 (98%)	90 (91%)	9 (9%)	14	45
14	AN	49/50 (98%)	41 (84%)	8 (16%)	3	12
14	CN	49/50 (98%)	40 (82%)	9 (18%)	2	9
15	AO	79/80 (99%)	73 (92%)	6 (8%)	19	58
15	CO	79/80 (99%)	69 (87%)	10 (13%)	6	24
16	AP	72/74 (97%)	64 (89%)	8 (11%)	9	33
16	CP	72/74 (97%)	66 (92%)	6 (8%)	16	53
17	AQ	94/97 (97%)	86 (92%)	8 (8%)	15	51
17	CQ	94/97 (97%)	85 (90%)	9 (10%)	12	42
18	AR	61/77 (79%)	55 (90%)	6 (10%)	12	40
18	CR	61/77 (79%)	54 (88%)	7 (12%)	8	31
19	AS	69/80 (86%)	56 (81%)	13 (19%)	2	9

Continued on next page...

Continued from previous page...

Mol	Chain	Analysed	Rotameric	Outliers	Percentiles	
19	CS	69/80 (86%)	57 (83%)	12 (17%)	3	11
20	AT	76/82 (93%)	70 (92%)	6 (8%)	18	55
20	CT	76/82 (93%)	69 (91%)	7 (9%)	13	45
21	AU	19/22 (86%)	18 (95%)	1 (5%)	32	72
21	CU	19/22 (86%)	17 (90%)	2 (10%)	10	35
25	AZ	322/338 (95%)	281 (87%)	41 (13%)	6	24
25	CZ	322/338 (95%)	284 (88%)	38 (12%)	8	29
26	B0	66/67 (98%)	57 (86%)	9 (14%)	5	21
26	D0	66/67 (98%)	56 (85%)	10 (15%)	4	16
27	B1	78/83 (94%)	67 (86%)	11 (14%)	5	20
27	D1	78/83 (94%)	64 (82%)	14 (18%)	2	10
28	B2	66/67 (98%)	54 (82%)	12 (18%)	2	10
28	D2	66/67 (98%)	60 (91%)	6 (9%)	14	45
29	B3	51/52 (98%)	46 (90%)	5 (10%)	12	40
29	D3	51/52 (98%)	47 (92%)	4 (8%)	18	57
30	B4	39/63 (62%)	28 (72%)	11 (28%)	0	1
30	D4	39/63 (62%)	28 (72%)	11 (28%)	0	1
31	B5	51/52 (98%)	48 (94%)	3 (6%)	28	68
31	D5	51/52 (98%)	45 (88%)	6 (12%)	8	29
32	B6	49/52 (94%)	38 (78%)	11 (22%)	1	6
32	D6	49/52 (94%)	40 (82%)	9 (18%)	2	9
33	B7	41/42 (98%)	34 (83%)	7 (17%)	3	11
33	D7	41/42 (98%)	34 (83%)	7 (17%)	3	11
34	B8	53/55 (96%)	43 (81%)	10 (19%)	2	9
34	D8	53/55 (96%)	44 (83%)	9 (17%)	3	11
35	B9	34/34 (100%)	28 (82%)	6 (18%)	3	10
35	D9	34/34 (100%)	31 (91%)	3 (9%)	14	49
38	BC	180/181 (99%)	164 (91%)	16 (9%)	14	47
38	DC	180/181 (99%)	167 (93%)	13 (7%)	21	60
39	BD	217/218 (100%)	185 (85%)	32 (15%)	4	18
39	DD	217/218 (100%)	185 (85%)	32 (15%)	4	18

Continued on next page...

Continued from previous page...

Mol	Chain	Analysed	Rotameric	Outliers	Percentiles	
40	BE	165/166 (99%)	142 (86%)	23 (14%)	5	21
40	DE	165/166 (99%)	139 (84%)	26 (16%)	4	14
41	BF	165/166 (99%)	156 (94%)	9 (6%)	30	71
41	DF	165/166 (99%)	158 (96%)	7 (4%)	40	81
42	BG	155/156 (99%)	133 (86%)	22 (14%)	5	20
42	DG	155/156 (99%)	131 (84%)	24 (16%)	4	14
43	BH	132/148 (89%)	117 (89%)	15 (11%)	8	31
43	DH	132/148 (89%)	115 (87%)	17 (13%)	6	24
46	BN	117/119 (98%)	102 (87%)	15 (13%)	6	24
46	DN	117/119 (98%)	104 (89%)	13 (11%)	9	33
47	BO	100/100 (100%)	88 (88%)	12 (12%)	7	27
47	DO	100/100 (100%)	90 (90%)	10 (10%)	11	38
48	BP	112/116 (97%)	95 (85%)	17 (15%)	4	16
48	DP	112/116 (97%)	90 (80%)	22 (20%)	2	8
49	BQ	111/111 (100%)	97 (87%)	14 (13%)	7	24
49	DQ	111/111 (100%)	97 (87%)	14 (13%)	7	24
50	BR	100/101 (99%)	86 (86%)	14 (14%)	5	21
50	DR	100/101 (99%)	86 (86%)	14 (14%)	5	21
51	BS	77/88 (88%)	66 (86%)	11 (14%)	5	19
51	DS	77/88 (88%)	66 (86%)	11 (14%)	5	19
52	BT	120/127 (94%)	98 (82%)	22 (18%)	2	10
52	DT	120/127 (94%)	99 (82%)	21 (18%)	3	11
53	BU	92/94 (98%)	82 (89%)	10 (11%)	9	34
53	DU	92/94 (98%)	83 (90%)	9 (10%)	12	40
54	BV	82/82 (100%)	66 (80%)	16 (20%)	2	8
54	DV	82/82 (100%)	69 (84%)	13 (16%)	4	13
55	BW	91/92 (99%)	80 (88%)	11 (12%)	7	27
55	DW	91/92 (99%)	81 (89%)	10 (11%)	9	34
56	BX	74/78 (95%)	65 (88%)	9 (12%)	7	26
56	DX	74/78 (95%)	68 (92%)	6 (8%)	17	53
57	BY	84/91 (92%)	71 (84%)	13 (16%)	4	14

Continued on next page...

Continued from previous page...

Mol	Chain	Analysed	Rotameric	Outliers	Percentiles	
57	DY	84/91 (92%)	71 (84%)	13 (16%)	4	14
58	BZ	161/179 (90%)	137 (85%)	24 (15%)	4	17
58	DZ	161/179 (90%)	133 (83%)	28 (17%)	3	11
All	All	10350/10854 (95%)	9007 (87%)	1343 (13%)	6	23

All (1343) residues with a non-rotameric sidechain are listed below:

Mol	Chain	Res	Type
2	AB	17	PHE
2	AB	22	LYS
2	AB	24	TRP
2	AB	31	TYR
2	AB	32	ILE
2	AB	42	ILE
2	AB	45	GLN
2	AB	51	LEU
2	AB	67	THR
2	AB	69	LEU
2	AB	97	TRP
2	AB	110	GLN
2	AB	111	ARG
2	AB	113	HIS
2	AB	140	HIS
2	AB	141	GLU
2	AB	155	LEU
2	AB	162	ILE
2	AB	175	ARG
2	AB	178	ARG
2	AB	187	LEU
2	AB	191	ASP
2	AB	195	ASP
2	AB	196	LEU
2	AB	204	ASN
2	AB	208	ILE
2	AB	209	ARG
2	AB	212	GLN
3	AC	3	ASN
3	AC	5	ILE
3	AC	11	ARG
3	AC	14	ILE
3	AC	16	ARG

Continued on next page...

Continued from previous page...

Mol	Chain	Res	Type
3	AC	18	TRP
3	AC	21	ARG
3	AC	23	TYR
3	AC	34	LEU
3	AC	52	LEU
3	AC	56	ASP
3	AC	82	GLU
3	AC	85	ARG
3	AC	105	GLU
3	AC	107	GLN
3	AC	119	ARG
3	AC	120	VAL
3	AC	165	THR
3	AC	166	GLU
3	AC	167	TRP
3	AC	188	LEU
4	AD	3	ARG
4	AD	9	CYS
4	AD	13	ARG
4	AD	15	GLU
4	AD	20	TYR
4	AD	26	CYS
4	AD	27	TYR
4	AD	29	PRO
4	AD	36	ARG
4	AD	49	ARG
4	AD	58	LEU
4	AD	67	ILE
4	AD	86	LYS
4	AD	89	THR
4	AD	91	SER
4	AD	97	LEU
4	AD	122	ARG
4	AD	131	ARG
4	AD	132	ARG
4	AD	135	LEU
4	AD	138	TYR
4	AD	145	GLU
4	AD	154	ASN
4	AD	160	GLN
4	AD	163	GLU
4	AD	179	GLU

Continued on next page...

Continued from previous page...

Mol	Chain	Res	Type
4	AD	181	MET
4	AD	187	ARG
4	AD	190	ASP
4	AD	192	GLU
5	AE	10	MET
5	AE	12	LEU
5	AE	20	GLN
5	AE	31	LEU
5	AE	53	LEU
5	AE	73	ASN
5	AE	79	GLU
5	AE	96	PRO
5	AE	120	THR
5	AE	125	SER
5	AE	147	ASP
6	AF	4	TYR
6	AF	14	LEU
6	AF	16	GLN
6	AF	21	LEU
6	AF	25	ILE
6	AF	27	GLN
6	AF	47	ARG
6	AF	57	GLN
6	AF	63	TYR
6	AF	64	GLN
6	AF	65	VAL
6	AF	83	ASP
6	AF	86	ARG
6	AF	98	LEU
7	AG	27	ILE
7	AG	37	ASN
7	AG	69	VAL
7	AG	78	ARG
7	AG	94	ARG
7	AG	95	ARG
7	AG	104	LEU
7	AG	114	ARG
7	AG	137	LYS
7	AG	151	TYR
8	AH	1	MET
8	AH	5	PRO
8	AH	26	VAL

Continued on next page...

Continued from previous page...

Mol	Chain	Res	Type
8	AH	39	LEU
8	AH	41	ARG
8	AH	56	LYS
8	AH	85	ARG
8	AH	91	ARG
8	AH	102	ARG
8	AH	104	ARG
8	AH	112	LEU
8	AH	119	LEU
8	AH	121	ASP
8	AH	127	LEU
9	AI	4	TYR
9	AI	10	ARG
9	AI	19	LEU
9	AI	47	LEU
9	AI	53	VAL
9	AI	66	ARG
9	AI	79	LEU
9	AI	96	LEU
9	AI	111	ARG
9	AI	112	LYS
9	AI	113	LYS
9	AI	121	ARG
9	AI	126	SER
9	AI	128	ARG
10	AJ	8	LEU
10	AJ	17	ASP
10	AJ	22	LYS
10	AJ	38	ILE
10	AJ	40	LEU
10	AJ	50	ILE
10	AJ	55	LYS
10	AJ	59	SER
10	AJ	73	ASP
10	AJ	96	ILE
11	AK	31	THR
11	AK	36	ASP
11	AK	84	VAL
11	AK	109	VAL
11	AK	124	LYS
11	AK	126	ARG
12	AL	7	ILE

Continued on next page...

Continued from previous page...

Mol	Chain	Res	Type
12	AL	20	LYS
12	AL	27	LEU
12	AL	33	ARG
12	AL	41	ARG
12	AL	44	THR
12	AL	46	LYS
12	AL	53	ARG
12	AL	55	VAL
12	AL	58	VAL
12	AL	62	SER
12	AL	67	THR
12	AL	83	VAL
12	AL	84	LEU
12	AL	91	LYS
12	AL	100	ILE
12	AL	102	ARG
12	AL	122	THR
12	AL	123	LYS
12	AL	126	LYS
13	AM	4	ILE
13	AM	12	ASN
13	AM	50	GLU
13	AM	61	GLU
13	AM	64	TRP
13	AM	65	LYS
13	AM	66	LEU
13	AM	71	ARG
13	AM	88	ARG
13	AM	93	ARG
13	AM	108	ARG
13	AM	109	THR
13	AM	115	LYS
13	AM	120	LYS
14	AN	14	PRO
14	AN	18	VAL
14	AN	21	TYR
14	AN	29	ARG
14	AN	42	ILE
14	AN	44	LEU
14	AN	46	GLU
14	AN	57	ARG
15	AO	6	GLU

Continued on next page...

Continued from previous page...

Mol	Chain	Res	Type
15	AO	25	THR
15	AO	33	THR
15	AO	82	ILE
15	AO	83	GLU
15	AO	88	ARG
16	AP	1	MET
16	AP	2	VAL
16	AP	17	TYR
16	AP	32	TYR
16	AP	36	ILE
16	AP	50	LYS
16	AP	55	ARG
16	AP	69	THR
17	AQ	35	VAL
17	AQ	37	LYS
17	AQ	38	ARG
17	AQ	49	GLU
17	AQ	52	LYS
17	AQ	70	ARG
17	AQ	74	LEU
17	AQ	79	SER
18	AR	29	PHE
18	AR	31	LEU
18	AR	37	VAL
18	AR	38	GLU
18	AR	46	GLU
18	AR	47	THR
19	AS	5	LEU
19	AS	6	LYS
19	AS	7	LYS
19	AS	10	PHE
19	AS	12	ASP
19	AS	29	ARG
19	AS	30	LEU
19	AS	37	ARG
19	AS	44	MET
19	AS	48	THR
19	AS	49	ILE
19	AS	62	ILE
19	AS	63	THR
20	AT	23	ARG
20	AT	26	ASN

Continued on next page...

Continued from previous page...

Mol	Chain	Res	Type
20	AT	62	LEU
20	AT	64	ASP
20	AT	74	LYS
20	AT	93	GLU
21	AU	24	ARG
25	AZ	2	LYS
25	AZ	4	GLU
25	AZ	5	PHE
25	AZ	7	ARG
25	AZ	24	LYS
25	AZ	27	LEU
25	AZ	38	GLU
25	AZ	63	ILE
25	AZ	64	ASN
25	AZ	65	THR
25	AZ	69	GLU
25	AZ	98	GLN
25	AZ	113	MET
25	AZ	117	ARG
25	AZ	121	LEU
25	AZ	124	ARG
25	AZ	152	MET
25	AZ	180	GLU
25	AZ	197	ASP
25	AZ	198	LYS
25	AZ	199	ILE
25	AZ	215	ARG
25	AZ	216	ASP
25	AZ	218	ASP
25	AZ	230	THR
25	AZ	241	ARG
25	AZ	244	ARG
25	AZ	247	VAL
25	AZ	253	VAL
25	AZ	261	GLU
25	AZ	274	ARG
25	AZ	275	LYS
25	AZ	277	LEU
25	AZ	281	ILE
25	AZ	285	ASN
25	AZ	293	VAL
25	AZ	299	GLU

Continued on next page...

Continued from previous page...

Mol	Chain	Res	Type
25	AZ	316	PHE
25	AZ	325	LYS
25	AZ	335	PHE
25	AZ	341	GLN
26	B0	5	LYS
26	B0	12	ASN
26	B0	20	ARG
26	B0	27	GLU
26	B0	41	ARG
26	B0	60	PHE
26	B0	62	LEU
26	B0	80	HIS
26	B0	84	LEU
27	B1	11	ARG
27	B1	13	ILE
27	B1	21	ARG
27	B1	26	ARG
27	B1	33	LYS
27	B1	38	SER
27	B1	39	LYS
27	B1	40	ARG
27	B1	45	ASN
27	B1	60	PHE
27	B1	83	GLU
28	B2	7	ARG
28	B2	15	LYS
28	B2	32	LEU
28	B2	35	LEU
28	B2	51	ARG
28	B2	52	ASP
28	B2	53	LEU
28	B2	59	ARG
28	B2	61	LEU
28	B2	64	LEU
28	B2	68	ARG
28	B2	69	ARG
29	B3	9	VAL
29	B3	28	LEU
29	B3	34	GLU
29	B3	35	ARG
29	B3	46	ASN
30	B4	5	ILE

Continued on next page...

Continued from previous page...

Mol	Chain	Res	Type
30	B4	6	HIS
30	B4	9	LEU
30	B4	10	VAL
30	B4	20	ASN
30	B4	22	ILE
30	B4	25	TYR
30	B4	27	THR
30	B4	32	TYR
30	B4	34	GLU
30	B4	47	GLN
31	B5	25	LEU
31	B5	51	TYR
31	B5	56	LYS
32	B6	9	LEU
32	B6	11	LEU
32	B6	18	ARG
32	B6	19	ARG
32	B6	23	THR
32	B6	31	PRO
32	B6	36	LEU
32	B6	41	PRO
32	B6	42	TRP
32	B6	45	LYS
32	B6	53	LYS
33	B7	1	MET
33	B7	4	THR
33	B7	23	ARG
33	B7	24	THR
33	B7	34	ARG
33	B7	37	LYS
33	B7	47	ARG
34	B8	17	THR
34	B8	30	ARG
34	B8	31	HIS
34	B8	34	TRP
34	B8	35	GLN
34	B8	44	LYS
34	B8	47	LYS
34	B8	48	PHE
34	B8	61	LEU
34	B8	64	TYR
35	B9	1	MET

Continued on next page...

Continued from previous page...

Mol	Chain	Res	Type
35	B9	2	LYS
35	B9	14	CYS
35	B9	18	ARG
35	B9	28	GLU
35	B9	29	ASN
38	BC	5	LYS
38	BC	10	LEU
38	BC	11	LEU
38	BC	17	ASN
38	BC	28	LEU
38	BC	30	LYS
38	BC	36	LYS
38	BC	42	GLU
38	BC	53	ARG
38	BC	54	SER
38	BC	55	ASP
38	BC	57	ASN
38	BC	71	GLN
38	BC	104	LEU
38	BC	108	MET
38	BC	167	LYS
39	BD	10	THR
39	BD	14	ARG
39	BD	18	VAL
39	BD	24	ILE
39	BD	25	THR
39	BD	26	LYS
39	BD	27	THR
39	BD	30	GLU
39	BD	44	ASN
39	BD	46	GLN
39	BD	65	ILE
39	BD	69	ARG
39	BD	71	ASP
39	BD	75	ILE
39	BD	94	LEU
39	BD	99	ASP
39	BD	131	LEU
39	BD	166	GLN
39	BD	183	ARG
39	BD	200	ASP
39	BD	204	ILE

Continued on next page...

Continued from previous page...

Mol	Chain	Res	Type
39	BD	208	LYS
39	BD	211	ARG
39	BD	221	VAL
39	BD	228	PRO
39	BD	229	VAL
39	BD	239	ARG
39	BD	246	PRO
39	BD	257	LEU
39	BD	271	ILE
39	BD	273	ARG
39	BD	274	ARG
40	BE	1	MET
40	BE	17	ASP
40	BE	49	LEU
40	BE	55	ASN
40	BE	57	LYS
40	BE	59	VAL
40	BE	61	ARG
40	BE	62	PRO
40	BE	67	PHE
40	BE	73	GLU
40	BE	76	ARG
40	BE	78	LEU
40	BE	79	ARG
40	BE	121	ASN
40	BE	127	ASP
40	BE	128	SER
40	BE	163	GLU
40	BE	168	MET
40	BE	169	ASN
40	BE	170	LEU
40	BE	181	LEU
40	BE	196	VAL
40	BE	202	LYS
41	BF	28	ILE
41	BF	54	ARG
41	BF	65	TRP
41	BF	74	ARG
41	BF	88	VAL
41	BF	122	LYS
41	BF	125	LEU
41	BF	169	ASN

Continued on next page...

Continued from previous page...

Mol	Chain	Res	Type
41	BF	179	GLU
42	BG	9	ARG
42	BG	10	LYS
42	BG	23	PHE
42	BG	26	GLN
42	BG	30	GLU
42	BG	33	ARG
42	BG	36	LYS
42	BG	45	GLU
42	BG	67	LYS
42	BG	77	ILE
42	BG	84	LYS
42	BG	87	PRO
42	BG	91	ARG
42	BG	97	ASP
42	BG	113	ARG
42	BG	117	PHE
42	BG	120	LEU
42	BG	125	PHE
42	BG	133	LEU
42	BG	147	ASP
42	BG	166	ASP
42	BG	175	LEU
43	BH	43	VAL
43	BH	54	ARG
43	BH	65	HIS
43	BH	71	LEU
43	BH	85	LYS
43	BH	88	LEU
43	BH	105	LEU
43	BH	116	GLU
43	BH	119	GLU
43	BH	139	GLN
43	BH	143	GLN
43	BH	149	ARG
43	BH	153	LYS
43	BH	162	ILE
43	BH	163	TYR
46	BN	1	MET
46	BN	4	TYR
46	BN	32	THR
46	BN	38	HIS

Continued on next page...

Continued from previous page...

Mol	Chain	Res	Type
46	BN	45	ASN
46	BN	48	MET
46	BN	56	ASN
46	BN	61	ARG
46	BN	69	GLN
46	BN	76	SER
46	BN	87	LEU
46	BN	90	MET
46	BN	99	LEU
46	BN	120	LEU
46	BN	136	GLU
47	BO	8	LEU
47	BO	10	VAL
47	BO	20	MET
47	BO	23	ARG
47	BO	31	LYS
47	BO	32	TYR
47	BO	35	VAL
47	BO	43	VAL
47	BO	49	ARG
47	BO	87	ILE
47	BO	98	VAL
47	BO	104	ARG
48	BP	16	ARG
48	BP	27	HIS
48	BP	41	ARG
48	BP	42	SER
48	BP	52	GLU
48	BP	59	LEU
48	BP	61	ARG
48	BP	70	GLN
48	BP	75	ILE
48	BP	77	ARG
48	BP	85	LEU
48	BP	91	PHE
48	BP	108	LYS
48	BP	110	TYR
48	BP	112	LEU
48	BP	114	ILE
48	BP	136	GLU
49	BQ	25	ASP
49	BQ	42	ILE

Continued on next page...

Continued from previous page...

Mol	Chain	Res	Type
49	BQ	45	GLN
49	BQ	51	ARG
49	BQ	54	MET
49	BQ	55	VAL
49	BQ	56	ARG
49	BQ	58	PHE
49	BQ	89	ASN
49	BQ	91	GLU
49	BQ	101	ARG
49	BQ	104	PHE
49	BQ	132	VAL
49	BQ	135	ASP
50	BR	2	ARG
50	BR	5	LYS
50	BR	6	SER
50	BR	10	LEU
50	BR	18	LEU
50	BR	44	LEU
50	BR	49	ASP
50	BR	71	GLN
50	BR	72	ASP
50	BR	74	LYS
50	BR	76	VAL
50	BR	94	TYR
50	BR	99	LYS
50	BR	111	LEU
51	BS	11	LYS
51	BS	12	PHE
51	BS	13	ARG
51	BS	15	ARG
51	BS	18	ILE
51	BS	29	PHE
51	BS	35	ILE
51	BS	54	LEU
51	BS	63	THR
51	BS	97	ARG
51	BS	106	ARG
52	BT	14	TYR
52	BT	15	VAL
52	BT	23	ARG
52	BT	28	VAL
52	BT	32	TYR

Continued on next page...

Continued from previous page...

Mol	Chain	Res	Type
52	BT	38	ASN
52	BT	39	ARG
52	BT	41	ARG
52	BT	44	ASP
52	BT	49	VAL
52	BT	53	ARG
52	BT	58	ASN
52	BT	61	PHE
52	BT	78	LEU
52	BT	82	LEU
52	BT	83	ILE
52	BT	93	ARG
52	BT	99	LEU
52	BT	115	ARG
52	BT	118	ARG
52	BT	124	ASP
52	BT	128	GLU
53	BU	9	VAL
53	BU	11	ARG
53	BU	34	LYS
53	BU	36	ARG
53	BU	49	HIS
53	BU	66	ASN
53	BU	74	LEU
53	BU	78	THR
53	BU	92	ARG
53	BU	108	GLU
54	BV	12	TYR
54	BV	13	ARG
54	BV	18	LEU
54	BV	19	LYS
54	BV	21	ARG
54	BV	39	LEU
54	BV	61	VAL
54	BV	62	LEU
54	BV	68	LYS
54	BV	79	VAL
54	BV	82	ARG
54	BV	83	ARG
54	BV	89	GLN
54	BV	91	TYR
54	BV	95	LEU

Continued on next page...

Continued from previous page...

Mol	Chain	Res	Type
54	BV	99	ILE
55	BW	9	TYR
55	BW	11	ARG
55	BW	14	PRO
55	BW	39	THR
55	BW	51	LEU
55	BW	70	TYR
55	BW	75	TYR
55	BW	88	ARG
55	BW	96	ILE
55	BW	103	ILE
55	BW	107	LEU
56	BX	11	PRO
56	BX	27	THR
56	BX	28	PHE
56	BX	35	THR
56	BX	37	THR
56	BX	41	ASN
56	BX	57	LEU
56	BX	60	ARG
56	BX	68	ARG
57	BY	2	ARG
57	BY	6	HIS
57	BY	9	LYS
57	BY	28	LYS
57	BY	29	GLU
57	BY	32	PRO
57	BY	50	ARG
57	BY	62	GLU
57	BY	73	ARG
57	BY	76	CYS
57	BY	77	PRO
57	BY	90	LEU
57	BY	96	ILE
58	BZ	3	TYR
58	BZ	5	LEU
58	BZ	9	TYR
58	BZ	18	LEU
58	BZ	20	ARG
58	BZ	31	ARG
58	BZ	34	ASN
58	BZ	41	LEU

Continued on next page...

Continued from previous page...

Mol	Chain	Res	Type
58	BZ	61	LEU
58	BZ	67	LEU
58	BZ	70	LEU
58	BZ	72	ARG
58	BZ	73	GLN
58	BZ	81	ARG
58	BZ	93	ASP
58	BZ	103	ARG
58	BZ	119	GLU
58	BZ	121	HIS
58	BZ	124	ILE
58	BZ	127	LYS
58	BZ	136	PHE
58	BZ	148	ASP
58	BZ	165	VAL
58	BZ	168	GLU
2	CB	17	PHE
2	CB	22	LYS
2	CB	24	TRP
2	CB	32	ILE
2	CB	42	ILE
2	CB	44	LEU
2	CB	45	GLN
2	CB	55	PHE
2	CB	67	THR
2	CB	69	LEU
2	CB	97	TRP
2	CB	110	GLN
2	CB	111	ARG
2	CB	140	HIS
2	CB	141	GLU
2	CB	155	LEU
2	CB	162	ILE
2	CB	175	ARG
2	CB	178	ARG
2	CB	187	LEU
2	CB	191	ASP
2	CB	193	ASP
2	CB	195	ASP
2	CB	196	LEU
2	CB	200	ILE
2	CB	204	ASN

Continued on next page...

Continued from previous page...

Mol	Chain	Res	Type
2	CB	208	ILE
2	CB	212	GLN
2	CB	217	ARG
3	CC	5	ILE
3	CC	14	ILE
3	CC	16	ARG
3	CC	18	TRP
3	CC	21	ARG
3	CC	23	TYR
3	CC	52	LEU
3	CC	56	ASP
3	CC	82	GLU
3	CC	85	ARG
3	CC	105	GLU
3	CC	107	GLN
3	CC	119	ARG
3	CC	120	VAL
3	CC	165	THR
3	CC	166	GLU
3	CC	167	TRP
3	CC	191	THR
3	CC	196	LEU
4	CD	3	ARG
4	CD	9	CYS
4	CD	13	ARG
4	CD	15	GLU
4	CD	20	TYR
4	CD	24	GLU
4	CD	26	CYS
4	CD	36	ARG
4	CD	49	ARG
4	CD	59	ARG
4	CD	60	GLU
4	CD	86	LYS
4	CD	89	THR
4	CD	97	LEU
4	CD	98	GLU
4	CD	112	VAL
4	CD	129	ASN
4	CD	131	ARG
4	CD	132	ARG
4	CD	135	LEU

Continued on next page...

Continued from previous page...

Mol	Chain	Res	Type
4	CD	138	TYR
4	CD	145	GLU
4	CD	160	GLN
4	CD	163	GLU
4	CD	179	GLU
4	CD	187	ARG
4	CD	190	ASP
4	CD	192	GLU
4	CD	200	GLU
5	CE	10	MET
5	CE	12	LEU
5	CE	18	ARG
5	CE	20	GLN
5	CE	53	LEU
5	CE	68	GLU
5	CE	73	ASN
5	CE	76	ILE
5	CE	79	GLU
5	CE	80	ILE
5	CE	106	PRO
5	CE	147	ASP
6	CF	14	LEU
6	CF	16	GLN
6	CF	21	LEU
6	CF	25	ILE
6	CF	27	GLN
6	CF	43	LEU
6	CF	47	ARG
6	CF	57	GLN
6	CF	63	TYR
6	CF	65	VAL
6	CF	81	ILE
6	CF	83	ASP
6	CF	98	LEU
7	CG	37	ASN
7	CG	69	VAL
7	CG	78	ARG
7	CG	95	ARG
7	CG	104	LEU
7	CG	114	ARG
7	CG	137	LYS
7	CG	151	TYR

Continued on next page...

Continued from previous page...

Mol	Chain	Res	Type
8	CH	1	MET
8	CH	26	VAL
8	CH	39	LEU
8	CH	41	ARG
8	CH	56	LYS
8	CH	85	ARG
8	CH	91	ARG
8	CH	102	ARG
8	CH	104	ARG
8	CH	112	LEU
8	CH	119	LEU
8	CH	121	ASP
8	CH	127	LEU
9	CI	4	TYR
9	CI	10	ARG
9	CI	19	LEU
9	CI	47	LEU
9	CI	66	ARG
9	CI	85	LEU
9	CI	96	LEU
9	CI	111	ARG
9	CI	112	LYS
9	CI	113	LYS
9	CI	121	ARG
9	CI	128	ARG
10	CJ	8	LEU
10	CJ	17	ASP
10	CJ	22	LYS
10	CJ	38	ILE
10	CJ	40	LEU
10	CJ	50	ILE
10	CJ	55	LYS
10	CJ	73	ASP
10	CJ	96	ILE
11	CK	36	ASP
11	CK	38	ASN
11	CK	92	GLU
11	CK	104	GLN
11	CK	109	VAL
11	CK	117	ASN
11	CK	119	CYS
11	CK	124	LYS

Continued on next page...

Continued from previous page...

Mol	Chain	Res	Type
11	CK	126	ARG
12	CL	7	ILE
12	CL	20	LYS
12	CL	27	LEU
12	CL	33	ARG
12	CL	41	ARG
12	CL	44	THR
12	CL	46	LYS
12	CL	53	ARG
12	CL	55	VAL
12	CL	58	VAL
12	CL	62	SER
12	CL	66	VAL
12	CL	67	THR
12	CL	83	VAL
12	CL	85	ILE
12	CL	89	ARG
12	CL	91	LYS
12	CL	102	ARG
12	CL	106	ASP
12	CL	126	LYS
13	CM	4	ILE
13	CM	61	GLU
13	CM	64	TRP
13	CM	65	LYS
13	CM	93	ARG
13	CM	108	ARG
13	CM	109	THR
13	CM	115	LYS
13	CM	120	LYS
14	CN	7	ILE
14	CN	14	PRO
14	CN	18	VAL
14	CN	21	TYR
14	CN	29	ARG
14	CN	32	SER
14	CN	42	ILE
14	CN	44	LEU
14	CN	57	ARG
15	CO	6	GLU
15	CO	19	PRO
15	CO	25	THR

Continued on next page...

Continued from previous page...

Mol	Chain	Res	Type
15	CO	33	THR
15	CO	39	LEU
15	CO	41	GLU
15	CO	66	LEU
15	CO	82	ILE
15	CO	83	GLU
15	CO	88	ARG
16	CP	2	VAL
16	CP	32	TYR
16	CP	36	ILE
16	CP	55	ARG
16	CP	68	ASP
16	CP	69	THR
17	CQ	12	SER
17	CQ	37	LYS
17	CQ	38	ARG
17	CQ	39	SER
17	CQ	49	GLU
17	CQ	52	LYS
17	CQ	64	PRO
17	CQ	70	ARG
17	CQ	79	SER
18	CR	29	PHE
18	CR	31	LEU
18	CR	37	VAL
18	CR	38	GLU
18	CR	46	GLU
18	CR	47	THR
18	CR	80	PRO
19	CS	5	LEU
19	CS	6	LYS
19	CS	7	LYS
19	CS	10	PHE
19	CS	29	ARG
19	CS	30	LEU
19	CS	37	ARG
19	CS	44	MET
19	CS	48	THR
19	CS	49	ILE
19	CS	62	ILE
19	CS	63	THR
20	CT	23	ARG

Continued on next page...

Continued from previous page...

Mol	Chain	Res	Type
20	CT	26	ASN
20	CT	36	LEU
20	CT	57	ARG
20	CT	62	LEU
20	CT	74	LYS
20	CT	93	GLU
21	CU	10	ARG
21	CU	24	ARG
25	CZ	5	PHE
25	CZ	7	ARG
25	CZ	8	THR
25	CZ	21	ASP
25	CZ	24	LYS
25	CZ	27	LEU
25	CZ	38	GLU
25	CZ	64	ASN
25	CZ	67	HIS
25	CZ	78	SER
25	CZ	98	GLN
25	CZ	113	MET
25	CZ	117	ARG
25	CZ	121	LEU
25	CZ	124	ARG
25	CZ	152	MET
25	CZ	174	SER
25	CZ	180	GLU
25	CZ	197	ASP
25	CZ	198	LYS
25	CZ	199	ILE
25	CZ	215	ARG
25	CZ	218	ASP
25	CZ	231	ILE
25	CZ	241	ARG
25	CZ	244	ARG
25	CZ	253	VAL
25	CZ	261	GLU
25	CZ	274	ARG
25	CZ	275	LYS
25	CZ	277	LEU
25	CZ	284	ASP
25	CZ	285	ASN
25	CZ	293	VAL

Continued on next page...

Continued from previous page...

Mol	Chain	Res	Type
25	CZ	299	GLU
25	CZ	311	THR
25	CZ	325	LYS
25	CZ	335	PHE
26	D0	3	HIS
26	D0	5	LYS
26	D0	12	ASN
26	D0	14	ARG
26	D0	20	ARG
26	D0	27	GLU
26	D0	41	ARG
26	D0	66	VAL
26	D0	80	HIS
26	D0	84	LEU
27	D1	7	ILE
27	D1	11	ARG
27	D1	27	GLU
27	D1	33	LYS
27	D1	35	THR
27	D1	39	LYS
27	D1	45	ASN
27	D1	46	LEU
27	D1	52	ARG
27	D1	66	HIS
27	D1	69	LYS
27	D1	75	GLU
27	D1	80	LEU
27	D1	83	GLU
28	D2	4	SER
28	D2	31	GLU
28	D2	37	PHE
28	D2	51	ARG
28	D2	64	LEU
28	D2	65	ASN
29	D3	28	LEU
29	D3	34	GLU
29	D3	35	ARG
29	D3	46	ASN
30	D4	5	ILE
30	D4	6	HIS
30	D4	9	LEU
30	D4	10	VAL

Continued on next page...

Continued from previous page...

Mol	Chain	Res	Type
30	D4	20	ASN
30	D4	22	ILE
30	D4	25	TYR
30	D4	27	THR
30	D4	32	TYR
30	D4	34	GLU
30	D4	47	GLN
31	D5	5	PRO
31	D5	6	VAL
31	D5	15	ARG
31	D5	25	LEU
31	D5	51	TYR
31	D5	56	LYS
32	D6	11	LEU
32	D6	18	ARG
32	D6	19	ARG
32	D6	23	THR
32	D6	31	PRO
32	D6	36	LEU
32	D6	42	TRP
32	D6	45	LYS
32	D6	53	LYS
33	D7	1	MET
33	D7	4	THR
33	D7	23	ARG
33	D7	24	THR
33	D7	34	ARG
33	D7	36	GLN
33	D7	47	ARG
34	D8	30	ARG
34	D8	31	HIS
34	D8	34	TRP
34	D8	35	GLN
34	D8	44	LYS
34	D8	47	LYS
34	D8	48	PHE
34	D8	61	LEU
34	D8	64	TYR
35	D9	11	CYS
35	D9	28	GLU
35	D9	29	ASN
38	DC	10	LEU

Continued on next page...

Continued from previous page...

Mol	Chain	Res	Type
38	DC	20	TYR
38	DC	34	THR
38	DC	36	LYS
38	DC	52	ARG
38	DC	53	ARG
38	DC	55	ASP
38	DC	57	ASN
38	DC	71	GLN
38	DC	104	LEU
38	DC	108	MET
38	DC	167	LYS
38	DC	188	ASN
39	DD	10	THR
39	DD	18	VAL
39	DD	24	ILE
39	DD	25	THR
39	DD	26	LYS
39	DD	30	GLU
39	DD	37	LEU
39	DD	43	ARG
39	DD	44	ASN
39	DD	46	GLN
39	DD	61	LEU
39	DD	65	ILE
39	DD	71	ASP
39	DD	75	ILE
39	DD	94	LEU
39	DD	138	VAL
39	DD	166	GLN
39	DD	178	PRO
39	DD	183	ARG
39	DD	192	THR
39	DD	200	ASP
39	DD	204	ILE
39	DD	221	VAL
39	DD	228	PRO
39	DD	229	VAL
39	DD	239	ARG
39	DD	246	PRO
39	DD	257	LEU
39	DD	261	LYS
39	DD	271	ILE

Continued on next page...

Continued from previous page...

Mol	Chain	Res	Type
39	DD	273	ARG
39	DD	274	ARG
40	DE	1	MET
40	DE	17	ASP
40	DE	49	LEU
40	DE	55	ASN
40	DE	56	PRO
40	DE	57	LYS
40	DE	62	PRO
40	DE	67	PHE
40	DE	73	GLU
40	DE	76	ARG
40	DE	78	LEU
40	DE	79	ARG
40	DE	127	ASP
40	DE	128	SER
40	DE	144	ARG
40	DE	146	THR
40	DE	154	LYS
40	DE	163	GLU
40	DE	168	MET
40	DE	169	ASN
40	DE	178	GLU
40	DE	181	LEU
40	DE	188	VAL
40	DE	196	VAL
40	DE	202	LYS
40	DE	203	LYS
41	DF	28	ILE
41	DF	54	ARG
41	DF	65	TRP
41	DF	122	LYS
41	DF	125	LEU
41	DF	160	ASN
41	DF	179	GLU
42	DG	12	TYR
42	DG	21	ARG
42	DG	33	ARG
42	DG	34	LEU
42	DG	40	ASN
42	DG	43	LEU
42	DG	52	ILE

Continued on next page...

Continued from previous page...

Mol	Chain	Res	Type
42	DG	54	GLU
42	DG	67	LYS
42	DG	71	THR
42	DG	77	ILE
42	DG	79	ASN
42	DG	80	PHE
42	DG	84	LYS
42	DG	87	PRO
42	DG	93	THR
42	DG	97	ASP
42	DG	113	ARG
42	DG	116	ASP
42	DG	123	ASN
42	DG	125	PHE
42	DG	152	LEU
42	DG	153	ARG
42	DG	167	GLU
43	DH	15	VAL
43	DH	43	VAL
43	DH	54	ARG
43	DH	65	HIS
43	DH	71	LEU
43	DH	85	LYS
43	DH	88	LEU
43	DH	105	LEU
43	DH	119	GLU
43	DH	130	ARG
43	DH	139	GLN
43	DH	143	GLN
43	DH	149	ARG
43	DH	153	LYS
43	DH	159	GLU
43	DH	162	ILE
43	DH	163	TYR
46	DN	1	MET
46	DN	4	TYR
46	DN	10	GLU
46	DN	32	THR
46	DN	38	HIS
46	DN	45	ASN
46	DN	48	MET
46	DN	56	ASN

Continued on next page...

Continued from previous page...

Mol	Chain	Res	Type
46	DN	61	ARG
46	DN	87	LEU
46	DN	99	LEU
46	DN	120	LEU
46	DN	136	GLU
47	DO	8	LEU
47	DO	9	GLU
47	DO	10	VAL
47	DO	23	ARG
47	DO	31	LYS
47	DO	35	VAL
47	DO	48	PRO
47	DO	49	ARG
47	DO	98	VAL
47	DO	104	ARG
48	DP	6	LEU
48	DP	13	ASN
48	DP	16	ARG
48	DP	27	HIS
48	DP	39	LYS
48	DP	40	SER
48	DP	41	ARG
48	DP	42	SER
48	DP	48	PRO
48	DP	52	GLU
48	DP	61	ARG
48	DP	70	GLN
48	DP	75	ILE
48	DP	85	LEU
48	DP	86	LYS
48	DP	91	PHE
48	DP	108	LYS
48	DP	110	TYR
48	DP	112	LEU
48	DP	114	ILE
48	DP	123	LEU
48	DP	136	GLU
49	DQ	45	GLN
49	DQ	48	GLU
49	DQ	51	ARG
49	DQ	54	MET
49	DQ	55	VAL

Continued on next page...

Continued from previous page...

Mol	Chain	Res	Type
49	DQ	56	ARG
49	DQ	58	PHE
49	DQ	59	ARG
49	DQ	91	GLU
49	DQ	101	ARG
49	DQ	104	PHE
49	DQ	133	ARG
49	DQ	135	ASP
49	DQ	141	GLN
50	DR	2	ARG
50	DR	5	LYS
50	DR	10	LEU
50	DR	18	LEU
50	DR	44	LEU
50	DR	71	GLN
50	DR	72	ASP
50	DR	74	LYS
50	DR	76	VAL
50	DR	94	TYR
50	DR	99	LYS
50	DR	100	LEU
50	DR	111	LEU
50	DR	118	GLU
51	DS	11	LYS
51	DS	12	PHE
51	DS	15	ARG
51	DS	18	ILE
51	DS	29	PHE
51	DS	35	ILE
51	DS	54	LEU
51	DS	63	THR
51	DS	97	ARG
51	DS	99	LYS
51	DS	106	ARG
52	DT	13	ARG
52	DT	14	TYR
52	DT	15	VAL
52	DT	23	ARG
52	DT	32	TYR
52	DT	38	ASN
52	DT	39	ARG
52	DT	41	ARG

Continued on next page...

Continued from previous page...

Mol	Chain	Res	Type
52	DT	44	ASP
52	DT	49	VAL
52	DT	53	ARG
52	DT	58	ASN
52	DT	61	PHE
52	DT	78	LEU
52	DT	82	LEU
52	DT	93	ARG
52	DT	99	LEU
52	DT	115	ARG
52	DT	118	ARG
52	DT	124	ASP
52	DT	128	GLU
53	DU	9	VAL
53	DU	11	ARG
53	DU	14	HIS
53	DU	34	LYS
53	DU	49	HIS
53	DU	66	ASN
53	DU	74	LEU
53	DU	78	THR
53	DU	108	GLU
54	DV	12	TYR
54	DV	18	LEU
54	DV	19	LYS
54	DV	21	ARG
54	DV	35	LEU
54	DV	39	LEU
54	DV	62	LEU
54	DV	68	LYS
54	DV	83	ARG
54	DV	89	GLN
54	DV	91	TYR
54	DV	95	LEU
54	DV	99	ILE
55	DW	9	TYR
55	DW	11	ARG
55	DW	51	LEU
55	DW	70	TYR
55	DW	75	TYR
55	DW	76	VAL
55	DW	82	LEU

Continued on next page...

Continued from previous page...

Mol	Chain	Res	Type
55	DW	88	ARG
55	DW	103	ILE
55	DW	107	LEU
56	DX	28	PHE
56	DX	35	THR
56	DX	37	THR
56	DX	57	LEU
56	DX	60	ARG
56	DX	68	ARG
57	DY	2	ARG
57	DY	6	HIS
57	DY	9	LYS
57	DY	28	LYS
57	DY	29	GLU
57	DY	32	PRO
57	DY	50	ARG
57	DY	62	GLU
57	DY	73	ARG
57	DY	76	CYS
57	DY	77	PRO
57	DY	90	LEU
57	DY	96	ILE
58	DZ	3	TYR
58	DZ	6	LYS
58	DZ	9	TYR
58	DZ	11	GLU
58	DZ	16	SER
58	DZ	24	LEU
58	DZ	31	ARG
58	DZ	41	LEU
58	DZ	42	VAL
58	DZ	68	PRO
58	DZ	70	LEU
58	DZ	72	ARG
58	DZ	81	ARG
58	DZ	96	VAL
58	DZ	97	GLU
58	DZ	98	MET
58	DZ	99	TYR
58	DZ	119	GLU
58	DZ	120	ILE
58	DZ	121	HIS

Continued on next page...

Continued from previous page...

Mol	Chain	Res	Type
58	DZ	122	ARG
58	DZ	126	VAL
58	DZ	127	LYS
58	DZ	136	PHE
58	DZ	150	LEU
58	DZ	163	LEU
58	DZ	170	THR
58	DZ	178	GLU

Some sidechains can be flipped to improve hydrogen bonding and reduce clashes. All (317) such sidechains are listed below:

Mol	Chain	Res	Type
2	AB	16	HIS
2	AB	40	HIS
2	AB	45	GLN
2	AB	146	GLN
2	AB	204	ASN
2	AB	212	GLN
3	AC	28	GLN
3	AC	104	GLN
3	AC	118	GLN
3	AC	139	GLN
3	AC	170	GLN
3	AC	176	HIS
4	AD	42	GLN
4	AD	62	GLN
4	AD	74	GLN
4	AD	129	ASN
4	AD	201	GLN
5	AE	20	GLN
5	AE	73	ASN
5	AE	78	HIS
6	AF	27	GLN
6	AF	57	GLN
6	AF	64	GLN
6	AF	84	ASN
6	AF	100	ASN
7	AG	13	GLN
7	AG	106	GLN
8	AH	82	HIS
9	AI	31	GLN
9	AI	58	HIS

Continued on next page...

Continued from previous page...

Mol	Chain	Res	Type
10	AJ	13	HIS
10	AJ	56	HIS
10	AJ	68	HIS
10	AJ	78	ASN
10	AJ	84	GLN
11	AK	38	ASN
11	AK	117	ASN
12	AL	8	ASN
12	AL	9	GLN
12	AL	75	HIS
13	AM	12	ASN
13	AM	40	ASN
13	AM	77	ASN
14	AN	49	HIS
14	AN	52	GLN
15	AO	9	GLN
15	AO	37	ASN
15	AO	62	GLN
16	AP	76	GLN
17	AQ	16	GLN
17	AQ	26	GLN
18	AR	36	ASN
19	AS	14	HIS
19	AS	23	ASN
20	AT	18	GLN
20	AT	26	ASN
20	AT	42	GLN
25	AZ	22	HIS
25	AZ	64	ASN
25	AZ	67	HIS
25	AZ	79	HIS
25	AZ	98	GLN
25	AZ	115	GLN
25	AZ	193	ASN
25	AZ	285	ASN
25	AZ	341	GLN
25	AZ	367	ASN
26	B0	35	ASN
26	B0	40	GLN
26	B0	50	ASN
26	B0	70	GLN
27	B1	42	GLN

Continued on next page...

Continued from previous page...

Mol	Chain	Res	Type
27	B1	45	ASN
27	B1	56	GLN
28	B2	43	GLN
28	B2	47	ASN
29	B3	19	GLN
29	B3	46	ASN
30	B4	20	ASN
30	B4	40	HIS
30	B4	46	GLN
30	B4	47	GLN
31	B5	43	HIS
32	B6	32	ASN
34	B8	31	HIS
34	B8	35	GLN
35	B9	20	HIS
35	B9	29	ASN
35	B9	36	GLN
38	BC	57	ASN
38	BC	139	ASN
39	BD	58	HIS
39	BD	96	HIS
39	BD	126	GLN
39	BD	129	ASN
39	BD	166	GLN
39	BD	186	HIS
40	BE	48	GLN
40	BE	54	GLN
40	BE	55	ASN
40	BE	66	HIS
40	BE	132	HIS
40	BE	143	ASN
40	BE	192	ASN
41	BF	8	GLN
41	BF	29	ASN
41	BF	69	HIS
41	BF	75	HIS
41	BF	133	ASN
41	BF	160	ASN
41	BF	203	GLN
41	BF	204	ASN
42	BG	41	GLN
42	BG	66	GLN

Continued on next page...

Continued from previous page...

Mol	Chain	Res	Type
42	BG	121	ASN
42	BG	138	GLN
43	BH	65	HIS
43	BH	74	ASN
43	BH	139	GLN
43	BH	147	ASN
43	BH	158	HIS
46	BN	45	ASN
46	BN	56	ASN
46	BN	131	GLN
47	BO	3	GLN
47	BO	5	GLN
47	BO	82	ASN
48	BP	27	HIS
48	BP	38	GLN
48	BP	68	GLN
48	BP	81	GLN
48	BP	84	ASN
48	BP	128	HIS
49	BQ	13	GLN
49	BQ	57	HIS
49	BQ	141	GLN
50	BR	13	HIS
50	BR	23	ASN
50	BR	61	HIS
50	BR	71	GLN
52	BT	38	ASN
52	BT	90	GLN
53	BU	49	HIS
53	BU	66	ASN
53	BU	81	HIS
53	BU	117	GLN
54	BV	11	GLN
54	BV	64	HIS
55	BW	57	ASN
56	BX	31	HIS
56	BX	41	ASN
56	BX	55	ASN
56	BX	82	GLN
56	BX	87	GLN
57	BY	6	HIS
58	BZ	32	HIS

Continued on next page...

Continued from previous page...

Mol	Chain	Res	Type
58	BZ	73	GLN
58	BZ	85	HIS
58	BZ	118	GLN
2	CB	37	ASN
2	CB	40	HIS
2	CB	45	GLN
2	CB	78	GLN
2	CB	146	GLN
2	CB	204	ASN
3	CC	28	GLN
3	CC	37	GLN
3	CC	104	GLN
3	CC	107	GLN
3	CC	118	GLN
3	CC	123	GLN
3	CC	139	GLN
3	CC	170	GLN
4	CD	62	GLN
4	CD	129	ASN
5	CE	20	GLN
5	CE	73	ASN
5	CE	78	HIS
6	CF	27	GLN
6	CF	57	GLN
6	CF	84	ASN
6	CF	100	ASN
7	CG	13	GLN
7	CG	37	ASN
7	CG	64	GLN
7	CG	68	ASN
7	CG	86	GLN
7	CG	106	GLN
7	CG	153	HIS
8	CH	82	HIS
9	CI	31	GLN
9	CI	58	HIS
9	CI	124	GLN
10	CJ	13	HIS
10	CJ	56	HIS
10	CJ	78	ASN
10	CJ	84	GLN
11	CK	38	ASN

Continued on next page...

Continued from previous page...

Mol	Chain	Res	Type
11	CK	62	GLN
11	CK	117	ASN
12	CL	8	ASN
12	CL	75	HIS
13	CM	12	ASN
13	CM	40	ASN
13	CM	77	ASN
14	CN	52	GLN
15	CO	37	ASN
15	CO	46	HIS
15	CO	62	GLN
16	CP	16	HIS
16	CP	76	GLN
17	CQ	16	GLN
17	CQ	26	GLN
19	CS	14	HIS
19	CS	23	ASN
19	CS	57	HIS
20	CT	16	HIS
20	CT	18	GLN
20	CT	26	ASN
20	CT	42	GLN
20	CT	75	ASN
25	CZ	11	HIS
25	CZ	64	ASN
25	CZ	67	HIS
25	CZ	79	HIS
25	CZ	85	HIS
25	CZ	115	GLN
25	CZ	125	GLN
25	CZ	285	ASN
25	CZ	341	GLN
25	CZ	367	ASN
26	D0	29	GLN
26	D0	40	GLN
26	D0	50	ASN
26	D0	70	GLN
27	D1	45	ASN
27	D1	66	HIS
28	D2	43	GLN
28	D2	47	ASN
28	D2	56	GLN

Continued on next page...

Continued from previous page...

Mol	Chain	Res	Type
28	D2	65	ASN
29	D3	19	GLN
29	D3	46	ASN
29	D3	52	HIS
30	D4	20	ASN
30	D4	40	HIS
30	D4	47	GLN
31	D5	43	HIS
32	D6	29	ASN
32	D6	32	ASN
35	D9	29	ASN
35	D9	32	HIS
35	D9	34	GLN
38	DC	57	ASN
38	DC	66	HIS
38	DC	139	ASN
38	DC	165	ASN
39	DD	44	ASN
39	DD	58	HIS
39	DD	96	HIS
39	DD	126	GLN
39	DD	164	GLN
39	DD	166	GLN
39	DD	186	HIS
39	DD	198	ASN
40	DE	48	GLN
40	DE	54	GLN
40	DE	55	ASN
40	DE	143	ASN
40	DE	192	ASN
41	DF	8	GLN
41	DF	29	ASN
41	DF	69	HIS
41	DF	75	HIS
41	DF	133	ASN
41	DF	160	ASN
41	DF	203	GLN
41	DF	204	ASN
42	DG	41	GLN
42	DG	108	ASN
42	DG	132	ASN
43	DH	65	HIS

Continued on next page...

Continued from previous page...

Mol	Chain	Res	Type
43	DH	139	GLN
43	DH	147	ASN
43	DH	158	HIS
46	DN	45	ASN
46	DN	56	ASN
46	DN	131	GLN
47	DO	3	GLN
47	DO	5	GLN
47	DO	82	ASN
48	DP	27	HIS
48	DP	38	GLN
48	DP	68	GLN
48	DP	81	GLN
48	DP	84	ASN
48	DP	128	HIS
49	DQ	45	GLN
49	DQ	141	GLN
50	DR	11	ASN
50	DR	23	ASN
50	DR	61	HIS
50	DR	71	GLN
52	DT	38	ASN
52	DT	58	ASN
52	DT	90	GLN
53	DU	49	HIS
53	DU	66	ASN
54	DV	11	GLN
54	DV	64	HIS
55	DW	57	ASN
56	DX	41	ASN
56	DX	55	ASN
56	DX	87	GLN
58	DZ	75	ASN
58	DZ	85	HIS
58	DZ	118	GLN

5.3.3 RNA ⓘ

Mol	Chain	Analysed	Backbone Outliers	Pucker Outliers
1	AA	1503/1522 (98%)	236 (15%)	51 (3%)
1	CA	1503/1522 (98%)	237 (15%)	46 (3%)

Continued on next page...

Continued from previous page...

Mol	Chain	Analysed	Backbone Outliers	Pucker Outliers
22	AV	75/76 (98%)	17 (22%)	1 (1%)
22	AW	75/76 (98%)	21 (28%)	0
22	CV	75/76 (98%)	21 (28%)	0
22	CW	75/76 (98%)	21 (28%)	2 (2%)
23	AX	16/27 (59%)	5 (31%)	0
23	CX	17/27 (62%)	6 (35%)	1 (5%)
24	AY	74/77 (96%)	29 (39%)	4 (5%)
24	CY	74/77 (96%)	27 (36%)	3 (4%)
36	BA	2900/2915 (99%)	525 (18%)	49 (1%)
36	DA	2900/2915 (99%)	520 (17%)	46 (1%)
37	BB	118/122 (96%)	26 (22%)	2 (1%)
37	DB	118/122 (96%)	24 (20%)	3 (2%)
All	All	9523/9630 (98%)	1715 (18%)	208 (2%)

All (1715) RNA backbone outliers are listed below:

Mol	Chain	Res	Type
1	AA	9	G
1	AA	31	G
1	AA	32	A
1	AA	39	G
1	AA	47	C
1	AA	48	C
1	AA	51	A
1	AA	55	A
1	AA	61	G
1	AA	63	C
1	AA	78	G
1	AA	79	G
1	AA	80	G
1	AA	81	U
1	AA	90	U
1	AA	110	C
1	AA	116	A
1	AA	120	A
1	AA	121	C
1	AA	131	C
1	AA	144	G
1	AA	146	G
1	AA	147	G
1	AA	151	A
1	AA	172	A

Continued on next page...

Continued from previous page...

Mol	Chain	Res	Type
1	AA	189(H)	G
1	AA	189(I)	G
1	AA	195	A
1	AA	197	A
1	AA	198	G
1	AA	199	G
1	AA	204	U
1	AA	216	G
1	AA	220	G
1	AA	228	A
1	AA	244	U
1	AA	246	A
1	AA	247	G
1	AA	251	G
1	AA	267	C
1	AA	275	G
1	AA	289	G
1	AA	321	A
1	AA	328	C
1	AA	330	C
1	AA	332	G
1	AA	345	C
1	AA	346	G
1	AA	347	G
1	AA	348	G
1	AA	352	C
1	AA	353	A
1	AA	354	G
1	AA	367	U
1	AA	369	C
1	AA	372	C
1	AA	373	A
1	AA	388	G
1	AA	389	A
1	AA	397	A
1	AA	398	C
1	AA	412	A
1	AA	413	G
1	AA	414	A
1	AA	422	C
1	AA	428	G
1	AA	429	U

Continued on next page...

Continued from previous page...

Mol	Chain	Res	Type
1	AA	430	A
1	AA	439	A
1	AA	452	A
1	AA	453	A
1	AA	454	C
1	AA	484	G
1	AA	485	G
1	AA	496	A
1	AA	498	U
1	AA	499	A
1	AA	508	C
1	AA	509	A
1	AA	511	C
1	AA	518	C
1	AA	527	G
1	AA	531	U
1	AA	532	A
1	AA	534	U
1	AA	548	G
1	AA	559	A
1	AA	561	U
1	AA	562	C
1	AA	572	A
1	AA	573	A
1	AA	576	G
1	AA	577	G
1	AA	630	G
1	AA	632	A
1	AA	653	A
1	AA	665	A
1	AA	688	G
1	AA	701	C
1	AA	702	A
1	AA	703	G
1	AA	721	G
1	AA	722	A
1	AA	723	U
1	AA	731	G
1	AA	734	G
1	AA	748	C
1	AA	749	C
1	AA	755	G

Continued on next page...

Continued from previous page...

Mol	Chain	Res	Type
1	AA	792	A
1	AA	793	U
1	AA	794	A
1	AA	817	C
1	AA	821	G
1	AA	828	A
1	AA	839	U
1	AA	840	C
1	AA	841	U
1	AA	848	C
1	AA	858	G
1	AA	859	A
1	AA	874	G
1	AA	884	U
1	AA	885	G
1	AA	889	A
1	AA	890	G
1	AA	914	A
1	AA	926	G
1	AA	927	G
1	AA	934	C
1	AA	960	U
1	AA	962	C
1	AA	966	G
1	AA	967	C
1	AA	969	A
1	AA	971	G
1	AA	975	A
1	AA	976	G
1	AA	977	A
1	AA	980	C
1	AA	982	U
1	AA	983	A
1	AA	991	U
1	AA	992	U
1	AA	993	G
1	AA	996	A
1	AA	1004	A
1	AA	1026	G
1	AA	1050	G
1	AA	1051	C
1	AA	1054	C

Continued on next page...

Continued from previous page...

Mol	Chain	Res	Type
1	AA	1081	G
1	AA	1094	G
1	AA	1095	U
1	AA	1101	A
1	AA	1102	A
1	AA	1117	G
1	AA	1124	G
1	AA	1125	U
1	AA	1126	U
1	AA	1127	G
1	AA	1129	C
1	AA	1130	A
1	AA	1131	G
1	AA	1136	U
1	AA	1137	C
1	AA	1138	G
1	AA	1139	G
1	AA	1140	C
1	AA	1141	C
1	AA	1145	C
1	AA	1146	A
1	AA	1152	A
1	AA	1154	G
1	AA	1158	C
1	AA	1159	U
1	AA	1182	G
1	AA	1184	G
1	AA	1187	G
1	AA	1193	G
1	AA	1196	U
1	AA	1197	G
1	AA	1200	C
1	AA	1201	A
1	AA	1212	U
1	AA	1225	A
1	AA	1238	A
1	AA	1240	U
1	AA	1256	A
1	AA	1257	U
1	AA	1258	G
1	AA	1260	C
1	AA	1272	G

Continued on next page...

Continued from previous page...

Mol	Chain	Res	Type
1	AA	1280	A
1	AA	1281	U
1	AA	1284	C
1	AA	1286	A
1	AA	1287	A
1	AA	1299	A
1	AA	1300	G
1	AA	1302	U
1	AA	1320	C
1	AA	1321	C
1	AA	1322	C
1	AA	1323	G
1	AA	1331	G
1	AA	1338	G
1	AA	1346	A
1	AA	1347	G
1	AA	1348	U
1	AA	1349	A
1	AA	1363	C
1	AA	1370	G
1	AA	1397	C
1	AA	1398	A
1	AA	1399	C
1	AA	1419	G
1	AA	1442(A)	G
1	AA	1442(B)	A
1	AA	1443	G
1	AA	1447	A
1	AA	1456	G
1	AA	1457	G
1	AA	1492	A
1	AA	1497	G
1	AA	1499	A
1	AA	1503	A
1	AA	1504	G
1	AA	1505	G
1	AA	1506	U
1	AA	1517	G
1	AA	1519	A
1	AA	1520	G
1	AA	1529	G
1	AA	1530	G

Continued on next page...

Continued from previous page...

Mol	Chain	Res	Type
1	AA	1531	A
22	AV	5	G
22	AV	16	U
22	AV	17	C
22	AV	18	G
22	AV	19	G
22	AV	20	U
22	AV	22	G
22	AV	44	G
22	AV	45	U
22	AV	46	G
22	AV	47	U
22	AV	48	C
22	AV	60	U
22	AV	61	C
22	AV	69	G
22	AV	73	A
22	AV	75	C
22	AW	4	C
22	AW	9	A
22	AW	10	G
22	AW	18	G
22	AW	19	G
22	AW	20	U
22	AW	21	A
22	AW	39	U
22	AW	43	C
22	AW	44	G
22	AW	45	U
22	AW	47	U
22	AW	48	C
22	AW	50	U
22	AW	52	G
22	AW	57	G
22	AW	58	A
22	AW	59	U
22	AW	61	C
22	AW	62	C
22	AW	74	C
23	AX	12	A
23	AX	13	A
23	AX	17	U

Continued on next page...

Continued from previous page...

Mol	Chain	Res	Type
23	AX	26	A
23	AX	27	A
24	AY	3	G
24	AY	5	G
24	AY	7	G
24	AY	8	4SU
24	AY	9	A
24	AY	10	G
24	AY	11	U
24	AY	12	U
24	AY	16	H2U
24	AY	17	H2U
24	AY	18	G
24	AY	19	G
24	AY	20	H2U
24	AY	22	G
24	AY	24	A
24	AY	34	C
24	AY	36	A
24	AY	38	A
24	AY	44	G
24	AY	45	U
24	AY	46	7MG
24	AY	49	G
24	AY	58	A
24	AY	59	G
24	AY	61	C
24	AY	62	U
24	AY	73	G
24	AY	75	C
24	AY	76	A
36	BA	10	G
36	BA	34	C
36	BA	45	C
36	BA	51	G
36	BA	71	A
36	BA	72	U
36	BA	75	G
36	BA	84	A
36	BA	88	G
36	BA	90	U
36	BA	92	A

Continued on next page...

Continued from previous page...

Mol	Chain	Res	Type
36	BA	94	C
36	BA	95	G
36	BA	100	G
36	BA	102	G
36	BA	114	U
36	BA	118	A
36	BA	119	A
36	BA	120	U
36	BA	129	C
36	BA	131	G
36	BA	139(A)	G
36	BA	141	A
36	BA	146	G
36	BA	149	A
36	BA	155	U
36	BA	175	G
36	BA	196	A
36	BA	197	A
36	BA	199	A
36	BA	204	A
36	BA	205	G
36	BA	215	G
36	BA	216	A
36	BA	221	A
36	BA	222	A
36	BA	229	A
36	BA	245	G
36	BA	248	G
36	BA	261	G
36	BA	267	C
36	BA	271(A)	A
36	BA	271(K)	U
36	BA	271(L)	U
36	BA	271(M)	G
36	BA	271(N)	U
36	BA	271(O)	C
36	BA	271(P)	C
36	BA	271(R)	G
36	BA	271(Y)	U
36	BA	272(A)	U
36	BA	272(B)	G
36	BA	272(I)	U

Continued on next page...

Continued from previous page...

Mol	Chain	Res	Type
36	BA	276	A
36	BA	288	C
36	BA	299	A
36	BA	311	A
36	BA	324	A
36	BA	329	G
36	BA	330	A
36	BA	332	A
36	BA	333	G
36	BA	352	G
36	BA	353	G
36	BA	358	U
36	BA	362	U
36	BA	363	G
36	BA	363(F)	A
36	BA	372	G
36	BA	386	G
36	BA	388	G
36	BA	396	G
36	BA	405	U
36	BA	406	G
36	BA	411	G
36	BA	412	A
36	BA	418	G
36	BA	428	A
36	BA	443	A
36	BA	444	C
36	BA	448	U
36	BA	451	C
36	BA	455	C
36	BA	457	A
36	BA	467	G
36	BA	470	A
36	BA	480	A
36	BA	481	G
36	BA	494	G
36	BA	505	A
36	BA	508	G
36	BA	512	G
36	BA	513	A
36	BA	528	A
36	BA	530	G

Continued on next page...

Continued from previous page...

Mol	Chain	Res	Type
36	BA	531	C
36	BA	532	A
36	BA	533	G
36	BA	556	G
36	BA	563	G
36	BA	573	G
36	BA	575	A
36	BA	586	A
36	BA	588	U
36	BA	603	A
36	BA	604	G
36	BA	607	U
36	BA	613	G
36	BA	614(B)	G
36	BA	615	G
36	BA	627	A
36	BA	629	G
36	BA	637	A
36	BA	645	C
36	BA	646	A
36	BA	651	G
36	BA	653	A
36	BA	654(I)	C
36	BA	654(J)	A
36	BA	654(K)	C
36	BA	654(L)	G
36	BA	654(M)	C
36	BA	654(T)	C
36	BA	655	A
36	BA	656	G
36	BA	669	G
36	BA	670	A
36	BA	673	C
36	BA	686	G
36	BA	708	C
36	BA	722	A
36	BA	730	C
36	BA	753	C
36	BA	761	A
36	BA	775	G
36	BA	776	G
36	BA	782	A

Continued on next page...

Continued from previous page...

Mol	Chain	Res	Type
36	BA	784	A
36	BA	785	G
36	BA	790	C
36	BA	791	C
36	BA	792	G
36	BA	805	G
36	BA	812	C
36	BA	819	A
36	BA	827	U
36	BA	828	U
36	BA	830	G
36	BA	848	G
36	BA	856	C
36	BA	857	C
36	BA	859	G
36	BA	866	A
36	BA	878	A
36	BA	886	C
36	BA	889	C
36	BA	890	A
36	BA	896	A
36	BA	897	C
36	BA	910	A
36	BA	917	A
36	BA	932	G
36	BA	941	A
36	BA	945	A
36	BA	946	G
36	BA	953	A
36	BA	958	U
36	BA	959	A
36	BA	961	C
36	BA	964	C
36	BA	965	C
36	BA	974	G
36	BA	983	A
36	BA	985	C
36	BA	996	A
36	BA	1010	A
36	BA	1011	G
36	BA	1012	U
36	BA	1013	C

Continued on next page...

Continued from previous page...

Mol	Chain	Res	Type
36	BA	1022	G
36	BA	1023	U
36	BA	1025	G
36	BA	1026	U
36	BA	1038	C
36	BA	1039	G
36	BA	1045	A
36	BA	1046	A
36	BA	1047	G
36	BA	1048	A
36	BA	1053	C
36	BA	1059	G
36	BA	1061	U
36	BA	1062	G
36	BA	1065	U
36	BA	1067	A
36	BA	1068	G
36	BA	1069	A
36	BA	1070	A
36	BA	1072	C
36	BA	1073	A
36	BA	1074	G
36	BA	1079	C
36	BA	1087	G
36	BA	1088	A
36	BA	1111	A
36	BA	1112	G
36	BA	1114	G
36	BA	1122	G
36	BA	1130	U
36	BA	1131	G
36	BA	1135	C
36	BA	1136	G
36	BA	1140	C
36	BA	1155	A
36	BA	1174	A
36	BA	1175	U
36	BA	1176	G
36	BA	1177	A
36	BA	1178	C
36	BA	1205	U
36	BA	1210	A

Continued on next page...

Continued from previous page...

Mol	Chain	Res	Type
36	BA	1211	U
36	BA	1212	G
36	BA	1223	G
36	BA	1236	G
36	BA	1244	G
36	BA	1247	A
36	BA	1248	G
36	BA	1253	A
36	BA	1256	G
36	BA	1265	A
36	BA	1271	G
36	BA	1272	A
36	BA	1273	U
36	BA	1300	U
36	BA	1301	A
36	BA	1302	A
36	BA	1314	C
36	BA	1319	G
36	BA	1321	A
36	BA	1332	G
36	BA	1347	G
36	BA	1349	A
36	BA	1359	A
36	BA	1365	A
36	BA	1368	G
36	BA	1378	A
36	BA	1379	A
36	BA	1380	G
36	BA	1384	A
36	BA	1385	G
36	BA	1386	C
36	BA	1395	A
36	BA	1396	U
36	BA	1407	C
36	BA	1416	G
36	BA	1419	A
36	BA	1428	C
36	BA	1445	A
36	BA	1449	A
36	BA	1455	G
36	BA	1460	A
36	BA	1461	G

Continued on next page...

Continued from previous page...

Mol	Chain	Res	Type
36	BA	1467	C
36	BA	1471	A
36	BA	1475	G
36	BA	1478	G
36	BA	1482	G
36	BA	1485	G
36	BA	1487	G
36	BA	1488	G
36	BA	1490	A
36	BA	1493	C
36	BA	1494	A
36	BA	1495	A
36	BA	1496	A
36	BA	1497	U
36	BA	1498	C
36	BA	1499	C
36	BA	1502	C
36	BA	1505	C
36	BA	1509	C
36	BA	1509(A)	A
36	BA	1517	G
36	BA	1528(A)	A
36	BA	1537	G
36	BA	1541	G
36	BA	1542	A
36	BA	1543	C
36	BA	1544	A
36	BA	1554	A
36	BA	1558	A
36	BA	1559	G
36	BA	1569	A
36	BA	1578	U
36	BA	1579	A
36	BA	1584	C
36	BA	1586	A
36	BA	1588	C
36	BA	1591	G
36	BA	1593	G
36	BA	1598	C
36	BA	1602	U
36	BA	1603	A
36	BA	1608	A

Continued on next page...

Continued from previous page...

Mol	Chain	Res	Type
36	BA	1616	A
36	BA	1617	C
36	BA	1618	A
36	BA	1634	A
36	BA	1640	C
36	BA	1648	C
36	BA	1654	A
36	BA	1666	G
36	BA	1667	G
36	BA	1674	G
36	BA	1694	C
36	BA	1696	G
36	BA	1698	A
36	BA	1721	G
36	BA	1739	U
36	BA	1742	G
36	BA	1748	G
36	BA	1756	G
36	BA	1763	G
36	BA	1764	G
36	BA	1773	A
36	BA	1780	A
36	BA	1781	C
36	BA	1791	A
36	BA	1799	G
36	BA	1800	C
36	BA	1801	G
36	BA	1816	G
36	BA	1820	U
36	BA	1835	G
36	BA	1839	G
36	BA	1847	A
36	BA	1848	A
36	BA	1858	G
36	BA	1865	G
36	BA	1878	G
36	BA	1881	C
36	BA	1885	A
36	BA	1888	G
36	BA	1889	A
36	BA	1900	A
36	BA	1903	G

Continued on next page...

Continued from previous page...

Mol	Chain	Res	Type
36	BA	1906	G
36	BA	1920	C
36	BA	1929	G
36	BA	1930	G
36	BA	1938	A
36	BA	1948	G
36	BA	1955	U
36	BA	1963	U
36	BA	1967	C
36	BA	1969	A
36	BA	1970	A
36	BA	1971	A
36	BA	1972	A
36	BA	1982	C
36	BA	1987	G
36	BA	1992	G
36	BA	1993	U
36	BA	1997	G
36	BA	2020	A
36	BA	2023	G
36	BA	2031	A
36	BA	2032	G
36	BA	2033	A
36	BA	2034	U
36	BA	2036	C
36	BA	2043	C
36	BA	2055	C
36	BA	2056	G
36	BA	2060	A
36	BA	2061	G
36	BA	2062	A
36	BA	2069	G
36	BA	2093	G
36	BA	2100	G
36	BA	2102	U
36	BA	2103	C
36	BA	2104	G
36	BA	2109	U
36	BA	2111	C
36	BA	2116	G
36	BA	2117	A
36	BA	2118	U

Continued on next page...

Continued from previous page...

Mol	Chain	Res	Type
36	BA	2119	A
36	BA	2127	G
36	BA	2129	C
36	BA	2132	U
36	BA	2133	G
36	BA	2146	C
36	BA	2148	G
36	BA	2159	G
36	BA	2160	G
36	BA	2172	U
36	BA	2173	A
36	BA	2174	C
36	BA	2179	C
36	BA	2180	U
36	BA	2185	C
36	BA	2186	G
36	BA	2187	G
36	BA	2189	U
36	BA	2190	G
36	BA	2192	G
36	BA	2193	G
36	BA	2198	A
36	BA	2199	A
36	BA	2200	C
36	BA	2207	G
36	BA	2208	A
36	BA	2218	U
36	BA	2219	G
36	BA	2225	A
36	BA	2238	G
36	BA	2239	G
36	BA	2275	C
36	BA	2283	C
36	BA	2287	A
36	BA	2304	G
36	BA	2305	A
36	BA	2306	C
36	BA	2307	G
36	BA	2311	A
36	BA	2313	C
36	BA	2319	G
36	BA	2320	A

Continued on next page...

Continued from previous page...

Mol	Chain	Res	Type
36	BA	2334	G
36	BA	2336	A
36	BA	2343	C
36	BA	2345	G
36	BA	2347	C
36	BA	2350	C
36	BA	2360	A
36	BA	2361	A
36	BA	2383	G
36	BA	2385	C
36	BA	2392	A
36	BA	2399	G
36	BA	2402	C
36	BA	2403	C
36	BA	2406	U
36	BA	2422	A
36	BA	2425	A
36	BA	2429	G
36	BA	2430	A
36	BA	2431	U
36	BA	2439	A
36	BA	2441	C
36	BA	2448	A
36	BA	2465	C
36	BA	2468	G
36	BA	2469	A
36	BA	2470	G
36	BA	2476	A
36	BA	2477	C
36	BA	2478	A
36	BA	2482	G
36	BA	2484	G
36	BA	2502	G
36	BA	2505	G
36	BA	2518	A
36	BA	2524	G
36	BA	2529	G
36	BA	2542	A
36	BA	2543	G
36	BA	2554	U
36	BA	2566	A
36	BA	2567	G

Continued on next page...

Continued from previous page...

Mol	Chain	Res	Type
36	BA	2573	C
36	BA	2602	A
36	BA	2612	C
36	BA	2615	U
36	BA	2630	G
36	BA	2641	G
36	BA	2646	C
36	BA	2654	A
36	BA	2657	A
36	BA	2658	C
36	BA	2660	A
36	BA	2673	G
36	BA	2682	U
36	BA	2690	C
36	BA	2703	C
36	BA	2712	U
36	BA	2712(A)	A
36	BA	2713	A
36	BA	2714	G
36	BA	2720	U
36	BA	2726	U
36	BA	2733	A
36	BA	2744	G
36	BA	2750	A
36	BA	2751	G
36	BA	2752	C
36	BA	2757	A
36	BA	2759	G
36	BA	2761	G
36	BA	2764	A
36	BA	2765	A
36	BA	2778	A
36	BA	2779	U
36	BA	2780	G
36	BA	2781	A
36	BA	2790	A
36	BA	2791	C
36	BA	2794	C
36	BA	2802	G
36	BA	2803	C
36	BA	2808	U
36	BA	2818	G

Continued on next page...

Continued from previous page...

Mol	Chain	Res	Type
36	BA	2820	A
36	BA	2821	A
36	BA	2833	G
36	BA	2834	G
36	BA	2849	U
36	BA	2863	C
36	BA	2872	G
36	BA	2873	A
36	BA	2874	C
36	BA	2894	G
37	BB	8	U
37	BB	9	G
37	BB	13	A
37	BB	15	A
37	BB	16	G
37	BB	17	C
37	BB	21	G
37	BB	25	A
37	BB	26	A
37	BB	32	C
37	BB	41	U
37	BB	42	C
37	BB	43	C
37	BB	45	A
37	BB	47	C
37	BB	53	A
37	BB	57	A
37	BB	67	G
37	BB	68	C
37	BB	73	A
37	BB	81	G
37	BB	82	G
37	BB	88	C
37	BB	102	A
37	BB	110	G
37	BB	116	G
1	CA	9	G
1	CA	31	G
1	CA	32	A
1	CA	39	G
1	CA	47	C
1	CA	48	C

Continued on next page...

Continued from previous page...

Mol	Chain	Res	Type
1	CA	51	A
1	CA	55	A
1	CA	61	G
1	CA	63	C
1	CA	78	G
1	CA	79	G
1	CA	80	G
1	CA	81	U
1	CA	90	U
1	CA	110	C
1	CA	116	A
1	CA	120	A
1	CA	121	C
1	CA	131	C
1	CA	144	G
1	CA	146	G
1	CA	147	G
1	CA	151	A
1	CA	172	A
1	CA	189(H)	G
1	CA	189(I)	G
1	CA	195	A
1	CA	197	A
1	CA	198	G
1	CA	199	G
1	CA	204	U
1	CA	216	G
1	CA	220	G
1	CA	228	A
1	CA	244	U
1	CA	246	A
1	CA	247	G
1	CA	250	A
1	CA	251	G
1	CA	267	C
1	CA	275	G
1	CA	289	G
1	CA	328	C
1	CA	330	C
1	CA	332	G
1	CA	345	C
1	CA	346	G

Continued on next page...

Continued from previous page...

Mol	Chain	Res	Type
1	CA	347	G
1	CA	348	G
1	CA	352	C
1	CA	353	A
1	CA	354	G
1	CA	367	U
1	CA	368	U
1	CA	369	C
1	CA	372	C
1	CA	388	G
1	CA	389	A
1	CA	397	A
1	CA	398	C
1	CA	412	A
1	CA	413	G
1	CA	414	A
1	CA	422	C
1	CA	428	G
1	CA	429	U
1	CA	430	A
1	CA	439	A
1	CA	452	A
1	CA	453	A
1	CA	454	C
1	CA	484	G
1	CA	485	G
1	CA	495	A
1	CA	496	A
1	CA	498	U
1	CA	499	A
1	CA	508	C
1	CA	509	A
1	CA	511	C
1	CA	518	C
1	CA	527	G
1	CA	531	U
1	CA	532	A
1	CA	534	U
1	CA	548	G
1	CA	559	A
1	CA	561	U
1	CA	562	C

Continued on next page...

Continued from previous page...

Mol	Chain	Res	Type
1	CA	572	A
1	CA	573	A
1	CA	576	G
1	CA	577	G
1	CA	607	A
1	CA	630	G
1	CA	632	A
1	CA	653	A
1	CA	665	A
1	CA	688	G
1	CA	701	C
1	CA	702	A
1	CA	703	G
1	CA	721	G
1	CA	722	A
1	CA	723	U
1	CA	731	G
1	CA	748	C
1	CA	749	C
1	CA	755	G
1	CA	777	A
1	CA	792	A
1	CA	793	U
1	CA	794	A
1	CA	817	C
1	CA	828	A
1	CA	839	U
1	CA	840	C
1	CA	841	U
1	CA	848	C
1	CA	859	A
1	CA	874	G
1	CA	884	U
1	CA	885	G
1	CA	889	A
1	CA	890	G
1	CA	914	A
1	CA	926	G
1	CA	927	G
1	CA	934	C
1	CA	935	A
1	CA	960	U

Continued on next page...

Continued from previous page...

Mol	Chain	Res	Type
1	CA	962	C
1	CA	966	G
1	CA	967	C
1	CA	968	A
1	CA	969	A
1	CA	971	G
1	CA	975	A
1	CA	976	G
1	CA	977	A
1	CA	980	C
1	CA	981	U
1	CA	982	U
1	CA	983	A
1	CA	991	U
1	CA	992	U
1	CA	993	G
1	CA	996	A
1	CA	1004	A
1	CA	1026	G
1	CA	1050	G
1	CA	1051	C
1	CA	1054	C
1	CA	1066	C
1	CA	1070	U
1	CA	1081	G
1	CA	1094	G
1	CA	1095	U
1	CA	1101	A
1	CA	1102	A
1	CA	1117	G
1	CA	1124	G
1	CA	1125	U
1	CA	1126	U
1	CA	1129	C
1	CA	1130	A
1	CA	1131	G
1	CA	1136	U
1	CA	1137	C
1	CA	1138	G
1	CA	1139	G
1	CA	1140	C
1	CA	1141	C

Continued on next page...

Continued from previous page...

Mol	Chain	Res	Type
1	CA	1145	C
1	CA	1146	A
1	CA	1152	A
1	CA	1154	G
1	CA	1158	C
1	CA	1159	U
1	CA	1181	G
1	CA	1182	G
1	CA	1184	G
1	CA	1187	G
1	CA	1193	G
1	CA	1196	U
1	CA	1197	G
1	CA	1200	C
1	CA	1201	A
1	CA	1212	U
1	CA	1225	A
1	CA	1227	A
1	CA	1238	A
1	CA	1240	U
1	CA	1255	G
1	CA	1256	A
1	CA	1257	U
1	CA	1260	C
1	CA	1272	G
1	CA	1280	A
1	CA	1281	U
1	CA	1284	C
1	CA	1286	A
1	CA	1287	A
1	CA	1299	A
1	CA	1300	G
1	CA	1302	U
1	CA	1320	C
1	CA	1322	C
1	CA	1323	G
1	CA	1331	G
1	CA	1338	G
1	CA	1346	A
1	CA	1347	G
1	CA	1348	U
1	CA	1349	A

Continued on next page...

Continued from previous page...

Mol	Chain	Res	Type
1	CA	1363	C
1	CA	1364	U
1	CA	1370	G
1	CA	1398	A
1	CA	1399	C
1	CA	1419	G
1	CA	1442(B)	A
1	CA	1447	A
1	CA	1452	C
1	CA	1456	G
1	CA	1492	A
1	CA	1494	G
1	CA	1499	A
1	CA	1503	A
1	CA	1504	G
1	CA	1517	G
1	CA	1519	A
1	CA	1520	G
1	CA	1529	G
1	CA	1530	G
1	CA	1531	A
22	CV	2	C
22	CV	4	C
22	CV	5	G
22	CV	7	A
22	CV	8	U
22	CV	11	C
22	CV	18	G
22	CV	20	U
22	CV	21	A
22	CV	22	G
22	CV	44	G
22	CV	45	U
22	CV	46	G
22	CV	47	U
22	CV	48	C
22	CV	60	U
22	CV	61	C
22	CV	62	C
22	CV	69	G
22	CV	75	C
22	CV	76	A

Continued on next page...

Continued from previous page...

Mol	Chain	Res	Type
22	CW	3	C
22	CW	5	G
22	CW	8	U
22	CW	9	A
22	CW	17	C
22	CW	18	G
22	CW	19	G
22	CW	21	A
22	CW	22	G
22	CW	39	U
22	CW	43	C
22	CW	44	G
22	CW	45	U
22	CW	47	U
22	CW	50	U
22	CW	56	C
22	CW	57	G
22	CW	59	U
22	CW	61	C
22	CW	62	C
22	CW	74	C
23	CX	12	A
23	CX	13	A
23	CX	16	A
23	CX	17	U
23	CX	26	A
23	CX	27	A
24	CY	3	G
24	CY	5	G
24	CY	7	G
24	CY	8	4SU
24	CY	9	A
24	CY	10	G
24	CY	16	H2U
24	CY	17	H2U
24	CY	18	G
24	CY	19	G
24	CY	20	H2U
24	CY	22	G
24	CY	24	A
24	CY	34	C
24	CY	36	A

Continued on next page...

Continued from previous page...

Mol	Chain	Res	Type
24	CY	38	A
24	CY	44	G
24	CY	45	U
24	CY	46	7MG
24	CY	49	G
24	CY	58	A
24	CY	59	G
24	CY	61	C
24	CY	62	U
24	CY	73	G
24	CY	75	C
24	CY	76	A
36	DA	10	G
36	DA	45	C
36	DA	51	G
36	DA	71	A
36	DA	72	U
36	DA	75	G
36	DA	84	A
36	DA	88	G
36	DA	90	U
36	DA	92	A
36	DA	94	C
36	DA	95	G
36	DA	100	G
36	DA	102	G
36	DA	114	U
36	DA	118	A
36	DA	119	A
36	DA	120	U
36	DA	131	G
36	DA	139(A)	G
36	DA	141	A
36	DA	146	G
36	DA	149	A
36	DA	155	U
36	DA	175	G
36	DA	196	A
36	DA	197	A
36	DA	199	A
36	DA	204	A
36	DA	205	G

Continued on next page...

Continued from previous page...

Mol	Chain	Res	Type
36	DA	215	G
36	DA	216	A
36	DA	221	A
36	DA	222	A
36	DA	228	A
36	DA	229	A
36	DA	233	A
36	DA	245	G
36	DA	248	G
36	DA	252	G
36	DA	261	G
36	DA	267	C
36	DA	271(A)	A
36	DA	271(K)	U
36	DA	271(L)	U
36	DA	271(M)	G
36	DA	271(N)	U
36	DA	271(O)	C
36	DA	271(P)	C
36	DA	271(R)	G
36	DA	271(Y)	U
36	DA	272(A)	U
36	DA	272(B)	G
36	DA	272(I)	U
36	DA	276	A
36	DA	288	C
36	DA	299	A
36	DA	311	A
36	DA	324	A
36	DA	329	G
36	DA	330	A
36	DA	332	A
36	DA	333	G
36	DA	352	G
36	DA	353	G
36	DA	358	U
36	DA	362	U
36	DA	363	G
36	DA	363(E)	U
36	DA	363(F)	A
36	DA	372	G
36	DA	386	G

Continued on next page...

Continued from previous page...

Mol	Chain	Res	Type
36	DA	387	U
36	DA	388	G
36	DA	396	G
36	DA	405	U
36	DA	406	G
36	DA	411	G
36	DA	412	A
36	DA	418	G
36	DA	428	A
36	DA	443	A
36	DA	444	C
36	DA	448	U
36	DA	455	C
36	DA	457	A
36	DA	470	A
36	DA	481	G
36	DA	494	G
36	DA	505	A
36	DA	508	G
36	DA	509	C
36	DA	512	G
36	DA	513	A
36	DA	528	A
36	DA	530	G
36	DA	531	C
36	DA	532	A
36	DA	533	G
36	DA	556	G
36	DA	563	G
36	DA	573	G
36	DA	575	A
36	DA	586	A
36	DA	588	U
36	DA	603	A
36	DA	604	G
36	DA	607	U
36	DA	613	G
36	DA	614(B)	G
36	DA	614(C)	A
36	DA	615	G
36	DA	621	A
36	DA	627	A

Continued on next page...

Continued from previous page...

Mol	Chain	Res	Type
36	DA	629	G
36	DA	637	A
36	DA	645	C
36	DA	646	A
36	DA	651	G
36	DA	653	A
36	DA	654(J)	A
36	DA	654(K)	C
36	DA	654(L)	G
36	DA	654(M)	C
36	DA	654(T)	C
36	DA	655	A
36	DA	656	G
36	DA	669	G
36	DA	670	A
36	DA	673	C
36	DA	686	G
36	DA	708	C
36	DA	722	A
36	DA	730	C
36	DA	753	C
36	DA	776	G
36	DA	782	A
36	DA	784	A
36	DA	785	G
36	DA	790	C
36	DA	791	C
36	DA	792	G
36	DA	805	G
36	DA	812	C
36	DA	819	A
36	DA	827	U
36	DA	828	U
36	DA	830	G
36	DA	848	G
36	DA	857	C
36	DA	859	G
36	DA	866	A
36	DA	878	A
36	DA	886	C
36	DA	889	C
36	DA	890	A

Continued on next page...

Continued from previous page...

Mol	Chain	Res	Type
36	DA	896	A
36	DA	897	C
36	DA	910	A
36	DA	917	A
36	DA	932	G
36	DA	941	A
36	DA	945	A
36	DA	946	G
36	DA	953	A
36	DA	958	U
36	DA	959	A
36	DA	961	C
36	DA	965	C
36	DA	974	G
36	DA	983	A
36	DA	996	A
36	DA	1011	G
36	DA	1012	U
36	DA	1013	C
36	DA	1022	G
36	DA	1023	U
36	DA	1025	G
36	DA	1026	U
36	DA	1038	C
36	DA	1039	G
36	DA	1045	A
36	DA	1046	A
36	DA	1047	G
36	DA	1048	A
36	DA	1053	C
36	DA	1059	G
36	DA	1061	U
36	DA	1062	G
36	DA	1065	U
36	DA	1067	A
36	DA	1068	G
36	DA	1069	A
36	DA	1070	A
36	DA	1072	C
36	DA	1073	A
36	DA	1074	G
36	DA	1079	C

Continued on next page...

Continued from previous page...

Mol	Chain	Res	Type
36	DA	1087	G
36	DA	1088	A
36	DA	1111	A
36	DA	1112	G
36	DA	1114	G
36	DA	1122	G
36	DA	1130	U
36	DA	1131	G
36	DA	1135	C
36	DA	1136	G
36	DA	1140	C
36	DA	1155	A
36	DA	1170	G
36	DA	1174	A
36	DA	1175	U
36	DA	1176	G
36	DA	1177	A
36	DA	1178	C
36	DA	1205	U
36	DA	1210	A
36	DA	1211	U
36	DA	1212	G
36	DA	1223	G
36	DA	1244	G
36	DA	1247	A
36	DA	1248	G
36	DA	1250	G
36	DA	1253	A
36	DA	1255	U
36	DA	1256	G
36	DA	1265	A
36	DA	1271	G
36	DA	1272	A
36	DA	1273	U
36	DA	1300	U
36	DA	1301	A
36	DA	1302	A
36	DA	1314	C
36	DA	1319	G
36	DA	1321	A
36	DA	1332	G
36	DA	1347	G

Continued on next page...

Continued from previous page...

Mol	Chain	Res	Type
36	DA	1349	A
36	DA	1359	A
36	DA	1365	A
36	DA	1379	A
36	DA	1380	G
36	DA	1384	A
36	DA	1385	G
36	DA	1386	C
36	DA	1395	A
36	DA	1396	U
36	DA	1407	C
36	DA	1416	G
36	DA	1419	A
36	DA	1428	C
36	DA	1445	A
36	DA	1449	A
36	DA	1455	G
36	DA	1460	A
36	DA	1461	G
36	DA	1467	C
36	DA	1471	A
36	DA	1475	G
36	DA	1478	G
36	DA	1482	G
36	DA	1485	G
36	DA	1487	G
36	DA	1490	A
36	DA	1493	C
36	DA	1494	A
36	DA	1495	A
36	DA	1496	A
36	DA	1497	U
36	DA	1498	C
36	DA	1499	C
36	DA	1502	C
36	DA	1505	C
36	DA	1509	C
36	DA	1509(A)	A
36	DA	1517	G
36	DA	1528(A)	A
36	DA	1537	G
36	DA	1541	G

Continued on next page...

Continued from previous page...

Mol	Chain	Res	Type
36	DA	1542	A
36	DA	1543	C
36	DA	1544	A
36	DA	1554	A
36	DA	1558	A
36	DA	1559	G
36	DA	1569	A
36	DA	1578	U
36	DA	1579	A
36	DA	1584	C
36	DA	1586	A
36	DA	1588	C
36	DA	1591	G
36	DA	1593	G
36	DA	1603	A
36	DA	1608	A
36	DA	1616	A
36	DA	1617	C
36	DA	1618	A
36	DA	1634	A
36	DA	1640	C
36	DA	1647	G
36	DA	1648	C
36	DA	1653	G
36	DA	1654	A
36	DA	1666	G
36	DA	1674	G
36	DA	1694	C
36	DA	1696	G
36	DA	1698	A
36	DA	1699	G
36	DA	1721	G
36	DA	1722	A
36	DA	1739	U
36	DA	1742	G
36	DA	1748	G
36	DA	1763	G
36	DA	1764	G
36	DA	1773	A
36	DA	1780	A
36	DA	1781	C
36	DA	1791	A

Continued on next page...

Continued from previous page...

Mol	Chain	Res	Type
36	DA	1799	G
36	DA	1800	C
36	DA	1801	G
36	DA	1802	A
36	DA	1816	G
36	DA	1820	U
36	DA	1835	G
36	DA	1847	A
36	DA	1848	A
36	DA	1858	G
36	DA	1865	G
36	DA	1878	G
36	DA	1881	C
36	DA	1885	A
36	DA	1888	G
36	DA	1889	A
36	DA	1900	A
36	DA	1903	G
36	DA	1906	G
36	DA	1920	C
36	DA	1929	G
36	DA	1937	A
36	DA	1938	A
36	DA	1948	G
36	DA	1955	U
36	DA	1963	U
36	DA	1967	C
36	DA	1969	A
36	DA	1970	A
36	DA	1971	A
36	DA	1972	A
36	DA	1982	C
36	DA	1987	G
36	DA	1993	U
36	DA	1997	G
36	DA	2020	A
36	DA	2023	G
36	DA	2031	A
36	DA	2033	A
36	DA	2034	U
36	DA	2036	C
36	DA	2037	G

Continued on next page...

Continued from previous page...

Mol	Chain	Res	Type
36	DA	2043	C
36	DA	2055	C
36	DA	2056	G
36	DA	2060	A
36	DA	2061	G
36	DA	2062	A
36	DA	2069	G
36	DA	2093	G
36	DA	2100	G
36	DA	2102	U
36	DA	2103	C
36	DA	2104	G
36	DA	2111	C
36	DA	2116	G
36	DA	2117	A
36	DA	2118	U
36	DA	2119	A
36	DA	2127	G
36	DA	2129	C
36	DA	2131	G
36	DA	2132	U
36	DA	2133	G
36	DA	2146	C
36	DA	2148	G
36	DA	2159	G
36	DA	2160	G
36	DA	2172	U
36	DA	2173	A
36	DA	2174	C
36	DA	2179	C
36	DA	2180	U
36	DA	2185	C
36	DA	2186	G
36	DA	2187	G
36	DA	2189	U
36	DA	2190	G
36	DA	2192	G
36	DA	2193	G
36	DA	2198	A
36	DA	2199	A
36	DA	2200	C
36	DA	2207	G

Continued on next page...

Continued from previous page...

Mol	Chain	Res	Type
36	DA	2208	A
36	DA	2218	U
36	DA	2219	G
36	DA	2225	A
36	DA	2238	G
36	DA	2239	G
36	DA	2251	G
36	DA	2275	C
36	DA	2283	C
36	DA	2287	A
36	DA	2288	A
36	DA	2305	A
36	DA	2306	C
36	DA	2307	G
36	DA	2310	A
36	DA	2311	A
36	DA	2313	C
36	DA	2319	G
36	DA	2320	A
36	DA	2334	G
36	DA	2336	A
36	DA	2343	C
36	DA	2347	C
36	DA	2350	C
36	DA	2361	A
36	DA	2383	G
36	DA	2385	C
36	DA	2392	A
36	DA	2399	G
36	DA	2400	G
36	DA	2402	C
36	DA	2403	C
36	DA	2406	U
36	DA	2425	A
36	DA	2429	G
36	DA	2430	A
36	DA	2431	U
36	DA	2439	A
36	DA	2441	C
36	DA	2448	A
36	DA	2465	C
36	DA	2468	G

Continued on next page...

Continued from previous page...

Mol	Chain	Res	Type
36	DA	2469	A
36	DA	2470	G
36	DA	2476	A
36	DA	2477	C
36	DA	2478	A
36	DA	2482	G
36	DA	2483	C
36	DA	2484	G
36	DA	2491	U
36	DA	2502	G
36	DA	2505	G
36	DA	2518	A
36	DA	2520	C
36	DA	2524	G
36	DA	2529	G
36	DA	2543	G
36	DA	2554	U
36	DA	2566	A
36	DA	2567	G
36	DA	2573	C
36	DA	2581	G
36	DA	2582	G
36	DA	2602	A
36	DA	2612	C
36	DA	2615	U
36	DA	2630	G
36	DA	2641	G
36	DA	2646	C
36	DA	2654	A
36	DA	2655	G
36	DA	2660	A
36	DA	2673	G
36	DA	2682	U
36	DA	2690	C
36	DA	2702	U
36	DA	2712	U
36	DA	2712(A)	A
36	DA	2713	A
36	DA	2714	G
36	DA	2720	U
36	DA	2726	U
36	DA	2733	A

Continued on next page...

Continued from previous page...

Mol	Chain	Res	Type
36	DA	2750	A
36	DA	2751	G
36	DA	2752	C
36	DA	2757	A
36	DA	2759	G
36	DA	2761	G
36	DA	2764	A
36	DA	2765	A
36	DA	2778	A
36	DA	2779	U
36	DA	2780	G
36	DA	2781	A
36	DA	2790	A
36	DA	2791	C
36	DA	2794	C
36	DA	2802	G
36	DA	2803	C
36	DA	2808	U
36	DA	2818	G
36	DA	2820	A
36	DA	2821	A
36	DA	2823	A
36	DA	2833	G
36	DA	2834	G
36	DA	2849	U
36	DA	2863	C
36	DA	2872	G
36	DA	2894	G
37	DB	8	U
37	DB	9	G
37	DB	13	A
37	DB	15	A
37	DB	16	G
37	DB	17	C
37	DB	21	G
37	DB	25	A
37	DB	26	A
37	DB	32	C
37	DB	41	U
37	DB	42	C
37	DB	43	C
37	DB	45	A

Continued on next page...

Continued from previous page...

Mol	Chain	Res	Type
37	DB	53	A
37	DB	57	A
37	DB	67	G
37	DB	68	C
37	DB	73	A
37	DB	81	G
37	DB	82	G
37	DB	88	C
37	DB	110	G
37	DB	116	G

All (208) RNA pucker outliers are listed below:

Mol	Chain	Res	Type
1	AA	30	U
1	AA	60	A
1	AA	79	G
1	AA	109	A
1	AA	115	G
1	AA	119	A
1	AA	197	A
1	AA	243	A
1	AA	250	A
1	AA	266	G
1	AA	274	A
1	AA	344	A
1	AA	347	G
1	AA	351	G
1	AA	368	U
1	AA	428	G
1	AA	429	U
1	AA	484	G
1	AA	495	A
1	AA	508	C
1	AA	534	U
1	AA	547	A
1	AA	560	U
1	AA	573	A
1	AA	575	G
1	AA	687	A
1	AA	748	C
1	AA	792	A

Continued on next page...

Continued from previous page...

Mol	Chain	Res	Type
1	AA	889	A
1	AA	961	U
1	AA	968	A
1	AA	982	U
1	AA	992	U
1	AA	1049	U
1	AA	1050	G
1	AA	1053	G
1	AA	1054	C
1	AA	1101	A
1	AA	1145	C
1	AA	1157	A
1	AA	1200	C
1	AA	1239	A
1	AA	1280	A
1	AA	1283	G
1	AA	1286	A
1	AA	1319	A
1	AA	1337	G
1	AA	1348	U
1	AA	1498	U
1	AA	1504	G
1	AA	1529	G
22	AV	48	C
24	AY	11	U
24	AY	18	G
24	AY	20	H2U
24	AY	75	C
36	BA	71	A
36	BA	74	A
36	BA	197	A
36	BA	199	A
36	BA	221	A
36	BA	331	A
36	BA	332	A
36	BA	387	U
36	BA	512	G
36	BA	527	C
36	BA	528	A
36	BA	587	C
36	BA	603	A
36	BA	614(C)	A

Continued on next page...

Continued from previous page...

Mol	Chain	Res	Type
36	BA	669	G
36	BA	752	A
36	BA	790	C
36	BA	856	C
36	BA	958	U
36	BA	974	G
36	BA	1052	C
36	BA	1060	U
36	BA	1068	G
36	BA	1069	A
36	BA	1210	A
36	BA	1300	U
36	BA	1301	A
36	BA	1378	A
36	BA	1427	A
36	BA	1528	A
36	BA	1541	G
36	BA	1558	A
36	BA	1653	G
36	BA	1799	G
36	BA	1819	A
36	BA	1970	A
36	BA	1992	G
36	BA	2033	A
36	BA	2036	C
36	BA	2126	A
36	BA	2131	G
36	BA	2179	C
36	BA	2282	G
36	BA	2360	A
36	BA	2477	C
36	BA	2481	G
36	BA	2689	U
36	BA	2756	U
36	BA	2873	A
37	BB	56	G
37	BB	66	A
1	CA	30	U
1	CA	60	A
1	CA	79	G
1	CA	109	A
1	CA	115	G

Continued on next page...

Continued from previous page...

Mol	Chain	Res	Type
1	CA	119	A
1	CA	197	A
1	CA	243	A
1	CA	250	A
1	CA	266	G
1	CA	274	A
1	CA	344	A
1	CA	347	G
1	CA	351	G
1	CA	368	U
1	CA	428	G
1	CA	429	U
1	CA	484	G
1	CA	495	A
1	CA	508	C
1	CA	534	U
1	CA	547	A
1	CA	560	U
1	CA	575	G
1	CA	576	G
1	CA	687	A
1	CA	748	C
1	CA	792	A
1	CA	889	A
1	CA	961	U
1	CA	968	A
1	CA	982	U
1	CA	992	U
1	CA	1049	U
1	CA	1050	G
1	CA	1053	G
1	CA	1054	C
1	CA	1101	A
1	CA	1117	G
1	CA	1145	C
1	CA	1157	A
1	CA	1200	C
1	CA	1239	A
1	CA	1286	A
1	CA	1498	U
1	CA	1503	A
22	CW	7	A

Continued on next page...

Continued from previous page...

Mol	Chain	Res	Type
22	CW	44	G
23	CX	11	U
24	CY	18	G
24	CY	20	H2U
24	CY	75	C
36	DA	71	A
36	DA	74	A
36	DA	199	A
36	DA	331	A
36	DA	332	A
36	DA	387	U
36	DA	512	G
36	DA	528	A
36	DA	587	C
36	DA	603	A
36	DA	614(C)	A
36	DA	752	A
36	DA	790	C
36	DA	856	C
36	DA	958	U
36	DA	974	G
36	DA	1052	C
36	DA	1060	U
36	DA	1068	G
36	DA	1069	A
36	DA	1210	A
36	DA	1300	U
36	DA	1301	A
36	DA	1378	A
36	DA	1427	A
36	DA	1528	A
36	DA	1541	G
36	DA	1558	A
36	DA	1653	G
36	DA	1799	G
36	DA	1819	A
36	DA	1970	A
36	DA	1992	G
36	DA	2033	A
36	DA	2126	A
36	DA	2131	G
36	DA	2179	C

Continued on next page...

Continued from previous page...

Mol	Chain	Res	Type
36	DA	2282	G
36	DA	2360	A
36	DA	2439	A
36	DA	2477	C
36	DA	2481	G
36	DA	2654	A
36	DA	2689	U
36	DA	2756	U
36	DA	2873	A
37	DB	42	C
37	DB	56	G
37	DB	66	A

5.4 Non-standard residues in protein, DNA, RNA chains ⓘ

18 non-standard protein/DNA/RNA residues are modelled in this entry.

In the following table, the Counts columns list the number of bonds (or angles) for which Mogul statistics could be retrieved, the number of bonds (or angles) that are observed in the model and the number of bonds (or angles) that are defined in the chemical component dictionary. The Link column lists molecule types, if any, to which the group is linked. The Z score for a bond length (or angle) is the number of standard deviations the observed value is removed from the expected value. A bond length (or angle) with $|Z| > 2$ is considered an outlier worth inspection. RMSZ is the root-mean-square of all Z scores of the bond lengths (or angles).

Mol	Type	Chain	Res	Link	Bond lengths			Bond angles		
					Counts	RMSZ	$\# Z > 2$	Counts	RMSZ	$\# Z > 2$
24	H2U	AY	16	24	19,21,22	1.07	1 (5%)	27,30,33	1.77	4 (14%)
24	H2U	AY	17	24	19,21,22	0.97	1 (5%)	27,30,33	1.87	7 (25%)
24	H2U	AY	20	24	19,21,22	1.14	2 (10%)	27,30,33	1.90	7 (25%)
24	OMC	AY	32	24	20,22,23	1.13	2 (10%)	25,31,34	0.91	2 (8%)
24	MIA	AY	37	24	29,31,32	1.39	5 (17%)	41,44,47	2.00	7 (17%)
24	7MG	AY	46	24	24,26,27	2.21	4 (16%)	34,39,42	2.37	6 (17%)
24	5MU	AY	54	24	20,22,23	1.05	2 (10%)	25,32,35	1.37	3 (12%)
24	PSU	AY	55	24	19,21,22	1.10	3 (15%)	23,30,33	1.30	4 (17%)
24	4SU	AY	8	24	19,21,22	1.55	5 (26%)	23,30,33	24.22	1 (4%)
24	H2U	CY	16	24	19,21,22	1.08	1 (5%)	27,30,33	1.74	4 (14%)
24	H2U	CY	17	24	19,21,22	1.04	2 (10%)	27,30,33	1.87	6 (22%)
24	H2U	CY	20	24	19,21,22	1.22	3 (15%)	27,30,33	1.92	7 (25%)
24	OMC	CY	32	24	20,22,23	1.35	3 (15%)	25,31,34	0.89	2 (8%)

Mol	Type	Chain	Res	Link	Bond lengths			Bond angles		
					Counts	RMSZ	# Z > 2	Counts	RMSZ	# Z > 2
24	MIA	CY	37	24	29,31,32	1.97	5 (17%)	41,44,47	1.89	6 (14%)
24	7MG	CY	46	24	24,26,27	2.34	3 (12%)	34,39,42	2.39	6 (17%)
24	5MU	CY	54	24	20,22,23	1.06	2 (10%)	25,32,35	1.38	2 (8%)
24	PSU	CY	55	24	19,21,22	0.99	2 (10%)	23,30,33	1.34	4 (17%)
24	4SU	CY	8	24	19,21,22	1.59	4 (21%)	23,30,33	24.89	1 (4%)

In the following table, the Chirals column lists the number of chiral outliers, the number of chiral centers analysed, the number of these observed in the model and the number defined in the chemical component dictionary. Similar counts are reported in the Torsion and Rings columns. '-' means no outliers of that kind were identified.

Mol	Type	Chain	Res	Link	Chirals	Torsions	Rings
24	H2U	AY	16	24	-	0/8/38/39	0/2/2/2
24	H2U	AY	17	24	-	0/8/38/39	0/2/2/2
24	H2U	AY	20	24	-	0/8/38/39	0/2/2/2
24	OMC	AY	32	24	-	0/8/27/28	0/2/2/2
24	MIA	AY	37	24	-	0/16/33/34	0/3/3/3
24	7MG	AY	46	24	-	0/8/37/38	0/3/3/3
24	5MU	AY	54	24	-	0/6/25/26	0/2/2/2
24	PSU	AY	55	24	-	0/8/25/26	0/2/2/2
24	4SU	AY	8	24	-	0/6/25/26	0/2/2/2
24	H2U	CY	16	24	-	0/8/38/39	0/2/2/2
24	H2U	CY	17	24	-	0/8/38/39	0/2/2/2
24	H2U	CY	20	24	-	0/8/38/39	0/2/2/2
24	OMC	CY	32	24	-	0/8/27/28	0/2/2/2
24	MIA	CY	37	24	-	0/16/33/34	0/3/3/3
24	7MG	CY	46	24	-	0/8/37/38	0/3/3/3
24	5MU	CY	54	24	-	0/6/25/26	0/2/2/2
24	PSU	CY	55	24	-	0/8/25/26	0/2/2/2
24	4SU	CY	8	24	-	0/6/25/26	0/2/2/2

All (50) bond length outliers are listed below:

Mol	Chain	Res	Type	Atoms	Z	Observed(Å)	Ideal(Å)
24	CY	46	7MG	C8-N9	-10.29	1.38	1.46
24	AY	46	7MG	C8-N9	-9.50	1.38	1.46
24	CY	37	MIA	C2-S10	7.77	1.82	1.75
24	CY	8	4SU	C5-C4	4.39	1.43	1.38
24	AY	8	4SU	C5-C4	3.84	1.43	1.38
24	AY	37	MIA	C2-S10	3.81	1.79	1.75
24	CY	32	OMC	P-OP1	3.46	1.50	1.46

Continued on next page...

Continued from previous page...

Mol	Chain	Res	Type	Atoms	Z	Observed(Å)	Ideal(Å)
24	CY	32	OMC	C2-N1	3.08	1.41	1.38
24	AY	32	OMC	P-OP1	3.02	1.50	1.46
24	CY	37	MIA	P-OP1	2.98	1.50	1.46
24	CY	46	7MG	C8-N7	-2.92	1.30	1.44
24	CY	20	H2U	P-OP1	2.89	1.50	1.46
24	CY	37	MIA	C6-C5	-2.88	1.40	1.44
24	CY	37	MIA	C6-N1	2.87	1.37	1.33
24	AY	46	7MG	C8-N7	-2.86	1.31	1.44
24	CY	37	MIA	C12-N6	-2.82	1.39	1.46
24	AY	37	MIA	C12-N6	-2.81	1.39	1.46
24	CY	32	OMC	O2-C2	2.78	1.25	1.21
24	CY	20	H2U	C1'-N1	2.70	1.51	1.45
24	AY	16	H2U	P-OP1	2.66	1.49	1.46
24	CY	8	4SU	P-OP1	2.61	1.49	1.46
24	AY	8	4SU	C6-N1	2.58	1.39	1.35
24	AY	32	OMC	O2-C2	2.51	1.25	1.21
24	AY	20	H2U	P-OP1	2.50	1.49	1.46
24	AY	55	PSU	C6-N1	2.50	1.39	1.35
24	CY	16	H2U	P-OP1	2.49	1.49	1.46
24	AY	54	5MU	C6-N1	2.47	1.38	1.34
24	AY	37	MIA	C6-C5	-2.45	1.40	1.44
24	CY	55	PSU	C6-N1	2.44	1.39	1.35
24	CY	55	PSU	P-OP1	2.43	1.49	1.46
24	AY	8	4SU	P-OP1	2.43	1.49	1.46
24	CY	17	H2U	P-OP1	2.42	1.49	1.46
24	AY	55	PSU	C5-C1'	2.42	1.54	1.52
24	CY	54	5MU	C6-N1	2.41	1.38	1.34
24	AY	20	H2U	C1'-N1	2.40	1.50	1.45
24	CY	8	4SU	C4-S4	2.40	1.72	1.67
24	AY	8	4SU	C4-N3	2.39	1.39	1.34
24	CY	17	H2U	C2-N1	2.29	1.39	1.35
24	AY	8	4SU	C4-S4	2.25	1.71	1.67
24	AY	17	H2U	P-OP1	2.24	1.49	1.46
24	CY	8	4SU	C6-N1	2.22	1.39	1.35
24	CY	46	7MG	P-OP1	2.15	1.49	1.46
24	AY	46	7MG	P-OP1	2.14	1.49	1.46
24	CY	54	5MU	C6-C5	-2.14	1.34	1.40
24	AY	46	7MG	C6-N1	2.13	1.39	1.36
24	AY	54	5MU	C6-C5	-2.13	1.34	1.40
24	AY	37	MIA	P-OP1	2.09	1.49	1.46
24	AY	55	PSU	P-OP1	2.09	1.49	1.46
24	AY	37	MIA	C6-N1	2.07	1.35	1.33

Continued on next page...

Continued from previous page...

Mol	Chain	Res	Type	Atoms	Z	Observed(Å)	Ideal(Å)
24	CY	20	H2U	C6-C5	2.04	1.55	1.52

All (79) bond angle outliers are listed below:

Mol	Chain	Res	Type	Atoms	Z	Observed(°)	Ideal(°)
24	CY	8	4SU	C4-N3-C2	119.32	126.70	121.60
24	AY	8	4SU	C4-N3-C2	116.12	126.57	121.60
24	AY	37	MIA	C11-S10-C2	9.20	108.91	102.23
24	AY	46	7MG	C6-N1-C2	9.09	125.33	120.20
24	CY	46	7MG	C6-N1-C2	9.03	125.30	120.20
24	CY	37	MIA	C11-S10-C2	8.25	108.22	102.23
24	CY	46	7MG	N7-C8-N9	7.65	113.29	103.13
24	AY	46	7MG	N7-C8-N9	7.52	113.12	103.13
24	CY	17	H2U	C4-N3-C2	-5.21	121.56	125.74
24	CY	54	5MU	C6-N1-C2	-5.20	120.93	122.41
24	AY	54	5MU	C6-N1-C2	-5.06	120.97	122.41
24	AY	17	H2U	C4-N3-C2	-5.02	121.71	125.74
24	AY	16	H2U	C4-N3-C2	-4.84	121.86	125.74
24	AY	20	H2U	C4-N3-C2	-4.81	121.88	125.74
24	CY	20	H2U	C4-N3-C2	-4.78	121.90	125.74
24	CY	16	H2U	C4-N3-C2	-4.75	121.92	125.74
24	AY	16	H2U	N3-C2-N1	4.55	121.20	116.65
24	AY	17	H2U	C5-C4-N3	4.48	121.05	116.76
24	CY	16	H2U	N3-C2-N1	4.46	121.11	116.65
24	AY	16	H2U	C5-C4-N3	4.40	120.97	116.76
24	CY	17	H2U	C5-C4-N3	4.37	120.94	116.76
24	AY	17	H2U	N3-C2-N1	4.28	120.93	116.65
24	CY	20	H2U	N3-C2-N1	4.20	120.85	116.65
24	CY	16	H2U	C5-C4-N3	4.11	120.69	116.76
24	CY	37	MIA	C12-C13-C14	4.02	127.98	114.61
24	AY	37	MIA	C12-C13-C14	4.02	127.97	114.61
24	AY	20	H2U	N3-C2-N1	3.97	120.62	116.65
24	CY	17	H2U	N3-C2-N1	3.92	120.57	116.65
24	AY	20	H2U	O4'-C1'-N1	3.80	114.29	108.93
24	AY	37	MIA	C12-N6-C6	3.67	128.11	123.33
24	CY	20	H2U	O4'-C1'-N1	3.67	114.09	108.93
24	CY	46	7MG	C4-C5-N7	3.54	110.89	106.82
24	AY	46	7MG	C4-C5-N7	3.52	110.87	106.82
24	CY	55	PSU	O3'-C3'-C2'	3.25	122.34	111.83
24	AY	20	H2U	C5-C4-N3	3.21	119.83	116.76
24	CY	37	MIA	C12-N6-C6	3.19	127.48	123.33
24	CY	55	PSU	C5-C1'-C2'	-3.17	109.85	115.73

Continued on next page...

Continued from previous page...

Mol	Chain	Res	Type	Atoms	Z	Observed(°)	Ideal(°)
24	CY	20	H2U	C5-C4-N3	3.15	119.78	116.76
24	CY	20	H2U	C1'-N1-C2	3.09	122.54	118.27
24	AY	55	PSU	O3'-C3'-C4'	3.05	120.05	111.07
24	AY	37	MIA	C2-N3-C4	-3.04	110.94	115.22
24	CY	32	OMC	C2-N3-C4	3.02	120.00	115.65
24	CY	37	MIA	C2-N3-C4	-3.01	110.99	115.22
24	AY	55	PSU	O3'-C3'-C2'	2.99	121.51	111.83
24	AY	20	H2U	C1'-N1-C2	2.99	122.41	118.27
24	AY	32	OMC	C2-N3-C4	2.98	119.94	115.65
24	AY	55	PSU	C5-C1'-C2'	-2.83	110.48	115.73
24	CY	55	PSU	O3'-C3'-C4'	2.79	119.29	111.07
24	CY	17	H2U	C1'-N1-C2	2.71	122.02	118.27
24	AY	32	OMC	CM2-O2'-C2'	-2.58	107.58	114.53
24	CY	32	OMC	CM2-O2'-C2'	-2.46	107.89	114.53
24	AY	46	7MG	C8-N9-C1'	2.45	127.81	121.06
24	AY	17	H2U	C2'-C1'-N1	-2.41	109.06	114.61
24	CY	17	H2U	C2'-C1'-N1	-2.38	109.14	114.61
24	AY	17	H2U	C1'-N1-C2	2.37	121.55	118.27
24	AY	37	MIA	C5-C6-N1	-2.36	117.95	120.46
24	CY	20	H2U	O4'-C1'-C2'	-2.34	101.21	106.59
24	CY	37	MIA	C8-N9-C1'	2.32	130.51	126.15
24	AY	46	7MG	C8-N7-C5	-2.28	104.29	108.83
24	CY	20	H2U	O2-C2-N1	-2.27	120.24	123.28
24	CY	17	H2U	O4'-C1'-N1	2.26	112.11	108.93
24	AY	16	H2U	O2-C2-N1	-2.26	120.26	123.28
24	CY	16	H2U	O2-C2-N1	-2.24	120.29	123.28
24	AY	54	5MU	C5-C6-N1	2.23	124.02	122.02
24	CY	54	5MU	C5-C6-N1	2.22	124.01	122.02
24	AY	55	PSU	C4-N3-C2	-2.22	120.86	125.36
24	CY	55	PSU	C4-N3-C2	-2.22	120.86	125.36
24	AY	37	MIA	C8-N9-C1'	2.20	130.30	126.15
24	CY	46	7MG	C8-N7-C5	-2.20	104.46	108.83
24	AY	20	H2U	O4'-C1'-C2'	-2.20	101.55	106.59
24	AY	46	7MG	CM7-N7-C8	2.17	127.57	119.61
24	CY	46	7MG	C6-C5-C4	2.17	118.96	116.01
24	CY	46	7MG	CM7-N7-C8	2.15	127.49	119.61
24	AY	54	5MU	C5M-C5-C6	2.12	123.01	118.61
24	AY	37	MIA	O2'-C2'-C1'	-2.09	104.88	111.49
24	AY	17	H2U	O2-C2-N1	-2.07	120.51	123.28
24	AY	17	H2U	O4'-C1'-N1	2.07	111.85	108.93
24	AY	20	H2U	O2-C2-N1	-2.04	120.55	123.28
24	CY	37	MIA	C5-C6-N1	-2.02	118.31	120.46

There are no chirality outliers.

There are no torsion outliers.

There are no ring outliers.

5.5 Carbohydrates ⓘ

There are no carbohydrates in this entry.

5.6 Ligand geometry ⓘ

Of 12 ligands modelled in this entry, 8 are monoatomic - leaving 4 for Mogul analysis.

In the following table, the Counts columns list the number of bonds (or angles) for which Mogul statistics could be retrieved, the number of bonds (or angles) that are observed in the model and the number of bonds (or angles) that are defined in the chemical component dictionary. The Link column lists molecule types, if any, to which the group is linked. The Z score for a bond length (or angle) is the number of standard deviations the observed value is removed from the expected value. A bond length (or angle) with $|Z| > 2$ is considered an outlier worth inspection. RMSZ is the root-mean-square of all Z scores of the bond lengths (or angles).

Mol	Type	Chain	Res	Link	Bond lengths			Bond angles		
					Counts	RMSZ	$\# Z > 2$	Counts	RMSZ	$\# Z > 2$
60	GDP	AZ	501	-	30,30,30	1.80	5 (16%)	45,47,47	2.50	11 (24%)
61	KIR	AZ	502	-	59,59,59	3.65	23 (38%)	82,84,84	1.70	17 (20%)
60	GDP	CZ	501	-	30,30,30	1.85	7 (23%)	45,47,47	4.73	8 (17%)
61	KIR	CZ	502	-	59,59,59	3.80	26 (44%)	82,84,84	1.63	16 (19%)

In the following table, the Chirals column lists the number of chiral outliers, the number of chiral centers analysed, the number of these observed in the model and the number defined in the chemical component dictionary. Similar counts are reported in the Torsion and Rings columns. '-' means no outliers of that kind were identified.

Mol	Type	Chain	Res	Link	Chirals	Torsions	Rings
60	GDP	AZ	501	-	-	0/16/32/32	0/3/3/3
61	KIR	AZ	502	-	-	0/54/98/98	0/3/3/3
60	GDP	CZ	501	-	-	0/16/32/32	0/3/3/3
61	KIR	CZ	502	-	-	0/54/98/98	0/3/3/3

All (61) bond length outliers are listed below:

Mol	Chain	Res	Type	Atoms	Z	Observed(Å)	Ideal(Å)
61	CZ	502	KIR	O18-C17	-13.60	1.22	1.44

Continued on next page...

Continued from previous page...

Mol	Chain	Res	Type	Atoms	Z	Observed(Å)	Ideal(Å)
61	AZ	502	KIR	O18-C17	-13.44	1.23	1.44
61	CZ	502	KIR	O30-C30	-12.01	1.17	1.42
61	AZ	502	KIR	O30-C30	-11.97	1.17	1.42
61	AZ	502	KIR	O34-C33	-11.27	1.29	1.44
61	CZ	502	KIR	O34-C33	-10.00	1.30	1.44
61	CZ	502	KIR	C22-C21	7.60	1.40	1.34
61	AZ	502	KIR	C22-C21	6.71	1.39	1.34
61	CZ	502	KIR	C19-C20	6.41	1.64	1.53
61	AZ	502	KIR	C45-C28	6.28	1.62	1.54
61	CZ	502	KIR	C45-C28	5.96	1.61	1.54
60	AZ	501	GDP	C4-N9	-5.75	1.29	1.37
61	AZ	502	KIR	C19-C20	5.73	1.63	1.53
60	CZ	501	GDP	C5-N7	-5.09	1.32	1.38
61	CZ	502	KIR	C27-N26	4.71	1.43	1.33
61	AZ	502	KIR	C27-N26	4.49	1.43	1.33
61	CZ	502	KIR	C37-C38	4.45	1.40	1.32
61	CZ	502	KIR	C29-C28	4.40	1.64	1.54
60	CZ	501	GDP	O4'-C1'	4.38	1.46	1.41
61	CZ	502	KIR	C32-C33	4.35	1.61	1.55
61	CZ	502	KIR	C5-C4	4.24	1.47	1.39
60	AZ	501	GDP	O4'-C1'	4.18	1.46	1.41
61	CZ	502	KIR	C19-C17	4.18	1.65	1.54
61	AZ	502	KIR	C19-C17	4.03	1.65	1.54
61	AZ	502	KIR	C5-C4	3.93	1.46	1.39
61	CZ	502	KIR	C32-C31	3.85	1.61	1.55
61	CZ	502	KIR	C20-C21	3.77	1.58	1.51
61	AZ	502	KIR	C2-N1	3.75	1.42	1.36
61	CZ	502	KIR	O34-C29	3.72	1.50	1.43
61	CZ	502	KIR	O29-C29	3.66	1.48	1.40
61	AZ	502	KIR	C37-C38	3.56	1.38	1.32
61	CZ	502	KIR	C2-N1	3.46	1.41	1.36
61	CZ	502	KIR	C42-C19	3.39	1.61	1.53
61	AZ	502	KIR	C42-C19	3.33	1.61	1.53
60	AZ	501	GDP	C6-C5	-3.29	1.27	1.42
61	AZ	502	KIR	O29-C29	3.23	1.47	1.40
60	CZ	501	GDP	C6-N1	3.20	1.41	1.36
61	AZ	502	KIR	C32-C31	3.15	1.60	1.55
61	CZ	502	KIR	C8-C7	3.08	1.56	1.47
61	AZ	502	KIR	C8-C7	3.05	1.56	1.47
61	AZ	502	KIR	C29-C28	3.05	1.61	1.54
60	CZ	501	GDP	O6-C6	-3.05	1.17	1.24
61	AZ	502	KIR	C20-C21	2.92	1.56	1.51

Continued on next page...

Continued from previous page...

Mol	Chain	Res	Type	Atoms	Z	Observed(Å)	Ideal(Å)
61	CZ	502	KIR	C29-C30	2.86	1.58	1.53
61	AZ	502	KIR	C29-C30	2.73	1.58	1.53
61	CZ	502	KIR	C16-C17	2.68	1.59	1.53
61	AZ	502	KIR	C6-N1	2.62	1.40	1.35
61	CZ	502	KIR	C6-N1	2.58	1.40	1.35
61	AZ	502	KIR	O34-C29	2.50	1.47	1.43
61	AZ	502	KIR	C16-C17	2.48	1.58	1.53
60	AZ	501	GDP	C6-N1	2.45	1.40	1.36
60	CZ	501	GDP	C5-C4	-2.40	1.35	1.40
61	CZ	502	KIR	C31-C30	2.38	1.59	1.53
61	AZ	502	KIR	C3-C4	2.35	1.49	1.41
61	CZ	502	KIR	C44-C21	2.30	1.55	1.50
60	CZ	501	GDP	C8-N9	-2.23	1.33	1.36
61	AZ	502	KIR	O20-C20	2.16	1.46	1.42
61	CZ	502	KIR	C3-C4	2.12	1.48	1.41
61	CZ	502	KIR	C25-C24	2.07	1.54	1.50
60	AZ	501	GDP	PB-O3B	-2.02	1.47	1.54
60	CZ	501	GDP	PB-O3B	-2.01	1.47	1.54

All (52) bond angle outliers are listed below:

Mol	Chain	Res	Type	Atoms	Z	Observed(°)	Ideal(°)
60	CZ	501	GDP	C6-C5-N7	-30.05	130.09	134.14
60	AZ	501	GDP	C5-C4-N3	-7.40	117.55	126.07
60	AZ	501	GDP	C4-C5-N7	-6.85	102.80	109.41
61	AZ	502	KIR	C45-C28-C27	5.79	114.07	108.38
61	CZ	502	KIR	O29-C29-O34	-5.40	101.42	110.32
60	AZ	501	GDP	C6-C5-N7	-5.35	133.42	134.14
61	AZ	502	KIR	O29-C29-O34	-5.22	101.72	110.32
60	AZ	501	GDP	C2-N3-C4	4.80	121.06	115.30
60	AZ	501	GDP	PA-O3A-PB	-4.65	119.06	131.93
60	AZ	501	GDP	C6-C5-C4	4.31	123.77	117.53
61	AZ	502	KIR	O34-C33-C32	4.30	115.98	112.09
60	CZ	501	GDP	PA-O3A-PB	-4.21	120.28	131.93
60	AZ	501	GDP	N3-C4-N9	4.10	132.92	126.91
61	AZ	502	KIR	C11-C10-C9	-3.78	115.13	123.45
61	CZ	502	KIR	C45-C28-C27	3.76	112.07	108.38
61	CZ	502	KIR	O34-C33-C32	3.58	115.33	112.09
61	AZ	502	KIR	C48-C32-C47	-3.53	101.88	107.74
61	CZ	502	KIR	C48-C32-C47	-3.51	101.92	107.74
61	CZ	502	KIR	C3-C2-N1	3.36	119.24	115.86
61	CZ	502	KIR	C3-C7-C8	3.33	125.67	120.15

Continued on next page...

Continued from previous page...

Mol	Chain	Res	Type	Atoms	Z	Observed(°)	Ideal(°)
61	CZ	502	KIR	C11-C10-C9	-3.31	116.17	123.45
61	AZ	502	KIR	C3-C2-N1	3.29	119.17	115.86
61	AZ	502	KIR	C3-C7-C8	3.27	125.57	120.15
61	AZ	502	KIR	C45-C28-C29	-3.08	108.83	112.38
61	CZ	502	KIR	O34-C29-C28	3.08	113.46	104.46
60	CZ	501	GDP	C2-N3-C4	2.93	118.81	115.30
60	AZ	501	GDP	N2-C2-N1	2.92	120.95	117.82
61	CZ	502	KIR	O20-C20-C21	-2.90	106.89	111.07
61	AZ	502	KIR	O34-C29-C28	2.84	112.75	104.46
60	CZ	501	GDP	C4'-O4'-C1'	-2.78	106.66	109.72
61	CZ	502	KIR	O4-C4-C3	-2.77	118.95	121.63
60	CZ	501	GDP	C6-N1-C2	2.67	121.71	120.20
61	CZ	502	KIR	C17-O18-C14	2.58	113.82	107.42
60	CZ	501	GDP	N2-C2-N1	2.49	120.49	117.82
60	AZ	501	GDP	C5'-C4'-C3'	-2.44	105.40	115.19
61	AZ	502	KIR	O20-C20-C21	-2.42	107.58	111.07
61	AZ	502	KIR	C29-C30-C31	-2.41	107.32	110.69
61	AZ	502	KIR	C29-O34-C33	2.39	119.88	114.35
61	CZ	502	KIR	C29-O34-C33	2.36	119.81	114.35
61	CZ	502	KIR	C15-C16-C17	2.25	105.57	102.56
60	CZ	501	GDP	N3-C4-N9	2.21	130.16	126.91
61	AZ	502	KIR	C44-C21-C20	2.20	119.40	115.61
60	AZ	501	GDP	C8-N7-C5	2.19	110.38	103.58
61	AZ	502	KIR	O4-C4-C3	-2.19	119.52	121.63
61	AZ	502	KIR	C48-C32-C31	2.18	113.21	109.33
61	CZ	502	KIR	O18-C17-C16	2.16	108.77	104.13
61	AZ	502	KIR	C17-O18-C14	2.14	112.75	107.42
61	AZ	502	KIR	O18-C17-C16	2.10	108.63	104.13
60	CZ	501	GDP	O4'-C4'-C3'	-2.09	100.90	105.16
61	CZ	502	KIR	C48-C32-C33	2.09	113.80	110.04
60	AZ	501	GDP	C8-N9-C4	2.05	108.62	106.96
61	CZ	502	KIR	C22-C23-C24	-2.04	118.84	123.80

There are no chirality outliers.

There are no torsion outliers.

There are no ring outliers.

5.7 Other polymers ⓘ

There are no such residues in this entry.

5.8 Polymer linkage issues

There are no chain breaks in this entry.

6 Fit of model and data ⓘ

6.1 Protein, DNA and RNA chains ⓘ

In the following table, the column labelled ‘#RSRZ> 2’ contains the number (and percentage) of RSRZ outliers, followed by percent RSRZ outliers for the chain as percentile scores relative to all X-ray entries and entries of similar resolution. The OWAB column contains the minimum, median, 95th percentile and maximum values of the occupancy-weighted average B-factor per residue. The column labelled ‘Q< 0.9’ lists the number of (and percentage) of residues with an average occupancy less than 0.9.

Mol	Chain	Analysed	<RSRZ>	#RSRZ>2	OWAB(Å ²)	Q<0.9
1	AA	1504/1522 (98%)	-0.33	10 (0%) 84 32	21, 54, 143, 200	0
1	CA	1504/1522 (98%)	-0.40	9 (0%) 86 36	31, 70, 146, 200	0
2	AB	234/256 (91%)	-0.14	1 (0%) 90 45	31, 60, 136, 149	0
2	CB	234/256 (91%)	-0.10	1 (0%) 90 45	46, 81, 139, 148	0
3	AC	206/239 (86%)	-0.24	0 100 100	20, 46, 78, 89	0
3	CC	206/239 (86%)	-0.13	0 100 100	49, 74, 96, 100	0
4	AD	208/209 (99%)	0.03	2 (0%) 79 23	45, 83, 112, 119	0
4	CD	208/209 (99%)	0.12	2 (0%) 79 23	64, 95, 118, 126	0
5	AE	150/162 (92%)	-0.31	0 100 100	25, 42, 69, 86	0
5	CE	150/162 (92%)	-0.23	0 100 100	43, 58, 82, 100	0
6	AF	101/101 (100%)	-0.15	1 (0%) 79 23	44, 70, 86, 94	0
6	CF	101/101 (100%)	-0.12	0 100 100	64, 86, 97, 101	0
7	AG	155/156 (99%)	-0.19	0 100 100	37, 66, 97, 113	0
7	CG	155/156 (99%)	-0.04	2 (1%) 74 19	67, 87, 107, 122	0
8	AH	138/138 (100%)	-0.30	0 100 100	31, 47, 68, 75	0
8	CH	138/138 (100%)	-0.25	0 100 100	41, 61, 75, 84	0
9	AI	127/128 (99%)	-0.12	0 100 100	32, 72, 111, 123	0
9	CI	127/128 (99%)	0.10	2 (1%) 68 15	59, 97, 119, 124	0
10	AJ	98/105 (93%)	0.06	0 100 100	30, 73, 126, 129	0
10	CJ	98/105 (93%)	0.44	6 (6%) 21 3	57, 102, 133, 137	0
11	AK	119/129 (92%)	-0.23	0 100 100	29, 45, 78, 105	0
11	CK	119/129 (92%)	-0.19	0 100 100	43, 66, 91, 106	0
12	AL	124/131 (94%)	-0.29	0 100 100	24, 49, 70, 103	0
12	CL	124/131 (94%)	-0.25	0 100 100	38, 54, 78, 111	0

Continued on next page...

Continued from previous page...

Mol	Chain	Analysed	<RSRZ>	#RSRZ>2	OWAB(Å ²)	Q<0.9
13	AM	124/126 (98%)	-0.07	1 (0%) 83 28	46, 82, 106, 147	0
13	CM	124/126 (98%)	-0.01	4 (3%) 45 7	67, 92, 114, 148	0
14	AN	60/61 (98%)	-0.20	1 (1%) 67 15	28, 51, 84, 90	0
14	CN	60/61 (98%)	0.04	1 (1%) 67 15	65, 78, 98, 105	0
15	AO	88/89 (98%)	-0.29	0 100 100	31, 51, 79, 85	0
15	CO	88/89 (98%)	-0.23	0 100 100	41, 63, 85, 92	0
16	AP	83/88 (94%)	-0.20	0 100 100	48, 67, 85, 123	0
16	CP	83/88 (94%)	-0.20	0 100 100	62, 77, 92, 122	0
17	AQ	99/105 (94%)	-0.30	0 100 100	40, 58, 77, 85	0
17	CQ	99/105 (94%)	-0.26	0 100 100	44, 65, 85, 93	0
18	AR	70/88 (79%)	-0.24	0 100 100	35, 55, 88, 104	0
18	CR	70/88 (79%)	-0.15	0 100 100	47, 73, 100, 113	0
19	AS	78/93 (83%)	-0.02	0 100 100	48, 75, 119, 122	0
19	CS	78/93 (83%)	0.03	0 100 100	71, 91, 120, 124	0
20	AT	99/106 (93%)	-0.12	1 (1%) 79 23	65, 83, 117, 119	0
20	CT	99/106 (93%)	-0.15	0 100 100	64, 84, 117, 118	0
21	AU	24/27 (88%)	-0.31	0 100 100	45, 61, 75, 90	0
21	CU	24/27 (88%)	-0.04	0 100 100	67, 79, 92, 94	0
22	AV	76/76 (100%)	-0.43	0 100 100	35, 70, 102, 112	0
22	AW	76/76 (100%)	-0.13	0 100 100	63, 136, 178, 190	0
22	CV	76/76 (100%)	-0.46	0 100 100	48, 76, 115, 128	0
22	CW	76/76 (100%)	-0.10	2 (2%) 53 8	71, 165, 186, 196	0
23	AX	17/27 (62%)	-0.01	0 100 100	30, 82, 132, 133	0
23	CX	17/27 (62%)	0.21	0 100 100	36, 99, 145, 145	0
24	AY	76/77 (98%)	-0.35	0 100 100	37, 110, 177, 190	0
24	CY	76/77 (98%)	-0.33	0 100 100	45, 113, 178, 193	0
25	AZ	385/405 (95%)	0.17	3 (0%) 83 28	63, 105, 134, 163	0
25	CZ	385/405 (95%)	0.80	42 (10%) 6 1	93, 117, 143, 169	0
26	B0	84/85 (98%)	-0.10	2 (2%) 56 9	62, 73, 100, 114	0
26	D0	84/85 (98%)	-0.00	1 (1%) 75 20	66, 79, 101, 111	0
27	B1	93/98 (94%)	-0.11	1 (1%) 77 22	47, 63, 120, 125	0

Continued on next page...

Continued from previous page...

Mol	Chain	Analysed	<RSRZ>	#RSRZ>2	OWAB(Å ²)	Q<0.9
27	D1	93/98 (94%)	-0.12	0 100 100	51, 74, 115, 120	0
28	B2	71/72 (98%)	0.86	13 (18%) 2 0	122, 140, 151, 153	0
28	D2	71/72 (98%)	0.06	1 (1%) 72 17	90, 106, 126, 139	0
29	B3	59/60 (98%)	-0.06	1 (1%) 67 15	59, 79, 101, 116	0
29	D3	59/60 (98%)	0.04	1 (1%) 67 15	58, 80, 97, 114	0
30	B4	44/71 (61%)	0.73	4 (9%) 9 2	102, 156, 180, 186	0
30	D4	44/71 (61%)	0.89	5 (11%) 6 1	113, 165, 186, 187	0
31	B5	59/60 (98%)	0.23	3 (5%) 27 4	52, 86, 150, 164	0
31	D5	59/60 (98%)	0.09	5 (8%) 11 2	55, 80, 148, 161	0
32	B6	50/54 (92%)	0.17	2 (4%) 36 5	55, 88, 106, 112	0
32	D6	50/54 (92%)	0.14	0 100 100	57, 95, 107, 113	0
33	B7	48/49 (97%)	-0.15	1 (2%) 60 11	47, 61, 95, 116	0
33	D7	48/49 (97%)	-0.26	0 100 100	47, 61, 91, 109	0
34	B8	63/65 (96%)	-0.11	0 100 100	55, 72, 84, 112	0
34	D8	63/65 (96%)	-0.15	0 100 100	56, 73, 85, 109	0
35	B9	37/37 (100%)	0.30	1 (2%) 52 8	79, 98, 112, 116	0
35	D9	37/37 (100%)	0.62	2 (5%) 25 4	84, 104, 115, 119	0
36	BA	2901/2915 (99%)	-0.33	43 (1%) 70 16	25, 74, 176, 200	0
36	DA	2901/2915 (99%)	-0.35	38 (1%) 74 19	32, 76, 175, 200	0
37	BB	119/122 (97%)	-0.46	0 100 100	54, 97, 123, 144	0
37	DB	119/122 (97%)	-0.52	0 100 100	61, 104, 128, 140	0
38	BC	228/229 (99%)	0.15	11 (4%) 29 4	40, 73, 163, 176	0
38	DC	228/229 (99%)	0.31	12 (5%) 25 4	64, 87, 166, 174	0
39	BD	275/276 (99%)	-0.26	0 100 100	28, 48, 78, 93	0
39	DD	275/276 (99%)	-0.24	0 100 100	28, 53, 80, 94	0
40	BE	204/206 (99%)	-0.09	1 (0%) 88 39	46, 73, 120, 129	0
40	DE	204/206 (99%)	-0.10	2 (0%) 79 23	39, 72, 122, 132	0
41	BF	207/210 (98%)	0.20	8 (3%) 37 5	42, 102, 155, 162	0
41	DF	207/210 (98%)	0.18	7 (3%) 43 6	47, 105, 155, 161	0
42	BG	181/182 (99%)	0.04	3 (1%) 67 15	66, 85, 120, 134	0
42	DG	181/182 (99%)	0.17	3 (1%) 67 15	89, 108, 130, 139	0

Continued on next page...

Continued from previous page...

Mol	Chain	Analysed	<RSRZ>	#RSRZ>2			OWAB(Å ²)	Q<0.9
43	BH	159/180 (88%)	0.47	9 (5%)	23	3	85, 123, 148, 152	0
43	DH	159/180 (88%)	0.30	3 (1%)	64	13	85, 123, 145, 150	0
44	BJ	0/173	-	-	-	-	-	-
44	DJ	0/173	-	-	-	-	-	-
45	BK	0/147	-	-	-	-	-	-
45	DK	0/147	-	-	-	-	-	-
46	BN	138/140 (98%)	-0.07	0	100	100	56, 86, 130, 138	0
46	DN	138/140 (98%)	-0.06	0	100	100	61, 83, 132, 136	0
47	BO	122/122 (100%)	-0.24	0	100	100	43, 60, 73, 82	0
47	DO	122/122 (100%)	-0.24	0	100	100	40, 60, 73, 77	0
48	BP	146/150 (97%)	0.17	1 (0%)	84	32	49, 98, 124, 145	0
48	DP	146/150 (97%)	0.15	2 (1%)	72	17	47, 102, 126, 141	0
49	BQ	141/141 (100%)	-0.16	1 (0%)	84	32	47, 61, 84, 125	0
49	DQ	141/141 (100%)	-0.19	1 (0%)	84	32	43, 60, 87, 122	0
50	BR	117/118 (99%)	-0.06	0	100	100	55, 84, 101, 108	0
50	DR	117/118 (99%)	-0.12	0	100	100	52, 79, 97, 106	0
51	BS	98/112 (87%)	0.12	0	100	100	69, 101, 122, 126	0
51	DS	98/112 (87%)	0.27	1 (1%)	79	23	86, 106, 124, 126	0
52	BT	137/146 (93%)	0.06	4 (2%)	49	7	54, 84, 135, 163	0
52	DT	137/146 (93%)	0.04	5 (3%)	41	6	56, 81, 137, 160	0
53	BU	117/118 (99%)	-0.16	0	100	100	60, 74, 102, 111	0
53	DU	117/118 (99%)	-0.20	0	100	100	52, 74, 100, 108	0
54	BV	101/101 (100%)	0.12	2 (1%)	62	12	61, 102, 117, 121	0
54	DV	101/101 (100%)	0.18	2 (1%)	62	12	50, 102, 117, 119	0
55	BW	113/113 (100%)	-0.04	2 (1%)	65	14	60, 83, 111, 140	0
55	DW	113/113 (100%)	-0.04	1 (0%)	81	25	59, 76, 112, 143	0
56	BX	92/96 (95%)	0.04	0	100	100	69, 86, 109, 120	0
56	DX	92/96 (95%)	-0.01	0	100	100	60, 88, 108, 121	0
57	BY	100/110 (90%)	0.43	7 (7%)	16	3	103, 121, 153, 159	0
57	DY	100/110 (90%)	0.46	7 (7%)	16	3	99, 119, 153, 162	0
58	BZ	183/206 (88%)	0.09	3 (1%)	68	15	53, 85, 129, 139	0
58	DZ	183/206 (88%)	0.10	3 (1%)	68	15	59, 85, 124, 132	0

Continued on next page...

Continued from previous page...

Mol	Chain	Analysed	<RSRZ>	#RSRZ>2	OWAB(Å ²)	Q<0.9
All	All	22012/23368 (94%)	-0.15	316 (1%) 72 17	20, 77, 144, 200	0

All (316) RSRZ outliers are listed below:

Mol	Chain	Res	Type	RSRZ
36	BA	654(K)	C	11.2
38	DC	97	GLU	7.8
41	DF	1	MET	7.7
38	BC	106	GLY	7.5
1	CA	88	A	7.3
1	CA	89	C	7.3
31	B5	59	GLU	7.3
28	B2	72	ALA	7.2
36	BA	654(I)	C	7.1
42	BG	48	GLU	6.8
49	DQ	141	GLN	6.8
36	BA	654(C)	G	6.7
36	DA	1066	U	6.3
36	BA	654(J)	A	6.3
36	DA	654(E)	G	5.7
42	DG	48	GLU	5.6
31	B5	60	VAL	5.6
36	DA	2896	C	5.6
41	BF	24	LEU	5.5
14	CN	2	ALA	5.5
36	DA	654(K)	C	5.4
36	DA	654(G)	C	5.4
42	DG	2	PRO	5.4
28	B2	42	GLY	5.3
31	D5	59	GLU	5.2
31	D5	60	VAL	5.2
36	DA	654(J)	A	5.1
25	CZ	42	VAL	5.1
36	BA	1509	C	4.9
1	AA	89	C	4.9
1	AA	88	A	4.9
49	BQ	141	GLN	4.8
36	DA	156	U	4.8
57	BY	2	ARG	4.6
36	DA	1077	A	4.6
36	DA	654(H)	G	4.6
25	CZ	36	ALA	4.5

Continued on next page...

Continued from previous page...

Mol	Chain	Res	Type	RSRZ
36	DA	654(I)	C	4.5
36	BA	654(H)	G	4.5
36	BA	1174	A	4.5
57	DY	79	CYS	4.5
43	BH	81	GLU	4.3
52	DT	135	ALA	4.3
36	BA	1066	U	4.3
38	BC	121	GLY	4.3
30	D4	38	LYS	4.3
52	BT	136	GLN	4.2
36	BA	654(L)	G	4.2
25	CZ	183	HIS	4.2
30	D4	13	ARG	4.2
52	BT	135	ALA	4.2
30	B4	32	TYR	4.2
41	BF	20	LEU	4.2
25	CZ	179	LEU	4.1
41	BF	12	LEU	4.1
52	DT	1	MET	4.1
36	BA	1077	A	4.1
25	CZ	141	VAL	4.1
36	DA	1174	A	4.1
30	B4	47	GLN	4.0
36	BA	654(G)	C	4.0
58	DZ	113	ALA	4.0
36	DA	1509	C	4.0
57	DY	54	LYS	4.0
36	BA	2802	G	3.9
36	BA	2796	U	3.9
54	DV	36	PRO	3.9
41	BF	1	MET	3.9
58	BZ	113	ALA	3.9
40	DE	69	LYS	3.9
36	BA	271(L)	U	3.9
36	DA	275	G	3.9
25	CZ	203	LEU	3.9
30	D4	32	TYR	3.9
25	AZ	42	VAL	3.8
25	CZ	213	PRO	3.8
36	DA	2802	G	3.8
55	DW	113	LYS	3.8
38	BC	82	LYS	3.8

Continued on next page...

Continued from previous page...

Mol	Chain	Res	Type	RSRZ
1	CA	82	U	3.8
58	DZ	114	GLY	3.7
38	DC	106	GLY	3.7
35	B9	1	MET	3.7
38	DC	105	ASP	3.7
36	DA	654(C)	G	3.6
36	BA	654(F)	C	3.6
35	D9	37	GLY	3.6
36	BA	275	G	3.6
36	DA	654(V)	A	3.6
30	B4	42	PHE	3.5
28	B2	71	ASN	3.5
43	BH	46	GLU	3.5
52	DT	137	LYS	3.5
36	DA	2796	U	3.5
43	DH	170	ARG	3.5
36	DA	277	C	3.4
36	DA	654(F)	C	3.4
41	DF	24	LEU	3.4
57	BY	61	ILE	3.4
57	BY	51	VAL	3.4
1	CA	81	U	3.4
25	CZ	37	ALA	3.4
28	B2	68	ARG	3.4
31	B5	58	LEU	3.4
1	CA	91	C	3.3
10	CJ	99	LYS	3.3
33	B7	48	LYS	3.3
13	AM	125	ARG	3.3
36	BA	2894	G	3.3
38	BC	117	PRO	3.3
25	CZ	33	TYR	3.3
14	AN	2	ALA	3.3
35	D9	1	MET	3.3
27	B1	85	LEU	3.3
52	BT	137	LYS	3.2
10	CJ	28	ARG	3.2
30	B4	34	GLU	3.2
41	DF	2	LYS	3.2
36	BA	654(E)	G	3.2
51	DS	80	LEU	3.2
38	BC	120	MET	3.2

Continued on next page...

Continued from previous page...

Mol	Chain	Res	Type	RSRZ
1	AA	1030(B)	C	3.1
28	B2	9	GLN	3.1
1	AA	1030(D)	A	3.1
25	CZ	68	VAL	3.1
28	B2	23	LYS	3.1
52	DT	134	GLU	3.1
1	AA	1026	G	3.1
25	CZ	339	ARG	3.1
25	CZ	217	VAL	3.1
28	B2	43	GLN	3.1
36	BA	2799	C	3.1
25	CZ	318	ALA	3.1
26	D0	5	LYS	3.0
57	DY	55	TYR	3.0
41	DF	25	PRO	3.0
28	B2	50	ILE	3.0
36	BA	271(J)	C	3.0
25	AZ	85	HIS	3.0
36	DA	614(B)	G	3.0
42	BG	2	PRO	3.0
25	CZ	215	ARG	3.0
26	B0	4	LYS	2.9
36	BA	156	U	2.9
41	BF	25	PRO	2.9
42	DG	49	ASP	2.9
54	DV	1	MET	2.9
36	BA	888	C	2.9
36	BA	2896	C	2.9
38	DC	107	TRP	2.9
52	BT	39	ARG	2.9
36	DA	888	C	2.9
38	DC	77	ILE	2.9
25	CZ	73	ALA	2.9
36	DA	654(L)	G	2.9
36	BA	2207	G	2.8
1	AA	1027	C	2.8
10	CJ	5	ARG	2.8
43	DH	86	GLU	2.8
43	BH	88	LEU	2.8
25	CZ	186	PRO	2.8
25	CZ	252	GLU	2.8
36	DA	2804	C	2.8

Continued on next page...

Continued from previous page...

Mol	Chain	Res	Type	RSRZ
57	DY	51	VAL	2.8
25	CZ	310	ILE	2.8
55	BW	113	LYS	2.8
36	DA	1076	C	2.8
57	BY	54	LYS	2.8
36	BA	654(T)	C	2.8
36	BA	2795	G	2.7
36	DA	654(S)	G	2.7
25	CZ	72	THR	2.7
58	BZ	157	LEU	2.7
43	DH	96	ALA	2.7
36	DA	1173	G	2.7
36	DA	2793	G	2.7
36	BA	157	U	2.7
41	DF	192	LEU	2.7
36	DA	1087	G	2.7
43	BH	170	ARG	2.7
29	D3	1	MET	2.7
31	D5	58	LEU	2.7
25	CZ	79	HIS	2.7
25	CZ	195	TRP	2.7
41	BF	18	ARG	2.7
38	DC	112	ALA	2.7
13	CM	7	VAL	2.7
25	CZ	180	GLU	2.7
36	DA	2801	A	2.7
43	BH	47	GLU	2.7
10	CJ	4	ILE	2.7
25	AZ	63	ILE	2.7
36	BA	1075	C	2.6
43	BH	51	ARG	2.6
41	DF	8	GLN	2.6
25	CZ	1	ALA	2.6
40	DE	204	ALA	2.6
6	AF	101	ALA	2.6
28	B2	41	ILE	2.6
38	DC	115	ALA	2.6
36	BA	654(V)	A	2.6
43	BH	13	LYS	2.6
48	DP	7	ARG	2.6
36	BA	271(N)	U	2.6
29	B3	1	MET	2.6

Continued on next page...

Continued from previous page...

Mol	Chain	Res	Type	RSRZ
25	CZ	71	GLU	2.6
52	DT	136	GLN	2.6
32	B6	42	TRP	2.5
25	CZ	280	GLY	2.5
57	BY	53	PRO	2.5
1	AA	1129	C	2.5
28	D2	72	ALA	2.5
36	BA	654(D)	G	2.5
28	B2	8	LYS	2.5
30	D4	34	GLU	2.5
38	BC	81	GLU	2.5
36	DA	1045	A	2.5
25	CZ	29	ALA	2.5
1	CA	1129	C	2.5
9	CI	4	TYR	2.5
38	BC	1	PRO	2.4
2	CB	132	LYS	2.4
36	DA	157	U	2.4
25	CZ	9	LYS	2.4
36	BA	277	C	2.4
57	BY	52	SER	2.4
13	CM	123	ALA	2.4
57	DY	2	ARG	2.4
36	BA	654(S)	G	2.4
36	DA	352	G	2.4
36	BA	654	A	2.4
25	CZ	154	VAL	2.4
38	BC	105	ASP	2.4
7	CG	81	GLY	2.4
36	BA	2805	G	2.4
38	DC	82	LYS	2.4
38	DC	137	LEU	2.4
38	DC	145	VAL	2.3
55	BW	112	GLY	2.3
57	DY	75	ILE	2.3
25	CZ	184	ARG	2.3
10	CJ	86	MET	2.3
36	DA	155	U	2.3
36	DA	1065	U	2.3
28	B2	64	LEU	2.3
4	CD	165	MET	2.3
38	BC	100	ILE	2.3

Continued on next page...

Continued from previous page...

Mol	Chain	Res	Type	RSRZ
31	D5	55	ARG	2.3
36	BA	1093	G	2.3
54	BV	19	LYS	2.3
13	CM	125	ARG	2.2
1	AA	78	G	2.2
1	AA	1030(A)	G	2.2
25	CZ	88	TYR	2.2
48	DP	76	LYS	2.2
36	BA	1177	A	2.2
25	CZ	216	ASP	2.2
1	CA	80	G	2.2
25	CZ	41	ASN	2.2
4	AD	85	LYS	2.2
1	AA	1447	A	2.2
58	DZ	142	SER	2.2
36	DA	271(G)	C	2.2
38	BC	107	TRP	2.2
48	BP	118	GLY	2.2
4	AD	209	ARG	2.2
1	CA	84	U	2.2
36	DA	271(K)	U	2.2
9	CI	19	LEU	2.2
25	CZ	77	TYR	2.2
36	BA	271(K)	U	2.2
36	DA	271(L)	U	2.2
13	CM	122	LYS	2.2
4	CD	21	LEU	2.1
57	DY	89	PHE	2.1
25	CZ	147	LEU	2.1
57	BY	4	LYS	2.1
25	CZ	63	ILE	2.1
25	CZ	158	LEU	2.1
32	B6	46	HIS	2.1
40	BE	204	ALA	2.1
41	BF	8	GLN	2.1
36	BA	654(U)	A	2.1
2	AB	128	GLU	2.1
43	BH	31	GLY	2.1
41	DF	18	ARG	2.1
42	BG	50	ALA	2.1
30	D4	31	ILE	2.1
25	CZ	87	ASP	2.1

Continued on next page...

Continued from previous page...

Mol	Chain	Res	Type	RSRZ
20	AT	106	ALA	2.1
38	DC	121	GLY	2.1
22	CW	3	C	2.1
36	DA	1104	C	2.1
1	CA	90	U	2.1
38	DC	109	ASP	2.1
54	BV	36	PRO	2.1
22	CW	47	U	2.1
41	BF	2	LYS	2.1
7	CG	156	TRP	2.1
25	CZ	75	ARG	2.1
38	BC	97	GLU	2.0
28	B2	54	LYS	2.0
36	BA	1079	C	2.0
36	BA	2897	U	2.0
28	B2	37	PHE	2.0
31	D5	52	TYR	2.0
25	CZ	287	GLY	2.0
25	CZ	139	ASP	2.0
43	BH	21	PRO	2.0
25	CZ	103	ILE	2.0
25	CZ	26	THR	2.0
36	BA	654(M)	C	2.0
10	CJ	75	ILE	2.0
36	BA	1046	A	2.0
26	B0	3	HIS	2.0
58	BZ	131	ARG	2.0

6.2 Non-standard residues in protein, DNA, RNA chains ⓘ

In the following table, the Atoms column lists the number of modelled atoms in the group and the number defined in the chemical component dictionary. LLDF column lists the quality of electron density of the group with respect to its neighbouring residues in protein, DNA or RNA chains. The B-factors column lists the minimum, median, 95th percentile and maximum values of B factors of atoms in the group. The column labelled 'Q< 0.9' lists the number of atoms with occupancy less than 0.9.

Mol	Type	Chain	Res	Atoms	RSR	LLDF	B-factors(Å ²)	Q<0.9
24	7MG	CY	46	24/25	0.19	-	125,128,129,130	0
24	H2U	AY	17	20/21	0.34	-	186,190,190,191	0
24	7MG	AY	46	24/25	0.19	-	121,123,124,124	0
24	OMC	CY	32	21/22	0.17	-	78,83,93,94	0

Continued on next page...

Continued from previous page...

Mol	Type	Chain	Res	Atoms	RSR	LLDF	B-factors(\AA^2)	Q<0.9
24	4SU	CY	8	20/21	0.19	-	115,116,119,119	0
24	H2U	AY	16	20/21	0.51	-	172,183,184,185	0
24	H2U	CY	17	20/21	0.44	-	186,194,196,196	0
24	OMC	AY	32	21/22	0.15	-	61,66,79,80	0
24	MIA	CY	37	29/30	0.23	-	52,66,80,85	0
24	H2U	CY	16	20/21	0.27	-	171,181,183,185	0
24	H2U	AY	20	20/21	0.24	-	174,177,179,179	0
24	5MU	CY	54	21/22	0.18	-	113,125,126,129	0
24	PSU	AY	55	20/21	0.17	-	130,139,140,140	0
24	PSU	CY	55	20/21	0.16	-	131,134,135,136	0
24	H2U	CY	20	20/21	0.26	-	176,177,180,180	0
24	MIA	AY	37	29/30	0.23	-	42,52,67,76	0
24	4SU	AY	8	20/21	0.18	-	110,113,114,115	0
24	5MU	AY	54	21/22	0.15	-	108,122,123,127	0

6.3 Carbohydrates

There are no carbohydrates in this entry.

6.4 Ligands

In the following table, the Atoms column lists the number of modelled atoms in the group and the number defined in the chemical component dictionary. LLDF column lists the quality of electron density of the group with respect to its neighbouring residues in protein, DNA or RNA chains. The B-factors column lists the minimum, median, 95th percentile and maximum values of B factors of atoms in the group. The column labelled 'Q< 0.9' lists the number of atoms with occupancy less than 0.9.

Mol	Type	Chain	Res	Atoms	RSR	LLDF	B-factors(\AA^2)	Q<0.9
61	KIR	AZ	502	57/57	0.37	-	100,107,118,119	0
59	ZN	D9	101	1/1	0.18	-	87,87,87,87	0
59	ZN	CD	301	1/1	0.29	-	75,75,75,75	0
61	KIR	CZ	502	57/57	0.66	-	115,117,122,122	0
60	GDP	AZ	501	28/28	0.18	-	114,118,123,123	0
59	ZN	D4	101	1/1	0.12	-	103,103,103,103	0
59	ZN	AN	101	1/1	0.20	-	42,42,42,42	0
59	ZN	CN	101	1/1	0.18	-	69,69,69,69	0
60	GDP	CZ	501	28/28	0.23	-	114,131,139,140	0
59	ZN	AD	301	1/1	0.29	-	61,61,61,61	0
59	ZN	B4	101	1/1	0.19	-	91,91,91,91	0
59	ZN	B9	101	1/1	0.16	-	103,103,103,103	0

6.5 Other polymers ⓘ

There are no such residues in this entry.