



# Full wwPDB X-ray Structure Validation Report

Jun 16, 2014 – 07:51 PM BST

PDB ID : 4V6E  
Title : Crystal structure of the E. coli 70S ribosome in an intermediate state of ratcheting  
Authors : Zhang, W.; Dunkle, J.A.; Cate, J.H.D.  
Deposited on : 2009-06-28  
Resolution : 3.71 Å(reported)

This is a full wwPDB validation report for a publicly released PDB entry.  
We welcome your comments at [validation@mail.wwpdb.org](mailto:validation@mail.wwpdb.org)  
A user guide is available at <http://wwpdb.org/ValidationPDFNotes.html>

---

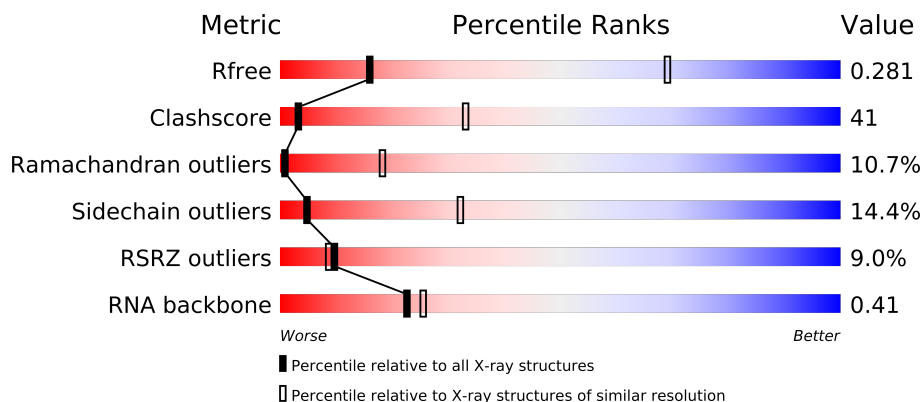
The following versions of software and data (see [references](#)) were used in the production of this report:

MolProbity : 4.02b-467  
Mogul : 1.16 November 2013  
Xtriage (Phenix) : dev-1323  
EDS : stable23397  
Percentile statistics : 21963  
Refmac : 5.8.0049  
CCP4 : 6.3.0 (Settle)  
Ideal geometry (proteins) : Engh & Huber (2001)  
Ideal geometry (DNA, RNA) : Parkinson et. al. (1996)  
Validation Pipeline (wwPDB-VP) : stable23397

# 1 Overall quality at a glance

The reported resolution of this entry is 3.71 Å.

Percentile scores (ranging between 0-100) for global validation metrics of the entry are shown in the following graphic. The table shows the number of entries on which the scores are based.



Metric	Whole archive (#Entries)	Similar resolution (#Entries, resolution range(Å))
$R_{free}$	66092	1103 (4.04-3.40)
Clashscore	79885	1026 (3.98-3.46)
Ramachandran outliers	78287	1082 (4.00-3.44)
Sidechain outliers	78261	1075 (4.00-3.44)
RSRZ outliers	66119	1104 (4.04-3.40)
RNA backbone	1838	1008 (4.52-2.80)

The table below summarises the geometric issues observed across the polymeric chains and their fit to the electron density. The red, orange, yellow and green segments on the lower bar indicate the fraction of residues that contain outliers for  $\geq 3$ , 2, 1 and 0 types of geometric quality criteria. The upper red bar (where present) indicates the fraction of residues that have poor fit to the electron density.

Mol	Chain	Length	Quality of chain
1	AB	241	
1	CB	241	
2	AC	233	
2	CC	233	
3	AD	206	
3	CD	206	
4	AE	167	
4	CE	167	
5	AF	135	
5	CF	135	
6	AG	179	
6	CG	179	

Continued on next page...

Continued from previous page...

Mol	Chain	Length	Quality of chain
7	AH	130	
7	CH	130	
8	AI	130	
8	CI	130	
9	AJ	103	
9	CJ	103	
10	AK	129	
10	CK	129	
11	AL	124	
11	CL	124	
12	AM	118	
12	CM	118	
13	AN	101	
13	CN	101	
14	AO	89	
14	CO	89	
15	AP	82	
15	CP	82	
16	AQ	84	
16	CQ	84	
17	AR	75	
17	CR	75	
18	AS	92	
18	CS	92	
19	AT	87	
19	CT	87	
20	AU	71	
20	CU	71	
21	AA	1533	
22	AV	17	
22	AX	17	
22	CV	17	
22	CX	17	
23	AW	6	
23	CW	6	
24	BA	2903	
24	DA	2903	
25	BB	118	
26	BC	273	
26	DC	273	
27	BD	209	
27	DD	209	

Continued on next page...

Continued from previous page...

Mol	Chain	Length	Quality of chain
28	BE	201	
28	DE	201	
29	BF	179	
29	DF	179	
30	BG	177	
30	DG	177	
31	BH	149	
31	DH	149	
32	BI	142	
32	DI	142	
33	BJ	142	
33	DJ	142	
34	BK	123	
34	DK	123	
35	BL	144	
35	DL	144	
36	BM	136	
36	DM	136	
37	BN	127	
37	DN	127	
38	BO	117	
38	DO	117	
39	BP	115	
39	DP	115	
40	BQ	118	
40	DQ	118	
41	BR	103	
41	DR	103	
42	BS	110	
42	DS	110	
43	BT	100	
43	DT	100	
44	BU	104	
44	DU	104	
45	BV	94	
45	DV	94	
46	BW	85	
46	DW	85	
47	BX	78	
47	DX	78	
48	BY	63	
48	DY	63	

Continued on next page...

*Continued from previous page...*

Mol	Chain	Length	Quality of chain
49	BZ	59	
49	DZ	59	
50	B0	57	
50	D0	57	
51	B1	55	
51	D1	55	
52	B2	46	
52	D2	46	
53	B3	65	
53	D3	65	
54	B4	38	
54	D4	38	
55	CA	1530	
56	DB	117	

The following table lists non-polymeric compounds that are outliers for geometric or electron-density-fit criteria:

Mol	Type	Chain	Res	Geometry	Electron density
57	MG	AA	1602	-	X
57	MG	AA	1605	-	X
57	MG	AA	1607	-	X
57	MG	AA	1610	-	X
57	MG	AA	1619	-	X
57	MG	AA	1621	-	X
57	MG	AA	1624	-	X
57	MG	AA	1625	-	X
57	MG	AA	1626	-	X
57	MG	AA	1627	-	X
57	MG	AA	1628	-	X
57	MG	AA	1629	-	X
57	MG	AA	1636	-	X
57	MG	AA	1637	-	X
57	MG	AA	1641	-	X
57	MG	AA	1642	-	X
57	MG	BA	3002	-	X
57	MG	BA	3007	-	X
57	MG	BA	3011	-	X
57	MG	BA	3014	-	X
57	MG	BA	3015	-	X
57	MG	BA	3016	-	X
57	MG	BA	3020	-	X

*Continued on next page...*

*Continued from previous page...*

Mol	Type	Chain	Res	Geometry	Electron density
57	MG	BA	3021	-	X
57	MG	BA	3022	-	X
57	MG	BA	3026	-	X
57	MG	BA	3028	-	X
57	MG	BA	3030	-	X
57	MG	BA	3031	-	X
57	MG	BA	3035	-	X
57	MG	BA	3037	-	X
57	MG	BA	3041	-	X
57	MG	BA	3045	-	X
57	MG	BA	3056	-	X
57	MG	BA	3057	-	X
57	MG	BA	3058	-	X
57	MG	BA	3060	-	X
57	MG	BA	3061	-	X
57	MG	BA	3062	-	X
57	MG	BA	3071	-	X
57	MG	BA	3072	-	X
57	MG	BA	3084	-	X
57	MG	BA	3085	-	X
57	MG	BA	3088	-	X
57	MG	BA	3093	-	X
57	MG	BA	3096	-	X
57	MG	BA	3098	-	X
57	MG	BA	3112	-	X
57	MG	BA	3115	-	X
57	MG	BA	3119	-	X
57	MG	BA	3124	-	X
57	MG	BA	3125	-	X
57	MG	BA	3126	-	X
57	MG	BA	3131	-	X
57	MG	BA	3133	-	X
57	MG	BA	3135	-	X
57	MG	BA	3136	-	X
57	MG	BB	201	-	X
57	MG	CA	1610	-	X
57	MG	CA	1611	-	X
57	MG	CA	1614	-	X
57	MG	CA	1615	-	X
57	MG	CA	1619	-	X
57	MG	CA	1620	-	X
57	MG	CA	1623	-	X

*Continued on next page...*

*Continued from previous page...*

Mol	Type	Chain	Res	Geometry	Electron density
57	MG	CA	1625	-	X
57	MG	CA	1626	-	X
57	MG	CA	1627	-	X
57	MG	CA	1628	-	X
57	MG	CA	1636	-	X
57	MG	CA	1637	-	X
57	MG	CA	1640	-	X
57	MG	D4	101	-	X
57	MG	DA	3001	-	X
57	MG	DA	3002	-	X
57	MG	DA	3004	-	X
57	MG	DA	3005	-	X
57	MG	DA	3007	-	X
57	MG	DA	3011	-	X
57	MG	DA	3015	-	X
57	MG	DA	3016	-	X
57	MG	DA	3020	-	X
57	MG	DA	3021	-	X
57	MG	DA	3022	-	X
57	MG	DA	3026	-	X
57	MG	DA	3028	-	X
57	MG	DA	3036	-	X
57	MG	DA	3038	-	X
57	MG	DA	3041	-	X
57	MG	DA	3045	-	X
57	MG	DA	3046	-	X
57	MG	DA	3051	-	X
57	MG	DA	3053	-	X
57	MG	DA	3054	-	X
57	MG	DA	3058	-	X
57	MG	DA	3059	-	X
57	MG	DA	3060	-	X
57	MG	DA	3062	-	X
57	MG	DA	3063	-	X
57	MG	DA	3064	-	X
57	MG	DA	3071	-	X
57	MG	DA	3072	-	X
57	MG	DA	3074	-	X
57	MG	DA	3075	-	X
57	MG	DA	3076	-	X
57	MG	DA	3078	-	X
57	MG	DA	3082	-	X

*Continued on next page...*

*Continued from previous page...*

Mol	Type	Chain	Res	Geometry	Electron density
57	MG	DA	3086	-	X
57	MG	DA	3088	-	X
57	MG	DA	3091	-	X
57	MG	DA	3092	-	X
57	MG	DA	3094	-	X
57	MG	DA	3097	-	X
57	MG	DA	3104	-	X
57	MG	DA	3106	-	X
57	MG	DA	3108	-	X
57	MG	DA	3109	-	X
57	MG	DA	3114	-	X
57	MG	DA	3117	-	X
57	MG	DA	3121	-	X
57	MG	DA	3122	-	X
57	MG	DA	3124	-	X
57	MG	DA	3125	-	X
57	MG	DA	3127	-	X
57	MG	DA	3128	-	X
57	MG	DA	3129	-	X
57	MG	DA	3131	-	X
57	MG	DJ	201	-	X



## 2 Entry composition

There are 59 unique types of molecules in this entry. The entry contains 286150 atoms, of which 0 are hydrogen and 0 are deuterium.

In the tables below, the ZeroOcc column contains the number of atoms modelled with zero occupancy, the AltConf column contains the number of residues with at least one atom in alternate conformation and the Trace column contains the number of residues modelled with at most 2 atoms.

- Molecule 1 is a protein called 30S ribosomal protein S2.

Mol	Chain	Residues	Atoms					ZeroOcc	AltConf	Trace
1	AB	218	Total	C	N	O	S	0	0	0
			1704	1081	305	311	7			
1	CB	218	Total	C	N	O	S	0	0	0
			1704	1081	305	311	7			

- Molecule 2 is a protein called 30S ribosomal protein S3.

Mol	Chain	Residues	Atoms					ZeroOcc	AltConf	Trace
2	AC	206	Total	C	N	O	S	0	0	0
			1624	1028	305	288	3			
2	CC	206	Total	C	N	O	S	0	0	0
			1624	1028	305	288	3			

- Molecule 3 is a protein called 30S ribosomal protein S4.

Mol	Chain	Residues	Atoms					ZeroOcc	AltConf	Trace
3	AD	205	Total	C	N	O	S	0	0	0
			1643	1026	315	298	4			
3	CD	205	Total	C	N	O	S	0	0	0
			1643	1026	315	298	4			

- Molecule 4 is a protein called 30S ribosomal protein S5.

Mol	Chain	Residues	Atoms					ZeroOcc	AltConf	Trace
4	AE	150	Total	C	N	O	S	0	0	0
			1105	687	211	201	6			
4	CE	150	Total	C	N	O	S	0	0	0
			1105	687	211	201	6			

- Molecule 5 is a protein called 30S ribosomal protein S6.

Mol	Chain	Residues	Atoms					ZeroOcc	AltConf	Trace
5	AF	100	Total	C	N	O	S	0	0	0
			817	515	148	148	6			
5	CF	100	Total	C	N	O	S	0	0	0
			817	515	148	148	6			

- Molecule 6 is a protein called 30S ribosomal protein S7.

Mol	Chain	Residues	Atoms					ZeroOcc	AltConf	Trace
6	AG	151	Total	C	N	O	S	0	0	0
			1181	735	227	215	4			
6	CG	150	Total	C	N	O	S	0	0	0
			1174	730	226	214	4			

- Molecule 7 is a protein called 30S ribosomal protein S8.

Mol	Chain	Residues	Atoms					ZeroOcc	AltConf	Trace
7	AH	129	Total	C	N	O	S	0	0	0
			979	616	173	184	6			
7	CH	129	Total	C	N	O	S	0	0	0
			979	616	173	184	6			

- Molecule 8 is a protein called 30S ribosomal protein S9.

Mol	Chain	Residues	Atoms					ZeroOcc	AltConf	Trace
8	AI	127	Total	C	N	O	S	0	0	0
			1022	634	206	179	3			
8	CI	127	Total	C	N	O	S	0	0	0
			1022	634	206	179	3			

- Molecule 9 is a protein called 30S ribosomal protein S10.

Mol	Chain	Residues	Atoms					ZeroOcc	AltConf	Trace
9	AJ	98	Total	C	N	O	S	0	0	0
			786	493	150	142	1			
9	CJ	98	Total	C	N	O	S	0	0	0
			786	493	150	142	1			

- Molecule 10 is a protein called 30S ribosomal protein S11.

Mol	Chain	Residues	Atoms					ZeroOcc	AltConf	Trace
10	AK	117	Total	C	N	O	S	0	0	0
			877	540	174	160	3			

*Continued on next page...*

*Continued from previous page...*

Mol	Chain	Residues	Atoms					ZeroOcc	AltConf	Trace
10	CK	117	Total	C	N	O	S	0	0	0
			877	540	174	160	3			

- Molecule 11 is a protein called 30S ribosomal protein S12.

Mol	Chain	Residues	Atoms					ZeroOcc	AltConf	Trace
11	AL	123	Total	C	N	O	S	0	0	0
			955	590	196	165	4			
11	CL	123	Total	C	N	O	S	0	0	0
			955	590	196	165	4			

- Molecule 12 is a protein called 30S ribosomal protein S13.

Mol	Chain	Residues	Atoms					ZeroOcc	AltConf	Trace
12	AM	114	Total	C	N	O	S	0	0	0
			883	546	178	156	3			
12	CM	113	Total	C	N	O	S	0	0	0
			876	541	177	155	3			

- Molecule 13 is a protein called 30S ribosomal protein S14.

Mol	Chain	Residues	Atoms					ZeroOcc	AltConf	Trace
13	AN	96	Total	C	N	O	S	0	0	0
			774	483	160	128	3			
13	CN	95	Total	C	N	O	S	0	0	0
			769	480	159	127	3			

- Molecule 14 is a protein called 30S ribosomal protein S15.

Mol	Chain	Residues	Atoms					ZeroOcc	AltConf	Trace
14	AO	88	Total	C	N	O	S	0	0	0
			714	439	144	130	1			
14	CO	88	Total	C	N	O	S	0	0	0
			714	439	144	130	1			

- Molecule 15 is a protein called 30S ribosomal protein S16.

Mol	Chain	Residues	Atoms					ZeroOcc	AltConf	Trace
15	AP	82	Total	C	N	O	S	0	0	0
			649	406	128	114	1			
15	CP	80	Total	C	N	O	S	0	0	0
			638	400	126	111	1			

- Molecule 16 is a protein called 30S ribosomal protein S17.

Mol	Chain	Residues	Atoms					ZeroOcc	AltConf	Trace
16	AQ	80	Total	C	N	O	S	0	0	0
			648	411	121	113	3			
16	CQ	80	Total	C	N	O	S	0	0	0
			648	411	121	113	3			

- Molecule 17 is a protein called 30S ribosomal protein S18.

Mol	Chain	Residues	Atoms				ZeroOcc	AltConf	Trace
17	AR	55	Total	C	N	O	0	0	0
			455	288	86	81			
17	CR	55	Total	C	N	O	0	0	0
			455	288	86	81			

- Molecule 18 is a protein called 30S ribosomal protein S19.

Mol	Chain	Residues	Atoms					ZeroOcc	AltConf	Trace
18	AS	79	Total	C	N	O	S	0	0	0
			637	408	120	107	2			
18	CS	79	Total	C	N	O	S	0	0	0
			637	408	120	107	2			

- Molecule 19 is a protein called 30S ribosomal protein S20.

Mol	Chain	Residues	Atoms					ZeroOcc	AltConf	Trace
19	AT	85	Total	C	N	O	S	0	0	0
			665	411	137	114	3			
19	CT	85	Total	C	N	O	S	0	0	0
			665	411	137	114	3			

- Molecule 20 is a protein called 30S ribosomal protein S21.

Mol	Chain	Residues	Atoms					ZeroOcc	AltConf	Trace
20	AU	51	Total	C	N	O	S	0	0	0
			425	265	86	73	1			
20	CU	51	Total	C	N	O	S	0	0	0
			425	265	86	73	1			

- Molecule 21 is a RNA chain called 16S rRNA.

Mol	Chain	Residues	Atoms					ZeroOcc	AltConf	Trace
21	AA	1533	Total	C	N	O	P	0	0	0
			32895	14671	6036	10655	1533			

- Molecule 22 is a RNA chain called P-site tRNA ASL fragment.

Mol	Chain	Residues	Atoms					ZeroOcc	AltConf	Trace
22	AV	17	Total	C	N	O	P	0	0	0
			365	163	68	117	17			
22	AX	17	Total	C	N	O	P	0	0	0
			365	163	68	117	17			
22	CV	17	Total	C	N	O	P	0	0	0
			365	163	68	117	17			
22	CX	17	Total	C	N	O	P	0	0	0
			365	163	68	117	17			

- Molecule 23 is a RNA chain called messenger RNA.

Mol	Chain	Residues	Atoms					ZeroOcc	AltConf	Trace
23	AW	6	Total	C	N	O	P	0	0	0
			120	54	12	48	6			
23	CW	6	Total	C	N	O	P	0	0	0
			120	54	12	48	6			

- Molecule 24 is a RNA chain called 23S rRNA.

Mol	Chain	Residues	Atoms					ZeroOcc	AltConf	Trace
24	BA	2854	Total	C	N	O	P	0	0	0
			61274	27334	11279	19807	2854			
24	DA	2841	Total	C	N	O	P	0	0	0
			60995	27210	11229	19715	2841			

- Molecule 25 is a RNA chain called 5S rRNA.

Mol	Chain	Residues	Atoms					ZeroOcc	AltConf	Trace
25	BB	118	Total	C	N	O	P	0	0	0
			2529	1126	464	821	118			

- Molecule 26 is a protein called 50S ribosomal protein L2.

Mol	Chain	Residues	Atoms					ZeroOcc	AltConf	Trace
26	BC	271	Total	C	N	O	S	0	0	0
			2082	1288	423	364	7			

*Continued on next page...*

*Continued from previous page...*

Mol	Chain	Residues	Atoms					ZeroOcc	AltConf	Trace
26	DC	271	Total	C	N	O	S	0	0	0
			2082	1288	423	364	7			

- Molecule 27 is a protein called 50S ribosomal protein L3.

Mol	Chain	Residues	Atoms					ZeroOcc	AltConf	Trace
27	BD	209	Total	C	N	O	S	0	0	0
			1565	979	288	294	4			
27	DD	209	Total	C	N	O	S	0	0	0
			1565	979	288	294	4			

- Molecule 28 is a protein called 50S ribosomal protein L4.

Mol	Chain	Residues	Atoms					ZeroOcc	AltConf	Trace
28	BE	201	Total	C	N	O	S	0	0	0
			1552	974	283	290	5			
28	DE	201	Total	C	N	O	S	0	0	0
			1552	974	283	290	5			

- Molecule 29 is a protein called 50S ribosomal protein L5.

Mol	Chain	Residues	Atoms					ZeroOcc	AltConf	Trace
29	BF	177	Total	C	N	O	S	0	0	0
			1410	899	249	256	6			
29	DF	178	Total	C	N	O	S	0	0	0
			1420	905	251	258	6			

- Molecule 30 is a protein called 50S ribosomal protein L6.

Mol	Chain	Residues	Atoms					ZeroOcc	AltConf	Trace
30	BG	176	Total	C	N	O	S	0	0	0
			1323	832	243	246	2			
30	DG	176	Total	C	N	O	S	0	0	0
			1323	832	243	246	2			

- Molecule 31 is a protein called 50S ribosomal protein L9.

Mol	Chain	Residues	Atoms					ZeroOcc	AltConf	Trace
31	BH	149	Total	C	N	O	S	0	0	0
			1111	699	197	214	1			
31	DH	149	Total	C	N	O	S	0	0	0
			1111	699	197	214	1			

- Molecule 32 is a protein called 50S ribosomal protein L11.

Mol	Chain	Residues	Atoms					ZeroOcc	AltConf	Trace
32	BI	141	Total	C	N	O	S	0	0	0
			1032	651	179	196	6			
32	DI	141	Total	C	N	O	S	0	0	0
			1032	651	179	196	6			

- Molecule 33 is a protein called 50S ribosomal protein L13.

Mol	Chain	Residues	Atoms					ZeroOcc	AltConf	Trace
33	BJ	142	Total	C	N	O	S	0	0	0
			1129	714	212	199	4			
33	DJ	142	Total	C	N	O	S	0	0	0
			1129	714	212	199	4			

- Molecule 34 is a protein called 50S ribosomal protein L14.

Mol	Chain	Residues	Atoms					ZeroOcc	AltConf	Trace
34	BK	122	Total	C	N	O	S	0	0	0
			938	587	180	165	6			
34	DK	122	Total	C	N	O	S	0	0	0
			938	587	180	165	6			

- Molecule 35 is a protein called 50S ribosomal protein L15.

Mol	Chain	Residues	Atoms					ZeroOcc	AltConf	Trace
35	BL	143	Total	C	N	O	S	0	0	0
			1045	649	206	189	1			
35	DL	143	Total	C	N	O	S	0	0	0
			1045	649	206	189	1			

- Molecule 36 is a protein called 50S ribosomal protein L16.

Mol	Chain	Residues	Atoms					ZeroOcc	AltConf	Trace
36	BM	136	Total	C	N	O	S	0	0	0
			1074	686	205	177	6			
36	DM	136	Total	C	N	O	S	0	0	0
			1074	686	205	177	6			

- Molecule 37 is a protein called 50S ribosomal protein L17.

Mol	Chain	Residues	Atoms					ZeroOcc	AltConf	Trace
37	BN	120	Total	C	N	O	S	0	0	0
			960	593	196	166	5			
37	DN	120	Total	C	N	O	S	0	0	0
			960	593	196	166	5			

- Molecule 38 is a protein called 50S ribosomal protein L18.

Mol	Chain	Residues	Atoms					ZeroOcc	AltConf	Trace
38	BO	116	Total	C	N	O		0	0	0
			892	552	178	162				
38	DO	116	Total	C	N	O		0	0	0
			892	552	178	162				

- Molecule 39 is a protein called 50S ribosomal protein L19.

Mol	Chain	Residues	Atoms					ZeroOcc	AltConf	Trace
39	BP	114	Total	C	N	O	S	0	0	0
			917	574	179	163	1			
39	DP	114	Total	C	N	O	S	0	0	0
			917	574	179	163	1			

- Molecule 40 is a protein called 50S ribosomal protein L20.

Mol	Chain	Residues	Atoms					ZeroOcc	AltConf	Trace
40	BQ	117	Total	C	N	O		0	0	0
			947	604	192	151				
40	DQ	117	Total	C	N	O		0	0	0
			947	604	192	151				

- Molecule 41 is a protein called 50S ribosomal protein L21.

Mol	Chain	Residues	Atoms					ZeroOcc	AltConf	Trace
41	BR	103	Total	C	N	O	S	0	0	0
			816	516	153	145	2			
41	DR	103	Total	C	N	O	S	0	0	0
			816	516	153	145	2			

- Molecule 42 is a protein called 50S ribosomal protein L22.

Mol	Chain	Residues	Atoms					ZeroOcc	AltConf	Trace
42	BS	110	Total	C	N	O	S	0	0	0
			857	532	166	156	3			

*Continued on next page...*



*Continued from previous page...*

Mol	Chain	Residues	Atoms					ZeroOcc	AltConf	Trace
42	DS	110	Total	C	N	O	S	0	0	0
			857	532	166	156	3			

- Molecule 43 is a protein called 50S ribosomal protein L23.

Mol	Chain	Residues	Atoms					ZeroOcc	AltConf	Trace
43	BT	93	Total	C	N	O	S	0	0	0
			738	466	139	131	2			
43	DT	93	Total	C	N	O	S	0	0	0
			738	466	139	131	2			

- Molecule 44 is a protein called 50S ribosomal protein L24.

Mol	Chain	Residues	Atoms					ZeroOcc	AltConf	Trace
44	BU	102	Total	C	N	O	S	0	0	0
			779	492	146	141				
44	DU	102	Total	C	N	O	S	0	0	0
			779	492	146	141				

- Molecule 45 is a protein called 50S ribosomal protein L25.

Mol	Chain	Residues	Atoms					ZeroOcc	AltConf	Trace
45	BV	94	Total	C	N	O	S	0	0	0
			753	479	137	134	3			
45	DV	94	Total	C	N	O	S	0	0	0
			753	479	137	134	3			

- Molecule 46 is a protein called 50S ribosomal protein L27.

Mol	Chain	Residues	Atoms					ZeroOcc	AltConf	Trace
46	BW	79	Total	C	N	O	S	0	0	0
			596	367	120	108	1			
46	DW	79	Total	C	N	O	S	0	0	0
			596	367	120	108	1			

- Molecule 47 is a protein called 50S ribosomal protein L28.

Mol	Chain	Residues	Atoms					ZeroOcc	AltConf	Trace
47	BX	77	Total	C	N	O	S	0	0	0
			625	388	129	106	2			
47	DX	77	Total	C	N	O	S	0	0	0
			625	388	129	106	2			

- Molecule 48 is a protein called 50S ribosomal protein L29.

Mol	Chain	Residues	Atoms					ZeroOcc	AltConf	Trace
48	BY	63	Total	C	N	O	S	0	0	0
			509	313	99	95	2			
48	DY	63	Total	C	N	O	S	0	0	0
			509	313	99	95	2			

- Molecule 49 is a protein called 50S ribosomal protein L30.

Mol	Chain	Residues	Atoms					ZeroOcc	AltConf	Trace
49	BZ	58	Total	C	N	O	S	0	0	0
			449	281	87	79	2			
49	DZ	58	Total	C	N	O	S	0	0	0
			449	281	87	79	2			

- Molecule 50 is a protein called 50S ribosomal protein L32.

Mol	Chain	Residues	Atoms					ZeroOcc	AltConf	Trace
50	B0	56	Total	C	N	O	S	0	0	0
			444	269	94	80	1			
50	D0	56	Total	C	N	O	S	0	0	0
			444	269	94	80	1			

- Molecule 51 is a protein called 50S ribosomal protein L33.

Mol	Chain	Residues	Atoms				ZeroOcc	AltConf	Trace
51	B1	50	Total	C	N	O	0	0	0
			409	263	75	71			
51	D1	50	Total	C	N	O	0	0	0
			409	263	75	71			

- Molecule 52 is a protein called 50S ribosomal protein L34.

Mol	Chain	Residues	Atoms					ZeroOcc	AltConf	Trace
52	B2	46	Total	C	N	O	S	0	0	0
			377	228	90	57	2			
52	D2	46	Total	C	N	O	S	0	0	0
			377	228	90	57	2			

- Molecule 53 is a protein called 50S ribosomal protein L35.

Mol	Chain	Residues	Atoms					ZeroOcc	AltConf	Trace
53	B3	64	Total	C	N	O	S	0	0	0
			504	323	105	74	2			
53	D3	64	Total	C	N	O	S	0	0	0
			504	323	105	74	2			

- Molecule 54 is a protein called 50S ribosomal protein L36.

Mol	Chain	Residues	Atoms					ZeroOcc	AltConf	Trace
54	B4	38	Total	C	N	O	S	0	0	0
			302	185	65	48	4			
54	D4	38	Total	C	N	O	S	0	0	0
			302	185	65	48	4			

- Molecule 55 is a RNA chain called 16S rRNA.

Mol	Chain	Residues	Atoms					ZeroOcc	AltConf	Trace
55	CA	1530	Total	C	N	O	P	0	0	0
			32831	14642	6024	10635	1530			

- Molecule 56 is a RNA chain called 5S rRNA.

Mol	Chain	Residues	Atoms					ZeroOcc	AltConf	Trace
56	DB	117	Total	C	N	O	P	0	0	0
			2507	1116	459	815	117			

- Molecule 57 is MAGNESIUM ION (three-letter code: MG) (formula: Mg).

Mol	Chain	Residues	Atoms		ZeroOcc	AltConf
57	BB	4	Total	Mg	0	0
			4	4		
57	BA	136	Total	Mg	0	0
			136	136		
57	CA	42	Total	Mg	0	0
			42	42		
57	DJ	1	Total	Mg	0	0
			1	1		
57	BD	1	Total	Mg	0	0
			1	1		
57	AA	43	Total	Mg	0	0
			43	43		
57	D4	1	Total	Mg	0	0
			1	1		

*Continued on next page...*

*Continued from previous page...*

Mol	Chain	Residues	Atoms		ZeroOcc	AltConf
57	DA	132	Total 132	Mg 132	0	0
57	DC	2	Total 2	Mg 2	0	0
57	DB	1	Total 1	Mg 1	0	0

- Molecule 58 is ZINC ION (three-letter code: ZN) (formula: Zn).

Mol	Chain	Residues	Atoms		ZeroOcc	AltConf
58	B4	1	Total 1	Zn 1	0	0
58	D4	1	Total 1	Zn 1	0	0

- Molecule 59 is water.

Mol	Chain	Residues	Atoms		ZeroOcc	AltConf
59	AE	1	Total 1	O 1	0	0
59	AL	3	Total 3	O 3	0	0
59	AN	6	Total 6	O 6	0	0
59	AT	1	Total 1	O 1	0	0
59	AU	1	Total 1	O 1	0	0
59	AA	196	Total 196	O 196	0	0
59	BA	615	Total 615	O 615	0	0
59	BB	20	Total 20	O 20	0	0
59	BC	8	Total 8	O 8	0	0
59	BD	3	Total 3	O 3	0	0
59	BE	1	Total 1	O 1	0	0
59	BL	3	Total 3	O 3	0	0

*Continued on next page...*

*Continued from previous page...*

Mol	Chain	Residues	Atoms		ZeroOcc	AltConf
59	BN	3	Total 3	O 3	0	0
59	BT	1	Total 1	O 1	0	0
59	B2	1	Total 1	O 1	0	0
59	B3	3	Total 3	O 3	0	0
59	B4	2	Total 2	O 2	0	0
59	CE	4	Total 4	O 4	0	0
59	CI	1	Total 1	O 1	0	0
59	CL	1	Total 1	O 1	0	0
59	CN	2	Total 2	O 2	0	0
59	CT	2	Total 2	O 2	0	0
59	CU	2	Total 2	O 2	0	0
59	CA	195	Total 195	O 195	0	0
59	DA	600	Total 600	O 600	0	0
59	DB	4	Total 4	O 4	0	0
59	DC	12	Total 12	O 12	0	0
59	DD	2	Total 2	O 2	0	0
59	DE	3	Total 3	O 3	0	0
59	DJ	3	Total 3	O 3	0	0
59	DL	6	Total 6	O 6	0	0
59	DN	2	Total 2	O 2	0	0
59	DT	2	Total 2	O 2	0	0

*Continued on next page...*

*Continued from previous page...*

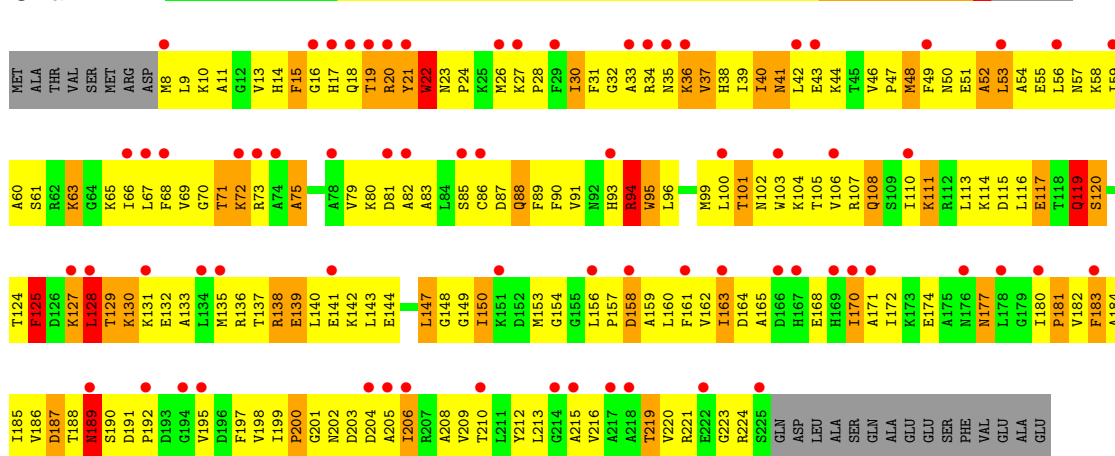
Mol	Chain	Residues	Atoms		ZeroOcc	AltConf
59	DU	1	Total 1	O 1	0	0
59	DV	1	Total 1	O 1	0	0
59	D2	1	Total 1	O 1	0	0
59	D3	1	Total 1	O 1	0	0
59	D4	5	Total 5	O 5	0	0

### 3 Residue-property plots

These plots are drawn for all protein, RNA and DNA chains in the entry. The first graphic for a chain summarises the proportions of errors displayed in the second graphic. The second graphic shows the sequence view annotated by issues in geometry and electron density. Residues are color-coded according to the number of geometric quality criteria for which they contain at least one outlier: green = 0, yellow = 1, orange = 2 and red = 3 or more. A red dot above a residue indicates a poor fit to the electron density ( $RSRZ > 2$ ). Stretches of 2 or more consecutive residues without any outlier are shown as a green connector. Residues present in the sample, but not in the model, are shown in grey.

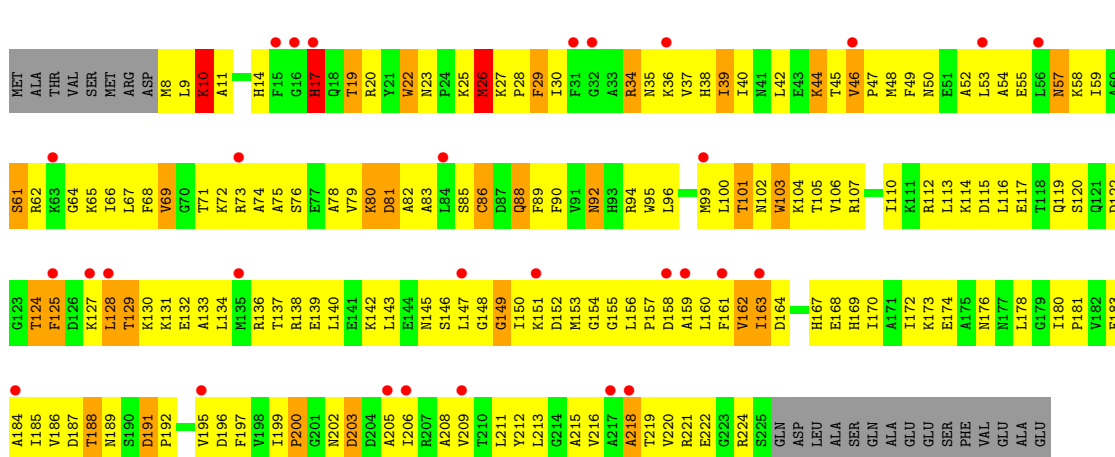
#### • Molecule 1: 30S ribosomal protein S2

Chain AB:



#### • Molecule 1: 30S ribosomal protein S2

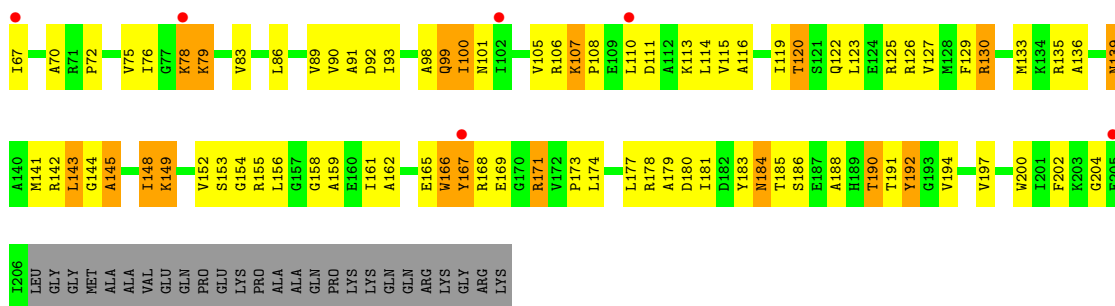
Chain CB:



#### • Molecule 2: 30S ribosomal protein S3

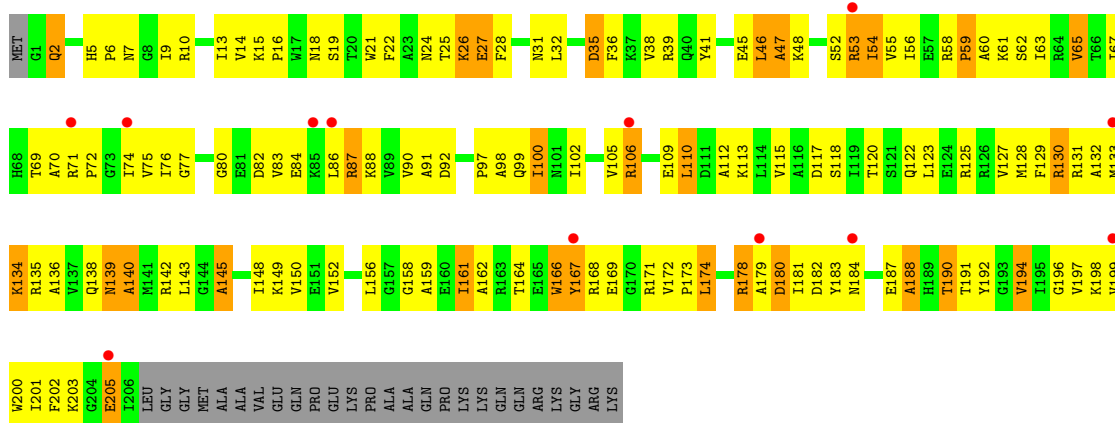
Chain AC:





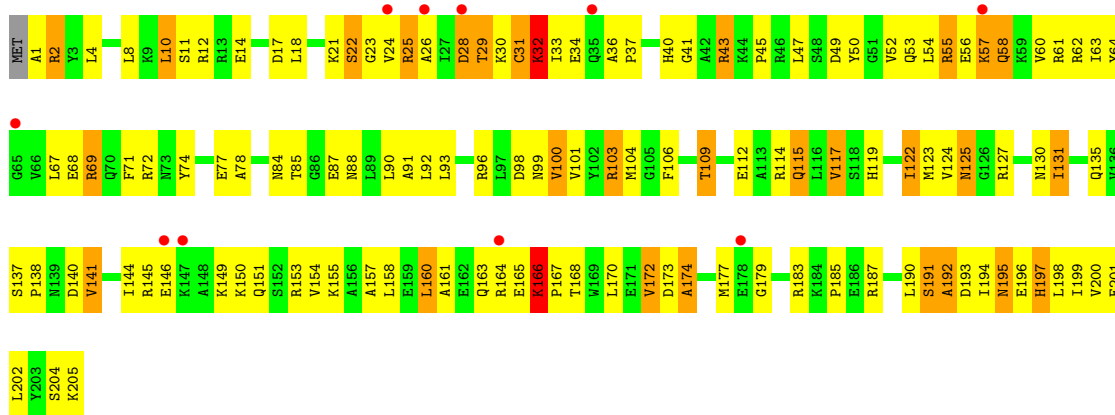
• Molecule 2: 30S ribosomal protein S3

Chain CC:



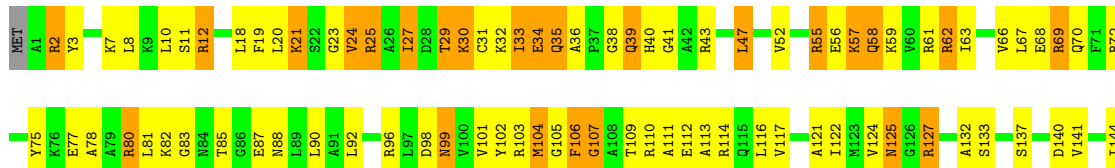
• Molecule 3: 30S ribosomal protein S4

Chain AD:



• Molecule 3: 30S ribosomal protein S4

Chain CD:

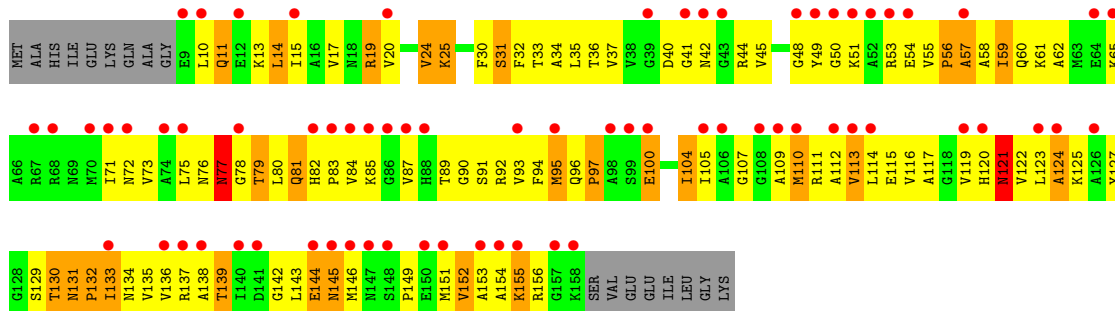






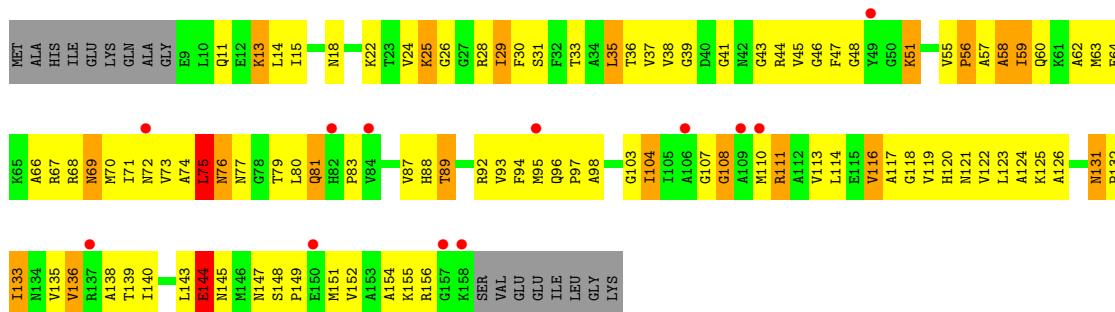
• Molecule 4: 30S ribosomal protein S5

Chain AE:



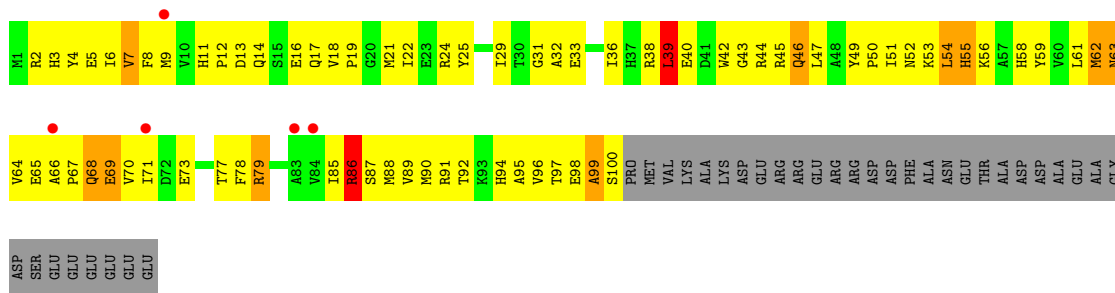
• Molecule 4: 30S ribosomal protein S5

Chain CE:



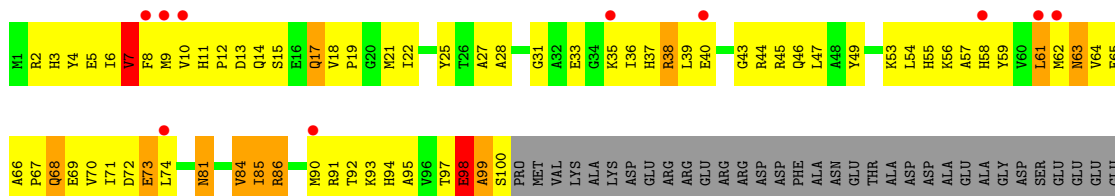
• Molecule 5: 30S ribosomal protein S6

Chain AF:




• Molecule 5: 30S ribosomal protein S6

Chain CF:

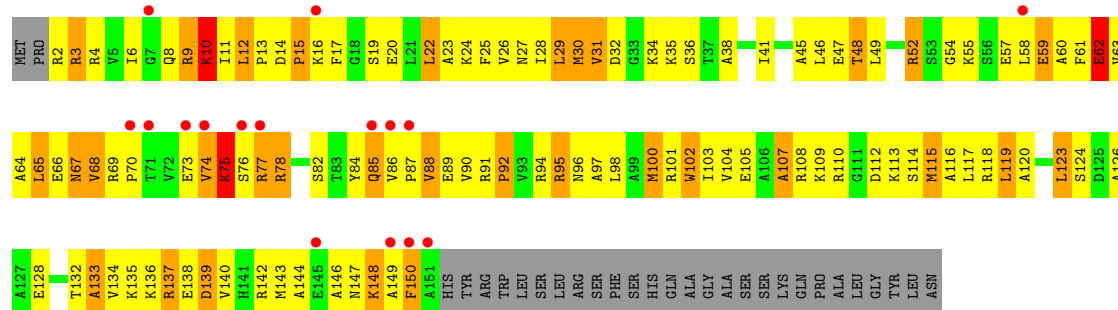


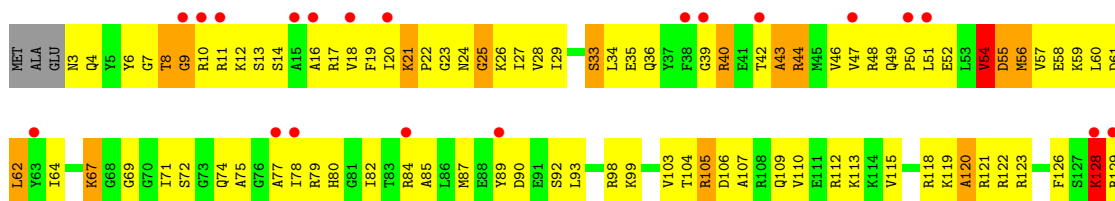
GLU  
GLU

- Molecule 6: 30S ribosomal protein S7

Chain AG: 

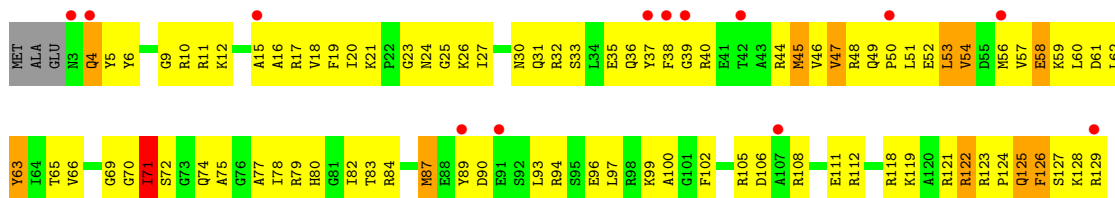
- Molecule 6: 30S ribosomal protein S7

Chain CG: 



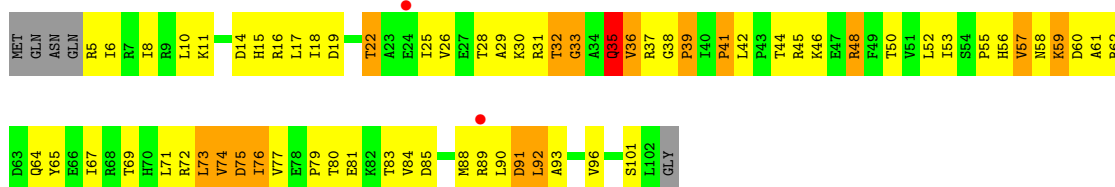
• Molecule 8: 30S ribosomal protein S9

Chain CI:



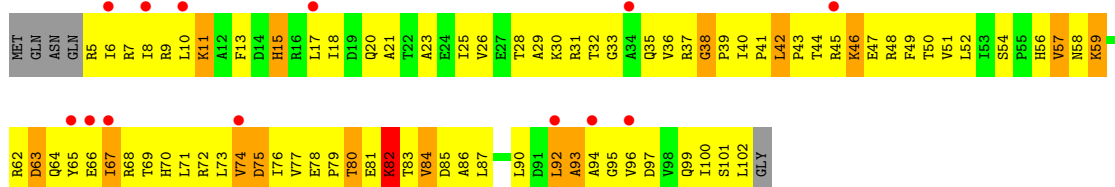
• Molecule 9: 30S ribosomal protein S10

Chain AJ:



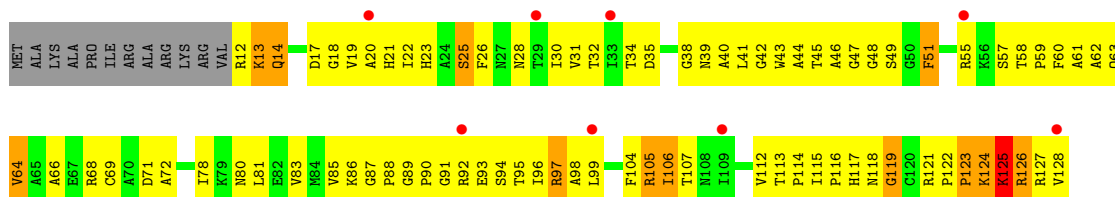
• Molecule 9: 30S ribosomal protein S10

Chain CJ:



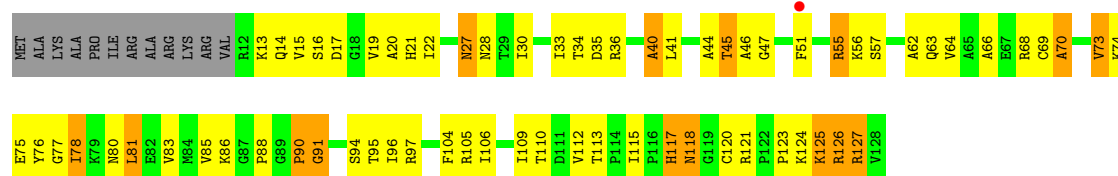
• Molecule 10: 30S ribosomal protein S11

Chain AK:



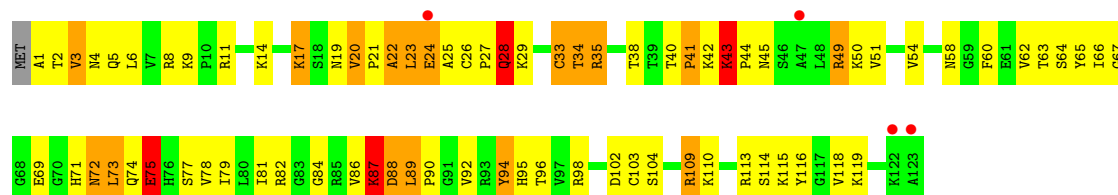
• Molecule 10: 30S ribosomal protein S11

Chain CK:



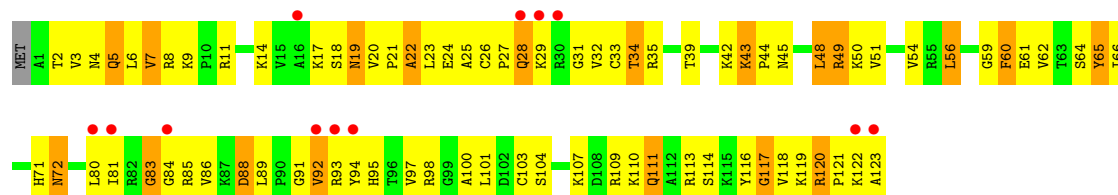
• Molecule 11: 30S ribosomal protein S12

Chain AL:



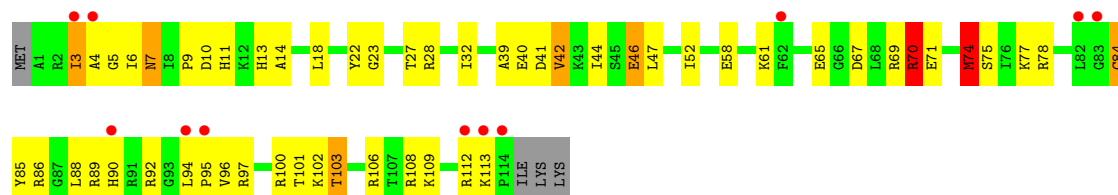
• Molecule 11: 30S ribosomal protein S12

Chain CL:



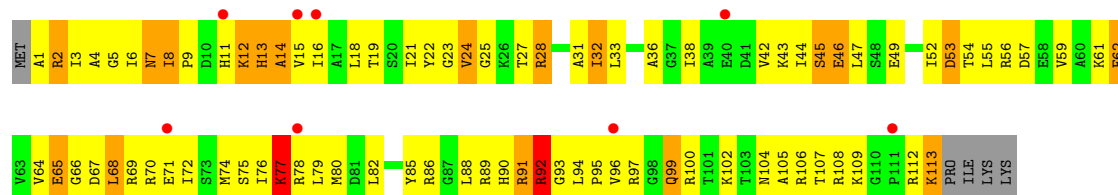
• Molecule 12: 30S ribosomal protein S13

Chain AM:



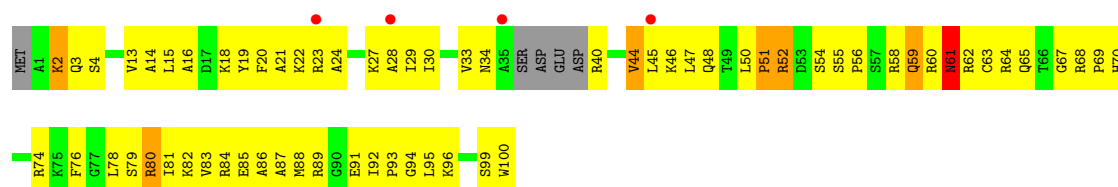
• Molecule 12: 30S ribosomal protein S13

Chain CM:



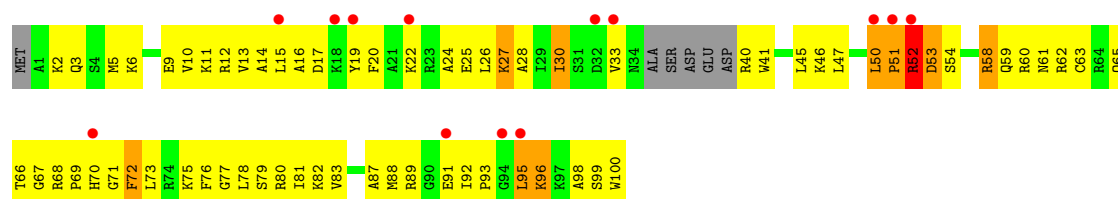
• Molecule 13: 30S ribosomal protein S14

Chain AN:



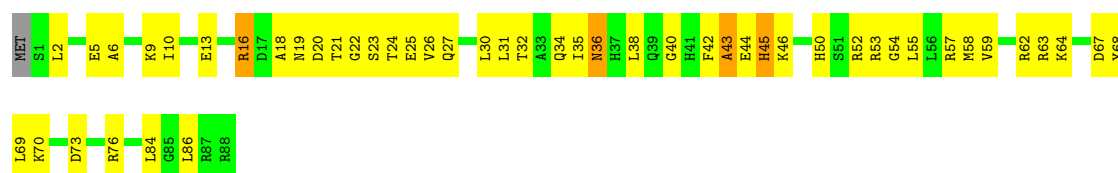
- Molecule 13: 30S ribosomal protein S14

Chain CN:



- Molecule 14: 30S ribosomal protein S15

Chain AO:



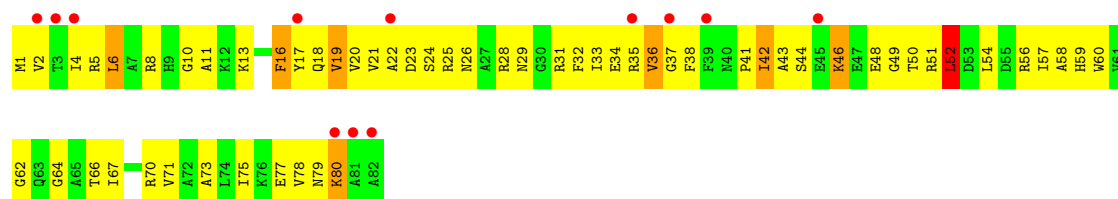
- Molecule 14: 30S ribosomal protein S15

Chain CO:



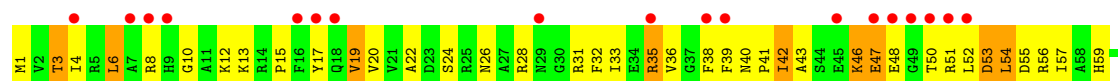
- Molecule 15: 30S ribosomal protein S16

Chain AP:



- Molecule 15: 30S ribosomal protein S16

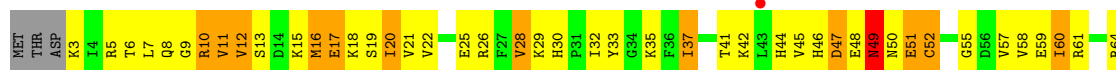
Chain CP:





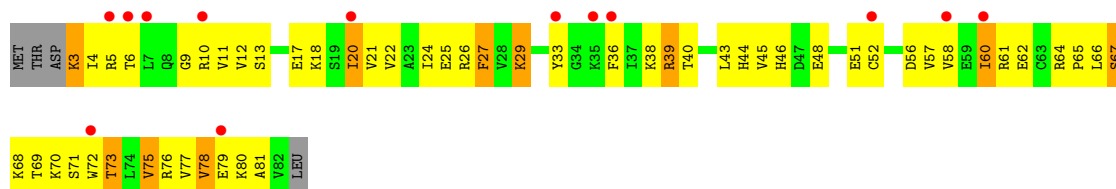
- Molecule 16: 30S ribosomal protein S17

Chain AQ:



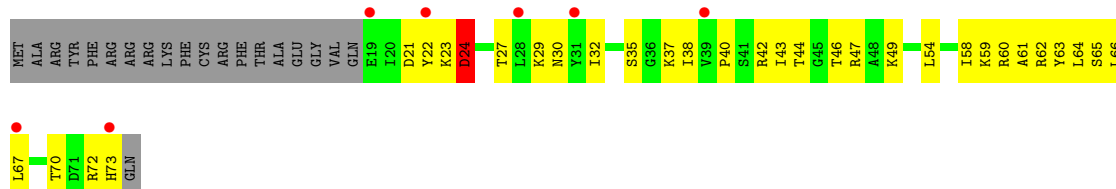
- Molecule 16: 30S ribosomal protein S17

Chain CQ:



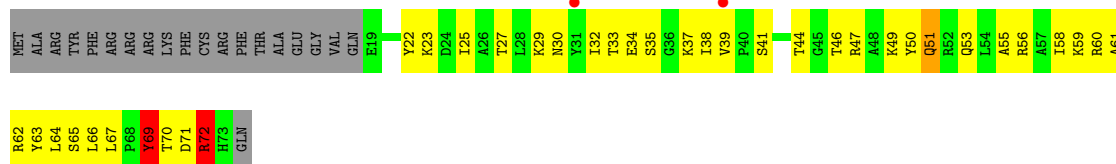
- Molecule 17: 30S ribosomal protein S18

Chain AR:



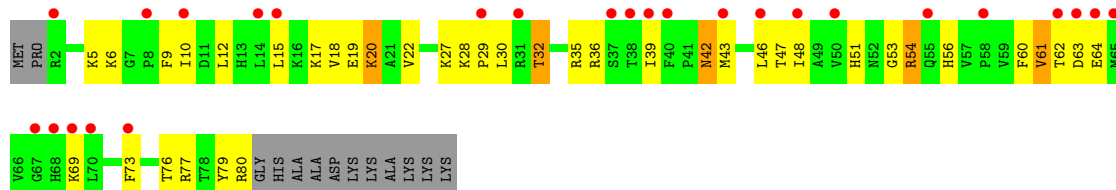
- Molecule 17: 30S ribosomal protein S18

Chain CR:

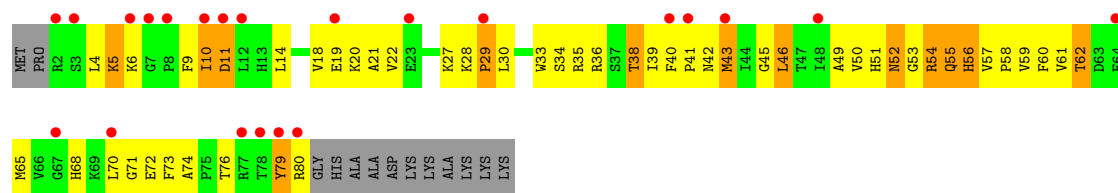


- Molecule 18: 30S ribosomal protein S19

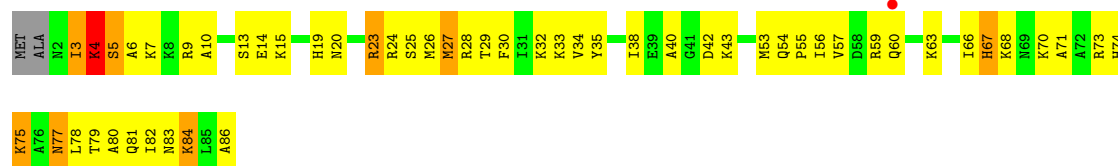
Chain AS:



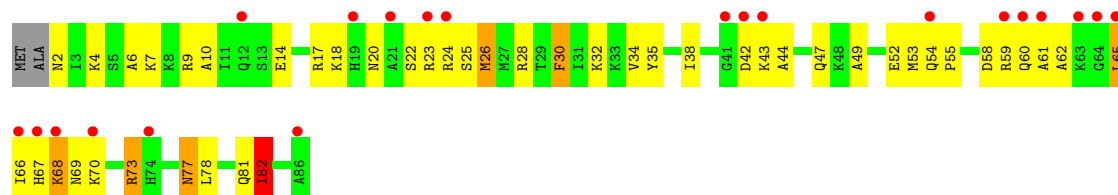
- Molecule 18: 30S ribosomal protein S19

Chain CS: 

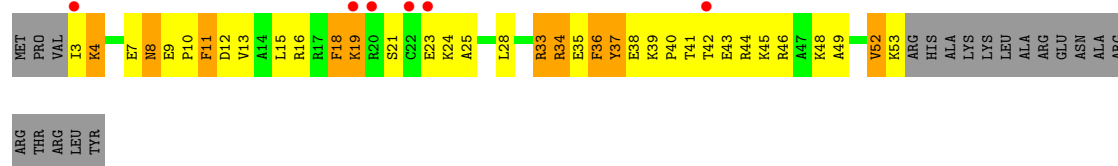
- Molecule 19: 30S ribosomal protein S20

Chain AT: 

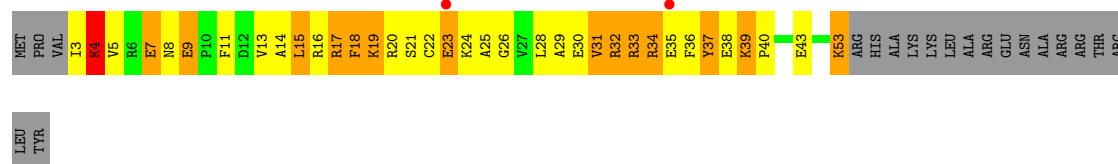
- Molecule 19: 30S ribosomal protein S20

Chain CT: 

- Molecule 20: 30S ribosomal protein S21

Chain AU: 

- Molecule 20: 30S ribosomal protein S21

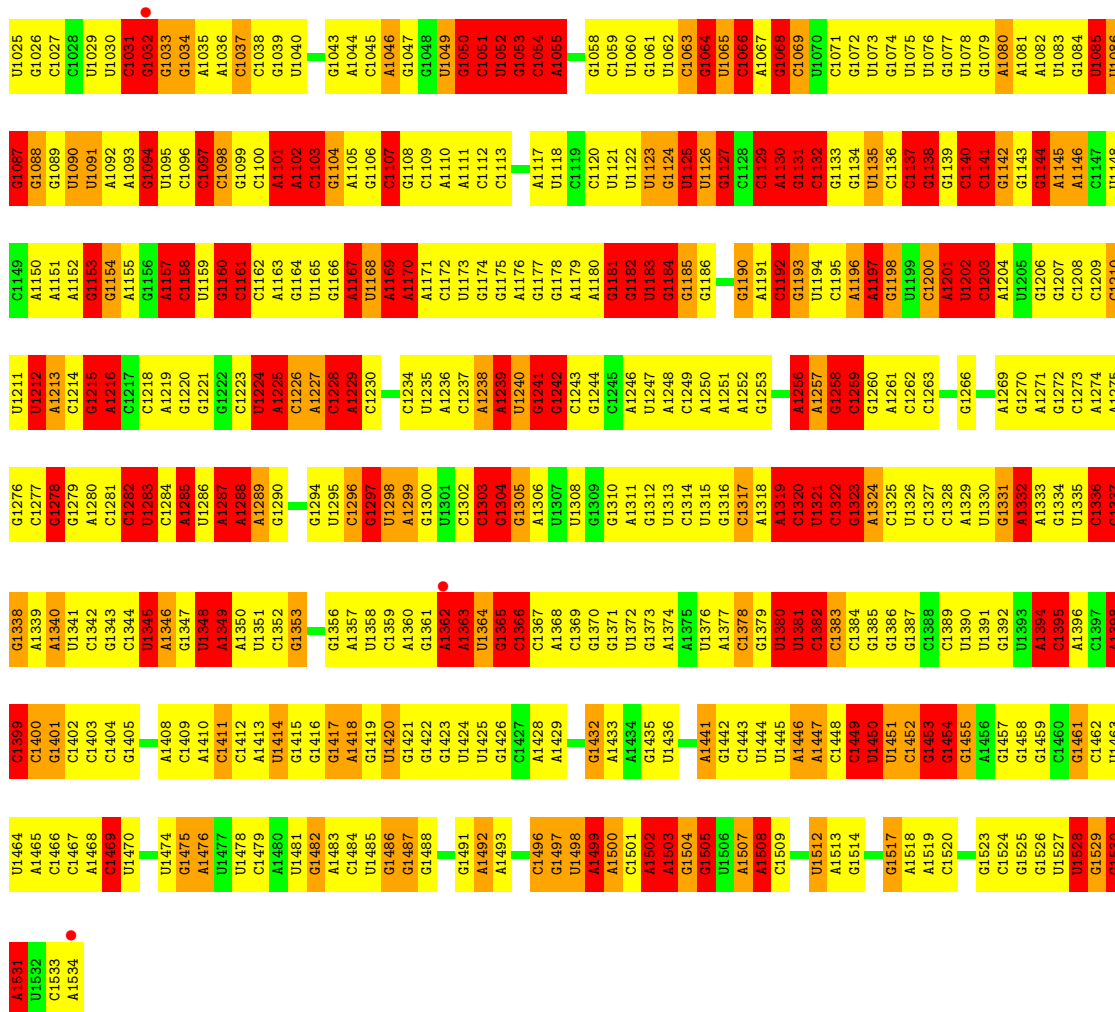
Chain CU: 

- Molecule 21: 16S rRNA

Chain AA: 

A2	A3	U4	U5	G6	G6	A7	A8	G9	A10	G11	U12	U13	U14	G15	A16	U17	C18	A19	A18	U20	G21	G22	C23	U24	C25	A26	U29	U30	G31	A32	A33	C34	G35	C36	U37	G38	G39	C40	G41	G42	C43	A44	G45	G46	C47	C48	U49	A50	A51	G52	A53	C54	G57	C58	A59	A60	G61	U62	C63																																																																																																																																																																																																																																																																																																																																																																																																																																																																																																																																																																																																																																																																																																																																																																																																																																																																																																																																																																																								
G64	A65	A66	C67	G68	G69	U70	A71	A72	C73	A74	G75	G76	U77	A78	U79	G80	A81	A82	G83	U84	U85	C87	U88	U89	C90	U90	C91	U92	U93	G94	C95	U96	A97	A98	C99	G100	A101	A109	C110	G111	U112	G113	U114	G115	A116	U117	C118	A119	C120	U121	U122	C124																																																																																																																																																																																																																																																																																																																																																																																																																																																																																																																																																																																																																																																																																																																																																																																																																																																																																																																																																																																															
U125	G126	G127	G128	G129	A130	A131	C132	U133	G134	C135	G138	A139	U140	G141	G142	A143	A144	G145	G146	G147	G148	A151	U154	U155	C156	U157	U158	C159	G160	G161	G162	G163	G164	G165	U166	U167	G168	G169	U170	A171	A172	U173	A174	C175	G176	U177	C178	A179	U180	A181	U182	C183	G184	U185	G187																																																																																																																																																																																																																																																																																																																																																																																																																																																																																																																																																																																																																																																																																																																																																																																																																																																																																																																																																																																												
C188	A189	A190	G191	A192	C193	C194	A195	A196	A197	G198	C199	G200	G201	G202	G203	G204	A205	C206	C207	U208	U209	G210	G211	G212	G213	C214	C215	U216	U217	U218	U219	G220	A223	U224	C225	G226	G227	A228	U229	G230	U231	C232	C233	C234	C235	A236	G237	G240	A243	U244	C245	A246	C247	C248	A250																																																																																																																																																																																																																																																																																																																																																																																																																																																																																																																																																																																																																																																																																																																																																																																																																																																																																																																																																																																												
G251	U252	A253	G254	G255	G256	G259	G260	U261	A262	A263	C264	G265	G266	C267	U268	C269	A270	C271	U272	U273	A274	G275	G276	C277	G278	A279	C280	C281	U282	U283	C284	C285	G289	C290	U291	U294	C295	U296	G297	A298	G299	A300	G301	G302	A303	U304	G305	A306	C307	C308	A309	G310	C311	C312	A313	C314																																																																																																																																																																																																																																																																																																																																																																																																																																																																																																																																																																																																																																																																																																																																																																																																																																																																																																																																																																																											
A315	C316	U317	G318	G319	A320	A321	G324	A325	G326	A327	C328	A329	C330	G331	G332	U333	C334	C335	A336	G337	C339	U340	C341	C342	U343	A344	C345	C346	G347	G348	A349	C350	G351	C352	A353	U354	C355	A356	G360	A364	U365	A366	U367	U368	C369	C370	A371	C372	A373	A374	U375	G376	G380	C381																																																																																																																																																																																																																																																																																																																																																																																																																																																																																																																																																																																																																																																																																																																																																																																																																																																																																																																																																																																													
A382	A383	C384	G385	A386	U387	A388	A389	U390	G391	G394	C395	G396	A397	U398	C401	G402	C403	G406	U407	A408	U409	G410	A411	A412	G413	A414	A415	G416	G417	U418	U419	A420	C421	C422	G423	G424	U425	U426	U427	G428	U429	A430	A431	U434	A435	C436	U437	U438	U439	C440	A441	G445	U446	G447																																																																																																																																																																																																																																																																																																																																																																																																																																																																																																																																																																																																																																																																																																																																																																																																																																																																																																																																																																																													
A448	G449	G450	A451	A452	G453	G454	G455	A456	G457	U458	A459	A460	A461	G462	U463	A465	A466	U467	A468	C469	C470	U471	U472	U473	G474	C475	U479	U480	G481	A482	C483	G484	C485	U486	A487	C488	C489	A490	G491	G492	A493	G494	A495	A496	G497	A498	A499	G500	C501	A502	C503	G504	C505	G506	C507	U508	A509																																																																																																																																																																																																																																																																																																																																																																																																																																																																																																																																																																																																																																																																																																																																																																																																																																																																																																																																																																																										
A510	C511	U512	C513	C514	C515	U516	G517	C518	C519	A520	C521	C522	A523	G524	C525	C526	C527	C528	C529	G530	U531	A532	A533	A534	A535	C536	C537	G538	A539	C540	U541	C542	C543	C544	C545	U546	A547	C548	C549	U550	U551	C552	A553	A554	U555	C556	C557	G558	A559	A560	U561	G562	C563	A564	C565	U566	C567	C568	C569	U570	C571	C572	C573	C574	C575	C576	C577	C578	C579	C580	C581	C582	C583	C584	C585	C586	C587	C588	C589	C590	C591	C592	C593	C594	C595	C596	C597	C598	C599	C600	C601	C602	C603	C604	C605	C606	C607	C608	C609	C610	C611	C612	C613	C614	C615	C616	C617	C618	C619	C620	C621	C622	C623	C624	C625	C626	C627	C628	C629	C630	C631	C632	C633	C634	C635	C636	C637	C638	C639	C640	C641	C642	C643	C644	C645	C646	C647	C648	C649	C650	C651	C652	C653	C654	C655	C656	C657	C658	C659	C660	C661	C662	C663	C664	C665	C666	C667	C668	C669	C670	C671	C672	C673	C674	C675	C676	C677	C678	C679	C680	C681	C682	C683	C684	C685	C686	C687	C688	C689	C690	C691	C692	C693	C694	C695	C696	C697	C698	C699	C700	C701	C702	C703	C704	C705	C706	C707	C708	C709	C710	C711	C712	C713	C714	C715	C716	C717	C718	C719	C720	C721	C722	C723	C724	C725	C726	C727	C728	C729	C730	C731	C732	C733	C734	C735	C736	C737	C738	C739	C740	C741	C742	C743	C744	C745	C746	C747	C748	C749	C750	C751	C752	C753	C754	C755	C756	C757	C758	C759	C760	C761	C762	C763	C764	C765	C766	C767	C768	C769	C770	C771	C772	C773	C774	C775	C776	C777	C778	C779	C780	C781	C782	C783	C784	C785	C786	C787	C788	C789	C790	C791	C792	C793	C794	C795	C796	C797	C798	C799	C800	C801	C802	C803	C804	C805	C806	C807	C808	C809	C810	C811	C812	C813	C814	C815	C816	C817	C818	C819	C820	C821	C822	C823	C824	C825	C826	C827	C828	C829	C830	C831	C832	C833	C834	C835	C836	C837	C838	C839	C840	C841	C842	C843	C844	C845	C846	C847	C848	C849	C850	C851	C852	C853	C854	C855	C856	C857	C858	C859	C860	C861	C862	C863	C864	C865	C866	C867	C868	C869	C870	C871	C872	C873	C874	C875	C876	C877	C878	C879	C880	C881	C882	C883	C884	C885	C886	C887	C888	C889	C890	C891	C892	C893	C894	C895	C896	C897	C898	C899	C900	C901	C902	C903	C904	C905	C906	C907	C908	C909	C910	C911	C912	C913	C914	C915	C916	C917	C918	C919	C920	C921	C922	C923	C924	C925	C926	C927	C928	C929	C930	C931	C932	C933	C934	C935	C936	C937	C938	C939	C940	C941	C942	C943	C944	C945	C946	C947	C948	C949	C950	C951	C952	C953	C954	C955	C956	C957	C958	C959	C960	C961	C962	C963	C964	C965	C966	C967	C968	C969	C970	C971	C972	C973	C974	C975	C976	C977	C978	C979	C980	C981	C982	C983	C984	C985	C986	C987	C988	C989	C990	C991	C992	C993	C994	C995	C996	C997	C998	C999	C1000	C1001	C1002	C1003	C1004	C1005	C1006	C1007	C1008	C1009	C1010	C1011	C1012	C1013	C1014	C1015	C1016	C1017	C1018	C1019	C1020	C1021	C1022	C1023	C1024	C1025	C1026	C1027	C1028	C1029	C1030	C1031	C1032	C1033	C1034	C1035	C1036	C1037	C1038	C1039	C1040	C1041	C1042	C1043	C1044	C1045	C1046	C1047	C1048	C1049	C1050	C1051	C1052	C1053	C1054	C1055	C1056	C1057	C1058	C1059	C1060	C1061	C1062	C1063	C1064	C1065	C1066	C1067	C1068	C1069	C1070	C1071	C1072	C1073	C1074	C1075	C1076	C1077	C1078	C1079	C1080	C1081	C1082	C1083	C1084	C1085	C1086	C1087	C1088	C1089	C1090	C1091	C1092	C1093	C1094	C1095	C1096	C1097	C1098	C1099	C1100	C1101	C1102	C1103	C1104	C1105	C1106	C1107	C1108	C1109	C1110	C1111	C1112	C1113	C1114	C1115	C1116	C1117	C1118	C1119	C1120	C1121	C1122	C1123	C1124	C1125	C1126	C1127	C1128	C1129	C1130	C1131	C1132	C1133	C1134	C1135	C1136	C1137	C1138	C1139	C1140	C1141	C1142	C1143	C1144	C1145	C1146	C1147	C1148	C1149	C1150	C1151	C1152	C1153	C1154	C1155	C1156	C1157	C1158	C1159	C1160	C1161	C1162	C1163	C1164	C1165	C1166	C1167	C1168	C1169	C1170	C1171	C1172	C1173	C1174	C1175	C1176	C1177	C1178	C1179	C1180	C1181	C1182	C1183	C1184	C1185	C1186	C1187	C1188	C1189	C1190	C1191	C1192	C1193	C1194	C1195	C1196	C1197	C1198	C1199	C1200	C1201	C1202	C1203	C1204	C1205	C1206	C1207	C1208	C1209	C1210	C1211	C1212	C1213	C1214	C1215	C1216	C1217	C1218	C1219	C1220	C1221	C1222	C1223	C1224	C1225	C1226	C1227	C1228	C1229	C1230	C1231	C1232	C1233	C1234	C1235	C1236	C1237	C1238	C1239	C1240	C1241	C1242	C1243	C1244	C1245	C1246	C1247	C1248	C1249	C1250	C1251	C1252	C1253	C1254	C1255	C1256	C1257	C1258	C1259	C1260	C1261	C1262	C1263	C1264	C1265	C1266	C1267	C1268	C1269	C1270	C1271	C1272	C1273	C1274	C1275	C1276	C1277	C1278	C1279	C1280	C1281	C1282	C1283	C1284	C1285	C1286	C1287	C1288	C1289	C1290	C1291	C1292	C1293	C1294	C1295	C1296	C1297	C1298	C1299	C1300	C1301	C1302	C1303	C1304	C1305	C1306	C1307	C1308	C1309	C1310	C1311	C1312	C1313	C1314	C1315	C1316	C1317	C1318	C1319	C1320	C1321	C1322	C1323	C1324	C1325	C1326	C1327	C1328	C1329	C1330	C1331	C1332	C1333	C1334	C1335	C1336	C1337	C1338	C1339	C1340	C1341	C1342	C1343	C1344	C1345	C1346	C1347	C1348	C1349	C1350	C1351	C1352	C1353	C1354	C1355	C1356	C1357	C1358	C1359	C1360	C1361	C1362	C1363	C1364	C1365	C1366	C1367	C1368	C1369	C1370	C1371	C1372	C1373	C1374	C1375	C1376	C1377	C1378	C1379	C1380	C1381	C1382	C1383	C1384	C1385	C1386	C1387	C1388	C1389	C1390	C1391	C1392	C1393	C1394	C1395	C1396	C1397	C1398	C1399	C1400	C1401	C1402	C1403	C1404	C1405	C1406	C1407	C1408	C1409	C1410	C1411	C1412	C1413	C1414	C1415	C1416	C1417	C1418	C1419	C1420	C1421	C1422	C1423	C1424	C1425	C1426	C1427	C1428	C1429	C1430	C1431	C1432	C1433	C1434	C1435	C1436	C1437	C1438	C1439	C1440	C1441	C1442	C1443	C1444	C1445	C1446	C1447	C1448	C1449	C1450	C1451	C1452	C1453	C1454	C1455	C1456	C1457	C1458	C1459	C1460	C1461	C1462	C1463	C1464	C1465	C1466	C1467	C1468	C1469	C1470	C1471	C1472	C1473	C1474	C1475	C1476	C1477	C1478	C1479	C1480	C1481	C1482	C1483	C1484	C1485	C1486	C1487	C1488	C1489	C1490	C1491	C1492	C1493	C1494	C1495	C1496	C1497	C1498	C1499	C1500	C1501	C1502	C1503	C1504	C1505	C1506	C1507	C1508	C1509	C1510	C1511	C1512	C1513	C1514	C1515	C1516	C1517	C1518	C1519	C1520	C1521







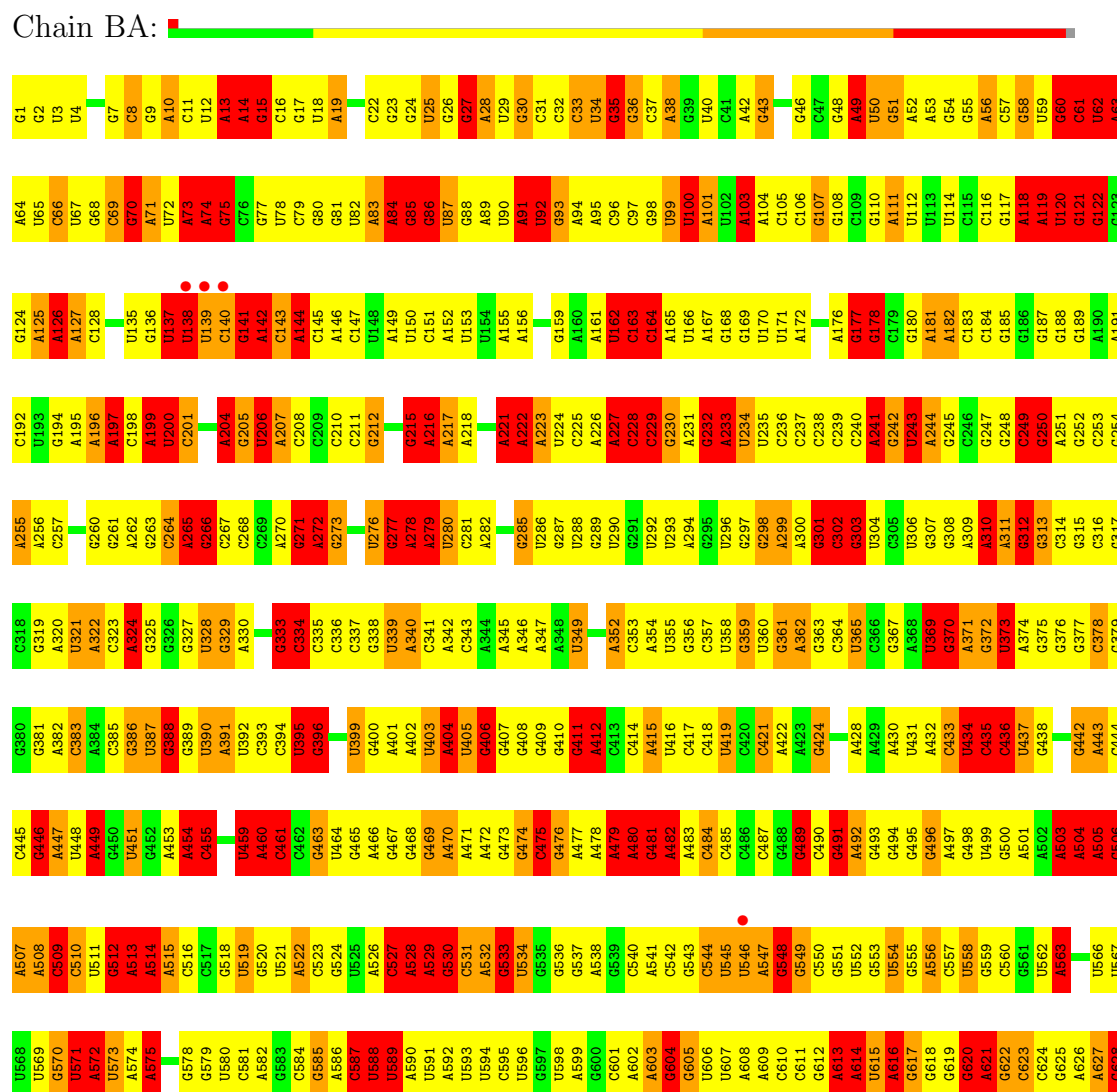
- Molecule 23: messenger RNA



- Molecule 23: messenger RNA

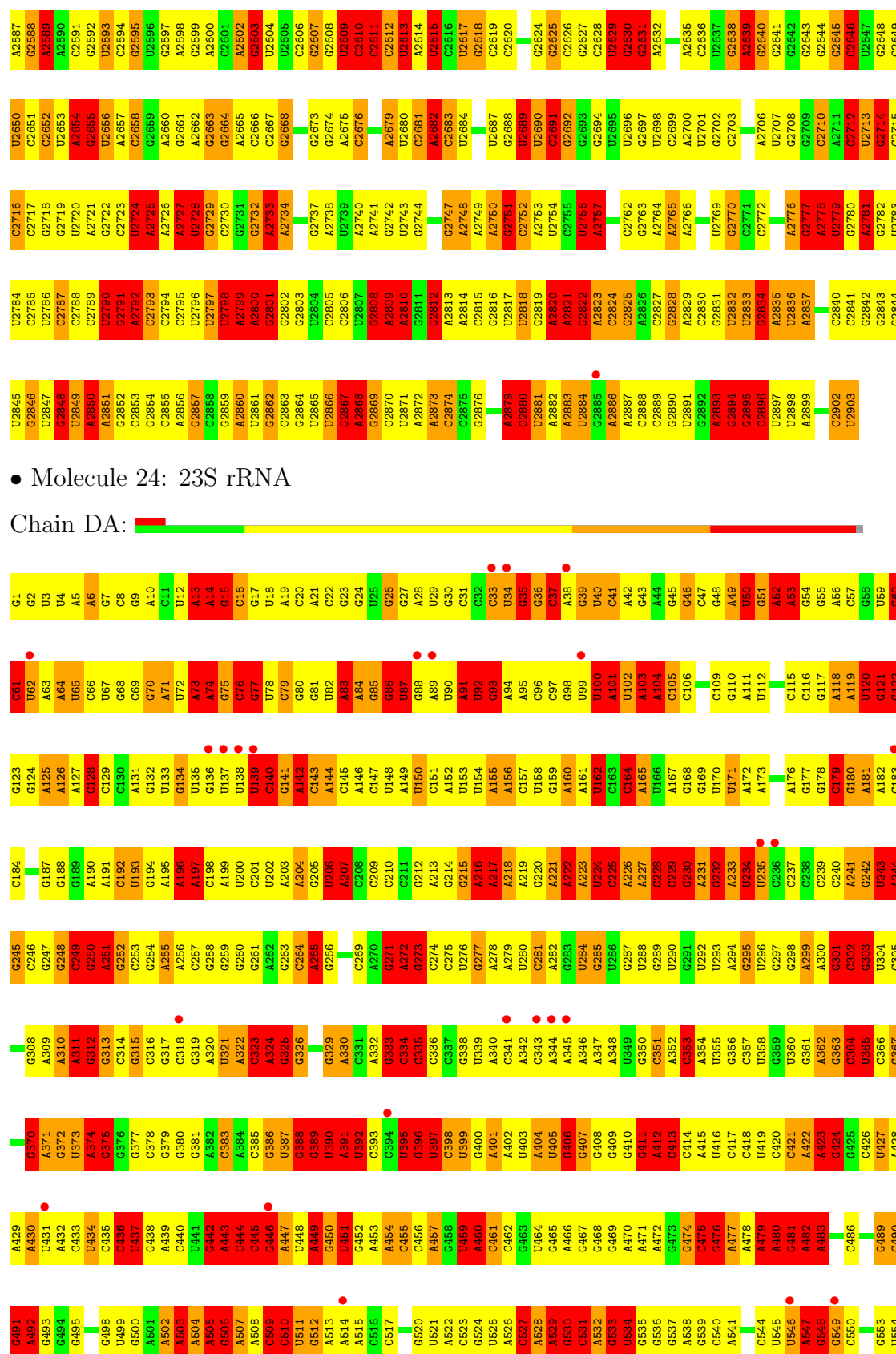


- Molecule 24: 23S rRNA






G2525	G2465	U2402	G2339	G2277	G2215	U2028	C1865	U1898	C1833	A1773	G1707	G1642
G2526	G2466	G2403	A2340	A2278	G2216	G2029	A1966	A1899	U1834	C1774	C1708	G1643
G2527	G2467	G2404	G2341	G2279	G2217	A2030	A1967	A1900	G1835	U1775	U1709	G1644
U2528	G2468	G2405	G2342	G2280	G2218	A2031	G1968	A1901	G1776	G1776	G1710	G1645
G2529	A2469	A2406	U2343	A2281	U2219	G2032	A1969	G1905	G1838	U1777	A1712	U1647
A2530	G2470	A2407	U2344	G2282	U2220	A2033	A1970	G1906	G1839	U1778	U1713	G1648
A2531	G2471	U2408	G2345	G2283	G2221	U2034	U1971	G1907	G1840	U1779	U1714	G1649
G2532	G2472	G2409	A2346	A2284	G2222	G2035	G1972	G1908	U1841	U1780	U1715	U1650
U2533	U2473	G2410	G2347	G2285	G2223	C2036	U1973	G1909	G1842	U1781	G1716	G1651
A2534	U2474	A2411	U2348	G2286	G2224	A2037	G1974	C1909	C1843	A1782	A1717	A1652
G2535	G2475	A2412	G2349	A2287	A2225	G2038	G1975	G1910	C1844	A1783	G1718	G1653
G2536	A2476	A2413	G2350	A2288	G2226	U2039	U1976	U1911	G1845	A1784	G1719	A1654
U2537	U2477	G2414	G2351	G2289	A2227	G2040	A1977	A1912	G1846	A1785	U1720	A1655
G2538	A2478	G2415	A2352	G2290	G2228	U2041	U1978	A1913	A1847	A1786	U1721	U1656
G2539	U2479	G2416	G2353	U2291	U2229	A2042	U1979	C1914	A1848	A1787	G1722	U1657
G2540	G2480	G2417	G2354	U2292	G2230	G2043	G1980	U1915	G1849	A1788	U1723	G1658
A2541	A2481	A2418	G2355	G2293	U2231	C2044	A1981	A1916	G1850	A1789	G1724	G1659
A2542	G2482	U2419	U2356	G2294	G2232	A2045	G1982	U1917	U1851	C1790	U1725	G1660
G2543	G2483	G2420	G2357	G2295	U2233	G2046	G1983	A1918	U1852	A1791	G1726	G1661
G2544	G2484		A2358	U2286	G2234	C2047	G1984	A1919	A1853	C1792		G1662
G2545	G2485		G2359	U2287	G2235	G2048	C1985		A1854	C1793		G1663
U2546	G2486		G2360	G2288	U2236	A2049	A1986		U1855	A1794	G1728	G1664
A2547	G2487		G2361	U2289	U2237	C2050	C1987		U1856	A1795	U1729	A1665
U2548	G2488		G2362	U2290	G2238	A2051	G1988		G1857	U1796	G1730	A1666
G2549	U2489		G2363	U2291	G2239	A2052	G1989		A1858	G1797	G1731	G1667
G2550	G2490		G2364	U2292	U2240	G2053	C1990		U1859	U1798	C1732	G1667
U2551	U2491		G2365	U2293	A2241	A2054	U1991		G1860	G1799	G1733	A1668
U2552	U2492		G2366	G2294	G2242	C2055	G1992		A1861	C1800	G1734	A1669
G2553	U2493		G2367	G2295	U2243	G2056	U1993		U1862	A1801	U1735	C1670
U2554	G2494		G2368	G2296	U2244	G2057	C1994		U1863	A1802	U1736	U1671
U2555	G2495		G2369	G2297	G2245	A2058	U1995		U1864	A1803	G1737	A1672
G2556	G2496		G2370	G2298	A2247	A2059	C1996		A1865	A1804	G1738	G1673
G2557	A2497		G2371	A2299	U2248	A2060	G1997		A1866	A1805	U1739	G1674
G2558	G2498		G2372	G2300	G2250	A2061	A1998		A1867	A1806		C1675
G2559	U2499		G2373	G2301	U2251	A2062			G1868	G1807	G1743	A1676
A2560	U2500			G2302	G2252	C2063			G1869	A1808	A1744	A1677
	G2501		A2377	G2303	G2253	C2064	C2001		A1870	A1809	A1745	A1678
A2564	G2502		A2378	G2304	G2254	C2065	A2003		A1871	A1810	U1746	A1679
A2565	A2503		G2379	G2305	G2255	C2066	G2004		A1872	G1811	U1747	U1680
A2566	U2504		G2380	G2306	G2256	G2067	A2005		G1873	U1812	G1748	G1681
G2567	G2505		A2381	G2307	U2257	U2068	C2006		A1874	U1813		G1682
U2568	U2506		G2382	G2308	U2258	G2069	U2007		A1875	G1814		U1683
G2569	G2507		G2383	U2321	U2259	A2070	C2008		A1876	A1815	G1753	G1684
G2570	G2508		U2384	G2322	U2260	A2071	A2009		A1877	A1816	A1754	
U2571	U2509		G2385	G2323	G2261	G2072			A1878	G1817	A1755	
A2572	G2510		A2386	U2324	C2262	C2073			C1879	U1818	U1756	U1688
G2573	U2511		G2387	G2325	U2263	U2074	A2013		U1880	U1819	A1758	U1693
G2574	G2512		A2388	G2326	G2264	U2075	A2014		C1881	U1820	A1759	C1694
G2575	A2513		G2389	A2327	G2265	U2076	A2015		U1882	A1821	G1760	G1695
G2576	U2514		U2390	G2328	U2266	A2077	U2016		U1883	C1822	G1761	G1696
A2577	G2515		G2391	U2329	A2267	C2078	G2017		A1884	G1823	A1762	G1697
G2578	A2516		G2392	G2330	A2268	U2079	G2018		U1886	G1824	A1698	A1698
G2579	G2517		U2393	G2331	G2269	A2080	A2019		U1887	U1825	G1763	G1699
U2580	U2518		G2394	G2332	G2269	U2081	A2020		C1887	U1826	G1764	G1699
G2581	U2519		A2395	G2333	G2270	A2082	C2021		G1888	G1827	U1765	A1700
G2582	G2520		G2396	U2334	U2271		U2022		G1889	U1828	G1766	A1701
G2583	G2521		U2397	G2335	A2272	U2086	G2023		G1891	G1829	G1767	G1702
U2584	U2522		G2398	A2336	A2273	G2087	C2024		C1892	A1829	C1768	G1703
G2585	G2523		G2399	G2337	U2274		U2025		C1893	C1830	U1769	C1704
U2586	G2524		U2401	G2338	G2275		G2027		G1897	U2026	G1770	A1705
					G2276		C2027					C1706



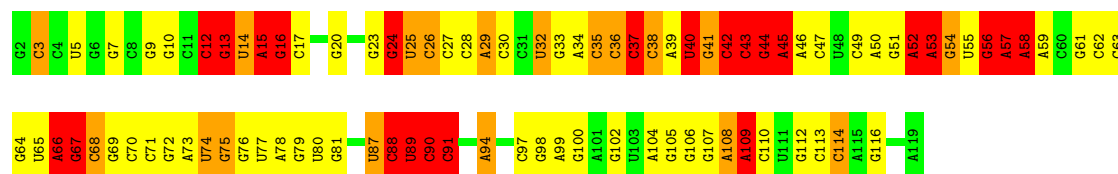


U2320	U2321	U2322	U2323	U2324	U2325	C2326	A2327	A2328	U2329	U2330	U2331	C2332	A2333	A2334	A2335	A2336	G2337	C2338	A2339	G2340	G2341	G2342	U2343	U2344	U2345	A2346	C2347	U2348	G2349	C2350	G2351	A2352	G2355	U2356	G2357	A2358	C2359	G2360	C2361	G2362	G2363	G2364	G2365	A2366	G2367	G2370	G2371	U2372	G2373	C2374	G2375	A2376	A2377	A2378	G2379	C2380	A2381																																																																																																																																																																																																																																																															
U2259	C2260	C2261	U2262	C2263	C2264	U2265	A2266	A2267	A2268	G2269	A2270	A2271	U2272	A2273	A2274	C2275	C2276	G2277	C2278	G2279	G2280	A2281	U2282	C2283	A2284	C2285	C2286	A2287	A2288	G2289	G2290	U2291	U2292	G2293	G2294	C2295	U2296	A2297	A2298	U2299	C2300	C2301	U2302	G2303	U2304	C2306	G2307	C2308	A2309	C2310	A2311	U2312	C2313	C2314	G2315	G2316	G2319																																																																																																																																																																																																																																																															
G2193	U2194	U2197	A2198	A2199	C2200	G2201	U2202	U2203	G2204	C2208	G2209	U2210	A2211	A2212	U2213	U2214	C2215	G2216	G2217	G2218	U2219	U2220	A2225	C2226	A2227	C2228	U2229	G2230	U2231	U2232	U2233	G2234	G2235	U2236	C2237	G2238	G2239	U2240	A2241	G2242	U2243	U2244	U2245	G2246	A2247	C2248	U2249	G2250	G2251	G2252	G2253	G2254	G2255	U2256	C2258																																																																																																																																																																																																																																																																	
G2133	A2134	A2135	U2136	U2137	U2138	U2139	G2140	G2141	A2142	C2143	G2144	C2145	U2146	G2147	U2148	U2149	U2150	U2151	G2152	A2153	A2154	U2155	G2156	C2157	A2158	A2159	A2160	A2161	A2162	A2163	A2164	A2165	A2166	A2167	A2168	A2169	A2170	A2171	A2172	A2173	A2174	A2175	A2176	A2177	A2178	A2179	A2180	A2181	A2182	A2183	A2184	U2185	U2186	U2187	U2188	U2189	U2190	U2191	U2192																																																																																																																																																																																																																																																													
A2071	C2072	C2073	U2074	U2075	U2076	A2077	C2078	U2079	U2080	U2081	A2082	U2083	C2084	U2085	U2086	G2087	C2091	U2092	G2093	A2094	A2095	A2096	C2097	U2098	U2099	G2100	A2101	G2102	C2103	G2104	U2105	U2106	U2107	A2108	U2109	G2110	U2111	U2112	U2113	U2114	U2115	U2116	U2117	U2118	U2119	U2120	U2121	U2122	U2123	U2124	U2125	U2126	U2127	U2128	U2129	U2130	U2131	U2132	U2133	U2134	U2135	U2136	U2137	U2138	U2139	U2140	U2141	U2142	U2143	U2144	U2145	U2146	U2147	U2148	U2149	U2150	U2151	U2152	U2153	U2154	U2155	U2156	U2157	U2158	U2159	U2160	U2161	U2162	U2163	U2164	U2165	U2166	U2167	U2168	U2169	U2170	U2171	U2172	U2173	U2174	U2175	U2176	U2177	U2178	U2179	U2180	U2181	U2182	U2183	U2184	U2185	U2186	U2187	U2188	U2189	U2190	U2191	U2192	U2193	U2194	U2195	U2196	U2197	U2198	U2199	U2200	U2201	U2202	U2203	U2204	U2205	U2206	U2207	U2208	U2209	U2210	U2211	U2212	U2213	U2214	U2215	U2216	U2217	U2218	U2219	U2220	U2221	U2222	U2223	U2224	U2225	U2226	U2227	U2228	U2229	U2230	U2231	U2232	U2233	U2234	U2235	U2236	U2237	U2238	U2239	U2240	U2241	U2242	U2243	U2244	U2245	U2246	U2247	U2248	U2249	U2250	U2251	U2252	U2253	U2254	U2255	U2256	U2257	U2258																																																																																																																																
C2008	A2009	G2010	U2011	G2012	A2013	A2014	A2015	U2016	U2017	G2018	A2019	U2020	C2021	U2022	C2023	G2024	C2025	U2026	G2027	U2028	C2029	A2030	A2031	G2032	A2033	U2034	G2035	C2036	A2037	G2038	U2039	G2040	U2041	A2042	C2043	G2044	G2045	G2046	G2047	G2048	G2049	C2050	A2051	A2052	G2053	A2054	C2055	G2056	U2057	A2058	G2059	A2060	G2061	A2062	C2063	A2064	C2065	G2066	G2067	U2068	U2069	C2070	U2071	U2072	U2073	U2074	U2075	U2076	U2077	U2078	U2079	U2080	U2081	U2082	U2083	U2084	U2085	U2086	U2087	U2088	U2089	U2090	U2091	U2092	U2093	U2094	U2095	U2096	U2097	U2098	U2099	U2100	U2101	U2102	U2103	U2104	U2105	U2106	U2107	U2108	U2109	U2110	U2111	U2112	U2113	U2114	U2115	U2116	U2117	U2118	U2119	U2120	U2121	U2122	U2123	U2124	U2125	U2126	U2127	U2128	U2129	U2130	U2131	U2132	U2133	U2134	U2135	U2136	U2137	U2138	U2139	U2140	U2141	U2142	U2143	U2144	U2145	U2146	U2147	U2148	U2149	U2150	U2151	U2152	U2153	U2154	U2155	U2156	U2157	U2158	U2159	U2160	U2161	U2162	U2163	U2164	U2165	U2166	U2167	U2168	U2169	U2170	U2171	U2172	U2173	U2174	U2175	U2176	U2177	U2178	U2179	U2180	U2181	U2182	U2183	U2184	U2185	U2186	U2187	U2188	U2189	U2190	U2191	U2192	U2193	U2194	U2195	U2196	U2197	U2198	U2199	U2200	U2201	U2202	U2203	U2204	U2205	U2206	U2207	U2208	U2209	U2210	U2211	U2212	U2213	U2214	U2215	U2216	U2217	U2218	U2219	U2220	U2221	U2222	U2223	U2224	U2225	U2226	U2227	U2228	U2229	U2230	U2231	U2232	U2233	U2234	U2235	U2236	U2237	U2238	U2239	U2240	U2241	U2242	U2243	U2244	U2245	U2246	U2247	U2248	U2249	U2250	U2251	U2252	U2253	U2254	U2255	U2256	U2257	U2258																																																														
U1943	U1944	G1945	U1946	C1947	G1948	G1949	U1950	U1951	A1952	A1953	G1954	U1955	U1956	C1957	C1958	G1959	A1960	C1961	U1962	C1963	G1964	A1965	U1966	G1967	U1968	A1969	G1970	C1971	U1972	G1973	C1974	U1975	U1976	U1977	G1978	U1979	U1980	A1981	U1982	G1983	U1984	C1985	G1986	A1987	U1988	U1989	U1990	U1991	G1992	U1993	U1994	U1995	C1996	A2000	C2001	G2002	C2003	C2004	C2005	C2006	C2007	C2008	C2009	C2010	C2011	C2012	C2013	C2014	C2015	C2016	C2017	C2018	C2019	C2020	C2021	C2022	C2023	C2024	C2025	C2026	C2027	C2028	C2029	C2030	C2031	C2032	C2033	C2034	C2035	C2036	C2037	C2038	C2039	C2040	C2041	C2042	C2043	C2044	C2045	C2046	C2047	C2048	C2049	C2050	C2051	C2052	C2053	C2054	C2055	C2056	C2057	C2058	C2059	C2060	C2061	C2062	C2063	C2064	C2065	C2066	C2067	C2068	C2069	C2070	C2071	C2072	C2073	C2074	C2075	C2076	C2077	C2078	C2079	C2080	C2081	C2082	C2083	C2084	C2085	C2086	C2087	C2088	C2089	C2090	C2091	C2092	C2093	C2094	C2095	C2096	C2097	C2098	C2099	C2100	C2101	C2102	C2103	C2104	C2105	C2106	C2107	C2108	C2109	C2110	C2111	C2112	C2113	C2114	C2115	C2116	C2117	C2118	C2119	C2120	C2121	C2122	C2123	C2124	C2125	C2126	C2127	C2128	C2129	C2130	C2131	C2132	C2133	C2134	C2135	C2136	C2137	C2138	C2139	C2140	C2141	C2142	C2143	C2144	C2145	C2146	C2147	C2148	C2149	C2150	C2151	C2152	C2153	C2154	C2155	C2156	C2157	C2158	C2159	C2160	C2161	C2162	C2163	C2164	C2165	C2166	C2167	C2168	C2169	C2170	C2171	C2172	C2173	C2174	C2175	C2176	C2177	C2178	C2179	C2180	C2181	C2182	C2183	C2184	C2185	C2186	C2187	C2188	C2189	C2190	C2191	C2192	C2193	C2194	C2195	C2196	C2197	C2198	C2199	C2200	C2201	C2202	C2203	C2204	C2205	C2206	C2207	C2208	C2209	C2210	C2211	C2212	C2213	C2214	C2215	C2216	C2217	C2218	C2219	C2220	C2221	C2222	C2223	C2224	C2225	C2226	C2227	C2228	C2229	C2230	C2231	C2232	C2233	C2234	C2235	C2236	C2237	C2238	C2239	C2240	C2241	C2242	C2243	C2244	C2245	C2246	C2247	C2248	C2249	C2250	C2251	C2252	C2253	C2254	C2255	C2256	C2257	C2258
U1812	G1813	G1814	U1815	C1816	G1817	U1818	A1819	U1820	C1821	C1822	G1823	U1824	U1825	U1826	U1827	U1828	A1829	C1830	U1831	G1832	U1833	U1834	G1835	C1836	C1837	C1838	C1839	U1840	U1841	C1844	G1845	U1846	A1847	U1848	G1849	C1850	U1851	U1852	A1853	A1854	G1857	A1858	U1859	U1860	U1865	A1866	G1867	C1868	C1869	U1870	A1871	C1872	U1873	G1874	U1875	U1876	U1877	U1878	U1879	U1880	U1881	U1882	U1883	U1884	U1885	U1886	U1887	U1888	U1889	U1890	U1891	U1892	U1893	U1894	U1895	U1896	U1897	U1898	U1899	U1900	U1901	U1902	U1903	U1904	U1905	U1906	U1907	U1908	U1909	U1910	U1911	U1912	U1913	U1914	U1915	U1916	U1917	U1918	U1919	U1920	U1921	U1922	U1923	U1924	U1925	U1926	U1927	U1928	U1929	U1930	U1931	U1932	U1933	U1934	U1935	U1936	U1937	U1938	U1939	U1940	U1941	U1942	U1943	U1944	U1945	U1946	U1947	U1948	U1949	U1950	U1951	U1952	U1953	U1954	U1955	U1956	U1957	U1958	U1959	U1960	U1961	U1962	U1963	U1964	U1965	U1966	U1967	U1968	U1969	U1970	U1971	U1972	U1973	U1974	U1975	U1976	U1977	U1978	U1979	U1980	U1981	U1982	U1983	U1984	U1985	U1986	U1987	U1988	U1989	U1990	U1991	U1992	U1993	U1994	U1995	U1996	U1997	U1998	U1999	U2000	U2001	U2002	U2003	U2004	U2005	U2006	U2007	U2008	U2009	U2010	U2011	U2012	U2013	U2014	U2015	U2016	U2017	U2018	U2019	U2020	U2021	U2022	U2023	U2024	U2025	U2026	U2027	U2028	U2029	U2030	U2031	U2032	U2033	U2034	U2035	U2036	U2037	U2038	U2039	U2040	U2041	U2042	U2043	U2044	U2045	U2046	U2047	U2048	U2049	U2050	U2051	U2052	U2053	U2054	U2055	U2056	U2057	U2058	U2059	U2060	U2061	U2062	U2063	U2064	U2065	U2066	U2067	U2068	U2069	U2070	U2071	U2072	U2073	U2074	U2075	U2076	U2077	U2078	U2079	U2080	U2081	U2082	U2083	U2084	U2085	U2086	U2087	U2088	U2089	U2090	U2091	U2092	U2093	U2094	U2095	U2096	U2097	U2098	U2099	U2100	U2101	U2102	U2103	U2104	U2105	U2106	U2107	U2108	U2109	U2110	U2111	U2112	U2113	U2114	U2115	U2116	U															



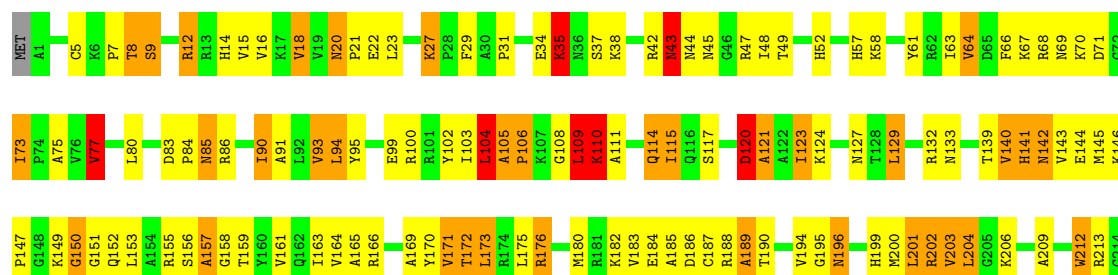
### • Molecule 25: 5S rRNA

Chain BB:



### • Molecule 26: 50S ribosomal protein L2

Chain BC:

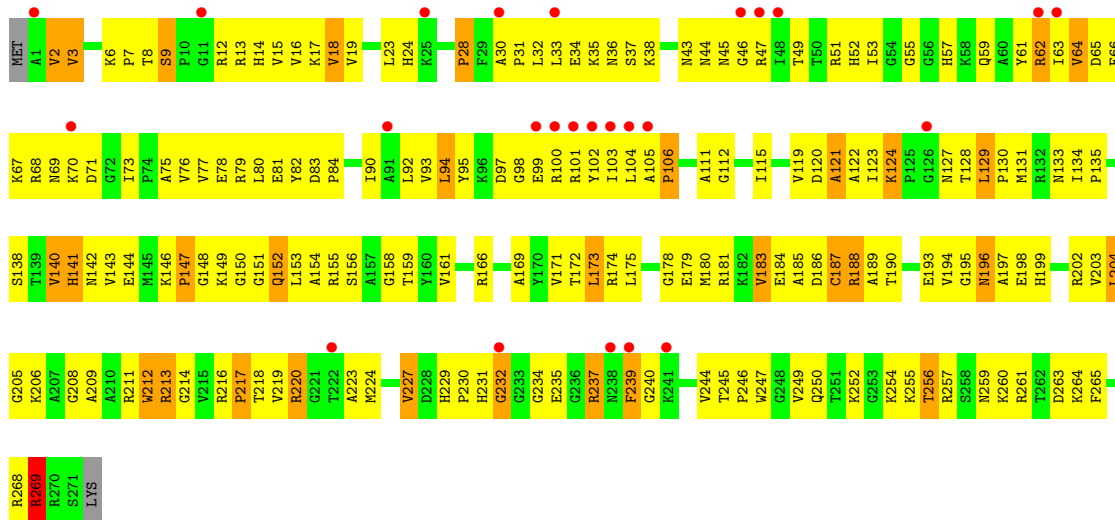






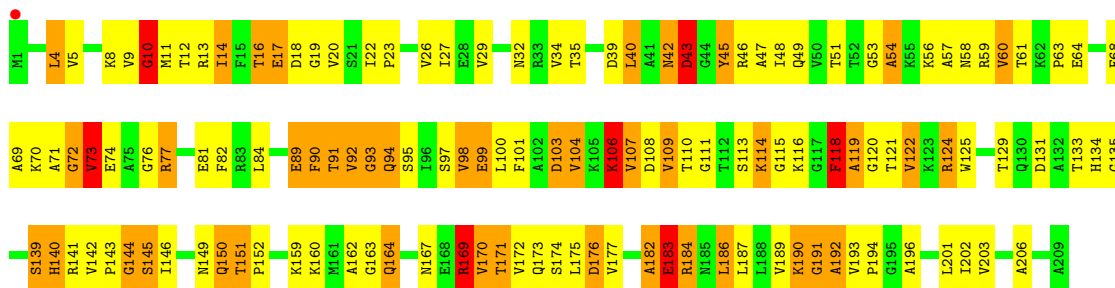
• Molecule 26: 50S ribosomal protein L2

Chain DC:



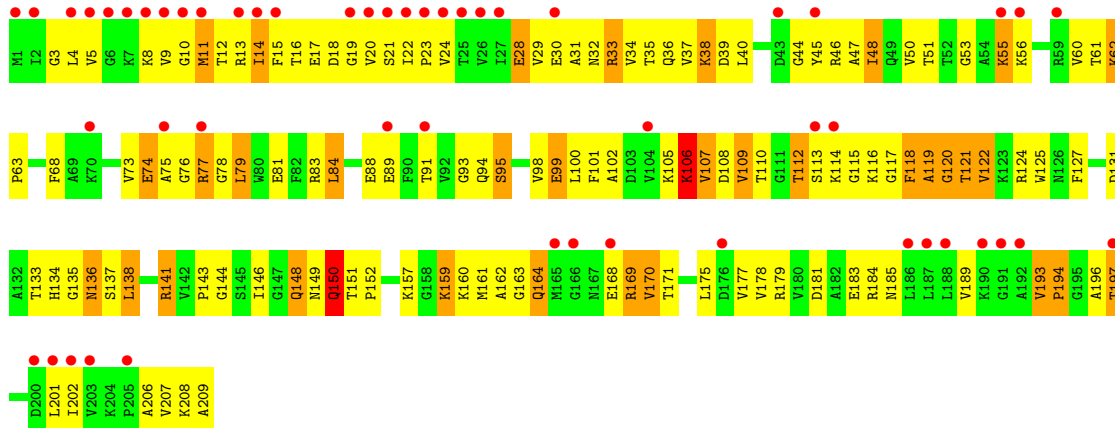
• Molecule 27: 50S ribosomal protein L3

Chain BD:




• Molecule 27: 50S ribosomal protein L3

Chain DD:



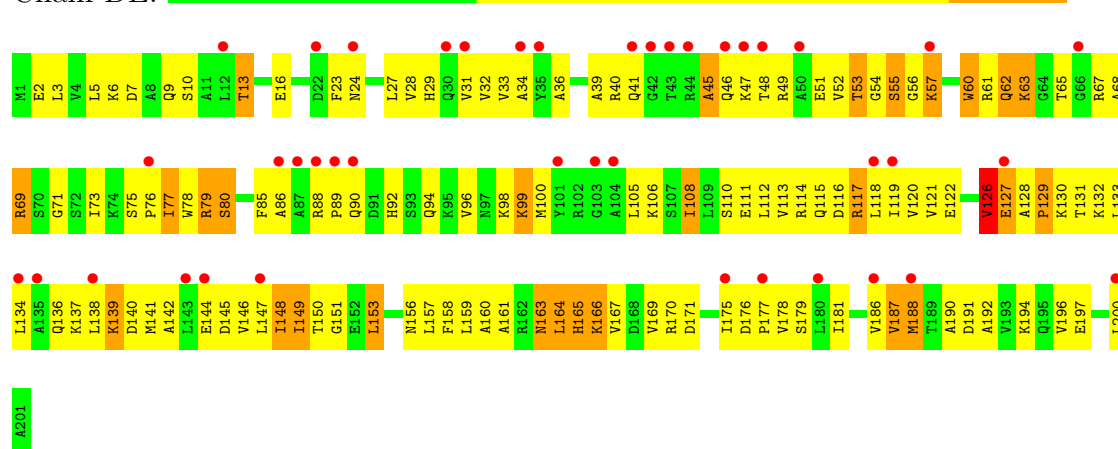
- Molecule 28: 50S ribosomal protein L4

Chain BE:



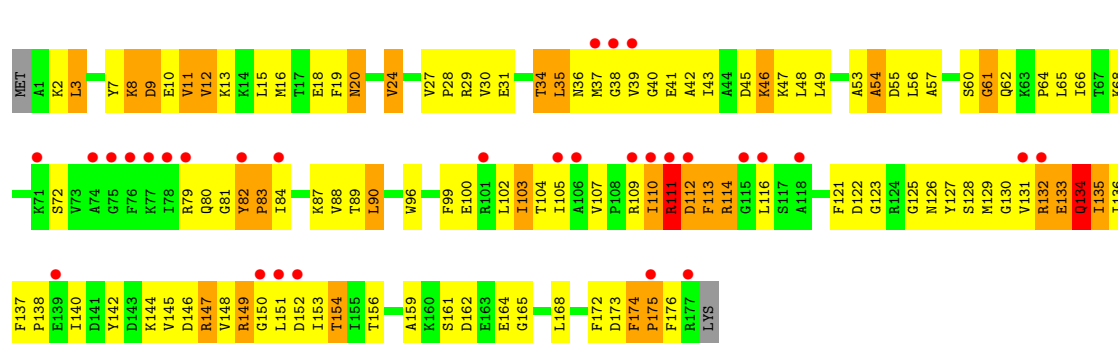
- Molecule 28: 50S ribosomal protein L4

Chain DE:



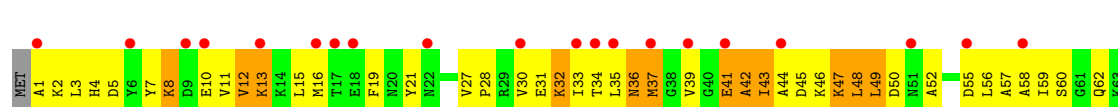
- Molecule 29: 50S ribosomal protein L5

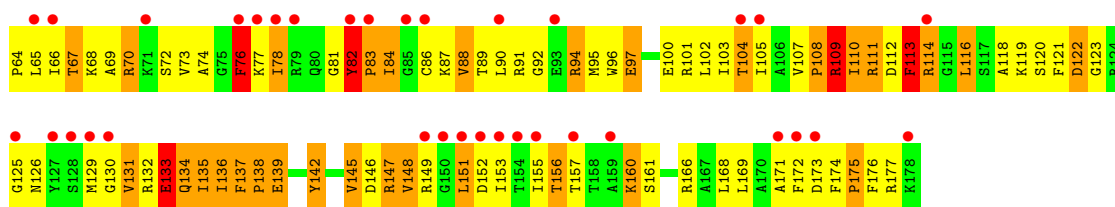
Chain BF:



- Molecule 29: 50S ribosomal protein L5

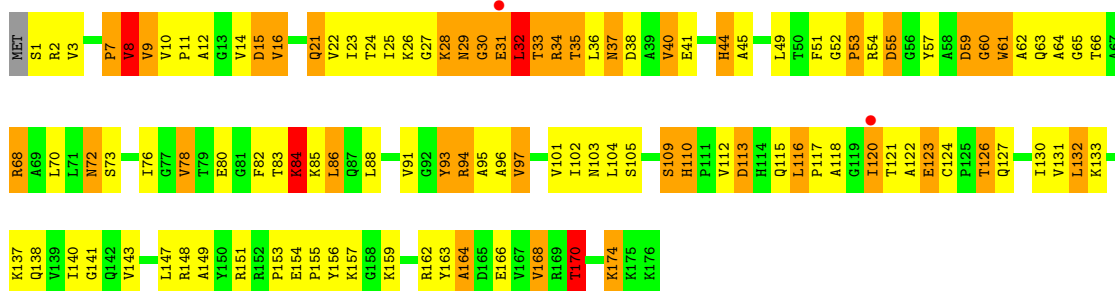
Chain DF:





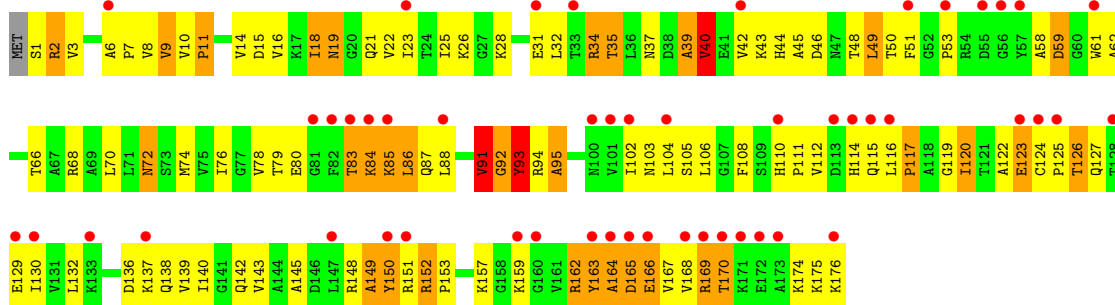
- Molecule 30: 50S ribosomal protein L6

Chain BG:



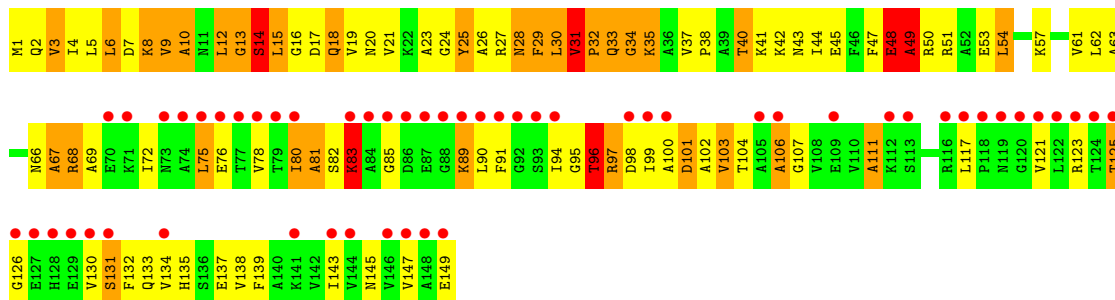
- Molecule 30: 50S ribosomal protein L6

Chain DG:



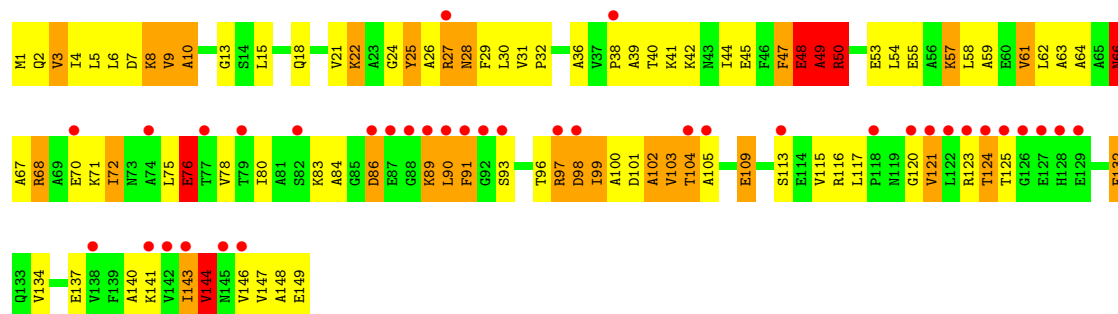
- Molecule 31: 50S ribosomal protein L9

Chain BH:



- Molecule 31: 50S ribosomal protein L9

Chain DH:



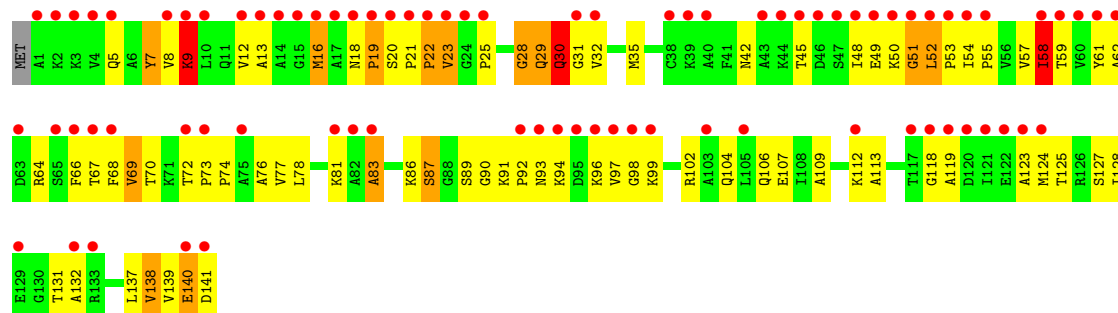
- Molecule 32: 50S ribosomal protein L11

Chain BI:



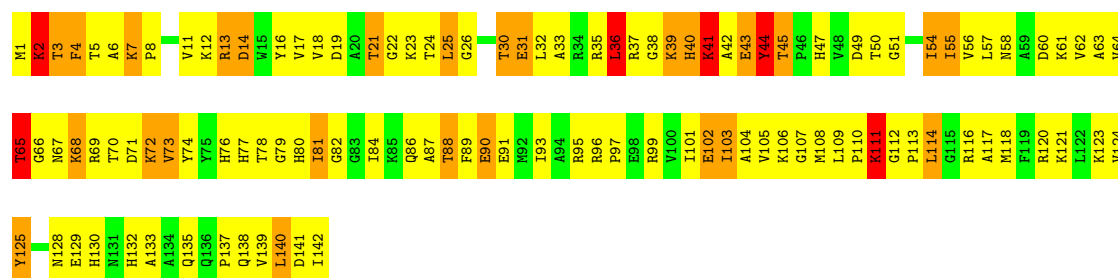
- Molecule 32: 50S ribosomal protein L11

Chain DI:



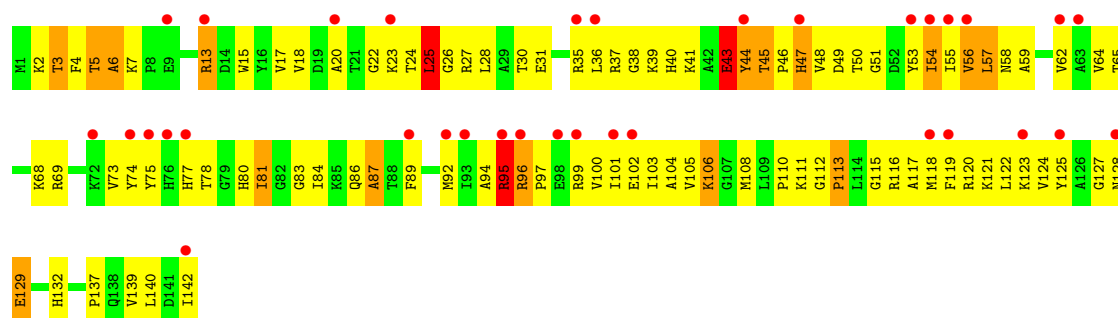
- Molecule 33: 50S ribosomal protein L13

Chain BJ:



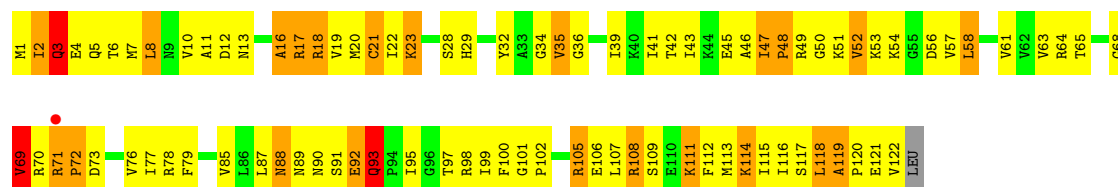
- Molecule 33: 50S ribosomal protein L13

Chain DJ:



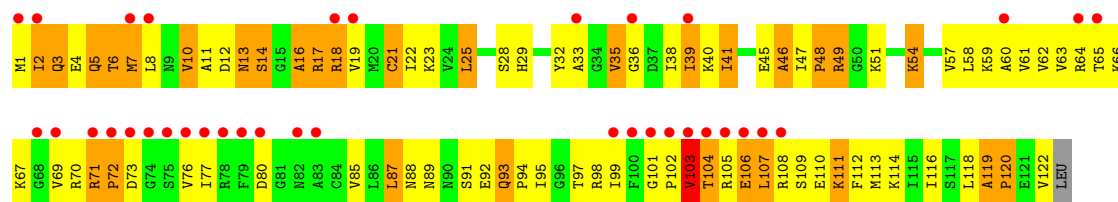
- Molecule 34: 50S ribosomal protein L14

Chain BK:



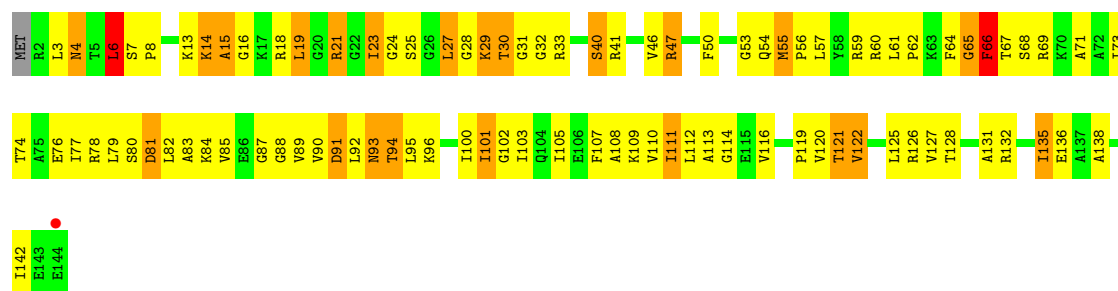
- Molecule 34: 50S ribosomal protein L14

Chain DK:



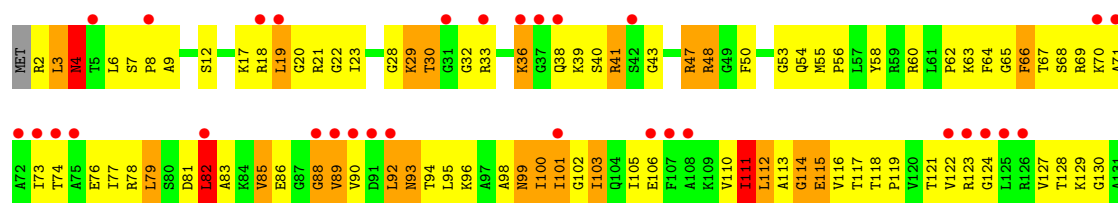
- Molecule 35: 50S ribosomal protein L15

Chain BL:



- Molecule 35: 50S ribosomal protein L15

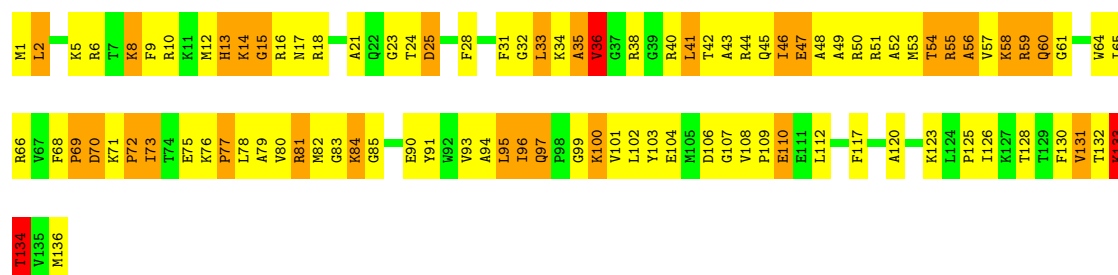
Chain DL:





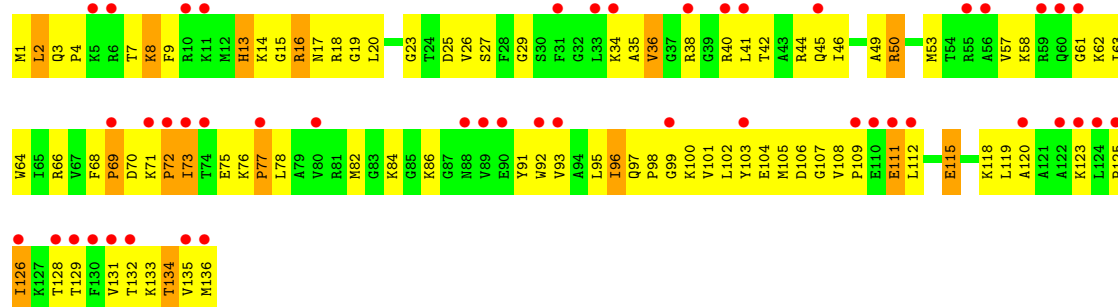
- Molecule 36: 50S ribosomal protein L16

Chain BM:



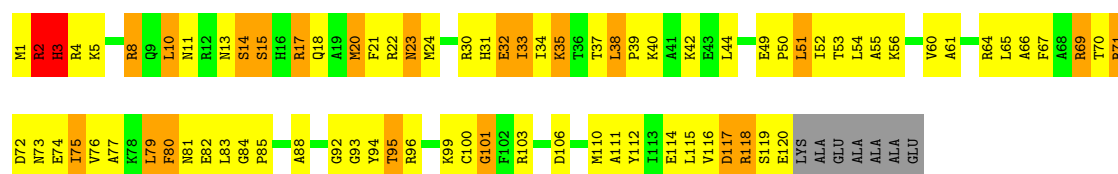
- Molecule 36: 50S ribosomal protein L16

Chain DM:



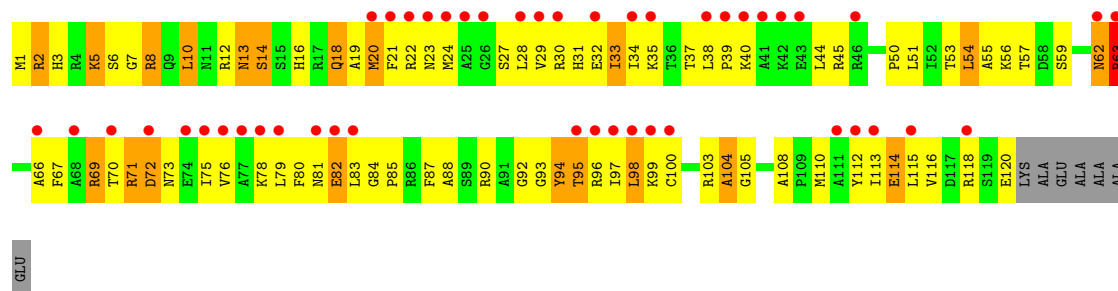
- Molecule 37: 50S ribosomal protein L17

Chain BN:



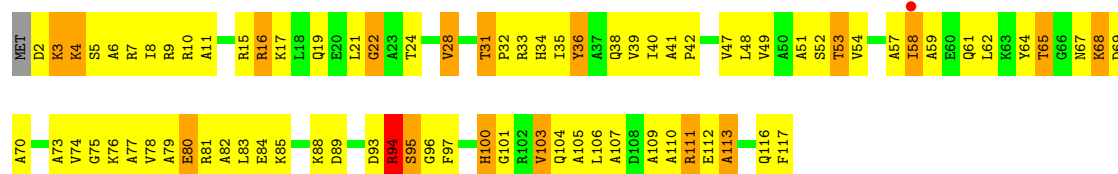
- Molecule 37: 50S ribosomal protein L17

Chain DN:



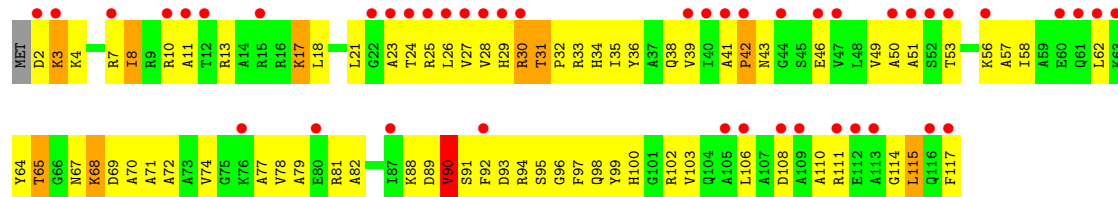
- Molecule 38: 50S ribosomal protein L18

Chain BO:



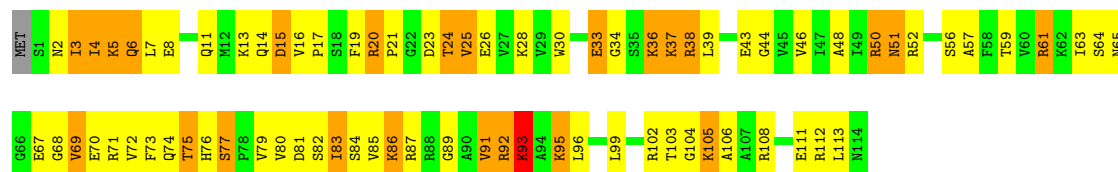
- Molecule 38: 50S ribosomal protein L18

Chain DO:



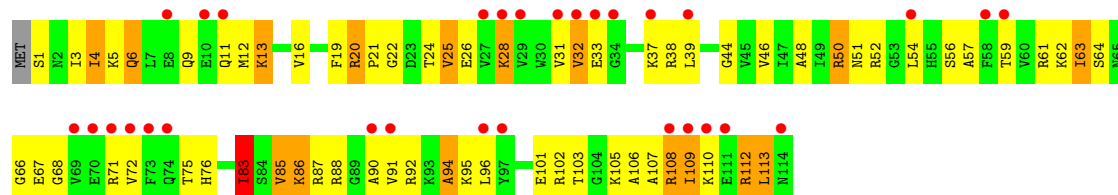
- Molecule 39: 50S ribosomal protein L19

Chain BP:



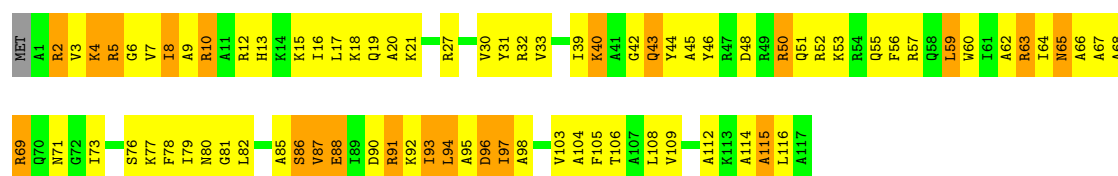
- Molecule 39: 50S ribosomal protein L19

Chain DP:



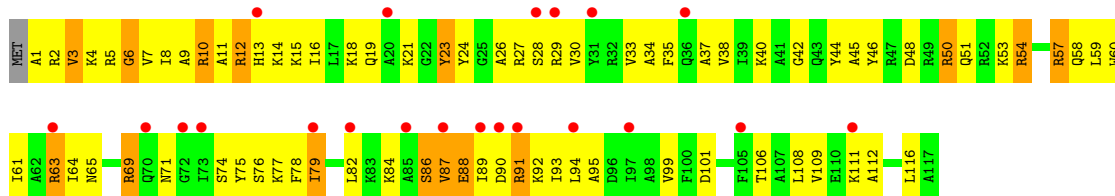
- Molecule 40: 50S ribosomal protein L20

Chain BQ:



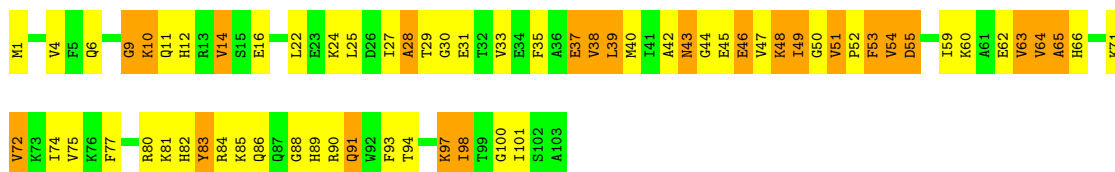
- Molecule 40: 50S ribosomal protein L20

Chain DQ:



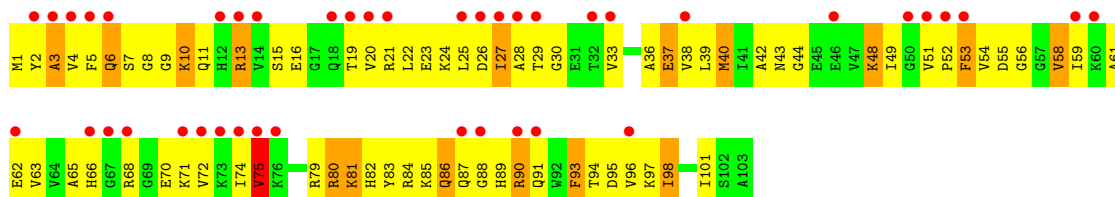
• Molecule 41: 50S ribosomal protein L21

Chain BR:



• Molecule 41: 50S ribosomal protein L21

Chain DR:



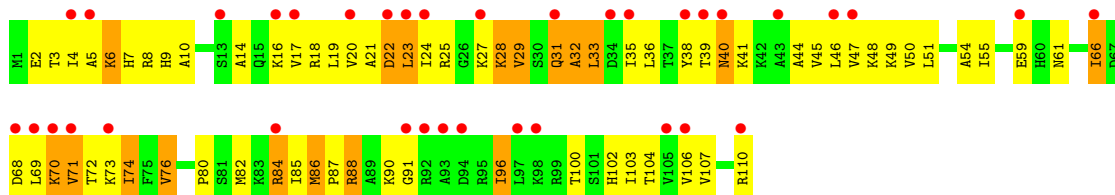
• Molecule 42: 50S ribosomal protein L22

Chain BS:



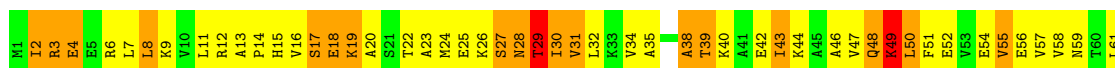
• Molecule 42: 50S ribosomal protein L22

Chain DS:



• Molecule 43: 50S ribosomal protein L23

Chain BT:

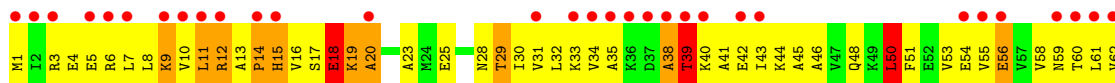






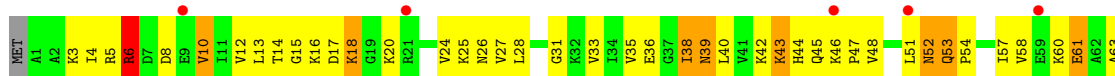
- Molecule 43: 50S ribosomal protein L23

Chain DT:



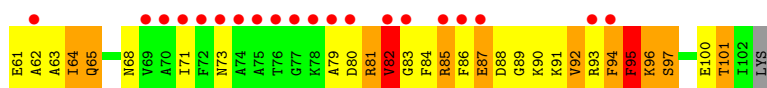
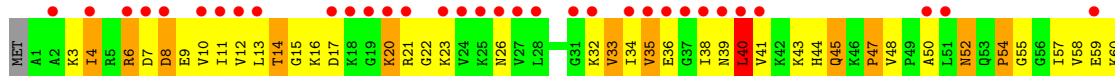
- Molecule 44: 50S ribosomal protein L24

Chain BU:




- Molecule 44: 50S ribosomal protein L24

Chain DU:



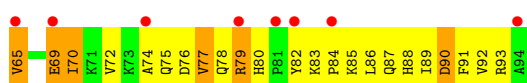
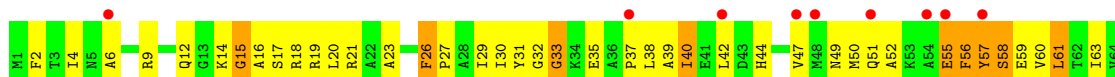
- Molecule 45: 50S ribosomal protein L25

Chain BV:



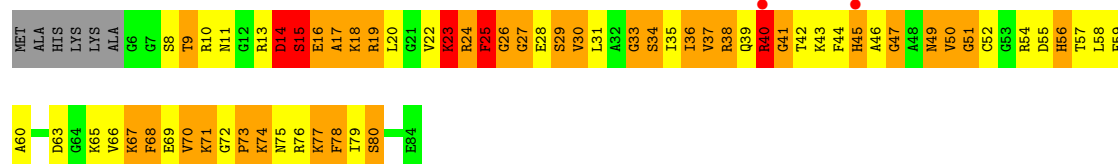
- Molecule 45: 50S ribosomal protein L25

Chain DV:



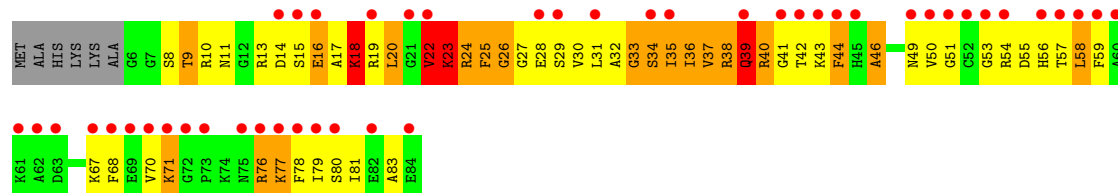
- Molecule 46: 50S ribosomal protein L27

Chain BW:



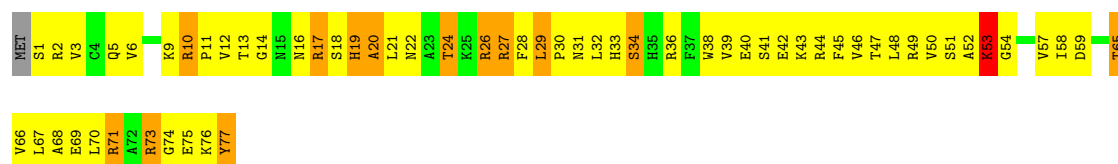
- Molecule 46: 50S ribosomal protein L27

Chain DW:



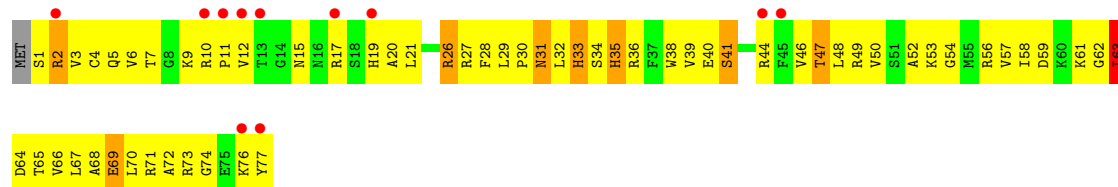
- Molecule 47: 50S ribosomal protein L28

Chain BX:




- Molecule 47: 50S ribosomal protein L28

Chain DX:




- Molecule 48: 50S ribosomal protein L29

Chain BY:



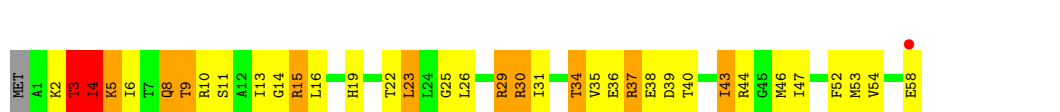
- Molecule 48: 50S ribosomal protein L29

Chain DY:



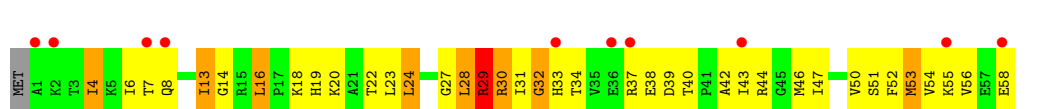
- Molecule 49: 50S ribosomal protein L30

Chain BZ:



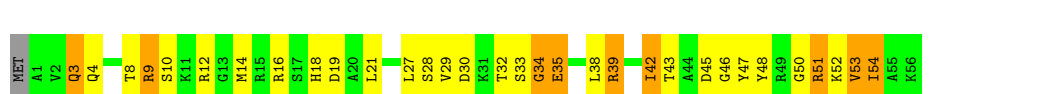
- Molecule 49: 50S ribosomal protein L30

Chain DZ:




- Molecule 50: 50S ribosomal protein L32

Chain B0:



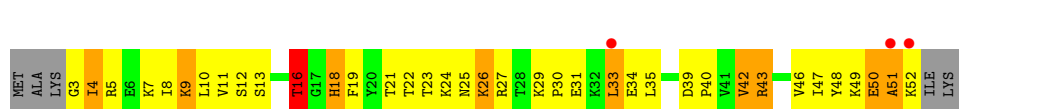
- Molecule 50: 50S ribosomal protein L32

Chain D0:



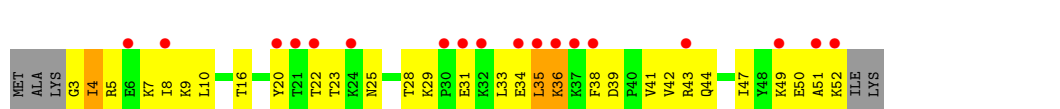
- Molecule 51: 50S ribosomal protein L33

Chain B1:




- Molecule 51: 50S ribosomal protein L33

Chain D1:



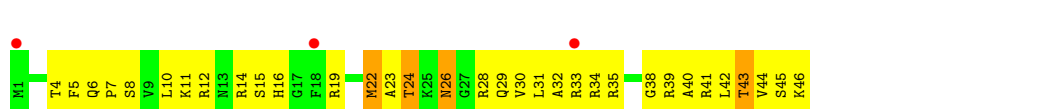
- Molecule 52: 50S ribosomal protein L34

Chain B2:

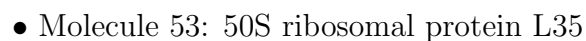


- Molecule 52: 50S ribosomal protein L34

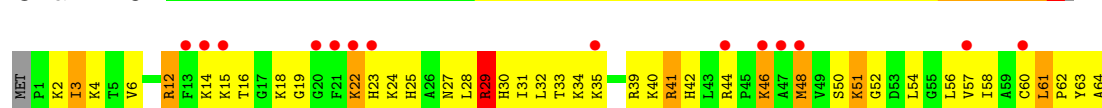
Chain D2:



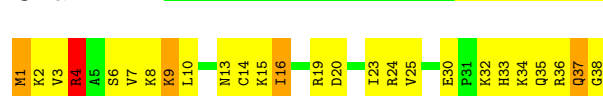
- Chain B3:



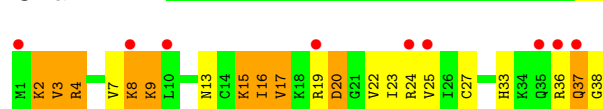
Chain D3:



- Chain B4:

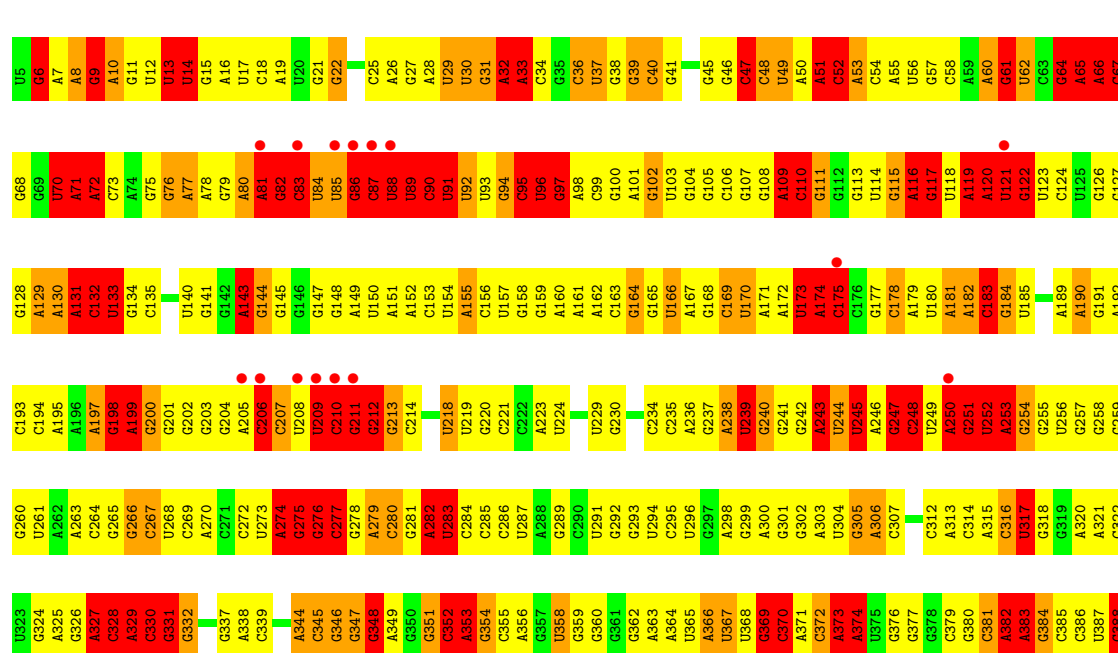


- Chain D4:

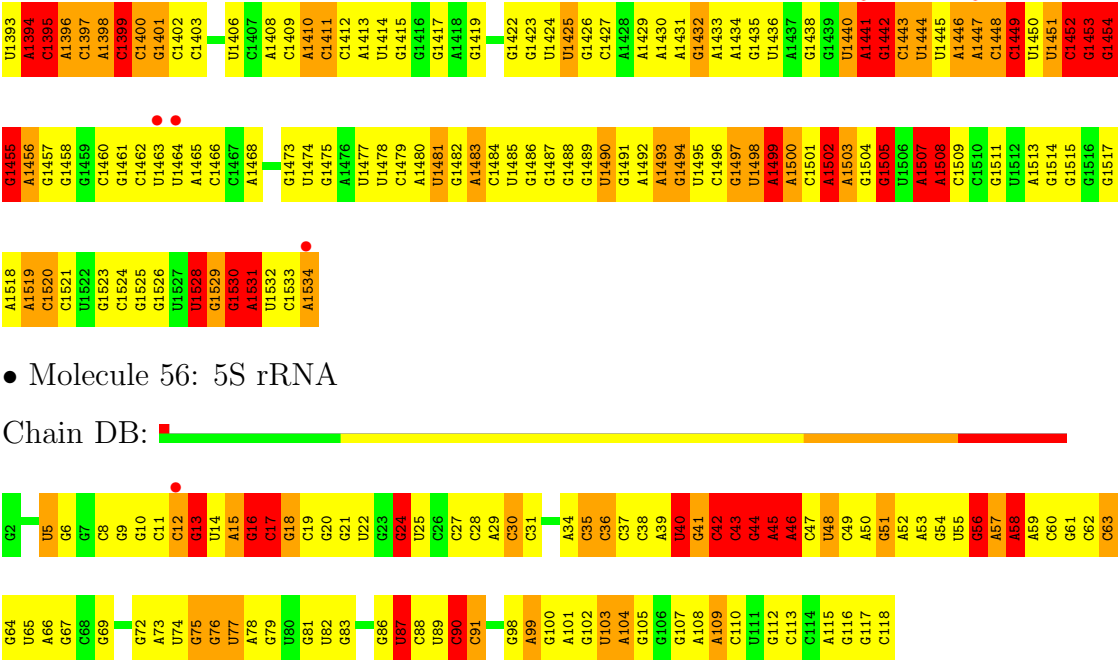


- Molecule 55: 16S rRNA

Chain CA:



U1330	A1269	C1209	G1083	A1021	A959	U891	G830	A768	A642	C576	C514	G454	A389
G1331	G1270	C1210	G1084	A1022	U960	A892	A831	G769	G643	G577	G517	G455	U390
A1332	C1149	U1211	U1085	U1023	U961	C993	G832	C770	U644	C578	C518	A456	C392
A1333	G1272	U1212	U1086	G1024	C962		G833	G771	G645	A579	C519	G457	G393
G1334	A1151	A1213	G1087	G1025	U965	C899	U834	G774	G647	C580	C520	U458	A394
C1336	A1152	G1214	G1088	U1026	G966	A900	U835	G775	G648	C581	A520	A459	G395
G1337	G1153	G1215	U1089	G1027	C967	A901	U836	G776	A649	C582	G521	A460	C396
G1338	G1154	A1216	U1090	U1028	C968	A906	G839	G777	G650	G584	C522	A461	A397
A1339	A1155	C1217	U1091	U1030	A967	A907	C841	G778	C651	C585	C525	U463	U398
A1340	G1156	U1218	A1092	G1032	A969	A908	U842	C779	U652	C586	C526	U464	
A1341	A1157	A1093	A1093	G1033	C970	A909	U843	A780	G653	C587	G527	A465	C401
U1342	C1281	G1220	U1094	G1034	C971	C910	U844	A781	G654	C588	C528	A466	C402
C1342	C1282	G1221	U1095	A1035	C972	U911	G844	A782	A655	U589	G529	U467	C403
G1343	U1159	G1222	C1096	A1036	A974	C912	A845	G783	G656	U590	G530	A468	G404
C1344	C1161	C1223	C1097	A1037	C975	A918	U846	A784	G657	U591	U531	C469	U405
U1345	C1162	A1224	C1098	C1037	A976	A919	G847	G785	G658	C592	A532	U470	G406
A1346	A1163	A1225	G1099	G1038	C977	A914	U848	G786	G659	C593	A533	C471	U407
G1347	G1164	C1226	C1100	G1039	A978	A915	C948	G787	C660	U594	U534	U472	A408
U1348	U1165	A1227	U101	U1040	C979	U916	G849	A787	G661	A595	A535	U473	U409
A1349	G1166	C1228	A1102	G1041	C980	A918	U850	A790	G662	A596	C536	G474	G410
A1350	A1167	C1229	C1103	A1042	U981	A919	C852	G791	G663	C597	G537	C475	A411
U1351	U1168	C1230	G1106	G1043	U982	U920	C853	A792	G664	U598	G538	U476	A412
C1352	A1169	A1231	C1107	C1044	A983	U921	U854	A793	G665	C599	A539	C477	G413
G1353	A1170	C1232	C1108	A1045	C984	G922	U855	A794	G666	A600	G540	U478	A414
	A1171	G1233	G1109	G1046	C985	A923	C856	C795		G601	G541	U479	A415
G1356	C1172	C1234	C1109	G1047	U986	C924	C857	G796	G669	A602	G542	U480	G416
A1357	U1173	U1235	C1113	U1048	U987	G925	C858	G797	G670		U543	G481	G417
U1358	G1174	A1236	C1114	G1049	C988	G926	U859	U798	G671	A607	U544	A482	C418
C1359	A1175	C1237	C1115	G1050	U989	G927	A860	G799	G672	A608	C545	C483	C419
A1360	G1176	A1238	U1115	C1051	U990	G928	G861	G800	G673	A609	A546	G484	U420
G1361	G1177	A1239	U1116	U1052	C990	G929	C862	U801	G674	U610	A547	U485	U421
A1362	G1178	U1240	U1117	G1053	U991	C930	C863	A802	G675	C611	C549	U486	C422
C1363	A1179	C1241	U1118	C1054	C992	C931	A864	G803	A676	C612	G550	C488	G423
G1364	G1180	A1242	C1119	U1055	U993	C932	A865	U804	G677	C613	U551	C489	G425
C1365	A1181	C1243	C1120	U1056	C994	G933	C866	G805		C614	U552	C490	G426
G1366	G1182	G1244	G1057	G1058	C995	C934	C867	C806	G680	G615	A553	C491	U427
A1367	U1183	A1245	C1058	C1059	U996	A935	C868	A807	A681	G616	A554	C492	G428
A1368	G1184	U1246	C1059	U1060	U997	C936	C869	C808	G682	C617	U555	A493	U429
C1369	G1185	U1247	U1061	U1062	C998	A937	U870	G809	G683	C618	C556	G494	A430
G1370	U1189	C1248	U1126	C1063	C999	A938	U871	C810	U684	U619	C557	A495	A431
C1371	G1190	A1249	G1127	U1062	A1000	G939	A872	C811	G685	C620	G558	A496	A432
U1372	C1128	C1250	C1128	C1063	C1001	C940	A873	G812	U686		A559	C497	G433
G1373	C1129	A1251	C1129	G1064	G1002	C941	G874	U813	G687	C624	A560	A498	
A1374	A1191	C1252	A1130	U1065	G1003	G942	U875	A814	G688	U625	U561	A499	C436
C1375	C1193	G1253	G1131	C1066	A1004	G943	C876	A815	C689	G626	U562	G500	U437
U1376	U1194	A1254	C1132	A1067	G1005	G944	C877	A816	G690		A563	C501	U438
C1377	C1195	G1255	G1133	G1068	U1006	G945	A878	C817	G691	A629	C564	A502	U439
G1378	A1196	A1256	C1069	C1069	U1007	G946	C879	G818	U692	A630	U565	C503	C440
C1379	U1135	C1257	U1135	U1070	U1008	G947	C880	A819	G693	C631	G566	C504	A441
U1380	C1136	G1258	C1136	C1071	U1009	C948	G881	U820	A694	U632	G567	G505	G444
C1381	U1198	U1259	C1137	G1072	U1010		C882	G821	A695	G633	C568	G506	G445
C1382	C1200	G1260	G1138	U1073	C1011	G951	C883	U822	A696	C634	C569	C507	G446
C1383	A1201	A1261	G1139	A1012	U1012	U952	U884	C823	A697	G635	G570	U508	A448
G1386	C1202	C1262	C1140	G1013	G1013	G953	G885	G824	U697	U636	C571	A509	A451
A1387	C1203	C1263	C1141	A1014	A1014	G954	G886	A825	G698	C637	U571	A510	C452
C1388	A1204	G1264	G1142	G1015	G1015	U955	G887	C826	G700	U638	A572	A511	C513
	U1205	G1265	G1143	G1078	G1079	U956	G888	U827	A701		A573	C512	
	G1206	G1207	G1144	U1077	A1080	U957	G889	U828	A702		A574	U511	
	G1207	A1081	A1145	G1079	A1081	U958	G890	A766	G703		G575	C513	
	C1208	A1146	A1146	A1082	G1020	A958	C890	A767					



## 4 Data and refinement statistics

Property	Value	Source
Space group	P 21 21 21	Depositor
Cell constants a, b, c, $\alpha$ , $\beta$ , $\gamma$	210.95Å 433.08Å 624.50Å 90.00° 90.00° 90.00°	Depositor
Resolution (Å)	73.44 – 3.71 73.44 – 3.71	Depositor EDS
% Data completeness (in resolution range)	75.7 (73.44-3.71) 75.7 (73.44-3.71)	Depositor EDS
$R_{merge}$	0.08	Depositor
$R_{sym}$	(Not available)	Depositor
$\langle I/\sigma(I) \rangle$ <sup>1</sup>	1.39 (at 3.67Å)	Xtriage
Refinement program	PHENIX (phenix.refine)	Depositor
R, $R_{free}$	0.227 , 0.268 0.242 , 0.281	Depositor DCC
$R_{free}$ test set	9161 reflections (2.06%)	DCC
Wilson B-factor (Å <sup>2</sup> )	109.1	Xtriage
Anisotropy	0.249	Xtriage
Bulk solvent $k_{sol}$ (e/Å <sup>3</sup> ), $B_{sol}$ (Å <sup>2</sup> )	0.23 , 80.2	EDS
Estimated twinning fraction	No twinning to report.	Xtriage
L-test for twinning	$\langle  L  \rangle = 0.44$ , $\langle L^2 \rangle = 0.26$	Xtriage
Outliers	0 of 452802 reflections	Xtriage
$F_o, F_c$ correlation	0.92	EDS
Total number of atoms	286150	wwPDB-VP
Average B, all atoms (Å <sup>2</sup> )	163.0	wwPDB-VP

Xtriage's analysis on translational NCS is as follows: *The largest off-origin peak in the Patterson function is 2.08% of the height of the origin peak. No significant pseudotranslation is detected.*

<sup>1</sup>Intensities estimated from amplitudes.

## 5 Model quality ⓘ

### 5.1 Standard geometry ⓘ

Bond lengths and bond angles in the following residue types are not validated in this section: ZN, MG

The Z score for a bond length (or angle) is the number of standard deviations the observed value is removed from the expected value. A bond length (or angle) with  $|Z| > 5$  is considered an outlier worth inspection. RMSZ is the root-mean-square of all Z scores of the bond lengths (or angles).

Mol	Chain	Bond lengths		Bond angles	
		RMSZ	$\# Z  > 5$	RMSZ	$\# Z  > 5$
1	AB	0.25	0/1735	0.47	0/2338
1	CB	0.25	0/1735	0.46	0/2338
2	AC	0.27	0/1651	0.48	0/2225
2	CC	0.26	0/1651	0.47	0/2225
3	AD	0.27	0/1665	0.48	0/2227
3	CD	0.30	0/1665	0.50	0/2227
4	AE	0.30	0/1118	0.54	0/1504
4	CE	0.29	0/1118	0.53	0/1504
5	AF	0.26	0/835	0.46	0/1128
5	CF	0.26	0/835	0.46	0/1128
6	AG	0.25	0/1195	0.43	0/1602
6	CG	0.27	0/1187	0.50	0/1591
7	AH	0.27	0/989	0.50	0/1326
7	CH	0.25	0/989	0.47	0/1326
8	AI	0.24	0/1034	0.45	0/1375
8	CI	0.25	0/1034	0.47	0/1375
9	AJ	0.25	0/796	0.48	0/1077
9	CJ	0.24	0/796	0.47	0/1077
10	AK	0.26	0/893	0.48	0/1205
10	CK	0.26	0/893	0.50	0/1205
11	AL	0.33	0/969	0.62	0/1300
11	CL	0.31	0/969	0.53	0/1300
12	AM	0.36	0/892	0.64	3/1193 (0.3%)
12	CM	0.38	0/884	0.53	0/1181
13	AN	0.26	0/785	0.48	0/1043
13	CN	0.25	0/780	0.43	0/1036
14	AO	0.26	0/722	0.48	0/964
14	CO	0.24	0/722	0.46	0/964
15	AP	0.27	0/659	0.46	0/884
15	CP	0.27	0/648	0.47	0/870
16	AQ	0.33	0/657	0.55	0/881
16	CQ	0.26	0/657	0.46	0/881



Mol	Chain	Bond lengths		Bond angles	
		RMSZ	# Z  >5	RMSZ	# Z  >5
17	AR	0.25	0/462	0.48	0/621
17	CR	0.27	0/462	0.49	0/621
18	AS	0.24	0/652	0.43	0/877
18	CS	0.23	0/652	0.46	0/877
19	AT	0.29	0/671	0.51	0/888
19	CT	0.24	0/671	0.44	0/888
20	AU	0.27	0/430	0.46	0/570
20	CU	0.29	0/430	0.54	0/570
21	AA	0.55	1/36834 (0.0%)	1.44	678/57462 (1.2%)
22	AV	0.59	0/408	1.14	1/634 (0.2%)
22	AX	0.52	0/408	1.04	0/634
22	CV	0.56	0/408	1.14	0/634
22	CX	0.41	0/408	0.82	0/634
23	AW	0.88	0/131	1.88	5/200 (2.5%)
23	CW	0.73	0/131	1.93	7/200 (3.5%)
24	BA	0.76	12/68626 (0.0%)	1.69	1758/107056 (1.6%)
24	DA	0.53	1/68314 (0.0%)	1.46	1365/106569 (1.3%)
25	BB	0.66	0/2828	1.67	74/4410 (1.7%)
26	BC	0.45	0/2121	0.72	1/2852 (0.0%)
26	DC	0.33	0/2121	0.54	0/2852
27	BD	0.50	0/1586	0.75	1/2134 (0.0%)
27	DD	0.31	0/1586	0.55	0/2134
28	BE	0.44	0/1571	0.67	0/2113
28	DE	0.25	0/1571	0.47	0/2113
29	BF	0.41	0/1434	0.68	3/1926 (0.2%)
29	DF	0.35	0/1444	0.73	5/1937 (0.3%)
30	BG	0.43	0/1343	0.65	0/1816
30	DG	0.23	0/1343	0.46	0/1816
31	BH	0.70	6/1122 (0.5%)	0.83	6/1515 (0.4%)
31	DH	0.53	3/1122 (0.3%)	0.67	3/1515 (0.2%)
32	BI	0.24	0/1046	0.50	0/1410
32	DI	0.23	0/1046	0.44	0/1410
33	BJ	0.55	0/1152	0.75	0/1551
33	DJ	0.28	0/1152	0.55	0/1551
34	BK	0.55	0/947	0.83	0/1268
34	DK	0.31	0/947	0.54	0/1268
35	BL	0.42	0/1054	0.77	1/1403 (0.1%)
35	DL	0.27	0/1054	0.51	0/1403
36	BM	0.51	0/1093	0.77	1/1460 (0.1%)
36	DM	0.31	0/1093	0.48	0/1460
37	BN	0.55	0/973	0.79	0/1301
37	DN	0.27	0/973	0.49	0/1301
38	BO	0.42	0/902	0.63	0/1209

Mol	Chain	Bond lengths		Bond angles	
		RMSZ	# Z  >5	RMSZ	# Z  >5
38	DO	0.24	0/902	0.44	0/1209
39	BP	0.51	0/929	0.77	0/1242
39	DP	0.28	0/929	0.49	0/1242
40	BQ	0.60	0/960	0.71	0/1278
40	DQ	0.28	0/960	0.46	0/1278
41	BR	0.56	0/829	0.85	1/1107 (0.1%)
41	DR	0.28	0/829	0.50	0/1107
42	BS	0.50	0/864	0.75	0/1156
42	DS	0.29	0/864	0.54	0/1156
43	BT	0.48	0/744	0.70	0/994
43	DT	0.25	0/744	0.49	0/994
44	BU	0.41	0/787	0.70	0/1051
44	DU	0.25	0/787	0.47	0/1051
45	BV	0.48	0/766	0.66	0/1025
45	DV	0.38	0/766	0.54	0/1025
46	BW	0.51	0/603	0.76	0/797
46	DW	0.26	0/603	0.47	0/797
47	BX	0.42	0/635	0.67	0/848
47	DX	0.30	0/635	0.55	0/848
48	BY	0.40	0/510	0.66	0/677
48	DY	0.23	0/510	0.44	0/677
49	BZ	0.52	0/453	0.77	0/605
49	DZ	0.28	0/453	0.51	0/605
50	B0	0.45	0/450	0.79	0/599
50	D0	0.28	0/450	0.51	0/599
51	B1	0.40	0/416	0.63	0/554
51	D1	0.28	0/416	0.46	0/554
52	B2	0.47	0/380	0.73	0/498
52	D2	0.28	0/380	0.55	0/498
53	B3	0.51	0/513	0.76	0/676
53	D3	0.26	0/513	0.51	0/676
54	B4	0.47	0/303	0.76	0/397
54	D4	0.30	0/303	0.49	0/397
55	CA	0.53	0/36762	1.45	712/57350 (1.2%)
56	DB	0.52	0/2803	1.35	52/4371 (1.2%)
All	All	0.55	23/308631 (0.0%)	1.35	4677/461501 (1.0%)

Chiral center outliers are detected by calculating the chiral volume of a chiral center and verifying if the center is modelled as a planar moiety or with the opposite hand. A planarity outlier is detected by checking planarity of atoms in a peptide group, atoms in a mainchain group or atoms of a sidechain that are expected to be planar.

Mol	Chain	#Chirality outliers	#Planarity outliers
12	AM	0	1
27	BD	0	1
31	BH	0	2
31	DH	0	3
37	BN	0	1
All	All	0	8

All (23) bond length outliers are listed below:

Mol	Chain	Res	Type	Atoms	Z	Observed(Å)	Ideal(Å)
24	BA	1142	A	N9-C4	-13.92	1.29	1.37
31	BH	48	GLU	C-O	9.51	1.41	1.23
24	BA	2451	A	C8-N7	9.03	1.37	1.31
31	DH	49	ALA	CA-CB	-7.88	1.35	1.52
31	BH	48	GLU	CA-CB	6.93	1.69	1.53
24	DA	1060	U	C2-N3	6.91	1.42	1.37
31	DH	48	GLU	CB-CG	6.81	1.65	1.52
31	BH	48	GLU	CA-C	-6.56	1.35	1.52
31	BH	49	ALA	N-CA	6.50	1.59	1.46
24	BA	783	A	N9-C4	-6.32	1.34	1.37
24	BA	2447	G	C6-N1	6.31	1.44	1.39
24	BA	2860	A	C6-N6	6.00	1.38	1.33
24	BA	1086	A	N7-C5	-5.74	1.35	1.39
31	BH	47	PHE	CD2-CE2	5.54	1.50	1.39
24	BA	1876	A	N7-C5	5.51	1.42	1.39
31	BH	48	GLU	CD-OE1	5.45	1.31	1.25
21	AA	1097	C	C1'-N1	5.33	1.56	1.48
24	BA	2275	C	C1'-N1	5.32	1.56	1.48
24	BA	1142	A	C8-N7	5.29	1.35	1.31
24	BA	528	A	N7-C5	-5.26	1.36	1.39
31	DH	50	ARG	CB-CG	-5.09	1.38	1.52
24	BA	2857	G	N3-C4	5.05	1.39	1.35
24	BA	2884	U	C1'-N1	5.04	1.56	1.48

All (4677) bond angle outliers are listed below:

Mol	Chain	Res	Type	Atoms	Z	Observed(°)	Ideal(°)
24	BA	2447	G	C6-N1-C2	-22.51	111.59	125.10
24	BA	2451	A	C5-N7-C8	-17.23	95.28	103.90
24	BA	2347	C	N1-C1'-C2'	-16.79	92.17	114.00
24	BA	790	U	P-O3'-C3'	-16.12	100.36	119.70
25	BB	88	C	O4'-C1'-N1	-15.24	96.01	108.20
24	BA	2447	G	C5-C6-O6	-15.23	119.46	128.60

*Continued on next page...*

*Continued from previous page...*

Mol	Chain	Res	Type	Atoms	Z	Observed(°)	Ideal(°)
24	BA	2447	G	C5-C6-N1	15.21	119.11	111.50
24	BA	1023	U	N1-C1'-C2'	-15.17	94.28	114.00
24	BA	2424	C	N1-C1'-C2'	-15.08	94.40	114.00
24	BA	812	C	N1-C1'-C2'	-14.96	94.55	114.00
24	BA	740	C	N1-C1'-C2'	-14.69	94.91	114.00
24	BA	1022	G	P-O3'-C3'	14.59	137.21	119.70
24	BA	206	U	N1-C1'-C2'	-14.54	95.09	114.00
24	BA	2752	C	N1-C1'-C2'	-14.37	95.33	114.00
24	BA	1675	C	N1-C1'-C2'	-14.18	95.56	114.00
29	DF	109	ARG	NE-CZ-NH1	-14.18	113.21	120.30
24	DA	2283	C	N1-C1'-C2'	-14.13	95.63	114.00
24	BA	373	U	N1-C1'-C2'	-14.03	95.77	114.00
24	BA	805	G	P-O3'-C3'	14.02	136.52	119.70
21	AA	1103	C	N1-C1'-C2'	-13.98	95.83	114.00
29	BF	112	ASP	CB-CG-OD2	-13.89	105.80	118.30
24	DA	861	A	P-O3'-C3'	-13.83	103.11	119.70
21	AA	117	G	P-O3'-C3'	-13.79	103.16	119.70
24	DA	2586	U	N1-C1'-C2'	-13.74	96.14	114.00
24	BA	1142	A	C5-N7-C8	-13.73	97.04	103.90
55	CA	590	U	N1-C1'-C2'	-13.65	96.26	114.00
21	AA	1259	C	P-O3'-C3'	-13.62	103.36	119.70
21	AA	687	A	P-O3'-C3'	13.62	136.04	119.70
21	AA	795	C	N1-C1'-C2'	-13.59	96.33	114.00
24	BA	1681	G	P-O3'-C3'	13.57	135.98	119.70
24	BA	1461	C	N1-C1'-C2'	-13.54	96.41	114.00
24	BA	946	C	N1-C1'-C2'	-13.52	96.42	114.00
24	BA	435	C	N1-C1'-C2'	-13.49	96.47	114.00
24	DA	1956	U	N1-C1'-C2'	-13.43	96.54	114.00
24	BA	2036	C	N1-C1'-C2'	-13.41	96.57	114.00
24	DA	1499	C	N1-C1'-C2'	-13.40	96.58	114.00
55	CA	960	U	O4'-C1'-N1	13.36	118.89	108.20
24	BA	2504	U	N1-C1'-C2'	-13.29	96.72	114.00
29	DF	109	ARG	NE-CZ-NH2	13.28	126.94	120.30
24	BA	249	C	P-O3'-C3'	13.26	135.62	119.70
24	DA	832	U	N1-C1'-C2'	-13.26	96.76	114.00
21	AA	173	U	O4'-C1'-N1	13.25	118.80	108.20
24	BA	686	U	O4'-C1'-N1	13.24	118.79	108.20
24	DA	1536	C	P-O3'-C3'	13.22	135.57	119.70
24	BA	919	U	N1-C2-O2	13.20	132.04	122.80
24	DA	2441	U	N1-C1'-C2'	-13.20	96.84	114.00
24	DA	1267	U	N1-C1'-C2'	-13.20	96.85	114.00
24	DA	741	U	N1-C1'-C2'	-13.18	96.86	114.00

*Continued on next page...*

*Continued from previous page...*

Mol	Chain	Res	Type	Atoms	Z	Observed(°)	Ideal(°)
21	AA	891	U	N1-C1'-C2'	-13.17	96.88	114.00
24	DA	2403	C	N1-C1'-C2'	-13.16	96.89	114.00
24	DA	964	C	N1-C1'-C2'	-13.16	96.89	114.00
24	BA	2629	U	P-O3'-C3'	13.16	135.49	119.70
24	DA	1060	U	C5-C4-O4	-13.15	118.01	125.90
55	CA	1302	C	N1-C1'-C2'	-13.11	96.95	114.00
24	DA	1612	C	N1-C1'-C2'	-13.10	96.97	114.00
25	BB	16	G	P-O3'-C3'	-13.09	103.99	119.70
24	BA	1142	A	N3-C4-N9	-13.07	116.95	127.40
21	AA	52	C	N1-C1'-C2'	-13.00	97.09	114.00
55	CA	512	U	N1-C1'-C2'	-13.00	97.10	114.00
21	AA	169	C	O4'-C1'-N1	12.99	118.59	108.20
24	BA	2068	U	N1-C1'-C2'	-12.98	97.12	114.00
24	BA	1815	A	P-O3'-C3'	12.96	135.25	119.70
55	CA	1345	U	O4'-C1'-N1	12.93	118.55	108.20
24	BA	1760	C	N1-C1'-C2'	-12.90	97.22	114.00
24	DA	1556	C	N1-C1'-C2'	-12.85	97.29	114.00
24	BA	1082	U	C2-N3-C4	-12.85	119.29	127.00
24	DA	1023	U	N1-C1'-C2'	-12.83	97.32	114.00
25	BB	90	C	N1-C1'-C2'	-12.82	97.33	114.00
24	BA	2575	C	C2-N3-C4	-12.82	113.49	119.90
24	DA	2061	G	P-O3'-C3'	12.80	135.06	119.70
24	BA	2238	G	P-O3'-C3'	12.76	135.01	119.70
24	DA	2504	U	N1-C1'-C2'	-12.75	97.42	114.00
24	DA	1611	C	N1-C1'-C2'	-12.74	97.43	114.00
24	BA	1019	U	C2-N3-C4	-12.72	119.37	127.00
24	BA	646	U	N1-C1'-C2'	-12.71	97.47	114.00
24	BA	919	U	C2-N1-C1'	12.71	132.95	117.70
24	DA	2063	C	N1-C1'-C2'	-12.71	97.48	114.00
24	BA	302	C	N1-C1'-C2'	-12.68	97.52	114.00
24	BA	919	U	C5-C6-N1	12.66	129.03	122.70
55	CA	936	C	P-O3'-C3'	-12.64	104.53	119.70
55	CA	891	U	N1-C1'-C2'	-12.64	97.57	114.00
24	BA	1210	G	P-O3'-C3'	12.60	134.82	119.70
21	AA	327	A	P-O3'-C3'	12.57	134.79	119.70
24	DA	1963	U	N1-C1'-C2'	-12.55	97.68	114.00
56	DB	90	C	N1-C1'-C2'	-12.52	97.72	114.00
24	BA	2451	A	N7-C8-N9	12.51	120.05	113.80
55	CA	1325	C	N1-C1'-C2'	-12.49	97.76	114.00
24	BA	1396	U	O4'-C1'-N1	12.49	118.19	108.20
24	DA	2493	U	N1-C1'-C2'	-12.48	97.78	114.00
24	BA	2833	U	P-O3'-C3'	12.47	134.66	119.70

*Continued on next page...*

*Continued from previous page...*

Mol	Chain	Res	Type	Atoms	Z	Observed(°)	Ideal(°)
24	DA	2568	U	N1-C1'-C2'	-12.46	97.80	114.00
24	DA	813	U	N1-C1'-C2'	-12.45	97.82	114.00
24	BA	2225	A	P-O3'-C3'	12.42	134.61	119.70
24	BA	1247	A	P-O3'-C3'	12.42	134.60	119.70
55	CA	1086	U	N1-C1'-C2'	-12.41	97.87	114.00
24	DA	784	G	P-O3'-C3'	12.40	134.58	119.70
24	BA	164	C	P-O3'-C3'	-12.39	104.83	119.70
24	BA	1965	C	P-O3'-C3'	-12.38	104.85	119.70
24	DA	76	C	N1-C1'-C2'	-12.37	97.92	114.00
24	DA	807	U	N1-C1'-C2'	-12.37	97.92	114.00
24	BA	1648	U	N1-C1'-C2'	-12.36	97.93	114.00
24	BA	860	U	N1-C1'-C2'	-12.36	97.94	114.00
55	CA	133	U	N1-C1'-C2'	-12.35	97.95	114.00
24	BA	1914	C	N1-C1'-C2'	-12.33	97.97	114.00
55	CA	483	C	N1-C1'-C2'	-12.32	97.98	114.00
24	BA	2630	G	P-O3'-C3'	-12.32	104.92	119.70
55	CA	1162	C	N1-C1'-C2'	-12.28	98.04	114.00
24	DA	87	U	N1-C1'-C2'	-12.27	98.05	114.00
25	BB	37	C	N1-C1'-C2'	-12.27	98.05	114.00
21	AA	1345	U	P-O3'-C3'	12.21	134.36	119.70
21	AA	915	A	P-O3'-C3'	-12.20	105.06	119.70
24	BA	688	U	N1-C1'-C2'	-12.17	98.17	114.00
24	DA	2520	C	N1-C1'-C2'	-12.17	98.17	114.00
21	AA	590	U	N1-C1'-C2'	-12.16	98.19	114.00
24	DA	658	U	N1-C1'-C2'	-12.14	98.22	114.00
24	DA	375	G	P-O3'-C3'	-12.14	105.14	119.70
55	CA	1213	A	P-O3'-C3'	12.10	134.22	119.70
55	CA	67	C	O4'-C1'-N1	12.07	117.86	108.20
21	AA	725	G	P-O3'-C3'	-12.06	105.23	119.70
24	DA	460	A	P-O3'-C3'	-12.05	105.24	119.70
55	CA	33	A	P-O3'-C3'	-12.04	105.25	119.70
55	CA	565	U	N1-C1'-C2'	-12.02	98.37	114.00
24	BA	1558	C	P-O3'-C3'	12.02	134.12	119.70
21	AA	519	C	N1-C1'-C2'	-11.99	98.41	114.00
21	AA	1203	C	P-O3'-C3'	-11.98	105.32	119.70
24	BA	685	A	P-O3'-C3'	11.98	134.08	119.70
55	CA	348	G	P-O3'-C3'	-11.98	105.32	119.70
24	BA	614	A	P-O3'-C3'	11.97	134.07	119.70
24	BA	1142	A	N3-C4-C5	11.97	135.18	126.80
24	BA	1499	C	N1-C1'-C2'	-11.97	98.44	114.00
55	CA	245	U	N1-C1'-C2'	-11.95	98.46	114.00
24	DA	534	U	N1-C1'-C2'	-11.94	98.48	114.00

*Continued on next page...*

*Continued from previous page...*

Mol	Chain	Res	Type	Atoms	Z	Observed(°)	Ideal(°)
24	DA	2261	C	N1-C1'-C2'	-11.94	98.48	114.00
24	BA	1145	C	P-O5'-C5'	-11.93	101.82	120.90
24	DA	392	U	N1-C1'-C2'	-11.91	98.51	114.00
24	DA	1539	U	N1-C1'-C2'	-11.91	98.52	114.00
24	BA	1993	U	N1-C1'-C2'	-11.91	98.52	114.00
21	AA	110	C	N1-C1'-C2'	-11.89	98.54	114.00
24	BA	2447	G	P-O3'-C3'	11.89	133.97	119.70
24	BA	2447	G	N3-C4-C5	-11.87	122.66	128.60
21	AA	597	G	P-O3'-C3'	-11.87	105.46	119.70
24	BA	2023	C	N1-C1'-C2'	-11.85	98.60	114.00
24	DA	313	G	P-O3'-C3'	-11.85	105.48	119.70
21	AA	276	G	P-O3'-C3'	-11.84	105.49	119.70
24	BA	2857	G	C2-N3-C4	-11.83	105.98	111.90
24	BA	2283	C	N1-C1'-C2'	-11.83	98.62	114.00
24	DA	1916	A	P-O3'-C3'	-11.83	105.51	119.70
21	AA	1182	G	P-O3'-C3'	11.82	133.88	119.70
55	CA	886	G	P-O3'-C3'	-11.80	105.53	119.70
24	DA	2429	G	P-O3'-C3'	-11.80	105.54	119.70
55	CA	1283	U	N1-C1'-C2'	-11.78	98.68	114.00
24	DA	576	U	N1-C1'-C2'	-11.78	98.69	114.00
24	DA	364	C	N1-C1'-C2'	-11.77	98.70	114.00
24	DA	413	C	N1-C1'-C2'	-11.77	98.71	114.00
24	DA	1655	A	P-O3'-C3'	-11.75	105.60	119.70
21	AA	1348	U	N1-C1'-C2'	-11.73	98.75	114.00
55	CA	1216	A	P-O3'-C3'	-11.73	105.63	119.70
55	CA	132	C	N1-C1'-C2'	-11.72	98.77	114.00
21	AA	1053	G	P-O3'-C3'	11.70	133.74	119.70
24	DA	1462	C	N1-C1'-C2'	-11.68	98.81	114.00
24	DA	437	U	N1-C1'-C2'	-11.67	98.83	114.00
24	BA	1802	A	P-O3'-C3'	-11.66	105.70	119.70
55	CA	876	C	N1-C1'-C2'	-11.66	98.84	114.00
24	DA	1683	U	N1-C1'-C2'	-11.65	98.85	114.00
24	BA	1965	C	N1-C1'-C2'	-11.64	98.87	114.00
21	AA	352	C	N1-C1'-C2'	-11.61	98.91	114.00
21	AA	422	C	P-O3'-C3'	11.60	133.62	119.70
24	BA	2425	A	P-O3'-C3'	11.60	133.62	119.70
24	DA	128	C	N1-C1'-C2'	-11.59	98.93	114.00
24	BA	1962	C	P-O3'-C3'	11.59	133.60	119.70
24	BA	138	U	N1-C1'-C2'	-11.57	98.96	114.00
24	BA	2848	G	P-O3'-C3'	11.54	133.55	119.70
55	CA	352	C	N1-C1'-C2'	-11.54	99.00	114.00
24	BA	2638	G	P-O3'-C3'	11.53	133.54	119.70

*Continued on next page...*



*Continued from previous page...*

Mol	Chain	Res	Type	Atoms	Z	Observed(°)	Ideal(°)
24	BA	1956	U	N1-C1'-C2'	-11.53	99.01	114.00
24	DA	2402	U	N1-C1'-C2'	-11.52	99.03	114.00
55	CA	328	C	P-O3'-C3'	11.50	133.50	119.70
24	DA	225	C	N1-C1'-C2'	-11.47	99.08	114.00
55	CA	1381	U	N1-C1'-C2'	-11.45	99.11	114.00
24	DA	2348	U	N1-C1'-C2'	-11.45	99.11	114.00
24	DA	617	G	P-O3'-C3'	-11.44	105.97	119.70
24	DA	325	G	P-O3'-C3'	-11.44	105.97	119.70
24	DA	672	C	N1-C1'-C2'	-11.44	99.13	114.00
55	CA	792	A	P-O3'-C3'	11.43	133.42	119.70
24	BA	633	A	N1-C6-N6	11.42	125.45	118.60
24	BA	442	G	P-O3'-C3'	11.40	133.38	119.70
24	BA	934	U	N1-C1'-C2'	-11.40	99.19	114.00
24	BA	1142	A	C4-C5-C6	-11.39	111.30	117.00
21	AA	1398	A	P-O3'-C3'	-11.37	106.06	119.70
55	CA	992	U	P-O3'-C3'	11.36	133.34	119.70
24	DA	1799	G	P-O3'-C3'	11.35	133.32	119.70
24	DA	2339	C	N1-C1'-C2'	-11.34	99.25	114.00
55	CA	439	U	N1-C1'-C2'	-11.34	99.26	114.00
55	CA	520	A	P-O3'-C3'	-11.34	106.10	119.70
24	BA	654	A	P-O3'-C3'	-11.33	106.11	119.70
55	CA	1366	C	P-O3'-C3'	-11.33	106.11	119.70
24	BA	200	U	N1-C1'-C2'	-11.31	99.30	114.00
24	DA	2896	C	N1-C1'-C2'	-11.31	99.30	114.00
55	CA	961	U	N1-C1'-C2'	-11.30	99.31	114.00
24	BA	2581	G	P-O3'-C3'	11.29	133.24	119.70
24	DA	1788	C	N1-C1'-C2'	-11.28	99.34	114.00
21	AA	719	C	N1-C1'-C2'	-11.26	99.36	114.00
55	CA	117	G	P-O3'-C3'	-11.25	106.20	119.70
55	CA	65	A	P-O3'-C3'	11.25	133.20	119.70
24	BA	436	C	N1-C1'-C2'	-11.24	99.39	114.00
24	BA	858	G	O4'-C1'-N9	11.24	117.19	108.20
24	BA	1380	G	P-O3'-C3'	-11.20	106.26	119.70
24	BA	1708	C	P-O3'-C3'	-11.18	106.28	119.70
21	AA	984	C	N1-C1'-C2'	-11.18	99.47	114.00
24	BA	489	G	P-O3'-C3'	11.17	133.11	119.70
21	AA	130	A	P-O3'-C3'	11.16	133.10	119.70
21	AA	374	A	P-O3'-C3'	-11.16	106.31	119.70
24	BA	303	G	P-O3'-C3'	-11.16	106.31	119.70
24	BA	957	C	P-O3'-C3'	11.15	133.09	119.70
24	BA	2440	C	N1-C1'-C2'	-11.15	99.50	114.00
24	BA	1971	U	N1-C1'-C2'	-11.15	99.51	114.00

*Continued on next page...*



*Continued from previous page...*

Mol	Chain	Res	Type	Atoms	Z	Observed(°)	Ideal(°)
24	BA	2691	C	N1-C1'-C2'	-11.13	99.54	114.00
24	DA	2616	C	N1-C1'-C2'	-11.12	99.55	114.00
24	BA	1329	U	N1-C1'-C2'	11.09	128.41	114.00
24	DA	1997	C	N1-C1'-C2'	-11.07	99.61	114.00
21	AA	1168	U	P-O3'-C3'	11.06	132.97	119.70
24	BA	2645	G	O4'-C1'-N9	11.06	117.05	108.20
21	AA	185	U	N1-C1'-C2'	-11.06	99.62	114.00
55	CA	52	C	N1-C1'-C2'	-11.06	99.63	114.00
24	DA	1556	C	P-O3'-C3'	-11.05	106.44	119.70
24	BA	2051	A	P-O3'-C3'	11.05	132.96	119.70
24	BA	783	A	P-O3'-C3'	-11.04	106.45	119.70
24	DA	1046	A	P-O3'-C3'	11.04	132.95	119.70
55	CA	962	C	P-O3'-C3'	-11.04	106.45	119.70
24	BA	2385	C	P-O3'-C3'	-11.03	106.46	119.70
21	AA	109	A	P-O3'-C3'	11.03	132.93	119.70
24	DA	946	C	N1-C1'-C2'	-11.03	99.67	114.00
55	CA	590	U	P-O3'-C3'	-11.02	106.47	119.70
31	BH	49	ALA	CB-CA-C	11.02	126.63	110.10
24	DA	234	U	N1-C1'-C2'	-11.02	99.68	114.00
55	CA	1228	C	N1-C1'-C2'	-11.01	99.69	114.00
24	DA	789	A	P-O3'-C3'	11.01	132.91	119.70
24	DA	1478	G	P-O3'-C3'	-11.01	106.49	119.70
24	BA	2458	G	P-O3'-C3'	11.00	132.90	119.70
24	BA	1344	U	N1-C1'-C2'	-11.00	99.70	114.00
24	BA	671	C	N1-C1'-C2'	-11.00	99.70	114.00
24	DA	991	C	N1-C1'-C2'	-11.00	99.70	114.00
24	BA	1816	C	N1-C1'-C2'	-10.98	99.73	114.00
24	DA	1300	G	P-O3'-C3'	10.98	132.88	119.70
24	DA	2499	C	N1-C1'-C2'	-10.96	99.75	114.00
24	BA	784	G	P-O3'-C3'	10.96	132.85	119.70
24	BA	2866	U	O4'-C1'-N1	10.96	116.96	108.20
24	BA	1250	G	P-O3'-C3'	10.95	132.84	119.70
55	CA	962	C	N1-C1'-C2'	-10.95	99.77	114.00
55	CA	1449	C	N1-C1'-C2'	-10.94	99.77	114.00
55	CA	1045	C	N1-C1'-C2'	-10.94	99.78	114.00
21	AA	967	C	N1-C1'-C2'	-10.94	99.78	114.00
24	DA	765	C	N1-C1'-C2'	-10.93	99.79	114.00
24	DA	311	A	P-O3'-C3'	10.92	132.80	119.70
21	AA	14	U	N1-C1'-C2'	-10.91	99.81	114.00
55	CA	317	U	N1-C1'-C2'	-10.91	99.82	114.00
24	BA	2498	C	P-O5'-C5'	-10.91	103.45	120.90
21	AA	246	A	P-O3'-C3'	10.90	132.78	119.70

*Continued on next page...*

*Continued from previous page...*

Mol	Chain	Res	Type	Atoms	Z	Observed(°)	Ideal(°)
24	BA	858	G	N1-C6-O6	-10.90	113.36	119.90
24	BA	1072	C	N1-C1'-C2'	-10.90	99.83	114.00
24	BA	1145	C	P-O3'-C3'	-10.90	106.62	119.70
24	BA	1539	U	N1-C1'-C2'	-10.89	99.85	114.00
25	BB	88	C	P-O3'-C3'	10.88	132.76	119.70
24	DA	444	C	N1-C1'-C2'	-10.88	99.85	114.00
24	BA	621	A	P-O3'-C3'	-10.88	106.64	119.70
24	BA	1060	U	C5-C4-O4	-10.88	119.37	125.90
24	BA	1265	A	P-O3'-C3'	10.86	132.73	119.70
56	DB	46	A	P-O3'-C3'	-10.86	106.67	119.70
31	BH	48	GLU	CB-CA-C	-10.85	88.70	110.40
24	DA	775	G	P-O3'-C3'	10.85	132.72	119.70
24	BA	1330	C	N1-C1'-C2'	-10.84	99.90	114.00
24	BA	2609	U	O4'-C1'-N1	10.84	116.87	108.20
24	DA	2612	C	N1-C1'-C2'	-10.84	99.91	114.00
21	AA	1259	C	N1-C1'-C2'	-10.83	99.92	114.00
21	AA	373	A	P-O3'-C3'	-10.81	106.73	119.70
21	AA	969	A	P-O3'-C3'	-10.81	106.73	119.70
24	BA	2451	A	C8-N9-C4	-10.81	101.48	105.80
55	CA	1141	C	N1-C1'-C2'	-10.81	99.95	114.00
24	BA	962	G	P-O3'-C3'	-10.79	106.76	119.70
24	DA	1400	U	N1-C1'-C2'	-10.79	99.98	114.00
24	DA	1552	A	O4'-C1'-N9	10.78	116.82	108.20
24	DA	1439	A	C5-C6-N1	-10.77	112.31	117.70
24	DA	1956	U	O4'-C1'-N1	10.77	116.81	108.20
24	DA	2240	U	O4'-C1'-N1	10.77	116.81	108.20
24	DA	1566	A	P-O3'-C3'	10.76	132.62	119.70
24	BA	1865	U	C2-N3-C4	-10.74	120.56	127.00
24	BA	1758	U	P-O3'-C3'	10.73	132.58	119.70
24	DA	1684	G	P-O3'-C3'	-10.73	106.83	119.70
21	AA	1161	C	O4'-C1'-N1	10.71	116.77	108.20
24	DA	2728	U	O4'-C1'-N1	10.70	116.76	108.20
24	DA	1967	C	N1-C1'-C2'	-10.69	100.10	114.00
24	DA	1013	C	N1-C1'-C2'	-10.69	100.11	114.00
55	CA	1202	U	N1-C1'-C2'	-10.68	100.11	114.00
24	DA	1304	A	P-O3'-C3'	-10.68	106.88	119.70
24	DA	2586	U	P-O3'-C3'	-10.68	106.89	119.70
24	DA	1816	C	N1-C1'-C2'	-10.67	100.13	114.00
24	DA	397	U	N1-C1'-C2'	-10.66	100.14	114.00
24	BA	2681	C	P-O3'-C3'	10.66	132.49	119.70
24	DA	1708	C	N1-C1'-C2'	-10.65	100.16	114.00
21	AA	1170	A	P-O3'-C3'	-10.65	106.92	119.70

*Continued on next page...*

*Continued from previous page...*

Mol	Chain	Res	Type	Atoms	Z	Observed(°)	Ideal(°)
24	DA	2778	A	P-O3'-C3'	10.64	132.47	119.70
24	DA	2314	A	P-O3'-C3'	-10.63	106.94	119.70
55	CA	1528	U	P-O3'-C3'	10.63	132.46	119.70
24	BA	1126	A	P-O3'-C3'	10.62	132.44	119.70
24	DA	622	G	P-O3'-C3'	-10.61	106.97	119.70
21	AA	1140	C	O4'-C1'-N1	10.60	116.68	108.20
24	BA	1286	A	P-O3'-C3'	10.60	132.41	119.70
24	BA	2428	G	P-O3'-C3'	-10.59	106.99	119.70
24	BA	491	G	P-O3'-C3'	-10.58	107.01	119.70
24	BA	1329	U	P-O3'-C3'	10.57	132.38	119.70
24	DA	1126	A	P-O3'-C3'	10.57	132.39	119.70
21	AA	1141	C	N1-C1'-C2'	-10.54	100.30	114.00
21	AA	1203	C	N1-C1'-C2'	-10.54	100.30	114.00
24	BA	2383	G	P-O3'-C3'	-10.52	107.07	119.70
24	DA	1648	U	N1-C1'-C2'	-10.52	100.33	114.00
24	BA	2573	C	N1-C1'-C2'	-10.51	100.33	114.00
24	BA	1178	C	O4'-C1'-N1	10.51	116.60	108.20
55	CA	72	A	P-O3'-C3'	-10.50	107.10	119.70
24	BA	1717	A	P-O3'-C3'	-10.50	107.10	119.70
24	DA	421	C	P-O3'-C3'	10.49	132.29	119.70
24	BA	687	C	N1-C1'-C2'	-10.48	100.38	114.00
24	BA	1957	C	P-O3'-C3'	-10.47	107.13	119.70
24	BA	2214	C	N1-C1'-C2'	-10.47	100.39	114.00
55	CA	1161	C	N1-C1'-C2'	-10.47	100.39	114.00
21	AA	1283	U	N1-C1'-C2'	-10.46	100.40	114.00
55	CA	97	G	P-O3'-C3'	-10.46	107.15	119.70
21	AA	1366	C	P-O3'-C3'	-10.46	107.15	119.70
21	AA	995	C	N1-C1'-C2'	-10.45	100.41	114.00
23	AW	5	U	N1-C1'-C2'	-10.45	100.42	114.00
24	DA	2267	A	N1-C6-N6	10.43	124.86	118.60
24	BA	2333	A	P-O3'-C3'	10.42	132.21	119.70
24	BA	2200	C	N1-C1'-C2'	-10.42	100.45	114.00
24	DA	964	C	O4'-C1'-N1	10.41	116.53	108.20
55	CA	970	C	P-O3'-C3'	-10.41	107.21	119.70
24	DA	1499	C	O4'-C1'-N1	10.41	116.53	108.20
24	BA	100	U	P-O3'-C3'	10.41	132.19	119.70
24	BA	781	A	P-O3'-C3'	10.41	132.19	119.70
24	DA	321	U	O4'-C1'-N1	10.41	116.53	108.20
24	DA	225	C	O4'-C1'-N1	10.40	116.52	108.20
24	BA	726	G	P-O3'-C3'	10.40	132.18	119.70
55	CA	501	C	O4'-C1'-N1	10.40	116.52	108.20
21	AA	590	U	P-O3'-C3'	-10.39	107.23	119.70

*Continued on next page...*

*Continued from previous page...*

Mol	Chain	Res	Type	Atoms	Z	Observed(°)	Ideal(°)
21	AA	753	A	P-O3'-C3'	10.39	132.17	119.70
21	AA	1202	U	N1-C1'-C2'	-10.39	100.49	114.00
24	BA	164	C	N1-C1'-C2'	-10.39	100.49	114.00
24	BA	730	A	P-O3'-C3'	-10.39	107.23	119.70
24	DA	2692	G	P-O3'-C3'	-10.38	107.24	119.70
21	AA	87	C	N1-C1'-C2'	-10.38	100.51	114.00
21	AA	122	G	P-O3'-C3'	-10.38	107.25	119.70
24	DA	206	U	N1-C1'-C2'	-10.38	100.51	114.00
24	BA	1490	A	P-O3'-C3'	10.36	132.14	119.70
24	BA	92	U	N1-C1'-C2'	-10.36	100.53	114.00
24	DA	2068	U	N1-C1'-C2'	-10.36	100.53	114.00
55	CA	370	C	N1-C1'-C2'	-10.36	100.53	114.00
24	BA	2326	C	P-O3'-C3'	10.36	132.13	119.70
55	CA	723	U	P-O3'-C3'	-10.36	107.27	119.70
24	DA	436	C	O4'-C1'-N1	10.36	116.48	108.20
24	DA	2261	C	P-O3'-C3'	-10.34	107.29	119.70
55	CA	643	C	N1-C1'-C2'	-10.34	100.56	114.00
24	DA	2226	C	N1-C1'-C2'	-10.33	100.57	114.00
24	DA	2611	C	N1-C1'-C2'	-10.33	100.57	114.00
24	DA	2447	G	P-O3'-C3'	10.32	132.09	119.70
55	CA	519	C	N1-C1'-C2'	-10.31	100.59	114.00
21	AA	1449	C	N1-C1'-C2'	-10.31	100.60	114.00
55	CA	283	U	N1-C1'-C2'	-10.31	100.60	114.00
21	AA	547	A	P-O3'-C3'	10.31	132.07	119.70
24	DA	1315	C	N1-C1'-C2'	-10.31	100.60	114.00
24	BA	1556	C	N1-C1'-C2'	-10.30	100.61	114.00
24	DA	1561	C	N1-C1'-C2'	-10.29	100.62	114.00
21	AA	705	G	P-O3'-C3'	-10.28	107.36	119.70
55	CA	84	U	P-O3'-C3'	10.28	132.04	119.70
24	BA	2336	A	P-O3'-C3'	10.27	132.03	119.70
24	DA	1667	G	P-O3'-C3'	10.27	132.03	119.70
55	CA	936	C	N1-C1'-C2'	-10.26	100.66	114.00
24	DA	2064	C	N1-C1'-C2'	-10.25	100.67	114.00
24	BA	2447	G	N1-C2-N3	10.25	130.05	123.90
24	BA	302	C	O4'-C1'-N1	10.24	116.40	108.20
24	BA	1810	A	P-O3'-C3'	-10.24	107.41	119.70
55	CA	501	C	N1-C1'-C2'	-10.24	100.69	114.00
21	AA	60	A	P-O3'-C3'	10.23	131.98	119.70
21	AA	995	C	P-O3'-C3'	-10.23	107.42	119.70
24	DA	2064	C	P-O3'-C3'	-10.23	107.42	119.70
24	DA	687	C	N1-C1'-C2'	-10.22	100.71	114.00
24	DA	2214	C	N1-C1'-C2'	-10.22	100.71	114.00

*Continued on next page...*

*Continued from previous page...*

Mol	Chain	Res	Type	Atoms	Z	Observed(°)	Ideal(°)
24	BA	500	G	C2-N3-C4	-10.22	106.79	111.90
21	AA	1196	A	P-O3'-C3'	10.22	131.96	119.70
24	DA	234	U	O4'-C1'-N1	10.21	116.37	108.20
55	CA	1170	A	P-O3'-C3'	-10.20	107.47	119.70
24	BA	1478	G	N3-C4-N9	-10.19	119.88	126.00
24	BA	630	G	C2-N3-C4	-10.18	106.81	111.90
55	CA	508	U	P-O3'-C3'	10.18	131.92	119.70
55	CA	1203	C	N1-C1'-C2'	-10.18	100.77	114.00
24	BA	2880	C	P-O3'-C3'	-10.18	107.49	119.70
24	DA	53	A	P-O3'-C3'	-10.18	107.49	119.70
24	DA	792	A	P-O3'-C3'	10.18	131.91	119.70
24	DA	1049	C	N1-C1'-C2'	-10.16	100.79	114.00
24	BA	2451	A	C5-C6-N1	10.15	122.78	117.70
55	CA	735	C	P-O3'-C3'	-10.15	107.52	119.70
24	BA	2210	U	P-O3'-C3'	10.15	131.88	119.70
24	BA	2880	C	N1-C1'-C2'	-10.15	100.81	114.00
55	CA	96	U	N1-C1'-C2'	-10.14	100.81	114.00
55	CA	248	C	N1-C1'-C2'	-10.14	100.82	114.00
24	BA	86	G	P-O3'-C3'	-10.12	107.55	119.70
24	BA	1511	G	P-O3'-C3'	-10.11	107.57	119.70
55	CA	347	G	P-O3'-C3'	-10.11	107.57	119.70
24	DA	1957	C	P-O3'-C3'	-10.11	107.57	119.70
24	DA	2064	C	O4'-C1'-N1	10.11	116.28	108.20
24	BA	1732	C	P-O3'-C3'	10.10	131.82	119.70
24	BA	142	A	P-O3'-C3'	-10.10	107.58	119.70
24	BA	548	G	P-O3'-C3'	-10.09	107.59	119.70
24	DA	548	G	P-O3'-C3'	-10.09	107.59	119.70
55	CA	1052	U	N1-C1'-C2'	-10.09	100.89	114.00
24	DA	1114	C	N1-C1'-C2'	-10.08	100.90	114.00
21	AA	1366	C	N1-C1'-C2'	-10.07	100.90	114.00
24	DA	2581	G	P-O3'-C3'	10.06	131.77	119.70
24	BA	1475	G	P-O3'-C3'	10.06	131.77	119.70
24	BA	2266	A	P-O3'-C3'	10.05	131.76	119.70
24	DA	459	U	N1-C1'-C2'	-10.05	100.93	114.00
24	DA	2440	C	N1-C1'-C2'	-10.05	100.94	114.00
55	CA	874	G	P-O3'-C3'	-10.03	107.67	119.70
24	DA	997	G	P-O3'-C3'	-10.03	107.67	119.70
24	BA	2645	G	P-O3'-C3'	10.02	131.72	119.70
24	DA	445	C	N1-C1'-C2'	-10.01	100.99	114.00
55	CA	454	G	P-O3'-C3'	-10.00	107.70	119.70
24	BA	279	A	P-O3'-C3'	-10.00	107.70	119.70
24	BA	404	A	P-O3'-C3'	9.99	131.69	119.70

*Continued on next page...*

*Continued from previous page...*

Mol	Chain	Res	Type	Atoms	Z	Observed(°)	Ideal(°)
24	DA	2023	C	N1-C1'-C2'	-9.99	101.01	112.00
21	AA	655	A	P-O3'-C3'	-9.98	107.73	119.70
24	BA	482	A	P-O3'-C3'	-9.96	107.74	119.70
24	BA	752	A	P-O3'-C3'	9.96	131.65	119.70
24	DA	273	G	P-O3'-C3'	-9.96	107.75	119.70
24	BA	1276	A	P-O3'-C3'	-9.95	107.76	119.70
55	CA	1508	A	P-O3'-C3'	-9.95	107.77	119.70
24	BA	369	U	P-O3'-C3'	9.94	131.63	119.70
24	BA	2732	G	P-O3'-C3'	9.94	131.63	119.70
24	BA	2712	C	N1-C1'-C2'	9.94	126.92	114.00
55	CA	132	C	O4'-C1'-N1	9.94	116.15	108.20
24	DA	179	C	N1-C1'-C2'	-9.93	101.07	112.00
55	CA	892	A	P-O3'-C3'	-9.93	107.79	119.70
24	BA	2226	C	N1-C1'-C2'	-9.92	101.08	112.00
24	BA	301	G	P-O3'-C3'	9.92	131.60	119.70
21	AA	549	C	N1-C1'-C2'	-9.92	101.09	112.00
24	DA	915	C	N1-C1'-C2'	-9.91	101.10	112.00
24	BA	479	A	P-O3'-C3'	9.91	131.59	119.70
24	DA	1265	A	P-O3'-C3'	9.90	131.58	119.70
25	BB	52	A	P-O3'-C3'	9.89	131.57	119.70
55	CA	14	U	N1-C1'-C2'	-9.89	101.12	112.00
24	DA	831	G	P-O3'-C3'	-9.89	107.83	119.70
24	BA	1865	U	O4'-C1'-N1	9.88	116.10	108.20
24	DA	229	C	N1-C1'-C2'	-9.87	101.14	112.00
24	DA	2758	A	P-O3'-C3'	-9.86	107.86	119.70
24	DA	2339	C	O4'-C1'-N1	9.86	116.09	108.20
21	AA	1192	C	N1-C1'-C2'	-9.84	101.17	112.00
55	CA	1455	G	P-O3'-C3'	-9.84	107.89	119.70
24	DA	1819	A	P-O3'-C3'	9.84	131.50	119.70
24	DA	860	U	N1-C1'-C2'	-9.82	101.20	112.00
24	BA	507	A	P-O3'-C3'	-9.82	107.92	119.70
24	DA	392	U	P-O3'-C3'	-9.81	107.92	119.70
24	DA	2215	C	P-O3'-C3'	-9.81	107.92	119.70
25	BB	87	U	P-O3'-C3'	9.81	131.47	119.70
24	DA	916	G	P-O3'-C3'	-9.81	107.93	119.70
24	DA	2347	C	N1-C1'-C2'	-9.81	101.21	112.00
55	CA	67	C	N1-C1'-C2'	-9.81	101.21	112.00
55	CA	32	A	P-O3'-C3'	-9.80	107.93	119.70
55	CA	565	U	P-O3'-C3'	-9.80	107.94	119.70
21	AA	306	A	P-O3'-C3'	-9.78	107.97	119.70
24	DA	1035	U	P-O3'-C3'	-9.78	107.97	119.70
24	DA	2615	U	N1-C1'-C2'	-9.78	101.25	112.00

*Continued on next page...*

*Continued from previous page...*

Mol	Chain	Res	Type	Atoms	Z	Observed(°)	Ideal(°)
55	CA	510	A	P-O3'-C3'	-9.77	107.97	119.70
24	DA	2568	U	P-O3'-C3'	-9.77	107.97	119.70
21	AA	577	G	P-O3'-C3'	-9.77	107.98	119.70
21	AA	1502	A	P-O3'-C3'	9.77	131.42	119.70
24	DA	1387	A	P-O3'-C3'	-9.76	107.99	119.70
24	DA	2408	U	N1-C1'-C2'	-9.75	101.27	112.00
55	CA	1325	C	P-O3'-C3'	-9.74	108.01	119.70
24	BA	2613	U	P-O3'-C3'	9.74	131.39	119.70
24	BA	2902	C	O4'-C1'-N1	9.74	115.99	108.20
24	DA	1476	U	O4'-C1'-N1	9.74	115.99	108.20
21	AA	1241	G	P-O3'-C3'	-9.74	108.02	119.70
24	DA	2798	U	P-O3'-C3'	9.73	131.38	119.70
24	BA	227	A	P-O3'-C3'	9.73	131.37	119.70
55	CA	890	G	P-O3'-C3'	9.73	131.37	119.70
24	BA	1156	A	P-O3'-C3'	9.72	131.37	119.70
24	DA	1475	G	P-O3'-C3'	9.72	131.37	119.70
21	AA	467	U	N1-C1'-C2'	-9.71	101.32	112.00
24	DA	1119	U	O4'-C1'-N1	9.70	115.96	108.20
24	BA	2835	A	P-O3'-C3'	9.70	131.34	119.70
24	DA	790	U	O4'-C1'-N1	9.69	115.95	108.20
24	DA	1137	G	P-O3'-C3'	-9.69	108.07	119.70
24	DA	1345	C	N1-C1'-C2'	-9.69	101.34	112.00
21	AA	422	C	O4'-C1'-N1	9.68	115.95	108.20
55	CA	822	U	N1-C1'-C2'	-9.68	101.35	112.00
24	BA	2893	A	P-O3'-C3'	9.68	131.31	119.70
24	BA	865	C	P-O3'-C3'	9.67	131.31	119.70
24	DA	2267	A	C5-C6-N6	-9.67	115.97	123.70
24	BA	229	C	N1-C1'-C2'	-9.66	101.37	112.00
24	DA	364	C	P-O3'-C3'	-9.66	108.10	119.70
24	DA	179	C	O4'-C1'-N1	9.66	115.92	108.20
24	DA	1399	C	N1-C1'-C2'	-9.66	101.38	112.00
24	DA	2572	A	P-O3'-C3'	9.66	131.29	119.70
21	AA	812	G	P-O3'-C3'	9.65	131.28	119.70
21	AA	967	C	P-O3'-C3'	-9.65	108.12	119.70
24	BA	1236	G	P-O3'-C3'	9.65	131.28	119.70
24	DA	1982	U	N1-C1'-C2'	-9.65	101.38	112.00
24	BA	1498	C	N1-C1'-C2'	-9.65	101.39	112.00
24	DA	2868	A	P-O3'-C3'	-9.64	108.13	119.70
55	CA	1397	C	N1-C1'-C2'	-9.64	101.39	112.00
24	DA	1020	A	P-O3'-C3'	9.64	131.27	119.70
24	BA	459	U	N1-C1'-C2'	-9.63	101.40	112.00
24	DA	2094	A	P-O3'-C3'	-9.63	108.14	119.70

*Continued on next page...*



*Continued from previous page...*

Mol	Chain	Res	Type	Atoms	Z	Observed(°)	Ideal(°)
24	DA	766	U	N1-C1'-C2'	-9.63	101.41	112.00
24	DA	217	A	P-O3'-C3'	-9.62	108.16	119.70
24	BA	2384	U	P-O3'-C3'	9.62	131.24	119.70
55	CA	876	C	P-O3'-C3'	-9.60	108.18	119.70
56	DB	104	A	P-O3'-C3'	-9.59	108.19	119.70
21	AA	875	U	O4'-C1'-N1	9.59	115.87	108.20
24	BA	1045	C	P-O3'-C3'	9.59	131.21	119.70
21	AA	316	C	N1-C1'-C2'	-9.58	101.47	112.00
24	BA	125	A	P-O3'-C3'	9.58	131.19	119.70
24	DA	688	U	N1-C1'-C2'	-9.57	101.47	112.00
24	DA	2136	G	P-O3'-C3'	-9.57	108.22	119.70
24	DA	589	U	N1-C1'-C2'	-9.57	101.47	112.00
24	DA	2348	U	O4'-C1'-N1	9.57	115.85	108.20
24	DA	1456	G	P-O3'-C3'	-9.56	108.23	119.70
24	BA	1828	G	P-O3'-C3'	9.56	131.17	119.70
24	BA	2199	A	P-O3'-C3'	-9.56	108.23	119.70
55	CA	252	U	N1-C1'-C2'	-9.56	101.49	112.00
21	AA	438	U	O4'-C1'-N1	9.55	115.84	108.20
21	AA	487	A	P-O3'-C3'	-9.55	108.23	119.70
24	DA	413	C	P-O3'-C3'	-9.55	108.24	119.70
55	CA	344	A	P-O3'-C3'	9.54	131.15	119.70
24	DA	2338	C	O4'-C1'-N1	9.54	115.83	108.20
24	DA	1214	A	P-O3'-C3'	-9.54	108.25	119.70
21	AA	132	C	N1-C1'-C2'	-9.53	101.52	112.00
24	DA	335	C	N1-C1'-C2'	-9.53	101.52	112.00
55	CA	564	C	P-O3'-C3'	-9.52	108.28	119.70
24	DA	688	U	P-O3'-C3'	-9.52	108.28	119.70
24	DA	142	A	P-O3'-C3'	-9.51	108.29	119.70
55	CA	87	C	N1-C1'-C2'	-9.50	101.55	112.00
21	AA	530	G	P-O3'-C3'	9.50	131.10	119.70
24	DA	2498	C	N1-C1'-C2'	-9.50	101.55	112.00
21	AA	961	U	N1-C1'-C2'	-9.49	101.56	112.00
24	BA	861	A	P-O3'-C3'	-9.49	108.31	119.70
24	DA	527	C	O4'-C1'-N1	9.48	115.79	108.20
24	DA	1249	U	N1-C1'-C2'	-9.48	101.57	112.00
24	DA	1708	C	P-O3'-C3'	-9.48	108.33	119.70
24	DA	2875	C	N1-C1'-C2'	-9.48	101.57	112.00
21	AA	199	A	P-O3'-C3'	-9.47	108.33	119.70
24	DA	1498	C	N1-C1'-C2'	-9.47	101.58	112.00
24	BA	1700	A	P-O3'-C3'	-9.47	108.34	119.70
55	CA	1142	G	P-O3'-C3'	-9.46	108.34	119.70
24	DA	1810	A	P-O3'-C3'	-9.47	108.34	119.70

*Continued on next page...*



*Continued from previous page...*

Mol	Chain	Res	Type	Atoms	Z	Observed(°)	Ideal(°)
55	CA	276	G	P-O3'-C3'	-9.46	108.35	119.70
55	CA	721	G	P-O3'-C3'	9.46	131.05	119.70
21	AA	1283	U	P-O3'-C3'	-9.45	108.36	119.70
24	DA	2657	A	P-O3'-C3'	-9.45	108.36	119.70
24	BA	669	G	P-O3'-C3'	9.45	131.03	119.70
24	BA	1635	A	P-O3'-C3'	-9.45	108.36	119.70
21	AA	480	U	O4'-C1'-N1	9.44	115.75	108.20
55	CA	735	C	N1-C1'-C2'	-9.44	101.62	112.00
24	BA	2860	A	N1-C6-N6	9.43	124.26	118.60
24	BA	620	G	P-O3'-C3'	9.43	131.01	119.70
24	DA	243	U	N1-C1'-C2'	-9.42	101.64	112.00
24	DA	2497	A	P-O3'-C3'	9.41	130.99	119.70
24	BA	914	G	P-O3'-C3'	-9.41	108.41	119.70
24	DA	1980	G	P-O3'-C3'	9.40	130.99	119.70
24	BA	2258	C	P-O3'-C3'	9.40	130.98	119.70
24	DA	1290	C	N1-C1'-C2'	-9.40	101.66	112.00
24	DA	2493	U	P-O3'-C3'	-9.39	108.43	119.70
24	DA	1636	U	P-O3'-C3'	-9.39	108.44	119.70
24	DA	741	U	O4'-C1'-N1	9.38	115.71	108.20
24	DA	1072	C	N1-C1'-C2'	-9.38	101.68	112.00
24	DA	1607	C	P-O3'-C3'	9.38	130.95	119.70
24	BA	2832	U	P-O3'-C3'	9.37	130.95	119.70
24	BA	1082	U	O4'-C1'-N1	9.37	115.69	108.20
24	BA	2725	A	P-O3'-C3'	9.37	130.94	119.70
24	BA	91	A	P-O3'-C3'	9.36	130.93	119.70
21	AA	243	A	P-O3'-C3'	9.36	130.93	119.70
55	CA	1508	A	P-O5'-C5'	-9.36	105.93	120.90
24	DA	1131	G	P-O3'-C3'	9.36	130.93	119.70
21	AA	792	A	P-O3'-C3'	9.36	130.93	119.70
24	DA	1400	U	P-O3'-C3'	-9.36	108.47	119.70
24	DA	104	A	P-O3'-C3'	-9.35	108.48	119.70
24	DA	1867	G	P-O3'-C3'	-9.34	108.49	119.70
24	BA	790	U	N1-C1'-C2'	-9.34	101.72	112.00
24	DA	658	U	O4'-C1'-N1	9.34	115.67	108.20
24	BA	2820	A	P-O3'-C3'	9.34	130.90	119.70
24	DA	1050	A	P-O3'-C3'	-9.33	108.50	119.70
55	CA	931	C	O4'-C1'-N1	9.32	115.66	108.20
24	BA	460	A	P-O3'-C3'	-9.32	108.51	119.70
24	BA	2682	A	P-O3'-C3'	-9.32	108.52	119.70
24	DA	164	C	N1-C1'-C2'	-9.31	101.76	112.00
21	AA	73	C	P-O3'-C3'	-9.31	108.53	119.70
24	BA	49	A	P-O3'-C3'	9.31	130.87	119.70

*Continued on next page...*

*Continued from previous page...*

Mol	Chain	Res	Type	Atoms	Z	Observed(°)	Ideal(°)
24	BA	2296	U	N1-C1'-C2'	9.31	126.10	114.00
25	BB	42	C	N1-C1'-C2'	-9.31	101.76	112.00
24	BA	788	A	P-O3'-C3'	9.30	130.86	119.70
55	CA	169	C	O4'-C1'-N1	9.30	115.64	108.20
24	BA	1378	A	P-O3'-C3'	9.30	130.86	119.70
24	BA	527	C	P-O3'-C3'	9.29	130.85	119.70
55	CA	535	A	P-O3'-C3'	-9.29	108.55	119.70
24	BA	1716	U	N1-C1'-C2'	-9.28	101.79	112.00
55	CA	95	C	N1-C1'-C2'	-9.28	101.79	112.00
24	BA	1127	A	P-O3'-C3'	-9.28	108.57	119.70
21	AA	51	A	P-O3'-C3'	9.27	130.83	119.70
24	BA	2451	A	C4-C5-N7	9.27	115.33	110.70
24	BA	2423	U	P-O3'-C3'	9.27	130.82	119.70
24	DA	730	A	P-O3'-C3'	-9.27	108.58	119.70
24	DA	2313	C	N1-C1'-C2'	-9.27	101.80	112.00
55	CA	1398	A	N9-C1'-C2'	-9.27	101.81	112.00
24	BA	1158	C	P-O3'-C3'	-9.26	108.58	119.70
55	CA	822	U	P-O3'-C3'	-9.26	108.58	119.70
24	BA	2857	G	N9-C4-C5	-9.26	101.70	105.40
24	BA	2728	U	P-O3'-C3'	-9.25	108.59	119.70
55	CA	175	C	P-O3'-C3'	-9.25	108.60	119.70
21	AA	1528	U	P-O3'-C3'	9.25	130.80	119.70
24	DA	2334	U	P-O3'-C3'	9.25	130.80	119.70
24	DA	945	A	P-O3'-C3'	9.24	130.79	119.70
24	DA	1080	A	P-O3'-C3'	-9.23	108.62	119.70
24	DA	2339	C	P-O3'-C3'	-9.23	108.62	119.70
55	CA	184	G	P-O3'-C3'	-9.23	108.63	119.70
24	BA	1345	C	N1-C1'-C2'	-9.22	101.85	112.00
55	CA	1245	C	O4'-C1'-N1	9.22	115.58	108.20
56	DB	17	C	O4'-C1'-N1	9.22	115.58	108.20
24	BA	512	G	O4'-C1'-N9	9.22	115.58	108.20
21	AA	486	U	N1-C1'-C2'	-9.21	101.87	112.00
24	BA	984	A	P-O3'-C3'	9.21	130.75	119.70
24	BA	2689	U	O4'-C1'-N1	9.20	115.56	108.20
24	BA	1345	C	P-O3'-C3'	-9.19	108.67	119.70
24	DA	1019	U	O4'-C1'-N1	9.19	115.56	108.20
24	DA	1815	A	P-O3'-C3'	9.19	130.73	119.70
24	BA	1272	A	P-O3'-C3'	9.18	130.72	119.70
21	AA	704	A	P-O3'-C3'	-9.18	108.69	119.70
55	CA	110	C	N1-C1'-C2'	-9.18	101.91	112.00
25	BB	66	A	P-O3'-C3'	9.17	130.71	119.70
24	DA	2409	G	P-O3'-C3'	-9.17	108.70	119.70

*Continued on next page...*

*Continued from previous page...*

Mol	Chain	Res	Type	Atoms	Z	Observed(°)	Ideal(°)
25	BB	91	C	P-O3'-C3'	-9.16	108.70	119.70
24	DA	1289	C	N1-C1'-C2'	-9.16	101.92	112.00
55	CA	1398	A	P-O3'-C3'	-9.16	108.70	119.70
24	DA	1971	U	N1-C1'-C2'	-9.16	101.93	112.00
24	BA	1799	G	P-O3'-C3'	9.15	130.68	119.70
55	CA	1161	C	O4'-C1'-N1	9.15	115.52	108.20
25	BB	13	G	P-O3'-C3'	-9.15	108.72	119.70
24	BA	829	A	P-O3'-C3'	9.15	130.68	119.70
24	DA	1708	C	O4'-C1'-N1	9.14	115.52	108.20
24	BA	2586	U	N1-C1'-C2'	-9.14	101.94	112.00
21	AA	73	C	N1-C1'-C2'	-9.14	101.95	112.00
24	BA	1784	A	P-O3'-C3'	9.14	130.66	119.70
24	DA	424	G	P-O3'-C3'	-9.13	108.74	119.70
21	AA	245	U	N1-C1'-C2'	-9.13	101.95	112.00
24	BA	2520	C	N1-C1'-C2'	-9.13	101.96	112.00
24	BA	2689	U	N1-C1'-C2'	9.12	125.86	114.00
24	BA	1569	A	P-O3'-C3'	-9.12	108.76	119.70
55	CA	1240	U	P-O3'-C3'	9.12	130.64	119.70
24	DA	437	U	O4'-C1'-N1	9.12	115.49	108.20
24	DA	2298	A	P-O3'-C3'	-9.11	108.76	119.70
24	DA	2198	A	P-O3'-C3'	9.11	130.63	119.70
55	CA	486	U	P-O3'-C3'	-9.10	108.78	119.70
55	CA	1380	U	P-O3'-C3'	9.10	130.62	119.70
55	CA	984	C	O4'-C1'-N1	9.10	115.48	108.20
24	DA	483	A	P-O3'-C3'	-9.10	108.78	119.70
24	BA	915	C	N1-C1'-C2'	-9.09	102.00	112.00
24	BA	1993	U	P-O5'-C5'	-9.09	106.36	120.90
24	BA	2500	U	O4'-C1'-N1	9.09	115.47	108.20
55	CA	453	G	P-O3'-C3'	-9.08	108.80	119.70
24	BA	1385	A	P-O3'-C3'	9.08	130.59	119.70
24	BA	2052	A	P-O3'-C3'	-9.07	108.81	119.70
24	DA	1822	C	N1-C1'-C2'	-9.07	102.02	112.00
24	BA	753	A	P-O3'-C3'	-9.07	108.82	119.70
24	DA	77	G	P-O3'-C3'	-9.06	108.83	119.70
24	DA	2215	C	N1-C1'-C2'	-9.06	102.03	112.00
21	AA	1066	C	P-O3'-C3'	-9.06	108.83	119.70
24	BA	1427	A	P-O3'-C3'	9.06	130.57	119.70
24	BA	2451	A	C4-C5-C6	-9.06	112.47	117.00
55	CA	173	U	O4'-C1'-N1	9.05	115.44	108.20
55	CA	1300	G	P-O3'-C3'	-9.05	108.84	119.70
24	BA	1706	C	P-O3'-C3'	9.05	130.56	119.70
21	AA	564	C	P-O3'-C3'	-9.04	108.85	119.70

*Continued on next page...*

*Continued from previous page...*

Mol	Chain	Res	Type	Atoms	Z	Observed(°)	Ideal(°)
24	BA	913	U	P-O3'-C3'	9.04	130.54	119.70
55	CA	688	G	P-O3'-C3'	-9.03	108.86	119.70
24	DA	1158	C	N1-C1'-C2'	-9.03	102.07	112.00
21	AA	331	G	P-O3'-C3'	-9.03	108.87	119.70
24	DA	73	A	P-O3'-C3'	-9.02	108.87	119.70
21	AA	719	C	P-O3'-C3'	-9.02	108.88	119.70
24	DA	739	A	P-O3'-C3'	9.02	130.53	119.70
55	CA	1031	C	P-O3'-C3'	9.02	130.52	119.70
55	CA	1395	C	N1-C1'-C2'	-9.02	102.08	112.00
24	BA	1082	U	C5-C4-O4	-9.02	120.49	125.90
24	BA	1566	A	P-O3'-C3'	9.02	130.52	119.70
55	CA	1203	C	P-O3'-C3'	-9.02	108.88	119.70
24	DA	867	C	N1-C1'-C2'	-9.02	102.08	112.00
24	DA	1957	C	N1-C1'-C2'	-9.01	102.09	112.00
24	BA	747	U	N1-C1'-C2'	-9.00	102.10	112.00
55	CA	1190	G	P-O3'-C3'	8.99	130.49	119.70
24	DA	1060	U	N3-C4-O4	8.99	125.69	119.40
24	BA	2468	A	P-O3'-C3'	8.99	130.49	119.70
24	BA	1275	A	P-O3'-C3'	8.99	130.48	119.70
24	DA	207	A	P-O3'-C3'	-8.98	108.92	119.70
55	CA	133	U	P-O3'-C3'	-8.98	108.92	119.70
24	BA	2588	G	P-O3'-C3'	8.97	130.47	119.70
24	DA	976	G	P-O3'-C3'	-8.97	108.93	119.70
24	DA	397	U	P-O3'-C3'	-8.97	108.94	119.70
24	BA	243	U	N1-C1'-C2'	-8.96	102.14	112.00
24	BA	2425	A	O4'-C1'-N9	8.96	115.37	108.20
24	BA	2503	A	P-O3'-C3'	8.96	130.45	119.70
24	BA	2609	U	P-O3'-C3'	8.95	130.44	119.70
24	DA	1023	U	P-O5'-C5'	-8.96	106.57	120.90
21	AA	190	A	N1-C6-N6	8.95	123.97	118.60
24	DA	2713	U	N1-C1'-C2'	8.95	125.64	114.00
24	DA	1079	C	N1-C1'-C2'	-8.95	102.16	112.00
21	AA	534	U	N1-C1'-C2'	-8.95	102.16	112.00
24	BA	1142	A	C8-N9-C1'	8.95	143.80	127.70
55	CA	1397	C	P-O3'-C3'	-8.95	108.97	119.70
24	DA	128	C	P-O3'-C3'	-8.94	108.97	119.70
24	BA	2136	G	P-O3'-C3'	-8.94	108.98	119.70
24	DA	2631	G	P-O3'-C3'	-8.93	108.98	119.70
24	BA	1522	A	P-O3'-C3'	8.93	130.41	119.70
24	BA	1915	U	N1-C1'-C2'	-8.93	102.18	112.00
24	DA	1314	C	N1-C1'-C2'	-8.93	102.18	112.00
24	DA	2713	U	P-O3'-C3'	8.93	130.42	119.70

*Continued on next page...*

*Continued from previous page...*

Mol	Chain	Res	Type	Atoms	Z	Observed(°)	Ideal(°)
21	AA	479	U	O4'-C1'-N1	8.92	115.34	108.20
24	BA	140	C	P-O3'-C3'	8.92	130.41	119.70
24	DA	1914	C	N1-C1'-C2'	-8.92	102.18	112.00
24	DA	1315	C	P-O3'-C3'	-8.92	108.99	119.70
24	BA	14	A	P-O3'-C3'	-8.92	109.00	119.70
55	CA	130	A	P-O3'-C3'	8.91	130.40	119.70
21	AA	169	C	C5-C4-N4	8.91	126.44	120.20
21	AA	1216	A	P-O3'-C3'	-8.91	109.01	119.70
21	AA	564	C	N1-C1'-C2'	-8.91	102.20	112.00
24	BA	958	U	N1-C1'-C2'	-8.91	102.20	112.00
24	BA	647	G	P-O3'-C3'	-8.90	109.02	119.70
24	BA	1606	C	P-O3'-C3'	8.90	130.39	119.70
25	BB	91	C	N1-C1'-C2'	-8.90	102.20	112.00
24	BA	2068	U	P-O3'-C3'	-8.90	109.02	119.70
24	DA	1013	C	P-O3'-C3'	-8.90	109.02	119.70
24	DA	754	U	N1-C1'-C2'	-8.89	102.22	112.00
24	BA	2646	C	N1-C1'-C2'	-8.88	102.23	112.00
55	CA	534	U	N1-C1'-C2'	-8.88	102.23	112.00
21	AA	279	A	P-O3'-C3'	8.88	130.35	119.70
55	CA	1528	U	O4'-C1'-N1	8.88	115.30	108.20
24	DA	2021	C	N1-C1'-C2'	8.87	125.53	114.00
24	DA	140	C	N1-C1'-C2'	8.85	125.51	114.00
55	CA	517	G	P-O3'-C3'	8.85	130.31	119.70
55	CA	590	U	O4'-C1'-N1	8.83	115.27	108.20
24	DA	1271	G	P-O3'-C3'	8.82	130.29	119.70
25	BB	88	C	N1-C1'-C2'	8.82	125.47	114.00
55	CA	513	C	N1-C1'-C2'	-8.82	102.30	112.00
24	DA	2753	A	P-O3'-C3'	-8.82	109.11	119.70
55	CA	973	G	P-O3'-C3'	-8.81	109.12	119.70
55	CA	90	C	N1-C1'-C2'	-8.81	102.31	112.00
24	BA	2517	C	P-O3'-C3'	8.81	130.27	119.70
24	BA	1816	C	O4'-C1'-N1	8.81	115.25	108.20
24	BA	324	A	P-O3'-C3'	-8.80	109.14	119.70
24	BA	919	U	C6-N1-C1'	-8.80	108.88	121.20
24	DA	1076	C	P-O3'-C3'	-8.80	109.14	119.70
55	CA	1229	A	P-O3'-C3'	-8.80	109.14	119.70
55	CA	370	C	P-O3'-C3'	-8.80	109.14	119.70
24	DA	312	G	P-O3'-C3'	-8.79	109.14	119.70
55	CA	723	U	N1-C1'-C2'	-8.79	102.33	112.00
24	DA	1943	U	P-O3'-C3'	8.78	130.24	119.70
55	CA	89	U	N1-C1'-C2'	-8.78	102.34	112.00
24	BA	1653	G	P-O3'-C3'	8.78	130.24	119.70

*Continued on next page...*

*Continued from previous page...*

Mol	Chain	Res	Type	Atoms	Z	Observed(°)	Ideal(°)
24	BA	2384	U	N1-C1'-C2'	8.77	125.41	114.00
21	AA	1483	A	N1-C6-N6	8.77	123.86	118.60
21	AA	1228	C	N1-C1'-C2'	-8.77	102.36	112.00
21	AA	1161	C	N1-C1'-C2'	-8.77	102.36	112.00
55	CA	388	G	P-O3'-C3'	8.77	130.22	119.70
24	BA	1913	A	P-O3'-C3'	8.76	130.22	119.70
24	DA	2851	A	P-O3'-C3'	-8.76	109.19	119.70
24	DA	510	C	N1-C1'-C2'	-8.76	102.36	112.00
21	AA	115	G	P-O3'-C3'	8.76	130.21	119.70
21	AA	1215	G	P-O3'-C3'	-8.76	109.19	119.70
24	BA	1333	G	P-O3'-C3'	-8.76	109.19	119.70
24	BA	1931	U	N1-C1'-C2'	-8.75	102.38	112.00
24	DA	1239	G	P-O3'-C3'	-8.75	109.20	119.70
24	DA	2387	U	P-O3'-C3'	-8.75	109.20	119.70
24	BA	120	U	O4'-C1'-N1	-8.74	101.20	108.20
21	AA	431	A	P-O3'-C3'	-8.74	109.21	119.70
24	DA	755	U	P-O3'-C3'	-8.74	109.21	119.70
24	BA	1812	U	O4'-C1'-N1	8.74	115.19	108.20
55	CA	81	A	P-O3'-C3'	8.74	130.18	119.70
24	DA	2322	A	P-O3'-C3'	-8.74	109.22	119.70
55	CA	1246	A	P-O3'-C3'	-8.73	109.22	119.70
24	BA	1022	G	N3-C4-N9	-8.73	120.76	126.00
21	AA	1332	A	P-O3'-C3'	-8.73	109.23	119.70
24	DA	2691	C	N1-C1'-C2'	-8.72	102.41	112.00
23	CW	3	U	P-O3'-C3'	8.72	130.16	119.70
24	DA	2728	U	N1-C1'-C2'	-8.71	102.42	112.00
24	BA	1303	G	P-O3'-C3'	-8.71	109.25	119.70
24	DA	1114	C	P-O3'-C3'	-8.71	109.25	119.70
24	BA	919	U	N3-C2-O2	-8.70	116.11	122.20
24	DA	2656	U	N1-C1'-C2'	-8.70	102.43	112.00
24	BA	1788	C	O4'-C1'-N1	-8.70	101.24	108.20
21	AA	1066	C	N1-C1'-C2'	-8.70	102.43	112.00
21	AA	1167	A	P-O3'-C3'	8.70	130.13	119.70
55	CA	1161	C	P-O3'-C3'	-8.70	109.27	119.70
55	CA	1499	A	P-O3'-C3'	-8.70	109.26	119.70
24	BA	2511	U	C2-N3-C4	-8.69	121.79	127.00
24	DA	2837	A	P-O3'-C3'	-8.69	109.28	119.70
24	BA	2781	A	P-O3'-C3'	-8.68	109.28	119.70
21	AA	875	U	N1-C1'-C2'	-8.68	102.45	112.00
24	BA	436	C	O4'-C1'-N1	8.68	115.14	108.20
21	AA	1161	C	P-O3'-C3'	-8.67	109.29	119.70
21	AA	1303	C	N1-C1'-C2'	-8.67	102.46	112.00

*Continued on next page...*

*Continued from previous page...*

Mol	Chain	Res	Type	Atoms	Z	Observed(°)	Ideal(°)
24	BA	588	U	N1-C1'-C2'	-8.67	102.46	112.00
24	BA	2586	U	P-O3'-C3'	-8.67	109.30	119.70
24	DA	60	G	P-O3'-C3'	8.67	130.10	119.70
24	BA	1461	C	O4'-C1'-N1	8.66	115.13	108.20
21	AA	344	A	O4'-C1'-N9	8.66	115.13	108.20
24	BA	1398	C	N1-C1'-C2'	-8.65	102.48	112.00
24	BA	1997	C	P-O3'-C3'	-8.65	109.32	119.70
24	DA	1993	U	N1-C1'-C2'	-8.64	102.49	112.00
24	DA	1606	C	O4'-C1'-N1	8.64	115.11	108.20
24	BA	2836	U	N1-C1'-C2'	-8.64	102.50	112.00
55	CA	133	U	O4'-C1'-N1	8.64	115.11	108.20
24	DA	1113	U	O4'-C1'-N1	8.64	115.11	108.20
24	BA	509	C	P-O3'-C3'	-8.62	109.36	119.70
24	DA	1274	A	P-O3'-C3'	-8.62	109.36	119.70
24	BA	1539	U	P-O3'-C3'	-8.61	109.36	119.70
24	DA	451	U	O4'-C1'-N1	8.61	115.09	108.20
24	BA	1557	C	N1-C1'-C2'	-8.61	102.53	112.00
24	BA	1013	C	N1-C1'-C2'	-8.60	102.54	112.00
24	BA	1675	C	P-O3'-C3'	-8.59	109.39	119.70
24	BA	835	C	N1-C1'-C2'	-8.59	102.55	112.00
24	DA	766	U	P-O3'-C3'	-8.59	109.40	119.70
24	BA	1478	G	C5-C6-O6	8.58	133.75	128.60
55	CA	175	C	N1-C1'-C2'	-8.58	102.57	112.00
24	BA	84	A	P-O3'-C3'	8.57	129.99	119.70
24	BA	2344	U	P-O3'-C3'	8.57	129.99	119.70
24	DA	2612	C	P-O3'-C3'	-8.57	109.41	119.70
21	AA	453	G	P-O3'-C3'	-8.57	109.42	119.70
24	BA	386	G	P-O3'-C3'	8.57	129.98	119.70
24	BA	443	A	P-O3'-C3'	-8.57	109.42	119.70
24	DA	1681	G	P-O3'-C3'	8.57	129.98	119.70
55	CA	251	G	P-O3'-C3'	8.56	129.98	119.70
21	AA	352	C	P-O3'-C3'	-8.56	109.42	119.70
24	DA	1386	C	N1-C1'-C2'	-8.56	102.58	112.00
21	AA	1242	G	N9-C1'-C2'	-8.56	102.58	112.00
21	AA	984	C	O4'-C1'-N1	8.55	115.04	108.20
24	DA	784	G	O4'-C1'-N9	8.54	115.03	108.20
55	CA	528	C	O4'-C1'-N1	8.53	115.03	108.20
24	DA	791	C	P-O3'-C3'	-8.52	109.47	119.70
24	BA	2585	U	P-O3'-C3'	8.52	129.93	119.70
24	DA	749	A	P-O3'-C3'	-8.52	109.48	119.70
21	AA	575	G	N3-C4-N9	-8.51	120.89	126.00
21	AA	467	U	P-O3'-C3'	-8.51	109.48	119.70

*Continued on next page...*



*Continued from previous page...*

Mol	Chain	Res	Type	Atoms	Z	Observed(°)	Ideal(°)
24	BA	2513	A	C5-C6-N6	8.51	130.51	123.70
56	DB	104	A	C8-N9-C4	-8.51	102.40	105.80
24	BA	2834	G	P-O5'-C5'	-8.51	107.29	120.90
24	BA	645	C	N1-C1'-C2'	8.50	125.05	114.00
24	BA	746	U	P-O3'-C3'	8.50	129.90	119.70
24	DA	865	C	P-O3'-C3'	8.50	129.90	119.70
24	DA	2348	U	P-O3'-C3'	-8.50	109.50	119.70
55	CA	248	C	O4'-C1'-N1	8.50	115.00	108.20
24	DA	1206	G	P-O3'-C3'	-8.49	109.51	119.70
24	BA	1602	U	P-O3'-C3'	8.49	129.88	119.70
24	BA	1856	U	O4'-C1'-N1	8.49	114.99	108.20
21	AA	1530	G	N9-C1'-C2'	-8.48	102.67	112.00
55	CA	884	U	O4'-C1'-N1	8.48	114.98	108.20
24	DA	100	U	P-O3'-C3'	8.48	129.88	119.70
24	BA	2319	G	P-O3'-C3'	8.47	129.87	119.70
24	DA	1636	U	O4'-C1'-N1	8.47	114.98	108.20
24	BA	531	C	N1-C1'-C2'	8.47	125.01	114.00
24	BA	1287	A	P-O3'-C3'	-8.46	109.54	119.70
56	DB	24	G	P-O3'-C3'	8.46	129.85	119.70
24	DA	774	G	P-O3'-C3'	8.46	129.85	119.70
24	BA	1635	A	N9-C1'-C2'	-8.46	102.70	112.00
24	BA	811	U	P-O3'-C3'	8.46	129.85	119.70
24	DA	1141	U	P-O3'-C3'	8.46	129.85	119.70
55	CA	1051	C	N1-C1'-C2'	-8.45	102.70	112.00
24	BA	506	G	P-O3'-C3'	8.45	129.84	119.70
21	AA	510	A	P-O3'-C3'	-8.45	109.57	119.70
24	DA	2031	A	P-O3'-C3'	8.45	129.83	119.70
21	AA	717	U	P-O3'-C3'	8.44	129.83	119.70
55	CA	995	C	P-O3'-C3'	-8.43	109.58	119.70
21	AA	1153	G	P-O3'-C3'	-8.43	109.58	119.70
24	BA	1174	U	N1-C1'-C2'	-8.43	102.73	112.00
24	BA	2866	U	P-O3'-C3'	8.42	129.81	119.70
55	CA	1502	A	P-O3'-C3'	8.42	129.80	119.70
24	BA	2520	C	O4'-C1'-N1	8.42	114.93	108.20
55	CA	1449	C	O4'-C1'-N1	8.42	114.93	108.20
24	DA	1636	U	N1-C1'-C2'	-8.42	102.74	112.00
55	CA	1087	G	P-O3'-C3'	-8.41	109.60	119.70
24	DA	778	G	P-O3'-C3'	-8.41	109.60	119.70
24	BA	2322	A	P-O3'-C3'	-8.41	109.61	119.70
55	CA	1053	G	P-O3'-C3'	8.41	129.79	119.70
21	AA	91	U	C5-C4-O4	-8.40	120.86	125.90
24	BA	2392	A	P-O3'-C3'	-8.40	109.62	119.70

*Continued on next page...*



*Continued from previous page...*

Mol	Chain	Res	Type	Atoms	Z	Observed(°)	Ideal(°)
21	AA	315	A	P-O3'-C3'	8.39	129.77	119.70
24	BA	996	A	P-O3'-C3'	-8.38	109.64	119.70
55	CA	875	U	P-O3'-C3'	-8.38	109.64	119.70
21	AA	1449	C	O4'-C1'-N1	8.38	114.91	108.20
55	CA	913	A	P-O3'-C3'	8.38	129.76	119.70
24	BA	301	G	C4-N9-C1'	-8.38	115.61	126.50
24	BA	1020	A	P-O3'-C3'	8.38	129.76	119.70
21	AA	1202	U	O4'-C1'-N1	8.38	114.90	108.20
24	DA	2226	C	O4'-C1'-N1	8.38	114.90	108.20
55	CA	1162	C	P-O3'-C3'	-8.38	109.65	119.70
55	CA	1141	C	P-O3'-C3'	-8.37	109.65	119.70
21	AA	1140	C	N1-C1'-C2'	-8.37	102.80	112.00
24	BA	1013	C	P-O3'-C3'	-8.37	109.66	119.70
24	BA	1141	U	P-O3'-C3'	8.36	129.74	119.70
24	DA	273	G	N9-C1'-C2'	-8.36	102.80	112.00
24	DA	2261	C	O4'-C1'-N1	8.36	114.89	108.20
24	BA	2267	A	P-O3'-C3'	-8.36	109.67	119.70
21	AA	590	U	O4'-C1'-N1	8.36	114.88	108.20
21	AA	721	G	P-O3'-C3'	8.35	129.72	119.70
55	CA	973	G	N9-C1'-C2'	-8.35	102.82	112.00
55	CA	459	A	P-O3'-C3'	8.34	129.71	119.70
55	CA	597	G	P-O3'-C3'	-8.34	109.69	119.70
24	DA	629	G	P-O3'-C3'	-8.34	109.70	119.70
24	DA	1946	U	N1-C1'-C2'	-8.34	102.83	112.00
24	DA	2458	G	P-O3'-C3'	8.34	129.71	119.70
24	BA	671	C	O4'-C1'-N1	8.33	114.87	108.20
24	DA	1954	G	P-O3'-C3'	8.33	129.70	119.70
24	BA	1033	U	P-O3'-C3'	8.33	129.70	119.70
24	DA	503	A	P-O3'-C3'	8.33	129.69	119.70
55	CA	1224	U	P-O3'-C3'	8.32	129.69	119.70
21	AA	985	C	P-O3'-C3'	-8.32	109.72	119.70
24	BA	2490	G	P-O3'-C3'	8.31	129.68	119.70
24	BA	2873	A	O4'-C1'-N9	8.30	114.84	108.20
24	BA	2275	C	P-O3'-C3'	8.30	129.66	119.70
24	DA	957	C	P-O3'-C3'	8.30	129.66	119.70
24	DA	2034	U	N1-C1'-C2'	-8.30	102.87	112.00
24	BA	278	A	P-O3'-C3'	8.29	129.65	119.70
24	BA	2447	G	N3-C4-N9	8.29	130.97	126.00
55	CA	884	U	P-O3'-C3'	8.29	129.64	119.70
24	DA	2612	C	O4'-C1'-N1	8.29	114.83	108.20
24	BA	613	A	P-O3'-C3'	8.28	129.64	119.70
24	BA	1721	G	P-O3'-C3'	8.28	129.64	119.70

*Continued on next page...*

*Continued from previous page...*

Mol	Chain	Res	Type	Atoms	Z	Observed(°)	Ideal(°)
24	BA	1931	U	P-O3'-C3'	-8.28	109.76	119.70
24	BA	749	A	P-O3'-C3'	-8.28	109.76	119.70
24	DA	2492	U	N1-C1'-C2'	-8.28	102.89	112.00
24	DA	445	C	O4'-C1'-N1	8.28	114.82	108.20
21	AA	1101	A	P-O3'-C3'	8.27	129.63	119.70
24	BA	1062	G	P-O3'-C3'	-8.27	109.77	119.70
24	BA	162	U	P-O3'-C3'	8.27	129.62	119.70
24	DA	766	U	O4'-C1'-N1	8.27	114.81	108.20
24	DA	2441	U	P-O3'-C3'	-8.27	109.78	119.70
55	CA	531	U	N1-C1'-C2'	8.26	124.73	114.00
24	BA	2035	G	O4'-C1'-N9	8.26	114.80	108.20
21	AA	344	A	P-O3'-C3'	8.25	129.60	119.70
24	BA	1249	U	N1-C1'-C2'	-8.25	102.93	112.00
24	BA	1019	U	N1-C2-N3	8.24	119.85	114.90
24	DA	389	G	P-O3'-C3'	-8.24	109.81	119.70
24	BA	443	A	P-O5'-C5'	-8.24	107.72	120.90
55	CA	486	U	N1-C1'-C2'	-8.24	102.94	112.00
24	DA	444	C	O4'-C1'-N1	8.24	114.79	108.20
24	BA	645	C	P-O3'-C3'	8.23	129.58	119.70
24	DA	1113	U	N1-C1'-C2'	-8.23	102.94	112.00
21	AA	116	A	N9-C1'-C2'	-8.23	102.95	112.00
24	BA	1668	A	P-O3'-C3'	8.23	129.58	119.70
24	BA	688	U	P-O3'-C3'	-8.22	109.83	119.70
21	AA	1201	A	P-O3'-C3'	8.22	129.57	119.70
24	BA	858	G	P-O3'-C3'	8.22	129.57	119.70
24	DA	1110	G	P-O3'-C3'	8.22	129.56	119.70
24	BA	2492	U	N1-C1'-C2'	-8.22	102.96	112.00
55	CA	1449	C	P-O3'-C3'	-8.22	109.84	119.70
21	AA	1507	A	P-O3'-C3'	-8.21	109.84	119.70
24	DA	2616	C	O4'-C1'-N1	8.21	114.77	108.20
21	AA	1157	A	P-O3'-C3'	8.21	129.55	119.70
24	DA	1760	C	N1-C1'-C2'	-8.21	102.97	112.00
21	AA	275	G	P-O3'-C3'	-8.21	109.85	119.70
24	BA	931	U	P-O3'-C3'	8.20	129.54	119.70
24	BA	1024	G	P-O3'-C3'	-8.20	109.86	119.70
21	AA	95	C	P-O3'-C3'	-8.20	109.86	119.70
24	DA	1334	G	P-O3'-C3'	-8.20	109.86	119.70
21	AA	511	C	O4'-C1'-N1	8.19	114.75	108.20
24	DA	588	U	N1-C1'-C2'	-8.19	102.99	112.00
24	DA	1063	G	P-O3'-C3'	-8.19	109.87	119.70
56	DB	104	A	O4'-C1'-N9	8.19	114.75	108.20
24	BA	1125	G	N9-C4-C5	-8.18	102.13	105.40

*Continued on next page...*

*Continued from previous page...*

Mol	Chain	Res	Type	Atoms	Z	Observed(°)	Ideal(°)
24	BA	2215	C	N1-C1'-C2'	-8.18	103.00	112.00
24	BA	752	A	N1-C6-N6	8.18	123.51	118.60
21	AA	653	U	P-O3'-C3'	8.18	129.51	119.70
24	BA	748	G	P-O3'-C3'	8.17	129.51	119.70
24	BA	2520	C	P-O3'-C3'	-8.17	109.89	119.70
24	DA	2387	U	N1-C1'-C2'	-8.17	103.01	112.00
24	DA	805	G	P-O3'-C3'	8.17	129.50	119.70
21	AA	974	A	P-O3'-C3'	8.17	129.50	119.70
24	BA	811	U	O4'-C1'-N1	8.17	114.73	108.20
24	BA	1647	U	P-O3'-C3'	8.16	129.50	119.70
24	BA	2895	G	P-O3'-C3'	-8.16	109.90	119.70
55	CA	70	U	P-O3'-C3'	8.16	129.50	119.70
24	BA	2566	A	P-O3'-C3'	8.16	129.49	119.70
21	AA	931	C	O4'-C1'-N1	8.16	114.73	108.20
55	CA	995	C	N1-C1'-C2'	-8.16	103.03	112.00
24	DA	1035	U	N1-C1'-C2'	-8.15	103.03	112.00
21	AA	813	U	N1-C1'-C2'	-8.15	103.03	112.00
24	BA	2497	A	P-O3'-C3'	8.15	129.48	119.70
24	DA	1616	A	P-O3'-C3'	8.15	129.48	119.70
24	BA	976	G	P-O3'-C3'	-8.14	109.93	119.70
24	BA	1996	C	O4'-C1'-N1	8.14	114.71	108.20
24	BA	119	A	P-O3'-C3'	8.14	129.47	119.70
21	AA	874	G	P-O3'-C3'	-8.14	109.93	119.70
24	BA	421	C	P-O3'-C3'	8.14	129.47	119.70
24	BA	2424	C	O4'-C1'-N1	8.14	114.71	108.20
55	CA	1284	C	P-O3'-C3'	-8.14	109.93	119.70
24	DA	492	A	P-O3'-C3'	-8.14	109.93	119.70
24	BA	1698	A	P-O3'-C3'	8.13	129.46	119.70
24	BA	2251	G	P-O3'-C3'	-8.13	109.94	119.70
24	DA	2603	G	P-O3'-C3'	-8.13	109.94	119.70
24	BA	989	G	P-O3'-C3'	8.13	129.45	119.70
55	CA	1032	G	P-O3'-C3'	8.13	129.45	119.70
24	DA	1782	U	N1-C1'-C2'	-8.12	103.06	112.00
24	BA	638	G	P-O3'-C3'	-8.12	109.95	119.70
24	DA	1073	A	P-O3'-C3'	-8.12	109.95	119.70
24	BA	2611	C	N1-C1'-C2'	-8.12	103.07	112.00
24	DA	1415	U	P-O3'-C3'	8.11	129.44	119.70
24	DA	1839	G	P-O3'-C3'	-8.12	109.96	119.70
24	BA	1008	A	P-O3'-C3'	8.11	129.44	119.70
24	BA	2303	G	P-O3'-C3'	-8.11	109.97	119.70
24	DA	2902	C	O4'-C1'-N1	8.11	114.69	108.20
24	DA	1499	C	P-O3'-C3'	-8.11	109.97	119.70

*Continued on next page...*

*Continued from previous page...*

Mol	Chain	Res	Type	Atoms	Z	Observed(°)	Ideal(°)
21	AA	1064	G	P-O3'-C3'	8.11	129.43	119.70
24	BA	2283	C	O4'-C1'-N1	8.11	114.69	108.20
24	DA	755	U	N1-C1'-C2'	-8.11	103.08	112.00
24	DA	1838	C	O4'-C1'-N1	8.10	114.68	108.20
55	CA	1052	U	P-O3'-C3'	-8.10	109.98	119.70
24	BA	1682	G	P-O3'-C3'	-8.10	109.99	119.70
24	DA	2277	G	P-O3'-C3'	-8.10	109.99	119.70
24	BA	945	A	O4'-C1'-N9	8.09	114.67	108.20
21	AA	1278	G	P-O3'-C3'	8.09	129.40	119.70
24	DA	2382	G	P-O3'-C3'	8.07	129.39	119.70
55	CA	934	C	P-O3'-C3'	8.07	129.39	119.70
24	DA	392	U	O4'-C1'-N1	8.07	114.66	108.20
24	BA	2440	C	O4'-C1'-N1	8.06	114.65	108.20
24	BA	2066	C	P-O3'-C3'	-8.06	110.03	119.70
24	BA	199	A	O4'-C1'-N9	8.06	114.65	108.20
21	AA	64	G	P-O3'-C3'	8.06	129.37	119.70
24	BA	1981	A	P-O3'-C3'	-8.06	110.03	119.70
24	BA	2447	G	N3-C2-N2	-8.06	114.26	119.90
55	CA	328	C	O4'-C1'-N1	-8.06	101.75	108.20
55	CA	389	A	P-O3'-C3'	-8.06	110.03	119.70
55	CA	1530	G	P-O3'-C3'	-8.06	110.03	119.70
24	BA	1915	U	P-O3'-C3'	-8.05	110.04	119.70
21	AA	1320	C	N1-C1'-C2'	-8.05	103.14	112.00
24	BA	1876	A	C4-C5-C6	-8.05	112.97	117.00
24	BA	2054	A	C8-N9-C4	-8.05	102.58	105.80
24	BA	241	A	P-O3'-C3'	8.05	129.36	119.70
24	DA	1076	C	O4'-C1'-N1	8.05	114.64	108.20
24	DA	2782	G	P-O3'-C3'	-8.05	110.04	119.70
24	DA	2692	G	N9-C1'-C2'	-8.04	103.15	112.00
24	BA	2834	G	P-O3'-C3'	-8.04	110.06	119.70
55	CA	501	C	P-O3'-C3'	-8.04	110.05	119.70
24	BA	959	A	P-O3'-C3'	-8.04	110.06	119.70
21	AA	267	C	N1-C1'-C2'	-8.03	103.16	112.00
21	AA	1362	A	O4'-C1'-N9	8.03	114.63	108.20
24	BA	13	A	P-O3'-C3'	8.03	129.34	119.70
55	CA	81	A	O4'-C1'-N9	8.03	114.62	108.20
55	CA	722	G	P-O3'-C3'	-8.03	110.07	119.70
55	CA	1033	G	P-O3'-C3'	-8.02	110.08	119.70
24	BA	743	A	P-O3'-C3'	8.02	129.32	119.70
24	BA	2462	C	P-O3'-C3'	-8.02	110.08	119.70
31	BH	48	GLU	CA-C-O	-8.02	103.26	120.10
55	CA	1228	C	O4'-C1'-N1	8.02	114.61	108.20

*Continued on next page...*

*Continued from previous page...*

Mol	Chain	Res	Type	Atoms	Z	Observed(°)	Ideal(°)
21	AA	184	G	P-O3'-C3'	-8.02	110.08	119.70
24	BA	571	U	P-O3'-C3'	8.01	129.31	119.70
24	BA	1942	C	N1-C1'-C2'	-8.01	103.19	112.00
24	BA	310	A	P-O3'-C3'	8.01	129.31	119.70
21	AA	1408	A	P-O3'-C3'	-8.01	110.09	119.70
21	AA	14	U	P-O3'-C3'	-8.00	110.09	119.70
24	BA	1019	U	C5-C4-O4	-8.00	121.10	125.90
24	BA	1782	U	N1-C1'-C2'	-8.00	103.20	112.00
24	DA	122	G	P-O3'-C3'	-8.00	110.10	119.70
24	DA	411	G	P-O3'-C3'	8.00	129.30	119.70
24	BA	2406	A	P-O3'-C3'	8.00	129.30	119.70
55	CA	697	U	O4'-C1'-N1	8.00	114.60	108.20
24	DA	658	U	P-O3'-C3'	-8.00	110.10	119.70
24	BA	390	U	P-O3'-C3'	7.99	129.29	119.70
56	DB	40	U	P-O3'-C3'	7.99	129.29	119.70
24	BA	2386	A	N9-C1'-C2'	-7.99	103.21	112.00
24	DA	1290	C	O4'-C1'-N1	7.99	114.59	108.20
24	DA	2499	C	P-O3'-C3'	-7.99	110.11	119.70
55	CA	248	C	P-O3'-C3'	-7.99	110.11	119.70
24	BA	1602	U	O4'-C1'-N1	7.98	114.59	108.20
24	BA	2093	G	N9-C1'-C2'	-7.98	103.22	112.00
21	AA	1395	C	N1-C1'-C2'	-7.98	103.22	112.00
24	BA	406	G	P-O3'-C3'	-7.98	110.12	119.70
21	AA	934	C	O4'-C1'-N1	7.98	114.58	108.20
23	AW	3	U	P-O3'-C3'	7.98	129.27	119.70
24	BA	1857	G	P-O3'-C3'	7.98	129.27	119.70
24	DA	50	U	P-O3'-C3'	7.97	129.27	119.70
23	CW	5	U	P-O3'-C3'	-7.97	110.13	119.70
24	DA	2712	C	P-O3'-C3'	7.97	129.27	119.70
21	AA	1451	U	P-O3'-C3'	7.97	129.26	119.70
24	BA	1048	A	P-O3'-C3'	-7.97	110.14	119.70
24	DA	335	C	P-O3'-C3'	-7.97	110.14	119.70
21	AA	451	A	P-O3'-C3'	7.97	129.26	119.70
24	DA	1325	U	P-O3'-C3'	7.97	129.26	119.70
24	BA	301	G	N3-C4-N9	-7.96	121.22	126.00
24	BA	2062	A	N1-C6-N6	7.96	123.38	118.60
24	DA	527	C	P-O3'-C3'	7.96	129.26	119.70
24	DA	2249	U	P-O3'-C3'	7.96	129.26	119.70
24	DA	2503	A	P-O3'-C3'	7.96	129.26	119.70
24	BA	1954	G	P-O3'-C3'	7.96	129.25	119.70
24	BA	1619	G	P-O3'-C3'	-7.96	110.15	119.70
24	DA	1330	C	N1-C1'-C2'	-7.96	103.24	112.00

*Continued on next page...*

*Continued from previous page...*

Mol	Chain	Res	Type	Atoms	Z	Observed(°)	Ideal(°)
24	BA	2239	G	P-O3'-C3'	-7.96	110.15	119.70
24	BA	2879	A	P-O3'-C3'	7.95	129.25	119.70
24	BA	1967	C	N1-C1'-C2'	-7.95	103.25	112.00
24	BA	2593	U	P-O3'-C3'	-7.95	110.16	119.70
24	DA	605	G	N9-C1'-C2'	-7.95	103.26	112.00
55	CA	1211	U	P-O3'-C3'	7.95	129.23	119.70
24	DA	2024	G	P-O3'-C3'	-7.94	110.18	119.70
55	CA	1365	G	P-O3'-C3'	-7.94	110.18	119.70
24	BA	2513	A	N1-C6-N6	-7.93	113.84	118.60
24	DA	633	A	N1-C6-N6	7.93	123.36	118.60
21	AA	330	C	N1-C1'-C2'	-7.93	103.28	112.00
21	AA	500	G	P-O3'-C3'	-7.93	110.18	119.70
55	CA	755	G	P-O3'-C3'	-7.93	110.18	119.70
24	DA	1440	U	O4'-C1'-N1	7.93	114.55	108.20
24	BA	2734	A	P-O3'-C3'	-7.93	110.19	119.70
24	DA	2728	U	P-O3'-C3'	-7.92	110.19	119.70
55	CA	875	U	O4'-C1'-N1	7.92	114.54	108.20
24	BA	1330	C	O4'-C1'-N1	7.92	114.53	108.20
24	BA	1647	U	O4'-C1'-N1	7.92	114.53	108.20
24	DA	1539	U	P-O3'-C3'	-7.92	110.20	119.70
23	AW	5	U	P-O3'-C3'	-7.92	110.20	119.70
55	CA	462	G	P-O3'-C3'	7.91	129.20	119.70
24	DA	534	U	P-O3'-C3'	-7.91	110.21	119.70
24	DA	2559	C	P-O3'-C3'	-7.90	110.22	119.70
24	BA	1111	A	P-O3'-C3'	7.90	129.18	119.70
24	DA	2505	G	P-O3'-C3'	-7.90	110.22	119.70
24	DA	1942	C	P-O3'-C3'	-7.89	110.23	119.70
55	CA	915	A	P-O3'-C3'	-7.89	110.23	119.70
24	BA	1965	C	P-O5'-C5'	-7.89	108.28	120.90
25	BB	26	C	O4'-C1'-N1	7.89	114.51	108.20
24	DA	2267	A	C6-C5-N7	-7.89	126.78	132.30
21	AA	252	U	N1-C1'-C2'	-7.89	103.33	112.00
21	AA	884	U	P-O3'-C3'	7.88	129.16	119.70
24	DA	2023	C	O4'-C1'-N1	7.88	114.51	108.20
24	DA	2238	G	P-O3'-C3'	7.88	129.16	119.70
24	BA	776	G	O4'-C1'-N9	-7.88	101.90	108.20
24	BA	1971	U	P-O3'-C3'	-7.88	110.25	119.70
24	DA	1430	G	P-O3'-C3'	-7.88	110.25	119.70
24	BA	1865	U	C5-C4-O4	-7.88	121.17	125.90
24	DA	2629	U	P-O3'-C3'	7.88	129.15	119.70
55	CA	822	U	O4'-C1'-N1	7.87	114.50	108.20
24	BA	866	A	N9-C1'-C2'	-7.87	103.34	112.00

*Continued on next page...*

*Continued from previous page...*

Mol	Chain	Res	Type	Atoms	Z	Observed(°)	Ideal(°)
24	BA	1012	U	O4'-C1'-N1	7.87	114.50	108.20
24	BA	656	G	P-O3'-C3'	-7.87	110.26	119.70
21	AA	369	G	P-O3'-C3'	-7.87	110.26	119.70
55	CA	724	G	P-O3'-C3'	-7.87	110.26	119.70
24	DA	61	C	N1-C1'-C2'	-7.86	103.35	112.00
24	BA	1997	C	N1-C1'-C2'	-7.86	103.35	112.00
55	CA	183	C	O4'-C1'-N1	7.86	114.49	108.20
55	CA	1364	U	P-O3'-C3'	7.86	129.13	119.70
24	BA	2518	A	P-O5'-C5'	-7.86	108.33	120.90
24	BA	1029	A	N1-C6-N6	7.85	123.31	118.60
24	DA	811	U	P-O3'-C3'	7.85	129.12	119.70
24	BA	1266	G	P-O3'-C3'	7.84	129.11	119.70
21	AA	1282	C	N1-C1'-C2'	-7.84	103.37	112.00
55	CA	1128	C	N1-C1'-C2'	-7.84	103.37	112.00
55	CA	1087	G	N9-C1'-C2'	-7.83	103.38	112.00
21	AA	194	C	C5-C4-N4	7.83	125.68	120.20
24	BA	2575	C	C5-C6-N1	-7.83	117.08	121.00
24	BA	15	G	C5-C6-O6	7.83	133.30	128.60
24	BA	1649	G	P-O3'-C3'	-7.83	110.31	119.70
24	BA	264	C	O4'-C1'-N1	7.83	114.46	108.20
24	DA	2585	U	P-O3'-C3'	7.83	129.09	119.70
21	AA	372	C	P-O3'-C3'	7.82	129.09	119.70
24	DA	224	U	N1-C1'-C2'	-7.82	103.39	112.00
24	BA	1142	A	C4-N9-C1'	-7.81	112.23	126.30
24	BA	2060	A	P-O3'-C3'	7.81	129.08	119.70
21	AA	1239	A	P-O3'-C3'	7.81	129.07	119.70
24	BA	1147	A	N1-C6-N6	-7.81	113.91	118.60
24	DA	828	U	O4'-C1'-N1	7.81	114.45	108.20
21	AA	1365	G	P-O3'-C3'	-7.80	110.33	119.70
55	CA	428	G	P-O3'-C3'	7.80	129.06	119.70
24	DA	423	A	P-O3'-C3'	-7.80	110.34	119.70
24	BA	1716	U	O4'-C1'-N1	7.80	114.44	108.20
24	DA	646	U	P-O3'-C3'	7.80	129.06	119.70
24	BA	1963	U	N1-C1'-C2'	-7.79	103.43	112.00
25	BB	25	U	P-O3'-C3'	-7.79	110.35	119.70
24	DA	2860	A	N1-C6-N6	7.79	123.28	118.60
24	BA	1112	G	P-O3'-C3'	-7.79	110.35	119.70
55	CA	1162	C	O4'-C1'-N1	7.79	114.43	108.20
24	DA	1462	C	O4'-C1'-N1	7.79	114.43	108.20
24	DA	1913	A	P-O3'-C3'	7.79	129.05	119.70
21	AA	436	C	O4'-C1'-N1	7.79	114.43	108.20
24	BA	531	C	P-O3'-C3'	7.79	129.05	119.70

*Continued on next page...*



*Continued from previous page...*

Mol	Chain	Res	Type	Atoms	Z	Observed(°)	Ideal(°)
24	BA	1810	A	N9-C1'-C2'	-7.79	103.43	112.00
55	CA	330	C	N1-C1'-C2'	-7.78	103.44	112.00
56	DB	17	C	N1-C1'-C2'	-7.78	103.44	112.00
23	CW	5	U	N1-C1'-C2'	-7.78	103.44	112.00
24	BA	1351	C	O4'-C1'-N1	7.78	114.42	108.20
24	BA	1872	A	P-O3'-C3'	-7.78	110.36	119.70
25	BB	12	C	O4'-C1'-N1	7.78	114.42	108.20
21	AA	97	G	P-O3'-C3'	-7.77	110.37	119.70
24	BA	2275	C	N1-C1'-C2'	7.77	124.10	114.00
55	CA	1138	G	P-O3'-C3'	7.77	129.02	119.70
24	BA	2836	U	P-O5'-C5'	-7.77	108.47	120.90
24	DA	2758	A	N9-C1'-C2'	-7.77	103.46	112.00
24	DA	990	A	P-O3'-C3'	-7.76	110.39	119.70
24	BA	449	A	P-O3'-C3'	-7.76	110.39	119.70
24	BA	451	U	O4'-C1'-N1	7.76	114.41	108.20
24	BA	1272	A	O4'-C1'-N9	7.76	114.41	108.20
24	BA	1714	U	N1-C1'-C2'	-7.76	103.47	112.00
24	DA	1463	C	O4'-C1'-N1	7.76	114.41	108.20
24	DA	1674	G	P-O3'-C3'	7.76	129.01	119.70
24	DA	271	G	P-O3'-C3'	7.75	129.01	119.70
21	AA	1200	C	N1-C1'-C2'	7.75	124.08	114.00
24	DA	1088	A	C5-C6-N1	-7.75	113.82	117.70
24	BA	519	U	N1-C1'-C2'	-7.75	103.47	112.00
55	CA	704	A	P-O3'-C3'	-7.75	110.40	119.70
24	DA	1816	C	P-O3'-C3'	-7.75	110.40	119.70
55	CA	481	G	P-O3'-C3'	7.75	129.00	119.70
24	DA	1946	U	P-O3'-C3'	-7.75	110.40	119.70
24	DA	1972	G	P-O3'-C3'	-7.75	110.40	119.70
24	BA	2615	U	P-O3'-C3'	-7.75	110.40	119.70
24	DA	91	A	P-O3'-C3'	7.75	129.00	119.70
55	CA	389	A	N9-C4-C5	7.75	108.90	105.80
24	BA	479	A	O4'-C1'-N9	7.74	114.39	108.20
24	BA	2259	U	N1-C1'-C2'	-7.74	103.49	112.00
55	CA	53	A	P-O3'-C3'	-7.74	110.42	119.70
24	BA	266	G	P-O3'-C3'	-7.74	110.42	119.70
24	BA	2501	C	N1-C1'-C2'	7.73	124.05	114.00
24	BA	2791	G	P-O3'-C3'	-7.73	110.42	119.70
24	DA	1075	C	N1-C1'-C2'	-7.73	103.50	112.00
55	CA	643	C	O4'-C1'-N1	7.72	114.38	108.20
24	BA	2035	G	P-O3'-C3'	7.72	128.97	119.70
24	BA	474	G	P-O3'-C3'	7.72	128.96	119.70
24	BA	1693	U	P-O3'-C3'	7.72	128.96	119.70

*Continued on next page...*



*Continued from previous page...*

Mol	Chain	Res	Type	Atoms	Z	Observed(°)	Ideal(°)
24	DA	395	U	N1-C1'-C2'	7.71	124.03	114.00
24	DA	1010	A	P-O3'-C3'	-7.71	110.44	119.70
24	BA	1458	U	P-O3'-C3'	7.71	128.95	119.70
24	BA	1957	C	N1-C1'-C2'	-7.71	103.52	112.00
24	BA	791	C	O4'-C1'-N1	7.70	114.36	108.20
24	DA	1089	A	P-O3'-C3'	7.70	128.94	119.70
24	DA	688	U	O4'-C1'-N1	7.69	114.35	108.20
24	DA	2460	U	O4'-C1'-N1	7.69	114.35	108.20
24	BA	2056	G	O4'-C1'-N9	-7.68	102.05	108.20
24	BA	2459	A	P-O3'-C3'	-7.68	110.48	119.70
55	CA	283	U	P-O3'-C3'	-7.68	110.48	119.70
21	AA	575	G	P-O3'-C3'	7.68	128.91	119.70
24	DA	1941	C	N1-C1'-C2'	-7.68	103.55	112.00
21	AA	1323	G	P-O3'-C3'	-7.68	110.49	119.70
25	BB	12	C	P-O3'-C3'	7.68	128.91	119.70
24	BA	481	G	P-O3'-C3'	7.67	128.91	119.70
24	BA	1180	U	P-O3'-C3'	7.67	128.90	119.70
24	DA	1937	A	P-O3'-C3'	7.67	128.90	119.70
24	DA	1971	U	P-O3'-C3'	-7.66	110.51	119.70
24	BA	2250	G	O4'-C1'-N9	-7.66	102.07	108.20
24	BA	2874	C	N1-C1'-C2'	-7.65	103.58	112.00
24	DA	1684	G	N9-C1'-C2'	-7.65	103.58	112.00
24	DA	2143	C	P-O3'-C3'	7.65	128.88	119.70
24	DA	2347	C	P-O3'-C3'	-7.65	110.52	119.70
55	CA	91	U	N1-C1'-C2'	-7.65	103.59	112.00
24	DA	1236	G	P-O3'-C3'	7.64	128.87	119.70
24	DA	2093	G	N9-C1'-C2'	-7.64	103.59	112.00
21	AA	266	G	P-O3'-C3'	7.64	128.87	119.70
24	BA	1021	A	P-O5'-C5'	-7.64	108.68	120.90
24	DA	1963	U	O4'-C1'-N1	7.64	114.31	108.20
24	DA	2726	A	P-O3'-C3'	7.64	128.86	119.70
24	BA	961	C	P-O3'-C3'	7.63	128.86	119.70
55	CA	936	C	O4'-C1'-N1	7.63	114.31	108.20
24	DA	813	U	P-O3'-C3'	-7.63	110.54	119.70
24	DA	2896	C	O4'-C1'-N1	7.63	114.31	108.20
55	CA	655	A	P-O3'-C3'	-7.63	110.54	119.70
21	AA	131	A	P-O3'-C3'	-7.63	110.55	119.70
24	BA	1022	G	N3-C2-N2	-7.63	114.56	119.90
24	DA	1272	A	P-O3'-C3'	7.63	128.85	119.70
24	BA	1996	C	P-O3'-C3'	7.62	128.85	119.70
24	BA	475	C	N1-C1'-C2'	-7.62	103.62	112.00
24	BA	2613	U	N1-C1'-C2'	7.62	123.91	114.00

*Continued on next page...*

*Continued from previous page...*

Mol	Chain	Res	Type	Atoms	Z	Observed(°)	Ideal(°)
55	CA	373	A	P-O3'-C3'	-7.62	110.56	119.70
55	CA	1201	A	P-O3'-C3'	7.62	128.84	119.70
24	DA	762	U	P-O3'-C3'	7.62	128.84	119.70
24	DA	777	G	N9-C1'-C2'	-7.62	103.62	112.00
24	DA	1565	C	P-O3'-C3'	7.62	128.84	119.70
24	DA	741	U	P-O3'-C3'	-7.62	110.56	119.70
24	DA	958	U	N1-C1'-C2'	-7.61	103.63	112.00
24	BA	2439	A	P-O3'-C3'	7.61	128.83	119.70
24	DA	2210	U	P-O3'-C3'	7.61	128.83	119.70
24	BA	1478	G	C8-N9-C1'	7.61	136.89	127.00
55	CA	480	U	C2-N3-C4	-7.60	122.44	127.00
24	BA	35	G	P-O3'-C3'	-7.60	110.58	119.70
24	BA	2733	A	N9-C1'-C2'	-7.60	103.64	112.00
24	BA	2259	U	P-O3'-C3'	-7.60	110.58	119.70
24	BA	1759	A	P-O3'-C3'	-7.59	110.58	119.70
55	CA	1229	A	N9-C1'-C2'	-7.59	103.65	112.00
24	BA	1006	C	P-O3'-C3'	-7.58	110.60	119.70
55	CA	83	C	O4'-C1'-N1	7.58	114.27	108.20
24	BA	2757	A	P-O3'-C3'	-7.58	110.61	119.70
24	BA	2567	G	P-O3'-C3'	-7.58	110.61	119.70
55	CA	1215	G	P-O3'-C3'	-7.58	110.61	119.70
24	BA	1654	A	P-O3'-C3'	-7.57	110.61	119.70
24	DA	1439	A	C4-C5-C6	7.57	120.79	117.00
24	DA	2035	G	P-O3'-C3'	-7.57	110.61	119.70
24	BA	199	A	P-O3'-C3'	7.57	128.79	119.70
31	BH	49	ALA	N-CA-C	-7.57	90.56	111.00
25	BB	43	C	O4'-C1'-N1	7.57	114.25	108.20
21	AA	968	A	P-O3'-C3'	7.57	128.78	119.70
24	BA	2611	C	P-O3'-C3'	-7.57	110.62	119.70
24	BA	1839	G	P-O3'-C3'	-7.56	110.62	119.70
55	CA	327	A	P-O3'-C3'	7.56	128.77	119.70
24	BA	1615	C	P-O3'-C3'	7.56	128.77	119.70
24	BA	2791	G	N9-C1'-C2'	-7.56	103.69	112.00
21	AA	1184	G	P-O3'-C3'	-7.55	110.64	119.70
24	BA	1964	G	P-O3'-C3'	7.55	128.76	119.70
21	AA	1418	A	N1-C6-N6	7.55	123.13	118.60
24	BA	2555	U	O4'-C1'-N1	7.54	114.24	108.20
24	DA	2850	A	P-O3'-C3'	-7.54	110.65	119.70
56	DB	43	C	P-O3'-C3'	-7.54	110.65	119.70
24	DA	1320	C	P-O3'-C3'	7.54	128.75	119.70
24	BA	301	G	C8-N9-C1'	7.54	136.80	127.00
24	BA	2542	A	O4'-C1'-N9	7.54	114.23	108.20

*Continued on next page...*

*Continued from previous page...*

Mol	Chain	Res	Type	Atoms	Z	Observed(°)	Ideal(°)
24	BA	739	A	P-O3'-C3'	7.53	128.74	119.70
55	CA	1345	U	P-O3'-C3'	7.53	128.74	119.70
55	CA	1358	U	O4'-C1'-N1	7.53	114.22	108.20
24	DA	2447	G	C6-N1-C2	-7.53	120.58	125.10
24	DA	2566	A	P-O3'-C3'	7.53	128.73	119.70
21	AA	1451	U	N1-C1'-C2'	7.53	123.78	114.00
24	BA	272	A	P-O3'-C3'	-7.53	110.67	119.70
24	DA	480	A	P-O3'-C3'	-7.53	110.67	119.70
24	BA	1478	G	N3-C4-C5	7.52	132.36	128.60
24	DA	1276	A	P-O3'-C3'	-7.52	110.67	119.70
24	DA	93	G	P-O3'-C3'	-7.52	110.67	119.70
25	BB	26	C	N1-C1'-C2'	-7.52	103.73	112.00
25	BB	26	C	P-O3'-C3'	-7.52	110.68	119.70
55	CA	566	G	P-O3'-C3'	7.52	128.72	119.70
55	CA	885	G	P-O3'-C3'	-7.51	110.69	119.70
55	CA	421	U	P-O3'-C3'	7.51	128.71	119.70
24	BA	2777	G	O4'-C1'-N9	-7.50	102.20	108.20
55	CA	1285	A	P-O3'-C3'	7.50	128.70	119.70
21	AA	821	G	P-O3'-C3'	-7.50	110.70	119.70
24	BA	2884	U	O4'-C1'-N1	7.50	114.20	108.20
24	DA	482	A	P-O3'-C3'	-7.50	110.70	119.70
55	CA	1055	A	P-O3'-C3'	-7.50	110.70	119.70
55	CA	977	A	P-O3'-C3'	-7.49	110.72	119.70
24	DA	1326	U	N1-C1'-C2'	-7.48	103.77	112.00
24	DA	1535	A	P-O3'-C3'	7.48	128.68	119.70
24	DA	1674	G	C4-N9-C1'	7.48	136.22	126.50
24	DA	2310	C	N1-C1'-C2'	-7.48	103.77	112.00
24	DA	1782	U	O4'-C1'-N1	7.48	114.18	108.20
24	BA	1557	C	P-O3'-C3'	-7.47	110.73	119.70
56	DB	56	G	P-O3'-C3'	7.47	128.66	119.70
55	CA	13	U	P-O3'-C3'	7.46	128.66	119.70
55	CA	426	U	P-O3'-C3'	-7.46	110.74	119.70
24	DA	1649	G	P-O3'-C3'	-7.46	110.75	119.70
55	CA	500	G	N9-C1'-C2'	-7.46	103.79	112.00
24	BA	1496	A	P-O3'-C3'	-7.46	110.75	119.70
55	CA	984	C	N1-C1'-C2'	-7.46	103.79	112.00
21	AA	1382	C	N1-C1'-C2'	-7.46	103.80	112.00
24	DA	1387	A	N9-C1'-C2'	-7.46	103.80	112.00
24	BA	919	U	C2-N3-C4	7.46	131.47	127.00
24	DA	2713	U	O4'-C1'-N1	-7.46	102.23	108.20
24	BA	1207	C	P-O3'-C3'	-7.45	110.75	119.70
55	CA	1129	C	P-O3'-C3'	7.45	128.64	119.70

*Continued on next page...*

*Continued from previous page...*

Mol	Chain	Res	Type	Atoms	Z	Observed(°)	Ideal(°)
24	DA	92	U	N1-C1'-C2'	-7.45	103.80	112.00
24	BA	1708	C	N1-C1'-C2'	-7.45	103.80	112.00
24	DA	963	U	O4'-C1'-N1	7.45	114.16	108.20
24	DA	995	C	P-O3'-C3'	7.45	128.64	119.70
24	DA	2716	C	O4'-C1'-N1	7.45	114.16	108.20
24	BA	588	U	P-O3'-C3'	-7.45	110.77	119.70
55	CA	1045	C	P-O3'-C3'	-7.45	110.76	119.70
24	DA	1696	G	P-O3'-C3'	-7.45	110.77	119.70
24	BA	633	A	O4'-C1'-N9	-7.44	102.25	108.20
24	DA	2282	G	P-O3'-C3'	7.44	128.63	119.70
21	AA	985	C	N1-C1'-C2'	-7.44	103.81	112.00
24	BA	764	A	P-O3'-C3'	7.44	128.63	119.70
24	DA	2307	G	P-O3'-C3'	7.44	128.62	119.70
24	BA	139	U	O4'-C1'-N1	7.43	114.15	108.20
21	AA	1190	G	P-O3'-C3'	7.43	128.62	119.70
24	BA	73	A	N9-C1'-C2'	-7.43	103.83	112.00
24	BA	1345	C	P-O5'-C5'	-7.43	109.02	120.90
21	AA	1476	A	P-O3'-C3'	-7.43	110.79	119.70
24	BA	1011	G	P-O3'-C3'	7.43	128.61	119.70
24	BA	2072	C	O4'-C1'-N1	-7.43	102.26	108.20
24	BA	2385	C	N1-C1'-C2'	-7.43	103.83	112.00
24	BA	2572	A	P-O3'-C3'	7.43	128.61	119.70
24	BA	2868	A	P-O3'-C3'	-7.43	110.79	119.70
55	CA	1200	C	P-O3'-C3'	7.43	128.61	119.70
25	BB	43	C	N1-C1'-C2'	-7.42	103.83	112.00
24	DA	1345	C	O4'-C1'-N1	7.42	114.14	108.20
24	BA	855	G	C8-N9-C4	-7.41	103.44	106.40
24	BA	1086	A	N1-C2-N3	7.41	133.01	129.30
24	BA	1499	C	O4'-C1'-N1	7.41	114.13	108.20
24	DA	2874	C	P-O3'-C3'	-7.41	110.81	119.70
24	DA	404	A	P-O3'-C3'	7.41	128.59	119.70
24	DA	989	G	P-O3'-C3'	7.41	128.59	119.70
24	BA	2215	C	P-O3'-C3'	-7.40	110.82	119.70
24	BA	913	U	N1-C1'-C2'	7.39	123.61	114.00
24	DA	1477	A	P-O3'-C3'	-7.39	110.83	119.70
21	AA	1097	C	O4'-C1'-N1	7.39	114.11	108.20
21	AA	913	A	P-O3'-C3'	7.39	128.57	119.70
24	DA	777	G	P-O3'-C3'	-7.39	110.84	119.70
24	BA	279	A	N9-C1'-C2'	-7.38	103.88	112.00
24	BA	1340	U	N1-C1'-C2'	7.38	123.60	114.00
24	BA	2822	G	N1-C6-O6	7.38	124.33	119.90
24	BA	2603	G	P-O3'-C3'	-7.38	110.84	119.70

*Continued on next page...*

*Continued from previous page...*

Mol	Chain	Res	Type	Atoms	Z	Observed(°)	Ideal(°)
24	DA	1312	U	P-O3'-C3'	7.38	128.56	119.70
24	DA	534	U	O4'-C1'-N1	7.38	114.10	108.20
24	DA	1076	C	N1-C1'-C2'	-7.38	103.89	112.00
55	CA	717	U	P-O3'-C3'	7.38	128.55	119.70
21	AA	1054	C	P-O3'-C3'	7.37	128.55	119.70
24	BA	206	U	P-O3'-C3'	-7.37	110.86	119.70
24	DA	830	G	P-O3'-C3'	7.37	128.54	119.70
21	AA	210	C	P-O3'-C3'	7.37	128.54	119.70
55	CA	317	U	O4'-C1'-N1	7.36	114.09	108.20
24	BA	459	U	P-O5'-C5'	-7.36	109.12	120.90
24	BA	2337	G	P-O5'-C5'	-7.36	109.12	120.90
24	BA	995	C	P-O3'-C3'	7.36	128.53	119.70
24	BA	1268	A	P-O3'-C3'	-7.36	110.87	119.70
24	BA	1086	A	C8-N9-C4	-7.35	102.86	105.80
24	BA	2903	U	O4'-C1'-N1	7.35	114.08	108.20
55	CA	1124	G	P-O3'-C3'	7.34	128.51	119.70
21	AA	934	C	P-O3'-C3'	7.34	128.51	119.70
24	DA	2428	G	P-O3'-C3'	-7.34	110.89	119.70
21	AA	1505	G	P-O3'-C3'	-7.34	110.89	119.70
24	BA	915	C	P-O3'-C3'	-7.33	110.90	119.70
55	CA	1212	U	O4'-C1'-N1	-7.33	102.33	108.20
24	DA	1286	A	P-O3'-C3'	7.33	128.50	119.70
24	BA	763	G	C6-C5-N7	-7.33	126.00	130.40
24	BA	2211	A	P-O3'-C3'	7.33	128.50	119.70
24	DA	86	G	P-O3'-C3'	-7.33	110.90	119.70
21	AA	1053	G	O3'-P-O5'	-7.33	90.08	104.00
24	DA	321	U	P-O3'-C3'	7.33	128.50	119.70
24	DA	325	G	N9-C1'-C2'	-7.32	103.94	112.00
24	BA	454	A	P-O3'-C3'	7.32	128.49	119.70
55	CA	575	G	P-O3'-C3'	7.32	128.48	119.70
21	AA	173	U	P-O3'-C3'	7.31	128.48	119.70
24	DA	958	U	P-O3'-C3'	-7.31	110.92	119.70
24	BA	391	A	P-O3'-C3'	-7.31	110.93	119.70
24	BA	1799	G	O4'-C1'-N9	7.31	114.05	108.20
24	BA	2275	C	O4'-C1'-N1	7.30	114.04	108.20
24	DA	2037	A	P-O3'-C3'	-7.30	110.93	119.70
24	BA	204	A	P-O3'-C3'	7.30	128.46	119.70
24	BA	475	C	P-O5'-C5'	-7.29	109.23	120.90
25	BB	108	A	P-O3'-C3'	7.29	128.45	119.70
24	DA	2069	G	N9-C1'-C2'	-7.29	103.98	112.00
21	AA	1531	A	P-O3'-C3'	-7.29	110.95	119.70
24	DA	2460	U	N1-C1'-C2'	-7.29	103.98	112.00

*Continued on next page...*

*Continued from previous page...*

Mol	Chain	Res	Type	Atoms	Z	Observed(°)	Ideal(°)
21	AA	465	A	P-O3'-C3'	-7.29	110.95	119.70
24	DA	2283	C	P-O3'-C3'	-7.29	110.95	119.70
24	BA	2007	U	P-O3'-C3'	-7.29	110.96	119.70
24	BA	221	A	P-O3'-C3'	7.28	128.44	119.70
24	BA	1615	C	N1-C1'-C2'	7.28	123.46	114.00
24	DA	991	C	P-O3'-C3'	-7.28	110.96	119.70
21	AA	566	G	P-O3'-C3'	7.28	128.43	119.70
21	AA	724	G	P-O3'-C3'	-7.28	110.97	119.70
55	CA	1202	U	P-O3'-C3'	-7.28	110.97	119.70
24	BA	1072	C	P-O3'-C3'	-7.27	110.97	119.70
55	CA	1337	G	P-O3'-C3'	7.27	128.43	119.70
24	DA	2521	C	N1-C1'-C2'	-7.27	104.00	112.00
55	CA	564	C	N1-C1'-C2'	-7.27	104.00	112.00
21	AA	1085	U	N1-C1'-C2'	7.27	123.45	114.00
55	CA	122	G	N9-C1'-C2'	-7.26	104.01	112.00
55	CA	984	C	P-O3'-C3'	-7.26	110.98	119.70
25	BB	109	A	P-O3'-C3'	-7.26	110.99	119.70
24	DA	2439	A	P-O3'-C3'	7.26	128.41	119.70
21	AA	1046	A	O4'-C1'-N9	7.26	114.00	108.20
24	DA	973	A	P-O3'-C3'	7.26	128.41	119.70
24	BA	1372	U	C2-N3-C4	-7.25	122.65	127.00
24	DA	1936	A	P-O3'-C3'	7.25	128.40	119.70
24	DA	589	U	O4'-C1'-N1	7.25	114.00	108.20
24	DA	603	A	P-O3'-C3'	7.25	128.40	119.70
24	BA	1706	C	N1-C1'-C2'	7.25	123.42	114.00
24	DA	2181	U	O4'-C1'-N1	7.25	114.00	108.20
21	AA	66	A	P-O3'-C3'	-7.25	111.01	119.70
24	BA	2307	G	P-O3'-C3'	7.25	128.40	119.70
24	BA	1732	C	N1-C2-O2	-7.24	114.56	118.90
24	DA	2391	G	P-O3'-C3'	7.23	128.38	119.70
21	AA	1051	C	P-O3'-C3'	-7.23	111.03	119.70
55	CA	430	A	N9-C1'-C2'	-7.23	104.05	112.00
21	AA	1382	C	O4'-C1'-N1	7.23	113.98	108.20
24	DA	445	C	P-O3'-C3'	-7.23	111.03	119.70
55	CA	122	G	P-O3'-C3'	-7.22	111.03	119.70
24	DA	945	A	O4'-C1'-N9	7.22	113.98	108.20
24	DA	1758	U	P-O3'-C3'	7.22	128.37	119.70
24	DA	1965	C	N1-C1'-C2'	-7.22	104.06	112.00
21	AA	1417	G	C5-C6-O6	-7.22	124.27	128.60
24	BA	1082	U	N1-C2-N3	7.21	119.23	114.90
24	BA	2862	G	P-O3'-C3'	-7.21	111.04	119.70
55	CA	1212	U	N1-C1'-C2'	7.21	123.38	114.00

*Continued on next page...*

*Continued from previous page...*

Mol	Chain	Res	Type	Atoms	Z	Observed(°)	Ideal(°)
24	BA	1555	G	P-O5'-C5'	-7.21	109.36	120.90
24	BA	1634	A	P-O3'-C3'	7.21	128.35	119.70
24	DA	1780	A	P-O3'-C3'	7.21	128.35	119.70
55	CA	1228	C	P-O3'-C3'	-7.21	111.05	119.70
21	AA	1336	C	P-O3'-C3'	7.21	128.35	119.70
24	BA	233	A	P-O3'-C3'	-7.20	111.06	119.70
24	DA	396	G	N9-C1'-C2'	-7.20	104.08	112.00
24	BA	125	A	O4'-C1'-N1	7.20	113.96	108.20
24	BA	528	A	P-O3'-C3'	-7.20	111.06	119.70
24	BA	1451	C	N1-C1'-C2'	7.20	123.36	114.00
24	BA	812	C	P-O3'-C3'	-7.20	111.06	119.70
55	CA	597	G	N9-C1'-C2'	-7.20	104.08	112.00
55	CA	64	G	P-O3'-C3'	7.19	128.33	119.70
21	AA	960	U	N1-C1'-C2'	7.19	123.35	114.00
24	DA	1158	C	O4'-C1'-N1	7.19	113.95	108.20
24	DA	436	C	N1-C1'-C2'	-7.19	104.09	112.00
24	BA	616	A	P-O3'-C3'	-7.19	111.07	119.70
24	BA	2053	G	P-O3'-C3'	-7.19	111.07	119.70
24	BA	1213	A	P-O3'-C3'	-7.19	111.07	119.70
24	DA	975	A	P-O3'-C3'	-7.18	111.08	119.70
24	DA	627	A	P-O3'-C3'	7.18	128.31	119.70
21	AA	199	A	N9-C1'-C2'	-7.18	104.11	112.00
24	BA	1714	U	P-O3'-C3'	-7.18	111.09	119.70
24	BA	2595	G	P-O3'-C3'	-7.18	111.09	119.70
24	DA	790	U	P-O3'-C3'	-7.18	111.09	119.70
21	AA	453	G	N9-C1'-C2'	-7.17	104.11	112.00
55	CA	1200	C	O4'-C1'-N1	-7.17	102.46	108.20
55	CA	1137	C	N1-C1'-C2'	7.17	123.33	114.00
21	AA	1531	A	N9-C1'-C2'	-7.17	104.11	112.00
24	BA	2199	A	P-O5'-C5'	-7.17	109.43	120.90
24	BA	2427	C	P-O3'-C3'	-7.17	111.10	119.70
21	AA	1170	A	N9-C1'-C2'	-7.17	104.12	112.00
24	BA	1091	G	P-O3'-C3'	-7.17	111.10	119.70
24	BA	974	G	P-O3'-C3'	7.17	128.30	119.70
24	DA	1946	U	O4'-C1'-N1	7.16	113.93	108.20
55	CA	595	A	P-O3'-C3'	7.16	128.29	119.70
24	DA	1576	U	O4'-C1'-N1	7.16	113.92	108.20
24	BA	2063	C	O4'-C1'-N1	-7.15	102.48	108.20
55	CA	1283	U	P-O3'-C3'	-7.15	111.12	119.70
55	CA	14	U	P-O3'-C3'	-7.15	111.12	119.70
24	DA	1249	U	O4'-C1'-N1	7.15	113.92	108.20
24	BA	1669	A	P-O3'-C3'	-7.14	111.13	119.70

*Continued on next page...*



*Continued from previous page...*

Mol	Chain	Res	Type	Atoms	Z	Observed(°)	Ideal(°)
24	DA	1931	U	N1-C1'-C2'	-7.14	104.14	112.00
24	BA	1060	U	N3-C4-O4	7.14	124.40	119.40
24	DA	832	U	P-O5'-C5'	-7.14	109.47	120.90
21	AA	885	G	N9-C1'-C2'	-7.14	104.15	112.00
24	BA	1238	G	N9-C1'-C2'	-7.14	104.15	112.00
24	BA	2772	C	C6-N1-C2	7.14	123.16	120.30
24	BA	163	C	P-O3'-C3'	-7.14	111.13	119.70
24	BA	1022	G	N3-C4-C5	7.14	132.17	128.60
55	CA	1336	C	P-O3'-C3'	7.14	128.27	119.70
21	AA	78	A	C6-N1-C2	-7.14	114.32	118.60
21	AA	1169	A	P-O3'-C3'	-7.13	111.14	119.70
55	CA	998	C	O4'-C1'-N1	7.13	113.91	108.20
55	CA	870	U	P-O3'-C3'	7.13	128.26	119.70
24	BA	704	G	P-O3'-C3'	7.13	128.25	119.70
24	DA	647	G	P-O3'-C3'	-7.13	111.15	119.70
24	DA	1569	A	P-O3'-C3'	-7.13	111.14	119.70
24	BA	2821	A	P-O3'-C3'	-7.13	111.15	119.70
24	DA	2350	C	O4'-C1'-N1	7.13	113.90	108.20
56	DB	58	A	P-O3'-C3'	-7.12	111.15	119.70
24	BA	1779	U	C5-C6-N1	-7.12	119.14	122.70
24	BA	301	G	C6-C5-N7	7.12	134.67	130.40
21	AA	533	A	P-O3'-C3'	7.12	128.24	119.70
24	BA	2857	G	C4-C5-N7	7.12	113.65	110.80
21	AA	253	A	N9-C1'-C2'	-7.11	104.17	112.00
55	CA	47	C	P-O3'-C3'	7.11	128.24	119.70
55	CA	212	G	P-O3'-C3'	-7.11	111.16	119.70
24	DA	1304	A	N9-C1'-C2'	-7.11	104.17	112.00
24	DA	1615	C	P-O3'-C3'	7.11	128.24	119.70
21	AA	517	G	P-O3'-C3'	7.11	128.23	119.70
24	BA	1633	G	P-O3'-C3'	7.11	128.23	119.70
24	BA	1664	A	P-O3'-C3'	7.11	128.23	119.70
24	DA	1822	C	O4'-C1'-N1	7.11	113.88	108.20
24	BA	1654	A	N9-C1'-C2'	-7.10	104.19	112.00
55	CA	1382	C	N1-C1'-C2'	-7.10	104.19	112.00
24	BA	1129	A	P-O3'-C3'	-7.10	111.18	119.70
24	BA	61	C	P-O5'-C5'	-7.10	109.54	120.90
55	CA	83	C	P-O3'-C3'	7.10	128.22	119.70
21	AA	1496	C	C6-N1-C2	7.10	123.14	120.30
24	BA	628	G	P-O3'-C3'	-7.10	111.18	119.70
55	CA	374	A	P-O3'-C3'	-7.10	111.18	119.70
24	DA	2069	G	P-O3'-C3'	-7.09	111.19	119.70
24	DA	2267	A	N9-C4-C5	-7.09	102.96	105.80

*Continued on next page...*



*Continued from previous page...*

Mol	Chain	Res	Type	Atoms	Z	Observed(°)	Ideal(°)
24	DA	2275	C	O4'-C1'-N1	7.09	113.88	108.20
24	BA	907	G	N3-C4-C5	7.09	132.15	128.60
55	CA	1169	A	P-O3'-C3'	7.09	128.21	119.70
24	DA	228	C	O4'-C1'-N1	7.09	113.87	108.20
24	BA	1311	G	P-O3'-C3'	7.09	128.20	119.70
24	DA	2408	U	O4'-C1'-N1	7.09	113.87	108.20
21	AA	81	A	O4'-C1'-N9	7.08	113.87	108.20
55	CA	549	C	N1-C1'-C2'	-7.08	104.21	112.00
55	CA	1240	U	O4'-C1'-N1	7.08	113.86	108.20
21	AA	329	A	O4'-C1'-N9	-7.07	102.54	108.20
24	BA	455	C	O4'-C1'-N1	-7.07	102.54	108.20
24	DA	1287	A	P-O3'-C3'	7.07	128.18	119.70
24	BA	685	A	O3'-P-O5'	7.07	117.43	104.00
24	BA	1805	A	N9-C4-C5	7.07	108.63	105.80
24	BA	2724	U	P-O3'-C3'	7.06	128.18	119.70
55	CA	458	U	P-O3'-C3'	7.06	128.18	119.70
24	BA	774	G	P-O3'-C3'	7.06	128.18	119.70
24	BA	2857	G	C6-C5-N7	-7.06	126.17	130.40
55	CA	1381	U	P-O3'-C3'	-7.06	111.23	119.70
24	BA	1499	C	P-O3'-C3'	-7.06	111.23	119.70
24	BA	919	U	O4'-C1'-N1	-7.05	102.56	108.20
55	CA	210	C	P-O3'-C3'	7.05	128.17	119.70
55	CA	465	A	P-O3'-C3'	-7.05	111.23	119.70
21	AA	549	C	P-O3'-C3'	-7.05	111.24	119.70
24	DA	15	G	P-O3'-C3'	-7.05	111.24	119.70
21	AA	185	U	P-O3'-C3'	-7.05	111.24	119.70
24	BA	2321	U	P-O3'-C3'	-7.05	111.24	119.70
24	DA	1674	G	C8-N9-C1'	-7.05	117.84	127.00
55	CA	1074	G	P-O3'-C3'	-7.04	111.25	119.70
24	DA	933	A	P-O3'-C3'	-7.04	111.25	119.70
21	AA	1131	G	P-O3'-C3'	-7.04	111.25	119.70
24	BA	1298	C	P-O5'-C5'	-7.04	109.63	120.90
55	CA	934	C	O4'-C1'-N1	7.04	113.83	108.20
24	BA	2808	G	P-O3'-C3'	7.04	128.15	119.70
21	AA	567	G	C3'-C2'-C1'	7.04	107.13	101.50
24	DA	2447	G	C5-C6-N1	7.03	115.02	111.50
24	DA	2542	A	P-O3'-C3'	7.03	128.14	119.70
24	BA	621	A	N9-C1'-C2'	-7.03	104.27	112.00
24	BA	2860	A	C5-C6-N1	-7.03	114.19	117.70
24	DA	984	A	P-O3'-C3'	7.03	128.13	119.70
55	CA	1296	C	O4'-C1'-N1	7.03	113.82	108.20
24	BA	1326	U	P-O3'-C3'	-7.02	111.27	119.70

*Continued on next page...*

*Continued from previous page...*

Mol	Chain	Res	Type	Atoms	Z	Observed(°)	Ideal(°)
21	AA	78	A	C5-C6-N6	-7.02	118.08	123.70
21	AA	1137	C	P-O3'-C3'	7.02	128.13	119.70
24	BA	85	G	P-O3'-C3'	-7.02	111.27	119.70
24	BA	216	A	N9-C1'-C2'	-7.02	104.28	112.00
24	DA	1758	U	N1-C1'-C2'	7.02	123.13	114.00
21	AA	81	A	P-O3'-C3'	7.02	128.12	119.70
24	BA	1936	A	P-O3'-C3'	7.02	128.12	119.70
31	BH	48	GLU	N-CA-CB	-7.02	97.97	110.60
24	DA	265	A	O4'-C1'-N9	7.02	113.81	108.20
21	AA	559	A	P-O3'-C3'	7.02	128.12	119.70
21	AA	1054	C	P-O5'-C5'	-7.01	109.68	120.90
21	AA	1031	C	P-O3'-C3'	7.01	128.11	119.70
24	DA	755	U	O4'-C1'-N1	7.01	113.81	108.20
24	DA	2611	C	P-O3'-C3'	-7.01	111.29	119.70
24	DA	437	U	P-O3'-C3'	-7.00	111.30	119.70
24	DA	1108	U	O4'-C1'-N1	7.00	113.80	108.20
55	CA	464	U	N1-C1'-C2'	-7.00	104.30	112.00
24	DA	775	G	O4'-C1'-N9	6.99	113.80	108.20
24	BA	2044	C	O4'-C1'-N1	-6.99	102.61	108.20
24	DA	1716	U	N1-C1'-C2'	-6.99	104.31	112.00
24	BA	299	A	C5-N7-C8	-6.99	100.41	103.90
24	DA	2613	U	P-O3'-C3'	6.99	128.09	119.70
24	DA	1539	U	O4'-C1'-N1	6.99	113.79	108.20
24	BA	1324	G	P-O3'-C3'	6.99	128.09	119.70
24	DA	740	C	P-O3'-C3'	6.99	128.08	119.70
24	DA	617	G	N9-C1'-C2'	-6.97	104.33	112.00
24	DA	1669	A	P-O3'-C3'	-6.97	111.33	119.70
24	DA	2616	C	P-O3'-C3'	-6.97	111.33	119.70
24	DA	335	C	O4'-C1'-N1	6.97	113.78	108.20
24	BA	752	A	O4'-C1'-N9	6.97	113.78	108.20
24	BA	945	A	P-O3'-C3'	6.97	128.06	119.70
24	BA	396	G	N9-C1'-C2'	-6.96	104.34	112.00
24	BA	868	U	P-O3'-C3'	6.96	128.06	119.70
24	BA	2610	C	P-O3'-C3'	6.96	128.06	119.70
24	DA	302	C	N1-C1'-C2'	-6.96	104.34	112.00
24	BA	530	G	C4-N9-C1'	6.96	135.54	126.50
55	CA	348	G	N9-C1'-C2'	-6.96	104.35	112.00
55	CA	1399	C	P-O3'-C3'	6.96	128.05	119.70
24	DA	2225	A	P-O3'-C3'	6.96	128.05	119.70
24	DA	1256	G	P-O3'-C3'	-6.95	111.36	119.70
24	DA	2334	U	O4'-C1'-N1	6.95	113.76	108.20
24	BA	1073	A	P-O3'-C3'	-6.95	111.36	119.70

*Continued on next page...*

*Continued from previous page...*

Mol	Chain	Res	Type	Atoms	Z	Observed(°)	Ideal(°)
24	DA	232	G	P-O3'-C3'	6.95	128.04	119.70
25	BB	3	C	P-O3'-C3'	-6.95	111.36	119.70
24	BA	61	C	N1-C1'-C2'	-6.95	104.36	112.00
24	BA	1707	G	P-O3'-C3'	-6.95	111.36	119.70
24	BA	2691	C	P-O3'-C3'	-6.94	111.37	119.70
24	BA	1523	U	O4'-C1'-N1	6.94	113.75	108.20
21	AA	213	G	N9-C1'-C2'	-6.94	104.36	112.00
24	BA	1782	U	P-O3'-C3'	-6.94	111.37	119.70
55	CA	519	C	O4'-C1'-N1	6.94	113.75	108.20
24	DA	807	U	P-O3'-C3'	-6.94	111.37	119.70
24	BA	2069	G	P-O3'-C3'	-6.94	111.38	119.70
55	CA	885	G	N9-C1'-C2'	-6.94	104.37	112.00
24	BA	2034	U	N1-C1'-C2'	-6.93	104.37	112.00
24	BA	468	G	P-O5'-C5'	-6.93	109.81	120.90
24	BA	2296	U	O4'-C1'-N1	-6.93	102.66	108.20
24	DA	2267	A	N3-C4-N9	6.93	132.94	127.40
21	AA	1051	C	N1-C1'-C2'	-6.92	104.39	112.00
24	BA	1273	U	N1-C1'-C2'	-6.92	104.39	112.00
24	BA	1455	G	P-O3'-C3'	-6.92	111.39	119.70
24	DA	1962	C	P-O3'-C3'	6.92	128.00	119.70
24	BA	2576	G	P-O3'-C3'	6.92	128.00	119.70
24	DA	1722	A	P-O3'-C3'	-6.92	111.40	119.70
24	DA	1734	G	P-O3'-C3'	-6.92	111.40	119.70
24	BA	747	U	P-O3'-C3'	-6.92	111.40	119.70
55	CA	1033	G	N9-C1'-C2'	-6.92	104.39	112.00
24	DA	2060	A	P-O3'-C3'	6.92	128.00	119.70
21	AA	1417	G	C4-C5-N7	6.91	113.56	110.80
24	BA	777	G	N9-C1'-C2'	-6.91	104.39	112.00
24	DA	605	G	P-O3'-C3'	-6.91	111.40	119.70
24	BA	1396	U	P-O3'-C3'	6.91	128.00	119.70
24	BA	1526	C	C6-N1-C2	6.91	123.06	120.30
24	BA	1654	A	C3'-C2'-C1'	6.91	107.03	101.50
24	DA	2875	C	P-O3'-C3'	-6.91	111.41	119.70
21	AA	1345	U	O4'-C1'-N1	6.91	113.73	108.20
24	BA	1073	A	N9-C1'-C2'	-6.91	104.40	112.00
55	CA	1366	C	N1-C1'-C2'	-6.91	104.40	112.00
56	DB	76	G	N3-C4-N9	-6.91	121.86	126.00
24	BA	1478	G	C4-N9-C1'	-6.91	117.52	126.50
24	BA	2063	C	P-O3'-C3'	-6.91	111.41	119.70
24	DA	2896	C	P-O3'-C3'	-6.91	111.41	119.70
24	BA	504	A	P-O5'-C5'	-6.91	109.85	120.90
24	BA	1509	A	O4'-C1'-N9	6.91	113.72	108.20

*Continued on next page...*

*Continued from previous page...*

Mol	Chain	Res	Type	Atoms	Z	Observed(°)	Ideal(°)
55	CA	1382	C	P-O3'-C3'	-6.90	111.42	119.70
21	AA	1349	A	P-O3'-C3'	-6.90	111.42	119.70
24	BA	2382	G	P-O3'-C3'	6.90	127.98	119.70
24	DA	913	U	P-O3'-C3'	6.90	127.98	119.70
24	DA	1460	U	P-O3'-C3'	6.90	127.98	119.70
24	BA	1334	G	P-O3'-C3'	-6.90	111.42	119.70
24	DA	2283	C	O4'-C1'-N1	6.90	113.72	108.20
24	BA	1556	C	O4'-C1'-N1	6.90	113.72	108.20
55	CA	131	A	P-O5'-C5'	-6.90	109.86	120.90
24	DA	1942	C	N1-C1'-C2'	-6.90	104.41	112.00
21	AA	332	G	N9-C1'-C2'	-6.90	104.42	112.00
21	AA	9	G	N9-C1'-C2'	-6.89	104.42	112.00
24	DA	424	G	N9-C1'-C2'	-6.89	104.42	112.00
21	AA	1224	U	C2-N3-C4	-6.89	122.86	127.00
24	DA	2333	A	P-O3'-C3'	6.89	127.97	119.70
24	BA	232	G	P-O3'-C3'	6.89	127.97	119.70
24	BA	2062	A	P-O3'-C3'	-6.89	111.43	119.70
24	BA	2860	A	C4-C5-C6	6.89	120.44	117.00
21	AA	388	G	P-O3'-C3'	6.89	127.97	119.70
55	CA	1288	A	P-O3'-C3'	-6.89	111.43	119.70
24	DA	1511	G	P-O3'-C3'	-6.89	111.44	119.70
24	DA	1683	U	O4'-C1'-N1	6.88	113.71	108.20
24	BA	2815	C	P-O3'-C3'	-6.88	111.44	119.70
55	CA	596	A	P-O3'-C3'	-6.88	111.44	119.70
55	CA	717	U	N1-C1'-C2'	6.88	122.94	114.00
55	CA	752	G	P-O3'-C3'	6.88	127.95	119.70
55	CA	1284	C	O4'-C1'-N1	6.88	113.70	108.20
24	DA	1839	G	N9-C1'-C2'	-6.88	104.43	112.00
24	BA	1142	A	C4-C5-N7	6.87	114.14	110.70
24	BA	1247	A	O4'-C1'-N9	6.87	113.70	108.20
24	BA	2513	A	N9-C4-C5	6.87	108.55	105.80
24	BA	974	G	N7-C8-N9	6.87	116.53	113.10
25	BB	36	C	O4'-C1'-N1	-6.87	102.71	108.20
55	CA	91	U	O4'-C1'-N1	6.87	113.69	108.20
21	AA	794	A	P-O3'-C3'	-6.87	111.46	119.70
24	BA	2822	G	P-O3'-C3'	-6.86	111.47	119.70
24	BA	2229	U	O4'-C1'-N1	6.86	113.69	108.20
55	CA	374	A	N9-C1'-C2'	-6.86	104.46	112.00
21	AA	47	C	N1-C1'-C2'	6.86	122.91	114.00
24	BA	2860	A	N9-C4-C5	-6.86	103.06	105.80
24	BA	800	A	P-O3'-C3'	6.85	127.92	119.70
24	BA	1019	U	N1-C2-O2	-6.85	118.00	122.80

*Continued on next page...*

*Continued from previous page...*

Mol	Chain	Res	Type	Atoms	Z	Observed(°)	Ideal(°)
21	AA	1381	U	N1-C1'-C2'	-6.85	104.47	112.00
24	DA	1970	A	P-O3'-C3'	6.85	127.92	119.70
24	BA	70	G	P-O3'-C3'	6.85	127.92	119.70
24	BA	137	U	O4'-C1'-N1	-6.85	102.72	108.20
24	BA	434	U	P-O3'-C3'	6.85	127.92	119.70
24	BA	1274	A	P-O3'-C3'	-6.85	111.48	119.70
24	BA	1495	A	P-O3'-C3'	-6.85	111.48	119.70
24	BA	1452	G	N3-C4-C5	6.84	132.02	128.60
24	BA	802	A	C3'-C2'-C1'	6.84	106.97	101.50
24	BA	1805	A	N1-C6-N6	-6.84	114.50	118.60
24	DA	1556	C	O4'-C1'-N1	6.84	113.67	108.20
21	AA	687	A	P-O5'-C5'	6.83	131.84	120.90
55	CA	252	U	O4'-C1'-N1	6.83	113.67	108.20
21	AA	1228	C	P-O3'-C3'	-6.83	111.50	119.70
24	DA	2280	G	P-O3'-C3'	-6.83	111.50	119.70
24	DA	2314	A	N9-C1'-C2'	-6.83	104.48	112.00
21	AA	575	G	N3-C4-C5	6.83	132.02	128.60
24	BA	2701	U	C2-N3-C4	-6.83	122.90	127.00
24	BA	2883	A	N1-C6-N6	6.83	122.70	118.60
21	AA	1432	G	P-O3'-C3'	6.83	127.89	119.70
24	DA	746	U	N1-C1'-C2'	6.83	122.88	114.00
24	BA	1868	C	O4'-C1'-N1	6.83	113.66	108.20
24	BA	2542	A	P-O3'-C3'	6.83	127.89	119.70
55	CA	373	A	N9-C1'-C2'	-6.82	104.49	112.00
24	DA	1929	G	P-O3'-C3'	6.82	127.89	119.70
21	AA	1242	G	P-O3'-C3'	-6.82	111.51	119.70
24	BA	1359	A	C5-N7-C8	-6.82	100.49	103.90
24	DA	2143	C	O4'-C1'-N1	6.82	113.65	108.20
56	DB	44	G	P-O3'-C3'	6.82	127.88	119.70
24	BA	1941	C	N1-C1'-C2'	-6.82	104.50	112.00
24	DA	1136	G	N9-C1'-C2'	-6.82	104.50	112.00
24	BA	1334	G	P-O5'-C5'	-6.81	110.00	120.90
21	AA	89	U	O4'-C1'-N1	6.81	113.65	108.20
24	BA	250	G	P-O3'-C3'	-6.81	111.53	119.70
24	BA	1158	C	P-O5'-C5'	-6.81	110.00	120.90
24	BA	1757	A	P-O3'-C3'	6.81	127.87	119.70
24	BA	972	A	P-O3'-C3'	6.80	127.86	119.70
24	DA	2753	A	N9-C1'-C2'	-6.80	104.52	112.00
24	BA	1125	G	C4-C5-N7	6.80	113.52	110.80
21	AA	32	A	P-O3'-C3'	-6.80	111.54	119.70
21	AA	276	G	N9-C1'-C2'	-6.80	104.52	112.00
21	AA	512	U	O4'-C1'-N1	6.80	113.64	108.20

*Continued on next page...*

*Continued from previous page...*

Mol	Chain	Res	Type	Atoms	Z	Observed(°)	Ideal(°)
24	BA	2496	C	O4'-C1'-N1	6.80	113.64	108.20
24	DA	460	A	N9-C1'-C2'	-6.80	104.52	112.00
55	CA	1452	C	P-O3'-C3'	6.80	127.86	119.70
24	BA	215	G	P-O3'-C3'	6.80	127.86	119.70
24	BA	2005	A	P-O3'-C3'	6.80	127.86	119.70
24	DA	2682	A	C3'-C2'-C1'	6.80	106.94	101.50
31	DH	49	ALA	CB-CA-C	-6.80	99.91	110.10
24	BA	1838	C	P-O3'-C3'	6.79	127.85	119.70
24	DA	531	C	N1-C1'-C2'	6.79	122.83	114.00
21	AA	1087	G	P-O3'-C3'	-6.79	111.55	119.70
21	AA	1183	U	N1-C1'-C2'	-6.79	104.53	112.00
24	DA	2041	U	C2-N3-C4	-6.79	122.92	127.00
35	BL	6	LEU	CA-CB-CG	6.79	130.92	115.30
21	AA	430	A	N9-C1'-C2'	-6.79	104.53	112.00
24	DA	807	U	O4'-C1'-N1	6.79	113.63	108.20
24	DA	729	G	P-O3'-C3'	-6.79	111.55	119.70
24	DA	2021	C	O4'-C1'-N1	6.79	113.63	108.20
24	BA	411	G	P-O3'-C3'	6.78	127.84	119.70
24	DA	2272	U	O4'-C1'-N1	-6.78	102.78	108.20
24	BA	459	U	P-O3'-C3'	-6.78	111.56	119.70
24	BA	2639	A	N9-C1'-C2'	-6.78	104.54	112.00
24	BA	1866	A	P-O3'-C3'	-6.78	111.57	119.70
24	BA	373	U	P-O3'-C3'	-6.77	111.57	119.70
55	CA	1200	C	N1-C1'-C2'	6.77	122.80	114.00
24	DA	1515	A	O4'-C1'-N9	6.77	113.62	108.20
24	BA	974	G	C5-N7-C8	-6.77	100.92	104.30
24	BA	2067	G	P-O3'-C3'	6.76	127.82	119.70
24	BA	2273	A	N1-C6-N6	6.76	122.66	118.60
55	CA	1366	C	O4'-C1'-N1	6.76	113.61	108.20
24	BA	1452	G	N3-C4-N9	-6.76	121.94	126.00
24	DA	2289	G	P-O3'-C3'	-6.76	111.59	119.70
24	BA	1342	A	N1-C6-N6	6.76	122.65	118.60
24	DA	531	C	C2-N1-C1'	-6.76	111.37	118.80
56	DB	16	G	P-O3'-C3'	-6.76	111.59	119.70
21	AA	282	A	P-O3'-C3'	-6.75	111.59	119.70
21	AA	966	G	N9-C1'-C2'	-6.75	104.57	112.00
24	BA	403	U	P-O3'-C3'	6.75	127.81	119.70
24	DA	1554	U	O4'-C1'-N1	6.75	113.60	108.20
24	BA	509	C	N1-C1'-C2'	-6.75	104.57	112.00
24	BA	1118	C	P-O5'-C5'	-6.75	110.09	120.90
24	BA	2772	C	P-O3'-C3'	-6.75	111.60	119.70
24	DA	832	U	O4'-C1'-N1	6.75	113.60	108.20

*Continued on next page...*

*Continued from previous page...*

Mol	Chain	Res	Type	Atoms	Z	Observed(°)	Ideal(°)
24	DA	1818	U	P-O3'-C3'	6.75	127.80	119.70
55	CA	33	A	N9-C1'-C2'	-6.75	104.58	112.00
24	DA	1451	C	P-O3'-C3'	6.75	127.80	119.70
21	AA	452	A	C5-N7-C8	-6.74	100.53	103.90
24	BA	1142	A	C2-N3-C4	-6.74	107.23	110.60
55	CA	1216	A	N9-C1'-C2'	-6.74	104.58	112.00
21	AA	1303	C	P-O3'-C3'	-6.74	111.62	119.70
55	CA	389	A	N1-C6-N6	-6.74	114.56	118.60
24	DA	1092	C	O4'-C1'-N1	6.74	113.59	108.20
24	BA	1429	G	C3'-C2'-C1'	6.73	106.89	101.50
55	CA	876	C	O4'-C1'-N1	6.73	113.59	108.20
24	DA	1456	G	N9-C1'-C2'	-6.73	104.59	112.00
21	AA	1046	A	N9-C1'-C2'	-6.73	104.60	112.00
24	DA	913	U	N1-C1'-C2'	6.73	122.75	114.00
24	BA	1497	U	N1-C1'-C2'	6.73	122.75	114.00
24	BA	27	G	P-O3'-C3'	6.73	127.77	119.70
24	DA	1738	G	P-O3'-C3'	6.73	127.77	119.70
24	DA	2403	C	P-O3'-C3'	-6.72	111.63	119.70
21	AA	960	U	O4'-C1'-N1	6.72	113.58	108.20
24	BA	2893	A	C8-N9-C4	6.72	108.49	105.80
24	DA	196	A	P-O3'-C3'	6.72	127.77	119.70
21	AA	1332	A	N9-C1'-C2'	-6.72	104.61	112.00
24	BA	2063	C	N1-C1'-C2'	-6.72	104.61	112.00
24	BA	121	G	P-O3'-C3'	-6.72	111.64	119.70
24	BA	824	U	P-O3'-C3'	-6.72	111.64	119.70
24	DA	2053	G	N3-C4-N9	-6.71	121.97	126.00
24	BA	684	G	N9-C4-C5	-6.71	102.72	105.40
21	AA	1417	G	C6-C5-N7	-6.71	126.37	130.40
21	AA	1417	G	N1-C6-O6	6.71	123.93	119.90
24	BA	1901	A	C6-N1-C2	6.71	122.63	118.60
24	DA	1778	U	P-O3'-C3'	6.71	127.75	119.70
24	DA	116	C	O4'-C1'-N1	6.71	113.57	108.20
24	DA	2021	C	P-O3'-C3'	6.71	127.75	119.70
24	BA	1325	U	O4'-C1'-N1	6.70	113.56	108.20
55	CA	247	G	P-O3'-C3'	-6.70	111.66	119.70
55	CA	1212	U	P-O3'-C3'	6.70	127.74	119.70
21	AA	1141	C	P-O3'-C3'	-6.70	111.67	119.70
24	BA	671	C	C3'-C2'-C1'	6.69	106.86	101.50
24	BA	800	A	N1-C6-N6	-6.69	114.59	118.60
21	AA	82	G	C3'-C2'-C1'	6.69	106.85	101.50
24	BA	1019	U	N3-C4-C5	6.69	118.61	114.60
24	BA	1155	A	N1-C2-N3	-6.69	125.96	129.30

*Continued on next page...*



*Continued from previous page...*

Mol	Chain	Res	Type	Atoms	Z	Observed(°)	Ideal(°)
21	AA	37	U	O4'-C1'-N1	6.68	113.55	108.20
55	CA	512	U	O4'-C1'-N1	6.68	113.55	108.20
24	DA	704	G	P-O3'-C3'	6.68	127.72	119.70
21	AA	351	G	O4'-C1'-N9	6.68	113.55	108.20
24	DA	2498	C	O4'-C1'-N1	6.68	113.55	108.20
24	DA	783	A	C3'-C2'-C1'	6.68	106.84	101.50
56	DB	91	C	O4'-C1'-N1	6.68	113.54	108.20
24	BA	2451	A	N1-C6-N6	-6.68	114.59	118.60
24	DA	2386	A	P-O3'-C3'	-6.68	111.69	119.70
24	DA	1268	A	P-O3'-C3'	-6.68	111.69	119.70
24	BA	396	G	P-O3'-C3'	-6.67	111.69	119.70
55	CA	1094	G	P-O3'-C3'	6.67	127.71	119.70
24	DA	1647	U	P-O3'-C3'	6.67	127.71	119.70
24	DA	60	G	O4'-C1'-N9	6.67	113.54	108.20
24	DA	547	A	P-O3'-C3'	6.67	127.70	119.70
24	BA	73	A	C3'-C2'-C1'	6.67	106.84	101.50
25	BB	77	U	P-O3'-C3'	-6.67	111.70	119.70
55	CA	210	C	N1-C1'-C2'	6.67	122.67	114.00
24	DA	1536	C	O4'-C1'-N1	-6.67	102.87	108.20
24	BA	2093	G	P-O3'-C3'	-6.66	111.70	119.70
24	DA	2312	U	N3-C2-O2	-6.66	117.53	122.20
24	BA	1731	G	N3-C4-N9	-6.66	122.00	126.00
24	DA	1327	A	P-O3'-C3'	-6.66	111.71	119.70
55	CA	1068	G	P-O3'-C3'	-6.66	111.71	119.70
24	DA	1957	C	O4'-C1'-N1	6.66	113.53	108.20
24	BA	634	C	O4'-C1'-N1	-6.66	102.87	108.20
55	CA	1066	C	N1-C1'-C2'	-6.66	104.68	112.00
24	BA	1255	U	O4'-C1'-N1	6.66	113.52	108.20
24	DA	509	C	C2-N1-C1'	6.66	126.12	118.80
56	DB	104	A	C4-C5-C6	6.66	120.33	117.00
55	CA	1364	U	N1-C1'-C2'	6.65	122.65	114.00
21	AA	536	C	N1-C1'-C2'	-6.65	104.68	112.00
24	BA	2200	C	P-O3'-C3'	-6.65	111.72	119.70
25	BB	89	U	C3'-C2'-C1'	6.65	106.82	101.50
21	AA	5	U	P-O3'-C3'	6.65	127.68	119.70
24	DA	931	U	O4'-C1'-N1	6.65	113.52	108.20
21	AA	48	C	O4'-C1'-N1	6.65	113.52	108.20
24	BA	989	G	O4'-C1'-N9	6.65	113.52	108.20
24	BA	142	A	N9-C1'-C2'	-6.64	104.69	112.00
24	BA	1174	U	P-O3'-C3'	-6.64	111.73	119.70
24	BA	1708	C	P-O5'-C5'	-6.64	110.27	120.90
24	BA	2293	G	P-O3'-C3'	-6.64	111.73	119.70

*Continued on next page...*



*Continued from previous page...*

Mol	Chain	Res	Type	Atoms	Z	Observed(°)	Ideal(°)
55	CA	733	G	P-O3'-C3'	6.64	127.67	119.70
21	AA	70	U	P-O3'-C3'	6.64	127.67	119.70
55	CA	1308	U	O4'-C1'-N1	6.64	113.51	108.20
24	BA	633	A	C4-C5-C6	6.64	120.32	117.00
55	CA	52	C	P-O3'-C3'	-6.64	111.74	119.70
56	DB	51	G	O4'-C1'-N9	6.64	113.51	108.20
24	DA	1653	G	P-O3'-C3'	6.63	127.66	119.70
24	BA	2639	A	N1-C6-N6	6.63	122.58	118.60
55	CA	1490	U	O4'-C1'-N1	6.63	113.51	108.20
21	AA	211	G	P-O3'-C3'	6.63	127.66	119.70
21	AA	575	G	C4-N9-C1'	-6.63	117.88	126.50
24	BA	1945	G	C3'-C2'-C1'	6.63	106.81	101.50
24	DA	301	G	N3-C4-N9	-6.63	122.02	126.00
24	BA	1438	U	C5-C4-O4	-6.63	121.92	125.90
24	DA	1619	G	N9-C1'-C2'	-6.63	104.71	112.00
21	AA	97	G	N9-C1'-C2'	-6.62	104.71	112.00
55	CA	119	A	P-O3'-C3'	6.62	127.65	119.70
24	DA	621	A	P-O3'-C3'	-6.62	111.75	119.70
55	CA	914	A	C3'-C2'-C1'	6.62	106.80	101.50
24	BA	747	U	O5'-P-OP2	-6.62	99.75	105.70
24	BA	1661	G	N3-C4-C5	6.62	131.91	128.60
55	CA	1246	A	N9-C1'-C2'	-6.62	104.72	112.00
55	CA	1441	A	P-O3'-C3'	6.62	127.64	119.70
24	DA	2857	G	C2-N3-C4	-6.62	108.59	111.90
55	CA	1052	U	P-O5'-C5'	-6.62	110.31	120.90
24	BA	567	U	P-O3'-C3'	-6.61	111.77	119.70
24	BA	2575	C	C5-C4-N4	-6.61	115.57	120.20
21	AA	374	A	N9-C1'-C2'	-6.61	104.73	112.00
24	DA	251	A	C3'-C2'-C1'	6.61	106.79	101.50
21	AA	1394	A	P-O3'-C3'	6.61	127.63	119.70
21	AA	250	A	P-O3'-C3'	6.61	127.63	119.70
21	AA	722	G	P-O3'-C3'	-6.61	111.77	119.70
55	CA	381	C	N1-C1'-C2'	6.60	122.58	114.00
24	BA	1145	C	N1-C1'-C2'	-6.60	104.74	112.00
24	DA	915	C	P-O3'-C3'	-6.60	111.78	119.70
55	CA	641	U	P-O3'-C3'	6.60	127.62	119.70
24	BA	249	C	N1-C1'-C2'	6.60	122.58	114.00
21	AA	110	C	P-O3'-C3'	-6.60	111.78	119.70
24	DA	334	C	O4'-C1'-N1	6.60	113.48	108.20
24	BA	1932	A	P-O3'-C3'	-6.59	111.79	119.70
24	DA	1561	C	P-O3'-C3'	-6.59	111.78	119.70
24	BA	2297	A	N9-C1'-C2'	-6.59	104.75	112.00

*Continued on next page...*

*Continued from previous page...*

Mol	Chain	Res	Type	Atoms	Z	Observed(°)	Ideal(°)
24	BA	74	A	P-O3'-C3'	6.59	127.61	119.70
24	DA	37	C	O4'-C1'-N1	6.59	113.47	108.20
24	BA	628	G	N9-C1'-C2'	-6.59	104.75	112.00
24	DA	427	U	O4'-C1'-N1	6.59	113.47	108.20
24	DA	575	A	P-O3'-C3'	-6.59	111.79	119.70
24	BA	1786	A	O4'-C1'-N9	6.59	113.47	108.20
21	AA	995	C	O4'-C1'-N1	6.59	113.47	108.20
24	BA	633	A	C6-C5-N7	-6.59	127.69	132.30
24	DA	1943	U	N1-C1'-C2'	-6.59	104.75	112.00
24	DA	2258	C	P-O3'-C3'	6.59	127.60	119.70
24	BA	268	C	O4'-C1'-N1	-6.58	102.94	108.20
25	BB	15	A	P-O5'-C5'	-6.58	110.38	120.90
24	BA	349	U	O4'-C1'-N1	-6.58	102.94	108.20
24	BA	1478	G	C6-C5-N7	6.58	134.34	130.40
24	DA	2423	U	N1-C1'-C2'	6.58	122.55	114.00
24	BA	1942	C	P-O3'-C3'	-6.57	111.81	119.70
24	BA	831	G	P-O3'-C3'	-6.57	111.82	119.70
56	DB	43	C	O4'-C1'-N1	6.57	113.45	108.20
24	BA	2391	G	O4'-C1'-N9	6.57	113.45	108.20
24	DA	2266	A	P-O3'-C3'	6.57	127.58	119.70
24	BA	2578	G	N1-C6-O6	-6.56	115.96	119.90
25	BB	16	G	N9-C1'-C2'	-6.56	104.78	112.00
55	CA	890	G	O4'-C1'-N9	6.56	113.45	108.20
24	DA	461	C	C2-N1-C1'	6.56	126.02	118.80
24	DA	1809	A	P-O3'-C3'	-6.56	111.82	119.70
24	BA	2511	U	C5-C4-O4	-6.56	121.97	125.90
24	DA	1214	A	N9-C1'-C2'	-6.56	104.78	112.00
24	DA	976	G	N9-C1'-C2'	-6.56	104.79	112.00
21	AA	991	U	O4'-C1'-N1	6.56	113.44	108.20
24	BA	1867	G	P-O3'-C3'	-6.56	111.83	119.70
25	BB	58	A	P-O3'-C3'	-6.56	111.83	119.70
55	CA	383	A	C3'-C2'-C1'	6.56	106.75	101.50
55	CA	537	G	C3'-C2'-C1'	6.56	106.75	101.50
24	DA	1522	A	N1-C6-N6	6.56	122.53	118.60
24	BA	2504	U	O4'-C1'-N1	6.55	113.44	108.20
24	BA	2881	U	P-O3'-C3'	-6.55	111.84	119.70
21	AA	1141	C	O4'-C1'-N1	6.55	113.44	108.20
24	BA	1554	U	P-O3'-C3'	6.55	127.56	119.70
24	BA	2556	C	O4'-C1'-N1	6.55	113.44	108.20
25	BB	90	C	P-O5'-C5'	-6.55	110.42	120.90
25	BB	57	A	P-O5'-C5'	-6.55	110.42	120.90
55	CA	430	A	P-O3'-C3'	-6.55	111.84	119.70

*Continued on next page...*

*Continued from previous page...*

Mol	Chain	Res	Type	Atoms	Z	Observed(°)	Ideal(°)
22	AV	35	A	N1-C6-N6	-6.55	114.67	118.60
24	DA	250	G	P-O3'-C3'	-6.55	111.84	119.70
24	BA	178	G	N9-C1'-C2'	-6.54	104.80	112.00
24	DA	1865	U	C2-N3-C4	-6.54	123.07	127.00
24	DA	301	G	C8-N9-C1'	6.54	135.50	127.00
55	CA	73	C	O4'-C1'-N1	6.54	113.43	108.20
24	BA	975	A	N9-C1'-C2'	-6.54	104.81	112.00
24	DA	53	A	N9-C1'-C2'	-6.54	104.81	112.00
24	DA	370	G	N3-C4-N9	-6.54	122.08	126.00
24	DA	861	A	N9-C1'-C2'	-6.54	104.81	112.00
29	BF	110	ILE	CB-CA-C	-6.54	98.53	111.60
55	CA	13	U	N1-C1'-C2'	6.54	122.50	114.00
55	CA	81	A	N1-C6-N6	-6.54	114.68	118.60
55	CA	451	A	P-O3'-C3'	6.54	127.54	119.70
24	DA	334	C	P-O3'-C3'	-6.53	111.86	119.70
55	CA	109	A	P-O3'-C3'	6.53	127.54	119.70
24	DA	1707	G	P-O3'-C3'	6.53	127.54	119.70
24	BA	957	C	O4'-C1'-N1	6.53	113.42	108.20
21	AA	548	G	N9-C1'-C2'	-6.53	104.82	112.00
24	BA	233	A	N9-C1'-C2'	-6.53	104.82	112.00
24	BA	1240	U	N1-C1'-C2'	6.53	122.49	114.00
21	AA	1200	C	P-O3'-C3'	6.53	127.53	119.70
24	DA	685	A	P-O3'-C3'	6.53	127.53	119.70
56	DB	46	A	N9-C1'-C2'	-6.53	104.82	112.00
24	BA	2779	U	O4'-C1'-N1	6.52	113.42	108.20
55	CA	1230	C	O4'-C1'-N1	-6.52	102.98	108.20
24	DA	1275	A	P-O3'-C3'	6.52	127.53	119.70
21	AA	1087	G	C3'-C2'-C1'	6.52	106.72	101.50
24	BA	507	A	P-O5'-C5'	-6.52	110.47	120.90
24	BA	907	G	N3-C4-N9	-6.52	122.09	126.00
24	BA	1695	G	P-O3'-C3'	-6.52	111.88	119.70
55	CA	510	A	P-O5'-C5'	-6.52	110.47	120.90
24	DA	2092	U	P-O3'-C3'	6.52	127.52	119.70
24	BA	62	U	P-O3'-C3'	6.52	127.52	119.70
24	BA	1430	G	C5-C6-O6	6.52	132.51	128.60
24	DA	2493	U	O4'-C1'-N1	6.52	113.41	108.20
24	BA	2148	G	P-O3'-C3'	-6.52	111.88	119.70
24	BA	2894	G	N9-C1'-C2'	-6.52	104.83	112.00
24	DA	2681	C	P-O3'-C3'	6.52	127.52	119.70
24	DA	74	A	P-O3'-C3'	6.51	127.52	119.70
24	BA	510	C	P-O3'-C3'	-6.51	111.89	119.70
24	BA	2363	G	N9-C4-C5	6.51	108.00	105.40

*Continued on next page...*

*Continued from previous page...*

Mol	Chain	Res	Type	Atoms	Z	Observed(°)	Ideal(°)
24	DA	531	C	C6-N1-C2	6.51	122.90	120.30
24	BA	683	U	N1-C2-N3	6.50	118.80	114.90
24	BA	528	A	N9-C1'-C2'	-6.50	104.85	112.00
24	BA	800	A	C5-C6-N6	6.50	128.90	123.70
24	BA	2728	U	O4'-C1'-N1	6.50	113.40	108.20
24	BA	687	C	C3'-C2'-C1'	6.50	106.70	101.50
24	BA	1213	A	N9-C1'-C2'	-6.50	104.85	112.00
24	BA	2335	A	C3'-C2'-C1'	6.50	106.70	101.50
24	DA	1025	G	P-O3'-C3'	6.50	127.50	119.70
24	BA	1876	A	C5-N7-C8	-6.50	100.65	103.90
31	BH	47	PHE	C-N-CA	-6.50	105.46	121.70
55	CA	615	G	O4'-C1'-N9	6.50	113.40	108.20
21	AA	121	U	O4'-C1'-N1	-6.50	103.00	108.20
21	AA	413	G	P-O3'-C3'	-6.50	111.91	119.70
55	CA	131	A	P-O3'-C3'	6.50	127.49	119.70
24	DA	2581	G	O4'-C1'-N9	6.50	113.40	108.20
55	CA	1348	U	N1-C1'-C2'	-6.49	104.86	112.00
24	DA	1615	C	N1-C1'-C2'	6.49	122.44	114.00
24	BA	2398	U	P-O3'-C3'	-6.49	111.91	119.70
55	CA	283	U	O4'-C1'-N1	6.49	113.39	108.20
21	AA	304	U	O4'-C1'-N1	6.49	113.39	108.20
24	DA	13	A	P-O3'-C3'	6.49	127.49	119.70
24	DA	389	G	N9-C1'-C2'	-6.49	104.86	112.00
24	DA	2790	U	O4'-C1'-N1	6.49	113.39	108.20
24	BA	1247	A	N1-C6-N6	6.49	122.49	118.60
24	BA	23	G	N1-C6-O6	-6.49	116.01	119.90
24	BA	974	G	C8-N9-C4	-6.49	103.81	106.40
24	DA	1478	G	N9-C1'-C2'	-6.49	104.87	112.00
24	BA	1611	C	C3'-C2'-C1'	6.48	106.69	101.50
24	BA	2347	C	C3'-C2'-C1'	6.48	106.69	101.50
24	BA	299	A	N7-C8-N9	6.48	117.04	113.80
24	BA	1760	C	O4'-C1'-N1	6.48	113.39	108.20
24	DA	1674	G	C6-C5-N7	-6.48	126.51	130.40
24	BA	1551	A	P-O3'-C3'	-6.48	111.93	119.70
24	DA	225	C	P-O3'-C3'	-6.48	111.93	119.70
24	DA	931	U	P-O3'-C3'	6.48	127.47	119.70
24	BA	2030	A	P-O3'-C3'	6.48	127.47	119.70
24	BA	2052	A	N9-C1'-C2'	-6.48	104.88	112.00
55	CA	1191	A	P-O3'-C3'	6.48	127.47	119.70
24	DA	1277	G	C3'-C2'-C1'	6.47	106.68	101.50
24	BA	1435	G	P-O3'-C3'	-6.47	111.94	119.70
24	DA	1788	C	P-O3'-C3'	-6.47	111.94	119.70

*Continued on next page...*

*Continued from previous page...*

Mol	Chain	Res	Type	Atoms	Z	Observed(°)	Ideal(°)
31	DH	48	GLU	CA-C-N	-6.47	102.97	117.20
24	BA	919	U	P-O3'-C3'	-6.46	111.94	119.70
55	CA	577	G	N9-C1'-C2'	-6.46	104.89	112.00
24	DA	1717	A	P-O3'-C3'	-6.46	111.94	119.70
21	AA	1197	A	P-O3'-C3'	-6.46	111.95	119.70
24	BA	556	A	P-O3'-C3'	6.46	127.45	119.70
24	BA	1238	G	P-O3'-C3'	-6.46	111.95	119.70
24	DA	1437	C	O4'-C1'-N1	6.46	113.36	108.20
24	BA	503	A	P-O3'-C3'	6.45	127.44	119.70
24	BA	2656	U	N1-C1'-C2'	-6.45	104.90	112.00
55	CA	243	A	N1-C6-N6	-6.45	114.73	118.60
24	DA	2043	C	O4'-C1'-N1	-6.45	103.04	108.20
24	BA	1818	U	P-O3'-C3'	-6.45	111.96	119.70
21	AA	914	A	C3'-C2'-C1'	6.45	106.66	101.50
24	BA	196	A	P-O3'-C3'	6.45	127.44	119.70
24	BA	35	G	C3'-C2'-C1'	6.45	106.66	101.50
24	BA	2307	G	O4'-C1'-N9	6.45	113.36	108.20
24	DA	961	C	P-O3'-C3'	6.45	127.44	119.70
24	BA	587	C	C6-N1-C2	6.44	122.88	120.30
24	BA	2332	C	O4'-C1'-N1	6.44	113.35	108.20
24	DA	239	C	O4'-C1'-N1	6.44	113.35	108.20
24	DA	1962	C	N1-C1'-C2'	6.44	122.38	114.00
24	BA	2249	U	O4'-C1'-N1	6.44	113.35	108.20
24	BA	2447	G	C2-N3-C4	6.44	115.12	111.90
25	BB	68	C	O4'-C1'-N1	6.44	113.35	108.20
55	CA	460	A	P-O3'-C3'	-6.44	111.97	119.70
24	DA	230	G	P-O3'-C3'	-6.44	111.97	119.70
24	DA	1049	C	O4'-C1'-N1	6.44	113.35	108.20
24	BA	1688	U	O4'-C1'-N1	6.44	113.35	108.20
24	DA	1082	U	O4'-C1'-N1	6.44	113.35	108.20
24	BA	505	A	C3'-C2'-C1'	6.43	106.65	101.50
24	BA	265	A	P-O3'-C3'	6.43	127.42	119.70
55	CA	577	G	C3'-C2'-C1'	6.43	106.64	101.50
55	CA	821	G	N9-C1'-C2'	-6.43	104.93	112.00
24	BA	2385	C	O4'-C1'-N1	-6.42	103.06	108.20
24	BA	2546	U	O4'-C1'-N1	-6.42	103.06	108.20
24	DA	302	C	O4'-C1'-N1	6.42	113.34	108.20
56	DB	104	A	N1-C6-N6	6.42	122.45	118.60
24	BA	63	A	P-O3'-C3'	-6.42	112.00	119.70
24	BA	1731	G	N9-C4-C5	6.42	107.97	105.40
24	DA	2199	A	P-O3'-C3'	-6.42	112.00	119.70
24	BA	271	G	P-O3'-C3'	6.42	127.40	119.70

*Continued on next page...*

*Continued from previous page...*

Mol	Chain	Res	Type	Atoms	Z	Observed(°)	Ideal(°)
25	BB	24	G	P-O3'-C3'	6.42	127.40	119.70
55	CA	67	C	P-O3'-C3'	-6.42	112.00	119.70
24	BA	60	G	P-O3'-C3'	6.42	127.40	119.70
24	BA	633	A	C5-C6-N1	-6.42	114.49	117.70
24	DA	140	C	P-O3'-C3'	6.42	127.40	119.70
21	AA	805	C	O4'-C1'-N1	-6.41	103.07	108.20
55	CA	81	A	C5-C6-N6	6.41	128.83	123.70
21	AA	1395	C	P-O3'-C3'	-6.41	112.01	119.70
21	AA	90	C	N1-C1'-C2'	-6.41	104.95	112.00
24	DA	2573	C	C6-N1-C2	-6.41	117.73	120.30
24	BA	752	A	C4-C5-N7	6.41	113.90	110.70
24	BA	1060	U	C2-N3-C4	-6.41	123.16	127.00
24	DA	1925	C	O4'-C1'-N1	6.41	113.33	108.20
24	DA	2311	A	P-O5'-C5'	6.41	131.15	120.90
21	AA	232	G	P-O3'-C3'	-6.41	112.01	119.70
24	DA	301	G	C4-N9-C1'	-6.41	118.17	126.50
24	BA	995	C	O4'-C1'-N1	-6.40	103.08	108.20
24	BA	2239	G	P-O5'-C5'	-6.40	110.66	120.90
55	CA	452	A	C5-N7-C8	-6.40	100.70	103.90
55	CA	875	U	N1-C1'-C2'	-6.40	104.96	112.00
24	DA	2030	A	P-O3'-C3'	6.40	127.38	119.70
55	CA	1301	U	P-O3'-C3'	6.40	127.38	119.70
55	CA	14	U	O4'-C1'-N1	6.40	113.32	108.20
55	CA	52	C	O4'-C1'-N1	6.39	113.32	108.20
55	CA	1324	A	P-O5'-C5'	-6.39	110.67	120.90
55	CA	1323	G	P-O3'-C3'	6.39	127.37	119.70
24	DA	2352	A	N1-C6-N6	6.39	122.44	118.60
21	AA	808	C	N1-C2-O2	-6.39	115.07	118.90
24	BA	1551	A	C6-N1-C2	6.39	122.43	118.60
24	BA	2528	U	P-O3'-C3'	6.39	127.37	119.70
24	BA	2822	G	C5-C6-O6	-6.39	124.77	128.60
55	CA	90	C	P-O3'-C3'	-6.39	112.04	119.70
24	DA	2094	A	N9-C1'-C2'	-6.39	104.97	112.00
21	AA	132	C	P-O3'-C3'	-6.38	112.04	119.70
24	BA	2543	G	N9-C1'-C2'	-6.38	104.98	112.00
21	AA	368	U	N1-C1'-C2'	-6.38	104.98	112.00
55	CA	436	C	O4'-C1'-N1	-6.38	103.09	108.20
55	CA	1301	U	O4'-C1'-N1	6.38	113.31	108.20
24	DA	964	C	P-O3'-C3'	-6.38	112.04	119.70
24	DA	1867	G	N9-C1'-C2'	-6.38	104.98	112.00
21	AA	1449	C	P-O3'-C3'	-6.38	112.05	119.70
21	AA	1417	G	N9-C4-C5	-6.38	102.85	105.40

*Continued on next page...*

*Continued from previous page...*

Mol	Chain	Res	Type	Atoms	Z	Observed(°)	Ideal(°)
24	BA	2427	C	C3'-C2'-C1'	6.38	106.60	101.50
55	CA	1053	G	O3'-P-O5'	-6.38	91.88	104.00
55	CA	803	G	P-O3'-C3'	-6.37	112.05	119.70
24	DA	61	C	C3'-C2'-C1'	6.37	106.60	101.50
21	AA	966	G	C3'-C2'-C1'	6.37	106.60	101.50
24	BA	460	A	P-O5'-C5'	-6.37	110.71	120.90
24	BA	1142	A	N7-C8-N9	6.37	116.98	113.80
24	DA	2387	U	O4'-C1'-N1	6.37	113.30	108.20
24	BA	1324	G	O4'-C1'-N9	6.37	113.29	108.20
24	DA	2092	U	O4'-C1'-N1	6.37	113.29	108.20
24	BA	783	A	C5-N7-C8	-6.36	100.72	103.90
24	DA	396	G	C3'-C2'-C1'	6.36	106.59	101.50
24	DA	947	A	P-O3'-C3'	-6.36	112.06	119.70
24	DA	1786	A	O4'-C1'-N9	6.36	113.29	108.20
24	BA	1277	G	P-O3'-C3'	-6.36	112.07	119.70
24	BA	2790	U	N1-C1'-C2'	6.36	122.27	114.00
24	DA	1385	A	C6-N1-C2	6.36	122.42	118.60
24	BA	1491	G	C3'-C2'-C1'	6.36	106.59	101.50
21	AA	169	C	N3-C4-N4	-6.36	113.55	118.00
24	DA	2403	C	O4'-C1'-N1	6.36	113.29	108.20
21	AA	545	C	C6-N1-C2	6.36	122.84	120.30
24	DA	249	C	P-O3'-C3'	6.36	127.33	119.70
24	DA	1079	C	P-O3'-C3'	-6.36	112.07	119.70
55	CA	567	G	C3'-C2'-C1'	6.35	106.58	101.50
24	BA	2857	G	N1-C2-N2	-6.35	110.48	116.20
24	BA	1089	A	P-O3'-C3'	6.35	127.32	119.70
21	AA	688	G	N9-C1'-C2'	-6.35	105.02	112.00
24	BA	496	G	P-O3'-C3'	-6.35	112.08	119.70
21	AA	109	A	O4'-C1'-N9	6.34	113.28	108.20
21	AA	960	U	P-O3'-C3'	6.34	127.31	119.70
21	AA	1256	A	P-O3'-C3'	6.34	127.31	119.70
24	DA	2275	C	P-O3'-C3'	6.34	127.31	119.70
24	BA	958	U	P-O3'-C3'	-6.34	112.09	119.70
24	BA	968	C	N1-C2-O2	6.34	122.70	118.90
55	CA	212	G	N9-C1'-C2'	-6.34	105.02	112.00
24	DA	271	G	C4-N9-C1'	-6.34	118.26	126.50
24	BA	395	U	P-O3'-C3'	6.34	127.31	119.70
24	DA	2800	A	C3'-C2'-C1'	6.34	106.57	101.50
24	BA	2575	C	P-O3'-C3'	6.33	127.30	119.70
55	CA	424	G	P-O3'-C3'	-6.33	112.10	119.70
24	DA	531	C	P-O3'-C3'	6.33	127.30	119.70
24	BA	243	U	C3'-C2'-C1'	6.33	106.57	101.50

*Continued on next page...*



*Continued from previous page...*

Mol	Chain	Res	Type	Atoms	Z	Observed(°)	Ideal(°)
24	DA	860	U	P-O3'-C3'	-6.33	112.10	119.70
24	DA	1607	C	N1-C1'-C2'	6.33	122.23	114.00
21	AA	1129	C	P-O3'-C3'	6.33	127.30	119.70
24	BA	934	U	P-O3'-C3'	-6.33	112.10	119.70
24	BA	1496	A	N9-C1'-C2'	-6.33	105.04	112.00
24	BA	1805	A	C5-C6-N6	6.33	128.77	123.70
24	DA	1996	C	P-O3'-C3'	6.33	127.30	119.70
24	DA	2401	U	P-O3'-C3'	6.33	127.30	119.70
24	BA	1115	G	O4'-C1'-N9	6.33	113.26	108.20
24	DA	121	G	P-O3'-C3'	-6.33	112.11	119.70
24	BA	2492	U	C3'-C2'-C1'	6.33	106.56	101.50
21	AA	1130	A	P-O3'-C3'	6.33	127.29	119.70
24	BA	229	C	C3'-C2'-C1'	6.33	106.56	101.50
24	DA	216	A	P-O3'-C3'	-6.33	112.11	119.70
21	AA	70	U	N1-C1'-C2'	6.32	122.22	114.00
24	DA	1291	C	O4'-C1'-N1	6.32	113.26	108.20
24	BA	729	G	C3'-C2'-C1'	6.32	106.56	101.50
24	DA	2267	A	C6-N1-C2	-6.32	114.81	118.60
24	BA	2210	U	O4'-C1'-N1	6.32	113.26	108.20
21	AA	560	A	P-O3'-C3'	-6.32	112.12	119.70
24	BA	1619	G	N9-C1'-C2'	-6.32	105.05	112.00
21	AA	119	A	P-O3'-C3'	6.32	127.28	119.70
21	AA	1225	A	P-O3'-C3'	-6.32	112.12	119.70
24	BA	1858	A	C3'-C2'-C1'	6.31	106.55	101.50
24	BA	2272	U	P-O3'-C3'	6.31	127.27	119.70
24	BA	2520	C	C3'-C2'-C1'	6.31	106.55	101.50
24	BA	2850	A	P-O3'-C3'	-6.31	112.12	119.70
24	DA	1802	A	C3'-C2'-C1'	6.31	106.55	101.50
24	DA	1996	C	O4'-C1'-N1	6.31	113.25	108.20
21	AA	890	G	P-O3'-C3'	6.31	127.27	119.70
21	AA	1401	G	P-O3'-C3'	-6.31	112.13	119.70
24	BA	1125	G	C2-N3-C4	-6.31	108.75	111.90
24	DA	749	A	N9-C1'-C2'	-6.31	105.06	112.00
24	BA	2034	U	N3-C2-O2	-6.31	117.78	122.20
55	CA	891	U	C3'-C2'-C1'	6.31	106.55	101.50
24	DA	234	U	P-O3'-C3'	-6.31	112.13	119.70
24	DA	370	G	C4-N9-C1'	-6.31	118.30	126.50
24	BA	302	C	C3'-C2'-C1'	6.30	106.54	101.50
55	CA	512	U	C3'-C2'-C1'	6.30	106.54	101.50
24	DA	1722	A	N9-C1'-C2'	-6.30	105.06	112.00
21	AA	1125	U	P-O3'-C3'	6.30	127.26	119.70
24	BA	1009	A	C3'-C2'-C1'	6.30	106.54	101.50

*Continued on next page...*



*Continued from previous page...*

Mol	Chain	Res	Type	Atoms	Z	Observed(°)	Ideal(°)
24	DA	1246	A	C6-N1-C2	-6.30	114.82	118.60
24	BA	212	G	P-O3'-C3'	-6.30	112.14	119.70
24	BA	1552	A	P-O3'-C3'	-6.30	112.14	119.70
24	DA	2630	G	C3'-C2'-C1'	6.30	106.54	101.50
55	CA	1139	G	P-O3'-C3'	6.30	127.26	119.70
24	BA	1829	A	C3'-C2'-C1'	6.30	106.54	101.50
24	DA	222	A	P-O3'-C3'	6.30	127.26	119.70
21	AA	1337	G	P-O3'-C3'	6.29	127.25	119.70
21	AA	183	C	O4'-C1'-N1	6.29	113.23	108.20
23	CW	3	U	N1-C1'-C2'	6.29	122.18	114.00
21	AA	47	C	O4'-C1'-N1	6.29	113.23	108.20
55	CA	14	U	C3'-C2'-C1'	6.29	106.53	101.50
55	CA	82	G	C3'-C2'-C1'	6.29	106.53	101.50
24	DA	206	U	P-O3'-C3'	-6.29	112.15	119.70
24	DA	1828	G	P-O3'-C3'	6.29	127.25	119.70
24	DA	1324	G	P-O3'-C3'	6.29	127.25	119.70
24	BA	1816	C	C3'-C2'-C1'	6.29	106.53	101.50
24	DA	1993	U	C3'-C2'-C1'	6.29	106.53	101.50
24	BA	759	G	P-O5'-C5'	-6.28	110.85	120.90
21	AA	368	U	O4'-C1'-N1	6.28	113.23	108.20
21	AA	480	U	C2-N3-C4	-6.28	123.23	127.00
21	AA	116	A	C3'-C2'-C1'	6.28	106.53	101.50
21	AA	575	G	C8-N9-C1'	6.28	135.17	127.00
21	AA	1288	A	C3'-C2'-C1'	6.28	106.53	101.50
21	AA	1366	C	O4'-C1'-N1	6.28	113.22	108.20
21	AA	1399	C	N1-C1'-C2'	6.28	122.16	114.00
24	BA	2545	G	C8-N9-C4	-6.28	103.89	106.40
24	BA	858	G	C5-C6-N1	6.28	114.64	111.50
55	CA	1241	G	C3'-C2'-C1'	6.28	106.52	101.50
24	DA	1945	G	C3'-C2'-C1'	6.28	106.52	101.50
24	DA	1021	A	N9-C1'-C2'	-6.28	105.10	112.00
24	DA	1915	U	N1-C1'-C2'	-6.28	105.10	112.00
24	DA	2260	C	O4'-C1'-N1	6.28	113.22	108.20
24	DA	2457	U	O4'-C1'-N1	6.28	113.22	108.20
21	AA	559	A	O4'-C1'-N9	6.27	113.22	108.20
24	DA	1832	C	O4'-C1'-N1	6.27	113.22	108.20
24	BA	2517	C	O4'-C1'-N1	6.27	113.22	108.20
55	CA	1127	G	P-O3'-C3'	-6.27	112.17	119.70
24	DA	1461	C	P-O3'-C3'	-6.27	112.17	119.70
21	AA	253	A	P-O3'-C3'	-6.27	112.17	119.70
24	BA	740	C	O4'-C1'-N1	6.27	113.22	108.20
55	CA	1531	A	N9-C1'-C2'	-6.27	105.10	112.00

*Continued on next page...*

*Continued from previous page...*

Mol	Chain	Res	Type	Atoms	Z	Observed(°)	Ideal(°)
24	DA	959	A	P-O3'-C3'	-6.27	112.18	119.70
24	DA	1398	C	P-O3'-C3'	-6.27	112.18	119.70
24	BA	802	A	P-O3'-C3'	-6.27	112.18	119.70
24	BA	946	C	C3'-C2'-C1'	6.27	106.51	101.50
24	BA	763	G	C4-N9-C1'	6.27	134.65	126.50
56	DB	41	G	P-O3'-C3'	-6.27	112.18	119.70
24	BA	1568	G	O4'-C1'-N9	-6.26	103.19	108.20
21	AA	452	A	C3'-C2'-C1'	6.26	106.51	101.50
55	CA	86	G	P-O3'-C3'	6.26	127.22	119.70
24	BA	2036	C	C3'-C2'-C1'	6.26	106.51	101.50
24	BA	2427	C	C6-N1-C2	-6.26	117.80	120.30
24	DA	1816	C	O4'-C1'-N1	6.26	113.21	108.20
24	DA	2214	C	P-O3'-C3'	-6.26	112.19	119.70
21	AA	652	U	P-O3'-C3'	6.26	127.21	119.70
21	AA	935	A	P-O3'-C3'	-6.26	112.19	119.70
24	DA	303	G	C3'-C2'-C1'	6.26	106.50	101.50
24	DA	2277	G	N9-C1'-C2'	-6.26	105.12	112.00
24	BA	1962	C	O4'-C1'-N1	6.25	113.20	108.20
21	AA	655	A	N9-C1'-C2'	-6.25	105.12	112.00
24	DA	2144	G	P-O3'-C3'	6.25	127.20	119.70
24	DA	2460	U	C3'-C2'-C1'	6.25	106.50	101.50
21	AA	1216	A	N9-C1'-C2'	-6.25	105.12	112.00
21	AA	520	A	P-O3'-C3'	-6.25	112.20	119.70
24	BA	1568	G	P-O3'-C3'	-6.25	112.20	119.70
24	DA	1993	U	O4'-C1'-N1	6.25	113.20	108.20
24	BA	119	A	O3'-P-O5'	6.25	115.87	104.00
24	DA	2053	G	N9-C4-C5	6.25	107.90	105.40
24	BA	2511	U	C2-N1-C1'	6.25	125.19	117.70
24	DA	1090	A	C3'-C2'-C1'	6.25	106.50	101.50
21	AA	339	C	O4'-C1'-N1	6.24	113.19	108.20
24	BA	763	G	C3'-C2'-C1'	6.24	106.50	101.50
24	BA	2001	C	P-O3'-C3'	-6.24	112.21	119.70
24	DA	647	G	C3'-C2'-C1'	6.24	106.49	101.50
55	CA	282	A	P-O3'-C3'	-6.24	112.21	119.70
55	CA	209	U	P-O3'-C3'	6.24	127.19	119.70
55	CA	1124	G	O4'-C1'-N9	6.24	113.19	108.20
24	DA	1341	G	C3'-C2'-C1'	6.24	106.49	101.50
24	BA	684	G	N3-C2-N2	6.24	124.27	119.90
24	DA	1733	G	P-O3'-C3'	-6.24	112.22	119.70
55	CA	801	U	P-O3'-C3'	-6.24	112.22	119.70
24	BA	2359	C	C6-N1-C2	6.23	122.79	120.30
55	CA	1326	U	O4'-C1'-N1	6.23	113.19	108.20

*Continued on next page...*

*Continued from previous page...*

Mol	Chain	Res	Type	Atoms	Z	Observed(°)	Ideal(°)
24	BA	1733	G	P-O3'-C3'	-6.23	112.22	119.70
55	CA	1184	G	C3'-C2'-C1'	6.23	106.48	101.50
29	DF	109	ARG	CG-CD-NE	-6.23	98.72	111.80
24	BA	1137	G	P-O3'-C3'	-6.23	112.23	119.70
24	BA	389	G	P-O3'-C3'	-6.22	112.23	119.70
24	DA	2895	G	C3'-C2'-C1'	6.22	106.48	101.50
24	DA	301	G	P-O3'-C3'	6.22	127.17	119.70
21	AA	247	G	N9-C1'-C2'	-6.22	105.16	112.00
24	BA	1142	A	C6-N1-C2	6.22	122.33	118.60
24	BA	2800	A	C3'-C2'-C1'	6.22	106.48	101.50
55	CA	1181	G	P-O3'-C3'	6.22	127.16	119.70
55	CA	410	G	C5-C6-O6	-6.22	124.87	128.60
24	DA	375	G	N9-C1'-C2'	-6.22	105.16	112.00
24	DA	1839	G	C3'-C2'-C1'	6.22	106.47	101.50
24	BA	162	U	O4'-C1'-N1	6.21	113.17	108.20
24	DA	1416	G	O4'-C1'-N9	6.21	113.17	108.20
21	AA	705	G	N9-C1'-C2'	-6.21	105.17	112.00
24	BA	967	U	P-O5'-C5'	-6.21	110.96	120.90
55	CA	1481	U	O4'-C1'-N1	6.21	113.17	108.20
24	DA	1341	G	P-O3'-C3'	6.21	127.15	119.70
24	DA	2447	G	O4'-C1'-N9	6.21	113.17	108.20
24	DA	2656	U	P-O3'-C3'	-6.21	112.25	119.70
24	DA	2610	C	N1-C1'-C2'	6.21	122.07	114.00
24	BA	2780	G	P-O5'-C5'	-6.21	110.97	120.90
55	CA	754	C	N1-C1'-C2'	-6.21	105.17	112.00
21	AA	281	G	P-O3'-C3'	-6.21	112.25	119.70
24	BA	75	G	P-O3'-C3'	-6.21	112.25	119.70
24	BA	2812	G	C4-N9-C1'	6.21	134.57	126.50
24	BA	1809	A	C3'-C2'-C1'	6.20	106.46	101.50
24	BA	2801	G	N9-C1'-C2'	-6.20	105.18	112.00
24	DA	1315	C	P-O5'-C5'	-6.20	110.97	120.90
24	DA	2459	A	C3'-C2'-C1'	6.20	106.46	101.50
24	BA	2750	A	P-O3'-C3'	6.20	127.14	119.70
21	AA	267	C	C3'-C2'-C1'	6.20	106.46	101.50
24	BA	1110	G	P-O3'-C3'	6.20	127.14	119.70
21	AA	110	C	C3'-C2'-C1'	6.20	106.46	101.50
21	AA	1297	G	P-O3'-C3'	6.20	127.14	119.70
55	CA	198	G	C3'-C2'-C1'	6.20	106.46	101.50
55	CA	688	G	N9-C1'-C2'	-6.20	105.19	112.00
21	AA	1212	U	O4'-C1'-N1	-6.19	103.24	108.20
24	BA	1914	C	C3'-C2'-C1'	6.19	106.45	101.50
12	AM	70	ARG	CG-CD-NE	-6.19	98.80	111.80

*Continued on next page...*

*Continued from previous page...*

Mol	Chain	Res	Type	Atoms	Z	Observed(°)	Ideal(°)
21	AA	94	G	P-O3'-C3'	6.19	127.13	119.70
24	BA	858	G	N3-C4-C5	-6.19	125.50	128.60
24	BA	2066	C	C2-N3-C4	6.19	123.00	119.90
55	CA	97	G	N9-C1'-C2'	-6.19	105.19	112.00
24	DA	763	G	P-O3'-C3'	-6.19	112.27	119.70
24	DA	794	A	C3'-C2'-C1'	6.19	106.45	101.50
21	AA	90	C	P-O3'-C3'	-6.19	112.28	119.70
21	AA	13	U	P-O3'-C3'	6.18	127.12	119.70
24	BA	333	G	C3'-C2'-C1'	6.18	106.45	101.50
24	BA	449	A	C3'-C2'-C1'	6.18	106.45	101.50
24	BA	1915	U	O4'-C1'-N1	6.18	113.15	108.20
21	AA	13	U	O4'-C1'-N1	6.18	113.15	108.20
24	BA	530	G	C3'-C2'-C1'	6.18	106.45	101.50
55	CA	91	U	P-O3'-C3'	-6.18	112.28	119.70
21	AA	884	U	O4'-C1'-N1	6.18	113.14	108.20
24	BA	1733	G	C3'-C2'-C1'	6.18	106.44	101.50
24	BA	1812	U	C5-C4-O4	6.18	129.61	125.90
24	DA	35	G	P-O3'-C3'	-6.18	112.29	119.70
24	BA	858	G	C2-N3-C4	6.17	114.99	111.90
55	CA	275	G	P-O3'-C3'	-6.17	112.29	119.70
21	AA	351	G	C4-N9-C1'	6.17	134.52	126.50
24	BA	1644	C	O4'-C1'-N1	-6.17	103.26	108.20
24	BA	1663	G	P-O3'-C3'	6.17	127.10	119.70
24	BA	2582	G	P-O3'-C3'	-6.17	112.30	119.70
24	BA	2654	A	P-O3'-C3'	6.17	127.10	119.70
24	DA	2492	U	C3'-C2'-C1'	6.17	106.43	101.50
24	BA	2730	C	O4'-C1'-N1	6.17	113.13	108.20
24	BA	301	G	N3-C4-C5	6.16	131.68	128.60
24	BA	1318	U	O4'-C1'-N1	6.16	113.13	108.20
24	BA	1333	G	P-O5'-C5'	-6.16	111.04	120.90
24	BA	2498	C	N1-C1'-C2'	-6.16	105.22	112.00
21	AA	74	A	C6-N1-C2	6.16	122.30	118.60
55	CA	548	G	C3'-C2'-C1'	6.16	106.43	101.50
24	DA	1255	U	O4'-C1'-N1	6.16	113.13	108.20
24	DA	2544	G	C3'-C2'-C1'	6.16	106.43	101.50
24	BA	2607	G	P-O3'-C3'	-6.16	112.31	119.70
24	DA	87	U	O4'-C1'-N1	6.16	113.13	108.20
24	DA	1206	G	N9-C1'-C2'	-6.16	105.22	112.00
21	AA	1098	C	O4'-C1'-N1	6.16	113.12	108.20
24	BA	38	A	P-O3'-C3'	-6.16	112.31	119.70
24	BA	2023	C	P-O3'-C3'	-6.16	112.31	119.70
21	AA	47	C	P-O3'-C3'	6.16	127.09	119.70

*Continued on next page...*

*Continued from previous page...*

Mol	Chain	Res	Type	Atoms	Z	Observed(°)	Ideal(°)
24	BA	1144	A	C3'-C2'-C1'	6.16	106.42	101.50
24	BA	2655	G	P-O3'-C3'	6.16	127.09	119.70
31	DH	48	GLU	CB-CA-C	-6.16	98.09	110.40
24	DA	671	C	N1-C1'-C2'	-6.15	105.23	112.00
24	BA	1273	U	O4'-C1'-N1	6.15	113.12	108.20
25	BB	5	U	O4'-C1'-N1	6.15	113.12	108.20
21	AA	509	A	C3'-C2'-C1'	6.15	106.42	101.50
21	AA	1091	U	O4'-C1'-N1	6.15	113.12	108.20
21	AA	1380	U	P-O3'-C3'	6.15	127.08	119.70
24	BA	1778	U	C2-N3-C4	-6.15	123.31	127.00
55	CA	448	A	O4'-C1'-N9	6.15	113.12	108.20
21	AA	886	G	P-O3'-C3'	-6.15	112.32	119.70
24	BA	378	C	C6-N1-C2	6.15	122.76	120.30
24	BA	1498	C	C3'-C2'-C1'	6.15	106.42	101.50
24	BA	323	C	O4'-C1'-N1	6.14	113.12	108.20
24	BA	747	U	C3'-C2'-C1'	6.14	106.42	101.50
24	DA	1135	C	N1-C1'-C2'	-6.14	105.24	112.00
21	AA	1182	G	C4-N9-C1'	-6.14	118.52	126.50
24	BA	1340	U	P-O3'-C3'	6.14	127.07	119.70
55	CA	891	U	O4'-C1'-N1	6.14	113.11	108.20
55	CA	1303	C	C2-N1-C1'	6.14	125.56	118.80
24	DA	1137	G	N9-C1'-C2'	-6.14	105.24	112.00
24	DA	1739	A	P-O3'-C3'	-6.14	112.33	119.70
21	AA	985	C	O4'-C1'-N1	6.14	113.11	108.20
21	AA	1046	A	P-O5'-C5'	-6.14	111.07	120.90
24	DA	244	A	P-O3'-C3'	-6.14	112.33	119.70
24	BA	411	G	O4'-C1'-N9	6.14	113.11	108.20
24	BA	2641	G	N3-C4-N9	-6.14	122.32	126.00
24	DA	1932	A	N1-C6-N6	6.14	122.28	118.60
24	BA	1728	C	O4'-C1'-N1	6.13	113.11	108.20
24	DA	52	A	P-O3'-C3'	-6.13	112.34	119.70
24	BA	1760	C	C3'-C2'-C1'	6.13	106.41	101.50
24	BA	1885	A	C3'-C2'-C1'	6.13	106.41	101.50
24	BA	1943	U	N1-C1'-C2'	6.13	121.97	114.00
24	BA	181	A	P-O5'-C5'	-6.13	111.09	120.90
21	AA	1032	G	P-O3'-C3'	-6.13	112.35	119.70
24	BA	1305	C	P-O3'-C3'	-6.13	112.35	119.70
24	BA	2046	G	P-O3'-C3'	6.13	127.05	119.70
55	CA	1284	C	N1-C1'-C2'	-6.13	105.26	112.00
24	DA	2689	U	P-O3'-C3'	6.13	127.05	119.70
24	BA	1478	G	C6-N1-C2	6.12	128.78	125.10
24	BA	2566	A	O4'-C1'-N9	6.12	113.10	108.20

*Continued on next page...*

*Continued from previous page...*

Mol	Chain	Res	Type	Atoms	Z	Observed(°)	Ideal(°)
24	BA	126	A	P-O3'-C3'	-6.12	112.35	119.70
55	CA	1242	G	N9-C1'-C2'	-6.12	105.26	112.00
24	DA	1624	U	O4'-C1'-N1	6.12	113.10	108.20
21	AA	1182	G	O4'-C1'-N9	-6.12	103.30	108.20
24	BA	1380	G	P-O5'-C5'	-6.12	111.11	120.90
55	CA	82	G	P-O3'-C3'	-6.12	112.35	119.70
24	DA	1961	C	O4'-C1'-N1	6.12	113.10	108.20
24	DA	2691	C	C3'-C2'-C1'	6.12	106.40	101.50
56	DB	42	C	P-O3'-C3'	-6.12	112.36	119.70
21	AA	495	A	P-O3'-C3'	6.12	127.04	119.70
24	BA	1944	U	N1-C1'-C2'	6.12	121.95	114.00
24	BA	2450	A	C3'-C2'-C1'	6.12	106.39	101.50
55	CA	37	U	O4'-C1'-N1	6.12	113.09	108.20
24	BA	2514	U	C2-N3-C4	-6.12	123.33	127.00
24	BA	2812	G	N3-C4-C5	-6.12	125.54	128.60
55	CA	1380	U	O4'-C1'-N1	6.12	113.09	108.20
21	AA	885	G	P-O3'-C3'	-6.12	112.36	119.70
24	BA	812	C	C3'-C2'-C1'	6.12	106.39	101.50
55	CA	404	G	P-O3'-C3'	6.12	127.04	119.70
24	DA	1072	C	P-O3'-C3'	-6.12	112.36	119.70
24	DA	2289	G	C3'-C2'-C1'	6.12	106.39	101.50
55	CA	654	G	C3'-C2'-C1'	6.11	106.39	101.50
55	CA	67	C	C6-N1-C2	-6.11	117.86	120.30
24	BA	1643	G	P-O3'-C3'	-6.11	112.37	119.70
55	CA	317	U	P-O3'-C3'	-6.11	112.37	119.70
24	DA	1802	A	P-O3'-C3'	-6.11	112.37	119.70
24	DA	2289	G	N9-C1'-C2'	-6.11	105.28	112.00
24	BA	688	U	P-O5'-C5'	-6.11	111.13	120.90
24	BA	1060	U	N1-C2-O2	-6.11	118.53	122.80
55	CA	71	A	C3'-C2'-C1'	6.11	106.39	101.50
24	DA	1960	A	N1-C6-N6	-6.11	114.94	118.60
24	DA	1142	A	C5-N7-C8	-6.11	100.85	103.90
24	DA	1739	A	C3'-C2'-C1'	6.10	106.38	101.50
21	AA	1046	A	P-O3'-C3'	-6.10	112.38	119.70
24	BA	2504	U	C3'-C2'-C1'	6.10	106.38	101.50
24	DA	446	G	P-O3'-C3'	6.10	127.02	119.70
24	BA	1560	G	C3'-C2'-C1'	6.10	106.38	101.50
24	BA	1792	G	N9-C1'-C2'	-6.10	105.29	112.00
24	BA	2362	C	P-O3'-C3'	-6.10	112.38	119.70
24	DA	1619	G	P-O3'-C3'	-6.10	112.38	119.70
21	AA	719	C	O4'-C1'-N1	6.10	113.08	108.20
24	BA	435	C	P-O3'-C3'	-6.10	112.38	119.70

*Continued on next page...*

*Continued from previous page...*

Mol	Chain	Res	Type	Atoms	Z	Observed(°)	Ideal(°)
24	BA	2022	U	P-O5'-C5'	-6.10	111.14	120.90
24	BA	2327	A	P-O3'-C3'	-6.10	112.38	119.70
24	DA	1303	G	P-O3'-C3'	-6.10	112.38	119.70
21	AA	1481	U	N1-C2-O2	-6.10	118.53	122.80
24	BA	1015	U	P-O3'-C3'	-6.10	112.38	119.70
24	BA	1359	A	N7-C8-N9	6.10	116.85	113.80
24	BA	1956	U	C3'-C2'-C1'	6.10	106.38	101.50
24	BA	2347	C	O4'-C1'-N1	6.10	113.08	108.20
24	BA	2797	U	P-O3'-C3'	6.10	127.02	119.70
24	DA	2631	G	N9-C1'-C2'	-6.10	105.29	112.00
24	BA	587	C	O4'-C1'-N1	6.09	113.08	108.20
24	DA	2851	A	N9-C1'-C2'	-6.09	105.30	112.00
21	AA	1131	G	C3'-C2'-C1'	6.09	106.37	101.50
21	AA	1282	C	C3'-C2'-C1'	6.09	106.37	101.50
24	DA	1769	U	O4'-C1'-N1	6.09	113.08	108.20
24	BA	1082	U	N3-C4-C5	6.09	118.25	114.60
55	CA	1444	U	O4'-C1'-N1	6.09	113.07	108.20
24	BA	627	A	P-O3'-C3'	6.09	127.01	119.70
24	BA	2061	G	C6-N1-C2	-6.09	121.45	125.10
24	DA	65	U	O4'-C1'-N1	6.09	113.07	108.20
24	DA	2250	G	O4'-C1'-N9	-6.09	103.33	108.20
24	BA	118	A	P-O3'-C3'	6.09	127.00	119.70
24	BA	2297	A	P-O3'-C3'	-6.09	112.40	119.70
55	CA	549	C	O4'-C1'-N1	6.09	113.07	108.20
24	DA	687	C	C3'-C2'-C1'	6.09	106.37	101.50
24	BA	1461	C	C3'-C2'-C1'	6.08	106.37	101.50
21	AA	1320	C	P-O3'-C3'	-6.08	112.40	119.70
55	CA	536	C	N1-C1'-C2'	-6.08	105.31	112.00
24	DA	1395	A	P-O3'-C3'	6.08	127.00	119.70
24	BA	2617	U	C5-C4-O4	6.08	129.55	125.90
24	BA	2810	A	N9-C1'-C2'	-6.08	105.31	112.00
21	AA	486	U	P-O5'-C5'	-6.08	111.17	120.90
24	BA	2573	C	C3'-C2'-C1'	6.08	106.36	101.50
24	BA	2823	A	P-O3'-C3'	6.08	126.99	119.70
24	DA	1649	G	N9-C1'-C2'	-6.08	105.31	112.00
24	BA	1865	U	N1-C2-N3	6.08	118.55	114.90
24	BA	2092	U	N1-C1'-C2'	6.08	121.90	114.00
55	CA	686	U	O4'-C1'-N1	6.08	113.06	108.20
12	AM	70	ARG	NE-CZ-NH2	-6.08	117.26	120.30
21	AA	1285	A	P-O3'-C3'	6.08	126.99	119.70
24	BA	1024	G	P-O5'-C5'	-6.08	111.18	120.90
55	CA	89	U	C5-C4-O4	-6.08	122.25	125.90

*Continued on next page...*



*Continued from previous page...*

Mol	Chain	Res	Type	Atoms	Z	Observed(°)	Ideal(°)
24	DA	1060	U	C2-N3-C4	-6.08	123.35	127.00
24	DA	1683	U	P-O3'-C3'	-6.08	112.41	119.70
24	BA	1760	C	P-O3'-C3'	-6.07	112.41	119.70
24	BA	1980	G	P-O3'-C3'	6.07	126.99	119.70
24	DA	1241	A	P-O5'-C5'	-6.07	111.18	120.90
21	AA	982	U	P-O3'-C3'	6.07	126.98	119.70
21	AA	1482	G	C2-N3-C4	-6.07	108.86	111.90
24	BA	630	G	N9-C4-C5	-6.07	102.97	105.40
24	BA	1182	G	C3'-C2'-C1'	6.07	106.36	101.50
24	DA	2582	G	C3'-C2'-C1'	6.07	106.36	101.50
21	AA	366	A	P-O3'-C3'	6.07	126.98	119.70
24	BA	1259	G	N3-C4-N9	-6.07	122.36	126.00
24	DA	629	G	N9-C1'-C2'	-6.07	105.33	112.00
24	DA	1786	A	P-O3'-C3'	6.07	126.98	119.70
24	BA	962	G	N3-C4-N9	-6.06	122.36	126.00
24	BA	2578	G	N9-C4-C5	6.06	107.83	105.40
21	AA	1321	U	N1-C1'-C2'	-6.06	105.33	112.00
24	BA	1348	C	C6-N1-C2	6.06	122.72	120.30
21	AA	497	G	P-O3'-C3'	-6.06	112.43	119.70
24	BA	2514	U	N1-C2-O2	-6.06	118.56	122.80
24	BA	529	A	C4-C5-C6	-6.06	113.97	117.00
24	BA	1952	A	C8-N9-C4	-6.06	103.38	105.80
24	DA	1385	A	C5-C6-N6	6.06	128.55	123.70
24	DA	1314	C	C3'-C2'-C1'	6.06	106.34	101.50
24	BA	1611	C	N1-C1'-C2'	-6.05	105.34	112.00
24	BA	1731	G	C8-N9-C1'	6.05	134.87	127.00
55	CA	282	A	C3'-C2'-C1'	6.05	106.34	101.50
24	BA	1667	G	P-O3'-C3'	6.05	126.96	119.70
24	DA	1760	C	C3'-C2'-C1'	6.05	106.34	101.50
24	DA	2440	C	C3'-C2'-C1'	6.05	106.34	101.50
21	AA	935	A	C3'-C2'-C1'	6.05	106.34	101.50
24	BA	2407	A	P-O3'-C3'	-6.05	112.44	119.70
24	DA	1386	C	C3'-C2'-C1'	6.05	106.34	101.50
21	AA	1054	C	N1-C1'-C2'	6.05	121.86	114.00
21	AA	1363	A	P-O3'-C3'	6.05	126.96	119.70
24	BA	58	G	C8-N9-C4	-6.05	103.98	106.40
24	BA	1767	G	C8-N9-C4	-6.05	103.98	106.40
24	BA	2867	G	N3-C4-N9	-6.05	122.37	126.00
24	DA	1477	A	C3'-C2'-C1'	6.05	106.34	101.50
21	AA	654	G	C3'-C2'-C1'	6.05	106.34	101.50
24	BA	513	A	P-O3'-C3'	-6.05	112.44	119.70
24	DA	2312	U	O5'-P-OP1	-6.05	100.26	105.70

*Continued on next page...*



*Continued from previous page...*

Mol	Chain	Res	Type	Atoms	Z	Observed(°)	Ideal(°)
21	AA	423	G	C3'-C2'-C1'	6.04	106.34	101.50
24	BA	1188	U	C2-N3-C4	6.04	130.63	127.00
24	DA	197	A	C3'-C2'-C1'	6.04	106.33	101.50
24	BA	661	A	P-O3'-C3'	-6.04	112.45	119.70
55	CA	329	A	N1-C6-N6	6.04	122.22	118.60
24	DA	443	A	P-O3'-C3'	-6.04	112.45	119.70
24	DA	397	U	O4'-C1'-N1	6.04	113.03	108.20
21	AA	174	A	P-O3'-C3'	-6.03	112.46	119.70
21	AA	1202	U	P-O3'-C3'	-6.03	112.46	119.70
21	AA	131	A	C5-C6-N6	6.03	128.52	123.70
26	BC	109	LEU	CA-CB-CG	6.03	129.17	115.30
55	CA	464	U	P-O3'-C3'	-6.03	112.46	119.70
24	BA	548	G	N9-C1'-C2'	-6.03	105.37	112.00
24	BA	1770	G	C4-C5-N7	6.03	113.21	110.80
24	BA	177	G	P-O3'-C3'	6.03	126.93	119.70
24	BA	1732	C	O4'-C1'-N1	6.03	113.02	108.20
55	CA	1128	C	O4'-C1'-N1	6.02	113.02	108.20
24	BA	2828	G	P-O3'-C3'	6.02	126.93	119.70
55	CA	116	A	C3'-C2'-C1'	6.02	106.32	101.50
55	CA	547	A	P-O3'-C3'	6.02	126.93	119.70
24	DA	622	G	N9-C1'-C2'	-6.02	105.38	112.00
55	CA	915	A	N9-C1'-C2'	-6.02	105.38	112.00
24	DA	2148	G	P-O3'-C3'	-6.02	112.48	119.70
24	BA	216	A	C3'-C2'-C1'	6.02	106.31	101.50
24	BA	1716	U	C3'-C2'-C1'	6.02	106.31	101.50
24	BA	2148	G	C3'-C2'-C1'	6.02	106.31	101.50
24	BA	1	G	P-O3'-C3'	-6.02	112.48	119.70
24	BA	1787	A	C6-N1-C2	6.02	122.21	118.60
24	BA	1267	U	P-O3'-C3'	-6.01	112.48	119.70
24	BA	1387	A	P-O3'-C3'	-6.01	112.48	119.70
24	DA	482	A	N9-C1'-C2'	-6.01	105.38	112.00
24	BA	389	G	N9-C1'-C2'	-6.01	105.39	112.00
24	BA	1606	C	P-O5'-C5'	-6.01	111.28	120.90
55	CA	1324	A	P-O3'-C3'	6.01	126.92	119.70
56	DB	45	A	P-O3'-C3'	-6.01	112.48	119.70
24	BA	460	A	C3'-C2'-C1'	6.01	106.31	101.50
55	CA	483	C	O4'-C1'-N1	6.01	113.01	108.20
24	DA	2615	U	C3'-C2'-C1'	6.01	106.31	101.50
24	BA	121	G	C3'-C2'-C1'	6.01	106.31	101.50
24	BA	1040	A	O4'-C1'-N9	6.01	113.01	108.20
25	BB	58	A	N9-C1'-C2'	-6.00	105.40	112.00
24	DA	2889	C	O4'-C1'-N1	6.00	113.00	108.20

*Continued on next page...*

*Continued from previous page...*

Mol	Chain	Res	Type	Atoms	Z	Observed(°)	Ideal(°)
24	BA	934	U	C3'-C2'-C1'	6.00	106.30	101.50
24	BA	1817	G	N9-C1'-C2'	-6.00	105.40	112.00
24	DA	1158	C	C3'-C2'-C1'	6.00	106.30	101.50
55	CA	218	U	O4'-C1'-N1	6.00	113.00	108.20
24	BA	2441	U	O4'-C1'-N1	6.00	113.00	108.20
55	CA	976	G	P-O3'-C3'	-6.00	112.50	119.70
56	DB	42	C	N1-C1'-C2'	-6.00	105.40	112.00
55	CA	173	U	N1-C1'-C2'	6.00	121.80	114.00
21	AA	245	U	P-O3'-C3'	-6.00	112.51	119.70
23	AW	5	U	O4'-C1'-N1	5.99	113.00	108.20
24	BA	2426	A	P-O3'-C3'	5.99	126.89	119.70
24	DA	2251	G	C3'-C2'-C1'	5.99	106.30	101.50
24	DA	2611	C	C3'-C2'-C1'	5.99	106.29	101.50
25	BB	37	C	P-O3'-C3'	-5.99	112.51	119.70
24	DA	2226	C	C3'-C2'-C1'	5.99	106.29	101.50
24	DA	303	G	P-O3'-C3'	-5.99	112.51	119.70
24	BA	994	C	P-O3'-C3'	-5.99	112.51	119.70
24	BA	1157	G	P-O3'-C3'	-5.99	112.51	119.70
24	BA	1960	A	C6-N1-C2	5.99	122.19	118.60
24	DA	406	G	P-O3'-C3'	-5.99	112.52	119.70
24	DA	1787	A	C3'-C2'-C1'	5.99	106.29	101.50
24	BA	1828	G	P-O5'-C5'	5.98	130.47	120.90
55	CA	190	A	N1-C6-N6	5.98	122.19	118.60
55	CA	483	C	P-O3'-C3'	-5.98	112.52	119.70
21	AA	1399	C	N1-C2-O2	-5.98	115.31	118.90
24	DA	1654	A	C3'-C2'-C1'	5.98	106.28	101.50
24	DA	1992	G	P-O3'-C3'	5.98	126.88	119.70
21	AA	686	U	O4'-C1'-N1	5.98	112.98	108.20
24	BA	1135	C	C3'-C2'-C1'	5.98	106.28	101.50
24	DA	459	U	C3'-C2'-C1'	5.98	106.28	101.50
24	DA	1019	U	C2-N3-C4	-5.98	123.41	127.00
24	BA	2543	G	C3'-C2'-C1'	5.98	106.28	101.50
55	CA	803	G	N9-C1'-C2'	-5.98	105.42	112.00
24	DA	2267	A	N9-C1'-C2'	-5.98	105.42	112.00
55	CA	389	A	C6-C5-N7	5.98	136.48	132.30
24	DA	530	G	P-O3'-C3'	-5.98	112.53	119.70
24	DA	2257	U	P-O3'-C3'	5.98	126.87	119.70
21	AA	1454	G	P-O3'-C3'	-5.98	112.53	119.70
21	AA	1399	C	P-O3'-C3'	5.97	126.87	119.70
24	BA	1508	A	P-O3'-C3'	5.97	126.87	119.70
55	CA	1442	G	C3'-C2'-C1'	5.97	106.28	101.50
24	DA	461	C	O4'-C1'-N1	-5.97	103.42	108.20

*Continued on next page...*

*Continued from previous page...*

Mol	Chain	Res	Type	Atoms	Z	Observed(°)	Ideal(°)
24	DA	1788	C	O4'-C1'-N1	5.97	112.98	108.20
24	BA	1963	U	P-O3'-C3'	-5.97	112.53	119.70
25	BB	44	G	P-O3'-C3'	5.97	126.87	119.70
24	DA	962	G	P-O3'-C3'	5.97	126.87	119.70
55	CA	935	A	P-O3'-C3'	-5.97	112.53	119.70
24	DA	35	G	C3'-C2'-C1'	5.97	106.28	101.50
24	DA	449	A	P-O3'-C3'	-5.97	112.53	119.70
24	BA	61	C	P-O3'-C3'	-5.97	112.54	119.70
21	AA	1258	G	C3'-C2'-C1'	5.97	106.28	101.50
24	DA	14	A	P-O3'-C3'	-5.97	112.54	119.70
24	DA	421	C	N1-C1'-C2'	5.97	121.76	114.00
24	DA	1694	C	N1-C2-O2	5.97	122.48	118.90
21	AA	1102	A	C3'-C2'-C1'	5.97	106.27	101.50
24	BA	1241	A	P-O3'-C3'	5.97	126.86	119.70
24	BA	1399	C	P-O3'-C3'	5.97	126.86	119.70
21	AA	414	A	N9-C1'-C2'	-5.96	105.44	112.00
24	BA	2049	G	C5-C6-O6	5.96	132.18	128.60
55	CA	175	C	O4'-C1'-N1	5.96	112.97	108.20
24	BA	744	U	N1-C2-N3	5.96	118.48	114.90
24	BA	2392	A	P-O5'-C5'	-5.96	111.36	120.90
24	BA	2727	A	P-O3'-C3'	-5.96	112.55	119.70
25	BB	40	U	P-O3'-C3'	5.96	126.85	119.70
55	CA	643	C	C3'-C2'-C1'	5.96	106.27	101.50
55	CA	931	C	N1-C2-O2	-5.96	115.32	118.90
24	DA	244	A	C3'-C2'-C1'	5.96	106.27	101.50
24	DA	1997	C	C3'-C2'-C1'	5.96	106.27	101.50
21	AA	1319	A	P-O3'-C3'	5.96	126.85	119.70
24	BA	1204	A	O4'-C1'-N9	5.96	112.97	108.20
24	DA	576	U	C3'-C2'-C1'	5.96	106.26	101.50
24	DA	269	C	O4'-C1'-N1	5.96	112.96	108.20
24	BA	1386	C	N1-C1'-C2'	-5.95	105.45	112.00
24	BA	1429	G	N9-C1'-C2'	-5.95	105.45	112.00
24	BA	1386	C	C3'-C2'-C1'	5.95	106.26	101.50
24	DA	947	A	C3'-C2'-C1'	5.95	106.26	101.50
21	AA	1283	U	O4'-C1'-N1	5.95	112.96	108.20
24	BA	1585	C	O4'-C1'-N1	-5.95	103.44	108.20
55	CA	358	U	O4'-C1'-N1	5.95	112.96	108.20
55	CA	983	A	C3'-C2'-C1'	5.95	106.26	101.50
24	DA	2214	C	C3'-C2'-C1'	5.95	106.26	101.50
21	AA	1196	A	O4'-C1'-N9	5.95	112.96	108.20
24	BA	1919	A	P-O3'-C3'	-5.95	112.56	119.70
24	BA	2022	U	P-O3'-C3'	-5.95	112.56	119.70

*Continued on next page...*

*Continued from previous page...*

Mol	Chain	Res	Type	Atoms	Z	Observed(°)	Ideal(°)
24	BA	2575	C	C6-N1-C2	5.95	122.68	120.30
55	CA	66	A	P-O3'-C3'	-5.95	112.56	119.70
24	DA	390	U	P-O3'-C3'	5.95	126.84	119.70
21	AA	808	C	O4'-C1'-N1	5.95	112.96	108.20
24	BA	61	C	C3'-C2'-C1'	5.95	106.26	101.50
24	BA	2197	U	N1-C1'-C2'	5.95	121.73	114.00
24	BA	1733	G	N9-C1'-C2'	-5.95	105.46	112.00
55	CA	30	U	O4'-C1'-N1	5.95	112.96	108.20
55	CA	686	U	N1-C1'-C2'	5.95	121.73	114.00
55	CA	1160	G	N9-C1'-C2'	-5.95	105.46	112.00
55	CA	1296	C	P-O3'-C3'	5.95	126.83	119.70
24	DA	2781	A	C3'-C2'-C1'	5.95	106.26	101.50
24	BA	2752	C	C3'-C2'-C1'	5.94	106.25	101.50
55	CA	531	U	P-O3'-C3'	5.94	126.83	119.70
24	DA	1676	A	C3'-C2'-C1'	5.94	106.25	101.50
24	BA	1026	G	C3'-C2'-C1'	5.94	106.25	101.50
24	BA	1568	G	P-O5'-C5'	-5.94	111.39	120.90
24	DA	1695	G	P-O3'-C3'	-5.94	112.57	119.70
24	DA	1759	A	C3'-C2'-C1'	5.94	106.25	101.50
24	DA	2022	U	O4'-C1'-N1	-5.94	103.45	108.20
24	DA	2245	U	O4'-C1'-N1	5.94	112.95	108.20
56	DB	58	A	C3'-C2'-C1'	5.94	106.25	101.50
24	BA	1838	C	O4'-C1'-N1	5.94	112.95	108.20
24	DA	1330	C	P-O3'-C3'	-5.94	112.57	119.70
24	DA	2093	G	C3'-C2'-C1'	5.94	106.25	101.50
56	DB	87	U	O4'-C1'-N1	5.94	112.95	108.20
24	BA	365	U	C5-C4-O4	-5.93	122.34	125.90
24	BA	633	A	N9-C4-C5	-5.93	103.43	105.80
24	BA	1161	C	N1-C2-O2	-5.93	115.34	118.90
24	BA	1326	U	C3'-C2'-C1'	5.93	106.25	101.50
55	CA	968	A	O4'-C1'-N9	5.93	112.94	108.20
55	CA	1288	A	N9-C1'-C2'	-5.93	105.47	112.00
55	CA	1102	A	C3'-C2'-C1'	5.93	106.25	101.50
55	CA	1507	A	C3'-C2'-C1'	5.93	106.25	101.50
24	BA	1135	C	N1-C1'-C2'	-5.93	105.48	112.00
24	BA	1142	A	N1-C2-N3	-5.93	126.34	129.30
24	DA	1654	A	O4'-C1'-N9	5.93	112.94	108.20
21	AA	595	A	P-O3'-C3'	5.93	126.81	119.70
24	DA	310	A	P-O3'-C3'	5.93	126.81	119.70
24	BA	197	A	N9-C1'-C2'	-5.93	105.48	112.00
24	BA	2199	A	O4'-C1'-N9	-5.93	103.46	108.20
55	CA	143	A	N1-C6-N6	-5.93	115.04	118.60

*Continued on next page...*

*Continued from previous page...*

Mol	Chain	Res	Type	Atoms	Z	Observed(°)	Ideal(°)
55	CA	794	A	C3'-C2'-C1'	5.93	106.24	101.50
24	DA	1821	A	P-O3'-C3'	-5.92	112.59	119.70
21	AA	52	C	C3'-C2'-C1'	5.92	106.24	101.50
21	AA	1168	U	O3'-P-O5'	-5.92	92.75	104.00
24	DA	230	G	C3'-C2'-C1'	5.92	106.24	101.50
21	AA	1348	U	C3'-C2'-C1'	5.92	106.24	101.50
24	BA	2049	G	C5-C6-N1	-5.92	108.54	111.50
21	AA	1229	A	P-O3'-C3'	-5.92	112.60	119.70
24	BA	2055	C	O4'-C1'-N1	-5.92	103.46	108.20
24	DA	449	A	C3'-C2'-C1'	5.92	106.24	101.50
55	CA	704	A	C3'-C2'-C1'	5.92	106.23	101.50
24	DA	604	G	N9-C1'-C2'	-5.92	105.49	112.00
24	DA	1788	C	C3'-C2'-C1'	5.92	106.23	101.50
24	DA	2630	G	N9-C1'-C2'	-5.92	105.49	112.00
24	BA	265	A	O4'-C1'-N9	5.92	112.93	108.20
21	AA	194	C	O4'-C1'-N1	5.91	112.93	108.20
55	CA	370	C	O4'-C1'-N1	5.91	112.93	108.20
24	DA	60	G	C8-N9-C1'	5.91	134.69	127.00
24	BA	520	G	P-O3'-C3'	-5.91	112.61	119.70
24	DA	1010	A	C3'-C2'-C1'	5.91	106.23	101.50
55	CA	110	C	C3'-C2'-C1'	5.91	106.23	101.50
21	AA	1064	G	O4'-C1'-N9	5.91	112.93	108.20
24	BA	140	C	N1-C1'-C2'	5.91	121.68	114.00
55	CA	497	G	C3'-C2'-C1'	5.91	106.23	101.50
24	DA	1129	A	C3'-C2'-C1'	5.91	106.23	101.50
24	DA	2543	G	C3'-C2'-C1'	5.91	106.23	101.50
21	AA	430	A	P-O3'-C3'	-5.91	112.61	119.70
24	DA	1050	A	N9-C1'-C2'	-5.91	105.50	112.00
21	AA	87	C	C3'-C2'-C1'	5.91	106.22	101.50
21	AA	1160	G	C3'-C2'-C1'	5.91	106.22	101.50
21	AA	1055	A	N9-C1'-C2'	-5.90	105.51	112.00
24	BA	2075	U	C5-C4-O4	5.90	129.44	125.90
24	BA	2857	G	C8-N9-C4	5.90	108.76	106.40
24	BA	2860	A	O4'-C1'-N9	-5.90	103.48	108.20
24	DA	1706	C	O4'-C1'-N1	5.90	112.92	108.20
21	AA	1461	G	N9-C4-C5	-5.90	103.04	105.40
24	DA	2267	A	C4-C5-N7	5.90	113.65	110.70
21	AA	1382	C	C3'-C2'-C1'	5.90	106.22	101.50
24	BA	1130	U	C2-N1-C1'	5.90	124.78	117.70
24	DA	271	G	C8-N9-C1'	5.90	134.67	127.00
24	DA	1555	G	C3'-C2'-C1'	5.90	106.22	101.50
55	CA	1454	G	C3'-C2'-C1'	5.90	106.22	101.50

*Continued on next page...*

*Continued from previous page...*

Mol	Chain	Res	Type	Atoms	Z	Observed(°)	Ideal(°)
24	DA	390	U	N1-C1'-C2'	5.90	121.67	114.00
24	DA	2521	C	O4'-C1'-N1	5.90	112.92	108.20
21	AA	1323	G	C3'-C2'-C1'	5.89	106.22	101.50
24	BA	1303	G	C3'-C2'-C1'	5.89	106.22	101.50
24	BA	1800	C	O4'-C1'-N1	-5.89	103.48	108.20
24	BA	2574	G	C3'-C2'-C1'	5.89	106.22	101.50
55	CA	425	G	P-O3'-C3'	-5.89	112.63	119.70
24	DA	779	U	O4'-C1'-N1	5.89	112.92	108.20
24	DA	1290	C	C3'-C2'-C1'	5.89	106.22	101.50
24	DA	1626	A	P-O3'-C3'	5.89	126.77	119.70
24	DA	1965	C	P-O3'-C3'	-5.89	112.63	119.70
55	CA	250	A	P-O3'-C3'	5.89	126.77	119.70
24	BA	653	U	P-O3'-C3'	-5.89	112.63	119.70
24	BA	1147	A	N9-C4-C5	5.89	108.16	105.80
24	DA	1303	G	C3'-C2'-C1'	5.89	106.21	101.50
24	BA	2423	U	N1-C1'-C2'	5.89	121.66	114.00
24	BA	2440	C	C3'-C2'-C1'	5.89	106.21	101.50
24	BA	1478	G	N9-C4-C5	5.89	107.75	105.40
24	DA	1507	C	O4'-C1'-N1	-5.89	103.49	108.20
21	AA	723	U	P-O3'-C3'	-5.89	112.64	119.70
24	BA	469	G	P-O3'-C3'	-5.89	112.64	119.70
25	BB	89	U	N1-C1'-C2'	-5.88	105.53	112.00
24	DA	1670	C	P-O3'-C3'	5.88	126.76	119.70
24	DA	1206	G	C3'-C2'-C1'	5.88	106.21	101.50
24	DA	1785	A	C3'-C2'-C1'	5.88	106.21	101.50
21	AA	1530	G	C3'-C2'-C1'	5.88	106.20	101.50
24	DA	1034	G	C3'-C2'-C1'	5.88	106.21	101.50
24	BA	1956	U	O4'-C1'-N1	5.88	112.90	108.20
24	DA	2402	U	P-O3'-C3'	-5.88	112.65	119.70
24	DA	2447	G	C5-C6-O6	-5.88	125.08	128.60
24	BA	1696	G	P-O3'-C3'	-5.87	112.65	119.70
24	DA	374	A	C3'-C2'-C1'	5.87	106.20	101.50
24	DA	2312	U	P-O3'-C3'	-5.87	112.65	119.70
24	DA	2312	U	C6-N1-C2	-5.87	117.47	121.00
24	BA	572	A	C3'-C2'-C1'	5.87	106.20	101.50
24	BA	1238	G	C3'-C2'-C1'	5.87	106.20	101.50
24	BA	1666	G	O4'-C1'-N9	5.87	112.90	108.20
55	CA	982	U	P-O3'-C3'	5.87	126.75	119.70
24	DA	1114	C	O4'-C1'-N1	5.87	112.90	108.20
24	BA	1379	U	C3'-C2'-C1'	5.87	106.20	101.50
55	CA	381	C	P-O3'-C3'	5.87	126.74	119.70
24	DA	2337	G	P-O3'-C3'	-5.87	112.66	119.70

*Continued on next page...*

*Continued from previous page...*

Mol	Chain	Res	Type	Atoms	Z	Observed(°)	Ideal(°)
21	AA	885	G	C3'-C2'-C1'	5.87	106.19	101.50
24	DA	2903	U	O4'-C1'-N1	5.87	112.89	108.20
21	AA	1349	A	C3'-C2'-C1'	5.87	106.19	101.50
21	AA	1365	G	C3'-C2'-C1'	5.87	106.19	101.50
24	DA	2504	U	C3'-C2'-C1'	5.87	106.19	101.50
24	DA	2620	C	C6-N1-C2	5.87	122.65	120.30
55	CA	970	C	P-O5'-C5'	-5.86	111.52	120.90
55	CA	1242	G	C3'-C2'-C1'	5.86	106.19	101.50
24	DA	413	C	O4'-C1'-N1	5.86	112.89	108.20
24	BA	111	A	P-O3'-C3'	-5.86	112.67	119.70
21	AA	397	A	C6-N1-C2	-5.86	115.08	118.60
24	BA	639	U	O4'-C1'-N1	5.86	112.89	108.20
24	BA	919	U	C4-C5-C6	-5.86	116.18	119.70
24	DA	1363	C	O4'-C1'-N1	-5.86	103.51	108.20
24	DA	1941	C	P-O3'-C3'	-5.86	112.67	119.70
24	BA	460	A	N9-C1'-C2'	-5.86	105.56	112.00
24	BA	1707	G	C3'-C2'-C1'	5.86	106.19	101.50
24	BA	2276	G	P-O3'-C3'	-5.86	112.67	119.70
24	BA	2326	C	N1-C1'-C2'	5.86	121.62	114.00
24	BA	2792	A	P-O3'-C3'	-5.86	112.67	119.70
55	CA	565	U	O4'-C1'-N1	5.86	112.89	108.20
55	CA	1151	A	P-O3'-C3'	5.86	126.73	119.70
24	DA	802	A	C3'-C2'-C1'	5.86	106.19	101.50
24	DA	2727	A	P-O3'-C3'	-5.86	112.67	119.70
24	BA	2868	A	C3'-C2'-C1'	5.85	106.18	101.50
24	BA	645	C	C2-N1-C1'	5.85	125.24	118.80
24	DA	1612	C	O4'-C1'-N1	5.85	112.88	108.20
24	DA	370	G	C8-N9-C1'	5.85	134.61	127.00
24	DA	587	C	P-O3'-C3'	5.85	126.72	119.70
24	DA	1812	U	O4'-C1'-N1	5.85	112.88	108.20
25	BB	15	A	N1-C6-N6	5.85	122.11	118.60
24	DA	197	A	P-O3'-C3'	-5.85	112.68	119.70
21	AA	197	A	P-O3'-C3'	5.84	126.71	119.70
24	BA	1188	U	O4'-C1'-N1	-5.84	103.52	108.20
24	BA	1993	U	C3'-C2'-C1'	5.84	106.18	101.50
21	AA	89	U	N1-C1'-C2'	-5.84	105.57	112.00
24	DA	1607	C	O4'-C1'-N1	-5.84	103.53	108.20
24	BA	86	G	N9-C1'-C2'	-5.84	105.57	112.00
24	BA	2712	C	P-O3'-C3'	5.84	126.71	119.70
55	CA	143	A	C5-C6-N6	5.84	128.37	123.70
24	DA	1157	G	C3'-C2'-C1'	5.84	106.17	101.50
24	BA	860	U	P-O5'-C5'	-5.84	111.56	120.90

*Continued on next page...*



*Continued from previous page...*

Mol	Chain	Res	Type	Atoms	Z	Observed(°)	Ideal(°)
24	BA	1510	G	C3'-C2'-C1'	5.84	106.17	101.50
24	BA	1326	U	N1-C1'-C2'	-5.84	105.58	112.00
24	BA	200	U	O4'-C1'-N1	5.84	112.87	108.20
24	BA	2580	U	P-O3'-C3'	5.84	126.70	119.70
55	CA	1505	G	O4'-C1'-N9	-5.84	103.53	108.20
56	DB	17	C	P-O3'-C3'	-5.84	112.70	119.70
24	BA	1023	U	P-O3'-C3'	-5.83	112.70	119.70
24	DA	2059	A	P-O3'-C3'	5.83	126.70	119.70
24	BA	2281	A	C6-N1-C2	-5.83	115.10	118.60
25	BB	32	U	C6-N1-C2	5.83	124.50	121.00
24	DA	858	G	P-O3'-C3'	5.83	126.70	119.70
24	BA	2424	C	C3'-C2'-C1'	5.83	106.16	101.50
24	DA	990	A	C3'-C2'-C1'	5.83	106.16	101.50
24	DA	1822	C	C3'-C2'-C1'	5.83	106.16	101.50
24	DA	2037	A	C3'-C2'-C1'	5.83	106.16	101.50
24	DA	2267	A	P-O3'-C3'	-5.83	112.70	119.70
24	BA	138	U	P-O3'-C3'	-5.83	112.70	119.70
24	BA	813	U	O4'-C1'-N1	-5.83	103.54	108.20
24	BA	1942	C	C3'-C2'-C1'	5.83	106.16	101.50
24	DA	1716	U	P-O3'-C3'	-5.83	112.71	119.70
24	DA	2434	A	P-O3'-C3'	5.83	126.69	119.70
24	DA	2573	C	N1-C1'-C2'	-5.83	105.59	112.00
56	DB	45	A	C3'-C2'-C1'	5.83	106.16	101.50
21	AA	1102	A	P-O3'-C3'	-5.83	112.71	119.70
24	BA	975	A	C3'-C2'-C1'	5.83	106.16	101.50
55	CA	1183	U	N1-C1'-C2'	-5.83	105.59	112.00
24	BA	1345	C	O4'-C1'-N1	5.82	112.86	108.20
21	AA	548	G	C3'-C2'-C1'	5.82	106.16	101.50
21	AA	653	U	N1-C1'-C2'	5.82	121.57	114.00
21	AA	1087	G	N9-C1'-C2'	-5.82	105.60	112.00
23	AW	3	U	N1-C1'-C2'	5.82	121.57	114.00
24	BA	1254	A	C3'-C2'-C1'	5.82	106.16	101.50
24	BA	1437	C	O4'-C1'-N1	5.82	112.86	108.20
24	BA	2309	A	C3'-C2'-C1'	5.82	106.16	101.50
55	CA	1507	A	P-O3'-C3'	-5.82	112.72	119.70
21	AA	274	A	O4'-C1'-N9	5.82	112.86	108.20
24	DA	52	A	C3'-C2'-C1'	5.82	106.15	101.50
24	BA	395	U	N1-C1'-C2'	5.82	121.56	114.00
24	BA	1229	C	C5-C6-N1	-5.81	118.09	121.00
24	BA	589	U	P-O3'-C3'	-5.81	112.72	119.70
55	CA	816	A	N9-C1'-C2'	-5.81	105.61	112.00
24	DA	2756	U	P-O3'-C3'	5.81	126.68	119.70

*Continued on next page...*



*Continued from previous page...*

Mol	Chain	Res	Type	Atoms	Z	Observed(°)	Ideal(°)
24	BA	2282	G	N3-C4-N9	-5.81	122.51	126.00
24	BA	2860	A	C6-C5-N7	-5.81	128.23	132.30
24	DA	221	A	P-O3'-C3'	5.81	126.67	119.70
24	DA	1273	U	N1-C1'-C2'	-5.81	105.61	112.00
24	DA	1399	C	C3'-C2'-C1'	5.81	106.15	101.50
21	AA	316	C	C3'-C2'-C1'	5.81	106.14	101.50
24	BA	2639	A	C3'-C2'-C1'	5.81	106.14	101.50
24	DA	1060	U	C2-N1-C1'	5.81	124.67	117.70
24	BA	2896	C	C5-C4-N4	5.81	124.26	120.20
24	BA	1981	A	C3'-C2'-C1'	5.80	106.14	101.50
55	CA	247	G	C3'-C2'-C1'	5.80	106.14	101.50
55	CA	513	C	P-O3'-C3'	-5.80	112.74	119.70
24	BA	12	U	N3-C2-O2	-5.80	118.14	122.20
24	DA	2848	G	P-O3'-C3'	5.80	126.66	119.70
21	AA	84	U	N1-C1'-C2'	5.80	121.54	114.00
24	BA	522	A	P-O3'-C3'	-5.80	112.74	119.70
24	BA	2092	U	P-O3'-C3'	5.80	126.66	119.70
24	DA	785	G	N9-C1'-C2'	-5.80	105.62	112.00
24	DA	1333	G	C3'-C2'-C1'	5.80	106.14	101.50
24	DA	476	G	P-O3'-C3'	-5.80	112.74	119.70
24	BA	436	C	C3'-C2'-C1'	5.80	106.14	101.50
24	BA	2728	U	P-O5'-C5'	-5.80	111.63	120.90
24	DA	832	U	P-O3'-C3'	-5.80	112.74	119.70
24	DA	2136	G	N9-C1'-C2'	-5.80	105.62	112.00
24	DA	2313	C	P-O3'-C3'	-5.80	112.74	119.70
55	CA	253	A	C3'-C2'-C1'	5.79	106.14	101.50
24	BA	818	G	P-O3'-C3'	-5.79	112.75	119.70
24	BA	1060	U	N1-C1'-C2'	5.79	121.53	114.00
24	DA	479	A	O4'-C1'-N9	5.79	112.83	108.20
24	BA	482	A	C3'-C2'-C1'	5.79	106.13	101.50
24	BA	514	A	P-O3'-C3'	-5.79	112.75	119.70
24	BA	1330	C	C3'-C2'-C1'	5.79	106.13	101.50
24	BA	2052	A	C5-C6-N6	5.79	128.33	123.70
24	BA	2797	U	O4'-C1'-N1	5.79	112.83	108.20
55	CA	96	U	P-O3'-C3'	-5.79	112.75	119.70
55	CA	87	C	C3'-C2'-C1'	5.79	106.13	101.50
24	DA	2039	U	O4'-C1'-N1	5.79	112.83	108.20
24	BA	303	G	N9-C1'-C2'	-5.79	105.63	112.00
24	BA	750	A	C8-N9-C4	-5.79	103.48	105.80
24	BA	2554	U	P-O3'-C3'	5.79	126.65	119.70
55	CA	945	G	C6-N1-C2	-5.79	121.63	125.10
24	DA	1553	A	O4'-C1'-N9	5.79	112.83	108.20

*Continued on next page...*

*Continued from previous page...*

Mol	Chain	Res	Type	Atoms	Z	Observed(°)	Ideal(°)
24	DA	2638	G	P-O3'-C3'	5.79	126.64	119.70
21	AA	78	A	C5-C6-N1	5.79	120.59	117.70
24	BA	370	G	P-O3'-C3'	5.79	126.64	119.70
25	BB	36	C	C2-N1-C1'	5.79	125.17	118.80
24	BA	860	U	C3'-C2'-C1'	5.78	106.13	101.50
55	CA	331	G	C3'-C2'-C1'	5.78	106.13	101.50
55	CA	1302	C	P-O3'-C3'	-5.78	112.76	119.70
24	BA	200	U	P-O3'-C3'	-5.78	112.77	119.70
24	BA	1156	A	N1-C6-N6	5.78	122.07	118.60
24	BA	2650	U	P-O5'-C5'	-5.78	111.65	120.90
21	AA	1502	A	O4'-C1'-N9	5.78	112.82	108.20
24	BA	860	U	C5'-C4'-O4'	-5.78	102.17	109.10
24	DA	672	C	C3'-C2'-C1'	5.78	106.12	101.50
24	DA	2267	A	C8-N9-C1'	-5.78	117.30	127.70
21	AA	1046	A	C3'-C2'-C1'	5.78	106.12	101.50
24	BA	2054	A	N1-C2-N3	5.78	132.19	129.30
55	CA	6	G	C3'-C2'-C1'	5.78	106.12	101.50
24	DA	509	C	N1-C1'-C2'	-5.78	105.64	112.00
24	BA	1350	C	P-O3'-C3'	-5.78	112.77	119.70
55	CA	755	G	C3'-C2'-C1'	5.78	106.12	101.50
56	DB	5	U	O4'-C1'-N1	5.77	112.82	108.20
21	AA	185	U	P-O5'-C5'	-5.77	111.67	120.90
24	BA	1238	G	O4'-C1'-N9	5.77	112.82	108.20
24	DA	250	G	C3'-C2'-C1'	5.77	106.12	101.50
21	AA	794	A	C3'-C2'-C1'	5.77	106.12	101.50
21	AA	411	A	P-O3'-C3'	5.77	126.62	119.70
24	BA	1649	G	C3'-C2'-C1'	5.77	106.11	101.50
55	CA	1395	C	C3'-C2'-C1'	5.77	106.12	101.50
24	DA	656	G	C3'-C2'-C1'	5.77	106.12	101.50
24	DA	1021	A	C3'-C2'-C1'	5.77	106.12	101.50
21	AA	1363	A	O4'-C1'-N9	5.77	112.81	108.20
24	BA	1331	G	P-O3'-C3'	5.77	126.62	119.70
25	BB	43	C	P-O3'-C3'	-5.77	112.78	119.70
55	CA	967	C	C6-N1-C2	5.77	122.61	120.30
24	DA	1008	A	P-O3'-C3'	5.77	126.62	119.70
24	DA	1060	U	C6-N1-C1'	-5.77	113.12	121.20
21	AA	961	U	C3'-C2'-C1'	5.77	106.11	101.50
24	BA	554	U	O4'-C1'-N1	5.77	112.81	108.20
21	AA	282	A	C3'-C2'-C1'	5.76	106.11	101.50
21	AA	536	C	C3'-C2'-C1'	5.76	106.11	101.50
55	CA	870	U	N1-C1'-C2'	5.76	121.49	114.00
55	CA	1160	G	P-O3'-C3'	-5.76	112.78	119.70

*Continued on next page...*

*Continued from previous page...*

Mol	Chain	Res	Type	Atoms	Z	Observed(°)	Ideal(°)
55	CA	1299	A	P-O3'-C3'	-5.76	112.78	119.70
24	BA	2099	U	O4'-C1'-N1	5.76	112.81	108.20
24	BA	2346	A	P-O3'-C3'	5.76	126.62	119.70
24	DA	434	U	N1-C1'-C2'	5.76	121.49	114.00
24	BA	2682	A	C3'-C2'-C1'	5.76	106.11	101.50
25	BB	26	C	P-O5'-C5'	-5.76	111.68	120.90
55	CA	199	A	C3'-C2'-C1'	5.76	106.11	101.50
55	CA	549	C	C3'-C2'-C1'	5.76	106.11	101.50
24	DA	1455	G	C3'-C2'-C1'	5.76	106.11	101.50
55	CA	382	A	C3'-C2'-C1'	5.76	106.11	101.50
55	CA	499	A	P-O3'-C3'	5.76	126.61	119.70
24	DA	726	G	O4'-C1'-N9	5.76	112.81	108.20
24	DA	1717	A	C3'-C2'-C1'	5.76	106.11	101.50
24	DA	2033	A	C6-N1-C2	5.76	122.06	118.60
56	DB	45	A	N9-C1'-C2'	-5.76	105.67	112.00
24	BA	831	G	N9-C1'-C2'	-5.76	105.67	112.00
24	BA	2777	G	P-O5'-C5'	-5.76	111.69	120.90
25	BB	56	G	O3'-P-O5'	5.76	114.94	104.00
25	BB	90	C	C3'-C2'-C1'	5.76	106.11	101.50
55	CA	439	U	P-O3'-C3'	-5.76	112.79	119.70
55	CA	1239	A	P-O3'-C3'	5.76	126.61	119.70
24	DA	2777	G	C3'-C2'-C1'	5.76	106.10	101.50
56	DB	87	U	P-O3'-C3'	5.76	126.61	119.70
21	AA	1449	C	C3'-C2'-C1'	5.75	106.10	101.50
55	CA	419	C	O4'-C1'-N1	5.75	112.80	108.20
24	BA	92	U	P-O3'-C3'	-5.75	112.80	119.70
24	BA	528	A	C4-C5-C6	5.75	119.88	117.00
24	BA	585	G	O5'-P-OP2	-5.75	100.52	105.70
24	DA	142	A	N9-C1'-C2'	-5.75	105.67	112.00
24	DA	2308	G	P-O3'-C3'	5.75	126.60	119.70
24	DA	2657	A	N9-C1'-C2'	-5.75	105.67	112.00
24	BA	1885	A	N9-C4-C5	5.75	108.10	105.80
24	BA	2226	C	P-O3'-C3'	-5.75	112.80	119.70
24	DA	271	G	N3-C4-N9	-5.75	122.55	126.00
24	DA	1022	G	O4'-C1'-N9	5.75	112.80	108.20
21	AA	1450	U	O4'-C1'-N1	5.75	112.80	108.20
24	BA	369	U	N1-C1'-C2'	5.75	121.47	114.00
24	DA	1647	U	O4'-C1'-N1	5.75	112.80	108.20
24	BA	985	C	O4'-C1'-N1	-5.75	103.60	108.20
24	BA	2447	G	O4'-C1'-N9	5.75	112.80	108.20
21	AA	131	A	C3'-C2'-C1'	5.74	106.09	101.50
24	BA	1289	C	C3'-C2'-C1'	5.74	106.09	101.50

*Continued on next page...*

*Continued from previous page...*

Mol	Chain	Res	Type	Atoms	Z	Observed(°)	Ideal(°)
21	AA	277	C	O4'-C1'-N1	5.74	112.79	108.20
24	BA	1204	A	P-O3'-C3'	5.74	126.59	119.70
24	BA	2501	C	P-O3'-C3'	5.74	126.59	119.70
24	BA	455	C	P-O3'-C3'	5.74	126.59	119.70
24	BA	763	G	N3-C4-N9	5.74	129.44	126.00
24	BA	1538	G	C3'-C2'-C1'	5.74	106.09	101.50
55	CA	1530	G	C3'-C2'-C1'	5.74	106.09	101.50
24	DA	572	A	C3'-C2'-C1'	5.74	106.09	101.50
24	DA	2549	G	P-O3'-C3'	5.74	126.59	119.70
24	BA	2582	G	N9-C1'-C2'	-5.74	105.69	112.00
24	BA	1372	U	C5-C4-O4	-5.74	122.46	125.90
24	BA	2441	U	C2-N3-C4	-5.74	123.56	127.00
24	BA	2575	C	N3-C4-C5	5.74	124.19	121.90
24	DA	505	A	C3'-C2'-C1'	5.74	106.09	101.50
24	DA	1213	A	C3'-C2'-C1'	5.74	106.09	101.50
21	AA	1335	U	P-O3'-C3'	5.73	126.58	119.70
24	BA	943	A	C8-N9-C4	-5.73	103.51	105.80
24	BA	2727	A	C3'-C2'-C1'	5.73	106.09	101.50
25	BB	90	C	P-O3'-C3'	-5.73	112.82	119.70
24	DA	491	G	P-O3'-C3'	-5.73	112.82	119.70
24	DA	2499	C	C3'-C2'-C1'	5.73	106.09	101.50
21	AA	306	A	C3'-C2'-C1'	5.73	106.08	101.50
25	BB	42	C	P-O3'-C3'	-5.73	112.82	119.70
24	DA	1080	A	N9-C1'-C2'	-5.73	105.70	112.00
24	DA	1325	U	N1-C1'-C2'	5.73	121.45	114.00
21	AA	316	C	P-O3'-C3'	-5.73	112.83	119.70
24	BA	1866	A	C3'-C2'-C1'	5.73	106.08	101.50
55	CA	1348	U	C3'-C2'-C1'	5.73	106.08	101.50
24	BA	2618	G	N9-C4-C5	5.73	107.69	105.40
55	CA	559	A	P-O3'-C3'	5.73	126.57	119.70
21	AA	368	U	C2-N1-C1'	5.72	124.57	117.70
24	BA	1379	U	N1-C1'-C2'	-5.72	105.70	112.00
24	BA	2034	U	C3'-C2'-C1'	5.72	106.08	101.50
21	AA	664	G	P-O3'-C3'	-5.72	112.83	119.70
24	BA	1493	C	O4'-C1'-N1	5.72	112.78	108.20
24	BA	1556	C	P-O3'-C3'	-5.72	112.83	119.70
21	AA	347	G	P-O3'-C3'	5.72	126.57	119.70
55	CA	1127	G	C3'-C2'-C1'	5.72	106.08	101.50
24	DA	1011	G	C4-N9-C1'	-5.72	119.06	126.50
21	AA	1503	A	P-O3'-C3'	5.72	126.56	119.70
24	BA	621	A	C3'-C2'-C1'	5.72	106.08	101.50
24	BA	2511	U	N3-C4-C5	5.72	118.03	114.60

*Continued on next page...*

*Continued from previous page...*

Mol	Chain	Res	Type	Atoms	Z	Observed(°)	Ideal(°)
24	DA	1683	U	C3'-C2'-C1'	5.72	106.08	101.50
24	BA	1821	A	C5-C6-N1	-5.72	114.84	117.70
24	BA	1829	A	N9-C1'-C2'	-5.72	105.71	112.00
55	CA	480	U	C5-C4-O4	-5.72	122.47	125.90
24	BA	1287	A	C3'-C2'-C1'	5.72	106.07	101.50
24	BA	1884	G	P-O3'-C3'	5.71	126.56	119.70
55	CA	252	U	C3'-C2'-C1'	5.71	106.07	101.50
24	DA	1611	C	P-O3'-C3'	-5.71	112.84	119.70
24	BA	1770	G	C5-C6-O6	-5.71	125.17	128.60
24	DA	1455	G	P-O3'-C3'	-5.71	112.84	119.70
24	DA	2691	C	O4'-C1'-N1	5.71	112.77	108.20
21	AA	994	A	C3'-C2'-C1'	5.71	106.07	101.50
24	BA	871	U	P-O5'-C5'	-5.71	111.76	120.90
24	BA	1731	G	C6-C5-N7	5.71	133.83	130.40
21	AA	251	G	O4'-C1'-N9	-5.71	103.63	108.20
24	BA	223	A	C3'-C2'-C1'	5.71	106.07	101.50
24	DA	1537	G	C3'-C2'-C1'	5.71	106.07	101.50
21	AA	1158	C	N1-C1'-C2'	-5.71	105.72	112.00
24	BA	1821	A	N9-C1'-C2'	-5.71	105.72	112.00
55	CA	275	G	C3'-C2'-C1'	5.71	106.07	101.50
55	CA	423	G	C3'-C2'-C1'	5.71	106.07	101.50
55	CA	1127	G	N9-C1'-C2'	-5.71	105.72	112.00
24	DA	1071	G	C3'-C2'-C1'	5.71	106.07	101.50
21	AA	1192	C	C3'-C2'-C1'	5.71	106.06	101.50
24	BA	2787	C	N1-C2-O2	-5.71	115.48	118.90
24	DA	60	G	C4-N9-C1'	-5.71	119.08	126.50
24	DA	1334	G	N9-C1'-C2'	-5.71	105.72	112.00
24	DA	1635	A	C3'-C2'-C1'	5.71	106.06	101.50
24	BA	2778	A	P-O3'-C3'	5.70	126.55	119.70
24	DA	1315	C	O4'-C1'-N1	5.70	112.76	108.20
24	DA	2324	U	P-O3'-C3'	5.70	126.55	119.70
55	CA	414	A	C3'-C2'-C1'	5.70	106.06	101.50
24	DA	754	U	O4'-C1'-N1	5.70	112.76	108.20
24	DA	2752	C	O4'-C1'-N1	5.70	112.76	108.20
24	BA	866	A	C3'-C2'-C1'	5.70	106.06	101.50
24	BA	2249	U	N1-C1'-C2'	5.70	121.41	114.00
25	BB	43	C	C3'-C2'-C1'	5.70	106.06	101.50
55	CA	537	G	N9-C1'-C2'	-5.70	105.73	112.00
24	DA	529	A	C5-N7-C8	-5.70	101.05	103.90
24	DA	2757	A	C3'-C2'-C1'	5.70	106.06	101.50
21	AA	755	G	C3'-C2'-C1'	5.70	106.06	101.50
21	AA	1184	G	C3'-C2'-C1'	5.70	106.06	101.50

*Continued on next page...*

*Continued from previous page...*

Mol	Chain	Res	Type	Atoms	Z	Observed(°)	Ideal(°)
21	AA	1321	U	C3'-C2'-C1'	5.70	106.06	101.50
24	DA	122	G	C3'-C2'-C1'	5.70	106.06	101.50
24	DA	491	G	C3'-C2'-C1'	5.70	106.06	101.50
24	BA	965	C	O4'-C1'-N1	-5.70	103.64	108.20
24	BA	1385	A	O4'-C1'-N9	5.70	112.76	108.20
24	BA	1693	U	O4'-C1'-N1	5.70	112.76	108.20
24	BA	2135	A	C3'-C2'-C1'	5.69	106.06	101.50
24	DA	1276	A	C3'-C2'-C1'	5.69	106.06	101.50
55	CA	518	C	O4'-C1'-N1	5.69	112.75	108.20
55	CA	1299	A	O3'-P-O5'	5.69	114.82	104.00
24	DA	93	G	C3'-C2'-C1'	5.69	106.06	101.50
24	DA	370	G	C6-C5-N7	5.69	133.81	130.40
24	DA	1439	A	C6-N1-C2	5.69	122.02	118.60
24	BA	683	U	O4'-C1'-N1	5.69	112.75	108.20
24	BA	806	C	N1-C1'-C2'	-5.69	105.74	112.00
24	BA	2324	U	N1-C1'-C2'	5.69	121.40	114.00
55	CA	276	G	C3'-C2'-C1'	5.69	106.05	101.50
55	CA	821	G	C3'-C2'-C1'	5.69	106.05	101.50
55	CA	1215	G	C3'-C2'-C1'	5.69	106.05	101.50
24	DA	646	U	O4'-C1'-N1	-5.69	103.65	108.20
24	DA	224	U	P-O3'-C3'	-5.69	112.87	119.70
24	DA	1700	A	C3'-C2'-C1'	5.69	106.05	101.50
21	AA	985	C	C6-N1-C2	-5.69	118.03	120.30
24	BA	2226	C	C3'-C2'-C1'	5.69	106.05	101.50
24	DA	2215	C	O4'-C1'-N1	5.69	112.75	108.20
24	DA	2752	C	N1-C1'-C2'	-5.69	105.74	112.00
24	DA	1713	A	P-O3'-C3'	5.69	126.52	119.70
21	AA	684	U	O4'-C1'-N1	5.68	112.75	108.20
21	AA	1401	G	N9-C1'-C2'	-5.68	105.75	112.00
24	BA	272	A	C3'-C2'-C1'	5.68	106.05	101.50
24	BA	435	C	C3'-C2'-C1'	5.68	106.05	101.50
24	DA	656	G	P-O3'-C3'	-5.68	112.88	119.70
24	DA	2272	U	N3-C2-O2	5.68	126.18	122.20
21	AA	813	U	C3'-C2'-C1'	5.68	106.05	101.50
55	CA	87	C	O4'-C1'-N1	5.68	112.75	108.20
55	CA	317	U	C3'-C2'-C1'	5.68	106.05	101.50
55	CA	485	U	O4'-C1'-N1	-5.68	103.65	108.20
21	AA	597	G	N9-C1'-C2'	-5.68	105.75	112.00
24	BA	1798	U	C5-C4-O4	5.68	129.31	125.90
55	CA	509	A	C3'-C2'-C1'	5.68	106.05	101.50
55	CA	1336	C	N1-C1'-C2'	5.68	121.39	114.00
24	DA	777	G	C3'-C2'-C1'	5.68	106.05	101.50

*Continued on next page...*

*Continued from previous page...*

Mol	Chain	Res	Type	Atoms	Z	Observed(°)	Ideal(°)
24	DA	1778	U	C2-N3-C4	-5.68	123.59	127.00
55	CA	184	G	N9-C1'-C2'	-5.68	105.75	112.00
24	DA	1674	G	C4-C5-N7	5.68	113.07	110.80
55	CA	482	A	P-O3'-C3'	-5.68	112.89	119.70
21	AA	162	A	P-O3'-C3'	5.68	126.51	119.70
21	AA	414	A	C3'-C2'-C1'	5.68	106.04	101.50
24	BA	1254	A	P-O5'-C5'	-5.68	111.82	120.90
24	BA	2710	C	O4'-C1'-N1	5.68	112.74	108.20
21	AA	511	C	P-O3'-C3'	5.67	126.51	119.70
24	BA	1133	A	P-O5'-C5'	-5.67	111.82	120.90
24	BA	1617	C	N1-C2-O2	-5.67	115.50	118.90
24	BA	2860	A	C8-N9-C1'	-5.67	117.49	127.70
24	DA	788	A	P-O3'-C3'	5.67	126.51	119.70
24	BA	2035	G	O5'-P-OP2	-5.67	100.59	105.70
55	CA	418	C	O4'-C1'-N1	5.67	112.74	108.20
21	AA	518	C	O4'-C1'-N1	5.67	112.74	108.20
21	AA	891	U	P-O3'-C3'	-5.67	112.89	119.70
21	AA	1197	A	O5'-P-OP2	-5.67	100.60	105.70
24	BA	1009	A	P-O3'-C3'	-5.67	112.89	119.70
24	DA	1568	G	C3'-C2'-C1'	5.67	106.04	101.50
24	DA	2267	A	C4-N9-C1'	5.67	136.51	126.30
27	BD	10	GLY	N-CA-C	5.67	127.27	113.10
24	DA	1313	U	C3'-C2'-C1'	5.67	106.03	101.50
24	DA	2458	G	O4'-C1'-N9	5.67	112.73	108.20
24	DA	2875	C	O4'-C1'-N1	5.67	112.73	108.20
24	BA	1027	A	N9-C1'-C2'	-5.67	105.77	112.00
24	DA	1649	G	C3'-C2'-C1'	5.67	106.03	101.50
24	BA	2517	C	C6-N1-C2	5.67	122.57	120.30
36	BM	41	LEU	CA-CB-CG	5.67	128.33	115.30
24	DA	1027	A	C3'-C2'-C1'	5.67	106.03	101.50
24	DA	1511	G	C3'-C2'-C1'	5.67	106.03	101.50
21	AA	701	U	N1-C1'-C2'	5.66	121.36	114.00
24	BA	1119	U	N1-C1'-C2'	-5.66	105.77	112.00
24	DA	672	C	P-O3'-C3'	-5.66	112.90	119.70
55	CA	61	G	C3'-C2'-C1'	5.66	106.03	101.50
24	BA	765	C	N1-C1'-C2'	-5.66	105.77	112.00
55	CA	1300	G	P-O5'-C5'	5.66	129.96	120.90
55	CA	1452	C	O4'-C1'-N1	5.66	112.73	108.20
55	CA	174	A	C3'-C2'-C1'	5.66	106.03	101.50
55	CA	239	U	O4'-C1'-N1	-5.66	103.67	108.20
55	CA	1086	U	C3'-C2'-C1'	5.66	106.03	101.50
55	CA	1284	C	N3-C2-O2	-5.66	117.94	121.90

*Continued on next page...*



*Continued from previous page...*

Mol	Chain	Res	Type	Atoms	Z	Observed(°)	Ideal(°)
55	CA	1453	G	C3'-C2'-C1'	5.66	106.03	101.50
21	AA	252	U	P-O3'-C3'	-5.66	112.91	119.70
21	AA	414	A	P-O3'-C3'	-5.66	112.91	119.70
24	BA	19	A	P-O5'-C5'	-5.66	111.85	120.90
24	BA	858	G	C5-C6-O6	5.66	131.99	128.60
24	DA	575	A	C3'-C2'-C1'	5.66	106.03	101.50
24	DA	2714	G	P-O3'-C3'	-5.66	112.91	119.70
21	AA	587	G	P-O3'-C3'	5.66	126.49	119.70
55	CA	735	C	C3'-C2'-C1'	5.66	106.03	101.50
24	DA	225	C	C3'-C2'-C1'	5.66	106.02	101.50
24	DA	699	A	O4'-C1'-N9	-5.66	103.67	108.20
24	DA	1327	A	C3'-C2'-C1'	5.66	106.03	101.50
24	BA	2575	C	C4-C5-C6	5.65	120.23	117.40
55	CA	353	A	C3'-C2'-C1'	5.65	106.02	101.50
24	DA	1462	C	C3'-C2'-C1'	5.65	106.02	101.50
24	BA	2023	C	O4'-C1'-N1	5.65	112.72	108.20
24	DA	2603	G	C3'-C2'-C1'	5.65	106.02	101.50
24	BA	412	A	P-O3'-C3'	-5.65	112.92	119.70
55	CA	832	G	O4'-C1'-N9	5.65	112.72	108.20
24	DA	1634	A	P-O3'-C3'	5.65	126.48	119.70
24	BA	1782	U	O4'-C1'-N1	5.65	112.72	108.20
24	BA	1125	G	C6-C5-N7	-5.65	127.01	130.40
24	BA	2297	A	C3'-C2'-C1'	5.65	106.02	101.50
24	DA	628	G	P-O3'-C3'	5.65	126.48	119.70
24	DA	1512	C	O4'-C1'-N1	5.65	112.72	108.20
55	CA	1054	C	O4'-C1'-N1	5.64	112.72	108.20
24	BA	922	C	P-O3'-C3'	-5.64	112.93	119.70
24	BA	1663	G	C4-C5-N7	-5.64	108.54	110.80
24	BA	2385	C	C3'-C2'-C1'	5.64	106.01	101.50
55	CA	277	C	O4'-C1'-N1	5.64	112.71	108.20
24	DA	637	A	P-O3'-C3'	5.64	126.47	119.70
24	BA	2629	U	N1-C1'-C2'	5.64	121.33	114.00
24	DA	2251	G	P-O3'-C3'	-5.64	112.93	119.70
24	DA	2313	C	C3'-C2'-C1'	5.64	106.01	101.50
24	DA	192	C	P-O3'-C3'	5.64	126.47	119.70
24	DA	1159	U	O4'-C1'-N1	5.64	112.71	108.20
24	BA	2480	C	O4'-C1'-N1	5.64	112.71	108.20
24	DA	442	G	P-O3'-C3'	5.64	126.47	119.70
21	AA	879	C	O4'-C1'-N1	5.64	112.71	108.20
24	BA	1525	A	N1-C6-N6	-5.64	115.22	118.60
55	CA	389	A	C4-C5-N7	-5.64	107.88	110.70
55	CA	1184	G	P-O3'-C3'	-5.64	112.94	119.70

*Continued on next page...*



*Continued from previous page...*

Mol	Chain	Res	Type	Atoms	Z	Observed(°)	Ideal(°)
55	CA	1425	U	O4'-C1'-N1	5.64	112.71	108.20
24	DA	2189	U	O4'-C1'-N1	5.64	112.71	108.20
24	BA	1637	A	P-O5'-C5'	-5.63	111.88	120.90
55	CA	276	G	N9-C1'-C2'	-5.63	105.80	112.00
55	CA	452	A	C3'-C2'-C1'	5.63	106.01	101.50
24	DA	103	A	C3'-C2'-C1'	5.63	106.01	101.50
24	DA	313	G	N9-C1'-C2'	-5.63	105.80	112.00
24	DA	646	U	N1-C1'-C2'	5.63	121.33	114.00
24	BA	197	A	C3'-C2'-C1'	5.63	106.01	101.50
24	BA	1143	A	P-O3'-C3'	5.63	126.46	119.70
24	DA	461	C	C6-N1-C1'	-5.63	114.04	120.80
24	DA	546	U	P-O3'-C3'	5.63	126.46	119.70
24	DA	671	C	O5'-P-OP2	-5.63	100.63	105.70
24	BA	233	A	C3'-C2'-C1'	5.63	106.00	101.50
24	BA	2716	C	O4'-C1'-N1	5.63	112.70	108.20
55	CA	803	G	C3'-C2'-C1'	5.63	106.00	101.50
24	DA	2312	U	N3-C4-C5	-5.63	111.22	114.60
56	DB	43	C	C3'-C2'-C1'	5.63	106.00	101.50
24	BA	1184	U	N1-C1'-C2'	5.63	121.32	114.00
24	BA	2846	G	C8-N9-C4	-5.63	104.15	106.40
21	AA	91	U	C2-N3-C4	-5.62	123.62	127.00
21	AA	430	A	C3'-C2'-C1'	5.62	106.00	101.50
21	AA	497	G	C3'-C2'-C1'	5.62	106.00	101.50
24	BA	1082	U	N1-C2-O2	-5.62	118.86	122.80
24	BA	2589	A	C5-C6-N6	5.62	128.20	123.70
55	CA	510	A	N9-C1'-C2'	-5.62	105.81	112.00
24	DA	77	G	N9-C1'-C2'	-5.62	105.81	112.00
24	DA	964	C	P-O5'-C5'	-5.62	111.90	120.90
24	BA	2197	U	P-O3'-C3'	5.62	126.45	119.70
24	BA	2733	A	N1-C6-N6	5.62	121.97	118.60
55	CA	206	C	N1-C1'-C2'	-5.62	105.82	112.00
24	DA	2283	C	C3'-C2'-C1'	5.62	106.00	101.50
21	AA	29	U	O4'-C1'-N1	5.62	112.69	108.20
24	BA	1045	C	N1-C1'-C2'	5.62	121.30	114.00
24	BA	2747	G	C2-N3-C4	-5.62	109.09	111.90
24	DA	621	A	C3'-C2'-C1'	5.62	106.00	101.50
24	DA	2380	C	O4'-C1'-N1	5.62	112.69	108.20
24	DA	2409	G	N9-C1'-C2'	-5.62	105.82	112.00
21	AA	752	G	P-O3'-C3'	5.62	126.44	119.70
24	BA	676	A	N1-C6-N6	5.62	121.97	118.60
21	AA	340	U	O4'-C1'-N1	5.62	112.69	108.20
21	AA	1103	C	C3'-C2'-C1'	5.62	105.99	101.50

*Continued on next page...*

*Continued from previous page...*

Mol	Chain	Res	Type	Atoms	Z	Observed(°)	Ideal(°)
55	CA	892	A	N9-C1'-C2'	-5.62	105.82	112.00
24	DA	164	C	C3'-C2'-C1'	5.62	105.99	101.50
24	DA	763	G	C6-C5-N7	-5.62	127.03	130.40
24	DA	2638	G	N1-C2-N2	5.62	121.25	116.20
21	AA	519	C	C3'-C2'-C1'	5.61	105.99	101.50
24	BA	2200	C	C3'-C2'-C1'	5.61	105.99	101.50
24	BA	528	A	O4'-C1'-N9	-5.61	103.71	108.20
55	CA	961	U	C3'-C2'-C1'	5.61	105.99	101.50
21	AA	245	U	C3'-C2'-C1'	5.61	105.99	101.50
24	BA	2689	U	C2-N1-C1'	-5.61	110.97	117.70
55	CA	369	G	C3'-C2'-C1'	5.61	105.98	101.50
55	CA	1338	G	P-O3'-C3'	-5.61	112.97	119.70
24	DA	1277	G	P-O3'-C3'	-5.61	112.97	119.70
21	AA	1202	U	C3'-C2'-C1'	5.61	105.98	101.50
24	DA	1074	G	P-O3'-C3'	5.61	126.42	119.70
21	AA	1032	G	N9-C1'-C2'	-5.60	105.84	112.00
24	BA	1817	G	C3'-C2'-C1'	5.60	105.98	101.50
24	BA	604	G	P-O3'-C3'	-5.60	112.98	119.70
24	BA	1476	U	C2-N3-C4	-5.60	123.64	127.00
24	BA	2214	C	C3'-C2'-C1'	5.60	105.98	101.50
24	BA	2287	A	P-O3'-C3'	5.60	126.42	119.70
55	CA	915	A	C3'-C2'-C1'	5.60	105.98	101.50
24	BA	1669	A	N9-C4-C5	5.60	108.04	105.80
24	BA	468	G	C5-C6-N1	5.60	114.30	111.50
21	AA	1138	G	P-O3'-C3'	-5.60	112.98	119.70
21	AA	1242	G	P-O5'-C5'	-5.60	111.94	120.90
24	BA	1034	G	N9-C1'-C2'	-5.60	105.84	112.00
24	BA	2656	U	N3-C2-O2	-5.60	118.28	122.20
55	CA	885	G	C3'-C2'-C1'	5.60	105.98	101.50
24	DA	2063	C	C3'-C2'-C1'	5.60	105.98	101.50
24	BA	763	G	C4-C5-N7	5.59	113.04	110.80
24	BA	1131	G	O4'-C1'-N9	-5.59	103.72	108.20
24	BA	2798	U	O4'-C1'-N1	5.59	112.68	108.20
24	BA	2894	G	C4-N9-C1'	5.59	133.77	126.50
55	CA	1128	C	P-O3'-C3'	-5.59	112.99	119.70
21	AA	889	A	P-O3'-C3'	5.59	126.41	119.70
24	BA	373	U	C3'-C2'-C1'	5.59	105.97	101.50
55	CA	465	A	N9-C1'-C2'	-5.59	105.85	112.00
24	DA	1676	A	P-O3'-C3'	-5.59	112.99	119.70
21	AA	54	C	O4'-C1'-N1	5.59	112.67	108.20
24	BA	2220	U	N1-C1'-C2'	-5.59	105.85	112.00
24	BA	2397	G	P-O3'-C3'	-5.59	112.99	119.70

*Continued on next page...*

*Continued from previous page...*

Mol	Chain	Res	Type	Atoms	Z	Observed(°)	Ideal(°)
55	CA	129	A	P-O3'-C3'	5.59	126.41	119.70
24	DA	301	G	C6-C5-N7	5.59	133.75	130.40
24	DA	1136	G	C3'-C2'-C1'	5.59	105.97	101.50
21	AA	991	U	P-O3'-C3'	5.59	126.41	119.70
55	CA	1176	A	O4'-C1'-N9	5.59	112.67	108.20
24	DA	2215	C	C3'-C2'-C1'	5.59	105.97	101.50
21	AA	274	A	P-O3'-C3'	5.59	126.41	119.70
21	AA	977	A	C3'-C2'-C1'	5.59	105.97	101.50
24	BA	783	A	C4-C5-N7	5.59	113.49	110.70
24	BA	30	G	P-O5'-C5'	-5.58	111.97	120.90
55	CA	131	A	C6-N1-C2	5.58	121.95	118.60
24	DA	1027	A	P-O3'-C3'	-5.58	113.00	119.70
21	AA	935	A	P-O5'-C5'	-5.58	111.97	120.90
21	AA	976	G	C3'-C2'-C1'	5.58	105.97	101.50
24	BA	676	A	C4-C5-N7	5.58	113.49	110.70
24	BA	1820	U	O4'-C1'-N1	5.58	112.67	108.20
24	DA	1136	G	P-O3'-C3'	-5.58	113.00	119.70
55	CA	463	U	P-O3'-C3'	-5.58	113.00	119.70
55	CA	1499	A	N9-C1'-C2'	-5.58	105.86	112.00
24	DA	2520	C	C3'-C2'-C1'	5.58	105.96	101.50
55	CA	453	G	C3'-C2'-C1'	5.58	105.96	101.50
55	CA	961	U	P-O3'-C3'	-5.58	113.01	119.70
24	DA	1698	A	P-O3'-C3'	5.58	126.39	119.70
24	BA	2273	A	P-O3'-C3'	-5.58	113.01	119.70
24	DA	510	C	C3'-C2'-C1'	5.58	105.96	101.50
21	AA	95	C	N1-C1'-C2'	-5.58	105.87	112.00
21	AA	874	G	N9-C1'-C2'	-5.58	105.87	112.00
24	BA	85	G	N9-C1'-C2'	-5.58	105.87	112.00
24	BA	2136	G	N9-C1'-C2'	-5.58	105.87	112.00
24	DA	2518	A	P-O3'-C3'	5.58	126.39	119.70
24	DA	139	U	P-O3'-C3'	5.57	126.39	119.70
24	BA	2003	A	C6-N1-C2	-5.57	115.26	118.60
21	AA	169	C	C2-N1-C1'	-5.57	112.67	118.80
21	AA	856	C	P-O3'-C3'	-5.57	113.02	119.70
55	CA	935	A	C3'-C2'-C1'	5.57	105.96	101.50
21	AA	96	U	O4'-C1'-N1	5.57	112.66	108.20
21	AA	486	U	C3'-C2'-C1'	5.57	105.95	101.50
21	AA	547	A	O4'-C1'-N9	5.57	112.65	108.20
21	AA	1499	A	C3'-C2'-C1'	5.57	105.95	101.50
24	BA	1128	G	P-O3'-C3'	5.57	126.38	119.70
24	BA	1154	G	C8-N9-C4	-5.57	104.17	106.40
24	BA	2189	U	O4'-C1'-N1	5.57	112.66	108.20

*Continued on next page...*

*Continued from previous page...*

Mol	Chain	Res	Type	Atoms	Z	Observed(°)	Ideal(°)
55	CA	733	G	C4-N9-C1'	-5.57	119.26	126.50
56	DB	75	G	P-O3'-C3'	-5.57	113.02	119.70
21	AA	793	U	O4'-C1'-N1	5.57	112.65	108.20
24	BA	2894	G	C3'-C2'-C1'	5.57	105.95	101.50
55	CA	1054	C	P-O5'-C5'	-5.57	112.00	120.90
24	DA	915	C	C3'-C2'-C1'	5.57	105.95	101.50
24	BA	1524	G	P-O3'-C3'	-5.56	113.02	119.70
25	BB	13	G	C3'-C2'-C1'	5.56	105.95	101.50
25	BB	67	G	P-O5'-C5'	-5.56	112.00	120.90
24	DA	705	A	N1-C6-N6	5.56	121.94	118.60
21	AA	1046	A	N1-C6-N6	-5.56	115.26	118.60
24	BA	325	G	P-O3'-C3'	-5.56	113.03	119.70
24	BA	1495	A	C3'-C2'-C1'	5.56	105.95	101.50
24	BA	2541	A	C8-N9-C4	5.56	108.03	105.80
24	DA	548	G	N9-C1'-C2'	-5.56	105.88	112.00
24	DA	806	C	C6-N1-C2	5.56	122.53	120.30
21	AA	875	U	C3'-C2'-C1'	5.56	105.95	101.50
24	BA	2631	G	N1-C6-O6	-5.56	116.56	119.90
21	AA	859	G	P-O5'-C5'	-5.56	112.01	120.90
24	BA	1759	A	C3'-C2'-C1'	5.56	105.95	101.50
55	CA	67	C	N3-C4-C5	-5.56	119.68	121.90
55	CA	962	C	O4'-C1'-N1	5.56	112.65	108.20
24	DA	2450	A	C3'-C2'-C1'	5.56	105.95	101.50
24	DA	2891	U	O4'-C1'-N1	5.56	112.65	108.20
55	CA	519	C	P-O3'-C3'	-5.56	113.03	119.70
21	AA	1414	U	N1-C2-O2	5.55	126.69	122.80
24	BA	1206	G	C3'-C2'-C1'	5.55	105.94	101.50
24	BA	1695	G	C3'-C2'-C1'	5.55	105.94	101.50
55	CA	29	U	O4'-C1'-N1	5.55	112.64	108.20
55	CA	1303	C	C6-N1-C1'	-5.55	114.13	120.80
24	DA	1213	A	P-O3'-C3'	-5.55	113.03	119.70
24	DA	2056	G	N1-C6-O6	-5.55	116.57	119.90
24	DA	2613	U	O4'-C1'-N1	5.55	112.64	108.20
21	AA	879	C	N1-C1'-C2'	-5.55	105.89	112.00
21	AA	1168	U	N1-C1'-C2'	5.55	121.22	114.00
21	AA	982	U	N1-C1'-C2'	5.55	121.22	114.00
21	AA	1182	G	C8-N9-C1'	5.55	134.22	127.00
24	BA	1373	A	N1-C6-N6	5.55	121.93	118.60
24	BA	2273	A	P-O5'-C5'	-5.55	112.02	120.90
24	DA	1673	G	P-O3'-C3'	5.55	126.36	119.70
24	DA	2240	U	P-O3'-C3'	-5.55	113.04	119.70
12	AM	74	MET	CG-SD-CE	5.55	109.08	100.20

*Continued on next page...*

*Continued from previous page...*

Mol	Chain	Res	Type	Atoms	Z	Observed(°)	Ideal(°)
24	BA	73	A	P-O3'-C3'	-5.55	113.04	119.70
24	BA	1428	C	P-O3'-C3'	5.55	126.36	119.70
24	DA	548	G	C4-N9-C1'	5.55	133.72	126.50
24	BA	1158	C	N3-C4-C5	-5.55	119.68	121.90
24	BA	1499	C	C3'-C2'-C1'	5.55	105.94	101.50
24	DA	2302	U	O4'-C1'-N1	5.55	112.64	108.20
21	AA	465	A	N9-C1'-C2'	-5.55	105.90	112.00
24	BA	980	A	C8-N9-C4	-5.55	103.58	105.80
24	BA	1663	G	N1-C6-O6	-5.55	116.57	119.90
55	CA	1493	A	P-O3'-C3'	5.55	126.36	119.70
24	BA	1022	G	C2-N3-C4	-5.54	109.13	111.90
55	CA	657	U	O4'-C1'-N1	5.54	112.64	108.20
24	DA	92	U	O4'-C1'-N1	5.54	112.63	108.20
24	BA	2339	C	O4'-C1'-N1	5.54	112.63	108.20
55	CA	243	A	C5-C6-N6	5.54	128.13	123.70
55	CA	1128	C	C3'-C2'-C1'	5.54	105.93	101.50
24	DA	630	G	C2-N3-C4	-5.54	109.13	111.90
24	BA	544	C	P-O3'-C3'	5.54	126.35	119.70
24	BA	2224	G	C2-N3-C4	-5.54	109.13	111.90
21	AA	72	A	P-O3'-C3'	-5.54	113.05	119.70
21	AA	994	A	P-O3'-C3'	-5.54	113.05	119.70
55	CA	475	C	P-O3'-C3'	-5.54	113.05	119.70
24	BA	753	A	N1-C6-N6	-5.54	115.28	118.60
24	BA	1568	G	C3'-C2'-C1'	5.54	105.93	101.50
24	BA	2809	A	P-O3'-C3'	-5.54	113.06	119.70
24	DA	1305	C	O4'-C1'-N1	5.54	112.63	108.20
24	DA	1611	C	C3'-C2'-C1'	5.54	105.93	101.50
21	AA	1055	A	P-O3'-C3'	-5.53	113.06	119.70
24	BA	1386	C	C6-N1-C2	-5.53	118.09	120.30
24	BA	2023	C	C3'-C2'-C1'	5.53	105.93	101.50
24	DA	1916	A	N9-C1'-C2'	-5.53	105.91	112.00
21	AA	181	A	P-O3'-C3'	5.53	126.34	119.70
24	BA	831	G	P-O5'-C5'	-5.53	112.05	120.90
24	BA	1457	U	N1-C1'-C2'	5.53	121.19	114.00
24	BA	2578	G	C4-C5-N7	-5.53	108.59	110.80
24	BA	85	G	C3'-C2'-C1'	5.53	105.92	101.50
24	BA	271	G	C4-N9-C1'	-5.53	119.31	126.50
24	BA	846	U	O4'-C1'-N1	5.53	112.62	108.20
24	BA	2799	A	C3'-C2'-C1'	5.53	105.92	101.50
24	DA	1267	U	P-O3'-C3'	-5.53	113.06	119.70
24	DA	1330	C	C3'-C2'-C1'	5.53	105.92	101.50
24	DA	2874	C	C3'-C2'-C1'	5.53	105.92	101.50

*Continued on next page...*

*Continued from previous page...*

Mol	Chain	Res	Type	Atoms	Z	Observed(°)	Ideal(°)
24	BA	794	A	C3'-C2'-C1'	5.53	105.92	101.50
24	BA	1021	A	C3'-C2'-C1'	5.53	105.92	101.50
24	BA	312	G	P-O3'-C3'	-5.53	113.07	119.70
24	BA	2551	C	O4'-C1'-N1	5.53	112.62	108.20
55	CA	655	A	C3'-C2'-C1'	5.53	105.92	101.50
55	CA	1170	A	N9-C1'-C2'	-5.53	105.92	112.00
24	DA	2896	C	C3'-C2'-C1'	5.53	105.92	101.50
24	DA	2902	C	P-O3'-C3'	5.53	126.33	119.70
24	BA	2857	G	N1-C2-N3	5.52	127.21	123.90
24	DA	2568	U	O4'-C1'-N1	5.52	112.62	108.20
24	BA	1408	G	P-O3'-C3'	5.52	126.33	119.70
24	DA	445	C	C3'-C2'-C1'	5.52	105.92	101.50
24	DA	2572	A	O4'-C1'-N9	5.52	112.62	108.20
21	AA	1052	U	P-O3'-C3'	5.52	126.33	119.70
24	BA	1127	A	C3'-C2'-C1'	5.52	105.92	101.50
24	BA	1537	G	C3'-C2'-C1'	5.52	105.92	101.50
24	BA	1838	C	N1-C1'-C2'	5.52	121.18	114.00
24	BA	2361	G	P-O3'-C3'	-5.52	113.08	119.70
24	BA	2452	C	O4'-C1'-N1	-5.52	103.78	108.20
24	DA	1931	U	C3'-C2'-C1'	5.52	105.92	101.50
56	DB	43	C	N1-C1'-C2'	-5.52	105.93	112.00
24	BA	1144	A	P-O3'-C3'	-5.52	113.08	119.70
24	DA	2498	C	P-O3'-C3'	-5.52	113.08	119.70
21	AA	14	U	C3'-C2'-C1'	5.52	105.92	101.50
24	BA	762	U	P-O3'-C3'	5.52	126.32	119.70
25	BB	23	G	N3-C4-N9	5.52	129.31	126.00
24	DA	963	U	P-O3'-C3'	-5.52	113.08	119.70
24	DA	1023	U	P-O3'-C3'	-5.52	113.08	119.70
24	BA	1309	G	P-O3'-C3'	-5.52	113.08	119.70
24	BA	1865	U	N3-C4-C5	5.52	117.91	114.60
21	AA	96	U	N1-C1'-C2'	-5.51	105.93	112.00
55	CA	1333	A	O4'-C1'-N9	5.51	112.61	108.20
24	DA	460	A	P-O5'-C5'	-5.51	112.08	120.90
21	AA	169	C	C6-N1-C1'	5.51	127.42	120.80
24	DA	388	G	P-O3'-C3'	-5.51	113.08	119.70
55	CA	538	G	P-O3'-C3'	-5.51	113.09	119.70
55	CA	1064	G	P-O3'-C3'	5.51	126.31	119.70
24	DA	1510	G	C3'-C2'-C1'	5.51	105.91	101.50
21	AA	389	A	C3'-C2'-C1'	5.51	105.91	101.50
21	AA	686	U	P-O3'-C3'	5.51	126.31	119.70
24	DA	1551	A	C6-N1-C2	5.51	121.91	118.60
21	AA	373	A	C3'-C2'-C1'	5.51	105.91	101.50

*Continued on next page...*

*Continued from previous page...*

Mol	Chain	Res	Type	Atoms	Z	Observed(°)	Ideal(°)
24	BA	2255	G	P-O3'-C3'	-5.51	113.09	119.70
55	CA	934	C	C5-C4-N4	5.51	124.06	120.20
24	BA	674	G	P-O3'-C3'	-5.51	113.09	119.70
24	BA	1206	G	P-O3'-C3'	-5.51	113.09	119.70
24	BA	1478	G	N1-C6-O6	-5.51	116.60	119.90
24	BA	2337	G	P-O3'-C3'	-5.51	113.09	119.70
24	BA	2630	G	N9-C1'-C2'	-5.50	105.94	112.00
55	CA	513	C	C3'-C2'-C1'	5.50	105.90	101.50
24	BA	2283	C	C3'-C2'-C1'	5.50	105.90	101.50
55	CA	817	C	P-O3'-C3'	5.50	126.31	119.70
55	CA	1160	G	C3'-C2'-C1'	5.50	105.90	101.50
24	DA	406	G	C3'-C2'-C1'	5.50	105.90	101.50
24	DA	2338	C	N1-C1'-C2'	-5.50	105.95	112.00
21	AA	466	A	P-O3'-C3'	5.50	126.30	119.70
24	DA	1648	U	C3'-C2'-C1'	5.50	105.90	101.50
29	DF	78	ILE	CB-CA-C	-5.50	100.60	111.60
21	AA	72	A	C3'-C2'-C1'	5.50	105.90	101.50
24	BA	250	G	C3'-C2'-C1'	5.50	105.90	101.50
24	BA	1090	A	O4'-C1'-N9	5.50	112.60	108.20
24	BA	2460	U	O4'-C1'-N1	5.50	112.60	108.20
55	CA	1241	G	N9-C1'-C2'	-5.50	105.95	112.00
24	DA	1558	C	P-O3'-C3'	5.50	126.30	119.70
21	AA	403	C	O4'-C1'-N1	5.50	112.60	108.20
24	BA	2266	A	C5-N7-C8	-5.50	101.15	103.90
24	DA	1113	U	P-O3'-C3'	-5.50	113.10	119.70
21	AA	984	C	C3'-C2'-C1'	5.50	105.90	101.50
21	AA	1068	G	P-O3'-C3'	-5.50	113.11	119.70
24	BA	1022	G	C8-N9-C1'	5.50	134.14	127.00
24	DA	207	A	C3'-C2'-C1'	5.50	105.90	101.50
21	AA	610	U	N3-C2-O2	-5.49	118.36	122.20
24	BA	312	G	N9-C1'-C2'	-5.49	105.96	112.00
24	BA	1019	U	O4'-C1'-N1	5.49	112.59	108.20
24	BA	1143	A	N1-C6-N6	5.49	121.90	118.60
24	BA	1411	U	O4'-C1'-N1	5.49	112.59	108.20
24	DA	1669	A	C3'-C2'-C1'	5.49	105.89	101.50
24	DA	1733	G	C3'-C2'-C1'	5.49	105.89	101.50
24	DA	2837	A	C3'-C2'-C1'	5.49	105.89	101.50
21	AA	1103	C	P-O3'-C3'	-5.49	113.11	119.70
24	BA	861	A	C3'-C2'-C1'	5.49	105.89	101.50
55	CA	53	A	C3'-C2'-C1'	5.49	105.89	101.50
55	CA	84	U	N1-C1'-C2'	5.49	121.14	114.00
24	DA	2148	G	C3'-C2'-C1'	5.49	105.89	101.50

*Continued on next page...*



*Continued from previous page...*

Mol	Chain	Res	Type	Atoms	Z	Observed(°)	Ideal(°)
24	BA	2372	U	P-O5'-C5'	-5.49	112.12	120.90
55	CA	71	A	P-O3'-C3'	-5.49	113.11	119.70
55	CA	534	U	C3'-C2'-C1'	5.49	105.89	101.50
24	DA	373	U	N1-C1'-C2'	-5.49	105.96	112.00
24	DA	1558	C	N1-C1'-C2'	5.49	121.14	114.00
24	DA	2383	G	P-O3'-C3'	-5.49	113.11	119.70
24	BA	1129	A	C3'-C2'-C1'	5.49	105.89	101.50
24	BA	1027	A	C3'-C2'-C1'	5.49	105.89	101.50
55	CA	974	A	P-O3'-C3'	5.49	126.28	119.70
24	DA	2135	A	C3'-C2'-C1'	5.49	105.89	101.50
24	DA	2311	A	C3'-C2'-C1'	5.49	105.89	101.50
24	BA	1112	G	C3'-C2'-C1'	5.48	105.89	101.50
24	BA	2625	G	C8-N9-C4	-5.48	104.21	106.40
24	BA	2656	U	C3'-C2'-C1'	5.48	105.89	101.50
24	BA	944	C	C6-N1-C2	5.48	122.49	120.30
24	BA	2295	C	N1-C1'-C2'	5.48	121.12	114.00
24	DA	2573	C	C3'-C2'-C1'	5.48	105.88	101.50
24	BA	1091	G	C3'-C2'-C1'	5.48	105.88	101.50
24	BA	1343	G	C3'-C2'-C1'	5.48	105.88	101.50
24	BA	1876	A	O4'-C1'-N9	5.48	112.58	108.20
24	BA	1316	U	O4'-C1'-N1	-5.48	103.82	108.20
24	BA	2494	G	C4-C5-N7	-5.48	108.61	110.80
21	AA	122	G	N9-C1'-C2'	-5.47	105.98	112.00
24	BA	765	C	P-O3'-C3'	-5.47	113.13	119.70
24	BA	1491	G	N9-C1'-C2'	-5.47	105.98	112.00
24	BA	1804	C	P-O3'-C3'	-5.47	113.13	119.70
24	BA	2574	G	N1-C6-O6	-5.47	116.62	119.90
25	BB	29	A	P-O5'-C5'	-5.47	112.14	120.90
55	CA	283	U	C3'-C2'-C1'	5.47	105.88	101.50
55	CA	1168	U	P-O3'-C3'	5.47	126.27	119.70
55	CA	1284	C	C3'-C2'-C1'	5.47	105.88	101.50
23	CW	5	U	O4'-C1'-N1	5.47	112.58	108.20
21	AA	500	G	N9-C1'-C2'	-5.47	105.98	112.00
21	AA	1090	U	O4'-C1'-N1	5.47	112.58	108.20
24	BA	500	G	N3-C4-C5	5.47	131.34	128.60
24	BA	1295	C	C5-C4-N4	5.47	124.03	120.20
24	DA	510	C	P-O3'-C3'	-5.47	113.13	119.70
24	DA	2505	G	N9-C1'-C2'	-5.47	105.98	112.00
21	AA	131	A	N1-C6-N6	-5.47	115.32	118.60
55	CA	53	A	N9-C1'-C2'	-5.47	105.98	112.00
24	DA	754	U	C3'-C2'-C1'	5.47	105.88	101.50
24	DA	1695	G	C3'-C2'-C1'	5.47	105.88	101.50

*Continued on next page...*



*Continued from previous page...*

Mol	Chain	Res	Type	Atoms	Z	Observed(°)	Ideal(°)
24	DA	1838	C	P-O3'-C3'	5.47	126.27	119.70
21	AA	465	A	P-O5'-C5'	-5.47	112.15	120.90
21	AA	874	G	C3'-C2'-C1'	5.47	105.87	101.50
21	AA	1242	G	C3'-C2'-C1'	5.47	105.87	101.50
21	AA	857	C	O4'-C1'-N1	5.47	112.57	108.20
24	BA	503	A	O4'-C1'-N9	5.47	112.57	108.20
24	BA	819	A	P-O3'-C3'	-5.47	113.14	119.70
24	BA	1288	G	O5'-P-OP2	-5.47	100.78	105.70
24	BA	1430	G	C6-N1-C2	5.47	128.38	125.10
24	BA	1560	G	N9-C1'-C2'	-5.47	105.99	112.00
24	BA	1881	C	O4'-C1'-N1	5.47	112.57	108.20
24	BA	2407	A	N1-C6-N6	-5.47	115.32	118.60
25	BB	57	A	O5'-P-OP2	-5.47	100.78	105.70
25	BB	75	G	P-O3'-C3'	-5.47	113.14	119.70
55	CA	1302	C	C3'-C2'-C1'	5.47	105.87	101.50
21	AA	12	U	N1-C2-O2	5.46	126.62	122.80
21	AA	1153	G	C3'-C2'-C1'	5.46	105.87	101.50
24	BA	434	U	N1-C1'-C2'	5.46	121.10	114.00
24	BA	1682	G	C3'-C2'-C1'	5.46	105.87	101.50
24	DA	374	A	P-O3'-C3'	-5.46	113.14	119.70
24	DA	741	U	C3'-C2'-C1'	5.46	105.87	101.50
21	AA	754	C	N1-C1'-C2'	-5.46	105.99	112.00
24	BA	228	C	O4'-C1'-N1	5.46	112.57	108.20
24	BA	2482	A	N1-C6-N6	5.46	121.88	118.60
24	DA	1662	U	O4'-C1'-N1	5.46	112.57	108.20
24	DA	2875	C	C3'-C2'-C1'	5.46	105.87	101.50
55	CA	1055	A	C3'-C2'-C1'	5.46	105.87	101.50
21	AA	187	G	C2-N3-C4	-5.46	109.17	111.90
21	AA	1287	A	C3'-C2'-C1'	5.46	105.87	101.50
24	BA	533	G	C3'-C2'-C1'	5.46	105.87	101.50
24	BA	777	G	P-O3'-C3'	-5.46	113.15	119.70
24	BA	1525	A	C5-C6-N6	5.46	128.07	123.70
24	BA	2894	G	P-O3'-C3'	-5.46	113.15	119.70
24	DA	2034	U	C3'-C2'-C1'	5.46	105.87	101.50
24	BA	746	U	N1-C1'-C2'	5.46	121.09	114.00
55	CA	735	C	O4'-C1'-N1	5.46	112.56	108.20
24	BA	1805	A	C8-N9-C4	-5.45	103.62	105.80
24	BA	2061	G	N3-C4-C5	-5.45	125.87	128.60
24	BA	2386	A	P-O5'-C5'	-5.45	112.18	120.90
24	DA	1560	G	P-O3'-C3'	-5.45	113.16	119.70
56	DB	72	G	C2-N3-C4	-5.45	109.17	111.90
24	BA	114	U	O4'-C1'-N1	-5.45	103.84	108.20

*Continued on next page...*

*Continued from previous page...*

Mol	Chain	Res	Type	Atoms	Z	Observed(°)	Ideal(°)
24	BA	1661	G	P-O5'-C5'	-5.45	112.18	120.90
24	BA	2063	C	C3'-C2'-C1'	5.45	105.86	101.50
55	CA	1365	G	C3'-C2'-C1'	5.45	105.86	101.50
24	DA	2197	U	P-O3'-C3'	5.45	126.24	119.70
21	AA	815	A	P-O3'-C3'	5.45	126.24	119.70
24	BA	22	C	C2-N3-C4	-5.45	117.17	119.90
24	BA	1946	U	C5-C4-O4	5.45	129.17	125.90
24	DA	1144	A	C3'-C2'-C1'	5.45	105.86	101.50
21	AA	431	A	C3'-C2'-C1'	5.45	105.86	101.50
21	AA	1181	G	P-O3'-C3'	5.45	126.24	119.70
24	BA	2791	G	C3'-C2'-C1'	5.45	105.86	101.50
24	DA	1239	G	N9-C1'-C2'	-5.45	106.01	112.00
21	AA	467	U	O4'-C1'-N1	5.45	112.56	108.20
24	BA	1885	A	N1-C6-N6	-5.45	115.33	118.60
25	BB	74	U	P-O5'-C5'	-5.45	112.19	120.90
24	DA	791	C	P-O5'-C5'	-5.45	112.19	120.90
24	DA	1026	G	P-O3'-C3'	-5.45	113.17	119.70
24	DA	1816	C	C3'-C2'-C1'	5.45	105.86	101.50
24	BA	1427	A	O4'-C1'-N9	5.44	112.56	108.20
24	BA	2589	A	P-O5'-C5'	-5.44	112.19	120.90
56	DB	90	C	C3'-C2'-C1'	5.44	105.86	101.50
21	AA	81	A	C5-C6-N6	5.44	128.05	123.70
21	AA	935	A	N9-C1'-C2'	-5.44	106.02	112.00
24	BA	137	U	P-O3'-C3'	5.44	126.23	119.70
24	BA	907	G	C2-N3-C4	-5.44	109.18	111.90
55	CA	422	C	O4'-C1'-N1	-5.44	103.85	108.20
21	AA	1032	G	C3'-C2'-C1'	5.44	105.85	101.50
24	BA	421	C	N1-C1'-C2'	5.44	121.07	114.00
24	BA	693	A	P-O3'-C3'	-5.44	113.17	119.70
24	BA	1875	G	P-O3'-C3'	-5.44	113.18	119.70
24	DA	514	A	N1-C6-N6	5.44	121.86	118.60
24	DA	1779	U	O4'-C1'-N1	5.44	112.55	108.20
24	DA	1888	G	O4'-C1'-N9	5.44	112.55	108.20
25	BB	25	U	C3'-C2'-C1'	5.44	105.85	101.50
55	CA	1394	A	P-O3'-C3'	5.44	126.22	119.70
24	DA	1183	U	O4'-C1'-N1	5.44	112.55	108.20
21	AA	1153	G	N9-C1'-C2'	-5.43	106.02	112.00
24	BA	103	A	C3'-C2'-C1'	5.43	105.85	101.50
24	BA	670	A	C8-N9-C4	5.43	107.97	105.80
24	BA	1956	U	P-O3'-C3'	-5.43	113.18	119.70
24	BA	1965	C	C2-N1-C1'	5.43	124.78	118.80
24	DA	2385	C	P-O3'-C3'	-5.43	113.18	119.70

*Continued on next page...*

*Continued from previous page...*

Mol	Chain	Res	Type	Atoms	Z	Observed(°)	Ideal(°)
21	AA	887	G	P-O3'-C3'	-5.43	113.18	119.70
24	BA	1091	G	O4'-C1'-N9	5.43	112.55	108.20
24	DA	629	G	C3'-C2'-C1'	5.43	105.85	101.50
24	DA	1829	A	P-O3'-C3'	5.43	126.22	119.70
24	BA	765	C	C3'-C2'-C1'	5.43	105.84	101.50
24	DA	334	C	N1-C1'-C2'	-5.43	106.03	112.00
55	CA	352	C	C3'-C2'-C1'	5.43	105.84	101.50
24	DA	2798	U	O4'-C1'-N1	-5.43	103.86	108.20
24	BA	1872	A	C3'-C2'-C1'	5.43	105.84	101.50
21	AA	213	G	C3'-C2'-C1'	5.43	105.84	101.50
24	BA	302	C	P-O3'-C3'	-5.43	113.19	119.70
24	BA	1320	C	P-O3'-C3'	5.43	126.21	119.70
24	BA	2217	G	P-O3'-C3'	-5.43	113.19	119.70
24	DA	2096	C	O4'-C1'-N1	5.43	112.54	108.20
21	AA	6	G	C3'-C2'-C1'	5.42	105.84	101.50
24	BA	653	U	O4'-C1'-N1	-5.42	103.86	108.20
24	BA	1452	G	O4'-C1'-N9	-5.42	103.86	108.20
24	BA	2582	G	N1-C6-O6	-5.42	116.64	119.90
24	DA	1963	U	P-O3'-C3'	-5.42	113.19	119.70
55	CA	701	U	P-O3'-C3'	5.42	126.21	119.70
21	AA	1215	G	C3'-C2'-C1'	5.42	105.84	101.50
24	BA	2585	U	N1-C1'-C2'	5.42	121.05	114.00
24	DA	139	U	N1-C1'-C2'	5.42	121.05	114.00
24	DA	616	A	P-O3'-C3'	-5.42	113.19	119.70
56	DB	118	C	O4'-C1'-N1	5.42	112.54	108.20
21	AA	1303	C	C3'-C2'-C1'	5.42	105.84	101.50
24	BA	480	A	C2-N3-C4	5.42	113.31	110.60
55	CA	373	A	C3'-C2'-C1'	5.42	105.84	101.50
24	DA	1181	U	P-O3'-C3'	-5.42	113.20	119.70
24	DA	1063	G	N9-C1'-C2'	-5.42	106.04	112.00
24	DA	1498	C	C3'-C2'-C1'	5.42	105.83	101.50
24	DA	2067	G	P-O3'-C3'	5.42	126.20	119.70
21	AA	577	G	C3'-C2'-C1'	5.42	105.83	101.50
24	BA	1148	U	C5-C4-O4	5.42	129.15	125.90
55	CA	454	G	N9-C1'-C2'	-5.42	106.04	112.00
24	DA	967	U	O4'-C1'-N1	5.42	112.53	108.20
24	DA	2800	A	N9-C1'-C2'	-5.42	106.04	112.00
21	AA	52	C	O4'-C1'-N1	5.42	112.53	108.20
24	BA	752	A	OP2-P-O3'	5.42	117.11	105.20
24	DA	476	G	C3'-C2'-C1'	5.42	105.83	101.50
24	BA	829	A	N7-C8-N9	-5.41	111.09	113.80
55	CA	1442	G	P-O3'-C3'	-5.41	113.21	119.70

*Continued on next page...*

*Continued from previous page...*

Mol	Chain	Res	Type	Atoms	Z	Observed(°)	Ideal(°)
21	AA	487	A	N9-C1'-C2'	-5.41	106.05	112.00
21	AA	575	G	C6-C5-N7	5.41	133.65	130.40
55	CA	513	C	P-O5'-C5'	-5.41	112.24	120.90
24	DA	916	G	N9-C1'-C2'	-5.41	106.05	112.00
24	DA	991	C	O4'-C1'-N1	5.41	112.53	108.20
24	DA	1734	G	C3'-C2'-C1'	5.41	105.83	101.50
21	AA	1158	C	C3'-C2'-C1'	5.41	105.83	101.50
24	BA	677	A	C6-N1-C2	-5.41	115.36	118.60
24	BA	1359	A	C8-N9-C4	-5.41	103.64	105.80
55	CA	114	U	O4'-C1'-N1	5.41	112.53	108.20
21	AA	291	U	O4'-C1'-N1	5.41	112.53	108.20
24	BA	2210	U	N1-C1'-C2'	5.41	121.03	114.00
55	CA	1158	C	N1-C1'-C2'	-5.41	106.05	112.00
24	BA	563	A	P-O3'-C3'	-5.40	113.22	119.70
24	BA	1062	G	C3'-C2'-C1'	5.40	105.82	101.50
55	CA	733	G	N3-C4-N9	-5.40	122.76	126.00
21	AA	816	A	P-O5'-C5'	-5.40	112.26	120.90
24	DA	752	A	P-O3'-C3'	5.40	126.18	119.70
24	DA	763	G	C3'-C2'-C1'	5.40	105.82	101.50
24	DA	2521	C	C3'-C2'-C1'	5.40	105.82	101.50
25	BB	94	A	P-O5'-C5'	-5.40	112.26	120.90
24	DA	783	A	O4'-C1'-N9	5.40	112.52	108.20
21	AA	14	U	P-O5'-C5'	-5.40	112.26	120.90
55	CA	90	C	C3'-C2'-C1'	5.40	105.82	101.50
24	DA	2322	A	N9-C1'-C2'	-5.40	106.06	112.00
21	AA	1224	U	C5-C4-O4	-5.40	122.66	125.90
24	BA	144	A	C6-N1-C2	-5.40	115.36	118.60
24	BA	530	G	C8-N9-C1'	-5.40	119.98	127.00
21	AA	1050	G	P-O3'-C3'	-5.39	113.23	119.70
24	DA	475	C	P-O3'-C3'	-5.39	113.23	119.70
24	DA	2567	G	P-O3'-C3'	5.39	126.17	119.70
24	DA	2576	G	P-O3'-C3'	5.39	126.17	119.70
24	BA	1841	U	C2-N3-C4	5.39	130.23	127.00
55	CA	414	A	P-O3'-C3'	-5.39	113.23	119.70
24	DA	509	C	N1-C2-O2	5.39	122.14	118.90
24	DA	616	A	C3'-C2'-C1'	5.39	105.81	101.50
24	BA	1009	A	P-O5'-C5'	-5.39	112.28	120.90
24	BA	1455	G	N9-C1'-C2'	-5.39	106.07	112.00
24	BA	1964	G	C4-C5-N7	-5.39	108.64	110.80
55	CA	89	U	C3'-C2'-C1'	5.39	105.81	101.50
55	CA	370	C	C5-C4-N4	5.39	123.97	120.20
24	DA	800	A	P-O3'-C3'	5.39	126.17	119.70

*Continued on next page...*

*Continued from previous page...*

Mol	Chain	Res	Type	Atoms	Z	Observed(°)	Ideal(°)
56	DB	16	G	C3'-C2'-C1'	5.39	105.81	101.50
21	AA	369	G	C3'-C2'-C1'	5.39	105.81	101.50
21	AA	420	U	O4'-C1'-N1	5.39	112.51	108.20
24	BA	752	A	C5-N7-C8	-5.39	101.21	103.90
24	BA	1621	U	N1-C1'-C2'	5.39	121.00	114.00
21	AA	819	A	P-O3'-C3'	5.38	126.16	119.70
21	AA	1127	G	P-O3'-C3'	-5.38	113.24	119.70
21	AA	1469	C	O4'-C1'-N1	-5.38	103.89	108.20
24	BA	1004	U	O4'-C1'-N1	5.38	112.51	108.20
24	DA	1551	A	C5-C6-N6	5.38	128.01	123.70
24	BA	1311	G	N3-C4-C5	5.38	131.29	128.60
24	DA	1395	A	O4'-C1'-N9	5.38	112.51	108.20
24	BA	703	U	C5-C6-N1	-5.38	120.01	122.70
24	BA	1557	C	C3'-C2'-C1'	5.38	105.81	101.50
55	CA	1246	A	C3'-C2'-C1'	5.38	105.81	101.50
24	DA	1508	A	P-O3'-C3'	5.38	126.16	119.70
24	DA	1612	C	C3'-C2'-C1'	5.38	105.80	101.50
24	DA	1865	U	O4'-C1'-N1	5.38	112.50	108.20
21	AA	717	U	N1-C1'-C2'	5.38	120.99	114.00
24	BA	491	G	N9-C1'-C2'	-5.38	106.08	112.00
24	BA	1109	C	C6-N1-C2	-5.38	118.15	120.30
23	CW	4	U	O5'-P-OP2	-5.38	100.86	105.70
24	DA	217	A	N9-C1'-C2'	-5.38	106.08	112.00
21	AA	132	C	C3'-C2'-C1'	5.38	105.80	101.50
24	BA	791	C	N1-C2-O2	5.38	122.13	118.90
24	DA	272	A	P-O3'-C3'	-5.38	113.25	119.70
24	DA	1023	U	C3'-C2'-C1'	5.38	105.80	101.50
24	DA	1914	C	C3'-C2'-C1'	5.38	105.80	101.50
21	AA	351	G	C8-N9-C1'	-5.38	120.01	127.00
24	BA	2874	C	P-O3'-C3'	-5.38	113.25	119.70
55	CA	425	G	N9-C1'-C2'	-5.38	106.08	112.00
55	CA	1531	A	P-O3'-C3'	-5.38	113.25	119.70
24	DA	1029	A	N1-C6-N6	5.38	121.83	118.60
21	AA	1001	C	O4'-C1'-N1	5.38	112.50	108.20
24	BA	2679	A	C5-C6-N6	5.38	128.00	123.70
25	BB	45	A	C3'-C2'-C1'	5.38	105.80	101.50
55	CA	1338	G	N9-C1'-C2'	-5.38	106.09	112.00
21	AA	305	G	P-O3'-C3'	5.37	126.15	119.70
21	AA	1131	G	N9-C1'-C2'	-5.37	106.09	112.00
24	BA	2883	A	C5-C6-N1	-5.37	115.01	117.70
24	DA	1009	A	P-O3'-C3'	-5.37	113.25	119.70
21	AA	891	U	C3'-C2'-C1'	5.37	105.80	101.50

*Continued on next page...*

*Continued from previous page...*

Mol	Chain	Res	Type	Atoms	Z	Observed(°)	Ideal(°)
24	DA	638	G	C3'-C2'-C1'	5.37	105.80	101.50
24	DA	1345	C	C3'-C2'-C1'	5.37	105.80	101.50
55	CA	816	A	C3'-C2'-C1'	5.37	105.80	101.50
55	CA	1507	A	N9-C1'-C2'	-5.37	106.09	112.00
56	DB	76	G	N3-C4-C5	5.37	131.28	128.60
21	AA	210	C	N1-C1'-C2'	5.37	120.98	114.00
21	AA	795	C	P-O3'-C3'	-5.37	113.26	119.70
24	BA	2619	C	C5-C4-N4	5.37	123.96	120.20
55	CA	210	C	C2-N1-C1'	5.37	124.70	118.80
24	BA	676	A	C5-N7-C8	-5.37	101.22	103.90
24	BA	1635	A	C3'-C2'-C1'	5.37	105.79	101.50
24	BA	2454	G	P-O3'-C3'	-5.37	113.26	119.70
55	CA	875	U	C3'-C2'-C1'	5.37	105.79	101.50
55	CA	1101	A	P-O3'-C3'	5.37	126.14	119.70
24	DA	121	G	C3'-C2'-C1'	5.37	105.79	101.50
21	AA	1132	C	P-O5'-C5'	5.36	129.48	120.90
24	BA	2474	U	O4'-C1'-N1	5.36	112.49	108.20
55	CA	1401	G	N9-C1'-C2'	-5.36	106.10	112.00
21	AA	1296	C	O4'-C1'-N1	5.36	112.49	108.20
55	CA	724	G	C3'-C2'-C1'	5.36	105.79	101.50
24	DA	73	A	C3'-C2'-C1'	5.36	105.79	101.50
24	DA	1480	C	O4'-C1'-N1	5.36	112.49	108.20
24	DA	2699	C	O4'-C1'-N1	5.36	112.49	108.20
21	AA	97	G	C3'-C2'-C1'	5.36	105.79	101.50
21	AA	1094	G	P-O3'-C3'	5.36	126.13	119.70
24	BA	1947	C	P-O3'-C3'	-5.36	113.27	119.70
24	BA	2337	G	C3'-C2'-C1'	5.36	105.79	101.50
24	BA	2450	A	N1-C2-N3	-5.36	126.62	129.30
24	DA	140	C	O4'-C1'-N1	-5.36	103.91	108.20
24	DA	1256	G	C3'-C2'-C1'	5.36	105.79	101.50
24	DA	1561	C	C3'-C2'-C1'	5.36	105.79	101.50
24	BA	725	G	P-O3'-C3'	5.36	126.13	119.70
24	BA	962	G	N3-C4-C5	5.36	131.28	128.60
55	CA	793	U	P-O3'-C3'	-5.35	113.28	119.70
24	DA	929	U	O4'-C1'-N1	5.35	112.48	108.20
24	DA	2868	A	N9-C1'-C2'	-5.35	106.11	112.00
21	AA	1483	A	C5-C6-N6	-5.35	119.42	123.70
24	BA	277	G	P-O3'-C3'	5.35	126.12	119.70
24	BA	2260	C	P-O3'-C3'	-5.35	113.28	119.70
24	BA	2498	C	C3'-C2'-C1'	5.35	105.78	101.50
25	BB	17	C	O4'-C1'-N1	5.35	112.48	108.20
24	DA	365	U	C5-C4-O4	-5.35	122.69	125.90

*Continued on next page...*

*Continued from previous page...*

Mol	Chain	Res	Type	Atoms	Z	Observed(°)	Ideal(°)
24	DA	2147	A	P-O3'-C3'	-5.35	113.28	119.70
24	BA	2305	U	P-O3'-C3'	-5.35	113.28	119.70
55	CA	1325	C	O4'-C1'-N1	5.35	112.48	108.20
24	DA	2499	C	C2-N1-C1'	5.35	124.68	118.80
24	DA	2610	C	P-O3'-C3'	5.35	126.12	119.70
24	BA	783	A	O5'-P-OP2	-5.35	100.89	105.70
24	BA	2751	G	P-O5'-C5'	-5.35	112.34	120.90
55	CA	102	G	C5-C6-O6	5.35	131.81	128.60
24	DA	86	G	C3'-C2'-C1'	5.35	105.78	101.50
24	DA	1882	U	O4'-C1'-N1	5.35	112.48	108.20
24	BA	521	U	P-O3'-C3'	-5.35	113.28	119.70
24	BA	2650	U	C6-N1-C2	5.35	124.21	121.00
55	CA	9	G	C3'-C2'-C1'	5.35	105.78	101.50
24	BA	809	G	P-O5'-C5'	-5.34	112.35	120.90
24	BA	1871	A	C3'-C2'-C1'	5.34	105.78	101.50
24	DA	763	G	C4-C5-N7	5.34	112.94	110.80
24	BA	2489	U	C2-N3-C4	-5.34	123.79	127.00
21	AA	71	A	P-O3'-C3'	5.34	126.11	119.70
24	BA	727	A	N1-C6-N6	5.34	121.81	118.60
24	BA	1606	C	O4'-C1'-N1	-5.34	103.93	108.20
24	DA	509	C	C3'-C2'-C1'	5.34	105.77	101.50
24	DA	2507	C	O4'-C1'-N1	5.34	112.47	108.20
24	BA	979	A	P-O5'-C5'	-5.34	112.36	120.90
55	CA	81	A	N9-C4-C5	5.34	107.94	105.80
55	CA	1410	A	C5-C6-N6	5.34	127.97	123.70
24	DA	391	A	P-O3'-C3'	-5.34	113.30	119.70
24	DA	1636	U	C3'-C2'-C1'	5.34	105.77	101.50
24	BA	2639	A	C4-C5-N7	5.33	113.37	110.70
55	CA	496	A	P-O3'-C3'	-5.33	113.30	119.70
55	CA	817	C	O4'-C1'-N1	5.33	112.47	108.20
21	AA	754	C	N1-C2-O2	5.33	122.10	118.90
24	BA	505	A	P-O5'-C5'	-5.33	112.37	120.90
55	CA	533	A	P-O3'-C3'	5.33	126.10	119.70
24	DA	103	A	P-O3'-C3'	-5.33	113.30	119.70
55	CA	1137	C	P-O3'-C3'	5.33	126.10	119.70
24	DA	1135	C	P-O3'-C3'	-5.33	113.30	119.70
24	DA	1558	C	O4'-C1'-N1	5.33	112.47	108.20
24	DA	2493	U	C3'-C2'-C1'	5.33	105.77	101.50
24	BA	1970	A	P-O3'-C3'	5.33	126.10	119.70
24	DA	2850	A	C3'-C2'-C1'	5.33	105.76	101.50
24	BA	19	A	P-O3'-C3'	-5.33	113.31	119.70
24	BA	2756	U	C6-N1-C2	5.33	124.20	121.00

*Continued on next page...*



*Continued from previous page...*

Mol	Chain	Res	Type	Atoms	Z	Observed(°)	Ideal(°)
24	DA	1429	G	C3'-C2'-C1'	5.33	105.76	101.50
24	DA	1669	A	N1-C2-N3	-5.33	126.64	129.30
24	DA	2689	U	N1-C1'-C2'	5.33	120.93	114.00
21	AA	754	C	P-O3'-C3'	-5.33	113.31	119.70
24	DA	401	A	O4'-C1'-N9	5.33	112.46	108.20
24	BA	1261	C	N1-C2-O2	-5.33	115.70	118.90
24	BA	1304	A	C6-N1-C2	5.33	121.80	118.60
24	BA	2062	A	C5-C6-N6	-5.33	119.44	123.70
55	CA	724	G	N9-C1'-C2'	-5.33	106.14	112.00
55	CA	1066	C	O4'-C1'-N1	5.33	112.46	108.20
24	DA	1783	A	C3'-C2'-C1'	5.33	105.76	101.50
21	AA	704	A	C3'-C2'-C1'	5.32	105.76	101.50
21	AA	1123	U	O4'-C1'-N1	5.32	112.46	108.20
55	CA	1440	U	N1-C1'-C2'	5.32	120.92	114.00
24	BA	56	A	P-O3'-C3'	-5.32	113.31	119.70
24	BA	958	U	C3'-C2'-C1'	5.32	105.76	101.50
21	AA	654	G	P-O3'-C3'	-5.32	113.31	119.70
21	AA	884	U	N1-C1'-C2'	5.32	120.92	114.00
24	BA	558	U	P-O3'-C3'	-5.32	113.32	119.70
24	BA	984	A	N1-C6-N6	5.32	121.79	118.60
55	CA	577	G	P-O3'-C3'	-5.32	113.32	119.70
21	AA	194	C	N3-C4-C5	-5.32	119.77	121.90
24	BA	312	G	C3'-C2'-C1'	5.32	105.75	101.50
55	CA	430	A	C3'-C2'-C1'	5.32	105.75	101.50
55	CA	500	G	C3'-C2'-C1'	5.32	105.75	101.50
24	BA	178	G	P-O3'-C3'	-5.32	113.32	119.70
24	BA	1293	C	P-O5'-C5'	-5.32	112.39	120.90
55	CA	992	U	N1-C1'-C2'	5.32	120.91	114.00
55	CA	1505	G	C3'-C2'-C1'	5.32	105.75	101.50
24	DA	1167	C	O4'-C1'-N1	5.31	112.45	108.20
24	DA	1787	A	P-O3'-C3'	-5.31	113.32	119.70
24	BA	1960	A	P-O3'-C3'	-5.31	113.33	119.70
24	DA	2036	C	N1-C1'-C2'	-5.31	106.16	112.00
24	DA	26	G	C2-N3-C4	-5.31	109.24	111.90
24	DA	2830	C	O4'-C1'-N1	5.31	112.45	108.20
21	AA	1508	A	P-O5'-C5'	-5.31	112.41	120.90
24	BA	964	C	O4'-C1'-N1	-5.31	103.95	108.20
24	BA	2902	C	C6-N1-C2	5.31	122.42	120.30
55	CA	1410	A	N1-C6-N6	-5.31	115.41	118.60
55	CA	1483	A	N1-C6-N6	5.31	121.78	118.60
24	DA	586	A	P-O3'-C3'	5.31	126.07	119.70
21	AA	312	C	P-O3'-C3'	5.31	126.07	119.70

*Continued on next page...*



*Continued from previous page...*

Mol	Chain	Res	Type	Atoms	Z	Observed(°)	Ideal(°)
21	AA	1512	U	P-O3'-C3'	5.31	126.07	119.70
24	BA	459	U	C3'-C2'-C1'	5.31	105.75	101.50
24	BA	1313	U	N1-C1'-C2'	-5.31	106.16	112.00
24	BA	1416	G	P-O3'-C3'	5.31	126.07	119.70
24	BA	1521	G	C4-N9-C1'	5.31	133.40	126.50
24	BA	2068	U	C3'-C2'-C1'	5.31	105.75	101.50
55	CA	1140	C	N1-C1'-C2'	-5.31	106.16	112.00
24	DA	480	A	N9-C1'-C2'	-5.31	106.16	112.00
21	AA	97	G	P-O5'-C5'	-5.31	112.41	120.90
24	BA	2282	G	N9-C4-C5	5.31	107.52	105.40
24	BA	339	U	C2-N3-C4	-5.30	123.82	127.00
24	BA	1979	U	P-O5'-C5'	-5.30	112.41	120.90
24	BA	2574	G	P-O3'-C3'	-5.30	113.34	119.70
25	BB	17	C	P-O3'-C3'	-5.30	113.33	119.70
24	DA	1655	A	C3'-C2'-C1'	5.30	105.74	101.50
24	DA	2782	G	N9-C1'-C2'	-5.30	106.17	112.00
21	AA	185	U	O4'-C1'-N1	5.30	112.44	108.20
21	AA	998	C	O4'-C1'-N1	5.30	112.44	108.20
24	BA	1492	G	O4'-C1'-N9	5.30	112.44	108.20
55	CA	815	A	P-O3'-C3'	5.30	126.06	119.70
21	AA	353	A	C3'-C2'-C1'	5.30	105.74	101.50
24	BA	2391	G	P-O3'-C3'	5.30	126.06	119.70
55	CA	891	U	P-O3'-C3'	-5.30	113.34	119.70
24	BA	2389	G	P-O5'-C5'	-5.30	112.42	120.90
24	BA	2679	A	C6-N1-C2	5.30	121.78	118.60
24	DA	533	G	C3'-C2'-C1'	5.30	105.74	101.50
24	DA	2580	U	P-O3'-C3'	5.30	126.06	119.70
24	BA	829	A	C8-N9-C4	5.30	107.92	105.80
24	BA	1206	G	N9-C1'-C2'	-5.30	106.17	112.00
24	BA	2025	C	N1-C1'-C2'	5.30	120.89	114.00
24	BA	1659	G	P-O5'-C5'	-5.30	112.42	120.90
24	BA	2354	C	N3-C2-O2	-5.30	118.19	121.90
24	BA	2430	A	O4'-C1'-N9	5.30	112.44	108.20
21	AA	465	A	C3'-C2'-C1'	5.29	105.74	101.50
55	CA	245	U	C3'-C2'-C1'	5.29	105.74	101.50
21	AA	1197	A	C3'-C2'-C1'	5.29	105.73	101.50
24	BA	933	A	C3'-C2'-C1'	5.29	105.73	101.50
24	BA	962	G	C6-N1-C2	5.29	128.28	125.10
24	DA	530	G	C3'-C2'-C1'	5.29	105.73	101.50
24	BA	1362	C	O4'-C1'-N1	-5.29	103.97	108.20
24	BA	1978	A	C8-N9-C4	5.29	107.92	105.80
55	CA	1033	G	P-O5'-C5'	-5.29	112.43	120.90

*Continued on next page...*

*Continued from previous page...*

Mol	Chain	Res	Type	Atoms	Z	Observed(°)	Ideal(°)
29	DF	109	ARG	CB-CA-C	5.29	120.98	110.40
24	BA	1292	G	P-O3'-C3'	-5.29	113.35	119.70
24	BA	1313	U	C3'-C2'-C1'	5.29	105.73	101.50
55	CA	397	A	C6-N1-C2	-5.29	115.43	118.60
24	BA	206	U	C3'-C2'-C1'	5.29	105.73	101.50
24	DA	2631	G	C3'-C2'-C1'	5.29	105.73	101.50
24	BA	1144	A	P-O5'-C5'	-5.29	112.44	120.90
21	AA	733	G	P-O3'-C3'	5.29	126.04	119.70
24	BA	1905	C	O4'-C1'-N1	5.29	112.43	108.20
24	BA	1946	U	O4'-C1'-N1	-5.29	103.97	108.20
24	DA	437	U	C3'-C2'-C1'	5.29	105.73	101.50
24	BA	749	A	C3'-C2'-C1'	5.28	105.73	101.50
24	BA	1731	G	C4-C5-N7	-5.28	108.69	110.80
24	BA	1882	U	O4'-C1'-N1	5.28	112.42	108.20
24	BA	2823	A	P-O5'-C5'	-5.28	112.45	120.90
24	BA	919	U	P-O5'-C5'	5.28	129.35	120.90
24	BA	1769	U	O4'-C1'-N1	5.28	112.42	108.20
55	CA	97	G	C3'-C2'-C1'	5.28	105.72	101.50
55	CA	439	U	C3'-C2'-C1'	5.28	105.72	101.50
24	DA	76	C	C3'-C2'-C1'	5.28	105.72	101.50
24	DA	1062	G	P-O3'-C3'	-5.28	113.36	119.70
24	DA	1080	A	C3'-C2'-C1'	5.28	105.72	101.50
21	AA	1216	A	C3'-C2'-C1'	5.28	105.72	101.50
24	DA	1011	G	C8-N9-C1'	5.28	133.86	127.00
24	DA	2555	U	O4'-C1'-N1	5.28	112.42	108.20
21	AA	496	A	C3'-C2'-C1'	5.28	105.72	101.50
24	BA	107	G	N9-C4-C5	5.28	107.51	105.40
24	BA	945	A	N9-C1'-C2'	5.28	120.86	114.00
24	BA	1521	G	N3-C4-N9	5.28	129.17	126.00
55	CA	210	C	O4'-C1'-N1	-5.28	103.98	108.20
24	BA	25	U	P-O3'-C3'	-5.28	113.37	119.70
24	BA	481	G	O4'-C1'-N9	5.28	112.42	108.20
24	BA	388	G	P-O5'-C5'	-5.27	112.46	120.90
24	BA	2713	U	N1-C1'-C2'	5.27	120.86	114.00
24	DA	63	A	P-O3'-C3'	-5.27	113.37	119.70
24	DA	492	A	N9-C1'-C2'	-5.27	106.20	112.00
24	BA	588	U	C3'-C2'-C1'	5.27	105.72	101.50
24	BA	2511	U	C6-N1-C1'	-5.27	113.82	121.20
55	CA	909	A	P-O3'-C3'	5.27	126.03	119.70
24	DA	481	G	N3-C4-C5	-5.27	125.96	128.60
24	DA	782	A	P-O3'-C3'	5.27	126.03	119.70
55	CA	886	G	N9-C1'-C2'	-5.27	106.20	112.00

*Continued on next page...*

*Continued from previous page...*

Mol	Chain	Res	Type	Atoms	Z	Observed(°)	Ideal(°)
21	AA	247	G	C3'-C2'-C1'	5.27	105.72	101.50
24	BA	2777	G	C3'-C2'-C1'	5.27	105.72	101.50
55	CA	876	C	P-O5'-C5'	5.27	129.33	120.90
24	DA	224	U	C3'-C2'-C1'	5.27	105.72	101.50
24	DA	1049	C	P-O3'-C3'	-5.27	113.38	119.70
24	BA	396	G	P-O5'-C5'	-5.27	112.47	120.90
25	BB	114	C	C6-N1-C2	5.27	122.41	120.30
55	CA	9	G	N9-C1'-C2'	-5.27	106.21	112.00
24	DA	101	A	C3'-C2'-C1'	5.27	105.72	101.50
24	DA	243	U	C3'-C2'-C1'	5.27	105.71	101.50
24	DA	589	U	C3'-C2'-C1'	5.27	105.72	101.50
24	DA	657	U	N1-C1'-C2'	-5.27	106.21	112.00
24	DA	1430	G	C3'-C2'-C1'	5.27	105.71	101.50
24	DA	2726	A	O4'-C1'-N9	5.27	112.42	108.20
21	AA	1453	G	C3'-C2'-C1'	5.27	105.71	101.50
24	BA	806	C	N1-C2-O2	-5.27	115.74	118.90
55	CA	935	A	N9-C1'-C2'	-5.27	106.21	112.00
55	CA	1102	A	P-O3'-C3'	-5.27	113.38	119.70
24	DA	1799	G	N9-C4-C5	5.27	107.51	105.40
24	DA	2297	A	C3'-C2'-C1'	5.27	105.71	101.50
24	BA	1156	A	O3'-P-O5'	-5.26	94.00	104.00
24	BA	2812	G	N3-C4-N9	5.26	129.16	126.00
55	CA	1139	G	C3'-C2'-C1'	5.26	105.71	101.50
24	DA	2262	U	O4'-C1'-N1	5.26	112.41	108.20
21	AA	82	G	N9-C1'-C2'	-5.26	106.21	112.00
24	BA	2809	A	C3'-C2'-C1'	5.26	105.71	101.50
21	AA	1528	U	O4'-C1'-N1	5.26	112.41	108.20
24	BA	415	A	N1-C2-N3	-5.26	126.67	129.30
24	DA	2199	A	C3'-C2'-C1'	5.26	105.71	101.50
21	AA	1107	C	O4'-C1'-N1	5.26	112.41	108.20
24	BA	1700	A	C3'-C2'-C1'	5.26	105.71	101.50
24	DA	406	G	N9-C1'-C2'	-5.26	106.22	112.00
21	AA	174	A	C3'-C2'-C1'	5.26	105.70	101.50
24	BA	1941	C	C3'-C2'-C1'	5.26	105.71	101.50
24	DA	15	G	C3'-C2'-C1'	5.26	105.70	101.50
24	BA	475	C	C3'-C2'-C1'	5.25	105.70	101.50
55	CA	381	C	O4'-C1'-N1	5.25	112.40	108.20
55	CA	1319	A	P-O3'-C3'	5.25	126.01	119.70
24	BA	1051	G	C5-C6-O6	-5.25	125.45	128.60
24	BA	1112	G	N9-C1'-C2'	-5.25	106.22	112.00
24	BA	1289	C	P-O3'-C3'	-5.25	113.40	119.70
24	BA	1694	C	O4'-C1'-N1	5.25	112.40	108.20

*Continued on next page...*

*Continued from previous page...*

Mol	Chain	Res	Type	Atoms	Z	Observed(°)	Ideal(°)
24	BA	1759	A	N9-C1'-C2'	-5.25	106.22	112.00
24	BA	2382	G	N3-C4-C5	5.25	131.23	128.60
55	CA	211	G	C3'-C2'-C1'	5.25	105.70	101.50
55	CA	652	U	P-O3'-C3'	5.25	126.00	119.70
55	CA	1315	U	O4'-C1'-N1	5.25	112.40	108.20
24	DA	1267	U	C3'-C2'-C1'	5.25	105.70	101.50
24	BA	1022	G	C4-N9-C1'	-5.25	119.67	126.50
24	DA	2727	A	C3'-C2'-C1'	5.25	105.70	101.50
55	CA	1132	C	O4'-C1'-N1	5.25	112.40	108.20
24	BA	1510	G	N9-C1'-C2'	-5.25	106.23	112.00
55	CA	1051	C	P-O3'-C3'	-5.25	113.40	119.70
24	DA	324	A	C3'-C2'-C1'	5.25	105.70	101.50
24	DA	1551	A	C5-C6-N1	-5.25	115.08	117.70
55	CA	934	C	C2-N1-C1'	-5.25	113.03	118.80
55	CA	1066	C	C3'-C2'-C1'	5.25	105.70	101.50
24	DA	787	C	C5-C4-N4	5.25	123.87	120.20
24	BA	1311	G	N3-C4-N9	-5.25	122.85	126.00
24	DA	120	U	P-O5'-C5'	-5.25	112.51	120.90
55	CA	212	G	C3'-C2'-C1'	5.24	105.69	101.50
55	CA	482	A	C3'-C2'-C1'	5.24	105.70	101.50
24	DA	529	A	C4-C5-C6	-5.24	114.38	117.00
24	BA	907	G	C5-C6-O6	5.24	131.75	128.60
55	CA	1236	A	C6-N1-C2	-5.24	115.45	118.60
24	BA	918	A	N1-C6-N6	5.24	121.74	118.60
24	BA	2899	A	P-O5'-C5'	-5.24	112.52	120.90
55	CA	874	G	C3'-C2'-C1'	5.24	105.69	101.50
55	CA	960	U	C2-N1-C1'	5.24	123.99	117.70
55	CA	991	U	P-O3'-C3'	5.24	125.99	119.70
24	DA	104	A	N9-C1'-C2'	-5.24	106.23	112.00
24	BA	1276	A	C8-N9-C4	-5.24	103.70	105.80
24	BA	2241	A	P-O3'-C3'	-5.24	113.41	119.70
55	CA	95	C	C3'-C2'-C1'	5.24	105.69	101.50
55	CA	832	G	N3-C4-N9	-5.24	122.86	126.00
21	AA	1160	G	N9-C1'-C2'	-5.24	106.24	112.00
55	CA	536	C	C3'-C2'-C1'	5.24	105.69	101.50
24	BA	509	C	C6-N1-C2	-5.24	118.21	120.30
24	BA	544	C	O4'-C1'-N1	-5.24	104.01	108.20
24	DA	272	A	C3'-C2'-C1'	5.24	105.69	101.50
24	DA	503	A	N1-C6-N6	-5.24	115.46	118.60
24	DA	778	G	C3'-C2'-C1'	5.24	105.69	101.50
24	DA	2386	A	C3'-C2'-C1'	5.24	105.69	101.50
24	DA	750	A	P-O3'-C3'	-5.23	113.42	119.70

*Continued on next page...*

*Continued from previous page...*

Mol	Chain	Res	Type	Atoms	Z	Observed(°)	Ideal(°)
24	BA	1027	A	P-O3'-C3'	-5.23	113.42	119.70
55	CA	436	C	N1-C2-O2	5.23	122.04	118.90
24	DA	150	U	O4'-C1'-N1	5.23	112.39	108.20
24	DA	753	A	C3'-C2'-C1'	5.23	105.69	101.50
24	DA	1818	U	N1-C1'-C2'	5.23	120.80	114.00
21	AA	641	U	N1-C1'-C2'	5.23	120.80	114.00
24	BA	2369	A	N9-C4-C5	5.23	107.89	105.80
24	BA	2615	U	C3'-C2'-C1'	5.23	105.68	101.50
24	DA	412	A	C3'-C2'-C1'	5.23	105.68	101.50
24	DA	963	U	N1-C1'-C2'	-5.23	106.25	112.00
24	DA	2613	U	N1-C1'-C2'	5.23	120.80	114.00
24	DA	2675	A	P-O3'-C3'	-5.23	113.43	119.70
21	AA	119	A	O4'-C1'-N9	5.23	112.38	108.20
21	AA	724	G	C3'-C2'-C1'	5.23	105.68	101.50
25	BB	42	C	C3'-C2'-C1'	5.23	105.68	101.50
55	CA	305	G	P-O3'-C3'	5.23	125.97	119.70
55	CA	376	G	C5-C6-O6	5.23	131.74	128.60
21	AA	117	G	P-O5'-C5'	-5.23	112.54	120.90
24	BA	2268	A	C8-N9-C4	-5.23	103.71	105.80
24	BA	2491	U	O4'-C1'-N1	5.23	112.38	108.20
24	DA	229	C	C3'-C2'-C1'	5.23	105.68	101.50
24	DA	2024	G	C3'-C2'-C1'	5.23	105.68	101.50
21	AA	88	U	C5-C4-O4	5.22	129.03	125.90
21	AA	654	G	N9-C1'-C2'	-5.22	106.25	112.00
24	BA	142	A	C3'-C2'-C1'	5.22	105.68	101.50
24	BA	2054	A	N9-C4-C5	5.22	107.89	105.80
24	BA	682	G	O4'-C1'-N9	-5.22	104.02	108.20
24	BA	1228	G	C2-N3-C4	-5.22	109.29	111.90
24	BA	2383	G	N9-C1'-C2'	-5.22	106.26	112.00
24	DA	492	A	P-O5'-C5'	-5.22	112.55	120.90
24	DA	2611	C	O4'-C1'-N1	5.22	112.38	108.20
21	AA	915	A	O4'-C1'-N9	5.22	112.38	108.20
24	BA	529	A	C8-N9-C4	5.22	107.89	105.80
24	BA	753	A	P-O5'-C5'	-5.22	112.55	120.90
24	BA	1007	C	O4'-C1'-N1	5.22	112.38	108.20
24	BA	1971	U	C3'-C2'-C1'	5.22	105.68	101.50
25	BB	109	A	N9-C1'-C2'	-5.22	106.26	112.00
55	CA	701	U	N1-C1'-C2'	5.22	120.79	114.00
55	CA	1068	G	N9-C1'-C2'	-5.22	106.26	112.00
24	DA	77	G	C3'-C2'-C1'	5.22	105.67	101.50
24	BA	2250	G	P-O3'-C3'	5.22	125.96	119.70
24	DA	1865	U	C5-C4-O4	-5.22	122.77	125.90

*Continued on next page...*

*Continued from previous page...*

Mol	Chain	Res	Type	Atoms	Z	Observed(°)	Ideal(°)
56	DB	104	A	N3-C4-C5	-5.22	123.15	126.80
21	AA	466	A	O3'-P-O5'	-5.22	94.09	104.00
24	BA	2652	C	O4'-C1'-N1	5.22	112.37	108.20
24	BA	2757	A	N1-C6-N6	5.22	121.73	118.60
55	CA	121	U	N1-C1'-C2'	-5.22	106.26	112.00
21	AA	1051	C	C3'-C2'-C1'	5.21	105.67	101.50
24	BA	509	C	C2-N1-C1'	5.21	124.53	118.80
24	BA	651	G	P-O3'-C3'	-5.21	113.44	119.70
24	BA	1521	G	C6-C5-N7	-5.21	127.27	130.40
55	CA	248	C	C3'-C2'-C1'	5.21	105.67	101.50
24	DA	747	U	O4'-C1'-N1	-5.21	104.03	108.20
24	DA	1048	A	C3'-C2'-C1'	5.21	105.67	101.50
24	DA	2428	G	C3'-C2'-C1'	5.21	105.67	101.50
24	DA	2714	G	C3'-C2'-C1'	5.21	105.67	101.50
24	BA	806	C	C6-N1-C2	-5.21	118.22	120.30
24	BA	1967	C	C3'-C2'-C1'	5.21	105.67	101.50
24	DA	403	U	P-O3'-C3'	5.21	125.95	119.70
24	DA	959	A	C3'-C2'-C1'	5.21	105.67	101.50
24	DA	1112	G	C3'-C2'-C1'	5.21	105.67	101.50
24	DA	1239	G	C3'-C2'-C1'	5.21	105.67	101.50
24	BA	637	A	O4'-C1'-N9	5.21	112.37	108.20
24	BA	548	G	P-O5'-C5'	-5.21	112.57	120.90
24	BA	1644	C	C6-N1-C2	5.21	122.38	120.30
55	CA	460	A	C3'-C2'-C1'	5.21	105.67	101.50
55	CA	889	A	P-O3'-C3'	5.21	125.95	119.70
24	DA	216	A	C3'-C2'-C1'	5.21	105.67	101.50
24	DA	1782	U	P-O3'-C3'	-5.21	113.45	119.70
24	BA	124	G	P-O3'-C3'	5.21	125.95	119.70
24	BA	391	A	N9-C1'-C2'	-5.21	106.27	112.00
24	BA	570	G	P-O3'-C3'	5.21	125.95	119.70
56	DB	44	G	N3-C4-N9	-5.21	122.88	126.00
21	AA	1366	C	C3'-C2'-C1'	5.21	105.66	101.50
24	BA	858	G	C6-N1-C2	-5.21	121.98	125.10
24	BA	1180	U	N1-C1'-C2'	5.20	120.77	114.00
24	BA	1476	U	C5-C4-O4	-5.20	122.78	125.90
24	BA	2639	A	C5-N7-C8	-5.20	101.30	103.90
55	CA	67	C	P-O5'-C5'	-5.20	112.58	120.90
24	DA	479	A	P-O3'-C3'	5.20	125.94	119.70
56	DB	41	G	C3'-C2'-C1'	5.20	105.66	101.50
24	BA	575	A	P-O3'-C3'	-5.20	113.46	119.70
24	BA	2714	G	N9-C1'-C2'	-5.20	106.28	112.00
55	CA	110	C	P-O3'-C3'	-5.20	113.46	119.70

*Continued on next page...*

*Continued from previous page...*

Mol	Chain	Res	Type	Atoms	Z	Observed(°)	Ideal(°)
55	CA	930	C	O4'-C1'-N1	5.20	112.36	108.20
24	BA	470	A	C8-N9-C4	-5.20	103.72	105.80
24	BA	2497	A	O3'-P-O5'	5.20	113.88	104.00
55	CA	1282	C	N1-C1'-C2'	-5.20	106.28	112.00
24	DA	1144	A	N9-C1'-C2'	-5.20	106.28	112.00
24	DA	1247	A	O4'-C1'-N9	5.20	112.36	108.20
21	AA	212	G	C3'-C2'-C1'	5.20	105.66	101.50
21	AA	549	C	O4'-C1'-N1	5.20	112.36	108.20
21	AA	984	C	P-O3'-C3'	-5.20	113.46	119.70
21	AA	1296	C	P-O3'-C3'	5.20	125.94	119.70
24	BA	1147	A	C4-C5-N7	-5.20	108.10	110.70
24	BA	2890	G	O4'-C1'-N9	-5.20	104.04	108.20
24	DA	1682	G	C3'-C2'-C1'	5.20	105.66	101.50
24	DA	1722	A	C3'-C2'-C1'	5.20	105.66	101.50
24	DA	2052	A	N9-C1'-C2'	-5.20	106.28	112.00
24	DA	2776	A	P-O3'-C3'	5.20	125.94	119.70
24	DA	2781	A	N9-C1'-C2'	-5.20	106.28	112.00
56	DB	40	U	O4'-C1'-N1	5.20	112.36	108.20
21	AA	925	G	C6-N1-C2	5.20	128.22	125.10
24	BA	654	A	N9-C1'-C2'	-5.20	106.28	112.00
24	BA	2269	G	P-O5'-C5'	-5.20	112.59	120.90
21	AA	351	G	N9-C1'-C2'	5.19	120.75	114.00
24	BA	1555	G	C3'-C2'-C1'	5.19	105.66	101.50
24	BA	2570	G	C5-C6-O6	5.19	131.72	128.60
55	CA	1136	C	O4'-C1'-N1	5.19	112.36	108.20
24	DA	1476	U	P-O3'-C3'	5.19	125.93	119.70
24	BA	14	A	P-O5'-C5'	-5.19	112.59	120.90
24	BA	2543	G	C5-C6-O6	5.19	131.72	128.60
25	BB	91	C	N3-C2-O2	-5.19	118.27	121.90
55	CA	199	A	P-O3'-C3'	-5.19	113.47	119.70
24	DA	234	U	C3'-C2'-C1'	5.19	105.65	101.50
24	DA	370	G	P-O3'-C3'	5.19	125.93	119.70
24	DA	604	G	C3'-C2'-C1'	5.19	105.65	101.50
21	AA	352	C	C3'-C2'-C1'	5.19	105.65	101.50
21	AA	688	G	P-O3'-C3'	-5.19	113.47	119.70
21	AA	795	C	O4'-C1'-N1	5.19	112.35	108.20
21	AA	821	G	C3'-C2'-C1'	5.19	105.65	101.50
21	AA	978	A	N9-C1'-C2'	-5.19	106.29	112.00
24	BA	919	U	N3-C4-O4	5.19	123.03	119.40
24	BA	1663	G	C5-C6-O6	5.19	131.71	128.60
24	BA	2656	U	N1-C2-O2	5.19	126.43	122.80
55	CA	66	A	N9-C1'-C2'	-5.19	106.29	112.00

*Continued on next page...*



*Continued from previous page...*

Mol	Chain	Res	Type	Atoms	Z	Observed(°)	Ideal(°)
55	CA	596	A	C3'-C2'-C1'	5.19	105.65	101.50
24	DA	1635	A	P-O5'-C5'	-5.19	112.59	120.90
24	DA	1956	U	C3'-C2'-C1'	5.19	105.65	101.50
21	AA	339	C	N1-C2-O2	5.19	122.01	118.90
24	BA	1459	G	P-O3'-C3'	-5.19	113.47	119.70
24	BA	1821	A	C6-N1-C2	5.19	121.71	118.60
29	BF	112	ASP	OD1-CG-OD2	5.19	133.16	123.30
55	CA	1052	U	O4'-C1'-N1	5.19	112.35	108.20
24	DA	964	C	C3'-C2'-C1'	5.19	105.65	101.50
24	BA	1669	A	N1-C6-N6	-5.19	115.49	118.60
24	BA	1809	A	P-O3'-C3'	-5.19	113.47	119.70
24	BA	1944	U	O4'-C1'-N1	5.19	112.35	108.20
24	BA	1959	G	P-O5'-C5'	-5.19	112.60	120.90
24	BA	2691	C	C3'-C2'-C1'	5.19	105.65	101.50
24	DA	506	G	P-O3'-C3'	-5.19	113.47	119.70
21	AA	1461	G	C2-N3-C4	-5.19	109.31	111.90
55	CA	480	U	O4'-C1'-N1	5.19	112.35	108.20
24	BA	1955	U	O4'-C1'-N1	5.18	112.35	108.20
55	CA	175	C	C3'-C2'-C1'	5.18	105.65	101.50
55	CA	1098	C	O4'-C1'-N1	5.18	112.35	108.20
55	CA	493	A	O4'-C1'-N9	5.18	112.35	108.20
24	DA	2450	A	P-O3'-C3'	-5.18	113.48	119.70
21	AA	722	G	C3'-C2'-C1'	5.18	105.64	101.50
24	BA	1379	U	O4'-C1'-N1	-5.18	104.06	108.20
24	BA	2282	G	C8-N9-C1'	5.18	133.74	127.00
55	CA	1158	C	C3'-C2'-C1'	5.18	105.64	101.50
21	AA	173	U	N1-C1'-C2'	5.18	120.73	114.00
24	BA	333	G	P-O3'-C3'	-5.18	113.48	119.70
24	BA	484	C	O4'-C1'-N1	-5.18	104.06	108.20
24	BA	727	A	C3'-C2'-C1'	5.18	105.64	101.50
24	BA	1142	A	N9-C4-C5	5.18	107.87	105.80
24	BA	1698	A	N1-C6-N6	5.18	121.71	118.60
55	CA	1051	C	C3'-C2'-C1'	5.18	105.64	101.50
24	DA	2319	G	P-O3'-C3'	5.18	125.92	119.70
24	DA	2610	C	O4'-C1'-N1	-5.18	104.06	108.20
24	BA	1821	A	C3'-C2'-C1'	5.18	105.64	101.50
24	DA	968	C	O4'-C1'-N1	5.18	112.34	108.20
24	BA	1086	A	C6-N1-C2	-5.17	115.50	118.60
24	BA	2052	A	C6-N1-C2	5.17	121.70	118.60
55	CA	412	A	P-O3'-C3'	5.17	125.91	119.70
55	CA	1299	A	C3'-C2'-C1'	5.17	105.64	101.50
24	DA	333	G	C3'-C2'-C1'	5.17	105.64	101.50

*Continued on next page...*



*Continued from previous page...*

Mol	Chain	Res	Type	Atoms	Z	Observed(°)	Ideal(°)
24	DA	1915	U	C3'-C2'-C1'	5.17	105.64	101.50
24	BA	340	A	N1-C6-N6	5.17	121.70	118.60
24	BA	655	A	P-O3'-C3'	5.17	125.91	119.70
24	DA	2894	G	C3'-C2'-C1'	5.17	105.64	101.50
56	DB	17	C	C3'-C2'-C1'	5.17	105.64	101.50
24	BA	1957	C	N1-C2-O2	5.17	122.00	118.90
21	AA	756	C	P-O3'-C3'	-5.17	113.50	119.70
24	BA	1675	C	C3'-C2'-C1'	5.17	105.64	101.50
24	DA	577	G	N7-C8-N9	5.17	115.68	113.10
24	DA	1415	U	O4'-C1'-N1	5.17	112.33	108.20
24	BA	1731	G	C4-N9-C1'	-5.17	119.78	126.50
24	BA	2135	A	P-O3'-C3'	-5.17	113.50	119.70
24	BA	2136	G	C3'-C2'-C1'	5.17	105.63	101.50
24	BA	2451	A	C6-N1-C2	-5.17	115.50	118.60
25	BB	66	A	P-O5'-C5'	5.17	129.17	120.90
55	CA	52	C	C3'-C2'-C1'	5.17	105.63	101.50
24	BA	100	U	N1-C1'-C2'	5.17	120.71	114.00
24	DA	1554	U	P-O3'-C3'	5.17	125.90	119.70
24	DA	2402	U	C3'-C2'-C1'	5.17	105.63	101.50
21	AA	332	G	C3'-C2'-C1'	5.16	105.63	101.50
21	AA	934	C	O3'-P-O5'	5.16	113.81	104.00
21	AA	1411	C	C2-N1-C1'	5.16	124.48	118.80
24	BA	66	C	O4'-C1'-N1	5.16	112.33	108.20
55	CA	183	C	N1-C1'-C2'	-5.16	106.32	112.00
24	DA	206	U	C3'-C2'-C1'	5.16	105.63	101.50
24	DA	2286	G	P-O3'-C3'	5.16	125.90	119.70
24	BA	299	A	C8-N9-C4	-5.16	103.73	105.80
24	DA	2589	A	N1-C6-N6	-5.16	115.50	118.60
24	BA	791	C	N3-C2-O2	-5.16	118.29	121.90
24	BA	813	U	O5'-P-OP2	-5.16	101.06	105.70
55	CA	1202	U	C3'-C2'-C1'	5.16	105.63	101.50
24	DA	105	C	O4'-C1'-N1	5.16	112.33	108.20
24	DA	832	U	C3'-C2'-C1'	5.16	105.63	101.50
21	AA	1504	G	C4-C5-N7	-5.16	108.74	110.80
24	BA	752	A	N9-C4-C5	-5.16	103.74	105.80
24	DA	589	U	P-O3'-C3'	-5.16	113.51	119.70
24	DA	1386	C	P-O3'-C3'	-5.16	113.51	119.70
24	DA	1560	G	C3'-C2'-C1'	5.16	105.63	101.50
24	BA	324	A	C3'-C2'-C1'	5.16	105.63	101.50
24	BA	2071	A	P-O3'-C3'	5.16	125.89	119.70
24	BA	2322	A	C3'-C2'-C1'	5.16	105.62	101.50
24	BA	2513	A	C8-N9-C4	-5.16	103.74	105.80

*Continued on next page...*

*Continued from previous page...*

Mol	Chain	Res	Type	Atoms	Z	Observed(°)	Ideal(°)
24	BA	12	U	C2-N1-C1'	5.16	123.89	117.70
24	BA	1925	C	O4'-C1'-N1	5.16	112.32	108.20
24	DA	2427	C	C3'-C2'-C1'	5.16	105.62	101.50
21	AA	1421	G	P-O3'-C3'	-5.15	113.52	119.70
24	BA	1144	A	N9-C1'-C2'	-5.15	106.33	112.00
55	CA	977	A	C3'-C2'-C1'	5.15	105.62	101.50
24	DA	230	G	N9-C1'-C2'	-5.15	106.33	112.00
24	DA	533	G	N9-C1'-C2'	-5.15	106.33	112.00
21	AA	1322	C	P-O3'-C3'	5.15	125.88	119.70
24	BA	663	G	C5-C6-O6	5.15	131.69	128.60
24	BA	2363	G	C8-N9-C4	-5.15	104.34	106.40
55	CA	173	U	P-O3'-C3'	5.15	125.88	119.70
55	CA	425	G	C3'-C2'-C1'	5.15	105.62	101.50
24	DA	483	A	N9-C1'-C2'	-5.15	106.34	112.00
24	DA	1606	C	P-O3'-C3'	5.15	125.88	119.70
21	AA	549	C	C3'-C2'-C1'	5.15	105.62	101.50
21	AA	577	G	N9-C4-C5	5.15	107.46	105.40
21	AA	1259	C	O4'-C1'-N1	5.15	112.32	108.20
24	BA	1058	U	O4'-C1'-N1	5.15	112.32	108.20
24	BA	1370	C	N1-C2-O2	-5.15	115.81	118.90
24	BA	2822	G	C4-C5-N7	5.15	112.86	110.80
24	DA	87	U	C3'-C2'-C1'	5.15	105.62	101.50
24	DA	975	A	C3'-C2'-C1'	5.15	105.62	101.50
24	DA	997	G	N9-C1'-C2'	-5.15	106.34	112.00
24	DA	2477	U	O4'-C1'-N1	5.15	112.32	108.20
24	DA	2267	A	C4-C5-C6	5.15	119.57	117.00
21	AA	930	C	O4'-C1'-N1	5.14	112.31	108.20
21	AA	995	C	C3'-C2'-C1'	5.14	105.61	101.50
55	CA	239	U	P-O3'-C3'	5.14	125.87	119.70
55	CA	723	U	C2-N1-C1'	5.14	123.87	117.70
55	CA	1440	U	P-O3'-C3'	5.14	125.87	119.70
21	AA	819	A	O4'-C1'-N9	-5.14	104.09	108.20
24	BA	1867	G	C3'-C2'-C1'	5.14	105.61	101.50
55	CA	120	A	C3'-C2'-C1'	5.14	105.61	101.50
55	CA	567	G	N9-C1'-C2'	-5.14	106.34	112.00
24	DA	1155	A	O4'-C1'-N9	5.14	112.31	108.20
24	DA	2272	U	C5-C4-O4	-5.14	122.81	125.90
24	BA	753	A	C3'-C2'-C1'	5.14	105.61	101.50
55	CA	984	C	C3'-C2'-C1'	5.14	105.61	101.50
24	DA	92	U	C3'-C2'-C1'	5.14	105.61	101.50
21	AA	1169	A	P-O5'-C5'	-5.14	112.68	120.90
21	AA	1215	G	N9-C1'-C2'	-5.14	106.35	112.00

*Continued on next page...*

*Continued from previous page...*

Mol	Chain	Res	Type	Atoms	Z	Observed(°)	Ideal(°)
24	BA	86	G	C3'-C2'-C1'	5.14	105.61	101.50
24	BA	2676	C	N1-C2-O2	-5.14	115.82	118.90
24	BA	2894	G	C8-N9-C1'	-5.14	120.32	127.00
55	CA	1170	A	C3'-C2'-C1'	5.14	105.61	101.50
24	DA	2053	G	N1-C6-O6	-5.14	116.82	119.90
24	DA	2408	U	P-O3'-C3'	-5.14	113.53	119.70
21	AA	1203	C	P-O5'-C5'	-5.14	112.68	120.90
24	DA	1963	U	C3'-C2'-C1'	5.14	105.61	101.50
24	BA	1249	U	O4'-C1'-N1	-5.14	104.09	108.20
55	CA	88	U	O4'-C1'-N1	5.14	112.31	108.20
24	BA	645	C	C6-N1-C1'	-5.13	114.64	120.80
24	BA	1247	A	C1'-O4'-C4'	-5.13	105.79	109.90
24	BA	2273	A	C5-N7-C8	-5.13	101.33	103.90
55	CA	1051	C	O4'-C1'-N1	5.13	112.31	108.20
21	AA	1504	G	N9-C4-C5	5.13	107.45	105.40
24	BA	727	A	N9-C1'-C2'	-5.13	106.35	112.00
24	BA	752	A	C5-C6-N6	-5.13	119.59	123.70
24	BA	271	G	C8-N9-C1'	5.13	133.67	127.00
55	CA	1371	G	P-O3'-C3'	-5.13	113.54	119.70
24	DA	1334	G	C3'-C2'-C1'	5.13	105.61	101.50
24	BA	43	G	P-O5'-C5'	-5.13	112.69	120.90
24	BA	2513	A	C4-C5-N7	-5.13	108.14	110.70
55	CA	32	A	N9-C1'-C2'	-5.13	106.36	112.00
21	AA	1420	U	P-O3'-C3'	-5.13	113.55	119.70
24	DA	162	U	N1-C1'-C2'	5.13	120.67	114.00
24	BA	1952	A	N9-C4-C5	5.13	107.85	105.80
24	BA	2225	A	N1-C6-N6	5.13	121.68	118.60
24	DA	480	A	C3'-C2'-C1'	5.13	105.60	101.50
24	DA	1569	A	N9-C1'-C2'	-5.13	106.36	112.00
24	DA	1957	C	N3-C2-O2	-5.13	118.31	121.90
24	DA	2603	G	N9-C1'-C2'	-5.13	106.36	112.00
24	BA	1681	G	O4'-C1'-N9	5.12	112.30	108.20
24	BA	1183	U	N1-C2-O2	5.12	126.39	122.80
24	BA	1476	U	C3'-C2'-C1'	5.12	105.60	101.50
24	BA	1554	U	O3'-P-O5'	-5.12	94.26	104.00
24	BA	2211	A	P-O5'-C5'	5.12	129.10	120.90
24	DA	179	C	C3'-C2'-C1'	5.12	105.60	101.50
24	DA	656	G	N9-C1'-C2'	-5.12	106.36	112.00
24	DA	391	A	C3'-C2'-C1'	5.12	105.60	101.50
24	DA	831	G	C3'-C2'-C1'	5.12	105.60	101.50
24	DA	1696	G	C3'-C2'-C1'	5.12	105.60	101.50
24	DA	2459	A	N9-C1'-C2'	-5.12	106.37	112.00

*Continued on next page...*

*Continued from previous page...*

Mol	Chain	Res	Type	Atoms	Z	Observed(°)	Ideal(°)
24	BA	1033	U	N1-C1'-C2'	5.12	120.66	114.00
24	BA	2250	G	N7-C8-N9	5.12	115.66	113.10
24	DA	444	C	C3'-C2'-C1'	5.12	105.60	101.50
24	BA	1294	U	O4'-C1'-N1	-5.12	104.11	108.20
24	BA	1693	U	O3'-P-O5'	-5.12	94.28	104.00
24	BA	2371	G	N3-C2-N2	-5.12	116.32	119.90
24	BA	2631	G	C5-C6-O6	5.12	131.67	128.60
55	CA	170	U	O4'-C1'-N1	5.12	112.30	108.20
55	CA	529	G	P-O3'-C3'	-5.12	113.56	119.70
24	DA	577	G	N3-C4-N9	5.12	129.07	126.00
21	AA	66	A	C3'-C2'-C1'	5.12	105.59	101.50
24	DA	867	C	C3'-C2'-C1'	5.12	105.59	101.50
24	BA	800	A	N9-C4-C5	5.12	107.85	105.80
24	BA	1313	U	P-O3'-C3'	-5.12	113.56	119.70
24	BA	1657	U	P-O3'-C3'	-5.12	113.56	119.70
55	CA	989	U	O4'-C1'-N1	5.12	112.29	108.20
55	CA	1322	C	P-O3'-C3'	5.12	125.84	119.70
21	AA	978	A	C3'-C2'-C1'	5.11	105.59	101.50
24	BA	688	U	C3'-C2'-C1'	5.11	105.59	101.50
24	BA	1566	A	O4'-C1'-N9	-5.11	104.11	108.20
24	BA	1865	U	C5-C6-N1	-5.11	120.14	122.70
24	BA	2812	G	C8-N9-C1'	-5.11	120.35	127.00
24	DA	1111	A	P-O3'-C3'	-5.11	113.56	119.70
24	BA	1521	G	C8-N9-C1'	-5.11	120.35	127.00
55	CA	1158	C	P-O3'-C3'	-5.11	113.57	119.70
24	DA	64	A	N1-C6-N6	-5.11	115.53	118.60
24	BA	763	G	C8-N9-C1'	-5.11	120.36	127.00
24	BA	2451	A	N9-C4-C5	5.11	107.84	105.80
24	DA	1390	U	O4'-C1'-N1	5.11	112.29	108.20
24	BA	1681	G	O3'-P-O5'	-5.11	94.29	104.00
21	AA	1224	U	P-O3'-C3'	5.11	125.83	119.70
24	BA	2262	U	O4'-C1'-N1	5.11	112.29	108.20
24	BA	2752	C	O4'-C1'-N1	5.11	112.28	108.20
24	BA	2893	A	N7-C8-N9	-5.11	111.25	113.80
24	DA	60	G	N9-C4-C5	5.11	107.44	105.40
24	DA	503	A	O4'-C1'-N9	5.11	112.29	108.20
56	DB	42	C	C3'-C2'-C1'	5.11	105.59	101.50
21	AA	519	C	P-O3'-C3'	-5.11	113.57	119.70
21	AA	562	U	P-O3'-C3'	5.11	125.83	119.70
21	AA	858	G	P-O3'-C3'	5.11	125.83	119.70
24	BA	763	G	N7-C8-N9	5.11	115.65	113.10
24	BA	962	G	C3'-C2'-C1'	5.11	105.58	101.50

*Continued on next page...*

*Continued from previous page...*

Mol	Chain	Res	Type	Atoms	Z	Observed(°)	Ideal(°)
24	BA	1649	G	N9-C1'-C2'	-5.11	106.39	112.00
21	AA	198	G	P-O3'-C3'	-5.10	113.58	119.70
21	AA	1063	C	C6-N1-C2	5.10	122.34	120.30
24	BA	1915	U	C3'-C2'-C1'	5.10	105.58	101.50
24	DA	1634	A	O3'-P-O5'	-5.10	94.30	104.00
24	BA	241	A	O4'-C1'-N9	5.10	112.28	108.20
24	BA	1375	U	C5-C4-O4	5.10	128.96	125.90
24	BA	1915	U	C2-N1-C1'	5.10	123.82	117.70
24	BA	2294	G	C4-C5-N7	5.10	112.84	110.80
25	BB	87	U	N1-C1'-C2'	5.10	120.63	114.00
24	DA	1075	C	P-O3'-C3'	-5.10	113.58	119.70
24	DA	1677	A	P-O3'-C3'	-5.10	113.58	119.70
24	BA	1682	G	N9-C1'-C2'	-5.10	106.39	112.00
55	CA	51	A	P-O3'-C3'	5.10	125.82	119.70
24	DA	783	A	P-O3'-C3'	-5.10	113.58	119.70
21	AA	190	A	C5-C6-N6	-5.10	119.62	123.70
24	BA	1019	U	P-O3'-C3'	5.10	125.82	119.70
24	BA	1332	G	C4-N9-C1'	5.10	133.13	126.50
24	BA	2603	G	N9-C1'-C2'	-5.10	106.39	112.00
41	BR	9	GLY	N-CA-C	-5.10	100.35	113.10
24	DA	318	C	O4'-C1'-N1	5.10	112.28	108.20
21	AA	253	A	P-O5'-C5'	-5.10	112.74	120.90
24	BA	444	C	P-O3'-C3'	-5.10	113.58	119.70
24	BA	446	G	P-O3'-C3'	5.10	125.82	119.70
24	DA	482	A	C3'-C2'-C1'	5.10	105.58	101.50
24	BA	984	A	O4'-C1'-N9	-5.10	104.12	108.20
56	DB	77	U	O4'-C1'-N1	5.10	112.28	108.20
24	BA	985	C	C2-N1-C1'	5.09	124.40	118.80
24	BA	1245	G	N9-C4-C5	5.09	107.44	105.40
24	BA	2650	U	C5-C6-N1	-5.09	120.15	122.70
55	CA	424	G	C3'-C2'-C1'	5.09	105.58	101.50
24	BA	1787	A	N9-C1'-C2'	-5.09	106.40	112.00
24	BA	919	U	N1-C2-N3	-5.09	111.84	114.90
24	BA	2075	U	C2-N3-C4	5.09	130.06	127.00
24	DA	2440	C	O4'-C1'-N1	5.09	112.27	108.20
24	BA	548	G	C4-N9-C1'	5.09	133.12	126.50
24	BA	1442	U	P-O3'-C3'	-5.09	113.59	119.70
55	CA	347	G	C3'-C2'-C1'	5.09	105.57	101.50
55	CA	965	U	N1-C1'-C2'	5.09	120.62	114.00
24	BA	222	A	N1-C6-N6	5.09	121.65	118.60
24	BA	1003	G	C8-N9-C4	-5.09	104.36	106.40
24	BA	1957	C	N3-C2-O2	-5.09	118.34	121.90

*Continued on next page...*

*Continued from previous page...*

Mol	Chain	Res	Type	Atoms	Z	Observed(°)	Ideal(°)
24	BA	1208	C	C5-C6-N1	-5.09	118.46	121.00
24	BA	1344	U	O4'-C1'-N1	5.09	112.27	108.20
24	DA	142	A	C3'-C2'-C1'	5.09	105.57	101.50
24	DA	1063	G	C3'-C2'-C1'	5.08	105.57	101.50
24	DA	1268	A	N9-C1'-C2'	-5.08	106.41	112.00
24	DA	2492	U	O4'-C1'-N1	5.08	112.27	108.20
24	BA	988	A	P-O3'-C3'	5.08	125.80	119.70
24	BA	2312	U	P-O3'-C3'	-5.08	113.60	119.70
21	AA	90	C	C3'-C2'-C1'	5.08	105.56	101.50
21	AA	131	A	N9-C4-C5	5.08	107.83	105.80
24	BA	604	G	C3'-C2'-C1'	5.08	105.57	101.50
24	BA	2066	C	N1-C2-N3	-5.08	115.64	119.20
24	BA	122	G	C3'-C2'-C1'	5.08	105.56	101.50
24	BA	1171	G	N9-C4-C5	5.08	107.43	105.40
24	DA	1942	C	C3'-C2'-C1'	5.08	105.56	101.50
24	BA	1029	A	N9-C4-C5	-5.08	103.77	105.80
24	BA	2259	U	C2-N3-C4	-5.08	123.95	127.00
55	CA	1162	C	C3'-C2'-C1'	5.08	105.56	101.50
24	DA	164	C	P-O3'-C3'	-5.08	113.61	119.70
24	BA	1380	G	N1-C6-O6	-5.08	116.85	119.90
24	BA	2224	G	N9-C4-C5	-5.08	103.37	105.40
24	BA	2792	A	C3'-C2'-C1'	5.08	105.56	101.50
24	BA	434	U	C5-C6-N1	-5.08	120.16	122.70
24	BA	1669	A	C3'-C2'-C1'	5.08	105.56	101.50
24	BA	1865	U	N1-C1'-C2'	5.08	120.60	114.00
24	BA	2359	C	C5-C6-N1	-5.08	118.46	121.00
24	DA	74	A	C3'-C2'-C1'	5.08	105.56	101.50
24	DA	1941	C	C3'-C2'-C1'	5.08	105.56	101.50
24	DA	1965	C	C3'-C2'-C1'	5.08	105.56	101.50
56	DB	103	U	N1-C1'-C2'	5.08	120.60	114.00
24	BA	1286	A	C5-N7-C8	5.07	106.44	103.90
24	DA	312	G	C3'-C2'-C1'	5.07	105.56	101.50
24	DA	1019	U	N1-C2-N3	5.07	117.94	114.90
24	BA	1648	U	C3'-C2'-C1'	5.07	105.56	101.50
24	DA	388	G	C3'-C2'-C1'	5.07	105.56	101.50
24	DA	687	C	P-O3'-C3'	-5.07	113.61	119.70
24	DA	1048	A	P-O3'-C3'	-5.07	113.61	119.70
24	DA	1957	C	C3'-C2'-C1'	5.07	105.56	101.50
24	DA	2337	G	C3'-C2'-C1'	5.07	105.56	101.50
24	BA	2311	A	P-O3'-C3'	5.07	125.78	119.70
24	BA	2326	C	C6-N1-C2	5.07	122.33	120.30
24	DA	1767	G	N1-C6-O6	-5.07	116.86	119.90

*Continued on next page...*

*Continued from previous page...*

Mol	Chain	Res	Type	Atoms	Z	Observed(°)	Ideal(°)
24	DA	2778	A	C3'-C2'-C1'	5.07	105.55	101.50
21	AA	43	C	C6-N1-C2	5.07	122.33	120.30
21	AA	1382	C	P-O3'-C3'	-5.07	113.62	119.70
24	DA	2425	A	O4'-C1'-N9	5.07	112.25	108.20
24	DA	2832	U	O4'-C1'-N1	5.07	112.25	108.20
24	DA	323	C	O4'-C1'-N1	5.06	112.25	108.20
21	AA	1055	A	N1-C6-N6	5.06	121.64	118.60
21	AA	1486	G	C6-N1-C2	-5.06	122.06	125.10
24	BA	1809	A	N9-C1'-C2'	-5.06	106.43	112.00
25	BB	88	C	C6-N1-C2	5.06	122.33	120.30
24	DA	1972	G	C3'-C2'-C1'	5.06	105.55	101.50
21	AA	1144	G	P-O3'-C3'	5.06	125.77	119.70
24	BA	2093	G	C3'-C2'-C1'	5.06	105.55	101.50
55	CA	1033	G	C3'-C2'-C1'	5.06	105.55	101.50
24	DA	2616	C	C3'-C2'-C1'	5.06	105.55	101.50
24	DA	1082	U	C2-N3-C4	-5.06	123.96	127.00
24	DA	2770	G	C6-C5-N7	-5.06	127.36	130.40
56	DB	13	G	C3'-C2'-C1'	5.06	105.55	101.50
21	AA	1304	G	C8-N9-C4	-5.06	104.38	106.40
24	BA	1782	U	C3'-C2'-C1'	5.06	105.55	101.50
55	CA	96	U	C3'-C2'-C1'	5.06	105.55	101.50
24	BA	58	G	N9-C4-C5	5.05	107.42	105.40
24	BA	463	G	O4'-C1'-N9	5.05	112.24	108.20
24	BA	807	U	P-O5'-C5'	-5.05	112.81	120.90
24	BA	1406	U	N1-C1'-C2'	5.05	120.57	114.00
24	BA	1796	U	O4'-C1'-N1	5.05	112.24	108.20
24	BA	2520	C	N3-C4-C5	-5.05	119.88	121.90
24	DA	1378	A	P-O3'-C3'	5.05	125.77	119.70
24	BA	1029	A	O4'-C1'-N9	-5.05	104.16	108.20
25	BB	53	A	N9-C1'-C2'	-5.05	106.44	112.00
24	DA	1439	A	C6-C5-N7	-5.05	128.76	132.30
56	DB	44	G	C6-C5-N7	5.05	133.43	130.40
21	AA	331	G	C3'-C2'-C1'	5.05	105.54	101.50
24	BA	729	G	P-O3'-C3'	-5.05	113.64	119.70
55	CA	30	U	P-O3'-C3'	5.05	125.76	119.70
24	DA	26	G	P-O3'-C3'	5.05	125.76	119.70
24	DA	1865	U	N1-C1'-C2'	5.05	120.57	114.00
24	DA	2210	U	O3'-P-O5'	5.05	113.60	104.00
21	AA	960	U	C2-N1-C1'	5.05	123.76	117.70
24	BA	1070	A	P-O3'-C3'	5.05	125.76	119.70
24	BA	1777	U	C2-N3-C4	5.05	130.03	127.00
24	BA	2849	U	C5'-C4'-O4'	-5.05	103.04	109.10

*Continued on next page...*



*Continued from previous page...*

Mol	Chain	Res	Type	Atoms	Z	Observed(°)	Ideal(°)
55	CA	169	C	C5-C4-N4	5.05	123.73	120.20
56	DB	43	C	C6-N1-C2	-5.05	118.28	120.30
21	AA	253	A	C3'-C2'-C1'	5.05	105.54	101.50
24	BA	1958	C	C6-N1-C2	5.05	122.32	120.30
24	BA	2818	U	P-O3'-C3'	-5.05	113.64	119.70
24	DA	1507	C	C2-N3-C4	5.05	122.42	119.90
24	DA	2036	C	P-O3'-C3'	-5.05	113.64	119.70
21	AA	1210	C	P-O3'-C3'	-5.04	113.65	119.70
24	BA	2213	U	P-O3'-C3'	-5.04	113.65	119.70
24	BA	2822	G	C6-C5-N7	-5.04	127.37	130.40
24	BA	105	C	N1-C2-O2	5.04	121.93	118.90
24	BA	1947	C	N1-C2-O2	-5.04	115.87	118.90
24	BA	2491	U	O5'-P-OP2	-5.04	101.16	105.70
24	DA	2260	C	C6-N1-C2	-5.04	118.28	120.30
21	AA	9	G	C3'-C2'-C1'	5.04	105.53	101.50
24	BA	1497	U	P-O3'-C3'	5.04	125.75	119.70
24	BA	2494	G	P-O3'-C3'	-5.04	113.65	119.70
24	DA	657	U	C3'-C2'-C1'	5.04	105.53	101.50
24	DA	783	A	N9-C1'-C2'	-5.04	106.45	112.00
55	CA	1508	A	N9-C1'-C2'	-5.04	106.46	112.00
24	DA	2239	G	C3'-C2'-C1'	5.04	105.53	101.50
24	BA	2219	U	O4'-C1'-N1	5.04	112.23	108.20
25	BB	25	U	N1-C1'-C2'	-5.04	106.46	112.00
24	DA	1900	A	P-O3'-C3'	5.04	125.75	119.70
21	AA	279	A	O4'-C1'-N9	-5.04	104.17	108.20
21	AA	520	A	C3'-C2'-C1'	5.04	105.53	101.50
24	DA	1439	A	N1-C6-N6	5.04	121.62	118.60
21	AA	30	U	N1-C1'-C2'	5.04	120.55	114.00
24	BA	12	U	N1-C2-O2	5.04	126.33	122.80
24	BA	1511	G	C3'-C2'-C1'	5.04	105.53	101.50
24	BA	1844	C	O4'-C1'-N1	-5.04	104.17	108.20
24	DA	813	U	O4'-C1'-N1	5.04	112.23	108.20
24	DA	1062	G	C8-N9-C4	-5.04	104.39	106.40
24	DA	2586	U	C3'-C2'-C1'	5.04	105.53	101.50
24	BA	8	C	P-O5'-C5'	-5.03	112.85	120.90
24	BA	1695	G	C8-N9-C4	-5.03	104.39	106.40
25	BB	26	C	C3'-C2'-C1'	5.03	105.53	101.50
25	BB	53	A	C3'-C2'-C1'	5.03	105.53	101.50
55	CA	1454	G	P-O3'-C3'	-5.03	113.66	119.70
24	DA	2616	C	C6-N1-C2	-5.03	118.29	120.30
24	BA	461	C	C2-N3-C4	-5.03	117.38	119.90
24	BA	2246	G	C6-C5-N7	-5.03	127.38	130.40

*Continued on next page...*



*Continued from previous page...*

Mol	Chain	Res	Type	Atoms	Z	Observed(°)	Ideal(°)
24	DA	1204	A	P-O3'-C3'	5.03	125.74	119.70
21	AA	509	A	P-O3'-C3'	-5.03	113.66	119.70
24	BA	628	G	C3'-C2'-C1'	5.03	105.52	101.50
21	AA	754	C	O4'-C1'-N1	5.03	112.22	108.20
24	BA	1781	U	P-O5'-C5'	-5.03	112.85	120.90
21	AA	116	A	P-O3'-C3'	-5.03	113.67	119.70
24	BA	2268	A	P-O3'-C3'	-5.03	113.67	119.70
55	CA	83	C	N1-C1'-C2'	5.03	120.54	114.00
55	CA	794	A	N9-C1'-C2'	-5.03	106.47	112.00
55	CA	1139	G	N9-C1'-C2'	-5.03	106.47	112.00
24	DA	6	A	C6-N1-C2	5.03	121.62	118.60
24	DA	373	U	O4'-C1'-N1	5.03	112.22	108.20
24	DA	2312	U	N1-C2-O2	5.03	126.32	122.80
24	BA	754	U	P-O3'-C3'	-5.03	113.67	119.70
25	BB	53	A	P-O3'-C3'	-5.03	113.67	119.70
55	CA	36	C	P-O3'-C3'	-5.03	113.67	119.70
55	CA	91	U	C3'-C2'-C1'	5.03	105.52	101.50
24	DA	2241	A	O4'-C1'-N9	5.03	112.22	108.20
56	DB	104	A	C2-N3-C4	5.03	113.11	110.60
21	AA	1483	A	N9-C4-C5	-5.02	103.79	105.80
24	BA	2451	A	C8-N9-C1'	5.02	136.74	127.70
24	BA	2801	G	P-O3'-C3'	-5.02	113.67	119.70
55	CA	1216	A	C3'-C2'-C1'	5.02	105.52	101.50
24	DA	2496	C	O4'-C1'-N1	5.02	112.22	108.20
24	BA	60	G	OP1-P-O3'	5.02	116.25	105.20
24	BA	1782	U	P-O5'-C5'	-5.02	112.86	120.90
24	BA	1872	A	N9-C1'-C2'	-5.02	106.47	112.00
24	BA	2867	G	C8-N9-C1'	5.02	133.53	127.00
55	CA	971	G	P-O3'-C3'	5.02	125.73	119.70
24	DA	41	C	O4'-C1'-N1	5.02	112.22	108.20
24	BA	1779	U	O4'-C1'-N1	5.02	112.22	108.20
55	CA	962	C	C3'-C2'-C1'	5.02	105.52	101.50
24	DA	1838	C	N1-C1'-C2'	5.02	120.53	114.00
21	AA	500	G	C3'-C2'-C1'	5.02	105.52	101.50
24	BA	69	C	C2-N3-C4	5.02	122.41	119.90
24	BA	71	A	O5'-P-OP2	-5.02	101.18	105.70
55	CA	1055	A	N9-C1'-C2'	-5.02	106.48	112.00
24	BA	468	G	C6-N1-C2	-5.02	122.09	125.10
24	BA	682	G	C4-N9-C1'	5.02	133.02	126.50
24	BA	1667	G	O4'-C1'-N9	5.02	112.21	108.20
24	DA	353	C	N1-C1'-C2'	5.02	120.52	114.00
24	DA	1799	G	C4-C5-N7	-5.02	108.79	110.80

*Continued on next page...*

*Continued from previous page...*

Mol	Chain	Res	Type	Atoms	Z	Observed(°)	Ideal(°)
24	DA	2322	A	C3'-C2'-C1'	5.02	105.51	101.50
55	CA	274	A	O4'-C1'-N9	5.02	112.21	108.20
24	DA	1507	C	N1-C2-O2	5.02	121.91	118.90
24	BA	514	A	P-O5'-C5'	-5.01	112.88	120.90
24	BA	1539	U	O4'-C1'-N1	5.01	112.21	108.20
55	CA	238	A	P-O3'-C3'	5.01	125.72	119.70
55	CA	520	A	C3'-C2'-C1'	5.01	105.51	101.50
23	CW	5	U	C3'-C2'-C1'	5.01	105.51	101.50
24	DA	1738	G	O4'-C1'-N9	5.01	112.21	108.20
55	CA	688	G	C3'-C2'-C1'	5.01	105.51	101.50
21	AA	972	C	O4'-C1'-N1	5.01	112.21	108.20
24	BA	141	G	C3'-C2'-C1'	5.01	105.51	101.50
24	BA	334	C	O4'-C1'-N1	5.01	112.21	108.20
24	BA	415	A	C6-N1-C2	5.01	121.61	118.60
24	BA	2589	A	N1-C6-N6	-5.01	115.59	118.60
55	CA	1044	A	P-O3'-C3'	5.01	125.71	119.70
55	CA	1338	G	C3'-C2'-C1'	5.01	105.51	101.50
24	DA	1061	U	P-O3'-C3'	-5.01	113.69	119.70
24	BA	200	U	C3'-C2'-C1'	5.01	105.51	101.50
24	BA	623	C	C6-N1-C2	5.01	122.30	120.30
24	BA	783	A	N9-C1'-C2'	-5.01	106.49	112.00
24	BA	1496	A	P-O5'-C5'	-5.01	112.89	120.90
55	CA	719	C	O4'-C1'-N1	5.01	112.21	108.20
55	CA	1168	U	C2-N1-C1'	5.01	123.71	117.70
24	DA	83	A	P-O3'-C3'	5.01	125.71	119.70
24	DA	2277	G	C3'-C2'-C1'	5.01	105.51	101.50
24	DA	335	C	C3'-C2'-C1'	5.01	105.51	101.50
21	AA	723	U	O4'-C1'-N1	-5.01	104.19	108.20
21	AA	1138	G	C3'-C2'-C1'	5.01	105.50	101.50
24	BA	2076	U	P-O3'-C3'	-5.01	113.69	119.70
24	DA	483	A	C3'-C2'-C1'	5.01	105.51	101.50
24	DA	812	C	C6-N1-C2	5.01	122.30	120.30
24	DA	1061	U	C5-C6-N1	5.01	125.20	122.70
24	DA	2033	A	P-O3'-C3'	5.01	125.71	119.70
24	DA	2064	C	C3'-C2'-C1'	5.01	105.51	101.50
24	DA	2312	U	C3'-C2'-C1'	5.01	105.50	101.50
24	BA	1908	C	O4'-C1'-N1	5.00	112.20	108.20
24	BA	2249	U	C4'-C3'-C2'	5.00	107.61	102.60
24	DA	1238	G	P-O3'-C3'	5.00	125.71	119.70
24	DA	2339	C	P-O5'-C5'	-5.00	112.89	120.90
24	BA	684	G	C4-C5-N7	5.00	112.80	110.80
24	BA	1082	U	P-O3'-C3'	5.00	125.70	119.70

*Continued on next page...*

*Continued from previous page...*

Mol	Chain	Res	Type	Atoms	Z	Observed(°)	Ideal(°)
24	BA	1565	C	O4'-C1'-N1	5.00	112.20	108.20
24	BA	2770	G	C2-N3-C4	-5.00	109.40	111.90
24	DA	1311	G	P-O3'-C3'	5.00	125.70	119.70
24	DA	1400	U	C3'-C2'-C1'	5.00	105.50	101.50
24	DA	2441	U	C3'-C2'-C1'	5.00	105.50	101.50
24	DA	2645	G	N3-C4-C5	5.00	131.10	128.60
24	BA	686	U	O5'-P-OP2	-5.00	101.20	105.70
24	BA	1985	C	P-O5'-C5'	-5.00	112.90	120.90
24	DA	1078	U	P-O3'-C3'	5.00	125.70	119.70

There are no chirality outliers.

All (8) planarity outliers are listed below:

Mol	Chain	Res	Type	Group
12	AM	70	ARG	Peptide
27	BD	10	GLY	Peptide
31	BH	48	GLU	Mainchain
31	BH	49	ALA	Mainchain
37	BN	101	GLY	Peptide
31	DH	47	PHE	Peptide
31	DH	48	GLU	Peptide
31	DH	49	ALA	Mainchain

## 5.2 Close contacts ⓘ

In the following table, the Non-H and H(model) columns list the number of non-hydrogen atoms and hydrogen atoms in the chain respectively. The H(added) column lists the number of hydrogens added by MolProbity. The Clashes column lists the number of clashes within the asymmetric unit, and the number in parentheses is this value normalized per 1000 atoms of the molecule in the chain. The Symm-Clashes column gives symmetry related clashes, in the same way as for the Clashes column.

Mol	Chain	Non-H	H(model)	H(added)	Clashes	Symm-Clashes
1	AB	1704	0	1732	253	0
1	CB	1704	0	1732	203	0
2	AC	1624	0	1699	133	0
2	CC	1624	0	1699	149	0
3	AD	1643	0	1710	139	0
3	CD	1643	0	1710	139	0
4	AE	1105	0	1148	196	0
4	CE	1105	0	1148	127	0

*Continued on next page...*

*Continued from previous page...*

Mol	Chain	Non-H	H(model)	H(added)	Clashes	Symm-Clashes
5	AF	817	0	808	91	0
5	CF	817	0	808	76	0
6	AG	1181	0	1240	100	0
6	CG	1174	0	1230	154	0
7	AH	979	0	1034	107	0
7	CH	979	0	1034	95	0
8	AI	1022	0	1070	122	0
8	CI	1022	0	1070	108	0
9	AJ	786	0	828	69	0
9	CJ	786	0	828	114	0
10	AK	877	0	887	103	0
10	CK	877	0	887	82	0
11	AL	955	0	1019	97	0
11	CL	955	0	1019	101	0
12	AM	883	0	944	69	0
12	CM	876	0	937	123	0
13	AN	774	0	827	72	0
13	CN	769	0	822	83	0
14	AO	714	0	737	50	0
14	CO	714	0	737	40	0
15	AP	649	0	666	63	0
15	CP	638	0	656	56	0
16	AQ	648	0	691	70	0
16	CQ	648	0	691	59	0
17	AR	455	0	478	36	0
17	CR	455	0	478	41	0
18	AS	637	0	665	42	0
18	CS	637	0	665	79	0
19	AT	665	0	714	56	0
19	CT	665	0	714	58	0
20	AU	425	0	449	65	0
20	CU	425	0	449	70	0
21	AA	32895	0	16553	1800	0
22	AV	365	0	185	24	0
22	AX	365	0	185	20	0
22	CV	365	0	185	26	0
22	CX	365	0	185	11	0
23	AW	120	0	61	8	0
23	CW	120	0	61	4	0
24	BA	61274	0	30819	3133	0
24	DA	60995	0	30679	3843	0
25	BB	2529	0	1281	109	0

*Continued on next page...*

*Continued from previous page...*

Mol	Chain	Non-H	H(model)	H(added)	Clashes	Symm-Clashes
26	BC	2082	0	2157	226	0
26	DC	2082	0	2157	230	0
27	BD	1565	0	1616	200	0
27	DD	1565	0	1616	162	0
28	BE	1552	0	1619	158	0
28	DE	1552	0	1619	170	0
29	BF	1410	0	1447	144	0
29	DF	1420	0	1460	183	0
30	BG	1323	0	1374	149	0
30	DG	1323	0	1374	116	0
31	BH	1111	0	1148	108	0
31	DH	1111	0	1148	100	0
32	BI	1032	0	1088	116	0
32	DI	1032	0	1088	69	0
33	BJ	1129	0	1162	160	0
33	DJ	1129	0	1162	122	0
34	BK	938	0	1012	102	0
34	DK	938	0	1012	114	0
35	BL	1045	0	1117	133	0
35	DL	1045	0	1117	130	0
36	BM	1074	0	1157	129	0
36	DM	1074	0	1157	96	0
37	BN	960	0	1000	102	0
37	DN	960	0	1000	107	0
38	BO	892	0	923	82	0
38	DO	892	0	923	90	0
39	BP	917	0	965	120	0
39	DP	917	0	965	87	0
40	BQ	947	0	1022	147	0
40	DQ	947	0	1022	120	0
41	BR	816	0	839	102	0
41	DR	816	0	839	90	0
42	BS	857	0	922	89	0
42	DS	857	0	922	83	0
43	BT	738	0	807	103	0
43	DT	738	0	807	96	0
44	BU	779	0	834	65	0
44	DU	779	0	834	93	0
45	BV	753	0	780	54	0
45	DV	753	0	780	98	0
46	BW	596	0	610	179	0
46	DW	596	0	610	105	0

*Continued on next page...*

*Continued from previous page...*

Mol	Chain	Non-H	H(model)	H(added)	Clashes	Symm-Clashes
47	BX	625	0	655	68	0
47	DX	625	0	655	76	0
48	BY	509	0	543	45	0
48	DY	509	0	543	55	0
49	BZ	449	0	491	41	0
49	DZ	449	0	491	40	0
50	B0	444	0	461	36	0
50	D0	444	0	461	63	0
51	B1	409	0	440	43	0
51	D1	409	0	440	33	0
52	B2	377	0	418	28	0
52	D2	377	0	418	42	0
53	B3	504	0	574	41	0
53	D3	504	0	574	54	0
54	B4	302	0	340	40	0
54	D4	302	0	340	27	0
55	CA	32831	0	16521	2003	0
56	DB	2507	0	1270	160	0
57	AA	43	0	0	0	0
57	BA	136	0	0	0	0
57	BB	4	0	0	0	0
57	BD	1	0	0	0	0
57	CA	42	0	0	0	0
57	D4	1	0	0	0	0
57	DA	132	0	0	0	0
57	DB	1	0	0	0	0
57	DC	2	0	0	0	0
57	DJ	1	0	0	0	0
58	B4	1	0	0	0	0
58	D4	1	0	0	0	0
59	AA	196	0	0	7	0
59	AE	1	0	0	0	0
59	AL	3	0	0	0	0
59	AN	6	0	0	1	0
59	AT	1	0	0	0	0
59	AU	1	0	0	0	0
59	B2	1	0	0	0	0
59	B3	3	0	0	0	0
59	B4	2	0	0	0	0
59	BA	615	0	0	21	0
59	BB	20	0	0	1	0
59	BC	8	0	0	1	0

*Continued on next page...*

*Continued from previous page...*

Mol	Chain	Non-H	H(model)	H(added)	Clashes	Symm-Clashes
59	BD	3	0	0	4	0
59	BE	1	0	0	0	0
59	BL	3	0	0	0	0
59	BN	3	0	0	0	0
59	BT	1	0	0	1	0
59	CA	195	0	0	6	0
59	CE	4	0	0	0	0
59	CI	1	0	0	0	0
59	CL	1	0	0	0	0
59	CN	2	0	0	0	0
59	CT	2	0	0	0	0
59	CU	2	0	0	0	0
59	D2	1	0	0	0	0
59	D3	1	0	0	0	0
59	D4	5	0	0	0	0
59	DA	600	0	0	17	0
59	DB	4	0	0	0	0
59	DC	12	0	0	0	0
59	DD	2	0	0	0	0
59	DE	3	0	0	0	0
59	DJ	3	0	0	0	0
59	DL	6	0	0	0	0
59	DN	2	0	0	1	0
59	DT	2	0	0	0	0
59	DU	1	0	0	0	0
59	DV	1	0	0	0	0
All	All	286150	0	191700	19249	0

Clashscore is defined as the number of clashes calculated for the entry per 1000 atoms (including hydrogens) of the entry. The overall clashscore for this entry is 41.

All (19249) close contacts within the same asymmetric unit are listed below.

Atom-1	Atom-2	Distance(Å)	Clash(Å)
12:AM:67:ASP:O	12:AM:70:ARG:HD2	1.23	1.31
55:CA:1213:A:O2'	55:CA:1214:C:H5'	1.29	1.25
24:DA:604:G:O2'	24:DA:605:G:H5'	1.40	1.19
40:BQ:63:ARG:NH1	40:BQ:96:ASP:HA	1.56	1.18
24:DA:297:G:H5''	44:DU:84:PHE:HB2	1.26	1.18
24:BA:2197:U:O2'	24:BA:2198:A:H2'	1.44	1.17
26:BC:68:ARG:HD3	26:BC:103:ILE:HD11	1.22	1.15
24:DA:1439:A:N1	24:DA:1552:A:C5	2.13	1.15
29:BF:35:LEU:HB3	29:BF:153:ILE:HG22	1.24	1.14

*Continued on next page...*

*Continued from previous page...*

Atom-1	Atom-2	Distance(Å)	Clash(Å)
12:AM:74:MET:HA	12:AM:74:MET:CE	1.76	1.13
52:B2:3:ARG:HH21	52:B2:3:ARG:HG2	1.14	1.12
33:BJ:44:TYR:HB2	40:BQ:63:ARG:HB3	1.31	1.11
24:DA:1537:G:H2'	24:DA:1538:G:H4'	1.29	1.11
55:CA:453:G:H2'	55:CA:454:G:H8	1.11	1.11
11:CL:43:LYS:HB3	11:CL:44:PRO:HD2	1.11	1.11
4:AE:81:GLN:HG2	4:AE:149:PRO:HG3	1.28	1.11
24:DA:197:A:H62	24:DA:2430:A:H2'	1.01	1.11
24:DA:1669:A:N3	24:DA:1669:A:H2'	1.59	1.11
55:CA:1031:C:H5'	55:CA:1032:G:H5''	1.31	1.11
29:DF:109:ARG:HB2	29:DF:109:ARG:CZ	1.50	1.11
40:DQ:61:ILE:HD11	40:DQ:92:LYS:HD3	1.31	1.10
35:BL:74:THR:HG22	35:BL:107:PHE:HB2	1.28	1.10
12:CM:2:ARG:CG	12:CM:8:ILE:HG12	1.81	1.10
40:BQ:43:GLN:NE2	41:BR:77:PHE:HB3	1.67	1.10
55:CA:974:A:H5''	55:CA:975:A:H5'	1.24	1.09
24:DA:2313:C:O2'	24:DA:2314:A:H5'	1.52	1.09
6:CG:45:ALA:HB1	6:CG:120:ALA:HB2	1.33	1.09
24:DA:216:A:O2'	24:DA:217:A:H8	1.34	1.09
46:DW:40:ARG:HG2	46:DW:40:ARG:HH11	0.99	1.08
24:DA:391:A:O2'	24:DA:392:U:H5'	1.52	1.08
33:BJ:73:VAL:HG23	33:BJ:74:TYR:H	1.16	1.08
38:BO:31:THR:HG22	38:BO:34:HIS:H	1.13	1.08
12:AM:74:MET:HE2	12:AM:74:MET:HA	1.13	1.07
24:DA:2092:U:H4'	24:DA:2093:G:H5''	1.28	1.07
24:DA:1062:G:O2'	24:DA:1063:G:H8	1.37	1.07
4:AE:96:GLN:O	4:AE:122:VAL:HB	1.55	1.07
6:CG:118:ARG:HH22	55:CA:1239:A:H3'	1.13	1.07
12:CM:2:ARG:HG3	12:CM:8:ILE:CG1	1.85	1.06
18:CS:40:PHE:HB3	18:CS:41:PRO:HD2	1.37	1.06
55:CA:82:G:H2'	55:CA:83:C:H4'	1.35	1.06
19:AT:43:LYS:HB3	19:AT:86:ALA:HB1	1.38	1.06
34:DK:71:ARG:HB3	34:DK:72:PRO:HD3	1.33	1.06
55:CA:1054:C:O2'	55:CA:1055:A:H5''	1.56	1.05
24:BA:1179:G:H3'	24:BA:1180:U:H4'	1.36	1.05
24:DA:2287:A:O2'	24:DA:2288:A:H3'	1.55	1.05
24:BA:459:U:O2'	24:BA:460:A:H5'	1.56	1.05
27:DD:124:ARG:HD3	27:DD:125:TRP:CD1	1.91	1.05
5:AF:16:GLU:HG2	3:CD:191:SER:HB2	1.37	1.05
55:CA:453:G:H2'	55:CA:454:G:C8	1.92	1.05
24:DA:740:C:H5'	24:DA:1784:A:H3'	1.34	1.05
10:AK:87:GLY:H	10:AK:113:THR:HG22	1.20	1.04

*Continued on next page...*



*Continued from previous page...*

Atom-1	Atom-2	Distance(Å)	Clash(Å)
5:AF:3:HIS:H	5:AF:92:THR:HG23	1.21	1.04
29:DF:109:ARG:CZ	29:DF:109:ARG:CB	2.34	1.04
12:CM:2:ARG:HG3	12:CM:8:ILE:HG12	1.05	1.03
12:AM:67:ASP:O	12:AM:70:ARG:CD	2.05	1.03
47:DX:53:LYS:HA	47:DX:56:ARG:HB3	1.37	1.03
40:BQ:63:ARG:HH12	40:BQ:96:ASP:HA	1.10	1.03
35:BL:27:LEU:H	35:BL:27:LEU:HD12	1.20	1.03
21:AA:414:A:O2'	21:AA:415:A:H5'	1.56	1.03
24:DA:740:C:O2'	24:DA:741:U:H5'	1.57	1.03
56:DB:58:A:H2'	56:DB:59:A:C8	1.93	1.03
24:DA:2517:C:O2'	24:DA:2518:A:H3'	1.58	1.03
39:BP:4:ILE:HG22	39:BP:5:LYS:H	1.20	1.03
11:AL:33:CYS:HA	11:AL:54:VAL:HA	1.35	1.03
46:BW:17:ALA:HA	46:BW:35:ILE:HG23	1.40	1.03
21:AA:1238:A:H5'	21:AA:1336:C:H41	1.24	1.02
1:AB:137:THR:HA	1:AB:140:LEU:HD13	1.41	1.02
40:DQ:87:VAL:HG21	41:DR:52:PRO:HD3	1.38	1.02
24:DA:996:A:H4'	40:DQ:91:ARG:HD2	1.40	1.02
39:BP:50:ARG:HB3	39:BP:57:ALA:H	1.24	1.02
30:BG:84:LYS:HG3	30:BG:132:LEU:H	1.25	1.01
12:CM:2:ARG:HD3	12:CM:2:ARG:N	1.75	1.01
6:CG:101:ARG:HH21	55:CA:940:C:H5'	1.20	1.01
24:DA:302:C:O2'	24:DA:303:G:H8	1.42	1.01
24:BA:825:A:H1'	35:BL:54:GLN:NE2	1.76	1.01
39:BP:50:ARG:CB	39:BP:57:ALA:H	1.73	1.01
14:CO:63:ARG:HH22	24:DA:715:A:H5'	1.21	1.01
55:CA:1450:U:H4'	55:CA:1451:U:H5	1.25	1.01
43:BT:50:LEU:HD12	43:BT:50:LEU:H	1.22	1.01
24:DA:1439:A:C2	24:DA:1552:A:C6	2.48	1.01
24:DA:271:G:O2'	24:DA:272:A:H5''	1.59	1.01
32:BI:79:LEU:HA	32:BI:83:ALA:HB3	1.36	1.01
36:DM:27:SER:H	36:DM:66:ARG:NH2	1.59	1.01
24:DA:2746:U:H1'	30:DG:138:GLN:HE21	1.25	1.01
46:BW:37:VAL:HG12	46:BW:38:ARG:H	1.19	1.00
9:CJ:79:PRO:HA	9:CJ:84:VAL:HG11	1.39	1.00
36:DM:136:MET:OXT	36:DM:136:MET:HG2	1.59	1.00
54:B4:36:ARG:HG2	54:B4:37:GLN:H	1.22	1.00
24:BA:2725:A:O2'	24:BA:2726:A:H2'	1.58	1.00
33:BJ:6:ALA:HB3	33:BJ:45:THR:HG21	1.41	1.00
33:BJ:21:THR:HG22	33:BJ:22:GLY:N	1.76	0.99
26:DC:15:VAL:HG22	26:DC:205:GLY:HA3	1.43	0.99
55:CA:211:G:H2'	55:CA:211:G:N3	1.74	0.99

*Continued on next page...*

*Continued from previous page...*

Atom-1	Atom-2	Distance(Å)	Clash(Å)
27:DD:124:ARG:HD3	27:DD:125:TRP:NE1	1.77	0.99
27:BD:106:LYS:HB3	27:BD:206:ALA:HB3	1.41	0.99
26:DC:144:GLU:HA	26:DC:151:GLY:HA2	1.42	0.99
24:DA:2886:A:H62	50:D0:39:ARG:HD3	1.25	0.99
2:AC:76:ILE:HA	2:AC:83:VAL:HG23	1.43	0.99
24:DA:1439:A:C2	24:DA:1552:A:C5	2.50	0.99
24:DA:197:A:N6	24:DA:2430:A:H2'	1.77	0.99
12:CM:102:LYS:HA	55:CA:1226:C:H5	1.24	0.99
46:DW:13:ARG:HG3	46:DW:14:ASP:H	1.28	0.99
8:AI:129:ARG:NH2	21:AA:966:G:H21	1.59	0.99
11:CL:43:LYS:HB3	11:CL:44:PRO:CD	1.91	0.99
18:CS:38:THR:HG1	18:CS:40:PHE:HD1	1.04	0.99
55:CA:1278:G:H4'	55:CA:1279:G:O5'	1.60	0.99
21:AA:982:U:H4'	21:AA:983:A:O5'	1.61	0.99
24:BA:855:G:H21	46:BW:23:LYS:HG2	1.26	0.98
28:DE:170:ARG:HH22	28:DE:176:ASP:HB2	1.25	0.98
21:AA:1349:A:H2'	21:AA:1350:A:H8	1.25	0.98
13:AN:20:PHE:HA	13:AN:24:ALA:HB3	1.45	0.98
4:AE:156:ARG:HG2	7:AH:63:LYS:HZ1	1.24	0.98
21:AA:1050:G:HO2'	21:AA:1051:C:H6	1.01	0.98
42:BS:96:ILE:HG13	42:BS:96:ILE:O	1.62	0.98
37:DN:37:THR:HG22	37:DN:39:PRO:HD2	1.44	0.98
24:DA:1311:G:H21	24:DA:1603:A:H62	1.04	0.98
55:CA:183:C:O2'	55:CA:184:G:H5'	1.63	0.98
24:DA:2748:A:H1'	30:DG:66:THR:HG22	1.45	0.98
36:BM:35:ALA:O	36:BM:36:VAL:HB	1.64	0.98
55:CA:282:A:H2'	55:CA:283:U:C6	1.97	0.98
21:AA:6:G:N3	21:AA:6:G:H2'	1.79	0.98
24:BA:1079:C:N4	24:BA:1088:A:H2	1.62	0.98
45:BV:80:HIS:HD2	45:BV:83:LYS:H	1.11	0.98
24:DA:2023:C:HO2'	24:DA:2024:G:H8	1.01	0.98
24:DA:2324:U:H5'	24:DA:2325:G:H5''	1.45	0.98
7:CH:52:GLY:HA3	7:CH:56:PRO:HA	1.43	0.98
6:AG:14:ASP:HB3	6:AG:18:GLY:H	1.29	0.98
46:BW:9:THR:HG23	46:BW:10:ARG:HD3	1.45	0.98
31:BH:31:VAL:HB	31:BH:32:PRO:HD2	1.45	0.97
24:BA:637:A:H4'	24:BA:638:G:O5'	1.62	0.97
40:BQ:69:ARG:HB2	40:BQ:69:ARG:HH21	1.23	0.97
1:AB:40:ILE:HD13	1:AB:201:GLY:HA2	1.46	0.97
41:BR:49:ILE:CD1	41:BR:52:PRO:HA	1.93	0.97
41:BR:49:ILE:HD12	41:BR:52:PRO:HA	0.97	0.97
24:DA:616:A:H2'	24:DA:617:G:C8	1.99	0.97

*Continued on next page...*

*Continued from previous page...*

Atom-1	Atom-2	Distance(Å)	Clash(Å)
1:CB:19:THR:HB	1:CB:37:VAL:HA	1.46	0.97
55:CA:372:C:H4'	55:CA:373:A:H5'	1.46	0.97
8:AI:129:ARG:HH21	21:AA:966:G:H21	1.12	0.97
24:DA:475:C:H2'	24:DA:476:G:C8	1.99	0.97
24:DA:491:G:H2'	24:DA:492:A:C8	2.00	0.97
24:BA:826:U:O2'	35:BL:53:GLY:HA3	1.64	0.97
24:DA:2836:U:HO2'	24:DA:2837:A:H8	0.99	0.97
55:CA:282:A:H2'	55:CA:283:U:H6	1.26	0.97
2:CC:2:GLN:HB3	55:CA:1191:A:OP1	1.65	0.97
27:BD:5:VAL:H	27:BD:32:ASN:HD21	1.08	0.97
24:DA:1552:A:H2'	24:DA:1552:A:N3	1.79	0.97
4:AE:19:ARG:HA	4:AE:31:SER:O	1.64	0.97
8:AI:6:TYR:HE2	8:AI:17:ARG:HB2	1.29	0.97
29:BF:104:THR:HG22	29:BF:105:ILE:HG23	1.47	0.97
41:BR:49:ILE:HD12	41:BR:52:PRO:CA	1.94	0.97
24:DA:1429:G:O2'	24:DA:1430:G:H8	1.46	0.97
55:CA:6:G:N3	55:CA:6:G:H2'	1.80	0.97
24:BA:1179:G:C5	24:BA:1180:U:H1'	2.00	0.96
24:DA:1716:U:O2'	24:DA:1717:A:H8	1.46	0.96
21:AA:430:A:O2'	21:AA:431:A:H5'	1.63	0.96
24:DA:1731:G:O2'	24:DA:1732:C:H5''	1.64	0.96
11:AL:23:LEU:HG	11:AL:24:GLU:H	1.28	0.96
24:BA:990:A:H5'	24:BA:990:A:H8	1.30	0.96
24:BA:2136:G:H2'	24:BA:2137:U:C5	1.99	0.96
40:DQ:4:LYS:NZ	40:DQ:6:GLY:HA3	1.79	0.96
43:DT:39:THR:HG21	43:DT:42:GLU:HB2	1.42	0.96
31:DH:97:ARG:O	31:DH:98:ASP:HB2	1.64	0.96
17:CR:72:ARG:H	17:CR:72:ARG:HE	1.01	0.96
21:AA:1258:G:O2'	21:AA:1259:C:H5'	1.64	0.96
21:AA:1046:A:O2'	21:AA:1047:G:H5'	1.65	0.96
11:AL:33:CYS:HB3	11:AL:54:VAL:HG22	1.46	0.96
24:DA:1283:G:H22	24:DA:1286:A:H5'	1.26	0.96
9:CJ:52:LEU:HB2	13:CN:80:ARG:HE	1.30	0.96
27:BD:13:ARG:HH12	39:BP:74:GLN:HE21	1.04	0.96
8:CI:125:GLN:HE21	8:CI:125:GLN:H	1.04	0.96
45:DV:29:ILE:HD13	45:DV:31:TYR:CE2	1.99	0.96
24:DA:2631:G:H2'	24:DA:2632:A:H5''	1.48	0.96
6:CG:91:ARG:HG2	6:CG:92:PRO:HD2	1.47	0.96
26:BC:251:THR:HG22	26:BC:252:LYS:H	1.26	0.96
37:BN:33:ILE:HG23	37:BN:114:GLU:HB3	1.47	0.96
1:CB:104:LYS:H	1:CB:104:LYS:HD2	1.31	0.95
2:AC:154:GLY:HA2	2:AC:162:ALA:HB1	1.48	0.95

*Continued on next page...*

*Continued from previous page...*

Atom-1	Atom-2	Distance(Å)	Clash(Å)
31:BH:31:VAL:HB	31:BH:32:PRO:CD	1.95	0.95
24:DA:1537:G:C2'	24:DA:1538:G:H4'	1.95	0.95
1:AB:22:TRP:HA	1:AB:189:ASN:HA	1.46	0.95
21:AA:1054:C:C5	22:AX:34:G:H1'	2.02	0.95
24:BA:2136:G:H2'	24:BA:2137:U:H5	1.28	0.95
10:CK:115:ILE:HD12	20:CU:23:GLU:HG2	1.47	0.95
37:BN:38:LEU:O	37:BN:38:LEU:HD12	1.65	0.95
24:DA:1476:U:O2'	24:DA:1477:A:O5'	1.84	0.95
24:BA:1073:A:H2'	24:BA:1074:G:H5''	1.46	0.95
8:CI:125:GLN:H	8:CI:125:GLN:NE2	1.63	0.95
24:DA:1931:U:H2'	24:DA:1932:A:H8	1.29	0.95
39:DP:91:VAL:HG22	39:DP:109:ILE:HG21	1.48	0.95
34:DK:111:LYS:HE3	34:DK:111:LYS:H	1.32	0.95
36:DM:19:GLY:H	36:DM:38:ARG:HH21	1.10	0.95
24:DA:1439:A:C6	24:DA:1552:A:N7	2.35	0.95
24:BA:2355:G:H4'	46:BW:20:LEU:HD13	1.48	0.95
36:BM:40:ARG:HB2	36:BM:93:VAL:HG21	1.49	0.95
30:BG:84:LYS:HG3	30:BG:132:LEU:N	1.80	0.95
21:AA:183:C:O2'	21:AA:184:G:H5'	1.67	0.95
55:CA:1213:A:O2'	55:CA:1214:C:C5'	2.14	0.94
24:DA:1784:A:H4'	24:DA:1785:A:O5'	1.66	0.94
20:CU:24:LYS:HG3	20:CU:25:ALA:H	1.31	0.94
6:AG:87:PRO:HG3	6:AG:148:LYS:HA	1.44	0.94
24:BA:639:U:H2'	24:BA:640:C:C6	2.01	0.94
21:AA:204:G:H3'	21:AA:205:A:H5''	1.45	0.94
46:DW:27:GLY:HA2	46:DW:31:LEU:HD11	1.47	0.94
20:CU:36:PHE:HB3	20:CU:40:PRO:HD3	1.46	0.94
24:DA:491:G:H2'	24:DA:492:A:H8	1.31	0.94
7:CH:11:THR:HG22	7:CH:14:ARG:HH12	1.28	0.94
12:CM:102:LYS:HA	55:CA:1226:C:C5	2.03	0.94
8:AI:50:PRO:HD3	8:AI:79:ARG:HG2	1.48	0.94
28:BE:169:VAL:O	28:BE:170:ARG:HD2	1.67	0.94
56:DB:42:C:H2'	56:DB:43:C:C6	2.03	0.94
55:CA:1218:C:H2'	55:CA:1219:A:C8	2.03	0.94
24:DA:96:C:H4'	48:DY:41:HIS:CD2	2.03	0.94
31:DH:3:VAL:HG12	31:DH:38:PRO:HA	1.50	0.94
24:DA:1935:G:H1'	24:DA:1964:G:N2	1.83	0.94
46:BW:24:ARG:HD2	46:BW:25:PHE:N	1.81	0.94
10:AK:28:ASN:HD21	10:AK:47:GLY:H	1.11	0.94
24:DA:142:A:H2'	24:DA:143:C:C6	2.03	0.94
33:BJ:81:ILE:HG23	33:BJ:82:GLY:H	1.30	0.94
1:AB:24:PRO:HG3	21:AA:830:G:H5'	1.50	0.93

*Continued on next page...*

*Continued from previous page...*

Atom-1	Atom-2	Distance(Å)	Clash(Å)
24:BA:1287:A:O2'	24:BA:1288:G:H5'	1.68	0.93
40:BQ:10:ARG:NH1	40:BQ:10:ARG:HB2	1.83	0.93
29:DF:137:PHE:HB2	29:DF:138:PRO:HD2	1.49	0.93
24:DA:1326:U:HO2'	24:DA:1327:A:H8	0.96	0.93
24:DA:1915:U:H2'	24:DA:1916:A:C8	2.04	0.93
36:BM:108:VAL:HG13	36:BM:109:PRO:HD2	1.50	0.93
9:CJ:84:VAL:HG23	9:CJ:85:ASP:H	1.34	0.93
24:BA:1056:G:H5'	24:BA:1057:A:H5'	1.47	0.93
55:CA:1088:G:H21	55:CA:1167:A:H61	1.14	0.93
1:AB:113:LEU:HD22	1:AB:143:LEU:HG	1.48	0.93
24:DA:364:C:H2'	24:DA:365:U:C6	2.04	0.93
24:DA:589:U:O2'	24:DA:590:A:H8	1.50	0.93
43:BT:30:ILE:HG23	43:BT:85:VAL:HB	1.51	0.93
11:AL:43:LYS:HD3	11:AL:43:LYS:H	1.32	0.93
46:DW:39:GLN:HE22	46:DW:58:LEU:HD23	1.34	0.93
20:CU:39:LYS:H	20:CU:40:PRO:HD2	1.32	0.93
49:BZ:29:ARG:HH21	49:BZ:29:ARG:HG3	1.34	0.93
24:DA:1469:A:H2'	24:DA:1470:A:C8	2.03	0.92
21:AA:109:A:H2'	21:AA:326:G:H21	1.34	0.92
35:BL:93:ASN:HD22	35:BL:94:THR:N	1.67	0.92
55:CA:977:A:H2'	55:CA:1224:U:O4	1.69	0.92
24:DA:15:G:OP1	50:D0:20:ALA:HB2	1.70	0.92
35:DL:23:ILE:HG13	41:DR:82:HIS:CE1	2.04	0.92
24:DA:33:C:O2'	24:DA:34:U:H5'	1.68	0.92
42:BS:73:LYS:HE3	42:BS:74:ILE:H	1.34	0.92
24:DA:802:A:H2'	24:DA:803:U:C6	2.03	0.92
55:CA:1399:C:H4'	55:CA:1400:C:O5'	1.68	0.92
55:CA:512:U:O2'	55:CA:513:C:H5'	1.70	0.92
24:BA:802:A:H2'	24:BA:803:U:C6	2.04	0.92
24:BA:1784:A:H4'	24:BA:1785:A:O5'	1.66	0.92
34:BK:111:LYS:H	34:BK:111:LYS:HE2	1.33	0.92
21:AA:1349:A:H2'	21:AA:1350:A:C8	2.05	0.92
24:BA:2233:U:H2'	24:BA:2234:G:C8	2.04	0.92
42:BS:18:ARG:HG2	42:BS:76:VAL:HG13	1.49	0.92
35:BL:29:LYS:HG2	35:BL:30:THR:HG23	1.50	0.92
55:CA:1450:U:H4'	55:CA:1451:U:C5	2.04	0.92
55:CA:1255:G:H22	55:CA:1283:U:H3	1.18	0.92
24:DA:445:C:O2'	24:DA:446:G:O4'	1.88	0.92
38:BO:49:VAL:HG21	38:BO:82:ALA:HA	1.51	0.92
46:DW:28:GLU:H	46:DW:31:LEU:HD21	1.32	0.92
38:BO:31:THR:CG2	38:BO:34:HIS:H	1.82	0.92
40:DQ:4:LYS:HZ2	40:DQ:6:GLY:HA3	1.29	0.92

*Continued on next page...*

*Continued from previous page...*

Atom-1	Atom-2	Distance(Å)	Clash(Å)
4:CE:38:VAL:HG12	4:CE:39:GLY:H	1.32	0.92
33:BJ:30:THR:HG22	33:BJ:31:GLU:N	1.85	0.92
32:BI:23:VAL:HB	32:BI:27:LEU:HB3	1.49	0.92
24:DA:2051:A:H4'	24:DA:2052:A:OP1	1.68	0.92
24:DA:1238:G:H2'	24:DA:1239:G:H8	1.33	0.92
30:BG:8:VAL:HG11	30:BG:49:LEU:HB2	1.50	0.92
5:AF:50:PRO:HD2	17:AR:73:HIS:HD2	1.35	0.92
28:DE:130:LYS:HB3	28:DE:133:LEU:HB3	1.52	0.92
24:DA:444:C:HO2'	24:DA:445:C:H6	0.98	0.91
24:DA:647:G:H2'	24:DA:648:G:H8	1.32	0.91
43:DT:29:THR:HB	43:DT:87:LEU:H	1.33	0.91
55:CA:1215:G:O2'	55:CA:1216:A:H5'	1.69	0.91
24:DA:1474:U:H2'	24:DA:1475:G:H5'	1.52	0.91
11:CL:80:LEU:HD23	11:CL:97:VAL:HG21	1.51	0.91
55:CA:132:C:HO2'	55:CA:133:U:H6	0.95	0.91
29:BF:134:GLN:HG2	29:BF:135:ILE:H	1.36	0.91
43:BT:56:GLU:HG2	43:BT:57:VAL:HG12	1.51	0.91
55:CA:547:A:H4'	55:CA:548:G:O5'	1.66	0.91
39:DP:63:ILE:HA	39:DP:68:GLY:HA2	1.52	0.91
24:DA:915:C:H2'	24:DA:916:G:C8	2.04	0.91
24:DA:1010:A:O2'	24:DA:1011:G:H5''	1.70	0.91
21:AA:71:A:H61	21:AA:99:C:H1'	1.34	0.91
21:AA:94:G:H4'	21:AA:95:C:C5'	2.01	0.91
39:DP:20:ARG:HG2	39:DP:112:ARG:HH12	1.33	0.91
8:CI:125:GLN:HE21	8:CI:125:GLN:N	1.69	0.91
24:DA:247:G:H4'	24:DA:386:G:C5	2.05	0.91
24:DA:1565:C:HO2'	24:DA:1566:A:H8	1.05	0.91
24:BA:979:A:H2'	24:BA:982:C:H42	1.33	0.91
21:AA:486:U:H2'	21:AA:487:A:C8	2.05	0.91
29:DF:74:ALA:HB3	29:DF:78:ILE:HG13	1.53	0.91
42:BS:73:LYS:HE3	42:BS:74:ILE:N	1.85	0.91
41:BR:42:ALA:HA	41:BR:46:GLU:HB2	1.52	0.91
21:AA:496:A:H2'	21:AA:496:A:N3	1.82	0.91
2:AC:56:ILE:HG12	2:AC:65:VAL:HG22	1.53	0.91
46:BW:28:GLU:HB3	46:BW:31:LEU:HD21	1.53	0.91
27:DD:106:LYS:HB3	27:DD:206:ALA:HB3	1.52	0.91
46:DW:40:ARG:NH1	46:DW:40:ARG:HG2	1.80	0.90
28:DE:47:LYS:HB3	28:DE:51:GLU:HB2	1.53	0.90
3:AD:68:GLU:HG3	21:AA:545:C:H5'	1.53	0.90
24:BA:1060:U:H5''	24:BA:1061:U:H5'	1.51	0.90
24:DA:616:A:H2'	24:DA:617:G:H8	1.35	0.90
24:BA:1746:A:H2'	24:BA:1747:U:C6	2.05	0.90

*Continued on next page...*



*Continued from previous page...*

Atom-1	Atom-2	Distance(Å)	Clash(Å)
55:CA:1382:C:HO2'	55:CA:1383:C:H6	0.96	0.90
40:BQ:65:ASN:HD21	40:BQ:69:ARG:HH22	1.15	0.90
24:DA:2135:A:H2'	24:DA:2136:G:O4'	1.70	0.90
34:BK:21:CYS:HB2	34:BK:39:ILE:HD11	1.53	0.90
1:AB:89:PHE:HB3	1:AB:149:GLY:HA2	1.54	0.90
32:BI:15:GLY:HA2	32:BI:50:LYS:HB3	1.53	0.90
1:AB:108:GLN:H	1:AB:108:GLN:HE21	1.17	0.90
40:BQ:63:ARG:HH12	40:BQ:96:ASP:CA	1.83	0.90
21:AA:1319:A:H4'	21:AA:1320:C:OP1	1.71	0.90
1:CB:79:VAL:HA	1:CB:213:LEU:HD21	1.51	0.90
24:DA:373:U:HO2'	24:DA:374:A:H8	0.90	0.90
24:DA:915:C:H2'	24:DA:916:G:H8	1.36	0.90
24:BA:859:G:H8	24:BA:859:G:OP2	1.55	0.90
30:DG:93:TYR:HD2	30:DG:93:TYR:H	1.16	0.90
24:DA:397:U:OP1	47:DX:30:PRO:HA	1.72	0.90
24:DA:647:G:H2'	24:DA:648:G:C8	2.07	0.90
15:AP:73:ALA:O	15:AP:77:GLU:HB2	1.72	0.90
41:BR:16:GLU:HA	41:BR:98:ILE:HG22	1.53	0.90
21:AA:212:G:O2'	21:AA:213:G:H8	1.52	0.90
3:AD:109:THR:HG23	3:AD:112:GLU:H	1.33	0.90
24:DA:2036:C:O2'	24:DA:2037:A:C8	2.25	0.90
37:DN:22:ARG:HG3	37:DN:70:THR:HA	1.52	0.90
43:BT:39:THR:HB	43:BT:42:GLU:HB2	1.51	0.90
24:BA:752:A:H62	24:BA:2609:U:H3	1.17	0.90
24:BA:2354:C:H4'	46:BW:31:LEU:HD22	1.54	0.89
24:DA:2311:A:N3	24:DA:2311:A:H2'	1.86	0.89
55:CA:1241:G:O2'	55:CA:1242:G:H8	1.54	0.89
10:AK:28:ASN:ND2	10:AK:47:GLY:H	1.70	0.89
27:BD:9:VAL:HG22	27:BD:26:VAL:HB	1.54	0.89
26:DC:128:THR:HG22	26:DC:188:ARG:HB3	1.54	0.89
24:BA:1563:U:H2'	24:BA:1564:C:H6	1.38	0.89
24:DA:2358:A:H61	35:DL:54:GLN:HE22	1.17	0.89
4:AE:76:ASN:HB3	4:AE:81:GLN:HG3	1.54	0.89
4:AE:94:PHE:HZ	4:AE:96:GLN:HE21	1.17	0.89
24:DA:2308:G:O6	24:DA:2311:A:N6	2.06	0.89
21:AA:555:U:H2'	21:AA:556:C:H6	1.37	0.89
38:DO:115:LEU:H	38:DO:115:LEU:HD13	1.36	0.89
24:BA:2308:G:HO2'	24:BA:2310:C:H5	0.93	0.89
24:DA:1739:A:H2'	24:DA:1740:G:H8	1.37	0.89
13:AN:40:ARG:HH12	13:AN:44:VAL:HG21	1.35	0.89
13:CN:89:ARG:HG3	13:CN:91:GLU:HG2	1.54	0.89
21:AA:513:C:H2'	21:AA:514:C:H6	1.37	0.89

*Continued on next page...*

*Continued from previous page...*

Atom-1	Atom-2	Distance(Å)	Clash(Å)
27:BD:53:GLY:HA3	27:BD:77:ARG:H	1.38	0.89
24:BA:860:U:O2'	24:BA:861:A:H5'	1.73	0.89
24:BA:197:A:H62	24:BA:2430:A:H2'	1.33	0.89
6:AG:74:VAL:HG21	6:AG:143:MET:HG2	1.51	0.89
5:AF:50:PRO:HD2	17:AR:73:HIS:CD2	2.08	0.89
24:DA:1739:A:H2'	24:DA:1740:G:C8	2.08	0.89
6:AG:3:ARG:HG3	6:AG:4:ARG:H	1.38	0.89
4:AE:76:ASN:HB3	4:AE:81:GLN:CG	2.03	0.89
40:BQ:43:GLN:HE21	41:BR:77:PHE:HB3	1.24	0.89
24:BA:118:A:C8	24:BA:119:A:C8	2.61	0.89
55:CA:181:A:HO2'	55:CA:182:A:H2	0.94	0.89
7:CH:73:SER:HB2	7:CH:129:ALA:HB3	1.52	0.89
21:AA:1530:G:O2'	21:AA:1531:A:H8	1.56	0.89
26:BC:12:ARG:HH11	26:BC:12:ARG:CG	1.86	0.89
24:DA:2259:U:O2'	24:DA:2260:C:H6	1.54	0.88
27:BD:97:SER:HB3	27:BD:99:GLU:OE1	1.74	0.88
55:CA:1356:G:H2'	55:CA:1357:A:C8	2.08	0.88
48:DY:20:ASN:HD22	48:DY:50:VAL:HG22	1.35	0.88
24:DA:2056:G:H21	50:D0:1:ALA:H3	1.19	0.88
24:DA:946:C:HO2'	24:DA:947:A:H8	0.89	0.88
6:CG:118:ARG:NH2	55:CA:1239:A:H3'	1.88	0.88
1:CB:67:LEU:HB2	1:CB:160:LEU:HG	1.56	0.88
7:CH:106:SER:HA	55:CA:642:A:N7	1.88	0.88
28:BE:79:ARG:HG2	28:BE:80:SER:H	1.38	0.88
2:CC:106:ARG:HD3	2:CC:106:ARG:H	1.37	0.88
30:BG:122:ALA:HB2	30:BG:132:LEU:HB3	1.54	0.88
55:CA:151:A:H2'	55:CA:152:A:O4'	1.74	0.88
55:CA:499:A:O2'	55:CA:500:G:C8	2.25	0.88
24:DA:668:A:H2'	24:DA:670:A:H62	1.37	0.88
1:CB:114:LYS:HA	1:CB:117:GLU:HG2	1.55	0.88
24:DA:637:A:H4'	24:DA:638:G:O5'	1.69	0.88
24:DA:575:A:O2'	24:DA:576:U:H5'	1.73	0.88
51:B1:47:ILE:H	51:B1:47:ILE:HD12	1.38	0.88
24:DA:109:C:H4'	24:DA:348:A:H4'	1.55	0.88
24:BA:1509:A:O2'	24:BA:1510:G:O5'	1.92	0.88
33:BJ:44:TYR:CD1	40:BQ:59:LEU:HD11	2.08	0.88
46:BW:51:GLY:HA3	46:BW:59:PHE:CE2	2.08	0.88
55:CA:113:G:H1'	55:CA:354:G:H5'	1.56	0.88
55:CA:960:U:O2'	55:CA:1223:C:H5''	1.72	0.88
36:DM:35:ALA:HB3	36:DM:99:GLY:H	1.38	0.88
24:BA:869:G:H4'	36:BM:8:LYS:HE2	1.56	0.88
51:D1:7:LYS:HD3	53:D3:33:THR:HG21	1.55	0.88

*Continued on next page...*



*Continued from previous page...*

Atom-1	Atom-2	Distance(Å)	Clash(Å)
24:DA:83:A:H61	24:DA:101:A:H5'	1.37	0.88
24:DA:2838:G:H1'	37:DN:45:ARG:HH22	1.38	0.88
24:DA:2385:C:HO2'	24:DA:2386:A:H8	1.22	0.88
41:DR:39:LEU:HA	41:DR:49:ILE:HG21	1.54	0.88
15:CP:20:VAL:HG21	15:CP:32:PHE:HB2	1.53	0.88
24:BA:2197:U:OP1	3:CD:150:LYS:HG3	1.74	0.87
55:CA:1300:G:H22	55:CA:1334:G:H2'	1.37	0.87
24:DA:2024:G:H2'	24:DA:2025:C:C6	2.09	0.87
24:DA:2415:G:H4'	35:DL:66:PHE:HB2	1.53	0.87
55:CA:654:G:H2'	55:CA:655:A:C8	2.09	0.87
24:BA:954:G:C5	24:BA:955:U:C5	2.61	0.87
7:AH:29:SER:HB3	7:AH:32:LYS:HG3	1.56	0.87
39:BP:20:ARG:HD2	39:BP:112:ARG:NH1	1.89	0.87
10:AK:87:GLY:N	10:AK:113:THR:HG22	1.90	0.87
24:BA:784:G:C6	26:BC:227:VAL:HG11	2.10	0.87
31:BH:45:GLU:O	31:BH:49:ALA:HB2	1.75	0.87
24:BA:1817:G:O2'	24:BA:1818:U:H5'	1.74	0.87
34:BK:18:ARG:HH11	34:BK:18:ARG:HG3	1.39	0.87
56:DB:38:C:H4'	38:DO:100:HIS:NE2	1.88	0.87
37:BN:73:ASN:HA	37:BN:76:VAL:HG12	1.54	0.87
24:BA:638:G:H2'	24:BA:639:U:C6	2.10	0.87
55:CA:500:G:O2'	55:CA:501:C:H5'	1.74	0.87
24:BA:370:G:O2'	24:BA:424:G:OP1	1.92	0.87
16:AQ:18:LYS:HA	16:AQ:47:ASP:HB2	1.56	0.87
2:AC:166:TRP:H	2:AC:166:TRP:HE3	1.16	0.87
24:BA:2492:U:O2'	24:BA:2493:U:H5'	1.75	0.87
24:BA:2327:A:H2'	24:BA:2328:A:C8	2.09	0.87
24:BA:2602:A:H4'	24:BA:2603:G:OP2	1.74	0.87
55:CA:994:A:HO2'	55:CA:995:C:H6	0.89	0.87
31:BH:32:PRO:HB3	47:BX:38:TRP:HB3	1.56	0.87
7:AH:95:MET:HB2	7:AH:98:LEU:O	1.73	0.87
55:CA:1157:A:H4'	55:CA:1158:C:O5'	1.72	0.87
24:BA:754:U:H2'	24:BA:755:U:H6	1.38	0.87
21:AA:82:G:H21	21:AA:84:U:H3	1.20	0.87
24:BA:1026:G:H2'	24:BA:1027:A:C8	2.10	0.87
8:CI:5:TYR:HB2	8:CI:20:ILE:HG22	1.54	0.87
31:DH:59:ALA:HA	31:DH:63:ALA:HB3	1.55	0.87
24:BA:860:U:H6	24:BA:860:U:H5'	1.38	0.87
21:AA:967:C:H2'	21:AA:968:A:C8	2.10	0.87
29:BF:132:ARG:O	29:BF:133:GLU:HB3	1.75	0.87
4:CE:148:SER:H	4:CE:151:MET:HE3	1.38	0.87
33:DJ:64:VAL:HG22	33:DJ:68:LYS:HE2	1.57	0.87

*Continued on next page...*

*Continued from previous page...*

Atom-1	Atom-2	Distance(Å)	Clash(Å)
1:CB:11:ALA:HB1	1:CB:211:LEU:HD21	1.56	0.87
24:DA:272:A:O2'	24:DA:273:G:C8	2.27	0.86
20:AU:19:LYS:HZ2	20:AU:19:LYS:HA	1.40	0.86
24:DA:395:U:O2'	24:DA:396:G:H8	1.56	0.86
28:BE:161:ALA:HA	28:BE:164:LEU:HB2	1.57	0.86
55:CA:977:A:H8	55:CA:1223:C:C2	1.93	0.86
46:BW:23:LYS:O	46:BW:66:VAL:HB	1.73	0.86
24:DA:782:A:OP1	24:DA:782:A:H8	1.57	0.86
17:AR:63:TYR:HE1	21:AA:734:G:H21	1.18	0.86
55:CA:922:G:H2'	55:CA:923:A:C8	2.11	0.86
17:AR:22:TYR:HB2	17:AR:61:ALA:HB2	1.56	0.86
46:DW:37:VAL:HG12	46:DW:55:ASP:HB2	1.56	0.86
21:AA:82:G:N2	21:AA:84:U:H3	1.71	0.86
21:AA:946:A:H2'	21:AA:947:G:C8	2.10	0.86
30:DG:120:ILE:HG13	30:DG:140:ILE:HG22	1.57	0.86
39:BP:61:ARG:HG2	39:BP:70:GLU:HG2	1.57	0.86
3:AD:187:ARG:HH12	3:AD:191:SER:HB2	1.36	0.86
8:CI:17:ARG:HB2	8:CI:65:THR:HB	1.58	0.86
31:DH:115:VAL:HG12	31:DH:132:PHE:HB2	1.57	0.86
24:DA:1312:U:O2'	24:DA:1314:C:N4	2.08	0.86
21:AA:94:G:H4'	21:AA:95:C:O5'	1.73	0.86
24:DA:2458:G:H2'	24:DA:2490:G:H1	1.38	0.86
1:CB:53:LEU:HG	1:CB:219:THR:HG21	1.58	0.86
55:CA:1322:C:O2'	55:CA:1323:G:H5'	1.74	0.86
45:DV:31:TYR:OH	45:DV:90:ASP:HB3	1.75	0.86
24:DA:1391:U:H4'	43:DT:19:LYS:HZ1	1.41	0.86
46:BW:9:THR:CG2	46:BW:10:ARG:HD3	2.05	0.86
24:BA:2023:C:O2'	24:BA:2024:G:H5'	1.75	0.86
24:DA:250:G:H2'	24:DA:251:A:C8	2.10	0.86
37:DN:62:ASN:O	37:DN:63:ARG:HB2	1.74	0.86
24:DA:206:U:O2'	24:DA:207:A:H5'	1.76	0.86
24:BA:459:U:HO2'	24:BA:460:A:H5'	1.40	0.86
6:CG:101:ARG:HH12	55:CA:1375:A:H4'	1.40	0.86
24:BA:636:G:C6	35:BL:111:ILE:HD11	2.11	0.86
7:CH:106:SER:HA	55:CA:642:A:C5	2.11	0.86
21:AA:198:G:O2'	21:AA:199:A:H8	1.57	0.86
21:AA:484:G:H4'	21:AA:485:U:O5'	1.73	0.86
45:DV:77:VAL:HA	45:DV:89:ILE:HG22	1.58	0.86
55:CA:197:A:C6	55:CA:221:C:H4'	2.11	0.86
24:DA:1639:C:H2'	24:DA:1640:A:H5''	1.58	0.86
24:DA:1931:U:H2'	24:DA:1932:A:C8	2.11	0.86
35:DL:47:ARG:HG2	35:DL:47:ARG:HH21	1.38	0.86

*Continued on next page...*

*Continued from previous page...*

Atom-1	Atom-2	Distance(Å)	Clash(Å)
24:BA:1063:G:H2'	24:BA:1064:C:O4'	1.76	0.85
6:AG:147:ASN:H	6:AG:147:ASN:HD22	1.24	0.85
24:DA:1508:A:H4'	24:DA:1509:A:OP1	1.73	0.85
24:BA:271:G:O2'	24:BA:272:A:H5''	1.76	0.85
30:BG:33:THR:HA	30:BG:34:ARG:HH11	1.40	0.85
21:AA:702:A:O2'	21:AA:703:G:OP1	1.91	0.85
34:DK:13:ASN:HD21	34:DK:97:THR:H	1.24	0.85
55:CA:555:U:H2'	55:CA:556:C:H6	1.41	0.85
26:BC:52:HIS:NE2	26:BC:218:THR:HG23	1.91	0.85
32:DI:91:LYS:HB3	32:DI:94:LYS:HB2	1.57	0.85
20:AU:19:LYS:NZ	20:AU:19:LYS:HA	1.91	0.85
55:CA:197:A:H4'	55:CA:198:G:O5'	1.72	0.85
24:DA:1857:G:H1'	24:DA:1884:G:H22	1.41	0.85
55:CA:346:G:H2'	55:CA:346:G:N3	1.88	0.85
24:DA:1245:G:H4'	28:DE:33:VAL:HG11	1.58	0.85
4:AE:96:GLN:OE1	4:AE:97:PRO:HD2	1.74	0.85
6:CG:101:ARG:NH2	55:CA:940:C:H5'	1.90	0.85
8:AI:59:LYS:HD2	8:AI:60:LEU:HD22	1.55	0.85
24:DA:1654:A:O2'	24:DA:1655:A:H8	1.59	0.85
24:BA:669:G:N3	24:BA:669:G:H2'	1.90	0.85
28:BE:44:ARG:HG3	28:BE:44:ARG:NH2	1.90	0.85
21:AA:486:U:H5''	21:AA:486:U:C6	2.12	0.85
24:DA:1819:A:H1'	24:DA:1821:A:C6	2.11	0.85
13:AN:44:VAL:HG23	13:AN:45:LEU:H	1.41	0.85
9:CJ:11:LYS:NZ	9:CJ:99:GLN:HB3	1.91	0.85
21:AA:423:G:H2'	21:AA:423:G:N3	1.88	0.85
24:DA:604:G:HO2'	24:DA:605:G:H8	0.86	0.85
24:DA:2385:C:O2'	24:DA:2386:A:H8	1.60	0.85
46:DW:40:ARG:CG	46:DW:40:ARG:HH11	1.88	0.85
30:BG:7:PRO:O	30:BG:8:VAL:HB	1.74	0.85
28:BE:146:VAL:HG23	28:BE:167:VAL:HG23	1.57	0.85
21:AA:51:A:OP1	21:AA:51:A:H3'	1.76	0.85
24:BA:1560:G:H2'	24:BA:1561:C:H6	1.39	0.85
24:BA:1847:A:H8	24:BA:1848:A:N7	1.74	0.85
21:AA:631:C:H5''	21:AA:632:U:H5'	1.57	0.85
46:DW:17:ALA:O	46:DW:18:LYS:HB3	1.74	0.85
24:DA:9:G:H1	24:DA:2629:U:H2'	1.42	0.85
33:BJ:31:GLU:HG3	33:BJ:142:ILE:HG21	1.59	0.85
26:BC:14:HIS:O	26:BC:203:VAL:HG11	1.74	0.85
54:D4:16:ILE:HG12	54:D4:25:VAL:HG22	1.56	0.85
21:AA:566:G:H4'	21:AA:567:G:OP1	1.76	0.85
24:BA:762:U:H4'	24:BA:763:G:O5'	1.77	0.85

*Continued on next page...*

*Continued from previous page...*

Atom-1	Atom-2	Distance(Å)	Clash(Å)
24:DA:373:U:O2'	24:DA:374:A:H8	1.59	0.85
12:CM:12:LYS:HE3	12:CM:12:LYS:HA	1.56	0.85
24:BA:581:C:H2'	24:BA:582:A:H8	1.40	0.85
30:DG:124:CYS:HB3	30:DG:130:ILE:HA	1.57	0.85
24:BA:181:A:H2'	24:BA:182:A:C8	2.11	0.85
11:CL:2:THR:HB	11:CL:5:GLN:HB2	1.56	0.85
24:BA:13:A:O2'	24:BA:15:G:N7	2.10	0.85
21:AA:575:G:H4'	21:AA:576:C:C5'	2.07	0.85
21:AA:889:A:H4'	21:AA:890:G:OP1	1.77	0.85
24:BA:459:U:H2'	24:BA:460:A:H8	1.40	0.85
21:AA:79:G:H2'	21:AA:80:A:H8	1.40	0.85
24:DA:2408:U:O2'	24:DA:2409:G:H8	1.57	0.85
24:DA:1635:A:O2'	24:DA:1636:U:H5'	1.75	0.85
34:BK:71:ARG:HB2	34:BK:72:PRO:HD3	1.58	0.85
24:DA:2837:A:H2'	24:DA:2838:G:C8	2.12	0.84
24:DA:510:C:H2'	24:DA:511:U:C6	2.12	0.84
24:BA:931:U:O4	24:BA:1166:G:N2	2.09	0.84
48:BY:56:LEU:O	48:BY:57:LEU:HB3	1.73	0.84
27:DD:34:VAL:HG12	27:DD:48:ILE:HD11	1.59	0.84
24:DA:1062:G:O4'	24:DA:1088:A:N7	2.10	0.84
34:DK:38:ILE:HG12	34:DK:61:VAL:HG12	1.60	0.84
37:BN:79:LEU:O	37:BN:80:PHE:HB2	1.76	0.84
55:CA:1203:C:H2'	55:CA:1204:A:C8	2.11	0.84
24:DA:1996:C:H4'	24:DA:1997:C:OP1	1.75	0.84
10:CK:110:THR:HG22	20:CU:4:LYS:HA	1.60	0.84
21:AA:486:U:H6	21:AA:486:U:H5''	1.41	0.84
21:AA:548:G:O2'	21:AA:549:C:H5'	1.77	0.84
21:AA:1157:A:H4'	21:AA:1158:C:O5'	1.76	0.84
55:CA:374:A:H5''	55:CA:452:A:N1	1.91	0.84
55:CA:1299:A:N3	55:CA:1299:A:H2'	1.91	0.84
24:BA:1140:C:P	33:BJ:68:LYS:HZ3	1.99	0.84
21:AA:1236:A:H4'	21:AA:1304:G:H4'	1.57	0.84
24:DA:2460:U:H2'	24:DA:2461:A:C8	2.12	0.84
27:DD:119:ALA:HB3	27:DD:163:GLY:H	1.41	0.84
5:CF:92:THR:HG22	5:CF:94:HIS:H	1.42	0.84
24:BA:335:C:H5''	44:BU:81:ARG:HD3	1.59	0.84
47:BX:5:GLN:NE2	47:BX:49:ARG:H	1.75	0.84
24:DA:2757:A:N1	30:DG:66:THR:HG21	1.93	0.84
42:DS:8:ARG:O	42:DS:9:HIS:HB2	1.76	0.84
55:CA:576:C:H3'	55:CA:577:G:H3'	1.59	0.84
30:DG:1:SER:HB2	30:DG:61:TRP:HB3	1.60	0.84
24:DA:607:U:OP1	28:DE:98:LYS:HB3	1.78	0.84

*Continued on next page...*

*Continued from previous page...*

Atom-1	Atom-2	Distance(Å)	Clash(Å)
24:BA:279:A:O2'	24:BA:280:U:H5'	1.77	0.84
55:CA:834:U:H2'	55:CA:835:U:C6	2.12	0.84
24:DA:2520:C:O2'	24:DA:2521:C:H6	1.59	0.84
24:BA:320:A:HO2'	24:BA:322:A:H8	1.24	0.84
22:AX:27:G:H8	22:AX:27:G:H5''	1.42	0.84
19:AT:6:ALA:HB1	19:AT:9:ARG:HB2	1.58	0.84
24:DA:1069:A:O2'	24:DA:1070:A:H5'	1.76	0.84
21:AA:1138:G:H2'	21:AA:1138:G:N3	1.92	0.84
24:BA:545:U:H2'	24:BA:546:U:H4'	1.58	0.84
40:BQ:4:LYS:HG3	40:BQ:5:ARG:H	1.42	0.84
24:DA:2825:G:H3'	24:DA:2826:A:H8	1.41	0.84
24:BA:855:G:N2	46:BW:23:LYS:HG2	1.91	0.84
24:BA:860:U:C6	24:BA:860:U:H5'	2.12	0.84
1:CB:206:ILE:HA	1:CB:209:VAL:HG22	1.59	0.84
55:CA:913:A:O2'	55:CA:914:A:H5''	1.78	0.84
32:DI:104:GLN:HA	32:DI:107:GLU:HB2	1.60	0.84
39:BP:33:GLU:HB2	39:BP:38:ARG:HH11	1.43	0.84
29:BF:35:LEU:HB3	29:BF:153:ILE:CG2	2.07	0.84
24:DA:1662:U:H2'	24:DA:1663:G:H5''	1.57	0.84
2:CC:150:VAL:HG12	2:CC:199:VAL:HG12	1.59	0.84
21:AA:390:U:H2'	21:AA:391:G:H8	1.42	0.84
9:AJ:35:GLN:HA	9:AJ:35:GLN:HE21	1.43	0.84
24:DA:919:U:H2'	24:DA:920:A:C8	2.12	0.84
55:CA:704:A:H2'	55:CA:705:G:H8	1.42	0.84
24:BA:2197:U:HO2'	24:BA:2198:A:H8	1.25	0.84
24:BA:2305:U:H2'	24:BA:2306:C:O4'	1.77	0.84
24:DA:1563:U:H2'	24:DA:1564:C:C6	2.13	0.84
24:BA:796:C:H2'	24:BA:797:G:H8	1.43	0.84
34:DK:69:VAL:HG11	34:DK:106:GLU:HG2	1.58	0.84
55:CA:496:A:N3	55:CA:496:A:H2'	1.91	0.84
24:DA:922:C:H1'	46:DW:22:VAL:HG21	1.59	0.84
24:DA:787:C:H3'	24:DA:791:C:H41	1.43	0.84
55:CA:1255:G:N2	55:CA:1283:U:H3	1.75	0.83
13:AN:50:LEU:HB3	13:AN:51:PRO:HD2	1.60	0.83
36:BM:40:ARG:HB2	36:BM:93:VAL:CG2	2.08	0.83
21:AA:473:U:H2'	21:AA:474:G:H8	1.42	0.83
1:CB:162:VAL:HG13	1:CB:184:ALA:HB2	1.59	0.83
24:BA:1392:A:H2'	24:BA:1393:A:C8	2.13	0.83
24:BA:945:A:H5'	24:BA:946:C:OP2	1.78	0.83
24:DA:1439:A:N1	24:DA:1552:A:N7	2.24	0.83
39:BP:3:ILE:O	39:BP:3:ILE:HD13	1.78	0.83
43:DT:44:LYS:O	43:DT:48:GLN:HG2	1.78	0.83

*Continued on next page...*

*Continued from previous page...*

Atom-1	Atom-2	Distance(Å)	Clash(Å)
28:DE:148:ILE:HD13	28:DE:187:VAL:HG21	1.61	0.83
22:AX:30:G:H2'	22:AX:31:A:H8	1.43	0.83
55:CA:1054:C:N4	22:CX:34:G:H1'	1.93	0.83
27:BD:107:VAL:H	27:BD:206:ALA:H	1.23	0.83
21:AA:94:G:H4'	21:AA:95:C:H5''	1.60	0.83
26:DC:146:LYS:HB2	26:DC:149:LYS:HB2	1.58	0.83
24:DA:654:A:H2'	24:DA:655:A:H5''	1.61	0.83
24:DA:2287:A:HO2'	24:DA:2288:A:H3'	1.41	0.83
24:DA:1324:G:O2'	24:DA:1616:A:C6	2.31	0.83
21:AA:1224:U:H4'	21:AA:1225:A:OP2	1.77	0.83
24:DA:16:C:H2'	24:DA:17:G:H8	1.43	0.83
40:BQ:65:ASN:ND2	40:BQ:69:ARG:HH22	1.75	0.83
9:CJ:11:LYS:HZ1	9:CJ:99:GLN:HB3	1.44	0.83
24:DA:2273:A:H2'	24:DA:2274:A:C8	2.12	0.83
20:AU:52:VAL:HG13	20:AU:53:LYS:H	1.41	0.83
4:AE:37:VAL:HG21	4:AE:113:VAL:HG12	1.58	0.83
24:BA:404:A:O2'	24:BA:405:U:OP2	1.96	0.83
12:CM:25:GLY:N	55:CA:1329:A:H5''	1.92	0.83
27:DD:105:LYS:HA	27:DD:177:VAL:HG22	1.60	0.83
43:BT:29:THR:HB	43:BT:86:THR:HG22	1.58	0.83
24:BA:74:A:H4'	24:BA:75:G:O5'	1.77	0.83
24:DA:2776:A:H4'	24:DA:2777:G:O5'	1.77	0.83
5:AF:53:LYS:NZ	21:AA:710:G:H5''	1.94	0.83
38:BO:51:ALA:HB3	38:BO:78:VAL:HG13	1.60	0.83
46:BW:39:GLN:HG2	46:BW:41:GLY:H	1.43	0.83
55:CA:724:G:H2'	55:CA:725:G:H8	1.40	0.83
55:CA:116:A:H2'	55:CA:117:G:C8	2.14	0.83
24:DA:1676:A:C2	24:DA:1993:U:H5'	2.12	0.83
46:DW:27:GLY:CA	46:DW:31:LEU:HD11	2.08	0.83
55:CA:519:C:H2'	55:CA:520:A:C8	2.13	0.83
1:AB:113:LEU:HB2	1:AB:143:LEU:HD11	1.60	0.83
24:BA:2297:A:N1	24:BA:2321:U:H5	1.75	0.83
46:BW:37:VAL:HG12	46:BW:38:ARG:N	1.94	0.83
24:DA:1283:G:N2	24:DA:1286:A:H5'	1.93	0.83
55:CA:274:A:HO2'	55:CA:275:G:H8	1.25	0.83
24:DA:2024:G:H2'	24:DA:2025:C:H6	1.43	0.83
24:BA:2756:U:H4'	24:BA:2757:A:O5'	1.78	0.83
4:CE:41:GLY:O	4:CE:118:GLY:HA3	1.77	0.83
24:DA:1674:G:H21	24:DA:1677:A:H61	1.24	0.83
43:BT:44:LYS:HG3	43:BT:55:VAL:HG11	1.61	0.83
20:CU:16:ARG:HG3	20:CU:19:LYS:HG2	1.57	0.83
6:AG:147:ASN:HD22	6:AG:147:ASN:N	1.75	0.83

*Continued on next page...*



*Continued from previous page...*

Atom-1	Atom-2	Distance(Å)	Clash(Å)
27:BD:16:THR:HG23	27:BD:18:ASP:OD1	1.78	0.83
9:CJ:57:VAL:HG22	9:CJ:58:ASN:H	1.41	0.82
24:BA:1509:A:O2'	24:BA:1510:G:P	2.36	0.82
31:BH:2:GLN:O	31:BH:3:VAL:HG22	1.79	0.82
26:DC:144:GLU:HB3	26:DC:187:CYS:HB2	1.60	0.82
24:DA:2798:U:H5'	24:DA:2800:A:C5	2.13	0.82
35:DL:124:GLY:H	35:DL:143:GLU:HG3	1.44	0.82
39:DP:50:ARG:HB3	39:DP:56:SER:HB3	1.61	0.82
24:BA:2148:G:H2'	24:BA:2149:U:O4'	1.79	0.82
24:DA:2682:A:H61	24:DA:2728:U:H1'	1.44	0.82
26:BC:246:PRO:HG2	26:BC:247:TRP:CZ3	2.14	0.82
24:DA:1204:A:H4'	24:DA:1205:A:O5'	1.79	0.82
55:CA:82:G:C2'	55:CA:83:C:H4'	2.08	0.82
30:BG:96:ALA:HB3	30:BG:103:ASN:HB3	1.61	0.82
21:AA:96:U:HO2'	21:AA:97:G:H8	1.27	0.82
13:CN:89:ARG:HG3	13:CN:91:GLU:CG	2.09	0.82
53:B3:22:LYS:HA	53:B3:47:ALA:O	1.80	0.82
21:AA:1386:G:H2'	21:AA:1387:G:H8	1.44	0.82
9:AJ:57:VAL:HG22	9:AJ:58:ASN:H	1.45	0.82
3:AD:172:VAL:HG22	3:AD:173:ASP:H	1.43	0.82
32:BI:100:ILE:HG22	32:BI:101:SER:H	1.45	0.82
5:AF:46:GLN:HA	5:AF:56:LYS:HG2	1.61	0.82
19:CT:2:ASN:N	19:CT:7:LYS:HZ3	1.77	0.82
24:DA:656:G:H2'	24:DA:657:U:C6	2.13	0.82
21:AA:984:C:HO2'	21:AA:985:C:H6	0.85	0.82
39:DP:88:ARG:HE	39:DP:112:ARG:HH21	1.25	0.82
21:AA:654:G:H2'	21:AA:655:A:C8	2.15	0.82
21:AA:792:A:H4'	21:AA:793:U:O5'	1.79	0.82
2:AC:86:LEU:O	2:AC:90:VAL:HG23	1.78	0.82
32:BI:78:LEU:HD13	32:BI:108:ILE:HG23	1.60	0.82
24:BA:1673:G:H2'	24:BA:1674:G:H5'	1.61	0.82
56:DB:5:U:H2'	56:DB:6:G:C8	2.14	0.82
8:CI:75:ALA:HA	8:CI:78:ILE:HD12	1.60	0.82
37:DN:2:ARG:HD2	37:DN:5:LYS:HB3	1.61	0.82
55:CA:94:G:H4'	55:CA:95:C:OP1	1.79	0.82
46:BW:51:GLY:HA3	46:BW:59:PHE:CZ	2.14	0.82
39:BP:50:ARG:CD	39:BP:51:ASN:H	1.93	0.82
17:CR:72:ARG:H	17:CR:72:ARG:NE	1.78	0.82
24:DA:1809:A:O2'	24:DA:1810:A:H8	1.62	0.82
21:AA:306:A:H2'	21:AA:307:C:C6	2.13	0.82
14:CO:16:ARG:HB2	14:CO:23:SER:HB2	1.61	0.82
55:CA:518:C:H4'	55:CA:519:C:H5''	1.61	0.82

*Continued on next page...*

*Continued from previous page...*

Atom-1	Atom-2	Distance(Å)	Clash(Å)
35:BL:29:LYS:O	35:BL:31:GLY:N	2.12	0.82
21:AA:558:G:OP1	59:AA:1841:HOH:O	1.98	0.82
7:AH:6:ILE:HB	7:AH:76:ARG:HH12	1.41	0.82
32:DI:113:ALA:HB1	32:DI:124:MET:SD	2.18	0.82
7:AH:22:ALA:HA	7:AH:62:LEU:HB2	1.59	0.82
31:DH:90:LEU:HB2	31:DH:123:ARG:HB3	1.61	0.82
24:DA:833:A:H2'	24:DA:834:G:C8	2.14	0.82
46:BW:72:GLY:O	46:BW:74:LYS:N	2.13	0.82
30:BG:82:PHE:CE2	30:BG:137:LYS:HB2	2.13	0.82
50:D0:12:ARG:HG3	50:D0:15:ARG:HH11	1.44	0.82
24:BA:1932:A:H2'	24:BA:1933:G:O4'	1.80	0.82
44:DU:14:THR:HG23	44:DU:15:GLY:H	1.45	0.82
11:AL:62:VAL:HG21	11:AL:94:TYR:HE2	1.44	0.82
21:AA:1240:U:H3'	21:AA:1241:G:H5'	1.59	0.82
24:BA:1073:A:C2'	24:BA:1074:G:H5''	2.08	0.82
21:AA:198:G:HO2'	21:AA:199:A:H8	0.85	0.82
24:DA:2753:A:O2'	24:DA:2754:U:H5'	1.78	0.82
24:DA:2819:G:H2'	24:DA:2821:A:N7	1.95	0.82
18:CS:42:ASN:HB2	18:CS:43:MET:HE2	1.60	0.82
24:BA:1799:G:H4'	24:BA:1800:C:O5'	1.79	0.82
35:DL:79:LEU:HB2	35:DL:113:ALA:H	1.42	0.82
10:AK:121:ARG:HE	20:AU:35:GLU:HG3	1.45	0.82
11:CL:34:THR:HG22	11:CL:35:ARG:HG2	1.62	0.82
24:BA:1867:G:O2'	24:BA:1868:C:H5'	1.78	0.82
1:AB:108:GLN:HA	1:AB:111:LYS:HB3	1.61	0.82
24:BA:1454:C:H41	37:BN:73:ASN:HD21	1.24	0.82
24:DA:2460:U:H2'	24:DA:2461:A:H8	1.43	0.82
37:DN:28:LEU:HD21	37:DN:115:LEU:HD21	1.61	0.82
36:DM:42:THR:HG22	36:DM:44:ARG:H	1.44	0.82
34:DK:61:VAL:HG11	34:DK:112:PHE:HE2	1.45	0.82
19:CT:81:GLN:NE2	55:CA:258:G:H5'	1.95	0.82
38:BO:31:THR:HG22	38:BO:34:HIS:N	1.93	0.81
4:AE:83:PRO:HB3	4:AE:97:PRO:HD3	1.62	0.81
55:CA:78:A:H2'	55:CA:79:G:C8	2.14	0.81
24:DA:1965:C:H5'	24:DA:1966:A:H5''	1.60	0.81
24:DA:249:C:H5''	24:DA:2394:C:O2'	1.80	0.81
24:DA:2421:G:N7	53:D3:30:HIS:HD2	1.78	0.81
55:CA:9:G:H2'	55:CA:10:A:H8	1.45	0.81
21:AA:1007:U:H2'	21:AA:1008:U:H5''	1.61	0.81
31:BH:8:LYS:O	31:BH:9:VAL:HB	1.80	0.81
55:CA:1038:C:H2'	55:CA:1039:G:C8	2.15	0.81
37:BN:23:ASN:HD22	37:BN:23:ASN:N	1.77	0.81

*Continued on next page...*



*Continued from previous page...*

Atom-1	Atom-2	Distance(Å)	Clash(Å)
19:AT:82:ILE:O	19:AT:86:ALA:HB3	1.80	0.81
42:DS:6:LYS:NZ	42:DS:104:THR:HG23	1.95	0.81
4:CE:98:ALA:HB2	4:CE:123:LEU:HG	1.62	0.81
21:AA:946:A:H2'	21:AA:947:G:H8	1.43	0.81
24:BA:947:A:H2'	24:BA:948:C:C6	2.15	0.81
24:DA:1780:A:H4'	24:DA:1781:U:OP2	1.79	0.81
26:BC:244:VAL:HG12	26:BC:250:GLN:HA	1.61	0.81
24:DA:2189:U:H2'	24:DA:2190:G:H5''	1.61	0.81
3:AD:115:GLN:HE21	3:AD:115:GLN:HA	1.44	0.81
6:CG:24:LYS:O	6:CG:28:ILE:HG12	1.80	0.81
24:BA:1998:A:OP2	27:BD:141:ARG:NH2	2.13	0.81
24:BA:990:A:H5'	24:BA:990:A:C8	2.15	0.81
16:AQ:12:VAL:HG13	16:AQ:13:SER:H	1.45	0.81
4:CE:104:ILE:HD13	4:CE:120:HIS:HA	1.62	0.81
38:DO:30:ARG:HG3	38:DO:30:ARG:HH11	1.46	0.81
21:AA:243:A:H4'	21:AA:244:U:H5''	1.62	0.81
26:BC:80:LEU:HD11	26:BC:109:LEU:HG	1.62	0.81
24:BA:1368:G:H2'	24:BA:1369:G:H8	1.44	0.81
24:BA:1013:C:H2'	24:BA:1014:A:H8	1.45	0.81
8:CI:112:ARG:HH22	9:CJ:64:GLN:HE21	1.24	0.81
32:DI:45:THR:HG23	32:DI:54:ILE:HD13	1.61	0.81
1:CB:116:LEU:HA	1:CB:119:GLN:HB2	1.62	0.81
26:DC:62:ARG:HG2	26:DC:62:ARG:HH21	1.44	0.81
24:BA:2472:G:H2'	24:BA:2475:C:H42	1.46	0.81
13:CN:63:CYS:HB3	13:CN:67:GLY:H	1.46	0.81
2:AC:184:ASN:HD22	2:AC:185:THR:H	1.29	0.81
24:BA:1469:A:H2'	24:BA:1470:A:C8	2.15	0.81
29:DF:64:PRO:HA	29:DF:88:VAL:HG22	1.60	0.81
45:BV:10:LYS:H	45:BV:10:LYS:HD3	1.45	0.81
53:D3:41:ARG:HH21	53:D3:41:ARG:HG3	1.45	0.81
24:DA:794:A:H2'	24:DA:795:C:C6	2.15	0.81
28:DE:108:ILE:HD11	28:DE:181:ILE:HB	1.61	0.81
26:BC:109:LEU:HD23	26:BC:110:LYS:H	1.44	0.81
24:DA:1558:C:H4'	24:DA:1559:U:H5'	1.62	0.81
55:CA:820:U:H4'	55:CA:821:G:OP2	1.79	0.81
29:BF:35:LEU:HD13	29:BF:56:LEU:HD22	1.62	0.81
41:BR:49:ILE:HB	41:BR:51:VAL:O	1.81	0.81
46:BW:47:GLY:H	46:BW:80:SER:HB3	1.46	0.81
24:DA:2756:U:O2'	24:DA:2757:A:H5'	1.81	0.81
9:CJ:82:LYS:HA	9:CJ:86:ALA:HB3	1.63	0.81
27:BD:106:LYS:O	27:BD:107:VAL:HB	1.79	0.81
21:AA:1050:G:O2'	21:AA:1051:C:H6	1.64	0.81

*Continued on next page...*

*Continued from previous page...*

Atom-1	Atom-2	Distance(Å)	Clash(Å)
21:AA:1197:A:O2'	21:AA:1198:G:H5'	1.79	0.81
24:DA:762:U:H4'	24:DA:763:G:O5'	1.81	0.81
55:CA:960:U:O2'	55:CA:1223:C:C5'	2.29	0.81
28:BE:44:ARG:HH21	28:BE:44:ARG:HG3	1.44	0.81
24:BA:1730:C:H1'	24:BA:1731:G:N2	1.95	0.81
41:DR:27:ILE:HG22	41:DR:28:ALA:H	1.45	0.81
24:BA:839:U:H2'	24:BA:840:C:C6	2.15	0.81
34:DK:35:VAL:HG23	34:DK:36:GLY:H	1.46	0.81
29:BF:114:ARG:H	29:BF:114:ARG:HD2	1.46	0.81
20:CU:25:ALA:HA	20:CU:28:LEU:HB3	1.62	0.81
55:CA:654:G:H2'	55:CA:655:A:H8	1.45	0.81
15:CP:54:LEU:HG	15:CP:55:ASP:H	1.46	0.81
24:DA:1060:U:H4'	24:DA:1061:U:C5'	2.11	0.81
24:DA:1287:A:O2'	24:DA:1288:G:H5'	1.81	0.81
24:BA:2135:A:H2'	24:BA:2136:G:C8	2.16	0.81
24:BA:1560:G:H2'	24:BA:1561:C:C6	2.15	0.81
38:DO:67:ASN:H	38:DO:70:ALA:HB3	1.46	0.81
5:CF:11:HIS:CE1	5:CF:54:LEU:HD21	2.15	0.81
44:BU:97:SER:O	44:BU:98:ASN:HB3	1.80	0.81
40:BQ:63:ARG:HD2	40:BQ:64:ILE:N	1.95	0.81
44:DU:92:VAL:HB	44:DU:101:THR:HG21	1.63	0.81
29:DF:74:ALA:HB1	29:DF:76:PHE:CD2	2.15	0.81
24:DA:2056:G:N2	50:D0:1:ALA:H3	1.79	0.81
24:DA:2461:A:H1'	24:DA:2492:U:H3	1.45	0.81
24:BA:2756:U:H1'	24:BA:2757:A:H5''	1.62	0.81
49:DZ:16:LEU:H	49:DZ:16:LEU:HD22	1.46	0.81
21:AA:939:G:H2'	21:AA:940:C:H6	1.45	0.81
24:BA:1430:G:H2'	24:BA:1431:A:H8	1.45	0.81
2:CC:196:GLY:H	55:CA:1057:G:H4'	1.46	0.81
37:BN:73:ASN:HD22	37:BN:76:VAL:HG11	1.46	0.81
26:DC:43:ASN:ND2	26:DC:44:ASN:H	1.78	0.81
1:AB:71:THR:HG22	1:AB:72:LYS:H	1.45	0.81
26:BC:166:ARG:HG3	26:BC:166:ARG:O	1.81	0.81
55:CA:994:A:O2'	55:CA:995:C:H6	1.63	0.80
24:BA:994:C:H1'	41:BR:10:LYS:NZ	1.97	0.80
40:BQ:91:ARG:NH2	40:BQ:93:ILE:HD13	1.95	0.80
24:BA:1073:A:H3'	24:BA:1074:G:C5'	2.10	0.80
24:DA:946:C:O2'	24:DA:947:A:H8	1.63	0.80
24:BA:2292:U:H2'	24:BA:2293:G:H8	1.46	0.80
7:AH:17:GLN:HE21	7:AH:71:VAL:HG23	1.46	0.80
24:BA:1062:G:H1'	32:BI:134:SER:HB3	1.62	0.80
33:BJ:21:THR:HG22	33:BJ:22:GLY:H	1.45	0.80

*Continued on next page...*

*Continued from previous page...*

Atom-1	Atom-2	Distance(Å)	Clash(Å)
12:CM:102:LYS:HG2	55:CA:1226:C:H41	1.44	0.80
21:AA:968:A:H4'	21:AA:969:A:OP2	1.82	0.80
21:AA:1135:U:H3	21:AA:1140:C:H42	1.25	0.80
24:BA:1973:G:H2'	24:BA:1974:C:H6	1.46	0.80
54:B4:33:HIS:O	54:B4:35:GLN:HG3	1.80	0.80
55:CA:559:A:H4'	55:CA:560:A:H5''	1.64	0.80
55:CA:373:A:O2'	55:CA:374:A:H5'	1.82	0.80
39:BP:59:THR:HG23	39:BP:72:VAL:HG12	1.64	0.80
24:DA:2493:U:H2'	24:DA:2494:G:H5''	1.64	0.80
35:DL:79:LEU:HA	35:DL:82:LEU:HD11	1.61	0.80
24:BA:1872:A:H2'	24:BA:1873:G:O4'	1.81	0.80
21:AA:841:C:C2	21:AA:843:U:H5'	2.17	0.80
55:CA:792:A:O2'	55:CA:794:A:N7	2.15	0.80
24:BA:243:U:O2'	24:BA:244:A:H5'	1.80	0.80
55:CA:1135:U:H2'	55:CA:1137:C:O2	1.81	0.80
39:BP:4:ILE:HG22	39:BP:5:LYS:N	1.97	0.80
24:DA:449:A:O2'	24:DA:450:G:H5'	1.81	0.80
21:AA:1288:A:O2'	21:AA:1289:A:O4'	1.99	0.80
24:BA:2104:C:H2'	24:BA:2105:U:O4'	1.81	0.80
39:BP:67:GLU:HG3	39:BP:68:GLY:H	1.44	0.80
15:CP:48:GLU:HG3	15:CP:51:ARG:HH21	1.46	0.80
26:DC:119:VAL:HG13	26:DC:133:ASN:HD21	1.45	0.80
24:BA:2058:A:H5''	24:BA:2059:A:OP2	1.81	0.80
2:CC:136:ALA:HA	2:CC:139:ASN:HD21	1.46	0.80
21:AA:984:C:O2'	21:AA:985:C:H6	1.64	0.80
8:AI:6:TYR:CE2	8:AI:17:ARG:HB2	2.17	0.80
56:DB:45:A:H2'	56:DB:46:A:C8	2.17	0.80
24:BA:1746:A:H2'	24:BA:1747:U:H6	1.45	0.80
21:AA:575:G:C6	21:AA:821:G:N7	2.49	0.80
24:DA:787:C:H3'	24:DA:791:C:N4	1.96	0.80
21:AA:1067:A:H1'	21:AA:1068:G:C8	2.17	0.80
35:DL:92:LEU:HD22	35:DL:124:GLY:HA3	1.63	0.80
25:BB:53:A:O2'	25:BB:54:G:H5'	1.81	0.80
24:DA:2574:G:O2'	27:DD:148:GLN:HB2	1.81	0.80
24:DA:1951:U:H2'	24:DA:1953:A:OP2	1.80	0.80
55:CA:983:A:O2'	55:CA:984:C:H5'	1.82	0.80
24:DA:783:A:O2'	24:DA:784:G:H4'	1.81	0.80
26:DC:147:PRO:HD3	26:DC:184:GLU:HG3	1.63	0.80
42:DS:73:LYS:HB2	42:DS:106:VAL:HB	1.63	0.80
24:DA:1238:G:H2'	24:DA:1239:G:C8	2.16	0.80
24:DA:915:C:O2'	24:DA:916:G:H5'	1.80	0.80
24:BA:2787:C:O2'	24:BA:2788:C:H5'	1.80	0.80

*Continued on next page...*

*Continued from previous page...*

Atom-1	Atom-2	Distance(Å)	Clash(Å)
41:DR:1:MET:HG3	41:DR:101:ILE:HD12	1.62	0.80
27:BD:114:LYS:NZ	27:BD:116:LYS:HE2	1.97	0.80
1:AB:163:ILE:HG23	1:AB:164:ASP:H	1.47	0.80
20:CU:24:LYS:CG	20:CU:25:ALA:H	1.95	0.80
24:BA:2320:U:H4'	24:BA:2321:U:H5''	1.64	0.80
21:AA:939:G:H2'	21:AA:940:C:C6	2.17	0.80
27:BD:140:HIS:NE2	59:BD:402:HOH:O	2.13	0.80
27:DD:8:LYS:HB2	27:DD:201:LEU:HD11	1.62	0.80
24:BA:2796:U:H3	24:BA:2799:A:H61	1.28	0.80
35:BL:4:ASN:HD22	35:BL:4:ASN:H	1.30	0.80
24:BA:1059:G:H5''	24:BA:1060:U:H3'	1.63	0.80
55:CA:1086:U:O2'	55:CA:1087:G:H5'	1.82	0.80
4:CE:22:LYS:HD2	55:CA:1081:A:H5'	1.64	0.80
1:CB:119:GLN:HG2	1:CB:124:THR:HG21	1.64	0.80
24:DA:533:G:H21	40:DQ:44:TYR:HD1	1.29	0.80
24:DA:1464:G:H2'	24:DA:1465:G:C8	2.16	0.80
1:CB:47:PRO:HA	1:CB:50:ASN:HB2	1.64	0.80
56:DB:90:C:H6	56:DB:90:C:H5''	1.46	0.80
55:CA:404:G:H2'	55:CA:405:U:H6	1.47	0.80
31:DH:72:ILE:HD11	31:DH:141:LYS:H	1.47	0.80
46:BW:41:GLY:HA2	46:BW:44:PHE:CE2	2.16	0.80
24:BA:636:G:C5	35:BL:111:ILE:HD11	2.17	0.80
8:AI:23:GLY:H	8:AI:60:LEU:HA	1.46	0.80
26:DC:122:ALA:HB3	26:DC:127:ASN:ND2	1.96	0.80
24:DA:2406:A:H4'	24:DA:2407:A:O5'	1.81	0.80
27:BD:140:HIS:HE1	59:BD:403:HOH:O	1.62	0.80
3:CD:25:ARG:HH11	3:CD:30:LYS:HE2	1.46	0.80
24:DA:547:A:H3'	24:DA:548:G:H5'	1.62	0.80
24:BA:86:G:O2'	24:BA:87:U:H5'	1.81	0.80
52:D2:19:ARG:HB3	52:D2:19:ARG:HH21	1.47	0.80
44:DU:54:PRO:HG2	44:DU:55:GLY:H	1.47	0.80
30:BG:22:VAL:HG22	30:BG:36:LEU:HD11	1.63	0.80
24:BA:2093:G:C6	24:BA:2225:A:C8	2.70	0.80
24:DA:1438:U:H2'	24:DA:1439:A:O4'	1.82	0.80
30:BG:120:ILE:HD11	30:BG:132:LEU:HB2	1.64	0.80
55:CA:1455:G:H2'	55:CA:1456:A:C8	2.17	0.80
21:AA:1322:C:O2'	21:AA:1323:G:H5'	1.82	0.80
20:CU:39:LYS:N	20:CU:40:PRO:HD2	1.96	0.80
24:DA:1819:A:H1'	24:DA:1821:A:N6	1.97	0.80
24:DA:959:A:H2'	24:DA:960:A:C8	2.17	0.80
24:DA:2275:C:O2'	36:DM:84:LYS:HA	1.82	0.80
24:BA:2757:A:N1	30:BG:66:THR:HG21	1.98	0.80

*Continued on next page...*

*Continued from previous page...*

Atom-1	Atom-2	Distance(Å)	Clash(Å)
39:BP:105:LYS:HA	39:BP:108:ARG:HH21	1.46	0.80
32:BI:115:ASP:O	32:BI:116:MET:HG2	1.82	0.80
24:BA:705:A:N6	24:BA:726:G:H1'	1.97	0.80
55:CA:90:C:O2'	55:CA:91:U:H5'	1.82	0.79
35:BL:100:ILE:HD12	35:BL:101:ILE:HD13	1.65	0.79
24:DA:127:A:N7	52:D2:46:LYS:HE3	1.97	0.79
24:BA:1269:A:OP2	59:BA:3388:HOH:O	2.00	0.79
9:CJ:47:GLU:HB2	9:CJ:67:ILE:HG13	1.63	0.79
19:CT:24:ARG:HD3	19:CT:28:ARG:HH21	1.47	0.79
25:BB:62:C:H2'	25:BB:63:C:H6	1.46	0.79
9:CJ:66:GLU:HB2	13:CN:100:TRP:CZ3	2.17	0.79
9:CJ:52:LEU:HB2	13:CN:80:ARG:NE	1.98	0.79
34:BK:21:CYS:HB2	34:BK:39:ILE:CD1	2.11	0.79
24:DA:1802:A:H2'	24:DA:1803:A:C8	2.16	0.79
24:BA:2328:A:H2'	24:BA:2329:U:C6	2.17	0.79
24:DA:1131:G:O2'	24:DA:1133:A:N7	2.15	0.79
10:CK:28:ASN:OD1	10:CK:46:ALA:HB3	1.82	0.79
34:DK:2:ILE:HB	34:DK:33:ALA:HB3	1.63	0.79
24:DA:2149:U:H2'	24:DA:2150:C:C6	2.17	0.79
47:DX:52:ALA:O	47:DX:53:LYS:HB3	1.83	0.79
20:CU:3:ILE:HG21	20:CU:18:PHE:HB3	1.63	0.79
4:AE:79:THR:HA	4:AE:119:VAL:HG12	1.64	0.79
24:BA:1060:U:H4'	24:BA:1061:U:H5'	1.65	0.79
8:CI:30:ASN:HD21	8:CI:66:VAL:H	1.27	0.79
21:AA:1021:A:H2'	21:AA:1022:A:H5''	1.64	0.79
2:CC:18:ASN:HD21	2:CC:53:ARG:NH1	1.80	0.79
55:CA:120:A:C2'	55:CA:121:U:H5''	2.13	0.79
24:DA:604:G:O2'	24:DA:605:G:H8	1.64	0.79
40:BQ:6:GLY:HA2	40:BQ:9:ALA:HB3	1.65	0.79
3:CD:106:PHE:CD1	3:CD:144:ILE:HD11	2.18	0.79
10:AK:19:VAL:HB	10:AK:34:THR:HG23	1.65	0.79
1:AB:43:GLU:O	1:AB:47:PRO:HG2	1.82	0.79
24:BA:1794:A:H2'	24:BA:1795:C:H6	1.45	0.79
24:BA:1255:U:H5	28:BE:68:ALA:HA	1.47	0.79
34:DK:71:ARG:HB3	34:DK:72:PRO:CD	2.08	0.79
11:CL:49:ARG:NH2	55:CA:522:C:H41	1.81	0.79
36:DM:27:SER:H	36:DM:66:ARG:HH22	1.29	0.79
24:BA:1783:A:C2	24:BA:2587:A:C4	2.70	0.79
28:DE:128:ALA:HB1	28:DE:129:PRO:HD2	1.65	0.79
2:CC:18:ASN:HD21	2:CC:53:ARG:HH11	1.28	0.79
16:AQ:28:VAL:O	16:AQ:37:ILE:HD12	1.82	0.79
24:BA:2502:G:H5'	24:BA:2503:A:H5''	1.63	0.79

*Continued on next page...*

*Continued from previous page...*

Atom-1	Atom-2	Distance(Å)	Clash(Å)
24:DA:2582:G:O2'	24:DA:2583:G:H5'	1.83	0.79
29:DF:49:LEU:H	29:DF:49:LEU:HD22	1.46	0.79
24:BA:1062:G:H2'	24:BA:1063:G:C8	2.16	0.79
7:AH:6:ILE:HB	7:AH:76:ARG:NH1	1.98	0.79
55:CA:1348:U:H2'	55:CA:1349:A:H8	1.48	0.79
21:AA:1395:C:H5'	21:AA:1401:G:H21	1.48	0.79
55:CA:61:G:H2'	55:CA:62:U:C6	2.17	0.79
40:BQ:78:PHE:CZ	40:BQ:82:LEU:HD11	2.17	0.79
29:DF:43:ILE:HG23	29:DF:44:ALA:H	1.48	0.79
46:BW:67:LYS:O	46:BW:68:PHE:HB2	1.83	0.79
24:DA:2303:G:H2'	24:DA:2304:G:H8	1.48	0.79
24:DA:670:A:O2'	24:DA:671:C:OP2	2.00	0.79
55:CA:555:U:H2'	55:CA:556:C:C6	2.17	0.79
4:CE:29:ILE:HG23	4:CE:30:PHE:N	1.98	0.79
33:DJ:18:VAL:HG13	33:DJ:56:VAL:HA	1.65	0.79
1:CB:9:LEU:HG	1:CB:10:LYS:H	1.46	0.79
12:CM:8:ILE:N	12:CM:9:PRO:CD	2.45	0.79
55:CA:283:U:H2'	55:CA:284:C:C6	2.17	0.79
37:BN:31:HIS:O	37:BN:33:ILE:HD12	1.83	0.79
24:DA:141:G:H3'	24:DA:142:A:O4'	1.82	0.79
42:BS:17:VAL:HG12	42:BS:76:VAL:HG11	1.65	0.79
24:DA:1127:A:O2'	24:DA:1128:G:H5'	1.83	0.79
24:BA:2868:A:H2'	24:BA:2869:G:C8	2.18	0.79
55:CA:202:G:H2'	55:CA:203:G:C8	2.18	0.79
4:AE:139:THR:O	4:AE:143:LEU:HG	1.83	0.78
43:DT:3:ARG:HD2	43:DT:42:GLU:HG2	1.65	0.78
35:BL:91:ASP:H	35:BL:94:THR:HG21	1.46	0.78
10:CK:123:PRO:HB2	10:CK:125:LYS:HG3	1.65	0.78
39:DP:28:LYS:HB2	39:DP:28:LYS:HZ2	1.49	0.78
7:AH:78:SER:HB3	7:AH:124:ILE:O	1.83	0.78
6:CG:148:LYS:NZ	6:CG:148:LYS:HB2	1.98	0.78
21:AA:1160:G:O2'	21:AA:1161:C:H5'	1.84	0.78
55:CA:982:U:H1'	55:CA:983:A:N7	1.98	0.78
56:DB:56:G:H4'	56:DB:57:A:O5'	1.83	0.78
24:DA:479:A:O2'	24:DA:480:A:C5'	2.31	0.78
21:AA:1101:A:H4'	21:AA:1102:A:O5'	1.83	0.78
3:AD:173:ASP:CG	3:AD:174:ALA:H	1.85	0.78
4:AE:55:VAL:N	4:AE:56:PRO:HD2	1.97	0.78
55:CA:927:G:H4'	55:CA:1503:A:N7	1.98	0.78
33:BJ:73:VAL:HG23	33:BJ:74:TYR:N	1.96	0.78
20:CU:39:LYS:H	20:CU:40:PRO:CD	1.96	0.78
21:AA:495:A:H4'	21:AA:496:A:O5'	1.84	0.78

*Continued on next page...*



*Continued from previous page...*

Atom-1	Atom-2	Distance(Å)	Clash(Å)
55:CA:1119:C:H2'	55:CA:1120:C:H6	1.47	0.78
13:AN:60:ARG:O	13:AN:61:ASN:HB2	1.81	0.78
24:BA:2813:A:H2	24:BA:2887:A:N6	1.80	0.78
24:BA:1309:G:OP1	52:B2:9:VAL:HG12	1.83	0.78
21:AA:1078:U:H2'	21:AA:1079:G:O4'	1.82	0.78
21:AA:1234:C:H1'	21:AA:1364:U:H6	1.47	0.78
3:CD:2:ARG:HH21	3:CD:114:ARG:HD3	1.48	0.78
24:DA:826:U:H5''	24:DA:2429:G:OP1	1.82	0.78
45:DV:61:LEU:HD23	45:DV:61:LEU:H	1.47	0.78
13:AN:20:PHE:C	13:AN:22:LYS:H	1.85	0.78
24:DA:1391:U:H4'	43:DT:19:LYS:NZ	1.97	0.78
2:AC:39:ARG:CD	2:AC:54:ILE:HD11	2.13	0.78
33:DJ:99:ARG:HA	33:DJ:102:GLU:HB3	1.64	0.78
24:BA:653:U:H3'	24:BA:654:A:C5'	2.12	0.78
21:AA:677:U:H3	21:AA:713:G:H22	1.30	0.78
24:DA:1178:C:H2'	24:DA:1179:G:O4'	1.83	0.78
40:BQ:86:SER:HB2	41:BR:50:GLY:O	1.83	0.78
24:DA:83:A:N6	24:DA:101:A:H5'	1.99	0.78
24:DA:923:G:H1'	46:DW:23:LYS:NZ	1.97	0.78
24:DA:1464:G:H2'	24:DA:1465:G:H8	1.48	0.78
3:CD:144:ILE:HD12	3:CD:177:MET:HB3	1.64	0.78
36:BM:13:HIS:O	36:BM:14:LYS:HB2	1.82	0.78
28:BE:3:LEU:O	28:BE:11:ALA:HA	1.82	0.78
24:BA:2733:A:O5'	24:BA:2733:A:H8	1.66	0.78
24:BA:603:A:H4'	24:BA:604:G:O5'	1.83	0.78
44:BU:73:ASN:ND2	44:BU:76:THR:HG23	1.98	0.78
15:AP:54:LEU:HD22	15:AP:80:LYS:HG3	1.64	0.78
40:BQ:91:ARG:HD3	41:BR:11:GLN:HG3	1.66	0.78
55:CA:482:A:O2'	55:CA:483:C:H5'	1.84	0.78
24:DA:2386:A:O2'	24:DA:2387:U:C6	2.36	0.78
24:DA:1060:U:H4'	24:DA:1061:U:H5''	1.63	0.78
24:DA:1965:C:H5''	24:DA:1966:A:H2'	1.66	0.78
25:BB:90:C:H6	25:BB:90:C:H5''	1.46	0.78
21:AA:654:G:H2'	21:AA:655:A:H8	1.48	0.78
24:BA:1997:C:O2'	24:BA:1998:A:H5'	1.84	0.78
55:CA:890:G:O2'	55:CA:906:A:N6	2.17	0.78
24:DA:1912:A:N6	24:DA:1918:A:H1'	1.98	0.78
24:BA:996:A:N6	24:BA:1160:G:C6	2.51	0.78
55:CA:451:A:H4'	55:CA:452:A:O5'	1.84	0.78
24:DA:1785:A:H2'	24:DA:1787:A:N7	1.99	0.78
46:BW:19:ARG:HA	46:BW:34:SER:HA	1.65	0.78
55:CA:1157:A:H1'	55:CA:1181:G:N2	1.98	0.78

*Continued on next page...*

*Continued from previous page...*

Atom-1	Atom-2	Distance(Å)	Clash(Å)
24:BA:2391:G:O6	24:BA:2425:A:H8	1.66	0.78
1:AB:165:ALA:HB3	1:AB:190:SER:HB3	1.65	0.78
55:CA:1054:C:C4	22:CX:34:G:H1'	2.18	0.78
56:DB:77:U:OP1	45:DV:18:ARG:HG3	1.83	0.78
21:AA:1144:G:H21	21:AA:1146:A:H62	1.31	0.78
24:BA:1327:A:C2'	24:BA:1328:A:H5'	2.12	0.78
24:BA:729:G:H5'	26:BC:206:LYS:NZ	1.99	0.78
55:CA:764:C:H3'	55:CA:765:G:H21	1.46	0.78
24:BA:704:G:H1'	24:BA:727:A:N6	1.99	0.78
9:CJ:39:PRO:HA	9:CJ:74:VAL:H	1.49	0.78
12:CM:104:ASN:HB3	55:CA:948:C:H5''	1.66	0.78
10:CK:118:ASN:OD1	55:CA:718:A:H5'	1.83	0.78
11:AL:45:ASN:ND2	21:AA:528:C:H41	1.82	0.78
4:AE:87:VAL:HG12	4:AE:92:ARG:HA	1.65	0.78
28:DE:149:ILE:O	28:DE:188:MET:HA	1.82	0.78
29:DF:41:GLU:HG2	29:DF:42:ALA:H	1.49	0.78
45:BV:80:HIS:HD2	45:BV:83:LYS:N	1.81	0.78
52:D2:5:PHE:HZ	52:D2:12:ARG:HH11	1.28	0.78
28:DE:6:LYS:HB2	28:DE:121:VAL:HG12	1.66	0.78
30:DG:48:THR:O	30:DG:49:LEU:HB2	1.83	0.78
24:DA:2429:G:H3'	24:DA:2429:G:OP2	1.83	0.78
45:DV:29:ILE:HD13	45:DV:31:TYR:HE2	1.47	0.78
24:DA:532:A:N1	24:DA:2020:A:H1'	1.99	0.78
55:CA:120:A:C3'	55:CA:121:U:H5''	2.14	0.78
10:AK:22:ILE:HD11	10:AK:85:VAL:HG22	1.66	0.78
6:CG:9:ARG:HH12	55:CA:1346:A:N6	1.81	0.78
21:AA:1016:A:C8	21:AA:1017:U:H1'	2.19	0.78
27:BD:108:ASP:OD2	27:BD:173:GLN:HA	1.83	0.78
21:AA:596:A:H2'	21:AA:597:G:H8	1.48	0.78
55:CA:1481:U:H2'	55:CA:1482:G:H8	1.49	0.78
12:AM:67:ASP:O	12:AM:70:ARG:HB3	1.82	0.77
24:BA:1818:U:O2'	26:BC:152:GLN:O	1.99	0.77
18:CS:68:HIS:HB3	18:CS:72:GLU:HG3	1.66	0.77
24:DA:1809:A:O2'	24:DA:1810:A:C8	2.36	0.77
24:DA:979:A:H2'	24:DA:982:C:H41	1.46	0.77
24:BA:646:U:H3'	24:BA:647:G:H5''	1.65	0.77
24:DA:632:A:H2'	24:DA:633:A:C8	2.19	0.77
52:B2:43:THR:O	52:B2:44:VAL:HB	1.81	0.77
29:DF:136:ILE:HD13	29:DF:145:VAL:HG11	1.66	0.77
24:BA:529:A:H4'	24:BA:530:G:OP1	1.82	0.77
2:CC:152:VAL:HA	2:CC:197:VAL:HG22	1.66	0.77
24:DA:1563:U:H2'	24:DA:1564:C:H6	1.49	0.77

*Continued on next page...*



*Continued from previous page...*

Atom-1	Atom-2	Distance(Å)	Clash(Å)
55:CA:495:A:H4'	55:CA:496:A:O5'	1.83	0.77
24:DA:855:G:H21	46:DW:23:LYS:HZ2	1.32	0.77
9:CJ:42:LEU:HD22	9:CJ:71:LEU:HD23	1.65	0.77
13:CN:52:ARG:HA	13:CN:52:ARG:NH1	1.99	0.77
56:DB:58:A:H2'	56:DB:59:A:H8	1.46	0.77
24:BA:2352:A:C6	46:BW:30:VAL:HG11	2.19	0.77
8:AI:128:LYS:CD	8:AI:129:ARG:H	1.97	0.77
24:DA:1432:G:H2'	24:DA:1433:A:C8	2.19	0.77
21:AA:96:U:O2'	21:AA:97:G:H8	1.67	0.77
4:CE:80:LEU:HD12	4:CE:97:PRO:HD3	1.64	0.77
6:CG:74:VAL:HG13	6:CG:140:VAL:HG13	1.67	0.77
24:DA:2015:A:C2	50:D0:2:VAL:HG11	2.20	0.77
24:BA:2253:G:H2'	24:BA:2254:C:H6	1.47	0.77
56:DB:100:G:H2'	56:DB:101:A:O4'	1.84	0.77
40:DQ:57:ARG:NH1	40:DQ:92:LYS:HE2	1.99	0.77
40:BQ:65:ASN:HD21	40:BQ:69:ARG:NH2	1.81	0.77
36:DM:72:PRO:O	36:DM:73:ILE:HB	1.83	0.77
21:AA:182:A:C6	21:AA:194:C:N4	2.51	0.77
24:BA:2305:U:H5''	29:BF:130:GLY:HA3	1.66	0.77
24:BA:709:U:H2'	24:BA:710:U:C6	2.19	0.77
24:BA:1181:U:HO2'	24:BA:1182:G:H8	1.29	0.77
55:CA:1523:G:H2'	55:CA:1524:C:H6	1.49	0.77
29:DF:39:VAL:HA	29:DF:49:LEU:HG	1.67	0.77
21:AA:1361:G:H2'	21:AA:1362:A:H5'	1.65	0.77
24:BA:859:G:C8	24:BA:859:G:OP2	2.38	0.77
21:AA:1305:G:HO2'	21:AA:1306:A:H8	1.33	0.77
55:CA:1203:C:H2'	55:CA:1204:A:H8	1.48	0.77
55:CA:915:A:O2'	55:CA:916:U:H5'	1.85	0.77
4:CE:29:ILE:HG23	4:CE:30:PHE:H	1.49	0.77
55:CA:563:A:N3	55:CA:563:A:H2'	1.99	0.77
24:BA:1584:U:H2'	24:BA:1585:C:H5'	1.67	0.77
31:BH:94:ILE:HG21	31:BH:99:ILE:HG12	1.67	0.77
55:CA:1048:G:H21	55:CA:1214:C:H5	1.32	0.77
18:CS:54:ARG:HG2	18:CS:55:GLN:H	1.48	0.77
24:BA:2233:U:H2'	24:BA:2234:G:H8	1.48	0.77
29:BF:134:GLN:HG2	29:BF:135:ILE:N	1.99	0.77
1:AB:160:LEU:HG	1:AB:161:PHE:H	1.48	0.77
55:CA:1508:A:O2'	55:CA:1509:C:O4'	2.02	0.77
24:BA:319:G:H2'	24:BA:320:A:O4'	1.83	0.77
3:CD:109:THR:HG22	3:CD:111:ALA:H	1.48	0.77
30:BG:3:VAL:O	30:BG:68:ARG:HG3	1.83	0.77
55:CA:664:G:H22	55:CA:741:G:H1	1.29	0.77

*Continued on next page...*

*Continued from previous page...*

Atom-1	Atom-2	Distance(Å)	Clash(Å)
21:AA:41:G:H2'	21:AA:42:G:H8	1.48	0.77
21:AA:1218:C:H2'	21:AA:1219:A:C8	2.20	0.77
44:DU:92:VAL:HB	44:DU:101:THR:CG2	2.14	0.77
24:BA:1069:A:O2'	24:BA:1070:A:H5''	1.84	0.77
24:DA:1429:G:HO2'	24:DA:1430:G:H8	0.79	0.77
17:CR:72:ARG:HE	17:CR:72:ARG:N	1.82	0.77
27:BD:12:THR:HG22	27:BD:13:ARG:N	2.00	0.77
1:AB:107:ARG:HE	1:AB:108:GLN:NE2	1.82	0.77
24:BA:734:A:C5	24:BA:735:A:C8	2.73	0.77
1:CB:14:HIS:CE1	1:CB:42:LEU:HD21	2.19	0.77
14:AO:27:GLN:HA	14:AO:30:LEU:HD12	1.66	0.77
24:BA:1886:U:H2'	24:BA:1887:C:H6	1.49	0.77
41:DR:89:HIS:NE2	41:DR:91:GLN:HB2	2.00	0.77
24:DA:217:A:H2'	24:DA:218:A:C8	2.19	0.77
40:BQ:10:ARG:HH11	40:BQ:10:ARG:HB2	1.48	0.77
9:AJ:65:TYR:HB3	13:AN:95:LEU:HD11	1.66	0.77
24:DA:594:U:H2'	24:DA:595:C:C6	2.19	0.77
24:DA:1056:G:H21	24:DA:1102:C:H41	1.33	0.77
24:DA:1079:C:N3	24:DA:1088:A:H2	1.83	0.77
9:CJ:52:LEU:CB	13:CN:80:ARG:HE	1.98	0.77
37:BN:75:ILE:O	37:BN:79:LEU:HD12	1.85	0.77
55:CA:14:U:H2'	55:CA:16:A:OP2	1.83	0.77
2:AC:39:ARG:HD3	2:AC:54:ILE:HD11	1.66	0.77
24:BA:1870:C:H4'	24:BA:1871:A:OP1	1.83	0.77
35:DL:96:LYS:HD3	35:DL:103:ILE:HA	1.66	0.77
24:DA:1760:C:H2'	24:DA:1761:C:C6	2.19	0.77
24:BA:513:A:O2'	24:BA:514:A:H5'	1.85	0.77
24:DA:2520:C:HO2'	24:DA:2521:C:H6	0.78	0.77
21:AA:1032:G:H2'	21:AA:1033:G:O4'	1.85	0.77
24:DA:2197:U:O2'	24:DA:2198:A:C8	2.38	0.77
2:AC:152:VAL:HG12	2:AC:197:VAL:HG22	1.67	0.77
24:DA:1062:G:C8	24:DA:1088:A:C8	2.73	0.76
24:DA:2023:C:O2'	24:DA:2024:G:H8	1.67	0.76
34:BK:111:LYS:H	34:BK:111:LYS:CE	1.98	0.76
9:CJ:40:ILE:HG22	9:CJ:42:LEU:HD12	1.65	0.76
24:BA:919:U:H2'	24:BA:920:A:O4'	1.85	0.76
24:BA:633:A:H8	24:BA:633:A:O5'	1.67	0.76
24:BA:687:C:H2'	24:BA:688:U:C6	2.19	0.76
53:B3:54:LEU:O	53:B3:58:ILE:HG13	1.85	0.76
18:CS:40:PHE:CB	18:CS:41:PRO:HD2	2.15	0.76
37:DN:35:LYS:HZ2	37:DN:112:TYR:HE1	1.32	0.76
16:AQ:12:VAL:HG13	16:AQ:13:SER:N	2.00	0.76

*Continued on next page...*

*Continued from previous page...*

Atom-1	Atom-2	Distance(Å)	Clash(Å)
3:CD:137:SER:O	3:CD:140:ASP:HB2	1.85	0.76
7:CH:9:MET:HB2	7:CH:32:LYS:HE2	1.67	0.76
55:CA:1194:U:H2'	55:CA:1195:C:C6	2.19	0.76
13:CN:40:ARG:NH1	18:CS:6:LYS:HB2	2.00	0.76
43:DT:29:THR:H	43:DT:87:LEU:HB2	1.50	0.76
24:DA:2516:A:C2	24:DA:2569:G:C2	2.73	0.76
24:DA:918:A:C5	24:DA:919:U:H1'	2.19	0.76
46:DW:23:LYS:HD2	46:DW:24:ARG:N	2.00	0.76
10:CK:127:ARG:HH21	55:CA:795:C:H5''	1.50	0.76
11:AL:6:LEU:HD23	16:AQ:33:TYR:CE2	2.20	0.76
24:BA:752:A:N6	24:BA:2609:U:H3	1.83	0.76
24:BA:1563:U:H2'	24:BA:1564:C:C6	2.20	0.76
1:CB:69:VAL:HB	1:CB:162:VAL:HB	1.66	0.76
12:AM:14:ALA:O	12:AM:18:LEU:HD23	1.84	0.76
33:BJ:56:VAL:HG12	33:BJ:57:LEU:N	2.01	0.76
44:BU:10:VAL:HB	44:BU:70:ALA:O	1.85	0.76
55:CA:783:C:O2'	55:CA:784:A:H5'	1.85	0.76
12:CM:2:ARG:CD	12:CM:8:ILE:HG12	2.15	0.76
55:CA:974:A:C5'	55:CA:975:A:H5'	2.11	0.76
10:AK:21:HIS:CD2	10:AK:34:THR:HG21	2.21	0.76
24:DA:172:A:H2'	24:DA:173:A:C8	2.20	0.76
7:CH:86:LYS:HB3	7:CH:90:GLU:HB2	1.67	0.76
21:AA:1399:C:H4'	21:AA:1400:C:O5'	1.85	0.76
21:AA:1230:C:H5'	22:AV:30:G:H5''	1.65	0.76
24:DA:2376:A:H2	38:DO:92:PHE:HB3	1.51	0.76
55:CA:1303:C:H3'	55:CA:1304:G:H8	1.51	0.76
24:BA:1060:U:C5'	24:BA:1061:U:H5'	2.15	0.76
24:DA:2623:G:H21	50:D0:18:HIS:CE1	2.03	0.76
24:BA:1021:A:H61	24:BA:1142:A:N6	1.83	0.76
24:DA:532:A:H4'	24:DA:533:G:C8	2.21	0.76
9:CJ:15:HIS:HA	9:CJ:18:ILE:HG22	1.67	0.76
6:AG:78:ARG:HD2	6:AG:83:THR:HA	1.68	0.76
45:DV:80:HIS:HD2	45:DV:82:TYR:H	1.31	0.76
24:DA:673:C:H5''	28:DE:75:SER:HB2	1.68	0.76
24:BA:2407:A:H2'	24:BA:2408:U:C6	2.21	0.76
24:BA:1759:A:O2'	24:BA:1760:C:H5'	1.84	0.76
44:BU:3:LYS:HD3	44:BU:82:VAL:HB	1.67	0.76
24:DA:1490:A:C8	26:DC:73:ILE:HD12	2.20	0.76
5:AF:40:GLU:HB2	5:AF:42:TRP:HE1	1.51	0.76
24:DA:857:G:H1'	46:DW:19:ARG:NE	2.01	0.76
21:AA:1227:A:N3	21:AA:1227:A:H2'	2.00	0.76
28:BE:79:ARG:CG	28:BE:80:SER:H	1.95	0.76

*Continued on next page...*

*Continued from previous page...*

Atom-1	Atom-2	Distance(Å)	Clash(Å)
24:BA:581:C:H2'	24:BA:582:A:C8	2.20	0.76
24:DA:775:G:N2	24:DA:794:A:H5'	2.01	0.76
24:BA:1385:A:H4'	24:BA:1386:C:OP1	1.86	0.76
10:AK:39:ASN:O	21:AA:684:U:H1'	1.85	0.76
16:AQ:76:ARG:HG2	16:AQ:77:VAL:H	1.50	0.76
24:DA:2726:A:O2'	24:DA:2727:A:H5'	1.85	0.76
24:BA:1965:C:H5''	24:BA:1965:C:H6	1.50	0.76
30:DG:112:VAL:HG12	30:DG:114:HIS:H	1.50	0.76
3:CD:205:LYS:HD3	55:CA:8:A:N6	2.01	0.76
24:BA:1333:G:O2'	24:BA:1334:G:H5'	1.86	0.76
25:BB:28:C:OP1	38:BO:31:THR:HG21	1.85	0.76
24:DA:1964:G:H4'	24:DA:1965:C:OP2	1.85	0.76
21:AA:251:G:N1	21:AA:266:G:O6	2.18	0.76
32:BI:33:ASN:HB3	32:BI:36:GLU:HB2	1.68	0.76
2:CC:166:TRP:O	2:CC:167:TYR:HB2	1.84	0.76
27:DD:184:ARG:HH22	39:DP:6:GLN:HE21	1.31	0.76
24:BA:1091:G:O2'	24:BA:1092:C:C6	2.37	0.76
24:BA:303:G:H2'	24:BA:304:U:H6	1.51	0.76
27:BD:101:PHE:HE2	27:BD:203:VAL:HG22	1.50	0.76
24:BA:1695:G:H5''	24:BA:1695:G:N3	2.01	0.76
55:CA:366:A:O2'	55:CA:394:G:N2	2.19	0.76
55:CA:977:A:H8	55:CA:1223:C:N3	1.84	0.76
55:CA:1296:C:O2'	55:CA:1302:C:C4	2.37	0.76
24:DA:1312:U:H4'	24:DA:1313:U:O5'	1.85	0.76
55:CA:252:U:HO2'	55:CA:253:A:H8	1.33	0.76
27:BD:5:VAL:N	27:BD:32:ASN:HD21	1.83	0.76
21:AA:486:U:H2'	21:AA:487:A:H8	1.49	0.76
37:BN:23:ASN:H	37:BN:23:ASN:HD22	1.34	0.76
24:DA:172:A:H2'	24:DA:173:A:H8	1.51	0.76
24:BA:1655:A:H2'	24:BA:1656:C:O4'	1.85	0.76
55:CA:1465:A:H2'	55:CA:1466:C:C6	2.21	0.76
28:BE:149:ILE:HD11	28:BE:172:ALA:HA	1.68	0.76
13:AN:82:LYS:HE2	13:AN:82:LYS:HA	1.67	0.76
21:AA:519:C:H2'	21:AA:520:A:C8	2.21	0.76
24:BA:996:A:O3'	40:BQ:91:ARG:HG2	1.86	0.76
24:BA:994:C:H1'	41:BR:10:LYS:HZ1	1.51	0.76
46:DW:18:LYS:HD3	46:DW:19:ARG:N	2.00	0.76
24:BA:2267:A:N3	24:BA:2267:A:H2'	2.00	0.76
24:BA:1079:C:N4	24:BA:1088:A:C2	2.52	0.76
15:CP:20:VAL:CG2	15:CP:32:PHE:HB2	2.16	0.76
39:BP:25:VAL:HG11	39:BP:46:VAL:HG23	1.67	0.76
24:BA:1735:A:H2'	24:BA:1736:U:C6	2.21	0.76

*Continued on next page...*

*Continued from previous page...*

Atom-1	Atom-2	Distance(Å)	Clash(Å)
24:BA:2680:U:P	27:BD:114:LYS:HE2	2.25	0.76
52:D2:31:LEU:HA	52:D2:34:ARG:HB2	1.68	0.76
35:BL:78:ARG:HB3	35:BL:113:ALA:CB	2.15	0.76
15:AP:52:LEU:HD21	15:AP:75:ILE:HG12	1.66	0.76
24:BA:714:U:H5'	24:BA:715:A:OP2	1.85	0.76
24:BA:1444:G:H2'	24:BA:1445:G:H8	1.49	0.76
24:BA:371:A:H61	24:BA:401:A:H3'	1.49	0.76
21:AA:60:A:H4'	21:AA:61:G:O5'	1.86	0.76
32:BI:74:PRO:O	32:BI:77:VAL:HG22	1.85	0.76
29:BF:9:ASP:O	29:BF:10:GLU:HB2	1.84	0.76
12:AM:70:ARG:HG2	12:AM:71:GLU:CA	2.16	0.75
24:DA:142:A:H2'	24:DA:143:C:H6	1.47	0.75
24:DA:374:A:H2'	24:DA:375:G:C8	2.21	0.75
12:CM:13:HIS:HB3	12:CM:16:ILE:HD13	1.68	0.75
32:BI:104:GLN:O	32:BI:105:LEU:HB2	1.86	0.75
24:DA:673:C:H2'	24:DA:674:G:H5'	1.66	0.75
24:DA:232:G:H4'	24:DA:233:A:OP1	1.84	0.75
24:BA:1555:G:O2'	24:BA:1556:C:H5'	1.85	0.75
21:AA:499:A:O2'	21:AA:500:G:C8	2.39	0.75
24:BA:1842:G:H2'	24:BA:1843:C:H6	1.51	0.75
53:B3:56:LEU:H	53:B3:56:LEU:HD22	1.50	0.75
34:BK:116:ILE:HD12	34:BK:117:SER:N	2.01	0.75
26:BC:77:VAL:HG22	26:BC:111:ALA:HA	1.69	0.75
54:B4:3:VAL:O	54:B4:4:ARG:O	2.03	0.75
14:CO:63:ARG:NH2	24:DA:715:A:H5'	1.99	0.75
35:BL:95:LEU:HB3	35:BL:100:ILE:HD11	1.67	0.75
21:AA:513:C:H2'	21:AA:514:C:C6	2.20	0.75
21:AA:197:A:H4'	21:AA:198:G:O5'	1.86	0.75
43:BT:29:THR:N	43:BT:91:GLN:HE22	1.83	0.75
15:AP:18:GLN:HE21	15:AP:35:ARG:HD2	1.50	0.75
24:DA:983:A:N6	24:DA:984:A:N1	2.34	0.75
24:BA:1965:C:H6	24:BA:1965:C:C5'	1.99	0.75
34:DK:70:ARG:HB3	34:DK:76:VAL:HG22	1.69	0.75
33:BJ:101:ILE:O	33:BJ:105:VAL:HG13	1.86	0.75
47:BX:39:VAL:HG22	47:BX:44:ARG:O	1.86	0.75
21:AA:563:A:H2'	21:AA:563:A:N3	2.01	0.75
4:AE:84:VAL:HG11	4:AE:143:LEU:HD23	1.67	0.75
24:DA:2285:C:H5	51:D1:5:ARG:NH2	1.85	0.75
41:DR:39:LEU:O	41:DR:40:MET:HB2	1.87	0.75
55:CA:65:A:H2'	55:CA:382:A:H61	1.52	0.75
24:DA:480:A:H3'	24:DA:481:G:C5'	2.15	0.75
24:DA:479:A:O2'	24:DA:480:A:H5'	1.86	0.75

*Continued on next page...*

*Continued from previous page...*

Atom-1	Atom-2	Distance(Å)	Clash(Å)
21:AA:89:U:O2'	21:AA:90:C:H5''	1.86	0.75
28:BE:117:ARG:HA	28:BE:185:LYS:HD3	1.68	0.75
8:CI:6:TYR:HE2	8:CI:17:ARG:HA	1.52	0.75
4:CE:131:ASN:O	4:CE:135:VAL:HG23	1.86	0.75
56:DB:16:G:O2'	56:DB:17:C:H5'	1.86	0.75
51:B1:7:LYS:HE3	53:B3:33:THR:HG21	1.68	0.75
24:BA:306:U:H2'	24:BA:307:G:O4'	1.85	0.75
24:BA:754:U:H2'	24:BA:755:U:C6	2.21	0.75
21:AA:64:G:H4'	21:AA:65:A:O5'	1.86	0.75
33:BJ:25:LEU:HD22	33:BJ:26:GLY:N	2.02	0.75
8:CI:9:GLY:HA3	8:CI:16:ALA:HB3	1.66	0.75
32:DI:55:PRO:HG2	32:DI:70:THR:HG23	1.66	0.75
55:CA:1102:A:H2'	55:CA:1103:C:H6	1.51	0.75
7:AH:105:THR:HG21	7:AH:120:LEU:HD13	1.67	0.75
12:CM:95:PRO:HD3	12:CM:108:ARG:HG2	1.67	0.75
24:DA:713:G:H21	24:DA:718:A:H2	1.34	0.75
43:DT:14:PRO:O	43:DT:15:HIS:HB2	1.87	0.75
4:AE:105:ILE:HG13	4:AE:105:ILE:O	1.86	0.75
21:AA:1533:C:H3'	21:AA:1534:A:H5''	1.67	0.75
24:BA:1179:G:C6	24:BA:1180:U:H1'	2.22	0.75
24:BA:2846:G:N2	24:BA:2871:U:H1'	2.02	0.75
24:DA:2886:A:H62	50:D0:39:ARG:CD	1.98	0.75
24:BA:2013:A:N3	42:BS:88:ARG:NH1	2.34	0.75
36:DM:19:GLY:H	36:DM:38:ARG:NH2	1.83	0.75
24:DA:2056:G:N2	50:D0:1:ALA:N	2.34	0.75
24:BA:62:U:H4'	24:BA:63:A:OP1	1.87	0.75
24:BA:1585:C:H2'	24:BA:1586:A:O4'	1.87	0.75
38:BO:76:LYS:O	38:BO:80:GLU:HG2	1.86	0.75
24:BA:363:G:H2'	24:BA:364:C:C6	2.21	0.75
21:AA:580:C:H2'	21:AA:581:G:C8	2.21	0.75
24:DA:1714:U:H3'	24:DA:1715:G:C5'	2.17	0.75
30:BG:140:ILE:HD12	30:BG:141:GLY:N	2.01	0.75
28:BE:176:ASP:OD1	28:BE:178:VAL:HG13	1.87	0.75
56:DB:104:A:H2'	56:DB:105:G:O4'	1.87	0.75
51:D1:8:ILE:HD11	51:D1:52:LYS:HE3	1.67	0.75
21:AA:47:C:H4'	21:AA:48:C:O5'	1.86	0.75
41:BR:4:VAL:HA	41:BR:12:HIS:O	1.86	0.75
24:DA:2387:U:H1'	46:DW:38:ARG:HH12	1.51	0.75
24:DA:1071:G:O2'	24:DA:1072:C:H5'	1.87	0.75
55:CA:383:A:H2'	55:CA:384:G:O4'	1.86	0.75
24:DA:1399:C:O2'	24:DA:1400:U:H5'	1.86	0.75
24:DA:1432:G:H2'	24:DA:1433:A:H8	1.51	0.75

*Continued on next page...*



*Continued from previous page...*

Atom-1	Atom-2	Distance(Å)	Clash(Å)
26:BC:12:ARG:HH11	26:BC:12:ARG:HG3	1.52	0.75
21:AA:274:A:O2'	21:AA:275:G:C8	2.39	0.75
24:DA:2543:G:H2'	24:DA:2544:G:C8	2.21	0.75
24:BA:839:U:H2'	24:BA:840:C:H6	1.51	0.75
55:CA:60:A:H1'	55:CA:61:G:O4'	1.87	0.75
38:DO:53:THR:HB	38:DO:65:THR:HG22	1.67	0.75
24:DA:2214:C:O2'	24:DA:2215:C:H5'	1.87	0.75
40:BQ:94:LEU:HD11	41:BR:4:VAL:HG11	1.69	0.75
27:BD:186:LEU:HD11	39:BP:3:ILE:HD11	1.68	0.75
40:DQ:87:VAL:HG11	41:DR:52:PRO:HG3	1.66	0.75
12:CM:102:LYS:HG2	55:CA:1226:C:N4	2.00	0.75
21:AA:547:A:H4'	21:AA:548:G:O5'	1.85	0.75
24:DA:2503:A:H4'	24:DA:2504:U:OP1	1.84	0.75
34:BK:18:ARG:H	34:BK:45:GLU:HB2	1.51	0.75
9:CJ:11:LYS:HD3	9:CJ:11:LYS:H	1.52	0.75
12:CM:14:ALA:HB1	12:CM:33:LEU:HD13	1.68	0.75
21:AA:1076:U:H2'	21:AA:1077:G:H8	1.51	0.75
24:BA:1798:U:OP1	26:BC:257:ARG:HB2	1.87	0.75
55:CA:268:U:H2'	55:CA:269:C:C6	2.22	0.75
24:DA:1846:G:H5''	24:DA:1847:A:OP2	1.87	0.75
48:DY:1:MET:H3	48:DY:1:MET:HE2	1.52	0.75
43:BT:13:ALA:HB1	43:BT:14:PRO:HD2	1.68	0.75
50:B0:39:ARG:HB2	50:B0:39:ARG:HH11	1.51	0.75
5:AF:16:GLU:CG	3:CD:191:SER:HB2	2.15	0.75
9:CJ:45:ARG:NH2	55:CA:1279:G:H5''	2.01	0.75
24:BA:2144:G:H2'	24:BA:2148:G:O6	1.87	0.75
31:BH:5:LEU:HD13	31:BH:13:GLY:HA2	1.69	0.75
55:CA:652:U:HO2'	55:CA:653:U:H6	1.33	0.75
24:DA:456:C:O2'	43:DT:73:ARG:HG3	1.85	0.75
11:AL:87:LYS:HE2	21:AA:526:C:OP2	1.86	0.75
48:BY:45:GLN:O	48:BY:46:VAL:HB	1.87	0.75
18:CS:51:HIS:CD2	18:CS:53:GLY:H	2.04	0.75
7:AH:63:LYS:O	7:AH:70:VAL:HG23	1.87	0.75
1:AB:33:ALA:HA	1:AB:38:HIS:HA	1.69	0.75
29:DF:91:ARG:HH21	29:DF:91:ARG:HB3	1.51	0.75
24:BA:1327:A:H2'	24:BA:1328:A:H5'	1.68	0.75
49:BZ:29:ARG:HH21	49:BZ:29:ARG:CG	1.99	0.75
4:CE:14:LEU:HG	4:CE:15:ILE:H	1.50	0.75
24:DA:2304:G:H1	24:DA:2312:U:H3	1.35	0.75
21:AA:297:G:H4'	21:AA:557:G:H4'	1.67	0.75
27:DD:9:VAL:O	39:DP:4:ILE:HD11	1.86	0.75
6:AG:88:VAL:HG22	6:AG:89:GLU:H	1.50	0.75

*Continued on next page...*

*Continued from previous page...*

Atom-1	Atom-2	Distance(Å)	Clash(Å)
40:BQ:69:ARG:CB	40:BQ:69:ARG:HH21	2.00	0.74
24:DA:92:U:H2'	24:DA:93:G:H8	1.51	0.74
8:CI:15:ALA:O	8:CI:66:VAL:HG23	1.87	0.74
24:DA:1847:A:O2'	24:DA:1848:A:C8	2.38	0.74
36:BM:133:LYS:O	36:BM:134:THR:HB	1.86	0.74
31:BH:89:LYS:HG2	31:BH:90:LEU:H	1.50	0.74
24:DA:1570:A:H2'	24:DA:1571:A:C8	2.21	0.74
21:AA:428:G:H1'	21:AA:430:A:N7	2.02	0.74
55:CA:1498:U:H2'	23:CW:2:U:OP1	1.87	0.74
1:CB:92:ASN:H	1:CB:92:ASN:HD22	1.35	0.74
7:CH:106:SER:HB2	55:CA:640:A:O2'	1.87	0.74
24:BA:2747:G:O2'	30:BG:66:THR:HG22	1.87	0.74
29:BF:68:LYS:HD2	29:BF:68:LYS:H	1.49	0.74
24:DA:1458:U:O3'	24:DA:1459:G:H4'	1.86	0.74
24:BA:2707:U:O2	37:BN:71:ARG:NH1	2.20	0.74
48:BY:57:LEU:HA	48:BY:60:LYS:HB3	1.67	0.74
37:BN:1:MET:O	37:BN:2:ARG:HB2	1.87	0.74
24:BA:276:U:H1'	24:BA:278:A:H62	1.52	0.74
24:BA:31:C:O3'	24:BA:1238:G:H5''	1.88	0.74
24:BA:2615:U:C2	50:B0:3:GLN:HA	2.22	0.74
24:DA:1070:A:N6	32:DI:8:VAL:HG12	2.02	0.74
28:DE:170:ARG:NH2	28:DE:176:ASP:HB2	2.02	0.74
56:DB:45:A:H2'	56:DB:46:A:H8	1.51	0.74
27:BD:97:SER:C	27:BD:99:GLU:HG2	2.07	0.74
24:DA:241:A:H1'	24:DA:243:U:C5	2.22	0.74
24:DA:2543:G:C6	24:DA:2765:A:C5	2.76	0.74
56:DB:50:A:OP1	38:DO:68:LYS:N	2.20	0.74
24:BA:794:A:H2'	24:BA:795:C:C6	2.23	0.74
8:AI:51:LEU:HD13	8:AI:56:MET:HG2	1.68	0.74
55:CA:613:C:H2'	55:CA:614:C:H6	1.51	0.74
24:DA:1838:C:H5''	24:DA:1839:G:OP1	1.88	0.74
24:BA:2673:G:C2	24:BA:2674:G:C8	2.76	0.74
21:AA:1338:G:H2'	21:AA:1339:A:C8	2.23	0.74
10:AK:66:ALA:HB1	10:AK:99:LEU:HD13	1.68	0.74
32:DI:57:VAL:HG12	32:DI:58:ILE:H	1.50	0.74
28:BE:57:LYS:HG3	28:BE:58:LYS:N	2.01	0.74
30:DG:162:ARG:H	30:DG:162:ARG:HD2	1.52	0.74
24:BA:2358:A:H61	35:BL:54:GLN:HE22	1.33	0.74
37:DN:38:LEU:HB3	37:DN:39:PRO:HD3	1.68	0.74
29:DF:76:PHE:H	29:DF:76:PHE:HD2	1.33	0.74
27:BD:99:GLU:HG3	27:BD:100:LEU:H	1.52	0.74
24:DA:2544:G:H5'	24:DA:2645:G:N7	2.01	0.74

*Continued on next page...*



*Continued from previous page...*

Atom-1	Atom-2	Distance(Å)	Clash(Å)
43:BT:87:LEU:HB2	43:BT:91:GLN:HG2	1.67	0.74
21:AA:243:A:H4'	21:AA:244:U:C5'	2.17	0.74
24:BA:1654:A:H4'	27:BD:118:PHE:CZ	2.23	0.74
21:AA:1279:G:O2'	21:AA:1282:C:N4	2.21	0.74
21:AA:748:G:H2'	21:AA:749:A:C8	2.23	0.74
18:AS:62:THR:HG22	18:AS:63:ASP:H	1.52	0.74
24:BA:742:A:H2'	24:BA:743:A:C8	2.22	0.74
24:BA:2783:U:H2'	24:BA:2784:U:H6	1.51	0.74
31:BH:34:GLY:O	31:BH:35:LYS:HG3	1.87	0.74
46:BW:18:LYS:HA	46:BW:36:ILE:CG1	2.18	0.74
55:CA:116:A:H2'	55:CA:117:G:H8	1.52	0.74
24:BA:243:U:OP1	53:B3:5:THR:HG21	1.88	0.74
24:BA:734:A:C5	24:BA:735:A:N7	2.55	0.74
24:BA:303:G:H2'	24:BA:304:U:C6	2.22	0.74
11:CL:45:ASN:HA	55:CA:529:G:O6	1.86	0.74
5:CF:66:ALA:HB1	5:CF:70:VAL:HG23	1.70	0.74
30:BG:126:THR:HG22	30:BG:127:GLN:H	1.51	0.74
24:DA:1695:G:C8	26:DC:7:PRO:HB2	2.21	0.74
24:BA:142:A:H2'	24:BA:143:C:C6	2.22	0.74
38:DO:11:ALA:HB2	38:DO:96:GLY:N	2.02	0.74
45:BV:80:HIS:CD2	45:BV:83:LYS:H	2.01	0.74
24:DA:247:G:C5	24:DA:249:C:H1'	2.22	0.74
24:DA:1565:C:H5''	26:DC:17:LYS:HE2	1.69	0.74
3:AD:60:VAL:O	3:AD:63:ILE:HG22	1.88	0.74
24:BA:2253:G:H2'	24:BA:2254:C:C6	2.22	0.74
33:DJ:17:VAL:HG23	33:DJ:137:PRO:HB2	1.70	0.74
30:BG:60:GLY:O	30:BG:61:TRP:HB2	1.88	0.74
24:BA:571:U:H4'	24:BA:572:A:OP1	1.86	0.74
40:BQ:97:ILE:HD11	40:BQ:105:PHE:CA	2.17	0.74
4:AE:82:HIS:NE2	4:AE:146:MET:HG3	2.03	0.74
1:AB:113:LEU:HD13	1:AB:143:LEU:HD21	1.70	0.74
42:DS:17:VAL:HG11	42:DS:103:ILE:HG13	1.68	0.74
24:DA:2311:A:N3	24:DA:2311:A:C2'	2.50	0.74
21:AA:874:G:O2'	21:AA:875:U:H5'	1.88	0.74
24:BA:1013:C:H2'	24:BA:1014:A:C8	2.22	0.74
31:BH:90:LEU:HB2	31:BH:123:ARG:HB3	1.67	0.74
55:CA:154:U:H2'	55:CA:155:A:H5'	1.70	0.74
24:DA:873:C:H4'	36:DM:64:TRP:NE1	2.03	0.74
6:AG:73:GLU:HA	6:AG:140:VAL:HG12	1.70	0.74
6:CG:75:LYS:HE2	6:CG:76:SER:H	1.50	0.74
55:CA:459:A:O2'	55:CA:460:A:H5'	1.88	0.74
43:BT:4:GLU:OE1	43:BT:6:ARG:HG3	1.87	0.74

*Continued on next page...*

*Continued from previous page...*

Atom-1	Atom-2	Distance(Å)	Clash(Å)
27:BD:193:VAL:HG21	27:BD:201:LEU:HD21	1.70	0.74
24:BA:417:C:H2'	24:BA:418:C:H6	1.53	0.74
24:BA:395:U:O2'	24:BA:396:G:C8	2.40	0.74
26:BC:104:LEU:O	26:BC:105:ALA:HB2	1.87	0.74
37:DN:5:LYS:HG2	37:DN:6:SER:H	1.52	0.74
24:BA:2336:A:N6	46:BW:40:ARG:HD2	2.03	0.74
24:DA:589:U:O2'	24:DA:590:A:H5'	1.88	0.74
29:DF:74:ALA:HB3	29:DF:78:ILE:CG1	2.16	0.74
24:DA:828:U:H4'	24:DA:831:G:C6	2.23	0.74
24:BA:1027:A:C6	24:BA:1126:A:N3	2.56	0.74
31:BH:48:GLU:HA	31:BH:51:ARG:HG3	1.69	0.74
31:BH:97:ARG:HG2	31:BH:111:ALA:HB1	1.70	0.74
24:DA:2868:A:H2'	24:DA:2869:G:C8	2.23	0.74
24:DA:2385:C:O2'	24:DA:2386:A:C8	2.37	0.74
24:BA:2353:G:H1'	46:BW:30:VAL:CG1	2.18	0.74
24:DA:665:U:H2'	24:DA:666:A:H8	1.51	0.74
28:DE:126:VAL:HG21	28:DE:134:LEU:HD13	1.70	0.74
21:AA:132:C:H2'	21:AA:133:U:H6	1.52	0.74
55:CA:1508:A:H2'	55:CA:1509:C:C6	2.23	0.74
9:CJ:66:GLU:HB2	13:CN:100:TRP:HZ3	1.53	0.74
24:DA:2292:U:H2'	24:DA:2293:G:H8	1.53	0.74
55:CA:781:A:H2'	55:CA:782:A:H5'	1.70	0.74
43:DT:60:THR:HG22	43:DT:83:ALA:HA	1.70	0.74
54:D4:19:ARG:O	54:D4:20:ASP:HB2	1.87	0.74
29:DF:12:VAL:HA	29:DF:15:LEU:HB2	1.70	0.74
12:CM:8:ILE:HD13	29:DF:136:ILE:HG13	1.67	0.73
55:CA:977:A:N3	55:CA:977:A:H5''	2.03	0.73
24:DA:784:G:O6	26:DC:227:VAL:HG11	1.88	0.73
24:BA:2068:U:H5''	24:BA:2068:U:H6	1.52	0.73
34:BK:18:ARG:CG	34:BK:18:ARG:HH11	2.01	0.73
24:BA:2654:A:H4'	24:BA:2655:G:OP1	1.86	0.73
24:BA:204:A:H4'	24:BA:205:G:OP1	1.86	0.73
36:BM:17:ASN:O	36:BM:38:ARG:HD3	1.88	0.73
24:BA:85:G:OP1	44:BU:27:VAL:HG11	1.88	0.73
40:BQ:85:ALA:O	40:BQ:86:SER:C	2.24	0.73
55:CA:1239:A:H62	55:CA:1299:A:N6	1.84	0.73
24:BA:856:G:H21	46:BW:19:ARG:HH22	1.35	0.73
55:CA:1201:A:O2'	55:CA:1202:U:OP2	2.06	0.73
21:AA:922:G:H2'	21:AA:923:A:C8	2.24	0.73
24:BA:786:C:O2'	24:BA:787:C:H5'	1.88	0.73
24:DA:1201:U:H2'	24:DA:1202:G:H8	1.53	0.73
24:BA:2093:G:O2'	24:BA:2094:A:H5'	1.89	0.73

*Continued on next page...*

*Continued from previous page...*

Atom-1	Atom-2	Distance(Å)	Clash(Å)
4:AE:155:LYS:HD2	4:AE:156:ARG:HG2	1.70	0.73
18:CS:40:PHE:HB3	18:CS:41:PRO:CD	2.17	0.73
55:CA:1446:A:H2'	55:CA:1447:A:H5''	1.68	0.73
4:AE:32:PHE:CD2	4:AE:54:GLU:HA	2.24	0.73
24:DA:2895:G:HO2'	24:DA:2896:C:H6	1.31	0.73
24:DA:95:A:H1'	48:DY:40:SER:HB2	1.69	0.73
24:BA:1286:A:O2'	24:BA:1288:G:OP2	2.05	0.73
55:CA:1160:G:C6	55:CA:1181:G:O6	2.41	0.73
24:BA:802:A:H2'	24:BA:803:U:H6	1.49	0.73
24:DA:668:A:C5	24:DA:670:A:N7	2.56	0.73
12:CM:16:ILE:H	12:CM:16:ILE:HD12	1.53	0.73
24:BA:63:A:C2	24:BA:64:A:N7	2.56	0.73
24:BA:1181:U:O2'	24:BA:1182:G:O5'	2.06	0.73
24:BA:1333:G:H2'	24:BA:1334:G:H8	1.52	0.73
26:BC:180:MET:HG3	26:BC:268:ARG:NH1	2.03	0.73
55:CA:1432:G:H1'	55:CA:1468:A:N6	2.03	0.73
51:B1:49:LYS:HG2	51:B1:50:GLU:H	1.54	0.73
21:AA:903:G:H2'	21:AA:904:U:C6	2.24	0.73
55:CA:1213:A:HO2'	55:CA:1214:C:H5'	1.53	0.73
24:DA:391:A:O2'	24:DA:392:U:C5'	2.36	0.73
55:CA:250:A:H1'	55:CA:252:U:N3	2.03	0.73
24:DA:506:G:H4'	24:DA:507:A:H5'	1.70	0.73
8:AI:8:THR:HG23	21:AA:1148:U:H5''	1.70	0.73
24:DA:1919:A:H8	24:DA:1919:A:O5'	1.69	0.73
34:BK:63:VAL:HG22	34:BK:107:LEU:HD21	1.68	0.73
42:BS:97:LEU:HD22	42:BS:97:LEU:N	2.03	0.73
24:DA:412:A:H2'	24:DA:413:C:C6	2.23	0.73
29:DF:28:PRO:HB2	29:DF:168:LEU:HD21	1.70	0.73
31:BH:31:VAL:CB	31:BH:32:PRO:HD2	2.16	0.73
24:BA:1073:A:C3'	24:BA:1074:G:H5''	2.19	0.73
55:CA:874:G:O2'	55:CA:875:U:H5'	1.88	0.73
24:BA:1328:A:H2'	24:BA:1330:C:C5	2.23	0.73
24:BA:1082:U:H5'	32:BI:117:THR:O	1.88	0.73
24:BA:979:A:H2'	24:BA:982:C:N4	2.03	0.73
24:DA:2063:C:O2'	24:DA:2064:C:H5'	1.89	0.73
55:CA:1124:G:H4'	55:CA:1125:U:OP1	1.89	0.73
48:DY:1:MET:HG2	48:DY:4:LYS:HZ1	1.52	0.73
12:CM:77:LYS:HE3	12:CM:77:LYS:O	1.88	0.73
21:AA:1376:U:H2'	21:AA:1377:A:H8	1.53	0.73
20:CU:38:GLU:HG3	55:CA:1526:G:OP1	1.88	0.73
14:AO:42:PHE:CE1	14:AO:55:LEU:HD22	2.24	0.73
43:DT:50:LEU:HD23	43:DT:51:PHE:H	1.54	0.73

*Continued on next page...*

*Continued from previous page...*

Atom-1	Atom-2	Distance(Å)	Clash(Å)
24:BA:1669:A:H2'	24:BA:1669:A:N3	2.01	0.73
33:DJ:25:LEU:HD12	33:DJ:64:VAL:HA	1.71	0.73
35:BL:27:LEU:N	35:BL:27:LEU:HD12	2.00	0.73
32:BI:79:LEU:HD13	32:BI:135:MET:SD	2.29	0.73
56:DB:98:G:H1	45:DV:14:LYS:CB	2.01	0.73
24:BA:2305:U:C4	24:BA:2306:C:C4	2.76	0.73
43:BT:29:THR:HB	43:BT:86:THR:CG2	2.18	0.73
24:DA:1447:C:H2'	24:DA:1448:G:C8	2.23	0.73
44:BU:15:GLY:O	44:BU:17:ASP:N	2.21	0.73
13:CN:62:ARG:HE	13:CN:69:PRO:HA	1.52	0.73
24:DA:1333:G:HO2'	24:DA:1334:G:H8	1.35	0.73
24:BA:1738:G:HO2'	24:BA:1739:A:H8	1.37	0.73
24:BA:2047:C:O2'	24:BA:2048:G:H5'	1.89	0.73
31:BH:117:LEU:HD11	31:BH:130:VAL:HG11	1.70	0.73
26:DC:140:VAL:HG22	26:DC:161:VAL:O	1.88	0.73
31:DH:78:VAL:HG22	31:DH:100:ALA:HA	1.69	0.73
4:AE:25:LYS:HZ2	4:AE:25:LYS:HB3	1.52	0.73
24:BA:2092:U:H4'	24:BA:2093:G:O5'	1.88	0.73
24:DA:1062:G:C8	24:DA:1088:A:H8	2.06	0.73
2:CC:190:THR:HG22	2:CC:192:TYR:H	1.53	0.73
24:BA:1064:C:H4'	32:BI:90:GLY:H	1.52	0.73
36:BM:73:ILE:HG21	36:BM:91:TYR:CZ	2.24	0.73
53:D3:22:LYS:H	53:D3:48:MET:HB3	1.54	0.73
24:BA:2896:C:H2'	24:BA:2897:U:H6	1.54	0.73
24:BA:1255:U:C5	28:BE:68:ALA:HA	2.23	0.73
24:DA:2291:U:H2'	24:DA:2292:U:C6	2.24	0.73
22:AV:27:G:H5''	22:AV:27:G:H8	1.54	0.73
31:DH:41:LYS:HA	31:DH:44:ILE:HG12	1.69	0.73
24:DA:1258:U:H2'	24:DA:1259:G:C8	2.23	0.73
24:BA:2275:C:O2'	36:BM:84:LYS:HA	1.88	0.73
2:CC:122:GLN:HB2	2:CC:127:VAL:HG21	1.71	0.73
24:DA:1070:A:H5'	24:DA:1071:G:H5''	1.71	0.73
32:DI:8:VAL:C	32:DI:9:LYS:HG2	2.08	0.73
24:DA:729:G:N3	24:DA:729:G:H2'	2.03	0.73
24:BA:855:G:N3	46:BW:23:LYS:HD3	2.04	0.73
46:BW:23:LYS:CE	46:BW:24:ARG:HG3	2.18	0.73
24:DA:1313:U:C6	24:DA:1610:A:C8	2.77	0.73
21:AA:204:G:H3'	21:AA:205:A:C5'	2.18	0.73
42:BS:13:SER:OG	42:BS:16:LYS:HD2	1.89	0.73
24:DA:2135:A:H3'	24:DA:2136:G:H5''	1.70	0.73
24:BA:1430:G:H2'	24:BA:1431:A:C8	2.23	0.73
1:CB:49:PHE:HA	1:CB:52:ALA:HB3	1.71	0.73

*Continued on next page...*

*Continued from previous page...*

Atom-1	Atom-2	Distance(Å)	Clash(Å)
16:CQ:13:SER:HB3	16:CQ:21:VAL:HB	1.69	0.73
28:DE:122:GLU:HA	28:DE:190:ALA:HB2	1.71	0.73
21:AA:1432:G:H1'	21:AA:1468:A:N6	2.03	0.73
24:DA:1522:A:H1'	24:DA:1524:G:C5	2.24	0.73
49:DZ:4:ILE:HD12	49:DZ:58:GLU:HA	1.71	0.73
18:AS:5:LYS:HD3	21:AA:1314:C:C5	2.24	0.73
55:CA:864:A:H2'	55:CA:865:A:C8	2.23	0.73
6:CG:22:LEU:HA	6:CG:25:PHE:HB3	1.70	0.73
13:AN:46:LYS:HD2	18:AS:12:LEU:HD21	1.69	0.73
10:CK:70:ALA:HA	10:CK:73:VAL:HG22	1.69	0.73
40:BQ:97:ILE:HD11	40:BQ:105:PHE:HA	1.69	0.73
40:BQ:39:ILE:O	40:BQ:43:GLN:HG3	1.89	0.73
24:DA:526:A:N6	24:DA:2626:C:H4'	2.04	0.73
21:AA:205:A:OP1	21:AA:205:A:H4'	1.88	0.73
4:AE:15:ILE:HD11	4:AE:37:VAL:HG23	1.71	0.73
24:DA:2197:U:O2'	24:DA:2198:A:H8	1.71	0.73
21:AA:1278:G:H4'	21:AA:1279:G:C8	2.23	0.73
4:AE:25:LYS:HB3	4:AE:25:LYS:NZ	2.04	0.73
55:CA:1095:U:H2'	55:CA:1096:C:C6	2.24	0.73
24:DA:2529:G:H4'	30:DG:174:LYS:HD3	1.70	0.73
24:DA:274:C:H2'	24:DA:275:C:O4'	1.89	0.73
24:BA:491:G:N2	24:BA:492:A:H1'	2.02	0.73
3:AD:96:ARG:HB3	3:AD:98:ASP:OD1	1.89	0.73
21:AA:1435:G:H2'	21:AA:1436:U:C6	2.23	0.73
5:AF:38:ARG:HB3	5:AF:63:ASN:HB2	1.70	0.73
27:DD:14:ILE:HG13	39:DP:11:GLN:HE22	1.52	0.73
24:BA:855:G:H1'	46:BW:23:LYS:HD3	1.69	0.73
11:AL:29:LYS:O	11:AL:81:ILE:HG22	1.89	0.73
34:DK:60:ALA:HA	34:DK:87:LEU:HD23	1.71	0.73
36:DM:41:LEU:HD23	36:DM:46:ILE:HG22	1.70	0.73
24:DA:61:C:O2'	24:DA:62:U:H5'	1.87	0.73
28:BE:44:ARG:HH21	28:BE:44:ARG:CG	2.02	0.73
52:D2:19:ARG:HB3	52:D2:19:ARG:NH2	2.03	0.73
24:BA:2251:G:H2'	24:BA:2252:G:C8	2.24	0.73
48:BY:39:GLN:HB2	48:BY:41:HIS:CD2	2.24	0.73
3:AD:62:ARG:HA	3:AD:62:ARG:NE	2.03	0.73
24:BA:470:A:H61	43:BT:72:GLN:HE22	1.33	0.73
55:CA:47:C:H4'	55:CA:48:C:O5'	1.87	0.73
55:CA:1023:U:H2'	55:CA:1024:G:C8	2.24	0.73
24:DA:1854:A:N6	24:DA:1888:G:H1'	2.03	0.73
3:AD:90:LEU:HA	3:AD:93:LEU:HD12	1.70	0.73
45:DV:9:ARG:HG2	45:DV:39:ALA:O	1.89	0.72

*Continued on next page...*

*Continued from previous page...*

Atom-1	Atom-2	Distance(Å)	Clash(Å)
8:CI:56:MET:HG3	8:CI:57:VAL:HG23	1.70	0.72
27:BD:45:TYR:CD1	27:BD:45:TYR:N	2.57	0.72
40:BQ:63:ARG:HH22	40:BQ:96:ASP:HB3	1.54	0.72
6:CG:59:GLU:HB2	6:CG:62:GLU:HB2	1.68	0.72
55:CA:533:A:C2	55:CA:536:C:C5	2.77	0.72
24:DA:395:U:HO2'	24:DA:396:G:H8	0.78	0.72
24:DA:303:G:H2'	24:DA:304:U:C6	2.24	0.72
37:BN:74:GLU:O	37:BN:77:ALA:HB3	1.89	0.72
24:DA:2674:G:H2'	24:DA:2675:A:H8	1.53	0.72
24:BA:1962:C:O2'	24:BA:1964:G:OP2	2.07	0.72
24:DA:2529:G:H4'	30:DG:174:LYS:CD	2.19	0.72
48:DY:18:LEU:O	48:DY:22:LEU:HD13	1.88	0.72
45:DV:59:GLU:HG2	45:DV:60:VAL:H	1.53	0.72
1:AB:41:ASN:HB3	1:AB:44:LYS:HB3	1.69	0.72
22:AV:33:U:H5'	22:AV:34:G:OP2	1.89	0.72
55:CA:736:C:H2'	55:CA:737:C:C6	2.24	0.72
42:BS:69:LEU:HD12	42:BS:108:SER:O	1.89	0.72
40:DQ:69:ARG:HH21	40:DQ:69:ARG:HB2	1.53	0.72
24:BA:1681:G:O2'	24:BA:1762:A:O2'	2.06	0.72
4:AE:156:ARG:HG2	7:AH:63:LYS:NZ	2.01	0.72
43:BT:11:LEU:HD11	43:BT:47:VAL:HG22	1.71	0.72
24:BA:2727:A:O2'	24:BA:2728:U:H5'	1.89	0.72
43:DT:20:ALA:HB1	43:DT:31:VAL:HG21	1.71	0.72
56:DB:42:C:H2'	56:DB:43:C:H6	1.51	0.72
24:DA:223:A:N6	24:DA:422:A:C6	2.57	0.72
24:BA:395:U:O2'	24:BA:396:G:N7	2.22	0.72
44:DU:17:ASP:HB2	44:DU:38:ILE:HA	1.70	0.72
47:DX:63:ILE:HD12	47:DX:64:ASP:H	1.54	0.72
21:AA:116:A:O2'	21:AA:117:G:H5'	1.90	0.72
4:AE:84:VAL:HB	4:AE:146:MET:HE3	1.70	0.72
55:CA:1241:G:HO2'	55:CA:1242:G:H8	0.76	0.72
24:DA:1364:G:C5	47:DX:1:SER:HB2	2.25	0.72
55:CA:243:A:N3	55:CA:245:U:H2'	2.04	0.72
27:DD:51:THR:CG2	27:DD:76:GLY:HA3	2.20	0.72
24:DA:123:G:O3'	24:DA:1376:C:H4'	1.89	0.72
55:CA:834:U:H2'	55:CA:835:U:H6	1.51	0.72
44:BU:73:ASN:ND2	44:BU:75:ALA:HB3	2.05	0.72
4:CE:125:LYS:HG2	4:CE:126:ALA:N	2.05	0.72
9:AJ:52:LEU:HD21	9:AJ:59:LYS:HA	1.72	0.72
21:AA:753:A:H4'	21:AA:754:C:O5'	1.89	0.72
19:CT:23:ARG:HB3	19:CT:60:GLN:HE22	1.53	0.72
24:DA:1450:G:H21	24:DA:1452:G:H1	1.35	0.72

*Continued on next page...*



*Continued from previous page...*

Atom-1	Atom-2	Distance(Å)	Clash(Å)
55:CA:1376:U:H2'	55:CA:1377:A:C8	2.24	0.72
1:AB:119:GLN:C	1:AB:119:GLN:HE21	1.93	0.72
24:DA:85:G:HO2'	24:DA:86:G:H8	1.35	0.72
55:CA:372:C:H4'	55:CA:373:A:C5'	2.18	0.72
24:BA:588:U:H1'	28:BE:85:PHE:CD1	2.25	0.72
30:BG:84:LYS:CG	30:BG:132:LEU:H	2.00	0.72
24:DA:482:A:N6	24:DA:506:G:C4	2.58	0.72
41:DR:82:HIS:O	41:DR:82:HIS:CG	2.40	0.72
24:DA:1565:C:O2'	24:DA:1566:A:H8	1.71	0.72
21:AA:555:U:H2'	21:AA:556:C:C6	2.24	0.72
24:DA:574:A:H4'	24:DA:575:A:H5'	1.71	0.72
4:CE:95:MET:HA	4:CE:124:ALA:HB2	1.71	0.72
2:CC:133:MET:HE2	2:CC:150:VAL:HG23	1.69	0.72
1:CB:130:LYS:HA	1:CB:133:ALA:HB3	1.72	0.72
24:BA:515:A:H5''	24:BA:516:C:OP2	1.88	0.72
6:AG:110:ARG:HH11	6:AG:122:GLU:HG2	1.53	0.72
24:DA:538:A:H5''	33:DJ:7:LYS:NZ	2.04	0.72
28:BE:95:LYS:O	28:BE:96:VAL:HB	1.89	0.72
24:BA:387:U:H4'	24:BA:388:G:H5''	1.70	0.72
55:CA:981:U:H2'	55:CA:982:U:C5	2.24	0.72
24:DA:1069:A:H4'	24:DA:1070:A:O5'	1.87	0.72
47:DX:30:PRO:HG2	47:DX:32:LEU:HD21	1.72	0.72
24:BA:811:U:O2	24:BA:1250:G:H3'	1.90	0.72
21:AA:415:A:H2'	21:AA:416:G:C8	2.24	0.72
55:CA:252:U:O2'	55:CA:253:A:H8	1.71	0.72
33:BJ:30:THR:CG2	33:BJ:31:GLU:N	2.53	0.72
27:DD:107:VAL:HG13	27:DD:109:VAL:HG23	1.71	0.72
24:DA:1737:G:C6	24:DA:1738:G:N1	2.58	0.72
24:DA:1264:A:H5'	50:D0:7:PRO:HG2	1.72	0.72
21:AA:895:G:C5	21:AA:896:C:C5	2.78	0.72
24:DA:1271:G:OP2	59:DA:3400:HOH:O	2.06	0.72
27:BD:110:THR:HG23	27:BD:171:THR:HG22	1.70	0.72
24:BA:1993:U:H4'	27:BD:133:THR:HG21	1.72	0.72
29:BF:112:ASP:OD1	29:BF:113:PHE:N	2.23	0.72
24:BA:2197:U:HO2'	24:BA:2198:A:H2'	1.53	0.72
24:BA:1820:U:H4'	24:BA:1821:A:OP2	1.90	0.72
24:DA:379:G:C6	24:DA:396:G:O6	2.43	0.72
24:BA:811:U:C4	35:BL:21:ARG:NH2	2.57	0.72
24:BA:856:G:H21	46:BW:19:ARG:NH2	1.88	0.72
1:AB:30:ILE:HG12	1:AB:39:ILE:O	1.89	0.72
24:BA:1444:G:H2'	24:BA:1445:G:C8	2.24	0.72
24:DA:1223:G:N2	24:DA:1226:A:OP2	2.22	0.72

*Continued on next page...*

*Continued from previous page...*

Atom-1	Atom-2	Distance(Å)	Clash(Å)
19:AT:26:MET:HB3	21:AA:1457:G:O3'	1.89	0.72
26:BC:123:ILE:HG12	26:BC:123:ILE:O	1.89	0.72
55:CA:965:U:H1'	55:CA:969:A:C6	2.24	0.72
24:BA:265:A:C8	24:BA:428:A:C2	2.77	0.72
24:DA:333:G:O2'	24:DA:334:C:H5'	1.89	0.72
24:DA:783:A:H2	24:DA:1778:U:H4'	1.54	0.72
24:DA:520:G:H2'	24:DA:521:U:C6	2.25	0.72
55:CA:1088:G:H21	55:CA:1167:A:N6	1.88	0.72
29:BF:134:GLN:O	29:BF:136:ILE:N	2.21	0.72
24:DA:1565:C:H5''	26:DC:17:LYS:CE	2.19	0.72
55:CA:198:G:H2'	55:CA:199:A:H8	1.54	0.72
4:CE:93:VAL:HG21	4:CE:139:THR:HG22	1.71	0.72
55:CA:599:C:H2'	55:CA:600:A:H8	1.55	0.72
21:AA:32:A:H2'	21:AA:33:A:C8	2.24	0.72
55:CA:1338:G:H2'	55:CA:1339:A:C8	2.25	0.72
9:AJ:81:GLU:HA	9:AJ:84:VAL:HG12	1.72	0.72
27:BD:13:ARG:NH1	39:BP:74:GLN:HE21	1.86	0.72
29:BF:134:GLN:HE22	29:BF:150:GLY:H	1.37	0.72
27:BD:99:GLU:HG3	27:BD:100:LEU:N	2.05	0.72
55:CA:815:A:OP2	55:CA:816:A:H8	1.73	0.72
55:CA:721:G:H4'	55:CA:722:G:O5'	1.90	0.72
55:CA:1481:U:H2'	55:CA:1482:G:C8	2.25	0.72
24:DA:2615:U:C2	50:D0:3:GLN:HA	2.24	0.72
24:BA:734:A:C4	24:BA:735:A:C8	2.77	0.72
24:DA:975:A:O2'	24:DA:976:G:H5'	1.89	0.72
8:CI:35:GLU:HA	8:CI:39:GLY:HA3	1.70	0.72
32:BI:7:TYR:HB3	32:BI:58:ILE:H	1.55	0.72
24:DA:1723:G:H2'	24:DA:1724:G:H8	1.55	0.72
21:AA:316:C:H41	21:AA:351:G:N2	1.88	0.72
37:BN:24:MET:HG2	37:BN:44:LEU:HD22	1.70	0.72
24:DA:67:U:H2'	24:DA:68:G:H8	1.55	0.72
26:DC:8:THR:O	26:DC:9:SER:HB3	1.89	0.72
55:CA:1051:C:O2'	55:CA:1052:U:H6	1.72	0.72
21:AA:1261:A:N6	21:AA:1274:A:H2'	2.05	0.72
26:BC:106:PRO:HA	26:BC:141:HIS:NE2	2.05	0.72
29:DF:49:LEU:HA	29:DF:52:ALA:HB3	1.70	0.72
24:DA:2439:A:H4'	24:DA:2440:C:O5'	1.88	0.72
26:DC:166:ARG:HB2	26:DC:171:VAL:HG22	1.72	0.72
6:AG:144:ALA:C	6:AG:146:ALA:H	1.92	0.72
24:DA:1802:A:N6	24:DA:1817:G:N2	2.38	0.72
26:DC:159:THR:O	26:DC:194:VAL:HG12	1.90	0.72
24:DA:638:G:H2'	24:DA:639:U:C6	2.25	0.72

*Continued on next page...*



*Continued from previous page...*

Atom-1	Atom-2	Distance(Å)	Clash(Å)
21:AA:132:C:H2'	21:AA:133:U:C6	2.25	0.72
47:BX:34:SER:HA	47:BX:49:ARG:HA	1.71	0.72
10:AK:21:HIS:CD2	21:AA:707:U:H4'	2.24	0.72
32:BI:53:PRO:HD2	32:BI:77:VAL:HG21	1.72	0.72
24:DA:1700:A:H2'	24:DA:1701:A:H5'	1.71	0.72
4:AE:133:ILE:H	4:AE:133:ILE:HD12	1.53	0.72
29:DF:136:ILE:O	29:DF:137:PHE:O	2.07	0.71
24:DA:1141:U:H4'	24:DA:1142:A:O4'	1.91	0.71
32:BI:89:SER:HB3	32:BI:92:PRO:HG3	1.72	0.71
24:DA:1352:U:H5	24:DA:1377:G:C5	2.08	0.71
35:BL:91:ASP:H	35:BL:94:THR:CG2	2.01	0.71
27:DD:106:LYS:HB3	27:DD:206:ALA:CB	2.20	0.71
24:DA:2461:A:H1'	24:DA:2492:U:N3	2.05	0.71
24:BA:1181:U:O2'	24:BA:1182:G:H8	1.71	0.71
29:BF:131:VAL:HG22	29:BF:151:LEU:O	1.90	0.71
24:DA:1385:A:H4'	24:DA:1386:C:OP1	1.89	0.71
14:CO:28:VAL:HG11	14:CO:66:LEU:HD21	1.71	0.71
6:AG:100:MET:O	6:AG:104:VAL:HG23	1.90	0.71
24:DA:603:A:H4'	24:DA:604:G:O5'	1.89	0.71
55:CA:1242:G:C2	55:CA:1243:C:H1'	2.25	0.71
6:CG:88:VAL:HG22	6:CG:89:GLU:H	1.54	0.71
55:CA:1054:C:O2'	55:CA:1055:A:C5'	2.37	0.71
24:BA:2353:G:H1'	46:BW:30:VAL:HG13	1.71	0.71
21:AA:1046:A:O2'	21:AA:1047:G:C5'	2.37	0.71
35:DL:64:PHE:HD2	53:D3:24:LYS:HG2	1.53	0.71
24:BA:1027:A:C2	24:BA:1126:A:C4	2.78	0.71
24:BA:279:A:H2'	24:BA:280:U:H6	1.55	0.71
20:AU:45:LYS:HA	20:AU:45:LYS:HE3	1.72	0.71
24:DA:84:A:H4'	24:DA:85:G:O5'	1.89	0.71
31:BH:41:LYS:HA	31:BH:44:ILE:HG12	1.72	0.71
21:AA:1064:G:O2'	21:AA:1190:G:N2	2.24	0.71
28:BE:73:ILE:HG12	28:BE:73:ILE:O	1.90	0.71
55:CA:223:A:H2'	55:CA:224:U:H6	1.53	0.71
29:DF:107:VAL:C	29:DF:109:ARG:H	1.92	0.71
39:BP:4:ILE:CG2	39:BP:5:LYS:H	2.02	0.71
24:BA:924:G:H4'	46:BW:24:ARG:HH21	1.54	0.71
24:BA:825:A:C1'	35:BL:54:GLN:NE2	2.52	0.71
32:BI:98:GLY:HA3	32:BI:137:LEU:HD23	1.71	0.71
9:CJ:59:LYS:HB2	9:CJ:62:ARG:HH21	1.54	0.71
22:CV:34:G:H2'	22:CV:35:A:H8	1.55	0.71
34:BK:47:ILE:HG13	34:BK:48:PRO:HD2	1.73	0.71
24:DA:547:A:C3'	24:DA:548:G:H5'	2.20	0.71

*Continued on next page...*

*Continued from previous page...*

Atom-1	Atom-2	Distance(Å)	Clash(Å)
30:DG:126:THR:HG22	30:DG:127:GLN:H	1.55	0.71
55:CA:274:A:O2'	55:CA:275:G:H8	1.74	0.71
21:AA:1303:C:H2'	21:AA:1304:G:H8	1.54	0.71
5:AF:49:TYR:CE1	17:AR:65:SER:HA	2.25	0.71
21:AA:1240:U:H3'	21:AA:1241:G:C5'	2.19	0.71
24:DA:1760:C:H2'	24:DA:1761:C:H6	1.54	0.71
51:D1:51:ALA:O	51:D1:52:LYS:HB2	1.89	0.71
21:AA:1273:C:H2'	21:AA:1274:A:O4'	1.89	0.71
36:DM:61:GLY:HA2	36:DM:107:GLY:HA3	1.72	0.71
24:DA:609:A:H2'	24:DA:610:C:O4'	1.90	0.71
55:CA:926:G:H2'	55:CA:1505:G:N3	2.05	0.71
21:AA:697:U:O2	21:AA:798:U:H1'	1.91	0.71
9:AJ:55:PRO:HG3	21:AA:1059:C:O2	1.89	0.71
55:CA:147:G:H2'	55:CA:148:G:C8	2.26	0.71
24:DA:828:U:C4	24:DA:829:A:N6	2.58	0.71
21:AA:903:G:H2'	21:AA:904:U:H6	1.55	0.71
24:BA:738:G:C6	24:BA:739:A:C2	2.79	0.71
12:AM:28:ARG:O	12:AM:32:ILE:HG12	1.91	0.71
3:AD:34:GLU:O	3:AD:37:PRO:HD3	1.90	0.71
1:AB:101:THR:HG23	1:AB:102:ASN:H	1.55	0.71
54:B4:24:ARG:HG2	54:B4:24:ARG:HH21	1.53	0.71
28:BE:5:LEU:HD12	28:BE:10:SER:HB3	1.71	0.71
24:DA:764:A:H2	26:DC:217:PRO:HG3	1.55	0.71
45:DV:9:ARG:HD3	45:DV:39:ALA:HB1	1.71	0.71
24:DA:2886:A:N6	50:D0:39:ARG:HD3	2.05	0.71
55:CA:32:A:H2'	55:CA:33:A:C8	2.25	0.71
55:CA:197:A:O2'	55:CA:198:G:C8	2.44	0.71
24:DA:1506:U:H2'	24:DA:1507:C:O4'	1.91	0.71
24:DA:1652:A:H3'	24:DA:1653:G:C8	2.26	0.71
21:AA:1386:G:H2'	21:AA:1387:G:C8	2.26	0.71
24:DA:1490:A:H8	26:DC:73:ILE:HD12	1.53	0.71
22:AV:40:C:H2'	22:AV:41:C:C6	2.25	0.71
2:CC:19:SER:HB3	2:CC:21:TRP:NE1	2.05	0.71
24:DA:2147:A:OP1	24:DA:2147:A:H4'	1.90	0.71
12:AM:74:MET:SD	12:AM:77:LYS:HD3	2.31	0.71
24:DA:1667:G:OP2	24:DA:1667:G:H8	1.73	0.71
46:BW:23:LYS:NZ	46:BW:24:ARG:HG3	2.05	0.71
24:DA:2757:A:O2'	24:DA:2758:A:H5'	1.90	0.71
55:CA:1256:A:N1	55:CA:1278:G:H2'	2.06	0.71
43:DT:43:ILE:HG21	43:DT:58:VAL:HG11	1.71	0.71
24:DA:2307:G:H1'	24:DA:2308:G:N7	2.05	0.71
12:CM:85:TYR:HE2	12:CM:96:VAL:HG13	1.55	0.71

*Continued on next page...*

*Continued from previous page...*

Atom-1	Atom-2	Distance(Å)	Clash(Å)
19:AT:4:LYS:HE2	19:AT:5:SER:HB3	1.71	0.71
55:CA:120:A:H3'	55:CA:121:U:H5''	1.71	0.71
21:AA:1234:C:HO2'	21:AA:1364:U:H6	1.38	0.71
55:CA:407:U:H2'	55:CA:408:A:H8	1.54	0.71
52:B2:43:THR:O	52:B2:44:VAL:CB	2.37	0.71
36:BM:81:ARG:HG3	36:BM:82:MET:H	1.53	0.71
40:BQ:71:ASN:HB3	40:BQ:109:VAL:HG11	1.73	0.71
11:AL:2:THR:HG22	11:AL:4:ASN:N	2.06	0.71
24:DA:1097:U:H2'	24:DA:1098:A:O4'	1.89	0.71
25:BB:15:A:O2'	25:BB:16:G:H5'	1.90	0.71
24:DA:1929:G:H4'	24:DA:1930:G:OP1	1.89	0.71
33:BJ:2:LYS:HD3	33:BJ:2:LYS:N	2.05	0.71
1:AB:130:LYS:NZ	1:AB:130:LYS:HA	2.06	0.71
32:BI:76:ALA:HB2	32:BI:131:THR:HG23	1.73	0.71
24:BA:871:U:OP1	36:BM:5:LYS:HG3	1.91	0.71
24:BA:729:G:H5'	26:BC:206:LYS:HZ3	1.53	0.71
26:BC:229:HIS:HD2	26:BC:246:PRO:HB3	1.56	0.71
39:BP:105:LYS:HA	39:BP:108:ARG:HD3	1.73	0.71
55:CA:890:G:O2'	55:CA:891:U:OP2	2.07	0.71
24:BA:1553:A:N7	24:BA:1555:G:C5	2.59	0.71
21:AA:338:A:N1	21:AA:351:G:O6	2.23	0.71
36:DM:7:THR:HG22	36:DM:9:PHE:H	1.56	0.71
43:DT:1:MET:HG2	43:DT:4:GLU:HA	1.70	0.71
24:BA:1963:U:H6	24:BA:1963:U:O5'	1.72	0.71
28:DE:166:LYS:HA	28:DE:166:LYS:HE2	1.73	0.71
24:DA:688:U:O2'	24:DA:689:A:H5'	1.90	0.71
8:AI:39:GLY:O	8:AI:40:ARG:HB2	1.91	0.71
21:AA:955:U:H2'	21:AA:956:U:H6	1.55	0.71
55:CA:317:U:H2'	55:CA:318:G:H8	1.56	0.71
37:BN:71:ARG:CG	37:BN:71:ARG:HH21	2.04	0.71
24:DA:1026:G:O2'	24:DA:1027:A:H5'	1.89	0.71
52:D2:34:ARG:HB3	52:D2:42:LEU:HD11	1.73	0.71
6:CG:100:MET:HE2	6:CG:100:MET:H	1.55	0.71
55:CA:1376:U:H2'	55:CA:1377:A:H8	1.56	0.71
27:BD:93:GLY:O	27:BD:95:SER:N	2.24	0.71
3:CD:121:ALA:O	3:CD:122:ILE:HD13	1.90	0.71
13:AN:81:ILE:HG21	21:AA:1202:U:C4	2.25	0.71
24:DA:1272:A:C5	24:DA:1618:A:H1'	2.24	0.71
55:CA:1009:U:H2'	55:CA:1010:U:C6	2.26	0.71
24:BA:975:A:H2'	24:BA:976:G:H8	1.56	0.71
2:AC:99:GLN:O	2:AC:100:ILE:HB	1.90	0.71
24:BA:2200:C:N4	24:BA:2224:G:N2	2.38	0.71

*Continued on next page...*

*Continued from previous page...*

Atom-1	Atom-2	Distance(Å)	Clash(Å)
24:DA:1515:A:H2'	24:DA:1516:G:O4'	1.91	0.71
24:DA:1669:A:C2'	24:DA:1669:A:N3	2.48	0.71
24:DA:1075:C:O2'	24:DA:1076:C:H5'	1.90	0.71
24:DA:1087:G:N2	24:DA:1103:A:H1'	2.05	0.71
19:CT:26:MET:HG2	55:CA:1457:G:O2'	1.91	0.71
24:BA:1062:G:O2'	24:BA:1063:G:O4'	2.08	0.71
24:DA:1936:A:H5''	24:DA:1937:A:O5'	1.91	0.71
24:BA:2305:U:H1'	29:BF:132:ARG:H	1.55	0.71
24:BA:729:G:N3	24:BA:729:G:H2'	2.04	0.71
1:AB:59:ILE:HD11	1:AB:220:VAL:HG13	1.72	0.71
36:BM:132:THR:HG22	36:BM:133:LYS:H	1.55	0.71
24:BA:1993:U:H4'	27:BD:133:THR:CG2	2.20	0.71
3:AD:55:ARG:HA	3:AD:55:ARG:HH11	1.56	0.71
44:BU:52:ASN:C	44:BU:54:PRO:HD2	2.12	0.71
24:DA:861:A:H2'	24:DA:862:G:H8	1.56	0.71
55:CA:1324:A:H2'	55:CA:1325:C:H6	1.54	0.71
34:DK:118:LEU:C	34:DK:120:PRO:HD2	2.11	0.71
24:DA:2441:U:O2'	24:DA:2442:C:H5'	1.90	0.70
26:DC:52:HIS:HA	26:DC:216:ARG:HB2	1.73	0.70
24:DA:2738:A:H2	24:DA:2766:A:H61	1.36	0.70
4:AE:14:LEU:HD22	4:AE:15:ILE:N	2.06	0.70
24:BA:1343:G:H2'	24:BA:1344:U:C6	2.26	0.70
39:BP:63:ILE:HA	39:BP:68:GLY:HA2	1.72	0.70
30:DG:16:VAL:HG11	30:DG:44:HIS:CD2	2.26	0.70
45:DV:80:HIS:CD2	45:DV:82:TYR:H	2.08	0.70
24:DA:2867:G:N3	24:DA:2867:G:H2'	2.04	0.70
18:AS:5:LYS:HD2	21:AA:1314:C:OP2	1.90	0.70
30:DG:83:THR:C	30:DG:84:LYS:HD3	2.11	0.70
55:CA:1292:G:H2'	55:CA:1293:C:C6	2.26	0.70
40:DQ:50:ARG:N	40:DQ:50:ARG:HD2	2.05	0.70
24:DA:1947:C:H2'	24:DA:1948:G:H8	1.54	0.70
33:DJ:117:ALA:HA	33:DJ:120:ARG:HD2	1.72	0.70
18:CS:35:ARG:HA	18:CS:70:LEU:HB2	1.71	0.70
26:BC:141:HIS:HB2	26:BC:190:THR:HB	1.73	0.70
24:DA:2285:C:OP2	51:D1:5:ARG:HD3	1.91	0.70
24:BA:811:U:C2	24:BA:1251:C:C5	2.79	0.70
24:DA:2746:U:H5''	30:DG:137:LYS:HG2	1.72	0.70
21:AA:1125:U:O2'	21:AA:1126:U:H2'	1.91	0.70
7:CH:11:THR:HG22	7:CH:14:ARG:NH1	2.04	0.70
7:CH:1:SER:HB3	7:CH:3:GLN:HG3	1.72	0.70
55:CA:1088:G:N2	55:CA:1167:A:H61	1.89	0.70
24:DA:2303:G:H1'	29:DF:122:ASP:OD2	1.91	0.70

*Continued on next page...*

*Continued from previous page...*

Atom-1	Atom-2	Distance(Å)	Clash(Å)
55:CA:113:G:C1'	55:CA:354:G:H5'	2.22	0.70
24:BA:394:C:H2'	24:BA:395:U:O4'	1.91	0.70
24:DA:2145:C:H3'	24:DA:2147:A:OP2	1.90	0.70
31:BH:67:ALA:HA	31:BH:138:VAL:HB	1.74	0.70
10:AK:119:GLY:HA2	21:AA:716:A:H1'	1.73	0.70
24:DA:2497:A:H1'	24:DA:2498:C:C5	2.26	0.70
18:AS:6:LYS:HE2	18:AS:6:LYS:HA	1.73	0.70
27:BD:106:LYS:H	27:BD:106:LYS:HD2	1.56	0.70
21:AA:967:C:H2'	21:AA:968:A:N7	2.06	0.70
24:DA:704:G:H2'	24:DA:726:G:H22	1.55	0.70
27:BD:13:ARG:HH12	39:BP:74:GLN:NE2	1.85	0.70
36:BM:46:ILE:HG13	36:BM:47:GLU:H	1.55	0.70
24:DA:973:A:H1'	24:DA:1188:U:C6	2.26	0.70
34:BK:21:CYS:CB	34:BK:39:ILE:HD11	2.21	0.70
21:AA:268:U:H2'	21:AA:269:C:C6	2.25	0.70
4:CE:103:GLY:HA3	4:CE:121:ASN:HA	1.72	0.70
5:CF:91:ARG:O	5:CF:93:LYS:HE3	1.91	0.70
56:DB:30:C:H2'	56:DB:31:C:H5'	1.73	0.70
1:AB:53:LEU:HA	1:AB:56:LEU:HB3	1.72	0.70
55:CA:110:C:H2'	55:CA:111:G:C8	2.27	0.70
36:DM:34:LYS:HD3	36:DM:131:VAL:HG21	1.74	0.70
24:BA:1090:A:C2	24:BA:1091:G:C8	2.79	0.70
30:BG:104:LEU:HB2	30:BG:112:VAL:CG2	2.21	0.70
24:BA:2583:G:OP2	59:BA:3713:HOH:O	2.09	0.70
24:BA:2532:G:C5	24:BA:2533:U:C5	2.79	0.70
33:BJ:99:ARG:O	33:BJ:103:ILE:HG23	1.91	0.70
18:AS:10:ILE:HD11	18:AS:15:LEU:HB2	1.74	0.70
26:BC:91:ALA:HB3	26:BC:103:ILE:HG22	1.73	0.70
24:DA:1552:A:C2	24:DA:1553:A:C8	2.80	0.70
46:BW:39:GLN:HE21	46:BW:43:LYS:N	1.88	0.70
1:AB:110:ILE:CD1	1:AB:147:LEU:HD13	2.22	0.70
20:CU:16:ARG:CG	20:CU:19:LYS:HG2	2.21	0.70
32:BI:20:SER:HB3	32:BI:21:PRO:HD3	1.73	0.70
24:DA:2198:A:HO2'	24:DA:2199:A:H8	1.37	0.70
3:AD:10:LEU:CD2	3:AD:62:ARG:HG3	2.21	0.70
21:AA:1062:U:H2'	21:AA:1063:C:C6	2.25	0.70
24:BA:2038:G:H2'	24:BA:2039:U:O4'	1.91	0.70
3:AD:32:LYS:HE3	21:AA:413:G:C6	2.26	0.70
35:DL:17:LYS:NZ	35:DL:19:LEU:HD22	2.07	0.70
24:BA:1256:G:H2'	28:BE:77:ILE:HD11	1.74	0.70
44:DU:95:PHE:H	44:DU:95:PHE:HD1	1.39	0.70
56:DB:77:U:OP2	45:DV:14:LYS:HA	1.91	0.70

*Continued on next page...*

*Continued from previous page...*

Atom-1	Atom-2	Distance(Å)	Clash(Å)
42:BS:73:LYS:O	42:BS:106:VAL:N	2.23	0.70
21:AA:79:G:H2'	21:AA:80:A:C8	2.24	0.70
21:AA:1303:C:H2'	21:AA:1304:G:C8	2.27	0.70
24:BA:64:A:H2'	24:BA:65:U:C6	2.26	0.70
55:CA:1504:G:C4'	55:CA:1505:G:H5'	2.22	0.70
24:BA:1810:A:H2'	24:BA:1811:G:O4'	1.92	0.70
39:BP:8:GLU:O	39:BP:11:GLN:HB2	1.91	0.70
24:DA:1439:A:C6	24:DA:1552:A:C5	2.80	0.70
24:DA:2337:G:N3	24:DA:2337:G:H2'	2.04	0.70
21:AA:415:A:H2'	21:AA:416:G:H8	1.56	0.70
26:DC:173:LEU:HD22	26:DC:173:LEU:H	1.56	0.70
46:BW:8:SER:O	46:BW:9:THR:HB	1.92	0.70
1:AB:15:PHE:HB2	1:AB:39:ILE:HG23	1.72	0.70
24:DA:571:U:H4'	24:DA:573:U:H5	1.57	0.70
24:DA:684:G:H5'	52:D2:16:HIS:CE1	2.26	0.70
49:DZ:16:LEU:HD23	49:DZ:19:HIS:CD2	2.26	0.70
21:AA:748:G:H2'	21:AA:749:A:H8	1.53	0.70
17:AR:42:ARG:HG3	17:AR:43:ILE:HG12	1.73	0.70
32:BI:42:ASN:HA	32:BI:45:THR:HB	1.74	0.70
55:CA:1234:C:H1'	55:CA:1364:U:C6	2.26	0.70
6:AG:149:ALA:HA	10:AK:60:PHE:HB3	1.73	0.70
24:DA:202:U:C4	24:DA:203:A:C6	2.79	0.70
55:CA:87:C:O2'	55:CA:88:U:H4'	1.91	0.70
45:BV:77:VAL:HG23	45:BV:89:ILE:HG12	1.72	0.70
24:BA:1253:A:N7	59:BA:3337:HOH:O	2.23	0.70
24:DA:1552:A:O2'	24:DA:1553:A:H5'	1.92	0.70
24:DA:2285:C:H2'	24:DA:2286:G:H5''	1.74	0.70
24:BA:923:G:H1'	46:BW:23:LYS:HE2	1.74	0.70
46:BW:39:GLN:NE2	46:BW:43:LYS:H	1.87	0.70
24:BA:825:A:H1'	35:BL:54:GLN:HE21	1.55	0.70
45:DV:70:ILE:HD13	45:DV:70:ILE:N	2.07	0.70
42:BS:4:ILE:HG22	42:BS:106:VAL:HG13	1.74	0.70
30:BG:10:VAL:O	30:BG:10:VAL:HG23	1.90	0.70
10:AK:21:HIS:HB2	10:AK:32:THR:O	1.92	0.70
21:AA:367:U:O2'	21:AA:368:U:H4'	1.91	0.70
7:CH:26:MET:HB2	7:CH:27:PRO:HD2	1.72	0.70
21:AA:766:A:H2'	21:AA:767:A:C8	2.26	0.70
10:CK:30:ILE:HG12	10:CK:45:THR:HB	1.74	0.70
48:BY:9:LYS:HA	48:BY:9:LYS:NZ	2.05	0.70
27:DD:141:ARG:HH11	27:DD:141:ARG:HB3	1.56	0.70
55:CA:1235:U:H2'	55:CA:1236:A:C8	2.26	0.70
24:BA:811:U:N3	35:BL:21:ARG:NH2	2.40	0.70

*Continued on next page...*

*Continued from previous page...*

Atom-1	Atom-2	Distance(Å)	Clash(Å)
24:DA:91:A:H1'	24:DA:92:U:C5	2.27	0.70
21:AA:858:G:C2'	21:AA:859:G:H5'	2.21	0.70
21:AA:549:C:O2'	21:AA:550:G:O4'	2.09	0.70
21:AA:1306:A:N6	21:AA:1331:G:H1'	2.06	0.70
24:DA:1807:G:H2'	24:DA:1808:A:H5'	1.74	0.70
35:BL:23:ILE:HD12	41:BR:84:ARG:HG2	1.74	0.70
24:DA:2233:U:H2'	24:DA:2234:G:H8	1.57	0.70
40:BQ:48:ASP:HA	40:BQ:51:GLN:HB2	1.74	0.70
21:AA:450:G:N7	21:AA:481:G:O6	2.24	0.70
49:DZ:23:LEU:HD21	49:DZ:53:MET:HE1	1.72	0.70
24:BA:1210:G:O2'	24:BA:1211:C:OP2	2.07	0.70
24:BA:1956:U:H2'	24:BA:1957:C:H6	1.56	0.70
24:BA:90:U:C2	24:BA:91:A:N7	2.60	0.70
55:CA:260:G:H2'	55:CA:261:U:C6	2.27	0.70
24:BA:1339:G:H21	24:BA:1603:A:H1'	1.57	0.70
2:AC:148:ILE:HA	2:AC:200:TRP:O	1.92	0.70
24:BA:1789:A:OP2	26:BC:220:ARG:NH1	2.25	0.70
21:AA:765:G:N2	21:AA:812:G:HO2'	1.88	0.70
24:DA:2423:U:H1'	24:DA:2425:A:C5	2.26	0.70
30:BG:84:LYS:HB3	30:BG:132:LEU:O	1.92	0.70
21:AA:858:G:O2'	21:AA:859:G:H5'	1.91	0.70
26:BC:145:MET:SD	26:BC:153:LEU:HD21	2.31	0.70
4:CE:75:LEU:HD21	4:CE:80:LEU:HA	1.74	0.70
21:AA:332:G:O2'	21:AA:333:U:H5'	1.90	0.70
32:DI:51:GLY:O	32:DI:52:LEU:HB2	1.91	0.70
55:CA:1137:C:H4'	55:CA:1138:G:C2	2.26	0.70
3:CD:2:ARG:HH21	3:CD:114:ARG:CD	2.05	0.70
36:BM:14:LYS:O	36:BM:15:GLY:O	2.09	0.70
1:AB:165:ALA:HB2	1:AB:186:VAL:HG12	1.74	0.70
24:DA:2866:U:H4'	24:DA:2867:G:O5'	1.89	0.70
28:DE:46:GLN:HB3	28:DE:86:ALA:HB1	1.72	0.70
24:BA:1278:C:H2'	24:BA:1279:G:H8	1.56	0.70
1:CB:195:VAL:HG12	1:CB:197:PHE:H	1.57	0.70
33:DJ:106:LYS:HB2	33:DJ:119:PHE:HE2	1.56	0.70
42:DS:70:LYS:H	42:DS:70:LYS:HE3	1.56	0.70
55:CA:1269:A:H2	55:CA:1312:G:H21	1.39	0.70
21:AA:455:G:H2'	21:AA:456:A:H8	1.57	0.70
12:CM:2:ARG:HD2	12:CM:8:ILE:CG2	2.21	0.70
40:DQ:91:ARG:NH1	41:DR:10:LYS:HB3	2.07	0.70
24:DA:2356:U:H4'	46:DW:16:GLU:HG3	1.73	0.70
24:DA:2392:A:H2	35:DL:55:MET:SD	2.14	0.70
4:AE:100:GLU:HB3	4:AE:121:ASN:HA	1.72	0.70

*Continued on next page...*



*Continued from previous page...*

Atom-1	Atom-2	Distance(Å)	Clash(Å)
46:BW:39:GLN:HE21	46:BW:43:LYS:H	1.40	0.70
24:BA:747:U:C4	24:BA:2613:U:C5	2.79	0.70
4:CE:39:GLY:HA2	4:CE:44:ARG:O	1.91	0.70
30:BG:8:VAL:HG12	30:BG:49:LEU:H	1.56	0.70
24:DA:576:U:H2'	24:DA:577:G:C8	2.26	0.70
26:BC:144:GLU:HA	26:BC:151:GLY:HA2	1.72	0.70
34:BK:71:ARG:CB	34:BK:72:PRO:HD3	2.21	0.70
24:DA:685:A:H5'	24:DA:686:U:OP1	1.92	0.70
56:DB:51:G:O6	38:DO:32:PRO:HB3	1.92	0.70
38:BO:67:ASN:O	38:BO:69:ASP:N	2.24	0.70
10:AK:30:ILE:HG22	10:AK:45:THR:HG22	1.73	0.70
55:CA:301:G:H2'	55:CA:302:G:H8	1.57	0.70
7:CH:13:ILE:HG23	7:CH:62:LEU:HD11	1.73	0.70
24:DA:1012:U:O4	33:DJ:30:THR:HG21	1.91	0.70
24:BA:2333:A:H4'	24:BA:2334:U:O5'	1.92	0.70
27:BD:69:ALA:HA	27:BD:73:VAL:HG13	1.74	0.70
24:DA:1201:U:H2'	24:DA:1202:G:C8	2.27	0.69
4:AE:81:GLN:CG	4:AE:149:PRO:HG3	2.17	0.69
34:DK:6:THR:O	34:DK:8:LEU:HD12	1.91	0.69
24:DA:379:G:C6	24:DA:396:G:C6	2.80	0.69
24:BA:1060:U:H4'	24:BA:1061:U:C5'	2.22	0.69
56:DB:75:G:C2'	56:DB:76:G:H5'	2.22	0.69
42:BS:25:ARG:HE	42:BS:73:LYS:NZ	1.88	0.69
24:BA:868:U:C4	24:BA:869:G:N7	2.60	0.69
4:CE:103:GLY:O	4:CE:104:ILE:HG22	1.91	0.69
21:AA:631:C:C5'	21:AA:632:U:H5'	2.21	0.69
21:AA:792:A:N3	21:AA:794:A:C5	2.60	0.69
56:DB:5:U:H2'	56:DB:6:G:H8	1.56	0.69
24:BA:1735:A:H2'	24:BA:1736:U:H6	1.55	0.69
24:BA:2503:A:H4'	24:BA:2504:U:OP1	1.91	0.69
24:BA:742:A:H2'	24:BA:743:A:H8	1.56	0.69
24:DA:1331:G:O2'	24:DA:1332:G:H5'	1.92	0.69
47:DX:58:ILE:HA	47:DX:66:VAL:HG21	1.74	0.69
24:BA:1708:C:O2'	24:BA:1709:U:H5'	1.91	0.69
24:BA:528:A:OP2	33:BJ:116:ARG:NH2	2.24	0.69
49:BZ:4:ILE:HG23	49:BZ:37:ARG:O	1.92	0.69
4:AE:152:VAL:O	4:AE:156:ARG:HG3	1.93	0.69
33:DJ:25:LEU:HD22	33:DJ:26:GLY:N	2.07	0.69
4:AE:82:HIS:HB2	7:AH:95:MET:SD	2.32	0.69
18:CS:38:THR:OG1	18:CS:40:PHE:HD1	1.74	0.69
24:DA:1788:C:O2'	24:DA:1789:A:O4'	2.10	0.69
43:BT:50:LEU:HD12	43:BT:50:LEU:N	2.04	0.69

*Continued on next page...*



*Continued from previous page...*

Atom-1	Atom-2	Distance(Å)	Clash(Å)
11:AL:28:GLN:HB2	11:AL:81:ILE:O	1.92	0.69
8:CI:24:ASN:HB2	8:CI:26:LYS:NZ	2.07	0.69
24:BA:646:U:C4	24:BA:2368:C:H1'	2.26	0.69
55:CA:708:C:H2'	55:CA:709:U:H6	1.56	0.69
36:BM:21:ALA:HB1	36:BM:100:LYS:HG2	1.74	0.69
24:BA:2204:G:O5'	26:BC:149:LYS:HE3	1.92	0.69
21:AA:143:A:N3	21:AA:143:A:H2'	2.05	0.69
55:CA:589:U:O2'	55:CA:590:U:H5'	1.92	0.69
33:DJ:44:TYR:HB2	40:DQ:63:ARG:CZ	2.21	0.69
46:BW:23:LYS:HG3	46:BW:24:ARG:O	1.93	0.69
35:BL:77:ILE:O	35:BL:110:VAL:O	2.10	0.69
4:AE:19:ARG:HD2	4:AE:30:PHE:HB3	1.73	0.69
27:DD:107:VAL:H	27:DD:206:ALA:H	1.40	0.69
24:DA:1816:C:O3'	24:DA:1817:G:H8	1.74	0.69
21:AA:512:U:H2'	21:AA:513:C:H6	1.58	0.69
55:CA:1038:C:H2'	55:CA:1039:G:H8	1.53	0.69
6:AG:78:ARG:HH22	6:AG:81:GLY:HA2	1.57	0.69
55:CA:601:G:H2'	55:CA:602:A:H8	1.56	0.69
24:BA:532:A:N7	24:BA:2021:C:H2'	2.06	0.69
24:BA:1538:G:N2	24:BA:1539:U:C2	2.61	0.69
21:AA:68:G:C5	21:AA:69:G:H1'	2.28	0.69
6:CG:65:LEU:HD21	6:CG:96:ASN:OD1	1.92	0.69
39:BP:50:ARG:HG2	39:BP:57:ALA:N	2.08	0.69
21:AA:1144:G:N2	21:AA:1146:A:H62	1.90	0.69
24:DA:76:C:O2'	24:DA:77:G:H5'	1.91	0.69
34:DK:80:ASP:HB2	39:DP:67:GLU:OE1	1.91	0.69
24:BA:2292:U:H2'	24:BA:2293:G:C8	2.26	0.69
24:DA:983:A:N6	24:DA:984:A:C2	2.61	0.69
55:CA:1102:A:H2'	55:CA:1103:C:C6	2.26	0.69
55:CA:1234:C:H1'	55:CA:1364:U:H6	1.57	0.69
44:BU:38:ILE:HG22	44:BU:39:ASN:N	2.06	0.69
14:CO:47:LYS:N	14:CO:47:LYS:HD2	2.07	0.69
47:DX:31:ASN:ND2	47:DX:31:ASN:H	1.89	0.69
24:DA:1867:G:H2'	24:DA:1868:C:C6	2.28	0.69
29:BF:35:LEU:HD12	29:BF:88:VAL:HB	1.72	0.69
40:BQ:94:LEU:HD11	41:BR:4:VAL:CG1	2.22	0.69
24:DA:1477:A:H2'	24:DA:1478:G:O4'	1.93	0.69
55:CA:94:G:O2'	55:CA:95:C:H5'	1.92	0.69
34:DK:61:VAL:HG11	34:DK:112:PHE:CE2	2.28	0.69
36:BM:108:VAL:HG13	36:BM:109:PRO:CD	2.21	0.69
1:CB:76:SER:O	1:CB:79:VAL:HG12	1.91	0.69
55:CA:1424:U:H2'	55:CA:1425:U:O4'	1.91	0.69

*Continued on next page...*

*Continued from previous page...*

Atom-1	Atom-2	Distance(Å)	Clash(Å)
19:AT:34:VAL:O	19:AT:38:ILE:HG12	1.93	0.69
55:CA:992:U:O2'	55:CA:993:G:OP2	2.07	0.69
15:CP:3:THR:HB	15:CP:66:THR:HB	1.73	0.69
2:CC:25:THR:HG23	13:CN:75:LYS:HD2	1.73	0.69
24:BA:1936:A:H5''	24:BA:1937:A:H5'	1.74	0.69
40:BQ:63:ARG:NH1	40:BQ:96:ASP:CA	2.46	0.69
24:DA:1439:A:N7	24:DA:1440:U:C6	2.60	0.69
55:CA:373:A:H2'	55:CA:374:A:C8	2.28	0.69
24:DA:1676:A:H2	24:DA:1993:U:H5'	1.53	0.69
24:DA:2320:U:H1'	24:DA:2333:A:H62	1.57	0.69
24:DA:95:A:H4'	48:DY:38:GLN:O	1.93	0.69
43:DT:67:VAL:HB	43:DT:76:ARG:HG3	1.75	0.69
21:AA:109:A:H2'	21:AA:326:G:N2	2.04	0.69
24:BA:1021:A:H61	24:BA:1142:A:H61	1.36	0.69
24:DA:118:A:C8	24:DA:119:A:C8	2.80	0.69
35:BL:78:ARG:HB3	35:BL:113:ALA:HB3	1.74	0.69
21:AA:1032:G:O2'	21:AA:1033:G:H5'	1.91	0.69
24:BA:1555:G:C8	24:BA:1555:G:H5'	2.27	0.69
24:DA:414:C:H5''	24:DA:1879:C:O2'	1.93	0.69
31:BH:68:ARG:NH2	31:BH:72:ILE:HG21	2.07	0.69
7:CH:103:VAL:HG12	7:CH:124:ILE:HA	1.74	0.69
55:CA:1449:C:O2'	55:CA:1450:U:H5'	1.93	0.69
55:CA:250:A:H1'	55:CA:252:U:C4	2.28	0.69
24:DA:529:A:C8	24:DA:2023:C:N4	2.60	0.69
24:DA:505:A:O2'	24:DA:506:G:H5'	1.91	0.69
24:DA:85:G:OP2	44:DU:6:ARG:HB2	1.92	0.69
24:BA:1943:U:O2	24:BA:1943:U:O4'	2.10	0.69
55:CA:672:U:H2'	55:CA:673:A:C8	2.27	0.69
24:BA:848:C:H2'	24:BA:849:A:H8	1.58	0.69
24:BA:496:G:C5	24:BA:497:A:C8	2.80	0.69
24:BA:1790:C:H2'	24:BA:1791:A:C5	2.28	0.69
29:DF:109:ARG:HB2	29:DF:109:ARG:NH1	2.06	0.69
24:DA:2837:A:H2'	24:DA:2838:G:H8	1.54	0.69
24:DA:1310:G:H2'	24:DA:1311:G:O4'	1.93	0.69
45:BV:80:HIS:CD2	45:BV:83:LYS:HB2	2.27	0.69
8:AI:8:THR:N	8:AI:84:ARG:HH12	1.90	0.69
21:AA:427:U:C4	21:AA:428:G:C6	2.81	0.69
24:DA:6:A:H2'	24:DA:7:G:H8	1.57	0.69
35:BL:90:VAL:HG13	35:BL:95:LEU:HD21	1.75	0.69
43:DT:87:LEU:HD23	43:DT:88:LYS:N	2.08	0.69
33:BJ:65:THR:HG23	33:BJ:66:GLY:N	2.07	0.69
24:BA:869:G:H4'	36:BM:8:LYS:CE	2.21	0.69

*Continued on next page...*

*Continued from previous page...*

Atom-1	Atom-2	Distance(Å)	Clash(Å)
8:CI:74:GLN:O	8:CI:78:ILE:HG13	1.92	0.69
24:BA:1385:A:C4	24:BA:1386:C:C5	2.81	0.69
24:BA:1973:G:H2'	24:BA:1974:C:C6	2.28	0.69
2:CC:109:GLU:HB3	2:CC:143:LEU:HD22	1.73	0.69
24:BA:10:A:C2'	24:BA:11:C:H5'	2.22	0.69
24:BA:2800:A:C2	24:BA:2895:G:H1'	2.27	0.69
21:AA:1218:C:H2'	21:AA:1219:A:H8	1.57	0.69
30:DG:86:LEU:HA	30:DG:163:TYR:HB3	1.75	0.69
3:AD:31:CYS:O	3:AD:32:LYS:HB2	1.92	0.69
24:BA:699:A:H4'	24:BA:1634:A:N7	2.07	0.69
24:DA:2216:G:H2'	24:DA:2217:G:C8	2.27	0.69
53:D3:23:HIS:O	53:D3:46:LYS:HB2	1.93	0.69
3:CD:105:GLY:HA3	3:CD:158:LEU:HD23	1.75	0.69
26:DC:38:LYS:HE2	26:DC:55:GLY:H	1.56	0.69
24:BA:221:A:H2'	24:BA:266:G:N7	2.07	0.69
26:DC:79:ARG:HD3	26:DC:81:GLU:OE1	1.93	0.69
55:CA:630:A:N1	59:CA:1859:HOH:O	2.26	0.69
10:CK:14:GLN:HA	10:CK:76:TYR:O	1.92	0.69
10:CK:64:VAL:O	10:CK:68:ARG:HB2	1.93	0.69
28:BE:1:MET:HG3	28:BE:14:VAL:HG23	1.74	0.69
24:DA:823:C:H2'	24:DA:824:U:H6	1.58	0.69
28:DE:79:ARG:HG2	28:DE:80:SER:H	1.57	0.69
3:CD:58:GLN:O	3:CD:62:ARG:HG2	1.91	0.69
5:AF:3:HIS:N	5:AF:92:THR:HG23	2.02	0.69
46:BW:26:GLY:O	46:BW:27:GLY:O	2.11	0.69
46:BW:30:VAL:O	46:BW:30:VAL:HG22	1.92	0.69
30:BG:102:ILE:HD12	30:BG:147:LEU:HD11	1.73	0.69
1:AB:22:TRP:HA	1:AB:189:ASN:CA	2.23	0.69
3:AD:22:SER:HA	3:AD:26:ALA:HB2	1.74	0.69
24:DA:1190:G:H2'	24:DA:1191:G:H8	1.57	0.69
34:BK:111:LYS:HE2	34:BK:111:LYS:N	2.06	0.69
24:DA:1635:A:H2'	24:DA:1636:U:H6	1.57	0.69
47:BX:46:VAL:HG21	47:BX:67:LEU:HD11	1.74	0.69
56:DB:19:C:H2'	56:DB:20:G:C8	2.28	0.69
14:CO:47:LYS:HD2	14:CO:47:LYS:H	1.58	0.69
24:DA:2537:U:H2'	24:DA:2538:C:H6	1.57	0.69
5:CF:5:GLU:HG3	5:CF:63:ASN:OD1	1.93	0.69
15:CP:24:SER:HB2	55:CA:377:G:H5''	1.73	0.69
33:BJ:44:TYR:O	33:BJ:45:THR:HB	1.92	0.69
24:DA:1021:A:C2	24:DA:1023:U:C2	2.81	0.69
24:DA:1080:A:H2'	24:DA:1081:U:C6	2.28	0.69
43:BT:48:GLN:HE21	43:BT:48:GLN:HA	1.58	0.69

*Continued on next page...*

*Continued from previous page...*

Atom-1	Atom-2	Distance(Å)	Clash(Å)
24:BA:1131:G:OP1	33:BJ:82:GLY:HA2	1.93	0.69
11:AL:43:LYS:NZ	11:AL:44:PRO:HD2	2.08	0.69
21:AA:549:C:H2'	21:AA:550:G:H8	1.57	0.69
24:DA:2307:G:H1'	24:DA:2308:G:C5	2.27	0.69
45:DV:77:VAL:HG23	45:DV:89:ILE:HG21	1.75	0.69
24:DA:2491:U:H5''	24:DA:2570:G:H5''	1.75	0.69
21:AA:575:G:H4'	21:AA:576:C:O5'	1.93	0.69
24:BA:2801:G:O2'	24:BA:2802:G:H5'	1.91	0.69
44:DU:47:PRO:HB3	44:DU:54:PRO:CG	2.22	0.69
24:BA:646:U:H3'	24:BA:647:G:C5'	2.23	0.69
52:B2:12:ARG:HG2	52:B2:13:ASN:ND2	2.08	0.69
9:CJ:42:LEU:HB3	9:CJ:43:PRO:HD2	1.75	0.69
28:BE:57:LYS:HG3	28:BE:58:LYS:H	1.57	0.69
6:AG:113:LYS:HB2	6:AG:117:LEU:HD12	1.73	0.69
6:AG:115:MET:HA	6:AG:118:ARG:HD3	1.73	0.69
21:AA:36:C:H2'	21:AA:37:U:O4'	1.92	0.69
28:BE:18:THR:HG22	28:BE:106:LYS:HE3	1.73	0.69
53:B3:26:ALA:O	53:B3:27:ASN:HB2	1.91	0.69
5:CF:9:MET:HE1	17:CR:64:LEU:HA	1.75	0.69
38:BO:16:ARG:O	38:BO:19:GLN:N	2.26	0.69
55:CA:591:U:H2'	55:CA:592:G:C8	2.28	0.69
24:BA:1157:G:H2'	24:BA:1158:C:C6	2.27	0.69
28:BE:111:GLU:HG2	28:BE:114:ARG:NH1	2.08	0.69
24:DA:1014:A:H2'	24:DA:1015:U:H6	1.57	0.68
46:BW:37:VAL:CG1	46:BW:38:ARG:H	1.99	0.68
27:BD:104:VAL:O	27:BD:177:VAL:HG21	1.93	0.68
24:BA:638:G:H2'	24:BA:639:U:H6	1.58	0.68
24:DA:1799:G:H2'	26:DC:179:GLU:OE1	1.91	0.68
24:DA:1799:G:H4'	24:DA:1800:C:O5'	1.91	0.68
8:CI:24:ASN:HD22	8:CI:26:LYS:HD2	1.57	0.68
24:DA:2492:U:O2'	24:DA:2493:U:H5'	1.93	0.68
55:CA:880:C:H2'	55:CA:880:C:O2	1.94	0.68
21:AA:1299:A:N3	21:AA:1299:A:H2'	2.07	0.68
55:CA:560:A:H4'	55:CA:561:U:H5''	1.74	0.68
56:DB:11:C:H5'	46:DW:71:LYS:HD3	1.73	0.68
43:BT:32:LEU:H	43:BT:83:ALA:HB3	1.58	0.68
27:BD:110:THR:CG2	27:BD:171:THR:HG22	2.23	0.68
24:DA:797:G:OP1	28:DE:57:LYS:HG2	1.94	0.68
2:AC:27:GLU:O	2:AC:31:ASN:HB2	1.93	0.68
18:CS:79:TYR:O	18:CS:80:ARG:HB2	1.93	0.68
21:AA:492:C:H2'	21:AA:493:A:C8	2.28	0.68
24:BA:558:U:OP2	33:BJ:113:PRO:HG2	1.93	0.68

*Continued on next page...*

*Continued from previous page...*

Atom-1	Atom-2	Distance(Å)	Clash(Å)
55:CA:1018:G:H2'	55:CA:1019:A:O4'	1.93	0.68
5:AF:29:ILE:HG12	5:AF:64:VAL:HG11	1.73	0.68
40:BQ:63:ARG:CZ	40:BQ:96:ASP:HA	2.23	0.68
24:BA:2197:U:P	3:CD:150:LYS:HG3	2.33	0.68
24:DA:2260:C:O2'	24:DA:2261:C:H6	1.77	0.68
24:DA:1071:G:N7	24:DA:1089:A:C6	2.61	0.68
6:CG:3:ARG:HB3	55:CA:932:C:OP1	1.93	0.68
37:BN:73:ASN:ND2	37:BN:76:VAL:HG11	2.09	0.68
24:BA:321:U:HO2'	24:BA:340:A:HO2'	1.41	0.68
12:CM:25:GLY:H	55:CA:1329:A:H5''	1.57	0.68
21:AA:1363:A:C5	21:AA:1365:G:C6	2.81	0.68
24:BA:632:A:H2'	24:BA:633:A:C8	2.28	0.68
28:BE:23:PHE:CZ	28:BE:28:VAL:HG11	2.28	0.68
5:CF:68:GLN:O	5:CF:71:ILE:HG22	1.93	0.68
10:CK:74:LYS:HD2	10:CK:104:PHE:CE1	2.28	0.68
4:CE:110:MET:HG2	4:CE:139:THR:HG21	1.75	0.68
55:CA:631:C:H5''	55:CA:632:U:O4'	1.92	0.68
24:BA:848:C:H2'	24:BA:849:A:C8	2.28	0.68
9:AJ:26:VAL:O	9:AJ:30:LYS:HG2	1.93	0.68
31:DH:27:ARG:NH1	47:DX:59:ASP:HA	2.08	0.68
24:BA:1475:G:O2'	24:BA:1476:U:OP2	2.10	0.68
24:DA:2657:A:O3'	30:DG:159:LYS:NZ	2.26	0.68
29:DF:110:ILE:HD13	29:DF:110:ILE:H	1.56	0.68
24:DA:2010:G:OP1	42:DS:41:LYS:HD3	1.93	0.68
24:BA:2356:U:H4'	46:BW:16:GLU:HG3	1.74	0.68
31:DH:80:ILE:HB	31:DH:101:ASP:CB	2.23	0.68
12:AM:69:ARG:HH12	21:AA:1330:U:H4'	1.57	0.68
24:DA:656:G:O2'	24:DA:657:U:H5'	1.94	0.68
9:CJ:80:THR:HG22	9:CJ:82:LYS:HZ1	1.57	0.68
24:DA:477:A:H2'	24:DA:478:A:H8	1.56	0.68
4:AE:32:PHE:HD2	4:AE:54:GLU:HA	1.58	0.68
21:AA:86:G:C2	21:AA:87:C:N4	2.61	0.68
24:BA:1388:G:H2'	24:BA:1389:G:H8	1.58	0.68
3:AD:10:LEU:HD21	3:AD:62:ARG:HG3	1.75	0.68
9:AJ:59:LYS:HG2	21:AA:972:C:H4'	1.75	0.68
24:BA:88:G:C2	24:BA:89:A:C8	2.82	0.68
55:CA:1477:U:H2'	55:CA:1478:U:H6	1.56	0.68
24:BA:1989:G:C2'	24:BA:1990:C:H5'	2.23	0.68
41:BR:49:ILE:O	41:BR:49:ILE:HG13	1.92	0.68
24:DA:782:A:H5''	24:DA:783:A:OP1	1.93	0.68
42:DS:4:ILE:HG22	42:DS:106:VAL:HG13	1.74	0.68
36:BM:57:VAL:HA	36:BM:112:LEU:HD21	1.75	0.68

*Continued on next page...*

*Continued from previous page...*

Atom-1	Atom-2	Distance(Å)	Clash(Å)
24:DA:247:G:H4'	24:DA:386:G:C4	2.28	0.68
36:DM:35:ALA:HB3	36:DM:99:GLY:N	2.08	0.68
48:BY:18:LEU:O	48:BY:22:LEU:HB2	1.93	0.68
24:DA:1560:G:O2'	24:DA:1561:C:H5'	1.94	0.68
55:CA:462:G:O5'	55:CA:463:U:OP2	2.11	0.68
24:BA:1886:U:H2'	24:BA:1887:C:C6	2.29	0.68
24:DA:1713:A:H4'	24:DA:1714:U:OP1	1.93	0.68
36:DM:62:LYS:HG2	36:DM:64:TRP:CZ2	2.29	0.68
13:CN:72:PHE:HA	13:CN:79:SER:HA	1.76	0.68
24:BA:2032:G:H4'	59:BA:3484:HOH:O	1.92	0.68
52:B2:24:THR:HG23	52:B2:27:GLY:H	1.59	0.68
24:DA:1641:A:H2'	24:DA:1642:G:O4'	1.94	0.68
24:BA:1303:G:H2'	24:BA:1304:A:H8	1.58	0.68
21:AA:1453:G:H2'	21:AA:1453:G:N3	2.07	0.68
26:BC:141:HIS:N	26:BC:190:THR:O	2.23	0.68
37:DN:2:ARG:HG2	37:DN:5:LYS:HD3	1.75	0.68
19:AT:43:LYS:CB	19:AT:86:ALA:HB1	2.21	0.68
24:BA:1060:U:O4'	24:BA:1062:G:H5''	1.94	0.68
34:BK:6:THR:O	34:BK:6:THR:HG22	1.92	0.68
21:AA:212:G:O2'	21:AA:213:G:C8	2.32	0.68
48:DY:20:ASN:ND2	48:DY:50:VAL:HG22	2.08	0.68
24:BA:866:A:O2'	24:BA:867:C:H5'	1.93	0.68
54:D4:36:ARG:HG2	54:D4:37:GLN:H	1.59	0.68
24:DA:2681:C:H4'	24:DA:2682:A:O5'	1.93	0.68
26:BC:230:PRO:HD2	26:BC:246:PRO:HA	1.75	0.68
24:BA:1673:G:C2'	24:BA:1674:G:H5'	2.23	0.68
24:BA:2591:C:OP1	26:BC:237:ARG:HG3	1.92	0.68
55:CA:566:G:H4'	55:CA:567:G:OP1	1.94	0.68
24:DA:128:C:H6	24:DA:128:C:H5''	1.57	0.68
21:AA:1234:C:H1'	21:AA:1364:U:C6	2.27	0.68
24:DA:2851:A:H2'	24:DA:2852:G:C8	2.29	0.68
24:BA:100:U:H4'	24:BA:101:A:O5'	1.94	0.68
30:BG:88:LEU:HD11	30:BG:95:ALA:HB2	1.75	0.68
5:CF:86:ARG:CZ	17:CR:63:TYR:HB3	2.23	0.68
15:CP:40:ASN:HD21	15:CP:42:ILE:HB	1.58	0.68
24:DA:2096:C:H2'	24:DA:2097:A:H8	1.58	0.68
9:CJ:26:VAL:O	9:CJ:30:LYS:HB3	1.92	0.68
4:CE:55:VAL:O	4:CE:58:ALA:HB3	1.94	0.68
24:DA:620:G:H4'	24:DA:621:A:O5'	1.92	0.68
6:CG:118:ARG:HH22	55:CA:1239:A:C3'	1.99	0.68
24:DA:741:U:O2'	24:DA:742:A:O4'	2.09	0.68
55:CA:209:U:H5''	55:CA:210:C:OP2	1.93	0.68

*Continued on next page...*



*Continued from previous page...*

Atom-1	Atom-2	Distance(Å)	Clash(Å)
36:BM:24:THR:O	36:BM:34:LYS:HE2	1.93	0.68
40:BQ:65:ASN:ND2	40:BQ:69:ARG:NH2	2.41	0.68
23:AW:5:U:H2'	23:AW:6:U:C6	2.28	0.68
24:DA:665:U:H2'	24:DA:666:A:C8	2.28	0.68
39:BP:25:VAL:CG1	39:BP:46:VAL:HG23	2.24	0.68
24:BA:800:A:H4'	24:BA:801:G:O5'	1.93	0.68
21:AA:390:U:H2'	21:AA:391:G:C8	2.25	0.68
54:B4:9:LYS:O	54:B4:10:LEU:HD23	1.94	0.68
35:BL:4:ASN:N	35:BL:4:ASN:HD22	1.91	0.68
24:DA:2716:C:H2'	24:DA:2717:C:H6	1.57	0.68
21:AA:1382:C:HO2'	21:AA:1383:C:H6	1.39	0.68
24:DA:265:A:H5'	24:DA:428:A:N1	2.08	0.68
8:CI:79:ARG:HD2	8:CI:102:PHE:CD1	2.28	0.68
24:BA:1399:C:H2'	24:BA:1400:U:H6	1.58	0.68
31:BH:27:ARG:NH1	31:BH:38:PRO:HG3	2.08	0.68
52:B2:3:ARG:HG2	52:B2:3:ARG:NH2	1.91	0.68
27:DD:125:TRP:CG	27:DD:160:LYS:HB3	2.29	0.68
24:BA:1073:A:H3'	24:BA:1074:G:H5''	1.74	0.68
24:DA:2748:A:H1'	30:DG:66:THR:CG2	2.20	0.68
21:AA:978:A:O2'	21:AA:979:C:H5'	1.94	0.68
24:DA:478:A:H5''	24:DA:479:A:OP2	1.94	0.68
24:DA:92:U:H2'	24:DA:93:G:C8	2.27	0.68
24:DA:442:G:C6	24:DA:444:C:N4	2.62	0.68
55:CA:503:C:H2'	55:CA:504:C:H6	1.58	0.68
21:AA:71:A:H61	21:AA:99:C:C1'	2.07	0.68
26:DC:122:ALA:HB3	26:DC:127:ASN:HD22	1.58	0.68
28:BE:79:ARG:HG2	28:BE:80:SER:N	2.06	0.68
2:AC:166:TRP:N	2:AC:166:TRP:HE3	1.91	0.68
21:AA:1306:A:H61	21:AA:1331:G:H1'	1.57	0.68
24:DA:2408:U:O2'	24:DA:2409:G:C8	2.39	0.68
13:CN:40:ARG:HH12	18:CS:6:LYS:HB2	1.58	0.68
2:CC:122:GLN:O	2:CC:127:VAL:HG13	1.94	0.68
24:DA:1386:C:O2'	24:DA:1387:A:H8	1.76	0.68
21:AA:765:G:H1	21:AA:812:G:HO2'	1.36	0.68
1:CB:103:TRP:HA	1:CB:106:VAL:HB	1.74	0.68
24:DA:1147:A:H2'	24:DA:1148:U:H6	1.58	0.68
21:AA:174:A:H2'	21:AA:175:C:H6	1.58	0.68
21:AA:885:G:N2	21:AA:886:G:C4	2.62	0.68
24:DA:297:G:H5''	44:DU:84:PHE:CB	2.15	0.68
24:DA:1994:C:H2'	24:DA:1995:U:H6	1.57	0.68
11:CL:49:ARG:HH22	55:CA:522:C:H41	1.40	0.68
43:BT:50:LEU:H	43:BT:50:LEU:CD1	2.05	0.68

*Continued on next page...*

*Continued from previous page...*

Atom-1	Atom-2	Distance(Å)	Clash(Å)
45:DV:17:SER:OG	45:DV:27:PRO:HG3	1.94	0.68
45:DV:29:ILE:CD1	45:DV:31:TYR:CE2	2.75	0.68
27:BD:107:VAL:O	27:BD:174:SER:O	2.11	0.68
24:DA:1207:C:H2'	24:DA:1208:C:H6	1.59	0.68
24:BA:370:G:C6	24:BA:424:G:N7	2.62	0.68
24:BA:14:A:H5''	24:BA:15:G:OP2	1.93	0.68
55:CA:425:G:H2'	55:CA:426:U:C6	2.28	0.68
21:AA:1394:A:H62	21:AA:1501:C:H4'	1.57	0.68
21:AA:596:A:N6	21:AA:645:G:C6	2.61	0.68
30:BG:93:TYR:O	30:BG:105:SER:O	2.11	0.68
15:CP:39:PHE:HD1	15:CP:50:THR:HG1	1.39	0.68
24:BA:2531:A:H5'	30:BG:156:TYR:CZ	2.28	0.68
24:BA:2276:G:OP2	36:BM:83:GLY:O	2.12	0.68
24:BA:460:A:H2'	24:BA:461:C:H6	1.57	0.68
24:BA:588:U:H2'	24:BA:589:U:C6	2.28	0.68
9:CJ:51:VAL:HB	13:CN:80:ARG:HB2	1.76	0.68
27:DD:106:LYS:O	27:DD:107:VAL:HB	1.94	0.68
1:AB:159:ALA:HB1	1:AB:183:PHE:HE2	1.59	0.68
24:BA:725:G:C6	24:BA:726:G:N1	2.62	0.68
10:AK:85:VAL:HG11	10:AK:92:ARG:HG3	1.76	0.68
22:AV:34:G:H8	22:AV:34:G:OP1	1.77	0.68
11:AL:2:THR:HG22	11:AL:4:ASN:H	1.59	0.68
24:DA:2657:A:O2'	24:DA:2658:C:H5'	1.94	0.68
21:AA:57:G:C5	21:AA:58:C:C4	2.82	0.68
28:DE:61:ARG:HD2	28:DE:61:ARG:O	1.93	0.68
55:CA:1442:G:O6	55:CA:1461:G:C2	2.47	0.68
55:CA:1036:A:O2'	55:CA:1037:C:H5'	1.93	0.68
44:BU:46:LYS:HG2	44:BU:47:PRO:HD2	1.76	0.68
27:DD:10:GLY:O	27:DD:11:MET:HB2	1.93	0.68
24:BA:522:A:C6	24:BA:523:C:C4	2.82	0.68
13:CN:2:LYS:HG3	55:CA:1048:G:H5''	1.74	0.68
26:BC:159:THR:O	26:BC:194:VAL:HG12	1.93	0.68
24:DA:1079:C:C4	24:DA:1088:A:H2	2.12	0.68
24:BA:833:A:H2'	24:BA:834:G:C8	2.28	0.68
43:BT:43:ILE:O	43:BT:43:ILE:HG13	1.94	0.68
36:BM:1:MET:O	36:BM:2:LEU:HB2	1.92	0.68
24:DA:2311:A:H3'	24:DA:2312:U:H6	1.59	0.68
21:AA:1530:G:O2'	21:AA:1531:A:C8	2.36	0.68
16:AQ:12:VAL:HB	16:AQ:21:VAL:HG22	1.76	0.68
30:DG:115:GLN:HG2	30:DG:116:LEU:N	2.08	0.68
21:AA:872:A:C4	21:AA:874:G:N7	2.62	0.68
24:BA:704:G:O2'	24:BA:726:G:N2	2.27	0.68

*Continued on next page...*



*Continued from previous page...*

Atom-1	Atom-2	Distance(Å)	Clash(Å)
9:CJ:40:ILE:HG12	55:CA:1125:U:C6	2.28	0.68
24:BA:1964:G:H4'	24:BA:1965:C:OP2	1.93	0.68
24:BA:84:A:H62	24:BA:101:A:H2	1.42	0.68
24:DA:1933:G:N2	24:DA:1968:G:H1'	2.08	0.68
48:DY:28:LEU:HG	48:DY:42:LEU:HD22	1.76	0.68
24:BA:976:G:C2	24:BA:977:G:N7	2.61	0.68
55:CA:591:U:H2'	55:CA:592:G:H8	1.58	0.68
28:BE:82:GLY:O	28:BE:83:VAL:HB	1.93	0.68
26:DC:77:VAL:HG23	26:DC:112:GLY:H	1.59	0.68
55:CA:1064:G:H4'	55:CA:1065:U:O5'	1.91	0.68
24:DA:655:A:O2'	24:DA:656:G:C8	2.44	0.67
6:CG:41:ILE:O	6:CG:45:ALA:HB3	1.93	0.67
33:BJ:73:VAL:CG2	33:BJ:74:TYR:H	1.98	0.67
24:DA:478:A:C6	24:DA:480:A:C5	2.82	0.67
29:DF:65:LEU:HD23	29:DF:65:LEU:H	1.60	0.67
24:DA:74:A:H4'	24:DA:75:G:O5'	1.93	0.67
30:DG:88:LEU:HD13	30:DG:93:TYR:HB3	1.75	0.67
24:DA:53:A:C2	24:DA:179:C:H4'	2.28	0.67
24:BA:2813:A:C2	24:BA:2887:A:N6	2.62	0.67
44:DU:35:VAL:HG12	44:DU:36:GLU:H	1.60	0.67
31:BH:38:PRO:HB2	31:BH:40:THR:HG23	1.76	0.67
24:DA:789:A:N1	59:DA:3322:HOH:O	2.26	0.67
21:AA:994:A:O2'	21:AA:995:C:H5'	1.93	0.67
9:AJ:93:ALA:O	9:AJ:96:VAL:HG22	1.94	0.67
30:BG:23:ILE:HD12	30:BG:23:ILE:H	1.59	0.67
24:DA:1307:A:H62	24:DA:1606:C:H6	1.43	0.67
33:BJ:45:THR:HG23	33:BJ:45:THR:O	1.95	0.67
41:BR:39:LEU:N	41:BR:39:LEU:HD23	2.09	0.67
6:CG:30:MET:O	6:CG:31:VAL:HB	1.94	0.67
55:CA:1303:C:H3'	55:CA:1304:G:C8	2.29	0.67
24:DA:2285:C:C5	51:D1:5:ARG:NH2	2.62	0.67
24:DA:729:G:O2'	24:DA:1775:U:H1'	1.92	0.67
1:CB:20:ARG:HH21	1:CB:38:HIS:CD2	2.12	0.67
8:AI:8:THR:HG21	8:AI:10:ARG:HH21	1.59	0.67
24:DA:973:A:H1'	24:DA:1188:U:C5	2.29	0.67
34:BK:21:CYS:HA	34:BK:41:ILE:HD12	1.76	0.67
24:DA:2066:C:H2'	24:DA:2067:G:H8	1.59	0.67
21:AA:275:G:O2'	21:AA:276:G:H5'	1.94	0.67
21:AA:473:U:H2'	21:AA:474:G:C8	2.27	0.67
7:AH:7:ALA:HB2	7:AH:76:ARG:HG3	1.75	0.67
24:DA:1713:A:O2'	24:DA:1715:G:H5'	1.94	0.67
24:BA:1676:A:H2	24:BA:1993:U:H5'	1.59	0.67

*Continued on next page...*

*Continued from previous page...*

Atom-1	Atom-2	Distance(Å)	Clash(Å)
30:BG:104:LEU:HB2	30:BG:112:VAL:HG22	1.76	0.67
46:BW:14:ASP:OD2	46:BW:16:GLU:OE1	2.11	0.67
24:DA:1686:C:H2'	24:DA:1687:G:O4'	1.94	0.67
11:CL:18:SER:O	11:CL:21:PRO:HD3	1.94	0.67
2:CC:5:HIS:CE1	2:CC:7:ASN:HB3	2.28	0.67
21:AA:185:U:H2'	21:AA:186:C:C6	2.29	0.67
14:AO:2:LEU:HD22	14:AO:34:GLN:HG2	1.76	0.67
24:BA:949:G:C2'	24:BA:950:G:H5'	2.25	0.67
7:AH:30:LYS:HG2	21:AA:590:U:OP1	1.94	0.67
41:DR:21:ARG:HB2	41:DR:93:PHE:HD1	1.60	0.67
24:DA:1731:G:HO2'	24:DA:1732:C:H5''	1.57	0.67
24:BA:459:U:H2'	24:BA:460:A:C8	2.28	0.67
1:AB:143:LEU:HB2	1:AB:147:LEU:HD12	1.75	0.67
24:BA:2358:A:H61	35:BL:54:GLN:NE2	1.92	0.67
8:AI:129:ARG:HH21	21:AA:966:G:N2	1.90	0.67
21:AA:1054:C:OP2	21:AA:1197:A:OP2	2.12	0.67
34:DK:60:ALA:HA	34:DK:87:LEU:CD2	2.24	0.67
48:DY:17:GLU:HG3	48:DY:53:VAL:HG11	1.77	0.67
16:AQ:16:MET:HG3	16:AQ:20:ILE:HA	1.77	0.67
55:CA:787:A:C2	55:CA:796:C:N3	2.62	0.67
30:DG:112:VAL:HG13	30:DG:150:TYR:HE1	1.59	0.67
43:DT:6:ARG:O	43:DT:9:LYS:HD2	1.93	0.67
24:BA:1256:G:H21	28:BE:77:ILE:HG13	1.59	0.67
6:CG:149:ALA:HB2	10:CK:55:ARG:HG3	1.75	0.67
6:CG:46:LEU:HD11	6:CG:57:GLU:OE2	1.94	0.67
6:AG:125:ASP:OD2	6:AG:130:LYS:HG3	1.94	0.67
13:AN:15:LEU:HD23	13:AN:18:LYS:HD2	1.76	0.67
24:DA:254:G:N7	53:D3:4:LYS:HE2	2.09	0.67
41:BR:62:GLU:O	41:BR:62:GLU:HG3	1.92	0.67
35:DL:9:ALA:HB3	35:DL:12:SER:HB3	1.75	0.67
1:AB:63:LYS:HG2	1:AB:224:ARG:NH1	2.09	0.67
1:AB:99:MET:HA	1:AB:106:VAL:HG21	1.76	0.67
3:AD:145:ARG:O	3:AD:149:LYS:HG3	1.94	0.67
24:DA:1060:U:H5''	24:DA:1061:U:OP1	1.94	0.67
46:BW:39:GLN:HG3	46:BW:42:THR:HB	1.76	0.67
55:CA:279:A:H5''	55:CA:280:C:H3'	1.77	0.67
24:DA:1210:G:H5''	24:DA:1211:C:H3'	1.75	0.67
24:DA:817:C:O2'	24:DA:839:U:H5''	1.94	0.67
28:DE:133:LEU:O	28:DE:137:LYS:HB2	1.95	0.67
55:CA:181:A:H1'	55:CA:182:A:C2	2.28	0.67
34:BK:18:ARG:NH1	34:BK:18:ARG:HG3	2.06	0.67
24:BA:321:U:O2'	24:BA:340:A:O2'	2.06	0.67

*Continued on next page...*

*Continued from previous page...*

Atom-1	Atom-2	Distance(Å)	Clash(Å)
24:DA:2728:U:O2'	24:DA:2729:G:H8	1.77	0.67
24:DA:53:A:O2'	24:DA:54:G:H5'	1.93	0.67
55:CA:890:G:HO2'	55:CA:891:U:P	2.17	0.67
16:AQ:58:VAL:HG22	16:AQ:59:GLU:H	1.60	0.67
55:CA:1305:G:H22	55:CA:1331:G:H2'	1.60	0.67
31:BH:96:THR:O	31:BH:97:ARG:HG3	1.95	0.67
24:DA:311:A:O2'	24:DA:332:A:H5'	1.95	0.67
50:B0:43:THR:HG23	50:B0:47:TYR:O	1.94	0.67
18:AS:54:ARG:HG2	21:AA:958:A:C6	2.30	0.67
24:DA:1197:G:H5'	24:DA:1227:G:O2'	1.95	0.67
37:DN:71:ARG:HB2	37:DN:71:ARG:HH21	1.59	0.67
24:DA:1439:A:N6	24:DA:1551:A:C2	2.63	0.67
4:AE:83:PRO:CB	4:AE:97:PRO:HD3	2.24	0.67
24:BA:2354:C:C4'	46:BW:31:LEU:HD22	2.24	0.67
9:CJ:35:GLN:HG2	9:CJ:76:ILE:HG23	1.75	0.67
24:DA:612:G:C2	24:DA:614:A:H1'	2.30	0.67
20:CU:24:LYS:HG3	20:CU:25:ALA:N	2.06	0.67
43:DT:29:THR:HB	43:DT:87:LEU:N	2.09	0.67
1:AB:89:PHE:CB	1:AB:149:GLY:HA2	2.25	0.67
24:BA:869:G:O2'	36:BM:8:LYS:HD3	1.94	0.67
21:AA:1005:A:H2'	21:AA:1006:G:O4'	1.94	0.67
55:CA:559:A:H4'	55:CA:560:A:C5'	2.25	0.67
10:AK:85:VAL:HG12	10:AK:86:LYS:H	1.58	0.67
24:DA:1759:A:H2'	24:DA:1760:C:C6	2.29	0.67
24:BA:1557:C:H2'	24:BA:1558:C:C6	2.29	0.67
24:BA:2557:G:H2'	24:BA:2558:C:H6	1.59	0.67
21:AA:994:A:C5	21:AA:1216:A:H4'	2.29	0.67
46:DW:9:THR:HG23	46:DW:10:ARG:HG3	1.75	0.67
21:AA:77:A:OP2	21:AA:77:A:H8	1.78	0.67
38:BO:24:THR:HG22	38:BO:42:PRO:HD3	1.77	0.67
12:CM:36:ALA:HB2	12:CM:55:LEU:HD21	1.76	0.67
29:DF:42:ALA:HB2	29:DF:49:LEU:HD21	1.76	0.67
26:DC:166:ARG:HG3	26:DC:166:ARG:O	1.95	0.67
1:AB:163:ILE:O	1:AB:185:ILE:HG12	1.95	0.67
21:AA:1137:C:H5'	21:AA:1138:G:OP1	1.93	0.67
33:BJ:81:ILE:HG23	33:BJ:82:GLY:N	2.08	0.67
24:BA:1783:A:C2	24:BA:2587:A:C5	2.83	0.67
54:D4:7:VAL:HG13	54:D4:8:LYS:H	1.60	0.67
55:CA:1508:A:H2'	55:CA:1509:C:H6	1.58	0.67
24:DA:2547:A:H1'	24:DA:2566:A:N6	2.08	0.67
32:BI:33:ASN:HD22	32:BI:64:ARG:NH2	1.92	0.67
12:AM:28:ARG:NH1	12:AM:28:ARG:HB3	2.09	0.67

*Continued on next page...*

*Continued from previous page...*

Atom-1	Atom-2	Distance(Å)	Clash(Å)
21:AA:765:G:H22	21:AA:812:G:HO2'	1.41	0.67
43:DT:38:ALA:HB1	43:DT:81:LYS:NZ	2.10	0.67
29:DF:104:THR:HG22	29:DF:105:ILE:HG13	1.76	0.67
34:DK:7:MET:HA	34:DK:7:MET:CE	2.24	0.67
13:AN:70:HIS:CE1	21:AA:974:A:H1'	2.29	0.67
24:BA:2822:G:P	27:BD:115:GLY:HA3	2.34	0.67
24:DA:1590:A:H2'	24:DA:1591:A:C8	2.30	0.67
26:DC:75:ALA:HB2	26:DC:95:TYR:CD1	2.29	0.67
21:AA:721:G:H4'	21:AA:722:G:O5'	1.93	0.67
33:DJ:44:TYR:O	33:DJ:45:THR:HB	1.93	0.67
46:BW:18:LYS:HA	46:BW:36:ILE:HG13	1.76	0.67
24:BA:825:A:C1'	35:BL:54:GLN:HE21	2.07	0.67
24:BA:49:A:H61	24:BA:177:G:H2'	1.59	0.67
24:DA:2408:U:HO2'	24:DA:2409:G:H8	0.75	0.67
24:DA:855:G:N3	46:DW:23:LYS:HE3	2.07	0.67
26:BC:77:VAL:O	26:BC:77:VAL:HG22	1.94	0.67
48:DY:1:MET:N	48:DY:1:MET:HE2	2.10	0.67
55:CA:613:C:H2'	55:CA:614:C:C6	2.29	0.67
24:DA:1223:G:N2	24:DA:1225:G:H3'	2.08	0.67
49:BZ:26:LEU:O	49:BZ:37:ARG:NH1	2.27	0.67
36:BM:83:GLY:O	36:BM:85:GLY:N	2.28	0.67
55:CA:70:U:H4'	55:CA:71:A:OP1	1.95	0.67
1:AB:205:ALA:HB3	1:AB:208:ALA:HB2	1.76	0.67
21:AA:769:G:H4'	21:AA:1513:A:H4'	1.77	0.67
24:BA:312:G:H2'	24:BA:313:G:H8	1.60	0.67
24:DA:2400:G:H2'	24:DA:2401:U:O4'	1.94	0.67
40:BQ:77:LYS:HE2	40:BQ:116:LEU:HD23	1.77	0.67
33:BJ:21:THR:CG2	33:BJ:22:GLY:N	2.51	0.67
23:AW:4:U:N3	22:AX:37:A:C2	2.63	0.67
1:CB:79:VAL:HG13	1:CB:80:LYS:H	1.60	0.67
24:DA:2036:C:O2'	24:DA:2037:A:H8	1.72	0.67
24:DA:627:A:O2'	24:DA:628:G:O4'	2.13	0.67
24:DA:417:C:H2'	24:DA:418:C:H6	1.60	0.67
33:BJ:56:VAL:HG12	33:BJ:57:LEU:H	1.58	0.67
47:BX:76:LYS:HG3	47:BX:77:TYR:H	1.59	0.67
54:B4:24:ARG:HG2	54:B4:24:ARG:NH2	2.10	0.67
33:BJ:111:LYS:HD3	33:BJ:112:GLY:H	1.60	0.67
24:BA:2888:C:H2'	24:BA:2889:C:H6	1.60	0.67
24:BA:1322:A:O3'	42:BS:84:ARG:NH1	2.27	0.67
24:DA:2592:G:H2'	24:DA:2593:U:H6	1.60	0.67
3:AD:101:VAL:HG13	3:AD:106:PHE:HB2	1.77	0.67
24:DA:1008:A:H5"	33:DJ:37:ARG:HH22	1.58	0.67

*Continued on next page...*

*Continued from previous page...*

Atom-1	Atom-2	Distance(Å)	Clash(Å)
46:BW:28:GLU:HG3	46:BW:29:SER:H	1.60	0.67
24:DA:973:A:OP1	24:DA:973:A:H8	1.78	0.67
24:DA:375:G:H8	24:DA:375:G:H5''	1.60	0.67
45:DV:77:VAL:HG23	45:DV:89:ILE:CG2	2.25	0.67
24:BA:1190:G:H2'	24:BA:1191:G:H8	1.59	0.67
21:AA:1505:G:H5''	59:AA:1801:HOH:O	1.93	0.67
24:DA:85:G:O2'	24:DA:86:G:C8	2.47	0.67
26:DC:9:SER:O	26:DC:12:ARG:HB2	1.95	0.67
19:CT:73:ARG:NH1	55:CA:261:U:C4	2.63	0.67
24:BA:33:C:H4'	24:BA:34:U:OP1	1.95	0.67
49:DZ:20:LYS:O	49:DZ:24:LEU:HD13	1.95	0.67
55:CA:928:G:O2'	55:CA:1533:C:OP1	2.12	0.67
24:BA:1361:G:C5	24:BA:1371:G:N2	2.63	0.67
25:BB:7:G:O2'	38:BO:38:GLN:NE2	2.28	0.67
24:BA:988:A:OP2	49:BZ:11:SER:HB3	1.95	0.67
24:BA:2848:G:O2'	24:BA:2867:G:N2	2.27	0.67
8:AI:129:ARG:HH22	21:AA:967:C:H1'	1.60	0.67
55:CA:1284:C:H2'	55:CA:1285:A:C8	2.30	0.67
21:AA:1258:G:O2'	21:AA:1259:C:C5'	2.41	0.67
29:BF:134:GLN:HG3	29:BF:140:ILE:HG12	1.75	0.67
1:AB:69:VAL:HG21	1:AB:160:LEU:HD21	1.76	0.67
41:BR:14:VAL:HG11	41:BR:98:ILE:HD12	1.76	0.67
24:BA:64:A:H2'	24:BA:65:U:H6	1.60	0.67
21:AA:355:C:C4	21:AA:356:A:N7	2.62	0.67
3:AD:50:TYR:CE2	3:AD:54:LEU:HD12	2.29	0.67
21:AA:463:U:C4	21:AA:464:U:O4	2.48	0.67
50:D0:26:SER:O	50:D0:27:LEU:HD13	1.95	0.67
11:CL:98:ARG:HB2	11:CL:116:TYR:HA	1.77	0.67
4:AE:149:PRO:HA	4:AE:152:VAL:HG13	1.77	0.66
24:BA:858:G:H21	24:BA:2268:A:H2'	1.59	0.66
39:BP:50:ARG:HB3	39:BP:57:ALA:N	2.04	0.66
24:DA:2311:A:H4'	24:DA:2312:U:OP2	1.95	0.66
24:DA:2056:G:C2	24:DA:2057:G:C8	2.83	0.66
21:AA:484:G:OP1	21:AA:484:G:H8	1.76	0.66
35:DL:79:LEU:HB3	35:DL:114:GLY:H	1.59	0.66
24:BA:919:U:H6	24:BA:919:U:H5''	1.59	0.66
24:BA:2466:C:OP1	54:B4:4:ARG:HB2	1.95	0.66
55:CA:735:C:HO2'	55:CA:736:C:H6	1.43	0.66
24:DA:823:C:H2'	24:DA:824:U:C6	2.30	0.66
22:CV:27:G:H8	22:CV:27:G:H5''	1.60	0.66
6:CG:135:LYS:O	6:CG:139:ASP:HB2	1.94	0.66
42:DS:88:ARG:HG3	42:DS:88:ARG:HH21	1.60	0.66

*Continued on next page...*

*Continued from previous page...*

Atom-1	Atom-2	Distance(Å)	Clash(Å)
12:AM:67:ASP:C	12:AM:70:ARG:HD2	2.13	0.66
33:BJ:43:GLU:O	33:BJ:44:TYR:C	2.33	0.66
7:AH:21:LYS:HE2	7:AH:21:LYS:HA	1.76	0.66
37:DN:2:ARG:CD	37:DN:5:LYS:HB3	2.25	0.66
24:DA:45:G:H5'	24:DA:46:G:OP1	1.96	0.66
4:AE:85:LYS:HG3	4:AE:94:PHE:HB2	1.78	0.66
46:BW:50:VAL:O	46:BW:52:CYS:N	2.27	0.66
54:B4:36:ARG:HG2	54:B4:37:GLN:N	2.05	0.66
24:DA:2631:G:C2'	24:DA:2632:A:H5''	2.22	0.66
6:CG:77:ARG:CZ	55:CA:1381:U:H3	2.08	0.66
1:AB:67:LEU:HD21	1:AB:91:VAL:HG23	1.77	0.66
24:DA:1810:A:H2'	24:DA:1811:G:O4'	1.93	0.66
26:BC:259:ASN:O	26:BC:260:LYS:HB2	1.96	0.66
24:BA:1731:G:C4	24:BA:1733:G:N7	2.64	0.66
24:BA:1695:G:H2'	24:BA:1696:G:O4'	1.95	0.66
24:BA:143:C:H2'	24:BA:144:A:C8	2.29	0.66
24:DA:2292:U:H2'	24:DA:2293:G:C8	2.30	0.66
6:CG:100:MET:HA	6:CG:103:ILE:HD12	1.77	0.66
24:BA:1340:U:H6	24:BA:1603:A:H5'	1.59	0.66
55:CA:1070:U:H2'	55:CA:1071:C:H6	1.60	0.66
3:AD:104:MET:SD	3:AD:179:GLY:HA3	2.35	0.66
24:BA:509:C:H5''	24:BA:509:C:H6	1.59	0.66
24:BA:2792:A:O2'	24:BA:2793:C:H5'	1.95	0.66
45:BV:40:ILE:HG22	45:BV:41:GLU:N	2.09	0.66
21:AA:121:U:H5''	21:AA:121:U:H6	1.60	0.66
1:CB:128:LEU:HB2	1:CB:132:GLU:HG2	1.75	0.66
24:DA:1303:G:H2'	24:DA:1304:A:H8	1.59	0.66
12:AM:70:ARG:HG2	12:AM:71:GLU:N	2.10	0.66
24:DA:1281:G:C6	24:DA:1290:C:N4	2.63	0.66
24:DA:480:A:H3'	24:DA:481:G:H5''	1.76	0.66
24:DA:479:A:O2'	24:DA:480:A:H5''	1.95	0.66
24:BA:197:A:N6	24:BA:2430:A:H2'	2.07	0.66
24:DA:123:G:H4'	24:DA:1376:C:H5'	1.77	0.66
24:DA:27:G:H1'	24:DA:513:A:H61	1.61	0.66
26:BC:251:THR:HG22	26:BC:252:LYS:N	2.07	0.66
39:DP:109:ILE:O	39:DP:110:LYS:HG3	1.95	0.66
30:BG:11:PRO:O	30:BG:14:VAL:HG22	1.95	0.66
1:AB:107:ARG:HH21	1:AB:108:GLN:HE22	1.41	0.66
1:CB:208:ALA:O	1:CB:211:LEU:HB3	1.95	0.66
24:BA:181:A:H1'	24:BA:435:C:H5'	1.76	0.66
21:AA:792:A:O2'	21:AA:794:A:N7	2.20	0.66
24:DA:234:U:HO2'	24:DA:235:U:H6	1.41	0.66

*Continued on next page...*



*Continued from previous page...*

Atom-1	Atom-2	Distance(Å)	Clash(Å)
24:BA:1652:A:C2	24:BA:2006:C:N3	2.63	0.66
24:DA:1695:G:H8	26:DC:7:PRO:O	1.78	0.66
30:DG:164:ALA:O	30:DG:165:ASP:HB2	1.95	0.66
48:BY:9:LYS:HA	48:BY:9:LYS:HZ1	1.58	0.66
20:AU:10:PRO:O	20:AU:11:PHE:HB3	1.95	0.66
35:DL:119:PRO:HB3	35:DL:139:GLY:O	1.94	0.66
1:CB:61:SER:OG	1:CB:224:ARG:HA	1.95	0.66
24:BA:2312:U:O2	29:BF:38:GLY:HA3	1.95	0.66
24:BA:2054:A:H2'	50:B0:4:GLN:OE1	1.95	0.66
24:BA:2417:C:H2'	24:BA:2418:A:H8	1.60	0.66
30:DG:148:ARG:HB2	30:DG:152:ARG:NH2	2.09	0.66
24:BA:2438:U:O2'	24:BA:2439:A:H5''	1.95	0.66
8:CI:96:GLU:HA	8:CI:99:LYS:HE2	1.75	0.66
17:AR:24:ASP:HB3	17:AR:27:THR:OG1	1.94	0.66
24:DA:1498:C:O2'	24:DA:1499:C:H5'	1.95	0.66
6:AG:31:VAL:HG22	6:AG:32:ASP:OD1	1.95	0.66
40:BQ:81:GLY:HA2	40:BQ:116:LEU:HD13	1.77	0.66
33:DJ:73:VAL:HG23	33:DJ:74:TYR:H	1.59	0.66
4:AE:109:ALA:O	4:AE:111:ARG:N	2.27	0.66
55:CA:1207:G:H2'	55:CA:1208:C:H6	1.60	0.66
47:DX:29:LEU:HB2	47:DX:30:PRO:CD	2.26	0.66
40:DQ:4:LYS:CE	40:DQ:7:VAL:H	2.08	0.66
24:DA:251:A:H2'	24:DA:252:G:O4'	1.95	0.66
8:CI:30:ASN:ND2	8:CI:66:VAL:H	1.93	0.66
55:CA:51:A:H4'	55:CA:52:C:OP2	1.94	0.66
24:BA:1654:A:H1'	27:BD:118:PHE:CD1	2.30	0.66
31:BH:48:GLU:HA	31:BH:51:ARG:CG	2.24	0.66
4:CE:125:LYS:HG2	4:CE:126:ALA:H	1.59	0.66
10:AK:23:HIS:HB3	10:AK:30:ILE:HG13	1.78	0.66
24:BA:2531:A:OP1	30:BG:174:LYS:HG3	1.95	0.66
21:AA:1215:G:O2'	21:AA:1216:A:H5'	1.95	0.66
49:DZ:18:LYS:O	49:DZ:22:THR:HG23	1.95	0.66
24:BA:478:A:C6	24:BA:480:A:C6	2.83	0.66
10:CK:20:ALA:HB3	10:CK:83:VAL:HG13	1.77	0.66
13:CN:47:LEU:O	13:CN:50:LEU:HG	1.95	0.66
24:DA:1666:G:O3'	34:DK:6:THR:HA	1.96	0.66
55:CA:1033:G:O2'	55:CA:1034:G:O4'	2.13	0.66
24:DA:996:A:H5'	40:DQ:91:ARG:NH1	2.10	0.66
27:DD:16:THR:HG22	27:DD:20:VAL:H	1.59	0.66
8:AI:128:LYS:HD3	8:AI:129:ARG:H	1.61	0.66
11:AL:42:LYS:HE2	11:AL:43:LYS:HZ1	1.60	0.66
24:DA:686:U:O4	52:D2:12:ARG:HG3	1.95	0.66

*Continued on next page...*



*Continued from previous page...*

Atom-1	Atom-2	Distance(Å)	Clash(Å)
55:CA:9:G:H2'	55:CA:10:A:C8	2.29	0.66
8:CI:112:ARG:HH22	9:CJ:64:GLN:NE2	1.93	0.66
32:DI:74:PRO:HB2	32:DI:77:VAL:HG22	1.76	0.66
55:CA:564:C:H6	55:CA:564:C:H5'	1.60	0.66
24:DA:1956:U:O2'	24:DA:1957:C:C5'	2.44	0.66
55:CA:1523:G:H2'	55:CA:1524:C:C6	2.30	0.66
21:AA:1031:C:O2'	21:AA:1032:G:H5''	1.96	0.66
26:DC:71:ASP:O	26:DC:73:ILE:HG12	1.95	0.66
24:BA:1655:A:H4'	27:BD:119:ALA:O	1.95	0.66
24:DA:861:A:O2'	24:DA:862:G:H5'	1.96	0.66
28:BE:145:ASP:HA	28:BE:166:LYS:O	1.96	0.66
26:DC:143:VAL:HB	26:DC:153:LEU:HB3	1.77	0.66
30:DG:72:ASN:O	30:DG:76:ILE:HG12	1.95	0.66
8:CI:90:ASP:HB3	8:CI:93:LEU:HD23	1.76	0.66
55:CA:1412:C:H2'	55:CA:1413:A:C8	2.30	0.66
29:BF:107:VAL:CG1	29:BF:113:PHE:CZ	2.79	0.66
24:DA:1084:A:H2'	24:DA:1085:A:H5'	1.75	0.66
19:CT:30:PHE:HE2	19:CT:52:GLU:HG2	1.59	0.66
16:CQ:25:GLU:HG2	16:CQ:40:THR:HG22	1.78	0.66
55:CA:869:G:H4'	55:CA:872:A:C8	2.31	0.66
42:BS:73:LYS:HB3	42:BS:106:VAL:HB	1.78	0.66
24:DA:248:G:H5'	24:DA:250:G:N7	2.10	0.66
24:DA:1296:G:N2	24:DA:1645:G:C4	2.64	0.66
24:DA:2312:U:OP2	29:DF:70:ARG:HD2	1.96	0.66
7:AH:29:SER:HB2	7:AH:32:LYS:NZ	2.11	0.66
26:BC:143:VAL:HG12	26:BC:144:GLU:O	1.96	0.66
24:DA:962:G:O2'	24:DA:963:U:H5'	1.96	0.66
24:DA:2800:A:O2'	24:DA:2801:G:H4'	1.95	0.66
28:BE:104:ALA:O	28:BE:108:ILE:HG22	1.94	0.66
24:BA:1721:G:O2'	24:BA:1722:A:H8	1.78	0.66
3:AD:106:PHE:HB3	3:AD:144:ILE:HD11	1.77	0.66
8:CI:87:MET:HG3	8:CI:94:ARG:HE	1.60	0.66
21:AA:300:A:H1'	21:AA:565:U:O2	1.96	0.66
24:DA:749:A:H2'	24:DA:750:A:H8	1.60	0.66
2:AC:32:LEU:O	2:AC:35:ASP:HB3	1.96	0.66
11:AL:49:ARG:NH2	21:AA:522:C:H41	1.93	0.66
21:AA:1038:C:H2'	21:AA:1039:G:C8	2.31	0.66
49:DZ:30:ARG:NH2	49:DZ:33:HIS:HB2	2.11	0.66
21:AA:1418:A:H8	21:AA:1418:A:H3'	1.61	0.66
50:B0:9:ARG:HH21	50:B0:9:ARG:HG3	1.59	0.66
9:AJ:17:LEU:HD23	9:AJ:17:LEU:O	1.96	0.66
44:DU:43:LYS:HG2	44:DU:45:GLN:HG2	1.76	0.66

*Continued on next page...*

*Continued from previous page...*

Atom-1	Atom-2	Distance(Å)	Clash(Å)
24:BA:249:C:H5'	24:BA:2394:C:O2'	1.95	0.66
44:DU:83:GLY:O	44:DU:93:ARG:HA	1.95	0.66
55:CA:982:U:H4'	55:CA:983:A:O5'	1.94	0.66
22:CX:34:G:H2'	22:CX:35:A:H8	1.58	0.66
43:DT:69:ARG:O	43:DT:74:ILE:HD12	1.95	0.66
55:CA:513:C:O2'	55:CA:514:C:O4'	2.14	0.66
26:DC:209:ALA:HA	26:DC:212:TRP:CE2	2.31	0.66
1:AB:108:GLN:H	1:AB:108:GLN:NE2	1.92	0.66
12:CM:33:LEU:HB3	12:CM:38:ILE:HB	1.78	0.66
39:DP:56:SER:HB2	39:DP:75:THR:HG21	1.77	0.66
27:BD:140:HIS:CE1	59:BD:403:HOH:O	2.42	0.66
19:AT:26:MET:HA	19:AT:29:THR:OG1	1.94	0.66
8:CI:83:THR:OG1	8:CI:97:LEU:HD13	1.95	0.66
24:DA:1309:G:H4'	52:D2:7:PRO:HB2	1.78	0.66
32:BI:3:LYS:HD2	32:BI:4:VAL:HG23	1.78	0.66
42:BS:42:LYS:O	42:BS:45:VAL:HG13	1.95	0.66
35:DL:100:ILE:O	35:DL:101:ILE:HB	1.95	0.66
31:DH:83:LYS:HZ1	31:DH:91:PHE:HD2	1.42	0.66
9:AJ:11:LYS:HB3	9:AJ:71:LEU:HD13	1.77	0.66
24:DA:1594:U:H2'	24:DA:1595:C:C6	2.30	0.66
33:BJ:38:GLY:O	33:BJ:43:GLU:HB2	1.95	0.66
29:DF:147:ARG:O	29:DF:148:VAL:HG22	1.95	0.66
41:DR:9:GLY:H	41:DR:10:LYS:HD2	1.59	0.66
24:DA:1069:A:H2'	24:DA:1072:C:OP2	1.94	0.66
24:DA:2838:G:H1'	37:DN:45:ARG:NH2	2.08	0.66
36:BM:107:GLY:O	36:BM:108:VAL:HG23	1.94	0.66
36:BM:54:THR:O	36:BM:56:ALA:N	2.29	0.66
41:BR:16:GLU:HA	41:BR:98:ILE:CG2	2.24	0.66
21:AA:210:C:H4'	21:AA:211:G:C2	2.31	0.66
24:DA:2067:G:H4'	24:DA:2068:U:OP2	1.94	0.66
21:AA:131:A:C2	21:AA:132:C:C4	2.84	0.66
39:DP:86:LYS:HA	39:DP:86:LYS:HZ2	1.61	0.66
44:BU:35:VAL:HB	44:BU:38:ILE:HG13	1.78	0.66
1:CB:127:LYS:HE3	1:CB:132:GLU:HG3	1.77	0.66
3:CD:8:LEU:O	3:CD:12:ARG:HB2	1.96	0.66
24:BA:1499:C:H2'	24:BA:1500:G:H8	1.59	0.66
3:AD:47:LEU:H	3:AD:47:LEU:HD23	1.61	0.66
55:CA:109:A:H61	55:CA:324:G:H1'	1.60	0.66
24:BA:2346:A:H3'	24:BA:2347:C:H5''	1.78	0.66
24:BA:163:C:O2'	24:BA:164:C:H5''	1.96	0.66
4:AE:76:ASN:HB3	4:AE:81:GLN:HG2	1.78	0.66
24:DA:995:C:O2	33:DJ:3:THR:HG23	1.96	0.66

*Continued on next page...*

*Continued from previous page...*

Atom-1	Atom-2	Distance(Å)	Clash(Å)
24:DA:1060:U:C4'	24:DA:1061:U:H5''	2.26	0.66
7:AH:99:GLY:HA3	7:AH:129:ALA:HB2	1.77	0.66
6:CG:115:MET:CE	6:CG:119:LEU:HB3	2.25	0.66
39:BP:50:ARG:HD2	39:BP:51:ASN:N	2.10	0.66
24:BA:2725:A:HO2'	24:BA:2726:A:H2'	1.60	0.66
8:AI:29:ILE:HA	8:AI:64:ILE:O	1.96	0.66
24:DA:1915:U:H2'	24:DA:1916:A:H8	1.57	0.66
24:DA:628:G:H2'	24:DA:629:G:C8	2.30	0.66
25:BB:90:C:C6	25:BB:90:C:H5''	2.31	0.66
24:DA:2798:U:H5'	24:DA:2800:A:C6	2.31	0.66
24:DA:2852:G:H2'	24:DA:2853:C:O4'	1.95	0.66
40:DQ:69:ARG:HB2	40:DQ:69:ARG:NH2	2.11	0.66
24:DA:2590:A:H2'	24:DA:2591:C:C6	2.31	0.66
55:CA:108:G:H5'	55:CA:109:A:H5''	1.77	0.66
31:BH:1:MET:HG2	31:BH:23:ALA:HA	1.77	0.66
27:DD:178:VAL:HG12	27:DD:179:ARG:HG3	1.76	0.66
42:BS:20:VAL:HG11	42:BS:44:ALA:HA	1.78	0.66
53:B3:15:LYS:HE2	53:B3:19:GLY:HA2	1.77	0.66
55:CA:682:G:H2'	55:CA:683:G:H8	1.61	0.66
24:DA:2091:C:OP2	24:DA:2092:U:H3'	1.96	0.66
24:DA:1079:C:H41	24:DA:1088:A:H5''	1.61	0.66
24:DA:614:A:O2'	24:DA:615:U:H5'	1.96	0.66
28:DE:130:LYS:H	28:DE:160:ALA:HB2	1.61	0.66
24:DA:668:A:H2'	24:DA:670:A:N6	2.08	0.66
34:DK:13:ASN:H	34:DK:13:ASN:HD22	1.44	0.66
34:DK:13:ASN:HD21	34:DK:97:THR:N	1.93	0.66
35:BL:81:ASP:O	35:BL:82:LEU:HB3	1.96	0.66
55:CA:892:A:H2'	55:CA:893:C:C6	2.31	0.66
32:BI:33:ASN:HD22	32:BI:64:ARG:HH22	1.41	0.66
24:DA:2847:U:H2'	24:DA:2848:G:H5'	1.78	0.66
24:DA:974:G:H1'	24:DA:975:A:C8	2.31	0.66
17:AR:40:PRO:HB2	17:AR:42:ARG:HG2	1.78	0.66
24:BA:2388:A:C2'	24:BA:2389:G:H5'	2.26	0.66
45:DV:44:HIS:NE2	45:DV:85:LYS:HB2	2.11	0.66
45:BV:25:LYS:HD3	45:BV:43:ASP:HA	1.78	0.66
26:DC:82:TYR:O	26:DC:84:PRO:HD3	1.96	0.66
21:AA:1082:A:C6	21:AA:1083:U:C4	2.84	0.66
40:BQ:91:ARG:HB3	40:BQ:93:ILE:HG22	1.76	0.65
26:BC:156:SER:O	26:BC:194:VAL:HG11	1.96	0.65
24:DA:1437:C:H2'	24:DA:1438:U:C6	2.32	0.65
24:DA:1730:C:O2'	24:DA:1731:G:H5''	1.96	0.65
24:DA:1008:A:H4'	24:DA:1009:A:OP1	1.95	0.65

*Continued on next page...*

*Continued from previous page...*

Atom-1	Atom-2	Distance(Å)	Clash(Å)
24:DA:1063:G:H2'	24:DA:1064:C:C6	2.31	0.65
30:BG:83:THR:HA	30:BG:84:LYS:NZ	2.11	0.65
30:BG:96:ALA:O	30:BG:97:VAL:HB	1.96	0.65
24:BA:1071:G:C8	24:BA:1089:A:N6	2.65	0.65
1:AB:22:TRP:CA	1:AB:189:ASN:HA	2.24	0.65
24:DA:64:A:O2'	43:DT:69:ARG:HG2	1.96	0.65
43:DT:67:VAL:HG23	43:DT:75:GLY:O	1.97	0.65
24:DA:228:C:H5'	24:DA:229:C:C5	2.31	0.65
24:BA:2146:C:H4'	24:BA:2147:A:O5'	1.95	0.65
55:CA:120:A:H2'	55:CA:121:U:H5''	1.78	0.65
24:BA:103:A:H2'	24:BA:104:A:C8	2.30	0.65
24:DA:1252:G:H5''	59:DA:3287:HOH:O	1.95	0.65
21:AA:950:U:H2'	21:AA:951:G:H8	1.61	0.65
24:BA:1206:G:H2'	24:BA:1207:C:C6	2.30	0.65
41:DR:62:GLU:HB3	41:DR:97:LYS:HB3	1.78	0.65
40:BQ:82:LEU:CD2	40:BQ:112:ALA:HB2	2.26	0.65
12:CM:2:ARG:HD2	12:CM:8:ILE:HG12	1.76	0.65
25:BB:29:A:H2'	25:BB:30:C:C6	2.31	0.65
56:DB:98:G:H1	45:DV:14:LYS:HB2	1.60	0.65
24:DA:1236:G:O2'	24:DA:1237:A:H8	1.79	0.65
8:CI:125:GLN:NE2	55:CA:1232:U:H5''	2.12	0.65
24:DA:2037:A:O2'	24:DA:2038:G:O4'	2.13	0.65
4:AE:59:ILE:O	4:AE:62:ALA:HB3	1.96	0.65
55:CA:721:G:H4'	55:CA:722:G:C5'	2.25	0.65
55:CA:52:C:C4	55:CA:360:G:N2	2.64	0.65
21:AA:792:A:H1'	21:AA:794:A:N7	2.11	0.65
24:BA:1997:C:OP2	27:BD:129:THR:OG1	2.13	0.65
27:BD:114:LYS:HE3	27:BD:114:LYS:N	2.12	0.65
9:CJ:37:ARG:HB3	9:CJ:74:VAL:O	1.96	0.65
9:CJ:9:ARG:HH21	9:CJ:71:LEU:CD2	2.08	0.65
7:AH:88:LYS:HG3	7:AH:89:ASP:H	1.61	0.65
24:BA:1957:C:H5''	24:BA:1958:C:OP2	1.96	0.65
21:AA:171:A:H2'	21:AA:172:A:C8	2.31	0.65
24:BA:2793:C:H2'	24:BA:2794:C:C6	2.30	0.65
34:BK:28:SER:O	34:BK:29:HIS:HB2	1.95	0.65
24:BA:2599:G:N7	26:BC:234:GLY:HA2	2.11	0.65
32:BI:126:ARG:HA	32:BI:129:GLU:HB2	1.79	0.65
24:BA:675:A:H4'	28:BE:62:GLN:NE2	2.11	0.65
25:BB:64:G:H2'	25:BB:65:U:C6	2.32	0.65
24:DA:752:A:O2'	24:DA:753:A:P	2.54	0.65
24:DA:2860:A:H8	24:DA:2860:A:O5'	1.79	0.65
24:DA:677:A:O2'	24:DA:2071:A:H5'	1.97	0.65

*Continued on next page...*

*Continued from previous page...*

Atom-1	Atom-2	Distance(Å)	Clash(Å)
24:BA:1616:A:H4'	24:BA:1617:C:OP2	1.96	0.65
33:BJ:16:TYR:HA	33:BJ:138:GLN:O	1.95	0.65
24:BA:994:C:O2	41:BR:10:LYS:NZ	2.29	0.65
33:BJ:43:GLU:O	33:BJ:45:THR:N	2.29	0.65
40:BQ:63:ARG:HH12	40:BQ:96:ASP:CB	2.08	0.65
4:AE:155:LYS:HB3	7:AH:64:TYR:C	2.16	0.65
1:AB:143:LEU:HD12	1:AB:147:LEU:HD12	1.77	0.65
12:AM:101:THR:OG1	21:AA:1225:A:H5''	1.96	0.65
24:DA:27:G:H1'	24:DA:513:A:N6	2.11	0.65
24:DA:1935:G:H1'	24:DA:1964:G:C2	2.31	0.65
37:BN:37:THR:HA	37:BN:110:MET:SD	2.36	0.65
55:CA:1494:G:H4'	24:DA:1913:A:N7	2.12	0.65
24:DA:445:C:H2'	24:DA:446:G:C8	2.31	0.65
4:CE:14:LEU:HG	4:CE:15:ILE:N	2.10	0.65
4:CE:148:SER:O	4:CE:152:VAL:HG23	1.95	0.65
55:CA:1319:A:C6	55:CA:1323:G:C4	2.85	0.65
27:DD:117:GLY:HA2	27:DD:164:GLN:OE1	1.96	0.65
55:CA:818:G:O2'	55:CA:819:A:H5''	1.96	0.65
24:DA:2751:G:O2'	24:DA:2752:C:H5'	1.96	0.65
24:DA:1270:C:N4	24:DA:1648:U:O4	2.29	0.65
4:AE:37:VAL:HG11	4:AE:113:VAL:HA	1.77	0.65
24:BA:1566:A:O2'	24:BA:1567:G:H5'	1.97	0.65
24:DA:533:G:H2'	24:DA:534:U:C6	2.31	0.65
24:BA:709:U:H2'	24:BA:710:U:H6	1.56	0.65
5:CF:70:VAL:O	5:CF:73:GLU:HB2	1.96	0.65
7:CH:88:LYS:HG3	7:CH:89:ASP:OD1	1.96	0.65
24:DA:975:A:H2'	24:DA:976:G:H8	1.62	0.65
55:CA:1051:C:O2'	55:CA:1052:U:C6	2.48	0.65
12:CM:69:ARG:HA	12:CM:72:ILE:HG22	1.78	0.65
24:BA:1625:C:H5''	24:BA:1626:A:OP2	1.96	0.65
24:DA:2264:C:C2	24:DA:2277:G:N2	2.63	0.65
3:CD:171:GLU:HG2	3:CD:180:THR:HB	1.76	0.65
27:DD:38:LYS:HB3	27:DD:38:LYS:HZ3	1.60	0.65
44:DU:82:VAL:H	44:DU:96:LYS:HZ2	1.44	0.65
26:BC:106:PRO:HA	26:BC:141:HIS:CE1	2.30	0.65
24:DA:1062:G:OP1	24:DA:1070:A:H4'	1.97	0.65
24:DA:13:A:O2'	24:DA:15:G:N7	2.29	0.65
24:DA:704:G:H1'	24:DA:727:A:N6	2.12	0.65
24:DA:75:G:H4'	48:DY:48:ARG:NH2	2.12	0.65
24:DA:140:C:H5'	24:DA:141:G:H21	1.61	0.65
24:DA:2308:G:O6	24:DA:2311:A:C6	2.49	0.65
24:BA:1139:G:O2'	24:BA:1140:C:H5'	1.96	0.65

*Continued on next page...*

*Continued from previous page...*

Atom-1	Atom-2	Distance(Å)	Clash(Å)
33:BJ:25:LEU:HD22	33:BJ:25:LEU:C	2.16	0.65
24:BA:763:G:N7	24:BA:765:C:C5	2.65	0.65
40:BQ:4:LYS:NZ	40:BQ:7:VAL:HG13	2.12	0.65
39:BP:33:GLU:CB	39:BP:38:ARG:HH11	2.09	0.65
22:AX:30:G:C4	22:AX:31:A:C8	2.85	0.65
26:BC:245:THR:OG1	26:BC:249:VAL:HB	1.96	0.65
44:DU:14:THR:HB	44:DU:68:ASN:HB3	1.78	0.65
21:AA:1003:G:N2	21:AA:1005:A:H5'	2.11	0.65
55:CA:865:A:C2	55:CA:918:A:H4'	2.31	0.65
48:DY:19:LEU:HA	48:DY:22:LEU:HB2	1.77	0.65
21:AA:339:C:N3	21:AA:351:G:O6	2.29	0.65
24:BA:1253:A:C3'	24:BA:1254:A:H5'	2.27	0.65
24:BA:532:A:C8	24:BA:2021:C:C6	2.85	0.65
24:DA:1496:A:H2'	24:DA:1498:C:N4	2.12	0.65
35:DL:142:ILE:HG22	35:DL:144:GLU:H	1.61	0.65
2:CC:120:THR:O	2:CC:120:THR:HG22	1.97	0.65
55:CA:390:U:O2'	55:CA:391:G:H5'	1.97	0.65
24:DA:1832:C:N4	24:DA:1833:C:C4	2.64	0.65
24:DA:852:U:H2'	24:DA:853:C:C6	2.30	0.65
2:CC:110:LEU:HD11	2:CC:203:LYS:NZ	2.11	0.65
28:BE:110:SER:O	28:BE:113:VAL:HG12	1.96	0.65
24:BA:860:U:H6	24:BA:860:U:C5'	2.08	0.65
12:AM:109:LYS:NZ	21:AA:1227:A:H5'	2.11	0.65
46:BW:9:THR:HG23	46:BW:10:ARG:CD	2.24	0.65
24:DA:634:C:H2'	24:DA:635:C:C6	2.31	0.65
24:DA:417:C:H2'	24:DA:418:C:C6	2.32	0.65
21:AA:1084:G:OP1	21:AA:1086:U:H5''	1.97	0.65
26:BC:109:LEU:HD23	26:BC:110:LYS:N	2.12	0.65
10:AK:85:VAL:O	10:AK:112:VAL:HG22	1.96	0.65
24:BA:2868:A:H2'	24:BA:2869:G:H8	1.56	0.65
55:CA:662:U:H2'	55:CA:663:A:C8	2.32	0.65
16:AQ:76:ARG:HG2	16:AQ:77:VAL:N	2.12	0.65
24:BA:491:G:C2	24:BA:492:A:H1'	2.31	0.65
55:CA:632:U:H3'	55:CA:633:G:H5'	1.78	0.65
21:AA:338:A:N1	21:AA:351:G:C6	2.65	0.65
24:DA:1050:A:O2'	24:DA:1051:G:H5'	1.96	0.65
8:AI:3:ASN:CG	8:AI:4:GLN:H	2.00	0.65
24:DA:2184:A:H2'	24:DA:2185:U:C6	2.31	0.65
4:AE:13:LYS:HG3	4:AE:112:ALA:HB1	1.79	0.65
24:BA:2210:U:H4'	24:BA:2211:A:H5'	1.78	0.65
21:AA:582:C:C2	21:AA:583:A:C8	2.85	0.65
55:CA:1228:C:O2'	55:CA:1229:A:H5'	1.95	0.65

*Continued on next page...*



*Continued from previous page...*

Atom-1	Atom-2	Distance(Å)	Clash(Å)
42:BS:63:GLY:O	42:BS:64:ALA:HB3	1.96	0.65
24:DA:2210:U:H4'	24:DA:2211:A:O5'	1.97	0.65
3:AD:117:VAL:HA	3:AD:122:ILE:HD11	1.79	0.65
4:AE:90:GLY:O	4:AE:129:SER:HB3	1.97	0.65
7:AH:87:ARG:HG3	7:AH:90:GLU:OE2	1.96	0.65
33:DJ:75:TYR:CD1	33:DJ:84:ILE:HD11	2.32	0.65
24:DA:1079:C:N4	24:DA:1088:A:N3	2.45	0.65
24:DA:740:C:H5'	24:DA:1784:A:C3'	2.19	0.65
46:BW:29:SER:HA	46:BW:63:ASP:HB3	1.77	0.65
21:AA:984:C:O2'	21:AA:985:C:C6	2.44	0.65
56:DB:46:A:H2'	56:DB:47:C:H6	1.62	0.65
21:AA:130:A:O2'	21:AA:263:A:O2'	2.13	0.65
16:AQ:11:VAL:HB	16:AQ:55:GLY:H	1.60	0.65
21:AA:653:U:O2'	21:AA:654:G:H5'	1.96	0.65
21:AA:306:A:H2'	21:AA:307:C:H6	1.61	0.65
24:DA:1558:C:H1'	24:DA:1560:G:N7	2.12	0.65
24:DA:53:A:H2'	24:DA:54:G:O4'	1.97	0.65
34:DK:39:ILE:HD11	34:DK:62:VAL:HG23	1.79	0.65
24:DA:454:A:H4'	24:DA:455:C:OP2	1.95	0.65
37:BN:24:MET:HG2	37:BN:44:LEU:CD2	2.26	0.65
4:CE:55:VAL:N	4:CE:56:PRO:HD2	2.11	0.65
55:CA:109:A:N6	55:CA:324:G:H1'	2.12	0.65
1:CB:212:TYR:O	1:CB:216:VAL:HG23	1.96	0.65
31:DH:84:ALA:H	31:DH:148:ALA:HA	1.61	0.65
24:DA:459:U:O2'	24:DA:460:A:H5'	1.96	0.65
6:AG:26:VAL:HG12	6:AG:42:VAL:HG21	1.78	0.65
24:DA:1069:A:N6	24:DA:1073:A:H5''	2.12	0.65
24:DA:1078:U:H4'	24:DA:1079:C:O5'	1.97	0.65
11:CL:65:TYR:HD1	11:CL:66:ILE:N	1.94	0.65
24:DA:2585:U:O2'	24:DA:2586:U:H5'	1.97	0.65
24:DA:121:G:C2	24:DA:131:A:C5	2.85	0.65
24:BA:1027:A:N3	24:BA:1027:A:H2'	2.11	0.65
24:DA:2459:A:O2'	24:DA:2460:U:H5'	1.96	0.65
16:AQ:58:VAL:HG22	16:AQ:59:GLU:N	2.12	0.65
55:CA:1101:A:H4'	55:CA:1102:A:O5'	1.96	0.65
24:DA:1334:G:O2'	24:DA:1335:C:H5'	1.96	0.65
40:BQ:48:ASP:O	40:BQ:51:GLN:N	2.30	0.65
5:CF:86:ARG:NH1	17:CR:63:TYR:HB3	2.11	0.65
15:CP:68:SER:HB3	15:CP:71:VAL:HG12	1.79	0.65
12:AM:39:ALA:HB3	12:AM:42:VAL:HG13	1.78	0.65
1:CB:25:LYS:HD2	1:CB:25:LYS:H	1.61	0.65
24:DA:734:A:C4	24:DA:735:A:C8	2.84	0.65

*Continued on next page...*



*Continued from previous page...*

Atom-1	Atom-2	Distance(Å)	Clash(Å)
55:CA:570:G:H2'	55:CA:571:U:C6	2.32	0.65
21:AA:9:G:C6	21:AA:26:A:N6	2.65	0.65
39:BP:56:SER:O	39:BP:75:THR:HG23	1.96	0.65
4:CE:38:VAL:HG12	4:CE:39:GLY:N	2.10	0.65
1:CB:79:VAL:HG11	1:CB:92:ASN:HB3	1.78	0.65
24:DA:1298:C:H2'	24:DA:1299:G:O4'	1.97	0.65
54:D4:36:ARG:HG2	54:D4:37:GLN:N	2.11	0.65
21:AA:1384:C:H2'	21:AA:1385:G:H8	1.61	0.65
21:AA:1239:A:H1'	21:AA:1241:G:C4	2.32	0.65
54:B4:9:LYS:C	54:B4:10:LEU:HD23	2.17	0.65
2:AC:119:ILE:HG21	2:AC:197:VAL:HG11	1.77	0.65
55:CA:1504:G:H4'	55:CA:1505:G:H5'	1.77	0.65
24:DA:471:A:H5''	28:DE:79:ARG:HH12	1.61	0.65
24:BA:479:A:O2'	24:BA:481:G:H5'	1.96	0.65
40:DQ:10:ARG:HA	40:DQ:13:HIS:HB2	1.79	0.65
3:AD:103:ARG:O	3:AD:167:PRO:HG2	1.96	0.65
21:AA:1417:G:N2	21:AA:1482:G:H2'	2.11	0.65
34:BK:112:PHE:O	34:BK:115:ILE:HG22	1.97	0.65
25:BB:78:A:H2'	25:BB:79:G:O4'	1.96	0.65
36:BM:96:ILE:C	36:BM:96:ILE:HD12	2.17	0.65
26:DC:2:VAL:O	26:DC:3:VAL:HB	1.97	0.65
18:CS:52:ASN:HD21	18:CS:55:GLN:H	1.44	0.65
40:BQ:91:ARG:HD3	41:BR:11:GLN:CG	2.26	0.65
24:DA:1555:G:N2	24:DA:1556:C:C2	2.65	0.65
22:CX:34:G:H2'	22:CX:35:A:C8	2.32	0.65
24:BA:2364:C:H4'	46:BW:55:ASP:OD1	1.97	0.65
43:BT:38:ALA:HB1	43:BT:43:ILE:HG22	1.79	0.65
24:DA:1328:A:H2'	24:DA:1330:C:C5	2.31	0.65
40:DQ:24:TYR:O	40:DQ:27:ARG:HB3	1.97	0.65
21:AA:1125:U:O2'	21:AA:1126:U:O5'	2.13	0.65
24:DA:2895:G:O2'	24:DA:2896:C:H6	1.79	0.65
24:BA:436:C:HO2'	24:BA:437:U:H6	1.45	0.65
21:AA:1076:U:H2'	21:AA:1077:G:C8	2.31	0.65
55:CA:25:C:H2'	55:CA:26:A:C8	2.32	0.65
24:BA:229:C:H2'	24:BA:230:G:O4'	1.97	0.65
24:BA:1842:G:H2'	24:BA:1843:C:C6	2.32	0.65
24:DA:1386:C:O2'	24:DA:1387:A:C8	2.50	0.65
40:BQ:68:ALA:HB1	40:BQ:73:ILE:HG23	1.77	0.65
33:DJ:30:THR:HG23	33:DJ:31:GLU:N	2.12	0.65
24:BA:2021:C:P	50:B0:8:THR:HG21	2.36	0.65
24:BA:1373:A:H2'	24:BA:1374:G:O4'	1.96	0.65
7:CH:39:LEU:HB2	7:CH:45:ILE:HD11	1.78	0.65

*Continued on next page...*

*Continued from previous page...*

Atom-1	Atom-2	Distance(Å)	Clash(Å)
24:BA:2483:C:H2'	24:BA:2484:G:O4'	1.95	0.65
24:BA:540:C:O2'	24:BA:541:A:H5'	1.97	0.65
24:DA:1608:A:C8	24:DA:1611:C:N4	2.65	0.65
27:DD:29:VAL:HB	27:DD:98:VAL:CG1	2.26	0.65
33:DJ:20:ALA:HA	33:DJ:23:LYS:HG3	1.79	0.65
24:DA:1734:G:HO2'	24:DA:1735:A:H8	1.43	0.65
39:BP:37:LYS:HD3	39:BP:37:LYS:N	2.11	0.65
24:BA:1427:A:H4'	24:BA:1428:C:O5'	1.96	0.65
56:DB:115:A:H2'	56:DB:116:G:C8	2.32	0.65
4:AE:81:GLN:HG2	4:AE:149:PRO:CG	2.17	0.65
24:DA:2260:C:O2'	24:DA:2261:C:C6	2.50	0.65
55:CA:93:U:H2'	55:CA:95:C:H5	1.62	0.65
24:DA:1787:A:C2	24:DA:1788:C:C4	2.85	0.65
24:DA:303:G:O2'	24:DA:304:U:O4'	2.12	0.65
8:AI:129:ARG:NH2	21:AA:966:G:N2	2.41	0.65
21:AA:1225:A:N3	21:AA:1225:A:H2'	2.11	0.65
24:DA:1312:U:HO2'	24:DA:1314:C:N4	1.95	0.65
24:DA:1400:U:H2'	24:DA:1401:G:O4'	1.96	0.65
34:BK:19:VAL:HG22	34:BK:41:ILE:HG13	1.78	0.65
24:DA:1277:G:O2'	24:DA:1278:C:O4'	2.14	0.65
24:DA:2061:G:C8	24:DA:2501:C:H4'	2.32	0.65
24:DA:2742:G:OP1	54:D4:36:ARG:HD3	1.97	0.65
55:CA:765:G:C5	55:CA:812:G:C6	2.85	0.65
21:AA:1299:A:O2'	21:AA:1300:G:H4'	1.97	0.65
54:B4:9:LYS:H	54:B4:9:LYS:CD	2.10	0.65
24:BA:653:U:H4'	24:BA:653:U:OP1	1.96	0.65
24:DA:515:A:H2	24:DA:1260:A:N3	1.95	0.65
21:AA:451:A:H1'	21:AA:452:A:N7	2.12	0.65
55:CA:1311:A:H2'	55:CA:1312:G:O4'	1.97	0.65
34:DK:54:LYS:H	34:DK:54:LYS:HD2	1.61	0.65
24:BA:553:G:H2'	24:BA:554:U:O4'	1.96	0.65
28:DE:105:LEU:HD12	28:DE:200:LEU:HD11	1.79	0.65
7:CH:104:SER:O	7:CH:122:GLY:HA3	1.97	0.65
20:CU:15:LEU:HD12	20:CU:15:LEU:O	1.97	0.65
24:BA:2629:U:O2'	24:BA:2630:G:OP2	2.15	0.65
24:DA:810:U:O4	35:DL:30:THR:HG22	1.97	0.65
24:DA:1421:G:H8	24:DA:1421:G:OP2	1.80	0.65
8:AI:122:ARG:CZ	21:AA:1343:G:H1'	2.27	0.65
21:AA:17:U:H2'	21:AA:18:C:C6	2.32	0.65
24:BA:1422:G:C4	24:BA:1423:G:C8	2.85	0.65
24:DA:1683:U:O2'	24:DA:1684:G:H8	1.80	0.65
2:CC:198:LYS:HE2	55:CA:1058:G:OP1	1.97	0.65

*Continued on next page...*

*Continued from previous page...*

Atom-1	Atom-2	Distance(Å)	Clash(Å)
38:DO:17:LYS:HE3	38:DO:17:LYS:O	1.97	0.65
24:DA:18:U:H2'	24:DA:19:A:O4'	1.97	0.64
40:DQ:4:LYS:HE3	40:DQ:7:VAL:HG13	1.77	0.64
24:DA:243:U:O2'	24:DA:244:A:H5'	1.98	0.64
16:AQ:11:VAL:HG12	16:AQ:12:VAL:N	2.12	0.64
24:BA:1125:G:C6	24:BA:1126:A:N6	2.65	0.64
35:DL:47:ARG:HG2	35:DL:47:ARG:NH2	2.11	0.64
4:AE:17:VAL:HG23	4:AE:33:THR:O	1.97	0.64
48:DY:39:GLN:O	48:DY:42:LEU:HB2	1.97	0.64
24:BA:2020:A:C2	24:BA:2022:U:O4'	2.50	0.64
24:BA:1496:A:H2'	24:BA:1498:C:N4	2.12	0.64
24:DA:752:A:O2'	24:DA:753:A:OP2	2.15	0.64
15:CP:78:VAL:O	15:CP:80:LYS:HG3	1.97	0.64
24:BA:541:A:C2	24:BA:553:G:C2	2.85	0.64
24:BA:9:G:C6	24:BA:2629:U:C6	2.85	0.64
24:BA:2741:A:H2'	24:BA:2742:G:O4'	1.95	0.64
36:DM:108:VAL:HG21	36:DM:112:LEU:HB3	1.78	0.64
21:AA:1295:U:H2'	21:AA:1296:C:H6	1.61	0.64
35:BL:14:LYS:HG3	35:BL:15:ALA:N	2.12	0.64
39:DP:5:LYS:HE2	39:DP:9:GLN:NE2	2.12	0.64
24:BA:842:U:O4	59:BA:3593:HOH:O	2.10	0.64
27:DD:30:GLU:HG2	27:DD:185:ASN:ND2	2.12	0.64
24:BA:2543:G:H2'	24:BA:2544:G:C8	2.32	0.64
24:BA:169:G:H2'	24:BA:170:U:H6	1.61	0.64
24:DA:2226:C:H2'	24:DA:2227:A:C8	2.32	0.64
26:DC:224:MET:SD	26:DC:229:HIS:HB2	2.37	0.64
56:DB:74:U:H2'	56:DB:75:G:O4'	1.97	0.64
21:AA:1124:G:H3'	21:AA:1145:A:N6	2.11	0.64
24:DA:2895:G:O2'	24:DA:2896:C:C6	2.50	0.64
24:DA:75:G:HO2'	24:DA:76:C:H6	1.42	0.64
41:BR:14:VAL:HG11	41:BR:98:ILE:CD1	2.28	0.64
33:BJ:88:THR:CG2	33:BJ:90:GLU:HG3	2.27	0.64
24:DA:2519:U:C6	24:DA:2542:A:N6	2.64	0.64
24:DA:2190:G:H3'	24:DA:2191:A:O4'	1.97	0.64
24:BA:2799:A:O2'	24:BA:2800:A:H4'	1.97	0.64
21:AA:41:G:H2'	21:AA:42:G:C8	2.32	0.64
7:CH:9:MET:SD	7:CH:32:LYS:HG3	2.36	0.64
24:BA:1965:C:H2'	24:BA:1966:A:C8	2.32	0.64
27:BD:101:PHE:CE2	27:BD:203:VAL:HG22	2.31	0.64
24:DA:1695:G:H8	26:DC:7:PRO:HB2	1.59	0.64
24:BA:960:A:H2'	24:BA:962:G:H5'	1.79	0.64
55:CA:1504:G:C3'	55:CA:1505:G:H5'	2.27	0.64

*Continued on next page...*

*Continued from previous page...*

Atom-1	Atom-2	Distance(Å)	Clash(Å)
2:AC:6:PRO:O	2:AC:10:ARG:HG2	1.97	0.64
24:DA:2788:C:O2	24:DA:2809:A:H2	1.80	0.64
2:CC:59:PRO:HG2	2:CC:62:SER:HB3	1.79	0.64
41:BR:49:ILE:CB	41:BR:51:VAL:O	2.45	0.64
19:AT:80:ALA:O	19:AT:84:LYS:HB2	1.97	0.64
11:CL:29:LYS:O	11:CL:80:LEU:HD12	1.97	0.64
24:DA:1782:U:O2'	24:DA:1783:A:H5'	1.97	0.64
24:DA:741:U:H2'	24:DA:742:A:H8	1.61	0.64
43:BT:39:THR:O	43:BT:39:THR:HG22	1.97	0.64
24:BA:1095:A:H2'	24:BA:1096:A:C8	2.32	0.64
24:BA:1779:U:H5	24:BA:1784:A:N7	1.95	0.64
55:CA:33:A:H2'	55:CA:34:C:C6	2.31	0.64
24:DA:1275:A:H2'	24:DA:1275:A:N3	2.13	0.64
39:BP:24:THR:HG22	39:BP:87:ARG:H	1.61	0.64
37:BN:55:ALA:HB1	37:BN:80:PHE:N	2.13	0.64
24:BA:1796:U:H2'	24:BA:1797:G:C8	2.32	0.64
2:CC:139:ASN:HB3	2:CC:142:ARG:NH2	2.11	0.64
25:BB:57:A:C2	25:BB:58:A:C4	2.85	0.64
24:BA:1794:A:H2'	24:BA:1795:C:C6	2.30	0.64
21:AA:1394:A:HO2'	21:AA:1395:C:P	2.19	0.64
24:BA:1187:G:H5''	41:BR:83:TYR:CE2	2.32	0.64
19:AT:24:ARG:HG2	19:AT:28:ARG:NH1	2.12	0.64
24:BA:1339:G:N2	24:BA:1603:A:H1'	2.12	0.64
3:AD:166:LYS:NZ	3:AD:166:LYS:HB3	2.11	0.64
44:DU:58:VAL:HG12	44:DU:60:LYS:H	1.61	0.64
24:BA:1805:A:C5	24:BA:1806:C:H5	2.16	0.64
31:BH:82:SER:O	31:BH:83:LYS:HB2	1.97	0.64
11:AL:78:VAL:O	11:AL:102:ASP:HB2	1.97	0.64
56:DB:24:G:H1'	56:DB:27:C:N4	2.12	0.64
24:BA:1408:G:H2'	24:BA:1409:U:H6	1.61	0.64
24:DA:2707:U:H2'	24:DA:2708:G:C8	2.32	0.64
24:DA:390:U:O2'	24:DA:391:A:C8	2.50	0.64
3:CD:18:LEU:HB2	3:CD:20:LEU:HG	1.78	0.64
24:DA:764:A:N1	24:DA:1789:A:O2'	2.31	0.64
46:BW:28:GLU:CG	46:BW:29:SER:H	2.11	0.64
30:BG:85:LYS:HG2	30:BG:131:VAL:HG12	1.80	0.64
24:BA:1059:G:H1'	32:BI:127:SER:HB2	1.77	0.64
9:CJ:44:THR:HG22	9:CJ:45:ARG:H	1.61	0.64
12:AM:106:ARG:HH11	12:AM:106:ARG:HA	1.63	0.64
55:CA:275:G:O2'	55:CA:276:G:H5'	1.98	0.64
1:AB:40:ILE:HD13	1:AB:201:GLY:CA	2.26	0.64
24:BA:1266:G:OP2	50:B0:16:ARG:NE	2.28	0.64

*Continued on next page...*

*Continued from previous page...*

Atom-1	Atom-2	Distance(Å)	Clash(Å)
55:CA:1381:U:O2'	55:CA:1382:C:H5'	1.96	0.64
26:BC:12:ARG:HG2	26:BC:12:ARG:HH11	1.61	0.64
24:DA:223:A:H2	24:DA:407:G:N3	1.95	0.64
24:DA:2543:G:O6	24:DA:2765:A:C5	2.50	0.64
24:BA:2747:G:HO2'	30:BG:66:THR:HG22	1.60	0.64
8:CI:18:VAL:HG11	8:CI:82:ILE:HA	1.80	0.64
56:DB:12:C:H4'	56:DB:13:G:OP1	1.95	0.64
5:AF:38:ARG:HG3	5:AF:39:LEU:N	2.11	0.64
19:AT:20:ASN:O	19:AT:24:ARG:HB2	1.97	0.64
24:BA:2484:G:OP1	36:BM:44:ARG:HD3	1.98	0.64
24:DA:1601:G:H2'	24:DA:1602:U:O4'	1.96	0.64
14:AO:21:THR:HG21	21:AA:658:C:H1'	1.79	0.64
1:AB:212:TYR:HA	1:AB:215:ALA:HB3	1.78	0.64
24:BA:493:G:H2'	24:BA:494:G:O4'	1.98	0.64
24:DA:1835:G:N2	24:DA:1836:C:C2	2.65	0.64
55:CA:695:A:H61	55:CA:797:C:H1'	1.62	0.64
24:BA:2195:U:H2'	24:BA:2196:C:H6	1.60	0.64
24:DA:1078:U:H4'	24:DA:1079:C:C5'	2.28	0.64
55:CA:93:U:C2	55:CA:95:C:N4	2.65	0.64
19:CT:22:SER:HB2	55:CA:1458:G:H4'	1.78	0.64
35:BL:93:ASN:ND2	35:BL:94:THR:N	2.45	0.64
1:AB:183:PHE:CD2	1:AB:183:PHE:N	2.65	0.64
26:DC:128:THR:CG2	26:DC:188:ARG:HB3	2.28	0.64
24:DA:572:A:OP1	59:DA:3603:HOH:O	2.15	0.64
28:BE:146:VAL:HA	28:BE:185:LYS:O	1.96	0.64
3:AD:195:ASN:HD22	3:AD:195:ASN:N	1.96	0.64
24:DA:465:G:H4'	52:D2:16:HIS:HD2	1.62	0.64
26:BC:229:HIS:CD2	26:BC:246:PRO:HB3	2.32	0.64
24:BA:1436:G:N2	24:BA:1557:C:C2	2.65	0.64
24:BA:494:G:H21	42:BS:57:ASN:HD21	1.44	0.64
24:BA:672:C:C2	24:BA:809:G:N2	2.65	0.64
21:AA:532:A:H2	21:AA:1206:G:H21	1.46	0.64
22:CV:39:U:H2'	22:CV:40:C:C6	2.33	0.64
21:AA:236:A:H2'	21:AA:237:G:H8	1.63	0.64
36:BM:78:LEU:C	36:BM:80:VAL:H	2.01	0.64
41:BR:28:ALA:O	41:BR:63:VAL:HG21	1.98	0.64
24:BA:2094:A:H2'	24:BA:2095:A:H8	1.60	0.64
12:CM:2:ARG:HD3	12:CM:2:ARG:H	1.59	0.64
29:DF:107:VAL:C	29:DF:109:ARG:N	2.51	0.64
5:AF:2:ARG:HB3	5:AF:92:THR:OG1	1.98	0.64
8:AI:62:LEU:HD12	8:AI:64:ILE:HD11	1.79	0.64
24:BA:1131:G:C8	33:BJ:77:HIS:CE1	2.86	0.64

*Continued on next page...*

*Continued from previous page...*

Atom-1	Atom-2	Distance(Å)	Clash(Å)
42:BS:13:SER:O	42:BS:14:ALA:HB2	1.98	0.64
24:DA:1598:A:H2'	24:DA:1599:U:C6	2.32	0.64
55:CA:1356:G:H2'	55:CA:1357:A:H8	1.59	0.64
17:AR:63:TYR:CE1	21:AA:734:G:N2	2.62	0.64
2:CC:133:MET:HB2	2:CC:150:VAL:HG21	1.79	0.64
4:AE:55:VAL:O	4:AE:58:ALA:HB3	1.98	0.64
24:BA:401:A:H2'	24:BA:402:A:C8	2.33	0.64
24:DA:233:A:O2'	24:DA:234:U:H6	1.81	0.64
8:AI:40:ARG:HA	8:AI:44:ARG:HB3	1.80	0.64
24:DA:2716:C:O2'	24:DA:2717:C:H5'	1.97	0.64
31:DH:84:ALA:HA	31:DH:89:LYS:O	1.96	0.64
7:CH:85:TYR:CE1	16:CQ:36:PHE:HE2	2.15	0.64
9:CJ:54:SER:HB2	55:CA:1060:U:H4'	1.80	0.64
3:CD:96:ARG:HE	3:CD:133:SER:HA	1.61	0.64
5:AF:11:HIS:HD2	5:AF:12:PRO:HD2	1.62	0.64
4:CE:147:ASN:HD21	7:CH:72:GLU:HG3	1.61	0.64
46:DW:49:ASN:ND2	46:DW:81:ILE:HG23	2.13	0.64
2:CC:171:ARG:HB3	55:CA:1106:G:H5''	1.79	0.64
26:BC:43:ASN:HB3	26:BC:45:ASN:H	1.63	0.64
24:DA:1:G:H2'	24:DA:2:G:C8	2.31	0.64
24:DA:1138:G:H2'	24:DA:1139:G:O4'	1.98	0.64
24:DA:1141:U:H5''	24:DA:1142:A:OP1	1.98	0.64
24:DA:2259:U:C4	24:DA:2427:C:N4	2.65	0.64
24:DA:2269:G:O3'	46:DW:18:LYS:HE2	1.98	0.64
24:DA:2093:G:N2	24:DA:2094:A:C4	2.66	0.64
24:DA:2756:U:H3	24:DA:2758:A:H62	1.44	0.64
26:DC:181:ARG:HG3	26:DC:265:PHE:O	1.98	0.64
40:BQ:4:LYS:HG3	40:BQ:5:ARG:N	2.13	0.64
21:AA:1086:U:O2'	21:AA:1087:G:H5'	1.98	0.64
24:DA:1465:G:H2'	24:DA:1466:U:O4'	1.98	0.64
24:DA:2148:G:O2'	24:DA:2149:U:C6	2.51	0.64
24:BA:919:U:H6	24:BA:919:U:C5'	2.11	0.64
24:BA:373:U:OP2	24:BA:400:G:N1	2.28	0.64
55:CA:652:U:O2'	55:CA:653:U:H6	1.81	0.64
24:DA:2850:A:O2'	24:DA:2851:A:H5'	1.98	0.64
24:DA:2235:G:H2'	24:DA:2236:U:H6	1.61	0.64
24:DA:1499:C:O2'	24:DA:1500:G:H5'	1.98	0.64
24:BA:250:G:H2'	24:BA:251:A:C8	2.33	0.64
30:BG:73:SER:HA	30:BG:76:ILE:CG2	2.27	0.64
32:BI:71:LYS:HG2	32:BI:72:THR:H	1.62	0.64
35:BL:7:SER:HB2	35:BL:8:PRO:HD2	1.80	0.64
27:DD:4:LEU:HD23	27:DD:101:PHE:CE1	2.33	0.64

*Continued on next page...*



*Continued from previous page...*

Atom-1	Atom-2	Distance(Å)	Clash(Å)
24:BA:898:C:H2'	24:BA:899:A:O4'	1.98	0.64
50:B0:10:SER:O	50:B0:14:MET:HG3	1.97	0.64
46:DW:18:LYS:H	46:DW:36:ILE:HG12	1.62	0.64
4:AE:79:THR:CB	4:AE:121:ASN:HD21	2.10	0.64
6:AG:147:ASN:H	6:AG:147:ASN:ND2	1.96	0.64
24:BA:1057:A:C8	24:BA:1086:A:C8	2.85	0.64
27:DD:107:VAL:CG1	27:DD:109:VAL:HG23	2.27	0.64
6:CG:2:ARG:HD3	55:CA:932:C:H5''	1.79	0.64
26:BC:16:VAL:HB	26:BC:203:VAL:HB	1.78	0.64
24:DA:73:A:H8	24:DA:73:A:O5'	1.81	0.64
16:AQ:46:HIS:HB2	16:AQ:66:LEU:HD12	1.79	0.64
4:CE:104:ILE:O	4:CE:104:ILE:HG23	1.98	0.64
34:DK:104:THR:O	34:DK:107:LEU:HD22	1.97	0.64
24:BA:63:A:C2	24:BA:64:A:C8	2.86	0.64
46:BW:72:GLY:C	46:BW:74:LYS:H	2.01	0.64
24:BA:1874:C:H2'	24:BA:1875:G:O4'	1.98	0.64
54:B4:10:LEU:HD12	54:B4:33:HIS:CD2	2.32	0.64
21:AA:1394:A:N6	21:AA:1501:C:H4'	2.13	0.64
24:BA:276:U:O2'	24:BA:278:A:N7	2.31	0.64
24:BA:143:C:H2'	24:BA:144:A:H8	1.62	0.64
24:DA:2537:U:H2'	24:DA:2538:C:C6	2.33	0.64
4:AE:11:GLN:CG	4:AE:116:VAL:HA	2.28	0.64
35:BL:79:LEU:HB2	35:BL:114:GLY:O	1.98	0.64
44:DU:26:ASN:OD1	44:DU:34:ILE:HD12	1.98	0.64
36:BM:55:ARG:HG3	36:BM:55:ARG:O	1.98	0.64
17:AR:38:ILE:O	21:AA:719:C:O2'	2.16	0.64
24:DA:865:C:H5''	24:DA:866:A:OP1	1.97	0.64
55:CA:1434:A:H2'	55:CA:1435:G:O4'	1.98	0.64
30:DG:10:VAL:HB	30:DG:14:VAL:HG21	1.78	0.64
18:CS:49:ALA:HB1	18:CS:56:HIS:HB3	1.80	0.64
24:DA:607:U:H5	24:DA:619:G:C4	2.16	0.64
24:DA:300:A:OP2	44:DU:96:LYS:HD3	1.97	0.64
24:DA:1439:A:N1	24:DA:1552:A:C4	2.65	0.64
55:CA:977:A:C8	55:CA:1223:C:N3	2.65	0.64
24:DA:2384:U:H5''	24:DA:2386:A:OP1	1.98	0.64
24:DA:1056:G:H1'	24:DA:1103:A:N1	2.13	0.64
4:AE:75:LEU:HD21	4:AE:119:VAL:HG13	1.80	0.64
24:BA:2269:G:H4'	46:BW:18:LYS:HE2	1.78	0.64
18:AS:77:ARG:HH22	21:AA:1322:C:P	2.21	0.64
21:AA:1360:A:H2'	21:AA:1361:G:H8	1.63	0.64
42:BS:88:ARG:NE	42:BS:94:ASP:OD1	2.30	0.64
55:CA:1163:A:C2	55:CA:1174:G:C2	2.86	0.64

*Continued on next page...*



*Continued from previous page...*

Atom-1	Atom-2	Distance(Å)	Clash(Å)
32:BI:48:ILE:HG13	32:BI:49:GLU:H	1.62	0.64
24:DA:1645:G:H5''	24:DA:1646:C:H5'	1.78	0.64
55:CA:815:A:OP2	55:CA:816:A:C8	2.51	0.64
8:CI:51:LEU:HB2	8:CI:56:MET:SD	2.38	0.64
24:BA:1387:A:H2'	24:BA:1388:G:H8	1.62	0.64
24:BA:1553:A:N7	24:BA:1555:G:C6	2.66	0.64
26:BC:180:MET:HG3	26:BC:268:ARG:HH11	1.60	0.64
24:DA:411:G:H4'	24:DA:412:A:OP1	1.97	0.64
55:CA:1050:G:O2'	55:CA:1051:C:C6	2.48	0.64
55:CA:1533:C:H2'	55:CA:1534:A:H5''	1.78	0.64
8:AI:122:ARG:NH1	21:AA:1343:G:H1'	2.13	0.64
21:AA:1500:A:OP1	21:AA:1508:A:OP1	2.16	0.64
3:AD:53:GLN:NE2	3:AD:201:GLU:HG2	2.13	0.64
27:BD:121:THR:O	27:BD:122:VAL:HG23	1.97	0.64
55:CA:239:U:OP1	55:CA:239:U:H4'	1.97	0.64
41:BR:51:VAL:HB	41:BR:52:PRO:CD	2.28	0.64
24:DA:319:G:H2'	24:DA:320:A:O4'	1.98	0.64
55:CA:960:U:H5'	55:CA:961:U:H5''	1.78	0.64
21:AA:1361:G:C2'	21:AA:1362:A:H5'	2.27	0.64
24:DA:2623:G:O2'	24:DA:2624:G:H5'	1.98	0.64
55:CA:6:G:N3	55:CA:6:G:C2'	2.59	0.64
24:DA:1213:A:HO2'	24:DA:1214:A:H8	1.45	0.64
55:CA:1184:G:H3'	55:CA:1184:G:OP1	1.97	0.64
35:BL:85:VAL:HG21	35:BL:94:THR:HG23	1.80	0.64
24:DA:2350:C:H5	53:D3:41:ARG:NH1	1.95	0.64
16:AQ:12:VAL:HG13	16:AQ:16:MET:HE1	1.80	0.64
8:CI:27:ILE:HD13	8:CI:62:LEU:HG	1.78	0.64
24:DA:1654:A:HO2'	24:DA:1655:A:H8	0.76	0.64
24:BA:216:A:H2'	24:BA:217:A:C8	2.32	0.64
55:CA:765:G:C8	55:CA:812:G:C2	2.86	0.64
24:BA:2297:A:N1	24:BA:2321:U:C5	2.63	0.64
1:AB:71:THR:O	1:AB:72:LYS:HG2	1.98	0.64
24:BA:1181:U:O2'	24:BA:1182:G:C8	2.48	0.64
45:DV:55:GLU:O	45:DV:57:TYR:N	2.31	0.64
17:CR:32:ILE:HA	17:CR:39:VAL:HG23	1.80	0.64
28:DE:111:GLU:HA	28:DE:114:ARG:HE	1.61	0.64
24:BA:77:G:C5	24:BA:78:U:C5	2.86	0.64
24:BA:592:A:O2'	53:B3:2:LYS:HA	1.98	0.64
29:BF:40:GLY:CA	29:BF:84:ILE:HD11	2.28	0.64
21:AA:1173:U:H2'	21:AA:1174:G:C8	2.33	0.64
25:BB:116:G:H4'	38:BO:54:VAL:O	1.99	0.64
49:BZ:6:ILE:O	49:BZ:34:THR:HA	1.97	0.64

*Continued on next page...*

*Continued from previous page...*

Atom-1	Atom-2	Distance(Å)	Clash(Å)
24:DA:1074:G:H2'	24:DA:1075:C:C6	2.34	0.63
27:DD:159:LYS:HE2	27:DD:160:LYS:H	1.63	0.63
55:CA:1455:G:H2'	55:CA:1456:A:H8	1.61	0.63
55:CA:1283:U:O2'	55:CA:1284:C:C5'	2.45	0.63
24:DA:1328:A:H2'	24:DA:1330:C:C4	2.33	0.63
24:DA:13:A:H5''	24:DA:14:A:OP1	1.97	0.63
24:DA:724:U:H2'	24:DA:725:G:O4'	1.97	0.63
39:BP:72:VAL:HG23	39:BP:72:VAL:O	1.97	0.63
21:AA:94:G:H5''	21:AA:95:C:C5	2.33	0.63
24:BA:1508:A:O2'	24:BA:1509:A:O4'	2.17	0.63
24:DA:225:C:O2'	24:DA:226:A:O4'	2.16	0.63
24:DA:2712:C:C2	24:DA:2715:C:OP1	2.50	0.63
38:BO:74:VAL:O	38:BO:78:VAL:HG22	1.97	0.63
30:BG:66:THR:O	30:BG:70:LEU:HG	1.97	0.63
24:DA:1560:G:C2'	24:DA:1561:C:H5'	2.28	0.63
24:BA:533:G:H2'	24:BA:534:U:C6	2.34	0.63
24:BA:522:A:C5	24:BA:523:C:C5	2.86	0.63
24:BA:475:C:O2'	24:BA:476:G:H5'	1.97	0.63
4:AE:11:GLN:HG3	4:AE:116:VAL:HG12	1.80	0.63
44:DU:26:ASN:O	44:DU:34:ILE:HB	1.98	0.63
24:DA:2902:C:O2'	24:DA:2903:U:C5'	2.46	0.63
51:B1:12:SER:HB2	51:B1:48:TYR:CZ	2.33	0.63
55:CA:189:A:H3'	55:CA:190:A:C8	2.33	0.63
7:AH:82:LEU:HD12	11:AL:3:VAL:HG11	1.78	0.63
24:BA:1075:C:H2'	24:BA:1076:C:C6	2.33	0.63
24:DA:2882:A:H4'	37:DN:97:ILE:HG12	1.80	0.63
56:DB:40:U:O2'	56:DB:45:A:N6	2.31	0.63
24:DA:64:A:H2'	24:DA:65:U:C6	2.34	0.63
24:DA:1799:G:H8	26:DC:179:GLU:OE1	1.82	0.63
16:AQ:44:HIS:HE1	21:AA:276:G:O3'	1.82	0.63
55:CA:1320:C:H2'	55:CA:1321:U:O4'	1.99	0.63
1:CB:133:ALA:HA	1:CB:137:THR:HG21	1.79	0.63
13:CN:52:ARG:HA	13:CN:52:ARG:CZ	2.26	0.63
24:BA:2407:A:H2'	24:BA:2408:U:H6	1.62	0.63
31:BH:130:VAL:HG23	31:BH:131:SER:H	1.63	0.63
10:AK:45:THR:OG1	10:AK:48:GLY:HA3	1.97	0.63
24:BA:1372:U:O2'	24:BA:1373:A:H5'	1.98	0.63
24:BA:2742:G:O2'	24:BA:2743:U:H5'	1.97	0.63
21:AA:236:A:H2'	21:AA:237:G:C8	2.34	0.63
21:AA:1192:C:H2'	21:AA:1193:G:O4'	1.98	0.63
11:AL:50:LYS:HD2	11:AL:50:LYS:N	2.13	0.63
27:BD:191:GLY:O	27:BD:192:ALA:HB3	1.98	0.63

*Continued on next page...*

*Continued from previous page...*

Atom-1	Atom-2	Distance(Å)	Clash(Å)
1:CB:59:ILE:HA	1:CB:62:ARG:HD3	1.79	0.63
37:BN:8:ARG:HB3	37:BN:10:LEU:HD22	1.79	0.63
21:AA:1444:U:H1'	21:AA:1459:G:N2	2.13	0.63
24:DA:607:U:H5	24:DA:619:G:C5	2.16	0.63
24:DA:272:A:O2'	24:DA:273:G:H8	1.80	0.63
21:AA:423:G:HO2'	21:AA:424:G:C4'	2.11	0.63
26:BC:108:GLY:O	26:BC:109:LEU:HD22	1.98	0.63
41:DR:27:ILE:HG22	41:DR:28:ALA:N	2.13	0.63
55:CA:558:G:H2'	55:CA:559:A:H2	1.64	0.63
55:CA:205:A:C6	55:CA:206:C:N4	2.66	0.63
24:DA:674:G:O2'	28:DE:69:ARG:HG2	1.98	0.63
24:BA:570:G:H2'	24:BA:2030:A:N7	2.13	0.63
24:BA:233:A:N6	24:BA:428:A:H61	1.96	0.63
55:CA:1324:A:H2'	55:CA:1325:C:C6	2.34	0.63
55:CA:1003:G:N2	55:CA:1005:A:H5''	2.14	0.63
24:DA:866:A:O2'	24:DA:867:C:H6	1.82	0.63
55:CA:320:A:H2'	55:CA:321:A:C8	2.33	0.63
14:CO:77:TYR:OH	14:CO:87:ARG:HD3	1.97	0.63
24:DA:556:A:C8	24:DA:556:A:OP2	2.52	0.63
37:DN:90:ARG:NH2	37:DN:116:VAL:HG11	2.14	0.63
41:DR:87:GLN:HG2	41:DR:88:GLY:N	2.13	0.63
59:AN:204:HOH:O	21:AA:1359:C:H5''	1.98	0.63
44:DU:3:LYS:HG2	44:DU:84:PHE:HZ	1.63	0.63
27:DD:114:LYS:HB2	27:DD:116:LYS:HE3	1.81	0.63
4:AE:83:PRO:HG2	7:AH:95:MET:HG2	1.80	0.63
21:AA:1238:A:H5'	21:AA:1336:C:N4	2.07	0.63
24:BA:1059:G:C6	24:BA:1060:U:N3	2.65	0.63
45:DV:75:GLN:HB2	45:DV:90:ASP:O	1.99	0.63
4:AE:19:ARG:HB2	4:AE:32:PHE:CE1	2.34	0.63
34:DK:87:LEU:HD12	34:DK:92:GLU:HA	1.80	0.63
6:AG:86:VAL:HG13	6:AG:87:PRO:HD2	1.80	0.63
21:AA:466:A:H5'	21:AA:467:U:OP2	1.99	0.63
56:DB:46:A:H2'	56:DB:47:C:C6	2.33	0.63
24:DA:2345:G:H4'	24:DA:2346:A:O5'	1.96	0.63
26:DC:17:LYS:HD3	26:DC:18:VAL:N	2.14	0.63
7:AH:29:SER:HB3	7:AH:32:LYS:CG	2.27	0.63
27:DD:34:VAL:CG1	27:DD:48:ILE:HD11	2.27	0.63
24:BA:822:G:C5	24:BA:836:G:N2	2.67	0.63
5:CF:11:HIS:HD2	5:CF:13:ASP:H	1.46	0.63
24:BA:2680:U:OP2	27:BD:114:LYS:HE2	1.98	0.63
24:DA:1180:U:H2'	24:DA:1181:U:O4'	1.98	0.63
55:CA:1432:G:H1'	55:CA:1468:A:H61	1.61	0.63

*Continued on next page...*

*Continued from previous page...*

Atom-1	Atom-2	Distance(Å)	Clash(Å)
24:DA:1854:A:H61	24:DA:1888:G:H1'	1.63	0.63
6:CG:149:ALA:CB	10:CK:55:ARG:HG3	2.29	0.63
55:CA:1064:G:O2'	55:CA:1190:G:N2	2.31	0.63
24:DA:2592:G:C5	24:DA:2593:U:C5	2.86	0.63
31:DH:50:ARG:HA	31:DH:53:GLU:HB3	1.81	0.63
47:BX:2:ARG:HD2	47:BX:29:LEU:HD12	1.80	0.63
24:BA:1517:G:C2	24:BA:1518:C:C2	2.86	0.63
47:BX:31:ASN:O	47:BX:51:SER:HA	1.99	0.63
28:BE:196:VAL:HG13	28:BE:200:LEU:HD23	1.81	0.63
24:DA:339:U:H2'	24:DA:340:A:C8	2.34	0.63
55:CA:393:A:H2'	55:CA:394:G:H8	1.63	0.63
24:DA:2262:U:H4'	24:DA:2328:A:C2	2.34	0.63
27:DD:124:ARG:NH1	27:DD:125:TRP:CZ2	2.67	0.63
24:DA:741:U:H2'	24:DA:742:A:C8	2.34	0.63
39:BP:50:ARG:CD	39:BP:51:ASN:N	2.61	0.63
19:CT:26:MET:HE3	19:CT:30:PHE:HD1	1.63	0.63
24:DA:1345:C:O2'	24:DA:1346:G:H5'	1.99	0.63
1:CB:17:HIS:HA	1:CB:37:VAL:HG21	1.80	0.63
21:AA:1129:C:H1'	21:AA:1130:A:N7	2.14	0.63
20:CU:16:ARG:NE	20:CU:16:ARG:HA	2.12	0.63
24:DA:7:G:H4'	33:DJ:15:TRP:CH2	2.34	0.63
24:DA:142:A:H2'	24:DA:143:C:C5	2.33	0.63
24:DA:833:A:H2'	24:DA:834:G:H8	1.59	0.63
24:DA:786:C:H4'	24:DA:1780:A:N7	2.13	0.63
24:DA:983:A:C6	24:DA:984:A:C2	2.87	0.63
21:AA:1261:A:H61	21:AA:1274:A:H2'	1.62	0.63
3:AD:55:ARG:NH1	3:AD:58:GLN:HB3	2.13	0.63
55:CA:1327:C:C4	55:CA:1328:C:N4	2.66	0.63
24:BA:528:A:H2	24:BA:2043:C:H5'	1.64	0.63
24:DA:2010:G:C6	24:DA:2011:U:C4	2.87	0.63
2:AC:42:LEU:HD21	2:AC:67:ILE:HD11	1.79	0.63
24:BA:2383:G:H2'	24:BA:2384:U:H6	1.64	0.63
24:DA:776:G:C8	24:DA:793:A:C4	2.86	0.63
55:CA:908:A:H2'	55:CA:909:A:H8	1.62	0.63
33:BJ:124:VAL:HG23	33:BJ:125:TYR:H	1.63	0.63
35:BL:109:LYS:HG2	35:BL:126:ARG:HB3	1.79	0.63
12:CM:57:ASP:O	12:CM:61:LYS:HG3	1.98	0.63
24:BA:1062:G:C8	24:BA:1088:A:C8	2.87	0.63
45:DV:29:ILE:CD1	45:DV:31:TYR:HE2	2.11	0.63
24:BA:748:G:O5'	42:BS:89:ALA:HB2	1.99	0.63
24:DA:476:G:O2'	24:DA:477:A:H3'	1.99	0.63
21:AA:206:C:H2'	21:AA:207:C:O4'	1.98	0.63

*Continued on next page...*

*Continued from previous page...*

Atom-1	Atom-2	Distance(Å)	Clash(Å)
4:CE:80:LEU:HB3	4:CE:97:PRO:HB3	1.80	0.63
4:AE:33:THR:HB	4:AE:49:TYR:HE1	1.63	0.63
55:CA:300:A:H1'	55:CA:565:U:O2	1.98	0.63
24:DA:2572:A:O2'	24:DA:2573:C:OP2	2.15	0.63
3:CD:35:GLN:HG3	3:CD:36:ALA:H	1.64	0.63
24:DA:2726:A:O2'	34:DK:67:LYS:NZ	2.31	0.63
55:CA:1306:A:H61	55:CA:1331:G:H1'	1.64	0.63
48:BY:47:ARG:HG3	48:BY:47:ARG:HH21	1.64	0.63
24:DA:103:A:H2'	24:DA:104:A:C8	2.34	0.63
24:DA:105:C:H2'	24:DA:106:C:C6	2.34	0.63
24:DA:1386:C:HO2'	24:DA:1387:A:H8	1.44	0.63
30:DG:85:LYS:O	30:DG:86:LEU:HG	1.98	0.63
10:CK:30:ILE:HG23	10:CK:45:THR:HG22	1.81	0.63
24:BA:2020:A:H5'	50:B0:8:THR:HG22	1.80	0.63
24:BA:221:A:H4'	24:BA:222:A:O5'	1.98	0.63
13:CN:19:TYR:CD2	13:CN:51:PRO:HG3	2.33	0.63
4:AE:90:GLY:C	4:AE:129:SER:HB3	2.19	0.63
38:DO:13:ARG:O	38:DO:17:LYS:HB2	1.99	0.63
42:DS:24:ILE:HG21	42:DS:36:LEU:HD21	1.81	0.63
27:BD:151:THR:HB	27:BD:152:PRO:HD3	1.80	0.63
13:AN:29:ILE:HG23	13:AN:34:ASN:CG	2.19	0.63
25:BB:9:G:OP1	38:BO:15:ARG:HD2	1.98	0.63
8:AI:110:VAL:HG21	21:AA:1370:G:O5'	1.98	0.63
55:CA:371:A:O2'	55:CA:372:C:H5'	1.99	0.63
55:CA:1300:G:O2'	55:CA:1303:C:N4	2.31	0.63
24:BA:2691:C:O2'	24:BA:2692:G:H5'	1.99	0.63
24:BA:2728:U:O2'	24:BA:2729:G:C8	2.52	0.63
37:DN:98:LEU:HD21	50:D0:53:VAL:HG11	1.80	0.63
12:AM:94:LEU:HD22	12:AM:95:PRO:HD2	1.80	0.63
21:AA:1054:C:C4	22:AX:34:G:H1'	2.34	0.63
45:BV:44:HIS:HE1	45:BV:86:LEU:H	1.47	0.63
36:DM:19:GLY:N	36:DM:38:ARG:HH21	1.92	0.63
24:DA:2053:G:N2	24:DA:2054:A:C4	2.66	0.63
28:DE:126:VAL:HG22	28:DE:127:GLU:OE2	1.98	0.63
55:CA:397:A:N6	55:CA:548:G:C5	2.66	0.63
24:DA:2448:A:H3'	24:DA:2449:U:H6	1.63	0.63
15:CP:36:VAL:O	15:CP:36:VAL:HG13	1.99	0.63
24:DA:918:A:C6	24:DA:919:U:H1'	2.33	0.63
3:CD:2:ARG:HE	3:CD:114:ARG:HD2	1.64	0.63
24:BA:652:U:H5''	24:BA:653:U:O5'	1.98	0.63
55:CA:1127:G:O2'	55:CA:1128:C:H5'	1.98	0.63
30:DG:106:LEU:HB2	30:DG:108:PHE:HE1	1.63	0.63

*Continued on next page...*

*Continued from previous page...*

Atom-1	Atom-2	Distance(Å)	Clash(Å)
32:BI:53:PRO:O	32:BI:74:PRO:HD2	1.98	0.63
55:CA:1264:U:H2'	55:CA:1265:C:C6	2.33	0.63
33:BJ:111:LYS:HD3	33:BJ:112:GLY:N	2.13	0.63
24:BA:1204:A:H1'	24:BA:1206:G:C5	2.33	0.63
8:AI:113:LYS:HE2	8:AI:118:ARG:O	1.99	0.63
41:DR:70:GLU:CD	41:DR:70:GLU:H	2.02	0.63
11:CL:19:ASN:N	11:CL:19:ASN:HD22	1.95	0.63
27:BD:70:LYS:O	27:BD:71:ALA:HB3	1.98	0.63
24:BA:614:A:O2'	24:BA:615:U:OP2	2.13	0.63
40:BQ:86:SER:O	40:BQ:88:GLU:N	2.31	0.63
24:DA:217:A:O2'	24:DA:218:A:H5'	1.99	0.63
46:DW:39:GLN:HG2	46:DW:42:THR:HB	1.79	0.63
24:DA:1079:C:C4	24:DA:1088:A:C2	2.87	0.63
26:DC:183:VAL:HG13	26:DC:185:ALA:H	1.64	0.63
24:DA:121:G:H2'	24:DA:122:G:C8	2.34	0.63
9:CJ:57:VAL:HG23	55:CA:972:C:O2'	1.97	0.63
55:CA:1490:U:O2'	55:CA:1491:G:H5'	1.99	0.63
21:AA:76:G:H2'	21:AA:76:G:N3	2.14	0.63
24:BA:320:A:O2'	24:BA:322:A:H8	1.82	0.63
24:BA:945:A:C4	24:BA:2448:A:C2	2.86	0.63
3:CD:29:THR:C	3:CD:30:LYS:HD3	2.19	0.63
36:DM:34:LYS:HB2	36:DM:131:VAL:CG2	2.29	0.63
3:CD:205:LYS:HD3	55:CA:8:A:C6	2.34	0.63
24:DA:1695:G:H2'	24:DA:1695:G:N3	2.14	0.63
24:BA:84:A:N1	24:BA:103:A:C5	2.67	0.63
51:B1:8:ILE:HG22	51:B1:9:LYS:N	2.14	0.63
42:BS:2:GLU:O	42:BS:107:VAL:O	2.16	0.63
47:DX:63:ILE:CD1	47:DX:64:ASP:H	2.11	0.63
49:DZ:7:THR:O	49:DZ:54:VAL:HA	1.99	0.63
46:BW:14:ASP:O	46:BW:15:SER:HB2	1.97	0.63
24:BA:455:C:H42	24:BA:473:G:H5'	1.62	0.63
11:CL:109:ARG:NH2	11:CL:116:TYR:CE2	2.67	0.63
55:CA:1106:G:H2'	55:CA:1107:C:H6	1.62	0.63
12:AM:44:ILE:N	12:AM:44:ILE:HD12	2.13	0.63
1:AB:51:GLU:O	1:AB:54:ALA:HB3	1.98	0.63
37:BN:106:ASP:C	37:BN:106:ASP:OD1	2.37	0.63
30:BG:123:GLU:CD	30:BG:124:CYS:H	2.02	0.63
53:D3:18:LYS:HD2	53:D3:19:GLY:H	1.64	0.63
24:BA:2156:G:H2'	24:BA:2157:G:N2	2.13	0.63
1:CB:113:LEU:HD13	1:CB:143:LEU:HB3	1.81	0.63
24:DA:1748:C:H2'	24:DA:1749:A:H8	1.63	0.63
24:BA:1247:A:C4	24:BA:1249:U:C5	2.87	0.63

*Continued on next page...*



*Continued from previous page...*

Atom-1	Atom-2	Distance(Å)	Clash(Å)
40:BQ:13:HIS:HD2	40:BQ:31:TYR:CD1	2.17	0.63
24:DA:600:G:H5''	28:DE:27:LEU:HD22	1.80	0.63
24:DA:1439:A:N7	24:DA:1440:U:N1	2.47	0.63
24:BA:923:G:H4'	46:BW:25:PHE:CZ	2.33	0.63
46:BW:23:LYS:HD2	46:BW:24:ARG:N	2.13	0.63
55:CA:67:C:O2'	55:CA:68:G:C8	2.51	0.63
37:DN:45:ARG:HG2	37:DN:95:THR:HG21	1.81	0.63
37:DN:98:LEU:O	37:DN:112:TYR:HB2	1.99	0.63
21:AA:1226:C:H4'	21:AA:1227:A:OP1	1.98	0.63
24:DA:476:G:H4'	24:DA:502:A:N1	2.14	0.63
23:AW:5:U:H2'	23:AW:6:U:C5	2.34	0.63
24:BA:1747:U:H2'	24:BA:1748:C:C6	2.34	0.63
1:AB:107:ARG:HE	1:AB:108:GLN:HE22	1.44	0.63
24:DA:1809:A:C2	24:DA:1810:A:C4	2.87	0.63
49:DZ:16:LEU:CD2	49:DZ:16:LEU:H	2.12	0.63
47:BX:67:LEU:HD13	47:BX:77:TYR:CE1	2.34	0.63
56:DB:11:C:C5	56:DB:12:C:C5	2.86	0.63
55:CA:865:A:H2	55:CA:918:A:H4'	1.63	0.63
55:CA:1050:G:HO2'	55:CA:1051:C:H6	1.36	0.63
2:CC:5:HIS:ND1	13:CN:88:MET:HB3	2.14	0.63
2:AC:180:ASP:O	2:AC:181:ILE:HD13	1.99	0.63
24:BA:2853:C:O2'	24:BA:2854:G:H5'	1.99	0.63
24:DA:812:C:O2'	24:DA:813:U:H5'	1.98	0.63
9:CJ:8:ILE:HG22	9:CJ:100:ILE:HG12	1.80	0.63
21:AA:1405:G:O2'	21:AA:1519:A:H5'	1.99	0.63
6:AG:69:ARG:HG3	6:AG:95:ARG:HG2	1.81	0.63
24:DA:1439:A:H1'	24:DA:1553:A:N6	2.14	0.62
24:DA:2258:C:H2'	24:DA:2426:A:H4'	1.81	0.62
24:DA:1061:U:O2'	24:DA:1062:G:H5''	1.99	0.62
41:DR:4:VAL:HG22	41:DR:40:MET:HB3	1.82	0.62
24:DA:75:G:O2'	24:DA:76:C:H6	1.82	0.62
24:DA:1470:A:OP2	24:DA:1470:A:H8	1.81	0.62
24:BA:783:A:H4'	24:BA:1779:U:O2	1.98	0.62
55:CA:121:U:OP1	55:CA:121:U:H3'	1.99	0.62
24:BA:2408:U:O2'	24:BA:2409:G:H5'	1.99	0.62
24:BA:373:U:O2'	24:BA:374:A:H5'	1.99	0.62
53:B3:53:ASP:HA	53:B3:56:LEU:HD23	1.81	0.62
48:DY:18:LEU:O	48:DY:18:LEU:HD13	1.98	0.62
24:BA:2532:G:N7	24:BA:2533:U:C5	2.66	0.62
7:CH:28:SER:HA	7:CH:58:LEU:HD12	1.81	0.62
24:DA:468:G:H4'	28:DE:57:LYS:HG2	1.80	0.62
24:DA:329:G:OP1	24:DA:329:G:H3'	1.99	0.62

*Continued on next page...*



*Continued from previous page...*

Atom-1	Atom-2	Distance(Å)	Clash(Å)
24:BA:620:G:H4'	24:BA:621:A:O5'	1.99	0.62
21:AA:664:G:H2'	21:AA:666:G:OP1	1.98	0.62
9:CJ:17:LEU:HD21	9:CJ:95:GLY:HA3	1.79	0.62
55:CA:1530:G:O2'	55:CA:1531:A:H8	1.82	0.62
29:DF:46:LYS:HD3	29:DF:46:LYS:O	1.98	0.62
42:DS:20:VAL:HG23	42:DS:23:LEU:HD12	1.81	0.62
1:CB:34:ARG:HD3	1:CB:35:ASN:HB2	1.79	0.62
21:AA:781:A:H5'	21:AA:782:A:OP2	1.98	0.62
2:AC:78:LYS:NZ	2:AC:78:LYS:HB3	2.13	0.62
12:CM:28:ARG:HA	12:CM:31:ALA:HB3	1.79	0.62
34:DK:25:LEU:HD23	34:DK:25:LEU:H	1.64	0.62
24:BA:2185:U:H2'	24:BA:2186:G:C8	2.34	0.62
55:CA:1239:A:N6	55:CA:1299:A:H62	1.97	0.62
5:AF:91:ARG:HG3	5:AF:92:THR:N	2.13	0.62
24:BA:855:G:H21	46:BW:23:LYS:CG	2.06	0.62
24:DA:2748:A:C4	24:DA:2757:A:N6	2.67	0.62
24:DA:1352:U:C5	24:DA:1377:G:C6	2.87	0.62
24:DA:140:C:H5'	24:DA:141:G:N2	2.13	0.62
11:AL:43:LYS:HZ2	11:AL:44:PRO:HD2	1.63	0.62
24:DA:33:C:H2'	24:DA:446:G:H22	1.64	0.62
24:BA:1020:A:H4'	24:BA:1021:A:O5'	1.98	0.62
55:CA:654:G:C2'	55:CA:655:A:H8	2.11	0.62
54:D4:7:VAL:HG13	54:D4:8:LYS:N	2.14	0.62
47:BX:5:GLN:HE21	47:BX:49:ARG:H	1.45	0.62
32:DI:104:GLN:HA	32:DI:107:GLU:CB	2.29	0.62
55:CA:463:U:H2'	55:CA:464:U:C6	2.34	0.62
43:DT:15:HIS:CE1	43:DT:80:TRP:CH2	2.87	0.62
43:DT:13:ALA:O	43:DT:32:LEU:HB2	1.99	0.62
24:BA:1721:G:O2'	24:BA:1722:A:C8	2.50	0.62
21:AA:1432:G:H1'	21:AA:1468:A:H61	1.62	0.62
55:CA:1264:U:H2'	55:CA:1265:C:H6	1.65	0.62
28:DE:61:ARG:HE	28:DE:65:THR:HB	1.64	0.62
39:BP:37:LYS:HD3	39:BP:37:LYS:H	1.63	0.62
5:AF:11:HIS:CE1	5:AF:13:ASP:HB2	2.34	0.62
29:BF:121:PHE:HD1	29:BF:126:ASN:O	1.82	0.62
31:BH:76:GLU:HG2	31:BH:106:ALA:HB2	1.79	0.62
16:AQ:79:GLU:C	16:AQ:80:LYS:HD3	2.19	0.62
24:BA:58:G:N2	24:BA:70:G:C4	2.67	0.62
21:AA:446:G:H2'	21:AA:447:G:O4'	2.00	0.62
40:BQ:91:ARG:NE	41:BR:11:GLN:H	1.97	0.62
46:DW:39:GLN:O	46:DW:56:HIS:HB3	2.00	0.62
55:CA:82:G:C5	55:CA:89:U:C5	2.87	0.62

*Continued on next page...*

*Continued from previous page...*

Atom-1	Atom-2	Distance(Å)	Clash(Å)
55:CA:1453:G:H2'	55:CA:1453:G:N3	2.15	0.62
45:DV:63:ILE:O	45:DV:70:ILE:HD11	1.99	0.62
55:CA:1283:U:O2'	55:CA:1284:C:H5'	1.98	0.62
24:DA:1213:A:O2'	24:DA:1214:A:H5'	1.99	0.62
24:DA:7:G:H4'	33:DJ:15:TRP:CZ2	2.33	0.62
24:BA:1287:A:H5'	37:BN:103:ARG:HD2	1.80	0.62
6:CG:77:ARG:CZ	55:CA:1381:U:N3	2.62	0.62
1:AB:89:PHE:CE1	1:AB:153:MET:HG3	2.33	0.62
24:DA:832:U:OP1	35:DL:39:LYS:N	2.33	0.62
55:CA:642:A:O2'	55:CA:643:C:C6	2.50	0.62
24:BA:1166:G:C2	24:BA:1184:U:O2	2.53	0.62
55:CA:115:G:H5'	55:CA:116:A:OP1	1.99	0.62
37:DN:114:GLU:HG3	37:DN:118:ARG:HD3	1.81	0.62
26:BC:80:LEU:CD1	26:BC:109:LEU:HG	2.29	0.62
56:DB:19:C:H2'	56:DB:20:G:H8	1.63	0.62
24:BA:2673:G:N3	24:BA:2674:G:C8	2.67	0.62
24:BA:83:A:OP1	44:BU:91:LYS:HE3	1.99	0.62
21:AA:1376:U:H2'	21:AA:1377:A:C8	2.32	0.62
24:DA:538:A:H5''	33:DJ:7:LYS:HZ3	1.63	0.62
13:CN:79:SER:O	13:CN:83:VAL:HG23	2.00	0.62
55:CA:1071:C:H2'	55:CA:1072:G:C8	2.34	0.62
55:CA:1513:A:H2'	55:CA:1514:G:C8	2.35	0.62
24:DA:1980:G:C5	24:DA:1982:U:O4	2.53	0.62
24:DA:1895:C:C2	24:DA:1896:G:C8	2.87	0.62
24:DA:843:G:H2'	24:DA:844:A:H8	1.64	0.62
28:BE:150:THR:HG21	28:BE:153:LEU:HA	1.80	0.62
21:AA:497:G:O2'	21:AA:498:A:C8	2.46	0.62
24:BA:1576:U:H2'	24:BA:1577:C:H6	1.64	0.62
33:DJ:35:ARG:HG2	33:DJ:40:HIS:CD2	2.34	0.62
17:CR:25:ILE:HB	17:CR:67:LEU:HD21	1.81	0.62
24:DA:1082:U:N3	24:DA:1086:A:C5	2.67	0.62
6:CG:70:PRO:O	6:CG:95:ARG:HD2	1.99	0.62
24:DA:2287:A:C5	24:DA:2289:G:C8	2.87	0.62
24:DA:1830:C:H2'	24:DA:1831:G:H8	1.64	0.62
46:BW:67:LYS:HB3	46:BW:80:SER:H	1.64	0.62
24:BA:1070:A:C2	24:BA:1097:U:H4'	2.34	0.62
9:CJ:45:ARG:HH21	55:CA:1279:G:H5''	1.62	0.62
24:BA:747:U:C2	24:BA:2613:U:O4	2.52	0.62
8:AI:20:ILE:HG23	8:AI:60:LEU:HD12	1.81	0.62
26:BC:251:THR:CG2	26:BC:252:LYS:H	2.07	0.62
24:DA:1722:A:N6	24:DA:1738:G:H1'	2.14	0.62
24:DA:2500:U:H5''	24:DA:2501:C:OP2	1.98	0.62

*Continued on next page...*

*Continued from previous page...*

Atom-1	Atom-2	Distance(Å)	Clash(Å)
24:BA:954:G:C4	24:BA:955:U:C6	2.87	0.62
16:AQ:11:VAL:HG12	16:AQ:12:VAL:H	1.64	0.62
55:CA:687:A:C2	55:CA:704:A:C6	2.87	0.62
4:AE:57:ALA:HB1	4:AE:61:LYS:HE3	1.79	0.62
21:AA:1008:U:H2'	21:AA:1009:U:C6	2.34	0.62
26:BC:109:LEU:CD2	26:BC:110:LYS:H	2.11	0.62
1:CB:125:PHE:HD1	1:CB:137:THR:HG22	1.64	0.62
26:DC:28:PRO:HB3	26:DC:62:ARG:HH22	1.65	0.62
3:CD:25:ARG:NH1	3:CD:30:LYS:HG2	2.14	0.62
24:BA:2675:A:O2'	24:BA:2676:C:H5'	1.98	0.62
4:CE:93:VAL:HG12	4:CE:126:ALA:CB	2.30	0.62
21:AA:33:A:O2'	21:AA:34:C:H5'	1.99	0.62
25:BB:15:A:H1'	25:BB:109:A:N7	2.14	0.62
55:CA:1293:C:H2'	55:CA:1294:G:C8	2.34	0.62
7:CH:26:MET:O	7:CH:57:GLU:HG3	1.99	0.62
24:DA:849:A:H2'	24:DA:850:U:H6	1.64	0.62
21:AA:1464:U:H2'	21:AA:1465:A:H8	1.64	0.62
55:CA:991:U:C4	55:CA:1212:U:H4'	2.35	0.62
14:CO:25:GLU:HG2	14:CO:80:LEU:HD12	1.80	0.62
2:AC:142:ARG:HB3	2:AC:143:LEU:HD13	1.81	0.62
41:DR:48:LYS:H	41:DR:48:LYS:HD2	1.63	0.62
24:DA:2734:A:N6	24:DA:2770:G:H1'	2.14	0.62
24:DA:1381:G:H2'	24:DA:1382:G:H5''	1.81	0.62
14:AO:57:ARG:HB3	14:AO:57:ARG:NH1	2.14	0.62
27:BD:149:ASN:CG	27:BD:150:GLN:H	2.03	0.62
24:BA:876:C:H2'	24:BA:877:A:O4'	1.99	0.62
24:BA:2094:A:H2'	24:BA:2095:A:C8	2.35	0.62
29:DF:134:GLN:NE2	29:DF:136:ILE:H	1.97	0.62
24:DA:1157:G:H2'	24:DA:1158:C:C6	2.34	0.62
40:DQ:60:TRP:O	40:DQ:64:ILE:HG12	1.99	0.62
24:DA:2262:U:H5''	46:DW:38:ARG:NH2	2.14	0.62
38:BO:31:THR:HG23	38:BO:33:ARG:H	1.65	0.62
41:DR:4:VAL:HG23	41:DR:39:LEU:HG	1.82	0.62
24:DA:364:C:O2'	24:DA:365:U:O4'	2.13	0.62
8:AI:34:LEU:HD11	8:AI:47:VAL:HG21	1.82	0.62
34:BK:76:VAL:HB	39:BP:72:VAL:HG22	1.80	0.62
27:BD:99:GLU:CG	27:BD:100:LEU:H	2.12	0.62
24:BA:1026:G:H2'	24:BA:1027:A:H8	1.61	0.62
24:DA:1639:C:C2'	24:DA:1640:A:H5''	2.28	0.62
4:AE:15:ILE:HD13	4:AE:35:LEU:HG	1.81	0.62
43:BT:27:SER:O	43:BT:28:ASN:OD1	2.18	0.62
21:AA:1517:G:H1'	24:BA:1919:A:O3'	2.00	0.62

*Continued on next page...*

*Continued from previous page...*

Atom-1	Atom-2	Distance(Å)	Clash(Å)
24:BA:2896:C:H2'	24:BA:2897:U:C6	2.35	0.62
21:AA:747:A:H5'	21:AA:748:G:OP2	1.99	0.62
24:DA:2867:G:N3	24:DA:2867:G:C2'	2.61	0.62
24:DA:1333:G:O2'	24:DA:1334:G:H8	1.81	0.62
21:AA:1468:A:H2'	21:AA:1469:C:H5''	1.81	0.62
32:BI:7:TYR:HA	32:BI:58:ILE:HB	1.81	0.62
21:AA:374:A:H5''	21:AA:452:A:N1	2.15	0.62
24:BA:9:G:C6	24:BA:2629:U:C5	2.87	0.62
53:D3:15:LYS:NZ	53:D3:19:GLY:HA2	2.15	0.62
9:AJ:50:THR:HG22	9:AJ:64:GLN:HG2	1.81	0.62
24:BA:391:A:C6	24:BA:411:G:C2	2.87	0.62
21:AA:1043:G:H2'	21:AA:1044:A:H8	1.64	0.62
31:BH:18:GLN:HE21	31:BH:18:GLN:HA	1.64	0.62
24:BA:1136:G:N2	24:BA:1137:G:C4	2.68	0.62
32:DI:76:ALA:HB2	32:DI:131:THR:HB	1.80	0.62
24:BA:690:G:H2'	24:BA:691:C:O4'	2.00	0.62
55:CA:373:A:H2'	55:CA:374:A:H8	1.64	0.62
29:DF:48:LEU:HD23	29:DF:48:LEU:H	1.64	0.62
46:DW:13:ARG:HG3	46:DW:14:ASP:N	2.08	0.62
55:CA:1235:U:H2'	55:CA:1236:A:H8	1.65	0.62
24:DA:271:G:O2'	24:DA:272:A:C5'	2.43	0.62
4:AE:19:ARG:HB2	4:AE:32:PHE:CD1	2.35	0.62
24:BA:1082:U:N3	24:BA:1086:A:C6	2.67	0.62
24:DA:2052:A:O2'	24:DA:2053:G:H5'	1.99	0.62
24:DA:2344:U:O2'	24:DA:2345:G:H5''	1.99	0.62
43:DT:29:THR:H	43:DT:87:LEU:CB	2.13	0.62
55:CA:510:A:N3	55:CA:543:U:H1'	2.14	0.62
24:DA:834:G:H1'	24:DA:2358:A:N3	2.15	0.62
28:DE:108:ILE:O	28:DE:112:LEU:HB2	1.99	0.62
5:AF:49:TYR:CE2	5:AF:51:ILE:HB	2.35	0.62
21:AA:246:A:C4	21:AA:282:A:N6	2.68	0.62
21:AA:1160:G:O2'	21:AA:1161:C:C5'	2.48	0.62
3:CD:109:THR:HG21	55:CA:408:A:OP1	1.99	0.62
24:BA:528:A:H8	24:BA:528:A:H3'	1.65	0.62
49:BZ:5:LYS:H	49:BZ:5:LYS:HD2	1.64	0.62
1:AB:95:TRP:CZ2	1:AB:99:MET:HG2	2.35	0.62
24:DA:2788:C:O2'	24:DA:2809:A:N3	2.26	0.62
1:AB:94:ARG:HG2	21:AA:1100:C:OP1	1.99	0.62
24:DA:2695:U:H2'	24:DA:2696:U:C6	2.34	0.62
24:DA:41:C:H2'	24:DA:42:A:C8	2.35	0.62
24:DA:1744:A:H3'	24:DA:1745:A:H8	1.64	0.62
31:BH:21:VAL:HG21	31:BH:25:TYR:HD2	1.65	0.62

*Continued on next page...*

*Continued from previous page...*

Atom-1	Atom-2	Distance(Å)	Clash(Å)
1:AB:17:HIS:CD2	1:AB:202:ASN:HD21	2.17	0.62
18:CS:33:TRP:HB2	55:CA:1014:A:C2	2.35	0.62
9:CJ:84:VAL:HG23	9:CJ:85:ASP:N	2.11	0.62
35:BL:110:VAL:O	35:BL:111:ILE:HB	1.99	0.62
24:DA:1965:C:H2'	24:DA:1966:A:C8	2.35	0.62
11:AL:42:LYS:HB3	11:AL:43:LYS:HZ1	1.65	0.62
35:DL:62:PRO:O	53:D3:12:ARG:HB3	1.99	0.62
21:AA:266:G:O2'	21:AA:267:C:P	2.57	0.62
38:BO:105:ALA:O	38:BO:106:LEU:HB3	2.00	0.62
55:CA:358:U:H2'	55:CA:359:G:H8	1.64	0.62
2:AC:184:ASN:HD22	2:AC:185:THR:N	1.96	0.62
24:BA:1973:G:C5	24:BA:1974:C:C5	2.88	0.62
49:DZ:23:LEU:HD12	49:DZ:28:LEU:HD21	1.80	0.62
55:CA:1533:C:C2'	55:CA:1534:A:H5''	2.29	0.62
24:BA:2383:G:C4	24:BA:2384:U:C5	2.88	0.62
21:AA:375:U:C4	21:AA:376:G:N7	2.68	0.62
2:AC:24:ASN:ND2	2:AC:25:THR:H	1.96	0.62
28:DE:88:ARG:HB3	28:DE:89:PRO:HD2	1.82	0.62
6:CG:124:SER:O	6:CG:128:GLU:HG2	1.99	0.62
32:DI:106:GLN:HA	32:DI:109:ALA:HB3	1.81	0.62
24:DA:1440:U:C2	24:DA:1441:G:C8	2.88	0.62
24:DA:2721:A:H2'	24:DA:2722:G:O4'	1.99	0.62
24:DA:1103:A:H8	24:DA:1103:A:O5'	1.82	0.62
55:CA:64:G:H4'	55:CA:65:A:H5''	1.81	0.62
21:AA:1348:U:HO2'	21:AA:1349:A:H8	1.46	0.62
24:DA:1338:G:H4'	43:DT:18:GLU:OE2	1.99	0.62
24:DA:1397:U:H5''	24:DA:1398:C:H5	1.65	0.62
24:DA:16:C:H2'	24:DA:17:G:C8	2.32	0.62
8:AI:17:ARG:HH22	21:AA:1129:C:C5'	2.12	0.62
36:BM:45:GLN:O	36:BM:46:ILE:C	2.37	0.62
24:BA:1082:U:N3	24:BA:1086:A:C5	2.68	0.62
11:AL:43:LYS:CD	11:AL:43:LYS:H	2.08	0.62
24:BA:1782:U:H1'	24:BA:2609:U:O4'	1.99	0.62
28:DE:126:VAL:HG11	28:DE:134:LEU:HD22	1.81	0.62
53:D3:41:ARG:HH21	53:D3:41:ARG:CG	2.13	0.62
24:BA:1021:A:N6	24:BA:1142:A:H61	1.98	0.62
24:DA:629:G:H4'	24:DA:650:C:O2	1.99	0.62
24:BA:216:A:H2'	24:BA:217:A:H8	1.64	0.62
34:BK:71:ARG:HG3	34:BK:106:GLU:OE2	1.99	0.62
24:DA:2547:A:H1'	24:DA:2566:A:C6	2.34	0.62
46:BW:72:GLY:N	46:BW:73:PRO:HD2	2.14	0.62
26:BC:259:ASN:C	26:BC:261:ARG:H	2.03	0.62

*Continued on next page...*

*Continued from previous page...*

Atom-1	Atom-2	Distance(Å)	Clash(Å)
26:DC:28:PRO:HG3	26:DC:62:ARG:NH1	2.15	0.62
25:BB:54:G:H2'	25:BB:55:U:H6	1.64	0.62
21:AA:1394:A:O2'	21:AA:1395:C:OP1	2.18	0.62
21:AA:595:A:H1'	21:AA:596:A:N7	2.15	0.62
7:AH:88:LYS:O	7:AH:91:LEU:HB2	2.00	0.62
11:AL:2:THR:HB	11:AL:5:GLN:HG3	1.81	0.62
24:DA:1906:G:C2	24:DA:1925:C:O2	2.53	0.62
24:DA:437:U:O2'	24:DA:438:G:O4'	2.15	0.62
24:BA:1717:A:H2'	24:BA:1718:G:O4'	1.98	0.62
30:BG:29:ASN:CG	30:BG:30:GLY:N	2.51	0.62
3:CD:90:LEU:HD11	3:CD:194:ILE:HD11	1.82	0.62
1:AB:75:ALA:O	1:AB:79:VAL:HG23	1.99	0.62
33:DJ:111:LYS:HB2	33:DJ:115:GLY:N	2.15	0.62
49:BZ:15:ARG:HH11	49:BZ:15:ARG:HG3	1.64	0.62
35:BL:87:GLY:O	35:BL:89:VAL:N	2.31	0.62
9:AJ:19:ASP:HA	9:AJ:22:THR:HB	1.82	0.62
21:AA:49:U:O4	21:AA:365:U:H5	1.82	0.62
24:DA:2686:G:C2	24:DA:2687:U:C2	2.87	0.62
24:DA:1073:A:H3'	24:DA:1074:G:C8	2.35	0.62
24:BA:1060:U:C4'	24:BA:1061:U:H5'	2.29	0.62
26:DC:171:VAL:N	26:DC:185:ALA:HB2	2.14	0.62
21:AA:5:U:O2'	21:AA:6:G:OP2	2.18	0.62
24:DA:1213:A:H62	24:DA:1236:G:H1'	1.63	0.62
9:CJ:59:LYS:HG2	55:CA:972:C:H4'	1.82	0.62
24:BA:1054:A:H2'	24:BA:1055:G:C8	2.35	0.62
55:CA:542:G:O2'	55:CA:543:U:H5'	2.00	0.62
24:DA:2421:G:N7	53:D3:30:HIS:CD2	2.66	0.62
33:BJ:88:THR:HG22	33:BJ:91:GLU:CG	2.30	0.62
21:AA:90:C:O2'	21:AA:91:U:C6	2.50	0.62
24:DA:1655:A:H2'	24:DA:1656:C:C6	2.33	0.62
55:CA:765:G:C5	55:CA:812:G:C5	2.88	0.62
21:AA:1087:G:N2	21:AA:1088:G:C4	2.67	0.62
21:AA:1003:G:H21	21:AA:1005:A:H5'	1.64	0.62
24:BA:2103:C:H2'	24:BA:2104:C:H5'	1.82	0.62
24:BA:572:A:OP1	24:BA:573:U:H5	1.83	0.62
24:DA:84:A:C5	24:DA:103:A:N6	2.68	0.62
24:BA:231:A:C6	24:BA:232:G:C2	2.88	0.62
9:AJ:84:VAL:O	9:AJ:88:MET:HG2	2.00	0.62
42:DS:28:LYS:HA	42:DS:70:LYS:HA	1.82	0.62
7:CH:102:VAL:HG22	7:CH:126:CYS:SG	2.40	0.62
24:BA:1499:C:O2'	24:BA:1500:G:H5'	1.98	0.62
24:DA:1567:G:H3'	26:DC:84:PRO:HG3	1.81	0.62

*Continued on next page...*



*Continued from previous page...*

Atom-1	Atom-2	Distance(Å)	Clash(Å)
24:DA:753:A:C2	24:DA:754:U:N3	2.68	0.62
27:DD:5:VAL:H	27:DD:32:ASN:ND2	1.97	0.62
24:BA:1456:G:C5	24:BA:1457:U:C5	2.88	0.62
24:DA:2638:G:O2'	24:DA:2639:A:C8	2.53	0.62
27:DD:68:PHE:HB3	27:DD:73:VAL:HA	1.81	0.62
29:BF:34:THR:HG23	29:BF:89:THR:HG23	1.81	0.62
10:CK:15:VAL:HG13	10:CK:36:ARG:HH12	1.65	0.62
19:CT:67:HIS:HB3	19:CT:68:LYS:HD2	1.81	0.62
24:BA:2239:G:O2'	24:BA:2240:U:H5'	2.00	0.62
1:AB:158:ASP:C	1:AB:180:ILE:HG23	2.19	0.62
24:BA:2267:A:H3'	24:BA:2268:A:H5''	1.81	0.62
30:BG:155:PRO:O	30:BG:170:THR:HA	2.00	0.62
43:BT:52:GLU:HG3	43:BT:52:GLU:O	2.00	0.62
24:BA:2728:U:O2'	24:BA:2729:G:H8	1.83	0.62
21:AA:1137:C:H4'	21:AA:1138:G:H5''	1.81	0.62
24:DA:708:G:N2	24:DA:724:U:H1'	2.15	0.62
10:AK:28:ASN:CG	10:AK:46:ALA:HB3	2.20	0.62
28:DE:130:LYS:CB	28:DE:133:LEU:HB3	2.29	0.62
24:DA:832:U:P	35:DL:38:GLN:H	2.22	0.62
24:BA:1977:A:H2'	24:BA:1978:A:O4'	1.99	0.62
39:BP:19:PHE:O	39:BP:20:ARG:HB3	1.99	0.62
37:BN:73:ASN:HD22	37:BN:76:VAL:CG1	2.13	0.62
16:AQ:12:VAL:CB	16:AQ:21:VAL:HG22	2.30	0.62
21:AA:1305:G:H22	21:AA:1331:G:H2'	1.63	0.62
24:DA:2515:C:OP1	33:DJ:81:ILE:HG22	2.00	0.62
22:AX:30:G:N3	22:AX:31:A:C8	2.67	0.62
21:AA:1074:G:H2'	21:AA:1075:U:O4'	1.99	0.62
24:BA:1919:A:H2'	24:BA:1919:A:N3	2.14	0.62
24:BA:1931:U:O2'	24:BA:1932:A:H5'	2.00	0.62
25:BB:56:G:H4'	25:BB:57:A:O5'	1.99	0.62
24:BA:704:G:H2'	24:BA:726:G:H22	1.64	0.62
55:CA:61:G:O6	55:CA:107:G:C6	2.53	0.62
30:DG:103:ASN:HD22	30:DG:111:PRO:HB2	1.64	0.62
21:AA:519:C:H2'	21:AA:520:A:H8	1.63	0.62
48:DY:2:LYS:HD2	48:DY:4:LYS:HE3	1.82	0.62
43:BT:32:LEU:N	43:BT:32:LEU:HD23	2.15	0.62
28:DE:5:LEU:HA	28:DE:120:VAL:HG13	1.82	0.62
21:AA:1064:G:H1'	21:AA:1066:C:C5	2.34	0.62
6:AG:149:ALA:HB2	10:AK:60:PHE:HD2	1.64	0.62
24:BA:2794:C:C2	24:BA:2803:G:N2	2.68	0.62
9:AJ:11:LYS:HE2	9:AJ:71:LEU:HD11	1.80	0.62
24:DA:1567:G:H1'	24:DA:1568:G:C6	2.35	0.62

*Continued on next page...*



*Continued from previous page...*

Atom-1	Atom-2	Distance(Å)	Clash(Å)
7:AH:87:ARG:O	7:AH:121:GLY:HA3	2.00	0.62
18:AS:17:LYS:HA	18:AS:20:LYS:HZ2	1.65	0.62
21:AA:104:G:N2	21:AA:105:G:C4	2.68	0.62
36:DM:49:ALA:HB2	36:DM:123:LYS:HB2	1.82	0.62
21:AA:1411:C:C2'	21:AA:1412:C:H5'	2.30	0.62
8:CI:70:GLY:C	8:CI:71:ILE:HD12	2.20	0.62
25:BB:70:C:H2'	25:BB:71:C:H6	1.65	0.62
24:DA:45:G:H5'	24:DA:46:G:H5'	1.81	0.61
47:DX:32:LEU:HD13	47:DX:50:VAL:O	2.00	0.61
24:BA:2352:A:N1	46:BW:30:VAL:HG11	2.15	0.61
19:CT:26:MET:HE3	19:CT:30:PHE:CD1	2.34	0.61
24:DA:500:G:N2	24:DA:503:A:C8	2.68	0.61
55:CA:1067:A:H1'	55:CA:1068:G:C8	2.35	0.61
27:BD:12:THR:CG2	27:BD:13:ARG:N	2.63	0.61
33:BJ:88:THR:HG22	33:BJ:91:GLU:HB2	1.82	0.61
21:AA:89:U:O2'	21:AA:90:C:C5'	2.48	0.61
21:AA:738:C:H2'	21:AA:739:C:H6	1.65	0.61
24:DA:2766:A:N3	24:DA:2766:A:H2'	2.13	0.61
24:DA:686:U:H2'	24:DA:788:A:C2	2.35	0.61
43:DT:48:GLN:HA	43:DT:48:GLN:HE21	1.65	0.61
32:BI:105:LEU:HA	32:BI:108:ILE:HB	1.82	0.61
24:BA:1996:C:H5	34:BK:32:TYR:HH	1.48	0.61
24:BA:1734:G:H2'	24:BA:1735:A:H8	1.65	0.61
25:BB:51:G:H21	25:BB:53:A:H62	1.47	0.61
24:BA:10:A:H2'	24:BA:11:C:H5'	1.80	0.61
55:CA:404:G:H2'	55:CA:405:U:C6	2.33	0.61
44:BU:73:ASN:HD22	44:BU:76:THR:H	1.48	0.61
24:BA:2209:G:C6	24:BA:2210:U:C4	2.87	0.61
24:DA:2211:A:OP2	24:DA:2211:A:H4'	2.00	0.61
56:DB:116:G:H2'	56:DB:117:G:H8	1.65	0.61
24:DA:866:A:O2'	24:DA:867:C:C6	2.53	0.61
24:DA:2638:G:O2'	24:DA:2639:A:H8	1.83	0.61
36:DM:50:ARG:O	36:DM:53:MET:HB3	1.99	0.61
45:DV:6:ALA:HB3	45:DV:65:VAL:HB	1.81	0.61
44:DU:10:VAL:HG12	44:DU:71:ILE:HA	1.82	0.61
24:BA:2716:C:O2'	24:BA:2717:C:H5'	2.00	0.61
24:DA:1625:C:H5''	24:DA:1626:A:OP2	2.00	0.61
24:DA:2468:A:O2'	24:DA:2469:A:C8	2.53	0.61
24:BA:2521:C:C2	24:BA:2545:G:N2	2.68	0.61
55:CA:1440:U:OP2	55:CA:1440:U:H6	1.82	0.61
14:CO:42:PHE:CZ	14:CO:52:ARG:HA	2.35	0.61
24:DA:1033:U:H4'	24:DA:1034:G:OP1	1.98	0.61

*Continued on next page...*

*Continued from previous page...*

Atom-1	Atom-2	Distance(Å)	Clash(Å)
24:DA:323:C:OP1	24:DA:324:A:H8	1.83	0.61
24:DA:2093:G:C6	24:DA:2225:A:C8	2.88	0.61
46:BW:24:ARG:HB2	46:BW:65:LYS:HD3	1.81	0.61
24:DA:1346:G:H2'	24:DA:1347:A:H8	1.65	0.61
24:DA:1355:G:N2	24:DA:1377:G:H1'	2.15	0.61
21:AA:827:U:O4	21:AA:870:U:H1'	1.99	0.61
24:DA:2340:A:H2'	24:DA:2341:G:C8	2.36	0.61
24:BA:2305:U:C4	24:BA:2306:C:N3	2.69	0.61
37:DN:12:ARG:HG3	37:DN:13:ASN:H	1.64	0.61
24:DA:2303:G:H2'	24:DA:2304:G:C8	2.33	0.61
41:DR:80:ARG:HA	41:DR:80:ARG:HE	1.64	0.61
37:BN:70:THR:HB	37:BN:75:ILE:HD11	1.82	0.61
55:CA:219:U:H2'	55:CA:220:G:H8	1.64	0.61
26:BC:52:HIS:CE1	26:BC:218:THR:HG23	2.35	0.61
24:DA:2544:G:H5'	24:DA:2645:G:C8	2.35	0.61
24:DA:2543:G:O4'	24:DA:2766:A:H5''	2.00	0.61
55:CA:913:A:H1'	55:CA:914:A:O4'	2.00	0.61
24:DA:2728:U:O2'	24:DA:2729:G:C8	2.50	0.61
24:DA:1944:U:O4'	24:DA:1955:U:H1'	2.00	0.61
3:CD:30:LYS:HD3	3:CD:30:LYS:N	2.15	0.61
7:AH:106:SER:O	21:AA:641:U:H4'	1.99	0.61
24:BA:790:U:HO2'	24:BA:791:C:C5'	2.13	0.61
24:BA:572:A:C2	24:BA:2033:A:C2	2.88	0.61
55:CA:717:U:C4	55:CA:734:G:N7	2.68	0.61
24:DA:85:G:O2'	24:DA:86:G:H8	1.80	0.61
24:DA:1923:U:H2'	24:DA:1924:C:H6	1.64	0.61
21:AA:68:G:C6	21:AA:69:G:H1'	2.35	0.61
24:BA:2313:C:H5''	29:BF:87:LYS:HD3	1.82	0.61
49:DZ:30:ARG:HH21	49:DZ:33:HIS:HB2	1.63	0.61
24:BA:2879:A:H4'	24:BA:2880:C:OP1	2.00	0.61
24:BA:1442:U:H2'	24:BA:1443:U:C6	2.35	0.61
21:AA:1378:C:C5	21:AA:1379:G:C8	2.88	0.61
46:DW:67:LYS:HB3	46:DW:80:SER:HB2	1.82	0.61
55:CA:858:G:O6	59:CA:1824:HOH:O	2.16	0.61
51:B1:39:ASP:OD1	51:B1:42:VAL:HB	1.99	0.61
26:DC:175:LEU:O	26:DC:178:GLY:N	2.31	0.61
33:BJ:18:VAL:HG22	33:BJ:140:LEU:CD1	2.30	0.61
24:BA:2183:A:H2'	24:BA:2184:A:C8	2.36	0.61
5:CF:45:ARG:HG2	5:CF:46:GLN:H	1.66	0.61
24:DA:1554:U:H5''	24:DA:1555:G:OP2	2.00	0.61
24:DA:1992:G:H22	24:DA:1996:C:H2'	1.66	0.61
33:DJ:73:VAL:HB	33:DJ:75:TYR:CE2	2.35	0.61

*Continued on next page...*

*Continued from previous page...*

Atom-1	Atom-2	Distance(Å)	Clash(Å)
27:DD:16:THR:HG22	27:DD:20:VAL:N	2.15	0.61
24:BA:923:G:H5'	46:BW:25:PHE:CZ	2.35	0.61
21:AA:1228:C:O2'	21:AA:1229:A:C8	2.52	0.61
24:BA:746:U:HO2'	24:BA:747:U:P	2.23	0.61
24:DA:1346:G:H2'	24:DA:1347:A:C8	2.36	0.61
4:AE:32:PHE:HD2	4:AE:54:GLU:CA	2.12	0.61
24:DA:1716:U:HO2'	24:DA:1717:A:H8	0.70	0.61
24:DA:2629:U:H5''	24:DA:2630:G:OP1	2.00	0.61
24:DA:444:C:O2'	24:DA:445:C:H5'	1.99	0.61
1:AB:160:LEU:O	1:AB:183:PHE:HD2	1.84	0.61
21:AA:82:G:O2'	21:AA:83:C:H4'	2.00	0.61
24:BA:799:G:N1	24:BA:800:A:N6	2.48	0.61
24:DA:422:A:H2'	24:DA:423:A:C8	2.35	0.61
24:BA:322:A:C2	24:BA:340:A:C6	2.88	0.61
24:BA:2796:U:C4	24:BA:2798:U:C4	2.89	0.61
15:AP:52:LEU:O	15:AP:54:LEU:HD12	2.00	0.61
4:CE:131:ASN:C	4:CE:131:ASN:HD22	2.03	0.61
55:CA:1095:U:H2'	55:CA:1096:C:H6	1.62	0.61
4:CE:93:VAL:HG12	4:CE:126:ALA:HB1	1.81	0.61
21:AA:1203:C:H2'	21:AA:1204:A:H8	1.65	0.61
49:BZ:3:THR:C	49:BZ:4:ILE:HG22	2.20	0.61
8:CI:97:LEU:HA	8:CI:100:ALA:HB3	1.82	0.61
21:AA:174:A:H2'	21:AA:175:C:C6	2.34	0.61
24:BA:2791:G:H2'	24:BA:2792:A:H8	1.65	0.61
24:BA:541:A:N1	24:BA:553:G:C6	2.69	0.61
24:BA:1649:G:O6	24:BA:2009:A:N6	2.33	0.61
2:AC:139:ASN:HA	2:AC:142:ARG:HB2	1.81	0.61
24:DA:2468:A:O2'	24:DA:2469:A:H8	1.83	0.61
46:BW:77:LYS:O	46:BW:78:PHE:HB2	1.99	0.61
15:CP:52:LEU:O	15:CP:53:ASP:HB2	2.00	0.61
13:AN:62:ARG:HB3	13:AN:67:GLY:HA2	1.82	0.61
55:CA:656:G:N2	55:CA:751:U:C2	2.67	0.61
21:AA:806:C:H2'	21:AA:807:A:C8	2.34	0.61
29:DF:169:LEU:HB3	29:DF:174:PHE:HB2	1.82	0.61
12:CM:2:ARG:HA	12:CM:7:ASN:O	1.99	0.61
33:DJ:45:THR:HG21	33:DJ:50:THR:HG23	1.82	0.61
24:DA:2092:U:H4'	24:DA:2093:G:C5'	2.18	0.61
24:BA:1179:G:C2	24:BA:1180:U:O2'	2.53	0.61
21:AA:954:G:C6	21:AA:955:U:N3	2.68	0.61
24:DA:1570:A:C6	24:DA:1571:A:C6	2.89	0.61
20:CU:28:LEU:HD23	20:CU:29:ALA:N	2.16	0.61
24:BA:1131:G:C4	33:BJ:77:HIS:ND1	2.68	0.61

*Continued on next page...*

*Continued from previous page...*

Atom-1	Atom-2	Distance(Å)	Clash(Å)
24:DA:2310:C:H42	29:DF:76:PHE:HZ	1.47	0.61
33:BJ:88:THR:HG22	33:BJ:91:GLU:CB	2.31	0.61
24:DA:637:A:OP2	35:DL:112:LEU:HD22	2.01	0.61
35:DL:110:VAL:HB	35:DL:127:VAL:HA	1.83	0.61
24:BA:1815:A:H1'	24:BA:1817:G:C8	2.35	0.61
24:BA:2492:U:H2'	24:BA:2493:U:C6	2.35	0.61
24:BA:271:G:HO2'	24:BA:272:A:H8	1.49	0.61
21:AA:1076:U:C2	21:AA:1077:G:C8	2.89	0.61
55:CA:722:G:N3	55:CA:722:G:H2'	2.15	0.61
24:BA:2680:U:H5'	27:BD:194:PRO:HA	1.82	0.61
55:CA:60:A:H4'	55:CA:61:G:O5'	1.99	0.61
24:DA:1177:G:H2'	24:DA:1178:C:C6	2.36	0.61
21:AA:31:G:H21	21:AA:46:G:H5''	1.64	0.61
24:BA:794:A:H2'	24:BA:795:C:H6	1.66	0.61
41:DR:21:ARG:HB2	41:DR:93:PHE:CD1	2.35	0.61
27:DD:45:TYR:HE2	27:DD:47:ALA:HB3	1.65	0.61
2:CC:149:LYS:HG3	2:CC:168:ARG:HB2	1.82	0.61
55:CA:801:U:O2'	55:CA:802:A:H5'	2.01	0.61
31:BH:62:LEU:HD12	31:BH:63:ALA:N	2.15	0.61
51:B1:24:LYS:HE2	51:B1:52:LYS:HB2	1.82	0.61
31:DH:68:ARG:CD	31:DH:71:LYS:HD3	2.30	0.61
13:CN:6:LYS:O	13:CN:10:VAL:HG23	2.00	0.61
24:DA:565:C:H2'	24:DA:566:U:O4'	2.00	0.61
24:DA:2240:U:O2'	24:DA:2241:A:O4'	2.18	0.61
55:CA:1129:C:O2'	55:CA:1130:A:C8	2.53	0.61
33:DJ:5:THR:HA	33:DJ:44:TYR:CD2	2.35	0.61
24:DA:279:A:H61	24:DA:361:G:H1'	1.65	0.61
13:AN:20:PHE:C	13:AN:22:LYS:N	2.54	0.61
24:DA:2284:A:H1'	24:DA:2325:G:N2	2.15	0.61
37:BN:38:LEU:HD12	37:BN:38:LEU:C	2.21	0.61
24:DA:942:G:O2'	24:DA:1189:A:H1'	2.01	0.61
24:DA:444:C:O2'	24:DA:445:C:H6	1.75	0.61
42:BS:14:ALA:O	42:BS:18:ARG:HG3	2.00	0.61
32:BI:10:LEU:HD13	32:BI:27:LEU:HA	1.83	0.61
37:BN:73:ASN:HA	37:BN:76:VAL:CG1	2.26	0.61
16:AQ:44:HIS:O	16:AQ:70:LYS:HA	2.00	0.61
24:BA:669:G:H3'	24:BA:670:A:C8	2.35	0.61
24:DA:2544:G:H2'	24:DA:2545:G:C8	2.35	0.61
24:DA:686:U:C4	52:D2:12:ARG:HG3	2.35	0.61
21:AA:845:A:H3'	21:AA:846:G:O4'	2.00	0.61
27:BD:114:LYS:HZ2	27:BD:116:LYS:HE2	1.65	0.61
21:AA:1230:C:C5'	22:AV:30:G:H5''	2.30	0.61

*Continued on next page...*

*Continued from previous page...*

Atom-1	Atom-2	Distance(Å)	Clash(Å)
24:DA:1698:A:H1'	24:DA:1700:A:OP2	2.00	0.61
12:CM:106:ARG:HH21	12:CM:112:ARG:CZ	2.13	0.61
21:AA:1055:A:N6	21:AA:1206:G:C6	2.68	0.61
56:DB:86:G:HO2'	56:DB:87:U:H6	1.49	0.61
11:CL:91:GLY:O	11:CL:93:ARG:HG3	1.99	0.61
28:DE:110:SER:O	28:DE:113:VAL:HG12	1.99	0.61
24:DA:2297:A:N6	24:DA:2319:G:O2'	2.33	0.61
24:BA:852:U:H2'	24:BA:853:C:C6	2.35	0.61
21:AA:964:A:OP1	59:AA:1829:HOH:O	2.16	0.61
24:DA:927:A:H2'	24:DA:928:A:C8	2.35	0.61
24:DA:292:U:H2'	24:DA:293:U:C6	2.36	0.61
3:CD:195:ASN:HB3	3:CD:197:HIS:NE2	2.15	0.61
18:CS:50:VAL:HG11	18:CS:70:LEU:HB3	1.82	0.61
24:DA:1438:U:H5'	24:DA:1517:G:OP1	2.01	0.61
24:DA:1789:A:OP1	26:DC:219:VAL:HA	2.01	0.61
39:BP:3:ILE:HD13	39:BP:3:ILE:C	2.20	0.61
24:BA:1061:U:H3'	24:BA:1062:G:H5''	1.83	0.61
24:DA:1395:A:H4'	24:DA:1397:U:C5	2.35	0.61
8:AI:19:PHE:O	8:AI:62:LEU:HA	2.00	0.61
24:DA:77:G:O2'	24:DA:78:U:O4'	2.06	0.61
24:DA:1914:C:H2'	24:DA:1915:U:C6	2.36	0.61
24:DA:972:A:N1	24:DA:973:A:N6	2.48	0.61
24:DA:33:C:O2	24:DA:447:A:N6	2.34	0.61
24:BA:2308:G:O2'	24:BA:2310:C:H5	1.74	0.61
24:DA:2064:C:O2'	24:DA:2065:C:O4'	2.15	0.61
24:BA:215:G:H4'	24:BA:216:A:H4'	1.83	0.61
26:BC:230:PRO:CD	26:BC:246:PRO:HA	2.30	0.61
24:BA:1670:C:O2	24:BA:1670:C:H2'	2.00	0.61
24:DA:1956:U:O2'	24:DA:1957:C:H5'	2.01	0.61
35:DL:17:LYS:HZ3	35:DL:19:LEU:HD22	1.66	0.61
55:CA:1233:G:H2'	55:CA:1234:C:C6	2.35	0.61
24:DA:329:G:H4'	24:DA:330:A:OP1	2.00	0.61
9:AJ:14:ASP:CB	9:AJ:17:LEU:HB3	2.30	0.61
35:DL:141:LYS:HD2	35:DL:142:ILE:N	2.14	0.61
22:CV:39:U:H2'	22:CV:40:C:H6	1.66	0.61
24:DA:2733:A:H2'	24:DA:2734:A:O4'	2.00	0.61
35:DL:117:THR:HG22	35:DL:118:THR:H	1.66	0.61
49:DZ:40:THR:H	49:DZ:43:ILE:HD11	1.65	0.61
26:BC:29:PHE:CE2	26:BC:31:PRO:HG2	2.35	0.61
3:AD:43:ARG:C	3:AD:45:PRO:HD3	2.21	0.61
55:CA:568:G:N2	55:CA:883:C:C2	2.68	0.61
24:DA:537:G:N2	24:DA:557:C:N4	2.48	0.61

*Continued on next page...*

*Continued from previous page...*

Atom-1	Atom-2	Distance(Å)	Clash(Å)
24:BA:1980:G:O2'	24:BA:1982:U:OP2	2.14	0.61
55:CA:1053:G:O6	55:CA:1199:U:H2'	2.00	0.61
24:DA:2439:A:H1'	24:DA:2586:U:O3'	2.01	0.61
24:DA:397:U:OP1	47:DX:30:PRO:CA	2.48	0.61
55:CA:384:G:H2'	55:CA:385:C:C6	2.35	0.61
24:DA:1287:A:O2'	24:DA:1288:G:C5'	2.48	0.61
24:DA:1341:G:O2'	24:DA:1398:C:H5''	2.01	0.61
36:BM:56:ALA:H	36:BM:58:LYS:H	1.47	0.61
29:BF:134:GLN:H	29:BF:134:GLN:NE2	1.99	0.61
28:BE:146:VAL:HG23	28:BE:167:VAL:CG2	2.29	0.61
24:BA:272:A:O2'	24:BA:273:G:O4'	2.15	0.61
22:AX:27:G:H5''	22:AX:27:G:C8	2.32	0.61
24:BA:1730:C:C2'	24:BA:1731:G:H5''	2.31	0.61
24:BA:27:G:H1'	24:BA:513:A:N6	2.14	0.61
35:BL:65:GLY:O	35:BL:66:PHE:HB3	2.00	0.61
24:BA:687:C:O2'	24:BA:1780:A:N1	2.33	0.61
28:BE:58:LYS:HG3	28:BE:71:GLY:HA2	1.82	0.61
30:BG:52:GLY:O	30:BG:53:PRO:O	2.19	0.61
24:DA:412:A:N7	24:DA:2412:A:H1'	2.15	0.61
21:AA:1382:C:O2'	21:AA:1383:C:H6	1.83	0.61
24:BA:2388:A:C3'	24:BA:2389:G:H5'	2.29	0.61
25:BB:20:G:C2	25:BB:64:G:C2	2.89	0.61
31:DH:49:ALA:O	31:DH:53:GLU:N	2.34	0.61
25:BB:40:U:HO2'	25:BB:43:C:H5	1.44	0.61
31:DH:57:LYS:HD2	31:DH:57:LYS:O	2.00	0.61
1:CB:163:ILE:CG2	1:CB:203:ASP:HA	2.31	0.61
24:BA:598:U:H2'	24:BA:599:A:H8	1.65	0.61
28:DE:119:ILE:HG13	28:DE:119:ILE:O	1.99	0.61
4:CE:13:LYS:HA	4:CE:13:LYS:HE2	1.81	0.61
20:AU:48:LYS:HG2	21:AA:723:U:H5''	1.82	0.61
29:DF:39:VAL:HG22	29:DF:49:LEU:HG	1.83	0.61
40:DQ:60:TRP:O	40:DQ:63:ARG:HG2	2.00	0.61
6:CG:29:LEU:HG	55:CA:1240:U:C4	2.36	0.61
46:DW:33:GLY:O	46:DW:34:SER:CB	2.48	0.61
24:DA:391:A:H2'	24:DA:392:U:H6	1.66	0.61
19:AT:81:GLN:HA	19:AT:84:LYS:HB2	1.82	0.61
2:CC:191:THR:O	55:CA:1206:G:H4'	2.01	0.61
24:BA:460:A:H2'	24:BA:461:C:C6	2.36	0.61
24:BA:1059:G:O2'	32:BI:128:ILE:HD13	2.01	0.61
32:BI:89:SER:OG	32:BI:135:MET:HA	1.99	0.61
24:DA:1311:G:N2	24:DA:1603:A:H62	1.87	0.61
4:AE:53:ARG:HH21	21:AA:1071:C:H5''	1.66	0.61

*Continued on next page...*

*Continued from previous page...*

Atom-1	Atom-2	Distance(Å)	Clash(Å)
9:CJ:52:LEU:HD21	9:CJ:59:LYS:HA	1.83	0.61
24:BA:1027:A:N1	24:BA:1126:A:C4	2.69	0.61
20:AU:19:LYS:C	20:AU:21:SER:H	2.04	0.61
24:DA:962:G:H2'	24:DA:963:U:C6	2.36	0.61
7:AH:24:VAL:HG23	7:AH:62:LEU:HD21	1.83	0.61
55:CA:575:G:C6	55:CA:821:G:N7	2.69	0.61
24:BA:2291:U:H2'	24:BA:2292:U:C5	2.36	0.61
38:BO:11:ALA:HB2	38:BO:96:GLY:N	2.14	0.61
24:BA:228:C:H4'	24:BA:229:C:H5''	1.83	0.61
45:BV:21:ARG:HA	45:BV:25:LYS:O	2.00	0.61
54:D4:3:VAL:O	54:D4:4:ARG:HB2	2.01	0.61
24:DA:2239:G:O2'	24:DA:2240:U:H6	1.83	0.61
47:DX:6:VAL:HG22	47:DX:7:THR:HG23	1.82	0.61
9:AJ:45:ARG:HB2	9:AJ:69:THR:HB	1.82	0.61
39:DP:102:ARG:HD2	39:DP:106:ALA:O	1.99	0.61
24:DA:1586:A:H2'	24:DA:1587:G:H8	1.66	0.61
13:AN:63:CYS:HB2	13:AN:79:SER:OG	2.00	0.61
6:AG:52:ARG:HH22	6:AG:121:ASN:HA	1.66	0.61
30:DG:167:VAL:HG23	30:DG:168:VAL:H	1.64	0.61
55:CA:1215:G:C2	55:CA:1216:A:C8	2.88	0.61
24:DA:323:C:H3'	24:DA:323:C:OP2	2.01	0.61
24:DA:1441:G:C6	24:DA:1442:U:C4	2.89	0.61
24:DA:2333:A:C2	24:DA:2335:A:N6	2.69	0.61
24:DA:2836:U:O2'	24:DA:2837:A:H5''	2.00	0.61
16:CQ:70:LYS:HD3	55:CA:254:G:H5''	1.82	0.61
1:CB:30:ILE:HG21	1:CB:38:HIS:ND1	2.16	0.61
24:DA:1430:G:O2'	24:DA:1431:A:H5'	2.01	0.61
21:AA:428:G:C2	21:AA:430:A:N6	2.69	0.61
36:DM:38:ARG:O	36:DM:126:ILE:HG21	2.00	0.61
24:DA:76:C:O2'	24:DA:77:G:C5'	2.49	0.61
24:BA:1084:A:H2'	24:BA:1085:A:H8	1.66	0.61
24:DA:70:G:O2'	24:DA:71:A:H5'	2.01	0.61
33:BJ:88:THR:CG2	33:BJ:91:GLU:H	2.14	0.61
24:DA:945:A:H5'	24:DA:946:C:OP2	2.01	0.61
24:DA:923:G:H1'	46:DW:23:LYS:HZ1	1.62	0.61
2:AC:46:LEU:HB3	2:AC:49:ALA:HB3	1.83	0.61
24:DA:1809:A:C2'	24:DA:1810:A:C8	2.84	0.61
37:DN:33:ILE:HA	37:DN:114:GLU:HB2	1.83	0.61
21:AA:439:U:H2'	21:AA:440:C:H5'	1.81	0.61
55:CA:413:G:N2	55:CA:428:G:O2'	2.34	0.61
7:AH:106:SER:HB3	21:AA:640:A:N3	2.16	0.61
55:CA:664:G:H2'	55:CA:666:G:OP1	2.01	0.61

*Continued on next page...*



*Continued from previous page...*

Atom-1	Atom-2	Distance(Å)	Clash(Å)
24:BA:1885:A:H2'	24:BA:1886:U:C6	2.36	0.61
29:BF:13:LYS:HD2	29:BF:13:LYS:C	2.20	0.61
21:AA:33:A:H2'	21:AA:34:C:C6	2.35	0.61
24:DA:2267:A:N6	24:DA:2271:G:O6	2.34	0.61
24:DA:861:A:H2'	24:DA:862:G:C8	2.36	0.61
33:BJ:103:ILE:HG13	33:BJ:104:ALA:N	2.16	0.61
27:DD:141:ARG:HB3	27:DD:141:ARG:NH1	2.16	0.61
28:DE:45:ALA:O	28:DE:46:GLN:HB2	2.00	0.61
55:CA:1071:C:H2'	55:CA:1072:G:H8	1.66	0.61
13:CN:20:PHE:HE1	13:CN:54:SER:HB2	1.65	0.61
24:BA:2287:A:N7	24:BA:2289:G:C8	2.69	0.61
24:DA:851:C:H2'	24:DA:852:U:C6	2.35	0.61
24:DA:1734:G:O2'	24:DA:1735:A:H8	1.82	0.61
28:DE:105:LEU:HD23	28:DE:177:PRO:HG3	1.82	0.61
24:DA:2695:U:H2'	24:DA:2696:U:H6	1.65	0.61
36:DM:133:LYS:O	36:DM:134:THR:HB	2.00	0.61
24:DA:2021:C:H5''	24:DA:2022:U:OP2	2.01	0.61
40:BQ:18:LYS:O	40:BQ:21:LYS:HG3	2.00	0.61
7:AH:45:ILE:HD12	7:AH:60:LEU:HD22	1.82	0.61
24:DA:1014:A:C5	24:DA:1015:U:C5	2.89	0.61
24:DA:214:G:H1'	24:DA:217:A:H5'	1.83	0.61
24:BA:860:U:C1'	24:BA:2268:A:H5'	2.31	0.61
45:DV:16:ALA:HA	45:DV:19:ARG:CZ	2.31	0.61
50:D0:30:ASP:OD1	50:D0:47:TYR:HB3	2.01	0.61
24:DA:503:A:H5''	24:DA:504:A:O5'	2.01	0.61
36:DM:41:LEU:C	36:DM:93:VAL:HG23	2.22	0.61
28:BE:157:LEU:HG	28:BE:169:VAL:HG11	1.82	0.61
3:AD:63:ILE:HG23	3:AD:64:TYR:CD1	2.35	0.61
30:DG:93:TYR:CD2	30:DG:93:TYR:N	2.67	0.61
24:DA:2611:C:O2'	24:DA:2612:C:O4'	2.18	0.61
55:CA:654:G:C2'	55:CA:655:A:C8	2.84	0.61
21:AA:198:G:O2'	21:AA:199:A:C8	2.40	0.61
24:DA:1635:A:H2'	24:DA:1636:U:C6	2.36	0.61
24:DA:2643:G:C5	24:DA:2644:G:N7	2.68	0.61
55:CA:1077:G:C6	55:CA:1081:A:N6	2.69	0.61
24:BA:946:C:O2'	24:BA:947:A:H5'	2.00	0.61
2:AC:46:LEU:HD21	2:AC:86:LEU:HD11	1.83	0.61
55:CA:205:A:C5	55:CA:206:C:N4	2.69	0.61
15:AP:18:GLN:NE2	15:AP:35:ARG:HD2	2.16	0.61
24:BA:919:U:H6	24:BA:919:U:C4'	2.14	0.61
24:BA:2250:G:O5'	24:BA:2250:G:H8	1.84	0.61
15:CP:66:THR:HG22	15:CP:67:ILE:N	2.16	0.61

*Continued on next page...*

*Continued from previous page...*

Atom-1	Atom-2	Distance(Å)	Clash(Å)
24:DA:867:C:HO2'	24:DA:868:U:H6	1.47	0.61
55:CA:990:C:H2'	55:CA:991:U:O4'	2.01	0.61
32:DI:109:ALA:HB1	32:DI:125:THR:HA	1.83	0.61
34:BK:121:GLU:HG2	34:BK:122:VAL:HG23	1.82	0.61
33:DJ:94:ALA:O	33:DJ:95:ARG:HB3	2.01	0.61
24:BA:327:G:O2'	24:BA:328:U:H5'	2.01	0.61
36:BM:101:VAL:HG13	36:BM:101:VAL:O	2.01	0.61
26:BC:94:LEU:HD12	26:BC:95:TYR:N	2.16	0.61
18:CS:54:ARG:HG2	18:CS:55:GLN:N	2.13	0.60
24:DA:2093:G:C5	24:DA:2225:A:C5	2.89	0.60
4:AE:83:PRO:HB3	4:AE:96:GLN:HA	1.83	0.60
55:CA:1242:G:N2	55:CA:1243:C:H1'	2.16	0.60
24:DA:1830:C:H5'	26:DC:14:HIS:CE1	2.36	0.60
55:CA:1169:A:H2'	55:CA:1170:A:C8	2.36	0.60
55:CA:1182:G:C3'	55:CA:1183:U:H5'	2.31	0.60
42:BS:73:LYS:CE	42:BS:74:ILE:H	2.12	0.60
24:DA:2417:C:H2'	24:DA:2418:A:H8	1.66	0.60
43:DT:58:VAL:HG23	43:DT:85:VAL:HA	1.83	0.60
24:BA:1747:U:H2'	24:BA:1748:C:H6	1.66	0.60
37:BN:55:ALA:HA	37:BN:80:PHE:CE1	2.35	0.60
31:DH:61:VAL:HG13	31:DH:62:LEU:HG	1.83	0.60
37:DN:63:ARG:O	37:DN:67:PHE:HB2	2.01	0.60
34:DK:13:ASN:N	34:DK:13:ASN:HD22	1.97	0.60
55:CA:765:G:C4	55:CA:812:G:C6	2.89	0.60
21:AA:1091:U:H1'	21:AA:1095:U:O2	2.00	0.60
24:BA:1429:G:C4	24:BA:1568:G:C2	2.88	0.60
36:BM:132:THR:HG22	36:BM:133:LYS:N	2.16	0.60
55:CA:166:U:H2'	55:CA:167:A:H5'	1.83	0.60
19:AT:60:GLN:O	19:AT:66:ILE:HG22	2.00	0.60
8:CI:33:SER:H	8:CI:36:GLN:HG3	1.65	0.60
13:CN:73:LEU:HD12	13:CN:83:VAL:HG21	1.83	0.60
1:CB:107:ARG:HA	1:CB:110:ILE:HG13	1.82	0.60
55:CA:1036:A:C2'	55:CA:1037:C:H5'	2.31	0.60
55:CA:1514:G:H2'	55:CA:1515:G:H8	1.64	0.60
6:AG:71:THR:O	6:AG:90:VAL:HG12	2.01	0.60
59:BA:3293:HOH:O	28:BE:98:LYS:HE2	2.00	0.60
47:BX:3:VAL:HG22	47:BX:10:ARG:HB3	1.83	0.60
24:BA:2424:C:HO2'	24:BA:2429:G:H4'	1.65	0.60
53:B3:30:HIS:O	53:B3:31:ILE:C	2.39	0.60
24:DA:2336:A:N7	46:DW:40:ARG:NH2	2.49	0.60
24:DA:1056:G:H1'	24:DA:1103:A:H61	1.64	0.60
24:DA:1784:A:C4'	24:DA:1785:A:O5'	2.44	0.60

*Continued on next page...*

*Continued from previous page...*

Atom-1	Atom-2	Distance(Å)	Clash(Å)
24:BA:854:C:O2	24:BA:924:G:C2	2.54	0.60
30:BG:132:LEU:HD23	30:BG:132:LEU:N	2.16	0.60
24:BA:1064:C:H4'	32:BI:90:GLY:N	2.15	0.60
24:DA:522:A:H2'	24:DA:523:C:H6	1.66	0.60
24:DA:477:A:H2'	24:DA:478:A:C8	2.35	0.60
24:BA:826:U:O2'	35:BL:53:GLY:CA	2.47	0.60
24:DA:1238:G:O2'	24:DA:1239:G:H5'	2.02	0.60
29:DF:74:ALA:HB3	29:DF:78:ILE:CD1	2.31	0.60
24:DA:671:C:O2'	24:DA:672:C:C6	2.54	0.60
4:CE:94:PHE:O	4:CE:124:ALA:HB1	2.00	0.60
24:DA:2489:U:H2'	24:DA:2490:G:O4'	2.01	0.60
36:DM:25:ASP:OD2	45:DV:79:ARG:HD2	2.00	0.60
34:DK:13:ASN:H	34:DK:13:ASN:ND2	1.99	0.60
24:DA:2714:G:H2'	24:DA:2715:C:H6	1.65	0.60
24:BA:796:C:H2'	24:BA:797:G:C8	2.31	0.60
24:BA:1343:G:H2'	24:BA:1344:U:H6	1.65	0.60
24:BA:1190:G:OP1	35:BL:32:GLY:HA2	2.01	0.60
24:BA:2291:U:H2'	24:BA:2292:U:C6	2.36	0.60
24:DA:2571:U:C4	24:DA:2574:G:C8	2.89	0.60
34:DK:76:VAL:HB	39:DP:72:VAL:HG22	1.82	0.60
55:CA:969:A:O2'	55:CA:970:C:H5'	2.02	0.60
48:DY:28:LEU:HD11	48:DY:43:LEU:HD13	1.81	0.60
55:CA:588:G:C5	55:CA:589:U:C4	2.89	0.60
35:BL:62:PRO:HG2	53:B3:24:LYS:HB3	1.82	0.60
21:AA:888:G:H4'	21:AA:1488:G:O2'	2.00	0.60
1:CB:58:LYS:HE2	1:CB:62:ARG:HD2	1.82	0.60
47:BX:52:ALA:O	47:BX:53:LYS:CB	2.48	0.60
29:BF:110:ILE:HG22	29:BF:110:ILE:O	1.99	0.60
24:DA:2531:A:C4	24:DA:2532:G:C8	2.89	0.60
24:BA:2850:A:H2'	24:BA:2851:A:C8	2.36	0.60
18:CS:20:LYS:NZ	18:CS:27:LYS:HD3	2.16	0.60
24:DA:1360:G:H2'	24:DA:1361:G:H5'	1.83	0.60
4:CE:24:VAL:HG23	4:CE:26:GLY:H	1.66	0.60
56:DB:65:U:H3'	56:DB:108:A:H62	1.64	0.60
28:DE:24:ASN:HB3	28:DE:27:LEU:HB3	1.82	0.60
12:CM:2:ARG:HD2	12:CM:8:ILE:HG23	1.82	0.60
24:DA:2259:U:C2	24:DA:2260:C:C5	2.89	0.60
6:CG:110:ARG:HG2	6:CG:112:ASP:OD1	2.02	0.60
24:DA:279:A:N6	24:DA:361:G:H1'	2.16	0.60
24:BA:1064:C:O3'	32:BI:90:GLY:HA2	2.02	0.60
26:DC:144:GLU:HG3	26:DC:151:GLY:N	2.16	0.60
55:CA:1226:C:O2'	55:CA:1227:A:H5'	2.00	0.60

*Continued on next page...*

*Continued from previous page...*

Atom-1	Atom-2	Distance(Å)	Clash(Å)
55:CA:247:G:C6	55:CA:278:G:C2	2.88	0.60
24:BA:2279:G:N7	46:BW:10:ARG:NH2	2.48	0.60
28:DE:47:LYS:CB	28:DE:51:GLU:HB2	2.30	0.60
13:AN:40:ARG:HH12	13:AN:44:VAL:CG2	2.13	0.60
33:BJ:64:VAL:O	33:BJ:65:THR:HB	2.00	0.60
55:CA:198:G:C2'	55:CA:199:A:H8	2.14	0.60
11:CL:2:THR:HB	11:CL:5:GLN:H	1.65	0.60
35:DL:92:LEU:CD2	35:DL:124:GLY:HA3	2.31	0.60
37:BN:23:ASN:ND2	37:BN:23:ASN:N	2.50	0.60
24:DA:127:A:H5''	24:DA:128:C:C6	2.36	0.60
24:BA:27:G:N2	24:BA:512:G:O2'	2.34	0.60
48:BY:39:GLN:HB2	48:BY:41:HIS:HD2	1.64	0.60
24:BA:509:C:H5''	24:BA:509:C:C6	2.35	0.60
50:B0:9:ARG:CG	50:B0:9:ARG:HH21	2.14	0.60
24:DA:1051:G:H2'	24:DA:1052:C:C6	2.36	0.60
1:CB:212:TYR:HA	1:CB:215:ALA:HB3	1.82	0.60
12:CM:28:ARG:HD2	12:CM:28:ARG:O	2.01	0.60
55:CA:801:U:H2'	55:CA:802:A:H8	1.66	0.60
24:BA:1364:G:OP2	47:BX:1:SER:N	2.26	0.60
21:AA:201:G:H5''	21:AA:202:G:OP2	2.01	0.60
10:AK:124:LYS:O	20:AU:33:ARG:NE	2.34	0.60
10:AK:125:LYS:O	10:AK:126:ARG:HB2	2.00	0.60
33:BJ:58:ASN:HD21	33:BJ:128:ASN:HB2	1.66	0.60
20:AU:38:GLU:HB2	21:AA:1526:G:P	2.40	0.60
11:CL:113:ARG:HB3	11:CL:118:VAL:HB	1.84	0.60
21:AA:270:A:H2'	21:AA:271:C:C6	2.37	0.60
40:BQ:57:ARG:NH2	40:BQ:92:LYS:HD2	2.17	0.60
40:BQ:93:ILE:HG23	40:BQ:94:LEU:N	2.16	0.60
24:DA:82:U:H2'	24:DA:83:A:O4'	2.01	0.60
44:DU:3:LYS:HG2	44:DU:84:PHE:CZ	2.36	0.60
24:DA:1080:A:O2'	24:DA:1081:U:O4'	2.16	0.60
4:AE:123:LEU:O	4:AE:124:ALA:HB2	2.01	0.60
24:DA:1773:A:N7	24:DA:1829:A:H1'	2.15	0.60
46:BW:23:LYS:HE3	46:BW:24:ARG:HG3	1.82	0.60
24:DA:2746:U:H1'	30:DG:138:GLN:NE2	2.08	0.60
54:B4:36:ARG:CG	54:B4:37:GLN:H	1.99	0.60
24:BA:2725:A:O2'	24:BA:2726:A:O5'	2.16	0.60
37:DN:99:LYS:O	50:D0:41:HIS:HB2	2.01	0.60
55:CA:1256:A:C4	55:CA:1278:G:C6	2.90	0.60
24:DA:1282:U:H2'	24:DA:1283:G:O4'	2.01	0.60
24:DA:33:C:H2'	24:DA:446:G:N2	2.17	0.60
24:BA:1779:U:C5	24:BA:1784:A:N7	2.69	0.60

*Continued on next page...*

*Continued from previous page...*

Atom-1	Atom-2	Distance(Å)	Clash(Å)
55:CA:509:A:C2	55:CA:510:A:C2	2.89	0.60
24:BA:448:U:H4'	24:BA:449:A:OP2	2.01	0.60
37:BN:73:ASN:O	37:BN:76:VAL:HG12	2.02	0.60
21:AA:251:G:C6	21:AA:266:G:O6	2.54	0.60
8:CI:27:ILE:HA	8:CI:62:LEU:HB2	1.82	0.60
55:CA:1316:G:N2	55:CA:1318:A:H3'	2.17	0.60
21:AA:790:A:C6	21:AA:791:G:C6	2.89	0.60
55:CA:106:C:O2	55:CA:379:C:H4'	2.01	0.60
34:BK:118:LEU:O	34:BK:119:ALA:O	2.19	0.60
34:BK:11:ALA:O	34:BK:99:ILE:HA	2.02	0.60
29:BF:43:ILE:HG22	29:BF:82:TYR:CE1	2.37	0.60
24:DA:2235:G:H2'	24:DA:2236:U:C6	2.35	0.60
46:DW:8:SER:O	46:DW:9:THR:HB	2.02	0.60
24:BA:616:A:H2'	24:BA:617:G:C8	2.37	0.60
24:DA:2019:A:H4'	40:DQ:33:VAL:HG21	1.83	0.60
7:AH:1:SER:HB2	21:AA:877:G:H21	1.67	0.60
24:BA:1122:G:H2'	24:BA:1122:G:N3	2.16	0.60
28:BE:37:ALA:C	28:BE:39:ALA:H	2.05	0.60
38:DO:8:ILE:H	38:DO:8:ILE:HD12	1.65	0.60
31:BH:31:VAL:O	31:BH:32:PRO:C	2.37	0.60
24:BA:812:C:H4'	40:BQ:12:ARG:HH22	1.66	0.60
46:BW:30:VAL:HG23	46:BW:60:ALA:O	2.02	0.60
21:AA:977:A:H3'	21:AA:1362:A:H62	1.67	0.60
21:AA:1050:G:O2'	21:AA:1051:C:H5'	2.01	0.60
21:AA:1054:C:C5	22:AX:34:G:C1'	2.83	0.60
24:DA:2624:G:H1'	50:D0:18:HIS:HE1	1.66	0.60
28:BE:154:ASP:OD2	28:BE:157:LEU:HB3	2.02	0.60
55:CA:1410:A:H5''	55:CA:1411:C:OP1	2.02	0.60
24:BA:1105:U:H2'	24:BA:1106:G:H8	1.66	0.60
21:AA:543:U:C2'	21:AA:544:G:H5'	2.32	0.60
24:BA:1022:G:N2	24:BA:1142:A:C2	2.62	0.60
24:DA:571:U:C2	24:DA:2030:A:C5	2.89	0.60
56:DB:38:C:C4'	38:DO:100:HIS:NE2	2.63	0.60
21:AA:197:A:O2'	21:AA:198:G:C8	2.54	0.60
24:BA:13:A:H4'	24:BA:14:A:OP1	2.01	0.60
21:AA:575:G:C6	21:AA:821:G:C8	2.90	0.60
46:DW:22:VAL:O	46:DW:23:LYS:HG3	2.02	0.60
21:AA:792:A:C4	21:AA:794:A:N6	2.70	0.60
7:AH:74:ILE:HD12	7:AH:127:TYR:O	2.02	0.60
24:BA:604:G:O6	24:BA:625:G:C6	2.54	0.60
24:DA:170:U:H2'	24:DA:171:U:H6	1.66	0.60
27:BD:118:PHE:HD2	27:BD:119:ALA:N	1.99	0.60

*Continued on next page...*

*Continued from previous page...*

Atom-1	Atom-2	Distance(Å)	Clash(Å)
24:BA:363:G:H2'	24:BA:364:C:H6	1.65	0.60
10:CK:74:LYS:HA	10:CK:78:ILE:HD11	1.83	0.60
1:AB:41:ASN:HD22	1:AB:42:LEU:H	1.48	0.60
24:BA:528:A:C8	24:BA:528:A:C3'	2.83	0.60
55:CA:1423:G:H2'	55:CA:1424:U:H6	1.65	0.60
10:CK:51:PHE:HE2	10:CK:64:VAL:HG21	1.65	0.60
24:DA:1303:G:H2'	24:DA:1304:A:C8	2.35	0.60
21:AA:914:A:H2'	21:AA:915:A:H8	1.66	0.60
21:AA:1443:C:H2'	21:AA:1444:U:O4'	2.01	0.60
24:BA:1271:G:OP2	59:BA:3391:HOH:O	2.16	0.60
15:CP:56:ARG:O	15:CP:59:HIS:HB3	2.01	0.60
24:BA:92:U:H6	24:BA:92:U:H5''	1.66	0.60
34:DK:19:VAL:HG12	34:DK:41:ILE:HG12	1.83	0.60
24:BA:200:U:O2'	24:BA:201:C:H5'	2.00	0.60
55:CA:57:G:H2'	55:CA:58:C:C6	2.36	0.60
24:BA:1038:G:O2'	24:BA:1039:A:H5'	2.02	0.60
19:AT:68:LYS:HB2	19:AT:68:LYS:NZ	2.16	0.60
29:DF:160:LYS:HD3	29:DF:161:SER:N	2.17	0.60
21:AA:724:G:O2'	21:AA:725:G:H5'	2.01	0.60
21:AA:414:A:C2'	21:AA:415:A:H5'	2.31	0.60
46:BW:47:GLY:N	46:BW:80:SER:HB3	2.15	0.60
16:CQ:67:SER:HA	55:CA:265:G:H4'	1.83	0.60
21:AA:182:A:C2	21:AA:184:G:C8	2.90	0.60
29:DF:91:ARG:NH2	29:DF:91:ARG:HB3	2.16	0.60
30:BG:33:THR:CA	30:BG:34:ARG:HH11	2.14	0.60
24:DA:959:A:H2'	24:DA:960:A:H8	1.65	0.60
26:BC:236:GLY:O	26:BC:237:ARG:HB2	2.02	0.60
55:CA:1135:U:H5'	55:CA:1136:C:OP2	2.01	0.60
3:CD:31:CYS:O	3:CD:32:LYS:HB2	2.00	0.60
55:CA:463:U:H2'	55:CA:464:U:C5	2.37	0.60
39:DP:86:LYS:HA	39:DP:86:LYS:NZ	2.17	0.60
24:BA:1854:A:N6	24:BA:1888:G:H1'	2.17	0.60
24:DA:222:A:N6	24:DA:232:G:H1'	2.16	0.60
12:CM:80:MET:SD	12:CM:91:ARG:HB3	2.42	0.60
29:BF:131:VAL:HG22	29:BF:151:LEU:H	1.66	0.60
55:CA:1308:U:O2	55:CA:1330:U:C2	2.54	0.60
24:BA:1372:U:C2'	24:BA:1373:A:H5'	2.31	0.60
44:BU:43:LYS:O	44:BU:57:ILE:HA	2.01	0.60
15:CP:75:ILE:HA	15:CP:78:VAL:HG23	1.83	0.60
20:CU:13:VAL:HG22	20:CU:15:LEU:HD23	1.83	0.60
21:AA:1343:G:H2'	21:AA:1344:C:C6	2.36	0.60
21:AA:1055:A:N6	21:AA:1206:G:C5	2.69	0.60

*Continued on next page...*

*Continued from previous page...*

Atom-1	Atom-2	Distance(Å)	Clash(Å)
12:CM:22:TYR:O	12:CM:65:GLU:HG2	2.01	0.60
59:BA:3787:HOH:O	33:BJ:39:LYS:HE3	2.00	0.60
24:BA:2762:C:N4	24:BA:2763:G:C6	2.70	0.60
24:DA:757:G:H2'	24:DA:758:C:H5'	1.83	0.60
55:CA:920:U:O2'	55:CA:921:U:H5'	2.02	0.60
6:CG:132:THR:O	6:CG:133:ALA:HB2	2.02	0.60
40:DQ:71:ASN:HD21	40:DQ:106:THR:HG23	1.67	0.60
28:BE:47:LYS:HB3	28:BE:51:GLU:HG3	1.82	0.60
21:AA:11:G:C5	21:AA:12:U:C5	2.90	0.60
42:DS:71:VAL:O	42:DS:71:VAL:HG13	2.01	0.60
29:DF:103:ILE:HA	29:DF:107:VAL:HG21	1.84	0.60
33:DJ:74:TYR:OH	33:DJ:100:VAL:HG13	2.01	0.60
24:DA:1055:G:N3	24:DA:1055:G:H2'	2.16	0.60
24:DA:1071:G:N7	24:DA:1089:A:C5	2.70	0.60
22:CX:33:U:H5'	22:CX:34:G:OP2	2.02	0.60
21:AA:1194:U:H2'	21:AA:1195:C:C6	2.36	0.60
21:AA:95:C:H2'	21:AA:96:U:C6	2.36	0.60
24:DA:627:A:H5''	35:DL:78:ARG:HH12	1.66	0.60
24:BA:2493:U:H2'	24:BA:2494:G:O4'	2.01	0.60
21:AA:570:G:H1'	21:AA:820:U:C4	2.36	0.60
24:DA:417:C:H2'	24:DA:418:C:O4'	2.01	0.60
47:BX:33:HIS:O	47:BX:34:SER:O	2.19	0.60
24:DA:2674:G:H2'	24:DA:2675:A:C8	2.34	0.60
24:BA:2259:U:H2'	24:BA:2260:C:H6	1.66	0.60
19:CT:35:TYR:OH	55:CA:259:G:H5'	2.01	0.60
18:AS:5:LYS:HA	21:AA:1313:U:OP2	2.02	0.60
21:AA:587:G:N1	21:AA:755:G:C6	2.69	0.60
21:AA:895:G:C4	21:AA:896:C:C5	2.89	0.60
24:DA:1196:C:H1'	24:DA:1226:A:C4	2.37	0.60
40:BQ:68:ALA:O	40:BQ:71:ASN:N	2.34	0.60
12:CM:69:ARG:HD2	12:CM:69:ARG:N	2.17	0.60
10:CK:44:ALA:HB3	10:CK:69:CYS:HB2	1.83	0.60
55:CA:1228:C:O2'	55:CA:1229:A:H8	1.84	0.60
24:BA:2832:U:O2	24:BA:2834:G:N1	2.34	0.60
55:CA:714:G:H2'	55:CA:715:A:C8	2.37	0.60
24:BA:1195:G:N2	24:BA:1196:C:C2	2.69	0.60
21:AA:866:C:C4	21:AA:867:G:H1'	2.37	0.60
25:BB:76:G:O5'	25:BB:76:G:H8	1.83	0.60
55:CA:140:U:H2'	55:CA:141:G:O4'	2.02	0.60
3:CD:59:LYS:O	3:CD:63:ILE:HG13	2.02	0.60
24:BA:161:A:H3'	24:BA:162:U:H5''	1.83	0.60
24:DA:1555:G:O2'	24:DA:1556:C:H5'	2.01	0.60

*Continued on next page...*



*Continued from previous page...*

Atom-1	Atom-2	Distance(Å)	Clash(Å)
24:DA:1008:A:OP1	24:DA:1008:A:H8	1.84	0.60
24:DA:1078:U:H4'	24:DA:1079:C:H5''	1.83	0.60
4:AE:84:VAL:HG23	4:AE:145:ASN:HD21	1.66	0.60
51:D1:5:ARG:HD2	51:D1:25:ASN:HB2	1.82	0.60
5:AF:3:HIS:H	5:AF:92:THR:CG2	2.08	0.60
24:BA:2353:G:O2'	46:BW:31:LEU:HD23	2.01	0.60
46:BW:24:ARG:O	46:BW:25:PHE:HB2	2.01	0.60
30:BG:85:LYS:HA	30:BG:130:ILE:O	2.01	0.60
24:BA:1079:C:C4	24:BA:1088:A:H2	2.18	0.60
24:BA:1097:U:H3'	24:BA:1098:A:H4'	1.84	0.60
45:DV:14:LYS:HG3	45:DV:18:ARG:HD2	1.84	0.60
26:DC:166:ARG:CB	26:DC:171:VAL:HG22	2.31	0.60
55:CA:1167:A:N7	55:CA:1169:A:N6	2.49	0.60
21:AA:324:G:O6	59:AA:1847:HOH:O	2.16	0.60
35:BL:85:VAL:CG2	35:BL:94:THR:HG23	2.32	0.60
24:DA:1738:G:O2'	24:DA:1739:A:C8	2.55	0.60
24:DA:1738:G:O2'	24:DA:1739:A:H8	1.85	0.60
55:CA:607:A:H2'	55:CA:608:A:C8	2.36	0.60
21:AA:274:A:O2'	21:AA:275:G:H8	1.84	0.60
24:BA:1315:C:C2	24:BA:1338:G:N2	2.69	0.60
38:BO:75:GLY:HA2	38:BO:106:LEU:HD12	1.83	0.60
55:CA:120:A:H3'	55:CA:121:U:C5'	2.31	0.60
24:BA:2063:C:C4	24:BA:2064:C:C5	2.89	0.60
55:CA:891:U:O2'	55:CA:892:A:H5'	2.01	0.60
24:BA:2404:U:O2	24:BA:2414:G:C2	2.54	0.60
38:DO:26:LEU:HD23	38:DO:92:PHE:CE1	2.37	0.60
34:BK:64:ARG:NH1	34:BK:101:GLY:HA3	2.17	0.60
12:CM:69:ARG:NH2	55:CA:1330:U:H5'	2.17	0.60
24:BA:2287:A:C8	24:BA:2289:G:C8	2.90	0.60
21:AA:1082:A:C2	21:AA:1083:U:C2	2.90	0.60
4:AE:112:ALA:O	4:AE:116:VAL:HG13	2.01	0.60
21:AA:15:G:C8	21:AA:1396:A:C2	2.89	0.60
34:DK:41:ILE:HG22	34:DK:58:LEU:O	2.01	0.60
24:DA:23:G:H2'	24:DA:24:G:H8	1.67	0.60
21:AA:1034:G:H2'	21:AA:1035:A:C8	2.37	0.60
24:DA:1455:G:H2'	24:DA:1456:G:C8	2.36	0.60
24:BA:1115:G:HO2'	24:BA:1116:G:P	2.25	0.60
31:DH:93:SER:HB3	31:DH:121:VAL:HG21	1.83	0.60
55:CA:415:A:H3'	55:CA:416:G:H8	1.67	0.60
30:DG:15:ASP:HB3	30:DG:26:LYS:H	1.67	0.60
24:DA:1440:U:H2'	24:DA:1441:G:H8	1.67	0.60
24:DA:1993:U:H4'	27:DD:133:THR:CG2	2.31	0.60

*Continued on next page...*

*Continued from previous page...*

Atom-1	Atom-2	Distance(Å)	Clash(Å)
47:DX:1:SER:O	47:DX:3:VAL:N	2.35	0.60
47:DX:30:PRO:HG2	47:DX:32:LEU:CD2	2.32	0.60
24:BA:2352:A:C2	46:BW:30:VAL:HG11	2.37	0.60
24:DA:1213:A:H2'	24:DA:1214:A:C8	2.37	0.60
21:AA:1256:A:H1'	21:AA:1258:G:C5	2.37	0.60
21:AA:830:G:H2'	21:AA:831:A:H8	1.67	0.60
24:BA:1287:A:OP2	37:BN:103:ARG:HG3	2.02	0.60
55:CA:1518:A:H2'	55:CA:1519:A:C8	2.37	0.60
39:DP:62:LYS:O	39:DP:63:ILE:HB	2.01	0.60
1:AB:108:GLN:HE21	1:AB:108:GLN:N	1.94	0.60
24:DA:1245:G:H4'	28:DE:33:VAL:CG1	2.31	0.60
24:DA:923:G:H1'	46:DW:23:LYS:HZ2	1.64	0.60
55:CA:21:G:H2'	55:CA:22:G:C8	2.37	0.60
55:CA:425:G:O2'	55:CA:426:U:O4'	2.19	0.60
10:AK:86:LYS:HE3	21:AA:707:U:OP1	2.02	0.60
24:DA:673:C:C2'	24:DA:674:G:H5'	2.31	0.60
24:BA:789:A:OP1	24:BA:790:U:H5	1.85	0.60
21:AA:335:C:H2'	21:AA:336:A:C8	2.37	0.60
10:CK:74:LYS:HG3	10:CK:78:ILE:HG12	1.82	0.60
55:CA:1091:U:H2'	55:CA:1093:A:OP2	2.01	0.60
24:DA:860:U:C4	24:DA:2268:A:C4	2.90	0.60
34:DK:101:GLY:O	34:DK:120:PRO:HB3	2.00	0.60
2:CC:26:LYS:HA	2:CC:26:LYS:HE3	1.82	0.60
24:DA:312:G:H2'	24:DA:313:G:H8	1.65	0.60
8:AI:123:ARG:HB3	21:AA:1343:G:O3'	2.01	0.60
24:BA:2134:A:N6	24:BA:2157:G:C5	2.70	0.60
29:DF:47:LYS:HA	29:DF:50:ASP:HB3	1.84	0.60
24:BA:547:A:C8	24:BA:548:G:N3	2.70	0.60
24:DA:1706:C:H5'	24:DA:1707:G:OP2	2.01	0.60
29:BF:161:SER:OG	29:BF:164:GLU:HG3	2.01	0.60
55:CA:686:U:O4	55:CA:703:G:H1'	2.02	0.60
24:BA:880:G:H8	24:BA:880:G:O5'	1.83	0.60
24:DA:1967:C:H6	24:DA:1967:C:H5''	1.66	0.60
24:BA:997:G:O2'	24:BA:998:C:H5'	2.01	0.60
24:DA:324:A:N6	24:DA:339:U:H5'	2.17	0.60
24:BA:1224:U:H4'	41:BR:88:GLY:O	2.02	0.60
24:BA:2331:G:N2	24:BA:2385:C:C2	2.70	0.60
24:BA:2691:C:O3'	24:BA:2871:U:H4'	2.02	0.60
24:BA:2358:A:N6	35:BL:54:GLN:HE22	1.98	0.60
24:BA:1060:U:H6	24:BA:1060:U:OP1	1.84	0.60
45:DV:31:TYR:O	45:DV:31:TYR:CD1	2.54	0.60
26:DC:131:MET:HA	26:DC:134:ILE:HG12	1.84	0.60

*Continued on next page...*

*Continued from previous page...*

Atom-1	Atom-2	Distance(Å)	Clash(Å)
24:DA:1311:G:H1'	24:DA:1313:U:O4	2.02	0.60
24:BA:639:U:H2'	24:BA:640:C:H6	1.59	0.60
24:BA:2026:U:H2'	24:BA:2027:G:O4'	2.02	0.60
21:AA:397:A:N7	21:AA:547:A:O2'	2.35	0.60
37:DN:8:ARG:HG2	37:DN:10:LEU:HD22	1.84	0.60
24:DA:1126:A:H4'	24:DA:1127:A:O5'	2.02	0.60
24:BA:1429:G:N3	24:BA:1568:G:C2	2.70	0.60
24:DA:682:G:H2'	24:DA:683:U:H6	1.67	0.60
19:CT:23:ARG:HB3	19:CT:60:GLN:NE2	2.14	0.60
3:AD:54:LEU:O	3:AD:54:LEU:HD23	2.01	0.60
26:BC:66:PHE:HB3	26:BC:150:GLY:O	2.02	0.60
55:CA:1423:G:O2'	55:CA:1424:U:H5'	2.01	0.60
55:CA:1477:U:H2'	55:CA:1478:U:C6	2.35	0.60
24:DA:2770:G:O5'	24:DA:2770:G:H8	1.84	0.60
24:DA:1417:C:H4'	24:DA:1587:G:H21	1.66	0.60
2:AC:141:MET:HG3	2:AC:169:GLU:OE2	2.02	0.60
21:AA:1252:A:H2'	21:AA:1253:G:O4'	2.02	0.60
7:CH:76:ARG:HD3	7:CH:77:VAL:N	2.17	0.60
55:CA:431:A:H2'	55:CA:431:A:N3	2.16	0.60
24:BA:1515:A:H2'	24:BA:1516:G:O4'	2.02	0.60
26:BC:85:ASN:OD1	26:BC:85:ASN:N	2.35	0.59
24:DA:1439:A:C2	24:DA:1552:A:C4	2.89	0.59
55:CA:1239:A:N6	55:CA:1299:A:N6	2.49	0.59
55:CA:92:U:H2'	55:CA:93:U:C6	2.36	0.59
24:DA:1789:A:H5''	26:DC:218:THR:O	2.01	0.59
24:DA:782:A:C8	24:DA:782:A:OP1	2.46	0.59
24:BA:923:G:N3	46:BW:23:LYS:HE2	2.17	0.59
43:BT:38:ALA:HB1	43:BT:43:ILE:CG2	2.32	0.59
24:DA:279:A:N6	24:DA:361:G:O2'	2.35	0.59
55:CA:211:G:C2'	55:CA:211:G:N3	2.56	0.59
20:CU:36:PHE:HD1	20:CU:40:PRO:HB3	1.66	0.59
11:AL:43:LYS:HZ2	11:AL:43:LYS:N	2.00	0.59
11:AL:42:LYS:HD2	11:AL:90:PRO:HG3	1.83	0.59
1:AB:182:VAL:HG12	1:AB:183:PHE:N	2.17	0.59
24:BA:434:U:H4'	24:BA:435:C:OP1	2.01	0.59
24:DA:2714:G:H2'	24:DA:2715:C:C6	2.37	0.59
55:CA:576:C:H2'	55:CA:578:C:OP2	2.02	0.59
24:DA:49:A:N6	24:DA:177:G:C5	2.70	0.59
24:DA:1181:U:H2'	24:DA:1182:G:C8	2.37	0.59
24:BA:2410:G:C2	24:BA:2411:A:H1'	2.37	0.59
30:DG:95:ALA:HB3	30:DG:127:GLN:HA	1.83	0.59
27:BD:101:PHE:HE2	27:BD:203:VAL:CG2	2.15	0.59

*Continued on next page...*

*Continued from previous page...*

Atom-1	Atom-2	Distance(Å)	Clash(Å)
24:BA:1681:G:O2'	24:BA:1762:A:C2'	2.50	0.59
24:DA:975:A:H2'	24:DA:976:G:C8	2.36	0.59
24:DA:1867:G:H2'	24:DA:1868:C:H6	1.66	0.59
24:DA:2096:C:H2'	24:DA:2097:A:C8	2.37	0.59
3:CD:167:PRO:HB3	3:CD:169:TRP:CH2	2.37	0.59
2:AC:13:ILE:HG12	2:AC:14:VAL:HG22	1.83	0.59
24:BA:1408:G:C2	24:BA:1595:C:O2	2.55	0.59
3:CD:197:HIS:O	3:CD:200:VAL:HB	2.02	0.59
24:DA:876:C:H3'	24:DA:877:A:H8	1.66	0.59
24:DA:335:C:O2'	24:DA:336:C:H5'	2.01	0.59
21:AA:930:C:H2'	21:AA:931:C:O4'	2.02	0.59
24:DA:167:A:C2	24:DA:168:G:H1'	2.37	0.59
9:AJ:6:ILE:HD11	9:AJ:79:PRO:HA	1.84	0.59
16:CQ:64:ARG:HD3	55:CA:130:A:H8	1.67	0.59
54:B4:7:VAL:HG23	54:B4:8:LYS:H	1.67	0.59
11:CL:72:ASN:HD21	11:CL:104:SER:H	1.48	0.59
55:CA:1213:A:C8	55:CA:1215:G:C5	2.90	0.59
44:DU:81:ARG:HD2	44:DU:81:ARG:N	2.17	0.59
4:AE:154:ALA:HB3	7:AH:65:PHE:CD1	2.38	0.59
33:DJ:37:ARG:HG3	33:DJ:118:MET:SD	2.41	0.59
55:CA:983:A:C2'	55:CA:984:C:H5'	2.31	0.59
46:DW:31:LEU:C	46:DW:33:GLY:H	2.05	0.59
24:DA:2092:U:C4'	24:DA:2093:G:H5''	2.17	0.59
55:CA:170:U:O2'	55:CA:171:A:H5'	2.01	0.59
26:DC:173:LEU:HD22	26:DC:181:ARG:O	2.00	0.59
36:BM:35:ALA:O	36:BM:36:VAL:CB	2.45	0.59
20:CU:24:LYS:CG	20:CU:25:ALA:N	2.64	0.59
21:AA:214:C:H2'	21:AA:215:C:C6	2.38	0.59
24:BA:1286:A:H4'	24:BA:1287:A:OP1	2.02	0.59
55:CA:1409:C:H4'	24:DA:1915:U:O4	2.02	0.59
24:BA:1083:U:O2	24:BA:1086:A:N6	2.36	0.59
24:DA:375:G:H5''	24:DA:375:G:C8	2.36	0.59
24:DA:1815:A:H4'	24:DA:1816:C:OP1	2.01	0.59
24:BA:1027:A:N1	24:BA:1126:A:N3	2.50	0.59
4:CE:95:MET:HE1	4:CE:143:LEU:HD11	1.84	0.59
12:CM:88:LEU:O	12:CM:92:ARG:HB2	2.01	0.59
24:BA:14:A:N6	24:BA:15:G:C2	2.69	0.59
34:DK:1:MET:HA	34:DK:33:ALA:O	2.02	0.59
55:CA:1415:G:C2	55:CA:1486:G:C4	2.90	0.59
29:BF:68:LYS:N	29:BF:68:LYS:HD2	2.17	0.59
21:AA:1269:A:H2	21:AA:1312:G:N3	1.99	0.59
55:CA:223:A:H2'	55:CA:224:U:C6	2.35	0.59

*Continued on next page...*

*Continued from previous page...*

Atom-1	Atom-2	Distance(Å)	Clash(Å)
24:BA:1936:A:H2	24:BA:1943:U:O4	1.85	0.59
24:BA:558:U:P	33:BJ:113:PRO:HG2	2.42	0.59
55:CA:1461:G:H2'	55:CA:1462:C:C6	2.37	0.59
21:AA:15:G:N7	21:AA:1396:A:C2	2.70	0.59
42:DS:66:ILE:HA	42:DS:69:LEU:HD13	1.83	0.59
24:DA:1844:C:C2	24:DA:1845:G:C8	2.90	0.59
21:AA:1464:U:H2'	21:AA:1465:A:C8	2.37	0.59
24:BA:411:G:H5''	24:BA:412:A:OP1	2.02	0.59
10:CK:19:VAL:HB	10:CK:34:THR:O	2.01	0.59
24:DA:985:C:N4	24:DA:986:C:H41	2.01	0.59
55:CA:1084:G:C5	55:CA:1085:U:C4	2.90	0.59
40:DQ:34:ALA:O	40:DQ:38:VAL:HG23	2.02	0.59
24:BA:1683:U:H2'	24:BA:1684:G:C8	2.37	0.59
38:DO:24:THR:HG22	38:DO:41:ALA:HA	1.85	0.59
28:BE:97:ASN:HB2	28:BE:100:MET:HG3	1.84	0.59
55:CA:481:G:H1'	55:CA:482:A:N7	2.18	0.59
4:AE:155:LYS:HD2	4:AE:156:ARG:CG	2.31	0.59
29:DF:136:ILE:HG22	29:DF:142:TYR:CG	2.38	0.59
3:CD:87:GLU:OE2	3:CD:187:ARG:HB2	2.02	0.59
39:BP:50:ARG:CB	39:BP:57:ALA:N	2.56	0.59
56:DB:75:G:H1	56:DB:102:G:N2	1.99	0.59
24:DA:1290:C:O2'	24:DA:1291:C:H6	1.84	0.59
37:BN:114:GLU:HB2	37:BN:118:ARG:HD3	1.83	0.59
29:DF:33:ILE:HB	29:DF:90:LEU:HB2	1.84	0.59
24:BA:529:A:H2'	24:BA:2023:C:H41	1.67	0.59
24:DA:1343:G:C5	24:DA:1597:A:N6	2.70	0.59
21:AA:511:C:N3	21:AA:512:U:C4	2.70	0.59
4:CE:22:LYS:HB3	4:CE:29:ILE:HG21	1.84	0.59
24:BA:2812:G:H5'	24:BA:2813:A:OP2	2.02	0.59
24:DA:2015:A:C6	50:D0:2:VAL:HG11	2.37	0.59
27:BD:118:PHE:HD2	27:BD:119:ALA:H	1.50	0.59
24:BA:418:C:H2'	24:BA:419:U:O4'	2.02	0.59
24:BA:1738:G:O2'	24:BA:1739:A:H8	1.85	0.59
24:DA:1700:A:C2'	24:DA:1701:A:H5'	2.32	0.59
21:AA:722:G:N3	21:AA:722:G:H2'	2.16	0.59
24:BA:2888:C:H2'	24:BA:2889:C:C6	2.36	0.59
24:BA:2286:G:H4'	24:BA:2287:A:O4'	2.01	0.59
24:DA:746:U:H5'	24:DA:748:G:O4'	2.02	0.59
24:BA:2217:G:H2'	24:BA:2218:G:H8	1.66	0.59
21:AA:1055:A:C6	21:AA:1206:G:C5	2.90	0.59
5:AF:11:HIS:CD2	5:AF:12:PRO:HD2	2.37	0.59
18:CS:28:LYS:HB3	18:CS:29:PRO:HD2	1.84	0.59

*Continued on next page...*

*Continued from previous page...*

Atom-1	Atom-2	Distance(Å)	Clash(Å)
21:AA:11:G:C6	21:AA:12:U:C4	2.90	0.59
24:BA:289:G:H2'	24:BA:290:U:O4'	2.01	0.59
30:DG:18:ILE:HD12	30:DG:42:VAL:HG13	1.83	0.59
24:DA:770:G:H1'	24:DA:1379:U:C4	2.37	0.59
21:AA:308:C:H2'	21:AA:309:A:H8	1.67	0.59
6:CG:12:LEU:HD22	6:CG:13:PRO:O	2.01	0.59
9:CJ:90:LEU:HD23	9:CJ:92:LEU:HD11	1.85	0.59
24:DA:2425:A:H5'	24:DA:2427:C:H5'	1.83	0.59
24:BA:811:U:C4	35:BL:21:ARG:CZ	2.85	0.59
27:BD:186:LEU:HD11	39:BP:3:ILE:CD1	2.32	0.59
1:AB:103:TRP:CZ2	1:AB:154:GLY:HA2	2.37	0.59
30:BG:168:VAL:O	30:BG:170:THR:HG23	2.02	0.59
36:DM:136:MET:OXT	36:DM:136:MET:CG	2.45	0.59
12:CM:102:LYS:CA	55:CA:1226:C:H5	2.08	0.59
24:DA:1206:G:C2	24:DA:1207:C:C2	2.91	0.59
24:DA:1210:G:H1'	24:DA:1212:G:C2	2.37	0.59
24:DA:1209:U:O3'	24:DA:1212:G:H5'	2.03	0.59
39:DP:91:VAL:HG11	39:DP:96:LEU:HD11	1.84	0.59
55:CA:1087:G:O2'	55:CA:1088:G:H5'	2.03	0.59
37:BN:65:LEU:HD11	37:BN:69:ARG:NH2	2.17	0.59
55:CA:1077:G:N1	55:CA:1081:A:C6	2.71	0.59
1:CB:187:ASP:HB2	1:CB:202:ASN:O	2.02	0.59
24:BA:2502:G:H5'	24:BA:2503:A:C5'	2.33	0.59
1:AB:168:GLU:HB3	1:AB:171:ALA:HB3	1.82	0.59
24:BA:26:G:C2	24:BA:27:G:N2	2.71	0.59
18:AS:62:THR:HG22	18:AS:63:ASP:N	2.16	0.59
24:DA:873:C:H4'	36:DM:64:TRP:CD1	2.38	0.59
3:AD:98:ASP:CB	3:AD:114:ARG:HG2	2.31	0.59
22:AV:39:U:H2'	22:AV:40:C:H6	1.66	0.59
24:DA:2143:C:H5'	24:DA:2144:G:OP2	2.01	0.59
49:DZ:6:ILE:O	49:DZ:34:THR:HA	2.03	0.59
2:AC:27:GLU:CD	2:AC:27:GLU:H	2.04	0.59
24:BA:447:A:C2	24:BA:454:A:C8	2.89	0.59
24:BA:2485:G:N2	24:BA:2486:C:C2	2.70	0.59
53:D3:18:LYS:CD	53:D3:19:GLY:H	2.15	0.59
21:AA:280:C:H3'	21:AA:281:G:H5'	1.84	0.59
26:BC:20:ASN:HB3	26:BC:23:LEU:HD23	1.85	0.59
11:CL:24:GLU:O	11:CL:25:ALA:HB3	2.02	0.59
2:CC:9:ILE:HG23	2:CC:10:ARG:N	2.18	0.59
3:AD:125:ASN:OD1	3:AD:140:ASP:HA	2.02	0.59
56:DB:60:C:H2'	56:DB:61:G:C8	2.36	0.59
34:DK:108:ARG:HA	34:DK:116:ILE:HD13	1.84	0.59

*Continued on next page...*



*Continued from previous page...*

Atom-1	Atom-2	Distance(Å)	Clash(Å)
33:BJ:43:GLU:O	33:BJ:45:THR:HG22	2.00	0.59
33:BJ:4:PHE:O	33:BJ:44:TYR:CE1	2.56	0.59
24:DA:1437:C:H2'	24:DA:1438:U:H6	1.67	0.59
55:CA:374:A:H5''	55:CA:452:A:C6	2.37	0.59
4:AE:152:VAL:HB	4:AE:155:LYS:HZ2	1.68	0.59
24:DA:1074:G:OP2	24:DA:1074:G:C8	2.56	0.59
51:D1:5:ARG:NH2	51:D1:23:THR:HB	2.18	0.59
5:AF:16:GLU:HG2	3:CD:191:SER:CB	2.24	0.59
1:AB:110:ILE:HD11	1:AB:147:LEU:HD13	1.82	0.59
55:CA:1446:A:H2'	55:CA:1447:A:C5'	2.32	0.59
6:AG:9:ARG:NH1	21:AA:1346:A:C4	2.70	0.59
24:DA:616:A:O2'	24:DA:617:G:H5'	2.02	0.59
34:DK:87:LEU:N	34:DK:87:LEU:HD23	2.17	0.59
36:BM:41:LEU:HA	36:BM:45:GLN:OE1	2.03	0.59
10:AK:28:ASN:HD21	10:AK:47:GLY:N	1.93	0.59
21:AA:1502:A:O2'	21:AA:1503:A:P	2.61	0.59
24:BA:322:A:H1'	24:BA:339:U:O2	2.03	0.59
21:AA:1088:G:C6	21:AA:1089:G:N7	2.71	0.59
4:AE:136:VAL:O	4:AE:136:VAL:HG22	2.02	0.59
7:AH:77:VAL:HG23	7:AH:126:CYS:HA	1.84	0.59
24:BA:1555:G:H5'	24:BA:1555:G:H8	1.65	0.59
24:BA:2657:A:O2'	24:BA:2658:C:H5'	2.02	0.59
50:B0:42:ILE:HG22	50:B0:43:THR:O	2.02	0.59
32:BI:120:ASP:HB3	32:BI:123:ALA:HB3	1.83	0.59
24:DA:777:G:HO2'	24:DA:778:G:H8	1.50	0.59
11:CL:86:VAL:HG11	11:CL:89:LEU:HD23	1.83	0.59
55:CA:1336:C:H1'	55:CA:1337:G:C6	2.38	0.59
55:CA:164:G:H2'	55:CA:165:G:H5'	1.83	0.59
32:DI:16:MET:SD	32:DI:19:PRO:HG2	2.42	0.59
24:BA:53:A:H2'	24:BA:54:G:O4'	2.02	0.59
10:AK:49:SER:HA	10:AK:68:ARG:NH2	2.17	0.59
21:AA:223:A:H2'	21:AA:224:U:H6	1.68	0.59
35:BL:59:ARG:HA	53:B3:12:ARG:NH2	2.17	0.59
55:CA:395:C:H2'	55:CA:396:C:C6	2.37	0.59
14:CO:83:ARG:O	14:CO:83:ARG:HG2	2.02	0.59
3:AD:130:ASN:HB3	21:AA:619:U:H3	1.67	0.59
2:CC:56:ILE:HG23	2:CC:65:VAL:HG22	1.85	0.59
33:BJ:13:ARG:O	33:BJ:14:ASP:HB2	2.02	0.59
40:BQ:63:ARG:CZ	40:BQ:95:ALA:O	2.51	0.59
40:BQ:96:ASP:C	40:BQ:98:ALA:N	2.54	0.59
44:DU:81:ARG:HD2	44:DU:81:ARG:H	1.66	0.59
44:DU:81:ARG:HB2	44:DU:96:LYS:HD2	1.84	0.59

*Continued on next page...*



*Continued from previous page...*

Atom-1	Atom-2	Distance(Å)	Clash(Å)
24:DA:1439:A:N1	24:DA:1552:A:C8	2.71	0.59
24:DA:2093:G:N7	24:DA:2225:A:C4	2.70	0.59
4:AE:142:GLY:O	4:AE:143:LEU:HD23	2.02	0.59
55:CA:1206:G:H2'	55:CA:1207:G:O4'	2.02	0.59
35:BL:28:GLY:O	35:BL:29:LYS:HB3	2.00	0.59
14:CO:63:ARG:HH22	24:DA:715:A:C5'	2.07	0.59
55:CA:149:A:H1'	55:CA:1446:A:H2	1.66	0.59
56:DB:73:A:N6	45:DV:31:TYR:CE2	2.71	0.59
24:DA:1313:U:C6	24:DA:1610:A:H8	2.19	0.59
55:CA:242:G:N2	55:CA:285:C:C2	2.71	0.59
16:CQ:17:GLU:HB2	55:CA:255:G:O4'	2.02	0.59
55:CA:1068:G:O2'	55:CA:1069:C:H5'	2.03	0.59
21:AA:1143:G:O2'	21:AA:1144:G:H5'	2.01	0.59
24:DA:1716:U:O2'	24:DA:1717:A:H5'	2.01	0.59
20:CU:40:PRO:HA	20:CU:43:GLU:CB	2.32	0.59
24:BA:1084:A:H2'	24:BA:1085:A:C8	2.38	0.59
55:CA:1172:C:O2'	55:CA:1173:U:H5'	2.01	0.59
1:AB:184:ALA:HB3	1:AB:195:VAL:HG22	1.83	0.59
24:DA:1645:G:OP1	24:DA:1646:C:H5'	2.03	0.59
26:DC:158:GLY:H	26:DC:194:VAL:HG13	1.68	0.59
21:AA:512:U:H2'	21:AA:513:C:C6	2.37	0.59
55:CA:198:G:H2'	55:CA:199:A:C8	2.36	0.59
55:CA:199:A:O2'	55:CA:200:G:O4'	2.21	0.59
55:CA:704:A:H2'	55:CA:705:G:C8	2.33	0.59
24:DA:1808:A:N6	47:DX:27:ARG:HD2	2.18	0.59
38:DO:30:ARG:HG2	38:DO:31:THR:N	2.17	0.59
1:CB:185:ILE:HD12	1:CB:202:ASN:N	2.18	0.59
1:CB:49:PHE:HB3	1:CB:199:ILE:CG2	2.32	0.59
55:CA:1119:C:H2'	55:CA:1120:C:C6	2.33	0.59
30:DG:8:VAL:HA	30:DG:68:ARG:HH21	1.67	0.59
24:DA:633:A:H8	24:DA:633:A:O5'	1.86	0.59
24:BA:1334:G:O2'	24:BA:1335:C:H5'	2.02	0.59
24:BA:571:U:O3'	41:BR:80:ARG:NH2	2.36	0.59
6:AG:110:ARG:NH1	6:AG:122:GLU:HG2	2.17	0.59
24:DA:2142:A:C3'	24:DA:2143:C:H4'	2.31	0.59
13:AN:81:ILE:HG21	21:AA:1202:U:N3	2.18	0.59
55:CA:302:G:C4	55:CA:303:A:C8	2.91	0.59
24:BA:2556:C:H2'	24:BA:2557:G:H5'	1.84	0.59
13:CN:20:PHE:HA	13:CN:24:ALA:HB2	1.85	0.59
27:DD:36:GLN:HE21	27:DD:38:LYS:HZ1	1.50	0.59
21:AA:21:G:H1'	21:AA:915:A:H61	1.67	0.59
24:DA:1683:U:O2'	24:DA:1684:G:C8	2.53	0.59

*Continued on next page...*

*Continued from previous page...*

Atom-1	Atom-2	Distance(Å)	Clash(Å)
27:BD:191:GLY:O	27:BD:192:ALA:CB	2.50	0.59
1:AB:142:LYS:NZ	21:AA:1098:C:P	2.76	0.59
42:BS:38:TYR:HD2	50:B0:38:LEU:HD21	1.67	0.59
41:DR:33:VAL:HG23	41:DR:61:ALA:HB3	1.83	0.59
24:BA:1234:U:H2'	24:BA:1235:G:O4'	2.03	0.59
2:AC:91:ALA:C	2:AC:93:ILE:H	2.05	0.59
44:DU:44:HIS:HD2	44:DU:57:ILE:HG21	1.66	0.59
24:DA:1768:C:O2'	24:DA:1958:C:H4'	2.02	0.59
28:DE:131:THR:HG22	28:DE:161:ALA:H	1.67	0.59
24:DA:2092:U:H5	24:DA:2226:C:OP2	1.84	0.59
47:DX:53:LYS:HA	47:DX:56:ARG:CB	2.23	0.59
24:BA:1079:C:C4	24:BA:1080:A:N7	2.70	0.59
45:DV:29:ILE:HG22	45:DV:39:ALA:HA	1.83	0.59
24:DA:1341:G:O2'	24:DA:1398:C:C5'	2.50	0.59
21:AA:1142:G:H2'	21:AA:1143:G:O4'	2.02	0.59
36:BM:1:MET:O	36:BM:2:LEU:CB	2.49	0.59
24:BA:2052:A:OP1	27:BD:145:SER:HA	2.03	0.59
21:AA:512:U:C2	21:AA:513:C:C5	2.90	0.59
35:DL:127:VAL:HG13	35:DL:132:ARG:HB2	1.85	0.59
7:AH:31:LEU:HD22	21:AA:643:C:H5''	1.85	0.59
34:DK:2:ILE:HG22	34:DK:3:GLN:N	2.17	0.59
17:AR:64:LEU:HB2	17:AR:66:LEU:HG	1.83	0.59
48:BY:42:LEU:O	48:BY:45:GLN:O	2.20	0.59
30:DG:162:ARG:HB2	30:DG:166:GLU:HB3	1.84	0.59
55:CA:534:U:O2'	55:CA:535:A:H5'	2.02	0.59
24:DA:1521:G:C6	24:DA:1522:A:N6	2.71	0.59
24:BA:1676:A:C2	24:BA:1993:U:H5'	2.37	0.59
55:CA:147:G:H2'	55:CA:148:G:H8	1.65	0.59
24:DA:1945:G:H2'	24:DA:1946:U:C6	2.37	0.59
24:BA:1513:U:O2'	24:BA:1514:G:H5'	2.02	0.59
55:CA:1443:C:H2'	55:CA:1444:U:O4'	2.01	0.59
21:AA:721:G:H4'	21:AA:722:G:C5'	2.33	0.59
24:DA:851:C:O4'	49:DZ:46:MET:HG2	2.02	0.59
1:AB:138:ARG:HA	1:AB:141:GLU:OE2	2.02	0.59
24:BA:609:A:H2'	24:BA:610:C:O4'	2.02	0.59
24:BA:288:U:H2'	24:BA:289:G:H8	1.68	0.59
24:BA:2400:G:C5	24:BA:2401:U:C5	2.91	0.59
38:DO:79:ALA:HB1	38:DO:114:GLY:HA3	1.84	0.59
55:CA:1249:C:H2'	55:CA:1250:A:H5''	1.85	0.59
24:DA:387:U:H4'	24:DA:388:G:O5'	2.02	0.59
24:DA:1337:G:OP2	24:DA:1337:G:H8	1.86	0.59
27:BD:47:ALA:HB1	27:BD:82:PHE:O	2.03	0.59

*Continued on next page...*

*Continued from previous page...*

Atom-1	Atom-2	Distance(Å)	Clash(Å)
33:DJ:45:THR:C	33:DJ:47:HIS:N	2.56	0.59
38:BO:35:ILE:O	38:BO:53:THR:HG23	2.03	0.59
4:AE:93:VAL:HG11	4:AE:139:THR:HG23	1.85	0.59
46:BW:23:LYS:HD2	46:BW:24:ARG:H	1.66	0.59
46:BW:39:GLN:HG3	46:BW:42:THR:N	2.18	0.59
24:BA:2726:A:O2'	24:BA:2727:A:H5'	2.02	0.59
24:DA:2836:U:C2	24:DA:2837:A:N7	2.71	0.59
56:DB:46:A:OP1	38:DO:3:LYS:HD2	2.02	0.59
42:BS:12:SER:OG	42:BS:13:SER:N	2.35	0.59
53:D3:32:LEU:HA	53:D3:35:LYS:HG3	1.84	0.59
43:DT:28:ASN:HB2	43:DT:87:LEU:HB3	1.83	0.59
24:DA:249:C:H4'	24:DA:250:G:O5'	2.03	0.59
24:BA:2307:G:C2	24:BA:2311:A:N7	2.71	0.59
24:DA:2577:A:H2	50:D0:1:ALA:N	2.00	0.59
3:AD:196:GLU:C	3:AD:198:LEU:H	2.04	0.59
24:DA:2460:U:O2'	24:DA:2461:A:O4'	2.12	0.59
24:BA:822:G:C6	24:BA:836:G:C2	2.91	0.59
5:AF:54:LEU:HD22	5:AF:55:HIS:H	1.67	0.59
24:BA:1343:G:O2'	24:BA:1344:U:H5'	2.03	0.59
24:BA:2795:C:C2	24:BA:2802:G:N2	2.71	0.59
24:DA:176:A:H3'	24:DA:177:G:N2	2.17	0.59
21:AA:1395:C:OP2	21:AA:1395:C:H3'	2.02	0.59
21:AA:1180:A:H5''	21:AA:1181:G:OP2	2.02	0.59
24:BA:2259:U:H2'	24:BA:2260:C:C6	2.38	0.59
28:DE:149:ILE:HG23	28:DE:188:MET:CA	2.32	0.59
22:AV:27:G:H5''	22:AV:27:G:C8	2.37	0.59
26:DC:8:THR:O	26:DC:9:SER:CB	2.50	0.59
31:BH:68:ARG:HH21	31:BH:69:ALA:HA	1.68	0.59
24:BA:1539:U:O2'	24:BA:1540:G:O4'	2.20	0.59
24:BA:949:G:H2'	24:BA:950:G:H5'	1.84	0.59
39:DP:5:LYS:HE2	39:DP:9:GLN:HE22	1.67	0.59
51:B1:10:LEU:O	51:B1:19:PHE:HB2	2.03	0.59
8:AI:113:LYS:HG3	8:AI:119:LYS:HA	1.83	0.59
24:DA:2692:G:H2'	24:DA:2693:G:C8	2.38	0.59
36:DM:8:LYS:HA	36:DM:8:LYS:HE3	1.84	0.59
11:AL:89:LEU:HB2	11:AL:92:VAL:CG2	2.32	0.59
7:CH:94:VAL:HB	7:CH:99:GLY:O	2.02	0.59
11:AL:110:LYS:HB2	21:AA:538:G:H5''	1.85	0.59
3:CD:147:LYS:HD3	3:CD:148:ALA:N	2.18	0.59
24:BA:995:C:O2'	24:BA:996:A:P	2.60	0.59
4:AE:156:ARG:HA	7:AH:63:LYS:HE2	1.84	0.59
55:CA:519:C:C2'	55:CA:520:A:C8	2.84	0.59

*Continued on next page...*

*Continued from previous page...*

Atom-1	Atom-2	Distance(Å)	Clash(Å)
3:CD:57:LYS:HE2	3:CD:58:GLN:OE1	2.03	0.59
46:BW:43:LYS:HG3	46:BW:79:ILE:HD11	1.82	0.59
24:DA:2324:U:H5'	24:DA:2325:G:C5'	2.26	0.59
55:CA:1116:U:O2'	55:CA:1117:A:H5'	2.03	0.59
55:CA:397:A:N7	55:CA:547:A:O2'	2.36	0.59
36:BM:8:LYS:HD2	36:BM:8:LYS:N	2.18	0.59
24:DA:2415:G:C2	24:DA:2416:C:C2	2.91	0.59
4:CE:96:GLN:OE1	4:CE:123:LEU:HD12	2.03	0.59
24:DA:2493:U:C2'	24:DA:2494:G:H5''	2.32	0.59
55:CA:817:C:H1'	55:CA:819:A:H5'	1.84	0.59
55:CA:13:U:HO2'	55:CA:14:U:P	2.24	0.59
21:AA:1103:C:O2'	21:AA:1104:G:O5'	2.21	0.59
43:BT:73:ARG:CZ	43:BT:73:ARG:HB3	2.33	0.59
55:CA:564:C:O2'	55:CA:565:U:H5'	2.03	0.59
21:AA:842:U:H3'	21:AA:843:U:C5'	2.32	0.59
55:CA:425:G:H2'	55:CA:426:U:H6	1.68	0.59
24:BA:1585:C:O5'	24:BA:1585:C:H6	1.86	0.59
24:BA:1555:G:C6	24:BA:1556:C:N4	2.71	0.59
22:AV:35:A:C2	22:AV:36:A:C8	2.91	0.59
44:DU:35:VAL:HB	44:DU:38:ILE:HD13	1.85	0.59
12:CM:97:ARG:CZ	55:CA:1308:U:C5	2.85	0.59
31:DH:27:ARG:HH21	31:DH:27:ARG:HB2	1.67	0.59
34:DK:18:ARG:HB2	34:DK:45:GLU:HB2	1.84	0.59
24:BA:2312:U:H2'	24:BA:2313:C:H5'	1.85	0.59
22:CV:40:C:H2'	22:CV:41:C:C6	2.38	0.59
2:AC:110:LEU:HD21	2:AC:143:LEU:HD23	1.85	0.59
25:BB:40:U:O2'	25:BB:43:C:H5	1.86	0.59
8:AI:105:ARG:HH21	21:AA:1117:A:H5''	1.67	0.59
55:CA:432:A:H2'	55:CA:433:G:O4'	2.02	0.59
55:CA:436:C:C2	55:CA:437:U:C5	2.90	0.59
21:AA:602:A:H2'	21:AA:603:U:C6	2.37	0.59
24:DA:1001:A:C8	24:DA:1002:G:C8	2.90	0.59
24:DA:1746:A:H2'	24:DA:1747:U:C6	2.38	0.59
24:BA:1050:A:C2	24:BA:2751:G:C5	2.90	0.59
33:BJ:11:VAL:HG11	33:BJ:50:THR:HA	1.84	0.59
40:BQ:63:ARG:HH22	40:BQ:96:ASP:CB	2.15	0.59
24:DA:300:A:H1'	24:DA:333:G:H21	1.68	0.59
33:DJ:45:THR:C	33:DJ:47:HIS:H	2.06	0.59
6:CG:116:ALA:O	6:CG:120:ALA:HB3	2.03	0.59
24:DA:46:G:N2	24:DA:47:C:C2	2.71	0.59
24:DA:1079:C:H41	24:DA:1088:A:C5'	2.15	0.59
24:BA:858:G:N2	24:BA:2268:A:H2'	2.18	0.59

*Continued on next page...*

*Continued from previous page...*

Atom-1	Atom-2	Distance(Å)	Clash(Å)
46:BW:35:ILE:O	46:BW:37:VAL:N	2.36	0.59
30:BG:86:LEU:HB3	30:BG:162:ARG:O	2.03	0.59
55:CA:938:A:N6	55:CA:939:G:C6	2.71	0.59
21:AA:1360:A:H2'	21:AA:1361:G:C8	2.38	0.59
1:CB:20:ARG:HG3	55:CA:831:A:OP1	2.02	0.59
24:BA:2683:C:O2	34:BK:70:ARG:NH2	2.33	0.59
36:BM:42:THR:OG1	36:BM:45:GLN:HG3	2.03	0.59
55:CA:1157:A:H1'	55:CA:1181:G:C2	2.37	0.59
55:CA:880:C:H2'	55:CA:881:G:H5'	1.85	0.59
4:AE:113:VAL:HG11	4:AE:136:VAL:HG23	1.84	0.59
21:AA:654:G:O2'	21:AA:655:A:H5'	2.03	0.59
37:DN:33:ILE:HG23	37:DN:114:GLU:HB2	1.83	0.59
21:AA:1021:A:C2'	21:AA:1022:A:H5''	2.32	0.59
37:BN:23:ASN:H	37:BN:23:ASN:ND2	1.99	0.59
24:BA:1343:G:C4	24:BA:1344:U:C5	2.90	0.59
40:BQ:6:GLY:HA2	40:BQ:9:ALA:CB	2.31	0.59
7:AH:85:TYR:CD2	7:AH:123:GLU:HB2	2.37	0.59
55:CA:1194:U:H2'	55:CA:1195:C:H6	1.66	0.59
27:BD:118:PHE:O	27:BD:120:GLY:N	2.36	0.59
11:AL:2:THR:HB	11:AL:5:GLN:CG	2.33	0.59
24:BA:1361:G:C4	24:BA:1371:G:N2	2.71	0.59
24:BA:2790:U:H4'	24:BA:2791:G:OP1	2.00	0.59
21:AA:1415:G:O2'	21:AA:1416:G:H5'	2.03	0.59
24:BA:554:U:C4	24:BA:555:G:C6	2.90	0.59
24:DA:810:U:O2'	24:DA:811:U:H5	1.86	0.59
56:DB:24:G:H1'	56:DB:27:C:H42	1.68	0.59
30:BG:72:ASN:O	30:BG:76:ILE:HG22	2.03	0.59
1:AB:94:ARG:HG2	21:AA:1100:C:P	2.43	0.59
24:BA:2834:G:H2'	24:BA:2879:A:N6	2.18	0.59
21:AA:1251:A:H2'	21:AA:1252:A:C8	2.38	0.59
38:DO:23:ALA:HB1	38:DO:90:VAL:HG12	1.85	0.59
5:CF:8:PHE:HE2	5:CF:62:MET:CE	2.15	0.59
39:BP:80:VAL:HG12	39:BP:81:ASP:N	2.17	0.59
24:DA:2660:A:H2	24:DA:2661:G:C8	2.21	0.59
24:DA:2485:G:O2'	24:DA:2486:C:H5'	2.03	0.59
21:AA:228:A:H2'	21:AA:229:U:H6	1.68	0.59
21:AA:996:A:H2'	21:AA:997:U:H6	1.68	0.59
33:DJ:59:ALA:O	33:DJ:62:VAL:HG12	2.03	0.59
24:DA:1998:A:O3'	24:DA:2724:U:H4'	2.03	0.58
55:CA:977:A:O2'	55:CA:1223:C:N4	2.29	0.58
24:DA:2327:A:H2'	24:DA:2328:A:C8	2.38	0.58
24:DA:1056:G:H1'	24:DA:1103:A:N6	2.18	0.58

*Continued on next page...*

*Continued from previous page...*

Atom-1	Atom-2	Distance(Å)	Clash(Å)
55:CA:82:G:C2	55:CA:83:C:O2'	2.55	0.58
24:BA:2352:A:N1	46:BW:30:VAL:HG21	2.18	0.58
24:DA:2626:C:O2'	24:DA:2627:G:H5'	2.02	0.58
27:DD:79:LEU:HD22	27:DD:79:LEU:N	2.18	0.58
43:DT:43:ILE:CG2	43:DT:58:VAL:HG11	2.32	0.58
1:CB:79:VAL:HG13	1:CB:80:LYS:N	2.17	0.58
1:CB:81:ASP:CG	1:CB:82:ALA:H	2.04	0.58
24:BA:1140:C:OP1	33:BJ:25:LEU:O	2.21	0.58
1:CB:114:LYS:HA	1:CB:117:GLU:CG	2.28	0.58
24:BA:914:G:H8	24:BA:914:G:H5''	1.67	0.58
21:AA:267:C:O2'	21:AA:268:U:H5'	2.02	0.58
24:BA:580:U:H2'	24:BA:581:C:H6	1.68	0.58
24:BA:946:C:H2'	24:BA:947:A:H8	1.68	0.58
24:BA:2297:A:N7	24:BA:2320:U:N3	2.51	0.58
24:DA:2508:G:C2	24:DA:2582:G:C6	2.91	0.58
11:CL:6:LEU:HA	11:CL:9:LYS:O	2.04	0.58
21:AA:922:G:H2'	21:AA:923:A:H8	1.68	0.58
3:AD:90:LEU:O	3:AD:93:LEU:HB2	2.03	0.58
27:BD:45:TYR:HD1	27:BD:45:TYR:H	1.50	0.58
55:CA:599:C:H2'	55:CA:600:A:C8	2.37	0.58
24:DA:990:A:O2'	24:DA:991:C:H5''	2.03	0.58
24:BA:222:A:C6	24:BA:224:U:O2	2.56	0.58
21:AA:1418:A:H3'	21:AA:1418:A:C8	2.37	0.58
24:BA:2393:U:H5'	35:BL:60:ARG:O	2.03	0.58
21:AA:1342:C:H2'	21:AA:1343:G:C8	2.38	0.58
24:BA:2650:U:H2'	24:BA:2651:C:C6	2.38	0.58
24:BA:2714:G:P	59:BA:3555:HOH:O	2.61	0.58
28:BE:131:THR:HG22	28:BE:160:ALA:HA	1.84	0.58
15:AP:1:MET:HB2	21:AA:135:C:C2	2.38	0.58
4:CE:36:THR:O	4:CE:47:PHE:HB2	2.03	0.58
27:BD:190:LYS:HG3	27:BD:190:LYS:O	2.03	0.58
24:DA:1136:G:O2'	24:DA:1137:G:H8	1.86	0.58
24:DA:729:G:C2'	24:DA:729:G:N3	2.66	0.58
24:DA:2816:G:O3'	37:DN:99:LYS:HE3	2.03	0.58
55:CA:283:U:H2'	55:CA:284:C:H6	1.66	0.58
24:DA:2623:G:N2	50:D0:18:HIS:CE1	2.71	0.58
24:DA:478:A:N6	24:DA:480:A:C6	2.71	0.58
9:CJ:57:VAL:HG22	9:CJ:58:ASN:N	2.16	0.58
36:BM:72:PRO:O	36:BM:91:TYR:O	2.21	0.58
6:AG:144:ALA:C	6:AG:146:ALA:N	2.54	0.58
24:BA:1106:G:C2	24:BA:1107:G:C8	2.91	0.58
39:BP:19:PHE:O	39:BP:20:ARG:CB	2.50	0.58

*Continued on next page...*



*Continued from previous page...*

Atom-1	Atom-2	Distance(Å)	Clash(Å)
37:BN:73:ASN:CA	37:BN:76:VAL:HG12	2.31	0.58
21:AA:1084:G:C6	21:AA:1085:U:O4	2.56	0.58
26:BC:255:LYS:C	26:BC:257:ARG:H	2.07	0.58
56:DB:83:G:OP1	49:DZ:16:LEU:HD21	2.03	0.58
21:AA:937:A:C5	21:AA:938:A:N7	2.71	0.58
55:CA:1134:G:C5	55:CA:1135:U:H1'	2.38	0.58
24:BA:1269:A:O5'	24:BA:1269:A:H8	1.86	0.58
55:CA:563:A:N3	55:CA:563:A:C2'	2.66	0.58
18:AS:76:THR:HG21	21:AA:1221:G:H4'	1.84	0.58
24:BA:918:A:C6	24:BA:919:U:H1'	2.38	0.58
24:DA:674:G:H5''	28:DE:71:GLY:H	1.68	0.58
24:BA:1553:A:C8	24:BA:1555:G:C6	2.91	0.58
24:DA:2869:G:H2'	24:DA:2870:C:O4'	2.03	0.58
29:DF:11:VAL:HG12	29:DF:12:VAL:N	2.18	0.58
24:DA:1258:U:H2'	24:DA:1259:G:H8	1.66	0.58
21:AA:336:A:O2'	21:AA:1469:C:H1'	2.04	0.58
27:DD:21:SER:O	27:DD:23:PRO:HD3	2.03	0.58
24:BA:387:U:C4'	24:BA:388:G:H5''	2.31	0.58
55:CA:1051:C:O2'	55:CA:1052:U:O5'	2.21	0.58
21:AA:1201:A:H5'	21:AA:1203:C:OP2	2.03	0.58
6:AG:149:ALA:HB1	10:AK:58:THR:OG1	2.03	0.58
55:CA:1265:C:H2'	55:CA:1266:G:H5'	1.85	0.58
50:B0:9:ARG:HB3	50:B0:9:ARG:CZ	2.33	0.58
24:DA:3:U:H2'	24:DA:4:U:C6	2.38	0.58
15:AP:28:ARG:HH11	15:AP:29:ASN:HD21	1.50	0.58
38:BO:111:ARG:O	38:BO:113:ALA:N	2.36	0.58
31:DH:24:GLY:O	31:DH:26:ALA:O	2.22	0.58
24:BA:1289:C:H2'	24:BA:1290:C:C6	2.38	0.58
36:BM:64:TRP:CZ3	36:BM:106:ASP:HB2	2.39	0.58
21:AA:1340:A:H4'	22:AV:31:A:O2'	2.03	0.58
45:BV:61:LEU:O	45:BV:71:LYS:HA	2.03	0.58
33:BJ:42:ALA:O	33:BJ:43:GLU:C	2.40	0.58
55:CA:369:G:C6	55:CA:393:A:N1	2.71	0.58
24:DA:2686:G:C5	24:DA:2687:U:C4	2.92	0.58
24:DA:380:G:C2	24:DA:395:U:O2	2.55	0.58
21:AA:1238:A:C5'	21:AA:1336:C:H41	2.09	0.58
24:BA:1059:G:C8	24:BA:1060:U:H2'	2.38	0.58
21:AA:957:U:O2	21:AA:959:A:H8	1.87	0.58
21:AA:957:U:O2	21:AA:959:A:C8	2.56	0.58
45:BV:80:HIS:CD2	45:BV:82:TYR:H	2.21	0.58
55:CA:264:C:H2'	55:CA:265:G:O4'	2.04	0.58
24:DA:474:G:H4'	24:DA:475:C:OP1	2.02	0.58

*Continued on next page...*



*Continued from previous page...*

Atom-1	Atom-2	Distance(Å)	Clash(Å)
24:DA:704:G:H1'	24:DA:727:A:H61	1.67	0.58
24:DA:704:G:H2'	24:DA:726:G:N2	2.18	0.58
24:DA:374:A:O2'	24:DA:375:G:O4'	2.17	0.58
27:BD:9:VAL:HG22	27:BD:10:GLY:H	1.67	0.58
24:BA:449:A:H4'	40:BQ:2:ARG:NH1	2.18	0.58
24:BA:914:G:C8	24:BA:914:G:H5''	2.38	0.58
8:CI:24:ASN:HB2	8:CI:26:LYS:HZ2	1.68	0.58
12:CM:92:ARG:HA	12:CM:92:ARG:NE	2.18	0.58
24:DA:2643:G:C4	24:DA:2644:G:C8	2.91	0.58
24:BA:63:A:O2'	24:BA:64:A:H5'	2.02	0.58
24:BA:1914:C:O2'	24:BA:1915:U:H5'	2.04	0.58
29:DF:64:PRO:HA	29:DF:88:VAL:CG2	2.33	0.58
27:DD:149:ASN:O	27:DD:151:THR:N	2.36	0.58
55:CA:1125:U:C2	55:CA:1127:G:N7	2.71	0.58
27:BD:118:PHE:CD2	27:BD:119:ALA:N	2.71	0.58
21:AA:1533:C:C3'	21:AA:1534:A:H5''	2.34	0.58
55:CA:459:A:H2'	55:CA:460:A:C8	2.38	0.58
24:BA:786:C:C2'	24:BA:787:C:H5'	2.33	0.58
24:BA:387:U:H4'	24:BA:388:G:C5'	2.33	0.58
24:BA:1422:G:N3	24:BA:1423:G:C8	2.71	0.58
41:DR:87:GLN:HG2	41:DR:88:GLY:H	1.66	0.58
31:DH:93:SER:CB	31:DH:121:VAL:HG21	2.34	0.58
1:AB:19:THR:HG23	1:AB:20:ARG:H	1.68	0.58
5:CF:57:ALA:O	5:CF:59:TYR:HD1	1.87	0.58
3:CD:88:ASN:O	3:CD:92:LEU:HG	2.03	0.58
24:DA:2823:A:H2'	24:DA:2824:C:H5'	1.86	0.58
34:BK:34:GLY:O	34:BK:35:VAL:C	2.41	0.58
11:AL:74:GLN:HG3	11:AL:75:GLU:HG2	1.84	0.58
24:DA:2774:C:N4	24:DA:2775:G:C6	2.71	0.58
31:DH:125:THR:HG22	31:DH:146:VAL:HG11	1.85	0.58
3:AD:36:ALA:HA	3:AD:41:GLY:HA3	1.84	0.58
33:BJ:38:GLY:C	33:BJ:40:HIS:H	2.06	0.58
24:DA:1021:A:O2'	24:DA:1022:G:H4'	2.03	0.58
6:CG:116:ALA:C	6:CG:120:ALA:HB3	2.24	0.58
24:DA:1075:C:O2'	24:DA:1076:C:C5'	2.51	0.58
34:DK:71:ARG:CB	34:DK:72:PRO:HD3	2.22	0.58
55:CA:517:G:H5'	55:CA:519:C:C2	2.39	0.58
24:BA:858:G:N3	24:BA:2268:A:H2'	2.18	0.58
26:DC:131:MET:HG2	26:DC:134:ILE:HD11	1.84	0.58
24:DA:7:G:H2'	24:DA:8:C:O4'	2.02	0.58
24:DA:79:C:H2'	24:DA:80:G:O4'	2.04	0.58
24:BA:2052:A:N6	24:BA:2618:G:C2	2.72	0.58

*Continued on next page...*

*Continued from previous page...*

Atom-1	Atom-2	Distance(Å)	Clash(Å)
43:DT:29:THR:N	43:DT:87:LEU:HB2	2.16	0.58
55:CA:131:A:C2	55:CA:132:C:N3	2.72	0.58
21:AA:94:G:C4'	21:AA:95:C:H5''	2.32	0.58
6:CG:77:ARG:NH1	55:CA:1381:U:C4	2.71	0.58
24:DA:832:U:O2'	24:DA:833:A:O4'	2.19	0.58
24:DA:240:C:H3'	24:DA:241:A:H5''	1.86	0.58
21:AA:251:G:H4'	21:AA:252:U:O5'	2.03	0.58
17:AR:63:TYR:HE1	21:AA:734:G:N2	1.94	0.58
53:B3:21:PHE:O	53:B3:22:LYS:O	2.21	0.58
21:AA:557:G:H2'	21:AA:558:G:O4'	2.03	0.58
12:CM:82:LEU:CD2	18:CS:60:PHE:HB3	2.33	0.58
26:DC:62:ARG:NH2	26:DC:62:ARG:HG2	2.18	0.58
24:BA:1385:A:H1'	24:BA:1386:C:C6	2.38	0.58
24:BA:1388:G:H2'	24:BA:1389:G:C8	2.39	0.58
55:CA:794:A:H2'	55:CA:795:C:C6	2.38	0.58
1:AB:46:VAL:HG13	1:AB:49:PHE:CZ	2.39	0.58
55:CA:1417:G:N2	55:CA:1484:C:C4	2.72	0.58
24:BA:1333:G:N3	24:BA:1334:G:C8	2.71	0.58
38:DO:62:LEU:HD11	38:DO:65:THR:N	2.18	0.58
24:BA:2665:A:C2	24:BA:2666:C:C6	2.92	0.58
14:AO:52:ARG:HG3	14:AO:55:LEU:HD23	1.85	0.58
31:DH:78:VAL:HB	31:DH:144:VAL:HA	1.85	0.58
5:AF:99:ALA:O	5:AF:100:SER:HB2	2.03	0.58
42:BS:69:LEU:HG	42:BS:107:VAL:HG13	1.85	0.58
8:CI:33:SER:OG	8:CI:36:GLN:HG2	2.03	0.58
27:BD:89:GLU:HG3	27:BD:94:GLN:OE1	2.03	0.58
24:BA:976:G:C2	24:BA:977:G:C8	2.91	0.58
30:DG:163:TYR:N	30:DG:163:TYR:HD2	2.02	0.58
21:AA:765:G:C6	21:AA:812:G:C4	2.91	0.58
24:BA:522:A:C6	24:BA:523:C:N4	2.72	0.58
13:CN:50:LEU:HB2	13:CN:51:PRO:HD3	1.84	0.58
24:DA:1049:C:O2'	24:DA:1050:A:H5'	2.04	0.58
55:CA:953:G:H2'	55:CA:954:G:O4'	2.04	0.58
24:BA:2850:A:C2	24:BA:2851:A:C4	2.90	0.58
24:BA:684:G:OP1	52:B2:16:HIS:CD2	2.57	0.58
27:BD:46:ARG:HG3	27:BD:84:LEU:HB2	1.86	0.58
24:DA:2660:A:H2	24:DA:2661:G:C5	2.21	0.58
11:AL:20:VAL:N	11:AL:21:PRO:HD3	2.18	0.58
24:DA:878:A:H4'	24:DA:898:C:N4	2.19	0.58
24:DA:720:U:H2'	24:DA:721:A:C8	2.37	0.58
28:DE:136:GLN:HA	28:DE:139:LYS:HG2	1.85	0.58
32:BI:86:LYS:HD2	32:BI:86:LYS:H	1.67	0.58

*Continued on next page...*

*Continued from previous page...*

Atom-1	Atom-2	Distance(Å)	Clash(Å)
24:BA:256:A:O2'	24:BA:257:C:H5'	2.04	0.58
11:CL:42:LYS:HG2	11:CL:43:LYS:H	1.68	0.58
24:DA:2687:U:C4	24:DA:2688:G:C6	2.90	0.58
24:DA:2315:G:C2	24:DA:2316:G:C4	2.91	0.58
24:DA:1073:A:H3'	24:DA:1074:G:H8	1.69	0.58
6:CG:63:VAL:O	6:CG:67:ASN:HB2	2.03	0.58
55:CA:382:A:O2'	55:CA:383:A:H5'	2.03	0.58
24:DA:277:G:H2'	24:DA:361:G:C6	2.39	0.58
24:DA:2756:U:H1'	24:DA:2757:A:H5''	1.85	0.58
26:DC:147:PRO:HA	26:DC:187:CYS:HB3	1.85	0.58
55:CA:1406:U:H1'	55:CA:1518:A:H4'	1.85	0.58
24:DA:2446:G:C2	24:DA:2501:C:C5	2.92	0.58
24:BA:1257:C:O2'	28:BE:79:ARG:N	2.36	0.58
24:BA:1027:A:N1	24:BA:1126:A:H1'	2.17	0.58
24:BA:181:A:H2'	24:BA:182:A:H8	1.67	0.58
31:DH:41:LYS:H	31:DH:44:ILE:HG23	1.68	0.58
19:AT:24:ARG:O	19:AT:28:ARG:HG2	2.03	0.58
24:BA:1340:U:C6	24:BA:1603:A:H5'	2.38	0.58
2:CC:181:ILE:HG12	2:CC:202:PHE:HB2	1.85	0.58
2:CC:180:ASP:OD2	2:CC:203:LYS:HB2	2.04	0.58
25:BB:42:C:O2'	25:BB:43:C:H5'	2.03	0.58
55:CA:1245:C:H2'	55:CA:1246:A:H8	1.68	0.58
30:DG:70:LEU:O	30:DG:74:MET:HB2	2.03	0.58
24:BA:2585:U:O2'	24:BA:2586:U:H5'	2.04	0.58
55:CA:31:G:C5	55:CA:306:A:H1'	2.39	0.58
10:AK:20:ALA:HB3	10:AK:83:VAL:HA	1.84	0.58
7:AH:50:VAL:O	7:AH:50:VAL:HG13	2.04	0.58
24:DA:1552:A:H2	24:DA:1553:A:C8	2.21	0.58
24:DA:1055:G:H2'	24:DA:1056:G:H5'	1.85	0.58
24:DA:1087:G:C5	24:DA:1089:A:C2	2.92	0.58
24:DA:1826:G:C6	24:DA:1827:U:C4	2.90	0.58
24:BA:856:G:N2	24:BA:857:G:C2	2.71	0.58
1:AB:140:LEU:O	1:AB:144:GLU:HG2	2.03	0.58
24:DA:1289:C:O2'	24:DA:1290:C:H6	1.86	0.58
46:BW:9:THR:OG1	46:BW:10:ARG:N	2.35	0.58
24:BA:638:G:C5	24:BA:651:G:N2	2.72	0.58
24:BA:2682:A:C8	27:BD:11:MET:HG3	2.38	0.58
55:CA:512:U:HO2'	55:CA:513:C:H6	1.51	0.58
4:CE:45:VAL:HB	4:CE:117:ALA:HB2	1.86	0.58
41:BR:47:VAL:O	41:BR:47:VAL:HG12	2.03	0.58
1:CB:89:PHE:HB3	1:CB:149:GLY:O	2.03	0.58
55:CA:721:G:H4'	55:CA:722:G:H5''	1.86	0.58

*Continued on next page...*

*Continued from previous page...*

Atom-1	Atom-2	Distance(Å)	Clash(Å)
7:AH:74:ILE:CD1	7:AH:128:VAL:HG22	2.33	0.58
20:AU:39:LYS:N	20:AU:40:PRO:HD2	2.19	0.58
21:AA:1338:G:C2	21:AA:1339:A:C4	2.91	0.58
24:BA:2047:C:C2'	24:BA:2048:G:H5'	2.33	0.58
21:AA:1065:U:H5''	21:AA:1190:G:H21	1.69	0.58
34:DK:63:VAL:HG21	34:DK:85:VAL:HG23	1.85	0.58
24:BA:2021:C:OP1	50:B0:8:THR:HG21	2.03	0.58
55:CA:672:U:H2'	55:CA:673:A:H8	1.68	0.58
24:BA:522:A:N6	24:BA:523:C:N4	2.51	0.58
24:DA:848:C:H2'	24:DA:849:A:C8	2.38	0.58
24:DA:2788:C:H2'	24:DA:2789:C:C6	2.39	0.58
24:BA:494:G:N2	42:BS:57:ASN:HD21	2.00	0.58
21:AA:1463:U:C2	21:AA:1464:U:C5	2.92	0.58
24:DA:2300:C:H2'	24:DA:2301:C:C6	2.39	0.58
21:AA:1251:A:H2'	21:AA:1252:A:H8	1.68	0.58
6:AG:34:LYS:HD3	6:AG:37:THR:HG21	1.86	0.58
21:AA:833:G:N2	21:AA:854:U:H1'	2.19	0.58
55:CA:539:A:H2'	55:CA:540:G:C8	2.38	0.58
24:BA:1127:A:O2'	24:BA:1128:G:H5'	2.02	0.58
28:BE:148:ILE:HA	28:BE:187:VAL:HB	1.85	0.58
3:CD:190:LEU:O	3:CD:190:LEU:HD23	2.03	0.58
3:CD:127:ARG:CZ	3:CD:127:ARG:HB2	2.31	0.58
24:DA:583:G:C6	24:DA:584:C:C4	2.92	0.58
5:CF:35:LYS:HE2	5:CF:37:HIS:HE1	1.68	0.58
24:DA:1476:U:O2'	24:DA:1477:A:P	2.61	0.58
29:DF:109:ARG:NH1	29:DF:135:ILE:CG2	2.66	0.58
6:CG:108:ARG:CZ	55:CA:1240:U:C6	2.87	0.58
6:CG:45:ALA:HB1	6:CG:120:ALA:CB	2.22	0.58
24:DA:1090:A:H2'	24:DA:1091:G:H5''	1.85	0.58
55:CA:1242:G:C2'	55:CA:1243:C:O5'	2.52	0.58
24:BA:860:U:H2'	24:BA:861:A:H8	1.69	0.58
30:BG:162:ARG:NH1	30:BG:168:VAL:HG21	2.18	0.58
24:DA:2748:A:C1'	30:DG:66:THR:HG22	2.27	0.58
8:AI:21:LYS:NZ	8:AI:23:GLY:HA3	2.18	0.58
8:AI:7:GLY:HA3	8:AI:85:ALA:HB2	1.84	0.58
24:DA:345:A:O2'	24:DA:346:A:C2	2.53	0.58
1:AB:24:PRO:HG2	21:AA:829:G:O2'	2.04	0.58
23:AW:4:U:O2'	23:AW:5:U:H5'	2.03	0.58
24:DA:371:A:H61	24:DA:401:A:H3'	1.68	0.58
24:DA:2253:G:C6	24:DA:2254:C:C4	2.92	0.58
21:AA:1022:A:H2'	21:AA:1023:U:O4'	2.04	0.58
27:BD:140:HIS:CE1	59:BD:402:HOH:O	2.53	0.58

*Continued on next page...*

*Continued from previous page...*

Atom-1	Atom-2	Distance(Å)	Clash(Å)
24:BA:704:G:C2'	24:BA:726:G:H22	2.17	0.58
34:DK:1:MET:HB2	34:DK:32:TYR:HB3	1.85	0.58
7:AH:86:LYS:HD3	7:AH:124:ILE:HD11	1.84	0.58
30:DG:8:VAL:HB	30:DG:49:LEU:HB3	1.86	0.58
21:AA:814:A:C8	21:AA:816:A:C8	2.91	0.58
21:AA:1338:G:H2'	21:AA:1339:A:H8	1.68	0.58
24:BA:2783:U:H2'	24:BA:2784:U:C6	2.37	0.58
21:AA:116:A:H2'	21:AA:117:G:C8	2.38	0.58
32:BI:58:ILE:O	32:BI:60:VAL:HG23	2.03	0.58
24:DA:2653:U:C4	24:DA:2654:A:C6	2.92	0.58
33:DJ:111:LYS:HB2	33:DJ:115:GLY:H	1.69	0.58
51:D1:34:GLU:HG3	51:D1:49:LYS:HB2	1.85	0.58
19:AT:25:SER:HB3	21:AA:1458:G:H5''	1.86	0.58
24:DA:2084:C:H2'	24:DA:2085:U:H6	1.67	0.58
2:AC:178:ARG:HD3	21:AA:1112:C:H1'	1.86	0.58
24:BA:2581:G:C8	24:BA:2610:C:N4	2.71	0.58
24:BA:2627:G:H2'	24:BA:2628:C:H6	1.67	0.58
7:CH:65:PHE:CD2	7:CH:66:GLN:HG2	2.38	0.58
24:BA:1660:G:H2'	24:BA:1661:G:H8	1.69	0.58
24:BA:1587:G:H8	24:BA:1587:G:OP2	1.87	0.58
24:BA:1700:A:H2'	24:BA:1701:A:O4'	2.03	0.58
24:DA:2077:A:C8	24:DA:2435:A:C4	2.91	0.58
24:DA:1443:U:H2'	24:DA:1444:G:H8	1.68	0.58
24:DA:2335:A:H2'	24:DA:2337:G:N7	2.19	0.58
46:DW:19:ARG:HA	46:DW:34:SER:HA	1.86	0.58
43:BT:43:ILE:O	43:BT:47:VAL:HG23	2.04	0.58
36:BM:35:ALA:O	36:BM:128:THR:HA	2.04	0.58
24:DA:508:A:H62	42:DS:9:HIS:CE1	2.22	0.58
8:AI:50:PRO:HG3	8:AI:82:ILE:HD12	1.85	0.58
24:DA:1965:C:C5'	24:DA:1966:A:H5''	2.34	0.58
24:DA:646:U:H2'	24:DA:647:G:O4'	2.04	0.58
24:DA:576:U:H2'	24:DA:577:G:H8	1.67	0.58
4:CE:76:ASN:HB2	4:CE:81:GLN:HE22	1.68	0.58
4:CE:94:PHE:CZ	4:CE:95:MET:O	2.57	0.58
45:DV:79:ARG:CZ	45:DV:79:ARG:HB3	2.34	0.58
21:AA:794:A:O2'	21:AA:795:C:H5'	2.03	0.58
1:CB:139:GLU:HG3	1:CB:140:LEU:N	2.19	0.58
54:B4:25:VAL:HG11	54:B4:35:GLN:HE21	1.68	0.58
24:DA:54:G:C6	24:DA:55:G:N7	2.72	0.58
55:CA:1502:A:O2'	55:CA:1503:A:P	2.62	0.58
28:DE:60:TRP:CZ2	28:DE:71:GLY:HA2	2.39	0.58
24:DA:555:G:H8	24:DA:555:G:OP2	1.85	0.58

*Continued on next page...*

*Continued from previous page...*

Atom-1	Atom-2	Distance(Å)	Clash(Å)
21:AA:33:A:H2'	21:AA:34:C:H6	1.69	0.58
13:AN:81:ILE:O	13:AN:85:GLU:HG2	2.03	0.58
30:DG:163:TYR:N	30:DG:163:TYR:CD2	2.72	0.58
21:AA:1062:U:H2'	21:AA:1063:C:C5	2.37	0.58
44:DU:45:GLN:HE21	44:DU:45:GLN:HA	1.67	0.58
4:AE:41:GLY:HA2	4:AE:116:VAL:O	2.03	0.58
1:AB:209:VAL:HB	1:AB:213:LEU:HB2	1.85	0.58
17:AR:37:LYS:HB3	21:AA:719:C:H1'	1.85	0.58
21:AA:1518:A:H2'	21:AA:1519:A:C8	2.38	0.58
10:CK:21:HIS:HD2	10:CK:34:THR:HG21	1.68	0.58
37:DN:56:LYS:HA	37:DN:84:GLY:HA2	1.86	0.58
34:DK:40:LYS:NZ	34:DK:89:ASN:HD21	2.02	0.58
29:BF:165:GLY:O	29:BF:168:LEU:HB3	2.04	0.58
24:BA:1416:G:O2'	24:BA:1417:C:O5'	2.22	0.58
55:CA:936:C:H2'	55:CA:937:A:C8	2.39	0.58
24:DA:1113:U:O2'	24:DA:1114:C:C6	2.50	0.58
55:CA:996:A:N1	55:CA:1046:A:H5'	2.18	0.58
24:DA:1552:A:C2'	24:DA:1552:A:N3	2.59	0.58
24:DA:1668:A:H5'	24:DA:1669:A:C5	2.38	0.58
24:DA:1008:A:N6	24:DA:1136:G:C6	2.71	0.58
24:DA:391:A:H2'	24:DA:392:U:C6	2.39	0.58
39:BP:50:ARG:HD3	39:BP:51:ASN:H	1.68	0.58
24:BA:1060:U:O4'	24:BA:1062:G:C5'	2.52	0.58
9:CJ:80:THR:HG22	9:CJ:82:LYS:NZ	2.17	0.58
21:AA:978:A:OP2	21:AA:1362:A:N6	2.37	0.58
21:AA:1349:A:C6	21:AA:1374:A:C8	2.92	0.58
24:BA:745:G:C2'	24:BA:746:U:H5'	2.32	0.58
36:BM:36:VAL:HG22	45:BV:82:TYR:CD1	2.37	0.58
24:DA:1213:A:H2'	24:DA:1214:A:H8	1.67	0.58
9:CJ:59:LYS:HB2	9:CJ:62:ARG:NH2	2.19	0.58
9:CJ:62:ARG:NH1	55:CA:1366:C:O3'	2.36	0.58
55:CA:500:G:H2'	55:CA:501:C:C6	2.39	0.58
24:DA:804:A:H2'	24:DA:806:C:C4	2.39	0.58
30:BG:26:LYS:HB3	30:BG:32:LEU:HG	1.86	0.58
24:BA:666:A:O2'	24:BA:667:U:H5'	2.02	0.58
5:CF:92:THR:O	5:CF:93:LYS:HG2	2.03	0.58
24:DA:2567:G:O2'	24:DA:2568:U:H5'	2.03	0.58
3:AD:173:ASP:CG	3:AD:174:ALA:N	2.56	0.58
1:CB:44:LYS:O	1:CB:48:MET:HG3	2.04	0.58
55:CA:727:G:N2	55:CA:731:G:C4	2.71	0.58
16:AQ:58:VAL:HG23	16:AQ:76:ARG:O	2.04	0.58
56:DB:12:C:H5''	56:DB:15:A:N6	2.19	0.58

*Continued on next page...*



*Continued from previous page...*

Atom-1	Atom-2	Distance(Å)	Clash(Å)
5:CF:67:PRO:O	5:CF:70:VAL:HG22	2.03	0.58
24:BA:1680:U:H2'	24:BA:1681:G:O4'	2.03	0.58
24:BA:655:A:O2'	24:BA:656:G:C8	2.57	0.58
31:BH:68:ARG:NH2	31:BH:69:ALA:HA	2.18	0.58
17:CR:22:TYR:HE1	17:CR:64:LEU:HD12	1.69	0.58
24:DA:2716:C:H2'	24:DA:2717:C:C6	2.39	0.58
21:AA:1341:U:O2'	21:AA:1342:C:H5'	2.04	0.58
42:DS:31:GLN:O	42:DS:35:ILE:HG12	2.04	0.58
24:BA:548:G:H5''	24:BA:549:G:H5'	1.86	0.58
21:AA:228:A:H2'	21:AA:229:U:O4'	2.04	0.58
24:BA:1447:C:H1'	24:BA:1545:A:H1'	1.84	0.58
13:CN:60:ARG:HG2	13:CN:61:ASN:H	1.69	0.58
24:DA:1413:A:H2'	24:DA:1414:C:C6	2.39	0.58
24:DA:2554:U:H2'	24:DA:2555:U:C6	2.38	0.58
27:DD:137:SER:C	27:DD:138:LEU:HD22	2.24	0.58
27:BD:14:ILE:O	27:BD:14:ILE:HG13	2.03	0.58
24:BA:2075:U:H2'	24:BA:2238:G:H22	1.68	0.58
12:CM:32:ILE:HG13	12:CM:59:VAL:HB	1.84	0.58
44:DU:3:LYS:HD3	44:DU:82:VAL:HG21	1.85	0.58
40:DQ:89:ILE:HG22	40:DQ:91:ARG:H	1.68	0.58
6:CG:114:SER:O	6:CG:118:ARG:HG3	2.03	0.58
30:BG:84:LYS:HD2	30:BG:133:LYS:HG2	1.86	0.58
55:CA:68:G:H1'	55:CA:151:A:H61	1.68	0.58
24:DA:1326:U:O2'	24:DA:1327:A:H8	1.76	0.58
24:DA:1327:A:O2'	24:DA:1328:A:O4'	2.11	0.58
24:DA:123:G:N2	24:DA:124:G:H1'	2.18	0.58
24:BA:2683:C:H4'	27:BD:13:ARG:NH2	2.19	0.58
55:CA:875:U:O2'	55:CA:876:C:O5'	2.21	0.58
7:CH:7:ALA:O	7:CH:11:THR:HG23	2.02	0.58
24:BA:2023:C:O2'	24:BA:2024:G:C5'	2.50	0.58
26:DC:127:ASN:O	26:DC:190:THR:HA	2.04	0.58
12:CM:86:ARG:HD3	12:CM:96:VAL:HG21	1.84	0.58
46:BW:72:GLY:C	46:BW:74:LYS:N	2.54	0.58
54:B4:9:LYS:H	54:B4:9:LYS:CE	2.16	0.58
40:BQ:8:ILE:HG13	40:BQ:9:ALA:N	2.18	0.58
21:AA:1365:G:H2'	21:AA:1366:C:C6	2.39	0.58
24:DA:170:U:H2'	24:DA:171:U:C6	2.38	0.58
56:DB:13:G:N2	56:DB:69:G:H21	2.01	0.58
31:BH:97:ARG:HH12	55:CA:368:U:P	2.27	0.58
24:DA:1331:G:C4	24:DA:1333:G:N7	2.72	0.58
40:BQ:71:ASN:OD1	40:BQ:106:THR:HG23	2.04	0.58
44:BU:53:GLN:N	44:BU:54:PRO:CD	2.67	0.58

*Continued on next page...*



*Continued from previous page...*

Atom-1	Atom-2	Distance(Å)	Clash(Å)
19:CT:70:LYS:HA	19:CT:73:ARG:HE	1.68	0.58
8:CI:40:ARG:HG3	8:CI:44:ARG:NH1	2.18	0.58
34:DK:17:ARG:CG	34:DK:18:ARG:H	2.17	0.58
24:DA:2210:U:H4'	24:DA:2211:A:C5'	2.34	0.58
3:CD:90:LEU:HD11	3:CD:194:ILE:CD1	2.34	0.58
56:DB:66:A:H4'	56:DB:67:G:C8	2.39	0.58
55:CA:129:A:O2'	55:CA:130:A:C8	2.56	0.58
27:BD:47:ALA:HA	27:BD:84:LEU:HG	1.84	0.58
24:DA:2554:U:H2'	24:DA:2555:U:H6	1.69	0.58
28:DE:150:THR:O	28:DE:192:ALA:HB2	2.04	0.58
11:AL:82:ARG:N	11:AL:95:HIS:O	2.37	0.58
27:DD:208:LYS:O	27:DD:209:ALA:CB	2.52	0.58
24:BA:464:U:H2'	24:BA:465:G:O4'	2.03	0.58
13:AN:48:GLN:HE21	13:AN:48:GLN:HA	1.69	0.58
40:DQ:101:ASP:HB2	41:DR:2:TYR:OH	2.04	0.58
12:CM:1:ALA:H3	12:CM:2:ARG:CD	2.17	0.57
29:DF:101:ARG:HH11	29:DF:138:PRO:HB3	1.69	0.57
24:DA:1068:G:H2'	24:DA:1069:A:C8	2.38	0.57
24:DA:397:U:O2'	24:DA:398:C:O4'	2.12	0.57
56:DB:57:A:H2'	56:DB:58:A:C8	2.39	0.57
21:AA:1348:U:O2'	21:AA:1349:A:H8	1.86	0.57
27:DD:53:GLY:HA3	27:DD:77:ARG:HG3	1.86	0.57
24:DA:75:G:O2'	24:DA:76:C:C6	2.56	0.57
21:AA:71:A:C5	21:AA:100:G:C5	2.92	0.57
1:AB:161:PHE:HA	1:AB:183:PHE:O	2.04	0.57
24:BA:176:A:N7	24:BA:177:G:C6	2.72	0.57
27:DD:118:PHE:CD1	27:DD:119:ALA:N	2.72	0.57
21:AA:874:G:C6	21:AA:875:U:C4	2.92	0.57
24:BA:60:G:N3	24:BA:74:A:C2	2.72	0.57
55:CA:557:G:C6	55:CA:558:G:N1	2.72	0.57
24:DA:1950:G:N1	24:DA:1954:G:C8	2.72	0.57
33:BJ:101:ILE:O	33:BJ:105:VAL:CG1	2.51	0.57
24:DA:2212:A:C8	24:DA:2214:C:N4	2.72	0.57
3:AD:98:ASP:HB3	3:AD:114:ARG:HG2	1.85	0.57
24:DA:975:A:C4	24:DA:990:A:N7	2.72	0.57
27:BD:91:THR:O	27:BD:93:GLY:N	2.35	0.57
2:AC:149:LYS:HG3	2:AC:200:TRP:HB2	1.85	0.57
24:BA:2020:A:O2'	24:BA:2021:C:H3'	2.03	0.57
24:BA:2552:U:O2	24:BA:2554:U:H5'	2.04	0.57
8:CI:44:ARG:HA	8:CI:46:VAL:HG22	1.86	0.57
24:BA:505:A:O2'	24:BA:506:G:H5'	2.04	0.57
55:CA:1513:A:H2'	55:CA:1514:G:H8	1.68	0.57

*Continued on next page...*

*Continued from previous page...*

Atom-1	Atom-2	Distance(Å)	Clash(Å)
3:CD:125:ASN:N	3:CD:141:VAL:O	2.35	0.57
24:DA:2812:G:C2	24:DA:2813:A:C4	2.92	0.57
29:BF:30:VAL:CG1	29:BF:96:TRP:CH2	2.87	0.57
53:D3:3:ILE:HG21	53:D3:62:PRO:HG2	1.86	0.57
16:CQ:4:ILE:HG22	16:CQ:5:ARG:N	2.18	0.57
24:DA:1623:G:C2	24:DA:1624:U:C6	2.91	0.57
29:DF:35:LEU:HA	29:DF:152:ASP:O	2.03	0.57
24:BA:2079:U:O3'	47:BX:20:ALA:HB2	2.04	0.57
28:DE:153:LEU:HB2	28:DE:171:ASP:HB3	1.86	0.57
39:BP:30:TRP:CH2	39:BP:39:LEU:HD11	2.39	0.57
33:BJ:44:TYR:HA	40:BQ:59:LEU:HD21	1.86	0.57
55:CA:452:A:O2'	55:CA:453:G:O4'	2.20	0.57
24:DA:45:G:H4'	24:DA:46:G:H5'	1.85	0.57
46:DW:18:LYS:HD3	46:DW:19:ARG:HG2	1.85	0.57
24:DA:2227:A:H5''	26:DC:260:LYS:CD	2.34	0.57
6:CG:61:PHE:O	6:CG:63:VAL:N	2.37	0.57
11:CL:29:LYS:O	11:CL:81:ILE:HG22	2.04	0.57
24:BA:811:U:H1'	24:BA:1251:C:C6	2.39	0.57
24:BA:856:G:H1'	46:BW:23:LYS:HB3	1.86	0.57
55:CA:1285:A:H4'	55:CA:1286:U:OP1	2.03	0.57
24:BA:747:U:C4	24:BA:2613:U:C4	2.92	0.57
24:DA:121:G:N2	24:DA:131:A:C4	2.72	0.57
24:DA:30:G:H4'	24:DA:1214:A:O2'	2.04	0.57
1:AB:24:PRO:HB3	21:AA:829:G:O3'	2.03	0.57
55:CA:1160:G:HO2'	55:CA:1161:C:H6	1.49	0.57
42:BS:74:ILE:HD13	42:BS:105:VAL:HG22	1.86	0.57
42:BS:25:ARG:NE	42:BS:73:LYS:NZ	2.52	0.57
55:CA:548:G:H2'	55:CA:549:C:C6	2.39	0.57
24:DA:2358:A:N6	35:DL:54:GLN:HE22	1.97	0.57
27:BD:53:GLY:HA3	27:BD:77:ARG:HB2	1.86	0.57
55:CA:1077:G:N2	55:CA:1080:A:OP2	2.37	0.57
2:CC:129:PHE:CE2	2:CC:156:LEU:HD13	2.39	0.57
24:BA:1387:A:H2'	24:BA:1388:G:C8	2.39	0.57
24:BA:2294:G:H5''	38:BO:10:ARG:HD3	1.85	0.57
55:CA:1179:A:H2'	55:CA:1180:A:O4'	2.03	0.57
24:DA:233:A:O2'	24:DA:234:U:C6	2.57	0.57
34:DK:76:VAL:HB	39:DP:72:VAL:CG2	2.33	0.57
47:DX:31:ASN:HD22	47:DX:31:ASN:H	1.52	0.57
5:CF:86:ARG:HD2	55:CA:673:A:H4'	1.86	0.57
1:CB:99:MET:HA	1:CB:106:VAL:HG21	1.85	0.57
55:CA:1441:A:H2'	55:CA:1442:G:H8	1.69	0.57
28:BE:48:THR:HG22	28:BE:86:ALA:HB3	1.85	0.57

*Continued on next page...*

*Continued from previous page...*

Atom-1	Atom-2	Distance(Å)	Clash(Å)
11:AL:49:ARG:HH21	21:AA:522:C:H41	1.51	0.57
24:DA:777:G:N7	24:DA:793:A:H2	2.02	0.57
55:CA:1530:G:O2'	55:CA:1531:A:C8	2.56	0.57
31:BH:76:GLU:HB3	31:BH:103:VAL:HG12	1.85	0.57
8:AI:112:ARG:HH22	9:AJ:64:GLN:HE22	1.52	0.57
1:AB:14:HIS:O	1:AB:14:HIS:CG	2.56	0.57
55:CA:1145:A:O2'	55:CA:1146:A:C8	2.56	0.57
18:CS:28:LYS:O	18:CS:30:LEU:HD12	2.04	0.57
35:BL:55:MET:HA	35:BL:55:MET:CE	2.34	0.57
24:DA:719:C:H2'	24:DA:720:U:H6	1.69	0.57
3:AD:29:THR:O	3:AD:30:LYS:HE2	2.04	0.57
41:BR:6:GLN:HE21	41:BR:9:GLY:HA2	1.69	0.57
24:BA:928:A:H2'	24:BA:929:U:O4'	2.03	0.57
21:AA:774:G:C6	21:AA:775:G:C5	2.93	0.57
43:BT:67:VAL:HG12	43:BT:76:ARG:HG3	1.85	0.57
24:DA:2595:G:N1	24:DA:2599:G:C6	2.72	0.57
29:DF:16:MET:HA	29:DF:21:TYR:HB2	1.86	0.57
21:AA:178:C:H2'	21:AA:179:A:H8	1.69	0.57
39:BP:26:GLU:HG3	39:BP:43:GLU:HB2	1.86	0.57
24:BA:2467:C:O2	36:BM:123:LYS:HE2	2.04	0.57
41:BR:25:LEU:H	41:BR:94:THR:CG2	2.17	0.57
28:DE:29:HIS:HA	28:DE:32:VAL:HG22	1.86	0.57
40:BQ:82:LEU:HB3	40:BQ:88:GLU:OE2	2.03	0.57
12:CM:1:ALA:H3	12:CM:8:ILE:HG23	1.68	0.57
55:CA:1299:A:C8	55:CA:1301:U:H1'	2.39	0.57
6:CG:59:GLU:HG3	6:CG:60:ALA:N	2.20	0.57
26:DC:131:MET:HE2	26:DC:187:CYS:O	2.04	0.57
24:BA:827:U:OP2	24:BA:828:U:N3	2.37	0.57
21:AA:1140:C:HO2'	21:AA:1141:C:H6	1.53	0.57
21:AA:324:G:N2	21:AA:326:G:H3'	2.19	0.57
24:DA:250:G:H2'	24:DA:251:A:N7	2.20	0.57
33:BJ:88:THR:HG23	33:BJ:90:GLU:HG3	1.86	0.57
24:BA:954:G:N7	24:BA:955:U:C5	2.72	0.57
8:CI:61:ASP:C	8:CI:62:LEU:HD22	2.25	0.57
4:CE:95:MET:HA	4:CE:124:ALA:CB	2.34	0.57
21:AA:1305:G:O2'	21:AA:1306:A:H8	1.87	0.57
38:BO:103:VAL:O	38:BO:105:ALA:O	2.22	0.57
24:BA:1016:G:H2'	24:BA:1017:G:O4'	2.04	0.57
24:BA:653:U:H6	24:BA:653:U:H5''	1.69	0.57
14:AO:23:SER:HA	21:AA:751:U:H4'	1.86	0.57
55:CA:1102:A:O2'	55:CA:1103:C:H5'	2.04	0.57
38:DO:57:ALA:C	38:DO:58:ILE:HD12	2.24	0.57

*Continued on next page...*

*Continued from previous page...*

Atom-1	Atom-2	Distance(Å)	Clash(Å)
24:BA:141:G:H5'	24:BA:142:A:C8	2.39	0.57
24:DA:866:A:HO2'	24:DA:867:C:H6	1.44	0.57
42:DS:29:VAL:HG23	42:DS:69:LEU:O	2.04	0.57
24:BA:619:G:H5''	24:BA:620:G:OP2	2.03	0.57
24:DA:2241:A:H2'	24:DA:2242:G:C8	2.38	0.57
20:AU:33:ARG:HE	20:AU:34:ARG:HG3	1.70	0.57
25:BB:76:G:H5'	45:BV:9:ARG:HH12	1.70	0.57
12:AM:22:TYR:HB2	12:AM:65:GLU:HA	1.85	0.57
24:BA:838:C:C5	24:BA:941:A:N6	2.72	0.57
6:CG:27:ASN:HB3	55:CA:1374:A:O3'	2.03	0.57
24:DA:1548:A:H2'	24:DA:1549:A:C8	2.38	0.57
22:AX:39:U:H2'	22:AX:40:C:H6	1.69	0.57
24:BA:1005:C:H1'	24:BA:1012:U:N3	2.19	0.57
26:DC:124:LYS:NZ	26:DC:124:LYS:HB3	2.20	0.57
24:DA:2601:C:C2	24:DA:2603:G:N7	2.72	0.57
24:BA:2828:G:C2'	24:BA:2829:A:H5'	2.33	0.57
26:BC:103:ILE:O	26:BC:104:LEU:O	2.23	0.57
40:DQ:57:ARG:C	40:DQ:59:LEU:H	2.07	0.57
7:AH:99:GLY:HA3	7:AH:129:ALA:CB	2.33	0.57
55:CA:1054:C:HO2'	55:CA:1055:A:H5''	1.67	0.57
51:D1:25:ASN:HB3	51:D1:28:THR:OG1	2.04	0.57
24:DA:740:C:C5'	24:DA:1784:A:H3'	2.23	0.57
24:DA:2440:C:H2'	24:DA:2441:U:O4'	2.04	0.57
24:BA:1064:C:H5'	32:BI:88:GLY:HA3	1.87	0.57
9:CJ:80:THR:C	9:CJ:84:VAL:HG22	2.25	0.57
56:DB:76:G:OP1	45:DV:12:GLN:HA	2.05	0.57
39:DP:63:ILE:HA	39:DP:68:GLY:CA	2.31	0.57
39:DP:88:ARG:HH11	39:DP:112:ARG:NH2	2.02	0.57
3:AD:61:ARG:HH21	3:AD:67:LEU:HA	1.70	0.57
24:DA:2038:G:H2'	24:DA:2039:U:O4'	2.02	0.57
48:DY:60:LYS:HG2	48:DY:60:LYS:O	2.05	0.57
24:DA:2461:A:N1	24:DA:2490:G:N2	2.52	0.57
24:BA:1847:A:H2'	24:BA:1848:A:C8	2.39	0.57
24:BA:2297:A:C5	24:BA:2320:U:C2	2.92	0.57
47:DX:26:ARG:NH1	47:DX:28:PHE:CD2	2.72	0.57
21:AA:1023:U:H2'	21:AA:1024:G:C8	2.39	0.57
55:CA:428:G:H1'	55:CA:430:A:C8	2.40	0.57
24:BA:2450:A:O2'	24:BA:2451:A:H5'	2.03	0.57
24:BA:2505:G:O2'	24:BA:2506:U:H5''	2.04	0.57
21:AA:1394:A:O2'	21:AA:1395:C:P	2.62	0.57
55:CA:60:A:H62	55:CA:110:C:N4	2.02	0.57
11:AL:45:ASN:ND2	21:AA:528:C:N4	2.53	0.57

*Continued on next page...*

*Continued from previous page...*

Atom-1	Atom-2	Distance(Å)	Clash(Å)
55:CA:731:G:H5'	55:CA:766:A:H4'	1.86	0.57
33:BJ:56:VAL:CG1	33:BJ:57:LEU:N	2.67	0.57
24:DA:224:U:H5	24:DA:420:C:H4'	1.68	0.57
5:CF:68:GLN:HG2	5:CF:69:GLU:H	1.68	0.57
24:BA:2557:G:H2'	24:BA:2558:C:C6	2.39	0.57
24:BA:447:A:N1	24:BA:454:A:C8	2.72	0.57
39:BP:37:LYS:HG2	39:BP:37:LYS:O	2.03	0.57
36:BM:78:LEU:O	36:BM:80:VAL:N	2.37	0.57
16:CQ:27:PHE:CE1	16:CQ:36:PHE:HB3	2.39	0.57
21:AA:1099:G:C6	21:AA:1100:C:C4	2.92	0.57
4:CE:25:LYS:HB2	4:CE:25:LYS:NZ	2.20	0.57
9:AJ:5:ARG:HG2	9:AJ:79:PRO:HD3	1.84	0.57
15:AP:28:ARG:NH1	15:AP:29:ASN:HD21	2.01	0.57
24:BA:1050:A:H2'	24:BA:1051:G:O4'	2.05	0.57
44:DU:32:LYS:HE2	44:DU:65:GLN:OE1	2.04	0.57
21:AA:744:C:H2'	21:AA:745:G:C8	2.39	0.57
26:DC:33:LEU:O	26:DC:34:GLU:HB3	2.04	0.57
24:DA:931:U:H5''	24:DA:932:U:OP2	2.04	0.57
56:DB:35:C:H2'	56:DB:36:C:H4'	1.86	0.57
24:DA:2179:C:H6	24:DA:2179:C:H5'	1.70	0.57
8:AI:104:THR:HG23	21:AA:1179:A:O3'	2.04	0.57
24:DA:100:U:O2'	24:DA:101:A:O5'	2.21	0.57
24:DA:2336:A:N7	46:DW:40:ARG:CZ	2.67	0.57
24:DA:1087:G:H1'	24:DA:1089:A:H1'	1.87	0.57
26:DC:220:ARG:O	26:DC:223:ALA:HB3	2.04	0.57
24:DA:379:G:C6	24:DA:380:G:C5	2.92	0.57
46:BW:39:GLN:NE2	46:BW:43:LYS:N	2.49	0.57
32:BI:109:ALA:HB2	32:BI:128:ILE:HG13	1.85	0.57
22:AX:34:G:H8	22:AX:34:G:OP1	1.88	0.57
24:DA:1341:G:H3'	24:DA:1397:U:O2	2.05	0.57
1:CB:27:LYS:N	1:CB:28:PRO:CD	2.68	0.57
24:BA:1165:A:C2	24:BA:1185:G:C2	2.92	0.57
21:AA:182:A:N3	21:AA:184:G:C8	2.73	0.57
55:CA:587:G:C2	55:CA:755:G:C5	2.92	0.57
56:DB:43:C:H2'	56:DB:45:A:N7	2.20	0.57
31:DH:2:GLN:O	31:DH:3:VAL:O	2.23	0.57
24:BA:1782:U:C4	24:BA:2587:A:C2	2.92	0.57
24:DA:2135:A:H8	24:DA:2135:A:OP2	1.88	0.57
37:BN:67:PHE:O	37:BN:71:ARG:HA	2.05	0.57
55:CA:724:G:O2'	55:CA:725:G:H5'	2.04	0.57
31:BH:8:LYS:O	31:BH:13:GLY:HA3	2.03	0.57
24:DA:534:U:H2'	24:DA:535:G:H8	1.68	0.57

*Continued on next page...*

*Continued from previous page...*

Atom-1	Atom-2	Distance(Å)	Clash(Å)
3:CD:104:MET:O	3:CD:104:MET:HG2	2.04	0.57
2:AC:15:LYS:HD2	2:AC:16:PRO:HD2	1.86	0.57
24:BA:514:A:H2'	24:BA:515:A:C8	2.39	0.57
24:DA:673:C:H5'	28:DE:76:PRO:HD2	1.87	0.57
56:DB:17:C:O2'	56:DB:18:G:O4'	2.22	0.57
24:BA:31:C:O3'	24:BA:1238:G:C5'	2.52	0.57
21:AA:903:G:C5	21:AA:904:U:C4	2.92	0.57
21:AA:903:G:C5	21:AA:904:U:C5	2.93	0.57
55:CA:1376:U:C2	55:CA:1377:A:N7	2.73	0.57
24:DA:1387:A:H2'	24:DA:1388:G:H8	1.70	0.57
24:DA:2097:A:H2'	24:DA:2098:U:C6	2.39	0.57
28:BE:72:SER:C	28:BE:74:LYS:H	2.08	0.57
24:DA:849:A:H2'	24:DA:850:U:C6	2.40	0.57
24:BA:475:C:N3	24:BA:481:G:C6	2.72	0.57
55:CA:1228:C:O2'	55:CA:1229:A:C5'	2.52	0.57
24:BA:126:A:O2'	24:BA:127:A:H5'	2.05	0.57
24:DA:1586:A:OP2	24:DA:1586:A:H3'	2.04	0.57
31:DH:1:MET:HB3	31:DH:21:VAL:O	2.04	0.57
6:CG:102:TRP:O	6:CG:105:GLU:HB2	2.04	0.57
24:BA:2049:G:N2	24:BA:2620:C:C2	2.73	0.57
8:CI:49:GLN:HA	8:CI:52:GLU:HG2	1.85	0.57
7:CH:115:ALA:HA	7:CH:120:LEU:HD12	1.85	0.57
11:AL:98:ARG:HD2	11:AL:103:CYS:SG	2.43	0.57
55:CA:1387:G:C4	55:CA:1388:C:C5	2.92	0.57
24:BA:1579:A:H2'	24:BA:1580:A:C8	2.40	0.57
30:DG:19:ASN:N	30:DG:19:ASN:HD22	2.02	0.57
32:DI:50:LYS:HE2	32:DI:50:LYS:HA	1.85	0.57
2:CC:113:LYS:HG3	2:CC:184:ASN:ND2	2.19	0.57
32:DI:98:GLY:HA3	32:DI:137:LEU:HA	1.86	0.57
55:CA:1333:A:N6	55:CA:1334:G:C2	2.73	0.57
55:CA:79:G:N1	55:CA:80:A:N6	2.53	0.57
43:BT:44:LYS:O	43:BT:48:GLN:HG2	2.05	0.57
24:DA:2886:A:N7	50:D0:39:ARG:NE	2.53	0.57
21:AA:428:G:C4	21:AA:430:A:C6	2.93	0.57
24:DA:1207:C:H2'	24:DA:1208:C:C6	2.40	0.57
1:AB:24:PRO:HG3	21:AA:830:G:C5'	2.29	0.57
24:DA:972:A:C6	24:DA:973:A:C6	2.93	0.57
24:DA:442:G:O6	24:DA:444:C:N4	2.37	0.57
55:CA:551:U:C4	55:CA:552:U:C4	2.93	0.57
24:DA:2136:G:H2'	24:DA:2137:U:C6	2.38	0.57
26:DC:66:PHE:HB3	26:DC:150:GLY:O	2.05	0.57
24:DA:59:U:O2'	24:DA:73:A:H2'	2.03	0.57

*Continued on next page...*



*Continued from previous page...*

Atom-1	Atom-2	Distance(Å)	Clash(Å)
55:CA:818:G:C3'	55:CA:819:A:H5''	2.35	0.57
24:DA:2543:G:N1	24:DA:2765:A:C8	2.72	0.57
55:CA:52:C:N4	55:CA:360:G:N2	2.53	0.57
24:BA:1917:U:H2'	24:BA:1918:A:O4'	2.05	0.57
24:DA:682:G:O2'	24:DA:683:U:H5'	2.04	0.57
24:DA:2149:U:H2'	24:DA:2150:C:H6	1.69	0.57
51:B1:8:ILE:CG2	51:B1:9:LYS:N	2.68	0.57
6:CG:19:SER:O	6:CG:23:ALA:HB2	2.05	0.57
21:AA:1065:U:H5''	21:AA:1190:G:N2	2.19	0.57
24:DA:1974:C:C2	24:DA:1975:G:C8	2.92	0.57
8:CI:40:ARG:H	8:CI:44:ARG:HD3	1.69	0.57
55:CA:1065:U:O4	55:CA:1189:U:C2	2.58	0.57
27:DD:29:VAL:HB	27:DD:98:VAL:HG12	1.85	0.57
55:CA:695:A:H2'	55:CA:696:A:C8	2.39	0.57
21:AA:695:A:H2'	21:AA:696:A:C8	2.39	0.57
24:BA:1050:A:C2	24:BA:2751:G:C4	2.93	0.57
21:AA:744:C:H2'	21:AA:745:G:H8	1.69	0.57
33:DJ:13:ARG:HG2	33:DJ:51:GLY:O	2.05	0.57
24:BA:1490:A:C8	26:BC:73:ILE:HD13	2.39	0.57
30:BG:163:TYR:O	30:BG:164:ALA:HB2	2.04	0.57
9:AJ:28:THR:HG22	9:AJ:28:THR:O	2.04	0.57
48:BY:32:ALA:HB2	48:BY:37:LEU:HD12	1.85	0.57
24:DA:1731:G:N3	24:DA:1733:G:C8	2.73	0.57
24:DA:1022:G:H22	24:DA:1142:A:H2	1.51	0.57
24:BA:587:C:H2'	35:BL:19:LEU:HD22	1.86	0.57
46:BW:17:ALA:O	46:BW:18:LYS:HB3	2.04	0.57
24:BA:2721:A:H2'	24:BA:2722:G:O4'	2.04	0.57
24:DA:277:G:H2'	24:DA:361:G:O6	2.04	0.57
24:BA:1063:G:C6	24:BA:1064:C:N3	2.72	0.57
12:CM:94:LEU:HD21	55:CA:1226:C:H5''	1.85	0.57
43:DT:39:THR:HG21	43:DT:42:GLU:CB	2.25	0.57
36:BM:54:THR:O	36:BM:57:VAL:HG22	2.05	0.57
24:DA:447:A:H5'	24:DA:449:A:C5	2.39	0.57
42:BS:71:VAL:HG22	42:BS:71:VAL:O	2.03	0.57
50:B0:16:ARG:HG2	50:B0:19:ASP:OD1	2.03	0.57
32:BI:24:GLY:O	32:BI:27:LEU:HG	2.05	0.57
24:DA:2420:C:OP1	53:D3:33:THR:HB	2.04	0.57
21:AA:252:U:H5''	21:AA:252:U:H6	1.69	0.57
37:DN:7:GLY:O	37:DN:8:ARG:HB2	2.05	0.57
54:B4:9:LYS:H	54:B4:9:LYS:HD3	1.70	0.57
55:CA:794:A:H2'	55:CA:795:C:H6	1.69	0.57
24:BA:704:G:H1'	24:BA:727:A:H61	1.68	0.57

*Continued on next page...*



*Continued from previous page...*

Atom-1	Atom-2	Distance(Å)	Clash(Å)
24:DA:593:U:H2'	24:DA:594:U:C6	2.40	0.57
5:CF:64:VAL:HG23	5:CF:66:ALA:H	1.70	0.57
24:DA:1696:G:H2'	24:DA:1697:G:C8	2.40	0.57
24:DA:976:G:H5'	24:DA:1156:A:N6	2.18	0.57
24:DA:862:G:H2'	24:DA:863:A:O4'	2.04	0.57
10:AK:60:PHE:O	10:AK:64:VAL:HG12	2.04	0.57
49:DZ:32:GLY:C	49:DZ:34:THR:H	2.08	0.57
21:AA:142:G:C5	21:AA:143:A:C8	2.93	0.57
24:DA:468:G:H4'	28:DE:57:LYS:CG	2.34	0.57
26:DC:93:VAL:CG1	26:DC:101:ARG:H	2.18	0.57
24:BA:2383:G:C5	24:BA:2384:U:C5	2.93	0.57
29:BF:84:ILE:HG13	29:BF:84:ILE:O	2.05	0.57
42:DS:55:ILE:HG23	42:DS:66:ILE:HG21	1.85	0.57
33:DJ:35:ARG:NH1	33:DJ:140:LEU:HD11	2.20	0.57
3:CD:148:ALA:O	3:CD:151:GLN:HB2	2.04	0.57
21:AA:229:U:H2'	21:AA:230:G:O4'	2.05	0.57
15:AP:1:MET:HB2	21:AA:135:C:N3	2.19	0.57
12:CM:32:ILE:O	12:CM:32:ILE:HD13	2.05	0.57
24:DA:874:G:H5'	24:DA:875:G:OP2	2.03	0.57
55:CA:160:A:H2'	55:CA:161:A:O4'	2.03	0.57
20:AU:24:LYS:NZ	20:AU:25:ALA:HB2	2.19	0.57
24:DA:2193:G:H2'	24:DA:2194:U:H6	1.70	0.57
24:BA:2592:G:C6	24:BA:2593:U:C4	2.93	0.57
41:BR:90:ARG:O	41:BR:91:GLN:HB3	2.04	0.57
1:AB:206:ILE:H	1:AB:206:ILE:HD13	1.69	0.57
24:DA:1820:U:H3	26:DC:197:ALA:HA	1.70	0.57
55:CA:960:U:O4	55:CA:1225:A:H1'	2.04	0.57
55:CA:982:U:H1'	55:CA:983:A:C5	2.40	0.57
24:DA:1066:U:H3	24:DA:1069:A:P	2.28	0.57
24:DA:489:G:H4'	24:DA:490:C:OP1	2.04	0.57
6:AG:147:ASN:O	6:AG:150:PHE:HD1	1.88	0.57
55:CA:1181:G:O2'	55:CA:1182:G:O4'	2.21	0.57
55:CA:512:U:O2'	55:CA:513:C:C5'	2.48	0.57
24:DA:807:U:H4'	24:DA:2445:G:O3'	2.04	0.57
21:AA:130:A:C5	21:AA:264:C:H1'	2.40	0.57
24:BA:2492:U:HO2'	24:BA:2493:U:H5'	1.69	0.57
3:CD:34:GLU:O	3:CD:36:ALA:N	2.37	0.57
55:CA:407:U:H2'	55:CA:408:A:C8	2.39	0.57
24:DA:2214:C:O2'	24:DA:2215:C:C5'	2.52	0.57
9:AJ:59:LYS:HE3	21:AA:972:C:O5'	2.05	0.57
55:CA:1394:A:N6	55:CA:1501:C:H5'	2.18	0.57
30:DG:84:LYS:HB3	30:DG:132:LEU:O	2.03	0.57

*Continued on next page...*

*Continued from previous page...*

Atom-1	Atom-2	Distance(Å)	Clash(Å)
30:DG:84:LYS:O	30:DG:85:LYS:HB3	2.04	0.57
24:BA:1936:A:H2	24:BA:1943:U:C4	2.22	0.57
6:AG:108:ARG:HH21	6:AG:118:ARG:HH22	1.53	0.57
21:AA:22:G:H4'	21:AA:885:G:C8	2.40	0.57
2:AC:35:ASP:O	2:AC:38:VAL:HG22	2.05	0.57
24:BA:2383:G:C5	24:BA:2384:U:H5	2.22	0.57
24:DA:745:G:C2	24:DA:753:A:N6	2.73	0.57
27:DD:36:GLN:HG3	27:DD:38:LYS:HZ1	1.70	0.57
24:BA:541:A:H2'	24:BA:542:C:O4'	2.04	0.57
21:AA:1342:C:H2'	21:AA:1343:G:H8	1.67	0.57
44:DU:58:VAL:HG13	44:DU:60:LYS:HG2	1.85	0.57
24:BA:2854:G:H2'	24:BA:2855:C:H6	1.68	0.57
7:AH:1:SER:HB2	21:AA:877:G:N2	2.19	0.57
24:DA:23:G:H2'	24:DA:24:G:C8	2.39	0.57
24:DA:167:A:H2'	24:DA:168:G:O4'	2.04	0.57
11:AL:89:LEU:HB2	11:AL:92:VAL:HG23	1.85	0.57
7:CH:97:GLY:C	7:CH:98:LEU:HD12	2.25	0.57
24:DA:164:C:O2'	24:DA:165:A:H5'	2.04	0.57
14:AO:9:LYS:O	14:AO:13:GLU:HG3	2.05	0.57
26:BC:34:GLU:OE1	26:BC:63:ILE:HD11	2.04	0.57
17:CR:58:ILE:HG22	17:CR:62:ARG:HE	1.69	0.57
52:B2:21:ARG:HG2	52:B2:31:LEU:HG	1.85	0.57
24:BA:1946:U:H2'	24:BA:1947:C:C6	2.40	0.57
24:DA:324:A:H61	24:DA:338:G:C2'	2.18	0.57
26:BC:158:GLY:H	26:BC:194:VAL:HG13	1.69	0.57
29:DF:43:ILE:HG12	29:DF:77:LYS:HD3	1.87	0.57
24:DA:1773:A:H2'	24:DA:1774:C:O4'	2.04	0.57
43:BT:43:ILE:HD11	43:BT:58:VAL:HG21	1.87	0.57
27:BD:107:VAL:HG21	27:BD:177:VAL:CG1	2.35	0.57
35:DL:63:LYS:HB3	53:D3:12:ARG:HD2	1.85	0.57
24:BA:2307:G:N2	24:BA:2311:A:C8	2.72	0.57
16:AQ:12:VAL:CG1	16:AQ:13:SER:H	2.17	0.57
24:DA:1651:G:C6	24:DA:1652:A:C6	2.93	0.57
24:BA:435:C:O2'	24:BA:436:C:H5'	2.05	0.57
24:DA:2825:G:H3'	24:DA:2826:A:C8	2.31	0.57
2:CC:134:LYS:HG2	2:CC:138:GLN:HE22	1.70	0.57
55:CA:724:G:H2'	55:CA:725:G:C8	2.32	0.57
7:AH:10:LEU:HB3	7:AH:74:ILE:CG1	2.34	0.57
36:DM:42:THR:HB	36:DM:45:GLN:HG3	1.85	0.57
38:DO:30:ARG:HH12	38:DO:102:ARG:HB2	1.70	0.57
1:CB:116:LEU:HD13	1:CB:140:LEU:HB2	1.87	0.57
21:AA:926:G:C5	21:AA:1505:G:O6	2.58	0.57

*Continued on next page...*

*Continued from previous page...*

Atom-1	Atom-2	Distance(Å)	Clash(Å)
43:DT:62:VAL:HG12	43:DT:63:VAL:N	2.20	0.57
24:BA:2564:A:OP1	24:BA:2648:G:H4'	2.05	0.57
14:AO:42:PHE:O	14:AO:46:LYS:HG2	2.04	0.57
24:BA:1669:A:O3'	24:BA:2549:G:H5'	2.05	0.57
21:AA:335:C:H2'	21:AA:336:A:H8	1.69	0.57
24:BA:657:U:H2'	24:BA:658:U:C6	2.40	0.57
19:AT:29:THR:HA	19:AT:32:LYS:HG3	1.86	0.57
21:AA:1201:A:O2'	21:AA:1202:U:OP2	2.22	0.57
49:BZ:36:GLU:C	49:BZ:37:ARG:HD2	2.24	0.57
11:AL:119:LYS:HB3	21:AA:37:U:OP1	2.04	0.57
24:BA:2531:A:P	30:BG:174:LYS:HG3	2.44	0.57
21:AA:57:G:C6	21:AA:58:C:C4	2.93	0.57
28:DE:62:GLN:O	28:DE:65:THR:HG22	2.05	0.57
21:AA:1211:U:H1'	21:AA:1213:A:C2	2.40	0.57
3:AD:117:VAL:CA	3:AD:122:ILE:HD11	2.34	0.57
10:CK:15:VAL:HG12	10:CK:17:ASP:H	1.69	0.57
4:CE:24:VAL:HG23	4:CE:25:LYS:N	2.18	0.57
21:AA:725:G:H2'	21:AA:726:C:C6	2.40	0.57
17:CR:59:LYS:HA	17:CR:62:ARG:HD2	1.87	0.57
14:CO:7:THR:O	14:CO:11:VAL:HG23	2.05	0.57
9:CJ:25:ILE:O	9:CJ:25:ILE:HG22	2.05	0.57
6:CG:134:VAL:O	6:CG:138:GLU:HB2	2.04	0.57
21:AA:607:A:H2'	21:AA:608:A:C8	2.40	0.57
9:AJ:44:THR:OG1	21:AA:1151:A:H5''	2.05	0.57
12:AM:86:ARG:HH22	12:AM:97:ARG:HA	1.69	0.57
4:AE:156:ARG:CG	7:AH:63:LYS:HZ1	2.10	0.57
33:DJ:38:GLY:O	33:DJ:43:GLU:HB2	2.05	0.57
46:DW:33:GLY:O	46:DW:34:SER:HB2	2.05	0.57
30:BG:97:VAL:O	30:BG:97:VAL:HG12	2.04	0.57
21:AA:1256:A:H1'	21:AA:1258:G:N7	2.20	0.57
24:DA:91:A:H1'	24:DA:92:U:C6	2.39	0.57
10:AK:28:ASN:ND2	10:AK:46:ALA:HB3	2.20	0.57
24:BA:1328:A:H2'	24:BA:1330:C:C4	2.39	0.57
33:BJ:30:THR:HG22	33:BJ:31:GLU:H	1.69	0.57
21:AA:486:U:C2'	21:AA:487:A:H8	2.17	0.57
16:AQ:20:ILE:H	16:AQ:47:ASP:CG	2.08	0.57
24:DA:921:C:C2'	24:DA:922:C:H5'	2.34	0.57
43:BT:29:THR:HA	43:BT:86:THR:HA	1.86	0.57
24:DA:2798:U:H5'	24:DA:2800:A:N7	2.20	0.57
35:DL:123:ARG:HA	35:DL:143:GLU:HB3	1.87	0.57
21:AA:1297:G:H5''	21:AA:1298:U:OP1	2.05	0.57
1:CB:122:ASP:HB3	1:CB:124:THR:HG22	1.87	0.57

*Continued on next page...*

*Continued from previous page...*

Atom-1	Atom-2	Distance(Å)	Clash(Å)
10:CK:127:ARG:NH2	55:CA:795:C:H5''	2.20	0.57
25:BB:53:A:C2	25:BB:54:G:C8	2.93	0.57
1:CB:9:LEU:HG	1:CB:10:LYS:N	2.18	0.57
6:CG:148:LYS:HZ2	6:CG:148:LYS:HB2	1.68	0.57
24:DA:592:A:H2'	24:DA:593:U:C6	2.40	0.57
56:DB:11:C:H2'	56:DB:15:A:N6	2.20	0.57
55:CA:269:C:H2'	55:CA:270:A:C8	2.39	0.57
48:DY:4:LYS:H	48:DY:4:LYS:HD3	1.69	0.57
24:BA:84:A:H5''	44:BU:5:ARG:HH21	1.70	0.57
21:AA:116:A:O2'	21:AA:117:G:C5'	2.52	0.57
43:DT:4:GLU:HG3	43:DT:6:ARG:HH21	1.68	0.57
24:BA:1253:A:C5	59:BA:3337:HOH:O	2.58	0.57
55:CA:1268:G:H21	55:CA:1327:C:H1'	1.70	0.57
24:BA:1496:A:H2'	24:BA:1498:C:H41	1.70	0.57
24:DA:460:A:OP2	52:D2:41:ARG:NH1	2.33	0.57
12:AM:10:ASP:CG	12:AM:11:HIS:H	2.08	0.57
19:CT:61:ALA:HA	19:CT:67:HIS:HA	1.87	0.57
21:AA:1347:G:N2	21:AA:1373:G:H2'	2.20	0.57
47:DX:39:VAL:O	47:DX:40:GLU:HB2	2.05	0.57
24:DA:1986:C:H5''	59:DA:3444:HOH:O	2.05	0.57
24:DA:935:C:H2'	24:DA:936:A:C8	2.40	0.57
29:DF:8:LYS:HB2	29:DF:8:LYS:NZ	2.20	0.57
1:CB:94:ARG:HD2	55:CA:1100:C:OP1	2.05	0.57
24:BA:2860:A:C3'	24:BA:2860:A:C8	2.88	0.57
31:DH:109:GLU:OE2	31:DH:109:GLU:HA	2.05	0.57
24:BA:17:G:H2'	24:BA:18:U:C6	2.39	0.57
41:BR:38:VAL:HG23	41:BR:40:MET:H	1.69	0.56
29:DF:58:ALA:HB1	29:DF:139:GLU:HG2	1.87	0.56
24:DA:1088:A:H4'	24:DA:1089:A:C8	2.40	0.56
55:CA:1242:G:H4'	55:CA:1304:G:OP1	2.05	0.56
24:DA:792:A:H1'	24:DA:2072:C:O2'	2.04	0.56
24:DA:782:A:C2	26:DC:224:MET:SD	2.98	0.56
24:BA:1076:C:H2'	24:BA:1077:A:C8	2.40	0.56
43:DT:19:LYS:HE2	43:DT:23:ALA:HB3	1.86	0.56
6:AG:14:ASP:HB3	6:AG:18:GLY:N	2.11	0.56
24:BA:974:G:C2	24:BA:1186:G:N1	2.73	0.56
24:DA:1965:C:H5''	24:DA:1965:C:H6	1.70	0.56
37:DN:19:ALA:HA	37:DN:22:ARG:HB3	1.86	0.56
13:AN:44:VAL:HG23	13:AN:45:LEU:N	2.16	0.56
24:DA:2447:G:O6	24:DA:2504:U:O4	2.22	0.56
21:AA:266:G:O2'	21:AA:267:C:H3'	2.05	0.56
55:CA:979:C:H1'	55:CA:1317:C:H41	1.69	0.56

*Continued on next page...*

*Continued from previous page...*

Atom-1	Atom-2	Distance(Å)	Clash(Å)
21:AA:880:C:O2'	21:AA:881:G:H5'	2.05	0.56
35:DL:79:LEU:CA	35:DL:82:LEU:HD11	2.31	0.56
3:CD:32:LYS:HB3	3:CD:35:GLN:OE1	2.05	0.56
24:BA:2061:G:H5''	24:BA:2503:A:C2	2.40	0.56
24:BA:2063:C:H6	24:BA:2063:C:C5'	2.18	0.56
16:AQ:45:VAL:HG13	16:AQ:72:TRP:O	2.05	0.56
39:DP:1:SER:HB3	39:DP:4:ILE:HB	1.87	0.56
24:BA:84:A:N1	24:BA:103:A:C6	2.72	0.56
44:BU:85:ARG:NH1	44:BU:91:LYS:HA	2.20	0.56
24:BA:2636:C:O2'	27:BD:45:TYR:OH	2.21	0.56
21:AA:1262:C:H2'	21:AA:1263:C:O4'	2.05	0.56
12:AM:28:ARG:HH11	12:AM:28:ARG:HB3	1.69	0.56
11:CL:109:ARG:NH2	11:CL:116:TYR:HE2	2.03	0.56
7:AH:87:ARG:HB3	21:AA:600:A:OP1	2.05	0.56
12:CM:64:VAL:HG12	12:CM:65:GLU:HG3	1.87	0.56
55:CA:769:G:H4'	55:CA:1513:A:H4'	1.87	0.56
24:DA:1845:G:C6	24:DA:1896:G:C6	2.93	0.56
24:DA:2822:G:H2'	24:DA:2823:A:H5''	1.87	0.56
24:DA:2597:G:H2'	24:DA:2598:A:C8	2.39	0.56
24:BA:728:G:HO2'	24:BA:730:A:H8	1.50	0.56
24:DA:1682:G:C8	24:DA:1757:A:C2	2.92	0.56
36:DM:26:VAL:HG21	36:DM:132:THR:O	2.05	0.56
24:DA:357:C:H2'	24:DA:358:U:O4'	2.05	0.56
32:DI:28:GLY:O	32:DI:30:GLN:HG3	2.05	0.56
24:BA:593:U:H2'	24:BA:594:U:C6	2.40	0.56
27:DD:33:ARG:H	27:DD:33:ARG:HD2	1.70	0.56
24:BA:1612:C:H4'	52:B2:5:PHE:O	2.05	0.56
7:CH:17:GLN:HE21	7:CH:71:VAL:HG23	1.70	0.56
24:DA:600:G:H5'	28:DE:27:LEU:HD13	1.87	0.56
24:DA:390:U:O2'	24:DA:391:A:H8	1.88	0.56
55:CA:536:C:H2'	55:CA:537:G:H8	1.69	0.56
24:DA:2287:A:C6	24:DA:2289:G:C5	2.93	0.56
24:DA:2287:A:C4	24:DA:2289:G:N7	2.74	0.56
30:DG:62:ALA:O	30:DG:66:THR:HG23	2.05	0.56
18:AS:36:ARG:O	18:AS:69:LYS:HD2	2.05	0.56
24:DA:1237:A:O2'	24:DA:1238:G:H4'	2.03	0.56
29:DF:31:GLU:C	29:DF:95:MET:HE1	2.26	0.56
24:DA:1916:A:H5''	24:DA:1916:A:H8	1.69	0.56
21:AA:70:U:O2'	21:AA:71:A:C8	2.58	0.56
1:AB:160:LEU:HB3	1:AB:182:VAL:HG13	1.86	0.56
26:DC:66:PHE:CZ	26:DC:155:ARG:NH1	2.74	0.56
24:DA:112:U:H5'	48:DY:58:ASN:HD21	1.70	0.56

*Continued on next page...*

*Continued from previous page...*

Atom-1	Atom-2	Distance(Å)	Clash(Å)
24:BA:1022:G:O2'	24:BA:1023:U:OP2	2.23	0.56
34:BK:78:ARG:NH1	39:BP:70:GLU:OE2	2.38	0.56
24:DA:226:A:C2	24:DA:230:G:O6	2.58	0.56
24:DA:790:U:H3	24:DA:795:C:H5'	1.70	0.56
38:BO:75:GLY:HA2	38:BO:106:LEU:CD1	2.34	0.56
24:BA:1916:A:H2'	24:BA:1917:U:O4'	2.04	0.56
38:DO:30:ARG:CG	38:DO:30:ARG:HH11	2.17	0.56
27:DD:151:THR:HB	27:DD:152:PRO:HD3	1.86	0.56
15:AP:80:LYS:NZ	15:AP:80:LYS:HB2	2.21	0.56
30:DG:44:HIS:HA	30:DG:49:LEU:HA	1.88	0.56
33:BJ:55:ILE:HD12	33:BJ:56:VAL:O	2.05	0.56
24:BA:1435:G:N2	24:BA:1558:C:H41	2.03	0.56
26:BC:77:VAL:HA	26:BC:93:VAL:HA	1.87	0.56
21:AA:577:G:N2	21:AA:578:C:C2	2.73	0.56
21:AA:580:C:H2'	21:AA:581:G:H8	1.65	0.56
24:DA:1331:G:O2'	24:DA:1332:G:C5'	2.53	0.56
6:CG:20:GLU:O	6:CG:23:ALA:HB3	2.05	0.56
55:CA:926:G:H22	23:CW:1:U:P	2.28	0.56
25:BB:14:U:H3'	25:BB:15:A:H5''	1.87	0.56
24:BA:532:A:C8	24:BA:2021:C:C5	2.93	0.56
21:AA:993:G:H2'	21:AA:995:C:H41	1.70	0.56
24:BA:2792:A:C2	24:BA:2793:C:C2	2.93	0.56
24:BA:163:C:O2'	24:BA:164:C:C5'	2.52	0.56
30:BG:30:GLY:HA3	30:BG:78:VAL:HG12	1.87	0.56
19:CT:67:HIS:ND1	19:CT:68:LYS:N	2.52	0.56
24:DA:1456:G:O2'	24:DA:1457:U:H5'	2.04	0.56
24:DA:903:C:H2'	24:DA:904:G:C8	2.40	0.56
55:CA:157:U:O2'	55:CA:158:G:H5'	2.05	0.56
24:BA:1463:C:H2'	24:BA:1464:G:O4'	2.05	0.56
55:CA:54:C:N4	55:CA:352:C:H2'	2.20	0.56
20:CU:33:ARG:NH1	20:CU:34:ARG:HD3	2.20	0.56
31:BH:6:LEU:O	31:BH:15:LEU:HA	2.04	0.56
10:AK:18:GLY:O	10:AK:81:LEU:HB2	2.05	0.56
20:CU:53:LYS:HB2	20:CU:53:LYS:NZ	2.20	0.56
6:AG:68:VAL:HG12	6:AG:102:TRP:HE3	1.69	0.56
29:BF:107:VAL:HG13	29:BF:113:PHE:CZ	2.40	0.56
24:DA:656:G:H2'	24:DA:657:U:C5	2.39	0.56
24:DA:621:A:H2'	24:DA:622:G:C8	2.40	0.56
24:DA:606:U:OP1	28:DE:99:LYS:HD3	2.05	0.56
24:DA:1203:U:N3	24:DA:1204:A:N6	2.53	0.56
55:CA:374:A:OP1	55:CA:452:A:N1	2.39	0.56
4:AE:154:ALA:HB3	7:AH:65:PHE:CE1	2.40	0.56

*Continued on next page...*



*Continued from previous page...*

Atom-1	Atom-2	Distance(Å)	Clash(Å)
27:DD:112:THR:HG22	27:DD:113:SER:N	2.20	0.56
24:DA:2093:G:O2'	24:DA:2094:A:H5'	2.05	0.56
4:AE:82:HIS:O	4:AE:146:MET:HE2	2.05	0.56
4:AE:83:PRO:HD3	4:AE:97:PRO:HD3	1.86	0.56
11:CL:83:GLY:HA2	11:CL:94:TYR:CD1	2.40	0.56
11:CL:65:TYR:HB3	11:CL:95:HIS:CD2	2.40	0.56
24:BA:1179:G:N7	24:BA:1180:U:H1'	2.20	0.56
39:BP:57:ALA:HB1	39:BP:73:PHE:O	2.05	0.56
30:BG:168:VAL:HG23	30:BG:168:VAL:O	2.05	0.56
45:DV:27:PRO:O	45:DV:88:HIS:HA	2.04	0.56
45:DV:9:ARG:HH22	45:DV:17:SER:HB2	1.69	0.56
12:CM:89:ARG:HB3	12:CM:94:LEU:O	2.05	0.56
46:BW:8:SER:O	46:BW:9:THR:CB	2.53	0.56
24:DA:475:C:H6	24:DA:475:C:O5'	1.88	0.56
21:AA:1130:A:C5	21:AA:1146:A:C6	2.94	0.56
6:AG:143:MET:O	6:AG:146:ALA:HB3	2.06	0.56
21:AA:214:C:H2'	21:AA:215:C:H6	1.70	0.56
56:DB:45:A:C2'	56:DB:46:A:H8	2.16	0.56
24:DA:110:G:C4	24:DA:111:A:C8	2.93	0.56
24:BA:2617:U:H2'	24:BA:2618:G:O4'	2.04	0.56
55:CA:1494:G:H8	55:CA:1494:G:OP2	1.89	0.56
11:AL:42:LYS:HB3	11:AL:43:LYS:NZ	2.20	0.56
6:CG:2:ARG:NH1	55:CA:932:C:C5	2.74	0.56
6:CG:77:ARG:NH2	55:CA:1381:U:H3	2.03	0.56
1:AB:80:LYS:HG3	1:AB:90:PHE:CE1	2.40	0.56
24:DA:1819:A:OP1	26:DC:154:ALA:HA	2.05	0.56
24:BA:449:A:OP1	28:BE:80:SER:HA	2.05	0.56
21:AA:734:G:C6	21:AA:735:C:C4	2.94	0.56
37:DN:67:PHE:HE2	37:DN:73:ASN:HD21	1.52	0.56
37:DN:55:ALA:HA	37:DN:80:PHE:CE1	2.40	0.56
21:AA:821:G:H4'	59:AA:1740:HOH:O	2.05	0.56
11:AL:8:ARG:NH1	21:AA:880:C:OP1	2.35	0.56
24:DA:223:A:C4	24:DA:408:G:H1'	2.40	0.56
48:BY:7:ARG:H	48:BY:60:LYS:HZ1	1.53	0.56
55:CA:1202:U:H2'	55:CA:1203:C:C6	2.40	0.56
24:BA:300:A:N1	24:BA:333:G:O2'	2.38	0.56
21:AA:346:G:OP1	39:BP:33:GLU:OE1	2.23	0.56
26:BC:229:HIS:CG	26:BC:230:PRO:HD2	2.40	0.56
5:AF:47:LEU:HG	5:AF:56:LYS:H	1.70	0.56
1:CB:125:PHE:CD1	1:CB:137:THR:HG22	2.40	0.56
54:B4:9:LYS:N	54:B4:9:LYS:HD3	2.20	0.56
25:BB:51:G:N2	25:BB:53:A:N6	2.53	0.56

*Continued on next page...*



*Continued from previous page...*

Atom-1	Atom-2	Distance(Å)	Clash(Å)
24:DA:117:G:C6	24:DA:119:A:C6	2.93	0.56
10:AK:35:ASP:OD2	10:AK:39:ASN:HB2	2.05	0.56
24:BA:2886:A:C2	24:BA:2887:A:H1'	2.41	0.56
24:BA:919:U:N3	24:BA:920:A:N7	2.54	0.56
24:DA:155:A:H2'	24:DA:156:A:H8	1.70	0.56
24:DA:233:A:O2'	24:DA:234:U:O5'	2.23	0.56
24:BA:2397:G:C2	24:BA:2420:C:O2	2.58	0.56
38:DO:94:ARG:HD2	38:DO:97:PHE:O	2.05	0.56
24:BA:103:A:H2'	24:BA:104:A:H8	1.70	0.56
44:BU:85:ARG:HA	44:BU:91:LYS:O	2.05	0.56
24:BA:83:A:N6	24:BA:101:A:C4	2.74	0.56
24:DA:1461:C:O2'	24:DA:1462:C:C6	2.53	0.56
55:CA:965:U:H1'	55:CA:969:A:C5	2.40	0.56
2:AC:100:ILE:O	2:AC:100:ILE:HG23	2.05	0.56
55:CA:260:G:H2'	55:CA:261:U:H6	1.70	0.56
55:CA:588:G:C2	55:CA:589:U:C2	2.93	0.56
24:DA:2216:G:H2'	24:DA:2217:G:H8	1.70	0.56
24:DA:265:A:C5	24:DA:428:A:C8	2.93	0.56
24:DA:329:G:O6	44:DU:16:LYS:HB2	2.05	0.56
34:DK:45:GLU:O	34:DK:54:LYS:HE3	2.04	0.56
24:BA:2439:A:H4'	24:BA:2440:C:O5'	2.06	0.56
32:BI:126:ARG:HA	32:BI:129:GLU:CG	2.36	0.56
1:CB:161:PHE:CE2	1:CB:216:VAL:HG21	2.40	0.56
1:AB:209:VAL:O	1:AB:213:LEU:N	2.34	0.56
8:AI:119:LYS:O	8:AI:120:ALA:HB3	2.05	0.56
24:BA:1649:G:O2'	24:BA:1650:A:H5'	2.05	0.56
1:AB:51:GLU:HG2	1:AB:197:PHE:HE1	1.69	0.56
14:CO:25:GLU:HA	14:CO:80:LEU:HD11	1.87	0.56
20:AU:38:GLU:OE2	20:AU:41:THR:HG21	2.06	0.56
55:CA:920:U:H2'	55:CA:921:U:H6	1.70	0.56
10:CK:19:VAL:HB	10:CK:34:THR:HG23	1.86	0.56
21:AA:223:A:H2'	21:AA:224:U:C6	2.40	0.56
24:DA:2602:A:H3'	24:DA:2602:A:OP1	2.06	0.56
26:DC:196:ASN:OD1	26:DC:199:HIS:HB2	2.04	0.56
29:DF:5:ASP:C	29:DF:7:TYR:H	2.09	0.56
24:BA:1459:G:O2'	24:BA:1460:U:H5''	2.05	0.56
42:DS:14:ALA:O	42:DS:18:ARG:HB2	2.05	0.56
29:BF:142:TYR:HA	29:BF:145:VAL:HG13	1.87	0.56
55:CA:193:C:H2'	55:CA:194:C:C6	2.40	0.56
24:DA:281:C:H2'	24:DA:282:A:H8	1.70	0.56
42:BS:70:LYS:N	42:BS:70:LYS:HD2	2.21	0.56
21:AA:1425:U:O2'	21:AA:1426:G:H5'	2.05	0.56

*Continued on next page...*

*Continued from previous page...*

Atom-1	Atom-2	Distance(Å)	Clash(Å)
24:DA:1650:A:H1'	37:DN:108:ALA:HB2	1.87	0.56
24:DA:1526:C:H2'	24:DA:1527:G:O4'	2.06	0.56
39:BP:85:VAL:O	39:BP:86:LYS:HB2	2.04	0.56
13:CN:16:ALA:HB2	13:CN:59:GLN:HE22	1.70	0.56
45:BV:5:ASN:H	45:BV:5:ASN:ND2	2.01	0.56
41:BR:45:GLU:HA	41:BR:45:GLU:OE2	2.05	0.56
29:BF:129:MET:HG3	29:BF:153:ILE:HD11	1.87	0.56
44:DU:95:PHE:O	44:DU:97:SER:N	2.38	0.56
26:BC:106:PRO:CA	26:BC:141:HIS:CE1	2.87	0.56
27:DD:116:LYS:HD3	37:DN:1:MET:HE1	1.87	0.56
24:DA:2226:C:O2'	24:DA:2227:A:H5'	2.05	0.56
55:CA:536:C:H2'	55:CA:537:G:C8	2.40	0.56
24:DA:277:G:H4'	24:DA:278:A:C8	2.41	0.56
12:CM:94:LEU:HD22	55:CA:1226:C:OP2	2.06	0.56
1:AB:187:ASP:CG	1:AB:188:THR:H	2.09	0.56
8:AI:18:VAL:HG22	8:AI:64:ILE:HD13	1.87	0.56
17:CR:37:LYS:HD2	20:CU:22:CYS:HB3	1.86	0.56
22:CV:34:G:H2'	22:CV:35:A:C8	2.38	0.56
55:CA:1092:A:C6	55:CA:1183:U:O2	2.59	0.56
29:BF:148:VAL:O	29:BF:150:GLY:N	2.38	0.56
39:DP:67:GLU:CD	39:DP:68:GLY:H	2.09	0.56
21:AA:71:A:N6	21:AA:99:C:H1'	2.13	0.56
24:DA:250:G:C2'	24:DA:251:A:C8	2.87	0.56
24:BA:119:A:H4'	24:BA:120:U:O5'	2.05	0.56
24:BA:51:G:N2	24:BA:120:U:O2	2.37	0.56
21:AA:1502:A:O2'	21:AA:1503:A:OP1	2.23	0.56
27:BD:4:LEU:HD13	27:BD:100:LEU:HD23	1.86	0.56
24:DA:576:U:O2'	24:DA:577:G:H5'	2.05	0.56
1:CB:114:LYS:HE3	1:CB:151:LYS:HB2	1.87	0.56
21:AA:82:G:N2	21:AA:84:U:N3	2.50	0.56
24:DA:1265:A:H1'	24:DA:1267:U:C5	2.41	0.56
21:AA:246:A:H4'	21:AA:247:G:OP1	2.05	0.56
24:BA:1731:G:H2'	24:BA:1732:C:H5''	1.88	0.56
9:CJ:9:ARG:HH21	9:CJ:71:LEU:HD21	1.69	0.56
28:BE:31:VAL:HG21	28:BE:104:ALA:CB	2.35	0.56
24:DA:538:A:H2'	24:DA:539:G:H8	1.68	0.56
24:DA:1874:C:H2'	24:DA:1875:G:O4'	2.05	0.56
24:BA:950:G:C5	24:BA:951:C:C5	2.93	0.56
6:CG:142:ARG:O	6:CG:146:ALA:HB3	2.05	0.56
38:BO:54:VAL:HG22	38:BO:54:VAL:O	2.04	0.56
2:CC:31:ASN:O	2:CC:35:ASP:HB2	2.04	0.56
24:DA:2823:A:C5	24:DA:2824:C:C5	2.93	0.56

*Continued on next page...*

*Continued from previous page...*

Atom-1	Atom-2	Distance(Å)	Clash(Å)
7:CH:24:VAL:HG22	7:CH:25:THR:H	1.70	0.56
7:CH:24:VAL:HG22	7:CH:25:THR:N	2.20	0.56
1:AB:86:CYS:SG	1:AB:221:ARG:HB2	2.45	0.56
24:DA:2001:C:H1'	24:DA:2689:U:N3	2.20	0.56
4:AE:10:LEU:H	4:AE:10:LEU:HD23	1.71	0.56
15:CP:22:ALA:HA	15:CP:33:ILE:HG13	1.88	0.56
24:DA:1136:G:HO2'	24:DA:1137:G:H8	1.52	0.56
24:DA:996:A:H2'	24:DA:997:G:H8	1.69	0.56
55:CA:977:A:C8	55:CA:1223:C:C2	2.85	0.56
24:DA:2332:C:H4'	46:DW:40:ARG:CZ	2.35	0.56
35:DL:56:PRO:O	35:DL:60:ARG:HG3	2.06	0.56
24:DA:1351:C:H2'	24:DA:1352:U:O4'	2.04	0.56
40:DQ:4:LYS:HG2	40:DQ:6:GLY:N	2.21	0.56
56:DB:42:C:O2	29:DF:89:THR:HB	2.06	0.56
55:CA:1087:G:H2'	55:CA:1088:G:H8	1.71	0.56
35:BL:95:LEU:HD11	35:BL:125:LEU:HD11	1.88	0.56
55:CA:549:C:H2'	55:CA:550:G:H8	1.71	0.56
6:AG:3:ARG:HG3	6:AG:4:ARG:N	2.14	0.56
24:BA:48:G:N2	24:BA:177:G:H21	2.03	0.56
55:CA:316:C:O2'	55:CA:317:U:H5'	2.06	0.56
21:AA:92:U:H2'	21:AA:93:U:O4'	2.06	0.56
24:DA:2547:A:C1'	24:DA:2566:A:C6	2.88	0.56
5:AF:51:ILE:HG13	21:AA:674:G:OP1	2.06	0.56
30:BG:82:PHE:CZ	30:BG:137:LYS:HB2	2.40	0.56
52:D2:35:ARG:HG3	52:D2:42:LEU:HD21	1.86	0.56
4:AE:134:ASN:OD1	21:AA:1078:U:H1'	2.06	0.56
36:DM:34:LYS:NZ	45:DV:82:TYR:HA	2.20	0.56
24:DA:1840:G:H2'	24:DA:1841:U:H6	1.71	0.56
24:BA:2656:U:C5	24:BA:2664:G:N2	2.73	0.56
24:DA:104:A:H2'	24:DA:105:C:C6	2.39	0.56
55:CA:709:U:H2'	55:CA:710:G:H8	1.71	0.56
55:CA:692:U:H2'	55:CA:694:A:OP2	2.06	0.56
21:AA:1206:G:C6	21:AA:1207:G:C5	2.93	0.56
17:CR:25:ILE:O	17:CR:29:LYS:HG2	2.06	0.56
49:BZ:15:ARG:NH1	49:BZ:15:ARG:HG3	2.21	0.56
24:BA:288:U:O2'	24:BA:289:G:H5'	2.05	0.56
55:CA:1151:A:H2'	55:CA:1152:A:H8	1.71	0.56
5:CF:14:GLN:HB3	5:CF:17:GLN:NE2	2.20	0.56
39:DP:25:VAL:HA	39:DP:85:VAL:HA	1.88	0.56
24:DA:133:U:H2'	24:DA:134:G:O4'	2.06	0.56
24:DA:2540:C:C2	24:DA:2541:A:C8	2.94	0.56
24:BA:831:G:C6	24:BA:832:U:C4	2.93	0.56

*Continued on next page...*

*Continued from previous page...*

Atom-1	Atom-2	Distance(Å)	Clash(Å)
55:CA:649:A:C2	55:CA:650:G:H1'	2.41	0.56
8:CI:59:LYS:HE3	8:CI:60:LEU:HG	1.86	0.56
3:AD:131:ILE:HG22	21:AA:403:C:H5'	1.88	0.56
24:DA:732:C:H2'	24:DA:733:G:O4'	2.06	0.56
55:CA:102:G:H2'	55:CA:103:U:C6	2.41	0.56
55:CA:1395:C:H6	55:CA:1395:C:O5'	1.88	0.56
52:D2:22:MET:O	52:D2:22:MET:HG2	2.06	0.56
29:BF:47:LYS:NZ	29:BF:47:LYS:HB3	2.21	0.56
28:BE:105:LEU:O	28:BE:109:LEU:HB2	2.06	0.56
24:BA:2635:A:O2'	27:BD:81:GLU:HG3	2.05	0.56
29:BF:35:LEU:CD1	29:BF:88:VAL:HB	2.36	0.56
28:DE:29:HIS:ND1	35:DL:6:LEU:HD22	2.20	0.56
29:DF:139:GLU:HB3	29:DF:142:TYR:HB3	1.87	0.56
24:DA:2287:A:C5	24:DA:2289:G:N7	2.74	0.56
3:CD:57:LYS:HA	3:CD:199:ILE:HG22	1.88	0.56
46:BW:18:LYS:HA	46:BW:36:ILE:HG12	1.87	0.56
1:AB:113:LEU:HD13	1:AB:143:LEU:CD2	2.36	0.56
45:DV:31:TYR:O	45:DV:31:TYR:HD1	1.89	0.56
21:AA:1052:U:H5'	21:AA:1053:G:OP2	2.06	0.56
24:DA:476:G:O2'	24:DA:477:A:O5'	2.12	0.56
55:CA:1366:C:H2'	55:CA:1367:C:C6	2.39	0.56
8:CI:122:ARG:NH1	55:CA:1343:G:H1'	2.21	0.56
55:CA:872:A:C4	55:CA:874:G:N7	2.73	0.56
24:DA:91:A:HO2'	24:DA:92:U:H6	1.48	0.56
11:AL:88:ASP:O	11:AL:90:PRO:HD3	2.06	0.56
35:BL:95:LEU:HB3	35:BL:100:ILE:CD1	2.36	0.56
24:DA:2394:C:H41	53:D3:30:HIS:CE1	2.24	0.56
24:BA:1509:A:O2'	24:BA:1510:G:OP2	2.23	0.56
39:BP:112:ARG:C	39:BP:113:LEU:HD23	2.26	0.56
24:DA:2543:G:C6	24:DA:2765:A:C4	2.94	0.56
24:BA:821:A:H5''	24:BA:822:G:O5'	2.04	0.56
1:AB:71:THR:HG22	1:AB:72:LYS:N	2.18	0.56
24:BA:1243:C:H2'	24:BA:1244:A:O4'	2.06	0.56
24:DA:117:G:N1	24:DA:119:A:N6	2.53	0.56
10:AK:95:THR:HG23	10:AK:96:ILE:HG23	1.88	0.56
21:AA:1504:G:H5'	21:AA:1505:G:N2	2.20	0.56
24:BA:653:U:H3'	24:BA:654:A:H5'	1.86	0.56
24:DA:1168:G:C6	24:DA:1182:G:C6	2.93	0.56
24:BA:27:G:O2'	24:BA:28:A:P	2.64	0.56
24:DA:2198:A:O2'	24:DA:2199:A:H8	1.87	0.56
24:BA:309:A:H4'	44:BU:15:GLY:HA2	1.87	0.56
7:AH:88:LYS:HG3	7:AH:89:ASP:N	2.20	0.56

*Continued on next page...*

*Continued from previous page...*

Atom-1	Atom-2	Distance(Å)	Clash(Å)
51:D1:8:ILE:CD1	51:D1:52:LYS:HG3	2.36	0.56
21:AA:923:A:H2'	21:AA:924:C:C6	2.40	0.56
51:B1:49:LYS:O	51:B1:50:GLU:HB3	2.05	0.56
4:AE:25:LYS:CB	4:AE:25:LYS:NZ	2.68	0.56
55:CA:1233:G:H2'	55:CA:1234:C:H6	1.70	0.56
24:DA:469:G:OP2	28:DE:55:SER:HB3	2.06	0.56
24:BA:1989:G:H2'	24:BA:1990:C:H5'	1.87	0.56
26:DC:99:GLU:HG2	26:DC:100:ARG:N	2.21	0.56
12:AM:10:ASP:OD1	12:AM:44:ILE:HD13	2.06	0.56
55:CA:1507:A:C6	55:CA:1530:G:C6	2.94	0.56
55:CA:825:A:H2'	55:CA:826:C:H6	1.70	0.56
43:BT:2:ILE:HG13	43:BT:3:ARG:CZ	2.35	0.56
29:BF:46:LYS:HD2	29:BF:46:LYS:H	1.70	0.56
55:CA:1483:A:O5'	55:CA:1483:A:H8	1.89	0.56
24:DA:822:G:O6	24:DA:943:A:H2	1.89	0.56
24:BA:994:C:O3'	24:BA:995:C:H3'	2.06	0.56
41:BR:27:ILE:HG13	41:BR:33:VAL:HG12	1.87	0.56
24:DA:1203:U:N3	24:DA:1204:A:C6	2.73	0.56
24:DA:320:A:C5	28:DE:132:LYS:HB2	2.41	0.56
4:AE:82:HIS:CE1	4:AE:146:MET:HG3	2.41	0.56
11:CL:22:ALA:HB3	11:CL:94:TYR:OH	2.06	0.56
30:BG:84:LYS:HZ2	30:BG:133:LYS:HE3	1.70	0.56
9:CJ:5:ARG:HG2	9:CJ:79:PRO:HG3	1.87	0.56
24:DA:1290:C:HO2'	24:DA:1291:C:H6	1.51	0.56
24:DA:502:A:H5'	24:DA:503:A:OP2	2.06	0.56
8:AI:21:LYS:HZ2	8:AI:23:GLY:HA3	1.70	0.56
8:AI:27:ILE:HD13	8:AI:34:LEU:HB2	1.86	0.56
24:DA:2893:A:H5''	24:DA:2894:G:H5'	1.88	0.56
36:BM:69:PRO:HA	36:BM:94:ALA:HB2	1.87	0.56
33:BJ:77:HIS:HD2	33:BJ:79:GLY:H	1.51	0.56
24:DA:800:A:O2'	24:DA:801:G:H5''	2.06	0.56
42:BS:18:ARG:HA	42:BS:21:ALA:HB3	1.88	0.56
21:AA:486:U:C5'	21:AA:486:U:H6	2.17	0.56
24:DA:2028:U:H2'	24:DA:2029:G:C8	2.41	0.56
48:DY:57:LEU:HD13	48:DY:60:LYS:HE3	1.87	0.56
24:DA:573:U:N3	24:DA:2030:A:H3'	2.21	0.56
16:AQ:16:MET:O	16:AQ:19:SER:N	2.37	0.56
43:DT:45:ALA:HA	43:DT:48:GLN:CG	2.36	0.56
21:AA:1160:G:O6	21:AA:1181:G:C6	2.58	0.56
55:CA:1123:U:H2'	55:CA:1124:G:O4'	2.06	0.56
24:BA:735:A:H3'	24:BA:736:C:C6	2.40	0.56
5:AF:40:GLU:O	5:AF:42:TRP:CD1	2.58	0.56

*Continued on next page...*

*Continued from previous page...*

Atom-1	Atom-2	Distance(Å)	Clash(Å)
8:AI:51:LEU:HB3	8:AI:56:MET:CG	2.36	0.56
28:BE:48:THR:C	28:BE:50:ALA:H	2.08	0.56
21:AA:720:C:N4	21:AA:721:G:C2	2.73	0.56
4:AE:11:GLN:O	4:AE:11:GLN:HG3	2.05	0.56
42:DS:66:ILE:H	42:DS:66:ILE:HD13	1.70	0.56
31:BH:21:VAL:HG21	31:BH:25:TYR:CD2	2.41	0.56
55:CA:1386:G:H2'	55:CA:1387:G:H8	1.71	0.56
24:DA:356:G:H2'	24:DA:357:C:O4'	2.05	0.56
29:BF:142:TYR:O	29:BF:145:VAL:HG22	2.06	0.56
28:BE:137:LYS:O	28:BE:141:MET:HG3	2.05	0.56
21:AA:1391:U:H2'	21:AA:1392:G:C8	2.41	0.56
55:CA:728:A:H2'	55:CA:729:A:C8	2.41	0.56
24:DA:258:G:H2'	24:DA:259:G:C8	2.40	0.56
24:DA:443:A:H61	28:DE:36:ALA:HB1	1.70	0.56
24:BA:1572:A:H2'	24:BA:1573:G:O4'	2.06	0.56
11:AL:65:TYR:HE1	11:AL:67:GLY:HA2	1.69	0.56
6:CG:143:MET:HA	6:CG:147:ASN:HB3	1.88	0.56
44:BU:86:PHE:CE1	44:BU:101:THR:HG21	2.41	0.56
21:AA:687:A:C2	21:AA:704:A:C5	2.93	0.56
55:CA:438:U:C5	55:CA:494:G:N7	2.74	0.56
24:DA:56:A:H2'	24:DA:57:C:C6	2.41	0.56
29:BF:127:TYR:CE2	29:BF:129:MET:HG2	2.40	0.56
24:DA:322:A:H5''	28:DE:163:ASN:ND2	2.20	0.56
26:BC:61:TYR:HD2	26:BC:85:ASN:ND2	2.04	0.56
55:CA:65:A:H4'	55:CA:66:A:O5'	2.06	0.56
37:DN:103:ARG:HB2	37:DN:110:MET:CG	2.35	0.56
24:BA:2067:G:H4'	24:BA:2068:U:OP2	2.05	0.56
6:CG:3:ARG:HG2	55:CA:932:C:H5'	1.86	0.56
13:AN:30:ILE:HG23	13:AN:44:VAL:HG12	1.87	0.56
24:BA:1021:A:N6	24:BA:1142:A:N6	2.54	0.56
1:CB:160:LEU:O	1:CB:183:PHE:HD1	1.89	0.56
24:BA:271:G:O2'	24:BA:272:A:C5'	2.53	0.56
48:BY:17:GLU:HB2	48:BY:53:VAL:HG11	1.88	0.56
55:CA:764:C:H2'	55:CA:765:G:H5'	1.88	0.56
24:BA:947:A:H2'	24:BA:948:C:H6	1.70	0.56
24:BA:705:A:H62	24:BA:726:G:H1'	1.68	0.56
24:BA:706:A:H2'	24:BA:707:G:O4'	2.06	0.56
24:BA:646:U:O4	24:BA:2368:C:H1'	2.06	0.56
24:DA:673:C:C5'	28:DE:75:SER:HB2	2.35	0.56
21:AA:369:G:OP2	21:AA:388:G:N2	2.29	0.56
21:AA:366:A:O2'	21:AA:394:G:N2	2.39	0.56
43:BT:12:ARG:O	43:BT:13:ALA:HB2	2.06	0.56

*Continued on next page...*



*Continued from previous page...*

Atom-1	Atom-2	Distance(Å)	Clash(Å)
55:CA:652:U:H1'	55:CA:653:U:C5	2.40	0.56
30:BG:59:ASP:O	30:BG:62:ALA:HB3	2.06	0.56
30:BG:59:ASP:HB2	30:BG:63:GLN:HG2	1.88	0.56
24:DA:2849:U:OP1	39:DP:92:ARG:NH1	2.39	0.56
24:BA:100:U:C2	24:BA:101:A:N6	2.73	0.56
55:CA:734:G:H2'	55:CA:735:C:C6	2.41	0.56
43:DT:9:LYS:HG3	48:DY:21:LEU:HD13	1.87	0.56
29:DF:113:PHE:CE2	29:DF:116:LEU:HD22	2.41	0.56
24:DA:2592:G:C4	24:DA:2593:U:C5	2.94	0.56
24:BA:35:G:HO2'	24:BA:36:G:P	2.28	0.56
55:CA:324:G:N2	55:CA:326:G:H3'	2.21	0.56
24:BA:1419:A:N7	24:BA:1421:G:C6	2.74	0.56
40:BQ:13:HIS:HD2	40:BQ:31:TYR:CE1	2.23	0.56
24:BA:623:C:H2'	24:BA:624:C:C6	2.40	0.56
10:CK:15:VAL:O	10:CK:16:SER:HB2	2.05	0.56
34:BK:121:GLU:OE2	39:BP:64:SER:OG	2.19	0.56
24:DA:2080:A:C2	24:DA:2081:U:C2	2.94	0.56
24:BA:358:U:H2'	24:BA:359:G:O4'	2.06	0.56
31:DH:9:VAL:CG1	31:DH:10:ALA:N	2.68	0.56
24:BA:2816:G:C4	24:BA:2817:U:C5	2.93	0.56
55:CA:177:G:H2'	55:CA:178:C:H5'	1.88	0.56
26:BC:263:ASP:O	26:BC:264:LYS:C	2.44	0.56
24:BA:2516:A:C4	24:BA:2569:G:N2	2.73	0.56
24:BA:864:G:C6	24:BA:865:C:N4	2.74	0.56
24:BA:315:G:H2'	24:BA:316:C:C6	2.41	0.56
29:BF:128:SER:OG	29:BF:154:THR:HB	2.06	0.56
18:CS:35:ARG:NH1	18:CS:52:ASN:HA	2.21	0.56
24:DA:655:A:H4'	24:DA:656:G:O5'	2.04	0.56
29:DF:48:LEU:HG	29:DF:49:LEU:HD22	1.88	0.56
55:CA:79:G:H2'	55:CA:80:A:H8	1.71	0.56
55:CA:82:G:N7	55:CA:89:U:C4	2.74	0.56
55:CA:96:U:HO2'	55:CA:97:G:H8	1.53	0.56
26:DC:52:HIS:NE2	26:DC:218:THR:HG23	2.21	0.56
24:BA:588:U:H2'	24:BA:589:U:H6	1.71	0.56
50:D0:28:SER:HB3	50:D0:39:ARG:NE	2.21	0.56
35:BL:77:ILE:CD1	35:BL:108:ALA:HB1	2.35	0.56
8:AI:49:GLN:N	8:AI:50:PRO:HD2	2.20	0.56
28:DE:128:ALA:HB1	28:DE:129:PRO:CD	2.34	0.56
39:DP:88:ARG:NE	39:DP:112:ARG:HH21	2.01	0.56
24:DA:374:A:C6	24:DA:401:A:C8	2.94	0.56
26:BC:16:VAL:H	26:BC:203:VAL:HG12	1.70	0.56
24:BA:1021:A:H2'	24:BA:1021:A:N3	2.21	0.56

*Continued on next page...*



*Continued from previous page...*

Atom-1	Atom-2	Distance(Å)	Clash(Å)
24:DA:1128:G:O6	24:DA:2491:U:C5	2.59	0.56
55:CA:13:U:O2'	55:CA:14:U:P	2.63	0.56
20:AU:40:PRO:HB3	20:AU:44:ARG:HD3	1.88	0.56
56:DB:51:G:H5''	38:DO:64:TYR:CG	2.40	0.56
54:B4:9:LYS:N	54:B4:9:LYS:CD	2.68	0.56
24:DA:547:A:H2'	24:DA:548:G:H5'	1.88	0.56
9:CJ:71:LEU:O	9:CJ:72:ARG:HD3	2.05	0.56
13:CN:30:ILE:O	13:CN:45:LEU:HD11	2.06	0.56
29:BF:10:GLU:O	29:BF:11:VAL:HB	2.06	0.56
24:DA:234:U:O2'	24:DA:235:U:H6	1.88	0.56
24:BA:1556:C:O2'	24:BA:1557:C:H5'	2.06	0.56
39:DP:59:THR:OG1	39:DP:72:VAL:HG12	2.06	0.56
24:BA:417:C:H2'	24:BA:418:C:C6	2.38	0.56
44:BU:6:ARG:O	44:BU:24:VAL:HB	2.05	0.56
24:DA:1854:A:H62	24:DA:1888:G:H8	1.53	0.56
24:BA:231:A:N6	24:BA:232:G:N2	2.54	0.56
24:BA:1278:C:H2'	24:BA:1279:G:C8	2.40	0.56
39:DP:5:LYS:O	39:DP:9:GLN:HG2	2.04	0.56
13:AN:74:ARG:HG2	21:AA:1358:U:OP1	2.06	0.56
24:BA:1116:G:O2'	24:BA:1117:C:H5'	2.05	0.56
1:AB:20:ARG:HA	1:AB:20:ARG:NH1	2.21	0.56
42:DS:14:ALA:HB1	42:DS:18:ARG:NH2	2.21	0.56
42:DS:18:ARG:HH21	42:DS:76:VAL:HG22	1.71	0.56
24:DA:822:G:H5''	59:DA:3360:HOH:O	2.06	0.56
24:BA:2473:U:H5''	24:BA:2474:U:OP2	2.06	0.56
26:DC:68:ARG:HD3	26:DC:103:ILE:HD13	1.86	0.56
55:CA:637:C:H2'	55:CA:638:U:H6	1.71	0.56
24:BA:1383:A:C6	24:BA:1384:A:N1	2.74	0.56
24:BA:1411:U:O2'	24:BA:1412:U:H5'	2.06	0.56
24:BA:1229:C:H2'	24:BA:1230:A:C8	2.41	0.56
55:CA:593:U:C4	55:CA:594:U:C5	2.93	0.56
2:AC:36:PHE:HD1	2:AC:36:PHE:O	1.89	0.56
55:CA:966:G:C2	55:CA:967:C:C2	2.94	0.56
33:DJ:77:HIS:CE1	33:DJ:83:GLY:HA3	2.40	0.56
33:DJ:86:GLN:O	33:DJ:87:ALA:HB2	2.06	0.56
24:DA:600:G:C5'	28:DE:27:LEU:HD22	2.35	0.56
24:DA:333:G:O2'	24:DA:334:C:C5'	2.54	0.56
55:CA:481:G:H4'	55:CA:482:A:OP1	2.06	0.56
29:DF:136:ILE:CD1	29:DF:145:VAL:HG11	2.34	0.56
29:DF:136:ILE:HG23	29:DF:142:TYR:HB2	1.87	0.56
29:DF:147:ARG:H	29:DF:147:ARG:HD2	1.71	0.56
24:DA:45:G:C5'	24:DA:46:G:H5'	2.35	0.56

*Continued on next page...*

*Continued from previous page...*

Atom-1	Atom-2	Distance(Å)	Clash(Å)
24:DA:2261:C:O2'	24:DA:2262:U:H5'	2.06	0.56
24:BA:1065:U:H5	24:BA:1074:G:H21	1.54	0.56
24:DA:1916:A:H5''	24:DA:1916:A:C8	2.41	0.56
55:CA:1381:U:O2'	55:CA:1382:C:C5'	2.54	0.56
27:BD:9:VAL:HG22	27:BD:10:GLY:N	2.20	0.56
7:AH:29:SER:HB2	7:AH:32:LYS:HZ3	1.69	0.56
37:BN:75:ILE:HG13	37:BN:76:VAL:N	2.20	0.56
55:CA:914:A:O2'	55:CA:915:A:C5'	2.54	0.56
24:BA:2426:A:H3'	24:BA:2427:C:H5'	1.88	0.56
31:DH:41:LYS:HA	31:DH:44:ILE:CG1	2.35	0.56
24:BA:960:A:N7	24:BA:962:G:C8	2.74	0.56
30:DG:85:LYS:HG3	30:DG:163:TYR:HB2	1.87	0.56
24:BA:90:U:H2'	24:BA:91:A:C8	2.41	0.56
55:CA:1310:G:H2'	55:CA:1311:A:O4'	2.06	0.56
33:BJ:112:GLY:O	33:BJ:113:PRO:C	2.45	0.56
11:AL:41:PRO:HB3	11:AL:49:ARG:NH1	2.21	0.56
24:BA:2286:G:O6	51:B1:22:THR:HG21	2.05	0.56
20:CU:14:ALA:O	20:CU:15:LEU:HG	2.06	0.56
39:DP:9:GLN:HB3	39:DP:12:MET:CE	2.36	0.56
12:CM:62:PHE:O	12:CM:64:VAL:HG23	2.04	0.56
24:BA:463:G:N1	24:BA:467:G:C6	2.74	0.56
33:BJ:13:ARG:O	33:BJ:14:ASP:CB	2.54	0.56
22:AX:39:U:H2'	22:AX:40:C:C6	2.41	0.56
30:BG:54:ARG:C	30:BG:54:ARG:HD3	2.27	0.56
53:D3:57:VAL:HA	53:D3:60:CYS:SG	2.46	0.56
21:AA:2:A:N6	21:AA:3:A:N1	2.54	0.56
51:B1:27:ARG:O	51:B1:30:PRO:HD3	2.06	0.56
10:AK:106:ILE:HD13	10:AK:107:THR:N	2.20	0.56
14:AO:45:HIS:HB3	21:AA:668:G:O2'	2.06	0.56
24:DA:2248:C:H2'	24:DA:2249:U:O4'	2.06	0.56
1:CB:86:CYS:SG	1:CB:220:VAL:HB	2.45	0.56
24:DA:604:G:C6	24:DA:625:G:C6	2.94	0.55
24:DA:1439:A:N6	24:DA:1440:U:C2	2.74	0.55
24:DA:216:A:C2'	24:DA:217:A:H8	2.18	0.55
24:DA:1055:G:C3'	24:DA:1056:G:H5'	2.36	0.55
24:DA:1070:A:H61	32:DI:8:VAL:HG12	1.69	0.55
46:BW:23:LYS:HE3	46:BW:24:ARG:O	2.06	0.55
21:AA:985:C:O2'	21:AA:986:U:H5'	2.06	0.55
16:CQ:18:LYS:HD3	16:CQ:48:GLU:OE2	2.05	0.55
24:DA:17:G:H4'	40:DQ:24:TYR:HE1	1.71	0.55
24:DA:508:A:N6	42:DS:9:HIS:CE1	2.74	0.55
24:DA:1717:A:H2'	24:DA:1718:G:O4'	2.06	0.55

*Continued on next page...*

*Continued from previous page...*

Atom-1	Atom-2	Distance(Å)	Clash(Å)
11:AL:23:LEU:C	11:AL:25:ALA:H	2.09	0.55
21:AA:205:A:H62	21:AA:214:C:H1'	1.70	0.55
56:DB:43:C:H4'	29:DF:91:ARG:NH2	2.22	0.55
11:AL:43:LYS:N	21:AA:1492:A:OP1	2.39	0.55
11:AL:42:LYS:HA	21:AA:1492:A:OP1	2.06	0.55
24:BA:784:G:O6	26:BC:227:VAL:HG11	2.06	0.55
24:BA:2305:U:C5	24:BA:2306:C:C4	2.94	0.55
21:AA:98:A:H2'	21:AA:99:C:H6	1.71	0.55
24:DA:2307:G:H1'	24:DA:2308:G:C8	2.40	0.55
24:DA:2458:G:H5''	24:DA:2459:A:OP1	2.06	0.55
4:CE:28:ARG:HG2	4:CE:29:ILE:N	2.21	0.55
21:AA:1089:G:N2	21:AA:1090:U:H1'	2.20	0.55
55:CA:720:C:H2'	55:CA:721:G:C8	2.41	0.55
21:AA:1239:A:C5	21:AA:1298:U:C5	2.93	0.55
55:CA:1134:G:C2	55:CA:1141:C:C2	2.94	0.55
10:AK:85:VAL:HG12	10:AK:86:LYS:N	2.21	0.55
21:AA:1468:A:H8	21:AA:1468:A:O5'	1.89	0.55
24:DA:2147:A:N3	24:DA:2147:A:H2'	2.20	0.55
48:DY:28:LEU:HD23	48:DY:42:LEU:HD13	1.87	0.55
24:BA:1256:G:C2'	28:BE:77:ILE:HD11	2.35	0.55
24:DA:2230:G:C6	24:DA:2231:U:C4	2.95	0.55
12:CM:52:ILE:HD12	12:CM:55:LEU:HB2	1.88	0.55
26:DC:78:GLU:OE2	26:DC:94:LEU:HD22	2.06	0.55
24:BA:503:A:C2	24:BA:505:A:C4	2.95	0.55
24:BA:1498:C:H2'	24:BA:1499:C:C6	2.41	0.55
7:CH:36:ALA:HA	7:CH:39:LEU:HD12	1.88	0.55
21:AA:1295:U:H2'	21:AA:1296:C:C6	2.40	0.55
24:BA:809:G:H2'	24:BA:810:U:O5'	2.05	0.55
24:BA:1649:G:O2'	37:BN:106:ASP:OD2	2.23	0.55
24:DA:2299:U:H2'	24:DA:2300:C:C6	2.41	0.55
53:B3:28:LEU:CD1	53:B3:40:LYS:HG2	2.36	0.55
24:BA:1683:U:H2'	24:BA:1684:G:H8	1.69	0.55
13:AN:48:GLN:NE2	13:AN:48:GLN:HA	2.20	0.55
3:AD:25:ARG:NH1	3:AD:30:LYS:HE3	2.21	0.55
24:DA:695:G:C4	24:DA:768:G:C2	2.95	0.55
50:B0:32:THR:OG1	50:B0:50:GLY:HA2	2.06	0.55
52:B2:30:VAL:HG22	52:B2:33:ARG:NH1	2.21	0.55
33:BJ:114:LEU:O	33:BJ:118:MET:HG3	2.05	0.55
24:BA:1313:U:C6	24:BA:1610:A:N3	2.74	0.55
24:BA:1468:U:C2	24:BA:1522:A:C2	2.95	0.55
24:DA:2332:C:H4'	46:DW:40:ARG:NH2	2.21	0.55
55:CA:1300:G:N1	55:CA:1334:G:C8	2.74	0.55

*Continued on next page...*

*Continued from previous page...*

Atom-1	Atom-2	Distance(Å)	Clash(Å)
55:CA:79:G:H2'	55:CA:80:A:C8	2.41	0.55
24:DA:396:G:OP2	47:DX:9:LYS:NZ	2.35	0.55
43:BT:54:GLU:O	43:BT:55:VAL:HB	2.06	0.55
37:DN:37:THR:HB	37:DN:40:LYS:HB2	1.88	0.55
55:CA:275:G:O2'	55:CA:276:G:C5'	2.53	0.55
24:BA:827:U:H5'	24:BA:828:U:OP1	2.07	0.55
24:DA:1236:G:O2'	24:DA:1237:A:C8	2.58	0.55
24:DA:1965:C:H3'	24:DA:1966:A:C5'	2.31	0.55
24:BA:2305:U:C5'	29:BF:130:GLY:HA3	2.33	0.55
28:BE:79:ARG:CG	28:BE:80:SER:N	2.67	0.55
3:AD:196:GLU:O	3:AD:198:LEU:N	2.39	0.55
31:DH:132:PHE:CZ	31:DH:134:VAL:HB	2.42	0.55
27:DD:119:ALA:HB3	27:DD:163:GLY:N	2.18	0.55
24:DA:2542:A:H4'	24:DA:2543:G:H5'	1.87	0.55
28:DE:147:LEU:O	28:DE:148:ILE:HB	2.05	0.55
24:DA:1809:A:H2'	24:DA:1810:A:C8	2.41	0.55
7:AH:6:ILE:O	7:AH:9:MET:HB3	2.06	0.55
24:BA:1796:U:H2'	24:BA:1797:G:H8	1.70	0.55
24:BA:1998:A:P	27:BD:141:ARG:NH2	2.79	0.55
24:DA:682:G:H2'	24:DA:683:U:C6	2.41	0.55
24:BA:2657:A:C2	24:BA:2665:A:C4	2.94	0.55
24:DA:275:C:H2'	24:DA:276:U:O4'	2.06	0.55
48:DY:19:LEU:HG	48:DY:22:LEU:HD22	1.89	0.55
21:AA:115:G:H4'	21:AA:116:A:O5'	2.04	0.55
30:DG:86:LEU:HD12	30:DG:132:LEU:HD11	1.88	0.55
11:AL:118:VAL:O	21:AA:36:C:H4'	2.06	0.55
24:BA:1303:G:O2'	24:BA:1304:A:H5'	2.05	0.55
21:AA:1419:G:C6	21:AA:1420:U:C4	2.94	0.55
42:BS:20:VAL:HG21	42:BS:43:ALA:HB3	1.87	0.55
2:CC:181:ILE:HA	2:CC:201:ILE:O	2.06	0.55
28:DE:105:LEU:HB3	28:DE:200:LEU:HD11	1.88	0.55
55:CA:1060:U:O2	55:CA:1198:G:C2	2.58	0.55
45:DV:57:TYR:HD2	45:DV:74:ALA:HB1	1.72	0.55
27:BD:150:GLN:O	27:BD:150:GLN:HG3	2.06	0.55
53:B3:40:LYS:O	53:B3:43:LEU:N	2.35	0.55
55:CA:1250:A:N3	55:CA:1287:A:N6	2.54	0.55
11:AL:89:LEU:HD22	11:AL:89:LEU:H	1.72	0.55
24:DA:822:G:N7	24:DA:944:C:H1'	2.21	0.55
31:DH:8:LYS:HD2	31:DH:9:VAL:N	2.21	0.55
44:DU:11:ILE:HG21	44:DU:79:ALA:HB2	1.88	0.55
24:BA:2697:G:C5	24:BA:2698:U:C5	2.94	0.55
24:BA:1831:G:C4	24:BA:1832:C:C5	2.94	0.55

*Continued on next page...*

*Continued from previous page...*

Atom-1	Atom-2	Distance(Å)	Clash(Å)
39:DP:105:LYS:HA	39:DP:108:ARG:NE	2.22	0.55
24:BA:1849:G:O2'	24:BA:1850:G:H5'	2.05	0.55
21:AA:123:U:H5''	21:AA:311:C:O2'	2.06	0.55
24:BA:682:G:H5'	52:B2:26:ASN:OD1	2.07	0.55
24:BA:1891:G:H8	24:BA:1891:G:O5'	1.89	0.55
24:BA:2540:C:H2'	24:BA:2541:A:C5'	2.36	0.55
33:BJ:17:VAL:HG23	33:BJ:137:PRO:HB2	1.88	0.55
24:DA:1011:G:C6	24:DA:1013:C:C4	2.94	0.55
24:DA:1054:A:C4	24:DA:1055:G:H1'	2.41	0.55
4:AE:96:GLN:CD	4:AE:97:PRO:HD2	2.27	0.55
3:CD:10:LEU:HD23	3:CD:62:ARG:HD3	1.87	0.55
39:BP:50:ARG:CG	39:BP:57:ALA:H	2.19	0.55
55:CA:1446:A:H61	55:CA:1447:A:N6	2.04	0.55
32:BI:85:ILE:HD13	32:BI:88:GLY:HA2	1.89	0.55
27:BD:107:VAL:HG21	27:BD:177:VAL:HG13	1.87	0.55
16:CQ:17:GLU:HG3	55:CA:254:G:H21	1.71	0.55
39:BP:59:THR:HG23	39:BP:72:VAL:CG1	2.35	0.55
36:BM:46:ILE:CG1	36:BM:47:GLU:H	2.19	0.55
24:DA:74:A:O2'	24:DA:88:G:C8	2.60	0.55
21:AA:830:G:H2'	21:AA:831:A:C8	2.42	0.55
55:CA:542:G:H2'	55:CA:543:U:H6	1.71	0.55
16:AQ:20:ILE:HG22	16:AQ:47:ASP:OD1	2.06	0.55
19:AT:73:ARG:HH11	19:AT:73:ARG:HG3	1.71	0.55
24:BA:1026:G:C2'	24:BA:1027:A:H8	2.18	0.55
4:CE:80:LEU:HB3	4:CE:97:PRO:CB	2.37	0.55
21:AA:630:A:H2'	21:AA:631:C:O4'	2.07	0.55
55:CA:881:G:H2'	55:CA:882:C:O4'	2.07	0.55
55:CA:765:G:O6	55:CA:811:C:C5	2.59	0.55
24:DA:2542:A:H5''	24:DA:2543:G:OP1	2.06	0.55
24:BA:1734:G:C4	24:BA:1735:A:C8	2.94	0.55
13:CN:30:ILE:HB	13:CN:45:LEU:HD21	1.89	0.55
24:DA:155:A:H2'	24:DA:156:A:C8	2.41	0.55
24:DA:233:A:H2'	24:DA:234:U:C6	2.42	0.55
24:BA:790:U:O2'	24:BA:791:C:H5'	2.06	0.55
54:D4:19:ARG:O	54:D4:20:ASP:CB	2.54	0.55
1:AB:9:LEU:HD12	1:AB:42:LEU:CD1	2.36	0.55
55:CA:1010:U:C2	55:CA:1020:G:N2	2.74	0.55
24:BA:977:G:C2	24:BA:978:G:C8	2.94	0.55
27:DD:10:GLY:O	27:DD:11:MET:CB	2.54	0.55
36:BM:96:ILE:O	36:BM:96:ILE:HD12	2.06	0.55
42:DS:32:ALA:HA	42:DS:35:ILE:HD11	1.86	0.55
2:AC:78:LYS:HG3	2:AC:79:LYS:HD2	1.88	0.55

*Continued on next page...*

*Continued from previous page...*

Atom-1	Atom-2	Distance(Å)	Clash(Å)
21:AA:1461:G:H2'	21:AA:1462:C:H6	1.72	0.55
24:BA:1006:C:C6	24:BA:1138:G:N2	2.74	0.55
21:AA:271:C:O2'	21:AA:272:C:H5'	2.06	0.55
24:DA:2693:G:H2'	24:DA:2694:G:H8	1.71	0.55
6:CG:137:ARG:NH1	6:CG:138:GLU:OE2	2.40	0.55
3:CD:69:ARG:O	3:CD:70:GLN:C	2.44	0.55
24:DA:955:U:OP1	36:DM:86:LYS:HE3	2.07	0.55
24:BA:7:G:C6	24:BA:8:C:C4	2.94	0.55
55:CA:689:C:H2'	55:CA:690:G:O4'	2.06	0.55
13:CN:46:LYS:HE3	18:CS:10:ILE:HB	1.89	0.55
40:BQ:91:ARG:NH1	41:BR:10:LYS:HB3	2.21	0.55
24:DA:1439:A:N6	24:DA:1551:A:N1	2.54	0.55
55:CA:369:G:N2	55:CA:370:C:C2	2.75	0.55
24:DA:1663:G:C6	24:DA:1992:G:N7	2.75	0.55
12:CM:1:ALA:N	12:CM:2:ARG:HD3	2.21	0.55
21:AA:1324:A:H2'	21:AA:1325:C:C6	2.41	0.55
24:DA:482:A:C6	24:DA:506:G:C4	2.95	0.55
21:AA:1138:G:O2'	21:AA:1139:G:H4'	2.06	0.55
24:DA:511:U:H5''	24:DA:1235:G:H4'	1.87	0.55
56:DB:45:A:HO2'	56:DB:46:A:H8	1.54	0.55
24:DA:76:C:N3	24:DA:111:A:C2	2.74	0.55
1:CB:80:LYS:HB3	1:CB:90:PHE:CE2	2.41	0.55
24:DA:828:U:H4'	24:DA:831:G:N1	2.22	0.55
33:BJ:25:LEU:HB2	33:BJ:62:VAL:CG2	2.36	0.55
24:DA:2065:C:N4	24:DA:2066:C:N4	2.55	0.55
8:CI:20:ILE:HD11	8:CI:62:LEU:HD13	1.88	0.55
8:CI:24:ASN:HD22	8:CI:26:LYS:CD	2.18	0.55
30:BG:33:THR:C	30:BG:34:ARG:HD3	2.26	0.55
9:CJ:11:LYS:N	9:CJ:11:LYS:HD3	2.18	0.55
55:CA:880:C:C2'	55:CA:881:G:H5'	2.37	0.55
5:CF:3:HIS:NE2	5:CF:95:ALA:HB2	2.22	0.55
39:BP:33:GLU:HB2	39:BP:38:ARG:NH1	2.18	0.55
38:BO:104:GLN:O	38:BO:107:ALA:HB3	2.07	0.55
38:DO:70:ALA:O	38:DO:74:VAL:HG23	2.07	0.55
1:CB:49:PHE:HB3	1:CB:199:ILE:HG22	1.88	0.55
24:DA:54:G:C4	24:DA:55:G:C8	2.95	0.55
24:BA:2426:A:H3'	24:BA:2427:C:C5'	2.36	0.55
41:DR:90:ARG:O	41:DR:91:GLN:HB3	2.06	0.55
49:DZ:28:LEU:HD23	49:DZ:28:LEU:N	2.22	0.55
12:CM:69:ARG:HH21	55:CA:1330:U:H5'	1.70	0.55
12:CM:68:LEU:HD22	12:CM:69:ARG:NH1	2.21	0.55
49:BZ:37:ARG:HD2	49:BZ:37:ARG:N	2.20	0.55

*Continued on next page...*



*Continued from previous page...*

Atom-1	Atom-2	Distance(Å)	Clash(Å)
24:DA:2656:U:HO2'	24:DA:2657:A:H8	1.55	0.55
9:AJ:14:ASP:HB2	9:AJ:17:LEU:HB3	1.88	0.55
31:DH:83:LYS:HE2	31:DH:149:GLU:HB3	1.88	0.55
19:CT:17:ARG:HG2	55:CA:322:C:O3'	2.06	0.55
2:CC:179:ALA:O	2:CC:181:ILE:HG13	2.06	0.55
4:AE:11:GLN:HG2	4:AE:116:VAL:HA	1.87	0.55
34:BK:61:VAL:HG21	34:BK:112:PHE:CE2	2.42	0.55
55:CA:1531:A:O2'	55:CA:1532:U:H5'	2.06	0.55
2:AC:78:LYS:CG	2:AC:79:LYS:HD2	2.35	0.55
24:BA:1455:G:O2'	24:BA:1456:G:H5'	2.05	0.55
24:DA:2466:C:OP1	54:D4:4:ARG:HB3	2.06	0.55
36:DM:133:LYS:NZ	36:DM:133:LYS:HB3	2.21	0.55
41:DR:2:TYR:CE1	41:DR:13:ARG:HD2	2.41	0.55
13:CN:16:ALA:HB2	13:CN:59:GLN:NE2	2.21	0.55
24:BA:1833:C:C2	24:BA:1834:U:C6	2.95	0.55
55:CA:688:G:N2	55:CA:689:C:C2	2.75	0.55
21:AA:192:A:C5	21:AA:193:C:C5	2.95	0.55
55:CA:1347:G:N2	55:CA:1373:G:H2'	2.21	0.55
2:CC:115:VAL:O	2:CC:118:SER:HB3	2.07	0.55
19:AT:19:HIS:O	19:AT:23:ARG:HG2	2.06	0.55
33:BJ:38:GLY:O	33:BJ:40:HIS:N	2.39	0.55
24:DA:1776:G:N2	24:DA:1789:A:H1'	2.20	0.55
24:BA:2386:A:C2	46:BW:38:ARG:HD2	2.41	0.55
46:BW:43:LYS:HE2	46:BW:68:PHE:HE1	1.71	0.55
55:CA:171:A:H2'	55:CA:172:A:C8	2.41	0.55
56:DB:76:G:H21	45:DV:78:GLN:HE22	1.53	0.55
21:AA:1345:U:H4'	21:AA:1346:A:O5'	2.05	0.55
24:DA:2616:C:O2'	24:DA:2617:U:O4'	2.24	0.55
55:CA:1067:A:O2'	55:CA:1094:G:H3'	2.07	0.55
11:AL:23:LEU:O	11:AL:25:ALA:N	2.40	0.55
34:BK:69:VAL:O	34:BK:76:VAL:HA	2.06	0.55
21:AA:466:A:C5'	21:AA:467:U:OP2	2.55	0.55
21:AA:828:U:H5'	21:AA:870:U:O4	2.07	0.55
3:AD:1:ALA:O	3:AD:67:LEU:HD11	2.07	0.55
24:DA:2447:G:C8	24:DA:2500:U:C6	2.94	0.55
24:BA:370:G:C6	24:BA:424:G:C8	2.94	0.55
18:CS:36:ARG:HD3	55:CA:1318:A:O2'	2.07	0.55
33:DJ:80:HIS:HB3	33:DJ:81:ILE:HG13	1.87	0.55
24:BA:324:A:N6	24:BA:338:G:H2'	2.21	0.55
55:CA:914:A:HO2'	55:CA:915:A:H8	1.53	0.55
24:BA:983:A:C6	24:BA:984:A:C2	2.95	0.55
24:DA:1558:C:H1'	24:DA:1560:G:C5	2.41	0.55

*Continued on next page...*



*Continued from previous page...*

Atom-1	Atom-2	Distance(Å)	Clash(Å)
15:AP:51:ARG:HG2	15:AP:52:LEU:H	1.71	0.55
11:CL:11:ARG:HD2	55:CA:562:U:H1'	1.88	0.55
1:CB:95:TRP:HZ3	1:CB:170:ILE:HG22	1.71	0.55
24:BA:85:G:O6	24:BA:98:G:C6	2.59	0.55
21:AA:922:G:N3	21:AA:1398:A:H2	2.04	0.55
51:B1:33:LEU:N	51:B1:51:ALA:HB3	2.21	0.55
6:AG:65:LEU:HD11	6:AG:100:MET:HG2	1.86	0.55
2:CC:19:SER:HB3	2:CC:21:TRP:HE1	1.71	0.55
2:CC:25:THR:HB	2:CC:26:LYS:NZ	2.21	0.55
24:BA:1477:A:H61	24:BA:1514:G:H1'	1.71	0.55
31:BH:40:THR:O	31:BH:42:LYS:N	2.35	0.55
24:BA:949:G:N2	24:BA:969:G:C4	2.75	0.55
24:BA:2417:C:C2	24:BA:2418:A:C8	2.94	0.55
24:DA:1049:C:O2'	24:DA:1050:A:C5'	2.54	0.55
24:BA:1805:A:N3	26:BC:49:THR:CG2	2.70	0.55
56:DB:24:G:H5'	56:DB:25:U:H5	1.71	0.55
1:AB:209:VAL:HG23	1:AB:210:THR:H	1.71	0.55
21:AA:235:C:H2'	21:AA:236:A:C8	2.41	0.55
24:BA:77:G:C6	24:BA:78:U:C4	2.95	0.55
21:AA:1242:G:O2'	21:AA:1243:C:H5'	2.06	0.55
8:AI:75:ALA:HA	8:AI:78:ILE:HD12	1.88	0.55
2:CC:15:LYS:HG3	2:CC:16:PRO:HD2	1.88	0.55
42:BS:9:HIS:H	42:BS:102:HIS:CE1	2.24	0.55
31:BH:78:VAL:HG11	31:BH:145:ASN:HB3	1.87	0.55
55:CA:844:G:O6	55:CA:847:G:H1'	2.07	0.55
55:CA:832:G:C2	55:CA:855:U:C2	2.94	0.55
4:AE:72:ASN:N	4:AE:72:ASN:HD22	2.04	0.55
36:BM:70:ASP:C	36:BM:70:ASP:OD1	2.45	0.55
21:AA:161:A:H2'	21:AA:162:A:C8	2.41	0.55
24:DA:605:G:H2'	24:DA:606:U:H6	1.71	0.55
24:DA:1668:A:N6	24:DA:1676:A:H61	2.04	0.55
24:DA:825:A:C2	24:DA:826:U:C2	2.94	0.55
55:CA:93:U:O5'	55:CA:93:U:H6	1.89	0.55
11:CL:23:LEU:HD11	11:CL:94:TYR:CE1	2.42	0.55
24:DA:1788:C:H2'	24:DA:1789:A:H8	1.71	0.55
46:BW:39:GLN:HG2	46:BW:41:GLY:N	2.17	0.55
24:BA:1059:G:H2'	32:BI:131:THR:OG1	2.06	0.55
24:DA:123:G:C2	24:DA:124:G:H1'	2.41	0.55
24:DA:1238:G:N3	24:DA:1239:G:C8	2.74	0.55
35:DL:23:ILE:HD13	41:DR:84:ARG:CZ	2.36	0.55
26:DC:146:LYS:O	26:DC:148:GLY:N	2.39	0.55
24:DA:672:C:C2	24:DA:809:G:N2	2.75	0.55

*Continued on next page...*

*Continued from previous page...*

Atom-1	Atom-2	Distance(Å)	Clash(Å)
21:AA:329:A:C8	21:AA:332:G:C6	2.94	0.55
4:AE:33:THR:HG22	4:AE:51:LYS:HE2	1.87	0.55
24:BA:60:G:O2'	24:BA:61:C:P	2.64	0.55
24:BA:1797:G:C6	24:BA:1798:U:C4	2.94	0.55
27:DD:148:GLN:HG2	27:DD:152:PRO:HG2	1.86	0.55
24:DA:52:A:H2	24:DA:179:C:O4'	1.90	0.55
24:BA:2251:G:H2'	24:BA:2252:G:H8	1.67	0.55
55:CA:106:C:H2'	55:CA:107:G:O4'	2.07	0.55
28:DE:6:LYS:HE3	28:DE:7:ASP:OD2	2.07	0.55
19:CT:32:LYS:HA	19:CT:35:TYR:HB3	1.89	0.55
30:BG:61:TRP:CE3	30:BG:61:TRP:HA	2.40	0.55
24:DA:1333:G:O2'	24:DA:1334:G:H5'	2.06	0.55
24:DA:1098:A:H3'	24:DA:1099:G:H8	1.71	0.55
43:DT:4:GLU:HG3	43:DT:6:ARG:NH2	2.22	0.55
24:BA:2037:A:C2	24:BA:2038:G:C4	2.94	0.55
21:AA:35:G:H2'	21:AA:36:C:H6	1.72	0.55
24:DA:752:A:HO2'	24:DA:753:A:P	2.30	0.55
24:BA:1812:U:H2'	24:BA:1813:G:H8	1.70	0.55
55:CA:1245:C:H2'	55:CA:1246:A:C8	2.41	0.55
31:DH:8:LYS:C	31:DH:8:LYS:HD2	2.26	0.55
26:BC:171:VAL:CG2	26:BC:185:ALA:HA	2.37	0.55
21:AA:461:A:H3'	21:AA:461:A:N3	2.22	0.55
11:CL:122:LYS:O	11:CL:123:ALA:HB3	2.07	0.55
7:AH:8:ASP:O	7:AH:12:ARG:HB2	2.07	0.55
29:BF:129:MET:HG3	29:BF:153:ILE:CD1	2.37	0.55
26:BC:90:ILE:CG2	26:BC:102:TYR:CD1	2.90	0.55
29:DF:66:ILE:HG13	29:DF:83:PRO:HB3	1.89	0.55
33:DJ:4:PHE:O	33:DJ:44:TYR:CZ	2.60	0.55
55:CA:78:A:H2'	55:CA:79:G:H8	1.70	0.55
24:BA:2330:G:H21	46:BW:38:ARG:HA	1.71	0.55
1:AB:40:ILE:HG21	1:AB:201:GLY:CA	2.36	0.55
24:DA:1352:U:H5	24:DA:1377:G:C6	2.24	0.55
34:BK:76:VAL:HB	39:BP:72:VAL:CG2	2.36	0.55
29:BF:134:GLN:CG	29:BF:135:ILE:H	2.04	0.55
24:BA:1747:U:O2'	24:BA:1748:C:H5'	2.06	0.55
26:DC:158:GLY:N	26:DC:194:VAL:HG13	2.20	0.55
24:BA:2492:U:H2'	24:BA:2493:U:H6	1.70	0.55
24:BA:2328:A:H2'	24:BA:2329:U:H6	1.71	0.55
24:BA:432:A:C5	24:BA:433:C:C5	2.94	0.55
48:BY:18:LEU:HD13	48:BY:18:LEU:O	2.07	0.55
24:BA:1915:U:H2'	24:BA:1916:A:C8	2.42	0.55
20:AU:36:PHE:HD1	20:AU:39:LYS:HB3	1.70	0.55

*Continued on next page...*

*Continued from previous page...*

Atom-1	Atom-2	Distance(Å)	Clash(Å)
55:CA:1124:G:O2'	55:CA:1127:G:O6	2.18	0.55
53:B3:56:LEU:H	53:B3:56:LEU:CD2	2.19	0.55
12:CM:90:HIS:HA	12:CM:108:ARG:NH2	2.22	0.55
24:DA:553:G:H2'	24:DA:554:U:O4'	2.07	0.55
8:AI:40:ARG:CA	8:AI:44:ARG:HB3	2.37	0.55
24:BA:2484:G:C2	24:BA:2485:G:C8	2.94	0.55
24:DA:2902:C:H6	24:DA:2902:C:OP2	1.90	0.55
31:DH:50:ARG:CZ	31:DH:50:ARG:HB2	2.30	0.55
24:BA:1649:G:C6	24:BA:2009:A:C6	2.94	0.55
24:BA:1716:U:O2'	24:BA:1717:A:H5'	2.07	0.55
24:DA:1035:U:H2'	24:DA:1036:G:C8	2.42	0.55
6:AG:75:LYS:HE3	21:AA:1378:C:O2	2.07	0.55
25:BB:46:A:H2'	25:BB:47:C:O4'	2.06	0.55
29:DF:129:MET:HG3	29:DF:153:ILE:HD12	1.88	0.55
55:CA:55:A:H2'	55:CA:56:U:H5'	1.88	0.55
47:DX:36:ARG:HG2	47:DX:47:THR:HB	1.88	0.55
24:DA:1249:U:H4'	40:DQ:3:VAL:HG21	1.87	0.55
5:AF:18:VAL:HB	5:AF:19:PRO:CD	2.36	0.55
24:DA:815:C:P	41:DR:85:LYS:HE2	2.46	0.55
24:BA:469:G:O6	52:B2:39:ARG:NH1	2.39	0.55
24:BA:1764:C:O2'	24:BA:1765:U:H5'	2.07	0.55
42:DS:84:ARG:HB3	42:DS:96:ILE:HG23	1.87	0.55
41:BR:39:LEU:HA	41:BR:49:ILE:HG21	1.88	0.55
44:DU:95:PHE:N	44:DU:95:PHE:CD1	2.74	0.55
24:DA:216:A:O2'	24:DA:217:A:O5'	2.24	0.55
46:DW:18:LYS:H	46:DW:36:ILE:CG1	2.20	0.55
6:CG:69:ARG:HD3	6:CG:70:PRO:HD2	1.89	0.55
46:BW:40:ARG:HD3	46:BW:45:HIS:CE1	2.42	0.55
21:AA:1237:C:OP1	21:AA:1238:A:H1'	2.07	0.55
24:DA:301:G:C6	24:DA:302:C:N4	2.75	0.55
24:DA:1286:A:C5	24:DA:1289:C:N4	2.75	0.55
3:AD:8:LEU:HB2	21:AA:430:A:OP1	2.07	0.55
13:CN:66:THR:HG23	13:CN:82:LYS:HE3	1.88	0.55
39:DP:91:VAL:HG21	39:DP:96:LEU:HD21	1.89	0.55
55:CA:1160:G:O6	55:CA:1181:G:C6	2.60	0.55
28:DE:129:PRO:HD3	28:DE:156:ASN:OD1	2.07	0.55
1:CB:92:ASN:H	1:CB:92:ASN:ND2	2.04	0.55
24:DA:572:A:H2'	24:DA:573:U:O4'	2.07	0.55
24:DA:804:A:H5''	24:DA:805:G:OP1	2.07	0.55
24:DA:804:A:H2'	24:DA:806:C:N4	2.22	0.55
24:DA:629:G:H2'	24:DA:630:G:C8	2.42	0.55
21:AA:78:A:N6	21:AA:79:G:N1	2.54	0.55

*Continued on next page...*

*Continued from previous page...*

Atom-1	Atom-2	Distance(Å)	Clash(Å)
24:DA:2459:A:H2'	24:DA:2460:U:H6	1.72	0.55
55:CA:812:G:H2'	55:CA:812:G:N3	2.21	0.55
24:BA:324:A:H61	24:BA:338:G:H2'	1.72	0.55
24:BA:60:G:C2	24:BA:74:A:C2	2.95	0.55
32:BI:104:GLN:O	32:BI:105:LEU:CB	2.55	0.55
21:AA:1006:G:H2'	21:AA:1007:U:O4'	2.07	0.55
24:BA:1017:G:C5	24:BA:1018:U:C5	2.95	0.55
24:BA:1385:A:C6	24:BA:1403:A:C5	2.95	0.55
24:DA:1183:U:H2'	24:DA:1184:U:C6	2.42	0.55
30:DG:43:LYS:O	30:DG:49:LEU:HD12	2.07	0.55
55:CA:1124:G:O2'	55:CA:1125:U:C5	2.59	0.55
14:AO:27:GLN:O	14:AO:30:LEU:HB2	2.06	0.55
30:DG:84:LYS:HB2	30:DG:132:LEU:H	1.72	0.55
28:DE:79:ARG:CG	28:DE:80:SER:H	2.19	0.55
24:DA:2276:G:O2'	24:DA:2277:G:H5'	2.07	0.55
27:DD:38:LYS:HB3	27:DD:38:LYS:NZ	2.21	0.55
21:AA:914:A:C2'	21:AA:915:A:H8	2.19	0.55
2:AC:10:ARG:O	2:AC:11:LEU:C	2.46	0.55
14:CO:24:THR:HG21	14:CO:69:LEU:HB2	1.88	0.55
27:BD:151:THR:CB	27:BD:152:PRO:HD3	2.37	0.55
1:AB:51:GLU:CD	1:AB:197:PHE:HE1	2.10	0.55
24:BA:1456:G:C2'	24:BA:1457:U:H5'	2.36	0.55
56:DB:86:G:H2'	56:DB:87:U:H5''	1.89	0.55
7:CH:77:VAL:HG12	7:CH:84:ILE:HG13	1.87	0.55
38:DO:23:ALA:O	38:DO:42:PRO:HG3	2.06	0.55
8:AI:105:ARG:NE	21:AA:1117:A:O3'	2.39	0.55
24:DA:999:U:O2'	24:DA:1000:A:H5'	2.07	0.55
9:AJ:15:HIS:O	9:AJ:18:ILE:HG22	2.06	0.55
21:AA:317:U:C2	21:AA:337:G:N2	2.74	0.55
16:CQ:75:VAL:O	16:CQ:76:ARG:HB3	2.06	0.55
26:DC:255:LYS:C	26:DC:256:THR:HG23	2.27	0.55
24:BA:121:G:HO2'	24:BA:122:G:H8	1.51	0.55
19:CT:54:GLN:N	19:CT:55:PRO:HD2	2.22	0.55
24:BA:1220:G:H2'	24:BA:1221:C:O4'	2.07	0.55
21:AA:1422:G:C2	21:AA:1423:G:C8	2.95	0.55
5:CF:27:ALA:O	5:CF:31:GLY:HA3	2.06	0.55
40:BQ:96:ASP:C	40:BQ:98:ALA:H	2.10	0.55
24:BA:2093:G:N7	24:BA:2225:A:H2'	2.21	0.55
12:CM:2:ARG:N	12:CM:2:ARG:CD	2.59	0.55
24:DA:1079:C:N4	24:DA:1088:A:C2	2.75	0.55
46:BW:42:THR:O	46:BW:43:LYS:HD3	2.07	0.55
24:DA:364:C:H2'	24:DA:365:U:C5	2.41	0.55

*Continued on next page...*

*Continued from previous page...*

Atom-1	Atom-2	Distance(Å)	Clash(Å)
9:CJ:80:THR:O	9:CJ:84:VAL:HG22	2.06	0.55
8:AI:129:ARG:HH22	21:AA:967:C:C1'	2.20	0.55
43:DT:68:LYS:O	43:DT:74:ILE:HG13	2.05	0.55
24:DA:2350:C:H5	53:D3:41:ARG:CZ	2.20	0.55
3:AD:109:THR:HG21	21:AA:408:A:P	2.47	0.55
33:BJ:25:LEU:HB2	33:BJ:62:VAL:HG22	1.89	0.55
55:CA:315:A:H5''	55:CA:317:U:OP2	2.07	0.55
34:BK:18:ARG:N	34:BK:45:GLU:HB2	2.21	0.55
21:AA:266:G:O2'	21:AA:267:C:O5'	2.25	0.55
30:DG:115:GLN:HG2	30:DG:116:LEU:H	1.70	0.55
24:DA:2751:G:H4'	30:DG:3:VAL:HG11	1.87	0.55
2:CC:156:LEU:C	2:CC:158:GLY:H	2.10	0.55
9:AJ:35:GLN:HG2	9:AJ:77:VAL:HB	1.89	0.55
21:AA:1101:A:O2'	21:AA:1102:A:C8	2.59	0.55
55:CA:1136:C:C5	55:CA:1138:G:O6	2.59	0.55
24:BA:10:A:C5	24:BA:2800:A:C6	2.95	0.55
24:BA:2896:C:O2'	24:BA:2897:U:H5'	2.07	0.55
11:AL:6:LEU:HD21	11:AL:11:ARG:HE	1.72	0.55
45:DV:82:TYR:CE1	45:DV:83:LYS:HG2	2.41	0.55
24:BA:229:C:C5	24:BA:230:G:C8	2.95	0.55
24:DA:1838:C:C6	24:DA:1899:A:C6	2.95	0.55
24:BA:88:G:C6	24:BA:89:A:N7	2.75	0.55
55:CA:1026:G:H22	55:CA:1036:A:H61	1.52	0.55
45:BV:40:ILE:HG22	45:BV:41:GLU:H	1.71	0.55
21:AA:950:U:H2'	21:AA:951:G:C8	2.42	0.55
55:CA:908:A:H2'	55:CA:909:A:C8	2.42	0.55
24:DA:2770:G:C8	24:DA:2770:G:O5'	2.60	0.55
24:DA:2539:C:C4	24:DA:2540:C:C5	2.94	0.55
24:DA:2278:A:H2'	24:DA:2279:G:H5''	1.89	0.55
24:BA:1641:A:N6	24:BA:1642:G:C2	2.74	0.55
24:BA:2222:C:H4'	26:BC:184:GLU:OE1	2.07	0.55
52:B2:42:LEU:H	52:B2:42:LEU:HD22	1.70	0.55
24:BA:1124:G:H1'	54:B4:38:GLY:OXT	2.06	0.55
24:BA:1647:U:H3'	24:BA:1647:U:P	2.46	0.55
45:DV:30:ILE:HG12	45:DV:91:PHE:HB2	1.89	0.55
55:CA:1043:G:O6	55:CA:1044:A:N6	2.40	0.55
55:CA:976:G:O5'	55:CA:1358:U:O2'	2.25	0.55
37:DN:24:MET:HG2	37:DN:44:LEU:HD22	1.87	0.55
40:BQ:86:SER:HB3	41:BR:51:VAL:HG12	1.89	0.55
40:BQ:91:ARG:CZ	41:BR:11:GLN:H	2.20	0.55
33:DJ:45:THR:H	33:DJ:46:PRO:HD3	1.71	0.55
24:DA:1010:A:OP1	40:DQ:61:ILE:HG22	2.07	0.55

*Continued on next page...*

*Continued from previous page...*

Atom-1	Atom-2	Distance(Å)	Clash(Å)
24:DA:2287:A:O2'	24:DA:2288:A:O5'	2.20	0.55
46:BW:40:ARG:HH11	46:BW:45:HIS:CE1	2.25	0.55
19:CT:30:PHE:CE2	19:CT:52:GLU:HG2	2.41	0.55
24:BA:639:U:C2	24:BA:640:C:C5	2.95	0.55
24:DA:1251:C:C6	40:DQ:5:ARG:NH1	2.75	0.55
55:CA:942:G:C2	55:CA:1342:C:C2	2.95	0.55
34:DK:87:LEU:HD23	34:DK:87:LEU:H	1.71	0.55
36:BM:42:THR:O	36:BM:43:ALA:HB3	2.06	0.55
6:AG:86:VAL:HG22	6:AG:150:PHE:HB3	1.89	0.55
55:CA:860:A:H2'	55:CA:861:G:O4'	2.05	0.55
43:DT:55:VAL:HG21	43:DT:85:VAL:O	2.07	0.55
26:DC:106:PRO:HB3	26:DC:141:HIS:CE1	2.41	0.55
27:BD:97:SER:H	27:BD:99:GLU:CD	2.10	0.55
24:DA:2611:C:O2'	24:DA:2612:C:C5'	2.55	0.55
24:DA:241:A:H4'	24:DA:242:G:OP1	2.07	0.55
30:BG:32:LEU:O	30:BG:33:THR:HG23	2.07	0.55
24:BA:1847:A:H2'	24:BA:1848:A:H8	1.72	0.55
24:DA:2751:G:H4'	30:DG:3:VAL:CG1	2.36	0.55
21:AA:113:G:H2'	21:AA:114:U:H6	1.72	0.55
22:AX:30:G:O2'	22:AX:31:A:H5'	2.06	0.55
56:DB:50:A:H5''	38:DO:67:ASN:OD1	2.07	0.55
24:BA:2680:U:OP1	27:BD:114:LYS:HE2	2.07	0.55
24:BA:2063:C:O2	24:BA:2450:A:N1	2.40	0.55
11:AL:45:ASN:HA	21:AA:529:G:O6	2.07	0.55
21:AA:597:G:C5	21:AA:598:U:C5	2.95	0.55
24:BA:515:A:C8	24:BA:516:C:C5	2.95	0.55
30:DG:106:LEU:HB2	30:DG:108:PHE:CE1	2.42	0.55
27:BD:120:GLY:HA2	27:BD:162:ALA:CB	2.36	0.55
29:BF:68:LYS:HA	29:BF:83:PRO:HA	1.89	0.55
5:CF:68:GLN:HG2	5:CF:69:GLU:N	2.22	0.55
24:DA:2868:A:O2'	24:DA:2869:G:H5'	2.07	0.55
26:DC:140:VAL:CG2	26:DC:161:VAL:HB	2.37	0.55
37:DN:71:ARG:NH2	37:DN:71:ARG:HB2	2.21	0.55
2:AC:34:SER:O	2:AC:38:VAL:HG13	2.07	0.55
24:BA:1495:A:O2'	24:BA:1496:A:C8	2.58	0.55
24:BA:2209:G:C5	24:BA:2210:U:C4	2.95	0.55
24:DA:2240:U:O2'	24:DA:2241:A:O5'	2.25	0.55
24:BA:1115:G:O2'	24:BA:1116:G:O5'	2.23	0.55
55:CA:1287:A:O2'	55:CA:1288:A:C8	2.55	0.55
21:AA:1117:A:C6	21:AA:1184:G:O6	2.59	0.55
1:AB:20:ARG:CZ	1:AB:20:ARG:HA	2.36	0.55
6:CG:134:VAL:HB	6:CG:137:ARG:HH21	1.72	0.55

*Continued on next page...*

*Continued from previous page...*

Atom-1	Atom-2	Distance(Å)	Clash(Å)
2:CC:61:LYS:O	2:CC:97:PRO:HD2	2.06	0.55
24:BA:195:A:C6	24:BA:198:C:C5	2.95	0.55
26:DC:245:THR:C	26:DC:247:TRP:H	2.11	0.55
55:CA:229:U:H2'	55:CA:230:G:O4'	2.06	0.55
24:DA:100:U:HO2'	24:DA:101:A:C5'	2.21	0.54
24:DA:324:A:N6	24:DA:338:G:H2'	2.22	0.54
33:DJ:3:THR:HG21	40:DQ:60:TRP:HE1	1.72	0.54
24:DA:1074:G:OP2	24:DA:1074:G:H8	1.90	0.54
24:BA:1073:A:C3'	24:BA:1074:G:C5'	2.80	0.54
24:BA:1079:C:C4	24:BA:1088:A:C2	2.95	0.54
21:AA:1322:C:O2'	21:AA:1323:G:C5'	2.53	0.54
24:DA:9:G:N1	24:DA:2629:U:H2'	2.19	0.54
36:BM:71:LYS:HD3	36:BM:95:LEU:CD1	2.37	0.54
21:AA:181:A:H5''	21:AA:182:A:OP1	2.07	0.54
24:BA:2025:C:H2'	24:BA:2026:U:C6	2.41	0.54
1:AB:24:PRO:C	1:AB:26:MET:H	2.10	0.54
24:BA:1784:A:H4'	24:BA:1785:A:C5'	2.37	0.54
24:DA:2346:A:H3'	24:DA:2347:C:H5''	1.88	0.54
34:BK:2:ILE:HG21	34:BK:39:ILE:HD12	1.90	0.54
24:DA:1276:A:C2	24:DA:1277:G:C5	2.95	0.54
24:DA:807:U:O4'	24:DA:2445:G:H5'	2.08	0.54
35:DL:33:ARG:HD3	35:DL:40:SER:HA	1.87	0.54
24:DA:241:A:H1'	24:DA:243:U:C4	2.42	0.54
16:AQ:15:LYS:HE2	21:AA:274:A:H5'	1.88	0.54
55:CA:51:A:O2'	55:CA:116:A:H4'	2.07	0.54
24:BA:2144:G:H3'	24:BA:2144:G:N3	2.21	0.54
55:CA:9:G:N3	55:CA:10:A:C8	2.74	0.54
24:BA:1730:C:H2'	24:BA:1731:G:H5''	1.89	0.54
21:AA:519:C:O2'	21:AA:520:A:H5'	2.07	0.54
31:BH:131:SER:HB2	31:BH:139:PHE:HD2	1.72	0.54
24:BA:470:A:H61	43:BT:72:GLN:NE2	2.04	0.54
21:AA:115:G:C2	21:AA:313:A:C2	2.95	0.54
28:BE:1:MET:CG	28:BE:14:VAL:HG23	2.36	0.54
1:AB:95:TRP:CH2	1:AB:99:MET:HG2	2.42	0.54
13:CN:20:PHE:CE1	13:CN:54:SER:HB2	2.42	0.54
55:CA:330:C:H2'	55:CA:331:G:C8	2.42	0.54
24:BA:1300:G:H5''	24:BA:1301:A:H5''	1.89	0.54
24:DA:1455:G:H2'	24:DA:1456:G:H8	1.72	0.54
55:CA:436:C:N3	55:CA:437:U:C5	2.75	0.54
2:AC:177:LEU:HD23	21:AA:1112:C:N4	2.22	0.54
24:DA:2079:U:H2'	24:DA:2080:A:C8	2.42	0.54
27:BD:14:ILE:O	27:BD:14:ILE:CG1	2.55	0.54

*Continued on next page...*



*Continued from previous page...*

Atom-1	Atom-2	Distance(Å)	Clash(Å)
24:DA:874:G:C2	24:DA:904:G:C2	2.95	0.54
6:AG:99:ALA:HA	6:AG:102:TRP:CE3	2.41	0.54
55:CA:988:G:H2'	55:CA:989:U:O4'	2.07	0.54
49:BZ:39:ASP:CG	49:BZ:44:ARG:HH11	2.11	0.54
5:CF:6:ILE:HG12	5:CF:74:LEU:HD23	1.89	0.54
26:BC:199:HIS:O	26:BC:202:ARG:HG3	2.07	0.54
55:CA:1493:A:H2	22:CX:36:A:N3	2.05	0.54
2:AC:52:SER:HB2	2:AC:111:ASP:OD2	2.07	0.54
25:BB:74:U:O2	45:BV:29:ILE:HD12	2.07	0.54
14:AO:69:LEU:HD21	14:AO:76:ARG:HB2	1.89	0.54
5:AF:6:ILE:HB	5:AF:62:MET:CB	2.37	0.54
2:CC:75:VAL:HG12	2:CC:83:VAL:HG12	1.89	0.54
45:BV:51:GLN:NE2	45:BV:51:GLN:O	2.40	0.54
24:BA:1045:C:H1'	24:BA:1047:G:C2	2.41	0.54
24:BA:1667:G:O2'	24:BA:1991:U:O4	2.24	0.54
25:BB:29:A:H2'	25:BB:30:C:H6	1.69	0.54
24:DA:271:G:C6	24:DA:272:A:N6	2.75	0.54
36:DM:27:SER:N	36:DM:66:ARG:NH2	2.43	0.54
21:AA:1143:G:H2'	21:AA:1144:G:H8	1.73	0.54
8:AI:17:ARG:HH22	21:AA:1129:C:H5''	1.71	0.54
24:DA:1353:A:H2'	24:DA:1354:A:C8	2.41	0.54
24:DA:1431:A:H2'	24:DA:1432:G:O4'	2.05	0.54
9:CJ:57:VAL:HG13	9:CJ:58:ASN:N	2.23	0.54
7:CH:15:ASN:HD21	55:CA:875:U:H1'	1.71	0.54
55:CA:1401:G:C2	55:CA:1402:C:H1'	2.42	0.54
24:DA:839:U:H2'	24:DA:840:C:C6	2.42	0.54
24:DA:973:A:O4'	24:DA:973:A:OP1	2.24	0.54
32:BI:23:VAL:HG23	32:BI:24:GLY:H	1.72	0.54
1:AB:160:LEU:C	1:AB:182:VAL:HG13	2.28	0.54
21:AA:250:A:H4'	21:AA:251:G:O5'	2.08	0.54
21:AA:84:U:O2	21:AA:84:U:H2'	2.07	0.54
24:DA:1507:C:H3'	24:DA:1508:A:O4'	2.05	0.54
48:BY:7:ARG:HG3	48:BY:7:ARG:O	2.07	0.54
55:CA:815:A:N7	55:CA:1509:C:O2'	2.26	0.54
55:CA:914:A:O2'	55:CA:915:A:H8	1.91	0.54
20:AU:52:VAL:HG13	20:AU:53:LYS:N	2.18	0.54
55:CA:1140:C:H2'	55:CA:1141:C:C5	2.43	0.54
25:BB:52:A:N7	38:BO:64:TYR:OH	2.27	0.54
27:DD:148:GLN:OE1	27:DD:152:PRO:HG2	2.06	0.54
9:CJ:10:LEU:O	9:CJ:18:ILE:HD11	2.06	0.54
55:CA:1523:G:C5	55:CA:1524:C:C5	2.95	0.54
24:BA:1855:U:H2'	24:BA:1856:U:O4'	2.07	0.54

*Continued on next page...*

*Continued from previous page...*

Atom-1	Atom-2	Distance(Å)	Clash(Å)
21:AA:368:U:H3'	21:AA:369:G:H5'	1.89	0.54
51:B1:33:LEU:H	51:B1:51:ALA:HB3	1.72	0.54
10:AK:30:ILE:HD12	10:AK:30:ILE:O	2.07	0.54
24:BA:1494:A:H2'	24:BA:1495:A:C8	2.42	0.54
24:BA:2287:A:C5	24:BA:2289:G:C8	2.96	0.54
2:AC:5:HIS:HB3	13:AN:88:MET:CE	2.37	0.54
9:CJ:17:LEU:HG	9:CJ:96:VAL:HG13	1.89	0.54
40:DQ:16:ILE:HG23	40:DQ:38:VAL:HG21	1.89	0.54
24:DA:1114:C:H2'	24:DA:1115:G:C8	2.41	0.54
55:CA:825:A:H2'	55:CA:826:C:C6	2.43	0.54
24:DA:258:G:H2'	24:DA:259:G:H8	1.72	0.54
24:BA:1522:A:HO2'	24:BA:1523:U:P	2.30	0.54
3:AD:11:SER:OG	3:AD:17:ASP:HA	2.07	0.54
24:BA:1274:A:C2	24:BA:1645:G:O4'	2.60	0.54
24:BA:187:G:C2	24:BA:210:C:O2	2.61	0.54
24:DA:1425:G:H2'	24:DA:1426:G:C8	2.42	0.54
39:BP:23:ASP:HA	39:BP:89:GLY:H	1.73	0.54
24:BA:2808:G:N2	24:BA:2891:U:C6	2.76	0.54
24:DA:1032:A:H1'	54:D4:23:ILE:HD13	1.90	0.54
24:DA:1681:G:O2'	24:DA:1762:A:H2'	2.08	0.54
55:CA:520:A:O2'	55:CA:521:G:O5'	2.25	0.54
3:CD:10:LEU:HD23	3:CD:62:ARG:HB3	1.89	0.54
54:B4:1:MET:CE	54:B4:34:LYS:HG2	2.37	0.54
24:DA:492:A:H2'	24:DA:493:G:O4'	2.07	0.54
24:DA:508:A:N6	42:DS:9:HIS:NE2	2.56	0.54
24:DA:1213:A:O2'	24:DA:1214:A:C5'	2.55	0.54
24:BA:1131:G:N2	24:BA:2024:G:H21	2.05	0.54
33:BJ:81:ILE:CG2	33:BJ:82:GLY:H	2.05	0.54
21:AA:206:C:C2	21:AA:207:C:H1'	2.43	0.54
21:AA:211:G:N2	21:AA:212:G:C4	2.74	0.54
13:CN:89:ARG:HG3	13:CN:91:GLU:HG3	1.89	0.54
26:BC:12:ARG:CG	26:BC:12:ARG:NH1	2.55	0.54
24:BA:1019:U:C4	24:BA:1020:A:N6	2.75	0.54
43:BT:28:ASN:HA	43:BT:91:GLN:OE1	2.07	0.54
24:BA:1017:G:C6	24:BA:1018:U:C5	2.95	0.54
24:BA:1385:A:C6	24:BA:1403:A:C6	2.96	0.54
6:AG:101:ARG:NH2	21:AA:939:G:H5'	2.21	0.54
24:BA:1900:A:C2	24:BA:1970:A:C4	2.96	0.54
24:DA:54:G:C5	24:DA:55:G:C8	2.96	0.54
24:DA:2615:U:C4	50:D0:2:VAL:C	2.80	0.54
30:DG:112:VAL:HG12	30:DG:114:HIS:N	2.22	0.54
21:AA:577:G:H4'	21:AA:816:A:H2'	1.88	0.54

*Continued on next page...*

*Continued from previous page...*

Atom-1	Atom-2	Distance(Å)	Clash(Å)
24:BA:790:U:O2'	24:BA:791:C:O5'	2.24	0.54
49:DZ:4:ILE:CG2	49:DZ:56:VAL:HG13	2.37	0.54
24:BA:232:G:H4'	24:BA:233:A:OP1	2.06	0.54
21:AA:455:G:H2'	21:AA:456:A:C8	2.39	0.54
13:AN:14:ALA:O	13:AN:18:LYS:HG3	2.07	0.54
21:AA:1413:A:C2	21:AA:1488:G:C2	2.95	0.54
55:CA:1106:G:H2'	55:CA:1107:C:C6	2.42	0.54
24:DA:2902:C:O2'	24:DA:2903:U:O5'	2.26	0.54
25:BB:45:A:H2'	25:BB:46:A:C8	2.41	0.54
24:BA:684:G:OP1	52:B2:16:HIS:HD2	1.90	0.54
55:CA:920:U:H2'	55:CA:921:U:C6	2.42	0.54
55:CA:1244:G:C6	55:CA:1245:C:N4	2.76	0.54
24:BA:1416:G:O2'	24:BA:1417:C:O4'	2.25	0.54
35:DL:73:ILE:O	35:DL:105:ILE:HA	2.07	0.54
24:BA:2497:A:H4'	24:BA:2498:C:OP1	2.06	0.54
25:BB:37:C:C5	25:BB:38:C:C4	2.96	0.54
24:BA:685:A:C2	24:BA:689:A:C6	2.95	0.54
24:DA:2884:U:O2	50:D0:49:ARG:HB3	2.08	0.54
24:DA:969:G:H2'	24:DA:970:U:C6	2.42	0.54
24:BA:155:A:H2'	24:BA:156:A:C8	2.43	0.54
21:AA:1333:A:H2'	21:AA:1334:G:O4'	2.08	0.54
24:DA:657:U:O2'	24:DA:658:U:C6	2.57	0.54
55:CA:373:A:O2'	55:CA:374:A:C5'	2.54	0.54
4:AE:155:LYS:HG2	7:AH:65:PHE:HB2	1.88	0.54
24:DA:1665:A:H2'	24:DA:1666:G:O4'	2.08	0.54
27:DD:133:THR:HG23	27:DD:134:HIS:N	2.23	0.54
29:DF:109:ARG:NH1	29:DF:135:ILE:HG22	2.23	0.54
11:CL:23:LEU:HD11	11:CL:94:TYR:HE1	1.71	0.54
26:DC:239:PHE:HD1	26:DC:240:GLY:H	1.55	0.54
24:BA:2720:U:C2	24:BA:2872:A:C5	2.95	0.54
55:CA:248:C:O2'	55:CA:249:U:O5'	2.24	0.54
20:CU:3:ILE:O	20:CU:3:ILE:HG23	2.08	0.54
36:BM:43:ALA:O	36:BM:46:ILE:HG13	2.08	0.54
55:CA:1411:C:OP2	55:CA:1411:C:H6	1.90	0.54
22:CV:33:U:H5'	22:CV:34:G:OP2	2.07	0.54
24:DA:664:G:H2'	24:DA:665:U:O4'	2.07	0.54
24:DA:2052:A:N7	27:DD:146:ILE:HD11	2.22	0.54
24:DA:2304:G:H22	24:DA:2312:U:H3	1.54	0.54
21:AA:91:U:H2'	21:AA:92:U:H1'	1.87	0.54
28:DE:112:LEU:HD11	28:DE:186:VAL:HG11	1.89	0.54
55:CA:10:A:N6	55:CA:25:C:H42	2.05	0.54
31:BH:8:LYS:O	31:BH:9:VAL:CB	2.55	0.54

*Continued on next page...*

*Continued from previous page...*

Atom-1	Atom-2	Distance(Å)	Clash(Å)
38:DO:30:ARG:HA	38:DO:35:ILE:HD13	1.87	0.54
1:CB:185:ILE:HD12	1:CB:202:ASN:H	1.72	0.54
25:BB:61:G:C6	25:BB:62:C:C4	2.96	0.54
28:DE:149:ILE:HG23	28:DE:188:MET:N	2.21	0.54
5:AF:42:TRP:CD1	5:AF:42:TRP:N	2.74	0.54
51:B1:8:ILE:HG23	51:B1:51:ALA:HA	1.90	0.54
24:BA:233:A:H61	24:BA:428:A:H61	1.54	0.54
24:BA:976:G:C2	24:BA:977:G:C5	2.96	0.54
34:DK:7:MET:HG3	34:DK:17:ARG:HH12	1.71	0.54
42:BS:42:LYS:O	42:BS:42:LYS:HD3	2.07	0.54
24:BA:2289:G:O2'	24:BA:2346:A:OP2	2.25	0.54
24:BA:2210:U:H4'	24:BA:2211:A:C5'	2.36	0.54
1:CB:161:PHE:CZ	1:CB:216:VAL:HG21	2.43	0.54
21:AA:1413:A:H2'	21:AA:1414:U:O4'	2.08	0.54
21:AA:1416:G:H2'	21:AA:1417:G:H5'	1.89	0.54
3:AD:43:ARG:O	3:AD:45:PRO:HD3	2.07	0.54
10:AK:125:LYS:H	10:AK:125:LYS:HD3	1.72	0.54
2:CC:9:ILE:HG23	2:CC:10:ARG:HG3	1.88	0.54
21:AA:996:A:C4	21:AA:997:U:C5	2.95	0.54
24:DA:1527:G:H5''	24:DA:1528:A:OP1	2.07	0.54
5:CF:18:VAL:N	5:CF:19:PRO:HD2	2.23	0.54
47:BX:73:ARG:HG2	47:BX:75:GLU:HG3	1.88	0.54
24:BA:1298:C:C2	24:BA:1643:G:N2	2.75	0.54
24:DA:161:A:C5	24:DA:162:U:C4	2.96	0.54
31:DH:7:ASP:O	31:DH:15:LEU:HA	2.08	0.54
13:CN:96:LYS:HD2	13:CN:96:LYS:H	1.73	0.54
42:DS:49:LYS:HB3	42:DS:49:LYS:NZ	2.23	0.54
26:BC:69:ASN:O	26:BC:117:SER:OG	2.25	0.54
15:AP:33:ILE:HG21	15:AP:60:TRP:CZ2	2.43	0.54
32:DI:90:GLY:O	32:DI:92:PRO:HD3	2.07	0.54
24:DA:1474:U:H2'	24:DA:1475:G:C5'	2.33	0.54
55:CA:370:C:H2'	55:CA:371:A:H8	1.70	0.54
55:CA:372:C:O2'	55:CA:373:A:OP2	2.23	0.54
24:DA:1022:G:N2	24:DA:1142:A:C2	2.76	0.54
55:CA:973:G:OP2	55:CA:975:A:OP1	2.24	0.54
24:BA:2331:G:O2'	46:BW:39:GLN:O	2.19	0.54
46:BW:46:ALA:HB3	46:BW:79:ILE:O	2.08	0.54
55:CA:1452:C:H4'	55:CA:1453:G:O5'	2.06	0.54
24:BA:1088:A:N3	24:BA:1088:A:O4'	2.39	0.54
24:DA:2627:G:N3	24:DA:2781:A:H2	2.05	0.54
1:AB:40:ILE:HG21	1:AB:201:GLY:H	1.73	0.54
24:DA:617:G:O2'	24:DA:618:G:O4'	2.21	0.54

*Continued on next page...*

*Continued from previous page...*

Atom-1	Atom-2	Distance(Å)	Clash(Å)
24:BA:827:U:C4	24:BA:2430:A:C6	2.95	0.54
13:CN:80:ARG:HG2	13:CN:81:ILE:H	1.73	0.54
29:DF:32:LYS:HB3	29:DF:156:THR:HB	1.88	0.54
35:BL:101:ILE:HG22	35:BL:102:GLY:N	2.23	0.54
24:DA:2312:U:OP1	24:DA:2312:U:H4'	2.08	0.54
24:BA:151:C:O2	24:BA:176:A:C2	2.61	0.54
24:DA:70:G:O2'	24:DA:71:A:C5'	2.56	0.54
48:DY:17:GLU:OE1	48:DY:53:VAL:HB	2.08	0.54
48:DY:57:LEU:O	48:DY:60:LYS:HB3	2.07	0.54
51:B1:46:VAL:HG12	51:B1:47:ILE:H	1.71	0.54
39:BP:20:ARG:HD2	39:BP:112:ARG:HH11	1.71	0.54
8:CI:9:GLY:HA3	8:CI:77:ALA:O	2.08	0.54
24:BA:215:G:H4'	24:BA:216:A:OP1	2.07	0.54
21:AA:820:U:H4'	21:AA:821:G:OP2	2.07	0.54
48:BY:6:LEU:O	48:BY:7:ARG:HB3	2.07	0.54
5:AF:47:LEU:HD22	17:AR:65:SER:CB	2.37	0.54
49:DZ:16:LEU:N	49:DZ:16:LEU:HD22	2.19	0.54
24:DA:1984:G:C6	24:DA:1985:C:C4	2.96	0.54
3:CD:25:ARG:HB3	3:CD:30:LYS:NZ	2.23	0.54
24:BA:1759:A:H2'	24:BA:1760:C:C6	2.42	0.54
21:AA:63:C:O2'	21:AA:380:G:H4'	2.08	0.54
24:BA:2663:G:H2'	24:BA:2664:G:O5'	2.08	0.54
10:CK:81:LEU:HD11	10:CK:104:PHE:HB3	1.90	0.54
19:AT:26:MET:SD	19:AT:27:MET:N	2.81	0.54
7:CH:121:GLY:HA3	55:CA:599:C:H4'	1.89	0.54
21:AA:1202:U:O2'	21:AA:1203:C:C5'	2.56	0.54
24:BA:1936:A:H5''	24:BA:1937:A:C5'	2.36	0.54
8:CI:79:ARG:HD2	8:CI:102:PHE:CE1	2.43	0.54
13:AN:14:ALA:HB1	13:AN:18:LYS:NZ	2.23	0.54
24:DA:310:A:H2'	24:DA:312:G:N7	2.21	0.54
26:DC:93:VAL:HG12	26:DC:101:ARG:H	1.72	0.54
24:BA:2393:U:H2'	24:BA:2394:C:H6	1.72	0.54
21:AA:441:A:C2	21:AA:497:G:C6	2.95	0.54
24:BA:1442:U:H2'	24:BA:1443:U:H6	1.72	0.54
24:BA:769:U:H2'	24:BA:770:G:C8	2.42	0.54
19:CT:4:LYS:C	19:CT:6:ALA:H	2.10	0.54
30:BG:15:ASP:CG	30:BG:16:VAL:N	2.61	0.54
24:DA:586:A:O5'	24:DA:586:A:H8	1.90	0.54
36:DM:119:LEU:HD23	36:DM:119:LEU:O	2.08	0.54
27:DD:181:ASP:C	27:DD:183:GLU:H	2.10	0.54
29:BF:129:MET:CG	29:BF:153:ILE:HD11	2.37	0.54
29:DF:137:PHE:CB	29:DF:138:PRO:HD2	2.30	0.54

*Continued on next page...*

*Continued from previous page...*

Atom-1	Atom-2	Distance(Å)	Clash(Å)
24:BA:587:C:H42	35:BL:33:ARG:HD3	1.72	0.54
24:BA:2846:G:OP1	39:BP:50:ARG:O	2.25	0.54
24:DA:1287:A:OP1	37:DN:103:ARG:HG3	2.07	0.54
55:CA:253:A:O2'	55:CA:254:G:H8	1.89	0.54
21:AA:1125:U:HO2'	21:AA:1126:U:P	2.30	0.54
21:AA:1129:C:H2'	21:AA:1139:G:N7	2.22	0.54
24:DA:1353:A:H2'	24:DA:1354:A:H8	1.73	0.54
40:DQ:8:ILE:O	40:DQ:8:ILE:HG12	2.07	0.54
24:BA:1783:A:H2	24:BA:2587:A:C5	2.26	0.54
42:BS:13:SER:O	42:BS:14:ALA:CB	2.55	0.54
21:AA:99:C:H2'	21:AA:100:G:OP2	2.08	0.54
51:B1:46:VAL:HG12	51:B1:47:ILE:N	2.23	0.54
39:BP:83:ILE:HD13	39:BP:84:SER:N	2.22	0.54
21:AA:1305:G:N2	21:AA:1332:A:OP2	2.40	0.54
55:CA:555:U:C2	55:CA:556:C:C5	2.96	0.54
47:BX:34:SER:HA	47:BX:48:LEU:O	2.06	0.54
24:BA:2144:G:C2'	24:BA:2148:G:O6	2.54	0.54
24:BA:1797:G:O3'	26:BC:255:LYS:O	2.25	0.54
24:BA:243:U:OP1	53:B3:5:THR:CG2	2.55	0.54
24:DA:466:A:P	52:D2:34:ARG:HH21	2.31	0.54
24:DA:53:A:C2	52:D2:35:ARG:NH1	2.76	0.54
10:AK:34:THR:HA	10:AK:41:LEU:HG	1.90	0.54
3:CD:2:ARG:NH2	3:CD:114:ARG:HH11	2.06	0.54
28:BE:28:VAL:HA	28:BE:104:ALA:HB1	1.90	0.54
24:BA:145:C:H2'	24:BA:146:A:H8	1.72	0.54
55:CA:1050:G:O2'	55:CA:1051:C:H6	1.89	0.54
55:CA:1501:C:N4	55:CA:1504:G:C2	2.76	0.54
17:CR:53:GLN:O	17:CR:56:ARG:HB2	2.07	0.54
8:CI:44:ARG:NH1	8:CI:44:ARG:HB3	2.23	0.54
24:DA:1147:A:H2'	24:DA:1148:U:C6	2.40	0.54
1:CB:128:LEU:HD22	1:CB:132:GLU:HG2	1.89	0.54
24:BA:776:G:C5	24:BA:793:A:C8	2.95	0.54
45:DV:44:HIS:CD2	45:DV:85:LYS:HB2	2.42	0.54
47:DX:6:VAL:HG13	47:DX:7:THR:N	2.22	0.54
30:BG:164:ALA:C	30:BG:166:GLU:H	2.10	0.54
55:CA:649:A:N3	55:CA:650:G:H1'	2.23	0.54
43:BT:2:ILE:HG13	43:BT:3:ARG:NH2	2.22	0.54
34:DK:88:ASN:HB2	34:DK:91:SER:HB2	1.89	0.54
2:CC:22:PHE:HD1	9:CJ:13:PHE:CE1	2.25	0.54
10:CK:62:ALA:O	10:CK:66:ALA:N	2.40	0.54
24:BA:1923:U:H2'	24:BA:1924:C:H6	1.72	0.54
24:BA:1905:C:HO2'	24:BA:1929:G:HO2'	1.51	0.54

*Continued on next page...*

*Continued from previous page...*

Atom-1	Atom-2	Distance(Å)	Clash(Å)
24:BA:1380:G:C2	24:BA:1381:G:C8	2.95	0.54
21:AA:1498:U:H5''	21:AA:1499:A:OP1	2.06	0.54
24:DA:287:G:O2'	24:DA:288:U:H5'	2.08	0.54
24:BA:1950:G:C8	24:BA:1951:U:H5	2.25	0.54
10:CK:86:LYS:HE2	10:CK:112:VAL:O	2.07	0.54
24:DA:1067:A:H2'	24:DA:1068:G:H5''	1.90	0.54
55:CA:81:A:C2	55:CA:89:U:O4	2.61	0.54
24:BA:1179:G:H3'	24:BA:1180:U:C4'	2.25	0.54
24:DA:2835:A:N7	24:DA:2879:A:C2	2.76	0.54
8:AI:128:LYS:HD2	8:AI:129:ARG:H	1.73	0.54
24:DA:1290:C:O2'	24:DA:1291:C:O4'	2.26	0.54
24:DA:2783:U:H2'	24:DA:2784:U:C6	2.42	0.54
27:DD:51:THR:HG21	27:DD:75:ALA:O	2.08	0.54
42:DS:47:VAL:HG12	42:DS:103:ILE:HG12	1.89	0.54
21:AA:1131:G:C2'	21:AA:1132:C:O5'	2.56	0.54
24:DA:90:U:C4	24:DA:91:A:C5	2.96	0.54
35:DL:48:ARG:HG3	35:DL:48:ARG:HH11	1.73	0.54
24:DA:449:A:HO2'	24:DA:450:G:H5'	1.68	0.54
24:BA:1779:U:C5	24:BA:1783:A:C8	2.95	0.54
43:DT:29:THR:CB	43:DT:86:THR:H	2.21	0.54
55:CA:32:A:N6	55:CA:553:A:C6	2.76	0.54
55:CA:501:C:H2'	55:CA:502:A:C8	2.43	0.54
26:BC:5:CYS:SG	26:BC:15:VAL:HB	2.47	0.54
18:CS:4:LEU:HD11	55:CA:1319:A:OP2	2.06	0.54
24:BA:2091:C:O2	47:BX:33:HIS:CE1	2.61	0.54
4:AE:132:PRO:O	4:AE:135:VAL:HG12	2.08	0.54
19:CT:78:LEU:O	19:CT:82:ILE:HG12	2.07	0.54
21:AA:844:G:H21	21:AA:845:A:H62	1.55	0.54
10:AK:22:ILE:CD1	10:AK:95:THR:HG21	2.37	0.54
24:DA:2015:A:N1	50:D0:2:VAL:HG11	2.23	0.54
24:BA:1555:G:N2	24:BA:1556:C:C2	2.75	0.54
55:CA:652:U:O2'	55:CA:653:U:O5'	2.25	0.54
24:BA:136:G:C6	24:BA:142:A:N6	2.75	0.54
24:BA:570:G:OP1	24:BA:972:A:O2'	2.23	0.54
55:CA:1394:A:C5	55:CA:1501:C:H4'	2.43	0.54
24:DA:860:U:O2'	24:DA:861:A:H5'	2.08	0.54
33:DJ:106:LYS:HD2	33:DJ:119:PHE:CD2	2.42	0.54
1:AB:61:SER:O	1:AB:224:ARG:HB3	2.08	0.54
24:DA:1590:A:H2'	24:DA:1591:A:H8	1.73	0.54
1:CB:128:LEU:O	1:CB:129:THR:C	2.46	0.54
15:CP:78:VAL:O	15:CP:78:VAL:HG12	2.08	0.54
28:DE:196:VAL:HG13	28:DE:200:LEU:HD23	1.90	0.54

*Continued on next page...*



*Continued from previous page...*

Atom-1	Atom-2	Distance(Å)	Clash(Å)
24:BA:613:A:H8	24:BA:616:A:N1	2.05	0.54
34:DK:113:MET:O	34:DK:116:ILE:HG13	2.08	0.54
30:DG:28:LYS:HG3	30:DG:79:THR:HG22	1.89	0.54
5:CF:17:GLN:O	5:CF:21:MET:HG3	2.07	0.54
24:BA:2473:U:O2	24:BA:2473:U:H2'	2.08	0.54
24:BA:2018:G:C2	24:BA:2019:A:C4	2.96	0.54
26:DC:120:ASP:CG	26:DC:121:ALA:H	2.11	0.54
24:BA:2109:U:H2'	24:BA:2110:G:H5'	1.89	0.54
55:CA:618:C:C6	55:CA:620:C:OP2	2.60	0.54
11:AL:114:SER:HB3	21:AA:502:A:OP1	2.07	0.54
26:DC:259:ASN:C	26:DC:261:ARG:H	2.11	0.54
20:AU:4:LYS:O	20:AU:4:LYS:HD2	2.07	0.54
15:AP:57:ILE:HG22	15:AP:58:ALA:N	2.22	0.54
12:AM:67:ASP:O	12:AM:70:ARG:CB	2.53	0.54
24:BA:996:A:H4'	40:BQ:91:ARG:HG2	1.90	0.54
24:DA:1731:G:H4'	24:DA:1732:C:OP1	2.08	0.54
24:DA:1011:G:OP1	40:DQ:76:SER:HB3	2.07	0.54
4:AE:79:THR:CA	4:AE:119:VAL:HG12	2.35	0.54
39:BP:4:ILE:O	39:BP:6:GLN:N	2.41	0.54
30:BG:86:LEU:HD11	30:BG:132:LEU:HD21	1.90	0.54
24:BA:1062:G:H1'	32:BI:134:SER:CB	2.33	0.54
12:AM:84:CYS:O	12:AM:88:LEU:HG	2.08	0.54
55:CA:252:U:O2'	55:CA:253:A:C8	2.47	0.54
55:CA:274:A:H4'	55:CA:275:G:O5'	2.08	0.54
24:DA:529:A:C5	24:DA:2023:C:C4	2.95	0.54
42:DS:7:HIS:CE1	42:DS:10:ALA:HA	2.42	0.54
21:AA:1125:U:OP2	21:AA:1145:A:N6	2.41	0.54
21:AA:430:A:O2'	21:AA:431:A:C5'	2.49	0.54
24:BA:2135:A:C2'	24:BA:2136:G:C8	2.88	0.54
34:DK:87:LEU:HB2	34:DK:92:GLU:O	2.07	0.54
29:DF:32:LYS:HD2	29:DF:156:THR:HG21	1.89	0.54
27:BD:143:PRO:O	27:BD:144:GLY:O	2.26	0.54
40:BQ:10:ARG:HB2	40:BQ:10:ARG:CZ	2.38	0.54
55:CA:1161:C:O2'	55:CA:1162:C:C6	2.61	0.54
24:BA:1783:A:H2	24:BA:2587:A:C4	2.26	0.54
53:D3:28:LEU:HA	53:D3:32:LEU:HD21	1.88	0.54
55:CA:545:C:O2'	55:CA:549:C:OP1	2.22	0.54
1:AB:67:LEU:HD22	1:AB:69:VAL:HG22	1.89	0.54
27:BD:99:GLU:CG	27:BD:100:LEU:N	2.69	0.54
21:AA:87:C:H2'	21:AA:88:U:O4'	2.07	0.54
1:CB:208:ALA:HA	1:CB:211:LEU:CB	2.37	0.54
3:AD:191:SER:O	3:AD:192:ALA:HB2	2.06	0.54

*Continued on next page...*

*Continued from previous page...*

Atom-1	Atom-2	Distance(Å)	Clash(Å)
55:CA:197:A:N6	55:CA:221:C:H4'	2.22	0.54
21:AA:1102:A:H2'	21:AA:1103:C:C5	2.43	0.54
38:BO:75:GLY:HA3	38:BO:106:LEU:HA	1.89	0.54
24:BA:2320:U:H4'	24:BA:2321:U:C5'	2.36	0.54
24:BA:1797:G:O3'	26:BC:255:LYS:HA	2.08	0.54
54:B4:30:GLU:OE2	54:B4:32:LYS:HG3	2.08	0.54
41:DR:3:ALA:HB2	41:DR:101:ILE:HD13	1.90	0.54
21:AA:1181:G:C2	21:AA:1182:G:N2	2.76	0.54
3:CD:104:MET:SD	3:CD:179:GLY:HA3	2.48	0.54
15:AP:38:PHE:CZ	15:AP:51:ARG:HB2	2.42	0.54
15:AP:51:ARG:HG2	15:AP:52:LEU:N	2.22	0.54
24:BA:734:A:N7	24:BA:735:A:N7	2.56	0.54
24:BA:1555:G:N1	24:BA:1556:C:C4	2.76	0.54
24:BA:2675:A:C2'	24:BA:2676:C:H5'	2.37	0.54
24:BA:743:A:O2'	24:BA:744:U:H5'	2.08	0.54
24:BA:2657:A:H2'	24:BA:2658:C:O4'	2.08	0.54
6:CG:19:SER:OG	6:CG:22:LEU:HB3	2.07	0.54
5:AF:5:GLU:HG3	5:AF:63:ASN:OD1	2.08	0.54
44:DU:35:VAL:HG12	44:DU:36:GLU:N	2.22	0.54
24:BA:265:A:N7	24:BA:428:A:N3	2.55	0.54
24:BA:1252:G:C2	40:BQ:32:ARG:HG2	2.41	0.54
55:CA:1004:A:C4	55:CA:1026:G:N7	2.76	0.54
24:BA:479:A:C2	24:BA:480:A:C4	2.95	0.54
24:DA:851:C:H2'	24:DA:852:U:H6	1.73	0.54
16:AQ:26:ARG:NH2	21:AA:237:G:H5''	2.22	0.54
24:DA:1623:G:C6	24:DA:1624:U:C5	2.96	0.54
41:BR:90:ARG:O	41:BR:91:GLN:CB	2.56	0.54
8:CI:25:GLY:HA3	8:CI:58:GLU:N	2.22	0.54
27:BD:90:PHE:HB2	27:BD:92:VAL:HG23	1.90	0.54
24:DA:2366:A:C2	24:DA:2367:G:H1'	2.43	0.54
24:BA:1744:A:H3'	24:BA:1745:A:H8	1.73	0.54
21:AA:780:A:C8	21:AA:800:G:C6	2.95	0.54
12:CM:49:GLU:HA	12:CM:49:GLU:OE1	2.07	0.54
27:DD:39:ASP:CG	27:DD:40:LEU:H	2.11	0.54
21:AA:802:A:H3'	21:AA:803:G:H8	1.72	0.54
24:BA:2100:G:C6	24:BA:2190:G:C6	2.95	0.54
24:BA:2377:A:H2'	24:BA:2378:A:C8	2.42	0.54
24:DA:300:A:H1'	24:DA:333:G:N2	2.22	0.54
24:DA:320:A:H2'	28:DE:131:THR:OG1	2.07	0.54
44:DU:90:LYS:HE2	44:DU:92:VAL:HG12	1.89	0.54
26:BC:105:ALA:O	26:BC:195:GLY:HA3	2.08	0.54
29:DF:107:VAL:N	29:DF:108:PRO:CD	2.71	0.54

*Continued on next page...*

*Continued from previous page...*

Atom-1	Atom-2	Distance(Å)	Clash(Å)
24:DA:857:G:H1'	46:DW:19:ARG:CZ	2.38	0.54
24:DA:1063:G:H2'	24:DA:1064:C:C5	2.42	0.54
19:AT:78:LEU:O	19:AT:82:ILE:HG23	2.07	0.54
27:DD:121:THR:HG21	27:DD:127:PHE:CD1	2.42	0.54
24:DA:2586:U:O5'	24:DA:2586:U:H6	1.90	0.54
39:BP:50:ARG:O	39:BP:51:ASN:HB2	2.07	0.54
36:DM:27:SER:N	36:DM:66:ARG:HH22	2.00	0.54
21:AA:1228:C:O2'	21:AA:1229:A:H8	1.90	0.54
8:AI:33:SER:HB3	8:AI:36:GLN:HG2	1.89	0.54
24:DA:123:G:H2'	24:DA:124:G:O4'	2.08	0.54
4:CE:98:ALA:HB2	4:CE:123:LEU:CG	2.36	0.54
24:DA:1123:C:H2'	24:DA:1124:G:H8	1.73	0.54
24:BA:321:U:C6	28:BE:159:LEU:HD23	2.43	0.54
4:AE:37:VAL:HG11	4:AE:113:VAL:CA	2.38	0.54
24:BA:63:A:N3	24:BA:64:A:C8	2.76	0.54
55:CA:313:A:H2'	55:CA:314:C:C6	2.43	0.54
39:DP:50:ARG:HA	39:DP:57:ALA:H	1.73	0.54
21:AA:282:A:H2'	21:AA:283:U:C6	2.43	0.54
55:CA:428:G:H1'	55:CA:430:A:N7	2.22	0.54
30:BG:21:GLN:O	30:BG:36:LEU:HD13	2.08	0.54
55:CA:463:U:C4	55:CA:464:U:O4	2.61	0.54
15:AP:79:ASN:O	15:AP:80:LYS:HB2	2.08	0.54
28:BE:104:ALA:O	28:BE:108:ILE:CG2	2.56	0.54
24:DA:84:A:C4	24:DA:103:A:N6	2.76	0.54
29:BF:131:VAL:CG2	29:BF:151:LEU:H	2.19	0.54
20:AU:9:GLU:HG3	20:AU:10:PRO:HD3	1.89	0.54
35:DL:93:ASN:CG	35:DL:94:THR:H	2.10	0.54
24:BA:554:U:O4	24:BA:555:G:C6	2.61	0.54
24:BA:1422:G:H2'	24:BA:1423:G:H8	1.73	0.54
24:DA:2786:U:O2'	24:DA:2787:C:H5'	2.08	0.54
24:BA:621:A:H2'	24:BA:622:G:O4'	2.08	0.54
3:CD:194:ILE:HG13	3:CD:194:ILE:O	2.07	0.54
9:AJ:36:VAL:HG22	9:AJ:76:ILE:HG23	1.89	0.54
24:DA:1548:A:H2'	24:DA:1549:A:H8	1.73	0.54
24:DA:1219:U:H2'	24:DA:1220:G:H8	1.73	0.54
45:DV:56:PHE:C	45:DV:58:SER:H	2.12	0.54
37:BN:81:ASN:O	37:BN:85:PRO:HG3	2.08	0.54
48:DY:31:GLN:C	48:DY:33:ALA:H	2.10	0.54
3:AD:204:SER:HB2	21:AA:8:A:H62	1.73	0.54
55:CA:28:A:C5	55:CA:29:U:C5	2.96	0.54
24:BA:1394:U:C4	24:BA:1395:A:C6	2.96	0.54
24:BA:2508:G:C4	24:BA:2509:G:C8	2.96	0.54

*Continued on next page...*

*Continued from previous page...*

Atom-1	Atom-2	Distance(Å)	Clash(Å)
34:BK:108:ARG:HG3	34:BK:108:ARG:O	2.08	0.54
15:CP:1:MET:HB2	55:CA:135:C:O2	2.07	0.54
24:DA:597:G:H2'	24:DA:598:U:O4'	2.08	0.54
47:DX:19:HIS:C	47:DX:21:LEU:H	2.11	0.54
24:DA:1535:A:N1	24:DA:1537:G:N7	2.56	0.54
24:DA:2724:U:P	27:DD:116:LYS:HZ3	2.31	0.54
33:DJ:103:ILE:HD12	33:DJ:103:ILE:O	2.08	0.54
24:DA:2331:G:O2'	46:DW:40:ARG:HB3	2.08	0.54
24:DA:1059:G:C5	24:DA:1060:U:C2	2.96	0.54
4:AE:95:MET:SD	4:AE:139:THR:HG22	2.47	0.54
11:CL:97:VAL:HG23	11:CL:100:ALA:HB3	1.90	0.54
24:BA:1178:C:H2'	24:BA:1179:G:N7	2.22	0.54
24:DA:1782:U:O2'	24:DA:1783:A:C5'	2.55	0.54
24:BA:2332:C:H4'	24:BA:2336:A:C6	2.43	0.54
39:BP:50:ARG:CG	39:BP:57:ALA:N	2.71	0.54
24:BA:2727:A:H2'	24:BA:2728:U:C6	2.43	0.54
21:AA:954:G:C6	21:AA:955:U:C4	2.96	0.54
21:AA:1208:C:H2'	21:AA:1209:C:O4'	2.08	0.54
37:DN:110:MET:HE2	37:DN:110:MET:HA	1.89	0.54
24:DA:1355:G:C6	24:DA:1377:G:N2	2.76	0.54
40:DQ:4:LYS:HZ1	40:DQ:6:GLY:HA3	1.65	0.54
20:CU:16:ARG:HG3	20:CU:19:LYS:CG	2.33	0.54
39:DP:22:GLY:HA3	39:DP:91:VAL:CG2	2.38	0.54
42:BS:24:ILE:HG22	42:BS:71:VAL:HG21	1.91	0.54
21:AA:98:A:H2'	21:AA:99:C:C6	2.43	0.54
24:DA:2612:C:O2	50:D0:1:ALA:HB2	2.08	0.54
24:DA:2060:A:H2'	28:DE:63:LYS:NZ	2.23	0.54
39:BP:83:ILE:HD13	39:BP:83:ILE:C	2.28	0.54
21:AA:260:G:O2'	21:AA:261:U:H5'	2.08	0.54
55:CA:198:G:HO2'	55:CA:199:A:H8	1.56	0.54
27:DD:117:GLY:O	27:DD:119:ALA:N	2.41	0.54
24:DA:225:C:H2'	24:DA:226:A:C8	2.43	0.54
4:CE:22:LYS:HB3	4:CE:29:ILE:CG2	2.38	0.54
24:BA:821:A:H2'	24:BA:946:C:H5''	1.89	0.54
18:CS:45:GLY:H	18:CS:61:VAL:HB	1.72	0.54
55:CA:410:G:H2'	55:CA:429:U:C5	2.43	0.54
24:DA:547:A:H3'	24:DA:548:G:C5'	2.36	0.54
39:DP:28:LYS:HB3	39:DP:39:LEU:HD23	1.90	0.54
24:BA:2733:A:O5'	24:BA:2733:A:C8	2.54	0.54
30:DG:94:ARG:CZ	30:DG:105:SER:HB2	2.38	0.54
24:BA:401:A:C2	24:BA:402:A:C4	2.96	0.54
7:AH:91:LEU:HD21	7:AH:103:VAL:HG11	1.89	0.54

*Continued on next page...*

*Continued from previous page...*

Atom-1	Atom-2	Distance(Å)	Clash(Å)
55:CA:1430:A:N6	55:CA:1431:A:C2	2.76	0.54
55:CA:1431:A:C6	55:CA:1432:G:N1	2.76	0.54
21:AA:903:G:C6	21:AA:904:U:C4	2.96	0.54
34:BK:8:LEU:HD23	34:BK:8:LEU:N	2.23	0.54
40:DQ:78:PHE:CE1	40:DQ:82:LEU:HD11	2.43	0.54
21:AA:374:A:OP1	21:AA:452:A:N1	2.41	0.54
55:CA:1327:C:H2'	55:CA:1328:C:C6	2.42	0.54
7:CH:124:ILE:HG22	7:CH:125:ILE:H	1.73	0.54
26:DC:70:LYS:HD3	26:DC:101:ARG:HH12	1.72	0.54
6:CG:139:ASP:O	6:CG:142:ARG:HB2	2.09	0.54
13:CN:20:PHE:HE1	13:CN:54:SER:CB	2.20	0.54
25:BB:20:G:C2	25:BB:64:G:N3	2.76	0.54
21:AA:976:G:N7	21:AA:1358:U:C2	2.76	0.54
24:DA:2300:C:H2'	24:DA:2301:C:H6	1.72	0.54
25:BB:45:A:H2'	25:BB:46:A:H8	1.73	0.54
14:CO:8:ALA:O	14:CO:11:VAL:HB	2.08	0.54
21:AA:607:A:H2'	21:AA:608:A:H8	1.72	0.54
8:CI:4:GLN:HB3	8:CI:21:LYS:HD3	1.90	0.54
21:AA:402:G:C6	21:AA:403:C:C4	2.95	0.54
24:BA:1849:G:H2'	24:BA:1850:G:H8	1.73	0.54
22:CX:40:C:H2'	22:CX:41:C:C6	2.41	0.54
30:BG:115:GLN:CD	30:BG:115:GLN:H	2.11	0.54
36:BM:65:ILE:HG12	36:BM:103:TYR:CD2	2.42	0.54
28:BE:60:TRP:CZ2	28:BE:70:SER:HB3	2.43	0.54
44:DU:86:PHE:HB2	44:DU:92:VAL:HG22	1.89	0.53
24:BA:1820:U:O2	26:BC:200:MET:N	2.40	0.53
24:DA:197:A:N7	24:DA:2430:A:C5	2.76	0.53
24:DA:1666:G:H4'	34:DK:6:THR:HG23	1.90	0.53
24:DA:2423:U:H5''	24:DA:2424:C:OP1	2.07	0.53
24:DA:1079:C:O2'	24:DA:1080:A:C8	2.57	0.53
55:CA:75:G:C2	55:CA:96:U:N3	2.76	0.53
24:BA:860:U:O2'	24:BA:861:A:C5'	2.52	0.53
46:BW:52:CYS:HA	46:BW:57:THR:O	2.08	0.53
1:AB:110:ILE:HD11	1:AB:147:LEU:HD22	1.90	0.53
30:BG:86:LEU:N	30:BG:86:LEU:HD12	2.22	0.53
43:BT:48:GLN:HB2	43:BT:49:LYS:HE3	1.89	0.53
13:AN:51:PRO:O	13:AN:52:ARG:HB2	2.08	0.53
24:DA:475:C:O2'	24:DA:476:G:H5'	2.08	0.53
8:AI:17:ARG:O	8:AI:64:ILE:HG23	2.08	0.53
55:CA:1173:U:H2'	55:CA:1174:G:H8	1.73	0.53
35:BL:94:THR:HG22	35:BL:95:LEU:H	1.73	0.53
41:BR:46:GLU:HG2	41:BR:47:VAL:N	2.23	0.53

*Continued on next page...*

*Continued from previous page...*

Atom-1	Atom-2	Distance(Å)	Clash(Å)
24:BA:2308:G:O2'	24:BA:2310:C:C5	2.51	0.53
24:BA:1142:A:C8	24:BA:1144:A:N6	2.76	0.53
24:DA:804:A:C2'	24:DA:806:C:C4	2.91	0.53
35:DL:110:VAL:O	35:DL:111:ILE:HG12	2.08	0.53
37:DN:73:ASN:HA	37:DN:76:VAL:HG22	1.90	0.53
21:AA:1386:G:C2	21:AA:1387:G:C5	2.96	0.53
21:AA:1409:C:H5'	24:BA:1916:A:C2	2.43	0.53
5:CF:11:HIS:CD2	5:CF:13:ASP:H	2.25	0.53
55:CA:425:G:O2'	55:CA:426:U:H5'	2.08	0.53
55:CA:1392:G:C6	55:CA:1393:U:C4	2.95	0.53
55:CA:1417:G:H2'	55:CA:1482:G:H22	1.74	0.53
38:BO:79:ALA:HB2	38:BO:110:ALA:HA	1.90	0.53
48:DY:4:LYS:HB2	48:DY:4:LYS:NZ	2.22	0.53
24:DA:1450:G:N2	24:DA:1462:C:C2	2.76	0.53
22:AV:39:U:H2'	22:AV:40:C:C6	2.42	0.53
24:DA:191:A:N6	24:DA:203:A:H2'	2.23	0.53
45:BV:72:VAL:HG21	45:BV:91:PHE:HB3	1.90	0.53
21:AA:372:C:H4'	21:AA:373:A:OP1	2.07	0.53
24:BA:2776:A:O2'	24:BA:2777:G:OP2	2.20	0.53
1:CB:103:TRP:CD1	1:CB:107:ARG:HB3	2.43	0.53
55:CA:1460:C:C4	55:CA:1461:G:C5	2.96	0.53
26:DC:95:TYR:C	26:DC:97:ASP:H	2.09	0.53
24:DA:2590:A:H5''	26:DC:237:ARG:HG3	1.90	0.53
24:BA:675:A:H4'	28:BE:62:GLN:HE22	1.72	0.53
40:DQ:10:ARG:HB2	40:DQ:10:ARG:CZ	2.38	0.53
32:BI:72:THR:HB	32:BI:112:LYS:NZ	2.23	0.53
29:BF:40:GLY:HA2	29:BF:84:ILE:HD11	1.89	0.53
21:AA:201:G:N3	21:AA:202:G:H1'	2.23	0.53
24:BA:1659:G:C6	24:BA:1660:G:N7	2.76	0.53
44:BU:100:GLU:O	44:BU:101:THR:HB	2.07	0.53
24:BA:1007:C:H5''	33:BJ:37:ARG:NH2	2.24	0.53
24:BA:361:G:HO2'	24:BA:362:A:C5'	2.20	0.53
31:BH:81:ALA:HB2	31:BH:147:VAL:HG23	1.89	0.53
31:DH:66:ASN:HD22	31:DH:137:GLU:HB3	1.73	0.53
56:DB:112:G:H2'	56:DB:113:C:O4'	2.09	0.53
38:BO:7:ARG:HD2	38:BO:97:PHE:CE1	2.43	0.53
40:BQ:82:LEU:HD23	40:BQ:112:ALA:HB2	1.90	0.53
24:DA:298:G:OP1	44:DU:83:GLY:HA2	2.08	0.53
24:BA:2226:C:H2'	24:BA:2227:A:C8	2.43	0.53
26:BC:90:ILE:HG21	26:BC:102:TYR:CD1	2.43	0.53
4:AE:156:ARG:HA	7:AH:63:LYS:CE	2.38	0.53
24:DA:1668:A:H4'	24:DA:1669:A:O5'	2.08	0.53

*Continued on next page...*



*Continued from previous page...*

Atom-1	Atom-2	Distance(Å)	Clash(Å)
6:CG:45:ALA:O	6:CG:120:ALA:HB1	2.09	0.53
24:DA:1056:G:H1'	24:DA:1103:A:C6	2.43	0.53
24:DA:1061:U:C6	32:DI:9:LYS:HD3	2.43	0.53
51:D1:3:GLY:C	51:D1:5:ARG:H	2.12	0.53
3:CD:57:LYS:HG3	3:CD:58:GLN:N	2.22	0.53
24:DA:1364:G:N7	47:DX:1:SER:HB2	2.24	0.53
55:CA:1446:A:N6	55:CA:1447:A:C6	2.76	0.53
21:AA:1227:A:C2'	21:AA:1228:C:H5''	2.38	0.53
21:AA:1348:U:C2'	21:AA:1349:A:H8	2.21	0.53
24:DA:528:A:H2	24:DA:2043:C:O5'	1.91	0.53
24:DA:1352:U:C6	24:DA:1377:G:C6	2.96	0.53
39:DP:22:GLY:HA3	39:DP:91:VAL:HG21	1.90	0.53
29:DF:91:ARG:HA	29:DF:95:MET:SD	2.48	0.53
1:AB:26:MET:CE	1:AB:192:PRO:HG3	2.38	0.53
55:CA:1495:U:O2	24:DA:1919:A:H2	1.91	0.53
35:BL:91:ASP:HB2	35:BL:94:THR:HB	1.90	0.53
24:DA:2052:A:C2	24:DA:2053:G:C8	2.97	0.53
29:BF:134:GLN:NE2	29:BF:150:GLY:H	2.04	0.53
41:BR:42:ALA:HA	41:BR:46:GLU:CB	2.31	0.53
24:DA:1275:A:C6	24:DA:1296:G:H4'	2.44	0.53
21:AA:872:A:C4	21:AA:874:G:C8	2.97	0.53
24:DA:422:A:C6	24:DA:423:A:N6	2.77	0.53
55:CA:818:G:C2'	55:CA:819:A:H5''	2.39	0.53
24:DA:2520:C:C2	24:DA:2521:C:C5	2.97	0.53
55:CA:913:A:HO2'	55:CA:914:A:H5''	1.69	0.53
21:AA:794:A:O2'	21:AA:795:C:C5'	2.56	0.53
24:BA:1799:G:OP1	26:BC:257:ARG:HG2	2.08	0.53
24:BA:2407:A:H2'	24:BA:2408:U:C5	2.43	0.53
5:AF:42:TRP:HB2	5:AF:59:TYR:HB2	1.91	0.53
24:BA:1964:G:C2	24:BA:1967:C:C5	2.96	0.53
55:CA:1306:A:N6	55:CA:1331:G:H1'	2.22	0.53
39:DP:92:ARG:HG2	39:DP:92:ARG:O	2.07	0.53
24:BA:785:G:H2'	24:BA:786:C:H6	1.73	0.53
24:BA:659:G:H4'	28:BE:95:LYS:HD3	1.88	0.53
32:BI:32:VAL:HG13	32:BI:66:PHE:CE2	2.43	0.53
24:BA:528:A:H8	24:BA:528:A:C3'	2.21	0.53
24:BA:1943:U:H4'	24:BA:1944:U:O5'	2.08	0.53
24:DA:468:G:H5''	28:DE:55:SER:HB2	1.90	0.53
24:BA:1477:A:N6	24:BA:1514:G:H1'	2.23	0.53
24:BA:2383:G:C4	24:BA:2384:U:H5	2.26	0.53
24:BA:9:G:N1	24:BA:2629:U:C6	2.76	0.53
12:AM:40:GLU:HG3	12:AM:41:ASP:N	2.23	0.53

*Continued on next page...*



*Continued from previous page...*

Atom-1	Atom-2	Distance(Å)	Clash(Å)
45:DV:57:TYR:HD2	45:DV:74:ALA:CB	2.21	0.53
24:BA:2545:G:C6	24:BA:2546:U:N3	2.76	0.53
55:CA:858:G:N7	59:CA:1824:HOH:O	2.33	0.53
10:AK:124:LYS:HE3	20:AU:34:ARG:NE	2.23	0.53
55:CA:650:G:C6	55:CA:651:C:C4	2.97	0.53
24:BA:2540:C:C2'	24:BA:2541:A:H5'	2.38	0.53
24:DA:955:U:OP1	36:DM:13:HIS:HA	2.07	0.53
26:BC:147:PRO:HD3	26:BC:187:CYS:SG	2.49	0.53
3:AD:157:ALA:O	3:AD:161:ALA:HB2	2.07	0.53
53:D3:54:LEU:O	53:D3:58:ILE:HG13	2.08	0.53
26:DC:30:ALA:HB3	26:DC:31:PRO:HD3	1.90	0.53
43:DT:5:GLU:HA	43:DT:8:LEU:HD12	1.90	0.53
10:AK:116:PRO:HB3	21:AA:676:A:H1'	1.90	0.53
24:BA:1677:A:N6	24:BA:1678:A:C6	2.76	0.53
9:CJ:50:THR:HA	9:CJ:63:ASP:O	2.08	0.53
34:DK:73:ASP:OD1	34:DK:73:ASP:N	2.39	0.53
33:DJ:57:LEU:HG	33:DJ:128:ASN:H	1.73	0.53
12:AM:67:ASP:O	12:AM:70:ARG:CG	2.55	0.53
40:BQ:57:ARG:NH2	40:BQ:92:LYS:CE	2.71	0.53
40:BQ:94:LEU:CD1	41:BR:4:VAL:HG11	2.36	0.53
41:BR:12:HIS:CE1	41:BR:22:LEU:CD2	2.91	0.53
24:DA:1439:A:N7	24:DA:1440:U:C2	2.76	0.53
46:DW:18:LYS:HD3	46:DW:19:ARG:H	1.72	0.53
24:DA:2225:A:H4'	24:DA:2226:C:C6	2.43	0.53
4:AE:111:ARG:O	4:AE:111:ARG:HG2	2.07	0.53
24:BA:2365:G:H2'	24:BA:2366:A:C8	2.44	0.53
43:BT:43:ILE:CD1	43:BT:58:VAL:HG21	2.38	0.53
24:DA:2756:U:H4'	24:DA:2757:A:O5'	2.08	0.53
13:CN:80:ARG:HG2	13:CN:81:ILE:N	2.23	0.53
24:DA:2630:G:O2'	24:DA:2631:G:H8	1.92	0.53
1:AB:108:GLN:HA	1:AB:111:LYS:CB	2.37	0.53
24:DA:2311:A:H3'	24:DA:2312:U:C6	2.42	0.53
24:BA:1248:G:O2'	40:BQ:2:ARG:HA	2.07	0.53
55:CA:754:C:H5''	55:CA:754:C:O2	2.09	0.53
8:CI:30:ASN:O	8:CI:32:ARG:HG2	2.08	0.53
55:CA:577:G:N2	55:CA:578:C:O2	2.41	0.53
24:DA:962:G:H4'	24:DA:2496:C:O2'	2.08	0.53
21:AA:1084:G:C5	21:AA:1085:U:C4	2.96	0.53
24:BA:1346:G:H2'	24:BA:1347:A:H8	1.73	0.53
24:BA:243:U:HO2'	24:BA:244:A:H5'	1.72	0.53
1:AB:59:ILE:HD12	1:AB:60:ALA:N	2.23	0.53
24:BA:2813:A:H2	24:BA:2887:A:H62	1.55	0.53

*Continued on next page...*

*Continued from previous page...*

Atom-1	Atom-2	Distance(Å)	Clash(Å)
35:BL:78:ARG:HB2	35:BL:80:SER:OG	2.09	0.53
22:AV:29:G:H2'	22:AV:30:G:H8	1.73	0.53
56:DB:17:C:O2'	56:DB:18:G:C5'	2.57	0.53
43:BT:32:LEU:O	43:BT:83:ALA:HB2	2.08	0.53
24:BA:790:U:O2'	24:BA:791:C:C5'	2.56	0.53
24:BA:785:G:H2'	24:BA:786:C:C6	2.43	0.53
42:BS:97:LEU:CD2	42:BS:97:LEU:N	2.70	0.53
32:BI:32:VAL:HG22	32:BI:66:PHE:CG	2.43	0.53
24:DA:1098:A:H2'	24:DA:1099:G:O4'	2.08	0.53
49:DZ:51:SER:C	49:DZ:53:MET:H	2.10	0.53
24:BA:2555:U:C5	24:BA:2556:C:C6	2.97	0.53
24:DA:1420:A:C2	24:DA:2211:A:N7	2.76	0.53
1:CB:25:LYS:HD2	1:CB:25:LYS:N	2.23	0.53
2:AC:143:LEU:HD22	2:AC:143:LEU:H	1.71	0.53
6:AG:121:ASN:H	6:AG:121:ASN:HD22	1.56	0.53
21:AA:834:U:H2'	21:AA:835:U:C6	2.43	0.53
8:CI:45:MET:HA	8:CI:48:ARG:HG2	1.89	0.53
24:BA:2378:A:H8	24:BA:2378:A:O5'	1.91	0.53
24:BA:1677:A:C6	24:BA:1678:A:C5	2.97	0.53
28:BE:46:GLN:HG2	28:BE:87:ALA:H	1.73	0.53
21:AA:688:G:O6	21:AA:700:G:C6	2.61	0.53
11:AL:17:LYS:HD2	11:AL:17:LYS:O	2.08	0.53
1:AB:36:LYS:HA	1:AB:36:LYS:HE3	1.90	0.53
7:AH:34:ALA:HB1	7:AH:109:VAL:HB	1.90	0.53
22:CX:31:A:C2'	22:CX:32:U:H5'	2.39	0.53
32:DI:96:LYS:HE2	32:DI:138:VAL:HG11	1.90	0.53
33:BJ:3:THR:HB	33:BJ:44:TYR:OH	2.08	0.53
55:CA:1032:G:N2	55:CA:1033:G:C5	2.77	0.53
6:CG:115:MET:HE3	6:CG:119:LEU:HB3	1.91	0.53
19:AT:79:THR:O	19:AT:82:ILE:HG13	2.08	0.53
11:CL:84:GLY:H	11:CL:94:TYR:HA	1.73	0.53
24:DA:1827:U:H2'	24:DA:1828:G:O4'	2.08	0.53
24:DA:781:A:H5''	24:DA:782:A:OP1	2.08	0.53
24:BA:1081:U:H2'	24:BA:1081:U:O2	2.07	0.53
21:AA:1316:G:N2	21:AA:1318:A:H3'	2.24	0.53
24:BA:2013:A:C2	42:BS:88:ARG:NH1	2.76	0.53
24:BA:2014:A:H2'	24:BA:2015:A:C8	2.43	0.53
24:DA:1338:G:O2'	43:DT:18:GLU:HG3	2.09	0.53
24:DA:90:U:H3'	24:DA:91:A:H5''	1.91	0.53
24:DA:1248:G:H2'	40:DQ:1:ALA:O	2.08	0.53
42:BS:25:ARG:HE	42:BS:73:LYS:HZ1	1.53	0.53
24:BA:2588:G:H2'	24:BA:2589:A:O4'	2.08	0.53

*Continued on next page...*

*Continued from previous page...*

Atom-1	Atom-2	Distance(Å)	Clash(Å)
1:AB:107:ARG:NH2	1:AB:108:GLN:HE22	2.04	0.53
24:DA:401:A:H2'	24:DA:402:A:C8	2.44	0.53
24:DA:2312:U:H2'	24:DA:2312:U:O2	2.09	0.53
24:DA:571:U:C5	24:DA:575:A:C6	2.97	0.53
24:DA:669:G:N3	24:DA:669:G:H2'	2.22	0.53
55:CA:654:G:C6	55:CA:753:A:C5	2.96	0.53
21:AA:262:A:H2'	21:AA:263:A:C8	2.43	0.53
4:CE:156:ARG:NH1	7:CH:43:GLY:HA3	2.23	0.53
55:CA:575:G:C6	55:CA:821:G:C5	2.96	0.53
24:BA:1899:A:O2'	24:BA:1900:A:H5''	2.09	0.53
55:CA:1139:G:H4'	55:CA:1140:C:O5'	2.09	0.53
2:CC:109:GLU:HG2	2:CC:139:ASN:HB2	1.89	0.53
24:DA:547:A:C2'	24:DA:548:G:H5'	2.38	0.53
30:BG:35:THR:O	30:BG:36:LEU:HD22	2.09	0.53
44:BU:73:ASN:C	44:BU:75:ALA:H	2.12	0.53
24:DA:632:A:H5''	35:DL:68:SER:OG	2.09	0.53
33:BJ:56:VAL:CG1	33:BJ:57:LEU:H	2.20	0.53
24:DA:674:G:H4'	28:DE:69:ARG:HB3	1.91	0.53
50:B0:39:ARG:HB2	50:B0:39:ARG:NH1	2.23	0.53
12:CM:75:SER:O	12:CM:79:LEU:HG	2.08	0.53
24:DA:1522:A:H1'	24:DA:1524:G:C4	2.43	0.53
6:CG:14:ASP:HB3	6:CG:19:SER:N	2.24	0.53
27:BD:45:TYR:HD1	27:BD:45:TYR:N	2.04	0.53
32:BI:56:VAL:HG23	32:BI:69:VAL:O	2.08	0.53
24:BA:2532:G:C5	24:BA:2533:U:C6	2.97	0.53
13:CN:33:VAL:HB	55:CA:1272:G:H5'	1.90	0.53
24:DA:1649:G:O6	24:DA:2009:A:N6	2.41	0.53
50:B0:42:ILE:HD12	50:B0:48:TYR:HB2	1.90	0.53
2:AC:5:HIS:HB3	13:AN:88:MET:HE3	1.90	0.53
47:BX:52:ALA:O	47:BX:53:LYS:HB3	2.08	0.53
13:AN:29:ILE:HG23	13:AN:34:ASN:OD1	2.09	0.53
24:DA:437:U:H2'	24:DA:438:G:C8	2.43	0.53
24:DA:1416:G:C6	24:DA:1417:C:C4	2.96	0.53
41:DR:61:ALA:HB1	41:DR:96:VAL:HB	1.90	0.53
8:AI:105:ARG:HE	21:AA:1117:A:H4'	1.73	0.53
21:AA:228:A:H2'	21:AA:229:U:C6	2.43	0.53
24:DA:2077:A:C5	24:DA:2435:A:C5	2.96	0.53
24:DA:695:G:N3	24:DA:768:G:C2	2.77	0.53
24:BA:1744:A:H3'	24:BA:1745:A:C8	2.43	0.53
34:BK:10:VAL:HB	34:BK:16:ALA:HB1	1.91	0.53
11:AL:34:THR:HB	11:AL:35:ARG:HG2	1.91	0.53
21:AA:240:G:OP2	21:AA:240:G:H4'	2.09	0.53

*Continued on next page...*

*Continued from previous page...*

Atom-1	Atom-2	Distance(Å)	Clash(Å)
24:DA:2720:U:H5''	39:DP:52:ARG:NH2	2.23	0.53
24:BA:1483:G:C2	24:BA:1484:U:C2	2.96	0.53
29:DF:131:VAL:C	29:DF:133:GLU:H	2.12	0.53
55:CA:597:G:O2'	55:CA:598:U:H5'	2.08	0.53
24:BA:1714:U:H6	24:BA:1714:U:H5''	1.73	0.53
36:BM:25:ASP:N	36:BM:25:ASP:OD2	2.42	0.53
24:BA:1770:G:C5	24:BA:1983:G:C6	2.97	0.53
21:AA:1177:G:H2'	21:AA:1178:G:O4'	2.08	0.53
2:AC:156:LEU:N	2:AC:156:LEU:HD12	2.24	0.53
26:BC:195:GLY:O	26:BC:196:ASN:HB3	2.09	0.53
15:CP:12:LYS:HD2	55:CA:393:A:OP2	2.08	0.53
40:DQ:57:ARG:CZ	40:DQ:92:LYS:HE2	2.39	0.53
24:DA:1057:A:C8	24:DA:1086:A:H2'	2.43	0.53
24:DA:1783:A:H5''	24:DA:2608:G:H4'	1.91	0.53
24:BA:587:C:H5''	24:BA:588:U:H5'	1.91	0.53
35:BL:18:ARG:O	35:BL:19:LEU:HB3	2.07	0.53
46:BW:33:GLY:O	46:BW:34:SER:HB3	2.08	0.53
43:BT:8:LEU:HD13	43:BT:46:ALA:HA	1.91	0.53
24:BA:1062:G:C6	24:BA:1063:G:C6	2.96	0.53
56:DB:75:G:H2'	56:DB:76:G:H5'	1.90	0.53
21:AA:983:A:O2'	21:AA:984:C:H5'	2.07	0.53
13:AN:19:TYR:O	13:AN:22:LYS:HB3	2.08	0.53
27:DD:55:LYS:HB3	27:DD:75:ALA:HB1	1.89	0.53
53:D3:22:LYS:H	53:D3:48:MET:CB	2.20	0.53
21:AA:266:G:HO2'	21:AA:267:C:P	2.31	0.53
31:DH:58:LEU:HG	31:DH:62:LEU:HD11	1.90	0.53
21:AA:1305:G:N2	21:AA:1331:G:H2'	2.24	0.53
21:AA:1305:G:H21	21:AA:1332:A:H2	1.56	0.53
24:DA:957:C:C2	24:DA:2459:A:O4'	2.62	0.53
18:CS:72:GLU:HA	55:CA:1320:C:O2'	2.08	0.53
2:CC:129:PHE:CE1	2:CC:156:LEU:HB3	2.44	0.53
24:DA:686:U:HO2'	24:DA:788:A:H2	1.56	0.53
38:BO:75:GLY:HA3	38:BO:109:ALA:HB3	1.90	0.53
24:DA:1808:A:N7	47:DX:27:ARG:NH1	2.57	0.53
20:AU:40:PRO:HA	20:AU:43:GLU:HB2	1.90	0.53
24:BA:1873:G:H2'	24:BA:1874:C:C6	2.43	0.53
38:DO:31:THR:HG23	38:DO:34:HIS:C	2.28	0.53
55:CA:557:G:C6	55:CA:558:G:C6	2.97	0.53
55:CA:1134:G:C2	55:CA:1141:C:N3	2.76	0.53
27:BD:113:SER:HB2	27:BD:114:LYS:HE3	1.89	0.53
44:BU:3:LYS:O	44:BU:82:VAL:HG21	2.08	0.53
24:BA:1967:C:O2'	24:BA:1968:G:H5'	2.08	0.53

*Continued on next page...*

*Continued from previous page...*

Atom-1	Atom-2	Distance(Å)	Clash(Å)
28:BE:27:LEU:O	28:BE:31:VAL:HG23	2.08	0.53
56:DB:13:G:H21	56:DB:69:G:H21	1.55	0.53
55:CA:652:U:H1'	55:CA:653:U:H5	1.72	0.53
21:AA:524:G:C6	21:AA:525:C:N4	2.76	0.53
24:DA:1853:A:N1	24:DA:2087:G:H1'	2.23	0.53
43:DT:9:LYS:HG2	43:DT:9:LYS:O	2.08	0.53
45:BV:72:VAL:HG12	45:BV:93:ARG:HA	1.89	0.53
21:AA:142:G:C4	21:AA:143:A:C8	2.97	0.53
55:CA:612:C:N3	55:CA:629:A:C2	2.76	0.53
21:AA:1513:A:H2'	21:AA:1514:G:C8	2.42	0.53
44:DU:43:LYS:HE3	44:DU:45:GLN:CD	2.29	0.53
21:AA:20:U:H2'	21:AA:21:G:O4'	2.08	0.53
12:AM:13:HIS:ND1	12:AM:41:ASP:HB2	2.24	0.53
21:AA:532:A:O2'	21:AA:533:A:OP1	2.26	0.53
21:AA:1171:A:H2'	21:AA:1172:C:C6	2.44	0.53
31:DH:50:ARG:HA	31:DH:53:GLU:CB	2.39	0.53
28:BE:150:THR:CG2	28:BE:153:LEU:HA	2.38	0.53
24:DA:437:U:H2'	24:DA:438:G:H8	1.74	0.53
21:AA:692:U:H2'	21:AA:694:A:OP2	2.07	0.53
29:BF:30:VAL:HG12	29:BF:96:TRP:CH2	2.43	0.53
14:AO:9:LYS:NZ	14:AO:9:LYS:HB3	2.24	0.53
26:BC:184:GLU:O	26:BC:186:ASP:N	2.39	0.53
2:CC:86:LEU:O	2:CC:90:VAL:HG13	2.08	0.53
38:BO:88:LYS:O	38:BO:89:ASP:HB2	2.08	0.53
3:AD:160:LEU:H	3:AD:160:LEU:HD13	1.73	0.53
32:DI:21:PRO:N	32:DI:22:PRO:HD2	2.24	0.53
27:DD:94:GLN:HG2	27:DD:94:GLN:O	2.08	0.53
24:DA:818:G:C2'	24:DA:819:A:H5''	2.38	0.53
43:BT:9:LYS:HG3	43:BT:9:LYS:O	2.07	0.53
24:DA:377:G:C6	24:DA:378:C:C4	2.96	0.53
24:DA:284:U:O2'	24:DA:285:G:H5'	2.08	0.53
24:BA:2523:G:O2'	24:BA:2524:G:H5'	2.08	0.53
6:AG:22:LEU:HD23	6:AG:22:LEU:O	2.08	0.53
28:BE:7:ASP:O	28:BE:9:GLN:N	2.42	0.53
40:DQ:90:ASP:O	40:DQ:94:LEU:HB2	2.08	0.53
44:DU:73:ASN:HB3	44:DU:95:PHE:HE2	1.73	0.53
12:CM:1:ALA:H3	12:CM:2:ARG:HH11	1.56	0.53
55:CA:962:C:N3	55:CA:974:A:N6	2.57	0.53
24:BA:855:G:C2	46:BW:23:LYS:HG2	2.44	0.53
46:BW:23:LYS:HZ1	46:BW:24:ARG:HG3	1.72	0.53
24:BA:2847:U:H2'	24:BA:2848:G:H5'	1.91	0.53
43:BT:40:LYS:CA	43:BT:43:ILE:HG23	2.39	0.53

*Continued on next page...*

*Continued from previous page...*

Atom-1	Atom-2	Distance(Å)	Clash(Å)
24:BA:1071:G:C5	24:BA:1089:A:N1	2.76	0.53
24:BA:1062:G:C4	24:BA:1088:A:N7	2.77	0.53
24:DA:2758:A:O2'	24:DA:2759:G:H5'	2.09	0.53
12:AM:94:LEU:HD11	21:AA:1226:C:H5'	1.90	0.53
1:AB:70:GLY:HA2	1:AB:163:ILE:HG22	1.91	0.53
8:AI:67:LYS:HE2	21:AA:1148:U:O2'	2.09	0.53
8:AI:8:THR:H	8:AI:84:ARG:HH12	1.54	0.53
24:DA:1376:C:H5''	59:DA:3414:HOH:O	2.08	0.53
24:DA:705:A:N6	24:DA:726:G:H1'	2.23	0.53
37:BN:117:ASP:OD2	37:BN:118:ARG:N	2.42	0.53
6:AG:148:LYS:C	6:AG:150:PHE:H	2.12	0.53
35:BL:92:LEU:HA	35:BL:125:LEU:HD21	1.91	0.53
24:DA:2418:A:C2	24:DA:2419:U:C2	2.97	0.53
55:CA:501:C:H1'	55:CA:549:C:H1'	1.90	0.53
24:DA:1324:G:O2'	24:DA:1616:A:C5	2.59	0.53
21:AA:1090:U:H3	21:AA:1095:U:H3	1.54	0.53
24:BA:2298:A:H2'	24:BA:2299:U:O4'	2.09	0.53
24:BA:1403:A:H2'	24:BA:1404:C:H6	1.73	0.53
55:CA:560:A:C8	55:CA:566:G:N3	2.77	0.53
21:AA:1287:A:H2'	21:AA:1288:A:C8	2.44	0.53
55:CA:1118:U:H1'	55:CA:1179:A:C4	2.44	0.53
3:CD:109:THR:HG22	3:CD:111:ALA:N	2.20	0.53
51:D1:8:ILE:HD12	51:D1:52:LYS:HG3	1.88	0.53
30:BG:61:TRP:O	30:BG:62:ALA:C	2.46	0.53
24:DA:554:U:H2'	24:DA:555:G:O4'	2.09	0.53
19:AT:56:ILE:O	19:AT:60:GLN:HG2	2.09	0.53
31:BH:67:ALA:C	31:BH:69:ALA:H	2.12	0.53
24:BA:455:C:N4	24:BA:473:G:H5'	2.23	0.53
11:CL:111:GLN:HB3	55:CA:538:G:OP2	2.09	0.53
24:DA:1567:G:H5''	26:DC:84:PRO:HB3	1.90	0.53
24:DA:1608:A:C5	24:DA:1611:C:C4	2.96	0.53
24:BA:1422:G:C2	24:BA:1423:G:C8	2.97	0.53
24:BA:1813:G:N3	26:BC:49:THR:CG2	2.71	0.53
55:CA:695:A:H2'	55:CA:696:A:O4'	2.08	0.53
44:DU:34:ILE:HG12	44:DU:62:ALA:O	2.09	0.53
21:AA:1169:A:H2'	21:AA:1170:A:C8	2.44	0.53
24:BA:2185:U:H2'	24:BA:2186:G:H8	1.72	0.53
24:DA:1359:A:C2	24:DA:1360:G:H1'	2.44	0.53
24:BA:1121:C:H2'	24:BA:1122:G:O4'	2.08	0.53
56:DB:61:G:H2'	56:DB:62:C:O4'	2.09	0.53
44:DU:44:HIS:CD2	44:DU:57:ILE:HG21	2.44	0.53
24:DA:1001:A:H2'	24:DA:1002:G:O4'	2.09	0.53

*Continued on next page...*



*Continued from previous page...*

Atom-1	Atom-2	Distance(Å)	Clash(Å)
24:BA:2713:U:H3'	24:BA:2714:G:H5''	1.91	0.53
11:AL:19:ASN:C	11:AL:21:PRO:HD3	2.29	0.53
24:BA:2078:C:H2'	24:BA:2079:U:O4'	2.08	0.53
24:BA:17:G:C6	24:BA:524:G:C6	2.96	0.53
24:BA:730:A:O2'	24:BA:731:C:H5'	2.08	0.53
11:AL:65:TYR:CE1	11:AL:67:GLY:HA2	2.43	0.53
26:BC:146:LYS:O	26:BC:147:PRO:C	2.45	0.53
21:AA:1423:G:O2'	21:AA:1424:U:H5'	2.09	0.53
2:AC:156:LEU:H	2:AC:156:LEU:HD12	1.73	0.53
24:BA:2004:G:H2'	24:BA:2005:A:H5'	1.89	0.53
24:DA:2370:G:C6	24:DA:2371:G:C6	2.97	0.53
24:DA:1266:G:N7	42:DS:16:LYS:HE3	2.24	0.53
24:DA:579:G:C2	24:DA:1262:A:C4	2.97	0.53
12:CM:15:VAL:O	12:CM:19:THR:HG23	2.09	0.53
24:BA:1858:A:H2'	24:BA:1859:U:C6	2.43	0.53
19:CT:34:VAL:HG22	19:CT:49:ALA:CB	2.38	0.53
24:BA:2443:C:O2'	24:BA:2444:G:H5'	2.07	0.53
50:D0:4:GLN:HG2	50:D0:4:GLN:O	2.09	0.53
42:BS:37:THR:HG22	42:BS:37:THR:O	2.09	0.53
30:DG:149:ALA:O	30:DG:151:ARG:N	2.42	0.53
35:DL:3:LEU:C	35:DL:3:LEU:HD12	2.29	0.53
13:CN:53:ASP:HA	13:CN:58:ARG:HD3	1.91	0.53
55:CA:1219:A:C5	55:CA:1220:G:N7	2.76	0.53
24:DA:1439:A:C8	24:DA:1440:U:C6	2.97	0.53
24:DA:2262:U:H1'	24:DA:2328:A:H1'	1.91	0.53
24:DA:739:A:O2'	24:DA:740:C:C5	2.61	0.53
39:BP:56:SER:C	39:BP:75:THR:HG23	2.29	0.53
55:CA:1282:C:O2'	55:CA:1283:U:C6	2.57	0.53
24:DA:1338:G:H5''	43:DT:17:SER:HB3	1.89	0.53
24:DA:1428:C:O2'	24:DA:1429:G:H5'	2.09	0.53
36:DM:73:ILE:HG21	36:DM:91:TYR:CZ	2.43	0.53
24:DA:2348:U:O2'	24:DA:2349:G:O4'	2.22	0.53
24:DA:1276:A:H4'	24:DA:1276:A:OP1	2.08	0.53
24:BA:871:U:H2'	24:BA:872:U:C6	2.44	0.53
21:AA:575:G:C8	21:AA:881:G:N2	2.76	0.53
24:DA:2542:A:H4'	24:DA:2543:G:C5'	2.37	0.53
43:BT:29:THR:CB	43:BT:86:THR:HG22	2.35	0.53
55:CA:49:U:O4	55:CA:362:G:N2	2.42	0.53
5:AF:54:LEU:HD22	5:AF:55:HIS:N	2.23	0.53
24:BA:839:U:H1'	24:BA:1191:G:H1'	1.90	0.53
26:DC:43:ASN:ND2	26:DC:44:ASN:N	2.55	0.53
24:DA:1181:U:H2'	24:DA:1182:G:H8	1.72	0.53

*Continued on next page...*



*Continued from previous page...*

Atom-1	Atom-2	Distance(Å)	Clash(Å)
24:BA:374:A:C2	24:BA:401:A:C4	2.96	0.53
27:BD:110:THR:N	27:BD:202:ILE:O	2.34	0.53
24:BA:264:C:H2'	24:BA:265:A:H5''	1.89	0.53
29:BF:151:LEU:C	29:BF:151:LEU:HD12	2.29	0.53
34:DK:17:ARG:HD3	34:DK:18:ARG:HG3	1.90	0.53
24:DA:2591:C:H2'	24:DA:2592:G:C8	2.44	0.53
24:BA:1497:U:H5''	24:BA:1498:C:OP2	2.08	0.53
24:BA:463:G:C6	24:BA:467:G:C6	2.96	0.53
55:CA:685:G:O2'	55:CA:686:U:H5'	2.09	0.53
24:BA:1682:G:H2'	24:BA:1683:U:C6	2.44	0.53
2:CC:6:PRO:O	2:CC:9:ILE:HG22	2.09	0.53
55:CA:1245:C:O2'	55:CA:1246:A:C5'	2.56	0.53
21:AA:704:A:H2'	21:AA:705:G:C8	2.43	0.53
52:B2:34:ARG:NH1	52:B2:39:ARG:HG2	2.24	0.53
35:DL:73:ILE:O	35:DL:105:ILE:HG23	2.08	0.53
24:BA:355:U:H2'	24:BA:356:G:C8	2.44	0.53
24:DA:2636:C:H4'	27:DD:81:GLU:OE2	2.08	0.53
21:AA:386:C:H2'	21:AA:387:U:H5'	1.91	0.53
5:AF:90:MET:HB3	17:AR:60:ARG:HH21	1.74	0.53
3:AD:71:PHE:HE1	3:AD:199:ILE:HD11	1.74	0.53
24:DA:2556:C:H2'	24:DA:2557:G:O4'	2.08	0.53
24:DA:1578:U:O2'	24:DA:1579:A:H5'	2.09	0.53
15:AP:20:VAL:HG23	15:AP:34:GLU:O	2.08	0.53
24:BA:1174:U:O2	24:BA:1174:U:H5''	2.08	0.53
33:BJ:44:TYR:O	33:BJ:45:THR:CB	2.56	0.53
24:DA:1135:C:N4	24:DA:1139:G:C6	2.76	0.53
38:BO:34:HIS:CD2	38:BO:53:THR:O	2.61	0.53
24:DA:1090:A:C2'	24:DA:1091:G:H5''	2.39	0.53
24:BA:459:U:O2'	24:BA:460:A:C5'	2.44	0.53
3:CD:20:LEU:O	3:CD:21:LYS:C	2.46	0.53
24:BA:1224:U:C4	24:BA:1225:G:C6	2.97	0.53
24:BA:2268:A:H8	24:BA:2268:A:O5'	1.91	0.53
45:DV:72:VAL:HA	45:DV:92:VAL:O	2.09	0.53
24:DA:615:U:H5''	24:DA:616:A:C8	2.43	0.53
24:DA:616:A:O2'	24:DA:617:G:C5'	2.56	0.53
24:BA:2683:C:H4'	27:BD:13:ARG:HH22	1.73	0.53
21:AA:181:A:N6	21:AA:195:A:OP2	2.42	0.53
24:DA:444:C:O2'	24:DA:445:C:C5'	2.56	0.53
11:CL:114:SER:OG	55:CA:501:C:O3'	2.27	0.53
24:DA:70:G:H5'	24:DA:112:U:O2	2.08	0.53
24:BA:1142:A:C5	24:BA:1144:A:C5	2.96	0.53
21:AA:1331:G:C2'	21:AA:1332:A:OP2	2.57	0.53

*Continued on next page...*

*Continued from previous page...*

Atom-1	Atom-2	Distance(Å)	Clash(Å)
28:DE:146:VAL:O	28:DE:167:VAL:HA	2.09	0.53
24:BA:2297:A:C5	24:BA:2320:U:N3	2.77	0.53
24:BA:2147:A:H3'	24:BA:2148:G:H5'	1.90	0.53
55:CA:429:U:C1'	55:CA:430:A:H5''	2.39	0.53
55:CA:429:U:H4'	55:CA:430:A:O5'	2.09	0.53
9:CJ:38:GLY:O	9:CJ:40:ILE:HD12	2.09	0.53
9:CJ:40:ILE:HG12	55:CA:1125:U:C5	2.43	0.53
16:AQ:59:GLU:HG2	16:AQ:60:ILE:N	2.23	0.53
24:BA:1333:G:C2	24:BA:1334:G:C8	2.96	0.53
24:BA:371:A:N6	24:BA:401:A:H3'	2.22	0.53
24:DA:976:G:H2'	24:DA:977:G:H8	1.73	0.53
24:DA:201:C:C5	24:DA:202:U:C5	2.97	0.53
49:DZ:6:ILE:HD12	49:DZ:47:ILE:HD11	1.90	0.53
24:DA:2536:G:C6	24:DA:2537:U:C4	2.97	0.53
55:CA:1441:A:H2'	55:CA:1442:G:C8	2.44	0.53
47:BX:14:GLY:O	47:BX:26:ARG:N	2.39	0.53
42:DS:32:ALA:O	42:DS:33:LEU:HB2	2.09	0.53
24:DA:1035:U:H2'	24:DA:1036:G:H8	1.73	0.53
28:BE:119:ILE:O	28:BE:119:ILE:HG12	2.07	0.53
28:BE:148:ILE:HD13	28:BE:187:VAL:CG2	2.38	0.53
41:DR:2:TYR:HE1	41:DR:13:ARG:HD2	1.73	0.53
24:DA:164:C:H2'	24:DA:165:A:O4'	2.09	0.53
24:BA:1850:G:C6	24:BA:1851:U:C4	2.97	0.53
24:BA:2070:A:C2	24:BA:2442:C:C2	2.96	0.53
10:AK:63:GLN:HG3	10:AK:98:ALA:CB	2.39	0.53
24:DA:1511:G:O2'	24:DA:1512:C:O4'	2.27	0.53
34:DK:10:VAL:HG13	34:DK:12:ASP:OD1	2.09	0.53
24:BA:1202:G:C6	24:BA:1203:U:N3	2.76	0.53
25:BB:73:A:C4	25:BB:104:A:C2	2.96	0.53
40:DQ:18:LYS:HD2	40:DQ:18:LYS:O	2.09	0.53
13:AN:86:ALA:HA	13:AN:89:ARG:HH21	1.73	0.53
55:CA:995:C:N3	55:CA:1046:A:O2'	2.42	0.53
26:BC:90:ILE:HG21	26:BC:102:TYR:CE1	2.44	0.53
24:DA:1153:C:H2'	24:DA:1154:G:C8	2.44	0.53
4:AE:115:GLU:HG2	4:AE:120:HIS:NE2	2.24	0.53
55:CA:517:G:N2	55:CA:533:A:OP2	2.42	0.53
27:DD:124:ARG:NH1	27:DD:125:TRP:CE2	2.77	0.53
5:AF:3:HIS:ND1	5:AF:65:GLU:HB2	2.24	0.53
39:BP:3:ILE:O	39:BP:7:LEU:HB2	2.09	0.53
1:AB:143:LEU:HD12	1:AB:147:LEU:CD1	2.38	0.53
41:DR:49:ILE:HB	41:DR:51:VAL:O	2.09	0.53
45:DV:61:LEU:O	45:DV:72:VAL:HG22	2.09	0.53

*Continued on next page...*

*Continued from previous page...*

Atom-1	Atom-2	Distance(Å)	Clash(Å)
24:BA:747:U:C5	24:BA:2613:U:C5	2.96	0.53
24:DA:1286:A:H1'	24:DA:1288:G:N2	2.24	0.53
28:BE:112:LEU:HD13	28:BE:186:VAL:HG11	1.90	0.53
24:DA:138:U:H2'	24:DA:140:C:H1'	1.89	0.53
55:CA:551:U:N3	55:CA:552:U:C4	2.76	0.53
21:AA:94:G:H5''	21:AA:95:C:C6	2.44	0.53
1:AB:65:LYS:HG2	1:AB:153:MET:SD	2.49	0.53
1:AB:67:LEU:HD21	1:AB:91:VAL:CG2	2.39	0.53
1:CB:159:ALA:HB1	1:CB:183:PHE:HE1	1.73	0.53
24:BA:958:U:C2	25:BB:89:U:O2'	2.62	0.53
21:AA:88:U:O2	21:AA:89:U:C6	2.62	0.53
24:BA:216:A:N7	24:BA:432:A:C5	2.77	0.53
24:DA:856:G:C1'	46:DW:23:LYS:HB3	2.38	0.53
21:AA:1074:G:N1	21:AA:1102:A:C6	2.77	0.53
21:AA:1095:U:C5'	21:AA:1109:C:O2	2.56	0.53
26:BC:254:LYS:O	26:BC:256:THR:N	2.40	0.53
21:AA:243:A:N3	21:AA:245:U:H2'	2.23	0.53
29:BF:114:ARG:HD2	29:BF:114:ARG:N	2.20	0.53
39:BP:67:GLU:HG3	39:BP:68:GLY:N	2.20	0.53
52:D2:19:ARG:HH21	52:D2:19:ARG:CB	2.20	0.53
10:AK:86:LYS:HG3	10:AK:114:PRO:HD3	1.90	0.53
33:DJ:36:LEU:HD21	33:DJ:122:LEU:HD13	1.91	0.53
48:DY:4:LYS:HZ3	48:DY:4:LYS:HB2	1.74	0.53
48:BY:45:GLN:O	48:BY:46:VAL:CB	2.51	0.53
12:CM:75:SER:HB2	12:CM:79:LEU:HG	1.90	0.53
24:DA:540:C:H2'	24:DA:541:A:C8	2.44	0.53
24:DA:2143:C:H3'	24:DA:2144:G:C8	2.43	0.53
24:DA:1945:G:O2'	24:DA:1946:U:H5'	2.09	0.53
2:AC:1:GLY:O	21:AA:1061:G:OP2	2.27	0.53
7:CH:33:VAL:HG22	7:CH:58:LEU:CD1	2.39	0.53
24:BA:528:A:C8	24:BA:528:A:H3'	2.42	0.53
24:BA:2527:C:C5	24:BA:2528:U:C5	2.96	0.53
24:BA:2209:G:C2	24:BA:2216:G:C2	2.97	0.53
6:AG:23:ALA:O	6:AG:26:VAL:HG22	2.08	0.53
21:AA:532:A:HO2'	21:AA:533:A:P	2.32	0.53
2:AC:79:LYS:N	2:AC:79:LYS:HE3	2.24	0.53
17:CR:61:ALA:HB1	17:CR:67:LEU:HG	1.91	0.53
24:DA:2660:A:H2	24:DA:2661:G:N7	2.06	0.53
30:DG:28:LYS:H	30:DG:79:THR:HG22	1.73	0.53
55:CA:1347:G:H22	55:CA:1373:G:H2'	1.73	0.53
1:CB:146:SER:HB2	1:CB:147:LEU:HD12	1.91	0.53
50:B0:29:VAL:HG13	50:B0:34:GLY:O	2.08	0.53

*Continued on next page...*

*Continued from previous page...*

Atom-1	Atom-2	Distance(Å)	Clash(Å)
21:AA:1120:C:H2'	21:AA:1121:U:H6	1.74	0.53
37:DN:78:LYS:O	37:DN:82:GLU:HB3	2.08	0.53
24:BA:1506:U:H2'	24:BA:1507:C:C6	2.43	0.53
34:DK:77:ILE:HG23	39:DP:71:ARG:HD2	1.91	0.53
24:BA:2514:U:H2'	24:BA:2515:C:C6	2.44	0.53
24:BA:1032:A:H1'	54:B4:23:ILE:HD13	1.91	0.53
44:DU:85:ARG:HE	44:DU:85:ARG:HA	1.73	0.53
28:DE:73:ILE:O	28:DE:73:ILE:HG13	2.09	0.53
45:BV:4:ILE:O	45:BV:63:ILE:HA	2.09	0.53
21:AA:638:U:H2'	21:AA:639:G:O4'	2.09	0.53
18:CS:55:GLN:CD	18:CS:56:HIS:H	2.12	0.53
24:DA:656:G:O2'	24:DA:657:U:C5'	2.57	0.53
24:DA:99:U:O3'	24:DA:100:U:H3'	2.07	0.53
24:DA:1992:G:N2	24:DA:1995:U:C5	2.77	0.53
24:DA:2314:A:H2'	24:DA:2315:G:H8	1.72	0.53
25:BB:30:C:H2'	25:BB:30:C:O2	2.08	0.53
6:CG:115:MET:SD	6:CG:118:ARG:HB2	2.49	0.53
24:DA:2286:G:N7	51:D1:33:LEU:HD23	2.24	0.53
24:DA:1789:A:H2'	24:DA:1790:C:C6	2.44	0.53
43:BT:39:THR:CG2	43:BT:39:THR:O	2.57	0.53
12:CM:89:ARG:NE	12:CM:94:LEU:HB2	2.24	0.53
36:DM:41:LEU:O	36:DM:93:VAL:HG23	2.08	0.53
35:BL:93:ASN:O	35:BL:94:THR:HG22	2.08	0.53
4:CE:45:VAL:HG12	4:CE:73:VAL:HG21	1.91	0.53
24:BA:2305:U:C2'	24:BA:2306:C:O4'	2.55	0.53
8:CI:24:ASN:HD22	8:CI:26:LYS:CG	2.22	0.53
31:DH:132:PHE:HB3	31:DH:140:ALA:CB	2.38	0.53
37:DN:72:ASP:O	37:DN:75:ILE:HG13	2.09	0.53
4:CE:29:ILE:CG2	4:CE:30:PHE:N	2.70	0.53
21:AA:1239:A:H5'	21:AA:1240:U:OP1	2.09	0.53
20:AU:39:LYS:H	20:AU:40:PRO:HD2	1.73	0.53
24:BA:2103:C:C2'	24:BA:2104:C:H5'	2.38	0.53
1:AB:46:VAL:HA	1:AB:49:PHE:CE2	2.43	0.53
7:AH:77:VAL:HG12	7:AH:78:SER:N	2.24	0.53
55:CA:1156:G:HO2'	55:CA:1180:A:H61	1.57	0.53
55:CA:891:U:O2'	55:CA:892:A:C5'	2.57	0.53
29:BF:7:TYR:O	29:BF:12:VAL:HG12	2.09	0.53
34:BK:20:MET:O	34:BK:42:THR:HG22	2.08	0.53
9:AJ:59:LYS:HE3	21:AA:972:C:P	2.49	0.53
21:AA:1261:A:C2	21:AA:1275:A:C6	2.96	0.53
48:BY:9:LYS:HB3	48:BY:12:GLU:HB2	1.90	0.53
10:CK:63:GLN:HG3	10:CK:64:VAL:N	2.23	0.53

*Continued on next page...*

*Continued from previous page...*

Atom-1	Atom-2	Distance(Å)	Clash(Å)
30:BG:156:TYR:O	30:BG:157:LYS:HG3	2.09	0.53
13:AN:4:SER:HB2	21:AA:1216:A:H5''	1.91	0.53
44:DU:43:LYS:HE3	44:DU:45:GLN:CG	2.39	0.53
2:CC:181:ILE:HG23	2:CC:201:ILE:O	2.09	0.53
27:DD:99:GLU:HG3	27:DD:100:LEU:N	2.24	0.53
24:BA:1421:G:C2	24:BA:1422:G:C8	2.97	0.53
24:BA:2854:G:H2'	24:BA:2855:C:C6	2.43	0.53
28:BE:153:LEU:HD12	28:BE:153:LEU:C	2.29	0.53
21:AA:497:G:HO2'	21:AA:498:A:H8	1.43	0.53
1:AB:142:LYS:HZ1	21:AA:1098:C:P	2.32	0.53
33:DJ:92:MET:CE	33:DJ:92:MET:HA	2.39	0.53
7:CH:65:PHE:CE2	7:CH:66:GLN:HG2	2.44	0.53
24:DA:1621:U:H5''	24:DA:1622:G:OP1	2.09	0.53
31:DH:22:LYS:HB3	31:DH:22:LYS:NZ	2.24	0.53
24:DA:288:U:H2'	24:DA:289:G:C8	2.44	0.53
55:CA:596:A:HO2'	55:CA:597:G:H8	1.55	0.53
3:AD:71:PHE:CE1	3:AD:199:ILE:HD11	2.44	0.53
31:DH:32:PRO:HA	47:DX:38:TRP:HD1	1.74	0.53
24:BA:910:A:H2'	24:BA:911:A:C8	2.44	0.53
55:CA:441:A:H61	55:CA:493:A:H62	1.57	0.53
24:BA:376:G:O2'	24:BA:377:G:H5'	2.09	0.53
24:DA:20:C:O2'	24:DA:21:A:H5'	2.08	0.53
17:CR:47:ARG:HD2	17:CR:50:TYR:CD2	2.44	0.53
24:DA:1274:A:C6	24:DA:1302:A:C2	2.97	0.53
37:DN:92:GLY:H	37:DN:94:TYR:HE1	1.54	0.53
31:BH:43:ASN:HD22	31:BH:43:ASN:N	2.07	0.53
51:B1:31:GLU:O	51:B1:31:GLU:HG2	2.09	0.53
21:AA:627:G:H2'	21:AA:628:G:O4'	2.09	0.53
28:BE:12:LEU:O	28:BE:13:THR:HB	2.09	0.53
21:AA:817:C:C5	21:AA:819:A:H1'	2.44	0.53
41:DR:24:LYS:HA	41:DR:94:THR:HG23	1.91	0.53
29:BF:129:MET:SD	29:BF:153:ILE:HD11	2.49	0.52
55:CA:1215:G:N3	55:CA:1216:A:C8	2.77	0.52
24:DA:1439:A:N6	24:DA:1440:U:O2	2.42	0.52
24:DA:1537:G:H2'	24:DA:1538:G:C4'	2.21	0.52
24:DA:2313:C:O2'	24:DA:2314:A:C5'	2.43	0.52
24:DA:2387:U:H1'	46:DW:38:ARG:NH1	2.23	0.52
24:DA:381:G:H5'	47:DX:15:ASN:HD22	1.73	0.52
24:BA:811:U:O2'	24:BA:1250:G:H2'	2.09	0.52
24:DA:1327:A:H2'	24:DA:1328:A:C8	2.44	0.52
36:BM:126:ILE:O	36:BM:128:THR:HG23	2.08	0.52
21:AA:1138:G:C2'	21:AA:1138:G:N3	2.68	0.52

*Continued on next page...*

*Continued from previous page...*

Atom-1	Atom-2	Distance(Å)	Clash(Å)
40:DQ:6:GLY:C	40:DQ:8:ILE:H	2.12	0.52
36:BM:93:VAL:HG22	36:BM:94:ALA:N	2.24	0.52
24:DA:344:A:H2'	24:DA:345:A:C8	2.44	0.52
24:DA:1277:G:H2'	24:DA:1278:C:C6	2.43	0.52
48:DY:17:GLU:HG2	48:DY:50:VAL:HG13	1.91	0.52
33:BJ:67:ASN:O	33:BJ:69:ARG:N	2.42	0.52
24:DA:2056:G:H2'	24:DA:2056:G:N3	2.24	0.52
24:BA:435:C:O2'	24:BA:436:C:C5'	2.57	0.52
2:CC:135:ARG:HA	2:CC:138:GLN:OE1	2.09	0.52
4:AE:37:VAL:HG11	4:AE:113:VAL:CB	2.39	0.52
55:CA:358:U:H2'	55:CA:359:G:C8	2.43	0.52
27:BD:16:THR:HG22	27:BD:20:VAL:O	2.10	0.52
12:CM:82:LEU:HB2	18:CS:73:PHE:HE2	1.75	0.52
21:AA:938:A:N1	21:AA:939:G:C5	2.77	0.52
26:DC:43:ASN:CG	26:DC:44:ASN:H	2.12	0.52
21:AA:1356:G:N2	21:AA:1357:A:C2	2.76	0.52
24:DA:1178:C:C2	24:DA:1179:G:C8	2.98	0.52
6:AG:78:ARG:NH2	6:AG:81:GLY:HA2	2.23	0.52
6:AG:83:THR:HG22	6:AG:85:GLN:H	1.73	0.52
24:BA:1964:G:C6	24:BA:1967:C:N4	2.77	0.52
24:BA:2420:C:OP1	53:B3:33:THR:HB	2.08	0.52
10:AK:66:ALA:HB1	10:AK:99:LEU:CD1	2.36	0.52
1:AB:41:ASN:HD22	1:AB:42:LEU:N	2.05	0.52
21:AA:587:G:C2	21:AA:755:G:C6	2.96	0.52
24:DA:687:C:O2'	24:DA:688:U:H5'	2.09	0.52
44:BU:25:LYS:O	44:BU:26:ASN:HB3	2.08	0.52
55:CA:1441:A:H62	55:CA:1462:C:H1'	1.74	0.52
55:CA:322:C:O2	55:CA:332:G:N2	2.42	0.52
35:DL:29:LYS:HG2	35:DL:30:THR:HG23	1.90	0.52
24:DA:2734:A:H61	24:DA:2770:G:H1'	1.72	0.52
27:BD:149:ASN:OD1	27:BD:150:GLN:N	2.42	0.52
3:CD:151:GLN:O	3:CD:154:VAL:HG12	2.09	0.52
30:DG:74:MET:O	30:DG:78:VAL:HG13	2.09	0.52
24:DA:2084:C:H2'	24:DA:2085:U:C6	2.44	0.52
24:DA:2193:G:H2'	24:DA:2194:U:C6	2.44	0.52
10:CK:124:LYS:O	20:CU:33:ARG:NE	2.41	0.52
24:BA:1522:A:O2'	24:BA:1523:U:OP2	2.27	0.52
2:CC:22:PHE:HD1	9:CJ:13:PHE:CD1	2.27	0.52
24:DA:1512:C:H2'	24:DA:1513:U:O4'	2.09	0.52
37:DN:51:LEU:HA	37:DN:54:LEU:CD2	2.40	0.52
17:CR:46:THR:HG23	17:CR:51:GLN:HB2	1.92	0.52
21:AA:690:G:H2'	21:AA:691:G:O4'	2.08	0.52

*Continued on next page...*



*Continued from previous page...*

Atom-1	Atom-2	Distance(Å)	Clash(Å)
21:AA:505:G:H2'	21:AA:506:G:H8	1.73	0.52
24:BA:235:U:H2'	24:BA:236:C:H6	1.73	0.52
38:DO:56:LYS:HD3	38:DO:56:LYS:O	2.09	0.52
29:DF:73:VAL:HG12	29:DF:73:VAL:O	2.08	0.52
24:BA:1156:A:C8	40:BQ:50:ARG:HG2	2.45	0.52
24:DA:296:U:H5''	44:DU:91:LYS:NZ	2.23	0.52
24:DA:1439:A:N3	24:DA:1552:A:C6	2.77	0.52
24:DA:1071:G:O4'	24:DA:1088:A:O2'	2.28	0.52
55:CA:1241:G:O2'	55:CA:1242:G:O5'	2.27	0.52
55:CA:82:G:H2'	55:CA:83:C:C4'	2.25	0.52
11:CL:80:LEU:HB2	11:CL:101:LEU:HD23	1.91	0.52
24:DA:615:U:H5''	24:DA:616:A:H8	1.74	0.52
21:AA:1136:C:H5''	21:AA:1137:C:OP2	2.10	0.52
21:AA:429:U:H1'	21:AA:430:A:H5''	1.91	0.52
1:CB:104:LYS:N	1:CB:104:LYS:HD2	2.13	0.52
35:BL:101:ILE:CG2	35:BL:102:GLY:N	2.73	0.52
24:DA:36:G:H4'	24:DA:451:U:C2	2.45	0.52
27:BD:97:SER:O	27:BD:99:GLU:HG2	2.09	0.52
7:CH:44:PHE:O	7:CH:70:VAL:HG11	2.09	0.52
24:DA:1508:A:C4'	24:DA:1509:A:OP1	2.53	0.52
5:CF:3:HIS:ND1	5:CF:92:THR:HG23	2.24	0.52
2:CC:129:PHE:O	2:CC:132:ALA:HB3	2.08	0.52
21:AA:1088:G:N1	21:AA:1089:G:C5	2.77	0.52
4:AE:34:ALA:O	4:AE:49:TYR:CG	2.62	0.52
21:AA:439:U:C2'	21:AA:440:C:H5'	2.39	0.52
21:AA:243:A:C2	21:AA:245:U:H2'	2.44	0.52
55:CA:560:A:C8	55:CA:566:G:C2	2.97	0.52
21:AA:845:A:C8	21:AA:846:G:H4'	2.43	0.52
44:DU:47:PRO:HB3	44:DU:54:PRO:HG3	1.90	0.52
33:DJ:123:LYS:HG2	33:DJ:132:HIS:NE2	2.24	0.52
21:AA:1160:G:C6	21:AA:1181:G:O6	2.63	0.52
24:BA:1885:A:O2'	24:BA:1886:U:H5'	2.09	0.52
24:DA:1759:A:O2'	24:DA:1760:C:H5'	2.08	0.52
24:BA:1333:G:H2'	24:BA:1334:G:C8	2.39	0.52
27:BD:120:GLY:HA2	27:BD:162:ALA:HB1	1.91	0.52
24:BA:142:A:O2'	24:BA:143:C:O4'	2.19	0.52
24:DA:2847:U:H3'	39:DP:94:ALA:HB2	1.89	0.52
26:DC:75:ALA:HB1	26:DC:93:VAL:HG22	1.90	0.52
1:CB:174:GLU:O	1:CB:178:LEU:HB2	2.09	0.52
21:AA:1418:A:N7	21:AA:1419:G:H1'	2.25	0.52
12:AM:100:ARG:NH2	21:AA:951:G:OP2	2.42	0.52
24:BA:615:U:C4	28:BE:35:TYR:CE1	2.97	0.52

*Continued on next page...*



*Continued from previous page...*

Atom-1	Atom-2	Distance(Å)	Clash(Å)
29:DF:45:ASP:C	29:DF:47:LYS:H	2.12	0.52
33:DJ:110:PRO:HG2	33:DJ:111:LYS:HG2	1.91	0.52
24:BA:2834:G:O6	24:BA:2879:A:H2'	2.09	0.52
35:BL:55:MET:HE2	35:BL:56:PRO:HD3	1.91	0.52
8:AI:98:ARG:NH2	21:AA:1179:A:H5''	2.24	0.52
24:DA:352:A:H2'	24:DA:353:C:H4'	1.90	0.52
43:DT:8:LEU:HD22	43:DT:46:ALA:HA	1.90	0.52
24:DA:284:U:H2'	24:DA:285:G:H8	1.74	0.52
16:CQ:26:ARG:O	16:CQ:38:LYS:HA	2.09	0.52
24:BA:1450:G:H2'	24:BA:1451:C:C6	2.44	0.52
8:AI:107:ALA:O	8:AI:109:GLN:HG2	2.10	0.52
21:AA:1026:G:C6	21:AA:1027:C:N4	2.77	0.52
24:DA:1358:G:O6	24:DA:1371:G:C8	2.63	0.52
24:BA:1665:A:C2'	24:BA:1666:G:H5'	2.39	0.52
27:BD:35:THR:OG1	27:BD:49:GLN:HG2	2.09	0.52
43:BT:80:TRP:HE3	43:BT:81:LYS:O	1.93	0.52
55:CA:143:A:N3	55:CA:143:A:H2'	2.23	0.52
39:DP:13:LYS:H	39:DP:13:LYS:HD2	1.74	0.52
3:CD:72:ARG:HD2	3:CD:203:TYR:CD1	2.44	0.52
55:CA:369:G:OP2	55:CA:388:G:N2	2.41	0.52
55:CA:388:G:HO2'	55:CA:389:A:P	2.33	0.52
12:CM:8:ILE:N	12:CM:9:PRO:HD3	2.24	0.52
24:DA:1022:G:N2	24:DA:1142:A:H2	2.07	0.52
9:CJ:56:HIS:HE1	55:CA:973:G:N3	2.08	0.52
10:AK:26:PHE:CE1	10:AK:88:PRO:HG2	2.44	0.52
1:AB:140:LEU:O	1:AB:143:LEU:HD23	2.09	0.52
24:BA:197:A:C6	24:BA:2430:A:C2	2.97	0.52
24:DA:1428:C:C5	24:DA:1569:A:H5'	2.44	0.52
24:DA:93:G:O2'	24:DA:94:A:O4'	2.23	0.52
55:CA:1161:C:O2'	55:CA:1162:C:H6	1.93	0.52
32:BI:19:PRO:HG2	32:BI:23:VAL:CG2	2.38	0.52
55:CA:33:A:O2'	55:CA:34:C:H5'	2.09	0.52
24:DA:2026:U:O2	24:DA:2038:G:N2	2.43	0.52
24:BA:449:A:C4'	40:BQ:2:ARG:NH1	2.73	0.52
53:D3:31:ILE:HG21	53:D3:34:LYS:NZ	2.24	0.52
15:CP:32:PHE:HZ	55:CA:608:A:H1'	1.75	0.52
37:BN:79:LEU:O	37:BN:80:PHE:CB	2.50	0.52
3:AD:187:ARG:HE	3:AD:196:GLU:CD	2.13	0.52
8:CI:16:ALA:HA	8:CI:65:THR:O	2.08	0.52
24:DA:1654:A:O2'	24:DA:1655:A:O5'	2.28	0.52
24:BA:580:U:H2'	24:BA:581:C:C6	2.45	0.52
24:DA:1638:C:O2	24:DA:2698:U:O2'	2.27	0.52

*Continued on next page...*

*Continued from previous page...*

Atom-1	Atom-2	Distance(Å)	Clash(Å)
21:AA:1090:U:O2'	21:AA:1091:U:H5'	2.09	0.52
21:AA:1103:C:O2'	21:AA:1104:G:O4'	2.16	0.52
21:AA:792:A:C2	21:AA:794:A:C6	2.97	0.52
32:BI:78:LEU:HD13	32:BI:108:ILE:CG2	2.35	0.52
24:BA:1011:G:O2'	24:BA:1013:C:H5''	2.10	0.52
25:BB:55:U:O2'	25:BB:56:G:H5'	2.09	0.52
52:D2:38:GLY:O	52:D2:42:LEU:HD13	2.08	0.52
24:BA:604:G:H2'	24:BA:605:G:C8	2.43	0.52
24:BA:604:G:H2'	24:BA:605:G:H8	1.74	0.52
24:DA:1759:A:H2'	24:DA:1760:C:C5	2.44	0.52
28:BE:175:ILE:HG23	28:BE:175:ILE:O	2.09	0.52
24:DA:2472:G:H2'	24:DA:2475:C:H42	1.75	0.52
24:DA:86:G:HO2'	24:DA:87:U:H6	1.56	0.52
25:BB:109:A:H2'	25:BB:110:C:C6	2.44	0.52
6:AG:149:ALA:HA	10:AK:60:PHE:CB	2.40	0.52
48:BY:5:GLU:O	48:BY:8:GLU:HB2	2.10	0.52
24:BA:2553:G:N1	24:BA:2554:U:O2	2.42	0.52
24:BA:2555:U:H2'	24:BA:2556:C:O4'	2.09	0.52
55:CA:386:C:C2'	55:CA:387:U:H5'	2.40	0.52
24:BA:558:U:P	33:BJ:113:PRO:HB2	2.50	0.52
26:DC:94:LEU:HA	26:DC:100:ARG:HG2	1.92	0.52
24:BA:34:U:H4'	24:BA:35:G:OP2	2.10	0.52
22:CV:27:G:C8	22:CV:27:G:H5''	2.44	0.52
42:BS:43:ALA:O	42:BS:46:LEU:HB2	2.10	0.52
3:CD:170:LEU:HA	3:CD:182:LYS:HB2	1.90	0.52
24:BA:2216:G:C6	24:BA:2217:G:C6	2.97	0.52
12:AM:39:ALA:HB3	12:AM:42:VAL:CG1	2.39	0.52
24:BA:1441:G:H2'	24:BA:1442:U:C6	2.45	0.52
55:CA:1129:C:HO2'	55:CA:1130:A:H8	1.48	0.52
24:DA:2079:U:H2'	24:DA:2080:A:H8	1.74	0.52
9:AJ:15:HIS:CD2	21:AA:1152:A:H5'	2.44	0.52
6:AG:35:LYS:O	6:AG:39:GLU:HG2	2.10	0.52
24:BA:2860:A:C8	24:BA:2860:A:H3'	2.44	0.52
55:CA:438:U:C5	55:CA:494:G:C5	2.96	0.52
24:BA:1468:U:N3	24:BA:1522:A:C2	2.78	0.52
26:BC:170:TYR:CD2	26:BC:184:GLU:HA	2.43	0.52
24:BA:2295:C:O2'	24:BA:2296:U:H5'	2.09	0.52
24:DA:2533:U:H4'	24:DA:2664:G:H4'	1.91	0.52
26:BC:114:GLN:O	26:BC:115:ILE:HD13	2.09	0.52
50:B0:30:ASP:O	50:B0:33:SER:O	2.26	0.52
21:AA:488:C:H2'	21:AA:489:C:H6	1.74	0.52
24:DA:1725:U:H2'	24:DA:1726:C:C6	2.43	0.52

*Continued on next page...*

*Continued from previous page...*

Atom-1	Atom-2	Distance(Å)	Clash(Å)
24:BA:498:G:N2	24:BA:499:U:C2	2.78	0.52
4:CE:18:ASN:OD1	4:CE:33:THR:HG23	2.09	0.52
24:DA:1494:A:H3'	24:DA:1494:A:OP2	2.09	0.52
24:DA:679:C:H6	24:DA:679:C:O5'	1.92	0.52
24:BA:966:G:H2'	24:BA:967:U:O4'	2.09	0.52
18:CS:35:ARG:NH2	55:CA:1221:G:H4'	2.24	0.52
24:BA:1000:A:C6	24:BA:1001:A:C6	2.98	0.52
41:BR:54:VAL:HG23	41:BR:55:ASP:OD1	2.10	0.52
24:DA:1673:G:O2'	24:DA:1674:G:H5'	2.09	0.52
24:DA:1154:G:OP1	40:DQ:57:ARG:HD2	2.09	0.52
33:DJ:44:TYR:CD1	40:DQ:59:LEU:HD11	2.45	0.52
46:DW:40:ARG:NH1	46:DW:40:ARG:CG	2.58	0.52
24:BA:922:C:HO2'	46:BW:25:PHE:HE2	1.56	0.52
50:D0:37:HIS:HB2	50:D0:41:HIS:HE1	1.75	0.52
24:DA:1286:A:C5	24:DA:1289:C:C4	2.97	0.52
24:DA:1430:G:H2'	24:DA:1431:A:C8	2.43	0.52
31:DH:96:THR:O	31:DH:97:ARG:HG3	2.09	0.52
24:BA:1326:U:H2'	24:BA:1327:A:C8	2.44	0.52
55:CA:1117:A:C6	55:CA:1184:G:O6	2.62	0.52
22:AX:36:A:H2'	22:AX:37:A:C8	2.44	0.52
55:CA:509:A:C2	55:CA:510:A:N1	2.78	0.52
21:AA:76:G:N1	21:AA:95:C:N4	2.57	0.52
24:DA:200:U:O4	24:DA:248:G:C2	2.63	0.52
37:DN:20:MET:C	37:DN:22:ARG:H	2.13	0.52
27:BD:9:VAL:HG13	27:BD:26:VAL:O	2.10	0.52
24:BA:1141:U:H4'	24:BA:1142:A:O4'	2.09	0.52
24:BA:1142:A:N7	24:BA:1144:A:C6	2.78	0.52
24:DA:2577:A:C2	50:D0:1:ALA:N	2.77	0.52
24:DA:807:U:OP2	35:DL:36:LYS:HG2	2.10	0.52
24:DA:240:C:O5'	24:DA:240:C:H6	1.93	0.52
24:DA:1651:G:C6	24:DA:1652:A:C5	2.98	0.52
24:DA:1127:A:N7	24:DA:2488:G:O2'	2.41	0.52
55:CA:763:G:H2'	55:CA:764:C:H6	1.73	0.52
35:DL:81:ASP:O	35:DL:83:ALA:N	2.42	0.52
24:BA:2291:U:N3	24:BA:2292:U:O4	2.43	0.52
24:BA:2788:C:H2'	24:BA:2789:C:C6	2.44	0.52
24:BA:2251:G:C8	24:BA:2450:A:H4'	2.44	0.52
4:AE:55:VAL:N	4:AE:56:PRO:CD	2.71	0.52
55:CA:663:A:O2'	55:CA:664:G:H5'	2.09	0.52
24:BA:1856:U:H3	24:BA:1886:U:H3	1.58	0.52
24:BA:308:G:H1'	24:BA:501:A:OP1	2.10	0.52
30:DG:162:ARG:HG3	30:DG:166:GLU:HG3	1.91	0.52

*Continued on next page...*

*Continued from previous page...*

Atom-1	Atom-2	Distance(Å)	Clash(Å)
55:CA:1049:U:H4'	55:CA:1050:G:H5'	1.91	0.52
21:AA:1203:C:H2'	21:AA:1204:A:C8	2.43	0.52
24:BA:1275:A:OP2	24:BA:1646:C:N4	2.42	0.52
5:CF:5:GLU:OE2	17:CR:23:LYS:HE2	2.10	0.52
24:DA:2591:C:H2'	24:DA:2592:G:H8	1.73	0.52
24:BA:986:C:C2'	24:BA:987:C:H5'	2.39	0.52
22:CV:27:G:O2'	22:CV:28:G:H5'	2.10	0.52
24:BA:506:G:C5'	24:BA:509:C:H1'	2.40	0.52
24:BA:9:G:C5	24:BA:2629:U:C5	2.97	0.52
24:BA:1408:G:H2'	24:BA:1409:U:C6	2.42	0.52
7:CH:85:TYR:CD2	7:CH:123:GLU:HB2	2.44	0.52
2:AC:180:ASP:HB3	2:AC:204:GLY:H	1.72	0.52
19:CT:66:ILE:HG13	19:CT:67:HIS:N	2.24	0.52
21:AA:66:A:O4'	21:AA:173:U:C4	2.63	0.52
14:CO:42:PHE:O	14:CO:46:LYS:HG2	2.09	0.52
24:DA:910:A:C6	24:DA:911:A:C6	2.98	0.52
24:BA:121:G:O2'	24:BA:122:G:H8	1.92	0.52
14:AO:25:GLU:HG3	14:AO:69:LEU:HD11	1.91	0.52
24:DA:160:A:C6	24:DA:161:A:C6	2.97	0.52
27:BD:90:PHE:C	27:BD:92:VAL:H	2.12	0.52
24:DA:2370:G:O6	24:DA:2371:G:C6	2.62	0.52
24:BA:1600:C:OP1	43:BT:81:LYS:NZ	2.42	0.52
5:AF:85:ILE:O	5:AF:86:ARG:C	2.48	0.52
24:BA:1171:G:C6	24:BA:1172:C:C4	2.97	0.52
24:DA:1794:A:H2'	24:DA:1795:C:C6	2.45	0.52
3:AD:14:GLU:HG3	3:AD:18:LEU:HD11	1.91	0.52
24:DA:2048:G:C6	24:DA:2049:G:C5	2.98	0.52
24:DA:2563:U:H2'	24:DA:2565:A:OP2	2.10	0.52
16:CQ:45:VAL:HG21	16:CQ:60:ILE:HG21	1.90	0.52
11:AL:113:ARG:NH2	21:AA:501:C:OP1	2.43	0.52
31:DH:116:ARG:O	31:DH:117:LEU:HG	2.09	0.52
21:AA:784:A:N6	21:AA:799:G:C6	2.77	0.52
35:DL:20:GLY:HA2	35:DL:28:GLY:HA2	1.90	0.52
24:BA:2180:U:H2'	24:BA:2181:U:C5	2.45	0.52
24:DA:600:G:H2'	24:DA:601:C:O4'	2.10	0.52
40:BQ:63:ARG:HH12	40:BQ:96:ASP:HB2	1.74	0.52
33:DJ:6:ALA:HB3	33:DJ:45:THR:HB	1.92	0.52
24:DA:1776:G:N2	24:DA:1789:A:C4	2.78	0.52
24:DA:2585:U:O2'	24:DA:2586:U:C5'	2.57	0.52
24:BA:858:G:H21	24:BA:2268:A:C2'	2.23	0.52
46:BW:40:ARG:H	46:BW:56:HIS:HB3	1.74	0.52
56:DB:77:U:H2'	56:DB:78:A:H5'	1.91	0.52

*Continued on next page...*

*Continued from previous page...*

Atom-1	Atom-2	Distance(Å)	Clash(Å)
55:CA:246:A:C4	55:CA:282:A:N6	2.78	0.52
8:AI:33:SER:HB3	8:AI:36:GLN:CG	2.40	0.52
11:AL:27:PRO:HB2	11:AL:28:GLN:OE1	2.09	0.52
40:DQ:4:LYS:HZ2	40:DQ:6:GLY:CA	2.12	0.52
55:CA:1408:A:C5	55:CA:1409:C:C5	2.97	0.52
55:CA:1173:U:H2'	55:CA:1174:G:C8	2.44	0.52
33:BJ:31:GLU:O	33:BJ:32:LEU:C	2.48	0.52
33:BJ:88:THR:HG23	33:BJ:91:GLU:H	1.73	0.52
55:CA:642:A:HO2'	55:CA:643:C:H6	1.49	0.52
21:AA:88:U:O2	21:AA:89:U:C5	2.63	0.52
24:BA:1026:G:H2'	24:BA:1027:A:N7	2.23	0.52
24:DA:2459:A:H2'	24:DA:2460:U:C6	2.45	0.52
54:D4:7:VAL:CG1	54:D4:8:LYS:H	2.23	0.52
24:DA:2644:G:O2'	24:DA:2732:G:H1'	2.09	0.52
55:CA:16:A:C6	55:CA:17:U:C5	2.98	0.52
21:AA:1101:A:H4'	21:AA:1102:A:C4'	2.38	0.52
21:AA:1239:A:N1	21:AA:1297:G:H1'	2.24	0.52
24:BA:1876:A:H2'	24:BA:1877:A:H8	1.74	0.52
24:BA:1998:A:P	27:BD:141:ARG:HH22	2.32	0.52
56:DB:50:A:C2	56:DB:51:G:H1'	2.44	0.52
55:CA:1134:G:C6	55:CA:1135:U:H1'	2.44	0.52
24:DA:171:U:H2'	24:DA:172:A:H8	1.74	0.52
49:DZ:4:ILE:CD1	49:DZ:58:GLU:HA	2.40	0.52
19:AT:53:MET:O	19:AT:56:ILE:HG22	2.10	0.52
14:CO:62:ARG:O	14:CO:66:LEU:HG	2.10	0.52
34:DK:119:ALA:N	34:DK:120:PRO:HD2	2.25	0.52
31:BH:66:ASN:C	31:BH:68:ARG:H	2.13	0.52
10:CK:51:PHE:HB3	10:CK:55:ARG:CB	2.39	0.52
21:AA:993:G:H4'	21:AA:994:A:OP2	2.08	0.52
24:DA:3:U:H2'	24:DA:4:U:H6	1.75	0.52
24:DA:866:A:C5	24:DA:914:G:N7	2.77	0.52
24:DA:1748:C:H2'	24:DA:1749:A:C8	2.43	0.52
21:AA:1411:C:H2'	21:AA:1412:C:H5'	1.92	0.52
25:BB:33:G:C2	25:BB:50:A:C2	2.98	0.52
1:CB:164:ASP:OD2	1:CB:203:ASP:HB2	2.10	0.52
55:CA:677:U:H3	55:CA:714:G:H22	1.57	0.52
24:BA:1048:A:C4	24:BA:1049:C:C5	2.97	0.52
55:CA:352:C:H5''	55:CA:352:C:H6	1.73	0.52
24:BA:1857:G:O2'	24:BA:1858:A:P	2.68	0.52
16:CQ:39:ARG:HA	16:CQ:39:ARG:HH11	1.74	0.52
24:BA:2856:A:N6	24:BA:2857:G:C6	2.78	0.52
4:CE:35:LEU:HD11	4:CE:136:VAL:HG11	1.91	0.52

*Continued on next page...*

*Continued from previous page...*

Atom-1	Atom-2	Distance(Å)	Clash(Å)
27:DD:46:ARG:HB3	27:DD:84:LEU:HD12	1.92	0.52
38:BO:93:ASP:C	38:BO:95:SER:H	2.13	0.52
40:DQ:42:GLY:HA3	41:DR:75:VAL:HG21	1.91	0.52
11:CL:31:GLY:HA3	11:CL:54:VAL:CG1	2.40	0.52
29:DF:30:VAL:HA	29:DF:157:THR:HG22	1.91	0.52
24:BA:2699:C:H2'	24:BA:2700:A:O4'	2.10	0.52
24:BA:1528:A:H2'	24:BA:1529:G:O4'	2.10	0.52
42:DS:86:MET:CE	42:DS:87:PRO:HD2	2.39	0.52
24:DA:604:G:C2	24:DA:605:G:C5	2.98	0.52
41:BR:39:LEU:HA	41:BR:49:ILE:CG2	2.40	0.52
24:DA:81:G:H2'	24:DA:82:U:O4'	2.10	0.52
24:DA:1478:G:C6	24:DA:1514:G:C2	2.97	0.52
55:CA:373:A:N3	55:CA:374:A:C8	2.78	0.52
55:CA:388:G:O2'	55:CA:389:A:OP2	2.25	0.52
11:CL:43:LYS:CB	11:CL:44:PRO:HD2	2.07	0.52
24:DA:197:A:C5	24:DA:2430:A:C4	2.98	0.52
55:CA:961:U:C4	55:CA:983:A:C6	2.97	0.52
24:DA:2423:U:H1'	24:DA:2425:A:N7	2.23	0.52
24:DA:2287:A:HO2'	24:DA:2288:A:P	2.31	0.52
24:BA:2269:G:O2'	46:BW:18:LYS:HG2	2.09	0.52
24:DA:2759:G:H2'	24:DA:2760:C:O4'	2.10	0.52
28:DE:170:ARG:CZ	28:DE:176:ASP:OD2	2.57	0.52
24:DA:1427:A:H4'	24:DA:1428:C:O5'	2.10	0.52
20:CU:40:PRO:HA	20:CU:43:GLU:HB2	1.90	0.52
29:BF:134:GLN:HE21	29:BF:134:GLN:H	1.57	0.52
21:AA:72:A:O2'	21:AA:73:C:O4'	2.17	0.52
21:AA:209:U:H5'	21:AA:210:C:OP2	2.09	0.52
27:BD:98:VAL:O	27:BD:99:GLU:C	2.47	0.52
39:BP:19:PHE:CE2	39:BP:83:ILE:HD12	2.44	0.52
20:AU:3:ILE:HA	20:AU:19:LYS:HE3	1.91	0.52
55:CA:1316:G:OP2	55:CA:1316:G:H8	1.93	0.52
55:CA:978:A:C5	55:CA:1318:A:C6	2.97	0.52
37:DN:72:ASP:O	37:DN:76:VAL:HG13	2.10	0.52
24:BA:431:U:C2'	24:BA:432:A:H5'	2.40	0.52
21:AA:1395:C:H5'	21:AA:1401:G:N2	2.20	0.52
39:DP:26:GLU:OE1	39:DP:28:LYS:HE2	2.10	0.52
24:BA:278:A:H2'	24:BA:278:A:N3	2.25	0.52
30:BG:93:TYR:O	30:BG:94:ARG:O	2.27	0.52
55:CA:154:U:C2'	55:CA:155:A:H5'	2.39	0.52
24:BA:2048:G:H4'	24:BA:2823:A:C2	2.44	0.52
24:BA:1252:G:N3	40:BQ:32:ARG:HG2	2.25	0.52
24:BA:1537:G:H2'	24:BA:1538:G:O4'	2.10	0.52

*Continued on next page...*

*Continued from previous page...*

Atom-1	Atom-2	Distance(Å)	Clash(Å)
24:DA:850:U:O2'	49:DZ:22:THR:HG22	2.09	0.52
33:DJ:23:LYS:HB3	33:DJ:28:LEU:HD13	1.90	0.52
2:AC:78:LYS:HG2	2:AC:78:LYS:O	2.07	0.52
54:D4:3:VAL:O	54:D4:4:ARG:CB	2.57	0.52
36:BM:66:ARG:HB2	36:BM:101:VAL:O	2.10	0.52
2:AC:168:ARG:CZ	21:AA:1106:G:O2'	2.57	0.52
36:BM:28:PHE:HB3	36:BM:64:TRP:CE2	2.44	0.52
21:AA:1372:U:C4	21:AA:1373:G:C5	2.98	0.52
24:BA:1464:G:H2'	24:BA:1465:G:H8	1.75	0.52
8:CI:21:LYS:O	8:CI:60:LEU:HB2	2.09	0.52
45:DV:30:ILE:HB	45:DV:38:LEU:HB3	1.91	0.52
24:BA:2856:A:C6	24:BA:2857:G:C5	2.97	0.52
55:CA:1520:C:H2'	55:CA:1521:C:C6	2.45	0.52
38:BO:70:ALA:O	38:BO:73:ALA:HB3	2.10	0.52
36:DM:1:MET:O	36:DM:2:LEU:O	2.27	0.52
24:BA:1549:A:C6	24:BA:1550:C:C4	2.97	0.52
29:DF:36:ASN:O	29:DF:37:MET:HB3	2.09	0.52
2:AC:107:LYS:HB2	2:AC:107:LYS:NZ	2.25	0.52
49:BZ:13:ILE:HG22	49:BZ:14:GLY:N	2.24	0.52
55:CA:1168:U:H2'	55:CA:1168:U:O2	2.09	0.52
21:AA:920:U:H2'	21:AA:921:U:C6	2.45	0.52
31:BH:32:PRO:O	31:BH:33:GLN:HB2	2.08	0.52
24:BA:1064:C:H5'	32:BI:88:GLY:CA	2.40	0.52
36:DM:66:ARG:CZ	36:DM:101:VAL:HG11	2.39	0.52
4:AE:32:PHE:CD2	4:AE:53:ARG:O	2.62	0.52
40:DQ:4:LYS:HE3	40:DQ:7:VAL:H	1.74	0.52
7:CH:1:SER:C	7:CH:3:GLN:H	2.11	0.52
42:BS:24:ILE:O	42:BS:25:ARG:C	2.47	0.52
1:CB:80:LYS:HG3	1:CB:81:ASP:H	1.75	0.52
26:DC:189:ALA:O	26:DC:190:THR:CB	2.56	0.52
24:BA:1693:U:O4	24:BA:1977:A:C5	2.63	0.52
24:BA:1510:G:HO2'	24:BA:1511:G:H8	1.54	0.52
53:D3:33:THR:HG23	53:D3:34:LYS:N	2.25	0.52
54:D4:37:GLN:HG2	54:D4:38:GLY:N	2.25	0.52
24:DA:422:A:O2'	24:DA:423:A:H5'	2.10	0.52
55:CA:811:C:O2'	55:CA:901:A:N1	2.43	0.52
5:AF:55:HIS:O	5:AF:56:LYS:HB2	2.09	0.52
25:BB:51:G:N2	25:BB:53:A:H62	2.06	0.52
24:DA:2149:U:O2'	24:DA:2150:C:H5'	2.10	0.52
3:CD:101:VAL:HG13	3:CD:106:PHE:HB2	1.92	0.52
55:CA:1350:A:C2	55:CA:1351:U:C2	2.97	0.52
21:AA:594:U:H1'	21:AA:646:G:N2	2.24	0.52

*Continued on next page...*



*Continued from previous page...*

Atom-1	Atom-2	Distance(Å)	Clash(Å)
3:AD:10:LEU:HD22	3:AD:62:ARG:HG3	1.92	0.52
21:AA:587:G:N2	21:AA:755:G:C4	2.77	0.52
24:DA:538:A:H61	24:DA:555:G:C2'	2.23	0.52
19:AT:60:GLN:HA	19:AT:63:LYS:HB2	1.91	0.52
24:BA:231:A:N6	24:BA:232:G:C2	2.77	0.52
40:BQ:71:ASN:CB	40:BQ:109:VAL:HG11	2.38	0.52
24:DA:1923:U:C2	24:DA:1924:C:C5	2.97	0.52
21:AA:1418:A:C3'	21:AA:1418:A:C8	2.93	0.52
24:DA:753:A:C2	24:DA:754:U:C2	2.98	0.52
44:DU:33:VAL:O	44:DU:34:ILE:HG13	2.09	0.52
53:D3:15:LYS:HG2	53:D3:16:THR:H	1.74	0.52
24:BA:623:C:O5'	24:BA:623:C:H6	1.93	0.52
24:DA:2480:C:H2'	24:DA:2481:G:H5'	1.92	0.52
14:CO:34:GLN:HE22	14:CO:38:LEU:HD13	1.75	0.52
30:DG:167:VAL:HG23	30:DG:168:VAL:N	2.24	0.52
38:DO:24:THR:OG1	38:DO:90:VAL:HG11	2.09	0.52
56:DB:60:C:H2'	56:DB:61:G:H8	1.73	0.52
24:BA:2400:G:C6	24:BA:2401:U:C4	2.97	0.52
13:AN:48:GLN:CG	21:AA:1317:C:H4'	2.40	0.52
24:DA:2811:G:C2	24:DA:2812:G:C4	2.98	0.52
24:BA:1579:A:O2'	24:BA:1580:A:H5'	2.10	0.52
39:DP:24:THR:HA	39:DP:44:GLY:O	2.10	0.52
24:BA:2816:G:N2	24:BA:2831:G:C4	2.77	0.52
38:BO:7:ARG:CD	38:BO:97:PHE:CE1	2.92	0.52
10:AK:117:HIS:CD2	21:AA:675:A:H1'	2.45	0.52
4:CE:132:PRO:O	4:CE:136:VAL:HG12	2.10	0.52
55:CA:1061:G:N7	55:CA:1062:U:C5	2.77	0.52
21:AA:838:G:H2'	21:AA:839:C:C6	2.45	0.52
24:BA:1824:G:C6	24:BA:1825:U:C4	2.98	0.52
47:DX:76:LYS:HG3	47:DX:77:TYR:N	2.25	0.52
43:BT:64:LYS:HA	43:BT:79:ASP:OD1	2.09	0.52
43:BT:68:LYS:O	43:BT:69:ARG:O	2.28	0.52
33:DJ:55:ILE:HG13	33:DJ:55:ILE:O	2.09	0.52
15:AP:46:LYS:NZ	15:AP:48:GLU:H	2.07	0.52
38:BO:2:ASP:O	38:BO:3:LYS:HB3	2.10	0.52
18:CS:35:ARG:HG3	18:CS:35:ARG:O	2.09	0.52
24:BA:1010:A:N3	24:BA:1153:C:H1'	2.25	0.52
40:BQ:91:ARG:CD	41:BR:11:GLN:H	2.22	0.52
24:DA:323:C:H6	28:DE:165:HIS:CE1	2.28	0.52
24:DA:1020:A:H1'	24:DA:1021:A:N6	2.24	0.52
24:DA:1158:C:O2'	24:DA:1159:U:O4'	2.28	0.52
33:DJ:3:THR:CG2	40:DQ:60:TRP:HE1	2.22	0.52

*Continued on next page...*

*Continued from previous page...*

Atom-1	Atom-2	Distance(Å)	Clash(Å)
6:CG:29:LEU:HD21	6:CG:41:ILE:HD12	1.92	0.52
6:CG:119:LEU:HG	6:CG:123:LEU:HD23	1.91	0.52
24:BA:855:G:N3	46:BW:23:LYS:CD	2.72	0.52
32:BI:135:MET:HG2	32:BI:137:LEU:HG	1.91	0.52
26:DC:147:PRO:CD	26:DC:184:GLU:HG3	2.37	0.52
1:CB:26:MET:C	1:CB:28:PRO:HD2	2.30	0.52
3:AD:60:VAL:O	3:AD:61:ARG:C	2.48	0.52
24:BA:866:A:O2'	24:BA:867:C:C5'	2.57	0.52
55:CA:219:U:H2'	55:CA:220:G:C8	2.43	0.52
55:CA:198:G:O6	55:CA:220:G:C4	2.62	0.52
24:DA:1028:A:N6	24:DA:1125:G:H2'	2.24	0.52
24:DA:2711:A:N6	24:DA:2714:G:C5	2.77	0.52
24:DA:2752:C:H2'	24:DA:2753:A:C8	2.45	0.52
24:DA:2752:C:O2'	24:DA:2753:A:O4'	2.26	0.52
26:BC:245:THR:O	26:BC:247:TRP:N	2.42	0.52
24:BA:1014:A:C4	24:BA:1149:G:N2	2.78	0.52
24:BA:1385:A:N3	24:BA:1386:C:C5	2.78	0.52
10:CK:126:ARG:NH2	55:CA:796:C:H4'	2.24	0.52
24:DA:177:G:H5''	24:DA:178:G:OP2	2.10	0.52
24:DA:48:G:C6	24:DA:178:G:O6	2.62	0.52
44:BU:73:ASN:O	44:BU:75:ALA:N	2.42	0.52
41:DR:68:ARG:CZ	41:DR:90:ARG:HG2	2.40	0.52
7:CH:54:THR:HG23	7:CH:55:LYS:HD3	1.90	0.52
32:DI:57:VAL:O	32:DI:58:ILE:HG13	2.10	0.52
24:BA:570:G:O2'	24:BA:571:U:H5'	2.09	0.52
24:BA:2662:A:H2'	24:BA:2663:G:O4'	2.08	0.52
10:CK:78:ILE:N	10:CK:78:ILE:HD13	2.24	0.52
55:CA:734:G:C2	55:CA:735:C:C2	2.98	0.52
6:AG:110:ARG:HG2	6:AG:111:GLY:H	1.74	0.52
24:DA:989:G:H4'	24:DA:990:A:OP1	2.09	0.52
24:BA:1956:U:H2'	24:BA:1957:C:C6	2.40	0.52
55:CA:301:G:H2'	55:CA:302:G:C8	2.41	0.52
44:BU:25:LYS:HG2	44:BU:36:GLU:HB3	1.91	0.52
47:DX:31:ASN:HD22	47:DX:31:ASN:N	2.04	0.52
24:DA:1866:A:H2'	24:DA:1867:G:O4'	2.09	0.52
24:BA:1941:C:H2'	24:BA:1942:C:C6	2.45	0.52
28:DE:79:ARG:O	28:DE:80:SER:C	2.48	0.52
55:CA:1064:G:H1'	55:CA:1066:C:C5	2.44	0.52
43:DT:38:ALA:HB1	43:DT:81:LYS:HZ3	1.75	0.52
22:CV:27:G:C5'	22:CV:27:G:H8	2.23	0.52
42:BS:20:VAL:HA	42:BS:23:LEU:HD12	1.92	0.52
24:DA:2264:C:C2	24:DA:2277:G:C2	2.97	0.52

*Continued on next page...*

*Continued from previous page...*

Atom-1	Atom-2	Distance(Å)	Clash(Å)
24:BA:1805:A:C5	24:BA:1806:C:C5	2.96	0.52
28:DE:111:GLU:HB2	28:DE:114:ARG:HH21	1.75	0.52
29:BF:45:ASP:CB	29:BF:48:LEU:HB2	2.39	0.52
21:AA:1173:U:H2'	21:AA:1174:G:H8	1.73	0.52
56:DB:62:C:H2'	56:DB:63:C:O4'	2.09	0.52
55:CA:937:A:N6	55:CA:1345:U:O4	2.42	0.52
55:CA:1387:G:C5	55:CA:1388:C:C5	2.97	0.52
25:BB:37:C:C4	25:BB:38:C:C4	2.98	0.52
24:DA:352:A:C4	24:DA:353:C:H1'	2.44	0.52
9:AJ:32:THR:HG23	9:AJ:33:GLY:H	1.75	0.52
2:CC:88:LYS:O	2:CC:92:ASP:HB2	2.09	0.52
55:CA:236:A:H2'	55:CA:237:G:C8	2.45	0.52
40:BQ:15:LYS:O	40:BQ:19:GLN:HG3	2.09	0.52
21:AA:190:A:H8	21:AA:190:A:O5'	1.93	0.52
28:BE:24:ASN:C	28:BE:24:ASN:HD22	2.13	0.52
24:BA:518:G:H2'	24:BA:519:U:C6	2.45	0.52
24:BA:2550:G:C6	24:BA:2551:C:C4	2.97	0.52
25:BB:49:C:OP1	38:BO:101:GLY:HA3	2.09	0.52
21:AA:539:A:H2'	21:AA:540:G:C8	2.44	0.52
24:DA:1439:A:H5''	24:DA:1440:U:OP2	2.10	0.52
24:DA:1517:G:H2'	24:DA:1518:C:C6	2.45	0.52
24:DA:1552:A:H2	24:DA:1553:A:H8	1.57	0.52
29:DF:42:ALA:CB	29:DF:49:LEU:HD21	2.39	0.52
24:DA:216:A:C2'	24:DA:217:A:C8	2.93	0.52
46:BW:17:ALA:HB1	46:BW:36:ILE:HA	1.91	0.52
24:BA:1062:G:N7	24:BA:1088:A:H8	2.07	0.52
24:DA:2882:A:C5'	37:DN:96:ARG:HD3	2.40	0.52
55:CA:1279:G:C8	55:CA:1282:C:N3	2.77	0.52
21:AA:1348:U:H2'	21:AA:1349:A:H8	1.75	0.52
24:DA:476:G:C4	24:DA:478:A:OP2	2.63	0.52
24:DA:1570:A:C6	24:DA:1571:A:N1	2.78	0.52
24:DA:727:A:H2'	24:DA:728:G:C8	2.44	0.52
21:AA:183:C:O2'	21:AA:184:G:C5'	2.49	0.52
55:CA:860:A:N6	55:CA:861:G:C2	2.77	0.52
1:AB:26:MET:HE3	1:AB:192:PRO:HG3	1.92	0.52
24:DA:33:C:HO2'	24:DA:34:U:H5'	1.73	0.52
4:CE:81:GLN:CD	4:CE:149:PRO:HD3	2.31	0.52
24:BA:799:G:C6	24:BA:800:A:C6	2.97	0.52
24:BA:1847:A:C8	24:BA:1848:A:N7	2.66	0.52
24:BA:431:U:O2'	24:BA:432:A:H5'	2.09	0.52
24:BA:42:A:C2	24:BA:438:G:C6	2.97	0.52
39:DP:56:SER:O	39:DP:75:THR:HG22	2.09	0.52

*Continued on next page...*

*Continued from previous page...*

Atom-1	Atom-2	Distance(Å)	Clash(Å)
55:CA:1001:C:H2'	55:CA:1002:G:O4'	2.10	0.52
24:BA:1368:G:H2'	24:BA:1369:G:C8	2.35	0.52
44:BU:97:SER:O	44:BU:98:ASN:CB	2.54	0.52
39:BP:105:LYS:HA	39:BP:108:ARG:CD	2.39	0.52
30:DG:7:PRO:O	30:DG:8:VAL:HB	2.10	0.52
55:CA:1127:G:O2'	55:CA:1128:C:C5'	2.58	0.52
24:BA:233:A:O2'	24:BA:234:U:H5'	2.10	0.52
21:AA:341:C:O2'	21:AA:342:C:H5'	2.09	0.52
34:DK:11:ALA:O	34:DK:99:ILE:HG23	2.10	0.52
21:AA:1452:C:H2'	21:AA:1452:C:OP2	2.10	0.52
24:BA:2478:A:OP2	54:B4:2:LYS:NZ	2.43	0.52
24:BA:455:C:N4	24:BA:472:A:H2'	2.25	0.52
24:BA:2383:G:H2'	24:BA:2384:U:C6	2.45	0.52
24:BA:541:A:C2	24:BA:553:G:C4	2.97	0.52
24:BA:538:A:O2'	33:BJ:8:PRO:HD2	2.10	0.52
24:BA:1421:G:C2	24:BA:1422:G:N7	2.77	0.52
1:AB:212:TYR:HA	1:AB:215:ALA:CB	2.40	0.52
37:DN:93:GLY:O	37:DN:116:VAL:HG21	2.10	0.52
24:BA:616:A:H2'	24:BA:617:G:H8	1.74	0.52
24:BA:1008:A:N6	24:BA:1136:G:C6	2.78	0.52
24:DA:2297:A:HO2'	24:DA:2298:A:C5'	2.23	0.52
40:DQ:71:ASN:ND2	40:DQ:106:THR:HA	2.24	0.52
27:DD:137:SER:HB3	27:DD:138:LEU:HD22	1.91	0.52
22:AX:40:C:H2'	22:AX:41:C:C6	2.45	0.52
5:CF:18:VAL:O	5:CF:22:ILE:N	2.41	0.52
24:DA:2720:U:C2	24:DA:2872:A:C5	2.98	0.52
24:BA:2857:G:N2	24:BA:2859:G:H3'	2.24	0.52
55:CA:616:G:C2	55:CA:625:U:O2	2.62	0.52
18:AS:51:HIS:HB2	18:AS:56:HIS:CD2	2.44	0.52
45:BV:14:LYS:O	45:BV:15:GLY:C	2.48	0.52
39:BP:92:ARG:O	39:BP:93:LYS:HB2	2.10	0.52
11:AL:72:ASN:OD1	11:AL:104:SER:HB3	2.10	0.52
11:AL:71:HIS:HB2	11:AL:73:LEU:HD23	1.92	0.52
29:DF:155:ILE:HD12	29:DF:155:ILE:H	1.75	0.52
24:BA:2392:A:N3	24:BA:2392:A:H2'	2.25	0.52
3:AD:84:ASN:O	3:AD:87:GLU:HG2	2.09	0.52
24:DA:680:C:O2	24:DA:681:G:C8	2.63	0.52
24:DA:45:G:H2'	24:DA:215:G:C5	2.45	0.52
24:DA:1827:U:O4'	24:DA:1970:A:O2'	2.28	0.52
21:AA:1319:A:H2'	21:AA:1323:G:N7	2.25	0.52
42:DS:17:VAL:HG21	42:DS:103:ILE:HD11	1.90	0.52
24:DA:697:G:C2	24:DA:766:U:O2	2.63	0.52

*Continued on next page...*

*Continued from previous page...*

Atom-1	Atom-2	Distance(Å)	Clash(Å)
6:AG:147:ASN:ND2	6:AG:147:ASN:N	2.48	0.52
55:CA:1402:C:C2	55:CA:1403:C:C6	2.97	0.52
21:AA:109:A:C6	21:AA:326:G:C6	2.97	0.52
24:DA:2349:G:N1	24:DA:2350:C:C2	2.77	0.52
21:AA:548:G:O2'	21:AA:549:C:C5'	2.56	0.52
24:DA:1296:G:N2	24:DA:1645:G:C5	2.78	0.52
26:DC:179:GLU:HA	26:DC:269:ARG:O	2.10	0.52
21:AA:1503:A:C8	21:AA:1531:A:O2'	2.57	0.52
24:DA:2064:C:H2'	24:DA:2065:C:C6	2.44	0.52
24:DA:2450:A:O2'	24:DA:2451:A:H5'	2.09	0.52
55:CA:577:G:C6	55:CA:812:G:N2	2.78	0.52
24:DA:686:U:C6	24:DA:788:A:N1	2.77	0.52
24:DA:684:G:C2	24:DA:794:A:C2	2.98	0.52
1:CB:162:VAL:O	1:CB:184:ALA:HA	2.09	0.52
28:DE:178:VAL:HG13	28:DE:179:SER:N	2.25	0.52
4:AE:61:LYS:HD3	21:AA:1073:U:OP2	2.10	0.52
21:AA:244:U:C2	21:AA:894:G:N3	2.78	0.52
8:CI:112:ARG:HG3	8:CI:112:ARG:O	2.09	0.52
24:DA:1812:U:H1'	26:DC:43:ASN:HD21	1.75	0.52
26:DC:119:VAL:HG13	26:DC:133:ASN:ND2	2.21	0.52
27:BD:114:LYS:HZ3	27:BD:116:LYS:HE2	1.75	0.52
9:CJ:15:HIS:HA	9:CJ:18:ILE:CG2	2.38	0.52
15:AP:54:LEU:HD23	15:AP:80:LYS:HE3	1.91	0.52
55:CA:1488:G:N2	55:CA:1489:G:H1'	2.25	0.52
55:CA:662:U:H2'	55:CA:663:A:H8	1.76	0.52
51:B1:7:LYS:HE3	53:B3:33:THR:CG2	2.40	0.52
7:CH:54:THR:HG23	7:CH:55:LYS:H	1.75	0.52
6:CG:76:SER:HA	6:CG:85:GLN:HA	1.92	0.52
21:AA:1058:G:C6	21:AA:1059:C:N3	2.78	0.52
15:AP:13:LYS:NZ	21:AA:483:C:O2	2.37	0.52
28:BE:76:PRO:HA	28:BE:82:GLY:HA3	1.91	0.52
35:DL:9:ALA:HB3	35:DL:12:SER:CB	2.40	0.52
24:DA:2592:G:C6	24:DA:2593:U:C4	2.98	0.52
20:AU:9:GLU:HB2	2:CC:48:LYS:HZ1	1.75	0.52
21:AA:299:G:H2'	21:AA:300:A:C8	2.45	0.52
28:DE:23:PHE:HB2	28:DE:114:ARG:HH22	1.74	0.52
42:DS:33:LEU:HA	42:DS:36:LEU:HD23	1.92	0.52
1:AB:52:ALA:C	1:AB:54:ALA:H	2.14	0.52
24:BA:2156:G:H2'	24:BA:2157:G:H21	1.75	0.52
24:BA:2567:G:H2'	24:BA:2568:U:C6	2.45	0.52
24:BA:2832:U:O2	24:BA:2834:G:C2	2.63	0.52
55:CA:677:U:H3	55:CA:714:G:N2	2.08	0.52

*Continued on next page...*

*Continued from previous page...*

Atom-1	Atom-2	Distance(Å)	Clash(Å)
24:DA:985:C:N4	24:DA:986:C:N4	2.58	0.52
33:BJ:12:LYS:O	33:BJ:13:ARG:HB2	2.10	0.52
24:DA:2691:C:O2'	24:DA:2692:G:H5'	2.10	0.52
8:AI:11:ARG:CD	8:AI:106:ASP:HB2	2.40	0.52
36:BM:64:TRP:CH2	36:BM:106:ASP:HB2	2.45	0.52
17:CR:55:ALA:O	17:CR:59:LYS:HG3	2.09	0.52
24:BA:2816:G:C5	24:BA:2817:U:C5	2.98	0.52
15:AP:67:ILE:HD11	15:AP:71:VAL:CG1	2.40	0.52
24:DA:21:A:H2'	24:DA:22:C:H6	1.74	0.52
6:AG:119:LEU:O	6:AG:123:LEU:HB2	2.10	0.52
4:CE:87:VAL:HG12	4:CE:92:ARG:HA	1.91	0.52
24:BA:2243:U:O2	24:BA:2434:A:C2	2.62	0.52
8:AI:90:ASP:OD2	8:AI:93:LEU:HG	2.10	0.52
34:BK:43:ILE:HG13	34:BK:56:ASP:HB2	1.92	0.52
34:BK:4:GLU:O	34:BK:5:GLN:HB2	2.09	0.52
26:BC:7:PRO:C	26:BC:9:SER:H	2.13	0.52
21:AA:615:G:C4	21:AA:616:G:C8	2.97	0.52
46:DW:70:VAL:O	46:DW:70:VAL:HG22	2.08	0.52
21:AA:604:G:H2'	21:AA:605:U:O4'	2.09	0.52
34:BK:91:SER:O	34:BK:92:GLU:C	2.48	0.52
38:BO:57:ALA:C	38:BO:59:ALA:H	2.12	0.52
29:DF:136:ILE:CG2	29:DF:142:TYR:CG	2.93	0.51
24:DA:2337:G:OP1	24:DA:2385:C:OP2	2.28	0.51
24:DA:1826:G:OP2	26:DC:220:ARG:HB3	2.09	0.51
46:BW:39:GLN:O	46:BW:40:ARG:C	2.48	0.51
14:CO:88:ARG:HH21	24:DA:715:A:H4'	1.74	0.51
43:BT:40:LYS:HG2	43:BT:58:VAL:HG13	1.92	0.51
45:DV:42:LEU:HD13	45:DV:47:VAL:HG21	1.92	0.51
55:CA:1255:G:H21	55:CA:1259:C:H1'	1.74	0.51
24:DA:1288:G:N3	24:DA:1288:G:H2'	2.25	0.51
55:CA:243:A:H62	55:CA:281:G:H1'	1.75	0.51
29:DF:65:LEU:HD11	29:DF:87:LYS:HZ2	1.74	0.51
32:BI:16:MET:O	32:BI:19:PRO:HD3	2.09	0.51
32:BI:24:GLY:O	32:BI:34:ILE:HD12	2.10	0.51
21:AA:549:C:H2'	21:AA:550:G:C8	2.43	0.51
24:DA:2311:A:H5'	24:DA:2312:U:C6	2.45	0.51
27:BD:9:VAL:CG2	27:BD:10:GLY:N	2.72	0.51
26:DC:130:PRO:N	26:DC:188:ARG:HG3	2.25	0.51
33:BJ:64:VAL:HG13	33:BJ:65:THR:N	2.24	0.51
3:AD:196:GLU:C	3:AD:198:LEU:N	2.63	0.51
3:AD:196:GLU:O	3:AD:200:VAL:HG23	2.10	0.51
37:DN:75:ILE:HD12	37:DN:79:LEU:HD12	1.93	0.51

*Continued on next page...*



*Continued from previous page...*

Atom-1	Atom-2	Distance(Å)	Clash(Å)
30:BG:26:LYS:HA	30:BG:32:LEU:HA	1.91	0.51
24:DA:1616:A:H4'	24:DA:1617:C:OP2	2.08	0.51
24:BA:64:A:O2'	43:BT:70:HIS:HE1	1.93	0.51
32:BI:78:LEU:HD23	32:BI:81:LYS:HE3	1.92	0.51
24:DA:1809:A:C6	24:DA:1810:A:C6	2.98	0.51
24:DA:517:C:H5''	50:D0:12:ARG:HH12	1.75	0.51
56:DB:48:U:H5'	38:DO:30:ARG:NE	2.26	0.51
34:DK:2:ILE:HD11	34:DK:65:THR:HG22	1.92	0.51
8:CI:10:ARG:HG2	8:CI:105:ARG:HH21	1.75	0.51
24:DA:673:C:C5'	28:DE:76:PRO:HD2	2.41	0.51
24:BA:1333:G:C2	24:BA:1334:G:N7	2.78	0.51
24:DA:1714:U:H3'	24:DA:1715:G:H5'	1.92	0.51
21:AA:46:G:C6	21:AA:366:A:C2	2.98	0.51
29:DF:11:VAL:HG22	29:DF:171:ALA:HA	1.91	0.51
24:DA:1156:A:P	40:DQ:54:ARG:HE	2.33	0.51
24:DA:1973:G:C5	24:DA:1974:C:C5	2.98	0.51
55:CA:1270:G:H2'	55:CA:1271:A:H8	1.75	0.51
33:DJ:30:THR:CG2	33:DJ:31:GLU:N	2.73	0.51
24:DA:428:A:O2'	24:DA:429:A:H5'	2.10	0.51
12:CM:45:SER:O	12:CM:47:LEU:N	2.43	0.51
55:CA:1230:C:O5'	22:CV:30:G:H5''	2.09	0.51
55:CA:1058:G:H2'	55:CA:1059:C:O4'	2.10	0.51
12:AM:44:ILE:HG22	12:AM:44:ILE:O	2.08	0.51
1:AB:51:GLU:CG	1:AB:197:PHE:HE1	2.23	0.51
24:DA:2638:G:H1'	24:DA:2778:A:N6	2.25	0.51
31:DH:68:ARG:HD3	31:DH:71:LYS:HB2	1.92	0.51
26:BC:75:ALA:HB1	26:BC:94:LEU:O	2.10	0.51
24:BA:2585:U:O2'	24:BA:2586:U:C5'	2.58	0.51
24:DA:161:A:C6	24:DA:162:U:O4	2.62	0.51
24:BA:38:A:O2'	28:BE:43:THR:HA	2.09	0.51
41:BR:1:MET:HB2	41:BR:43:ASN:HD21	1.75	0.51
24:DA:263:G:H4'	24:DA:430:A:O4'	2.09	0.51
24:BA:740:C:H1'	24:BA:1981:A:H1'	1.92	0.51
55:CA:774:G:C6	55:CA:775:G:N7	2.77	0.51
43:DT:34:VAL:O	43:DT:34:VAL:HG12	2.09	0.51
31:BH:29:PHE:O	31:BH:33:GLN:HB3	2.10	0.51
24:DA:1900:A:C2	24:DA:1970:A:C5	2.97	0.51
24:BA:1223:G:C5	24:BA:1225:G:OP2	2.64	0.51
46:BW:22:VAL:O	46:BW:25:PHE:HB2	2.11	0.51
1:AB:130:LYS:HZ2	1:AB:130:LYS:HA	1.76	0.51
56:DB:75:G:O2'	56:DB:76:G:H5'	2.11	0.51
55:CA:1258:G:C2	55:CA:1278:G:N2	2.78	0.51

*Continued on next page...*



*Continued from previous page...*

Atom-1	Atom-2	Distance(Å)	Clash(Å)
55:CA:1256:A:C4	55:CA:1278:G:C5	2.99	0.51
45:BV:83:LYS:O	45:BV:85:LYS:N	2.41	0.51
24:DA:2284:A:H1'	24:DA:2325:G:C2	2.45	0.51
24:DA:2283:C:C4	24:DA:2389:G:C5	2.99	0.51
24:DA:120:U:C2	24:DA:149:A:C6	2.98	0.51
39:BP:74:GLN:O	39:BP:77:SER:HB3	2.10	0.51
24:DA:1722:A:O5'	24:DA:1722:A:H8	1.93	0.51
55:CA:1321:U:H2'	55:CA:1322:C:C4	2.45	0.51
21:AA:874:G:O2'	21:AA:875:U:C5'	2.57	0.51
24:DA:2409:G:H2'	24:DA:2410:G:O4'	2.10	0.51
5:CF:3:HIS:O	5:CF:4:TYR:CG	2.64	0.51
24:DA:788:A:O2'	52:D2:4:THR:HB	2.09	0.51
21:AA:438:U:C5	21:AA:494:G:N7	2.78	0.51
34:BK:1:MET:HE2	34:BK:32:TYR:CE1	2.45	0.51
38:DO:71:ALA:CB	38:DO:102:ARG:HB3	2.39	0.51
24:BA:1346:G:C2	24:BA:1601:G:C4	2.98	0.51
24:BA:1730:C:H1'	24:BA:1731:G:C2	2.45	0.51
55:CA:1140:C:O2'	55:CA:1141:C:C6	2.61	0.51
24:DA:1953:A:C6	24:DA:2550:G:O4'	2.63	0.51
3:CD:29:THR:HG22	3:CD:30:LYS:HD3	1.92	0.51
30:BG:35:THR:C	30:BG:36:LEU:HD22	2.30	0.51
7:AH:104:SER:HB2	7:AH:125:ILE:HD11	1.93	0.51
7:AH:85:TYR:HD2	7:AH:123:GLU:HB2	1.74	0.51
24:DA:2615:U:N3	50:D0:3:GLN:HA	2.24	0.51
24:BA:414:C:H1'	24:BA:1864:U:O2'	2.10	0.51
44:BU:17:ASP:O	44:BU:18:LYS:C	2.49	0.51
21:AA:31:G:N2	21:AA:46:G:H5''	2.23	0.51
24:BA:278:A:H3'	24:BA:278:A:OP2	2.10	0.51
24:BA:2782:G:N2	24:BA:2783:U:C2	2.78	0.51
55:CA:528:C:H5'	55:CA:535:A:N6	2.25	0.51
24:DA:2294:G:P	38:DO:94:ARG:HH11	2.34	0.51
29:DF:28:PRO:CB	29:DF:168:LEU:HD21	2.39	0.51
10:CK:81:LEU:HD13	10:CK:81:LEU:N	2.25	0.51
24:DA:2086:U:H2'	24:DA:2087:G:O4'	2.10	0.51
55:CA:733:G:O2'	55:CA:734:G:H5''	2.10	0.51
40:BQ:51:GLN:HE21	40:BQ:55:GLN:HE21	1.56	0.51
24:BA:536:G:H2'	24:BA:537:G:H5'	1.92	0.51
31:DH:80:ILE:HB	31:DH:101:ASP:HB3	1.90	0.51
19:AT:75:LYS:HG3	21:AA:186:C:H4'	1.91	0.51
2:CC:187:GLU:O	2:CC:188:ALA:HB2	2.09	0.51
55:CA:1229:A:O2'	55:CA:1230:C:O4'	2.26	0.51
53:D3:18:LYS:HG3	53:D3:19:GLY:N	2.25	0.51

*Continued on next page...*

*Continued from previous page...*

Atom-1	Atom-2	Distance(Å)	Clash(Å)
24:DA:2769:U:H2'	24:DA:2770:G:C8	2.44	0.51
55:CA:1387:G:H2'	55:CA:1388:C:H6	1.74	0.51
24:DA:815:C:OP2	41:DR:85:LYS:HE2	2.09	0.51
45:BV:51:GLN:C	45:BV:51:GLN:CD	2.69	0.51
24:BA:1045:C:C2	24:BA:1047:G:N2	2.78	0.51
24:BA:2031:A:C6	24:BA:2498:C:H1'	2.46	0.51
24:DA:2636:C:H2'	24:DA:2637:U:H6	1.75	0.51
10:CK:57:SER:HA	10:CK:90:PRO:HG3	1.91	0.51
28:BE:132:LYS:O	28:BE:135:ALA:HB3	2.09	0.51
24:BA:451:U:C2	24:BA:453:A:N7	2.78	0.51
21:AA:1478:U:H2'	21:AA:1479:C:C6	2.45	0.51
21:AA:289:G:C6	21:AA:290:C:N4	2.78	0.51
29:DF:3:LEU:HG	29:DF:100:GLU:CD	2.31	0.51
24:DA:1629:U:H2'	24:DA:1630:A:O4'	2.10	0.51
14:AO:18:ALA:O	14:AO:19:ASN:HB2	2.09	0.51
24:BA:1487:U:C2	24:BA:1503:A:C2	2.97	0.51
27:BD:40:LEU:HD12	27:BD:40:LEU:H	1.74	0.51
3:CD:40:HIS:O	3:CD:43:ARG:HB2	2.10	0.51
24:DA:2140:G:C6	24:DA:2152:G:C6	2.98	0.51
10:AK:13:LYS:O	10:AK:14:GLN:CB	2.58	0.51
24:BA:2195:U:H2'	24:BA:2196:C:C6	2.43	0.51
26:BC:104:LEU:O	26:BC:105:ALA:CB	2.54	0.51
29:DF:107:VAL:O	29:DF:109:ARG:N	2.44	0.51
4:AE:83:PRO:CD	4:AE:97:PRO:HD3	2.39	0.51
24:DA:1775:U:C2'	24:DA:1776:G:O5'	2.58	0.51
24:BA:1062:G:C8	24:BA:1088:A:H8	2.27	0.51
24:BA:1268:A:C2	24:BA:2013:A:C4	2.99	0.51
24:DA:1313:U:H2'	24:DA:1313:U:O2	2.08	0.51
55:CA:279:A:H5'	55:CA:281:G:H5'	1.92	0.51
24:DA:2389:G:C5'	24:DA:2390:U:H5'	2.39	0.51
48:DY:49:ASP:HA	48:DY:52:ARG:HD2	1.92	0.51
24:BA:2578:G:N7	27:BD:145:SER:HB2	2.25	0.51
24:DA:2418:A:OP1	53:D3:44:ARG:HD3	2.10	0.51
24:DA:1598:A:H2'	24:DA:1599:U:H6	1.75	0.51
43:DT:40:LYS:HA	43:DT:43:ILE:HG22	1.92	0.51
27:BD:54:ALA:N	27:BD:76:GLY:HA2	2.26	0.51
55:CA:181:A:H5''	55:CA:182:A:OP1	2.10	0.51
24:BA:1510:G:O2'	24:BA:1511:G:H8	1.93	0.51
21:AA:110:C:H2'	21:AA:111:G:C8	2.46	0.51
24:BA:405:U:H3'	24:BA:406:G:H5'	1.92	0.51
43:BT:70:HIS:HB2	43:BT:73:ARG:O	2.10	0.51
7:AH:14:ARG:HB2	7:AH:74:ILE:CG2	2.41	0.51

*Continued on next page...*

*Continued from previous page...*

Atom-1	Atom-2	Distance(Å)	Clash(Å)
56:DB:50:A:OP2	38:DO:67:ASN:HA	2.11	0.51
24:BA:1369:G:C2	24:BA:1370:C:C2	2.99	0.51
15:CP:54:LEU:HG	15:CP:55:ASP:N	2.22	0.51
34:DK:39:ILE:HD11	34:DK:62:VAL:CG2	2.41	0.51
24:BA:28:A:N6	24:BA:512:G:H1'	2.25	0.51
19:AT:53:MET:CE	19:AT:57:VAL:HG21	2.40	0.51
24:DA:1933:G:H22	24:DA:1968:G:H1'	1.74	0.51
55:CA:1008:U:C4	55:CA:1009:U:C4	2.99	0.51
35:DL:94:THR:O	35:DL:98:ALA:N	2.44	0.51
24:DA:1252:G:O2'	24:DA:1253:A:H5''	2.11	0.51
24:DA:2860:A:C8	24:DA:2860:A:O5'	2.62	0.51
44:DU:34:ILE:HG12	44:DU:63:ALA:HA	1.92	0.51
21:AA:1164:G:C6	21:AA:1165:U:C4	2.98	0.51
38:DO:25:ARG:HB3	38:DO:93:ASP:HB2	1.92	0.51
24:DA:845:A:H2	24:DA:934:U:O2	1.92	0.51
47:DX:39:VAL:HG22	47:DX:44:ARG:O	2.09	0.51
3:CD:66:VAL:CG1	3:CD:70:GLN:HB3	2.41	0.51
14:AO:25:GLU:OE2	14:AO:76:ARG:CZ	2.58	0.51
24:DA:160:A:C2	24:DA:161:A:C4	2.99	0.51
21:AA:509:A:H2'	21:AA:510:A:C8	2.46	0.51
31:BH:147:VAL:HG12	31:BH:149:GLU:HG3	1.90	0.51
11:CL:31:GLY:HA2	11:CL:56:LEU:HA	1.91	0.51
5:CF:43:GLY:HA2	5:CF:58:HIS:CE1	2.45	0.51
43:BT:15:HIS:O	43:BT:17:SER:N	2.43	0.51
32:DI:12:VAL:HG12	32:DI:13:ALA:N	2.24	0.51
55:CA:1261:A:H2'	55:CA:1262:C:O4'	2.10	0.51
24:BA:2489:U:O2	24:BA:2491:U:C4	2.63	0.51
27:BD:163:GLY:O	27:BD:164:GLN:C	2.48	0.51
31:BH:125:THR:HG23	31:BH:126:GLY:H	1.76	0.51
24:DA:2840:C:OP1	37:DN:50:PRO:HA	2.11	0.51
5:CF:99:ALA:O	5:CF:100:SER:HB2	2.10	0.51
41:DR:43:ASN:ND2	41:DR:44:GLY:H	2.08	0.51
24:BA:111:A:C2	24:BA:112:U:C2	2.97	0.51
1:AB:131:LYS:O	1:AB:135:MET:HB2	2.10	0.51
5:AF:79:ARG:CA	5:AF:79:ARG:HE	2.23	0.51
39:DP:113:LEU:HD23	39:DP:113:LEU:C	2.30	0.51
24:DA:581:C:H2'	24:DA:582:A:C8	2.45	0.51
2:CC:71:ARG:HH12	2:CC:74:ILE:HB	1.75	0.51
54:D4:22:VAL:O	54:D4:24:ARG:HG3	2.11	0.51
26:BC:105:ALA:O	26:BC:106:PRO:O	2.29	0.51
24:DA:1439:A:H3'	24:DA:1439:A:C8	2.46	0.51
27:DD:113:SER:OG	27:DD:114:LYS:N	2.44	0.51

*Continued on next page...*

*Continued from previous page...*

Atom-1	Atom-2	Distance(Å)	Clash(Å)
26:DC:16:VAL:H	26:DC:203:VAL:HG12	1.76	0.51
9:CJ:5:ARG:NH1	9:CJ:7:ARG:HH12	2.09	0.51
27:BD:106:LYS:HB3	27:BD:206:ALA:CB	2.28	0.51
24:BA:2577:A:O4'	24:BA:2612:C:N4	2.44	0.51
24:DA:529:A:C8	24:DA:2042:A:N1	2.79	0.51
24:DA:1210:G:H4'	24:DA:1211:C:OP2	2.10	0.51
8:CI:118:ARG:NH2	8:CI:122:ARG:HE	2.08	0.51
21:AA:1492:A:C2	21:AA:1493:A:C2	2.98	0.51
43:DT:29:THR:HA	43:DT:87:LEU:HB2	1.93	0.51
55:CA:503:C:H2'	55:CA:504:C:C6	2.43	0.51
55:CA:549:C:H2'	55:CA:550:G:C8	2.45	0.51
24:DA:2135:A:C2	24:DA:2136:G:H1'	2.46	0.51
1:CB:80:LYS:HD3	1:CB:90:PHE:CZ	2.46	0.51
24:DA:2306:C:OP2	24:DA:2307:G:H3'	2.09	0.51
24:DA:2611:C:HO2'	24:DA:2612:C:H6	1.58	0.51
55:CA:642:A:O2'	55:CA:643:C:H6	1.92	0.51
35:DL:47:ARG:CG	35:DL:47:ARG:HH21	2.18	0.51
55:CA:1508:A:O2'	55:CA:1509:C:C5'	2.58	0.51
2:CC:129:PHE:CZ	2:CC:156:LEU:HB3	2.45	0.51
21:AA:1067:A:H1'	21:AA:1068:G:H8	1.68	0.51
7:AH:10:LEU:HB3	7:AH:74:ILE:HG13	1.93	0.51
24:BA:2787:C:C2'	24:BA:2788:C:H5'	2.41	0.51
10:AK:91:GLY:O	10:AK:95:THR:HB	2.09	0.51
55:CA:1348:U:H2'	55:CA:1349:A:C8	2.37	0.51
24:DA:1180:U:N3	24:DA:1181:U:C2	2.79	0.51
15:AP:35:ARG:HH21	15:AP:51:ARG:NH1	2.09	0.51
28:DE:149:ILE:O	28:DE:149:ILE:HG12	2.11	0.51
11:CL:6:LEU:HD13	16:CQ:33:TYR:CE2	2.44	0.51
24:DA:1760:C:O2'	24:DA:1761:C:H5'	2.10	0.51
24:DA:154:U:H2'	24:DA:155:A:O4'	2.11	0.51
24:BA:84:A:C2	24:BA:103:A:C6	2.99	0.51
24:DA:1522:A:H1'	24:DA:1524:G:C6	2.45	0.51
24:DA:191:A:H2'	24:DA:192:C:C6	2.46	0.51
37:BN:20:MET:HG3	37:BN:21:PHE:N	2.21	0.51
24:BA:532:A:N3	24:BA:532:A:H2'	2.24	0.51
29:DF:110:ILE:CD1	29:DF:110:ILE:H	2.21	0.51
29:DF:113:PHE:O	29:DF:114:ARG:CB	2.59	0.51
1:CB:99:MET:O	1:CB:103:TRP:HB2	2.09	0.51
12:CM:36:ALA:HB3	12:CM:55:LEU:HD11	1.93	0.51
21:AA:15:G:C5	21:AA:1396:A:C2	2.98	0.51
24:DA:2700:A:C2	24:DA:2708:G:C2	2.98	0.51
27:DD:3:GLY:O	27:DD:4:LEU:HD13	2.10	0.51

*Continued on next page...*

*Continued from previous page...*

Atom-1	Atom-2	Distance(Å)	Clash(Å)
33:DJ:95:ARG:O	33:DJ:96:ARG:C	2.48	0.51
47:BX:10:ARG:HB2	47:BX:11:PRO:CD	2.40	0.51
35:BL:55:MET:HG3	35:BL:59:ARG:HB2	1.92	0.51
5:CF:57:ALA:HB3	5:CF:59:TYR:HE1	1.75	0.51
24:DA:2074:U:N3	24:DA:2075:U:C4	2.78	0.51
24:DA:845:A:N6	24:DA:932:U:N3	2.59	0.51
6:AG:136:LYS:O	6:AG:139:ASP:HB2	2.10	0.51
24:DA:1529:G:H2'	24:DA:1530:G:O4'	2.09	0.51
24:BA:195:A:N7	59:BA:3767:HOH:O	2.33	0.51
3:AD:57:LYS:HG2	3:AD:202:LEU:HD23	1.93	0.51
24:BA:2765:A:H2'	24:BA:2765:A:N3	2.26	0.51
1:AB:55:GLU:OE2	1:AB:58:LYS:HD2	2.10	0.51
55:CA:1275:A:H2'	55:CA:1276:G:C8	2.45	0.51
45:BV:19:ARG:O	45:BV:22:ALA:HB3	2.10	0.51
24:BA:2:G:C6	24:BA:3:U:C4	2.99	0.51
50:B0:46:GLY:O	50:B0:53:VAL:HG22	2.10	0.51
24:DA:2511:U:C6	24:DA:2511:U:H3'	2.45	0.51
5:CF:53:LYS:O	5:CF:53:LYS:HD3	2.10	0.51
24:DA:2259:U:HO2'	24:DA:2260:C:H6	0.71	0.51
24:DA:2337:G:N3	24:DA:2337:G:C2'	2.73	0.51
24:BA:856:G:H2'	24:BA:857:G:C8	2.46	0.51
24:BA:2870:C:C2'	24:BA:2871:U:H5'	2.41	0.51
24:BA:2690:U:HO2'	24:BA:2872:A:H1'	1.76	0.51
55:CA:1447:A:O3'	55:CA:1448:C:H6	1.94	0.51
24:DA:508:A:H3'	24:DA:509:C:C5'	2.40	0.51
24:DA:374:A:H2'	24:DA:375:G:H8	1.71	0.51
24:DA:1278:C:O2'	37:DN:27:SER:HB3	2.11	0.51
24:DA:1821:A:O2'	24:DA:1822:C:O5'	2.27	0.51
24:BA:1019:U:O4	24:BA:1020:A:N6	2.43	0.51
24:BA:1028:A:N6	24:BA:1125:G:H2'	2.25	0.51
24:BA:182:A:C6	24:BA:183:C:C4	2.98	0.51
24:DA:2646:C:H2'	24:DA:2647:U:O4'	2.11	0.51
21:AA:1101:A:H4'	21:AA:1102:A:O4'	2.10	0.51
2:AC:113:LYS:HB2	2:AC:184:ASN:OD1	2.11	0.51
2:AC:113:LYS:HD3	2:AC:184:ASN:ND2	2.26	0.51
24:BA:1734:G:H2'	24:BA:1735:A:C8	2.46	0.51
52:B2:43:THR:O	52:B2:44:VAL:CG2	2.58	0.51
9:CJ:72:ARG:O	9:CJ:73:LEU:HD23	2.11	0.51
31:BH:48:GLU:CA	31:BH:51:ARG:HG3	2.40	0.51
21:AA:923:A:H2'	21:AA:924:C:H6	1.75	0.51
24:BA:1675:C:O2'	24:BA:1676:A:H5'	2.10	0.51
21:AA:342:C:O2'	21:AA:343:U:H5'	2.11	0.51

*Continued on next page...*

*Continued from previous page...*

Atom-1	Atom-2	Distance(Å)	Clash(Å)
3:AD:12:ARG:HG2	3:AD:33:ILE:HD12	1.92	0.51
34:DK:99:ILE:HD12	34:DK:118:LEU:HB2	1.92	0.51
24:BA:1989:G:O2'	24:BA:1990:C:H5'	2.10	0.51
55:CA:321:A:N7	55:CA:328:C:C2	2.78	0.51
29:BF:39:VAL:HG11	29:BF:42:ALA:HB2	1.93	0.51
1:AB:17:HIS:HD2	1:AB:204:ASP:OD2	1.93	0.51
51:B1:42:VAL:CG1	51:B1:42:VAL:O	2.58	0.51
33:DJ:94:ALA:O	33:DJ:95:ARG:CB	2.58	0.51
26:BC:94:LEU:HB2	26:BC:100:ARG:HD3	1.92	0.51
34:DK:108:ARG:HB2	34:DK:116:ILE:HD13	1.92	0.51
2:CC:63:ILE:HG12	2:CC:65:VAL:HG23	1.90	0.51
31:DH:24:GLY:O	31:DH:25:TYR:C	2.48	0.51
24:DA:2079:U:C2	24:DA:2080:A:C8	2.98	0.51
14:AO:5:GLU:O	14:AO:9:LYS:HG3	2.10	0.51
24:BA:1468:U:N3	24:BA:1522:A:H2	2.08	0.51
16:CQ:61:ARG:HD3	16:CQ:75:VAL:HG11	1.92	0.51
2:CC:75:VAL:O	2:CC:82:ASP:HB2	2.11	0.51
24:DA:1680:U:O4	24:DA:1681:G:C2	2.64	0.51
29:DF:60:SER:C	29:DF:62:GLN:H	2.14	0.51
24:BA:1630:A:H2'	24:BA:1631:G:H5'	1.93	0.51
13:CN:87:ALA:HB2	13:CN:92:ILE:HD12	1.92	0.51
24:DA:2667:C:O2'	30:DG:110:HIS:CE1	2.63	0.51
1:AB:127:LYS:HG3	1:AB:128:LEU:H	1.74	0.51
1:AB:128:LEU:HD12	1:AB:132:GLU:HB2	1.93	0.51
13:CN:11:LYS:O	13:CN:14:ALA:HB3	2.11	0.51
7:CH:93:LYS:N	7:CH:93:LYS:HD3	2.25	0.51
41:DR:98:ILE:HG22	41:DR:98:ILE:O	2.10	0.51
24:DA:1024:G:C6	24:DA:1025:G:C6	2.99	0.51
7:AH:54:THR:HG23	7:AH:55:LYS:HG3	1.91	0.51
24:DA:1438:U:C4	24:DA:1552:A:N1	2.78	0.51
24:DA:1667:G:P	34:DK:6:THR:HA	2.50	0.51
29:DF:147:ARG:HG2	29:DF:149:ARG:HH12	1.75	0.51
40:DQ:63:ARG:HH12	40:DQ:99:VAL:CG2	2.24	0.51
24:DA:392:U:O2'	24:DA:393:C:O4'	2.28	0.51
55:CA:1332:A:H2'	55:CA:1333:A:H5'	1.91	0.51
26:DC:184:GLU:HB2	26:DC:187:CYS:SG	2.51	0.51
1:AB:39:ILE:HG22	1:AB:40:ILE:H	1.74	0.51
4:AE:19:ARG:CA	4:AE:31:SER:O	2.50	0.51
24:DA:511:U:C5'	24:DA:1235:G:H4'	2.40	0.51
24:DA:1251:C:H6	40:DQ:5:ARG:NH1	2.09	0.51
20:CU:3:ILE:HG22	20:CU:19:LYS:HZ1	1.75	0.51
21:AA:205:A:N6	21:AA:214:C:H1'	2.26	0.51

*Continued on next page...*

*Continued from previous page...*

Atom-1	Atom-2	Distance(Å)	Clash(Å)
43:DT:67:VAL:O	43:DT:68:LYS:HG3	2.10	0.51
55:CA:1086:U:H6	55:CA:1086:U:O5'	1.93	0.51
24:DA:2052:A:N6	24:DA:2618:G:C2	2.78	0.51
24:DA:252:G:H2'	24:DA:253:C:C6	2.45	0.51
24:DA:247:G:C4'	24:DA:386:G:C5	2.89	0.51
2:AC:63:ILE:HG12	2:AC:65:VAL:HG23	1.93	0.51
6:CG:84:TYR:HB3	6:CG:86:VAL:HG23	1.92	0.51
24:DA:2026:U:H2'	24:DA:2027:G:O4'	2.11	0.51
26:DC:67:LYS:CG	26:DC:150:GLY:HA2	2.41	0.51
24:BA:151:C:C2	24:BA:176:A:C2	2.99	0.51
24:BA:1815:A:C5	24:BA:1817:G:C6	2.99	0.51
24:BA:1026:G:C2'	24:BA:1027:A:C8	2.89	0.51
21:AA:567:G:O2'	21:AA:568:G:O5'	2.28	0.51
24:BA:14:A:C6	24:BA:526:A:C2	2.98	0.51
24:DA:225:C:O2'	24:DA:226:A:C5'	2.58	0.51
48:BY:20:ASN:O	48:BY:21:LEU:C	2.49	0.51
24:DA:1562:U:C4	24:DA:1563:U:C4	2.98	0.51
28:DE:147:LEU:HB3	28:DE:186:VAL:HG23	1.92	0.51
24:BA:60:G:C8	24:BA:62:U:C6	2.98	0.51
21:AA:791:G:C5	21:AA:792:A:N7	2.79	0.51
24:BA:1973:G:H2'	24:BA:1974:C:O4'	2.11	0.51
10:CK:127:ARG:HB3	55:CA:796:C:OP1	2.11	0.51
24:DA:533:G:C2	24:DA:534:U:C2	2.99	0.51
55:CA:412:A:H4'	55:CA:413:G:OP1	2.10	0.51
24:DA:126:A:O5'	52:D2:19:ARG:HG3	2.10	0.51
52:B2:43:THR:O	52:B2:44:VAL:HG23	2.11	0.51
22:AV:29:G:H2'	22:AV:30:G:C8	2.46	0.51
24:BA:2409:G:H2'	24:BA:2410:G:O4'	2.10	0.51
24:DA:2725:A:H2'	24:DA:2727:A:N7	2.25	0.51
43:BT:32:LEU:HD23	43:BT:83:ALA:HB3	1.92	0.51
43:BT:83:ALA:O	43:BT:84:TYR:O	2.28	0.51
24:DA:1698:A:H4'	24:DA:1699:G:O5'	2.09	0.51
48:BY:9:LYS:HB3	48:BY:12:GLU:HG3	1.93	0.51
24:BA:1275:A:H4'	24:BA:1276:A:OP1	2.09	0.51
33:DJ:27:ARG:O	33:DJ:30:THR:HG22	2.10	0.51
24:BA:533:G:H8	24:BA:533:G:H5''	1.75	0.51
47:DX:31:ASN:HB2	47:DX:33:HIS:HE1	1.75	0.51
24:BA:2555:U:C6	24:BA:2556:C:C6	2.98	0.51
24:BA:1157:G:H2'	24:BA:1158:C:H6	1.74	0.51
41:BR:62:GLU:O	41:BR:64:VAL:HG23	2.09	0.51
24:BA:2821:A:H2'	24:BA:2822:G:O4'	2.09	0.51
24:DA:1969:A:H2'	24:DA:1972:G:H21	1.75	0.51

*Continued on next page...*



*Continued from previous page...*

Atom-1	Atom-2	Distance(Å)	Clash(Å)
31:DH:147:VAL:O	31:DH:148:ALA:HB3	2.11	0.51
1:CB:59:ILE:HA	1:CB:62:ARG:HG3	1.93	0.51
37:DN:90:ARG:HH21	37:DN:116:VAL:HG11	1.74	0.51
24:DA:843:G:H2'	24:DA:844:A:C8	2.44	0.51
30:BG:27:GLY:O	30:BG:28:LYS:C	2.48	0.51
3:CD:56:GLU:HG2	3:CD:198:LEU:HD12	1.93	0.51
6:AG:52:ARG:NH2	6:AG:121:ASN:HA	2.25	0.51
44:DU:39:ASN:OD1	44:DU:64:ILE:HB	2.10	0.51
2:CC:46:LEU:HD22	2:CC:75:VAL:HG22	1.93	0.51
24:DA:2884:U:H2'	24:DA:2885:G:C8	2.46	0.51
21:AA:502:A:H2'	21:AA:503:C:O4'	2.10	0.51
55:CA:1062:U:H2'	55:CA:1063:C:C6	2.45	0.51
36:BM:117:PHE:HD2	36:BM:130:PHE:CE1	2.29	0.51
24:DA:2351:G:O6	53:D3:42:HIS:HE1	1.93	0.51
21:AA:1380:U:H5'	21:AA:1381:U:OP1	2.10	0.51
24:BA:2247:A:H2'	24:BA:2248:C:H6	1.76	0.51
24:BA:1213:A:O2'	24:BA:1214:A:H5'	2.11	0.51
42:BS:1:MET:HA	42:BS:1:MET:CE	2.40	0.51
53:B3:57:VAL:O	53:B3:60:CYS:HB2	2.11	0.51
55:CA:1014:A:H2	55:CA:1219:A:H1'	1.76	0.51
40:BQ:97:ILE:HD11	40:BQ:105:PHE:N	2.25	0.51
24:DA:1678:A:H2'	24:DA:1679:A:O4'	2.11	0.51
46:DW:17:ALA:HB1	46:DW:36:ILE:HA	1.91	0.51
46:DW:44:PHE:HB3	46:DW:78:PHE:CD1	2.46	0.51
55:CA:522:C:O4'	55:CA:536:C:H4'	2.10	0.51
24:BA:2690:U:O2'	24:BA:2872:A:H1'	2.10	0.51
24:BA:2720:U:OP1	39:BP:52:ARG:NH2	2.43	0.51
21:AA:967:C:C4	21:AA:968:A:C5	2.98	0.51
55:CA:283:U:O2'	55:CA:284:C:H5'	2.11	0.51
24:DA:2782:G:N2	24:DA:2783:U:C2	2.79	0.51
24:DA:527:C:C2	24:DA:2779:U:H2'	2.46	0.51
24:DA:504:A:C2	24:DA:1234:U:H4'	2.45	0.51
8:AI:27:ILE:HG22	8:AI:29:ILE:H	1.76	0.51
21:AA:1258:G:HO2'	21:AA:1259:C:H6	1.59	0.51
24:DA:35:G:C2'	24:DA:36:G:O5'	2.58	0.51
24:BA:191:A:H2'	24:BA:192:C:C6	2.46	0.51
1:AB:159:ALA:HB1	1:AB:183:PHE:CE2	2.44	0.51
3:AD:109:THR:HG23	3:AD:112:GLU:N	2.14	0.51
24:DA:2499:C:O2'	24:DA:2500:U:O4'	2.24	0.51
24:DA:571:U:C6	24:DA:575:A:N6	2.79	0.51
55:CA:585:G:N3	55:CA:879:C:H4'	2.25	0.51
24:BA:60:G:C4	24:BA:74:A:C2	2.98	0.51

*Continued on next page...*

*Continued from previous page...*

Atom-1	Atom-2	Distance(Å)	Clash(Å)
26:BC:229:HIS:CD2	26:BC:246:PRO:HA	2.46	0.51
3:AD:115:GLN:HG2	3:AD:153:ARG:HH12	1.76	0.51
32:DI:52:LEU:HD12	32:DI:53:PRO:HD2	1.92	0.51
24:DA:1558:C:C2	24:DA:1560:G:C6	2.99	0.51
25:BB:58:A:O2'	25:BB:59:A:H5'	2.11	0.51
55:CA:424:G:O2'	55:CA:425:G:H5'	2.09	0.51
24:DA:54:G:H2'	24:DA:55:G:O4'	2.11	0.51
24:BA:28:A:C8	24:BA:513:A:C6	2.99	0.51
24:BA:1759:A:C8	24:BA:2696:U:H1'	2.46	0.51
24:BA:1333:G:H8	24:BA:1333:G:H5'	1.76	0.51
21:AA:31:G:H22	21:AA:47:C:H5''	1.75	0.51
55:CA:534:U:O2'	55:CA:535:A:C5'	2.59	0.51
30:BG:53:PRO:HD3	30:BG:61:TRP:CD2	2.45	0.51
6:CG:14:ASP:HB3	6:CG:19:SER:H	1.75	0.51
21:AA:339:C:H2'	21:AA:340:U:C6	2.45	0.51
21:AA:341:C:C2	21:AA:349:A:C2	2.99	0.51
21:AA:1275:A:H2'	21:AA:1276:G:O4'	2.10	0.51
15:AP:41:PRO:O	15:AP:42:ILE:HD13	2.10	0.51
49:DZ:51:SER:HA	49:DZ:54:VAL:HG22	1.93	0.51
24:BA:1277:G:C6	24:BA:1278:C:C4	2.99	0.51
9:CJ:26:VAL:HG13	9:CJ:30:LYS:HB3	1.92	0.51
24:BA:522:A:C4	24:BA:523:C:C5	2.99	0.51
21:AA:1213:A:C8	21:AA:1215:G:C5	2.99	0.51
24:DA:1686:C:N3	24:DA:1703:G:C2	2.78	0.51
21:AA:974:A:H4'	21:AA:975:A:H5'	1.93	0.51
9:AJ:14:ASP:HB3	9:AJ:17:LEU:HB3	1.91	0.51
24:BA:1494:A:C2	24:BA:1495:A:C4	2.99	0.51
14:CO:69:LEU:HD13	14:CO:77:TYR:HB2	1.92	0.51
24:DA:2769:U:H2'	24:DA:2770:G:H8	1.76	0.51
24:DA:1744:A:H3'	24:DA:1745:A:C8	2.46	0.51
21:AA:103:U:C2	21:AA:104:G:C8	2.99	0.51
56:DB:21:G:H2'	56:DB:22:U:O4'	2.11	0.51
55:CA:635:A:C6	55:CA:636:U:C4	2.99	0.51
24:BA:508:A:C6	42:BS:9:HIS:CE1	2.99	0.51
21:AA:1423:G:H2'	21:AA:1424:U:C6	2.46	0.51
24:BA:2019:A:H4'	40:BQ:33:VAL:HG21	1.93	0.51
27:BD:35:THR:CG2	27:BD:51:THR:HG22	2.40	0.51
24:DA:680:C:C2	24:DA:681:G:C8	2.99	0.51
24:BA:740:C:H6	24:BA:740:C:O5'	1.93	0.51
5:CF:98:GLU:O	5:CF:99:ALA:HB3	2.10	0.51
24:DA:135:U:H2'	24:DA:136:G:C8	2.45	0.51
42:BS:53:SER:O	42:BS:56:ALA:HB3	2.11	0.51

*Continued on next page...*

*Continued from previous page...*

Atom-1	Atom-2	Distance(Å)	Clash(Å)
24:DA:1576:U:H2'	24:DA:1577:C:C6	2.46	0.51
24:DA:2107:G:H2'	24:DA:2108:A:C8	2.46	0.51
14:CO:20:ASP:HB2	55:CA:750:C:H4'	1.93	0.51
6:AG:12:LEU:HB3	6:AG:13:PRO:HD2	1.91	0.51
29:BF:19:PHE:O	29:BF:20:ASN:C	2.49	0.51
12:CM:78:ARG:HH11	12:CM:78:ARG:HG2	1.75	0.51
24:DA:779:U:O2'	24:DA:780:G:H5'	2.10	0.51
24:BA:167:A:C5	24:BA:168:G:C8	2.99	0.51
44:BU:31:GLY:O	44:BU:66:VAL:HG12	2.11	0.51
12:AM:67:ASP:C	12:AM:70:ARG:HB3	2.30	0.51
44:DU:94:PHE:O	44:DU:95:PHE:C	2.48	0.51
7:AH:45:ILE:HB	7:AH:61:THR:O	2.10	0.51
29:DF:52:ALA:HA	29:DF:55:ASP:HB2	1.91	0.51
33:DJ:43:GLU:O	33:DJ:45:THR:N	2.43	0.51
55:CA:1333:A:H2'	55:CA:1334:G:O4'	2.11	0.51
6:CG:115:MET:HE1	6:CG:119:LEU:HB3	1.93	0.51
27:DD:16:THR:HG23	27:DD:19:GLY:H	1.76	0.51
11:CL:28:GLN:HG3	11:CL:80:LEU:HD21	1.92	0.51
24:BA:855:G:N3	46:BW:23:LYS:CG	2.73	0.51
46:BW:25:PHE:O	46:BW:26:GLY:C	2.49	0.51
50:D0:32:THR:HG21	50:D0:47:TYR:CE2	2.46	0.51
24:DA:522:A:H2'	24:DA:523:C:C6	2.45	0.51
24:BA:628:G:H4'	24:BA:651:G:O2'	2.11	0.51
3:AD:8:LEU:HD21	3:AD:21:LYS:HB2	1.92	0.51
55:CA:861:G:C6	55:CA:862:C:C4	2.98	0.51
35:BL:93:ASN:HD22	35:BL:94:THR:H	1.54	0.51
55:CA:38:G:C2	55:CA:397:A:C2	2.98	0.51
26:DC:212:TRP:C	26:DC:212:TRP:CD1	2.84	0.51
27:BD:9:VAL:CG2	27:BD:26:VAL:HB	2.35	0.51
1:CB:157:PRO:O	1:CB:180:ILE:HD12	2.10	0.51
24:DA:628:G:C6	24:DA:636:G:C2	2.99	0.51
39:BP:25:VAL:HG11	39:BP:46:VAL:CG2	2.40	0.51
37:BN:69:ARG:O	37:BN:70:THR:OG1	2.23	0.51
21:AA:82:G:H2'	21:AA:83:C:O4'	2.09	0.51
24:DA:2741:A:H2'	24:DA:2742:G:O4'	2.10	0.51
4:CE:22:LYS:HD2	55:CA:1081:A:C5'	2.38	0.51
43:BT:29:THR:CA	43:BT:86:THR:HA	2.39	0.51
24:BA:1866:A:H2'	24:BA:1867:G:O4'	2.11	0.51
24:BA:2472:G:C2'	24:BA:2475:C:H42	2.20	0.51
45:BV:10:LYS:H	45:BV:10:LYS:CD	2.20	0.51
24:DA:1560:G:H2'	24:DA:1561:C:C6	2.46	0.51
24:DA:1812:U:H2'	24:DA:1813:G:H8	1.75	0.51

*Continued on next page...*

*Continued from previous page...*

Atom-1	Atom-2	Distance(Å)	Clash(Å)
55:CA:1140:C:H2'	55:CA:1141:C:H5	1.75	0.51
4:AE:56:PRO:C	4:AE:58:ALA:H	2.14	0.51
24:DA:2015:A:C2	50:D0:2:VAL:CG1	2.91	0.51
14:AO:26:VAL:O	14:AO:30:LEU:HG	2.11	0.51
24:BA:28:A:H2'	24:BA:29:U:C6	2.46	0.51
37:BN:2:ARG:HA	37:BN:5:LYS:HD2	1.93	0.51
8:AI:51:LEU:HB3	8:AI:56:MET:HG3	1.92	0.51
34:BK:63:VAL:HG12	34:BK:64:ARG:HG3	1.92	0.51
19:AT:60:GLN:C	19:AT:66:ILE:HG22	2.31	0.51
24:DA:2142:A:H2'	24:DA:2143:C:H4'	1.91	0.51
24:DA:860:U:O2'	24:DA:861:A:H8	1.94	0.51
24:BA:2020:A:H2	24:BA:2022:U:O4'	1.93	0.51
55:CA:1412:C:H2'	55:CA:1413:A:H8	1.76	0.51
35:DL:90:VAL:HB	35:DL:122:VAL:HA	1.93	0.51
55:CA:1514:G:H2'	55:CA:1515:G:C8	2.44	0.51
47:DX:6:VAL:HG13	47:DX:7:THR:H	1.75	0.51
20:AU:38:GLU:HB2	21:AA:1526:G:OP2	2.11	0.51
24:DA:1707:G:C8	24:DA:1756:G:C5	2.99	0.51
24:BA:1702:G:H2'	24:BA:1703:G:O4'	2.11	0.51
9:CJ:21:ALA:O	9:CJ:25:ILE:HG13	2.11	0.51
24:BA:2860:A:H8	24:BA:2860:A:H3'	1.76	0.51
30:BG:54:ARG:HG3	30:BG:57:TYR:CD1	2.46	0.51
24:BA:677:A:O2'	24:BA:2071:A:H5'	2.11	0.51
5:AF:90:MET:CG	17:AR:60:ARG:HH21	2.23	0.51
42:DS:87:PRO:HG2	42:DS:87:PRO:O	2.10	0.51
39:BP:102:ARG:HD3	39:BP:106:ALA:O	2.11	0.51
24:DA:1901:A:OP2	26:DC:252:LYS:HE3	2.11	0.51
24:BA:1113:U:H2'	24:BA:1114:C:H6	1.75	0.51
5:AF:44:ARG:HG3	5:AF:58:HIS:ND1	2.26	0.51
5:AF:43:GLY:HA2	5:AF:58:HIS:NE2	2.26	0.51
29:DF:59:ILE:HG23	29:DF:137:PHE:HE1	1.74	0.51
24:DA:2314:A:H2'	24:DA:2315:G:C8	2.45	0.51
4:AE:80:LEU:HD12	4:AE:146:MET:SD	2.51	0.51
6:CG:90:VAL:HG23	6:CG:95:ARG:HG2	1.93	0.51
24:DA:1775:U:H2'	24:DA:1776:G:O5'	2.11	0.51
21:AA:1324:A:H2'	21:AA:1325:C:O4'	2.10	0.51
37:DN:103:ARG:HD3	37:DN:110:MET:SD	2.51	0.51
24:DA:1338:G:O2'	24:DA:1339:G:H5'	2.11	0.51
55:CA:183:C:O2'	55:CA:184:G:C5'	2.49	0.51
24:DA:2626:C:C2'	24:DA:2627:G:H5'	2.40	0.51
42:DS:80:PRO:HD2	42:DS:100:THR:OG1	2.11	0.51
55:CA:1192:C:C5	55:CA:1193:G:C8	2.98	0.51

*Continued on next page...*

*Continued from previous page...*

Atom-1	Atom-2	Distance(Å)	Clash(Å)
24:DA:120:U:H1'	24:DA:149:A:C8	2.46	0.51
24:DA:1716:U:O2'	24:DA:1717:A:C5'	2.59	0.51
28:BE:147:LEU:HB3	28:BE:186:VAL:HG23	1.93	0.51
27:BD:143:PRO:HD2	27:BD:144:GLY:H	1.74	0.51
35:BL:100:ILE:HD12	35:BL:100:ILE:C	2.31	0.51
55:CA:511:C:C2	55:CA:512:U:C5	2.99	0.51
24:DA:2417:C:H2'	24:DA:2418:A:C8	2.45	0.51
24:BA:2305:U:C4'	29:BF:130:GLY:HA3	2.41	0.51
55:CA:500:G:HO2'	55:CA:501:C:H5'	1.73	0.51
39:DP:87:ARG:HG2	39:DP:88:ARG:H	1.75	0.51
24:BA:176:A:C6	24:BA:177:G:N7	2.79	0.51
30:DG:120:ILE:O	30:DG:120:ILE:HG23	2.09	0.51
21:AA:632:U:OP1	21:AA:633:G:C8	2.64	0.51
21:AA:869:G:H4'	21:AA:872:A:O4'	2.11	0.51
24:DA:223:A:N6	24:DA:422:A:C5	2.78	0.51
24:BA:931:U:O2'	24:BA:932:U:P	2.69	0.51
5:CF:2:ARG:HD2	5:CF:92:THR:OG1	2.10	0.51
19:AT:4:LYS:CE	19:AT:5:SER:HB3	2.40	0.51
21:AA:389:A:O2'	21:AA:390:U:H5'	2.10	0.51
9:AJ:35:GLN:HA	9:AJ:35:GLN:NE2	2.21	0.51
5:AF:52:ASN:O	5:AF:53:LYS:HB3	2.11	0.51
26:BC:261:ARG:HG2	26:BC:261:ARG:O	2.11	0.51
20:AU:35:GLU:O	20:AU:36:PHE:C	2.49	0.51
55:CA:560:A:N7	55:CA:566:G:C4	2.79	0.51
1:CB:187:ASP:O	1:CB:189:ASN:N	2.43	0.51
2:AC:17:TRP:HZ2	13:AN:95:LEU:O	1.93	0.51
21:AA:579:A:H5'	21:AA:728:A:H1'	1.93	0.51
24:DA:975:A:O2'	24:DA:976:G:C5'	2.58	0.51
49:DZ:13:ILE:HG22	49:DZ:14:GLY:N	2.26	0.51
31:BH:41:LYS:O	31:BH:44:ILE:HG12	2.11	0.51
10:CK:51:PHE:HB3	10:CK:55:ARG:HB2	1.92	0.51
1:CB:103:TRP:O	1:CB:103:TRP:CD1	2.64	0.51
24:DA:311:A:HO2'	24:DA:332:A:H5'	1.75	0.51
24:BA:482:A:N6	24:BA:506:G:H1'	2.26	0.51
24:DA:1498:C:O2'	24:DA:1499:C:C5'	2.59	0.51
13:CN:51:PRO:HG2	13:CN:54:SER:OG	2.11	0.51
24:DA:745:G:O2'	24:DA:748:G:H1'	2.11	0.51
39:BP:37:LYS:CD	39:BP:37:LYS:N	2.74	0.51
55:CA:1435:G:C5	55:CA:1436:U:C4	2.99	0.51
24:BA:1576:U:H2'	24:BA:1577:C:C6	2.45	0.51
24:DA:1417:C:H4'	24:DA:1587:G:N2	2.26	0.51
24:DA:28:A:C6	24:DA:29:U:C2	2.99	0.51

*Continued on next page...*

*Continued from previous page...*

Atom-1	Atom-2	Distance(Å)	Clash(Å)
24:BA:2516:A:H2'	24:BA:2517:C:O4'	2.11	0.51
24:DA:910:A:N6	24:DA:911:A:N1	2.59	0.51
5:AF:19:PRO:O	5:AF:22:ILE:HB	2.11	0.51
24:BA:194:G:N7	59:BA:3767:HOH:O	2.34	0.51
28:BE:7:ASP:CG	28:BE:8:ALA:H	2.14	0.51
16:CQ:77:VAL:HG12	16:CQ:78:VAL:N	2.25	0.51
30:BG:153:PRO:HA	30:BG:159:LYS:O	2.11	0.51
11:CL:39:THR:O	11:CL:48:LEU:HA	2.11	0.51
21:AA:146:G:N2	21:AA:177:G:C8	2.79	0.51
54:D4:9:LYS:O	54:D4:9:LYS:HD3	2.11	0.51
32:DI:83:ALA:HB2	32:DI:99:LYS:O	2.10	0.51
24:BA:1819:A:H3'	26:BC:176:ARG:HG2	1.92	0.51
24:DA:1669:A:C8	34:DK:5:GLN:HG3	2.46	0.51
24:DA:995:C:H5''	40:DQ:53:LYS:HG2	1.92	0.51
40:DQ:64:ILE:HD12	40:DQ:95:ALA:CB	2.40	0.51
24:DA:2331:G:N1	24:DA:2385:C:N4	2.58	0.51
24:DA:1069:A:O2'	24:DA:1071:G:H5''	2.11	0.51
55:CA:83:C:H2'	55:CA:83:C:O2	2.11	0.51
24:DA:1826:G:H5''	26:DC:239:PHE:HE2	1.76	0.51
24:DA:1828:G:O2'	24:DA:1829:A:H5'	2.11	0.51
24:DA:397:U:OP2	47:DX:9:LYS:HE2	2.11	0.51
47:DX:29:LEU:HB2	47:DX:30:PRO:HD2	1.91	0.51
24:BA:2385:C:H2'	24:BA:2386:A:C8	2.46	0.51
46:BW:19:ARG:NH1	46:BW:22:VAL:HG11	2.26	0.51
30:BG:97:VAL:HA	30:BG:102:ILE:HA	1.92	0.51
24:DA:2748:A:C2	24:DA:2757:A:C5	2.99	0.51
8:AI:121:ARG:HG3	21:AA:1348:U:H4'	1.92	0.51
24:DA:1399:C:HO2'	24:DA:1400:U:H6	1.53	0.51
24:DA:15:G:O2'	24:DA:16:C:H5'	2.10	0.51
24:BA:638:G:C5	24:BA:651:G:C2	2.99	0.51
21:AA:1140:C:O2'	21:AA:1141:C:H6	1.93	0.51
24:DA:1206:G:H2'	24:DA:1207:C:C6	2.46	0.51
21:AA:204:G:H1'	21:AA:465:A:C2	2.46	0.51
21:AA:857:C:N4	21:AA:858:G:C6	2.79	0.51
35:BL:94:THR:CG2	35:BL:95:LEU:N	2.74	0.51
21:AA:71:A:C6	21:AA:100:G:N7	2.79	0.51
6:CG:78:ARG:HH21	55:CA:1382:C:H4'	1.75	0.51
24:DA:981:A:H2	24:DA:2027:G:N3	2.09	0.51
24:BA:1135:C:N4	24:BA:1139:G:C6	2.79	0.51
24:DA:587:C:H5''	24:DA:588:U:H5'	1.93	0.51
28:BE:79:ARG:O	28:BE:80:SER:C	2.49	0.51
24:DA:410:G:N1	24:DA:2407:A:N6	2.59	0.51

*Continued on next page...*

*Continued from previous page...*

Atom-1	Atom-2	Distance(Å)	Clash(Å)
24:DA:855:G:H21	46:DW:23:LYS:NZ	2.07	0.51
24:BA:1315:C:C2	24:BA:1338:G:C2	2.99	0.51
21:AA:1007:U:C2'	21:AA:1008:U:H5''	2.38	0.51
24:BA:1469:A:H2'	24:BA:1470:A:H8	1.69	0.51
24:BA:1972:G:OP2	26:BC:237:ARG:NH1	2.44	0.51
24:BA:726:G:O2'	24:BA:727:A:H8	1.93	0.51
35:BL:66:PHE:O	35:BL:66:PHE:CG	2.64	0.51
24:BA:962:G:H21	24:BA:2250:G:H1	1.59	0.51
42:BS:29:VAL:HB	42:BS:69:LEU:O	2.09	0.51
8:CI:35:GLU:HA	8:CI:39:GLY:CA	2.41	0.51
6:AG:149:ALA:HB2	10:AK:55:ARG:HH21	1.76	0.51
21:AA:174:A:O2'	21:AA:175:C:H5'	2.11	0.51
20:AU:9:GLU:CG	20:AU:10:PRO:HD3	2.41	0.51
24:DA:755:U:HO2'	24:DA:756:A:H8	1.58	0.51
21:AA:914:A:O2'	21:AA:915:A:C5'	2.59	0.51
16:CQ:29:LYS:HE2	16:CQ:36:PHE:CZ	2.45	0.51
21:AA:1444:U:H2'	21:AA:1445:U:C6	2.45	0.51
14:CO:52:ARG:O	14:CO:55:LEU:HB3	2.11	0.51
55:CA:857:C:H2'	55:CA:858:G:O4'	2.11	0.51
18:CS:20:LYS:HZ3	18:CS:27:LYS:HD3	1.74	0.51
38:DO:88:LYS:O	38:DO:89:ASP:HB3	2.11	0.51
55:CA:1336:C:H1'	55:CA:1337:G:N1	2.25	0.51
30:BG:115:GLN:CD	30:BG:115:GLN:N	2.65	0.51
38:BO:4:LYS:O	38:BO:8:ILE:HG13	2.11	0.51
12:CM:71:GLU:O	12:CM:74:MET:HB3	2.11	0.51
21:AA:899:C:H2'	21:AA:900:A:O4'	2.11	0.51
24:BA:281:C:H2'	24:BA:282:A:C8	2.45	0.51
55:CA:456:A:H2'	55:CA:457:G:H8	1.76	0.51
2:CC:39:ARG:CG	2:CC:54:ILE:HD13	2.41	0.51
43:BT:61:LEU:C	43:BT:61:LEU:HD12	2.31	0.51
41:DR:55:ASP:CG	41:DR:56:GLY:H	2.13	0.51
38:DO:99:TYR:CD1	38:DO:99:TYR:O	2.64	0.51
34:BK:88:ASN:ND2	34:BK:90:ASN:H	2.09	0.51
24:BA:2199:A:H3'	24:BA:2200:C:H6	1.76	0.50
24:DA:1662:U:C2'	24:DA:1663:G:H5''	2.34	0.50
24:DA:1019:U:HO2'	24:DA:1021:A:H2	1.49	0.50
26:DC:52:HIS:HD2	26:DC:217:PRO:O	1.93	0.50
24:BA:923:G:H5'	46:BW:25:PHE:HZ	1.75	0.50
41:DR:5:PHE:HA	41:DR:39:LEU:HD23	1.93	0.50
24:BA:1098:A:H3'	24:BA:1099:G:C8	2.46	0.50
26:DC:169:ALA:O	26:DC:185:ALA:HB3	2.11	0.50
21:AA:960:U:C2	21:AA:1225:A:C5	2.98	0.50

*Continued on next page...*



*Continued from previous page...*

Atom-1	Atom-2	Distance(Å)	Clash(Å)
20:CU:16:ARG:HE	20:CU:16:ARG:HA	1.75	0.50
36:DM:19:GLY:N	36:DM:38:ARG:NH2	2.56	0.50
24:BA:1108:U:H2'	24:BA:1109:C:O4'	2.10	0.50
55:CA:1183:U:O2'	55:CA:1184:G:OP1	2.26	0.50
24:DA:1191:G:N2	24:DA:1192:G:C4	2.79	0.50
24:DA:941:A:H2'	24:DA:942:G:C8	2.46	0.50
42:BS:74:ILE:HD12	42:BS:104:THR:O	2.10	0.50
24:DA:648:G:H2'	24:DA:649:G:H8	1.76	0.50
55:CA:181:A:H1'	55:CA:182:A:N1	2.26	0.50
24:BA:1482:G:H1'	24:BA:1509:A:H61	1.76	0.50
55:CA:317:U:H2'	55:CA:318:G:C8	2.41	0.50
21:AA:702:A:N6	24:BA:1846:G:O2'	2.44	0.50
21:AA:702:A:O2'	21:AA:703:G:P	2.69	0.50
24:DA:2750:A:O2'	24:DA:2752:C:N4	2.42	0.50
24:DA:1269:A:H2'	24:DA:1270:C:C6	2.46	0.50
37:DN:31:HIS:O	37:DN:33:ILE:HG13	2.11	0.50
1:CB:125:PHE:HA	1:CB:136:ARG:HH22	1.76	0.50
24:DA:1435:G:N2	24:DA:1558:C:N4	2.59	0.50
1:CB:185:ILE:HA	1:CB:199:ILE:O	2.11	0.50
24:DA:118:A:OP2	24:DA:119:A:H5''	2.11	0.50
10:AK:21:HIS:CD2	10:AK:34:THR:CG2	2.94	0.50
13:AN:60:ARG:O	13:AN:61:ASN:CB	2.57	0.50
21:AA:1234:C:C4'	21:AA:1364:U:H1'	2.41	0.50
24:DA:594:U:H2'	24:DA:595:C:H6	1.72	0.50
30:DG:112:VAL:HG13	30:DG:150:TYR:CE1	2.44	0.50
55:CA:268:U:H2'	55:CA:269:C:H6	1.71	0.50
21:AA:525:C:H2'	21:AA:526:C:C6	2.46	0.50
21:AA:1277:C:HO2'	21:AA:1279:G:H8	1.58	0.50
34:BK:107:LEU:C	34:BK:109:SER:H	2.15	0.50
13:CN:62:ARG:NH2	13:CN:69:PRO:HD3	2.26	0.50
24:DA:1853:A:N6	24:DA:1888:G:O2'	2.45	0.50
29:BF:131:VAL:HG21	29:BF:151:LEU:HG	1.92	0.50
24:DA:467:G:H2'	24:DA:468:G:H8	1.75	0.50
24:DA:312:G:H2'	24:DA:313:G:C8	2.45	0.50
21:AA:463:U:C4	21:AA:464:U:C4	2.99	0.50
35:DL:77:ILE:HG12	35:DL:101:ILE:HD11	1.93	0.50
32:BI:126:ARG:HA	32:BI:129:GLU:CD	2.32	0.50
7:CH:104:SER:OG	7:CH:109:VAL:HG22	2.11	0.50
35:BL:89:VAL:HA	35:BL:121:THR:O	2.11	0.50
25:BB:33:G:C2'	25:BB:34:A:H5'	2.41	0.50
24:BA:683:U:H2'	24:BA:684:G:O5'	2.11	0.50
32:DI:98:GLY:HA2	32:DI:137:LEU:HD23	1.93	0.50

*Continued on next page...*

*Continued from previous page...*

Atom-1	Atom-2	Distance(Å)	Clash(Å)
33:DJ:127:GLY:O	33:DJ:129:GLU:HG3	2.10	0.50
21:AA:688:G:H2'	21:AA:689:C:H6	1.76	0.50
2:AC:156:LEU:C	2:AC:158:GLY:H	2.14	0.50
37:DN:54:LEU:HD11	37:DN:66:ALA:HB2	1.93	0.50
21:AA:505:G:H2'	21:AA:506:G:C8	2.46	0.50
55:CA:1528:U:O2'	55:CA:1529:G:H3'	2.11	0.50
24:BA:2140:G:C6	24:BA:2152:G:N1	2.79	0.50
24:BA:1954:G:O2'	24:BA:1955:U:OP2	2.29	0.50
24:DA:2864:G:C5	24:DA:2865:U:C4	2.99	0.50
41:BR:74:ILE:N	41:BR:74:ILE:HD12	2.26	0.50
27:BD:64:GLU:O	27:BD:68:PHE:CD1	2.64	0.50
16:AQ:22:VAL:O	16:AQ:42:LYS:HA	2.12	0.50
55:CA:389:A:H2'	55:CA:389:A:N3	2.26	0.50
24:DA:1998:A:C5	24:DA:1999:C:C5	2.99	0.50
29:DF:111:ARG:HG3	29:DF:135:ILE:HG12	1.93	0.50
55:CA:1299:A:C2'	55:CA:1299:A:N3	2.71	0.50
6:CG:92:PRO:HA	6:CG:95:ARG:HB2	1.92	0.50
3:CD:7:LYS:HB3	3:CD:20:LEU:HD13	1.93	0.50
24:DA:301:G:C6	24:DA:317:G:C6	2.99	0.50
56:DB:77:U:C2'	56:DB:78:A:H5'	2.41	0.50
42:DS:17:VAL:HG11	42:DS:103:ILE:CG1	2.38	0.50
24:DA:1572:A:H2'	24:DA:1573:G:C8	2.45	0.50
40:DQ:4:LYS:NZ	40:DQ:6:GLY:CA	2.65	0.50
55:CA:875:U:HO2'	55:CA:876:C:P	2.33	0.50
24:DA:90:U:H3'	24:DA:91:A:C5'	2.41	0.50
24:DA:93:G:N2	24:DA:94:A:H1'	2.26	0.50
30:BG:8:VAL:CG1	30:BG:9:VAL:N	2.74	0.50
21:AA:70:U:C2	21:AA:94:G:C5	2.99	0.50
24:DA:637:A:N6	24:DA:652:U:H4'	2.26	0.50
21:AA:82:G:N1	21:AA:88:U:H1'	2.26	0.50
7:CH:63:LYS:HB2	7:CH:70:VAL:HG11	1.94	0.50
18:CS:9:PHE:CZ	55:CA:1318:A:H4'	2.45	0.50
21:AA:423:G:O2'	21:AA:424:G:C4'	2.59	0.50
24:BA:932:U:H4'	24:BA:933:A:O5'	2.11	0.50
48:BY:7:ARG:H	48:BY:60:LYS:NZ	2.08	0.50
21:AA:329:A:N7	21:AA:332:G:C6	2.79	0.50
24:BA:2756:U:C1'	24:BA:2757:A:H5''	2.38	0.50
39:DP:50:ARG:CB	39:DP:56:SER:HB3	2.37	0.50
24:BA:2472:G:C8	24:BA:2475:C:N4	2.79	0.50
2:AC:113:LYS:HD3	2:AC:184:ASN:CG	2.31	0.50
27:DD:148:GLN:CG	27:DD:152:PRO:HG2	2.41	0.50
24:BA:2789:C:N4	24:BA:2893:A:C2	2.79	0.50

*Continued on next page...*

*Continued from previous page...*

Atom-1	Atom-2	Distance(Å)	Clash(Å)
1:AB:60:ALA:C	1:AB:223:GLY:HA3	2.31	0.50
24:DA:1182:G:H2'	24:DA:1183:U:O4'	2.11	0.50
24:BA:2408:U:C2'	24:BA:2409:G:H5'	2.41	0.50
8:AI:55:ASP:CG	8:AI:56:MET:N	2.64	0.50
24:BA:2656:U:C4	24:BA:2664:G:N2	2.79	0.50
16:CQ:13:SER:O	16:CQ:20:ILE:HB	2.11	0.50
55:CA:1089:G:C2	55:CA:1090:U:H1'	2.46	0.50
42:BS:107:VAL:HG12	42:BS:107:VAL:O	2.11	0.50
24:DA:2271:G:H2'	24:DA:2272:U:C6	2.47	0.50
24:BA:1809:A:O2'	24:BA:1810:A:C5'	2.59	0.50
21:AA:451:A:N6	21:AA:481:G:C4	2.79	0.50
24:BA:528:A:C2	24:BA:2043:C:H4'	2.46	0.50
4:CE:55:VAL:O	4:CE:59:ILE:HG22	2.11	0.50
45:BV:43:ASP:OD1	45:BV:43:ASP:C	2.50	0.50
24:BA:2631:G:C4	24:BA:2632:A:C8	2.99	0.50
39:DP:9:GLN:HB3	39:DP:12:MET:HE2	1.93	0.50
36:BM:66:ARG:HG3	36:BM:101:VAL:HG13	1.93	0.50
56:DB:66:A:OP2	56:DB:108:A:N6	2.44	0.50
6:CG:105:GLU:O	6:CG:109:LYS:HD3	2.11	0.50
5:AF:6:ILE:HB	5:AF:62:MET:HB2	1.93	0.50
24:DA:289:G:C2	24:DA:352:A:C2	2.99	0.50
16:AQ:6:THR:C	16:AQ:7:LEU:HD12	2.30	0.50
45:DV:2:PHE:CD1	45:DV:50:MET:HE3	2.46	0.50
24:DA:260:G:C6	24:DA:261:G:N7	2.79	0.50
27:DD:135:GLY:O	27:DD:136:ASN:O	2.29	0.50
47:DX:69:GLU:HA	47:DX:72:ALA:HB3	1.92	0.50
55:CA:1011:C:H2'	55:CA:1012:A:C8	2.45	0.50
24:BA:1592:C:O2'	24:BA:1593:A:H5'	2.11	0.50
5:AF:7:VAL:O	5:AF:7:VAL:HG22	2.11	0.50
38:BO:40:ILE:HG12	38:BO:47:VAL:HG12	1.93	0.50
47:DX:10:ARG:O	47:DX:12:VAL:HG13	2.11	0.50
12:AM:70:ARG:HG2	12:AM:71:GLU:HA	1.92	0.50
24:DA:298:G:O5'	24:DA:298:G:H8	1.94	0.50
24:DA:338:G:H2'	24:DA:339:U:H5'	1.93	0.50
29:DF:43:ILE:HD13	29:DF:82:TYR:CE2	2.46	0.50
55:CA:960:U:O2'	55:CA:1223:C:H5'	2.12	0.50
25:BB:28:C:C2'	25:BB:29:A:H5'	2.41	0.50
26:DC:260:LYS:HA	26:DC:263:ASP:CG	2.32	0.50
24:BA:1176:U:C4	24:BA:1177:G:C6	2.99	0.50
24:BA:854:C:C2'	24:BA:855:G:H5'	2.41	0.50
46:BW:24:ARG:HD2	46:BW:25:PHE:H	1.73	0.50
1:AB:113:LEU:HD22	1:AB:143:LEU:CG	2.32	0.50

*Continued on next page...*

*Continued from previous page...*

Atom-1	Atom-2	Distance(Å)	Clash(Å)
24:DA:301:G:O2'	24:DA:302:C:P	2.70	0.50
43:BT:39:THR:HB	43:BT:42:GLU:CB	2.35	0.50
24:DA:279:A:C2	24:DA:362:A:H4'	2.47	0.50
9:CJ:76:ILE:HG22	9:CJ:77:VAL:N	2.26	0.50
26:DC:15:VAL:HG13	26:DC:204:LEU:O	2.11	0.50
21:AA:967:C:C4	21:AA:968:A:C6	2.99	0.50
21:AA:961:U:N3	21:AA:983:A:C6	2.79	0.50
55:CA:247:G:N2	55:CA:248:C:C2	2.79	0.50
1:CB:27:LYS:N	1:CB:28:PRO:HD2	2.25	0.50
24:DA:766:U:O2'	24:DA:767:U:O4'	2.28	0.50
21:AA:428:G:C1'	21:AA:430:A:N7	2.74	0.50
20:CU:40:PRO:HA	20:CU:43:GLU:HB3	1.91	0.50
7:CH:11:THR:HG21	55:CA:876:C:H1'	1.92	0.50
24:DA:143:C:H3'	24:DA:144:A:C8	2.46	0.50
49:BZ:29:ARG:CG	49:BZ:29:ARG:NH2	2.69	0.50
4:CE:44:ARG:HG2	4:CE:72:ASN:HA	1.93	0.50
21:AA:97:G:H2'	21:AA:98:A:O4'	2.12	0.50
15:CP:20:VAL:HG21	15:CP:32:PHE:CB	2.34	0.50
20:AU:16:ARG:NH1	20:AU:19:LYS:HG3	2.27	0.50
11:CL:2:THR:CB	11:CL:5:GLN:HB2	2.35	0.50
48:BY:21:LEU:O	48:BY:22:LEU:O	2.28	0.50
24:DA:2674:G:C5	24:DA:2675:A:N7	2.79	0.50
22:AX:30:G:H2'	22:AX:31:A:C8	2.34	0.50
20:AU:52:VAL:HG22	20:AU:53:LYS:HG2	1.93	0.50
18:CS:42:ASN:HB2	18:CS:43:MET:CE	2.38	0.50
24:BA:1343:G:O4'	24:BA:1597:A:H2'	2.10	0.50
24:DA:2550:G:C6	24:DA:2551:C:C4	2.99	0.50
55:CA:429:U:O4'	55:CA:430:A:H5''	2.11	0.50
3:CD:156:ALA:O	3:CD:160:LEU:HD23	2.12	0.50
55:CA:730:G:H2'	55:CA:766:A:H5'	1.92	0.50
30:DG:103:ASN:HA	30:DG:112:VAL:HB	1.93	0.50
24:BA:401:A:H2'	24:BA:402:A:H8	1.76	0.50
56:DB:18:G:H2'	56:DB:19:C:O4'	2.10	0.50
24:DA:1847:A:O2'	24:DA:1848:A:H8	1.89	0.50
21:AA:1338:G:N2	21:AA:1339:A:C4	2.79	0.50
34:BK:64:ARG:HH12	34:BK:101:GLY:HA3	1.76	0.50
19:AT:53:MET:HE1	19:AT:57:VAL:HG21	1.93	0.50
21:AA:316:C:N4	21:AA:351:G:C2	2.80	0.50
24:BA:90:U:C6	24:BA:91:A:C8	2.99	0.50
24:BA:2552:U:O2	24:BA:2554:U:C5'	2.59	0.50
24:BA:536:G:C2'	24:BA:537:G:H5'	2.41	0.50
24:DA:2653:U:N3	24:DA:2654:A:C6	2.79	0.50

*Continued on next page...*

*Continued from previous page...*

Atom-1	Atom-2	Distance(Å)	Clash(Å)
11:CL:109:ARG:C	11:CL:110:LYS:HD2	2.31	0.50
24:DA:848:C:H2'	24:DA:849:A:H8	1.75	0.50
21:AA:942:G:C2	21:AA:1342:C:C2	2.99	0.50
24:DA:1982:U:H2'	24:DA:1983:G:H8	1.76	0.50
33:BJ:54:ILE:O	33:BJ:54:ILE:HG13	2.12	0.50
3:AD:40:HIS:O	3:AD:43:ARG:HB2	2.12	0.50
21:AA:1253:G:N1	21:AA:1285:A:N6	2.59	0.50
27:BD:48:ILE:HG23	27:BD:84:LEU:HD21	1.93	0.50
21:AA:1243:C:O2'	21:AA:1244:G:H5'	2.12	0.50
24:BA:685:A:H2'	24:BA:773:U:O4	2.12	0.50
24:BA:2652:C:C4	24:BA:2653:U:C4	2.99	0.50
36:BM:136:MET:HE2	45:BV:57:TYR:CD2	2.45	0.50
24:DA:158:U:H1'	24:DA:169:G:N2	2.26	0.50
24:DA:1754:A:H2'	24:DA:1755:A:C8	2.47	0.50
24:BA:1839:G:C4	24:BA:1927:A:C8	2.99	0.50
24:DA:182:A:H2'	24:DA:183:C:C6	2.47	0.50
55:CA:659:U:H2'	55:CA:660:C:H6	1.75	0.50
17:CR:35:SER:HA	17:CR:71:ASP:OD1	2.11	0.50
30:DG:87:GLN:HA	30:DG:129:GLU:HA	1.93	0.50
40:DQ:65:ASN:HA	40:DQ:75:TYR:HB2	1.93	0.50
36:BM:97:GLN:CD	36:BM:97:GLN:N	2.65	0.50
18:AS:18:VAL:O	18:AS:22:VAL:HG23	2.11	0.50
15:AP:19:VAL:HG13	15:AP:37:GLY:C	2.31	0.50
24:BA:1437:C:H2'	24:BA:1438:U:C6	2.45	0.50
21:AA:908:A:H2'	21:AA:909:A:H8	1.75	0.50
24:DA:1203:U:C4	24:DA:1204:A:C6	3.00	0.50
29:DF:135:ILE:O	29:DF:137:PHE:N	2.37	0.50
24:BA:814:C:C2	24:BA:1194:A:C2	2.99	0.50
21:AA:414:A:C2	21:AA:415:A:C4	2.98	0.50
12:AM:92:ARG:NH1	18:AS:79:TYR:CZ	2.79	0.50
37:DN:103:ARG:HG3	37:DN:104:ALA:N	2.27	0.50
24:DA:489:G:C6	24:DA:491:G:C6	2.99	0.50
11:AL:24:GLU:HB2	11:AL:29:LYS:HD2	1.93	0.50
24:DA:1206:G:N2	24:DA:1207:C:C2	2.80	0.50
31:DH:96:THR:O	31:DH:97:ARG:CG	2.60	0.50
20:CU:19:LYS:C	20:CU:21:SER:H	2.13	0.50
36:DM:17:ASN:OD1	36:DM:95:LEU:HB3	2.11	0.50
20:CU:35:GLU:HG3	20:CU:36:PHE:N	2.25	0.50
24:DA:664:G:H4'	24:DA:941:A:OP1	2.11	0.50
42:BS:25:ARG:HE	42:BS:73:LYS:HZ3	1.57	0.50
30:BG:44:HIS:HA	30:BG:49:LEU:HD23	1.94	0.50
55:CA:397:A:H8	55:CA:548:G:OP2	1.95	0.50

*Continued on next page...*

*Continued from previous page...*

Atom-1	Atom-2	Distance(Å)	Clash(Å)
24:DA:246:C:H4'	24:DA:385:C:O2'	2.10	0.50
26:DC:194:VAL:HG13	26:DC:194:VAL:O	2.11	0.50
24:BA:2309:A:H2'	24:BA:2310:C:C6	2.46	0.50
24:DA:573:U:H3	24:DA:2030:A:H3'	1.76	0.50
24:DA:636:G:H5'	24:DA:639:U:OP1	2.11	0.50
16:AQ:65:PRO:HD2	21:AA:264:C:O2'	2.12	0.50
37:DN:67:PHE:HE2	37:DN:73:ASN:ND2	2.08	0.50
55:CA:173:U:H1'	55:CA:197:A:C2	2.46	0.50
24:BA:669:G:N3	24:BA:669:G:C2'	2.71	0.50
24:DA:228:C:O2	24:DA:418:C:H4'	2.11	0.50
24:DA:960:A:H2'	24:DA:962:G:H5'	1.93	0.50
24:DA:2800:A:H2'	24:DA:2801:G:O4'	2.12	0.50
26:BC:255:LYS:C	26:BC:256:THR:HG23	2.32	0.50
24:BA:1386:C:H2'	24:BA:1387:A:C8	2.47	0.50
24:BA:1385:A:C5	24:BA:1403:A:C6	2.99	0.50
55:CA:206:C:C6	55:CA:206:C:H3'	2.47	0.50
21:AA:595:A:N6	21:AA:641:U:C6	2.80	0.50
24:BA:28:A:C5	24:BA:513:A:N7	2.79	0.50
24:BA:957:C:O2'	24:BA:959:A:O5'	2.28	0.50
21:AA:318:G:C2	21:AA:336:A:C2	3.00	0.50
7:CH:88:LYS:HG2	55:CA:600:A:H5''	1.93	0.50
32:BI:58:ILE:HG22	32:BI:60:VAL:HG23	1.92	0.50
34:DK:64:ARG:HD2	34:DK:102:PRO:O	2.11	0.50
24:BA:2020:A:C6	24:BA:2022:U:C2	2.99	0.50
49:BZ:16:LEU:O	49:BZ:19:HIS:HB2	2.11	0.50
1:AB:63:LYS:HZ1	1:AB:87:ASP:HB3	1.75	0.50
24:DA:1047:G:C2	24:DA:1110:G:C5	3.00	0.50
16:CQ:27:PHE:CD1	16:CQ:36:PHE:HB3	2.47	0.50
2:CC:171:ARG:HH21	2:CC:173:PRO:HG3	1.76	0.50
29:BF:45:ASP:HB2	29:BF:48:LEU:HB2	1.92	0.50
24:DA:43:G:C2	24:DA:437:U:C2	2.99	0.50
24:DA:1587:G:H21	24:DA:1588:G:H1'	1.77	0.50
6:CG:12:LEU:O	6:CG:12:LEU:HD13	2.11	0.50
24:DA:28:A:O2'	24:DA:583:G:H5'	2.11	0.50
24:DA:146:A:C2	24:DA:147:C:C2	3.00	0.50
24:DA:21:A:H2'	24:DA:22:C:C6	2.47	0.50
24:DA:961:C:C5	24:DA:2031:A:C2	2.99	0.50
2:AC:57:GLU:OE2	2:AC:64:ARG:HB3	2.12	0.50
42:DS:39:THR:O	42:DS:40:ASN:HB3	2.11	0.50
55:CA:866:C:N3	55:CA:867:G:H1'	2.26	0.50
13:AN:13:VAL:HA	13:AN:59:GLN:NE2	2.26	0.50
24:BA:980:A:C6	24:BA:981:A:N1	2.80	0.50

*Continued on next page...*

*Continued from previous page...*

Atom-1	Atom-2	Distance(Å)	Clash(Å)
35:BL:131:ALA:O	35:BL:135:ILE:HD12	2.11	0.50
55:CA:1148:U:H2'	55:CA:1149:C:O4'	2.12	0.50
2:AC:159:ALA:C	2:AC:161:ILE:H	2.14	0.50
24:DA:656:G:C5	24:DA:657:U:C4	2.99	0.50
24:BA:996:A:C2	24:BA:997:G:C8	3.00	0.50
24:DA:325:G:HO2'	24:DA:326:G:C5'	2.25	0.50
24:BA:1821:A:H2'	24:BA:1822:C:C6	2.47	0.50
24:DA:1999:C:H5''	24:DA:2723:C:O2'	2.12	0.50
29:DF:101:ARG:HH11	29:DF:138:PRO:CB	2.25	0.50
38:BO:33:ARG:HG2	38:BO:34:HIS:CE1	2.47	0.50
55:CA:1206:G:C6	55:CA:1207:G:C5	3.00	0.50
30:BG:84:LYS:HG2	30:BG:85:LYS:N	2.26	0.50
24:DA:315:G:H2'	24:DA:316:C:O4'	2.11	0.50
54:B4:1:MET:HE2	54:B4:34:LYS:HG2	1.93	0.50
24:DA:507:A:H5''	24:DA:509:C:O4'	2.12	0.50
24:DA:510:C:H2'	24:DA:511:U:H6	1.69	0.50
24:DA:1935:G:C2	24:DA:1962:C:C2	3.00	0.50
24:DA:837:C:C2'	24:DA:838:C:H5'	2.41	0.50
42:BS:25:ARG:NE	42:BS:73:LYS:HZ1	2.09	0.50
24:DA:800:A:H4'	24:DA:801:G:O5'	2.11	0.50
21:AA:434:U:H2'	21:AA:435:A:O4'	2.12	0.50
26:DC:156:SER:O	26:DC:194:VAL:HG11	2.11	0.50
24:BA:1019:U:H2'	24:BA:1020:A:C8	2.46	0.50
34:BK:17:ARG:HB3	34:BK:45:GLU:HB3	1.93	0.50
21:AA:276:G:O2'	21:AA:277:C:H5'	2.12	0.50
3:AD:191:SER:OG	3:AD:192:ALA:N	2.42	0.50
24:DA:2515:C:O2	24:DA:2570:G:C2	2.65	0.50
55:CA:914:A:C2'	55:CA:915:A:H8	2.25	0.50
55:CA:687:A:C2	55:CA:704:A:C5	2.99	0.50
24:DA:775:G:H22	24:DA:794:A:H5'	1.73	0.50
24:BA:822:G:C5	24:BA:836:G:C2	3.00	0.50
28:DE:112:LEU:HD12	28:DE:118:LEU:HD13	1.93	0.50
55:CA:724:G:N3	55:CA:725:G:C8	2.79	0.50
21:AA:1385:G:H2'	21:AA:1386:G:O4'	2.10	0.50
7:AH:17:GLN:HB3	7:AH:69:ALA:CB	2.41	0.50
3:CD:24:VAL:O	3:CD:25:ARG:C	2.48	0.50
2:CC:18:ASN:HA	2:CC:55:VAL:HG12	1.92	0.50
36:BM:14:LYS:O	36:BM:15:GLY:C	2.50	0.50
24:BA:1090:A:N6	24:BA:1102:C:N3	2.59	0.50
34:BK:114:LYS:O	34:BK:118:LEU:HD13	2.11	0.50
24:BA:2648:G:N2	24:BA:2673:G:H1'	2.27	0.50
30:BG:126:THR:HG22	30:BG:127:GLN:N	2.24	0.50

*Continued on next page...*



*Continued from previous page...*

Atom-1	Atom-2	Distance(Å)	Clash(Å)
24:BA:396:G:H8	24:BA:396:G:O5'	1.93	0.50
24:BA:2663:G:C2'	24:BA:2664:G:O5'	2.60	0.50
24:DA:2267:A:N6	24:DA:2271:G:C6	2.79	0.50
7:CH:33:VAL:C	7:CH:35:ILE:H	2.14	0.50
24:DA:2009:A:N1	24:DA:2010:G:C5	2.79	0.50
21:AA:885:G:C2	21:AA:886:G:C5	2.99	0.50
21:AA:590:U:C2	21:AA:650:G:C2	3.00	0.50
43:DT:38:ALA:HB1	43:DT:81:LYS:HZ2	1.75	0.50
42:DS:88:ARG:HH21	42:DS:88:ARG:CG	2.23	0.50
24:BA:538:A:C2	24:BA:556:A:C4	3.00	0.50
36:DM:112:LEU:O	36:DM:112:LEU:HD13	2.12	0.50
2:AC:10:ARG:O	2:AC:13:ILE:N	2.45	0.50
24:DA:1835:G:C2	24:DA:1836:C:C2	3.00	0.50
24:DA:2469:A:C2	24:DA:2470:G:H1'	2.47	0.50
54:B4:7:VAL:HG23	54:B4:8:LYS:N	2.26	0.50
3:AD:125:ASN:HA	3:AD:141:VAL:HG23	1.94	0.50
6:AG:37:THR:O	6:AG:41:ILE:HG13	2.12	0.50
3:AD:29:THR:HG22	3:AD:30:LYS:H	1.76	0.50
2:CC:52:SER:C	2:CC:113:LYS:HD3	2.31	0.50
21:AA:120:A:C5	21:AA:122:G:C6	3.00	0.50
34:DK:10:VAL:HG13	34:DK:12:ASP:H	1.77	0.50
24:DA:1794:A:H2'	24:DA:1795:C:H6	1.76	0.50
11:CL:31:GLY:HA3	11:CL:54:VAL:HG11	1.94	0.50
24:BA:1753:G:OP1	39:BP:92:ARG:HD3	2.11	0.50
44:BU:4:ILE:HD12	44:BU:69:VAL:HG23	1.94	0.50
18:AS:42:ASN:HD22	18:AS:42:ASN:C	2.14	0.50
52:B2:1:MET:CE	52:B2:2:LYS:HB3	2.42	0.50
24:BA:912:C:H2'	24:BA:913:U:H6	1.76	0.50
24:DA:710:U:H2'	24:DA:711:G:C8	2.47	0.50
24:DA:38:A:C5	24:DA:39:G:C8	2.99	0.50
55:CA:295:C:H2'	55:CA:296:U:C6	2.47	0.50
21:AA:409:U:C4	21:AA:410:G:C5	3.00	0.50
24:BA:993:G:C6	24:BA:1162:G:C6	2.99	0.50
24:DA:656:G:H8	24:DA:656:G:O5'	1.95	0.50
24:DA:100:U:O2'	24:DA:101:A:P	2.69	0.50
55:CA:1031:C:C5'	55:CA:1032:G:H5''	2.23	0.50
46:BW:41:GLY:HA2	46:BW:44:PHE:CZ	2.46	0.50
24:BA:1062:G:N9	24:BA:1088:A:N7	2.60	0.50
54:B4:36:ARG:CG	54:B4:37:GLN:N	2.71	0.50
50:D0:37:HIS:CG	50:D0:43:THR:HG22	2.47	0.50
21:AA:1227:A:C3'	21:AA:1228:C:H5''	2.42	0.50
24:DA:475:C:N3	24:DA:479:A:N7	2.59	0.50

*Continued on next page...*

*Continued from previous page...*

Atom-1	Atom-2	Distance(Å)	Clash(Å)
21:AA:428:G:O4'	21:AA:430:A:C8	2.65	0.50
55:CA:1363:A:C5	55:CA:1365:G:C6	3.00	0.50
24:DA:36:G:N2	24:DA:445:C:C2	2.79	0.50
24:DA:1814:G:C6	24:DA:1815:A:C6	3.00	0.50
37:BN:71:ARG:HG2	37:BN:71:ARG:HH21	1.75	0.50
24:BA:1561:C:H2'	24:BA:1562:U:C6	2.47	0.50
21:AA:575:G:H4'	21:AA:576:C:H5'	1.90	0.50
24:DA:422:A:C6	24:DA:423:A:C6	2.99	0.50
55:CA:704:A:C4	55:CA:705:G:C8	3.00	0.50
24:BA:1317:G:C2	24:BA:1336:A:C2	3.00	0.50
21:AA:1075:U:C2	21:AA:1076:U:C5	3.00	0.50
24:DA:2818:U:H2'	24:DA:2819:G:C8	2.46	0.50
24:DA:2189:U:H2'	24:DA:2190:G:C5'	2.38	0.50
24:DA:1558:C:H1'	24:DA:1560:G:C8	2.46	0.50
24:BA:1973:G:C4	24:BA:1974:C:C6	3.00	0.50
1:CB:199:ILE:O	1:CB:199:ILE:HG13	2.11	0.50
34:DK:1:MET:HG3	34:DK:1:MET:O	2.12	0.50
55:CA:203:G:HO2'	55:CA:204:G:H8	1.58	0.50
3:CD:102:TYR:HD2	3:CD:103:ARG:HG2	1.76	0.50
24:DA:1168:G:C2	24:DA:1182:G:C2	3.00	0.50
24:BA:646:U:H5''	24:BA:646:U:H6	1.77	0.50
24:BA:143:C:O5'	24:BA:143:C:H6	1.93	0.50
30:BG:61:TRP:O	30:BG:65:GLY:N	2.32	0.50
16:CQ:21:VAL:HA	16:CQ:43:LEU:O	2.11	0.50
24:DA:2472:G:H1'	24:DA:2478:A:H61	1.76	0.50
19:AT:57:VAL:HG12	19:AT:71:ALA:CB	2.41	0.50
24:BA:2204:G:C5	24:BA:2221:G:C2	3.00	0.50
44:BU:36:GLU:O	44:BU:38:ILE:HG12	2.11	0.50
21:AA:35:G:H2'	21:AA:36:C:C6	2.47	0.50
21:AA:15:G:C8	21:AA:1396:A:N3	2.80	0.50
21:AA:21:G:H1'	21:AA:915:A:N6	2.26	0.50
24:DA:1683:U:O2'	24:DA:1684:G:O5'	2.29	0.50
24:DA:2809:A:OP2	24:DA:2890:G:N1	2.41	0.50
36:BM:78:LEU:C	36:BM:80:VAL:N	2.64	0.50
21:AA:1442:G:N2	21:AA:1461:G:H1'	2.26	0.50
21:AA:1043:G:H2'	21:AA:1044:A:C8	2.44	0.50
24:DA:2239:G:O2'	24:DA:2240:U:C6	2.62	0.50
11:CL:85:ARG:HG2	11:CL:86:VAL:N	2.26	0.50
5:CF:10:VAL:O	5:CF:57:ALA:HA	2.12	0.50
24:DA:1622:G:C2	24:DA:1623:G:C8	2.99	0.50
12:AM:5:GLY:HA3	12:AM:65:GLU:HG3	1.94	0.50
21:AA:1151:A:C6	21:AA:1152:A:N6	2.79	0.50

*Continued on next page...*

*Continued from previous page...*

Atom-1	Atom-2	Distance(Å)	Clash(Å)
33:BJ:114:LEU:HD23	33:BJ:114:LEU:O	2.11	0.50
17:AR:58:ILE:O	17:AR:59:LYS:C	2.48	0.50
55:CA:444:G:C6	55:CA:445:G:N7	2.80	0.50
24:DA:992:C:H4'	41:DR:74:ILE:HD13	1.94	0.50
55:CA:1438:G:N2	55:CA:1464:U:H1'	2.26	0.50
42:DS:22:ASP:HA	42:DS:25:ARG:HH12	1.76	0.50
21:AA:1524:C:H2'	21:AA:1525:G:C8	2.47	0.50
32:DI:86:LYS:O	32:DI:87:SER:HB2	2.11	0.50
24:BA:1820:U:O2'	26:BC:157:ALA:O	2.28	0.50
26:BC:83:ASP:HB2	26:BC:90:ILE:HG12	1.94	0.50
24:DA:1475:G:O2'	24:DA:1476:U:C6	2.63	0.50
24:DA:1055:G:C2'	24:DA:1056:G:H5'	2.42	0.50
56:DB:76:G:H2'	56:DB:77:U:C6	2.46	0.50
37:DN:97:ILE:HG13	37:DN:98:LEU:N	2.27	0.50
24:DA:1285:A:H2'	24:DA:1286:A:H5''	1.93	0.50
24:DA:1312:U:C2	24:DA:1603:A:C6	3.00	0.50
24:BA:1085:A:H3'	24:BA:1086:A:H2	1.75	0.50
42:BS:74:ILE:HG23	42:BS:74:ILE:O	2.12	0.50
24:DA:801:G:C8	28:DE:49:ARG:HG3	2.47	0.50
29:BF:37:MET:CE	29:BF:150:GLY:O	2.60	0.50
21:AA:96:U:O2'	21:AA:97:G:C8	2.48	0.50
41:BR:97:LYS:O	41:BR:98:ILE:HB	2.10	0.50
21:AA:554:A:O2'	21:AA:555:U:H5'	2.12	0.50
1:CB:151:LYS:HG3	1:CB:152:ASP:N	2.26	0.50
34:BK:18:ARG:HB2	34:BK:45:GLU:CG	2.42	0.50
8:CI:27:ILE:CD1	8:CI:62:LEU:HG	2.42	0.50
4:CE:155:LYS:HD3	7:CH:70:VAL:HG23	1.94	0.50
1:CB:54:ALA:HA	1:CB:57:ASN:HB3	1.94	0.50
48:BY:17:GLU:HG3	48:BY:18:LEU:N	2.25	0.50
20:AU:52:VAL:O	20:AU:53:LYS:HD2	2.12	0.50
24:BA:63:A:C2	24:BA:64:A:C5	3.00	0.50
53:B3:21:PHE:HB2	53:B3:49:VAL:CG1	2.41	0.50
26:BC:242:HIS:O	26:BC:244:VAL:HG13	2.11	0.50
21:AA:244:U:H4'	21:AA:245:U:H5'	1.93	0.50
24:BA:244:A:H2'	24:BA:245:G:O4'	2.12	0.50
55:CA:1133:G:H2'	55:CA:1134:G:H8	1.76	0.50
3:CD:23:GLY:O	3:CD:24:VAL:O	2.29	0.50
7:AH:102:VAL:HB	7:AH:126:CYS:SG	2.52	0.50
21:AA:713:G:H2'	21:AA:714:G:C8	2.47	0.50
24:BA:735:A:H3'	24:BA:736:C:H6	1.75	0.50
24:BA:28:A:H2'	24:BA:29:U:H6	1.77	0.50
24:BA:920:A:C5	24:BA:921:C:C5	2.99	0.50

*Continued on next page...*

*Continued from previous page...*

Atom-1	Atom-2	Distance(Å)	Clash(Å)
24:BA:633:A:C8	24:BA:633:A:O5'	2.57	0.50
35:BL:65:GLY:O	35:BL:66:PHE:CB	2.58	0.50
49:DZ:4:ILE:HG21	49:DZ:56:VAL:HG13	1.93	0.50
19:AT:29:THR:HA	19:AT:32:LYS:CG	2.42	0.50
55:CA:1394:A:C6	55:CA:1501:C:H4'	2.46	0.50
24:BA:2037:A:H2'	24:BA:2038:G:C8	2.46	0.50
24:BA:1253:A:H4'	24:BA:1254:A:OP2	2.11	0.50
48:BY:12:GLU:O	48:BY:15:ASN:HB2	2.12	0.50
24:BA:1277:G:H4'	37:BN:20:MET:HE2	1.94	0.50
24:BA:1942:C:C4	24:BA:1943:U:C5	2.98	0.50
24:BA:1476:U:O2'	24:BA:1477:A:H5'	2.12	0.50
55:CA:71:A:C6	55:CA:100:G:C5	3.00	0.50
24:BA:480:A:H3'	24:BA:481:G:H5''	1.94	0.50
21:AA:582:C:H2'	21:AA:583:A:O4'	2.12	0.50
21:AA:914:A:HO2'	21:AA:915:A:H8	1.59	0.50
24:BA:809:G:C2'	24:BA:810:U:O5'	2.59	0.50
24:DA:558:U:OP1	33:DJ:113:PRO:HD2	2.12	0.50
55:CA:1250:A:C5	55:CA:1287:A:N7	2.79	0.50
55:CA:134:G:H2'	55:CA:135:C:O4'	2.12	0.50
3:AD:23:GLY:O	3:AD:160:LEU:HG	2.12	0.50
28:BE:42:GLY:O	28:BE:43:THR:O	2.30	0.50
2:CC:54:ILE:HG12	2:CC:54:ILE:O	2.11	0.50
24:DA:870:U:H2'	24:DA:871:U:H5'	1.93	0.50
55:CA:779:C:H2'	55:CA:780:A:O4'	2.12	0.50
28:BE:151:GLY:HA2	28:BE:192:ALA:HB2	1.94	0.50
40:BQ:42:GLY:HA3	41:BR:75:VAL:HG21	1.93	0.50
31:DH:102:ALA:C	31:DH:104:THR:H	2.14	0.50
29:BF:99:PHE:O	29:BF:102:LEU:HB3	2.10	0.50
48:DY:30:MET:SD	48:DY:30:MET:O	2.70	0.50
24:BA:2456:C:C5	24:BA:2457:U:C5	3.00	0.50
21:AA:623:C:O5'	21:AA:623:C:H6	1.95	0.50
22:CX:38:A:H2'	22:CX:39:U:C6	2.47	0.50
47:BX:58:ILE:HD11	47:BX:66:VAL:HG11	1.94	0.50
5:AF:78:PHE:HD1	5:AF:87:SER:HG	1.60	0.50
55:CA:46:G:H2'	55:CA:366:A:N7	2.27	0.50
24:DA:2686:G:C6	24:DA:2687:U:C4	2.99	0.50
33:DJ:43:GLU:CG	33:DJ:43:GLU:O	2.59	0.50
40:DQ:91:ARG:NH2	40:DQ:93:ILE:HD13	2.27	0.50
55:CA:91:U:O2'	55:CA:92:U:O4'	2.12	0.50
24:DA:2285:C:O4'	24:DA:2288:A:C2	2.65	0.50
24:BA:858:G:C2	24:BA:2268:A:C4	2.99	0.50
24:BA:2352:A:C5	46:BW:30:VAL:HG11	2.46	0.50

*Continued on next page...*

*Continued from previous page...*

Atom-1	Atom-2	Distance(Å)	Clash(Å)
27:BD:103:ASP:O	27:BD:104:VAL:O	2.30	0.50
26:DC:264:LYS:HG3	26:DC:265:PHE:CD2	2.47	0.50
24:BA:639:U:H2'	24:BA:640:C:C5	2.43	0.50
24:BA:974:G:N1	24:BA:1186:G:C6	2.80	0.50
24:DA:2630:G:C5	24:DA:2894:G:C6	3.00	0.50
36:BM:46:ILE:HD12	36:BM:47:GLU:N	2.27	0.50
24:BA:1327:A:H2'	24:BA:1328:A:C5'	2.37	0.50
49:BZ:29:ARG:HG3	49:BZ:29:ARG:NH2	2.14	0.50
24:DA:1565:C:O2'	24:DA:1566:A:C8	2.57	0.50
1:AB:107:ARG:NE	1:AB:108:GLN:HE22	2.08	0.50
26:DC:66:PHE:HD2	26:DC:142:ASN:HD21	1.58	0.50
48:DY:57:LEU:O	48:DY:57:LEU:HD13	2.12	0.50
24:BA:1144:A:H2'	24:BA:1145:C:C6	2.46	0.50
24:BA:866:A:N7	24:BA:914:G:C6	2.80	0.50
37:BN:66:ALA:O	37:BN:70:THR:OG1	2.30	0.50
9:CJ:11:LYS:HE2	9:CJ:97:ASP:OD1	2.11	0.50
11:CL:3:VAL:HG23	11:CL:4:ASN:H	1.76	0.50
55:CA:763:G:N3	55:CA:764:C:C6	2.80	0.50
21:AA:474:G:C6	21:AA:475:C:C4	3.00	0.50
24:BA:821:A:N7	24:BA:946:C:C2	2.80	0.50
24:DA:1613:G:C2	24:DA:1617:C:C2	2.99	0.50
24:DA:1613:G:N1	24:DA:1617:C:C2	2.80	0.50
4:AE:36:THR:CG2	4:AE:59:ILE:HD12	2.41	0.50
5:AF:47:LEU:HD22	17:AR:65:SER:HB3	1.93	0.50
1:CB:122:ASP:C	1:CB:124:THR:H	2.14	0.50
24:BA:2472:G:O6	24:BA:2476:A:H4'	2.12	0.50
3:CD:24:VAL:HG23	3:CD:25:ARG:N	2.26	0.50
33:DJ:56:VAL:HG11	33:DJ:101:ILE:HG21	1.92	0.50
39:DP:28:LYS:NZ	39:DP:28:LYS:H	2.10	0.50
24:DA:1912:A:H62	24:DA:1918:A:H1'	1.74	0.50
24:DA:155:A:C2'	24:DA:156:A:H5'	2.42	0.50
30:DG:104:LEU:H	30:DG:112:VAL:HG23	1.77	0.50
24:DA:419:U:H5''	59:DA:3234:HOH:O	2.09	0.50
24:BA:276:U:O2'	24:BA:277:G:O5'	2.30	0.50
24:BA:789:A:H5''	59:BA:3765:HOH:O	2.12	0.50
35:BL:23:ILE:O	35:BL:24:GLY:C	2.50	0.50
24:BA:2654:A:N1	24:BA:2665:A:H5''	2.27	0.50
24:BA:2275:C:HO2'	36:BM:84:LYS:HA	1.77	0.50
21:AA:351:G:H4'	21:AA:352:C:OP1	2.12	0.50
10:AK:31:VAL:O	10:AK:43:TRP:HA	2.11	0.50
15:CP:40:ASN:ND2	15:CP:42:ILE:HB	2.26	0.50
31:DH:84:ALA:N	31:DH:148:ALA:HA	2.26	0.50

*Continued on next page...*

*Continued from previous page...*

Atom-1	Atom-2	Distance(Å)	Clash(Å)
53:D3:18:LYS:CG	53:D3:19:GLY:N	2.75	0.50
21:AA:1098:C:H2'	21:AA:1099:G:H8	1.76	0.50
24:BA:327:G:H2'	24:BA:328:U:C6	2.47	0.50
55:CA:1288:A:N1	55:CA:1371:G:H1'	2.26	0.50
29:DF:34:THR:O	29:DF:35:LEU:HB2	2.10	0.50
28:DE:158:PHE:HA	28:DE:169:VAL:HG11	1.93	0.50
20:AU:24:LYS:HG2	20:AU:25:ALA:N	2.26	0.50
29:BF:46:LYS:H	29:BF:46:LYS:CD	2.25	0.50
24:DA:352:A:C6	24:DA:353:C:C2	3.00	0.50
35:DL:3:LEU:O	35:DL:4:ASN:C	2.49	0.50
24:DA:1494:A:H3'	24:DA:1494:A:P	2.52	0.50
36:DM:2:LEU:O	36:DM:69:PRO:HG2	2.11	0.50
5:AF:43:GLY:HA2	5:AF:58:HIS:CE1	2.45	0.50
24:DA:699:A:H2'	24:DA:700:G:O4'	2.12	0.50
14:CO:60:SER:O	14:CO:64:LYS:HG3	2.11	0.50
24:BA:381:G:N2	24:BA:382:A:H1'	2.27	0.50
24:BA:1844:C:O2'	24:BA:1845:G:H5'	2.11	0.50
42:DS:21:ALA:O	42:DS:74:ILE:HD13	2.12	0.50
20:CU:26:GLY:O	20:CU:30:GLU:HG3	2.12	0.50
30:DG:139:VAL:HA	30:DG:142:GLN:HB3	1.93	0.50
24:DA:2402:U:H5'	24:DA:2402:U:H6	1.76	0.50
9:AJ:10:LEU:HB2	9:AJ:72:ARG:HB2	1.92	0.50
40:DQ:59:LEU:O	40:DQ:63:ARG:HD3	2.12	0.50
32:DI:8:VAL:C	32:DI:9:LYS:CG	2.80	0.50
55:CA:1239:A:N7	55:CA:1298:U:N3	2.60	0.50
27:DD:125:TRP:CD1	27:DD:160:LYS:HB3	2.46	0.50
24:DA:1789:A:OP2	26:DC:220:ARG:NH1	2.45	0.50
30:BG:86:LEU:CD1	30:BG:132:LEU:HD21	2.42	0.50
24:DA:1338:G:H4'	43:DT:18:GLU:CD	2.32	0.50
16:CQ:70:LYS:CD	55:CA:254:G:H5''	2.42	0.50
24:DA:14:A:H3'	24:DA:15:G:H5''	1.94	0.50
8:AI:17:ARG:NH2	21:AA:1129:C:H5''	2.27	0.50
34:DK:111:LYS:N	34:DK:111:LYS:HE3	2.14	0.50
7:CH:15:ASN:ND2	55:CA:875:U:O2	2.45	0.50
55:CA:1157:A:H1'	55:CA:1181:G:H22	1.76	0.50
24:BA:1829:A:N3	26:BC:14:HIS:HE1	2.09	0.50
24:BA:954:G:OP2	36:BM:16:ARG:NH2	2.42	0.50
25:BB:90:C:OP1	36:BM:16:ARG:HB3	2.12	0.50
21:AA:132:C:O2'	21:AA:133:U:O4'	2.22	0.50
16:AQ:66:LEU:HB2	16:AQ:70:LYS:HE2	1.93	0.50
4:CE:95:MET:CE	4:CE:143:LEU:HD21	2.42	0.50
24:DA:1653:G:H5''	24:DA:1654:A:OP1	2.12	0.50

*Continued on next page...*

*Continued from previous page...*

Atom-1	Atom-2	Distance(Å)	Clash(Å)
27:DD:118:PHE:CG	27:DD:119:ALA:N	2.80	0.50
24:BA:799:G:H2'	24:BA:800:A:C8	2.46	0.50
24:DA:1124:G:H1'	54:D4:38:GLY:OXT	2.12	0.50
55:CA:1508:A:O2'	55:CA:1509:C:H5'	2.12	0.50
24:BA:545:U:H3'	24:BA:545:U:C6	2.47	0.50
55:CA:13:U:O2	55:CA:914:A:H2'	2.11	0.50
55:CA:13:U:O2'	55:CA:14:U:OP1	2.30	0.50
34:DK:107:LEU:C	34:DK:109:SER:H	2.15	0.50
24:DA:855:G:O2'	46:DW:23:LYS:HD3	2.12	0.50
50:D0:12:ARG:HG3	50:D0:15:ARG:NH1	2.19	0.50
24:BA:1190:G:H5''	35:BL:32:GLY:HA2	1.93	0.50
24:BA:2058:A:H5''	24:BA:2059:A:P	2.52	0.50
9:CJ:15:HIS:ND1	9:CJ:70:HIS:CD2	2.80	0.50
55:CA:1349:A:H2'	55:CA:1350:A:O4'	2.11	0.50
10:CK:117:HIS:O	10:CK:118:ASN:HB2	2.12	0.50
24:BA:687:C:C4	24:BA:688:U:C4	3.00	0.50
24:BA:1333:G:H5'	24:BA:1333:G:C8	2.46	0.50
9:AJ:52:LEU:CD2	9:AJ:59:LYS:HA	2.40	0.50
24:DA:105:C:H2'	24:DA:106:C:H6	1.76	0.50
24:DA:540:C:H2'	24:DA:541:A:H8	1.76	0.50
19:AT:53:MET:O	19:AT:57:VAL:HG23	2.12	0.50
32:BI:60:VAL:HG22	32:BI:66:PHE:HB2	1.93	0.50
24:BA:1808:A:N1	47:BX:27:ARG:HD2	2.27	0.50
38:BO:67:ASN:O	38:BO:68:LYS:C	2.49	0.50
21:AA:885:G:N2	21:AA:886:G:C5	2.80	0.50
12:CM:52:ILE:C	12:CM:54:THR:H	2.15	0.50
24:DA:754:U:O2'	24:DA:755:U:C5'	2.60	0.50
33:DJ:20:ALA:HA	33:DJ:23:LYS:CG	2.42	0.50
40:BQ:13:HIS:CD2	40:BQ:31:TYR:CG	2.99	0.50
24:DA:1381:G:H2'	24:DA:1381:G:N3	2.27	0.50
24:BA:2572:A:C8	27:BD:150:GLN:HB3	2.47	0.50
29:BF:110:ILE:O	29:BF:111:ARG:O	2.29	0.50
56:DB:65:U:H2'	56:DB:108:A:N6	2.26	0.50
55:CA:1250:A:H2'	55:CA:1251:A:O4'	2.12	0.50
28:DE:139:LYS:NZ	28:DE:139:LYS:HB2	2.27	0.50
55:CA:1387:G:C6	55:CA:1388:C:N4	2.79	0.50
55:CA:647:C:H2'	55:CA:648:A:C8	2.46	0.50
24:BA:2816:G:C6	24:BA:2817:U:C4	3.00	0.50
7:AH:12:ARG:NH2	21:AA:826:C:H5'	2.27	0.50
24:BA:769:U:H2'	24:BA:770:G:H8	1.77	0.50
2:AC:129:PHE:CE2	2:AC:156:LEU:HD23	2.47	0.50
24:BA:2004:G:C2'	24:BA:2005:A:H5'	2.42	0.50

*Continued on next page...*



*Continued from previous page...*

Atom-1	Atom-2	Distance(Å)	Clash(Å)
29:DF:36:ASN:O	29:DF:37:MET:CB	2.59	0.50
21:AA:898:G:N2	21:AA:901:A:OP2	2.39	0.50
4:CE:57:ALA:HA	4:CE:60:GLN:HB3	1.94	0.50
2:CC:91:ALA:HB2	2:CC:98:ALA:HB3	1.92	0.50
38:DO:51:ALA:HB3	38:DO:78:VAL:CG2	2.42	0.50
32:BI:9:LYS:HB2	32:BI:55:PRO:HB2	1.93	0.50
55:CA:304:U:H2'	55:CA:305:G:C8	2.47	0.50
24:BA:1205:A:N1	28:BE:165:HIS:HB2	2.27	0.50
48:BY:26:PHE:CE1	48:BY:30:MET:HG3	2.47	0.50
16:AQ:8:GLN:OE1	16:AQ:8:GLN:HA	2.12	0.50
49:DZ:37:ARG:HA	49:DZ:37:ARG:NE	2.27	0.50
24:BA:883:G:C2	24:BA:894:U:O2	2.65	0.50
24:DA:2363:G:OP1	53:D3:39:ARG:HD2	2.12	0.50
24:DA:324:A:H2'	24:DA:325:G:C8	2.48	0.49
6:CG:30:MET:O	6:CG:31:VAL:CB	2.60	0.49
6:CG:88:VAL:HG22	6:CG:89:GLU:N	2.25	0.49
6:CG:94:ARG:C	6:CG:96:ASN:N	2.65	0.49
55:CA:90:C:O2'	55:CA:91:U:C6	2.64	0.49
3:CD:187:ARG:NH1	3:CD:196:GLU:OE1	2.45	0.49
24:DA:2607:G:H2'	24:DA:2608:G:O4'	2.11	0.49
47:DX:4:CYS:HA	47:DX:32:LEU:HD11	1.94	0.49
24:BA:2365:G:H4'	46:BW:59:PHE:CE2	2.46	0.49
9:CJ:7:ARG:HD3	9:CJ:102:LEU:HD23	1.93	0.49
24:DA:1342:A:C4	24:DA:1345:C:N4	2.80	0.49
36:BM:33:LEU:CD2	36:BM:128:THR:HB	2.41	0.49
21:AA:1071:C:C2	21:AA:1105:A:C2	3.00	0.49
36:BM:46:ILE:CG1	36:BM:47:GLU:N	2.74	0.49
55:CA:1400:C:C5	22:CV:34:G:N7	2.80	0.49
4:CE:38:VAL:HG23	4:CE:66:ALA:HB1	1.94	0.49
55:CA:132:C:O2'	55:CA:133:U:O5'	2.30	0.49
1:AB:83:ALA:HB1	1:AB:89:PHE:O	2.12	0.49
35:DL:40:SER:O	35:DL:41:ARG:O	2.30	0.49
24:BA:954:G:C5	24:BA:955:U:C6	2.99	0.49
21:AA:86:G:N2	21:AA:87:C:N4	2.60	0.49
8:CI:6:TYR:CE2	8:CI:17:ARG:HA	2.41	0.49
21:AA:872:A:C5	21:AA:874:G:C8	3.00	0.49
26:BC:245:THR:HG23	26:BC:249:VAL:O	2.11	0.49
14:CO:16:ARG:HB2	14:CO:23:SER:CB	2.36	0.49
24:DA:2572:A:C8	27:DD:149:ASN:ND2	2.74	0.49
10:CK:27:ASN:O	10:CK:28:ASN:HB2	2.12	0.49
10:AK:39:ASN:O	10:AK:40:ALA:HB3	2.11	0.49
21:AA:1234:C:C1'	21:AA:1364:U:H6	2.20	0.49

*Continued on next page...*

*Continued from previous page...*

Atom-1	Atom-2	Distance(Å)	Clash(Å)
3:CD:98:ASP:CG	3:CD:114:ARG:HH21	2.14	0.49
24:BA:919:U:H5''	24:BA:919:U:C6	2.44	0.49
6:AG:76:SER:HA	6:AG:85:GLN:HB3	1.94	0.49
56:DB:11:C:C5	56:DB:12:C:H5	2.27	0.49
24:BA:1653:G:H3'	37:BN:2:ARG:HG3	1.94	0.49
24:DA:468:G:H5''	28:DE:55:SER:CB	2.42	0.49
24:BA:2531:A:H5'	30:BG:156:TYR:CE2	2.46	0.49
26:DC:94:LEU:HD13	26:DC:100:ARG:HD3	1.92	0.49
24:BA:33:C:H2'	24:BA:446:G:N2	2.27	0.49
24:BA:792:A:C6	24:BA:2440:C:C6	3.00	0.49
12:CM:112:ARG:O	55:CA:1228:C:H5''	2.12	0.49
27:DD:28:GLU:HA	27:DD:185:ASN:O	2.11	0.49
24:BA:1813:G:N3	26:BC:49:THR:HG21	2.27	0.49
24:DA:2900:A:C6	24:DA:2901:C:C4	2.99	0.49
24:BA:623:C:O2'	24:BA:624:C:H5'	2.11	0.49
21:AA:602:A:H2'	21:AA:603:U:H6	1.76	0.49
47:BX:20:ALA:HB3	47:BX:22:ASN:ND2	2.27	0.49
29:BF:46:LYS:HD2	29:BF:46:LYS:N	2.27	0.49
42:DS:96:ILE:HG12	42:DS:96:ILE:O	2.11	0.49
21:AA:503:C:O2	21:AA:510:A:H2	1.95	0.49
47:DX:69:GLU:O	47:DX:71:ARG:N	2.45	0.49
24:BA:1438:U:O2'	24:BA:1439:A:H5'	2.12	0.49
24:DA:1885:A:C6	24:DA:1886:U:C2	3.00	0.49
24:BA:1724:G:C5	24:BA:1725:U:C4	2.99	0.49
41:DR:37:GLU:HB2	41:DR:53:PHE:CG	2.47	0.49
24:BA:1569:A:N1	24:BA:1570:A:C2	2.80	0.49
1:CB:45:THR:HG23	1:CB:200:PRO:HD2	1.94	0.49
55:CA:484:G:H4'	55:CA:485:U:H5'	1.94	0.49
24:DA:295:G:H2'	24:DA:295:G:N3	2.27	0.49
12:CM:5:GLY:O	12:CM:6:ILE:HG13	2.12	0.49
44:DU:9:GLU:OE1	44:DU:23:LYS:HA	2.12	0.49
24:BA:1525:A:H2'	24:BA:1526:C:O4'	2.12	0.49
27:BD:57:ALA:O	27:BD:60:VAL:HG12	2.12	0.49
55:CA:1213:A:N7	55:CA:1215:G:C5	2.80	0.49
41:BR:54:VAL:O	41:BR:54:VAL:HG22	2.11	0.49
24:BA:2093:G:C6	24:BA:2225:A:N7	2.80	0.49
31:BH:32:PRO:HB3	47:BX:38:TRP:CB	2.38	0.49
4:AE:76:ASN:HD22	4:AE:81:GLN:CG	2.26	0.49
29:DF:59:ILE:HD13	29:DF:137:PHE:HZ	1.77	0.49
33:DJ:44:TYR:O	33:DJ:45:THR:CB	2.60	0.49
33:DJ:73:VAL:HG23	33:DJ:74:TYR:N	2.27	0.49
11:CL:80:LEU:HB3	11:CL:97:VAL:CG2	2.42	0.49

*Continued on next page...*

*Continued from previous page...*

Atom-1	Atom-2	Distance(Å)	Clash(Å)
11:CL:81:ILE:HD11	11:CL:94:TYR:HB2	1.93	0.49
1:AB:143:LEU:H	1:AB:143:LEU:HD23	1.77	0.49
24:BA:825:A:C6	24:BA:833:A:N1	2.80	0.49
9:CJ:101:SER:O	9:CJ:102:LEU:HB2	2.12	0.49
45:DV:69:GLU:C	45:DV:70:ILE:HD13	2.32	0.49
55:CA:1256:A:C2	55:CA:1278:G:C4	3.00	0.49
21:AA:1054:C:C4	22:AX:34:G:C1'	2.95	0.49
24:BA:2612:C:O2	24:BA:2612:C:H2'	2.11	0.49
24:BA:747:U:N3	24:BA:2613:U:C4	2.80	0.49
8:AI:21:LYS:HG2	8:AI:22:PRO:HD2	1.94	0.49
24:BA:2135:A:O2'	24:BA:2136:G:O4'	2.27	0.49
31:DH:96:THR:HA	31:DH:113:SER:OG	2.12	0.49
24:BA:1287:A:OP2	37:BN:103:ARG:CG	2.59	0.49
1:CB:74:ALA:O	1:CB:206:ILE:HD11	2.11	0.49
24:DA:1819:A:H5''	26:DC:159:THR:HG21	1.94	0.49
34:BK:105:ARG:NE	34:BK:106:GLU:OE2	2.45	0.49
24:DA:2648:G:H2'	24:DA:2649:C:O4'	2.12	0.49
24:BA:319:G:C4	24:BA:333:G:N2	2.80	0.49
2:CC:134:LYS:HD3	2:CC:135:ARG:N	2.27	0.49
21:AA:1074:G:C6	21:AA:1102:A:N6	2.81	0.49
9:AJ:56:HIS:O	9:AJ:57:VAL:HG12	2.12	0.49
24:BA:1403:A:C5	24:BA:1404:C:C5	3.00	0.49
45:BV:10:LYS:N	45:BV:10:LYS:HD3	2.21	0.49
3:CD:33:ILE:O	3:CD:35:GLN:HG2	2.12	0.49
21:AA:926:G:C6	21:AA:1505:G:O6	2.64	0.49
55:CA:469:C:H2'	55:CA:470:C:O4'	2.12	0.49
16:AQ:32:ILE:HG22	16:AQ:33:TYR:CG	2.47	0.49
55:CA:1102:A:C4	55:CA:1103:C:C5	3.00	0.49
51:D1:51:ALA:O	51:D1:52:LYS:CB	2.60	0.49
24:BA:2674:G:H2'	24:BA:2675:A:H8	1.77	0.49
21:AA:1338:G:C2	21:AA:1339:A:C5	3.00	0.49
24:DA:2848:G:N3	24:DA:2849:U:H5	2.10	0.49
2:CC:122:GLN:HB2	2:CC:127:VAL:CG2	2.42	0.49
21:AA:754:C:HO2'	21:AA:755:G:P	2.34	0.49
25:BB:15:A:H1'	25:BB:109:A:C8	2.47	0.49
24:DA:860:U:O2'	24:DA:861:A:C5'	2.60	0.49
28:DE:46:GLN:HB3	28:DE:86:ALA:CB	2.39	0.49
15:CP:66:THR:HG22	15:CP:67:ILE:H	1.74	0.49
26:DC:79:ARG:HG3	26:DC:92:LEU:HB2	1.93	0.49
28:DE:55:SER:OG	28:DE:56:GLY:N	2.45	0.49
24:BA:1322:A:C5	24:BA:1323:C:C5	3.00	0.49
24:BA:329:G:O4'	24:BA:477:A:H1'	2.12	0.49

*Continued on next page...*

*Continued from previous page...*

Atom-1	Atom-2	Distance(Å)	Clash(Å)
55:CA:1413:A:C6	55:CA:1414:U:C4	3.00	0.49
24:DA:2184:A:C2	24:DA:2185:U:C2	3.00	0.49
21:AA:14:U:C6	21:AA:16:A:OP2	2.65	0.49
16:AQ:41:THR:HG23	21:AA:237:G:OP1	2.12	0.49
47:BX:51:SER:O	47:BX:54:GLY:N	2.45	0.49
36:DM:49:ALA:O	36:DM:120:ALA:HB1	2.12	0.49
33:BJ:18:VAL:HG22	33:BJ:140:LEU:HD12	1.95	0.49
33:DJ:92:MET:HE2	33:DJ:95:ARG:HD2	1.94	0.49
8:AI:11:ARG:HA	8:AI:105:ARG:NH1	2.27	0.49
27:DD:208:LYS:O	27:DD:209:ALA:HB2	2.10	0.49
55:CA:193:C:H2'	55:CA:194:C:C5	2.47	0.49
26:DC:231:HIS:O	26:DC:232:GLY:C	2.50	0.49
2:CC:39:ARG:HG3	2:CC:54:ILE:HD13	1.94	0.49
27:DD:88:GLU:O	27:DD:89:GLU:HG3	2.12	0.49
2:AC:130:ARG:O	2:AC:133:MET:HB2	2.12	0.49
24:BA:733:G:C8	24:BA:761:A:N6	2.80	0.49
29:BF:27:VAL:O	29:BF:27:VAL:HG13	2.11	0.49
24:BA:298:G:H8	24:BA:298:G:O5'	1.96	0.49
10:AK:115:ILE:O	10:AK:115:ILE:HG22	2.10	0.49
24:DA:2722:G:H2'	24:DA:2723:C:C6	2.47	0.49
29:DF:102:LEU:HB3	29:DF:103:ILE:HD12	1.94	0.49
24:DA:2427:C:H5''	24:DA:2429:G:H5'	1.94	0.49
4:AE:83:PRO:HB3	4:AE:97:PRO:CD	2.38	0.49
55:CA:1241:G:O2'	55:CA:1242:G:C8	2.41	0.49
24:DA:1782:U:HO2'	24:DA:1783:A:C5'	2.25	0.49
39:BP:51:ASN:O	39:BP:52:ARG:HD3	2.12	0.49
55:CA:1452:C:H4'	55:CA:1453:G:C5'	2.43	0.49
43:BT:11:LEU:HG	43:BT:46:ALA:HB1	1.93	0.49
24:DA:2745:C:C4	24:DA:2746:U:O4	2.66	0.49
9:CJ:5:ARG:HH22	9:CJ:7:ARG:HH22	1.59	0.49
45:DV:29:ILE:HD13	45:DV:31:TYR:CD2	2.45	0.49
21:AA:985:C:H2'	21:AA:986:U:C6	2.47	0.49
21:AA:1053:G:HO2'	21:AA:1054:C:P	2.34	0.49
1:AB:163:ILE:HG23	1:AB:164:ASP:N	2.22	0.49
24:DA:6:A:H2'	24:DA:7:G:C8	2.44	0.49
37:BN:32:GLU:CB	37:BN:115:LEU:HD12	2.42	0.49
24:BA:2512:C:H2'	24:BA:2513:A:O4'	2.11	0.49
21:AA:828:U:C5	21:AA:829:G:C8	2.99	0.49
1:CB:67:LEU:HA	1:CB:89:PHE:O	2.12	0.49
38:DO:98:GLN:HB3	38:DO:100:HIS:HB3	1.95	0.49
24:DA:2492:U:H2'	24:DA:2493:U:C6	2.46	0.49
21:AA:872:A:C8	21:AA:874:G:C8	3.00	0.49

*Continued on next page...*

*Continued from previous page...*

Atom-1	Atom-2	Distance(Å)	Clash(Å)
24:DA:2516:A:C4	24:DA:2569:G:N2	2.80	0.49
21:AA:111:G:O6	21:AA:330:C:N4	2.45	0.49
4:CE:51:LYS:HE3	55:CA:1081:A:N7	2.27	0.49
24:DA:856:G:O4'	46:DW:23:LYS:HB3	2.11	0.49
4:AE:130:THR:O	4:AE:131:ASN:C	2.50	0.49
56:DB:52:A:N6	38:DO:33:ARG:HB2	2.27	0.49
1:CB:133:ALA:HA	1:CB:137:THR:CG2	2.42	0.49
54:B4:9:LYS:HB3	54:B4:14:CYS:HB2	1.94	0.49
10:CK:126:ARG:NH2	55:CA:796:C:O2'	2.45	0.49
55:CA:427:U:C4	55:CA:428:G:C6	3.00	0.49
21:AA:677:U:H2'	21:AA:678:U:C6	2.47	0.49
36:BM:13:HIS:O	36:BM:14:LYS:CB	2.53	0.49
55:CA:767:A:C6	55:CA:768:A:C5	3.00	0.49
21:AA:577:G:C4'	21:AA:816:A:H2'	2.42	0.49
44:DU:22:GLY:HA3	44:DU:36:GLU:HB3	1.94	0.49
24:DA:1223:G:H21	24:DA:1225:G:H3'	1.76	0.49
24:DA:2455:G:N1	24:DA:2498:C:N4	2.60	0.49
24:BA:2036:C:O2'	24:BA:2037:A:H5'	2.12	0.49
7:CH:33:VAL:HG22	7:CH:58:LEU:HD11	1.95	0.49
49:DZ:51:SER:HA	49:DZ:54:VAL:CG2	2.43	0.49
24:DA:2230:G:H1'	47:DX:31:ASN:HB3	1.95	0.49
24:BA:2557:G:O2'	24:BA:2558:C:H5'	2.13	0.49
30:DG:148:ARG:HB2	30:DG:152:ARG:HH21	1.77	0.49
35:DL:95:LEU:HB3	35:DL:100:ILE:HG23	1.93	0.49
3:CD:170:LEU:HB3	3:CD:182:LYS:H	1.76	0.49
1:CB:212:TYR:HA	1:CB:215:ALA:CB	2.43	0.49
3:AD:197:HIS:O	3:AD:201:GLU:HB2	2.13	0.49
1:AB:51:GLU:HG2	1:AB:197:PHE:CE1	2.47	0.49
24:DA:41:C:H2'	24:DA:42:A:H8	1.75	0.49
2:CC:63:ILE:HG12	2:CC:65:VAL:CG2	2.42	0.49
55:CA:936:C:H2'	55:CA:937:A:H8	1.77	0.49
19:AT:59:ARG:NH2	21:AA:178:C:OP2	2.35	0.49
55:CA:966:G:N2	55:CA:967:C:C2	2.81	0.49
24:DA:910:A:C2	36:DM:13:HIS:CE1	2.99	0.49
45:DV:30:ILE:HD12	45:DV:38:LEU:HD23	1.94	0.49
25:BB:38:C:O2'	25:BB:39:A:H5'	2.12	0.49
41:DR:66:HIS:CD2	41:DR:94:THR:HG22	2.47	0.49
38:DO:39:VAL:HB	38:DO:49:VAL:H	1.77	0.49
24:DA:751:A:H5'	42:DS:90:LYS:HA	1.93	0.49
5:CF:39:LEU:HD12	5:CF:40:GLU:N	2.28	0.49
21:AA:778:G:H2'	21:AA:779:C:H6	1.76	0.49
55:CA:770:C:O2'	55:CA:771:G:H5'	2.12	0.49

*Continued on next page...*

*Continued from previous page...*

Atom-1	Atom-2	Distance(Å)	Clash(Å)
55:CA:849:G:N2	55:CA:850:U:H1'	2.27	0.49
55:CA:423:G:N3	55:CA:423:G:H2'	2.28	0.49
24:BA:1067:A:H3'	24:BA:1068:G:C8	2.47	0.49
13:AN:84:ARG:HA	13:AN:87:ALA:HB3	1.94	0.49
53:B3:44:ARG:N	53:B3:45:PRO:HD2	2.27	0.49
24:DA:319:G:C6	24:DA:333:G:C6	3.00	0.49
55:CA:369:G:OP2	55:CA:388:G:N1	2.45	0.49
24:DA:197:A:C8	24:DA:2430:A:C5	3.00	0.49
37:DN:5:LYS:O	59:DN:202:HOH:O	2.20	0.49
29:DF:136:ILE:HD13	29:DF:145:VAL:CG1	2.39	0.49
29:DF:147:ARG:HD3	29:DF:149:ARG:HH22	1.76	0.49
24:DA:1019:U:O2'	24:DA:1021:A:C2	2.59	0.49
46:DW:77:LYS:O	46:DW:78:PHE:HB2	2.11	0.49
6:CG:94:ARG:O	6:CG:98:LEU:HB2	2.12	0.49
55:CA:96:U:O2'	55:CA:97:G:H5'	2.12	0.49
3:CD:11:SER:HA	3:CD:18:LEU:HG	1.94	0.49
46:BW:22:VAL:O	46:BW:23:LYS:O	2.30	0.49
24:BA:1079:C:C2	24:BA:1080:A:C8	3.00	0.49
21:AA:1223:C:H5''	21:AA:1224:U:H5''	1.94	0.49
24:DA:1329:U:O2'	24:DA:1330:C:OP1	2.29	0.49
24:DA:1399:C:O2'	24:DA:1400:U:C5'	2.56	0.49
45:BV:80:HIS:CD2	45:BV:83:LYS:CB	2.95	0.49
55:CA:265:G:H2'	55:CA:266:G:H5'	1.94	0.49
42:DS:6:LYS:HZ1	42:DS:104:THR:HG23	1.76	0.49
4:AE:19:ARG:HD2	4:AE:30:PHE:CB	2.42	0.49
24:DA:725:G:N1	24:DA:726:G:N2	2.61	0.49
24:DA:2893:A:H4'	24:DA:2894:G:O5'	2.11	0.49
56:DB:39:A:H2'	56:DB:40:U:C6	2.47	0.49
37:BN:103:ARG:HB2	37:BN:110:MET:HE2	1.93	0.49
24:BA:1083:U:C6	24:BA:1085:A:OP2	2.65	0.49
24:DA:251:A:HO2'	24:DA:252:G:P	2.35	0.49
33:BJ:70:THR:HG22	33:BJ:90:GLU:CD	2.33	0.49
24:DA:2443:C:O2'	24:DA:2444:G:H5'	2.12	0.49
24:BA:270:A:C2	24:BA:370:G:C6	3.01	0.49
16:AQ:12:VAL:CG1	16:AQ:13:SER:N	2.70	0.49
55:CA:1322:C:H2'	55:CA:1322:C:O2	2.11	0.49
24:BA:1561:C:H2'	24:BA:1562:U:H6	1.77	0.49
21:AA:1094:G:O2'	21:AA:1095:U:OP2	2.26	0.49
21:AA:1103:C:C2'	21:AA:1104:G:O5'	2.61	0.49
35:DL:88:GLY:O	35:DL:89:VAL:HG12	2.11	0.49
21:AA:652:U:O4	21:AA:752:G:H2'	2.11	0.49
24:DA:1264:A:N7	24:DA:1265:A:C5	2.81	0.49

*Continued on next page...*



*Continued from previous page...*

Atom-1	Atom-2	Distance(Å)	Clash(Å)
3:AD:115:GLN:CD	3:AD:119:HIS:HE1	2.15	0.49
24:BA:1429:G:O4'	24:BA:1568:G:H1'	2.13	0.49
54:B4:30:GLU:HB3	54:B4:33:HIS:ND1	2.28	0.49
10:CK:125:LYS:O	10:CK:126:ARG:O	2.30	0.49
27:DD:148:GLN:HG2	27:DD:149:ASN:H	1.77	0.49
55:CA:41:G:C2	55:CA:402:G:C2	3.01	0.49
10:AK:62:ALA:CB	10:AK:91:GLY:HA3	2.43	0.49
21:AA:1364:U:O2	21:AA:1364:U:H2'	2.12	0.49
30:DG:112:VAL:CG1	30:DG:114:HIS:HB3	2.42	0.49
24:BA:396:G:H1'	47:BX:28:PHE:HB3	1.93	0.49
31:BH:95:GLY:C	31:BH:97:ARG:H	2.15	0.49
24:BA:1669:A:C2'	24:BA:1669:A:N3	2.74	0.49
24:DA:1331:G:HO2'	24:DA:1332:G:C5'	2.25	0.49
26:DC:174:ARG:HA	26:DC:180:MET:HG2	1.93	0.49
55:CA:1095:U:H5'	55:CA:1109:C:O2	2.12	0.49
48:DY:18:LEU:HD13	48:DY:22:LEU:HD13	1.95	0.49
21:AA:57:G:C6	21:AA:58:C:N3	2.80	0.49
55:CA:1004:A:H2'	55:CA:1005:A:O4'	2.11	0.49
24:DA:309:A:H1'	24:DA:329:G:C4	2.47	0.49
24:BA:455:C:N3	24:BA:472:A:H2'	2.27	0.49
24:DA:851:C:H4'	49:DZ:46:MET:HA	1.94	0.49
8:AI:3:ASN:CG	8:AI:4:GLN:N	2.65	0.49
15:CP:68:SER:HB3	15:CP:71:VAL:CG1	2.42	0.49
55:CA:239:U:O5'	55:CA:240:G:OP2	2.31	0.49
17:CR:32:ILE:CA	17:CR:39:VAL:HG23	2.42	0.49
27:BD:189:VAL:C	27:BD:191:GLY:H	2.16	0.49
31:DH:49:ALA:O	31:DH:53:GLU:HB2	2.12	0.49
42:DS:66:ILE:N	42:DS:66:ILE:HD13	2.26	0.49
1:AB:50:ASN:OD1	1:AB:51:GLU:N	2.45	0.49
21:AA:497:G:N2	21:AA:498:A:C6	2.81	0.49
32:DI:109:ALA:HB1	32:DI:125:THR:HG22	1.93	0.49
24:DA:1416:G:C6	24:DA:1417:C:N4	2.81	0.49
21:AA:853:C:O2'	21:AA:854:U:H5'	2.12	0.49
14:AO:44:GLU:HG3	14:AO:45:HIS:ND1	2.26	0.49
24:BA:2540:C:H2'	24:BA:2541:A:H5'	1.93	0.49
21:AA:191:G:C6	21:AA:192:A:C5	3.01	0.49
24:BA:1273:U:HO2'	24:BA:1274:A:P	2.35	0.49
24:DA:354:A:H2'	24:DA:355:U:O4'	2.13	0.49
21:AA:803:G:C6	21:AA:804:U:C4	3.01	0.49
24:DA:581:C:C2	24:DA:582:A:C8	3.00	0.49
24:BA:1132:U:H3'	24:BA:1133:A:H5''	1.94	0.49
36:DM:103:TYR:O	36:DM:104:GLU:HG3	2.13	0.49

*Continued on next page...*



*Continued from previous page...*

Atom-1	Atom-2	Distance(Å)	Clash(Å)
37:DN:83:LEU:O	37:DN:87:PHE:HB2	2.13	0.49
1:AB:124:THR:O	1:AB:125:PHE:HB3	2.12	0.49
21:AA:418:C:N4	59:AA:1716:HOH:O	2.45	0.49
33:BJ:95:ARG:O	33:BJ:95:ARG:HG3	2.11	0.49
47:BX:40:GLU:O	47:BX:43:LYS:HD2	2.12	0.49
30:BG:37:ASN:HB3	30:BG:40:VAL:HG13	1.95	0.49
24:BA:2468:A:O2'	24:BA:2469:A:OP2	2.28	0.49
55:CA:1217:C:H2'	55:CA:1218:C:H6	1.77	0.49
18:CS:35:ARG:NH1	18:CS:76:THR:HG22	2.28	0.49
37:DN:5:LYS:O	37:DN:6:SER:HB2	2.13	0.49
29:DF:49:LEU:N	29:DF:49:LEU:HD22	2.24	0.49
33:DJ:45:THR:HG23	33:DJ:45:THR:O	2.12	0.49
25:BB:24:G:H1'	25:BB:27:C:N4	2.28	0.49
24:DA:1087:G:H2'	24:DA:1089:A:C8	2.48	0.49
4:AE:120:HIS:O	4:AE:121:ASN:CB	2.60	0.49
46:BW:41:GLY:O	46:BW:42:THR:C	2.51	0.49
40:DQ:87:VAL:HG12	40:DQ:88:GLU:H	1.77	0.49
37:DN:100:CYS:O	50:D0:41:HIS:HD2	1.95	0.49
12:AM:109:LYS:HZ3	21:AA:1227:A:H5'	1.77	0.49
36:BM:34:LYS:HD3	36:BM:99:GLY:HA2	1.94	0.49
35:BL:77:ILE:HD11	35:BL:108:ALA:HB1	1.93	0.49
2:CC:2:GLN:OE1	55:CA:1193:G:O6	2.30	0.49
24:DA:2630:G:O2'	24:DA:2631:G:O5'	2.30	0.49
24:BA:2578:G:N2	24:BA:2579:C:C2	2.81	0.49
55:CA:1498:U:H6	55:CA:1498:U:OP2	1.95	0.49
22:CV:35:A:C2	22:CV:36:A:C8	3.00	0.49
24:DA:590:A:OP1	28:DE:90:GLN:NE2	2.43	0.49
35:DL:48:ARG:HG3	35:DL:48:ARG:NH1	2.27	0.49
42:BS:19:LEU:O	50:B0:21:LEU:HD12	2.13	0.49
24:DA:249:C:P	24:DA:2394:C:HO2'	2.35	0.49
6:CG:2:ARG:HA	55:CA:1380:U:H5	1.77	0.49
34:BK:2:ILE:HG23	34:BK:6:THR:HG21	1.94	0.49
38:DO:111:ARG:HA	38:DO:115:LEU:O	2.13	0.49
24:DA:2445:G:O2'	24:DA:2446:G:H5'	2.13	0.49
24:DA:671:C:C5	35:DL:33:ARG:NH2	2.80	0.49
26:BC:151:GLY:C	26:BC:152:GLN:HG3	2.32	0.49
21:AA:266:G:H1'	21:AA:268:U:H5	1.76	0.49
24:BA:2603:G:O2'	24:BA:2604:U:H5'	2.12	0.49
21:AA:81:A:O2'	21:AA:89:U:O2	2.31	0.49
4:CE:151:MET:O	4:CE:155:LYS:HG3	2.12	0.49
28:BE:134:LEU:CD2	28:BE:161:ALA:HB2	2.43	0.49
24:DA:204:A:C8	24:DA:206:U:C4	3.00	0.49

*Continued on next page...*

*Continued from previous page...*

Atom-1	Atom-2	Distance(Å)	Clash(Å)
24:DA:1299:G:O6	24:DA:1639:C:H5''	2.12	0.49
24:BA:580:U:O3'	40:BQ:30:VAL:HG13	2.13	0.49
21:AA:575:G:N1	21:AA:821:G:C8	2.80	0.49
55:CA:765:G:O6	55:CA:811:C:H5	1.95	0.49
55:CA:765:G:C6	55:CA:812:G:C5	3.00	0.49
24:BA:1392:A:C6	24:BA:1393:A:N6	2.81	0.49
55:CA:117:G:O2'	55:CA:118:U:H5'	2.13	0.49
55:CA:51:A:C4'	55:CA:52:C:OP2	2.59	0.49
18:CS:43:MET:HE3	18:CS:43:MET:H	1.76	0.49
21:AA:243:A:H4'	21:AA:244:U:H5'	1.94	0.49
32:DI:52:LEU:O	32:DI:54:ILE:HD12	2.12	0.49
24:BA:1255:U:C5	28:BE:67:ARG:O	2.66	0.49
55:CA:1393:U:O4'	55:CA:1502:A:H5''	2.12	0.49
24:DA:2015:A:C4	50:D0:2:VAL:HG11	2.48	0.49
14:AO:22:GLY:HA3	21:AA:750:C:O2	2.12	0.49
21:AA:1033:G:N3	21:AA:1033:G:H2'	2.27	0.49
24:DA:2200:C:OP1	47:DX:35:HIS:HA	2.12	0.49
24:BA:919:U:C2	24:BA:920:A:N7	2.80	0.49
38:DO:26:LEU:HD23	38:DO:92:PHE:HE1	1.76	0.49
24:BA:1239:G:H5''	59:BA:3711:HOH:O	2.12	0.49
24:BA:971:G:C2'	24:BA:972:A:H5'	2.42	0.49
24:BA:2636:C:O2'	27:BD:45:TYR:CZ	2.65	0.49
21:AA:1261:A:H2'	21:AA:1262:C:O4'	2.13	0.49
3:AD:33:ILE:O	3:AD:34:GLU:HB3	2.13	0.49
30:DG:85:LYS:HD3	30:DG:164:ALA:HB3	1.94	0.49
21:AA:451:A:N6	21:AA:481:G:O4'	2.46	0.49
24:BA:1371:G:O2'	24:BA:1372:U:H5'	2.12	0.49
24:BA:2312:U:C2'	24:BA:2313:C:H5'	2.41	0.49
24:BA:2287:A:O2'	24:BA:2288:A:H3'	2.13	0.49
12:AM:40:GLU:HG3	12:AM:41:ASP:H	1.78	0.49
24:BA:1805:A:C4	24:BA:1806:C:C5	3.01	0.49
1:AB:48:MET:C	1:AB:50:ASN:H	2.14	0.49
24:DA:1982:U:H6	24:DA:1982:U:C5'	2.25	0.49
21:AA:1099:G:H2'	21:AA:1099:G:N3	2.28	0.49
51:B1:24:LYS:HE3	51:B1:26:LYS:HA	1.93	0.49
25:BB:42:C:O2'	25:BB:43:C:C5'	2.61	0.49
24:BA:2712:C:O2'	24:BA:2713:U:H5'	2.12	0.49
21:AA:134:G:H2'	21:AA:135:C:C6	2.47	0.49
24:DA:2436:G:C2	24:DA:2437:G:C8	3.01	0.49
8:CI:54:VAL:HG23	8:CI:59:LYS:NZ	2.27	0.49
24:BA:1522:A:O2'	24:BA:1523:U:P	2.70	0.49
21:AA:508:U:O2'	21:AA:509:A:C8	2.66	0.49

*Continued on next page...*

*Continued from previous page...*

Atom-1	Atom-2	Distance(Å)	Clash(Å)
11:CL:54:VAL:O	11:CL:61:GLU:HA	2.12	0.49
24:DA:136:G:O5'	24:DA:136:G:H8	1.96	0.49
21:AA:898:G:N2	21:AA:900:A:H3'	2.28	0.49
24:DA:182:A:H2'	24:DA:183:C:H6	1.77	0.49
24:BA:696:G:C4	24:BA:697:G:C8	2.99	0.49
21:AA:294:U:H2'	21:AA:295:C:H6	1.77	0.49
39:BP:13:LYS:HG3	39:BP:76:HIS:ND1	2.28	0.49
43:DT:7:LEU:O	43:DT:7:LEU:HD23	2.12	0.49
24:DA:2263:C:H4'	24:DA:2329:U:H4'	1.95	0.49
55:CA:1219:A:H2'	55:CA:1220:G:H8	1.76	0.49
40:BQ:85:ALA:HA	40:BQ:115:ALA:CB	2.43	0.49
41:BR:39:LEU:O	41:BR:40:MET:HB2	2.13	0.49
24:BA:2199:A:C5'	24:BA:2200:C:H5	2.25	0.49
12:CM:1:ALA:N	12:CM:2:ARG:HH11	2.10	0.49
24:DA:1071:G:O6	24:DA:1091:G:N7	2.45	0.49
11:CL:65:TYR:HD1	11:CL:66:ILE:H	1.59	0.49
24:DA:784:G:C6	26:DC:227:VAL:HG21	2.48	0.49
24:BA:858:G:C2	24:BA:2268:A:H2'	2.46	0.49
56:DB:75:G:H1	56:DB:102:G:H22	1.55	0.49
24:DA:1338:G:N3	24:DA:1393:A:H2	2.10	0.49
21:AA:428:G:N3	21:AA:430:A:N6	2.60	0.49
9:CJ:52:LEU:HB2	13:CN:80:ARG:CD	2.42	0.49
39:DP:22:GLY:H	39:DP:46:VAL:HB	1.78	0.49
36:BM:46:ILE:HG13	36:BM:47:GLU:N	2.26	0.49
24:BA:1326:U:H2'	24:BA:1327:A:H8	1.77	0.49
55:CA:1408:A:N1	55:CA:1494:G:C6	2.80	0.49
24:BA:1083:U:C5	24:BA:1085:A:OP2	2.65	0.49
55:CA:1114:C:H2'	55:CA:1115:U:H6	1.78	0.49
24:DA:35:G:O2'	24:DA:36:G:O5'	2.30	0.49
24:DA:2373:G:C6	24:DA:2374:C:C4	3.01	0.49
29:DF:74:ALA:HB1	29:DF:76:PHE:HD2	1.74	0.49
24:DA:241:A:O2'	24:DA:242:G:O5'	2.26	0.49
21:AA:734:G:C6	21:AA:735:C:N4	2.81	0.49
24:DA:464:U:H2'	24:DA:465:G:C8	2.48	0.49
4:AE:33:THR:HB	4:AE:49:TYR:CE1	2.46	0.49
47:DX:26:ARG:HG3	47:DX:27:ARG:N	2.27	0.49
7:AH:31:LEU:O	7:AH:35:ILE:HG13	2.13	0.49
24:DA:1264:A:C6	24:DA:1265:A:N6	2.80	0.49
20:AU:36:PHE:HD1	20:AU:39:LYS:CB	2.25	0.49
24:BA:704:G:C2'	24:BA:726:G:N2	2.75	0.49
1:CB:9:LEU:O	1:CB:10:LYS:HB2	2.11	0.49
9:CJ:37:ARG:HB3	9:CJ:75:ASP:HB3	1.94	0.49

*Continued on next page...*

*Continued from previous page...*

Atom-1	Atom-2	Distance(Å)	Clash(Å)
27:BD:101:PHE:CD1	27:BD:101:PHE:N	2.81	0.49
24:DA:1840:G:H2'	24:DA:1841:U:C6	2.48	0.49
24:BA:189:G:H2'	24:BA:205:G:N2	2.28	0.49
24:DA:1521:G:C6	24:DA:1522:A:C6	3.01	0.49
15:AP:41:PRO:C	15:AP:42:ILE:HD13	2.33	0.49
5:CF:5:GLU:O	5:CF:90:MET:HG2	2.11	0.49
28:BE:48:THR:O	28:BE:50:ALA:N	2.46	0.49
41:BR:64:VAL:O	41:BR:65:ALA:HB3	2.13	0.49
45:BV:40:ILE:CG2	45:BV:41:GLU:N	2.76	0.49
2:CC:120:THR:HG23	2:CC:187:GLU:O	2.12	0.49
22:CV:30:G:O2'	22:CV:31:A:H5'	2.13	0.49
24:DA:2378:A:H2'	38:DO:21:LEU:HD13	1.95	0.49
24:BA:494:G:O2'	24:BA:495:G:H5'	2.12	0.49
29:DF:46:LYS:HD3	29:DF:50:ASP:HB2	1.95	0.49
8:CI:69:GLY:O	55:CA:1250:A:H4'	2.11	0.49
28:BE:119:ILE:O	28:BE:187:VAL:O	2.30	0.49
44:DU:39:ASN:HD21	44:DU:64:ILE:HG22	1.77	0.49
20:CU:31:VAL:O	20:CU:33:ARG:N	2.43	0.49
36:DM:68:PHE:CG	36:DM:69:PRO:HD2	2.47	0.49
38:BO:3:LYS:HG3	38:BO:4:LYS:N	2.28	0.49
50:B0:53:VAL:O	50:B0:54:ILE:O	2.30	0.49
16:CQ:77:VAL:HG12	16:CQ:78:VAL:H	1.77	0.49
2:AC:133:MET:O	2:AC:136:ALA:HB3	2.12	0.49
6:CG:4:ARG:HG3	6:CG:6:ILE:HG22	1.92	0.49
34:BK:77:ILE:HG13	39:BP:71:ARG:HG3	1.94	0.49
24:BA:2056:G:C8	24:BA:2056:G:H5'	2.47	0.49
24:DA:655:A:O2'	24:DA:656:G:N7	2.46	0.49
24:DA:83:A:P	44:DU:91:LYS:HZ2	2.36	0.49
24:DA:1475:G:O2'	24:DA:1476:U:H6	1.95	0.49
33:DJ:64:VAL:HG11	33:DJ:69:ARG:HA	1.95	0.49
6:CG:31:VAL:HG22	6:CG:32:ASP:OD1	2.12	0.49
51:D1:5:ARG:HH21	51:D1:23:THR:HB	1.75	0.49
55:CA:1453:G:H2'	55:CA:1454:G:O4'	2.13	0.49
24:BA:1071:G:C5	24:BA:1089:A:C6	3.00	0.49
37:DN:97:ILE:HD11	37:DN:99:LYS:NZ	2.28	0.49
8:AI:128:LYS:CD	8:AI:129:ARG:N	2.74	0.49
8:AI:128:LYS:HD2	8:AI:129:ARG:N	2.28	0.49
13:AN:16:ALA:HB2	13:AN:55:SER:H	1.78	0.49
37:DN:38:LEU:HB3	37:DN:39:PRO:CD	2.41	0.49
1:AB:40:ILE:HG21	1:AB:201:GLY:N	2.27	0.49
24:DA:481:G:H1'	24:DA:507:A:N6	2.28	0.49
8:CI:127:SER:HG	55:CA:1232:U:P	2.35	0.49

*Continued on next page...*

*Continued from previous page...*

Atom-1	Atom-2	Distance(Å)	Clash(Å)
24:DA:2896:C:O2'	24:DA:2897:U:C5'	2.61	0.49
34:DK:111:LYS:HG2	34:DK:112:PHE:CD1	2.47	0.49
24:BA:2571:U:C4	24:BA:2574:G:C8	3.01	0.49
24:BA:1105:U:H2'	24:BA:1106:G:C8	2.46	0.49
24:DA:449:A:H2'	24:DA:450:G:H8	1.77	0.49
30:BG:10:VAL:O	30:BG:10:VAL:CG2	2.58	0.49
28:DE:130:LYS:HG3	28:DE:133:LEU:HD13	1.95	0.49
24:DA:1738:G:HO2'	24:DA:1739:A:H8	1.53	0.49
33:BJ:88:THR:HG21	33:BJ:90:GLU:HG3	1.94	0.49
24:DA:2056:G:N2	24:DA:2057:G:N9	2.61	0.49
24:DA:1125:G:H4'	54:D4:37:GLN:NE2	2.28	0.49
24:DA:2566:A:HO2'	24:DA:2567:G:P	2.35	0.49
24:DA:2566:A:O2'	24:DA:2567:G:OP2	2.28	0.49
24:DA:2737:G:H2'	24:DA:2738:A:O4'	2.13	0.49
21:AA:1409:C:H5'	24:BA:1916:A:N1	2.27	0.49
21:AA:792:A:N3	21:AA:794:A:C6	2.79	0.49
21:AA:794:A:H2'	21:AA:795:C:C5	2.47	0.49
2:AC:49:ALA:HB1	2:AC:75:VAL:HG22	1.94	0.49
24:DA:2818:U:H2'	24:DA:2819:G:H8	1.78	0.49
24:BA:1568:G:H4'	26:BC:58:LYS:HB3	1.94	0.49
25:BB:57:A:O2'	25:BB:58:A:H5'	2.12	0.49
24:DA:532:A:H4'	24:DA:533:G:H8	1.74	0.49
24:BA:2868:A:C2	24:BA:2869:G:C4	3.01	0.49
6:CG:148:LYS:HB2	6:CG:148:LYS:HZ3	1.73	0.49
55:CA:887:G:H2'	55:CA:888:G:H5'	1.95	0.49
24:DA:983:A:H2'	24:DA:984:A:H5'	1.95	0.49
24:DA:674:G:H5''	28:DE:71:GLY:HA3	1.94	0.49
24:DA:233:A:C2'	24:DA:234:U:C6	2.96	0.49
24:BA:1435:G:C2	24:BA:1558:C:N4	2.81	0.49
21:AA:31:G:N2	21:AA:47:C:H5''	2.27	0.49
31:DH:143:ILE:O	31:DH:144:VAL:HG13	2.11	0.49
48:DY:23:ARG:O	48:DY:27:ASN:HB2	2.12	0.49
24:BA:562:U:C4	24:BA:2036:C:O4'	2.66	0.49
19:CT:70:LYS:HA	19:CT:73:ARG:NE	2.28	0.49
8:CI:44:ARG:CA	8:CI:46:VAL:HG22	2.42	0.49
24:BA:455:C:C4	24:BA:472:A:H2'	2.48	0.49
51:B1:3:GLY:O	51:B1:5:ARG:N	2.46	0.49
24:BA:555:G:O2'	24:BA:556:A:OP2	2.28	0.49
24:DA:2902:C:O2'	24:DA:2903:U:O4'	2.29	0.49
21:AA:1358:U:H2'	21:AA:1359:C:O4'	2.11	0.49
24:BA:1456:G:O2'	24:BA:1457:U:H5'	2.13	0.49
24:DA:2639:A:N6	24:DA:2640:G:C2	2.81	0.49

*Continued on next page...*

*Continued from previous page...*

Atom-1	Atom-2	Distance(Å)	Clash(Å)
24:DA:1707:G:C5	24:DA:1756:G:C6	3.01	0.49
21:AA:1185:G:C6	21:AA:1186:G:N7	2.80	0.49
15:AP:21:VAL:O	15:AP:33:ILE:N	2.45	0.49
47:DX:19:HIS:O	47:DX:20:ALA:HB3	2.13	0.49
1:AB:132:GLU:HG3	1:AB:132:GLU:O	2.13	0.49
55:CA:849:G:N1	55:CA:850:U:C2	2.81	0.49
49:BZ:40:THR:HG23	49:BZ:43:ILE:H	1.78	0.49
21:AA:662:U:H2'	21:AA:663:A:C8	2.47	0.49
26:BC:165:ALA:O	26:BC:172:THR:HG23	2.13	0.49
41:DR:36:ALA:HA	41:DR:58:VAL:HA	1.95	0.49
37:BN:18:GLN:HE21	37:BN:22:ARG:NH1	2.10	0.49
11:AL:115:LYS:O	11:AL:116:TYR:HB2	2.13	0.49
24:BA:2339:C:H2'	24:BA:2340:A:C8	2.47	0.49
55:CA:582:C:H2'	55:CA:583:A:O4'	2.13	0.49
24:BA:2606:C:H2'	24:BA:2606:C:O2	2.13	0.49
27:DD:193:VAL:HB	27:DD:194:PRO:HD2	1.94	0.49
28:DE:98:LYS:O	28:DE:99:LYS:HB2	2.13	0.49
41:BR:33:VAL:HG21	41:BR:35:PHE:CZ	2.48	0.49
24:DA:83:A:N6	24:DA:101:A:C5'	2.73	0.49
24:BA:2198:A:O2'	24:BA:2224:G:N2	2.44	0.49
24:DA:1014:A:C4	24:DA:1015:U:C5	3.00	0.49
55:CA:962:C:C4	55:CA:974:A:N6	2.81	0.49
55:CA:1295:U:H2'	55:CA:1296:C:O4'	2.13	0.49
24:DA:2757:A:C2'	24:DA:2758:A:H5'	2.43	0.49
24:BA:2679:A:C2	24:BA:2729:G:C2	3.00	0.49
26:DC:166:ARG:HB2	26:DC:171:VAL:CG2	2.39	0.49
21:AA:967:C:N3	21:AA:968:A:N6	2.60	0.49
24:BA:2015:A:O5'	24:BA:2015:A:H8	1.94	0.49
8:AI:8:THR:HG21	8:AI:10:ARG:NH2	2.25	0.49
55:CA:1367:C:H2'	55:CA:1368:A:O4'	2.12	0.49
6:AG:147:ASN:O	6:AG:150:PHE:CD1	2.66	0.49
24:BA:1285:A:C2	24:BA:1328:A:H5''	2.47	0.49
28:DE:129:PRO:HG3	28:DE:159:LEU:HD23	1.93	0.49
32:BI:15:GLY:CA	32:BI:50:LYS:HB3	2.34	0.49
24:BA:117:G:C6	24:BA:119:A:N6	2.81	0.49
24:DA:669:G:N2	24:DA:670:A:C2	2.80	0.49
15:CP:32:PHE:CD1	15:CP:32:PHE:O	2.66	0.49
4:CE:122:VAL:O	4:CE:123:LEU:HD23	2.13	0.49
20:AU:16:ARG:C	20:AU:18:PHE:H	2.15	0.49
8:CI:30:ASN:OD1	8:CI:65:THR:HG23	2.12	0.49
8:CI:66:VAL:HG13	8:CI:66:VAL:O	2.13	0.49
24:DA:1125:G:C6	24:DA:1126:A:N6	2.80	0.49

*Continued on next page...*

*Continued from previous page...*

Atom-1	Atom-2	Distance(Å)	Clash(Å)
21:AA:389:A:H2'	21:AA:390:U:O4'	2.12	0.49
52:D2:11:LYS:O	52:D2:14:ARG:N	2.46	0.49
24:DA:2496:C:N4	59:DA:3562:HOH:O	2.46	0.49
4:AE:36:THR:HG23	4:AE:62:ALA:HB1	1.95	0.49
55:CA:720:C:O5'	55:CA:720:C:H6	1.94	0.49
24:BA:1865:U:C5	24:BA:1875:G:N1	2.81	0.49
24:DA:2550:G:O6	24:DA:2551:C:N4	2.45	0.49
24:BA:86:G:O2'	24:BA:87:U:C5'	2.58	0.49
21:AA:1365:G:HO2'	21:AA:1366:C:H6	1.61	0.49
24:BA:604:G:C6	24:BA:625:G:C2	3.00	0.49
52:B2:13:ASN:O	52:B2:17:GLY:HA3	2.12	0.49
55:CA:1523:G:C4	55:CA:1524:C:C5	3.01	0.49
24:BA:513:A:C2	24:BA:514:A:C5	3.00	0.49
5:AF:9:MET:HE1	17:AR:64:LEU:O	2.12	0.49
34:BK:118:LEU:HD12	34:BK:118:LEU:N	2.28	0.49
24:DA:1331:G:N3	24:DA:1333:G:C8	2.81	0.49
24:BA:233:A:H61	24:BA:428:A:N6	2.10	0.49
24:DA:1947:C:O2'	24:DA:1948:G:H5'	2.13	0.49
24:DA:1875:G:H8	24:DA:1875:G:OP2	1.95	0.49
46:BW:13:ARG:O	46:BW:14:ASP:C	2.51	0.49
1:AB:52:ALA:HA	1:AB:197:PHE:CE1	2.48	0.49
1:AB:94:ARG:CG	21:AA:1100:C:OP1	2.61	0.49
51:B1:24:LYS:HE2	51:B1:52:LYS:CB	2.43	0.49
3:AD:25:ARG:HD2	3:AD:25:ARG:O	2.13	0.49
31:DH:21:VAL:HG22	31:DH:22:LYS:H	1.77	0.49
20:CU:33:ARG:CZ	20:CU:34:ARG:HD3	2.43	0.49
24:BA:2816:G:C2	24:BA:2831:G:C4	3.01	0.49
2:CC:74:ILE:O	2:CC:74:ILE:HG12	2.13	0.49
16:AQ:7:LEU:N	16:AQ:7:LEU:HD12	2.27	0.49
24:BA:912:C:H2'	24:BA:913:U:C6	2.47	0.49
13:AN:87:ALA:HA	13:AN:92:ILE:HG13	1.95	0.49
24:DA:1532:A:H2'	24:DA:1533:C:C6	2.47	0.49
24:BA:67:U:O5'	24:BA:67:U:H6	1.95	0.49
24:DA:453:A:N3	24:DA:457:A:O2'	2.45	0.49
28:BE:26:ALA:O	28:BE:29:HIS:HB3	2.13	0.49
12:AM:58:GLU:HA	12:AM:61:LYS:HE3	1.95	0.49
26:BC:266:ILE:HD12	26:BC:266:ILE:N	2.27	0.49
41:DR:6:GLN:HE21	41:DR:6:GLN:HA	1.78	0.49
24:BA:2809:A:H2'	24:BA:2810:A:C8	2.48	0.49
12:CM:53:ASP:HA	12:CM:56:ARG:CZ	2.43	0.49
7:AH:40:LYS:HG3	7:AH:47:ASP:HA	1.94	0.49
55:CA:885:G:O2'	55:CA:886:G:O5'	2.28	0.49

*Continued on next page...*



*Continued from previous page...*

Atom-1	Atom-2	Distance(Å)	Clash(Å)
18:CS:35:ARG:NE	55:CA:1221:G:H5'	2.28	0.49
40:BQ:91:ARG:CZ	40:BQ:93:ILE:HG21	2.43	0.49
40:BQ:57:ARG:HH21	40:BQ:92:LYS:HD2	1.78	0.49
6:CG:32:ASP:HB2	6:CG:34:LYS:HD3	1.94	0.49
24:DA:2331:G:C6	24:DA:2385:C:N4	2.81	0.49
46:DW:16:GLU:O	46:DW:17:ALA:HB3	2.12	0.49
4:AE:80:LEU:HD23	4:AE:122:VAL:HG21	1.94	0.49
4:AE:79:THR:OG1	4:AE:80:LEU:N	2.46	0.49
6:CG:70:PRO:O	6:CG:90:VAL:HG21	2.12	0.49
3:CD:10:LEU:N	3:CD:10:LEU:HD12	2.28	0.49
24:DA:1783:A:N1	24:DA:2587:A:H2'	2.27	0.49
24:DA:380:G:H2'	24:DA:381:G:O4'	2.12	0.49
46:BW:25:PHE:O	46:BW:27:GLY:N	2.45	0.49
26:DC:144:GLU:HG3	26:DC:151:GLY:CA	2.42	0.49
12:CM:102:LYS:CG	55:CA:1226:C:H41	2.19	0.49
21:AA:967:C:N3	21:AA:968:A:C6	2.81	0.49
16:CQ:17:GLU:O	55:CA:255:G:H5'	2.12	0.49
24:DA:2779:U:O4'	24:DA:2781:A:N7	2.46	0.49
1:AB:187:ASP:HB2	1:AB:203:ASP:OD1	2.13	0.49
34:DK:87:LEU:HA	34:DK:95:ILE:H	1.78	0.49
24:DA:96:C:H2'	24:DA:97:C:C6	2.48	0.49
27:BD:139:SER:HB3	27:BD:142:VAL:HG21	1.93	0.49
55:CA:1401:G:N2	55:CA:1402:C:H1'	2.28	0.49
24:BA:1083:U:H2'	24:BA:1084:A:O5'	2.13	0.49
24:DA:446:G:H5''	24:DA:447:A:OP1	2.12	0.49
4:CE:63:MET:HA	4:CE:66:ALA:HB3	1.95	0.49
21:AA:71:A:C6	21:AA:100:G:C8	3.00	0.49
39:DP:20:ARG:HD2	39:DP:21:PRO:HD2	1.94	0.49
24:DA:2065:C:C4	24:DA:2066:C:N4	2.81	0.49
15:CP:36:VAL:HG21	15:CP:57:ILE:HD13	1.95	0.49
55:CA:752:G:H1'	55:CA:754:C:N4	2.27	0.49
21:AA:1331:G:H2'	21:AA:1332:A:OP2	2.12	0.49
55:CA:198:G:C6	55:CA:220:G:N3	2.81	0.49
21:AA:570:G:C6	21:AA:873:A:C2	3.00	0.49
24:BA:322:A:O4'	24:BA:340:A:H1'	2.13	0.49
24:BA:545:U:H2'	24:BA:546:U:C4'	2.39	0.49
21:AA:1386:G:C2	21:AA:1387:G:N7	2.81	0.49
37:DN:114:GLU:HG2	37:DN:115:LEU:N	2.27	0.49
38:DO:30:ARG:HG3	38:DO:30:ARG:NH1	2.23	0.49
2:CC:196:GLY:HA3	55:CA:1057:G:O3'	2.13	0.49
24:DA:49:A:H1'	24:DA:51:G:C4	2.48	0.49
55:CA:927:G:C4'	55:CA:1503:A:N7	2.72	0.49

*Continued on next page...*

*Continued from previous page...*

Atom-1	Atom-2	Distance(Å)	Clash(Å)
24:DA:1171:G:H2'	24:DA:1172:C:O4'	2.13	0.49
35:BL:80:SER:C	35:BL:81:ASP:O	2.49	0.49
55:CA:1126:U:HO2'	55:CA:1127:G:H8	1.61	0.49
21:AA:1219:A:H2'	21:AA:1220:G:C8	2.47	0.49
24:DA:2199:A:H2'	24:DA:2200:C:C6	2.48	0.49
24:BA:402:A:H2'	24:BA:403:U:O4'	2.13	0.49
35:BL:57:LEU:HD22	53:B3:53:ASP:HB3	1.95	0.49
32:DI:32:VAL:HG22	32:DI:58:ILE:HG21	1.95	0.49
24:BA:418:C:C2'	24:BA:419:U:H5'	2.43	0.49
5:AF:38:ARG:HH21	5:AF:97:THR:CA	2.26	0.49
24:BA:1675:C:O5'	24:BA:1675:C:H6	1.95	0.49
24:DA:2141:G:H2'	24:DA:2142:A:C8	2.47	0.49
24:DA:1906:G:N2	24:DA:1925:C:O2	2.46	0.49
24:DA:1272:A:N7	24:DA:1618:A:H1'	2.28	0.49
21:AA:765:G:N2	21:AA:813:U:H5	2.11	0.49
55:CA:588:G:C6	55:CA:589:U:C4	3.00	0.49
24:BA:221:A:C4	24:BA:266:G:N7	2.81	0.49
29:DF:110:ILE:HB	29:DF:113:PHE:HB2	1.94	0.49
55:CA:1004:A:C5	55:CA:1026:G:N7	2.81	0.49
26:DC:93:VAL:HG13	26:DC:94:LEU:N	2.27	0.49
55:CA:71:A:C2	55:CA:72:A:C8	3.00	0.49
24:DA:2592:G:O2'	24:DA:2593:U:H5'	2.13	0.49
24:BA:164:C:H5'	24:BA:165:A:OP2	2.12	0.49
24:BA:2231:U:C4	24:BA:2232:C:C5	3.01	0.49
21:AA:664:G:H22	21:AA:741:G:H1	1.59	0.49
24:BA:1138:G:O2'	33:BJ:107:GLY:HA3	2.12	0.49
24:BA:1452:G:C8	24:BA:1457:U:N3	2.81	0.49
24:DA:876:C:H3'	24:DA:877:A:C8	2.47	0.49
24:DA:2691:C:O2'	24:DA:2692:G:C5'	2.60	0.49
24:DA:2074:U:H4'	24:DA:2598:A:O4'	2.11	0.49
8:CI:48:ARG:N	8:CI:48:ARG:HD2	2.28	0.49
24:DA:2001:C:H1'	24:DA:2689:U:C4	2.47	0.49
55:CA:635:A:H2'	55:CA:636:U:C6	2.48	0.49
24:BA:1831:G:H2'	24:BA:1832:C:H6	1.77	0.49
15:AP:4:ILE:HG12	15:AP:21:VAL:HG22	1.94	0.49
17:CR:47:ARG:HD2	17:CR:50:TYR:CE2	2.48	0.49
24:DA:2152:G:N3	24:DA:2152:G:H2'	2.27	0.49
24:DA:2106:U:H2'	24:DA:2107:G:C8	2.48	0.49
21:AA:147:G:H2'	21:AA:148:G:C8	2.47	0.49
29:BF:3:LEU:HD23	29:BF:100:GLU:HB2	1.95	0.49
24:BA:2468:A:O2'	24:BA:2469:A:P	2.71	0.49
49:BZ:43:ILE:O	49:BZ:43:ILE:HD12	2.13	0.49

*Continued on next page...*

*Continued from previous page...*

Atom-1	Atom-2	Distance(Å)	Clash(Å)
24:BA:1632:A:H2'	24:BA:1633:G:C8	2.47	0.49
1:CB:64:GLY:HA2	1:CB:158:ASP:OD2	2.13	0.49
32:DI:61:TYR:HE2	32:DI:67:THR:H	1.61	0.49
25:BB:35:C:H2'	25:BB:36:C:O4'	2.12	0.49
43:DT:10:VAL:HG23	43:DT:11:LEU:H	1.78	0.49
24:DA:2861:U:H2'	24:DA:2862:G:H8	1.76	0.49
45:BV:42:LEU:HD12	45:BV:47:VAL:HG21	1.94	0.49
12:AM:3:ILE:HG13	12:AM:3:ILE:O	2.13	0.49
24:DA:604:G:O2'	24:DA:605:G:C8	2.50	0.49
55:CA:373:A:OP2	55:CA:373:A:H3'	2.13	0.49
29:DF:103:ILE:O	29:DF:103:ILE:HG22	2.13	0.49
24:DA:2093:G:C6	24:DA:2225:A:N7	2.81	0.49
24:DA:2227:A:H5''	26:DC:260:LYS:HD2	1.93	0.49
24:DA:1054:A:N3	24:DA:1055:G:H1'	2.27	0.49
24:DA:1085:A:H2'	24:DA:1086:A:N3	2.28	0.49
6:CG:65:LEU:O	6:CG:69:ARG:HB2	2.13	0.49
6:CG:94:ARG:O	6:CG:96:ASN:N	2.46	0.49
55:CA:93:U:H2'	55:CA:95:C:C5	2.47	0.49
27:DD:159:LYS:HE2	27:DD:160:LYS:N	2.27	0.49
24:DA:1659:G:C5	24:DA:1660:G:C8	3.01	0.49
46:BW:31:LEU:HD23	46:BW:31:LEU:N	2.27	0.49
24:DA:303:G:C2	24:DA:304:U:C2	3.00	0.49
24:DA:271:G:C4	24:DA:367:G:C2	3.01	0.49
56:DB:76:G:H5''	45:DV:17:SER:CB	2.43	0.49
45:DV:21:ARG:HE	45:DV:87:GLN:CB	2.26	0.49
26:DC:147:PRO:HD3	26:DC:184:GLU:CG	2.40	0.49
21:AA:1142:G:C2	21:AA:1143:G:H1'	2.48	0.49
21:AA:427:U:H2'	21:AA:428:G:C8	2.47	0.49
6:AG:146:ALA:C	6:AG:148:LYS:H	2.14	0.49
24:DA:64:A:N1	24:DA:91:A:N6	2.60	0.49
55:CA:1169:A:C2	55:CA:1170:A:C4	3.01	0.49
24:BA:1781:U:O2'	24:BA:1782:U:P	2.71	0.49
53:D3:41:ARG:HG2	53:D3:44:ARG:HH22	1.78	0.49
24:DA:2340:A:H2'	24:DA:2341:G:H8	1.76	0.49
1:AB:216:VAL:HG12	1:AB:216:VAL:O	2.12	0.49
1:CB:73:ARG:HG3	1:CB:74:ALA:N	2.28	0.49
33:BJ:65:THR:CG2	33:BJ:66:GLY:N	2.74	0.49
51:B1:13:SER:HB3	51:B1:47:ILE:O	2.13	0.49
24:BA:1817:G:O2'	24:BA:1818:U:C5'	2.56	0.49
4:CE:79:THR:HA	4:CE:121:ASN:ND2	2.27	0.49
21:AA:198:G:O6	21:AA:220:G:C6	2.66	0.49
24:DA:1506:U:O5'	24:DA:1506:U:H6	1.96	0.49

*Continued on next page...*

*Continued from previous page...*

Atom-1	Atom-2	Distance(Å)	Clash(Å)
55:CA:345:C:H3'	39:DP:38:ARG:NH1	2.28	0.49
4:AE:14:LEU:C	4:AE:14:LEU:HD13	2.33	0.49
56:DB:52:A:OP2	38:DO:64:TYR:CD1	2.66	0.49
55:CA:821:G:HO2'	55:CA:822:U:H6	1.54	0.49
55:CA:792:A:C4	55:CA:794:A:N6	2.81	0.49
40:DQ:40:LYS:HD2	40:DQ:44:TYR:CE2	2.48	0.49
55:CA:428:G:H8	55:CA:428:G:OP1	1.96	0.49
55:CA:1502:A:O2'	55:CA:1503:A:OP1	2.26	0.49
24:BA:2886:A:N3	24:BA:2887:A:H1'	2.28	0.49
21:AA:1220:G:N1	21:AA:1221:G:C5	2.81	0.49
2:AC:119:ILE:CG2	2:AC:197:VAL:HG11	2.42	0.49
44:BU:13:LEU:HD11	44:BU:70:ALA:HB2	1.95	0.49
24:BA:1965:C:H2'	24:BA:1966:A:H8	1.74	0.49
29:BF:7:TYR:HD2	29:BF:11:VAL:HG11	1.77	0.49
1:CB:170:ILE:HA	1:CB:173:LYS:HE2	1.95	0.49
48:BY:43:LEU:O	48:BY:47:ARG:HB2	2.12	0.49
34:BK:7:MET:C	34:BK:8:LEU:HD23	2.33	0.49
24:DA:1332:G:C6	24:DA:1609:A:N7	2.81	0.49
21:AA:588:G:C5	21:AA:589:U:C5	3.01	0.49
55:CA:1050:G:O2'	55:CA:1051:C:O5'	2.31	0.49
1:AB:101:THR:HG23	1:AB:102:ASN:N	2.24	0.49
49:BZ:23:LEU:HD21	49:BZ:53:MET:CE	2.43	0.49
13:CN:72:PHE:CG	13:CN:73:LEU:N	2.81	0.49
32:BI:126:ARG:HA	32:BI:129:GLU:CB	2.42	0.49
2:CC:110:LEU:HD11	2:CC:203:LYS:HZ3	1.78	0.49
4:AE:13:LYS:CE	4:AE:112:ALA:HA	2.43	0.49
21:AA:1296:C:H4'	21:AA:1302:C:N3	2.28	0.49
1:AB:138:ARG:HA	1:AB:141:GLU:CD	2.33	0.49
24:BA:1452:G:H3'	59:BA:3420:HOH:O	2.13	0.49
24:DA:1587:G:H2'	24:DA:1588:G:H8	1.78	0.49
10:AK:126:ARG:HE	10:AK:126:ARG:HA	1.77	0.49
3:CD:81:LEU:O	3:CD:83:GLY:N	2.45	0.49
29:DF:35:LEU:HD11	29:DF:153:ILE:HG23	1.94	0.49
24:BA:1312:U:H4'	24:BA:1313:U:O2	2.13	0.49
31:BH:80:ILE:HG23	31:BH:147:VAL:HG21	1.94	0.49
3:AD:71:PHE:O	3:AD:74:TYR:HB2	2.13	0.49
40:DQ:42:GLY:O	40:DQ:45:ALA:HB3	2.12	0.49
21:AA:604:G:C6	21:AA:605:U:N3	2.80	0.49
37:BN:53:THR:HA	37:BN:56:LYS:HG3	1.95	0.49
24:DA:1486:U:H2'	24:DA:1487:U:C6	2.47	0.49
24:BA:778:G:C6	24:BA:779:U:N3	2.81	0.49
40:DQ:108:LEU:O	40:DQ:108:LEU:HD23	2.13	0.49

*Continued on next page...*

*Continued from previous page...*

Atom-1	Atom-2	Distance(Å)	Clash(Å)
14:AO:31:LEU:HD12	14:AO:62:ARG:HB2	1.94	0.49
40:BQ:20:ALA:HB1	40:BQ:27:ARG:O	2.13	0.49
24:BA:301:G:C5	24:BA:302:C:C4	3.01	0.49
55:CA:1213:A:C4	55:CA:1215:G:C8	3.01	0.48
24:BA:995:C:OP2	40:BQ:53:LYS:CE	2.61	0.48
24:BA:2200:C:N4	24:BA:2224:G:C2	2.80	0.48
33:DJ:44:TYR:CD2	33:DJ:44:TYR:C	2.86	0.48
40:DQ:57:ARG:O	40:DQ:61:ILE:HD13	2.12	0.48
24:DA:2093:G:O2'	24:DA:2094:A:C5'	2.61	0.48
4:AE:75:LEU:HD21	4:AE:119:VAL:CG1	2.42	0.48
55:CA:80:A:C6	55:CA:81:A:O2'	2.66	0.48
35:BL:30:THR:O	35:BL:33:ARG:HG2	2.12	0.48
24:BA:1059:G:C6	24:BA:1080:A:C6	3.01	0.48
56:DB:98:G:N1	45:DV:14:LYS:CB	2.75	0.48
26:DC:173:LEU:HD22	26:DC:173:LEU:N	2.26	0.48
21:AA:954:G:C5	21:AA:955:U:C4	3.01	0.48
24:DA:1340:U:H1'	24:DA:1603:A:H5'	1.94	0.48
24:DA:2023:C:H4'	24:DA:2617:U:O2'	2.13	0.48
24:DA:526:A:C6	24:DA:2626:C:H4'	2.49	0.48
24:DA:1210:G:H5'	24:DA:1212:G:O4'	2.13	0.48
36:DM:17:ASN:HB3	36:DM:38:ARG:NH2	2.28	0.48
56:DB:45:A:C2'	56:DB:46:A:C8	2.92	0.48
24:DA:142:A:H5''	24:DA:142:A:H8	1.77	0.48
55:CA:37:U:O2	55:CA:548:G:C2	2.66	0.48
24:DA:1566:A:C2	26:DC:212:TRP:HB2	2.48	0.48
1:AB:69:VAL:HB	1:AB:162:VAL:HG12	1.95	0.48
1:AB:80:LYS:HG2	1:AB:80:LYS:O	2.12	0.48
24:BA:1693:U:H4'	24:BA:1694:C:OP2	2.11	0.48
21:AA:1304:G:H5''	21:AA:1305:G:OP1	2.13	0.48
3:AD:195:ASN:CB	3:AD:198:LEU:HD12	2.43	0.48
21:AA:484:G:C4'	21:AA:485:U:O5'	2.56	0.48
24:DA:1123:C:H2'	24:DA:1124:G:C8	2.47	0.48
21:AA:1088:G:C2	21:AA:1089:G:C8	3.00	0.48
21:AA:655:A:H2'	21:AA:656:G:C8	2.48	0.48
20:AU:36:PHE:HD1	20:AU:39:LYS:HG2	1.78	0.48
37:DN:32:GLU:OE1	37:DN:115:LEU:HD12	2.13	0.48
21:AA:1006:G:H2'	21:AA:1007:U:C6	2.48	0.48
24:BA:839:U:O2'	24:BA:840:C:H5'	2.13	0.48
44:DU:47:PRO:HB3	44:DU:54:PRO:HG2	1.95	0.48
24:BA:2063:C:C5	24:BA:2064:C:C5	3.01	0.48
55:CA:1524:C:H2'	55:CA:1525:G:C8	2.48	0.48
24:DA:591:U:C2	24:DA:592:A:C8	3.01	0.48

*Continued on next page...*

*Continued from previous page...*

Atom-1	Atom-2	Distance(Å)	Clash(Å)
13:CN:30:ILE:O	13:CN:40:ARG:HA	2.13	0.48
24:DA:155:A:C6	24:DA:172:A:N6	2.81	0.48
24:BA:960:A:H2	24:BA:2495:G:N3	2.10	0.48
24:DA:1889:A:N3	24:DA:2086:U:O2'	2.37	0.48
24:BA:1252:G:C2	24:BA:1253:A:C2	3.01	0.48
12:CM:69:ARG:HA	12:CM:72:ILE:CG2	2.42	0.48
7:CH:29:SER:HB3	55:CA:589:U:H5''	1.95	0.48
21:AA:1513:A:H2'	21:AA:1514:G:H8	1.78	0.48
55:CA:1070:U:H2'	55:CA:1071:C:C6	2.45	0.48
1:CB:131:LYS:HD3	1:CB:131:LYS:O	2.13	0.48
24:DA:2183:A:H2'	24:DA:2184:A:H8	1.78	0.48
24:BA:169:G:H2'	24:BA:170:U:C6	2.47	0.48
24:BA:1805:A:N3	26:BC:49:THR:HG23	2.28	0.48
24:DA:1:G:H2'	24:DA:2:G:H8	1.74	0.48
17:CR:33:THR:HG22	17:CR:39:VAL:HG22	1.94	0.48
24:DA:2880:C:H1'	37:DN:93:GLY:H	1.78	0.48
40:BQ:13:HIS:CD2	40:BQ:31:TYR:CD1	2.99	0.48
13:AN:63:CYS:HB3	13:AN:68:ARG:H	1.78	0.48
8:AI:11:ARG:HD3	8:AI:106:ASP:HB2	1.94	0.48
8:AI:11:ARG:NE	8:AI:106:ASP:HB2	2.28	0.48
55:CA:1386:G:C2	55:CA:1387:G:N7	2.81	0.48
24:BA:728:G:C4	24:BA:730:A:C8	3.01	0.48
24:DA:815:C:H2'	24:DA:816:C:H6	1.78	0.48
24:BA:563:A:C6	24:BA:2018:G:C4	3.01	0.48
55:CA:885:G:HO2'	55:CA:886:G:H8	1.61	0.48
24:BA:2842:G:C4	24:BA:2843:G:C8	3.01	0.48
21:AA:1466:C:H2'	21:AA:1467:C:O4'	2.13	0.48
24:BA:2316:G:H2'	24:BA:2317:A:H8	1.77	0.48
24:DA:370:G:C6	24:DA:424:G:C5	3.01	0.48
24:BA:2405:G:H1'	24:BA:2412:A:H61	1.77	0.48
16:AQ:17:GLU:O	16:AQ:17:GLU:HG2	2.13	0.48
24:BA:1786:A:H1'	24:BA:1938:A:N6	2.28	0.48
24:BA:1520:U:C4	24:BA:1521:G:C6	3.01	0.48
26:BC:188:ARG:O	26:BC:189:ALA:HB2	2.12	0.48
7:AH:45:ILE:C	7:AH:63:LYS:HD2	2.32	0.48
24:DA:1004:U:H1'	24:DA:1010:A:C4	2.47	0.48
13:CN:9:GLU:HA	13:CN:12:ARG:HD2	1.95	0.48
24:DA:2270:A:H5'	46:DW:18:LYS:HG2	1.94	0.48
25:BB:29:A:OP2	38:BO:32:PRO:HD2	2.13	0.48
55:CA:530:G:O2'	22:CX:35:A:H4'	2.13	0.48
46:BW:37:VAL:HG22	46:BW:55:ASP:O	2.13	0.48
18:AS:36:ARG:HD3	21:AA:1318:A:O2'	2.13	0.48

*Continued on next page...*

*Continued from previous page...*

Atom-1	Atom-2	Distance(Å)	Clash(Å)
24:DA:17:G:H4'	40:DQ:24:TYR:CE1	2.49	0.48
24:DA:2283:C:N4	24:DA:2389:G:C6	2.81	0.48
35:BL:76:GLU:C	35:BL:77:ILE:HD12	2.33	0.48
24:DA:1570:A:C5	24:DA:1571:A:C6	3.00	0.48
36:DM:3:GLN:NE2	36:DM:92:TRP:CD1	2.81	0.48
24:DA:78:U:C2'	24:DA:79:C:H5'	2.43	0.48
24:DA:1935:G:H1	24:DA:1962:C:H2'	1.78	0.48
55:CA:1162:C:C2	55:CA:1175:G:N2	2.81	0.48
42:BS:24:ILE:HD12	42:BS:32:ALA:HB1	1.96	0.48
24:BA:754:U:C2	24:BA:755:U:C5	3.01	0.48
21:AA:71:A:C2	21:AA:72:A:C8	3.01	0.48
41:BR:98:ILE:HG22	41:BR:98:ILE:O	2.13	0.48
24:DA:1278:C:H2'	24:DA:1279:G:H8	1.77	0.48
24:DA:1275:A:C4	37:DN:16:HIS:HD2	2.31	0.48
24:DA:574:A:H4'	24:DA:575:A:C5'	2.42	0.48
52:D2:11:LYS:O	52:D2:12:ARG:C	2.51	0.48
24:DA:465:G:C4'	52:D2:16:HIS:HD2	2.24	0.48
28:DE:148:ILE:HA	28:DE:187:VAL:HB	1.95	0.48
1:CB:125:PHE:HA	1:CB:136:ARG:NH2	2.28	0.48
24:DA:1434:A:H2'	24:DA:1435:G:O4'	2.12	0.48
24:BA:1190:G:H2'	24:BA:1191:G:C8	2.43	0.48
55:CA:792:A:O2'	55:CA:793:U:OP2	2.31	0.48
39:BP:67:GLU:HA	39:BP:67:GLU:OE1	2.13	0.48
24:DA:1953:A:C2	24:DA:2550:G:O4'	2.66	0.48
24:BA:726:G:O2'	24:BA:727:A:P	2.71	0.48
44:BU:73:ASN:HD22	44:BU:76:THR:HG23	1.78	0.48
24:BA:715:A:C6	24:BA:716:A:C6	3.01	0.48
21:AA:61:G:H2'	21:AA:62:U:C6	2.48	0.48
39:DP:48:ALA:HB3	39:DP:59:THR:OG1	2.12	0.48
47:BX:39:VAL:C	47:BX:41:SER:H	2.16	0.48
56:DB:11:C:H3'	56:DB:12:C:H5'	1.94	0.48
24:BA:145:C:H2'	24:BA:146:A:C8	2.48	0.48
30:BG:59:ASP:O	30:BG:60:GLY:C	2.51	0.48
55:CA:459:A:H2'	55:CA:460:A:H8	1.78	0.48
34:BK:22:ILE:O	34:BK:23:LYS:HB2	2.13	0.48
5:AF:98:GLU:O	5:AF:99:ALA:HB3	2.13	0.48
24:BA:976:G:N3	24:BA:977:G:C8	2.80	0.48
24:DA:2229:U:H2'	24:DA:2230:G:H8	1.77	0.48
20:AU:9:GLU:HB2	2:CC:48:LYS:NZ	2.28	0.48
51:B1:11:VAL:O	51:B1:48:TYR:HA	2.13	0.48
24:BA:2231:U:P	47:BX:29:LEU:HD23	2.54	0.48
24:DA:40:U:C4	24:DA:41:C:C4	3.00	0.48

*Continued on next page...*



*Continued from previous page...*

Atom-1	Atom-2	Distance(Å)	Clash(Å)
19:CT:62:ALA:HA	19:CT:67:HIS:CE1	2.48	0.48
25:BB:41:G:H3'	25:BB:42:C:C5'	2.42	0.48
35:BL:55:MET:HE2	35:BL:56:PRO:CD	2.43	0.48
21:AA:230:G:O2'	21:AA:231:U:H5'	2.13	0.48
55:CA:1244:G:C6	55:CA:1245:C:C4	3.01	0.48
24:DA:1412:U:H2'	24:DA:1413:A:O4'	2.12	0.48
24:BA:1005:C:C2	24:BA:1143:A:C6	3.01	0.48
39:DP:107:ALA:O	39:DP:108:ARG:C	2.51	0.48
24:BA:2378:A:N7	24:BA:2379:G:H1'	2.28	0.48
24:DA:1219:U:H2'	24:DA:1220:G:C8	2.47	0.48
24:BA:361:G:OP2	24:BA:361:G:H8	1.96	0.48
38:DO:51:ALA:HB3	38:DO:78:VAL:HG22	1.95	0.48
24:BA:1356:G:C5	24:BA:1357:C:C5	3.01	0.48
24:BA:1362:C:H2'	24:BA:1363:C:O4'	2.13	0.48
30:DG:37:ASN:HD22	30:DG:40:VAL:CG2	2.25	0.48
24:DA:2201:G:H2'	24:DA:2202:U:O4'	2.13	0.48
24:BA:1231:U:H2'	24:BA:1232:G:H8	1.78	0.48
35:BL:68:SER:HB3	35:BL:71:ALA:HB3	1.94	0.48
24:DA:771:G:C4	24:DA:772:C:C5	3.00	0.48
55:CA:128:G:C2	55:CA:234:C:C2	3.01	0.48
24:BA:1001:A:H2'	24:BA:1002:G:O4'	2.13	0.48
41:BR:49:ILE:HG22	41:BR:54:VAL:HG12	1.96	0.48
24:DA:324:A:N6	24:DA:338:G:C2'	2.75	0.48
24:DA:2356:U:H2'	24:DA:2357:G:O4'	2.13	0.48
19:AT:82:ILE:HD12	19:AT:82:ILE:C	2.33	0.48
10:AK:113:THR:HB	20:AU:28:LEU:HD11	1.94	0.48
27:BD:182:ALA:O	27:BD:184:ARG:N	2.46	0.48
1:AB:130:LYS:HA	1:AB:130:LYS:HZ3	1.77	0.48
24:DA:361:G:HO2'	24:DA:362:A:P	2.37	0.48
55:CA:1254:A:C2	55:CA:1284:C:N3	2.82	0.48
21:AA:955:U:H2'	21:AA:956:U:C6	2.43	0.48
21:AA:1049:U:O2'	21:AA:1050:G:P	2.71	0.48
55:CA:247:G:O6	55:CA:278:G:C6	2.66	0.48
24:DA:480:A:HO2'	24:DA:499:U:HO2'	1.60	0.48
24:DA:503:A:C2	24:DA:505:A:C4	3.02	0.48
9:AJ:37:ARG:HD2	21:AA:1125:U:OP1	2.13	0.48
24:DA:1376:C:H2'	24:DA:1377:G:C8	2.48	0.48
21:AA:465:A:H2'	21:AA:466:A:O4'	2.13	0.48
24:DA:1936:A:H2	24:DA:1943:U:O4	1.96	0.48
55:CA:1117:A:C2	55:CA:1184:G:C6	3.01	0.48
24:DA:2339:C:O2'	24:DA:2340:A:O4'	2.30	0.48
24:DA:2418:A:H2'	24:DA:2419:U:O4'	2.13	0.48

*Continued on next page...*

*Continued from previous page...*

Atom-1	Atom-2	Distance(Å)	Clash(Å)
43:DT:30:ILE:O	43:DT:85:VAL:HG23	2.13	0.48
33:BJ:64:VAL:HG13	33:BJ:65:THR:O	2.13	0.48
16:AQ:46:HIS:CG	16:AQ:47:ASP:N	2.81	0.48
21:AA:91:U:H2'	21:AA:92:U:C1'	2.42	0.48
1:CB:208:ALA:HA	1:CB:211:LEU:HB3	1.94	0.48
21:AA:947:G:C2	21:AA:948:C:C2	3.01	0.48
24:DA:1027:A:O2'	24:DA:1028:A:C8	2.64	0.48
11:CL:2:THR:HG22	11:CL:4:ASN:H	1.77	0.48
47:BX:5:GLN:HG3	47:BX:49:ARG:O	2.13	0.48
24:BA:2297:A:O2'	24:BA:2298:A:H5'	2.12	0.48
24:BA:2318:G:C6	24:BA:2319:G:C6	3.01	0.48
44:DU:14:THR:HG23	44:DU:15:GLY:N	2.23	0.48
21:AA:1239:A:H1'	21:AA:1241:G:C5	2.48	0.48
20:AU:43:GLU:C	20:AU:45:LYS:H	2.16	0.48
31:BH:5:LEU:O	31:BH:16:GLY:HA2	2.14	0.48
24:BA:2887:A:H2'	24:BA:2887:A:N3	2.29	0.48
11:CL:6:LEU:C	11:CL:8:ARG:H	2.16	0.48
56:DB:14:U:H3'	56:DB:15:A:H5''	1.94	0.48
37:BN:3:HIS:O	37:BN:4:ARG:HB2	2.13	0.48
28:DE:5:LEU:HD13	28:DE:122:GLU:HB2	1.95	0.48
55:CA:1023:U:H2'	55:CA:1024:G:H8	1.71	0.48
32:BI:6:ALA:HB3	32:BI:60:VAL:H	1.79	0.48
24:DA:2267:A:H3'	24:DA:2268:A:C5'	2.44	0.48
39:BP:8:GLU:O	39:BP:11:GLN:CB	2.60	0.48
24:BA:2276:G:P	36:BM:83:GLY:O	2.71	0.48
24:BA:1374:G:C5	24:BA:1375:U:C5	3.01	0.48
24:BA:2486:C:H2'	24:BA:2487:G:O4'	2.13	0.48
24:BA:2740:A:C6	24:BA:2741:A:C6	3.01	0.48
21:AA:1169:A:O2'	21:AA:1170:A:C5'	2.62	0.48
1:CB:59:ILE:HA	1:CB:62:ARG:CD	2.42	0.48
27:BD:70:LYS:O	27:BD:71:ALA:CB	2.61	0.48
2:AC:139:ASN:N	2:AC:139:ASN:HD22	2.11	0.48
21:AA:1099:G:C5	21:AA:1100:C:C4	3.01	0.48
7:CH:77:VAL:HG21	7:CH:127:TYR:CE1	2.49	0.48
55:CA:1336:C:H4'	55:CA:1337:G:N3	2.27	0.48
24:DA:2435:A:C2	24:DA:2436:G:C4	3.02	0.48
21:AA:1151:A:N6	21:AA:1152:A:N6	2.61	0.48
33:BJ:37:ARG:HA	33:BJ:118:MET:CE	2.44	0.48
55:CA:855:U:H2'	55:CA:856:C:H6	1.78	0.48
26:BC:169:ALA:O	26:BC:185:ALA:HB3	2.12	0.48
24:BA:1351:C:N3	24:BA:1381:G:C6	2.81	0.48
21:AA:502:A:H2'	21:AA:503:C:H6	1.78	0.48

*Continued on next page...*

*Continued from previous page...*

Atom-1	Atom-2	Distance(Å)	Clash(Å)
24:BA:1858:A:O2'	24:BA:1859:U:H5'	2.13	0.48
24:BA:2444:G:C6	24:BA:2445:G:C5	3.01	0.48
24:BA:1549:A:C6	24:BA:1550:C:N3	2.82	0.48
55:CA:1275:A:H2'	55:CA:1276:G:H8	1.77	0.48
2:AC:161:ILE:O	2:AC:161:ILE:HG13	2.13	0.48
55:CA:293:G:N1	55:CA:305:G:C2	2.81	0.48
24:DA:1041:G:H2'	24:DA:1042:G:H8	1.79	0.48
24:DA:2875:C:HO2'	24:DA:2876:G:H8	1.59	0.48
24:DA:1149:G:C2	24:DA:1150:C:C2	3.01	0.48
37:BN:93:GLY:C	37:BN:95:THR:H	2.15	0.48
2:AC:190:THR:HG21	2:AC:192:TYR:CZ	2.48	0.48
22:AV:37:A:C2	23:AW:1:U:C4	3.01	0.48
24:BA:574:A:H4'	24:BA:575:A:H5'	1.95	0.48
24:DA:2662:A:H2'	24:DA:2663:G:O4'	2.13	0.48
31:DH:5:LEU:HD11	31:DH:13:GLY:HA3	1.95	0.48
24:DA:924:G:O2'	24:DA:925:A:H5'	2.13	0.48
7:CH:40:LYS:C	7:CH:40:LYS:HD3	2.32	0.48
55:CA:476:U:C6	55:CA:476:U:OP2	2.66	0.48
33:BJ:132:HIS:HB3	33:BJ:135:GLN:HG2	1.96	0.48
16:AQ:51:GLU:HG2	16:AQ:52:CYS:SG	2.53	0.48
24:BA:1153:C:H2'	24:BA:1154:G:O4'	2.14	0.48
24:BA:2093:G:C5	24:BA:2225:A:C8	3.01	0.48
24:DA:1669:A:O2'	24:DA:1670:C:H5'	2.13	0.48
27:DD:114:LYS:HD2	27:DD:116:LYS:HZ2	1.79	0.48
12:CM:1:ALA:N	12:CM:2:ARG:NH1	2.61	0.48
24:DA:1142:A:C8	24:DA:1144:A:N7	2.82	0.48
24:DA:2315:G:N1	24:DA:2316:G:C5	2.82	0.48
24:DA:1059:G:C2	24:DA:1080:A:C2	3.02	0.48
24:DA:1057:A:N3	24:DA:1082:U:C2	2.81	0.48
6:CG:114:SER:HB2	6:CG:117:LEU:HD13	1.96	0.48
55:CA:82:G:C5	55:CA:89:U:C4	3.02	0.48
55:CA:1055:A:C6	55:CA:1206:G:C5	3.02	0.48
24:BA:811:U:H2'	35:BL:21:ARG:HD3	1.94	0.48
19:CT:26:MET:CE	19:CT:30:PHE:HD1	2.25	0.48
56:DB:76:G:H5''	45:DV:17:SER:OG	2.13	0.48
24:BA:2725:A:C4	24:BA:2727:A:C8	3.01	0.48
16:CQ:46:HIS:HB2	16:CQ:70:LYS:HE3	1.94	0.48
24:DA:2616:C:HO2'	24:DA:2617:U:H6	1.61	0.48
20:CU:23:GLU:O	20:CU:24:LYS:HB3	2.12	0.48
36:DM:71:LYS:HD3	36:DM:95:LEU:CD1	2.43	0.48
24:DA:92:U:O2'	24:DA:93:G:C5'	2.62	0.48
24:BA:2578:G:C5	27:BD:145:SER:HB2	2.47	0.48

*Continued on next page...*

*Continued from previous page...*

Atom-1	Atom-2	Distance(Å)	Clash(Å)
24:DA:1919:A:H2'	24:DA:1920:C:H5'	1.95	0.48
55:CA:1170:A:H2'	55:CA:1171:A:O4'	2.13	0.48
55:CA:132:C:O2'	55:CA:133:U:C5'	2.61	0.48
21:AA:552:U:H2'	21:AA:553:A:H8	1.78	0.48
24:DA:807:U:H2'	24:DA:808:G:H8	1.78	0.48
25:BB:90:C:H5'	36:BM:18:ARG:HG2	1.94	0.48
8:CI:24:ASN:HB2	8:CI:26:LYS:HZ3	1.76	0.48
9:CJ:11:LYS:HZ3	9:CJ:99:GLN:HB3	1.76	0.48
24:DA:227:A:H61	24:DA:410:G:H1'	1.78	0.48
55:CA:763:G:C2	55:CA:764:C:C6	3.01	0.48
55:CA:764:C:N4	55:CA:812:G:C6	2.81	0.48
24:BA:797:G:C2	24:BA:798:G:C4	3.01	0.48
24:BA:1672:A:C2	24:BA:2582:G:H5'	2.47	0.48
24:DA:785:G:C6	24:DA:786:C:C4	3.01	0.48
26:DC:62:ARG:NH2	26:DC:62:ARG:CG	2.77	0.48
55:CA:821:G:O2'	55:CA:822:U:C5'	2.61	0.48
55:CA:821:G:O2'	55:CA:822:U:C6	2.59	0.48
24:DA:156:A:H2'	24:DA:157:C:O4'	2.13	0.48
24:BA:228:C:H4'	24:BA:229:C:C5'	2.44	0.48
24:BA:1553:A:C5	24:BA:1555:G:C5	3.00	0.48
35:BL:23:ILE:HG12	41:BR:82:HIS:CE1	2.48	0.48
6:CG:22:LEU:C	6:CG:22:LEU:HD23	2.34	0.48
21:AA:481:G:HO2'	21:AA:482:A:H8	1.57	0.48
24:BA:2020:A:N1	24:BA:2022:U:C2	2.81	0.48
24:DA:2653:U:C4	24:DA:2654:A:C5	3.01	0.48
55:CA:1460:C:C5	55:CA:1461:G:N7	2.81	0.48
13:AN:70:HIS:CE1	21:AA:974:A:C1'	2.95	0.48
8:CI:90:ASP:HB3	8:CI:93:LEU:CD2	2.42	0.48
35:DL:90:VAL:HG13	35:DL:95:LEU:HD21	1.96	0.48
24:BA:77:G:C4	24:BA:78:U:C5	3.01	0.48
24:DA:777:G:N7	24:DA:793:A:C2	2.81	0.48
12:CM:21:ILE:HG22	12:CM:23:GLY:H	1.79	0.48
33:DJ:111:LYS:HB2	33:DJ:115:GLY:CA	2.43	0.48
1:CB:164:ASP:O	1:CB:168:GLU:HB2	2.13	0.48
24:BA:684:G:C6	24:BA:774:G:C4	3.01	0.48
16:CQ:4:ILE:HG22	16:CQ:5:ARG:H	1.78	0.48
41:BR:6:GLN:HE21	41:BR:9:GLY:CA	2.26	0.48
24:BA:2828:G:O2'	24:BA:2829:A:H5'	2.12	0.48
24:DA:935:C:H2'	24:DA:936:A:H8	1.78	0.48
24:BA:2856:A:O2'	24:BA:2857:G:H5'	2.13	0.48
21:AA:294:U:H2'	21:AA:295:C:C6	2.49	0.48
29:DF:1:ALA:HA	29:DF:97:GLU:HB3	1.95	0.48

*Continued on next page...*

*Continued from previous page...*

Atom-1	Atom-2	Distance(Å)	Clash(Å)
24:DA:194:G:C6	24:DA:195:A:C6	3.01	0.48
21:AA:233:C:H2'	21:AA:234:C:C6	2.48	0.48
24:BA:1406:U:H2'	24:BA:1407:G:H8	1.79	0.48
3:CD:55:ARG:HD2	3:CD:55:ARG:N	2.29	0.48
24:DA:2155:U:OP2	24:DA:2155:U:H6	1.96	0.48
27:DD:17:GLU:H	27:DD:17:GLU:CD	2.17	0.48
21:AA:253:A:H2'	21:AA:254:G:C8	2.48	0.48
32:BI:12:VAL:HG23	32:BI:13:ALA:H	1.78	0.48
24:BA:2097:A:H2'	24:BA:2098:U:O4'	2.13	0.48
15:AP:56:ARG:O	15:AP:59:HIS:HB3	2.14	0.48
26:BC:221:GLY:O	26:BC:224:MET:HG3	2.13	0.48
29:BF:107:VAL:HG11	29:BF:175:PRO:HG2	1.95	0.48
18:CS:50:VAL:CG2	18:CS:74:ALA:HB2	2.43	0.48
29:DF:134:GLN:HB2	29:DF:137:PHE:HE2	1.78	0.48
4:AE:109:ALA:C	4:AE:111:ARG:N	2.66	0.48
4:AE:95:MET:CE	4:AE:114:LEU:HD11	2.44	0.48
18:CS:39:ILE:HD11	18:CS:65:MET:HB2	1.95	0.48
55:CA:519:C:O2'	55:CA:520:A:C5'	2.61	0.48
46:BW:45:HIS:HB2	46:BW:50:VAL:HG13	1.94	0.48
1:AB:110:ILE:HA	1:AB:113:LEU:HB3	1.94	0.48
55:CA:174:A:H2'	55:CA:175:C:C6	2.49	0.48
33:BJ:23:LYS:O	33:BJ:63:ALA:HB3	2.13	0.48
24:DA:2838:G:OP1	59:DA:3795:HOH:O	2.20	0.48
55:CA:1227:A:H5''	55:CA:1227:A:N3	2.28	0.48
21:AA:987:G:C4	21:AA:988:G:C8	3.02	0.48
55:CA:247:G:O6	55:CA:278:G:N1	2.47	0.48
24:DA:17:G:C6	24:DA:524:G:C6	3.01	0.48
24:DA:2624:G:H2'	24:DA:2625:G:O4'	2.13	0.48
24:DA:1571:A:H2'	24:DA:1572:A:C8	2.49	0.48
21:AA:427:U:N3	21:AA:428:G:C6	2.82	0.48
11:AL:24:GLU:O	11:AL:25:ALA:C	2.51	0.48
24:DA:1910:G:C6	24:DA:1921:G:C6	3.01	0.48
24:BA:49:A:C2	24:BA:118:A:C2	3.01	0.48
24:BA:49:A:C2	24:BA:118:A:N1	2.82	0.48
24:BA:1142:A:C4	24:BA:1144:A:N7	2.82	0.48
35:DL:66:PHE:CG	35:DL:67:THR:N	2.81	0.48
39:BP:25:VAL:HG23	39:BP:83:ILE:HD11	1.95	0.48
24:DA:227:A:H5'	24:DA:229:C:N4	2.28	0.48
55:CA:915:A:O2'	55:CA:916:U:C5'	2.60	0.48
24:DA:964:C:O2'	24:DA:2273:A:H1'	2.14	0.48
11:CL:34:THR:C	11:CL:35:ARG:NE	2.67	0.48
7:AH:17:GLN:NE2	7:AH:71:VAL:HG23	2.23	0.48

*Continued on next page...*

*Continued from previous page...*

Atom-1	Atom-2	Distance(Å)	Clash(Å)
3:CD:113:ALA:O	3:CD:117:VAL:HG23	2.14	0.48
35:BL:82:LEU:C	35:BL:84:LYS:H	2.15	0.48
30:DG:8:VAL:O	30:DG:9:VAL:HB	2.14	0.48
21:AA:1219:A:C6	21:AA:1220:G:C6	3.01	0.48
14:AO:23:SER:HB3	14:AO:26:VAL:HG23	1.95	0.48
24:BA:1967:C:H2'	24:BA:1968:G:H8	1.78	0.48
30:DG:112:VAL:HG12	30:DG:114:HIS:HB3	1.96	0.48
31:BH:96:THR:HG23	31:BH:96:THR:O	2.14	0.48
24:DA:2867:G:O2'	24:DA:2868:A:OP2	2.31	0.48
43:DT:50:LEU:HD23	43:DT:51:PHE:N	2.24	0.48
24:BA:2250:G:O5'	24:BA:2250:G:C8	2.64	0.48
21:AA:1469:C:H2'	21:AA:1470:U:H5'	1.94	0.48
32:BI:56:VAL:HG11	32:BI:68:PHE:HD2	1.78	0.48
2:CC:19:SER:O	13:CN:93:PRO:HG3	2.13	0.48
34:DK:118:LEU:O	34:DK:120:PRO:HD2	2.13	0.48
2:AC:149:LYS:O	2:AC:200:TRP:HE3	1.95	0.48
5:AF:36:ILE:HG22	5:AF:64:VAL:HG13	1.94	0.48
27:DD:36:GLN:HE21	27:DD:38:LYS:NZ	2.11	0.48
42:BS:63:GLY:O	42:BS:64:ALA:CB	2.61	0.48
28:DE:106:LYS:HG3	28:DE:200:LEU:HD12	1.96	0.48
2:CC:148:ILE:HG23	2:CC:169:GLU:HB3	1.95	0.48
24:BA:2232:C:OP1	47:BX:26:ARG:NH2	2.47	0.48
24:BA:1517:G:C6	24:BA:1518:C:C4	3.01	0.48
53:D3:15:LYS:HZ2	53:D3:19:GLY:HA2	1.79	0.48
24:BA:2689:U:C2	24:BA:2713:U:C6	3.02	0.48
24:DA:2811:G:H2'	24:DA:2812:G:H8	1.78	0.48
7:CH:64:TYR:HA	7:CH:69:ALA:HA	1.94	0.48
10:AK:81:LEU:HD22	10:AK:104:PHE:HB3	1.94	0.48
26:DC:245:THR:O	26:DC:247:TRP:N	2.47	0.48
21:AA:1026:G:C5	21:AA:1027:C:N4	2.82	0.48
5:AF:79:ARG:HE	5:AF:79:ARG:HA	1.78	0.48
28:DE:48:THR:O	28:DE:52:VAL:HG23	2.14	0.48
29:BF:72:SER:HB2	29:BF:80:GLN:HB2	1.94	0.48
32:BI:107:GLU:HA	32:BI:110:GLN:HB3	1.95	0.48
3:CD:161:ALA:O	3:CD:164:ARG:HB2	2.13	0.48
55:CA:747:A:H2'	55:CA:748:G:O4'	2.12	0.48
24:BA:994:C:H1'	41:BR:10:LYS:HZ3	1.76	0.48
33:BJ:45:THR:CG2	33:BJ:45:THR:O	2.60	0.48
24:DA:1440:U:O2'	24:DA:1441:G:H5'	2.13	0.48
24:DA:1535:A:H2'	24:DA:1535:A:N3	2.28	0.48
55:CA:370:C:O2'	55:CA:371:A:H5'	2.13	0.48
24:DA:2688:G:H1'	24:DA:2721:A:N6	2.28	0.48

*Continued on next page...*

*Continued from previous page...*

Atom-1	Atom-2	Distance(Å)	Clash(Å)
12:CM:1:ALA:N	12:CM:2:ARG:CD	2.77	0.48
24:DA:1152:C:H2'	24:DA:1153:C:H6	1.79	0.48
24:DA:2359:C:O2	35:DL:60:ARG:NH2	2.47	0.48
24:DA:1062:G:O2'	24:DA:1063:G:O5'	2.31	0.48
6:CG:94:ARG:C	6:CG:96:ASN:H	2.17	0.48
55:CA:95:C:O2'	55:CA:96:U:H5'	2.14	0.48
55:CA:519:C:O2'	55:CA:520:A:C8	2.65	0.48
47:DX:53:LYS:CA	47:DX:56:ARG:HB3	2.25	0.48
24:BA:813:U:O2'	24:BA:1225:G:H1'	2.14	0.48
24:BA:813:U:H2'	24:BA:814:C:C6	2.48	0.48
24:BA:923:G:C1'	46:BW:23:LYS:HE2	2.42	0.48
24:BA:2727:A:H2'	24:BA:2728:U:H6	1.78	0.48
11:AL:27:PRO:O	11:AL:28:GLN:HB3	2.12	0.48
37:BN:92:GLY:HA2	37:BN:94:TYR:CZ	2.49	0.48
24:DA:1941:C:O2'	24:DA:1942:C:H5'	2.13	0.48
11:AL:43:LYS:HB2	11:AL:44:PRO:CD	2.43	0.48
55:CA:499:A:O2'	55:CA:500:G:H8	1.91	0.48
24:DA:2303:G:C4	24:DA:2304:G:C8	3.01	0.48
24:BA:48:G:N2	24:BA:177:G:N2	2.61	0.48
24:DA:2061:G:H5''	24:DA:2503:A:C2	2.48	0.48
24:BA:1025:G:H4'	24:BA:1026:G:OP2	2.14	0.48
55:CA:879:C:C2	55:CA:880:C:C6	3.01	0.48
2:CC:131:ARG:HA	2:CC:134:LYS:HD2	1.94	0.48
4:AE:61:LYS:HD3	21:AA:1073:U:P	2.53	0.48
4:AE:14:LEU:HD22	4:AE:15:ILE:C	2.34	0.48
32:BI:105:LEU:HD23	32:BI:108:ILE:HG21	1.94	0.48
55:CA:10:A:N1	55:CA:25:C:N3	2.62	0.48
24:BA:1147:A:C6	24:BA:1148:U:C4	3.02	0.48
32:DI:52:LEU:HD11	32:DI:78:LEU:CD2	2.44	0.48
24:DA:1953:A:H4'	24:DA:2560:A:H5'	1.94	0.48
39:BP:105:LYS:CA	39:BP:108:ARG:HD3	2.44	0.48
24:BA:2415:G:C2	24:BA:2416:C:C2	3.01	0.48
32:BI:64:ARG:HG3	32:BI:65:SER:N	2.28	0.48
21:AA:944:G:C6	21:AA:1337:G:H2'	2.48	0.48
26:DC:7:PRO:HB3	26:DC:13:ARG:HB2	1.95	0.48
24:BA:95:A:N1	24:BA:96:C:C2	2.81	0.48
12:CM:75:SER:C	12:CM:77:LYS:H	2.17	0.48
24:DA:1259:G:H2'	24:DA:1260:A:H8	1.77	0.48
24:BA:959:A:N6	36:BM:82:MET:CE	2.76	0.48
55:CA:1049:U:H4'	55:CA:1050:G:OP2	2.14	0.48
44:BU:53:GLN:N	44:BU:54:PRO:HD2	2.27	0.48
24:DA:860:U:HO2'	24:DA:861:A:C5'	2.26	0.48

*Continued on next page...*



*Continued from previous page...*

Atom-1	Atom-2	Distance(Å)	Clash(Å)
55:CA:588:G:C6	55:CA:589:U:N3	2.81	0.48
17:CR:56:ARG:O	17:CR:60:ARG:HG3	2.14	0.48
29:DF:110:ILE:HB	29:DF:113:PHE:H	1.78	0.48
13:CN:15:LEU:O	13:CN:54:SER:HB2	2.13	0.48
2:CC:110:LEU:HD11	2:CC:203:LYS:HZ1	1.77	0.48
24:DA:1049:C:HO2'	24:DA:1050:A:H8	1.61	0.48
24:BA:2209:G:N1	24:BA:2210:U:O4	2.46	0.48
24:BA:2217:G:H2'	24:BA:2218:G:C8	2.48	0.48
3:AD:166:LYS:HA	3:AD:167:PRO:HD3	1.71	0.48
24:BA:493:G:O2'	42:BS:7:HIS:HA	2.14	0.48
21:AA:126:G:H2'	21:AA:127:G:O5'	2.14	0.48
24:DA:2901:C:N4	24:DA:2902:C:N4	2.62	0.48
1:AB:16:GLY:HA2	1:AB:202:ASN:ND2	2.29	0.48
10:CK:15:VAL:HG13	10:CK:36:ARG:NH1	2.29	0.48
36:BM:101:VAL:CG1	36:BM:101:VAL:O	2.61	0.48
21:AA:1036:A:H3'	21:AA:1037:C:C6	2.48	0.48
42:DS:82:MET:HE1	42:DS:84:ARG:HH12	1.79	0.48
44:DU:85:ARG:NE	44:DU:85:ARG:HA	2.29	0.48
31:DH:32:PRO:HA	47:DX:38:TRP:CD1	2.49	0.48
21:AA:901:A:N7	21:AA:902:G:H1'	2.28	0.48
55:CA:581:G:N2	55:CA:582:C:N4	2.62	0.48
28:DE:151:GLY:HA3	28:DE:191:ASP:OD1	2.12	0.48
35:BL:119:PRO:HA	35:BL:138:ALA:O	2.13	0.48
24:DA:2833:U:H3'	24:DA:2834:G:C5'	2.44	0.48
9:AJ:74:VAL:O	9:AJ:75:ASP:HB3	2.13	0.48
24:BA:484:C:H6	24:BA:484:C:O5'	1.95	0.48
2:AC:70:ALA:HA	2:AC:105:VAL:HB	1.95	0.48
34:BK:57:VAL:C	34:BK:58:LEU:HD23	2.34	0.48
24:DA:1293:C:H2'	24:DA:1294:U:O4'	2.13	0.48
21:AA:636:U:H6	21:AA:636:U:O5'	1.97	0.48
24:BA:1052:C:C2'	24:BA:1053:C:H5'	2.44	0.48
24:BA:471:A:O5'	24:BA:471:A:H8	1.97	0.48
24:DA:2562:U:O2	24:DA:2562:U:H2'	2.14	0.48
27:BD:61:THR:OG1	27:BD:63:PRO:HD2	2.14	0.48
4:AE:71:ILE:HD11	4:AE:144:GLU:HG3	1.96	0.48
40:BQ:82:LEU:HD21	40:BQ:112:ALA:HB2	1.95	0.48
24:DA:1057:A:C4	24:DA:1082:U:N3	2.81	0.48
55:CA:95:C:H2'	55:CA:96:U:C5	2.47	0.48
24:BA:1250:G:N7	35:BL:18:ARG:NH1	2.62	0.48
21:AA:415:A:O2'	21:AA:416:G:H5'	2.14	0.48
46:BW:17:ALA:HA	46:BW:35:ILE:CG2	2.27	0.48
46:BW:24:ARG:C	46:BW:24:ARG:HD2	2.32	0.48

*Continued on next page...*

*Continued from previous page...*

Atom-1	Atom-2	Distance(Å)	Clash(Å)
46:BW:30:VAL:HA	46:BW:60:ALA:HB3	1.95	0.48
46:BW:67:LYS:HG3	46:BW:69:GLU:HG3	1.94	0.48
24:BA:2691:C:O2'	24:BA:2692:G:C5'	2.60	0.48
24:BA:2845:U:H5''	39:BP:51:ASN:O	2.14	0.48
9:CJ:35:GLN:OE1	9:CJ:77:VAL:HB	2.14	0.48
9:CJ:7:ARG:HB2	9:CJ:101:SER:O	2.13	0.48
21:AA:977:A:H2'	21:AA:977:A:N3	2.29	0.48
21:AA:411:A:C5	21:AA:429:U:C5	3.02	0.48
55:CA:942:G:C6	55:CA:1342:C:C4	3.01	0.48
8:CI:118:ARG:HH21	8:CI:122:ARG:HE	1.60	0.48
10:CK:115:ILE:HD12	20:CU:23:GLU:CG	2.33	0.48
28:BE:147:LEU:O	28:BE:168:ASP:O	2.31	0.48
24:BA:1054:A:C6	24:BA:1106:G:O6	2.67	0.48
24:DA:448:U:H4'	24:DA:449:A:OP2	2.14	0.48
28:DE:137:LYS:O	28:DE:140:ASP:HB2	2.13	0.48
24:DA:2341:G:H2'	24:DA:2342:C:O4'	2.14	0.48
55:CA:131:A:C2	55:CA:132:C:C2	3.02	0.48
21:AA:550:G:N2	21:AA:551:U:C2	2.82	0.48
1:AB:65:LYS:HG2	1:AB:153:MET:CG	2.43	0.48
48:DY:47:ARG:O	48:DY:50:VAL:N	2.45	0.48
48:DY:53:VAL:O	48:DY:57:LEU:HB2	2.13	0.48
24:DA:1254:A:H3'	24:DA:1255:U:H5''	1.96	0.48
37:BN:60:VAL:O	37:BN:61:ALA:C	2.51	0.48
37:BN:67:PHE:CE1	37:BN:73:ASN:OD1	2.66	0.48
2:AC:166:TRP:N	2:AC:166:TRP:CE3	2.71	0.48
21:AA:78:A:N6	21:AA:79:G:C6	2.81	0.48
4:CE:114:LEU:HD13	4:CE:122:VAL:HG11	1.96	0.48
30:DG:120:ILE:O	30:DG:120:ILE:HD13	2.13	0.48
24:DA:1504:A:C2	24:DA:1505:A:C8	3.01	0.48
27:DD:118:PHE:O	27:DD:119:ALA:HB3	2.13	0.48
24:BA:668:A:C2'	24:BA:669:G:OP1	2.62	0.48
28:DE:164:LEU:HD12	28:DE:167:VAL:HG12	1.94	0.48
21:AA:1103:C:HO2'	21:AA:1104:G:C4'	2.26	0.48
4:AE:37:VAL:HG11	4:AE:113:VAL:HG12	1.95	0.48
3:AD:172:VAL:HG22	3:AD:173:ASP:N	2.20	0.48
24:DA:1809:A:O2'	24:DA:1810:A:O5'	2.31	0.48
7:AH:74:ILE:HD13	7:AH:128:VAL:HG13	1.96	0.48
24:BA:1873:G:H2'	24:BA:1874:C:H6	1.79	0.48
19:CT:81:GLN:O	19:CT:82:ILE:HG23	2.13	0.48
54:B4:25:VAL:CG2	54:B4:35:GLN:HB2	2.44	0.48
21:AA:842:U:H3'	21:AA:843:U:H5''	1.95	0.48
55:CA:428:G:C1'	55:CA:430:A:C8	2.96	0.48

*Continued on next page...*

*Continued from previous page...*

Atom-1	Atom-2	Distance(Å)	Clash(Å)
21:AA:1394:A:N6	21:AA:1501:C:C4'	2.76	0.48
55:CA:1155:A:O2'	55:CA:1156:G:H5'	2.14	0.48
21:AA:596:A:O2'	21:AA:597:G:H5'	2.13	0.48
21:AA:394:G:C5	21:AA:395:C:C5	3.01	0.48
55:CA:259:G:C2	55:CA:268:U:C2	3.02	0.48
24:BA:396:G:O3'	47:BX:30:PRO:HA	2.13	0.48
21:AA:1312:G:H2'	21:AA:1313:U:C6	2.49	0.48
27:BD:110:THR:OG1	27:BD:171:THR:CG2	2.61	0.48
19:AT:63:LYS:HE2	21:AA:176:C:OP1	2.14	0.48
2:AC:99:GLN:O	2:AC:100:ILE:CB	2.58	0.48
2:AC:148:ILE:HG12	2:AC:149:LYS:N	2.28	0.48
55:CA:601:G:H2'	55:CA:602:A:C8	2.43	0.48
24:BA:475:C:C4	24:BA:481:G:O6	2.67	0.48
21:AA:1038:C:H2'	21:AA:1039:G:H8	1.78	0.48
30:BG:27:GLY:O	30:BG:29:ASN:O	2.32	0.48
6:AG:121:ASN:N	6:AG:121:ASN:HD22	2.11	0.48
10:AK:125:LYS:O	10:AK:126:ARG:CB	2.62	0.48
21:AA:1106:G:C2	21:AA:1107:C:C6	3.02	0.48
42:BS:38:TYR:CD2	50:B0:38:LEU:HD21	2.48	0.48
24:BA:2488:G:C2	24:BA:2489:U:C2	3.02	0.48
55:CA:581:G:N2	55:CA:582:C:H41	2.12	0.48
55:CA:127:G:N2	55:CA:128:G:H1'	2.29	0.48
3:AD:164:ARG:HG2	3:AD:165:GLU:H	1.78	0.48
9:AJ:53:ILE:HG22	9:AJ:62:ARG:H	1.79	0.48
18:AS:39:ILE:HD11	18:AS:73:PHE:HE1	1.77	0.48
24:BA:152:A:H2'	24:BA:153:U:C6	2.48	0.48
24:BA:1892:C:H2'	24:BA:1893:C:C6	2.48	0.48
24:BA:1154:G:OP2	40:BQ:57:ARG:NH1	2.45	0.48
12:AM:74:MET:CA	12:AM:74:MET:CE	2.69	0.48
24:DA:2721:A:C2	24:DA:2722:G:H1'	2.48	0.48
24:DA:1137:G:H2'	24:DA:1138:G:C8	2.49	0.48
33:DJ:4:PHE:HB3	40:DQ:63:ARG:HH22	1.78	0.48
46:DW:18:LYS:HZ3	46:DW:18:LYS:HB2	1.77	0.48
4:AE:95:MET:HE3	4:AE:114:LEU:HD11	1.95	0.48
21:AA:414:A:N3	21:AA:414:A:H2'	2.29	0.48
21:AA:415:A:H2'	21:AA:416:G:O4'	2.13	0.48
24:BA:856:G:C1'	46:BW:23:LYS:HB3	2.44	0.48
1:AB:130:LYS:O	1:AB:133:ALA:HB3	2.14	0.48
24:BA:2692:G:C4	24:BA:2718:G:N2	2.82	0.48
55:CA:1449:C:O2'	55:CA:1450:U:C5'	2.62	0.48
55:CA:66:A:C2	55:CA:104:G:H1'	2.48	0.48
55:CA:66:A:O2'	55:CA:67:C:H5'	2.12	0.48

*Continued on next page...*

*Continued from previous page...*

Atom-1	Atom-2	Distance(Å)	Clash(Å)
24:DA:2838:G:C4	24:DA:2839:G:C8	3.01	0.48
21:AA:1257:A:H4'	21:AA:1258:G:OP2	2.11	0.48
24:DA:89:A:C2	24:DA:90:U:C2	3.02	0.48
31:DH:42:LYS:NZ	31:DH:42:LYS:HB3	2.29	0.48
21:AA:65:A:C2	21:AA:381:C:C6	3.02	0.48
29:DF:76:PHE:CD2	29:DF:76:PHE:N	2.75	0.48
6:CG:77:ARG:HG3	6:CG:77:ARG:HH11	1.79	0.48
1:CB:72:LYS:HB2	1:CB:75:ALA:HB3	1.96	0.48
24:DA:2037:A:H2'	24:DA:2038:G:C8	2.49	0.48
24:DA:1802:A:H62	24:DA:1817:G:N2	2.12	0.48
24:DA:831:G:H2'	24:DA:832:U:C6	2.49	0.48
27:BD:4:LEU:HD23	27:BD:29:VAL:HG11	1.95	0.48
24:BA:1022:G:C6	24:BA:1141:U:C5	3.01	0.48
24:DA:2446:G:H2'	24:DA:2447:G:H5''	1.96	0.48
12:CM:14:ALA:HB1	12:CM:33:LEU:CD1	2.41	0.48
4:CE:22:LYS:CD	55:CA:1081:A:H5'	2.38	0.48
43:BT:24:MET:HG3	43:BT:29:THR:HG23	1.96	0.48
8:CI:51:LEU:HD11	8:CI:82:ILE:HG22	1.94	0.48
24:BA:2291:U:C2	24:BA:2292:U:C4	3.01	0.48
7:AH:17:GLN:HB3	7:AH:69:ALA:HB2	1.94	0.48
24:DA:2575:C:H4'	27:DD:148:GLN:O	2.14	0.48
21:AA:706:A:H2'	21:AA:707:U:O4'	2.14	0.48
24:DA:2581:G:H5''	24:DA:2582:G:OP1	2.13	0.48
1:CB:9:LEU:O	1:CB:10:LYS:CB	2.61	0.48
55:CA:463:U:H3	55:CA:469:C:H42	1.61	0.48
14:AO:22:GLY:O	21:AA:751:U:H1'	2.14	0.48
14:AO:22:GLY:O	14:AO:27:GLN:NE2	2.47	0.48
24:DA:675:A:OP1	28:DE:60:TRP:HZ2	1.95	0.48
16:AQ:45:VAL:HG21	16:AQ:60:ILE:HD13	1.96	0.48
30:BG:94:ARG:HG3	30:BG:127:GLN:OE1	2.13	0.48
27:BD:27:ILE:HG12	27:BD:201:LEU:HD23	1.96	0.48
19:AT:26:MET:HA	19:AT:29:THR:HG1	1.76	0.48
10:AK:61:ALA:O	10:AK:64:VAL:HG13	2.13	0.48
24:DA:190:A:H2'	24:DA:191:A:O4'	2.12	0.48
55:CA:1270:G:H2'	55:CA:1271:A:C8	2.49	0.48
24:BA:2204:G:H4'	26:BC:149:LYS:HG3	1.95	0.48
24:BA:1944:U:O4	24:BA:2557:G:N2	2.40	0.48
24:DA:471:A:H2'	24:DA:472:A:O4'	2.13	0.48
11:AL:41:PRO:HB3	11:AL:49:ARG:HH12	1.77	0.48
3:CD:171:GLU:CG	3:CD:180:THR:HB	2.44	0.48
55:CA:391:G:O6	55:CA:392:C:C4	2.67	0.48
24:BA:2207:C:H2'	24:BA:2208:C:C6	2.49	0.48

*Continued on next page...*

*Continued from previous page...*

Atom-1	Atom-2	Distance(Å)	Clash(Å)
21:AA:1486:G:H2'	21:AA:1487:G:O4'	2.14	0.48
31:BH:100:ALA:O	31:BH:102:ALA:N	2.47	0.48
29:BF:39:VAL:CG1	29:BF:49:LEU:HD13	2.44	0.48
24:DA:556:A:H8	24:DA:556:A:OP2	1.95	0.48
33:DJ:35:ARG:HH12	33:DJ:140:LEU:HD21	1.78	0.48
11:CL:85:ARG:HA	11:CL:93:ARG:HA	1.95	0.48
24:DA:536:G:H2'	24:DA:537:G:H5'	1.94	0.48
3:AD:29:THR:HB	3:AD:30:LYS:NZ	2.29	0.48
24:DA:845:A:N6	24:DA:932:U:C2	2.81	0.48
55:CA:988:G:O2'	55:CA:989:U:H5'	2.14	0.48
55:CA:27:G:H2'	55:CA:28:A:O4'	2.13	0.48
24:DA:1266:G:C8	42:DS:16:LYS:HE3	2.49	0.48
19:CT:34:VAL:HG22	19:CT:49:ALA:HB1	1.95	0.48
55:CA:848:C:H2'	55:CA:849:G:O5'	2.13	0.48
29:BF:72:SER:HB2	29:BF:80:GLN:N	2.29	0.48
35:DL:71:ALA:HA	35:DL:74:THR:HB	1.96	0.48
48:DY:6:LEU:HD21	48:DY:56:LEU:HD12	1.95	0.48
24:BA:2082:A:N6	24:BA:2237:G:H1'	2.29	0.48
55:CA:1426:G:N2	55:CA:1475:G:H1'	2.28	0.48
21:AA:788:U:C4	21:AA:789:U:C4	3.02	0.48
4:AE:40:ASP:OD1	4:AE:44:ARG:HB2	2.14	0.48
33:DJ:2:LYS:NZ	33:DJ:2:LYS:HB2	2.29	0.48
29:BF:66:ILE:O	29:BF:66:ILE:HG13	2.13	0.48
35:DL:76:GLU:O	35:DL:76:GLU:HG3	2.12	0.48
33:BJ:5:THR:O	33:BJ:5:THR:HG22	2.13	0.48
21:AA:24:U:H2'	21:AA:25:C:H6	1.78	0.48
24:DA:1997:C:O2'	24:DA:1998:A:H5'	2.14	0.48
12:CM:8:ILE:N	12:CM:9:PRO:HD2	2.26	0.48
29:DF:109:ARG:NH2	29:DF:109:ARG:CB	2.74	0.48
29:DF:43:ILE:HD13	29:DF:82:TYR:HE2	1.79	0.48
24:DA:1009:A:C2	24:DA:1010:A:C2	3.02	0.48
24:DA:1011:G:OP1	40:DQ:76:SER:CB	2.62	0.48
4:AE:82:HIS:HA	7:AH:98:LEU:HD12	1.96	0.48
55:CA:533:A:H8	55:CA:533:A:OP2	1.97	0.48
50:D0:28:SER:HB3	50:D0:39:ARG:HE	1.78	0.48
55:CA:253:A:N3	55:CA:254:G:C8	2.82	0.48
24:BA:826:U:O2	24:BA:828:U:H4'	2.14	0.48
24:DA:1239:G:C2	24:DA:1240:U:H1'	2.49	0.48
13:CN:80:ARG:CG	13:CN:81:ILE:N	2.77	0.48
21:AA:217:C:O2'	21:AA:218:U:H5'	2.14	0.48
24:DA:88:G:C2	24:DA:89:A:C8	3.02	0.48
35:BL:100:ILE:HD12	35:BL:100:ILE:O	2.14	0.48

*Continued on next page...*

*Continued from previous page...*

Atom-1	Atom-2	Distance(Å)	Clash(Å)
28:DE:130:LYS:O	28:DE:134:LEU:HB3	2.13	0.48
27:DD:106:LYS:HD3	27:DD:106:LYS:N	2.28	0.48
1:AB:153:MET:HE1	1:AB:157:PRO:HG3	1.96	0.48
1:AB:162:VAL:HG22	1:AB:184:ALA:HB2	1.95	0.48
24:DA:2067:G:C4	24:DA:2444:G:N2	2.82	0.48
24:DA:2069:G:C2	24:DA:2443:C:C2	3.01	0.48
4:CE:114:LEU:HB3	4:CE:119:VAL:HG23	1.96	0.48
4:CE:94:PHE:CE2	4:CE:96:GLN:HB2	2.49	0.48
3:AD:191:SER:HA	3:AD:194:ILE:HD11	1.94	0.48
21:AA:569:C:H5"	21:AA:570:G:OP1	2.14	0.48
24:DA:2408:U:O2'	24:DA:2409:G:O5'	2.32	0.48
30:DG:1:SER:C	30:DG:3:VAL:H	2.17	0.48
24:DA:2544:G:H2'	24:DA:2545:G:H8	1.78	0.48
21:AA:332:G:C2	21:AA:333:U:C6	3.02	0.48
24:BA:947:A:O2'	24:BA:984:A:C2	2.67	0.48
4:AE:36:THR:HG23	4:AE:62:ALA:CB	2.44	0.48
43:BT:29:THR:HB	43:BT:86:THR:N	2.29	0.48
38:BO:74:VAL:HG12	38:BO:106:LEU:HD13	1.96	0.48
24:DA:1807:G:OP1	26:DC:47:ARG:NH1	2.46	0.48
9:CJ:64:GLN:HB2	13:CN:98:ALA:HB3	1.94	0.48
24:BA:2291:U:OP1	24:BA:2381:A:H5'	2.13	0.48
24:BA:2798:U:H6	24:BA:2798:U:OP2	1.96	0.48
24:DA:1448:G:C2	24:DA:1464:G:C2	3.02	0.48
24:DA:49:A:N6	24:DA:177:G:C4	2.82	0.48
24:DA:2508:G:H2'	24:DA:2509:G:O4'	2.14	0.48
21:AA:1363:A:H2'	21:AA:1365:G:N7	2.29	0.48
35:BL:81:ASP:O	35:BL:83:ALA:N	2.39	0.48
24:DA:2199:A:H2'	24:DA:2200:C:H6	1.79	0.48
24:BA:1759:A:H2'	24:BA:1760:C:C5	2.48	0.48
28:BE:108:ILE:HD11	28:BE:180:LEU:HB3	1.94	0.48
24:DA:232:G:O2'	24:DA:233:A:H5"	2.14	0.48
35:BL:57:LEU:CD2	53:B3:53:ASP:HB3	2.44	0.48
26:BC:77:VAL:O	26:BC:77:VAL:CG2	2.60	0.48
56:DB:13:G:H21	56:DB:69:G:N2	2.11	0.48
37:BN:2:ARG:O	37:BN:3:HIS:C	2.52	0.48
24:BA:2674:G:H2'	24:BA:2675:A:C8	2.49	0.48
55:CA:47:C:O2'	55:CA:48:C:H5'	2.13	0.48
44:DU:20:LYS:HD2	44:DU:38:ILE:HD11	1.95	0.48
28:BE:5:LEU:CD1	28:BE:10:SER:HB3	2.41	0.48
15:AP:42:ILE:C	15:AP:44:SER:H	2.16	0.48
49:DZ:32:GLY:C	49:DZ:34:THR:N	2.66	0.48
55:CA:327:A:C2	55:CA:329:A:C4	3.02	0.48

*Continued on next page...*

*Continued from previous page...*

Atom-1	Atom-2	Distance(Å)	Clash(Å)
24:DA:754:U:O2'	24:DA:755:U:C6	2.64	0.48
24:DA:1045:C:H1'	24:DA:1047:G:C2	2.49	0.48
55:CA:954:G:C6	55:CA:955:U:N3	2.82	0.48
24:DA:866:A:C8	24:DA:914:G:O6	2.67	0.48
55:CA:238:A:H3'	55:CA:239:U:H5''	1.94	0.48
53:D3:15:LYS:HZ1	53:D3:19:GLY:HA2	1.78	0.48
24:DA:537:G:N2	24:DA:557:C:H42	2.10	0.48
29:BF:110:ILE:O	29:BF:111:ARG:C	2.50	0.48
55:CA:1250:A:C8	55:CA:1287:A:N7	2.82	0.48
24:BA:2714:G:O2'	24:BA:2715:C:H5'	2.14	0.48
28:BE:148:ILE:HD13	28:BE:187:VAL:HG21	1.95	0.48
24:BA:2818:U:H1'	24:BA:2829:A:C2	2.48	0.48
24:DA:132:G:N2	24:DA:148:U:C2	2.82	0.48
55:CA:987:G:H2'	55:CA:988:G:C8	2.49	0.48
56:DB:8:C:H2'	56:DB:9:G:O4'	2.14	0.48
24:BA:966:G:C6	24:BA:967:U:N3	2.82	0.48
21:AA:622:A:H2'	21:AA:623:C:H5'	1.95	0.48
28:BE:32:VAL:HG23	28:BE:33:VAL:N	2.29	0.48
24:BA:1232:G:C6	24:BA:1233:C:C4	3.01	0.48
46:DW:51:GLY:HA2	46:DW:59:PHE:HD2	1.79	0.48
21:AA:1484:C:H2'	21:AA:1485:U:O4'	2.14	0.48
24:DA:439:A:C5	24:DA:440:C:C4	3.02	0.48
24:BA:1773:A:H2'	24:BA:1774:C:O4'	2.13	0.48
11:CL:51:VAL:HG13	11:CL:64:SER:O	2.13	0.48
29:BF:54:ALA:O	29:BF:57:ALA:HB3	2.13	0.48
24:BA:2643:G:H2'	24:BA:2644:G:O4'	2.14	0.48
54:D4:27:CYS:CB	54:D4:33:HIS:HB2	2.44	0.48
24:DA:607:U:O4	24:DA:619:G:H2'	2.14	0.48
24:DA:624:C:O2'	24:DA:657:U:H5''	2.14	0.48
24:BA:995:C:O2'	24:BA:996:A:OP2	2.32	0.48
33:BJ:44:TYR:C	33:BJ:44:TYR:CD1	2.87	0.48
24:DA:2269:G:H2'	24:DA:2270:A:H8	1.78	0.48
46:DW:25:PHE:O	46:DW:27:GLY:N	2.46	0.48
46:DW:37:VAL:C	46:DW:39:GLN:H	2.16	0.48
24:DA:2226:C:O2'	24:DA:2227:A:C5'	2.62	0.48
24:DA:1078:U:H5''	24:DA:1079:C:OP1	2.14	0.48
55:CA:1296:C:O2'	55:CA:1302:C:N4	2.45	0.48
6:CG:96:ASN:O	6:CG:97:ALA:C	2.52	0.48
27:DD:122:VAL:HA	27:DD:127:PHE:H	1.78	0.48
3:CD:196:GLU:H	3:CD:196:GLU:CD	2.17	0.48
24:BA:2385:C:H6	24:BA:2385:C:H5'	1.79	0.48
24:BA:2720:U:H5''	39:BP:52:ARG:NH2	2.28	0.48

*Continued on next page...*



*Continued from previous page...*

Atom-1	Atom-2	Distance(Å)	Clash(Å)
32:BI:76:ALA:HB2	32:BI:131:THR:CG2	2.40	0.48
24:DA:2748:A:N6	24:DA:2749:A:C6	2.82	0.48
12:AM:109:LYS:HZ1	21:AA:1227:A:H5'	1.78	0.48
16:CQ:44:HIS:CE1	55:CA:277:C:OP1	2.67	0.48
16:CQ:46:HIS:HB3	16:CQ:66:LEU:HD13	1.96	0.48
24:DA:2624:G:H1'	50:D0:18:HIS:CE1	2.48	0.48
8:AI:27:ILE:HG12	8:AI:34:LEU:HD13	1.96	0.48
24:DA:726:G:O2'	24:DA:727:A:P	2.72	0.48
24:DA:1716:U:O2	24:DA:1717:A:C8	2.67	0.48
24:DA:27:G:C6	24:DA:512:G:C6	3.02	0.48
21:AA:184:G:C6	21:AA:194:C:N4	2.82	0.48
28:BE:168:ASP:OD1	28:BE:169:VAL:N	2.47	0.48
55:CA:1499:A:H2'	55:CA:1500:A:H8	1.78	0.48
55:CA:1498:U:C5	23:CW:2:U:H5'	2.49	0.48
51:D1:47:ILE:N	51:D1:47:ILE:HD12	2.29	0.48
24:DA:647:G:O2'	24:DA:648:G:O4'	2.17	0.48
21:AA:543:U:H2'	21:AA:544:G:H5'	1.95	0.48
21:AA:207:C:H2'	21:AA:208:U:C4	2.49	0.48
24:DA:1799:G:C8	26:DC:179:GLU:OE1	2.66	0.48
24:DA:2067:G:C4'	24:DA:2068:U:OP2	2.62	0.48
24:DA:571:U:O2'	24:DA:573:U:H5''	2.14	0.48
21:AA:273:U:C4	21:AA:274:A:N7	2.82	0.48
24:BA:1028:A:H2'	24:BA:1029:A:C8	2.49	0.48
39:BP:33:GLU:OE2	39:BP:38:ARG:NH1	2.47	0.48
24:DA:686:U:H2'	24:DA:788:A:N1	2.29	0.48
24:BA:1338:G:O2'	43:BT:18:GLU:HG2	2.14	0.48
5:AF:47:LEU:HD22	17:AR:65:SER:OG	2.14	0.48
7:AH:6:ILE:HD12	7:AH:35:ILE:HD11	1.96	0.48
29:DF:57:ALA:HB2	29:DF:64:PRO:HG2	1.96	0.48
26:DC:44:ASN:C	26:DC:46:GLY:H	2.18	0.48
55:CA:1502:A:HO2'	55:CA:1503:A:P	2.34	0.48
15:AP:38:PHE:O	15:AP:50:THR:HG23	2.14	0.48
24:DA:234:U:O2'	24:DA:235:U:O5'	2.32	0.48
24:BA:962:G:N2	24:BA:2250:G:H1	2.11	0.48
27:BD:93:GLY:O	27:BD:94:GLN:C	2.51	0.48
55:CA:1309:G:C6	55:CA:1310:G:C6	3.02	0.48
10:AK:30:ILE:CG2	10:AK:45:THR:HG22	2.42	0.48
21:AA:69:G:H2'	21:AA:69:G:N3	2.29	0.48
21:AA:994:A:HO2'	21:AA:995:C:H5'	1.77	0.48
19:AT:74:HIS:O	19:AT:75:LYS:C	2.52	0.48
24:BA:950:G:C6	24:BA:951:C:C4	3.02	0.48
24:DA:308:G:N1	24:DA:309:A:C2	2.82	0.48

*Continued on next page...*

*Continued from previous page...*

Atom-1	Atom-2	Distance(Å)	Clash(Å)
1:CB:186:VAL:HG11	1:CB:192:PRO:HB3	1.96	0.48
21:AA:16:A:O2'	21:AA:17:U:H5'	2.14	0.48
1:AB:209:VAL:HG23	1:AB:210:THR:N	2.28	0.48
21:AA:1172:C:H2'	21:AA:1173:U:C6	2.49	0.48
21:AA:1171:A:H2'	21:AA:1172:C:H6	1.79	0.48
33:BJ:124:VAL:HG23	33:BJ:125:TYR:N	2.28	0.48
24:BA:616:A:H4'	28:BE:101:TYR:CE2	2.49	0.48
24:BA:55:G:N2	24:BA:116:C:C2	2.81	0.48
29:DF:118:ALA:HB2	29:DF:176:PHE:HB3	1.96	0.48
24:BA:684:G:C6	24:BA:774:G:C5	3.02	0.48
21:AA:1183:U:HO2'	21:AA:1184:G:P	2.37	0.48
15:AP:1:MET:HB2	21:AA:135:C:O2	2.13	0.48
8:CI:48:ARG:C	8:CI:50:PRO:HD2	2.34	0.48
21:AA:1151:A:C4	21:AA:1152:A:N7	2.82	0.48
29:DF:7:TYR:O	29:DF:8:LYS:HG3	2.14	0.48
55:CA:102:G:H2'	55:CA:103:U:H6	1.79	0.48
24:BA:1638:C:O2	24:BA:2698:U:O2'	2.30	0.48
8:CI:108:ARG:HB3	55:CA:1347:G:C8	2.49	0.48
5:CF:6:ILE:HD12	5:CF:6:ILE:H	1.79	0.48
38:BO:3:LYS:CG	38:BO:4:LYS:H	2.27	0.48
1:AB:129:THR:O	1:AB:132:GLU:HB3	2.14	0.48
24:BA:1570:A:C6	24:BA:1571:A:C6	3.02	0.48
24:BA:2315:G:H1'	29:BF:122:ASP:OD2	2.14	0.48
1:CB:142:LYS:HA	1:CB:145:ASN:HB2	1.94	0.48
21:AA:158:G:C3'	21:AA:159:G:H5''	2.44	0.48
26:BC:209:ALA:HA	26:BC:212:TRP:NE1	2.29	0.48
7:CH:59:GLU:HG2	7:CH:60:LEU:N	2.29	0.48
24:DA:2219:U:H2'	24:DA:2220:U:C6	2.48	0.48
24:BA:1651:G:H4'	37:BN:39:PRO:HG2	1.94	0.48
55:CA:785:G:H2'	55:CA:785:G:N3	2.29	0.48
28:BE:127:GLU:H	28:BE:127:GLU:CD	2.17	0.48
52:B2:10:LEU:O	52:B2:10:LEU:HD12	2.14	0.48
24:DA:2014:A:H2	24:DA:2613:U:C2	2.32	0.48
40:BQ:91:ARG:HH21	40:BQ:93:ILE:HD13	1.76	0.47
31:BH:31:VAL:CG2	31:BH:32:PRO:HD2	2.44	0.47
25:BB:28:C:H2'	25:BB:29:A:O4'	2.13	0.47
24:DA:1056:G:C1'	24:DA:1103:A:H61	2.27	0.47
27:DD:124:ARG:HD3	27:DD:125:TRP:HE1	1.71	0.47
24:BA:2332:C:H4'	24:BA:2336:A:N6	2.29	0.47
24:BA:860:U:C5'	24:BA:860:U:C6	2.89	0.47
30:BG:83:THR:HA	30:BG:84:LYS:CE	2.43	0.47
30:BG:84:LYS:CG	30:BG:85:LYS:N	2.76	0.47

*Continued on next page...*

*Continued from previous page...*

Atom-1	Atom-2	Distance(Å)	Clash(Å)
14:CO:88:ARG:NH2	24:DA:715:A:H4'	2.29	0.47
21:AA:960:U:C2	21:AA:1225:A:N7	2.82	0.47
21:AA:1051:C:O2'	21:AA:1052:U:O4'	2.31	0.47
16:CQ:40:THR:HG23	55:CA:280:C:H42	1.79	0.47
24:DA:15:G:C2	24:DA:16:C:C2	3.02	0.47
24:DA:2283:C:C4	24:DA:2389:G:C6	3.02	0.47
21:AA:1145:A:O2'	21:AA:1146:A:H8	1.96	0.47
24:DA:1429:G:O2'	24:DA:1430:G:C8	2.35	0.47
24:BA:974:G:C6	24:BA:1186:G:C6	3.02	0.47
24:BA:990:A:C6	24:BA:1186:G:H1'	2.49	0.47
24:DA:140:C:O2'	24:DA:141:G:P	2.72	0.47
24:BA:2052:A:C8	27:BD:146:ILE:HD11	2.48	0.47
55:CA:1400:C:C4	22:CV:34:G:C8	3.01	0.47
24:BA:1085:A:H3'	24:BA:1086:A:C2	2.48	0.47
32:BI:21:PRO:HB2	32:BI:22:PRO:HD3	1.96	0.47
24:DA:2417:C:C2	24:DA:2418:A:C8	3.02	0.47
41:BR:14:VAL:CG1	41:BR:98:ILE:HD12	2.43	0.47
24:DA:1278:C:O2'	24:DA:1279:G:H5'	2.13	0.47
24:DA:834:G:H2'	24:DA:835:C:O4'	2.14	0.47
27:BD:53:GLY:HA3	27:BD:77:ARG:N	2.19	0.47
26:BC:12:ARG:HG2	26:BC:12:ARG:NH1	2.25	0.47
26:BC:203:VAL:O	26:BC:204:LEU:HB2	2.15	0.47
24:DA:1255:U:H3	24:DA:2060:A:H5'	1.79	0.47
1:CB:114:LYS:CA	1:CB:117:GLU:HG2	2.36	0.47
24:DA:630:G:N2	24:DA:634:C:C4	2.82	0.47
24:DA:636:G:H3'	35:DL:128:THR:HG21	1.95	0.47
24:DA:1633:G:C5	24:DA:1635:A:C5	3.02	0.47
5:CF:3:HIS:HB2	5:CF:92:THR:HA	1.96	0.47
55:CA:577:G:N2	55:CA:578:C:C2	2.82	0.47
24:BA:2756:U:C4'	24:BA:2757:A:O5'	2.57	0.47
21:AA:654:G:O2'	21:AA:655:A:C5'	2.63	0.47
24:BA:1867:G:O2'	24:BA:1868:C:C5'	2.56	0.47
55:CA:11:G:C5	55:CA:12:U:C5	3.02	0.47
38:DO:31:THR:HG23	38:DO:34:HIS:O	2.14	0.47
24:BA:1403:A:C4	24:BA:1404:C:C6	3.02	0.47
55:CA:927:G:C6	55:CA:1391:U:C2	3.02	0.47
55:CA:1484:C:H2'	55:CA:1485:U:O4'	2.13	0.47
24:BA:27:G:C4	24:BA:512:G:N2	2.82	0.47
5:AF:42:TRP:HZ2	5:AF:61:LEU:HD22	1.78	0.47
24:BA:30:G:C5	24:BA:31:C:C4	3.02	0.47
24:DA:2478:A:N7	24:DA:2529:G:C6	2.82	0.47
5:AF:99:ALA:O	5:AF:100:SER:CB	2.61	0.47

*Continued on next page...*

*Continued from previous page...*

Atom-1	Atom-2	Distance(Å)	Clash(Å)
21:AA:895:G:H2'	21:AA:896:C:H6	1.79	0.47
55:CA:1050:G:C2	55:CA:1051:C:C4	3.02	0.47
55:CA:612:C:C2	55:CA:629:A:C2	3.02	0.47
28:BE:48:THR:C	28:BE:50:ALA:N	2.67	0.47
24:BA:249:C:O2'	24:BA:250:G:OP2	2.32	0.47
24:DA:753:A:O2'	24:DA:754:U:O5'	2.32	0.47
3:AD:49:ASP:O	3:AD:53:GLN:HB2	2.13	0.47
24:DA:776:G:H4'	24:DA:777:G:O5'	2.13	0.47
24:DA:2466:C:H2'	24:DA:2467:C:H6	1.77	0.47
31:DH:54:LEU:HA	31:DH:57:LYS:CG	2.44	0.47
10:CK:41:LEU:O	55:CA:685:G:H4'	2.14	0.47
35:BL:55:MET:HE3	35:BL:55:MET:HA	1.95	0.47
4:CE:83:PRO:HG2	7:CH:95:MET:HA	1.96	0.47
24:DA:978:G:O4'	24:DA:1001:A:C2	2.67	0.47
24:BA:2628:C:O2'	24:BA:2781:A:H2'	2.14	0.47
24:BA:2075:U:H2'	24:BA:2238:G:N2	2.28	0.47
1:AB:86:CYS:SG	1:AB:221:ARG:HD3	2.53	0.47
50:B0:50:GLY:O	50:B0:51:ARG:O	2.32	0.47
21:AA:803:G:C5	21:AA:804:U:C4	3.02	0.47
24:BA:199:A:C2	24:BA:2434:A:C2	3.02	0.47
55:CA:293:G:C6	55:CA:305:G:C2	3.02	0.47
29:BF:90:LEU:HA	29:BF:90:LEU:HD12	1.68	0.47
4:AE:125:LYS:O	4:AE:127:TYR:CZ	2.67	0.47
24:DA:2808:G:N2	24:DA:2891:U:C6	2.82	0.47
18:CS:35:ARG:HH12	18:CS:76:THR:HA	1.79	0.47
24:DA:659:G:C6	24:DA:660:C:N4	2.82	0.47
40:BQ:63:ARG:HD2	40:BQ:64:ILE:H	1.78	0.47
41:BR:38:VAL:CG1	41:BR:59:ILE:HG13	2.44	0.47
31:BH:26:ALA:HA	31:BH:30:LEU:HB2	1.96	0.47
26:BC:141:HIS:HB2	26:BC:190:THR:CB	2.44	0.47
24:DA:1021:A:C2'	24:DA:1022:G:H4'	2.43	0.47
24:DA:45:G:C4'	24:DA:46:G:H5'	2.44	0.47
24:DA:2386:A:O2'	24:DA:2387:U:O5'	2.31	0.47
55:CA:1298:U:H4'	55:CA:1299:A:O5'	2.13	0.47
24:DA:379:G:C2	24:DA:396:G:C5	3.02	0.47
27:BD:184:ARG:HH11	39:BP:6:GLN:CD	2.16	0.47
21:AA:1227:A:N3	21:AA:1227:A:C2'	2.73	0.47
24:DA:1327:A:O2'	24:DA:1328:A:O5'	2.32	0.47
36:BM:126:ILE:O	36:BM:126:ILE:HD12	2.14	0.47
55:CA:254:G:O2'	55:CA:255:G:H5'	2.14	0.47
24:DA:1215:G:OP1	40:DQ:7:VAL:HG11	2.13	0.47
40:DQ:4:LYS:HE3	40:DQ:7:VAL:HG22	1.96	0.47

*Continued on next page...*

*Continued from previous page...*

Atom-1	Atom-2	Distance(Å)	Clash(Å)
24:DA:92:U:O2'	24:DA:93:G:H5'	2.14	0.47
42:BS:18:ARG:O	42:BS:19:LEU:HB2	2.13	0.47
24:DA:251:A:C2'	24:DA:252:G:O4'	2.60	0.47
21:AA:550:G:C2	21:AA:551:U:C2	3.02	0.47
24:DA:587:C:O2	24:DA:671:C:H5'	2.14	0.47
24:DA:109:C:C4'	24:DA:348:A:H4'	2.38	0.47
16:AQ:12:VAL:HG12	16:AQ:21:VAL:O	2.14	0.47
8:CI:24:ASN:O	8:CI:61:ASP:HA	2.13	0.47
4:CE:149:PRO:HA	4:CE:152:VAL:HG23	1.95	0.47
17:AR:63:TYR:HE1	21:AA:673:A:H1'	1.79	0.47
8:CI:6:TYR:CE1	55:CA:1147:C:H4'	2.49	0.47
24:DA:1638:C:H1'	24:DA:2698:U:O2'	2.13	0.47
24:DA:2543:G:C4	24:DA:2765:A:H2'	2.49	0.47
4:AE:15:ILE:N	4:AE:15:ILE:HD12	2.28	0.47
24:DA:2100:G:C6	24:DA:2190:G:C5	3.02	0.47
21:AA:438:U:C4	21:AA:494:G:C5	3.02	0.47
24:BA:2343:U:O3'	24:BA:2373:G:H4'	2.14	0.47
24:DA:2550:G:C6	24:DA:2551:C:N4	2.82	0.47
24:BA:10:A:C8	24:BA:2800:A:N6	2.83	0.47
24:DA:49:A:C6	24:DA:177:G:C5	3.02	0.47
55:CA:120:A:C3'	55:CA:121:U:C5'	2.90	0.47
24:BA:2407:A:C4	24:BA:2408:U:C5	3.02	0.47
24:BA:2410:G:N2	24:BA:2411:A:H1'	2.28	0.47
24:DA:2212:A:N7	24:DA:2214:C:N4	2.62	0.47
55:CA:256:U:H2'	55:CA:257:G:O4'	2.14	0.47
30:DG:162:ARG:HB2	30:DG:166:GLU:CB	2.44	0.47
11:CL:45:ASN:OD1	55:CA:528:C:N4	2.43	0.47
24:BA:1188:U:C2	24:BA:1189:A:C8	3.01	0.47
9:AJ:88:MET:C	9:AJ:90:LEU:H	2.17	0.47
35:DL:17:LYS:HZ1	35:DL:19:LEU:HD22	1.78	0.47
10:AK:43:TRP:CZ3	10:AK:45:THR:HG23	2.49	0.47
55:CA:601:G:C4	55:CA:602:A:C8	3.03	0.47
24:BA:536:G:H21	33:BJ:47:HIS:CG	2.32	0.47
24:DA:1649:G:C6	24:DA:2009:A:C6	3.02	0.47
24:BA:506:G:H5''	24:BA:509:C:H1'	1.96	0.47
24:BA:792:A:H5''	24:BA:793:A:H5'	1.96	0.47
55:CA:330:C:H2'	55:CA:331:G:H8	1.79	0.47
4:AE:112:ALA:O	4:AE:116:VAL:HG22	2.14	0.47
40:DQ:10:ARG:O	40:DQ:14:LYS:HB2	2.14	0.47
24:BA:538:A:H4'	33:BJ:7:LYS:HB3	1.96	0.47
2:CC:174:LEU:HD11	2:CC:200:TRP:NE1	2.29	0.47
27:BD:151:THR:CG2	27:BD:152:PRO:HD3	2.44	0.47

*Continued on next page...*

*Continued from previous page...*

Atom-1	Atom-2	Distance(Å)	Clash(Å)
21:AA:1035:A:H2'	21:AA:1036:A:O4'	2.14	0.47
38:DO:90:VAL:HB	38:DO:91:SER:H	1.52	0.47
3:AD:36:ALA:CB	21:AA:426:U:H5''	2.44	0.47
8:AI:9:GLY:HA2	8:AI:80:HIS:HD2	1.78	0.47
10:AK:18:GLY:C	10:AK:81:LEU:HB2	2.34	0.47
55:CA:1043:G:C5	55:CA:1044:A:N7	2.82	0.47
24:DA:1681:G:O2'	24:DA:1762:A:C2'	2.62	0.47
24:DA:2875:C:H2'	24:DA:2876:G:C8	2.48	0.47
55:CA:1475:G:H4'	24:DA:1689:A:H4'	1.95	0.47
3:CD:78:ALA:C	3:CD:85:THR:HG23	2.34	0.47
24:DA:1423:G:C4	24:DA:1424:G:C8	3.02	0.47
24:DA:151:C:H2'	24:DA:152:A:C8	2.49	0.47
24:BA:1471:G:C5	24:BA:1472:C:C5	3.02	0.47
3:AD:185:PRO:HB2	3:AD:190:LEU:HD23	1.96	0.47
3:CD:47:LEU:HD23	3:CD:52:VAL:HA	1.95	0.47
5:AF:67:PRO:HG2	5:AF:70:VAL:HG22	1.96	0.47
5:CF:47:LEU:HG	5:CF:55:HIS:C	2.34	0.47
18:CS:33:TRP:HB2	55:CA:1014:A:N3	2.30	0.47
44:DU:3:LYS:HD3	44:DU:82:VAL:CG2	2.44	0.47
44:DU:91:LYS:O	44:DU:92:VAL:HG22	2.13	0.47
55:CA:482:A:H2'	55:CA:483:C:C6	2.49	0.47
24:DA:2686:G:C6	24:DA:2687:U:N3	2.83	0.47
29:DF:134:GLN:HG3	29:DF:149:ARG:O	2.13	0.47
24:DA:2428:G:H4'	24:DA:2429:G:C4	2.49	0.47
4:AE:104:ILE:HD11	4:AE:111:ARG:HA	1.96	0.47
26:DC:14:HIS:O	26:DC:203:VAL:HG11	2.14	0.47
5:AF:3:HIS:O	5:AF:92:THR:HA	2.12	0.47
42:BS:96:ILE:CG1	42:BS:96:ILE:O	2.47	0.47
1:AB:22:TRP:O	1:AB:22:TRP:CG	2.67	0.47
24:DA:478:A:C6	24:DA:480:A:C6	3.03	0.47
24:DA:1427:A:H4'	24:DA:1428:C:O4'	2.14	0.47
24:DA:8:C:C2'	24:DA:9:G:H5'	2.44	0.47
36:DM:71:LYS:HD3	36:DM:95:LEU:HD13	1.96	0.47
43:DT:69:ARG:NE	43:DT:70:HIS:CD2	2.82	0.47
24:DA:836:G:C6	24:DA:837:C:C4	3.01	0.47
4:CE:15:ILE:HD11	4:CE:37:VAL:CG2	2.44	0.47
53:D3:41:ARG:HD2	53:D3:41:ARG:O	2.14	0.47
24:DA:2345:G:C4	24:DA:2381:A:C2	3.02	0.47
43:DT:55:VAL:HG23	43:DT:86:THR:O	2.14	0.47
24:DA:2393:U:H2'	24:DA:2394:C:O4'	2.14	0.47
21:AA:550:G:C6	21:AA:551:U:C4	3.02	0.47
24:DA:2136:G:H5'	24:DA:2137:U:OP2	2.15	0.47

*Continued on next page...*

*Continued from previous page...*

Atom-1	Atom-2	Distance(Å)	Clash(Å)
3:AD:109:THR:HG23	3:AD:112:GLU:HB2	1.96	0.47
26:DC:159:THR:N	26:DC:194:VAL:CG1	2.78	0.47
33:BJ:67:ASN:O	33:BJ:68:LYS:C	2.53	0.47
24:DA:1254:A:N1	28:DE:77:ILE:HD12	2.29	0.47
24:DA:2449:U:H4'	24:DA:2450:A:OP1	2.15	0.47
2:CC:106:ARG:CD	2:CC:106:ARG:H	2.19	0.47
24:BA:369:U:O2'	24:BA:370:G:OP2	2.26	0.47
21:AA:255:G:H2'	21:AA:256:U:C6	2.49	0.47
21:AA:251:G:C2	21:AA:266:G:O6	2.66	0.47
4:CE:77:ASN:HB3	4:CE:79:THR:HG22	1.95	0.47
55:CA:979:C:C6	55:CA:1318:A:N1	2.82	0.47
34:DK:97:THR:O	34:DK:98:ARG:HB2	2.14	0.47
24:BA:437:U:H2'	24:BA:438:G:H8	1.78	0.47
24:DA:1635:A:HO2'	24:DA:1636:U:H5'	1.77	0.47
24:DA:922:C:H1'	46:DW:22:VAL:CG2	2.40	0.47
28:DE:112:LEU:HD13	28:DE:112:LEU:O	2.14	0.47
24:DA:1269:A:H2'	24:DA:1270:C:H6	1.79	0.47
21:AA:1074:G:C2	21:AA:1102:A:C5	3.02	0.47
56:DB:28:C:H2'	56:DB:29:A:O4'	2.15	0.47
8:CI:78:ILE:O	8:CI:82:ILE:HG13	2.14	0.47
35:DL:81:ASP:C	35:DL:82:LEU:HD12	2.35	0.47
24:DA:2189:U:C2	24:DA:2190:G:C8	3.02	0.47
56:DB:37:C:N3	56:DB:49:C:O4'	2.47	0.47
38:DO:30:ARG:CG	38:DO:30:ARG:NH1	2.76	0.47
41:DR:26:ASP:O	41:DR:27:ILE:HD13	2.14	0.47
3:CD:39:GLN:HA	55:CA:426:U:H4'	1.97	0.47
24:DA:49:A:C6	24:DA:177:G:C6	3.02	0.47
24:DA:1180:U:C4	24:DA:1181:U:N3	2.83	0.47
24:BA:2391:G:O6	24:BA:2425:A:C8	2.56	0.47
24:BA:310:A:HO2'	24:BA:311:A:P	2.38	0.47
24:DA:1715:G:H8	24:DA:1715:G:OP1	1.98	0.47
27:DD:12:THR:HG22	27:DD:13:ARG:O	2.14	0.47
24:DA:2234:G:C6	24:DA:2235:G:C5	3.03	0.47
24:DA:2142:A:C2'	24:DA:2143:C:H4'	2.44	0.47
55:CA:1324:A:C2'	55:CA:1325:C:H5'	2.44	0.47
4:CE:59:ILE:O	4:CE:62:ALA:HB3	2.14	0.47
2:AC:6:PRO:HB3	2:AC:174:LEU:HD11	1.96	0.47
31:BH:82:SER:HA	31:BH:101:ASP:OD1	2.14	0.47
22:CV:37:A:N6	22:CV:38:A:C6	2.83	0.47
47:BX:2:ARG:CD	47:BX:29:LEU:HD12	2.44	0.47
55:CA:801:U:H2'	55:CA:802:A:C8	2.49	0.47
25:BB:41:G:H3'	25:BB:42:C:H5''	1.97	0.47

*Continued on next page...*



*Continued from previous page...*

Atom-1	Atom-2	Distance(Å)	Clash(Å)
34:DK:19:VAL:CG1	34:DK:41:ILE:HG12	2.43	0.47
21:AA:996:A:H2'	21:AA:997:U:C6	2.49	0.47
24:BA:1005:C:N3	24:BA:1143:A:C2	2.82	0.47
24:BA:1046:A:H3'	24:BA:1047:G:C5'	2.43	0.47
24:DA:159:G:O2'	24:DA:160:A:H5''	2.14	0.47
24:BA:1753:G:H5''	39:BP:92:ARG:HE	1.79	0.47
3:CD:164:ARG:HB3	3:CD:165:GLU:H	1.54	0.47
8:AI:43:ALA:HB1	8:AI:46:VAL:CG2	2.44	0.47
21:AA:1248:A:H2'	21:AA:1249:C:H6	1.79	0.47
31:BH:132:PHE:CG	31:BH:133:GLN:N	2.82	0.47
55:CA:837:U:H2'	55:CA:838:G:H8	1.79	0.47
32:BI:93:ASN:OD1	32:BI:136:GLY:HA2	2.14	0.47
32:DI:102:ARG:HG2	32:DI:141:ASP:O	2.14	0.47
38:BO:36:TYR:CD2	38:BO:36:TYR:N	2.82	0.47
41:DR:72:VAL:O	41:DR:72:VAL:HG23	2.13	0.47
41:BR:48:LYS:HD2	41:BR:48:LYS:O	2.15	0.47
24:BA:242:G:N2	24:BA:255:A:OP2	2.39	0.47
24:BA:2226:C:H2'	24:BA:2227:A:H8	1.79	0.47
55:CA:369:G:O2'	55:CA:370:C:H6	1.97	0.47
24:DA:1672:A:N6	24:DA:1673:G:C6	2.83	0.47
33:DJ:89:PHE:HE2	33:DJ:100:VAL:HG11	1.79	0.47
24:DA:1140:C:OP2	33:DJ:68:LYS:HE3	2.13	0.47
55:CA:981:U:C5	55:CA:982:U:C2	3.02	0.47
6:CG:30:MET:HA	6:CG:38:ALA:HB2	1.96	0.47
38:BO:33:ARG:HG2	38:BO:34:HIS:ND1	2.29	0.47
55:CA:1299:A:O2'	55:CA:1300:G:H4'	2.14	0.47
19:AT:82:ILE:HD11	19:AT:83:ASN:ND2	2.29	0.47
24:DA:2287:A:N7	24:DA:2289:G:C8	2.82	0.47
24:DA:379:G:C5	24:DA:396:G:C6	3.02	0.47
24:DA:396:G:O2'	24:DA:397:U:C5'	2.62	0.47
24:BA:2691:C:H2'	24:BA:2692:G:H8	1.78	0.47
39:BP:50:ARG:HD3	39:BP:56:SER:HB3	1.97	0.47
43:BT:39:THR:O	43:BT:40:LYS:HB2	2.14	0.47
24:DA:2748:A:C6	24:DA:2749:A:C5	3.02	0.47
45:DV:17:SER:HA	45:DV:20:LEU:HG	1.95	0.47
55:CA:275:G:N3	55:CA:276:G:C8	2.82	0.47
21:AA:6:G:O2'	21:AA:7:A:P	2.72	0.47
21:AA:1122:U:H2'	21:AA:1123:U:H6	1.79	0.47
24:BA:1185:G:H5''	24:BA:1186:G:OP1	2.14	0.47
29:DF:90:LEU:HB3	29:DF:95:MET:HG3	1.96	0.47
55:CA:1497:G:HO2'	55:CA:1518:A:H2	1.60	0.47
4:CE:45:VAL:O	4:CE:71:ILE:HG22	2.13	0.47

*Continued on next page...*

*Continued from previous page...*

Atom-1	Atom-2	Distance(Å)	Clash(Å)
55:CA:544:G:C6	55:CA:545:C:C4	3.02	0.47
21:AA:97:G:O2'	21:AA:98:A:H5'	2.13	0.47
21:AA:551:U:H2'	21:AA:552:U:O4'	2.15	0.47
1:CB:71:THR:HG22	1:CB:71:THR:O	2.13	0.47
21:AA:208:U:H3	21:AA:212:G:N2	2.13	0.47
24:DA:2026:U:C2	24:DA:2038:G:N2	2.82	0.47
24:DA:2068:U:H5''	24:DA:2068:U:H6	1.78	0.47
24:DA:2064:C:C2	24:DA:2450:A:N6	2.82	0.47
26:BC:144:GLU:CA	26:BC:151:GLY:HA2	2.44	0.47
21:AA:82:G:H2'	21:AA:83:C:C4'	2.44	0.47
24:BA:1024:G:H5''	24:BA:1025:G:H3'	1.96	0.47
4:CE:156:ARG:HH11	7:CH:43:GLY:HA3	1.78	0.47
55:CA:200:G:H2'	55:CA:200:G:N3	2.29	0.47
24:BA:271:G:C2	24:BA:272:A:C5	3.02	0.47
21:AA:1095:U:H5'	21:AA:1109:C:O2	2.14	0.47
43:BT:29:THR:HA	43:BT:86:THR:H	1.79	0.47
43:BT:29:THR:H	43:BT:91:GLN:HE22	1.59	0.47
55:CA:50:A:N1	55:CA:360:G:O2'	2.33	0.47
11:AL:62:VAL:HG21	11:AL:94:TYR:CE2	2.36	0.47
24:BA:1996:C:H4'	24:BA:1997:C:OP1	2.13	0.47
1:CB:115:ASP:O	1:CB:119:GLN:HB2	2.13	0.47
4:AE:89:THR:HG21	21:AA:1078:U:C2	2.49	0.47
24:DA:1172:C:H2'	24:DA:1173:U:O4'	2.14	0.47
55:CA:766:A:H2'	55:CA:767:A:O4'	2.15	0.47
24:DA:1760:C:O2'	24:DA:1761:C:C5'	2.62	0.47
56:DB:13:G:N2	56:DB:16:G:C4	2.83	0.47
8:AI:56:MET:SD	8:AI:57:VAL:N	2.84	0.47
21:AA:1058:G:C6	21:AA:1059:C:C4	3.02	0.47
21:AA:763:G:H2'	21:AA:764:C:H6	1.79	0.47
24:BA:1538:G:O2'	24:BA:1539:U:H5'	2.14	0.47
28:DE:79:ARG:HG2	28:DE:80:SER:N	2.25	0.47
24:DA:2656:U:O2'	24:DA:2657:A:H5'	2.13	0.47
12:AM:69:ARG:HH22	21:AA:1330:U:H5''	1.77	0.47
24:DA:1833:C:H2'	24:DA:1834:U:H6	1.78	0.47
21:AA:14:U:H2'	21:AA:16:A:OP2	2.13	0.47
30:BG:73:SER:HA	30:BG:76:ILE:HG22	1.95	0.47
21:AA:1459:G:H8	21:AA:1459:G:O5'	1.97	0.47
24:DA:40:U:C4	24:DA:41:C:N4	2.83	0.47
24:DA:1121:C:H2'	24:DA:1122:G:O4'	2.13	0.47
18:CS:20:LYS:C	18:CS:20:LYS:HD3	2.35	0.47
21:AA:696:A:H1'	21:AA:786:G:O2'	2.14	0.47
10:AK:124:LYS:HG2	20:AU:34:ARG:HG2	1.97	0.47

*Continued on next page...*

*Continued from previous page...*

Atom-1	Atom-2	Distance(Å)	Clash(Å)
2:AC:168:ARG:HD2	2:AC:169:GLU:N	2.29	0.47
26:BC:21:PRO:C	26:BC:23:LEU:H	2.17	0.47
11:AL:74:GLN:CG	11:AL:75:GLU:HG2	2.44	0.47
24:BA:2580:U:H5''	27:BD:135:GLY:O	2.15	0.47
29:BF:168:LEU:HD12	29:BF:168:LEU:C	2.35	0.47
24:BA:664:G:H4'	24:BA:941:A:OP1	2.14	0.47
24:DA:2603:G:C2	24:DA:2604:U:C2	3.02	0.47
24:BA:1310:G:H3'	24:BA:1311:G:C8	2.49	0.47
24:DA:20:C:H2'	24:DA:21:A:H8	1.79	0.47
16:CQ:45:VAL:HA	16:CQ:72:TRP:O	2.15	0.47
55:CA:775:G:O2'	55:CA:776:G:H5'	2.14	0.47
13:AN:58:ARG:HH21	21:AA:980:C:H5'	1.80	0.47
1:AB:34:ARG:HG2	1:AB:35:ASN:H	1.77	0.47
36:DM:111:GLU:O	36:DM:115:GLU:HB2	2.13	0.47
28:DE:115:GLN:O	28:DE:117:ARG:N	2.47	0.47
55:CA:364:A:C2	55:CA:365:U:O4	2.68	0.47
29:BF:15:LEU:O	29:BF:18:GLU:N	2.46	0.47
28:DE:144:GLU:O	28:DE:145:ASP:C	2.53	0.47
42:DS:44:ALA:O	42:DS:48:LYS:HB2	2.14	0.47
27:DD:169:ARG:O	27:DD:170:VAL:O	2.32	0.47
8:CI:123:ARG:HG3	8:CI:124:PRO:O	2.13	0.47
28:DE:175:ILE:O	28:DE:175:ILE:HG23	2.14	0.47
24:DA:2672:U:H6	24:DA:2672:U:O5'	1.97	0.47
44:BU:58:VAL:O	44:BU:58:VAL:HG12	2.15	0.47
24:BA:1987:A:C2	24:BA:1988:G:C8	3.02	0.47
24:DA:607:U:C5	24:DA:619:G:C4	3.01	0.47
24:DA:625:G:H5'	24:DA:657:U:OP1	2.14	0.47
24:BA:1820:U:OP1	26:BC:176:ARG:HG2	2.14	0.47
29:DF:109:ARG:HH11	29:DF:135:ILE:CG2	2.27	0.47
6:CG:108:ARG:CZ	55:CA:1240:U:H6	2.26	0.47
4:AE:109:ALA:O	4:AE:110:MET:C	2.53	0.47
55:CA:1239:A:H1'	55:CA:1241:G:C4	2.50	0.47
24:DA:740:C:H5''	24:DA:1784:A:OP1	2.14	0.47
24:DA:740:C:O2'	24:DA:741:U:C5'	2.47	0.47
24:BA:2385:C:O2'	24:BA:2386:A:H5'	2.14	0.47
55:CA:1453:G:C2'	55:CA:1453:G:N3	2.77	0.47
55:CA:168:G:C2'	55:CA:169:C:H5'	2.44	0.47
56:DB:75:G:H22	56:DB:102:G:N2	2.12	0.47
55:CA:210:C:O2'	55:CA:211:G:P	2.73	0.47
50:D0:55:ALA:HB3	50:D0:56:LYS:NZ	2.29	0.47
55:CA:1256:A:N9	55:CA:1278:G:C6	2.83	0.47
24:DA:527:C:H4'	24:DA:528:A:H5'	1.96	0.47

*Continued on next page...*

*Continued from previous page...*

Atom-1	Atom-2	Distance(Å)	Clash(Å)
24:DA:705:A:O5'	24:DA:705:A:H8	1.97	0.47
36:BM:2:LEU:HD23	36:BM:69:PRO:HD2	1.97	0.47
36:BM:45:GLN:HE22	36:BM:125:PRO:HG3	1.78	0.47
56:DB:43:C:O2'	56:DB:45:A:N7	2.46	0.47
24:BA:2027:G:H2'	24:BA:2028:U:H6	1.79	0.47
24:DA:1343:G:C4	24:DA:1597:A:C6	3.03	0.47
6:CG:77:ARG:NH1	55:CA:1381:U:N3	2.63	0.47
1:AB:89:PHE:CZ	1:AB:153:MET:HB2	2.48	0.47
33:BJ:64:VAL:CG1	33:BJ:65:THR:N	2.77	0.47
24:DA:2415:G:C4'	35:DL:66:PHE:HB2	2.37	0.47
30:DG:116:LEU:HA	30:DG:117:PRO:HD3	1.68	0.47
39:DP:37:LYS:O	39:DP:38:ARG:HB3	2.15	0.47
12:CM:12:LYS:HE2	12:CM:16:ILE:HG22	1.97	0.47
24:BA:581:C:C2	24:BA:582:A:N7	2.82	0.47
48:BY:21:LEU:O	48:BY:22:LEU:C	2.52	0.47
24:DA:2516:A:C2	24:DA:2569:G:N3	2.82	0.47
21:AA:1095:U:H5''	21:AA:1109:C:O2	2.14	0.47
4:AE:59:ILE:HA	4:AE:62:ALA:HB3	1.97	0.47
26:BC:229:HIS:CD2	26:BC:246:PRO:CB	2.97	0.47
18:CS:18:VAL:HG21	18:CS:42:ASN:HB3	1.96	0.47
24:BA:1011:G:H5''	40:BQ:76:SER:OG	2.15	0.47
24:BA:1344:U:O2'	24:BA:1345:C:OP1	2.28	0.47
24:DA:2574:G:HO2'	27:DD:148:GLN:HB2	1.78	0.47
33:DJ:124:VAL:HG22	33:DJ:125:TYR:O	2.14	0.47
55:CA:1154:G:H2'	55:CA:1155:A:H8	1.80	0.47
21:AA:594:U:H2'	21:AA:595:A:O4'	2.14	0.47
21:AA:1031:C:H1'	21:AA:1032:G:C2	2.49	0.47
24:BA:920:A:C6	24:BA:921:C:C4	3.02	0.47
24:BA:1556:C:O2'	24:BA:1557:C:C5'	2.63	0.47
12:CM:99:GLN:HE22	55:CA:1307:U:H5'	1.78	0.47
24:BA:32:C:P	24:BA:1238:G:H5''	2.55	0.47
24:BA:95:A:C2	24:BA:96:C:H1'	2.49	0.47
1:AB:9:LEU:HD12	1:AB:42:LEU:HD13	1.97	0.47
6:AG:96:ASN:O	6:AG:100:MET:HG3	2.15	0.47
24:DA:1930:G:HO2'	24:DA:1968:G:H1	1.56	0.47
31:BH:68:ARG:HH22	31:BH:72:ILE:HG21	1.77	0.47
30:BG:112:VAL:O	30:BG:113:ASP:HB2	2.15	0.47
24:BA:90:U:H2'	24:BA:91:A:H8	1.79	0.47
24:BA:1707:G:H2'	24:BA:1708:C:C6	2.50	0.47
55:CA:708:C:H2'	55:CA:709:U:C6	2.43	0.47
55:CA:709:U:H2'	55:CA:710:G:C8	2.50	0.47
26:BC:64:VAL:HG11	26:BC:66:PHE:CZ	2.50	0.47

*Continued on next page...*

*Continued from previous page...*

Atom-1	Atom-2	Distance(Å)	Clash(Å)
11:CL:109:ARG:O	11:CL:110:LYS:HD2	2.14	0.47
24:BA:2599:G:C2	24:BA:2600:A:C8	3.02	0.47
3:CD:180:THR:O	3:CD:182:LYS:N	2.47	0.47
24:BA:2740:A:C6	24:BA:2764:A:C8	3.03	0.47
24:BA:487:C:N4	24:BA:494:G:C6	2.82	0.47
21:AA:1172:C:H2'	21:AA:1173:U:H6	1.78	0.47
42:DS:51:LEU:HG	42:DS:55:ILE:HD13	1.97	0.47
24:BA:608:A:C4	24:BA:621:A:C6	3.02	0.47
24:DA:2239:G:C4	24:DA:2240:U:C5	3.02	0.47
35:DL:117:THR:HG22	35:DL:118:THR:N	2.27	0.47
25:BB:46:A:H2'	25:BB:47:C:C6	2.49	0.47
10:AK:126:ARG:HB2	20:AU:33:ARG:NH1	2.30	0.47
24:DA:335:C:H2'	24:DA:336:C:H6	1.80	0.47
10:CK:124:LYS:HD2	20:CU:34:ARG:HD2	1.96	0.47
53:D3:57:VAL:O	53:D3:60:CYS:HB2	2.15	0.47
52:B2:29:GLN:O	52:B2:33:ARG:HG3	2.13	0.47
14:AO:73:ASP:CG	14:AO:76:ARG:HG3	2.35	0.47
24:BA:2018:G:N1	24:BA:2019:A:C5	2.83	0.47
41:BR:1:MET:HB2	41:BR:43:ASN:ND2	2.29	0.47
24:BA:301:G:C5	24:BA:302:C:N4	2.81	0.47
16:CQ:3:LYS:HZ3	16:CQ:6:THR:HG21	1.80	0.47
10:AK:80:ASN:HA	10:AK:105:ARG:O	2.15	0.47
43:DT:12:ARG:HB2	43:DT:33:LYS:HG2	1.97	0.47
24:BA:1413:A:H2'	24:BA:1414:C:O4'	2.14	0.47
2:CC:45:GLU:C	2:CC:47:ALA:H	2.17	0.47
19:CT:77:ASN:OD1	19:CT:77:ASN:N	2.37	0.47
27:BD:111:GLY:O	27:BD:169:ARG:O	2.32	0.47
40:BQ:59:LEU:O	40:BQ:60:TRP:C	2.51	0.47
24:DA:296:U:C2	24:DA:297:G:C8	3.03	0.47
44:DU:92:VAL:CB	44:DU:101:THR:HG21	2.41	0.47
44:DU:95:PHE:N	44:DU:95:PHE:HD1	2.09	0.47
26:BC:141:HIS:HB3	26:BC:142:ASN:H	1.34	0.47
24:DA:1022:G:O2'	24:DA:1023:U:OP2	2.25	0.47
40:DQ:63:ARG:HH12	40:DQ:99:VAL:HG21	1.79	0.47
24:BA:855:G:H1'	46:BW:23:LYS:CD	2.42	0.47
46:BW:22:VAL:O	46:BW:25:PHE:HD2	1.96	0.47
46:BW:28:GLU:CG	46:BW:29:SER:N	2.78	0.47
24:BA:2720:U:H2'	24:BA:2721:A:C8	2.50	0.47
56:DB:102:G:C6	56:DB:103:U:C4	3.03	0.47
21:AA:981:U:H2'	21:AA:982:U:C5	2.50	0.47
55:CA:247:G:C5	55:CA:278:G:C2	3.03	0.47
24:BA:197:A:C6	24:BA:2430:A:N3	2.82	0.47

*Continued on next page...*

*Continued from previous page...*

Atom-1	Atom-2	Distance(Å)	Clash(Å)
55:CA:1069:C:O2'	55:CA:1192:C:H1'	2.15	0.47
36:DM:72:PRO:O	36:DM:73:ILE:CB	2.59	0.47
55:CA:1170:A:O2'	55:CA:1171:A:H5'	2.15	0.47
24:DA:971:G:O6	24:DA:972:A:C2	2.67	0.47
34:BK:21:CYS:SG	34:BK:39:ILE:HD11	2.54	0.47
21:AA:302:G:O2'	21:AA:556:C:H5'	2.14	0.47
24:DA:112:U:H5'	48:DY:58:ASN:ND2	2.29	0.47
24:DA:2061:G:H8	24:DA:2501:C:H4'	1.78	0.47
24:DA:562:U:H2'	24:DA:572:A:O4'	2.14	0.47
24:DA:244:A:H2'	24:DA:245:G:O4'	2.14	0.47
37:BN:55:ALA:HB1	37:BN:80:PHE:H	1.77	0.47
18:CS:5:LYS:HD3	18:CS:5:LYS:H	1.79	0.47
55:CA:1202:U:O2'	55:CA:1203:C:H5'	2.14	0.47
24:DA:2568:U:H2'	24:DA:2569:G:C8	2.49	0.47
28:BE:159:LEU:HA	28:BE:159:LEU:HD12	1.55	0.47
24:BA:1315:C:O2'	24:BA:1316:U:H5'	2.15	0.47
28:DE:108:ILE:O	28:DE:108:ILE:HD13	2.15	0.47
24:BA:1672:A:N6	24:BA:1673:G:C6	2.83	0.47
31:DH:90:LEU:CB	31:DH:123:ARG:HB3	2.39	0.47
55:CA:9:G:C2	55:CA:10:A:C8	3.03	0.47
21:AA:244:U:C2	21:AA:894:G:C2	3.02	0.47
26:DC:62:ARG:HH21	26:DC:62:ARG:CG	2.18	0.47
21:AA:707:U:C4	21:AA:708:C:N4	2.82	0.47
16:AQ:30:HIS:HB2	16:AQ:35:LYS:O	2.14	0.47
30:DG:7:PRO:HB3	30:DG:48:THR:HB	1.97	0.47
24:DA:222:A:C6	24:DA:224:U:C2	3.02	0.47
32:DI:57:VAL:HG21	32:DI:69:VAL:H	1.78	0.47
24:BA:2657:A:C6	24:BA:2665:A:C8	3.02	0.47
14:AO:42:PHE:CD2	14:AO:52:ARG:HD3	2.50	0.47
24:DA:1331:G:H2'	24:DA:1333:G:N7	2.29	0.47
10:CK:70:ALA:HB1	10:CK:104:PHE:CZ	2.49	0.47
24:DA:1889:A:H2	24:DA:2086:U:H1'	1.79	0.47
1:AB:119:GLN:O	1:AB:120:SER:C	2.53	0.47
55:CA:1051:C:O2'	55:CA:1052:U:O4'	2.32	0.47
30:DG:84:LYS:O	30:DG:85:LYS:CB	2.62	0.47
24:BA:1479:G:N2	24:BA:1513:U:H1'	2.30	0.47
24:BA:2526:G:C6	24:BA:2527:C:N3	2.83	0.47
55:CA:1460:C:N4	55:CA:1461:G:C6	2.83	0.47
35:DL:100:ILE:O	35:DL:101:ILE:CB	2.62	0.47
24:BA:1497:U:H2'	24:BA:1578:U:OP1	2.14	0.47
55:CA:327:A:C2	55:CA:329:A:N3	2.82	0.47
24:BA:1422:G:C5	24:BA:1423:G:N7	2.83	0.47

*Continued on next page...*

*Continued from previous page...*

Atom-1	Atom-2	Distance(Å)	Clash(Å)
7:AH:79:ARG:HB2	7:AH:80:PRO:HD2	1.96	0.47
21:AA:104:G:C2	21:AA:105:G:C5	3.02	0.47
9:AJ:6:ILE:HD11	9:AJ:79:PRO:CA	2.44	0.47
15:AP:1:MET:SD	15:AP:66:THR:HG21	2.55	0.47
24:BA:1005:C:O2	24:BA:1143:A:C6	2.67	0.47
21:AA:1390:U:H2'	21:AA:1391:U:C6	2.49	0.47
24:BA:1833:C:H2'	24:BA:1834:U:H6	1.79	0.47
24:BA:1859:U:H2'	24:BA:1860:G:O4'	2.15	0.47
13:AN:89:ARG:HB2	13:AN:91:GLU:HG2	1.97	0.47
18:AS:35:ARG:HD2	18:AS:51:HIS:O	2.14	0.47
36:BM:136:MET:HE2	45:BV:57:TYR:CE2	2.50	0.47
45:BV:26:PHE:CD1	45:BV:26:PHE:C	2.87	0.47
15:CP:8:ARG:NH2	15:CP:15:PRO:HD3	2.30	0.47
49:DZ:38:GLU:CD	49:DZ:39:ASP:H	2.18	0.47
24:BA:841:G:C4	24:BA:938:G:N2	2.82	0.47
5:AF:31:GLY:C	5:AF:33:GLU:H	2.18	0.47
2:AC:125:ARG:O	2:AC:126:ARG:HB3	2.15	0.47
31:DH:75:LEU:O	31:DH:76:GLU:HB2	2.14	0.47
24:BA:237:C:C2'	24:BA:238:C:H5'	2.44	0.47
42:BS:36:LEU:HA	42:BS:36:LEU:HD12	1.49	0.47
24:DA:2527:C:H2'	24:DA:2528:U:O4'	2.13	0.47
21:AA:1266:G:C6	21:AA:1270:G:C6	3.02	0.47
23:CW:5:U:H2'	23:CW:6:U:C6	2.49	0.47
18:CS:35:ARG:HD2	18:CS:71:GLY:HA2	1.97	0.47
24:DA:100:U:O2'	24:DA:101:A:C5'	2.63	0.47
24:BA:1819:A:H5''	26:BC:159:THR:CG2	2.44	0.47
15:CP:13:LYS:HE2	55:CA:483:C:O2	2.15	0.47
24:DA:1669:A:H8	34:DK:5:GLN:HG3	1.79	0.47
34:DK:6:THR:O	34:DK:8:LEU:CD1	2.62	0.47
24:DA:1019:U:C5	24:DA:1020:A:N7	2.83	0.47
55:CA:90:C:H2'	55:CA:91:U:C5	2.49	0.47
11:CL:26:CYS:HB2	11:CL:29:LYS:HE2	1.95	0.47
11:CL:65:TYR:CD1	11:CL:66:ILE:N	2.79	0.47
24:DA:2285:C:H5	51:D1:5:ARG:CZ	2.27	0.47
27:DD:127:PHE:CZ	27:DD:160:LYS:HD2	2.49	0.47
24:DA:1783:A:C5'	24:DA:2608:G:H4'	2.45	0.47
24:DA:2439:A:H2'	24:DA:2439:A:N3	2.29	0.47
21:AA:415:A:C8	21:AA:416:G:N7	2.82	0.47
1:AB:150:ILE:O	1:AB:150:ILE:HG12	2.15	0.47
41:DR:51:VAL:HB	41:DR:52:PRO:HD2	1.97	0.47
24:BA:2870:C:O2'	24:BA:2871:U:H5'	2.14	0.47
56:DB:77:U:OP1	45:DV:18:ARG:CG	2.60	0.47

*Continued on next page...*



*Continued from previous page...*

Atom-1	Atom-2	Distance(Å)	Clash(Å)
21:AA:962:C:H2'	21:AA:963:G:O4'	2.15	0.47
21:AA:987:G:N1	21:AA:988:G:C5	2.83	0.47
55:CA:265:G:C2'	55:CA:266:G:H5'	2.44	0.47
55:CA:251:G:C2	55:CA:266:G:C6	3.03	0.47
24:DA:2623:G:C2'	24:DA:2624:G:H5'	2.45	0.47
27:DD:51:THR:HG21	27:DD:76:GLY:HA3	1.94	0.47
24:DA:2023:C:C5'	24:DA:2617:U:H4'	2.45	0.47
24:DA:617:G:H2'	24:DA:618:G:H8	1.80	0.47
17:CR:72:ARG:HA	20:CU:4:LYS:HE3	1.96	0.47
10:CK:121:ARG:HD3	55:CA:778:G:H21	1.80	0.47
24:DA:78:U:O2'	24:DA:79:C:H5'	2.14	0.47
24:DA:138:U:H2'	24:DA:140:C:C1'	2.45	0.47
24:BA:2513:A:C6	24:BA:2574:G:C6	3.02	0.47
24:BA:1107:G:H2'	24:BA:1108:U:H6	1.80	0.47
24:DA:1248:G:O2'	40:DQ:2:ARG:HA	2.15	0.47
24:DA:449:A:O2'	24:DA:450:G:C5'	2.59	0.47
55:CA:397:A:H5"	55:CA:397:A:N3	2.29	0.47
1:AB:69:VAL:CG2	1:AB:160:LEU:HD21	2.44	0.47
1:CB:80:LYS:O	1:CB:83:ALA:N	2.48	0.47
3:AD:109:THR:HG21	21:AA:408:A:O5'	2.14	0.47
24:DA:828:U:C5	24:DA:829:A:N6	2.83	0.47
24:DA:571:U:C2	24:DA:575:A:N7	2.83	0.47
28:DE:77:ILE:H	28:DE:77:ILE:HG12	1.51	0.47
24:DA:636:G:H4'	24:DA:638:G:O3'	2.15	0.47
21:AA:131:A:C2	21:AA:132:C:N3	2.83	0.47
4:CE:80:LEU:O	4:CE:81:GLN:C	2.53	0.47
21:AA:821:G:H2'	21:AA:822:U:H6	1.78	0.47
24:DA:405:U:H3'	24:DA:406:G:H5'	1.96	0.47
24:DA:2547:A:C8	24:DA:2566:A:N7	2.82	0.47
24:DA:2523:G:H1'	24:DA:2765:A:N7	2.30	0.47
19:AT:5:SER:OG	19:AT:6:ALA:N	2.46	0.47
24:BA:946:C:H2'	24:BA:947:A:C8	2.47	0.47
4:AE:37:VAL:HG21	4:AE:113:VAL:CG1	2.37	0.47
55:CA:722:G:H2'	55:CA:724:G:C8	2.50	0.47
55:CA:723:U:O2'	55:CA:724:G:OP1	2.26	0.47
32:BI:100:ILE:HG22	32:BI:101:SER:N	2.22	0.47
18:CS:43:MET:CE	18:CS:43:MET:H	2.27	0.47
24:BA:1663:G:C6	24:BA:1998:A:C6	3.03	0.47
32:DI:48:ILE:HG13	32:DI:49:GLU:N	2.29	0.47
13:CN:63:CYS:O	13:CN:67:GLY:HA2	2.14	0.47
24:DA:2571:U:O4	24:DA:2574:G:C8	2.67	0.47
24:BA:2796:U:H3	24:BA:2799:A:N6	2.05	0.47

*Continued on next page...*

*Continued from previous page...*

Atom-1	Atom-2	Distance(Å)	Clash(Å)
24:BA:2800:A:C2	24:BA:2895:G:C1'	2.96	0.47
24:DA:54:G:C6	24:DA:117:G:N2	2.83	0.47
24:DA:126:A:OP2	52:D2:19:ARG:HB2	2.15	0.47
55:CA:204:G:H2'	55:CA:205:A:O4'	2.14	0.47
55:CA:1486:G:H2'	55:CA:1487:G:O4'	2.14	0.47
1:AB:186:VAL:O	1:AB:186:VAL:HG23	2.15	0.47
1:CB:14:HIS:HE1	1:CB:42:LEU:HD11	1.80	0.47
24:BA:27:G:O2'	24:BA:28:A:OP2	2.33	0.47
24:DA:155:A:O2'	24:DA:156:A:H5'	2.15	0.47
24:DA:675:A:N6	24:DA:676:A:N6	2.63	0.47
30:DG:104:LEU:HG	30:DG:112:VAL:HG21	1.95	0.47
24:BA:1553:A:C8	24:BA:1555:G:C5	3.02	0.47
56:DB:16:G:H2'	56:DB:17:C:C6	2.50	0.47
28:BE:58:LYS:O	28:BE:59:PRO:C	2.52	0.47
5:CF:73:GLU:OE1	5:CF:73:GLU:HA	2.14	0.47
24:DA:1693:U:O4	24:DA:1977:A:C5	2.67	0.47
41:BR:83:TYR:C	41:BR:83:TYR:CD1	2.87	0.47
38:DO:7:ARG:HH21	38:DO:95:SER:HB3	1.78	0.47
24:BA:960:A:C8	24:BA:962:G:C8	3.02	0.47
10:CK:104:PHE:N	10:CK:104:PHE:HD1	2.13	0.47
3:AD:98:ASP:HB2	3:AD:114:ARG:HG2	1.97	0.47
24:BA:387:U:C5	24:BA:388:G:O6	2.68	0.47
55:CA:969:A:C2'	55:CA:970:C:H5'	2.44	0.47
32:BI:60:VAL:HG22	32:BI:66:PHE:CB	2.45	0.47
21:AA:339:C:H2'	21:AA:340:U:H6	1.79	0.47
21:AA:1065:U:C4	21:AA:1190:G:O4'	2.68	0.47
48:DY:28:LEU:HD22	48:DY:28:LEU:O	2.15	0.47
55:CA:1009:U:H2'	55:CA:1010:U:C5	2.49	0.47
27:BD:34:VAL:CG2	27:BD:91:THR:HA	2.43	0.47
3:AD:55:ARG:HH12	3:AD:58:GLN:HB3	1.79	0.47
10:AK:51:PHE:HZ	10:AK:64:VAL:HG11	1.79	0.47
24:BA:1253:A:H3'	24:BA:1254:A:H5'	1.95	0.47
21:AA:481:G:O2'	21:AA:482:A:C8	2.65	0.47
55:CA:1266:G:C6	55:CA:1270:G:O6	2.68	0.47
24:BA:2776:A:C2	24:BA:2778:A:C4	3.02	0.47
21:AA:143:A:H5'	21:AA:144:G:H5'	1.96	0.47
24:BA:1539:U:O2'	24:BA:1540:G:O5'	2.32	0.47
47:DX:31:ASN:HB2	47:DX:33:HIS:CE1	2.49	0.47
24:BA:1936:A:C2	24:BA:1943:U:O4	2.67	0.47
24:BA:2552:U:H2'	24:BA:2554:U:OP2	2.13	0.47
24:BA:1937:A:H5''	59:BA:3469:HOH:O	2.14	0.47
14:AO:34:GLN:O	14:AO:38:LEU:HD23	2.15	0.47

*Continued on next page...*

*Continued from previous page...*

Atom-1	Atom-2	Distance(Å)	Clash(Å)
1:CB:127:LYS:O	1:CB:132:GLU:HB2	2.14	0.47
50:B0:9:ARG:CG	50:B0:9:ARG:NH2	2.76	0.47
24:BA:1498:C:O2'	24:BA:1499:C:O4'	2.30	0.47
24:BA:2595:G:N2	24:BA:2599:G:C5	2.83	0.47
32:BI:123:ALA:C	32:BI:125:THR:H	2.17	0.47
24:BA:241:A:O2'	53:B3:2:LYS:NZ	2.48	0.47
47:BX:53:LYS:HD3	47:BX:53:LYS:C	2.35	0.47
12:CM:23:GLY:HA3	12:CM:64:VAL:HG13	1.96	0.47
24:BA:1247:A:C5	24:BA:1249:U:C4	3.03	0.47
24:DA:1378:A:N7	24:DA:1380:G:C6	2.83	0.47
21:AA:103:U:N3	21:AA:104:G:C8	2.83	0.47
51:B1:16:THR:HG21	51:B1:39:ASP:OD1	2.14	0.47
1:CB:164:ASP:HB3	1:CB:167:HIS:H	1.79	0.47
21:AA:692:U:O2	21:AA:694:A:H3'	2.15	0.47
55:CA:1370:G:H2'	55:CA:1371:G:H8	1.78	0.47
8:CI:47:VAL:HG23	8:CI:48:ARG:HD2	1.96	0.47
55:CA:161:A:C4	55:CA:162:A:C8	3.03	0.47
6:CG:68:VAL:HG22	6:CG:134:VAL:HG12	1.97	0.47
30:BG:54:ARG:HG3	30:BG:57:TYR:HD1	1.80	0.47
24:BA:2525:G:C2	24:BA:2539:C:C2	3.02	0.47
24:DA:910:A:N6	24:DA:911:A:C6	2.82	0.47
24:BA:1274:A:H8	24:BA:1274:A:O5'	1.98	0.47
24:DA:2370:G:C6	24:DA:2371:G:C5	3.03	0.47
10:AK:63:GLN:HG3	10:AK:98:ALA:HB3	1.96	0.47
24:BA:911:A:H2'	36:BM:9:PHE:CZ	2.49	0.47
55:CA:126:G:C2	55:CA:236:A:C2	3.03	0.47
55:CA:774:G:C5	55:CA:775:G:C8	3.03	0.47
43:BT:15:HIS:HB3	43:BT:31:VAL:HG22	1.97	0.47
55:CA:749:A:C6	55:CA:750:C:C4	3.03	0.47
24:DA:771:G:C5	24:DA:772:C:C5	3.03	0.47
24:BA:2748:A:N6	24:BA:2749:A:C6	2.82	0.47
12:CM:66:GLY:O	12:CM:70:ARG:HB2	2.15	0.47
24:BA:184:C:H2'	24:BA:185:G:H8	1.80	0.47
55:CA:212:G:O2'	55:CA:213:G:O5'	2.33	0.47
24:BA:2510:C:C4	24:BA:2511:U:C4	3.03	0.47
25:BB:88:C:H3'	25:BB:88:C:OP2	2.14	0.47
1:AB:170:ILE:H	1:AB:170:ILE:HD13	1.79	0.47
1:CB:65:LYS:HE2	1:CB:153:MET:HG3	1.97	0.47
7:AH:3:GLN:OE1	21:AA:878:A:H1'	2.15	0.47
12:AM:27:THR:HG21	21:AA:1328:C:H5''	1.97	0.47
41:BR:29:THR:HG22	41:BR:29:THR:O	2.15	0.47
17:AR:21:ASP:OD1	17:AR:23:LYS:HG3	2.15	0.47

*Continued on next page...*

*Continued from previous page...*

Atom-1	Atom-2	Distance(Å)	Clash(Å)
26:BC:124:LYS:HB3	26:BC:127:ASN:ND2	2.30	0.47
40:BQ:97:ILE:HG13	40:BQ:98:ALA:N	2.27	0.47
24:BA:1820:U:C5	26:BC:158:GLY:HA3	2.50	0.47
26:BC:194:VAL:HG22	26:BC:195:GLY:N	2.30	0.47
24:DA:1140:C:OP1	33:DJ:25:LEU:HD13	2.14	0.47
6:CG:26:VAL:O	6:CG:30:MET:HG3	2.15	0.47
6:CG:94:ARG:HB3	6:CG:98:LEU:CD1	2.45	0.47
24:DA:1789:A:OP1	26:DC:220:ARG:HD3	2.15	0.47
24:DA:380:G:O3'	47:DX:15:ASN:HB2	2.15	0.47
24:BA:2720:U:H2'	24:BA:2721:A:H8	1.80	0.47
45:DV:63:ILE:HD13	45:DV:72:VAL:CG2	2.45	0.47
55:CA:1256:A:C5	55:CA:1278:G:C5	3.03	0.47
24:DA:1345:C:O2'	24:DA:1346:G:C5'	2.62	0.47
24:DA:2023:C:H5'	24:DA:2617:U:H4'	1.97	0.47
24:DA:527:C:N3	24:DA:2779:U:H2'	2.30	0.47
8:AI:24:ASN:HB3	8:AI:58:GLU:OE1	2.15	0.47
20:CU:3:ILE:O	20:CU:4:LYS:O	2.33	0.47
21:AA:1256:A:O2'	21:AA:1257:A:OP2	2.29	0.47
55:CA:1342:C:O2'	55:CA:1343:G:H5'	2.15	0.47
24:DA:2630:G:O2'	24:DA:2631:G:C8	2.66	0.47
24:DA:77:G:H2'	24:DA:78:U:C6	2.49	0.47
33:BJ:77:HIS:CD2	33:BJ:79:GLY:H	2.31	0.47
11:AL:43:LYS:N	11:AL:43:LYS:HD3	2.15	0.47
24:BA:783:A:C4'	24:BA:1779:U:O2	2.62	0.47
32:BI:19:PRO:HG2	32:BI:23:VAL:HG22	1.96	0.47
39:DP:63:ILE:CA	39:DP:68:GLY:HA2	2.36	0.47
33:BJ:64:VAL:HG22	33:BJ:68:LYS:HD2	1.97	0.47
24:DA:588:U:O4	24:DA:670:A:H1'	2.15	0.47
24:BA:2492:U:C2	24:BA:2493:U:C5	3.03	0.47
55:CA:1322:C:HO2'	55:CA:1323:G:H5'	1.74	0.47
24:BA:215:G:C4'	24:BA:216:A:H4'	2.45	0.47
48:BY:57:LEU:CA	48:BY:60:LYS:HB3	2.42	0.47
24:DA:2645:G:H3'	24:DA:2646:C:C5'	2.44	0.47
24:DA:2765:A:H3'	24:DA:2766:A:H5'	1.97	0.47
24:DA:2825:G:C4	24:DA:2826:A:C8	3.03	0.47
24:DA:1613:G:H1	24:DA:1617:C:HO2'	1.63	0.47
35:DL:89:VAL:HG21	35:DL:123:ARG:HE	1.79	0.47
26:BC:229:HIS:CD2	26:BC:246:PRO:CA	2.98	0.47
38:DO:28:VAL:HG23	38:DO:106:LEU:HD23	1.95	0.47
24:BA:1343:G:H2'	24:BA:1344:U:C5	2.50	0.47
54:B4:9:LYS:HB3	54:B4:14:CYS:CB	2.45	0.47
21:AA:841:C:H3'	21:AA:843:U:OP2	2.15	0.47

*Continued on next page...*

*Continued from previous page...*

Atom-1	Atom-2	Distance(Å)	Clash(Å)
25:BB:62:C:H2'	25:BB:63:C:C6	2.37	0.47
1:AB:56:LEU:O	1:AB:59:ILE:HG13	2.15	0.47
24:DA:1179:G:O2'	24:DA:1180:U:H5'	2.15	0.47
24:BA:2410:G:C2	24:BA:2411:A:C1'	2.98	0.47
16:AQ:60:ILE:HG22	16:AQ:61:ARG:H	1.80	0.47
32:BI:33:ASN:HB3	32:BI:36:GLU:CB	2.41	0.47
21:AA:499:A:O2'	21:AA:500:G:N7	2.45	0.47
47:BX:36:ARG:HG2	47:BX:45:PHE:HB3	1.96	0.47
55:CA:1306:A:C5	55:CA:1307:U:C5	3.03	0.47
21:AA:1337:G:H5''	21:AA:1338:G:OP1	2.15	0.47
24:DA:2848:G:N3	24:DA:2849:U:C5	2.83	0.47
24:DA:2849:U:O4	24:DA:2867:G:C8	2.68	0.47
24:BA:84:A:C6	24:BA:103:A:N6	2.83	0.47
24:BA:96:C:H4'	48:BY:41:HIS:ND1	2.30	0.47
21:AA:1468:A:C2'	21:AA:1469:C:H5''	2.43	0.47
10:CK:104:PHE:N	10:CK:104:PHE:CD1	2.83	0.47
22:AV:34:G:H2'	22:AV:35:A:H8	1.80	0.47
9:AJ:59:LYS:CG	21:AA:972:C:H4'	2.45	0.47
55:CA:1020:G:C6	55:CA:1021:A:C6	3.03	0.47
24:BA:1809:A:O2'	24:BA:1810:A:O5'	2.32	0.47
21:AA:764:C:C2	21:AA:765:G:C8	3.03	0.47
21:AA:721:G:H4'	21:AA:722:G:H5''	1.96	0.47
21:AA:298:A:H2'	21:AA:299:G:C8	2.50	0.47
24:DA:1832:C:C4	24:DA:1833:C:C5	3.02	0.47
24:DA:1833:C:H2'	24:DA:1834:U:C6	2.50	0.47
4:AE:13:LYS:HE2	4:AE:112:ALA:HB2	1.95	0.47
22:CV:30:G:C2	22:CV:31:A:C8	3.03	0.47
6:AG:26:VAL:HG12	6:AG:42:VAL:HG11	1.96	0.47
21:AA:1416:G:C2'	21:AA:1417:G:H5'	2.44	0.47
24:BA:1427:A:H1'	24:BA:1428:C:C5	2.50	0.47
46:DW:49:ASN:HB3	46:DW:81:ILE:HG12	1.96	0.47
55:CA:702:A:O2'	55:CA:703:G:OP1	2.31	0.47
24:BA:1048:A:C6	24:BA:1049:C:C4	3.03	0.47
31:DH:24:GLY:O	31:DH:28:ASN:HB2	2.14	0.47
28:DE:153:LEU:HD22	28:DE:158:PHE:HD2	1.79	0.47
55:CA:161:A:H2'	55:CA:162:A:H8	1.78	0.47
24:BA:1945:G:H2'	24:BA:1946:U:C6	2.50	0.47
24:DA:56:A:C2	24:DA:115:C:C2	3.03	0.47
21:AA:123:U:H2'	21:AA:124:C:H6	1.79	0.47
24:DA:1247:A:C5	24:DA:1249:U:C4	3.02	0.47
24:DA:586:A:O5'	24:DA:586:A:C8	2.68	0.47
2:CC:22:PHE:CD1	9:CJ:13:PHE:CE1	3.02	0.47

*Continued on next page...*

*Continued from previous page...*

Atom-1	Atom-2	Distance(Å)	Clash(Å)
3:AD:57:LYS:HD2	3:AD:57:LYS:C	2.35	0.47
15:AP:16:PHE:CE2	21:AA:625:U:H4'	2.50	0.47
24:BA:1570:A:H5'	26:BC:35:LYS:HG2	1.97	0.47
14:CO:54:GLY:O	14:CO:58:MET:HG3	2.14	0.47
15:CP:43:ALA:HB1	15:CP:46:LYS:HZ3	1.80	0.47
21:AA:155:A:C6	21:AA:156:C:C4	3.03	0.47
21:AA:855:U:N3	21:AA:856:C:C5	2.83	0.47
24:BA:383:C:H5'	24:BA:385:C:OP2	2.14	0.47
55:CA:486:U:H2'	55:CA:487:A:H8	1.79	0.47
28:DE:16:GLU:O	28:DE:16:GLU:HG3	2.15	0.47
42:DS:68:ASP:OD1	42:DS:68:ASP:N	2.48	0.47
34:DK:66:LYS:O	34:DK:66:LYS:HG2	2.15	0.47
11:AL:109:ARG:NH2	21:AA:537:G:OP1	2.45	0.47
40:BQ:91:ARG:HB3	40:BQ:93:ILE:CG2	2.42	0.47
55:CA:373:A:C2'	55:CA:374:A:H8	2.27	0.47
40:DQ:60:TRP:CZ2	40:DQ:93:ILE:HB	2.50	0.47
24:DA:2331:G:C2	24:DA:2332:C:C2	3.03	0.47
26:DC:260:LYS:HA	26:DC:263:ASP:OD1	2.15	0.47
55:CA:1241:G:C2	55:CA:1242:G:C5	3.03	0.47
55:CA:90:C:H2'	55:CA:91:U:C6	2.50	0.47
24:DA:740:C:C4	24:DA:1981:A:C2	3.03	0.47
24:BA:2330:G:C2	24:BA:2386:A:C2	3.03	0.47
55:CA:1446:A:N6	55:CA:1447:A:N6	2.62	0.47
9:CJ:5:ARG:CZ	9:CJ:7:ARG:HH12	2.27	0.47
45:DV:26:PHE:CE2	45:DV:42:LEU:HD12	2.49	0.47
1:CB:19:THR:HG23	1:CB:20:ARG:H	1.79	0.47
1:CB:28:PRO:HB2	1:CB:29:PHE:CE1	2.50	0.47
8:AI:60:LEU:HD23	8:AI:60:LEU:N	2.30	0.47
10:CK:115:ILE:O	10:CK:115:ILE:HG23	2.15	0.47
55:CA:872:A:C5	55:CA:874:G:C8	3.02	0.47
24:DA:61:C:HO2'	24:DA:62:U:H5'	1.78	0.47
35:BL:93:ASN:O	35:BL:95:LEU:N	2.47	0.47
35:DL:23:ILE:HG13	41:DR:82:HIS:HE1	1.69	0.47
24:DA:2053:G:C2	24:DA:2054:A:C4	3.02	0.47
21:AA:75:G:N1	21:AA:96:U:N3	2.63	0.47
21:AA:511:C:O2'	21:AA:512:U:O5'	2.33	0.47
27:BD:53:GLY:O	27:BD:54:ALA:HB2	2.15	0.47
24:DA:807:U:O4'	24:DA:2445:G:H4'	2.15	0.47
39:BP:24:THR:O	39:BP:25:VAL:O	2.33	0.47
21:AA:737:C:N4	21:AA:738:C:N4	2.63	0.47
55:CA:197:A:C5	55:CA:221:C:H4'	2.50	0.47
24:DA:1031:G:O2'	54:D4:7:VAL:HG12	2.14	0.47

*Continued on next page...*

*Continued from previous page...*

Atom-1	Atom-2	Distance(Å)	Clash(Å)
24:BA:580:U:O2'	24:BA:581:C:H5'	2.15	0.47
24:DA:223:A:C6	24:DA:422:A:N7	2.83	0.47
5:CF:2:ARG:HH22	5:CF:91:ARG:HB2	1.78	0.47
24:DA:2520:C:N4	24:DA:2567:G:C5	2.83	0.47
24:DA:775:G:C2	24:DA:794:A:C8	3.03	0.47
24:DA:2250:G:H21	24:DA:2496:C:H5''	1.78	0.47
21:AA:438:U:O2'	21:AA:439:U:H5	1.97	0.47
38:DO:31:THR:HG21	38:DO:36:TYR:HE2	1.80	0.47
24:BA:1899:A:H2'	24:BA:1900:A:OP2	2.15	0.47
21:AA:1161:C:O2'	21:AA:1162:C:O4'	2.31	0.47
3:CD:98:ASP:OD2	3:CD:132:ALA:HB1	2.15	0.47
9:CJ:42:LEU:HD22	9:CJ:71:LEU:CD2	2.40	0.47
9:CJ:42:LEU:CB	9:CJ:43:PRO:HD2	2.44	0.47
43:DT:62:VAL:HG12	43:DT:63:VAL:H	1.77	0.47
31:BH:97:ARG:NH1	55:CA:368:U:OP1	2.48	0.47
55:CA:781:A:H2'	55:CA:782:A:C5'	2.42	0.47
24:BA:189:G:P	47:BX:13:THR:HG21	2.54	0.47
31:DH:99:ILE:HG22	31:DH:100:ALA:N	2.28	0.47
55:CA:1090:U:N3	55:CA:1091:U:C5	2.83	0.47
21:AA:449:G:N1	21:AA:450:G:C6	2.83	0.47
3:CD:105:GLY:HA3	3:CD:158:LEU:CD2	2.44	0.47
24:BA:1805:A:N3	26:BC:49:THR:HG21	2.30	0.47
55:CA:321:A:O2'	55:CA:1436:U:H5'	2.15	0.47
24:BA:617:G:O2'	24:BA:618:G:H5'	2.15	0.47
41:DR:48:LYS:H	41:DR:48:LYS:CD	2.23	0.47
31:DH:120:GLY:O	31:DH:121:VAL:HB	2.15	0.47
33:BJ:12:LYS:O	33:BJ:13:ARG:CB	2.61	0.47
2:AC:89:VAL:O	2:AC:93:ILE:HG13	2.14	0.47
24:DA:2660:A:C2	24:DA:2661:G:C5	3.03	0.47
1:AB:19:THR:HA	1:AB:37:VAL:HG23	1.97	0.47
13:CN:60:ARG:HH22	13:CN:70:HIS:HD2	1.61	0.47
21:AA:615:G:C2	21:AA:616:G:C8	3.03	0.47
50:B0:53:VAL:O	50:B0:54:ILE:C	2.53	0.47
18:AS:19:GLU:O	18:AS:22:VAL:HB	2.15	0.47
35:BL:135:ILE:HG22	35:BL:136:GLU:N	2.29	0.47
8:AI:42:THR:O	8:AI:43:ALA:HB2	2.15	0.47
15:CP:8:ARG:CZ	15:CP:15:PRO:HB3	2.45	0.47
28:DE:40:ARG:NH2	28:DE:92:HIS:NE2	2.63	0.47
2:CC:161:ILE:O	2:CC:161:ILE:HG12	2.14	0.47
10:CK:96:ILE:HD13	10:CK:109:ILE:HD13	1.95	0.47
8:CI:11:ARG:HD3	8:CI:106:ASP:OD1	2.15	0.47
55:CA:76:G:OP2	55:CA:76:G:H8	1.97	0.47

*Continued on next page...*



*Continued from previous page...*

Atom-1	Atom-2	Distance(Å)	Clash(Å)
24:BA:1869:G:H8	24:BA:1869:G:OP2	1.97	0.47
34:DK:14:SER:OG	34:DK:51:LYS:N	2.45	0.47
26:BC:129:LEU:HD22	26:BC:133:ASN:HB2	1.96	0.47
55:CA:98:A:H2'	55:CA:99:C:O4'	2.15	0.47
56:DB:109:A:C5	56:DB:110:C:C4	3.03	0.47
29:BF:128:SER:HA	29:BF:154:THR:HA	1.96	0.47
55:CA:1218:C:H2'	55:CA:1219:A:H8	1.74	0.47
24:DA:658:U:O2'	24:DA:659:G:O4'	2.24	0.47
24:DA:1476:U:C5	24:DA:1514:G:C2	3.03	0.47
27:DD:116:LYS:CD	37:DN:1:MET:HE1	2.45	0.47
6:CG:30:MET:SD	6:CG:35:LYS:HB2	2.54	0.47
24:DA:2392:A:C2	35:DL:55:MET:SD	3.03	0.47
24:DA:1056:G:O5'	24:DA:1085:A:H2	1.98	0.47
4:AE:104:ILE:O	4:AE:104:ILE:HG12	2.14	0.47
55:CA:1304:G:O2'	55:CA:1333:A:N6	2.47	0.47
24:BA:855:G:C1'	46:BW:23:LYS:HD3	2.42	0.47
24:BA:2691:C:C4	24:BA:2719:G:N2	2.82	0.47
55:CA:1452:C:H4'	55:CA:1453:G:H5''	1.97	0.47
24:BA:1065:U:P	24:BA:1065:U:H3'	2.55	0.47
56:DB:98:G:H1	45:DV:14:LYS:HB3	1.80	0.47
21:AA:987:G:C5	21:AA:988:G:N7	2.83	0.47
1:AB:199:ILE:O	1:AB:200:PRO:O	2.33	0.47
42:DS:8:ARG:HA	42:DS:102:HIS:ND1	2.29	0.47
24:DA:1570:A:C2	24:DA:1571:A:C2	3.03	0.47
31:DH:2:GLN:HB3	31:DH:18:GLN:HG2	1.97	0.47
21:AA:860:A:H8	21:AA:860:A:O5'	1.98	0.47
4:CE:15:ILE:HD11	4:CE:37:VAL:HG23	1.97	0.47
21:AA:76:G:C2	21:AA:95:C:N3	2.83	0.47
24:DA:2394:C:H5''	35:DL:63:LYS:HE3	1.97	0.47
1:AB:184:ALA:HB3	1:AB:195:VAL:CG2	2.45	0.47
29:DF:122:ASP:HB2	29:DF:126:ASN:HB2	1.97	0.47
24:DA:571:U:C4	24:DA:2030:A:C6	3.02	0.47
24:DA:2067:G:C6	24:DA:2069:G:N7	2.83	0.47
1:CB:160:LEU:O	1:CB:183:PHE:CD1	2.68	0.47
24:BA:866:A:HO2'	24:BA:867:C:H5'	1.80	0.47
36:BM:6:ARG:HD2	36:BM:8:LYS:NZ	2.30	0.47
21:AA:261:U:C2	21:AA:263:A:OP2	2.67	0.47
21:AA:274:A:H4'	21:AA:275:G:O5'	2.15	0.47
31:DH:62:LEU:HD12	31:DH:63:ALA:N	2.29	0.47
8:CI:30:ASN:O	8:CI:31:GLN:HG3	2.15	0.47
55:CA:197:A:C4'	55:CA:198:G:O5'	2.55	0.47
24:BA:667:U:H2'	24:BA:668:A:O4'	2.15	0.47

*Continued on next page...*

*Continued from previous page...*

Atom-1	Atom-2	Distance(Å)	Clash(Å)
24:DA:1026:G:O2'	24:DA:1027:A:C5'	2.60	0.47
24:BA:1392:A:H61	43:BT:18:GLU:CD	2.18	0.47
24:DA:963:U:O2'	24:DA:964:C:O5'	2.32	0.47
55:CA:722:G:C2	55:CA:724:G:C5	3.03	0.47
31:BH:8:LYS:O	31:BH:13:GLY:CA	2.62	0.47
56:DB:48:U:C4	56:DB:49:C:N4	2.83	0.47
24:BA:1348:C:H2'	24:BA:1349:C:H5'	1.97	0.47
24:DA:1435:G:C2	24:DA:1558:C:N4	2.83	0.47
24:BA:1429:G:H2'	24:BA:1430:G:C8	2.50	0.47
19:CT:20:ASN:O	19:CT:24:ARG:HB2	2.15	0.47
9:AJ:65:TYR:CB	13:AN:95:LEU:HD11	2.42	0.47
36:DM:34:LYS:HD3	36:DM:131:VAL:CG2	2.44	0.47
27:BD:101:PHE:HD1	27:BD:101:PHE:N	2.13	0.47
32:DI:58:ILE:HG23	32:DI:66:PHE:CD2	2.50	0.47
24:DA:2868:A:O2'	24:DA:2869:G:O4'	2.31	0.47
24:BA:84:A:H4'	24:BA:85:G:O5'	2.14	0.47
24:BA:2549:G:N2	24:BA:2560:A:C4	2.83	0.47
26:DC:161:VAL:HG13	26:DC:174:ARG:O	2.15	0.47
2:CC:127:VAL:O	2:CC:128:MET:HB2	2.15	0.47
40:DQ:78:PHE:CE2	40:DQ:109:VAL:HG22	2.50	0.47
24:DA:85:G:C5	24:DA:98:G:C2	3.03	0.47
19:AT:27:MET:HG3	19:AT:28:ARG:N	2.29	0.47
7:CH:87:ARG:HB3	55:CA:600:A:OP1	2.14	0.47
13:AN:81:ILE:HD13	21:AA:1202:U:C6	2.49	0.47
21:AA:766:A:H2'	21:AA:767:A:H8	1.76	0.47
12:CM:69:ARG:HD2	12:CM:69:ARG:H	1.80	0.47
24:BA:2042:A:H2'	24:BA:2043:C:H5'	1.96	0.47
49:BZ:9:THR:HG23	49:BZ:10:ARG:HB2	1.97	0.47
24:DA:2590:A:H2'	24:DA:2591:C:H6	1.80	0.47
11:CL:98:ARG:CB	11:CL:116:TYR:HA	2.43	0.47
1:CB:128:LEU:HD13	1:CB:132:GLU:HG3	1.96	0.47
24:BA:479:A:C2	24:BA:480:A:C5	3.03	0.47
55:CA:790:A:OP1	22:CV:38:A:O2'	2.33	0.47
17:AR:37:LYS:HA	21:AA:719:C:O2	2.14	0.47
17:CR:32:ILE:HD12	17:CR:33:THR:O	2.14	0.47
1:CB:59:ILE:HA	1:CB:62:ARG:CG	2.44	0.47
19:CT:58:ASP:O	19:CT:61:ALA:HB3	2.15	0.47
18:AS:20:LYS:CB	18:AS:20:LYS:HZ2	2.27	0.47
21:AA:104:G:O2'	21:AA:105:G:H5'	2.15	0.47
32:DI:18:ASN:HB3	32:DI:19:PRO:HD3	1.97	0.47
21:AA:1184:G:O2'	21:AA:1185:G:H5'	2.14	0.47
21:AA:1185:G:C6	21:AA:1186:G:C5	3.03	0.47

*Continued on next page...*

*Continued from previous page...*

Atom-1	Atom-2	Distance(Å)	Clash(Å)
39:BP:80:VAL:O	39:BP:81:ASP:HB3	2.14	0.47
24:DA:1113:U:O2'	24:DA:1114:C:O5'	2.33	0.47
24:BA:1579:A:H2'	24:BA:1580:A:H8	1.79	0.47
30:BG:163:TYR:O	30:BG:164:ALA:CB	2.63	0.47
11:CL:122:LYS:O	11:CL:123:ALA:CB	2.63	0.47
21:AA:1446:A:C2'	21:AA:1447:A:H5'	2.45	0.47
24:BA:2843:G:N2	24:BA:2844:G:H1'	2.29	0.47
24:BA:171:U:H2'	24:BA:172:A:C8	2.50	0.47
46:DW:46:ALA:HA	46:DW:50:VAL:HG12	1.96	0.47
55:CA:355:C:H2'	55:CA:356:A:O4'	2.15	0.47
24:BA:925:A:H2'	24:BA:926:G:O4'	2.15	0.47
33:DJ:104:ALA:O	33:DJ:108:MET:HG3	2.15	0.47
24:BA:80:G:C2'	24:BA:81:G:H5'	2.44	0.47
50:D0:11:LYS:HD2	50:D0:14:MET:HB2	1.97	0.47
31:BH:12:LEU:HB2	31:BH:19:VAL:HG11	1.97	0.47
24:BA:211:C:O2'	24:BA:212:G:H5'	2.14	0.47
21:AA:1410:A:C4	21:AA:1491:G:N2	2.84	0.47
28:DE:131:THR:HG22	28:DE:161:ALA:N	2.28	0.46
26:BC:90:ILE:CG2	26:BC:91:ALA:N	2.78	0.46
24:DA:1553:A:C8	24:DA:1555:G:C5	3.03	0.46
55:CA:982:U:O2	55:CA:1222:G:O6	2.33	0.46
24:DA:2261:C:C2	24:DA:2280:G:N2	2.83	0.46
4:AE:94:PHE:CE1	4:AE:96:GLN:HG2	2.49	0.46
24:BA:825:A:H1'	35:BL:54:GLN:HE22	1.71	0.46
56:DB:79:G:N7	45:DV:14:LYS:NZ	2.45	0.46
24:DA:2836:U:O2'	24:DA:2837:A:C5'	2.63	0.46
21:AA:978:A:C6	21:AA:1318:A:C6	3.03	0.46
24:DA:476:G:HO2'	24:DA:477:A:H3'	1.80	0.46
24:DA:1214:A:O2'	24:DA:1215:G:H5'	2.15	0.46
20:CU:35:GLU:O	20:CU:36:PHE:HD2	1.97	0.46
24:DA:836:G:C5	24:DA:837:C:C4	3.03	0.46
24:DA:1190:G:H5''	35:DL:32:GLY:HA2	1.97	0.46
24:BA:1779:U:C6	24:BA:1783:A:N7	2.83	0.46
1:CB:209:VAL:O	1:CB:213:LEU:HB2	2.15	0.46
37:DN:22:ARG:O	37:DN:22:ARG:HG2	2.15	0.46
24:BA:1829:A:H2'	24:BA:1830:C:C6	2.51	0.46
26:BC:12:ARG:HA	26:BC:15:VAL:HG23	1.97	0.46
51:B1:47:ILE:HD12	51:B1:47:ILE:N	2.20	0.46
39:DP:32:VAL:HA	39:DP:37:LYS:HA	1.96	0.46
24:DA:1651:G:N2	24:DA:2007:U:C2	2.83	0.46
55:CA:764:C:H3'	55:CA:765:G:N2	2.23	0.46
55:CA:813:U:H3'	55:CA:816:A:N6	2.29	0.46

*Continued on next page...*

*Continued from previous page...*

Atom-1	Atom-2	Distance(Å)	Clash(Å)
55:CA:914:A:H2'	55:CA:915:A:H8	1.79	0.46
24:DA:2682:A:N6	24:DA:2728:U:H1'	2.23	0.46
24:BA:1835:G:C4	24:BA:1931:U:C4	3.03	0.46
26:BC:259:ASN:C	26:BC:261:ARG:N	2.68	0.46
24:DA:2484:G:OP1	36:DM:44:ARG:HD3	2.15	0.46
55:CA:298:A:H2'	55:CA:299:G:O4'	2.15	0.46
1:CB:47:PRO:HA	1:CB:50:ASN:CB	2.39	0.46
24:DA:54:G:C6	24:DA:55:G:C5	3.03	0.46
10:AK:95:THR:HG23	10:AK:96:ILE:N	2.30	0.46
24:DA:1760:C:O2'	24:DA:1761:C:O4'	2.31	0.46
24:DA:233:A:H2'	24:DA:234:U:C5	2.49	0.46
55:CA:1432:G:O2'	55:CA:1433:A:C8	2.68	0.46
24:DA:2411:A:H2'	24:DA:2412:A:H8	1.80	0.46
28:DE:5:LEU:HD12	28:DE:10:SER:HB2	1.97	0.46
24:DA:858:G:H2'	24:DA:2268:A:N3	2.30	0.46
24:DA:202:U:C4	24:DA:203:A:N1	2.83	0.46
24:BA:1475:G:O2'	24:BA:1476:U:P	2.73	0.46
24:BA:1303:G:H2'	24:BA:1304:A:C8	2.45	0.46
24:DA:311:A:O2'	24:DA:312:G:H5'	2.15	0.46
50:B0:42:ILE:CD1	50:B0:48:TYR:HB2	2.44	0.46
21:AA:722:G:N3	21:AA:722:G:C2'	2.78	0.46
24:BA:2793:C:H2'	24:BA:2794:C:H6	1.75	0.46
35:DL:98:ALA:O	35:DL:100:ILE:HG22	2.15	0.46
51:B1:5:ARG:HG2	51:B1:23:THR:HB	1.96	0.46
21:AA:1082:A:N1	21:AA:1083:U:N3	2.63	0.46
7:CH:36:ALA:O	7:CH:45:ILE:HD11	2.15	0.46
21:AA:17:U:H2'	21:AA:18:C:H6	1.80	0.46
24:DA:2378:A:C2'	38:DO:21:LEU:HD13	2.45	0.46
28:BE:101:TYR:O	28:BE:102:ARG:C	2.51	0.46
21:AA:1461:G:H2'	21:AA:1462:C:C6	2.50	0.46
21:AA:103:U:H2'	21:AA:103:U:O2	2.15	0.46
24:DA:536:G:C2'	24:DA:537:G:H5'	2.45	0.46
25:BB:46:A:H2'	25:BB:47:C:H6	1.80	0.46
24:DA:335:C:O2'	24:DA:336:C:C5'	2.63	0.46
41:DR:2:TYR:H	41:DR:42:ALA:CB	2.28	0.46
8:AI:80:HIS:HE1	8:AI:103:VAL:O	1.97	0.46
55:CA:163:C:H6	55:CA:163:C:O5'	1.98	0.46
24:BA:7:G:C5	24:BA:8:C:C4	3.03	0.46
33:DJ:57:LEU:HD11	33:DJ:129:GLU:H	1.79	0.46
2:AC:156:LEU:CD1	2:AC:156:LEU:H	2.28	0.46
12:CM:6:ILE:O	12:CM:6:ILE:HD12	2.15	0.46
24:DA:747:U:C2	24:DA:2613:U:O4	2.68	0.46

*Continued on next page...*

*Continued from previous page...*

Atom-1	Atom-2	Distance(Å)	Clash(Å)
55:CA:486:U:H2'	55:CA:487:A:C8	2.50	0.46
9:AJ:67:ILE:HG23	13:AN:94:GLY:O	2.15	0.46
4:CE:111:ARG:C	4:CE:113:VAL:H	2.18	0.46
24:DA:2771:C:H5''	27:DD:207:VAL:HG11	1.97	0.46
29:BF:31:GLU:HB3	29:BF:156:THR:O	2.15	0.46
24:DA:661:A:H2'	24:DA:662:G:O4'	2.15	0.46
33:BJ:60:ASP:OD1	33:BJ:61:LYS:HG3	2.15	0.46
24:DA:1092:C:H2'	24:DA:1093:G:O4'	2.15	0.46
36:DM:15:GLY:O	36:DM:16:ARG:HB3	2.15	0.46
40:DQ:77:LYS:HE2	40:DQ:116:LEU:HD21	1.97	0.46
33:BJ:49:ASP:OD2	33:BJ:49:ASP:C	2.54	0.46
24:BA:2902:C:O2'	24:BA:2903:U:H5'	2.16	0.46
24:BA:2902:C:O2'	24:BA:2903:U:C5'	2.63	0.46
40:BQ:114:ALA:C	40:BQ:116:LEU:H	2.17	0.46
24:DA:197:A:C8	24:DA:2430:A:N7	2.83	0.46
24:DA:1665:A:N6	59:DA:3440:HOH:O	2.47	0.46
33:BJ:74:TYR:HB2	33:BJ:87:ALA:O	2.15	0.46
24:DA:1084:A:C2'	24:DA:1085:A:H5'	2.44	0.46
6:CG:115:MET:HA	6:CG:118:ARG:HD2	1.98	0.46
55:CA:89:U:O2'	55:CA:90:C:O5'	2.34	0.46
30:BG:120:ILE:HD11	30:BG:132:LEU:CB	2.42	0.46
24:BA:1061:U:H1'	24:BA:1070:A:O4'	2.15	0.46
55:CA:1253:G:N1	55:CA:1285:A:N6	2.62	0.46
21:AA:1053:G:P	21:AA:1054:C:H3'	2.55	0.46
24:DA:1287:A:OP1	37:DN:103:ARG:HD2	2.15	0.46
24:DA:1286:A:O2'	24:DA:1288:G:N2	2.47	0.46
2:CC:2:GLN:HE21	55:CA:1191:A:P	2.38	0.46
20:CU:16:ARG:O	20:CU:20:ARG:HG2	2.15	0.46
24:DA:2630:G:C6	24:DA:2894:G:O6	2.68	0.46
6:AG:146:ALA:C	6:AG:148:LYS:N	2.69	0.46
55:CA:861:G:C5	55:CA:862:C:C5	3.03	0.46
24:DA:1470:A:C8	24:DA:1470:A:OP2	2.65	0.46
24:DA:193:U:H4'	24:DA:803:U:H5'	1.97	0.46
53:D3:41:ARG:HG2	53:D3:44:ARG:NH2	2.30	0.46
1:CB:71:THR:HA	1:CB:92:ASN:O	2.15	0.46
24:DA:831:G:O2'	24:DA:832:U:H5'	2.15	0.46
24:DA:2611:C:H2'	24:DA:2612:C:H6	1.80	0.46
15:CP:20:VAL:HA	15:CP:36:VAL:HG12	1.96	0.46
25:BB:90:C:C2'	25:BB:91:C:O5'	2.63	0.46
21:AA:735:C:O2'	21:AA:736:C:H5'	2.15	0.46
24:DA:1633:G:C6	24:DA:1635:A:C5	3.03	0.46
24:DA:1633:G:C6	24:DA:1635:A:C6	3.03	0.46

*Continued on next page...*

*Continued from previous page...*

Atom-1	Atom-2	Distance(Å)	Clash(Å)
4:AE:14:LEU:HA	4:AE:36:THR:HA	1.97	0.46
27:DD:105:LYS:HA	27:DD:177:VAL:CG2	2.40	0.46
55:CA:51:A:C6	55:CA:116:A:C8	3.03	0.46
24:BA:1803:A:H4'	26:BC:256:THR:OG1	2.15	0.46
24:BA:1970:A:H4'	24:BA:1971:U:O5'	2.15	0.46
24:DA:532:A:C2'	24:DA:532:A:N3	2.78	0.46
55:CA:403:C:H2'	55:CA:404:G:H8	1.81	0.46
9:CJ:15:HIS:HE1	9:CJ:68:ARG:HD3	1.80	0.46
24:BA:2063:C:H6	24:BA:2063:C:H5'	1.79	0.46
55:CA:888:G:N1	55:CA:889:A:N6	2.63	0.46
55:CA:890:G:O2'	55:CA:891:U:P	2.73	0.46
24:DA:674:G:H5''	28:DE:71:GLY:N	2.30	0.46
24:DA:2725:A:C4	24:DA:2727:A:C8	3.03	0.46
43:BT:14:PRO:HA	43:BT:32:LEU:HB3	1.96	0.46
8:AI:55:ASP:CG	8:AI:56:MET:H	2.19	0.46
6:CG:75:LYS:HG3	6:CG:76:SER:N	2.30	0.46
26:BC:268:ARG:HB3	26:BC:268:ARG:HH11	1.80	0.46
24:DA:1519:G:N3	24:DA:1519:G:H2'	2.28	0.46
21:AA:587:G:C2	21:AA:755:G:C5	3.03	0.46
55:CA:631:C:H3'	55:CA:632:U:H5'	1.97	0.46
55:CA:1324:A:O2'	55:CA:1325:C:H5'	2.15	0.46
5:CF:38:ARG:HD2	5:CF:63:ASN:HB2	1.96	0.46
1:CB:101:THR:HG22	1:CB:178:LEU:HD13	1.97	0.46
30:DG:152:ARG:HD2	30:DG:153:PRO:HD2	1.97	0.46
2:CC:120:THR:CG2	2:CC:187:GLU:O	2.63	0.46
14:AO:21:THR:HG23	21:AA:657:U:O2	2.15	0.46
24:DA:776:G:C8	24:DA:793:A:C5	3.03	0.46
27:BD:151:THR:HG22	27:BD:152:PRO:HD3	1.97	0.46
18:AS:17:LYS:O	18:AS:20:LYS:HB3	2.15	0.46
24:DA:292:U:H2'	24:DA:293:U:H6	1.79	0.46
24:BA:93:G:N2	24:BA:94:A:H1'	2.29	0.46
55:CA:57:G:H2'	55:CA:58:C:H6	1.78	0.46
55:CA:702:A:H8	55:CA:702:A:OP1	1.97	0.46
4:CE:83:PRO:HD2	7:CH:95:MET:O	2.15	0.46
8:AI:105:ARG:NE	21:AA:1117:A:H4'	2.29	0.46
24:BA:2581:G:H2'	24:BA:2610:C:H41	1.79	0.46
29:BF:168:LEU:O	29:BF:168:LEU:HD12	2.15	0.46
24:DA:2812:G:H2'	24:DA:2813:A:C8	2.49	0.46
26:DC:196:ASN:O	26:DC:197:ALA:HB3	2.15	0.46
21:AA:1426:G:N2	21:AA:1475:G:H1'	2.31	0.46
21:AA:119:A:H5''	21:AA:120:A:O4'	2.15	0.46
24:BA:2523:G:C2'	24:BA:2524:G:H5'	2.45	0.46

*Continued on next page...*



*Continued from previous page...*

Atom-1	Atom-2	Distance(Å)	Clash(Å)
24:BA:2856:A:C6	24:BA:2857:G:C6	3.03	0.46
55:CA:1276:G:O2'	55:CA:1277:C:H5'	2.15	0.46
24:DA:2202:U:H5''	24:DA:2203:U:OP1	2.16	0.46
9:AJ:80:THR:HB	9:AJ:83:THR:HG22	1.97	0.46
26:BC:42:ARG:HG2	26:BC:48:ILE:HA	1.97	0.46
14:AO:40:GLY:HA2	14:AO:43:ALA:HB2	1.98	0.46
35:BL:122:VAL:HG22	35:BL:122:VAL:O	2.15	0.46
36:BM:59:ARG:O	36:BM:60:GLN:O	2.33	0.46
45:BV:68:LYS:O	45:BV:69:GLU:C	2.53	0.46
24:BA:2273:A:C2	24:BA:2274:A:C5	3.03	0.46
53:B3:62:PRO:HG2	53:B3:63:TYR:CD2	2.51	0.46
18:CS:35:ARG:HA	18:CS:70:LEU:CB	2.42	0.46
40:BQ:104:ALA:O	40:BQ:108:LEU:HD12	2.16	0.46
12:AM:74:MET:HE2	12:AM:77:LYS:HB3	1.95	0.46
37:DN:1:MET:O	37:DN:2:ARG:CB	2.62	0.46
24:DA:1011:G:C6	24:DA:1013:C:N3	2.83	0.46
55:CA:960:U:C4	55:CA:1225:A:H1'	2.49	0.46
24:DA:2093:G:C8	24:DA:2225:A:C4	3.03	0.46
24:DA:1090:A:C6	24:DA:1102:C:O2	2.68	0.46
55:CA:1207:G:C5	55:CA:1208:C:C5	3.03	0.46
46:BW:28:GLU:H	46:BW:31:LEU:CD1	2.28	0.46
55:CA:104:G:C2	55:CA:105:G:C8	3.03	0.46
36:DM:136:MET:HE1	45:DV:75:GLN:C	2.35	0.46
12:AM:106:ARG:HG3	12:AM:112:ARG:HH21	1.80	0.46
24:BA:745:G:H2'	24:BA:746:U:H5'	1.97	0.46
24:DA:616:A:O2'	24:DA:617:G:O4'	2.28	0.46
24:DA:110:G:C2	24:DA:111:A:C8	3.04	0.46
24:DA:95:A:O2'	48:DY:41:HIS:HD2	1.99	0.46
24:BA:2512:C:H1'	27:BD:145:SER:O	2.15	0.46
55:CA:1399:C:O2	55:CA:1401:G:C5	2.67	0.46
24:DA:33:C:N4	24:DA:446:G:O2'	2.48	0.46
42:BS:18:ARG:H	42:BS:18:ARG:HG3	1.56	0.46
55:CA:502:A:H2'	55:CA:503:C:O4'	2.15	0.46
3:AD:68:GLU:O	3:AD:72:ARG:HG2	2.15	0.46
24:BA:1020:A:C2	24:BA:1141:U:O2	2.69	0.46
21:AA:265:G:H2'	21:AA:267:C:H5	1.81	0.46
31:DH:62:LEU:C	31:DH:64:ALA:H	2.18	0.46
24:BA:799:G:H2'	24:BA:800:A:H8	1.80	0.46
55:CA:585:G:C5	55:CA:586:C:C5	3.04	0.46
11:CL:4:ASN:HA	11:CL:7:VAL:HG23	1.97	0.46
21:AA:681:A:C2	21:AA:710:G:C2	3.03	0.46
5:AF:45:ARG:HG2	5:AF:46:GLN:N	2.29	0.46

*Continued on next page...*



*Continued from previous page...*

Atom-1	Atom-2	Distance(Å)	Clash(Å)
24:BA:1347:A:O2'	24:BA:1348:C:H5'	2.15	0.46
27:BD:114:LYS:CD	27:BD:116:LYS:HE2	2.45	0.46
55:CA:426:U:C2	55:CA:427:U:C5	3.04	0.46
8:CI:121:ARG:HG3	55:CA:1348:U:H4'	1.97	0.46
7:AH:123:GLU:O	7:AH:125:ILE:HD12	2.15	0.46
21:AA:1078:U:H3'	21:AA:1079:G:C8	2.50	0.46
24:BA:625:G:O2'	24:BA:626:A:H5'	2.14	0.46
30:DG:8:VAL:HG11	30:DG:49:LEU:HD23	1.97	0.46
24:BA:1964:G:O2'	24:BA:1967:C:OP2	2.34	0.46
24:BA:1090:A:C6	24:BA:1102:C:C2	3.03	0.46
24:DA:224:U:C5	24:DA:420:C:H4'	2.49	0.46
31:BH:89:LYS:O	31:BH:90:LEU:HD12	2.15	0.46
24:BA:1653:G:O6	37:BN:11:ASN:N	2.39	0.46
24:DA:1450:G:C2	24:DA:1462:C:N3	2.83	0.46
31:BH:41:LYS:HA	31:BH:44:ILE:CG1	2.41	0.46
21:AA:1064:G:H1'	21:AA:1066:C:C6	2.50	0.46
55:CA:1292:G:C5	55:CA:1293:C:C4	3.03	0.46
24:DA:1873:G:N2	24:DA:1874:C:C2	2.84	0.46
21:AA:22:G:C6	21:AA:23:C:C4	3.03	0.46
26:DC:75:ALA:HA	26:DC:95:TYR:HA	1.97	0.46
24:DA:2592:G:C4	24:DA:2593:U:C6	3.03	0.46
24:BA:2418:A:H2'	24:BA:2419:U:O4'	2.16	0.46
21:AA:15:G:C2	21:AA:16:A:C4	3.03	0.46
51:B1:10:LEU:HB3	51:B1:48:TYR:HB3	1.97	0.46
10:AK:126:ARG:C	20:AU:33:ARG:HH12	2.19	0.46
42:DS:71:VAL:HG23	42:DS:107:VAL:HB	1.96	0.46
38:DO:18:LEU:HD21	38:DO:91:SER:HB2	1.96	0.46
2:CC:10:ARG:O	2:CC:13:ILE:O	2.32	0.46
24:BA:1659:G:C5	24:BA:1660:G:C8	3.03	0.46
24:BA:2077:A:C8	24:BA:2435:A:C4	3.04	0.46
41:BR:24:LYS:HA	41:BR:94:THR:HG23	1.97	0.46
37:BN:82:GLU:O	37:BN:85:PRO:HG2	2.16	0.46
16:CQ:26:ARG:HG3	16:CQ:39:ARG:HB2	1.98	0.46
21:AA:540:G:C6	21:AA:541:G:C5	3.03	0.46
24:DA:779:U:C2'	24:DA:780:G:H5'	2.45	0.46
24:BA:1839:G:H2'	24:BA:1840:G:H8	1.81	0.46
29:BF:3:LEU:HD12	29:BF:172:PHE:CD2	2.50	0.46
29:BF:172:PHE:O	29:BF:173:ASP:C	2.53	0.46
27:DD:193:VAL:O	27:DD:194:PRO:O	2.33	0.46
24:DA:1534:U:O2	24:DA:1534:U:H2'	2.15	0.46
2:AC:33:ASP:O	2:AC:37:LYS:HB2	2.16	0.46
4:CE:88:HIS:HE1	55:CA:1078:U:O4'	1.98	0.46

*Continued on next page...*

*Continued from previous page...*

Atom-1	Atom-2	Distance(Å)	Clash(Å)
24:BA:292:U:C4	24:BA:293:U:C5	3.03	0.46
47:DX:65:THR:O	47:DX:68:ALA:HB3	2.15	0.46
24:DA:1539:U:H2'	24:DA:1540:G:C8	2.50	0.46
3:CD:176:LYS:O	3:CD:176:LYS:HG3	2.15	0.46
35:BL:73:ILE:C	35:BL:105:ILE:HD13	2.35	0.46
24:DA:2413:G:N2	24:DA:2414:G:H1'	2.31	0.46
24:DA:2473:U:P	24:DA:2473:U:H6	2.38	0.46
24:DA:2513:A:H2'	24:DA:2514:U:C6	2.51	0.46
44:DU:7:ASP:O	44:DU:8:ASP:HB2	2.15	0.46
24:BA:2461:A:H2'	24:BA:2462:C:C6	2.49	0.46
55:CA:1210:C:H1'	55:CA:1214:C:C4	2.50	0.46
41:BR:4:VAL:HG23	41:BR:39:LEU:HG	1.97	0.46
26:BC:106:PRO:N	26:BC:141:HIS:HE1	2.14	0.46
46:DW:14:ASP:O	46:DW:15:SER:HB2	2.15	0.46
46:DW:42:THR:O	46:DW:43:LYS:HG2	2.15	0.46
56:DB:73:A:C2	45:DV:37:PRO:HB3	2.50	0.46
55:CA:1255:G:C5	55:CA:1279:G:C6	3.04	0.46
21:AA:1054:C:OP1	21:AA:1198:G:OP2	2.34	0.46
24:DA:1325:U:O2'	24:DA:1326:U:H5'	2.15	0.46
37:DN:37:THR:HA	37:DN:110:MET:HE2	1.96	0.46
16:CQ:68:LYS:HE2	55:CA:253:A:OP1	2.15	0.46
24:DA:1212:G:H1'	24:DA:1236:G:N2	2.31	0.46
55:CA:1160:G:O2'	55:CA:1161:C:C5'	2.63	0.46
24:DA:972:A:C6	24:DA:973:A:N6	2.84	0.46
3:AD:109:THR:CG2	3:AD:112:GLU:HB2	2.46	0.46
24:DA:1722:A:C6	24:DA:1739:A:C8	3.03	0.46
24:DA:2458:G:H4'	24:DA:2459:A:C8	2.50	0.46
24:DA:1126:A:H4'	24:DA:1127:A:C5'	2.46	0.46
24:BA:763:G:O2'	24:BA:765:C:H5'	2.15	0.46
12:CM:12:LYS:O	12:CM:44:ILE:HG13	2.15	0.46
55:CA:1201:A:H5'	55:CA:1203:C:OP2	2.16	0.46
55:CA:813:U:H2'	55:CA:814:A:H5'	1.96	0.46
40:BQ:4:LYS:HZ3	40:BQ:7:VAL:HG13	1.78	0.46
52:D2:15:SER:O	52:D2:16:HIS:ND1	2.48	0.46
24:DA:963:U:O2'	24:DA:964:C:H6	1.98	0.46
7:AH:4:ASP:OD2	7:AH:76:ARG:NH1	2.49	0.46
35:DL:79:LEU:HD23	35:DL:82:LEU:CD1	2.45	0.46
1:CB:185:ILE:HG22	1:CB:199:ILE:HG13	1.97	0.46
3:CD:30:LYS:HB2	3:CD:30:LYS:NZ	2.31	0.46
52:D2:46:LYS:N	52:D2:46:LYS:HD2	2.31	0.46
21:AA:1181:G:N2	21:AA:1182:G:N2	2.63	0.46
55:CA:1153:G:N2	55:CA:1154:G:H1'	2.29	0.46

*Continued on next page...*

*Continued from previous page...*

Atom-1	Atom-2	Distance(Å)	Clash(Å)
2:AC:39:ARG:CG	2:AC:54:ILE:HD11	2.45	0.46
24:DA:982:C:H5''	24:DA:983:A:OP1	2.14	0.46
21:AA:41:G:N3	21:AA:42:G:C8	2.84	0.46
47:BX:39:VAL:HG13	47:BX:46:VAL:HG22	1.96	0.46
38:DO:62:LEU:C	38:DO:62:LEU:HD13	2.36	0.46
55:CA:1433:A:C4	55:CA:1468:A:C2	3.03	0.46
21:AA:115:G:H1'	21:AA:116:A:N7	2.30	0.46
24:DA:687:C:O2'	24:DA:688:U:C5'	2.64	0.46
21:AA:1061:G:N7	21:AA:1062:U:C4	2.84	0.46
21:AA:481:G:O2'	21:AA:482:A:H8	1.98	0.46
42:DS:70:LYS:HD2	42:DS:110:ARG:O	2.16	0.46
44:BU:38:ILE:HG22	44:BU:39:ASN:H	1.79	0.46
33:BJ:110:PRO:HB2	33:BJ:111:LYS:HG3	1.96	0.46
24:BA:312:G:H2'	24:BA:313:G:C8	2.47	0.46
24:DA:811:U:O4	35:DL:21:ARG:NH1	2.46	0.46
24:BA:2742:G:C2'	24:BA:2743:U:H5'	2.46	0.46
27:BD:121:THR:O	27:BD:122:VAL:CG2	2.64	0.46
21:AA:1163:A:H2'	21:AA:1164:G:C8	2.51	0.46
21:AA:1352:C:H2'	21:AA:1353:G:C8	2.51	0.46
1:AB:52:ALA:HA	1:AB:197:PHE:CD1	2.51	0.46
21:AA:1441:A:N6	21:AA:1461:G:H21	2.13	0.46
21:AA:1096:C:H2'	21:AA:1097:C:O4'	2.16	0.46
11:CL:91:GLY:O	11:CL:92:VAL:C	2.53	0.46
28:BE:37:ALA:O	28:BE:39:ALA:N	2.47	0.46
21:AA:1185:G:C4	21:AA:1186:G:C8	3.04	0.46
24:DA:1413:A:C6	24:DA:1414:C:N4	2.83	0.46
24:BA:2828:G:H2'	24:BA:2829:A:H5'	1.97	0.46
25:BB:37:C:H6	25:BB:37:C:C5'	2.28	0.46
37:DN:82:GLU:C	37:DN:85:PRO:HD2	2.35	0.46
24:BA:1927:A:H2'	24:BA:1928:A:C8	2.50	0.46
38:DO:49:VAL:CG1	38:DO:81:ARG:HB3	2.45	0.46
24:DA:751:A:C5'	42:DS:90:LYS:HA	2.46	0.46
24:DA:389:G:N9	24:DA:2413:G:H4'	2.31	0.46
8:AI:14:SER:OG	8:AI:69:GLY:HA3	2.15	0.46
24:BA:2536:G:C5	24:BA:2537:U:C5	3.03	0.46
15:AP:22:ALA:HB2	15:AP:32:PHE:HA	1.97	0.46
1:CB:221:ARG:HG3	1:CB:222:GLU:H	1.79	0.46
28:DE:24:ASN:O	28:DE:28:VAL:HG13	2.16	0.46
24:DA:296:U:H2'	24:DA:297:G:C8	2.51	0.46
24:DA:1152:C:H2'	24:DA:1153:C:C6	2.50	0.46
24:DA:2422:C:H2'	24:DA:2423:U:H5''	1.97	0.46
24:DA:1060:U:O4'	24:DA:1061:U:H2'	2.15	0.46

*Continued on next page...*

*Continued from previous page...*

Atom-1	Atom-2	Distance(Å)	Clash(Å)
6:CG:61:PHE:HE2	6:CG:123:LEU:HD11	1.80	0.46
27:DD:16:THR:HG23	27:DD:18:ASP:H	1.80	0.46
24:DA:784:G:OP1	24:DA:2588:G:H5''	2.16	0.46
5:AF:3:HIS:ND1	5:AF:95:ALA:HB2	2.29	0.46
5:AF:91:ARG:HG3	5:AF:92:THR:H	1.81	0.46
47:DX:4:CYS:O	47:DX:4:CYS:SG	2.73	0.46
27:BD:182:ALA:C	27:BD:184:ARG:N	2.68	0.46
24:DA:365:U:H2'	24:DA:366:C:C6	2.51	0.46
24:BA:1097:U:H3'	24:BA:1098:A:C4'	2.45	0.46
54:B4:36:ARG:O	54:B4:37:GLN:C	2.54	0.46
12:AM:112:ARG:HA	21:AA:1228:C:OP1	2.16	0.46
21:AA:1050:G:O2'	21:AA:1051:C:C5'	2.63	0.46
24:BA:747:U:O2'	42:BS:88:ARG:NH2	2.49	0.46
43:DT:69:ARG:HD2	43:DT:70:HIS:H	1.79	0.46
36:BM:53:MET:O	36:BM:56:ALA:HB3	2.16	0.46
24:BA:1082:U:H2'	24:BA:1083:U:O2	2.16	0.46
24:DA:2348:U:H2'	24:DA:2349:G:H8	1.80	0.46
24:BA:151:C:O2	24:BA:176:A:H2	1.99	0.46
24:DA:576:U:H4'	24:DA:2502:G:C8	2.50	0.46
37:BN:71:ARG:HH21	37:BN:71:ARG:HG3	1.79	0.46
4:CE:114:LEU:HD13	4:CE:122:VAL:HG21	1.97	0.46
24:DA:2407:A:H2'	24:DA:2408:U:C5	2.50	0.46
5:CF:92:THR:C	5:CF:93:LYS:HG2	2.36	0.46
24:BA:945:A:C5	24:BA:2448:A:C2	3.04	0.46
24:BA:820:A:H8	24:BA:820:A:O5'	1.98	0.46
5:AF:49:TYR:HE2	5:AF:51:ILE:HB	1.81	0.46
56:DB:49:C:OP1	38:DO:102:ARG:HB2	2.15	0.46
55:CA:1349:A:C4	55:CA:1350:A:C8	3.03	0.46
55:CA:768:A:H5'	55:CA:1524:C:H1'	1.98	0.46
29:BF:13:LYS:HD2	29:BF:13:LYS:O	2.15	0.46
7:AH:91:LEU:HD23	7:AH:92:PRO:HD2	1.97	0.46
43:BT:32:LEU:O	43:BT:34:VAL:HG13	2.15	0.46
24:DA:1946:U:O2'	24:DA:1947:C:H5'	2.15	0.46
24:DA:2455:G:C6	24:DA:2498:C:N4	2.84	0.46
24:BA:2555:U:C5	24:BA:2556:C:N1	2.83	0.46
24:DA:2593:U:N3	24:DA:2594:C:C5	2.83	0.46
1:CB:127:LYS:HG3	1:CB:128:LEU:HD13	1.97	0.46
53:B3:14:LYS:O	53:B3:15:LYS:C	2.54	0.46
27:DD:38:LYS:HD2	27:DD:45:TYR:OH	2.16	0.46
34:BK:85:VAL:HG11	34:BK:115:ILE:HD11	1.98	0.46
2:CC:149:LYS:CG	2:CC:168:ARG:HB2	2.46	0.46
2:CC:172:VAL:O	2:CC:172:VAL:HG12	2.15	0.46

*Continued on next page...*

*Continued from previous page...*

Atom-1	Atom-2	Distance(Å)	Clash(Å)
2:CC:183:TYR:HE1	2:CC:200:TRP:CZ2	2.34	0.46
21:AA:1403:C:H1'	21:AA:1500:A:N1	2.30	0.46
40:DQ:111:LYS:HE3	41:DR:48:LYS:HD3	1.96	0.46
51:B1:25:ASN:O	51:B1:26:LYS:C	2.53	0.46
21:AA:1036:A:H5'	21:AA:1037:C:P	2.56	0.46
56:DB:21:G:C2	56:DB:63:C:C2	3.03	0.46
24:BA:2827:C:H2'	24:BA:2828:G:H8	1.80	0.46
8:AI:9:GLY:HA2	8:AI:80:HIS:CD2	2.50	0.46
30:BG:166:GLU:OE2	30:BG:166:GLU:C	2.53	0.46
9:AJ:15:HIS:CG	9:AJ:16:ARG:N	2.83	0.46
24:BA:595:C:H2'	24:BA:596:U:C6	2.50	0.46
26:DC:103:ILE:HD12	26:DC:104:LEU:H	1.81	0.46
24:BA:1229:C:H2'	24:BA:1230:A:H8	1.79	0.46
33:BJ:117:ALA:HA	33:BJ:120:ARG:NH2	2.30	0.46
21:AA:386:C:C2'	21:AA:387:U:H5'	2.46	0.46
24:DA:1512:C:C4	24:DA:1513:U:C4	3.02	0.46
37:DN:51:LEU:HD21	37:DN:69:ARG:HG3	1.98	0.46
26:BC:114:GLN:O	26:BC:115:ILE:CD1	2.64	0.46
6:AG:119:LEU:HD23	6:AG:119:LEU:C	2.35	0.46
41:BR:1:MET:HG3	41:BR:1:MET:O	2.15	0.46
24:BA:72:U:C4	24:BA:112:U:H4'	2.50	0.46
13:CN:87:ALA:HB1	13:CN:95:LEU:HD23	1.97	0.46
7:CH:93:LYS:H	7:CH:93:LYS:HD3	1.79	0.46
29:BF:173:ASP:O	29:BF:174:PHE:C	2.53	0.46
24:BA:66:C:C4	24:BA:67:U:C4	3.04	0.46
43:DT:10:VAL:HG23	43:DT:11:LEU:CD1	2.45	0.46
24:BA:778:G:C6	24:BA:779:U:C4	3.03	0.46
31:DH:5:LEU:O	31:DH:6:LEU:HD12	2.15	0.46
24:DA:439:A:H2'	24:DA:440:C:O4'	2.14	0.46
10:CK:94:SER:O	10:CK:97:ARG:HB2	2.15	0.46
24:BA:1620:G:C2'	24:BA:1621:U:H5'	2.46	0.46
21:AA:370:C:O2'	21:AA:371:A:H5'	2.15	0.46
40:DQ:15:LYS:HD2	40:DQ:19:GLN:HE21	1.81	0.46
2:CC:140:ALA:O	2:CC:145:ALA:HB3	2.15	0.46
24:DA:1926:U:H2'	24:DA:1928:A:N7	2.31	0.46
36:DM:118:LYS:O	36:DM:118:LYS:HD3	2.16	0.46
7:CH:42:GLU:O	7:CH:42:GLU:OE2	2.34	0.46
41:BR:49:ILE:CG1	41:BR:51:VAL:O	2.63	0.46
24:DA:83:A:C6	24:DA:101:A:OP1	2.68	0.46
12:AM:74:MET:CE	12:AM:77:LYS:HD3	2.45	0.46
55:CA:369:G:O2'	55:CA:370:C:C6	2.67	0.46
4:AE:76:ASN:O	4:AE:77:ASN:CB	2.62	0.46

*Continued on next page...*

*Continued from previous page...*

Atom-1	Atom-2	Distance(Å)	Clash(Å)
29:DF:135:ILE:N	29:DF:135:ILE:HD12	2.31	0.46
24:DA:1004:U:H1'	24:DA:1010:A:N3	2.30	0.46
24:DA:1059:G:C5	24:DA:1060:U:N3	2.84	0.46
4:AE:117:ALA:HB3	4:AE:119:VAL:HG22	1.97	0.46
11:CL:49:ARG:HG3	11:CL:65:TYR:OH	2.15	0.46
47:DX:3:VAL:O	47:DX:3:VAL:HG23	2.14	0.46
46:BW:17:ALA:O	46:BW:18:LYS:CB	2.64	0.46
55:CA:938:A:C6	55:CA:939:G:C5	3.03	0.46
21:AA:1054:C:N4	22:AX:34:G:C4	2.84	0.46
55:CA:246:A:O3'	55:CA:247:G:H4'	2.16	0.46
1:AB:187:ASP:HB2	1:AB:203:ASP:CG	2.36	0.46
24:DA:482:A:N6	24:DA:506:G:N9	2.63	0.46
24:DA:122:G:O2'	24:DA:123:G:C5'	2.64	0.46
24:BA:2136:G:H2'	24:BA:2137:U:C6	2.45	0.46
24:BA:1328:A:HO2'	24:BA:1329:U:H6	1.63	0.46
24:DA:838:C:C2	24:DA:941:A:C2	3.04	0.46
55:CA:33:A:H2'	55:CA:34:C:H6	1.78	0.46
55:CA:32:A:C6	55:CA:553:A:N1	2.83	0.46
26:DC:128:THR:C	26:DC:129:LEU:HD23	2.35	0.46
24:BA:445:C:H5''	40:BQ:2:ARG:HB2	1.98	0.46
55:CA:317:U:C2'	55:CA:318:G:H8	2.26	0.46
55:CA:200:G:N1	55:CA:201:G:C5	2.84	0.46
5:CF:2:ARG:NH2	5:CF:91:ARG:HB2	2.30	0.46
55:CA:813:U:H3'	55:CA:816:A:H62	1.81	0.46
21:AA:112:G:C2	21:AA:113:G:C8	3.04	0.46
1:CB:120:SER:HA	1:CB:125:PHE:CZ	2.51	0.46
24:BA:1429:G:N3	24:BA:1568:G:N2	2.63	0.46
55:CA:565:U:H2'	55:CA:566:G:C8	2.50	0.46
55:CA:1134:G:C2	55:CA:1135:U:O2'	2.66	0.46
24:DA:51:G:N3	24:DA:119:A:C2	2.84	0.46
55:CA:119:A:H5'	55:CA:120:A:O4'	2.16	0.46
35:BL:80:SER:O	35:BL:81:ASP:O	2.34	0.46
55:CA:1415:G:N2	55:CA:1486:G:C4	2.84	0.46
55:CA:767:A:C5	55:CA:768:A:N7	2.83	0.46
1:CB:14:HIS:O	1:CB:14:HIS:CG	2.68	0.46
24:BA:2673:G:C2	24:BA:2674:G:N7	2.83	0.46
24:DA:1695:G:HO2'	24:DA:1696:G:P	2.39	0.46
24:DA:1331:G:C4	24:DA:1333:G:C8	3.03	0.46
24:BA:264:C:C2'	24:BA:265:A:H5''	2.46	0.46
8:CI:33:SER:N	8:CI:36:GLN:HG3	2.30	0.46
24:DA:858:G:C4	24:DA:2268:A:C2	3.03	0.46
24:BA:2776:A:H4'	24:BA:2777:G:O5'	2.15	0.46

*Continued on next page...*



*Continued from previous page...*

Atom-1	Atom-2	Distance(Å)	Clash(Å)
49:BZ:52:PHE:CE2	49:BZ:53:MET:HG2	2.51	0.46
24:BA:2594:C:O2'	24:BA:2595:G:H5'	2.16	0.46
24:DA:1832:C:H2'	24:DA:1833:C:O4'	2.16	0.46
2:CC:179:ALA:O	2:CC:180:ASP:C	2.54	0.46
24:DA:734:A:C5	24:DA:735:A:C8	3.04	0.46
21:AA:15:G:C5	21:AA:1396:A:N1	2.83	0.46
30:BG:72:ASN:C	30:BG:72:ASN:HD22	2.18	0.46
24:DA:2900:A:C2	24:DA:2901:C:C2	3.04	0.46
24:DA:777:G:N2	24:DA:778:G:C4	2.84	0.46
24:DA:812:C:O5'	35:DL:22:GLY:HA2	2.16	0.46
18:AS:30:LEU:N	18:AS:30:LEU:HD12	2.31	0.46
24:BA:1235:G:C2	24:BA:1236:G:N2	2.84	0.46
24:DA:2660:A:C2	24:DA:2661:G:C8	3.03	0.46
15:AP:31:ARG:HH21	21:AA:230:G:H5''	1.81	0.46
17:AR:49:LYS:HB2	21:AA:835:U:OP1	2.16	0.46
6:AG:68:VAL:HG12	6:AG:102:TRP:CE3	2.50	0.46
24:DA:1797:G:O3'	26:DC:255:LYS:O	2.33	0.46
24:DA:284:U:OP2	24:DA:284:U:H6	1.98	0.46
18:AS:51:HIS:CD2	18:AS:53:GLY:H	2.32	0.46
24:BA:111:A:N1	24:BA:112:U:C2	2.84	0.46
24:BA:1569:A:N6	24:BA:1570:A:N1	2.64	0.46
55:CA:770:C:H1'	55:CA:899:C:H42	1.80	0.46
32:BI:107:GLU:O	32:BI:111:THR:HG23	2.16	0.46
14:AO:40:GLY:O	14:AO:43:ALA:HB3	2.15	0.46
34:BK:12:ASP:OD1	34:BK:12:ASP:C	2.53	0.46
24:BA:2106:U:C4	24:BA:2107:G:N7	2.84	0.46
15:CP:10:GLY:HA2	55:CA:624:C:O3'	2.16	0.46
24:BA:551:G:C6	24:BA:552:U:C4	3.03	0.46
14:AO:50:HIS:CE1	21:AA:667:G:H4'	2.51	0.46
9:AJ:91:ASP:O	9:AJ:92:LEU:HG	2.16	0.46
40:BQ:86:SER:O	40:BQ:87:VAL:C	2.54	0.46
44:DU:86:PHE:CG	44:DU:87:GLU:N	2.83	0.46
24:DA:1553:A:H2'	24:DA:1555:G:N7	2.31	0.46
4:AE:76:ASN:CB	4:AE:81:GLN:HG2	2.43	0.46
24:DA:1157:G:H2'	24:DA:1158:C:H6	1.79	0.46
24:DA:1080:A:C5	24:DA:1081:U:C4	3.03	0.46
55:CA:95:C:H6	55:CA:95:C:H5''	1.80	0.46
24:DA:1787:A:C2	24:DA:1788:C:C5	3.03	0.46
21:AA:414:A:N3	21:AA:414:A:C2'	2.79	0.46
11:AL:33:CYS:CA	11:AL:54:VAL:HA	2.26	0.46
11:AL:54:VAL:HG21	11:AL:79:ILE:HD11	1.97	0.46
24:BA:857:G:H2'	24:BA:858:G:O4'	2.15	0.46

*Continued on next page...*



*Continued from previous page...*

Atom-1	Atom-2	Distance(Å)	Clash(Å)
46:BW:66:VAL:HG12	46:BW:67:LYS:N	2.31	0.46
43:BT:50:LEU:O	43:BT:51:PHE:HB2	2.15	0.46
24:BA:1063:G:OP1	32:BI:76:ALA:HB3	2.16	0.46
24:DA:2748:A:C6	24:DA:2749:A:C6	3.03	0.46
30:DG:138:GLN:HG2	30:DG:138:GLN:O	2.16	0.46
21:AA:1224:U:C4'	21:AA:1225:A:OP2	2.57	0.46
21:AA:956:U:H2'	21:AA:956:U:O2	2.15	0.46
24:DA:1281:G:N1	24:DA:1290:C:C4	2.83	0.46
37:DN:37:THR:HG22	37:DN:39:PRO:CD	2.32	0.46
36:BM:24:THR:O	36:BM:34:LYS:CE	2.63	0.46
55:CA:247:G:OP1	55:CA:247:G:H4'	2.12	0.46
55:CA:254:G:HO2'	55:CA:255:G:H5'	1.81	0.46
1:AB:15:PHE:HB2	1:AB:39:ILE:CG2	2.44	0.46
1:CB:26:MET:HG2	1:CB:188:THR:HA	1.98	0.46
24:DA:1213:A:C2'	24:DA:1214:A:H8	2.27	0.46
36:DM:41:LEU:HD11	36:DM:126:ILE:HD11	1.97	0.46
6:AG:144:ALA:O	6:AG:146:ALA:N	2.49	0.46
24:BA:1327:A:O2'	24:BA:1328:A:H5'	2.15	0.46
24:BA:1320:C:C6	24:BA:1329:U:OP2	2.69	0.46
55:CA:1160:G:O2'	55:CA:1161:C:H6	1.98	0.46
24:DA:940:G:N3	24:DA:1191:G:H4'	2.30	0.46
24:DA:837:C:H2'	24:DA:838:C:H5'	1.98	0.46
24:DA:450:G:O6	59:DA:3239:HOH:O	2.20	0.46
24:BA:752:A:O2'	24:BA:753:A:OP2	2.31	0.46
4:CE:37:VAL:HG12	4:CE:38:VAL:O	2.15	0.46
28:DE:126:VAL:HG13	28:DE:127:GLU:N	2.30	0.46
55:CA:548:G:O2'	55:CA:549:C:C5'	2.64	0.46
21:AA:544:G:C6	21:AA:545:C:C4	3.04	0.46
24:BA:1746:A:C4	24:BA:1747:U:C5	3.04	0.46
1:CB:71:THR:HG23	1:CB:92:ASN:O	2.15	0.46
37:DN:12:ARG:HG2	37:DN:16:HIS:CG	2.51	0.46
24:DA:570:G:O6	24:DA:2499:C:OP1	2.34	0.46
24:DA:571:U:O2'	24:DA:573:U:H6	1.97	0.46
24:DA:638:G:O2'	24:DA:639:U:H5'	2.16	0.46
55:CA:754:C:H2'	55:CA:754:C:O2	2.16	0.46
39:BP:25:VAL:CG2	39:BP:83:ILE:HD11	2.46	0.46
21:AA:261:U:H2'	21:AA:263:A:OP2	2.14	0.46
21:AA:736:C:H2'	21:AA:737:C:C6	2.51	0.46
24:BA:272:A:O2'	24:BA:273:G:C5'	2.64	0.46
24:DA:2524:G:H21	24:DA:2741:A:H1'	1.81	0.46
24:BA:763:G:C8	24:BA:765:C:C6	3.04	0.46
55:CA:756:C:O2'	55:CA:757:U:H5'	2.16	0.46

*Continued on next page...*

*Continued from previous page...*

Atom-1	Atom-2	Distance(Å)	Clash(Å)
55:CA:814:A:H5'	55:CA:1511:G:H4'	1.98	0.46
55:CA:914:A:O2'	55:CA:915:A:H5'	2.16	0.46
46:DW:23:LYS:HD2	46:DW:24:ARG:H	1.77	0.46
22:AX:30:G:C2	22:AX:31:A:C8	3.04	0.46
24:BA:68:G:C5	24:BA:69:C:C5	3.04	0.46
55:CA:724:G:C4	55:CA:725:G:C8	3.03	0.46
56:DB:6:G:H4'	56:DB:28:C:H4'	1.97	0.46
21:AA:1239:A:H62	21:AA:1299:A:N6	2.13	0.46
36:DM:42:THR:HG22	36:DM:44:ARG:N	2.22	0.46
21:AA:892:A:C6	21:AA:893:C:C4	3.03	0.46
21:AA:683:G:N1	21:AA:684:U:C2	2.83	0.46
24:DA:632:A:H4'	35:DL:68:SER:HA	1.98	0.46
24:BA:2404:U:C2	24:BA:2414:G:N1	2.83	0.46
24:BA:1445:G:O2'	24:BA:1446:C:H5'	2.16	0.46
56:DB:10:G:C6	56:DB:11:C:N3	2.84	0.46
24:BA:396:G:OP2	47:BX:9:LYS:NZ	2.46	0.46
24:BA:96:C:H2'	24:BA:97:C:H6	1.81	0.46
24:DA:1889:A:O2'	24:DA:2087:G:H5'	2.15	0.46
42:BS:72:THR:HG21	42:BS:108:SER:OG	2.15	0.46
24:DA:1450:G:C2	24:DA:1462:C:C2	3.04	0.46
24:DA:1930:G:C4	24:DA:1968:G:C6	3.03	0.46
3:AD:54:LEU:O	3:AD:58:GLN:HB2	2.16	0.46
44:BU:38:ILE:O	44:BU:40:LEU:N	2.49	0.46
3:CD:105:GLY:CA	3:CD:158:LEU:HD23	2.44	0.46
1:AB:106:VAL:O	1:AB:106:VAL:HG12	2.16	0.46
55:CA:71:A:O2'	55:CA:72:A:O4'	2.23	0.46
55:CA:1072:G:H2'	55:CA:1073:U:C6	2.50	0.46
3:AD:104:MET:HE3	3:AD:170:LEU:HD22	1.97	0.46
55:CA:391:G:C6	55:CA:392:C:N3	2.83	0.46
24:DA:2184:A:H2'	24:DA:2185:U:O4'	2.14	0.46
31:BH:101:ASP:C	31:BH:104:THR:HB	2.36	0.46
24:DA:1378:A:H2'	24:DA:1380:G:N7	2.31	0.46
3:CD:56:GLU:OE2	3:CD:194:ILE:HA	2.16	0.46
55:CA:1144:G:H2'	55:CA:1145:A:O4'	2.16	0.46
3:AD:43:ARG:HA	3:AD:43:ARG:CZ	2.46	0.46
31:DH:54:LEU:HA	31:DH:57:LYS:HG3	1.97	0.46
33:BJ:128:ASN:O	33:BJ:128:ASN:CG	2.54	0.46
3:CD:81:LEU:HB2	3:CD:88:ASN:ND2	2.31	0.46
31:DH:125:THR:CG2	31:DH:146:VAL:HG11	2.45	0.46
11:AL:84:GLY:O	11:AL:95:HIS:HD2	1.99	0.46
24:DA:2811:G:C4	24:DA:2812:G:C8	3.03	0.46
28:BE:109:LEU:HD13	28:BE:109:LEU:HA	1.75	0.46

*Continued on next page...*

*Continued from previous page...*

Atom-1	Atom-2	Distance(Å)	Clash(Å)
24:BA:2816:G:O3'	37:BN:99:LYS:HE2	2.15	0.46
24:BA:1310:G:N2	24:BA:1313:U:C5	2.83	0.46
24:DA:1249:U:H2'	35:DL:18:ARG:HH12	1.79	0.46
21:AA:803:G:H2'	21:AA:804:U:C6	2.51	0.46
29:DF:56:LEU:O	29:DF:60:SER:HB3	2.15	0.46
24:DA:2107:G:H2'	24:DA:2108:A:H8	1.81	0.46
24:DA:1533:C:C4	24:DA:1534:U:H5	2.33	0.46
5:AF:70:VAL:HA	5:AF:73:GLU:HB3	1.98	0.46
24:BA:2273:A:H2'	24:BA:2274:A:C8	2.51	0.46
8:AI:14:SER:HB3	8:AI:74:GLN:HA	1.97	0.46
17:AR:44:THR:OG1	17:AR:46:THR:HG22	2.16	0.46
21:AA:918:A:H2'	21:AA:919:A:O4'	2.15	0.46
24:BA:2805:C:C5	24:BA:2806:C:C5	3.04	0.46
24:BA:2625:G:H2'	24:BA:2626:C:O4'	2.16	0.46
35:BL:47:ARG:CG	35:BL:50:PHE:HB2	2.45	0.46
10:AK:57:SER:O	10:AK:90:PRO:HG3	2.16	0.46
24:BA:1425:G:N1	24:BA:1426:G:C2	2.83	0.46
7:AH:48:PHE:O	7:AH:49:LYS:HG3	2.15	0.46
24:DA:950:G:C6	24:DA:968:C:N3	2.84	0.46
27:BD:125:TRP:CD2	27:BD:160:LYS:HG2	2.50	0.46
24:DA:607:U:H3	24:DA:620:G:H1'	1.80	0.46
24:DA:604:G:C6	24:DA:625:G:N1	2.84	0.46
24:DA:323:C:H2'	28:DE:163:ASN:CG	2.37	0.46
29:DF:58:ALA:HB1	29:DF:139:GLU:CG	2.46	0.46
24:DA:764:A:O4'	26:DC:211:ARG:HG3	2.16	0.46
24:BA:1064:C:C4'	32:BI:90:GLY:H	2.24	0.46
26:DC:134:ILE:O	26:DC:166:ARG:NH1	2.46	0.46
50:D0:39:ARG:O	50:D0:40:HIS:HB2	2.15	0.46
18:AS:77:ARG:NH2	21:AA:1322:C:OP1	2.49	0.46
21:AA:1348:U:H2'	21:AA:1349:A:C8	2.50	0.46
21:AA:6:G:O2'	21:AA:7:A:OP2	2.29	0.46
37:BN:117:ASP:O	37:BN:119:SER:N	2.47	0.46
37:BN:38:LEU:CD1	37:BN:42:LYS:HD2	2.45	0.46
21:AA:182:A:N6	21:AA:194:C:N4	2.63	0.46
6:AG:87:PRO:HG2	6:AG:87:PRO:O	2.16	0.46
56:DB:42:C:C5	29:DF:87:LYS:NZ	2.84	0.46
43:DT:76:ARG:HG2	43:DT:77:ARG:N	2.31	0.46
21:AA:828:U:H2'	21:AA:829:G:O5'	2.16	0.46
42:BS:73:LYS:CE	42:BS:73:LYS:HA	2.41	0.46
3:AD:61:ARG:NH1	3:AD:68:GLU:HG2	2.31	0.46
29:DF:122:ASP:HB3	29:DF:123:GLY:H	1.45	0.46
24:BA:1139:G:C2'	24:BA:1140:C:H5'	2.46	0.46

*Continued on next page...*

*Continued from previous page...*

Atom-1	Atom-2	Distance(Å)	Clash(Å)
21:AA:80:A:C2	21:AA:90:C:C2	3.04	0.46
24:BA:1026:G:O2'	24:BA:1027:A:H8	1.98	0.46
24:DA:1655:A:H4'	27:DD:118:PHE:CD1	2.51	0.46
21:AA:51:A:H4'	21:AA:52:C:H5'	1.96	0.46
11:AL:1:ALA:HB2	21:AA:568:G:O6	2.15	0.46
24:BA:436:C:O2'	24:BA:437:U:H6	1.97	0.46
24:BA:406:G:H2'	24:BA:407:G:H8	1.81	0.46
24:BA:62:U:C4'	24:BA:63:A:OP1	2.62	0.46
31:BH:2:GLN:HA	31:BH:20:ASN:HA	1.97	0.46
24:BA:1900:A:N1	24:BA:1970:A:C5	2.83	0.46
1:CB:46:VAL:HG13	1:CB:47:PRO:HD3	1.98	0.46
55:CA:429:U:H1'	55:CA:430:A:H5''	1.97	0.46
21:AA:1234:C:H4'	21:AA:1364:U:H1'	1.97	0.46
3:CD:102:TYR:HB2	3:CD:113:ALA:HB2	1.96	0.46
11:CL:6:LEU:HD21	11:CL:11:ARG:NE	2.31	0.46
24:BA:26:G:OP1	42:BS:80:PRO:HB3	2.16	0.46
24:BA:630:G:N2	24:BA:632:A:H3'	2.31	0.46
29:BF:7:TYR:CD2	29:BF:11:VAL:HG11	2.51	0.46
21:AA:1338:G:N2	21:AA:1339:A:N3	2.63	0.46
24:BA:96:C:C2	24:BA:97:C:C5	3.04	0.46
24:BA:2496:C:OP1	36:BM:82:MET:HB2	2.15	0.46
24:BA:491:G:C2	24:BA:492:A:C1'	2.99	0.46
5:AF:97:THR:HG22	5:AF:98:GLU:H	1.81	0.46
42:BS:28:LYS:HE3	42:BS:28:LYS:HB3	1.62	0.46
24:DA:1388:G:C2	24:DA:1389:G:C8	3.04	0.46
24:DA:2142:A:H3'	24:DA:2143:C:H4'	1.97	0.46
10:AK:30:ILE:C	10:AK:30:ILE:HD12	2.36	0.46
55:CA:1005:A:N7	55:CA:1006:G:H1'	2.31	0.46
26:DC:77:VAL:CG2	26:DC:112:GLY:H	2.25	0.46
21:AA:720:C:H2'	21:AA:721:G:C8	2.51	0.46
24:BA:503:A:C6	24:BA:506:G:C6	3.04	0.46
24:BA:2394:C:OP1	53:B3:29:ARG:NH2	2.48	0.46
21:AA:1444:U:H1'	21:AA:1459:G:H22	1.77	0.46
33:BJ:124:VAL:O	33:BJ:125:TYR:HB2	2.16	0.46
21:AA:741:G:C2	21:AA:742:G:C4	3.04	0.46
15:AP:5:ARG:HH12	15:AP:24:SER:HA	1.81	0.46
21:AA:824:G:N1	21:AA:877:G:C6	2.84	0.46
55:CA:414:A:C2	55:CA:415:A:C4	3.04	0.46
10:CK:19:VAL:N	10:CK:34:THR:O	2.48	0.46
4:CE:47:PHE:CD2	4:CE:48:GLY:N	2.84	0.46
21:AA:833:G:C5	21:AA:834:U:C5	3.04	0.46
21:AA:833:G:O2'	21:AA:834:U:H5'	2.16	0.46

*Continued on next page...*

*Continued from previous page...*

Atom-1	Atom-2	Distance(Å)	Clash(Å)
24:BA:1005:C:C2	24:BA:1143:A:C5	3.03	0.46
26:DC:124:LYS:HB3	26:DC:124:LYS:HZ3	1.80	0.46
24:BA:1945:G:H2'	24:BA:1946:U:C5	2.51	0.46
20:CU:31:VAL:C	20:CU:33:ARG:H	2.19	0.46
24:BA:1313:U:O3'	24:BA:1332:G:H5''	2.15	0.46
5:CF:6:ILE:HD12	5:CF:6:ILE:N	2.31	0.46
24:DA:949:G:C2	24:DA:969:G:C2	3.04	0.46
24:DA:352:A:C2	24:DA:353:C:H1'	2.51	0.46
24:DA:818:G:O2'	24:DA:819:A:H5''	2.15	0.46
55:CA:1520:C:H2'	55:CA:1521:C:H6	1.79	0.46
24:BA:3:U:H2'	24:BA:4:U:C6	2.50	0.46
24:DA:237:C:C2	24:DA:261:G:C2	3.03	0.46
24:BA:1839:G:C8	24:BA:1927:A:C1'	2.98	0.46
21:AA:409:U:O4	21:AA:410:G:C6	2.69	0.46
29:BF:24:VAL:O	29:BF:27:VAL:HG12	2.15	0.46
21:AA:295:C:H2'	21:AA:296:U:H6	1.81	0.46
21:AA:158:G:H3'	21:AA:159:G:H5''	1.98	0.46
16:CQ:3:LYS:NZ	16:CQ:6:THR:HG21	2.31	0.46
24:DA:1231:U:H2'	24:DA:1232:G:H8	1.81	0.46
6:CG:104:VAL:HA	6:CG:107:ALA:HB2	1.98	0.46
3:AD:78:ALA:C	3:AD:85:THR:HG23	2.36	0.46
24:DA:1445:G:C2	24:DA:1547:C:N3	2.83	0.46
14:AO:6:ALA:O	14:AO:10:ILE:HG13	2.15	0.46
37:BN:13:ASN:O	37:BN:14:SER:C	2.54	0.46
1:CB:22:TRP:HE1	55:CA:830:G:H5''	1.80	0.46
15:AP:23:ASP:HB3	15:AP:26:ASN:OD1	2.16	0.46
24:DA:399:U:C4	24:DA:400:G:C6	3.03	0.46
37:BN:35:LYS:HB2	37:BN:112:TYR:CE1	2.51	0.46
18:CS:35:ARG:HH12	18:CS:52:ASN:HA	1.79	0.46
24:DA:297:G:C6	24:DA:342:A:N1	2.84	0.46
24:DA:1476:U:O2'	24:DA:1477:A:H8	1.99	0.46
4:AE:81:GLN:H	4:AE:81:GLN:CD	2.18	0.46
24:DA:1665:A:C2	24:DA:1666:G:C4	3.04	0.46
24:DA:2315:G:C2	24:DA:2316:G:N9	2.84	0.46
24:DA:2386:A:O2'	24:DA:2387:U:H6	1.89	0.46
24:DA:2093:G:C2	24:DA:2094:A:C5	3.03	0.46
6:CG:115:MET:C	6:CG:117:LEU:H	2.18	0.46
55:CA:1053:G:N7	55:CA:1199:U:H3'	2.31	0.46
24:BA:2692:G:H1'	24:BA:2847:U:H1'	1.96	0.46
55:CA:382:A:O2'	55:CA:383:A:C5'	2.64	0.46
26:DC:202:ARG:HE	26:DC:204:LEU:HD21	1.81	0.46
2:AC:72:PRO:O	2:AC:76:ILE:HG13	2.15	0.46

*Continued on next page...*

*Continued from previous page...*

Atom-1	Atom-2	Distance(Å)	Clash(Å)
12:CM:89:ARG:HE	12:CM:94:LEU:HB2	1.80	0.46
24:DA:528:A:HO2'	24:DA:529:A:P	2.39	0.46
24:DA:495:G:H4'	42:DS:4:ILE:O	2.16	0.46
42:DS:10:ALA:O	42:DS:100:THR:HB	2.16	0.46
21:AA:1123:U:H5''	21:AA:1124:G:OP2	2.15	0.46
37:BN:33:ILE:HG13	37:BN:118:ARG:CD	2.46	0.46
31:DH:38:PRO:O	31:DH:40:THR:N	2.49	0.46
24:BA:192:C:O5'	24:BA:192:C:H6	1.99	0.46
43:DT:29:THR:CA	43:DT:87:LEU:HB2	2.46	0.46
21:AA:94:G:N1	21:AA:98:A:C2	2.84	0.46
21:AA:546:A:H4'	21:AA:548:G:H4'	1.98	0.46
21:AA:212:G:N2	21:AA:213:G:C5	2.84	0.46
24:DA:2252:G:H2'	24:DA:2253:G:O4'	2.16	0.46
34:BK:47:ILE:HD12	34:BK:47:ILE:HA	1.76	0.46
21:AA:250:A:H1'	21:AA:252:U:C4	2.51	0.46
35:DL:47:ARG:CG	35:DL:47:ARG:NH2	2.77	0.46
24:DA:1884:G:H8	24:DA:1884:G:OP2	1.99	0.46
35:DL:7:SER:HB2	35:DL:8:PRO:HD2	1.97	0.46
24:BA:763:G:O2'	24:BA:764:A:H3'	2.15	0.46
55:CA:835:U:H1'	55:CA:852:G:N2	2.31	0.46
24:DA:2547:A:C8	24:DA:2566:A:C5	3.04	0.46
2:CC:133:MET:HB2	2:CC:150:VAL:CG2	2.46	0.46
24:DA:464:U:C2	24:DA:788:A:N6	2.84	0.46
24:DA:956:G:H1'	36:DM:82:MET:HE1	1.97	0.46
12:CM:82:LEU:HD21	18:CS:60:PHE:HB3	1.98	0.46
56:DB:49:C:H2'	56:DB:50:A:H8	1.81	0.46
1:AB:165:ALA:CB	1:AB:186:VAL:HG12	2.44	0.46
21:AA:1016:A:H3'	21:AA:1017:U:O4'	2.16	0.46
6:CG:73:GLU:HA	6:CG:140:VAL:HG11	1.97	0.46
30:DG:104:LEU:HB3	30:DG:106:LEU:HD21	1.97	0.46
55:CA:268:U:C4	55:CA:269:C:N4	2.83	0.46
7:CH:54:THR:HG23	7:CH:55:LYS:N	2.31	0.46
24:BA:31:C:H4'	24:BA:1238:G:H4'	1.98	0.46
24:DA:412:A:H61	24:DA:2411:A:C2'	2.29	0.46
13:CN:62:ARG:HA	13:CN:68:ARG:O	2.16	0.46
22:AV:27:G:O2'	22:AV:28:G:H5'	2.16	0.46
24:DA:538:A:H2'	24:DA:539:G:C8	2.49	0.46
24:DA:1923:U:H2'	24:DA:1924:C:C6	2.48	0.46
24:DA:863:A:H2'	24:DA:864:G:H8	1.80	0.46
33:BJ:109:LEU:HB3	33:BJ:110:PRO:HD2	1.97	0.46
15:CP:40:ASN:OD1	15:CP:42:ILE:HG12	2.16	0.46
55:CA:1005:A:C5	55:CA:1006:G:H1'	2.51	0.46

*Continued on next page...*

*Continued from previous page...*

Atom-1	Atom-2	Distance(Å)	Clash(Å)
34:DK:17:ARG:HG2	34:DK:18:ARG:H	1.80	0.46
2:CC:188:ALA:O	2:CC:194:VAL:HA	2.16	0.46
4:AE:13:LYS:HE2	4:AE:112:ALA:CB	2.45	0.46
24:BA:542:C:O2	24:BA:542:C:H2'	2.16	0.46
24:DA:811:U:C4	35:DL:21:ARG:NH2	2.84	0.46
24:DA:1835:G:H2'	24:DA:1836:C:C6	2.50	0.46
1:AB:138:ARG:HB2	1:AB:138:ARG:NH1	2.30	0.46
12:CM:21:ILE:HB	12:CM:24:VAL:HG23	1.98	0.46
34:DK:113:MET:SD	34:DK:116:ILE:HD11	2.56	0.46
24:DA:2692:G:H2'	24:DA:2693:G:H8	1.78	0.46
21:AA:230:G:C2'	21:AA:231:U:H5'	2.46	0.46
31:DH:21:VAL:HG22	31:DH:22:LYS:N	2.31	0.46
39:DP:52:ARG:HH11	39:DP:52:ARG:HG2	1.81	0.46
55:CA:597:G:C6	55:CA:598:U:C2	3.04	0.46
24:DA:1358:G:C8	24:DA:1371:G:O6	2.68	0.46
26:BC:8:THR:O	26:BC:9:SER:HB3	2.15	0.46
55:CA:610:U:H5'	55:CA:611:C:OP2	2.16	0.46
55:CA:580:C:H2'	55:CA:581:G:O4'	2.16	0.46
4:AE:71:ILE:CD1	4:AE:144:GLU:HG3	2.46	0.46
24:BA:1892:C:H2'	24:BA:1893:C:H6	1.80	0.46
6:AG:91:ARG:C	6:AG:93:VAL:H	2.18	0.46
55:CA:743:A:C2	55:CA:744:C:C2	3.03	0.46
33:BJ:76:HIS:O	33:BJ:84:ILE:HD12	2.16	0.46
37:BN:30:ARG:HE	37:BN:30:ARG:HB2	1.57	0.46
24:BA:137:U:HO2'	24:BA:138:U:P	2.39	0.46
24:BA:2734:A:N6	24:BA:2770:G:H1'	2.31	0.46
18:AS:28:LYS:HB3	18:AS:29:PRO:HD2	1.97	0.46
13:CN:2:LYS:HE2	55:CA:1216:A:OP1	2.15	0.46
24:DA:325:G:O2'	24:DA:326:G:C5'	2.63	0.46
24:DA:1731:G:C4'	24:DA:1732:C:OP1	2.63	0.46
24:DA:1993:U:H4'	27:DD:133:THR:HG21	1.96	0.46
40:DQ:60:TRP:CH2	40:DQ:93:ILE:HB	2.50	0.46
24:DA:1071:G:C8	24:DA:1089:A:C5	3.04	0.46
55:CA:96:U:O2'	55:CA:97:G:H8	1.98	0.46
24:DA:782:A:N7	26:DC:219:VAL:HG21	2.31	0.46
26:DC:211:ARG:C	26:DC:213:ARG:H	2.19	0.46
46:BW:22:VAL:HG13	46:BW:25:PHE:CE2	2.51	0.46
46:BW:47:GLY:C	46:BW:49:ASN:H	2.19	0.46
24:BA:2847:U:C2'	24:BA:2848:G:H5'	2.46	0.46
24:BA:1059:G:OP2	24:BA:1060:U:O3'	2.35	0.46
24:BA:1071:G:C8	24:BA:1089:A:C6	3.04	0.46
27:BD:107:VAL:N	27:BD:206:ALA:H	2.02	0.46

*Continued on next page...*



*Continued from previous page...*

Atom-1	Atom-2	Distance(Å)	Clash(Å)
43:DT:19:LYS:HA	43:DT:19:LYS:HD3	1.64	0.46
24:DA:1430:G:H2'	24:DA:1431:A:H8	1.80	0.46
24:DA:30:G:C6	24:DA:511:U:O2	2.69	0.46
43:DT:39:THR:OG1	43:DT:42:GLU:HG3	2.14	0.46
34:DK:92:GLU:O	34:DK:93:GLN:O	2.34	0.46
24:BA:1131:G:C5	33:BJ:77:HIS:CE1	3.04	0.46
55:CA:1113:C:H2'	55:CA:1114:C:O4'	2.15	0.46
55:CA:1183:U:O2'	55:CA:1184:G:P	2.73	0.46
24:DA:2050:C:O2'	27:DD:146:ILE:HG21	2.16	0.46
29:BF:134:GLN:CG	29:BF:135:ILE:N	2.70	0.46
21:AA:64:G:C8	21:AA:99:C:N4	2.84	0.46
24:DA:1277:G:H5'	37:DN:20:MET:CE	2.46	0.46
24:DA:1800:C:C2	24:DA:1802:A:C8	3.04	0.46
26:DC:128:THR:HA	26:DC:190:THR:HA	1.98	0.46
6:AG:4:ARG:NE	6:AG:4:ARG:HA	2.30	0.46
24:DA:72:U:O2'	24:DA:73:A:H5'	2.16	0.46
24:DA:628:G:C6	24:DA:636:G:N1	2.84	0.46
34:BK:17:ARG:HG3	34:BK:47:ILE:HD13	1.97	0.46
16:AQ:16:MET:HB2	16:AQ:19:SER:HB3	1.98	0.46
31:DH:61:VAL:HG13	31:DH:62:LEU:N	2.31	0.46
4:CE:148:SER:H	4:CE:151:MET:CE	2.21	0.46
12:CM:86:ARG:C	12:CM:88:LEU:H	2.20	0.46
18:CS:34:SER:O	18:CS:36:ARG:N	2.48	0.46
24:BA:272:A:H2'	24:BA:273:G:C8	2.51	0.46
21:AA:575:G:N1	21:AA:821:G:C5	2.83	0.46
24:BA:2318:G:C6	24:BA:2319:G:N1	2.84	0.46
24:BA:1387:A:H5'	24:BA:1469:A:H1'	1.98	0.46
25:BB:54:G:C4	25:BB:55:U:C5	3.04	0.46
3:CD:23:GLY:HA2	3:CD:160:LEU:HD12	1.97	0.46
3:CD:106:PHE:CE1	3:CD:144:ILE:HD11	2.51	0.46
21:AA:1395:C:C5'	21:AA:1401:G:H21	2.26	0.46
55:CA:61:G:C6	55:CA:107:G:C6	3.04	0.46
55:CA:204:G:H2'	55:CA:205:A:C8	2.51	0.46
7:AH:104:SER:O	7:AH:122:GLY:HA3	2.16	0.46
8:CI:10:ARG:NH2	55:CA:1119:C:OP2	2.49	0.46
24:BA:2425:A:H5'	24:BA:2427:C:H5'	1.98	0.46
24:BA:918:A:O5'	24:BA:918:A:H8	1.99	0.46
29:BF:7:TYR:OH	29:BF:29:ARG:HB3	2.16	0.46
55:CA:1101:A:H1'	55:CA:1102:A:O4'	2.15	0.46
21:AA:367:U:C6	21:AA:394:G:N2	2.84	0.46
24:DA:2214:C:H2'	24:DA:2215:C:C6	2.50	0.46
8:AI:56:MET:CE	8:AI:57:VAL:H	2.29	0.46

*Continued on next page...*

*Continued from previous page...*

Atom-1	Atom-2	Distance(Å)	Clash(Å)
28:BE:96:VAL:O	28:BE:96:VAL:HG12	2.16	0.46
55:CA:1266:G:N1	55:CA:1270:G:C6	2.84	0.46
26:BC:67:LYS:HG2	26:BC:150:GLY:HA2	1.97	0.46
24:DA:2230:G:H2'	24:DA:2231:U:C6	2.51	0.46
55:CA:377:G:N2	55:CA:387:U:H1'	2.30	0.46
24:DA:2011:U:H2'	24:DA:2012:G:O4'	2.16	0.46
24:DA:1422:G:H4'	24:DA:1493:C:OP1	2.16	0.46
22:CV:30:G:C4	22:CV:31:A:C8	3.04	0.46
31:DH:89:LYS:HD2	31:DH:124:THR:HA	1.96	0.46
21:AA:13:U:O2'	21:AA:14:U:H5'	2.16	0.46
24:BA:1423:G:C2	24:BA:1424:G:C8	3.05	0.46
24:BA:16:C:O3'	50:B0:10:SER:OG	2.33	0.46
27:BD:151:THR:HG22	27:BD:152:PRO:N	2.31	0.46
19:CT:67:HIS:CG	19:CT:68:LYS:H	2.25	0.46
6:AG:52:ARG:HH12	6:AG:121:ASN:ND2	2.14	0.46
29:DF:160:LYS:HD3	29:DF:161:SER:H	1.80	0.46
26:BC:20:ASN:HA	26:BC:21:PRO:HD2	1.82	0.46
15:AP:25:ARG:HH22	21:AA:230:G:H4'	1.81	0.46
21:AA:833:G:C6	21:AA:834:U:C4	3.04	0.46
37:DN:56:LYS:HD3	37:DN:88:ALA:HA	1.98	0.46
24:DA:845:A:H2'	24:DA:847:U:O2	2.16	0.46
6:AG:102:TRP:CD1	6:AG:136:LYS:HG2	2.50	0.46
5:CF:14:GLN:HB3	5:CF:17:GLN:HE22	1.79	0.46
24:BA:831:G:C5	24:BA:832:U:C5	3.03	0.46
29:DF:131:VAL:O	29:DF:132:ARG:HB2	2.16	0.46
42:BS:37:THR:CG2	42:BS:37:THR:O	2.64	0.46
1:CB:147:LEU:N	1:CB:147:LEU:HD12	2.31	0.46
28:BE:12:LEU:HD21	28:BE:190:ALA:HB1	1.98	0.46
24:BA:1487:U:H2'	24:BA:1488:C:O4'	2.15	0.46
24:DA:136:G:H2'	24:DA:137:U:O4'	2.16	0.46
40:DQ:46:TYR:HD1	41:DR:74:ILE:HG23	1.80	0.46
31:DH:104:THR:O	31:DH:104:THR:HG23	2.16	0.46
38:DO:49:VAL:HG11	38:DO:81:ARG:HB3	1.97	0.46
13:AN:76:PHE:CE2	13:AN:92:ILE:HG21	2.51	0.46
43:DT:10:VAL:HG23	43:DT:11:LEU:HD12	1.97	0.46
24:DA:1149:G:C6	24:DA:1150:C:N4	2.84	0.46
10:CK:22:ILE:HB	10:CK:85:VAL:HG22	1.98	0.46
24:DA:950:G:O2'	24:DA:951:C:H5'	2.16	0.46
5:AF:88:MET:HG2	5:AF:89:VAL:N	2.31	0.46
24:BA:2624:G:H1'	50:B0:18:HIS:CE1	2.51	0.46
24:DA:2104:C:O2	24:DA:2105:U:C5	2.68	0.46
1:CB:156:LEU:HD23	1:CB:156:LEU:H	1.80	0.46

*Continued on next page...*

*Continued from previous page...*

Atom-1	Atom-2	Distance(Å)	Clash(Å)
38:BO:41:ALA:HB2	38:BO:48:LEU:HD21	1.98	0.46
24:BA:1432:G:H2'	24:BA:1433:A:C8	2.51	0.46
24:DA:2687:U:H2'	24:DA:2688:G:C8	2.50	0.45
55:CA:977:A:O3'	55:CA:980:C:N4	2.49	0.45
46:DW:37:VAL:CG2	46:DW:38:ARG:NH1	2.79	0.45
24:DA:1056:G:N2	24:DA:1102:C:H5	2.14	0.45
4:AE:120:HIS:O	4:AE:121:ASN:HB3	2.16	0.45
4:AE:94:PHE:CZ	4:AE:95:MET:O	2.69	0.45
6:CG:62:GLU:OE2	6:CG:65:LEU:HD12	2.16	0.45
11:CL:83:GLY:HA2	11:CL:94:TYR:HD1	1.80	0.45
27:DD:121:THR:CG2	27:DD:127:PHE:CD1	2.99	0.45
24:DA:1364:G:H1'	24:DA:1368:G:N2	2.31	0.45
24:BA:1224:U:O4	24:BA:1225:G:C6	2.69	0.45
11:AL:33:CYS:CB	11:AL:54:VAL:HG22	2.33	0.45
46:BW:18:LYS:N	46:BW:36:ILE:HG12	2.30	0.45
24:DA:304:U:H2'	24:DA:305:C:C6	2.51	0.45
24:BA:1060:U:H5''	24:BA:1061:U:OP1	2.16	0.45
50:D0:38:LEU:HB2	50:D0:41:HIS:CE1	2.51	0.45
21:AA:1054:C:P	21:AA:1197:A:OP2	2.74	0.45
24:DA:1603:A:H2'	24:DA:1604:C:O4'	2.15	0.45
16:CQ:18:LYS:HD2	55:CA:255:G:O3'	2.16	0.45
21:AA:1140:C:O2'	21:AA:1141:C:O5'	2.34	0.45
11:AL:23:LEU:HG	11:AL:24:GLU:N	2.12	0.45
55:CA:1381:U:O2'	55:CA:1382:C:H6	1.99	0.45
34:BK:19:VAL:HG22	34:BK:41:ILE:CG1	2.42	0.45
24:DA:372:G:P	47:DX:61:LYS:HZ1	2.38	0.45
24:BA:49:A:N6	24:BA:177:G:C4	2.84	0.45
21:AA:80:A:C2	21:AA:81:A:H1'	2.51	0.45
20:AU:18:PHE:O	20:AU:21:SER:HB3	2.15	0.45
55:CA:1319:A:C5	55:CA:1323:G:C5	3.05	0.45
54:D4:7:VAL:CG1	54:D4:8:LYS:N	2.79	0.45
21:AA:872:A:C2	21:AA:874:G:C6	3.04	0.45
48:BY:22:LEU:O	48:BY:23:ARG:O	2.34	0.45
24:DA:2519:U:C6	24:DA:2542:A:C6	3.04	0.45
24:DA:2516:A:N3	24:DA:2569:G:N2	2.64	0.45
43:BT:18:GLU:HA	43:BT:18:GLU:OE2	2.16	0.45
24:BA:821:A:N7	24:BA:946:C:N3	2.64	0.45
6:CG:148:LYS:HD3	6:CG:148:LYS:O	2.16	0.45
24:DA:1183:U:H2'	24:DA:1184:U:H6	1.81	0.45
52:B2:12:ARG:HE	52:B2:44:VAL:HG11	1.80	0.45
24:BA:24:G:C6	24:BA:25:U:C4	3.04	0.45
24:BA:919:U:C2	24:BA:920:A:C8	3.03	0.45

*Continued on next page...*

*Continued from previous page...*

Atom-1	Atom-2	Distance(Å)	Clash(Å)
24:BA:2413:G:C4	24:BA:2414:G:C8	3.04	0.45
55:CA:783:C:H2'	55:CA:784:A:H8	1.80	0.45
2:CC:166:TRP:CE3	2:CC:166:TRP:N	2.82	0.45
24:BA:308:G:H2'	24:BA:309:A:O4'	2.16	0.45
24:BA:310:A:H5''	44:BU:14:THR:HG22	1.97	0.45
24:DA:1715:G:N2	24:DA:1743:G:H2'	2.31	0.45
24:BA:142:A:H2'	24:BA:143:C:C5	2.50	0.45
24:BA:96:C:O2'	24:BA:97:C:H5'	2.15	0.45
44:BU:27:VAL:HG22	44:BU:28:LEU:N	2.31	0.45
24:BA:957:C:C5	24:BA:959:A:C5	3.04	0.45
5:AF:38:ARG:HH22	5:AF:96:VAL:HG23	1.80	0.45
40:DQ:82:LEU:HD23	40:DQ:112:ALA:HB2	1.97	0.45
21:AA:588:G:C6	21:AA:589:U:C4	3.04	0.45
1:AB:117:GLU:C	1:AB:119:GLN:H	2.20	0.45
19:AT:53:MET:HA	19:AT:56:ILE:HG22	1.98	0.45
21:AA:763:G:C5	21:AA:764:C:C5	3.04	0.45
24:BA:1936:A:H2	24:BA:1943:U:C5	2.35	0.45
55:CA:612:C:C2	55:CA:629:A:H2	2.34	0.45
29:DF:113:PHE:HE2	29:DF:116:LEU:HB2	1.81	0.45
24:BA:1399:C:C2	24:BA:1400:U:C5	3.05	0.45
31:BH:27:ARG:HH12	31:BH:38:PRO:HG3	1.81	0.45
1:AB:96:LEU:O	1:AB:99:MET:HB3	2.16	0.45
24:DA:755:U:H2'	24:DA:756:A:H8	1.81	0.45
22:CV:38:A:N7	22:CV:39:U:C5	2.84	0.45
24:DA:1895:C:N3	24:DA:1896:G:N7	2.65	0.45
24:DA:2435:A:N1	24:DA:2436:G:C5	2.84	0.45
27:DD:61:THR:HB	27:DD:63:PRO:HD2	1.97	0.45
24:DA:903:C:C2	24:DA:904:G:C8	3.04	0.45
15:CP:1:MET:HG3	15:CP:1:MET:O	2.16	0.45
24:BA:1631:G:H1'	24:BA:1635:A:N6	2.31	0.45
22:CX:38:A:H2'	22:CX:39:U:H6	1.81	0.45
24:BA:2082:A:H61	24:BA:2237:G:H1'	1.80	0.45
24:BA:1471:G:H2'	24:BA:1472:C:H6	1.81	0.45
47:BX:69:GLU:O	47:BX:71:ARG:N	2.47	0.45
35:DL:85:VAL:O	35:DL:85:VAL:HG22	2.16	0.45
55:CA:286:C:H2'	55:CA:287:U:O4'	2.16	0.45
24:DA:2842:G:C6	24:DA:2843:G:C5	3.04	0.45
3:AD:2:ARG:HB2	3:AD:4:LEU:HD13	1.98	0.45
2:AC:179:ALA:HB1	2:AC:202:PHE:CE1	2.50	0.45
53:B3:46:LYS:HA	53:B3:46:LYS:HD3	1.78	0.45
55:CA:156:C:OP2	55:CA:156:C:H6	1.99	0.45
27:DD:60:VAL:O	27:DD:60:VAL:HG13	2.15	0.45

*Continued on next page...*

*Continued from previous page...*

Atom-1	Atom-2	Distance(Å)	Clash(Å)
39:BP:15:ASP:OD1	39:BP:15:ASP:C	2.52	0.45
45:BV:65:VAL:O	45:BV:66:ASP:OD1	2.34	0.45
46:DW:20:LEU:HD11	46:DW:35:ILE:HD11	1.98	0.45
24:DA:827:U:H1'	24:DA:2246:G:O2'	2.16	0.45
24:DA:660:C:H5''	28:DE:94:GLN:OE1	2.15	0.45
41:BR:49:ILE:HG21	41:BR:53:PHE:N	2.31	0.45
24:DA:298:G:H2'	24:DA:339:U:O4	2.17	0.45
24:DA:322:A:H3'	28:DE:163:ASN:HD21	1.82	0.45
24:DA:1205:A:C5	28:DE:165:HIS:CE1	3.05	0.45
55:CA:367:U:C6	55:CA:394:G:N2	2.84	0.45
24:DA:197:A:C5	24:DA:2430:A:C5	3.05	0.45
24:DA:1661:G:O2'	24:DA:1662:U:H5'	2.16	0.45
24:DA:1021:A:H2'	24:DA:1022:G:H4'	1.98	0.45
24:DA:1159:U:O2'	24:DA:1160:G:H5'	2.16	0.45
24:DA:857:G:H1'	46:DW:19:ARG:HE	1.79	0.45
3:CD:3:TYR:OH	3:CD:10:LEU:HD11	2.16	0.45
24:BA:812:C:C2	24:BA:1250:G:N1	2.84	0.45
24:BA:856:G:N2	46:BW:19:ARG:HH22	2.09	0.45
24:BA:923:G:C4'	46:BW:25:PHE:CZ	2.99	0.45
46:BW:29:SER:CA	46:BW:63:ASP:HB3	2.45	0.45
56:DB:75:G:H22	56:DB:102:G:H21	1.64	0.45
24:BA:2013:A:OP1	42:BS:96:ILE:HA	2.17	0.45
4:AE:20:VAL:O	4:AE:30:PHE:HA	2.17	0.45
24:DA:725:G:C6	24:DA:726:G:N1	2.84	0.45
36:DM:40:ARG:HB2	36:DM:93:VAL:HG21	1.97	0.45
36:BM:2:LEU:HD22	36:BM:46:ILE:HD13	1.98	0.45
55:CA:587:G:C6	55:CA:755:G:O6	2.70	0.45
56:DB:43:C:C2'	56:DB:45:A:N7	2.80	0.45
33:BJ:80:HIS:O	33:BJ:81:ILE:C	2.54	0.45
36:BM:108:VAL:HG13	36:BM:112:LEU:HB3	1.98	0.45
21:AA:109:A:C4	21:AA:326:G:C2	3.04	0.45
29:BF:133:GLU:H	29:BF:150:GLY:HA3	1.81	0.45
55:CA:542:G:H2'	55:CA:543:U:C6	2.51	0.45
6:CG:2:ARG:HA	55:CA:1380:U:C5	2.51	0.45
34:BK:2:ILE:HG21	34:BK:39:ILE:CD1	2.46	0.45
1:AB:160:LEU:HB3	1:AB:182:VAL:CG1	2.44	0.45
1:AB:182:VAL:CG1	1:AB:183:PHE:N	2.79	0.45
55:CA:655:A:N6	55:CA:752:G:N2	2.64	0.45
37:BN:71:ARG:NH2	37:BN:71:ARG:CG	2.71	0.45
39:BP:61:ARG:HG2	39:BP:70:GLU:CG	2.36	0.45
24:DA:204:A:C8	24:DA:206:U:N3	2.84	0.45
30:BG:31:GLU:O	30:BG:32:LEU:C	2.54	0.45

*Continued on next page...*

*Continued from previous page...*

Atom-1	Atom-2	Distance(Å)	Clash(Å)
24:DA:1884:G:N3	24:DA:1884:G:H2'	2.31	0.45
55:CA:813:U:C2'	55:CA:814:A:H5'	2.46	0.45
24:BA:404:A:O2'	24:BA:405:U:P	2.74	0.45
9:AJ:57:VAL:HG22	9:AJ:58:ASN:N	2.23	0.45
46:BW:72:GLY:N	46:BW:73:PRO:CD	2.78	0.45
24:BA:1369:G:C6	24:BA:1370:C:C4	3.05	0.45
53:B3:7:ARG:HD2	53:B3:7:ARG:HA	1.52	0.45
24:BA:2061:G:C2	24:BA:2063:C:C4	3.04	0.45
55:CA:202:G:O2'	55:CA:468:A:C8	2.68	0.45
7:AH:75:GLN:O	7:AH:126:CYS:HB2	2.17	0.45
4:AE:56:PRO:C	4:AE:58:ALA:N	2.70	0.45
55:CA:1415:G:C2	55:CA:1486:G:C5	3.03	0.45
6:CG:136:LYS:O	6:CG:140:VAL:HG23	2.16	0.45
24:DA:2015:A:C5	50:D0:2:VAL:HG11	2.50	0.45
32:BI:52:LEU:HD12	32:BI:52:LEU:N	2.31	0.45
21:AA:815:A:C2	21:AA:1529:G:C4	3.05	0.45
55:CA:652:U:O2'	55:CA:653:U:P	2.74	0.45
30:BG:53:PRO:HD3	30:BG:61:TRP:CE3	2.52	0.45
55:CA:458:U:H2'	55:CA:459:A:C8	2.51	0.45
24:DA:2869:G:C6	24:DA:2870:C:C4	3.04	0.45
24:DA:413:C:O2'	24:DA:414:C:H5'	2.16	0.45
42:BS:28:LYS:O	42:BS:29:VAL:C	2.54	0.45
21:AA:756:C:H2'	21:AA:757:U:O4'	2.15	0.45
19:AT:27:MET:SD	19:AT:66:ILE:HD13	2.56	0.45
22:AV:40:C:C2	22:AV:41:C:C5	3.03	0.45
25:BB:66:A:H4'	25:BB:67:G:OP1	2.15	0.45
24:DA:917:A:H5''	24:DA:2268:A:H61	1.81	0.45
39:BP:8:GLU:O	39:BP:11:GLN:N	2.49	0.45
24:DA:192:C:OP1	24:DA:2243:U:OP1	2.34	0.45
24:BA:2778:A:H4'	24:BA:2779:U:OP2	2.17	0.45
7:CH:102:VAL:O	7:CH:125:ILE:HB	2.16	0.45
49:BZ:23:LEU:HD13	49:BZ:23:LEU:HA	1.72	0.45
24:DA:1303:G:C2'	24:DA:1304:A:H8	2.28	0.45
24:BA:2418:A:C2	24:BA:2419:U:C2	3.05	0.45
21:AA:1171:A:C2	21:AA:1172:C:C2	3.04	0.45
21:AA:1353:G:C2	21:AA:1370:G:C2	3.05	0.45
1:AB:52:ALA:C	1:AB:54:ALA:N	2.69	0.45
24:DA:1034:G:O2'	24:DA:1035:U:O4'	2.20	0.45
6:AG:52:ARG:HH12	6:AG:121:ASN:HD21	1.63	0.45
18:CS:21:ALA:HB2	18:CS:27:LYS:HZ3	1.80	0.45
24:DA:719:C:C2	24:DA:720:U:C6	3.04	0.45
24:DA:2599:G:OP2	26:DC:234:GLY:HA2	2.16	0.45

*Continued on next page...*

*Continued from previous page...*

Atom-1	Atom-2	Distance(Å)	Clash(Å)
24:BA:1274:A:H8	24:BA:1274:A:C5'	2.29	0.45
24:DA:353:C:N4	24:DA:354:A:N6	2.64	0.45
39:BP:91:VAL:O	39:BP:92:ARG:HG2	2.16	0.45
24:DA:581:C:N3	24:DA:582:A:C5	2.84	0.45
41:DR:98:ILE:N	41:DR:98:ILE:HD12	2.32	0.45
15:AP:19:VAL:HG22	15:AP:36:VAL:CG1	2.47	0.45
41:DR:37:GLU:HB2	41:DR:53:PHE:CD2	2.51	0.45
24:DA:1040:A:H2'	24:DA:1041:G:O4'	2.17	0.45
32:DI:102:ARG:HD3	32:DI:140:GLU:O	2.16	0.45
10:CK:22:ILE:HG12	10:CK:95:THR:HG21	1.98	0.45
4:CE:88:HIS:O	4:CE:89:THR:C	2.54	0.45
47:BX:69:GLU:O	47:BX:70:LEU:HB2	2.16	0.45
1:CB:39:ILE:HD13	1:CB:40:ILE:H	1.81	0.45
24:DA:2772:C:N3	24:DA:2773:C:C5	2.84	0.45
1:AB:136:ARG:HD2	1:AB:136:ARG:O	2.16	0.45
1:CB:100:LEU:C	1:CB:102:ASN:H	2.20	0.45
1:CB:100:LEU:O	1:CB:102:ASN:N	2.49	0.45
29:BF:103:ILE:HG12	29:BF:103:ILE:H	1.54	0.45
40:DQ:12:ARG:H	40:DQ:12:ARG:HD2	1.80	0.45
3:AD:137:SER:HB3	3:AD:138:PRO:HD2	1.98	0.45
18:CS:76:THR:HB	55:CA:1221:G:O3'	2.16	0.45
44:DU:73:ASN:CB	44:DU:95:PHE:HE2	2.29	0.45
4:AE:152:VAL:HB	4:AE:155:LYS:NZ	2.31	0.45
29:DF:134:GLN:HE22	29:DF:136:ILE:H	1.64	0.45
24:DA:1153:C:H2'	24:DA:1154:G:H8	1.81	0.45
24:DA:2386:A:H2	46:DW:38:ARG:HG2	1.81	0.45
24:DA:2259:U:C2	24:DA:2427:C:N3	2.85	0.45
24:DA:1085:A:H3'	24:DA:1086:A:N3	2.32	0.45
55:CA:1236:A:H2'	55:CA:1237:C:C6	2.52	0.45
24:DA:1826:G:C5	24:DA:1827:U:C4	3.04	0.45
24:DA:1830:C:H2'	24:DA:1831:G:C8	2.48	0.45
24:BA:1060:U:C5'	24:BA:1061:U:OP1	2.64	0.45
21:AA:1346:A:C4	21:AA:1348:U:C4	3.04	0.45
16:CQ:46:HIS:CB	16:CQ:66:LEU:HD13	2.46	0.45
27:BD:12:THR:CG2	27:BD:13:ARG:H	2.29	0.45
34:DK:92:GLU:O	34:DK:93:GLN:C	2.54	0.45
36:BM:71:LYS:HD3	36:BM:95:LEU:HD13	1.97	0.45
56:DB:42:C:O2'	56:DB:43:C:H5'	2.16	0.45
55:CA:1496:C:H2'	55:CA:1497:G:O4'	2.17	0.45
11:AL:86:VAL:O	11:AL:88:ASP:N	2.43	0.45
24:BA:2305:U:H2'	24:BA:2306:C:C6	2.51	0.45
55:CA:397:A:H5'	55:CA:398:U:OP1	2.16	0.45

*Continued on next page...*



*Continued from previous page...*

Atom-1	Atom-2	Distance(Å)	Clash(Å)
24:DA:247:G:H5''	24:DA:386:G:H2'	1.97	0.45
35:DL:62:PRO:HG2	53:D3:24:LYS:CB	2.47	0.45
26:DC:206:LYS:HG3	26:DC:209:ALA:H	1.82	0.45
13:AN:40:ARG:NH1	13:AN:44:VAL:HG21	2.18	0.45
24:DA:2056:G:N2	24:DA:2057:G:C8	2.84	0.45
28:BE:164:LEU:HB3	28:BE:167:VAL:HG12	1.97	0.45
55:CA:1315:U:H3'	55:CA:1316:G:C8	2.51	0.45
21:AA:570:G:C6	21:AA:571:U:O4	2.70	0.45
24:DA:230:G:C2	24:DA:231:A:C8	3.04	0.45
47:BX:33:HIS:O	47:BX:34:SER:C	2.55	0.45
24:DA:2520:C:O2'	24:DA:2521:C:C5'	2.64	0.45
21:AA:113:G:H2'	21:AA:114:U:C6	2.50	0.45
38:BO:104:GLN:C	38:BO:105:ALA:O	2.54	0.45
10:AK:121:ARG:HH21	20:AU:35:GLU:HB2	1.82	0.45
24:BA:1342:A:C6	24:BA:1345:C:C2	3.05	0.45
38:BO:11:ALA:HB2	38:BO:96:GLY:CA	2.47	0.45
24:BA:2895:G:H2'	24:BA:2896:C:C6	2.51	0.45
35:BL:4:ASN:N	35:BL:4:ASN:ND2	2.63	0.45
24:BA:736:C:H2'	24:BA:737:C:H6	1.81	0.45
24:BA:919:U:C4'	24:BA:919:U:C6	2.94	0.45
16:AQ:32:ILE:HG22	16:AQ:33:TYR:CD2	2.52	0.45
33:BJ:55:ILE:HA	33:BJ:123:LYS:O	2.16	0.45
24:DA:171:U:O2	24:DA:172:A:C8	2.70	0.45
24:BA:1758:U:H2'	24:BA:2696:U:O4'	2.16	0.45
56:DB:11:C:H5	56:DB:12:C:H5	1.63	0.45
36:BM:132:THR:CG2	36:BM:133:LYS:H	2.24	0.45
55:CA:1090:U:C4	55:CA:1091:U:C5	3.04	0.45
25:BB:66:A:N6	25:BB:107:G:H3'	2.32	0.45
33:DJ:106:LYS:HE2	33:DJ:106:LYS:HA	1.98	0.45
1:AB:63:LYS:HG2	1:AB:224:ARG:CZ	2.46	0.45
24:BA:1322:A:N7	24:BA:1323:C:C5	2.85	0.45
51:B1:3:GLY:C	51:B1:5:ARG:H	2.19	0.45
24:DA:2264:C:H41	46:DW:11:ASN:ND2	2.14	0.45
21:AA:914:A:H2'	21:AA:915:A:C8	2.48	0.45
55:CA:790:A:H2'	55:CA:791:G:O4'	2.16	0.45
45:DV:57:TYR:CD2	45:DV:74:ALA:HB1	2.51	0.45
24:DA:2881:U:O4'	37:DN:93:GLY:HA3	2.16	0.45
31:DH:49:ALA:C	31:DH:53:GLU:HB2	2.37	0.45
42:DS:55:ILE:O	42:DS:59:GLU:HG2	2.17	0.45
33:BJ:18:VAL:HG23	33:BJ:54:ILE:HD13	1.99	0.45
9:AJ:5:ARG:HG2	9:AJ:79:PRO:CD	2.46	0.45
24:DA:770:G:O4'	24:DA:1379:U:C5	2.70	0.45

*Continued on next page...*

*Continued from previous page...*

Atom-1	Atom-2	Distance(Å)	Clash(Å)
55:CA:395:C:H2'	55:CA:396:C:H6	1.80	0.45
55:CA:1246:A:O2'	55:CA:1247:U:H5'	2.17	0.45
24:BA:18:U:H2'	24:BA:19:A:O4'	2.16	0.45
55:CA:648:A:H2'	55:CA:649:A:H8	1.81	0.45
24:DA:2248:C:H3'	24:DA:2249:U:H6	1.81	0.45
24:BA:1850:G:O2'	24:BA:1851:U:H5'	2.17	0.45
34:DK:88:ASN:CB	34:DK:91:SER:HB2	2.46	0.45
21:AA:802:A:H5''	21:AA:803:G:OP2	2.17	0.45
3:AD:158:LEU:O	3:AD:161:ALA:HB3	2.16	0.45
3:AD:57:LYS:HG2	3:AD:202:LEU:CD2	2.45	0.45
31:DH:31:VAL:HB	31:DH:32:PRO:HD3	1.99	0.45
24:DA:2108:A:C8	24:DA:2108:A:OP2	2.69	0.45
43:BT:61:LEU:HA	59:BT:201:HOH:O	2.16	0.45
24:DA:2031:A:O2'	24:DA:2032:G:P	2.74	0.45
24:BA:1724:G:C6	24:BA:1725:U:C4	3.04	0.45
24:BA:1471:G:C6	24:BA:1472:C:C4	3.05	0.45
36:BM:32:GLY:CA	36:BM:131:VAL:HG23	2.46	0.45
34:DK:16:ALA:HB3	34:DK:46:ALA:N	2.31	0.45
39:DP:64:SER:O	39:DP:66:GLY:N	2.47	0.45
8:CI:12:LYS:HG2	8:CI:12:LYS:O	2.15	0.45
41:BR:37:GLU:CD	41:BR:37:GLU:H	2.20	0.45
29:BF:153:ILE:HG13	29:BF:153:ILE:H	1.57	0.45
55:CA:1217:C:H2'	55:CA:1218:C:C6	2.52	0.45
40:BQ:105:PHE:HA	40:BQ:108:LEU:HD12	1.98	0.45
24:BA:994:C:O2	41:BR:10:LYS:CE	2.64	0.45
41:BR:53:PHE:CD1	41:BR:53:PHE:N	2.80	0.45
24:DA:1731:G:N3	24:DA:1731:G:O4'	2.46	0.45
24:DA:996:A:C4'	40:DQ:91:ARG:HH11	2.30	0.45
55:CA:961:U:O2'	55:CA:962:C:O4'	2.30	0.45
55:CA:977:A:H2'	55:CA:1224:U:C4	2.45	0.45
4:AE:95:MET:HA	4:AE:124:ALA:CB	2.46	0.45
24:BA:1179:G:OP2	24:BA:1180:U:H5''	2.15	0.45
24:BA:1223:G:N2	24:BA:1226:A:OP2	2.47	0.45
19:CT:22:SER:O	19:CT:26:MET:HB2	2.17	0.45
24:BA:1059:G:C2'	32:BI:131:THR:OG1	2.64	0.45
9:CJ:5:ARG:CG	9:CJ:79:PRO:HG3	2.47	0.45
24:BA:2679:A:C2	24:BA:2729:G:N1	2.84	0.45
21:AA:1322:C:O4'	21:AA:1322:C:O2	2.30	0.45
21:AA:1348:U:O2'	21:AA:1349:A:C5'	2.64	0.45
55:CA:245:U:O2'	55:CA:246:A:H5'	2.16	0.45
21:AA:1131:G:H1	21:AA:1144:G:H4'	1.80	0.45
24:BA:2682:A:H2'	24:BA:2683:C:C6	2.52	0.45

*Continued on next page...*

*Continued from previous page...*

Atom-1	Atom-2	Distance(Å)	Clash(Å)
24:BA:2023:C:H4'	24:BA:2617:U:O3'	2.15	0.45
55:CA:1157:A:C4'	55:CA:1158:C:O5'	2.56	0.45
24:DA:838:C:C2	24:DA:941:A:N1	2.84	0.45
32:BI:19:PRO:HB2	32:BI:22:PRO:HD2	1.99	0.45
24:DA:2419:U:OP2	53:D3:32:LEU:HD13	2.16	0.45
26:DC:17:LYS:HD3	26:DC:17:LYS:C	2.37	0.45
24:DA:1821:A:H5'	26:DC:156:SER:OG	2.16	0.45
26:BC:5:CYS:HB3	26:BC:12:ARG:NH1	2.31	0.45
48:DY:50:VAL:HA	48:DY:53:VAL:HG23	1.97	0.45
24:DA:571:U:C5	24:DA:575:A:C5	3.05	0.45
24:BA:2603:G:C6	24:BA:2604:U:C4	3.05	0.45
21:AA:199:A:O2'	21:AA:200:G:O5'	2.35	0.45
24:DA:1857:G:C4	24:DA:1884:G:N1	2.85	0.45
24:BA:669:G:C5	24:BA:801:G:C6	3.05	0.45
21:AA:423:G:O2'	21:AA:424:G:O4'	2.33	0.45
24:BA:320:A:H4'	24:BA:322:A:N7	2.32	0.45
24:DA:2826:A:H2'	24:DA:2827:C:O4'	2.16	0.45
24:BA:1315:C:N3	24:BA:1338:G:C2	2.85	0.45
55:CA:51:A:H4'	55:CA:52:C:H5'	1.98	0.45
24:BA:2297:A:C8	24:BA:2320:U:N3	2.84	0.45
21:AA:1386:G:N3	21:AA:1387:G:C8	2.84	0.45
21:AA:652:U:HO2'	21:AA:653:U:H6	1.61	0.45
24:BA:1914:C:H2'	24:BA:1915:U:C6	2.51	0.45
11:CL:34:THR:C	11:CL:35:ARG:HE	2.19	0.45
56:DB:49:C:H2'	56:DB:50:A:C8	2.51	0.45
24:BA:1429:G:H2'	24:BA:1430:G:H8	1.82	0.45
24:BA:2897:U:H2'	24:BA:2898:U:O4'	2.16	0.45
55:CA:405:U:OP1	55:CA:406:G:O2'	2.32	0.45
9:CJ:42:LEU:HB3	9:CJ:43:PRO:CD	2.45	0.45
24:BA:27:G:H1'	24:BA:513:A:H62	1.82	0.45
24:BA:919:U:C4	24:BA:920:A:N7	2.84	0.45
24:BA:631:A:H3'	24:BA:632:A:H8	1.82	0.45
24:DA:170:U:H6	24:DA:170:U:O5'	1.99	0.45
16:AQ:60:ILE:HG22	16:AQ:61:ARG:N	2.32	0.45
28:BE:31:VAL:HG21	28:BE:104:ALA:HB3	1.98	0.45
43:DT:63:VAL:HG21	43:DT:80:TRP:CE2	2.51	0.45
29:DF:11:VAL:HG12	29:DF:12:VAL:H	1.81	0.45
29:DF:28:PRO:HB2	29:DF:168:LEU:CD2	2.42	0.45
24:DA:1520:U:O4	24:DA:1521:G:C6	2.69	0.45
24:DA:539:G:C6	24:DA:540:C:C4	3.04	0.45
24:DA:68:G:N2	24:DA:69:C:H1'	2.32	0.45
28:DE:45:ALA:O	28:DE:46:GLN:CB	2.64	0.45

*Continued on next page...*

*Continued from previous page...*

Atom-1	Atom-2	Distance(Å)	Clash(Å)
24:BA:527:C:C5	24:BA:2779:U:C5	3.04	0.45
24:BA:1989:G:O5'	24:BA:1989:G:H8	2.00	0.45
24:BA:1989:G:H2'	24:BA:1990:C:C5'	2.46	0.45
1:CB:103:TRP:HD1	1:CB:107:ARG:HB3	1.81	0.45
15:CP:38:PHE:O	15:CP:50:THR:HG23	2.15	0.45
24:BA:2528:U:H2'	24:BA:2530:A:O5'	2.16	0.45
13:CN:15:LEU:HD22	13:CN:19:TYR:HE1	1.82	0.45
24:DA:1684:G:C2	24:DA:1705:A:C2	3.04	0.45
31:BH:101:ASP:O	31:BH:104:THR:HB	2.16	0.45
2:CC:168:ARG:NH1	55:CA:1106:G:O2'	2.49	0.45
24:DA:866:A:N7	24:DA:914:G:N7	2.64	0.45
21:AA:1169:A:O2'	21:AA:1170:A:O4'	2.35	0.45
24:BA:608:A:N6	24:BA:609:A:C6	2.84	0.45
33:DJ:35:ARG:HH11	33:DJ:140:LEU:HD11	1.80	0.45
21:AA:1462:C:C4	21:AA:1463:U:C4	3.04	0.45
15:AP:17:TYR:CE2	21:AA:375:U:H4'	2.52	0.45
19:CT:61:ALA:O	19:CT:67:HIS:HA	2.16	0.45
24:BA:1544:A:C6	24:BA:1545:A:C6	3.04	0.45
24:DA:2603:G:C6	24:DA:2604:U:C4	3.05	0.45
55:CA:1386:G:C2	55:CA:1387:G:C8	3.05	0.45
55:CA:636:U:H2'	55:CA:637:C:C6	2.51	0.45
24:BA:1850:G:C2'	24:BA:1851:U:H5'	2.46	0.45
25:BB:37:C:C5	25:BB:38:C:C5	3.04	0.45
27:BD:90:PHE:C	27:BD:92:VAL:N	2.70	0.45
56:DB:9:G:C2	56:DB:112:G:C2	3.04	0.45
26:BC:114:GLN:C	26:BC:115:ILE:HD13	2.35	0.45
38:BO:3:LYS:CG	38:BO:4:LYS:N	2.79	0.45
9:CJ:65:TYR:HB3	13:CN:95:LEU:HD11	1.98	0.45
29:BF:174:PHE:CD1	29:BF:176:PHE:CE1	3.05	0.45
9:AJ:10:LEU:HD21	9:AJ:25:ILE:HD11	1.98	0.45
24:DA:294:A:H2'	24:DA:295:G:O5'	2.16	0.45
49:BZ:43:ILE:C	49:BZ:43:ILE:HD12	2.36	0.45
24:BA:107:G:H1'	24:BA:294:A:H1'	1.97	0.45
24:BA:81:G:H2'	24:BA:82:U:O4'	2.16	0.45
36:BM:32:GLY:HA3	36:BM:131:VAL:HG23	1.98	0.45
3:CD:77:GLU:OE1	3:CD:80:ARG:NH2	2.48	0.45
9:CJ:31:ARG:NH1	9:CJ:32:THR:HB	2.32	0.45
42:BS:68:ASP:O	42:BS:109:ASP:HB3	2.16	0.45
24:DA:2619:C:H5'	27:DD:157:LYS:HD3	1.97	0.45
50:D0:29:VAL:HG21	50:D0:34:GLY:HA2	1.97	0.45
55:CA:669:G:H2'	55:CA:670:G:C8	2.51	0.45
55:CA:77:A:H3'	55:CA:77:A:OP2	2.17	0.45

*Continued on next page...*

*Continued from previous page...*

Atom-1	Atom-2	Distance(Å)	Clash(Å)
49:DZ:29:ARG:H	49:DZ:29:ARG:CZ	2.29	0.45
44:DU:48:VAL:HG22	44:DU:50:ALA:H	1.81	0.45
18:CS:33:TRP:CB	55:CA:1014:A:C2	3.00	0.45
24:DA:296:U:H2'	24:DA:297:G:H8	1.82	0.45
24:BA:2196:C:H5''	3:CD:150:LYS:HB3	1.99	0.45
24:DA:1439:A:N6	24:DA:1552:A:C8	2.84	0.45
55:CA:374:A:P	55:CA:452:A:H61	2.39	0.45
24:DA:995:C:H1'	40:DQ:60:TRP:HZ2	1.81	0.45
24:DA:2425:A:H4'	24:DA:2426:A:O5'	2.16	0.45
24:BA:1179:G:N1	24:BA:1180:U:O2'	2.50	0.45
46:BW:46:ALA:O	46:BW:47:GLY:O	2.33	0.45
43:BT:40:LYS:O	43:BT:44:LYS:N	2.50	0.45
24:DA:1341:G:OP2	24:DA:1394:U:O2'	2.34	0.45
16:CQ:68:LYS:O	55:CA:254:G:OP1	2.35	0.45
24:DA:500:G:C2	24:DA:503:A:C8	3.05	0.45
24:DA:30:G:H2'	24:DA:31:C:O4'	2.16	0.45
55:CA:951:G:C2	55:CA:1231:G:C5	3.05	0.45
24:BA:2881:U:O2'	37:BN:96:ARG:HA	2.17	0.45
24:DA:90:U:OP2	24:DA:91:A:H3'	2.15	0.45
55:CA:512:U:C2	55:CA:513:C:C5	3.05	0.45
24:BA:192:C:O2'	24:BA:802:A:H1'	2.17	0.45
24:DA:2418:A:C6	24:DA:2419:U:C4	3.04	0.45
24:DA:1255:U:H2'	28:DE:68:ALA:HB2	1.98	0.45
24:BA:1509:A:C4	24:BA:1510:G:C8	3.04	0.45
16:AQ:18:LYS:HE3	21:AA:255:G:H4'	1.97	0.45
24:BA:271:G:O2'	24:BA:272:A:H8	1.99	0.45
24:BA:272:A:H2'	24:BA:273:G:H8	1.80	0.45
24:BA:668:A:H2'	24:BA:669:G:OP1	2.17	0.45
21:AA:346:G:P	39:BP:33:GLU:OE2	2.74	0.45
24:DA:2250:G:OP1	24:DA:2275:C:H2'	2.16	0.45
24:BA:1016:G:N2	24:BA:1147:A:C4	2.84	0.45
24:BA:1190:G:OP1	35:BL:32:GLY:CA	2.64	0.45
55:CA:557:G:C6	55:CA:558:G:C2	3.04	0.45
21:AA:845:A:H5''	21:AA:846:G:C1'	2.46	0.45
24:BA:2799:A:H2'	24:BA:2799:A:H8	1.58	0.45
7:AH:106:SER:HB2	21:AA:640:A:O2'	2.17	0.45
55:CA:767:A:N6	55:CA:768:A:C6	2.84	0.45
11:CL:6:LEU:C	11:CL:8:ARG:N	2.70	0.45
44:BU:82:VAL:O	44:BU:94:PHE:O	2.34	0.45
17:AR:62:ARG:HA	17:AR:67:LEU:O	2.16	0.45
24:BA:1331:G:C2	24:BA:1333:G:C8	3.05	0.45
21:AA:579:A:C4	21:AA:580:C:C5	3.05	0.45

*Continued on next page...*

*Continued from previous page...*

Atom-1	Atom-2	Distance(Å)	Clash(Å)
43:BT:14:PRO:HA	43:BT:32:LEU:CB	2.45	0.45
24:BA:956:G:N2	24:BA:959:A:H3'	2.32	0.45
24:DA:2474:U:H2'	24:DA:2475:C:O5'	2.17	0.45
24:DA:975:A:C5	24:DA:990:A:N7	2.85	0.45
49:BZ:22:THR:O	49:BZ:23:LEU:C	2.54	0.45
24:BA:536:G:C6	24:BA:537:G:C4	3.05	0.45
55:CA:1460:C:N4	55:CA:1461:G:C5	2.85	0.45
21:AA:462:G:OP1	21:AA:463:U:H5	2.00	0.45
24:DA:1050:A:O2'	24:DA:1051:G:C5'	2.64	0.45
24:DA:2210:U:H4'	24:DA:2211:A:H5'	1.97	0.45
24:BA:1419:A:C8	24:BA:1421:G:C6	3.05	0.45
7:CH:85:TYR:CD1	16:CQ:36:PHE:HE2	2.35	0.45
21:AA:1163:A:N1	21:AA:1174:G:C6	2.85	0.45
11:AL:38:THR:HG22	11:AL:50:LYS:HA	1.99	0.45
42:DS:33:LEU:O	42:DS:36:LEU:HB2	2.17	0.45
27:BD:151:THR:HG22	27:BD:152:PRO:CD	2.47	0.45
24:DA:1710:G:H2'	24:DA:1711:A:C8	2.51	0.45
24:BA:2863:C:C2	24:BA:2864:G:C8	3.05	0.45
21:AA:1463:U:H2'	21:AA:1464:U:C6	2.52	0.45
25:BB:32:U:O2'	25:BB:33:G:H5'	2.17	0.45
25:BB:44:G:H1'	25:BB:47:C:N4	2.32	0.45
21:AA:1253:G:C2	21:AA:1285:A:N6	2.85	0.45
24:BA:1216:G:C5	24:BA:1217:U:C5	3.05	0.45
41:DR:13:ARG:HE	41:DR:13:ARG:C	2.19	0.45
3:CD:124:VAL:O	3:CD:125:ASN:C	2.54	0.45
39:BP:26:GLU:CB	39:BP:43:GLU:HB2	2.47	0.45
10:AK:81:LEU:CD2	10:AK:104:PHE:HB3	2.46	0.45
55:CA:728:A:H2'	55:CA:729:A:H8	1.80	0.45
24:BA:2517:C:H2'	24:BA:2542:A:N7	2.32	0.45
26:DC:68:ARG:HH12	26:DC:115:ILE:HD12	1.82	0.45
55:CA:688:G:H2'	55:CA:689:C:C6	2.52	0.45
18:CS:10:ILE:HG22	18:CS:14:LEU:HD11	1.98	0.45
2:CC:80:GLY:O	2:CC:83:VAL:HG22	2.16	0.45
24:DA:160:A:N1	24:DA:161:A:C2	2.85	0.45
32:DI:22:PRO:HB2	32:DI:23:VAL:H	1.57	0.45
19:CT:34:VAL:O	19:CT:38:ILE:HG13	2.17	0.45
24:BA:2069:G:O2'	24:BA:2070:A:H5'	2.16	0.45
17:CR:44:THR:OG1	17:CR:46:THR:HG22	2.16	0.45
24:BA:1550:C:H2'	24:BA:1551:A:O4'	2.16	0.45
43:DT:34:VAL:O	43:DT:35:ALA:HB3	2.17	0.45
24:BA:909:A:C6	24:BA:912:C:C2	3.05	0.45
41:DR:38:VAL:O	41:DR:53:PHE:HA	2.16	0.45

*Continued on next page...*

*Continued from previous page...*

Atom-1	Atom-2	Distance(Å)	Clash(Å)
55:CA:488:C:H2'	55:CA:489:C:C6	2.51	0.45
28:DE:194:LYS:O	28:DE:197:GLU:HB3	2.17	0.45
24:DA:2718:G:H2'	24:DA:2719:G:O4'	2.16	0.45
24:DA:2456:C:H2'	24:DA:2457:U:O4'	2.16	0.45
55:CA:807:A:H2'	55:CA:808:C:C6	2.52	0.45
15:CP:6:LEU:HB2	15:CP:17:TYR:HB3	1.97	0.45
30:DG:58:ALA:O	30:DG:59:ASP:C	2.55	0.45
47:DX:70:LEU:O	47:DX:74:GLY:N	2.49	0.45
7:CH:112:ASP:OD2	7:CH:116:ARG:HG3	2.15	0.45
1:CB:23:ASN:ND2	1:CB:191:ASP:OD1	2.46	0.45
47:BX:16:ASN:HB2	47:BX:24:THR:OG1	2.17	0.45
2:AC:144:GLY:O	2:AC:145:ALA:O	2.35	0.45
45:DV:32:GLY:O	45:DV:33:GLY:C	2.55	0.45
32:BI:18:ASN:ND2	32:BI:38:CYS:HB3	2.31	0.45
21:AA:1428:A:C5	21:AA:1429:A:N7	2.84	0.45
24:BA:994:C:H3'	40:BQ:53:LYS:HE2	1.99	0.45
40:BQ:94:LEU:HD22	40:BQ:94:LEU:HA	1.64	0.45
24:DA:1158:C:HO2'	24:DA:1159:U:H6	1.63	0.45
24:DA:1783:A:C2	24:DA:2588:G:O4'	2.69	0.45
24:DA:742:A:H2'	24:DA:743:A:C8	2.52	0.45
27:BD:182:ALA:C	27:BD:183:GLU:HG3	2.37	0.45
24:BA:2364:C:C2'	24:BA:2365:G:H5'	2.47	0.45
46:BW:28:GLU:HG3	46:BW:29:SER:N	2.28	0.45
46:BW:29:SER:O	46:BW:30:VAL:HB	2.17	0.45
46:BW:28:GLU:O	46:BW:30:VAL:N	2.50	0.45
24:DA:271:G:O4'	24:DA:367:G:N2	2.49	0.45
24:BA:1063:G:C2	24:BA:1064:C:C2	3.05	0.45
9:CJ:77:VAL:O	9:CJ:79:PRO:HD3	2.16	0.45
45:DV:21:ARG:C	45:DV:23:ALA:H	2.20	0.45
50:D0:47:TYR:CE2	50:D0:52:LYS:HG3	2.51	0.45
21:AA:1195:C:C4	21:AA:1197:A:N7	2.85	0.45
24:BA:746:U:O2'	24:BA:747:U:P	2.75	0.45
55:CA:275:G:H2'	55:CA:276:G:H8	1.80	0.45
1:AB:30:ILE:HD11	1:AB:188:THR:CG2	2.47	0.45
21:AA:1144:G:C8	21:AA:1144:G:OP2	2.69	0.45
9:AJ:39:PRO:HD2	21:AA:1123:U:H4'	1.97	0.45
24:BA:2683:C:H2'	24:BA:2684:U:H6	1.81	0.45
24:DA:1188:U:O2'	24:DA:1189:A:H5'	2.17	0.45
42:BS:25:ARG:CD	42:BS:73:LYS:NZ	2.80	0.45
4:CE:43:GLY:O	4:CE:73:VAL:HB	2.16	0.45
1:AB:160:LEU:O	1:AB:183:PHE:CD2	2.66	0.45
1:AB:161:PHE:CZ	1:AB:216:VAL:HG21	2.51	0.45

*Continued on next page...*



*Continued from previous page...*

Atom-1	Atom-2	Distance(Å)	Clash(Å)
1:AB:108:GLN:CA	1:AB:111:LYS:HB3	2.40	0.45
24:DA:2312:U:OP1	29:DF:70:ARG:HB2	2.16	0.45
27:BD:97:SER:OG	27:BD:98:VAL:N	2.50	0.45
33:BJ:64:VAL:O	33:BJ:65:THR:CB	2.65	0.45
24:DA:628:G:H2'	24:DA:629:G:H8	1.76	0.45
24:DA:244:A:C2	24:DA:255:A:C4	3.04	0.45
21:AA:264:C:N4	21:AA:265:G:C6	2.85	0.45
3:AD:194:ILE:C	3:AD:195:ASN:HD22	2.19	0.45
30:BG:33:THR:CA	30:BG:34:ARG:HD3	2.47	0.45
21:AA:632:U:O2	21:AA:632:U:H2'	2.15	0.45
24:BA:729:G:C4	24:BA:1775:U:C2	3.04	0.45
24:DA:2738:A:C2	24:DA:2766:A:N6	2.83	0.45
24:DA:684:G:OP1	52:D2:16:HIS:CD2	2.70	0.45
24:DA:962:G:N2	36:DM:82:MET:HE2	2.31	0.45
4:AE:15:ILE:CD1	4:AE:37:VAL:HG23	2.44	0.45
21:AA:682:G:N2	21:AA:709:U:C2	2.85	0.45
21:AA:1384:C:H2'	21:AA:1385:G:C8	2.46	0.45
26:DC:62:ARG:N	26:DC:62:ARG:HD2	2.31	0.45
55:CA:557:G:O6	55:CA:558:G:N1	2.50	0.45
21:AA:844:G:C6	21:AA:847:G:H5'	2.52	0.45
55:CA:792:A:C4	55:CA:794:A:C6	3.05	0.45
21:AA:1250:A:C8	21:AA:1287:A:N7	2.85	0.45
26:DC:119:VAL:CG1	26:DC:133:ASN:HD21	2.22	0.45
27:DD:149:ASN:OD1	27:DD:150:GLN:N	2.49	0.45
9:CJ:15:HIS:CE1	9:CJ:68:ARG:HD3	2.52	0.45
7:AH:124:ILE:H	7:AH:124:ILE:HG12	1.49	0.45
55:CA:1391:U:H2'	55:CA:1392:G:C8	2.52	0.45
24:DA:153:U:O2'	24:DA:154:U:H5'	2.16	0.45
24:DA:455:C:H3'	24:DA:456:C:H5'	1.99	0.45
41:BR:81:LYS:O	41:BR:82:HIS:C	2.54	0.45
24:DA:2233:U:H2'	24:DA:2234:G:C8	2.45	0.45
24:DA:1853:A:C1'	24:DA:2234:G:H5'	2.46	0.45
24:BA:602:A:N3	24:BA:655:A:C2	2.85	0.45
32:BI:32:VAL:HG22	32:BI:66:PHE:CD1	2.52	0.45
21:AA:1202:U:H2'	21:AA:1203:C:C6	2.52	0.45
29:DF:113:PHE:CZ	29:DF:116:LEU:HD22	2.52	0.45
21:AA:1452:C:H4'	21:AA:1453:G:C4	2.51	0.45
24:DA:753:A:C2	24:DA:754:U:C4	3.04	0.45
24:BA:1615:C:O2'	24:BA:1616:A:P	2.74	0.45
55:CA:391:G:C6	55:CA:392:C:C4	3.04	0.45
21:AA:914:A:O2'	21:AA:915:A:H8	1.98	0.45
2:AC:8:GLY:HA2	2:AC:11:LEU:HG	1.98	0.45

*Continued on next page...*

*Continued from previous page...*

Atom-1	Atom-2	Distance(Å)	Clash(Å)
35:BL:79:LEU:HB3	35:BL:116:VAL:HB	1.99	0.45
24:DA:2902:C:O2'	24:DA:2903:U:H5'	2.17	0.45
30:BG:123:GLU:CD	30:BG:124:CYS:N	2.70	0.45
24:BA:56:A:C2	24:BA:57:C:C2	3.05	0.45
21:AA:1462:C:C4	21:AA:1463:U:C5	3.05	0.45
28:BE:119:ILE:CD1	28:BE:187:VAL:HA	2.47	0.45
24:DA:2552:U:C2	24:DA:2554:U:H5'	2.52	0.45
55:CA:161:A:H2'	55:CA:162:A:C8	2.51	0.45
32:DI:28:GLY:O	32:DI:29:GLN:C	2.54	0.45
21:AA:401:C:C2	21:AA:402:G:C8	3.05	0.45
21:AA:1423:G:H2'	21:AA:1424:U:H6	1.80	0.45
24:DA:1425:G:H8	24:DA:1425:G:O5'	1.99	0.45
55:CA:596:A:N3	55:CA:597:G:C8	2.84	0.45
26:BC:114:GLN:HE21	26:BC:114:GLN:HB2	1.59	0.45
24:BA:1549:A:C5	24:BA:1550:C:C4	3.05	0.45
47:DX:67:LEU:O	47:DX:77:TYR:OH	2.33	0.45
10:AK:13:LYS:O	10:AK:14:GLN:HB3	2.16	0.45
21:AA:908:A:H2'	21:AA:909:A:C8	2.51	0.45
44:BU:78:LYS:HG2	44:BU:79:ALA:H	1.81	0.45
24:BA:2315:G:H2'	24:BA:2316:G:O4'	2.16	0.45
16:AQ:49:ASN:O	16:AQ:51:GLU:N	2.50	0.45
56:DB:81:G:C5	56:DB:82:U:C5	3.04	0.45
6:AG:134:VAL:O	6:AG:137:ARG:HB3	2.17	0.45
26:DC:244:VAL:HB	26:DC:249:VAL:N	2.32	0.45
7:CH:110:MET:HB2	7:CH:111:THR:H	1.65	0.45
54:B4:19:ARG:O	54:B4:20:ASP:C	2.54	0.45
6:AG:43:TYR:O	6:AG:47:GLU:HB2	2.16	0.45
24:DA:691:C:O5'	24:DA:691:C:H6	1.99	0.45
24:BA:2824:C:C5	24:BA:2825:G:C5	3.05	0.45
24:BA:2824:C:C5	24:BA:2825:G:C6	3.05	0.45
45:DV:49:ASN:O	45:DV:52:ALA:HB3	2.17	0.45
21:AA:1449:C:O2'	21:AA:1450:U:C5'	2.64	0.45
55:CA:994:A:N7	55:CA:1216:A:O4'	2.49	0.45
55:CA:994:A:O2'	55:CA:995:C:H5'	2.17	0.45
31:BH:31:VAL:O	31:BH:33:GLN:N	2.50	0.45
24:DA:1475:G:O2'	24:DA:1476:U:OP2	2.35	0.45
55:CA:369:G:C6	55:CA:393:A:C2	3.05	0.45
33:DJ:4:PHE:CG	33:DJ:5:THR:N	2.85	0.45
40:DQ:64:ILE:HD12	40:DQ:95:ALA:HB1	1.99	0.45
24:DA:2428:G:H4'	24:DA:2429:G:C5	2.52	0.45
24:DA:1088:A:H4'	24:DA:1089:A:H8	1.81	0.45
4:AE:121:ASN:HD22	4:AE:122:VAL:N	2.15	0.45

*Continued on next page...*

*Continued from previous page...*

Atom-1	Atom-2	Distance(Å)	Clash(Å)
3:CD:57:LYS:CA	3:CD:199:ILE:HG22	2.47	0.45
24:DA:1776:G:H21	24:DA:1789:A:H1'	1.82	0.45
24:BA:587:C:C6	24:BA:671:C:H1'	2.52	0.45
46:BW:45:HIS:N	46:BW:45:HIS:ND1	2.57	0.45
1:AB:110:ILE:HG13	1:AB:147:LEU:HD13	1.99	0.45
32:BI:79:LEU:HD22	32:BI:137:LEU:CD1	2.47	0.45
45:DV:21:ARG:HD3	45:DV:87:GLN:HG2	1.97	0.45
42:DS:47:VAL:O	42:DS:50:VAL:HB	2.15	0.45
24:BA:2067:G:O3'	24:BA:2068:U:H4'	2.17	0.45
8:AI:24:ASN:C	8:AI:26:LYS:H	2.19	0.45
24:DA:1376:C:H6	59:DA:3412:HOH:O	2.00	0.45
24:DA:1430:G:O2'	24:DA:1431:A:O4'	2.32	0.45
24:DA:510:C:O2'	24:DA:511:U:H5'	2.16	0.45
17:CR:34:GLU:HB2	20:CU:18:PHE:HZ	1.81	0.45
34:DK:61:VAL:HG13	34:DK:87:LEU:CD2	2.47	0.45
24:DA:1940:U:H1'	24:DA:1942:C:N4	2.31	0.45
24:BA:753:A:O2'	24:BA:754:U:H5'	2.16	0.45
26:DC:130:PRO:CD	26:DC:188:ARG:HG3	2.47	0.45
24:DA:1799:G:OP1	26:DC:257:ARG:NH1	2.50	0.45
48:DY:58:ASN:C	48:DY:60:LYS:N	2.70	0.45
55:CA:316:C:C5	55:CA:351:G:C5	3.04	0.45
55:CA:607:A:C6	55:CA:608:A:C6	3.05	0.45
37:BN:67:PHE:HE1	37:BN:73:ASN:OD1	2.00	0.45
31:DH:132:PHE:HB3	31:DH:140:ALA:HB3	1.98	0.45
18:CS:9:PHE:HB3	55:CA:1319:A:OP1	2.16	0.45
21:AA:872:A:O2'	21:AA:873:A:H3'	2.17	0.45
21:AA:329:A:O2'	21:AA:330:C:H5'	2.16	0.45
43:DT:45:ALA:HA	43:DT:48:GLN:HG2	1.99	0.45
55:CA:722:G:N3	55:CA:722:G:C2'	2.79	0.45
9:AJ:57:VAL:O	9:AJ:58:ASN:HB2	2.16	0.45
56:DB:48:U:H5'	38:DO:30:ARG:HE	1.80	0.45
55:CA:464:U:O2'	55:CA:465:A:O5'	2.28	0.45
53:B3:54:LEU:HD12	53:B3:54:LEU:HA	1.82	0.45
24:BA:715:A:OP1	24:BA:715:A:H8	2.00	0.45
55:CA:1305:G:N2	55:CA:1331:G:H2'	2.28	0.45
21:AA:815:A:O2'	21:AA:816:A:P	2.75	0.45
24:BA:973:A:O4'	24:BA:1188:U:C6	2.69	0.45
24:DA:413:C:O2'	24:DA:414:C:O4'	2.34	0.45
24:BA:2333:A:C6	24:BA:2335:A:N6	2.85	0.45
55:CA:1026:G:N2	55:CA:1036:A:H61	2.14	0.45
24:BA:522:A:C5	24:BA:523:C:C4	3.04	0.45
24:BA:35:G:C4	24:BA:454:A:C2	3.05	0.45

*Continued on next page...*

*Continued from previous page...*

Atom-1	Atom-2	Distance(Å)	Clash(Å)
45:BV:41:GLU:OE1	45:BV:41:GLU:O	2.35	0.45
24:DA:749:A:C4	24:DA:750:A:C8	3.05	0.45
24:BA:2287:A:C6	24:BA:2289:G:C5	3.05	0.45
21:AA:1082:A:C5	21:AA:1083:U:C4	3.05	0.45
24:DA:2788:C:H2'	24:DA:2789:C:H6	1.79	0.45
1:AB:138:ARG:HH21	21:AA:1170:A:P	2.39	0.45
24:DA:2297:A:H1'	24:DA:2322:A:N3	2.32	0.45
55:CA:1250:A:C5	55:CA:1251:A:C8	3.04	0.45
1:AB:20:ARG:O	1:AB:21:TYR:C	2.54	0.45
34:BK:35:VAL:HG12	34:BK:36:GLY:N	2.32	0.45
24:BA:2581:G:C5	24:BA:2610:C:C4	3.04	0.45
21:AA:1151:A:O2'	21:AA:1152:A:O5'	2.31	0.45
53:D3:61:LEU:HB2	53:D3:64:ALA:HB3	1.98	0.45
24:BA:563:A:C6	24:BA:2018:G:C5	3.05	0.45
32:DI:20:SER:OG	32:DI:25:PRO:HG2	2.16	0.45
24:BA:355:U:H2'	24:BA:356:G:H8	1.78	0.45
3:AD:57:LYS:HA	3:AD:199:ILE:HD12	1.99	0.45
24:BA:235:U:H2'	24:BA:236:C:O4'	2.16	0.45
24:DA:1793:C:H2'	24:DA:1794:A:H8	1.82	0.45
24:DA:690:G:O2'	24:DA:780:G:OP1	2.23	0.45
39:BP:104:GLY:O	39:BP:106:ALA:N	2.50	0.45
47:DX:10:ARG:HB3	47:DX:11:PRO:HD2	1.99	0.45
21:AA:622:A:H2'	21:AA:623:C:C5'	2.46	0.45
24:DA:1534:U:H2'	24:DA:1536:C:O2	2.17	0.45
21:AA:233:C:H2'	21:AA:234:C:H6	1.82	0.45
9:AJ:53:ILE:HG22	9:AJ:62:ARG:N	2.31	0.45
24:BA:841:G:C2	24:BA:938:G:C2	3.05	0.45
3:CD:176:LYS:HE2	3:CD:178:GLU:OE1	2.16	0.45
56:DB:81:G:H2'	56:DB:82:U:H6	1.82	0.45
28:DE:53:THR:OG1	28:DE:54:GLY:N	2.50	0.45
19:CT:14:GLU:OE1	19:CT:18:LYS:HE2	2.17	0.45
24:BA:225:C:H2'	24:BA:226:A:O4'	2.17	0.45
24:DA:181:A:H2	24:DA:434:U:H1'	1.82	0.45
21:AA:138:G:C2	21:AA:226:G:C4	3.04	0.45
55:CA:1013:G:N2	55:CA:1015:G:H3'	2.32	0.45
24:BA:2639:A:H2'	24:BA:2640:G:O4'	2.17	0.45
24:DA:604:G:O6	24:DA:625:G:C6	2.70	0.45
26:BC:140:VAL:HA	26:BC:190:THR:O	2.16	0.45
24:DA:1014:A:O2'	24:DA:1015:U:H5'	2.16	0.45
24:DA:2332:C:H5''	46:DW:76:ARG:NH1	2.32	0.45
55:CA:89:U:O2'	55:CA:90:C:O4'	2.24	0.45
55:CA:96:U:O2'	55:CA:97:G:C5'	2.65	0.45

*Continued on next page...*

*Continued from previous page...*

Atom-1	Atom-2	Distance(Å)	Clash(Å)
24:DA:2287:A:O2'	24:DA:2288:A:C3'	2.46	0.45
24:BA:811:U:C2	24:BA:1251:C:H5	2.34	0.45
41:DR:51:VAL:HB	41:DR:52:PRO:CD	2.47	0.45
30:BG:84:LYS:CG	30:BG:85:LYS:H	2.29	0.45
24:DA:301:G:C5	24:DA:302:C:N4	2.85	0.45
43:BT:52:GLU:CG	43:BT:52:GLU:O	2.61	0.45
55:CA:245:U:H5''	55:CA:245:U:H6	1.82	0.45
24:DA:478:A:C2	24:DA:480:A:C8	3.04	0.45
21:AA:1125:U:C2	21:AA:1127:G:C8	3.04	0.45
21:AA:1137:C:H1'	21:AA:1138:G:N2	2.32	0.45
6:AG:86:VAL:CG1	6:AG:87:PRO:HD2	2.47	0.45
55:CA:1157:A:C2	55:CA:1181:G:C4	3.05	0.45
24:DA:589:U:HO2'	24:DA:590:A:H8	0.67	0.45
24:DA:941:A:H2'	24:DA:942:G:H8	1.80	0.45
28:DE:133:LEU:C	28:DE:133:LEU:HD23	2.36	0.45
43:DT:25:GLU:HA	43:DT:29:THR:O	2.17	0.45
55:CA:37:U:C2	55:CA:548:G:N1	2.84	0.45
21:AA:99:C:C2'	21:AA:100:G:OP2	2.65	0.45
24:DA:1799:G:H22	24:DA:1818:U:H2'	1.82	0.45
24:DA:1816:C:O2'	24:DA:1817:G:P	2.74	0.45
24:DA:567:U:C4	24:DA:568:U:C4	3.05	0.45
24:DA:628:G:O2'	24:DA:629:G:H5'	2.17	0.45
24:DA:630:G:OP1	53:D3:22:LYS:NZ	2.49	0.45
24:DA:244:A:C2'	24:DA:245:G:O5'	2.65	0.45
37:BN:61:ALA:O	37:BN:64:ARG:HB2	2.17	0.45
8:CI:9:GLY:CA	8:CI:16:ALA:HB3	2.39	0.45
24:BA:2448:A:H3'	24:BA:2449:U:H2'	1.97	0.45
5:AF:53:LYS:HB2	5:AF:53:LYS:HE2	1.75	0.45
24:DA:1807:G:C2'	24:DA:1808:A:H5'	2.45	0.45
56:DB:50:A:C5	56:DB:51:G:C8	3.05	0.45
24:DA:1954:G:O2'	24:DA:1956:U:O4	2.25	0.45
24:DA:52:A:N1	24:DA:178:G:O2'	2.47	0.45
44:DU:54:PRO:CG	44:DU:55:GLY:H	2.23	0.45
24:DA:1130:U:O2'	24:DA:1131:G:N7	2.50	0.45
21:AA:683:G:C6	21:AA:684:U:N3	2.85	0.45
35:BL:82:LEU:HD23	35:BL:83:ALA:N	2.31	0.45
24:DA:2685:G:C2	24:DA:2725:A:C2	3.05	0.45
24:BA:373:U:C5	24:BA:400:G:N2	2.85	0.45
24:BA:374:A:H2'	24:BA:375:G:O4'	2.16	0.45
54:B4:4:ARG:HG3	54:B4:6:SER:O	2.16	0.45
7:AH:88:LYS:HB3	7:AH:120:LEU:O	2.16	0.45
24:BA:2662:A:N6	24:BA:2663:G:C2	2.85	0.45

*Continued on next page...*

*Continued from previous page...*

Atom-1	Atom-2	Distance(Å)	Clash(Å)
24:BA:2548:U:C2'	24:BA:2549:G:O5'	2.65	0.45
21:AA:1314:C:O2'	21:AA:1315:U:H5'	2.16	0.45
31:BH:134:VAL:HG23	31:BH:138:VAL:HG23	1.98	0.45
28:BE:75:SER:OG	28:BE:77:ILE:HG23	2.17	0.45
7:CH:12:ARG:HD2	7:CH:26:MET:HE2	1.99	0.45
24:BA:1276:A:C2	24:BA:1277:G:C5	3.04	0.45
24:DA:1875:G:C8	24:DA:1875:G:OP2	2.70	0.45
21:AA:1453:G:HO2'	21:AA:1454:G:P	2.40	0.45
28:BE:83:VAL:HG12	28:BE:83:VAL:O	2.16	0.45
21:AA:1418:A:N7	21:AA:1419:G:C1'	2.80	0.45
24:BA:1204:A:C8	24:BA:1206:G:C2	3.05	0.45
15:CP:4:ILE:HD12	15:CP:4:ILE:N	2.32	0.45
21:AA:18:C:O2'	21:AA:19:A:H5'	2.17	0.45
21:AA:1403:C:H6	21:AA:1403:C:O5'	2.00	0.45
24:BA:1247:A:C2	24:BA:1249:U:C6	3.05	0.45
24:BA:2520:C:C4	24:BA:2567:G:C8	3.05	0.45
24:BA:161:A:C3'	24:BA:162:U:H5''	2.47	0.45
21:AA:1185:G:C5	21:AA:1186:G:N7	2.85	0.45
24:BA:2650:U:H2'	24:BA:2651:C:H6	1.80	0.45
24:BA:1701:A:H2'	24:BA:1702:G:H5'	1.99	0.45
47:BX:19:HIS:C	47:BX:21:LEU:H	2.20	0.45
8:CI:58:GLU:HG3	8:CI:59:LYS:N	2.32	0.45
24:BA:2516:A:O2'	24:BA:2517:C:H5'	2.16	0.45
24:BA:681:G:H2'	24:BA:682:G:O5'	2.17	0.45
31:DH:29:PHE:C	31:DH:32:PRO:HD2	2.37	0.45
24:BA:1665:A:H2'	24:BA:1666:G:H5'	1.97	0.45
6:AG:12:LEU:HD22	6:AG:12:LEU:N	2.32	0.45
24:BA:1606:C:H4'	24:BA:1607:C:H5'	1.98	0.45
45:DV:4:ILE:HD11	45:DV:50:MET:CE	2.46	0.45
21:AA:409:U:H2'	21:AA:410:G:O4'	2.17	0.45
49:BZ:40:THR:CG2	49:BZ:43:ILE:HG23	2.47	0.45
24:BA:1425:G:H2'	24:BA:1426:G:C8	2.52	0.45
47:BX:65:THR:O	47:BX:68:ALA:HB3	2.17	0.45
17:AR:70:THR:OG1	17:AR:72:ARG:HG2	2.17	0.45
24:DA:350:G:H2'	24:DA:351:C:O4'	2.16	0.45
24:DA:1545:A:H2'	24:DA:1546:G:O4'	2.16	0.45
25:BB:112:G:H2'	25:BB:113:C:C6	2.52	0.45
31:BH:53:GLU:O	31:BH:53:GLU:HG2	2.17	0.45
55:CA:1297:G:C8	55:CA:1297:G:OP2	2.70	0.45
5:CF:25:TYR:HA	5:CF:28:ALA:HB3	1.98	0.45
18:CS:50:VAL:HG21	18:CS:74:ALA:HB2	1.99	0.45
33:BJ:42:ALA:O	33:BJ:44:TYR:O	2.35	0.45

*Continued on next page...*

*Continued from previous page...*

Atom-1	Atom-2	Distance(Å)	Clash(Å)
24:DA:1438:U:O4	24:DA:1552:A:N1	2.50	0.45
29:DF:107:VAL:N	29:DF:108:PRO:HD2	2.31	0.45
29:DF:48:LEU:HB2	29:DF:149:ARG:NH2	2.31	0.45
24:DA:1021:A:C2	24:DA:1023:U:O2	2.69	0.45
24:DA:1062:G:OP1	24:DA:1070:A:OP2	2.35	0.45
24:BA:854:C:H3'	24:BA:854:C:C6	2.52	0.45
46:BW:39:GLN:C	46:BW:41:GLY:N	2.68	0.45
24:DA:2748:A:C4	24:DA:2757:A:C6	3.05	0.45
56:DB:98:G:N1	45:DV:14:LYS:HB3	2.32	0.45
36:DM:136:MET:CE	45:DV:75:GLN:C	2.86	0.45
24:DA:2886:A:N7	50:D0:39:ARG:CZ	2.80	0.45
28:DE:170:ARG:NH2	28:DE:176:ASP:OD2	2.50	0.45
13:AN:50:LEU:O	13:AN:51:PRO:C	2.55	0.45
27:DD:76:GLY:O	27:DD:77:ARG:C	2.53	0.45
1:AB:31:PHE:HB3	1:AB:40:ILE:O	2.17	0.45
24:DA:491:G:O2'	24:DA:492:A:H5'	2.17	0.45
8:AI:6:TYR:CG	8:AI:7:GLY:N	2.85	0.45
36:BM:71:LYS:HD3	36:BM:95:LEU:HD11	1.99	0.45
7:CH:3:GLN:HB3	55:CA:587:G:H4'	1.99	0.45
24:DA:1941:C:C6	24:DA:1965:C:C4	3.05	0.45
24:BA:2025:C:H2'	24:BA:2026:U:H6	1.82	0.45
55:CA:1495:U:O2'	55:CA:1496:C:H5'	2.17	0.45
24:BA:1055:G:N2	24:BA:1105:U:O2	2.50	0.45
55:CA:1115:U:H2'	55:CA:1116:U:C6	2.52	0.45
24:DA:973:A:OP2	41:DR:81:LYS:HD2	2.17	0.45
24:DA:2137:U:H2'	24:DA:2137:U:O2	2.17	0.45
34:BK:21:CYS:HB2	34:BK:39:ILE:HD13	1.98	0.45
21:AA:267:C:O2'	21:AA:268:U:C5'	2.65	0.45
21:AA:198:G:O2'	21:AA:199:A:C5'	2.65	0.45
24:BA:665:U:H2'	24:BA:666:A:C8	2.52	0.45
24:BA:665:U:H2'	24:BA:666:A:H8	1.81	0.45
24:BA:216:A:C8	24:BA:432:A:C6	3.05	0.45
24:BA:1166:G:C5	24:BA:1167:C:C5	3.05	0.45
30:DG:53:PRO:HB3	30:DG:61:TRP:H	1.81	0.45
24:DA:2520:C:O2'	24:DA:2521:C:H5'	2.17	0.45
24:BA:1316:U:H2'	24:BA:1317:G:C8	2.52	0.45
24:BA:835:C:C2'	24:BA:836:G:H5'	2.47	0.45
4:AE:60:GLN:C	4:AE:62:ALA:H	2.19	0.45
24:BA:2147:A:H3'	24:BA:2148:G:C5'	2.46	0.45
24:DA:1264:A:C5	24:DA:1265:A:C6	3.04	0.45
21:AA:245:U:O2'	21:AA:246:A:H5'	2.17	0.45
32:DI:52:LEU:HD11	32:DI:78:LEU:HD21	1.99	0.45

*Continued on next page...*



*Continued from previous page...*

Atom-1	Atom-2	Distance(Å)	Clash(Å)
24:BA:1733:G:O2'	24:BA:1734:G:H5'	2.17	0.45
25:BB:53:A:O2'	25:BB:54:G:C5'	2.60	0.45
24:BA:2800:A:H5''	24:BA:2800:A:H8	1.82	0.45
1:CB:44:LYS:O	1:CB:47:PRO:HD2	2.17	0.45
24:BA:704:G:O2'	24:BA:705:A:P	2.75	0.45
2:AC:16:PRO:HB2	2:AC:17:TRP:H	1.61	0.45
11:CL:6:LEU:HD13	16:CQ:33:TYR:HE2	1.82	0.45
1:CB:14:HIS:NE2	1:CB:42:LEU:HD21	2.32	0.45
24:BA:515:A:H3'	24:BA:516:C:H6	1.82	0.45
55:CA:1194:U:C4	55:CA:1195:C:N4	2.85	0.45
24:DA:232:G:C4'	24:DA:233:A:OP1	2.59	0.45
24:BA:1555:G:C6	24:BA:1556:C:C4	3.05	0.45
4:CE:131:ASN:C	4:CE:131:ASN:ND2	2.70	0.45
5:CF:67:PRO:O	5:CF:68:GLN:C	2.56	0.45
27:BD:8:LYS:HB2	27:BD:201:LEU:HD22	1.99	0.45
24:BA:2660:A:H2'	24:BA:2661:G:O4'	2.16	0.45
12:CM:77:LYS:HA	12:CM:80:MET:HE2	1.99	0.45
24:BA:658:U:C2'	24:BA:659:G:O5'	2.65	0.45
24:DA:2144:G:H2'	24:DA:2147:A:OP2	2.17	0.45
24:DA:2147:A:C4'	24:DA:2147:A:OP1	2.64	0.45
21:AA:1061:G:C5	21:AA:1062:U:C4	3.05	0.45
55:CA:708:C:C5	55:CA:709:U:H5	2.34	0.45
47:DX:31:ASN:ND2	47:DX:31:ASN:N	2.54	0.45
55:CA:1422:G:H2'	55:CA:1423:G:H8	1.81	0.45
15:CP:40:ASN:HA	15:CP:41:PRO:HD3	1.81	0.45
30:BG:154:GLU:OE2	30:BG:156:TYR:HB2	2.17	0.45
24:BA:969:G:C2	24:BA:970:U:C2	3.05	0.45
24:BA:478:A:N6	24:BA:480:A:C6	2.85	0.45
32:BI:3:LYS:CD	32:BI:4:VAL:HG23	2.47	0.45
35:DL:93:ASN:O	35:DL:95:LEU:N	2.44	0.45
24:DA:1568:G:H8	24:DA:1568:G:H2'	1.53	0.45
24:DA:746:U:C5'	24:DA:748:G:O4'	2.65	0.45
27:DD:38:LYS:HD2	27:DD:45:TYR:CZ	2.52	0.45
55:CA:954:G:H1	55:CA:1228:C:N4	2.15	0.45
15:CP:71:VAL:O	15:CP:75:ILE:HG13	2.16	0.45
21:AA:1415:G:C6	21:AA:1486:G:C6	3.05	0.45
21:AA:914:A:O2'	21:AA:915:A:H5'	2.17	0.45
11:CL:19:ASN:N	11:CL:19:ASN:ND2	2.65	0.45
24:DA:1035:U:H5''	24:DA:1035:U:H6	1.82	0.45
11:CL:86:VAL:CG1	11:CL:89:LEU:HD23	2.47	0.45
55:CA:1238:A:OP1	55:CA:1336:C:H5	2.00	0.45
6:CG:134:VAL:HB	6:CG:137:ARG:NH2	2.32	0.45

*Continued on next page...*

*Continued from previous page...*

Atom-1	Atom-2	Distance(Å)	Clash(Å)
2:CC:86:LEU:O	2:CC:90:VAL:HG22	2.17	0.45
24:DA:377:G:C5	24:DA:378:C:C4	3.05	0.45
29:BF:16:MET:O	29:BF:20:ASN:HA	2.17	0.45
1:CB:158:ASP:O	1:CB:181:PRO:HD2	2.17	0.45
24:BA:484:C:H2'	24:BA:485:C:H6	1.81	0.45
45:BV:68:LYS:O	45:BV:69:GLU:O	2.34	0.45
55:CA:609:A:N7	59:CA:1858:HOH:O	2.36	0.45
40:BQ:45:ALA:O	40:BQ:46:TYR:C	2.54	0.45
30:DG:22:VAL:HG12	30:DG:23:ILE:H	1.82	0.45
45:BV:1:MET:HG3	45:BV:2:PHE:N	2.31	0.45
24:DA:1229:C:H2'	24:DA:1230:A:O4'	2.16	0.45
24:BA:1727:C:H2'	24:BA:1728:C:O4'	2.16	0.45
24:BA:829:A:O2'	24:BA:830:G:P	2.75	0.45
55:CA:929:G:C6	55:CA:930:C:C4	3.04	0.45
1:CB:105:THR:HG22	1:CB:105:THR:O	2.16	0.45
13:CN:27:LYS:HD2	13:CN:27:LYS:C	2.37	0.45
24:BA:1880:U:H2'	24:BA:1881:C:C6	2.51	0.45
6:AG:77:ARG:NE	6:AG:77:ARG:HA	2.32	0.45
24:DA:5:A:C2	24:DA:2899:A:C2	3.05	0.45
24:BA:239:C:C4	24:BA:240:C:N3	2.85	0.45
55:CA:994:A:C5	55:CA:1216:A:H4'	2.52	0.45
24:DA:603:A:H4'	24:DA:604:G:C4'	2.46	0.45
40:BQ:63:ARG:HD2	40:BQ:64:ILE:HG13	1.99	0.45
24:DA:1667:G:H1'	24:DA:1669:A:H62	1.81	0.45
40:DQ:91:ARG:HG3	41:DR:11:GLN:CD	2.37	0.45
24:DA:2269:G:O2'	46:DW:18:LYS:HG2	2.17	0.45
4:AE:110:MET:SD	4:AE:139:THR:HG21	2.57	0.45
6:CG:112:ASP:HB2	6:CG:118:ARG:HA	1.99	0.45
55:CA:518:C:H2'	55:CA:530:G:N3	2.31	0.45
26:DC:229:HIS:ND1	26:DC:230:PRO:HD2	2.32	0.45
6:CG:101:ARG:NH1	55:CA:1375:A:H4'	2.20	0.45
24:DA:303:G:C6	24:DA:315:G:C6	3.05	0.45
55:CA:172:A:C5	55:CA:174:A:N7	2.85	0.45
24:BA:1063:G:C5	24:BA:1064:C:C4	3.05	0.45
9:CJ:5:ARG:N	9:CJ:6:ILE:HD12	2.32	0.45
55:CA:1252:A:H2'	55:CA:1253:G:O4'	2.17	0.45
21:AA:1349:A:O2'	21:AA:1350:A:H5'	2.16	0.45
16:CQ:68:LYS:HG2	16:CQ:69:THR:HG23	1.98	0.45
34:DK:87:LEU:HA	34:DK:94:PRO:HA	1.98	0.45
36:DM:71:LYS:HA	36:DM:72:PRO:HD3	1.86	0.45
43:DT:74:ILE:HG13	43:DT:75:GLY:H	1.82	0.45
21:AA:325:A:H3'	21:AA:326:G:H8	1.82	0.45

*Continued on next page...*

*Continued from previous page...*

Atom-1	Atom-2	Distance(Å)	Clash(Å)
35:BL:90:VAL:HG13	35:BL:95:LEU:CD2	2.46	0.45
33:BJ:30:THR:O	33:BJ:33:ALA:HB3	2.17	0.45
21:AA:65:A:C4	21:AA:381:C:C5	3.05	0.45
37:DN:12:ARG:HA	37:DN:12:ARG:NE	2.32	0.45
24:DA:2443:C:C2'	24:DA:2444:G:H5'	2.46	0.45
37:BN:51:LEU:HD21	37:BN:70:THR:HG22	1.98	0.45
12:CM:13:HIS:HD2	12:CM:14:ALA:H	1.64	0.45
24:DA:2408:U:O2'	24:DA:2409:G:C5'	2.65	0.45
34:BK:71:ARG:CB	34:BK:72:PRO:CD	2.93	0.45
55:CA:765:G:C4	55:CA:812:G:N1	2.85	0.45
24:DA:464:U:C2	24:DA:788:A:C6	3.05	0.45
24:BA:1912:A:C2	24:BA:1919:A:C6	3.05	0.45
24:DA:1264:A:C5'	50:D0:15:ARG:HH22	2.30	0.45
34:DK:35:VAL:HG23	34:DK:36:GLY:N	2.24	0.45
44:BU:98:ASN:C	44:BU:98:ASN:OD1	2.55	0.45
21:AA:938:A:C6	21:AA:939:G:C5	3.05	0.45
24:DA:1812:U:H2'	24:DA:1813:G:C8	2.52	0.45
26:BC:236:GLY:O	59:BC:308:HOH:O	2.21	0.45
24:DA:1950:G:C2	24:DA:1954:G:C8	3.04	0.45
24:DA:125:A:OP2	52:D2:19:ARG:NH2	2.50	0.45
52:D2:34:ARG:HB3	52:D2:42:LEU:CD1	2.45	0.45
24:DA:2581:G:C6	24:DA:2610:C:O2	2.70	0.45
21:AA:1504:G:C3'	21:AA:1505:G:H5'	2.48	0.45
55:CA:1126:U:O2'	55:CA:1127:G:H8	2.00	0.45
18:AS:76:THR:CG2	21:AA:1221:G:H4'	2.47	0.45
55:CA:783:C:C2'	55:CA:784:A:H5'	2.46	0.45
24:BA:1965:C:H5''	24:BA:1966:A:H2'	1.99	0.45
34:BK:113:MET:O	34:BK:116:ILE:HG13	2.16	0.45
44:BU:12:VAL:O	44:BU:18:LYS:O	2.34	0.45
22:AV:33:U:H3'	22:AV:35:A:OP2	2.17	0.45
55:CA:734:G:C4	55:CA:735:C:C5	3.05	0.45
24:DA:104:A:O2'	24:DA:105:C:O4'	2.31	0.45
21:AA:993:G:N3	21:AA:993:G:H2'	2.32	0.45
35:DL:122:VAL:O	35:DL:122:VAL:HG23	2.17	0.45
24:BA:1300:G:C2	24:BA:1626:A:C6	3.05	0.45
55:CA:953:G:H2'	55:CA:954:G:C8	2.52	0.45
31:DH:84:ALA:HB3	31:DH:148:ALA:CB	2.47	0.45
2:AC:10:ARG:O	2:AC:13:ILE:O	2.35	0.45
8:AI:112:ARG:HG3	8:AI:112:ARG:O	2.17	0.45
21:AA:104:G:C2	21:AA:105:G:C8	3.04	0.45
24:BA:2182:U:H2'	24:BA:2183:A:OP1	2.17	0.45
56:DB:65:U:H3'	56:DB:108:A:N6	2.30	0.45

*Continued on next page...*

*Continued from previous page...*

Atom-1	Atom-2	Distance(Å)	Clash(Å)
21:AA:1253:G:C6	21:AA:1285:A:N6	2.85	0.45
24:DA:769:U:HO2'	24:DA:1379:U:H6	1.63	0.45
24:BA:1289:C:H2'	24:BA:1290:C:H6	1.81	0.45
47:BX:19:HIS:C	47:BX:21:LEU:N	2.71	0.45
32:DI:132:ALA:HA	32:DI:137:LEU:HD12	1.98	0.45
24:BA:1489:C:O2'	24:BA:1490:A:H5'	2.17	0.45
55:CA:1151:A:C2	55:CA:1152:A:C5	3.05	0.45
31:DH:15:LEU:HD22	31:DH:15:LEU:N	2.32	0.45
24:DA:288:U:H2'	24:DA:289:G:O4'	2.17	0.45
10:CK:86:LYS:HA	10:CK:113:THR:OG1	2.17	0.45
36:BM:49:ALA:HB3	36:BM:103:TYR:OH	2.18	0.45
7:AH:33:VAL:O	7:AH:34:ALA:C	2.55	0.45
10:AK:12:ARG:O	10:AK:13:LYS:C	2.55	0.45
6:AG:12:LEU:H	6:AG:12:LEU:HD22	1.82	0.45
30:BG:37:ASN:OD1	30:BG:37:ASN:N	2.50	0.45
24:DA:2662:A:O5'	24:DA:2662:A:H8	2.00	0.45
24:DA:1423:G:C2	24:DA:1424:G:C4	3.05	0.45
26:BC:124:LYS:HB3	26:BC:127:ASN:HD22	1.81	0.45
24:DA:2245:U:H5''	24:DA:2246:G:H5'	1.99	0.45
29:BF:62:GLN:O	29:BF:64:PRO:HD3	2.17	0.45
24:BA:1906:G:H2'	24:BA:1907:G:O5'	2.16	0.45
9:AJ:48:ARG:NH2	13:AN:100:TRP:CD2	2.84	0.45
55:CA:1361:G:H2'	55:CA:1362:A:C5'	2.47	0.45
42:DS:19:LEU:HG	50:D0:21:LEU:HG	1.99	0.45
55:CA:665:A:C2	55:CA:732:C:C2	3.05	0.45
44:BU:61:GLU:HG2	44:BU:61:GLU:H	1.54	0.45
39:BP:111:GLU:CD	39:BP:111:GLU:N	2.69	0.45
24:BA:50:U:H6	24:BA:50:U:O5'	2.00	0.45
11:CL:20:VAL:O	11:CL:20:VAL:HG23	2.17	0.45
32:DI:118:GLY:O	32:DI:123:ALA:HB3	2.17	0.45
35:BL:96:LYS:HD3	35:BL:103:ILE:HA	1.99	0.45
28:DE:28:VAL:O	28:DE:32:VAL:HG13	2.17	0.44
24:DA:319:G:H2'	24:DA:320:A:C8	2.52	0.44
44:DU:96:LYS:O	44:DU:97:SER:HB3	2.17	0.44
24:BA:2197:U:H1'	24:BA:2198:A:C8	2.52	0.44
24:DA:196:A:O2'	24:DA:197:A:OP1	2.34	0.44
24:DA:1993:U:H4'	27:DD:133:THR:HG22	1.98	0.44
24:DA:1994:C:O2'	24:DA:1995:U:H5'	2.17	0.44
24:DA:218:A:N6	24:DA:219:A:N6	2.65	0.44
4:AE:83:PRO:HD3	4:AE:97:PRO:CG	2.47	0.44
55:CA:91:U:C4	55:CA:92:U:C4	3.05	0.44
24:DA:792:A:C8	24:DA:2440:C:C2	3.05	0.44

*Continued on next page...*

*Continued from previous page...*

Atom-1	Atom-2	Distance(Å)	Clash(Å)
24:BA:2331:G:O2'	24:BA:2336:A:N1	2.50	0.44
24:BA:1094:U:H1'	24:BA:1098:A:C2	2.52	0.44
16:CQ:46:HIS:HE2	16:CQ:48:GLU:HG2	1.81	0.44
24:DA:2625:G:C5	24:DA:2626:C:C4	3.05	0.44
24:DA:493:G:H4'	42:DS:8:ARG:O	2.16	0.44
8:AI:25:GLY:H	8:AI:58:GLU:HA	1.81	0.44
55:CA:1400:C:H4'	55:CA:1401:G:OP2	2.17	0.44
22:CV:35:A:C2	22:CV:36:A:N9	2.86	0.44
55:CA:1087:G:H2'	55:CA:1088:G:C8	2.51	0.44
55:CA:1160:G:O2'	55:CA:1161:C:H5'	2.17	0.44
30:BG:8:VAL:O	30:BG:9:VAL:O	2.34	0.44
24:DA:1343:G:O2'	24:DA:1344:U:C6	2.67	0.44
2:AC:55:VAL:O	2:AC:65:VAL:HA	2.17	0.44
55:CA:1381:U:HO2'	55:CA:1382:C:H6	1.64	0.44
6:CG:78:ARG:HA	6:CG:84:TYR:HB2	1.99	0.44
1:CB:72:LYS:O	1:CB:76:SER:N	2.50	0.44
21:AA:556:C:O2	21:AA:556:C:H2'	2.17	0.44
38:DO:82:ALA:HB3	38:DO:115:LEU:HD11	1.98	0.44
33:BJ:88:THR:HG22	33:BJ:91:GLU:HG3	2.00	0.44
55:CA:113:G:C2	55:CA:315:A:C2	3.04	0.44
24:BA:867:C:C4	24:BA:868:U:C4	3.05	0.44
24:DA:2489:U:C4	24:DA:2490:G:N1	2.85	0.44
24:BA:271:G:C4	24:BA:272:A:N7	2.85	0.44
54:D4:15:LYS:O	54:D4:16:ILE:HB	2.16	0.44
24:DA:223:A:C6	24:DA:422:A:C5	3.05	0.44
24:DA:2697:G:H2'	24:DA:2698:U:H6	1.82	0.44
24:DA:2543:G:O6	24:DA:2765:A:C6	2.71	0.44
21:AA:332:G:O2'	21:AA:333:U:C5'	2.61	0.44
24:DA:464:U:H1'	24:DA:686:U:H5	1.81	0.44
21:AA:1073:U:O2'	21:AA:1074:G:H5'	2.17	0.44
19:CT:7:LYS:O	19:CT:10:ALA:HB3	2.18	0.44
21:AA:1020:G:H2'	21:AA:1021:A:C8	2.52	0.44
31:BH:9:VAL:O	31:BH:10:ALA:O	2.35	0.44
38:DO:74:VAL:HB	38:DO:106:LEU:HD11	1.99	0.44
24:BA:1404:C:O2	24:BA:1405:U:C6	2.70	0.44
24:BA:2058:A:O5'	24:BA:2058:A:H8	2.00	0.44
24:DA:1953:A:N1	24:DA:2550:G:O4'	2.50	0.44
24:BA:86:G:C2	24:BA:87:U:C5	3.05	0.44
24:DA:54:G:C5	24:DA:55:G:N7	2.85	0.44
24:BA:227:A:H4'	24:BA:229:C:N4	2.33	0.44
27:DD:184:ARG:NH2	39:DP:6:GLN:HE21	2.06	0.44
55:CA:368:U:H6	55:CA:368:U:H2'	1.44	0.44

*Continued on next page...*

*Continued from previous page...*

Atom-1	Atom-2	Distance(Å)	Clash(Å)
24:DA:414:C:H2'	24:DA:415:A:C8	2.52	0.44
24:BA:2532:G:C4	24:BA:2533:U:C6	3.04	0.44
21:AA:482:A:O2'	21:AA:483:C:H5'	2.18	0.44
24:BA:528:A:C2	24:BA:2042:A:H2'	2.52	0.44
49:BZ:35:VAL:HG22	49:BZ:36:GLU:N	2.32	0.44
24:DA:2656:U:O2'	24:DA:2657:A:H8	2.00	0.44
24:BA:2478:A:H2'	24:BA:2479:U:O4'	2.17	0.44
30:BG:174:LYS:C	30:BG:174:LYS:HD2	2.37	0.44
24:DA:310:A:C2'	24:DA:312:G:N7	2.80	0.44
34:DK:7:MET:HA	34:DK:7:MET:HE2	2.00	0.44
24:BA:2819:G:C5	24:BA:2821:A:C6	3.06	0.44
24:DA:1567:G:H5''	26:DC:84:PRO:CB	2.47	0.44
55:CA:954:G:N7	55:CA:955:U:C4	2.85	0.44
24:BA:555:G:O2'	24:BA:556:A:P	2.74	0.44
35:BL:14:LYS:CG	35:BL:15:ALA:N	2.79	0.44
29:DF:45:ASP:OD2	29:DF:47:LYS:HB2	2.17	0.44
8:AI:112:ARG:NH2	9:AJ:64:GLN:HE22	2.15	0.44
19:CT:66:ILE:HG13	19:CT:67:HIS:H	1.82	0.44
24:BA:2567:G:N2	24:BA:2568:U:C2	2.85	0.44
24:BA:463:G:C6	24:BA:467:G:O6	2.70	0.44
24:BA:1212:G:C2	24:BA:1236:G:C5	3.05	0.44
24:DA:2823:A:C2'	24:DA:2824:C:H5'	2.46	0.44
55:CA:1387:G:H2'	55:CA:1388:C:C6	2.52	0.44
13:CN:13:VAL:O	13:CN:16:ALA:HB3	2.17	0.44
8:CI:129:ARG:O	55:CA:967:C:H5'	2.16	0.44
24:BA:2539:C:O2'	24:BA:2540:C:H5'	2.17	0.44
37:DN:34:ILE:HD12	37:DN:44:LEU:HD21	1.99	0.44
5:AF:79:ARG:NE	5:AF:79:ARG:HA	2.31	0.44
55:CA:866:C:C4	55:CA:867:G:H1'	2.52	0.44
13:AN:78:LEU:HB2	13:AN:83:VAL:HG22	1.99	0.44
35:DL:85:VAL:O	35:DL:86:GLU:HB2	2.17	0.44
24:DA:426:C:O2'	24:DA:427:U:H5'	2.18	0.44
24:BA:1698:A:H4'	24:BA:1699:G:O5'	2.16	0.44
21:AA:925:G:C4	21:AA:927:G:C8	3.04	0.44
2:CC:24:ASN:O	2:CC:28:PHE:HB2	2.17	0.44
24:BA:2348:U:P	53:B3:37:THR:HG21	2.57	0.44
24:BA:408:G:H2'	24:BA:409:G:O4'	2.17	0.44
55:CA:1142:G:C2	55:CA:1143:G:H1'	2.51	0.44
12:AM:70:ARG:CG	12:AM:71:GLU:N	2.77	0.44
40:BQ:57:ARG:NH2	40:BQ:92:LYS:HE2	2.31	0.44
24:DA:322:A:H3'	28:DE:163:ASN:ND2	2.32	0.44
26:BC:105:ALA:HA	26:BC:106:PRO:HD2	1.63	0.44

*Continued on next page...*

*Continued from previous page...*

Atom-1	Atom-2	Distance(Å)	Clash(Å)
24:BA:1820:U:O2'	26:BC:157:ALA:HB3	2.17	0.44
24:DA:1517:G:N2	24:DA:1732:C:C5	2.85	0.44
37:DN:1:MET:O	37:DN:2:ARG:HB2	2.17	0.44
29:DF:48:LEU:O	29:DF:52:ALA:HB2	2.16	0.44
11:CL:65:TYR:N	11:CL:94:TYR:O	2.45	0.44
24:DA:2286:G:O6	51:D1:22:THR:HG21	2.17	0.44
27:BD:184:ARG:NH1	39:BP:6:GLN:OE1	2.37	0.44
1:AB:147:LEU:HD22	1:AB:150:ILE:HG21	1.99	0.44
24:DA:716:A:H3'	24:DA:717:C:H5''	1.98	0.44
43:BT:40:LYS:N	43:BT:43:ILE:HG23	2.32	0.44
9:CJ:35:GLN:NE2	9:CJ:78:GLU:H	2.16	0.44
21:AA:961:U:OP2	21:AA:1223:C:H1'	2.17	0.44
21:AA:1346:A:C2	21:AA:1348:U:O4	2.70	0.44
24:BA:745:G:O2'	24:BA:748:G:H1'	2.18	0.44
55:CA:251:G:C4	55:CA:266:G:C5	3.04	0.44
55:CA:276:G:C2	55:CA:277:C:C2	3.05	0.44
24:DA:520:G:H5'	42:DS:73:LYS:NZ	2.31	0.44
24:DA:121:G:C2	24:DA:131:A:C4	3.05	0.44
24:DA:1352:U:C5	24:DA:1377:G:C5	2.95	0.44
21:AA:428:G:C4	21:AA:430:A:N6	2.85	0.44
40:DQ:4:LYS:CD	40:DQ:7:VAL:HG22	2.46	0.44
36:BM:71:LYS:HA	36:BM:72:PRO:HD2	1.79	0.44
6:AG:74:VAL:HA	6:AG:87:PRO:HA	1.98	0.44
43:DT:68:LYS:HB3	43:DT:69:ARG:H	1.53	0.44
24:BA:1057:A:N7	24:BA:1086:A:H2'	2.31	0.44
24:BA:1085:A:H2'	24:BA:1086:A:N3	2.32	0.44
42:BS:24:ILE:HD12	42:BS:32:ALA:CB	2.47	0.44
29:BF:134:GLN:C	29:BF:136:ILE:N	2.70	0.44
21:AA:408:A:C2	21:AA:435:A:C2	3.05	0.44
37:DN:16:HIS:O	37:DN:20:MET:N	2.51	0.44
55:CA:180:U:O4	55:CA:181:A:N6	2.51	0.44
24:DA:638:G:C6	24:DA:651:G:C6	3.05	0.44
24:DA:347:A:O2'	24:DA:348:A:H5'	2.17	0.44
28:BE:117:ARG:HA	28:BE:185:LYS:CD	2.45	0.44
28:BE:134:LEU:HD21	28:BE:161:ALA:HB2	1.98	0.44
24:DA:2492:U:HO2'	24:DA:2493:U:H5'	1.82	0.44
55:CA:198:G:C4	55:CA:199:A:C8	3.06	0.44
33:DJ:80:HIS:O	33:DJ:81:ILE:O	2.34	0.44
24:BA:932:U:H4'	24:BA:933:A:C5'	2.47	0.44
55:CA:815:A:H4'	55:CA:817:C:C4	2.52	0.44
40:BQ:3:VAL:HG12	40:BQ:3:VAL:O	2.16	0.44
43:BT:19:LYS:O	43:BT:23:ALA:N	2.37	0.44

*Continued on next page...*



*Continued from previous page...*

Atom-1	Atom-2	Distance(Å)	Clash(Å)
21:AA:1101:A:H4'	21:AA:1102:A:C5'	2.47	0.44
44:DU:14:THR:HB	44:DU:68:ASN:CB	2.44	0.44
1:CB:125:PHE:H	1:CB:125:PHE:HD2	1.64	0.44
24:DA:2148:G:O3'	24:DA:2149:U:O4'	2.35	0.44
24:BA:28:A:C8	24:BA:513:A:N6	2.86	0.44
30:DG:94:ARG:O	30:DG:95:ALA:HB2	2.17	0.44
21:AA:366:A:O2'	21:AA:367:U:P	2.76	0.44
27:DD:12:THR:OG1	39:DP:4:ILE:HG23	2.17	0.44
24:DA:1839:G:O2'	24:DA:1840:G:C5'	2.65	0.44
20:CU:38:GLU:CG	55:CA:1526:G:OP1	2.62	0.44
27:BD:110:THR:OG1	27:BD:171:THR:HG22	2.17	0.44
28:BE:5:LEU:HD23	28:BE:120:VAL:HG13	2.00	0.44
31:BH:137:GLU:HG3	31:BH:138:VAL:N	2.31	0.44
24:BA:578:G:H21	24:BA:1252:G:N2	2.15	0.44
7:CH:124:ILE:HG22	7:CH:125:ILE:N	2.32	0.44
24:DA:1146:C:H2'	24:DA:1147:A:C8	2.52	0.44
24:BA:2478:A:H1'	24:BA:2529:G:C8	2.52	0.44
55:CA:1064:G:C4	55:CA:1066:C:C4	3.05	0.44
3:AD:146:GLU:HA	3:AD:149:LYS:HE2	1.99	0.44
46:DW:9:THR:HG23	46:DW:10:ARG:N	2.32	0.44
21:AA:720:C:N3	21:AA:721:G:C6	2.85	0.44
30:BG:29:ASN:CG	30:BG:30:GLY:H	2.20	0.44
55:CA:1144:G:H21	55:CA:1146:A:H62	1.65	0.44
11:CL:93:ARG:HH21	55:CA:911:U:P	2.40	0.44
24:BA:598:U:H2'	24:BA:599:A:C8	2.49	0.44
24:BA:2762:C:C4	24:BA:2763:G:C5	3.05	0.44
10:CK:21:HIS:HD2	10:CK:34:THR:CG2	2.28	0.44
2:AC:168:ARG:NH2	21:AA:1106:G:O2'	2.50	0.44
41:BR:66:HIS:ND1	41:BR:94:THR:HG22	2.33	0.44
24:BA:1383:A:C6	24:BA:1384:A:C6	3.04	0.44
45:DV:30:ILE:HG13	45:DV:40:ILE:HD11	1.98	0.44
26:DC:245:THR:C	26:DC:247:TRP:N	2.70	0.44
33:DJ:58:ASN:OD1	33:DJ:127:GLY:HA2	2.17	0.44
55:CA:596:A:C2	55:CA:597:G:C8	3.05	0.44
15:AP:19:VAL:HG22	15:AP:36:VAL:HG12	1.99	0.44
2:AC:159:ALA:C	2:AC:161:ILE:N	2.70	0.44
55:CA:293:G:O2'	55:CA:294:U:H5'	2.17	0.44
24:DA:2861:U:H2'	24:DA:2862:G:C8	2.52	0.44
1:AB:136:ARG:O	1:AB:139:GLU:HB3	2.18	0.44
2:CC:28:PHE:CE2	2:CC:32:LEU:HD11	2.52	0.44
55:CA:525:C:H2'	55:CA:526:C:H6	1.83	0.44
51:D1:38:PHE:CD2	51:D1:39:ASP:N	2.85	0.44

*Continued on next page...*

*Continued from previous page...*

Atom-1	Atom-2	Distance(Å)	Clash(Å)
1:CB:66:ILE:HB	1:CB:88:GLN:HB3	1.98	0.44
24:BA:206:U:O2'	24:BA:207:A:H5'	2.18	0.44
24:DA:180:G:H4'	24:DA:180:G:OP1	2.16	0.44
24:DA:188:G:C2	24:DA:209:C:N3	2.86	0.44
24:DA:608:A:C5	24:DA:621:A:C5	3.05	0.44
40:BQ:91:ARG:HE	41:BR:11:GLN:HB2	1.82	0.44
41:BR:51:VAL:HB	41:BR:52:PRO:HD3	1.99	0.44
24:BA:1816:C:C5	26:BC:61:TYR:CE1	3.05	0.44
4:AE:76:ASN:HD22	4:AE:81:GLN:HB3	1.82	0.44
24:DA:1667:G:C5'	34:DK:6:THR:H	2.31	0.44
24:DA:1675:C:O2'	24:DA:1676:A:H5'	2.18	0.44
4:AE:121:ASN:N	4:AE:121:ASN:HD22	2.14	0.44
55:CA:1237:C:H4'	55:CA:1334:G:N2	2.32	0.44
55:CA:80:A:C5	55:CA:81:A:H1'	2.51	0.44
24:DA:2286:G:H4'	24:DA:2287:A:O4'	2.16	0.44
24:BA:923:G:N3	46:BW:23:LYS:CE	2.80	0.44
46:BW:23:LYS:CG	46:BW:24:ARG:N	2.80	0.44
45:DV:14:LYS:CG	45:DV:18:ARG:HD2	2.46	0.44
12:AM:88:LEU:O	12:AM:92:ARG:HG3	2.18	0.44
43:DT:17:SER:C	43:DT:18:GLU:HG2	2.37	0.44
45:BV:80:HIS:CD2	45:BV:83:LYS:N	2.72	0.44
24:BA:827:U:H2'	24:BA:2068:U:C2	2.52	0.44
8:AI:26:LYS:HG3	8:AI:61:ASP:OD1	2.17	0.44
24:DA:725:G:C6	24:DA:726:G:C2	3.05	0.44
55:CA:951:G:C6	55:CA:952:U:C4	3.06	0.44
1:AB:26:MET:HA	1:AB:26:MET:HE3	1.98	0.44
21:AA:1492:A:H2	23:AW:5:U:O2	1.99	0.44
24:DA:2345:G:C2	24:DA:2381:A:C5	3.05	0.44
24:BA:2305:U:N3	24:BA:2306:C:C2	2.85	0.44
26:DC:67:LYS:HB3	26:DC:150:GLY:HA2	1.99	0.44
24:DA:241:A:N9	24:DA:243:U:C4	2.85	0.44
16:AQ:12:VAL:HG11	16:AQ:21:VAL:H	1.82	0.44
24:DA:2459:A:C4	24:DA:2460:U:C5	3.06	0.44
12:CM:13:HIS:HA	12:CM:43:LYS:HA	1.99	0.44
12:CM:13:HIS:HD1	12:CM:43:LYS:HE2	1.81	0.44
24:DA:226:A:H5'	24:DA:257:C:O3'	2.16	0.44
24:BA:545:U:C3'	24:BA:545:U:C6	3.00	0.44
43:BT:22:THR:O	43:BT:26:LYS:HG2	2.18	0.44
24:BA:946:C:O2'	24:BA:947:A:C5'	2.65	0.44
4:AE:15:ILE:HD11	4:AE:37:VAL:CG2	2.44	0.44
24:BA:2146:C:O4'	24:BA:2146:C:O2	2.35	0.44
24:BA:1731:G:C2'	24:BA:1732:C:H5''	2.48	0.44

*Continued on next page...*

*Continued from previous page...*

Atom-1	Atom-2	Distance(Å)	Clash(Å)
55:CA:557:G:C5	55:CA:558:G:C6	3.05	0.44
24:DA:1956:U:O2	24:DA:1985:C:H4'	2.18	0.44
24:DA:125:A:H4'	24:DA:126:A:OP2	2.18	0.44
39:BP:105:LYS:CA	39:BP:108:ARG:HH21	2.22	0.44
34:DK:2:ILE:O	34:DK:3:GLN:HG2	2.17	0.44
16:AQ:30:HIS:HB2	16:AQ:37:ILE:HD11	1.99	0.44
16:AQ:58:VAL:CG2	16:AQ:59:GLU:N	2.80	0.44
24:BA:1965:C:C6	24:BA:1965:C:C5'	2.90	0.44
24:BA:310:A:O2'	24:BA:311:A:P	2.75	0.44
29:BF:79:ARG:O	29:BF:82:TYR:HB2	2.17	0.44
29:BF:82:TYR:HA	29:BF:83:PRO:HD2	1.79	0.44
29:DF:11:VAL:C	29:DF:13:LYS:H	2.20	0.44
42:BS:29:VAL:O	42:BS:33:LEU:CD2	2.65	0.44
14:CO:28:VAL:HG13	14:CO:62:ARG:HG3	1.98	0.44
1:AB:101:THR:HG22	1:AB:174:GLU:OE1	2.17	0.44
24:DA:1923:U:O5'	24:DA:1923:U:H6	2.00	0.44
8:AI:44:ARG:H	8:AI:44:ARG:HG2	1.49	0.44
24:DA:1946:U:H2'	24:DA:1947:C:C6	2.52	0.44
24:BA:2533:U:H2'	24:BA:2534:A:H5'	1.99	0.44
21:AA:763:G:C4	21:AA:764:C:C6	3.05	0.44
24:BA:1707:G:O2'	24:BA:1708:C:H5'	2.18	0.44
46:BW:14:ASP:O	46:BW:15:SER:CB	2.65	0.44
55:CA:1478:U:H2'	55:CA:1479:C:C6	2.52	0.44
15:CP:35:ARG:HH12	15:CP:38:PHE:HB3	1.82	0.44
26:DC:70:LYS:HB2	26:DC:101:ARG:HH22	1.81	0.44
11:CL:111:GLN:HE21	11:CL:111:GLN:HB2	1.60	0.44
24:DA:1495:A:H2'	24:DA:1496:A:C8	2.52	0.44
55:CA:329:A:C6	55:CA:332:G:C2	3.06	0.44
3:AD:117:VAL:HG22	3:AD:122:ILE:HD11	1.98	0.44
55:CA:571:U:H5''	55:CA:572:A:OP2	2.17	0.44
38:DO:17:LYS:O	38:DO:21:LEU:HG	2.17	0.44
12:AM:13:HIS:NE2	21:AA:1296:C:H5'	2.32	0.44
55:CA:328:C:O2	55:CA:328:C:H2'	2.17	0.44
21:AA:1069:C:H4'	21:AA:1192:C:O2	2.17	0.44
21:AA:66:A:H2'	21:AA:66:A:N3	2.31	0.44
15:CP:52:LEU:O	15:CP:53:ASP:CB	2.64	0.44
34:BK:102:PRO:HB3	34:BK:121:GLU:HB3	1.99	0.44
21:AA:695:A:C6	21:AA:696:A:C6	3.05	0.44
24:BA:92:U:H2'	24:BA:93:G:C8	2.53	0.44
9:AJ:6:ILE:HD12	9:AJ:76:ILE:HB	1.98	0.44
35:BL:55:MET:HA	35:BL:56:PRO:HD3	1.53	0.44
21:AA:227:G:C2'	21:AA:228:A:H5'	2.47	0.44

*Continued on next page...*

*Continued from previous page...*

Atom-1	Atom-2	Distance(Å)	Clash(Å)
2:CC:113:LYS:HG3	2:CC:184:ASN:HD22	1.81	0.44
21:AA:445:G:N2	21:AA:490:C:C2	2.86	0.44
55:CA:774:G:C5	55:CA:775:G:N7	2.85	0.44
55:CA:885:G:O2'	55:CA:886:G:H8	2.01	0.44
35:BL:67:THR:CG2	35:BL:68:SER:N	2.80	0.44
28:DE:117:ARG:NH2	35:DL:2:ARG:HB3	2.32	0.44
24:BA:106:C:O2'	24:BA:294:A:O2'	2.34	0.44
38:BO:58:ILE:HD11	38:BO:81:ARG:NH2	2.33	0.44
24:DA:706:A:H2'	24:DA:707:G:O4'	2.18	0.44
42:BS:40:ASN:O	42:BS:41:LYS:HG2	2.17	0.44
29:BF:146:ASP:O	29:BF:147:ARG:HB2	2.18	0.44
32:BI:61:TYR:CD2	32:BI:61:TYR:N	2.85	0.44
55:CA:123:U:C5	55:CA:124:C:C5	3.06	0.44
41:BR:72:VAL:HG13	41:BR:89:HIS:O	2.17	0.44
31:BH:4:ILE:HG23	31:BH:17:ASP:O	2.17	0.44
38:BO:39:VAL:HG12	38:BO:39:VAL:O	2.17	0.44
48:DY:11:VAL:HG12	48:DY:11:VAL:O	2.17	0.44
15:AP:78:VAL:HG13	15:AP:78:VAL:O	2.17	0.44
26:BC:27:LYS:HE3	26:BC:27:LYS:N	2.31	0.44
24:DA:1187:G:O5'	24:DA:1187:G:H8	2.00	0.44
12:AM:113:LYS:HD3	12:AM:113:LYS:HA	1.59	0.44
18:CS:52:ASN:HD22	18:CS:52:ASN:H	1.64	0.44
24:BA:999:U:C2'	24:BA:1000:A:H5'	2.47	0.44
40:BQ:57:ARG:NH2	40:BQ:92:LYS:CD	2.79	0.44
24:DA:325:G:O2'	24:DA:326:G:H5'	2.17	0.44
24:DA:1440:U:O2	24:DA:1441:G:C8	2.71	0.44
33:DJ:64:VAL:HG13	33:DJ:65:THR:N	2.32	0.44
46:DW:43:LYS:HD3	46:DW:43:LYS:HA	1.64	0.44
32:DI:5:GLN:OE1	32:DI:59:THR:HG21	2.18	0.44
55:CA:1242:G:HO2'	55:CA:1243:C:P	2.40	0.44
41:DR:49:ILE:HG22	41:DR:54:VAL:H	1.81	0.44
24:BA:1096:A:N6	24:BA:1097:U:C4	2.86	0.44
32:BI:109:ALA:CB	32:BI:128:ILE:HG13	2.47	0.44
45:DV:61:LEU:HG	45:DV:72:VAL:O	2.17	0.44
24:DA:1399:C:H2'	24:DA:1400:U:C5	2.51	0.44
55:CA:250:A:H1'	55:CA:252:U:C2	2.52	0.44
24:DA:521:U:H2'	24:DA:522:A:H8	1.82	0.44
24:DA:530:G:N2	24:DA:2034:U:O3'	2.50	0.44
42:DS:6:LYS:NZ	42:DS:6:LYS:HB3	2.33	0.44
4:AE:32:PHE:CD2	4:AE:54:GLU:CA	2.92	0.44
21:AA:427:U:N3	21:AA:428:G:O6	2.50	0.44
24:DA:1210:G:N3	24:DA:1212:G:N2	2.66	0.44

*Continued on next page...*

*Continued from previous page...*

Atom-1	Atom-2	Distance(Å)	Clash(Å)
40:DQ:4:LYS:HG2	40:DQ:5:ARG:N	2.31	0.44
37:BN:32:GLU:OE1	37:BN:118:ARG:HA	2.17	0.44
21:AA:215:C:H2'	21:AA:216:U:C6	2.51	0.44
24:DA:93:G:H2'	24:DA:94:A:H8	1.82	0.44
43:BT:57:VAL:O	43:BT:85:VAL:O	2.36	0.44
43:DT:28:ASN:HB3	43:DT:91:GLN:HE22	1.83	0.44
43:DT:40:LYS:HA	43:DT:43:ILE:CG2	2.47	0.44
21:AA:71:A:N7	21:AA:100:G:C6	2.85	0.44
21:AA:65:A:C5	21:AA:381:C:C4	3.05	0.44
24:DA:2135:A:H3'	24:DA:2136:G:C5'	2.43	0.44
24:BA:150:U:O2'	24:BA:151:C:H5'	2.17	0.44
51:B1:47:ILE:CD1	51:B1:47:ILE:H	2.14	0.44
24:BA:1510:G:O2'	24:BA:1511:G:O5'	2.36	0.44
16:AQ:13:SER:O	16:AQ:16:MET:SD	2.75	0.44
55:CA:585:G:H2'	55:CA:586:C:O4'	2.17	0.44
24:BA:14:A:H3'	24:BA:15:G:C5'	2.47	0.44
24:BA:300:A:H2'	24:BA:334:C:H1'	1.98	0.44
21:AA:471:U:C4	21:AA:472:U:C5	3.05	0.44
24:BA:1392:A:C6	24:BA:1393:A:C6	3.05	0.44
24:DA:1270:C:N3	24:DA:1648:U:C4	2.86	0.44
21:AA:1084:G:H5'	21:AA:1102:A:OP2	2.17	0.44
4:AE:36:THR:HG22	4:AE:59:ILE:HD12	1.98	0.44
55:CA:1039:G:H2'	55:CA:1040:U:O4'	2.16	0.44
38:DO:30:ARG:HH22	38:DO:103:VAL:HG23	1.82	0.44
24:BA:1386:C:H5'	24:BA:1396:U:O2	2.17	0.44
24:BA:1343:G:N2	24:BA:1405:U:C6	2.85	0.44
26:DC:43:ASN:CG	26:DC:44:ASN:N	2.71	0.44
55:CA:1134:G:C4	55:CA:1135:U:H1'	2.53	0.44
24:BA:1243:C:H1'	35:BL:4:ASN:O	2.17	0.44
24:DA:533:G:O2'	24:DA:534:U:H5'	2.18	0.44
44:DU:52:ASN:CG	44:DU:54:PRO:HD3	2.37	0.44
21:AA:1394:A:C8	21:AA:1501:C:O2'	2.68	0.44
21:AA:1501:C:C6	21:AA:1504:G:N7	2.86	0.44
24:BA:2813:A:C2	24:BA:2814:A:C5	3.06	0.44
55:CA:887:G:C2'	55:CA:888:G:H5'	2.47	0.44
24:BA:736:C:H2'	24:BA:737:C:C6	2.53	0.44
24:DA:593:U:C4	24:DA:594:U:O4	2.70	0.44
24:BA:513:A:C2	24:BA:514:A:C4	3.06	0.44
24:BA:919:U:N3	24:BA:920:A:C5	2.86	0.44
24:BA:372:G:O2'	24:BA:373:U:P	2.75	0.44
56:DB:16:G:O6	56:DB:69:G:C6	2.70	0.44
29:BF:43:ILE:HA	29:BF:82:TYR:CE1	2.52	0.44

*Continued on next page...*

*Continued from previous page...*

Atom-1	Atom-2	Distance(Å)	Clash(Å)
21:AA:943:U:H2'	21:AA:944:G:H8	1.82	0.44
21:AA:1279:G:N3	21:AA:1279:G:H2'	2.31	0.44
55:CA:155:A:C6	55:CA:167:A:C6	3.05	0.44
24:BA:2495:G:O2'	24:BA:2496:C:H5'	2.17	0.44
3:AD:96:ARG:HH21	3:AD:114:ARG:HH21	1.66	0.44
55:CA:1022:A:O2'	55:CA:1023:U:H5'	2.18	0.44
21:AA:755:G:O2'	21:AA:756:C:H5'	2.17	0.44
19:AT:66:ILE:HD11	19:AT:70:LYS:HG2	1.99	0.44
24:BA:1808:A:C3'	24:BA:1809:A:H5'	2.48	0.44
45:BV:89:ILE:HG21	45:BV:91:PHE:CZ	2.53	0.44
55:CA:301:G:C4	55:CA:302:G:C8	3.06	0.44
55:CA:1423:G:H2'	55:CA:1424:U:C6	2.49	0.44
21:AA:993:G:C2'	21:AA:995:C:H41	2.30	0.44
26:DC:93:VAL:HG12	26:DC:101:ARG:N	2.33	0.44
24:BA:985:C:C2'	24:BA:986:C:H5'	2.47	0.44
6:CG:142:ARG:C	6:CG:144:ALA:H	2.20	0.44
55:CA:325:A:H2'	55:CA:326:G:O4'	2.17	0.44
28:DE:105:LEU:HD12	28:DE:200:LEU:HD21	2.00	0.44
27:BD:151:THR:CB	27:BD:152:PRO:CD	2.95	0.44
1:AB:142:LYS:HZ3	21:AA:1098:C:P	2.39	0.44
18:AS:17:LYS:HA	18:AS:20:LYS:NZ	2.33	0.44
21:AA:105:G:H2'	21:AA:106:C:C6	2.53	0.44
21:AA:806:C:H2'	21:AA:807:A:H8	1.79	0.44
24:DA:2298:A:H2'	24:DA:2299:U:C6	2.52	0.44
25:BB:76:G:H5''	45:BV:17:SER:OG	2.17	0.44
24:BA:880:G:C8	24:BA:880:G:O5'	2.67	0.44
24:BA:1128:G:O2'	24:BA:1129:A:H5''	2.18	0.44
16:CQ:4:ILE:CG2	16:CQ:5:ARG:N	2.80	0.44
24:BA:2592:G:C5	24:BA:2593:U:C4	3.06	0.44
24:DA:1529:G:O6	24:DA:1543:G:N2	2.51	0.44
24:BA:1832:C:H2'	24:BA:1833:C:O5'	2.16	0.44
24:DA:1796:U:O2	24:DA:1824:G:C2	2.70	0.44
2:CC:46:LEU:HD21	2:CC:86:LEU:HD11	1.98	0.44
19:CT:4:LYS:HB3	19:CT:4:LYS:HE3	1.81	0.44
28:BE:46:GLN:CG	28:BE:87:ALA:H	2.29	0.44
24:BA:1753:G:C2	24:BA:1756:G:C2	3.05	0.44
24:DA:2511:U:O5'	24:DA:2511:U:H6	2.00	0.44
47:BX:42:GLU:O	47:BX:43:LYS:C	2.55	0.44
45:BV:26:PHE:CZ	45:BV:42:LEU:HD12	2.52	0.44
24:BA:254:G:H2'	24:BA:255:A:OP2	2.18	0.44
26:DC:244:VAL:HG12	26:DC:250:GLN:HA	1.98	0.44
3:AD:168:THR:HG22	3:AD:183:ARG:HH21	1.82	0.44

*Continued on next page...*

*Continued from previous page...*

Atom-1	Atom-2	Distance(Å)	Clash(Å)
24:BA:285:G:N2	24:BA:286:U:C2	2.85	0.44
14:CO:67:ASP:O	14:CO:71:ARG:HG3	2.17	0.44
55:CA:491:G:O2'	55:CA:492:C:H5'	2.17	0.44
55:CA:471:U:H2'	55:CA:472:U:C6	2.52	0.44
3:AD:52:VAL:O	3:AD:56:GLU:HB2	2.17	0.44
24:BA:2723:C:C4	24:BA:2724:U:C4	3.05	0.44
24:BA:336:C:O2'	24:BA:337:C:H5'	2.17	0.44
12:AM:96:VAL:HB	21:AA:1308:U:H5'	2.00	0.44
16:CQ:71:SER:OG	55:CA:235:C:H5'	2.17	0.44
19:AT:14:GLU:O	19:AT:15:LYS:C	2.56	0.44
39:DP:16:VAL:HG13	39:DP:19:PHE:HE2	1.82	0.44
24:DA:299:A:H2	24:DA:319:G:N3	2.15	0.44
24:BA:2200:C:HO2'	24:BA:2201:G:H8	1.65	0.44
24:BA:2093:G:C4	24:BA:2225:A:C5	3.05	0.44
24:DA:1555:G:H2'	24:DA:1556:C:C6	2.51	0.44
24:DA:2323:G:N2	24:DA:2335:A:H2	2.15	0.44
55:CA:1207:G:H2'	55:CA:1208:C:C6	2.46	0.44
24:DA:2285:C:C2'	24:DA:2286:G:H5''	2.46	0.44
46:BW:66:VAL:HG12	46:BW:67:LYS:H	1.83	0.44
41:DR:39:LEU:HD23	41:DR:39:LEU:H	1.82	0.44
41:DR:5:PHE:HB3	41:DR:59:ILE:HD12	1.99	0.44
24:BA:2720:U:C2	24:BA:2872:A:C6	3.05	0.44
43:BT:51:PHE:O	43:BT:52:GLU:HG2	2.18	0.44
26:DC:144:GLU:CA	26:DC:151:GLY:HA2	2.30	0.44
24:BA:2612:C:H5''	24:BA:2613:U:OP1	2.18	0.44
24:DA:1397:U:H5''	24:DA:1398:C:C5	2.48	0.44
55:CA:184:G:H2'	55:CA:185:U:C6	2.53	0.44
24:DA:2782:G:N2	24:DA:2783:U:O2	2.50	0.44
27:DD:78:GLY:O	27:DD:79:LEU:HD13	2.18	0.44
24:DA:509:C:H2'	24:DA:509:C:H6	1.30	0.44
24:DA:26:G:C6	24:DA:27:G:C2	3.06	0.44
24:DA:9:G:C6	24:DA:2895:G:O6	2.70	0.44
24:DA:450:G:H2'	24:DA:451:U:H5''	1.99	0.44
24:DA:247:G:C6	24:DA:249:C:H1'	2.52	0.44
24:DA:372:G:P	47:DX:61:LYS:NZ	2.90	0.44
24:BA:867:C:N4	24:BA:868:U:O4	2.51	0.44
24:DA:242:G:P	53:D3:2:LYS:HZ2	2.40	0.44
24:DA:245:G:OP2	35:DL:67:THR:HG21	2.17	0.44
24:BA:1817:G:OP1	26:BC:86:ARG:NH2	2.45	0.44
37:BN:72:ASP:OD1	37:BN:75:ILE:HG23	2.17	0.44
21:AA:259:G:H2'	21:AA:260:G:C8	2.53	0.44
21:AA:702:A:HO2'	21:AA:703:G:P	2.38	0.44

*Continued on next page...*



*Continued from previous page...*

Atom-1	Atom-2	Distance(Å)	Clash(Å)
24:DA:2407:A:C2	24:DA:2408:U:N3	2.85	0.44
21:AA:113:G:C1'	21:AA:354:G:H5'	2.48	0.44
21:AA:113:G:C5	21:AA:114:U:C5	3.06	0.44
40:BQ:3:VAL:O	40:BQ:4:LYS:C	2.55	0.44
24:DA:1268:A:O2'	24:DA:1269:A:H5'	2.18	0.44
21:AA:1091:U:O2	21:AA:1095:U:C2	2.71	0.44
4:AE:33:THR:HG22	4:AE:51:LYS:HB2	1.98	0.44
43:BT:28:ASN:OD1	43:BT:29:THR:HG22	2.17	0.44
21:AA:709:U:H2'	21:AA:710:G:C8	2.52	0.44
24:BA:2297:A:N7	24:BA:2320:U:C4	2.85	0.44
8:CI:38:PHE:HZ	8:CI:74:GLN:HE21	1.65	0.44
26:BC:109:LEU:CD2	26:BC:110:LYS:N	2.77	0.44
21:AA:938:A:C2	21:AA:939:G:C4	3.06	0.44
24:BA:2293:G:H2'	24:BA:2294:G:O4'	2.16	0.44
27:BD:113:SER:O	27:BD:167:ASN:HA	2.18	0.44
24:BA:10:A:N7	24:BA:11:C:C5	2.86	0.44
35:BL:82:LEU:C	35:BL:84:LYS:N	2.71	0.44
14:CO:57:ARG:NH1	55:CA:742:G:H5''	2.32	0.44
24:BA:1238:G:O2'	24:BA:1239:G:H5'	2.18	0.44
21:AA:1281:C:O2'	21:AA:1282:C:H5'	2.17	0.44
55:CA:528:C:H5'	55:CA:535:A:C6	2.52	0.44
24:DA:1519:G:N1	24:DA:1520:U:C2	2.86	0.44
24:DA:1462:C:HO2'	24:DA:1463:C:H6	1.66	0.44
21:AA:32:A:H2'	21:AA:33:A:H8	1.75	0.44
24:DA:1906:G:OP2	24:DA:1930:G:H8	2.01	0.44
24:DA:860:U:C2	24:DA:2268:A:C8	3.05	0.44
48:BY:8:GLU:O	48:BY:12:GLU:HB2	2.17	0.44
24:BA:89:A:N1	24:BA:90:U:C4	2.85	0.44
24:BA:1279:G:H5'	37:BN:34:ILE:HG22	1.98	0.44
24:BA:2554:U:C4	24:BA:2555:U:O4	2.70	0.44
13:AN:2:LYS:HE2	21:AA:1216:A:OP1	2.16	0.44
55:CA:1533:C:C3'	55:CA:1534:A:H5''	2.48	0.44
1:CB:101:THR:O	55:CA:1074:G:H4'	2.18	0.44
2:AC:38:VAL:O	2:AC:42:LEU:HB2	2.17	0.44
31:DH:84:ALA:HB3	31:DH:148:ALA:HA	1.99	0.44
55:CA:1435:G:H2'	55:CA:1436:U:C6	2.52	0.44
24:BA:2864:G:C2	24:BA:2865:U:C2	3.06	0.44
14:CO:38:LEU:HD23	14:CO:55:LEU:HD13	1.99	0.44
24:BA:2184:A:OP2	24:BA:2184:A:H8	2.00	0.44
24:BA:466:A:O4'	24:BA:683:U:H4'	2.18	0.44
20:AU:37:TYR:HB3	20:AU:38:GLU:H	1.67	0.44
11:CL:119:LYS:HA	55:CA:36:C:O3'	2.18	0.44

*Continued on next page...*

*Continued from previous page...*

Atom-1	Atom-2	Distance(Å)	Clash(Å)
24:DA:335:C:H2'	24:DA:336:C:C6	2.52	0.44
11:CL:72:ASN:ND2	11:CL:104:SER:OG	2.51	0.44
55:CA:1245:C:O2'	55:CA:1246:A:H5'	2.17	0.44
24:BA:1660:G:N3	24:BA:1661:G:C8	2.85	0.44
55:CA:55:A:H2'	55:CA:56:U:C5'	2.48	0.44
15:AP:4:ILE:O	15:AP:67:ILE:HD12	2.18	0.44
40:DQ:18:LYS:C	40:DQ:18:LYS:HD2	2.38	0.44
21:AA:605:U:H2'	21:AA:606:G:H8	1.82	0.44
24:BA:3:U:H2'	24:BA:4:U:H6	1.83	0.44
24:DA:2511:U:C3'	24:DA:2511:U:C6	3.01	0.44
27:BD:64:GLU:O	27:BD:68:PHE:HD1	2.00	0.44
25:BB:114:C:O4'	38:BO:47:VAL:CG2	2.66	0.44
24:BA:1927:A:C2	24:BA:1928:A:C4	3.06	0.44
18:AS:42:ASN:HD22	18:AS:43:MET:N	2.15	0.44
21:AA:1523:G:C6	21:AA:1524:C:C4	3.06	0.44
55:CA:582:C:C4	55:CA:760:G:C6	3.05	0.44
45:BV:42:LEU:CD1	45:BV:47:VAL:HG21	2.48	0.44
24:DA:2875:C:H2'	24:DA:2876:G:H8	1.82	0.44
24:DA:150:U:O2'	24:DA:151:C:H5'	2.18	0.44
24:DA:1317:G:C2	24:DA:1336:A:C2	3.05	0.44
24:DA:1869:G:H5'	24:DA:1870:C:OP2	2.18	0.44
29:BF:60:SER:O	29:BF:61:GLY:C	2.55	0.44
59:BA:3241:HOH:O	28:BE:81:GLY:HA2	2.17	0.44
30:BG:109:SER:O	30:BG:110:HIS:HB3	2.17	0.44
11:CL:17:LYS:NZ	55:CA:910:C:OP2	2.43	0.44
28:BE:189:THR:O	28:BE:193:VAL:HG23	2.17	0.44
55:CA:657:U:C4	55:CA:658:C:C5	3.06	0.44
24:BA:1036:G:C6	24:BA:1120:G:C5	3.05	0.44
24:DA:2338:C:H6	24:DA:2338:C:H2'	1.43	0.44
28:DE:29:HIS:HA	28:DE:32:VAL:CG2	2.47	0.44
44:DU:81:ARG:CB	44:DU:96:LYS:HD2	2.45	0.44
24:BA:2199:A:H5'	24:BA:2200:C:H5	1.82	0.44
24:DA:996:A:N6	24:DA:1160:G:C6	2.86	0.44
46:DW:18:LYS:NZ	46:DW:18:LYS:HB2	2.33	0.44
24:DA:1062:G:C2'	24:DA:1063:G:H8	2.28	0.44
55:CA:1053:G:C4	55:CA:1199:U:C5	3.05	0.44
24:DA:1782:U:H5'	24:DA:2609:U:C2	2.53	0.44
35:BL:28:GLY:C	35:BL:29:LYS:O	2.55	0.44
46:BW:40:ARG:HD3	46:BW:45:HIS:HE1	1.81	0.44
24:DA:716:A:C3'	24:DA:717:C:H5''	2.47	0.44
24:BA:1061:U:H3'	24:BA:1062:G:C5'	2.47	0.44
55:CA:1255:G:C4	55:CA:1279:G:O6	2.71	0.44

*Continued on next page...*

*Continued from previous page...*

Atom-1	Atom-2	Distance(Å)	Clash(Å)
21:AA:1049:U:O2'	21:AA:1050:G:OP2	2.35	0.44
16:CQ:46:HIS:H	16:CQ:73:THR:HA	1.82	0.44
24:DA:529:A:C4	24:DA:2023:C:C5	3.05	0.44
8:AI:10:ARG:HA	8:AI:77:ALA:HB1	2.00	0.44
11:AL:58:ASN:ND2	11:AL:60:PHE:HD1	2.16	0.44
36:DM:40:ARG:HB2	36:DM:93:VAL:CG2	2.47	0.44
35:BL:95:LEU:HB3	35:BL:100:ILE:CG1	2.48	0.44
24:DA:1189:A:H2'	24:DA:1190:G:O4'	2.18	0.44
24:DA:1191:G:C2	24:DA:1192:G:C4	3.05	0.44
55:CA:543:U:C2	55:CA:544:G:C8	3.06	0.44
1:CB:68:PHE:HB2	1:CB:90:PHE:HB3	2.00	0.44
21:AA:212:G:O2'	21:AA:213:G:O5'	2.36	0.44
37:DN:70:THR:O	37:DN:70:THR:HG22	2.17	0.44
24:DA:834:G:C5'	53:D3:56:LEU:HD11	2.48	0.44
24:DA:1255:U:N3	24:DA:2060:A:H5'	2.33	0.44
24:DA:573:U:C4	24:DA:2030:A:H3'	2.53	0.44
24:DA:587:C:H1'	24:DA:671:C:H5'	2.00	0.44
55:CA:1316:G:N2	55:CA:1319:A:OP2	2.47	0.44
30:BG:33:THR:HA	30:BG:34:ARG:NH1	2.19	0.44
55:CA:346:G:N3	55:CA:346:G:C2'	2.69	0.44
21:AA:51:A:H4'	21:AA:52:C:C5'	2.47	0.44
24:BA:437:U:H2'	24:BA:438:G:C8	2.53	0.44
55:CA:881:G:C6	55:CA:882:C:C4	3.05	0.44
55:CA:1203:C:O5'	55:CA:1203:C:H6	2.01	0.44
24:DA:2750:A:O2'	24:DA:2752:C:C5	2.70	0.44
24:BA:319:G:O2'	24:BA:320:A:H5'	2.18	0.44
55:CA:1077:G:O6	55:CA:1081:A:N6	2.51	0.44
55:CA:723:U:H6	55:CA:723:U:H2'	1.23	0.44
35:DL:89:VAL:HG21	35:DL:123:ARG:NE	2.32	0.44
24:DA:2191:A:H3'	24:DA:2192:U:C6	2.52	0.44
52:D2:30:VAL:C	52:D2:32:ALA:H	2.21	0.44
24:DA:49:A:C2	24:DA:118:A:N1	2.85	0.44
1:CB:9:LEU:CG	1:CB:10:LYS:H	2.13	0.44
55:CA:892:A:O2'	55:CA:893:C:H5'	2.17	0.44
52:B2:12:ARG:HG2	52:B2:13:ASN:HD22	1.82	0.44
47:DX:34:SER:O	47:DX:35:HIS:HB2	2.17	0.44
34:BK:99:ILE:HG21	34:BK:119:ALA:HB2	1.98	0.44
24:DA:454:A:O2'	24:DA:455:C:OP1	2.33	0.44
24:DA:2868:A:H2'	24:DA:2869:G:H8	1.77	0.44
24:BA:1993:U:H4'	27:BD:133:THR:HG22	1.96	0.44
19:AT:28:ARG:O	19:AT:32:LYS:HG2	2.18	0.44
21:AA:1275:A:N6	21:AA:1276:G:C6	2.85	0.44

*Continued on next page...*

*Continued from previous page...*

Atom-1	Atom-2	Distance(Å)	Clash(Å)
24:DA:1947:C:H2'	24:DA:1948:G:C8	2.43	0.44
10:AK:43:TRP:HE1	21:AA:686:U:C1'	2.30	0.44
13:CN:71:GLY:O	13:CN:79:SER:HA	2.17	0.44
8:CI:46:VAL:O	8:CI:79:ARG:HB2	2.17	0.44
6:AG:128:GLU:CD	6:AG:130:LYS:HE2	2.38	0.44
24:BA:1496:A:O3'	24:BA:1497:U:H6	2.01	0.44
24:BA:1813:G:N3	26:BC:49:THR:HG22	2.32	0.44
7:CH:85:TYR:CE2	7:CH:123:GLU:HB2	2.53	0.44
2:CC:172:VAL:O	2:CC:174:LEU:HD23	2.18	0.44
37:BN:8:ARG:HB3	37:BN:10:LEU:CD2	2.48	0.44
12:CM:61:LYS:O	12:CM:62:PHE:HB2	2.18	0.44
21:AA:441:A:H2'	21:AA:441:A:N3	2.33	0.44
24:DA:558:U:H5''	33:DJ:111:LYS:HD2	1.99	0.44
6:CG:132:THR:O	6:CG:133:ALA:CB	2.65	0.44
10:CK:21:HIS:CD2	55:CA:707:U:H4'	2.52	0.44
16:CQ:65:PRO:HD2	55:CA:130:A:N7	2.33	0.44
24:DA:712:G:N2	24:DA:720:U:H1'	2.32	0.44
34:DK:40:LYS:HZ2	34:DK:89:ASN:HD21	1.64	0.44
24:DA:1623:G:C5	24:DA:1624:U:C5	3.06	0.44
20:CU:33:ARG:O	20:CU:34:ARG:O	2.35	0.44
52:B2:35:ARG:HG2	52:B2:42:LEU:HD11	1.99	0.44
5:CF:18:VAL:O	5:CF:22:ILE:HG12	2.17	0.44
47:DX:20:ALA:O	47:DX:21:LEU:HB2	2.17	0.44
24:DA:581:C:N4	24:DA:582:A:N6	2.65	0.44
24:DA:182:A:C2	24:DA:183:C:C2	3.05	0.44
24:DA:870:U:C2'	24:DA:871:U:H5'	2.48	0.44
24:BA:883:G:N2	24:BA:894:U:H1'	2.33	0.44
33:BJ:130:HIS:HD2	33:BJ:132:HIS:HB2	1.82	0.44
15:CP:10:GLY:C	55:CA:624:C:H4'	2.38	0.44
9:CJ:31:ARG:HH12	9:CJ:32:THR:HB	1.83	0.44
24:BA:1909:C:H2'	24:BA:1910:G:O4'	2.17	0.44
4:CE:133:ILE:HD12	55:CA:1079:G:H5'	2.00	0.44
28:DE:2:GLU:HA	28:DE:13:THR:HA	2.00	0.44
24:DA:2666:C:O2	24:DA:2666:C:O4'	2.36	0.44
24:BA:1401:G:H2'	24:BA:1402:U:O4'	2.17	0.44
1:AB:13:VAL:HG23	1:AB:13:VAL:O	2.18	0.44
24:BA:1827:U:O2	24:BA:1827:U:H2'	2.18	0.44
27:DD:131:ASP:N	27:DD:131:ASP:OD2	2.51	0.44
2:CC:69:THR:O	2:CC:105:VAL:HB	2.16	0.44
24:BA:1704:C:H2'	24:BA:1705:A:C8	2.52	0.44
55:CA:994:A:N3	55:CA:995:C:C6	2.86	0.44
24:DA:604:G:C2	24:DA:605:G:N7	2.85	0.44

*Continued on next page...*

*Continued from previous page...*

Atom-1	Atom-2	Distance(Å)	Clash(Å)
24:DA:101:A:O2'	24:DA:102:U:P	2.76	0.44
55:CA:369:G:C6	55:CA:393:A:C6	3.04	0.44
46:DW:36:ILE:HG22	46:DW:37:VAL:O	2.17	0.44
24:DA:1080:A:C6	24:DA:1081:U:C4	3.06	0.44
3:CD:10:LEU:HD12	3:CD:10:LEU:H	1.81	0.44
24:DA:1773:A:H2'	24:DA:1774:C:C5'	2.48	0.44
24:DA:740:C:C2	24:DA:1981:A:C2	3.06	0.44
46:BW:39:GLN:HG2	46:BW:40:ARG:N	2.32	0.44
41:DR:49:ILE:HG13	41:DR:49:ILE:O	2.18	0.44
43:BT:39:THR:CB	43:BT:42:GLU:HB2	2.36	0.44
43:BT:55:VAL:O	43:BT:55:VAL:HG12	2.17	0.44
24:DA:272:A:O2'	24:DA:273:G:O5'	2.35	0.44
24:BA:1097:U:C5	24:BA:1098:A:H1'	2.53	0.44
9:CJ:82:LYS:HA	9:CJ:86:ALA:CB	2.43	0.44
55:CA:1279:G:O2'	55:CA:1282:C:N4	2.50	0.44
24:DA:1311:G:O2'	24:DA:1312:U:H6	2.01	0.44
24:DA:1338:G:C2'	24:DA:1339:G:H5'	2.48	0.44
24:DA:523:C:O2'	24:DA:524:G:H5'	2.18	0.44
24:DA:508:A:H3'	24:DA:509:C:H5'	2.00	0.44
42:DS:103:ILE:HD12	42:DS:103:ILE:N	2.32	0.44
24:BA:2430:A:H5'	24:BA:2431:U:OP2	2.18	0.44
8:AI:27:ILE:N	8:AI:27:ILE:HD12	2.33	0.44
24:DA:705:A:C8	24:DA:705:A:O5'	2.71	0.44
24:DA:763:G:H8	24:DA:763:G:H2'	1.47	0.44
24:DA:2893:A:H5''	24:DA:2894:G:C5'	2.47	0.44
36:DM:72:PRO:HB2	36:DM:73:ILE:H	1.58	0.44
33:BJ:141:ASP:HB3	33:BJ:142:ILE:H	1.47	0.44
24:DA:2053:G:N2	24:DA:2054:A:N3	2.66	0.44
26:DC:212:TRP:O	26:DC:212:TRP:CD1	2.70	0.44
6:CG:2:ARG:NH1	55:CA:932:C:C4	2.82	0.44
24:DA:372:G:N2	24:DA:401:A:OP2	2.50	0.44
26:DC:152:GLN:HA	26:DC:155:ARG:HD3	2.00	0.44
24:DA:574:A:H5''	24:DA:575:A:C5'	2.48	0.44
24:DA:670:A:HO2'	24:DA:671:C:P	2.33	0.44
24:DA:628:G:C5	24:DA:636:G:N2	2.86	0.44
16:AQ:18:LYS:C	16:AQ:47:ASP:OD2	2.56	0.44
8:CI:24:ASN:ND2	8:CI:26:LYS:HD2	2.29	0.44
4:CE:149:PRO:HA	4:CE:152:VAL:CG2	2.47	0.44
4:CE:76:ASN:HA	4:CE:76:ASN:HD22	1.58	0.44
21:AA:948:C:H5'	21:AA:1306:A:O2'	2.17	0.44
30:BG:26:LYS:HB3	30:BG:32:LEU:CG	2.48	0.44
21:AA:423:G:C2'	21:AA:423:G:N3	2.70	0.44

*Continued on next page...*

*Continued from previous page...*

Atom-1	Atom-2	Distance(Å)	Clash(Å)
24:DA:422:A:C2'	24:DA:423:A:C8	3.01	0.44
55:CA:17:U:H4'	55:CA:1080:A:O4'	2.18	0.44
9:AJ:35:GLN:HE21	9:AJ:35:GLN:CA	2.22	0.44
55:CA:50:A:H1'	55:CA:52:C:C6	2.53	0.44
5:AF:46:GLN:HB2	5:AF:56:LYS:HE2	2.00	0.44
21:AA:1023:U:H2'	21:AA:1024:G:H8	1.83	0.44
45:BV:10:LYS:NZ	45:BV:10:LYS:HB2	2.33	0.44
15:CP:54:LEU:HD23	15:CP:54:LEU:N	2.32	0.44
55:CA:559:A:H4'	55:CA:560:A:O5'	2.18	0.44
34:DK:62:VAL:HG11	34:DK:65:THR:HG23	2.00	0.44
21:AA:1366:C:H2'	21:AA:1367:C:C6	2.53	0.44
55:CA:888:G:HO2'	55:CA:1488:G:HO2'	1.66	0.44
55:CA:892:A:H2'	55:CA:893:C:H6	1.79	0.44
24:DA:633:A:H5''	35:DL:70:LYS:HD3	1.99	0.44
24:BA:1181:U:O2'	24:BA:1182:G:P	2.75	0.44
30:BG:1:SER:O	30:BG:3:VAL:HG12	2.18	0.44
24:BA:1854:A:H2'	24:BA:1855:U:H5'	1.99	0.44
33:BJ:55:ILE:O	33:BJ:55:ILE:HG13	2.18	0.44
28:BE:31:VAL:O	28:BE:34:ALA:N	2.51	0.44
24:DA:419:U:H2'	24:DA:420:C:C6	2.53	0.44
24:DA:974:G:H1'	24:DA:975:A:N7	2.32	0.44
24:DA:988:A:H2'	49:DZ:13:ILE:HD11	2.00	0.44
22:AV:40:C:H2'	22:AV:41:C:H6	1.76	0.44
21:AA:1512:U:H2'	21:AA:1513:A:H8	1.82	0.44
1:CB:176:ASN:C	1:CB:178:LEU:H	2.21	0.44
21:AA:300:A:H2'	21:AA:301:G:O4'	2.17	0.44
24:BA:1595:C:C6	24:BA:1595:C:H3'	2.52	0.44
24:BA:77:G:C4	24:BA:78:U:C6	3.06	0.44
42:DS:51:LEU:HG	42:DS:55:ILE:CD1	2.48	0.44
24:DA:1748:C:C2	24:DA:1749:A:C8	3.06	0.44
1:AB:93:HIS:O	1:AB:94:ARG:C	2.55	0.44
24:DA:537:G:H21	24:DA:557:C:N4	2.13	0.44
25:BB:40:U:H1'	25:BB:45:A:N6	2.32	0.44
26:BC:21:PRO:O	26:BC:23:LEU:N	2.50	0.44
30:DG:25:ILE:CG2	30:DG:78:VAL:HG21	2.48	0.44
24:BA:2074:U:C6	24:BA:2436:G:N2	2.86	0.44
41:BR:25:LEU:H	41:BR:94:THR:HG21	1.81	0.44
24:BA:1458:U:O4'	24:BA:1459:G:C2	2.71	0.44
55:CA:648:A:H2'	55:CA:649:A:C8	2.52	0.44
55:CA:438:U:C4	55:CA:494:G:C5	3.06	0.44
10:AK:117:HIS:O	10:AK:118:ASN:HB2	2.18	0.44
55:CA:644:U:H2'	55:CA:645:G:O4'	2.18	0.44

*Continued on next page...*

*Continued from previous page...*

Atom-1	Atom-2	Distance(Å)	Clash(Å)
11:CL:56:LEU:HG	11:CL:60:PHE:O	2.16	0.44
8:AI:90:ASP:C	8:AI:92:SER:H	2.21	0.44
21:AA:1249:C:O2	21:AA:1249:C:H2'	2.18	0.44
21:AA:1328:C:H2'	21:AA:1329:A:O4'	2.18	0.44
27:DD:108:ASP:OD1	27:DD:207:VAL:HG23	2.18	0.44
24:BA:2805:C:C4	24:BA:2806:C:C5	3.05	0.44
24:BA:2734:A:H61	24:BA:2770:G:H1'	1.82	0.44
46:DW:20:LEU:HD11	46:DW:35:ILE:HG13	1.98	0.44
55:CA:1359:C:H2'	55:CA:1361:G:OP2	2.18	0.44
21:AA:102:G:N3	21:AA:151:A:H2	2.15	0.44
55:CA:18:C:C2	55:CA:19:A:C8	3.06	0.44
13:CN:77:GLY:C	13:CN:78:LEU:HD12	2.38	0.44
40:DQ:9:ALA:C	40:DQ:11:ALA:H	2.21	0.44
11:AL:69:GLU:HA	21:AA:521:G:OP1	2.18	0.44
29:DF:27:VAL:O	29:DF:27:VAL:HG23	2.18	0.44
37:DN:120:GLU:OE1	37:DN:120:GLU:HA	2.18	0.44
44:DU:84:PHE:HA	44:DU:92:VAL:O	2.18	0.44
31:BH:33:GLN:HE21	31:BH:33:GLN:HB2	1.65	0.44
24:DA:1439:A:C2	24:DA:1552:A:N1	2.83	0.44
24:DA:1439:A:C3'	24:DA:1439:A:C8	3.01	0.44
55:CA:452:A:O2'	55:CA:453:G:O5'	2.35	0.44
24:DA:1992:G:H22	24:DA:1996:C:C2'	2.28	0.44
29:DF:103:ILE:HG12	29:DF:175:PRO:HD3	2.00	0.44
38:BO:34:HIS:HD2	38:BO:53:THR:O	2.00	0.44
24:DA:1058:U:H2'	24:DA:1059:G:O4'	2.17	0.44
4:AE:115:GLU:HA	4:AE:120:HIS:NE2	2.32	0.44
55:CA:81:A:H2	55:CA:89:U:O4	1.98	0.44
24:BA:858:G:N2	24:BA:2269:G:OP2	2.51	0.44
24:BA:1062:G:C5	24:BA:1088:A:C8	3.06	0.44
9:CJ:5:ARG:HH21	9:CJ:77:VAL:HG13	1.83	0.44
56:DB:75:G:N1	56:DB:102:G:N2	2.58	0.44
21:AA:987:G:C6	21:AA:988:G:N7	2.86	0.44
13:AN:20:PHE:HA	13:AN:24:ALA:CB	2.32	0.44
24:DA:2625:G:C4	24:DA:2626:C:C5	3.06	0.44
24:DA:482:A:HO2'	24:DA:483:A:P	2.41	0.44
20:CU:19:LYS:N	20:CU:19:LYS:HZ3	2.15	0.44
24:BA:2682:A:H2'	24:BA:2683:C:H6	1.83	0.44
29:DF:65:LEU:CD2	29:DF:65:LEU:H	2.29	0.44
24:DA:60:G:H21	24:DA:74:A:H2'	1.83	0.44
55:CA:1171:A:H2'	55:CA:1172:C:C6	2.52	0.44
24:DA:589:U:O2'	24:DA:590:A:C5'	2.64	0.44
24:DA:663:G:C6	24:DA:664:G:C5	3.05	0.44

*Continued on next page...*



*Continued from previous page...*

Atom-1	Atom-2	Distance(Å)	Clash(Å)
24:DA:2347:C:H4'	24:DA:2347:C:OP1	2.17	0.44
24:BA:2305:U:O4'	29:BF:130:GLY:HA3	2.17	0.44
1:CB:78:ALA:O	1:CB:213:LEU:HD23	2.18	0.44
24:DA:1278:C:H2'	24:DA:1279:G:C8	2.53	0.44
29:DF:67:THR:O	29:DF:84:ILE:HG22	2.18	0.44
24:DA:1736:U:H2'	24:DA:1737:G:O4'	2.17	0.44
6:AG:3:ARG:CG	6:AG:4:ARG:H	2.17	0.44
24:BA:177:G:H3'	24:BA:178:G:H8	1.82	0.44
24:BA:1145:C:O2'	24:BA:1146:C:H5'	2.18	0.44
33:BJ:70:THR:C	33:BJ:71:ASP:OD2	2.56	0.44
24:DA:562:U:C2	24:DA:572:A:C8	3.06	0.44
25:BB:89:U:H6	25:BB:89:U:H2'	1.37	0.44
26:BC:145:MET:HB2	26:BC:152:GLN:HE22	1.83	0.44
21:AA:673:A:C4	21:AA:734:G:C2	3.06	0.44
24:BA:763:G:C5	24:BA:765:C:C5	3.05	0.44
55:CA:586:C:O2'	55:CA:878:A:H4'	2.18	0.44
55:CA:577:G:N9	55:CA:816:A:C2	2.86	0.44
24:DA:2547:A:H2	34:DK:23:LYS:HZ1	1.65	0.44
43:BT:29:THR:N	43:BT:91:GLN:NE2	2.61	0.44
24:BA:68:G:H2'	24:BA:69:C:O4'	2.17	0.44
21:AA:655:A:H2'	21:AA:656:G:H8	1.81	0.44
21:AA:1239:A:H4'	21:AA:1240:U:C5'	2.47	0.44
56:DB:31:C:H42	38:DO:32:PRO:HB3	1.83	0.44
24:BA:1973:G:C4	24:BA:1974:C:C5	3.06	0.44
55:CA:1392:G:C2'	55:CA:1393:U:H5'	2.48	0.44
24:BA:2813:A:N1	24:BA:2814:A:C6	2.85	0.44
24:DA:1180:U:C4	24:DA:1181:U:C4	3.05	0.44
44:BU:73:ASN:HD22	44:BU:76:THR:N	2.12	0.44
27:BD:108:ASP:O	27:BD:109:VAL:HB	2.18	0.44
24:BA:1854:A:H62	24:BA:1888:G:H1'	1.80	0.44
24:DA:593:U:N3	24:DA:594:U:C4	2.86	0.44
5:AF:9:MET:HE2	5:AF:9:MET:HB3	1.84	0.44
4:CE:135:VAL:O	4:CE:138:ALA:HB3	2.17	0.44
31:BH:96:THR:C	31:BH:97:ARG:HG3	2.37	0.44
55:CA:1095:U:C5'	55:CA:1109:C:O2	2.65	0.44
42:BS:69:LEU:HD12	42:BS:69:LEU:HA	1.65	0.44
21:AA:586:C:O2'	21:AA:587:G:H5'	2.17	0.44
24:DA:85:G:C6	24:DA:98:G:C2	3.06	0.44
24:BA:738:G:N1	24:BA:739:A:C2	2.86	0.44
24:BA:738:G:H2'	24:BA:739:A:O4'	2.18	0.44
24:DA:1924:C:H2'	24:DA:1925:C:O4'	2.17	0.44
48:DY:21:LEU:HA	48:DY:25:GLN:HB3	2.00	0.44

*Continued on next page...*

*Continued from previous page...*

Atom-1	Atom-2	Distance(Å)	Clash(Å)
24:BA:975:A:C4	24:BA:976:G:C8	3.06	0.44
15:AP:70:ARG:HA	15:AP:70:ARG:HD2	1.82	0.44
55:CA:588:G:H2'	55:CA:589:U:C6	2.52	0.44
24:BA:699:A:H2'	24:BA:700:G:O4'	2.18	0.44
5:CF:9:MET:HE1	17:CR:64:LEU:CA	2.45	0.44
49:BZ:9:THR:HG22	49:BZ:53:MET:C	2.38	0.44
46:BW:16:GLU:HA	46:BW:16:GLU:OE2	2.18	0.44
24:BA:2529:G:OP2	24:BA:2530:A:H5''	2.17	0.44
28:BE:83:VAL:HG11	28:BE:86:ALA:HA	1.99	0.44
21:AA:1512:U:H2'	21:AA:1513:A:C8	2.52	0.44
45:BV:40:ILE:CG2	45:BV:41:GLU:H	2.31	0.44
1:CB:128:LEU:HB3	1:CB:131:LYS:HB3	1.99	0.44
51:B1:22:THR:OG1	51:B1:23:THR:N	2.50	0.44
55:CA:328:C:O2	55:CA:328:C:C2'	2.64	0.44
24:BA:2230:G:O3'	47:BX:29:LEU:HD23	2.17	0.44
3:CD:154:VAL:O	3:CD:157:ALA:HB3	2.18	0.44
6:CG:137:ARG:CZ	6:CG:138:GLU:HG2	2.47	0.44
24:BA:359:G:H3'	24:BA:360:U:C6	2.52	0.44
26:BC:183:VAL:HG12	26:BC:184:GLU:N	2.33	0.44
24:BA:1647:U:OP2	24:BA:1647:U:H3'	2.18	0.44
27:DD:181:ASP:C	27:DD:183:GLU:N	2.70	0.44
24:BA:2070:A:H2'	24:BA:2071:A:O4'	2.18	0.44
47:DX:77:TYR:C	47:DX:77:TYR:CD1	2.91	0.44
21:AA:625:U:O2	21:AA:626:G:N7	2.51	0.44
9:AJ:8:ILE:HD12	9:AJ:25:ILE:HG21	2.00	0.44
24:DA:1886:U:O5'	24:DA:1886:U:H6	2.01	0.44
24:BA:1724:G:C6	24:BA:1725:U:N3	2.86	0.44
24:BA:2290:G:O6	24:BA:2341:G:O6	2.35	0.44
24:DA:370:G:N1	24:DA:424:G:C5	2.85	0.44
11:CL:27:PRO:HG3	55:CA:363:A:C2	2.52	0.44
34:BK:12:ASP:HA	34:BK:98:ARG:O	2.17	0.44
26:DC:24:HIS:N	26:DC:80:LEU:O	2.48	0.44
24:BA:643:A:H2'	24:BA:644:A:H8	1.83	0.44
24:DA:1199:U:H2'	24:DA:1200:C:O4'	2.17	0.44
42:DS:2:GLU:OE2	42:DS:2:GLU:HA	2.18	0.44
21:AA:160:A:H4'	21:AA:344:A:N7	2.33	0.44
13:CN:2:LYS:O	13:CN:5:MET:HB2	2.18	0.44
24:DA:601:C:H4'	28:DE:99:LYS:HE2	2.00	0.44
24:DA:659:G:C6	24:DA:660:C:C4	3.06	0.44
40:BQ:85:ALA:O	40:BQ:87:VAL:C	2.56	0.44
24:DA:1202:G:C5	24:DA:1203:U:C5	3.05	0.44
24:DA:82:U:H5''	24:DA:296:U:H5''	2.00	0.44

*Continued on next page...*

*Continued from previous page...*

Atom-1	Atom-2	Distance(Å)	Clash(Å)
4:AE:155:LYS:HG3	7:AH:65:PHE:CD1	2.52	0.44
24:DA:2723:C:H5'	37:DN:3:HIS:HB2	2.00	0.44
29:DF:103:ILE:HG21	29:DF:173:ASP:O	2.17	0.44
24:DA:1022:G:C6	24:DA:1140:C:C5	3.06	0.44
24:DA:217:A:H2'	24:DA:218:A:O4'	2.18	0.44
46:DW:37:VAL:HG23	46:DW:38:ARG:HD2	1.99	0.44
55:CA:519:C:H2'	55:CA:520:A:N7	2.32	0.44
24:DA:2585:U:HO2'	24:DA:2586:U:P	2.41	0.44
56:DB:58:A:O2'	56:DB:59:A:C5'	2.66	0.44
24:DA:2517:C:HO2'	24:DA:2518:A:P	2.41	0.44
55:CA:1456:A:H2'	55:CA:1457:G:O4'	2.17	0.44
24:DA:273:G:N2	24:DA:365:U:C2	2.85	0.44
24:BA:2727:A:O2'	24:BA:2728:U:C5'	2.61	0.44
21:AA:961:U:C2	21:AA:983:A:C5	3.05	0.44
24:BA:1263:U:H2'	24:BA:1264:A:C8	2.53	0.44
24:BA:745:G:H1'	24:BA:750:A:N6	2.32	0.44
24:DA:524:G:O2'	24:DA:525:U:H5'	2.18	0.44
8:AI:6:TYR:OH	21:AA:1148:U:H5'	2.18	0.44
24:DA:513:A:O5'	24:DA:513:A:H8	2.01	0.44
13:CN:80:ARG:C	13:CN:82:LYS:H	2.21	0.44
55:CA:860:A:C6	55:CA:861:G:C4	3.06	0.44
27:BD:142:VAL:HB	27:BD:143:PRO:CD	2.48	0.44
55:CA:501:C:H2'	55:CA:502:A:H8	1.81	0.44
21:AA:495:A:C2	21:AA:496:A:N6	2.86	0.44
24:DA:568:U:OP1	35:DL:36:LYS:HD3	2.17	0.44
24:DA:670:A:OP1	35:DL:43:GLY:HA3	2.17	0.44
24:DA:243:U:O2'	24:DA:244:A:C5'	2.64	0.44
21:AA:82:G:H1	21:AA:88:U:H1'	1.83	0.44
24:DA:1651:G:C2	24:DA:2007:U:N3	2.86	0.44
24:DA:227:A:H4'	24:DA:228:C:OP1	2.17	0.44
48:BY:23:ARG:O	48:BY:24:GLU:C	2.57	0.44
24:BA:319:G:C5	24:BA:333:G:C2	3.05	0.44
55:CA:16:A:C5	55:CA:17:U:C5	3.06	0.44
55:CA:496:A:C2'	55:CA:496:A:N3	2.71	0.44
55:CA:312:C:C2	55:CA:313:A:C8	3.06	0.44
26:BC:246:PRO:HG2	26:BC:247:TRP:CH2	2.53	0.44
55:CA:426:U:H2'	55:CA:427:U:C6	2.52	0.44
24:DA:548:G:C5'	24:DA:549:G:H5'	2.48	0.44
24:DA:55:G:H2'	24:DA:55:G:N3	2.33	0.44
1:AB:56:LEU:HD13	1:AB:56:LEU:C	2.38	0.44
24:BA:1795:C:O2	24:BA:1795:C:H2'	2.17	0.44
24:BA:2064:C:H2'	24:BA:2065:C:C6	2.53	0.44

*Continued on next page...*

*Continued from previous page...*

Atom-1	Atom-2	Distance(Å)	Clash(Å)
24:DA:2509:G:C6	24:DA:2510:C:C5	3.05	0.44
3:CD:172:VAL:HA	3:CD:179:GLY:HA2	2.00	0.44
33:DJ:97:PRO:C	33:DJ:99:ARG:H	2.22	0.44
24:BA:1759:A:O2'	24:BA:1760:C:C5'	2.60	0.44
44:BU:3:LYS:NZ	44:BU:83:GLY:H	2.14	0.44
34:BK:97:THR:O	34:BK:118:LEU:HD21	2.18	0.44
24:DA:1839:G:O2'	24:DA:1840:G:H5'	2.17	0.44
30:BG:61:TRP:O	30:BG:64:ALA:HB3	2.18	0.44
21:AA:1326:U:H2'	21:AA:1327:C:C6	2.52	0.44
24:DA:976:G:H2'	24:DA:977:G:C8	2.53	0.44
24:DA:1385:A:C6	24:DA:1403:A:C5	3.05	0.44
48:DY:25:GLN:HA	48:DY:28:LEU:HB3	1.99	0.44
24:BA:89:A:C2	24:BA:90:U:C2	3.05	0.44
8:CI:83:THR:HG21	8:CI:102:PHE:HB3	2.00	0.44
55:CA:1064:G:N3	55:CA:1066:C:N4	2.66	0.44
24:BA:503:A:C2	24:BA:505:A:C5	3.06	0.44
1:CB:61:SER:HA	1:CB:224:ARG:HA	2.00	0.44
24:BA:252:G:C2'	24:BA:253:C:H5'	2.48	0.44
24:BA:2346:A:C5	24:BA:2383:G:C2	3.06	0.44
24:DA:745:G:H5''	24:DA:746:U:OP2	2.18	0.44
3:CD:167:PRO:HB3	3:CD:169:TRP:CZ3	2.52	0.44
55:CA:954:G:C6	55:CA:955:U:C2	3.06	0.44
28:DE:105:LEU:HD13	28:DE:105:LEU:O	2.17	0.44
24:BA:169:G:C4	24:BA:170:U:C5	3.05	0.44
2:AC:13:ILE:H	2:AC:13:ILE:HD13	1.82	0.44
31:BH:100:ALA:O	31:BH:101:ASP:C	2.56	0.44
24:DA:776:G:N7	24:DA:793:A:C4	2.86	0.44
12:CM:64:VAL:CG1	12:CM:65:GLU:HG3	2.48	0.44
42:DS:35:ILE:HA	50:D0:24:VAL:HG21	2.00	0.44
12:AM:9:PRO:O	12:AM:10:ASP:HB2	2.16	0.44
10:CK:15:VAL:HG21	10:CK:35:ASP:HB3	1.99	0.44
24:DA:2470:G:C2	24:DA:2481:G:H1'	2.52	0.44
24:DA:1415:U:O3'	24:DA:1416:G:H4'	2.17	0.44
53:B3:40:LYS:O	53:B3:41:ARG:C	2.55	0.44
24:BA:683:U:C2	24:BA:684:G:C8	3.05	0.44
2:AC:41:TYR:C	2:AC:41:TYR:CD1	2.91	0.44
24:BA:1049:C:O2'	24:BA:1050:A:H5'	2.17	0.44
21:AA:992:U:C4	21:AA:1045:C:C4	3.06	0.44
21:AA:123:U:O2'	21:AA:124:C:H5'	2.18	0.44
24:BA:1046:A:H3'	24:BA:1047:G:H5'	2.00	0.44
35:DL:105:ILE:HG22	35:DL:106:GLU:N	2.33	0.44
35:DL:3:LEU:HG	35:DL:4:ASN:N	2.33	0.44

*Continued on next page...*

*Continued from previous page...*

Atom-1	Atom-2	Distance(Å)	Clash(Å)
5:AF:90:MET:HB3	17:AR:60:ARG:NH2	2.32	0.44
17:CR:41:SER:HB3	17:CR:51:GLN:NE2	2.33	0.44
36:DM:68:PHE:CD1	36:DM:69:PRO:HD2	2.53	0.44
55:CA:1061:G:C5	55:CA:1062:U:C5	3.06	0.44
34:BK:91:SER:O	34:BK:93:GLN:HB2	2.18	0.44
21:AA:290:C:H2'	21:AA:291:U:O4'	2.18	0.44
29:BF:3:LEU:HD12	29:BF:172:PHE:CE2	2.52	0.44
24:BA:2455:G:C2	24:BA:2456:C:C2	3.06	0.44
55:CA:1426:G:C6	55:CA:1427:C:C4	3.06	0.44
55:CA:488:C:H2'	55:CA:489:C:H6	1.83	0.44
8:AI:12:LYS:C	8:AI:14:SER:H	2.21	0.44
55:CA:286:C:H2'	55:CA:287:U:C6	2.53	0.44
24:BA:900:A:C4	24:BA:901:C:C6	3.06	0.44
18:CS:19:GLU:HA	18:CS:22:VAL:HG23	2.00	0.44
24:BA:823:C:C4	24:BA:824:U:C4	3.05	0.44
24:DA:1908:C:H2'	24:DA:1909:C:C6	2.53	0.44
34:BK:52:VAL:HG23	34:BK:53:LYS:N	2.33	0.44
24:BA:1975:G:C6	24:BA:1976:U:C4	3.06	0.44
37:DN:21:PHE:N	37:DN:21:PHE:CD1	2.86	0.44
30:BG:51:PHE:N	30:BG:51:PHE:CD2	2.86	0.44
36:DM:96:ILE:O	36:DM:96:ILE:HG13	2.06	0.44
8:CI:126:PHE:N	8:CI:126:PHE:CD2	2.86	0.44
2:CC:70:ALA:O	2:CC:72:PRO:HD2	2.17	0.44
21:AA:1271:A:H2'	21:AA:1272:G:H8	1.82	0.44
33:BJ:38:GLY:C	33:BJ:40:HIS:N	2.69	0.43
27:DD:114:LYS:HD2	27:DD:116:LYS:NZ	2.33	0.43
46:DW:44:PHE:HE2	46:DW:76:ARG:NE	2.16	0.43
24:DA:1083:U:H1'	24:DA:1086:A:C2	2.53	0.43
24:DA:1061:U:H6	32:DI:9:LYS:HD3	1.83	0.43
24:DA:2072:C:H6	24:DA:2072:C:OP2	2.01	0.43
24:DA:739:A:O2'	24:DA:740:C:C6	2.71	0.43
24:DA:2517:C:O2'	24:DA:2518:A:C3'	2.48	0.43
11:AL:33:CYS:H	11:AL:54:VAL:HG13	1.82	0.43
1:AB:110:ILE:HD13	1:AB:150:ILE:HD13	1.99	0.43
24:BA:1071:G:N7	24:BA:1089:A:N6	2.66	0.43
24:BA:1099:G:H2'	24:BA:1100:C:C6	2.53	0.43
21:AA:1324:A:C5	21:AA:1325:C:C4	3.06	0.43
21:AA:961:U:O2	21:AA:983:A:C4	2.71	0.43
21:AA:986:U:H2'	21:AA:987:G:O4'	2.17	0.43
13:AN:19:TYR:HD2	13:AN:50:LEU:HD13	1.83	0.43
24:DA:2635:A:C2	24:DA:2784:U:C2	3.06	0.43
1:CB:30:ILE:HG21	1:CB:38:HIS:CG	2.52	0.43

*Continued on next page...*

*Continued from previous page...*

Atom-1	Atom-2	Distance(Å)	Clash(Å)
55:CA:1069:C:H4'	55:CA:1192:C:O2	2.18	0.43
8:AI:20:ILE:CG2	8:AI:60:LEU:HD12	2.47	0.43
36:BM:53:MET:HE2	36:BM:53:MET:HB2	1.73	0.43
55:CA:32:A:OP2	55:CA:398:U:O2'	2.28	0.43
1:CB:79:VAL:HA	1:CB:213:LEU:CD2	2.36	0.43
24:DA:1721:G:HO2'	24:DA:1722:A:P	2.41	0.43
1:CB:67:LEU:CD1	1:CB:157:PRO:HG3	2.48	0.43
16:AQ:11:VAL:CG1	16:AQ:12:VAL:H	2.28	0.43
16:AQ:16:MET:HG3	16:AQ:20:ILE:CA	2.45	0.43
17:AR:63:TYR:CE1	21:AA:673:A:H1'	2.53	0.43
24:DA:2460:U:O2'	24:DA:2461:A:C5'	2.66	0.43
55:CA:757:U:O2'	55:CA:879:C:H1'	2.17	0.43
55:CA:878:A:O2'	55:CA:879:C:H5'	2.18	0.43
24:DA:2522:U:C2'	24:DA:2523:G:H5'	2.48	0.43
24:BA:820:A:N1	24:BA:821:A:C2	2.86	0.43
38:BO:28:VAL:HG21	38:BO:103:VAL:HG12	2.00	0.43
55:CA:117:G:H2'	55:CA:118:U:C6	2.53	0.43
24:BA:1914:C:O2'	24:BA:1915:U:C5'	2.66	0.43
36:DM:42:THR:HB	36:DM:45:GLN:CG	2.47	0.43
56:DB:30:C:C2'	56:DB:31:C:H5'	2.45	0.43
24:BA:1972:G:C2	24:BA:1973:G:N7	2.86	0.43
10:CK:127:ARG:HG2	10:CK:127:ARG:O	2.17	0.43
15:CP:48:GLU:CD	15:CP:51:ARG:HB2	2.39	0.43
24:DA:1950:G:H1	24:DA:1954:G:H2'	1.83	0.43
24:BA:2785:C:H2'	24:BA:2786:U:O4'	2.17	0.43
24:BA:2786:U:H2'	24:BA:2787:C:H6	1.84	0.43
56:DB:90:C:H5'	36:DM:18:ARG:HD2	1.99	0.43
44:DU:54:PRO:HG2	44:DU:55:GLY:N	2.22	0.43
24:BA:2064:C:H1'	24:BA:2450:A:C6	2.52	0.43
21:AA:1504:G:H5'	21:AA:1505:G:C2	2.53	0.43
21:AA:1078:U:H3'	21:AA:1079:G:H8	1.83	0.43
44:BU:73:ASN:C	44:BU:75:ALA:N	2.70	0.43
30:DG:6:ALA:HA	30:DG:7:PRO:HD3	1.66	0.43
52:B2:18:PHE:HA	52:B2:43:THR:HG21	2.00	0.43
55:CA:562:U:H2'	55:CA:562:U:OP2	2.18	0.43
24:DA:171:U:H2'	24:DA:172:A:C8	2.52	0.43
24:DA:675:A:C6	24:DA:676:A:C6	3.06	0.43
28:BE:172:ALA:O	28:BE:175:ILE:CG2	2.66	0.43
24:BA:1436:G:C2	24:BA:1557:C:C2	3.06	0.43
24:BA:1842:G:C5	24:BA:1843:C:C5	3.06	0.43
24:BA:308:G:C8	24:BA:501:A:O4'	2.71	0.43
1:CB:170:ILE:HD12	55:CA:1101:A:C8	2.53	0.43

*Continued on next page...*

*Continued from previous page...*

Atom-1	Atom-2	Distance(Å)	Clash(Å)
48:DY:1:MET:N	48:DY:1:MET:CE	2.78	0.43
24:BA:1652:A:N6	24:BA:1653:G:N2	2.66	0.43
24:BA:959:A:H62	36:BM:82:MET:HE3	1.83	0.43
40:DQ:74:SER:O	40:DQ:78:PHE:HB2	2.18	0.43
32:BI:56:VAL:HG22	32:BI:57:VAL:N	2.33	0.43
24:DA:1700:A:H2'	24:DA:1701:A:C5'	2.43	0.43
27:BD:91:THR:C	27:BD:93:GLY:N	2.71	0.43
55:CA:1008:U:H2'	55:CA:1009:U:C6	2.53	0.43
7:CH:26:MET:O	7:CH:58:LEU:N	2.51	0.43
21:AA:451:A:N6	21:AA:481:G:N9	2.66	0.43
55:CA:1308:U:C2	55:CA:1330:U:N3	2.86	0.43
12:CM:68:LEU:HB3	12:CM:69:ARG:HD2	2.00	0.43
24:DA:2229:U:H2'	24:DA:2230:G:C8	2.52	0.43
9:AJ:26:VAL:HG12	9:AJ:30:LYS:CE	2.47	0.43
42:DS:88:ARG:NH2	42:DS:88:ARG:CG	2.77	0.43
1:CB:127:LYS:HG3	1:CB:132:GLU:HG3	2.00	0.43
21:AA:914:A:N3	21:AA:915:A:C8	2.86	0.43
39:DP:9:GLN:HA	39:DP:12:MET:HG3	1.98	0.43
55:CA:695:A:N1	55:CA:696:A:C2	2.86	0.43
55:CA:786:G:C2	55:CA:797:C:C2	3.06	0.43
24:DA:2:G:C6	24:DA:3:U:C4	3.05	0.43
29:BF:84:ILE:CG1	29:BF:84:ILE:O	2.66	0.43
13:AN:29:ILE:O	13:AN:34:ASN:ND2	2.51	0.43
12:AM:44:ILE:N	12:AM:44:ILE:CD1	2.81	0.43
21:AA:1405:G:O4'	21:AA:1519:A:H4'	2.18	0.43
27:BD:149:ASN:CG	27:BD:150:GLN:N	2.70	0.43
15:AP:5:ARG:HD2	21:AA:376:G:H5"	2.00	0.43
34:DK:21:CYS:HA	34:DK:41:ILE:HD12	2.00	0.43
24:DA:1456:G:C6	24:DA:1457:U:C4	3.06	0.43
24:BA:1048:A:C5	24:BA:1049:C:C5	3.06	0.43
31:DH:25:TYR:CD1	31:DH:30:LEU:HG	2.53	0.43
21:AA:1474:U:H2'	21:AA:1475:G:O4'	2.18	0.43
24:BA:1833:C:C2	24:BA:1834:U:C5	3.06	0.43
2:CC:84:GLU:C	2:CC:86:LEU:H	2.19	0.43
3:AD:151:GLN:H	3:AD:154:VAL:CG1	2.31	0.43
11:AL:72:ASN:O	11:AL:73:LEU:O	2.36	0.43
21:AA:146:G:C2	21:AA:177:G:N7	2.86	0.43
9:AJ:53:ILE:O	9:AJ:53:ILE:HG12	2.17	0.43
2:CC:159:ALA:HB1	2:CC:161:ILE:HD13	2.00	0.43
9:CJ:28:THR:HG23	9:CJ:29:ALA:N	2.33	0.43
24:BA:804:A:H5"	24:BA:805:G:OP1	2.18	0.43
24:DA:2548:U:C4	24:DA:2549:G:N7	2.86	0.43

*Continued on next page...*



*Continued from previous page...*

Atom-1	Atom-2	Distance(Å)	Clash(Å)
40:BQ:79:ILE:O	40:BQ:80:ASN:C	2.57	0.43
5:AF:21:MET:HE2	5:AF:25:TYR:HE1	1.83	0.43
24:DA:531:C:C5	24:DA:2035:G:C2	3.06	0.43
49:BZ:30:ARG:HE	49:BZ:30:ARG:HB2	1.57	0.43
27:DD:62:LYS:HE3	27:DD:62:LYS:HA	1.99	0.43
2:AC:9:ILE:HA	2:AC:9:ILE:HD12	1.86	0.43
55:CA:842:U:H3'	55:CA:842:U:OP1	2.18	0.43
32:DI:112:LYS:NZ	32:DI:128:ILE:HD12	2.33	0.43
2:CC:178:ARG:O	2:CC:205:GLU:O	2.36	0.43
24:BA:1897:G:O2'	24:BA:1898:U:H5'	2.17	0.43
40:BQ:94:LEU:C	40:BQ:96:ASP:H	2.21	0.43
44:DU:3:LYS:O	44:DU:4:ILE:C	2.56	0.43
26:BC:141:HIS:NE2	26:BC:194:VAL:HA	2.33	0.43
4:AE:155:LYS:HB3	7:AH:64:TYR:O	2.18	0.43
24:DA:1668:A:N3	24:DA:1670:C:C4	2.86	0.43
12:CM:1:ALA:H3	12:CM:2:ARG:HD2	1.82	0.43
40:BQ:40:LYS:HG2	40:BQ:44:TYR:CE1	2.53	0.43
24:DA:2093:G:C5	24:DA:2225:A:N7	2.86	0.43
11:CL:28:GLN:HE21	11:CL:28:GLN:HB3	1.61	0.43
24:DA:1774:C:H5''	24:DA:1775:U:OP2	2.18	0.43
24:DA:1828:G:H8	24:DA:1828:G:OP2	2.01	0.43
47:DX:52:ALA:C	47:DX:54:GLY:H	2.21	0.43
41:DR:49:ILE:HG22	41:DR:54:VAL:N	2.33	0.43
30:BG:120:ILE:HG21	30:BG:143:VAL:HG21	1.99	0.43
30:BG:84:LYS:CB	30:BG:132:LEU:H	2.31	0.43
30:BG:83:THR:O	30:BG:84:LYS:HB3	2.17	0.43
24:DA:2835:A:C6	24:DA:2879:A:C4	3.06	0.43
21:AA:953:G:C2	21:AA:1229:A:C2	3.07	0.43
21:AA:1321:U:C5	21:AA:1322:C:C5	3.07	0.43
24:DA:1286:A:C4	24:DA:1289:C:N4	2.87	0.43
24:DA:529:A:H4'	24:DA:530:G:OP1	2.18	0.43
1:AB:38:HIS:CD2	1:AB:38:HIS:O	2.71	0.43
8:AI:8:THR:O	8:AI:16:ALA:O	2.36	0.43
24:DA:122:G:P	24:DA:149:A:H4'	2.58	0.43
6:AG:148:LYS:C	6:AG:150:PHE:N	2.71	0.43
24:DA:142:A:H5''	24:DA:142:A:C8	2.53	0.43
24:DA:142:A:O2'	24:DA:143:C:H5'	2.18	0.43
55:CA:1182:G:C4'	55:CA:1183:U:H5'	2.49	0.43
24:DA:973:A:OP1	24:DA:973:A:C8	2.63	0.43
41:DR:81:LYS:O	41:DR:82:HIS:C	2.57	0.43
43:DT:29:THR:OG1	43:DT:85:VAL:HB	2.17	0.43
6:CG:86:VAL:HA	6:CG:87:PRO:HD2	1.83	0.43

*Continued on next page...*

*Continued from previous page...*

Atom-1	Atom-2	Distance(Å)	Clash(Å)
26:DC:188:ARG:HD3	26:DC:188:ARG:H	1.82	0.43
24:DA:2066:C:H2'	24:DA:2067:G:C8	2.47	0.43
39:BP:17:PRO:HG3	39:BP:83:ILE:O	2.18	0.43
55:CA:978:A:C6	55:CA:1318:A:C6	3.05	0.43
21:AA:198:G:O2'	21:AA:199:A:O5'	2.36	0.43
24:DA:409:G:O2'	24:DA:410:G:H5'	2.17	0.43
21:AA:1158:C:H5''	21:AA:1158:C:O2	2.18	0.43
24:BA:279:A:H2'	24:BA:280:U:C6	2.44	0.43
24:DA:2675:A:C2	24:DA:2676:C:C2	3.06	0.43
24:DA:921:C:O5'	24:DA:921:C:H6	2.01	0.43
24:DA:464:U:H1'	24:DA:686:U:C5	2.53	0.43
21:AA:1084:G:C6	21:AA:1085:U:C4	3.06	0.43
24:BA:60:G:HO2'	24:BA:61:C:P	2.38	0.43
39:DP:75:THR:HG23	39:DP:76:HIS:CD2	2.54	0.43
20:AU:36:PHE:CD1	20:AU:39:LYS:HG2	2.53	0.43
32:DI:74:PRO:O	32:DI:78:LEU:HG	2.18	0.43
55:CA:298:A:N6	55:CA:299:G:N1	2.67	0.43
1:CB:185:ILE:HA	1:CB:199:ILE:HG13	2.00	0.43
1:AB:49:PHE:HB2	1:AB:53:LEU:HD23	1.99	0.43
2:AC:119:ILE:O	2:AC:123:LEU:HG	2.16	0.43
24:BA:919:U:C3'	24:BA:919:U:C6	3.00	0.43
56:DB:11:C:H5	56:DB:12:C:C5	2.33	0.43
24:DA:713:G:N2	24:DA:718:A:H2	2.10	0.43
14:AO:53:ARG:NH1	21:AA:579:A:O2'	2.51	0.43
56:DB:104:A:C2	56:DB:105:G:H1'	2.53	0.43
39:DP:4:ILE:O	39:DP:4:ILE:HG22	2.18	0.43
31:BH:89:LYS:CG	31:BH:90:LEU:H	2.25	0.43
21:AA:903:G:C4	21:AA:904:U:C5	3.05	0.43
24:BA:2250:G:OP1	24:BA:2275:C:H2'	2.17	0.43
24:BA:491:G:H2'	24:BA:492:A:C8	2.53	0.43
3:AD:96:ARG:HH21	3:AD:114:ARG:NH2	2.16	0.43
44:DU:35:VAL:CG1	44:DU:36:GLU:H	2.24	0.43
21:AA:340:U:O2'	21:AA:341:C:H5'	2.18	0.43
24:DA:1973:G:C6	24:DA:1974:C:C4	3.07	0.43
55:CA:1265:C:C2'	55:CA:1266:G:H5'	2.48	0.43
24:DA:2716:C:C2	24:DA:2717:C:C5	3.07	0.43
11:CL:98:ARG:HD3	11:CL:103:CYS:SG	2.57	0.43
3:AD:104:MET:HE2	3:AD:170:LEU:HB2	2.00	0.43
55:CA:391:G:C6	55:CA:392:C:C2	3.07	0.43
15:CP:77:GLU:C	15:CP:79:ASN:H	2.21	0.43
55:CA:570:G:C6	55:CA:873:A:C2	3.06	0.43
24:BA:2631:G:H2'	24:BA:2632:A:O4'	2.17	0.43

*Continued on next page...*

*Continued from previous page...*

Atom-1	Atom-2	Distance(Å)	Clash(Å)
39:DP:9:GLN:HB3	39:DP:12:MET:HE3	2.00	0.43
29:BF:42:ALA:HA	29:BF:45:ASP:O	2.18	0.43
33:DJ:35:ARG:HA	33:DJ:40:HIS:HD2	1.84	0.43
24:DA:1122:G:N3	24:DA:1122:G:H2'	2.33	0.43
31:DH:68:ARG:CD	31:DH:71:LYS:HB2	2.48	0.43
55:CA:1130:A:C5	55:CA:1146:A:C6	3.06	0.43
35:DL:116:VAL:HG13	35:DL:117:THR:H	1.83	0.43
25:BB:33:G:O2'	25:BB:34:A:H5'	2.18	0.43
25:BB:33:G:N3	25:BB:50:A:C2	2.86	0.43
21:AA:996:A:N1	21:AA:1045:C:O2'	2.49	0.43
24:BA:2576:G:C8	24:BA:2580:U:O4	2.71	0.43
24:DA:2080:A:C2	24:DA:2081:U:H1'	2.54	0.43
55:CA:936:C:O2'	55:CA:937:A:H5'	2.18	0.43
47:BX:19:HIS:O	47:BX:21:LEU:N	2.51	0.43
24:BA:2079:U:O2'	47:BX:22:ASN:ND2	2.51	0.43
24:BA:941:A:H2'	24:BA:942:G:C8	2.53	0.43
8:CI:49:GLN:O	8:CI:52:GLU:HG2	2.17	0.43
9:CJ:25:ILE:HD11	9:CJ:93:ALA:CB	2.48	0.43
45:BV:5:ASN:N	45:BV:5:ASN:ND2	2.66	0.43
24:BA:1950:G:C8	24:BA:1951:U:C5	3.06	0.43
38:BO:7:ARG:HD2	38:BO:97:PHE:CZ	2.52	0.43
29:BF:3:LEU:HD13	29:BF:3:LEU:HA	1.69	0.43
24:BA:301:G:C6	24:BA:317:G:C6	3.06	0.43
26:DC:244:VAL:HB	26:DC:249:VAL:H	1.83	0.43
27:BD:58:ASN:OD1	27:BD:59:ARG:HG2	2.18	0.43
1:AB:27:LYS:N	1:AB:28:PRO:CD	2.81	0.43
4:AE:151:MET:O	4:AE:153:ALA:N	2.52	0.43
24:BA:378:C:O2'	24:BA:379:G:H5'	2.18	0.43
24:BA:1588:G:C2	24:BA:1589:U:C6	3.07	0.43
24:BA:59:U:H1'	24:BA:73:A:O2'	2.18	0.43
30:BG:41:GLU:O	30:BG:41:GLU:HG3	2.17	0.43
24:BA:2465:C:H2'	24:BA:2465:C:O2	2.18	0.43
24:BA:2894:G:H2'	24:BA:2894:G:H8	1.36	0.43
52:D2:10:LEU:O	52:D2:10:LEU:HD23	2.18	0.43
24:BA:1769:U:N3	24:BA:1984:G:C6	2.87	0.43
12:AM:90:HIS:HA	12:AM:108:ARG:NH2	2.33	0.43
24:DA:1771:C:N4	24:DA:1772:A:H62	2.16	0.43
35:BL:132:ARG:HG3	35:BL:142:ILE:HD12	1.99	0.43
24:BA:611:C:H2'	24:BA:612:G:O4'	2.19	0.43
24:BA:1154:G:OP1	40:BQ:57:ARG:HD3	2.18	0.43
55:CA:452:A:HO2'	55:CA:453:G:C4'	2.30	0.43
46:DW:31:LEU:C	46:DW:33:GLY:N	2.71	0.43

*Continued on next page...*

*Continued from previous page...*

Atom-1	Atom-2	Distance(Å)	Clash(Å)
25:BB:27:C:C5	25:BB:28:C:C5	3.05	0.43
24:DA:1054:A:C2	24:DA:1055:G:H1'	2.53	0.43
18:CS:38:THR:OG1	18:CS:39:ILE:N	2.51	0.43
24:BA:587:C:OP2	35:BL:21:ARG:NH1	2.51	0.43
46:BW:22:VAL:HG13	46:BW:25:PHE:CD2	2.52	0.43
30:BG:83:THR:C	30:BG:84:LYS:HD3	2.38	0.43
6:CG:101:ARG:NH2	55:CA:1375:A:O2'	2.51	0.43
24:DA:303:G:N1	24:DA:315:G:C6	2.86	0.43
21:AA:977:A:H8	21:AA:1223:C:C2	2.37	0.43
12:AM:94:LEU:CD1	21:AA:1226:C:H5'	2.48	0.43
24:BA:747:U:O2	24:BA:2014:A:H1'	2.18	0.43
24:DA:1315:C:C2	24:DA:1338:G:C2	3.06	0.43
24:DA:142:A:C2'	24:DA:143:C:H6	2.25	0.43
24:BA:2578:G:H1'	27:BD:144:GLY:HA2	2.00	0.43
55:CA:1163:A:N1	55:CA:1174:G:C6	2.86	0.43
24:DA:972:A:H3'	24:DA:973:A:H5''	1.99	0.43
24:BA:2587:A:H2'	24:BA:2588:G:H5'	2.00	0.43
26:BC:225:ASN:O	26:BC:227:VAL:N	2.51	0.43
4:CE:38:VAL:O	4:CE:45:VAL:HG23	2.18	0.43
24:DA:2373:G:C6	24:DA:2381:A:N1	2.86	0.43
3:CD:68:GLU:HB2	55:CA:545:C:H5'	2.00	0.43
24:DA:1803:A:H3'	24:DA:1804:C:H6	1.82	0.43
24:DA:1816:C:HO2'	24:DA:1817:G:P	2.40	0.43
55:CA:181:A:N6	55:CA:195:A:OP2	2.51	0.43
48:DY:58:ASN:C	48:DY:60:LYS:H	2.22	0.43
24:BA:1145:C:H2'	24:BA:1146:C:H6	1.83	0.43
48:BY:24:GLU:O	48:BY:28:LEU:HB2	2.17	0.43
24:BA:2747:G:N1	24:BA:2754:U:C2	2.87	0.43
27:BD:16:THR:O	27:BD:19:GLY:N	2.40	0.43
26:BC:245:THR:HG1	26:BC:249:VAL:HB	1.80	0.43
24:DA:2232:C:P	47:DX:26:ARG:NH1	2.91	0.43
46:BW:75:ASN:O	46:BW:76:ARG:CB	2.66	0.43
24:BA:1797:G:H1'	24:BA:1823:G:N2	2.32	0.43
24:BA:1865:U:HO2'	24:BA:1866:A:H8	1.63	0.43
55:CA:821:G:C2	55:CA:822:U:C2	3.06	0.43
21:AA:845:A:H8	21:AA:846:G:H4'	1.83	0.43
53:B3:7:ARG:O	53:B3:11:LYS:HG3	2.18	0.43
24:BA:243:U:OP2	53:B3:7:ARG:NE	2.47	0.43
24:DA:2581:G:H4'	24:DA:2582:G:C8	2.53	0.43
55:CA:1349:A:H2'	55:CA:1350:A:H8	1.82	0.43
24:BA:2410:G:C6	24:BA:2411:A:C4	3.07	0.43
5:AF:9:MET:HE1	5:AF:59:TYR:CE2	2.53	0.43

*Continued on next page...*

*Continued from previous page...*

Atom-1	Atom-2	Distance(Å)	Clash(Å)
24:BA:399:U:H2'	24:BA:400:G:H5'	2.00	0.43
55:CA:614:C:H2'	55:CA:615:G:O4'	2.18	0.43
55:CA:1050:G:N2	55:CA:1051:C:C2	2.86	0.43
55:CA:1394:A:N6	55:CA:1501:C:H4'	2.33	0.43
24:DA:471:A:H5''	28:DE:79:ARG:NH1	2.31	0.43
24:BA:558:U:H5''	33:BJ:111:LYS:HE3	2.00	0.43
28:BE:72:SER:C	28:BE:74:LYS:N	2.72	0.43
24:BA:986:C:H2'	24:BA:987:C:H5'	1.99	0.43
24:BA:986:C:O2'	24:BA:987:C:H5'	2.17	0.43
24:BA:482:A:C6	24:BA:506:G:C4	3.06	0.43
8:CI:53:LEU:HD21	8:CI:96:GLU:HB3	2.00	0.43
24:BA:2286:G:O6	51:B1:22:THR:CG2	2.66	0.43
24:DA:1045:C:O4'	24:DA:1111:A:N6	2.51	0.43
24:DA:1048:A:O2'	24:DA:1049:C:C6	2.71	0.43
42:BS:59:GLU:HA	42:BS:64:ALA:HA	2.00	0.43
27:BD:121:THR:O	27:BD:122:VAL:CB	2.66	0.43
21:AA:49:U:C4	21:AA:364:A:C6	3.06	0.43
24:BA:2520:C:O2'	24:BA:2521:C:H5'	2.18	0.43
55:CA:1129:C:O2'	55:CA:1130:A:H8	1.94	0.43
1:CB:164:ASP:OD1	1:CB:203:ASP:CB	2.66	0.43
2:CC:13:ILE:HG22	2:CC:14:VAL:HG23	2.00	0.43
45:BV:62:THR:HA	45:BV:71:LYS:HA	1.98	0.43
24:BA:2580:U:H3'	24:BA:2581:G:C2	2.53	0.43
24:BA:1464:G:H2'	24:BA:1465:G:C8	2.51	0.43
21:AA:161:A:H2'	21:AA:162:A:H8	1.83	0.43
24:DA:1825:U:O3'	26:DC:231:HIS:CE1	2.71	0.43
24:DA:1797:G:H4'	26:DC:254:LYS:O	2.18	0.43
26:DC:255:LYS:O	26:DC:256:THR:HG23	2.18	0.43
24:BA:195:A:C5	59:BA:3767:HOH:O	2.70	0.43
24:DA:353:C:N4	24:DA:354:A:H62	2.15	0.43
24:DA:1262:A:H2	50:D0:6:LYS:HD2	1.83	0.43
24:BA:1857:G:O2'	24:BA:1858:A:OP2	2.29	0.43
59:BB:315:HOH:O	45:BV:14:LYS:HD2	2.18	0.43
21:AA:1523:G:C6	21:AA:1524:C:N4	2.86	0.43
24:BA:2339:C:H2'	24:BA:2340:A:H8	1.84	0.43
55:CA:760:G:N7	55:CA:761:G:C8	2.85	0.43
37:BN:93:GLY:C	37:BN:95:THR:N	2.71	0.43
55:CA:355:C:C4	55:CA:356:A:N7	2.86	0.43
10:AK:59:PRO:HD3	10:AK:90:PRO:HB3	2.01	0.43
41:BR:72:VAL:O	41:BR:72:VAL:HG22	2.17	0.43
28:BE:19:PHE:HE2	28:BE:197:GLU:OE1	2.01	0.43
14:CO:44:GLU:HG2	14:CO:45:HIS:CD2	2.53	0.43

*Continued on next page...*

*Continued from previous page...*

Atom-1	Atom-2	Distance(Å)	Clash(Å)
24:BA:1295:C:H2'	24:BA:1296:G:H8	1.84	0.43
42:BS:50:VAL:O	42:BS:51:LEU:C	2.57	0.43
55:CA:823:C:O2'	55:CA:824:G:H5'	2.17	0.43
51:D1:16:THR:CG2	51:D1:42:VAL:HG23	2.48	0.43
40:DQ:84:LYS:C	40:DQ:86:SER:H	2.22	0.43
16:AQ:25:GLU:OE1	16:AQ:25:GLU:HA	2.19	0.43
11:CL:50:LYS:HD2	11:CL:50:LYS:N	2.33	0.43
26:BC:269:ARG:HA	26:BC:269:ARG:HD3	1.81	0.43
21:AA:680:C:C2	21:AA:711:G:C2	3.06	0.43
21:AA:169:C:C5	21:AA:170:U:C5	3.06	0.43
29:BF:35:LEU:CD1	29:BF:56:LEU:HD22	2.41	0.43
40:BQ:63:ARG:HH22	40:BQ:96:ASP:CA	2.31	0.43
41:BR:35:PHE:HB2	41:BR:59:ILE:HB	2.00	0.43
24:DA:83:A:H61	24:DA:101:A:C5'	2.20	0.43
44:DU:73:ASN:HB3	44:DU:95:PHE:CE2	2.53	0.43
26:BC:142:ASN:O	26:BC:142:ASN:CG	2.56	0.43
24:DA:197:A:N7	24:DA:2430:A:C4	2.86	0.43
24:DA:1677:A:H2'	24:DA:1678:A:C8	2.52	0.43
29:DF:102:LEU:HD22	29:DF:102:LEU:N	2.34	0.43
29:DF:41:GLU:O	29:DF:43:ILE:N	2.51	0.43
13:CN:12:ARG:NH2	55:CA:980:C:O3'	2.49	0.43
24:DA:1077:A:H2'	24:DA:1078:U:O4'	2.19	0.43
55:CA:1301:U:H2'	55:CA:1301:U:O2	2.17	0.43
24:DA:1787:A:H2'	24:DA:1788:C:C5	2.53	0.43
47:DX:1:SER:C	47:DX:3:VAL:N	2.72	0.43
47:DX:48:LEU:O	47:DX:50:VAL:HG13	2.18	0.43
24:BA:2365:G:C2'	24:BA:2366:A:C8	3.02	0.43
46:BW:24:ARG:HD3	46:BW:65:LYS:CD	2.48	0.43
24:BA:825:A:C2'	35:BL:54:GLN:HE21	2.32	0.43
56:DB:98:G:O6	45:DV:14:LYS:N	2.51	0.43
45:DV:75:GLN:HG3	45:DV:92:VAL:CG1	2.48	0.43
24:DA:2882:A:H5''	37:DN:96:ARG:HD3	1.99	0.43
24:DA:16:C:O2'	24:DA:17:G:H5'	2.18	0.43
24:DA:2781:A:H3'	24:DA:2782:G:H5'	2.00	0.43
24:BA:636:G:OP2	35:BL:128:THR:HG22	2.17	0.43
24:DA:121:G:N2	24:DA:131:A:N9	2.66	0.43
24:DA:762:U:C2	24:DA:1431:A:H5''	2.53	0.43
37:BN:94:TYR:O	37:BN:116:VAL:HG12	2.18	0.43
24:DA:94:A:C2	24:DA:95:A:C4	3.07	0.43
22:CV:33:U:C5'	22:CV:34:G:OP2	2.66	0.43
55:CA:1163:A:N3	55:CA:1174:G:C2	2.87	0.43
4:CE:71:ILE:HG12	4:CE:144:GLU:CG	2.48	0.43

*Continued on next page...*



*Continued from previous page...*

Atom-1	Atom-2	Distance(Å)	Clash(Å)
28:DE:134:LEU:HA	28:DE:137:LYS:HB2	2.00	0.43
24:BA:2305:U:O2'	29:BF:132:ARG:HG2	2.18	0.43
21:AA:71:A:HO2'	21:AA:72:A:C5'	2.30	0.43
53:D3:24:LYS:O	53:D3:25:HIS:CD2	2.71	0.43
1:AB:66:ILE:O	1:AB:160:LEU:HD12	2.18	0.43
24:DA:1815:A:H1'	24:DA:1817:G:N7	2.33	0.43
26:DC:130:PRO:HD3	26:DC:188:ARG:HG3	1.99	0.43
20:AU:19:LYS:C	20:AU:21:SER:N	2.71	0.43
55:CA:17:U:H1'	55:CA:1080:A:N3	2.34	0.43
24:BA:2297:A:H61	24:BA:2319:G:H1'	1.84	0.43
46:BW:70:VAL:C	46:BW:71:LYS:HD2	2.37	0.43
24:DA:2483:C:C5	24:DA:2484:G:C8	3.06	0.43
55:CA:1000:A:H2'	55:CA:1001:C:C6	2.53	0.43
1:AB:219:THR:HG23	1:AB:220:VAL:N	2.33	0.43
55:CA:1349:A:C2'	55:CA:1350:A:H8	2.31	0.43
24:BA:601:C:O2	24:BA:605:G:H4'	2.19	0.43
55:CA:1415:G:N2	55:CA:1486:G:N9	2.66	0.43
16:AQ:58:VAL:CG2	16:AQ:59:GLU:H	2.30	0.43
24:BA:1654:A:H4'	27:BD:118:PHE:CE1	2.52	0.43
55:CA:268:U:N3	55:CA:269:C:C4	2.86	0.43
30:BG:61:TRP:O	30:BG:64:ALA:N	2.51	0.43
24:BA:2656:U:O2'	24:BA:2657:A:H5'	2.18	0.43
24:BA:1721:G:H1'	24:BA:1739:A:N6	2.33	0.43
24:DA:66:C:N4	24:DA:67:U:N3	2.67	0.43
24:DA:1906:G:H8	24:DA:1929:G:H2'	1.82	0.43
24:BA:1277:G:C4'	37:BN:20:MET:HE2	2.48	0.43
55:CA:1266:G:C2	55:CA:1270:G:C6	3.07	0.43
24:DA:2208:C:C2	24:DA:2217:G:N2	2.86	0.43
24:BA:1399:C:H2'	24:BA:1400:U:C6	2.44	0.43
31:BH:27:ARG:HG3	47:BX:59:ASP:CG	2.38	0.43
24:BA:987:C:C4	24:BA:988:A:C5	3.06	0.43
22:CV:28:G:O2'	22:CV:29:G:H5'	2.18	0.43
55:CA:331:G:O2'	55:CA:332:G:P	2.77	0.43
24:BA:2287:A:C6	24:BA:2289:G:C4	3.07	0.43
24:BA:2287:A:C4	24:BA:2289:G:N7	2.87	0.43
24:DA:1050:A:H2'	24:DA:1051:G:H8	1.81	0.43
20:CU:17:ARG:H	20:CU:17:ARG:HD3	1.83	0.43
24:BA:1137:G:H2'	24:BA:1138:G:O4'	2.18	0.43
1:AB:14:HIS:CD2	1:AB:202:ASN:H	2.36	0.43
21:AA:104:G:N1	21:AA:105:G:C5	2.86	0.43
24:BA:2832:U:C2	24:BA:2834:G:C2	3.06	0.43
49:DZ:43:ILE:HD12	49:DZ:44:ARG:N	2.34	0.43

*Continued on next page...*



*Continued from previous page...*

Atom-1	Atom-2	Distance(Å)	Clash(Å)
21:AA:724:G:H2'	21:AA:725:G:C8	2.53	0.43
24:BA:1048:A:N7	24:BA:1111:A:C6	2.85	0.43
56:DB:35:C:H3'	56:DB:36:C:H5''	2.01	0.43
8:CI:60:LEU:O	8:CI:60:LEU:HD12	2.18	0.43
33:BJ:114:LEU:O	33:BJ:117:ALA:HB3	2.19	0.43
39:DP:105:LYS:HA	39:DP:108:ARG:CZ	2.49	0.43
21:AA:119:A:N7	21:AA:240:G:C5	2.86	0.43
24:DA:579:G:C2	24:DA:1262:A:C5	3.06	0.43
24:DA:1371:G:O2'	24:DA:1372:U:H5'	2.18	0.43
24:BA:1170:C:H2'	24:BA:1171:G:O4'	2.18	0.43
24:BA:1926:U:H2'	24:BA:1928:A:N7	2.34	0.43
55:CA:484:G:O2'	55:CA:485:U:O5'	2.32	0.43
24:BA:696:G:C2	24:BA:697:G:C8	3.06	0.43
15:CP:46:LYS:HB2	15:CP:47:GLU:H	1.64	0.43
14:AO:50:HIS:ND1	21:AA:667:G:H4'	2.33	0.43
55:CA:122:G:O2'	55:CA:123:U:H5'	2.17	0.43
24:BA:336:C:C2'	24:BA:337:C:H5'	2.48	0.43
24:BA:1295:C:H2'	24:BA:1296:G:O4'	2.17	0.43
16:CQ:22:VAL:HG21	16:CQ:58:VAL:HG21	1.99	0.43
34:DK:103:VAL:HG23	34:DK:122:VAL:O	2.17	0.43
9:AJ:41:PRO:O	9:AJ:42:LEU:HB2	2.19	0.43
29:DF:4:HIS:CE1	29:DF:96:TRP:CZ2	3.06	0.43
15:CP:70:ARG:O	15:CP:74:LEU:HG	2.18	0.43
41:DR:30:GLY:HA2	41:DR:63:VAL:O	2.18	0.43
27:BD:22:ILE:HA	27:BD:23:PRO:HD3	1.79	0.43
7:AH:41:GLU:OE1	7:AH:41:GLU:HA	2.18	0.43
2:AC:194:VAL:O	2:AC:194:VAL:HG12	2.18	0.43
24:DA:761:A:OP2	59:DA:3304:HOH:O	2.21	0.43
13:CN:25:GLU:O	13:CN:28:ALA:HB3	2.18	0.43
34:BK:65:THR:O	34:BK:79:PHE:HB2	2.18	0.43
40:BQ:59:LEU:O	40:BQ:62:ALA:N	2.52	0.43
24:DA:101:A:HO2'	24:DA:102:U:P	2.41	0.43
26:BC:200:MET:HB3	26:BC:201:LEU:HD13	1.99	0.43
24:DA:2721:A:H2'	24:DA:2722:G:C8	2.54	0.43
33:DJ:49:ASP:HB2	33:DJ:121:LYS:HZ1	1.83	0.43
38:BO:53:THR:HB	38:BO:65:THR:HG22	2.00	0.43
55:CA:518:C:H4'	55:CA:519:C:C5'	2.41	0.43
3:CD:19:PHE:C	3:CD:20:LEU:O	2.55	0.43
1:AB:113:LEU:HD11	1:AB:144:GLU:OE1	2.19	0.43
19:CT:26:MET:CG	55:CA:1457:G:O2'	2.64	0.43
24:DA:2746:U:C2'	24:DA:2747:G:H5'	2.48	0.43
37:DN:96:ARG:O	37:DN:113:ILE:HA	2.18	0.43

*Continued on next page...*

*Continued from previous page...*

Atom-1	Atom-2	Distance(Å)	Clash(Å)
24:DA:1287:A:H5'	37:DN:103:ARG:NH1	2.34	0.43
55:CA:247:G:C5	55:CA:278:G:N2	2.86	0.43
24:BA:640:C:H2'	24:BA:641:U:H6	1.83	0.43
8:AI:25:GLY:HA2	8:AI:60:LEU:O	2.19	0.43
11:AL:29:LYS:HD3	11:AL:58:ASN:HB3	2.01	0.43
55:CA:868:C:C2'	55:CA:869:G:H5'	2.49	0.43
21:AA:828:U:O4	21:AA:859:G:C8	2.72	0.43
24:DA:838:C:C4	24:DA:839:U:C4	3.07	0.43
24:DA:2052:A:C8	27:DD:146:ILE:HD11	2.53	0.43
28:DE:128:ALA:O	28:DE:130:LYS:HG2	2.19	0.43
38:DO:115:LEU:H	38:DO:115:LEU:CD1	2.15	0.43
26:BC:15:VAL:HG12	26:BC:16:VAL:N	2.33	0.43
24:DA:2060:A:C8	28:DE:63:LYS:NZ	2.87	0.43
41:DR:79:ARG:O	41:DR:80:ARG:CB	2.67	0.43
24:DA:636:G:O5'	35:DL:128:THR:HG23	2.19	0.43
4:CE:80:LEU:O	4:CE:97:PRO:HG3	2.18	0.43
24:DA:1127:A:H61	24:DA:2463:C:H1'	1.84	0.43
12:CM:13:HIS:CD2	12:CM:14:ALA:H	2.37	0.43
24:DA:2711:A:N6	24:DA:2714:G:N7	2.66	0.43
24:BA:324:A:N6	24:BA:339:U:H5'	2.33	0.43
2:CC:131:ARG:HA	2:CC:134:LYS:HB3	1.99	0.43
21:AA:1068:G:H2'	21:AA:1068:G:N3	2.33	0.43
21:AA:1074:G:N3	21:AA:1101:A:C2	2.86	0.43
4:AE:14:LEU:O	4:AE:14:LEU:HD13	2.17	0.43
24:DA:2800:A:N3	24:DA:2801:G:H1'	2.34	0.43
19:CT:2:ASN:N	19:CT:7:LYS:NZ	2.59	0.43
24:DA:1265:A:C8	24:DA:1267:U:C2	3.06	0.43
20:AU:36:PHE:CD1	20:AU:39:LYS:HB3	2.52	0.43
21:AA:243:A:C4'	21:AA:244:U:H5''	2.42	0.43
2:AC:17:TRP:O	2:AC:19:SER:N	2.52	0.43
55:CA:947:G:H2'	55:CA:948:C:O4'	2.18	0.43
21:AA:596:A:N6	21:AA:645:G:C5	2.85	0.43
55:CA:1484:C:H2'	55:CA:1485:U:C6	2.54	0.43
55:CA:562:U:C4	55:CA:884:U:C6	3.07	0.43
24:BA:24:G:C6	24:BA:25:U:N3	2.86	0.43
53:B3:56:LEU:N	53:B3:56:LEU:HD22	2.28	0.43
33:BJ:105:VAL:HG22	33:BJ:106:LYS:N	2.33	0.43
47:BX:77:TYR:CG	47:BX:77:TYR:O	2.71	0.43
8:AI:51:LEU:HB3	8:AI:56:MET:HG2	2.01	0.43
24:BA:1189:A:OP1	41:BR:82:HIS:HD2	2.01	0.43
51:B1:9:LYS:N	51:B1:9:LYS:HD3	2.33	0.43
34:BK:22:ILE:HG23	34:BK:42:THR:HG22	2.01	0.43

*Continued on next page...*

*Continued from previous page...*

Atom-1	Atom-2	Distance(Å)	Clash(Å)
24:DA:1333:G:O2'	24:DA:1334:G:C5'	2.65	0.43
2:CC:125:ARG:HB2	2:CC:127:VAL:CG1	2.48	0.43
33:BJ:99:ARG:NH1	33:BJ:103:ILE:HG22	2.34	0.43
24:BA:1277:G:C6	24:BA:1278:C:N4	2.86	0.43
55:CA:1270:G:O2'	55:CA:1314:C:H5'	2.18	0.43
27:BD:72:GLY:O	27:BD:73:VAL:O	2.37	0.43
21:AA:172:A:C5	21:AA:174:A:N7	2.87	0.43
24:BA:313:G:C4	24:BA:314:C:C5	3.07	0.43
20:AU:7:GLU:HB2	20:AU:11:PHE:CZ	2.54	0.43
24:DA:1496:A:H4'	24:DA:1497:U:H5	1.84	0.43
55:CA:683:G:C2	55:CA:684:U:C2	3.07	0.43
24:DA:2209:G:C2	24:DA:2210:U:O4	2.71	0.43
8:AI:123:ARG:O	21:AA:1343:G:H4'	2.19	0.43
24:DA:3:U:C5	24:DA:4:U:C5	3.06	0.43
24:BA:78:U:H2'	24:BA:79:C:H6	1.82	0.43
21:AA:1098:C:H2'	21:AA:1099:G:O4'	2.19	0.43
24:BA:1216:G:C2	24:BA:1234:U:O2	2.71	0.43
7:CH:94:VAL:CG2	7:CH:101:ALA:HB2	2.49	0.43
3:CD:81:LEU:HB2	3:CD:88:ASN:HD22	1.83	0.43
28:BE:119:ILE:HD11	28:BE:187:VAL:HG22	2.00	0.43
24:DA:2077:A:N1	24:DA:2078:C:C4	2.87	0.43
16:CQ:4:ILE:CG2	16:CQ:5:ARG:H	2.32	0.43
29:DF:5:ASP:C	29:DF:7:TYR:N	2.70	0.43
24:BA:728:G:O2'	24:BA:730:A:H8	2.01	0.43
24:DA:352:A:N3	24:DA:353:C:H1'	2.34	0.43
32:DI:20:SER:N	32:DI:21:PRO:CD	2.81	0.43
5:AF:90:MET:CB	17:AR:60:ARG:HH21	2.31	0.43
34:BK:92:GLU:O	34:BK:93:GLN:O	2.37	0.43
24:BA:110:G:N3	24:BA:110:G:H2'	2.33	0.43
24:DA:771:G:O2'	24:DA:772:C:H5'	2.18	0.43
21:AA:1428:A:C6	21:AA:1429:A:N7	2.87	0.43
24:BA:1712:U:C4	24:BA:1713:A:C6	3.06	0.43
24:DA:1614:A:N6	42:DS:91:GLY:HA2	2.34	0.43
48:BY:61:ALA:C	48:BY:63:ALA:H	2.22	0.43
52:D2:23:ALA:O	52:D2:24:THR:HB	2.18	0.43
24:BA:1282:U:H2'	24:BA:1283:G:O4'	2.18	0.43
11:AL:64:SER:OG	11:AL:96:THR:HG23	2.19	0.43
24:BA:963:U:O2'	24:BA:964:C:H5'	2.17	0.43
25:BB:75:G:H1	25:BB:102:G:N2	2.16	0.43
34:BK:95:ILE:O	34:BK:95:ILE:HD12	2.18	0.43
12:CM:113:LYS:HD3	12:CM:113:LYS:H	1.83	0.43
29:DF:2:LYS:H	29:DF:2:LYS:HD3	1.82	0.43

*Continued on next page...*

*Continued from previous page...*

Atom-1	Atom-2	Distance(Å)	Clash(Å)
14:AO:36:ASN:N	14:AO:36:ASN:HD22	2.16	0.43
45:DV:35:GLU:HB2	45:DV:93:ARG:NH1	2.33	0.43
3:AD:92:LEU:HA	3:AD:135:GLN:NE2	2.33	0.43
52:D2:43:THR:O	52:D2:44:VAL:C	2.57	0.43
29:BF:113:PHE:HE1	29:BF:116:LEU:HD22	1.82	0.43
28:DE:34:ALA:HB1	28:DE:94:GLN:HB2	2.01	0.43
24:DA:1202:G:C6	24:DA:1203:U:C4	3.06	0.43
24:DA:300:A:N6	59:DA:3596:HOH:O	2.51	0.43
26:BC:140:VAL:CG1	26:BC:189:ALA:HB1	2.48	0.43
24:DA:996:A:N3	24:DA:997:G:C8	2.86	0.43
33:DJ:24:THR:O	33:DJ:25:LEU:HB3	2.19	0.43
33:DJ:25:LEU:C	33:DJ:25:LEU:HD22	2.38	0.43
24:DA:996:A:C5'	40:DQ:91:ARG:NH1	2.80	0.43
6:CG:31:VAL:HG12	55:CA:1240:U:C2	2.53	0.43
24:DA:2422:C:N4	24:DA:2424:C:C4	2.86	0.43
25:BB:27:C:C6	25:BB:28:C:C5	3.06	0.43
24:DA:1829:A:C8	24:DA:1830:C:C5	3.07	0.43
47:DX:1:SER:O	47:DX:3:VAL:HG13	2.18	0.43
46:BW:22:VAL:O	46:BW:23:LYS:C	2.57	0.43
46:BW:43:LYS:CG	46:BW:79:ILE:HD11	2.48	0.43
21:AA:1053:G:O5'	21:AA:1054:C:H3'	2.18	0.43
24:DA:1345:C:H5'	24:DA:1396:U:O4	2.18	0.43
55:CA:272:C:C4	55:CA:273:U:C5	3.06	0.43
55:CA:275:G:C2	55:CA:276:G:C8	3.06	0.43
24:DA:2282:G:O2'	24:DA:2283:C:OP2	2.37	0.43
40:DQ:4:LYS:HD3	40:DQ:7:VAL:H	1.83	0.43
20:CU:3:ILE:HG12	20:CU:18:PHE:CD1	2.54	0.43
36:BM:71:LYS:HB3	36:BM:93:VAL:O	2.19	0.43
1:AB:191:ASP:HA	1:AB:192:PRO:HD2	1.80	0.43
24:DA:1914:C:C4	24:DA:1915:U:C4	3.07	0.43
42:BS:73:LYS:CB	42:BS:106:VAL:HB	2.46	0.43
42:BS:24:ILE:HD12	42:BS:32:ALA:HA	2.01	0.43
24:DA:2344:U:OP1	51:D1:36:LYS:HD2	2.18	0.43
24:DA:1800:C:C2	24:DA:1818:U:O2	2.71	0.43
24:DA:585:G:H2'	24:DA:1254:A:H61	1.83	0.43
24:BA:1027:A:C2'	24:BA:1027:A:N3	2.78	0.43
7:CH:46:GLU:N	7:CH:63:LYS:HG3	2.33	0.43
28:BE:117:ARG:CA	28:BE:185:LYS:HD3	2.43	0.43
12:CM:85:TYR:HB3	18:CS:72:GLU:OE2	2.18	0.43
24:DA:1858:A:H62	24:DA:1884:G:H21	1.66	0.43
24:DA:230:G:HO2'	24:DA:231:A:C5'	2.31	0.43
34:BK:105:ARG:HD3	34:BK:105:ARG:H	1.83	0.43

*Continued on next page...*

*Continued from previous page...*

Atom-1	Atom-2	Distance(Å)	Clash(Å)
21:AA:112:G:C5	21:AA:330:C:N4	2.86	0.43
55:CA:495:A:C2	55:CA:496:A:C6	3.06	0.43
24:DA:686:U:N3	52:D2:12:ARG:HG3	2.34	0.43
24:DA:1647:U:H3'	24:DA:1647:U:OP2	2.19	0.43
21:AA:1095:U:P	21:AA:1108:G:H22	2.41	0.43
24:BA:2297:A:C2	24:BA:2321:U:H5	2.36	0.43
30:BG:82:PHE:CZ	30:BG:137:LYS:HD2	2.54	0.43
37:DN:31:HIS:C	37:DN:33:ILE:H	2.21	0.43
26:BC:250:GLN:N	26:BC:250:GLN:HE21	2.17	0.43
24:BA:1997:C:H6	24:BA:1997:C:C5'	2.32	0.43
1:CB:139:GLU:O	1:CB:140:LEU:C	2.57	0.43
24:BA:1731:G:C4	24:BA:1733:G:C8	3.06	0.43
24:DA:545:U:C4	24:DA:547:A:H4'	2.54	0.43
10:AK:22:ILE:HD13	10:AK:95:THR:HG21	1.98	0.43
39:DP:26:GLU:HB2	39:DP:86:LYS:HD3	2.01	0.43
55:CA:1392:G:O2'	55:CA:1393:U:H5'	2.19	0.43
55:CA:1487:G:C6	55:CA:1488:G:N7	2.87	0.43
24:BA:2282:G:C6	24:BA:2425:A:C2	3.07	0.43
47:BX:39:VAL:O	47:BX:41:SER:N	2.46	0.43
21:AA:355:C:N3	21:AA:356:A:N7	2.66	0.43
48:BY:42:LEU:HD12	48:BY:42:LEU:HA	1.75	0.43
24:BA:1238:G:O2'	24:BA:1239:G:C5'	2.66	0.43
8:AI:51:LEU:CD1	8:AI:56:MET:HG2	2.44	0.43
24:DA:2848:G:H1'	24:DA:2868:A:N6	2.33	0.43
24:DA:2294:G:H5''	38:DO:10:ARG:HD3	1.99	0.43
24:BA:960:A:H5''	24:BA:961:C:OP2	2.18	0.43
24:DA:1907:G:C2	24:DA:1924:C:C2	3.07	0.43
24:DA:202:U:H2'	24:DA:203:A:C8	2.54	0.43
55:CA:1266:G:C4	55:CA:1268:G:OP2	2.72	0.43
5:CF:5:GLU:HA	5:CF:63:ASN:HA	2.00	0.43
49:BZ:8:GLN:O	49:BZ:10:ARG:N	2.45	0.43
24:BA:313:G:C5	24:BA:314:C:C5	3.07	0.43
24:DA:2590:A:O2'	24:DA:2591:C:H5'	2.19	0.43
24:BA:1495:A:O2'	24:BA:1496:A:O5'	2.37	0.43
45:DV:44:HIS:NE2	45:DV:86:LEU:O	2.52	0.43
55:CA:570:G:O6	55:CA:873:A:C2	2.71	0.43
24:BA:16:C:H4'	50:B0:10:SER:OG	2.19	0.43
21:AA:1462:C:C2	21:AA:1463:U:C6	3.07	0.43
33:BJ:18:VAL:HG12	33:BJ:19:ASP:N	2.33	0.43
31:DH:71:LYS:N	31:DH:71:LYS:CD	2.82	0.43
53:B3:35:LYS:O	53:B3:40:LYS:HE2	2.19	0.43
21:AA:786:G:C2	21:AA:797:C:C2	3.05	0.43

*Continued on next page...*

*Continued from previous page...*

Atom-1	Atom-2	Distance(Å)	Clash(Å)
34:DK:41:ILE:O	34:DK:57:VAL:HA	2.19	0.43
10:CK:19:VAL:O	10:CK:33:ILE:HA	2.19	0.43
21:AA:930:C:C4	21:AA:931:C:C5	3.07	0.43
2:AC:91:ALA:C	2:AC:93:ILE:N	2.71	0.43
21:AA:833:G:C2'	21:AA:834:U:H5'	2.49	0.43
24:DA:2601:C:H4'	24:DA:2602:A:OP2	2.18	0.43
21:AA:1389:C:H2'	21:AA:1390:U:O4'	2.19	0.43
21:AA:191:G:C6	21:AA:192:A:C6	3.07	0.43
5:CF:44:ARG:HA	5:CF:58:HIS:HA	2.00	0.43
21:AA:900:A:C6	21:AA:901:A:C2	3.06	0.43
24:BA:2340:A:H2'	24:BA:2341:G:H8	1.83	0.43
24:DA:771:G:H2'	24:DA:772:C:H6	1.82	0.43
24:DA:1149:G:H2'	24:DA:1150:C:C6	2.54	0.43
29:DF:97:GLU:HG2	29:DF:97:GLU:O	2.16	0.43
5:AF:32:ALA:HB1	5:AF:67:PRO:HG3	2.00	0.43
32:DI:139:VAL:O	32:DI:140:GLU:HB2	2.19	0.43
4:CE:111:ARG:C	4:CE:113:VAL:N	2.72	0.43
17:AR:44:THR:C	17:AR:46:THR:H	2.22	0.43
32:BI:59:THR:HG22	32:BI:61:TYR:CE2	2.52	0.43
3:AD:88:ASN:O	3:AD:92:LEU:HD23	2.18	0.43
14:AO:32:THR:OG1	14:AO:84:LEU:HD21	2.18	0.43
27:DD:110:THR:OG1	27:DD:171:THR:HG22	2.18	0.43
24:DA:1938:A:O2'	24:DA:1939:U:H5''	2.17	0.43
26:DC:135:PRO:HG2	26:DC:138:SER:OG	2.18	0.43
24:BA:1776:G:C6	24:BA:1777:U:C4	3.06	0.43
53:D3:29:ARG:HH21	53:D3:29:ARG:HG2	1.84	0.43
24:DA:958:U:H2'	24:DA:958:U:H6	1.29	0.43
8:CI:63:TYR:C	8:CI:63:TYR:CD1	2.92	0.43
24:BA:2706:A:H8	24:BA:2706:A:O5'	2.02	0.43
4:AE:45:VAL:HG23	4:AE:73:VAL:HG23	1.99	0.43
32:DI:89:SER:HB3	32:DI:97:VAL:HG11	1.99	0.43
4:CE:46:GLY:HA3	4:CE:70:MET:HA	2.00	0.43
18:CS:52:ASN:N	18:CS:52:ASN:HD22	2.16	0.43
40:BQ:88:GLU:C	40:BQ:88:GLU:OE1	2.57	0.43
24:DA:320:A:H62	28:DE:132:LYS:HG3	1.82	0.43
24:BA:1816:C:H5	26:BC:61:TYR:CE1	2.36	0.43
24:DA:1022:G:O6	33:DJ:68:LYS:HD3	2.19	0.43
33:DJ:45:THR:OG1	33:DJ:48:VAL:HB	2.19	0.43
6:CG:59:GLU:OE2	6:CG:63:VAL:HG23	2.18	0.43
55:CA:95:C:C6	55:CA:95:C:H5''	2.53	0.43
3:CD:10:LEU:O	3:CD:11:SER:C	2.57	0.43
24:DA:1774:C:C5	24:DA:1775:U:H5	2.37	0.43

*Continued on next page...*

*Continued from previous page...*

Atom-1	Atom-2	Distance(Å)	Clash(Å)
24:DA:2072:C:H2'	24:DA:2073:C:H5'	1.99	0.43
10:AK:88:PRO:HD3	20:AU:28:LEU:HD13	2.01	0.43
56:DB:56:G:H21	56:DB:59:A:H2	1.66	0.43
24:BA:857:G:H1'	46:BW:19:ARG:HD2	2.01	0.43
40:DQ:87:VAL:HG11	41:DR:52:PRO:CG	2.42	0.43
55:CA:1448:C:O2'	55:CA:1449:C:C6	2.67	0.43
24:BA:1070:A:HO2'	24:BA:1071:G:P	2.41	0.43
33:BJ:21:THR:C	33:BJ:23:LYS:H	2.22	0.43
40:BQ:69:ARG:CG	40:BQ:69:ARG:HH21	2.32	0.43
8:AI:21:LYS:NZ	8:AI:61:ASP:HB3	2.34	0.43
20:CU:24:LYS:NZ	20:CU:25:ALA:HB2	2.34	0.43
55:CA:1409:C:H2'	55:CA:1410:A:C8	2.54	0.43
55:CA:1494:G:H4'	24:DA:1913:A:C8	2.53	0.43
4:CE:38:VAL:HG21	4:CE:66:ALA:C	2.39	0.43
29:BF:132:ARG:O	29:BF:133:GLU:CB	2.57	0.43
55:CA:397:A:C6	55:CA:548:G:N7	2.87	0.43
24:DA:2304:G:N2	24:DA:2312:U:H3	2.16	0.43
24:DA:1817:G:H3'	26:DC:155:ARG:HH21	1.83	0.43
24:DA:807:U:H1'	24:DA:2445:G:H5'	2.01	0.43
35:DL:40:SER:O	35:DL:41:ARG:C	2.56	0.43
24:DA:639:U:H2'	24:DA:640:C:C6	2.53	0.43
55:CA:752:G:H1'	55:CA:754:C:H41	1.84	0.43
16:AQ:13:SER:HB3	16:AQ:16:MET:HE1	2.00	0.43
16:AQ:66:LEU:CB	16:AQ:70:LYS:HE2	2.48	0.43
39:BP:44:GLY:HA3	39:BP:61:ARG:O	2.18	0.43
1:CB:53:LEU:O	1:CB:57:ASN:HB2	2.19	0.43
55:CA:810:C:H2'	55:CA:811:C:O4'	2.19	0.43
4:AE:49:TYR:O	4:AE:62:ALA:HA	2.18	0.43
26:BC:229:HIS:CE1	26:BC:230:PRO:HD2	2.54	0.43
11:AL:62:VAL:CG2	11:AL:94:TYR:HE2	2.23	0.43
18:CS:18:VAL:CG2	18:CS:42:ASN:HB3	2.48	0.43
56:DB:49:C:OP1	38:DO:102:ARG:N	2.44	0.43
1:CB:112:ARG:HA	1:CB:115:ASP:OD2	2.19	0.43
24:BA:2472:G:C5	24:BA:2475:C:C4	3.06	0.43
3:CD:39:GLN:C	3:CD:41:GLY:H	2.21	0.43
24:DA:2148:G:O2'	24:DA:2149:U:N1	2.50	0.43
16:AQ:37:ILE:N	16:AQ:37:ILE:HD12	2.34	0.43
7:AH:85:TYR:C	7:AH:86:LYS:HD2	2.39	0.43
55:CA:946:A:H2'	55:CA:947:G:C8	2.54	0.43
6:CG:9:ARG:C	6:CG:10:LYS:HG3	2.39	0.43
21:AA:596:A:H2'	21:AA:597:G:C8	2.39	0.43
21:AA:597:G:N7	21:AA:598:U:C5	2.87	0.43

*Continued on next page...*



*Continued from previous page...*

Atom-1	Atom-2	Distance(Å)	Clash(Å)
21:AA:644:U:H2'	21:AA:645:G:O4'	2.19	0.43
12:CM:95:PRO:HG3	12:CM:99:GLN:HE21	1.83	0.43
51:D1:8:ILE:HG22	51:D1:9:LYS:N	2.34	0.43
48:BY:40:SER:O	48:BY:42:LEU:N	2.52	0.43
18:AS:62:THR:CG2	18:AS:63:ASP:H	2.27	0.43
5:CF:68:GLN:HG2	5:CF:69:GLU:HG3	2.01	0.43
24:DA:1693:U:H2'	26:DC:13:ARG:HH21	1.84	0.43
36:DM:62:LYS:C	36:DM:63:ILE:HD12	2.38	0.43
24:DA:2869:G:C6	24:DA:2870:C:N3	2.87	0.43
24:BA:95:A:O2'	48:BY:41:HIS:CD2	2.71	0.43
24:BA:1992:G:H4'	24:BA:1993:U:OP1	2.14	0.43
19:AT:57:VAL:HG12	19:AT:71:ALA:HB1	2.01	0.43
55:CA:926:G:H2'	55:CA:1505:G:C2	2.54	0.43
55:CA:302:G:N3	55:CA:303:A:C8	2.87	0.43
24:BA:1790:C:H2'	24:BA:1791:A:N7	2.34	0.43
24:BA:222:A:C5	24:BA:224:U:C2	3.07	0.43
55:CA:1442:G:N2	55:CA:1443:C:C2	2.87	0.43
19:AT:75:LYS:HD2	21:AA:185:U:O2'	2.18	0.43
1:AB:61:SER:HA	1:AB:224:ARG:N	2.33	0.43
46:DW:8:SER:O	46:DW:9:THR:CB	2.66	0.43
12:CM:47:LEU:HD23	12:CM:47:LEU:C	2.39	0.43
24:BA:2821:A:H2'	24:BA:2822:G:H8	1.83	0.43
35:DL:93:ASN:CG	35:DL:94:THR:N	2.72	0.43
24:DA:460:A:N3	24:DA:470:A:C6	2.87	0.43
24:BA:2482:A:C5	24:BA:2483:C:C5	3.07	0.43
39:BP:37:LYS:O	39:BP:37:LYS:CG	2.66	0.43
21:AA:16:A:C2'	21:AA:17:U:H5'	2.48	0.43
2:CC:168:ARG:HG2	2:CC:168:ARG:HH11	1.82	0.43
2:CC:149:LYS:HD2	2:CC:200:TRP:CE3	2.54	0.43
55:CA:191:G:H2'	55:CA:192:A:C8	2.54	0.43
25:BB:9:G:O2'	25:BB:10:G:H5'	2.19	0.43
31:DH:70:GLU:HB2	31:DH:71:LYS:HD2	1.99	0.43
25:BB:33:G:N2	25:BB:50:A:C4	2.87	0.43
24:DA:1746:A:H2'	24:DA:1747:U:H6	1.81	0.43
6:CG:134:VAL:CB	6:CG:137:ARG:HH21	2.31	0.43
21:AA:1152:A:H2'	21:AA:1153:G:H8	1.84	0.43
24:BA:1312:U:C4'	24:BA:1313:U:O2	2.67	0.43
21:AA:124:C:O2'	21:AA:125:U:H5'	2.19	0.43
24:DA:2636:C:H4'	27:DD:81:GLU:CD	2.39	0.43
41:BR:43:ASN:HD22	41:BR:43:ASN:HA	1.57	0.43
55:CA:774:G:C2	55:CA:806:C:C2	3.07	0.43
55:CA:293:G:H5'	55:CA:610:U:C5	2.54	0.43

*Continued on next page...*

*Continued from previous page...*

Atom-1	Atom-2	Distance(Å)	Clash(Å)
2:AC:21:TRP:O	13:AN:93:PRO:HB3	2.19	0.43
13:AN:92:ILE:HA	13:AN:93:PRO:HD3	1.84	0.43
55:CA:759:A:C8	55:CA:760:G:C8	3.06	0.43
28:BE:29:HIS:O	28:BE:32:VAL:HG22	2.19	0.43
24:BA:301:G:N1	24:BA:317:G:C5	2.87	0.43
24:BA:1052:C:C4	24:BA:1053:C:H5	2.37	0.43
5:AF:66:ALA:HB1	5:AF:67:PRO:HD2	2.00	0.43
34:DK:14:SER:HG	34:DK:51:LYS:H	1.65	0.43
55:CA:491:G:C2'	55:CA:492:C:H5'	2.48	0.43
7:CH:38:VAL:O	7:CH:41:GLU:HB2	2.18	0.43
36:DM:100:LYS:HD3	36:DM:100:LYS:HA	1.88	0.43
45:BV:38:LEU:HD12	45:BV:38:LEU:HA	1.70	0.43
3:CD:27:ILE:HG22	3:CD:27:ILE:O	2.19	0.43
26:BC:120:ASP:O	26:BC:121:ALA:O	2.37	0.43
24:BA:1151:A:C6	24:BA:1152:C:C4	3.07	0.43
9:AJ:29:ALA:C	9:AJ:31:ARG:H	2.22	0.43
7:AH:26:MET:O	7:AH:58:LEU:N	2.50	0.43
24:BA:159:G:N2	24:BA:166:U:C5	2.87	0.43
55:CA:994:A:O2'	55:CA:995:C:C5'	2.66	0.43
40:BQ:88:GLU:CD	40:BQ:88:GLU:C	2.78	0.43
24:DA:324:A:N7	24:DA:339:U:H4'	2.34	0.43
4:AE:149:PRO:HA	4:AE:152:VAL:CG1	2.47	0.43
4:AE:155:LYS:HD3	7:AH:70:VAL:CG2	2.48	0.43
27:DD:115:GLY:O	37:DN:3:HIS:CE1	2.72	0.43
33:DJ:69:ARG:CZ	33:DJ:89:PHE:HE1	2.32	0.43
33:DJ:84:ILE:HG23	33:DJ:84:ILE:O	2.19	0.43
24:DA:2262:U:H4'	24:DA:2328:A:H2	1.79	0.43
55:CA:536:C:O2'	55:CA:537:G:H5'	2.19	0.43
24:DA:739:A:O2'	24:DA:740:C:H5	2.02	0.43
26:DC:16:VAL:N	26:DC:203:VAL:HG12	2.33	0.43
46:BW:22:VAL:CG1	46:BW:25:PHE:CE2	3.01	0.43
40:DQ:87:VAL:HG12	40:DQ:88:GLU:N	2.33	0.43
55:CA:67:C:O2'	55:CA:68:G:H8	2.01	0.43
19:CT:22:SER:HB3	55:CA:1458:G:O2'	2.17	0.43
24:DA:528:A:H8	24:DA:528:A:H2'	1.63	0.43
24:DA:527:C:O2'	24:DA:528:A:N7	2.51	0.43
27:DD:76:GLY:O	27:DD:78:GLY:N	2.52	0.43
21:AA:1143:G:H2'	21:AA:1144:G:C8	2.53	0.43
39:DP:91:VAL:HG11	39:DP:96:LEU:CG	2.49	0.43
21:AA:183:C:H2'	21:AA:183:C:H6	1.47	0.43
24:DA:143:C:H3'	24:DA:144:A:H8	1.84	0.43
36:BM:52:ALA:O	36:BM:53:MET:C	2.57	0.43

*Continued on next page...*

*Continued from previous page...*

Atom-1	Atom-2	Distance(Å)	Clash(Å)
24:BA:1266:G:H5''	42:BS:15:GLN:HE22	1.84	0.43
21:AA:71:A:C8	21:AA:100:G:C6	3.07	0.43
21:AA:551:U:O2'	21:AA:552:U:H5'	2.19	0.43
26:BC:145:MET:HB2	26:BC:152:GLN:NE2	2.34	0.43
24:DA:1245:G:OP1	35:DL:8:PRO:HG3	2.19	0.43
12:CM:16:ILE:CD1	12:CM:16:ILE:H	2.26	0.43
24:DA:1638:C:H5''	24:DA:2710:C:O2'	2.18	0.43
24:DA:2547:A:C8	24:DA:2566:A:C8	3.07	0.43
55:CA:496:A:O2'	55:CA:497:G:C8	2.66	0.43
24:BA:1015:U:O2'	24:BA:1016:G:H5'	2.19	0.43
15:CP:48:GLU:CG	15:CP:51:ARG:HH21	2.25	0.43
24:DA:117:G:C2	24:DA:119:A:N6	2.87	0.43
1:CB:10:LYS:HA	1:CB:10:LYS:HE3	2.00	0.43
21:AA:1363:A:C8	21:AA:1365:G:C5	3.07	0.43
21:AA:1234:C:O4'	21:AA:1364:U:H1'	2.19	0.43
21:AA:1363:A:O2'	21:AA:1364:U:H5''	2.18	0.43
55:CA:741:G:C5	55:CA:742:G:N7	2.87	0.43
24:BA:1885:A:H2'	24:BA:1886:U:O4'	2.19	0.43
24:BA:2086:U:H2'	24:BA:2087:G:O4'	2.18	0.43
17:AR:66:LEU:O	17:AR:67:LEU:HD23	2.19	0.43
56:DB:16:G:C6	56:DB:69:G:C4	3.07	0.43
43:DT:14:PRO:O	43:DT:32:LEU:HA	2.18	0.43
38:DO:58:ILE:O	38:DO:62:LEU:HB2	2.19	0.43
24:BA:2674:G:C4	24:BA:2675:A:C8	3.06	0.43
24:BA:141:G:H3'	24:BA:142:A:O4'	2.18	0.43
24:BA:416:U:C4	24:BA:417:C:C4	3.07	0.43
31:BH:97:ARG:HE	31:BH:97:ARG:HB2	1.65	0.43
13:AN:46:LYS:O	18:AS:12:LEU:HD11	2.18	0.43
1:AB:9:LEU:HD21	1:AB:11:ALA:O	2.18	0.43
19:CT:60:GLN:HB3	19:CT:65:LEU:HD12	2.01	0.43
24:DA:67:U:H2'	24:DA:68:G:C8	2.44	0.43
24:DA:1386:C:O2'	24:DA:1387:A:O5'	2.28	0.43
24:DA:2266:A:H4'	24:DA:2267:A:O5'	2.18	0.43
24:BA:1810:A:O2'	24:BA:1811:G:H5'	2.19	0.43
55:CA:1269:A:C2	55:CA:1313:U:H1'	2.54	0.43
24:DA:1867:G:O6	24:DA:1875:G:N2	2.52	0.43
5:CF:38:ARG:HB3	5:CF:97:THR:HA	2.00	0.43
24:DA:467:G:H2'	24:DA:468:G:C8	2.53	0.43
24:BA:536:G:O6	24:BA:537:G:C2	2.71	0.43
24:BA:558:U:OP1	33:BJ:113:PRO:HB2	2.18	0.43
24:BA:2819:G:H5''	59:BA:3813:HOH:O	2.19	0.43
49:DZ:8:GLN:OE1	49:DZ:30:ARG:O	2.37	0.43

*Continued on next page...*

*Continued from previous page...*

Atom-1	Atom-2	Distance(Å)	Clash(Å)
24:BA:1206:G:C2	24:BA:1207:C:C2	3.07	0.43
25:BB:20:G:N2	25:BB:64:G:N3	2.66	0.43
27:DD:47:ALA:HB2	27:DD:83:ARG:HD2	2.00	0.43
2:AC:5:HIS:HA	2:AC:6:PRO:HD2	1.87	0.43
55:CA:694:A:H3'	55:CA:695:A:H5''	2.01	0.43
21:AA:1402:C:H2'	21:AA:1403:C:O4'	2.17	0.43
24:BA:2864:G:H2'	24:BA:2865:U:C6	2.54	0.43
32:DI:127:SER:O	32:DI:131:THR:HG23	2.19	0.43
31:BH:21:VAL:CG2	31:BH:25:TYR:HD2	2.29	0.43
3:CD:90:LEU:HD13	3:CD:90:LEU:HA	1.80	0.43
24:BA:1456:G:H2'	24:BA:1457:U:H5'	2.00	0.43
7:CH:6:ILE:HB	7:CH:76:ARG:NH1	2.33	0.43
38:DO:18:LEU:HD13	38:DO:25:ARG:HD2	2.00	0.43
2:CC:9:ILE:CG2	2:CC:10:ARG:N	2.82	0.43
7:CH:95:MET:HE1	7:CH:98:LEU:HB2	2.01	0.43
24:DA:2078:C:C4	24:DA:2079:U:C4	3.06	0.43
24:DA:2811:G:OP1	27:DD:61:THR:HB	2.18	0.43
24:DA:1528:A:H2'	24:DA:1529:G:O4'	2.19	0.43
24:DA:352:A:H2'	24:DA:353:C:C4'	2.49	0.43
21:AA:688:G:C2	21:AA:689:C:C6	3.06	0.43
41:DR:55:ASP:CG	41:DR:56:GLY:N	2.72	0.43
55:CA:1528:U:H5'	55:CA:1529:G:OP1	2.19	0.43
55:CA:444:G:C2	55:CA:445:G:C8	3.06	0.43
24:DA:294:A:C2'	24:DA:295:G:O5'	2.67	0.43
24:BA:2842:G:C2	24:BA:2876:G:C2	3.07	0.43
3:AD:190:LEU:O	3:AD:190:LEU:HD12	2.17	0.43
24:BA:2748:A:C6	24:BA:2749:A:C5	3.06	0.43
24:BA:2824:C:C4	24:BA:2825:G:C5	3.07	0.43
28:BE:121:VAL:O	28:BE:189:THR:HA	2.18	0.43
38:BO:116:GLN:O	38:BO:117:PHE:HB3	2.19	0.43
24:DA:2361:G:H2'	24:DA:2362:C:H6	1.83	0.43
21:AA:383:A:C5	21:AA:384:G:H1'	2.54	0.43
55:CA:595:A:N6	55:CA:641:U:C6	2.87	0.43
35:BL:40:SER:O	35:BL:41:ARG:HB2	2.18	0.43
29:BF:28:PRO:HB3	29:BF:159:ALA:HB2	2.00	0.43
10:CK:47:GLY:CA	10:CK:56:LYS:HE3	2.49	0.43
50:D0:42:ILE:HD13	50:D0:42:ILE:HA	1.76	0.43
5:CF:7:VAL:HG22	5:CF:7:VAL:O	2.19	0.43
24:BA:2215:C:O5'	24:BA:2215:C:H6	2.02	0.43
21:AA:165:G:C2	21:AA:166:U:C2	3.07	0.43
27:DD:37:VAL:HB	27:DD:91:THR:HA	2.00	0.43
24:BA:994:C:O2	41:BR:10:LYS:HE2	2.19	0.43

*Continued on next page...*

*Continued from previous page...*

Atom-1	Atom-2	Distance(Å)	Clash(Å)
24:DA:2686:G:H2'	24:DA:2687:U:C6	2.54	0.43
4:AE:83:PRO:CG	4:AE:97:PRO:HD3	2.48	0.43
55:CA:1303:C:O2	55:CA:1303:C:H2'	2.18	0.43
55:CA:533:A:C2	55:CA:536:C:C6	3.06	0.43
18:AS:9:PHE:CE1	21:AA:1318:A:H4'	2.54	0.43
24:BA:2611:C:H2'	24:BA:2612:C:H6	1.84	0.43
24:DA:2389:G:O5'	24:DA:2390:U:H5'	2.19	0.43
1:AB:38:HIS:HD2	1:AB:38:HIS:O	2.02	0.43
24:DA:478:A:N1	24:DA:480:A:C4	2.87	0.43
21:AA:1139:G:C2	21:AA:1141:C:N4	2.87	0.43
24:DA:763:G:C5	24:DA:765:C:C4	3.07	0.43
43:DT:39:THR:C	43:DT:41:ALA:H	2.22	0.43
24:DA:1936:A:C4	24:DA:1940:U:C5	3.07	0.43
24:BA:2026:U:C2	24:BA:2027:G:C8	3.06	0.43
24:BA:2617:U:O2'	24:BA:2618:G:H5'	2.18	0.43
24:DA:252:G:H2'	24:DA:253:C:H6	1.80	0.43
29:DF:72:SER:H	29:DF:78:ILE:HG21	1.84	0.43
24:BA:954:G:C6	24:BA:955:U:C4	3.06	0.43
30:DG:116:LEU:HD13	30:DG:120:ILE:O	2.19	0.43
24:DA:2458:G:C4	24:DA:2490:G:C6	3.07	0.43
27:DD:119:ALA:O	27:DD:120:GLY:O	2.37	0.43
55:CA:818:G:C3'	55:CA:819:A:C5'	2.97	0.43
24:DA:2542:A:C2	24:DA:2567:G:O6	2.72	0.43
28:DE:178:VAL:HG13	28:DE:179:SER:H	1.83	0.43
21:AA:1074:G:N2	21:AA:1102:A:C5	2.87	0.43
21:AA:792:A:C4	21:AA:794:A:C6	3.07	0.43
31:DH:90:LEU:HB3	31:DH:123:ARG:HD2	2.00	0.43
35:DL:79:LEU:CB	35:DL:113:ALA:H	2.23	0.43
55:CA:10:A:H2'	55:CA:11:G:H8	1.84	0.43
10:CK:127:ARG:HH21	55:CA:795:C:C5'	2.28	0.43
24:DA:533:G:N2	40:DQ:44:TYR:CD1	2.82	0.43
1:CB:46:VAL:N	1:CB:47:PRO:HD2	2.33	0.43
10:AK:94:SER:HA	10:AK:97:ARG:HG2	2.01	0.43
24:BA:2503:A:O2'	24:BA:2505:G:OP2	2.26	0.43
55:CA:906:A:N6	59:CA:1760:HOH:O	2.51	0.43
28:DE:149:ILE:CD1	28:DE:188:MET:HG3	2.49	0.43
6:CG:9:ARG:HH12	55:CA:1346:A:H62	1.64	0.43
44:BU:17:ASP:HB3	44:BU:20:LYS:HD3	2.01	0.43
28:BE:178:VAL:HG22	28:BE:179:SER:N	2.33	0.43
24:DA:1695:G:C2'	24:DA:1695:G:N3	2.82	0.43
33:DJ:17:VAL:HG23	33:DJ:137:PRO:CB	2.44	0.43
24:DA:2869:G:C5	24:DA:2870:C:C4	3.06	0.43

*Continued on next page...*

*Continued from previous page...*

Atom-1	Atom-2	Distance(Å)	Clash(Å)
24:BA:2548:U:O2	34:BK:23:LYS:NZ	2.38	0.43
24:DA:1462:C:O2'	24:DA:1463:C:C5'	2.66	0.43
30:DG:132:LEU:N	30:DG:132:LEU:HD12	2.34	0.43
24:DA:1945:G:N2	24:DA:1946:U:C2	2.87	0.43
55:CA:1264:U:C2	55:CA:1272:G:N2	2.87	0.43
24:BA:527:C:H4'	24:BA:528:A:O5'	2.19	0.43
49:BZ:26:LEU:HD23	49:BZ:26:LEU:HA	1.79	0.43
24:DA:2654:A:N3	24:DA:2656:U:C4	2.87	0.43
31:BH:37:VAL:HG23	31:BH:38:PRO:HD2	2.00	0.43
55:CA:1064:G:C2	55:CA:1066:C:N4	2.87	0.43
24:DA:308:G:C2	24:DA:309:A:C2	3.06	0.43
31:DH:84:ALA:HB3	31:DH:148:ALA:HB2	2.01	0.43
27:DD:98:VAL:O	27:DD:99:GLU:C	2.58	0.43
44:DU:58:VAL:HG12	44:DU:59:GLU:N	2.34	0.43
55:CA:790:A:N6	55:CA:791:G:C6	2.86	0.43
55:CA:1106:G:C4	55:CA:1107:C:C5	3.07	0.43
24:DA:3:U:H2'	24:DA:4:U:O4'	2.18	0.43
24:BA:613:A:C8	24:BA:616:A:N1	2.86	0.43
2:AC:78:LYS:HG2	2:AC:79:LYS:HD2	2.01	0.43
24:BA:57:C:H2'	24:BA:58:G:O4'	2.19	0.43
33:DJ:110:PRO:O	33:DJ:115:GLY:HA3	2.19	0.43
21:AA:49:U:O4	21:AA:365:U:C5	2.69	0.43
31:BH:62:LEU:C	31:BH:62:LEU:HD12	2.39	0.43
24:DA:1413:A:C5	24:DA:1414:C:N4	2.87	0.43
3:CD:125:ASN:HB2	3:CD:141:VAL:H	1.82	0.43
47:BX:20:ALA:O	47:BX:21:LEU:HB2	2.19	0.43
55:CA:1386:G:N3	55:CA:1387:G:C8	2.87	0.43
39:DP:85:VAL:O	39:DP:85:VAL:HG13	2.18	0.43
21:AA:1390:U:H2'	21:AA:1391:U:H6	1.84	0.43
24:BA:1643:G:H2'	24:BA:1644:C:O4'	2.18	0.43
48:DY:31:GLN:C	48:DY:33:ALA:N	2.72	0.43
36:BM:49:ALA:HB1	36:BM:120:ALA:HB1	2.01	0.43
24:BA:1857:G:HO2'	24:BA:1858:A:P	2.41	0.43
24:BA:1858:A:H2'	24:BA:1859:U:H6	1.83	0.43
24:BA:1860:G:C2	24:BA:1861:G:C8	3.07	0.43
16:CQ:62:GLU:HB2	16:CQ:72:TRP:CH2	2.54	0.43
38:BO:94:ARG:O	38:BO:95:SER:C	2.57	0.43
11:CL:59:GLY:O	11:CL:60:PHE:C	2.57	0.43
55:CA:774:G:C6	55:CA:775:G:C5	3.07	0.43
15:AP:22:ALA:CB	15:AP:32:PHE:HA	2.49	0.43
2:AC:179:ALA:HB1	2:AC:202:PHE:HE1	1.83	0.43
24:DA:2355:G:H5''	46:DW:20:LEU:HD22	2.00	0.43

*Continued on next page...*

*Continued from previous page...*

Atom-1	Atom-2	Distance(Å)	Clash(Å)
26:DC:250:GLN:HG2	26:DC:250:GLN:H	1.51	0.43
3:AD:88:ASN:O	3:AD:91:ALA:HB3	2.19	0.43
24:DA:1407:G:H2'	24:DA:1408:G:C8	2.53	0.43
8:CI:80:HIS:CD2	8:CI:84:ARG:HG3	2.53	0.43
55:CA:680:C:C2	55:CA:711:G:N2	2.87	0.43
24:DA:1766:G:C4	24:DA:1987:A:C2	3.06	0.43
24:DA:1348:C:C5	24:DA:1349:C:C2	3.06	0.43
16:CQ:11:VAL:HG23	16:CQ:56:ASP:O	2.19	0.43
50:B0:45:ASP:O	50:B0:52:LYS:HE3	2.18	0.43
24:BA:2040:G:H2'	24:BA:2041:U:C6	2.53	0.43
7:CH:10:LEU:HD13	7:CH:75:GLN:O	2.19	0.43
24:DA:2683:C:H2'	24:DA:2684:U:H6	1.84	0.43
24:DA:486:C:O5'	24:DA:486:C:H6	2.01	0.43
41:DR:16:GLU:HG3	41:DR:16:GLU:O	2.19	0.43
3:AD:100:VAL:O	3:AD:100:VAL:HG12	2.17	0.43
33:BJ:44:TYR:CD2	40:BQ:63:ARG:HG2	2.54	0.43
33:BJ:44:TYR:C	33:BJ:44:TYR:HD1	2.22	0.43
40:BQ:91:ARG:NE	41:BR:11:GLN:HB2	2.34	0.43
31:BH:24:GLY:O	31:BH:26:ALA:N	2.52	0.43
24:DA:1142:A:C8	24:DA:1144:A:C5	3.07	0.43
40:BQ:40:LYS:HA	40:BQ:43:GLN:HB2	2.00	0.43
24:DA:2428:G:O5'	24:DA:2428:G:H8	2.01	0.43
46:DW:14:ASP:C	46:DW:16:GLU:H	2.23	0.43
4:AE:93:VAL:HG12	4:AE:94:PHE:N	2.33	0.43
24:BA:857:G:C2'	24:BA:858:G:H5'	2.49	0.43
24:BA:825:A:C2	24:BA:833:A:C2	3.06	0.43
21:AA:987:G:H2'	21:AA:988:G:H8	1.84	0.43
55:CA:251:G:C8	55:CA:266:G:C8	3.06	0.43
42:DS:7:HIS:HB2	42:DS:50:VAL:CG2	2.49	0.43
21:AA:1124:G:C2	21:AA:1150:A:C2	3.07	0.43
11:AL:22:ALA:O	11:AL:23:LEU:O	2.37	0.43
20:CU:24:LYS:HD2	20:CU:24:LYS:HA	1.87	0.43
24:DA:94:A:C6	24:DA:95:A:C6	3.06	0.43
24:BA:1056:G:O2'	24:BA:1086:A:H1'	2.19	0.43
55:CA:1175:G:H2'	55:CA:1176:A:O4'	2.19	0.43
28:DE:134:LEU:O	28:DE:138:LEU:HG	2.18	0.43
1:AB:89:PHE:O	1:AB:90:PHE:HB3	2.19	0.43
1:CB:74:ALA:C	1:CB:76:SER:H	2.22	0.43
37:DN:16:HIS:C	37:DN:18:GLN:H	2.22	0.43
24:DA:2312:U:P	29:DF:70:ARG:HB3	2.59	0.43
24:BA:149:A:H2'	24:BA:150:U:H6	1.84	0.43
24:BA:176:A:C5	24:BA:177:G:C5	3.07	0.43

*Continued on next page...*



*Continued from previous page...*

Atom-1	Atom-2	Distance(Å)	Clash(Å)
55:CA:181:A:H4'	55:CA:182:A:O5'	2.18	0.43
35:DL:132:ARG:HA	35:DL:135:ILE:HG22	2.00	0.43
20:AU:19:LYS:CE	20:AU:19:LYS:HA	2.48	0.43
24:DA:422:A:N1	24:DA:423:A:C6	2.87	0.43
21:AA:329:A:H2'	21:AA:332:G:N7	2.34	0.43
24:DA:962:G:O2'	24:DA:963:U:C5'	2.65	0.43
24:BA:2298:A:H2'	24:BA:2299:U:C6	2.54	0.43
24:BA:1866:A:H61	24:BA:1875:G:C2'	2.32	0.43
24:BA:1342:A:OP2	24:BA:1602:U:O4	2.36	0.43
39:BP:105:LYS:HA	39:BP:108:ARG:NH2	2.25	0.43
10:AK:39:ASN:O	21:AA:684:U:O2'	2.36	0.43
55:CA:110:C:O2'	55:CA:111:G:H5'	2.19	0.43
55:CA:727:G:N1	55:CA:731:G:C6	2.86	0.43
24:DA:674:G:H5''	28:DE:71:GLY:CA	2.49	0.43
28:DE:75:SER:O	28:DE:78:TRP:HB2	2.19	0.43
24:BA:1967:C:C2	24:BA:1968:G:C8	3.07	0.43
47:BX:12:VAL:CG2	47:BX:28:PHE:HB2	2.48	0.43
38:DO:7:ARG:HA	38:DO:10:ARG:NH2	2.34	0.43
12:CM:77:LYS:HE3	12:CM:77:LYS:C	2.38	0.43
24:BA:247:G:P	24:BA:388:G:H21	2.41	0.43
21:AA:1059:C:O2'	21:AA:1060:U:H5'	2.19	0.43
24:BA:541:A:C5	24:BA:542:C:C5	3.07	0.43
47:BX:32:LEU:HA	47:BX:51:SER:HA	2.00	0.43
47:BX:51:SER:O	47:BX:52:ALA:C	2.55	0.43
21:AA:782:A:H2'	21:AA:783:C:O4'	2.19	0.43
24:BA:1006:C:H1'	33:BJ:108:MET:HB3	2.00	0.43
49:DZ:40:THR:C	49:DZ:42:ALA:N	2.71	0.43
29:DF:160:LYS:HB2	29:DF:160:LYS:HE2	1.87	0.43
38:DO:89:ASP:O	38:DO:90:VAL:HG13	2.18	0.43
30:DG:78:VAL:HG23	30:DG:79:THR:HG23	2.01	0.43
12:AM:5:GLY:O	12:AM:7:ASN:N	2.51	0.43
24:DA:281:C:H2'	24:DA:282:A:C8	2.51	0.43
24:DA:695:G:C2	24:DA:768:G:C2	3.07	0.43
24:BA:1849:G:H2'	24:BA:1850:G:C8	2.53	0.43
21:AA:1498:U:H2'	23:AW:2:U:OP1	2.18	0.43
24:BA:1032:A:O2'	24:BA:1033:U:H5'	2.19	0.43
50:B0:33:SER:OG	50:B0:35:GLU:HG3	2.19	0.43
34:BK:43:ILE:CG1	34:BK:56:ASP:HB2	2.48	0.43
24:DA:430:A:OP2	24:DA:431:U:H5	2.02	0.43
45:DV:2:PHE:HD1	45:DV:50:MET:HE3	1.83	0.43
24:BA:1569:A:C6	24:BA:1570:A:C2	3.07	0.43
14:AO:31:LEU:CD1	14:AO:62:ARG:HB2	2.48	0.43

*Continued on next page...*

*Continued from previous page...*

Atom-1	Atom-2	Distance(Å)	Clash(Å)
6:CG:104:VAL:HA	6:CG:107:ALA:CB	2.48	0.43
24:BA:1034:G:C6	24:BA:1035:U:N3	2.87	0.43
24:DA:1765:U:O2'	24:DA:1766:G:H5'	2.19	0.43
4:CE:107:GLY:O	4:CE:108:GLY:C	2.56	0.43
24:BA:1719:G:H2'	24:BA:1720:U:H6	1.84	0.43
24:DA:1108:U:H2'	24:DA:1109:C:O4'	2.18	0.43
41:DR:23:GLU:O	41:DR:25:LEU:HD22	2.19	0.43
2:AC:3:LYS:HE3	21:AA:1191:A:H5''	2.00	0.43
55:CA:959:A:N3	55:CA:985:C:H1'	2.34	0.43
24:DA:2854:G:H2'	24:DA:2855:C:C6	2.53	0.43
24:DA:2584:U:H5	59:DA:3697:HOH:O	2.02	0.43
35:DL:50:PHE:CE2	35:DL:53:GLY:N	2.86	0.43
29:BF:127:TYR:O	29:BF:128:SER:HB2	2.19	0.42
26:BC:68:ARG:HD3	26:BC:103:ILE:CD1	2.17	0.42
7:AH:21:LYS:HE2	7:AH:21:LYS:CA	2.48	0.42
40:DQ:61:ILE:HD12	40:DQ:61:ILE:N	2.34	0.42
24:DA:2391:G:O2'	24:DA:2392:A:H8	2.02	0.42
24:DA:2425:A:H5''	24:DA:2426:A:H2'	2.01	0.42
46:DW:27:GLY:HA3	46:DW:31:LEU:HD11	1.95	0.42
55:CA:90:C:O2'	55:CA:91:U:O4'	2.37	0.42
11:CL:22:ALA:CB	11:CL:94:TYR:OH	2.67	0.42
3:CD:187:ARG:CZ	3:CD:191:SER:OG	2.67	0.42
24:DA:2438:U:O2'	24:DA:2439:A:H5''	2.19	0.42
24:BA:2688:G:H1'	24:BA:2721:A:N6	2.34	0.42
24:DA:2746:U:N3	24:DA:2759:G:N1	2.67	0.42
45:DV:26:PHE:HE2	45:DV:42:LEU:HD12	1.84	0.42
26:DC:171:VAL:HG12	26:DC:173:LEU:CD1	2.49	0.42
13:AN:20:PHE:O	13:AN:22:LYS:N	2.52	0.42
13:AN:19:TYR:HB2	13:AN:54:SER:OG	2.19	0.42
24:DA:1328:A:H2'	24:DA:1330:C:N4	2.33	0.42
16:CQ:17:GLU:O	55:CA:254:G:O2'	2.37	0.42
55:CA:266:G:O2'	55:CA:267:C:H3'	2.19	0.42
24:DA:2624:G:C2	24:DA:2625:G:H1'	2.54	0.42
24:BA:638:G:C6	24:BA:651:G:C2	3.07	0.42
24:DA:617:G:C4	24:DA:618:G:C8	3.07	0.42
1:CB:20:ARG:CG	55:CA:831:A:OP1	2.67	0.42
21:AA:1134:G:C2	21:AA:1141:C:C2	3.07	0.42
21:AA:1145:A:HO2'	21:AA:1146:A:H8	1.62	0.42
11:AL:24:GLU:HB3	11:AL:26:CYS:SG	2.59	0.42
40:DQ:4:LYS:CD	40:DQ:7:VAL:H	2.32	0.42
55:CA:1231:G:C6	55:CA:1232:U:C4	3.07	0.42
36:DM:41:LEU:HD23	36:DM:46:ILE:CG2	2.44	0.42

*Continued on next page...*

*Continued from previous page...*

Atom-1	Atom-2	Distance(Å)	Clash(Å)
36:BM:61:GLY:HA2	36:BM:107:GLY:CA	2.49	0.42
24:DA:1598:A:H2'	24:DA:1599:U:O4'	2.19	0.42
55:CA:550:G:H2'	55:CA:551:U:C6	2.54	0.42
39:DP:61:ARG:NH1	39:DP:63:ILE:HD11	2.34	0.42
24:DA:831:G:O2'	24:DA:832:U:C5'	2.67	0.42
24:BA:1140:C:P	33:BJ:68:LYS:NZ	2.83	0.42
24:DA:242:G:P	53:D3:2:LYS:NZ	2.92	0.42
39:BP:24:THR:O	39:BP:24:THR:HG23	2.19	0.42
37:BN:73:ASN:O	37:BN:74:GLU:C	2.56	0.42
16:AQ:44:HIS:CE1	21:AA:276:G:O3'	2.66	0.42
30:DG:120:ILE:CG1	30:DG:140:ILE:HG22	2.41	0.42
24:DA:2492:U:H6	24:DA:2492:U:O5'	2.01	0.42
18:CS:4:LEU:HB3	18:CS:5:LYS:H	1.56	0.42
21:AA:569:C:O5'	21:AA:569:C:H6	2.01	0.42
5:CF:3:HIS:CD2	5:CF:65:GLU:HG3	2.53	0.42
24:DA:2522:U:O2'	24:DA:2523:G:H5'	2.19	0.42
24:BA:947:A:O2'	24:BA:984:A:H2	2.02	0.42
10:AK:121:ARG:HA	10:AK:122:PRO:HD2	1.89	0.42
26:BC:80:LEU:HD11	26:BC:109:LEU:CG	2.41	0.42
24:BA:1017:G:C5	24:BA:1018:U:H5	2.35	0.42
21:AA:843:U:H2'	21:AA:844:G:H5'	2.01	0.42
27:BD:113:SER:HB2	27:BD:114:LYS:CE	2.49	0.42
39:DP:86:LYS:N	39:DP:86:LYS:HZ3	2.16	0.42
24:BA:652:U:H4'	24:BA:653:U:OP2	2.19	0.42
24:BA:1654:A:C4'	27:BD:118:PHE:CE1	3.02	0.42
24:BA:1444:G:C6	24:BA:1445:G:C6	3.07	0.42
56:DB:16:G:H2'	56:DB:17:C:H6	1.84	0.42
12:CM:107:THR:HG21	55:CA:1307:U:H1'	2.00	0.42
24:BA:1652:A:H2	24:BA:2006:C:C2	2.37	0.42
8:AI:52:GLU:C	8:AI:54:VAL:H	2.23	0.42
14:AO:55:LEU:O	14:AO:59:VAL:HG23	2.19	0.42
3:AD:62:ARG:HA	3:AD:62:ARG:CZ	2.49	0.42
24:DA:1889:A:C2	24:DA:2086:U:H1'	2.53	0.42
1:AB:9:LEU:HD12	1:AB:42:LEU:HD11	1.99	0.42
8:CI:35:GLU:O	8:CI:36:GLN:C	2.57	0.42
21:AA:350:G:N1	21:AA:351:G:O6	2.52	0.42
40:BQ:67:ALA:O	40:BQ:68:ALA:C	2.57	0.42
28:BE:77:ILE:C	28:BE:78:TRP:O	2.57	0.42
24:BA:1252:G:N3	40:BQ:32:ARG:CG	2.82	0.42
21:AA:374:A:H5''	21:AA:452:A:C2	2.54	0.42
49:BZ:3:THR:C	49:BZ:4:ILE:CG2	2.87	0.42
10:CK:44:ALA:HB1	10:CK:68:ARG:NH2	2.34	0.42

*Continued on next page...*

*Continued from previous page...*

Atom-1	Atom-2	Distance(Å)	Clash(Å)
24:DA:2654:A:C4	24:DA:2656:U:C4	3.07	0.42
35:BL:62:PRO:HB2	53:B3:29:ARG:NH2	2.34	0.42
24:DA:1593:A:C6	24:DA:1594:U:C4	3.07	0.42
55:CA:324:G:N2	55:CA:327:A:C8	2.87	0.42
24:DA:2183:A:H2'	24:DA:2184:A:C8	2.54	0.42
24:BA:2209:G:C6	24:BA:2210:U:N3	2.87	0.42
24:BA:541:A:C2	24:BA:553:G:N3	2.87	0.42
24:BA:1812:U:H2'	24:BA:1813:G:C8	2.53	0.42
42:BS:54:ALA:O	42:BS:57:ASN:HB2	2.19	0.42
55:CA:692:U:H5'	55:CA:797:C:H4'	2.01	0.42
21:AA:497:G:O2'	21:AA:498:A:H8	1.91	0.42
24:DA:2467:C:H2'	24:DA:2468:A:O4'	2.19	0.42
25:BB:46:A:C5	25:BB:47:C:C5	3.07	0.42
24:DA:2019:A:H4'	40:DQ:33:VAL:CG2	2.49	0.42
34:DK:19:VAL:HG12	34:DK:41:ILE:CG1	2.49	0.42
21:AA:308:C:H2'	21:AA:309:A:C8	2.51	0.42
24:DA:2693:G:C2	24:DA:2694:G:N7	2.87	0.42
5:CF:57:ALA:O	5:CF:59:TYR:CD1	2.70	0.42
24:BA:464:U:O2'	24:BA:465:G:H5'	2.19	0.42
32:DI:29:GLN:O	32:DI:30:GLN:HB3	2.19	0.42
24:DA:1650:A:O2'	37:DN:108:ALA:HB1	2.19	0.42
33:BJ:35:ARG:O	33:BJ:37:ARG:N	2.52	0.42
33:BJ:36:LEU:HD12	33:BJ:36:LEU:HA	1.70	0.42
18:CS:11:ASP:OD1	18:CS:14:LEU:HD21	2.19	0.42
55:CA:855:U:O2'	55:CA:856:C:H5'	2.19	0.42
25:BB:73:A:C5	25:BB:104:A:C2	3.07	0.42
37:DN:82:GLU:O	37:DN:85:PRO:HD2	2.19	0.42
38:BO:57:ALA:O	38:BO:59:ALA:N	2.52	0.42
41:BR:43:ASN:HB3	41:BR:44:GLY:H	1.56	0.42
24:BA:281:C:H2'	24:BA:282:A:H8	1.82	0.42
45:DV:4:ILE:HD11	45:DV:50:MET:HE2	2.00	0.42
24:BA:992:C:O2	24:BA:993:G:C8	2.72	0.42
55:CA:610:U:O4'	55:CA:610:U:O2	2.36	0.42
41:BR:37:GLU:O	41:BR:37:GLU:OE1	2.36	0.42
24:DA:531:C:C6	24:DA:2035:G:C2	3.07	0.42
24:BA:1281:G:H2'	24:BA:1282:U:C6	2.53	0.42
21:AA:910:C:H2'	21:AA:911:U:H6	1.84	0.42
24:DA:2620:C:O4'	27:DD:161:MET:HG3	2.18	0.42
38:DO:108:ASP:C	38:DO:110:ALA:H	2.22	0.42
41:BR:60:LYS:H	41:BR:100:GLY:HA3	1.85	0.42
16:CQ:9:GLY:O	16:CQ:57:VAL:HG13	2.19	0.42
24:BA:2154:A:H5'	24:BA:2155:U:OP2	2.18	0.42

*Continued on next page...*

*Continued from previous page...*

Atom-1	Atom-2	Distance(Å)	Clash(Å)
30:DG:175:LYS:HD3	30:DG:175:LYS:C	2.40	0.42
17:AR:29:LYS:HG3	17:AR:30:ASN:ND2	2.34	0.42
27:DD:196:ALA:O	27:DD:197:THR:C	2.57	0.42
40:BQ:93:ILE:HG12	40:BQ:93:ILE:O	2.16	0.42
26:BC:104:LEU:HA	26:BC:104:LEU:HD12	1.68	0.42
55:CA:369:G:C5	55:CA:393:A:C2	3.07	0.42
55:CA:451:A:C5	55:CA:481:G:C5	3.07	0.42
29:DF:41:GLU:O	29:DF:43:ILE:HG22	2.20	0.42
24:DA:1010:A:C2'	24:DA:1011:G:H5''	2.48	0.42
24:DA:2315:G:C6	24:DA:2316:G:C5	3.08	0.42
4:AE:83:PRO:HD3	4:AE:97:PRO:CD	2.49	0.42
27:DD:19:GLY:O	34:DK:72:PRO:HB2	2.18	0.42
26:DC:213:ARG:HB3	26:DC:214:GLY:H	1.47	0.42
47:DX:32:LEU:HD22	47:DX:32:LEU:N	2.34	0.42
24:BA:858:G:C5	24:BA:2268:A:C2	3.07	0.42
46:BW:26:GLY:O	46:BW:27:GLY:C	2.58	0.42
24:BA:2845:U:H2'	24:BA:2846:G:O4'	2.19	0.42
24:BA:1060:U:C6	24:BA:1060:U:OP1	2.68	0.42
27:BD:103:ASP:CG	27:BD:104:VAL:N	2.72	0.42
21:AA:1320:C:O2'	21:AA:1321:U:O5'	2.37	0.42
24:DA:1342:A:OP1	43:DT:59:ASN:HB3	2.18	0.42
55:CA:276:G:O2'	55:CA:277:C:O4'	2.37	0.42
24:DA:2023:C:O2'	24:DA:2024:G:O5'	2.35	0.42
24:DA:18:U:H5''	40:DQ:23:TYR:O	2.19	0.42
24:DA:615:U:H3'	24:DA:616:A:H5'	2.01	0.42
8:AI:61:ASP:CG	8:AI:62:LEU:N	2.72	0.42
8:AI:62:LEU:HD23	8:AI:62:LEU:N	2.34	0.42
24:BA:991:C:C2	24:BA:1185:G:C6	3.08	0.42
8:CI:125:GLN:HE22	55:CA:1232:U:H5''	1.82	0.42
37:BN:96:ARG:NH2	37:BN:116:VAL:HG23	2.34	0.42
20:CU:22:CYS:HB2	20:CU:23:GLU:H	1.51	0.42
36:BM:69:PRO:CA	36:BM:94:ALA:HB2	2.49	0.42
55:CA:1408:A:N6	55:CA:1409:C:N4	2.67	0.42
36:BM:109:PRO:O	36:BM:110:GLU:C	2.57	0.42
24:DA:2303:G:H5'	29:DF:121:PHE:CZ	2.53	0.42
24:DA:2060:A:H2'	28:DE:63:LYS:HZ3	1.83	0.42
34:BK:18:ARG:HD2	34:BK:18:ARG:HA	1.78	0.42
24:DA:2459:A:C5	24:DA:2460:U:C5	3.07	0.42
55:CA:1320:C:N3	55:CA:1321:U:C2	2.87	0.42
24:DA:1031:G:N2	24:DA:1124:G:C4	2.87	0.42
11:CL:5:GLN:HE21	55:CA:882:C:H41	1.66	0.42
48:BY:18:LEU:O	48:BY:22:LEU:CB	2.66	0.42

*Continued on next page...*

*Continued from previous page...*

Atom-1	Atom-2	Distance(Å)	Clash(Å)
24:DA:1647:U:H5''	24:DA:1648:U:OP1	2.19	0.42
21:AA:1087:G:N2	21:AA:1088:G:C5	2.87	0.42
21:AA:1091:U:N3	21:AA:1094:G:OP2	2.38	0.42
4:AE:37:VAL:CG2	4:AE:113:VAL:HG12	2.40	0.42
7:AH:11:THR:HA	7:AH:14:ARG:HB3	2.01	0.42
20:AU:44:ARG:HD2	20:AU:44:ARG:N	2.35	0.42
21:AA:1021:A:C3'	21:AA:1022:A:H5''	2.49	0.42
24:BA:1996:C:C5	34:BK:32:TYR:OH	2.72	0.42
32:DI:51:GLY:O	32:DI:52:LEU:CB	2.66	0.42
24:BA:1734:G:O2'	24:BA:1735:A:H5'	2.19	0.42
52:D2:28:ARG:O	52:D2:31:LEU:N	2.50	0.42
9:CJ:47:GLU:HB2	9:CJ:67:ILE:CG1	2.42	0.42
35:BL:82:LEU:HD23	35:BL:82:LEU:C	2.40	0.42
52:B2:12:ARG:O	52:B2:12:ARG:HG3	2.18	0.42
14:CO:57:ARG:O	14:CO:61:GLN:HG2	2.18	0.42
24:BA:1967:C:H2'	24:BA:1968:G:C8	2.54	0.42
24:BA:1654:A:C4'	27:BD:118:PHE:CZ	2.98	0.42
24:BA:714:U:H2'	24:BA:716:A:N7	2.34	0.42
34:BK:117:SER:C	34:BK:118:LEU:O	2.58	0.42
47:BX:44:ARG:HG2	47:BX:45:PHE:N	2.35	0.42
24:DA:1838:C:N4	24:DA:1898:U:H2'	2.34	0.42
24:BA:85:G:C5	24:BA:98:G:C2	3.07	0.42
24:BA:84:A:H1'	24:BA:85:G:O4'	2.19	0.42
24:DA:2472:G:H1'	24:DA:2478:A:N6	2.34	0.42
22:AV:33:U:H2'	22:AV:35:A:N7	2.34	0.42
24:BA:388:G:H8	24:BA:388:G:H2'	1.70	0.42
24:DA:1223:G:O6	41:DR:71:LYS:NZ	2.51	0.42
32:BI:40:ALA:HB3	32:BI:68:PHE:CE1	2.54	0.42
49:DZ:28:LEU:CD2	49:DZ:28:LEU:N	2.82	0.42
24:BA:2555:U:C5	24:BA:2556:C:C2	3.07	0.42
55:CA:629:A:H2'	55:CA:630:A:O4'	2.19	0.42
8:CI:44:ARG:C	8:CI:46:VAL:N	2.71	0.42
24:BA:447:A:N1	24:BA:454:A:H2'	2.34	0.42
24:BA:988:A:C2	24:BA:989:G:C2	3.07	0.42
11:CL:110:LYS:N	55:CA:538:G:OP1	2.41	0.42
24:BA:776:G:H4'	24:BA:777:G:H5''	2.01	0.42
24:DA:1496:A:H2'	24:DA:1498:C:C4	2.53	0.42
21:AA:564:C:C4	21:AA:565:U:C4	3.07	0.42
32:BI:126:ARG:HD3	32:BI:126:ARG:H	1.84	0.42
24:DA:755:U:H2'	24:DA:756:A:C8	2.54	0.42
27:DD:45:TYR:CE2	27:DD:47:ALA:HB3	2.51	0.42
24:DA:1611:C:O2'	24:DA:1612:C:H5'	2.19	0.42

*Continued on next page...*

*Continued from previous page...*

Atom-1	Atom-2	Distance(Å)	Clash(Å)
21:AA:1206:G:H2'	21:AA:1207:G:O4'	2.19	0.42
27:DD:4:LEU:HD12	27:DD:32:ASN:OD1	2.19	0.42
13:AN:74:ARG:CG	21:AA:1358:U:OP1	2.67	0.42
24:BA:2231:U:H2'	24:BA:2232:C:H6	1.83	0.42
27:BD:151:THR:HB	27:BD:152:PRO:CD	2.46	0.42
24:BA:55:G:H2'	24:BA:56:A:H8	1.84	0.42
39:DP:102:ARG:O	39:DP:103:THR:CB	2.67	0.42
21:AA:692:U:O2	21:AA:694:A:C8	2.72	0.42
24:BA:683:U:C2'	24:BA:684:G:O5'	2.67	0.42
24:DA:1455:G:C2	24:DA:1456:G:C4	3.07	0.42
21:AA:1251:A:H1'	21:AA:1369:C:O2'	2.19	0.42
24:BA:1659:G:C2	24:BA:2002:G:N3	2.87	0.42
24:BA:2074:U:N3	24:BA:2075:U:C4	2.87	0.42
41:BR:24:LYS:HE2	41:BR:24:LYS:HB3	1.73	0.42
21:AA:1118:U:H1'	21:AA:1179:A:C4	2.54	0.42
24:DA:1824:G:H2'	24:DA:1825:U:O4'	2.18	0.42
24:DA:289:G:H2'	24:DA:290:U:O4'	2.19	0.42
24:BA:1677:A:C6	24:BA:1678:A:C6	3.07	0.42
36:DM:4:PRO:HD3	36:DM:68:PHE:HE2	1.83	0.42
43:BT:68:LYS:HG2	43:BT:69:ARG:H	1.84	0.42
13:AN:56:PRO:HA	13:AN:59:GLN:OE1	2.19	0.42
55:CA:1463:U:H2'	55:CA:1464:U:C6	2.54	0.42
29:BF:100:GLU:C	29:BF:102:LEU:N	2.73	0.42
24:DA:699:A:H5'	24:DA:699:A:H8	1.84	0.42
5:CF:39:LEU:HD12	5:CF:40:GLU:H	1.83	0.42
26:BC:209:ALA:HA	26:BC:212:TRP:CE2	2.54	0.42
24:BA:184:C:H2'	24:BA:185:G:C8	2.53	0.42
24:DA:389:G:C6	24:DA:2413:G:O2'	2.71	0.42
21:AA:1449:C:C2	21:AA:1455:G:C2	3.07	0.42
16:CQ:22:VAL:HG21	16:CQ:58:VAL:CG2	2.49	0.42
26:DC:63:ILE:O	26:DC:64:VAL:HB	2.19	0.42
2:AC:171:ARG:HG2	2:AC:173:PRO:HD3	2.00	0.42
41:DR:7:SER:HB2	41:DR:22:LEU:HB2	2.01	0.42
19:AT:3:ILE:HA	19:AT:7:LYS:HD3	2.01	0.42
7:CH:114:ALA:O	7:CH:117:GLN:HB3	2.19	0.42
24:DA:820:A:H2'	24:DA:821:A:O4'	2.19	0.42
33:BJ:72:LYS:HB2	33:BJ:89:PHE:HB2	2.01	0.42
55:CA:944:G:C2	55:CA:1340:A:C6	3.07	0.42
17:AR:32:ILE:HG13	17:AR:32:ILE:O	2.18	0.42
50:D0:31:LYS:H	50:D0:31:LYS:HG3	1.61	0.42
55:CA:1215:G:H2'	55:CA:1216:A:H8	1.84	0.42
41:BR:49:ILE:HG21	41:BR:53:PHE:H	1.84	0.42

*Continued on next page...*



*Continued from previous page...*

Atom-1	Atom-2	Distance(Å)	Clash(Å)
26:BC:141:HIS:CB	26:BC:190:THR:HB	2.44	0.42
26:BC:83:ASP:OD1	26:BC:85:ASN:OD1	2.36	0.42
37:DN:5:LYS:CG	37:DN:6:SER:H	2.28	0.42
33:DJ:43:GLU:HG2	33:DJ:43:GLU:O	2.20	0.42
41:DR:10:LYS:N	41:DR:10:LYS:HD2	2.33	0.42
46:DW:16:GLU:OE2	46:DW:16:GLU:HA	2.20	0.42
46:DW:28:GLU:HG3	46:DW:29:SER:H	1.84	0.42
6:CG:70:PRO:HD2	6:CG:95:ARG:O	2.20	0.42
24:BA:860:U:C6	24:BA:2268:A:O4'	2.73	0.42
55:CA:66:A:H8	55:CA:66:A:OP1	2.03	0.42
36:DM:23:GLY:O	36:DM:101:VAL:HG12	2.19	0.42
21:AA:984:C:O2'	21:AA:985:C:C5'	2.67	0.42
12:AM:95:PRO:HG2	12:AM:101:THR:HG22	2.01	0.42
21:AA:1054:C:O2	21:AA:1054:C:O4'	2.37	0.42
24:DA:1289:C:O2'	24:DA:1290:C:C6	2.70	0.42
24:DA:1315:C:O2'	24:DA:1316:U:H5'	2.19	0.42
55:CA:255:G:C2	55:CA:272:C:O2	2.72	0.42
24:DA:2625:G:C6	24:DA:2626:C:C4	3.07	0.42
24:BA:638:G:O2'	24:BA:639:U:O4'	2.23	0.42
42:DS:6:LYS:HD2	42:DS:8:ARG:HD2	2.01	0.42
24:DA:765:C:O2'	24:DA:766:U:O4'	2.37	0.42
24:DA:1208:C:N3	24:DA:1209:U:C5	2.87	0.42
24:DA:510:C:H6	24:DA:510:C:O5'	2.02	0.42
24:DA:64:A:OP1	43:DT:77:ARG:HA	2.19	0.42
24:DA:61:C:C4	24:DA:94:A:N1	2.87	0.42
33:BJ:78:THR:OG1	33:BJ:80:HIS:HB2	2.19	0.42
24:DA:446:G:OP1	40:DQ:2:ARG:HD3	2.19	0.42
30:BG:8:VAL:CG1	30:BG:49:LEU:H	2.29	0.42
1:AB:159:ALA:HB1	1:AB:181:PRO:O	2.18	0.42
24:DA:2307:G:C8	24:DA:2312:U:C5	3.07	0.42
24:DA:2056:G:N2	50:D0:1:ALA:H1	2.16	0.42
24:DA:244:A:O2'	24:DA:245:G:O4'	2.36	0.42
26:BC:151:GLY:O	26:BC:152:GLN:HG3	2.19	0.42
4:CE:80:LEU:HB3	4:CE:97:PRO:CA	2.49	0.42
21:AA:717:U:H3'	21:AA:734:G:OP2	2.20	0.42
24:DA:1653:G:H8	24:DA:1653:G:OP2	2.01	0.42
24:DA:1654:A:N3	24:DA:1655:A:C8	2.87	0.42
55:CA:764:C:C4	55:CA:812:G:O6	2.73	0.42
4:CE:22:LYS:HE3	55:CA:1082:A:OP2	2.19	0.42
2:CC:129:PHE:CD2	2:CC:130:ARG:N	2.88	0.42
28:DE:146:VAL:HG13	28:DE:187:VAL:HG23	2.02	0.42
43:BT:28:ASN:HA	43:BT:91:GLN:CD	2.40	0.42

*Continued on next page...*

*Continued from previous page...*

Atom-1	Atom-2	Distance(Å)	Clash(Å)
43:BT:29:THR:H	43:BT:91:GLN:NE2	2.17	0.42
24:BA:68:G:N3	24:BA:74:A:C8	2.87	0.42
5:AF:53:LYS:HZ2	21:AA:710:G:H5''	1.79	0.42
24:DA:2800:A:O2'	24:DA:2801:G:C4'	2.65	0.42
55:CA:22:G:H5''	55:CA:561:U:N3	2.34	0.42
1:CB:46:VAL:HA	1:CB:49:PHE:CZ	2.54	0.42
55:CA:41:G:N2	55:CA:402:G:C4	2.87	0.42
10:CK:27:ASN:ND2	10:CK:27:ASN:N	2.68	0.42
2:CC:18:ASN:ND2	2:CC:53:ARG:HD3	2.34	0.42
10:AK:89:GLY:O	10:AK:92:ARG:HB3	2.19	0.42
24:DA:1171:G:C4	24:DA:1179:G:N2	2.87	0.42
55:CA:662:U:O2'	55:CA:836:G:OP1	2.35	0.42
35:BL:66:PHE:CD1	35:BL:66:PHE:C	2.91	0.42
24:BA:1331:G:C5	24:BA:1333:G:N7	2.87	0.42
28:BE:175:ILE:CG1	28:BE:180:LEU:HD11	2.49	0.42
24:BA:715:A:N6	24:BA:716:A:C6	2.87	0.42
34:BK:119:ALA:HA	34:BK:120:PRO:HD2	1.67	0.42
21:AA:578:C:O2	21:AA:728:A:H2	2.02	0.42
21:AA:356:A:C2	21:AA:368:U:O2	2.72	0.42
24:DA:455:C:C3'	24:DA:456:C:H5'	2.50	0.42
55:CA:459:A:C2'	55:CA:460:A:H5'	2.48	0.42
24:DA:2848:G:OP2	39:DP:94:ALA:CB	2.68	0.42
21:AA:1468:A:C3'	21:AA:1469:C:H5''	2.49	0.42
21:AA:1262:C:N4	21:AA:1274:A:C2	2.88	0.42
27:BD:94:GLN:O	27:BD:95:SER:HB2	2.17	0.42
24:DA:862:G:C2	24:DA:863:A:H1'	2.54	0.42
30:DG:122:ALA:O	30:DG:123:GLU:HB2	2.19	0.42
21:AA:373:A:O2'	21:AA:374:A:C5'	2.67	0.42
55:CA:1444:U:H2'	55:CA:1445:U:C6	2.54	0.42
55:CA:1006:G:H2'	55:CA:1006:G:N3	2.34	0.42
28:BE:48:THR:O	28:BE:52:VAL:HG23	2.19	0.42
1:AB:63:LYS:NZ	1:AB:87:ASP:HB3	2.34	0.42
24:DA:310:A:C2	24:DA:330:A:C4	3.06	0.42
8:CI:53:LEU:HD13	8:CI:53:LEU:O	2.19	0.42
24:BA:2287:A:C5	24:BA:2289:G:C5	3.07	0.42
55:CA:696:A:H1'	55:CA:786:G:O2'	2.20	0.42
26:BC:44:ASN:C	26:BC:44:ASN:OD1	2.57	0.42
24:BA:78:U:H2'	24:BA:79:C:C6	2.55	0.42
55:CA:190:A:H2'	55:CA:191:G:O4'	2.19	0.42
24:BA:2231:U:OP1	47:BX:29:LEU:HD23	2.19	0.42
24:BA:2854:G:C6	24:BA:2864:G:C6	3.07	0.42
25:BB:34:A:N6	25:BB:44:G:O2'	2.52	0.42

*Continued on next page...*

*Continued from previous page...*

Atom-1	Atom-2	Distance(Å)	Clash(Å)
24:DA:1582:C:H2'	24:DA:1585:C:H42	1.83	0.42
51:D1:34:GLU:HG3	51:D1:49:LYS:CB	2.48	0.42
44:DU:39:ASN:O	44:DU:40:LEU:C	2.57	0.42
33:BJ:35:ARG:C	33:BJ:37:ARG:N	2.72	0.42
2:AC:153:SER:HA	2:AC:156:LEU:HD11	2.02	0.42
17:CR:49:LYS:HE2	17:CR:50:TYR:CE2	2.54	0.42
29:DF:37:MET:HE3	29:DF:56:LEU:HB2	2.00	0.42
38:BO:2:ASP:OD1	38:BO:3:LYS:HG2	2.19	0.42
38:BO:59:ALA:HA	38:BO:62:LEU:HD12	2.01	0.42
41:DR:43:ASN:HD22	41:DR:44:GLY:H	1.67	0.42
1:AB:128:LEU:O	1:AB:129:THR:HG23	2.18	0.42
21:AA:1446:A:H2'	21:AA:1447:A:H5'	2.01	0.42
55:CA:487:A:H2'	55:CA:488:C:O4'	2.19	0.42
1:CB:218:ALA:O	1:CB:222:GLU:HB2	2.18	0.42
21:AA:138:G:C6	21:AA:226:G:C6	3.08	0.42
50:D0:21:LEU:HB3	50:D0:22:THR:H	1.55	0.42
24:BA:1295:C:H2'	24:BA:1296:G:C8	2.54	0.42
14:AO:86:LEU:HD23	14:AO:86:LEU:N	2.34	0.42
21:AA:320:A:H2'	21:AA:321:A:C8	2.54	0.42
24:BA:606:U:OP1	28:BE:99:LYS:HD2	2.19	0.42
55:CA:1352:C:H2'	55:CA:1353:G:C8	2.54	0.42
21:AA:573:A:O2'	21:AA:574:A:H5'	2.19	0.42
24:DA:1471:G:C6	24:DA:1472:C:C4	3.07	0.42
26:BC:18:VAL:O	26:BC:18:VAL:HG22	2.19	0.42
40:DQ:79:ILE:C	40:DQ:79:ILE:HD13	2.39	0.42
9:CJ:81:GLU:C	9:CJ:83:THR:H	2.23	0.42
24:BA:2737:G:H2'	24:BA:2738:A:O4'	2.19	0.42
28:DE:31:VAL:HG11	28:DE:100:MET:O	2.20	0.42
3:CD:61:ARG:NH2	3:CD:67:LEU:HA	2.34	0.42
40:BQ:93:ILE:CG2	40:BQ:94:LEU:N	2.83	0.42
41:BR:27:ILE:HG13	41:BR:33:VAL:CG1	2.49	0.42
41:BR:38:VAL:HG12	41:BR:59:ILE:HG13	2.01	0.42
24:DA:340:A:H2'	24:DA:341:C:H5'	2.01	0.42
31:BH:30:LEU:HD23	31:BH:30:LEU:HA	1.82	0.42
29:DF:136:ILE:CG2	29:DF:142:TYR:HB2	2.49	0.42
46:DW:77:LYS:O	46:DW:78:PHE:CB	2.67	0.42
32:DI:7:TYR:HD1	32:DI:9:LYS:NZ	2.17	0.42
4:AE:121:ASN:N	4:AE:121:ASN:ND2	2.67	0.42
24:BA:1177:G:H2'	24:BA:1178:C:O4'	2.20	0.42
3:CD:196:GLU:O	3:CD:199:ILE:HG12	2.20	0.42
24:DA:1773:A:C8	24:DA:1829:A:C8	3.08	0.42
24:DA:781:A:N1	24:DA:1776:G:O2'	2.44	0.42

*Continued on next page...*

*Continued from previous page...*

Atom-1	Atom-2	Distance(Å)	Clash(Å)
24:DA:783:A:HO2'	24:DA:784:G:H4'	1.81	0.42
24:BA:2366:A:C2	24:BA:2367:G:H1'	2.54	0.42
24:BA:923:G:C5'	46:BW:25:PHE:CZ	3.01	0.42
46:BW:18:LYS:CA	46:BW:36:ILE:HG12	2.50	0.42
46:BW:30:VAL:HG23	46:BW:59:PHE:HD1	1.84	0.42
55:CA:1454:G:HO2'	55:CA:1455:G:P	2.42	0.42
19:CT:22:SER:CB	55:CA:1458:G:H4'	2.48	0.42
45:DV:63:ILE:O	45:DV:63:ILE:HG22	2.20	0.42
55:CA:1282:C:C2	55:CA:1283:U:C4	3.08	0.42
21:AA:977:A:H3'	21:AA:1362:A:N6	2.32	0.42
55:CA:251:G:C5	55:CA:266:G:C5	3.06	0.42
24:DA:615:U:O4	28:DE:39:ALA:HB2	2.19	0.42
24:DA:503:A:C2	24:DA:505:A:C2	3.07	0.42
21:AA:1145:A:O2'	21:AA:1146:A:H5''	2.20	0.42
1:CB:104:LYS:H	1:CB:104:LYS:CD	2.11	0.42
36:DM:19:GLY:O	36:DM:20:LEU:HB2	2.19	0.42
31:DH:40:THR:O	31:DH:42:LYS:N	2.45	0.42
24:BA:2052:A:N7	27:BD:146:ILE:HD11	2.34	0.42
24:DA:1910:G:N1	24:DA:1921:G:C5	2.87	0.42
35:BL:94:THR:HG22	35:BL:95:LEU:N	2.35	0.42
30:BG:10:VAL:HB	30:BG:14:VAL:HG21	2.02	0.42
55:CA:499:A:N1	55:CA:546:A:H2'	2.35	0.42
2:AC:55:VAL:HG12	2:AC:56:ILE:H	1.84	0.42
6:CG:78:ARG:HG3	6:CG:82:SER:O	2.19	0.42
24:DA:2030:A:C2	24:DA:2499:C:OP1	2.72	0.42
24:DA:668:A:N7	24:DA:670:A:N7	2.67	0.42
24:DA:255:A:H2'	24:DA:256:A:O4'	2.19	0.42
55:CA:654:G:C5	55:CA:753:A:C6	3.07	0.42
21:AA:91:U:C5	21:AA:92:U:N3	2.88	0.42
24:DA:2459:A:O2'	24:DA:2460:U:C5'	2.65	0.42
55:CA:1319:A:N6	55:CA:1323:G:N3	2.68	0.42
55:CA:218:U:H2'	55:CA:219:U:O4'	2.19	0.42
54:D4:7:VAL:O	54:D4:8:LYS:O	2.37	0.42
24:DA:230:G:C2	24:DA:231:A:N7	2.87	0.42
24:DA:2520:C:C4	24:DA:2567:G:C5	3.07	0.42
24:BA:319:G:C5	24:BA:333:G:N2	2.88	0.42
24:BA:1392:A:H62	43:BT:19:LYS:HD2	1.84	0.42
43:DT:48:GLN:HA	43:DT:48:GLN:NE2	2.33	0.42
24:DA:956:G:C2	24:DA:962:G:O6	2.72	0.42
55:CA:51:A:H4'	55:CA:52:C:C5'	2.49	0.42
24:BA:1670:C:N4	24:BA:1674:G:O5'	2.51	0.42
7:AH:9:MET:HG2	7:AH:10:LEU:N	2.34	0.42

*Continued on next page...*

*Continued from previous page...*

Atom-1	Atom-2	Distance(Å)	Clash(Å)
21:AA:1008:U:C4	21:AA:1022:A:C6	3.07	0.42
26:BC:108:GLY:C	26:BC:109:LEU:HD22	2.39	0.42
32:DI:42:ASN:HA	32:DI:45:THR:HB	2.01	0.42
32:DI:78:LEU:O	32:DI:81:LYS:HG2	2.18	0.42
1:CB:137:THR:O	1:CB:140:LEU:HB3	2.20	0.42
1:CB:139:GLU:HG3	1:CB:140:LEU:H	1.84	0.42
24:BA:1346:G:N2	24:BA:1601:G:C4	2.88	0.42
32:BI:115:ASP:C	32:BI:115:ASP:OD1	2.58	0.42
3:CD:98:ASP:OD1	3:CD:99:ASN:N	2.53	0.42
27:BD:172:VAL:O	27:BD:173:GLN:HB2	2.19	0.42
31:BH:94:ILE:HG23	31:BH:98:ASP:HB3	2.02	0.42
36:DM:34:LYS:HB3	36:DM:129:THR:HG22	2.01	0.42
28:BE:31:VAL:HG21	28:BE:104:ALA:HB2	2.02	0.42
56:DB:17:C:O2'	56:DB:18:G:H5'	2.18	0.42
24:BA:30:G:C6	24:BA:31:C:C4	3.07	0.42
29:DF:11:VAL:CG1	29:DF:12:VAL:N	2.83	0.42
24:BA:2661:G:C2'	24:BA:2662:A:H5'	2.50	0.42
55:CA:1433:A:C5	55:CA:1468:A:C2	3.08	0.42
55:CA:1091:U:O2	55:CA:1093:A:OP2	2.37	0.42
24:DA:540:C:O2'	24:DA:541:A:H5'	2.19	0.42
55:CA:631:C:O3'	55:CA:632:U:H6	2.02	0.42
24:DA:976:G:O6	24:DA:988:A:C2	2.73	0.42
32:BI:56:VAL:CG2	32:BI:68:PHE:HB2	2.49	0.42
24:DA:1906:G:H5''	24:DA:1929:G:O2'	2.20	0.42
31:BH:66:ASN:O	31:BH:68:ARG:N	2.53	0.42
24:BA:1808:A:C5'	24:BA:1809:A:OP2	2.68	0.42
17:AR:40:PRO:CB	17:AR:42:ARG:HG2	2.49	0.42
31:BH:27:ARG:NH1	47:BX:59:ASP:O	2.52	0.42
14:AO:34:GLN:O	14:AO:35:ILE:C	2.57	0.42
3:AD:149:LYS:NZ	3:AD:177:MET:HB2	2.34	0.42
24:BA:987:C:H2'	24:BA:988:A:C5'	2.48	0.42
26:DC:82:TYR:O	26:DC:84:PRO:CD	2.64	0.42
24:BA:1204:A:C1'	24:BA:1206:G:C5	3.01	0.42
40:DQ:10:ARG:HB2	40:DQ:10:ARG:NH1	2.34	0.42
24:BA:555:G:C2'	24:BA:556:A:OP2	2.67	0.42
12:CM:22:TYR:C	12:CM:65:GLU:HG2	2.40	0.42
24:DA:2733:A:C2	24:DA:2734:A:C4	3.08	0.42
10:CK:16:SER:HA	10:CK:77:GLY:O	2.19	0.42
11:CL:93:ARG:NH2	55:CA:911:U:OP2	2.53	0.42
10:CK:34:THR:HA	10:CK:41:LEU:HG	2.01	0.42
6:CG:12:LEU:HB2	6:CG:13:PRO:HD2	2.01	0.42
24:DA:2083:G:O2'	24:DA:2084:C:H5'	2.19	0.42

*Continued on next page...*

*Continued from previous page...*

Atom-1	Atom-2	Distance(Å)	Clash(Å)
24:DA:2074:U:C2	24:DA:2436:G:C2	3.07	0.42
24:BA:2075:U:C4	24:BA:2238:G:C6	3.07	0.42
24:DA:2810:A:H2'	24:DA:2811:G:O4'	2.19	0.42
24:BA:941:A:H2'	24:BA:942:G:O4'	2.18	0.42
2:CC:113:LYS:O	2:CC:117:ASP:OD1	2.38	0.42
6:AG:68:VAL:HB	6:AG:99:ALA:HB1	2.02	0.42
24:DA:443:A:N6	28:DE:36:ALA:HB1	2.34	0.42
55:CA:438:U:O2'	55:CA:439:U:C5	2.72	0.42
2:AC:51:VAL:HG22	2:AC:52:SER:N	2.33	0.42
21:AA:780:A:N7	21:AA:800:G:C6	2.87	0.42
26:DC:30:ALA:C	26:DC:32:LEU:H	2.22	0.42
24:DA:1358:G:H1'	24:DA:1374:G:N2	2.34	0.42
34:BK:88:ASN:C	34:BK:88:ASN:ND2	2.73	0.42
24:BA:1437:C:C4	24:BA:1438:U:C4	3.07	0.42
24:DA:38:A:N6	24:DA:39:G:C5	2.88	0.42
24:BA:1205:A:C6	28:BE:165:HIS:HB2	2.55	0.42
5:CF:39:LEU:HD12	5:CF:61:LEU:O	2.19	0.42
29:BF:80:GLN:OE1	29:BF:81:GLY:N	2.53	0.42
10:CK:109:ILE:O	20:CU:5:VAL:HB	2.20	0.42
31:BH:12:LEU:HD12	31:BH:19:VAL:HG11	2.02	0.42
6:CG:104:VAL:O	6:CG:107:ALA:N	2.48	0.42
55:CA:348:G:O2'	55:CA:349:A:H5'	2.20	0.42
31:BH:57:LYS:O	31:BH:61:VAL:HG23	2.20	0.42
24:BA:749:A:N7	24:BA:1618:A:C6	2.87	0.42
24:BA:296:U:H2'	24:BA:297:G:H8	1.84	0.42
20:CU:7:GLU:HB3	20:CU:11:PHE:CE1	2.54	0.42
55:CA:1473:G:H2'	55:CA:1474:U:O4'	2.19	0.42
24:BA:915:C:O2	25:BB:100:G:H4'	2.20	0.42
37:BN:17:ARG:HH21	37:BN:17:ARG:HG3	1.85	0.42
1:AB:88:GLN:HE21	1:AB:88:GLN:C	2.22	0.42
24:BA:2357:G:C2	24:BA:2361:G:C6	3.07	0.42
40:BQ:86:SER:HB3	41:BR:51:VAL:CG1	2.50	0.42
28:DE:132:LYS:HG2	28:DE:132:LYS:O	2.20	0.42
27:DD:115:GLY:O	37:DN:3:HIS:HE1	2.03	0.42
24:DA:1008:A:C4'	24:DA:1009:A:OP1	2.66	0.42
24:DA:1139:G:O2'	24:DA:1140:C:H5'	2.18	0.42
35:BL:74:THR:CG2	35:BL:107:PHE:HB2	2.21	0.42
24:DA:216:A:N3	24:DA:217:A:C8	2.88	0.42
24:DA:2323:G:N2	24:DA:2335:A:C2	2.88	0.42
46:DW:43:LYS:HD2	46:DW:79:ILE:HD11	2.01	0.42
6:CG:70:PRO:HG2	6:CG:94:ARG:O	2.18	0.42
55:CA:83:C:O2	55:CA:83:C:C2'	2.67	0.42

*Continued on next page...*

*Continued from previous page...*

Atom-1	Atom-2	Distance(Å)	Clash(Å)
55:CA:532:A:N6	55:CA:1206:G:O2'	2.52	0.42
27:DD:124:ARG:CD	27:DD:125:TRP:CD1	2.82	0.42
24:DA:743:A:H2'	24:DA:744:U:O4'	2.19	0.42
35:BL:19:LEU:HA	35:BL:27:LEU:O	2.20	0.42
55:CA:380:G:N2	55:CA:382:A:H2'	2.34	0.42
21:AA:1360:A:C4	21:AA:1361:G:C8	3.08	0.42
21:AA:1346:A:N1	21:AA:1374:A:H5''	2.34	0.42
24:DA:1281:G:O2'	24:DA:1282:U:H5'	2.19	0.42
55:CA:253:A:C6	55:CA:274:A:C2	3.07	0.42
24:DA:2040:G:C6	24:DA:2041:U:C4	3.08	0.42
1:CB:30:ILE:HD11	1:CB:188:THR:HG22	2.02	0.42
8:AI:27:ILE:HG22	8:AI:28:VAL:N	2.34	0.42
13:CN:80:ARG:C	13:CN:82:LYS:N	2.72	0.42
21:AA:216:U:H2'	21:AA:217:C:C6	2.54	0.42
24:DA:75:G:O2'	24:DA:76:C:O5'	2.38	0.42
24:DA:89:A:C6	24:DA:90:U:C4	3.08	0.42
31:DH:2:GLN:HB3	31:DH:18:GLN:CD	2.40	0.42
55:CA:1499:A:C8	55:CA:1499:A:O5'	2.72	0.42
24:DA:642:U:H4'	24:DA:2349:G:O2'	2.19	0.42
24:DA:1566:A:N3	26:DC:212:TRP:HB2	2.34	0.42
55:CA:1380:U:H5'	55:CA:1381:U:OP1	2.19	0.42
1:AB:67:LEU:HB3	1:AB:160:LEU:CD1	2.48	0.42
24:BA:2310:C:H6	24:BA:2310:C:O5'	2.02	0.42
24:DA:2454:G:C2	24:DA:2499:C:N3	2.87	0.42
35:DL:128:THR:HG22	35:DL:130:GLY:H	1.84	0.42
24:DA:347:A:H2'	24:DA:348:A:C8	2.55	0.42
24:DA:1505:A:C2	24:DA:1506:U:C2	3.08	0.42
21:AA:420:U:O2	21:AA:424:G:C2	2.73	0.42
21:AA:113:G:C4	21:AA:114:U:C5	3.07	0.42
24:DA:962:G:N2	36:DM:82:MET:CE	2.82	0.42
20:AU:36:PHE:HB3	20:AU:40:PRO:HD3	2.02	0.42
26:DC:28:PRO:HB3	26:DC:62:ARG:NH2	2.34	0.42
41:DR:27:ILE:CG2	41:DR:28:ALA:H	2.15	0.42
24:BA:1565:C:O2'	24:BA:1566:A:O5'	2.34	0.42
21:AA:841:C:H5'	21:AA:843:U:OP2	2.20	0.42
10:AK:86:LYS:CG	10:AK:114:PRO:HD3	2.49	0.42
55:CA:1349:A:H3'	55:CA:1350:A:H8	1.84	0.42
55:CA:1480:A:N1	55:CA:1481:U:C2	2.88	0.42
55:CA:1124:G:C4'	55:CA:1125:U:OP1	2.65	0.42
11:AL:11:ARG:HB3	21:AA:562:U:H1'	2.02	0.42
55:CA:1102:A:O2'	55:CA:1103:C:C5'	2.68	0.42
24:BA:364:C:H2'	24:BA:365:U:C6	2.55	0.42

*Continued on next page...*



*Continued from previous page...*

Atom-1	Atom-2	Distance(Å)	Clash(Å)
24:DA:456:C:HO2'	43:DT:73:ARG:HG3	1.80	0.42
6:AG:88:VAL:HG22	6:AG:89:GLU:N	2.25	0.42
24:BA:32:C:OP1	24:BA:1238:G:H5''	2.20	0.42
24:BA:2648:G:H2'	24:BA:2649:C:C6	2.54	0.42
2:CC:122:GLN:O	2:CC:127:VAL:HG22	2.19	0.42
9:AJ:52:LEU:HB2	13:AN:80:ARG:HD2	2.01	0.42
14:AO:64:LYS:HD2	21:AA:755:G:OP2	2.19	0.42
19:CT:23:ARG:HE	19:CT:23:ARG:HA	1.85	0.42
19:AT:24:ARG:HG2	19:AT:28:ARG:HH12	1.82	0.42
32:BI:31:GLY:HA3	32:BI:60:VAL:HG11	2.01	0.42
32:BI:56:VAL:HG22	32:BI:68:PHE:HB2	2.01	0.42
31:BH:66:ASN:C	31:BH:68:ARG:N	2.72	0.42
31:BH:67:ALA:C	31:BH:69:ALA:N	2.73	0.42
21:AA:373:A:H1'	21:AA:481:G:N3	2.34	0.42
49:DZ:51:SER:C	49:DZ:53:MET:N	2.72	0.42
55:CA:261:U:C2	55:CA:263:A:OP2	2.72	0.42
24:BA:1532:A:C6	24:BA:1540:G:C6	3.08	0.42
24:DA:2229:U:C2	24:DA:2230:G:C8	3.08	0.42
1:CB:103:TRP:HA	1:CB:106:VAL:CB	2.44	0.42
24:BA:2530:A:H3'	30:BG:156:TYR:OH	2.19	0.42
24:DA:1307:A:C6	24:DA:1308:A:C5	3.08	0.42
24:BA:455:C:H42	24:BA:472:A:H2'	1.85	0.42
24:BA:2417:C:O2'	24:BA:2418:A:H5'	2.19	0.42
24:DA:1422:G:H1'	24:DA:1495:A:H61	1.85	0.42
24:BA:1496:A:H2'	24:BA:1498:C:C4	2.53	0.42
32:BI:123:ALA:HA	32:BI:126:ARG:CZ	2.48	0.42
24:BA:9:G:H2'	24:BA:2629:U:O4	2.19	0.42
36:DM:57:VAL:O	36:DM:58:LYS:HB2	2.20	0.42
24:BA:1408:G:N1	24:BA:1595:C:C2	2.87	0.42
55:CA:695:A:H61	55:CA:797:C:C1'	2.29	0.42
51:B1:12:SER:HB2	51:B1:48:TYR:CE1	2.54	0.42
42:DS:36:LEU:C	42:DS:38:TYR:N	2.72	0.42
24:BA:1006:C:C5	24:BA:1138:G:N2	2.87	0.42
35:BL:120:VAL:CG1	35:BL:121:THR:N	2.82	0.42
18:AS:20:LYS:HB3	18:AS:20:LYS:HZ2	1.85	0.42
31:DH:68:ARG:CG	31:DH:71:LYS:HD3	2.49	0.42
24:DA:2297:A:O2'	24:DA:2298:A:C5'	2.67	0.42
34:BK:121:GLU:O	34:BK:122:VAL:C	2.58	0.42
24:BA:2850:A:H2'	24:BA:2851:A:H8	1.82	0.42
7:CH:95:MET:HE2	7:CH:95:MET:HB3	1.85	0.42
22:AX:38:A:C6	22:AX:39:U:C4	3.07	0.42
24:DA:846:U:H4'	24:DA:847:U:O2	2.19	0.42

*Continued on next page...*

*Continued from previous page...*

Atom-1	Atom-2	Distance(Å)	Clash(Å)
20:CU:53:LYS:HB2	20:CU:53:LYS:HZ2	1.85	0.42
31:DH:9:VAL:HG12	31:DH:10:ALA:N	2.34	0.42
55:CA:178:C:H2'	55:CA:179:A:O4'	2.18	0.42
24:BA:7:G:C6	24:BA:8:C:N4	2.87	0.42
24:DA:1247:A:N7	24:DA:1249:U:O4	2.53	0.42
26:BC:69:ASN:O	26:BC:70:LYS:C	2.56	0.42
55:CA:28:A:C5	55:CA:29:U:C6	3.07	0.42
54:D4:9:LYS:HD3	54:D4:9:LYS:C	2.40	0.42
42:DS:74:ILE:HG12	42:DS:74:ILE:O	2.17	0.42
55:CA:760:G:C5	55:CA:761:G:C8	3.07	0.42
24:BA:238:C:O2	24:BA:260:G:C2	2.73	0.42
21:AA:925:G:C5	21:AA:927:G:N7	2.88	0.42
24:DA:1870:C:H5''	24:DA:1871:A:C2	2.55	0.42
14:AO:84:LEU:HB3	14:AO:86:LEU:CD2	2.50	0.42
21:AA:320:A:C2	21:AA:334:C:C2	3.07	0.42
24:BA:2830:C:O3'	27:BD:56:LYS:NZ	2.53	0.42
21:AA:154:U:C2	21:AA:168:G:N2	2.88	0.42
26:BC:139:THR:O	26:BC:161:VAL:O	2.38	0.42
9:CJ:20:GLN:O	9:CJ:23:ALA:HB3	2.19	0.42
33:BJ:93:ILE:O	33:BJ:97:PRO:HG3	2.19	0.42
32:BI:37:PHE:HD1	32:BI:37:PHE:O	2.02	0.42
24:BA:634:C:H6	24:BA:634:C:O5'	2.02	0.42
40:DQ:21:LYS:HA	40:DQ:21:LYS:HD2	1.83	0.42
24:DA:605:G:H21	24:DA:658:U:H5''	1.85	0.42
29:DF:43:ILE:HG23	29:DF:44:ALA:N	2.26	0.42
55:CA:957:U:N3	55:CA:960:U:C2	2.87	0.42
24:DA:2093:G:C5	24:DA:2225:A:C8	3.08	0.42
2:CC:190:THR:CG2	2:CC:191:THR:N	2.83	0.42
24:BA:1177:G:C5	24:BA:1178:C:C5	3.08	0.42
24:DA:736:C:H2'	24:DA:737:C:H6	1.84	0.42
56:DB:58:A:O2'	56:DB:59:A:H5'	2.20	0.42
1:AB:110:ILE:CG1	1:AB:147:LEU:HD13	2.49	0.42
14:CO:88:ARG:HD2	24:DA:716:A:OP1	2.19	0.42
55:CA:1448:C:HO2'	55:CA:1449:C:H6	1.56	0.42
55:CA:1449:C:C2	55:CA:1455:G:C2	3.08	0.42
55:CA:174:A:OP1	55:CA:174:A:H3'	2.19	0.42
24:DA:360:U:H2'	24:DA:361:G:O4'	2.19	0.42
24:BA:1064:C:C1'	32:BI:89:SER:HB2	2.50	0.42
50:D0:53:VAL:O	50:D0:54:ILE:O	2.37	0.42
24:DA:1394:U:H4'	24:DA:1603:A:H4'	2.02	0.42
24:DA:522:A:C4	24:DA:523:C:C5	3.08	0.42
24:DA:705:A:C2	24:DA:727:A:O4'	2.72	0.42

*Continued on next page...*

*Continued from previous page...*

Atom-1	Atom-2	Distance(Å)	Clash(Å)
24:DA:705:A:H61	24:DA:726:G:H1'	1.83	0.42
24:DA:1208:C:H2'	24:DA:1209:U:H5'	2.02	0.42
55:CA:1363:A:H2'	55:CA:1365:G:N7	2.35	0.42
8:CI:125:GLN:HB3	55:CA:1342:C:H4'	2.02	0.42
21:AA:215:C:O2'	21:AA:216:U:H5'	2.19	0.42
29:DF:31:GLU:HG3	29:DF:32:LYS:N	2.35	0.42
24:BA:2027:G:H2'	24:BA:2028:U:C6	2.54	0.42
24:BA:529:A:H2'	24:BA:2023:C:N4	2.33	0.42
24:BA:1781:U:O2'	24:BA:1782:U:OP2	2.37	0.42
24:BA:753:A:O2'	24:BA:754:U:C5'	2.68	0.42
30:BG:7:PRO:HB2	30:BG:8:VAL:H	1.71	0.42
34:BK:2:ILE:O	34:BK:3:GLN:O	2.38	0.42
24:DA:1815:A:C4	24:DA:1817:G:C6	3.07	0.42
24:DA:1819:A:C1'	24:DA:1821:A:C6	2.95	0.42
24:BA:117:G:C6	24:BA:119:A:C6	3.08	0.42
24:DA:668:A:N3	24:DA:670:A:N6	2.68	0.42
24:DA:2489:U:C5	24:DA:2490:G:C6	3.08	0.42
24:DA:1127:A:HO2'	24:DA:1128:G:H5'	1.82	0.42
24:BA:42:A:C2	24:BA:438:G:C5	3.08	0.42
55:CA:878:A:C5	55:CA:879:C:C5	3.07	0.42
24:DA:406:G:H2'	24:DA:407:G:H8	1.85	0.42
55:CA:16:A:C2	55:CA:17:U:C6	3.07	0.42
2:CC:129:PHE:CG	2:CC:130:ARG:N	2.87	0.42
2:CC:199:VAL:HG23	2:CC:199:VAL:O	2.20	0.42
21:AA:1074:G:C2	21:AA:1102:A:C6	3.08	0.42
55:CA:724:G:O2'	55:CA:725:G:C5'	2.67	0.42
26:BC:259:ASN:O	26:BC:260:LYS:CB	2.65	0.42
55:CA:1002:G:N2	55:CA:1039:G:C4	2.88	0.42
55:CA:1040:U:O2'	55:CA:1041:G:H5'	2.20	0.42
24:BA:10:A:C5	24:BA:2800:A:N6	2.87	0.42
9:CJ:49:PHE:CD1	9:CJ:67:ILE:HD11	2.54	0.42
24:DA:1130:U:O2'	24:DA:1131:G:C8	2.66	0.42
55:CA:202:G:H2'	55:CA:203:G:H8	1.78	0.42
3:CD:2:ARG:NH2	3:CD:114:ARG:HD3	2.27	0.42
21:AA:678:U:O2'	21:AA:679:C:H5'	2.20	0.42
15:AP:35:ARG:HH21	15:AP:51:ARG:CZ	2.32	0.42
24:BA:2253:G:C4	24:BA:2254:C:C5	3.07	0.42
24:BA:633:A:C5'	24:BA:633:A:H8	2.31	0.42
6:AG:76:SER:HA	6:AG:85:GLN:CB	2.48	0.42
32:DI:57:VAL:HG12	32:DI:58:ILE:N	2.28	0.42
27:BD:42:ASN:O	27:BD:43:ASP:O	2.38	0.42
48:DY:22:LEU:HG	48:DY:23:ARG:H	1.84	0.42

*Continued on next page...*

*Continued from previous page...*

Atom-1	Atom-2	Distance(Å)	Clash(Å)
24:DA:975:A:C8	24:DA:990:A:N6	2.85	0.42
1:AB:102:ASN:C	1:AB:104:LYS:H	2.22	0.42
1:AB:104:LYS:HB3	1:AB:104:LYS:HE2	1.89	0.42
25:BB:13:G:O2'	25:BB:14:U:H5''	2.20	0.42
49:DZ:6:ILE:HG22	49:DZ:7:THR:N	2.35	0.42
24:BA:2552:U:C2	24:BA:2554:U:C5'	3.02	0.42
26:DC:79:ARG:CG	26:DC:92:LEU:HB2	2.49	0.42
10:CK:51:PHE:CE2	10:CK:64:VAL:HG21	2.51	0.42
55:CA:386:C:H2'	55:CA:387:U:H5'	2.01	0.42
52:B2:24:THR:HG23	52:B2:27:GLY:N	2.31	0.42
3:AD:149:LYS:HZ3	3:AD:177:MET:HB2	1.84	0.42
24:BA:312:G:O2'	24:BA:313:G:H5'	2.19	0.42
24:DA:1304:A:C6	24:DA:1305:C:C4	3.07	0.42
6:AG:32:ASP:O	21:AA:1351:U:H1'	2.19	0.42
19:CT:17:ARG:HD2	19:CT:17:ARG:O	2.20	0.42
24:BA:556:A:H3'	24:BA:557:C:H6	1.84	0.42
20:CU:14:ALA:O	20:CU:15:LEU:O	2.38	0.42
42:DS:29:VAL:O	42:DS:33:LEU:HB2	2.20	0.42
12:AM:44:ILE:C	12:AM:46:GLU:H	2.23	0.42
24:DA:1710:G:C2	24:DA:1749:A:C2	3.07	0.42
2:AC:139:ASN:HD22	2:AC:139:ASN:H	1.66	0.42
9:AJ:50:THR:HG22	9:AJ:64:GLN:CG	2.49	0.42
9:AJ:45:ARG:HD3	9:AJ:45:ARG:HA	1.88	0.42
18:CS:27:LYS:HE3	18:CS:30:LEU:HD11	2.02	0.42
4:CE:25:LYS:HB2	4:CE:25:LYS:HZ2	1.84	0.42
10:AK:125:LYS:HG3	21:AA:797:C:P	2.59	0.42
10:AK:125:LYS:HG3	21:AA:797:C:OP2	2.17	0.42
28:BE:37:ALA:C	28:BE:39:ALA:N	2.69	0.42
21:AA:724:G:H2'	21:AA:725:G:H8	1.84	0.42
24:DA:2811:G:H2'	24:DA:2812:G:C8	2.55	0.42
8:CI:54:VAL:HG23	8:CI:59:LYS:HZ3	1.84	0.42
21:AA:687:A:C2	21:AA:704:A:C6	3.07	0.42
24:BA:357:C:H2'	24:BA:358:U:C6	2.54	0.42
33:BJ:121:LYS:HE3	33:BJ:121:LYS:HB2	1.67	0.42
37:BN:85:PRO:HA	37:BN:88:ALA:HB2	2.00	0.42
24:DA:597:G:C6	24:DA:598:U:C2	3.07	0.42
24:DA:579:G:N2	24:DA:1262:A:C4	2.88	0.42
21:AA:488:C:O2'	21:AA:489:C:H5'	2.20	0.42
24:BA:2180:U:H2'	24:BA:2181:U:C6	2.55	0.42
5:CF:43:GLY:HA2	5:CF:58:HIS:HE1	1.84	0.42
32:BI:9:LYS:HB2	32:BI:55:PRO:CB	2.50	0.42
24:DA:1534:U:C2'	24:DA:1534:U:O2	2.67	0.42

*Continued on next page...*

*Continued from previous page...*

Atom-1	Atom-2	Distance(Å)	Clash(Å)
24:BA:1530:G:C2	24:BA:1542:U:O2	2.72	0.42
20:AU:13:VAL:HG13	20:AU:15:LEU:CG	2.50	0.42
21:AA:39:G:N2	21:AA:40:C:C2	2.88	0.42
6:CG:64:ALA:HB2	6:CG:126:ALA:CB	2.48	0.42
20:AU:46:ARG:HG3	20:AU:49:ALA:HB3	2.00	0.42
31:DH:45:GLU:C	31:DH:47:PHE:H	2.21	0.42
4:AE:48:GLY:HA3	4:AE:65:LYS:C	2.40	0.42
27:BD:176:ASP:OD2	27:BD:176:ASP:N	2.53	0.42
11:AL:9:LYS:NZ	11:AL:9:LYS:HB2	2.34	0.42
24:DA:759:G:C2	24:DA:760:G:C4	3.08	0.42
37:BN:100:CYS:SG	37:BN:111:ALA:HA	2.60	0.42
24:DA:100:U:H1'	24:DA:101:A:C5	2.55	0.42
24:DA:100:U:H3'	24:DA:100:U:P	2.60	0.42
24:DA:100:U:O2'	24:DA:101:A:H5''	2.18	0.42
24:BA:2197:U:O2'	24:BA:2198:A:P	2.78	0.42
24:DA:1437:C:HO2'	24:DA:1516:G:HO2'	1.62	0.42
7:AH:21:LYS:N	7:AH:64:TYR:OH	2.50	0.42
29:DF:139:GLU:CB	29:DF:142:TYR:HB3	2.49	0.42
24:DA:1013:C:H2'	24:DA:1014:A:C8	2.55	0.42
24:DA:2336:A:N7	46:DW:40:ARG:NE	2.67	0.42
38:BO:31:THR:HG23	38:BO:33:ARG:N	2.32	0.42
24:DA:1056:G:H3'	24:DA:1056:G:OP2	2.19	0.42
7:AH:95:MET:SD	7:AH:129:ALA:HB1	2.59	0.42
55:CA:1054:C:OP2	55:CA:1197:A:OP2	2.38	0.42
24:DA:1788:C:H2'	24:DA:1789:A:C8	2.51	0.42
24:DA:743:A:C6	24:DA:744:U:C4	3.07	0.42
24:BA:833:A:H2'	24:BA:834:G:H8	1.78	0.42
55:CA:152:A:N6	55:CA:170:U:C2	2.87	0.42
56:DB:75:G:N2	56:DB:102:G:N2	2.68	0.42
8:AI:61:ASP:CG	8:AI:62:LEU:H	2.22	0.42
24:DA:1717:A:C2'	24:DA:1718:G:O4'	2.68	0.42
21:AA:428:G:C1'	21:AA:430:A:C8	3.03	0.42
28:BE:154:ASP:C	28:BE:154:ASP:OD2	2.58	0.42
24:BA:2024:G:C6	24:BA:2025:C:N3	2.88	0.42
24:BA:1055:G:H2'	24:BA:1056:G:O4'	2.19	0.42
24:BA:1107:G:H2'	24:BA:1108:U:C6	2.55	0.42
55:CA:1171:A:O2'	55:CA:1172:C:H5'	2.20	0.42
32:BI:27:LEU:HD12	32:BI:27:LEU:C	2.40	0.42
29:DF:74:ALA:CB	29:DF:78:ILE:CD1	2.98	0.42
26:DC:141:HIS:HB3	26:DC:142:ASN:H	1.58	0.42
24:BA:1511:G:C2'	24:BA:1512:C:OP2	2.65	0.42
4:CE:156:ARG:NH1	7:CH:63:LYS:NZ	2.68	0.42

*Continued on next page...*

*Continued from previous page...*

Atom-1	Atom-2	Distance(Å)	Clash(Å)
8:CI:30:ASN:HD21	8:CI:66:VAL:N	2.04	0.42
54:D4:16:ILE:O	54:D4:17:VAL:HG13	2.20	0.42
12:CM:16:ILE:HD12	12:CM:16:ILE:N	2.29	0.42
24:DA:223:A:N6	24:DA:422:A:N6	2.67	0.42
24:DA:1636:U:H2'	24:DA:1637:A:C8	2.55	0.42
24:DA:2710:C:H2'	24:DA:2711:A:C8	2.55	0.42
2:CC:133:MET:HE3	2:CC:152:VAL:HG13	2.02	0.42
43:BT:23:ALA:C	43:BT:25:GLU:H	2.23	0.42
24:BA:569:U:OP1	24:BA:945:A:C4	2.73	0.42
55:CA:49:U:O2'	55:CA:50:A:H2'	2.19	0.42
24:DA:1808:A:O3'	24:DA:1809:A:H8	2.03	0.42
46:BW:71:LYS:HB3	46:BW:72:GLY:H	1.73	0.42
18:CS:60:PHE:HE2	18:CS:62:THR:HG1	1.65	0.42
55:CA:25:C:H2'	55:CA:26:A:H8	1.80	0.42
55:CA:999:C:N4	55:CA:1000:A:N7	2.67	0.42
1:CB:125:PHE:N	1:CB:125:PHE:CD2	2.88	0.42
24:BA:2345:G:N3	24:BA:2381:A:H2'	2.34	0.42
55:CA:1134:G:N1	55:CA:1141:C:C4	2.87	0.42
27:DD:148:GLN:CD	27:DD:152:PRO:HG2	2.39	0.42
55:CA:404:G:C4	55:CA:405:U:C6	3.08	0.42
55:CA:206:C:C6	55:CA:206:C:C3'	3.02	0.42
21:AA:1367:C:H2'	21:AA:1368:A:O4'	2.20	0.42
3:CD:112:GLU:HB2	55:CA:407:U:O2'	2.20	0.42
2:AC:15:LYS:CD	2:AC:16:PRO:HD2	2.48	0.42
1:AB:186:VAL:CG2	1:AB:198:VAL:HG23	2.49	0.42
21:AA:645:G:C2'	21:AA:646:G:H5'	2.50	0.42
11:CL:8:ARG:HB3	11:CL:9:LYS:HD3	2.01	0.42
24:BA:2414:G:C2	24:BA:2415:G:C8	3.08	0.42
13:CN:30:ILE:C	13:CN:40:ARG:HA	2.40	0.42
55:CA:257:G:C2	55:CA:270:A:N1	2.87	0.42
24:DA:1848:A:H2'	24:DA:1849:G:C8	2.55	0.42
24:DA:2847:U:H2'	24:DA:2848:G:C5'	2.48	0.42
29:DF:11:VAL:O	29:DF:13:LYS:HD2	2.19	0.42
18:AS:5:LYS:HD3	21:AA:1314:C:C6	2.55	0.42
10:CK:74:LYS:HD2	10:CK:104:PHE:CZ	2.55	0.42
24:DA:1222:U:H2'	24:DA:1223:G:C8	2.55	0.42
37:BN:24:MET:CE	37:BN:44:LEU:HD22	2.50	0.42
21:AA:1202:U:O2'	21:AA:1203:C:H5'	2.19	0.42
34:DK:63:VAL:HG12	34:DK:64:ARG:HG3	2.02	0.42
55:CA:86:G:HO2'	55:CA:87:C:P	2.41	0.42
27:BD:73:VAL:HG23	27:BD:74:GLU:H	1.84	0.42
24:DA:265:A:H5'	24:DA:428:A:C2	2.54	0.42

*Continued on next page...*

*Continued from previous page...*

Atom-1	Atom-2	Distance(Å)	Clash(Å)
31:BH:27:ARG:HG3	47:BX:59:ASP:OD1	2.19	0.42
24:BA:1360:G:H5'	24:BA:1361:G:OP2	2.19	0.42
21:AA:1343:G:C2	21:AA:1344:C:C2	3.08	0.42
2:AC:5:HIS:NE2	2:AC:183:TYR:CE2	2.87	0.42
55:CA:320:A:H2'	55:CA:321:A:O4'	2.19	0.42
30:DG:11:PRO:HD2	30:DG:14:VAL:HG11	2.00	0.42
21:AA:1441:A:H62	21:AA:1461:G:H21	1.68	0.42
24:DA:2638:G:H1'	24:DA:2778:A:H61	1.83	0.42
24:DA:2467:C:N4	24:DA:2468:A:N1	2.67	0.42
20:AU:38:GLU:HA	20:AU:38:GLU:OE1	2.20	0.42
55:CA:414:A:C2	55:CA:415:A:N9	2.87	0.42
21:AA:223:A:C4	21:AA:224:U:C5	3.07	0.42
7:CH:98:LEU:HB2	7:CH:99:GLY:H	1.74	0.42
21:AA:852:G:N1	21:AA:853:C:C2	2.87	0.42
55:CA:1387:G:C6	55:CA:1388:C:C4	3.08	0.42
8:CI:23:GLY:H	8:CI:60:LEU:HA	1.84	0.42
24:BA:1608:A:O2'	24:BA:1610:A:OP1	2.36	0.42
24:BA:1831:G:C5	24:BA:1832:C:C5	3.07	0.42
26:BC:171:VAL:O	26:BC:182:LYS:HA	2.20	0.42
24:DA:1680:U:H2'	24:DA:1681:G:O4'	2.18	0.42
24:DA:1218:G:H2'	24:DA:1219:U:O4'	2.19	0.42
30:BG:115:GLN:O	30:BG:116:LEU:C	2.57	0.42
55:CA:596:A:N6	55:CA:645:G:N1	2.67	0.42
30:BG:159:LYS:HE2	30:BG:159:LYS:HB3	1.78	0.42
29:BF:27:VAL:CG1	29:BF:27:VAL:O	2.67	0.42
46:DW:51:GLY:HA3	46:DW:59:PHE:HB3	2.02	0.42
10:CK:95:THR:HG23	10:CK:96:ILE:H	1.83	0.42
40:DQ:77:LYS:CE	40:DQ:116:LEU:HD11	2.49	0.42
24:DA:2513:A:H2'	24:DA:2514:U:H6	1.85	0.42
46:DW:20:LEU:HD11	46:DW:35:ILE:CG1	2.50	0.42
28:BE:193:VAL:O	28:BE:197:GLU:HB2	2.19	0.42
38:DO:38:GLN:HA	38:DO:50:ALA:HA	2.00	0.42
24:BA:904:G:H2'	24:BA:905:A:O4'	2.19	0.42
24:BA:559:G:H2'	24:BA:560:C:O4'	2.19	0.42
21:AA:1110:A:N6	21:AA:1111:A:C6	2.87	0.42
55:CA:45:G:H5''	55:CA:307:C:O2'	2.19	0.42
24:BA:392:U:H2'	24:BA:393:C:H6	1.85	0.42
34:DK:28:SER:O	34:DK:29:HIS:HB3	2.19	0.42
12:AM:47:LEU:HD22	12:AM:52:ILE:HB	2.02	0.42
2:AC:122:GLN:O	2:AC:127:VAL:HG22	2.19	0.42
26:DC:76:VAL:O	26:DC:76:VAL:HG23	2.19	0.42
8:AI:99:LYS:HE3	8:AI:99:LYS:HB3	1.85	0.42

*Continued on next page...*



*Continued from previous page...*

Atom-1	Atom-2	Distance(Å)	Clash(Å)
36:BM:76:LYS:O	36:BM:77:PRO:O	2.37	0.42
24:BA:2820:A:H2'	27:BD:196:ALA:HB2	2.00	0.42
55:CA:506:G:H2'	55:CA:507:C:H6	1.85	0.42
55:CA:1216:A:O2'	55:CA:1217:C:O4'	2.37	0.42
24:BA:1002:G:N2	24:BA:1154:G:H1'	2.35	0.42
24:BA:2225:A:H5'	24:BA:2226:C:H5'	2.02	0.42
24:DA:1731:G:C2	24:DA:1733:G:N7	2.88	0.42
24:DA:1008:A:N6	24:DA:1136:G:N1	2.67	0.42
55:CA:519:C:C2'	55:CA:520:A:H8	2.31	0.42
27:DD:127:PHE:HZ	27:DD:160:LYS:HD2	1.84	0.42
24:DA:2441:U:O2'	24:DA:2442:C:C5'	2.65	0.42
24:BA:813:U:H4'	24:BA:1225:G:O2'	2.18	0.42
46:BW:24:ARG:O	46:BW:25:PHE:CB	2.63	0.42
46:BW:37:VAL:HG13	46:BW:55:ASP:C	2.40	0.42
24:BA:1063:G:N2	24:BA:1076:C:C2	2.88	0.42
32:BI:90:GLY:O	32:BI:92:PRO:HD3	2.20	0.42
9:CJ:6:ILE:HD12	9:CJ:6:ILE:N	2.34	0.42
24:DA:2835:A:H4'	24:DA:2836:U:OP1	2.20	0.42
12:AM:84:CYS:SG	12:AM:85:TYR:N	2.92	0.42
12:AM:85:TYR:CE1	21:AA:1321:U:H4'	2.55	0.42
13:AN:54:SER:O	13:AN:55:SER:HB2	2.20	0.42
43:DT:19:LYS:O	43:DT:20:ALA:HB2	2.20	0.42
24:DA:2635:A:H5'	27:DD:79:LEU:HB2	2.02	0.42
1:AB:22:TRP:CD1	1:AB:38:HIS:HE1	2.37	0.42
55:CA:1365:G:H2'	55:CA:1366:C:C6	2.54	0.42
24:BA:2684:U:H4'	34:BK:76:VAL:HG21	2.01	0.42
24:DA:1963:U:O2'	24:DA:1964:G:H5''	2.19	0.42
24:BA:1328:A:H4'	24:BA:1329:U:C5	2.55	0.42
55:CA:1494:G:C2	55:CA:1495:U:C5	3.08	0.42
24:DA:1920:C:C2	24:DA:1921:G:C8	3.07	0.42
55:CA:1114:C:H2'	55:CA:1115:U:C6	2.55	0.42
24:DA:2342:C:O2'	24:DA:2374:C:H5''	2.20	0.42
24:BA:2305:U:C6	29:BF:152:ASP:HB3	2.55	0.42
1:AB:65:LYS:HE2	1:AB:153:MET:HG2	2.02	0.42
26:DC:67:LYS:HG2	26:DC:150:GLY:HA2	2.01	0.42
24:DA:1816:C:H3'	26:DC:61:TYR:CE2	2.55	0.42
24:DA:571:U:H1'	24:DA:573:U:C6	2.54	0.42
24:DA:572:A:H5''	41:DR:79:ARG:NH2	2.34	0.42
24:DA:637:A:O5'	35:DL:112:LEU:HD21	2.19	0.42
24:DA:650:C:O4'	53:D3:22:LYS:NZ	2.53	0.42
55:CA:316:C:N4	55:CA:351:G:C6	2.88	0.42
21:AA:261:U:N1	21:AA:263:A:OP2	2.52	0.42

*Continued on next page...*

*Continued from previous page...*

Atom-1	Atom-2	Distance(Å)	Clash(Å)
16:AQ:16:MET:O	16:AQ:18:LYS:N	2.53	0.42
24:BA:183:C:O2	24:BA:432:A:H2	2.03	0.42
55:CA:878:A:C2'	55:CA:879:C:H5'	2.49	0.42
24:DA:2406:A:C2	35:DL:69:ARG:NH2	2.87	0.42
4:AE:131:ASN:HA	4:AE:132:PRO:HD2	1.61	0.42
24:BA:64:A:O2'	43:BT:70:HIS:CE1	2.73	0.42
24:BA:2297:A:N6	24:BA:2319:G:H1'	2.35	0.42
21:AA:791:G:C6	21:AA:792:A:N6	2.84	0.42
26:BC:255:LYS:O	26:BC:257:ARG:N	2.53	0.42
55:CA:402:G:C6	55:CA:403:C:C4	3.08	0.42
19:CT:24:ARG:HD3	19:CT:28:ARG:NH2	2.25	0.42
21:AA:683:G:C2	21:AA:684:U:C2	3.08	0.42
24:DA:1917:U:C2'	24:DA:1918:A:H5'	2.50	0.42
24:BA:2259:U:C2	24:BA:2427:C:C4	3.08	0.42
7:AH:106:SER:HA	21:AA:642:A:N7	2.34	0.42
36:DM:36:VAL:HG22	45:DV:82:TYR:CD1	2.55	0.42
24:BA:227:A:N6	24:BA:410:G:H1'	2.35	0.42
24:BA:1655:A:H3'	24:BA:1656:C:H6	1.85	0.42
24:BA:1031:G:H4'	54:B4:6:SER:HB2	2.01	0.42
21:AA:579:A:H2'	21:AA:580:C:H6	1.85	0.42
36:DM:29:GLY:CA	36:DM:64:TRP:HZ3	2.33	0.42
24:BA:98:G:N1	24:BA:99:U:C4	2.87	0.42
24:BA:2549:G:C2	24:BA:2560:A:C5	3.08	0.42
22:AV:35:A:C2	22:AV:36:A:N9	2.87	0.42
24:BA:1681:G:HO2'	24:BA:1762:A:C2'	2.31	0.42
44:DU:20:LYS:HD2	44:DU:38:ILE:CD1	2.50	0.42
14:CO:28:VAL:HG21	14:CO:66:LEU:HD23	2.01	0.42
30:BG:112:VAL:HG23	30:BG:113:ASP:N	2.34	0.42
28:DE:85:PHE:O	28:DE:86:ALA:C	2.58	0.42
55:CA:1308:U:N3	55:CA:1330:U:N3	2.67	0.42
38:BO:67:ASN:O	38:BO:67:ASN:CG	2.58	0.42
6:CG:149:ALA:C	6:CG:150:PHE:CG	2.93	0.42
5:CF:36:ILE:HG22	5:CF:38:ARG:O	2.20	0.42
21:AA:1213:A:C4	21:AA:1215:G:C8	3.07	0.42
24:DA:309:A:H4'	44:DU:16:LYS:H	1.83	0.42
55:CA:100:G:O6	55:CA:101:A:C6	2.72	0.42
24:BA:2017:U:H4'	50:B0:4:GLN:O	2.19	0.42
24:BA:2418:A:C4	24:BA:2419:U:C6	3.06	0.42
24:BA:251:A:H2'	24:BA:252:G:O4'	2.18	0.42
3:AD:166:LYS:HB3	3:AD:166:LYS:HZ2	1.80	0.42
27:DD:98:VAL:O	27:DD:100:LEU:N	2.52	0.42
24:BA:2630:G:H2'	24:BA:2631:G:H8	1.85	0.42

*Continued on next page...*

*Continued from previous page...*

Atom-1	Atom-2	Distance(Å)	Clash(Å)
35:DL:29:LYS:O	35:DL:30:THR:OG1	2.33	0.42
36:DM:57:VAL:HA	36:DM:112:LEU:HD11	2.01	0.42
24:BA:1595:C:H2'	24:BA:1596:A:O4'	2.19	0.42
55:CA:192:A:H8	55:CA:192:A:O5'	2.02	0.42
24:DA:1585:C:C2'	24:DA:1586:A:O5'	2.68	0.42
24:DA:770:G:H1'	24:DA:1379:U:O4	2.19	0.42
38:DO:79:ALA:HB1	38:DO:114:GLY:CA	2.48	0.42
24:BA:1110:G:O2'	24:BA:1111:A:C8	2.72	0.42
24:DA:2485:G:C2'	24:DA:2486:C:H5'	2.50	0.42
28:BE:119:ILE:HD13	28:BE:119:ILE:H	1.85	0.42
24:DA:2077:A:C2	24:DA:2078:C:C2	3.08	0.42
24:DA:2077:A:C5	24:DA:2435:A:C6	3.08	0.42
55:CA:935:A:C2	55:CA:936:C:C2	3.07	0.42
7:CH:17:GLN:OE1	7:CH:64:TYR:CZ	2.73	0.42
55:CA:688:G:C6	55:CA:700:G:C5	3.07	0.42
26:BC:170:TYR:HD2	26:BC:183:VAL:C	2.23	0.42
36:DM:69:PRO:O	36:DM:70:ASP:HB3	2.20	0.42
2:AC:107:LYS:HA	2:AC:108:PRO:HD2	1.88	0.42
38:BO:3:LYS:HG3	38:BO:4:LYS:H	1.83	0.42
55:CA:774:G:C4	55:CA:775:G:C8	3.07	0.42
13:CN:76:PHE:HE2	13:CN:92:ILE:HG21	1.85	0.42
12:CM:67:ASP:O	12:CM:70:ARG:HB3	2.20	0.42
24:DA:1232:G:C6	24:DA:1233:C:C4	3.08	0.42
15:CP:6:LEU:HB3	15:CP:19:VAL:HA	2.02	0.42
24:DA:220:G:H1	24:DA:427:U:H2'	1.85	0.42
27:DD:110:THR:HA	27:DD:171:THR:HA	2.01	0.42
41:BR:100:GLY:C	41:BR:101:ILE:HG12	2.40	0.42
34:DK:28:SER:O	34:DK:29:HIS:CB	2.68	0.42
28:BE:88:ARG:O	28:BE:89:PRO:C	2.56	0.42
33:BJ:41:LYS:N	40:BQ:66:ALA:HB1	2.35	0.42
19:AT:54:GLN:N	19:AT:55:PRO:HD2	2.34	0.42
15:AP:8:ARG:NH2	15:AP:11:ALA:O	2.52	0.42
24:BA:1959:G:N1	24:BA:1960:A:C4	2.88	0.42
44:BU:60:LYS:HA	44:BU:60:LYS:HD2	1.77	0.42
6:CG:47:GLU:OE1	6:CG:47:GLU:HA	2.20	0.42
2:AC:26:LYS:HB3	2:AC:26:LYS:NZ	2.34	0.42
28:DE:9:GLN:HG3	28:DE:9:GLN:O	2.20	0.42
54:D4:2:LYS:HZ3	54:D4:2:LYS:HA	1.83	0.42
24:DA:1859:U:H2'	24:DA:1860:G:C8	2.55	0.42
13:CN:22:LYS:O	13:CN:26:LEU:N	2.53	0.42
29:BF:116:LEU:HB3	29:BF:127:TYR:OH	2.20	0.42
24:DA:605:G:H2'	24:DA:606:U:C6	2.54	0.42

*Continued on next page...*

*Continued from previous page...*

Atom-1	Atom-2	Distance(Å)	Clash(Å)
24:BA:999:U:C5	24:BA:1154:G:C5	3.08	0.42
40:BQ:85:ALA:O	40:BQ:87:VAL:O	2.37	0.42
31:BH:30:LEU:C	31:BH:31:VAL:O	2.58	0.42
55:CA:369:G:O2'	55:CA:370:C:C5'	2.68	0.42
4:AE:155:LYS:H	4:AE:155:LYS:HG3	1.59	0.42
24:DA:1155:A:C4	24:DA:1157:G:C8	3.07	0.42
6:CG:29:LEU:O	6:CG:30:MET:O	2.38	0.42
35:DL:56:PRO:HB3	35:DL:58:TYR:CE2	2.55	0.42
4:AE:100:GLU:HB3	4:AE:121:ASN:CA	2.47	0.42
4:AE:123:LEU:O	4:AE:124:ALA:CB	2.66	0.42
4:AE:84:VAL:O	4:AE:95:MET:HG2	2.20	0.42
55:CA:82:G:C6	55:CA:89:U:C5	3.08	0.42
3:CD:57:LYS:HA	3:CD:199:ILE:CG2	2.49	0.42
1:AB:143:LEU:HB2	1:AB:147:LEU:CD1	2.47	0.42
24:BA:2720:U:H5''	39:BP:52:ARG:HH22	1.85	0.42
55:CA:169:C:C5	55:CA:170:U:C5	3.08	0.42
24:DA:364:C:C2'	24:DA:365:U:C6	2.91	0.42
24:BA:1076:C:H2'	24:BA:1077:A:O4'	2.20	0.42
50:D0:37:HIS:HB2	50:D0:41:HIS:CE1	2.55	0.42
50:D0:54:ILE:O	50:D0:55:ALA:HB2	2.19	0.42
55:CA:1279:G:H8	55:CA:1282:C:N3	2.16	0.42
9:CJ:45:ARG:O	9:CJ:46:LYS:C	2.58	0.42
21:AA:960:U:N3	21:AA:1225:A:C5	2.88	0.42
24:DA:1341:G:H4'	24:DA:1342:A:OP2	2.19	0.42
55:CA:243:A:O2'	55:CA:244:U:P	2.78	0.42
35:BL:77:ILE:N	35:BL:77:ILE:HD12	2.35	0.42
1:AB:185:ILE:HD11	1:AB:203:ASP:HA	2.01	0.42
20:CU:19:LYS:HA	20:CU:19:LYS:HD3	1.80	0.42
24:DA:77:G:C4	24:DA:110:G:C2	3.08	0.42
24:DA:1941:C:C5	24:DA:1942:C:N4	2.87	0.42
24:DA:646:U:H6	24:DA:646:U:OP2	2.03	0.42
55:CA:397:A:N7	55:CA:548:G:C8	2.88	0.42
21:AA:76:G:C2	21:AA:95:C:C4	3.07	0.42
24:DA:2307:G:O6	29:DF:84:ILE:HD11	2.20	0.42
55:CA:181:A:O2'	55:CA:182:A:H2	1.76	0.42
55:CA:182:A:H5''	55:CA:182:A:N3	2.34	0.42
24:DA:2061:G:C2	24:DA:2063:C:C4	3.07	0.42
24:DA:241:A:C4	24:DA:243:U:O4	2.72	0.42
24:BA:1815:A:C4	24:BA:1817:G:C5	3.07	0.42
24:BA:2602:A:C4'	24:BA:2603:G:OP2	2.56	0.42
31:DH:58:LEU:HA	31:DH:61:VAL:HG12	2.01	0.42
12:CM:85:TYR:O	12:CM:88:LEU:HB2	2.19	0.42

*Continued on next page...*

*Continued from previous page...*

Atom-1	Atom-2	Distance(Å)	Clash(Å)
11:CL:2:THR:HG22	11:CL:4:ASN:N	2.35	0.42
24:DA:2645:G:H4'	24:DA:2732:G:H2'	2.02	0.42
24:BA:324:A:H61	24:BA:338:G:C2'	2.32	0.42
28:DE:108:ILE:CD1	28:DE:181:ILE:HB	2.41	0.42
43:BT:27:SER:O	43:BT:28:ASN:CG	2.58	0.42
24:BA:1931:U:O2'	24:BA:1932:A:C5'	2.66	0.42
18:CS:43:MET:O	18:CS:61:VAL:HG11	2.20	0.42
24:BA:1798:U:OP1	26:BC:255:LYS:O	2.38	0.42
35:DL:79:LEU:C	35:DL:82:LEU:HD11	2.39	0.42
24:BA:1876:A:H2'	24:BA:1877:A:C8	2.52	0.42
36:DM:45:GLN:OE1	36:DM:125:PRO:HG3	2.20	0.42
38:DO:69:ASP:O	38:DO:70:ALA:C	2.57	0.42
24:BA:2373:G:C6	24:BA:2381:A:N1	2.88	0.42
3:CD:30:LYS:HA	55:CA:413:G:O6	2.20	0.42
9:CJ:66:GLU:OE2	9:CJ:68:ARG:NE	2.52	0.42
55:CA:203:G:O2'	55:CA:204:G:H8	2.03	0.42
24:BA:2425:A:H5'	24:BA:2426:A:H3'	2.01	0.42
21:AA:594:U:C2'	21:AA:595:A:H5'	2.50	0.42
27:DD:184:ARG:HH22	39:DP:6:GLN:NE2	2.06	0.42
28:DE:5:LEU:CD1	28:DE:10:SER:HB2	2.50	0.42
55:CA:1093:A:C4	55:CA:1095:U:O4'	2.73	0.42
55:CA:734:G:C6	55:CA:735:C:C4	3.07	0.42
40:DQ:69:ARG:HH21	40:DQ:69:ARG:CB	2.28	0.42
21:AA:587:G:N2	21:AA:755:G:C5	2.88	0.42
21:AA:587:G:O2'	21:AA:588:G:C5'	2.68	0.42
32:BI:58:ILE:HG23	32:BI:66:PHE:CD1	2.55	0.42
24:BA:1789:A:OP1	26:BC:219:VAL:HA	2.20	0.42
55:CA:1310:G:N2	55:CA:1328:C:C2	2.88	0.42
10:AK:23:HIS:HB3	10:AK:30:ILE:CG1	2.49	0.42
55:CA:709:U:C2	55:CA:710:G:C8	3.07	0.42
55:CA:1460:C:H2'	55:CA:1461:G:O4'	2.20	0.42
21:AA:1210:C:C4	21:AA:1211:U:C5	3.07	0.42
24:DA:1306:C:H41	24:DA:1606:C:H2'	1.85	0.42
24:BA:37:C:O2'	28:BE:45:ALA:HA	2.20	0.42
42:DS:88:ARG:HG3	42:DS:88:ARG:NH2	2.33	0.42
45:DV:44:HIS:CE1	45:DV:85:LYS:HD3	2.55	0.42
3:CD:170:LEU:HD12	3:CD:170:LEU:O	2.20	0.42
21:AA:15:G:N7	21:AA:1396:A:N1	2.68	0.42
24:BA:2743:U:H2'	24:BA:2744:G:O4'	2.19	0.42
2:AC:6:PRO:HB3	2:AC:174:LEU:CD1	2.50	0.42
24:BA:1805:A:C6	24:BA:1806:C:C5	3.07	0.42
1:AB:209:VAL:O	1:AB:212:TYR:N	2.52	0.42

*Continued on next page...*

*Continued from previous page...*

Atom-1	Atom-2	Distance(Å)	Clash(Å)
29:BF:39:VAL:HG13	29:BF:40:GLY:N	2.35	0.42
21:AA:1353:G:C2	21:AA:1370:G:N2	2.88	0.42
16:AQ:79:GLU:O	16:AQ:80:LYS:HD3	2.19	0.42
18:AS:17:LYS:HB3	18:AS:30:LEU:HD23	2.02	0.42
20:CU:32:ARG:HD3	20:CU:33:ARG:HB2	2.02	0.42
21:AA:1425:U:O2	21:AA:1476:A:C2	2.73	0.42
33:BJ:118:MET:HA	33:BJ:121:LYS:HE2	2.02	0.42
21:AA:502:A:H2'	21:AA:503:C:C6	2.55	0.42
38:BO:21:LEU:O	38:BO:22:GLY:O	2.38	0.42
7:AH:34:ALA:HB1	7:AH:109:VAL:CB	2.50	0.42
39:DP:52:ARG:HG2	39:DP:52:ARG:NH1	2.35	0.42
26:BC:115:ILE:HD12	26:BC:115:ILE:HA	1.67	0.42
24:BA:740:C:C6	24:BA:740:C:O5'	2.73	0.42
53:B3:6:VAL:HG23	53:B3:60:CYS:O	2.20	0.42
44:BU:66:VAL:C	44:BU:68:ASN:H	2.23	0.42
55:CA:484:G:O2'	55:CA:485:U:P	2.78	0.42
30:DG:39:ALA:O	30:DG:40:VAL:HG13	2.20	0.42
55:CA:363:A:H2'	55:CA:364:A:O4'	2.19	0.42
27:BD:169:ARG:C	27:BD:170:VAL:HG13	2.39	0.42
33:DJ:105:VAL:HA	33:DJ:108:MET:HG3	2.01	0.42
24:DA:950:G:H2'	24:DA:951:C:C6	2.55	0.42
24:BA:1035:U:H2'	24:BA:1036:G:H8	1.85	0.42
21:AA:1246:A:H2'	21:AA:1247:U:O4'	2.20	0.42
6:AG:106:ALA:HB1	6:AG:132:THR:HB	2.00	0.42
21:AA:1496:C:H2'	21:AA:1497:G:O4'	2.19	0.42
5:CF:81:ASN:O	5:CF:84:VAL:HG12	2.20	0.42
55:CA:39:G:N2	55:CA:40:C:C2	2.88	0.42
24:DA:1366:A:H2'	24:DA:1367:A:O4'	2.20	0.42
26:DC:123:ILE:HD12	26:DC:123:ILE:HA	1.89	0.42
55:CA:845:A:N3	55:CA:845:A:H2'	2.35	0.42
24:DA:280:U:O2	24:DA:280:U:O4'	2.37	0.42
55:CA:144:G:C6	55:CA:145:G:C5	3.07	0.42
24:BA:1001:A:C2'	24:BA:1002:G:H5'	2.50	0.42
24:BA:2095:A:C2	24:BA:2195:U:O2	2.73	0.42
24:DA:1440:U:H2'	24:DA:1441:G:C8	2.50	0.42
24:DA:1438:U:C4	24:DA:1555:G:N1	2.88	0.42
33:DJ:41:LYS:C	33:DJ:43:GLU:N	2.73	0.42
24:DA:857:G:O2'	46:DW:19:ARG:CZ	2.68	0.42
46:DW:32:ALA:O	46:DW:34:SER:N	2.52	0.42
6:CG:94:ARG:HA	6:CG:98:LEU:HG	2.01	0.42
11:CL:49:ARG:HH11	11:CL:49:ARG:HG2	1.84	0.42
24:DA:1787:A:N3	24:DA:1788:C:C5	2.88	0.42

*Continued on next page...*

*Continued from previous page...*

Atom-1	Atom-2	Distance(Å)	Clash(Å)
1:AB:110:ILE:O	1:AB:114:LYS:N	2.53	0.42
1:AB:133:ALA:O	1:AB:137:THR:HG23	2.20	0.42
24:BA:2688:G:H1'	24:BA:2721:A:H61	1.83	0.42
24:DA:303:G:C6	24:DA:315:G:O6	2.73	0.42
45:DV:31:TYR:C	45:DV:31:TYR:CD1	2.93	0.42
24:DA:2816:G:H4'	50:D0:40:HIS:HB3	2.02	0.42
12:AM:89:ARG:HH11	12:AM:94:LEU:HB3	1.84	0.42
24:DA:1345:C:H5'	24:DA:1396:U:C4	2.55	0.42
55:CA:253:A:C4	55:CA:254:G:N7	2.88	0.42
11:AL:23:LEU:C	11:AL:25:ALA:N	2.71	0.42
39:DP:91:VAL:HG11	39:DP:96:LEU:HD21	2.02	0.42
36:DM:126:ILE:O	36:DM:128:THR:HG23	2.19	0.42
36:DM:73:ILE:HA	36:DM:73:ILE:HD13	1.77	0.42
28:DE:129:PRO:HG3	28:DE:159:LEU:HB3	2.01	0.42
39:DP:87:ARG:HG2	39:DP:88:ARG:N	2.34	0.42
24:DA:834:G:H5''	53:D3:56:LEU:HD11	2.02	0.42
33:BJ:70:THR:HA	33:BJ:90:GLU:HG2	2.02	0.42
24:DA:2251:G:C8	24:DA:2450:A:H4'	2.54	0.42
24:DA:670:A:O2'	24:DA:671:C:P	2.78	0.42
24:DA:805:G:OP2	35:DL:41:ARG:HB3	2.20	0.42
24:DA:629:G:O2'	24:DA:630:G:H5'	2.20	0.42
24:BA:1510:G:O2'	24:BA:1511:G:C5'	2.67	0.42
24:DA:2415:G:H4'	35:DL:66:PHE:CB	2.38	0.42
35:DL:65:GLY:O	35:DL:66:PHE:HB2	2.20	0.42
24:BA:2708:G:H1'	37:BN:71:ARG:CZ	2.49	0.42
19:AT:73:ARG:O	19:AT:77:ASN:ND2	2.53	0.42
24:BA:729:G:H2'	24:BA:1775:U:H1'	2.01	0.42
24:DA:422:A:C2	24:DA:423:A:C5	3.07	0.42
24:DA:2710:C:H2'	24:DA:2711:A:H8	1.84	0.42
24:BA:933:A:H2'	24:BA:933:A:N3	2.35	0.42
24:DA:2750:A:HO2'	24:DA:2752:C:H41	1.66	0.42
24:DA:2738:A:H2	24:DA:2766:A:N6	2.11	0.42
55:CA:359:G:C6	55:CA:360:G:C5	3.08	0.42
24:DA:2800:A:C2	24:DA:2801:G:N3	2.87	0.42
26:BC:229:HIS:CG	26:BC:230:PRO:CD	3.02	0.42
55:CA:9:G:C2	55:CA:10:A:C5	3.08	0.42
55:CA:1140:C:O2'	55:CA:1141:C:H6	2.01	0.42
24:DA:1446:C:N4	24:DA:1447:C:N4	2.67	0.42
2:AC:19:SER:HB2	2:AC:39:ARG:NH2	2.34	0.42
24:BA:25:U:C5	24:BA:26:G:C6	3.08	0.42
24:BA:919:U:C2	24:BA:920:A:C5	3.08	0.42
24:BA:632:A:H1'	35:BL:66:PHE:HE2	1.84	0.42

*Continued on next page...*



*Continued from previous page...*

Atom-1	Atom-2	Distance(Å)	Clash(Å)
18:CS:6:LYS:HD2	18:CS:6:LYS:H	1.85	0.42
24:BA:1654:A:O3'	27:BD:118:PHE:CE2	2.73	0.42
21:AA:355:C:C2	21:AA:356:A:C8	3.08	0.42
32:DI:32:VAL:HG13	32:DI:58:ILE:HD12	2.01	0.42
24:DA:1332:G:H4'	24:DA:1333:G:OP2	2.19	0.42
24:BA:489:G:H2'	24:BA:491:G:C8	2.55	0.42
27:BD:133:THR:HG23	27:BD:134:HIS:CD2	2.55	0.42
24:DA:991:C:C4	24:DA:1185:G:C6	3.08	0.42
54:B4:16:ILE:HA	54:B4:24:ARG:O	2.19	0.42
34:DK:118:LEU:N	34:DK:118:LEU:HD23	2.35	0.42
24:DA:1948:G:O2'	24:DA:1949:G:H5'	2.19	0.42
24:BA:699:A:HO2'	24:BA:1634:A:H8	1.64	0.42
26:DC:79:ARG:HD2	26:DC:92:LEU:HD22	2.02	0.42
24:DA:2657:A:H2'	24:DA:2658:C:C6	2.55	0.42
24:BA:2478:A:N9	24:BA:2529:G:N7	2.66	0.42
24:BA:2531:A:OP1	30:BG:174:LYS:CG	2.65	0.42
29:DF:105:ILE:HG22	29:DF:105:ILE:O	2.20	0.42
1:AB:205:ALA:HB3	1:AB:208:ALA:CB	2.48	0.42
13:CN:20:PHE:CA	13:CN:24:ALA:HB2	2.50	0.42
19:CT:17:ARG:HD2	19:CT:17:ARG:C	2.40	0.42
24:DA:1045:C:O5'	24:DA:1046:A:H5''	2.19	0.42
24:BA:2209:G:C6	24:BA:2210:U:O4	2.72	0.42
4:AE:90:GLY:O	4:AE:129:SER:N	2.38	0.42
24:BA:1423:G:C2	24:BA:1424:G:N9	2.88	0.42
21:AA:1163:A:H2'	21:AA:1164:G:H8	1.83	0.42
37:BN:10:LEU:HA	37:BN:10:LEU:HD13	1.79	0.42
24:BA:608:A:C6	24:BA:609:A:C6	3.08	0.42
24:DA:436:C:HO2'	24:DA:437:U:H6	1.67	0.42
27:DD:73:VAL:O	27:DD:74:GLU:HB2	2.20	0.42
21:AA:66:A:N6	21:AA:104:G:C2	2.87	0.42
3:CD:197:HIS:O	3:CD:201:GLU:HG3	2.20	0.42
24:DA:1585:C:H2'	24:DA:1586:A:O5'	2.19	0.42
21:AA:693:G:O2'	21:AA:694:A:H5'	2.20	0.42
24:BA:200:U:HO2'	24:BA:201:C:H5'	1.85	0.42
38:DO:41:ALA:O	38:DO:43:ASN:N	2.52	0.42
24:DA:987:C:O2	24:DA:1000:A:H2	2.03	0.42
55:CA:937:A:C2	55:CA:1379:G:C6	3.08	0.42
24:BA:2073:C:H2'	24:BA:2074:U:H6	1.84	0.42
29:DF:19:PHE:HB3	29:DF:21:TYR:CE2	2.55	0.42
24:BA:2828:G:N2	24:BA:2829:A:C4	2.88	0.42
2:AC:51:VAL:CG2	2:AC:52:SER:N	2.82	0.42
24:BA:1923:U:H2'	24:BA:1924:C:C6	2.55	0.42

*Continued on next page...*

*Continued from previous page...*

Atom-1	Atom-2	Distance(Å)	Clash(Å)
24:BA:2379:G:H4'	38:BO:21:LEU:HD11	2.02	0.42
21:AA:445:G:C2	21:AA:490:C:C2	3.08	0.42
24:BA:2856:A:C2'	24:BA:2857:G:H5'	2.49	0.42
29:DF:155:ILE:HD12	29:DF:155:ILE:N	2.34	0.42
2:CC:54:ILE:HG13	2:CC:67:ILE:HD13	2.01	0.42
13:AN:56:PRO:O	13:AN:59:GLN:HB2	2.19	0.42
24:BA:1068:G:N3	24:BA:1068:G:H2'	2.35	0.42
13:AN:83:VAL:HG12	13:AN:84:ARG:N	2.34	0.42
30:BG:38:ASP:H	30:BG:40:VAL:HG13	1.85	0.42
35:BL:68:SER:O	35:BL:69:ARG:HB2	2.20	0.42
21:AA:918:A:N6	21:AA:919:A:N1	2.68	0.42
27:DD:62:LYS:CA	27:DD:62:LYS:HE3	2.50	0.42
24:BA:2837:A:N1	24:BA:2882:A:C6	2.88	0.42
24:BA:846:U:O4	24:BA:927:A:OP2	2.38	0.42
24:DA:1480:C:H2'	24:DA:1481:U:O4'	2.20	0.42
24:DA:2016:U:C4	24:DA:2017:U:O4	2.73	0.42
24:BA:584:C:C2'	24:BA:585:G:H5'	2.50	0.42
29:BF:123:GLY:HA2	29:BF:162:ASP:OD2	2.20	0.42
24:DA:1295:C:H1'	37:DN:23:ASN:HD21	1.85	0.42
24:DA:1203:U:H3	24:DA:1204:A:N6	2.17	0.41
24:DA:320:A:N7	28:DE:132:LYS:HB2	2.35	0.41
26:BC:104:LEU:HB3	26:BC:105:ALA:H	1.63	0.41
24:DA:1517:G:N2	24:DA:1732:C:C6	2.88	0.41
24:DA:1537:G:O2'	24:DA:1538:G:H4'	2.17	0.41
24:DA:197:A:N3	24:DA:197:A:H2'	2.33	0.41
29:DF:109:ARG:NH1	29:DF:135:ILE:HG21	2.35	0.41
29:DF:41:GLU:HG2	29:DF:42:ALA:N	2.26	0.41
29:DF:49:LEU:HD13	29:DF:149:ARG:HH21	1.84	0.41
33:DJ:74:TYR:CE2	33:DJ:103:ILE:HD11	2.55	0.41
40:DQ:91:ARG:CZ	41:DR:11:GLN:H	2.33	0.41
24:DA:1071:G:O5'	24:DA:1072:C:H5	2.03	0.41
4:AE:94:PHE:CZ	4:AE:96:GLN:HG2	2.55	0.41
55:CA:1301:U:H4'	55:CA:1302:C:OP1	2.20	0.41
55:CA:1208:C:C2	55:CA:1209:C:C6	3.08	0.41
24:DA:396:G:O2'	24:DA:397:U:H5'	2.20	0.41
24:BA:812:C:O2'	24:BA:813:U:H5'	2.20	0.41
28:BE:84:THR:HB	28:BE:85:PHE:CD2	2.55	0.41
1:AB:103:TRP:HE1	1:AB:150:ILE:HG13	1.85	0.41
24:BA:1073:A:N7	24:BA:1074:G:H8	2.18	0.41
9:CJ:82:LYS:HZ2	9:CJ:82:LYS:HG3	1.78	0.41
45:DV:63:ILE:N	45:DV:63:ILE:HD12	2.34	0.41
26:DC:171:VAL:HG12	26:DC:173:LEU:HD13	2.01	0.41

*Continued on next page...*

*Continued from previous page...*

Atom-1	Atom-2	Distance(Å)	Clash(Å)
21:AA:1323:G:H2'	21:AA:1324:A:C8	2.54	0.41
24:DA:2624:G:C5	24:DA:2625:G:C8	3.08	0.41
40:DQ:27:ARG:HE	40:DQ:37:ALA:HB1	1.85	0.41
24:BA:635:C:C2'	24:BA:636:G:H5'	2.50	0.41
21:AA:1134:G:C6	21:AA:1135:U:N3	2.88	0.41
21:AA:1258:G:O2'	21:AA:1259:C:H6	2.02	0.41
36:BM:47:GLU:O	36:BM:50:ARG:N	2.53	0.41
7:CH:1:SER:C	7:CH:3:GLN:N	2.74	0.41
24:BA:2617:U:C2'	24:BA:2618:G:H5'	2.50	0.41
24:DA:1919:A:O5'	24:DA:1919:A:C8	2.60	0.41
30:BG:9:VAL:O	30:BG:11:PRO:HD3	2.20	0.41
21:AA:545:C:O2'	21:AA:549:C:H5''	2.20	0.41
1:CB:81:ASP:CG	1:CB:82:ALA:N	2.73	0.41
24:DA:2062:A:C6	24:DA:2503:A:N7	2.88	0.41
55:CA:339:C:O2	55:CA:351:G:N2	2.53	0.41
24:DA:2397:G:C6	24:DA:2420:C:N3	2.87	0.41
24:DA:240:C:OP2	24:DA:241:A:H3'	2.19	0.41
24:BA:954:G:C6	24:BA:955:U:C5	3.08	0.41
39:BP:21:PRO:HA	39:BP:46:VAL:HG12	2.02	0.41
37:BN:71:ARG:NH2	37:BN:71:ARG:HG3	2.35	0.41
21:AA:130:A:O2'	21:AA:131:A:O5'	2.37	0.41
45:DV:77:VAL:HG11	45:DV:79:ARG:HH21	1.84	0.41
55:CA:198:G:O2'	55:CA:199:A:C5'	2.68	0.41
24:DA:1653:G:O6	37:DN:10:LEU:O	2.38	0.41
24:DA:1631:G:H1'	24:DA:1635:A:N6	2.35	0.41
48:BY:18:LEU:HD22	48:BY:18:LEU:HA	1.84	0.41
55:CA:577:G:O2'	55:CA:578:C:O5'	2.36	0.41
55:CA:765:G:N7	55:CA:812:G:C4	2.88	0.41
24:DA:2644:G:C6	24:DA:2645:G:C2	3.08	0.41
21:AA:472:U:C4	21:AA:473:U:O4	2.73	0.41
24:DA:1613:G:C6	24:DA:1619:G:C6	3.08	0.41
21:AA:793:U:O4	21:AA:1517:G:H5''	2.20	0.41
24:BA:1917:U:O2'	24:BA:1918:A:H5'	2.19	0.41
47:DX:26:ARG:O	47:DX:27:ARG:HB3	2.20	0.41
24:BA:1342:A:C6	24:BA:1345:C:N3	2.88	0.41
25:BB:51:G:H5''	38:BO:64:TYR:CD2	2.54	0.41
24:BA:2062:A:O2'	24:BA:2063:C:H5'	2.19	0.41
55:CA:110:C:O2'	55:CA:111:G:O4'	2.32	0.41
4:AE:56:PRO:O	4:AE:58:ALA:N	2.53	0.41
1:AB:168:GLU:O	1:AB:172:ILE:HG13	2.20	0.41
10:CK:117:HIS:ND1	55:CA:675:A:H1'	2.34	0.41
21:AA:596:A:N1	21:AA:645:G:C4	2.88	0.41

*Continued on next page...*

*Continued from previous page...*

Atom-1	Atom-2	Distance(Å)	Clash(Å)
55:CA:1484:C:H2'	55:CA:1485:U:H6	1.84	0.41
21:AA:1032:G:O2'	21:AA:1033:G:C5'	2.65	0.41
24:BA:2415:G:H4'	35:BL:66:PHE:HB2	2.02	0.41
28:BE:23:PHE:CE1	28:BE:28:VAL:HG11	2.55	0.41
32:BI:53:PRO:HB2	32:BI:74:PRO:CG	2.50	0.41
56:DB:14:U:H6	56:DB:14:U:H2'	1.64	0.41
32:DI:69:VAL:O	32:DI:69:VAL:HG13	2.19	0.41
6:CG:75:LYS:HE2	6:CG:76:SER:N	2.26	0.41
31:BH:95:GLY:C	31:BH:97:ARG:N	2.73	0.41
24:DA:1889:A:C6	24:DA:1890:A:C6	3.07	0.41
11:AL:2:THR:HB	11:AL:5:GLN:CB	2.50	0.41
24:BA:977:G:C4	24:BA:978:G:C8	3.08	0.41
34:DK:11:ALA:HB2	34:DK:64:ARG:NH1	2.35	0.41
45:BV:88:HIS:CG	45:BV:89:ILE:N	2.88	0.41
15:AP:70:ARG:HH12	21:AA:451:A:H5'	1.85	0.41
15:AP:41:PRO:HB2	21:AA:450:G:H4'	2.01	0.41
55:CA:1422:G:H5''	34:DK:48:PRO:HB3	2.00	0.41
49:BZ:22:THR:HG23	49:BZ:46:MET:HB3	2.02	0.41
24:BA:536:G:C2	24:BA:558:U:O2	2.73	0.41
24:BA:1304:A:C2	24:BA:1305:C:C2	3.08	0.41
21:AA:973:G:H3'	21:AA:974:A:H5''	2.01	0.41
24:DA:2592:G:H2'	24:DA:2593:U:C6	2.47	0.41
3:CD:167:PRO:CG	3:CD:170:LEU:HD11	2.50	0.41
2:CC:203:LYS:HB3	2:CC:203:LYS:HE3	1.94	0.41
55:CA:954:G:C5	55:CA:955:U:N3	2.88	0.41
21:AA:9:G:C6	21:AA:26:A:C6	3.08	0.41
24:BA:672:C:C2'	24:BA:673:C:H5'	2.50	0.41
21:AA:126:G:C2'	21:AA:127:G:O5'	2.68	0.41
5:AF:11:HIS:HA	5:AF:12:PRO:HD2	1.91	0.41
2:CC:149:LYS:HB3	2:CC:149:LYS:HE2	1.93	0.41
24:DA:866:A:O2'	24:DA:867:C:C5'	2.68	0.41
29:BF:39:VAL:HG13	29:BF:84:ILE:HD12	2.02	0.41
31:DH:53:GLU:C	31:DH:55:GLU:N	2.74	0.41
24:BA:2232:C:P	47:BX:26:ARG:HH22	2.43	0.41
42:DS:32:ALA:HA	42:DS:35:ILE:CD1	2.47	0.41
28:BE:150:THR:HG23	28:BE:153:LEU:H	1.85	0.41
13:AN:63:CYS:O	13:AN:65:GLN:N	2.53	0.41
24:BA:92:U:H5''	24:BA:92:U:C6	2.52	0.41
6:AG:34:LYS:NZ	21:AA:1290:G:H5'	2.34	0.41
34:DK:22:ILE:HG12	34:DK:40:LYS:O	2.19	0.41
24:BA:2077:A:C2	24:BA:2078:C:C5	3.09	0.41
21:AA:1151:A:HO2'	21:AA:1152:A:P	2.43	0.41

*Continued on next page...*

*Continued from previous page...*

Atom-1	Atom-2	Distance(Å)	Clash(Å)
55:CA:177:G:C2'	55:CA:178:C:H5'	2.48	0.41
55:CA:966:G:H2'	55:CA:967:C:C6	2.55	0.41
55:CA:596:A:O2'	55:CA:597:G:C5'	2.68	0.41
24:DA:2511:U:H3'	24:DA:2511:U:H6	1.83	0.41
5:AF:8:PHE:HB3	5:AF:78:PHE:CE1	2.55	0.41
24:BA:2841:C:H2'	24:BA:2842:G:C8	2.55	0.41
24:BA:2081:U:C5	24:BA:2237:G:N1	2.88	0.41
27:BD:124:ARG:HG2	27:BD:125:TRP:CD1	2.54	0.41
5:AF:21:MET:HE2	5:AF:25:TYR:CE1	2.55	0.41
6:AG:132:THR:O	6:AG:135:LYS:HB3	2.20	0.41
24:BA:695:G:H1'	24:BA:768:G:N2	2.35	0.41
55:CA:924:C:O2'	55:CA:925:G:H5'	2.20	0.41
21:AA:140:U:H2'	21:AA:141:G:O4'	2.20	0.41
40:BQ:16:ILE:O	40:BQ:17:LEU:C	2.58	0.41
33:DJ:116:ARG:HD2	33:DJ:116:ARG:HA	1.84	0.41
49:DZ:31:ILE:O	49:DZ:31:ILE:HG13	2.19	0.41
12:CM:18:LEU:N	12:CM:18:LEU:HD12	2.35	0.41
43:DT:53:VAL:HG21	43:DT:92:ASN:HD22	1.85	0.41
37:BN:52:ILE:O	37:BN:54:LEU:N	2.53	0.41
38:BO:5:SER:O	38:BO:6:ALA:C	2.59	0.41
55:CA:1220:G:C2	55:CA:1221:G:C4	3.09	0.41
24:BA:995:C:OP2	40:BQ:53:LYS:HE2	2.20	0.41
44:DU:82:VAL:HG23	44:DU:83:GLY:H	1.85	0.41
24:DA:737:C:H2'	24:DA:738:G:O4'	2.20	0.41
24:DA:379:G:N1	24:DA:396:G:C6	2.88	0.41
24:DA:301:G:C4	24:DA:302:C:C4	3.08	0.41
24:BA:1080:A:C2	24:BA:1081:U:C6	3.08	0.41
45:DV:26:PHE:CD2	45:DV:42:LEU:HB2	2.56	0.41
24:DA:2837:A:N6	24:DA:2882:A:C6	2.88	0.41
36:BM:35:ALA:HB3	36:BM:99:GLY:H	1.84	0.41
24:DA:1238:G:C2	24:DA:1239:G:C5	3.08	0.41
37:BN:96:ARG:HH22	37:BN:116:VAL:HG23	1.85	0.41
36:BM:43:ALA:HA	36:BM:46:ILE:CG1	2.51	0.41
24:DA:142:A:C4	24:DA:143:C:C5	3.07	0.41
21:AA:859:G:H2'	21:AA:860:A:C8	2.55	0.41
22:CV:33:U:H2'	22:CV:35:A:N7	2.34	0.41
24:BA:1082:U:C2	24:BA:1086:A:N6	2.87	0.41
55:CA:1161:C:O2'	55:CA:1162:C:O5'	2.38	0.41
55:CA:1163:A:H2'	55:CA:1164:G:C8	2.55	0.41
24:DA:36:G:N1	24:DA:445:C:C4	2.88	0.41
4:CE:39:GLY:HA2	4:CE:45:VAL:HA	2.01	0.41
53:D3:41:ARG:NH2	53:D3:41:ARG:CG	2.75	0.41

*Continued on next page...*

*Continued from previous page...*

Atom-1	Atom-2	Distance(Å)	Clash(Å)
24:DA:2349:G:C2	24:DA:2350:C:H1'	2.55	0.41
29:BF:137:PHE:HA	29:BF:138:PRO:HD3	1.90	0.41
21:AA:212:G:O2'	21:AA:213:G:P	2.78	0.41
24:DA:2027:G:C6	24:DA:2028:U:C4	3.08	0.41
24:BA:1257:C:C4	24:BA:1258:U:C5	3.08	0.41
35:DL:112:LEU:HD23	35:DL:112:LEU:O	2.20	0.41
4:CE:80:LEU:CB	4:CE:97:PRO:HB3	2.49	0.41
37:DN:55:ALA:CB	37:DN:79:LEU:HD22	2.51	0.41
24:DA:206:U:HO2'	24:DA:207:A:H5'	1.78	0.41
24:DA:1127:A:O2'	24:DA:1128:G:C5'	2.62	0.41
48:BY:53:VAL:O	48:BY:56:LEU:O	2.38	0.41
24:DA:1270:C:C4	24:DA:1648:U:C4	3.08	0.41
4:AE:57:ALA:HA	4:AE:60:GLN:OE1	2.19	0.41
55:CA:313:A:H2'	55:CA:314:C:H6	1.83	0.41
24:BA:1911:U:C4	24:BA:1918:A:C5	3.07	0.41
21:AA:1007:U:C4	21:AA:1008:U:H5	2.38	0.41
21:AA:439:U:H2'	21:AA:440:C:C5'	2.50	0.41
56:DB:37:C:C4	56:DB:49:C:H1'	2.55	0.41
1:CB:137:THR:O	1:CB:140:LEU:N	2.53	0.41
24:DA:2574:G:C5	24:DA:2575:C:C5	3.08	0.41
55:CA:426:U:H2'	55:CA:427:U:H6	1.85	0.41
1:AB:53:LEU:HA	1:AB:56:LEU:CB	2.46	0.41
21:AA:1363:A:C4	21:AA:1365:G:C6	3.08	0.41
55:CA:407:U:C2	55:CA:408:A:C8	3.08	0.41
3:CD:98:ASP:HB3	3:CD:132:ALA:HB1	2.03	0.41
21:AA:1219:A:N1	21:AA:1220:G:C6	2.88	0.41
24:BA:1853:A:N1	24:BA:1854:A:C2	2.89	0.41
24:BA:1555:G:HO2'	24:BA:1556:C:H5'	1.81	0.41
7:AH:118:ALA:HB3	7:AH:120:LEU:HD11	2.02	0.41
21:AA:1533:C:H3'	21:AA:1534:A:C5'	2.43	0.41
24:DA:1742:U:H2'	24:DA:1743:G:C8	2.55	0.41
21:AA:1283:U:O2'	21:AA:1284:C:O4'	2.29	0.41
24:BA:1187:G:HO2'	24:BA:1188:U:H6	1.65	0.41
24:DA:2850:A:H2'	24:DA:2851:A:C8	2.55	0.41
24:BA:83:A:H5''	24:BA:84:A:P	2.60	0.41
51:B1:9:LYS:O	51:B1:9:LYS:HG2	2.20	0.41
24:DA:2411:A:H2'	24:DA:2412:A:C8	2.55	0.41
3:AD:62:ARG:CA	3:AD:62:ARG:NE	2.77	0.41
7:CH:89:ASP:N	7:CH:89:ASP:OD1	2.53	0.41
55:CA:1052:U:O4	55:CA:1200:C:C2	2.73	0.41
3:AD:28:ASP:OD1	3:AD:33:ILE:HG12	2.19	0.41
48:DY:37:LEU:HD13	48:DY:42:LEU:CD1	2.50	0.41

*Continued on next page...*

*Continued from previous page...*

Atom-1	Atom-2	Distance(Å)	Clash(Å)
55:CA:1293:C:H2'	55:CA:1294:G:H8	1.81	0.41
40:BQ:51:GLN:O	40:BQ:52:ARG:C	2.59	0.41
55:CA:1268:G:N2	55:CA:1327:C:H1'	2.35	0.41
11:AL:118:VAL:HG12	11:AL:119:LYS:N	2.36	0.41
24:BA:558:U:H5''	33:BJ:111:LYS:CE	2.50	0.41
24:DA:2654:A:H4'	24:DA:2655:G:O5'	2.19	0.41
12:CM:47:LEU:HD21	12:CM:52:ILE:HG22	2.02	0.41
30:DG:145:ALA:HA	30:DG:148:ARG:HG2	2.01	0.41
33:BJ:16:TYR:CA	33:BJ:138:GLN:O	2.67	0.41
1:AB:209:VAL:O	1:AB:210:THR:C	2.59	0.41
4:CE:145:ASN:O	7:CH:72:GLU:OE2	2.38	0.41
17:CR:32:ILE:HG22	17:CR:38:ILE:HA	2.01	0.41
33:BJ:102:GLU:HG3	33:BJ:124:VAL:HG11	2.01	0.41
24:BA:2453:A:O2'	24:BA:2572:A:H1'	2.20	0.41
25:BB:71:C:H2'	25:BB:72:G:C5'	2.50	0.41
24:DA:2297:A:O2'	24:DA:2298:A:H5'	2.20	0.41
7:CH:94:VAL:HG23	7:CH:101:ALA:HB2	2.02	0.41
15:AP:1:MET:HG2	15:AP:2:VAL:N	2.34	0.41
55:CA:934:C:H4'	55:CA:935:A:OP1	2.20	0.41
41:DR:2:TYR:CD2	41:DR:42:ALA:HB2	2.56	0.41
41:DR:2:TYR:H	41:DR:42:ALA:HB2	1.86	0.41
24:BA:929:U:O2	49:BZ:25:GLY:HA2	2.19	0.41
24:DA:1767:G:N2	24:DA:1986:C:C2	2.88	0.41
10:AK:81:LEU:H	10:AK:81:LEU:HD23	1.85	0.41
24:BA:1608:A:C5	24:BA:1611:C:C4	3.08	0.41
24:BA:1638:C:H4'	24:BA:2710:C:O2	2.20	0.41
24:DA:1680:U:C4	24:DA:1681:G:C2	3.08	0.41
30:BG:115:GLN:HG2	30:BG:115:GLN:O	2.19	0.41
21:AA:675:A:H2'	21:AA:676:A:O4'	2.20	0.41
25:BB:104:A:H2'	25:BB:105:G:O4'	2.20	0.41
24:DA:1373:A:H2'	24:DA:1374:G:O4'	2.20	0.41
21:AA:920:U:O4'	21:AA:1080:A:C2	2.73	0.41
21:AA:624:C:H2'	21:AA:625:U:O4'	2.20	0.41
24:DA:690:G:H1'	24:DA:779:U:O3'	2.20	0.41
41:DR:38:VAL:N	41:DR:53:PHE:HB3	2.36	0.41
55:CA:848:C:H2'	55:CA:849:G:O4'	2.20	0.41
24:DA:1149:G:C6	24:DA:1150:C:C4	3.08	0.41
2:AC:190:THR:HG21	2:AC:192:TYR:OH	2.20	0.41
55:CA:837:U:H2'	55:CA:838:G:C8	2.54	0.41
24:DA:389:G:C4	24:DA:2413:G:H4'	2.54	0.41
8:AI:12:LYS:HD3	21:AA:1371:G:OP1	2.20	0.41
24:DA:2665:A:C2	24:DA:2666:C:C2	3.08	0.41

*Continued on next page...*



*Continued from previous page...*

Atom-1	Atom-2	Distance(Å)	Clash(Å)
14:CO:41:HIS:O	14:CO:45:HIS:CE1	2.73	0.41
24:DA:1766:G:C2	24:DA:1987:A:N3	2.88	0.41
21:AA:1154:G:O2'	21:AA:1155:A:H5'	2.20	0.41
53:B3:16:THR:HB	53:B3:17:GLY:H	1.53	0.41
36:BM:31:PHE:O	36:BM:104:GLU:HA	2.20	0.41
12:AM:102:LYS:O	12:AM:103:THR:HG23	2.19	0.41
41:DR:86:GLN:HE21	41:DR:86:GLN:HB2	1.67	0.41
24:DA:2238:G:H8	59:DA:3525:HOH:O	2.03	0.41
14:AO:67:ASP:O	14:AO:70:LYS:HB3	2.19	0.41
24:DA:212:G:H2'	24:DA:213:A:O4'	2.19	0.41
24:DA:657:U:O2'	24:DA:658:U:C5'	2.68	0.41
40:BQ:98:ALA:HB2	40:BQ:105:PHE:CE2	2.55	0.41
40:BQ:63:ARG:NH2	40:BQ:96:ASP:CA	2.83	0.41
24:DA:296:U:H5''	44:DU:91:LYS:HZ3	1.85	0.41
26:BC:195:GLY:O	26:BC:196:ASN:CB	2.68	0.41
26:BC:90:ILE:CG2	26:BC:102:TYR:HD1	2.32	0.41
24:DA:1437:C:C2	24:DA:1438:U:C5	3.08	0.41
29:DF:102:LEU:C	29:DF:103:ILE:HD12	2.41	0.41
55:CA:961:U:N3	55:CA:983:A:C2	2.88	0.41
55:CA:977:A:H4'	55:CA:981:U:O2	2.20	0.41
24:DA:1057:A:C6	24:DA:1058:U:C4	3.08	0.41
4:AE:93:VAL:CG2	4:AE:138:ALA:HB3	2.50	0.41
6:CG:59:GLU:HG3	6:CG:60:ALA:H	1.83	0.41
55:CA:1053:G:O5'	55:CA:1054:C:H3'	2.20	0.41
24:DA:2287:A:HO2'	24:DA:2288:A:C3'	2.22	0.41
24:DA:395:U:O2'	24:DA:396:G:O5'	2.38	0.41
47:DX:9:LYS:HD2	47:DX:53:LYS:HE3	2.01	0.41
39:BP:5:LYS:C	39:BP:7:LEU:N	2.73	0.41
55:CA:939:G:C6	55:CA:940:C:N4	2.88	0.41
55:CA:1448:C:O2'	55:CA:1449:C:H6	2.02	0.41
9:CJ:76:ILE:HG22	9:CJ:77:VAL:H	1.84	0.41
13:AN:22:LYS:HG3	13:AN:23:ARG:N	2.36	0.41
24:BA:2577:A:H1'	24:BA:2612:C:N3	2.34	0.41
24:DA:1288:G:C8	24:DA:1327:A:N6	2.88	0.41
55:CA:243:A:C2	55:CA:245:U:H2'	2.54	0.41
24:DA:120:U:C2	24:DA:149:A:C5	3.08	0.41
24:BA:991:C:N3	24:BA:1185:G:C6	2.88	0.41
6:AG:145:GLU:HA	6:AG:148:LYS:HE2	2.03	0.41
24:DA:139:U:H5''	24:DA:140:C:C5	2.56	0.41
24:BA:1286:A:C6	24:BA:1329:U:C2	3.09	0.41
24:BA:1085:A:H1'	24:BA:1105:U:H1'	2.01	0.41
24:BA:1056:G:H21	24:BA:1103:A:H62	1.68	0.41

*Continued on next page...*

*Continued from previous page...*

Atom-1	Atom-2	Distance(Å)	Clash(Å)
24:DA:666:A:H5''	35:DL:48:ARG:HG2	2.03	0.41
24:DA:447:A:H5'	24:DA:449:A:C4	2.56	0.41
24:DA:1248:G:C4	40:DQ:2:ARG:HG2	2.55	0.41
24:DA:2348:U:O2'	24:DA:2349:G:C5'	2.69	0.41
24:DA:1597:A:O3'	24:DA:1598:A:H8	2.03	0.41
24:BA:2305:U:H1'	29:BF:132:ARG:N	2.28	0.41
24:BA:2305:U:H5''	29:BF:130:GLY:CA	2.45	0.41
1:AB:89:PHE:HD2	1:AB:148:GLY:O	2.03	0.41
26:DC:105:ALA:HA	26:DC:106:PRO:HD3	1.68	0.41
24:DA:2254:C:H2'	24:DA:2255:G:O4'	2.20	0.41
24:DA:806:C:O2'	24:DA:807:U:H5'	2.20	0.41
24:DA:2006:C:C2	24:DA:2007:U:C5	3.08	0.41
24:BA:14:A:H3'	24:BA:15:G:H5''	2.01	0.41
24:DA:2643:G:H2'	24:DA:2644:G:H8	1.85	0.41
21:AA:346:G:N2	21:AA:347:G:C4	2.88	0.41
34:DK:104:THR:C	34:DK:106:GLU:H	2.24	0.41
4:AE:61:LYS:NZ	21:AA:1073:U:P	2.93	0.41
31:BH:2:GLN:O	31:BH:3:VAL:CG2	2.62	0.41
24:DA:2800:A:N1	24:DA:2801:G:N3	2.68	0.41
24:BA:2146:C:H4'	24:BA:2147:A:C4'	2.50	0.41
24:BA:2582:G:H2'	24:BA:2582:G:N3	2.35	0.41
18:CS:60:PHE:CG	18:CS:61:VAL:N	2.87	0.41
24:BA:1343:G:C6	24:BA:1344:U:O4	2.73	0.41
24:BA:1900:A:C2	24:BA:1970:A:C5	3.08	0.41
55:CA:1134:G:N2	55:CA:1141:C:C2	2.88	0.41
40:DQ:40:LYS:HD2	40:DQ:44:TYR:HE2	1.85	0.41
3:CD:33:ILE:HD12	3:CD:34:GLU:H	1.83	0.41
13:CN:100:TRP:CD1	13:CN:100:TRP:C	2.94	0.41
55:CA:1120:C:C2	55:CA:1154:G:N2	2.88	0.41
15:AP:52:LEU:CD2	15:AP:75:ILE:HG12	2.45	0.41
31:BH:94:ILE:HD12	31:BH:98:ASP:O	2.19	0.41
21:AA:1220:G:C2	21:AA:1221:G:C4	3.08	0.41
28:BE:178:VAL:HG13	28:BE:179:SER:H	1.85	0.41
24:DA:1848:A:C2	24:DA:1849:G:C4	3.09	0.41
24:DA:454:A:HO2'	24:DA:455:C:P	2.43	0.41
29:DF:13:LYS:N	29:DF:13:LYS:HD2	2.35	0.41
6:CG:100:MET:H	6:CG:100:MET:CE	2.28	0.41
47:DX:63:ILE:HG13	47:DX:63:ILE:H	1.59	0.41
24:DA:1449:G:H2'	24:DA:1450:G:O4'	2.20	0.41
24:BA:659:G:H21	28:BE:30:GLN:NE2	2.18	0.41
44:BU:48:VAL:O	44:BU:48:VAL:HG13	2.20	0.41
31:BH:72:ILE:O	31:BH:72:ILE:HG23	2.19	0.41

*Continued on next page...*

*Continued from previous page...*

Atom-1	Atom-2	Distance(Å)	Clash(Å)
12:CM:72:ILE:HG13	55:CA:1309:G:O2'	2.20	0.41
24:BA:1709:U:H2'	24:BA:1710:G:H8	1.84	0.41
26:DC:77:VAL:HG23	26:DC:111:ALA:HA	2.01	0.41
24:BA:579:G:C8	24:BA:2017:U:C4	3.08	0.41
25:BB:20:G:N2	25:BB:64:G:C4	2.89	0.41
3:CD:166:LYS:HA	3:CD:167:PRO:HD2	1.70	0.41
36:BM:96:ILE:CD1	36:BM:96:ILE:C	2.85	0.41
24:BA:1423:G:N2	24:BA:1424:G:H1'	2.35	0.41
26:BC:43:ASN:CG	26:BC:44:ASN:H	2.22	0.41
27:DD:4:LEU:HD23	27:DD:101:PHE:CZ	2.54	0.41
24:DA:866:A:N6	24:DA:913:U:O2'	2.46	0.41
21:AA:1443:C:H2'	21:AA:1444:U:H6	1.86	0.41
27:BD:151:THR:O	27:BD:152:PRO:C	2.58	0.41
21:AA:1099:G:C6	21:AA:1100:C:N3	2.88	0.41
24:BA:1217:U:H2'	24:BA:1218:G:O5'	2.21	0.41
55:CA:1250:A:C2	55:CA:1370:G:H1'	2.56	0.41
24:BA:1662:U:O2	24:BA:2687:U:H4'	2.21	0.41
24:DA:1112:G:H2'	24:DA:1113:U:C5	2.55	0.41
39:BP:85:VAL:HG13	39:BP:86:LYS:N	2.34	0.41
55:CA:1043:G:C6	55:CA:1044:A:N6	2.89	0.41
26:BC:70:LYS:HD2	26:BC:99:GLU:OE1	2.21	0.41
26:DC:31:PRO:C	26:DC:32:LEU:HG	2.41	0.41
24:BA:1484:U:H2'	24:BA:1485:U:H6	1.85	0.41
55:CA:596:A:O2'	55:CA:597:G:O5'	2.38	0.41
17:CR:49:LYS:HD2	17:CR:49:LYS:O	2.21	0.41
21:AA:489:C:O2'	21:AA:490:C:H5'	2.20	0.41
21:AA:289:G:N1	21:AA:290:C:C4	2.88	0.41
21:AA:146:G:C6	21:AA:147:G:C5	3.09	0.41
12:CM:5:GLY:C	12:CM:6:ILE:HG13	2.40	0.41
24:DA:2329:U:H2'	24:DA:2330:G:O4'	2.19	0.41
45:BV:26:PHE:HZ	45:BV:47:VAL:HG11	1.85	0.41
5:CF:47:LEU:HD12	5:CF:55:HIS:HA	2.02	0.41
1:CB:100:LEU:N	1:CB:100:LEU:HD12	2.35	0.41
24:BA:207:A:H2'	24:BA:208:C:O4'	2.19	0.41
21:AA:344:A:O2'	39:BP:36:LYS:HE2	2.20	0.41
51:D1:16:THR:CG2	51:D1:41:VAL:HB	2.50	0.41
24:BA:2357:G:N2	24:BA:2361:G:C5	2.88	0.41
24:BA:1959:G:C6	24:BA:1960:A:C5	3.08	0.41
42:DS:5:ALA:HB3	42:DS:54:ALA:HB2	2.01	0.41
30:DG:169:ARG:O	30:DG:170:THR:HB	2.20	0.41
21:AA:43:C:H2'	21:AA:44:A:O4'	2.20	0.41
39:BP:28:LYS:HB2	39:BP:82:SER:HB3	2.02	0.41

*Continued on next page...*

*Continued from previous page...*

Atom-1	Atom-2	Distance(Å)	Clash(Å)
24:BA:1037:G:C2	24:BA:1119:U:O2	2.73	0.41
18:CS:57:VAL:HA	18:CS:58:PRO:HD2	1.88	0.41
19:CT:42:ASP:O	19:CT:44:ALA:N	2.53	0.41
21:AA:327:A:O3'	21:AA:328:C:H4'	2.20	0.41
16:CQ:12:VAL:HG22	16:CQ:12:VAL:O	2.21	0.41
21:AA:188:C:O2	21:AA:188:C:H2'	2.19	0.41
24:DA:1301:A:N3	24:DA:1301:A:H2'	2.35	0.41
55:CA:1213:A:C8	55:CA:1215:G:N7	2.88	0.41
24:BA:1000:A:C4	24:BA:1155:A:C6	3.08	0.41
44:DU:90:LYS:HB2	44:DU:92:VAL:HG13	2.03	0.41
24:BA:2198:A:C2	31:BH:29:PHE:HB2	2.56	0.41
24:DA:1667:G:N2	24:DA:1992:G:OP2	2.42	0.41
24:DA:995:C:H1'	40:DQ:60:TRP:CZ2	2.55	0.41
24:DA:215:G:C4'	24:DA:216:A:H4'	2.50	0.41
6:CG:69:ARG:HA	6:CG:70:PRO:HD3	1.79	0.41
6:CG:89:GLU:O	6:CG:90:VAL:HG13	2.20	0.41
24:DA:764:A:H5''	26:DC:208:GLY:HA3	2.03	0.41
55:CA:938:A:C6	55:CA:939:G:C6	3.08	0.41
55:CA:152:A:H3'	55:CA:153:C:H6	1.85	0.41
45:DV:14:LYS:O	45:DV:15:GLY:C	2.58	0.41
18:AS:77:ARG:HD2	21:AA:1225:A:H1'	2.01	0.41
21:AA:1049:U:H4'	21:AA:1050:G:H5'	2.02	0.41
24:DA:1313:U:C2'	24:DA:1313:U:O2	2.66	0.41
24:DA:1400:U:C2'	24:DA:1401:G:O4'	2.65	0.41
36:BM:33:LEU:HD21	36:BM:128:THR:HB	2.01	0.41
24:DA:2284:A:OP1	51:D1:4:ILE:HB	2.19	0.41
40:BQ:69:ARG:HB2	40:BQ:69:ARG:NH2	2.08	0.41
1:AB:164:ASP:OD1	1:AB:203:ASP:OD1	2.38	0.41
21:AA:1131:G:O2'	21:AA:1132:C:O5'	2.33	0.41
24:DA:762:U:O2	24:DA:1431:A:H5''	2.20	0.41
20:CU:3:ILE:O	20:CU:4:LYS:HG2	2.21	0.41
36:BM:68:PHE:HA	36:BM:69:PRO:HD2	1.77	0.41
21:AA:203:G:N2	21:AA:215:C:C2	2.89	0.41
55:CA:874:G:O2'	55:CA:875:U:C5'	2.64	0.41
24:DA:1941:C:O2'	24:DA:1942:C:C5'	2.68	0.41
55:CA:1162:C:O2'	55:CA:1163:A:O4'	2.29	0.41
24:DA:36:G:C2	24:DA:445:C:C4	3.09	0.41
6:CG:2:ARG:HG2	6:CG:3:ARG:N	2.34	0.41
1:AB:68:PHE:HD2	1:AB:89:PHE:O	2.03	0.41
30:DG:92:GLY:O	30:DG:93:TYR:C	2.59	0.41
24:DA:70:G:OP2	24:DA:70:G:H8	2.03	0.41
25:BB:90:C:H6	25:BB:90:C:C5'	2.26	0.41

*Continued on next page...*

*Continued from previous page...*

Atom-1	Atom-2	Distance(Å)	Clash(Å)
7:AH:29:SER:HB2	7:AH:32:LYS:HZ2	1.81	0.41
30:DG:117:PRO:HG2	30:DG:143:VAL:CG1	2.49	0.41
24:DA:2458:G:O2'	24:DA:2460:U:O4	2.36	0.41
24:DA:2489:U:O4	24:DA:2490:G:N1	2.52	0.41
24:BA:698:C:C4	24:BA:762:U:C4	3.09	0.41
11:CL:3:VAL:HG23	11:CL:4:ASN:N	2.36	0.41
43:BT:19:LYS:O	43:BT:23:ALA:CB	2.68	0.41
5:AF:46:GLN:HE21	5:AF:56:LYS:HG2	1.84	0.41
3:AD:115:GLN:CD	3:AD:119:HIS:CE1	2.94	0.41
32:DI:49:GLU:HG3	32:DI:54:ILE:HD11	2.02	0.41
26:DC:44:ASN:O	26:DC:46:GLY:N	2.53	0.41
38:BO:10:ARG:NH2	38:BO:96:GLY:O	2.49	0.41
54:B4:9:LYS:HB2	54:B4:9:LYS:HE2	1.92	0.41
55:CA:299:G:H2'	55:CA:300:A:C8	2.55	0.41
24:DA:1955:U:H5'	24:DA:2551:C:O2'	2.21	0.41
55:CA:401:C:C2	55:CA:402:G:C8	3.09	0.41
21:AA:1356:G:C2	21:AA:1367:C:O2	2.74	0.41
3:CD:109:THR:O	3:CD:113:ALA:N	2.46	0.41
24:BA:2390:U:O2	24:BA:2391:G:C8	2.73	0.41
21:AA:1220:G:C6	21:AA:1221:G:C5	3.08	0.41
24:DA:2197:U:O2'	24:DA:2198:A:O5'	2.38	0.41
18:CS:6:LYS:HD2	18:CS:6:LYS:N	2.35	0.41
34:BK:118:LEU:N	34:BK:118:LEU:CD1	2.84	0.41
24:BA:310:A:OP1	44:BU:15:GLY:N	2.52	0.41
24:BA:2673:G:H2'	24:BA:2674:G:H8	1.84	0.41
24:BA:146:A:C2	24:BA:147:C:C2	3.09	0.41
29:DF:11:VAL:HG13	29:DF:171:ALA:HB2	2.03	0.41
24:DA:1878:G:H2'	24:DA:1879:C:C6	2.55	0.41
21:AA:1433:A:C4	21:AA:1468:A:C2	3.08	0.41
55:CA:735:C:O2'	55:CA:736:C:C5'	2.69	0.41
24:DA:103:A:O2'	24:DA:104:A:H5'	2.20	0.41
32:BI:30:GLN:NE2	32:BI:32:VAL:HB	2.35	0.41
11:AL:2:THR:HB	11:AL:5:GLN:HB2	2.02	0.41
31:BH:67:ALA:HA	31:BH:138:VAL:CB	2.48	0.41
24:BA:1276:A:C2	24:BA:1277:G:N7	2.88	0.41
55:CA:709:U:O2'	55:CA:710:G:H5'	2.20	0.41
26:BC:67:LYS:HE2	26:BC:149:LYS:O	2.20	0.41
21:AA:144:G:C2	21:AA:145:G:C4	3.08	0.41
24:BA:2557:G:C4	24:BA:2558:C:C5	3.08	0.41
28:BE:52:VAL:O	28:BE:74:LYS:HE2	2.20	0.41
34:DK:7:MET:HA	34:DK:7:MET:HE3	2.01	0.41
24:BA:503:A:H5''	24:BA:504:A:OP1	2.20	0.41

*Continued on next page...*

*Continued from previous page...*

Atom-1	Atom-2	Distance(Å)	Clash(Å)
24:BA:1495:A:H2'	24:BA:1496:A:C8	2.54	0.41
22:CV:37:A:C6	22:CV:38:A:C4	3.08	0.41
31:DH:53:GLU:C	31:DH:55:GLU:H	2.23	0.41
42:DS:66:ILE:CD1	42:DS:66:ILE:H	2.33	0.41
24:BA:391:A:C5	24:BA:411:G:C2	3.08	0.41
15:AP:17:TYR:CD1	15:AP:17:TYR:N	2.87	0.41
30:BG:29:ASN:OD1	30:BG:30:GLY:N	2.53	0.41
19:CT:59:ARG:C	19:CT:61:ALA:H	2.23	0.41
21:AA:695:A:H61	21:AA:797:C:H1'	1.85	0.41
24:BA:200:U:C2'	24:BA:201:C:H5'	2.51	0.41
24:BA:288:U:H2'	24:BA:289:G:C8	2.50	0.41
50:B0:38:LEU:H	50:B0:38:LEU:HG	1.65	0.41
34:DK:59:LYS:HG2	34:DK:89:ASN:HA	2.01	0.41
20:CU:31:VAL:HG12	20:CU:32:ARG:N	2.36	0.41
18:CS:11:ASP:N	18:CS:11:ASP:OD1	2.53	0.41
24:DA:815:C:H2'	24:DA:816:C:C6	2.55	0.41
2:CC:84:GLU:HA	2:CC:87:ARG:HB2	2.03	0.41
24:BA:1859:U:H2'	24:BA:1860:G:C8	2.56	0.41
10:CK:90:PRO:O	10:CK:91:GLY:C	2.59	0.41
21:AA:1478:U:H2'	21:AA:1479:C:H6	1.84	0.41
25:BB:94:A:OP1	45:BV:19:ARG:HD3	2.20	0.41
13:CN:76:PHE:CE2	13:CN:92:ILE:HG21	2.56	0.41
55:CA:1463:U:H2'	55:CA:1464:U:H6	1.85	0.41
38:DO:51:ALA:HB2	38:DO:81:ARG:HD2	2.02	0.41
24:BA:778:G:C5	24:BA:779:U:C5	3.09	0.41
14:AO:31:LEU:HD13	14:AO:58:MET:O	2.20	0.41
24:BA:2097:A:C2	24:BA:2193:G:C2	3.08	0.41
27:BD:124:ARG:HG2	27:BD:125:TRP:NE1	2.35	0.41
55:CA:669:G:C2	55:CA:670:G:C4	3.09	0.41
24:DA:2620:C:H2'	24:DA:2621:G:O4'	2.20	0.41
21:AA:39:G:H2'	21:AA:40:C:H6	1.85	0.41
13:CN:22:LYS:O	13:CN:26:LEU:HB2	2.20	0.41
24:BA:584:C:N4	24:BA:585:G:C6	2.89	0.41
30:DG:31:GLU:O	30:DG:32:LEU:HB2	2.19	0.41
41:DR:19:THR:HG22	41:DR:20:VAL:H	1.84	0.41
41:DR:19:THR:HG22	41:DR:20:VAL:N	2.35	0.41
2:AC:191:THR:HG21	21:AA:421:U:O2	2.20	0.41
11:CL:32:VAL:O	11:CL:33:CYS:HB3	2.20	0.41
30:DG:157:LYS:HB2	30:DG:157:LYS:HE2	1.84	0.41
27:DD:56:LYS:HB3	27:DD:56:LYS:NZ	2.35	0.41
1:AB:73:ARG:O	1:AB:73:ARG:HG3	2.20	0.41
41:BR:93:PHE:CD1	41:BR:93:PHE:C	2.93	0.41

*Continued on next page...*

*Continued from previous page...*

Atom-1	Atom-2	Distance(Å)	Clash(Å)
21:AA:515:G:C6	21:AA:516:U:N3	2.89	0.41
24:DA:2641:G:H5'	33:DJ:78:THR:HB	2.02	0.41
7:AH:52:GLY:HA3	7:AH:56:PRO:HA	2.01	0.41
24:DA:604:G:N3	24:DA:605:G:C8	2.89	0.41
55:CA:370:C:H2'	55:CA:371:A:C8	2.53	0.41
24:DA:197:A:N7	24:DA:2430:A:C8	2.89	0.41
33:DJ:49:ASP:HB2	33:DJ:121:LYS:NZ	2.35	0.41
33:DJ:37:ARG:NH2	33:DJ:39:LYS:HZ1	2.18	0.41
4:AE:94:PHE:C	4:AE:94:PHE:CD1	2.91	0.41
7:AH:94:VAL:O	7:AH:95:MET:C	2.59	0.41
55:CA:1304:G:H1'	55:CA:1333:A:H61	1.85	0.41
34:DK:71:ARG:HD2	34:DK:71:ARG:HA	1.89	0.41
51:D1:5:ARG:CD	51:D1:25:ASN:HB2	2.50	0.41
24:DA:2287:A:HO2'	24:DA:2288:A:C5'	2.27	0.41
24:DA:1659:G:C2	24:DA:2002:G:N3	2.88	0.41
21:AA:414:A:O2'	21:AA:415:A:C5'	2.46	0.41
27:BD:186:LEU:HD12	27:BD:186:LEU:HA	1.71	0.41
14:CO:63:ARG:HB2	14:CO:63:ARG:HE	1.58	0.41
24:DA:363:G:H2'	24:DA:364:C:H5	1.85	0.41
50:D0:28:SER:HB3	50:D0:39:ARG:CZ	2.50	0.41
55:CA:1256:A:C2	55:CA:1278:G:H2'	2.56	0.41
21:AA:1228:C:O2'	21:AA:1229:A:O5'	2.38	0.41
24:DA:1345:C:H2'	24:DA:1346:G:H8	1.85	0.41
24:BA:636:G:H4'	24:BA:638:G:O3'	2.20	0.41
24:DA:614:A:H4'	24:DA:616:A:N7	2.35	0.41
42:DS:9:HIS:H	42:DS:102:HIS:CE1	2.38	0.41
21:AA:1130:A:H61	21:AA:1144:G:H1'	1.84	0.41
24:DA:726:G:H3'	24:DA:1432:G:O2'	2.21	0.41
24:DA:511:U:H5'	24:DA:1236:G:OP1	2.20	0.41
36:BM:43:ALA:HA	36:BM:46:ILE:HG12	2.02	0.41
24:DA:800:A:N1	24:DA:802:A:C8	2.88	0.41
4:CE:38:VAL:CG1	4:CE:39:GLY:H	2.11	0.41
29:BF:135:ILE:C	29:BF:137:PHE:N	2.74	0.41
1:AB:162:VAL:HG22	1:AB:184:ALA:CB	2.50	0.41
26:DC:189:ALA:O	26:DC:190:THR:HB	2.21	0.41
24:BA:1829:A:N6	24:BA:1977:A:N6	2.69	0.41
26:BC:12:ARG:HD2	26:BC:15:VAL:HG21	2.01	0.41
24:DA:70:G:HO2'	24:DA:71:A:H2	1.60	0.41
24:BA:1021:A:C2'	24:BA:1021:A:N3	2.84	0.41
24:BA:1145:C:H2'	24:BA:1146:C:C6	2.56	0.41
24:DA:2446:G:C5	24:DA:2501:C:H2'	2.55	0.41
24:DA:945:A:C8	24:DA:2448:A:C2	3.08	0.41

*Continued on next page...*



*Continued from previous page...*

Atom-1	Atom-2	Distance(Å)	Clash(Å)
24:DA:2454:G:N2	24:DA:2499:C:C2	2.88	0.41
35:DL:111:ILE:HA	35:DL:128:THR:OG1	2.21	0.41
24:BA:958:U:H3	36:BM:16:ARG:HD3	1.85	0.41
19:AT:73:ARG:HD3	21:AA:261:U:O4	2.20	0.41
24:BA:2602:A:H4'	24:BA:2603:G:H5'	2.03	0.41
30:BG:24:THR:OG1	30:BG:34:ARG:HB3	2.20	0.41
34:DK:13:ASN:ND2	34:DK:97:THR:H	2.04	0.41
24:DA:2524:G:O2'	24:DA:2741:A:N1	2.40	0.41
24:DA:408:G:H2'	24:DA:409:G:H8	1.85	0.41
55:CA:814:A:C5'	55:CA:1511:G:H4'	2.51	0.41
21:AA:330:C:O2'	21:AA:331:G:C8	2.69	0.41
55:CA:914:A:O2'	55:CA:915:A:O4'	2.39	0.41
24:BA:406:G:H2'	24:BA:407:G:C8	2.55	0.41
43:BT:29:THR:HA	43:BT:86:THR:CA	2.51	0.41
39:DP:54:LEU:HG	39:DP:54:LEU:O	2.20	0.41
24:DA:1809:A:O2'	24:DA:1810:A:P	2.78	0.41
18:CS:59:VAL:HG11	18:CS:73:PHE:HB3	2.03	0.41
24:BA:1866:A:C4	24:BA:1876:A:C6	3.09	0.41
26:BC:250:GLN:NE2	26:BC:250:GLN:H	2.17	0.41
24:BA:1349:C:H2'	24:BA:1350:C:C6	2.55	0.41
52:D2:35:ARG:C	52:D2:38:GLY:H	2.24	0.41
4:AE:91:SER:OG	4:AE:134:ASN:HB2	2.21	0.41
1:AB:165:ALA:HA	1:AB:172:ILE:HD11	2.03	0.41
24:BA:513:A:H2'	24:BA:514:A:C8	2.55	0.41
11:AL:6:LEU:HD21	11:AL:11:ARG:NE	2.35	0.41
24:BA:399:U:C2'	24:BA:400:G:H5'	2.50	0.41
34:BK:99:ILE:CG2	34:BK:100:PHE:N	2.82	0.41
24:DA:1742:U:C4	24:DA:1743:G:C6	3.08	0.41
28:BE:57:LYS:CG	28:BE:58:LYS:N	2.78	0.41
24:BA:972:A:H8	24:BA:972:A:O5'	2.04	0.41
24:BA:97:C:C2	24:BA:98:G:C8	3.09	0.41
24:DA:415:A:C6	24:DA:416:U:C4	3.07	0.41
6:CG:25:PHE:HD1	6:CG:100:MET:SD	2.44	0.41
24:DA:1853:A:H1'	24:DA:2234:G:H5'	2.03	0.41
34:DK:99:ILE:HG13	34:DK:118:LEU:HD12	2.03	0.41
21:AA:481:G:OP1	21:AA:481:G:H4'	2.21	0.41
55:CA:302:G:C5	55:CA:303:A:N7	2.89	0.41
17:CR:22:TYR:CE1	17:CR:64:LEU:HD12	2.52	0.41
49:BZ:53:MET:O	49:BZ:54:VAL:HG13	2.21	0.41
44:DU:16:LYS:HA	44:DU:16:LYS:HD3	1.87	0.41
24:BA:480:A:OP2	44:BU:43:LYS:HD2	2.20	0.41
31:DH:83:LYS:HG3	31:DH:149:GLU:HB2	2.02	0.41

*Continued on next page...*

*Continued from previous page...*

Atom-1	Atom-2	Distance(Å)	Clash(Å)
24:BA:1496:A:H4'	24:BA:1497:U:H5	1.84	0.41
24:DA:1049:C:H2'	24:DA:1049:C:H6	1.41	0.41
24:BA:2210:U:H4'	24:BA:2211:A:O5'	2.21	0.41
21:AA:582:C:C4	21:AA:583:A:N7	2.89	0.41
1:CB:212:TYR:C	1:CB:215:ALA:H	2.24	0.41
6:AG:38:ALA:O	6:AG:42:VAL:HG23	2.21	0.41
21:AA:9:G:O6	21:AA:26:A:N6	2.52	0.41
24:BA:542:C:O2	24:BA:542:C:C2'	2.67	0.41
56:DB:115:A:H2'	56:DB:116:G:H8	1.80	0.41
20:CU:13:VAL:CG2	20:CU:15:LEU:HD23	2.47	0.41
44:DU:58:VAL:CG1	44:DU:60:LYS:HG2	2.51	0.41
21:AA:1403:C:O2'	21:AA:1404:C:H5'	2.20	0.41
29:BF:40:GLY:C	29:BF:84:ILE:HD11	2.41	0.41
24:BA:622:G:C6	24:BA:623:C:N4	2.88	0.41
24:BA:1754:A:N1	24:BA:2716:C:O2'	2.53	0.41
55:CA:829:G:C6	55:CA:858:G:N2	2.88	0.41
33:BJ:140:LEU:CD1	33:BJ:140:LEU:C	2.89	0.41
24:BA:2851:A:N6	24:BA:2852:G:C6	2.88	0.41
9:CJ:92:LEU:H	9:CJ:92:LEU:HD22	1.86	0.41
28:BE:160:ALA:C	28:BE:162:ARG:H	2.24	0.41
6:AG:30:MET:HG3	6:AG:34:LYS:O	2.20	0.41
55:CA:1386:G:H2'	55:CA:1387:G:C8	2.54	0.41
30:BG:164:ALA:C	30:BG:166:GLU:N	2.74	0.41
29:DF:8:LYS:HB2	29:DF:8:LYS:HZ1	1.83	0.41
55:CA:1099:G:C6	55:CA:1100:C:N3	2.88	0.41
24:DA:147:C:O2'	24:DA:148:U:H5'	2.20	0.41
53:D3:63:TYR:O	53:D3:64:ALA:O	2.38	0.41
33:BJ:37:ARG:HG3	33:BJ:118:MET:HE1	2.03	0.41
24:DA:1796:U:H2'	24:DA:1797:G:C8	2.56	0.41
55:CA:976:G:N7	55:CA:1358:U:C2	2.88	0.41
2:CC:83:VAL:O	2:CC:87:ARG:HG3	2.20	0.41
24:BA:563:A:C2	24:BA:2018:G:H1'	2.55	0.41
21:AA:502:A:C4	21:AA:503:C:C6	3.09	0.41
29:DF:37:MET:N	29:DF:151:LEU:HB3	2.35	0.41
10:CK:90:PRO:HB2	10:CK:91:GLY:H	1.65	0.41
44:BU:66:VAL:O	44:BU:69:VAL:HG22	2.21	0.41
24:BA:992:C:C2	24:BA:993:G:C8	3.08	0.41
49:BZ:43:ILE:O	49:BZ:47:ILE:HG13	2.20	0.41
24:BA:302:C:H5'	44:BU:78:LYS:HZ3	1.86	0.41
24:DA:771:G:N3	24:DA:772:C:C6	2.88	0.41
24:BA:107:G:C2	24:BA:108:G:C8	3.09	0.41
24:DA:389:G:H8	24:DA:389:G:O5'	2.03	0.41

*Continued on next page...*

*Continued from previous page...*

Atom-1	Atom-2	Distance(Å)	Clash(Å)
3:AD:56:GLU:HA	3:AD:56:GLU:OE1	2.20	0.41
26:BC:239:PHE:O	26:BC:241:LYS:HG2	2.20	0.41
4:CE:68:ARG:O	4:CE:69:ASN:C	2.58	0.41
19:AT:30:PHE:O	19:AT:33:LYS:HB2	2.20	0.41
21:AA:1310:G:H2'	21:AA:1311:A:O4'	2.20	0.41
3:AD:77:GLU:OE1	3:AD:77:GLU:HA	2.20	0.41
21:AA:1166:G:H8	21:AA:1166:G:O5'	2.04	0.41
24:BA:261:G:N3	24:BA:261:G:H2'	2.35	0.41
28:DE:3:LEU:HA	28:DE:3:LEU:HD12	1.95	0.41
39:BP:69:VAL:HG22	39:BP:69:VAL:O	2.17	0.41
24:BA:916:G:H8	24:BA:916:G:O5'	2.04	0.41
24:BA:2518:A:H2'	24:BA:2518:A:N3	2.36	0.41
15:AP:62:GLY:C	15:AP:64:GLY:H	2.22	0.41
18:CS:50:VAL:CG1	18:CS:70:LEU:HB3	2.48	0.41
44:DU:100:GLU:O	44:DU:101:THR:C	2.59	0.41
29:DF:82:TYR:HA	29:DF:83:PRO:HD2	1.86	0.41
46:DW:17:ALA:O	46:DW:18:LYS:CB	2.56	0.41
38:BO:31:THR:HG22	38:BO:34:HIS:O	2.20	0.41
24:DA:1062:G:O2'	24:DA:1063:G:C8	2.29	0.41
6:CG:112:ASP:CB	6:CG:118:ARG:HA	2.51	0.41
27:DD:15:PHE:HA	27:DD:20:VAL:O	2.21	0.41
24:DA:2285:C:OP2	51:D1:5:ARG:NH1	2.54	0.41
24:DA:2439:A:H1'	24:DA:2587:A:H5'	2.02	0.41
24:DA:738:G:N1	24:DA:739:A:C2	2.89	0.41
24:DA:1830:C:H5'	26:DC:14:HIS:HE1	1.80	0.41
24:BA:2353:G:O2'	46:BW:31:LEU:CD2	2.65	0.41
24:DA:302:C:O2'	24:DA:303:G:O5'	2.38	0.41
24:BA:1062:G:N7	24:BA:1088:A:C8	2.88	0.41
56:DB:98:G:H1	45:DV:14:LYS:H	1.68	0.41
21:AA:961:U:O2'	21:AA:962:C:H5'	2.20	0.41
21:AA:982:U:C2	21:AA:983:A:N1	2.89	0.41
24:DA:1287:A:OP1	37:DN:103:ARG:CG	2.69	0.41
24:DA:13:A:C5'	24:DA:14:A:OP1	2.67	0.41
24:BA:640:C:O2'	24:BA:641:U:H5'	2.20	0.41
1:AB:185:ILE:HG22	1:AB:199:ILE:HB	2.03	0.41
1:AB:32:GLY:HA3	1:AB:39:ILE:CG1	2.51	0.41
8:AI:33:SER:OG	8:AI:34:LEU:N	2.53	0.41
24:DA:1355:G:C6	24:DA:1377:G:C2	3.09	0.41
36:BM:46:ILE:O	36:BM:47:GLU:C	2.59	0.41
56:DB:42:C:O2	29:DF:89:THR:N	2.52	0.41
24:DA:79:C:O2'	24:DA:346:A:H1'	2.20	0.41
24:DA:61:C:N4	24:DA:94:A:C6	2.89	0.41

*Continued on next page...*

*Continued from previous page...*

Atom-1	Atom-2	Distance(Å)	Clash(Å)
28:DE:134:LEU:HA	28:DE:137:LYS:CB	2.51	0.41
55:CA:397:A:C6	55:CA:548:G:C5	3.08	0.41
24:DA:2136:G:H2'	24:DA:2137:U:H6	1.83	0.41
34:BK:2:ILE:CD1	34:BK:2:ILE:N	2.82	0.41
1:AB:67:LEU:HD22	1:AB:69:VAL:CG2	2.50	0.41
32:BI:50:LYS:HE2	32:BI:50:LYS:HB2	1.87	0.41
21:AA:511:C:C4	21:AA:512:U:C4	3.09	0.41
1:CB:151:LYS:HG3	1:CB:152:ASP:H	1.85	0.41
55:CA:316:C:C2	55:CA:317:U:C5	3.09	0.41
55:CA:317:U:N3	55:CA:337:G:C2	2.89	0.41
24:DA:241:A:C1'	24:DA:243:U:C4	3.03	0.41
39:BP:24:THR:HG22	39:BP:87:ARG:N	2.33	0.41
37:BN:64:ARG:O	37:BN:67:PHE:HB3	2.21	0.41
55:CA:198:G:O2'	55:CA:199:A:O4'	2.37	0.41
24:DA:229:C:HO2'	24:DA:230:G:P	2.43	0.41
55:CA:763:G:C4	55:CA:764:C:C5	3.09	0.41
55:CA:833:G:C2	55:CA:834:U:C2	3.08	0.41
55:CA:914:A:H2'	55:CA:915:A:C8	2.56	0.41
2:CC:131:ARG:CA	2:CC:134:LYS:HD2	2.50	0.41
2:CC:152:VAL:HG23	2:CC:156:LEU:HD11	2.03	0.41
43:BT:19:LYS:O	43:BT:20:ALA:C	2.58	0.41
43:BT:28:ASN:C	43:BT:91:GLN:HE22	2.24	0.41
39:DP:54:LEU:HA	39:DP:76:HIS:CD2	2.55	0.41
46:BW:74:LYS:O	46:BW:75:ASN:C	2.58	0.41
24:BA:1798:U:P	26:BC:255:LYS:O	2.79	0.41
24:BA:1803:A:H5''	24:BA:1804:C:OP2	2.20	0.41
24:BA:1731:G:H1'	24:BA:1733:G:C8	2.55	0.41
24:BA:1567:G:H2'	26:BC:84:PRO:HG3	2.03	0.41
24:BA:1899:A:H3'	24:BA:1899:A:C8	2.56	0.41
24:BA:2897:U:H2'	24:BA:2898:U:C6	2.56	0.41
55:CA:411:A:C6	55:CA:429:U:C5	3.08	0.41
24:BA:1255:U:H3	24:BA:2060:A:C5'	2.34	0.41
21:AA:1501:C:C5	21:AA:1504:G:C4	3.09	0.41
33:DJ:123:LYS:N	33:DJ:123:LYS:HD2	2.35	0.41
33:DJ:97:PRO:C	33:DJ:99:ARG:N	2.74	0.41
55:CA:946:A:H2'	55:CA:947:G:H8	1.85	0.41
9:CJ:71:LEU:HD12	9:CJ:72:ARG:H	1.86	0.41
55:CA:727:G:C2	55:CA:731:G:C2	3.07	0.41
55:CA:562:U:C4	55:CA:884:U:C5	3.09	0.41
41:DR:68:ARG:NH1	41:DR:90:ARG:HG2	2.34	0.41
24:BA:1864:U:OP1	24:BA:2411:A:H5'	2.20	0.41
24:BA:1654:A:N3	24:BA:1655:A:C8	2.88	0.41

*Continued on next page...*

*Continued from previous page...*

Atom-1	Atom-2	Distance(Å)	Clash(Å)
1:CB:169:HIS:CG	1:CB:170:ILE:N	2.89	0.41
1:CB:96:LEU:HD22	55:CA:1103:C:C5'	2.51	0.41
48:BY:42:LEU:O	48:BY:43:LEU:C	2.58	0.41
36:BM:133:LYS:O	36:BM:134:THR:CB	2.63	0.41
24:BA:1652:A:H2	24:BA:2006:C:N3	2.13	0.41
24:BA:1652:A:H62	37:BN:11:ASN:HD21	1.69	0.41
24:BA:971:G:C6	24:BA:972:A:C4	3.09	0.41
24:DA:2850:A:N7	24:DA:2868:A:O2'	2.53	0.41
54:B4:15:LYS:O	54:B4:16:ILE:O	2.38	0.41
24:BA:2534:A:H2'	24:BA:2535:G:O4'	2.21	0.41
28:DE:46:GLN:CB	28:DE:86:ALA:HB1	2.45	0.41
42:DS:27:LYS:O	42:DS:28:LYS:C	2.59	0.41
15:CP:66:THR:CG2	15:CP:67:ILE:N	2.83	0.41
24:DA:2654:A:H4'	24:DA:2655:G:OP1	2.19	0.41
21:AA:57:G:C6	21:AA:58:C:N4	2.89	0.41
24:BA:312:G:N3	24:BA:313:G:C8	2.89	0.41
24:BA:987:C:N4	24:BA:988:A:C5	2.89	0.41
9:AJ:11:LYS:HB3	9:AJ:71:LEU:CD1	2.47	0.41
24:BA:2287:A:C5	24:BA:2289:G:N7	2.89	0.41
24:DA:1047:G:C2	24:DA:1110:G:C4	3.08	0.41
1:CB:25:LYS:O	1:CB:192:PRO:HG3	2.20	0.41
24:DA:735:A:H2'	24:DA:735:A:N3	2.36	0.41
21:AA:1294:G:C6	21:AA:1295:U:N3	2.89	0.41
24:BA:78:U:C2	24:BA:79:C:C5	3.09	0.41
24:BA:2853:C:C2'	24:BA:2854:G:H5'	2.50	0.41
24:BA:607:U:O4	24:BA:620:G:O4'	2.38	0.41
29:BF:125:GLY:O	29:BF:126:ASN:OD1	2.39	0.41
24:DA:1844:C:N3	24:DA:1845:G:N7	2.69	0.41
13:AN:68:ARG:HA	13:AN:69:PRO:HD2	1.79	0.41
56:DB:66:A:C6	56:DB:107:G:C4	3.09	0.41
20:AU:38:GLU:CG	21:AA:1527:U:OP2	2.69	0.41
24:BA:1122:G:N3	24:BA:1122:G:C2'	2.84	0.41
24:DA:1707:G:C8	24:DA:1756:G:N7	2.89	0.41
24:DA:1753:G:C2	24:DA:1756:G:C2	3.09	0.41
38:DO:18:LEU:HD21	38:DO:91:SER:CB	2.50	0.41
2:AC:41:TYR:CZ	2:AC:89:VAL:HG21	2.55	0.41
55:CA:1250:A:C5	55:CA:1287:A:C5	3.09	0.41
5:CF:59:TYR:HE2	17:CR:66:LEU:CD2	2.33	0.41
24:DA:2823:A:C4	24:DA:2824:C:C6	3.08	0.41
24:DA:719:C:O2'	24:DA:720:U:H5'	2.20	0.41
21:AA:774:G:C5	21:AA:775:G:N7	2.89	0.41
24:DA:132:G:H2'	24:DA:133:U:C6	2.55	0.41

*Continued on next page...*

*Continued from previous page...*

Atom-1	Atom-2	Distance(Å)	Clash(Å)
2:AC:111:ASP:O	2:AC:115:VAL:HG23	2.21	0.41
27:DD:40:LEU:HD12	27:DD:40:LEU:N	2.35	0.41
37:DN:51:LEU:HA	37:DN:51:LEU:HD23	1.87	0.41
17:CR:70:THR:OG1	17:CR:71:ASP:N	2.53	0.41
21:AA:778:G:H2'	21:AA:779:C:C6	2.55	0.41
21:AA:253:A:H2'	21:AA:254:G:H8	1.84	0.41
16:AQ:68:LYS:O	21:AA:254:G:OP1	2.39	0.41
9:AJ:38:GLY:O	9:AJ:74:VAL:O	2.38	0.41
21:AA:1449:C:O2'	21:AA:1450:U:O4'	2.30	0.41
21:AA:925:G:H2'	21:AA:927:G:H8	1.86	0.41
24:BA:611:C:C2'	24:BA:612:G:H5'	2.51	0.41
2:CC:99:GLN:O	2:CC:100:ILE:C	2.59	0.41
21:AA:50:A:O2'	21:AA:360:G:N2	2.53	0.41
24:BA:662:G:O3'	35:BL:16:GLY:HA2	2.20	0.41
31:BH:85:GLY:HA3	31:BH:91:PHE:HB3	2.01	0.41
24:BA:2235:G:H2'	24:BA:2236:U:C6	2.56	0.41
16:CQ:24:ILE:N	16:CQ:24:ILE:HD12	2.35	0.41
24:BA:342:A:N1	24:BA:343:C:C2	2.88	0.41
12:AM:70:ARG:HG2	12:AM:71:GLU:CB	2.50	0.41
41:BR:49:ILE:HG22	41:BR:54:VAL:N	2.35	0.41
24:DA:1475:G:N3	24:DA:1514:G:O6	2.54	0.41
29:DF:48:LEU:O	29:DF:52:ALA:CB	2.69	0.41
24:DA:1136:G:O2'	24:DA:1137:G:C8	2.70	0.41
33:DJ:64:VAL:CG1	33:DJ:65:THR:N	2.83	0.41
55:CA:981:U:C5	55:CA:982:U:O2	2.74	0.41
24:DA:2426:A:H3'	24:DA:2427:C:C5'	2.50	0.41
46:DW:17:ALA:CB	46:DW:36:ILE:HA	2.50	0.41
10:AK:25:SER:OG	10:AK:26:PHE:N	2.53	0.41
24:DA:379:G:O6	24:DA:380:G:C6	2.73	0.41
24:DA:396:G:O2'	24:DA:397:U:C6	2.55	0.41
24:DA:380:G:H4'	47:DX:15:ASN:O	2.21	0.41
30:BG:102:ILE:HG21	30:BG:130:ILE:HD13	2.03	0.41
30:BG:83:THR:O	30:BG:84:LYS:HD3	2.20	0.41
24:DA:363:G:H2'	24:DA:364:C:C5	2.56	0.41
45:DV:15:GLY:O	45:DV:19:ARG:HG3	2.20	0.41
56:DB:76:G:O2'	45:DV:21:ARG:NH2	2.53	0.41
50:D0:43:THR:HG23	50:D0:47:TYR:O	2.21	0.41
18:AS:77:ARG:NH2	21:AA:1322:C:P	2.92	0.41
18:AS:79:TYR:O	18:AS:80:ARG:HB3	2.21	0.41
24:BA:747:U:O3'	42:BS:89:ALA:HB3	2.21	0.41
24:DA:1398:C:O2'	24:DA:1399:C:O5'	2.39	0.41
24:DA:1392:A:H61	43:DT:18:GLU:HG3	1.86	0.41

*Continued on next page...*

*Continued from previous page...*

Atom-1	Atom-2	Distance(Å)	Clash(Å)
43:DT:18:GLU:HB2	43:DT:19:LYS:H	1.45	0.41
36:BM:33:LEU:HD23	36:BM:33:LEU:HA	1.83	0.41
24:DA:728:G:C4	24:DA:730:A:C8	3.09	0.41
24:DA:30:G:OP1	40:DQ:4:LYS:HG3	2.21	0.41
24:DA:511:U:H4'	24:DA:1235:G:H4'	2.02	0.41
24:DA:8:C:O2'	24:DA:9:G:H5'	2.21	0.41
33:DJ:15:TRP:HA	33:DJ:53:TYR:O	2.20	0.41
17:CR:37:LYS:CD	20:CU:22:CYS:HB3	2.51	0.41
20:CU:24:LYS:HZ2	20:CU:25:ALA:HB2	1.86	0.41
34:DK:61:VAL:HG13	34:DK:87:LEU:HD21	2.03	0.41
29:DF:33:ILE:HB	29:DF:90:LEU:HD23	2.03	0.41
31:DH:2:GLN:HB3	31:DH:18:GLN:CG	2.51	0.41
21:AA:109:A:C5	21:AA:326:G:C2	3.09	0.41
24:BA:783:A:H2'	24:BA:784:G:H4'	2.02	0.41
51:D1:36:LYS:HA	51:D1:47:ILE:HA	2.03	0.41
29:DF:74:ALA:HB1	29:DF:76:PHE:CE2	2.54	0.41
1:AB:67:LEU:HG	1:AB:149:GLY:HA3	2.02	0.41
21:AA:211:G:H2'	21:AA:212:G:O4'	2.20	0.41
29:DF:122:ASP:HB3	29:DF:126:ASN:ND2	2.36	0.41
2:CC:36:PHE:HE1	13:CN:91:GLU:OE1	2.03	0.41
24:DA:71:A:C8	24:DA:73:A:N6	2.89	0.41
24:DA:2577:A:H2	50:D0:1:ALA:H2	1.65	0.41
24:DA:807:U:C1'	24:DA:2445:G:H5'	2.51	0.41
55:CA:640:A:C2	55:CA:642:A:N6	2.88	0.41
24:BA:445:C:O2	24:BA:449:A:H2	2.04	0.41
24:BA:448:U:H5'	28:BE:79:ARG:NH2	2.36	0.41
15:CP:32:PHE:HD1	15:CP:32:PHE:O	2.04	0.41
39:BP:20:ARG:HA	39:BP:21:PRO:HD2	1.85	0.41
21:AA:252:U:O2'	21:AA:275:G:N2	2.54	0.41
24:BA:1125:G:N1	24:BA:1126:A:N6	2.69	0.41
4:CE:104:ILE:CG2	4:CE:104:ILE:O	2.68	0.41
4:CE:148:SER:O	4:CE:152:VAL:N	2.53	0.41
24:BA:217:A:C4	24:BA:218:A:C8	3.08	0.41
21:AA:868:C:H2'	21:AA:869:G:O4'	2.21	0.41
24:DA:228:C:H4'	24:DA:229:C:C6	2.56	0.41
55:CA:809:G:C6	55:CA:810:C:C5	3.09	0.41
24:DA:2751:G:N3	30:DG:2:ARG:NH2	2.69	0.41
24:DA:2543:G:N3	24:DA:2765:A:H2'	2.35	0.41
24:DA:2647:U:O2'	24:DA:2648:G:H5'	2.20	0.41
21:AA:113:G:H1'	21:AA:354:G:H5'	2.03	0.41
21:AA:112:G:C6	21:AA:330:C:N4	2.89	0.41
24:DA:959:A:O2'	24:DA:960:A:O4'	2.32	0.41

*Continued on next page...*



*Continued from previous page...*

Atom-1	Atom-2	Distance(Å)	Clash(Å)
24:DA:963:U:O2'	24:DA:964:C:C6	2.72	0.41
4:AE:57:ALA:HA	4:AE:60:GLN:HB3	2.03	0.41
5:AF:53:LYS:HZ3	21:AA:710:G:H5''	1.79	0.41
24:BA:2149:U:H2'	24:BA:2150:C:O4'	2.20	0.41
14:AO:68:TYR:OH	21:AA:752:G:O3'	2.38	0.41
56:DB:51:G:H3'	38:DO:64:TYR:CE1	2.56	0.41
56:DB:52:A:H1'	56:DB:53:A:N7	2.36	0.41
24:BA:2291:U:N3	24:BA:2292:U:C4	2.89	0.41
24:BA:1970:A:H1'	24:BA:1972:G:C8	2.55	0.41
3:CD:32:LYS:HE3	55:CA:413:G:C2	2.55	0.41
24:DA:682:G:H5'	52:D2:26:ASN:OD1	2.20	0.41
24:DA:50:U:H4'	24:DA:51:G:OP2	2.20	0.41
24:BA:705:A:C2	24:BA:706:A:C4	3.08	0.41
10:AK:22:ILE:CG1	10:AK:85:VAL:HA	2.50	0.41
21:AA:1501:C:C6	21:AA:1504:G:C8	3.09	0.41
55:CA:468:A:H5''	55:CA:469:C:H5	1.86	0.41
30:BG:1:SER:O	30:BG:2:ARG:HB2	2.20	0.41
55:CA:663:A:H5'	55:CA:836:G:OP1	2.20	0.41
14:AO:20:ASP:OD1	21:AA:750:C:O2'	2.37	0.41
35:DL:96:LYS:HE2	35:DL:102:GLY:O	2.21	0.41
30:DG:94:ARG:HG2	30:DG:104:LEU:HA	2.03	0.41
24:BA:1655:A:H5'	27:BD:118:PHE:CD2	2.56	0.41
28:BE:172:ALA:O	28:BE:175:ILE:HG22	2.21	0.41
21:AA:62:U:H2'	21:AA:63:C:C6	2.56	0.41
28:BE:176:ASP:OD2	28:BE:179:SER:HB3	2.21	0.41
43:BT:32:LEU:N	43:BT:83:ALA:HB3	2.31	0.41
24:DA:411:G:C4'	24:DA:412:A:OP1	2.67	0.41
22:AV:27:G:C5'	22:AV:27:G:H8	2.28	0.41
24:DA:2235:G:O2'	24:DA:2236:U:H5'	2.21	0.41
19:CT:23:ARG:CB	19:CT:65:LEU:HD11	2.51	0.41
24:BA:602:A:H1'	24:BA:656:G:N2	2.36	0.41
24:DA:1923:U:O2'	24:DA:1924:C:H5'	2.20	0.41
12:CM:27:THR:HG21	55:CA:1328:C:H5''	2.03	0.41
21:AA:454:G:C2'	21:AA:455:G:H5'	2.50	0.41
24:BA:528:A:H2	24:BA:2043:C:C5'	2.30	0.41
49:BZ:8:GLN:HB3	49:BZ:31:ILE:HA	2.02	0.41
46:BW:14:ASP:HB3	46:BW:15:SER:H	1.31	0.41
21:AA:1382:C:O2'	21:AA:1383:C:C6	2.69	0.41
55:CA:1441:A:N6	55:CA:1462:C:H1'	2.36	0.41
55:CA:1026:G:H22	55:CA:1036:A:N6	2.17	0.41
55:CA:1065:U:O4	55:CA:1189:U:N3	2.53	0.41
24:BA:988:A:C2	24:BA:989:G:N2	2.88	0.41

*Continued on next page...*

*Continued from previous page...*

Atom-1	Atom-2	Distance(Å)	Clash(Å)
24:BA:477:A:H2'	24:BA:478:A:C8	2.55	0.41
21:AA:1039:G:C6	21:AA:1040:U:C4	3.08	0.41
42:BS:46:LEU:HA	42:BS:46:LEU:HD23	1.88	0.41
21:AA:1081:A:C2	21:AA:1082:A:C8	3.09	0.41
24:BA:1300:G:C4'	24:BA:1301:A:H5''	2.49	0.41
24:BA:2207:C:C2	24:BA:2218:G:C2	3.09	0.41
22:CV:30:G:C2	22:CV:31:A:N9	2.89	0.41
3:AD:117:VAL:HA	3:AD:122:ILE:CD1	2.48	0.41
24:DA:810:U:HO2'	24:DA:811:U:H5	1.68	0.41
32:BI:72:THR:HB	32:BI:112:LYS:HZ1	1.84	0.41
24:DA:866:A:C8	24:DA:914:G:C6	3.09	0.41
14:CO:69:LEU:CD1	14:CO:77:TYR:HB2	2.50	0.41
24:BA:2185:U:H6	24:BA:2185:U:OP2	2.04	0.41
24:BA:2186:G:C2	24:BA:2187:U:H1'	2.56	0.41
33:DJ:35:ARG:HA	33:DJ:40:HIS:CD2	2.56	0.41
10:AK:125:LYS:O	20:AU:33:ARG:CZ	2.68	0.41
11:CL:113:ARG:NH2	11:CL:120:ARG:HA	2.35	0.41
9:CJ:92:LEU:O	9:CJ:94:ALA:N	2.54	0.41
11:AL:82:ARG:HG2	11:AL:82:ARG:HH11	1.84	0.41
24:DA:903:C:H2'	24:DA:904:G:H8	1.83	0.41
1:CB:94:ARG:HE	55:CA:1099:G:H5''	1.86	0.41
39:DP:24:THR:O	39:DP:25:VAL:C	2.58	0.41
14:CO:53:ARG:NH1	55:CA:728:A:C8	2.88	0.41
24:BA:2516:A:C6	24:BA:2517:C:C4	3.09	0.41
24:BA:681:G:C4	24:BA:682:G:C8	3.09	0.41
55:CA:1042:A:H2'	55:CA:1043:G:O4'	2.21	0.41
24:DA:948:C:H2'	24:DA:949:G:H8	1.84	0.41
21:AA:506:G:C6	21:AA:507:C:C4	3.09	0.41
24:BA:1753:G:N1	24:BA:1756:G:OP2	2.53	0.41
9:AJ:74:VAL:O	9:AJ:75:ASP:CB	2.67	0.41
24:DA:2413:G:C4	24:DA:2414:G:C8	3.09	0.41
5:AF:71:ILE:HD11	5:AF:89:VAL:HG21	2.02	0.41
55:CA:669:G:H2'	55:CA:670:G:H8	1.84	0.41
24:BA:2824:C:H2'	24:BA:2825:G:O5'	2.20	0.41
24:DA:1407:G:H2'	24:DA:1408:G:H8	1.86	0.41
24:DA:952:G:C4	24:DA:966:G:N2	2.89	0.41
24:BA:2667:C:C2'	24:BA:2668:G:H5'	2.51	0.41
10:AK:44:ALA:HB3	10:AK:69:CYS:HB2	2.01	0.41
24:BA:1398:C:H5''	43:BT:59:ASN:HD21	1.84	0.41
31:DH:4:ILE:O	31:DH:36:ALA:HB1	2.20	0.41
1:AB:81:ASP:CG	1:AB:82:ALA:H	2.24	0.41
55:CA:85:U:O2	55:CA:85:U:O4'	2.38	0.41

*Continued on next page...*

*Continued from previous page...*

Atom-1	Atom-2	Distance(Å)	Clash(Å)
43:DT:61:LEU:C	43:DT:61:LEU:HD12	2.41	0.41
18:CS:46:LEU:H	18:CS:46:LEU:HD23	1.85	0.41
55:CA:994:A:N6	55:CA:1215:G:O2'	2.54	0.41
44:DU:94:PHE:HD2	44:DU:94:PHE:O	2.04	0.41
24:BA:2195:U:O2'	24:BA:2196:C:H5'	2.20	0.41
24:DA:1442:U:C4	24:DA:1443:U:O4	2.74	0.41
4:AE:155:LYS:HG2	7:AH:65:PHE:CB	2.51	0.41
24:DA:1994:C:H2'	24:DA:1995:U:C6	2.46	0.41
24:DA:1139:G:C6	24:DA:1140:C:C4	3.08	0.41
33:DJ:48:VAL:HG12	33:DJ:49:ASP:N	2.36	0.41
24:DA:216:A:O2'	24:DA:217:A:C8	2.25	0.41
46:DW:28:GLU:H	46:DW:31:LEU:CD2	2.19	0.41
46:DW:37:VAL:CG2	46:DW:38:ARG:HH11	2.33	0.41
24:DA:1064:C:C4	24:DA:1065:U:C4	3.09	0.41
19:AT:79:THR:O	19:AT:80:ALA:C	2.59	0.41
55:CA:519:C:O2'	55:CA:520:A:H5'	2.21	0.41
54:B4:37:GLN:O	54:B4:37:GLN:HG2	2.21	0.41
24:DA:527:C:O2	24:DA:527:C:C2'	2.69	0.41
40:DQ:23:TYR:HB2	40:DQ:28:SER:HB3	2.02	0.41
2:CC:2:GLN:HE21	2:CC:2:GLN:HB3	1.51	0.41
24:BA:990:A:N6	24:BA:1186:G:H1'	2.35	0.41
9:CJ:52:LEU:HA	9:CJ:62:ARG:HA	2.01	0.41
9:CJ:52:LEU:HB2	13:CN:80:ARG:HD2	2.03	0.41
8:AI:79:ARG:O	8:AI:79:ARG:HD2	2.20	0.41
24:BA:752:A:O2'	24:BA:753:A:P	2.79	0.41
24:DA:647:G:N2	24:DA:2350:C:O2'	2.47	0.41
24:BA:2305:U:H6	29:BF:152:ASP:HB3	1.85	0.41
1:CB:74:ALA:C	1:CB:206:ILE:HD11	2.41	0.41
3:AD:109:THR:HG23	3:AD:112:GLU:CB	2.51	0.41
26:DC:141:HIS:HB3	26:DC:190:THR:HB	2.01	0.41
26:DC:67:LYS:HD3	26:DC:148:GLY:O	2.21	0.41
33:BJ:69:ARG:O	33:BJ:90:GLU:HG2	2.20	0.41
39:BP:112:ARG:O	39:BP:113:LEU:C	2.58	0.41
16:AQ:46:HIS:HE2	16:AQ:48:GLU:HB2	1.85	0.41
24:BA:2262:U:O2'	24:BA:2328:A:H1'	2.21	0.41
4:CE:74:ALA:O	4:CE:75:LEU:HB2	2.20	0.41
3:AD:191:SER:O	3:AD:192:ALA:CB	2.69	0.41
24:DA:957:C:OP2	36:DM:75:GLU:HA	2.21	0.41
24:BA:14:A:C5'	24:BA:15:G:OP2	2.65	0.41
47:BX:34:SER:CA	47:BX:49:ARG:HA	2.46	0.41
55:CA:818:G:H3'	55:CA:819:A:C5'	2.51	0.41
19:AT:4:LYS:HB3	21:AA:332:G:OP2	2.20	0.41

*Continued on next page...*

*Continued from previous page...*

Atom-1	Atom-2	Distance(Å)	Clash(Å)
24:DA:790:U:O2'	24:DA:791:C:H6	2.03	0.41
55:CA:10:A:C6	55:CA:25:C:N3	2.89	0.41
3:AD:119:HIS:HA	21:AA:439:U:O4'	2.21	0.41
1:CB:125:PHE:N	1:CB:125:PHE:HD2	2.18	0.41
24:BA:1838:C:N4	24:BA:1899:A:C4	2.88	0.41
52:D2:28:ARG:C	52:D2:30:VAL:N	2.74	0.41
10:AK:32:THR:HG23	10:AK:42:GLY:O	2.20	0.41
1:AB:219:THR:HG23	1:AB:220:VAL:H	1.86	0.41
21:AA:1356:G:N2	21:AA:1357:A:N3	2.69	0.41
3:CD:103:ARG:O	3:CD:104:MET:HB2	2.21	0.41
2:AC:17:TRP:CZ2	13:AN:95:LEU:O	2.72	0.41
24:BA:626:A:H2'	35:BL:78:ARG:NH1	2.36	0.41
14:AO:16:ARG:HD3	14:AO:20:ASP:OD2	2.21	0.41
5:AF:40:GLU:HB2	5:AF:42:TRP:NE1	2.28	0.41
34:BK:113:MET:SD	34:BK:116:ILE:HD11	2.61	0.41
34:BK:118:LEU:HB3	34:BK:119:ALA:H	1.58	0.41
24:BA:307:G:N2	24:BA:309:A:H3'	2.35	0.41
24:BA:2564:A:N1	24:BA:2646:C:O2'	2.50	0.41
51:B1:34:GLU:HG2	51:B1:49:LYS:HG3	2.02	0.41
24:DA:1879:C:H2'	24:DA:1880:U:O4'	2.20	0.41
34:BK:7:MET:SD	34:BK:20:MET:HB2	2.61	0.41
48:DY:27:ASN:HD22	48:DY:27:ASN:HA	1.73	0.41
24:DA:1223:G:O5'	24:DA:1223:G:H8	2.04	0.41
21:AA:1261:A:C2	21:AA:1275:A:C5	3.09	0.41
44:BU:48:VAL:O	44:BU:53:GLN:HB3	2.21	0.41
24:BA:2534:A:C5	24:BA:2535:G:C8	3.09	0.41
24:BA:2037:A:C6	24:BA:2038:G:C6	3.09	0.41
24:BA:1809:A:O2'	24:BA:1810:A:O4'	2.39	0.41
21:AA:451:A:N7	21:AA:481:G:C2	2.89	0.41
24:BA:1157:G:O2'	49:BZ:31:ILE:HD11	2.21	0.41
21:AA:1453:G:N3	21:AA:1453:G:C2'	2.76	0.41
24:DA:1308:A:H3'	24:DA:1309:G:C8	2.55	0.41
55:CA:71:A:C5	55:CA:100:G:C4	3.09	0.41
24:BA:1321:A:H2'	24:BA:1322:A:O4'	2.20	0.41
24:BA:36:G:C5	24:BA:37:C:C5	3.08	0.41
24:BA:988:A:H2	24:BA:989:G:N2	2.19	0.41
11:CL:98:ARG:O	11:CL:117:GLY:HA3	2.20	0.41
55:CA:1073:U:H2'	55:CA:1074:G:O4'	2.21	0.41
28:BE:62:GLN:HB2	28:BE:62:GLN:HE21	1.58	0.41
35:DL:121:THR:OG1	35:DL:141:LYS:HE3	2.20	0.41
15:CP:4:ILE:O	15:CP:71:VAL:HG11	2.21	0.41
21:AA:1487:G:H2'	21:AA:1488:G:H8	1.86	0.41

*Continued on next page...*

*Continued from previous page...*

Atom-1	Atom-2	Distance(Å)	Clash(Å)
34:BK:61:VAL:HG22	34:BK:87:LEU:HD11	2.02	0.41
24:BA:1421:G:N3	24:BA:1422:G:C8	2.88	0.41
24:DA:2787:C:O2'	24:DA:2788:C:H5'	2.21	0.41
24:BA:1805:A:H2'	24:BA:1806:C:H6	1.86	0.41
24:DA:1380:G:C2	24:DA:1381:G:C8	3.09	0.41
24:DA:42:A:C2	24:DA:438:G:C2	3.09	0.41
30:BG:25:ILE:HG22	30:BG:78:VAL:HG21	2.01	0.41
11:CL:118:VAL:O	55:CA:36:C:H4'	2.21	0.41
24:DA:2693:G:N3	24:DA:2694:G:C8	2.89	0.41
5:CF:35:LYS:HE2	5:CF:37:HIS:CE1	2.52	0.41
34:DK:22:ILE:HD11	34:DK:40:LYS:HG3	2.03	0.41
39:BP:26:GLU:HB2	39:BP:43:GLU:HB2	2.02	0.41
55:CA:1386:G:C2	55:CA:1387:G:C5	3.09	0.41
20:CU:31:VAL:HG12	20:CU:32:ARG:H	1.86	0.41
14:AO:44:GLU:O	14:AO:45:HIS:HB2	2.20	0.41
26:BC:185:ALA:C	26:BC:187:CYS:H	2.24	0.41
55:CA:976:G:OP1	55:CA:976:G:H4'	2.20	0.41
24:BA:2808:G:C2	24:BA:2891:U:C6	3.08	0.41
31:DH:66:ASN:O	31:DH:67:ALA:HB3	2.21	0.41
25:BB:105:G:O2'	25:BB:106:G:H5'	2.21	0.41
55:CA:236:A:H2'	55:CA:237:G:H8	1.86	0.41
38:BO:57:ALA:C	38:BO:59:ALA:N	2.74	0.41
24:BA:1214:A:H2'	24:BA:1215:G:O4'	2.20	0.41
24:DA:183:C:H2'	24:DA:184:C:H5'	2.03	0.41
36:BM:97:GLN:CD	36:BM:97:GLN:H	2.24	0.41
18:AS:43:MET:HA	18:AS:46:LEU:HD12	2.02	0.41
38:DO:77:ALA:O	38:DO:81:ARG:HG3	2.20	0.41
24:BA:301:G:C6	24:BA:302:C:N4	2.89	0.41
24:DA:181:A:C2	24:DA:434:U:H1'	2.55	0.41
32:DI:112:LYS:HZ3	32:DI:128:ILE:HD12	1.85	0.41
20:AU:13:VAL:HG13	20:AU:15:LEU:HD11	2.02	0.41
20:AU:46:ARG:HA	20:AU:49:ALA:HB3	2.02	0.41
55:CA:506:G:H2'	55:CA:507:C:C6	2.55	0.41
24:BA:1353:A:H2'	24:BA:1354:A:C8	2.55	0.41
38:DO:2:ASP:O	38:DO:4:LYS:N	2.53	0.41
3:CD:145:ARG:NH2	55:CA:490:C:OP1	2.54	0.41
24:DA:2744:G:C6	24:DA:2761:A:C6	3.09	0.41
24:DA:900:A:H3'	24:DA:901:C:C6	2.56	0.41
24:BA:590:A:H2'	24:BA:591:U:C6	2.56	0.41
21:AA:613:C:H6	21:AA:613:C:O5'	2.04	0.41
44:DU:80:ASP:OD1	44:DU:80:ASP:N	2.53	0.41
26:DC:19:VAL:O	26:DC:19:VAL:HG12	2.21	0.41

*Continued on next page...*

*Continued from previous page...*

Atom-1	Atom-2	Distance(Å)	Clash(Å)
25:BB:97:C:H2'	25:BB:98:G:O4'	2.21	0.41
21:AA:530:G:O2'	21:AA:531:U:P	2.79	0.41
12:AM:70:ARG:HG3	29:BF:112:ASP:HA	2.03	0.41
55:CA:1216:A:O2'	55:CA:1217:C:C5'	2.69	0.41
18:CS:51:HIS:HA	18:CS:55:GLN:O	2.21	0.41
24:DA:601:C:H2'	24:DA:602:A:O4'	2.21	0.41
24:DA:605:G:C5	24:DA:606:U:C5	3.09	0.41
24:DA:607:U:C5	24:DA:619:G:C5	3.03	0.41
40:BQ:56:PHE:HB3	40:BQ:60:TRP:CZ2	2.55	0.41
40:BQ:114:ALA:C	40:BQ:116:LEU:N	2.74	0.41
24:DA:1477:A:C8	24:DA:1515:A:N6	2.89	0.41
24:DA:1670:C:N4	24:DA:1674:G:O5'	2.54	0.41
29:DF:137:PHE:O	29:DF:138:PRO:C	2.59	0.41
33:DJ:89:PHE:CE2	33:DJ:100:VAL:HG11	2.56	0.41
40:DQ:91:ARG:CZ	40:DQ:93:ILE:HG21	2.51	0.41
40:DQ:61:ILE:HD12	40:DQ:61:ILE:H	1.83	0.41
55:CA:980:C:C4	55:CA:981:U:C2	3.09	0.41
24:DA:214:G:O2'	24:DA:216:A:O3'	2.31	0.41
24:DA:2360:G:O4'	35:DL:60:ARG:NH2	2.53	0.41
24:DA:2429:G:N7	35:DL:55:MET:HE3	2.35	0.41
24:DA:1071:G:H2'	24:DA:1072:C:C6	2.56	0.41
55:CA:1295:U:O5'	55:CA:1295:U:H6	2.04	0.41
6:CG:118:ARG:HH12	55:CA:1239:A:H5''	1.85	0.41
55:CA:1242:G:O2'	55:CA:1243:C:P	2.79	0.41
27:DD:16:THR:HG22	27:DD:20:VAL:HB	2.02	0.41
27:DD:16:THR:CG2	27:DD:20:VAL:HB	2.51	0.41
24:DA:2070:A:C2	24:DA:2442:C:C2	3.08	0.41
24:DA:739:A:HO2'	24:DA:740:C:H5	1.66	0.41
35:BL:18:ARG:HH11	35:BL:18:ARG:HD3	1.71	0.41
24:BA:857:G:H1'	46:BW:19:ARG:CD	2.51	0.41
46:BW:47:GLY:C	46:BW:49:ASN:N	2.75	0.41
43:BT:49:LYS:O	43:BT:50:LEU:C	2.58	0.41
24:DA:362:A:N7	24:DA:363:G:N7	2.68	0.41
32:BI:80:LYS:HA	32:BI:85:ILE:O	2.21	0.41
24:BA:1071:G:C4	24:BA:1089:A:C6	3.09	0.41
24:BA:1071:G:H4'	24:BA:1088:A:O2'	2.21	0.41
27:BD:174:SER:O	27:BD:175:LEU:HB2	2.21	0.41
37:DN:97:ILE:HD12	37:DN:99:LYS:HD3	2.03	0.41
21:AA:1360:A:C2'	21:AA:1361:G:H8	2.33	0.41
21:AA:977:A:O2'	21:AA:978:A:H5''	2.21	0.41
21:AA:1050:G:N1	21:AA:1209:C:C2	2.89	0.41
55:CA:242:G:C6	55:CA:245:U:O4	2.74	0.41

*Continued on next page...*

*Continued from previous page...*

Atom-1	Atom-2	Distance(Å)	Clash(Å)
55:CA:277:C:O2'	55:CA:278:G:H5'	2.21	0.41
24:DA:2023:C:O2'	24:DA:2024:G:P	2.78	0.41
24:DA:528:A:H2	24:DA:2043:C:C5'	2.34	0.41
24:DA:520:G:H2'	24:DA:521:U:H6	1.80	0.41
24:DA:2389:G:H5''	24:DA:2390:U:H5'	2.02	0.41
24:DA:2283:C:H2'	24:DA:2284:A:C8	2.55	0.41
46:BW:10:ARG:O	46:BW:11:ASN:HB2	2.21	0.41
8:AI:21:LYS:HE3	8:AI:61:ASP:HB3	2.03	0.41
8:AI:28:VAL:O	8:AI:28:VAL:HG12	2.20	0.41
24:DA:1376:C:C4	24:DA:1377:G:C6	3.09	0.41
43:DT:39:THR:CG2	43:DT:42:GLU:HB2	2.31	0.41
37:BN:116:VAL:O	37:BN:117:ASP:CB	2.69	0.41
37:BN:33:ILE:HG13	37:BN:118:ARG:HD2	2.03	0.41
55:CA:859:G:H2'	55:CA:860:A:C8	2.56	0.41
7:CH:1:SER:H1	55:CA:877:G:N2	2.17	0.41
29:DF:92:GLY:O	29:DF:95:MET:HB3	2.19	0.41
24:DA:76:C:O3'	48:DY:52:ARG:HG2	2.20	0.41
37:BN:37:THR:OG1	37:BN:40:LYS:HD2	2.21	0.41
55:CA:1162:C:O2'	55:CA:1163:A:H5'	2.21	0.41
11:AL:43:LYS:N	11:AL:43:LYS:CD	2.80	0.41
11:AL:43:LYS:HB2	11:AL:44:PRO:HD3	2.03	0.41
23:AW:5:U:C4	23:AW:6:U:O4	2.74	0.41
55:CA:513:C:H2'	55:CA:514:C:C6	2.55	0.41
4:CE:37:VAL:HG11	4:CE:116:VAL:HG21	2.03	0.41
24:DA:2347:C:HO2'	24:DA:2348:U:H6	1.65	0.41
24:DA:2349:G:C6	24:DA:2350:C:C2	3.08	0.41
43:DT:28:ASN:O	43:DT:29:THR:CG2	2.69	0.41
21:AA:76:G:N2	21:AA:95:C:N3	2.68	0.41
21:AA:76:G:N2	21:AA:95:C:C4	2.88	0.41
26:DC:209:ALA:O	26:DC:212:TRP:CD1	2.74	0.41
32:BI:49:GLU:HG2	32:BI:50:LYS:H	1.85	0.41
24:DA:980:A:N6	24:DA:2027:G:O2'	2.54	0.41
24:DA:1276:A:N1	24:DA:1277:G:C6	2.88	0.41
24:DA:1816:C:O3'	24:DA:1817:G:C8	2.64	0.41
2:CC:36:PHE:CE1	13:CN:91:GLU:HB3	2.55	0.41
27:BD:4:LEU:CD1	27:BD:100:LEU:HD23	2.50	0.41
24:BA:1022:G:C6	24:BA:1140:C:C4	3.09	0.41
1:CB:67:LEU:HD23	1:CB:67:LEU:HA	1.87	0.41
55:CA:315:A:C5'	55:CA:317:U:OP2	2.68	0.41
55:CA:353:A:C2'	55:CA:354:G:OP2	2.69	0.41
24:DA:243:U:H2'	24:DA:244:A:H8	1.86	0.41
39:BP:19:PHE:CD2	39:BP:19:PHE:N	2.85	0.41

*Continued on next page...*



*Continued from previous page...*

Atom-1	Atom-2	Distance(Å)	Clash(Å)
26:BC:144:GLU:HG2	26:BC:151:GLY:N	2.35	0.41
4:CE:75:LEU:HA	4:CE:75:LEU:HD22	1.73	0.41
55:CA:198:G:C6	55:CA:220:G:C2	3.09	0.41
24:DA:1507:C:C2	24:DA:1508:A:H1'	2.56	0.41
24:DA:1652:A:H3'	24:DA:1653:G:H8	1.80	0.41
24:BA:433:C:H2'	24:BA:433:C:O2	2.18	0.41
24:DA:2697:G:C5	24:DA:2698:U:C5	3.08	0.41
47:BX:5:GLN:HE21	47:BX:49:ARG:CB	2.34	0.41
24:DA:856:G:H1'	46:DW:23:LYS:HB3	2.03	0.41
24:DA:790:U:HO2'	24:DA:791:C:P	2.44	0.41
20:AU:52:VAL:CG1	20:AU:53:LYS:H	2.23	0.41
4:AE:34:ALA:O	4:AE:49:TYR:CD2	2.74	0.41
55:CA:51:A:C5	55:CA:116:A:C8	3.09	0.41
26:BC:247:TRP:C	26:BC:249:VAL:H	2.24	0.41
21:AA:652:U:O2'	21:AA:653:U:H6	2.02	0.41
7:AH:74:ILE:HD13	7:AH:128:VAL:HG22	2.01	0.41
26:BC:255:LYS:C	26:BC:257:ARG:N	2.73	0.41
20:AU:43:GLU:C	20:AU:45:LYS:N	2.75	0.41
20:AU:44:ARG:HD2	20:AU:44:ARG:H	1.85	0.41
38:DO:34:HIS:O	38:DO:35:ILE:HG12	2.21	0.41
26:BC:108:GLY:O	26:BC:109:LEU:C	2.59	0.41
32:DI:54:ILE:HG23	32:DI:70:THR:HG21	2.03	0.41
9:CJ:64:GLN:CB	13:CN:98:ALA:HB3	2.51	0.41
24:DA:1435:G:C2	24:DA:1436:G:C8	3.09	0.41
24:BA:1730:C:O2'	24:BA:1731:G:H5''	2.21	0.41
24:DA:1812:U:H1'	26:DC:43:ASN:ND2	2.36	0.41
25:BB:54:G:N3	25:BB:55:U:C6	2.89	0.41
55:CA:410:G:C2	55:CA:429:U:C2	3.09	0.41
10:AK:96:ILE:HG13	10:AK:97:ARG:N	2.35	0.41
55:CA:204:G:C4	55:CA:205:A:C8	3.09	0.41
55:CA:206:C:O5'	55:CA:207:C:OP2	2.38	0.41
7:AH:85:TYR:HE2	7:AH:123:GLU:OE2	2.03	0.41
3:CD:98:ASP:O	3:CD:113:ALA:HB1	2.21	0.41
24:DA:1171:G:H2'	24:DA:1172:C:C1'	2.51	0.41
24:DA:1171:G:C6	24:DA:1179:G:C2	3.08	0.41
15:AP:51:ARG:O	15:AP:52:LEU:HB2	2.20	0.41
24:DA:1917:U:H2'	24:DA:1918:A:H5'	2.03	0.41
55:CA:675:A:H2'	55:CA:676:A:O4'	2.21	0.41
28:DE:149:ILE:HG12	28:DE:188:MET:HG3	2.02	0.41
24:BA:1853:A:N1	24:BA:2087:G:H1'	2.35	0.41
24:DA:591:U:N3	24:DA:592:A:C5	2.89	0.41
24:DA:2199:A:O2'	24:DA:2200:C:H5'	2.21	0.41

*Continued on next page...*

*Continued from previous page...*

Atom-1	Atom-2	Distance(Å)	Clash(Å)
16:AQ:32:ILE:HG22	16:AQ:33:TYR:N	2.35	0.41
38:DO:26:LEU:HB3	38:DO:92:PHE:CD1	2.55	0.41
24:BA:414:C:H2'	24:BA:415:A:C8	2.56	0.41
24:BA:1760:C:H2'	24:BA:1761:C:C6	2.56	0.41
44:BU:94:PHE:CD1	44:BU:94:PHE:O	2.73	0.41
56:DB:13:G:O2'	56:DB:14:U:H5''	2.21	0.41
56:DB:16:G:O6	56:DB:69:G:C5	2.73	0.41
21:AA:1534:A:N3	21:AA:1534:A:H2'	2.36	0.41
21:AA:1528:U:O2'	21:AA:1529:G:H3'	2.20	0.41
56:DB:104:A:H2'	56:DB:105:G:C5'	2.51	0.41
24:DA:456:C:O2'	43:DT:73:ARG:CG	2.64	0.41
31:BH:90:LEU:HD22	31:BH:123:ARG:HA	2.02	0.41
24:BA:972:A:H3'	24:BA:973:A:H2'	2.02	0.41
55:CA:166:U:C2'	55:CA:167:A:H5'	2.49	0.41
38:DO:7:ARG:NH2	38:DO:29:HIS:HD2	2.19	0.41
10:CK:73:VAL:C	10:CK:75:GLU:H	2.24	0.41
5:AF:98:GLU:HG3	5:AF:99:ALA:N	2.36	0.41
27:DD:14:ILE:HG23	27:DD:22:ILE:HB	2.02	0.41
27:DD:22:ILE:HA	27:DD:23:PRO:HD2	1.97	0.41
5:AF:4:TYR:O	5:AF:63:ASN:HA	2.21	0.41
1:AB:44:LYS:HD2	1:AB:44:LYS:HA	1.76	0.41
42:BS:29:VAL:O	42:BS:33:LEU:HD22	2.21	0.41
40:DQ:69:ARG:NH2	40:DQ:74:SER:HB2	2.35	0.41
21:AA:312:C:H2'	21:AA:313:A:O4'	2.20	0.41
24:DA:98:G:N3	24:DA:98:G:H2'	2.36	0.41
24:BA:656:G:O2'	24:BA:657:U:H5'	2.21	0.41
24:DA:975:A:C2'	24:DA:976:G:H8	2.29	0.41
32:BI:57:VAL:HG12	32:BI:58:ILE:N	2.36	0.41
28:BE:5:LEU:HA	28:BE:120:VAL:HG13	2.02	0.41
27:BD:91:THR:OG1	27:BD:91:THR:O	2.38	0.41
55:CA:86:G:O2'	55:CA:87:C:P	2.79	0.41
24:DA:202:U:N3	24:DA:203:A:C2	2.89	0.41
24:BA:1253:A:C3'	24:BA:1254:A:C5'	2.99	0.41
7:CH:33:VAL:C	7:CH:35:ILE:N	2.75	0.41
47:DX:58:ILE:HG12	47:DX:66:VAL:HG11	2.03	0.41
44:BU:35:VAL:CB	44:BU:38:ILE:HG13	2.48	0.41
24:DA:2654:A:C4	24:DA:2656:U:N3	2.88	0.41
28:BE:72:SER:O	28:BE:74:LYS:N	2.54	0.41
21:AA:1211:U:O2'	21:AA:1212:U:OP2	2.35	0.41
52:D2:6:GLN:HA	52:D2:7:PRO:HD2	1.80	0.41
6:AG:128:GLU:O	6:AG:130:LYS:HG2	2.21	0.41
24:BA:447:A:C8	24:BA:473:G:C6	3.09	0.41

*Continued on next page...*

*Continued from previous page...*

Atom-1	Atom-2	Distance(Å)	Clash(Å)
11:CL:71:HIS:HB3	11:CL:98:ARG:NH2	2.36	0.41
35:DL:93:ASN:O	35:DL:95:LEU:HG	2.20	0.41
55:CA:330:C:HO2'	55:CA:331:G:H8	1.68	0.41
1:CB:212:TYR:O	1:CB:216:VAL:N	2.49	0.41
24:BA:556:A:C8	24:BA:557:C:C5	3.09	0.41
30:BG:72:ASN:C	30:BG:72:ASN:ND2	2.74	0.41
21:AA:1167:A:C8	21:AA:1169:A:N6	2.89	0.41
24:DA:2902:C:O2'	24:DA:2903:U:C6	2.73	0.41
24:DA:2902:C:O2'	24:DA:2903:U:P	2.79	0.41
7:AH:79:ARG:HG3	7:AH:82:LEU:H	1.86	0.41
47:BX:50:VAL:HG12	47:BX:51:SER:N	2.35	0.41
47:BX:54:GLY:O	47:BX:57:VAL:HB	2.20	0.41
24:BA:615:U:C3'	24:BA:616:A:H5'	2.50	0.41
24:DA:1844:C:N3	24:DA:1845:G:C8	2.89	0.41
14:AO:57:ARG:HB3	14:AO:57:ARG:HH11	1.83	0.41
15:AP:5:ARG:HB2	21:AA:376:G:H5''	2.03	0.41
19:CT:61:ALA:CA	19:CT:67:HIS:HA	2.51	0.41
24:BA:851:C:H2'	24:BA:852:U:C6	2.56	0.41
25:BB:46:A:C5	25:BB:47:C:C4	3.09	0.41
21:AA:694:A:H2'	21:AA:695:A:O4'	2.20	0.41
10:CK:19:VAL:CB	10:CK:34:THR:O	2.68	0.41
24:DA:876:C:O2	24:DA:876:C:O4'	2.38	0.41
11:CL:24:GLU:O	11:CL:25:ALA:CB	2.66	0.41
41:DR:33:VAL:CG2	41:DR:61:ALA:HB3	2.48	0.41
8:AI:11:ARG:HA	8:AI:105:ARG:HH12	1.86	0.41
15:AP:25:ARG:HE	15:AP:25:ARG:HB2	1.62	0.41
4:CE:47:PHE:CD1	4:CE:140:ILE:HD12	2.56	0.41
24:DA:2435:A:C4	24:DA:2436:G:C8	3.08	0.41
24:BA:1416:G:O2'	24:BA:1417:C:P	2.78	0.41
24:DA:2595:G:C6	24:DA:2599:G:C6	3.09	0.41
24:DA:845:A:C2	24:DA:847:U:N1	2.89	0.41
8:CI:49:GLN:O	8:CI:50:PRO:C	2.58	0.41
55:CA:1395:C:O2'	55:CA:1396:A:H5'	2.20	0.41
24:DA:145:C:H2'	24:DA:146:A:C8	2.56	0.41
24:BA:864:G:C6	24:BA:865:C:C4	3.09	0.41
53:D3:57:VAL:HG12	53:D3:61:LEU:HD11	2.03	0.41
33:BJ:35:ARG:O	33:BJ:36:LEU:C	2.57	0.41
24:BA:769:U:H2'	24:BA:770:G:O4'	2.20	0.41
28:BE:7:ASP:CG	28:BE:8:ALA:N	2.74	0.41
43:BT:7:LEU:C	43:BT:9:LYS:H	2.24	0.41
24:BA:235:U:O2	24:BA:430:A:C5	2.74	0.41
24:BA:1450:G:H2'	24:BA:1451:C:H6	1.86	0.41

*Continued on next page...*

*Continued from previous page...*

Atom-1	Atom-2	Distance(Å)	Clash(Å)
38:BO:93:ASP:C	38:BO:95:SER:N	2.74	0.41
24:BA:1528:A:C2'	24:BA:1529:G:H5'	2.50	0.41
24:BA:2550:G:C6	24:BA:2551:C:N4	2.89	0.41
28:BE:24:ASN:C	28:BE:24:ASN:ND2	2.74	0.41
21:AA:625:U:H2'	21:AA:625:U:O2	2.20	0.41
5:AF:79:ARG:CA	5:AF:79:ARG:NE	2.84	0.41
1:AB:131:LYS:HG3	1:AB:135:MET:HE3	2.02	0.41
24:BA:1623:G:C2	24:BA:1624:U:C6	3.09	0.41
2:AC:155:ARG:HG2	2:AC:159:ALA:O	2.21	0.41
24:BA:992:C:O2	24:BA:992:C:H2'	2.20	0.41
24:BA:2455:G:N2	24:BA:2456:C:C2	2.89	0.41
24:DA:2363:G:C6	24:DA:2364:C:C4	3.09	0.41
24:BA:1205:A:C6	28:BE:165:HIS:CG	3.08	0.41
11:AL:115:LYS:O	11:AL:116:TYR:CB	2.68	0.41
24:BA:2840:C:H2'	24:BA:2841:C:H6	1.85	0.41
34:BK:58:LEU:N	34:BK:58:LEU:HD23	2.36	0.41
9:AJ:74:VAL:HB	9:AJ:75:ASP:H	1.67	0.41
35:BL:47:ARG:HG3	35:BL:50:PHE:HB2	2.03	0.41
1:CB:100:LEU:C	1:CB:102:ASN:N	2.74	0.41
24:DA:181:A:H1'	24:DA:435:C:O4'	2.21	0.41
14:CO:44:GLU:HG2	14:CO:45:HIS:N	2.36	0.41
24:BA:341:C:H2'	24:BA:342:A:O4'	2.21	0.41
6:CG:52:ARG:C	6:CG:54:GLY:H	2.23	0.41
53:D3:50:SER:O	53:D3:52:GLY:N	2.54	0.41
12:AM:75:SER:O	12:AM:78:ARG:HB3	2.21	0.41
24:BA:2597:G:H2'	24:BA:2598:A:C8	2.56	0.41
21:AA:760:G:H2'	21:AA:761:G:C5'	2.51	0.41
24:BA:1755:A:N6	24:BA:2694:G:O2'	2.53	0.41
21:AA:770:C:O2	21:AA:810:C:O2	2.38	0.41
2:AC:120:THR:HG23	2:AC:188:ALA:CB	2.50	0.41
7:AH:84:ILE:HA	7:AH:84:ILE:HD13	1.75	0.41
3:AD:69:ARG:HE	3:AD:69:ARG:HA	1.86	0.41
29:BF:53:ALA:C	29:BF:55:ASP:N	2.74	0.41
6:CG:48:THR:O	6:CG:52:ARG:HD3	2.20	0.41
21:AA:760:G:H2'	21:AA:761:G:H5'	2.03	0.41
24:BA:817:C:H2'	24:BA:818:G:O4'	2.21	0.41
55:CA:1165:U:C4	55:CA:1166:G:C5	3.09	0.41
17:CR:69:TYR:CE2	55:CA:674:G:H1'	2.56	0.41
37:BN:49:GLU:HB2	37:BN:50:PRO:HD3	2.03	0.41
24:BA:2702:G:H2'	24:BA:2703:C:C6	2.56	0.41
24:BA:1882:U:O2'	24:BA:1883:U:H5'	2.20	0.41
38:BO:85:LYS:HB3	38:BO:85:LYS:HE3	1.87	0.41

*Continued on next page...*

*Continued from previous page...*

Atom-1	Atom-2	Distance(Å)	Clash(Å)
29:BF:144:LYS:HA	29:BF:144:LYS:HD3	1.90	0.41
26:BC:47:ARG:HG3	26:BC:47:ARG:NH1	2.36	0.41
1:CB:134:LEU:HD22	1:CB:138:ARG:HH21	1.85	0.41
3:CD:75:TYR:OH	3:CD:204:SER:HB3	2.21	0.41
28:DE:28:VAL:HG23	35:DL:6:LEU:HD21	2.02	0.41
33:BJ:40:HIS:H	33:BJ:40:HIS:CD2	2.38	0.41
41:BR:10:LYS:HZ2	41:BR:10:LYS:HG2	1.49	0.41
40:DQ:63:ARG:O	40:DQ:64:ILE:C	2.59	0.41
24:DA:2259:U:O2'	24:DA:2260:C:H5'	2.21	0.41
6:CG:92:PRO:CA	6:CG:95:ARG:HB2	2.51	0.41
24:DA:743:A:O2'	24:DA:1659:G:OP1	2.39	0.41
47:DX:1:SER:O	47:DX:2:ARG:C	2.59	0.41
24:BA:854:C:H2'	24:BA:855:G:H5'	2.02	0.41
24:BA:858:G:C4	24:BA:2268:A:C2	3.08	0.41
55:CA:149:A:C2	55:CA:150:U:C2	3.08	0.41
24:DA:366:C:H2'	24:DA:367:G:O5'	2.21	0.41
32:BI:85:ILE:HG13	32:BI:85:ILE:H	1.66	0.41
24:DA:2746:U:C2	24:DA:2759:G:C2	3.09	0.41
9:CJ:5:ARG:HH21	9:CJ:77:VAL:HG22	1.86	0.41
45:DV:87:GLN:O	45:DV:88:HIS:HB2	2.21	0.41
54:B4:1:MET:SD	54:B4:36:ARG:HB2	2.61	0.41
24:DA:1314:C:O2'	24:DA:1315:C:H5'	2.21	0.41
24:DA:529:A:C4	24:DA:2023:C:C4	3.09	0.41
24:DA:507:A:H5''	24:DA:509:C:C2	2.55	0.41
24:BA:827:U:H2'	24:BA:2068:U:O2	2.21	0.41
24:DA:1354:A:H2'	24:DA:1355:G:O4'	2.20	0.41
24:DA:26:G:N2	24:DA:513:A:N7	2.69	0.41
20:CU:3:ILE:HG22	20:CU:19:LYS:NZ	2.35	0.41
36:DM:38:ARG:HG2	36:DM:98:PRO:CG	2.51	0.41
21:AA:827:U:C4	21:AA:870:U:C2	3.09	0.41
55:CA:1160:G:C6	55:CA:1181:G:C6	3.08	0.41
55:CA:513:C:HO2'	55:CA:514:C:H6	1.68	0.41
42:BS:19:LEU:HA	42:BS:19:LEU:HD12	1.87	0.41
24:DA:2372:U:H2'	24:DA:2373:G:C8	2.56	0.41
24:DA:249:C:P	24:DA:2394:C:O2'	2.79	0.41
24:DA:383:C:C2	24:DA:385:C:C5	3.09	0.41
26:DC:212:TRP:O	26:DC:212:TRP:HD1	2.03	0.41
24:DA:980:A:H2	24:DA:2038:G:H1'	1.85	0.41
24:DA:2306:C:H3'	24:DA:2307:G:C5'	2.51	0.41
48:DY:45:GLN:C	48:DY:47:ARG:N	2.74	0.41
33:BJ:25:LEU:HD13	33:BJ:25:LEU:O	2.20	0.41
21:AA:251:G:C2	21:AA:266:G:C6	3.09	0.41

*Continued on next page...*

*Continued from previous page...*

Atom-1	Atom-2	Distance(Å)	Clash(Å)
21:AA:78:A:O5'	21:AA:78:A:H8	2.04	0.41
4:CE:114:LEU:CD1	4:CE:122:VAL:HG11	2.51	0.41
55:CA:922:G:C6	55:CA:923:A:C6	3.09	0.41
24:DA:2459:A:N6	24:DA:2494:G:C2	2.89	0.41
54:D4:7:VAL:HG22	54:D4:25:VAL:CG2	2.52	0.41
21:AA:567:G:H1'	59:AA:1818:HOH:O	2.20	0.41
24:DA:2409:G:C6	24:DA:2410:G:C5	3.08	0.41
24:DA:227:A:N6	24:DA:410:G:H1'	2.35	0.41
24:DA:1637:A:H4'	24:DA:2711:A:O2'	2.21	0.41
21:AA:1072:G:C5	21:AA:1073:U:C4	3.09	0.41
4:AE:35:LEU:HD12	4:AE:36:THR:O	2.20	0.41
25:BB:12:C:C4	46:BW:72:GLY:HA3	2.56	0.41
10:AK:122:PRO:O	10:AK:123:PRO:O	2.39	0.41
37:DN:28:LEU:O	37:DN:32:GLU:N	2.42	0.41
55:CA:10:A:N6	55:CA:25:C:N4	2.69	0.41
21:AA:1023:U:H2'	21:AA:1024:G:O4'	2.21	0.41
21:AA:893:C:H2'	21:AA:894:G:C8	2.55	0.41
24:BA:1429:G:C2	24:BA:1430:G:C5	3.09	0.41
24:BA:1567:G:H1'	24:BA:1568:G:C6	2.55	0.41
55:CA:560:A:C8	55:CA:566:G:C4	3.09	0.41
25:BB:58:A:H2'	25:BB:59:A:H8	1.86	0.41
41:DR:1:MET:CG	41:DR:101:ILE:HD12	2.42	0.41
24:DA:117:G:C6	24:DA:119:A:N6	2.89	0.41
24:DA:55:G:N2	24:DA:127:A:C2	2.85	0.41
21:AA:1234:C:C2'	21:AA:1235:U:H5'	2.51	0.41
24:DA:1169:A:C2	24:DA:1181:U:O2	2.74	0.41
24:BA:626:A:H2'	35:BL:78:ARG:CZ	2.51	0.41
30:DG:43:LYS:HB2	30:DG:50:THR:O	2.21	0.41
9:CJ:40:ILE:HA	9:CJ:41:PRO:HD2	1.90	0.41
6:AG:78:ARG:HD2	6:AG:83:THR:CA	2.44	0.41
7:CH:55:LYS:NZ	55:CA:653:U:H5'	2.36	0.41
24:BA:789:A:OP1	24:BA:790:U:C5	2.70	0.41
8:AI:51:LEU:HA	8:AI:54:VAL:HG23	2.03	0.41
24:DA:2293:G:H5''	38:DO:94:ARG:NH1	2.36	0.41
51:B1:9:LYS:NZ	51:B1:50:GLU:OE2	2.47	0.41
24:DA:412:A:N6	24:DA:2411:A:C2'	2.84	0.41
26:DC:180:MET:CE	26:DC:268:ARG:HE	2.33	0.41
24:DA:515:A:C2	24:DA:1260:A:N3	2.84	0.41
6:CG:14:ASP:OD2	6:CG:15:PRO:CD	2.69	0.41
6:CG:14:ASP:HA	6:CG:15:PRO:HD2	1.84	0.41
22:AV:34:G:OP1	22:AV:34:G:C8	2.66	0.41
24:DA:991:C:OP2	24:DA:1186:G:OP2	2.39	0.41

*Continued on next page...*

*Continued from previous page...*

Atom-1	Atom-2	Distance(Å)	Clash(Å)
24:DA:1968:G:O2'	24:DA:1973:G:H4'	2.21	0.41
24:BA:532:A:H4'	24:BA:533:G:C8	2.56	0.41
5:CF:90:MET:HE3	17:CR:60:ARG:NH1	2.36	0.41
38:BO:16:ARG:HD3	38:BO:16:ARG:HA	1.81	0.41
26:DC:83:ASP:HA	26:DC:84:PRO:HD2	1.89	0.41
15:CP:75:ILE:C	15:CP:77:GLU:H	2.23	0.41
39:DP:3:ILE:C	39:DP:5:LYS:H	2.25	0.41
29:BF:42:ALA:HB2	29:BF:49:LEU:HB2	2.01	0.41
21:AA:1170:A:O2'	21:AA:1171:A:H5'	2.21	0.41
42:DS:31:GLN:O	42:DS:33:LEU:N	2.54	0.41
24:BA:1649:G:C6	24:BA:2009:A:N6	2.89	0.41
24:BA:2521:C:C4	24:BA:2522:U:C4	3.09	0.41
29:DF:169:LEU:HD23	29:DF:176:PHE:CZ	2.55	0.41
21:AA:201:G:H2'	21:AA:202:G:O4'	2.21	0.41
15:AP:28:ARG:HH11	15:AP:29:ASN:ND2	2.15	0.41
2:CC:35:ASP:CG	2:CC:56:ILE:HD12	2.42	0.41
24:DA:1000:A:N6	24:DA:1001:A:C6	2.89	0.41
11:AL:20:VAL:N	11:AL:21:PRO:CD	2.84	0.41
30:DG:25:ILE:HG22	30:DG:25:ILE:O	2.20	0.41
24:DA:2084:C:C5	24:DA:2085:U:C5	3.09	0.41
24:BA:1703:G:H2'	24:BA:1703:G:N3	2.36	0.41
24:DA:2598:A:H8	24:DA:2598:A:O5'	2.04	0.41
20:AU:24:LYS:CG	20:AU:25:ALA:H	2.33	0.41
24:BA:2860:A:C3'	24:BA:2860:A:H8	2.30	0.41
51:B1:29:LYS:HB3	51:B1:29:LYS:NZ	2.36	0.41
24:DA:2248:C:H3'	24:DA:2249:U:C6	2.56	0.41
24:DA:2265:U:O2'	36:DM:13:HIS:CE1	2.74	0.41
56:DB:113:C:O2'	38:DO:46:GLU:HA	2.20	0.41
3:AD:154:VAL:O	3:AD:157:ALA:HB3	2.20	0.41
24:BA:1677:A:N6	24:BA:1678:A:N6	2.69	0.41
34:BK:5:GLN:NE2	34:BK:5:GLN:HA	2.35	0.41
21:AA:615:G:N3	21:AA:616:G:C8	2.89	0.41
24:BA:1981:A:H8	24:BA:1981:A:H2'	1.53	0.41
35:BL:127:VAL:HG23	35:BL:131:ALA:HB3	2.01	0.41
24:DA:37:C:H2'	24:DA:38:A:C8	2.56	0.41
47:BX:40:GLU:HG3	47:BX:43:LYS:NZ	2.36	0.41
55:CA:885:G:OP2	55:CA:885:G:H8	2.03	0.41
8:AI:43:ALA:HB1	8:AI:46:VAL:HG21	2.02	0.41
6:AG:91:ARG:HA	6:AG:92:PRO:HD3	1.96	0.41
31:BH:14:SER:OG	31:BH:17:ASP:HB2	2.21	0.41
55:CA:18:C:C4	55:CA:19:A:N7	2.89	0.41
8:CI:63:TYR:C	8:CI:63:TYR:HD1	2.23	0.41

*Continued on next page...*



*Continued from previous page...*

Atom-1	Atom-2	Distance(Å)	Clash(Å)
31:BH:75:LEU:HD22	31:BH:143:ILE:HG12	2.02	0.41
30:BG:149:ALA:O	30:BG:151:ARG:N	2.53	0.41
28:BE:25:GLU:OE1	35:BL:6:LEU:HA	2.21	0.41
16:AQ:29:LYS:HE2	16:AQ:29:LYS:HB3	1.89	0.41
5:AF:68:GLN:HB3	5:AF:68:GLN:HE21	1.57	0.41
24:DA:2154:A:OP2	24:DA:2154:A:H8	2.04	0.41
24:DA:1805:A:O2'	26:DC:49:THR:HA	2.21	0.41
21:AA:1175:G:C2	21:AA:1176:A:C8	3.09	0.41
18:CS:52:ASN:HD21	18:CS:55:GLN:N	2.15	0.40
24:BA:1154:G:H5''	24:BA:1155:A:OP2	2.21	0.40
24:DA:324:A:H2'	24:DA:325:G:H8	1.86	0.40
24:BA:2194:U:C4	24:BA:2195:U:C4	3.08	0.40
55:CA:393:A:C4	55:CA:394:G:C8	3.09	0.40
7:AH:13:ILE:HD11	7:AH:60:LEU:HD12	2.02	0.40
24:DA:1676:A:H2'	24:DA:1677:A:C8	2.56	0.40
24:DA:2262:U:H4'	24:DA:2328:A:N3	2.37	0.40
24:DA:1062:G:H8	24:DA:1070:A:OP2	2.04	0.40
55:CA:1242:G:C2	55:CA:1243:C:C1'	2.99	0.40
55:CA:1242:G:H2'	55:CA:1243:C:O5'	2.20	0.40
30:BG:84:LYS:CD	30:BG:133:LYS:HG2	2.51	0.40
55:CA:149:A:N6	55:CA:174:A:N6	2.68	0.40
24:BA:1065:U:O4	24:BA:1074:G:N3	2.54	0.40
24:DA:2756:U:C1'	24:DA:2757:A:H5''	2.50	0.40
55:CA:1255:G:C6	55:CA:1279:G:C5	3.09	0.40
45:BV:44:HIS:CE1	45:BV:85:LYS:HB2	2.56	0.40
16:CQ:67:SER:HA	55:CA:265:G:O3'	2.21	0.40
16:CQ:66:LEU:O	16:CQ:67:SER:HB3	2.20	0.40
24:DA:2635:A:C2	24:DA:2784:U:N3	2.89	0.40
24:BA:640:C:H2'	24:BA:641:U:C6	2.56	0.40
4:AE:30:PHE:CD1	4:AE:30:PHE:N	2.89	0.40
21:AA:1256:A:C1'	21:AA:1258:G:C5	3.02	0.40
27:BD:12:THR:HG22	27:BD:13:ARG:H	1.80	0.40
39:DP:90:ALA:HB3	39:DP:110:LYS:HB2	2.03	0.40
39:DP:91:VAL:HG11	39:DP:96:LEU:CD1	2.49	0.40
36:DM:41:LEU:HB3	36:DM:46:ILE:HG23	2.02	0.40
36:BM:47:GLU:OE2	36:BM:51:ARG:NH1	2.53	0.40
10:CK:121:ARG:NH2	20:CU:35:GLU:HB2	2.36	0.40
56:DB:44:G:OP1	29:DF:91:ARG:NH1	2.54	0.40
1:AB:23:ASN:HA	1:AB:24:PRO:HD3	1.85	0.40
55:CA:1410:A:C6	55:CA:1411:C:N4	2.89	0.40
4:CE:43:GLY:HA2	4:CE:117:ALA:O	2.21	0.40
53:D3:35:LYS:HB2	53:D3:40:LYS:HD3	2.03	0.40

*Continued on next page...*

*Continued from previous page...*

Atom-1	Atom-2	Distance(Å)	Clash(Å)
24:DA:1599:U:OP1	43:DT:40:LYS:HB2	2.21	0.40
43:DT:55:VAL:HG22	43:DT:56:GLU:N	2.36	0.40
55:CA:550:G:H2'	55:CA:551:U:H6	1.85	0.40
1:CB:206:ILE:HD13	1:CB:209:VAL:CG2	2.51	0.40
1:CB:68:PHE:HB2	1:CB:90:PHE:CB	2.51	0.40
24:DA:2251:G:H2'	24:DA:2252:G:C8	2.56	0.40
24:DA:668:A:C5	24:DA:670:A:C8	3.09	0.40
24:DA:807:U:H2'	24:DA:808:G:C8	2.56	0.40
35:DL:128:THR:HG22	35:DL:129:LYS:N	2.36	0.40
24:BA:2327:A:H2'	24:BA:2328:A:H8	1.75	0.40
21:AA:734:G:C5	21:AA:735:C:C4	3.09	0.40
48:BY:19:LEU:HA	48:BY:22:LEU:HB3	2.03	0.40
55:CA:577:G:H4'	55:CA:816:A:H2'	2.03	0.40
24:DA:2644:G:N1	24:DA:2645:G:N2	2.68	0.40
24:DA:2674:G:C4	24:DA:2675:A:C8	3.09	0.40
24:DA:685:A:C5	24:DA:774:G:N2	2.88	0.40
24:DA:685:A:C8	24:DA:774:G:N1	2.89	0.40
4:AE:135:VAL:HG13	4:AE:136:VAL:N	2.36	0.40
7:AH:10:LEU:HB3	7:AH:74:ILE:HG12	2.01	0.40
24:BA:1385:A:H1'	24:BA:1386:C:C5	2.55	0.40
24:BA:1388:G:C4	24:BA:1389:G:C8	3.09	0.40
24:BA:1404:C:C2	24:BA:1405:U:C5	3.09	0.40
24:DA:1557:C:C4	24:DA:1558:C:C2	3.09	0.40
24:BA:1735:A:C4	24:BA:1736:U:C5	3.09	0.40
26:DC:44:ASN:C	26:DC:46:GLY:N	2.74	0.40
10:CK:126:ARG:HH21	55:CA:796:C:C3'	2.33	0.40
27:DD:150:GLN:O	27:DD:151:THR:C	2.59	0.40
24:DA:1955:U:O2'	24:DA:1956:U:P	2.78	0.40
24:BA:2799:A:C5	24:BA:2801:G:C8	3.09	0.40
10:AK:93:GLU:O	10:AK:96:ILE:HG12	2.20	0.40
1:AB:46:VAL:N	1:AB:47:PRO:CD	2.84	0.40
1:AB:53:LEU:HD13	1:AB:56:LEU:HG	2.02	0.40
33:DJ:54:ILE:O	33:DJ:122:LEU:HD12	2.21	0.40
21:AA:1234:C:O2'	21:AA:1364:U:H6	2.00	0.40
21:AA:1015:G:O2'	21:AA:1016:A:H5'	2.21	0.40
55:CA:563:A:N6	59:CA:1821:HOH:O	2.54	0.40
30:DG:102:ILE:HB	30:DG:114:HIS:O	2.21	0.40
29:BF:12:VAL:HG13	29:BF:13:LYS:H	1.86	0.40
24:BA:791:C:N4	24:BA:794:A:H1'	2.36	0.40
5:CF:67:PRO:O	5:CF:69:GLU:N	2.54	0.40
29:DF:11:VAL:O	29:DF:12:VAL:HB	2.21	0.40
44:BU:5:ARG:O	44:BU:6:ARG:C	2.59	0.40

*Continued on next page...*

*Continued from previous page...*

Atom-1	Atom-2	Distance(Å)	Clash(Å)
10:CK:78:ILE:HD13	10:CK:78:ILE:H	1.87	0.40
55:CA:733:G:HO2'	55:CA:734:G:P	2.44	0.40
24:DA:538:A:O2'	24:DA:539:G:H5'	2.20	0.40
7:CH:87:ARG:NH2	55:CA:633:G:OP2	2.54	0.40
24:DA:1945:G:H2'	24:DA:1946:U:C5	2.55	0.40
49:BZ:5:LYS:HA	49:BZ:35:VAL:O	2.22	0.40
24:DA:2010:G:C5	24:DA:2011:U:C5	3.10	0.40
15:CP:35:ARG:NH1	15:CP:38:PHE:HB3	2.35	0.40
26:DC:99:GLU:HG2	26:DC:100:ARG:H	1.84	0.40
55:CA:329:A:C4	55:CA:332:G:C5	3.10	0.40
19:CT:9:ARG:HG2	55:CA:108:G:C6	2.56	0.40
33:DJ:22:GLY:O	33:DJ:23:LYS:C	2.59	0.40
24:BA:1806:C:H2'	24:BA:1806:C:O2	2.21	0.40
17:AR:37:LYS:CB	21:AA:719:C:H1'	2.51	0.40
51:B1:18:HIS:CG	51:B1:19:PHE:N	2.89	0.40
41:DR:48:LYS:N	41:DR:48:LYS:HD2	2.33	0.40
21:AA:1097:C:N4	21:AA:1098:C:N4	2.69	0.40
15:AP:6:LEU:HB2	21:AA:375:U:O3'	2.20	0.40
24:BA:1716:U:O2'	24:BA:1717:A:C5'	2.67	0.40
18:AS:17:LYS:HE3	18:AS:32:THR:HG23	2.03	0.40
24:DA:1034:G:O6	24:DA:1122:G:C6	2.75	0.40
53:B3:31:ILE:O	53:B3:35:LYS:HE3	2.21	0.40
34:DK:4:GLU:HA	34:DK:21:CYS:SG	2.61	0.40
3:CD:63:ILE:O	3:CD:110:ARG:HD2	2.20	0.40
15:AP:29:ASN:O	21:AA:309:A:H5''	2.20	0.40
34:DK:108:ARG:CA	34:DK:116:ILE:HD13	2.49	0.40
55:CA:1244:G:C5	55:CA:1245:C:C4	3.09	0.40
24:BA:1659:G:H2'	24:BA:1660:G:O5'	2.21	0.40
24:BA:1661:G:C6	24:BA:1662:U:C4	3.10	0.40
3:AD:29:THR:C	3:AD:30:LYS:HE2	2.41	0.40
44:DU:40:LEU:HA	44:DU:61:GLU:HA	2.03	0.40
24:DA:845:A:N3	24:DA:847:U:H1'	2.36	0.40
55:CA:352:C:H5''	55:CA:352:C:C6	2.53	0.40
39:DP:25:VAL:HG23	39:DP:25:VAL:O	2.21	0.40
55:CA:650:G:N3	55:CA:650:G:H2'	2.37	0.40
24:BA:2816:G:O2'	24:BA:2817:U:H5'	2.21	0.40
24:BA:2816:G:H2'	24:BA:2817:U:H6	1.86	0.40
24:BA:2525:G:N2	24:BA:2539:C:C2	2.89	0.40
2:CC:80:GLY:HA2	2:CC:83:VAL:HG13	2.02	0.40
27:DD:94:GLN:O	27:DD:95:SER:C	2.58	0.40
24:BA:2442:C:H2'	24:BA:2443:C:H6	1.85	0.40
35:DL:4:ASN:HD22	35:DL:4:ASN:HA	1.58	0.40

*Continued on next page...*

*Continued from previous page...*

Atom-1	Atom-2	Distance(Å)	Clash(Å)
24:BA:498:G:N3	24:BA:499:U:C6	2.89	0.40
21:AA:615:G:C6	21:AA:626:G:C6	3.09	0.40
27:BD:39:ASP:OD2	27:BD:40:LEU:N	2.54	0.40
24:BA:110:G:C2	24:BA:111:A:C8	3.09	0.40
5:AF:79:ARG:N	5:AF:79:ARG:HE	2.20	0.40
55:CA:780:A:C2	55:CA:803:G:C6	3.09	0.40
24:BA:1844:C:C2'	24:BA:1845:G:H5'	2.51	0.40
39:BP:13:LYS:HG3	39:BP:76:HIS:HA	2.03	0.40
33:BJ:132:HIS:O	33:BJ:133:ALA:C	2.59	0.40
24:BA:81:G:C2	24:BA:106:C:C2	3.09	0.40
24:BA:292:U:N3	24:BA:293:U:C5	2.89	0.40
9:CJ:28:THR:O	9:CJ:32:THR:HG22	2.21	0.40
30:DG:34:ARG:O	30:DG:35:THR:HG23	2.21	0.40
17:CR:27:THR:O	17:CR:30:ASN:HB3	2.21	0.40
24:BA:2607:G:H2'	24:BA:2608:G:O4'	2.20	0.40
24:BA:2255:G:N7	24:BA:2256:G:N7	2.69	0.40
38:BO:61:GLN:O	38:BO:61:GLN:HG3	2.21	0.40
10:CK:13:LYS:H	10:CK:13:LYS:HG3	1.75	0.40
9:AJ:73:LEU:HD13	9:AJ:73:LEU:O	2.21	0.40
24:DA:605:G:O2'	24:DA:606:U:C5'	2.69	0.40
40:BQ:77:LYS:O	40:BQ:78:PHE:C	2.59	0.40
11:CL:43:LYS:CB	11:CL:44:PRO:CD	2.74	0.40
40:DQ:63:ARG:NH1	40:DQ:99:VAL:CG2	2.84	0.40
24:DA:2261:C:O2'	24:DA:2262:U:C5'	2.69	0.40
35:DL:56:PRO:CB	35:DL:58:TYR:CE2	3.03	0.40
4:AE:107:GLY:O	4:AE:111:ARG:CZ	2.68	0.40
55:CA:1242:G:N2	55:CA:1302:C:O2	2.54	0.40
24:DA:2286:G:H4'	24:DA:2287:A:C1'	2.51	0.40
5:AF:16:GLU:HB2	3:CD:188:SER:HA	2.03	0.40
35:BL:21:ARG:HA	35:BL:21:ARG:HD3	1.49	0.40
24:BA:855:G:N3	46:BW:23:LYS:HG2	2.36	0.40
24:DA:364:C:H2'	24:DA:365:U:H6	1.73	0.40
56:DB:73:A:H2	45:DV:37:PRO:HB3	1.87	0.40
55:CA:1258:G:O2'	55:CA:1259:C:H5'	2.20	0.40
21:AA:1225:A:N3	21:AA:1225:A:C2'	2.81	0.40
24:DA:1280:G:C2'	24:DA:1281:G:H5'	2.52	0.40
1:AB:185:ILE:HG13	1:AB:203:ASP:HB3	2.03	0.40
42:DS:6:LYS:HB2	42:DS:103:ILE:O	2.21	0.40
24:BA:827:U:OP2	24:BA:828:U:C2	2.74	0.40
4:AE:32:PHE:CE2	4:AE:54:GLU:HA	2.57	0.40
36:BM:45:GLN:NE2	36:BM:125:PRO:HD3	2.35	0.40
36:BM:47:GLU:O	36:BM:48:ALA:C	2.60	0.40

*Continued on next page...*

*Continued from previous page...*

Atom-1	Atom-2	Distance(Å)	Clash(Å)
24:DA:1910:G:C2	24:DA:1921:G:C4	3.09	0.40
24:DA:2345:G:C6	24:DA:2347:C:N4	2.89	0.40
26:DC:212:TRP:HD1	26:DC:212:TRP:C	2.25	0.40
30:DG:91:VAL:N	30:DG:93:TYR:CD2	2.90	0.40
24:DA:1296:G:C2	24:DA:1645:G:C5	3.09	0.40
24:DA:1819:A:OP1	26:DC:155:ARG:N	2.50	0.40
24:BA:1829:A:O2'	26:BC:14:HIS:CE1	2.74	0.40
24:DA:577:G:O2'	24:DA:1254:A:OP1	2.39	0.40
24:DA:671:C:O2'	24:DA:672:C:P	2.79	0.40
24:DA:241:A:C8	24:DA:243:U:N3	2.89	0.40
4:CE:104:ILE:H	4:CE:122:VAL:H	1.70	0.40
4:CE:95:MET:CA	4:CE:124:ALA:HB2	2.47	0.40
4:CE:94:PHE:CG	4:CE:95:MET:N	2.89	0.40
3:AD:187:ARG:HA	3:AD:187:ARG:HD2	1.89	0.40
12:CM:11:HIS:O	12:CM:12:LYS:HG2	2.21	0.40
24:DA:410:G:C6	24:DA:2407:A:N6	2.89	0.40
24:DA:408:G:N3	24:DA:409:G:C8	2.90	0.40
55:CA:1201:A:HO2'	55:CA:1202:U:P	2.39	0.40
24:DA:2567:G:H2'	24:DA:2568:U:C6	2.56	0.40
24:DA:2543:G:C1'	24:DA:2766:A:H5''	2.51	0.40
55:CA:687:A:C2	55:CA:704:A:N6	2.89	0.40
43:BT:22:THR:HA	43:BT:25:GLU:HB3	2.04	0.40
28:DE:147:LEU:HD21	28:DE:179:SER:HB2	2.02	0.40
24:DA:1616:A:C2	24:DA:1647:U:C5	3.09	0.40
24:DA:964:C:O3'	24:DA:2273:A:O2'	2.33	0.40
24:BA:1800:C:OP1	26:BC:259:ASN:ND2	2.54	0.40
24:BA:1403:A:C4	24:BA:1404:C:C5	3.09	0.40
21:AA:940:C:H2'	21:AA:941:G:O4'	2.21	0.40
2:CC:109:GLU:CB	2:CC:143:LEU:HD22	2.47	0.40
24:DA:1956:U:O2'	24:DA:1957:C:O5'	2.40	0.40
1:CB:46:VAL:HA	1:CB:49:PHE:CE2	2.56	0.40
1:AB:56:LEU:HD11	1:AB:220:VAL:HG23	2.02	0.40
24:BA:1255:U:H3	24:BA:2060:A:H5'	1.87	0.40
55:CA:61:G:C6	55:CA:107:G:N1	2.89	0.40
55:CA:1156:G:HO2'	55:CA:1180:A:N6	2.18	0.40
24:BA:2282:G:C6	24:BA:2425:A:N1	2.90	0.40
55:CA:562:U:H4'	55:CA:563:A:O5'	2.21	0.40
29:BF:8:LYS:O	29:BF:12:VAL:CG1	2.70	0.40
21:AA:1282:C:O2'	21:AA:1283:U:C6	2.68	0.40
24:DA:2868:A:O2'	24:DA:2869:G:C5'	2.69	0.40
24:DA:1878:G:C6	24:DA:1879:C:C4	3.09	0.40
2:CC:127:VAL:HG23	2:CC:127:VAL:O	2.21	0.40

*Continued on next page...*

*Continued from previous page...*

Atom-1	Atom-2	Distance(Å)	Clash(Å)
21:AA:1312:G:N2	21:AA:1326:U:C2	2.89	0.40
21:AA:116:A:H8	21:AA:116:A:O5'	2.04	0.40
24:BA:656:G:H2'	24:BA:657:U:O4'	2.21	0.40
32:BI:58:ILE:HG22	32:BI:60:VAL:CG2	2.52	0.40
2:AC:4:VAL:HB	21:AA:1190:G:P	2.61	0.40
25:BB:16:G:C5	25:BB:69:G:C2	3.09	0.40
21:AA:1061:G:C6	21:AA:1062:U:N3	2.90	0.40
15:AP:42:ILE:O	15:AP:43:ALA:HB3	2.21	0.40
47:DX:62:GLY:O	47:DX:66:VAL:HG23	2.21	0.40
24:BA:2204:G:C6	24:BA:2205:A:C5	3.10	0.40
49:BZ:23:LEU:HD21	49:BZ:53:MET:HE1	2.02	0.40
24:DA:264:C:H5'	24:DA:265:A:OP1	2.22	0.40
20:AU:9:GLU:C	2:CC:48:LYS:HZ3	2.24	0.40
24:DA:849:A:C4	24:DA:850:U:C5	3.10	0.40
35:DL:95:LEU:HA	35:DL:98:ALA:HB3	2.03	0.40
55:CA:109:A:N6	55:CA:326:G:N7	2.69	0.40
55:CA:330:C:O2'	55:CA:331:G:H5'	2.20	0.40
24:DA:734:A:H2'	24:DA:735:A:H8	1.86	0.40
26:DC:2:VAL:O	26:DC:3:VAL:CB	2.66	0.40
24:BA:1427:A:C4	24:BA:1428:C:N4	2.89	0.40
35:DL:29:LYS:O	35:DL:29:LYS:HG2	2.21	0.40
26:BC:43:ASN:ND2	26:BC:44:ASN:H	2.19	0.40
21:AA:1508:A:H2'	21:AA:1509:C:O4'	2.22	0.40
11:CL:19:ASN:H	11:CL:19:ASN:HD22	1.65	0.40
24:BA:2862:G:H2'	24:BA:2863:C:C6	2.56	0.40
24:BA:2186:G:C6	24:BA:2187:U:C2	3.10	0.40
51:B1:39:ASP:HA	51:B1:40:PRO:HD2	1.79	0.40
55:CA:1144:G:N2	55:CA:1146:A:H62	2.20	0.40
24:DA:1415:U:C2	24:DA:1588:G:N1	2.89	0.40
24:DA:1456:G:N2	24:DA:2704:C:C2	2.90	0.40
10:CK:34:THR:CB	10:CK:40:ALA:HA	2.52	0.40
8:AI:105:ARG:HE	21:AA:1117:A:C4'	2.33	0.40
5:CF:57:ALA:HB3	5:CF:59:TYR:CE1	2.55	0.40
24:DA:1113:U:O2'	24:DA:1114:C:P	2.80	0.40
44:DU:64:ILE:O	44:DU:64:ILE:HG12	2.21	0.40
8:AI:98:ARG:NE	8:AI:103:VAL:HG21	2.36	0.40
20:AU:24:LYS:CG	20:AU:25:ALA:N	2.84	0.40
6:AG:35:LYS:HD2	21:AA:1373:G:H5''	2.02	0.40
24:DA:2539:C:N4	24:DA:2540:C:H41	2.19	0.40
44:BU:100:GLU:O	44:BU:101:THR:CB	2.69	0.40
33:BJ:114:LEU:CD2	33:BJ:114:LEU:O	2.68	0.40
55:CA:987:G:H2'	55:CA:988:G:H8	1.86	0.40

*Continued on next page...*

*Continued from previous page...*

Atom-1	Atom-2	Distance(Å)	Clash(Å)
19:CT:4:LYS:C	19:CT:6:ALA:N	2.75	0.40
2:AC:129:PHE:C	2:AC:129:PHE:CD2	2.95	0.40
21:AA:1120:C:O2'	21:AA:1121:U:H5'	2.21	0.40
24:BA:1528:A:H2'	24:BA:1529:G:H5'	2.03	0.40
21:AA:624:C:C4	21:AA:625:U:C5	3.09	0.40
21:AA:901:A:C5	21:AA:902:G:H1'	2.56	0.40
55:CA:803:G:C6	55:CA:804:U:N3	2.89	0.40
14:AO:54:GLY:O	14:AO:58:MET:HG3	2.22	0.40
24:DA:194:G:C6	24:DA:195:A:C5	3.09	0.40
21:AA:155:A:C2	21:AA:167:A:C2	3.09	0.40
55:CA:241:G:N2	55:CA:286:C:C2	2.89	0.40
24:DA:2665:A:H2'	24:DA:2666:C:O2	2.21	0.40
52:D2:43:THR:HG23	52:D2:45:SER:OG	2.21	0.40
24:BA:1352:U:C2'	24:BA:1353:A:H5'	2.50	0.40
21:AA:1092:A:C6	21:AA:1093:A:C6	3.10	0.40
24:BA:2470:G:C2'	24:BA:2471:A:H5'	2.51	0.40
24:BA:1299:G:H2'	24:BA:1639:C:N4	2.37	0.40
24:DA:2844:G:O2'	24:DA:2845:U:H5'	2.21	0.40
24:BA:2263:C:O2'	24:BA:2264:C:H5'	2.21	0.40
32:DI:72:THR:HA	32:DI:73:PRO:HD2	1.83	0.40
55:CA:853:C:O2'	55:CA:854:U:H5'	2.20	0.40
24:BA:352:A:OP2	24:BA:352:A:H8	2.05	0.40
24:BA:1574:C:H6	24:BA:1574:C:O5'	2.04	0.40
1:CB:55:GLU:N	1:CB:55:GLU:OE1	2.54	0.40
39:DP:83:ILE:O	39:DP:83:ILE:HD13	2.21	0.40
24:BA:1878:G:H2'	24:BA:1879:C:O4'	2.22	0.40
24:BA:995:C:OP2	40:BQ:53:LYS:HE3	2.20	0.40
40:BQ:57:ARG:HA	40:BQ:60:TRP:CE3	2.56	0.40
24:DA:1203:U:C4	24:DA:1204:A:C5	3.09	0.40
24:BA:1821:A:O5'	24:BA:1821:A:H8	2.04	0.40
24:DA:1442:U:C4	24:DA:1443:U:C4	3.09	0.40
12:CM:2:ARG:HH11	12:CM:8:ILE:HG21	1.86	0.40
24:DA:996:A:C4	24:DA:997:G:C8	3.10	0.40
24:DA:2262:U:H5''	46:DW:38:ARG:HH22	1.86	0.40
24:DA:2423:U:C1'	24:DA:2425:A:N7	2.83	0.40
46:DW:25:PHE:CG	46:DW:26:GLY:N	2.88	0.40
32:DI:5:GLN:HB2	32:DI:7:TYR:CE2	2.56	0.40
6:CG:94:ARG:HB3	6:CG:98:LEU:HD11	2.03	0.40
1:AB:137:THR:CA	1:AB:140:LEU:HD13	2.30	0.40
41:DR:39:LEU:HB2	41:DR:49:ILE:CD1	2.51	0.40
39:BP:50:ARG:HB3	39:BP:57:ALA:O	2.21	0.40
24:DA:271:G:C4	24:DA:272:A:N7	2.89	0.40

*Continued on next page...*



*Continued from previous page...*

Atom-1	Atom-2	Distance(Å)	Clash(Å)
56:DB:78:A:C2	56:DB:99:A:C4	3.09	0.40
45:DV:21:ARG:HE	45:DV:87:GLN:HG2	1.86	0.40
21:AA:956:U:N3	21:AA:957:U:C5	2.89	0.40
24:DA:1345:C:C2	24:DA:1346:G:C8	3.09	0.40
55:CA:253:A:O2'	55:CA:254:G:O5'	2.35	0.40
24:DA:14:A:C6	24:DA:526:A:C2	3.09	0.40
8:AI:17:ARG:HH22	21:AA:1129:C:H5'	1.85	0.40
36:DM:72:PRO:HA	36:DM:92:TRP:CE3	2.56	0.40
36:BM:43:ALA:C	36:BM:45:GLN:N	2.74	0.40
24:DA:64:A:C6	24:DA:91:A:N6	2.89	0.40
24:BA:1327:A:OP2	59:BA:3618:HOH:O	2.21	0.40
55:CA:1163:A:C6	55:CA:1174:G:C6	3.09	0.40
35:BL:92:LEU:HD23	35:BL:125:LEU:HD23	2.04	0.40
24:BA:1266:G:N7	42:BS:16:LYS:HE3	2.35	0.40
1:CB:80:LYS:C	1:CB:81:ASP:OD1	2.60	0.40
24:DA:1721:G:O2'	24:DA:1739:A:N6	2.53	0.40
24:DA:70:G:H5'	24:DA:71:A:OP1	2.21	0.40
24:DA:2611:C:C2'	24:DA:2612:C:H6	2.35	0.40
24:DA:571:U:N3	24:DA:2030:A:C6	2.89	0.40
37:BN:55:ALA:HA	37:BN:80:PHE:CD1	2.57	0.40
37:BN:69:ARG:HG2	37:BN:69:ARG:H	1.42	0.40
8:CI:5:TYR:O	8:CI:19:PHE:HA	2.21	0.40
4:CE:75:LEU:HD13	4:CE:79:THR:O	2.21	0.40
24:DA:1655:A:H4'	27:DD:118:PHE:CE1	2.55	0.40
24:BA:764:A:OP1	26:BC:206:LYS:HE3	2.22	0.40
55:CA:880:C:C2'	55:CA:880:C:O2	2.58	0.40
24:DA:2697:G:O2'	24:DA:2698:U:H5'	2.21	0.40
48:BY:19:LEU:HD12	48:BY:22:LEU:HD23	2.03	0.40
55:CA:764:C:N4	55:CA:812:G:N1	2.70	0.40
21:AA:1068:G:OP2	21:AA:1094:G:H8	2.04	0.40
43:BT:29:THR:CA	43:BT:86:THR:H	2.34	0.40
27:BD:16:THR:CG2	27:BD:18:ASP:OD1	2.61	0.40
21:AA:792:A:C5	21:AA:794:A:N6	2.89	0.40
21:AA:792:A:C1'	21:AA:794:A:N7	2.84	0.40
6:AG:101:ARG:CZ	21:AA:939:G:H5'	2.51	0.40
24:BA:1899:A:C2'	24:BA:1900:A:OP2	2.70	0.40
24:DA:2560:A:C6	24:DA:2561:U:C4	3.10	0.40
10:AK:34:THR:OG1	10:AK:39:ASN:N	2.52	0.40
24:BA:2814:A:O5'	24:BA:2814:A:H8	2.04	0.40
21:AA:595:A:C5	21:AA:641:U:C4	3.09	0.40
55:CA:767:A:C4	55:CA:768:A:C8	3.10	0.40
45:DV:80:HIS:CD2	45:DV:83:LYS:N	2.89	0.40

*Continued on next page...*

*Continued from previous page...*

Atom-1	Atom-2	Distance(Å)	Clash(Å)
44:BU:94:PHE:O	44:BU:94:PHE:CG	2.75	0.40
51:D1:52:LYS:HB2	51:D1:52:LYS:NZ	2.36	0.40
43:BT:32:LEU:CD2	43:BT:32:LEU:N	2.83	0.40
24:BA:2784:U:H4'	27:BD:42:ASN:HD21	1.86	0.40
30:BG:93:TYR:HD2	30:BG:93:TYR:HA	1.65	0.40
26:DC:6:LYS:HA	26:DC:7:PRO:HD3	1.94	0.40
24:BA:144:A:C6	24:BA:145:C:C4	3.10	0.40
24:BA:2047:C:O2'	24:BA:2823:A:N1	2.43	0.40
55:CA:1023:U:C2	55:CA:1024:G:N7	2.90	0.40
44:DU:20:LYS:C	44:DU:20:LYS:HD3	2.42	0.40
21:AA:587:G:O2'	21:AA:588:G:H5'	2.21	0.40
24:DA:975:A:N6	24:DA:989:G:H1'	2.36	0.40
6:AG:100:MET:HB2	6:AG:100:MET:HE3	1.99	0.40
25:BB:14:U:C3'	25:BB:15:A:H5''	2.51	0.40
25:BB:67:G:N2	25:BB:68:C:H1'	2.36	0.40
27:BD:34:VAL:HG22	27:BD:94:GLN:N	2.35	0.40
24:BA:1340:U:C5	24:BA:1603:A:C8	3.08	0.40
55:CA:1266:G:N1	55:CA:1270:G:O6	2.54	0.40
55:CA:1266:G:N2	55:CA:1269:A:OP2	2.54	0.40
55:CA:928:G:O2'	55:CA:1533:C:P	2.78	0.40
24:BA:506:G:H4'	24:BA:509:C:O2	2.21	0.40
24:DA:1493:C:H6	24:DA:1493:C:OP2	2.03	0.40
24:BA:2261:C:H1'	24:BA:2388:A:N3	2.36	0.40
24:DA:1833:C:O2	24:DA:1969:A:H2	2.03	0.40
55:CA:571:U:H3'	55:CA:572:A:H5''	2.03	0.40
33:DJ:23:LYS:HE2	33:DJ:142:ILE:HG13	2.04	0.40
24:DA:2378:A:O2'	38:DO:21:LEU:HD13	2.21	0.40
2:AC:5:HIS:NE2	2:AC:7:ASN:HB3	2.36	0.40
2:CC:59:PRO:HB2	2:CC:60:ALA:H	1.58	0.40
21:AA:126:G:N1	21:AA:236:A:C6	2.90	0.40
1:AB:52:ALA:O	1:AB:54:ALA:N	2.55	0.40
55:CA:1507:A:C6	55:CA:1530:G:C5	3.08	0.40
1:CB:34:ARG:HD3	1:CB:35:ASN:N	2.36	0.40
21:AA:1463:U:H2'	21:AA:1464:U:H6	1.86	0.40
25:BB:71:C:H2'	25:BB:72:G:H5'	2.03	0.40
24:BA:2716:C:H2'	24:BA:2717:C:H6	1.86	0.40
10:AK:124:LYS:O	10:AK:125:LYS:O	2.39	0.40
3:CD:107:GLY:N	3:CD:157:ALA:CB	2.84	0.40
3:AD:36:ALA:HB1	21:AA:426:U:H5''	2.02	0.40
55:CA:1246:A:O2'	55:CA:1247:U:C5'	2.69	0.40
24:DA:1112:G:O2'	24:DA:1113:U:C6	2.66	0.40
44:DU:64:ILE:O	44:DU:65:GLN:O	2.40	0.40

*Continued on next page...*

*Continued from previous page...*

Atom-1	Atom-2	Distance(Å)	Clash(Å)
8:CI:59:LYS:HE2	8:CI:59:LYS:HB3	1.63	0.40
51:B1:27:ARG:C	51:B1:29:LYS:H	2.25	0.40
24:BA:1380:G:C2	24:BA:1381:G:N7	2.90	0.40
21:AA:920:U:O2'	21:AA:921:U:H5'	2.21	0.40
2:CC:39:ARG:HG2	2:CC:54:ILE:HG21	2.03	0.40
24:BA:1839:G:C8	24:BA:1927:A:O4'	2.75	0.40
15:AP:36:VAL:HG22	15:AP:36:VAL:O	2.22	0.40
24:BA:2843:G:H21	24:BA:2844:G:H1'	1.86	0.40
24:BA:1471:G:H2'	24:BA:1472:C:C6	2.56	0.40
18:AS:29:PRO:HA	18:AS:47:THR:OG1	2.21	0.40
55:CA:1361:G:H2'	55:CA:1362:A:H5''	2.04	0.40
29:BF:147:ARG:HG3	29:BF:149:ARG:H	1.87	0.40
20:CU:9:GLU:HB2	20:CU:11:PHE:CE2	2.57	0.40
55:CA:39:G:H2'	55:CA:40:C:C6	2.56	0.40
5:CF:49:TYR:CE1	17:CR:65:SER:HA	2.56	0.40
21:AA:928:G:H2'	21:AA:929:G:H8	1.87	0.40
24:DA:929:U:N3	24:DA:930:G:C5	2.89	0.40
24:DA:2365:G:OP1	46:DW:54:ARG:HG3	2.22	0.40
24:DA:2558:C:C2'	24:DA:2559:C:H5'	2.52	0.40
24:DA:432:A:H2'	24:DA:433:C:C6	2.57	0.40
21:AA:670:G:C6	21:AA:671:G:N7	2.90	0.40
2:CC:162:ALA:HB2	55:CA:1056:U:O5'	2.20	0.40
25:BB:80:U:H2'	25:BB:81:G:C8	2.57	0.40
42:BS:66:ILE:HD13	42:BS:67:ASP:N	2.36	0.40
24:BA:944:C:H2'	59:BA:3356:HOH:O	2.22	0.40
44:BU:44:HIS:O	44:BU:45:GLN:C	2.59	0.40
55:CA:291:U:O2'	55:CA:292:G:H5'	2.21	0.40
28:DE:141:MET:O	28:DE:142:ALA:HB3	2.22	0.40
32:DI:64:ARG:HB2	32:DI:64:ARG:CZ	2.51	0.40
2:AC:135:ARG:HA	2:AC:135:ARG:HD3	1.89	0.40
8:CI:128:LYS:HA	8:CI:128:LYS:HD2	1.83	0.40
24:DA:1851:U:H2'	24:DA:1852:U:O4'	2.22	0.40
12:CM:105:ALA:O	12:CM:109:LYS:N	2.54	0.40
15:CP:26:ASN:OD1	15:CP:31:ARG:HB3	2.21	0.40
39:BP:48:ALA:CB	39:BP:95:LYS:HG3	2.51	0.40
24:BA:1072:C:N4	24:BA:1093:G:H1	2.19	0.40
44:BU:92:VAL:HG13	44:BU:93:ARG:O	2.21	0.40
13:CN:2:LYS:HA	55:CA:1048:G:OP1	2.22	0.40
24:BA:996:A:C6	24:BA:1160:G:C6	3.08	0.40
24:BA:2093:G:C5	24:BA:2225:A:C5	3.09	0.40
29:DF:146:ASP:HB3	29:DF:147:ARG:H	1.60	0.40
24:DA:825:A:C6	24:DA:826:U:N3	2.89	0.40

*Continued on next page...*

*Continued from previous page...*

Atom-1	Atom-2	Distance(Å)	Clash(Å)
38:BO:34:HIS:CD2	38:BO:53:THR:OG1	2.74	0.40
24:DA:1055:G:H3'	24:DA:1056:G:H5'	2.02	0.40
55:CA:94:G:H4'	55:CA:95:C:H5''	2.03	0.40
47:DX:2:ARG:HH21	47:DX:32:LEU:HD23	1.87	0.40
56:DB:57:A:H2'	56:DB:58:A:H8	1.85	0.40
46:BW:51:GLY:O	46:BW:52:CYS:C	2.58	0.40
39:BP:50:ARG:HG3	39:BP:50:ARG:H	1.72	0.40
19:CT:22:SER:HA	19:CT:25:SER:OG	2.21	0.40
21:AA:953:G:C6	21:AA:954:G:C5	3.09	0.40
24:DA:19:A:N1	24:DA:522:A:C6	2.90	0.40
42:DS:4:ILE:CG2	42:DS:106:VAL:HG22	2.51	0.40
1:AB:30:ILE:HD11	1:AB:38:HIS:CD2	2.57	0.40
3:AD:21:LYS:O	3:AD:22:SER:C	2.59	0.40
24:DA:511:U:H5''	24:DA:512:G:OP2	2.21	0.40
36:BM:43:ALA:O	36:BM:47:GLU:HB2	2.21	0.40
55:CA:876:C:H2'	55:CA:877:G:H8	1.87	0.40
24:DA:1965:C:H3'	24:DA:1966:A:H5''	2.00	0.40
24:DA:447:A:H5'	24:DA:449:A:C8	2.57	0.40
24:DA:36:G:H4'	24:DA:451:U:N3	2.37	0.40
24:DA:2051:A:C4'	24:DA:2052:A:OP1	2.54	0.40
24:DA:1343:G:H2'	24:DA:1344:U:C5	2.56	0.40
24:DA:252:G:N2	24:DA:253:C:C2	2.89	0.40
1:AB:153:MET:CE	1:AB:157:PRO:HG3	2.51	0.40
24:DA:1803:A:H3'	24:DA:1804:C:C6	2.56	0.40
24:DA:567:U:N3	24:DA:568:U:C4	2.89	0.40
18:CS:72:GLU:HG2	55:CA:1320:C:H4'	2.03	0.40
37:DN:57:THR:O	37:DN:80:PHE:HD1	2.04	0.40
30:BG:26:LYS:HB3	30:BG:32:LEU:CB	2.51	0.40
30:BG:26:LYS:HB3	30:BG:32:LEU:HA	2.03	0.40
55:CA:1201:A:H4'	55:CA:1203:C:OP2	2.20	0.40
4:AE:17:VAL:HA	4:AE:33:THR:O	2.22	0.40
26:BC:245:THR:C	26:BC:247:TRP:N	2.74	0.40
26:BC:245:THR:C	26:BC:247:TRP:H	2.25	0.40
21:AA:1239:A:C6	21:AA:1298:U:C5	3.10	0.40
19:CT:81:GLN:HE22	55:CA:258:G:H5'	1.76	0.40
21:AA:1022:A:C6	21:AA:1023:U:N3	2.90	0.40
24:BA:1997:C:O2'	24:BA:1998:A:C5'	2.64	0.40
24:BA:1014:A:H2'	24:BA:1015:U:C6	2.56	0.40
24:BA:1601:G:H2'	24:BA:1602:U:O4'	2.22	0.40
24:BA:1730:C:OP1	24:BA:1730:C:H4'	2.20	0.40
24:DA:532:A:H5'	24:DA:533:G:O4'	2.22	0.40
24:DA:126:A:H8	52:D2:46:LYS:HE2	1.86	0.40

*Continued on next page...*

*Continued from previous page...*

Atom-1	Atom-2	Distance(Å)	Clash(Å)
24:BA:725:G:O6	24:BA:726:G:N1	2.54	0.40
9:CJ:47:GLU:CB	9:CJ:67:ILE:HG13	2.44	0.40
9:CJ:48:ARG:HB3	13:CN:100:TRP:HZ2	1.86	0.40
55:CA:889:A:O2'	55:CA:890:G:H4'	2.21	0.40
32:BI:64:ARG:HA	32:BI:64:ARG:HD2	1.98	0.40
28:BE:108:ILE:HD11	28:BE:180:LEU:HD13	2.03	0.40
32:BI:52:LEU:HA	32:BI:53:PRO:HD3	1.97	0.40
29:BF:8:LYS:HB2	29:BF:9:ASP:H	1.62	0.40
34:BK:116:ILE:H	34:BK:116:ILE:HG13	1.74	0.40
51:D1:8:ILE:HG21	51:D1:51:ALA:HB1	2.03	0.40
43:BT:34:VAL:O	43:BT:34:VAL:HG23	2.21	0.40
24:BA:30:G:C6	24:BA:511:U:O2	2.75	0.40
55:CA:615:G:N2	55:CA:626:G:C4	2.90	0.40
22:AV:35:A:C2'	22:AV:36:A:O5'	2.70	0.40
21:AA:313:A:H2'	21:AA:314:C:C6	2.56	0.40
1:AB:116:LEU:O	1:AB:119:GLN:NE2	2.54	0.40
55:CA:1292:G:C6	55:CA:1293:C:C4	3.10	0.40
30:BG:95:ALA:HB2	30:BG:104:LEU:HD23	2.02	0.40
19:CT:73:ARG:NH1	55:CA:261:U:C5	2.89	0.40
12:CM:97:ARG:HB3	55:CA:1308:U:OP2	2.22	0.40
33:DJ:30:THR:CG2	33:DJ:31:GLU:H	2.34	0.40
24:BA:1538:G:O2'	24:BA:1539:U:C5'	2.69	0.40
26:DC:94:LEU:HB2	26:DC:100:ARG:HD2	2.03	0.40
24:BA:35:G:HO2'	24:BA:36:G:C5'	2.30	0.40
6:CG:135:LYS:O	6:CG:139:ASP:N	2.54	0.40
24:BA:2791:G:C4	24:BA:2792:A:C8	3.09	0.40
13:CN:19:TYR:CE2	13:CN:51:PRO:HG3	2.56	0.40
24:BA:2283:C:N4	24:BA:2389:G:C5	2.90	0.40
24:DA:1047:G:N2	24:DA:1110:G:C4	2.89	0.40
36:BM:96:ILE:CD1	36:BM:96:ILE:O	2.70	0.40
20:CU:15:LEU:HD13	20:CU:17:ARG:HE	1.86	0.40
2:CC:168:ARG:CG	2:CC:169:GLU:N	2.84	0.40
29:BF:41:GLU:HB2	29:BF:48:LEU:HD23	2.04	0.40
21:AA:1171:A:C6	21:AA:1172:C:C4	3.09	0.40
25:BB:116:G:H4'	38:BO:54:VAL:HG22	2.03	0.40
42:DS:24:ILE:HB	42:DS:32:ALA:HB1	2.03	0.40
2:AC:78:LYS:O	2:AC:79:LYS:HB2	2.22	0.40
24:BA:2545:G:H2'	24:BA:2546:U:H5'	2.03	0.40
24:BA:2182:U:C2'	24:BA:2183:A:OP1	2.69	0.40
7:CH:76:ARG:HD3	7:CH:76:ARG:C	2.41	0.40
27:DD:138:LEU:N	27:DD:138:LEU:HD13	2.37	0.40
55:CA:162:A:H2'	55:CA:163:C:O4'	2.22	0.40

*Continued on next page...*

*Continued from previous page...*

Atom-1	Atom-2	Distance(Å)	Clash(Å)
33:BJ:37:ARG:HA	33:BJ:118:MET:HE2	2.02	0.40
2:AC:108:PRO:CB	2:AC:114:LEU:HD13	2.52	0.40
5:CF:43:GLY:O	5:CF:44:ARG:C	2.59	0.40
24:BA:2765:A:N3	24:BA:2766:A:H5'	2.36	0.40
36:BM:136:MET:HE2	36:BM:136:MET:HB3	1.87	0.40
24:DA:38:A:C6	24:DA:39:G:C5	3.10	0.40
24:DA:871:U:H2'	24:DA:872:U:C6	2.57	0.40
29:BF:100:GLU:O	29:BF:102:LEU:N	2.55	0.40
24:BA:1569:A:C6	24:BA:1570:A:N1	2.90	0.40
13:AN:78:LEU:HB2	13:AN:83:VAL:CG2	2.51	0.40
24:BA:2096:C:H2'	24:BA:2097:A:C8	2.57	0.40
50:D0:21:LEU:HD23	50:D0:21:LEU:HA	1.94	0.40
21:AA:328:C:O2	21:AA:328:C:H2'	2.22	0.40
24:BA:2255:G:C5	24:BA:2256:G:C8	3.09	0.40
24:DA:1959:G:C6	24:DA:1960:A:C5	3.10	0.40
21:AA:469:C:C4	21:AA:470:C:C4	3.10	0.40
24:BA:287:G:N2	24:BA:354:A:C4	2.89	0.40
24:DA:2102:G:C2	24:DA:2188:U:C2	3.09	0.40
40:DQ:48:ASP:HA	40:DQ:51:GLN:HB2	2.04	0.40
10:AK:71:ASP:OD1	10:AK:72:ALA:N	2.55	0.40
51:D1:43:ARG:HB2	51:D1:43:ARG:NH2	2.36	0.40
1:AB:177:ASN:C	1:AB:177:ASN:OD1	2.59	0.40
28:BE:133:LEU:HD23	28:BE:133:LEU:HA	1.89	0.40
27:DD:202:ILE:HD12	27:DD:202:ILE:N	2.37	0.40
24:BA:2214:C:H6	24:BA:2214:C:H5'	1.85	0.40
56:DB:54:G:H2'	56:DB:55:U:C6	2.57	0.40
24:DA:187:G:C2	24:DA:210:C:C2	3.10	0.40
24:BA:1787:A:O2'	24:BA:1788:C:H5'	2.21	0.40
29:BF:127:TYR:O	29:BF:128:SER:CB	2.69	0.40
24:BA:1819:A:H5''	26:BC:159:THR:HG21	2.03	0.40
55:CA:451:A:H61	55:CA:481:G:H5'	1.86	0.40
24:DA:197:A:C6	24:DA:2430:A:N3	2.89	0.40
33:DJ:37:ARG:NH2	33:DJ:39:LYS:NZ	2.69	0.40
6:CG:29:LEU:HG	55:CA:1240:U:N3	2.37	0.40
46:DW:44:PHE:HE2	46:DW:76:ARG:HE	1.66	0.40
24:DA:392:U:H2'	24:DA:393:C:C6	2.56	0.40
38:BO:53:THR:OG1	38:BO:53:THR:O	2.39	0.40
24:DA:1060:U:H1'	24:DA:1062:G:OP2	2.21	0.40
24:DA:1062:G:OP1	24:DA:1070:A:C4'	2.66	0.40
24:DA:1085:A:H3'	24:DA:1086:A:C2	2.57	0.40
55:CA:1301:U:H5''	55:CA:1302:C:OP1	2.21	0.40
24:DA:2289:G:H2'	24:DA:2290:G:H8	1.86	0.40

*Continued on next page...*

*Continued from previous page...*

Atom-1	Atom-2	Distance(Å)	Clash(Å)
24:DA:2438:U:H5''	24:DA:2600:A:OP1	2.21	0.40
24:BA:861:A:H2'	24:BA:862:G:O4'	2.21	0.40
46:BW:23:LYS:CD	46:BW:24:ARG:N	2.83	0.40
56:DB:102:G:C5	56:DB:103:U:C5	3.10	0.40
45:DV:26:PHE:HA	45:DV:27:PRO:HD2	1.75	0.40
21:AA:961:U:C2	21:AA:983:A:C4	3.10	0.40
24:DA:2024:G:C5	24:DA:2040:G:C2	3.10	0.40
27:DD:78:GLY:C	27:DD:79:LEU:HD13	2.42	0.40
46:BW:9:THR:HG23	46:BW:10:ARG:N	2.36	0.40
24:BA:827:U:C4	24:BA:2430:A:C5	3.09	0.40
21:AA:1124:G:N2	21:AA:1150:A:C2	2.90	0.40
24:DA:1351:C:H4'	24:DA:1572:A:O4'	2.22	0.40
24:DA:1210:G:P	24:DA:1212:G:H5'	2.62	0.40
34:BK:68:GLY:O	34:BK:69:VAL:HG23	2.21	0.40
55:CA:859:G:C8	55:CA:869:G:N2	2.90	0.40
56:DB:34:A:C5	56:DB:44:G:N7	2.89	0.40
55:CA:1410:A:N1	55:CA:1491:G:C6	2.90	0.40
55:CA:1497:G:C2'	55:CA:1498:U:O5'	2.70	0.40
55:CA:1115:U:H2'	55:CA:1116:U:H6	1.87	0.40
55:CA:1117:A:C5	55:CA:1184:G:O6	2.74	0.40
30:BG:11:PRO:O	30:BG:12:ALA:C	2.60	0.40
43:DT:28:ASN:O	43:DT:29:THR:HG22	2.22	0.40
55:CA:545:C:H2'	55:CA:546:A:O4'	2.21	0.40
24:DA:246:C:C2'	24:DA:247:G:H5'	2.51	0.40
2:AC:63:ILE:O	2:AC:98:ALA:HA	2.21	0.40
6:CG:78:ARG:NH2	55:CA:1382:C:H4'	2.37	0.40
24:DA:980:A:H2	24:DA:2038:G:C1'	2.35	0.40
37:DN:14:SER:C	37:DN:16:HIS:N	2.75	0.40
24:DA:1819:A:H1'	24:DA:1821:A:C5	2.56	0.40
24:BA:177:G:H3'	24:BA:178:G:C8	2.56	0.40
36:BM:5:LYS:O	36:BM:6:ARG:HB2	2.21	0.40
16:AQ:12:VAL:CG1	16:AQ:16:MET:HE1	2.49	0.40
4:CE:152:VAL:C	4:CE:154:ALA:H	2.24	0.40
4:CE:76:ASN:O	4:CE:79:THR:HG22	2.22	0.40
3:AD:195:ASN:ND2	3:AD:195:ASN:N	2.66	0.40
55:CA:173:U:H5'	55:CA:197:A:O4'	2.21	0.40
55:CA:345:C:H4'	55:CA:346:G:H5''	2.03	0.40
24:BA:580:U:O3'	40:BQ:30:VAL:CG1	2.69	0.40
2:CC:131:ARG:O	2:CC:132:ALA:C	2.59	0.40
21:AA:1075:U:H4'	21:AA:1101:A:N6	2.36	0.40
24:BA:63:A:H2'	24:BA:64:A:H8	1.87	0.40
35:DL:79:LEU:HD22	35:DL:115:GLU:O	2.21	0.40

*Continued on next page...*



*Continued from previous page...*

Atom-1	Atom-2	Distance(Å)	Clash(Å)
34:BK:1:MET:CE	34:BK:32:TYR:CE1	3.04	0.40
54:B4:30:GLU:HB3	54:B4:33:HIS:CE1	2.57	0.40
21:AA:845:A:H8	21:AA:846:G:C4'	2.35	0.40
24:DA:2453:A:O2'	24:DA:2572:A:H1'	2.21	0.40
24:DA:1951:U:C2	24:DA:1953:A:OP2	2.74	0.40
52:D2:31:LEU:CA	52:D2:34:ARG:HB2	2.44	0.40
33:DJ:125:TYR:HE2	33:DJ:132:HIS:CD2	2.40	0.40
33:DJ:18:VAL:HG12	33:DJ:54:ILE:HD11	2.03	0.40
33:DJ:56:VAL:CG2	33:DJ:124:VAL:HA	2.51	0.40
24:BA:1853:A:C6	24:BA:1854:A:N1	2.89	0.40
24:BA:27:G:C2	24:BA:512:G:O2'	2.74	0.40
24:BA:1655:A:H3'	24:BA:1656:C:C6	2.57	0.40
38:BO:76:LYS:O	38:BO:79:ALA:HB3	2.22	0.40
24:BA:363:G:H2'	24:BA:364:C:C5	2.57	0.40
48:BY:47:ARG:CG	48:BY:47:ARG:HH21	2.34	0.40
24:BA:751:A:C2	24:BA:789:A:C4	3.09	0.40
24:BA:2782:G:C2'	24:BA:2783:U:H5'	2.52	0.40
26:BC:268:ARG:HH11	26:BC:268:ARG:CB	2.34	0.40
36:BM:81:ARG:HA	36:BM:81:ARG:HD3	1.80	0.40
24:DA:86:G:C2	24:DA:87:U:C5	3.10	0.40
24:DA:539:G:C2	24:DA:540:C:C2	3.10	0.40
30:DG:122:ALA:HB2	30:DG:132:LEU:HA	2.03	0.40
6:AG:149:ALA:HB1	10:AK:58:THR:CB	2.52	0.40
49:BZ:19:HIS:O	49:BZ:22:THR:HB	2.22	0.40
4:CE:55:VAL:N	4:CE:56:PRO:CD	2.83	0.40
20:AU:9:GLU:N	20:AU:10:PRO:CD	2.84	0.40
21:AA:1081:A:C2	21:AA:1082:A:N9	2.90	0.40
24:DA:1048:A:N6	24:DA:1111:A:C5	2.89	0.40
24:BA:541:A:C6	24:BA:553:G:C6	3.09	0.40
24:BA:556:A:N7	24:BA:557:C:C5	2.90	0.40
21:AA:19:A:C6	21:AA:20:U:C4	3.10	0.40
36:DM:108:VAL:HA	36:DM:109:PRO:HD3	1.85	0.40
2:CC:183:TYR:CE1	2:CC:200:TRP:CE2	3.10	0.40
14:CO:87:ARG:HA	14:CO:87:ARG:HD2	1.93	0.40
21:AA:666:G:N1	21:AA:741:G:C5	2.90	0.40
24:BA:55:G:N3	24:BA:127:A:H2	2.20	0.40
24:DA:2768:U:C4	24:DA:2769:U:C4	3.10	0.40
24:DA:2298:A:N1	24:DA:2321:U:C5	2.90	0.40
24:BA:327:G:C5	24:BA:328:U:C4	3.09	0.40
21:AA:724:G:H4'	21:AA:724:G:OP2	2.22	0.40
28:BE:47:LYS:HD3	28:BE:51:GLU:O	2.21	0.40
21:AA:1106:G:C6	21:AA:1107:C:C5	3.10	0.40

*Continued on next page...*

*Continued from previous page...*

Atom-1	Atom-2	Distance(Å)	Clash(Å)
33:BJ:13:ARG:HD3	33:BJ:51:GLY:O	2.22	0.40
2:AC:41:TYR:OH	2:AC:89:VAL:HG21	2.22	0.40
55:CA:1289:A:H2	55:CA:1371:G:H21	1.69	0.40
24:BA:2714:G:H2'	24:BA:2715:C:C6	2.56	0.40
24:DA:2074:U:C4	24:DA:2075:U:O4	2.73	0.40
24:BA:2818:U:H1'	24:BA:2829:A:H2	1.85	0.40
47:DX:39:VAL:O	47:DX:41:SER:N	2.49	0.40
24:BA:594:U:H2'	24:BA:595:C:C6	2.57	0.40
26:DC:65:ASP:OD2	26:DC:68:ARG:HG2	2.22	0.40
24:BA:1297:C:OP1	24:BA:2710:C:H4'	2.21	0.40
47:DX:36:ARG:HA	47:DX:47:THR:HA	2.03	0.40
27:BD:90:PHE:O	27:BD:92:VAL:N	2.55	0.40
16:CQ:26:ARG:CG	16:CQ:39:ARG:HB2	2.52	0.40
21:AA:838:G:H1'	21:AA:849:G:N2	2.36	0.40
43:BT:68:LYS:CG	43:BT:69:ARG:H	2.35	0.40
24:DA:581:C:H2'	24:DA:582:A:O4'	2.21	0.40
50:B0:54:ILE:HA	50:B0:54:ILE:HD13	1.93	0.40
24:BA:2248:C:H2'	24:BA:2248:C:O2	2.22	0.40
21:AA:148:G:N3	21:AA:1446:A:H2	2.19	0.40
24:DA:183:C:C2'	24:DA:184:C:H5'	2.51	0.40
24:DA:961:C:C4	24:DA:2031:A:C4	3.10	0.40
24:BA:2840:C:H5''	37:BN:53:THR:HG21	2.03	0.40
24:DA:370:G:O6	24:DA:424:G:C6	2.75	0.40
21:AA:158:G:H2'	21:AA:159:G:H5''	2.02	0.40
31:BH:133:GLN:HA	31:BH:133:GLN:OE1	2.22	0.40
43:DT:12:ARG:HG3	48:DY:29:ARG:NH1	2.37	0.40
1:CB:153:MET:C	1:CB:155:GLY:H	2.24	0.40
21:AA:878:A:H2'	21:AA:879:C:O4'	2.21	0.40
4:CE:111:ARG:O	4:CE:113:VAL:N	2.55	0.40
47:BX:70:LEU:O	47:BX:74:GLY:N	2.51	0.40
3:CD:80:ARG:HG3	3:CD:80:ARG:H	1.58	0.40
24:BA:760:G:H4'	24:BA:1776:G:OP1	2.21	0.40
16:CQ:10:ARG:HA	16:CQ:57:VAL:HA	2.03	0.40
24:DA:1300:G:H5''	24:DA:1301:A:O5'	2.21	0.40
21:AA:613:C:H2'	21:AA:614:C:C6	2.57	0.40
24:DA:2558:C:C4	24:DA:2559:C:C4	3.09	0.40
5:CF:12:PRO:HA	5:CF:15:SER:HB2	2.03	0.40
24:BA:262:A:H2'	24:BA:263:G:O4'	2.22	0.40
26:BC:163:ILE:HD13	26:BC:173:LEU:HD11	2.03	0.40
36:DM:76:LYS:HA	36:DM:77:PRO:HD3	1.87	0.40
2:AC:116:ALA:HB1	2:AC:186:SER:HB3	2.04	0.40
40:DQ:26:ALA:O	40:DQ:30:VAL:HB	2.22	0.40

*Continued on next page...*

Continued from previous page...

Atom-1	Atom-2	Distance(Å)	Clash(Å)
24:BA:1767:G:C2	24:BA:1768:C:C6	3.10	0.40
26:DC:198:GLU:O	26:DC:198:GLU:HG3	2.22	0.40
11:AL:14:LYS:HB2	11:AL:14:LYS:HE3	1.77	0.40
51:D1:29:LYS:HE2	51:D1:31:GLU:OE2	2.21	0.40

There are no symmetry-related clashes.

## 5.3 Torsion angles

### 5.3.1 Protein backbone ⓘ

In the following table, the Percentiles column shows the percent Ramachandran outliers of the chain as a percentile score with respect to all X-ray entries followed by that with respect to entries of similar resolution.

The Analysed column shows the number of residues for which the backbone conformation was analysed, and the total number of residues.

Mol	Chain	Analysed	Favoured	Allowed	Outliers	Percentiles	
1	AB	216/241 (90%)	119 (55%)	69 (32%)	28 (13%)	0	13
1	CB	216/241 (90%)	144 (67%)	50 (23%)	22 (10%)	1	20
2	AC	204/233 (88%)	140 (69%)	48 (24%)	16 (8%)	1	30
2	CC	204/233 (88%)	136 (67%)	52 (26%)	16 (8%)	1	30
3	AD	203/206 (98%)	143 (70%)	43 (21%)	17 (8%)	1	27
3	CD	203/206 (98%)	136 (67%)	46 (23%)	21 (10%)	1	20
4	AE	148/167 (89%)	105 (71%)	27 (18%)	16 (11%)	1	18
4	CE	148/167 (89%)	100 (68%)	34 (23%)	14 (10%)	1	23
5	AF	98/135 (73%)	68 (69%)	22 (22%)	8 (8%)	1	28
5	CF	98/135 (73%)	65 (66%)	27 (28%)	6 (6%)	2	39
6	AG	149/179 (83%)	103 (69%)	36 (24%)	10 (7%)	2	36
6	CG	148/179 (83%)	84 (57%)	44 (30%)	20 (14%)	0	12
7	AH	127/130 (98%)	90 (71%)	27 (21%)	10 (8%)	1	30
7	CH	127/130 (98%)	88 (69%)	30 (24%)	9 (7%)	2	34
8	AI	125/130 (96%)	81 (65%)	32 (26%)	12 (10%)	1	23
8	CI	125/130 (96%)	88 (70%)	33 (26%)	4 (3%)	6	58
9	AJ	96/103 (93%)	69 (72%)	16 (17%)	11 (12%)	1	16

Continued on next page...

*Continued from previous page...*

Mol	Chain	Analysed	Favoured	Allowed	Outliers	Percentiles	
9	CJ	96/103 (93%)	62 (65%)	22 (23%)	12 (12%)	1	14
10	AK	115/129 (89%)	84 (73%)	22 (19%)	9 (8%)	1	30
10	CK	115/129 (89%)	86 (75%)	19 (16%)	10 (9%)	1	26
11	AL	121/124 (98%)	82 (68%)	27 (22%)	12 (10%)	1	21
11	CL	121/124 (98%)	86 (71%)	26 (22%)	9 (7%)	2	32
12	AM	112/118 (95%)	89 (80%)	16 (14%)	7 (6%)	2	38
12	CM	111/118 (94%)	71 (64%)	28 (25%)	12 (11%)	1	18
13	AN	92/101 (91%)	63 (68%)	18 (20%)	11 (12%)	1	15
13	CN	91/101 (90%)	62 (68%)	24 (26%)	5 (6%)	3	42
14	AO	86/89 (97%)	64 (74%)	20 (23%)	2 (2%)	10	66
14	CO	86/89 (97%)	67 (78%)	19 (22%)	0	100	100
15	AP	80/82 (98%)	52 (65%)	22 (28%)	6 (8%)	2	32
15	CP	78/82 (95%)	52 (67%)	20 (26%)	6 (8%)	1	30
16	AQ	78/84 (93%)	47 (60%)	20 (26%)	11 (14%)	0	11
16	CQ	78/84 (93%)	57 (73%)	16 (20%)	5 (6%)	2	38
17	AR	53/75 (71%)	39 (74%)	11 (21%)	3 (6%)	3	41
17	CR	53/75 (71%)	39 (74%)	11 (21%)	3 (6%)	3	41
18	AS	77/92 (84%)	61 (79%)	13 (17%)	3 (4%)	5	52
18	CS	77/92 (84%)	55 (71%)	20 (26%)	2 (3%)	8	63
19	AT	83/87 (95%)	63 (76%)	14 (17%)	6 (7%)	2	34
19	CT	83/87 (95%)	59 (71%)	21 (25%)	3 (4%)	5	55
20	AU	49/71 (69%)	26 (53%)	16 (33%)	7 (14%)	0	11
20	CU	49/71 (69%)	23 (47%)	17 (35%)	9 (18%)	0	5
26	BC	269/273 (98%)	192 (71%)	48 (18%)	29 (11%)	1	18
26	DC	269/273 (98%)	169 (63%)	73 (27%)	27 (10%)	1	21
27	BD	207/209 (99%)	141 (68%)	35 (17%)	31 (15%)	0	9
27	DD	207/209 (99%)	129 (62%)	48 (23%)	30 (14%)	0	10
28	BE	199/201 (99%)	138 (69%)	41 (21%)	20 (10%)	1	21
28	DE	199/201 (99%)	129 (65%)	49 (25%)	21 (11%)	1	18
29	BF	175/179 (98%)	133 (76%)	26 (15%)	16 (9%)	1	25
29	DF	176/179 (98%)	94 (53%)	43 (24%)	39 (22%)	0	2

*Continued on next page...*

*Continued from previous page...*

Mol	Chain	Analysed	Favoured	Allowed	Outliers	Percentiles	
30	BG	174/177 (98%)	114 (66%)	34 (20%)	26 (15%)	0	9
30	DG	174/177 (98%)	109 (63%)	36 (21%)	29 (17%)	0	7
31	BH	147/149 (99%)	63 (43%)	53 (36%)	31 (21%)	0	3
31	DH	147/149 (99%)	78 (53%)	48 (33%)	21 (14%)	0	11
32	BI	139/142 (98%)	84 (60%)	42 (30%)	13 (9%)	1	24
32	DI	139/142 (98%)	81 (58%)	39 (28%)	19 (14%)	0	12
33	BJ	140/142 (99%)	100 (71%)	22 (16%)	18 (13%)	0	13
33	DJ	140/142 (99%)	95 (68%)	31 (22%)	14 (10%)	1	21
34	BK	120/123 (98%)	86 (72%)	17 (14%)	17 (14%)	0	11
34	DK	120/123 (98%)	79 (66%)	22 (18%)	19 (16%)	0	8
35	BL	141/144 (98%)	106 (75%)	23 (16%)	12 (8%)	1	27
35	DL	141/144 (98%)	80 (57%)	42 (30%)	19 (14%)	0	12
36	BM	134/136 (98%)	95 (71%)	16 (12%)	23 (17%)	0	7
36	DM	134/136 (98%)	89 (66%)	32 (24%)	13 (10%)	1	22
37	BN	118/127 (93%)	85 (72%)	23 (20%)	10 (8%)	1	27
37	DN	118/127 (93%)	73 (62%)	32 (27%)	13 (11%)	1	17
38	BO	114/117 (97%)	84 (74%)	20 (18%)	10 (9%)	1	26
38	DO	114/117 (97%)	80 (70%)	28 (25%)	6 (5%)	3	43
39	BP	112/115 (97%)	74 (66%)	23 (20%)	15 (13%)	0	12
39	DP	112/115 (97%)	67 (60%)	30 (27%)	15 (13%)	0	12
40	BQ	115/118 (98%)	85 (74%)	23 (20%)	7 (6%)	2	39
40	DQ	115/118 (98%)	85 (74%)	22 (19%)	8 (7%)	2	34
41	BR	101/103 (98%)	75 (74%)	14 (14%)	12 (12%)	1	15
41	DR	101/103 (98%)	71 (70%)	20 (20%)	10 (10%)	1	21
42	BS	108/110 (98%)	81 (75%)	20 (18%)	7 (6%)	2	37
42	DS	108/110 (98%)	80 (74%)	18 (17%)	10 (9%)	1	25
43	BT	91/100 (91%)	55 (60%)	20 (22%)	16 (18%)	0	6
43	DT	91/100 (91%)	47 (52%)	30 (33%)	14 (15%)	0	9
44	BU	100/104 (96%)	68 (68%)	16 (16%)	16 (16%)	0	8
44	DU	100/104 (96%)	49 (49%)	29 (29%)	22 (22%)	0	2
45	BV	92/94 (98%)	76 (83%)	15 (16%)	1 (1%)	21	79

*Continued on next page...*

Continued from previous page...

Mol	Chain	Analysed	Favoured	Allowed	Outliers	Percentiles	
45	DV	92/94 (98%)	59 (64%)	25 (27%)	8 (9%)	1	26
46	BW	77/85 (91%)	32 (42%)	18 (23%)	27 (35%)	0	0
46	DW	77/85 (91%)	34 (44%)	25 (32%)	18 (23%)	0	2
47	BX	75/78 (96%)	58 (77%)	12 (16%)	5 (7%)	2	36
47	DX	75/78 (96%)	49 (65%)	19 (25%)	7 (9%)	1	25
48	BY	61/63 (97%)	39 (64%)	15 (25%)	7 (12%)	1	16
48	DY	61/63 (97%)	45 (74%)	11 (18%)	5 (8%)	1	28
49	BZ	56/59 (95%)	43 (77%)	10 (18%)	3 (5%)	3	43
49	DZ	56/59 (95%)	35 (62%)	14 (25%)	7 (12%)	1	14
50	B0	54/57 (95%)	39 (72%)	8 (15%)	7 (13%)	0	13
50	D0	54/57 (95%)	39 (72%)	8 (15%)	7 (13%)	0	13
51	B1	48/55 (87%)	32 (67%)	9 (19%)	7 (15%)	0	10
51	D1	48/55 (87%)	37 (77%)	7 (15%)	4 (8%)	1	28
52	B2	44/46 (96%)	36 (82%)	6 (14%)	2 (4%)	4	48
52	D2	44/46 (96%)	30 (68%)	9 (20%)	5 (11%)	1	17
53	B3	62/65 (95%)	50 (81%)	10 (16%)	2 (3%)	6	58
53	D3	62/65 (95%)	42 (68%)	15 (24%)	5 (8%)	1	29
54	B4	36/38 (95%)	27 (75%)	6 (17%)	3 (8%)	1	28
54	D4	36/38 (95%)	22 (61%)	8 (22%)	6 (17%)	0	7
All	All	11238/11970 (94%)	7515 (67%)	2516 (22%)	1207 (11%)	1	18

All (1207) Ramachandran outliers are listed below:

Mol	Chain	Res	Type
1	AB	20	ARG
1	AB	22	TRP
1	AB	37	VAL
1	AB	71	THR
1	AB	125	PHE
1	AB	127	LYS
1	AB	200	PRO
2	AC	11	LEU
2	AC	16	PRO
2	AC	100	ILE
2	AC	145	ALA

Continued on next page...

*Continued from previous page...*

Mol	Chain	Res	Type
3	AD	22	SER
3	AD	28	ASP
3	AD	124	VAL
3	AD	192	ALA
4	AE	110	MET
4	AE	121	ASN
5	AF	86	ARG
6	AG	145	GLU
7	AH	66	GLN
8	AI	40	ARG
8	AI	43	ALA
8	AI	71	ILE
9	AJ	57	VAL
9	AJ	61	ALA
10	AK	13	LYS
10	AK	123	PRO
10	AK	125	LYS
10	AK	126	ARG
11	AL	23	LEU
11	AL	33	CYS
11	AL	73	LEU
11	AL	75	GLU
12	AM	46	GLU
13	AN	33	VAL
13	AN	51	PRO
13	AN	61	ASN
16	AQ	12	VAL
16	AQ	17	GLU
16	AQ	50	ASN
16	AQ	52	CYS
16	AQ	70	LYS
17	AR	47	ARG
18	AS	48	ILE
19	AT	67	HIS
20	AU	8	ASN
20	AU	34	ARG
20	AU	36	PHE
26	BC	35	LYS
26	BC	77	VAL
26	BC	104	LEU
26	BC	106	PRO
26	BC	110	LYS

*Continued on next page...*



*Continued from previous page...*

Mol	Chain	Res	Type
26	BC	120	ASP
26	BC	121	ALA
26	BC	196	ASN
27	BD	43	ASP
27	BD	54	ALA
27	BD	73	VAL
27	BD	99	GLU
27	BD	103	ASP
27	BD	104	VAL
27	BD	119	ALA
27	BD	122	VAL
27	BD	169	ARG
27	BD	192	ALA
28	BE	6	LYS
28	BE	8	ALA
28	BE	46	GLN
28	BE	153	LEU
28	BE	175	ILE
29	BF	8	LYS
29	BF	111	ARG
29	BF	134	GLN
30	BG	7	PRO
30	BG	8	VAL
30	BG	9	VAL
30	BG	33	THR
30	BG	53	PRO
30	BG	84	LYS
30	BG	94	ARG
30	BG	118	ALA
30	BG	170	THR
31	BH	3	VAL
31	BH	8	LYS
31	BH	9	VAL
31	BH	10	ALA
31	BH	14	SER
31	BH	28	ASN
31	BH	30	LEU
31	BH	31	VAL
31	BH	32	PRO
31	BH	33	GLN
31	BH	35	LYS
31	BH	121	VAL

*Continued on next page...*

*Continued from previous page...*

Mol	Chain	Res	Type
32	BI	65	SER
32	BI	92	PRO
33	BJ	2	LYS
33	BJ	4	PHE
33	BJ	14	ASP
33	BJ	21	THR
33	BJ	44	TYR
33	BJ	45	THR
33	BJ	73	VAL
33	BJ	81	ILE
33	BJ	111	LYS
34	BK	13	ASN
34	BK	16	ALA
34	BK	35	VAL
34	BK	49	ARG
34	BK	71	ARG
34	BK	72	PRO
34	BK	118	LEU
34	BK	119	ALA
35	BL	15	ALA
35	BL	66	PHE
35	BL	81	ASP
35	BL	88	GLY
36	BM	2	LEU
36	BM	13	HIS
36	BM	15	GLY
36	BM	35	ALA
36	BM	36	VAL
36	BM	54	THR
36	BM	55	ARG
36	BM	60	GLN
36	BM	69	PRO
36	BM	77	PRO
37	BN	2	ARG
37	BN	15	SER
38	BO	3	LYS
38	BO	68	LYS
39	BP	25	VAL
39	BP	50	ARG
39	BP	103	THR
39	BP	105	LYS
40	BQ	87	VAL

*Continued on next page...*

*Continued from previous page...*

Mol	Chain	Res	Type
41	BR	55	ASP
41	BR	91	GLN
42	BS	3	THR
42	BS	14	ALA
42	BS	19	LEU
43	BT	16	VAL
43	BT	27	SER
43	BT	29	THR
43	BT	49	LYS
43	BT	69	ARG
43	BT	88	LYS
44	BU	6	ARG
44	BU	18	LYS
44	BU	51	LEU
44	BU	88	ASP
44	BU	98	ASN
45	BV	69	GLU
46	BW	9	THR
46	BW	23	LYS
46	BW	30	VAL
46	BW	36	ILE
46	BW	51	GLY
47	BX	34	SER
48	BY	22	LEU
48	BY	23	ARG
49	BZ	3	THR
50	B0	35	GLU
50	B0	54	ILE
51	B1	4	ILE
52	B2	44	VAL
53	B3	22	LYS
53	B3	31	ILE
54	B4	4	ARG
1	CB	80	LYS
1	CB	129	THR
1	CB	150	ILE
1	CB	188	THR
2	CC	87	ARG
2	CC	112	ALA
2	CC	130	ARG
3	CD	24	VAL
3	CD	25	ARG

*Continued on next page...*

*Continued from previous page...*

Mol	Chain	Res	Type
3	CD	33	ILE
3	CD	35	GLN
3	CD	80	ARG
3	CD	104	MET
3	CD	181	PHE
3	CD	186	GLU
4	CE	89	THR
4	CE	108	GLY
5	CF	68	GLN
5	CF	98	GLU
6	CG	29	LEU
6	CG	30	MET
6	CG	31	VAL
6	CG	62	GLU
8	CI	71	ILE
8	CI	122	ARG
9	CJ	46	LYS
9	CJ	93	ALA
10	CK	90	PRO
10	CK	125	LYS
10	CK	126	ARG
11	CL	34	THR
11	CL	43	LYS
11	CL	92	VAL
12	CM	14	ALA
12	CM	46	GLU
13	CN	95	LEU
20	CU	4	LYS
20	CU	15	LEU
20	CU	23	GLU
20	CU	31	VAL
20	CU	34	ARG
26	DC	9	SER
26	DC	28	PRO
26	DC	186	ASP
26	DC	269	ARG
27	DD	11	MET
27	DD	14	ILE
27	DD	31	ALA
27	DD	74	GLU
27	DD	77	ARG
27	DD	136	ASN

*Continued on next page...*

*Continued from previous page...*

Mol	Chain	Res	Type
27	DD	150	GLN
27	DD	164	GLN
27	DD	170	VAL
27	DD	175	LEU
27	DD	194	PRO
28	DE	41	GLN
28	DE	55	SER
28	DE	99	LYS
28	DE	116	ASP
29	DF	10	GLU
29	DF	12	VAL
29	DF	32	LYS
29	DF	36	ASN
29	DF	42	ALA
29	DF	112	ASP
29	DF	114	ARG
29	DF	120	SER
29	DF	122	ASP
29	DF	137	PHE
29	DF	138	PRO
30	DG	49	LEU
30	DG	95	ALA
30	DG	149	ALA
30	DG	164	ALA
30	DG	165	ASP
31	DH	3	VAL
31	DH	9	VAL
31	DH	10	ALA
31	DH	49	ALA
31	DH	72	ILE
31	DH	76	GLU
31	DH	98	ASP
31	DH	102	ALA
32	DI	22	PRO
32	DI	23	VAL
32	DI	29	GLN
32	DI	52	LEU
32	DI	58	ILE
32	DI	69	VAL
33	DJ	45	THR
33	DJ	81	ILE
33	DJ	87	ALA

*Continued on next page...*

*Continued from previous page...*

Mol	Chain	Res	Type
33	DJ	95	ARG
34	DK	18	ARG
34	DK	35	VAL
34	DK	49	ARG
34	DK	71	ARG
34	DK	72	PRO
34	DK	93	GLN
34	DK	110	GLU
34	DK	120	PRO
35	DL	4	ASN
35	DL	41	ARG
35	DL	82	LEU
35	DL	85	VAL
35	DL	89	VAL
35	DL	101	ILE
35	DL	111	ILE
36	DM	2	LEU
36	DM	72	PRO
36	DM	77	PRO
36	DM	135	VAL
37	DN	30	ARG
37	DN	63	ARG
37	DN	104	ALA
38	DO	90	VAL
39	DP	25	VAL
39	DP	50	ARG
39	DP	83	ILE
39	DP	109	ILE
39	DP	112	ARG
42	DS	28	LYS
42	DS	33	LEU
42	DS	72	THR
43	DT	14	PRO
43	DT	15	HIS
43	DT	20	ALA
43	DT	29	THR
43	DT	56	GLU
43	DT	88	LYS
44	DU	65	GLN
44	DU	82	VAL
44	DU	92	VAL
44	DU	95	PHE

*Continued on next page...*

*Continued from previous page...*

Mol	Chain	Res	Type
44	DU	96	LYS
44	DU	97	SER
45	DV	56	PHE
45	DV	58	SER
46	DW	9	THR
46	DW	34	SER
46	DW	35	ILE
47	DX	2	ARG
49	DZ	13	ILE
49	DZ	30	ARG
50	D0	54	ILE
53	D3	29	ARG
54	D4	8	LYS
54	D4	20	ASP
1	AB	18	GLN
1	AB	40	ILE
1	AB	52	ALA
1	AB	72	LYS
1	AB	119	GLN
1	AB	120	SER
1	AB	187	ASP
1	AB	189	ASN
2	AC	35	ASP
2	AC	60	ALA
2	AC	99	GLN
2	AC	167	TYR
3	AD	32	LYS
3	AD	150	LYS
3	AD	174	ALA
3	AD	197	HIS
4	AE	77	ASN
4	AE	97	PRO
4	AE	137	ARG
5	AF	54	LEU
6	AG	16	LYS
6	AG	78	ARG
7	AH	77	VAL
7	AH	78	SER
7	AH	87	ARG
8	AI	8	THR
8	AI	128	LYS
9	AJ	75	ASP

*Continued on next page...*



*Continued from previous page...*

Mol	Chain	Res	Type
9	AJ	92	LEU
11	AL	24	GLU
12	AM	3	ILE
12	AM	6	ILE
13	AN	28	ALA
13	AN	52	ARG
15	AP	10	GLY
15	AP	52	LEU
15	AP	80	LYS
16	AQ	11	VAL
18	AS	61	VAL
20	AU	12	ASP
20	AU	23	GLU
26	BC	9	SER
26	BC	22	GLU
26	BC	43	ASN
26	BC	57	HIS
26	BC	140	VAL
26	BC	141	HIS
26	BC	239	PHE
27	BD	72	GLY
27	BD	77	ARG
27	BD	92	VAL
27	BD	94	GLN
27	BD	107	VAL
27	BD	144	GLY
27	BD	183	GLU
27	BD	191	GLY
28	BE	11	ALA
28	BE	43	THR
28	BE	78	TRP
29	BF	113	PHE
29	BF	149	ARG
29	BF	175	PRO
30	BG	28	LYS
30	BG	30	GLY
30	BG	31	GLU
30	BG	44	HIS
30	BG	45	ALA
30	BG	60	GLY
30	BG	164	ALA
30	BG	168	VAL

*Continued on next page...*

*Continued from previous page...*

Mol	Chain	Res	Type
31	BH	25	TYR
31	BH	34	GLY
31	BH	54	LEU
31	BH	81	ALA
31	BH	83	LYS
31	BH	101	ASP
31	BH	131	SER
32	BI	30	GLN
32	BI	59	THR
33	BJ	13	ARG
33	BJ	39	LYS
33	BJ	41	LYS
34	BK	3	GLN
34	BK	93	GLN
34	BK	108	ARG
35	BL	65	GLY
35	BL	111	ILE
36	BM	14	LYS
36	BM	56	ALA
37	BN	3	HIS
37	BN	101	GLY
37	BN	117	ASP
37	BN	118	ARG
38	BO	22	GLY
38	BO	95	SER
38	BO	100	HIS
38	BO	112	GLU
39	BP	2	ASN
39	BP	4	ILE
39	BP	15	ASP
39	BP	65	ASN
39	BP	93	LYS
40	BQ	86	SER
42	BS	64	ALA
43	BT	35	ALA
43	BT	68	LYS
43	BT	70	HIS
43	BT	84	TYR
43	BT	86	THR
44	BU	16	LYS
44	BU	87	GLU
46	BW	15	SER

*Continued on next page...*

*Continued from previous page...*

Mol	Chain	Res	Type
46	BW	17	ALA
46	BW	18	LYS
46	BW	25	PHE
46	BW	26	GLY
46	BW	27	GLY
46	BW	33	GLY
46	BW	47	GLY
46	BW	50	VAL
47	BX	18	SER
47	BX	53	LYS
48	BY	24	GLU
48	BY	37	LEU
48	BY	44	LYS
50	B0	34	GLY
50	B0	51	ARG
51	B1	51	ALA
54	B4	16	ILE
1	CB	10	LYS
1	CB	22	TRP
1	CB	85	SER
1	CB	163	ILE
1	CB	203	ASP
1	CB	218	ALA
2	CC	27	GLU
2	CC	47	ALA
2	CC	59	PRO
2	CC	188	ALA
3	CD	27	ILE
3	CD	69	ARG
3	CD	107	GLY
4	CE	31	SER
4	CE	56	PRO
4	CE	75	LEU
4	CE	81	GLN
6	CG	9	ARG
6	CG	10	LYS
6	CG	36	SER
6	CG	52	ARG
6	CG	95	ARG
6	CG	107	ALA
6	CG	113	LYS
6	CG	133	ALA

*Continued on next page...*

*Continued from previous page...*

Mol	Chain	Res	Type
7	CH	29	SER
8	CI	58	GLU
9	CJ	57	VAL
9	CJ	87	LEU
10	CK	40	ALA
10	CK	70	ALA
11	CL	88	ASP
12	CM	4	ALA
12	CM	65	GLU
12	CM	76	ILE
13	CN	52	ARG
15	CP	47	GLU
15	CP	53	ASP
15	CP	54	LEU
15	CP	78	VAL
16	CQ	78	VAL
17	CR	69	TYR
18	CS	46	LEU
19	CT	43	LYS
19	CT	82	ILE
20	CU	7	GLU
20	CU	8	ASN
26	DC	3	VAL
26	DC	37	SER
26	DC	45	ASN
26	DC	94	LEU
26	DC	121	ALA
26	DC	140	VAL
26	DC	195	GLY
26	DC	232	GLY
26	DC	239	PHE
27	DD	93	GLY
27	DD	102	ALA
27	DD	107	VAL
27	DD	112	THR
27	DD	118	PHE
27	DD	119	ALA
27	DD	120	GLY
28	DE	62	GLN
28	DE	79	ARG
28	DE	80	SER
28	DE	127	GLU

*Continued on next page...*

*Continued from previous page...*

Mol	Chain	Res	Type
28	DE	153	LEU
29	DF	8	LYS
29	DF	37	MET
29	DF	43	ILE
29	DF	67	THR
29	DF	76	PHE
29	DF	113	PHE
29	DF	133	GLU
29	DF	145	VAL
29	DF	148	VAL
30	DG	59	ASP
30	DG	80	GLU
30	DG	83	THR
30	DG	85	LYS
30	DG	86	LEU
30	DG	93	TYR
30	DG	150	TYR
31	DH	61	VAL
31	DH	66	ASN
31	DH	86	ASP
31	DH	97	ARG
32	DI	9	LYS
32	DI	30	GLN
32	DI	51	GLY
32	DI	62	ALA
32	DI	140	GLU
33	DJ	112	GLY
34	DK	16	ALA
34	DK	46	ALA
34	DK	104	THR
35	DL	29	LYS
36	DM	14	LYS
36	DM	73	ILE
37	DN	8	ARG
37	DN	105	GLY
38	DO	3	LYS
38	DO	8	ILE
38	DO	72	ALA
39	DP	32	VAL
39	DP	33	GLU
39	DP	85	VAL
39	DP	108	ARG

*Continued on next page...*

*Continued from previous page...*

Mol	Chain	Res	Type
40	DQ	23	TYR
40	DQ	86	SER
40	DQ	88	GLU
40	DQ	91	ARG
41	DR	3	ALA
41	DR	40	MET
42	DS	3	THR
42	DS	40	ASN
43	DT	39	THR
43	DT	68	LYS
44	DU	4	ILE
44	DU	54	PRO
44	DU	87	GLU
44	DU	88	ASP
44	DU	89	GLY
45	DV	33	GLY
45	DV	55	GLU
46	DW	18	LYS
46	DW	24	ARG
46	DW	33	GLY
46	DW	39	GLN
46	DW	53	GLY
46	DW	57	THR
46	DW	71	LYS
46	DW	83	ALA
47	DX	41	SER
47	DX	49	ARG
47	DX	63	ILE
48	DY	9	LYS
48	DY	22	LEU
48	DY	37	LEU
49	DZ	4	ILE
50	D0	21	LEU
50	D0	55	ALA
51	D1	4	ILE
51	D1	36	LYS
52	D2	24	THR
52	D2	40	ALA
53	D3	3	ILE
53	D3	6	VAL
53	D3	51	LYS
54	D4	4	ARG

*Continued on next page...*

*Continued from previous page...*

Mol	Chain	Res	Type
1	AB	63	LYS
1	AB	94	ARG
1	AB	95	TRP
1	AB	105	THR
1	AB	128	LEU
1	AB	147	LEU
2	AC	26	LYS
2	AC	192	TYR
3	AD	125	ASN
3	AD	155	LYS
3	AD	166	LYS
3	AD	172	VAL
4	AE	50	GLY
4	AE	56	PRO
4	AE	57	ALA
4	AE	79	THR
4	AE	124	ALA
5	AF	39	LEU
6	AG	95	ARG
6	AG	112	ASP
6	AG	129	ASN
8	AI	9	GLY
8	AI	13	SER
8	AI	120	ALA
9	AJ	36	VAL
9	AJ	74	VAL
9	AJ	101	SER
10	AK	105	ARG
11	AL	22	ALA
11	AL	43	LYS
11	AL	87	LYS
12	AM	4	ALA
12	AM	23	GLY
12	AM	70	ARG
12	AM	84	CYS
13	AN	27	LYS
15	AP	49	GLY
16	AQ	5	ARG
17	AR	54	LEU
18	AS	27	LYS
19	AT	4	LYS
19	AT	5	SER

*Continued on next page...*



*Continued from previous page...*

Mol	Chain	Res	Type
19	AT	40	ALA
26	BC	8	THR
26	BC	94	LEU
26	BC	105	ALA
26	BC	157	ALA
26	BC	189	ALA
26	BC	237	ARG
26	BC	243	PRO
27	BD	17	GLU
27	BD	106	LYS
27	BD	118	PHE
27	BD	184	ARG
27	BD	190	LYS
28	BE	79	ARG
28	BE	80	SER
29	BF	11	VAL
29	BF	20	ASN
29	BF	133	GLU
29	BF	147	ARG
29	BF	174	PHE
30	BG	61	TRP
31	BH	40	THR
31	BH	106	ALA
31	BH	111	ALA
32	BI	105	LEU
33	BJ	65	THR
33	BJ	68	LYS
34	BK	17	ARG
34	BK	46	ALA
34	BK	50	GLY
35	BL	29	LYS
35	BL	30	THR
36	BM	59	ARG
36	BM	79	ALA
36	BM	81	ARG
37	BN	80	PHE
38	BO	58	ILE
38	BO	94	ARG
38	BO	113	ALA
39	BP	5	LYS
39	BP	20	ARG
39	BP	34	GLY

*Continued on next page...*

*Continued from previous page...*

Mol	Chain	Res	Type
39	BP	51	ASN
39	BP	86	LYS
40	BQ	5	ARG
40	BQ	90	ASP
41	BR	31	GLU
41	BR	53	PHE
42	BS	18	ARG
43	BT	38	ALA
43	BT	39	THR
44	BU	38	ILE
44	BU	39	ASN
44	BU	74	ALA
44	BU	83	GLY
44	BU	92	VAL
46	BW	16	GLU
46	BW	29	SER
46	BW	34	SER
46	BW	74	LYS
47	BX	17	ARG
47	BX	20	ALA
48	BY	57	LEU
49	BZ	34	THR
50	B0	12	ARG
51	B1	18	HIS
51	B1	26	LYS
51	B1	43	ARG
51	B1	50	GLU
1	CB	17	HIS
1	CB	44	LYS
1	CB	81	ASP
1	CB	148	GLY
1	CB	149	GLY
1	CB	205	ALA
3	CD	29	THR
3	CD	47	LEU
3	CD	82	LYS
3	CD	166	LYS
3	CD	187	ARG
3	CD	192	ALA
4	CE	29	ILE
4	CE	51	LYS
5	CF	85	ILE

*Continued on next page...*

*Continued from previous page...*

Mol	Chain	Res	Type
5	CF	99	ALA
6	CG	15	PRO
6	CG	17	PHE
6	CG	49	LEU
6	CG	75	LYS
7	CH	30	LYS
7	CH	78	SER
7	CH	98	LEU
8	CI	119	LYS
9	CJ	82	LYS
10	CK	120	CYS
11	CL	22	ALA
11	CL	121	PRO
12	CM	45	SER
12	CM	92	ARG
13	CN	99	SER
15	CP	28	ARG
16	CQ	29	LYS
16	CQ	81	ALA
20	CU	37	TYR
26	DC	36	ASN
26	DC	59	GLN
26	DC	69	ASN
26	DC	98	GLY
26	DC	141	HIS
26	DC	147	PRO
26	DC	237	ARG
27	DD	95	SER
27	DD	99	GLU
27	DD	162	ALA
28	DE	13	THR
28	DE	63	LYS
28	DE	165	HIS
28	DE	187	VAL
28	DE	188	MET
29	DF	41	GLU
29	DF	70	ARG
29	DF	116	LEU
30	DG	9	VAL
30	DG	11	PRO
30	DG	46	ASP
30	DG	91	VAL

*Continued on next page...*

*Continued from previous page...*

Mol	Chain	Res	Type
30	DG	117	PRO
30	DG	125	PRO
30	DG	169	ARG
31	DH	99	ILE
31	DH	144	VAL
32	DI	35	MET
33	DJ	13	ARG
33	DJ	44	TYR
34	DK	14	SER
34	DK	17	ARG
34	DK	103	VAL
35	DL	19	LEU
35	DL	99	ASN
35	DL	100	ILE
35	DL	115	GLU
36	DM	16	ARG
36	DM	111	GLU
37	DN	2	ARG
37	DN	5	LYS
37	DN	10	LEU
37	DN	13	ASN
39	DP	94	ALA
39	DP	113	LEU
40	DQ	6	GLY
40	DQ	29	ARG
40	DQ	87	VAL
41	DR	98	ILE
42	DS	61	ASN
43	DT	19	LYS
43	DT	38	ALA
44	DU	8	ASP
44	DU	40	LEU
45	DV	79	ARG
46	DW	36	ILE
46	DW	46	ALA
47	DX	35	HIS
47	DX	69	GLU
50	D0	32	THR
51	D1	35	LEU
52	D2	29	GLN
52	D2	39	ARG
53	D3	22	LYS

*Continued on next page...*

*Continued from previous page...*

Mol	Chain	Res	Type
54	D4	3	VAL
54	D4	37	GLN
1	AB	21	TYR
2	AC	92	ASP
2	AC	107	LYS
2	AC	171	ARG
3	AD	24	VAL
3	AD	29	THR
4	AE	24	VAL
4	AE	132	PRO
5	AF	7	VAL
5	AF	69	GLU
6	AG	71	THR
8	AI	33	SER
8	AI	54	VAL
8	AI	55	ASP
9	AJ	35	GLN
10	AK	119	GLY
11	AL	28	GLN
13	AN	2	LYS
13	AN	21	ALA
13	AN	64	ARG
14	AO	43	ALA
15	AP	36	VAL
16	AQ	10	ARG
16	AQ	49	ASN
19	AT	10	ALA
20	AU	11	PHE
26	BC	109	LEU
26	BC	204	LEU
26	BC	246	PRO
27	BD	164	GLN
27	BD	170	VAL
27	BD	182	ALA
27	BD	187	LEU
28	BE	45	ALA
28	BE	49	ARG
28	BE	73	ILE
29	BF	2	LYS
29	BF	54	ALA
30	BG	55	ASP
30	BG	97	VAL

*Continued on next page...*

*Continued from previous page...*

Mol	Chain	Res	Type
30	BG	113	ASP
30	BG	117	PRO
31	BH	7	ASP
31	BH	29	PHE
31	BH	67	ALA
31	BH	89	LYS
31	BH	96	THR
32	BI	6	ALA
33	BJ	36	LEU
33	BJ	102	GLU
33	BJ	125	TYR
34	BK	48	PRO
34	BK	69	VAL
35	BL	25	SER
35	BL	64	PHE
36	BM	84	LYS
36	BM	134	THR
37	BN	17	ARG
38	BO	77	ALA
39	BP	33	GLU
40	BQ	4	LYS
41	BR	49	ILE
41	BR	71	LYS
42	BS	96	ILE
43	BT	18	GLU
46	BW	14	ASP
46	BW	56	HIS
50	B0	3	GLN
51	B1	16	THR
52	B2	2	LYS
54	B4	37	GLN
1	CB	26	MET
1	CB	86	CYS
1	CB	101	THR
2	CC	100	ILE
2	CC	180	ASP
3	CD	21	LYS
3	CD	39	GLN
4	CE	69	ASN
4	CE	111	ARG
5	CF	63	ASN
6	CG	88	VAL

*Continued on next page...*

*Continued from previous page...*

Mol	Chain	Res	Type
7	CH	22	ALA
7	CH	47	ASP
7	CH	107	LYS
10	CK	88	PRO
10	CK	91	GLY
10	CK	118	ASN
12	CM	42	VAL
12	CM	77	LYS
13	CN	51	PRO
15	CP	42	ILE
16	CQ	67	SER
16	CQ	79	GLU
18	CS	29	PRO
19	CT	65	LEU
26	DC	106	PRO
26	DC	196	ASN
26	DC	204	LEU
27	DD	48	ILE
27	DD	197	THR
28	DE	69	ARG
28	DE	96	VAL
28	DE	126	VAL
28	DE	148	ILE
29	DF	94	ARG
29	DF	104	THR
29	DF	130	GLY
30	DG	40	VAL
30	DG	45	ALA
30	DG	123	GLU
31	DH	39	ALA
31	DH	105	ALA
32	DI	19	PRO
32	DI	87	SER
32	DI	119	ALA
33	DJ	5	THR
33	DJ	6	ALA
33	DJ	25	LEU
33	DJ	113	PRO
34	DK	5	GLN
34	DK	6	THR
35	DL	30	THR
36	DM	13	HIS

*Continued on next page...*



*Continued from previous page...*

Mol	Chain	Res	Type
36	DM	106	ASP
37	DN	82	GLU
39	DP	20	ARG
39	DP	51	ASN
40	DQ	58	GLN
41	DR	15	SER
41	DR	29	THR
41	DR	65	ALA
42	DS	71	VAL
43	DT	11	LEU
46	DW	23	LYS
46	DW	41	GLY
48	DY	2	LYS
48	DY	46	VAL
49	DZ	52	PHE
50	D0	26	SER
50	D0	53	VAL
54	D4	16	ILE
1	AB	85	SER
1	AB	150	ILE
2	AC	53	ARG
2	AC	65	VAL
3	AD	191	SER
5	AF	63	ASN
5	AF	94	HIS
5	AF	99	ALA
6	AG	120	ALA
7	AH	49	LYS
7	AH	69	ALA
7	AH	99	GLY
7	AH	103	VAL
9	AJ	33	GLY
9	AJ	39	PRO
9	AJ	41	PRO
10	AK	14	GLN
11	AL	72	ASN
11	AL	77	SER
13	AN	80	ARG
14	AO	45	HIS
17	AR	24	ASP
26	BC	37	SER
26	BC	64	VAL

*Continued on next page...*

*Continued from previous page...*

Mol	Chain	Res	Type
26	BC	150	GLY
27	BD	109	VAL
27	BD	145	SER
27	BD	151	THR
28	BE	59	PRO
28	BE	71	GLY
28	BE	83	VAL
28	BE	96	VAL
30	BG	16	VAL
30	BG	32	LEU
30	BG	109	SER
31	BH	103	VAL
32	BI	3	LYS
32	BI	7	TYR
32	BI	20	SER
32	BI	64	ARG
32	BI	83	ALA
34	BK	92	GLU
36	BM	47	GLU
36	BM	73	ILE
43	BT	28	ASN
43	BT	55	VAL
44	BU	63	ALA
44	BU	67	SER
44	BU	85	ARG
46	BW	40	ARG
46	BW	78	PHE
48	BY	17	GLU
49	BZ	4	ILE
2	CC	46	LEU
2	CC	140	ALA
2	CC	145	ALA
2	CC	167	TYR
3	CD	38	GLY
4	CE	144	GLU
7	CH	72	GLU
9	CJ	36	VAL
9	CJ	75	ASP
11	CL	60	PHE
12	CM	62	PHE
13	CN	50	LEU
17	CR	72	ARG

*Continued on next page...*

*Continued from previous page...*

Mol	Chain	Res	Type
26	DC	64	VAL
26	DC	246	PRO
27	DD	106	LYS
27	DD	109	VAL
27	DD	169	ARG
28	DE	60	TRP
29	DF	82	TYR
29	DF	125	GLY
29	DF	156	THR
30	DG	39	ALA
30	DG	119	GLY
30	DG	126	THR
30	DG	136	ASP
30	DG	152	ARG
31	DH	89	LYS
31	DH	121	VAL
31	DH	124	THR
31	DH	143	ILE
33	DJ	43	GLU
34	DK	119	ALA
35	DL	48	ARG
35	DL	88	GLY
35	DL	93	ASN
36	DM	69	PRO
36	DM	134	THR
37	DN	59	SER
37	DN	71	ARG
37	DN	72	ASP
39	DP	63	ILE
41	DR	53	PHE
42	DS	32	ALA
43	DT	18	GLU
43	DT	50	LEU
44	DU	6	ARG
44	DU	41	VAL
44	DU	52	ASN
44	DU	101	THR
47	DX	17	ARG
49	DZ	27	GLY
50	D0	33	SER
51	D1	50	GLU
1	AB	53	LEU

*Continued on next page...*

*Continued from previous page...*

Mol	Chain	Res	Type
1	AB	75	ALA
3	AD	31	CYS
4	AE	152	VAL
6	AG	57	GLU
7	AH	96	ALA
10	AK	97	ARG
13	AN	44	VAL
15	AP	42	ILE
26	BC	226	PRO
28	BE	123	LYS
28	BE	148	ILE
29	BF	61	GLY
29	BF	83	PRO
31	BH	13	GLY
31	BH	107	GLY
33	BJ	96	ARG
35	BL	23	ILE
35	BL	40	SER
36	BM	46	ILE
36	BM	133	LYS
37	BN	32	GLU
40	BQ	43	GLN
40	BQ	115	ALA
41	BR	28	ALA
41	BR	51	VAL
41	BR	65	ALA
41	BR	98	ILE
42	BS	29	VAL
44	BU	53	GLN
46	BW	68	PHE
1	CB	128	LEU
2	CC	65	VAL
3	CD	191	SER
4	CE	58	ALA
4	CE	104	ILE
5	CF	7	VAL
6	CG	74	VAL
9	CJ	42	LEU
9	CJ	74	VAL
10	CK	127	ARG
17	CR	51	GLN
28	DE	45	ALA

*Continued on next page...*

*Continued from previous page...*

Mol	Chain	Res	Type
29	DF	68	LYS
29	DF	69	ALA
29	DF	83	PRO
29	DF	86	CYS
30	DG	92	GLY
30	DG	170	THR
32	DI	31	GLY
32	DI	83	ALA
35	DL	36	LYS
35	DL	66	PHE
38	DO	42	PRO
44	DU	12	VAL
44	DU	35	VAL
44	DU	47	PRO
45	DV	57	TYR
45	DV	84	PRO
46	DW	16	GLU
49	DZ	29	ARG
49	DZ	32	GLY
52	D2	43	THR
2	AC	14	VAL
3	AD	100	VAL
11	AL	41	PRO
28	BE	187	VAL
30	BG	110	HIS
32	BI	31	GLY
36	BM	72	PRO
41	BR	64	VAL
46	BW	41	GLY
1	CB	200	PRO
6	CG	68	VAL
9	CJ	33	GLY
27	DD	44	GLY
27	DD	143	PRO
28	DE	129	PRO
29	DF	175	PRO
32	DI	138	VAL
33	DJ	96	ARG
38	DO	27	VAL
39	DP	4	ILE
41	DR	8	GLY
46	DW	26	GLY

*Continued on next page...*

*Continued from previous page...*

Mol	Chain	Res	Type
1	AB	163	ILE
4	AE	78	GLY
4	AE	131	ASN
20	AU	52	VAL
27	BD	93	GLY
46	BW	37	VAL
46	BW	73	PRO
1	CB	154	GLY
2	CC	77	GLY
9	CJ	38	GLY
12	CM	3	ILE
26	DC	2	VAL
27	DD	122	VAL
27	DD	144	GLY
29	DF	88	VAL
32	DI	28	GLY
34	DK	2	ILE
41	DR	27	ILE
42	DS	96	ILE
43	DT	16	VAL
46	DW	22	VAL
8	AI	25	GLY
10	AK	38	GLY
31	BH	80	ILE
20	CU	9	GLU
29	DF	81	GLY
29	DF	136	ILE
31	DH	103	VAL
36	DM	36	VAL
41	DR	75	VAL
44	DU	64	ILE
45	DV	15	GLY
1	AB	181	PRO
4	AE	104	ILE
6	AG	79	VAL
7	AH	102	VAL
16	AQ	57	VAL
19	AT	3	ILE
29	BF	135	ILE
32	BI	23	VAL
36	BM	23	GLY
37	BN	84	GLY

*Continued on next page...*

*Continued from previous page...*

Mol	Chain	Res	Type
46	BW	70	VAL
50	B0	53	VAL
2	CC	76	ILE
4	CE	116	VAL
6	CG	92	PRO
7	CH	6	ILE
9	CJ	84	VAL
11	CL	83	GLY
29	DF	108	PRO
33	DJ	56	VAL
34	DK	48	PRO
35	DL	114	GLY
44	DU	33	VAL
16	AQ	9	GLY
41	BR	30	GLY
11	CL	117	GLY
12	CM	93	GLY
26	DC	217	PRO
29	DF	84	ILE
42	DS	29	VAL

### 5.3.2 Protein sidechains ⓘ

In the following table, the Percentiles column shows the percent sidechain outliers of the chain as a percentile score with respect to all X-ray entries followed by that with respect to entries of similar resolution. The Analysed column shows the number of residues for which the sidechain conformation was analysed, and the total number of residues.

Mol	Chain	Analysed	Rotameric	Outliers	Percentiles	
1	AB	180/199 (90%)	147 (82%)	33 (18%)	2	18
1	CB	180/199 (90%)	158 (88%)	22 (12%)	7	41
2	AC	170/190 (90%)	148 (87%)	22 (13%)	6	38
2	CC	170/190 (90%)	146 (86%)	24 (14%)	5	34
3	AD	172/173 (99%)	147 (86%)	25 (14%)	5	32
3	CD	172/173 (99%)	152 (88%)	20 (12%)	8	44
4	AE	113/126 (90%)	93 (82%)	20 (18%)	3	20
4	CE	113/126 (90%)	100 (88%)	13 (12%)	8	44
5	AF	87/116 (75%)	75 (86%)	12 (14%)	5	35
5	CF	87/116 (75%)	74 (85%)	13 (15%)	4	31

*Continued on next page...*



*Continued from previous page...*

Mol	Chain	Analysed	Rotameric	Outliers	Percentiles	
6	AG	124/147 (84%)	117 (94%)	7 (6%)	30	78
6	CG	123/147 (84%)	95 (77%)	28 (23%)	1	10
7	AH	104/105 (99%)	92 (88%)	12 (12%)	8	44
7	CH	104/105 (99%)	91 (88%)	13 (12%)	7	40
8	AI	105/107 (98%)	90 (86%)	15 (14%)	5	33
8	CI	105/107 (98%)	91 (87%)	14 (13%)	6	37
9	AJ	86/90 (96%)	74 (86%)	12 (14%)	5	34
9	CJ	86/90 (96%)	77 (90%)	9 (10%)	10	49
10	AK	90/99 (91%)	80 (89%)	10 (11%)	9	47
10	CK	90/99 (91%)	80 (89%)	10 (11%)	9	47
11	AL	103/104 (99%)	85 (82%)	18 (18%)	3	21
11	CL	103/104 (99%)	88 (85%)	15 (15%)	5	31
12	AM	92/96 (96%)	87 (95%)	5 (5%)	31	79
12	CM	91/96 (95%)	74 (81%)	17 (19%)	2	17
13	AN	79/84 (94%)	73 (92%)	6 (8%)	19	67
13	CN	79/84 (94%)	68 (86%)	11 (14%)	5	35
14	AO	76/77 (99%)	72 (95%)	4 (5%)	32	80
14	CO	76/77 (99%)	72 (95%)	4 (5%)	32	80
15	AP	65/65 (100%)	60 (92%)	5 (8%)	18	66
15	CP	65/65 (100%)	59 (91%)	6 (9%)	13	57
16	AQ	74/78 (95%)	60 (81%)	14 (19%)	2	16
16	CQ	74/78 (95%)	64 (86%)	10 (14%)	6	36
17	AR	48/65 (74%)	46 (96%)	2 (4%)	40	84
17	CR	48/65 (74%)	46 (96%)	2 (4%)	40	84
18	AS	70/79 (89%)	63 (90%)	7 (10%)	11	53
18	CS	70/79 (89%)	59 (84%)	11 (16%)	4	28
19	AT	65/66 (98%)	55 (85%)	10 (15%)	4	29
19	CT	65/66 (98%)	56 (86%)	9 (14%)	5	35
20	AU	44/61 (72%)	37 (84%)	7 (16%)	4	27
20	CU	44/61 (72%)	35 (80%)	9 (20%)	2	13
26	BC	216/218 (99%)	173 (80%)	43 (20%)	2	14

*Continued on next page...*

*Continued from previous page...*

Mol	Chain	Analysed	Rotameric	Outliers	Percentiles	
26	DC	216/218 (99%)	191 (88%)	25 (12%)	8	44
27	BD	164/164 (100%)	136 (83%)	28 (17%)	3	23
27	DD	164/164 (100%)	144 (88%)	20 (12%)	7	41
28	BE	165/165 (100%)	130 (79%)	35 (21%)	1	12
28	DE	165/165 (100%)	152 (92%)	13 (8%)	18	65
29	BF	148/150 (99%)	130 (88%)	18 (12%)	7	41
29	DF	149/150 (99%)	124 (83%)	25 (17%)	3	24
30	BG	137/138 (99%)	107 (78%)	30 (22%)	1	11
30	DG	137/138 (99%)	120 (88%)	17 (12%)	7	41
31	BH	114/114 (100%)	97 (85%)	17 (15%)	4	31
31	DH	114/114 (100%)	95 (83%)	19 (17%)	3	24
32	BI	109/110 (99%)	94 (86%)	15 (14%)	5	35
32	DI	109/110 (99%)	102 (94%)	7 (6%)	25	74
33	BJ	116/116 (100%)	90 (78%)	26 (22%)	1	10
33	DJ	116/116 (100%)	106 (91%)	10 (9%)	15	62
34	BK	103/104 (99%)	84 (82%)	19 (18%)	2	18
34	DK	103/104 (99%)	85 (82%)	18 (18%)	3	21
35	BL	102/103 (99%)	81 (79%)	21 (21%)	2	13
35	DL	102/103 (99%)	90 (88%)	12 (12%)	8	43
36	BM	109/109 (100%)	90 (83%)	19 (17%)	3	21
36	DM	109/109 (100%)	100 (92%)	9 (8%)	16	63
37	BN	100/103 (97%)	81 (81%)	19 (19%)	2	16
37	DN	100/103 (97%)	85 (85%)	15 (15%)	4	30
38	BO	86/87 (99%)	69 (80%)	17 (20%)	2	15
38	DO	86/87 (99%)	78 (91%)	8 (9%)	13	57
39	BP	99/100 (99%)	79 (80%)	20 (20%)	2	14
39	DP	99/100 (99%)	91 (92%)	8 (8%)	17	64
40	BQ	89/90 (99%)	73 (82%)	16 (18%)	2	19
40	DQ	89/90 (99%)	79 (89%)	10 (11%)	9	46
41	BR	84/84 (100%)	69 (82%)	15 (18%)	2	20
41	DR	84/84 (100%)	70 (83%)	14 (17%)	3	24

*Continued on next page...*

Continued from previous page...

Mol	Chain	Analysed	Rotameric	Outliers	Percentiles	
42	BS	93/93 (100%)	73 (78%)	20 (22%)	1	11
42	DS	93/93 (100%)	79 (85%)	14 (15%)	4	30
43	BT	80/84 (95%)	61 (76%)	19 (24%)	1	8
43	DT	80/84 (95%)	74 (92%)	6 (8%)	19	68
44	BU	83/85 (98%)	69 (83%)	14 (17%)	3	24
44	DU	83/85 (98%)	72 (87%)	11 (13%)	6	37
45	BV	78/78 (100%)	64 (82%)	14 (18%)	2	20
45	DV	78/78 (100%)	68 (87%)	10 (13%)	6	39
46	BW	59/63 (94%)	43 (73%)	16 (27%)	1	6
46	DW	59/63 (94%)	44 (75%)	15 (25%)	1	8
47	BX	67/68 (98%)	53 (79%)	14 (21%)	1	12
47	DX	67/68 (98%)	58 (87%)	9 (13%)	6	36
48	BY	55/55 (100%)	44 (80%)	11 (20%)	2	14
48	DY	55/55 (100%)	52 (94%)	3 (6%)	30	79
49	BZ	48/49 (98%)	34 (71%)	14 (29%)	0	5
49	DZ	48/49 (98%)	41 (85%)	7 (15%)	5	31
50	B0	47/48 (98%)	42 (89%)	5 (11%)	10	49
50	D0	47/48 (98%)	42 (89%)	5 (11%)	10	49
51	B1	45/49 (92%)	37 (82%)	8 (18%)	2	20
51	D1	45/49 (92%)	41 (91%)	4 (9%)	14	60
52	B2	38/38 (100%)	32 (84%)	6 (16%)	4	28
52	D2	38/38 (100%)	34 (90%)	4 (10%)	10	49
53	B3	51/52 (98%)	44 (86%)	7 (14%)	5	35
53	D3	51/52 (98%)	42 (82%)	9 (18%)	3	21
54	B4	34/34 (100%)	30 (88%)	4 (12%)	8	43
54	D4	34/34 (100%)	29 (85%)	5 (15%)	4	31
All	All	9331/9756 (96%)	7983 (86%)	1348 (14%)	5	32

All (1348) residues with a non-rotameric sidechain are listed below:

Mol	Chain	Res	Type
1	AB	8	MET
1	AB	10	LYS

Continued on next page...

*Continued from previous page...*

Mol	Chain	Res	Type
1	AB	15	PHE
1	AB	19	THR
1	AB	22	TRP
1	AB	30	ILE
1	AB	36	LYS
1	AB	41	ASN
1	AB	48	MET
1	AB	57	ASN
1	AB	88	GLN
1	AB	94	ARG
1	AB	100	LEU
1	AB	101	THR
1	AB	108	GLN
1	AB	111	LYS
1	AB	115	ASP
1	AB	117	GLU
1	AB	119	GLN
1	AB	125	PHE
1	AB	128	LEU
1	AB	129	THR
1	AB	130	LYS
1	AB	138	ARG
1	AB	139	GLU
1	AB	156	LEU
1	AB	158	ASP
1	AB	170	ILE
1	AB	177	ASN
1	AB	183	PHE
1	AB	189	ASN
1	AB	206	ILE
1	AB	219	THR
2	AC	2	GLN
2	AC	13	ILE
2	AC	17	TRP
2	AC	24	ASN
2	AC	30	ASP
2	AC	36	PHE
2	AC	57	GLU
2	AC	78	LYS
2	AC	79	LYS
2	AC	101	ASN
2	AC	106	ARG

*Continued on next page...*

*Continued from previous page...*

Mol	Chain	Res	Type
2	AC	120	THR
2	AC	130	ARG
2	AC	139	ASN
2	AC	143	LEU
2	AC	148	ILE
2	AC	149	LYS
2	AC	165	GLU
2	AC	166	TRP
2	AC	167	TYR
2	AC	184	ASN
2	AC	190	THR
3	AD	2	ARG
3	AD	10	LEU
3	AD	25	ARG
3	AD	32	LYS
3	AD	43	ARG
3	AD	55	ARG
3	AD	57	LYS
3	AD	58	GLN
3	AD	69	ARG
3	AD	99	ASN
3	AD	103	ARG
3	AD	109	THR
3	AD	115	GLN
3	AD	117	VAL
3	AD	122	ILE
3	AD	123	MET
3	AD	127	ARG
3	AD	131	ILE
3	AD	141	VAL
3	AD	160	LEU
3	AD	163	GLN
3	AD	166	LYS
3	AD	193	ASP
3	AD	195	ASN
3	AD	205	LYS
4	AE	11	GLN
4	AE	14	LEU
4	AE	19	ARG
4	AE	24	VAL
4	AE	25	LYS
4	AE	31	SER

*Continued on next page...*

*Continued from previous page...*

Mol	Chain	Res	Type
4	AE	42	ASN
4	AE	59	ILE
4	AE	77	ASN
4	AE	81	GLN
4	AE	95	MET
4	AE	100	GLU
4	AE	113	VAL
4	AE	121	ASN
4	AE	130	THR
4	AE	133	ILE
4	AE	139	THR
4	AE	144	GLU
4	AE	145	ASN
4	AE	155	LYS
5	AF	14	GLN
5	AF	17	GLN
5	AF	24	ARG
5	AF	39	LEU
5	AF	46	GLN
5	AF	55	HIS
5	AF	62	MET
5	AF	68	GLN
5	AF	69	GLU
5	AF	77	THR
5	AF	79	ARG
5	AF	86	ARG
6	AG	3	ARG
6	AG	20	GLU
6	AG	85	GLN
6	AG	105	GLU
6	AG	123	LEU
6	AG	142	ARG
6	AG	147	ASN
7	AH	21	LYS
7	AH	59	GLU
7	AH	76	ARG
7	AH	78	SER
7	AH	86	LYS
7	AH	89	ASP
7	AH	98	LEU
7	AH	106	SER
7	AH	110	MET

*Continued on next page...*

*Continued from previous page...*

Mol	Chain	Res	Type
7	AH	111	THR
7	AH	120	LEU
7	AH	124	ILE
8	AI	21	LYS
8	AI	35	GLU
8	AI	44	ARG
8	AI	48	ARG
8	AI	54	VAL
8	AI	56	MET
8	AI	62	LEU
8	AI	67	LYS
8	AI	72	SER
8	AI	87	MET
8	AI	89	TYR
8	AI	105	ARG
8	AI	115	VAL
8	AI	126	PHE
8	AI	128	LYS
9	AJ	22	THR
9	AJ	32	THR
9	AJ	35	GLN
9	AJ	46	LYS
9	AJ	48	ARG
9	AJ	59	LYS
9	AJ	60	ASP
9	AJ	73	LEU
9	AJ	76	ILE
9	AJ	85	ASP
9	AJ	89	ARG
9	AJ	91	ASP
10	AK	17	ASP
10	AK	25	SER
10	AK	51	PHE
10	AK	64	VAL
10	AK	78	ILE
10	AK	106	ILE
10	AK	124	LYS
10	AK	125	LYS
10	AK	127	ARG
10	AK	128	VAL
11	AL	3	VAL
11	AL	17	LYS

*Continued on next page...*



*Continued from previous page...*

Mol	Chain	Res	Type
11	AL	20	VAL
11	AL	28	GLN
11	AL	34	THR
11	AL	35	ARG
11	AL	40	THR
11	AL	43	LYS
11	AL	49	ARG
11	AL	51	VAL
11	AL	63	THR
11	AL	66	ILE
11	AL	75	GLU
11	AL	87	LYS
11	AL	88	ASP
11	AL	89	LEU
11	AL	94	TYR
11	AL	109	ARG
12	AM	7	ASN
12	AM	42	VAL
12	AM	70	ARG
12	AM	74	MET
12	AM	103	THR
13	AN	3	GLN
13	AN	47	LEU
13	AN	59	GLN
13	AN	61	ASN
13	AN	96	LYS
13	AN	99	SER
14	AO	16	ARG
14	AO	24	THR
14	AO	36	ASN
14	AO	63	ARG
15	AP	6	LEU
15	AP	16	PHE
15	AP	19	VAL
15	AP	46	LYS
15	AP	52	LEU
16	AQ	3	LYS
16	AQ	10	ARG
16	AQ	16	MET
16	AQ	20	ILE
16	AQ	28	VAL
16	AQ	37	ILE

*Continued on next page...*

*Continued from previous page...*

Mol	Chain	Res	Type
16	AQ	47	ASP
16	AQ	49	ASN
16	AQ	51	GLU
16	AQ	60	ILE
16	AQ	64	ARG
16	AQ	74	LEU
16	AQ	79	GLU
16	AQ	80	LYS
17	AR	24	ASP
17	AR	35	SER
18	AS	20	LYS
18	AS	32	THR
18	AS	42	ASN
18	AS	54	ARG
18	AS	60	PHE
18	AS	61	VAL
18	AS	64	GLU
19	AT	4	LYS
19	AT	13	SER
19	AT	23	ARG
19	AT	27	MET
19	AT	35	TYR
19	AT	42	ASP
19	AT	67	HIS
19	AT	75	LYS
19	AT	77	ASN
19	AT	84	LYS
20	AU	4	LYS
20	AU	8	ASN
20	AU	18	PHE
20	AU	19	LYS
20	AU	33	ARG
20	AU	37	TYR
20	AU	42	THR
26	BC	12	ARG
26	BC	18	VAL
26	BC	20	ASN
26	BC	27	LYS
26	BC	35	LYS
26	BC	38	LYS
26	BC	43	ASN
26	BC	71	ASP

*Continued on next page...*

*Continued from previous page...*

Mol	Chain	Res	Type
26	BC	73	ILE
26	BC	77	VAL
26	BC	85	ASN
26	BC	90	ILE
26	BC	93	VAL
26	BC	104	LEU
26	BC	109	LEU
26	BC	110	LYS
26	BC	114	GLN
26	BC	115	ILE
26	BC	120	ASP
26	BC	123	ILE
26	BC	129	LEU
26	BC	132	ARG
26	BC	142	ASN
26	BC	155	ARG
26	BC	164	VAL
26	BC	171	VAL
26	BC	172	THR
26	BC	173	LEU
26	BC	175	LEU
26	BC	176	ARG
26	BC	201	LEU
26	BC	202	ARG
26	BC	203	VAL
26	BC	212	TRP
26	BC	213	ARG
26	BC	215	VAL
26	BC	227	VAL
26	BC	250	GLN
26	BC	252	LYS
26	BC	254	LYS
26	BC	261	ARG
26	BC	268	ARG
26	BC	269	ARG
27	BD	4	LEU
27	BD	14	ILE
27	BD	16	THR
27	BD	17	GLU
27	BD	40	LEU
27	BD	42	ASN
27	BD	43	ASP

*Continued on next page...*

*Continued from previous page...*

Mol	Chain	Res	Type
27	BD	45	TYR
27	BD	60	VAL
27	BD	73	VAL
27	BD	89	GLU
27	BD	90	PHE
27	BD	91	THR
27	BD	98	VAL
27	BD	106	LYS
27	BD	114	LYS
27	BD	118	PHE
27	BD	124	ARG
27	BD	131	ASP
27	BD	139	SER
27	BD	140	HIS
27	BD	150	GLN
27	BD	159	LYS
27	BD	169	ARG
27	BD	171	THR
27	BD	176	ASP
27	BD	183	GLU
27	BD	186	LEU
28	BE	12	LEU
28	BE	14	VAL
28	BE	24	ASN
28	BE	44	ARG
28	BE	48	THR
28	BE	61	ARG
28	BE	65	THR
28	BE	69	ARG
28	BE	70	SER
28	BE	77	ILE
28	BE	78	TRP
28	BE	80	SER
28	BE	84	THR
28	BE	90	GLN
28	BE	91	ASP
28	BE	108	ILE
28	BE	109	LEU
28	BE	111	GLU
28	BE	113	VAL
28	BE	116	ASP
28	BE	118	LEU

*Continued on next page...*

*Continued from previous page...*

Mol	Chain	Res	Type
28	BE	119	ILE
28	BE	121	VAL
28	BE	123	LYS
28	BE	127	GLU
28	BE	144	GLU
28	BE	146	VAL
28	BE	153	LEU
28	BE	159	LEU
28	BE	163	ASN
28	BE	170	ARG
28	BE	171	ASP
28	BE	178	VAL
28	BE	186	VAL
28	BE	189	THR
29	BF	3	LEU
29	BF	9	ASP
29	BF	12	VAL
29	BF	24	VAL
29	BF	34	THR
29	BF	35	LEU
29	BF	36	ASN
29	BF	46	LYS
29	BF	65	LEU
29	BF	82	TYR
29	BF	90	LEU
29	BF	103	ILE
29	BF	109	ARG
29	BF	111	ARG
29	BF	114	ARG
29	BF	132	ARG
29	BF	134	GLN
29	BF	154	THR
30	BG	8	VAL
30	BG	15	ASP
30	BG	21	GLN
30	BG	29	ASN
30	BG	32	LEU
30	BG	34	ARG
30	BG	35	THR
30	BG	37	ASN
30	BG	40	VAL
30	BG	55	ASP

*Continued on next page...*

*Continued from previous page...*

Mol	Chain	Res	Type
30	BG	59	ASP
30	BG	68	ARG
30	BG	72	ASN
30	BG	78	VAL
30	BG	80	GLU
30	BG	84	LYS
30	BG	86	LEU
30	BG	91	VAL
30	BG	93	TYR
30	BG	101	VAL
30	BG	116	LEU
30	BG	120	ILE
30	BG	121	THR
30	BG	123	GLU
30	BG	126	THR
30	BG	132	LEU
30	BG	138	GLN
30	BG	148	ARG
30	BG	170	THR
30	BG	174	LYS
31	BH	6	LEU
31	BH	12	LEU
31	BH	14	SER
31	BH	15	LEU
31	BH	18	GLN
31	BH	28	ASN
31	BH	31	VAL
31	BH	48	GLU
31	BH	50	ARG
31	BH	54	LEU
31	BH	68	ARG
31	BH	75	LEU
31	BH	83	LYS
31	BH	96	THR
31	BH	97	ARG
31	BH	125	THR
31	BH	135	HIS
32	BI	2	LYS
32	BI	10	LEU
32	BI	11	GLN
32	BI	23	VAL
32	BI	37	PHE

*Continued on next page...*

*Continued from previous page...*

Mol	Chain	Res	Type
32	BI	39	LYS
32	BI	49	GLU
32	BI	61	TYR
32	BI	71	LYS
32	BI	81	LYS
32	BI	86	LYS
32	BI	95	ASP
32	BI	107	GLU
32	BI	126	ARG
32	BI	135	MET
33	BJ	1	MET
33	BJ	2	LYS
33	BJ	3	THR
33	BJ	7	LYS
33	BJ	24	THR
33	BJ	25	LEU
33	BJ	30	THR
33	BJ	31	GLU
33	BJ	36	LEU
33	BJ	40	HIS
33	BJ	41	LYS
33	BJ	43	GLU
33	BJ	44	TYR
33	BJ	54	ILE
33	BJ	55	ILE
33	BJ	65	THR
33	BJ	72	LYS
33	BJ	86	GLN
33	BJ	88	THR
33	BJ	90	GLU
33	BJ	103	ILE
33	BJ	111	LYS
33	BJ	114	LEU
33	BJ	129	GLU
33	BJ	139	VAL
33	BJ	140	LEU
34	BK	2	ILE
34	BK	3	GLN
34	BK	8	LEU
34	BK	18	ARG
34	BK	21	CYS
34	BK	23	LYS

*Continued on next page...*



*Continued from previous page...*

Mol	Chain	Res	Type
34	BK	47	ILE
34	BK	51	LYS
34	BK	52	VAL
34	BK	54	LYS
34	BK	58	LEU
34	BK	69	VAL
34	BK	73	ASP
34	BK	88	ASN
34	BK	89	ASN
34	BK	93	GLN
34	BK	105	ARG
34	BK	111	LYS
34	BK	114	LYS
35	BL	3	LEU
35	BL	4	ASN
35	BL	6	LEU
35	BL	13	LYS
35	BL	14	LYS
35	BL	19	LEU
35	BL	21	ARG
35	BL	27	LEU
35	BL	46	VAL
35	BL	47	ARG
35	BL	55	MET
35	BL	61	LEU
35	BL	66	PHE
35	BL	91	ASP
35	BL	93	ASN
35	BL	94	THR
35	BL	101	ILE
35	BL	112	LEU
35	BL	121	THR
35	BL	122	VAL
35	BL	135	ILE
36	BM	8	LYS
36	BM	10	ARG
36	BM	12	MET
36	BM	25	ASP
36	BM	33	LEU
36	BM	36	VAL
36	BM	58	LYS
36	BM	70	ASP

*Continued on next page...*

*Continued from previous page...*

Mol	Chain	Res	Type
36	BM	75	GLU
36	BM	90	GLU
36	BM	95	LEU
36	BM	96	ILE
36	BM	97	GLN
36	BM	100	LYS
36	BM	102	LEU
36	BM	110	GLU
36	BM	131	VAL
36	BM	133	LYS
36	BM	134	THR
37	BN	2	ARG
37	BN	3	HIS
37	BN	8	ARG
37	BN	10	LEU
37	BN	14	SER
37	BN	15	SER
37	BN	20	MET
37	BN	23	ASN
37	BN	33	ILE
37	BN	35	LYS
37	BN	38	LEU
37	BN	51	LEU
37	BN	69	ARG
37	BN	71	ARG
37	BN	75	ILE
37	BN	79	LEU
37	BN	83	LEU
37	BN	95	THR
37	BN	120	GLU
38	BO	4	LYS
38	BO	9	ARG
38	BO	16	ARG
38	BO	17	LYS
38	BO	28	VAL
38	BO	31	THR
38	BO	36	TYR
38	BO	52	SER
38	BO	53	THR
38	BO	65	THR
38	BO	80	GLU
38	BO	83	LEU

*Continued on next page...*

*Continued from previous page...*

Mol	Chain	Res	Type
38	BO	84	GLU
38	BO	94	ARG
38	BO	100	HIS
38	BO	103	VAL
38	BO	111	ARG
39	BP	3	ILE
39	BP	6	GLN
39	BP	14	GLN
39	BP	16	VAL
39	BP	24	THR
39	BP	36	LYS
39	BP	37	LYS
39	BP	38	ARG
39	BP	61	ARG
39	BP	69	VAL
39	BP	75	THR
39	BP	77	SER
39	BP	79	VAL
39	BP	83	ILE
39	BP	91	VAL
39	BP	92	ARG
39	BP	93	LYS
39	BP	95	LYS
39	BP	96	LEU
39	BP	99	LEU
40	BQ	2	ARG
40	BQ	8	ILE
40	BQ	10	ARG
40	BQ	40	LYS
40	BQ	50	ARG
40	BQ	59	LEU
40	BQ	63	ARG
40	BQ	65	ASN
40	BQ	69	ARG
40	BQ	88	GLU
40	BQ	91	ARG
40	BQ	93	ILE
40	BQ	94	LEU
40	BQ	96	ASP
40	BQ	97	ILE
40	BQ	103	VAL
41	BR	10	LYS

*Continued on next page...*

*Continued from previous page...*

Mol	Chain	Res	Type
41	BR	14	VAL
41	BR	37	GLU
41	BR	38	VAL
41	BR	39	LEU
41	BR	43	ASN
41	BR	46	GLU
41	BR	48	LYS
41	BR	54	VAL
41	BR	63	VAL
41	BR	72	VAL
41	BR	83	TYR
41	BR	85	LYS
41	BR	86	GLN
41	BR	97	LYS
42	BS	3	THR
42	BS	4	ILE
42	BS	7	HIS
42	BS	30	SER
42	BS	36	LEU
42	BS	41	LYS
42	BS	45	VAL
42	BS	48	LYS
42	BS	66	ILE
42	BS	68	ASP
42	BS	70	LYS
42	BS	71	VAL
42	BS	73	LYS
42	BS	76	VAL
42	BS	84	ARG
42	BS	88	ARG
42	BS	96	ILE
42	BS	101	SER
42	BS	107	VAL
42	BS	109	ASP
43	BT	2	ILE
43	BT	3	ARG
43	BT	4	GLU
43	BT	8	LEU
43	BT	17	SER
43	BT	19	LYS
43	BT	29	THR
43	BT	30	ILE

*Continued on next page...*

*Continued from previous page...*

Mol	Chain	Res	Type
43	BT	31	VAL
43	BT	43	ILE
43	BT	48	GLN
43	BT	49	LYS
43	BT	50	LEU
43	BT	64	LYS
43	BT	67	VAL
43	BT	68	LYS
43	BT	69	ARG
43	BT	73	ARG
43	BT	74	ILE
44	BU	6	ARG
44	BU	8	ASP
44	BU	10	VAL
44	BU	33	VAL
44	BU	42	LYS
44	BU	43	LYS
44	BU	52	ASN
44	BU	61	GLU
44	BU	64	ILE
44	BU	67	SER
44	BU	80	ASP
44	BU	86	PHE
44	BU	99	SER
44	BU	102	ILE
45	BV	1	MET
45	BV	3	THR
45	BV	5	ASN
45	BV	8	VAL
45	BV	10	LYS
45	BV	20	LEU
45	BV	29	ILE
45	BV	41	GLU
45	BV	42	LEU
45	BV	43	ASP
45	BV	46	LYS
45	BV	51	GLN
45	BV	61	LEU
45	BV	66	ASP
46	BW	14	ASP
46	BW	15	SER
46	BW	19	ARG

*Continued on next page...*

*Continued from previous page...*

Mol	Chain	Res	Type
46	BW	23	LYS
46	BW	24	ARG
46	BW	25	PHE
46	BW	38	ARG
46	BW	40	ARG
46	BW	45	HIS
46	BW	49	ASN
46	BW	54	ARG
46	BW	58	LEU
46	BW	67	LYS
46	BW	71	LYS
46	BW	77	LYS
46	BW	80	SER
47	BX	6	VAL
47	BX	10	ARG
47	BX	17	ARG
47	BX	19	HIS
47	BX	24	THR
47	BX	26	ARG
47	BX	27	ARG
47	BX	29	LEU
47	BX	47	THR
47	BX	53	LYS
47	BX	65	THR
47	BX	71	ARG
47	BX	73	ARG
47	BX	77	TYR
48	BY	9	LYS
48	BY	10	SER
48	BY	14	LEU
48	BY	18	LEU
48	BY	19	LEU
48	BY	22	LEU
48	BY	37	LEU
48	BY	42	LEU
48	BY	56	LEU
48	BY	57	LEU
48	BY	59	GLU
49	BZ	2	LYS
49	BZ	3	THR
49	BZ	4	ILE
49	BZ	5	LYS

*Continued on next page...*

*Continued from previous page...*

Mol	Chain	Res	Type
49	BZ	8	GLN
49	BZ	9	THR
49	BZ	15	ARG
49	BZ	23	LEU
49	BZ	29	ARG
49	BZ	30	ARG
49	BZ	37	ARG
49	BZ	38	GLU
49	BZ	43	ILE
49	BZ	58	GLU
50	B0	9	ARG
50	B0	27	LEU
50	B0	28	SER
50	B0	39	ARG
50	B0	42	ILE
51	B1	4	ILE
51	B1	9	LYS
51	B1	16	THR
51	B1	21	THR
51	B1	33	LEU
51	B1	35	LEU
51	B1	42	VAL
51	B1	43	ARG
52	B2	1	MET
52	B2	3	ARG
52	B2	12	ARG
52	B2	16	HIS
52	B2	21	ARG
52	B2	39	ARG
53	B3	5	THR
53	B3	7	ARG
53	B3	22	LYS
53	B3	31	ILE
53	B3	34	LYS
53	B3	49	VAL
53	B3	51	LYS
54	B4	1	MET
54	B4	4	ARG
54	B4	9	LYS
54	B4	13	ASN
1	CB	8	MET
1	CB	10	LYS

*Continued on next page...*



*Continued from previous page...*

Mol	Chain	Res	Type
1	CB	17	HIS
1	CB	19	THR
1	CB	26	MET
1	CB	29	PHE
1	CB	34	ARG
1	CB	36	LYS
1	CB	39	ILE
1	CB	46	VAL
1	CB	57	ASN
1	CB	61	SER
1	CB	69	VAL
1	CB	88	GLN
1	CB	92	ASN
1	CB	103	TRP
1	CB	124	THR
1	CB	125	PHE
1	CB	162	VAL
1	CB	172	ILE
1	CB	191	ASP
1	CB	196	ASP
2	CC	2	GLN
2	CC	26	LYS
2	CC	27	GLU
2	CC	35	ASP
2	CC	38	VAL
2	CC	41	TYR
2	CC	53	ARG
2	CC	54	ILE
2	CC	58	ARG
2	CC	102	ILE
2	CC	106	ARG
2	CC	110	LEU
2	CC	123	LEU
2	CC	134	LYS
2	CC	139	ASN
2	CC	161	ILE
2	CC	164	THR
2	CC	166	TRP
2	CC	174	LEU
2	CC	178	ARG
2	CC	182	ASP
2	CC	190	THR

*Continued on next page...*

*Continued from previous page...*

Mol	Chain	Res	Type
2	CC	194	VAL
2	CC	205	GLU
3	CD	2	ARG
3	CD	12	ARG
3	CD	30	LYS
3	CD	34	GLU
3	CD	55	ARG
3	CD	57	LYS
3	CD	58	GLN
3	CD	62	ARG
3	CD	99	ASN
3	CD	106	PHE
3	CD	116	LEU
3	CD	125	ASN
3	CD	127	ARG
3	CD	147	LYS
3	CD	153	ARG
3	CD	163	GLN
3	CD	170	LEU
3	CD	187	ARG
3	CD	188	SER
3	CD	199	ILE
4	CE	11	GLN
4	CE	13	LYS
4	CE	25	LYS
4	CE	35	LEU
4	CE	59	ILE
4	CE	64	GLU
4	CE	67	ARG
4	CE	75	LEU
4	CE	76	ASN
4	CE	131	ASN
4	CE	133	ILE
4	CE	136	VAL
4	CE	144	GLU
5	CF	7	VAL
5	CF	17	GLN
5	CF	33	GLU
5	CF	38	ARG
5	CF	56	LYS
5	CF	61	LEU
5	CF	72	ASP

*Continued on next page...*

*Continued from previous page...*

Mol	Chain	Res	Type
5	CF	73	GLU
5	CF	81	ASN
5	CF	84	VAL
5	CF	85	ILE
5	CF	86	ARG
5	CF	98	GLU
6	CG	3	ARG
6	CG	8	GLN
6	CG	10	LYS
6	CG	11	ILE
6	CG	12	LEU
6	CG	16	LYS
6	CG	22	LEU
6	CG	48	THR
6	CG	55	LYS
6	CG	58	LEU
6	CG	59	GLU
6	CG	62	GLU
6	CG	65	LEU
6	CG	66	GLU
6	CG	67	ASN
6	CG	75	LYS
6	CG	77	ARG
6	CG	78	ARG
6	CG	85	GLN
6	CG	100	MET
6	CG	102	TRP
6	CG	115	MET
6	CG	119	LEU
6	CG	123	LEU
6	CG	137	ARG
6	CG	139	ASP
6	CG	148	LYS
6	CG	150	PHE
7	CH	2	MET
7	CH	29	SER
7	CH	33	VAL
7	CH	37	ASN
7	CH	42	GLU
7	CH	45	ILE
7	CH	46	GLU
7	CH	76	ARG

*Continued on next page...*

*Continued from previous page...*

Mol	Chain	Res	Type
7	CH	82	LEU
7	CH	89	ASP
7	CH	93	LYS
7	CH	98	LEU
7	CH	110	MET
8	CI	4	GLN
8	CI	37	TYR
8	CI	45	MET
8	CI	47	VAL
8	CI	53	LEU
8	CI	54	VAL
8	CI	63	TYR
8	CI	71	ILE
8	CI	72	SER
8	CI	87	MET
8	CI	89	TYR
8	CI	111	GLU
8	CI	125	GLN
8	CI	126	PHE
9	CJ	11	LYS
9	CJ	15	HIS
9	CJ	59	LYS
9	CJ	63	ASP
9	CJ	67	ILE
9	CJ	69	THR
9	CJ	80	THR
9	CJ	82	LYS
9	CJ	92	LEU
10	CK	27	ASN
10	CK	45	THR
10	CK	55	ARG
10	CK	73	VAL
10	CK	78	ILE
10	CK	80	ASN
10	CK	81	LEU
10	CK	105	ARG
10	CK	106	ILE
10	CK	117	HIS
11	CL	5	GLN
11	CL	7	VAL
11	CL	14	LYS
11	CL	19	ASN

*Continued on next page...*

*Continued from previous page...*

Mol	Chain	Res	Type
11	CL	28	GLN
11	CL	48	LEU
11	CL	49	ARG
11	CL	56	LEU
11	CL	62	VAL
11	CL	65	TYR
11	CL	72	ASN
11	CL	88	ASP
11	CL	107	LYS
11	CL	111	GLN
11	CL	120	ARG
12	CM	2	ARG
12	CM	7	ASN
12	CM	8	ILE
12	CM	12	LYS
12	CM	13	HIS
12	CM	24	VAL
12	CM	28	ARG
12	CM	32	ILE
12	CM	46	GLU
12	CM	53	ASP
12	CM	68	LEU
12	CM	77	LYS
12	CM	91	ARG
12	CM	92	ARG
12	CM	99	GLN
12	CM	100	ARG
12	CM	113	LYS
13	CN	3	GLN
13	CN	17	ASP
13	CN	27	LYS
13	CN	30	ILE
13	CN	41	TRP
13	CN	52	ARG
13	CN	53	ASP
13	CN	58	ARG
13	CN	65	GLN
13	CN	72	PHE
13	CN	96	LYS
14	CO	13	GLU
14	CO	16	ARG
14	CO	63	ARG

*Continued on next page...*

*Continued from previous page...*

Mol	Chain	Res	Type
14	CO	80	LEU
15	CP	3	THR
15	CP	6	LEU
15	CP	19	VAL
15	CP	35	ARG
15	CP	46	LYS
15	CP	67	ILE
16	CQ	3	LYS
16	CQ	20	ILE
16	CQ	27	PHE
16	CQ	39	ARG
16	CQ	51	GLU
16	CQ	52	CYS
16	CQ	60	ILE
16	CQ	73	THR
16	CQ	75	VAL
16	CQ	80	LYS
17	CR	69	TYR
17	CR	72	ARG
18	CS	5	LYS
18	CS	10	ILE
18	CS	11	ASP
18	CS	38	THR
18	CS	43	MET
18	CS	52	ASN
18	CS	54	ARG
18	CS	55	GLN
18	CS	56	HIS
18	CS	62	THR
18	CS	79	TYR
19	CT	26	MET
19	CT	30	PHE
19	CT	47	GLN
19	CT	53	MET
19	CT	68	LYS
19	CT	69	ASN
19	CT	73	ARG
19	CT	77	ASN
19	CT	82	ILE
20	CU	4	LYS
20	CU	17	ARG
20	CU	18	PHE

*Continued on next page...*

*Continued from previous page...*

Mol	Chain	Res	Type
20	CU	19	LYS
20	CU	32	ARG
20	CU	33	ARG
20	CU	37	TYR
20	CU	39	LYS
20	CU	53	LYS
26	DC	18	VAL
26	DC	23	LEU
26	DC	35	LYS
26	DC	51	ARG
26	DC	53	ILE
26	DC	57	HIS
26	DC	62	ARG
26	DC	90	ILE
26	DC	102	TYR
26	DC	124	LYS
26	DC	129	LEU
26	DC	152	GLN
26	DC	172	THR
26	DC	173	LEU
26	DC	183	VAL
26	DC	187	CYS
26	DC	188	ARG
26	DC	193	GLU
26	DC	212	TRP
26	DC	213	ARG
26	DC	220	ARG
26	DC	227	VAL
26	DC	235	GLU
26	DC	256	THR
26	DC	269	ARG
27	DD	24	VAL
27	DD	28	GLU
27	DD	33	ARG
27	DD	35	THR
27	DD	38	LYS
27	DD	50	VAL
27	DD	55	LYS
27	DD	62	LYS
27	DD	79	LEU
27	DD	84	LEU
27	DD	106	LYS

*Continued on next page...*



*Continued from previous page...*

Mol	Chain	Res	Type
27	DD	121	THR
27	DD	138	LEU
27	DD	141	ARG
27	DD	148	GLN
27	DD	150	GLN
27	DD	159	LYS
27	DD	168	GLU
27	DD	189	VAL
27	DD	193	VAL
28	DE	53	THR
28	DE	57	LYS
28	DE	67	ARG
28	DE	77	ILE
28	DE	108	ILE
28	DE	117	ARG
28	DE	126	VAL
28	DE	139	LYS
28	DE	149	ILE
28	DE	157	LEU
28	DE	163	ASN
28	DE	164	LEU
28	DE	166	LYS
29	DF	13	LYS
29	DF	47	LYS
29	DF	48	LEU
29	DF	49	LEU
29	DF	76	PHE
29	DF	82	TYR
29	DF	94	ARG
29	DF	97	GLU
29	DF	109	ARG
29	DF	110	ILE
29	DF	111	ARG
29	DF	113	PHE
29	DF	119	LYS
29	DF	131	VAL
29	DF	133	GLU
29	DF	134	GLN
29	DF	135	ILE
29	DF	139	GLU
29	DF	142	TYR
29	DF	147	ARG

*Continued on next page...*

*Continued from previous page...*

Mol	Chain	Res	Type
29	DF	151	LEU
29	DF	160	LYS
29	DF	166	ARG
29	DF	172	PHE
29	DF	177	ARG
30	DG	2	ARG
30	DG	18	ILE
30	DG	19	ASN
30	DG	21	GLN
30	DG	34	ARG
30	DG	35	THR
30	DG	40	VAL
30	DG	51	PHE
30	DG	72	ASN
30	DG	84	LYS
30	DG	91	VAL
30	DG	93	TYR
30	DG	120	ILE
30	DG	162	ARG
30	DG	163	TYR
30	DG	166	GLU
30	DG	176	LYS
31	DH	8	LYS
31	DH	22	LYS
31	DH	25	TYR
31	DH	27	ARG
31	DH	28	ASN
31	DH	48	GLU
31	DH	50	ARG
31	DH	57	LYS
31	DH	66	ASN
31	DH	68	ARG
31	DH	76	GLU
31	DH	86	ASP
31	DH	90	LEU
31	DH	91	PHE
31	DH	103	VAL
31	DH	104	THR
31	DH	109	GLU
31	DH	132	PHE
31	DH	144	VAL
32	DI	7	TYR

*Continued on next page...*

*Continued from previous page...*

Mol	Chain	Res	Type
32	DI	9	LYS
32	DI	16	MET
32	DI	30	GLN
32	DI	58	ILE
32	DI	68	PHE
32	DI	93	ASN
33	DJ	3	THR
33	DJ	25	LEU
33	DJ	43	GLU
33	DJ	47	HIS
33	DJ	54	ILE
33	DJ	57	LEU
33	DJ	95	ARG
33	DJ	106	LYS
33	DJ	129	GLU
33	DJ	139	VAL
34	DK	3	GLN
34	DK	7	MET
34	DK	10	VAL
34	DK	13	ASN
34	DK	21	CYS
34	DK	25	LEU
34	DK	39	ILE
34	DK	41	ILE
34	DK	47	ILE
34	DK	49	ARG
34	DK	54	LYS
34	DK	87	LEU
34	DK	103	VAL
34	DK	105	ARG
34	DK	106	GLU
34	DK	107	LEU
34	DK	111	LYS
34	DK	114	LYS
35	DL	3	LEU
35	DL	4	ASN
35	DL	47	ARG
35	DL	79	LEU
35	DL	82	LEU
35	DL	92	LEU
35	DL	99	ASN
35	DL	103	ILE

*Continued on next page...*

*Continued from previous page...*

Mol	Chain	Res	Type
35	DL	111	ILE
35	DL	112	LEU
35	DL	141	LYS
35	DL	143	GLU
36	DM	8	LYS
36	DM	50	ARG
36	DM	78	LEU
36	DM	96	ILE
36	DM	97	GLN
36	DM	102	LEU
36	DM	105	MET
36	DM	115	GLU
36	DM	126	ILE
37	DN	14	SER
37	DN	18	GLN
37	DN	20	MET
37	DN	29	VAL
37	DN	33	ILE
37	DN	53	THR
37	DN	54	LEU
37	DN	62	ASN
37	DN	63	ARG
37	DN	69	ARG
37	DN	81	ASN
37	DN	94	TYR
37	DN	95	THR
37	DN	98	LEU
37	DN	114	GLU
38	DO	17	LYS
38	DO	30	ARG
38	DO	31	THR
38	DO	65	THR
38	DO	68	LYS
38	DO	90	VAL
38	DO	115	LEU
38	DO	117	PHE
39	DP	6	GLN
39	DP	13	LYS
39	DP	28	LYS
39	DP	31	VAL
39	DP	83	ILE
39	DP	86	LYS

*Continued on next page...*

*Continued from previous page...*

Mol	Chain	Res	Type
39	DP	95	LYS
39	DP	101	GLU
40	DQ	3	VAL
40	DQ	10	ARG
40	DQ	12	ARG
40	DQ	35	PHE
40	DQ	50	ARG
40	DQ	54	ARG
40	DQ	57	ARG
40	DQ	63	ARG
40	DQ	69	ARG
40	DQ	79	ILE
41	DR	6	GLN
41	DR	10	LYS
41	DR	13	ARG
41	DR	37	GLU
41	DR	48	LYS
41	DR	58	VAL
41	DR	75	VAL
41	DR	80	ARG
41	DR	81	LYS
41	DR	83	TYR
41	DR	86	GLN
41	DR	90	ARG
41	DR	93	PHE
41	DR	95	ASP
42	DS	6	LYS
42	DS	22	ASP
42	DS	23	LEU
42	DS	31	GLN
42	DS	45	VAL
42	DS	46	LEU
42	DS	66	ILE
42	DS	70	LYS
42	DS	74	ILE
42	DS	76	VAL
42	DS	84	ARG
42	DS	85	ILE
42	DS	86	MET
42	DS	88	ARG
43	DT	9	LYS
43	DT	12	ARG

*Continued on next page...*

*Continued from previous page...*

<b>Mol</b>	<b>Chain</b>	<b>Res</b>	<b>Type</b>
43	DT	18	GLU
43	DT	39	THR
43	DT	50	LEU
43	DT	54	GLU
44	DU	13	LEU
44	DU	14	THR
44	DU	20	LYS
44	DU	21	ARG
44	DU	40	LEU
44	DU	45	GLN
44	DU	81	ARG
44	DU	82	VAL
44	DU	85	ARG
44	DU	94	PHE
44	DU	95	PHE
45	DV	26	PHE
45	DV	40	ILE
45	DV	51	GLN
45	DV	61	LEU
45	DV	65	VAL
45	DV	69	GLU
45	DV	70	ILE
45	DV	76	ASP
45	DV	77	VAL
45	DV	90	ASP
46	DW	18	LYS
46	DW	20	LEU
46	DW	22	VAL
46	DW	23	LYS
46	DW	25	PHE
46	DW	30	VAL
46	DW	37	VAL
46	DW	38	ARG
46	DW	39	GLN
46	DW	40	ARG
46	DW	44	PHE
46	DW	58	LEU
46	DW	68	PHE
46	DW	76	ARG
46	DW	77	LYS
47	DX	5	GLN
47	DX	26	ARG

*Continued on next page...*

*Continued from previous page...*

Mol	Chain	Res	Type
47	DX	31	ASN
47	DX	33	HIS
47	DX	46	VAL
47	DX	47	THR
47	DX	57	VAL
47	DX	63	ILE
47	DX	73	ARG
48	DY	1	MET
48	DY	4	LYS
48	DY	28	LEU
49	DZ	16	LEU
49	DZ	24	LEU
49	DZ	28	LEU
49	DZ	29	ARG
49	DZ	50	VAL
49	DZ	53	MET
49	DZ	55	LYS
50	D0	3	GLN
50	D0	5	ASN
50	D0	41	HIS
50	D0	42	ILE
50	D0	49	ARG
51	D1	10	LEU
51	D1	20	TYR
51	D1	35	LEU
51	D1	44	GLN
52	D2	8	SER
52	D2	22	MET
52	D2	26	ASN
52	D2	33	ARG
53	D3	12	ARG
53	D3	14	LYS
53	D3	27	ASN
53	D3	29	ARG
53	D3	41	ARG
53	D3	46	LYS
53	D3	48	MET
53	D3	51	LYS
53	D3	61	LEU
54	D4	2	LYS
54	D4	9	LYS
54	D4	13	ASN

*Continued on next page...*



*Continued from previous page...*

Mol	Chain	Res	Type
54	D4	15	LYS
54	D4	17	VAL

Some sidechains can be flipped to improve hydrogen bonding and reduce clashes. All (323) such sidechains are listed below:

Mol	Chain	Res	Type
1	AB	14	HIS
1	AB	17	HIS
1	AB	18	GLN
1	AB	38	HIS
1	AB	41	ASN
1	AB	57	ASN
1	AB	88	GLN
1	AB	93	HIS
1	AB	102	ASN
1	AB	108	GLN
1	AB	119	GLN
1	AB	189	ASN
2	AC	24	ASN
2	AC	68	HIS
2	AC	139	ASN
2	AC	184	ASN
3	AD	58	GLN
3	AD	73	ASN
3	AD	99	ASN
3	AD	115	GLN
3	AD	119	HIS
3	AD	135	GLN
3	AD	163	GLN
3	AD	195	ASN
4	AE	42	ASN
4	AE	69	ASN
4	AE	72	ASN
4	AE	76	ASN
4	AE	77	ASN
4	AE	121	ASN
4	AE	145	ASN
5	AF	11	HIS
5	AF	46	GLN
5	AF	52	ASN
5	AF	68	GLN
6	AG	121	ASN

*Continued on next page...*

*Continued from previous page...*

Mol	Chain	Res	Type
6	AG	147	ASN
7	AH	15	ASN
7	AH	117	GLN
8	AI	4	GLN
8	AI	74	GLN
8	AI	80	HIS
8	AI	125	GLN
9	AJ	15	HIS
9	AJ	20	GLN
9	AJ	35	GLN
10	AK	21	HIS
10	AK	28	ASN
10	AK	108	ASN
10	AK	118	ASN
11	AL	45	ASN
11	AL	95	HIS
11	AL	111	GLN
13	AN	34	ASN
13	AN	48	GLN
13	AN	61	ASN
14	AO	36	ASN
14	AO	37	HIS
14	AO	61	GLN
15	AP	18	GLN
15	AP	29	ASN
16	AQ	44	HIS
17	AR	30	ASN
17	AR	53	GLN
18	AS	42	ASN
19	AT	20	ASN
19	AT	60	GLN
19	AT	74	HIS
19	AT	77	ASN
19	AT	83	ASN
20	AU	8	ASN
26	BC	14	HIS
26	BC	20	ASN
26	BC	43	ASN
26	BC	59	GLN
26	BC	89	ASN
26	BC	114	GLN
26	BC	152	GLN

*Continued on next page...*

*Continued from previous page...*

Mol	Chain	Res	Type
26	BC	225	ASN
26	BC	242	HIS
26	BC	250	GLN
26	BC	259	ASN
27	BD	32	ASN
27	BD	49	GLN
27	BD	126	ASN
27	BD	130	GLN
28	BE	24	ASN
28	BE	30	GLN
28	BE	62	GLN
28	BE	97	ASN
28	BE	136	GLN
28	BE	163	ASN
29	BF	22	ASN
29	BF	26	GLN
29	BF	134	GLN
30	BG	72	ASN
30	BG	114	HIS
30	BG	138	GLN
31	BH	18	GLN
31	BH	33	GLN
31	BH	43	ASN
31	BH	145	ASN
32	BI	5	GLN
32	BI	30	GLN
32	BI	110	GLN
33	BJ	40	HIS
33	BJ	58	ASN
33	BJ	76	HIS
33	BJ	77	HIS
33	BJ	128	ASN
33	BJ	130	HIS
34	BK	5	GLN
34	BK	88	ASN
34	BK	89	ASN
35	BL	4	ASN
35	BL	54	GLN
35	BL	93	ASN
35	BL	99	ASN
35	BL	104	GLN
37	BN	9	GLN

*Continued on next page...*

*Continued from previous page...*

Mol	Chain	Res	Type
37	BN	11	ASN
37	BN	18	GLN
37	BN	23	ASN
37	BN	62	ASN
37	BN	73	ASN
38	BO	34	HIS
38	BO	38	GLN
39	BP	9	GLN
39	BP	74	GLN
40	BQ	13	HIS
40	BQ	51	GLN
40	BQ	65	ASN
41	BR	6	GLN
41	BR	43	ASN
41	BR	82	HIS
42	BS	9	HIS
42	BS	57	ASN
42	BS	61	ASN
43	BT	48	GLN
43	BT	70	HIS
43	BT	72	GLN
43	BT	91	GLN
44	BU	52	ASN
44	BU	65	GLN
44	BU	73	ASN
45	BV	5	ASN
45	BV	51	GLN
45	BV	80	HIS
46	BW	39	GLN
46	BW	49	ASN
47	BX	5	GLN
47	BX	22	ASN
47	BX	33	HIS
48	BY	15	ASN
48	BY	27	ASN
48	BY	31	GLN
48	BY	41	HIS
52	B2	13	ASN
52	B2	26	ASN
53	B3	27	ASN
54	B4	35	GLN
1	CB	14	HIS

*Continued on next page...*

*Continued from previous page...*

Mol	Chain	Res	Type
1	CB	92	ASN
1	CB	145	ASN
1	CB	167	HIS
1	CB	176	ASN
2	CC	2	GLN
2	CC	18	ASN
2	CC	31	ASN
2	CC	122	GLN
2	CC	139	ASN
2	CC	184	ASN
3	CD	39	GLN
3	CD	84	ASN
3	CD	119	HIS
3	CD	125	ASN
3	CD	163	GLN
4	CE	11	GLN
4	CE	60	GLN
4	CE	76	ASN
4	CE	77	ASN
4	CE	88	HIS
4	CE	121	ASN
4	CE	131	ASN
4	CE	147	ASN
5	CF	11	HIS
5	CF	81	ASN
6	CG	85	GLN
7	CH	3	GLN
7	CH	15	ASN
7	CH	37	ASN
8	CI	3	ASN
8	CI	4	GLN
8	CI	24	ASN
8	CI	30	ASN
8	CI	49	GLN
8	CI	74	GLN
8	CI	109	GLN
8	CI	125	GLN
9	CJ	56	HIS
9	CJ	64	GLN
9	CJ	70	HIS
10	CK	21	HIS
10	CK	27	ASN

*Continued on next page...*

*Continued from previous page...*

Mol	Chain	Res	Type
10	CK	118	ASN
11	CL	4	ASN
11	CL	19	ASN
11	CL	28	GLN
11	CL	72	ASN
11	CL	74	GLN
11	CL	95	HIS
11	CL	111	GLN
12	CM	11	HIS
12	CM	99	GLN
12	CM	104	ASN
13	CN	59	GLN
13	CN	65	GLN
13	CN	70	HIS
14	CO	27	GLN
16	CQ	49	ASN
18	CS	13	HIS
18	CS	51	HIS
18	CS	52	ASN
19	CT	12	GLN
19	CT	51	ASN
19	CT	69	ASN
19	CT	81	GLN
26	DC	14	HIS
26	DC	20	ASN
26	DC	43	ASN
26	DC	52	HIS
26	DC	57	HIS
26	DC	59	GLN
26	DC	89	ASN
26	DC	116	GLN
26	DC	133	ASN
27	DD	32	ASN
27	DD	36	GLN
27	DD	49	GLN
27	DD	58	ASN
27	DD	185	ASN
28	DE	30	GLN
28	DE	41	GLN
29	DF	4	HIS
29	DF	126	ASN
29	DF	134	GLN

*Continued on next page...*

*Continued from previous page...*

Mol	Chain	Res	Type
30	DG	19	ASN
30	DG	37	ASN
30	DG	44	HIS
30	DG	103	ASN
30	DG	138	GLN
31	DH	2	GLN
31	DH	28	ASN
31	DH	43	ASN
31	DH	66	ASN
32	DI	42	ASN
32	DI	93	ASN
32	DI	106	GLN
33	DJ	40	HIS
33	DJ	138	GLN
34	DK	3	GLN
34	DK	9	ASN
34	DK	13	ASN
34	DK	89	ASN
35	DL	4	ASN
35	DL	54	GLN
36	DM	3	GLN
36	DM	13	HIS
37	DN	3	HIS
37	DN	16	HIS
37	DN	23	ASN
37	DN	31	HIS
37	DN	73	ASN
37	DN	107	ASN
38	DO	29	HIS
39	DP	6	GLN
39	DP	9	GLN
39	DP	11	GLN
39	DP	65	ASN
39	DP	114	ASN
40	DQ	19	GLN
40	DQ	71	ASN
41	DR	6	GLN
41	DR	12	HIS
41	DR	66	HIS
41	DR	82	HIS
41	DR	86	GLN
41	DR	87	GLN

*Continued on next page...*



*Continued from previous page...*

Mol	Chain	Res	Type
42	DS	31	GLN
42	DS	57	ASN
43	DT	15	HIS
43	DT	48	GLN
43	DT	91	GLN
43	DT	92	ASN
44	DU	44	HIS
44	DU	45	GLN
44	DU	52	ASN
44	DU	53	GLN
45	DV	51	GLN
45	DV	78	GLN
45	DV	80	HIS
47	DX	15	ASN
47	DX	22	ASN
47	DX	31	ASN
47	DX	33	HIS
47	DX	35	HIS
48	DY	15	ASN
48	DY	20	ASN
48	DY	41	HIS
48	DY	45	GLN
48	DY	58	ASN
49	DZ	19	HIS
50	D0	18	HIS
50	D0	41	HIS
52	D2	6	GLN
52	D2	16	HIS
52	D2	26	ASN
52	D2	29	GLN
53	D3	25	HIS
53	D3	27	ASN
53	D3	30	HIS
53	D3	42	HIS
54	D4	37	GLN

### 5.3.3 RNA ⓘ

Mol	Chain	Analysed	Backbone Outliers	Pucker Outliers
21	AA	1532/1533 (99%)	465 (30%)	230 (15%)
22	AV	17/17 (100%)	2 (11%)	1 (5%)

*Continued on next page...*

*Continued from previous page...*

Mol	Chain	Analysed	Backbone Outliers	Pucker Outliers
22	AX	17/17 (100%)	2 (11%)	1 (5%)
22	CV	17/17 (100%)	3 (17%)	1 (5%)
22	CX	16/17 (94%)	2 (12%)	0
23	AW	5/6 (83%)	3 (60%)	1 (20%)
23	CW	5/6 (83%)	1 (20%)	1 (20%)
24	BA	2850/2903 (98%)	925 (32%)	497 (17%)
24	DA	2838/2903 (97%)	1020 (35%)	505 (17%)
25	BB	117/118 (99%)	32 (27%)	22 (18%)
55	CA	1529/1530 (99%)	516 (33%)	245 (16%)
56	DB	116/117 (99%)	29 (25%)	13 (11%)
All	All	9059/9184 (98%)	3000 (33%)	1517 (16%)

All (3000) RNA backbone outliers are listed below:

Mol	Chain	Res	Type
21	AA	5	U
21	AA	6	G
21	AA	7	A
21	AA	9	G
21	AA	13	U
21	AA	14	U
21	AA	15	G
21	AA	31	G
21	AA	32	A
21	AA	33	A
21	AA	39	G
21	AA	47	C
21	AA	48	C
21	AA	50	A
21	AA	51	A
21	AA	52	C
21	AA	53	A
21	AA	61	G
21	AA	65	A
21	AA	66	A
21	AA	67	C
21	AA	70	U
21	AA	71	A
21	AA	72	A
21	AA	73	C
21	AA	74	A
21	AA	75	G

*Continued on next page...*

*Continued from previous page...*

Mol	Chain	Res	Type
21	AA	76	G
21	AA	77	A
21	AA	78	A
21	AA	79	G
21	AA	82	G
21	AA	83	C
21	AA	85	U
21	AA	86	G
21	AA	87	C
21	AA	88	U
21	AA	89	U
21	AA	90	C
21	AA	91	U
21	AA	92	U
21	AA	94	G
21	AA	95	C
21	AA	97	G
21	AA	109	A
21	AA	110	C
21	AA	111	G
21	AA	116	A
21	AA	117	G
21	AA	119	A
21	AA	120	A
21	AA	121	U
21	AA	122	G
21	AA	127	G
21	AA	129	A
21	AA	130	A
21	AA	131	A
21	AA	132	C
21	AA	141	G
21	AA	143	A
21	AA	159	G
21	AA	163	C
21	AA	164	G
21	AA	174	A
21	AA	175	C
21	AA	181	A
21	AA	182	A
21	AA	184	G
21	AA	185	U

*Continued on next page...*

*Continued from previous page...*

Mol	Chain	Res	Type
21	AA	192	A
21	AA	197	A
21	AA	198	G
21	AA	199	A
21	AA	202	G
21	AA	205	A
21	AA	207	C
21	AA	208	U
21	AA	209	U
21	AA	210	C
21	AA	211	G
21	AA	212	G
21	AA	213	G
21	AA	214	C
21	AA	240	G
21	AA	243	A
21	AA	244	U
21	AA	245	U
21	AA	246	A
21	AA	247	G
21	AA	248	C
21	AA	250	A
21	AA	251	G
21	AA	252	U
21	AA	253	A
21	AA	266	G
21	AA	267	C
21	AA	268	U
21	AA	274	A
21	AA	275	G
21	AA	276	G
21	AA	279	A
21	AA	280	C
21	AA	285	C
21	AA	289	G
21	AA	305	G
21	AA	306	A
21	AA	307	C
21	AA	313	A
21	AA	315	A
21	AA	316	C
21	AA	317	U

*Continued on next page...*

*Continued from previous page...*

Mol	Chain	Res	Type
21	AA	321	A
21	AA	327	A
21	AA	328	C
21	AA	329	A
21	AA	330	C
21	AA	331	G
21	AA	332	G
21	AA	344	A
21	AA	345	C
21	AA	346	G
21	AA	347	G
21	AA	352	C
21	AA	353	A
21	AA	354	G
21	AA	367	U
21	AA	369	G
21	AA	370	C
21	AA	373	A
21	AA	374	A
21	AA	384	G
21	AA	388	G
21	AA	389	A
21	AA	390	U
21	AA	398	U
21	AA	406	G
21	AA	411	A
21	AA	412	A
21	AA	413	G
21	AA	414	A
21	AA	415	A
21	AA	421	U
21	AA	422	C
21	AA	423	G
21	AA	424	G
21	AA	428	G
21	AA	429	U
21	AA	430	A
21	AA	431	A
21	AA	441	A
21	AA	451	A
21	AA	452	A
21	AA	453	G

*Continued on next page...*

*Continued from previous page...*

Mol	Chain	Res	Type
21	AA	454	G
21	AA	456	A
21	AA	458	U
21	AA	459	A
21	AA	461	A
21	AA	462	G
21	AA	463	U
21	AA	465	A
21	AA	466	A
21	AA	467	U
21	AA	468	A
21	AA	481	G
21	AA	484	G
21	AA	485	U
21	AA	486	U
21	AA	496	A
21	AA	497	G
21	AA	498	A
21	AA	500	G
21	AA	501	C
21	AA	505	G
21	AA	508	U
21	AA	509	A
21	AA	510	A
21	AA	511	C
21	AA	512	U
21	AA	517	G
21	AA	518	C
21	AA	519	C
21	AA	520	A
21	AA	524	G
21	AA	527	G
21	AA	531	U
21	AA	532	A
21	AA	533	A
21	AA	534	U
21	AA	536	C
21	AA	537	G
21	AA	548	G
21	AA	549	C
21	AA	550	G
21	AA	556	C

*Continued on next page...*

*Continued from previous page...*

Mol	Chain	Res	Type
21	AA	559	A
21	AA	560	A
21	AA	562	U
21	AA	563	A
21	AA	564	C
21	AA	566	G
21	AA	567	G
21	AA	568	G
21	AA	572	A
21	AA	573	A
21	AA	575	G
21	AA	576	C
21	AA	577	G
21	AA	578	C
21	AA	588	G
21	AA	595	A
21	AA	604	G
21	AA	623	C
21	AA	653	U
21	AA	654	G
21	AA	655	A
21	AA	665	A
21	AA	688	G
21	AA	689	C
21	AA	700	G
21	AA	701	U
21	AA	702	A
21	AA	703	G
21	AA	704	A
21	AA	705	G
21	AA	719	C
21	AA	721	G
21	AA	722	G
21	AA	723	U
21	AA	724	G
21	AA	725	G
21	AA	731	G
21	AA	748	G
21	AA	752	G
21	AA	754	C
21	AA	755	G
21	AA	792	A

*Continued on next page...*



*Continued from previous page...*

Mol	Chain	Res	Type
21	AA	793	U
21	AA	794	A
21	AA	795	C
21	AA	796	C
21	AA	810	C
21	AA	812	G
21	AA	813	U
21	AA	814	A
21	AA	815	A
21	AA	816	A
21	AA	817	C
21	AA	819	A
21	AA	828	U
21	AA	841	C
21	AA	843	U
21	AA	845	A
21	AA	846	G
21	AA	859	G
21	AA	871	U
21	AA	873	A
21	AA	874	G
21	AA	875	U
21	AA	876	C
21	AA	884	U
21	AA	885	G
21	AA	886	G
21	AA	887	G
21	AA	889	A
21	AA	890	G
21	AA	891	U
21	AA	892	A
21	AA	913	A
21	AA	914	A
21	AA	915	A
21	AA	916	U
21	AA	926	G
21	AA	927	G
21	AA	934	C
21	AA	935	A
21	AA	936	C
21	AA	942	G
21	AA	960	U

*Continued on next page...*

*Continued from previous page...*

Mol	Chain	Res	Type
21	AA	961	U
21	AA	962	C
21	AA	966	G
21	AA	967	C
21	AA	968	A
21	AA	969	A
21	AA	972	C
21	AA	974	A
21	AA	975	A
21	AA	976	G
21	AA	977	A
21	AA	978	A
21	AA	979	C
21	AA	982	U
21	AA	983	A
21	AA	984	C
21	AA	985	C
21	AA	991	U
21	AA	992	U
21	AA	993	G
21	AA	994	A
21	AA	995	C
21	AA	1004	A
21	AA	1008	U
21	AA	1017	U
21	AA	1022	A
21	AA	1025	U
21	AA	1029	U
21	AA	1030	U
21	AA	1031	C
21	AA	1032	G
21	AA	1033	G
21	AA	1034	G
21	AA	1037	C
21	AA	1050	G
21	AA	1051	C
21	AA	1052	U
21	AA	1053	G
21	AA	1054	C
21	AA	1055	A
21	AA	1064	G
21	AA	1065	U

*Continued on next page...*

*Continued from previous page...*

Mol	Chain	Res	Type
21	AA	1066	C
21	AA	1068	G
21	AA	1069	C
21	AA	1080	A
21	AA	1085	U
21	AA	1086	U
21	AA	1087	G
21	AA	1088	G
21	AA	1094	G
21	AA	1097	C
21	AA	1101	A
21	AA	1102	A
21	AA	1103	C
21	AA	1104	G
21	AA	1107	C
21	AA	1113	C
21	AA	1124	G
21	AA	1125	U
21	AA	1126	U
21	AA	1130	A
21	AA	1131	G
21	AA	1132	C
21	AA	1133	G
21	AA	1135	U
21	AA	1137	C
21	AA	1138	G
21	AA	1140	C
21	AA	1141	C
21	AA	1142	G
21	AA	1144	G
21	AA	1145	A
21	AA	1146	A
21	AA	1154	G
21	AA	1158	C
21	AA	1159	U
21	AA	1160	G
21	AA	1161	C
21	AA	1167	A
21	AA	1168	U
21	AA	1169	A
21	AA	1170	A
21	AA	1181	G

*Continued on next page...*

*Continued from previous page...*

Mol	Chain	Res	Type
21	AA	1183	U
21	AA	1184	G
21	AA	1185	G
21	AA	1192	C
21	AA	1193	G
21	AA	1196	A
21	AA	1197	A
21	AA	1198	G
21	AA	1200	C
21	AA	1201	A
21	AA	1202	U
21	AA	1203	C
21	AA	1212	U
21	AA	1213	A
21	AA	1214	C
21	AA	1215	G
21	AA	1216	A
21	AA	1224	U
21	AA	1225	A
21	AA	1226	C
21	AA	1227	A
21	AA	1228	C
21	AA	1229	A
21	AA	1238	A
21	AA	1240	U
21	AA	1241	G
21	AA	1242	G
21	AA	1256	A
21	AA	1257	A
21	AA	1258	G
21	AA	1259	C
21	AA	1260	G
21	AA	1278	G
21	AA	1280	A
21	AA	1282	C
21	AA	1283	U
21	AA	1285	A
21	AA	1286	U
21	AA	1287	A
21	AA	1288	A
21	AA	1289	A
21	AA	1298	U

*Continued on next page...*

*Continued from previous page...*

Mol	Chain	Res	Type
21	AA	1299	A
21	AA	1303	C
21	AA	1304	G
21	AA	1305	G
21	AA	1317	C
21	AA	1320	C
21	AA	1321	U
21	AA	1322	C
21	AA	1323	G
21	AA	1324	A
21	AA	1332	A
21	AA	1336	C
21	AA	1337	G
21	AA	1338	G
21	AA	1340	A
21	AA	1346	A
21	AA	1348	U
21	AA	1349	A
21	AA	1353	G
21	AA	1362	A
21	AA	1364	U
21	AA	1365	G
21	AA	1366	C
21	AA	1378	C
21	AA	1381	U
21	AA	1382	C
21	AA	1383	C
21	AA	1395	C
21	AA	1398	A
21	AA	1399	C
21	AA	1400	C
21	AA	1441	A
21	AA	1446	A
21	AA	1447	A
21	AA	1448	C
21	AA	1449	C
21	AA	1450	U
21	AA	1451	U
21	AA	1452	C
21	AA	1453	G
21	AA	1454	G
21	AA	1455	G

*Continued on next page...*

*Continued from previous page...*

Mol	Chain	Res	Type
21	AA	1469	C
21	AA	1475	G
21	AA	1487	G
21	AA	1492	A
21	AA	1497	G
21	AA	1499	A
21	AA	1500	A
21	AA	1502	A
21	AA	1503	A
21	AA	1505	G
21	AA	1507	A
21	AA	1508	A
21	AA	1517	G
21	AA	1520	C
21	AA	1528	U
21	AA	1529	G
21	AA	1530	G
21	AA	1531	A
22	AV	34	G
22	AV	36	A
23	AW	3	U
23	AW	5	U
23	AW	6	U
22	AX	28	G
22	AX	34	G
24	BA	10	A
24	BA	13	A
24	BA	14	A
24	BA	15	G
24	BA	28	A
24	BA	34	U
24	BA	35	G
24	BA	36	G
24	BA	40	U
24	BA	43	G
24	BA	46	G
24	BA	49	A
24	BA	50	U
24	BA	51	G
24	BA	61	C
24	BA	62	U
24	BA	63	A

*Continued on next page...*

*Continued from previous page...*

Mol	Chain	Res	Type
24	BA	70	G
24	BA	71	A
24	BA	73	A
24	BA	74	A
24	BA	75	G
24	BA	84	A
24	BA	85	G
24	BA	86	G
24	BA	87	U
24	BA	91	A
24	BA	92	U
24	BA	93	G
24	BA	99	U
24	BA	101	A
24	BA	103	A
24	BA	118	A
24	BA	119	A
24	BA	120	U
24	BA	121	G
24	BA	122	G
24	BA	125	A
24	BA	126	A
24	BA	127	A
24	BA	128	C
24	BA	135	U
24	BA	137	U
24	BA	138	U
24	BA	139	U
24	BA	140	C
24	BA	141	G
24	BA	142	A
24	BA	143	C
24	BA	144	A
24	BA	162	U
24	BA	163	C
24	BA	164	C
24	BA	177	G
24	BA	178	G
24	BA	180	G
24	BA	182	A
24	BA	188	G
24	BA	196	A

*Continued on next page...*



*Continued from previous page...*

Mol	Chain	Res	Type
24	BA	197	A
24	BA	199	A
24	BA	200	U
24	BA	201	C
24	BA	204	A
24	BA	205	G
24	BA	206	U
24	BA	207	A
24	BA	215	G
24	BA	216	A
24	BA	217	A
24	BA	221	A
24	BA	222	A
24	BA	223	A
24	BA	227	A
24	BA	228	C
24	BA	229	C
24	BA	230	G
24	BA	232	G
24	BA	233	A
24	BA	234	U
24	BA	241	A
24	BA	242	G
24	BA	243	U
24	BA	244	A
24	BA	248	G
24	BA	249	C
24	BA	250	G
24	BA	255	A
24	BA	265	A
24	BA	266	G
24	BA	267	C
24	BA	272	A
24	BA	273	G
24	BA	276	U
24	BA	277	G
24	BA	278	A
24	BA	279	A
24	BA	280	U
24	BA	285	G
24	BA	298	G
24	BA	299	A

*Continued on next page...*

*Continued from previous page...*

Mol	Chain	Res	Type
24	BA	301	G
24	BA	302	C
24	BA	303	G
24	BA	310	A
24	BA	311	A
24	BA	312	G
24	BA	313	G
24	BA	322	A
24	BA	329	G
24	BA	330	A
24	BA	333	G
24	BA	334	C
24	BA	346	A
24	BA	347	A
24	BA	349	U
24	BA	352	A
24	BA	353	C
24	BA	359	G
24	BA	361	G
24	BA	362	A
24	BA	367	G
24	BA	370	G
24	BA	371	A
24	BA	372	G
24	BA	383	C
24	BA	387	U
24	BA	388	G
24	BA	390	U
24	BA	395	U
24	BA	396	G
24	BA	399	U
24	BA	404	A
24	BA	405	U
24	BA	412	A
24	BA	419	U
24	BA	422	A
24	BA	424	G
24	BA	433	C
24	BA	435	C
24	BA	436	C
24	BA	437	U
24	BA	443	A

*Continued on next page...*

*Continued from previous page...*

Mol	Chain	Res	Type
24	BA	446	G
24	BA	447	A
24	BA	449	A
24	BA	454	A
24	BA	455	C
24	BA	459	U
24	BA	460	A
24	BA	461	C
24	BA	475	C
24	BA	476	G
24	BA	479	A
24	BA	480	A
24	BA	481	G
24	BA	482	A
24	BA	483	A
24	BA	490	C
24	BA	491	G
24	BA	492	A
24	BA	504	A
24	BA	505	A
24	BA	506	G
24	BA	507	A
24	BA	508	A
24	BA	509	C
24	BA	510	C
24	BA	512	G
24	BA	513	A
24	BA	514	A
24	BA	515	A
24	BA	528	A
24	BA	529	A
24	BA	530	G
24	BA	531	C
24	BA	532	A
24	BA	533	G
24	BA	534	U
24	BA	543	G
24	BA	544	C
24	BA	545	U
24	BA	546	U
24	BA	547	A
24	BA	548	G

*Continued on next page...*

*Continued from previous page...*

Mol	Chain	Res	Type
24	BA	549	G
24	BA	550	C
24	BA	563	A
24	BA	566	U
24	BA	572	A
24	BA	573	U
24	BA	575	A
24	BA	586	A
24	BA	587	C
24	BA	588	U
24	BA	589	U
24	BA	603	A
24	BA	604	G
24	BA	605	G
24	BA	613	A
24	BA	614	A
24	BA	615	U
24	BA	616	A
24	BA	617	G
24	BA	621	A
24	BA	622	G
24	BA	627	A
24	BA	628	G
24	BA	631	A
24	BA	634	C
24	BA	637	A
24	BA	638	G
24	BA	639	U
24	BA	645	C
24	BA	646	U
24	BA	647	G
24	BA	653	U
24	BA	654	A
24	BA	655	A
24	BA	656	G
24	BA	657	U
24	BA	669	G
24	BA	670	A
24	BA	682	G
24	BA	684	G
24	BA	685	A
24	BA	686	U

*Continued on next page...*

*Continued from previous page...*

Mol	Chain	Res	Type
24	BA	687	C
24	BA	688	U
24	BA	689	A
24	BA	690	G
24	BA	705	A
24	BA	713	G
24	BA	714	U
24	BA	715	A
24	BA	717	C
24	BA	727	A
24	BA	728	G
24	BA	729	G
24	BA	730	A
24	BA	738	G
24	BA	740	C
24	BA	743	A
24	BA	744	U
24	BA	747	U
24	BA	748	G
24	BA	749	A
24	BA	751	A
24	BA	753	A
24	BA	754	U
24	BA	763	G
24	BA	764	A
24	BA	765	C
24	BA	766	U
24	BA	775	G
24	BA	776	G
24	BA	777	G
24	BA	782	A
24	BA	783	A
24	BA	784	G
24	BA	785	G
24	BA	789	A
24	BA	790	U
24	BA	791	C
24	BA	792	A
24	BA	800	A
24	BA	801	G
24	BA	802	A
24	BA	803	U

*Continued on next page...*

*Continued from previous page...*

Mol	Chain	Res	Type
24	BA	805	G
24	BA	806	C
24	BA	810	U
24	BA	811	U
24	BA	812	C
24	BA	813	U
24	BA	819	A
24	BA	827	U
24	BA	828	U
24	BA	830	G
24	BA	845	A
24	BA	846	U
24	BA	847	U
24	BA	856	G
24	BA	858	G
24	BA	859	G
24	BA	860	U
24	BA	865	C
24	BA	866	A
24	BA	867	C
24	BA	868	U
24	BA	896	A
24	BA	897	C
24	BA	900	A
24	BA	910	A
24	BA	914	G
24	BA	915	C
24	BA	916	G
24	BA	927	A
24	BA	931	U
24	BA	932	U
24	BA	933	A
24	BA	934	U
24	BA	941	A
24	BA	945	A
24	BA	946	C
24	BA	947	A
24	BA	950	G
24	BA	957	C
24	BA	958	U
24	BA	959	A
24	BA	961	C

*Continued on next page...*

*Continued from previous page...*

Mol	Chain	Res	Type
24	BA	962	G
24	BA	963	U
24	BA	973	A
24	BA	974	G
24	BA	975	A
24	BA	976	G
24	BA	983	A
24	BA	984	A
24	BA	985	C
24	BA	990	A
24	BA	991	C
24	BA	995	C
24	BA	996	A
24	BA	997	G
24	BA	1005	C
24	BA	1006	C
24	BA	1008	A
24	BA	1009	A
24	BA	1010	A
24	BA	1011	G
24	BA	1012	U
24	BA	1013	C
24	BA	1017	G
24	BA	1021	A
24	BA	1022	G
24	BA	1023	U
24	BA	1024	G
24	BA	1025	G
24	BA	1026	G
24	BA	1027	A
24	BA	1028	A
24	BA	1033	U
24	BA	1034	G
24	BA	1035	U
24	BA	1045	C
24	BA	1046	A
24	BA	1047	G
24	BA	1060	U
24	BA	1061	U
24	BA	1062	G
24	BA	1063	G
24	BA	1065	U

*Continued on next page...*



*Continued from previous page...*

Mol	Chain	Res	Type
24	BA	1066	U
24	BA	1070	A
24	BA	1071	G
24	BA	1072	C
24	BA	1073	A
24	BA	1074	G
24	BA	1078	U
24	BA	1083	U
24	BA	1084	A
24	BA	1088	A
24	BA	1091	G
24	BA	1092	C
24	BA	1098	A
24	BA	1104	C
24	BA	1110	G
24	BA	1111	A
24	BA	1112	G
24	BA	1113	U
24	BA	1126	A
24	BA	1127	A
24	BA	1128	G
24	BA	1129	A
24	BA	1130	U
24	BA	1132	U
24	BA	1133	A
24	BA	1135	C
24	BA	1136	G
24	BA	1137	G
24	BA	1139	G
24	BA	1142	A
24	BA	1144	A
24	BA	1145	C
24	BA	1154	G
24	BA	1155	A
24	BA	1157	G
24	BA	1158	C
24	BA	1174	U
24	BA	1175	A
24	BA	1176	U
24	BA	1180	U
24	BA	1181	U
24	BA	1204	A

*Continued on next page...*

*Continued from previous page...*

Mol	Chain	Res	Type
24	BA	1205	A
24	BA	1206	G
24	BA	1207	C
24	BA	1210	G
24	BA	1211	C
24	BA	1215	G
24	BA	1236	G
24	BA	1237	A
24	BA	1238	G
24	BA	1240	U
24	BA	1247	A
24	BA	1248	G
24	BA	1249	U
24	BA	1250	G
24	BA	1251	C
24	BA	1253	A
24	BA	1254	A
24	BA	1256	G
24	BA	1265	A
24	BA	1266	G
24	BA	1268	A
24	BA	1271	G
24	BA	1272	A
24	BA	1273	U
24	BA	1274	A
24	BA	1275	A
24	BA	1276	A
24	BA	1277	G
24	BA	1281	G
24	BA	1287	A
24	BA	1288	G
24	BA	1289	C
24	BA	1290	C
24	BA	1300	G
24	BA	1301	A
24	BA	1303	G
24	BA	1310	G
24	BA	1320	C
24	BA	1321	A
24	BA	1324	G
24	BA	1325	U
24	BA	1326	U

*Continued on next page...*

*Continued from previous page...*

Mol	Chain	Res	Type
24	BA	1327	A
24	BA	1329	U
24	BA	1330	C
24	BA	1332	G
24	BA	1333	G
24	BA	1334	G
24	BA	1340	U
24	BA	1341	G
24	BA	1343	G
24	BA	1344	U
24	BA	1345	C
24	BA	1352	U
24	BA	1365	A
24	BA	1368	G
24	BA	1378	A
24	BA	1379	U
24	BA	1380	G
24	BA	1383	A
24	BA	1385	A
24	BA	1386	C
24	BA	1387	A
24	BA	1396	U
24	BA	1397	U
24	BA	1398	C
24	BA	1403	A
24	BA	1416	G
24	BA	1419	A
24	BA	1420	A
24	BA	1421	G
24	BA	1427	A
24	BA	1428	C
24	BA	1429	G
24	BA	1430	G
24	BA	1451	C
24	BA	1452	G
24	BA	1453	A
24	BA	1455	G
24	BA	1458	U
24	BA	1459	G
24	BA	1460	U
24	BA	1461	C
24	BA	1476	U

*Continued on next page...*

*Continued from previous page...*

Mol	Chain	Res	Type
24	BA	1477	A
24	BA	1482	G
24	BA	1490	A
24	BA	1491	G
24	BA	1492	G
24	BA	1493	C
24	BA	1496	A
24	BA	1497	U
24	BA	1498	C
24	BA	1499	C
24	BA	1504	A
24	BA	1508	A
24	BA	1509	A
24	BA	1510	G
24	BA	1511	G
24	BA	1515	A
24	BA	1522	A
24	BA	1523	U
24	BA	1531	C
24	BA	1533	C
24	BA	1534	U
24	BA	1536	C
24	BA	1537	G
24	BA	1538	G
24	BA	1539	U
24	BA	1540	G
24	BA	1555	G
24	BA	1556	C
24	BA	1557	C
24	BA	1558	C
24	BA	1559	U
24	BA	1560	G
24	BA	1561	C
24	BA	1568	G
24	BA	1569	A
24	BA	1578	U
24	BA	1581	G
24	BA	1583	A
24	BA	1584	U
24	BA	1585	C
24	BA	1602	U
24	BA	1603	A

*Continued on next page...*

*Continued from previous page...*

Mol	Chain	Res	Type
24	BA	1604	C
24	BA	1607	C
24	BA	1608	A
24	BA	1610	A
24	BA	1611	C
24	BA	1612	C
24	BA	1616	A
24	BA	1619	G
24	BA	1625	C
24	BA	1635	A
24	BA	1647	U
24	BA	1648	U
24	BA	1649	G
24	BA	1654	A
24	BA	1655	A
24	BA	1669	A
24	BA	1670	C
24	BA	1674	G
24	BA	1675	C
24	BA	1677	A
24	BA	1682	G
24	BA	1683	U
24	BA	1694	C
24	BA	1695	G
24	BA	1696	G
24	BA	1697	G
24	BA	1698	A
24	BA	1699	G
24	BA	1700	A
24	BA	1701	A
24	BA	1706	C
24	BA	1707	G
24	BA	1708	C
24	BA	1713	A
24	BA	1714	U
24	BA	1715	G
24	BA	1716	U
24	BA	1717	A
24	BA	1723	G
24	BA	1729	U
24	BA	1730	C
24	BA	1731	G

*Continued on next page...*

*Continued from previous page...*

Mol	Chain	Res	Type
24	BA	1732	C
24	BA	1733	G
24	BA	1738	G
24	BA	1743	G
24	BA	1744	A
24	BA	1746	A
24	BA	1758	U
24	BA	1759	A
24	BA	1760	C
24	BA	1761	C
24	BA	1764	C
24	BA	1770	G
24	BA	1773	A
24	BA	1776	G
24	BA	1780	A
24	BA	1782	U
24	BA	1784	A
24	BA	1785	A
24	BA	1786	A
24	BA	1787	A
24	BA	1788	C
24	BA	1791	A
24	BA	1800	C
24	BA	1802	A
24	BA	1803	A
24	BA	1806	C
24	BA	1808	A
24	BA	1809	A
24	BA	1810	A
24	BA	1813	G
24	BA	1815	A
24	BA	1816	C
24	BA	1817	G
24	BA	1818	U
24	BA	1821	A
24	BA	1822	C
24	BA	1825	U
24	BA	1828	G
24	BA	1829	A
24	BA	1830	C
24	BA	1833	C
24	BA	1838	C

*Continued on next page...*

*Continued from previous page...*

Mol	Chain	Res	Type
24	BA	1839	G
24	BA	1847	A
24	BA	1858	A
24	BA	1859	U
24	BA	1866	A
24	BA	1867	G
24	BA	1871	A
24	BA	1872	A
24	BA	1876	A
24	BA	1884	G
24	BA	1885	A
24	BA	1900	A
24	BA	1906	G
24	BA	1913	A
24	BA	1914	C
24	BA	1915	U
24	BA	1918	A
24	BA	1919	A
24	BA	1927	A
24	BA	1929	G
24	BA	1930	G
24	BA	1931	U
24	BA	1932	A
24	BA	1937	A
24	BA	1938	A
24	BA	1941	C
24	BA	1942	C
24	BA	1943	U
24	BA	1944	U
24	BA	1945	G
24	BA	1946	U
24	BA	1955	U
24	BA	1956	U
24	BA	1957	C
24	BA	1960	A
24	BA	1963	U
24	BA	1965	C
24	BA	1966	A
24	BA	1967	C
24	BA	1968	G
24	BA	1970	A
24	BA	1971	U

*Continued on next page...*



*Continued from previous page...*

Mol	Chain	Res	Type
24	BA	1972	G
24	BA	1977	A
24	BA	1981	A
24	BA	1982	U
24	BA	1992	G
24	BA	1993	U
24	BA	1994	C
24	BA	1996	C
24	BA	1997	C
24	BA	2006	C
24	BA	2021	C
24	BA	2022	U
24	BA	2023	C
24	BA	2024	G
24	BA	2030	A
24	BA	2031	A
24	BA	2032	G
24	BA	2033	A
24	BA	2035	G
24	BA	2036	C
24	BA	2037	A
24	BA	2043	C
24	BA	2051	A
24	BA	2052	A
24	BA	2055	C
24	BA	2056	G
24	BA	2059	A
24	BA	2060	A
24	BA	2061	G
24	BA	2062	A
24	BA	2063	C
24	BA	2064	C
24	BA	2068	U
24	BA	2069	G
24	BA	2072	C
24	BA	2092	U
24	BA	2093	G
24	BA	2095	A
24	BA	2104	C
24	BA	2106	U
24	BA	2107	G
24	BA	2109	U

*Continued on next page...*

*Continued from previous page...*

Mol	Chain	Res	Type
24	BA	2110	G
24	BA	2134	A
24	BA	2135	A
24	BA	2136	G
24	BA	2137	U
24	BA	2140	G
24	BA	2143	C
24	BA	2144	G
24	BA	2145	C
24	BA	2146	C
24	BA	2147	A
24	BA	2148	G
24	BA	2149	U
24	BA	2150	C
24	BA	2151	U
24	BA	2155	U
24	BA	2156	G
24	BA	2180	U
24	BA	2181	U
24	BA	2183	A
24	BA	2184	A
24	BA	2185	U
24	BA	2187	U
24	BA	2197	U
24	BA	2198	A
24	BA	2199	A
24	BA	2200	C
24	BA	2201	G
24	BA	2204	G
24	BA	2210	U
24	BA	2211	A
24	BA	2212	A
24	BA	2214	C
24	BA	2215	C
24	BA	2225	A
24	BA	2226	C
24	BA	2227	A
24	BA	2228	G
24	BA	2238	G
24	BA	2239	G
24	BA	2249	U
24	BA	2250	G

*Continued on next page...*

*Continued from previous page...*

Mol	Chain	Res	Type
24	BA	2252	G
24	BA	2253	G
24	BA	2256	G
24	BA	2259	U
24	BA	2266	A
24	BA	2267	A
24	BA	2268	A
24	BA	2269	G
24	BA	2273	A
24	BA	2275	C
24	BA	2278	A
24	BA	2283	C
24	BA	2284	A
24	BA	2286	G
24	BA	2287	A
24	BA	2288	A
24	BA	2296	U
24	BA	2297	A
24	BA	2298	A
24	BA	2305	U
24	BA	2307	G
24	BA	2308	G
24	BA	2309	A
24	BA	2310	C
24	BA	2312	U
24	BA	2313	C
24	BA	2319	G
24	BA	2320	U
24	BA	2321	U
24	BA	2323	G
24	BA	2325	G
24	BA	2327	A
24	BA	2328	A
24	BA	2333	A
24	BA	2334	U
24	BA	2335	A
24	BA	2336	A
24	BA	2337	G
24	BA	2345	G
24	BA	2347	C
24	BA	2348	U
24	BA	2350	C

*Continued on next page...*

*Continued from previous page...*

Mol	Chain	Res	Type
24	BA	2354	C
24	BA	2361	G
24	BA	2372	U
24	BA	2382	G
24	BA	2383	G
24	BA	2384	U
24	BA	2385	C
24	BA	2386	A
24	BA	2388	A
24	BA	2389	G
24	BA	2391	G
24	BA	2392	A
24	BA	2402	U
24	BA	2406	A
24	BA	2407	A
24	BA	2423	U
24	BA	2424	C
24	BA	2425	A
24	BA	2426	A
24	BA	2427	C
24	BA	2428	G
24	BA	2429	G
24	BA	2430	A
24	BA	2431	U
24	BA	2435	A
24	BA	2439	A
24	BA	2440	C
24	BA	2441	U
24	BA	2447	G
24	BA	2448	A
24	BA	2450	A
24	BA	2459	A
24	BA	2465	C
24	BA	2469	A
24	BA	2470	G
24	BA	2476	A
24	BA	2477	U
24	BA	2490	G
24	BA	2491	U
24	BA	2492	U
24	BA	2493	U
24	BA	2498	C

*Continued on next page...*

*Continued from previous page...*

Mol	Chain	Res	Type
24	BA	2499	C
24	BA	2502	G
24	BA	2503	A
24	BA	2504	U
24	BA	2505	G
24	BA	2506	U
24	BA	2517	C
24	BA	2518	A
24	BA	2520	C
24	BA	2521	C
24	BA	2529	G
24	BA	2542	A
24	BA	2543	G
24	BA	2554	U
24	BA	2566	A
24	BA	2567	G
24	BA	2568	U
24	BA	2573	C
24	BA	2574	G
24	BA	2579	C
24	BA	2581	G
24	BA	2582	G
24	BA	2583	G
24	BA	2585	U
24	BA	2586	U
24	BA	2589	A
24	BA	2603	G
24	BA	2609	U
24	BA	2610	C
24	BA	2611	C
24	BA	2612	C
24	BA	2613	U
24	BA	2614	A
24	BA	2615	U
24	BA	2630	G
24	BA	2631	G
24	BA	2639	A
24	BA	2640	G
24	BA	2646	C
24	BA	2654	A
24	BA	2655	G
24	BA	2658	C

*Continued on next page...*

*Continued from previous page...*

Mol	Chain	Res	Type
24	BA	2663	G
24	BA	2664	G
24	BA	2668	G
24	BA	2681	C
24	BA	2682	A
24	BA	2683	C
24	BA	2689	U
24	BA	2690	U
24	BA	2691	C
24	BA	2692	G
24	BA	2714	G
24	BA	2724	U
24	BA	2727	A
24	BA	2728	U
24	BA	2729	G
24	BA	2732	G
24	BA	2733	A
24	BA	2748	A
24	BA	2750	A
24	BA	2751	G
24	BA	2753	A
24	BA	2756	U
24	BA	2757	A
24	BA	2765	A
24	BA	2769	U
24	BA	2777	G
24	BA	2778	A
24	BA	2779	U
24	BA	2781	A
24	BA	2791	G
24	BA	2792	A
24	BA	2793	C
24	BA	2798	U
24	BA	2799	A
24	BA	2800	A
24	BA	2801	G
24	BA	2808	G
24	BA	2809	A
24	BA	2810	A
24	BA	2812	G
24	BA	2820	A
24	BA	2821	A

*Continued on next page...*

*Continued from previous page...*

Mol	Chain	Res	Type
24	BA	2822	G
24	BA	2824	C
24	BA	2825	G
24	BA	2833	U
24	BA	2834	G
24	BA	2835	A
24	BA	2836	U
24	BA	2837	A
24	BA	2848	G
24	BA	2849	U
24	BA	2850	A
24	BA	2851	A
24	BA	2861	U
24	BA	2866	U
24	BA	2867	G
24	BA	2868	A
24	BA	2869	G
24	BA	2874	C
24	BA	2879	A
24	BA	2880	C
24	BA	2883	A
24	BA	2884	U
24	BA	2886	A
24	BA	2894	G
24	BA	2895	G
24	BA	2896	C
25	BB	3	C
25	BB	12	C
25	BB	13	G
25	BB	14	U
25	BB	15	A
25	BB	16	G
25	BB	24	G
25	BB	25	U
25	BB	26	C
25	BB	35	C
25	BB	37	C
25	BB	38	C
25	BB	41	G
25	BB	42	C
25	BB	43	C
25	BB	44	G

*Continued on next page...*



*Continued from previous page...*

Mol	Chain	Res	Type
25	BB	45	A
25	BB	52	A
25	BB	53	A
25	BB	54	G
25	BB	57	A
25	BB	58	A
25	BB	66	A
25	BB	67	G
25	BB	87	U
25	BB	88	C
25	BB	89	U
25	BB	90	C
25	BB	91	C
25	BB	99	A
25	BB	108	A
25	BB	109	A
55	CA	6	G
55	CA	7	A
55	CA	8	A
55	CA	9	G
55	CA	10	A
55	CA	13	U
55	CA	14	U
55	CA	15	G
55	CA	22	G
55	CA	31	G
55	CA	32	A
55	CA	33	A
55	CA	39	G
55	CA	40	C
55	CA	47	C
55	CA	48	C
55	CA	49	U
55	CA	51	A
55	CA	52	C
55	CA	53	A
55	CA	61	G
55	CA	62	U
55	CA	64	G
55	CA	65	A
55	CA	66	A
55	CA	67	C

*Continued on next page...*

*Continued from previous page...*

Mol	Chain	Res	Type
55	CA	70	U
55	CA	71	A
55	CA	72	A
55	CA	76	G
55	CA	77	A
55	CA	80	A
55	CA	81	A
55	CA	82	G
55	CA	83	C
55	CA	84	U
55	CA	85	U
55	CA	86	G
55	CA	87	C
55	CA	88	U
55	CA	89	U
55	CA	90	C
55	CA	91	U
55	CA	92	U
55	CA	94	G
55	CA	95	C
55	CA	96	U
55	CA	97	G
55	CA	110	C
55	CA	111	G
55	CA	116	A
55	CA	117	G
55	CA	119	A
55	CA	120	A
55	CA	121	U
55	CA	122	G
55	CA	131	A
55	CA	132	C
55	CA	133	U
55	CA	143	A
55	CA	144	G
55	CA	155	A
55	CA	159	G
55	CA	164	G
55	CA	166	U
55	CA	175	C
55	CA	178	C
55	CA	182	A

*Continued on next page...*

*Continued from previous page...*

Mol	Chain	Res	Type
55	CA	197	A
55	CA	198	G
55	CA	199	A
55	CA	200	G
55	CA	206	C
55	CA	207	C
55	CA	208	U
55	CA	209	U
55	CA	210	C
55	CA	211	G
55	CA	212	G
55	CA	213	G
55	CA	214	C
55	CA	239	U
55	CA	240	G
55	CA	243	A
55	CA	244	U
55	CA	245	U
55	CA	247	G
55	CA	248	C
55	CA	250	A
55	CA	251	G
55	CA	252	U
55	CA	253	A
55	CA	254	G
55	CA	266	G
55	CA	267	C
55	CA	275	G
55	CA	276	G
55	CA	277	C
55	CA	280	C
55	CA	282	A
55	CA	283	U
55	CA	289	G
55	CA	306	A
55	CA	316	C
55	CA	317	U
55	CA	328	C
55	CA	329	A
55	CA	330	C
55	CA	331	G
55	CA	332	G

*Continued on next page...*

*Continued from previous page...*

Mol	Chain	Res	Type
55	CA	338	A
55	CA	344	A
55	CA	345	C
55	CA	346	G
55	CA	347	G
55	CA	348	G
55	CA	352	C
55	CA	353	A
55	CA	354	G
55	CA	367	U
55	CA	369	G
55	CA	370	C
55	CA	372	C
55	CA	373	A
55	CA	374	A
55	CA	381	C
55	CA	383	A
55	CA	384	G
55	CA	389	A
55	CA	397	A
55	CA	398	U
55	CA	406	G
55	CA	411	A
55	CA	412	A
55	CA	413	G
55	CA	414	A
55	CA	415	A
55	CA	421	U
55	CA	422	C
55	CA	423	G
55	CA	424	G
55	CA	425	G
55	CA	428	G
55	CA	429	U
55	CA	430	A
55	CA	431	A
55	CA	436	C
55	CA	439	U
55	CA	440	C
55	CA	452	A
55	CA	453	G
55	CA	454	G

*Continued on next page...*

*Continued from previous page...*

Mol	Chain	Res	Type
55	CA	456	A
55	CA	457	G
55	CA	458	U
55	CA	459	A
55	CA	460	A
55	CA	461	A
55	CA	462	G
55	CA	463	U
55	CA	464	U
55	CA	465	A
55	CA	466	A
55	CA	467	U
55	CA	468	A
55	CA	469	C
55	CA	474	G
55	CA	476	U
55	CA	478	A
55	CA	479	U
55	CA	481	G
55	CA	482	A
55	CA	483	C
55	CA	484	G
55	CA	485	U
55	CA	486	U
55	CA	487	A
55	CA	496	A
55	CA	497	G
55	CA	498	A
55	CA	499	A
55	CA	500	G
55	CA	501	C
55	CA	505	G
55	CA	508	U
55	CA	509	A
55	CA	510	A
55	CA	511	C
55	CA	512	U
55	CA	513	C
55	CA	514	C
55	CA	517	G
55	CA	518	C
55	CA	519	C

*Continued on next page...*

*Continued from previous page...*

Mol	Chain	Res	Type
55	CA	520	A
55	CA	521	G
55	CA	527	G
55	CA	531	U
55	CA	532	A
55	CA	533	A
55	CA	534	U
55	CA	536	C
55	CA	537	G
55	CA	538	G
55	CA	548	G
55	CA	549	C
55	CA	559	A
55	CA	560	A
55	CA	562	U
55	CA	563	A
55	CA	564	C
55	CA	565	U
55	CA	566	G
55	CA	567	G
55	CA	568	G
55	CA	572	A
55	CA	573	A
55	CA	575	G
55	CA	576	C
55	CA	577	G
55	CA	578	C
55	CA	596	A
55	CA	597	G
55	CA	611	C
55	CA	617	G
55	CA	642	A
55	CA	643	C
55	CA	644	U
55	CA	653	U
55	CA	654	G
55	CA	655	A
55	CA	665	A
55	CA	666	G
55	CA	688	G
55	CA	689	C
55	CA	693	G

*Continued on next page...*

*Continued from previous page...*

Mol	Chain	Res	Type
55	CA	694	A
55	CA	695	A
55	CA	699	C
55	CA	700	G
55	CA	701	U
55	CA	702	A
55	CA	703	G
55	CA	704	A
55	CA	705	G
55	CA	718	A
55	CA	721	G
55	CA	722	G
55	CA	723	U
55	CA	724	G
55	CA	725	G
55	CA	731	G
55	CA	733	G
55	CA	734	G
55	CA	735	C
55	CA	736	C
55	CA	748	G
55	CA	753	A
55	CA	754	C
55	CA	755	G
55	CA	756	C
55	CA	777	A
55	CA	781	A
55	CA	782	A
55	CA	784	A
55	CA	785	G
55	CA	787	A
55	CA	792	A
55	CA	793	U
55	CA	794	A
55	CA	795	C
55	CA	799	G
55	CA	803	G
55	CA	804	U
55	CA	810	C
55	CA	812	G
55	CA	814	A
55	CA	815	A

*Continued on next page...*



*Continued from previous page...*

Mol	Chain	Res	Type
55	CA	816	A
55	CA	817	C
55	CA	818	G
55	CA	819	A
55	CA	820	U
55	CA	821	G
55	CA	822	U
55	CA	828	U
55	CA	829	G
55	CA	841	C
55	CA	842	U
55	CA	843	U
55	CA	844	G
55	CA	845	A
55	CA	846	G
55	CA	849	G
55	CA	871	U
55	CA	874	G
55	CA	875	U
55	CA	876	C
55	CA	880	C
55	CA	885	G
55	CA	886	G
55	CA	889	A
55	CA	890	G
55	CA	891	U
55	CA	892	A
55	CA	914	A
55	CA	915	A
55	CA	926	G
55	CA	927	G
55	CA	934	C
55	CA	935	A
55	CA	936	C
55	CA	939	G
55	CA	942	G
55	CA	945	G
55	CA	960	U
55	CA	961	U
55	CA	962	C
55	CA	966	G
55	CA	968	A

*Continued on next page...*

*Continued from previous page...*

Mol	Chain	Res	Type
55	CA	969	A
55	CA	970	C
55	CA	971	G
55	CA	972	C
55	CA	975	A
55	CA	976	G
55	CA	977	A
55	CA	978	A
55	CA	982	U
55	CA	983	A
55	CA	984	C
55	CA	990	C
55	CA	992	U
55	CA	993	G
55	CA	995	C
55	CA	996	A
55	CA	1000	A
55	CA	1004	A
55	CA	1019	A
55	CA	1020	G
55	CA	1022	A
55	CA	1029	U
55	CA	1031	C
55	CA	1032	G
55	CA	1036	A
55	CA	1037	C
55	CA	1044	A
55	CA	1045	C
55	CA	1046	A
55	CA	1049	U
55	CA	1050	G
55	CA	1051	C
55	CA	1052	U
55	CA	1053	G
55	CA	1054	C
55	CA	1055	A
55	CA	1056	U
55	CA	1064	G
55	CA	1065	U
55	CA	1066	C
55	CA	1068	G
55	CA	1069	C

*Continued on next page...*

*Continued from previous page...*

Mol	Chain	Res	Type
55	CA	1070	U
55	CA	1085	U
55	CA	1086	U
55	CA	1087	G
55	CA	1094	G
55	CA	1095	U
55	CA	1101	A
55	CA	1102	A
55	CA	1103	C
55	CA	1113	C
55	CA	1125	U
55	CA	1127	G
55	CA	1128	C
55	CA	1129	C
55	CA	1130	A
55	CA	1137	C
55	CA	1138	G
55	CA	1139	G
55	CA	1140	C
55	CA	1141	C
55	CA	1142	G
55	CA	1143	G
55	CA	1145	A
55	CA	1146	A
55	CA	1152	A
55	CA	1157	A
55	CA	1158	C
55	CA	1159	U
55	CA	1160	G
55	CA	1161	C
55	CA	1162	C
55	CA	1169	A
55	CA	1178	G
55	CA	1179	A
55	CA	1181	G
55	CA	1183	U
55	CA	1184	G
55	CA	1185	G
55	CA	1196	A
55	CA	1197	A
55	CA	1200	C
55	CA	1201	A

*Continued on next page...*

*Continued from previous page...*

Mol	Chain	Res	Type
55	CA	1202	U
55	CA	1203	C
55	CA	1212	U
55	CA	1213	A
55	CA	1214	C
55	CA	1215	G
55	CA	1216	A
55	CA	1219	A
55	CA	1222	G
55	CA	1224	U
55	CA	1225	A
55	CA	1226	C
55	CA	1228	C
55	CA	1229	A
55	CA	1230	C
55	CA	1238	A
55	CA	1239	A
55	CA	1240	U
55	CA	1241	G
55	CA	1242	G
55	CA	1243	C
55	CA	1250	A
55	CA	1251	A
55	CA	1256	A
55	CA	1257	A
55	CA	1263	C
55	CA	1266	G
55	CA	1270	G
55	CA	1278	G
55	CA	1279	G
55	CA	1280	A
55	CA	1281	C
55	CA	1282	C
55	CA	1283	U
55	CA	1284	C
55	CA	1285	A
55	CA	1286	U
55	CA	1287	A
55	CA	1288	A
55	CA	1289	A
55	CA	1290	G
55	CA	1294	G

*Continued on next page...*

*Continued from previous page...*

Mol	Chain	Res	Type
55	CA	1297	G
55	CA	1299	A
55	CA	1300	G
55	CA	1301	U
55	CA	1302	C
55	CA	1303	C
55	CA	1305	G
55	CA	1312	G
55	CA	1316	G
55	CA	1317	C
55	CA	1319	A
55	CA	1320	C
55	CA	1322	C
55	CA	1323	G
55	CA	1324	A
55	CA	1325	C
55	CA	1338	G
55	CA	1346	A
55	CA	1348	U
55	CA	1349	A
55	CA	1353	G
55	CA	1362	A
55	CA	1364	U
55	CA	1365	G
55	CA	1366	C
55	CA	1370	G
55	CA	1379	G
55	CA	1381	U
55	CA	1382	C
55	CA	1383	C
55	CA	1394	A
55	CA	1395	C
55	CA	1396	A
55	CA	1398	A
55	CA	1400	C
55	CA	1411	C
55	CA	1419	G
55	CA	1429	A
55	CA	1432	G
55	CA	1441	A
55	CA	1442	G
55	CA	1443	C

*Continued on next page...*

*Continued from previous page...*

Mol	Chain	Res	Type
55	CA	1446	A
55	CA	1447	A
55	CA	1448	C
55	CA	1449	C
55	CA	1451	U
55	CA	1452	C
55	CA	1453	G
55	CA	1454	G
55	CA	1455	G
55	CA	1456	A
55	CA	1492	A
55	CA	1494	G
55	CA	1497	G
55	CA	1498	U
55	CA	1499	A
55	CA	1500	A
55	CA	1502	A
55	CA	1503	A
55	CA	1505	G
55	CA	1507	A
55	CA	1508	A
55	CA	1517	G
55	CA	1519	A
55	CA	1520	C
55	CA	1529	G
55	CA	1530	G
55	CA	1531	A
55	CA	1534	A
22	CV	28	G
22	CV	34	G
22	CV	36	A
23	CW	5	U
22	CX	34	G
22	CX	36	A
24	DA	10	A
24	DA	12	U
24	DA	14	A
24	DA	15	G
24	DA	16	C
24	DA	34	U
24	DA	35	G
24	DA	36	G

*Continued on next page...*

*Continued from previous page...*

Mol	Chain	Res	Type
24	DA	37	C
24	DA	39	G
24	DA	40	U
24	DA	46	G
24	DA	49	A
24	DA	50	U
24	DA	51	G
24	DA	52	A
24	DA	53	A
24	DA	60	G
24	DA	61	C
24	DA	62	U
24	DA	70	G
24	DA	71	A
24	DA	73	A
24	DA	74	A
24	DA	75	G
24	DA	76	C
24	DA	77	G
24	DA	79	C
24	DA	83	A
24	DA	84	A
24	DA	85	G
24	DA	86	G
24	DA	87	U
24	DA	91	A
24	DA	92	U
24	DA	93	G
24	DA	100	U
24	DA	101	A
24	DA	102	U
24	DA	103	A
24	DA	104	A
24	DA	118	A
24	DA	119	A
24	DA	120	U
24	DA	121	G
24	DA	122	G
24	DA	126	A
24	DA	128	C
24	DA	129	C
24	DA	134	G

*Continued on next page...*



*Continued from previous page...*

Mol	Chain	Res	Type
24	DA	139	U
24	DA	140	C
24	DA	141	G
24	DA	142	A
24	DA	143	C
24	DA	144	A
24	DA	155	A
24	DA	156	A
24	DA	160	A
24	DA	162	U
24	DA	164	C
24	DA	165	A
24	DA	171	U
24	DA	180	G
24	DA	181	A
24	DA	193	U
24	DA	196	A
24	DA	197	A
24	DA	198	C
24	DA	199	A
24	DA	204	A
24	DA	205	G
24	DA	206	U
24	DA	207	A
24	DA	216	A
24	DA	217	A
24	DA	218	A
24	DA	221	A
24	DA	222	A
24	DA	223	A
24	DA	224	U
24	DA	225	C
24	DA	226	A
24	DA	227	A
24	DA	228	C
24	DA	229	C
24	DA	230	G
24	DA	231	A
24	DA	233	A
24	DA	234	U
24	DA	235	U
24	DA	241	A

*Continued on next page...*

*Continued from previous page...*

Mol	Chain	Res	Type
24	DA	242	G
24	DA	243	U
24	DA	244	A
24	DA	245	G
24	DA	248	G
24	DA	249	C
24	DA	250	G
24	DA	251	A
24	DA	252	G
24	DA	255	A
24	DA	264	C
24	DA	265	A
24	DA	266	G
24	DA	271	G
24	DA	272	A
24	DA	273	G
24	DA	277	G
24	DA	281	C
24	DA	284	U
24	DA	285	G
24	DA	295	G
24	DA	299	A
24	DA	301	G
24	DA	302	C
24	DA	303	G
24	DA	311	A
24	DA	312	G
24	DA	314	C
24	DA	315	G
24	DA	322	A
24	DA	323	C
24	DA	324	A
24	DA	325	G
24	DA	326	G
24	DA	329	G
24	DA	330	A
24	DA	334	C
24	DA	335	C
24	DA	343	C
24	DA	351	C
24	DA	353	C
24	DA	362	A

*Continued on next page...*

*Continued from previous page...*

Mol	Chain	Res	Type
24	DA	363	G
24	DA	364	C
24	DA	365	U
24	DA	367	G
24	DA	370	G
24	DA	371	A
24	DA	372	G
24	DA	374	A
24	DA	375	G
24	DA	383	C
24	DA	386	G
24	DA	387	U
24	DA	388	G
24	DA	389	G
24	DA	390	U
24	DA	391	A
24	DA	392	U
24	DA	396	G
24	DA	397	U
24	DA	398	C
24	DA	399	U
24	DA	404	A
24	DA	405	U
24	DA	406	G
24	DA	407	G
24	DA	411	G
24	DA	412	A
24	DA	413	C
24	DA	421	C
24	DA	422	A
24	DA	423	A
24	DA	424	G
24	DA	430	A
24	DA	437	U
24	DA	442	G
24	DA	443	A
24	DA	444	C
24	DA	445	C
24	DA	446	G
24	DA	447	A
24	DA	449	A
24	DA	450	G

*Continued on next page...*

*Continued from previous page...*

Mol	Chain	Res	Type
24	DA	451	U
24	DA	452	G
24	DA	455	C
24	DA	457	A
24	DA	459	U
24	DA	460	A
24	DA	461	C
24	DA	462	C
24	DA	475	C
24	DA	476	G
24	DA	477	A
24	DA	479	A
24	DA	480	A
24	DA	481	G
24	DA	482	A
24	DA	489	G
24	DA	490	C
24	DA	491	G
24	DA	492	A
24	DA	498	G
24	DA	502	A
24	DA	503	A
24	DA	504	A
24	DA	505	A
24	DA	506	G
24	DA	507	A
24	DA	509	C
24	DA	510	C
24	DA	511	U
24	DA	512	G
24	DA	527	C
24	DA	528	A
24	DA	529	A
24	DA	530	G
24	DA	531	C
24	DA	532	A
24	DA	533	G
24	DA	534	U
24	DA	544	C
24	DA	546	U
24	DA	547	A
24	DA	548	G

*Continued on next page...*

*Continued from previous page...*

Mol	Chain	Res	Type
24	DA	549	G
24	DA	550	C
24	DA	556	A
24	DA	563	A
24	DA	571	U
24	DA	572	A
24	DA	573	U
24	DA	575	A
24	DA	576	U
24	DA	586	A
24	DA	587	C
24	DA	589	U
24	DA	590	A
24	DA	603	A
24	DA	604	G
24	DA	605	G
24	DA	613	A
24	DA	614	A
24	DA	615	U
24	DA	616	A
24	DA	617	G
24	DA	620	G
24	DA	621	A
24	DA	622	G
24	DA	627	A
24	DA	638	G
24	DA	639	U
24	DA	645	C
24	DA	647	G
24	DA	648	G
24	DA	654	A
24	DA	655	A
24	DA	656	G
24	DA	657	U
24	DA	658	U
24	DA	662	G
24	DA	669	G
24	DA	670	A
24	DA	671	C
24	DA	672	C
24	DA	673	C
24	DA	686	U

*Continued on next page...*

*Continued from previous page...*

Mol	Chain	Res	Type
24	DA	687	C
24	DA	688	U
24	DA	699	A
24	DA	717	C
24	DA	718	A
24	DA	727	A
24	DA	728	G
24	DA	729	G
24	DA	730	A
24	DA	740	C
24	DA	741	U
24	DA	746	U
24	DA	747	U
24	DA	748	G
24	DA	752	A
24	DA	753	A
24	DA	754	U
24	DA	755	U
24	DA	757	G
24	DA	763	G
24	DA	764	A
24	DA	765	C
24	DA	766	U
24	DA	775	G
24	DA	776	G
24	DA	777	G
24	DA	778	G
24	DA	779	U
24	DA	781	A
24	DA	782	A
24	DA	783	A
24	DA	784	G
24	DA	785	G
24	DA	789	A
24	DA	790	U
24	DA	791	C
24	DA	792	A
24	DA	793	A
24	DA	794	A
24	DA	795	C
24	DA	800	A
24	DA	801	G

*Continued on next page...*

*Continued from previous page...*

Mol	Chain	Res	Type
24	DA	802	A
24	DA	803	U
24	DA	805	G
24	DA	806	C
24	DA	812	C
24	DA	819	A
24	DA	827	U
24	DA	828	U
24	DA	830	G
24	DA	831	G
24	DA	832	U
24	DA	846	U
24	DA	847	U
24	DA	858	G
24	DA	859	G
24	DA	861	A
24	DA	866	A
24	DA	867	C
24	DA	868	U
24	DA	874	G
24	DA	875	G
24	DA	877	A
24	DA	878	A
24	DA	902	C
24	DA	910	A
24	DA	912	C
24	DA	914	G
24	DA	915	C
24	DA	916	G
24	DA	921	C
24	DA	922	C
24	DA	932	U
24	DA	933	A
24	DA	934	U
24	DA	941	A
24	DA	944	C
24	DA	946	C
24	DA	947	A
24	DA	958	U
24	DA	959	A
24	DA	960	A
24	DA	961	C

*Continued on next page...*



*Continued from previous page...*

Mol	Chain	Res	Type
24	DA	962	G
24	DA	964	C
24	DA	973	A
24	DA	974	G
24	DA	975	A
24	DA	976	G
24	DA	983	A
24	DA	985	C
24	DA	990	A
24	DA	991	C
24	DA	995	C
24	DA	996	A
24	DA	1008	A
24	DA	1009	A
24	DA	1010	A
24	DA	1011	G
24	DA	1012	U
24	DA	1013	C
24	DA	1014	A
24	DA	1020	A
24	DA	1021	A
24	DA	1022	G
24	DA	1023	U
24	DA	1024	G
24	DA	1025	G
24	DA	1026	G
24	DA	1027	A
24	DA	1033	U
24	DA	1034	G
24	DA	1035	U
24	DA	1036	G
24	DA	1044	C
24	DA	1045	C
24	DA	1046	A
24	DA	1047	G
24	DA	1049	C
24	DA	1050	A
24	DA	1056	G
24	DA	1057	A
24	DA	1060	U
24	DA	1061	U
24	DA	1062	G

*Continued on next page...*

*Continued from previous page...*

Mol	Chain	Res	Type
24	DA	1063	G
24	DA	1064	C
24	DA	1066	U
24	DA	1068	G
24	DA	1070	A
24	DA	1071	G
24	DA	1072	C
24	DA	1073	A
24	DA	1074	G
24	DA	1075	C
24	DA	1076	C
24	DA	1079	C
24	DA	1080	A
24	DA	1083	U
24	DA	1086	A
24	DA	1088	A
24	DA	1089	A
24	DA	1090	A
24	DA	1091	G
24	DA	1097	U
24	DA	1100	C
24	DA	1111	A
24	DA	1112	G
24	DA	1113	U
24	DA	1114	C
24	DA	1115	G
24	DA	1126	A
24	DA	1127	A
24	DA	1128	G
24	DA	1129	A
24	DA	1130	U
24	DA	1131	G
24	DA	1132	U
24	DA	1133	A
24	DA	1135	C
24	DA	1136	G
24	DA	1137	G
24	DA	1142	A
24	DA	1144	A
24	DA	1145	C
24	DA	1155	A
24	DA	1157	G

*Continued on next page...*

*Continued from previous page...*

Mol	Chain	Res	Type
24	DA	1158	C
24	DA	1159	U
24	DA	1169	A
24	DA	1171	G
24	DA	1172	C
24	DA	1174	U
24	DA	1176	U
24	DA	1204	A
24	DA	1205	A
24	DA	1206	G
24	DA	1207	C
24	DA	1211	C
24	DA	1213	A
24	DA	1214	A
24	DA	1227	G
24	DA	1235	G
24	DA	1236	G
24	DA	1237	A
24	DA	1241	A
24	DA	1242	U
24	DA	1247	A
24	DA	1248	G
24	DA	1253	A
24	DA	1255	U
24	DA	1256	G
24	DA	1262	A
24	DA	1265	A
24	DA	1266	G
24	DA	1267	U
24	DA	1268	A
24	DA	1271	G
24	DA	1272	A
24	DA	1273	U
24	DA	1274	A
24	DA	1275	A
24	DA	1276	A
24	DA	1277	G
24	DA	1278	C
24	DA	1286	A
24	DA	1290	C
24	DA	1291	C
24	DA	1300	G

*Continued on next page...*

*Continued from previous page...*

Mol	Chain	Res	Type
24	DA	1301	A
24	DA	1303	G
24	DA	1304	A
24	DA	1311	G
24	DA	1313	U
24	DA	1314	C
24	DA	1315	C
24	DA	1321	A
24	DA	1324	G
24	DA	1325	U
24	DA	1326	U
24	DA	1327	A
24	DA	1328	A
24	DA	1329	U
24	DA	1330	C
24	DA	1331	G
24	DA	1332	G
24	DA	1333	G
24	DA	1334	G
24	DA	1336	A
24	DA	1337	G
24	DA	1340	U
24	DA	1341	G
24	DA	1342	A
24	DA	1345	C
24	DA	1349	C
24	DA	1365	A
24	DA	1374	G
24	DA	1376	C
24	DA	1379	U
24	DA	1381	G
24	DA	1382	G
24	DA	1385	A
24	DA	1386	C
24	DA	1387	A
24	DA	1397	U
24	DA	1398	C
24	DA	1399	C
24	DA	1400	U
24	DA	1401	G
24	DA	1403	A
24	DA	1404	C

*Continued on next page...*

*Continued from previous page...*

Mol	Chain	Res	Type
24	DA	1416	G
24	DA	1419	A
24	DA	1421	G
24	DA	1426	G
24	DA	1428	C
24	DA	1430	G
24	DA	1434	A
24	DA	1438	U
24	DA	1440	U
24	DA	1452	G
24	DA	1453	A
24	DA	1454	C
24	DA	1455	G
24	DA	1456	G
24	DA	1459	G
24	DA	1460	U
24	DA	1461	C
24	DA	1462	C
24	DA	1463	C
24	DA	1470	A
24	DA	1475	G
24	DA	1476	U
24	DA	1477	A
24	DA	1478	G
24	DA	1479	G
24	DA	1482	G
24	DA	1483	G
24	DA	1490	A
24	DA	1493	C
24	DA	1494	A
24	DA	1497	U
24	DA	1498	C
24	DA	1499	C
24	DA	1501	G
24	DA	1507	C
24	DA	1508	A
24	DA	1509	A
24	DA	1510	G
24	DA	1511	G
24	DA	1512	C
24	DA	1520	U
24	DA	1522	A

*Continued on next page...*

*Continued from previous page...*

Mol	Chain	Res	Type
24	DA	1523	U
24	DA	1524	G
24	DA	1528	A
24	DA	1531	C
24	DA	1532	A
24	DA	1534	U
24	DA	1535	A
24	DA	1536	C
24	DA	1537	G
24	DA	1538	G
24	DA	1539	U
24	DA	1540	G
24	DA	1555	G
24	DA	1556	C
24	DA	1558	C
24	DA	1559	U
24	DA	1560	G
24	DA	1561	C
24	DA	1562	U
24	DA	1565	C
24	DA	1566	A
24	DA	1567	G
24	DA	1569	A
24	DA	1583	A
24	DA	1584	U
24	DA	1585	C
24	DA	1586	A
24	DA	1598	A
24	DA	1600	C
24	DA	1603	A
24	DA	1607	C
24	DA	1608	A
24	DA	1610	A
24	DA	1611	C
24	DA	1612	C
24	DA	1613	G
24	DA	1616	A
24	DA	1617	C
24	DA	1620	G
24	DA	1622	G
24	DA	1626	A
24	DA	1634	A

*Continued on next page...*

*Continued from previous page...*

Mol	Chain	Res	Type
24	DA	1635	A
24	DA	1636	U
24	DA	1640	A
24	DA	1646	C
24	DA	1647	U
24	DA	1648	U
24	DA	1649	G
24	DA	1650	A
24	DA	1654	A
24	DA	1655	A
24	DA	1663	G
24	DA	1667	G
24	DA	1668	A
24	DA	1669	A
24	DA	1670	C
24	DA	1674	G
24	DA	1675	C
24	DA	1676	A
24	DA	1677	A
24	DA	1680	U
24	DA	1682	G
24	DA	1683	U
24	DA	1684	G
24	DA	1694	C
24	DA	1695	G
24	DA	1696	G
24	DA	1697	G
24	DA	1698	A
24	DA	1699	G
24	DA	1700	A
24	DA	1701	A
24	DA	1706	C
24	DA	1707	G
24	DA	1713	A
24	DA	1714	U
24	DA	1715	G
24	DA	1716	U
24	DA	1717	A
24	DA	1718	G
24	DA	1722	A
24	DA	1723	G
24	DA	1728	C

*Continued on next page...*

*Continued from previous page...*

Mol	Chain	Res	Type
24	DA	1729	U
24	DA	1730	C
24	DA	1731	G
24	DA	1732	C
24	DA	1733	G
24	DA	1734	G
24	DA	1735	A
24	DA	1739	A
24	DA	1740	G
24	DA	1758	U
24	DA	1759	A
24	DA	1760	C
24	DA	1761	C
24	DA	1764	C
24	DA	1773	A
24	DA	1774	C
24	DA	1776	G
24	DA	1780	A
24	DA	1781	U
24	DA	1782	U
24	DA	1783	A
24	DA	1784	A
24	DA	1785	A
24	DA	1786	A
24	DA	1788	C
24	DA	1789	A
24	DA	1800	C
24	DA	1802	A
24	DA	1808	A
24	DA	1809	A
24	DA	1810	A
24	DA	1811	G
24	DA	1815	A
24	DA	1816	C
24	DA	1817	G
24	DA	1819	A
24	DA	1820	U
24	DA	1821	A
24	DA	1822	C
24	DA	1829	A
24	DA	1832	C
24	DA	1833	C

*Continued on next page...*



*Continued from previous page...*

Mol	Chain	Res	Type
24	DA	1835	G
24	DA	1839	G
24	DA	1840	G
24	DA	1847	A
24	DA	1848	A
24	DA	1857	G
24	DA	1866	A
24	DA	1869	G
24	DA	1870	C
24	DA	1873	G
24	DA	1875	G
24	DA	1877	A
24	DA	1884	G
24	DA	1886	U
24	DA	1889	A
24	DA	1906	G
24	DA	1912	A
24	DA	1914	C
24	DA	1915	U
24	DA	1916	A
24	DA	1917	U
24	DA	1919	A
24	DA	1920	C
24	DA	1927	A
24	DA	1929	G
24	DA	1930	G
24	DA	1931	U
24	DA	1932	A
24	DA	1937	A
24	DA	1938	A
24	DA	1939	U
24	DA	1941	C
24	DA	1942	C
24	DA	1943	U
24	DA	1944	U
24	DA	1945	G
24	DA	1946	U
24	DA	1954	G
24	DA	1955	U
24	DA	1956	U
24	DA	1957	C
24	DA	1963	U

*Continued on next page...*

*Continued from previous page...*

Mol	Chain	Res	Type
24	DA	1964	G
24	DA	1965	C
24	DA	1966	A
24	DA	1967	C
24	DA	1968	G
24	DA	1970	A
24	DA	1971	U
24	DA	1972	G
24	DA	1980	G
24	DA	1981	A
24	DA	1982	U
24	DA	1983	G
24	DA	1991	U
24	DA	1993	U
24	DA	1994	C
24	DA	1996	C
24	DA	1997	C
24	DA	1998	A
24	DA	2018	G
24	DA	2020	A
24	DA	2022	U
24	DA	2023	C
24	DA	2024	G
24	DA	2030	A
24	DA	2031	A
24	DA	2032	G
24	DA	2033	A
24	DA	2034	U
24	DA	2035	G
24	DA	2036	C
24	DA	2037	A
24	DA	2038	G
24	DA	2043	C
24	DA	2050	C
24	DA	2051	A
24	DA	2052	A
24	DA	2055	C
24	DA	2056	G
24	DA	2060	A
24	DA	2061	G
24	DA	2062	A
24	DA	2063	C

*Continued on next page...*

*Continued from previous page...*

Mol	Chain	Res	Type
24	DA	2064	C
24	DA	2068	U
24	DA	2069	G
24	DA	2070	A
24	DA	2072	C
24	DA	2080	A
24	DA	2092	U
24	DA	2093	G
24	DA	2094	A
24	DA	2100	G
24	DA	2104	C
24	DA	2105	U
24	DA	2107	G
24	DA	2108	A
24	DA	2109	U
24	DA	2110	G
24	DA	2134	A
24	DA	2135	A
24	DA	2136	G
24	DA	2138	G
24	DA	2143	C
24	DA	2144	G
24	DA	2145	C
24	DA	2147	A
24	DA	2148	G
24	DA	2149	U
24	DA	2152	G
24	DA	2153	C
24	DA	2154	A
24	DA	2155	U
24	DA	2156	G
24	DA	2157	G
24	DA	2180	U
24	DA	2181	U
24	DA	2183	A
24	DA	2187	U
24	DA	2190	G
24	DA	2191	A
24	DA	2192	U
24	DA	2198	A
24	DA	2199	A
24	DA	2200	C

*Continued on next page...*

*Continued from previous page...*

Mol	Chain	Res	Type
24	DA	2204	G
24	DA	2210	U
24	DA	2211	A
24	DA	2212	A
24	DA	2213	U
24	DA	2214	C
24	DA	2215	C
24	DA	2216	G
24	DA	2226	C
24	DA	2227	A
24	DA	2238	G
24	DA	2239	G
24	DA	2240	U
24	DA	2241	A
24	DA	2249	U
24	DA	2250	G
24	DA	2251	G
24	DA	2252	G
24	DA	2259	U
24	DA	2260	C
24	DA	2261	C
24	DA	2266	A
24	DA	2267	A
24	DA	2268	A
24	DA	2275	C
24	DA	2279	G
24	DA	2283	C
24	DA	2284	A
24	DA	2286	G
24	DA	2288	A
24	DA	2289	G
24	DA	2290	G
24	DA	2297	A
24	DA	2298	A
24	DA	2305	U
24	DA	2308	G
24	DA	2309	A
24	DA	2310	C
24	DA	2311	A
24	DA	2312	U
24	DA	2313	C
24	DA	2314	A

*Continued on next page...*

*Continued from previous page...*

Mol	Chain	Res	Type
24	DA	2320	U
24	DA	2321	U
24	DA	2322	A
24	DA	2323	G
24	DA	2325	G
24	DA	2334	U
24	DA	2335	A
24	DA	2337	G
24	DA	2338	C
24	DA	2339	C
24	DA	2345	G
24	DA	2347	C
24	DA	2348	U
24	DA	2357	G
24	DA	2358	A
24	DA	2361	G
24	DA	2379	G
24	DA	2382	G
24	DA	2383	G
24	DA	2384	U
24	DA	2385	C
24	DA	2386	A
24	DA	2387	U
24	DA	2392	A
24	DA	2399	G
24	DA	2401	U
24	DA	2402	U
24	DA	2403	C
24	DA	2405	G
24	DA	2406	A
24	DA	2407	A
24	DA	2408	U
24	DA	2409	G
24	DA	2410	G
24	DA	2424	C
24	DA	2425	A
24	DA	2426	A
24	DA	2427	C
24	DA	2428	G
24	DA	2429	G
24	DA	2430	A
24	DA	2431	U

*Continued on next page...*

*Continued from previous page...*

Mol	Chain	Res	Type
24	DA	2435	A
24	DA	2439	A
24	DA	2440	C
24	DA	2441	U
24	DA	2447	G
24	DA	2448	A
24	DA	2450	A
24	DA	2457	U
24	DA	2459	A
24	DA	2460	U
24	DA	2461	A
24	DA	2468	A
24	DA	2475	C
24	DA	2476	A
24	DA	2490	G
24	DA	2491	U
24	DA	2492	U
24	DA	2493	U
24	DA	2494	G
24	DA	2498	C
24	DA	2499	C
24	DA	2500	U
24	DA	2502	G
24	DA	2503	A
24	DA	2504	U
24	DA	2505	G
24	DA	2506	U
24	DA	2517	C
24	DA	2518	A
24	DA	2519	U
24	DA	2520	C
24	DA	2521	C
24	DA	2522	U
24	DA	2529	G
24	DA	2534	A
24	DA	2543	G
24	DA	2544	G
24	DA	2547	A
24	DA	2554	U
24	DA	2566	A
24	DA	2567	G
24	DA	2573	C

*Continued on next page...*

*Continued from previous page...*

Mol	Chain	Res	Type
24	DA	2574	G
24	DA	2576	G
24	DA	2578	G
24	DA	2582	G
24	DA	2583	G
24	DA	2585	U
24	DA	2586	U
24	DA	2602	A
24	DA	2603	G
24	DA	2604	U
24	DA	2609	U
24	DA	2610	C
24	DA	2611	C
24	DA	2612	C
24	DA	2613	U
24	DA	2614	A
24	DA	2615	U
24	DA	2616	C
24	DA	2617	U
24	DA	2629	U
24	DA	2630	G
24	DA	2631	G
24	DA	2632	A
24	DA	2645	G
24	DA	2646	C
24	DA	2654	A
24	DA	2655	G
24	DA	2656	U
24	DA	2657	A
24	DA	2667	C
24	DA	2682	A
24	DA	2683	C
24	DA	2689	U
24	DA	2690	U
24	DA	2691	C
24	DA	2692	G
24	DA	2713	U
24	DA	2714	G
24	DA	2715	C
24	DA	2718	G
24	DA	2726	A
24	DA	2727	A

*Continued on next page...*

*Continued from previous page...*

Mol	Chain	Res	Type
24	DA	2728	U
24	DA	2739	U
24	DA	2748	A
24	DA	2751	G
24	DA	2752	C
24	DA	2753	A
24	DA	2756	U
24	DA	2757	A
24	DA	2758	A
24	DA	2760	C
24	DA	2765	A
24	DA	2766	A
24	DA	2777	G
24	DA	2778	A
24	DA	2779	U
24	DA	2781	A
24	DA	2782	G
24	DA	2791	G
24	DA	2796	U
24	DA	2799	A
24	DA	2800	A
24	DA	2801	G
24	DA	2808	G
24	DA	2820	A
24	DA	2826	A
24	DA	2833	U
24	DA	2834	G
24	DA	2835	A
24	DA	2836	U
24	DA	2837	A
24	DA	2838	G
24	DA	2848	G
24	DA	2850	A
24	DA	2851	A
24	DA	2861	U
24	DA	2866	U
24	DA	2867	G
24	DA	2872	A
24	DA	2874	C
24	DA	2875	C
24	DA	2879	A
24	DA	2883	A

*Continued on next page...*



*Continued from previous page...*

Mol	Chain	Res	Type
24	DA	2894	G
24	DA	2895	G
24	DA	2896	C
24	DA	2902	C
56	DB	12	C
56	DB	13	G
56	DB	15	A
56	DB	16	G
56	DB	17	C
56	DB	18	G
56	DB	24	G
56	DB	30	C
56	DB	35	C
56	DB	36	C
56	DB	40	U
56	DB	41	G
56	DB	42	C
56	DB	43	C
56	DB	44	G
56	DB	45	A
56	DB	46	A
56	DB	48	U
56	DB	57	A
56	DB	58	A
56	DB	63	C
56	DB	64	G
56	DB	87	U
56	DB	88	C
56	DB	89	U
56	DB	90	C
56	DB	91	C
56	DB	99	A
56	DB	109	A

All (1517) RNA pucker outliers are listed below:

Mol	Chain	Res	Type
21	AA	5	U
21	AA	9	G
21	AA	13	U
21	AA	14	U
21	AA	30	U

*Continued on next page...*

*Continued from previous page...*

Mol	Chain	Res	Type
21	AA	32	A
21	AA	47	C
21	AA	51	A
21	AA	52	C
21	AA	60	A
21	AA	61	G
21	AA	64	G
21	AA	66	A
21	AA	70	U
21	AA	72	A
21	AA	73	C
21	AA	82	G
21	AA	84	U
21	AA	87	C
21	AA	90	C
21	AA	94	G
21	AA	95	C
21	AA	109	A
21	AA	110	C
21	AA	115	G
21	AA	116	A
21	AA	119	A
21	AA	121	U
21	AA	129	A
21	AA	130	A
21	AA	131	A
21	AA	132	C
21	AA	173	U
21	AA	174	A
21	AA	181	A
21	AA	184	G
21	AA	197	A
21	AA	212	G
21	AA	213	G
21	AA	243	A
21	AA	245	U
21	AA	246	A
21	AA	247	G
21	AA	250	A
21	AA	252	U
21	AA	266	G
21	AA	267	C

*Continued on next page...*

*Continued from previous page...*

Mol	Chain	Res	Type
21	AA	274	A
21	AA	275	G
21	AA	279	A
21	AA	305	G
21	AA	306	A
21	AA	315	A
21	AA	316	C
21	AA	327	A
21	AA	331	G
21	AA	344	A
21	AA	346	G
21	AA	351	G
21	AA	352	C
21	AA	353	A
21	AA	366	A
21	AA	368	U
21	AA	369	G
21	AA	372	C
21	AA	373	A
21	AA	388	G
21	AA	389	A
21	AA	411	A
21	AA	414	A
21	AA	422	C
21	AA	423	G
21	AA	428	G
21	AA	429	U
21	AA	430	A
21	AA	431	A
21	AA	451	A
21	AA	452	A
21	AA	453	G
21	AA	465	A
21	AA	466	A
21	AA	467	U
21	AA	484	G
21	AA	486	U
21	AA	495	A
21	AA	496	A
21	AA	497	G
21	AA	499	A
21	AA	500	G

*Continued on next page...*

*Continued from previous page...*

Mol	Chain	Res	Type
21	AA	508	U
21	AA	509	A
21	AA	510	A
21	AA	517	G
21	AA	519	C
21	AA	530	G
21	AA	533	A
21	AA	534	U
21	AA	536	C
21	AA	547	A
21	AA	548	G
21	AA	549	C
21	AA	559	A
21	AA	563	A
21	AA	564	C
21	AA	566	G
21	AA	567	G
21	AA	575	G
21	AA	577	G
21	AA	653	U
21	AA	654	G
21	AA	687	A
21	AA	688	G
21	AA	702	A
21	AA	704	A
21	AA	719	C
21	AA	721	G
21	AA	722	G
21	AA	724	G
21	AA	753	A
21	AA	754	C
21	AA	755	G
21	AA	792	A
21	AA	794	A
21	AA	795	C
21	AA	812	G
21	AA	813	U
21	AA	821	G
21	AA	870	U
21	AA	874	G
21	AA	875	U
21	AA	884	U

*Continued on next page...*

*Continued from previous page...*

Mol	Chain	Res	Type
21	AA	885	G
21	AA	889	A
21	AA	891	U
21	AA	913	A
21	AA	914	A
21	AA	934	C
21	AA	935	A
21	AA	960	U
21	AA	961	U
21	AA	965	U
21	AA	966	G
21	AA	968	A
21	AA	974	A
21	AA	976	G
21	AA	977	A
21	AA	978	A
21	AA	982	U
21	AA	984	C
21	AA	991	U
21	AA	994	A
21	AA	995	C
21	AA	1031	C
21	AA	1032	G
21	AA	1049	U
21	AA	1050	G
21	AA	1051	C
21	AA	1054	C
21	AA	1055	A
21	AA	1064	G
21	AA	1066	C
21	AA	1068	G
21	AA	1085	U
21	AA	1087	G
21	AA	1101	A
21	AA	1102	A
21	AA	1103	C
21	AA	1125	U
21	AA	1127	G
21	AA	1129	C
21	AA	1131	G
21	AA	1137	C
21	AA	1138	G

*Continued on next page...*

*Continued from previous page...*

Mol	Chain	Res	Type
21	AA	1140	C
21	AA	1141	C
21	AA	1153	G
21	AA	1157	A
21	AA	1158	C
21	AA	1160	G
21	AA	1168	U
21	AA	1169	A
21	AA	1182	G
21	AA	1184	G
21	AA	1192	C
21	AA	1196	A
21	AA	1197	A
21	AA	1201	A
21	AA	1202	U
21	AA	1212	U
21	AA	1215	G
21	AA	1224	U
21	AA	1228	C
21	AA	1239	A
21	AA	1241	G
21	AA	1257	A
21	AA	1258	G
21	AA	1282	C
21	AA	1285	A
21	AA	1287	A
21	AA	1288	A
21	AA	1297	G
21	AA	1303	C
21	AA	1319	A
21	AA	1320	C
21	AA	1321	U
21	AA	1323	G
21	AA	1331	G
21	AA	1332	A
21	AA	1345	U
21	AA	1348	U
21	AA	1363	A
21	AA	1365	G
21	AA	1380	U
21	AA	1381	U
21	AA	1382	C

*Continued on next page...*

*Continued from previous page...*

Mol	Chain	Res	Type
21	AA	1394	A
21	AA	1395	C
21	AA	1398	A
21	AA	1399	C
21	AA	1449	C
21	AA	1451	U
21	AA	1453	G
21	AA	1454	G
21	AA	1498	U
21	AA	1499	A
21	AA	1502	A
21	AA	1505	G
21	AA	1507	A
21	AA	1528	U
21	AA	1530	G
22	AV	27	G
23	AW	5	U
22	AX	27	G
24	BA	13	A
24	BA	27	G
24	BA	33	C
24	BA	35	G
24	BA	49	A
24	BA	52	A
24	BA	60	G
24	BA	61	C
24	BA	62	U
24	BA	63	A
24	BA	70	G
24	BA	73	A
24	BA	74	A
24	BA	75	G
24	BA	83	A
24	BA	84	A
24	BA	85	G
24	BA	86	G
24	BA	91	A
24	BA	92	U
24	BA	100	U
24	BA	103	A
24	BA	119	A
24	BA	121	G

*Continued on next page...*

*Continued from previous page...*

Mol	Chain	Res	Type
24	BA	125	A
24	BA	126	A
24	BA	137	U
24	BA	138	U
24	BA	139	U
24	BA	140	C
24	BA	141	G
24	BA	142	A
24	BA	162	U
24	BA	164	C
24	BA	177	G
24	BA	178	G
24	BA	196	A
24	BA	197	A
24	BA	199	A
24	BA	200	U
24	BA	204	A
24	BA	206	U
24	BA	215	G
24	BA	216	A
24	BA	221	A
24	BA	223	A
24	BA	227	A
24	BA	229	C
24	BA	232	G
24	BA	233	A
24	BA	241	A
24	BA	243	U
24	BA	249	C
24	BA	250	G
24	BA	265	A
24	BA	266	G
24	BA	271	G
24	BA	272	A
24	BA	301	G
24	BA	302	C
24	BA	310	A
24	BA	312	G
24	BA	321	U
24	BA	324	A
24	BA	328	U
24	BA	329	G

*Continued on next page...*



*Continued from previous page...*

Mol	Chain	Res	Type
24	BA	333	G
24	BA	345	A
24	BA	369	U
24	BA	370	G
24	BA	373	U
24	BA	386	G
24	BA	388	G
24	BA	390	U
24	BA	395	U
24	BA	404	A
24	BA	406	G
24	BA	411	G
24	BA	421	C
24	BA	434	U
24	BA	435	C
24	BA	436	C
24	BA	442	G
24	BA	446	G
24	BA	449	A
24	BA	454	A
24	BA	459	U
24	BA	460	A
24	BA	474	G
24	BA	475	C
24	BA	479	A
24	BA	480	A
24	BA	481	G
24	BA	482	A
24	BA	489	G
24	BA	491	G
24	BA	503	A
24	BA	505	A
24	BA	506	G
24	BA	507	A
24	BA	508	A
24	BA	509	C
24	BA	512	G
24	BA	513	A
24	BA	527	C
24	BA	529	A
24	BA	530	G
24	BA	531	C

*Continued on next page...*

*Continued from previous page...*

Mol	Chain	Res	Type
24	BA	533	G
24	BA	571	U
24	BA	572	A
24	BA	575	A
24	BA	587	C
24	BA	588	U
24	BA	603	A
24	BA	604	G
24	BA	614	A
24	BA	616	A
24	BA	620	G
24	BA	621	A
24	BA	627	A
24	BA	628	G
24	BA	637	A
24	BA	638	G
24	BA	645	C
24	BA	646	U
24	BA	652	U
24	BA	653	U
24	BA	654	A
24	BA	655	A
24	BA	656	G
24	BA	669	G
24	BA	671	C
24	BA	685	A
24	BA	687	C
24	BA	688	U
24	BA	704	G
24	BA	726	G
24	BA	727	A
24	BA	729	G
24	BA	739	A
24	BA	746	U
24	BA	747	U
24	BA	752	A
24	BA	753	A
24	BA	762	U
24	BA	763	G
24	BA	764	A
24	BA	765	C
24	BA	774	G

*Continued on next page...*

*Continued from previous page...*

Mol	Chain	Res	Type
24	BA	781	A
24	BA	788	A
24	BA	790	U
24	BA	794	A
24	BA	800	A
24	BA	802	A
24	BA	805	G
24	BA	806	C
24	BA	811	U
24	BA	812	C
24	BA	829	A
24	BA	858	G
24	BA	860	U
24	BA	865	C
24	BA	866	A
24	BA	913	U
24	BA	914	G
24	BA	915	C
24	BA	931	U
24	BA	933	A
24	BA	934	U
24	BA	945	A
24	BA	946	C
24	BA	957	C
24	BA	958	U
24	BA	959	A
24	BA	961	C
24	BA	962	G
24	BA	975	A
24	BA	984	A
24	BA	989	G
24	BA	990	A
24	BA	995	C
24	BA	996	A
24	BA	1008	A
24	BA	1009	A
24	BA	1011	G
24	BA	1020	A
24	BA	1022	G
24	BA	1023	U
24	BA	1025	G
24	BA	1026	G

*Continued on next page...*

*Continued from previous page...*

Mol	Chain	Res	Type
24	BA	1033	U
24	BA	1034	G
24	BA	1045	C
24	BA	1060	U
24	BA	1062	G
24	BA	1070	A
24	BA	1072	C
24	BA	1091	G
24	BA	1110	G
24	BA	1112	G
24	BA	1126	A
24	BA	1127	A
24	BA	1128	G
24	BA	1129	A
24	BA	1135	C
24	BA	1141	U
24	BA	1144	A
24	BA	1156	A
24	BA	1157	G
24	BA	1174	U
24	BA	1180	U
24	BA	1204	A
24	BA	1206	G
24	BA	1210	G
24	BA	1236	G
24	BA	1247	A
24	BA	1249	U
24	BA	1250	G
24	BA	1254	A
24	BA	1265	A
24	BA	1267	U
24	BA	1272	A
24	BA	1274	A
24	BA	1275	A
24	BA	1276	A
24	BA	1286	A
24	BA	1287	A
24	BA	1289	C
24	BA	1300	G
24	BA	1303	G
24	BA	1311	G
24	BA	1324	G

*Continued on next page...*

*Continued from previous page...*

Mol	Chain	Res	Type
24	BA	1326	U
24	BA	1329	U
24	BA	1330	C
24	BA	1332	G
24	BA	1333	G
24	BA	1340	U
24	BA	1343	G
24	BA	1378	A
24	BA	1379	U
24	BA	1385	A
24	BA	1386	C
24	BA	1396	U
24	BA	1398	C
24	BA	1427	A
24	BA	1429	G
24	BA	1451	C
24	BA	1458	U
24	BA	1459	G
24	BA	1461	C
24	BA	1475	G
24	BA	1476	U
24	BA	1490	A
24	BA	1491	G
24	BA	1495	A
24	BA	1497	U
24	BA	1498	C
24	BA	1499	C
24	BA	1508	A
24	BA	1509	A
24	BA	1510	G
24	BA	1522	A
24	BA	1535	A
24	BA	1537	G
24	BA	1538	G
24	BA	1539	U
24	BA	1554	U
24	BA	1555	G
24	BA	1556	C
24	BA	1557	C
24	BA	1558	C
24	BA	1560	G
24	BA	1568	G

*Continued on next page...*

*Continued from previous page...*

Mol	Chain	Res	Type
24	BA	1602	U
24	BA	1603	A
24	BA	1606	C
24	BA	1611	C
24	BA	1615	C
24	BA	1634	A
24	BA	1647	U
24	BA	1648	U
24	BA	1649	G
24	BA	1653	G
24	BA	1654	A
24	BA	1674	G
24	BA	1675	C
24	BA	1681	G
24	BA	1682	G
24	BA	1693	U
24	BA	1695	G
24	BA	1696	G
24	BA	1698	A
24	BA	1700	A
24	BA	1706	C
24	BA	1707	G
24	BA	1713	A
24	BA	1714	U
24	BA	1716	U
24	BA	1732	C
24	BA	1733	G
24	BA	1758	U
24	BA	1759	A
24	BA	1760	C
24	BA	1780	A
24	BA	1782	U
24	BA	1784	A
24	BA	1785	A
24	BA	1786	A
24	BA	1787	A
24	BA	1799	G
24	BA	1808	A
24	BA	1809	A
24	BA	1815	A
24	BA	1816	C
24	BA	1817	G

*Continued on next page...*

*Continued from previous page...*

Mol	Chain	Res	Type
24	BA	1821	A
24	BA	1828	G
24	BA	1829	A
24	BA	1838	C
24	BA	1839	G
24	BA	1857	G
24	BA	1858	A
24	BA	1865	U
24	BA	1866	A
24	BA	1870	C
24	BA	1871	A
24	BA	1884	G
24	BA	1885	A
24	BA	1900	A
24	BA	1913	A
24	BA	1914	C
24	BA	1918	A
24	BA	1919	A
24	BA	1929	G
24	BA	1931	U
24	BA	1936	A
24	BA	1941	C
24	BA	1942	C
24	BA	1943	U
24	BA	1945	G
24	BA	1954	G
24	BA	1956	U
24	BA	1962	C
24	BA	1964	G
24	BA	1965	C
24	BA	1966	A
24	BA	1967	C
24	BA	1970	A
24	BA	1971	U
24	BA	1980	G
24	BA	1981	A
24	BA	1992	G
24	BA	1993	U
24	BA	1996	C
24	BA	1997	C
24	BA	2021	C
24	BA	2023	C

*Continued on next page...*

*Continued from previous page...*

Mol	Chain	Res	Type
24	BA	2030	A
24	BA	2034	U
24	BA	2035	G
24	BA	2036	C
24	BA	2051	A
24	BA	2052	A
24	BA	2060	A
24	BA	2062	A
24	BA	2063	C
24	BA	2067	G
24	BA	2068	U
24	BA	2092	U
24	BA	2093	G
24	BA	2134	A
24	BA	2135	A
24	BA	2136	G
24	BA	2146	C
24	BA	2148	G
24	BA	2197	U
24	BA	2199	A
24	BA	2200	C
24	BA	2210	U
24	BA	2214	C
24	BA	2225	A
24	BA	2226	C
24	BA	2238	G
24	BA	2249	U
24	BA	2258	C
24	BA	2266	A
24	BA	2272	U
24	BA	2273	A
24	BA	2275	C
24	BA	2282	G
24	BA	2283	C
24	BA	2286	G
24	BA	2287	A
24	BA	2296	U
24	BA	2297	A
24	BA	2307	G
24	BA	2309	A
24	BA	2319	G
24	BA	2321	U

*Continued on next page...*



*Continued from previous page...*

Mol	Chain	Res	Type
24	BA	2326	C
24	BA	2327	A
24	BA	2333	A
24	BA	2335	A
24	BA	2336	A
24	BA	2344	U
24	BA	2347	C
24	BA	2382	G
24	BA	2383	G
24	BA	2384	U
24	BA	2385	C
24	BA	2391	G
24	BA	2406	A
24	BA	2407	A
24	BA	2423	U
24	BA	2424	C
24	BA	2425	A
24	BA	2427	C
24	BA	2428	G
24	BA	2439	A
24	BA	2447	G
24	BA	2450	A
24	BA	2458	G
24	BA	2459	A
24	BA	2468	A
24	BA	2490	G
24	BA	2492	U
24	BA	2497	A
24	BA	2498	C
24	BA	2503	A
24	BA	2504	U
24	BA	2517	C
24	BA	2520	C
24	BA	2542	A
24	BA	2543	G
24	BA	2566	A
24	BA	2567	G
24	BA	2572	A
24	BA	2573	C
24	BA	2574	G
24	BA	2581	G
24	BA	2582	G

*Continued on next page...*

*Continued from previous page...*

Mol	Chain	Res	Type
24	BA	2585	U
24	BA	2602	A
24	BA	2603	G
24	BA	2609	U
24	BA	2611	C
24	BA	2613	U
24	BA	2615	U
24	BA	2629	U
24	BA	2630	G
24	BA	2638	G
24	BA	2639	A
24	BA	2645	G
24	BA	2654	A
24	BA	2663	G
24	BA	2681	C
24	BA	2682	A
24	BA	2689	U
24	BA	2691	C
24	BA	2712	C
24	BA	2725	A
24	BA	2727	A
24	BA	2728	U
24	BA	2732	G
24	BA	2750	A
24	BA	2752	C
24	BA	2756	U
24	BA	2757	A
24	BA	2776	A
24	BA	2777	G
24	BA	2778	A
24	BA	2781	A
24	BA	2790	U
24	BA	2791	G
24	BA	2792	A
24	BA	2797	U
24	BA	2799	A
24	BA	2800	A
24	BA	2808	G
24	BA	2809	A
24	BA	2820	A
24	BA	2833	U
24	BA	2835	A

*Continued on next page...*

*Continued from previous page...*

Mol	Chain	Res	Type
24	BA	2836	U
24	BA	2848	G
24	BA	2850	A
24	BA	2866	U
24	BA	2868	A
24	BA	2873	A
24	BA	2879	A
24	BA	2880	C
24	BA	2893	A
24	BA	2894	G
24	BA	2895	G
25	BB	12	C
25	BB	13	G
25	BB	16	G
25	BB	24	G
25	BB	25	U
25	BB	37	C
25	BB	40	U
25	BB	42	C
25	BB	43	C
25	BB	44	G
25	BB	45	A
25	BB	52	A
25	BB	53	A
25	BB	56	G
25	BB	57	A
25	BB	66	A
25	BB	88	C
25	BB	89	U
25	BB	90	C
25	BB	91	C
25	BB	108	A
25	BB	109	A
55	CA	6	G
55	CA	9	G
55	CA	13	U
55	CA	14	U
55	CA	30	U
55	CA	32	A
55	CA	47	C
55	CA	51	A
55	CA	52	C

*Continued on next page...*

*Continued from previous page...*

Mol	Chain	Res	Type
55	CA	60	A
55	CA	61	G
55	CA	65	A
55	CA	66	A
55	CA	67	C
55	CA	70	U
55	CA	71	A
55	CA	72	A
55	CA	81	A
55	CA	82	G
55	CA	84	U
55	CA	86	G
55	CA	87	C
55	CA	89	U
55	CA	90	C
55	CA	91	U
55	CA	94	G
55	CA	95	C
55	CA	96	U
55	CA	109	A
55	CA	110	C
55	CA	115	G
55	CA	116	A
55	CA	119	A
55	CA	132	C
55	CA	173	U
55	CA	174	A
55	CA	181	A
55	CA	183	C
55	CA	197	A
55	CA	198	G
55	CA	199	A
55	CA	210	C
55	CA	211	G
55	CA	212	G
55	CA	243	A
55	CA	245	U
55	CA	247	G
55	CA	248	C
55	CA	251	G
55	CA	252	U
55	CA	253	A

*Continued on next page...*

*Continued from previous page...*

Mol	Chain	Res	Type
55	CA	274	A
55	CA	275	G
55	CA	276	G
55	CA	279	A
55	CA	282	A
55	CA	317	U
55	CA	327	A
55	CA	328	C
55	CA	330	C
55	CA	331	G
55	CA	344	A
55	CA	347	G
55	CA	348	G
55	CA	351	G
55	CA	352	C
55	CA	353	A
55	CA	366	A
55	CA	369	G
55	CA	372	C
55	CA	373	A
55	CA	381	C
55	CA	382	A
55	CA	383	A
55	CA	388	G
55	CA	411	A
55	CA	414	A
55	CA	421	U
55	CA	423	G
55	CA	424	G
55	CA	428	G
55	CA	429	U
55	CA	430	A
55	CA	439	U
55	CA	451	A
55	CA	452	A
55	CA	453	G
55	CA	460	A
55	CA	462	G
55	CA	463	U
55	CA	464	U
55	CA	481	G
55	CA	482	A

*Continued on next page...*

*Continued from previous page...*

Mol	Chain	Res	Type
55	CA	484	G
55	CA	486	U
55	CA	495	A
55	CA	496	A
55	CA	497	G
55	CA	499	A
55	CA	500	G
55	CA	508	U
55	CA	509	A
55	CA	510	A
55	CA	512	U
55	CA	513	C
55	CA	517	G
55	CA	519	C
55	CA	520	A
55	CA	531	U
55	CA	534	U
55	CA	536	C
55	CA	537	G
55	CA	547	A
55	CA	548	G
55	CA	559	A
55	CA	564	C
55	CA	566	G
55	CA	567	G
55	CA	575	G
55	CA	577	G
55	CA	595	A
55	CA	596	A
55	CA	641	U
55	CA	643	C
55	CA	652	U
55	CA	654	G
55	CA	686	U
55	CA	688	G
55	CA	702	A
55	CA	704	A
55	CA	717	U
55	CA	721	G
55	CA	722	G
55	CA	723	U
55	CA	724	G

*Continued on next page...*

*Continued from previous page...*

Mol	Chain	Res	Type
55	CA	735	C
55	CA	752	G
55	CA	754	C
55	CA	755	G
55	CA	792	A
55	CA	794	A
55	CA	802	A
55	CA	803	G
55	CA	815	A
55	CA	816	A
55	CA	817	C
55	CA	821	G
55	CA	870	U
55	CA	874	G
55	CA	875	U
55	CA	876	C
55	CA	884	U
55	CA	885	G
55	CA	890	G
55	CA	891	U
55	CA	913	A
55	CA	914	A
55	CA	934	C
55	CA	935	A
55	CA	960	U
55	CA	961	U
55	CA	968	A
55	CA	970	C
55	CA	974	A
55	CA	976	G
55	CA	977	A
55	CA	982	U
55	CA	983	A
55	CA	984	C
55	CA	992	U
55	CA	995	C
55	CA	1045	C
55	CA	1049	U
55	CA	1051	C
55	CA	1053	G
55	CA	1054	C
55	CA	1055	A

*Continued on next page...*

*Continued from previous page...*

Mol	Chain	Res	Type
55	CA	1064	G
55	CA	1066	C
55	CA	1068	G
55	CA	1085	U
55	CA	1086	U
55	CA	1101	A
55	CA	1102	A
55	CA	1124	G
55	CA	1127	G
55	CA	1128	C
55	CA	1139	G
55	CA	1140	C
55	CA	1141	C
55	CA	1142	G
55	CA	1157	A
55	CA	1158	C
55	CA	1160	G
55	CA	1161	C
55	CA	1162	C
55	CA	1170	A
55	CA	1181	G
55	CA	1184	G
55	CA	1201	A
55	CA	1202	U
55	CA	1213	A
55	CA	1215	G
55	CA	1224	U
55	CA	1228	C
55	CA	1240	U
55	CA	1241	G
55	CA	1242	G
55	CA	1278	G
55	CA	1282	C
55	CA	1283	U
55	CA	1285	A
55	CA	1296	C
55	CA	1299	A
55	CA	1300	G
55	CA	1301	U
55	CA	1302	C
55	CA	1338	G
55	CA	1345	U

*Continued on next page...*



*Continued from previous page...*

Mol	Chain	Res	Type
55	CA	1348	U
55	CA	1364	U
55	CA	1365	G
55	CA	1366	C
55	CA	1380	U
55	CA	1381	U
55	CA	1382	C
55	CA	1394	A
55	CA	1395	C
55	CA	1397	C
55	CA	1399	C
55	CA	1442	G
55	CA	1447	A
55	CA	1448	C
55	CA	1449	C
55	CA	1452	C
55	CA	1453	G
55	CA	1454	G
55	CA	1455	G
55	CA	1498	U
55	CA	1499	A
55	CA	1502	A
55	CA	1505	G
55	CA	1507	A
55	CA	1528	U
55	CA	1530	G
22	CV	27	G
23	CW	5	U
24	DA	13	A
24	DA	14	A
24	DA	15	G
24	DA	33	C
24	DA	35	G
24	DA	50	U
24	DA	52	A
24	DA	61	C
24	DA	70	G
24	DA	73	A
24	DA	74	A
24	DA	75	G
24	DA	76	C
24	DA	84	A

*Continued on next page...*

*Continued from previous page...*

Mol	Chain	Res	Type
24	DA	85	G
24	DA	86	G
24	DA	87	U
24	DA	91	A
24	DA	92	U
24	DA	93	G
24	DA	100	U
24	DA	103	A
24	DA	104	A
24	DA	119	A
24	DA	121	G
24	DA	122	G
24	DA	125	A
24	DA	128	C
24	DA	140	C
24	DA	141	G
24	DA	142	A
24	DA	164	C
24	DA	179	C
24	DA	196	A
24	DA	197	A
24	DA	204	A
24	DA	206	U
24	DA	207	A
24	DA	215	G
24	DA	216	A
24	DA	222	A
24	DA	223	A
24	DA	224	U
24	DA	225	C
24	DA	227	A
24	DA	229	C
24	DA	230	G
24	DA	232	G
24	DA	234	U
24	DA	241	A
24	DA	243	U
24	DA	244	A
24	DA	249	C
24	DA	250	G
24	DA	251	A
24	DA	271	G

*Continued on next page...*

*Continued from previous page...*

Mol	Chain	Res	Type
24	DA	272	A
24	DA	301	G
24	DA	302	C
24	DA	303	G
24	DA	311	A
24	DA	312	G
24	DA	321	U
24	DA	324	A
24	DA	325	G
24	DA	329	G
24	DA	333	G
24	DA	334	C
24	DA	364	C
24	DA	370	G
24	DA	374	A
24	DA	386	G
24	DA	388	G
24	DA	389	G
24	DA	390	U
24	DA	391	A
24	DA	395	U
24	DA	396	G
24	DA	397	U
24	DA	404	A
24	DA	406	G
24	DA	411	G
24	DA	412	A
24	DA	421	C
24	DA	422	A
24	DA	423	A
24	DA	436	C
24	DA	437	U
24	DA	442	G
24	DA	444	C
24	DA	445	C
24	DA	446	G
24	DA	449	A
24	DA	454	A
24	DA	459	U
24	DA	474	G
24	DA	475	C
24	DA	476	G

*Continued on next page...*

*Continued from previous page...*

Mol	Chain	Res	Type
24	DA	479	A
24	DA	480	A
24	DA	482	A
24	DA	483	A
24	DA	489	G
24	DA	491	G
24	DA	503	A
24	DA	505	A
24	DA	506	G
24	DA	509	C
24	DA	510	C
24	DA	527	C
24	DA	528	A
24	DA	529	A
24	DA	530	G
24	DA	531	C
24	DA	533	G
24	DA	571	U
24	DA	572	A
24	DA	575	A
24	DA	588	U
24	DA	589	U
24	DA	603	A
24	DA	604	G
24	DA	605	G
24	DA	616	A
24	DA	620	G
24	DA	621	A
24	DA	637	A
24	DA	638	G
24	DA	647	G
24	DA	655	A
24	DA	656	G
24	DA	657	U
24	DA	670	A
24	DA	672	C
24	DA	685	A
24	DA	687	C
24	DA	726	G
24	DA	730	A
24	DA	752	A
24	DA	753	A

*Continued on next page...*

*Continued from previous page...*

Mol	Chain	Res	Type
24	DA	754	U
24	DA	762	U
24	DA	763	G
24	DA	765	C
24	DA	766	U
24	DA	775	G
24	DA	777	G
24	DA	778	G
24	DA	782	A
24	DA	783	A
24	DA	784	G
24	DA	785	G
24	DA	789	A
24	DA	791	C
24	DA	792	A
24	DA	794	A
24	DA	800	A
24	DA	802	A
24	DA	830	G
24	DA	831	G
24	DA	858	G
24	DA	860	U
24	DA	865	C
24	DA	867	C
24	DA	913	U
24	DA	915	C
24	DA	933	A
24	DA	945	A
24	DA	946	C
24	DA	947	A
24	DA	957	C
24	DA	958	U
24	DA	959	A
24	DA	963	U
24	DA	973	A
24	DA	975	A
24	DA	984	A
24	DA	989	G
24	DA	990	A
24	DA	991	C
24	DA	1008	A
24	DA	1009	A

*Continued on next page...*

*Continued from previous page...*

Mol	Chain	Res	Type
24	DA	1010	A
24	DA	1011	G
24	DA	1013	C
24	DA	1020	A
24	DA	1021	A
24	DA	1022	G
24	DA	1023	U
24	DA	1026	G
24	DA	1027	A
24	DA	1033	U
24	DA	1034	G
24	DA	1035	U
24	DA	1046	A
24	DA	1048	A
24	DA	1049	C
24	DA	1060	U
24	DA	1061	U
24	DA	1062	G
24	DA	1069	A
24	DA	1071	G
24	DA	1072	C
24	DA	1073	A
24	DA	1075	C
24	DA	1076	C
24	DA	1078	U
24	DA	1079	C
24	DA	1089	A
24	DA	1090	A
24	DA	1110	G
24	DA	1112	G
24	DA	1113	U
24	DA	1126	A
24	DA	1129	A
24	DA	1130	U
24	DA	1131	G
24	DA	1135	C
24	DA	1136	G
24	DA	1141	U
24	DA	1144	A
24	DA	1156	A
24	DA	1157	G
24	DA	1158	C

*Continued on next page...*

*Continued from previous page...*

Mol	Chain	Res	Type
24	DA	1204	A
24	DA	1206	G
24	DA	1210	G
24	DA	1213	A
24	DA	1236	G
24	DA	1247	A
24	DA	1249	U
24	DA	1256	G
24	DA	1265	A
24	DA	1267	U
24	DA	1272	A
24	DA	1274	A
24	DA	1275	A
24	DA	1276	A
24	DA	1277	G
24	DA	1286	A
24	DA	1289	C
24	DA	1290	C
24	DA	1300	G
24	DA	1303	G
24	DA	1312	U
24	DA	1313	U
24	DA	1314	C
24	DA	1325	U
24	DA	1326	U
24	DA	1327	A
24	DA	1330	C
24	DA	1333	G
24	DA	1340	U
24	DA	1341	G
24	DA	1345	C
24	DA	1385	A
24	DA	1386	C
24	DA	1395	A
24	DA	1399	C
24	DA	1427	A
24	DA	1429	G
24	DA	1451	C
24	DA	1455	G
24	DA	1460	U
24	DA	1462	C
24	DA	1475	G

*Continued on next page...*

*Continued from previous page...*

Mol	Chain	Res	Type
24	DA	1476	U
24	DA	1477	A
24	DA	1478	G
24	DA	1497	U
24	DA	1498	C
24	DA	1508	A
24	DA	1510	G
24	DA	1511	G
24	DA	1536	C
24	DA	1537	G
24	DA	1539	U
24	DA	1554	U
24	DA	1555	G
24	DA	1556	C
24	DA	1558	C
24	DA	1560	G
24	DA	1561	C
24	DA	1566	A
24	DA	1568	G
24	DA	1569	A
24	DA	1607	C
24	DA	1611	C
24	DA	1612	C
24	DA	1616	A
24	DA	1619	G
24	DA	1634	A
24	DA	1635	A
24	DA	1647	U
24	DA	1648	U
24	DA	1649	G
24	DA	1654	A
24	DA	1667	G
24	DA	1669	A
24	DA	1676	A
24	DA	1681	G
24	DA	1682	G
24	DA	1683	U
24	DA	1693	U
24	DA	1695	G
24	DA	1696	G
24	DA	1698	A
24	DA	1700	A

*Continued on next page...*



*Continued from previous page...*

Mol	Chain	Res	Type
24	DA	1713	A
24	DA	1716	U
24	DA	1717	A
24	DA	1722	A
24	DA	1731	G
24	DA	1733	G
24	DA	1734	G
24	DA	1738	G
24	DA	1739	A
24	DA	1758	U
24	DA	1759	A
24	DA	1760	C
24	DA	1780	A
24	DA	1783	A
24	DA	1784	A
24	DA	1785	A
24	DA	1786	A
24	DA	1787	A
24	DA	1788	C
24	DA	1799	G
24	DA	1802	A
24	DA	1808	A
24	DA	1809	A
24	DA	1810	A
24	DA	1815	A
24	DA	1816	C
24	DA	1819	A
24	DA	1838	C
24	DA	1839	G
24	DA	1857	G
24	DA	1913	A
24	DA	1914	C
24	DA	1915	U
24	DA	1916	A
24	DA	1929	G
24	DA	1931	U
24	DA	1937	A
24	DA	1941	C
24	DA	1942	C
24	DA	1943	U
24	DA	1945	G
24	DA	1954	G

*Continued on next page...*

*Continued from previous page...*

Mol	Chain	Res	Type
24	DA	1956	U
24	DA	1962	C
24	DA	1963	U
24	DA	1964	G
24	DA	1965	C
24	DA	1967	C
24	DA	1970	A
24	DA	1971	U
24	DA	1972	G
24	DA	1980	G
24	DA	1981	A
24	DA	1982	U
24	DA	1992	G
24	DA	1993	U
24	DA	1996	C
24	DA	1997	C
24	DA	2021	C
24	DA	2023	C
24	DA	2024	G
24	DA	2031	A
24	DA	2034	U
24	DA	2036	C
24	DA	2037	A
24	DA	2051	A
24	DA	2061	G
24	DA	2063	C
24	DA	2064	C
24	DA	2067	G
24	DA	2068	U
24	DA	2069	G
24	DA	2092	U
24	DA	2093	G
24	DA	2135	A
24	DA	2148	G
24	DA	2179	C
24	DA	2198	A
24	DA	2199	A
24	DA	2210	U
24	DA	2214	C
24	DA	2215	C
24	DA	2225	A
24	DA	2226	C

*Continued on next page...*

*Continued from previous page...*

Mol	Chain	Res	Type
24	DA	2238	G
24	DA	2239	G
24	DA	2240	U
24	DA	2249	U
24	DA	2251	G
24	DA	2258	C
24	DA	2259	U
24	DA	2260	C
24	DA	2266	A
24	DA	2267	A
24	DA	2282	G
24	DA	2283	C
24	DA	2288	A
24	DA	2289	G
24	DA	2296	U
24	DA	2297	A
24	DA	2310	C
24	DA	2311	A
24	DA	2313	C
24	DA	2322	A
24	DA	2334	U
24	DA	2336	A
24	DA	2337	G
24	DA	2338	C
24	DA	2344	U
24	DA	2347	C
24	DA	2382	G
24	DA	2383	G
24	DA	2386	A
24	DA	2391	G
24	DA	2401	U
24	DA	2402	U
24	DA	2403	C
24	DA	2406	A
24	DA	2408	U
24	DA	2425	A
24	DA	2427	C
24	DA	2428	G
24	DA	2439	A
24	DA	2440	C
24	DA	2447	G
24	DA	2450	A

*Continued on next page...*

*Continued from previous page...*

Mol	Chain	Res	Type
24	DA	2458	G
24	DA	2459	A
24	DA	2460	U
24	DA	2490	G
24	DA	2492	U
24	DA	2493	U
24	DA	2497	A
24	DA	2498	C
24	DA	2499	C
24	DA	2503	A
24	DA	2504	U
24	DA	2505	G
24	DA	2518	A
24	DA	2520	C
24	DA	2521	C
24	DA	2542	A
24	DA	2543	G
24	DA	2544	G
24	DA	2566	A
24	DA	2572	A
24	DA	2573	C
24	DA	2581	G
24	DA	2582	G
24	DA	2585	U
24	DA	2586	U
24	DA	2601	C
24	DA	2603	G
24	DA	2610	C
24	DA	2611	C
24	DA	2613	U
24	DA	2615	U
24	DA	2616	C
24	DA	2629	U
24	DA	2630	G
24	DA	2645	G
24	DA	2654	A
24	DA	2656	U
24	DA	2657	A
24	DA	2681	C
24	DA	2682	A
24	DA	2689	U
24	DA	2691	C

*Continued on next page...*

*Continued from previous page...*

Mol	Chain	Res	Type
24	DA	2713	U
24	DA	2714	G
24	DA	2726	A
24	DA	2727	A
24	DA	2728	U
24	DA	2750	A
24	DA	2752	C
24	DA	2756	U
24	DA	2757	A
24	DA	2776	A
24	DA	2777	G
24	DA	2778	A
24	DA	2781	A
24	DA	2782	G
24	DA	2798	U
24	DA	2800	A
24	DA	2837	A
24	DA	2848	G
24	DA	2850	A
24	DA	2866	U
24	DA	2867	G
24	DA	2873	A
24	DA	2874	C
24	DA	2875	C
24	DA	2893	A
24	DA	2894	G
24	DA	2895	G
24	DA	2896	C
24	DA	2902	C
56	DB	12	C
56	DB	13	G
56	DB	16	G
56	DB	17	C
56	DB	40	U
56	DB	41	G
56	DB	42	C
56	DB	43	C
56	DB	45	A
56	DB	56	G
56	DB	58	A
56	DB	87	U
56	DB	90	C

## 5.4 Non-standard residues in protein, DNA, RNA chains ⓘ

There are no non-standard protein/DNA/RNA residues in this entry.

## 5.5 Carbohydrates ⓘ

There are no carbohydrates in this entry.

## 5.6 Ligand geometry ⓘ

Of 365 ligands modelled in this entry, 365 are monoatomic - leaving 0 for Mogul analysis.

There are no bond length outliers.

There are no bond angle outliers.

There are no chirality outliers.

There are no torsion outliers.

There are no ring outliers.

## 5.7 Other polymers ⓘ

There are no such residues in this entry.

## 5.8 Polymer linkage issues

There are no chain breaks in this entry.

## 6 Fit of model and data ⓘ

### 6.1 Protein, DNA and RNA chains ⓘ

In the following table, the column labelled ‘#RSRZ> 2’ contains the number (and percentage) of RSRZ outliers, followed by percent RSRZ outliers for the chain as percentile scores relative to all X-ray entries and entries of similar resolution. The OWAB column contains the minimum, median, 95<sup>th</sup> percentile and maximum values of the occupancy-weighted average B-factor per residue. The column labelled ‘Q< 0.9’ lists the number of (and percentage) of residues with an average occupancy less than 0.9.

Mol	Chain	Analysed	<RSRZ>	#RSRZ>2	OWAB(Å <sup>2</sup> )	Q<0.9
1	AB	218/241 (90%)	1.61	70 (32%) 1 2	170, 274, 284, 290	0
1	CB	218/241 (90%)	0.87	30 (13%) 4 4	159, 222, 233, 241	0
2	AC	206/233 (88%)	0.53	6 (2%) 49 31	133, 162, 187, 202	0
2	CC	206/233 (88%)	0.68	12 (5%) 22 15	140, 172, 212, 228	0
3	AD	205/206 (99%)	0.38	10 (4%) 28 18	122, 157, 195, 218	0
3	CD	205/206 (99%)	-0.01	0 100 100	112, 131, 152, 165	0
4	AE	150/167 (89%)	2.45	70 (46%) 1 1	108, 211, 223, 227	0
4	CE	150/167 (89%)	0.64	12 (8%) 12 10	100, 156, 171, 176	0
5	AF	100/135 (74%)	0.46	5 (5%) 28 18	197, 229, 250, 260	0
5	CF	100/135 (74%)	0.86	10 (10%) 8 8	164, 186, 203, 209	0
6	AG	151/179 (84%)	0.41	12 (7%) 13 10	158, 192, 220, 237	0
6	CG	150/179 (83%)	0.53	16 (10%) 6 7	142, 194, 228, 244	0
7	AH	129/130 (99%)	0.43	3 (2%) 57 36	127, 155, 181, 193	0
7	CH	129/130 (99%)	0.93	23 (17%) 2 3	152, 177, 195, 203	0
8	AI	127/130 (97%)	0.95	20 (15%) 3 4	142, 193, 220, 233	0
8	CI	127/130 (97%)	0.66	13 (10%) 7 8	155, 195, 223, 232	0
9	AJ	98/103 (95%)	0.45	2 (2%) 62 39	135, 181, 216, 239	0
9	CJ	98/103 (95%)	0.84	13 (13%) 4 4	155, 196, 230, 240	0
10	AK	117/129 (90%)	0.79	8 (6%) 17 12	132, 195, 243, 254	0
10	CK	117/129 (90%)	0.40	1 (0%) 81 61	125, 155, 181, 196	0
11	AL	123/124 (99%)	0.38	4 (3%) 44 28	89, 106, 131, 150	0
11	CL	123/124 (99%)	0.81	12 (9%) 8 8	117, 139, 155, 161	0
12	AM	114/118 (96%)	0.78	11 (9%) 8 8	157, 219, 252, 264	0
12	CM	113/118 (95%)	0.79	8 (7%) 16 11	195, 269, 309, 322	0

*Continued on next page...*

*Continued from previous page...*

Mol	Chain	Analysed	<RSRZ>	#RSRZ>2	OWAB(Å <sup>2</sup> )	Q<0.9
13	AN	96/101 (95%)	0.52	4 (4%) 35 22	142, 165, 217, 227	0
13	CN	95/101 (94%)	1.04	13 (13%) 4 4	155, 207, 265, 284	0
14	AO	88/89 (98%)	0.07	0 100 100	138, 168, 199, 219	0
14	CO	88/89 (98%)	0.16	1 (1%) 77 54	142, 174, 193, 201	0
15	AP	82/82 (100%)	0.93	12 (14%) 3 4	117, 144, 178, 192	0
15	CP	80/82 (97%)	1.44	19 (23%) 1 2	151, 180, 203, 207	0
16	AQ	80/84 (95%)	0.76	2 (2%) 54 34	90, 113, 135, 144	0
16	CQ	80/84 (95%)	1.02	13 (16%) 2 3	99, 123, 145, 163	0
17	AR	55/75 (73%)	0.85	7 (12%) 4 5	175, 198, 219, 234	0
17	CR	55/75 (73%)	0.48	2 (3%) 41 26	148, 165, 180, 187	0
18	AS	79/92 (85%)	1.42	26 (32%) 1 2	171, 203, 244, 257	0
18	CS	79/92 (85%)	1.33	22 (27%) 1 2	223, 265, 319, 334	0
19	AT	85/87 (97%)	0.31	1 (1%) 75 52	114, 141, 164, 180	0
19	CT	85/87 (97%)	1.11	21 (24%) 1 2	194, 242, 275, 283	0
20	AU	51/71 (71%)	0.96	6 (11%) 5 6	133, 168, 248, 252	0
20	CU	51/71 (71%)	0.43	2 (3%) 37 24	126, 150, 183, 193	0
21	AA	1533/1533 (100%)	-0.48	13 (0%) 83 63	76, 150, 233, 282	0
22	AV	17/17 (100%)	0.41	1 (5%) 22 15	142, 154, 182, 203	0
22	AX	17/17 (100%)	-0.19	1 (5%) 22 15	139, 144, 186, 195	0
22	CV	17/17 (100%)	0.01	1 (5%) 22 15	158, 162, 193, 208	0
22	CX	17/17 (100%)	2.27	9 (52%) 0 1	187, 193, 221, 222	0
23	AW	6/6 (100%)	0.27	0 100 100	136, 138, 143, 152	0
23	CW	6/6 (100%)	0.65	0 100 100	160, 160, 168, 179	0
24	BA	2854/2903 (98%)	-0.40	36 (1%) 74 50	52, 81, 194, 355	0
24	DA	2841/2903 (97%)	0.24	112 (3%) 37 24	132, 200, 303, 402	0
25	BB	118/118 (100%)	-0.60	0 100 100	66, 101, 133, 171	0
26	BC	271/273 (99%)	0.18	3 (1%) 77 54	60, 99, 129, 161	0
26	DC	271/273 (99%)	0.71	25 (9%) 9 8	133, 157, 179, 190	0
27	BD	209/209 (100%)	0.07	1 (0%) 88 73	55, 75, 114, 129	0
27	DD	209/209 (100%)	1.30	52 (24%) 1 2	147, 200, 232, 242	0
28	BE	201/201 (100%)	0.10	2 (0%) 79 57	56, 96, 129, 157	0

*Continued on next page...*



*Continued from previous page...*

Mol	Chain	Analysed	<RSRZ>	#RSRZ>2	OWAB(Å <sup>2</sup> )	Q<0.9
28	DE	201/201 (100%)	1.15	41 (20%) 1 2	154, 282, 335, 351	0
29	BF	177/179 (98%)	0.96	30 (16%) 2 3	120, 166, 201, 215	0
29	DF	178/179 (99%)	1.71	54 (30%) 1 2	307, 314, 321, 323	0
30	BG	176/177 (99%)	0.29	2 (1%) 77 54	83, 108, 134, 152	0
30	DG	176/177 (99%)	1.51	50 (28%) 1 2	186, 221, 245, 259	0
31	BH	149/149 (100%)	1.75	54 (36%) 1 1	110, 239, 259, 264	0
31	DH	149/149 (100%)	1.38	37 (24%) 1 2	186, 240, 256, 260	0
32	BI	141/142 (99%)	1.96	53 (37%) 1 1	243, 307, 359, 366	0
32	DI	141/142 (99%)	2.47	80 (56%) 0 1	367, 394, 412, 419	0
33	BJ	142/142 (100%)	-0.02	0 100 100	59, 76, 102, 132	0
33	DJ	142/142 (100%)	1.21	34 (23%) 1 2	161, 201, 223, 233	0
34	BK	122/123 (99%)	0.16	1 (0%) 83 63	55, 73, 113, 169	0
34	DK	122/123 (99%)	1.32	36 (29%) 1 2	151, 171, 189, 198	0
35	BL	143/144 (99%)	-0.00	1 (0%) 84 66	55, 93, 124, 136	0
35	DL	143/144 (99%)	1.20	34 (23%) 1 2	166, 240, 288, 297	0
36	BM	136/136 (100%)	0.18	0 100 100	58, 81, 111, 138	0
36	DM	136/136 (100%)	1.67	47 (34%) 1 1	144, 181, 210, 232	0
37	BN	120/127 (94%)	0.23	0 100 100	61, 76, 96, 141	0
37	DN	120/127 (94%)	1.94	46 (38%) 1 1	183, 222, 252, 266	0
38	BO	116/117 (99%)	0.13	1 (0%) 81 61	96, 105, 123, 147	0
38	DO	116/117 (99%)	1.92	45 (38%) 1 1	286, 293, 297, 303	0
39	BP	114/115 (99%)	0.22	0 100 100	64, 81, 119, 134	0
39	DP	114/115 (99%)	1.40	30 (26%) 1 2	179, 203, 220, 230	0
40	BQ	117/118 (99%)	-0.15	0 100 100	56, 77, 99, 120	0
40	DQ	117/118 (99%)	1.16	21 (17%) 2 3	184, 211, 240, 247	0
41	BR	103/103 (100%)	0.07	0 100 100	55, 87, 114, 131	0
41	DR	103/103 (100%)	1.89	42 (40%) 1 1	173, 249, 271, 277	0
42	BS	110/110 (100%)	-0.04	0 100 100	55, 70, 105, 159	0
42	DS	110/110 (100%)	1.59	36 (32%) 1 2	159, 223, 269, 278	0
43	BT	93/100 (93%)	0.37	1 (1%) 77 54	65, 105, 142, 151	0
43	DT	93/100 (93%)	2.14	46 (49%) 1 1	206, 253, 285, 294	0

*Continued on next page...*

Continued from previous page...

Mol	Chain	Analysed	<RSRZ>	#RSRZ>2	OWAB(Å <sup>2</sup> )	Q<0.9
44	BU	102/104 (98%)	0.55	5 (4%) 28 18	89, 114, 136, 158	0
44	DU	102/104 (98%)	2.57	53 (51%) 0 1	272, 312, 355, 358	0
45	BV	94/94 (100%)	0.10	0 100 100	71, 90, 116, 126	0
45	DV	94/94 (100%)	1.13	17 (18%) 2 3	228, 241, 252, 254	0
46	BW	79/85 (92%)	0.16	2 (2%) 54 34	68, 86, 136, 156	0
46	DW	79/85 (92%)	2.49	46 (58%) 0 1	156, 216, 233, 252	0
47	BX	77/78 (98%)	0.11	0 100 100	65, 101, 124, 137	0
47	DX	77/78 (98%)	0.93	11 (14%) 3 4	157, 185, 209, 224	0
48	BY	63/63 (100%)	0.23	2 (3%) 45 28	101, 123, 149, 159	0
48	DY	63/63 (100%)	1.25	14 (22%) 1 2	264, 288, 316, 329	0
49	BZ	58/59 (98%)	0.35	1 (1%) 67 44	64, 74, 111, 141	0
49	DZ	58/59 (98%)	1.15	10 (17%) 2 3	188, 215, 238, 248	0
50	B0	56/57 (98%)	-0.22	0 100 100	54, 77, 113, 132	0
50	D0	56/57 (98%)	1.28	11 (19%) 2 2	157, 230, 260, 265	0
51	B1	50/55 (90%)	0.66	3 (6%) 21 15	76, 100, 118, 132	0
51	D1	50/55 (90%)	1.65	18 (36%) 1 1	174, 207, 228, 238	0
52	B2	46/46 (100%)	0.04	0 100 100	62, 75, 103, 137	0
52	D2	46/46 (100%)	0.77	3 (6%) 18 13	155, 182, 198, 202	0
53	B3	64/65 (98%)	-0.00	0 100 100	58, 73, 96, 120	0
53	D3	64/65 (98%)	1.38	14 (21%) 1 2	180, 194, 211, 215	0
54	B4	38/38 (100%)	0.32	0 100 100	69, 84, 110, 120	0
54	D4	38/38 (100%)	1.37	9 (23%) 1 2	171, 187, 198, 203	0
55	CA	1530/1530 (100%)	-0.14	31 (2%) 62 39	109, 171, 272, 362	0
56	DB	117/117 (100%)	-0.00	1 (0%) 81 61	219, 294, 300, 302	0
All	All	20511/21154 (96%)	0.40	1851 (9%) 10 9	52, 166, 293, 419	0

All (1851) RSRZ outliers are listed below:

Mol	Chain	Res	Type	RSRZ
55	CA	209	U	14.0
24	BA	2179	C	13.3
24	BA	2180	U	13.0
24	DA	2799	A	12.9
1	AB	194	GLY	12.8

Continued on next page...

*Continued from previous page...*

<b>Mol</b>	<b>Chain</b>	<b>Res</b>	<b>Type</b>	<b>RSRZ</b>
24	BA	2154	A	12.0
31	BH	87	GLU	11.9
29	DF	129	MET	11.7
32	BI	1	ALA	10.7
24	BA	2147	A	10.3
4	AE	145	ASN	10.2
32	BI	2	LYS	10.1
4	AE	106	ALA	10.0
31	DH	92	GLY	9.6
4	AE	50	GLY	9.4
31	DH	124	THR	9.4
24	BA	2146	C	9.2
43	DT	35	ALA	9.2
24	BA	2155	U	8.9
4	AE	86	GLY	8.9
44	DU	35	VAL	8.7
55	CA	86	G	8.4
32	DI	3	LYS	8.3
31	BH	85	GLY	8.3
37	DN	78	LYS	8.2
4	AE	74	ALA	8.2
4	AE	137	ARG	7.9
31	BH	84	ALA	7.9
32	BI	113	ALA	7.9
24	BA	2143	C	7.8
31	BH	118	PRO	7.8
43	DT	75	GLY	7.7
32	DI	50	LYS	7.7
38	DO	25	ARG	7.7
4	AE	147	ASN	7.5
37	DN	100	CYS	7.5
28	DE	42	GLY	7.5
29	BF	79	ARG	7.4
32	BI	3	LYS	7.4
37	DN	63	ARG	7.4
31	BH	117	LEU	7.3
24	BA	2138	G	7.2
31	BH	88	GLY	7.2
29	DF	105	ILE	7.2
4	AE	144	GLU	7.2
1	AB	17	HIS	7.2
31	BH	92	GLY	7.1

*Continued on next page...*

*Continued from previous page...*

Mol	Chain	Res	Type	RSRZ
46	DW	84	GLU	7.1
43	DT	34	VAL	7.1
44	DU	36	GLU	7.0
31	DH	123	ARG	7.0
18	CS	79	TYR	7.0
4	AE	105	ILE	7.0
24	DA	1172	C	6.9
38	DO	28	VAL	6.9
46	DW	52	CYS	6.9
44	DU	87	GLU	6.9
32	DI	2	LYS	6.8
31	BH	89	LYS	6.8
11	AL	123	ALA	6.8
32	BI	86	LYS	6.8
44	DU	24	VAL	6.8
1	AB	59	ILE	6.8
1	AB	18	GLN	6.8
32	BI	52	LEU	6.7
44	DU	37	GLY	6.7
32	DI	1	ALA	6.7
29	BF	77	LYS	6.7
46	DW	21	GLY	6.7
24	DA	33	C	6.7
38	DO	41	ALA	6.7
29	DF	66	ILE	6.7
18	CS	80	ARG	6.6
31	BH	86	ASP	6.6
1	CB	15	PHE	6.6
29	DF	153	ILE	6.5
4	AE	114	LEU	6.5
24	BA	2145	C	6.5
24	DA	1536	C	6.5
44	DU	12	VAL	6.4
1	AB	74	ALA	6.4
31	BH	116	ARG	6.4
4	AE	110	MET	6.4
27	DD	201	LEU	6.3
32	DI	122	GLU	6.3
55	CA	210	C	6.3
44	DU	79	ALA	6.3
39	DP	33	GLU	6.3
1	AB	34	ARG	6.3

*Continued on next page...*

*Continued from previous page...*

Mol	Chain	Res	Type	RSRZ
32	BI	114	ALA	6.3
53	D3	22	LYS	6.2
4	AE	85	LYS	6.2
15	AP	82	ALA	6.2
32	BI	82	ALA	6.2
31	BH	93	SER	6.2
6	CG	151	ALA	6.2
31	BH	79	THR	6.2
4	AE	68	ARG	6.2
32	DI	96	LYS	6.2
37	DN	29	VAL	6.2
36	DM	136	MET	6.1
28	DE	143	LEU	6.1
46	DW	51	GLY	6.1
24	DA	1173	U	6.1
29	DF	77	LYS	6.0
50	D0	56	LYS	6.0
1	AB	106	VAL	6.0
4	AE	146	MET	6.0
32	DI	48	ILE	6.0
24	BA	546	U	6.0
29	DF	10	GLU	6.0
22	CX	27	G	6.0
38	DO	40	ILE	6.0
31	DH	89	LYS	5.9
4	AE	49	TYR	5.9
44	DU	11	ILE	5.9
4	AE	141	ASP	5.9
15	CP	17	TYR	5.9
44	DU	34	ILE	5.9
1	AB	27	LYS	5.9
44	DU	41	VAL	5.9
42	DS	70	LYS	5.9
31	BH	123	ARG	5.8
31	BH	112	LYS	5.8
46	DW	39	GLN	5.8
30	DG	166	GLU	5.8
42	DS	94	ASP	5.8
29	DF	9	ASP	5.8
30	DG	6	ALA	5.8
55	CA	1534	A	5.7
31	DH	79	THR	5.7

*Continued on next page...*

*Continued from previous page...*

Mol	Chain	Res	Type	RSRZ
31	DH	127	GLU	5.7
27	DD	25	THR	5.7
31	BH	129	GLU	5.7
38	DO	24	THR	5.6
37	DN	118	ARG	5.5
11	CL	123	ALA	5.5
31	BH	105	ALA	5.5
28	DE	90	GLN	5.5
43	DT	9	LYS	5.5
32	DI	67	THR	5.5
32	DI	120	ASP	5.5
32	BI	80	LYS	5.5
42	DS	110	ARG	5.5
6	CG	150	PHE	5.5
15	AP	81	ALA	5.5
29	BF	116	LEU	5.5
31	DH	125	THR	5.4
24	DA	1535	A	5.4
36	DM	110	GLU	5.4
41	DR	6	GLN	5.4
32	DI	51	GLY	5.4
21	AA	1534	A	5.4
44	DU	80	ASP	5.4
55	CA	85	U	5.4
29	BF	75	GLY	5.4
22	AV	27	G	5.4
1	AB	35	ASN	5.3
37	DN	111	ALA	5.3
53	D3	35	LYS	5.3
48	DY	24	GLU	5.3
31	BH	90	LEU	5.3
4	AE	12	GLU	5.3
29	BF	115	GLY	5.2
21	AA	86	G	5.2
51	D1	52	LYS	5.2
4	AE	133	ILE	5.2
39	DP	109	ILE	5.2
43	DT	3	ARG	5.2
46	DW	79	ILE	5.2
31	BH	149	GLU	5.2
32	BI	81	LYS	5.2
18	AS	68	HIS	5.2

*Continued on next page...*

*Continued from previous page...*

Mol	Chain	Res	Type	RSRZ
41	DR	52	PRO	5.1
33	DJ	74	TYR	5.1
44	DU	78	LYS	5.1
24	DA	1583	A	5.1
8	AI	50	PRO	5.1
12	AM	114	PRO	5.1
44	DU	38	ILE	5.1
43	DT	36	LYS	5.1
17	AR	19	GLU	5.1
24	DA	2402	U	5.1
38	DO	23	ALA	5.1
32	BI	78	LEU	5.1
22	CX	43	C	5.1
41	DR	59	ILE	5.1
24	BA	2144	G	5.1
24	DA	1175	A	5.1
28	DE	86	ALA	5.0
35	DL	74	THR	5.0
50	D0	27	LEU	5.0
32	BI	10	LEU	5.0
37	DN	24	MET	5.0
29	DF	155	ILE	5.0
48	DY	1	MET	5.0
46	DW	58	LEU	5.0
44	DU	77	GLY	5.0
46	DW	72	GLY	5.0
39	DP	111	GLU	5.0
37	DN	28	LEU	5.0
29	DF	125	GLY	5.0
13	CN	33	VAL	5.0
44	DU	32	LYS	4.9
24	DA	645	C	4.9
43	DT	42	GLU	4.9
18	CS	10	ILE	4.9
31	DH	105	ALA	4.9
24	BA	2136	G	4.9
6	AG	84	TYR	4.9
24	DA	1174	U	4.9
40	DQ	94	LEU	4.9
27	DD	26	VAL	4.9
37	DN	30	ARG	4.9
29	BF	78	ILE	4.9

*Continued on next page...*

*Continued from previous page...*

Mol	Chain	Res	Type	RSRZ
44	DU	31	GLY	4.8
33	DJ	142	ILE	4.8
18	CS	23	GLU	4.8
44	DU	82	VAL	4.8
24	DA	947	A	4.8
41	DR	12	HIS	4.8
1	AB	161	PHE	4.8
1	AB	166	ASP	4.8
4	AE	72	ASN	4.8
44	DU	70	ALA	4.8
4	AE	140	ILE	4.8
48	DY	13	GLU	4.8
15	AP	80	LYS	4.8
18	AS	69	LYS	4.8
31	DH	88	GLY	4.8
21	AA	78	A	4.7
1	CB	17	HIS	4.7
4	AE	124	ALA	4.7
38	DO	61	GLN	4.7
35	DL	71	ALA	4.7
41	DR	19	THR	4.7
4	AE	151	MET	4.7
32	DI	119	ALA	4.7
46	DW	50	VAL	4.7
53	D3	48	MET	4.7
44	DU	21	ARG	4.7
24	BA	2148	G	4.7
27	DD	59	ARG	4.7
48	DY	63	ALA	4.7
19	CT	60	GLN	4.6
18	CS	43	MET	4.6
45	DV	42	LEU	4.6
31	BH	91	PHE	4.6
38	DO	51	ALA	4.6
24	BA	2149	U	4.6
45	DV	54	ALA	4.6
1	AB	103	TRP	4.6
15	CP	16	PHE	4.6
33	DJ	118	MET	4.6
18	CS	12	LEU	4.6
8	AI	42	THR	4.6
29	DF	151	LEU	4.6

*Continued on next page...*



*Continued from previous page...*

<b>Mol</b>	<b>Chain</b>	<b>Res</b>	<b>Type</b>	<b>RSRZ</b>
49	DZ	55	LYS	4.6
1	AB	19	THR	4.6
30	DG	85	LYS	4.6
32	DI	141	ASP	4.6
38	DO	26	LEU	4.6
36	DM	135	VAL	4.6
37	DN	25	ALA	4.6
24	DA	1217	U	4.6
27	DD	24	VAL	4.6
46	DW	73	PRO	4.6
24	DA	587	C	4.5
27	DD	202	ILE	4.5
42	DS	38	TYR	4.5
36	DM	61	GLY	4.5
27	DD	14	ILE	4.5
48	DY	21	LEU	4.5
37	DN	82	GLU	4.5
32	DI	15	GLY	4.5
32	DI	123	ALA	4.5
36	DM	90	GLU	4.5
24	DA	1171	G	4.5
36	DM	6	ARG	4.5
24	DA	137	U	4.5
51	D1	32	LYS	4.5
32	DI	59	THR	4.5
44	DU	39	ASN	4.5
37	DN	22	ARG	4.5
43	DT	43	ILE	4.5
38	DO	112	GLU	4.5
46	DW	45	HIS	4.5
45	DV	57	TYR	4.5
1	AB	36	LYS	4.5
22	CX	30	G	4.5
32	BI	132	ALA	4.5
1	AB	206	ILE	4.4
46	DW	53	GLY	4.4
43	DT	33	LYS	4.4
49	DZ	36	GLU	4.4
35	DL	70	LYS	4.4
32	DI	133	ARG	4.4
8	AI	16	ALA	4.4
28	DE	87	ALA	4.4

*Continued on next page...*

*Continued from previous page...*

<b>Mol</b>	<b>Chain</b>	<b>Res</b>	<b>Type</b>	<b>RSRZ</b>
31	DH	98	ASP	4.4
24	BA	2137	U	4.4
24	DA	62	U	4.4
45	DV	81	PRO	4.4
4	AE	51	LYS	4.4
28	DE	44	ARG	4.4
30	DG	168	VAL	4.4
24	BA	138	U	4.4
43	DT	81	LYS	4.4
6	CG	149	ALA	4.4
31	BH	119	ASN	4.4
8	CI	42	THR	4.4
28	DE	119	ILE	4.4
5	AF	84	VAL	4.4
11	AL	122	LYS	4.3
22	CX	42	C	4.4
37	DN	79	LEU	4.3
39	DP	8	GLU	4.3
1	AB	217	ALA	4.3
48	DY	37	LEU	4.3
24	BA	2110	G	4.3
50	D0	41	HIS	4.3
34	DK	101	GLY	4.3
43	DT	12	ARG	4.3
15	CP	38	PHE	4.3
21	AA	461	A	4.3
27	DD	55	LYS	4.3
37	DN	112	TYR	4.3
37	DN	98	LEU	4.3
51	D1	35	LEU	4.3
28	DE	144	GLU	4.3
38	DO	52	SER	4.3
44	DU	19	GLY	4.2
30	DG	51	PHE	4.2
32	BI	4	VAL	4.2
31	DH	126	GLY	4.2
32	DI	49	GLU	4.2
36	DM	125	PRO	4.2
32	DI	99	LYS	4.2
51	D1	20	TYR	4.2
31	DH	128	HIS	4.2
24	DA	34	U	4.2

*Continued on next page...*

*Continued from previous page...*

<b>Mol</b>	<b>Chain</b>	<b>Res</b>	<b>Type</b>	<b>RSRZ</b>
36	DM	124	LEU	4.2
41	DR	27	ILE	4.2
24	BA	2309	A	4.2
21	AA	412	A	4.2
22	CV	27	G	4.2
55	CA	87	C	4.2
41	DR	20	VAL	4.2
22	CX	40	C	4.2
4	AE	88	HIS	4.1
4	AE	138	ALA	4.1
53	D3	47	ALA	4.1
24	DA	613	A	4.1
38	DO	29	HIS	4.1
44	DU	93	ARG	4.1
27	DD	186	LEU	4.1
46	DW	71	LYS	4.1
24	BA	2139	U	4.1
29	DF	22	ASN	4.1
4	AE	82	HIS	4.1
4	AE	42	ASN	4.1
43	DT	37	ASP	4.1
43	DT	69	ARG	4.1
32	BI	11	GLN	4.1
32	DI	39	LYS	4.1
29	DF	37	MET	4.1
7	CH	127	TYR	4.1
12	AM	113	LYS	4.1
4	AE	84	VAL	4.1
29	DF	18	GLU	4.1
21	AA	87	C	4.1
29	DF	127	TYR	4.1
28	DE	175	ILE	4.1
1	AB	26	MET	4.0
46	DW	54	ARG	4.0
36	DM	34	LYS	4.0
1	CB	205	ALA	4.0
31	DH	91	PHE	4.0
53	D3	46	LYS	4.0
32	DI	22	PRO	4.0
24	DA	1537	G	4.0
44	DU	76	THR	4.0
27	DD	6	GLY	4.0

*Continued on next page...*

*Continued from previous page...*

Mol	Chain	Res	Type	RSRZ
1	AB	167	HIS	4.0
36	DM	72	PRO	4.0
33	DJ	23	LYS	4.0
32	DI	121	ILE	4.0
54	D4	8	LYS	4.0
1	AB	205	ALA	4.0
24	DA	236	C	4.0
1	CB	135	MET	4.0
15	CP	7	ALA	4.0
32	DI	55	PRO	4.0
32	BI	16	MET	4.0
36	DM	89	VAL	4.0
53	D3	60	CYS	4.0
43	DT	10	VAL	4.0
4	AE	123	LEU	4.0
44	DU	20	LYS	3.9
36	DM	103	TYR	3.9
4	AE	75	LEU	3.9
15	CP	52	LEU	3.9
39	DP	71	ARG	3.9
3	AD	146	GLU	3.9
43	DT	80	TRP	3.9
9	AJ	89	ARG	3.9
2	CC	74	ILE	3.9
10	AK	20	ALA	3.9
22	CX	31	A	3.9
46	DW	42	THR	3.9
37	DN	113	ILE	3.9
42	DS	69	LEU	3.9
6	AG	4	ARG	3.9
29	DF	157	THR	3.9
32	DI	93	ASN	3.9
31	DH	129	GLU	3.9
32	DI	95	ASP	3.9
39	DP	11	GLN	3.9
27	DD	1	MET	3.9
30	DG	165	ASP	3.9
7	CH	59	GLU	3.9
4	AE	95	MET	3.9
31	BH	128	HIS	3.9
1	AB	8	MET	3.9
18	CS	3	SER	3.9

*Continued on next page...*

*Continued from previous page...*

Mol	Chain	Res	Type	RSRZ
28	DE	200	LEU	3.9
44	DU	59	GLU	3.9
7	CH	60	LEU	3.9
24	DA	588	U	3.9
4	CE	106	ALA	3.9
38	DO	3	LYS	3.9
1	AB	73	ARG	3.8
32	BI	12	VAL	3.8
29	DF	114	ARG	3.8
48	DY	62	GLY	3.8
29	DF	104	THR	3.8
43	DT	61	LEU	3.8
28	DE	188	MET	3.8
8	AI	10	ARG	3.8
39	DP	96	LEU	3.8
1	AB	81	ASP	3.8
55	CA	81	A	3.8
9	CJ	66	GLU	3.8
29	DF	35	LEU	3.8
21	AA	88	U	3.8
24	DA	1078	U	3.8
4	AE	150	GLU	3.8
24	BA	2142	A	3.8
38	DO	105	ALA	3.8
42	DS	91	GLY	3.8
4	AE	83	PRO	3.8
15	CP	45	GLU	3.8
33	DJ	54	ILE	3.8
36	DM	41	LEU	3.8
44	DU	8	ASP	3.8
31	DH	122	LEU	3.8
32	BI	68	PHE	3.8
26	DC	1	ALA	3.7
32	DI	8	VAL	3.7
34	DK	73	ASP	3.7
38	DO	92	PHE	3.7
46	DW	76	ARG	3.7
53	D3	14	LYS	3.7
8	AI	77	ALA	3.7
43	DT	83	ALA	3.7
29	DF	90	LEU	3.7
34	DK	75	SER	3.7

*Continued on next page...*

*Continued from previous page...*

<b>Mol</b>	<b>Chain</b>	<b>Res</b>	<b>Type</b>	<b>RSRZ</b>
15	CP	39	PHE	3.7
29	DF	30	VAL	3.7
37	DN	39	PRO	3.7
46	DW	59	PHE	3.7
32	BI	111	THR	3.7
34	DK	64	ARG	3.7
32	BI	139	VAL	3.7
46	DW	43	LYS	3.7
27	DD	8	LYS	3.7
30	DG	164	ALA	3.7
33	DJ	9	GLU	3.7
4	AE	113	VAL	3.7
35	DL	107	PHE	3.7
36	DM	129	THR	3.7
43	DT	5	GLU	3.7
18	CS	2	ARG	3.7
4	AE	54	GLU	3.7
37	DN	43	GLU	3.7
38	DO	60	GLU	3.7
42	DS	97	LEU	3.7
44	DU	13	LEU	3.7
30	DG	130	ILE	3.7
34	DK	77	ILE	3.7
38	DO	62	LEU	3.7
32	DI	23	VAL	3.7
41	DR	75	VAL	3.7
30	DG	147	LEU	3.7
37	DN	76	VAL	3.7
2	CC	85	LYS	3.7
32	BI	67	THR	3.6
30	DG	116	LEU	3.6
24	DA	1067	A	3.6
1	CB	163	ILE	3.6
32	DI	75	ALA	3.6
32	DI	47	SER	3.6
16	AQ	82	VAL	3.6
32	DI	4	VAL	3.6
48	DY	56	LEU	3.6
51	D1	49	LYS	3.6
28	DE	89	PRO	3.6
32	DI	112	LYS	3.6
41	DR	29	THR	3.6

*Continued on next page...*

*Continued from previous page...*

Mol	Chain	Res	Type	RSRZ
32	BI	5	GLN	3.6
27	DD	4	LEU	3.6
45	DV	94	ALA	3.6
21	AA	85	U	3.6
27	DD	30	GLU	3.6
41	DR	46	GLU	3.6
37	DN	26	GLY	3.6
46	DW	34	SER	3.6
32	DI	43	ALA	3.6
27	DD	10	GLY	3.6
1	AB	189	ASN	3.6
12	AM	4	ALA	3.6
1	AB	20	ARG	3.6
32	DI	25	PRO	3.6
27	DD	56	LYS	3.6
43	DT	15	HIS	3.6
29	BF	76	PHE	3.6
29	DF	130	GLY	3.6
40	DQ	70	GLN	3.6
37	DN	70	THR	3.6
38	DO	109	ALA	3.6
54	D4	1	MET	3.6
8	AI	129	ARG	3.5
38	DO	76	LYS	3.5
51	D1	22	THR	3.5
1	AB	53	LEU	3.5
46	DW	67	LYS	3.5
24	BA	2182	U	3.5
27	DD	9	VAL	3.5
32	BI	13	ALA	3.5
18	AS	65	MET	3.5
22	CX	39	U	3.5
20	AU	23	GLU	3.5
18	AS	63	ASP	3.5
31	BH	98	ASP	3.5
28	DE	180	LEU	3.5
29	DF	128	SER	3.5
6	CG	145	GLU	3.5
36	DM	5	LYS	3.5
53	D3	13	PHE	3.5
41	DR	88	GLY	3.5
30	DG	113	ASP	3.5

*Continued on next page...*

*Continued from previous page...*

Mol	Chain	Res	Type	RSRZ
30	DG	83	THR	3.5
36	DM	71	LYS	3.5
47	DX	12	VAL	3.5
38	DO	117	PHE	3.5
4	AE	65	LYS	3.5
32	BI	7	TYR	3.5
41	DR	5	PHE	3.5
15	CP	49	GLY	3.5
30	DG	163	TYR	3.5
18	AS	38	THR	3.5
50	D0	34	GLY	3.5
32	DI	92	PRO	3.5
18	AS	64	GLU	3.5
7	CH	92	PRO	3.5
12	AM	112	ARG	3.5
29	DF	6	TYR	3.5
38	DO	113	ALA	3.5
26	DC	103	ILE	3.5
46	DW	63	ASP	3.5
51	D1	36	LYS	3.5
41	DR	68	ARG	3.5
51	D1	43	ARG	3.5
38	DO	63	LYS	3.5
9	AJ	24	GLU	3.5
1	AB	135	MET	3.4
4	AE	158	LYS	3.4
41	DR	71	LYS	3.4
26	DC	91	ALA	3.4
30	DG	124	CYS	3.4
33	DJ	95	ARG	3.4
34	DK	99	ILE	3.4
8	CI	38	PHE	3.4
4	AE	57	ALA	3.4
37	DN	23	ASN	3.4
31	BH	71	LYS	3.4
45	DV	47	VAL	3.4
24	DA	345	A	3.4
24	DA	2376	A	3.4
36	DM	111	GLU	3.4
29	DF	152	ASP	3.4
7	CH	126	CYS	3.4
32	BI	37	PHE	3.4

*Continued on next page...*



*Continued from previous page...*

Mol	Chain	Res	Type	RSRZ
44	DU	25	LYS	3.4
41	DR	26	ASP	3.4
11	CL	81	ILE	3.4
38	DO	7	ARG	3.4
44	DU	85	ARG	3.4
53	D3	23	HIS	3.4
1	AB	225	SER	3.4
31	DH	82	SER	3.4
35	DL	75	ALA	3.4
42	DS	68	ASP	3.4
27	DD	166	GLY	3.4
29	BF	105	ILE	3.4
32	DI	58	ILE	3.4
36	DM	40	ARG	3.4
39	DP	37	LYS	3.4
24	DA	139	U	3.4
32	DI	54	ILE	3.4
1	AB	204	ASP	3.4
32	DI	44	LYS	3.4
46	DW	69	GLU	3.4
19	CT	24	ARG	3.4
1	AB	78	ALA	3.4
51	D1	21	THR	3.4
4	AE	154	ALA	3.4
4	AE	99	SER	3.4
8	AI	9	GLY	3.4
43	DT	84	TYR	3.4
46	DW	78	PHE	3.4
1	CB	206	ILE	3.4
55	CA	121	U	3.4
46	DW	35	ILE	3.4
24	BA	1065	U	3.4
43	DT	74	ILE	3.4
18	CS	70	LEU	3.3
29	DF	173	ASP	3.3
32	DI	66	PHE	3.3
43	DT	70	HIS	3.3
43	DT	72	GLN	3.3
16	CQ	35	LYS	3.3
24	DA	1325	U	3.3
44	DU	26	ASN	3.3
8	CI	4	GLN	3.3

*Continued on next page...*

*Continued from previous page...*

Mol	Chain	Res	Type	RSRZ
19	CT	63	LYS	3.3
31	BH	106	ALA	3.3
29	DF	83	PRO	3.3
40	DQ	79	ILE	3.3
1	AB	169	HIS	3.3
27	DD	7	LYS	3.3
1	AB	195	VAL	3.3
9	CJ	6	ILE	3.3
30	DG	114	HIS	3.3
30	DG	170	THR	3.3
8	AI	78	ILE	3.3
32	DI	129	GLU	3.3
44	DU	94	PHE	3.3
43	DT	7	LEU	3.3
4	AE	71	ILE	3.3
8	AI	11	ARG	3.3
16	CQ	5	ARG	3.3
27	DD	168	GLU	3.3
34	DK	33	ALA	3.3
34	DK	105	ARG	3.3
49	DZ	1	ALA	3.3
45	DV	69	GLU	3.3
24	BA	1066	U	3.3
29	BF	132	ARG	3.3
24	DA	1420	A	3.3
31	BH	127	GLU	3.3
48	DY	36	GLN	3.3
44	DU	50	ALA	3.3
18	AS	70	LEU	3.3
33	DJ	36	LEU	3.3
44	DU	40	LEU	3.3
24	BA	2150	C	3.3
24	BA	2402	U	3.3
31	BH	134	VAL	3.3
41	DR	90	ARG	3.3
33	DJ	98	GLU	3.3
34	DK	104	THR	3.3
41	DR	28	ALA	3.3
45	DV	6	ALA	3.3
4	AE	52	ALA	3.2
4	AE	109	ALA	3.2
38	DO	15	ARG	3.2

*Continued on next page...*

*Continued from previous page...*

Mol	Chain	Res	Type	RSRZ
44	DU	6	ARG	3.2
13	CN	22	LYS	3.2
37	DN	99	LYS	3.2
33	DJ	63	ALA	3.2
34	DK	68	GLY	3.2
27	DD	20	VAL	3.2
18	CS	29	PRO	3.2
27	DD	192	ALA	3.2
29	DF	154	THR	3.2
35	DL	89	VAL	3.2
13	CN	91	GLU	3.2
32	DI	63	ASP	3.2
15	CP	51	ARG	3.2
44	DU	62	ALA	3.2
48	DY	7	ARG	3.2
29	BF	106	ALA	3.2
30	DG	55	ASP	3.2
24	DA	88	G	3.2
31	DH	121	VAL	3.2
19	CT	43	LYS	3.2
30	DG	115	GLN	3.2
1	AB	218	ALA	3.2
24	DA	1077	A	3.2
26	DC	47	ARG	3.2
7	CH	129	ALA	3.2
27	DD	15	PHE	3.2
30	DG	110	HIS	3.2
32	DI	118	GLY	3.2
51	D1	34	GLU	3.2
7	CH	101	ALA	3.2
8	AI	39	GLY	3.2
30	DG	102	ILE	3.2
35	DL	101	ILE	3.2
37	DN	75	ILE	3.2
4	AE	10	LEU	3.2
6	AG	20	GLU	3.2
9	CJ	17	LEU	3.2
28	DE	57	LYS	3.2
30	DG	84	LYS	3.2
43	DT	31	VAL	3.2
31	DH	93	SER	3.2
4	AE	87	VAL	3.2

*Continued on next page...*

*Continued from previous page...*

<b>Mol</b>	<b>Chain</b>	<b>Res</b>	<b>Type</b>	<b>RSRZ</b>
32	BI	51	GLY	3.2
39	DP	70	GLU	3.2
45	DV	79	ARG	3.2
7	CH	102	VAL	3.2
13	CN	19	TYR	3.2
38	DO	108	ASP	3.2
39	DP	91	VAL	3.2
7	AH	68	LYS	3.2
15	CP	47	GLU	3.2
24	DA	1169	A	3.2
44	DU	2	ALA	3.2
4	AE	136	VAL	3.2
31	BH	143	ILE	3.2
1	AB	93	HIS	3.2
35	DL	124	GLY	3.2
1	CB	209	VAL	3.2
5	CF	58	HIS	3.2
11	CL	80	LEU	3.2
38	DO	46	GLU	3.1
42	DS	47	VAL	3.1
32	DI	21	PRO	3.1
29	DF	33	ILE	3.1
32	BI	33	ASN	3.1
28	DE	177	PRO	3.1
31	BH	94	ILE	3.1
32	DI	16	MET	3.1
37	DN	96	ARG	3.1
27	DD	2	ILE	3.1
31	BH	99	ILE	3.1
7	CH	91	LEU	3.1
1	CB	127	LYS	3.1
30	DG	104	LEU	3.1
46	DW	77	LYS	3.1
50	D0	36	LYS	3.1
1	AB	56	LEU	3.1
6	CG	85	GLN	3.1
29	BF	139	GLU	3.1
24	DA	846	U	3.1
44	DU	18	LYS	3.1
41	DR	13	ARG	3.1
27	DD	197	THR	3.1
34	DK	83	ALA	3.1

*Continued on next page...*

*Continued from previous page...*

<b>Mol</b>	<b>Chain</b>	<b>Res</b>	<b>Type</b>	<b>RSRZ</b>
41	DR	87	GLN	3.1
42	DS	23	LEU	3.1
30	DG	53	PRO	3.1
24	BA	139	U	3.1
37	DN	20	MET	3.1
46	DW	44	PHE	3.1
20	AU	42	THR	3.1
38	DO	53	THR	3.1
19	CT	12	GLN	3.1
1	AB	21	TYR	3.1
1	AB	134	LEU	3.1
2	CC	53	ARG	3.1
1	AB	42	LEU	3.1
44	DU	74	ALA	3.1
19	CT	74	HIS	3.1
47	DX	44	ARG	3.1
1	AB	43	GLU	3.1
31	BH	144	VAL	3.1
31	DH	38	PRO	3.1
18	CS	67	GLY	3.1
27	DD	19	GLY	3.1
37	DN	32	GLU	3.1
43	DT	6	ARG	3.1
29	DF	76	PHE	3.1
41	DR	73	LYS	3.1
42	DS	34	ASP	3.1
24	DA	805	G	3.1
45	DV	82	TYR	3.0
48	DY	59	GLU	3.0
24	DA	431	U	3.0
4	CE	82	HIS	3.0
11	AL	24	GLU	3.0
30	DG	173	ALA	3.0
34	DK	74	GLY	3.0
32	DI	60	VAL	3.0
32	DI	10	LEU	3.0
13	CN	95	LEU	3.0
39	DP	110	LYS	3.0
47	DX	45	PHE	3.0
32	DI	12	VAL	3.0
44	DU	27	VAL	3.0
24	DA	1460	U	3.0

*Continued on next page...*

*Continued from previous page...*

Mol	Chain	Res	Type	RSRZ
1	AB	170	ILE	3.0
31	BH	76	GLU	3.0
37	DN	21	PHE	3.0
37	DN	77	ALA	3.0
42	DS	93	ALA	3.0
55	CA	1227	A	3.0
37	DN	74	GLU	3.0
44	DU	86	PHE	3.0
33	DJ	55	ILE	3.0
2	AC	167	TYR	3.0
6	AG	79	VAL	3.0
34	DK	76	VAL	3.0
5	CF	90	MET	3.0
38	DO	50	ALA	3.0
24	DA	654	A	3.0
10	AK	109	ILE	3.0
24	BA	2151	U	3.0
24	DA	2157	G	3.0
31	BH	122	LEU	3.0
1	AB	158	ASP	3.0
24	BA	2153	C	3.0
28	DE	41	GLN	3.0
32	DI	83	ALA	3.0
12	AM	62	PHE	3.0
1	CB	161	PHE	3.0
5	AF	9	MET	3.0
30	DG	169	ARG	3.0
39	DP	114	ASN	3.0
55	CA	175	C	3.0
18	AS	39	ILE	3.0
28	DE	48	THR	3.0
30	DG	57	TYR	3.0
13	CN	50	LEU	3.0
36	DM	60	GLN	3.0
18	CS	11	ASP	3.0
39	DP	108	ARG	3.0
4	CE	110	MET	2.9
29	DF	78	ILE	2.9
41	DR	4	VAL	2.9
24	DA	2602	A	2.9
46	DW	28	GLU	2.9
46	DW	19	ARG	2.9

*Continued on next page...*

*Continued from previous page...*

<b>Mol</b>	<b>Chain</b>	<b>Res</b>	<b>Type</b>	<b>RSRZ</b>
13	AN	45	LEU	2.9
32	BI	107	GLU	2.9
37	DN	46	ARG	2.9
42	DS	5	ALA	2.9
4	AE	64	GLU	2.9
15	CP	8	ARG	2.9
44	DU	4	ILE	2.9
22	AX	27	G	2.9
29	BF	110	ILE	2.9
31	BH	73	ASN	2.9
8	CI	107	ALA	2.9
29	BF	152	ASP	2.9
16	CQ	72	TRP	2.9
24	DA	790	U	2.9
30	DG	123	GLU	2.9
49	DZ	43	ILE	2.9
38	DO	47	VAL	2.9
41	DR	96	VAL	2.9
1	CB	99	MET	2.9
12	CM	16	ILE	2.9
24	DA	446	G	2.9
26	DC	63	ILE	2.9
28	DE	88	ARG	2.9
44	DU	71	ILE	2.9
31	BH	147	VAL	2.9
47	DX	17	ARG	2.9
19	AT	60	GLN	2.9
24	DA	1590	A	2.9
45	DV	37	PRO	2.9
46	BW	45	HIS	2.9
29	DF	150	GLY	2.9
40	DQ	29	ARG	2.9
4	CE	157	GLY	2.9
1	CB	36	LYS	2.9
24	DA	1615	C	2.9
37	DN	62	ASN	2.9
55	CA	461	A	2.9
39	DP	32	VAL	2.9
46	DW	41	GLY	2.9
4	AE	148	SER	2.9
28	DE	104	ALA	2.9
45	DV	74	ALA	2.9

*Continued on next page...*

*Continued from previous page...*

<b>Mol</b>	<b>Chain</b>	<b>Res</b>	<b>Type</b>	<b>RSRZ</b>
5	CF	9	MET	2.9
29	DF	65	LEU	2.9
53	D3	20	GLY	2.9
26	BC	241	LYS	2.9
31	DH	77	THR	2.9
37	DN	66	ALA	2.9
30	DG	125	PRO	2.9
18	AS	73	PHE	2.9
34	DK	2	ILE	2.9
19	CT	70	LYS	2.9
18	AS	67	GLY	2.9
36	DM	93	VAL	2.9
42	DS	4	ILE	2.9
55	CA	208	U	2.9
27	DD	75	ALA	2.9
34	DK	78	ARG	2.9
41	DR	2	TYR	2.9
15	AP	22	ALA	2.9
24	DA	2743	U	2.9
28	DE	118	LEU	2.9
30	DG	171	LYS	2.9
31	DH	145	ASN	2.9
32	BI	19	PRO	2.9
32	BI	57	VAL	2.9
33	DJ	89	PHE	2.9
33	DJ	123	LYS	2.9
4	AE	70	MET	2.8
18	CS	78	THR	2.8
22	CX	41	C	2.8
24	DA	546	U	2.8
32	BI	137	LEU	2.8
29	DF	17	THR	2.8
1	AB	66	ILE	2.8
26	BC	242	HIS	2.8
40	DQ	13	HIS	2.8
27	DD	190	LYS	2.8
30	DG	56	GLY	2.8
32	DI	98	GLY	2.8
35	DL	31	GLY	2.8
15	CP	9	HIS	2.8
46	DW	29	SER	2.8
4	AE	15	ILE	2.8

*Continued on next page...*



*Continued from previous page...*

Mol	Chain	Res	Type	RSRZ
6	CG	73	GLU	2.8
49	DZ	8	GLN	2.8
53	D3	21	PHE	2.8
33	DJ	99	ARG	2.8
18	CS	40	PHE	2.8
29	DF	86	CYS	2.8
31	BH	124	THR	2.8
31	BH	146	VAL	2.8
36	DM	74	THR	2.8
41	DR	33	VAL	2.8
27	DD	188	LEU	2.8
18	CS	6	LYS	2.8
36	DM	88	ASN	2.8
12	AM	82	LEU	2.8
24	DA	138	U	2.8
37	DN	83	LEU	2.8
1	AB	33	ALA	2.8
36	DM	120	ALA	2.8
47	DX	13	THR	2.8
43	DT	62	VAL	2.8
36	DM	73	ILE	2.8
38	DO	116	GLN	2.8
24	BA	140	C	2.8
24	DA	1278	C	2.8
29	DF	178	LYS	2.8
27	DD	5	VAL	2.8
1	AB	68	PHE	2.8
28	DE	34	ALA	2.8
38	DO	106	LEU	2.8
29	BF	82	TYR	2.8
33	DJ	53	TYR	2.8
46	DW	56	HIS	2.8
30	DG	176	LYS	2.8
35	DL	92	LEU	2.8
43	DT	60	THR	2.8
19	CT	61	ALA	2.8
36	DM	99	GLY	2.8
10	AK	29	THR	2.8
26	DC	101	ARG	2.8
43	DT	20	ALA	2.8
1	AB	16	GLY	2.8
4	CE	72	ASN	2.8

*Continued on next page...*

*Continued from previous page...*

Mol	Chain	Res	Type	RSRZ
24	DA	183	C	2.8
29	DF	79	ARG	2.8
5	CF	10	VAL	2.8
19	CT	67	HIS	2.8
28	DE	24	ASN	2.8
28	DE	46	GLN	2.8
34	DK	72	PRO	2.8
8	CI	89	TYR	2.8
1	CB	217	ALA	2.8
44	DU	83	GLY	2.8
55	CA	88	U	2.8
1	CB	16	GLY	2.8
18	AS	2	ARG	2.8
18	AS	37	SER	2.8
24	DA	1170	C	2.8
31	DH	104	THR	2.8
32	BI	35	MET	2.8
51	D1	38	PHE	2.8
32	DI	17	ALA	2.8
34	DK	69	VAL	2.7
35	DL	38	GLN	2.7
35	DL	82	LEU	2.7
49	DZ	7	THR	2.7
24	BA	2108	A	2.7
32	DI	94	LYS	2.7
17	AR	28	LEU	2.7
18	AS	58	PRO	2.7
21	AA	79	G	2.7
33	DJ	35	ARG	2.7
32	DI	24	GLY	2.7
43	DT	38	ALA	2.7
16	CQ	20	ILE	2.7
1	AB	214	GLY	2.7
24	DA	341	C	2.7
24	DA	671	C	2.7
24	DA	1075	C	2.7
30	DG	61	TRP	2.7
39	DP	74	GLN	2.7
31	BH	148	ALA	2.7
43	DT	11	LEU	2.7
18	CS	41	PRO	2.7
48	DY	5	GLU	2.7

*Continued on next page...*

*Continued from previous page...*

Mol	Chain	Res	Type	RSRZ
54	D4	35	GLN	2.7
31	BH	74	ALA	2.7
1	AB	163	ILE	2.7
36	DM	10	ARG	2.7
2	CC	133	MET	2.7
5	CF	62	MET	2.7
32	DI	124	MET	2.7
46	DW	82	GLU	2.7
55	CA	250	A	2.7
20	AU	3	ILE	2.7
24	DA	1216	G	2.7
29	BF	101	ARG	2.7
10	CK	51	PHE	2.7
36	DM	131	VAL	2.7
32	BI	112	LYS	2.7
11	CL	84	GLY	2.7
31	DH	120	GLY	2.7
32	DI	13	ALA	2.7
16	CQ	79	GLU	2.7
31	BH	77	THR	2.7
16	CQ	7	LEU	2.7
32	DI	105	LEU	2.7
43	DT	64	LYS	2.7
46	DW	61	LYS	2.7
19	CT	23	ARG	2.7
24	DA	1530	G	2.7
40	DQ	20	ALA	2.7
1	AB	192	PRO	2.7
35	DL	106	GLU	2.7
41	DR	32	THR	2.7
41	DR	62	GLU	2.7
55	CA	205	A	2.7
31	DH	97	ARG	2.7
33	DJ	56	VAL	2.7
38	DO	44	GLY	2.7
46	DW	22	VAL	2.7
8	AI	20	ILE	2.7
3	AD	35	GLN	2.7
6	CG	70	PRO	2.7
26	DC	62	ARG	2.7
21	AA	1362	A	2.7
24	DA	586	A	2.7

*Continued on next page...*

*Continued from previous page...*

Mol	Chain	Res	Type	RSRZ
29	DF	159	ALA	2.7
31	BH	113	SER	2.7
55	CA	1362	A	2.7
13	AN	23	ARG	2.7
40	DQ	87	VAL	2.7
30	DG	42	VAL	2.7
12	AM	3	ILE	2.7
13	AN	28	ALA	2.7
38	DO	11	ALA	2.7
24	DA	318	C	2.7
42	DS	13	SER	2.7
1	AB	183	PHE	2.7
6	CG	74	VAL	2.7
24	DA	2152	G	2.7
43	DT	40	LYS	2.7
15	AP	4	ILE	2.7
21	AA	81	A	2.7
26	DC	241	LYS	2.7
29	BF	74	ALA	2.7
27	DD	13	ARG	2.7
34	BK	71	ARG	2.7
40	DQ	90	ASP	2.7
47	DX	10	ARG	2.7
54	D4	19	ARG	2.7
32	DI	73	PRO	2.7
44	DU	28	LEU	2.7
39	DP	59	THR	2.6
4	AE	98	ALA	2.6
9	CJ	8	ILE	2.6
35	DL	125	LEU	2.6
40	DQ	111	LYS	2.6
51	D1	8	ILE	2.6
51	D1	24	LYS	2.6
42	DS	22	ASP	2.6
35	DL	8	PRO	2.6
8	AI	15	ALA	2.6
31	BH	80	ILE	2.6
37	DN	42	LYS	2.6
44	DU	75	ALA	2.6
30	DG	82	PHE	2.6
27	DD	205	PRO	2.6
28	DE	43	THR	2.6

*Continued on next page...*

*Continued from previous page...*

<b>Mol</b>	<b>Chain</b>	<b>Res</b>	<b>Type</b>	<b>RSRZ</b>
29	DF	149	ARG	2.6
8	AI	18	VAL	2.6
31	DH	90	LEU	2.6
45	DV	65	VAL	2.6
32	BI	40	ALA	2.6
24	DA	2146	C	2.6
30	DG	150	TYR	2.6
42	DS	84	ARG	2.6
42	DS	105	VAL	2.6
15	CP	18	GLN	2.6
34	DK	100	PHE	2.6
32	DI	62	ALA	2.6
33	DJ	125	TYR	2.6
24	DA	1434	A	2.6
42	DS	17	VAL	2.6
29	BF	84	ILE	2.6
32	BI	54	ILE	2.6
7	CH	32	LYS	2.6
28	DE	147	LEU	2.6
30	DG	129	GLU	2.6
30	DG	133	LYS	2.6
54	D4	10	LEU	2.6
15	AP	3	THR	2.6
5	AF	83	ALA	2.6
8	AI	128	LYS	2.6
1	AB	171	ALA	2.6
31	DH	86	ASP	2.6
39	DP	90	ALA	2.6
4	AE	9	GLU	2.6
38	DO	27	VAL	2.6
39	DP	29	VAL	2.6
13	CN	32	ASP	2.6
34	DK	107	LEU	2.6
33	DJ	44	TYR	2.6
55	CA	472	U	2.6
32	BI	58	ILE	2.6
7	CH	1	SER	2.6
35	DL	144	GLU	2.6
32	BI	75	ALA	2.6
37	DN	38	LEU	2.6
1	CB	32	GLY	2.6
31	BH	126	GLY	2.6

*Continued on next page...*

*Continued from previous page...*

Mol	Chain	Res	Type	RSRZ
32	BI	22	PRO	2.6
49	DZ	33	HIS	2.6
18	AS	46	LEU	2.6
24	BA	2885	G	2.6
24	DA	1168	G	2.6
26	DC	126	GLY	2.6
27	DD	203	VAL	2.6
32	DI	97	VAL	2.6
38	DO	111	ARG	2.6
39	DP	73	PHE	2.6
35	DL	72	ALA	2.6
36	DM	77	PRO	2.6
7	AH	67	GLY	2.6
50	D0	42	ILE	2.6
11	CL	30	ARG	2.6
48	DY	29	ARG	2.6
7	CH	124	ILE	2.6
15	CP	50	THR	2.6
30	BG	120	ILE	2.6
32	BI	59	THR	2.6
43	DT	1	MET	2.6
15	CP	48	GLU	2.6
55	CA	1441	A	2.6
32	DI	68	PHE	2.6
35	DL	122	VAL	2.6
32	DI	140	GLU	2.6
10	AK	55	ARG	2.5
24	DA	810	U	2.6
24	DA	2798	U	2.6
32	BI	61	TYR	2.6
41	DR	91	GLN	2.6
12	CM	15	VAL	2.5
27	DD	70	LYS	2.5
35	DL	90	VAL	2.5
35	DL	123	ARG	2.5
43	BT	70	HIS	2.6
30	DG	101	VAL	2.5
12	CM	111	PRO	2.5
16	CQ	60	ILE	2.5
18	AS	10	ILE	2.5
29	DF	39	VAL	2.5
28	DE	50	ALA	2.5

*Continued on next page...*

*Continued from previous page...*

Mol	Chain	Res	Type	RSRZ
1	CB	84	LEU	2.5
11	CL	28	GLN	2.5
24	DA	653	U	2.5
55	CA	1286	U	2.5
40	DQ	72	GLY	2.5
6	CG	87	PRO	2.5
24	DA	89	A	2.5
29	BF	175	PRO	2.5
32	BI	83	ALA	2.5
7	AH	60	LEU	2.5
49	BZ	58	GLU	2.5
32	DI	72	THR	2.5
35	DL	126	ARG	2.5
49	DZ	2	LYS	2.5
51	D1	30	PRO	2.5
24	DA	1066	U	2.5
4	AE	108	GLY	2.5
18	AS	62	THR	2.5
42	DS	39	THR	2.5
38	DO	42	PRO	2.5
48	BY	63	ALA	2.5
1	AB	49	PHE	2.5
41	DR	76	LYS	2.5
44	DU	73	ASN	2.5
46	DW	57	THR	2.5
1	CB	218	ALA	2.5
24	DA	2259	U	2.5
31	BH	120	GLY	2.5
31	DH	118	PRO	2.5
55	CA	1463	U	2.5
12	CM	40	GLU	2.5
35	BL	144	GLU	2.5
45	DV	55	GLU	2.5
31	BH	100	ALA	2.5
34	DK	108	ARG	2.5
24	DA	344	A	2.5
55	CA	412	A	2.5
6	AG	83	THR	2.5
8	CI	91	GLU	2.5
31	BH	125	THR	2.5
34	DK	103	VAL	2.5
55	CA	83	C	2.5

*Continued on next page...*

*Continued from previous page...*

Mol	Chain	Res	Type	RSRZ
1	CB	159	ALA	2.5
32	DI	103	ALA	2.5
36	DM	56	ALA	2.5
39	DP	97	TYR	2.5
42	DS	43	ALA	2.5
1	AB	85	SER	2.5
10	AK	33	ILE	2.5
44	DU	51	LEU	2.5
29	DF	85	GLY	2.5
35	DL	108	ALA	2.5
24	BA	1093	G	2.5
5	CF	8	PHE	2.5
11	CL	93	ARG	2.5
29	DF	41	GLU	2.5
31	BH	70	GLU	2.5
44	DU	72	PHE	2.5
39	DP	39	LEU	2.5
42	DS	24	ILE	2.5
29	DF	44	ALA	2.5
46	DW	16	GLU	2.5
46	DW	62	ALA	2.5
46	DW	75	ASN	2.5
7	CH	26	MET	2.5
11	CL	94	TYR	2.5
24	DA	1614	A	2.5
24	DA	1640	A	2.5
1	AB	131	LYS	2.5
31	BH	78	VAL	2.5
32	DI	18	ASN	2.5
1	AB	141	GLU	2.5
28	DE	138	LEU	2.5
47	DX	77	TYR	2.5
12	CM	71	GLU	2.5
29	DF	171	ALA	2.5
32	DI	82	ALA	2.5
1	CB	128	LEU	2.5
34	DK	79	PHE	2.5
34	DK	102	PRO	2.5
8	AI	89	TYR	2.5
28	DE	35	TYR	2.5
39	DP	72	VAL	2.5
1	AB	100	LEU	2.5

*Continued on next page...*



*Continued from previous page...*

<b>Mol</b>	<b>Chain</b>	<b>Res</b>	<b>Type</b>	<b>RSRZ</b>
5	CF	74	LEU	2.5
43	DT	39	THR	2.5
44	DU	10	VAL	2.5
1	AB	82	ALA	2.5
48	DY	61	ALA	2.5
51	B1	52	LYS	2.5
52	D2	33	ARG	2.5
24	DA	1095	A	2.5
27	DD	176	ASP	2.5
55	CA	971	G	2.5
41	DR	3	ALA	2.5
11	CL	16	ALA	2.5
15	CP	80	LYS	2.5
17	AR	22	TYR	2.5
15	CP	35	ARG	2.5
5	CF	40	GLU	2.5
6	AG	6	ILE	2.5
18	AS	48	ILE	2.5
31	DH	87	GLU	2.5
41	DR	74	ILE	2.5
21	AA	80	A	2.5
1	CB	46	VAL	2.5
15	AP	2	VAL	2.5
4	AE	53	ARG	2.5
5	CF	61	LEU	2.4
12	AM	94	LEU	2.4
44	BU	51	LEU	2.4
41	DR	72	VAL	2.4
4	CE	158	LYS	2.4
2	CC	106	ARG	2.4
18	AS	40	PHE	2.4
36	DM	31	PHE	2.4
36	DM	55	ARG	2.4
9	CJ	96	VAL	2.4
29	BF	151	LEU	2.4
42	DS	98	LYS	2.4
24	DA	2145	C	2.4
40	DQ	31	TYR	2.4
41	DR	53	PHE	2.4
43	DT	2	ILE	2.4
13	CN	51	PRO	2.4
46	BW	40	ARG	2.4

*Continued on next page...*

*Continued from previous page...*

Mol	Chain	Res	Type	RSRZ
40	DQ	82	LEU	2.4
46	DW	70	VAL	2.4
27	BD	1	MET	2.4
9	CJ	74	VAL	2.4
27	DD	27	ILE	2.4
32	BI	77	VAL	2.4
32	BI	15	GLY	2.4
5	AF	66	ALA	2.4
27	DD	21	SER	2.4
35	DL	36	LYS	2.4
24	BA	2181	U	2.4
38	DO	87	ILE	2.4
32	DI	53	PRO	2.4
43	DT	65	GLY	2.4
31	DH	138	VAL	2.4
39	DP	10	GLU	2.4
44	BU	59	GLU	2.4
7	CH	76	ARG	2.4
17	CR	31	TYR	2.4
35	DL	88	GLY	2.4
40	DQ	63	ARG	2.4
4	AE	112	ALA	2.4
3	AD	28	ASP	2.4
18	CS	8	PRO	2.4
24	DA	2310	C	2.4
40	DQ	91	ARG	2.4
2	CC	179	ALA	2.4
32	DI	81	LYS	2.4
29	BF	150	GLY	2.4
34	DK	39	ILE	2.4
6	AG	78	ARG	2.4
7	CH	24	VAL	2.4
16	CQ	10	ARG	2.4
54	D4	24	ARG	2.4
1	CB	31	PHE	2.4
24	DA	1538	G	2.4
28	DE	134	LEU	2.4
33	DJ	77	HIS	2.4
34	DK	7	MET	2.4
36	DM	109	PRO	2.4
43	DT	76	ARG	2.4
16	CQ	33	TYR	2.4

*Continued on next page...*

*Continued from previous page...*

Mol	Chain	Res	Type	RSRZ
1	AB	180	ILE	2.4
6	AG	7	GLY	2.4
27	DD	23	PRO	2.4
30	DG	88	LEU	2.4
4	AE	153	ALA	2.4
19	CT	64	GLY	2.4
27	DD	165	MET	2.4
46	DW	68	PHE	2.4
4	AE	93	VAL	2.4
15	CP	4	ILE	2.4
1	CB	56	LEU	2.4
4	CE	137	ARG	2.4
18	AS	55	GLN	2.4
26	DC	222	THR	2.4
27	DD	77	ARG	2.4
54	D4	36	ARG	2.4
55	CA	211	G	2.4
4	AE	43	GLY	2.4
7	CH	74	ILE	2.4
32	DI	45	THR	2.4
18	CS	77	ARG	2.4
19	CT	68	LYS	2.4
24	DA	580	U	2.4
27	DD	22	ILE	2.4
32	DI	32	VAL	2.4
44	DU	69	VAL	2.4
32	DI	20	SER	2.4
8	CI	39	GLY	2.4
33	DJ	93	ILE	2.4
33	DJ	102	GLU	2.4
26	DC	100	ARG	2.4
39	DP	31	VAL	2.4
26	DC	239	PHE	2.4
31	BH	141	LYS	2.4
15	CP	29	ASN	2.4
19	CT	86	ALA	2.4
37	DN	81	ASN	2.4
55	CA	1031	C	2.4
31	BH	131	SER	2.4
32	DI	65	SER	2.4
15	AP	45	GLU	2.4
35	DL	142	ILE	2.4

*Continued on next page...*

*Continued from previous page...*

Mol	Chain	Res	Type	RSRZ
2	AC	78	LYS	2.4
1	AB	215	ALA	2.4
18	AS	8	PRO	2.4
18	AS	14	LEU	2.4
36	DM	112	LEU	2.4
44	DU	17	ASP	2.4
19	CT	66	ILE	2.4
45	DV	84	PRO	2.4
51	D1	31	GLU	2.4
21	AA	1032	G	2.4
26	DC	11	GLY	2.4
2	AC	102	ILE	2.4
7	CH	9	MET	2.4
41	DR	60	LYS	2.4
8	CI	37	TYR	2.3
28	DE	186	VAL	2.3
37	DN	34	ILE	2.3
43	DT	54	GLU	2.3
24	DA	1163	G	2.3
37	DN	40	LYS	2.3
13	AN	35	ALA	2.3
26	BC	239	PHE	2.3
26	DC	46	GLY	2.3
30	DG	81	GLY	2.3
34	DK	18	ARG	2.3
37	DN	68	ALA	2.3
4	AE	100	GLU	2.3
42	DS	66	ILE	2.3
47	DX	2	ARG	2.3
27	DD	11	MET	2.3
36	DM	132	THR	2.3
6	CG	7	GLY	2.3
29	DF	1	ALA	2.3
24	BA	2306	C	2.3
24	DA	1764	C	2.3
29	DF	82	TYR	2.3
43	DT	73	ARG	2.3
11	CL	29	LYS	2.3
17	AR	39	VAL	2.3
30	DG	33	THR	2.3
40	DQ	28	SER	2.3
24	DA	235	U	2.3

*Continued on next page...*

*Continued from previous page...*

Mol	Chain	Res	Type	RSRZ
42	DS	71	VAL	2.3
3	AD	147	LYS	2.3
39	DP	34	GLY	2.3
39	DP	58	PHE	2.3
24	DA	2000	C	2.3
24	DA	2021	C	2.3
35	DL	5	THR	2.3
8	CI	3	ASN	2.3
26	DC	33	LEU	2.3
34	DK	60	ALA	2.3
38	BO	58	ILE	2.3
40	DQ	89	ILE	2.3
41	DR	21	ARG	2.3
11	CL	122	LYS	2.3
27	DD	114	LYS	2.3
38	DO	22	GLY	2.3
1	AB	178	LEU	2.3
32	BI	53	PRO	2.3
35	DL	91	ASP	2.3
29	DF	51	ASN	2.3
36	DM	11	LYS	2.3
1	CB	53	LEU	2.3
8	AI	38	PHE	2.3
24	DA	1277	G	2.3
32	DI	40	ALA	2.3
8	CI	129	ARG	2.3
9	CJ	65	TYR	2.3
27	DD	91	THR	2.3
49	DZ	37	ARG	2.3
31	DH	146	VAL	2.3
26	DC	30	ALA	2.3
18	CS	7	GLY	2.3
16	CQ	6	THR	2.3
20	CU	35	GLU	2.3
32	BI	66	PHE	2.3
27	DD	191	GLY	2.3
28	DE	135	ALA	2.3
41	DR	25	LEU	2.3
6	AG	5	VAL	2.3
33	DJ	128	ASN	2.3
47	DX	11	PRO	2.3
34	DK	65	THR	2.3

*Continued on next page...*

*Continued from previous page...*

<b>Mol</b>	<b>Chain</b>	<b>Res</b>	<b>Type</b>	<b>RSRZ</b>
38	DO	30	ARG	2.3
4	AE	126	ALA	2.3
24	DA	677	A	2.3
27	DD	187	LEU	2.3
37	DN	41	ALA	2.3
55	CA	1021	A	2.3
8	AI	84	ARG	2.3
36	DM	38	ARG	2.3
37	DN	35	LYS	2.3
55	CA	206	C	2.3
2	AC	110	LEU	2.3
2	CC	205	GLU	2.3
27	DD	200	ASP	2.3
4	CE	84	VAL	2.3
33	DJ	62	VAL	2.3
39	DP	54	LEU	2.3
46	DW	49	ASN	2.3
6	CG	16	LYS	2.3
29	BF	37	MET	2.3
8	AI	63	TYR	2.3
24	BA	1175	A	2.3
24	DA	983	A	2.3
35	DL	143	GLU	2.3
41	DR	51	VAL	2.3
36	DM	122	ALA	2.3
33	DJ	96	ARG	2.3
34	DK	36	GLY	2.3
38	DO	12	THR	2.3
27	DD	89	GLU	2.3
55	CA	1447	A	2.3
19	CT	54	GLN	2.3
46	DW	14	ASP	2.3
1	CB	184	ALA	2.3
11	AL	47	ALA	2.3
36	DM	92	TRP	2.3
4	CE	49	TYR	2.3
24	DA	136	G	2.3
50	D0	3	GLN	2.3
7	CH	93	LYS	2.3
18	AS	15	LEU	2.3
31	BH	75	LEU	2.3
31	DH	141	LYS	2.3

*Continued on next page...*

*Continued from previous page...*

Mol	Chain	Res	Type	RSRZ
24	DA	38	A	2.3
33	DJ	119	PHE	2.3
24	DA	1161	C	2.3
30	DG	151	ARG	2.3
32	BI	100	ILE	2.3
36	DM	59	ARG	2.3
43	DT	14	PRO	2.3
32	DI	5	GLN	2.2
4	AE	78	GLY	2.2
7	CH	10	LEU	2.2
41	DR	67	GLY	2.2
43	DT	93	LEU	2.2
50	D0	44	ALA	2.2
28	DE	76	PRO	2.2
2	CC	167	TYR	2.2
31	BH	83	LYS	2.2
32	BI	32	VAL	2.2
24	DA	2616	C	2.2
3	AD	178	GLU	2.2
6	CG	77	ARG	2.2
13	CN	52	ARG	2.2
24	DA	1459	G	2.2
24	DA	1661	G	2.2
40	DQ	73	ILE	2.2
51	D1	51	ALA	2.2
32	DI	19	PRO	2.2
39	DP	27	VAL	2.2
1	AB	72	LYS	2.2
1	AB	176	ASN	2.2
33	DJ	72	LYS	2.2
33	DJ	75	TYR	2.2
46	DW	31	LEU	2.2
38	DO	39	VAL	2.2
1	AB	222	GLU	2.2
24	DA	549	G	2.2
9	CJ	92	LEU	2.2
24	DA	2106	U	2.2
30	DG	137	LYS	2.2
34	DK	8	LEU	2.2
38	DO	10	ARG	2.2
53	D3	44	ARG	2.2
8	CI	56	MET	2.2

*Continued on next page...*

*Continued from previous page...*

Mol	Chain	Res	Type	RSRZ
3	AD	57	LYS	2.2
3	AD	164	ARG	2.2
6	CG	58	LEU	2.2
31	BH	109	GLU	2.2
18	CS	48	ILE	2.2
24	DA	2062	A	2.2
34	DK	82	ASN	2.2
12	AM	90	HIS	2.2
24	BA	2305	U	2.2
32	DI	52	LEU	2.2
43	DT	56	GLU	2.2
29	DF	16	MET	2.2
24	DA	808	G	2.2
8	CI	50	PRO	2.2
36	DM	69	PRO	2.2
9	CJ	34	ALA	2.2
24	DA	1065	U	2.2
28	DE	22	ASP	2.2
31	DH	113	SER	2.2
42	DS	16	LYS	2.2
43	DT	82	LYS	2.2
44	BU	21	ARG	2.2
53	D3	15	LYS	2.2
4	AE	119	VAL	2.2
8	AI	47	VAL	2.2
41	DR	18	GLN	2.2
4	AE	39	GLY	2.2
8	CI	15	ALA	2.2
13	CN	15	LEU	2.2
16	CQ	36	PHE	2.2
18	CS	64	GLU	2.2
34	DK	19	VAL	2.2
12	AM	95	PRO	2.2
24	DA	1321	A	2.2
29	DF	58	ALA	2.2
42	DS	27	LYS	2.2
47	DX	76	LYS	2.2
6	CG	76	SER	2.2
42	DS	35	ILE	2.2
6	CG	86	VAL	2.2
13	CN	94	GLY	2.2
37	DN	72	ASP	2.2

*Continued on next page...*



*Continued from previous page...*

Mol	Chain	Res	Type	RSRZ
15	AP	35	ARG	2.2
29	BF	111	ARG	2.2
29	DF	13	LYS	2.2
31	BH	130	VAL	2.2
35	DL	33	ARG	2.2
6	AG	80	GLY	2.2
24	DA	1132	U	2.2
41	DR	38	VAL	2.2
54	D4	25	VAL	2.2
1	AB	151	LYS	2.2
1	CB	147	LEU	2.2
1	CB	151	LYS	2.2
42	DS	46	LEU	2.2
46	DW	15	SER	2.2
9	CJ	45	ARG	2.2
50	D0	21	LEU	2.2
3	AD	24	VAL	2.2
17	CR	39	VAL	2.2
24	DA	394	C	2.2
42	DS	40	ASN	2.2
32	BI	109	ALA	2.2
46	DW	80	SER	2.2
7	CH	85	TYR	2.2
28	DE	103	GLY	2.2
52	D2	18	PHE	2.2
15	AP	17	TYR	2.2
35	DL	19	LEU	2.2
37	DN	115	LEU	2.2
14	CO	85	GLY	2.2
2	AC	205	GLU	2.2
3	AD	26	ALA	2.2
6	AG	73	GLU	2.2
29	BF	118	ALA	2.2
42	DS	20	VAL	2.2
51	D1	37	LYS	2.2
33	DJ	13	ARG	2.2
35	DL	42	SER	2.2
1	CB	195	VAL	2.2
18	AS	50	VAL	2.2
20	AU	20	ARG	2.2
34	DK	106	GLU	2.1
55	CA	970	C	2.1

*Continued on next page...*

*Continued from previous page...*

Mol	Chain	Res	Type	RSRZ
3	AD	65	GLY	2.1
4	AE	41	GLY	2.1
4	AE	48	GLY	2.1
1	CB	73	ARG	2.1
10	AK	128	VAL	2.1
24	DA	589	U	2.1
24	DA	1083	U	2.1
24	DA	1383	A	2.1
24	DA	2052	A	2.1
26	DC	105	ALA	2.1
29	DF	172	PHE	2.1
1	AB	110	ILE	2.1
31	DH	143	ILE	2.1
40	DQ	36	GLN	2.1
11	CL	92	VAL	2.1
12	CM	78	ARG	2.1
32	DI	61	TYR	2.1
32	BI	98	GLY	2.1
9	CJ	67	ILE	2.1
28	DE	30	GLN	2.1
32	DI	117	THR	2.1
33	DJ	101	ILE	2.1
36	DM	126	ILE	2.1
29	BF	109	ARG	2.1
45	DV	48	MET	2.1
53	D3	57	VAL	2.1
19	CT	41	GLY	2.1
17	AR	67	LEU	2.1
28	BE	148	ILE	2.1
30	DG	159	LYS	2.1
36	DM	128	THR	2.1
24	DA	1164	C	2.1
20	AU	19	LYS	2.1
27	DD	104	VAL	2.1
28	DE	127	GLU	2.1
35	DL	73	ILE	2.1
38	DO	80	GLU	2.1
42	DS	92	ARG	2.1
17	AR	73	HIS	2.1
32	DI	14	ALA	2.1
2	CC	184	ASN	2.1
19	CT	42	ASP	2.1

*Continued on next page...*

*Continued from previous page...*

Mol	Chain	Res	Type	RSRZ
26	DC	48	ILE	2.1
36	DM	130	PHE	2.1
30	DG	172	GLU	2.1
4	AE	67	ARG	2.1
4	CE	109	ALA	2.1
20	AU	22	CYS	2.1
29	BF	131	VAL	2.1
1	CB	63	LYS	2.1
13	CN	18	LYS	2.1
29	BF	71	LYS	2.1
29	DF	93	GLU	2.1
44	DU	23	LYS	2.1
50	D0	35	GLU	2.1
18	AS	29	PRO	2.1
24	DA	566	U	2.1
29	BF	112	ASP	2.1
32	BI	87	SER	2.1
33	DJ	47	HIS	2.1
44	DU	7	ASP	2.1
18	CS	19	GLU	2.1
28	BE	124	PHE	2.1
30	BG	31	GLU	2.1
32	DI	9	LYS	2.1
2	AC	67	ILE	2.1
28	DE	66	GLY	2.1
29	BF	38	GLY	2.1
32	DI	31	GLY	2.1
1	AB	86	CYS	2.1
2	CC	199	VAL	2.1
31	DH	142	VAL	2.1
42	DS	73	LYS	2.1
1	CB	158	ASP	2.1
46	DW	60	ALA	2.1
1	CB	125	PHE	2.1
12	CM	96	VAL	2.1
24	DA	1032	A	2.1
29	DF	34	THR	2.1
30	DG	160	GLY	2.1
15	AP	39	PHE	2.1
30	DG	128	THR	2.1
19	CT	19	HIS	2.1
10	AK	92	ARG	2.1

*Continued on next page...*

*Continued from previous page...*

Mol	Chain	Res	Type	RSRZ
20	CU	23	GLU	2.1
41	DR	50	GLY	2.1
27	DD	113	SER	2.1
31	BH	121	VAL	2.1
4	AE	155	LYS	2.1
36	DM	123	LYS	2.1
6	AG	77	ARG	2.1
34	DK	71	ARG	2.1
10	AK	99	LEU	2.1
19	CT	65	LEU	2.1
36	DM	45	GLN	2.1
4	AE	20	VAL	2.1
24	DA	99	U	2.1
24	DA	1130	U	2.1
26	DC	232	GLY	2.1
32	DI	132	ALA	2.1
35	DL	37	GLY	2.1
55	CA	1464	U	2.1
24	DA	514	A	2.1
34	DK	80	ASP	2.1
38	DO	2	ASP	2.1
51	B1	51	ALA	2.1
4	CE	95	MET	2.1
42	DS	59	GLU	2.1
49	DZ	58	GLU	2.1
50	D0	54	ILE	2.1
1	AB	67	LEU	2.1
5	CF	35	LYS	2.1
31	DH	70	GLU	2.1
40	DQ	97	ILE	2.1
16	AQ	43	LEU	2.1
28	DE	12	LEU	2.1
43	DT	55	VAL	2.1
16	CQ	52	CYS	2.1
31	DH	74	ALA	2.1
8	AI	51	LEU	2.1
16	CQ	58	VAL	2.1
24	DA	971	G	2.1
37	DN	97	ILE	2.1
26	DC	99	GLU	2.1
1	AB	127	LYS	2.1
24	DA	343	C	2.1

*Continued on next page...*

*Continued from previous page...*

<b>Mol</b>	<b>Chain</b>	<b>Res</b>	<b>Type</b>	<b>RSRZ</b>
26	DC	25	LYS	2.1
29	DF	55	ASP	2.1
32	BI	60	VAL	2.1
33	DJ	92	MET	2.1
19	CT	21	ALA	2.1
22	CX	32	U	2.1
24	DA	1534	U	2.1
43	DT	59	ASN	2.1
56	DB	12	C	2.1
1	AB	128	LEU	2.1
4	CE	150	GLU	2.1
12	CM	11	HIS	2.1
26	DC	104	LEU	2.1
36	DM	33	LEU	2.1
38	DO	56	LYS	2.0
42	DS	31	GLN	2.0
33	DJ	20	ALA	2.0
24	DA	2618	G	2.0
29	BF	177	ARG	2.0
39	DP	69	VAL	2.0
42	DS	106	VAL	2.0
13	CN	70	HIS	2.0
51	D1	6	GLU	2.0
18	AS	43	MET	2.0
44	BU	46	LYS	2.0
52	D2	1	MET	2.0
1	AB	210	THR	2.0
2	CC	86	LEU	2.0
17	AR	31	TYR	2.0
27	DD	43	ASP	2.0
35	DL	18	ARG	2.0
7	CH	77	VAL	2.0
28	DE	47	LYS	2.0
32	BI	41	PHE	2.0
5	AF	71	ILE	2.0
44	BU	9	GLU	2.0
9	CJ	94	ALA	2.0
1	AB	29	PHE	2.0
9	CJ	10	LEU	2.0
32	DI	38	CYS	2.0
28	DE	31	VAL	2.0
28	DE	101	TYR	2.0

*Continued on next page...*

*Continued from previous page...*

Mol	Chain	Res	Type	RSRZ
7	CH	42	GLU	2.0
12	AM	83	GLY	2.0
26	DC	70	LYS	2.0
29	DF	71	LYS	2.0
30	DG	31	GLU	2.0
30	DG	23	ILE	2.0
30	DG	100	ASN	2.0
32	DI	46	ASP	2.0
31	DH	27	ARG	2.0
4	AE	157	GLY	2.0
7	CH	90	GLU	2.0
40	DQ	85	ALA	2.0
55	CA	972	C	2.0
4	AE	120	HIS	2.0
32	BI	97	VAL	2.0
19	CT	59	ARG	2.0
34	DK	1	MET	2.0
26	DC	102	TYR	2.0
26	DC	238	ASN	2.0
24	DA	1090	A	2.0
37	DN	95	THR	2.0
41	DR	14	VAL	2.0
47	DX	19	HIS	2.0
1	AB	156	LEU	2.0
48	BY	7	ARG	2.0
24	DA	767	U	2.0
39	DP	28	LYS	2.0
40	DQ	105	PHE	2.0
29	BF	39	VAL	2.0
36	DM	80	VAL	2.0
6	CG	71	THR	2.0
2	CC	71	ARG	2.0
15	AP	37	GLY	2.0
41	DR	66	HIS	2.0
45	DV	51	GLN	2.0
54	D4	37	GLN	2.0
18	AS	31	ARG	2.0
51	B1	33	LEU	2.0
27	DD	45	TYR	2.0
33	DJ	76	HIS	2.0

## 6.2 Non-standard residues in protein, DNA, RNA chains ⓘ

There are no non-standard protein/DNA/RNA residues in this entry.

## 6.3 Carbohydrates ⓘ

There are no carbohydrates in this entry.

## 6.4 Ligands ⓘ

In the following table, the Atoms column lists the number of modelled atoms in the group and the number defined in the chemical component dictionary. LLDF column lists the quality of electron density of the group with respect to its neighbouring residues in protein, DNA or RNA chains. The B-factors column lists the minimum, median, 95<sup>th</sup> percentile and maximum values of B factors of atoms in the group. The column labelled 'Q< 0.9' lists the number of atoms with occupancy less than 0.9.

Mol	Type	Chain	Res	Atoms	RSR	LLDF	B-factors(Å <sup>2</sup> )	Q<0.9
57	MG	DA	3020	1/1	1.88	423.75	229,229,229,229	0
57	MG	CA	1619	1/1	0.95	201.75	135,135,135,135	0
57	MG	DA	3058	1/1	0.96	106.12	162,162,162,162	0
57	MG	DA	3074	1/1	1.52	62.26	187,187,187,187	0
57	MG	BA	3015	1/1	0.55	48.17	55,55,55,55	0
57	MG	BA	3119	1/1	0.37	47.68	68,68,68,68	0
57	MG	CA	1627	1/1	0.38	47.40	136,136,136,136	0
57	MG	DA	3063	1/1	1.63	47.07	157,157,157,157	0
57	MG	DA	3064	1/1	0.49	46.77	157,157,157,157	0
57	MG	DA	3011	1/1	1.17	40.31	184,184,184,184	0
57	MG	DA	3109	1/1	0.74	39.45	145,145,145,145	0
57	MG	DA	3060	1/1	0.90	39.26	132,132,132,132	0
57	MG	DA	3002	1/1	1.22	38.48	212,212,212,212	0
57	MG	BA	3062	1/1	0.74	37.61	55,55,55,55	0
57	MG	BB	201	1/1	0.43	37.32	118,118,118,118	0
57	MG	AA	1627	1/1	1.51	36.43	142,142,142,142	0
57	MG	DA	3005	1/1	1.03	31.83	197,197,197,197	0
57	MG	BA	3026	1/1	0.41	29.22	59,59,59,59	0
57	MG	BA	3096	1/1	0.20	28.99	61,61,61,61	0
57	MG	DA	3078	1/1	0.61	28.04	144,144,144,144	0
57	MG	AA	1619	1/1	0.47	27.61	162,162,162,162	0
57	MG	BA	3061	1/1	0.37	27.06	56,56,56,56	0
57	MG	BA	3136	1/1	0.41	24.61	64,64,64,64	0
57	MG	DA	3038	1/1	0.38	23.52	197,197,197,197	0

*Continued on next page...*

*Continued from previous page...*

Mol	Type	Chain	Res	Atoms	RSR	LLDF	B-factors(Å <sup>2</sup> )	Q<0.9
57	MG	CA	1628	1/1	1.03	22.03	99,99,99,99	0
57	MG	DA	3076	1/1	0.99	19.70	145,145,145,145	0
57	MG	BA	3002	1/1	0.36	18.75	61,61,61,61	0
57	MG	AA	1602	1/1	0.39	18.53	97,97,97,97	0
57	MG	BA	3131	1/1	0.51	17.67	68,68,68,68	0
57	MG	AA	1636	1/1	0.30	17.55	154,154,154,154	0
57	MG	BA	3071	1/1	0.35	16.73	55,55,55,55	0
57	MG	CA	1625	1/1	0.48	16.23	127,127,127,127	0
57	MG	BA	3085	1/1	0.39	16.10	59,59,59,59	0
57	MG	BA	3058	1/1	0.49	15.71	63,63,63,63	0
57	MG	AA	1641	1/1	0.41	15.63	108,108,108,108	0
57	MG	DA	3108	1/1	0.61	15.14	172,172,172,172	0
57	MG	BA	3037	1/1	0.24	14.92	58,58,58,58	0
57	MG	DA	3086	1/1	0.30	14.23	196,196,196,196	0
57	MG	DA	3062	1/1	0.99	14.22	160,160,160,160	0
57	MG	CA	1620	1/1	0.49	13.82	150,150,150,150	0
57	MG	DA	3091	1/1	0.83	13.66	174,174,174,174	0
57	MG	CA	1640	1/1	0.59	13.65	118,118,118,118	0
57	MG	BA	3124	1/1	0.92	13.34	59,59,59,59	0
57	MG	BA	3016	1/1	0.29	13.26	56,56,56,56	0
57	MG	BA	3098	1/1	0.36	12.94	72,72,72,72	0
57	MG	DA	3127	1/1	0.60	11.90	138,138,138,138	0
57	MG	BA	3133	1/1	0.60	11.79	73,73,73,73	0
57	MG	BA	3045	1/1	0.32	11.68	80,80,80,80	0
57	MG	AA	1625	1/1	0.36	11.66	114,114,114,114	0
57	MG	DA	3022	1/1	0.90	10.88	152,152,152,152	0
57	MG	AA	1607	1/1	0.48	10.64	113,113,113,113	0
57	MG	DA	3016	1/1	1.10	9.87	175,175,175,175	0
57	MG	CA	1614	1/1	0.53	9.57	146,146,146,146	0
57	MG	DA	3075	1/1	0.78	9.49	155,155,155,155	0
57	MG	DA	3004	1/1	0.22	9.47	206,206,206,206	0
57	MG	BA	3060	1/1	0.32	9.43	56,56,56,56	0
57	MG	DJ	201	1/1	0.65	9.27	183,183,183,183	0
57	MG	DA	3121	1/1	0.43	9.21	206,206,206,206	0
57	MG	DA	3094	1/1	0.58	9.17	173,173,173,173	0
57	MG	BA	3057	1/1	0.31	9.12	61,61,61,61	0
57	MG	DA	3131	1/1	0.55	9.07	181,181,181,181	0
57	MG	DA	3088	1/1	0.29	9.02	180,180,180,180	0
57	MG	BA	3072	1/1	0.33	8.72	55,55,55,55	0
57	MG	BA	3011	1/1	0.29	8.63	62,62,62,62	0
57	MG	BA	3135	1/1	0.33	8.54	60,60,60,60	0

*Continued on next page...*



*Continued from previous page...*

Mol	Type	Chain	Res	Atoms	RSR	LLDF	B-factors( $\text{\AA}^2$ )	Q<0.9
57	MG	AA	1621	1/1	0.25	8.32	80,80,80,80	0
57	MG	AA	1626	1/1	0.30	8.30	136,136,136,136	0
57	MG	CA	1636	1/1	1.57	8.22	120,120,120,120	0
57	MG	CA	1626	1/1	0.33	7.65	139,139,139,139	0
57	MG	BA	3030	1/1	0.40	7.64	58,58,58,58	0
57	MG	DA	3082	1/1	0.42	7.56	220,220,220,220	0
57	MG	DA	3071	1/1	0.33	7.23	184,184,184,184	0
57	MG	DA	3129	1/1	1.47	7.12	132,132,132,132	0
57	MG	BA	3021	1/1	0.25	6.97	59,59,59,59	0
57	MG	DA	3072	1/1	0.41	6.78	182,182,182,182	0
57	MG	DA	3045	1/1	0.26	6.49	188,188,188,188	0
57	MG	CA	1623	1/1	0.27	6.25	123,123,123,123	0
57	MG	CA	1610	1/1	0.23	6.22	181,181,181,181	0
57	MG	DA	3122	1/1	0.32	6.21	146,146,146,146	0
57	MG	BA	3028	1/1	0.31	6.18	57,57,57,57	0
57	MG	DA	3036	1/1	0.43	6.04	212,212,212,212	0
57	MG	BA	3035	1/1	0.27	5.90	72,72,72,72	0
57	MG	BA	3115	1/1	0.48	5.86	65,65,65,65	0
57	MG	BA	3020	1/1	0.36	5.76	63,63,63,63	0
57	MG	BA	3056	1/1	0.31	5.65	64,64,64,64	0
57	MG	BA	3014	1/1	0.28	5.57	55,55,55,55	0
57	MG	CA	1615	1/1	0.19	5.55	156,156,156,156	0
57	MG	BA	3093	1/1	0.27	5.44	104,104,104,104	0
57	MG	DA	3124	1/1	0.37	5.36	168,168,168,168	0
57	MG	BA	3022	1/1	0.23	5.35	55,55,55,55	0
57	MG	DA	3059	1/1	0.29	5.31	136,136,136,136	0
57	MG	D4	101	1/1	1.37	5.29	183,183,183,183	0
57	MG	DA	3106	1/1	0.41	4.93	228,228,228,228	0
57	MG	DA	3007	1/1	0.34	4.83	250,250,250,250	0
57	MG	DA	3046	1/1	0.26	4.73	172,172,172,172	0
57	MG	DA	3021	1/1	0.38	4.73	151,151,151,151	0
57	MG	DA	3041	1/1	0.36	4.60	176,176,176,176	0
57	MG	BA	3031	1/1	0.23	4.57	59,59,59,59	0
57	MG	CA	1611	1/1	0.27	4.54	132,132,132,132	0
57	MG	DA	3053	1/1	0.17	4.51	144,144,144,144	0
57	MG	DA	3015	1/1	1.18	4.44	164,164,164,164	0
57	MG	DA	3097	1/1	0.36	4.31	156,156,156,156	0
57	MG	AA	1629	1/1	0.24	4.26	161,161,161,161	0
57	MG	BA	3112	1/1	0.22	4.22	64,64,64,64	0
57	MG	DA	3092	1/1	0.28	4.08	198,198,198,198	0
57	MG	AA	1642	1/1	0.25	3.98	90,90,90,90	0

*Continued on next page...*

*Continued from previous page...*

Mol	Type	Chain	Res	Atoms	RSR	LLDF	B-factors(Å <sup>2</sup> )	Q<0.9
57	MG	DA	3117	1/1	0.46	3.44	170,170,170,170	0
57	MG	DA	3026	1/1	0.95	3.41	160,160,160,160	0
57	MG	BA	3126	1/1	0.25	3.41	70,70,70,70	0
57	MG	DA	3054	1/1	0.33	3.41	155,155,155,155	0
57	MG	DA	3114	1/1	0.27	3.40	135,135,135,135	0
57	MG	BA	3088	1/1	0.13	3.38	77,77,77,77	0
57	MG	CA	1637	1/1	0.28	3.35	112,112,112,112	0
57	MG	BA	3007	1/1	0.16	3.28	111,111,111,111	0
57	MG	DA	3104	1/1	0.26	3.03	142,142,142,142	0
57	MG	DA	3128	1/1	0.72	2.64	132,132,132,132	0
57	MG	DA	3125	1/1	0.29	2.62	187,187,187,187	0
57	MG	BA	3041	1/1	0.20	2.61	60,60,60,60	0
57	MG	DA	3051	1/1	0.25	2.55	160,160,160,160	0
57	MG	BA	3084	1/1	0.19	2.54	61,61,61,61	0
57	MG	AA	1610	1/1	0.13	2.53	155,155,155,155	0
57	MG	AA	1637	1/1	0.57	2.46	118,118,118,118	0
57	MG	AA	1605	1/1	0.21	2.18	124,124,124,124	0
57	MG	DA	3001	1/1	0.28	2.11	206,206,206,206	0
57	MG	BA	3125	1/1	0.24	2.10	58,58,58,58	0
57	MG	AA	1628	1/1	0.27	2.07	134,134,134,134	0
57	MG	AA	1624	1/1	0.17	2.03	131,131,131,131	0
57	MG	BA	3109	1/1	0.20	1.99	60,60,60,60	0
57	MG	CA	1630	1/1	0.22	1.97	99,99,99,99	0
57	MG	DA	3028	1/1	0.56	1.94	165,165,165,165	0
57	MG	BA	3048	1/1	0.20	1.94	91,91,91,91	0
57	MG	DA	3084	1/1	0.30	1.94	214,214,214,214	0
57	MG	DA	3098	1/1	0.28	1.90	170,170,170,170	0
57	MG	CA	1607	1/1	0.23	1.90	134,134,134,134	0
57	MG	DA	3069	1/1	0.49	1.80	139,139,139,139	0
57	MG	BA	3095	1/1	0.16	1.72	92,92,92,92	0
57	MG	BD	301	1/1	0.20	1.67	55,55,55,55	0
57	MG	BA	3108	1/1	0.20	1.57	58,58,58,58	0
57	MG	AA	1630	1/1	0.25	1.55	99,99,99,99	0
57	MG	DA	3089	1/1	0.38	1.55	179,179,179,179	0
57	MG	BA	3067	1/1	0.18	1.42	57,57,57,57	0
57	MG	AA	1635	1/1	0.18	1.39	148,148,148,148	0
57	MG	DA	3065	1/1	0.32	1.31	152,152,152,152	0
57	MG	DA	3118	1/1	0.24	1.31	181,181,181,181	0
57	MG	AA	1611	1/1	0.21	1.30	126,126,126,126	0
57	MG	DA	3096	1/1	0.39	1.29	190,190,190,190	0
57	MG	DA	3029	1/1	0.40	1.22	179,179,179,179	0

*Continued on next page...*

*Continued from previous page...*

Mol	Type	Chain	Res	Atoms	RSR	LLDF	B-factors( $\text{\AA}^2$ )	Q<0.9
57	MG	BA	3043	1/1	0.19	1.18	68,68,68,68	0
57	MG	DA	3047	1/1	0.24	1.18	208,208,208,208	0
57	MG	DA	3100	1/1	0.32	1.16	150,150,150,150	0
57	MG	BA	3122	1/1	0.22	1.15	57,57,57,57	0
57	MG	DA	3018	1/1	0.37	1.13	248,248,248,248	0
57	MG	DA	3123	1/1	0.23	1.08	225,225,225,225	0
57	MG	AA	1633	1/1	0.15	1.04	128,128,128,128	0
57	MG	DA	3044	1/1	0.25	0.93	210,210,210,210	0
57	MG	CA	1618	1/1	0.28	0.91	148,148,148,148	0
57	MG	DA	3068	1/1	0.25	0.89	143,143,143,143	0
57	MG	BA	3116	1/1	0.17	0.87	55,55,55,55	0
57	MG	CA	1608	1/1	0.20	0.86	121,121,121,121	0
57	MG	CA	1624	1/1	0.27	0.83	99,99,99,99	0
57	MG	BA	3074	1/1	0.17	0.82	54,54,54,54	0
57	MG	BA	3102	1/1	0.19	0.80	57,57,57,57	0
57	MG	DA	3111	1/1	0.35	0.77	160,160,160,160	0
57	MG	BA	3005	1/1	0.14	0.76	91,91,91,91	0
57	MG	BA	3004	1/1	0.20	0.74	86,86,86,86	0
57	MG	AA	1620	1/1	0.16	0.74	186,186,186,186	0
57	MG	AA	1608	1/1	0.20	0.71	105,105,105,105	0
57	MG	AA	1614	1/1	0.19	0.67	150,150,150,150	0
57	MG	BA	3080	1/1	0.17	0.63	93,93,93,93	0
57	MG	AA	1617	1/1	0.28	0.63	150,150,150,150	0
57	MG	CA	1616	1/1	0.35	0.61	199,199,199,199	0
57	MG	DA	3013	1/1	0.29	0.60	165,165,165,165	0
57	MG	CA	1641	1/1	0.18	0.58	151,151,151,151	0
57	MG	BA	3075	1/1	0.28	0.48	58,58,58,58	0
57	MG	DA	3057	1/1	0.33	0.47	133,133,133,133	0
57	MG	DA	3132	1/1	0.25	0.43	198,198,198,198	0
57	MG	BB	202	1/1	0.14	0.42	127,127,127,127	0
57	MG	CA	1603	1/1	0.14	0.40	141,141,141,141	0
57	MG	BA	3132	1/1	0.27	0.39	61,61,61,61	0
57	MG	DA	3113	1/1	0.18	0.36	182,182,182,182	0
57	MG	CA	1631	1/1	0.21	0.34	130,130,130,130	0
57	MG	AA	1638	1/1	0.19	0.30	107,107,107,107	0
57	MG	BA	3068	1/1	0.17	0.30	65,65,65,65	0
57	MG	AA	1616	1/1	0.26	0.26	161,161,161,161	0
57	MG	BA	3089	1/1	0.18	0.25	66,66,66,66	0
57	MG	DA	3037	1/1	0.22	0.19	204,204,204,204	0
57	MG	BA	3051	1/1	0.13	0.07	57,57,57,57	0
57	MG	DA	3042	1/1	0.24	0.07	179,179,179,179	0
57	MG	BA	3047	1/1	0.19	-0.01	78,78,78,78	0

*Continued on next page...*

*Continued from previous page...*

Mol	Type	Chain	Res	Atoms	RSR	LLDF	B-factors( $\text{\AA}^2$ )	Q<0.9
57	MG	CA	1617	1/1	0.24	-0.04	183,183,183,183	0
57	MG	DA	3120	1/1	0.23	-0.08	159,159,159,159	0
57	MG	AA	1631	1/1	0.18	-0.16	114,114,114,114	0
57	MG	BA	3130	1/1	0.16	-0.19	68,68,68,68	0
57	MG	DA	3040	1/1	0.26	-0.22	171,171,171,171	0
57	MG	CA	1633	1/1	0.13	-0.22	123,123,123,123	0
57	MG	DA	3023	1/1	0.24	-0.29	148,148,148,148	0
57	MG	DA	3030	1/1	0.30	-0.30	164,164,164,164	0
57	MG	DA	3009	1/1	0.22	-0.32	199,199,199,199	0
57	MG	BA	3070	1/1	0.17	-0.35	158,158,158,158	0
57	MG	BA	3019	1/1	0.12	-0.37	86,86,86,86	0
57	MG	DA	3017	1/1	0.21	-0.37	187,187,187,187	0
57	MG	BA	3046	1/1	0.18	-0.37	77,77,77,77	0
57	MG	DA	3019	1/1	0.15	-0.41	245,245,245,245	0
57	MG	DA	3039	1/1	0.23	-0.41	186,186,186,186	0
57	MG	DA	3081	1/1	0.21	-0.46	182,182,182,182	0
57	MG	BA	3107	1/1	0.18	-0.48	67,67,67,67	0
57	MG	DA	3073	1/1	0.17	-0.52	312,312,312,312	0
57	MG	BA	3050	1/1	0.15	-0.52	56,56,56,56	0
57	MG	DA	3006	1/1	0.15	-0.52	296,296,296,296	0
57	MG	BA	3013	1/1	0.18	-0.52	55,55,55,55	0
57	MG	BA	3128	1/1	0.13	-0.53	64,64,64,64	0
57	MG	DA	3126	1/1	0.18	-0.60	199,199,199,199	0
57	MG	DA	3056	1/1	0.20	-0.61	141,141,141,141	0
57	MG	BA	3076	1/1	0.16	-0.61	62,62,62,62	0
57	MG	DA	3014	1/1	0.28	-0.64	162,162,162,162	0
57	MG	DB	201	1/1	0.16	-0.64	224,224,224,224	0
57	MG	CA	1632	1/1	0.15	-0.71	210,210,210,210	0
57	MG	BA	3104	1/1	0.17	-0.72	55,55,55,55	0
57	MG	DA	3102	1/1	0.20	-0.76	141,141,141,141	0
57	MG	AA	1601	1/1	0.10	-0.76	133,133,133,133	0
57	MG	BA	3105	1/1	0.17	-0.77	55,55,55,55	0
57	MG	BA	3100	1/1	0.14	-0.79	74,74,74,74	0
57	MG	BA	3120	1/1	0.17	-0.79	59,59,59,59	0
57	MG	DC	302	1/1	0.18	-0.82	140,140,140,140	0
57	MG	CA	1602	1/1	0.17	-0.84	177,177,177,177	0
57	MG	DA	3087	1/1	0.17	-0.90	208,208,208,208	0
57	MG	BA	3024	1/1	0.15	-0.91	60,60,60,60	0
57	MG	AA	1609	1/1	0.16	-0.91	118,118,118,118	0
57	MG	DA	3095	1/1	0.19	-0.93	152,152,152,152	0
57	MG	DA	3116	1/1	0.13	-0.93	133,133,133,133	0
57	MG	BA	3106	1/1	0.14	-0.94	58,58,58,58	0

*Continued on next page...*

*Continued from previous page...*

Mol	Type	Chain	Res	Atoms	RSR	LLDF	B-factors( $\text{\AA}^2$ )	Q<0.9
57	MG	DA	3099	1/1	0.17	-0.97	211,211,211,211	0
57	MG	DA	3110	1/1	0.15	-0.99	219,219,219,219	0
57	MG	DA	3034	1/1	0.17	-1.01	158,158,158,158	0
57	MG	AA	1606	1/1	0.14	-1.08	119,119,119,119	0
57	MG	BA	3121	1/1	0.11	-1.10	64,64,64,64	0
57	MG	DA	3024	1/1	0.19	-1.11	162,162,162,162	0
57	MG	CA	1606	1/1	0.15	-1.14	124,124,124,124	0
57	MG	DA	3119	1/1	0.12	-1.15	147,147,147,147	0
57	MG	BA	3114	1/1	0.11	-1.19	88,88,88,88	0
57	MG	DA	3130	1/1	0.20	-1.21	170,170,170,170	0
57	MG	AA	1618	1/1	0.17	-1.22	131,131,131,131	0
57	MG	AA	1603	1/1	0.10	-1.24	93,93,93,93	0
57	MG	BA	3034	1/1	0.16	-1.25	57,57,57,57	0
57	MG	DA	3031	1/1	0.17	-1.28	159,159,159,159	0
57	MG	BA	3038	1/1	0.14	-1.29	59,59,59,59	0
57	MG	DA	3049	1/1	0.09	-1.30	249,249,249,249	0
57	MG	DA	3035	1/1	0.10	-1.31	155,155,155,155	0
57	MG	DA	3079	1/1	0.21	-1.31	148,148,148,148	0
57	MG	DA	3115	1/1	0.15	-1.33	154,154,154,154	0
57	MG	DA	3012	1/1	0.29	-1.34	168,168,168,168	0
57	MG	BB	203	1/1	0.10	-1.36	69,69,69,69	0
57	MG	CA	1609	1/1	0.16	-1.36	131,131,131,131	0
57	MG	AA	1615	1/1	0.14	-1.37	153,153,153,153	0
57	MG	DA	3027	1/1	0.16	-1.46	171,171,171,171	0
57	MG	DA	3101	1/1	0.18	-1.52	155,155,155,155	0
57	MG	DA	3083	1/1	0.08	-1.54	303,303,303,303	0
57	MG	DA	3033	1/1	0.14	-1.56	162,162,162,162	0
57	MG	DA	3105	1/1	0.13	-1.56	159,159,159,159	0
58	ZN	D4	102	1/1	0.09	-1.57	99,99,99,99	0
57	MG	BA	3091	1/1	0.13	-1.59	88,88,88,88	0
57	MG	AA	1639	1/1	0.08	-1.61	143,143,143,143	0
57	MG	AA	1623	1/1	0.06	-1.61	129,129,129,129	0
57	MG	DA	3080	1/1	0.09	-1.63	134,134,134,134	0
57	MG	AA	1613	1/1	0.12	-1.63	95,95,95,95	0
57	MG	AA	1634	1/1	0.11	-1.69	121,121,121,121	0
57	MG	CA	1622	1/1	0.09	-1.70	216,216,216,216	0
57	MG	BA	3101	1/1	0.14	-1.72	54,54,54,54	0
57	MG	DA	3093	1/1	0.16	-1.72	208,208,208,208	0
57	MG	CA	1601	1/1	0.11	-1.74	224,224,224,224	0
57	MG	BA	3066	1/1	0.11	-1.75	61,61,61,61	0
57	MG	BA	3033	1/1	0.17	-1.79	56,56,56,56	0
57	MG	DA	3085	1/1	0.21	-1.79	167,167,167,167	0

*Continued on next page...*

*Continued from previous page...*

Mol	Type	Chain	Res	Atoms	RSR	LLDF	B-factors(Å <sup>2</sup> )	Q<0.9
57	MG	CA	1621	1/1	0.14	-1.80	115,115,115,115	0
57	MG	BA	3111	1/1	0.10	-1.80	55,55,55,55	0
57	MG	CA	1638	1/1	0.10	-1.81	226,226,226,226	0
57	MG	CA	1612	1/1	0.18	-1.81	124,124,124,124	0
57	MG	BA	3052	1/1	0.11	-1.82	54,54,54,54	0
57	MG	DA	3050	1/1	0.20	-1.82	180,180,180,180	0
57	MG	DA	3061	1/1	0.13	-1.84	134,134,134,134	0
57	MG	DA	3025	1/1	0.10	-1.89	135,135,135,135	0
57	MG	BA	3017	1/1	0.12	-1.93	56,56,56,56	0
57	MG	BA	3010	1/1	0.13	-1.94	64,64,64,64	0
57	MG	BA	3077	1/1	0.14	-1.94	63,63,63,63	0
57	MG	BA	3006	1/1	0.07	-1.94	101,101,101,101	0
57	MG	AA	1604	1/1	0.08	-1.95	157,157,157,157	0
57	MG	BA	3127	1/1	0.10	-2.02	57,57,57,57	0
57	MG	CA	1642	1/1	0.10	-2.03	170,170,170,170	0
57	MG	BA	3092	1/1	0.08	-2.03	127,127,127,127	0
57	MG	BA	3134	1/1	0.14	-2.03	55,55,55,55	0
57	MG	BA	3023	1/1	0.16	-2.09	59,59,59,59	0
58	ZN	B4	101	1/1	0.08	-2.14	99,99,99,99	0
57	MG	BA	3103	1/1	0.07	-2.18	81,81,81,81	0
57	MG	CA	1613	1/1	0.11	-2.19	121,121,121,121	0
57	MG	CA	1629	1/1	0.19	-2.21	157,157,157,157	0
57	MG	CA	1634	1/1	0.11	-2.28	153,153,153,153	0
57	MG	DA	3107	1/1	0.15	-2.33	137,137,137,137	0
57	MG	DA	3112	1/1	0.12	-2.40	143,143,143,143	0
57	MG	BA	3008	1/1	0.12	-2.42	59,59,59,59	0
57	MG	BA	3012	1/1	0.12	-2.43	54,54,54,54	0
57	MG	BA	3055	1/1	0.10	-2.52	62,62,62,62	0
57	MG	AA	1622	1/1	0.10	-2.52	113,113,113,113	0
57	MG	CA	1604	1/1	0.04	-2.60	117,117,117,117	0
57	MG	BA	3094	1/1	0.11	-2.61	92,92,92,92	0
57	MG	DA	3066	1/1	0.13	-2.64	150,150,150,150	0
57	MG	DA	3055	1/1	0.13	-2.68	136,136,136,136	0
57	MG	DA	3103	1/1	0.15	-2.74	150,150,150,150	0
57	MG	BA	3123	1/1	0.13	-2.78	79,79,79,79	0
57	MG	BA	3063	1/1	0.11	-2.86	54,54,54,54	0
57	MG	BA	3032	1/1	0.13	-2.90	57,57,57,57	0
57	MG	DA	3043	1/1	0.12	-2.92	208,208,208,208	0
57	MG	BA	3078	1/1	0.08	-2.92	100,100,100,100	0
57	MG	DA	3052	1/1	0.10	-2.92	144,144,144,144	0
57	MG	BA	3018	1/1	0.07	-2.94	80,80,80,80	0
57	MG	BA	3079	1/1	0.07	-3.01	110,110,110,110	0

*Continued on next page...*

*Continued from previous page...*

Mol	Type	Chain	Res	Atoms	RSR	LLDF	B-factors( $\text{\AA}^2$ )	Q<0.9
57	MG	DA	3090	1/1	0.08	-3.01	200,200,200,200	0
57	MG	AA	1643	1/1	0.09	-3.03	101,101,101,101	0
57	MG	BA	3069	1/1	0.11	-3.04	65,65,65,65	0
57	MG	BA	3025	1/1	0.10	-3.08	59,59,59,59	0
57	MG	BB	204	1/1	0.08	-3.22	74,74,74,74	0
57	MG	DA	3008	1/1	0.12	-3.28	198,198,198,198	0
57	MG	DA	3067	1/1	0.14	-3.33	147,147,147,147	0
57	MG	DA	3048	1/1	0.14	-3.38	203,203,203,203	0
57	MG	BA	3113	1/1	0.12	-3.42	54,54,54,54	0
57	MG	BA	3040	1/1	0.17	-3.46	58,58,58,58	0
57	MG	BA	3039	1/1	0.13	-3.49	57,57,57,57	0
57	MG	BA	3059	1/1	0.09	-3.51	69,69,69,69	0
57	MG	BA	3042	1/1	0.10	-3.55	68,68,68,68	0
57	MG	AA	1640	1/1	0.06	-3.60	160,160,160,160	0
57	MG	CA	1639	1/1	0.08	-3.70	266,266,266,266	0
57	MG	BA	3087	1/1	0.12	-3.72	61,61,61,61	0
57	MG	BA	3099	1/1	0.10	-3.85	58,58,58,58	0
57	MG	DA	3032	1/1	0.13	-3.90	161,161,161,161	0
57	MG	AA	1612	1/1	0.09	-3.90	106,106,106,106	0
57	MG	BA	3003	1/1	0.07	-3.94	90,90,90,90	0
57	MG	BA	3027	1/1	0.07	-3.95	59,59,59,59	0
57	MG	CA	1635	1/1	0.09	-3.99	142,142,142,142	0
57	MG	BA	3117	1/1	0.13	-4.01	67,67,67,67	0
57	MG	BA	3009	1/1	0.10	-4.12	61,61,61,61	0
57	MG	DA	3070	1/1	0.08	-4.18	147,147,147,147	0
57	MG	BA	3053	1/1	0.08	-4.67	57,57,57,57	0
57	MG	BA	3097	1/1	0.08	-4.75	65,65,65,65	0
57	MG	BA	3064	1/1	0.06	-4.84	55,55,55,55	0
57	MG	BA	3086	1/1	0.13	-4.98	60,60,60,60	0
57	MG	BA	3073	1/1	0.09	-5.27	61,61,61,61	0
57	MG	DC	301	1/1	0.15	-5.99	135,135,135,135	0
57	MG	BA	3054	1/1	0.07	-6.04	62,62,62,62	0
57	MG	BA	3036	1/1	0.09	-6.14	65,65,65,65	0
57	MG	DA	3077	1/1	0.12	-6.40	162,162,162,162	0
57	MG	BA	3090	1/1	0.10	-6.57	63,63,63,63	0
57	MG	BA	3065	1/1	0.04	-6.65	55,55,55,55	0
57	MG	BA	3001	1/1	0.05	-6.79	61,61,61,61	0
57	MG	BA	3081	1/1	0.10	-7.12	56,56,56,56	0
57	MG	BA	3082	1/1	0.10	-7.49	55,55,55,55	0
57	MG	BA	3118	1/1	0.08	-7.61	60,60,60,60	0
57	MG	BA	3129	1/1	0.09	-8.02	55,55,55,55	0
57	MG	BA	3083	1/1	0.07	-9.08	59,59,59,59	0

*Continued on next page...*



*Continued from previous page...*

Mol	Type	Chain	Res	Atoms	RSR	LLDF	B-factors( $\text{\AA}^2$ )	Q<0.9
57	MG	BA	3049	1/1	0.07	-9.93	61,61,61,61	0
57	MG	BA	3110	1/1	0.09	-10.54	61,61,61,61	0
57	MG	BA	3044	1/1	0.08	-11.06	88,88,88,88	0
57	MG	BA	3029	1/1	0.06	-11.96	54,54,54,54	0
57	MG	CA	1605	1/1	0.12	-12.16	115,115,115,115	0
57	MG	AA	1632	1/1	0.10	-13.86	117,117,117,117	0
57	MG	DA	3010	1/1	0.26	-	210,210,210,210	0
57	MG	DA	3003	1/1	1.26	-	229,229,229,229	0

## 6.5 Other polymers ⓘ

There are no such residues in this entry.