



Full wwPDB X-ray Structure Validation Report

Jul 23, 2014 – 08:38 AM EDT

PDB ID : 4V7O
Title : Proteasome Activator Complex
Authors : Hill, C.P.; Whitby, F.G.
Deposited on : 2009-12-22
Resolution : 3.00 Å(reported)

This is a full wwPDB validation report for a publicly released PDB entry.
We welcome your comments at validation@mail.wwpdb.org
A user guide is available at <http://wwpdb.org/ValidationPDFNotes.html>

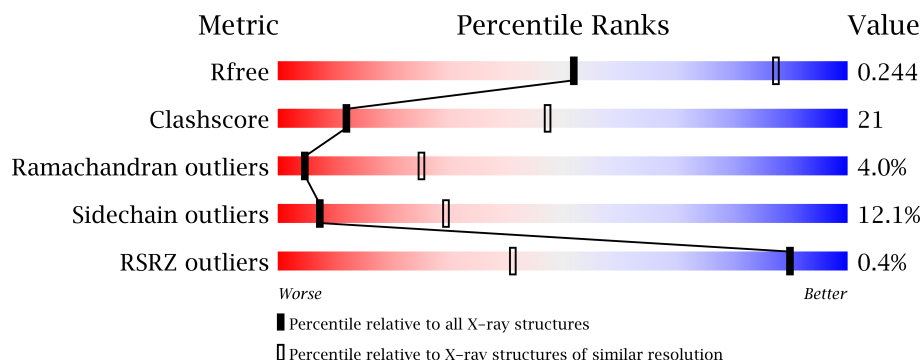
The following versions of software and data (see [references](#)) were used in the production of this report:

MolProbity : 4.02b-467
Mogul : 1.16 November 2013
Xtriage (Phenix) : dev-1439
EDS : stable23489
Percentile statistics : 21963
Refmac : 5.8.0049
CCP4 : 6.3.0 (Settle)
Ideal geometry (proteins) : Engh & Huber (2001)
Ideal geometry (DNA, RNA) : Parkinson et. al. (1996)
Validation Pipeline (wwPDB-VP) : stable23489

1 Overall quality at a glance

The reported resolution of this entry is 3.00 Å.

Percentile scores (ranging between 0-100) for global validation metrics of the entry are shown in the following graphic. The table shows the number of entries on which the scores are based.



Metric	Whole archive (#Entries)	Similar resolution (#Entries, resolution range(Å))
R_{free}	66092	1216 (3.00-3.00)
Clashscore	79885	1594 (3.00-3.00)
Ramachandran outliers	78287	1537 (3.00-3.00)
Sidechain outliers	78261	1540 (3.00-3.00)
RSRZ outliers	66119	1217 (3.00-3.00)

The table below summarises the geometric issues observed across the polymeric chains and their fit to the electron density. The red, orange, yellow and green segments on the lower bar indicate the fraction of residues that contain outliers for ≥ 3 , 2, 1 and 0 types of geometric quality criteria. The upper red bar (where present) indicates the fraction of residues that have poor fit to the electron density.

Mol	Chain	Length	Quality of chain
1	AA	243	<div><div></div><div><div></div><div></div><div></div><div></div></div></div>
1	AC	243	<div><div></div><div><div></div><div></div><div></div><div></div></div></div>
1	BA	243	<div><div></div><div><div></div><div></div><div></div><div></div></div></div>
1	BO	243	<div><div></div><div><div></div><div></div><div></div><div></div></div></div>
2	AG	231	<div><div></div><div><div></div><div></div><div></div><div></div></div></div>
2	AS	231	<div><div></div><div><div></div><div></div><div></div><div></div></div></div>
2	BB	231	<div><div></div><div><div></div><div></div><div></div><div></div></div></div>
2	BP	231	<div><div></div><div><div></div><div></div><div></div><div></div></div></div>
3	AH	232	<div><div></div><div><div></div><div></div><div></div><div></div></div></div>
3	AT	232	<div><div></div><div><div></div><div></div><div></div><div></div></div></div>
3	BC	232	<div><div></div><div><div></div><div></div><div></div><div></div></div></div>
3	BQ	232	<div><div></div><div><div></div><div></div><div></div><div></div></div></div>
4	AI	227	<div><div></div><div><div></div><div></div><div></div><div></div></div></div>
4	AU	227	<div><div></div><div><div></div><div></div><div></div><div></div></div></div>













Continued on next page...

Continued from previous page...

Mol	Chain	Length	Quality of chain
4	BD	227	
4	BR	227	
5	AJ	250	
5	AV	250	
5	BE	250	
5	BS	250	
6	AK	234	
6	AW	234	
6	BF	234	
6	BT	234	
7	AL	244	
7	AX	244	
7	BG	244	
7	BU	244	
8	AB	196	
8	AD	196	
8	BH	196	
8	BV	196	
9	AM	222	
9	AY	222	
9	BI	222	
9	BW	222	
10	AN	204	
10	AZ	204	
10	BJ	204	
10	BX	204	
11	A1	198	
11	AO	198	
11	BK	198	
11	BY	198	
12	A2	212	
12	AP	212	
12	BL	212	
12	BZ	212	
13	A3	222	
13	AQ	222	
13	B1	222	
13	BM	222	
14	A4	233	
14	AR	233	
14	B2	233	
14	BN	233	

Continued on next page...

Continued from previous page...

Mol	Chain	Length	Quality of chain
15	AE	76	
15	AF	76	
15	B3	76	
15	B6	76	
16	A5	799	
16	A7	799	
16	B4	799	
16	B7	799	
17	A6	997	
17	A8	997	
17	B5	997	
17	B8	997	

2 Entry composition

There are 17 unique types of molecules in this entry. The entry contains 158904 atoms, of which 0 are hydrogen and 0 are deuterium.

In the tables below, the ZeroOcc column contains the number of atoms modelled with zero occupancy, the AltConf column contains the number of residues with at least one atom in alternate conformation and the Trace column contains the number of residues modelled with at most 2 atoms.

- Molecule 1 is a protein called Proteasome component C7-alpha.

Mol	Chain	Residues	Atoms					ZeroOcc	AltConf	Trace
1	AA	243	Total	C	N	O	S	0	0	0
			1921	1221	322	370	8			
1	AC	243	Total	C	N	O	S	0	0	0
			1921	1221	322	370	8			
1	BA	243	Total	C	N	O	S	0	0	0
			1921	1221	322	370	8			
1	BO	243	Total	C	N	O	S	0	0	0
			1921	1221	322	370	8			

- Molecule 2 is a protein called Proteasome component Y7.

Mol	Chain	Residues	Atoms					ZeroOcc	AltConf	Trace
2	AG	231	Total	C	N	O	S	0	0	0
			1769	1126	292	348	3			
2	AS	231	Total	C	N	O	S	0	0	0
			1769	1126	292	348	3			
2	BB	231	Total	C	N	O	S	0	0	0
			1769	1126	292	348	3			
2	BP	231	Total	C	N	O	S	0	0	0
			1769	1126	292	348	3			

- Molecule 3 is a protein called Proteasome component Y13.

Mol	Chain	Residues	Atoms					ZeroOcc	AltConf	Trace
3	AH	232	Total	C	N	O	S	0	0	0
			1803	1139	300	361	3			
3	AT	232	Total	C	N	O	S	0	0	0
			1803	1139	300	361	3			
3	BC	232	Total	C	N	O	S	0	0	0
			1803	1139	300	361	3			
3	BQ	232	Total	C	N	O	S	0	0	0
			1803	1139	300	361	3			

- Molecule 4 is a protein called Proteasome component PRE6.

Mol	Chain	Residues	Atoms					ZeroOcc	AltConf	Trace
4	AI	227	Total	C	N	O	S	0	0	0
			1783	1113	312	354	4			
4	AU	227	Total	C	N	O	S	0	0	0
			1783	1113	312	354	4			
4	BD	227	Total	C	N	O	S	0	0	0
			1783	1113	312	354	4			
4	BR	227	Total	C	N	O	S	0	0	0
			1783	1113	312	354	4			

- Molecule 5 is a protein called Proteasome component PUP2.

Mol	Chain	Residues	Atoms					ZeroOcc	AltConf	Trace
5	AJ	250	Total	C	N	O	S	0	0	0
			1934	1209	325	392	8			
5	AV	250	Total	C	N	O	S	0	0	0
			1934	1209	325	392	8			
5	BE	250	Total	C	N	O	S	0	0	0
			1934	1209	325	392	8			
5	BS	250	Total	C	N	O	S	0	0	0
			1934	1209	325	392	8			

- Molecule 6 is a protein called Proteasome component PRE5.

Mol	Chain	Residues	Atoms					ZeroOcc	AltConf	Trace
6	AK	234	Total	C	N	O	S	0	0	0
			1803	1134	313	351	5			
6	AW	234	Total	C	N	O	S	0	0	0
			1803	1134	313	351	5			
6	BF	234	Total	C	N	O	S	0	0	0
			1803	1134	313	351	5			
6	BT	234	Total	C	N	O	S	0	0	0
			1803	1134	313	351	5			

- Molecule 7 is a protein called Proteasome component C1.

Mol	Chain	Residues	Atoms					ZeroOcc	AltConf	Trace
7	AL	244	Total	C	N	O	S	0	0	0
			1896	1205	329	358	4			
7	AX	244	Total	C	N	O	S	0	0	0
			1896	1205	329	358	4			
7	BG	244	Total	C	N	O	S	0	0	0
			1896	1205	329	358	4			

Continued on next page...

Continued from previous page...

Mol	Chain	Residues	Atoms					ZeroOcc	AltConf	Trace
7	BU	244	Total	C	N	O	S	0	0	0
			1896	1205	329	358	4			

- Molecule 8 is a protein called Proteasome component PRE3.

Mol	Chain	Residues	Atoms					ZeroOcc	AltConf	Trace
8	AB	196	Total	C	N	O	S	0	0	0
			1510	954	250	299	7			
8	AD	196	Total	C	N	O	S	0	0	0
			1510	954	250	299	7			
8	BH	196	Total	C	N	O	S	0	0	0
			1510	954	250	299	7			
8	BV	196	Total	C	N	O	S	0	0	0
			1510	954	250	299	7			

There are 4 discrepancies between the modelled and reference sequences:

Chain	Residue	Modelled	Actual	Comment	Reference
AB	1001	ALA	-	EXPRESSION TAG	UNP P38624
AD	1001	ALA	-	EXPRESSION TAG	UNP P38624
BH	1001	ALA	-	EXPRESSION TAG	UNP P38624
BV	1001	ALA	-	EXPRESSION TAG	UNP P38624

- Molecule 9 is a protein called Proteasome component PUP1.

Mol	Chain	Residues	Atoms					ZeroOcc	AltConf	Trace
9	AM	222	Total	C	N	O	S	0	0	0
			1685	1061	293	324	7			
9	AY	222	Total	C	N	O	S	0	0	0
			1685	1061	293	324	7			
9	BI	222	Total	C	N	O	S	0	0	0
			1685	1061	293	324	7			
9	BW	222	Total	C	N	O	S	0	0	0
			1685	1061	293	324	7			

- Molecule 10 is a protein called Proteasome component PUP3.

Mol	Chain	Residues	Atoms					ZeroOcc	AltConf	Trace
10	AN	204	Total	C	N	O	S	0	0	0
			1581	1010	258	305	8			
10	AZ	204	Total	C	N	O	S	0	0	0
			1581	1010	258	305	8			

Continued on next page...

Continued from previous page...

Mol	Chain	Residues	Atoms					ZeroOcc	AltConf	Trace
10	BJ	204	Total	C	N	O	S	0	0	0
			1581	1010	258	305	8			
10	BX	204	Total	C	N	O	S	0	0	0
			1581	1010	258	305	8			

- Molecule 11 is a protein called Proteasome component C11.

Mol	Chain	Residues	Atoms					ZeroOcc	AltConf	Trace
11	AO	198	Total	C	N	O	S	0	0	0
			1585	1005	269	305	6			
11	A1	198	Total	C	N	O	S	0	0	0
			1585	1005	269	305	6			
11	BK	198	Total	C	N	O	S	0	0	0
			1585	1005	269	305	6			
11	BY	198	Total	C	N	O	S	0	0	0
			1585	1005	269	305	6			

- Molecule 12 is a protein called Proteasome component PRE2.

Mol	Chain	Residues	Atoms					ZeroOcc	AltConf	Trace
12	AP	212	Total	C	N	O	S	0	0	0
			1646	1045	282	312	7			
12	A2	212	Total	C	N	O	S	0	0	0
			1646	1045	282	312	7			
12	BL	212	Total	C	N	O	S	0	0	0
			1646	1045	282	312	7			
12	BZ	212	Total	C	N	O	S	0	0	0
			1646	1045	282	312	7			

There are 4 discrepancies between the modelled and reference sequences:

Chain	Residue	Modelled	Actual	Comment	Reference
AP	5033	ARG	LYS	CONFLICT	UNP P30656
A2	5033	ARG	LYS	CONFLICT	UNP P30656
BL	5033	ARG	LYS	CONFLICT	UNP P30656
BZ	5033	ARG	LYS	CONFLICT	UNP P30656

- Molecule 13 is a protein called Proteasome component C5.

Mol	Chain	Residues	Atoms					ZeroOcc	AltConf	Trace
13	AQ	222	Total	C	N	O	S	0	0	0
			1757	1115	303	335	4			

Continued on next page...

Continued from previous page...

Mol	Chain	Residues	Atoms					ZeroOcc	AltConf	Trace
13	A3	222	Total	C	N	O	S	0	0	0
			1757	1115	303	335	4			
13	BM	222	Total	C	N	O	S	0	0	0
			1757	1115	303	335	4			
13	B1	222	Total	C	N	O	S	0	0	0
			1757	1115	303	335	4			

- Molecule 14 is a protein called Proteasome component PRE4.

Mol	Chain	Residues	Atoms					ZeroOcc	AltConf	Trace
14	AR	233	Total	C	N	O	S	0	0	0
			1824	1154	312	351	7			
14	A4	233	Total	C	N	O	S	0	0	0
			1824	1154	312	351	7			
14	BN	233	Total	C	N	O	S	0	0	0
			1824	1154	312	351	7			
14	B2	233	Total	C	N	O	S	0	0	0
			1824	1154	312	351	7			

- Molecule 15 is a protein called Proteasome activator BLM10.

Mol	Chain	Residues	Atoms					ZeroOcc	AltConf	Trace
15	AE	76	Total	C	N	O	S	0	0	0
			642	411	109	120	2			
15	AF	76	Total	C	N	O	S	0	0	0
			642	411	109	120	2			
15	B3	76	Total	C	N	O	S	0	0	0
			642	411	109	120	2			
15	B6	76	Total	C	N	O	S	0	0	0
			642	411	109	120	2			

- Molecule 16 is a protein called Proteasome activator BLM10.

Mol	Chain	Residues	Atoms					ZeroOcc	AltConf	Trace
16	A5	799	Total	C	N	O	S	0	0	0
			6517	4191	1074	1220	32			
16	A7	799	Total	C	N	O	S	0	0	0
			6517	4191	1074	1220	32			
16	B4	799	Total	C	N	O	S	0	0	0
			6517	4191	1074	1220	32			
16	B7	799	Total	C	N	O	S	0	0	0
			6517	4191	1074	1220	32			

There are 12 discrepancies between the modelled and reference sequences:

Chain	Residue	Modelled	Actual	Comment	Reference
A5	299	GLN	ASN	CONFLICT	UNP P43583
A5	802	ASN	GLN	CONFLICT	UNP P43583
A5	884	ASN	GLN	CONFLICT	UNP P43583
A7	299	GLN	ASN	CONFLICT	UNP P43583
A7	802	ASN	GLN	CONFLICT	UNP P43583
A7	884	ASN	GLN	CONFLICT	UNP P43583
B4	299	GLN	ASN	CONFLICT	UNP P43583
B4	802	ASN	GLN	CONFLICT	UNP P43583
B4	884	ASN	GLN	CONFLICT	UNP P43583
B7	299	GLN	ASN	CONFLICT	UNP P43583
B7	802	ASN	GLN	CONFLICT	UNP P43583
B7	884	ASN	GLN	CONFLICT	UNP P43583

- Molecule 17 is a protein called Proteasome activator BLM10.

Mol	Chain	Residues	Atoms					ZeroOcc	AltConf	Trace
17	A6	997	Total	C	N	O	S	0	0	0
			8070	5211	1339	1484	36			
17	A8	997	Total	C	N	O	S	0	0	0
			8070	5211	1339	1484	36			
17	B5	997	Total	C	N	O	S	0	0	0
			8070	5211	1339	1484	36			
17	B8	997	Total	C	N	O	S	0	0	0
			8070	5211	1339	1484	36			

There are 16 discrepancies between the modelled and reference sequences:

Chain	Residue	Modelled	Actual	Comment	Reference
A6	1168	ASN	GLN	CONFLICT	UNP P43583
A6	1171	ASN	GLN	CONFLICT	UNP P43583
A6	2085	ASN	GLN	CONFLICT	UNP P43583
A6	2101	ASN	GLN	CONFLICT	UNP P43583
A8	1168	ASN	GLN	CONFLICT	UNP P43583
A8	1171	ASN	GLN	CONFLICT	UNP P43583
A8	2085	ASN	GLN	CONFLICT	UNP P43583
A8	2101	ASN	GLN	CONFLICT	UNP P43583
B5	1168	ASN	GLN	CONFLICT	UNP P43583
B5	1171	ASN	GLN	CONFLICT	UNP P43583
B5	2085	ASN	GLN	CONFLICT	UNP P43583
B5	2101	ASN	GLN	CONFLICT	UNP P43583
B8	1168	ASN	GLN	CONFLICT	UNP P43583

Continued on next page...

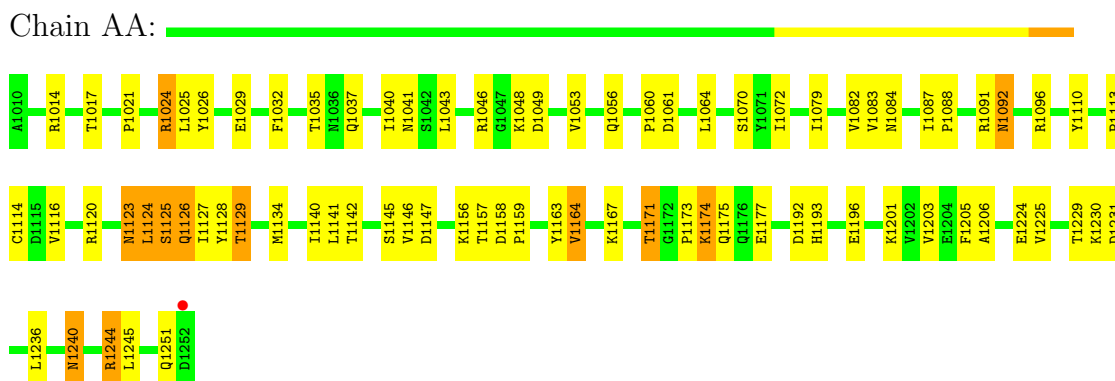
Continued from previous page...

Chain	Residue	Modelled	Actual	Comment	Reference
B8	1171	ASN	GLN	CONFLICT	UNP P43583
B8	2085	ASN	GLN	CONFLICT	UNP P43583
B8	2101	ASN	GLN	CONFLICT	UNP P43583

3 Residue-property plots

These plots are drawn for all protein, RNA and DNA chains in the entry. The first graphic for a chain summarises the proportions of errors displayed in the second graphic. The second graphic shows the sequence view annotated by issues in geometry and electron density. Residues are color-coded according to the number of geometric quality criteria for which they contain at least one outlier: green = 0, yellow = 1, orange = 2 and red = 3 or more. A red dot above a residue indicates a poor fit to the electron density ($RSRZ > 2$). Stretches of 2 or more consecutive residues without any outlier are shown as a green connector. Residues present in the sample, but not in the model, are shown in grey.

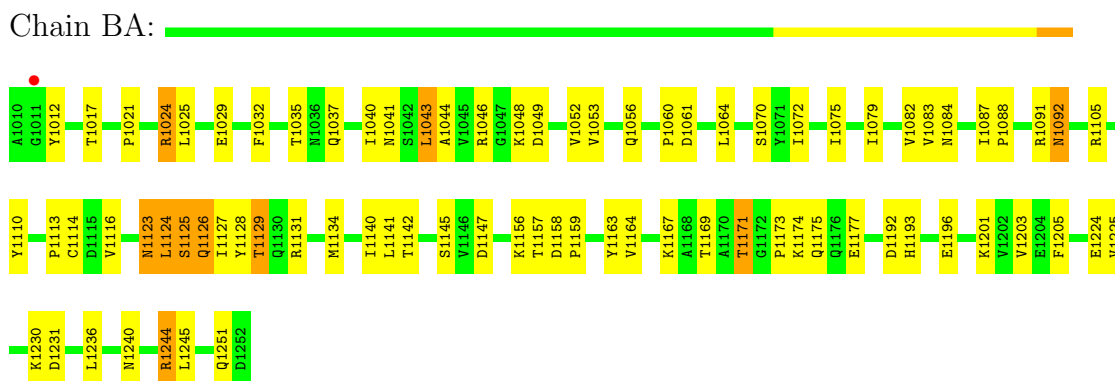
- Molecule 1: Proteasome component C7-alpha



- Molecule 1: Proteasome component C7-alpha




- Molecule 1: Proteasome component C7-alpha



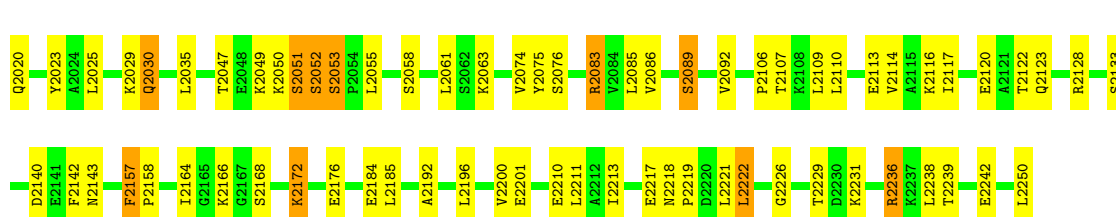
- Molecule 1: Proteasome component C7-alpha

Chain BO:



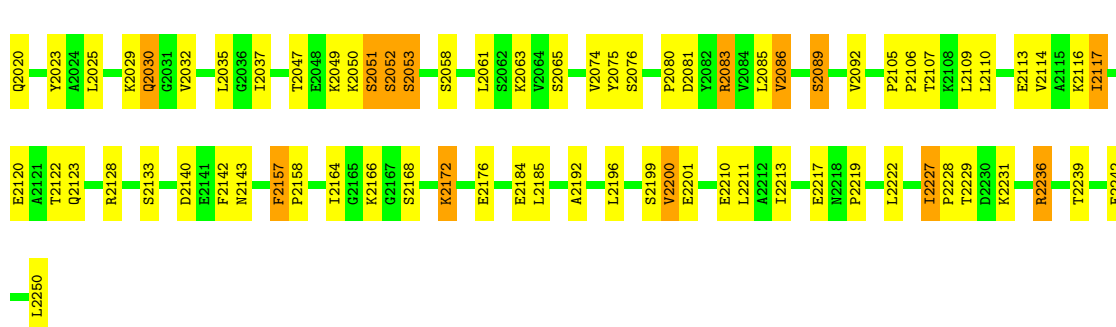
- Molecule 2: Proteasome component Y7

Chain AG:



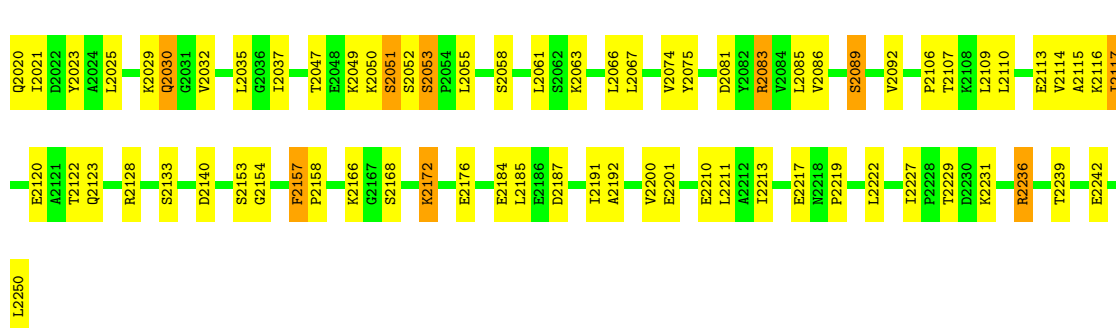
- Molecule 2: Proteasome component Y7

Chain AS:



- Molecule 2: Proteasome component Y7

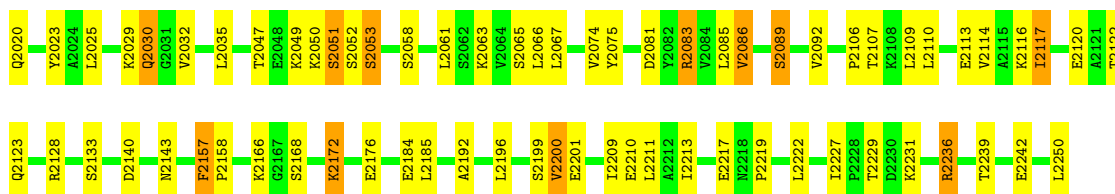
Chain BB:



- Molecule 2: Proteasome component Y7

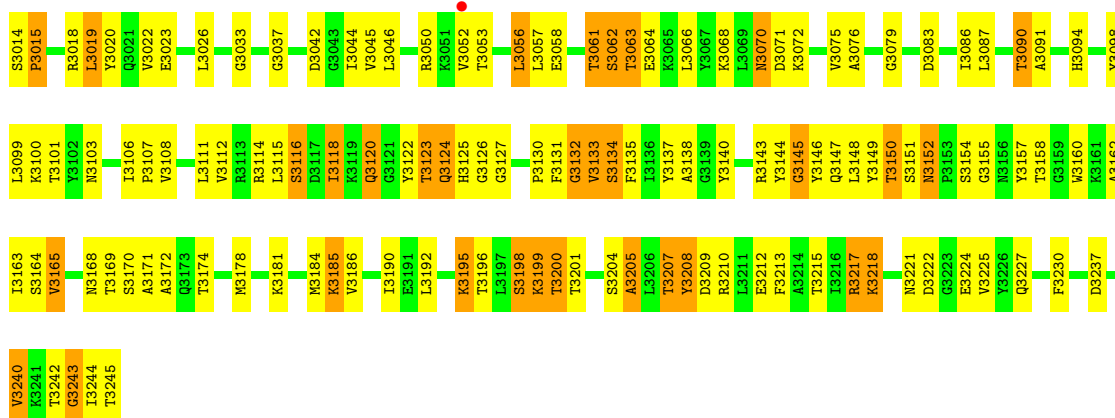
Chain BP:





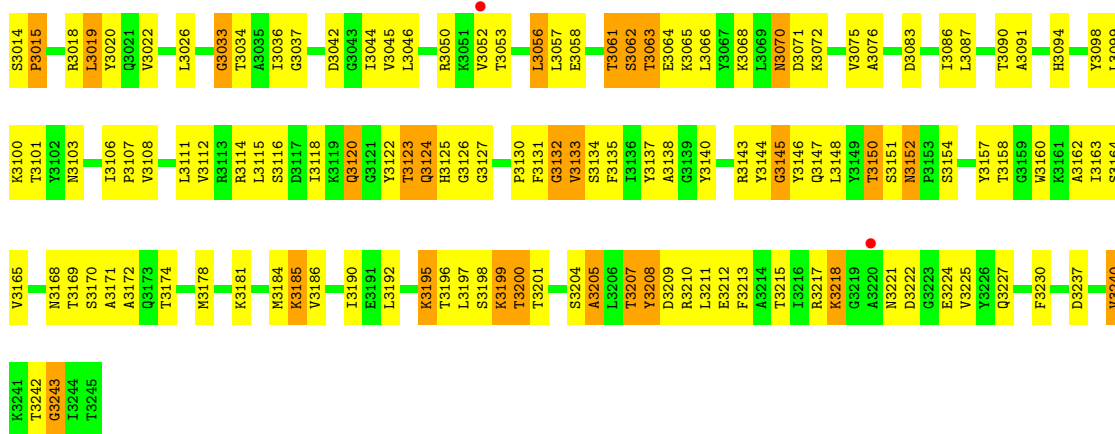
• Molecule 3: Proteasome component Y13

Chain AH:



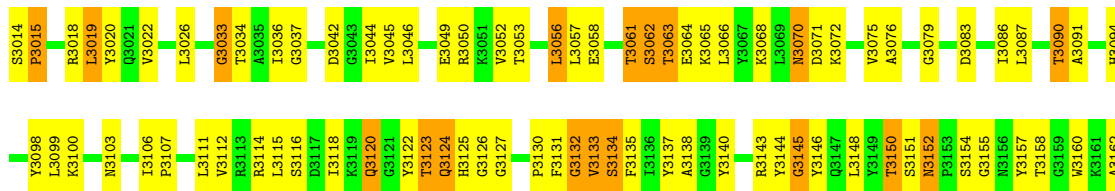
• Molecule 3: Proteasome component Y13

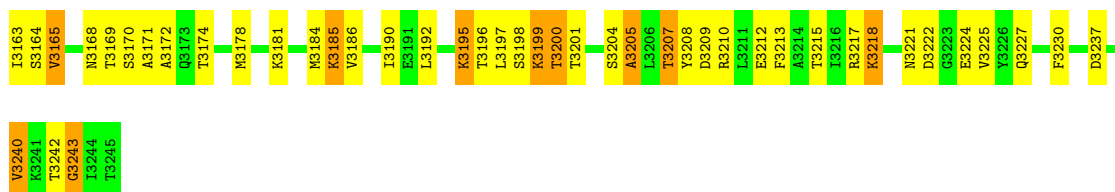
Chain AT:



• Molecule 3: Proteasome component Y13

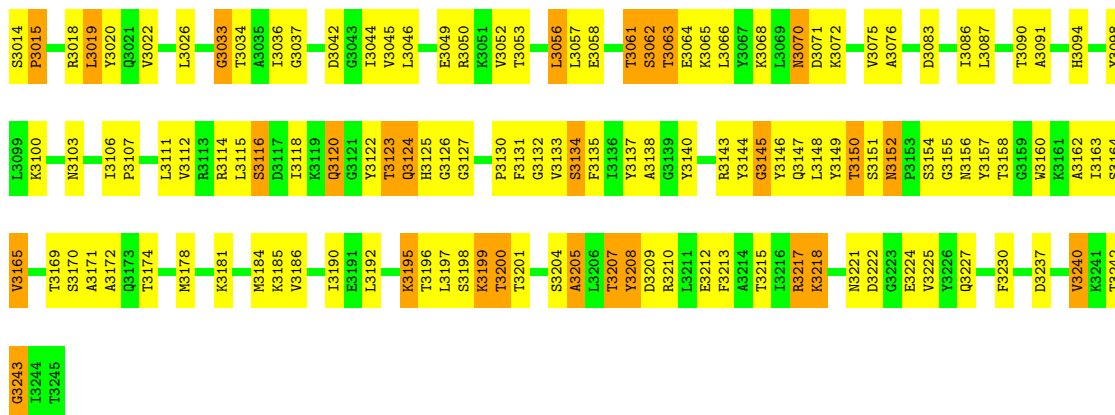
Chain BC:





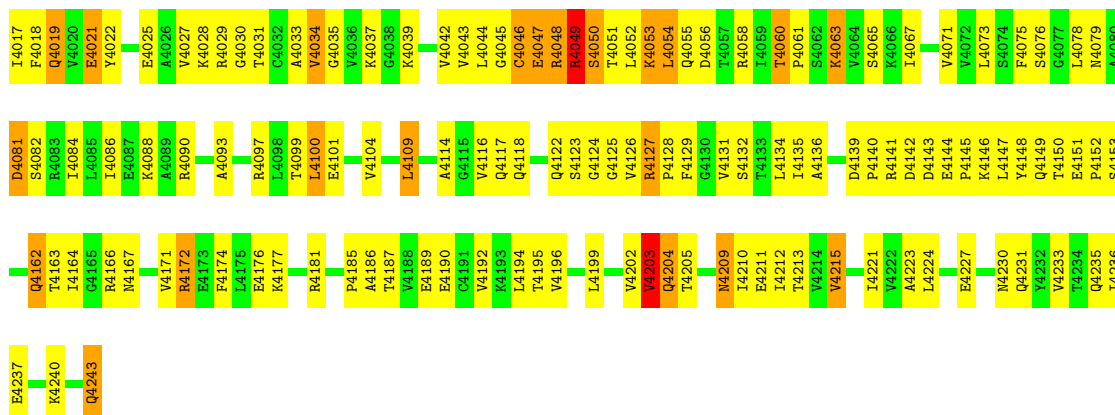
• Molecule 3: Proteasome component Y13

Chain BQ:



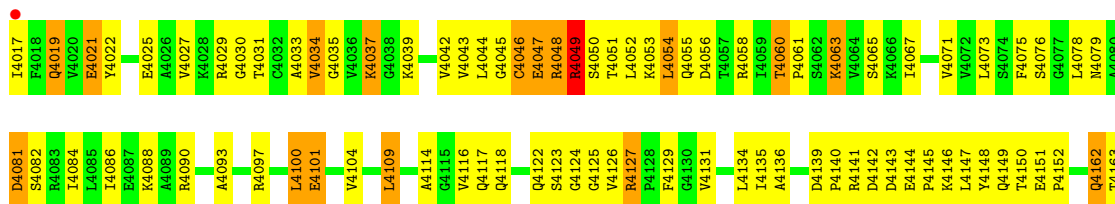
• Molecule 4: Proteasome component PRE6

Chain AI:



• Molecule 4: Proteasome component PRE6

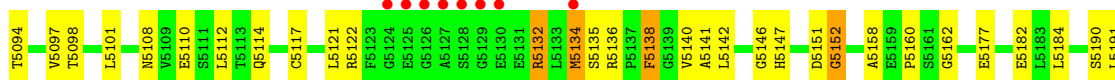
Chain AU:





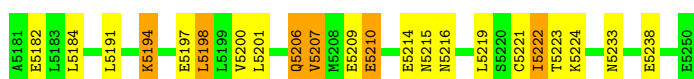
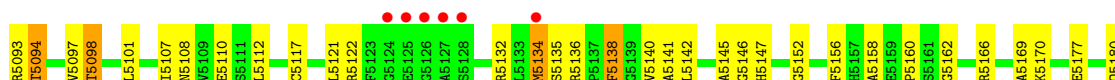
• Molecule 5: Proteasome component PUP2

Chain AV:



• Molecule 5: Proteasome component PUP2

Chain BE:



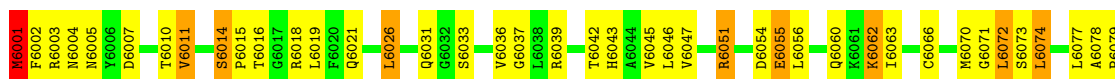
• Molecule 5: Proteasome component PUP2

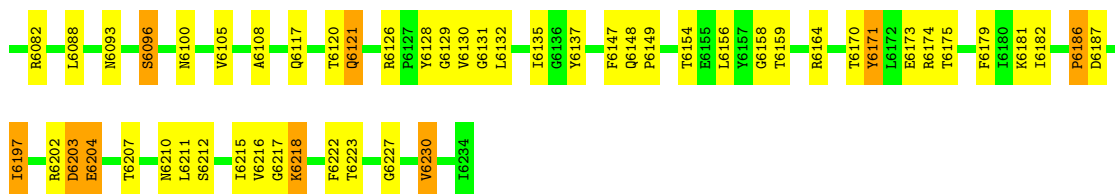
Chain BS:



• Molecule 6: Proteasome component PRE5

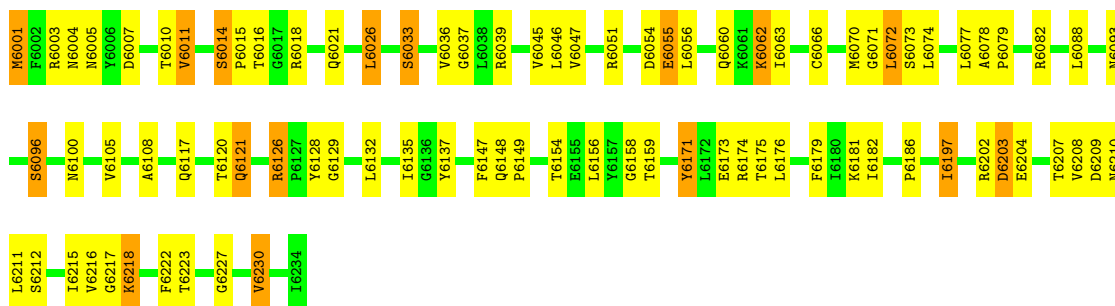
Chain AK:





• Molecule 6: Proteasome component PRE5

Chain AW:



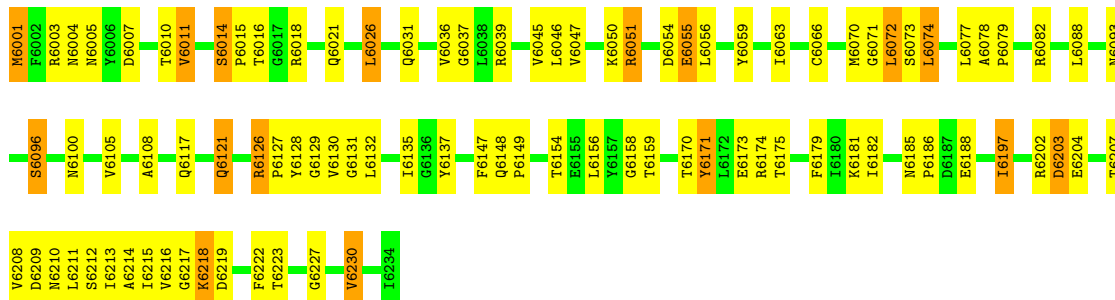
• Molecule 6: Proteasome component PRE5

Chain BF:



• Molecule 6: Proteasome component PRE5


Chain BT:



• Molecule 7: Proteasome component C1

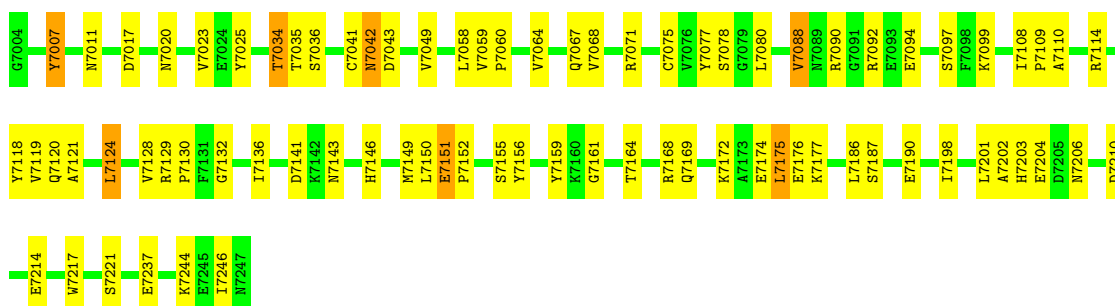
Chain AL:





- Molecule 7: Proteasome component C1

Chain AX:



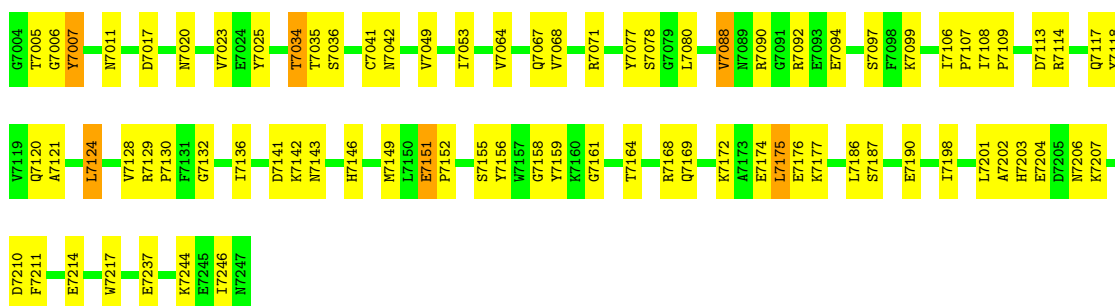
- Molecule 7: Proteasome component C1

Chain BG:



- Molecule 7: Proteasome component C1

Chain BU:



- Molecule 8: Proteasome component PRE3

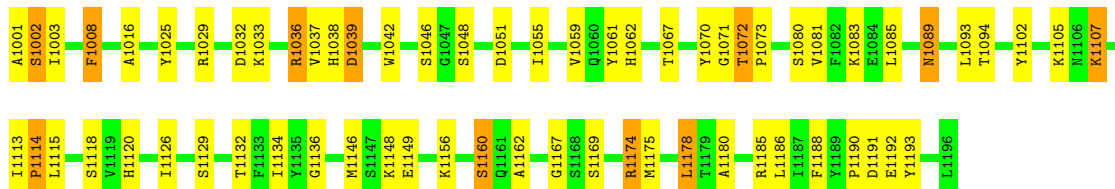
Chain AB:





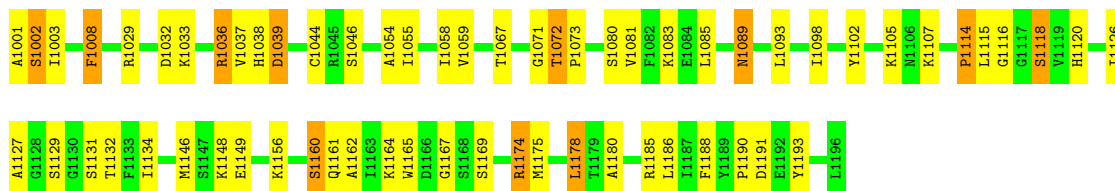
• Molecule 8: Proteasome component PRE3

Chain AD:



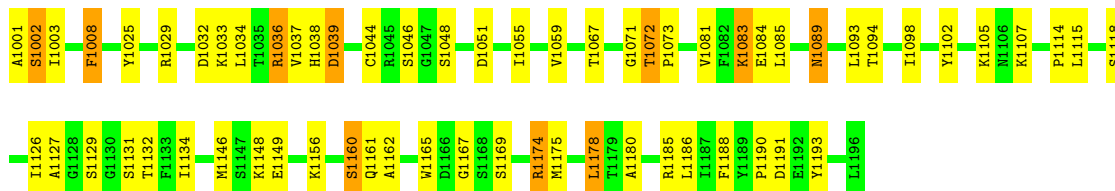
• Molecule 8: Proteasome component PRE3

Chain BH:



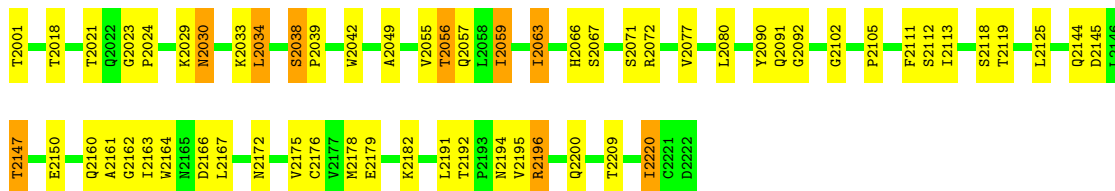
• Molecule 8: Proteasome component PRE3

Chain BV:



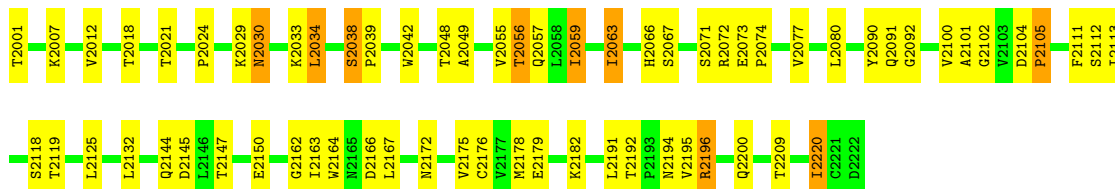
• Molecule 9: Proteasome component PUP1

Chain AM:



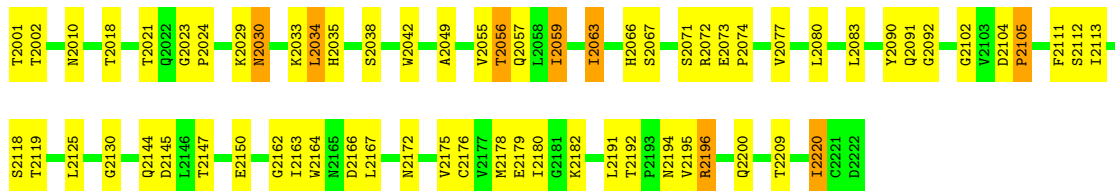
• Molecule 9: Proteasome component PUP1

Chain AY:



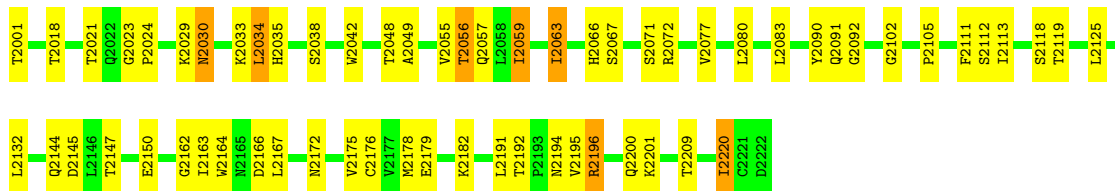
- Molecule 9: Proteasome component PUP1

Chain BI:



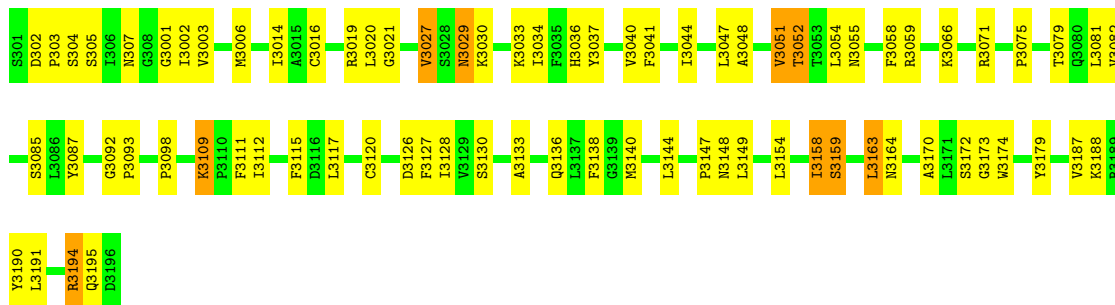
- Molecule 9: Proteasome component PUP1

Chain BW:



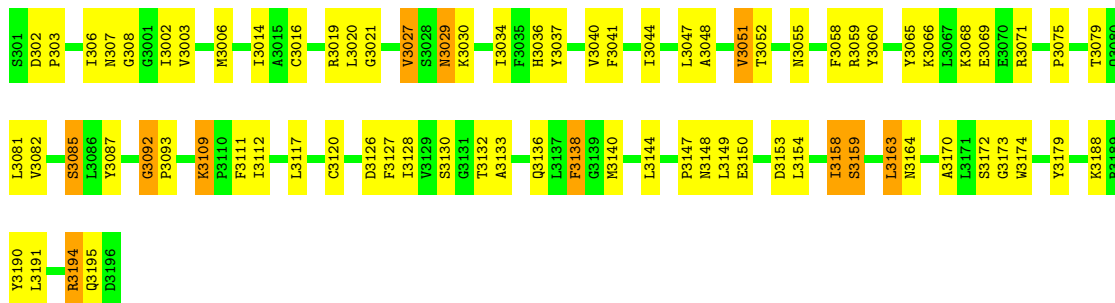
- Molecule 10: Proteasome component PUP3

Chain AN:



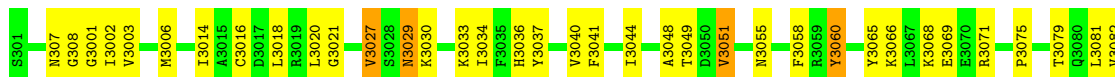
- Molecule 10: Proteasome component PUP3

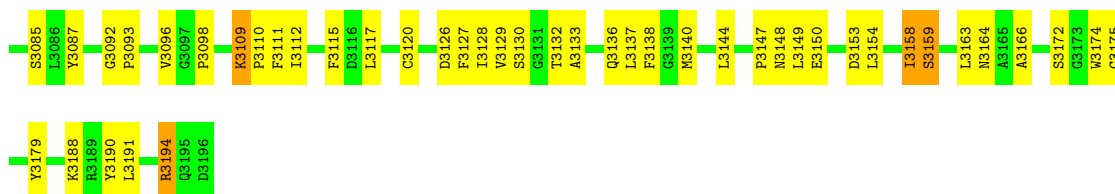
Chain AZ:



- Molecule 10: Proteasome component PUP3

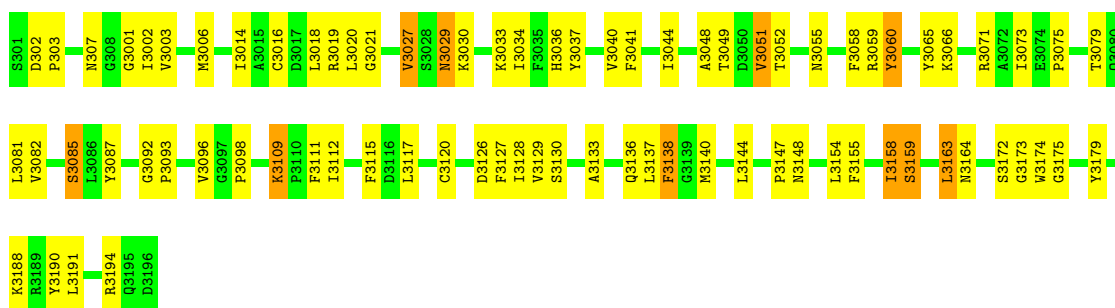
Chain BJ:





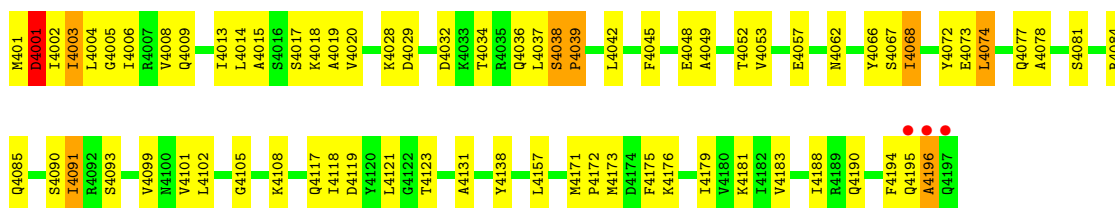
• Molecule 10: Proteasome component PUP3

Chain BX:



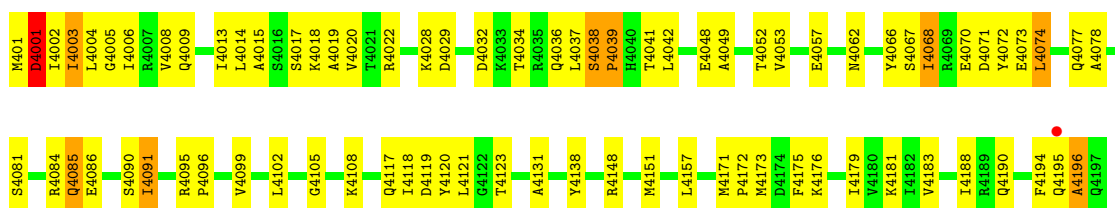
• Molecule 11: Proteasome component C11

Chain AO:



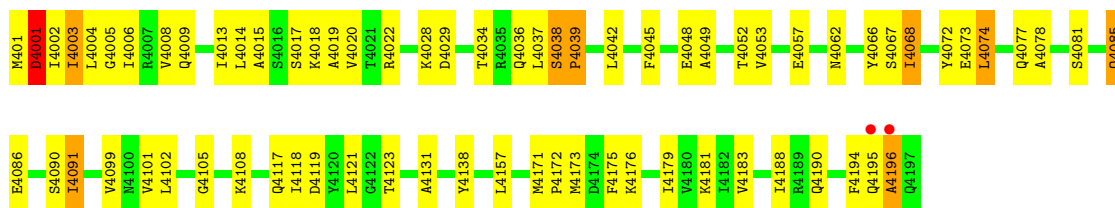
• Molecule 11: Proteasome component C11

Chain A1:



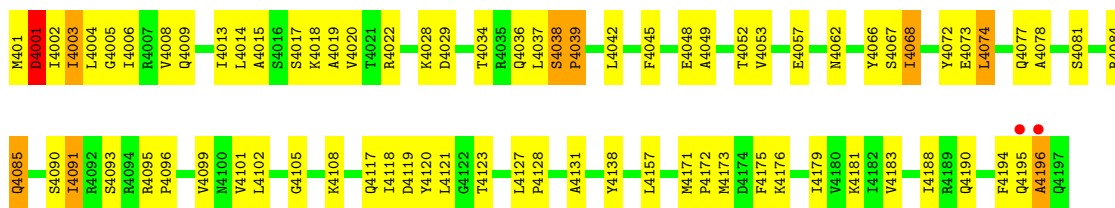
• Molecule 11: Proteasome component C11

Chain BK:



• Molecule 11: Proteasome component C11

Chain BY:



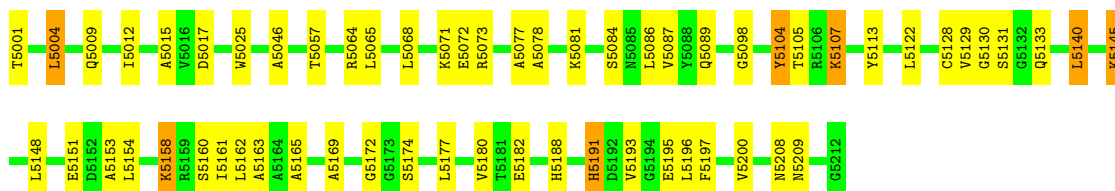
- Molecule 12: Proteasome component PRE2

Chain AP:



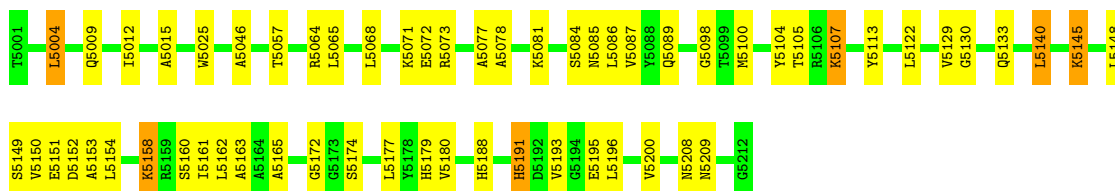
- Molecule 12: Proteasome component PRE2

Chain A2:



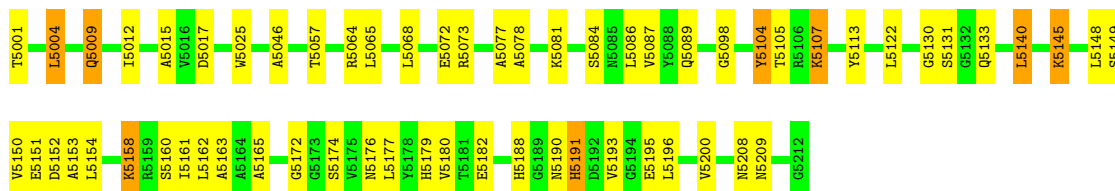
- Molecule 12: Proteasome component PRE2

Chain BL:



- Molecule 12: Proteasome component PRE2

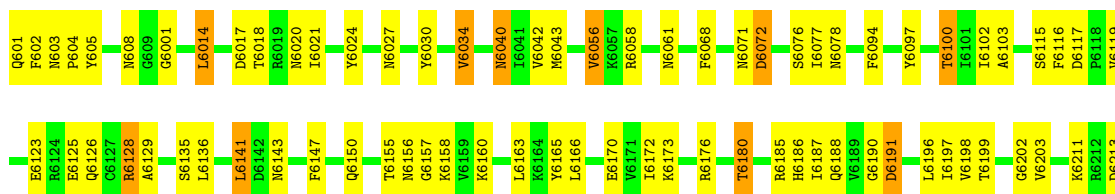
Chain BZ:



- Molecule 13: Proteasome component C5

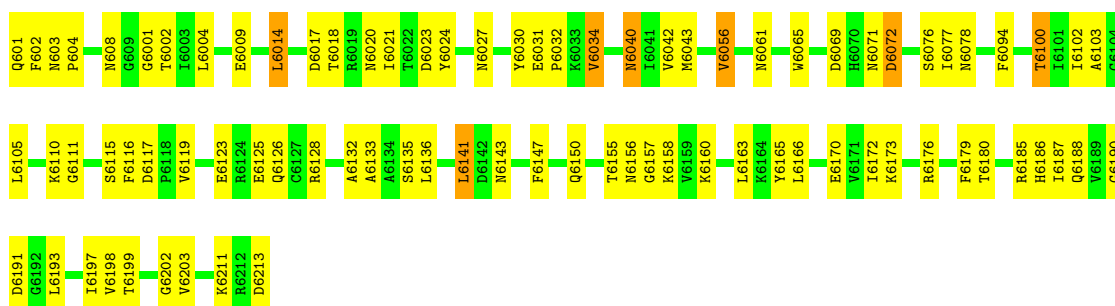
Chain AQ:





• Molecule 13: Proteasome component C5

Chain A3:




• Molecule 13: Proteasome component C5

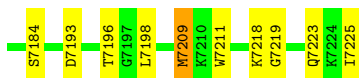
Chain BM:



• Molecule 14: Proteasome component PRE4

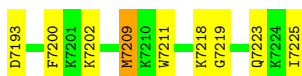
Chain AR:






- Molecule 14: Proteasome component PRE4

Chain A4:




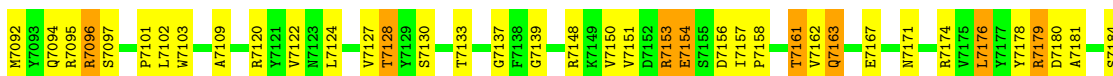

- Molecule 14: Proteasome component PRE4

Chain BN:



- Molecule 14: Proteasome component PRE4

Chain B2:




- Molecule 15: Proteasome activator BLM10

Chain AE:



- Molecule 15: Proteasome activator BLM10

Chain AF:



• Molecule 15: Proteasome activator BLM10

Chain B3:



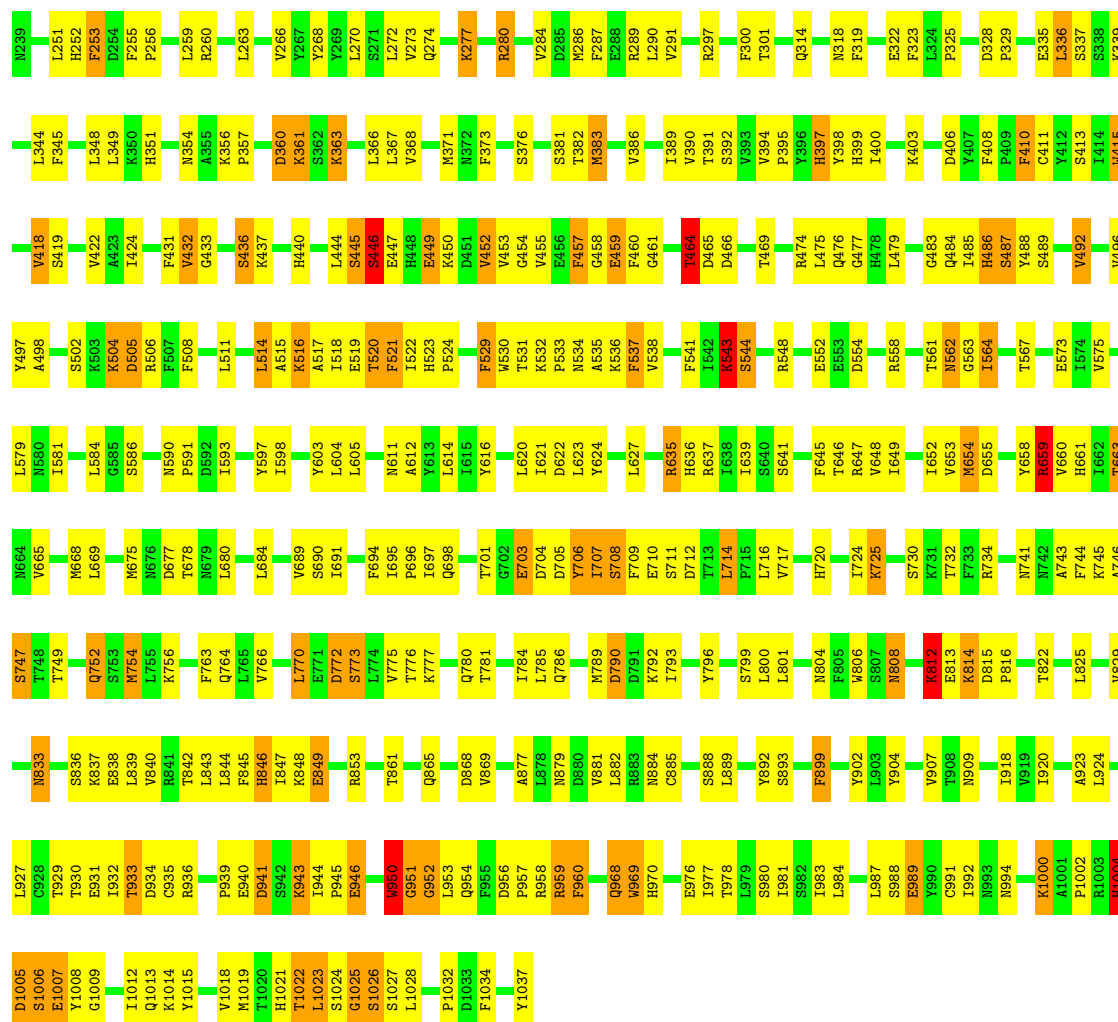
• Molecule 15: Proteasome activator BLM10

Chain B6:



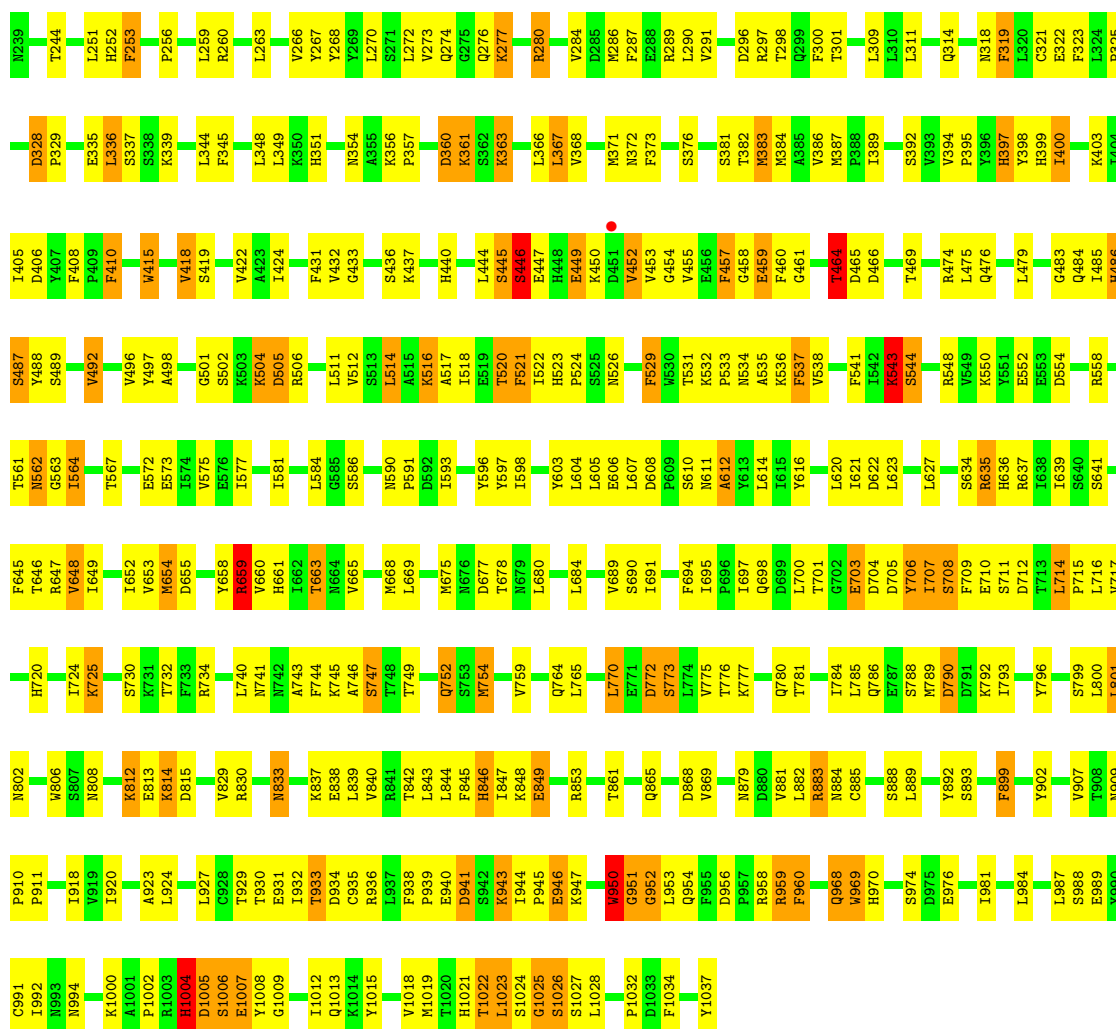
• Molecule 16: Proteasome activator BLM10

Chain A5:



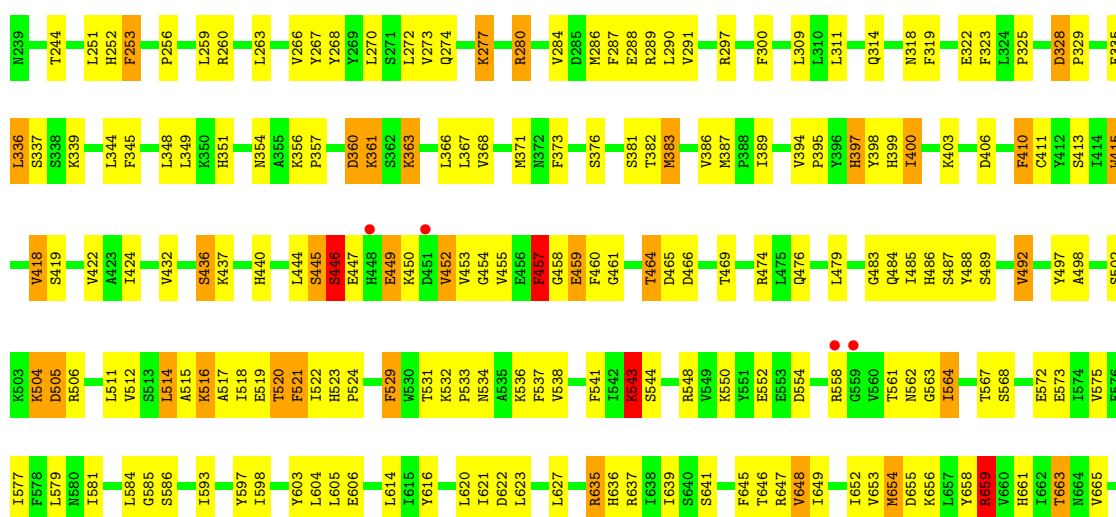
• Molecule 16: Proteasome activator BLM10

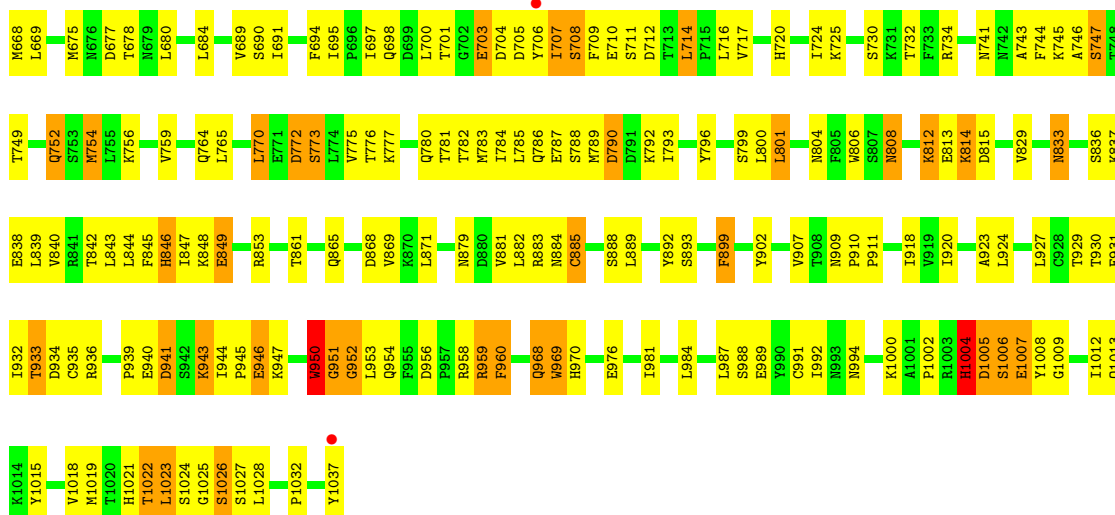
Chain A7:



● Molecule 16: Proteasome activator BLM10

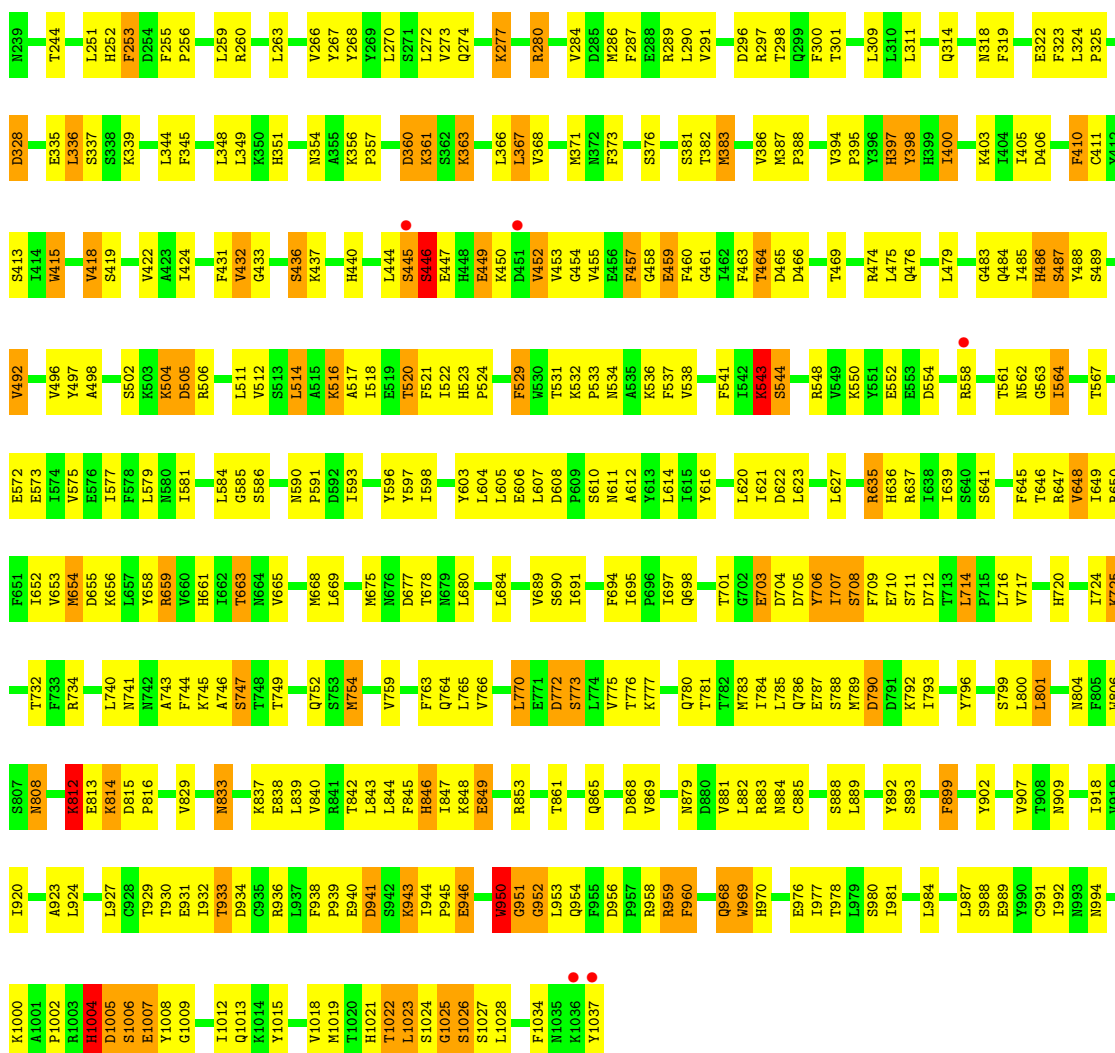
Chain B4:





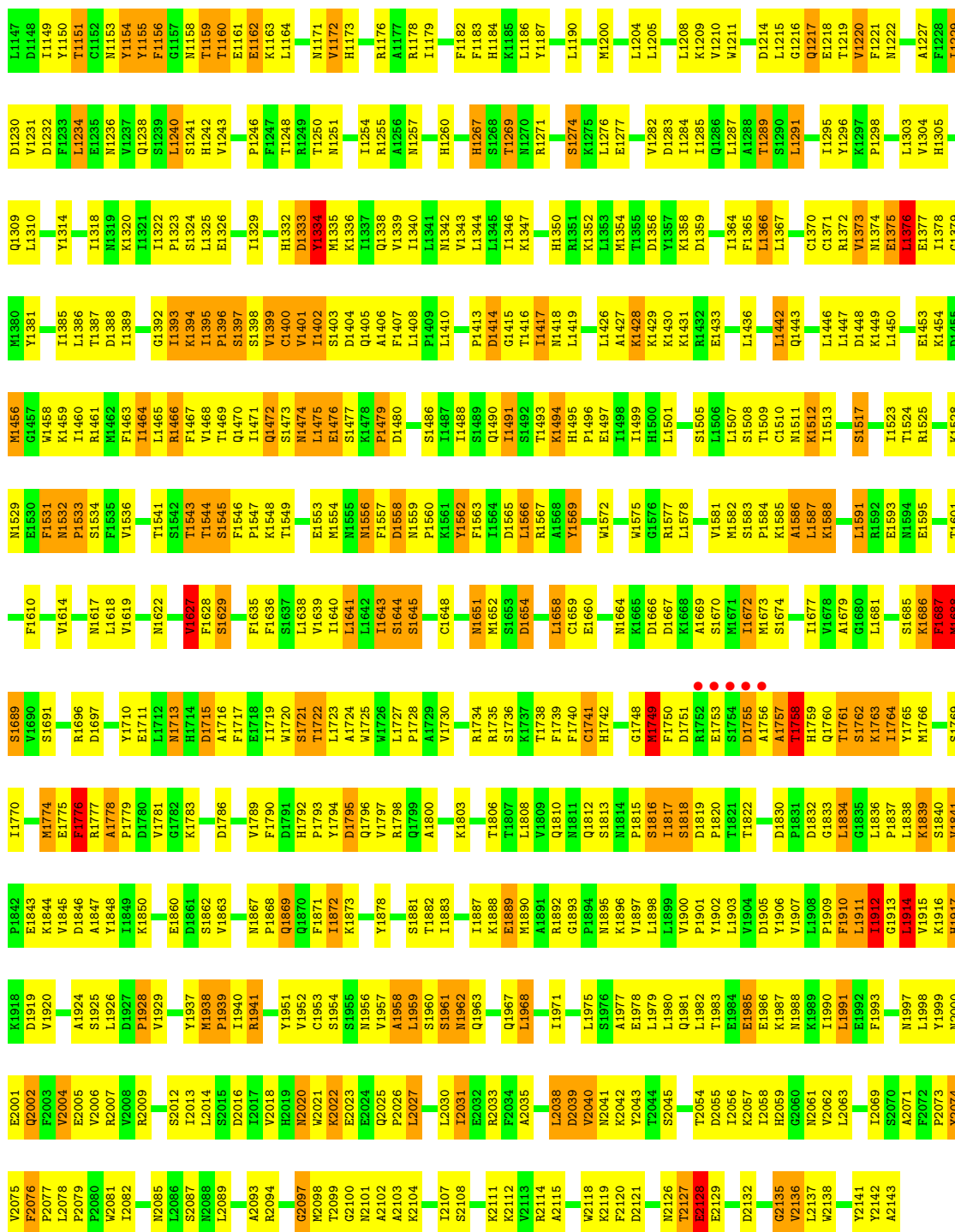
• Molecule 16: Proteasome activator BLM10

Chain B7: 



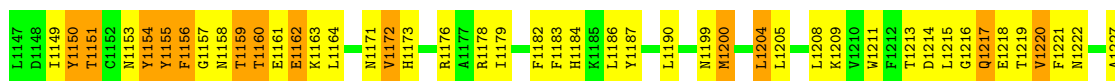
• Molecule 17: Proteasome activator BLM10

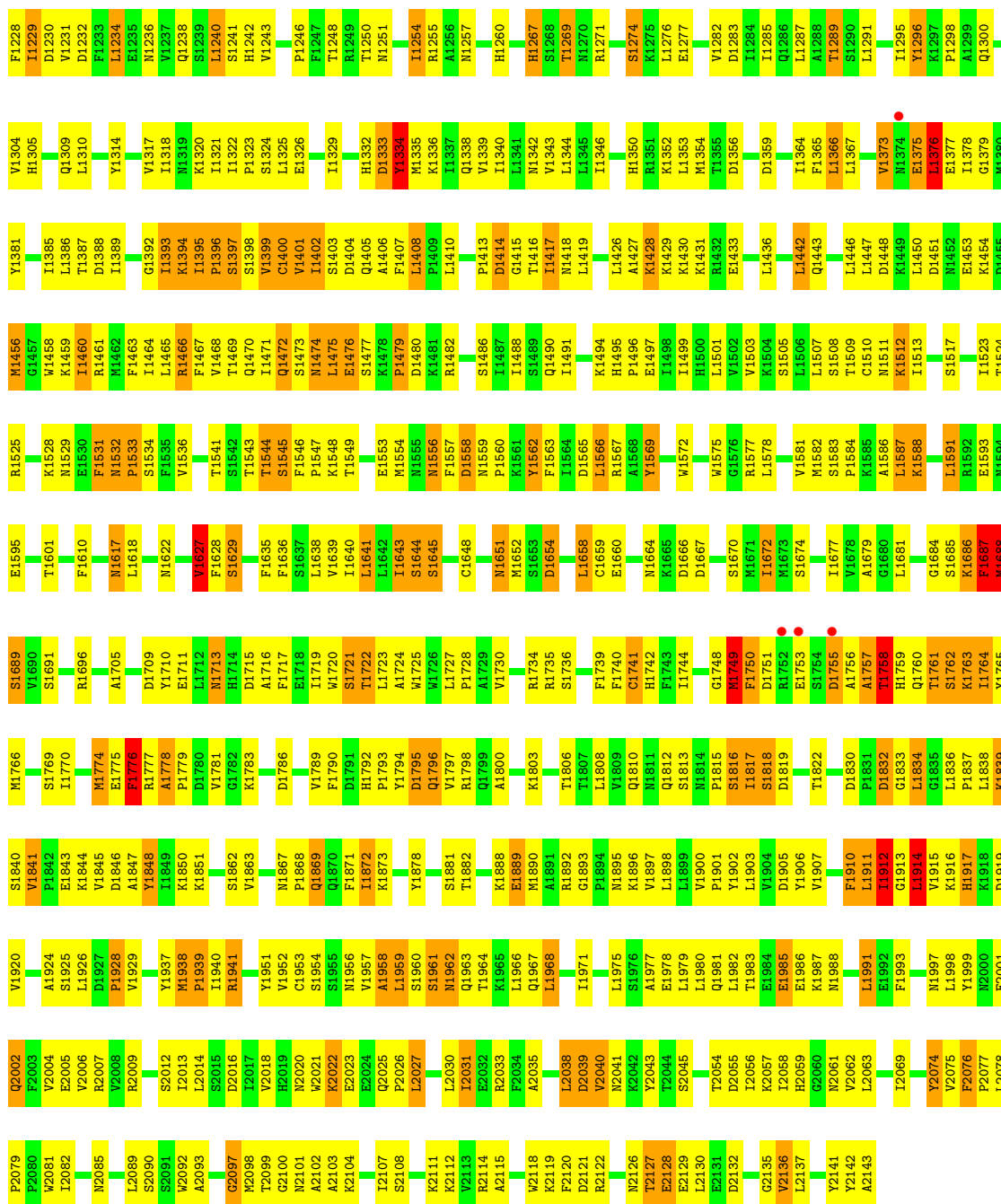
Chain A6:



• Molecule 17: Proteasome activator BLM10

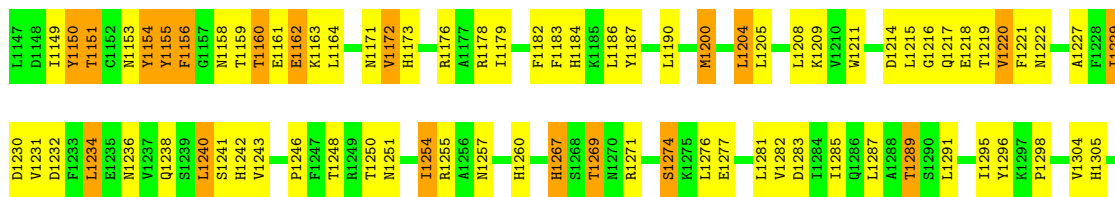
Chain A8:

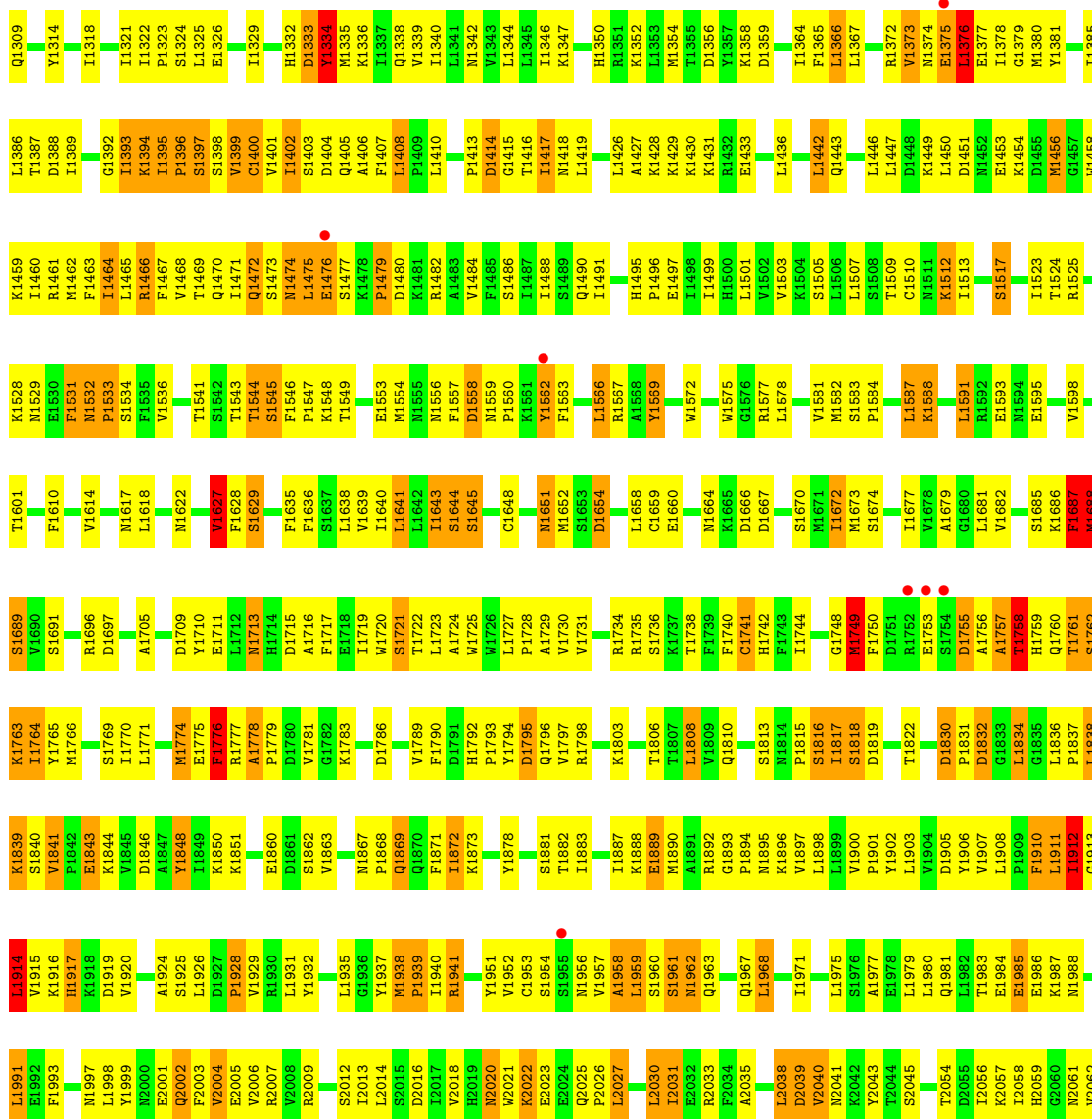




• Molecule 17: Proteasome activator BLM10

Chain B5:





A2143	N2061	L1991	L1914	K1839	S1762	V1690	F1610	K1528	M1456	Y1381
V2062	L1991	L1991	V1915	S1840	K1763	S1691	F1610	M1529	G1457	L1385
L2063	F1993	F1993	K1916	V1841	I1764	S1691	F1610	E1530	K1458	L1386
			H1917	P1842	Y1765	R1696	M1617	F1531	K1459	T1387
			K1918	E1843	M1766	D1697	V1619	P1532	L1460	D1388
			D1919	K1844	S1769	I1700	M1622	P1533	R1461	I1389
			V1920	V1845	I1770			S1534	M1462	
				D1846				F1535	F1463	
			A1924	A1847		L1704		V1536	I1464	G1392
			S1925	V1848	M1774	A1705		T1541	I1393	K1394
			L1926	I1849	E1775			S1542	R1466	I1395
			D1927	K1850	S1776	D1709		T1543	F1467	P1396
			V1928	I1855	R1777	Y1710		T1544	V1468	S1397
			V1929		A1778	E1711		T1544	T1469	
			R1930	L1859	P1779	L1712		S1545	Q1470	S1399
			L1931		D1780	M1713		F1546	I1471	V1399
				S1862	V1781	L1714		P1547	Q1472	C1400
			L1935	V1863	G1782	D1715		K1548	S1473	V1401
			G1936		K1783	A1716		T1549	I1402	I1402
			Y1937			F1717			L1475	S1403
			M1938	M1867	D1786	E1718		E1553	E1476	D1404
			P1939	P1868		I1719		M1554	S1477	Q1405
			T1940	Q1869	V1789	W1720		N1555	K1478	A1406
			R1941	Q1870	F1790	S1721		M1556	P1479	F1407
				F1871	D1791	T1722		F1557	D1480	L1408
			Y1951	I1872	H1792	L1723		D1558	K1481	F1409
			V1952	K1873	P1793	L1723		M1559	R1482	L1410
			C1953		Y1794	W1725		N1559		
			S1954	Y1878	D1795	W1726		K1561	S1486	D1414
			L1955		Q1796	L1727		Y1562	G1415	G1415
			N1956	S1881	V1797	P1728		F1563	Q1490	T1416
			V1957	T1882	R1798	A1729		I1564	I1491	I1417
			A1958		Q1799			D1565		
			L1959	I1887	A1800	V1730		R1566	K1494	N1418
			S1960	K1888		R1734		R1567	H1495	P1496
			N1961	E1889	K1803	R1735		A1568	E1497	
			N1962	M1890		S1736		Y1569	I1498	L1426
			Q1963	A1891	T1806	K1737			I1498	A1427
			T1964	R1892	T1807	T1738		W1572	I1499	K1428
			K1965	L1893	T1808	F1739		T1500	H1500	K1429
			L1966	P1894	V1809	F1740		W1575	L1501	K1430
			Q1967	N1895	Q1810	C1741		G1576	V1502	K1431
			L1968	K1896	P1815	H1742		R1577	V1503	R1432
				V1897	S1816	F1743		L1578	K1504	E1433
			T1971	L1898	I1817	M1744			S1505	
				L1899	I1817			V1581	L1506	L1436
			L1975	V1900	S1818	G1748		M1582	L1507	
			S1976	P1901	D1819	M1749		S1583	T1508	L1442
			A1977	Y1902	D1819	F1750		P1584	C1510	Q1443
			E1978	L1903	T1822	D1751			M1511	L1446
			L1979	V1904		R1752		L1587	L1512	L1447
			L1980	D1905	D1830	E1753		K1589	I1513	D1448
			Q1981	Y1906	P1831	S1754			I1513	K1449
			L1982	V1907	D1832	T1755		L1591	S1517	L1450
			T1983	L1908	G1833	A1756		R1592	D1451	
			F1984	P1909	L1834	A1757		E1593	M1452	
			E1985	F1910	G1835	T1758		M1594	E1453	
			E1986	L1911	L1836	H1759		E1595	T1523	
			K1987	T1912	P1837	Q1760			E1525	K1454
			M1988	G1913	L1838	T1761		T1601		D1455

4 Data and refinement statistics

Property	Value	Source
Space group	P 1 21 1	Depositor
Cell constants a, b, c, α , β , γ	236.12Å 127.74Å 532.67Å 90.00° 102.85° 90.00°	Depositor
Resolution (Å)	29.99 – 3.00 29.99 – 3.01	Depositor EDS
% Data completeness (in resolution range)	80.7 (29.99-3.00) 80.7 (29.99-3.01)	Depositor EDS
R_{merge}	0.10	Depositor
R_{sym}	(Not available)	Depositor
$\langle I/\sigma(I) \rangle$ ¹	1.79 (at 3.00Å)	Xtriage
Refinement program	PHENIX (phenix.refine)	Depositor
R, R_{free}	0.196 , 0.250 0.193 , 0.244	Depositor DCC
R_{free} test set	4957 reflections (1.00%)	DCC
Wilson B-factor (Å ²)	67.9	Xtriage
Anisotropy	0.539	Xtriage
Bulk solvent k_{sol} (e/Å ³), B_{sol} (Å ²)	0.26 , 31.1	EDS
Estimated twinning fraction	0.015 for h,-k,-h-l	Xtriage
L-test for twinning	$\langle L \rangle = 0.47$, $\langle L^2 \rangle = 0.30$	Xtriage
Outliers	0 of 495926 reflections	Xtriage
F_o, F_c correlation	0.94	EDS
Total number of atoms	158904	wwPDB-VP
Average B, all atoms (Å ²)	104.0	wwPDB-VP

Xtriage's analysis on translational NCS is as follows: *The largest off-origin peak in the Patterson function is 2.38% of the height of the origin peak. No significant pseudotranslation is detected.*

¹Intensities estimated from amplitudes.

5 Model quality ⓘ

5.1 Standard geometry ⓘ

The Z score for a bond length (or angle) is the number of standard deviations the observed value is removed from the expected value. A bond length (or angle) with $|Z| > 5$ is considered an outlier worth inspection. RMSZ is the root-mean-square of all Z scores of the bond lengths (or angles).

Mol	Chain	Bond lengths		Bond angles	
		RMSZ	$\# Z > 5$	RMSZ	$\# Z > 5$
1	AA	0.60	0/1959	0.70	0/2652
1	AC	0.48	1/1959 (0.1%)	0.65	0/2652
1	BA	0.46	0/1959	0.62	0/2652
1	BO	0.44	0/1959	0.61	0/2652
2	AG	0.53	0/1802	0.67	2/2440 (0.1%)
2	AS	0.44	0/1802	0.65	1/2440 (0.0%)
2	BB	0.44	0/1802	0.60	1/2440 (0.0%)
2	BP	0.40	0/1802	0.60	1/2440 (0.0%)
3	AH	0.42	0/1831	0.64	0/2479
3	AT	0.41	0/1831	0.63	0/2479
3	BC	0.41	0/1831	0.62	0/2479
3	BQ	0.40	0/1831	0.62	0/2479
4	AI	0.40	0/1808	0.62	1/2446 (0.0%)
4	AU	0.41	0/1808	0.63	1/2446 (0.0%)
4	BD	0.40	0/1808	0.61	0/2446
4	BR	0.40	0/1808	0.61	0/2446
5	AJ	0.46	0/1961	0.64	0/2640
5	AV	0.45	0/1961	0.64	1/2640 (0.0%)
5	BE	0.43	0/1961	0.62	0/2640
5	BS	0.44	0/1961	0.62	0/2640
6	AK	0.55	0/1831	0.71	1/2473 (0.0%)
6	AW	0.54	0/1831	0.70	1/2473 (0.0%)
6	BF	0.46	0/1831	0.63	0/2473
6	BT	0.47	0/1831	0.65	0/2473
7	AL	0.59	1/1936 (0.1%)	0.66	0/2613
7	AX	0.52	1/1936 (0.1%)	0.63	0/2613
7	BG	0.46	0/1936	0.59	0/2613
7	BU	0.45	0/1936	0.60	0/2613
8	AB	0.62	0/1539	0.73	0/2084
8	AD	0.57	0/1539	0.69	0/2084
8	BH	0.48	0/1539	0.63	0/2084
8	BV	0.47	0/1539	0.63	0/2084
9	AM	0.61	0/1716	0.70	0/2326
9	AY	0.55	0/1716	0.70	0/2326

Mol	Chain	Bond lengths		Bond angles	
		RMSZ	# Z >5	RMSZ	# Z >5
9	BI	0.46	0/1716	0.62	0/2326
9	BW	0.44	0/1716	0.63	0/2326
10	AN	0.57	0/1611	0.71	0/2174
10	AZ	0.52	0/1611	0.70	0/2174
10	BJ	0.46	0/1611	0.63	0/2174
10	BX	0.45	0/1611	0.64	0/2174
11	A1	0.46	0/1613	0.64	0/2173
11	AO	0.49	0/1613	0.66	0/2173
11	BK	0.42	0/1613	0.60	0/2173
11	BY	0.43	0/1613	0.60	0/2173
12	A2	0.50	0/1683	0.64	0/2277
12	AP	0.49	0/1683	0.64	0/2277
12	BL	0.44	0/1683	0.61	0/2277
12	BZ	0.43	0/1683	0.60	0/2277
13	A3	0.56	0/1795	0.69	0/2420
13	AQ	0.51	0/1795	0.68	0/2420
13	B1	0.45	0/1795	0.64	0/2420
13	BM	0.45	0/1795	0.63	0/2420
14	A4	0.65	2/1855 (0.1%)	0.78	0/2514
14	AR	0.64	2/1855 (0.1%)	0.78	1/2514 (0.0%)
14	B2	0.51	1/1855 (0.1%)	0.67	0/2514
14	BN	0.49	0/1855	0.68	0/2514
15	AE	0.45	0/660	0.60	1/896 (0.1%)
15	AF	0.44	0/660	0.60	1/896 (0.1%)
15	B3	0.44	0/660	0.56	0/896
15	B6	0.41	0/660	0.60	1/896 (0.1%)
16	A5	0.51	2/6669 (0.0%)	0.67	2/9038 (0.0%)
16	A7	0.48	2/6669 (0.0%)	0.66	3/9038 (0.0%)
16	B4	0.46	1/6669 (0.0%)	0.62	2/9038 (0.0%)
16	B7	0.44	2/6669 (0.0%)	0.63	3/9038 (0.0%)
17	A6	0.47	0/8246	0.68	0/11172
17	A8	0.46	0/8246	0.67	0/11172
17	B5	0.46	0/8246	0.64	0/11172
17	B8	0.44	0/8246	0.65	0/11172
All	All	0.48	15/162060 (0.0%)	0.65	24/219268 (0.0%)

Chiral center outliers are detected by calculating the chiral volume of a chiral center and verifying if the center is modelled as a planar moiety or with the opposite hand. A planarity outlier is detected by checking planarity of atoms in a peptide group, atoms in a mainchain group or atoms of a sidechain that are expected to be planar.

Mol	Chain	#Chirality outliers	#Planarity outliers
16	A5	0	2

Continued on next page...

Continued from previous page...

Mol	Chain	#Chirality outliers	#Planarity outliers
16	A7	0	1
16	B4	0	1
16	B7	0	1
17	A6	0	1
17	A8	0	1
17	B5	0	1
17	B8	0	2
All	All	0	10

All (15) bond length outliers are listed below:

Mol	Chain	Res	Type	Atoms	Z	Observed(Å)	Ideal(Å)
16	A5	543	LYS	CD-CE	7.08	1.69	1.51
16	A7	543	LYS	CD-CE	6.55	1.67	1.51
16	A5	543	LYS	CE-NZ	6.46	1.65	1.49
16	A7	543	LYS	CE-NZ	6.43	1.65	1.49
16	B7	543	LYS	CD-CE	6.43	1.67	1.51
7	AX	7075	CYS	CB-SG	-6.07	1.72	1.82
14	A4	7077	GLU	CB-CG	5.98	1.63	1.52
14	B2	7077	GLU	CG-CD	5.59	1.60	1.51
16	B7	543	LYS	CE-NZ	5.55	1.62	1.49
14	A4	7077	GLU	CG-CD	5.53	1.60	1.51
14	AR	7077	GLU	CB-CG	5.45	1.62	1.52
14	AR	7077	GLU	CG-CD	5.44	1.60	1.51
1	AC	1114	CYS	CB-SG	-5.39	1.73	1.81
7	AL	7075	CYS	CB-SG	-5.17	1.73	1.81
16	B4	543	LYS	CD-CE	5.11	1.64	1.51

All (24) bond angle outliers are listed below:

Mol	Chain	Res	Type	Atoms	Z	Observed(°)	Ideal(°)
16	A5	543	LYS	CD-CE-NZ	9.95	134.59	111.70
16	A7	543	LYS	CD-CE-NZ	8.97	132.32	111.70
16	B7	543	LYS	CD-CE-NZ	8.38	130.98	111.70
16	A7	883	ARG	NE-CZ-NH1	-7.06	116.77	120.30
16	B4	543	LYS	CD-CE-NZ	6.94	127.66	111.70
6	AW	6126	ARG	NE-CZ-NH1	-6.82	116.89	120.30
15	B6	154	LEU	CB-CG-CD1	6.63	122.27	111.00
16	B7	883	ARG	NE-CZ-NH1	-6.52	117.04	120.30
15	AF	154	LEU	CB-CG-CD1	6.38	121.84	111.00
16	A5	943	LYS	N-CA-C	-6.27	94.07	111.00
6	AK	6001	MET	N-CA-C	5.94	127.03	111.00

Continued on next page...

Continued from previous page...

Mol	Chain	Res	Type	Atoms	Z	Observed(°)	Ideal(°)
2	AG	2250	LEU	CA-CB-CG	5.82	128.68	115.30
15	AE	154	LEU	CB-CG-CD1	5.82	120.89	111.00
16	B7	943	LYS	N-CA-C	-5.77	95.43	111.00
16	A7	943	LYS	N-CA-C	-5.66	95.72	111.00
16	B4	943	LYS	N-CA-C	-5.63	95.79	111.00
2	BB	2250	LEU	CA-CB-CG	5.44	127.82	115.30
2	BP	2250	LEU	CA-CB-CG	5.38	127.67	115.30
4	AU	4100	LEU	CA-CB-CG	5.32	127.53	115.30
2	AS	2250	LEU	CA-CB-CG	5.26	127.39	115.30
2	AG	2238	LEU	CA-CB-CG	5.23	127.32	115.30
5	AV	5132	ARG	NE-CZ-NH1	5.22	122.91	120.30
4	AI	4100	LEU	CA-CB-CG	5.20	127.26	115.30
14	AR	7180	ASP	CB-CG-OD1	5.06	122.85	118.30

There are no chirality outliers.

All (10) planarity outliers are listed below:

Mol	Chain	Res	Type	Group
16	A5	1000	LYS	Peptide
16	A5	486	HIS	Peptide
17	A6	1587	LEU	Peptide
16	A7	486	HIS	Peptide
17	A8	1587	LEU	Peptide
16	B4	486	HIS	Peptide
17	B5	1587	LEU	Peptide
16	B7	486	HIS	Peptide
17	B8	1332	HIS	Peptide
17	B8	1587	LEU	Peptide

5.2 Close contacts ⓘ

In the following table, the Non-H and H(model) columns list the number of non-hydrogen atoms and hydrogen atoms in the chain respectively. The H(added) column lists the number of hydrogens added by MolProbity. The Clashes column lists the number of clashes within the asymmetric unit, and the number in parentheses is this value normalized per 1000 atoms of the molecule in the chain. The Symm-Clashes column gives symmetry related clashes, in the same way as for the Clashes column.

Mol	Chain	Non-H	H(model)	H(added)	Clashes	Symm-Clashes
1	AA	1921	0	1910	63	0
1	AC	1921	0	1910	68	0

Continued on next page...

Continued from previous page...

Mol	Chain	Non-H	H(model)	H(added)	Clashes	Symm-Clashes
1	BA	1921	0	1910	59	0
1	BO	1921	0	1910	60	0
2	AG	1769	0	1784	51	0
2	AS	1769	0	1784	55	0
2	BB	1769	0	1784	50	0
2	BP	1769	0	1784	51	0
3	AH	1803	0	1802	116	0
3	AT	1803	0	1802	115	0
3	BC	1803	0	1802	105	0
3	BQ	1803	0	1802	110	0
4	AI	1783	0	1804	131	0
4	AU	1783	0	1804	120	0
4	BD	1783	0	1804	120	0
4	BR	1783	0	1804	130	0
5	AJ	1934	0	1905	67	0
5	AV	1934	0	1905	68	1
5	BE	1934	0	1905	69	0
5	BS	1934	0	1905	71	0
6	AK	1803	0	1806	94	0
6	AW	1803	0	1806	82	0
6	BF	1803	0	1806	80	0
6	BT	1803	0	1806	83	0
7	AL	1896	0	1884	45	0
7	AX	1896	0	1884	46	0
7	BG	1896	0	1884	43	0
7	BU	1896	0	1884	46	0
8	AB	1510	0	1476	52	0
8	AD	1510	0	1476	51	0
8	BH	1510	0	1476	49	0
8	BV	1510	0	1476	46	0
9	AM	1685	0	1685	44	0
9	AY	1685	0	1685	54	0
9	BI	1685	0	1685	47	0
9	BW	1685	0	1685	47	0
10	AN	1581	0	1571	55	0
10	AZ	1581	0	1571	60	0
10	BJ	1581	0	1571	61	0
10	BX	1581	0	1571	59	0
11	A1	1585	0	1587	58	0
11	AO	1585	0	1587	57	0
11	BK	1585	0	1587	55	0
11	BY	1585	0	1587	58	0

Continued on next page...

Continued from previous page...

Mol	Chain	Non-H	H(model)	H(added)	Clashes	Symm-Clashes
12	A2	1646	0	1592	46	0
12	AP	1646	0	1592	50	0
12	BL	1646	0	1592	43	0
12	BZ	1646	0	1592	49	0
13	A3	1757	0	1708	68	0
13	AQ	1757	0	1708	68	0
13	B1	1757	0	1708	71	0
13	BM	1757	0	1708	64	0
14	A4	1824	0	1829	67	0
14	AR	1824	0	1829	66	0
14	B2	1824	0	1829	72	0
14	BN	1824	0	1829	62	0
15	AE	642	0	618	28	0
15	AF	642	0	618	30	0
15	B3	642	0	618	27	0
15	B6	642	0	618	27	0
16	A5	6517	0	6442	350	0
16	A7	6517	0	6442	361	1
16	B4	6517	0	6442	324	0
16	B7	6517	0	6442	342	0
17	A6	8070	0	8156	556	0
17	A8	8070	0	8156	549	0
17	B5	8070	0	8156	525	0
17	B8	8070	0	8156	544	0
All	All	158904	0	158236	6805	1

Clashscore is defined as the number of clashes calculated for the entry per 1000 atoms (including hydrogens) of the entry. The overall clashscore for this entry is 21.

All (6805) close contacts within the same asymmetric unit are listed below.

Atom-1	Atom-2	Distance(Å)	Clash(Å)
11:A1:401:MET:HA	11:A1:4001:ASP:HB2	1.17	1.17
17:B8:1396:PRO:HA	17:B8:1475:LEU:HD22	1.28	1.13
17:A8:1396:PRO:HA	17:A8:1475:LEU:HD22	1.31	1.12
3:AH:3070:ASN:ND2	3:AH:3072:LYS:H	1.48	1.11
3:BQ:3070:ASN:ND2	3:BQ:3072:LYS:H	1.47	1.11
11:BK:401:MET:HA	11:BK:4001:ASP:CB	1.81	1.10
3:AT:3070:ASN:ND2	3:AT:3072:LYS:H	1.47	1.10
17:A8:1636:PHE:CE2	17:A8:1677:ILE:HG12	1.89	1.07
11:BY:401:MET:HA	11:BY:4001:ASP:HB2	1.14	1.07
1:AA:1021:PRO:HA	2:AG:2023:TYR:CD1	1.89	1.07
17:A6:1636:PHE:HE2	17:A6:1677:ILE:HG12	1.18	1.07

Continued on next page...

Continued from previous page...

Atom-1	Atom-2	Distance(Å)	Clash(Å)
8:AD:1174:ARG:HH11	8:AD:1174:ARG:HG2	1.19	1.07
3:BC:3070:ASN:ND2	3:BC:3072:LYS:H	1.51	1.07
17:A8:1636:PHE:HE2	17:A8:1677:ILE:HG12	1.08	1.06
17:B8:1636:PHE:HE2	17:B8:1677:ILE:HG12	1.14	1.06
8:AB:1174:ARG:HH11	8:AB:1174:ARG:HG2	1.20	1.05
17:B5:1636:PHE:HE2	17:B5:1677:ILE:HG12	1.20	1.05
17:A6:1396:PRO:HA	17:A6:1475:LEU:HD22	1.32	1.04
11:BK:401:MET:CA	11:BK:4001:ASP:HB2	1.87	1.04
1:AC:1021:PRO:HA	2:AS:2023:TYR:CD1	1.93	1.03
15:B6:154:LEU:HB3	17:B8:1400:CYS:SG	1.98	1.03
10:AN:3029:ASN:H	10:AN:3029:ASN:HD22	1.03	1.03
17:B5:1396:PRO:HA	17:B5:1475:LEU:HD22	1.37	1.02
17:B8:1269:THR:HB	17:B8:1309:GLN:HE21	1.22	1.02
17:B5:1541:THR:HG22	17:B5:1575:TRP:HB3	1.42	1.01
17:A6:1269:THR:HB	17:A6:1309:GLN:HE21	1.26	1.01
1:BO:1021:PRO:HA	2:BP:2023:TYR:CD1	1.95	1.01
1:BA:1021:PRO:HA	2:BB:2023:TYR:CD1	1.95	1.01
10:BX:3029:ASN:HD22	10:BX:3029:ASN:H	1.04	1.01
6:AK:6093:ASN:HD21	13:AQ:6061:ASN:HD21	1.08	1.00
17:A8:1541:THR:HG22	17:A8:1575:TRP:HB3	1.43	1.00
3:BC:3070:ASN:HD22	3:BC:3072:LYS:H	1.07	1.00
7:BG:7094:GLU:HG3	7:BG:7114:ARG:HH11	1.26	1.00
8:BV:1174:ARG:HG2	8:BV:1174:ARG:HH11	1.23	1.00
17:A8:1269:THR:HB	17:A8:1309:GLN:HE21	1.27	1.00
17:B8:1636:PHE:CE2	17:B8:1677:ILE:HG12	1.96	0.99
6:BT:6093:ASN:HD21	13:B1:6061:ASN:HD21	1.07	0.99
17:A6:1541:THR:HG22	17:A6:1575:TRP:HB3	1.44	0.98
17:A6:1636:PHE:CE2	17:A6:1677:ILE:HG12	1.97	0.98
8:BH:1174:ARG:HH11	8:BH:1174:ARG:HG2	1.26	0.98
10:AZ:3029:ASN:HD22	10:AZ:3029:ASN:H	1.06	0.98
10:BJ:3029:ASN:H	10:BJ:3029:ASN:HD22	1.07	0.98
15:B3:154:LEU:HB3	17:B5:1400:CYS:SG	2.03	0.98
2:BB:2020:GLN:HA	2:BB:2023:TYR:HD2	1.28	0.98
17:A8:1525:ARG:HE	17:A8:1532:ASN:HD21	1.11	0.98
11:BY:401:MET:HA	11:BY:4001:ASP:CB	1.93	0.97
3:AH:3172:ALA:HB2	3:AH:3200:THR:HG21	1.46	0.97
17:B5:1269:THR:HB	17:B5:1309:GLN:HE21	1.24	0.97
4:AU:4187:THR:HB	4:AU:4190:GLU:HG2	1.47	0.97
3:AT:3070:ASN:HD22	3:AT:3070:ASN:C	1.68	0.97
15:AF:154:LEU:HB3	17:A8:1400:CYS:SG	2.05	0.96
3:AH:3070:ASN:HD22	3:AH:3072:LYS:H	1.07	0.96
3:AT:3172:ALA:HB2	3:AT:3200:THR:HG21	1.45	0.96

Continued on next page...

Continued from previous page...

Atom-1	Atom-2	Distance(Å)	Clash(Å)
7:AX:7094:GLU:HG3	7:AX:7114:ARG:HH11	1.29	0.96
1:AC:1021:PRO:HA	2:AS:2023:TYR:HD1	1.27	0.96
1:AA:1021:PRO:HA	2:AG:2023:TYR:HD1	1.24	0.96
17:B5:1636:PHE:CE2	17:B5:1677:ILE:HG12	2.01	0.96
4:BR:4187:THR:HB	4:BR:4190:GLU:HG2	1.46	0.96
3:AH:3070:ASN:C	3:AH:3070:ASN:HD22	1.69	0.95
17:B8:1541:THR:HG22	17:B8:1575:TRP:HB3	1.44	0.95
13:B1:6018:THR:HG21	13:B1:6030:TYR:CD1	2.01	0.95
2:BP:2020:GLN:HA	2:BP:2023:TYR:HD2	1.28	0.95
15:AE:154:LEU:HB3	17:A6:1400:CYS:SG	2.07	0.95
2:AS:2020:GLN:HA	2:AS:2023:TYR:HD2	1.31	0.94
3:BQ:3070:ASN:HD22	3:BQ:3072:LYS:H	1.05	0.94
2:AG:2020:GLN:HA	2:AG:2023:TYR:HD2	1.32	0.94
1:BO:1021:PRO:HA	2:BP:2023:TYR:HD1	1.29	0.94
4:BD:4187:THR:HB	4:BD:4190:GLU:HG2	1.49	0.94
4:AI:4187:THR:HB	4:AI:4190:GLU:HG2	1.48	0.94
17:A8:1937:TYR:O	17:A8:1938:MET:HB3	1.66	0.94
17:B5:1525:ARG:HE	17:B5:1532:ASN:HD21	1.13	0.93
3:BC:3172:ALA:HB2	3:BC:3200:THR:HG21	1.47	0.93
12:BL:5107:LYS:H	12:BL:5107:LYS:HD2	1.33	0.93
4:BR:4212:ILE:HD11	4:BR:4224:LEU:HD12	1.51	0.93
3:AT:3070:ASN:HD22	3:AT:3072:LYS:H	1.08	0.93
12:AP:5107:LYS:HD2	12:AP:5107:LYS:H	1.35	0.92
17:A8:2007:ARG:HD2	17:A8:2059:HIS:HD2	1.32	0.92
13:BM:6018:THR:HG21	13:BM:6030:TYR:CD1	2.03	0.92
11:AO:401:MET:HA	11:AO:4001:ASP:HB2	1.50	0.92
16:B4:780:GLN:HE22	17:B5:1230:ASP:H	1.15	0.92
17:B5:2007:ARG:HD2	17:B5:2059:HIS:HD2	1.35	0.92
4:AI:4212:ILE:HD11	4:AI:4224:LEU:HD12	1.52	0.92
7:AL:7094:GLU:HG3	7:AL:7114:ARG:HH11	1.32	0.92
13:A3:6018:THR:HG21	13:A3:6030:TYR:CD1	2.04	0.92
3:BQ:3019:LEU:HD23	3:BQ:3019:LEU:H	1.34	0.91
7:BU:7094:GLU:HG3	7:BU:7114:ARG:HH11	1.32	0.91
17:B8:1937:TYR:O	17:B8:1938:MET:HB3	1.70	0.91
3:BQ:3172:ALA:HB2	3:BQ:3200:THR:HG21	1.49	0.91
3:AT:3019:LEU:H	3:AT:3019:LEU:HD23	1.35	0.91
10:AZ:3044:ILE:HB	10:AZ:3051:VAL:HG22	1.53	0.91
13:B1:6018:THR:HG22	13:B1:6030:TYR:HA	1.50	0.91
17:A8:1748:GLY:O	17:A8:1749:MET:HG2	1.71	0.91
3:AH:3019:LEU:HD23	3:AH:3019:LEU:H	1.35	0.91
17:A6:1937:TYR:O	17:A6:1938:MET:HB3	1.69	0.91
13:AQ:6018:THR:HG21	13:AQ:6030:TYR:CD1	2.05	0.91

Continued on next page...

Continued from previous page...

Atom-1	Atom-2	Distance(Å)	Clash(Å)
4:AU:4212:ILE:HD11	4:AU:4224:LEU:HD12	1.51	0.91
13:A3:6043:MET:HB2	13:A3:6102:ILE:HG22	1.52	0.90
16:A7:363:LYS:HA	16:A7:363:LYS:HE2	1.53	0.90
17:B8:1525:ARG:HE	17:B8:1532:ASN:HD21	1.11	0.90
17:B8:1269:THR:HB	17:B8:1309:GLN:NE2	1.87	0.90
3:BC:3019:LEU:H	3:BC:3019:LEU:HD23	1.36	0.90
3:BQ:3070:ASN:HD22	3:BQ:3070:ASN:C	1.75	0.90
1:AA:1123:ASN:HD22	2:AG:2083:ARG:HH21	1.18	0.90
6:BF:6093:ASN:HD21	13:BM:6061:ASN:HD21	1.05	0.90
6:AW:6093:ASN:HD21	13:A3:6061:ASN:HD21	1.15	0.90
10:AN:3044:ILE:HB	10:AN:3051:VAL:HG22	1.53	0.90
17:A6:1525:ARG:HE	17:A6:1532:ASN:HD21	1.12	0.89
17:A6:2007:ARG:HD2	17:A6:2059:HIS:HD2	1.36	0.89
16:B7:924:LEU:HD13	16:B7:1026:SER:HB2	1.54	0.89
3:BC:3070:ASN:C	3:BC:3070:ASN:HD22	1.76	0.89
4:BD:4181:ARG:HH22	5:BE:5060:GLU:HB3	1.37	0.89
13:BM:6043:MET:HB2	13:BM:6102:ILE:HG22	1.55	0.89
15:B6:153:SER:O	15:B6:154:LEU:HG	1.71	0.89
7:BG:7094:GLU:HG3	7:BG:7114:ARG:NH1	1.87	0.89
7:BG:7136:ILE:HG12	7:BG:7149:MET:HG3	1.55	0.89
13:A3:6018:THR:HG22	13:A3:6030:TYR:HA	1.53	0.89
15:B6:153:SER:C	15:B6:154:LEU:HG	1.93	0.89
4:BR:4181:ARG:HH22	5:BS:5060:GLU:HB3	1.38	0.89
7:BU:7136:ILE:HG12	7:BU:7149:MET:HG3	1.55	0.89
13:AQ:6043:MET:HB2	13:AQ:6102:ILE:HG22	1.55	0.89
17:B8:2007:ARG:HD2	17:B8:2059:HIS:HD2	1.36	0.89
16:B4:363:LYS:HA	16:B4:363:LYS:HE2	1.54	0.89
17:B5:1937:TYR:O	17:B5:1938:MET:HB3	1.71	0.88
10:BX:3044:ILE:HB	10:BX:3051:VAL:HG22	1.55	0.88
13:BM:6018:THR:HG22	13:BM:6030:TYR:HA	1.55	0.88
12:BZ:5107:LYS:HD2	12:BZ:5107:LYS:H	1.37	0.88
12:A2:5107:LYS:H	12:A2:5107:LYS:HD2	1.38	0.88
17:B5:1269:THR:HB	17:B5:1309:GLN:NE2	1.88	0.88
7:AX:7136:ILE:HG12	7:AX:7149:MET:HG3	1.56	0.88
16:A5:422:VAL:HB	16:A5:484:GLN:HG3	1.55	0.88
1:BA:1021:PRO:HA	2:BB:2023:TYR:HD1	1.32	0.88
4:BR:4163:THR:HG21	4:BR:4171:VAL:HB	1.54	0.88
16:A5:924:LEU:HD13	16:A5:1026:SER:HB2	1.56	0.87
17:A6:1761:THR:HG21	17:A6:1765:TYR:CD1	2.09	0.87
17:A8:1243:VAL:HG12	17:A8:1246:PRO:HG3	1.53	0.87
13:AQ:6018:THR:HG22	13:AQ:6030:TYR:HA	1.57	0.87
13:B1:6043:MET:HB2	13:B1:6102:ILE:HG22	1.55	0.87

Continued on next page...

Continued from previous page...

Atom-1	Atom-2	Distance(Å)	Clash(Å)
16:A7:422:VAL:HB	16:A7:484:GLN:HG3	1.57	0.87
10:AZ:3117:LEU:HD23	10:AZ:3117:LEU:H	1.40	0.87
14:A4:7153:ARG:HH11	14:A4:7153:ARG:HG3	1.37	0.87
17:B5:1398:SER:H	17:B5:1475:LEU:HD23	1.38	0.87
16:B7:363:LYS:HE2	16:B7:363:LYS:HA	1.55	0.87
4:AU:4181:ARG:HH22	5:AV:5060:GLU:HB3	1.38	0.87
17:B5:1243:VAL:HG12	17:B5:1246:PRO:HG3	1.56	0.87
4:BD:4212:ILE:HD11	4:BD:4224:LEU:HD12	1.56	0.87
4:AI:4181:ARG:HH22	5:AJ:5060:GLU:HB3	1.38	0.86
16:B4:422:VAL:HB	16:B4:484:GLN:HG3	1.55	0.86
11:BK:401:MET:HA	11:BK:4001:ASP:HB2	0.93	0.86
3:AT:3019:LEU:HD12	3:AT:3022:VAL:HG11	1.57	0.86
7:AL:7094:GLU:HG3	7:AL:7114:ARG:NH1	1.90	0.86
17:B8:1748:GLY:O	17:B8:1749:MET:HG2	1.75	0.86
17:A6:1398:SER:H	17:A6:1475:LEU:HD23	1.40	0.86
16:B7:780:GLN:HE22	17:B8:1230:ASP:H	1.22	0.86
4:BD:4163:THR:HG21	4:BD:4171:VAL:HB	1.58	0.86
10:BJ:3081:LEU:O	10:BJ:3085:SER:HB2	1.75	0.86
16:A7:924:LEU:HD13	16:A7:1026:SER:HB2	1.56	0.86
16:A5:363:LYS:HA	16:A5:363:LYS:HE2	1.55	0.85
16:A5:1002:PRO:HD2	16:A5:1008:TYR:CE1	2.11	0.85
16:B7:989:GLU:HG2	17:B8:1178:ARG:HH12	1.39	0.85
7:AL:7136:ILE:HG12	7:AL:7149:MET:HG3	1.56	0.85
16:B4:924:LEU:HD13	16:B4:1026:SER:HB2	1.57	0.85
4:AU:4163:THR:HG21	4:AU:4171:VAL:HB	1.56	0.85
17:A6:1269:THR:HB	17:A6:1309:GLN:NE2	1.90	0.85
2:BP:2020:GLN:HA	2:BP:2023:TYR:CD2	2.10	0.85
16:A7:989:GLU:HG2	17:A8:1178:ARG:HH12	1.41	0.85
10:AN:3081:LEU:O	10:AN:3085:SER:HB2	1.77	0.85
7:AX:7094:GLU:HG3	7:AX:7114:ARG:NH1	1.90	0.85
10:BJ:3044:ILE:HB	10:BJ:3051:VAL:HG22	1.56	0.85
13:BM:6043:MET:HE2	13:BM:6056:VAL:HA	1.58	0.85
10:BX:3081:LEU:O	10:BX:3085:SER:HB2	1.77	0.85
14:AR:7153:ARG:HH11	14:AR:7153:ARG:HG3	1.41	0.84
3:AT:3152:ASN:HD22	3:AT:3154:SER:HB2	1.42	0.84
15:AF:153:SER:C	15:AF:154:LEU:HG	1.97	0.84
15:AF:153:SER:O	15:AF:154:LEU:HG	1.77	0.84
16:A5:939:PRO:HB2	16:A5:943:LYS:HG3	1.56	0.84
4:AI:4163:THR:HG21	4:AI:4171:VAL:HB	1.60	0.84
16:B7:422:VAL:HB	16:B7:484:GLN:HG3	1.59	0.84
16:A7:543:LYS:HG3	16:A7:603:TYR:HE1	1.42	0.84
1:BA:1123:ASN:HD22	2:BB:2083:ARG:HH21	1.26	0.84

Continued on next page...

Continued from previous page...

Atom-1	Atom-2	Distance(Å)	Clash(Å)
16:A5:945:PRO:O	16:A5:946:GLU:HB2	1.76	0.84
17:B5:2074:TYR:HA	17:B5:2114:ARG:HH21	1.43	0.84
2:BB:2020:GLN:HA	2:BB:2023:TYR:CD2	2.12	0.84
1:BO:1123:ASN:HD22	2:BP:2083:ARG:HH21	1.26	0.84
17:B5:1761:THR:HG21	17:B5:1765:TYR:CD1	2.13	0.83
13:B1:6043:MET:HE2	13:B1:6056:VAL:HA	1.59	0.83
16:A5:659:ARG:HD3	16:A5:744:PHE:CD2	2.13	0.83
17:A8:1269:THR:HB	17:A8:1309:GLN:NE2	1.93	0.83
8:AB:1174:ARG:CG	8:AB:1174:ARG:HH11	1.92	0.83
16:B4:989:GLU:HG2	17:B5:1178:ARG:HH12	1.43	0.83
17:B8:1243:VAL:HG12	17:B8:1246:PRO:HG3	1.59	0.83
13:AQ:6100:THR:HG23	13:AQ:6116:PHE:HB2	1.60	0.83
7:BU:7094:GLU:HG3	7:BU:7114:ARG:NH1	1.93	0.83
4:AU:4162:GLN:HE22	4:AU:4172:ARG:HD3	1.43	0.83
16:A7:780:GLN:HE22	17:A8:1230:ASP:H	1.23	0.83
10:AZ:3081:LEU:O	10:AZ:3085:SER:HB2	1.78	0.83
6:AK:6088:LEU:HD11	6:AK:6108:ALA:HB1	1.60	0.83
6:BT:6088:LEU:HD11	6:BT:6108:ALA:HB1	1.60	0.83
3:AT:3091:ALA:HB2	3:AT:3115:LEU:HD21	1.61	0.83
17:B8:1761:THR:HG21	17:B8:1765:TYR:CD1	2.13	0.83
11:A1:4105:GLY:HA2	11:A1:4183:VAL:HG11	1.61	0.82
17:A6:2074:TYR:HA	17:A6:2114:ARG:HH21	1.43	0.82
17:A8:1473:SER:O	17:A8:1474:ASN:HB2	1.79	0.82
2:AS:2020:GLN:HA	2:AS:2023:TYR:CD2	2.15	0.82
6:BF:6088:LEU:HD11	6:BF:6108:ALA:HB1	1.58	0.82
16:B4:1002:PRO:HD2	16:B4:1008:TYR:CE1	2.14	0.82
1:AC:1123:ASN:HD22	2:AS:2083:ARG:HH21	1.26	0.82
6:AW:6088:LEU:HD11	6:AW:6108:ALA:HB1	1.61	0.82
13:B1:6018:THR:CG2	13:B1:6030:TYR:HA	2.09	0.82
13:A3:6018:THR:CG2	13:A3:6030:TYR:HA	2.09	0.82
15:B3:153:SER:C	15:B3:154:LEU:HG	1.99	0.82
16:B7:939:PRO:HB2	16:B7:943:LYS:HG3	1.60	0.82
17:B8:1777:ARG:C	17:B8:1779:PRO:HD3	1.99	0.82
17:A8:1761:THR:HG21	17:A8:1765:TYR:CD1	2.15	0.82
17:A8:1954:SER:HB3	17:A8:1957:VAL:HG23	1.60	0.82
13:AQ:6043:MET:HE2	13:AQ:6056:VAL:HA	1.60	0.82
17:B8:1220:VAL:O	17:B8:1221:PHE:HB2	1.80	0.82
17:A8:1398:SER:H	17:A8:1475:LEU:HD23	1.42	0.82
10:BJ:3117:LEU:HD23	10:BJ:3117:LEU:H	1.45	0.82
17:A8:2074:TYR:HA	17:A8:2114:ARG:HH21	1.44	0.81
16:B4:663:THR:HG21	16:B4:747:SER:O	1.80	0.81
16:B4:939:PRO:HB2	16:B4:943:LYS:HG3	1.62	0.81

Continued on next page...

Continued from previous page...

Atom-1	Atom-2	Distance(Å)	Clash(Å)
17:B8:2074:TYR:HA	17:B8:2114:ARG:HH21	1.43	0.81
16:A7:939:PRO:HB2	16:A7:943:LYS:HG3	1.61	0.81
2:AG:2049:LYS:HE2	2:AG:2210:GLU:HG3	1.62	0.81
4:AU:4022:TYR:O	4:AU:4025:GLU:HB2	1.80	0.81
17:B8:1398:SER:H	17:B8:1475:LEU:HD23	1.44	0.81
17:A8:1220:VAL:O	17:A8:1221:PHE:HB2	1.79	0.81
16:B4:532:LYS:HB3	16:B4:533:PRO:HD3	1.63	0.81
17:A6:1473:SER:O	17:A6:1474:ASN:HB2	1.78	0.81
6:AW:6003:ARG:HB2	16:A7:636:HIS:CE1	2.15	0.81
3:BC:3091:ALA:HB2	3:BC:3115:LEU:HD21	1.60	0.81
11:BK:4002:ILE:HB	11:BK:4017:SER:HB3	1.61	0.81
11:A1:4036:GLN:HG3	11:A1:4188:ILE:HD12	1.63	0.81
16:B7:659:ARG:HD3	16:B7:744:PHE:CD2	2.15	0.81
2:BP:2049:LYS:HE2	2:BP:2210:GLU:HG3	1.63	0.81
17:A8:1777:ARG:C	17:A8:1779:PRO:HD3	2.00	0.81
16:B7:663:THR:HG21	16:B7:747:SER:O	1.80	0.81
16:A5:989:GLU:HG2	17:A6:1178:ARG:HH12	1.45	0.81
17:A8:1819:ASP:HB2	17:A8:1822:THR:OG1	1.80	0.81
16:A7:945:PRO:O	16:A7:946:GLU:HB2	1.78	0.81
2:AS:2166:LYS:HE2	2:AS:2201:GLU:OE2	1.81	0.81
16:B4:659:ARG:HD3	16:B4:744:PHE:CD2	2.16	0.81
17:B5:1748:GLY:O	17:B5:1749:MET:HG2	1.81	0.81
16:A5:746:ALA:O	16:A5:749:THR:HG22	1.81	0.81
3:AH:3091:ALA:HB2	3:AH:3115:LEU:HD21	1.62	0.81
17:B8:1473:SER:O	17:B8:1474:ASN:HB2	1.78	0.81
9:BI:2112:SER:HB3	9:BI:2125:LEU:HD13	1.61	0.81
16:A7:659:ARG:HD3	16:A7:744:PHE:CD2	2.15	0.80
9:BW:2112:SER:HB3	9:BW:2125:LEU:HD13	1.62	0.80
4:AU:4047:GLU:HG3	4:AU:4048:ARG:H	1.45	0.80
4:AU:4086:ILE:O	4:AU:4090:ARG:HD2	1.81	0.80
12:AP:5154:LEU:HD22	12:AP:5177:LEU:HD13	1.63	0.80
17:B5:1954:SER:HB3	17:B5:1957:VAL:HG23	1.62	0.80
16:A7:663:THR:HG21	16:A7:747:SER:O	1.81	0.80
17:A8:1981:GLN:HG3	17:A8:1981:GLN:O	1.81	0.80
9:AM:2112:SER:HB3	9:AM:2125:LEU:HD13	1.62	0.80
17:B5:1549:THR:O	17:B5:1553:GLU:HB2	1.80	0.80
3:BQ:3019:LEU:HD12	3:BQ:3022:VAL:HG11	1.61	0.80
17:A6:1748:GLY:O	17:A6:1749:MET:HG2	1.81	0.80
17:A6:1777:ARG:C	17:A6:1779:PRO:HD3	2.02	0.80
16:A7:543:LYS:HG3	16:A7:603:TYR:CE1	2.17	0.80
13:B1:6100:THR:HG23	13:B1:6116:PHE:HB2	1.64	0.80
13:A3:6100:THR:HG23	13:A3:6116:PHE:HB2	1.64	0.80

Continued on next page...

Continued from previous page...

Atom-1	Atom-2	Distance(Å)	Clash(Å)
17:A8:2001:GLU:O	17:A8:2002:GLN:HB2	1.80	0.80
17:B5:2001:GLU:O	17:B5:2002:GLN:HB2	1.82	0.80
4:BR:4034:VAL:HG23	4:BR:4163:THR:HB	1.64	0.80
16:A5:532:LYS:HB3	16:A5:533:PRO:HD3	1.61	0.80
16:A7:1002:PRO:HD2	16:A7:1008:TYR:CE1	2.15	0.80
16:A7:956:ASP:OD1	16:A7:958:ARG:HG2	1.81	0.80
11:BY:4002:ILE:HB	11:BY:4017:SER:HB3	1.64	0.80
2:AG:2020:GLN:HA	2:AG:2023:TYR:CD2	2.15	0.80
3:AT:3070:ASN:ND2	3:AT:3072:LYS:N	2.30	0.80
17:B5:2078:LEU:HD13	17:B5:2114:ARG:NH1	1.97	0.80
3:BQ:3070:ASN:ND2	3:BQ:3072:LYS:N	2.29	0.80
15:AE:153:SER:C	15:AE:154:LEU:HG	2.01	0.79
15:AE:153:SER:O	15:AE:154:LEU:HG	1.82	0.79
14:B2:704:PRO:HG3	14:B2:7103:TRP:CD1	2.16	0.79
16:B4:889:LEU:HD23	16:B4:927:LEU:HD21	1.64	0.79
4:BD:4162:GLN:HE22	4:BD:4172:ARG:HD3	1.44	0.79
16:B7:945:PRO:O	16:B7:946:GLU:HB2	1.81	0.79
4:AI:4047:GLU:HG3	4:AI:4048:ARG:H	1.46	0.79
10:BX:3117:LEU:H	10:BX:3117:LEU:HD23	1.45	0.79
17:A6:1220:VAL:O	17:A6:1221:PHE:HB2	1.81	0.79
10:AN:3117:LEU:HD23	10:AN:3117:LEU:H	1.45	0.79
11:BY:4105:GLY:HA2	11:BY:4183:VAL:HG11	1.64	0.79
16:A7:746:ALA:O	16:A7:749:THR:HG22	1.82	0.79
13:BM:6018:THR:CG2	13:BM:6030:TYR:HA	2.12	0.79
17:A6:2040:VAL:HG12	17:A6:2041:ASN:H	1.46	0.79
3:AH:3019:LEU:HD12	3:AH:3022:VAL:HG11	1.64	0.79
17:B8:2001:GLU:O	17:B8:2002:GLN:HB2	1.83	0.79
17:A8:1525:ARG:NE	17:A8:1532:ASN:HD21	1.81	0.79
6:AK:6003:ARG:HB2	16:A5:636:HIS:CE1	2.18	0.79
17:B5:1473:SER:O	17:B5:1474:ASN:HB2	1.82	0.79
3:BC:3152:ASN:HD22	3:BC:3154:SER:HB2	1.47	0.79
12:BZ:5154:LEU:HD22	12:BZ:5177:LEU:HD13	1.65	0.79
17:A6:2001:GLU:O	17:A6:2002:GLN:HB2	1.81	0.79
17:A8:1541:THR:CG2	17:A8:1575:TRP:HB3	2.13	0.79
17:B8:1954:SER:HB3	17:B8:1957:VAL:HG23	1.62	0.79
5:BS:5201:LEU:HD21	5:BS:5219:LEU:HD11	1.63	0.79
4:BD:4047:GLU:HG3	4:BD:4048:ARG:H	1.48	0.78
17:A8:1793:PRO:HA	17:A8:1878:TYR:CE2	2.18	0.78
6:AK:6181:LYS:HE2	6:AK:6181:LYS:HA	1.65	0.78
3:AT:3199:LYS:O	3:AT:3201:THR:N	2.16	0.78
17:A6:1817:ILE:HG22	17:A6:1818:SER:H	1.48	0.78
17:A6:2128:GLU:HA	17:A6:2128:GLU:OE1	1.80	0.78

Continued on next page...

Continued from previous page...

Atom-1	Atom-2	Distance(Å)	Clash(Å)
8:AD:1174:ARG:HH11	8:AD:1174:ARG:CG	1.96	0.78
11:AO:4105:GLY:HA2	11:AO:4183:VAL:HG11	1.64	0.78
3:BQ:3091:ALA:HB2	3:BQ:3115:LEU:HD21	1.66	0.78
17:A6:2127:THR:C	17:A6:2129:GLU:H	1.85	0.78
17:B5:1220:VAL:O	17:B5:1221:PHE:HB2	1.82	0.78
17:A8:2040:VAL:HG12	17:A8:2041:ASN:H	1.49	0.78
4:BR:4047:GLU:HG3	4:BR:4048:ARG:H	1.47	0.78
11:A1:401:MET:CA	11:A1:4001:ASP:HB2	2.08	0.78
16:A7:532:LYS:HB3	16:A7:533:PRO:HD3	1.66	0.78
5:BE:5085:ALA:HB2	5:BE:5140:VAL:HG11	1.66	0.78
10:BX:3029:ASN:N	10:BX:3029:ASN:HD22	1.77	0.78
4:AI:4162:GLN:HE22	4:AI:4172:ARG:HD3	1.47	0.78
17:B8:1549:THR:O	17:B8:1553:GLU:HB2	1.84	0.78
17:B8:2040:VAL:HG12	17:B8:2041:ASN:H	1.48	0.78
14:B2:7008:TYR:CE2	14:B2:7162:VAL:HG22	2.19	0.78
16:B7:1002:PRO:HD2	16:B7:1008:TYR:CE1	2.19	0.78
16:B4:945:PRO:O	16:B4:946:GLU:HB2	1.83	0.78
17:A6:1954:SER:HB3	17:A6:1957:VAL:HG23	1.64	0.78
9:AY:2112:SER:HB3	9:AY:2125:LEU:HD13	1.65	0.78
6:AW:6003:ARG:HB2	16:A7:636:HIS:HE1	1.47	0.77
17:B5:1541:THR:CG2	17:B5:1575:TRP:HB3	2.14	0.77
3:BC:3019:LEU:HD12	3:BC:3022:VAL:HG11	1.65	0.77
17:A6:1549:THR:O	17:A6:1553:GLU:HB2	1.83	0.77
17:A8:1373:VAL:HG13	17:A8:1376:LEU:H	1.49	0.77
17:B8:1525:ARG:NE	17:B8:1532:ASN:HD21	1.81	0.77
9:BW:2001:THR:HG23	9:BW:2033:LYS:NZ	1.99	0.77
16:A5:780:GLN:HE22	17:A6:1230:ASP:H	1.29	0.77
16:A5:956:ASP:OD1	16:A5:958:ARG:HG2	1.85	0.77
17:A6:1525:ARG:NE	17:A6:1532:ASN:HD21	1.82	0.77
17:A6:1541:THR:CG2	17:A6:1575:TRP:HB3	2.15	0.77
17:A6:1924:ALA:O	17:A6:1926:LEU:HG	1.85	0.77
17:A6:1981:GLN:HG3	17:A6:1981:GLN:O	1.83	0.77
2:AS:2049:LYS:HE2	2:AS:2210:GLU:HG3	1.65	0.77
6:BF:6003:ARG:HB2	16:B4:636:HIS:CE1	2.19	0.77
13:AQ:6018:THR:CG2	13:AQ:6030:TYR:HA	2.14	0.77
17:B8:1541:THR:CG2	17:B8:1575:TRP:HB3	2.14	0.77
4:BD:4022:TYR:O	4:BD:4025:GLU:HB2	1.84	0.77
4:BR:4162:GLN:HE22	4:BR:4172:ARG:HD3	1.50	0.77
17:A6:1819:ASP:HB2	17:A6:1822:THR:OG1	1.84	0.77
4:AU:4034:VAL:HG23	4:AU:4163:THR:HB	1.67	0.77
11:AO:4002:ILE:HB	11:AO:4017:SER:HB3	1.67	0.77
16:B4:956:ASP:OD1	16:B4:958:ARG:HG2	1.83	0.77

Continued on next page...

Continued from previous page...

Atom-1	Atom-2	Distance(Å)	Clash(Å)
6:BT:6181:LYS:HA	6:BT:6181:LYS:HE2	1.65	0.77
2:BB:2049:LYS:HE2	2:BB:2210:GLU:HG3	1.65	0.77
17:A6:2007:ARG:HD2	17:A6:2059:HIS:CD2	2.20	0.77
17:A8:1960:SER:HB2	17:A8:1963:GLN:HG3	1.65	0.77
15:B3:153:SER:O	15:B3:154:LEU:HG	1.84	0.77
14:A4:7008:TYR:CE2	14:A4:7162:VAL:HG22	2.20	0.76
7:AL:7007:TYR:HD2	7:AL:7007:TYR:H	1.34	0.76
10:AZ:3029:ASN:N	10:AZ:3029:ASN:HD22	1.78	0.76
6:BF:6181:LYS:HA	6:BF:6181:LYS:HE2	1.67	0.76
4:BR:4022:TYR:O	4:BR:4025:GLU:HB2	1.85	0.76
10:BX:3002:ILE:HG21	10:BX:3133:ALA:HB3	1.67	0.76
11:A1:401:MET:HA	11:A1:4001:ASP:CB	2.05	0.76
12:A2:5154:LEU:HD22	12:A2:5177:LEU:HD13	1.67	0.76
3:AH:3152:ASN:HD22	3:AH:3154:SER:HB2	1.49	0.76
17:B5:2040:VAL:HG12	17:B5:2041:ASN:H	1.48	0.76
16:B7:532:LYS:HB3	16:B7:533:PRO:HD3	1.68	0.76
17:A8:1549:THR:O	17:A8:1553:GLU:HB2	1.84	0.76
16:B4:746:ALA:O	16:B4:749:THR:HG22	1.85	0.76
17:B5:1924:ALA:O	17:B5:1926:LEU:HG	1.85	0.76
12:BL:5154:LEU:HD22	12:BL:5177:LEU:HD13	1.67	0.76
17:A8:2007:ARG:HD2	17:A8:2059:HIS:CD2	2.18	0.76
8:AD:1175:MET:HB2	8:AD:1186:LEU:HB2	1.67	0.76
9:AM:2001:THR:HG23	9:AM:2033:LYS:NZ	2.00	0.76
17:B5:1777:ARG:C	17:B5:1779:PRO:HD3	2.05	0.76
10:BJ:3002:ILE:HG21	10:BJ:3133:ALA:HB3	1.65	0.76
17:A8:2127:THR:C	17:A8:2129:GLU:H	1.87	0.76
16:A5:277:LYS:HE2	17:A6:1396:PRO:HG3	1.66	0.76
10:AN:3002:ILE:HG21	10:AN:3133:ALA:HB3	1.67	0.76
16:B7:746:ALA:O	16:B7:749:THR:HG22	1.84	0.76
3:BQ:3199:LYS:O	3:BQ:3201:THR:N	2.19	0.76
17:B5:1364:ILE:HD12	17:B5:1442:LEU:HD11	1.68	0.76
17:B5:1525:ARG:NE	17:B5:1532:ASN:HD21	1.84	0.76
14:BN:7153:ARG:HH11	14:BN:7153:ARG:HG3	1.49	0.76
4:AI:4022:TYR:O	4:AI:4025:GLU:HB2	1.85	0.76
17:B8:1373:VAL:HG13	17:B8:1376:LEU:H	1.50	0.76
17:B8:1916:LYS:O	17:B8:1917:HIS:HB2	1.85	0.76
5:BE:5055:THR:O	5:BE:5056:SER:HB2	1.86	0.76
7:BU:7080:LEU:HD12	7:BU:7132:GLY:HA3	1.68	0.76
16:A5:371:MET:HE2	16:A5:394:VAL:HG11	1.68	0.76
17:A6:1960:SER:HB2	17:A6:1963:GLN:HG3	1.66	0.76
14:AR:7002:SER:HB3	14:AR:7139:GLY:H	1.51	0.76
17:A8:1238:GLN:OE1	17:A8:1248:THR:HG22	1.85	0.75

Continued on next page...

Continued from previous page...

Atom-1	Atom-2	Distance(Å)	Clash(Å)
10:AN:3029:ASN:H	10:AN:3029:ASN:ND2	1.83	0.75
17:B5:1981:GLN:HG3	17:B5:1981:GLN:O	1.87	0.75
11:BY:4036:GLN:HG3	11:BY:4188:ILE:HD12	1.67	0.75
17:B8:2127:THR:C	17:B8:2129:GLU:H	1.88	0.75
5:BS:5023:GLN:HA	5:BS:5023:GLN:HE21	1.51	0.75
12:A2:5004:LEU:HD12	12:A2:5161:ILE:HD11	1.68	0.75
17:A6:1156:PHE:O	17:A6:1163:LYS:HB3	1.87	0.75
17:A6:1793:PRO:HA	17:A6:1878:TYR:CE2	2.22	0.75
17:A8:1817:ILE:HG22	17:A8:1818:SER:H	1.51	0.75
5:AJ:5023:GLN:HE21	5:AJ:5023:GLN:HA	1.50	0.75
11:AO:4037:LEU:O	11:AO:4038:SER:HB3	1.86	0.75
16:B7:543:LYS:HG3	16:B7:603:TYR:CE1	2.21	0.75
17:A6:1373:VAL:HG13	17:A6:1376:LEU:H	1.51	0.75
17:A8:1541:THR:HG23	17:A8:1546:PHE:HD2	1.52	0.75
17:A8:1643:ILE:HG22	17:A8:1644:SER:N	2.01	0.75
5:AJ:5085:ALA:HB2	5:AJ:5140:VAL:HG11	1.69	0.75
9:AY:2001:THR:HG23	9:AY:2033:LYS:NZ	2.02	0.75
17:B8:1156:PHE:O	17:B8:1163:LYS:HB3	1.86	0.75
17:A6:1238:GLN:OE1	17:A6:1248:THR:HG22	1.86	0.75
1:AC:1024:ARG:HG2	1:AC:1029:GLU:OE2	1.86	0.75
10:BX:3029:ASN:H	10:BX:3029:ASN:ND2	1.84	0.75
11:A1:4002:ILE:HB	11:A1:4017:SER:HB3	1.68	0.75
16:A7:449:GLU:HG3	16:A7:450:LYS:H	1.50	0.75
15:AF:144:LEU:HD21	16:A7:263:LEU:HD21	1.68	0.75
7:AL:7080:LEU:HD12	7:AL:7132:GLY:HA3	1.68	0.75
16:B4:266:VAL:HG21	17:B5:1410:LEU:HD13	1.68	0.75
4:BD:4046:CYS:O	4:BD:4047:GLU:HB2	1.87	0.75
2:BP:2166:LYS:HE2	2:BP:2201:GLU:OE2	1.87	0.75
4:BR:4086:ILE:O	4:BR:4090:ARG:HD2	1.87	0.75
17:A8:1916:LYS:O	17:A8:1917:HIS:HB2	1.86	0.74
10:AZ:3002:ILE:HG21	10:AZ:3133:ALA:HB3	1.69	0.74
17:B8:1793:PRO:HA	17:B8:1878:TYR:CE2	2.22	0.74
17:B8:1981:GLN:O	17:B8:1981:GLN:HG3	1.87	0.74
17:A8:1541:THR:HG23	17:A8:1546:PHE:CD2	2.22	0.74
17:B8:1541:THR:HG23	17:B8:1546:PHE:HD2	1.51	0.74
17:B8:1817:ILE:HG22	17:B8:1818:SER:H	1.52	0.74
16:A7:929:THR:HA	16:A7:1028:LEU:HD12	1.68	0.74
3:BQ:3152:ASN:HD22	3:BQ:3154:SER:HB2	1.50	0.74
17:A6:1569:TYR:HD2	17:A6:1569:TYR:H	1.34	0.74
16:A7:620:LEU:HD21	16:A7:661:HIS:CD2	2.22	0.74
2:BB:2166:LYS:HE2	2:BB:2201:GLU:OE2	1.86	0.74
13:A3:6043:MET:HE2	13:A3:6056:VAL:HA	1.69	0.74

Continued on next page...

Continued from previous page...

Atom-1	Atom-2	Distance(Å)	Clash(Å)
16:A7:277:LYS:HE2	17:A8:1396:PRO:HG3	1.68	0.74
17:A8:1416:THR:C	17:A8:1418:ASN:H	1.90	0.74
17:A8:1924:ALA:O	17:A8:1926:LEU:HG	1.86	0.74
4:AI:4034:VAL:HG23	4:AI:4163:THR:HB	1.69	0.74
13:B1:6014:LEU:HD13	13:B1:6034:VAL:HG12	1.69	0.74
16:A5:280:ARG:HH11	16:A5:280:ARG:HG3	1.52	0.74
16:A5:663:THR:HG21	16:A5:747:SER:O	1.88	0.74
13:AQ:6014:LEU:HD13	13:AQ:6034:VAL:CG1	2.17	0.74
15:B3:127:PRO:HG3	16:B4:969:TRP:CD2	2.23	0.74
1:BO:1024:ARG:HG2	1:BO:1029:GLU:OE2	1.88	0.74
6:BT:6003:ARG:HB2	16:B7:636:HIS:CE1	2.22	0.74
6:BT:6003:ARG:HB2	16:B7:636:HIS:HE1	1.53	0.74
16:A5:449:GLU:HG3	16:A5:450:LYS:H	1.53	0.74
16:A5:661:HIS:CE1	16:A5:717:VAL:HG13	2.23	0.74
8:AB:1029:ARG:HD2	14:A4:7211:TRP:CZ3	2.22	0.74
17:B5:1274:SER:H	17:B5:1277:GLU:HB2	1.51	0.74
3:AH:3070:ASN:ND2	3:AH:3072:LYS:N	2.30	0.74
17:B8:1960:SER:HB2	17:B8:1963:GLN:HG3	1.69	0.74
8:AB:1175:MET:HB2	8:AB:1186:LEU:HB2	1.69	0.74
17:B5:1916:LYS:O	17:B5:1917:HIS:HB2	1.85	0.74
17:B5:2127:THR:C	17:B5:2129:GLU:H	1.87	0.74
17:A6:1916:LYS:O	17:A6:1917:HIS:HB2	1.86	0.74
17:B5:1156:PHE:O	17:B5:1163:LYS:HB3	1.87	0.74
1:BA:1024:ARG:HG2	1:BA:1029:GLU:OE2	1.87	0.74
8:BV:1174:ARG:CG	8:BV:1174:ARG:HH11	2.00	0.74
5:AV:5023:GLN:HA	5:AV:5023:GLN:HE21	1.51	0.73
16:B7:543:LYS:HG3	16:B7:603:TYR:HE1	1.51	0.73
17:A6:1416:THR:C	17:A6:1418:ASN:H	1.91	0.73
17:A8:2128:GLU:OE1	17:A8:2128:GLU:HA	1.88	0.73
16:B4:280:ARG:HG3	16:B4:280:ARG:HH11	1.53	0.73
8:BV:1002:SER:HB2	8:BV:1169:SER:OG	1.88	0.73
17:A8:1636:PHE:HE2	17:A8:1677:ILE:CG1	1.96	0.73
17:A8:1952:VAL:HG11	17:A8:1971:ILE:HD11	1.70	0.73
6:AW:6181:LYS:HA	6:AW:6181:LYS:HE2	1.68	0.73
14:B2:7002:SER:HB3	14:B2:7139:GLY:H	1.53	0.73
17:B5:1238:GLN:OE1	17:B5:1248:THR:HG22	1.87	0.73
11:AO:401:MET:HG2	11:AO:4001:ASP:HB3	1.70	0.73
5:BE:5023:GLN:HE21	5:BE:5023:GLN:HA	1.53	0.73
13:B1:603:ASN:HD22	13:B1:604:PRO:HD2	1.51	0.73
17:B8:1541:THR:HG23	17:B8:1546:PHE:CD2	2.22	0.73
4:BD:4034:VAL:HG23	4:BD:4163:THR:HB	1.69	0.73
12:BL:5148:LEU:HB3	12:BL:5153:ALA:HB2	1.70	0.73

Continued on next page...

Continued from previous page...

Atom-1	Atom-2	Distance(Å)	Clash(Å)
4:BR:4046:CYS:O	4:BR:4047:GLU:HB2	1.88	0.73
12:BZ:5148:LEU:HB3	12:BZ:5153:ALA:HB2	1.69	0.73
6:AW:6071:GLY:HA3	6:AW:6222:PHE:CE1	2.24	0.73
16:B7:1004:HIS:O	16:B7:1006:SER:N	2.22	0.73
14:BN:7008:TYR:CE2	14:BN:7162:VAL:HG22	2.22	0.73
4:AU:4047:GLU:CG	4:AU:4048:ARG:H	2.02	0.73
16:B4:1004:HIS:O	16:B4:1006:SER:N	2.22	0.73
14:BN:704:PRO:HG3	14:BN:7103:TRP:CD1	2.24	0.73
17:A8:1569:TYR:H	17:A8:1569:TYR:HD2	1.36	0.73
16:B4:277:LYS:HE2	17:B5:1396:PRO:HG3	1.69	0.73
3:BC:3070:ASN:ND2	3:BC:3072:LYS:N	2.34	0.73
11:BK:4036:GLN:HG3	11:BK:4188:ILE:HD12	1.68	0.73
14:A4:7002:SER:HB3	14:A4:7139:GLY:H	1.54	0.72
16:B7:449:GLU:HG3	16:B7:450:LYS:H	1.54	0.72
4:AI:4086:ILE:O	4:AI:4090:ARG:HD2	1.88	0.72
17:B5:1960:SER:HB2	17:B5:1963:GLN:HG3	1.71	0.72
17:B8:1819:ASP:HB2	17:B8:1822:THR:OG1	1.89	0.72
6:BF:6003:ARG:HB2	16:B4:636:HIS:HE1	1.51	0.72
3:AH:3199:LYS:O	3:AH:3201:THR:N	2.19	0.72
4:AI:4063:LYS:HD2	4:AI:4211:GLU:HB2	1.69	0.72
7:AX:7121:ALA:HA	7:AX:7124:LEU:HD12	1.72	0.72
13:B1:6014:LEU:HD13	13:B1:6034:VAL:CG1	2.19	0.72
13:B1:6043:MET:CE	13:B1:6056:VAL:HA	2.19	0.72
17:B5:1793:PRO:HA	17:B5:1878:TYR:CE2	2.24	0.72
16:B7:277:LYS:HE2	17:B8:1396:PRO:HG3	1.70	0.72
4:BR:4167:ASN:HB2	4:BR:4202:VAL:CG1	2.19	0.72
16:A5:889:LEU:HD23	16:A5:927:LEU:HD21	1.71	0.72
17:A6:1495:HIS:HD2	17:A6:1497:GLU:H	1.37	0.72
4:AI:4033:ALA:HA	4:AI:4046:CYS:HB3	1.72	0.72
11:AO:4036:GLN:HG3	11:AO:4188:ILE:HD12	1.69	0.72
14:B2:7133:THR:HG21	14:B2:7148:ARG:HG3	1.70	0.72
1:BO:1046:ARG:HG3	1:BO:1167:LYS:O	1.88	0.72
16:B7:988:SER:O	16:B7:992:ILE:HG13	1.90	0.72
8:BH:1175:MET:HB2	8:BH:1186:LEU:HB2	1.70	0.72
11:A1:4037:LEU:O	11:A1:4038:SER:HB3	1.90	0.72
16:A5:543:LYS:HG3	16:A5:603:TYR:HE1	1.54	0.72
17:A6:2114:ARG:HD3	17:A6:2121:ASP:OD2	1.88	0.72
17:B5:1863:VAL:HG11	17:B5:1871:PHE:CE1	2.25	0.72
4:BR:4118:GLN:HE22	4:BR:4122:GLN:NE2	1.88	0.72
16:A7:280:ARG:HH11	16:A7:280:ARG:HG3	1.53	0.72
8:AB:1174:ARG:NH1	8:AB:1174:ARG:HG2	2.01	0.72
7:AX:7090:ARG:HG2	7:AX:7118:TYR:CD2	2.25	0.72

Continued on next page...

Continued from previous page...

Atom-1	Atom-2	Distance(Å)	Clash(Å)
16:B7:956:ASP:OD1	16:B7:958:ARG:HG2	1.89	0.72
16:A5:543:LYS:HG3	16:A5:603:TYR:CE1	2.24	0.72
16:A5:649:ILE:HD13	16:A5:691:ILE:HG13	1.72	0.72
17:B8:1416:THR:C	17:B8:1418:ASN:H	1.90	0.72
4:AI:4047:GLU:CG	4:AI:4048:ARG:H	2.02	0.72
17:B8:1643:ILE:HG22	17:B8:1644:SER:N	2.04	0.72
4:BD:4086:ILE:O	4:BD:4090:ARG:HD2	1.88	0.72
7:BG:7080:LEU:HD12	7:BG:7132:GLY:HA3	1.70	0.72
16:A5:837:LYS:HA	16:A5:892:TYR:CE2	2.25	0.72
16:A7:1004:HIS:O	16:A7:1006:SER:N	2.23	0.72
16:A7:266:VAL:HG13	17:A8:1406:ALA:O	1.89	0.72
4:AI:4046:CYS:O	4:AI:4047:GLU:HB2	1.89	0.72
17:B5:1243:VAL:CG1	17:B5:1246:PRO:HG3	2.19	0.72
5:BS:5055:THR:O	5:BS:5056:SER:HB2	1.90	0.72
17:A6:1459:LYS:C	17:A6:1461:ARG:H	1.92	0.71
17:A6:1713:ASN:ND2	17:A6:1716:ALA:H	1.87	0.71
16:A7:988:SER:O	16:A7:992:ILE:HG13	1.90	0.71
4:AI:4167:ASN:HB2	4:AI:4202:VAL:CG1	2.20	0.71
12:AP:5148:LEU:HB3	12:AP:5153:ALA:HB2	1.69	0.71
13:AQ:601:GLN:HG2	13:AQ:602:PHE:N	2.04	0.71
17:B8:1450:LEU:HD21	17:B8:1490:GLN:NE2	2.05	0.71
17:B8:1468:VAL:O	17:B8:1472:GLN:HG3	1.90	0.71
6:BF:6179:PHE:HA	6:BF:6182:ILE:HG13	1.72	0.71
13:BM:6014:LEU:HD13	13:BM:6034:VAL:CG1	2.20	0.71
13:A3:6014:LEU:HD13	13:A3:6034:VAL:CG1	2.19	0.71
12:AP:5004:LEU:HD11	12:AP:5015:ALA:HB3	1.73	0.71
16:B4:543:LYS:HE3	16:B4:603:TYR:OH	1.89	0.71
17:B8:2007:ARG:HD2	17:B8:2059:HIS:CD2	2.23	0.71
6:BT:6211:LEU:HD12	6:BT:6212:SER:H	1.55	0.71
17:A8:1863:VAL:HG11	17:A8:1871:PHE:CE1	2.25	0.71
1:AA:1024:ARG:HG2	1:AA:1029:GLU:OE2	1.90	0.71
14:AR:7008:TYR:CE2	14:AR:7162:VAL:HG22	2.25	0.71
14:B2:7153:ARG:HH11	14:B2:7153:ARG:HG3	1.53	0.71
5:BS:5085:ALA:HB2	5:BS:5140:VAL:HG11	1.72	0.71
16:A5:543:LYS:HE3	16:A5:603:TYR:OH	1.90	0.71
10:AN:3140:MET:HE3	10:AN:3144:LEU:HD11	1.73	0.71
17:B8:1495:HIS:HD2	17:B8:1497:GLU:H	1.38	0.71
10:BJ:3029:ASN:N	10:BJ:3029:ASN:HD22	1.79	0.71
17:B5:1450:LEU:HD21	17:B5:1490:GLN:NE2	2.04	0.71
17:B5:2007:ARG:HD2	17:B5:2059:HIS:CD2	2.21	0.71
17:B8:1952:VAL:HG11	17:B8:1971:ILE:HD11	1.72	0.71
3:BC:3062:SER:HB3	3:BC:3064:GLU:HB3	1.72	0.71

Continued on next page...

Continued from previous page...

Atom-1	Atom-2	Distance(Å)	Clash(Å)
16:A5:943:LYS:O	16:A5:945:PRO:HD3	1.91	0.71
17:A6:1541:THR:HG23	17:A6:1546:PHE:HD2	1.55	0.71
13:AQ:602:PHE:CE1	14:AR:7101:PRO:HG3	2.25	0.71
17:B5:1416:THR:C	17:B5:1418:ASN:H	1.93	0.71
10:BX:307:ASN:HA	10:BX:3021:GLY:O	1.90	0.71
17:A6:1541:THR:HG23	17:A6:1546:PHE:CD2	2.26	0.71
15:AE:127:PRO:HG3	16:A5:969:TRP:CD2	2.26	0.71
9:AM:2018:THR:HB	9:AM:2030:ASN:HD22	1.55	0.71
16:B4:449:GLU:HG3	16:B4:450:LYS:H	1.53	0.71
4:BR:4047:GLU:CG	4:BR:4048:ARG:H	2.03	0.71
17:A6:1713:ASN:HD22	17:A6:1716:ALA:H	1.36	0.71
17:A8:1156:PHE:O	17:A8:1163:LYS:HB3	1.91	0.71
15:B6:144:LEU:HD21	16:B7:263:LEU:HD21	1.73	0.71
17:B8:1924:ALA:O	17:B8:1926:LEU:HG	1.89	0.71
17:A8:1817:ILE:HG22	17:A8:1818:SER:N	2.06	0.71
10:AN:3029:ASN:HD22	10:AN:3029:ASN:N	1.78	0.71
4:AU:4167:ASN:HB2	4:AU:4202:VAL:CG1	2.20	0.71
6:AW:6211:LEU:HD12	6:AW:6212:SER:H	1.55	0.71
17:B5:1495:HIS:HD2	17:B5:1497:GLU:H	1.36	0.71
17:B5:1569:TYR:H	17:B5:1569:TYR:HD2	1.38	0.71
16:B7:266:VAL:HG13	17:B8:1406:ALA:O	1.90	0.71
15:AE:144:LEU:HD21	16:A5:263:LEU:HD21	1.72	0.70
16:A5:266:VAL:HG21	17:A6:1410:LEU:HD13	1.72	0.70
17:A6:1775:GLU:O	17:A6:1776:PHE:HB2	1.91	0.70
17:A8:2114:ARG:HD3	17:A8:2121:ASP:OD2	1.91	0.70
16:B4:929:THR:HA	16:B4:1028:LEU:HD12	1.71	0.70
17:B5:1541:THR:HG23	17:B5:1546:PHE:HD2	1.56	0.70
17:B8:2078:LEU:HD13	17:B8:2114:ARG:NH1	2.06	0.70
4:BR:4063:LYS:HD2	4:BR:4211:GLU:HB2	1.72	0.70
5:AJ:5055:THR:O	5:AJ:5056:SER:HB2	1.91	0.70
13:AQ:6186:HIS:HD2	13:AQ:6188:GLN:H	1.40	0.70
3:AT:3062:SER:HB3	3:AT:3064:GLU:HB3	1.72	0.70
5:AV:5209:GLU:OE2	17:A8:1962:ASN:HB2	1.92	0.70
7:AX:7007:TYR:HD2	7:AX:7007:TYR:H	1.36	0.70
17:B5:1952:VAL:HG11	17:B5:1971:ILE:HD11	1.73	0.70
17:B8:1569:TYR:H	17:B8:1569:TYR:HD2	1.36	0.70
8:BH:1174:ARG:NH1	8:BH:1174:ARG:HG2	2.03	0.70
8:BV:1175:MET:HB2	8:BV:1186:LEU:HB2	1.71	0.70
12:BZ:5004:LEU:HD12	12:BZ:5161:ILE:HD11	1.72	0.70
4:BD:4047:GLU:CG	4:BD:4048:ARG:H	2.04	0.70
12:BL:5004:LEU:HD12	12:BL:5161:ILE:HD11	1.72	0.70
7:BU:7007:TYR:H	7:BU:7007:TYR:HD2	1.37	0.70

Continued on next page...

Continued from previous page...

Atom-1	Atom-2	Distance(Å)	Clash(Å)
12:A2:5145:LYS:HB2	12:A2:5148:LEU:HD13	1.73	0.70
16:A7:371:MET:HE2	16:A7:394:VAL:HG11	1.74	0.70
3:AH:3062:SER:HB3	3:AH:3064:GLU:HB3	1.72	0.70
7:AX:7080:LEU:HD12	7:AX:7132:GLY:HA3	1.74	0.70
16:B4:371:MET:HE2	16:B4:394:VAL:HG11	1.72	0.70
16:B7:280:ARG:HG3	16:B7:280:ARG:HH11	1.56	0.70
17:B8:1238:GLN:OE1	17:B8:1248:THR:HG22	1.89	0.70
3:BQ:3062:SER:HB3	3:BQ:3064:GLU:HB3	1.73	0.70
16:A5:951:GLY:O	16:A5:953:LEU:N	2.23	0.70
17:A6:1375:GLU:O	17:A6:1376:LEU:HB2	1.92	0.70
17:A6:1643:ILE:HG22	17:A6:1644:SER:N	2.05	0.70
17:A8:1463:PHE:HB3	17:A8:1467:PHE:HE1	1.56	0.70
17:A8:1713:ASN:HD22	17:A8:1716:ALA:H	1.39	0.70
5:BE:5201:LEU:HD21	5:BE:5219:LEU:HD11	1.73	0.70
7:BG:7121:ALA:HA	7:BG:7124:LEU:HD12	1.73	0.70
16:A7:543:LYS:HE3	16:A7:603:TYR:OH	1.91	0.70
17:A8:1274:SER:H	17:A8:1277:GLU:HB2	1.57	0.70
6:AW:6071:GLY:HA3	6:AW:6222:PHE:CZ	2.27	0.70
6:AW:6175:THR:HG22	6:AW:6179:PHE:HD2	1.56	0.70
16:B4:382:THR:HG22	16:B4:386:VAL:HG23	1.72	0.70
4:BD:4167:ASN:HB2	4:BD:4202:VAL:CG1	2.21	0.70
7:BG:7094:GLU:CG	7:BG:7114:ARG:HH11	2.01	0.70
16:A7:806:TRP:HH2	16:A7:843:LEU:HD23	1.57	0.70
1:AA:1129:THR:HG22	2:AG:2128:ARG:HH21	1.56	0.70
1:AC:1046:ARG:HG3	1:AC:1167:LYS:O	1.91	0.70
12:AP:5004:LEU:HD12	12:AP:5161:ILE:HD11	1.73	0.70
14:AR:7171:ASN:HD22	14:AR:7174:ARG:HH21	1.40	0.70
4:AU:4046:CYS:O	4:AU:4047:GLU:HB2	1.89	0.70
17:A6:1243:VAL:HG12	17:A6:1246:PRO:HG3	1.72	0.70
4:AU:4063:LYS:HD2	4:AU:4211:GLU:HB2	1.72	0.70
17:B5:1541:THR:HG23	17:B5:1546:PHE:CD2	2.27	0.70
17:B5:1817:ILE:HG22	17:B5:1818:SER:H	1.57	0.70
4:BD:4063:LYS:HD2	4:BD:4211:GLU:HB2	1.73	0.70
9:BI:2018:THR:HG21	9:BI:2172:ASN:HB2	1.72	0.70
13:BM:6100:THR:HG23	13:BM:6116:PHE:HB2	1.72	0.70
17:A8:1243:VAL:CG1	17:A8:1246:PRO:HG3	2.20	0.70
1:AC:1129:THR:HG22	2:AS:2128:ARG:HH21	1.55	0.70
8:AD:1174:ARG:NH1	8:AD:1174:ARG:HG2	1.98	0.70
14:A4:7019:LEU:HD11	14:A4:7026:LEU:HB3	1.74	0.70
6:AK:6003:ARG:HB2	16:A5:636:HIS:HE1	1.54	0.70
17:A8:1659:CYS:HB2	17:A8:1677:ILE:HG21	1.74	0.70
14:AR:7211:TRP:CZ3	8:AD:1029:ARG:HD2	2.27	0.70

Continued on next page...

Continued from previous page...

Atom-1	Atom-2	Distance(Å)	Clash(Å)
17:B8:1243:VAL:CG1	17:B8:1246:PRO:HG3	2.20	0.70
4:BR:4167:ASN:HB2	4:BR:4202:VAL:HG11	1.73	0.70
9:BW:2018:THR:HG21	9:BW:2172:ASN:HB2	1.74	0.70
16:A5:1004:HIS:O	16:A5:1006:SER:N	2.25	0.69
17:A8:1471:ILE:HD12	17:A8:1480:ASP:H	1.57	0.69
15:AF:127:PRO:HG3	16:A7:969:TRP:CD2	2.27	0.69
9:AM:2194:ASN:HD21	13:A3:6213:ASP:HB3	1.57	0.69
6:AW:6077:LEU:HB2	6:AW:6129:GLY:O	1.92	0.69
16:B4:543:LYS:HG3	16:B4:603:TYR:CE1	2.27	0.69
16:B4:780:GLN:NE2	17:B5:1230:ASP:H	1.88	0.69
4:BR:4033:ALA:HA	4:BR:4046:CYS:HB3	1.74	0.69
12:A2:5046:ALA:HB3	12:A2:5098:GLY:O	1.92	0.69
4:AU:4075:PHE:CE1	4:AU:4082:SER:HB3	2.27	0.69
7:AX:7094:GLU:CG	7:AX:7114:ARG:HH11	2.05	0.69
1:BA:1046:ARG:HG3	1:BA:1167:LYS:O	1.90	0.69
7:BG:7007:TYR:HD2	7:BG:7007:TYR:H	1.37	0.69
13:B1:6186:HIS:HD2	13:B1:6188:GLN:H	1.40	0.69
17:B5:1375:GLU:O	17:B5:1376:LEU:HB2	1.90	0.69
17:B5:1468:VAL:O	17:B5:1472:GLN:HG3	1.92	0.69
17:B5:1713:ASN:ND2	17:B5:1716:ALA:H	1.91	0.69
16:A5:280:ARG:NH1	16:A5:280:ARG:HG3	2.07	0.69
6:AK:6077:LEU:HB2	6:AK:6129:GLY:O	1.93	0.69
17:B5:1643:ILE:HG22	17:B5:1644:SER:N	2.06	0.69
17:B8:1713:ASN:HD22	17:B8:1716:ALA:H	1.39	0.69
6:BT:6175:THR:HG22	6:BT:6179:PHE:HD2	1.56	0.69
13:A3:6014:LEU:HD13	13:A3:6034:VAL:HG12	1.72	0.69
17:A6:1817:ILE:HG22	17:A6:1818:SER:N	2.06	0.69
5:AV:5008:TYR:HE2	6:AW:6007:ASP:OD2	1.75	0.69
17:B5:1713:ASN:HD22	17:B5:1716:ALA:H	1.38	0.69
1:BA:1072:ILE:HD13	1:BA:1082:VAL:HB	1.75	0.69
14:BN:7133:THR:HG21	14:BN:7148:ARG:HG3	1.73	0.69
12:A2:5148:LEU:HB3	12:A2:5153:ALA:HB2	1.73	0.69
17:A6:1952:VAL:HG11	17:A6:1971:ILE:HD11	1.73	0.69
17:A8:1375:GLU:O	17:A8:1376:LEU:HB2	1.92	0.69
13:AQ:601:GLN:HG2	13:AQ:602:PHE:H	1.56	0.69
16:B4:837:LYS:HA	16:B4:892:TYR:CE2	2.28	0.69
9:BI:2018:THR:HB	9:BI:2030:ASN:HD22	1.56	0.69
3:AH:3075:VAL:HG12	3:AH:3137:TYR:CD2	2.28	0.69
17:B5:1332:HIS:O	17:B5:1334:TYR:N	2.22	0.69
17:B5:2114:ARG:HD3	17:B5:2121:ASP:OD2	1.93	0.69
16:B7:884:ASN:ND2	17:B8:1227:ALA:HB3	2.07	0.69
17:B8:1459:LYS:C	17:B8:1461:ARG:H	1.94	0.69

Continued on next page...

Continued from previous page...

Atom-1	Atom-2	Distance(Å)	Clash(Å)
17:B8:1713:ASN:ND2	17:B8:1716:ALA:H	1.89	0.69
1:BO:1129:THR:HG22	2:BP:2128:ARG:HH21	1.56	0.69
17:A6:2007:ARG:HH11	17:A6:2059:HIS:CD2	2.11	0.69
16:B4:1000:LYS:O	16:B4:1002:PRO:HD3	1.93	0.69
17:B5:1373:VAL:HG13	17:B5:1376:LEU:H	1.57	0.69
3:BC:3215:THR:HG23	3:BC:3230:PHE:HE1	1.58	0.69
8:BH:1036:ARG:HD2	14:B2:7225:ILE:HD12	1.74	0.69
11:BY:4020:VAL:HG11	12:BZ:5122:LEU:HD11	1.75	0.69
13:A3:6043:MET:CE	13:A3:6056:VAL:HA	2.23	0.69
17:A6:1205:LEU:HD21	17:A6:1287:LEU:HD12	1.75	0.69
17:A6:1332:HIS:O	17:A6:1334:TYR:N	2.18	0.69
17:A6:1356:ASP:OD1	17:A6:1359:ASP:HB2	1.93	0.69
17:A6:1761:THR:C	17:A6:1763:LYS:H	1.97	0.69
16:A7:280:ARG:NH1	16:A7:280:ARG:HG3	2.08	0.69
17:A8:1495:HIS:HD2	17:A8:1497:GLU:H	1.39	0.69
16:B7:889:LEU:HD23	16:B7:927:LEU:HD21	1.75	0.69
16:B7:951:GLY:O	16:B7:953:LEU:N	2.23	0.69
14:BN:7019:LEU:HD11	14:BN:7026:LEU:HB3	1.74	0.69
6:AK:6128:TYR:O	6:AK:6149:PRO:HB3	1.93	0.69
10:AZ:3029:ASN:ND2	10:AZ:3029:ASN:H	1.86	0.69
17:B8:1375:GLU:O	17:B8:1376:LEU:HB2	1.93	0.69
1:BO:1072:ILE:HD13	1:BO:1082:VAL:HB	1.75	0.69
13:A3:6018:THR:HG21	13:A3:6030:TYR:HD1	1.55	0.69
16:A7:1000:LYS:O	16:A7:1002:PRO:HD3	1.93	0.69
5:AV:5001:MET:HG3	17:A8:2016:ASP:OD1	1.92	0.69
17:A8:2078:LEU:HD13	17:A8:2114:ARG:NH1	2.07	0.69
6:BF:6093:ASN:HD21	13:BM:6061:ASN:ND2	1.87	0.69
8:BH:1002:SER:HB2	8:BH:1169:SER:OG	1.93	0.69
17:A8:1160:THR:HB	17:A8:1162:GLU:HB2	1.75	0.68
1:AC:1123:ASN:O	1:AC:1127:ILE:HD12	1.92	0.68
17:B5:1819:ASP:HB2	17:B5:1822:THR:OG1	1.92	0.68
16:B7:837:LYS:HA	16:B7:892:TYR:CE2	2.28	0.68
15:B6:127:PRO:HG3	16:B7:969:TRP:CD2	2.28	0.68
14:BN:7219:GLY:HA3	14:BN:7223:GLN:HB3	1.74	0.68
9:BW:2018:THR:HB	9:BW:2030:ASN:HD22	1.56	0.68
1:AA:1110:TYR:OH	9:AM:2066:HIS:HE1	1.74	0.68
16:B7:806:TRP:HH2	16:B7:843:LEU:HD23	1.59	0.68
17:B8:1525:ARG:HD3	17:B8:1528:LYS:HD2	1.75	0.68
17:B8:2114:ARG:HD3	17:B8:2121:ASP:OD2	1.93	0.68
16:A7:837:LYS:HA	16:A7:892:TYR:CE2	2.28	0.68
3:AT:3070:ASN:HD22	3:AT:3071:ASP:N	1.92	0.68
9:AY:2018:THR:HB	9:AY:2030:ASN:HD22	1.57	0.68

Continued on next page...

Continued from previous page...

Atom-1	Atom-2	Distance(Å)	Clash(Å)
14:B2:7219:GLY:HA3	14:B2:7223:GLN:HB3	1.75	0.68
4:AI:4167:ASN:HB2	4:AI:4202:VAL:HG11	1.74	0.68
4:AU:4118:GLN:HE22	4:AU:4122:GLN:NE2	1.91	0.68
16:B7:943:LYS:O	16:B7:945:PRO:HD3	1.93	0.68
17:B8:1817:ILE:HG22	17:B8:1818:SER:N	2.09	0.68
11:BK:4052:THR:HG23	11:BK:4053:VAL:H	1.58	0.68
17:A8:1392:GLY:C	17:A8:1393:ILE:HG12	2.13	0.68
17:A8:1468:VAL:O	17:A8:1472:GLN:HG3	1.94	0.68
17:B5:1459:LYS:C	17:B5:1461:ARG:H	1.95	0.68
6:BT:6179:PHE:HA	6:BT:6182:ILE:HG13	1.76	0.68
16:A7:266:VAL:HG21	17:A8:1410:LEU:HD13	1.74	0.68
17:A8:1618:LEU:O	17:A8:1622:ASN:HB2	1.93	0.68
16:B7:382:THR:HG22	16:B7:386:VAL:HG23	1.76	0.68
17:B8:1397:SER:H	17:B8:1475:LEU:HB3	1.57	0.68
17:B8:1416:THR:HG22	17:B8:1419:LEU:HG	1.75	0.68
17:B8:1618:LEU:O	17:B8:1622:ASN:HB2	1.94	0.68
17:B8:1900:VAL:HG23	17:B8:1901:PRO:HD3	1.74	0.68
5:BE:5008:TYR:HE2	6:BF:6007:ASP:OD2	1.76	0.68
11:BK:4020:VAL:HG11	12:BL:5122:LEU:HD11	1.76	0.68
12:BL:5140:LEU:HD13	12:BL:5160:SER:OG	1.94	0.68
16:A5:929:THR:HA	16:A5:1028:LEU:HD12	1.74	0.68
17:A8:1238:GLN:NE2	17:A8:1251:ASN:HD22	1.92	0.68
17:A8:1364:ILE:HD12	17:A8:1442:LEU:HD11	1.76	0.68
17:B8:1557:PHE:CE2	17:B8:1734:ARG:HG2	2.29	0.68
17:B8:1775:GLU:O	17:B8:1776:PHE:HB2	1.94	0.68
17:B8:1863:VAL:HG11	17:B8:1871:PHE:CE1	2.28	0.68
13:BM:6043:MET:CE	13:BM:6056:VAL:HA	2.24	0.68
6:AK:6117:GLN:HE22	6:AK:6121:GLN:NE2	1.90	0.68
14:AR:7040:ASN:H	14:AR:7040:ASN:HD22	1.42	0.68
3:AT:3152:ASN:HD22	3:AT:3154:SER:CB	2.07	0.68
16:B4:943:LYS:O	16:B4:945:PRO:HD3	1.93	0.68
17:B8:1238:GLN:NE2	17:B8:1251:ASN:HD22	1.92	0.68
17:B8:2128:GLU:OE1	17:B8:2128:GLU:HA	1.92	0.68
14:BN:7002:SER:HB3	14:BN:7139:GLY:H	1.59	0.68
16:A5:623:LEU:HD22	16:A5:645:PHE:CD1	2.29	0.68
16:A5:806:TRP:HH2	16:A5:843:LEU:HD23	1.58	0.68
16:A5:884:ASN:ND2	17:A6:1227:ALA:HB3	2.09	0.68
17:A6:1450:LEU:HD21	17:A6:1490:GLN:NE2	2.09	0.68
17:A8:1332:HIS:O	17:A8:1334:TYR:N	2.22	0.68
5:AV:5055:THR:O	5:AV:5056:SER:HB2	1.94	0.68
8:BV:1174:ARG:HG2	8:BV:1174:ARG:NH1	2.01	0.68
5:AJ:5201:LEU:HD21	5:AJ:5219:LEU:HD11	1.76	0.68

Continued on next page...

Continued from previous page...

Atom-1	Atom-2	Distance(Å)	Clash(Å)
9:AM:2172:ASN:HD22	9:AM:2192:THR:HA	1.59	0.68
10:AN:3014:ILE:HG23	10:AN:3034:ILE:HD13	1.76	0.68
13:AQ:6043:MET:CE	13:AQ:6056:VAL:HA	2.22	0.68
14:AR:7225:ILE:HD12	8:AD:1036:ARG:HD2	1.76	0.68
14:B2:7019:LEU:HD11	14:B2:7026:LEU:HB3	1.76	0.68
15:B3:144:LEU:HD21	16:B4:263:LEU:HD21	1.75	0.68
17:B8:1468:VAL:HG21	17:B8:1505:SER:HB2	1.75	0.68
13:A3:6186:HIS:HD2	13:A3:6188:GLN:H	1.40	0.67
17:A6:1525:ARG:HD3	17:A6:1528:LYS:HD2	1.75	0.67
6:BF:6128:TYR:O	6:BF:6149:PRO:HB3	1.93	0.67
16:A5:1000:LYS:O	16:A5:1002:PRO:HD3	1.93	0.67
16:A5:654:MET:HE2	16:A5:654:MET:HA	1.76	0.67
1:AA:1046:ARG:HG3	1:AA:1167:LYS:O	1.94	0.67
8:AD:1067:THR:HA	8:AD:1071:GLY:O	1.95	0.67
17:A6:1160:THR:HB	17:A6:1162:GLU:HB2	1.75	0.67
17:A6:1397:SER:H	17:A6:1475:LEU:HB3	1.59	0.67
17:A8:1466:ARG:HD3	17:A8:1466:ARG:C	2.14	0.67
17:A8:1525:ARG:HD3	17:A8:1528:LYS:HD2	1.77	0.67
1:AC:1072:ILE:HD13	1:AC:1082:VAL:HB	1.75	0.67
6:AW:6179:PHE:HA	6:AW:6182:ILE:HG13	1.75	0.67
17:B5:2128:GLU:OE1	17:B5:2128:GLU:HA	1.92	0.67
4:BD:4167:ASN:HB2	4:BD:4202:VAL:HG11	1.77	0.67
4:BR:4075:PHE:CE1	4:BR:4082:SER:HB3	2.29	0.67
6:BT:6077:LEU:HB2	6:BT:6129:GLY:O	1.94	0.67
17:A8:1760:GLN:C	17:A8:1762:SER:H	1.97	0.67
5:AJ:5008:TYR:HE2	6:AK:6007:ASP:OD2	1.77	0.67
17:B8:1954:SER:O	17:B8:1957:VAL:HB	1.95	0.67
4:AI:4075:PHE:CE1	4:AI:4082:SER:HB3	2.29	0.67
17:B5:1525:ARG:HD3	17:B5:1528:LYS:HD2	1.77	0.67
6:BT:6203:ASP:HB3	17:B8:2045:SER:HB2	1.75	0.67
10:BJ:3029:ASN:ND2	10:BJ:3029:ASN:H	1.87	0.67
17:A6:1863:VAL:HG11	17:A6:1871:PHE:CE1	2.29	0.67
8:AD:1001:ALA:HB1	8:AD:1033:LYS:HZ2	1.60	0.67
6:AK:6078:ALA:HB3	6:AK:6079:PRO:HD3	1.74	0.67
4:AU:4167:ASN:HB2	4:AU:4202:VAL:HG11	1.76	0.67
16:B4:376:SER:HB3	17:B5:1577:ARG:HB2	1.77	0.67
4:BD:4033:ALA:HA	4:BD:4046:CYS:HB3	1.76	0.67
13:BM:6186:HIS:HD2	13:BM:6188:GLN:H	1.42	0.67
16:A7:382:THR:HG22	16:A7:386:VAL:HG23	1.77	0.67
14:AR:7133:THR:HG21	14:AR:7148:ARG:HG3	1.76	0.67
16:B7:785:LEU:O	16:B7:789:MET:HG3	1.95	0.67
17:B8:1917:HIS:HB3	17:B8:1920:VAL:HG23	1.76	0.67

Continued on next page...

Continued from previous page...

Atom-1	Atom-2	Distance(Å)	Clash(Å)
10:BX:3140:MET:HE3	10:BX:3144:LEU:HD11	1.75	0.67
16:A5:266:VAL:HG13	17:A6:1406:ALA:O	1.94	0.67
8:AB:1001:ALA:HB1	8:AB:1033:LYS:HZ2	1.60	0.67
6:AK:6179:PHE:HA	6:AK:6182:ILE:HG13	1.77	0.67
17:B5:1356:ASP:OD1	17:B5:1359:ASP:HB2	1.95	0.67
17:B5:1775:GLU:O	17:B5:1776:PHE:HB2	1.95	0.67
16:B7:328:ASP:HB2	17:B8:1582:MET:SD	2.34	0.67
16:B7:884:ASN:HD21	17:B8:1227:ALA:HB3	1.60	0.67
17:B8:1356:ASP:OD1	17:B8:1359:ASP:HB2	1.95	0.67
17:A6:1556:ASN:HD21	17:A6:1559:ASN:C	1.99	0.67
17:A8:1954:SER:O	17:A8:1957:VAL:HB	1.94	0.67
3:AH:3225:VAL:O	3:AH:3225:VAL:HG12	1.94	0.67
16:B4:280:ARG:HG3	16:B4:280:ARG:NH1	2.08	0.67
17:B5:1217:GLN:HG3	17:B5:1219:THR:HG23	1.76	0.67
16:B7:266:VAL:HG21	17:B8:1410:LEU:HD13	1.77	0.67
17:B8:1160:THR:HB	17:B8:1162:GLU:HB2	1.76	0.67
17:A6:1468:VAL:O	17:A6:1472:GLN:HG3	1.94	0.67
17:A6:1557:PHE:CE2	17:A6:1734:ARG:HG2	2.30	0.67
15:AF:144:LEU:HD11	16:A7:259:LEU:HD21	1.77	0.67
17:B5:1160:THR:HB	17:B5:1162:GLU:HB2	1.77	0.67
13:BM:6014:LEU:HD13	13:BM:6034:VAL:HG12	1.77	0.67
17:A8:1463:PHE:HB3	17:A8:1467:PHE:CE1	2.29	0.66
17:B5:1466:ARG:C	17:B5:1466:ARG:HD3	2.15	0.66
5:BS:5201:LEU:CD2	5:BS:5219:LEU:HD11	2.25	0.66
11:A1:4020:VAL:HG11	12:A2:5122:LEU:HD11	1.78	0.66
17:A6:1917:HIS:HB3	17:A6:1920:VAL:HG23	1.76	0.66
16:A7:654:MET:HA	16:A7:654:MET:HE2	1.76	0.66
17:A8:1459:LYS:C	17:A8:1461:ARG:H	1.96	0.66
9:AM:2220:ILE:H	9:AM:2220:ILE:HD12	1.60	0.66
13:AQ:6213:ASP:HB3	9:AY:2194:ASN:HD21	1.59	0.66
16:B7:623:LEU:HD22	16:B7:645:PHE:CD1	2.30	0.66
17:B8:1396:PRO:HA	17:B8:1475:LEU:CD2	2.19	0.66
16:A5:382:THR:HG22	16:A5:386:VAL:HG23	1.76	0.66
17:A6:1364:ILE:HD12	17:A6:1442:LEU:HD11	1.77	0.66
16:A5:376:SER:HB3	17:A6:1577:ARG:HB2	1.76	0.66
17:A8:1397:SER:H	17:A8:1475:LEU:HB3	1.60	0.66
3:AH:3070:ASN:C	3:AH:3070:ASN:ND2	2.46	0.66
10:AZ:3188:LYS:HE2	10:AZ:3190:TYR:HE1	1.60	0.66
16:B7:649:ILE:HD13	16:B7:691:ILE:HG13	1.76	0.66
3:BC:3199:LYS:O	3:BC:3201:THR:N	2.25	0.66
4:BD:4073:LEU:HD12	4:BD:4135:ILE:HG12	1.77	0.66
3:BQ:3053:THR:H	3:BQ:3210:ARG:HH22	1.43	0.66

Continued on next page...

Continued from previous page...

Atom-1	Atom-2	Distance(Å)	Clash(Å)
3:BQ:3070:ASN:HD22	3:BQ:3071:ASP:N	1.92	0.66
6:AK:6175:THR:HG22	6:AK:6179:PHE:HD2	1.61	0.66
4:AU:4048:ARG:CG	4:AU:4049:ARG:H	2.09	0.66
10:BJ:3140:MET:HE3	10:BJ:3144:LEU:HD11	1.75	0.66
2:BP:2085:LEU:O	2:BP:2089:SER:HB2	1.94	0.66
4:BR:4073:LEU:HD12	4:BR:4135:ILE:HG12	1.78	0.66
17:A6:2078:LEU:HD13	17:A6:2114:ARG:NH1	2.11	0.66
16:A7:403:LYS:O	16:A7:406:ASP:HB2	1.94	0.66
16:B4:951:GLY:O	16:B4:953:LEU:N	2.21	0.66
4:BD:4075:PHE:CE1	4:BD:4082:SER:HB3	2.31	0.66
16:A7:277:LYS:CE	17:A8:1396:PRO:HG3	2.26	0.66
4:AI:4118:GLN:HE22	4:AI:4122:GLN:NE2	1.94	0.66
9:AM:2018:THR:HG21	9:AM:2172:ASN:HB2	1.77	0.66
17:B8:1150:TYR:HB2	17:B8:1267:HIS:NE2	2.11	0.66
9:BI:2001:THR:HG23	9:BI:2033:LYS:NZ	2.10	0.66
17:A6:1416:THR:HG22	17:A6:1419:LEU:HG	1.76	0.66
17:A8:1450:LEU:HD21	17:A8:1490:GLN:NE2	2.11	0.66
8:AD:1055:ILE:HD11	8:AD:1093:LEU:HD13	1.78	0.66
4:AI:4049:ARG:HH12	4:AI:4166:ARG:HH22	1.44	0.66
13:AQ:6018:THR:HG21	13:AQ:6030:TYR:HD1	1.59	0.66
3:BC:3224:GLU:HG2	3:BC:3225:VAL:H	1.61	0.66
17:A6:1392:GLY:C	17:A6:1393:ILE:HG12	2.15	0.66
17:A6:1900:VAL:HG23	17:A6:1901:PRO:HD3	1.77	0.66
16:A7:951:GLY:O	16:A7:953:LEU:N	2.23	0.66
4:AI:4162:GLN:HG3	4:AI:4163:THR:N	2.10	0.66
13:AQ:6077:ILE:HG23	13:AQ:6078:ASN:N	2.10	0.66
16:B4:620:LEU:HD21	16:B4:661:HIS:CD2	2.31	0.66
16:B4:623:LEU:HD22	16:B4:645:PHE:CD1	2.31	0.66
16:B4:661:HIS:CE1	16:B4:717:VAL:HG13	2.31	0.66
17:B5:1618:LEU:O	17:B5:1622:ASN:HB2	1.95	0.66
16:B7:371:MET:HE2	16:B7:394:VAL:HG11	1.78	0.66
16:B7:661:HIS:CE1	16:B7:717:VAL:HG13	2.31	0.66
6:BF:6175:THR:HG22	6:BF:6179:PHE:HD2	1.60	0.66
11:BK:4052:THR:HG23	11:BK:4053:VAL:N	2.11	0.66
11:BK:4105:GLY:HA2	11:BK:4183:VAL:HG11	1.77	0.66
17:A6:1186:LEU:HD23	17:A6:1204:LEU:CD1	2.26	0.66
16:B4:649:ILE:HD13	16:B4:691:ILE:HG13	1.77	0.66
17:B5:1659:CYS:HB2	17:B5:1677:ILE:HG21	1.78	0.66
17:B8:1332:HIS:O	17:B8:1334:TYR:N	2.23	0.66
12:BZ:5145:LYS:HB2	12:BZ:5148:LEU:HD13	1.78	0.66
16:A7:661:HIS:CE1	16:A7:717:VAL:HG13	2.31	0.66
16:A7:991:CYS:HB3	16:A7:1019:MET:HE2	1.78	0.66

Continued on next page...

Continued from previous page...

Atom-1	Atom-2	Distance(Å)	Clash(Å)
17:A8:1713:ASN:ND2	17:A8:1716:ALA:H	1.93	0.66
8:AD:1002:SER:HB2	8:AD:1169:SER:OG	1.95	0.66
13:B1:603:ASN:HD22	13:B1:604:PRO:CD	2.08	0.66
16:B4:266:VAL:HG13	17:B5:1406:ALA:O	1.95	0.66
17:B8:1471:ILE:HD12	17:B8:1480:ASP:H	1.59	0.66
16:A7:649:ILE:HD13	16:A7:691:ILE:HG13	1.76	0.65
16:A7:772:ASP:H	16:A7:775:VAL:HG23	1.60	0.65
16:A7:780:GLN:NE2	17:A8:1230:ASP:H	1.94	0.65
17:A8:1557:PHE:CE2	17:A8:1734:ARG:HG2	2.31	0.65
9:AY:2018:THR:HG21	9:AY:2172:ASN:HB2	1.76	0.65
10:AZ:307:ASN:HB3	10:AZ:3020:LEU:HD22	1.77	0.65
17:B8:1644:SER:HB3	17:B8:1687:PHE:HE2	1.59	0.65
3:BQ:3075:VAL:HG12	3:BQ:3137:TYR:CD2	2.31	0.65
11:BY:4066:TYR:CE1	11:BY:4074:LEU:HG	2.30	0.65
16:A7:943:LYS:O	16:A7:945:PRO:HD3	1.95	0.65
4:AI:4181:ARG:NH2	5:AJ:5060:GLU:HB3	2.10	0.65
7:AL:7011:ASN:ND2	7:AL:7130:PRO:HD3	2.09	0.65
10:AN:3003:VAL:HG22	10:AN:3016:CYS:HB3	1.78	0.65
3:BQ:3224:GLU:HG2	3:BQ:3225:VAL:H	1.62	0.65
17:A8:1775:GLU:O	17:A8:1776:PHE:HB2	1.94	0.65
1:AC:1087:ILE:HG22	1:AC:1088:PRO:HD3	1.78	0.65
3:AH:3053:THR:H	3:AH:3210:ARG:HH22	1.45	0.65
6:AK:6071:GLY:HA3	6:AK:6222:PHE:CE1	2.31	0.65
13:B1:6018:THR:HG21	13:B1:6030:TYR:HD1	1.57	0.65
17:B5:1975:LEU:O	17:B5:1979:LEU:HB2	1.97	0.65
13:BM:6018:THR:HG21	13:BM:6030:TYR:HD1	1.58	0.65
14:BN:7225:ILE:HD12	8:BV:1036:ARG:HD2	1.78	0.65
7:BU:7121:ALA:HA	7:BU:7124:LEU:HD12	1.77	0.65
9:BW:2001:THR:HG23	9:BW:2033:LYS:HZ2	1.58	0.65
9:BW:2220:ILE:HD12	9:BW:2220:ILE:H	1.60	0.65
3:AH:3237:ASP:O	3:AH:3240:VAL:HB	1.97	0.65
3:AT:3070:ASN:ND2	3:AT:3070:ASN:C	2.45	0.65
10:AZ:307:ASN:HA	10:AZ:3021:GLY:O	1.95	0.65
17:B5:1556:ASN:HD21	17:B5:1559:ASN:C	1.99	0.65
17:B8:1209:LYS:HE3	17:B8:1305:HIS:CD2	2.32	0.65
17:B8:1659:CYS:HB2	17:B8:1677:ILE:HG21	1.78	0.65
12:BZ:5004:LEU:HD11	12:BZ:5015:ALA:HB3	1.78	0.65
17:A6:1926:LEU:O	17:A6:1928:PRO:HD3	1.95	0.65
16:A7:623:LEU:HD22	16:A7:645:PHE:CD1	2.31	0.65
17:A8:1952:VAL:CG1	17:A8:1971:ILE:HD11	2.26	0.65
1:AA:1087:ILE:HG22	1:AA:1088:PRO:HD3	1.79	0.65
6:AK:6011:VAL:O	6:AK:6011:VAL:HG13	1.97	0.65

Continued on next page...

Continued from previous page...

Atom-1	Atom-2	Distance(Å)	Clash(Å)
3:AT:3207:THR:HB	3:AT:3209:ASP:OD2	1.97	0.65
17:B8:1364:ILE:HD12	17:B8:1442:LEU:HD11	1.77	0.65
17:B8:2038:LEU:HD21	17:B8:2061:ASN:HB3	1.79	0.65
3:BC:3087:LEU:HD22	3:BC:3115:LEU:HD22	1.79	0.65
11:BY:4004:LEU:HB2	11:BY:4015:ALA:HB3	1.79	0.65
17:A8:1900:VAL:HG23	17:A8:1901:PRO:HD3	1.78	0.65
3:AH:3106:ILE:HG13	3:AH:3107:PRO:HD2	1.78	0.65
6:AK:6211:LEU:HD12	6:AK:6212:SER:H	1.61	0.65
16:B7:929:THR:HA	16:B7:1028:LEU:HD12	1.77	0.65
17:B8:1354:MET:CE	17:B8:1392:GLY:HA3	2.25	0.65
1:BA:1041:ASN:ND2	1:BA:1173:PRO:HD2	2.12	0.65
16:A5:284:VAL:HG13	16:A5:351:HIS:ND1	2.12	0.65
17:A6:1463:PHE:HB3	17:A6:1467:PHE:HE1	1.61	0.65
1:AA:1072:ILE:HD13	1:AA:1082:VAL:HB	1.79	0.65
4:AU:4049:ARG:HH12	4:AU:4166:ARG:HH22	1.43	0.65
10:AZ:3126:ASP:HB2	10:AZ:3127:PHE:CD2	2.32	0.65
16:B4:988:SER:O	16:B4:992:ILE:HG13	1.97	0.65
1:BO:1113:PRO:HG2	1:BO:1116:VAL:CG2	2.25	0.65
3:BQ:3207:THR:HB	3:BQ:3209:ASP:OD2	1.97	0.65
4:BR:4181:ARG:NH2	5:BS:5060:GLU:HB3	2.11	0.65
6:BT:6026:LEU:HD13	6:BT:6149:PRO:HD2	1.78	0.65
17:A6:1659:CYS:HB2	17:A6:1677:ILE:HG21	1.78	0.65
17:A8:1356:ASP:OD1	17:A8:1359:ASP:HB2	1.97	0.65
3:AH:3207:THR:HB	3:AH:3209:ASP:OD2	1.97	0.65
2:AS:2085:LEU:O	2:AS:2089:SER:HB2	1.95	0.65
4:AU:4033:ALA:HA	4:AU:4046:CYS:HB3	1.78	0.65
6:AW:6128:TYR:O	6:AW:6149:PRO:HB3	1.97	0.65
16:B4:884:ASN:ND2	17:B5:1227:ALA:HB3	2.12	0.65
17:B5:1416:THR:HG22	17:B5:1419:LEU:HG	1.78	0.65
4:BR:4049:ARG:HH12	4:BR:4166:ARG:HH22	1.44	0.65
9:BW:2172:ASN:HD22	9:BW:2192:THR:HA	1.62	0.65
17:A8:1314:TYR:CE2	17:A8:1318:ILE:HG13	2.32	0.65
14:AR:7062:LEU:O	14:AR:7062:LEU:HD22	1.97	0.65
10:AZ:3140:MET:HE3	10:AZ:3144:LEU:HD11	1.77	0.65
17:B5:1397:SER:H	17:B5:1475:LEU:HB3	1.61	0.65
17:B5:1562:TYR:HB2	17:B5:1581:VAL:HG11	1.79	0.65
17:B8:1491:ILE:HD12	17:B8:1499:ILE:HG12	1.77	0.65
17:B8:1953:CYS:HA	17:B8:1993:PHE:CD1	2.32	0.65
4:BD:4118:GLN:HE22	4:BD:4122:GLN:NE2	1.93	0.65
6:BF:6026:LEU:HD13	6:BF:6149:PRO:HD2	1.78	0.65
7:BG:7090:ARG:HG2	7:BG:7118:TYR:CD2	2.31	0.65
9:BI:2172:ASN:HD22	9:BI:2192:THR:HA	1.61	0.65

Continued on next page...

Continued from previous page...

Atom-1	Atom-2	Distance(Å)	Clash(Å)
12:BL:5145:LYS:HB2	12:BL:5148:LEU:HD13	1.79	0.65
13:BM:6187:ILE:HG12	9:BW:2024:PRO:O	1.97	0.65
14:A4:7171:ASN:HD22	14:A4:7174:ARG:HH21	1.45	0.65
17:A6:1760:GLN:C	17:A6:1762:SER:H	1.99	0.65
12:AP:5145:LYS:HB2	12:AP:5148:LEU:HD13	1.79	0.65
15:B3:88:HIS:HB2	17:B5:1413:PRO:HG3	1.77	0.65
15:B6:153:SER:C	15:B6:154:LEU:CG	2.66	0.65
17:B8:1588:LYS:HB3	17:B8:1688:MET:HE2	1.79	0.65
17:B8:1761:THR:C	17:B8:1763:LYS:H	2.00	0.65
10:BJ:3126:ASP:HB2	10:BJ:3127:PHE:CD2	2.32	0.65
5:BS:5008:TYR:HE2	6:BT:6007:ASP:OD2	1.80	0.65
11:BY:4037:LEU:O	11:BY:4038:SER:HB3	1.97	0.65
17:A6:2007:ARG:CD	17:A6:2059:HIS:HD2	2.08	0.64
16:A7:884:ASN:ND2	17:A8:1227:ALA:HB3	2.12	0.64
17:A8:1238:GLN:HE22	17:A8:1251:ASN:HB2	1.61	0.64
17:A8:2007:ARG:HH11	17:A8:2059:HIS:CD2	2.15	0.64
8:AB:1036:ARG:HD2	14:A4:7225:ILE:HD12	1.79	0.64
2:AG:2085:LEU:O	2:AG:2089:SER:HB2	1.98	0.64
5:AJ:5117:CYS:HB3	5:AJ:5162:GLY:O	1.97	0.64
3:AT:3224:GLU:HG2	3:AT:3225:VAL:H	1.62	0.64
10:AZ:3117:LEU:HD23	10:AZ:3117:LEU:N	2.12	0.64
16:B7:280:ARG:HG3	16:B7:280:ARG:NH1	2.12	0.64
16:B7:403:LYS:O	16:B7:406:ASP:HB2	1.97	0.64
17:B8:1463:PHE:HB3	17:B8:1467:PHE:HE1	1.61	0.64
8:BH:1174:ARG:HH11	8:BH:1174:ARG:CG	2.04	0.64
16:A5:605:LEU:HD13	16:A5:616:TYR:CZ	2.33	0.64
17:A8:1926:LEU:O	17:A8:1928:PRO:HD3	1.97	0.64
3:AH:3140:TYR:CD1	3:AH:3225:VAL:HG21	2.32	0.64
13:AQ:608:ASN:HA	13:AQ:6021:ILE:O	1.97	0.64
5:AV:5085:ALA:HB2	5:AV:5140:VAL:HG11	1.78	0.64
16:B4:984:LEU:O	16:B4:988:SER:HB2	1.97	0.64
16:B7:452:VAL:HG12	16:B7:454:GLY:H	1.62	0.64
16:B7:991:CYS:HB3	16:B7:1019:MET:HE2	1.79	0.64
17:B8:1952:VAL:CG1	17:B8:1971:ILE:HD11	2.27	0.64
4:AU:4100:LEU:HD12	12:A2:5078:ALA:HB1	1.78	0.64
16:A5:984:LEU:O	16:A5:988:SER:HB2	1.97	0.64
14:AR:7019:LEU:HB2	14:AR:7184:SER:HB2	1.79	0.64
17:B8:1760:GLN:C	17:B8:1762:SER:H	2.00	0.64
4:BD:4181:ARG:NH2	5:BE:5060:GLU:HB3	2.09	0.64
6:BF:6071:GLY:HA3	6:BF:6222:PHE:CE1	2.33	0.64
14:A4:7019:LEU:HB2	14:A4:7184:SER:HB2	1.80	0.64
16:A5:991:CYS:HB3	16:A5:1019:MET:HE2	1.80	0.64

Continued on next page...

Continued from previous page...

Atom-1	Atom-2	Distance(Å)	Clash(Å)
4:AI:4100:LEU:HD12	12:AP:5078:ALA:HB1	1.78	0.64
9:AY:2172:ASN:HD22	9:AY:2192:THR:HA	1.63	0.64
16:B4:543:LYS:HG3	16:B4:603:TYR:HE1	1.61	0.64
17:B5:1900:VAL:HG23	17:B5:1901:PRO:HD3	1.78	0.64
16:B7:543:LYS:HE3	16:B7:603:TYR:OH	1.96	0.64
17:B8:1219:THR:HA	17:B8:1222:ASN:HB2	1.79	0.64
11:BK:4037:LEU:O	11:BK:4038:SER:HB3	1.97	0.64
12:BZ:5046:ALA:HB3	12:BZ:5098:GLY:O	1.97	0.64
16:A7:328:ASP:HB2	17:A8:1582:MET:SD	2.38	0.64
17:A8:1525:ARG:HG3	17:A8:1532:ASN:OD1	1.97	0.64
8:AD:1001:ALA:CB	8:AD:1033:LYS:NZ	2.60	0.64
3:AH:3144:TYR:O	3:AH:3145:GLY:O	2.16	0.64
13:B1:603:ASN:ND2	13:B1:605:TYR:H	1.96	0.64
4:BD:4049:ARG:HH12	4:BD:4166:ARG:HH22	1.45	0.64
4:BR:4048:ARG:CG	4:BR:4049:ARG:H	2.10	0.64
7:BU:7094:GLU:CG	7:BU:7114:ARG:HH11	2.07	0.64
17:A6:1618:LEU:O	17:A6:1622:ASN:HB2	1.95	0.64
17:A6:1954:SER:O	17:A6:1957:VAL:HB	1.98	0.64
6:AK:6001:MET:C	6:AK:6001:MET:SD	2.76	0.64
14:AR:7019:LEU:HD11	14:AR:7026:LEU:HB3	1.78	0.64
4:AU:4181:ARG:NH2	5:AV:5060:GLU:HB3	2.11	0.64
1:BO:1110:TYR:OH	9:BW:2066:HIS:HE1	1.80	0.64
17:A8:1556:ASN:HD21	17:A8:1559:ASN:C	2.01	0.64
12:BL:5004:LEU:HD11	12:BL:5015:ALA:HB3	1.80	0.64
17:A6:1150:TYR:HB2	17:A6:1267:HIS:NE2	2.13	0.64
16:A7:984:LEU:O	16:A7:988:SER:HB2	1.98	0.64
17:A8:1975:LEU:O	17:A8:1979:LEU:HB2	1.98	0.64
6:AW:6046:LEU:HG	6:AW:6135:ILE:HD13	1.78	0.64
14:B2:7019:LEU:HB2	14:B2:7184:SER:HB2	1.79	0.64
1:BO:1087:ILE:HG22	1:BO:1088:PRO:HD3	1.80	0.64
14:A4:7062:LEU:O	14:A4:7062:LEU:HD22	1.97	0.64
17:A6:1161:GLU:OE1	17:A6:1161:GLU:N	2.31	0.64
17:A6:1219:THR:HA	17:A6:1222:ASN:HB2	1.80	0.64
16:A7:356:LYS:N	16:A7:357:PRO:CD	2.61	0.64
16:A7:449:GLU:CG	16:A7:450:LYS:H	2.10	0.64
17:A8:1917:HIS:HB3	17:A8:1920:VAL:HG23	1.79	0.64
4:AI:4048:ARG:CG	4:AI:4049:ARG:H	2.10	0.64
17:B5:1150:TYR:HB2	17:B5:1267:HIS:NE2	2.12	0.64
16:B7:654:MET:HE2	16:B7:654:MET:HA	1.80	0.64
2:BP:2217:GLU:OE1	2:BP:2231:LYS:HB2	1.97	0.64
14:A4:7219:GLY:HA3	14:A4:7223:GLN:HB3	1.80	0.64
16:A5:620:LEU:HD21	16:A5:661:HIS:CD2	2.33	0.64

Continued on next page...

Continued from previous page...

Atom-1	Atom-2	Distance(Å)	Clash(Å)
16:A5:806:TRP:CH2	16:A5:843:LEU:HD23	2.33	0.64
16:A7:929:THR:HA	16:A7:1028:LEU:CD1	2.28	0.64
6:AW:6003:ARG:CZ	16:A7:636:HIS:ND1	2.61	0.64
17:A8:1416:THR:C	17:A8:1418:ASN:N	2.51	0.64
12:AP:5004:LEU:CD1	12:AP:5015:ALA:HB3	2.27	0.64
2:AS:2217:GLU:OE1	2:AS:2231:LYS:HB2	1.99	0.64
1:AC:1110:TYR:OH	9:AY:2066:HIS:HE1	1.79	0.64
17:B5:1760:GLN:C	17:B5:1762:SER:H	2.01	0.64
17:B5:2038:LEU:HD21	17:B5:2061:ASN:HB3	1.79	0.64
3:BC:3075:VAL:HG12	3:BC:3137:TYR:CD2	2.33	0.64
11:BK:4004:LEU:HB2	11:BK:4015:ALA:HB3	1.79	0.64
5:BS:5117:CYS:HB3	5:BS:5162:GLY:O	1.98	0.64
13:A3:604:PRO:O	14:A4:7096:ARG:NH1	2.29	0.63
13:AQ:603:ASN:HD22	13:AQ:604:PRO:HD2	1.63	0.63
16:B4:382:THR:CG2	16:B4:386:VAL:HG23	2.28	0.63
17:B5:1588:LYS:HB3	17:B5:1688:MET:HE2	1.81	0.63
17:B5:2007:ARG:HH11	17:B5:2059:HIS:CD2	2.17	0.63
12:A2:5140:LEU:HD13	12:A2:5160:SER:OG	1.98	0.63
17:A8:1205:LEU:HD21	17:A8:1287:LEU:HD12	1.81	0.63
17:A8:1392:GLY:O	17:A8:1393:ILE:HG12	1.99	0.63
17:A8:1761:THR:C	17:A8:1763:LYS:H	2.01	0.63
15:AF:153:SER:C	15:AF:154:LEU:CG	2.66	0.63
14:AR:7040:ASN:N	14:AR:7040:ASN:HD22	1.96	0.63
3:AT:3215:THR:HG23	3:AT:3230:PHE:HE1	1.63	0.63
14:B2:7062:LEU:HD22	14:B2:7062:LEU:O	1.98	0.63
16:B4:363:LYS:CA	16:B4:363:LYS:HE2	2.28	0.63
16:B4:991:CYS:HB3	16:B4:1019:MET:HE2	1.80	0.63
16:B7:780:GLN:NE2	17:B8:1230:ASP:H	1.93	0.63
10:BX:3188:LYS:HE2	10:BX:3190:TYR:HE1	1.63	0.63
16:A5:356:LYS:N	16:A5:357:PRO:CD	2.60	0.63
16:A5:488:TYR:CD1	16:A5:536:LYS:HB3	2.34	0.63
17:A8:1238:GLN:HE22	17:A8:1251:ASN:CB	2.10	0.63
17:B8:1274:SER:H	17:B8:1277:GLU:HB2	1.63	0.63
9:BI:2220:ILE:HD12	9:BI:2220:ILE:H	1.62	0.63
17:A8:1953:CYS:HA	17:A8:1993:PHE:CD1	2.32	0.63
17:B5:1917:HIS:HB3	17:B5:1920:VAL:HG23	1.81	0.63
17:B8:1556:ASN:HD21	17:B8:1559:ASN:C	2.01	0.63
1:BA:1087:ILE:HG22	1:BA:1088:PRO:HD3	1.80	0.63
3:BC:3053:THR:H	3:BC:3210:ARG:HH22	1.45	0.63
6:BF:6077:LEU:HB2	6:BF:6129:GLY:O	1.98	0.63
11:BK:4014:LEU:HD12	11:BK:4042:LEU:HD23	1.80	0.63
17:A6:1524:THR:HB	17:A6:1528:LYS:HE3	1.81	0.63

Continued on next page...

Continued from previous page...

Atom-1	Atom-2	Distance(Å)	Clash(Å)
17:A6:1644:SER:HB3	17:A6:1687:PHE:HE2	1.62	0.63
8:AB:1002:SER:HB2	8:AB:1169:SER:OG	1.98	0.63
6:AW:6072:LEU:O	6:AW:6072:LEU:HD23	1.98	0.63
17:B5:1926:LEU:O	17:B5:1928:PRO:HD3	1.99	0.63
17:B8:1416:THR:C	17:B8:1418:ASN:N	2.50	0.63
17:B8:1466:ARG:HD3	17:B8:1466:ARG:C	2.19	0.63
8:BH:1001:ALA:HB1	8:BH:1033:LYS:HZ2	1.63	0.63
16:A7:994:ASN:HB3	16:A7:1015:TYR:CE1	2.33	0.63
17:A8:1150:TYR:HB2	17:A8:1267:HIS:NE2	2.13	0.63
17:A8:1572:TRP:O	17:A8:1815:PRO:HD2	1.99	0.63
14:B2:7171:ASN:HD22	14:B2:7174:ARG:HH21	1.45	0.63
17:B8:1525:ARG:HG3	17:B8:1532:ASN:OD1	1.99	0.63
1:BA:1113:PRO:HG2	1:BA:1116:VAL:CG2	2.28	0.63
5:BS:5209:GLU:OE2	17:B8:1962:ASN:HB2	1.98	0.63
13:BM:6213:ASP:HB3	9:BW:2194:ASN:HD21	1.63	0.63
16:A5:849:GLU:O	16:A5:853:ARG:HG2	1.99	0.63
16:A7:889:LEU:HD23	16:A7:927:LEU:HD21	1.81	0.63
3:AH:3224:GLU:HG2	3:AH:3225:VAL:H	1.63	0.63
6:AK:6070:MET:HE2	6:AK:6105:VAL:HG22	1.80	0.63
14:AR:704:PRO:HG3	14:AR:7103:TRP:CD1	2.33	0.63
5:AV:5201:LEU:HD21	5:AV:5219:LEU:HD11	1.79	0.63
14:B2:7133:THR:HG21	14:B2:7148:ARG:CG	2.29	0.63
17:B8:1463:PHE:HB3	17:B8:1467:PHE:CE1	2.34	0.63
12:BL:5046:ALA:HB3	12:BL:5098:GLY:O	1.98	0.63
17:A6:1953:CYS:HA	17:A6:1993:PHE:CD1	2.34	0.63
17:A8:1354:MET:CE	17:A8:1392:GLY:HA3	2.28	0.63
17:A8:1458:TRP:NE1	17:A8:1495:HIS:CE1	2.66	0.63
4:AU:4060:THR:H	4:AU:4061:PRO:HD3	1.64	0.63
6:AW:6078:ALA:HB3	6:AW:6079:PRO:HD3	1.81	0.63
6:AW:6137:TYR:HB2	6:AW:6217:GLY:HA2	1.80	0.63
16:B4:273:VAL:HG22	17:B5:1402:ILE:HG12	1.80	0.63
17:B5:1761:THR:C	17:B5:1763:LYS:H	2.01	0.63
17:B8:1238:GLN:HE22	17:B8:1251:ASN:HB2	1.64	0.63
2:BB:2217:GLU:O	2:BB:2219:PRO:HD3	1.99	0.63
2:BP:2217:GLU:O	2:BP:2219:PRO:HD3	1.99	0.63
14:A4:7133:THR:HG21	14:A4:7148:ARG:HG3	1.80	0.63
17:A6:1274:SER:H	17:A6:1277:GLU:HB2	1.62	0.63
17:A6:1446:LEU:HB3	17:A6:1463:PHE:CD2	2.34	0.63
17:A6:1562:TYR:HD1	17:A6:1581:VAL:HG11	1.64	0.63
17:A6:1588:LYS:HB3	17:A6:1688:MET:HE2	1.80	0.63
17:A6:1975:LEU:O	17:A6:1979:LEU:HB2	1.99	0.63
16:A7:605:LEU:HD13	16:A7:616:TYR:CZ	2.34	0.63

Continued on next page...

Continued from previous page...

Atom-1	Atom-2	Distance(Å)	Clash(Å)
16:A7:770:LEU:HD12	16:A7:770:LEU:O	1.99	0.63
1:AA:1123:ASN:O	1:AA:1127:ILE:HD12	1.98	0.63
5:AJ:5134:MET:HG2	5:AJ:5135:SER:H	1.63	0.63
16:B4:328:ASP:HB2	17:B5:1582:MET:SD	2.39	0.63
16:B4:356:LYS:N	16:B4:357:PRO:CD	2.62	0.63
16:B4:849:GLU:O	16:B4:853:ARG:HG2	1.98	0.63
17:B5:1817:ILE:HG22	17:B5:1818:SER:N	2.13	0.63
16:B7:268:TYR:HB2	16:B7:287:PHE:CE1	2.34	0.63
16:B7:849:GLU:O	16:B7:853:ARG:HG2	1.99	0.63
6:BF:6211:LEU:HD12	6:BF:6212:SER:H	1.64	0.63
10:BX:3126:ASP:HB2	10:BX:3127:PHE:CD2	2.33	0.63
16:A5:754:MET:SD	16:A5:754:MET:C	2.78	0.62
17:A6:1217:GLN:HG3	17:A6:1219:THR:HG23	1.81	0.62
17:A6:1525:ARG:HG3	17:A6:1532:ASN:OD1	1.99	0.62
2:AG:2217:GLU:O	2:AG:2219:PRO:HD3	1.99	0.62
11:AO:4020:VAL:HG11	12:AP:5122:LEU:HD11	1.79	0.62
17:B5:1524:THR:HB	17:B5:1528:LYS:HE3	1.81	0.62
16:B7:944:ILE:HG23	16:B7:946:GLU:H	1.64	0.62
14:BN:7171:ASN:HD22	14:BN:7174:ARG:HH21	1.47	0.62
4:BR:4078:LEU:HB2	4:BR:4081:ASP:HB2	1.82	0.62
16:A7:452:VAL:HG12	16:A7:454:GLY:H	1.64	0.62
16:A7:806:TRP:CH2	16:A7:843:LEU:HD23	2.33	0.62
17:A8:1219:THR:HA	17:A8:1222:ASN:HB2	1.80	0.62
17:A8:1427:ALA:C	17:A8:1429:LYS:H	2.02	0.62
17:A8:1450:LEU:C	17:A8:1450:LEU:HD23	2.19	0.62
17:A8:2038:LEU:HD21	17:A8:2061:ASN:HB3	1.80	0.62
3:AH:3192:LEU:HD23	3:AH:3192:LEU:O	2.00	0.62
12:AP:5064:ARG:NH2	12:AP:5068:LEU:HD21	2.14	0.62
3:AT:3144:TYR:O	3:AT:3145:GLY:O	2.16	0.62
6:AW:6026:LEU:HD13	6:AW:6149:PRO:HD2	1.79	0.62
6:AW:6203:ASP:HB3	17:A8:2045:SER:HB2	1.81	0.62
17:B5:1392:GLY:C	17:B5:1393:ILE:HG12	2.19	0.62
17:B5:1557:PHE:CE2	17:B5:1734:ARG:HG2	2.33	0.62
17:B5:1869:GLN:NE2	17:B5:1869:GLN:HA	2.12	0.62
17:B8:1392:GLY:C	17:B8:1393:ILE:HG12	2.19	0.62
1:BA:1129:THR:HG22	2:BB:2128:ARG:HH21	1.63	0.62
14:BN:7211:TRP:CZ3	8:BV:1029:ARG:HD2	2.33	0.62
16:A5:1023:LEU:HD11	17:A6:1179:ILE:HG21	1.81	0.62
16:A7:523:HIS:ND1	16:A7:524:PRO:HD2	2.15	0.62
3:AT:3053:THR:H	3:AT:3210:ARG:HH22	1.45	0.62
15:B3:144:LEU:HD11	16:B4:259:LEU:HD21	1.80	0.62
17:B5:1238:GLN:HE22	17:B5:1251:ASN:CB	2.12	0.62

Continued on next page...

Continued from previous page...

Atom-1	Atom-2	Distance(Å)	Clash(Å)
5:BE:5209:GLU:OE2	17:B5:1962:ASN:HB2	1.98	0.62
17:B8:1238:GLN:HE22	17:B8:1251:ASN:CB	2.11	0.62
17:B8:1491:ILE:CD1	17:B8:1499:ILE:HG12	2.28	0.62
14:BN:7062:LEU:HD22	14:BN:7062:LEU:O	1.99	0.62
3:BQ:3106:ILE:HG13	3:BQ:3107:PRO:HD2	1.80	0.62
4:BR:4067:ILE:HG21	4:BR:4109:LEU:HD11	1.79	0.62
1:AA:1174:LYS:NZ	16:A5:812:LYS:HD2	2.14	0.62
17:A6:1459:LYS:C	17:A6:1461:ARG:N	2.52	0.62
16:A7:422:VAL:H	16:A7:484:GLN:CG	2.13	0.62
17:A8:2035:ALA:O	17:A8:2039:ASP:HB2	1.99	0.62
5:AV:5015:PHE:H	6:AW:6021:GLN:NE2	1.98	0.62
16:B4:654:MET:HA	16:B4:654:MET:HE2	1.81	0.62
17:B5:1463:PHE:HB3	17:B5:1467:PHE:HE1	1.63	0.62
16:B7:1023:LEU:HD11	17:B8:1179:ILE:HG21	1.82	0.62
17:A8:1524:THR:HB	17:A8:1528:LYS:HE3	1.80	0.62
17:A8:1591:LEU:HD13	17:A8:1595:GLU:HB3	1.82	0.62
13:AQ:6014:LEU:HD13	13:AQ:6034:VAL:HG12	1.81	0.62
14:AR:7133:THR:HG21	14:AR:7148:ARG:CG	2.29	0.62
6:BF:6203:ASP:HB3	17:B5:2045:SER:HB2	1.80	0.62
16:B7:1000:LYS:O	16:B7:1002:PRO:HD3	1.99	0.62
4:BD:4067:ILE:HG21	4:BD:4109:LEU:HD11	1.81	0.62
4:BD:4100:LEU:HD12	12:BL:5078:ALA:HB1	1.81	0.62
17:A6:1238:GLN:HE22	17:A6:1251:ASN:HB2	1.65	0.62
3:AT:3075:VAL:HG12	3:AT:3137:TYR:CD2	2.34	0.62
16:B7:356:LYS:N	16:B7:357:PRO:CD	2.63	0.62
15:B6:88:HIS:HB2	17:B8:1413:PRO:HG3	1.81	0.62
2:BB:2217:GLU:OE1	2:BB:2231:LYS:HB2	1.99	0.62
3:BC:3207:THR:HB	3:BC:3209:ASP:OD2	2.00	0.62
6:BF:6046:LEU:HG	6:BF:6135:ILE:HD13	1.81	0.62
13:BM:6172:ILE:O	13:BM:6176:ARG:HG2	2.00	0.62
3:BQ:3152:ASN:HD22	3:BQ:3154:SER:CB	2.12	0.62
16:A5:452:VAL:HG12	16:A5:454:GLY:HA3	1.82	0.62
16:A5:516:LYS:HG3	17:A6:2022:LYS:HD3	1.82	0.62
16:A5:884:ASN:HD21	17:A6:1227:ALA:HB3	1.63	0.62
17:A6:2127:THR:C	17:A6:2129:GLU:N	2.53	0.62
6:AK:6227:GLY:O	6:AK:6230:VAL:HG23	1.99	0.62
7:AL:7090:ARG:HG2	7:AL:7118:TYR:CD2	2.34	0.62
11:AO:4004:LEU:HB2	11:AO:4015:ALA:HB3	1.81	0.62
2:AS:2217:GLU:O	2:AS:2219:PRO:HD3	1.99	0.62
5:AV:5134:MET:HG2	5:AV:5135:SER:H	1.64	0.62
17:B5:1365:PHE:CE2	17:B5:1446:LEU:HD23	2.35	0.62
17:B5:1798:ARG:HG2	17:B5:1882:THR:OG1	1.98	0.62

Continued on next page...

Continued from previous page...

Atom-1	Atom-2	Distance(Å)	Clash(Å)
15:B6:131:GLU:HG3	17:B8:1149:ILE:HD12	1.82	0.62
16:B7:363:LYS:HE2	16:B7:363:LYS:CA	2.30	0.62
17:B8:2035:ALA:O	17:B8:2039:ASP:HB2	1.99	0.62
3:BC:3015:PRO:HD2	3:BC:3020:TYR:CE2	2.35	0.62
4:BD:4060:THR:H	4:BD:4061:PRO:HD3	1.65	0.62
8:BV:1156:LYS:HD2	8:BV:1188:PHE:CD1	2.35	0.62
16:A5:944:ILE:HG23	16:A5:946:GLU:H	1.65	0.62
17:A6:1572:TRP:O	17:A6:1815:PRO:HD2	1.99	0.62
17:A6:1952:VAL:CG1	17:A6:1971:ILE:HD11	2.30	0.62
16:A7:452:VAL:HG12	16:A7:454:GLY:HA3	1.81	0.62
17:A8:1416:THR:HG22	17:A8:1419:LEU:HG	1.81	0.62
17:B5:1756:ALA:O	17:B5:1758:THR:N	2.33	0.62
16:B7:452:VAL:HG12	16:B7:454:GLY:HA3	1.82	0.62
16:B7:829:VAL:HG12	16:B7:884:ASN:O	1.99	0.62
17:B8:1217:GLN:HG3	17:B8:1219:THR:HG23	1.82	0.62
3:BC:3015:PRO:HD2	3:BC:3020:TYR:HE2	1.64	0.62
6:BT:6071:GLY:HA3	6:BT:6222:PHE:CZ	2.35	0.62
6:BT:6078:ALA:HB3	6:BT:6079:PRO:HD3	1.82	0.62
12:A2:5004:LEU:HD11	12:A2:5015:ALA:HB3	1.82	0.62
14:A4:707:THR:O	14:A4:7020:GLY:HA2	2.00	0.62
14:A4:7151:VAL:HG23	14:A4:7151:VAL:O	2.00	0.62
16:A5:636:HIS:CD2	16:A5:637:ARG:N	2.68	0.62
5:AJ:5210:GLU:OE2	17:A6:1919:ASP:HB2	1.99	0.62
17:A8:1869:GLN:NE2	17:A8:1869:GLN:HA	2.15	0.62
17:B5:1562:TYR:HB2	17:B5:1581:VAL:CG1	2.30	0.62
17:B5:1952:VAL:CG1	17:B5:1971:ILE:HD11	2.29	0.62
16:B7:772:ASP:H	16:B7:775:VAL:HG23	1.65	0.62
17:B8:1450:LEU:C	17:B8:1450:LEU:HD23	2.21	0.62
6:BT:6071:GLY:HA3	6:BT:6222:PHE:CE1	2.34	0.62
14:A4:7010:ASN:HB2	14:A4:7193:ASP:OD2	2.00	0.62
16:A5:522:ILE:HD11	16:A5:534:ASN:HB3	1.82	0.62
16:A5:273:VAL:HG22	17:A6:1402:ILE:HG12	1.82	0.62
17:A8:1376:LEU:CD2	17:A8:1377:GLU:H	2.12	0.62
17:A8:2141:TYR:CE1	17:A8:2142:TYR:CE1	2.88	0.62
3:AH:3195:LYS:O	3:AH:3198:SER:HB3	2.00	0.62
17:B5:1205:LEU:HD21	17:B5:1287:LEU:HD12	1.81	0.62
16:B7:636:HIS:CD2	16:B7:637:ARG:N	2.68	0.62
14:BN:7040:ASN:H	14:BN:7040:ASN:HD22	1.47	0.62
11:A1:4004:LEU:HB2	11:A1:4015:ALA:HB3	1.82	0.61
12:A2:5145:LYS:HB2	12:A2:5148:LEU:CD1	2.30	0.61
17:A6:1756:ALA:O	17:A6:1758:THR:N	2.33	0.61
17:A6:2141:TYR:CE1	17:A6:2142:TYR:CE1	2.88	0.61

Continued on next page...

Continued from previous page...

Atom-1	Atom-2	Distance(Å)	Clash(Å)
13:AQ:6173:LYS:HG2	9:AY:2200:GLN:HG2	1.82	0.61
16:B4:785:LEU:O	16:B4:789:MET:HG3	2.00	0.61
2:BB:2085:LEU:O	2:BB:2089:SER:HB2	1.99	0.61
4:BD:4048:ARG:CG	4:BD:4049:ARG:H	2.12	0.61
13:A3:601:GLN:HG2	13:A3:602:PHE:N	2.14	0.61
16:A5:659:ARG:HD3	16:A5:744:PHE:CE2	2.34	0.61
17:A6:1914:LEU:O	17:A6:1914:LEU:HD23	1.99	0.61
1:AA:1196:GLU:HG2	1:AA:1201:LYS:CB	2.30	0.61
13:AQ:604:PRO:O	14:AR:7096:ARG:NH1	2.33	0.61
16:B4:479:LEU:HB2	16:B4:518:ILE:HD11	1.82	0.61
17:B5:1953:CYS:HA	17:B5:1993:PHE:CD1	2.35	0.61
17:B8:1756:ALA:O	17:B8:1758:THR:N	2.34	0.61
12:BL:5064:ARG:NH2	12:BL:5068:LEU:HD21	2.14	0.61
1:BO:1123:ASN:O	1:BO:1127:ILE:HD12	2.00	0.61
3:BQ:3070:ASN:HD22	3:BQ:3072:LYS:N	1.88	0.61
16:A5:403:LYS:O	16:A5:406:ASP:HB2	2.00	0.61
17:A6:1466:ARG:HD3	17:A6:1466:ARG:C	2.20	0.61
16:A7:659:ARG:HD3	16:A7:744:PHE:CE2	2.35	0.61
4:AI:4078:LEU:HB2	4:AI:4081:ASP:HB2	1.82	0.61
5:AJ:5015:PHE:H	6:AK:6021:GLN:NE2	1.98	0.61
7:AL:7094:GLU:CG	7:AL:7114:ARG:HH11	2.08	0.61
17:B5:1591:LEU:HD13	17:B5:1595:GLU:HB3	1.82	0.61
17:B5:1954:SER:O	17:B5:1957:VAL:HB	2.00	0.61
17:B8:1975:LEU:O	17:B8:1979:LEU:HB2	2.00	0.61
16:A5:562:ASN:O	16:A5:564:ILE:N	2.30	0.61
17:A6:1562:TYR:HB2	17:A6:1581:VAL:CG1	2.29	0.61
5:AJ:5015:PHE:H	6:AK:6021:GLN:HE22	1.48	0.61
6:AK:6026:LEU:HD13	6:AK:6149:PRO:HD2	1.82	0.61
17:B5:1219:THR:HA	17:B5:1222:ASN:HB2	1.81	0.61
17:B5:1238:GLN:NE2	17:B5:1251:ASN:HD22	1.98	0.61
17:B5:1740:PHE:C	17:B5:1742:HIS:H	2.04	0.61
16:B7:382:THR:CG2	16:B7:386:VAL:HG23	2.29	0.61
16:B7:994:ASN:HB3	16:B7:1015:TYR:CE1	2.36	0.61
3:BC:3106:ILE:HG13	3:BC:3107:PRO:HD2	1.81	0.61
9:BI:2042:TRP:HB2	9:BI:2178:MET:HE2	1.83	0.61
10:BJ:3058:PHE:CZ	10:BJ:3082:VAL:HG22	2.35	0.61
4:BR:4100:LEU:HD12	12:BZ:5078:ALA:HB1	1.82	0.61
17:A6:1354:MET:CE	17:A6:1392:GLY:HA3	2.30	0.61
17:A8:1756:ALA:O	17:A8:1758:THR:N	2.33	0.61
2:AG:2217:GLU:OE1	2:AG:2231:LYS:HB2	2.00	0.61
3:AH:3070:ASN:HD22	3:AH:3071:ASP:N	1.98	0.61
9:AM:2080:LEU:HD13	9:AM:2111:PHE:CD2	2.36	0.61

Continued on next page...

Continued from previous page...

Atom-1	Atom-2	Distance(Å)	Clash(Å)
11:AO:4052:THR:HG23	11:AO:4053:VAL:H	1.65	0.61
16:B4:422:VAL:H	16:B4:484:GLN:HG2	1.66	0.61
16:B4:772:ASP:H	16:B4:775:VAL:HG23	1.65	0.61
17:B5:1186:LEU:HD23	17:B5:1204:LEU:CD1	2.30	0.61
17:B5:1562:TYR:HD1	17:B5:1581:VAL:HG11	1.66	0.61
16:B7:989:GLU:HG2	17:B8:1178:ARG:NH1	2.15	0.61
17:B8:1524:THR:HB	17:B8:1528:LYS:HE3	1.82	0.61
14:BN:7133:THR:HG21	14:BN:7148:ARG:CG	2.30	0.61
14:BN:7010:ASN:HB2	14:BN:7193:ASP:OD2	2.01	0.61
12:A2:5064:ARG:NH2	12:A2:5068:LEU:HD21	2.15	0.61
17:A8:1474:ASN:O	17:A8:1476:GLU:N	2.34	0.61
2:AG:2166:LYS:HE2	2:AG:2201:GLU:OE2	2.00	0.61
3:AH:3046:LEU:HD13	3:AH:3076:ALA:HB2	1.81	0.61
14:AR:7219:GLY:HA3	14:AR:7223:GLN:HB3	1.82	0.61
13:B1:602:PHE:CD1	14:B2:7101:PRO:HG3	2.36	0.61
17:B5:1581:VAL:HG12	17:B5:1582:MET:N	2.14	0.61
16:B7:953:LEU:O	16:B7:959:ARG:HB3	2.00	0.61
17:B8:1869:GLN:HA	17:B8:1869:GLN:NE2	2.16	0.61
3:BC:3140:TYR:CD1	3:BC:3225:VAL:HG21	2.35	0.61
6:BF:6078:ALA:HB3	6:BF:6079:PRO:HD3	1.82	0.61
16:A5:920:ILE:CD1	16:A5:987:LEU:HG	2.31	0.61
17:A6:2038:LEU:HD21	17:A6:2061:ASN:HB3	1.81	0.61
16:A7:1023:LEU:HD11	17:A8:1179:ILE:HG21	1.82	0.61
17:A8:1186:LEU:HD23	17:A8:1204:LEU:CD1	2.31	0.61
17:A8:1644:SER:HB3	17:A8:1687:PHE:HE2	1.65	0.61
1:AA:1032:PHE:O	1:AA:1035:THR:HG23	2.01	0.61
6:AK:6071:GLY:HA3	6:AK:6222:PHE:CZ	2.36	0.61
6:AW:6227:GLY:O	6:AW:6230:VAL:HG23	2.00	0.61
17:B5:2035:ALA:O	17:B5:2039:ASP:HB2	2.01	0.61
17:B5:2127:THR:C	17:B5:2129:GLU:N	2.54	0.61
16:B7:449:GLU:CG	16:B7:450:LYS:H	2.13	0.61
14:BN:7045:ILE:HG21	14:BN:7052:MET:HG3	1.81	0.61
12:BZ:5064:ARG:NH2	12:BZ:5068:LEU:HD21	2.15	0.61
13:A3:602:PHE:CE1	14:A4:7101:PRO:HG3	2.36	0.61
16:A5:268:TYR:HB2	16:A5:287:PHE:CE1	2.36	0.61
16:A7:363:LYS:HE2	16:A7:363:LYS:CA	2.29	0.61
1:AA:1041:ASN:ND2	1:AA:1173:PRO:HD2	2.15	0.61
9:AM:2001:THR:HG23	9:AM:2033:LYS:HZ2	1.65	0.61
4:AU:4067:ILE:HG21	4:AU:4109:LEU:HD11	1.83	0.61
16:B4:371:MET:CE	16:B4:394:VAL:HG11	2.31	0.61
16:B4:806:TRP:HH2	16:B4:843:LEU:HD23	1.66	0.61
16:B7:562:ASN:O	16:B7:564:ILE:N	2.33	0.61

Continued on next page...

Continued from previous page...

Atom-1	Atom-2	Distance(Å)	Clash(Å)
5:BE:5134:MET:HG2	5:BE:5135:SER:H	1.65	0.61
6:BF:6072:LEU:O	6:BF:6072:LEU:HD23	2.01	0.61
10:BJ:3188:LYS:HE2	10:BJ:3190:TYR:HE1	1.65	0.61
6:BT:6093:ASN:HD21	13:B1:6061:ASN:ND2	1.89	0.61
16:A5:988:SER:O	16:A5:992:ILE:HG13	2.00	0.61
17:A6:1238:GLN:NE2	17:A6:1251:ASN:HD22	1.98	0.61
16:A7:504:LYS:HG3	16:A7:505:ASP:H	1.66	0.61
16:A7:932:ILE:HG13	16:A7:933:THR:H	1.65	0.61
17:A8:1468:VAL:HG21	17:A8:1505:SER:HB2	1.83	0.61
3:AH:3152:ASN:HD22	3:AH:3154:SER:CB	2.13	0.61
6:AK:6093:ASN:HD21	13:AQ:6061:ASN:ND2	1.89	0.61
17:B5:1416:THR:C	17:B5:1418:ASN:N	2.54	0.61
17:B5:1491:ILE:HD12	17:B5:1499:ILE:HG12	1.82	0.61
17:B5:1495:HIS:CD2	17:B5:1497:GLU:H	2.19	0.61
17:B5:1525:ARG:HG3	17:B5:1532:ASN:OD1	2.01	0.61
17:B5:1727:LEU:HB3	17:B5:1728:PRO:HD3	1.83	0.61
15:B6:144:LEU:HD11	16:B7:259:LEU:HD21	1.82	0.61
16:B7:950:TRP:O	16:B7:951:GLY:C	2.40	0.61
6:BF:6071:GLY:HA3	6:BF:6222:PHE:CZ	2.35	0.61
8:BH:1174:ARG:NH1	8:BH:1174:ARG:CG	2.64	0.61
9:BI:2042:TRP:HB2	9:BI:2178:MET:CE	2.31	0.61
10:BJ:308:GLY:HA2	10:BJ:3132:THR:CG2	2.31	0.61
16:A5:586:SER:HB2	16:A5:598:ILE:HG12	1.82	0.61
17:A6:1450:LEU:HD23	17:A6:1450:LEU:C	2.20	0.61
17:A6:1587:LEU:HB3	17:A6:1588:LYS:O	2.01	0.61
17:A6:1979:LEU:O	17:A6:1980:LEU:HB2	2.01	0.61
16:A7:849:GLU:O	16:A7:853:ARG:HG2	2.01	0.61
16:A7:920:ILE:CD1	16:A7:987:LEU:HG	2.31	0.61
1:AC:1041:ASN:ND2	1:AC:1173:PRO:HD2	2.16	0.61
2:AG:2239:THR:OG1	2:AG:2242:GLU:HG3	1.99	0.61
10:AN:307:ASN:HA	10:AN:3021:GLY:O	2.01	0.61
14:AR:7051:ASP:O	14:AR:7055:ILE:HG13	2.00	0.61
14:AR:7120:ARG:HG3	14:AR:7130:SER:HB2	1.82	0.61
17:B5:1572:TRP:O	17:B5:1815:PRO:HD2	2.00	0.61
16:B7:371:MET:CE	16:B7:394:VAL:HG11	2.30	0.61
3:BC:3152:ASN:HD22	3:BC:3154:SER:CB	2.12	0.61
3:BC:3237:ASP:O	3:BC:3240:VAL:HB	2.01	0.61
5:BS:5134:MET:HG2	5:BS:5135:SER:H	1.66	0.61
6:BT:6128:TYR:O	6:BT:6149:PRO:HB3	2.00	0.61
6:BT:6046:LEU:HG	6:BT:6135:ILE:HD13	1.83	0.61
11:A1:4052:THR:HG23	11:A1:4053:VAL:H	1.65	0.60
16:A5:621:ILE:HD11	16:A5:724:ILE:HG23	1.83	0.60

Continued on next page...

Continued from previous page...

Atom-1	Atom-2	Distance(Å)	Clash(Å)
16:A5:277:LYS:CE	17:A6:1396:PRO:HG3	2.31	0.60
17:A6:1416:THR:C	17:A6:1418:ASN:N	2.53	0.60
17:A6:1495:HIS:CD2	17:A6:1497:GLU:H	2.19	0.60
17:A6:1562:TYR:CD1	17:A6:1581:VAL:HG11	2.37	0.60
16:A7:653:VAL:HG13	16:A7:950:TRP:CE3	2.36	0.60
17:A8:1471:ILE:HG22	17:A8:1471:ILE:O	2.00	0.60
17:A8:1581:VAL:HG12	17:A8:1582:MET:N	2.15	0.60
15:AF:154:LEU:HB3	17:A8:1400:CYS:HG	1.66	0.60
4:AI:4060:THR:H	4:AI:4061:PRO:HD3	1.66	0.60
6:AK:6046:LEU:HG	6:AK:6135:ILE:HD13	1.83	0.60
14:AR:7151:VAL:O	14:AR:7151:VAL:HG23	2.02	0.60
3:AT:3237:ASP:O	3:AT:3240:VAL:HB	2.00	0.60
16:B4:449:GLU:CG	16:B4:450:LYS:H	2.13	0.60
16:B7:984:LEU:O	16:B7:988:SER:HB2	2.01	0.60
16:B7:376:SER:HB3	17:B8:1577:ARG:HB2	1.82	0.60
17:B8:1740:PHE:C	17:B8:1742:HIS:H	2.05	0.60
13:BM:6043:MET:CB	13:BM:6102:ILE:HG22	2.30	0.60
3:BQ:3144:TYR:O	3:BQ:3145:GLY:O	2.19	0.60
16:A5:382:THR:CG2	16:A5:386:VAL:HG23	2.31	0.60
16:A5:449:GLU:CG	16:A5:450:LYS:H	2.13	0.60
16:A5:932:ILE:HG13	16:A5:933:THR:H	1.66	0.60
17:A8:1937:TYR:O	17:A8:1938:MET:CB	2.45	0.60
8:AB:1174:ARG:NH1	8:AB:1174:ARG:CG	2.55	0.60
12:AP:5046:ALA:HB3	12:AP:5098:GLY:O	2.01	0.60
17:B5:1458:TRP:NE1	17:B5:1495:HIS:CE1	2.70	0.60
16:B7:422:VAL:H	16:B7:484:GLN:CG	2.14	0.60
16:B7:488:TYR:CD1	16:B7:536:LYS:HB3	2.36	0.60
3:BC:3098:TYR:CE1	3:BC:3107:PRO:HD3	2.36	0.60
16:A5:1025:GLY:C	16:A5:1027:SER:H	2.04	0.60
16:A5:452:VAL:HG12	16:A5:454:GLY:H	1.66	0.60
16:A7:323:PHE:CE2	16:A7:345:PHE:HB2	2.36	0.60
17:A8:1740:PHE:C	17:A8:1742:HIS:H	2.04	0.60
3:AT:3106:ILE:HG13	3:AT:3107:PRO:HD2	1.83	0.60
14:B2:7010:ASN:HB2	14:B2:7193:ASP:OD2	2.00	0.60
16:B4:422:VAL:H	16:B4:484:GLN:CG	2.13	0.60
16:B4:605:LEU:HD13	16:B4:616:TYR:CZ	2.36	0.60
16:B4:920:ILE:CD1	16:B4:987:LEU:HG	2.32	0.60
17:B5:1376:LEU:CD2	17:B5:1377:GLU:H	2.14	0.60
17:B5:1461:ARG:HH21	17:B5:1501:LEU:HD22	1.66	0.60
1:BA:1123:ASN:O	1:BA:1127:ILE:HD12	2.00	0.60
4:BD:4199:LEU:HD13	4:BD:4210:ILE:HG21	1.84	0.60
7:BG:7175:LEU:HD13	7:BG:7198:ILE:HD13	1.83	0.60

Continued on next page...

Continued from previous page...

Atom-1	Atom-2	Distance(Å)	Clash(Å)
7:BU:7090:ARG:HG2	7:BU:7118:TYR:CD2	2.36	0.60
7:BU:7187:SER:OG	7:BU:7190:GLU:HB2	2.02	0.60
13:A3:603:ASN:HD22	13:A3:604:PRO:HD2	1.66	0.60
14:A4:704:PRO:HG3	14:A4:7103:TRP:CD1	2.36	0.60
17:A6:1209:LYS:HE3	17:A6:1305:HIS:CD2	2.37	0.60
16:A7:522:ILE:HD11	16:A7:534:ASN:HB3	1.82	0.60
17:A8:1365:PHE:CE2	17:A8:1446:LEU:HD23	2.36	0.60
17:A8:1954:SER:CB	17:A8:1957:VAL:HG23	2.31	0.60
15:AE:88:HIS:HB2	17:A6:1413:PRO:HG3	1.83	0.60
5:AJ:5214:GLU:HG3	5:AJ:5233:ASN:HB3	1.83	0.60
3:AT:3140:TYR:CD1	3:AT:3225:VAL:HG21	2.35	0.60
7:AX:7094:GLU:HG2	7:AX:7114:ARG:HB3	1.83	0.60
16:B4:277:LYS:CE	17:B5:1396:PRO:HG3	2.31	0.60
16:B4:452:VAL:HG12	16:B4:454:GLY:H	1.67	0.60
16:B4:944:ILE:HG23	16:B4:946:GLU:H	1.65	0.60
17:B5:1335:MET:O	17:B5:1339:VAL:HG23	2.01	0.60
17:B8:1562:TYR:HD1	17:B8:1581:VAL:HG11	1.66	0.60
6:BF:6227:GLY:O	6:BF:6230:VAL:HG23	2.01	0.60
16:A5:532:LYS:HB3	16:A5:533:PRO:CD	2.31	0.60
17:A6:1463:PHE:HB3	17:A6:1467:PHE:CE1	2.35	0.60
16:A7:382:THR:CG2	16:A7:386:VAL:HG23	2.31	0.60
16:A7:950:TRP:O	16:A7:951:GLY:C	2.37	0.60
3:AH:3215:THR:HG23	3:AH:3230:PHE:HE1	1.67	0.60
9:AY:2001:THR:HG23	9:AY:2033:LYS:HZ2	1.65	0.60
16:B4:950:TRP:O	16:B4:951:GLY:C	2.39	0.60
17:B8:1314:TYR:CE2	17:B8:1318:ILE:HG13	2.36	0.60
4:BD:4078:LEU:HB2	4:BD:4081:ASP:HB2	1.83	0.60
11:BK:4066:TYR:CE1	11:BK:4074:LEU:HG	2.37	0.60
3:BQ:3195:LYS:O	3:BQ:3198:SER:HB3	2.02	0.60
16:A5:780:GLN:NE2	17:A6:1230:ASP:H	1.97	0.60
16:A7:1025:GLY:C	16:A7:1027:SER:H	2.05	0.60
16:A7:839:LEU:HD23	16:A7:881:VAL:HG11	1.83	0.60
1:AA:1113:PRO:HG2	1:AA:1116:VAL:CG2	2.31	0.60
8:AD:1001:ALA:CB	8:AD:1033:LYS:HZ3	2.14	0.60
15:AF:88:HIS:HB2	17:A8:1413:PRO:HG3	1.84	0.60
11:AO:401:MET:CA	11:AO:4001:ASP:HB2	2.29	0.60
16:B4:452:VAL:HG12	16:B4:454:GLY:HA3	1.84	0.60
16:B7:659:ARG:HD3	16:B7:744:PHE:CE2	2.36	0.60
16:B7:920:ILE:CD1	16:B7:987:LEU:HG	2.32	0.60
17:B8:1427:ALA:C	17:B8:1429:LYS:H	2.05	0.60
8:BH:1067:THR:HA	8:BH:1071:GLY:O	2.02	0.60
4:BR:4199:LEU:HD13	4:BR:4210:ILE:HG21	1.83	0.60

Continued on next page...

Continued from previous page...

Atom-1	Atom-2	Distance(Å)	Clash(Å)
16:A5:837:LYS:HA	16:A5:892:TYR:HE2	1.66	0.60
17:A6:1378:ILE:HG22	17:A6:1379:GLY:N	2.17	0.60
16:A7:884:ASN:HD21	17:A8:1227:ALA:HB3	1.67	0.60
17:A8:1914:LEU:O	17:A8:1914:LEU:HD23	2.02	0.60
13:AQ:6187:ILE:HG12	9:AY:2024:PRO:O	2.01	0.60
9:AY:2220:ILE:HD12	9:AY:2220:ILE:H	1.66	0.60
16:B7:284:VAL:HG13	16:B7:351:HIS:ND1	2.16	0.60
17:B8:1458:TRP:NE1	17:B8:1495:HIS:CE1	2.70	0.60
17:B8:1641:LEU:O	17:B8:1645:SER:HB3	2.02	0.60
5:BE:5001:MET:HG3	17:B5:2016:ASP:OD1	2.01	0.60
5:BE:5117:CYS:HB3	5:BE:5162:GLY:O	2.02	0.60
9:BW:2042:TRP:HB2	9:BW:2178:MET:CE	2.32	0.60
16:A7:516:LYS:HG3	17:A8:2022:LYS:HD3	1.84	0.60
17:A8:1562:TYR:HB2	17:A8:1581:VAL:CG1	2.31	0.60
4:AI:4101:GLU:HG2	4:AI:4101:GLU:O	2.01	0.60
4:AI:4063:LYS:HE2	4:AI:4211:GLU:HG3	1.83	0.60
13:B1:6077:ILE:HG23	13:B1:6078:ASN:N	2.17	0.60
15:B3:131:GLU:HG3	17:B5:1149:ILE:HD12	1.83	0.60
16:B4:884:ASN:HD21	17:B5:1227:ALA:HB3	1.65	0.60
17:B8:1562:TYR:HB2	17:B8:1581:VAL:CG1	2.31	0.60
17:B8:2127:THR:C	17:B8:2129:GLU:N	2.55	0.60
3:BC:3070:ASN:HD22	3:BC:3071:ASP:N	1.99	0.60
3:BC:3195:LYS:O	3:BC:3198:SER:HB3	2.02	0.60
4:BD:4101:GLU:HG2	4:BD:4101:GLU:O	2.01	0.60
5:BS:5015:PHE:H	6:BT:6021:GLN:NE2	1.99	0.60
17:A6:1354:MET:HE2	17:A6:1392:GLY:HA3	1.83	0.60
17:A6:1427:ALA:C	17:A6:1429:LYS:H	2.05	0.60
17:A6:1471:ILE:HD12	17:A6:1480:ASP:H	1.67	0.60
1:AC:1129:THR:CG2	2:AS:2128:ARG:HH21	2.14	0.60
12:AP:5140:LEU:HD13	12:AP:5160:SER:OG	2.02	0.60
14:AR:704:PRO:C	14:AR:705:ILE:HG12	2.21	0.60
9:AY:2042:TRP:HB2	9:AY:2178:MET:CE	2.32	0.60
9:BI:2024:PRO:O	13:B1:6187:ILE:HG12	2.00	0.60
16:B7:806:TRP:CH2	16:B7:843:LEU:HD23	2.36	0.60
17:B8:1459:LYS:C	17:B8:1461:ARG:N	2.54	0.60
17:B8:1495:HIS:CD2	17:B8:1497:GLU:H	2.20	0.60
17:B8:1926:LEU:O	17:B8:1928:PRO:HD3	2.01	0.60
17:B8:1997:ASN:C	17:B8:1999:TYR:H	2.04	0.60
4:BR:4213:THR:HG23	4:BR:4223:ALA:HB2	1.83	0.60
16:A5:950:TRP:O	16:A5:951:GLY:C	2.37	0.60
17:A6:1759:HIS:ND1	17:A6:1762:SER:OG	2.32	0.60
17:A8:1209:LYS:HE3	17:A8:1305:HIS:CD2	2.37	0.60

Continued on next page...

Continued from previous page...

Atom-1	Atom-2	Distance(Å)	Clash(Å)
17:A8:1446:LEU:HB3	17:A8:1463:PHE:CD2	2.37	0.60
1:AC:1196:GLU:HG2	1:AC:1201:LYS:CB	2.31	0.60
15:AE:153:SER:C	15:AE:154:LEU:CG	2.71	0.60
3:AH:3015:PRO:HD2	3:AH:3020:TYR:HE2	1.67	0.60
13:AQ:6172:ILE:O	13:AQ:6176:ARG:HG2	2.02	0.60
5:AV:5122:ARG:HA	5:AV:5132:ARG:HB3	1.84	0.60
16:B4:829:VAL:HG12	16:B4:884:ASN:O	2.02	0.60
16:B7:620:LEU:HD21	16:B7:661:HIS:CD2	2.36	0.60
17:B8:1186:LEU:HD23	17:B8:1204:LEU:CD1	2.32	0.60
14:BN:7040:ASN:HD22	14:BN:7040:ASN:N	1.99	0.60
4:BR:4060:THR:H	4:BR:4061:PRO:HD3	1.66	0.60
16:A5:785:LEU:O	16:A5:789:MET:HG3	2.01	0.59
17:A6:1376:LEU:CD2	17:A6:1377:GLU:H	2.15	0.59
16:A7:284:VAL:HG13	16:A7:351:HIS:ND1	2.17	0.59
16:A7:479:LEU:HB2	16:A7:518:ILE:HD11	1.82	0.59
16:A7:710:GLU:O	16:A7:711:SER:HB2	2.02	0.59
8:AB:1055:ILE:HD11	8:AB:1093:LEU:HD13	1.84	0.59
1:AC:1113:PRO:HG2	1:AC:1116:VAL:CG2	2.31	0.59
2:AS:2239:THR:OG1	2:AS:2242:GLU:HG3	2.01	0.59
3:AT:3195:LYS:O	3:AT:3198:SER:HB3	2.02	0.59
4:AU:4101:GLU:O	4:AU:4101:GLU:HG2	2.01	0.59
5:AV:5141:ALA:O	5:AV:5142:LEU:HD23	2.02	0.59
17:B5:1471:ILE:HD12	17:B5:1480:ASP:H	1.66	0.59
17:B5:1912:ILE:HG23	17:B5:1912:ILE:O	2.02	0.59
17:B8:1154:TYR:O	17:B8:1154:TYR:CG	2.55	0.59
12:BZ:5140:LEU:HD13	12:BZ:5160:SER:OG	2.02	0.59
17:A6:1314:TYR:CE2	17:A6:1318:ILE:HG13	2.37	0.59
17:A6:1581:VAL:HG12	17:A6:1582:MET:N	2.17	0.59
17:A8:1217:GLN:HG3	17:A8:1219:THR:HG23	1.84	0.59
1:AA:1040:ILE:HG23	1:AA:1056:GLN:HB2	1.84	0.59
10:AN:3126:ASP:HB2	10:AN:3127:PHE:CD2	2.37	0.59
3:AT:3015:PRO:HD2	3:AT:3020:TYR:CE2	2.37	0.59
6:AW:6072:LEU:HD23	6:AW:6072:LEU:C	2.23	0.59
16:B4:1023:LEU:HD11	17:B5:1179:ILE:HG21	1.83	0.59
4:BD:4037:LYS:HE3	4:BD:4145:PRO:O	2.01	0.59
13:BM:603:ASN:HD22	13:BM:604:PRO:CD	2.15	0.59
14:A4:7153:ARG:NH1	14:A4:7153:ARG:HG3	2.15	0.59
17:A6:1562:TYR:HB2	17:A6:1581:VAL:HG11	1.84	0.59
8:AD:1001:ALA:HB1	8:AD:1033:LYS:NZ	2.16	0.59
2:AG:2050:LYS:HD3	2:AG:2201:GLU:OE1	2.03	0.59
14:AR:7010:ASN:HB2	14:AR:7193:ASP:OD2	2.03	0.59
3:AT:3087:LEU:HD22	3:AT:3115:LEU:HD22	1.84	0.59

Continued on next page...

Continued from previous page...

Atom-1	Atom-2	Distance(Å)	Clash(Å)
4:AU:4078:LEU:HB2	4:AU:4081:ASP:HB2	1.84	0.59
17:B8:1587:LEU:HB3	17:B8:1588:LYS:O	2.02	0.59
17:B8:1591:LEU:HD13	17:B8:1595:GLU:HB3	1.83	0.59
12:BZ:5145:LYS:HB2	12:BZ:5148:LEU:CD1	2.32	0.59
16:A5:361:LYS:H	16:A5:361:LYS:HE3	1.67	0.59
17:A6:2035:ALA:O	17:A6:2039:ASP:HB2	2.03	0.59
17:A8:1461:ARG:HH21	17:A8:1501:LEU:HD22	1.67	0.59
17:A8:1562:TYR:HD1	17:A8:1581:VAL:HG11	1.66	0.59
17:A8:2007:ARG:CD	17:A8:2059:HIS:HD2	2.09	0.59
3:AT:3225:VAL:HG12	3:AT:3225:VAL:O	2.01	0.59
4:AU:4199:LEU:HD13	4:AU:4210:ILE:HG21	1.84	0.59
6:AW:6117:GLN:HE22	6:AW:6121:GLN:NE2	2.01	0.59
17:B8:1205:LEU:HD21	17:B8:1287:LEU:HD12	1.84	0.59
17:B8:1572:TRP:O	17:B8:1815:PRO:HD2	2.03	0.59
8:BH:1055:ILE:HD11	8:BH:1093:LEU:HD13	1.85	0.59
4:BR:4162:GLN:HG3	4:BR:4163:THR:N	2.17	0.59
14:A4:7045:ILE:HG21	14:A4:7052:MET:HG3	1.83	0.59
16:A7:586:SER:HB2	16:A7:598:ILE:HG12	1.84	0.59
6:AK:6005:ASN:N	6:AK:6005:ASN:HD22	2.00	0.59
6:AK:6137:TYR:HB2	6:AK:6217:GLY:HA2	1.84	0.59
7:AL:7121:ALA:HA	7:AL:7124:LEU:HD12	1.83	0.59
4:AU:4181:ARG:HH22	5:AV:5060:GLU:CB	2.15	0.59
16:B4:586:SER:HB2	16:B4:598:ILE:HG12	1.82	0.59
7:BG:7187:SER:OG	7:BG:7190:GLU:HB2	2.03	0.59
10:BJ:3014:ILE:HG23	10:BJ:3034:ILE:HD13	1.85	0.59
8:BV:1067:THR:HA	8:BV:1071:GLY:O	2.02	0.59
8:BV:1174:ARG:CG	8:BV:1174:ARG:NH1	2.61	0.59
16:A5:994:ASN:HB3	16:A5:1015:TYR:CE1	2.38	0.59
17:A6:1238:GLN:HE22	17:A6:1251:ASN:CB	2.15	0.59
17:A6:1740:PHE:C	17:A6:1742:HIS:H	2.04	0.59
13:AQ:6043:MET:CB	13:AQ:6102:ILE:HG22	2.30	0.59
4:AU:4048:ARG:HG2	4:AU:4049:ARG:H	1.66	0.59
16:B4:488:TYR:CD1	16:B4:536:LYS:HB3	2.37	0.59
16:B4:516:LYS:HG3	17:B5:2022:LYS:HD3	1.85	0.59
1:BA:1196:GLU:HG2	1:BA:1201:LYS:CB	2.32	0.59
6:BF:6005:ASN:N	6:BF:6005:ASN:HD22	1.99	0.59
14:A4:7040:ASN:HD22	14:A4:7040:ASN:H	1.50	0.59
16:A7:829:VAL:HG12	16:A7:884:ASN:O	2.02	0.59
16:A7:939:PRO:HD2	16:A7:943:LYS:HB2	1.85	0.59
17:A8:1588:LYS:HB3	17:A8:1688:MET:HE2	1.85	0.59
17:A8:1952:VAL:HG11	17:A8:1971:ILE:CD1	2.31	0.59
4:AI:4230:ASN:HA	4:AI:4233:VAL:HG22	1.85	0.59

Continued on next page...

Continued from previous page...

Atom-1	Atom-2	Distance(Å)	Clash(Å)
16:B7:605:LEU:HD13	16:B7:616:TYR:CZ	2.37	0.59
17:B8:1952:VAL:HG11	17:B8:1971:ILE:CD1	2.32	0.59
5:BS:5122:ARG:HA	5:BS:5132:ARG:HB3	1.85	0.59
16:A5:929:THR:HA	16:A5:1028:LEU:CD1	2.32	0.59
15:AE:144:LEU:HD11	16:A5:259:LEU:HD21	1.83	0.59
16:A5:479:LEU:HB2	16:A5:518:ILE:HD11	1.85	0.59
17:A6:1295:ILE:O	17:A6:1298:PRO:HD2	2.03	0.59
16:A7:785:LEU:O	16:A7:789:MET:HG3	2.02	0.59
16:A7:953:LEU:O	16:A7:959:ARG:HB3	2.02	0.59
17:A8:1459:LYS:C	17:A8:1461:ARG:N	2.56	0.59
16:A7:376:SER:HB3	17:A8:1577:ARG:HB2	1.84	0.59
17:A8:1803:LYS:HG2	17:A8:1889:GLU:HG3	1.84	0.59
3:AT:3015:PRO:HD2	3:AT:3020:TYR:HE2	1.67	0.59
4:AU:4073:LEU:HD12	4:AU:4135:ILE:HG12	1.85	0.59
16:B4:403:LYS:O	16:B4:406:ASP:HB2	2.03	0.59
17:B5:1459:LYS:C	17:B5:1461:ARG:N	2.55	0.59
17:B5:1463:PHE:HB3	17:B5:1467:PHE:CE1	2.37	0.59
16:B7:516:LYS:HG3	17:B8:2022:LYS:HD3	1.84	0.59
8:BH:1156:LYS:HD2	8:BH:1188:PHE:CD1	2.38	0.59
4:BR:4037:LYS:HE3	4:BR:4145:PRO:O	2.03	0.59
9:BW:2049:ALA:HB1	10:BX:3120:CYS:SG	2.43	0.59
14:A4:7133:THR:HG21	14:A4:7148:ARG:CG	2.33	0.59
16:A5:829:VAL:HG12	16:A5:884:ASN:O	2.03	0.59
17:A6:1149:ILE:HG13	17:A6:1149:ILE:O	2.02	0.59
17:A6:1335:MET:O	17:A6:1339:VAL:HG23	2.03	0.59
17:A6:1952:VAL:HG11	17:A6:1971:ILE:CD1	2.32	0.59
1:AC:1032:PHE:O	1:AC:1035:THR:HG23	2.02	0.59
3:AH:3087:LEU:HD22	3:AH:3115:LEU:HD22	1.83	0.59
17:B5:1464:ILE:O	17:B5:1468:VAL:HG23	2.02	0.59
17:B5:1468:VAL:HG21	17:B5:1505:SER:HB2	1.84	0.59
16:B7:1025:GLY:C	16:B7:1027:SER:H	2.06	0.59
16:B7:929:THR:HA	16:B7:1028:LEU:CD1	2.33	0.59
16:B7:479:LEU:HB2	16:B7:518:ILE:HD11	1.84	0.59
17:B8:1376:LEU:CD2	17:B8:1377:GLU:H	2.15	0.59
17:B8:1461:ARG:HH21	17:B8:1501:LEU:HD22	1.68	0.59
3:BQ:3098:TYR:CE1	3:BQ:3107:PRO:HD3	2.37	0.59
3:BQ:3237:ASP:O	3:BQ:3240:VAL:HB	2.03	0.59
4:BR:4101:GLU:O	4:BR:4101:GLU:HG2	2.03	0.59
5:BS:5015:PHE:H	6:BT:6021:GLN:HE22	1.50	0.59
16:A5:953:LEU:O	16:A5:959:ARG:HB3	2.03	0.59
6:AW:6005:ASN:N	6:AW:6005:ASN:HD22	1.99	0.59
16:B4:659:ARG:HD3	16:B4:744:PHE:CE2	2.37	0.59

Continued on next page...

Continued from previous page...

Atom-1	Atom-2	Distance(Å)	Clash(Å)
17:B5:1238:GLN:HE22	17:B5:1251:ASN:HB2	1.67	0.59
17:B5:1952:VAL:HG12	17:B5:1953:CYS:H	1.67	0.59
17:B8:1335:MET:O	17:B8:1339:VAL:HG23	2.03	0.59
17:B8:1562:TYR:HB2	17:B8:1581:VAL:HG11	1.85	0.59
17:B8:2062:VAL:HG13	17:B8:2089:LEU:CD2	2.33	0.59
2:BP:2239:THR:OG1	2:BP:2242:GLU:HG3	2.03	0.59
5:BS:5210:GLU:OE2	17:B8:1919:ASP:HB2	2.02	0.59
7:BU:7094:GLU:HG2	7:BU:7114:ARG:HB3	1.84	0.59
11:A1:4052:THR:HG23	11:A1:4053:VAL:N	2.18	0.58
16:A5:363:LYS:HE2	16:A5:363:LYS:CA	2.29	0.58
8:AD:1174:ARG:NH1	8:AD:1174:ARG:CG	2.58	0.58
11:AO:401:MET:HG2	11:AO:4001:ASP:CB	2.33	0.58
5:AV:5117:CYS:HB3	5:AV:5162:GLY:O	2.03	0.58
16:B4:1025:GLY:C	16:B4:1027:SER:H	2.06	0.58
16:B4:953:LEU:O	16:B4:959:ARG:HB3	2.03	0.58
17:B5:1952:VAL:HG11	17:B5:1971:ILE:CD1	2.32	0.58
17:B5:2093:ALA:HB1	17:B5:2104:LYS:HG2	1.85	0.58
4:BD:4162:GLN:HG3	4:BD:4163:THR:N	2.18	0.58
4:BD:4181:ARG:HH22	5:BE:5060:GLU:CB	2.13	0.58
13:BM:6117:ASP:HB3	13:BM:6119:VAL:H	1.68	0.58
17:A6:1952:VAL:HG12	17:A6:1953:CYS:H	1.67	0.58
17:A8:1241:SER:O	17:A8:1242:HIS:HB2	2.03	0.58
8:AB:1001:ALA:CB	8:AB:1033:LYS:NZ	2.66	0.58
10:AN:3188:LYS:HE2	10:AN:3190:TYR:HE1	1.67	0.58
16:B4:691:ILE:O	16:B4:695:ILE:HB	2.03	0.58
16:B4:653:VAL:HG13	16:B4:950:TRP:CE3	2.38	0.58
17:B5:1209:LYS:HE3	17:B5:1305:HIS:CD2	2.38	0.58
17:B5:1314:TYR:CE2	17:B5:1318:ILE:HG13	2.38	0.58
16:B7:447:GLU:HG2	16:B7:447:GLU:O	2.04	0.58
1:BO:1196:GLU:HG2	1:BO:1201:LYS:CB	2.33	0.58
8:BV:1055:ILE:HD11	8:BV:1093:LEU:HD13	1.85	0.58
16:A5:273:VAL:HG22	17:A6:1402:ILE:CG1	2.33	0.58
17:A6:1468:VAL:HG21	17:A6:1505:SER:HB2	1.85	0.58
17:A6:1471:ILE:O	17:A6:1471:ILE:HG22	2.02	0.58
17:A8:1161:GLU:OE1	17:A8:1161:GLU:N	2.36	0.58
17:A8:1997:ASN:C	17:A8:1999:TYR:H	2.06	0.58
11:AO:4052:THR:HG23	11:AO:4053:VAL:N	2.18	0.58
17:B8:1184:HIS:HD2	17:B8:1283:ASP:OD2	1.87	0.58
17:B8:1354:MET:HE2	17:B8:1392:GLY:HA3	1.84	0.58
17:B8:1446:LEU:HB3	17:B8:1463:PHE:CD2	2.37	0.58
3:BQ:3015:PRO:HD2	3:BQ:3020:TYR:HE2	1.68	0.58
5:BS:5214:GLU:HG3	5:BS:5233:ASN:HB3	1.86	0.58

Continued on next page...

Continued from previous page...

Atom-1	Atom-2	Distance(Å)	Clash(Å)
9:AM:2024:PRO:O	13:A3:6187:ILE:HG12	2.03	0.58
16:A7:268:TYR:HB2	16:A7:287:PHE:CE1	2.38	0.58
4:AI:4063:LYS:CE	4:AI:4211:GLU:HG3	2.34	0.58
13:AQ:6211:LYS:HE3	9:AY:2194:ASN:HB3	1.85	0.58
6:AW:6215:ILE:HG12	6:AW:6216:VAL:N	2.18	0.58
16:B4:621:ILE:HD11	16:B4:724:ILE:HG23	1.86	0.58
17:B5:1329:ILE:HD12	17:B5:1366:LEU:HD23	1.86	0.58
16:B7:586:SER:HB2	16:B7:598:ILE:HG12	1.83	0.58
17:B8:1474:ASN:O	17:B8:1476:GLU:N	2.37	0.58
6:BF:6036:VAL:HG23	6:BF:6197:ILE:HG13	1.84	0.58
8:BH:1001:ALA:CB	8:BH:1033:LYS:NZ	2.67	0.58
1:BO:1041:ASN:ND2	1:BO:1173:PRO:HD2	2.19	0.58
3:BQ:3140:TYR:CD1	3:BQ:3225:VAL:HG21	2.38	0.58
16:A7:924:LEU:CD1	16:A7:1026:SER:HB2	2.30	0.58
17:A8:1468:VAL:O	17:A8:1470:GLN:N	2.34	0.58
5:AV:5210:GLU:OE2	17:A8:1919:ASP:HB2	2.03	0.58
17:A8:2129:GLU:HG2	17:A8:2132:ASP:OD2	2.03	0.58
8:AB:1067:THR:HA	8:AB:1071:GLY:O	2.02	0.58
5:AV:5015:PHE:H	6:AW:6021:GLN:HE22	1.50	0.58
16:B4:504:LYS:HG3	16:B4:505:ASP:H	1.67	0.58
16:B4:929:THR:HA	16:B4:1028:LEU:CD1	2.32	0.58
17:B5:1450:LEU:C	17:B5:1450:LEU:HD23	2.24	0.58
16:B7:929:THR:HG22	16:B7:931:GLU:HG3	1.86	0.58
17:B8:1760:GLN:HB2	17:B8:1762:SER:OG	2.04	0.58
5:BE:5122:ARG:HA	5:BE:5132:ARG:HB3	1.84	0.58
3:BQ:3215:THR:HG23	3:BQ:3230:PHE:HE1	1.66	0.58
11:BY:4004:LEU:HD23	11:BY:4131:ALA:HB2	1.86	0.58
16:A5:924:LEU:CD1	16:A5:1026:SER:HB2	2.31	0.58
16:A5:932:ILE:HB	17:A6:1257:ASN:HB2	1.85	0.58
16:A7:422:VAL:H	16:A7:484:GLN:HG2	1.68	0.58
17:A8:1329:ILE:HD12	17:A8:1366:LEU:HD23	1.85	0.58
17:A8:1910:PHE:O	17:A8:1912:ILE:N	2.36	0.58
8:AB:1185:ARG:HG2	8:AB:1185:ARG:HH11	1.68	0.58
7:AX:7011:ASN:ND2	7:AX:7130:PRO:HD3	2.17	0.58
16:B4:361:LYS:HE3	16:B4:361:LYS:H	1.69	0.58
17:B8:1952:VAL:HG12	17:B8:1953:CYS:H	1.69	0.58
17:B8:2007:ARG:CD	17:B8:2059:HIS:HD2	2.14	0.58
3:BQ:3192:LEU:O	3:BQ:3196:THR:HG23	2.04	0.58
4:BR:4181:ARG:HH22	5:BS:5060:GLU:CB	2.14	0.58
6:BT:6227:GLY:O	6:BT:6230:VAL:HG23	2.03	0.58
14:A4:7051:ASP:O	14:A4:7055:ILE:HG13	2.04	0.58
16:A5:523:HIS:ND1	16:A5:524:PRO:HD2	2.18	0.58

Continued on next page...

Continued from previous page...

Atom-1	Atom-2	Distance(Å)	Clash(Å)
16:A5:529:PHE:CD1	16:A5:529:PHE:C	2.77	0.58
16:A5:710:GLU:O	16:A5:711:SER:HB2	2.04	0.58
16:A5:929:THR:HG22	16:A5:931:GLU:HG3	1.86	0.58
17:A8:1759:HIS:ND1	17:A8:1762:SER:OG	2.34	0.58
17:A8:2127:THR:C	17:A8:2129:GLU:N	2.55	0.58
3:AH:3098:TYR:CE1	3:AH:3107:PRO:HD3	2.39	0.58
5:AJ:5201:LEU:CD2	5:AJ:5219:LEU:HD11	2.33	0.58
7:AL:7094:GLU:HG2	7:AL:7114:ARG:HB3	1.85	0.58
13:AQ:6185:ARG:HD2	10:AZ:3138:PHE:CE1	2.39	0.58
9:AY:2042:TRP:HB2	9:AY:2178:MET:HE2	1.86	0.58
16:B4:447:GLU:O	16:B4:447:GLU:HG2	2.04	0.58
17:B5:1644:SER:HB3	17:B5:1687:PHE:HE2	1.67	0.58
7:BG:7094:GLU:HG2	7:BG:7114:ARG:HB3	1.85	0.58
10:BJ:3117:LEU:HD23	10:BJ:3117:LEU:N	2.16	0.58
14:BN:7019:LEU:HB2	14:BN:7184:SER:HB2	1.85	0.58
2:BP:2050:LYS:HD3	2:BP:2201:GLU:OE1	2.03	0.58
11:A1:4004:LEU:HD23	11:A1:4131:ALA:HB2	1.85	0.58
16:A7:273:VAL:HG22	17:A8:1402:ILE:HG12	1.86	0.58
6:AW:6011:VAL:O	6:AW:6011:VAL:HG13	2.04	0.58
13:B1:6043:MET:CB	13:B1:6102:ILE:HG22	2.30	0.58
13:B1:6172:ILE:O	13:B1:6176:ARG:HG2	2.03	0.58
17:B5:2141:TYR:CE1	17:B5:2142:TYR:CE1	2.92	0.58
16:B7:277:LYS:CE	17:B8:1396:PRO:HG3	2.32	0.58
17:B8:1365:PHE:CE2	17:B8:1446:LEU:HD23	2.39	0.58
5:BE:5015:PHE:H	6:BF:6021:GLN:NE2	2.01	0.58
14:A4:7040:ASN:HD22	14:A4:7040:ASN:N	2.00	0.58
17:A8:1562:TYR:HB2	17:A8:1581:VAL:HG11	1.84	0.58
15:AF:131:GLU:HG3	17:A8:1149:ILE:HD12	1.86	0.58
4:AI:4181:ARG:HH22	5:AJ:5060:GLU:CB	2.14	0.58
3:AT:3019:LEU:H	3:AT:3019:LEU:CD2	2.13	0.58
16:B4:994:ASN:HB3	16:B4:1015:TYR:CE1	2.38	0.58
16:B4:532:LYS:HB3	16:B4:533:PRO:CD	2.33	0.58
16:B7:422:VAL:H	16:B7:484:GLN:HG2	1.68	0.58
17:B8:1161:GLU:OE1	17:B8:1161:GLU:N	2.37	0.58
17:B8:1710:TYR:O	17:B8:1711:GLU:HB2	2.04	0.58
10:BJ:3003:VAL:HG22	10:BJ:3016:CYS:HB3	1.85	0.58
11:BK:4004:LEU:HD23	11:BK:4131:ALA:HB2	1.85	0.58
6:BT:6072:LEU:HD23	6:BT:6072:LEU:O	2.03	0.58
11:A1:4066:TYR:CE1	11:A1:4074:LEU:HG	2.39	0.58
15:AE:131:GLU:HG3	17:A6:1149:ILE:HD12	1.85	0.58
17:A6:1544:THR:O	17:A6:1545:SER:HB3	2.04	0.58
17:A6:2007:ARG:HH11	17:A6:2059:HIS:HD2	1.52	0.58

Continued on next page...

Continued from previous page...

Atom-1	Atom-2	Distance(Å)	Clash(Å)
17:A8:1154:TYR:CG	17:A8:1154:TYR:O	2.57	0.58
15:AE:112:PHE:O	16:A5:256:PRO:HA	2.04	0.58
3:AH:3015:PRO:HD2	3:AH:3020:TYR:CE2	2.38	0.58
9:AM:2172:ASN:ND2	9:AM:2192:THR:HA	2.18	0.58
5:AV:5147:HIS:CE1	5:AV:5224:LYS:HG3	2.39	0.58
16:B4:636:HIS:CD2	16:B4:637:ARG:N	2.72	0.58
17:B5:1373:VAL:HG22	17:B5:1378:ILE:O	2.03	0.58
17:B8:1893:GLY:O	17:B8:1896:LYS:HG3	2.04	0.58
17:B8:2007:ARG:HH11	17:B8:2059:HIS:CD2	2.21	0.58
8:BH:1029:ARG:HD2	14:B2:7211:TRP:CZ3	2.39	0.58
6:BT:6005:ASN:HD22	6:BT:6005:ASN:N	2.00	0.58
16:A5:422:VAL:H	16:A5:484:GLN:HG2	1.68	0.57
17:A6:1910:PHE:O	17:A6:1912:ILE:N	2.37	0.57
17:A8:1563:PHE:CE1	17:A8:1735:ARG:HG2	2.38	0.57
17:A8:1798:ARG:HG2	17:A8:1882:THR:OG1	2.04	0.57
4:AI:4037:LYS:HE3	4:AI:4145:PRO:O	2.04	0.57
4:AI:4194:LEU:HD12	4:AI:4194:LEU:O	2.04	0.57
17:B5:1354:MET:CE	17:B5:1392:GLY:HA3	2.34	0.57
17:B8:1581:VAL:HG12	17:B8:1582:MET:N	2.17	0.57
1:BA:1040:ILE:HG23	1:BA:1056:GLN:HB2	1.86	0.57
16:A5:323:PHE:CE2	16:A5:345:PHE:HB2	2.39	0.57
17:A6:2126:ASN:O	17:A6:2127:THR:C	2.42	0.57
16:A7:562:ASN:O	16:A7:564:ILE:N	2.33	0.57
2:AS:2035:LEU:C	2:AS:2035:LEU:HD12	2.24	0.57
2:AS:2050:LYS:HD3	2:AS:2201:GLU:OE1	2.05	0.57
4:AU:4037:LYS:HE3	4:AU:4145:PRO:O	2.04	0.57
16:B4:929:THR:HG22	16:B4:931:GLU:HG3	1.86	0.57
17:B5:1184:HIS:HD2	17:B5:1283:ASP:OD2	1.86	0.57
17:B5:1491:ILE:CD1	17:B5:1499:ILE:HG12	2.33	0.57
17:B5:1910:PHE:O	17:B5:1912:ILE:N	2.36	0.57
5:BE:5210:GLU:OE2	17:B5:1919:ASP:HB2	2.04	0.57
6:BF:6082:ARG:HH11	6:BF:6082:ARG:HG2	1.68	0.57
3:BQ:3225:VAL:HG12	3:BQ:3225:VAL:O	2.03	0.57
6:BT:6011:VAL:O	6:BT:6011:VAL:HG13	2.03	0.57
11:A1:4014:LEU:HD12	11:A1:4042:LEU:HD23	1.86	0.57
17:A8:1587:LEU:HB3	17:A8:1588:LYS:O	2.04	0.57
1:AA:1123:ASN:ND2	2:AG:2083:ARG:HH21	1.95	0.57
10:AZ:3040:VAL:HG22	10:AZ:3075:PRO:HG3	1.85	0.57
17:B5:1338:GLN:NE2	17:B5:1381:TYR:CD1	2.73	0.57
16:B7:839:LEU:HD23	16:B7:881:VAL:HG11	1.85	0.57
3:BC:3144:TYR:O	3:BC:3145:GLY:O	2.21	0.57
5:BE:5214:GLU:HG3	5:BE:5233:ASN:HB3	1.85	0.57

Continued on next page...

Continued from previous page...

Atom-1	Atom-2	Distance(Å)	Clash(Å)
13:A3:6117:ASP:HB3	13:A3:6119:VAL:H	1.68	0.57
9:AM:2200:GLN:HG2	13:A3:6173:LYS:HG2	1.85	0.57
16:A5:371:MET:CE	16:A5:394:VAL:HG11	2.34	0.57
17:A6:1710:TYR:O	17:A6:1711:GLU:HB2	2.03	0.57
16:A7:665:VAL:O	16:A7:669:LEU:HG	2.04	0.57
8:AD:1156:LYS:HD2	8:AD:1188:PHE:CD1	2.40	0.57
6:AW:6036:VAL:HG23	6:AW:6197:ILE:HG13	1.86	0.57
17:B5:1475:LEU:O	17:B5:1476:GLU:HB2	2.04	0.57
17:B5:1710:TYR:O	17:B5:1711:GLU:HB2	2.03	0.57
16:B7:932:ILE:HG13	16:B7:933:THR:H	1.68	0.57
17:B8:1562:TYR:CD1	17:B8:1581:VAL:HG11	2.40	0.57
3:BC:3087:LEU:HD13	3:BC:3135:PHE:HE2	1.69	0.57
4:BR:4048:ARG:HG2	4:BR:4049:ARG:H	1.68	0.57
4:AI:4177:LYS:HD3	17:A6:1753:GLU:OE2	2.05	0.57
3:AT:3014:SER:HB3	3:AT:3018:ARG:O	2.05	0.57
3:AT:3019:LEU:N	3:AT:3019:LEU:HD23	2.15	0.57
13:B1:602:PHE:HB3	14:B2:701:THR:HG23	1.86	0.57
16:B4:422:VAL:N	16:B4:484:GLN:HG2	2.19	0.57
17:B5:1154:TYR:O	17:B5:1154:TYR:CG	2.58	0.57
10:BJ:307:ASN:HA	10:BJ:3021:GLY:O	2.05	0.57
3:BQ:3015:PRO:HD2	3:BQ:3020:TYR:CE2	2.38	0.57
6:BT:6203:ASP:CB	17:B8:2045:SER:HB2	2.34	0.57
16:A5:944:ILE:HG23	16:A5:946:GLU:N	2.19	0.57
17:A6:1512:LYS:HG3	17:A6:1513:ILE:N	2.13	0.57
17:A6:1591:LEU:HD13	17:A6:1595:GLU:HB3	1.84	0.57
16:A7:1024:SER:O	16:A7:1026:SER:N	2.38	0.57
17:A8:1392:GLY:O	17:A8:1393:ILE:CG1	2.53	0.57
17:A8:1495:HIS:CD2	17:A8:1497:GLU:H	2.20	0.57
12:AP:5145:LYS:HB2	12:AP:5148:LEU:CD1	2.35	0.57
16:B4:562:ASN:O	16:B4:564:ILE:N	2.31	0.57
16:B4:837:LYS:HA	16:B4:892:TYR:HE2	1.69	0.57
17:B5:1149:ILE:HG13	17:B5:1149:ILE:O	2.05	0.57
17:B5:1562:TYR:CD1	17:B5:1581:VAL:HG11	2.39	0.57
17:B5:1954:SER:CB	17:B5:1957:VAL:HG23	2.35	0.57
16:B7:529:PHE:CD1	16:B7:529:PHE:C	2.77	0.57
5:BE:5015:PHE:H	6:BF:6021:GLN:HE22	1.53	0.57
6:BF:6137:TYR:HB2	6:BF:6217:GLY:HA2	1.85	0.57
3:BQ:3019:LEU:HD23	3:BQ:3019:LEU:N	2.14	0.57
9:BW:2172:ASN:ND2	9:BW:2192:THR:HA	2.19	0.57
17:A6:1243:VAL:CG1	17:A6:1246:PRO:HG3	2.34	0.57
16:A7:1009:GLY:O	16:A7:1013:GLN:HG3	2.05	0.57
16:A7:558:ARG:O	16:A7:558:ARG:HG3	2.05	0.57

Continued on next page...

Continued from previous page...

Atom-1	Atom-2	Distance(Å)	Clash(Å)
4:AU:4162:GLN:HG3	4:AU:4163:THR:N	2.19	0.57
7:AX:7067:GLN:NE2	7:AX:7088:VAL:HG11	2.19	0.57
13:AQ:6213:ASP:HB3	9:AY:2194:ASN:ND2	2.20	0.57
17:B5:1566:LEU:HG	17:B5:1567:ARG:H	1.69	0.57
17:B5:1679:ALA:HB2	17:B5:1723:LEU:HD11	1.87	0.57
17:B5:1806:THR:HA	17:B5:1890:MET:HE3	1.86	0.57
16:B7:504:LYS:HG3	16:B7:505:ASP:H	1.68	0.57
16:B7:932:ILE:HB	17:B8:1257:ASN:HB2	1.86	0.57
17:B8:1471:ILE:HG22	17:B8:1471:ILE:O	2.03	0.57
17:B8:1740:PHE:CE2	17:B8:1774:MET:HE1	2.39	0.57
11:BK:4042:LEU:HD13	11:BK:4188:ILE:HD13	1.86	0.57
14:BN:7151:VAL:HG23	14:BN:7151:VAL:O	2.04	0.57
4:BR:4071:VAL:HG11	4:BR:4109:LEU:HD12	1.87	0.57
9:BW:2080:LEU:HD13	9:BW:2111:PHE:CD2	2.39	0.57
16:A5:833:ASN:HB3	16:A5:888:SER:HB3	1.85	0.57
17:A6:1385:ILE:O	17:A6:1389:ILE:HG13	2.05	0.57
16:A7:452:VAL:HG12	16:A7:454:GLY:CA	2.34	0.57
5:AJ:5061:SER:O	5:AJ:5062:ASP:CB	2.51	0.57
5:AJ:5122:ARG:HA	5:AJ:5132:ARG:HB3	1.86	0.57
6:AK:6215:ILE:HG12	6:AK:6216:VAL:N	2.20	0.57
7:AX:7067:GLN:CD	7:AX:7088:VAL:HG11	2.25	0.57
10:AZ:3014:ILE:HG23	10:AZ:3034:ILE:HD13	1.86	0.57
17:B5:1471:ILE:HG22	17:B5:1471:ILE:O	2.05	0.57
17:B5:1544:THR:O	17:B5:1545:SER:HB3	2.04	0.57
17:B8:1149:ILE:O	17:B8:1149:ILE:HG13	2.05	0.57
17:B8:1636:PHE:HE2	17:B8:1677:ILE:CG1	2.04	0.57
2:BP:2113:GLU:O	2:BP:2117:ILE:HG13	2.04	0.57
10:BX:3014:ILE:HG23	10:BX:3034:ILE:HD13	1.85	0.57
16:A5:447:GLU:HG2	16:A5:447:GLU:O	2.04	0.57
16:A5:422:VAL:H	16:A5:484:GLN:CG	2.18	0.57
16:A5:930:THR:HB	17:A6:1260:HIS:NE2	2.20	0.57
16:A7:529:PHE:CD1	16:A7:529:PHE:C	2.78	0.57
16:A7:754:MET:SD	16:A7:754:MET:C	2.83	0.57
17:A8:1562:TYR:CD1	17:A8:1581:VAL:HG11	2.40	0.57
17:A8:1641:LEU:O	17:A8:1645:SER:HB3	2.05	0.57
1:AA:1196:GLU:HG2	1:AA:1201:LYS:HB2	1.87	0.57
10:AN:3021:GLY:HA2	10:AN:3027:VAL:HG23	1.85	0.57
16:B4:710:GLU:O	16:B4:711:SER:HB2	2.03	0.57
16:B4:754:MET:SD	16:B4:754:MET:C	2.83	0.57
16:B4:273:VAL:HG22	17:B5:1402:ILE:CG1	2.34	0.57
17:B8:1759:HIS:ND1	17:B8:1762:SER:OG	2.35	0.57
9:AM:2167:LEU:HD22	13:A3:6187:ILE:O	2.04	0.57

Continued on next page...

Continued from previous page...

Atom-1	Atom-2	Distance(Å)	Clash(Å)
16:A5:356:LYS:N	16:A5:357:PRO:HD3	2.20	0.57
16:A5:422:VAL:N	16:A5:484:GLN:HG2	2.20	0.57
16:A7:447:GLU:O	16:A7:447:GLU:HG2	2.04	0.57
16:A7:930:THR:HB	17:A8:1260:HIS:NE2	2.20	0.57
17:A8:1396:PRO:HA	17:A8:1475:LEU:CD2	2.22	0.57
8:AB:1001:ALA:HB1	8:AB:1033:LYS:NZ	2.20	0.57
12:AP:5209:ASN:OD1	10:AZ:3030:LYS:HE2	2.05	0.57
13:AQ:6186:HIS:CD2	13:AQ:6188:GLN:HB2	2.40	0.57
16:B4:669:LEU:HD22	16:B4:684:LEU:HD22	1.86	0.57
17:B5:1544:THR:O	17:B5:1545:SER:CB	2.53	0.57
16:B7:323:PHE:CE2	16:B7:345:PHE:HB2	2.40	0.57
2:BB:2050:LYS:HD3	2:BB:2201:GLU:OE1	2.05	0.57
12:BL:5145:LYS:HB2	12:BL:5148:LEU:CD1	2.35	0.57
3:BQ:3014:SER:HB3	3:BQ:3018:ARG:O	2.04	0.57
17:A6:1332:HIS:C	17:A6:1334:TYR:H	2.08	0.56
17:A6:1365:PHE:CE2	17:A6:1446:LEU:HD23	2.40	0.56
17:A6:1759:HIS:CE1	17:A6:1762:SER:OG	2.58	0.56
17:A6:2093:ALA:HB1	17:A6:2104:LYS:HG2	1.87	0.56
16:A7:940:GLU:O	16:A7:941:ASP:CB	2.53	0.56
17:A8:1149:ILE:HG13	17:A8:1149:ILE:O	2.04	0.56
17:A8:1491:ILE:HD12	17:A8:1499:ILE:HG12	1.86	0.56
8:AB:1038:HIS:O	8:AB:1039:ASP:C	2.43	0.56
12:AP:5001:THR:N	12:AP:5131:SER:HG	2.03	0.56
5:AV:5061:SER:O	5:AV:5062:ASP:CB	2.53	0.56
14:B2:7151:VAL:O	14:B2:7151:VAL:HG23	2.04	0.56
16:B7:924:LEU:CD1	16:B7:1026:SER:HB2	2.31	0.56
17:B8:2141:TYR:CE1	17:B8:2142:TYR:CE1	2.93	0.56
2:BB:2239:THR:OG1	2:BB:2242:GLU:HG3	2.05	0.56
5:BS:5001:MET:HG3	17:B8:2016:ASP:OD1	2.05	0.56
5:BS:5194:LYS:O	5:BS:5198:LEU:HD12	2.04	0.56
13:A3:6020:ASN:O	13:A3:6027:ASN:HB2	2.05	0.56
17:A6:1832:ASP:C	17:A6:1834:LEU:H	2.09	0.56
17:A8:1832:ASP:C	17:A8:1834:LEU:N	2.59	0.56
3:AT:3192:LEU:O	3:AT:3192:LEU:HD23	2.05	0.56
14:B2:7051:ASP:O	14:B2:7055:ILE:HG13	2.04	0.56
16:B7:286:MET:HE3	16:B7:290:LEU:HG	1.86	0.56
16:B7:452:VAL:HG12	16:B7:454:GLY:CA	2.34	0.56
17:B8:1577:ARG:HG2	17:B8:1578:LEU:N	2.19	0.56
17:B8:1644:SER:CB	17:B8:1687:PHE:HE2	2.18	0.56
4:BD:4048:ARG:HG2	4:BD:4049:ARG:H	1.70	0.56
1:BA:1110:TYR:OH	9:BI:2066:HIS:HE1	1.87	0.56
13:BM:6186:HIS:CD2	13:BM:6188:GLN:HB2	2.39	0.56

Continued on next page...

Continued from previous page...

Atom-1	Atom-2	Distance(Å)	Clash(Å)
16:A5:452:VAL:HG12	16:A5:454:GLY:CA	2.35	0.56
16:A7:636:HIS:CD2	16:A7:637:ARG:N	2.74	0.56
16:A7:680:LEU:C	16:A7:680:LEU:HD23	2.25	0.56
17:A8:1335:MET:O	17:A8:1339:VAL:HG23	2.05	0.56
17:A8:1354:MET:HE2	17:A8:1392:GLY:HA3	1.87	0.56
17:A8:1468:VAL:C	17:A8:1470:GLN:H	2.08	0.56
2:AG:2049:LYS:HE2	2:AG:2210:GLU:CG	2.33	0.56
10:AN:3030:LYS:HE2	12:A2:5209:ASN:OD1	2.05	0.56
11:AO:4066:TYR:CE1	11:AO:4074:LEU:HG	2.40	0.56
3:AT:3044:ILE:HG21	3:AT:3138:ALA:HB1	1.87	0.56
16:B4:694:PHE:CE2	17:B5:1238:GLN:HG2	2.39	0.56
16:B4:989:GLU:HG2	17:B5:1178:ARG:NH1	2.19	0.56
16:B7:621:ILE:HD11	16:B7:724:ILE:HG23	1.87	0.56
17:B8:1479:PRO:HG3	17:B8:1512:LYS:NZ	2.20	0.56
17:B8:2014:LEU:O	17:B8:2018:VAL:HG23	2.06	0.56
8:BH:1127:ALA:O	8:BH:1131:SER:HB3	2.05	0.56
5:BS:5141:ALA:O	5:BS:5142:LEU:HD23	2.05	0.56
13:A3:6077:ILE:HG23	13:A3:6078:ASN:N	2.20	0.56
17:A6:1903:LEU:HA	17:A6:1907:VAL:HB	1.85	0.56
9:AM:2102:GLY:HA2	9:AM:2178:MET:SD	2.46	0.56
13:AQ:6117:ASP:HB3	13:AQ:6119:VAL:H	1.70	0.56
14:AR:7045:ILE:HG21	14:AR:7052:MET:HG3	1.87	0.56
9:AY:2147:THR:HG23	9:AY:2150:GLU:OE1	2.04	0.56
17:B5:1234:LEU:HD23	17:B5:1254:ILE:HD11	1.87	0.56
17:B5:1803:LYS:HG2	17:B5:1889:GLU:HG3	1.88	0.56
17:B5:1903:LEU:HA	17:B5:1907:VAL:HB	1.88	0.56
17:B8:1403:SER:O	17:B8:1405:GLN:N	2.38	0.56
10:BJ:3020:LEU:HD21	10:BJ:3048:ALA:HB2	1.87	0.56
5:BS:5201:LEU:HD21	5:BS:5219:LEU:CD1	2.34	0.56
17:A6:1461:ARG:HH21	17:A6:1501:LEU:HD22	1.70	0.56
17:A6:1832:ASP:C	17:A6:1834:LEU:N	2.56	0.56
16:A7:486:HIS:O	16:A7:487:SER:O	2.22	0.56
16:A7:488:TYR:CD1	16:A7:536:LYS:HB3	2.40	0.56
16:A7:691:ILE:O	16:A7:695:ILE:HB	2.05	0.56
5:AJ:5209:GLU:OE2	17:A6:1962:ASN:HB2	2.05	0.56
13:B1:6186:HIS:CD2	13:B1:6188:GLN:HB2	2.40	0.56
16:B4:932:ILE:HG13	16:B4:933:THR:H	1.71	0.56
17:B5:1446:LEU:HB3	17:B5:1463:PHE:CD2	2.40	0.56
17:B5:2062:VAL:HG13	17:B5:2089:LEU:CD2	2.36	0.56
16:B7:575:VAL:HG22	16:B7:604:LEU:HD13	1.87	0.56
16:B7:665:VAL:O	16:B7:669:LEU:HG	2.06	0.56
16:B7:837:LYS:HA	16:B7:892:TYR:HE2	1.69	0.56

Continued on next page...

Continued from previous page...

Atom-1	Atom-2	Distance(Å)	Clash(Å)
17:B8:1378:ILE:HG22	17:B8:1379:GLY:N	2.21	0.56
17:B8:1910:PHE:O	17:B8:1912:ILE:N	2.39	0.56
5:BE:5035:SER:OG	5:BE:5066:LYS:HE3	2.05	0.56
5:BE:5201:LEU:CD2	5:BE:5219:LEU:HD11	2.35	0.56
5:BS:5050:VAL:HG22	5:BS:5067:ILE:HD11	1.87	0.56
6:BT:6117:GLN:HE22	6:BT:6121:GLN:NE2	2.04	0.56
9:BW:2042:TRP:HB2	9:BW:2178:MET:HE2	1.88	0.56
16:A7:833:ASN:HB3	16:A7:888:SER:HB3	1.88	0.56
17:A8:1577:ARG:HG2	17:A8:1578:LEU:N	2.21	0.56
17:A8:1710:TYR:O	17:A8:1711:GLU:HB2	2.06	0.56
2:AG:2122:THR:HG22	2:AG:2123:GLN:N	2.19	0.56
7:AX:7187:SER:OG	7:AX:7190:GLU:HB2	2.05	0.56
16:B4:529:PHE:CD1	16:B4:529:PHE:C	2.77	0.56
17:B5:2129:GLU:HG2	17:B5:2132:ASP:OD2	2.05	0.56
16:B7:944:ILE:HG23	16:B7:946:GLU:N	2.20	0.56
17:B8:1376:LEU:HD22	17:B8:1377:GLU:H	1.71	0.56
17:B8:1464:ILE:HD11	17:B8:1490:GLN:HG3	1.88	0.56
17:B8:1806:THR:HA	17:B8:1890:MET:HE3	1.88	0.56
2:BB:2051:SER:C	2:BB:2053:SER:H	2.08	0.56
6:BF:6156:LEU:HD13	6:BF:6159:THR:HB	1.88	0.56
2:BP:2110:LEU:O	2:BP:2114:VAL:HG23	2.05	0.56
6:BT:6211:LEU:HD12	6:BT:6212:SER:N	2.20	0.56
17:A6:1477:SER:O	17:A6:1479:PRO:HD3	2.05	0.56
16:A7:929:THR:HG22	16:A7:931:GLU:HG3	1.87	0.56
16:A7:944:ILE:HG23	16:A7:946:GLU:H	1.70	0.56
17:A8:1413:PRO:O	17:A8:1414:ASP:C	2.43	0.56
17:A8:1491:ILE:CD1	17:A8:1499:ILE:HG12	2.36	0.56
17:A8:1558:ASP:O	17:A8:1560:PRO:HD3	2.06	0.56
1:AA:1021:PRO:HA	2:AG:2023:TYR:CE1	2.41	0.56
8:AB:1190:PRO:HA	8:AB:1193:TYR:CE2	2.41	0.56
3:AH:3019:LEU:N	3:AH:3019:LEU:HD23	2.14	0.56
4:AU:4230:ASN:HA	4:AU:4233:VAL:HG22	1.87	0.56
17:B8:1477:SER:O	17:B8:1479:PRO:HD3	2.06	0.56
10:BJ:3117:LEU:H	10:BJ:3117:LEU:CD2	2.18	0.56
6:BT:6132:LEU:HB2	6:BT:6147:PHE:HB3	1.88	0.56
7:BU:7175:LEU:HD13	7:BU:7198:ILE:HD13	1.88	0.56
16:A5:260:ARG:HD2	16:A5:300:PHE:CD1	2.41	0.56
17:A6:1491:ILE:CD1	17:A6:1499:ILE:HG12	2.36	0.56
17:A6:1640:ILE:HD11	17:A6:1681:LEU:HD23	1.88	0.56
17:A8:1184:HIS:HD2	17:A8:1283:ASP:OD2	1.87	0.56
17:A8:1338:GLN:NE2	17:A8:1381:TYR:CD1	2.74	0.56
17:A8:2074:TYR:HA	17:A8:2114:ARG:NH2	2.18	0.56

Continued on next page...

Continued from previous page...

Atom-1	Atom-2	Distance(Å)	Clash(Å)
4:AI:4073:LEU:HD12	4:AI:4135:ILE:HG12	1.88	0.56
6:AK:6207:THR:H	6:AK:6210:ASN:HB2	1.71	0.56
17:B5:1740:PHE:CE2	17:B5:1774:MET:HE1	2.41	0.56
17:B5:1867:ASN:HB2	17:B5:1868:PRO:HD2	1.87	0.56
17:B8:1443:GLN:NE2	17:B8:1471:ILE:HG12	2.20	0.56
17:B8:1447:LEU:HG	17:B8:1467:PHE:CZ	2.40	0.56
17:B8:1679:ALA:HB2	17:B8:1723:LEU:HD11	1.87	0.56
1:BA:1032:PHE:O	1:BA:1035:THR:HG23	2.06	0.56
2:BB:2113:GLU:O	2:BB:2117:ILE:HG13	2.06	0.56
4:BD:4060:THR:N	4:BD:4061:PRO:CD	2.69	0.56
4:BD:4039:LYS:HB3	4:BD:4186:ALA:HA	1.88	0.56
12:BL:5004:LEU:CD1	12:BL:5015:ALA:HB3	2.35	0.56
6:BT:6070:MET:HE2	6:BT:6105:VAL:HG22	1.86	0.56
8:BV:1008:PHE:HB2	8:BV:1146:MET:O	2.05	0.56
13:A3:6043:MET:CB	13:A3:6102:ILE:HG22	2.30	0.56
13:A3:6172:ILE:O	13:A3:6176:ARG:HG2	2.05	0.56
16:A5:504:LYS:O	16:A5:506:ARG:N	2.39	0.56
16:A5:772:ASP:H	16:A5:775:VAL:HG23	1.71	0.56
17:A6:1154:TYR:O	17:A6:1154:TYR:CG	2.58	0.56
5:AJ:5001:MET:HG3	17:A6:2016:ASP:OD1	2.06	0.56
17:A8:1447:LEU:HG	17:A8:1467:PHE:CZ	2.41	0.56
13:B1:608:ASN:HA	13:B1:6021:ILE:O	2.06	0.56
15:B3:144:LEU:CD2	16:B4:263:LEU:HD21	2.35	0.56
16:B4:322:GLU:HG2	17:B5:1531:PHE:HZ	1.70	0.56
17:B5:1587:LEU:HB3	17:B5:1588:LYS:O	2.05	0.56
17:B5:2103:ALA:O	17:B5:2107:ILE:HG13	2.05	0.56
17:B8:1541:THR:HG21	17:B8:1575:TRP:HE3	1.71	0.56
8:BV:1115:LEU:HD13	14:B2:7022:TYR:OH	2.05	0.56
11:BY:4052:THR:HA	11:BY:4099:VAL:HG22	1.86	0.56
11:BY:4042:LEU:HD13	11:BY:4188:ILE:HD13	1.87	0.56
16:A5:694:PHE:CE2	17:A6:1238:GLN:HG2	2.41	0.56
17:A6:1491:ILE:HD12	17:A6:1499:ILE:HG12	1.87	0.56
17:A6:1869:GLN:HA	17:A6:1869:GLN:NE2	2.21	0.56
16:A7:361:LYS:HE3	16:A7:361:LYS:H	1.71	0.56
16:A7:522:ILE:HG13	16:A7:597:TYR:OH	2.06	0.56
17:A8:1376:LEU:HD22	17:A8:1377:GLU:H	1.70	0.56
3:AH:3014:SER:HB3	3:AH:3018:ARG:O	2.06	0.56
9:AM:2147:THR:HG23	9:AM:2150:GLU:OE1	2.05	0.56
9:AM:2194:ASN:ND2	13:A3:6213:ASP:HB3	2.20	0.56
6:AW:6132:LEU:HB2	6:AW:6147:PHE:HB3	1.88	0.56
10:AZ:3147:PRO:O	10:AZ:3148:ASN:HB2	2.05	0.56
16:B4:930:THR:HB	17:B5:1260:HIS:NE2	2.21	0.56

Continued on next page...

Continued from previous page...

Atom-1	Atom-2	Distance(Å)	Clash(Å)
16:B7:710:GLU:O	16:B7:711:SER:HB2	2.06	0.56
16:B7:833:ASN:HB3	16:B7:888:SER:HB3	1.88	0.56
17:B8:2062:VAL:HG13	17:B8:2089:LEU:HD21	1.87	0.56
1:BA:1196:GLU:HG2	1:BA:1201:LYS:HB3	1.87	0.56
4:BD:4230:ASN:HA	4:BD:4233:VAL:HG22	1.87	0.56
6:BF:6011:VAL:HG13	6:BF:6011:VAL:O	2.04	0.56
10:BJ:3040:VAL:HG22	10:BJ:3075:PRO:HG3	1.87	0.56
3:BQ:3087:LEU:HD13	3:BQ:3135:PHE:HE2	1.70	0.56
3:BQ:3087:LEU:HD22	3:BQ:3115:LEU:HD22	1.86	0.56
4:BR:4243:GLN:HE21	4:BR:4243:GLN:CA	2.18	0.56
16:A5:665:VAL:O	16:A5:669:LEU:HG	2.05	0.56
3:AH:3120:GLN:HA	3:AH:3123:THR:HB	1.87	0.56
9:AM:2113:ILE:HG12	9:AM:2119:THR:HG22	1.88	0.56
9:AM:2179:GLU:OE1	9:AM:2182:LYS:HE2	2.05	0.56
3:AT:3192:LEU:O	3:AT:3196:THR:HG23	2.05	0.56
4:AU:4060:THR:N	4:AU:4061:PRO:CD	2.69	0.56
16:B4:784:ILE:HG13	17:B5:1229:ILE:HD13	1.87	0.56
17:B5:1641:LEU:O	17:B5:1645:SER:HB3	2.04	0.56
1:BA:1126:GLN:O	1:BA:1129:THR:HB	2.06	0.56
11:BK:4052:THR:HA	11:BK:4099:VAL:HG22	1.88	0.56
5:BS:5070:ILE:HB	5:BS:5074:ILE:HG22	1.88	0.56
16:A5:492:VAL:HG11	16:A5:541:PHE:HA	1.88	0.55
16:A5:940:GLU:O	16:A5:941:ASP:CB	2.53	0.55
17:A6:1544:THR:O	17:A6:1545:SER:CB	2.53	0.55
17:A6:2030:LEU:O	17:A6:2033:ARG:N	2.39	0.55
17:A8:1172:VAL:HG12	17:A8:1173:HIS:ND1	2.21	0.55
17:A8:1295:ILE:O	17:A8:1298:PRO:HD2	2.06	0.55
17:A8:1986:GLU:C	17:A8:1988:ASN:H	2.09	0.55
17:A8:2126:ASN:O	17:A8:2127:THR:C	2.44	0.55
4:AI:4126:VAL:HG12	4:AI:4127:ARG:N	2.21	0.55
17:B5:1759:HIS:CE1	17:B5:1762:SER:HG	2.24	0.55
16:B7:422:VAL:N	16:B7:484:GLN:HG2	2.21	0.55
16:B7:680:LEU:C	16:B7:680:LEU:HD23	2.25	0.55
16:B7:793:ILE:O	16:B7:796:TYR:HB3	2.06	0.55
17:B8:1475:LEU:O	17:B8:1476:GLU:HB2	2.06	0.55
17:B8:1832:ASP:C	17:B8:1834:LEU:N	2.58	0.55
4:BD:4063:LYS:HE2	4:BD:4211:GLU:HG3	1.88	0.55
5:BE:5031:ILE:CD1	5:BE:5141:ALA:HB2	2.37	0.55
14:BN:7150:VAL:HG12	14:BN:7151:VAL:HG13	1.88	0.55
4:BR:4060:THR:N	4:BR:4061:PRO:CD	2.69	0.55
5:BS:5061:SER:O	5:BS:5062:ASP:CB	2.54	0.55
10:BX:3147:PRO:O	10:BX:3148:ASN:HB2	2.05	0.55

Continued on next page...

Continued from previous page...

Atom-1	Atom-2	Distance(Å)	Clash(Å)
11:BY:4052:THR:HA	11:BY:4099:VAL:CG2	2.36	0.55
12:BZ:5001:THR:N	12:BZ:5131:SER:HG	2.04	0.55
12:BZ:5174:SER:HA	12:BZ:5193:VAL:HG23	1.88	0.55
16:A5:328:ASP:HB2	17:A6:1582:MET:SD	2.47	0.55
16:A5:558:ARG:HG3	16:A5:558:ARG:O	2.06	0.55
17:A6:1403:SER:O	17:A6:1405:GLN:N	2.38	0.55
17:A6:1475:LEU:O	17:A6:1476:GLU:HB2	2.04	0.55
17:A8:1544:THR:O	17:A8:1545:SER:HB3	2.07	0.55
17:A8:1911:LEU:C	17:A8:1913:GLY:H	2.09	0.55
9:AM:2059:ILE:O	9:AM:2063:ILE:HB	2.07	0.55
13:AQ:6020:ASN:O	13:AQ:6027:ASN:HB2	2.06	0.55
17:B5:1761:THR:CG2	17:B5:1764:ILE:HB	2.36	0.55
16:B7:356:LYS:N	16:B7:357:PRO:HD3	2.22	0.55
16:B7:452:VAL:HG12	16:B7:454:GLY:N	2.21	0.55
17:B8:1986:GLU:C	17:B8:1988:ASN:H	2.10	0.55
3:BC:3120:GLN:HA	3:BC:3123:THR:HB	1.87	0.55
2:BP:2035:LEU:HD12	2:BP:2035:LEU:C	2.26	0.55
4:BR:4123:SER:C	4:BR:4125:GLY:H	2.10	0.55
12:BZ:5004:LEU:CD1	12:BZ:5015:ALA:HB3	2.36	0.55
16:A5:266:VAL:CG2	17:A6:1410:LEU:HD13	2.37	0.55
15:AF:112:PHE:O	16:A7:256:PRO:HA	2.06	0.55
4:AI:4063:LYS:NZ	4:AI:4211:GLU:HG3	2.21	0.55
3:AT:3070:ASN:HD22	3:AT:3072:LYS:N	1.91	0.55
10:AZ:3020:LEU:HD21	10:AZ:3048:ALA:HB2	1.88	0.55
16:B4:970:HIS:HE1	16:B4:976:GLU:OE2	1.90	0.55
17:B5:1255:ARG:HH11	17:B5:1255:ARG:HG3	1.71	0.55
17:B5:1563:PHE:CE1	17:B5:1735:ARG:HG2	2.41	0.55
17:B5:1588:LYS:HG2	17:B5:1688:MET:HE1	1.89	0.55
17:B5:1832:ASP:C	17:B5:1834:LEU:N	2.58	0.55
17:B8:1761:THR:CG2	17:B8:1764:ILE:HB	2.35	0.55
4:BD:4052:LEU:H	4:BD:4055:GLN:HE21	1.53	0.55
9:BI:2113:ILE:HG12	9:BI:2119:THR:HG22	1.87	0.55
10:BX:3093:PRO:HB2	10:BX:3117:LEU:HD12	1.87	0.55
17:A6:1446:LEU:HB3	17:A6:1463:PHE:CE2	2.41	0.55
14:AR:7096:ARG:HG3	14:AR:7097:SER:N	2.21	0.55
3:AT:3098:TYR:CE1	3:AT:3107:PRO:HD3	2.42	0.55
16:B4:284:VAL:HG13	16:B4:351:HIS:ND1	2.20	0.55
16:B4:522:ILE:HD11	16:B4:534:ASN:HB3	1.89	0.55
16:B4:944:ILE:HG23	16:B4:946:GLU:N	2.20	0.55
17:B5:1186:LEU:HD23	17:B5:1204:LEU:HD12	1.87	0.55
17:B5:1443:GLN:HG3	17:B5:1467:PHE:CD2	2.41	0.55
17:B8:1255:ARG:HH11	17:B8:1255:ARG:HG3	1.71	0.55

Continued on next page...

Continued from previous page...

Atom-1	Atom-2	Distance(Å)	Clash(Å)
17:B8:1338:GLN:HE22	17:B8:1381:TYR:HD1	1.54	0.55
9:BW:2179:GLU:OE1	9:BW:2182:LYS:HE2	2.06	0.55
11:A1:4036:GLN:HG3	11:A1:4188:ILE:CD1	2.34	0.55
16:A5:661:HIS:ND1	16:A5:717:VAL:HG13	2.21	0.55
16:A5:653:VAL:HG13	16:A5:950:TRP:CE3	2.42	0.55
17:A6:1373:VAL:O	17:A6:1373:VAL:HG12	2.07	0.55
17:A6:1674:SER:O	17:A6:1677:ILE:HB	2.06	0.55
16:A7:422:VAL:N	16:A7:484:GLN:HG2	2.21	0.55
17:A8:1952:VAL:HG12	17:A8:1953:CYS:H	1.70	0.55
4:AI:4067:ILE:HG21	4:AI:4109:LEU:HD11	1.89	0.55
4:AU:4048:ARG:HG2	4:AU:4049:ARG:N	2.21	0.55
4:AU:4213:THR:HG23	4:AU:4223:ALA:HB2	1.88	0.55
6:AW:6093:ASN:HD21	13:A3:6061:ASN:ND2	1.96	0.55
14:B2:7096:ARG:HG3	14:B2:7097:SER:N	2.21	0.55
17:B5:2074:TYR:HA	17:B5:2114:ARG:NH2	2.16	0.55
1:BO:1125:SER:HA	1:BO:1128:TYR:CD2	2.41	0.55
8:BV:1008:PHE:CE2	8:BV:1148:LYS:HA	2.42	0.55
10:BX:3058:PHE:CZ	10:BX:3082:VAL:HG22	2.41	0.55
11:BY:4034:THR:HG21	11:BY:4181:LYS:HD2	1.89	0.55
14:A4:7178:TYR:HE1	14:A4:7209:MET:HG2	1.72	0.55
17:A8:1601:THR:HG22	17:A8:1601:THR:O	2.07	0.55
17:A8:1727:LEU:HB3	17:A8:1728:PRO:HD3	1.89	0.55
15:AF:144:LEU:CD2	16:A7:263:LEU:HD21	2.34	0.55
4:AI:4048:ARG:HG2	4:AI:4049:ARG:H	1.68	0.55
5:AJ:5031:ILE:CD1	5:AJ:5141:ALA:HB2	2.36	0.55
16:B4:492:VAL:HG11	16:B4:541:PHE:HA	1.88	0.55
17:B5:1350:HIS:CE1	17:B5:1388:ASP:HB3	2.41	0.55
17:B5:1997:ASN:C	17:B5:1999:TYR:H	2.10	0.55
16:B7:653:VAL:HG13	16:B7:950:TRP:CE3	2.41	0.55
17:B8:1295:ILE:O	17:B8:1298:PRO:HD2	2.06	0.55
17:B8:1844:LYS:HG3	17:B8:1844:LYS:O	2.07	0.55
17:B8:1900:VAL:CG2	17:B8:1901:PRO:HD3	2.36	0.55
2:BB:2035:LEU:C	2:BB:2035:LEU:HD12	2.27	0.55
6:BF:6215:ILE:HG12	6:BF:6216:VAL:N	2.22	0.55
5:BS:5081:LEU:HB3	5:BS:5084:ASP:HB2	1.89	0.55
8:BV:1038:HIS:O	8:BV:1039:ASP:C	2.44	0.55
13:A3:6186:HIS:CD2	13:A3:6188:GLN:HB2	2.41	0.55
17:A6:1338:GLN:NE2	17:A6:1381:TYR:CD1	2.75	0.55
17:A6:1466:ARG:HD3	17:A6:1467:PHE:N	2.21	0.55
17:A6:1867:ASN:HB2	17:A6:1868:PRO:HD2	1.89	0.55
17:A6:1911:LEU:C	17:A6:1913:GLY:N	2.60	0.55
17:A8:1544:THR:O	17:A8:1545:SER:CB	2.54	0.55

Continued on next page...

Continued from previous page...

Atom-1	Atom-2	Distance(Å)	Clash(Å)
17:A8:1844:LYS:HG3	17:A8:1844:LYS:O	2.06	0.55
8:AD:1059:VAL:HG22	8:AD:1081:VAL:HG12	1.89	0.55
2:AG:2051:SER:C	2:AG:2053:SER:H	2.09	0.55
4:AU:4194:LEU:O	4:AU:4194:LEU:HD12	2.07	0.55
16:B4:932:ILE:HB	17:B5:1257:ASN:HB2	1.88	0.55
17:B5:1427:ALA:C	17:B5:1429:LYS:H	2.10	0.55
16:B7:459:GLU:OE2	16:B7:506:ARG:HG3	2.06	0.55
17:B8:1186:LEU:HD23	17:B8:1204:LEU:HD12	1.88	0.55
17:B8:2129:GLU:HG2	17:B8:2132:ASP:OD2	2.06	0.55
4:BD:4084:ILE:O	4:BD:4088:LYS:HG3	2.06	0.55
4:BD:4213:THR:HG23	4:BD:4223:ALA:HB2	1.88	0.55
16:A5:486:HIS:O	16:A5:487:SER:O	2.24	0.55
17:A6:1997:ASN:C	17:A6:1999:TYR:H	2.10	0.55
16:A7:371:MET:CE	16:A7:394:VAL:HG11	2.37	0.55
17:A8:1911:LEU:C	17:A8:1913:GLY:N	2.60	0.55
1:AA:1070:SER:HA	1:AA:1224:GLU:OE2	2.07	0.55
1:AA:1126:GLN:O	1:AA:1129:THR:HB	2.07	0.55
4:AI:4060:THR:N	4:AI:4061:PRO:CD	2.69	0.55
6:AK:6072:LEU:O	6:AK:6072:LEU:HD23	2.07	0.55
14:AR:7163:GLN:NE2	14:AR:7163:GLN:H	2.04	0.55
2:AS:2122:THR:HG22	2:AS:2123:GLN:N	2.22	0.55
5:AV:5018:GLU:OE2	17:A8:2111:LYS:HE2	2.07	0.55
6:AW:6001:MET:SD	6:AW:6001:MET:C	2.85	0.55
6:AW:6005:ASN:N	6:AW:6005:ASN:ND2	2.55	0.55
13:B1:6117:ASP:HB3	13:B1:6119:VAL:H	1.72	0.55
14:B2:7040:ASN:HD22	14:B2:7040:ASN:N	2.05	0.55
16:B4:806:TRP:CH2	16:B4:843:LEU:HD23	2.41	0.55
17:B5:1392:GLY:O	17:B5:1393:ILE:HG12	2.07	0.55
17:B5:1464:ILE:HD11	17:B5:1490:GLN:HG3	1.89	0.55
1:BA:1021:PRO:HA	2:BB:2023:TYR:CE1	2.39	0.55
1:BA:1125:SER:HA	1:BA:1128:TYR:CD2	2.42	0.55
3:BC:3044:ILE:HD11	3:BC:3146:TYR:HB3	1.88	0.55
7:BG:7151:GLU:HB3	7:BG:7152:PRO:HD2	1.88	0.55
8:BH:1115:LEU:HD13	14:BN:7022:TYR:OH	2.07	0.55
10:BX:3020:LEU:HD21	10:BX:3048:ALA:HB2	1.89	0.55
17:A6:1911:LEU:C	17:A6:1913:GLY:H	2.11	0.55
3:AT:3120:GLN:HA	3:AT:3123:THR:HB	1.88	0.55
15:B3:153:SER:C	15:B3:154:LEU:CG	2.70	0.55
16:B4:344:LEU:HD23	16:B4:348:LEU:HG	1.89	0.55
16:B4:440:HIS:HE1	16:B4:552:GLU:OE2	1.90	0.55
16:B7:1012:ILE:HB	17:B8:1200:MET:HE1	1.89	0.55
16:B7:939:PRO:HD2	16:B7:943:LYS:HB2	1.88	0.55

Continued on next page...

Continued from previous page...

Atom-1	Atom-2	Distance(Å)	Clash(Å)
17:B8:1727:LEU:HB3	17:B8:1728:PRO:HD3	1.89	0.55
1:BA:1082:VAL:HG13	1:BA:1142:THR:HB	1.89	0.55
2:BB:2122:THR:HG22	2:BB:2123:GLN:N	2.21	0.55
4:BD:4031:THR:HG22	4:BD:4048:ARG:HB2	1.89	0.55
4:BR:4194:LEU:O	4:BR:4194:LEU:HD12	2.07	0.55
11:A1:4052:THR:HA	11:A1:4099:VAL:CG2	2.37	0.55
14:A4:7153:ARG:HH11	14:A4:7153:ARG:CG	2.12	0.55
6:AK:6001:MET:HG3	16:A5:524:PRO:HG2	1.89	0.55
16:A7:459:GLU:OE2	16:A7:506:ARG:HG3	2.07	0.55
17:A8:1400:CYS:O	17:A8:1402:ILE:N	2.40	0.55
17:A8:1566:LEU:HG	17:A8:1567:ARG:H	1.72	0.55
9:AM:2220:ILE:CD1	9:AM:2220:ILE:H	2.19	0.55
10:AZ:3003:VAL:HG22	10:AZ:3016:CYS:HB3	1.87	0.55
10:AZ:3021:GLY:HA2	10:AZ:3027:VAL:HG23	1.89	0.55
14:B2:7040:ASN:H	14:B2:7040:ASN:HD22	1.54	0.55
14:B2:7178:TYR:HE1	14:B2:7209:MET:HG2	1.71	0.55
15:B3:112:PHE:O	16:B4:256:PRO:HA	2.07	0.55
16:B4:939:PRO:HD2	16:B4:943:LYS:HB2	1.89	0.55
17:B5:1161:GLU:N	17:B5:1161:GLU:OE1	2.40	0.55
17:B5:1979:LEU:O	17:B5:1980:LEU:HB2	2.07	0.55
17:B8:1373:VAL:HG22	17:B8:1378:ILE:O	2.07	0.55
17:B8:1338:GLN:NE2	17:B8:1381:TYR:CD1	2.74	0.55
17:B8:1836:LEU:C	17:B8:1941:ARG:HH22	2.11	0.55
17:B8:1798:ARG:HG2	17:B8:1882:THR:OG1	2.06	0.55
17:B8:1954:SER:CB	17:B8:1957:VAL:HG23	2.33	0.55
17:B8:2126:ASN:O	17:B8:2127:THR:C	2.45	0.55
10:BJ:3147:PRO:O	10:BJ:3148:ASN:HB2	2.07	0.55
13:BM:603:ASN:HD22	13:BM:604:PRO:HD2	1.72	0.55
10:BX:3117:LEU:N	10:BX:3117:LEU:HD23	2.16	0.55
16:A5:793:ILE:O	16:A5:796:TYR:HB3	2.07	0.54
17:A6:1893:GLY:O	17:A6:1896:LYS:HG3	2.06	0.54
16:A7:837:LYS:HA	16:A7:892:TYR:HE2	1.71	0.54
4:AI:4063:LYS:HZ1	4:AI:4211:GLU:HG3	1.72	0.54
5:AJ:5055:THR:O	5:AJ:5055:THR:HG22	2.06	0.54
6:AK:6082:ARG:HH11	6:AK:6082:ARG:HG2	1.72	0.54
10:AN:3040:VAL:HG22	10:AN:3075:PRO:HG3	1.89	0.54
11:AO:4014:LEU:HD12	11:AO:4042:LEU:HD23	1.89	0.54
12:AP:5097:MET:H	12:AP:5117:SER:HG	1.53	0.54
13:AQ:6077:ILE:CG2	13:AQ:6078:ASN:N	2.71	0.54
5:AV:5031:ILE:CD1	5:AV:5141:ALA:HB2	2.37	0.54
14:B2:7163:GLN:NE2	14:B2:7163:GLN:H	2.05	0.54
16:B4:704:ASP:O	16:B4:707:ILE:HG23	2.07	0.54

Continued on next page...

Continued from previous page...

Atom-1	Atom-2	Distance(Å)	Clash(Å)
16:B7:770:LEU:HD12	16:B7:770:LEU:O	2.07	0.54
17:B8:1601:THR:HG22	17:B8:1601:THR:O	2.07	0.54
1:BA:1114:CYS:HB2	1:BA:1145:SER:OG	2.07	0.54
5:BE:5194:LYS:O	5:BE:5198:LEU:HD12	2.08	0.54
14:BN:7096:ARG:HG3	14:BN:7097:SER:N	2.21	0.54
1:BO:1032:PHE:O	1:BO:1035:THR:HG23	2.07	0.54
5:BS:5055:THR:HG22	5:BS:5055:THR:O	2.06	0.54
10:BX:3003:VAL:HG22	10:BX:3016:CYS:HB3	1.90	0.54
11:BY:4052:THR:HG23	11:BY:4053:VAL:N	2.22	0.54
12:A2:5004:LEU:CD1	12:A2:5015:ALA:HB3	2.37	0.54
16:A5:691:ILE:O	16:A5:695:ILE:HB	2.07	0.54
6:AK:6001:MET:N	17:A6:2076:PHE:HZ	2.06	0.54
17:A6:2129:GLU:HG2	17:A6:2132:ASP:OD2	2.07	0.54
16:A7:575:VAL:HG22	16:A7:604:LEU:HD13	1.88	0.54
16:A7:932:ILE:HB	17:A8:1257:ASN:HB2	1.88	0.54
16:A7:1012:ILE:HB	17:A8:1200:MET:HE1	1.90	0.54
17:A8:1760:GLN:HB2	17:A8:1762:SER:OG	2.07	0.54
6:AK:6005:ASN:N	6:AK:6005:ASN:ND2	2.56	0.54
10:AN:3147:PRO:O	10:AN:3148:ASN:HB2	2.06	0.54
13:B1:6156:ASN:OD1	13:B1:6158:LYS:HE2	2.07	0.54
13:B1:602:PHE:H	14:B2:701:THR:HG23	1.72	0.54
16:B7:661:HIS:ND1	16:B7:717:VAL:HG13	2.23	0.54
17:B8:1472:GLN:HA	17:B8:1512:LYS:HD3	1.90	0.54
17:B8:1544:THR:O	17:B8:1545:SER:HB3	2.06	0.54
2:BB:2106:PRO:HA	2:BB:2140:ASP:HB3	1.89	0.54
4:BD:4060:THR:N	4:BD:4061:PRO:HD3	2.21	0.54
4:BD:4187:THR:HG22	4:BD:4189:GLU:N	2.22	0.54
9:BI:2080:LEU:HD13	9:BI:2111:PHE:CD2	2.42	0.54
11:BK:4052:THR:HA	11:BK:4099:VAL:CG2	2.37	0.54
13:BM:6185:ARG:HD2	10:BX:3138:PHE:CE1	2.42	0.54
5:BS:5055:THR:O	5:BS:5056:SER:CB	2.55	0.54
7:BU:7067:GLN:NE2	7:BU:7088:VAL:HG11	2.22	0.54
7:BU:7011:ASN:ND2	7:BU:7128:VAL:O	2.40	0.54
17:A6:1234:LEU:HD23	17:A6:1254:ILE:HD11	1.89	0.54
17:A6:1413:PRO:O	17:A6:1414:ASP:C	2.44	0.54
16:A7:694:PHE:CE2	17:A8:1238:GLN:HG2	2.42	0.54
17:A8:1893:GLY:O	17:A8:1896:LYS:HG3	2.06	0.54
17:A8:2040:VAL:HG12	17:A8:2041:ASN:N	2.21	0.54
4:AI:4075:PHE:CD1	4:AI:4082:SER:HB3	2.42	0.54
4:AI:4243:GLN:CA	4:AI:4243:GLN:HE21	2.21	0.54
10:AN:307:ASN:OD1	10:AN:3047:LEU:HD12	2.08	0.54
9:AY:2113:ILE:HG12	9:AY:2119:THR:HG22	1.87	0.54

Continued on next page...

Continued from previous page...

Atom-1	Atom-2	Distance(Å)	Clash(Å)
16:B4:839:LEU:HD23	16:B4:881:VAL:HG11	1.89	0.54
17:B5:1234:LEU:HD23	17:B5:1254:ILE:CD1	2.38	0.54
17:B8:1644:SER:HB3	17:B8:1687:PHE:CE2	2.42	0.54
6:BF:6207:THR:H	6:BF:6210:ASN:HB2	1.72	0.54
11:BK:4034:THR:HG21	11:BK:4181:LYS:HD2	1.90	0.54
3:BQ:3120:GLN:HA	3:BQ:3123:THR:HB	1.88	0.54
7:BU:7011:ASN:ND2	7:BU:7130:PRO:HD3	2.22	0.54
10:BX:3021:GLY:HA2	10:BX:3027:VAL:HG23	1.88	0.54
16:A5:561:THR:HG22	16:A5:562:ASN:N	2.22	0.54
17:A6:1186:LEU:HD23	17:A6:1204:LEU:HD12	1.88	0.54
17:A6:1325:LEU:HB2	17:A6:1340:ILE:HD13	1.88	0.54
17:A6:1392:GLY:O	17:A6:1393:ILE:HG12	2.08	0.54
17:A8:1475:LEU:O	17:A8:1476:GLU:HB2	2.05	0.54
4:AI:4123:SER:C	4:AI:4125:GLY:H	2.10	0.54
3:AT:3169:THR:HG23	3:AT:3170:SER:H	1.72	0.54
4:AU:4243:GLN:HE21	4:AU:4243:GLN:CA	2.20	0.54
7:AX:7011:ASN:ND2	7:AX:7128:VAL:O	2.40	0.54
16:B4:268:TYR:HB2	16:B4:287:PHE:CE1	2.42	0.54
17:B5:1581:VAL:CG1	17:B5:1582:MET:N	2.71	0.54
16:B7:523:HIS:ND1	16:B7:524:PRO:HD2	2.21	0.54
17:B8:1395:ILE:HD13	17:B8:1396:PRO:CD	2.38	0.54
17:B8:2103:ALA:O	17:B8:2107:ILE:HG13	2.07	0.54
1:BA:1079:ILE:HD11	1:BA:1114:CYS:HA	1.90	0.54
6:BF:6072:LEU:C	6:BF:6072:LEU:HD23	2.28	0.54
6:BF:6046:LEU:HD13	6:BF:6073:SER:HB3	1.88	0.54
4:BR:4039:LYS:HB3	4:BR:4186:ALA:HA	1.89	0.54
5:BS:5031:ILE:CD1	5:BS:5141:ALA:HB2	2.37	0.54
6:BT:6207:THR:H	6:BT:6210:ASN:HB2	1.73	0.54
10:BX:302:ASP:OD1	10:BX:303:PRO:HD2	2.07	0.54
11:BY:4052:THR:HG23	11:BY:4053:VAL:H	1.71	0.54
16:A5:344:LEU:HD23	16:A5:348:LEU:HG	1.89	0.54
17:A6:1400:CYS:O	17:A6:1402:ILE:N	2.40	0.54
16:A7:970:HIS:HE1	16:A7:976:GLU:OE2	1.90	0.54
17:A8:1903:LEU:HA	17:A8:1907:VAL:HB	1.89	0.54
7:AL:7201:LEU:C	7:AL:7203:HIS:H	2.11	0.54
9:BI:2209:THR:HG21	13:B1:6150:GLN:HE21	1.72	0.54
16:B4:698:GLN:HG3	16:B4:790:ASP:HB3	1.90	0.54
16:B7:784:ILE:HG13	17:B8:1229:ILE:HD13	1.90	0.54
3:BQ:3106:ILE:HG13	3:BQ:3107:PRO:CD	2.37	0.54
5:BS:5068:VAL:HG21	5:BS:5089:ILE:HD12	1.90	0.54
6:BT:6036:VAL:HG23	6:BT:6197:ILE:HG13	1.90	0.54
14:A4:7163:GLN:H	14:A4:7163:GLN:NE2	2.04	0.54

Continued on next page...

Continued from previous page...

Atom-1	Atom-2	Distance(Å)	Clash(Å)
16:A5:1006:SER:C	16:A5:1008:TYR:H	2.09	0.54
17:A6:1392:GLY:O	17:A6:1393:ILE:CG1	2.55	0.54
16:A7:1006:SER:C	16:A7:1008:TYR:H	2.11	0.54
16:A7:523:HIS:CE1	16:A7:524:PRO:HD2	2.43	0.54
16:A7:532:LYS:HB3	16:A7:533:PRO:CD	2.35	0.54
1:AA:1125:SER:HA	1:AA:1128:TYR:CD2	2.42	0.54
4:AI:4039:LYS:HB3	4:AI:4186:ALA:HA	1.90	0.54
4:AU:4126:VAL:HG12	4:AU:4127:ARG:N	2.23	0.54
5:AV:5081:LEU:HB3	5:AV:5084:ASP:HB2	1.89	0.54
10:AZ:3117:LEU:H	10:AZ:3117:LEU:CD2	2.14	0.54
17:B5:1541:THR:HG21	17:B5:1575:TRP:HE3	1.73	0.54
17:B5:1577:ARG:HG2	17:B5:1578:LEU:N	2.22	0.54
17:B5:2040:VAL:HG12	17:B5:2041:ASN:N	2.21	0.54
17:B8:1581:VAL:CG1	17:B8:1582:MET:N	2.71	0.54
17:B8:2063:LEU:HD21	17:B8:2102:ALA:HB1	1.89	0.54
5:BE:5031:ILE:HD13	5:BE:5141:ALA:HB2	1.90	0.54
7:BG:7011:ASN:ND2	7:BG:7130:PRO:HD3	2.23	0.54
4:BR:4230:ASN:HA	4:BR:4233:VAL:HG22	1.88	0.54
16:A5:1024:SER:O	16:A5:1026:SER:N	2.40	0.54
17:A6:1563:PHE:CE1	17:A6:1735:ARG:HG2	2.42	0.54
17:A6:1727:LEU:HB3	17:A6:1728:PRO:HD3	1.89	0.54
17:A8:1832:ASP:C	17:A8:1834:LEU:H	2.11	0.54
17:A8:2103:ALA:O	17:A8:2107:ILE:HG13	2.08	0.54
1:AA:1084:ASN:ND2	1:AA:1171:THR:HB	2.22	0.54
4:AU:4039:LYS:HB3	4:AU:4186:ALA:HA	1.89	0.54
16:B4:356:LYS:N	16:B4:357:PRO:HD3	2.22	0.54
16:B7:291:VAL:O	16:B7:291:VAL:HG12	2.08	0.54
16:B7:689:VAL:HG23	16:B7:781:THR:HA	1.90	0.54
17:B8:1329:ILE:HD12	17:B8:1366:LEU:HD23	1.88	0.54
17:B8:1759:HIS:CE1	17:B8:1762:SER:OG	2.61	0.54
5:BE:5081:LEU:HB3	5:BE:5084:ASP:HB2	1.89	0.54
6:BF:6117:GLN:HE22	6:BF:6121:GLN:NE2	2.05	0.54
12:BL:5004:LEU:HD12	12:BL:5161:ILE:CD1	2.38	0.54
4:BR:4063:LYS:HE2	4:BR:4211:GLU:HG3	1.90	0.54
4:BR:4084:ILE:O	4:BR:4088:LYS:HG3	2.07	0.54
6:BT:6137:TYR:HB2	6:BT:6217:GLY:HA2	1.88	0.54
9:BW:2059:ILE:O	9:BW:2063:ILE:HB	2.08	0.54
11:A1:4138:TYR:CE1	11:A1:4171:MET:HG3	2.43	0.54
16:A5:970:HIS:HE1	16:A5:976:GLU:OE2	1.90	0.54
17:A6:1601:THR:HG22	17:A6:1601:THR:O	2.07	0.54
17:A6:1644:SER:CB	17:A6:1687:PHE:HE2	2.21	0.54
17:A6:1761:THR:C	17:A6:1763:LYS:N	2.61	0.54

Continued on next page...

Continued from previous page...

Atom-1	Atom-2	Distance(Å)	Clash(Å)
17:A6:1986:GLU:C	17:A6:1988:ASN:H	2.11	0.54
16:A7:356:LYS:N	16:A7:357:PRO:HD3	2.21	0.54
17:A8:1234:LEU:HD23	17:A8:1254:ILE:HD11	1.90	0.54
8:AD:1038:HIS:O	8:AD:1039:ASP:C	2.45	0.54
8:AD:1190:PRO:HA	8:AD:1193:TYR:CE2	2.43	0.54
4:AU:4123:SER:C	4:AU:4125:GLY:H	2.10	0.54
5:AV:5055:THR:O	5:AV:5055:THR:HG22	2.06	0.54
16:B4:558:ARG:O	16:B4:558:ARG:HG3	2.08	0.54
17:B5:1376:LEU:HD22	17:B5:1377:GLU:H	1.71	0.54
16:B7:558:ARG:HG3	16:B7:558:ARG:O	2.07	0.54
16:B7:843:LEU:O	16:B7:847:ILE:HG13	2.08	0.54
17:B8:1234:LEU:HD23	17:B8:1254:ILE:HD11	1.90	0.54
17:B8:1628:PHE:O	17:B8:1629:SER:O	2.26	0.54
5:BE:5061:SER:O	5:BE:5062:ASP:CB	2.54	0.54
6:BF:6005:ASN:N	6:BF:6005:ASN:ND2	2.56	0.54
11:BK:4171:MET:CE	11:BK:4173:MET:HB2	2.37	0.54
14:BN:7178:TYR:CE1	14:BN:7209:MET:HG2	2.43	0.54
1:BO:1129:THR:CG2	2:BP:2128:ARG:HH21	2.18	0.54
9:BW:2113:ILE:HG12	9:BW:2119:THR:HG22	1.89	0.54
14:A4:7178:TYR:CE1	14:A4:7209:MET:HG2	2.43	0.54
17:A6:1241:SER:O	17:A6:1242:HIS:HB2	2.08	0.54
17:A6:1350:HIS:CE1	17:A6:1388:ASP:HB3	2.42	0.54
17:A6:1588:LYS:HG2	17:A6:1688:MET:HE1	1.90	0.54
17:A6:2040:VAL:HG12	17:A6:2041:ASN:N	2.19	0.54
16:A7:452:VAL:HG12	16:A7:454:GLY:N	2.22	0.54
16:A7:698:GLN:HG3	16:A7:790:ASP:HB3	1.90	0.54
16:A7:843:LEU:O	16:A7:847:ILE:HG13	2.08	0.54
16:A7:865:GLN:O	16:A7:868:ASP:HB2	2.08	0.54
17:A8:1588:LYS:HG2	17:A8:1688:MET:HE1	1.89	0.54
17:A8:1628:PHE:O	17:A8:1629:SER:O	2.26	0.54
17:A8:2063:LEU:HD21	17:A8:2102:ALA:HB1	1.89	0.54
3:AH:3075:VAL:CG1	3:AH:3137:TYR:CD2	2.91	0.54
11:AO:4004:LEU:HD23	11:AO:4131:ALA:HB2	1.88	0.54
3:AT:3169:THR:HG23	3:AT:3170:SER:N	2.23	0.54
5:AV:5194:LYS:O	5:AV:5198:LEU:HD12	2.08	0.54
9:AY:2080:LEU:HD13	9:AY:2111:PHE:CD2	2.42	0.54
16:B4:833:ASN:HB3	16:B4:888:SER:HB3	1.88	0.54
16:B7:970:HIS:HE1	16:B7:976:GLU:OE2	1.91	0.54
3:BC:3019:LEU:H	3:BC:3019:LEU:CD2	2.13	0.54
12:A2:5001:THR:N	12:A2:5131:SER:HG	2.05	0.54
16:A5:833:ASN:HD22	16:A5:833:ASN:N	2.05	0.54
16:A5:865:GLN:O	16:A5:868:ASP:HB2	2.07	0.54

Continued on next page...

Continued from previous page...

Atom-1	Atom-2	Distance(Å)	Clash(Å)
17:A6:1322:ILE:HB	17:A6:1323:PRO:HD3	1.89	0.54
17:A6:1628:PHE:O	17:A6:1629:SER:O	2.26	0.54
17:A6:1641:LEU:O	17:A6:1645:SER:HB3	2.08	0.54
16:A7:989:GLU:HG2	17:A8:1178:ARG:NH1	2.17	0.54
17:A8:1395:ILE:HD13	17:A8:1396:PRO:CD	2.37	0.54
17:A8:1956:ASN:O	17:A8:1959:LEU:HD23	2.08	0.54
8:AD:1008:PHE:HB2	8:AD:1146:MET:O	2.08	0.54
3:AH:3106:ILE:HG13	3:AH:3107:PRO:CD	2.37	0.54
4:AI:4187:THR:HG22	4:AI:4189:GLU:N	2.23	0.54
5:AJ:5081:LEU:HB3	5:AJ:5084:ASP:HB2	1.89	0.54
4:AU:4052:LEU:H	4:AU:4055:GLN:HE21	1.56	0.54
16:B4:1012:ILE:HB	17:B5:1200:MET:HE1	1.89	0.54
17:B5:1241:SER:O	17:B5:1242:HIS:HB2	2.07	0.54
17:B5:1385:ILE:O	17:B5:1389:ILE:HG13	2.07	0.54
17:B5:1900:VAL:CG2	17:B5:1901:PRO:HD3	2.37	0.54
17:B8:1544:THR:O	17:B8:1545:SER:CB	2.56	0.54
17:B8:1563:PHE:CE1	17:B8:1735:ARG:HG2	2.43	0.54
1:BA:1129:THR:CG2	2:BB:2128:ARG:HH21	2.20	0.54
3:BC:3225:VAL:O	3:BC:3225:VAL:HG12	2.07	0.54
6:BF:6070:MET:HE2	6:BF:6105:VAL:HG22	1.88	0.54
4:BR:4060:THR:N	4:BR:4061:PRO:HD3	2.23	0.54
14:A4:7095:ARG:NH2	14:A4:7102:LEU:HD21	2.23	0.53
17:A6:1468:VAL:C	17:A6:1470:GLN:H	2.11	0.53
16:A7:344:LEU:HD23	16:A7:348:LEU:HG	1.91	0.53
17:A8:1325:LEU:HB2	17:A8:1340:ILE:HD13	1.89	0.53
17:A8:1332:HIS:C	17:A8:1334:TYR:H	2.11	0.53
17:A8:1759:HIS:CE1	17:A8:1762:SER:OG	2.61	0.53
4:AI:4048:ARG:HG2	4:AI:4049:ARG:N	2.23	0.53
10:AN:3117:LEU:N	10:AN:3117:LEU:HD23	2.18	0.53
14:B2:7178:TYR:CE1	14:B2:7209:MET:HG2	2.43	0.53
17:B5:1354:MET:HE2	17:B5:1392:GLY:HA3	1.90	0.53
17:B5:1628:PHE:O	17:B5:1629:SER:O	2.27	0.53
17:B5:1914:LEU:HD23	17:B5:1914:LEU:O	2.07	0.53
16:B7:361:LYS:HE3	16:B7:361:LYS:H	1.72	0.53
17:B8:1674:SER:O	17:B8:1677:ILE:HB	2.08	0.53
17:B8:1832:ASP:C	17:B8:1834:LEU:H	2.11	0.53
3:BC:3014:SER:HB3	3:BC:3018:ARG:O	2.07	0.53
3:BC:3019:LEU:N	3:BC:3019:LEU:HD23	2.15	0.53
4:BD:4071:VAL:HG11	4:BD:4109:LEU:HD12	1.89	0.53
4:BD:4176:GLU:HG3	5:BE:5058:LEU:HD11	1.90	0.53
4:BR:4114:ALA:HB2	4:BR:4150:THR:HG22	1.90	0.53
10:BX:3117:LEU:H	10:BX:3117:LEU:CD2	2.18	0.53

Continued on next page...

Continued from previous page...

Atom-1	Atom-2	Distance(Å)	Clash(Å)
13:A3:608:ASN:HA	13:A3:6021:ILE:O	2.08	0.53
16:A5:649:ILE:HD12	16:A5:690:SER:HB2	1.89	0.53
17:A6:1464:ILE:O	17:A6:1468:VAL:HG23	2.08	0.53
17:A6:1760:GLN:HB2	17:A6:1762:SER:OG	2.08	0.53
17:A6:2074:TYR:HA	17:A6:2114:ARG:NH2	2.17	0.53
5:AJ:5055:THR:O	5:AJ:5056:SER:CB	2.56	0.53
2:AS:2051:SER:C	2:AS:2053:SER:H	2.11	0.53
5:AV:5214:GLU:HG3	5:AV:5233:ASN:HB3	1.90	0.53
9:AY:2049:ALA:HB1	10:AZ:3120:CYS:SG	2.49	0.53
14:B2:7171:ASN:HD22	14:B2:7174:ARG:NH2	2.07	0.53
17:B5:1635:PHE:O	17:B5:1638:LEU:HB3	2.08	0.53
17:B5:2063:LEU:HD21	17:B5:2102:ALA:HB1	1.90	0.53
15:B6:112:PHE:O	16:B7:256:PRO:HA	2.09	0.53
3:BC:3046:LEU:HD13	3:BC:3076:ALA:HB2	1.89	0.53
3:BC:3192:LEU:O	3:BC:3196:THR:HG23	2.07	0.53
5:BE:5141:ALA:O	5:BE:5142:LEU:HD23	2.09	0.53
9:BI:2147:THR:HG23	9:BI:2150:GLU:OE1	2.08	0.53
14:BN:7178:TYR:HE1	14:BN:7209:MET:HG2	1.73	0.53
4:BR:4048:ARG:HG2	4:BR:4049:ARG:N	2.22	0.53
5:BS:5059:LEU:O	5:BS:5059:LEU:HD13	2.08	0.53
6:BT:6203:ASP:CG	17:B8:2045:SER:HB2	2.28	0.53
12:A2:5174:SER:HA	12:A2:5193:VAL:HG23	1.91	0.53
17:A6:1329:ILE:HD12	17:A6:1366:LEU:HD23	1.90	0.53
16:A7:704:ASP:O	16:A7:707:ILE:HG23	2.08	0.53
17:A8:1867:ASN:HB2	17:A8:1868:PRO:HD2	1.90	0.53
8:AB:1156:LYS:HD2	8:AB:1188:PHE:CD1	2.43	0.53
2:AG:2113:GLU:O	2:AG:2117:ILE:HG13	2.08	0.53
5:AV:5055:THR:O	5:AV:5056:SER:CB	2.56	0.53
5:AV:5112:LEU:HD22	5:AV:5112:LEU:O	2.08	0.53
14:B2:7012:VAL:HG21	14:B2:7109:ALA:HB1	1.90	0.53
16:B7:691:ILE:O	16:B7:695:ILE:HB	2.08	0.53
4:BD:4123:SER:C	4:BD:4125:GLY:H	2.12	0.53
3:BQ:3192:LEU:O	3:BQ:3192:LEU:HD23	2.08	0.53
4:BR:4243:GLN:HE21	4:BR:4243:GLN:HA	1.72	0.53
5:BS:5040:ILE:HD12	5:BS:5200:VAL:HG23	1.90	0.53
12:A2:5086:LEU:HD13	12:A2:5086:LEU:C	2.29	0.53
16:A5:504:LYS:HG3	16:A5:505:ASP:H	1.74	0.53
17:A6:1474:ASN:O	17:A6:1476:GLU:N	2.41	0.53
16:A5:322:GLU:HG2	17:A6:1531:PHE:HZ	1.73	0.53
17:A6:1566:LEU:HG	17:A6:1567:ARG:H	1.73	0.53
16:A7:492:VAL:HG11	16:A7:541:PHE:HA	1.90	0.53
17:A8:1458:TRP:CD1	17:A8:1495:HIS:CE1	2.96	0.53

Continued on next page...

Continued from previous page...

Atom-1	Atom-2	Distance(Å)	Clash(Å)
3:AH:3044:ILE:HG21	3:AH:3138:ALA:HB1	1.91	0.53
4:AI:4199:LEU:HD13	4:AI:4210:ILE:HG21	1.91	0.53
6:AK:6036:VAL:HG23	6:AK:6197:ILE:HG13	1.88	0.53
3:AT:3094:HIS:CE1	3:AT:3114:ARG:HD3	2.42	0.53
14:B2:7059:LEU:HD21	14:B2:7088:LEU:HD21	1.91	0.53
16:B4:382:THR:HG22	16:B4:386:VAL:CG2	2.38	0.53
17:B5:1443:GLN:NE2	17:B5:1471:ILE:HG12	2.23	0.53
17:B5:1512:LYS:HG3	17:B5:1513:ILE:N	2.15	0.53
17:B5:1911:LEU:C	17:B5:1913:GLY:H	2.12	0.53
16:B7:504:LYS:O	16:B7:506:ARG:N	2.42	0.53
17:B8:1234:LEU:HD23	17:B8:1254:ILE:CD1	2.38	0.53
17:B8:1322:ILE:HB	17:B8:1323:PRO:HD3	1.91	0.53
17:B8:1956:ASN:O	17:B8:1959:LEU:HD23	2.08	0.53
4:BD:4114:ALA:HB2	4:BD:4150:THR:HG22	1.89	0.53
5:BE:5055:THR:O	5:BE:5055:THR:HG22	2.09	0.53
9:BI:2172:ASN:ND2	9:BI:2192:THR:HA	2.23	0.53
13:BM:6077:ILE:HG23	13:BM:6078:ASN:N	2.23	0.53
14:BN:7057:ARG:HH11	14:BN:7057:ARG:HG2	1.74	0.53
3:BQ:3046:LEU:HD13	3:BQ:3076:ALA:HB2	1.88	0.53
4:BR:4139:ASP:OD2	4:BR:4146:LYS:HE3	2.08	0.53
4:BR:4187:THR:HG22	4:BR:4189:GLU:N	2.24	0.53
5:BS:5093:ARG:O	5:BS:5097:VAL:HG23	2.08	0.53
12:A2:5004:LEU:HD12	12:A2:5161:ILE:CD1	2.38	0.53
16:A5:461:GLY:HA3	16:A5:498:ALA:HA	1.91	0.53
16:A5:459:GLU:OE2	16:A5:506:ARG:HG3	2.09	0.53
17:A6:1740:PHE:O	17:A6:1742:HIS:N	2.41	0.53
16:A7:833:ASN:N	16:A7:833:ASN:HD22	2.07	0.53
17:A8:1474:ASN:C	17:A8:1476:GLU:N	2.61	0.53
17:A8:1900:VAL:CG2	17:A8:1901:PRO:HD3	2.38	0.53
17:A8:2093:ALA:HB1	17:A8:2104:LYS:HG2	1.90	0.53
1:AC:1021:PRO:HA	2:AS:2023:TYR:CE1	2.43	0.53
1:AC:1070:SER:HA	1:AC:1224:GLU:OE2	2.08	0.53
8:AD:1003:ILE:HD13	8:AD:1046:SER:HB3	1.91	0.53
8:AD:1008:PHE:CE2	8:AD:1148:LYS:HA	2.44	0.53
2:AG:2035:LEU:HD12	2:AG:2035:LEU:C	2.28	0.53
4:AU:4086:ILE:O	4:AU:4086:ILE:HG22	2.09	0.53
5:AV:5068:VAL:HG21	5:AV:5089:ILE:HD12	1.91	0.53
16:B4:1006:SER:C	16:B4:1008:TYR:H	2.12	0.53
16:B4:649:ILE:HD12	16:B4:690:SER:HB2	1.89	0.53
17:B5:1413:PRO:O	17:B5:1414:ASP:C	2.45	0.53
17:B8:1332:HIS:C	17:B8:1334:TYR:H	2.11	0.53
17:B8:1779:PRO:O	17:B8:1781:VAL:HG22	2.07	0.53

Continued on next page...

Continued from previous page...

Atom-1	Atom-2	Distance(Å)	Clash(Å)
5:BS:5018:GLU:OE2	17:B8:2111:LYS:HE2	2.08	0.53
6:BF:6001:MET:C	6:BF:6001:MET:SD	2.87	0.53
7:BG:7011:ASN:ND2	7:BG:7128:VAL:O	2.42	0.53
14:BN:7051:ASP:O	14:BN:7055:ILE:HG13	2.08	0.53
2:BP:2122:THR:HG22	2:BP:2123:GLN:N	2.22	0.53
3:BQ:3186:VAL:O	3:BQ:3190:ILE:HG12	2.09	0.53
4:BR:4031:THR:HG22	4:BR:4048:ARG:HB2	1.89	0.53
5:BS:5197:GLU:O	5:BS:5201:LEU:HD23	2.09	0.53
6:BT:6046:LEU:HD13	6:BT:6073:SER:HB3	1.91	0.53
17:A6:1443:GLN:HG3	17:A6:1467:PHE:CD2	2.43	0.53
17:A6:1447:LEU:HG	17:A6:1467:PHE:CZ	2.43	0.53
16:A7:621:ILE:HD11	16:A7:724:ILE:HG23	1.89	0.53
17:A8:1373:VAL:HG22	17:A8:1378:ILE:O	2.08	0.53
17:A8:1581:VAL:CG1	17:A8:1582:MET:N	2.71	0.53
17:A8:1761:THR:CG2	17:A8:1764:ILE:HB	2.39	0.53
3:AH:3186:VAL:O	3:AH:3190:ILE:HG12	2.09	0.53
4:AI:4060:THR:N	4:AI:4061:PRO:HD3	2.23	0.53
4:AI:4213:THR:HG23	4:AI:4223:ALA:HB2	1.90	0.53
7:AL:7151:GLU:HB3	7:AL:7152:PRO:HD2	1.90	0.53
7:AL:7187:SER:OG	7:AL:7190:GLU:HB2	2.08	0.53
10:AN:3159:SER:OG	10:AN:3191:LEU:HD11	2.09	0.53
13:B1:603:ASN:ND2	13:B1:604:PRO:HD2	2.23	0.53
15:B3:104:ILE:HG12	15:B3:113:SER:HB2	1.90	0.53
16:B4:665:VAL:O	16:B4:669:LEU:HG	2.08	0.53
16:B4:940:GLU:O	16:B4:941:ASP:CB	2.56	0.53
17:B5:1558:ASP:O	17:B5:1560:PRO:HD3	2.08	0.53
17:B5:2126:ASN:O	17:B5:2127:THR:C	2.47	0.53
16:B7:1009:GLY:O	16:B7:1013:GLN:HG3	2.08	0.53
16:B7:273:VAL:HG12	16:B7:274:GLN:N	2.22	0.53
1:BO:1040:ILE:HG23	1:BO:1056:GLN:HB2	1.90	0.53
1:BO:1043:LEU:HD12	1:BO:1043:LEU:C	2.29	0.53
4:BR:4212:ILE:HD11	4:BR:4224:LEU:CD1	2.32	0.53
14:A4:7171:ASN:HD22	14:A4:7174:ARG:NH2	2.07	0.53
16:A5:452:VAL:HG12	16:A5:454:GLY:N	2.24	0.53
17:A6:1376:LEU:HD22	17:A6:1377:GLU:H	1.73	0.53
17:A6:1541:THR:HG21	17:A6:1575:TRP:HE3	1.74	0.53
16:A5:373:PHE:CD1	17:A6:1577:ARG:HG3	2.44	0.53
17:A6:2118:TRP:O	17:A6:2119:LYS:C	2.45	0.53
17:A8:1644:SER:CB	17:A8:1687:PHE:HE2	2.22	0.53
17:A8:2136:VAL:HG12	17:A8:2137:LEU:N	2.24	0.53
8:AD:1001:ALA:HB2	8:AD:1033:LYS:HZ3	1.73	0.53
8:AD:1085:LEU:O	8:AD:1089:ASN:HB2	2.08	0.53

Continued on next page...

Continued from previous page...

Atom-1	Atom-2	Distance(Å)	Clash(Å)
4:AI:4031:THR:HG22	4:AI:4048:ARG:HB2	1.90	0.53
11:AO:4019:ALA:HB2	11:AO:4176:LYS:HB2	1.91	0.53
3:AT:3046:LEU:HD13	3:AT:3076:ALA:HB2	1.89	0.53
4:AU:4046:CYS:C	4:AU:4210:ILE:HG23	2.29	0.53
7:AX:7201:LEU:C	7:AX:7203:HIS:H	2.12	0.53
17:B5:1685:SER:HB2	17:B5:1735:ARG:HD3	1.89	0.53
17:B5:1759:HIS:CE1	17:B5:1762:SER:OG	2.62	0.53
17:B5:2007:ARG:CD	17:B5:2059:HIS:HD2	2.15	0.53
15:B6:87:GLN:HG2	15:B6:92:ASP:OD1	2.08	0.53
16:B7:680:LEU:HD23	16:B7:684:LEU:HG	1.90	0.53
17:B8:1803:LYS:HG2	17:B8:1889:GLU:HG3	1.90	0.53
17:B8:2097:GLY:O	17:B8:2101:ASN:HB2	2.09	0.53
4:BD:4122:GLN:HB3	5:BE:5136:ARG:NH2	2.23	0.53
12:BL:5191:HIS:N	12:BL:5191:HIS:ND1	2.57	0.53
17:A6:1309:GLN:O	17:A6:1310:LEU:HD12	2.09	0.53
17:A6:1844:LYS:O	17:A6:1844:LYS:HG3	2.07	0.53
17:A6:1937:TYR:O	17:A6:1938:MET:CB	2.48	0.53
16:A7:322:GLU:HG2	17:A8:1531:PHE:HZ	1.73	0.53
16:A7:944:ILE:HG23	16:A7:946:GLU:N	2.23	0.53
17:A8:1740:PHE:O	17:A8:1742:HIS:N	2.39	0.53
1:AC:1125:SER:HA	1:AC:1128:TYR:CD2	2.43	0.53
1:AC:1236:LEU:HD22	1:AC:1240:ASN:HB3	1.90	0.53
15:AE:154:LEU:HB3	17:A6:1400:CYS:HG	1.72	0.53
4:AI:4019:GLN:HA	4:AI:4022:TYR:HD1	1.74	0.53
13:AQ:6156:ASN:OD1	13:AQ:6158:LYS:HE2	2.09	0.53
2:AS:2074:VAL:HG22	2:AS:2075:TYR:N	2.24	0.53
2:AS:2113:GLU:O	2:AS:2117:ILE:HG13	2.08	0.53
4:AU:4167:ASN:HB2	4:AU:4202:VAL:HG13	1.91	0.53
16:B4:575:VAL:HG22	16:B4:604:LEU:HD13	1.91	0.53
16:B4:770:LEU:HD12	16:B4:770:LEU:O	2.08	0.53
17:B5:1338:GLN:HE22	17:B5:1381:TYR:HD1	1.51	0.53
17:B5:1466:ARG:HD3	17:B5:1467:PHE:N	2.24	0.53
17:B5:1893:GLY:O	17:B5:1896:LYS:HG3	2.09	0.53
16:B7:1006:SER:C	16:B7:1008:TYR:H	2.10	0.53
16:B7:694:PHE:CE2	17:B8:1238:GLN:HG2	2.43	0.53
1:BA:1158:ASP:HB2	1:BA:1159:PRO:HD2	1.91	0.53
3:BC:3192:LEU:O	3:BC:3192:LEU:HD23	2.09	0.53
3:BQ:3169:THR:HG23	3:BQ:3170:SER:N	2.24	0.53
4:BR:4097:ARG:O	4:BR:4101:GLU:HA	2.09	0.53
8:BV:1134:ILE:HD13	8:BV:1162:ALA:HB2	1.91	0.53
11:A1:4171:MET:CE	11:A1:4173:MET:HB2	2.39	0.53
16:A5:1002:PRO:HD2	16:A5:1008:TYR:CD1	2.44	0.53

Continued on next page...

Continued from previous page...

Atom-1	Atom-2	Distance(Å)	Clash(Å)
16:A5:675:MET:HE1	16:A5:764:GLN:HB2	1.91	0.53
16:A5:680:LEU:HD23	16:A5:680:LEU:C	2.28	0.53
16:A5:992:ILE:HG23	17:A6:1182:PHE:CD1	2.44	0.53
17:A6:1798:ARG:HG2	17:A6:1882:THR:OG1	2.09	0.53
17:A6:1956:ASN:O	17:A6:1959:LEU:HD23	2.08	0.53
16:A7:461:GLY:HA3	16:A7:498:ALA:HA	1.91	0.53
16:A7:561:THR:HG22	16:A7:562:ASN:N	2.24	0.53
17:A8:1477:SER:O	17:A8:1479:PRO:HD3	2.09	0.53
17:A8:1679:ALA:HB2	17:A8:1723:LEU:HD11	1.90	0.53
1:AC:1196:GLU:HG2	1:AC:1201:LYS:HB2	1.90	0.53
7:AL:7092:ARG:HD3	14:AR:7068:TYR:CE2	2.44	0.53
3:AT:3068:LYS:HG3	3:AT:3227:GLN:OE1	2.09	0.53
4:AU:4187:THR:HG22	4:AU:4189:GLU:N	2.23	0.53
16:B4:452:VAL:HG12	16:B4:454:GLY:CA	2.38	0.53
16:B4:504:LYS:CG	16:B4:505:ASP:H	2.22	0.53
16:B4:992:ILE:HG23	17:B5:1182:PHE:CD1	2.43	0.53
17:B5:1554:MET:HE3	17:B5:1777:ARG:HG2	1.91	0.53
17:B5:2062:VAL:HG13	17:B5:2089:LEU:HD21	1.90	0.53
17:B8:1566:LEU:HG	17:B8:1567:ARG:H	1.72	0.53
17:B8:1914:LEU:HD23	17:B8:1914:LEU:O	2.08	0.53
4:BD:4243:GLN:CA	4:BD:4243:GLN:HE21	2.22	0.53
2:BP:2051:SER:C	2:BP:2053:SER:H	2.12	0.53
5:BS:5031:ILE:HD13	5:BS:5141:ALA:HB2	1.91	0.53
12:BZ:5191:HIS:ND1	12:BZ:5191:HIS:N	2.57	0.53
17:A6:1285:ILE:O	17:A6:1289:THR:HB	2.08	0.53
17:A6:2103:ALA:O	17:A6:2107:ILE:HG13	2.08	0.53
16:A7:720:HIS:CE1	16:A7:724:ILE:HD13	2.44	0.53
17:A8:1466:ARG:HD3	17:A8:1467:PHE:N	2.24	0.53
17:A8:1806:THR:HA	17:A8:1890:MET:HE3	1.91	0.53
8:AB:1008:PHE:CE2	8:AB:1148:LYS:HA	2.44	0.53
4:AI:4046:CYS:C	4:AI:4210:ILE:HG23	2.30	0.53
14:AR:7178:TYR:CE1	14:AR:7209:MET:HG2	2.44	0.53
4:AU:4060:THR:N	4:AU:4061:PRO:HD3	2.22	0.53
17:B5:1468:VAL:C	17:B5:1470:GLN:H	2.11	0.53
5:BE:5018:GLU:OE2	17:B5:2111:LYS:HE2	2.09	0.53
17:B8:1474:ASN:C	17:B8:1476:GLU:N	2.62	0.53
5:BE:5197:GLU:O	5:BE:5201:LEU:HD23	2.09	0.53
7:BG:7175:LEU:HD13	7:BG:7198:ILE:CD1	2.39	0.53
11:BK:4005:GLY:HA2	11:BK:4013:ILE:O	2.09	0.53
16:A5:924:LEU:HD21	16:A5:983:ILE:CG2	2.39	0.52
17:A6:1234:LEU:HD23	17:A6:1254:ILE:CD1	2.39	0.52
16:A7:291:VAL:HG12	16:A7:291:VAL:O	2.09	0.52

Continued on next page...

Continued from previous page...

Atom-1	Atom-2	Distance(Å)	Clash(Å)
17:A8:1685:SER:HB2	17:A8:1735:ARG:HD3	1.90	0.52
14:AR:7041:THR:OG1	14:AR:7081:PRO:HG3	2.09	0.52
5:AV:5142:LEU:HB2	5:AV:5158:ALA:HB3	1.91	0.52
16:B4:260:ARG:HD2	16:B4:300:PHE:CD1	2.44	0.52
17:B5:1644:SER:CB	17:B5:1687:PHE:HE2	2.22	0.52
16:B7:322:GLU:HG2	17:B8:1531:PHE:HZ	1.74	0.52
17:B8:2074:TYR:HA	17:B8:2114:ARG:NH2	2.16	0.52
10:BJ:3030:LYS:HE2	12:BZ:5209:ASN:OD1	2.10	0.52
13:BM:6156:ASN:OD1	13:BM:6158:LYS:HE2	2.08	0.52
14:BN:7176:LEU:O	14:BN:7180:ASP:HB3	2.09	0.52
1:BO:1126:GLN:O	1:BO:1129:THR:HB	2.09	0.52
11:BY:401:MET:CA	11:BY:4001:ASP:CB	2.79	0.52
13:A3:6042:VAL:HG22	13:A3:6103:ALA:O	2.08	0.52
16:A5:968:GLN:O	16:A5:969:TRP:HB2	2.08	0.52
17:A6:1187:TYR:HE1	17:A6:1287:LEU:HD21	1.74	0.52
17:A6:1395:ILE:HD13	17:A6:1396:PRO:CD	2.39	0.52
17:A6:1832:ASP:O	17:A6:1834:LEU:N	2.43	0.52
16:A7:772:ASP:N	16:A7:775:VAL:HG23	2.25	0.52
17:A8:2014:LEU:O	17:A8:2018:VAL:HG23	2.09	0.52
5:AJ:5061:SER:O	5:AJ:5062:ASP:HB2	2.09	0.52
10:AN:3112:ILE:HD12	10:AN:3128:ILE:HG12	1.92	0.52
11:AO:4052:THR:HA	11:AO:4099:VAL:HG22	1.91	0.52
2:AS:2236:ARG:HH11	2:AS:2236:ARG:CG	2.22	0.52
4:AU:4084:ILE:O	4:AU:4088:LYS:HG3	2.10	0.52
16:B4:562:ASN:C	16:B4:564:ILE:H	2.11	0.52
16:B4:689:VAL:HG23	16:B4:781:THR:HA	1.91	0.52
17:B5:1395:ILE:HD13	17:B5:1396:PRO:CD	2.39	0.52
17:B5:1836:LEU:C	17:B5:1941:ARG:HH22	2.13	0.52
16:B7:522:ILE:HD11	16:B7:534:ASN:HB3	1.91	0.52
17:B8:1220:VAL:O	17:B8:1221:PHE:CB	2.56	0.52
17:B8:1350:HIS:CE1	17:B8:1388:ASP:HB3	2.44	0.52
8:BH:1008:PHE:CE2	8:BH:1148:LYS:HA	2.44	0.52
11:BK:4028:LYS:HD2	12:BL:5122:LEU:HD22	1.91	0.52
11:BK:4118:ILE:HA	11:BK:4123:THR:O	2.09	0.52
11:BY:4013:ILE:HD13	11:BY:4157:LEU:HD23	1.91	0.52
16:A5:437:LYS:HG3	16:A5:497:TYR:CE1	2.44	0.52
17:A6:1472:GLN:HB3	17:A6:1509:THR:HA	1.91	0.52
17:A6:1789:VAL:HG12	17:A6:1790:PHE:N	2.24	0.52
17:A6:1872:ILE:HD13	17:A6:1872:ILE:N	2.24	0.52
17:A6:1960:SER:HB2	17:A6:1963:GLN:CG	2.38	0.52
16:A7:504:LYS:O	16:A7:506:ARG:N	2.42	0.52
17:A8:1541:THR:HG21	17:A8:1575:TRP:HE3	1.74	0.52

Continued on next page...

Continued from previous page...

Atom-1	Atom-2	Distance(Å)	Clash(Å)
7:AL:7007:TYR:N	7:AL:7007:TYR:CD2	2.73	0.52
11:AO:4034:THR:HG21	11:AO:4181:LYS:HD2	1.92	0.52
1:AC:1123:ASN:ND2	2:AS:2083:ARG:HH21	2.02	0.52
3:AT:3152:ASN:ND2	3:AT:3154:SER:HB2	2.20	0.52
4:AU:4243:GLN:HE21	4:AU:4243:GLN:HA	1.75	0.52
9:AY:2172:ASN:ND2	9:AY:2192:THR:HA	2.23	0.52
17:B5:1403:SER:O	17:B5:1405:GLN:N	2.42	0.52
17:B5:1472:GLN:HB3	17:B5:1509:THR:HA	1.92	0.52
17:B5:1674:SER:O	17:B5:1677:ILE:HB	2.10	0.52
15:B6:144:LEU:CD2	16:B7:263:LEU:HD21	2.38	0.52
16:B7:833:ASN:HD22	16:B7:833:ASN:N	2.08	0.52
16:B7:930:THR:HB	17:B8:1260:HIS:NE2	2.24	0.52
17:B8:1468:VAL:C	17:B8:1470:GLN:H	2.11	0.52
17:B8:1778:ALA:N	17:B8:1779:PRO:HD3	2.25	0.52
3:BC:3169:THR:HG23	3:BC:3170:SER:N	2.25	0.52
4:BD:4192:VAL:O	4:BD:4196:VAL:HG23	2.10	0.52
10:BJ:307:ASN:HB3	10:BJ:3020:LEU:HD22	1.91	0.52
4:BR:4167:ASN:HB2	4:BR:4202:VAL:HG13	1.91	0.52
10:BX:3188:LYS:HE2	10:BX:3190:TYR:CE1	2.44	0.52
17:A6:1338:GLN:HE22	17:A6:1381:TYR:HD1	1.56	0.52
17:A6:1458:TRP:NE1	17:A6:1495:HIS:CE1	2.78	0.52
17:A6:1636:PHE:HE2	17:A6:1677:ILE:CG1	2.06	0.52
17:A6:1900:VAL:CG2	17:A6:1901:PRO:HD3	2.38	0.52
16:A7:504:LYS:CG	16:A7:505:ASP:H	2.21	0.52
17:A8:1238:GLN:HE21	17:A8:1251:ASN:HD22	1.56	0.52
17:A8:1836:LEU:C	17:A8:1941:ARG:HH22	2.12	0.52
17:A8:2062:VAL:HG13	17:A8:2089:LEU:CD2	2.39	0.52
1:AC:1196:GLU:HG2	1:AC:1201:LYS:HB3	1.91	0.52
12:AP:5191:HIS:ND1	12:AP:5191:HIS:N	2.57	0.52
13:AQ:6187:ILE:O	9:AY:2167:LEU:HD22	2.09	0.52
16:B4:992:ILE:HD12	17:B5:1178:ARG:HD2	1.90	0.52
17:B5:1477:SER:O	17:B5:1479:PRO:HD3	2.10	0.52
17:B8:1867:ASN:HB2	17:B8:1868:PRO:HD2	1.91	0.52
17:B8:2040:VAL:HG12	17:B8:2041:ASN:N	2.20	0.52
5:BE:5093:ARG:O	5:BE:5097:VAL:HG23	2.09	0.52
13:BM:6150:GLN:HE21	9:BW:2209:THR:HG21	1.74	0.52
3:BQ:3208:TYR:CD2	3:BQ:3208:TYR:C	2.83	0.52
6:BT:6211:LEU:HG	6:BT:6230:VAL:HG11	1.91	0.52
13:BM:6173:LYS:HG2	9:BW:2200:GLN:HG2	1.91	0.52
16:A5:697:ILE:HG22	16:A5:697:ILE:O	2.10	0.52
16:A5:899:PHE:CD2	16:A5:899:PHE:C	2.82	0.52
6:AK:6203:ASP:HB3	17:A6:2045:SER:HB2	1.92	0.52

Continued on next page...

Continued from previous page...

Atom-1	Atom-2	Distance(Å)	Clash(Å)
17:A8:1403:SER:O	17:A8:1405:GLN:N	2.42	0.52
17:A8:1450:LEU:O	17:A8:1450:LEU:HD23	2.09	0.52
17:A8:1472:GLN:HB3	17:A8:1509:THR:HA	1.90	0.52
8:AB:1008:PHE:HB2	8:AB:1146:MET:O	2.10	0.52
6:AK:6132:LEU:HB2	6:AK:6147:PHE:HB3	1.91	0.52
11:AO:4052:THR:HA	11:AO:4099:VAL:CG2	2.40	0.52
11:AO:4042:LEU:HD13	11:AO:4188:ILE:HD13	1.92	0.52
12:AP:5174:SER:HA	12:AP:5193:VAL:HG23	1.92	0.52
3:AT:3143:ARG:HD2	11:A1:4072:TYR:CD2	2.45	0.52
4:AU:4139:ASP:OD2	4:AU:4146:LYS:HE3	2.10	0.52
5:AV:5182:GLU:HG2	5:AV:5206:GLN:HE22	1.75	0.52
16:B4:286:MET:HE3	16:B4:290:LEU:HG	1.92	0.52
16:B4:461:GLY:HA3	16:B4:498:ALA:HA	1.91	0.52
17:B5:1740:PHE:O	17:B5:1742:HIS:N	2.42	0.52
17:B5:1956:ASN:O	17:B5:1959:LEU:HD23	2.10	0.52
15:B6:140:LEU:O	15:B6:140:LEU:HD12	2.09	0.52
16:B7:704:ASP:O	16:B7:707:ILE:HG23	2.09	0.52
3:BC:3171:ALA:HB1	3:BC:3199:LYS:NZ	2.24	0.52
8:BH:1003:ILE:HD13	8:BH:1046:SER:HB3	1.91	0.52
9:BI:2179:GLU:OE1	9:BI:2182:LYS:HE2	2.09	0.52
2:BP:2020:GLN:CA	2:BP:2023:TYR:HD2	2.13	0.52
6:BT:6072:LEU:HD23	6:BT:6072:LEU:C	2.29	0.52
11:BY:4014:LEU:HD12	11:BY:4042:LEU:HD23	1.91	0.52
11:A1:4052:THR:HA	11:A1:4099:VAL:HG22	1.91	0.52
16:A5:562:ASN:C	16:A5:564:ILE:H	2.12	0.52
16:A7:992:ILE:HD12	17:A8:1178:ARG:HD2	1.90	0.52
16:A7:992:ILE:HG23	17:A8:1182:PHE:CD1	2.45	0.52
1:AC:1040:ILE:HG23	1:AC:1056:GLN:HB2	1.90	0.52
1:AC:1092:ASN:C	1:AC:1092:ASN:ND2	2.62	0.52
3:AH:3087:LEU:HD13	3:AH:3135:PHE:HE2	1.74	0.52
5:AJ:5194:LYS:O	5:AJ:5198:LEU:HD12	2.10	0.52
7:AL:7011:ASN:ND2	7:AL:7128:VAL:O	2.43	0.52
3:AT:3148:LEU:HB3	3:AT:3160:TRP:O	2.10	0.52
4:AU:4063:LYS:CE	4:AU:4211:GLU:HG3	2.40	0.52
4:AU:4236:ILE:HG22	4:AU:4237:GLU:N	2.24	0.52
17:B5:1350:HIS:HE1	17:B5:1388:ASP:HB3	1.74	0.52
16:B4:266:VAL:CG2	17:B5:1410:LEU:HD13	2.37	0.52
17:B5:1468:VAL:O	17:B5:1470:GLN:N	2.37	0.52
17:B5:1760:GLN:HB2	17:B5:1762:SER:OG	2.09	0.52
16:B7:273:VAL:HG22	17:B8:1402:ILE:HG12	1.91	0.52
16:B7:669:LEU:HD22	16:B7:684:LEU:HD22	1.90	0.52
17:B8:1466:ARG:HD3	17:B8:1467:PHE:N	2.24	0.52

Continued on next page...

Continued from previous page...

Atom-1	Atom-2	Distance(Å)	Clash(Å)
3:BC:3070:ASN:C	3:BC:3070:ASN:ND2	2.52	0.52
3:BC:3106:ILE:HG13	3:BC:3107:PRO:CD	2.39	0.52
10:BJ:3006:MET:HG3	10:BJ:3158:ILE:HG13	1.91	0.52
6:BT:6082:ARG:HG2	6:BT:6082:ARG:HH11	1.74	0.52
12:BZ:5004:LEU:HD12	12:BZ:5161:ILE:CD1	2.39	0.52
15:AE:144:LEU:CD2	16:A5:263:LEU:HD21	2.40	0.52
16:A5:698:GLN:HG2	16:A5:790:ASP:OD2	2.10	0.52
16:A5:704:ASP:O	16:A5:707:ILE:HG23	2.10	0.52
17:A6:1255:ARG:HH11	17:A6:1255:ARG:HG3	1.73	0.52
17:A6:1577:ARG:HG2	17:A6:1578:LEU:N	2.24	0.52
17:A6:1761:THR:CG2	17:A6:1764:ILE:HB	2.40	0.52
17:A6:1779:PRO:O	17:A6:1781:VAL:HG22	2.09	0.52
16:A7:260:ARG:HD2	16:A7:300:PHE:CD1	2.45	0.52
17:A8:1664:ASN:C	17:A8:1666:ASP:H	2.12	0.52
15:AF:104:ILE:HG12	15:AF:113:SER:HB2	1.92	0.52
3:AH:3120:GLN:HE22	3:AH:3124:GLN:NE2	2.08	0.52
4:AI:4236:ILE:HG22	4:AI:4237:GLU:N	2.24	0.52
7:AL:7067:GLN:CD	7:AL:7088:VAL:HG11	2.30	0.52
4:AU:4031:THR:HG22	4:AU:4048:ARG:HB2	1.91	0.52
4:AU:4075:PHE:CD1	4:AU:4082:SER:HB3	2.45	0.52
9:BI:2194:ASN:HB3	13:B1:6211:LYS:HE3	1.92	0.52
14:B2:7090:THR:O	14:B2:7094:GLN:HG3	2.10	0.52
16:B4:323:PHE:CE2	16:B4:345:PHE:HB2	2.44	0.52
16:B4:459:GLU:OE2	16:B4:506:ARG:HG3	2.09	0.52
16:B4:675:MET:HE1	16:B4:764:GLN:HB2	1.92	0.52
17:B5:1172:VAL:HG12	17:B5:1173:HIS:ND1	2.25	0.52
17:B5:1187:TYR:HE1	17:B5:1287:LEU:HD21	1.75	0.52
17:B5:1285:ILE:O	17:B5:1289:THR:HB	2.10	0.52
17:B5:1911:LEU:C	17:B5:1913:GLY:N	2.63	0.52
16:B7:314:GLN:O	16:B7:318:ASN:HB2	2.10	0.52
16:B7:992:ILE:HD12	17:B8:1178:ARG:HD2	1.90	0.52
17:B8:1400:CYS:O	17:B8:1402:ILE:N	2.42	0.52
17:B8:1443:GLN:HG3	17:B8:1467:PHE:CD2	2.45	0.52
11:BK:4102:LEU:HD21	11:BK:4117:GLN:HG3	1.91	0.52
14:A4:7096:ARG:HG3	14:A4:7097:SER:N	2.23	0.52
16:A5:991:CYS:SG	16:A5:1018:VAL:HG12	2.49	0.52
17:A6:1350:HIS:HE1	17:A6:1388:ASP:HB3	1.75	0.52
17:A6:1806:THR:HA	17:A6:1890:MET:HE3	1.91	0.52
16:A7:286:MET:HE3	16:A7:290:LEU:HG	1.92	0.52
17:A8:1314:TYR:CE1	17:A8:1352:LYS:HB3	2.44	0.52
17:A8:1846:ASP:OD2	17:A8:1850:LYS:HE3	2.09	0.52
4:AI:4084:ILE:O	4:AI:4088:LYS:HG3	2.10	0.52

Continued on next page...

Continued from previous page...

Atom-1	Atom-2	Distance(Å)	Clash(Å)
10:AN:3029:ASN:N	10:AN:3029:ASN:ND2	2.48	0.52
10:AN:3036:HIS:HB3	10:AN:3041:PHE:CD2	2.44	0.52
4:AU:4063:LYS:NZ	4:AU:4211:GLU:HG3	2.24	0.52
6:AW:6082:ARG:HH11	6:AW:6082:ARG:HG2	1.73	0.52
17:B5:1400:CYS:O	17:B5:1402:ILE:N	2.43	0.52
17:B5:1759:HIS:ND1	17:B5:1762:SER:OG	2.39	0.52
17:B8:1333:ASP:O	17:B8:1334:TYR:O	2.27	0.52
17:B8:1373:VAL:HG12	17:B8:1373:VAL:O	2.09	0.52
17:B8:1468:VAL:HG22	17:B8:1505:SER:OG	2.09	0.52
17:B8:1911:LEU:C	17:B8:1913:GLY:H	2.13	0.52
17:B8:1979:LEU:O	17:B8:1980:LEU:HB2	2.10	0.52
1:BA:1061:ASP:HB3	1:BA:1064:LEU:HG	1.92	0.52
8:BH:1001:ALA:HB1	8:BH:1033:LYS:NZ	2.25	0.52
4:BR:4176:GLU:HG3	5:BS:5058:LEU:HD11	1.91	0.52
16:A5:770:LEU:O	16:A5:770:LEU:HD12	2.10	0.52
16:A5:939:PRO:HD2	16:A5:943:LYS:HB2	1.90	0.52
17:A6:1525:ARG:HH11	17:A6:1528:LYS:HD2	1.75	0.52
16:A7:440:HIS:HE1	16:A7:552:GLU:OE2	1.93	0.52
4:AI:4097:ARG:O	4:AI:4101:GLU:HA	2.10	0.52
4:AI:4243:GLN:HE21	4:AI:4243:GLN:HA	1.75	0.52
6:AK:6001:MET:HG2	16:A5:523:HIS:CE1	2.45	0.52
7:AL:7067:GLN:NE2	7:AL:7088:VAL:HG11	2.25	0.52
13:AQ:6043:MET:HE3	13:AQ:6056:VAL:HG23	1.92	0.52
14:AR:7178:TYR:HE1	14:AR:7209:MET:HG2	1.75	0.52
17:B5:1378:ILE:HG22	17:B5:1379:GLY:N	2.23	0.52
17:B5:1844:LYS:HG3	17:B5:1844:LYS:O	2.10	0.52
16:B7:532:LYS:HB3	16:B7:533:PRO:CD	2.38	0.52
16:B7:992:ILE:HG23	17:B8:1182:PHE:CD1	2.44	0.52
4:BD:4039:LYS:CB	4:BD:4186:ALA:HA	2.40	0.52
10:BJ:3079:THR:HG1	10:BJ:3111:PHE:HE1	1.58	0.52
1:BO:1079:ILE:HD11	1:BO:1114:CYS:HA	1.92	0.52
3:BQ:3148:LEU:HB3	3:BQ:3160:TRP:O	2.10	0.52
8:BV:1059:VAL:HG22	8:BV:1081:VAL:HG12	1.91	0.52
10:BX:3029:ASN:N	10:BX:3029:ASN:ND2	2.47	0.52
11:BY:4028:LYS:HD2	12:BZ:5122:LEU:HD22	1.92	0.52
17:A6:1220:VAL:O	17:A6:1221:PHE:CB	2.56	0.52
17:A6:1474:ASN:C	17:A6:1476:GLU:N	2.63	0.52
17:A6:2118:TRP:C	17:A6:2120:PHE:N	2.63	0.52
16:A7:537:PHE:CD2	16:A7:538:VAL:N	2.78	0.52
17:A8:1761:THR:C	17:A8:1763:LYS:N	2.63	0.52
1:AA:1129:THR:CG2	2:AG:2128:ARG:HH21	2.21	0.52
5:AJ:5182:GLU:HG2	5:AJ:5206:GLN:HE22	1.73	0.52

Continued on next page...

Continued from previous page...

Atom-1	Atom-2	Distance(Å)	Clash(Å)
7:AL:7011:ASN:HD22	7:AL:7129:ARG:HA	1.76	0.52
4:AU:4019:GLN:HA	4:AU:4022:TYR:HD1	1.75	0.52
4:AU:4237:GLU:OE2	17:A8:1711:GLU:HG2	2.10	0.52
7:AX:7175:LEU:HD13	7:AX:7198:ILE:HD13	1.91	0.52
9:AY:2059:ILE:O	9:AY:2063:ILE:HB	2.10	0.52
16:B4:661:HIS:ND1	16:B4:717:VAL:HG13	2.24	0.52
16:B7:1005:ASP:C	16:B7:1007:GLU:H	2.13	0.52
16:B7:562:ASN:C	16:B7:564:ILE:H	2.13	0.52
17:B8:1443:GLN:HE22	17:B8:1471:ILE:HG12	1.75	0.52
17:B8:1846:ASP:OD2	17:B8:1850:LYS:HE3	2.10	0.52
4:BD:4063:LYS:CE	4:BD:4211:GLU:HG3	2.40	0.52
5:BE:5112:LEU:HD22	5:BE:5112:LEU:O	2.10	0.52
8:BH:1008:PHE:HB2	8:BH:1146:MET:O	2.10	0.52
1:BO:1021:PRO:HA	2:BP:2023:TYR:CE1	2.42	0.52
3:BQ:3094:HIS:CE1	3:BQ:3114:ARG:HD3	2.45	0.52
4:BR:4063:LYS:CE	4:BR:4211:GLU:HG3	2.40	0.52
5:BS:5112:LEU:O	5:BS:5112:LEU:HD22	2.10	0.52
16:A5:356:LYS:HG2	16:A5:395:PRO:HA	1.92	0.51
17:A6:1373:VAL:HG22	17:A6:1378:ILE:O	2.10	0.51
16:A7:351:HIS:O	16:A7:354:ASN:HB2	2.10	0.51
16:A7:705:ASP:O	16:A7:707:ILE:HG12	2.11	0.51
5:AJ:5068:VAL:HG21	5:AJ:5089:ILE:HD12	1.91	0.51
10:AN:3037:TYR:OH	10:AN:3055:ASN:HA	2.10	0.51
3:AT:3242:THR:O	3:AT:3243:GLY:C	2.48	0.51
4:AU:4093:ALA:HA	4:AU:4104:VAL:HG11	1.92	0.51
6:AW:6207:THR:H	6:AW:6210:ASN:HB2	1.75	0.51
16:B4:720:HIS:CE1	16:B4:724:ILE:HD13	2.45	0.51
17:B5:1153:ASN:C	17:B5:1155:TYR:H	2.14	0.51
16:B7:260:ARG:HD2	16:B7:300:PHE:CD1	2.44	0.51
6:BT:6001:MET:HG3	16:B7:524:PRO:HG2	1.92	0.51
17:B8:1759:HIS:CE1	17:B8:1762:SER:HG	2.27	0.51
12:BL:5174:SER:HA	12:BL:5193:VAL:HG23	1.92	0.51
13:BM:6187:ILE:O	9:BW:2167:LEU:HD22	2.10	0.51
16:A5:273:VAL:CG1	16:A5:274:GLN:N	2.73	0.51
16:A5:351:HIS:O	16:A5:354:ASN:HB2	2.10	0.51
17:A6:1581:VAL:CG1	17:A6:1582:MET:N	2.73	0.51
17:A8:1378:ILE:HG22	17:A8:1379:GLY:N	2.24	0.51
17:A8:1472:GLN:OE1	17:A8:1472:GLN:O	2.28	0.51
8:AB:1118:SER:HB2	8:AB:1120:HIS:NE2	2.25	0.51
3:AH:3042:ASP:OD1	3:AH:3186:VAL:HG23	2.10	0.51
4:AI:4114:ALA:HB2	4:AI:4150:THR:HG22	1.91	0.51
16:B4:561:THR:HG22	16:B4:562:ASN:N	2.25	0.51

Continued on next page...

Continued from previous page...

Atom-1	Atom-2	Distance(Å)	Clash(Å)
17:B8:1394:LYS:O	17:B8:1395:ILE:HG12	2.11	0.51
3:BC:3169:THR:HG23	3:BC:3170:SER:H	1.75	0.51
5:BE:5055:THR:O	5:BE:5056:SER:CB	2.53	0.51
5:BE:5182:GLU:HG2	5:BE:5206:GLN:HE22	1.74	0.51
1:BO:1196:GLU:HG2	1:BO:1201:LYS:HB2	1.92	0.51
12:BZ:5165:ALA:HB1	12:BZ:5172:GLY:HA2	1.92	0.51
13:A3:6156:ASN:OD1	13:A3:6158:LYS:HE2	2.10	0.51
1:AA:1174:LYS:HZ2	16:A5:812:LYS:HD2	1.74	0.51
16:A7:930:THR:O	17:A8:1260:HIS:CD2	2.64	0.51
17:A8:1761:THR:HG22	17:A8:1765:TYR:H	1.75	0.51
3:AH:3169:THR:HG23	3:AH:3170:SER:N	2.25	0.51
3:AH:3242:THR:O	3:AH:3243:GLY:C	2.48	0.51
10:AN:3036:HIS:HB3	10:AN:3041:PHE:CE2	2.45	0.51
17:B5:1601:THR:O	17:B5:1601:THR:HG22	2.11	0.51
16:B7:754:MET:C	16:B7:754:MET:SD	2.89	0.51
17:B8:1399:VAL:O	17:B8:1400:CYS:C	2.48	0.51
17:B8:1719:ILE:O	17:B8:1722:THR:HB	2.10	0.51
4:BR:4177:LYS:HD3	17:B8:1753:GLU:OE2	2.10	0.51
17:B8:1961:SER:C	17:B8:1963:GLN:H	2.14	0.51
5:BE:5070:ILE:HB	5:BE:5074:ILE:HG22	1.92	0.51
9:BI:2049:ALA:HB1	10:BJ:3120:CYS:SG	2.50	0.51
13:BM:6187:ILE:HD11	9:BW:2024:PRO:HA	1.93	0.51
1:BO:1061:ASP:HB3	1:BO:1064:LEU:HG	1.92	0.51
10:BX:3006:MET:HG3	10:BX:3158:ILE:HG13	1.91	0.51
16:A5:1005:ASP:C	16:A5:1007:GLU:H	2.14	0.51
16:A5:457:PHE:CD2	16:A5:564:ILE:HD11	2.46	0.51
16:A5:720:HIS:CE1	16:A5:724:ILE:HD13	2.46	0.51
16:A7:649:ILE:HD12	16:A7:690:SER:HB2	1.91	0.51
17:A8:1350:HIS:CE1	17:A8:1388:ASP:HB3	2.45	0.51
1:AA:1196:GLU:HG2	1:AA:1201:LYS:HB3	1.92	0.51
8:AD:1094:THR:HG22	8:AD:1094:THR:O	2.10	0.51
4:AI:4052:LEU:H	4:AI:4055:GLN:HE21	1.59	0.51
4:AI:4123:SER:O	4:AI:4125:GLY:N	2.42	0.51
9:AM:2194:ASN:HB3	13:A3:6211:LYS:HE3	1.93	0.51
4:AU:4063:LYS:HE2	4:AU:4211:GLU:HG3	1.93	0.51
9:BI:2167:LEU:HD22	13:B1:6187:ILE:O	2.11	0.51
16:B4:648:VAL:HG13	16:B4:648:VAL:O	2.10	0.51
17:B5:1322:ILE:HB	17:B5:1323:PRO:HD3	1.92	0.51
16:B7:351:HIS:O	16:B7:354:ASN:HB2	2.10	0.51
17:B8:1458:TRP:CD1	17:B8:1495:HIS:CE1	2.99	0.51
17:B8:1761:THR:C	17:B8:1763:LYS:N	2.64	0.51
17:B8:2093:ALA:HB1	17:B8:2104:LYS:HG2	1.91	0.51

Continued on next page...

Continued from previous page...

Atom-1	Atom-2	Distance(Å)	Clash(Å)
3:BC:3094:HIS:CE1	3:BC:3114:ARG:HD3	2.46	0.51
4:BD:4212:ILE:HD11	4:BD:4224:LEU:CD1	2.36	0.51
9:BI:2194:ASN:HD21	13:B1:6213:ASP:HB3	1.75	0.51
13:BM:6042:VAL:HG22	13:BM:6103:ALA:O	2.11	0.51
3:BQ:3070:ASN:C	3:BQ:3070:ASN:ND2	2.51	0.51
5:BS:5035:SER:OG	5:BS:5066:LYS:HE3	2.10	0.51
11:A1:4013:ILE:HD13	11:A1:4157:LEU:HD23	1.93	0.51
17:A6:1184:HIS:HD2	17:A6:1283:ASP:OD2	1.93	0.51
17:A6:1554:MET:O	17:A6:1734:ARG:HD3	2.10	0.51
17:A8:1961:SER:C	17:A8:1963:GLN:H	2.14	0.51
1:AC:1114:CYS:HB2	1:AC:1145:SER:OG	2.10	0.51
13:B1:603:ASN:HD22	13:B1:603:ASN:C	2.13	0.51
17:B5:1717:PHE:O	17:B5:1721:SER:HB2	2.11	0.51
17:B8:1911:LEU:C	17:B8:1913:GLY:N	2.63	0.51
1:BA:1158:ASP:HB2	1:BA:1159:PRO:CD	2.41	0.51
1:BO:1081:MET:SD	1:BO:1141:LEU:HD22	2.49	0.51
4:BR:4075:PHE:CD1	4:BR:4082:SER:HB3	2.46	0.51
6:BT:6021:GLN:OE1	6:BT:6021:GLN:HA	2.10	0.51
6:BT:6215:ILE:HG12	6:BT:6216:VAL:N	2.25	0.51
12:BZ:5196:LEU:O	12:BZ:5200:VAL:HG23	2.11	0.51
13:A3:6018:THR:CG2	13:A3:6030:TYR:CD1	2.89	0.51
16:A5:273:VAL:HG12	16:A5:274:GLN:N	2.24	0.51
16:A5:741:ASN:ND2	16:A5:745:LYS:HE2	2.25	0.51
16:A7:273:VAL:HG12	16:A7:274:GLN:N	2.25	0.51
4:AI:4071:VAL:HG11	4:AI:4109:LEU:HD12	1.93	0.51
5:AJ:5112:LEU:O	5:AJ:5112:LEU:HD22	2.10	0.51
10:AN:3020:LEU:HD21	10:AN:3048:ALA:HB2	1.92	0.51
14:AR:7171:ASN:HD22	14:AR:7174:ARG:NH2	2.06	0.51
5:AV:5059:LEU:HD13	5:AV:5059:LEU:O	2.11	0.51
14:B2:7057:ARG:HG2	14:B2:7057:ARG:HH11	1.75	0.51
17:B8:1546:PHE:HB3	17:B8:1547:PRO:HD3	1.92	0.51
17:B8:1761:THR:HG22	17:B8:1764:ILE:HB	1.92	0.51
3:BC:3242:THR:O	3:BC:3243:GLY:C	2.48	0.51
4:BD:4194:LEU:HD12	4:BD:4194:LEU:O	2.09	0.51
11:BY:4171:MET:CE	11:BY:4173:MET:HB2	2.41	0.51
11:A1:4102:LEU:HD21	11:A1:4117:GLN:HG3	1.92	0.51
17:A6:1554:MET:HE3	17:A6:1777:ARG:HG2	1.92	0.51
17:A8:1724:ALA:HB1	17:A8:1770:ILE:HG13	1.93	0.51
4:AI:4073:LEU:HD23	4:AI:4073:LEU:C	2.31	0.51
4:AI:4047:GLU:N	4:AI:4210:ILE:HG12	2.26	0.51
6:AK:6001:MET:N	17:A6:2076:PHE:CZ	2.79	0.51
2:AS:2116:LYS:O	2:AS:2120:GLU:HG3	2.11	0.51

Continued on next page...

Continued from previous page...

Atom-1	Atom-2	Distance(Å)	Clash(Å)
2:AS:2176:GLU:HG2	3:AT:3056:LEU:HD22	1.93	0.51
16:B7:659:ARG:HD3	16:B7:744:PHE:HD2	1.75	0.51
16:B7:981:ILE:HD11	17:B8:1172:VAL:HG23	1.93	0.51
16:B7:273:VAL:HG22	17:B8:1402:ILE:CG1	2.41	0.51
17:B8:1903:LEU:HA	17:B8:1907:VAL:HB	1.92	0.51
17:B8:2081:TRP:O	17:B8:2085:ASN:HB2	2.11	0.51
3:BC:3070:ASN:HD22	3:BC:3072:LYS:N	1.91	0.51
8:BH:1190:PRO:HA	8:BH:1193:TYR:CE2	2.46	0.51
14:BN:7163:GLN:NE2	14:BN:7163:GLN:H	2.09	0.51
2:BP:2176:GLU:HG2	3:BQ:3056:LEU:HD22	1.93	0.51
8:BV:1190:PRO:HA	8:BV:1193:TYR:CE2	2.46	0.51
16:A5:286:MET:HE3	16:A5:290:LEU:HG	1.92	0.51
16:A5:521:PHE:N	16:A5:521:PHE:CD2	2.77	0.51
6:AK:6003:ARG:H	16:A5:636:HIS:CE1	2.28	0.51
17:A6:1468:VAL:O	17:A6:1470:GLN:N	2.37	0.51
16:A7:698:GLN:HG2	16:A7:790:ASP:OD2	2.11	0.51
16:A7:952:GLY:O	16:A7:953:LEU:HB2	2.11	0.51
17:A8:1322:ILE:HB	17:A8:1323:PRO:HD3	1.92	0.51
3:AH:3075:VAL:HG12	3:AH:3137:TYR:HD2	1.76	0.51
3:AH:3122:TYR:C	3:AH:3124:GLN:H	2.14	0.51
3:AH:3143:ARG:CZ	3:AH:3144:TYR:HE2	2.24	0.51
3:AH:3208:TYR:C	3:AH:3208:TYR:CD2	2.85	0.51
5:AJ:5031:ILE:HD13	5:AJ:5141:ALA:HB2	1.92	0.51
11:AO:4102:LEU:HD21	11:AO:4117:GLN:HG3	1.93	0.51
4:AU:4034:VAL:HG22	4:AU:4035:GLY:H	1.76	0.51
10:AZ:3179:TYR:CE2	10:AZ:3188:LYS:HD2	2.45	0.51
13:B1:6020:ASN:O	13:B1:6027:ASN:HB2	2.11	0.51
14:B2:706:VAL:HG12	14:B2:7049:ILE:HG13	1.92	0.51
16:B4:1009:GLY:O	16:B4:1013:GLN:HG3	2.10	0.51
16:B4:680:LEU:C	16:B4:680:LEU:HD23	2.31	0.51
17:B5:1373:VAL:HG12	17:B5:1373:VAL:O	2.11	0.51
17:B5:1673:MET:O	17:B5:1677:ILE:HG13	2.11	0.51
17:B5:1832:ASP:C	17:B5:1834:LEU:H	2.12	0.51
16:B7:940:GLU:O	16:B7:941:ASP:CB	2.57	0.51
17:B8:1392:GLY:O	17:B8:1393:ILE:CG1	2.59	0.51
17:B8:1541:THR:HA	17:B8:1546:PHE:CD2	2.46	0.51
17:B8:1740:PHE:O	17:B8:1742:HIS:N	2.43	0.51
3:BC:3150:THR:O	3:BC:3157:TYR:HA	2.11	0.51
7:BG:7067:GLN:NE2	7:BG:7088:VAL:HG11	2.25	0.51
10:BJ:3093:PRO:HB2	10:BJ:3117:LEU:HD12	1.93	0.51
1:BO:1236:LEU:HD22	1:BO:1240:ASN:HB3	1.92	0.51
6:BT:6005:ASN:ND2	6:BT:6005:ASN:N	2.57	0.51

Continued on next page...

Continued from previous page...

Atom-1	Atom-2	Distance(Å)	Clash(Å)
17:A6:1679:ALA:HB2	17:A6:1723:LEU:HD11	1.93	0.51
17:A6:1860:GLU:HG2	17:A6:1916:LYS:HZ2	1.76	0.51
16:A7:366:LEU:HD23	16:A7:366:LEU:C	2.31	0.51
16:A7:648:VAL:O	16:A7:648:VAL:HG13	2.10	0.51
16:A7:784:ILE:HG13	17:A8:1229:ILE:HD13	1.93	0.51
17:A8:1385:ILE:O	17:A8:1389:ILE:HG13	2.11	0.51
17:A8:1495:HIS:CD2	17:A8:1496:PRO:HD2	2.46	0.51
17:A8:1674:SER:O	17:A8:1677:ILE:HB	2.10	0.51
17:A8:1730:VAL:HG12	17:A8:1730:VAL:O	2.11	0.51
5:AJ:5121:LEU:HD13	5:AJ:5162:GLY:HA3	1.92	0.51
10:AN:3179:TYR:CE2	10:AN:3188:LYS:HD2	2.46	0.51
14:AR:704:PRO:O	14:AR:705:ILE:HG12	2.10	0.51
3:AT:3143:ARG:CZ	3:AT:3144:TYR:HE2	2.23	0.51
3:AT:3152:ASN:ND2	3:AT:3154:SER:CB	2.74	0.51
5:AV:5121:LEU:HD13	5:AV:5162:GLY:HA3	1.93	0.51
5:AV:5201:LEU:CD2	5:AV:5219:LEU:HD11	2.41	0.51
13:B1:602:PHE:CE1	14:B2:7101:PRO:HG3	2.46	0.51
16:B4:452:VAL:HG12	16:B4:454:GLY:N	2.25	0.51
17:B5:1184:HIS:CD2	17:B5:1283:ASP:OD2	2.63	0.51
17:B5:1447:LEU:HG	17:B5:1467:PHE:CZ	2.45	0.51
17:B5:1554:MET:O	17:B5:1734:ARG:HD3	2.10	0.51
17:B5:1986:GLU:C	17:B5:1988:ASN:H	2.13	0.51
17:B5:2007:ARG:HH11	17:B5:2059:HIS:HD2	1.58	0.51
16:B7:280:ARG:CG	16:B7:280:ARG:HH11	2.24	0.51
16:B7:371:MET:C	16:B7:373:PHE:H	2.14	0.51
11:BK:4038:SER:HB2	11:BK:4039:PRO:HD2	1.92	0.51
14:BN:7012:VAL:HG21	14:BN:7109:ALA:HB1	1.93	0.51
14:BN:7171:ASN:HD22	14:BN:7174:ARG:NH2	2.09	0.51
4:BR:4236:ILE:HG22	4:BR:4237:GLU:N	2.25	0.51
9:BW:2147:THR:HG23	9:BW:2150:GLU:OE1	2.11	0.51
10:BX:3036:HIS:HB3	10:BX:3041:PHE:CD2	2.46	0.51
8:AD:1115:LEU:HD13	14:A4:7022:TYR:OH	2.11	0.51
16:A5:522:ILE:HG13	16:A5:597:TYR:OH	2.11	0.51
17:A6:1895:ASN:O	17:A6:1898:LEU:HB2	2.11	0.51
4:AI:4047:GLU:H	4:AI:4210:ILE:CD1	2.24	0.51
5:AJ:5141:ALA:O	5:AJ:5142:LEU:HD23	2.10	0.51
9:AM:2090:TYR:O	9:AM:2092:GLY:N	2.43	0.51
14:AR:7176:LEU:O	14:AR:7180:ASP:HB3	2.10	0.51
3:AT:3123:THR:O	3:AT:3123:THR:CG2	2.59	0.51
3:AT:3123:THR:O	3:AT:3123:THR:HG22	2.11	0.51
9:BI:2200:GLN:HG2	13:B1:6173:LYS:HG2	1.92	0.51
16:B4:367:LEU:HD22	16:B4:397:HIS:HB2	1.92	0.51

Continued on next page...

Continued from previous page...

Atom-1	Atom-2	Distance(Å)	Clash(Å)
16:B4:920:ILE:HD13	16:B4:987:LEU:HG	1.92	0.51
17:B5:2100:GLY:O	17:B5:2104:LYS:HG3	2.11	0.51
16:B7:1024:SER:O	16:B7:1026:SER:N	2.43	0.51
16:B7:272:LEU:HD11	16:B7:351:HIS:HD2	1.74	0.51
17:B8:1241:SER:O	17:B8:1242:HIS:HB2	2.11	0.51
17:B8:1350:HIS:HE1	17:B8:1388:ASP:HB3	1.76	0.51
17:B8:1413:PRO:O	17:B8:1414:ASP:C	2.47	0.51
17:B8:1558:ASP:O	17:B8:1560:PRO:HD3	2.10	0.51
17:B8:1740:PHE:HE2	17:B8:1774:MET:HE1	1.73	0.51
4:BD:4167:ASN:HB2	4:BD:4202:VAL:HG13	1.91	0.51
9:BI:2220:ILE:H	9:BI:2220:ILE:CD1	2.21	0.51
4:BR:4052:LEU:H	4:BR:4055:GLN:HE21	1.58	0.51
16:A5:680:LEU:HD23	16:A5:684:LEU:HG	1.92	0.50
16:A5:705:ASP:O	16:A5:707:ILE:HG12	2.11	0.50
17:A6:1719:ILE:O	17:A6:1722:THR:HB	2.11	0.50
17:A6:1763:LYS:O	17:A6:1764:ILE:C	2.50	0.50
17:A6:1841:VAL:HG11	17:A6:1902:TYR:OH	2.11	0.50
17:A6:2014:LEU:O	17:A6:2018:VAL:HG23	2.12	0.50
16:A7:273:VAL:CG1	16:A7:274:GLN:N	2.73	0.50
16:A7:437:LYS:HG3	16:A7:497:TYR:CE1	2.46	0.50
16:A7:273:VAL:HG22	17:A8:1402:ILE:CG1	2.41	0.50
17:A8:1740:PHE:CE2	17:A8:1774:MET:HE1	2.46	0.50
17:A8:1952:VAL:HG11	17:A8:1971:ILE:CG1	2.41	0.50
17:A8:2030:LEU:O	17:A8:2031:ILE:C	2.49	0.50
17:A8:2097:GLY:O	17:A8:2101:ASN:HB2	2.11	0.50
1:AA:1236:LEU:HD22	1:AA:1240:ASN:HB3	1.93	0.50
2:AG:2052:SER:O	2:AG:2053:SER:HB2	2.11	0.50
11:AO:4181:LYS:HE2	11:AO:4190:GLN:HE21	1.76	0.50
12:AP:5086:LEU:C	12:AP:5086:LEU:HD13	2.32	0.50
2:AS:2166:LYS:C	2:AS:2168:SER:H	2.14	0.50
3:AT:3171:ALA:HB1	3:AT:3199:LYS:NZ	2.26	0.50
5:AV:5015:PHE:N	6:AW:6021:GLN:HE22	2.09	0.50
14:B2:7120:ARG:HG3	14:B2:7130:SER:HB2	1.92	0.50
16:B7:367:LEU:HD22	16:B7:397:HIS:HB2	1.92	0.50
16:B7:461:GLY:HA3	16:B7:498:ALA:HA	1.93	0.50
16:B7:492:VAL:HG11	16:B7:541:PHE:HA	1.93	0.50
17:B8:1817:ILE:CG2	17:B8:1818:SER:H	2.24	0.50
3:BQ:3198:SER:OG	3:BQ:3199:LYS:N	2.44	0.50
4:BR:4019:GLN:HA	4:BR:4022:TYR:HD1	1.76	0.50
4:BR:4093:ALA:HA	4:BR:4104:VAL:HG11	1.94	0.50
8:BV:1001:ALA:CB	8:BV:1033:LYS:NZ	2.73	0.50
11:A1:4118:ILE:HA	11:A1:4123:THR:O	2.12	0.50

Continued on next page...

Continued from previous page...

Atom-1	Atom-2	Distance(Å)	Clash(Å)
14:A4:7133:THR:O	14:A4:7133:THR:HG23	2.11	0.50
16:A5:784:ILE:HG13	17:A6:1229:ILE:HD13	1.93	0.50
17:A6:1777:ARG:C	17:A6:1779:PRO:CD	2.78	0.50
17:A6:1836:LEU:C	17:A6:1941:ARG:HH22	2.13	0.50
3:AH:3192:LEU:O	3:AH:3196:THR:HG23	2.11	0.50
5:AJ:5197:GLU:O	5:AJ:5201:LEU:HD23	2.11	0.50
13:AQ:6001:GLY:HA2	13:AQ:6017:ASP:OD2	2.11	0.50
3:AT:3106:ILE:HG13	3:AT:3107:PRO:CD	2.41	0.50
3:AT:3186:VAL:O	3:AT:3190:ILE:HG12	2.10	0.50
5:AV:5031:ILE:HD13	5:AV:5141:ALA:HB2	1.93	0.50
6:AW:6014:SER:HB3	6:AW:6018:ARG:O	2.11	0.50
6:AW:6211:LEU:HG	6:AW:6230:VAL:HG11	1.94	0.50
13:B1:603:ASN:HD22	13:B1:604:PRO:N	2.09	0.50
17:B5:1761:THR:HG22	17:B5:1764:ILE:HB	1.92	0.50
15:B6:119:GLU:HB3	16:B7:960:PHE:CZ	2.46	0.50
17:B8:1468:VAL:O	17:B8:1470:GLN:N	2.39	0.50
2:BB:2020:GLN:CA	2:BB:2023:TYR:HD2	2.14	0.50
3:BC:3171:ALA:HB1	3:BC:3199:LYS:CE	2.41	0.50
3:BC:3181:LYS:O	3:BC:3184:MET:HB2	2.12	0.50
4:BD:4046:CYS:C	4:BD:4210:ILE:HG23	2.32	0.50
5:BE:5121:LEU:HD13	5:BE:5162:GLY:HA3	1.92	0.50
11:BK:4018:LYS:HG2	11:BK:4179:ILE:HG13	1.93	0.50
4:BR:4065:SER:CB	4:BR:4086:ILE:HD13	2.41	0.50
6:BT:6003:ARG:CZ	16:B7:636:HIS:ND1	2.74	0.50
6:BT:6014:SER:HB3	6:BT:6018:ARG:O	2.11	0.50
8:BV:1001:ALA:HB1	8:BV:1033:LYS:HZ2	1.75	0.50
13:A3:6198:VAL:HG22	13:A3:6203:VAL:HG22	1.92	0.50
17:A6:1443:GLN:NE2	17:A6:1471:ILE:HG12	2.27	0.50
17:A6:1495:HIS:CD2	17:A6:1496:PRO:HD2	2.46	0.50
17:A6:1468:VAL:HG22	17:A6:1505:SER:OG	2.12	0.50
16:A7:263:LEU:HD23	17:A8:1410:LEU:HD11	1.92	0.50
16:A7:669:LEU:HD22	16:A7:684:LEU:HD22	1.93	0.50
17:A8:1172:VAL:HG12	17:A8:1173:HIS:HD1	1.76	0.50
17:A8:1186:LEU:HD23	17:A8:1204:LEU:HD12	1.93	0.50
17:A8:1326:GLU:HA	17:A8:1366:LEU:HD21	1.94	0.50
17:A8:1373:VAL:HG12	17:A8:1373:VAL:O	2.11	0.50
17:A8:1541:THR:HA	17:A8:1546:PHE:CD2	2.46	0.50
17:A8:1957:VAL:HG11	17:A8:1993:PHE:HE1	1.77	0.50
2:AG:2110:LEU:O	2:AG:2114:VAL:HG23	2.12	0.50
3:AH:3070:ASN:HD22	3:AH:3072:LYS:N	1.90	0.50
5:AJ:5015:PHE:N	6:AK:6021:GLN:HE22	2.09	0.50
2:AS:2110:LEU:O	2:AS:2114:VAL:HG23	2.12	0.50

Continued on next page...

Continued from previous page...

Atom-1	Atom-2	Distance(Å)	Clash(Å)
4:AU:4047:GLU:N	4:AU:4210:ILE:HG12	2.27	0.50
5:AV:5209:GLU:OE2	17:A8:1962:ASN:CB	2.58	0.50
6:AW:6211:LEU:HD12	6:AW:6212:SER:N	2.23	0.50
16:B4:437:LYS:HG3	16:B4:497:TYR:CE1	2.45	0.50
16:B7:504:LYS:CG	16:B7:505:ASP:H	2.21	0.50
17:B8:1789:VAL:HG12	17:B8:1790:PHE:N	2.26	0.50
2:BB:2185:LEU:HD21	2:BB:2213:ILE:HD12	1.92	0.50
3:BC:3148:LEU:HB3	3:BC:3160:TRP:O	2.11	0.50
3:BC:3186:VAL:O	3:BC:3190:ILE:HG12	2.11	0.50
4:BD:4126:VAL:HG12	4:BD:4127:ARG:N	2.25	0.50
4:BD:4202:VAL:O	4:BD:4203:VAL:O	2.30	0.50
4:BD:4236:ILE:HG22	4:BD:4237:GLU:N	2.26	0.50
11:BK:4052:THR:CG2	11:BK:4053:VAL:H	2.22	0.50
11:BK:4019:ALA:HB2	11:BK:4176:LYS:HB2	1.94	0.50
13:BM:6211:LYS:HE3	9:BW:2194:ASN:HB3	1.93	0.50
6:BT:6156:LEU:HD13	6:BT:6159:THR:HB	1.93	0.50
11:A1:4074:LEU:HD22	11:A1:4078:ALA:HB3	1.93	0.50
11:A1:4119:ASP:OD1	11:A1:4123:THR:HB	2.11	0.50
16:A5:537:PHE:CD2	16:A5:538:VAL:N	2.79	0.50
17:A6:1664:ASN:C	17:A6:1666:ASP:H	2.15	0.50
17:A8:1394:LYS:O	17:A8:1395:ILE:HG12	2.10	0.50
1:AC:1061:ASP:HB3	1:AC:1064:LEU:HG	1.92	0.50
3:AT:3171:ALA:HB1	3:AT:3199:LYS:HZ3	1.77	0.50
14:B2:7176:LEU:O	14:B2:7180:ASP:HB3	2.11	0.50
16:B4:356:LYS:HG2	16:B4:395:PRO:HA	1.92	0.50
16:B7:344:LEU:HD23	16:B7:348:LEU:HG	1.92	0.50
16:B7:486:HIS:O	16:B7:487:SER:O	2.30	0.50
16:B7:649:ILE:HD12	16:B7:690:SER:HB2	1.93	0.50
16:B7:698:GLN:HG3	16:B7:790:ASP:HB3	1.94	0.50
17:B8:1472:GLN:HB3	17:B8:1509:THR:HA	1.94	0.50
2:BB:2116:LYS:O	2:BB:2120:GLU:HG3	2.12	0.50
6:BF:6003:ARG:CZ	16:B4:636:HIS:ND1	2.74	0.50
8:BH:1085:LEU:O	8:BH:1089:ASN:HB2	2.11	0.50
1:BO:1196:GLU:HG2	1:BO:1201:LYS:HB3	1.92	0.50
10:BX:3037:TYR:OH	10:BX:3055:ASN:HA	2.11	0.50
13:A3:602:PHE:CD1	14:A4:7101:PRO:HG3	2.45	0.50
17:A6:1274:SER:O	17:A6:1276:LEU:N	2.45	0.50
16:A7:689:VAL:HG23	16:A7:781:THR:HA	1.93	0.50
17:A8:1464:ILE:O	17:A8:1468:VAL:HG23	2.10	0.50
17:A8:1627:VAL:HG13	17:A8:1628:PHE:N	2.27	0.50
17:A8:1832:ASP:O	17:A8:1834:LEU:N	2.45	0.50
4:AI:4047:GLU:CG	4:AI:4048:ARG:N	2.73	0.50

Continued on next page...

Continued from previous page...

Atom-1	Atom-2	Distance(Å)	Clash(Å)
6:AK:6072:LEU:C	6:AK:6072:LEU:HD23	2.31	0.50
3:AT:3050:ARG:O	3:AT:3210:ARG:NH1	2.44	0.50
4:AU:4097:ARG:O	4:AU:4101:GLU:HA	2.12	0.50
5:AV:5197:GLU:O	5:AV:5201:LEU:HD23	2.12	0.50
6:AW:6046:LEU:HD13	6:AW:6073:SER:HB3	1.93	0.50
10:AZ:3036:HIS:HB3	10:AZ:3041:PHE:CD2	2.47	0.50
13:B1:6043:MET:HE2	13:B1:6056:VAL:HG22	1.94	0.50
17:B5:1255:ARG:NH1	17:B5:1255:ARG:HG3	2.26	0.50
17:B5:1458:TRP:CD1	17:B5:1495:HIS:CE1	2.99	0.50
17:B5:1761:THR:C	17:B5:1763:LYS:N	2.64	0.50
17:B8:1326:GLU:HA	17:B8:1366:LEU:HD21	1.94	0.50
10:BJ:3037:TYR:OH	10:BJ:3055:ASN:HA	2.12	0.50
14:BN:7095:ARG:NH2	14:BN:7102:LEU:HD21	2.27	0.50
14:BN:7133:THR:O	14:BN:7133:THR:HG23	2.11	0.50
1:BO:1158:ASP:HB2	1:BO:1159:PRO:HD2	1.92	0.50
3:BQ:3044:ILE:HD11	3:BQ:3146:TYR:HB3	1.92	0.50
4:BR:4192:VAL:O	4:BR:4196:VAL:HG23	2.12	0.50
17:A6:1333:ASP:O	17:A6:1334:TYR:O	2.30	0.50
17:A6:1464:ILE:HD11	17:A6:1490:GLN:HG3	1.93	0.50
17:A6:1740:PHE:CE2	17:A6:1774:MET:HE1	2.46	0.50
17:A6:1871:PHE:C	17:A6:1873:LYS:H	2.14	0.50
16:A7:356:LYS:HG2	16:A7:395:PRO:HA	1.93	0.50
16:A7:371:MET:C	16:A7:373:PHE:H	2.15	0.50
17:A8:1443:GLN:HG3	17:A8:1467:PHE:CD2	2.46	0.50
17:A8:1761:THR:HG22	17:A8:1764:ILE:HB	1.94	0.50
17:A8:2030:LEU:O	17:A8:2033:ARG:N	2.44	0.50
12:AP:5165:ALA:HB1	12:AP:5172:GLY:HA2	1.93	0.50
10:AZ:3006:MET:HG3	10:AZ:3158:ILE:HG13	1.92	0.50
13:B1:6190:GLY:O	13:B1:6191:ASP:HB2	2.12	0.50
17:B5:1810:GLN:HG2	17:B5:1839:LYS:HE2	1.93	0.50
17:B5:1937:TYR:O	17:B5:1938:MET:CB	2.52	0.50
16:B7:517:ALA:HA	17:B8:2020:ASN:OD1	2.12	0.50
16:B7:882:LEU:HD13	16:B7:923:ALA:HB2	1.92	0.50
17:B8:1187:TYR:HE1	17:B8:1287:LEU:HD21	1.76	0.50
17:B8:1512:LYS:HG3	17:B8:1513:ILE:N	2.18	0.50
17:B8:1588:LYS:HG2	17:B8:1688:MET:HE1	1.93	0.50
17:B8:1960:SER:HB2	17:B8:1963:GLN:CG	2.41	0.50
1:BA:1092:ASN:C	1:BA:1092:ASN:ND2	2.64	0.50
6:BF:6015:PRO:HA	7:BG:7025:TYR:CD1	2.47	0.50
7:BG:7067:GLN:CD	7:BG:7088:VAL:HG11	2.31	0.50
3:BQ:3242:THR:O	3:BQ:3243:GLY:C	2.49	0.50
13:BM:6213:ASP:HB3	9:BW:2194:ASN:ND2	2.26	0.50

Continued on next page...

Continued from previous page...

Atom-1	Atom-2	Distance(Å)	Clash(Å)
11:BY:4018:LYS:HG2	11:BY:4179:ILE:HG13	1.93	0.50
16:A5:1012:ILE:HB	17:A6:1200:MET:HE1	1.94	0.50
16:A5:272:LEU:HD11	16:A5:351:HIS:HD2	1.77	0.50
16:A5:989:GLU:HG2	17:A6:1178:ARG:NH1	2.21	0.50
16:A7:272:LEU:HD11	16:A7:351:HIS:HD2	1.75	0.50
16:A7:464:THR:HG22	16:A7:465:ASP:H	1.76	0.50
16:A7:939:PRO:O	16:A7:941:ASP:N	2.44	0.50
17:A8:1183:PHE:HD1	17:A8:1208:LEU:HD23	1.77	0.50
17:A8:1274:SER:O	17:A8:1276:LEU:N	2.44	0.50
15:AE:87:GLN:HG2	15:AE:92:ASP:OD1	2.12	0.50
3:AH:3094:HIS:CE1	3:AH:3114:ARG:HD3	2.47	0.50
10:AN:3117:LEU:CD2	10:AN:3117:LEU:H	2.18	0.50
3:AT:3198:SER:OG	3:AT:3199:LYS:N	2.44	0.50
9:AY:2179:GLU:OE1	9:AY:2182:LYS:HE2	2.11	0.50
17:B5:1724:ALA:HB1	17:B5:1770:ILE:HG13	1.92	0.50
17:B5:1740:PHE:HE2	17:B5:1774:MET:HE1	1.76	0.50
17:B5:1778:ALA:N	17:B5:1779:PRO:HD3	2.26	0.50
17:B5:1961:SER:C	17:B5:1963:GLN:H	2.15	0.50
17:B5:2030:LEU:O	17:B5:2033:ARG:N	2.45	0.50
2:BB:2110:LEU:O	2:BB:2114:VAL:HG23	2.11	0.50
3:BC:3033:GLY:HA3	3:BC:3065:LYS:NZ	2.27	0.50
3:BC:3143:ARG:CZ	3:BC:3144:TYR:HE2	2.25	0.50
4:BD:4243:GLN:HA	4:BD:4243:GLN:HE21	1.76	0.50
5:BS:5015:PHE:N	6:BT:6021:GLN:HE22	2.10	0.50
12:A2:5158:LYS:HE3	12:A2:5191:HIS:CD2	2.47	0.50
12:A2:5191:HIS:ND1	12:A2:5191:HIS:N	2.60	0.50
17:A6:1326:GLU:HA	17:A6:1366:LEU:HD21	1.94	0.50
16:A7:879:ASN:CG	16:A7:918:ILE:HG22	2.31	0.50
16:A7:882:LEU:HD13	16:A7:923:ALA:HB2	1.92	0.50
17:A8:1153:ASN:C	17:A8:1155:TYR:H	2.15	0.50
17:A8:2007:ARG:HH11	17:A8:2059:HIS:HD2	1.60	0.50
8:AB:1001:ALA:CB	8:AB:1033:LYS:HZ3	2.25	0.50
3:AH:3198:SER:OG	3:AH:3199:LYS:N	2.45	0.50
4:AI:4167:ASN:HB2	4:AI:4202:VAL:HG13	1.92	0.50
11:AO:4171:MET:CE	11:AO:4173:MET:HB2	2.42	0.50
5:AV:5052:LYS:HB2	5:AV:5216:ASN:HA	1.94	0.50
6:AW:6015:PRO:HA	7:AX:7025:TYR:CD1	2.47	0.50
9:AY:2163:ILE:HG22	9:AY:2164:TRP:N	2.27	0.50
10:AZ:3036:HIS:HB3	10:AZ:3041:PHE:CE2	2.47	0.50
16:B7:382:THR:HG22	16:B7:386:VAL:CG2	2.42	0.50
16:B7:590:ASN:OD1	16:B7:591:PRO:HD2	2.12	0.50
17:B8:1385:ILE:O	17:B8:1389:ILE:HG13	2.11	0.50

Continued on next page...

Continued from previous page...

Atom-1	Atom-2	Distance(Å)	Clash(Å)
17:B8:1832:ASP:O	17:B8:1834:LEU:N	2.44	0.50
17:B8:1912:ILE:O	17:B8:1912:ILE:HG23	2.12	0.50
1:BA:1043:LEU:C	1:BA:1043:LEU:HD12	2.32	0.50
1:BA:1084:ASN:ND2	1:BA:1171:THR:HB	2.27	0.50
3:BC:3075:VAL:CG1	3:BC:3137:TYR:CD2	2.95	0.50
4:BD:4019:GLN:HA	4:BD:4022:TYR:HD1	1.76	0.50
4:BD:4073:LEU:HD23	4:BD:4073:LEU:C	2.32	0.50
5:BE:5068:VAL:HG21	5:BE:5089:ILE:HD12	1.92	0.50
12:BL:5149:SER:OG	12:BL:5152:ASP:HB2	2.12	0.50
11:BY:401:MET:CA	11:BY:4001:ASP:HB2	2.08	0.50
13:A3:6001:GLY:HA2	13:A3:6017:ASP:OD2	2.12	0.50
16:A5:291:VAL:HG12	16:A5:291:VAL:O	2.12	0.50
17:A6:1399:VAL:O	17:A6:1400:CYS:C	2.50	0.50
17:A6:2030:LEU:O	17:A6:2031:ILE:C	2.50	0.50
17:A8:1399:VAL:O	17:A8:1400:CYS:C	2.49	0.50
8:AB:1085:LEU:O	8:AB:1089:ASN:HB2	2.12	0.50
2:AG:2236:ARG:CG	2:AG:2236:ARG:HH11	2.25	0.50
14:AR:7095:ARG:NH2	14:AR:7102:LEU:HD21	2.26	0.50
4:AU:4204:GLN:N	4:AU:4209:ASN:HD22	2.10	0.50
14:B2:7045:ILE:HG21	14:B2:7052:MET:HG3	1.93	0.50
16:B4:314:GLN:O	16:B4:318:ASN:HB2	2.11	0.50
16:B4:504:LYS:O	16:B4:506:ARG:N	2.45	0.50
17:B5:1468:VAL:HG22	17:B5:1505:SER:OG	2.12	0.50
16:B7:889:LEU:HD12	16:B7:892:TYR:HE1	1.76	0.50
4:BD:4048:ARG:HG2	4:BD:4049:ARG:N	2.26	0.50
10:BJ:3021:GLY:HA2	10:BJ:3027:VAL:HG23	1.92	0.50
13:BM:604:PRO:HG3	14:BN:7099:MET:SD	2.52	0.50
4:BR:4147:LEU:HD23	4:BR:4148:TYR:N	2.27	0.50
9:BW:2175:VAL:HG12	9:BW:2176:CYS:N	2.27	0.50
16:A5:561:THR:HG22	16:A5:562:ASN:H	1.77	0.49
17:A6:1778:ALA:N	17:A6:1779:PRO:HD3	2.27	0.49
16:A7:991:CYS:SG	16:A7:1018:VAL:HG12	2.52	0.49
16:A7:680:LEU:HD23	16:A7:684:LEU:HG	1.93	0.49
17:A8:1779:PRO:O	17:A8:1781:VAL:HG22	2.11	0.49
17:A8:1789:VAL:HG12	17:A8:1790:PHE:N	2.27	0.49
8:AB:1102:TYR:OH	8:AB:1180:ALA:HB2	2.12	0.49
4:AI:4129:PHE:HB3	4:AI:4131:VAL:HG22	1.94	0.49
5:AJ:5040:ILE:HD12	5:AJ:5200:VAL:HG23	1.94	0.49
9:AM:2049:ALA:HB1	10:AN:3120:CYS:SG	2.52	0.49
13:AQ:602:PHE:HB3	14:AR:701:THR:HG23	1.93	0.49
3:AT:3171:ALA:HB1	3:AT:3199:LYS:CE	2.42	0.49
15:B3:87:GLN:HG2	15:B3:92:ASP:OD1	2.11	0.49

Continued on next page...

Continued from previous page...

Atom-1	Atom-2	Distance(Å)	Clash(Å)
16:B4:741:ASN:ND2	16:B4:745:LYS:HE2	2.27	0.49
16:B4:793:ILE:O	16:B4:796:TYR:HB3	2.12	0.49
16:B4:865:GLN:O	16:B4:868:ASP:HB2	2.11	0.49
17:B5:1153:ASN:O	17:B5:1155:TYR:N	2.45	0.49
17:B5:2014:LEU:O	17:B5:2018:VAL:HG23	2.11	0.49
16:B7:366:LEU:C	16:B7:366:LEU:HD23	2.31	0.49
16:B7:842:THR:O	16:B7:846:HIS:HB2	2.12	0.49
16:B7:879:ASN:CG	16:B7:918:ILE:HG22	2.31	0.49
4:BD:4129:PHE:HB3	4:BD:4131:VAL:HG22	1.94	0.49
9:BI:2162:GLY:O	9:BI:2166:ASP:HB3	2.12	0.49
4:BR:4046:CYS:C	4:BR:4210:ILE:HG23	2.33	0.49
5:BS:5142:LEU:HB2	5:BS:5158:ALA:HB3	1.94	0.49
7:BU:7151:GLU:HB3	7:BU:7152:PRO:HD2	1.93	0.49
16:A5:523:HIS:CE1	16:A5:524:PRO:HD2	2.47	0.49
17:A6:1314:TYR:CE1	17:A6:1352:LYS:HB3	2.47	0.49
17:A6:1479:PRO:HG3	17:A6:1512:LYS:NZ	2.27	0.49
17:A6:1941:ARG:HG3	17:A6:1941:ARG:NH1	2.27	0.49
16:A7:1005:ASP:C	16:A7:1007:GLU:H	2.16	0.49
16:A7:382:THR:HG22	16:A7:386:VAL:CG2	2.41	0.49
5:AJ:5093:ARG:O	5:AJ:5097:VAL:HG23	2.12	0.49
14:AR:7153:ARG:NH1	14:AR:7153:ARG:HG3	2.19	0.49
3:AT:3070:ASN:HD21	3:AT:3072:LYS:H	1.48	0.49
6:AW:6066:CYS:SG	6:AW:6088:LEU:HD23	2.53	0.49
17:B5:1832:ASP:O	17:B5:1834:LEU:N	2.46	0.49
16:B7:273:VAL:CG1	16:B7:274:GLN:N	2.74	0.49
16:B7:627:LEU:HD13	16:B7:668:MET:HB3	1.93	0.49
16:B7:675:MET:HE1	16:B7:764:GLN:HB2	1.93	0.49
17:B8:1184:HIS:CD2	17:B8:1283:ASP:OD2	2.64	0.49
17:B8:1446:LEU:HB3	17:B8:1463:PHE:CE2	2.47	0.49
17:B8:1450:LEU:HD23	17:B8:1450:LEU:O	2.12	0.49
17:B8:1627:VAL:HG13	17:B8:1628:PHE:N	2.26	0.49
17:B8:1761:THR:HG22	17:B8:1765:TYR:H	1.76	0.49
17:B8:1905:ASP:HB2	17:B8:1906:TYR:CD1	2.47	0.49
3:BC:3208:TYR:C	3:BC:3208:TYR:CD2	2.86	0.49
4:BD:4075:PHE:CD1	4:BD:4082:SER:HB3	2.47	0.49
6:BF:6001:MET:N	17:B5:2076:PHE:HZ	2.10	0.49
12:BL:5158:LYS:HD3	12:BL:5196:LEU:HD11	1.94	0.49
3:BQ:3019:LEU:H	3:BQ:3019:LEU:CD2	2.12	0.49
4:BR:4045:GLY:O	4:BR:4046:CYS:HB3	2.12	0.49
17:A6:1403:SER:C	17:A6:1405:GLN:N	2.66	0.49
17:A6:1558:ASP:O	17:A6:1560:PRO:HD3	2.13	0.49
17:A6:1757:ALA:O	17:A6:1758:THR:OG1	2.29	0.49

Continued on next page...

Continued from previous page...

Atom-1	Atom-2	Distance(Å)	Clash(Å)
17:A8:1817:ILE:CG2	17:A8:1818:SER:N	2.76	0.49
1:AA:1043:LEU:HD12	1:AA:1043:LEU:C	2.33	0.49
8:AB:1003:ILE:HD13	8:AB:1046:SER:HB3	1.93	0.49
14:AR:7153:ARG:HH11	14:AR:7153:ARG:CG	2.15	0.49
4:AU:4048:ARG:CG	4:AU:4049:ARG:N	2.75	0.49
16:B4:523:HIS:ND1	16:B4:524:PRO:HD2	2.27	0.49
17:B8:1562:TYR:N	17:B8:1562:TYR:CD2	2.79	0.49
2:BB:2052:SER:O	2:BB:2053:SER:HB2	2.12	0.49
6:BF:6096:SER:O	6:BF:6100:ASN:HA	2.13	0.49
1:BO:1043:LEU:O	1:BO:1043:LEU:HD12	2.12	0.49
11:BY:4019:ALA:HB2	11:BY:4176:LYS:HB2	1.94	0.49
11:BY:4102:LEU:HD21	11:BY:4117:GLN:HG3	1.94	0.49
11:A1:4028:LYS:HD2	12:A2:5122:LEU:HD22	1.92	0.49
13:A3:6018:THR:HG22	13:A3:6018:THR:O	2.11	0.49
16:A5:879:ASN:CG	16:A5:918:ILE:HG22	2.33	0.49
17:A6:1789:VAL:O	17:A6:1790:PHE:HB2	2.12	0.49
16:A7:517:ALA:HA	17:A8:2020:ASN:OD1	2.13	0.49
17:A8:1761:THR:HA	17:A8:1764:ILE:HD12	1.95	0.49
17:A8:1871:PHE:C	17:A8:1873:LYS:H	2.14	0.49
1:AC:1147:ASP:OD2	9:AY:2072:ARG:NH2	2.44	0.49
8:AD:1134:ILE:HD13	8:AD:1162:ALA:HB2	1.95	0.49
4:AI:4045:GLY:O	4:AI:4046:CYS:HB3	2.13	0.49
5:AJ:5070:ILE:HB	5:AJ:5074:ILE:HG22	1.94	0.49
5:AJ:5138:PHE:O	5:AJ:5160:PRO:HB3	2.12	0.49
4:AU:4039:LYS:CB	4:AU:4186:ALA:HA	2.42	0.49
4:AU:4052:LEU:O	4:AU:4054:LEU:N	2.41	0.49
7:AX:7011:ASN:HD22	7:AX:7129:ARG:HA	1.77	0.49
10:AZ:3093:PRO:HB2	10:AZ:3117:LEU:HD12	1.94	0.49
17:B5:1761:THR:HG22	17:B5:1765:TYR:H	1.76	0.49
17:B8:1172:VAL:HG12	17:B8:1173:HIS:ND1	2.27	0.49
17:B8:1730:VAL:HG12	17:B8:1730:VAL:O	2.13	0.49
7:BG:7092:ARG:HD3	14:BN:7068:TYR:CE2	2.48	0.49
8:BH:1038:HIS:O	8:BH:1039:ASP:C	2.50	0.49
12:BL:5130:GLY:O	12:BL:5133:GLN:HB3	2.12	0.49
3:BQ:3070:ASN:HD21	3:BQ:3072:LYS:H	1.51	0.49
6:BT:6015:PRO:HA	7:BU:7025:TYR:CD1	2.48	0.49
12:A2:5165:ALA:HB1	12:A2:5172:GLY:HA2	1.94	0.49
13:A3:6190:GLY:O	13:A3:6191:ASP:HB2	2.13	0.49
17:A6:1215:LEU:HD11	17:A6:1271:ARG:CZ	2.41	0.49
17:A6:1730:VAL:O	17:A6:1730:VAL:HG12	2.12	0.49
17:A6:1954:SER:CB	17:A6:1957:VAL:HG23	2.36	0.49
17:A8:1472:GLN:HA	17:A8:1512:LYS:HD3	1.93	0.49

Continued on next page...

Continued from previous page...

Atom-1	Atom-2	Distance(Å)	Clash(Å)
2:AG:2106:PRO:HA	2:AG:2140:ASP:HB3	1.94	0.49
5:AJ:5201:LEU:HD21	5:AJ:5219:LEU:CD1	2.43	0.49
12:AP:5107:LYS:HD2	12:AP:5107:LYS:N	2.17	0.49
14:AR:7002:SER:HB3	14:AR:7139:GLY:N	2.24	0.49
16:B4:680:LEU:HD23	16:B4:684:LEU:HG	1.93	0.49
17:B5:1274:SER:O	17:B5:1276:LEU:N	2.44	0.49
17:B8:1395:ILE:HD13	17:B8:1396:PRO:HD2	1.93	0.49
4:BD:4093:ALA:HA	4:BD:4104:VAL:HG11	1.93	0.49
4:BD:4139:ASP:OD2	4:BD:4146:LYS:HE3	2.12	0.49
11:BK:4119:ASP:OD1	11:BK:4123:THR:HB	2.13	0.49
2:BP:2236:ARG:HH11	2:BP:2236:ARG:CG	2.26	0.49
4:BR:4174:PHE:CD2	4:BR:4174:PHE:C	2.86	0.49
4:BR:4202:VAL:O	4:BR:4203:VAL:O	2.29	0.49
16:A5:371:MET:C	16:A5:373:PHE:H	2.15	0.49
17:A6:1644:SER:HB3	17:A6:1687:PHE:CE2	2.45	0.49
1:AC:1083:VAL:HG13	1:AC:1141:LEU:HD23	1.93	0.49
4:AI:4039:LYS:CB	4:AI:4186:ALA:HA	2.42	0.49
6:AK:6211:LEU:HD12	6:AK:6212:SER:N	2.27	0.49
12:AP:5004:LEU:HD12	12:AP:5161:ILE:CD1	2.42	0.49
12:AP:5195:GLU:OE1	13:AQ:6160:LYS:HD3	2.13	0.49
5:AV:5061:SER:O	5:AV:5062:ASP:HB2	2.12	0.49
16:B4:882:LEU:HD13	16:B4:923:ALA:HB2	1.94	0.49
17:B5:1627:VAL:HG13	17:B5:1628:PHE:N	2.28	0.49
16:B7:497:TYR:CE2	16:B7:548:ARG:HB2	2.47	0.49
16:B7:865:GLN:O	16:B7:868:ASP:HB2	2.13	0.49
17:B8:1685:SER:HB2	17:B8:1735:ARG:HD3	1.94	0.49
17:B8:1554:MET:HE2	17:B8:1777:ARG:HG2	1.94	0.49
10:BJ:3036:HIS:HB3	10:BJ:3041:PHE:CD2	2.48	0.49
13:BM:608:ASN:HA	13:BM:6021:ILE:O	2.12	0.49
6:BT:6066:CYS:SG	6:BT:6088:LEU:HD23	2.52	0.49
12:BZ:5158:LYS:HD3	12:BZ:5196:LEU:HD11	1.94	0.49
14:A4:7200:PHE:HE2	14:A4:7202:LYS:HG3	1.78	0.49
17:A6:1627:VAL:HG13	17:A6:1628:PHE:N	2.26	0.49
16:A7:661:HIS:ND1	16:A7:717:VAL:HG13	2.28	0.49
16:A7:266:VAL:CG2	17:A8:1410:LEU:HD13	2.42	0.49
1:AC:1158:ASP:HB2	1:AC:1159:PRO:HD2	1.94	0.49
9:AM:2042:TRP:HB2	9:AM:2178:MET:CE	2.42	0.49
14:AR:7057:ARG:HG2	14:AR:7057:ARG:HH11	1.78	0.49
4:AU:4204:GLN:H	4:AU:4209:ASN:HD22	1.60	0.49
4:AU:4212:ILE:HD11	4:AU:4224:LEU:CD1	2.34	0.49
16:B4:579:LEU:O	16:B4:579:LEU:HD12	2.12	0.49
16:B4:968:GLN:O	16:B4:969:TRP:HB2	2.13	0.49

Continued on next page...

Continued from previous page...

Atom-1	Atom-2	Distance(Å)	Clash(Å)
17:B5:1779:PRO:O	17:B5:1781:VAL:HG22	2.13	0.49
17:B8:1763:LYS:O	17:B8:1764:ILE:C	2.51	0.49
2:BP:2140:ASP:OD1	2:BP:2143:ASN:HB2	2.12	0.49
3:BQ:3169:THR:HG23	3:BQ:3170:SER:H	1.77	0.49
4:BR:4039:LYS:CB	4:BR:4186:ALA:HA	2.43	0.49
12:BZ:5158:LYS:HE3	12:BZ:5191:HIS:CD2	2.48	0.49
11:A1:4019:ALA:HB2	11:A1:4176:LYS:HB2	1.95	0.49
17:A6:1255:ARG:NH1	17:A6:1255:ARG:HG3	2.28	0.49
6:AW:6001:MET:O	16:A7:637:ARG:HD3	2.13	0.49
17:A8:1474:ASN:O	17:A8:1475:LEU:C	2.51	0.49
8:AB:1114:PRO:HG2	8:AB:1118:SER:OG	2.13	0.49
1:AC:1084:ASN:ND2	1:AC:1171:THR:HB	2.27	0.49
4:AI:4047:GLU:O	4:AI:4210:ILE:HD11	2.13	0.49
5:AJ:5156:PHE:CE1	5:AJ:5166:ARG:HB2	2.48	0.49
7:AL:7175:LEU:HD13	7:AL:7198:ILE:HD13	1.93	0.49
10:AN:3058:PHE:CZ	10:AN:3082:VAL:HG22	2.47	0.49
11:AO:4036:GLN:HG3	11:AO:4188:ILE:CD1	2.39	0.49
4:AU:4071:VAL:HG11	4:AU:4109:LEU:HD12	1.94	0.49
10:AZ:3188:LYS:HE2	10:AZ:3190:TYR:CE1	2.43	0.49
16:B4:272:LEU:HD11	16:B4:351:HIS:HD2	1.77	0.49
16:B4:934:ASP:HB2	16:B4:968:GLN:HB2	1.95	0.49
17:B5:1326:GLU:HA	17:B5:1366:LEU:HD21	1.93	0.49
17:B5:1871:PHE:C	17:B5:1873:LYS:H	2.16	0.49
17:B5:2001:GLU:O	17:B5:2002:GLN:CB	2.58	0.49
17:B8:1314:TYR:CE1	17:B8:1352:LYS:HB3	2.48	0.49
17:B8:1325:LEU:HB2	17:B8:1340:ILE:HD13	1.94	0.49
17:B8:1479:PRO:HG3	17:B8:1512:LYS:HZ3	1.78	0.49
17:B8:1664:ASN:C	17:B8:1666:ASP:H	2.15	0.49
17:B8:1755:ASP:HB3	17:B8:1756:ALA:H	1.47	0.49
1:BA:1147:ASP:OD2	9:BI:2072:ARG:NH2	2.43	0.49
9:BI:2059:ILE:O	9:BI:2063:ILE:HB	2.12	0.49
3:BQ:3050:ARG:O	3:BQ:3210:ARG:NH1	2.45	0.49
3:BQ:3068:LYS:HG3	3:BQ:3227:GLN:OE1	2.12	0.49
4:BR:4063:LYS:NZ	4:BR:4211:GLU:HG3	2.28	0.49
4:BR:4126:VAL:HG12	4:BR:4127:ARG:N	2.27	0.49
14:A4:7120:ARG:HG3	14:A4:7130:SER:HB2	1.94	0.49
17:A6:1546:PHE:HB3	17:A6:1547:PRO:HD3	1.94	0.49
17:A6:1817:ILE:CG2	17:A6:1818:SER:H	2.21	0.49
17:A6:1957:VAL:O	17:A6:1958:ALA:CB	2.61	0.49
16:A7:536:LYS:HG2	16:A7:596:TYR:CE1	2.47	0.49
17:A8:1333:ASP:O	17:A8:1334:TYR:O	2.31	0.49
17:A8:1664:ASN:O	17:A8:1666:ASP:N	2.45	0.49

Continued on next page...

Continued from previous page...

Atom-1	Atom-2	Distance(Å)	Clash(Å)
1:AA:1225:VAL:HG11	1:AA:1236:LEU:HD12	1.94	0.49
14:AR:7211:TRP:CH2	8:AD:1029:ARG:HD2	2.46	0.49
2:AG:2116:LYS:O	2:AG:2120:GLU:HG3	2.13	0.49
3:AH:3169:THR:HG23	3:AH:3170:SER:H	1.78	0.49
5:AV:5138:PHE:O	5:AV:5160:PRO:HB3	2.13	0.49
8:BH:1036:ARG:HH11	14:B2:7225:ILE:HD12	1.78	0.49
16:B4:251:LEU:HD13	16:B4:289:ARG:HD2	1.93	0.49
16:B4:522:ILE:HG22	16:B4:584:LEU:HB2	1.95	0.49
16:B4:952:GLY:O	16:B4:953:LEU:HB2	2.12	0.49
17:B5:1474:ASN:O	17:B5:1476:GLU:N	2.46	0.49
17:B5:1507:LEU:HD22	17:B5:1507:LEU:O	2.13	0.49
17:B5:1983:THR:HG22	17:B5:1986:GLU:OE2	2.13	0.49
16:B7:929:THR:HG22	16:B7:931:GLU:CG	2.42	0.49
17:B8:1937:TYR:O	17:B8:1938:MET:CB	2.49	0.49
6:BF:6066:CYS:SG	6:BF:6088:LEU:HD23	2.53	0.49
16:A5:1009:GLY:O	16:A5:1013:GLN:HG3	2.13	0.49
16:A5:659:ARG:HD3	16:A5:744:PHE:HD2	1.73	0.49
17:A6:1240:LEU:HD23	17:A6:1241:SER:H	1.78	0.49
17:A6:1450:LEU:HD23	17:A6:1450:LEU:O	2.13	0.49
17:A6:1554:MET:CE	17:A6:1777:ARG:HG2	2.43	0.49
17:A6:1803:LYS:HG2	17:A6:1889:GLU:HG3	1.95	0.49
17:A8:1446:LEU:HB3	17:A8:1463:PHE:CE2	2.48	0.49
17:A8:1719:ILE:O	17:A8:1722:THR:HB	2.13	0.49
17:A8:1763:LYS:O	17:A8:1764:ILE:C	2.50	0.49
17:A8:1960:SER:HB2	17:A8:1963:GLN:CG	2.38	0.49
3:AH:3019:LEU:CD2	3:AH:3019:LEU:H	2.13	0.49
5:AJ:5035:SER:OG	5:AJ:5066:LYS:HE3	2.13	0.49
5:AJ:5147:HIS:CE1	5:AJ:5224:LYS:HG3	2.48	0.49
6:AK:6164:ARG:HH21	17:A6:2135:GLY:H	1.59	0.49
7:AL:7049:VAL:HG12	7:AL:7214:GLU:HB3	1.94	0.49
10:AZ:3112:ILE:HD12	10:AZ:3128:ILE:HG12	1.94	0.49
13:B1:602:PHE:CB	14:B2:701:THR:HG23	2.43	0.49
14:B2:7095:ARG:NH2	14:B2:7102:LEU:HD21	2.28	0.49
14:B2:7157:ILE:HB	14:B2:7158:PRO:HD3	1.95	0.49
16:B4:929:THR:HG22	16:B4:931:GLU:CG	2.41	0.49
17:B5:1486:SER:O	17:B5:1490:GLN:HG2	2.13	0.49
17:B8:1255:ARG:HG3	17:B8:1255:ARG:NH1	2.26	0.49
17:B8:1354:MET:HE1	17:B8:1392:GLY:HA3	1.94	0.49
4:BD:4045:GLY:O	4:BD:4046:CYS:HB3	2.13	0.49
14:BN:7045:ILE:CG2	14:BN:7052:MET:HG3	2.43	0.49
4:BR:4086:ILE:O	4:BR:4086:ILE:HG22	2.13	0.49
7:BU:7067:GLN:CD	7:BU:7088:VAL:HG11	2.33	0.49

Continued on next page...

Continued from previous page...

Atom-1	Atom-2	Distance(Å)	Clash(Å)
16:A5:930:THR:O	17:A6:1260:HIS:CD2	2.66	0.48
16:A5:920:ILE:HD11	16:A5:987:LEU:HG	1.95	0.48
17:A6:1541:THR:HA	17:A6:1546:PHE:CD2	2.48	0.48
17:A6:1685:SER:HB2	17:A6:1735:ARG:HD3	1.95	0.48
17:A6:1761:THR:HG22	17:A6:1765:TYR:H	1.78	0.48
17:A8:1338:GLN:HE22	17:A8:1381:TYR:HD1	1.56	0.48
17:A8:1778:ALA:N	17:A8:1779:PRO:HD3	2.26	0.48
17:A8:2081:TRP:O	17:A8:2085:ASN:HB2	2.13	0.48
15:AE:140:LEU:O	15:AE:140:LEU:HD12	2.13	0.48
4:AI:4204:GLN:N	4:AI:4209:ASN:HD22	2.11	0.48
8:AB:1115:LEU:HD13	14:AR:7022:TYR:OH	2.12	0.48
4:AU:4162:GLN:HA	4:AU:4162:GLN:HE21	1.78	0.48
5:AV:5035:SER:OG	5:AV:5066:LYS:HE3	2.13	0.48
16:B4:991:CYS:CB	16:B4:1019:MET:HE2	2.42	0.48
17:B5:1458:TRP:O	17:B5:1461:ARG:HG2	2.13	0.48
17:B5:1474:ASN:C	17:B5:1476:GLU:N	2.65	0.48
17:B5:1556:ASN:ND2	17:B5:1560:PRO:HA	2.28	0.48
17:B5:1719:ILE:O	17:B5:1722:THR:HB	2.13	0.48
16:B7:934:ASP:HB2	16:B7:968:GLN:HB2	1.95	0.48
3:BC:3215:THR:HG23	3:BC:3230:PHE:CE1	2.42	0.48
3:BQ:3174:THR:O	3:BQ:3178:MET:HE2	2.13	0.48
4:BR:4052:LEU:O	4:BR:4054:LEU:N	2.43	0.48
4:BR:4122:GLN:HB3	5:BS:5136:ARG:NH2	2.27	0.48
6:BT:6001:MET:N	17:B8:2076:PHE:HZ	2.10	0.48
7:BU:7201:LEU:C	7:BU:7203:HIS:H	2.16	0.48
9:BW:2102:GLY:HA2	9:BW:2178:MET:SD	2.53	0.48
11:BY:4181:LYS:HE2	11:BY:4190:GLN:HE21	1.78	0.48
14:A4:7057:ARG:HH11	14:A4:7057:ARG:HG2	1.77	0.48
14:A4:7176:LEU:O	14:A4:7180:ASP:HB3	2.12	0.48
16:A5:366:LEU:C	16:A5:366:LEU:HD23	2.33	0.48
16:A5:444:LEU:O	16:A5:446:SER:N	2.46	0.48
16:A5:848:LYS:HG2	16:A5:902:TYR:CE2	2.48	0.48
16:A7:899:PHE:C	16:A7:899:PHE:CD2	2.86	0.48
17:A8:1215:LEU:HD11	17:A8:1271:ARG:CZ	2.43	0.48
17:A8:1525:ARG:HH11	17:A8:1528:LYS:HD2	1.77	0.48
17:A8:1640:ILE:HD11	17:A8:1681:LEU:HD23	1.95	0.48
15:AF:87:GLN:HG2	15:AF:92:ASP:OD1	2.13	0.48
6:AK:6066:CYS:SG	6:AK:6088:LEU:HD23	2.53	0.48
3:AT:3087:LEU:HD13	3:AT:3135:PHE:HE2	1.78	0.48
16:B4:1028:LEU:HD23	17:B5:1216:GLY:O	2.14	0.48
17:B5:1846:ASP:OD2	17:B5:1850:LYS:HE3	2.12	0.48
17:B8:1153:ASN:C	17:B8:1155:TYR:H	2.17	0.48

Continued on next page...

Continued from previous page...

Atom-1	Atom-2	Distance(Å)	Clash(Å)
17:B8:2001:GLU:O	17:B8:2002:GLN:CB	2.59	0.48
1:BA:1140:ILE:HG21	1:BA:1171:THR:HG21	1.94	0.48
2:BB:2236:ARG:HH11	2:BB:2236:ARG:CG	2.26	0.48
4:BD:4097:ARG:O	4:BD:4101:GLU:HA	2.14	0.48
10:BJ:3065:TYR:O	10:BJ:3069:GLU:HB2	2.13	0.48
1:BO:1230:LYS:O	1:BO:1231:ASP:HB2	2.13	0.48
4:BR:4129:PHE:HB3	4:BR:4131:VAL:HG22	1.95	0.48
11:BY:4118:ILE:HA	11:BY:4123:THR:O	2.13	0.48
12:BZ:5107:LYS:CD	12:BZ:5107:LYS:H	2.16	0.48
16:A5:314:GLN:O	16:A5:318:ASN:HB2	2.12	0.48
16:A5:611:ASN:O	16:A5:612:ALA:C	2.51	0.48
16:A5:780:GLN:HE22	17:A6:1230:ASP:N	2.06	0.48
17:A6:1449:LYS:HG2	17:A6:1453:GLU:OE2	2.13	0.48
16:A7:445:SER:O	16:A7:446:SER:O	2.30	0.48
17:A8:1777:ARG:C	17:A8:1779:PRO:CD	2.77	0.48
1:AC:1205:PHE:C	1:AC:1205:PHE:CD1	2.85	0.48
8:AD:1102:TYR:OH	8:AD:1180:ALA:HB2	2.14	0.48
4:AI:4174:PHE:CD2	4:AI:4174:PHE:C	2.86	0.48
10:AN:3019:ARG:HB2	10:AN:3173:GLY:O	2.13	0.48
11:AO:4171:MET:HG2	11:AO:4172:PRO:HD2	1.96	0.48
7:AX:7175:LEU:HD13	7:AX:7198:ILE:CD1	2.44	0.48
9:AY:2018:THR:CB	9:AY:2030:ASN:HD22	2.25	0.48
16:B4:991:CYS:SG	16:B4:1018:VAL:HG12	2.54	0.48
16:B4:709:PHE:HE2	16:B4:714:LEU:HG	1.78	0.48
17:B5:1525:ARG:HH11	17:B5:1528:LYS:HD2	1.79	0.48
17:B5:1541:THR:HA	17:B5:1546:PHE:CD2	2.48	0.48
17:B5:1952:VAL:HG11	17:B5:1971:ILE:CG1	2.44	0.48
16:B7:522:ILE:HG13	16:B7:597:TYR:OH	2.12	0.48
16:B7:698:GLN:HG2	16:B7:790:ASP:OD2	2.12	0.48
16:B7:968:GLN:O	16:B7:969:TRP:HB2	2.13	0.48
17:B8:1392:GLY:O	17:B8:1393:ILE:HG12	2.14	0.48
17:B8:1997:ASN:C	17:B8:1999:TYR:N	2.65	0.48
7:BG:7041:CYS:HB2	7:BG:7186:LEU:O	2.14	0.48
7:BG:7201:LEU:C	7:BG:7203:HIS:H	2.17	0.48
5:BE:5097:VAL:HG21	12:BL:5065:LEU:CD1	2.43	0.48
14:BN:7122:VAL:HA	14:BN:7127:VAL:O	2.14	0.48
3:BQ:3086:ILE:O	3:BQ:3090:THR:HG23	2.13	0.48
8:BV:1085:LEU:O	8:BV:1089:ASN:HB2	2.13	0.48
10:BX:3040:VAL:HG22	10:BX:3075:PRO:HG3	1.93	0.48
10:BX:3079:THR:HG1	10:BX:3111:PHE:HE1	1.59	0.48
3:BQ:3143:ARG:HD2	11:BY:4072:TYR:CD2	2.48	0.48
11:BY:4108:LYS:HA	11:BY:4108:LYS:HD2	1.62	0.48

Continued on next page...

Continued from previous page...

Atom-1	Atom-2	Distance(Å)	Clash(Å)
11:A1:4042:LEU:HD13	11:A1:4188:ILE:HD13	1.94	0.48
14:A4:7153:ARG:NH1	14:A4:7153:ARG:CG	2.74	0.48
17:A6:1905:ASP:HB2	17:A6:1906:TYR:CD1	2.49	0.48
17:A8:1556:ASN:ND2	17:A8:1560:PRO:HA	2.28	0.48
1:AA:1091:ARG:NH1	7:AL:7156:TYR:CE2	2.82	0.48
1:AA:1092:ASN:ND2	1:AA:1092:ASN:C	2.67	0.48
1:AC:1079:ILE:HD11	1:AC:1114:CYS:HA	1.95	0.48
10:AN:302:ASP:OD1	10:AN:303:PRO:HD2	2.13	0.48
14:AR:7157:ILE:HB	14:AR:7158:PRO:HD3	1.95	0.48
7:AX:7007:TYR:CD2	7:AX:7007:TYR:N	2.75	0.48
14:B2:7200:PHE:HE2	14:B2:7202:LYS:HG3	1.78	0.48
17:B5:1240:LEU:HD23	17:B5:1241:SER:H	1.77	0.48
17:B5:1761:THR:HA	17:B5:1764:ILE:HD12	1.95	0.48
17:B5:1983:THR:HG22	17:B5:1986:GLU:CD	2.33	0.48
6:BF:6203:ASP:CB	17:B5:2045:SER:HB2	2.42	0.48
16:B7:373:PHE:CD1	17:B8:1577:ARG:HG3	2.49	0.48
17:B8:1240:LEU:HD23	17:B8:1241:SER:H	1.78	0.48
17:B8:1238:GLN:HE21	17:B8:1251:ASN:HD22	1.59	0.48
17:B8:1761:THR:HA	17:B8:1764:ILE:HD12	1.94	0.48
17:B8:2030:LEU:O	17:B8:2033:ARG:N	2.46	0.48
1:BA:1196:GLU:HG2	1:BA:1201:LYS:HB2	1.95	0.48
6:BF:6054:ASP:HB3	6:BF:6056:LEU:H	1.78	0.48
11:BK:401:MET:CA	11:BK:4001:ASP:CB	2.68	0.48
14:BN:7200:PHE:HE2	14:BN:7202:LYS:HG3	1.78	0.48
2:BP:2074:VAL:HG22	2:BP:2075:TYR:N	2.28	0.48
16:A5:408:PHE:O	16:A5:410:PHE:N	2.47	0.48
16:A5:440:HIS:HE1	16:A5:552:GLU:OE2	1.96	0.48
16:A7:627:LEU:HD13	16:A7:668:MET:HB3	1.94	0.48
17:A8:1234:LEU:HD23	17:A8:1254:ILE:CD1	2.43	0.48
17:A8:1978:GLU:O	17:A8:1982:LEU:HG	2.13	0.48
17:A8:2001:GLU:O	17:A8:2002:GLN:CB	2.57	0.48
1:AA:1205:PHE:C	1:AA:1205:PHE:CD1	2.86	0.48
8:AB:1048:SER:HB3	8:AB:1051:ASP:HB2	1.96	0.48
3:AH:3217:ARG:HB3	3:AH:3217:ARG:HE	1.51	0.48
9:AM:2029:LYS:HE2	13:A3:6185:ARG:NH2	2.29	0.48
15:B3:119:GLU:HB3	16:B4:960:PHE:CZ	2.49	0.48
17:B5:1394:LYS:O	17:B5:1395:ILE:HG12	2.13	0.48
17:B5:1403:SER:C	17:B5:1405:GLN:H	2.17	0.48
16:B4:373:PHE:CD1	17:B5:1577:ARG:HG3	2.47	0.48
17:B5:1554:MET:CE	17:B5:1777:ARG:HG2	2.44	0.48
17:B5:1957:VAL:O	17:B5:1958:ALA:CB	2.61	0.48
6:BF:6001:MET:N	17:B5:2076:PHE:CZ	2.82	0.48

Continued on next page...

Continued from previous page...

Atom-1	Atom-2	Distance(Å)	Clash(Å)
16:B7:449:GLU:O	16:B7:450:LYS:HB2	2.14	0.48
17:B8:1403:SER:C	17:B8:1405:GLN:N	2.66	0.48
17:B8:1556:ASN:ND2	17:B8:1560:PRO:HA	2.28	0.48
8:BH:1102:TYR:OH	8:BH:1180:ALA:HB2	2.12	0.48
13:BM:6020:ASN:O	13:BM:6027:ASN:HB2	2.14	0.48
1:BO:1147:ASP:OD2	9:BW:2072:ARG:NH2	2.47	0.48
2:BP:2066:LEU:HD23	2:BP:2067:LEU:N	2.29	0.48
2:BP:2185:LEU:HD21	2:BP:2213:ILE:HD12	1.94	0.48
3:BQ:3044:ILE:HG21	3:BQ:3138:ALA:HB1	1.94	0.48
4:BR:4047:GLU:CG	4:BR:4048:ARG:N	2.74	0.48
7:BU:7175:LEU:HD13	7:BU:7198:ILE:CD1	2.42	0.48
11:A1:4018:LYS:HG2	11:A1:4179:ILE:HG13	1.94	0.48
17:A6:1372:ARG:O	17:A6:1374:ASN:N	2.43	0.48
17:A6:1403:SER:C	17:A6:1405:GLN:H	2.17	0.48
17:A6:1761:THR:HG22	17:A6:1764:ILE:HB	1.94	0.48
17:A6:1917:HIS:HB3	17:A6:1920:VAL:CG2	2.43	0.48
17:A6:1957:VAL:O	17:A6:1958:ALA:HB2	2.14	0.48
17:A6:2062:VAL:HG13	17:A6:2089:LEU:CD2	2.43	0.48
16:A7:521:PHE:N	16:A7:521:PHE:CD2	2.81	0.48
16:A7:562:ASN:C	16:A7:564:ILE:H	2.13	0.48
17:A8:1184:HIS:CD2	17:A8:1283:ASP:OD2	2.67	0.48
6:AW:6060:GLN:HE22	17:A8:2143:ALA:HA	1.78	0.48
1:AC:1158:ASP:HB2	1:AC:1159:PRO:CD	2.44	0.48
3:AH:3044:ILE:HD11	3:AH:3146:TYR:HB3	1.94	0.48
3:AH:3099:LEU:HA	3:AH:3099:LEU:HD12	1.61	0.48
4:AI:4034:VAL:HG22	4:AI:4035:GLY:H	1.79	0.48
4:AI:4202:VAL:O	4:AI:4203:VAL:O	2.31	0.48
6:AK:6021:GLN:OE1	6:AK:6021:GLN:HA	2.13	0.48
14:AR:7035:ILE:HD13	14:AR:7056:GLU:HG3	1.95	0.48
14:AR:7122:VAL:HA	14:AR:7127:VAL:O	2.13	0.48
9:AY:2220:ILE:CD1	9:AY:2220:ILE:H	2.23	0.48
16:B4:1005:ASP:C	16:B4:1007:GLU:H	2.15	0.48
16:B4:280:ARG:CG	16:B4:280:ARG:HH11	2.22	0.48
16:B4:351:HIS:O	16:B4:354:ASN:HB2	2.13	0.48
17:B5:1479:PRO:HG3	17:B5:1512:LYS:NZ	2.29	0.48
17:B5:1789:VAL:O	17:B5:1790:PHE:HB2	2.14	0.48
17:B5:2030:LEU:O	17:B5:2031:ILE:C	2.52	0.48
17:B8:1554:MET:O	17:B8:1734:ARG:HD3	2.13	0.48
17:B8:1810:GLN:HG2	17:B8:1839:LYS:HE2	1.95	0.48
17:B8:1841:VAL:HG11	17:B8:1902:TYR:OH	2.13	0.48
17:B8:2030:LEU:O	17:B8:2031:ILE:C	2.51	0.48
6:BT:6031:GLN:HE22	17:B8:2137:LEU:HB3	1.77	0.48

Continued on next page...

Continued from previous page...

Atom-1	Atom-2	Distance(Å)	Clash(Å)
1:BA:1205:PHE:CD1	1:BA:1205:PHE:C	2.86	0.48
1:BA:1225:VAL:HG11	1:BA:1236:LEU:HD12	1.95	0.48
4:BD:4134:LEU:HD11	4:BD:4164:ILE:HG22	1.95	0.48
4:BD:4227:GLU:O	4:BD:4231:GLN:HG3	2.13	0.48
5:BE:5138:PHE:O	5:BE:5160:PRO:HB3	2.13	0.48
6:BF:6211:LEU:HD12	6:BF:6212:SER:N	2.28	0.48
11:BK:4052:THR:CG2	11:BK:4053:VAL:N	2.77	0.48
3:BQ:3181:LYS:O	3:BQ:3184:MET:HB2	2.14	0.48
4:BR:4078:LEU:HD12	4:BR:4130:GLY:HA3	1.96	0.48
7:BU:7078:SER:HB2	7:BU:7164:THR:HG23	1.96	0.48
10:BX:3036:HIS:HB3	10:BX:3041:PHE:CE2	2.48	0.48
12:A2:5158:LYS:HD3	12:A2:5196:LEU:HD11	1.96	0.48
16:A5:939:PRO:O	16:A5:941:ASP:N	2.47	0.48
17:A6:1153:ASN:C	17:A6:1155:TYR:H	2.17	0.48
17:A6:1314:TYR:C	17:A6:1314:TYR:CD2	2.86	0.48
16:A7:648:VAL:CG1	16:A7:648:VAL:O	2.61	0.48
17:A8:1314:TYR:CD2	17:A8:1314:TYR:C	2.86	0.48
15:AE:131:GLU:CD	15:AE:131:GLU:H	2.17	0.48
4:AI:4122:GLN:HB3	5:AJ:5136:ARG:NH2	2.27	0.48
9:AM:2001:THR:HG23	9:AM:2033:LYS:HZ3	1.74	0.48
10:AZ:302:ASP:OD1	10:AZ:303:PRO:HD2	2.14	0.48
16:B4:586:SER:CB	16:B4:598:ILE:HG12	2.44	0.48
17:B5:1952:VAL:HG12	17:B5:1953:CYS:N	2.29	0.48
17:B5:2097:GLY:O	17:B5:2101:ASN:HB2	2.14	0.48
16:B7:1022:THR:O	16:B7:1026:SER:HB3	2.13	0.48
16:B7:920:ILE:HD13	16:B7:987:LEU:HG	1.95	0.48
16:B7:939:PRO:O	16:B7:941:ASP:N	2.47	0.48
17:B8:1150:TYR:HB2	17:B8:1267:HIS:CE1	2.48	0.48
17:B8:1720:TRP:HB3	17:B8:1766:MET:HE1	1.96	0.48
17:B8:1957:VAL:HG11	17:B8:1993:PHE:HE1	1.76	0.48
10:BJ:3001:GLY:HA3	10:BJ:3033:LYS:HE2	1.94	0.48
12:BL:5209:ASN:OD1	10:BX:3030:LYS:HE2	2.14	0.48
16:A5:458:GLY:O	16:A5:460:PHE:N	2.47	0.48
16:A5:521:PHE:H	16:A5:521:PHE:HD2	1.60	0.48
16:A5:586:SER:CB	16:A5:598:ILE:HG12	2.44	0.48
16:A5:669:LEU:HD22	16:A5:684:LEU:HD22	1.96	0.48
16:A5:882:LEU:HD13	16:A5:923:ALA:HB2	1.96	0.48
17:A6:1289:THR:HG23	17:A6:1336:LYS:HE2	1.96	0.48
16:A7:561:THR:HG22	16:A7:562:ASN:H	1.78	0.48
17:A8:1350:HIS:HE1	17:A8:1388:ASP:HB3	1.79	0.48
17:A8:1562:TYR:N	17:A8:1562:TYR:CD2	2.81	0.48
17:A8:1997:ASN:C	17:A8:1999:TYR:N	2.66	0.48

Continued on next page...

Continued from previous page...

Atom-1	Atom-2	Distance(Å)	Clash(Å)
2:AG:2166:LYS:C	2:AG:2168:SER:H	2.16	0.48
4:AI:4192:VAL:O	4:AI:4196:VAL:HG23	2.13	0.48
5:AJ:5222:ILE:HG13	5:AJ:5222:ILE:O	2.14	0.48
13:AQ:6190:GLY:O	13:AQ:6191:ASP:HB2	2.14	0.48
4:AU:4202:VAL:O	4:AU:4203:VAL:O	2.31	0.48
4:AU:4176:GLU:HG3	5:AV:5058:LEU:HD11	1.95	0.48
5:AV:5070:ILE:HB	5:AV:5074:ILE:HG22	1.96	0.48
4:AU:4122:GLN:HB3	5:AV:5136:ARG:NH2	2.28	0.48
16:B4:522:ILE:HG13	16:B4:597:TYR:OH	2.13	0.48
17:B5:1755:ASP:HB3	17:B5:1756:ALA:H	1.46	0.48
17:B8:1338:GLN:NE2	17:B8:1381:TYR:HD1	2.11	0.48
8:BH:1118:SER:HB2	8:BH:1120:HIS:NE2	2.28	0.48
3:BQ:3143:ARG:CZ	3:BQ:3144:TYR:HE2	2.26	0.48
5:BS:5147:HIS:CE1	5:BS:5224:LYS:HG3	2.49	0.48
10:BX:3066:LYS:HA	10:BX:3071:ARG:O	2.14	0.48
12:BZ:5012:ILE:HB	12:BZ:5180:VAL:HB	1.96	0.48
12:BZ:5077:ALA:HA	12:BZ:5113:TYR:CE2	2.49	0.48
16:A5:291:VAL:HG13	16:A5:301:THR:OG1	2.14	0.48
16:A5:386:VAL:O	16:A5:389:ILE:HB	2.14	0.48
16:A5:627:LEU:HD13	16:A5:668:MET:HB3	1.96	0.48
16:A5:1027:SER:O	17:A6:1215:LEU:O	2.32	0.48
17:A6:1846:ASP:OD2	17:A6:1850:LYS:HE3	2.14	0.48
16:A7:485:ILE:HG21	16:A7:488:TYR:CD2	2.49	0.48
16:A7:793:ILE:O	16:A7:796:TYR:HB3	2.14	0.48
16:A7:844:LEU:HD22	16:A7:899:PHE:CZ	2.49	0.48
16:A7:929:THR:HG22	16:A7:931:GLU:CG	2.44	0.48
17:A8:1705:ALA:HA	17:A8:1709:ASP:OD2	2.14	0.48
17:A8:1979:LEU:O	17:A8:1980:LEU:HB2	2.14	0.48
8:AD:1048:SER:HB3	8:AD:1051:ASP:HB2	1.95	0.48
3:AT:3042:ASP:OD1	3:AT:3186:VAL:HG23	2.14	0.48
3:AT:3086:ILE:O	3:AT:3090:THR:HG23	2.13	0.48
3:AT:3143:ARG:CZ	3:AT:3144:TYR:CE2	2.97	0.48
3:AT:3152:ASN:C	3:AT:3154:SER:H	2.17	0.48
4:AU:4073:LEU:C	4:AU:4073:LEU:HD23	2.34	0.48
7:AX:7049:VAL:HG12	7:AX:7214:GLU:HB3	1.95	0.48
16:B4:529:PHE:C	16:B4:529:PHE:HD1	2.17	0.48
16:B4:573:GLU:O	16:B4:577:ILE:HG13	2.14	0.48
16:B7:523:HIS:CE1	16:B7:524:PRO:HD2	2.49	0.48
16:B7:522:ILE:HG22	16:B7:584:LEU:HB2	1.96	0.48
16:B7:889:LEU:HD12	16:B7:892:TYR:CE1	2.49	0.48
17:B8:1429:LYS:HE3	17:B8:1433:GLU:OE2	2.14	0.48
17:B8:1495:HIS:CD2	17:B8:1496:PRO:HD2	2.48	0.48

Continued on next page...

Continued from previous page...

Atom-1	Atom-2	Distance(Å)	Clash(Å)
17:B8:1640:ILE:HD11	17:B8:1681:LEU:HD23	1.96	0.48
17:B8:1717:PHE:O	17:B8:1721:SER:HB2	2.13	0.48
5:BE:5121:LEU:HD11	6:BF:6079:PRO:HB3	1.96	0.48
5:BS:5182:GLU:HG2	5:BS:5206:GLN:HE22	1.78	0.48
17:A6:2081:TRP:O	17:A6:2085:ASN:HB2	2.14	0.48
17:A8:1554:MET:O	17:A8:1734:ARG:HD3	2.14	0.48
17:A8:1789:VAL:O	17:A8:1790:PHE:HB2	2.13	0.48
17:A8:1795:ASP:O	17:A8:1797:VAL:N	2.47	0.48
6:AW:6001:MET:HB3	17:A8:2076:PHE:CZ	2.49	0.48
3:AH:3061:THR:O	3:AH:3062:SER:C	2.52	0.48
3:AH:3144:TYR:O	3:AH:3145:GLY:C	2.51	0.48
2:AG:2142:PHE:CD2	10:AN:3071:ARG:HD3	2.49	0.48
3:AT:3181:LYS:O	3:AT:3184:MET:HB2	2.14	0.48
4:AU:4192:VAL:O	4:AU:4196:VAL:HG23	2.13	0.48
17:B5:1446:LEU:HB3	17:B5:1463:PHE:CE2	2.48	0.48
17:B5:1572:TRP:N	17:B5:1776:PHE:HZ	2.11	0.48
16:B4:517:ALA:HA	17:B5:2020:ASN:OD1	2.14	0.48
16:B7:772:ASP:N	16:B7:775:VAL:HG23	2.26	0.48
16:B7:1028:LEU:HD23	17:B8:1216:GLY:O	2.14	0.48
1:BA:1236:LEU:HD22	1:BA:1240:ASN:HB3	1.96	0.48
6:BF:6004:ASN:C	6:BF:6005:ASN:HD22	2.18	0.48
1:BO:1113:PRO:HG2	1:BO:1116:VAL:HG23	1.95	0.48
3:BQ:3042:ASP:OD1	3:BQ:3186:VAL:HG23	2.14	0.48
4:BR:4123:SER:O	4:BR:4125:GLY:N	2.42	0.48
5:BS:5094:THR:O	5:BS:5098:THR:HB	2.14	0.48
11:BY:4068:ILE:HA	11:BY:4068:ILE:HD12	1.64	0.48
12:BZ:5195:GLU:OE1	13:B1:6160:LYS:HD3	2.14	0.48
13:A3:6136:LEU:N	13:A3:6136:LEU:HD12	2.29	0.47
16:A5:649:ILE:HD12	16:A5:690:SER:CB	2.44	0.47
16:A5:689:VAL:HG23	16:A5:781:THR:HA	1.95	0.47
16:A5:814:LYS:HG2	16:A5:815:ASP:N	2.29	0.47
17:A6:1724:ALA:HB1	17:A6:1770:ILE:HG13	1.96	0.47
17:A6:1912:ILE:O	17:A6:1912:ILE:HG23	2.14	0.47
17:A6:2030:LEU:HA	17:A6:2030:LEU:HD23	1.60	0.47
6:AK:6204:GLU:HG2	17:A6:2094:ARG:NH1	2.29	0.47
17:A8:1172:VAL:HG12	17:A8:1173:HIS:N	2.28	0.47
17:A8:1403:SER:C	17:A8:1405:GLN:N	2.67	0.47
17:A8:1464:ILE:HD11	17:A8:1490:GLN:HG3	1.94	0.47
17:A8:1546:PHE:HB3	17:A8:1547:PRO:HD3	1.96	0.47
17:A8:1664:ASN:C	17:A8:1666:ASP:N	2.67	0.47
17:A8:1815:PRO:O	17:A8:1816:SER:C	2.51	0.47
3:AH:3123:THR:CG2	3:AH:3123:THR:O	2.62	0.47

Continued on next page...

Continued from previous page...

Atom-1	Atom-2	Distance(Å)	Clash(Å)
3:AH:3181:LYS:O	3:AH:3184:MET:HB2	2.13	0.47
4:AI:4051:THR:HA	4:AI:4055:GLN:HE21	1.79	0.47
4:AI:4065:SER:CB	4:AI:4086:ILE:HD13	2.43	0.47
4:AI:4162:GLN:CG	4:AI:4163:THR:N	2.76	0.47
3:AT:3037:GLY:O	3:AT:3162:ALA:HA	2.14	0.47
17:B5:1274:SER:OG	17:B5:1277:GLU:HG3	2.14	0.47
17:B5:1332:HIS:C	17:B5:1334:TYR:H	2.13	0.47
16:B7:440:HIS:HE1	16:B7:552:GLU:OE2	1.97	0.47
17:B8:1724:ALA:HB1	17:B8:1770:ILE:HG13	1.95	0.47
17:B8:1991:LEU:HD22	17:B8:1991:LEU:O	2.14	0.47
6:BF:6132:LEU:HB2	6:BF:6147:PHE:HB3	1.96	0.47
7:BG:7108:ILE:HB	7:BG:7109:PRO:HD3	1.96	0.47
9:BI:2018:THR:CB	9:BI:2030:ASN:HD22	2.26	0.47
10:BJ:3029:ASN:N	10:BJ:3029:ASN:ND2	2.49	0.47
10:BJ:3036:HIS:HB3	10:BJ:3041:PHE:CE2	2.49	0.47
11:BK:4181:LYS:HE2	11:BK:4190:GLN:HE21	1.79	0.47
12:BL:5086:LEU:C	12:BL:5086:LEU:HD13	2.35	0.47
12:BL:5077:ALA:HA	12:BL:5113:TYR:CE2	2.49	0.47
2:BP:2049:LYS:HE2	2:BP:2210:GLU:CG	2.40	0.47
17:A6:1562:TYR:CD2	17:A6:1562:TYR:N	2.82	0.47
17:A6:1957:VAL:HG11	17:A6:1993:PHE:HE1	1.79	0.47
16:A7:649:ILE:HD12	16:A7:690:SER:CB	2.44	0.47
16:A7:698:GLN:CG	16:A7:790:ASP:HB3	2.43	0.47
15:AF:119:GLU:HB3	16:A7:960:PHE:CZ	2.49	0.47
16:A7:968:GLN:O	16:A7:969:TRP:HB2	2.13	0.47
4:AU:4045:GLY:O	4:AU:4046:CYS:HB3	2.13	0.47
16:B4:497:TYR:CE2	16:B4:548:ARG:HB2	2.49	0.47
17:B8:1525:ARG:HH11	17:B8:1528:LYS:HD2	1.79	0.47
17:B8:1986:GLU:C	17:B8:1988:ASN:N	2.67	0.47
8:BH:1134:ILE:HD13	8:BH:1162:ALA:HB2	1.95	0.47
1:BO:1114:CYS:HB2	1:BO:1145:SER:OG	2.13	0.47
1:BO:1158:ASP:HB2	1:BO:1159:PRO:CD	2.43	0.47
2:BP:2052:SER:O	2:BP:2053:SER:HB2	2.14	0.47
4:BR:4204:GLN:N	4:BR:4209:ASN:HD22	2.12	0.47
11:BY:4017:SER:HB2	11:BY:4175:PHE:HB2	1.96	0.47
16:A5:698:GLN:HG3	16:A5:790:ASP:HB3	1.95	0.47
16:A5:806:TRP:CH2	16:A5:842:THR:HG22	2.50	0.47
17:A6:1186:LEU:O	17:A6:1190:LEU:HG	2.13	0.47
16:A7:244:THR:HG23	16:A7:267:TYR:OH	2.14	0.47
16:A7:400:ILE:H	16:A7:400:ILE:HG13	1.35	0.47
17:A8:1338:GLN:NE2	17:A8:1381:TYR:CE1	2.83	0.47
1:AA:1192:ASP:OD1	1:AA:1193:HIS:HD2	1.96	0.47

Continued on next page...

Continued from previous page...

Atom-1	Atom-2	Distance(Å)	Clash(Å)
8:AD:1114:PRO:HG2	8:AD:1118:SER:OG	2.14	0.47
4:AI:4086:ILE:O	4:AI:4086:ILE:HG22	2.12	0.47
13:AQ:603:ASN:ND2	13:AQ:604:PRO:HD2	2.27	0.47
5:AV:5040:ILE:HD12	5:AV:5200:VAL:HG23	1.96	0.47
7:AX:7151:GLU:HB3	7:AX:7152:PRO:HD2	1.96	0.47
14:B2:7122:VAL:HA	14:B2:7127:VAL:O	2.14	0.47
15:B3:93:TYR:OH	16:B4:256:PRO:HD3	2.14	0.47
16:B4:457:PHE:CD2	16:B4:564:ILE:HD11	2.49	0.47
16:B4:520:THR:HG22	17:B5:2074:TYR:HE1	1.79	0.47
17:B5:1643:ILE:HA	17:B5:1648:CYS:HB3	1.96	0.47
17:B5:1915:VAL:C	17:B5:1917:HIS:H	2.17	0.47
16:B7:561:THR:HG22	16:B7:562:ASN:N	2.28	0.47
17:B8:1917:HIS:HB3	17:B8:1920:VAL:CG2	2.44	0.47
3:BC:3122:TYR:CE1	3:BC:3131:PHE:HE1	2.32	0.47
4:BD:4213:THR:HA	4:BD:4223:ALA:HA	1.96	0.47
5:BE:5015:PHE:N	6:BF:6021:GLN:HE22	2.11	0.47
7:BG:7119:VAL:HG21	7:BG:7150:LEU:HD21	1.96	0.47
9:BI:2102:GLY:HA2	9:BI:2178:MET:SD	2.53	0.47
10:BJ:3133:ALA:HA	10:BJ:3136:GLN:OE1	2.14	0.47
14:BN:7035:ILE:HD13	14:BN:7056:GLU:HG3	1.96	0.47
3:BQ:3075:VAL:CG1	3:BQ:3137:TYR:CD2	2.97	0.47
4:BR:4227:GLU:O	4:BR:4231:GLN:HG3	2.14	0.47
4:BR:4237:GLU:OE2	17:B8:1711:GLU:HG2	2.14	0.47
5:BS:5138:PHE:O	5:BS:5160:PRO:HB3	2.14	0.47
7:BU:7113:ASP:O	7:BU:7117:GLN:HG2	2.14	0.47
7:BU:7049:VAL:HG12	7:BU:7214:GLU:HB3	1.97	0.47
8:BV:1102:TYR:OH	8:BV:1180:ALA:HB2	2.14	0.47
14:A4:7154:GLU:O	14:A4:7157:ILE:HG13	2.14	0.47
17:A6:1986:GLU:O	17:A6:1988:ASN:N	2.47	0.47
16:A7:314:GLN:O	16:A7:318:ASN:HB2	2.14	0.47
16:A7:659:ARG:HD3	16:A7:744:PHE:HD2	1.76	0.47
17:A8:1220:VAL:O	17:A8:1221:PHE:CB	2.56	0.47
1:AA:1061:ASP:HB3	1:AA:1064:LEU:HG	1.95	0.47
1:AA:1083:VAL:HG13	1:AA:1141:LEU:HD23	1.95	0.47
1:AA:1158:ASP:HB2	1:AA:1159:PRO:CD	2.44	0.47
8:AB:1094:THR:HG22	8:AB:1094:THR:O	2.13	0.47
8:AD:1185:ARG:HH11	8:AD:1185:ARG:HG2	1.79	0.47
3:AH:3122:TYR:CE1	3:AH:3131:PHE:HE1	2.32	0.47
4:AI:4126:VAL:CG1	4:AI:4127:ARG:N	2.77	0.47
2:AS:2236:ARG:HG3	2:AS:2236:ARG:NH1	2.29	0.47
3:AT:3144:TYR:O	3:AT:3145:GLY:C	2.52	0.47
4:AU:4079:ASN:H	4:AU:4079:ASN:HD22	1.60	0.47

Continued on next page...

Continued from previous page...

Atom-1	Atom-2	Distance(Å)	Clash(Å)
10:AZ:3058:PHE:CZ	10:AZ:3082:VAL:HG22	2.49	0.47
16:B4:418:VAL:HG21	16:B4:424:ILE:CD1	2.44	0.47
17:B5:1325:LEU:HB2	17:B5:1340:ILE:HD13	1.96	0.47
17:B5:1937:TYR:CD2	17:B5:1977:ALA:HB2	2.49	0.47
16:B7:529:PHE:HD1	16:B7:529:PHE:C	2.17	0.47
17:B8:1456:MET:HG2	17:B8:1460:ILE:HG13	1.96	0.47
17:B8:1644:SER:CB	17:B8:1687:PHE:CE2	2.97	0.47
8:BH:1044:CYS:HB2	8:BH:1098:ILE:HB	1.95	0.47
11:BK:4003:ILE:HA	11:BK:4003:ILE:HD13	1.62	0.47
11:BK:4171:MET:HG2	11:BK:4172:PRO:HD2	1.96	0.47
13:BM:6198:VAL:HG22	13:BM:6203:VAL:HG22	1.96	0.47
2:BP:2166:LYS:C	2:BP:2168:SER:H	2.16	0.47
6:BT:6096:SER:O	6:BT:6100:ASN:HA	2.14	0.47
10:BX:3179:TYR:CE2	10:BX:3188:LYS:HD2	2.49	0.47
11:A1:4005:GLY:HA2	11:A1:4013:ILE:O	2.15	0.47
11:A1:4171:MET:HG2	11:A1:4172:PRO:HD2	1.96	0.47
14:A4:7010:ASN:CB	14:A4:7193:ASP:OD2	2.62	0.47
16:A5:464:THR:HG22	16:A5:465:ASP:H	1.79	0.47
16:A5:843:LEU:O	16:A5:847:ILE:HG13	2.14	0.47
16:A5:929:THR:HG22	16:A5:931:GLU:CG	2.44	0.47
17:A6:1643:ILE:HA	17:A6:1648:CYS:HB3	1.96	0.47
17:A6:2001:GLU:O	17:A6:2002:GLN:CB	2.58	0.47
17:A8:1915:VAL:C	17:A8:1917:HIS:H	2.17	0.47
17:A8:1986:GLU:C	17:A8:1988:ASN:N	2.67	0.47
1:AC:1092:ASN:HD22	1:AC:1092:ASN:C	2.17	0.47
1:AC:1140:ILE:HG21	1:AC:1171:THR:HG21	1.97	0.47
2:AG:2176:GLU:HG2	3:AH:3056:LEU:HD22	1.96	0.47
5:AJ:5146:GLY:HA2	5:AJ:5222:ILE:HG12	1.97	0.47
10:AN:3079:THR:HG1	10:AN:3111:PHE:HE1	1.63	0.47
13:AQ:6185:ARG:HD2	10:AZ:3138:PHE:CD1	2.49	0.47
3:AT:3185:LYS:HA	3:AT:3185:LYS:HE3	1.97	0.47
4:AU:4123:SER:O	4:AU:4125:GLY:N	2.42	0.47
16:B4:1005:ASP:CB	16:B4:1008:TYR:HB2	2.45	0.47
16:B4:648:VAL:O	16:B4:648:VAL:CG1	2.62	0.47
16:B4:833:ASN:HD22	16:B4:833:ASN:N	2.12	0.47
16:B7:356:LYS:HG2	16:B7:395:PRO:HA	1.96	0.47
17:B8:1403:SER:C	17:B8:1405:GLN:H	2.16	0.47
17:B8:1777:ARG:C	17:B8:1779:PRO:CD	2.76	0.47
2:BB:2089:SER:HA	2:BB:2092:VAL:HG12	1.97	0.47
9:BI:2001:THR:HG23	9:BI:2033:LYS:HZ2	1.76	0.47
3:BQ:3122:TYR:C	3:BQ:3124:GLN:H	2.17	0.47
6:BT:6001:MET:N	17:B8:2076:PHE:CZ	2.83	0.47

Continued on next page...

Continued from previous page...

Atom-1	Atom-2	Distance(Å)	Clash(Å)
8:BV:1001:ALA:CB	8:BV:1033:LYS:HZ3	2.28	0.47
8:BV:1072:THR:HA	8:BV:1073:PRO:HD3	1.71	0.47
11:A1:4057:GLU:OE1	12:A2:5081:LYS:NZ	2.47	0.47
16:A5:529:PHE:HD1	16:A5:529:PHE:C	2.17	0.47
17:A6:1961:SER:C	17:A6:1963:GLN:H	2.18	0.47
16:A7:356:LYS:H	16:A7:357:PRO:HD3	1.80	0.47
6:AW:6001:MET:HG3	16:A7:524:PRO:HG2	1.96	0.47
17:A8:1187:TYR:HE1	17:A8:1287:LEU:HD21	1.79	0.47
17:A8:1255:ARG:HH11	17:A8:1255:ARG:HG3	1.78	0.47
17:A8:1403:SER:C	17:A8:1405:GLN:H	2.18	0.47
17:A8:1510:CYS:C	17:A8:1512:LYS:H	2.18	0.47
16:A7:373:PHE:CD1	17:A8:1577:ARG:HG3	2.49	0.47
1:AA:1114:CYS:HB2	1:AA:1145:SER:OG	2.14	0.47
10:AN:3006:MET:HG3	10:AN:3158:ILE:HG13	1.96	0.47
11:AO:4074:LEU:HD22	11:AO:4078:ALA:HB3	1.96	0.47
5:AJ:5097:VAL:HG21	12:AP:5065:LEU:HD12	1.96	0.47
12:AP:5158:LYS:HD3	12:AP:5196:LEU:HD11	1.97	0.47
2:AS:2081:ASP:O	2:AS:2085:LEU:HB2	2.15	0.47
3:AT:3061:THR:O	3:AT:3062:SER:C	2.53	0.47
4:AU:4047:GLU:CG	4:AU:4048:ARG:N	2.73	0.47
16:B4:291:VAL:O	16:B4:291:VAL:HG12	2.14	0.47
16:B4:655:ASP:O	16:B4:659:ARG:HG2	2.14	0.47
17:B5:1399:VAL:O	17:B5:1400:CYS:C	2.53	0.47
17:B5:1960:SER:HB2	17:B5:1963:GLN:CG	2.43	0.47
17:B5:1983:THR:O	17:B5:1985:GLU:N	2.48	0.47
16:B7:720:HIS:CE1	16:B7:724:ILE:HD13	2.48	0.47
17:B8:1186:LEU:O	17:B8:1190:LEU:HG	2.14	0.47
17:B8:1720:TRP:CB	17:B8:1766:MET:HE1	2.45	0.47
1:BA:1203:VAL:CG1	1:BA:1244:ARG:HG2	2.45	0.47
3:BC:3123:THR:O	3:BC:3123:THR:CG2	2.62	0.47
4:BD:4052:LEU:O	4:BD:4054:LEU:N	2.41	0.47
5:BE:5147:HIS:CE1	5:BE:5224:LYS:HG3	2.50	0.47
7:BG:7011:ASN:HD22	7:BG:7129:ARG:HA	1.79	0.47
8:BH:1001:ALA:CB	8:BH:1033:LYS:HZ3	2.28	0.47
5:BE:5097:VAL:HG21	12:BL:5065:LEU:HD12	1.95	0.47
7:BU:7011:ASN:HD22	7:BU:7129:ARG:HA	1.78	0.47
16:A5:445:SER:O	16:A5:446:SER:O	2.33	0.47
17:A6:1443:GLN:HA	17:A6:1467:PHE:HE2	1.79	0.47
17:A6:1507:LEU:HD22	17:A6:1507:LEU:O	2.15	0.47
17:A6:1639:VAL:O	17:A6:1643:ILE:HG13	2.15	0.47
16:A7:521:PHE:HD2	16:A7:521:PHE:H	1.62	0.47
1:AC:1091:ARG:NH1	7:AX:7156:TYR:CE2	2.82	0.47

Continued on next page...

Continued from previous page...

Atom-1	Atom-2	Distance(Å)	Clash(Å)
3:AH:3075:VAL:CG1	3:AH:3137:TYR:HD2	2.27	0.47
3:AH:3120:GLN:O	3:AH:3120:GLN:NE2	2.47	0.47
12:AP:5107:LYS:CD	12:AP:5107:LYS:H	2.14	0.47
12:AP:5012:ILE:HB	12:AP:5180:VAL:HB	1.97	0.47
4:AU:4204:GLN:N	4:AU:4209:ASN:ND2	2.63	0.47
6:AW:6021:GLN:HA	6:AW:6021:GLN:OE1	2.13	0.47
16:B4:698:GLN:CG	16:B4:790:ASP:HB3	2.43	0.47
16:B4:772:ASP:N	16:B4:775:VAL:HG23	2.27	0.47
16:B4:804:ASN:O	16:B4:808:ASN:HB3	2.14	0.47
17:B5:1961:SER:H	17:B5:1963:GLN:HG3	1.80	0.47
17:B5:1986:GLU:C	17:B5:1988:ASN:N	2.68	0.47
16:B7:680:LEU:HD21	16:B7:684:LEU:HD11	1.96	0.47
16:B7:520:THR:HG22	17:B8:2074:TYR:HE1	1.80	0.47
17:B8:2136:VAL:HG12	17:B8:2137:LEU:N	2.30	0.47
2:BB:2106:PRO:HD2	2:BB:2109:LEU:HB2	1.97	0.47
4:BD:4123:SER:O	4:BD:4125:GLY:N	2.45	0.47
5:BE:5201:LEU:HD21	5:BE:5219:LEU:CD1	2.42	0.47
9:BI:2023:GLY:HA3	9:BI:2024:PRO:HD3	1.74	0.47
14:BN:7090:THR:O	14:BN:7094:GLN:HG3	2.15	0.47
3:BQ:3063:THR:HA	3:BQ:3212:GLU:OE1	2.15	0.47
3:BQ:3098:TYR:CD1	3:BQ:3106:ILE:HA	2.50	0.47
7:BU:7041:CYS:HB2	7:BU:7186:LEU:O	2.13	0.47
9:BW:2220:ILE:CD1	9:BW:2220:ILE:H	2.20	0.47
15:AE:136:GLN:HG2	16:A5:253:PHE:CD2	2.49	0.47
16:A5:920:ILE:HD13	16:A5:987:LEU:HG	1.97	0.47
17:A6:1394:LYS:O	17:A6:1395:ILE:HG12	2.15	0.47
16:A7:291:VAL:HG13	16:A7:301:THR:OG1	2.15	0.47
16:A7:765:LEU:HD22	16:A7:770:LEU:HD23	1.96	0.47
16:A7:918:ILE:HG13	16:A7:1021:HIS:CE1	2.48	0.47
17:A8:1512:LYS:HG3	17:A8:1513:ILE:N	2.19	0.47
16:A7:476:GLN:HB3	17:A8:1980:LEU:HD12	1.95	0.47
6:AW:6203:ASP:CB	17:A8:2045:SER:HB2	2.44	0.47
1:AA:1230:LYS:O	1:AA:1231:ASP:HB2	2.15	0.47
1:AC:1043:LEU:HD12	1:AC:1043:LEU:C	2.34	0.47
15:AE:104:ILE:HG12	15:AE:113:SER:HB2	1.96	0.47
6:AK:6096:SER:O	6:AK:6100:ASN:HA	2.15	0.47
2:AS:2061:LEU:HD12	2:AS:2061:LEU:HA	1.65	0.47
4:AU:4174:PHE:CD2	4:AU:4174:PHE:C	2.87	0.47
5:AV:5009:ASP:O	5:AV:5010:ARG:HB2	2.15	0.47
6:AW:6054:ASP:HB3	6:AW:6056:LEU:H	1.79	0.47
13:AQ:6185:ARG:CZ	9:AY:2029:LYS:HE2	2.44	0.47
16:B4:1021:HIS:NE2	17:B5:1221:PHE:CE1	2.83	0.47

Continued on next page...

Continued from previous page...

Atom-1	Atom-2	Distance(Å)	Clash(Å)
16:B4:422:VAL:N	16:B4:484:GLN:CG	2.77	0.47
17:B5:1392:GLY:O	17:B5:1393:ILE:CG1	2.63	0.47
17:B5:1456:MET:HG2	17:B5:1460:ILE:HG13	1.96	0.47
17:B5:1730:VAL:O	17:B5:1730:VAL:HG12	2.13	0.47
17:B5:1905:ASP:HB2	17:B5:1906:TYR:CD1	2.49	0.47
17:B5:1957:VAL:O	17:B5:1958:ALA:HB2	2.14	0.47
17:B5:1962:ASN:HD21	17:B5:2005:GLU:HG3	1.80	0.47
16:B7:930:THR:O	17:B8:1260:HIS:CD2	2.68	0.47
3:BC:3122:TYR:C	3:BC:3124:GLN:H	2.17	0.47
4:BD:4147:LEU:HD23	4:BD:4148:TYR:N	2.30	0.47
9:BI:2090:TYR:O	9:BI:2092:GLY:N	2.48	0.47
10:BJ:3138:PHE:CE1	13:B1:6185:ARG:HD2	2.49	0.47
10:BJ:3188:LYS:HE2	10:BJ:3190:TYR:CE1	2.46	0.47
3:BC:3143:ARG:HD2	11:BK:4072:TYR:CD2	2.50	0.47
11:BK:4074:LEU:HD22	11:BK:4078:ALA:HB3	1.95	0.47
11:BK:4036:GLN:HG3	11:BK:4188:ILE:CD1	2.40	0.47
12:BL:5073:ARG:NH2	12:BL:5105:THR:HG22	2.29	0.47
1:BO:1070:SER:HA	1:BO:1224:GLU:OE2	2.15	0.47
17:A6:1761:THR:HA	17:A6:1764:ILE:HD12	1.96	0.47
17:A6:1999:TYR:OH	17:A6:2061:ASN:ND2	2.48	0.47
16:A7:1002:PRO:HD2	16:A7:1008:TYR:CD1	2.49	0.47
16:A7:382:THR:O	16:A7:383:MET:C	2.52	0.47
16:A7:920:ILE:HD11	16:A7:987:LEU:HG	1.96	0.47
17:A8:1367:LEU:HB2	17:A8:1386:LEU:HD21	1.96	0.47
17:A8:1354:MET:HE1	17:A8:1392:GLY:HA3	1.97	0.47
17:A8:1451:ASP:OD1	17:A8:1482:ARG:NH2	2.47	0.47
17:A8:1841:VAL:HG11	17:A8:1902:TYR:OH	2.14	0.47
17:A8:1905:ASP:HB2	17:A8:1906:TYR:CD1	2.50	0.47
17:A8:1917:HIS:HB3	17:A8:1920:VAL:CG2	2.45	0.47
1:AC:1082:VAL:HG13	1:AC:1142:THR:HB	1.95	0.47
4:AI:4079:ASN:HD22	4:AI:4079:ASN:H	1.63	0.47
4:AI:4203:VAL:HB	4:AI:4204:GLN:H	1.52	0.47
5:AJ:5114:GLN:HG3	5:AJ:5114:GLN:O	2.15	0.47
6:AK:6131:GLY:O	6:AK:6132:LEU:HD23	2.15	0.47
10:AN:3093:PRO:HB2	10:AN:3117:LEU:HD12	1.96	0.47
11:AO:4003:ILE:HD13	11:AO:4003:ILE:HA	1.55	0.47
12:AP:5196:LEU:O	12:AP:5200:VAL:HG23	2.15	0.47
10:AZ:3037:TYR:OH	10:AZ:3055:ASN:HA	2.14	0.47
16:B4:924:LEU:CD1	16:B4:1026:SER:HB2	2.37	0.47
16:B4:464:THR:HG22	16:B4:465:ASP:H	1.80	0.47
16:B4:521:PHE:CD2	16:B4:521:PHE:N	2.83	0.47
16:B4:842:THR:O	16:B4:846:HIS:HB2	2.15	0.47

Continued on next page...

Continued from previous page...

Atom-1	Atom-2	Distance(Å)	Clash(Å)
15:B6:104:ILE:HG12	15:B6:113:SER:HB2	1.97	0.47
16:B7:924:LEU:HD13	16:B7:1026:SER:CB	2.38	0.47
3:BC:3198:SER:OG	3:BC:3199:LYS:N	2.47	0.47
10:BJ:3164:ASN:HD21	13:B1:6143:ASN:ND2	2.13	0.47
1:BO:1084:ASN:ND2	1:BO:1171:THR:HB	2.30	0.47
4:BR:4073:LEU:C	4:BR:4073:LEU:HD23	2.35	0.47
13:A3:6077:ILE:CG2	13:A3:6078:ASN:N	2.78	0.47
8:AB:1036:ARG:HH11	14:A4:7225:ILE:HD12	1.80	0.47
16:A5:475:LEU:HD21	16:A5:537:PHE:CE1	2.50	0.47
16:A5:945:PRO:O	16:A5:946:GLU:CB	2.57	0.47
17:A6:1350:HIS:O	17:A6:1350:HIS:CD2	2.68	0.47
16:A5:517:ALA:HA	17:A6:2020:ASN:OD1	2.15	0.47
16:A7:759:VAL:HG21	16:A7:800:LEU:HD23	1.96	0.47
16:A7:1021:HIS:NE2	17:A8:1221:PHE:CE1	2.82	0.47
17:A8:1255:ARG:NH1	17:A8:1255:ARG:HG3	2.30	0.47
3:AH:3160:TRP:CD2	3:AH:3163:ILE:HD13	2.50	0.47
10:AN:3188:LYS:HE2	10:AN:3190:TYR:CE1	2.47	0.47
11:AO:4171:MET:HA	11:AO:4172:PRO:HD3	1.55	0.47
16:B4:537:PHE:CD2	16:B4:538:VAL:N	2.83	0.47
16:B4:843:LEU:O	16:B4:847:ILE:HG13	2.14	0.47
16:B4:918:ILE:HG13	16:B4:1021:HIS:CE1	2.50	0.47
17:B5:1186:LEU:O	17:B5:1190:LEU:HG	2.14	0.47
17:B5:1295:ILE:O	17:B5:1298:PRO:HD2	2.14	0.47
16:B7:573:GLU:O	16:B7:577:ILE:HG13	2.15	0.47
17:B8:1938:MET:HB2	17:B8:1939:PRO:HD2	1.97	0.47
3:BC:3044:ILE:HG21	3:BC:3138:ALA:HB1	1.96	0.47
3:BC:3120:GLN:O	3:BC:3120:GLN:NE2	2.48	0.47
3:BC:3068:LYS:HG3	3:BC:3227:GLN:OE1	2.14	0.47
10:BJ:3018:LEU:HD12	10:BJ:3175:GLY:HA3	1.97	0.47
12:BL:5177:LEU:HA	12:BL:5177:LEU:HD23	1.77	0.47
14:BN:7153:ARG:CG	14:BN:7153:ARG:HH11	2.22	0.47
1:BO:1140:ILE:HG21	1:BO:1171:THR:HG21	1.97	0.47
3:BQ:3033:GLY:HA3	3:BQ:3065:LYS:NZ	2.29	0.47
3:BQ:3150:THR:O	3:BQ:3157:TYR:HA	2.15	0.47
5:BS:5040:ILE:CD1	5:BS:5200:VAL:HG23	2.45	0.47
6:BT:6001:MET:SD	6:BT:6001:MET:C	2.93	0.47
11:BY:4074:LEU:HD22	11:BY:4078:ALA:HB3	1.97	0.47
14:A4:7035:ILE:HD13	14:A4:7056:GLU:HG3	1.97	0.47
16:A5:382:THR:HG22	16:A5:386:VAL:CG2	2.44	0.47
17:A6:1525:ARG:HH11	17:A6:1528:LYS:CD	2.28	0.47
16:A7:675:MET:HE1	16:A7:764:GLN:HB2	1.97	0.47
17:A8:1186:LEU:O	17:A8:1190:LEU:HG	2.15	0.47

Continued on next page...

Continued from previous page...

Atom-1	Atom-2	Distance(Å)	Clash(Å)
17:A8:1652:MET:C	17:A8:1654:ASP:H	2.18	0.47
17:A8:1757:ALA:O	17:A8:1758:THR:OG1	2.31	0.47
1:AC:1225:VAL:HG11	1:AC:1236:LEU:HD12	1.97	0.47
2:AG:2089:SER:HA	2:AG:2092:VAL:HG12	1.97	0.47
4:AI:4202:VAL:O	4:AI:4202:VAL:HG12	2.15	0.47
6:AK:6011:VAL:O	6:AK:6011:VAL:CG1	2.63	0.47
6:AK:6054:ASP:HB3	6:AK:6056:LEU:H	1.80	0.47
3:AT:3208:TYR:CD2	3:AT:3208:TYR:C	2.87	0.47
3:AT:3224:GLU:HG2	3:AT:3225:VAL:N	2.29	0.47
4:AU:4147:LEU:HD23	4:AU:4148:TYR:N	2.30	0.47
5:AV:5222:ILE:O	5:AV:5222:ILE:HG13	2.14	0.47
6:AW:6054:ASP:CB	6:AW:6056:LEU:H	2.28	0.47
13:B1:6077:ILE:CG2	13:B1:6078:ASN:N	2.77	0.47
16:B4:518:ILE:HG13	16:B4:534:ASN:OD1	2.14	0.47
16:B4:848:LYS:HG2	16:B4:902:TYR:CE2	2.49	0.47
17:B5:1403:SER:C	17:B5:1405:GLN:N	2.66	0.47
17:B5:1664:ASN:C	17:B5:1666:ASP:H	2.17	0.47
17:B5:1789:VAL:HG12	17:B5:1790:PHE:N	2.28	0.47
17:B5:1951:TYR:O	17:B5:1954:SER:HB2	2.15	0.47
16:B7:444:LEU:O	16:B7:446:SER:N	2.48	0.47
16:B7:485:ILE:HG21	16:B7:488:TYR:CD2	2.50	0.47
16:B7:899:PHE:CD2	16:B7:899:PHE:C	2.89	0.47
17:B8:1871:PHE:C	17:B8:1873:LYS:H	2.17	0.47
3:BC:3224:GLU:HG2	3:BC:3225:VAL:N	2.29	0.47
4:BD:4073:LEU:HD23	4:BD:4073:LEU:O	2.15	0.47
4:BD:4063:LYS:NZ	4:BD:4211:GLU:HG3	2.30	0.47
10:BJ:308:GLY:HA2	10:BJ:3132:THR:HG21	1.97	0.47
11:BK:4057:GLU:OE1	12:BL:5081:LYS:NZ	2.48	0.47
1:BO:1092:ASN:C	1:BO:1092:ASN:ND2	2.69	0.47
3:BQ:3044:ILE:HG22	3:BQ:3045:VAL:N	2.30	0.47
12:A2:5081:LYS:HG3	12:A2:5081:LYS:O	2.16	0.46
14:A4:7001:THR:O	14:A4:7046:SER:HB2	2.15	0.46
14:A4:7157:ILE:HB	14:A4:7158:PRO:HD3	1.97	0.46
17:A6:1510:CYS:C	17:A6:1512:LYS:H	2.18	0.46
16:A7:452:VAL:C	16:A7:454:GLY:H	2.18	0.46
16:A7:422:VAL:N	16:A7:484:GLN:CG	2.77	0.46
17:A8:1667:ASP:HB3	17:A8:1670:SER:HB3	1.96	0.46
17:A8:1957:VAL:O	17:A8:1958:ALA:CB	2.63	0.46
3:AH:3143:ARG:CZ	3:AH:3144:TYR:CE2	2.98	0.46
3:AH:3171:ALA:HB1	3:AH:3199:LYS:NZ	2.30	0.46
7:AL:7175:LEU:HD13	7:AL:7198:ILE:CD1	2.45	0.46
11:AO:4048:GLU:HG3	11:AO:4049:ALA:N	2.30	0.46

Continued on next page...

Continued from previous page...

Atom-1	Atom-2	Distance(Å)	Clash(Å)
3:AH:3143:ARG:HD2	11:AO:4072:TYR:CD2	2.50	0.46
3:AT:3033:GLY:HA3	3:AT:3065:LYS:NZ	2.31	0.46
4:AU:4063:LYS:H	4:AU:4063:LYS:HG2	1.46	0.46
4:AU:4227:GLU:O	4:AU:4231:GLN:HG3	2.15	0.46
13:B1:604:PRO:O	14:B2:7096:ARG:NH1	2.47	0.46
14:B2:7150:VAL:HG12	14:B2:7151:VAL:HG13	1.96	0.46
15:B3:97:ARG:HG2	15:B3:101:MET:HG3	1.98	0.46
16:B4:1027:SER:O	17:B5:1215:LEU:O	2.33	0.46
16:B4:930:THR:O	17:B5:1260:HIS:CD2	2.69	0.46
16:B4:984:LEU:O	16:B4:988:SER:CB	2.63	0.46
17:B5:2023:GLU:O	17:B5:2026:PRO:HD2	2.15	0.46
16:B7:844:LEU:HD22	16:B7:899:PHE:CZ	2.50	0.46
17:B8:1789:VAL:O	17:B8:1790:PHE:HB2	2.15	0.46
17:B8:1915:VAL:C	17:B8:1917:HIS:H	2.17	0.46
17:B8:1937:TYR:CD2	17:B8:1977:ALA:HB2	2.50	0.46
2:BB:2049:LYS:HE2	2:BB:2210:GLU:CG	2.41	0.46
6:BF:6211:LEU:HG	6:BF:6230:VAL:HG11	1.97	0.46
13:BM:6136:LEU:N	13:BM:6136:LEU:HD12	2.31	0.46
1:BO:1192:ASP:OD1	1:BO:1193:HIS:HD2	1.97	0.46
6:BT:6004:ASN:C	6:BT:6005:ASN:HD22	2.18	0.46
6:BT:6054:ASP:CB	6:BT:6056:LEU:H	2.28	0.46
8:BV:1001:ALA:HB1	8:BV:1033:LYS:NZ	2.30	0.46
9:BW:2018:THR:CB	9:BW:2030:ASN:HD22	2.26	0.46
13:A3:6018:THR:HG21	13:A3:6030:TYR:HA	1.94	0.46
9:AM:2209:THR:HG21	13:A3:6150:GLN:HE21	1.80	0.46
17:A6:1172:VAL:HG12	17:A6:1173:HIS:N	2.29	0.46
17:A6:1817:ILE:CG2	17:A6:1818:SER:N	2.76	0.46
17:A6:1810:GLN:HG2	17:A6:1839:LYS:HE2	1.97	0.46
17:A6:2062:VAL:HG13	17:A6:2089:LEU:HD21	1.96	0.46
16:A7:920:ILE:HD13	16:A7:987:LEU:HG	1.97	0.46
17:A8:1468:VAL:HG22	17:A8:1505:SER:OG	2.15	0.46
17:A8:1509:THR:O	17:A8:1509:THR:HG22	2.16	0.46
17:A8:1937:TYR:CD2	17:A8:1977:ALA:HB2	2.50	0.46
1:AC:1044:ALA:HA	1:AC:1052:VAL:O	2.16	0.46
2:AG:2140:ASP:OD1	2:AG:2143:ASN:HB2	2.16	0.46
3:AH:3106:ILE:HA	3:AH:3107:PRO:HD3	1.75	0.46
5:AJ:5059:LEU:HD13	5:AJ:5059:LEU:O	2.14	0.46
11:AO:4013:ILE:HD13	11:AO:4157:LEU:HD23	1.95	0.46
11:AO:4091:ILE:HG12	11:AO:4121:LEU:HA	1.97	0.46
14:AR:7010:ASN:CB	14:AR:7193:ASP:OD2	2.62	0.46
3:AT:3099:LEU:O	3:AT:3101:THR:N	2.49	0.46
3:AT:3122:TYR:CE1	3:AT:3131:PHE:HE1	2.33	0.46

Continued on next page...

Continued from previous page...

Atom-1	Atom-2	Distance(Å)	Clash(Å)
5:AV:5151:ASP:O	5:AV:5152:GLY:O	2.32	0.46
17:B5:1254:ILE:HG13	17:B5:1254:ILE:H	1.57	0.46
17:B5:1957:VAL:HG11	17:B5:1993:PHE:HE1	1.80	0.46
16:B7:476:GLN:HB3	17:B8:1980:LEU:HD12	1.96	0.46
17:B8:1427:ALA:C	17:B8:1429:LYS:N	2.69	0.46
17:B8:1872:ILE:N	17:B8:1872:ILE:HD13	2.28	0.46
4:BD:4086:ILE:O	4:BD:4086:ILE:HG22	2.16	0.46
5:BE:5059:LEU:HD13	5:BE:5059:LEU:O	2.16	0.46
5:BE:5061:SER:O	5:BE:5062:ASP:HB2	2.15	0.46
7:BG:7151:GLU:HB3	7:BG:7152:PRO:CD	2.45	0.46
9:BI:2163:ILE:HG22	9:BI:2164:TRP:N	2.29	0.46
14:BN:704:PRO:O	14:BN:705:ILE:HD13	2.16	0.46
1:BO:1082:VAL:HG13	1:BO:1142:THR:HB	1.96	0.46
3:BQ:3120:GLN:O	3:BQ:3120:GLN:NE2	2.47	0.46
4:BR:4151:GLU:HB2	4:BR:4152:PRO:HD2	1.97	0.46
5:BS:5023:GLN:HA	5:BS:5023:GLN:NE2	2.26	0.46
14:BN:7181:ALA:HB1	8:BV:1167:GLY:O	2.14	0.46
11:A1:4052:THR:CG2	11:A1:4053:VAL:H	2.28	0.46
16:A5:522:ILE:HG22	16:A5:584:LEU:HB2	1.97	0.46
17:A6:1556:ASN:ND2	17:A6:1560:PRO:HA	2.31	0.46
17:A6:1583:SER:HA	17:A6:1584:PRO:HD3	1.73	0.46
16:A7:449:GLU:CG	16:A7:450:LYS:N	2.77	0.46
16:A7:652:ILE:HG23	16:A7:658:TYR:HB3	1.97	0.46
16:A7:654:MET:CE	16:A7:951:GLY:HA3	2.44	0.46
17:A8:1285:ILE:O	17:A8:1289:THR:HB	2.14	0.46
17:A8:1395:ILE:HD13	17:A8:1396:PRO:HD2	1.97	0.46
17:A8:1760:GLN:C	17:A8:1762:SER:N	2.68	0.46
1:AA:1120:ARG:O	1:AA:1120:ARG:HG3	2.16	0.46
1:AA:1082:VAL:HG13	1:AA:1142:THR:HB	1.98	0.46
8:AB:1185:ARG:HG2	8:AB:1185:ARG:NH1	2.29	0.46
3:AH:3050:ARG:O	3:AH:3210:ARG:NH1	2.48	0.46
3:AH:3171:ALA:HB1	3:AH:3199:LYS:CE	2.45	0.46
4:AI:4048:ARG:CG	4:AI:4049:ARG:N	2.76	0.46
4:AI:4162:GLN:HA	4:AI:4162:GLN:HE21	1.80	0.46
10:AN:3001:GLY:HA3	10:AN:3033:LYS:HE2	1.98	0.46
11:AO:4018:LYS:HG2	11:AO:4179:ILE:HG13	1.97	0.46
3:AT:3075:VAL:CG1	3:AT:3137:TYR:CD2	2.97	0.46
10:AZ:3029:ASN:ND2	10:AZ:3030:LYS:HE3	2.30	0.46
16:B4:476:GLN:HB3	17:B5:1980:LEU:HD12	1.97	0.46
15:B6:126:LEU:HA	15:B6:127:PRO:HD3	1.73	0.46
17:B8:1451:ASP:OD1	17:B8:1482:ARG:NH2	2.46	0.46
4:BD:4047:GLU:CG	4:BD:4048:ARG:N	2.76	0.46

Continued on next page...

Continued from previous page...

Atom-1	Atom-2	Distance(Å)	Clash(Å)
4:BD:4127:ARG:HA	4:BD:4128:PRO:HD3	1.75	0.46
14:BN:7059:LEU:HD21	14:BN:7088:LEU:HD21	1.96	0.46
1:BO:1205:PHE:CD1	1:BO:1205:PHE:C	2.88	0.46
9:BW:2035:HIS:HB3	9:BW:2056:THR:HG21	1.98	0.46
17:A6:1238:GLN:HE21	17:A6:1251:ASN:HD22	1.63	0.46
17:A8:1443:GLN:NE2	17:A8:1471:ILE:HG12	2.30	0.46
17:A8:1474:ASN:O	17:A8:1476:GLU:C	2.54	0.46
17:A8:1817:ILE:CG2	17:A8:1818:SER:H	2.23	0.46
8:AB:1059:VAL:HG22	8:AB:1081:VAL:HG12	1.98	0.46
1:AC:1192:ASP:OD1	1:AC:1193:HIS:HD2	1.97	0.46
8:AD:1055:ILE:HD11	8:AD:1093:LEU:CD1	2.45	0.46
2:AS:2106:PRO:HD2	2:AS:2109:LEU:HB2	1.98	0.46
6:AW:6070:MET:HE2	6:AW:6105:VAL:HG22	1.98	0.46
7:BU:7092:ARG:HD3	14:B2:7068:TYR:CE2	2.50	0.46
14:B2:7154:GLU:O	14:B2:7157:ILE:HG13	2.15	0.46
16:B4:273:VAL:CG1	16:B4:274:GLN:N	2.78	0.46
16:B4:432:VAL:O	16:B4:436:SER:HB2	2.15	0.46
16:B4:705:ASP:O	16:B4:707:ILE:HG12	2.15	0.46
17:B5:1338:GLN:NE2	17:B5:1381:TYR:CE1	2.84	0.46
17:B5:1338:GLN:NE2	17:B5:1381:TYR:HD1	2.11	0.46
17:B5:1697:ASP:O	17:B5:1738:THR:HG21	2.16	0.46
16:B7:464:THR:HG22	16:B7:465:ASP:H	1.80	0.46
16:B7:537:PHE:CD2	16:B7:538:VAL:N	2.83	0.46
16:B7:649:ILE:HD12	16:B7:690:SER:CB	2.45	0.46
16:B7:981:ILE:CD1	17:B8:1172:VAL:HG23	2.46	0.46
17:B8:1274:SER:O	17:B8:1276:LEU:N	2.46	0.46
17:B8:1314:TYR:CD2	17:B8:1314:TYR:C	2.89	0.46
17:B8:1961:SER:H	17:B8:1963:GLN:HG3	1.81	0.46
3:BC:3123:THR:O	3:BC:3123:THR:HG22	2.14	0.46
4:BD:4047:GLU:N	4:BD:4210:ILE:HG12	2.30	0.46
14:BN:7120:ARG:HG3	14:BN:7130:SER:HB2	1.97	0.46
14:BN:7157:ILE:HB	14:BN:7158:PRO:HD3	1.98	0.46
1:BO:1087:ILE:CG2	1:BO:1088:PRO:HD3	2.45	0.46
2:BP:2089:SER:HA	2:BP:2092:VAL:HG12	1.97	0.46
10:BX:3159:SER:OG	10:BX:3191:LEU:HD11	2.15	0.46
14:A4:7122:VAL:HA	14:A4:7127:VAL:O	2.15	0.46
16:A5:1025:GLY:C	16:A5:1027:SER:N	2.69	0.46
16:A5:575:VAL:HG22	16:A5:604:LEU:HD13	1.97	0.46
16:A5:772:ASP:N	16:A5:775:VAL:HG23	2.30	0.46
17:A6:1396:PRO:HA	17:A6:1475:LEU:CD2	2.23	0.46
17:A6:1429:LYS:HE3	17:A6:1433:GLU:OE2	2.15	0.46
17:A8:1153:ASN:O	17:A8:1155:TYR:N	2.48	0.46

Continued on next page...

Continued from previous page...

Atom-1	Atom-2	Distance(Å)	Clash(Å)
17:A8:1507:LEU:HD22	17:A8:1507:LEU:O	2.15	0.46
17:A8:1796:GLN:HG3	17:A8:1796:GLN:H	1.40	0.46
17:A8:1986:GLU:O	17:A8:1988:ASN:N	2.47	0.46
3:AH:3125:HIS:O	3:AH:3127:GLY:N	2.45	0.46
9:AM:2018:THR:CB	9:AM:2030:ASN:HD22	2.26	0.46
14:AR:7012:VAL:HG21	14:AR:7109:ALA:HB1	1.98	0.46
3:AT:3044:ILE:HD11	3:AT:3146:TYR:HB3	1.96	0.46
4:AU:4042:VAL:HG11	4:AU:4136:ALA:HB1	1.97	0.46
9:AY:2048:THR:O	9:AY:2049:ALA:C	2.53	0.46
14:B2:7153:ARG:HH11	14:B2:7153:ARG:CG	2.23	0.46
15:B3:96:ASP:OD2	15:B3:98:ALA:HB3	2.16	0.46
16:B4:1022:THR:O	16:B4:1026:SER:HB3	2.15	0.46
16:B4:649:ILE:HD12	16:B4:690:SER:CB	2.44	0.46
16:B4:701:THR:C	16:B4:703:GLU:H	2.18	0.46
16:B4:786:GLN:O	16:B4:789:MET:HB2	2.16	0.46
16:B4:814:LYS:HG2	16:B4:815:ASP:N	2.30	0.46
17:B5:1588:LYS:HB3	17:B5:1688:MET:CE	2.46	0.46
17:B5:1817:ILE:CG2	17:B5:1818:SER:H	2.27	0.46
17:B5:1841:VAL:HG11	17:B5:1902:TYR:OH	2.15	0.46
17:B5:2118:TRP:O	17:B5:2119:LYS:C	2.53	0.46
16:B7:445:SER:O	16:B7:446:SER:O	2.33	0.46
16:B7:814:LYS:HG2	16:B7:815:ASP:N	2.30	0.46
17:B8:1464:ILE:O	17:B8:1468:VAL:HG23	2.15	0.46
17:B8:1952:VAL:HG12	17:B8:1953:CYS:N	2.31	0.46
1:BO:1044:ALA:HA	1:BO:1052:VAL:O	2.15	0.46
5:BS:5009:ASP:O	5:BS:5010:ARG:HB2	2.16	0.46
5:BS:5052:LYS:HB2	5:BS:5216:ASN:HA	1.98	0.46
5:BS:5061:SER:O	5:BS:5062:ASP:HB2	2.14	0.46
11:A1:4034:THR:HG21	11:A1:4181:LYS:HD2	1.97	0.46
7:AX:7071:ARG:NH1	14:A4:7064:THR:OG1	2.48	0.46
17:A6:1172:VAL:HG12	17:A6:1173:HIS:ND1	2.31	0.46
17:A6:1533:PRO:HB2	17:A6:1536:VAL:HG23	1.98	0.46
17:A6:1775:GLU:O	17:A6:1776:PHE:CB	2.57	0.46
17:A6:1938:MET:HB2	17:A6:1939:PRO:HD2	1.98	0.46
17:A6:1951:TYR:O	17:A6:1954:SER:HB2	2.15	0.46
16:A7:772:ASP:O	16:A7:773:SER:C	2.54	0.46
8:AB:1029:ARG:HD2	14:A4:7211:TRP:CH2	2.51	0.46
8:AB:1134:ILE:HD13	8:AB:1162:ALA:HB2	1.97	0.46
1:AC:1081:MET:SD	1:AC:1141:LEU:HD22	2.55	0.46
2:AG:2074:VAL:HG22	2:AG:2075:TYR:N	2.30	0.46
3:AH:3132:GLY:O	3:AH:3133:VAL:O	2.34	0.46
3:AH:3148:LEU:HB3	3:AH:3160:TRP:O	2.16	0.46

Continued on next page...

Continued from previous page...

Atom-1	Atom-2	Distance(Å)	Clash(Å)
6:AK:6004:ASN:C	6:AK:6005:ASN:HD22	2.18	0.46
6:AK:6014:SER:HB3	6:AK:6018:ARG:O	2.15	0.46
12:AP:5081:LYS:HG3	12:AP:5081:LYS:O	2.15	0.46
13:AQ:6185:ARG:NH2	9:AY:2029:LYS:HE2	2.29	0.46
5:AV:5093:ARG:O	5:AV:5097:VAL:HG23	2.15	0.46
6:AW:6070:MET:CE	6:AW:6105:VAL:HG22	2.46	0.46
16:B4:765:LEU:HD22	16:B4:770:LEU:HD23	1.98	0.46
17:B5:1453:GLU:O	17:B5:1454:LYS:C	2.53	0.46
17:B5:1495:HIS:CD2	17:B5:1496:PRO:HD2	2.50	0.46
17:B5:1883:ILE:O	17:B5:1887:ILE:HG13	2.16	0.46
17:B5:2004:VAL:HG12	17:B5:2007:ARG:NH1	2.30	0.46
17:B5:2007:ARG:CZ	17:B5:2056:ILE:HG23	2.46	0.46
17:B8:1978:GLU:O	17:B8:1982:LEU:HG	2.16	0.46
2:BB:2168:SER:O	2:BB:2172:LYS:HB2	2.16	0.46
3:BC:3050:ARG:O	3:BC:3210:ARG:NH1	2.48	0.46
5:BE:5009:ASP:O	5:BE:5010:ARG:HB2	2.14	0.46
8:BH:1156:LYS:O	8:BH:1160:SER:HB3	2.15	0.46
10:BJ:3159:SER:OG	10:BJ:3191:LEU:HD11	2.15	0.46
11:BK:4017:SER:HB2	11:BK:4175:PHE:HB2	1.96	0.46
13:BM:6143:ASN:ND2	10:BX:3164:ASN:HD21	2.14	0.46
3:BQ:3134:SER:HB3	3:BQ:3165:VAL:HG11	1.97	0.46
4:BR:4034:VAL:HG22	4:BR:4035:GLY:H	1.80	0.46
5:BS:5146:GLY:HA2	5:BS:5222:ILE:HG12	1.97	0.46
8:BV:1094:THR:O	8:BV:1094:THR:HG22	2.15	0.46
12:A2:5196:LEU:O	12:A2:5200:VAL:HG23	2.15	0.46
16:A7:418:VAL:HG21	16:A7:424:ILE:CD1	2.45	0.46
16:A7:1028:LEU:HD23	17:A8:1216:GLY:O	2.16	0.46
17:A8:1395:ILE:HG23	17:A8:1396:PRO:N	2.30	0.46
17:A8:1429:LYS:HE3	17:A8:1433:GLU:OE2	2.16	0.46
17:A8:1872:ILE:N	17:A8:1872:ILE:HD13	2.30	0.46
9:AM:2056:THR:HG22	9:AM:2057:GLN:N	2.30	0.46
12:AP:5073:ARG:NH2	12:AP:5105:THR:HG22	2.31	0.46
14:AR:7154:GLU:O	14:AR:7157:ILE:HG13	2.16	0.46
16:B4:445:SER:O	16:B4:446:SER:O	2.34	0.46
16:B4:654:MET:O	16:B4:655:ASP:C	2.54	0.46
17:B5:1640:ILE:HD11	17:B5:1681:LEU:HD23	1.97	0.46
17:B5:1813:SER:HB2	17:B5:1898:LEU:HD21	1.98	0.46
16:B7:386:VAL:HG12	16:B7:387:MET:N	2.31	0.46
17:B8:1664:ASN:O	17:B8:1666:ASP:N	2.49	0.46
17:B8:1931:LEU:O	17:B8:1935:LEU:HG	2.16	0.46
17:B8:1986:GLU:O	17:B8:1988:ASN:N	2.49	0.46
8:BH:1059:VAL:HG22	8:BH:1081:VAL:HG12	1.96	0.46

Continued on next page...

Continued from previous page...

Atom-1	Atom-2	Distance(Å)	Clash(Å)
9:BI:2104:ASP:HB2	9:BI:2105:PRO:HD2	1.97	0.46
12:BL:5158:LYS:HE3	12:BL:5191:HIS:CD2	2.50	0.46
3:BQ:3204:SER:O	3:BQ:3205:ALA:HB3	2.16	0.46
4:BR:4060:THR:HG22	4:BR:4060:THR:O	2.16	0.46
5:BS:5012:VAL:O	5:BS:5014:THR:HG22	2.16	0.46
7:BU:7151:GLU:HB3	7:BU:7152:PRO:CD	2.46	0.46
8:BV:1185:ARG:HH11	8:BV:1185:ARG:HG2	1.81	0.46
11:BY:4119:ASP:OD1	11:BY:4123:THR:HB	2.15	0.46
11:BY:4057:GLU:OE1	12:BZ:5081:LYS:NZ	2.49	0.46
6:AK:6001:MET:HG2	16:A5:523:HIS:HE1	1.78	0.46
17:A6:1795:ASP:O	17:A6:1797:VAL:N	2.48	0.46
17:A6:1765:TYR:CE1	17:A6:1800:ALA:HB2	2.51	0.46
16:A7:1027:SER:O	17:A8:1215:LEU:O	2.34	0.46
16:A7:367:LEU:HD22	16:A7:397:HIS:HB2	1.97	0.46
16:A7:725:LYS:HD2	16:A7:725:LYS:HA	1.77	0.46
17:A8:1983:THR:HG22	17:A8:1986:GLU:CD	2.36	0.46
3:AH:3098:TYR:CD1	3:AH:3106:ILE:HA	2.51	0.46
6:AK:6046:LEU:HG	6:AK:6135:ILE:CD1	2.46	0.46
12:AP:5158:LYS:HE3	12:AP:5191:HIS:CD2	2.51	0.46
13:AQ:6187:ILE:HD11	9:AY:2024:PRO:HA	1.98	0.46
2:AS:2168:SER:O	2:AS:2172:LYS:HB2	2.15	0.46
3:AT:3132:GLY:O	3:AT:3133:VAL:O	2.34	0.46
3:AT:3150:THR:O	3:AT:3157:TYR:HA	2.15	0.46
6:AW:6047:VAL:HG13	6:AW:6211:LEU:HD11	1.97	0.46
13:AQ:6180:THR:HB	9:AY:2196:ARG:NH1	2.31	0.46
13:AQ:6150:GLN:HE21	9:AY:2209:THR:HG21	1.80	0.46
16:B4:697:ILE:N	16:B4:788:SER:O	2.44	0.46
17:B5:1220:VAL:O	17:B5:1221:PHE:CB	2.58	0.46
17:B5:1443:GLN:HE22	17:B5:1471:ILE:HG12	1.81	0.46
17:B5:2081:TRP:O	17:B5:2085:ASN:HB2	2.16	0.46
16:B7:848:LYS:HG2	16:B7:902:TYR:CE2	2.51	0.46
17:B8:1284:ILE:HG22	17:B8:1303:LEU:HB2	1.98	0.46
17:B8:2100:GLY:O	17:B8:2104:LYS:HG3	2.15	0.46
4:BD:4047:GLU:O	4:BD:4210:ILE:HD11	2.16	0.46
6:BF:6050:LYS:HB3	6:BF:6059:TYR:HB3	1.98	0.46
8:BH:1003:ILE:HD12	8:BH:1044:CYS:HB3	1.97	0.46
3:BQ:3075:VAL:HG12	3:BQ:3137:TYR:HD2	1.80	0.46
3:BQ:3144:TYR:O	3:BQ:3145:GLY:C	2.54	0.46
9:BW:2056:THR:HG22	9:BW:2057:GLN:N	2.31	0.46
11:BY:4038:SER:HB2	11:BY:4039:PRO:HD2	1.97	0.46
11:BY:4138:TYR:CE1	11:BY:4171:MET:HG3	2.51	0.46
14:A4:7059:LEU:HD21	14:A4:7088:LEU:HD21	1.98	0.46

Continued on next page...

Continued from previous page...

Atom-1	Atom-2	Distance(Å)	Clash(Å)
15:AE:119:GLU:HG3	16:A5:297:ARG:NH1	2.31	0.46
17:A6:1681:LEU:O	17:A6:1696:ARG:HD2	2.16	0.46
17:A6:1986:GLU:C	17:A6:1988:ASN:N	2.68	0.46
16:A7:814:LYS:HG2	16:A7:815:ASP:N	2.30	0.46
17:A8:1751:ASP:O	17:A8:1751:ASP:OD2	2.34	0.46
17:A8:1776:PHE:HB3	17:A8:1777:ARG:H	1.61	0.46
3:AH:3123:THR:HG22	3:AH:3123:THR:O	2.16	0.46
4:AI:4147:LEU:HD23	4:AI:4148:TYR:N	2.31	0.46
11:AO:4052:THR:CG2	11:AO:4053:VAL:H	2.29	0.46
11:AO:4068:ILE:HD12	11:AO:4068:ILE:HA	1.65	0.46
14:AR:7045:ILE:CG2	14:AR:7052:MET:HG3	2.46	0.46
14:AR:7161:THR:HG23	14:AR:7164:VAL:CG2	2.46	0.46
2:AS:2049:LYS:HE2	2:AS:2210:GLU:CG	2.40	0.46
4:AU:4065:SER:CB	4:AU:4086:ILE:HD13	2.46	0.46
15:B3:147:LEU:O	15:B3:151:ILE:HG13	2.16	0.46
16:B4:449:GLU:O	16:B4:450:LYS:HB2	2.15	0.46
16:B4:652:ILE:HG23	16:B4:658:TYR:HB3	1.98	0.46
17:B5:1488:ILE:HG23	17:B5:1610:PHE:CE1	2.50	0.46
17:B5:1688:MET:HB2	17:B5:1689:SER:H	1.50	0.46
15:B6:154:LEU:HB3	17:B8:1400:CYS:HG	1.77	0.46
16:B7:418:VAL:HG21	16:B7:424:ILE:CD1	2.45	0.46
16:B7:521:PHE:N	16:B7:521:PHE:CD2	2.84	0.46
16:B7:550:LYS:CE	16:B7:606:GLU:OE1	2.64	0.46
16:B7:648:VAL:O	16:B7:648:VAL:HG13	2.16	0.46
16:B7:705:ASP:O	16:B7:707:ILE:HG12	2.15	0.46
17:B8:1211:TRP:CH2	17:B8:1277:GLU:HG2	2.51	0.46
17:B8:1952:VAL:HG11	17:B8:1971:ILE:CG1	2.45	0.46
17:B8:1957:VAL:O	17:B8:1958:ALA:HB2	2.16	0.46
17:B8:2023:GLU:O	17:B8:2026:PRO:HD2	2.16	0.46
3:BC:3134:SER:HB3	3:BC:3165:VAL:HG11	1.98	0.46
4:BD:4063:LYS:H	4:BD:4063:LYS:HG2	1.48	0.46
4:BD:4114:ALA:HB2	4:BD:4150:THR:CG2	2.45	0.46
9:BI:2035:HIS:HB3	9:BI:2056:THR:HG21	1.98	0.46
13:BM:6065:TRP:O	13:BM:6069:ASP:HB2	2.15	0.46
3:BQ:3215:THR:HG23	3:BQ:3230:PHE:CE1	2.50	0.46
6:BT:6055:GLU:OE2	6:BT:6055:GLU:HA	2.15	0.46
16:A5:382:THR:O	16:A5:383:MET:C	2.54	0.46
16:A5:452:VAL:C	16:A5:454:GLY:H	2.20	0.46
17:A6:1588:LYS:HB3	17:A6:1688:MET:CE	2.45	0.46
17:A6:2136:VAL:HG12	17:A6:2137:LEU:N	2.31	0.46
16:A7:607:LEU:O	16:A7:608:ASP:C	2.54	0.46
16:A7:655:ASP:O	16:A7:659:ARG:HG2	2.16	0.46

Continued on next page...

Continued from previous page...

Atom-1	Atom-2	Distance(Å)	Clash(Å)
16:A7:848:LYS:HG2	16:A7:902:TYR:CE2	2.51	0.46
16:A7:910:PRO:HB2	16:A7:911:PRO:HD3	1.98	0.46
17:A8:1643:ILE:HA	17:A8:1648:CYS:HB3	1.98	0.46
17:A8:1912:ILE:HG23	17:A8:1912:ILE:O	2.16	0.46
17:A8:1957:VAL:O	17:A8:1958:ALA:HB2	2.15	0.46
4:AI:4139:ASP:OD2	4:AI:4146:LYS:HE3	2.15	0.46
4:AI:4204:GLN:H	4:AI:4209:ASN:HD22	1.62	0.46
11:AO:4005:GLY:HA2	11:AO:4013:ILE:O	2.16	0.46
12:AP:5150:VAL:HG11	12:AP:5179:HIS:CE1	2.50	0.46
13:B1:6018:THR:O	13:B1:6018:THR:HG22	2.15	0.46
13:B1:6018:THR:HG21	13:B1:6030:TYR:HA	1.95	0.46
14:B2:7001:THR:O	14:B2:7046:SER:HB2	2.16	0.46
17:B5:1395:ILE:HD13	17:B5:1396:PRO:HD3	1.98	0.46
16:B7:991:CYS:CB	16:B7:1019:MET:HE2	2.46	0.46
16:B7:496:VAL:HG11	16:B7:544:SER:O	2.16	0.46
16:B7:586:SER:CB	16:B7:598:ILE:HG12	2.45	0.46
16:B7:698:GLN:CG	16:B7:790:ASP:HB3	2.46	0.46
17:B8:1443:GLN:HA	17:B8:1467:PHE:HE2	1.80	0.46
17:B8:1472:GLN:O	17:B8:1472:GLN:OE1	2.33	0.46
17:B8:1652:MET:C	17:B8:1654:ASP:H	2.19	0.46
17:B8:1957:VAL:O	17:B8:1958:ALA:CB	2.63	0.46
3:BC:3099:LEU:HA	3:BC:3099:LEU:HD12	1.64	0.46
4:BD:4060:THR:O	4:BD:4060:THR:HG22	2.16	0.46
4:BD:4204:GLN:N	4:BD:4209:ASN:HD22	2.14	0.46
7:BG:7172:LYS:O	7:BG:7176:GLU:HG3	2.16	0.46
2:BP:2106:PRO:HA	2:BP:2140:ASP:HB3	1.96	0.46
7:BU:7141:ASP:OD1	7:BU:7146:HIS:CE1	2.69	0.46
12:BZ:5086:LEU:HD13	12:BZ:5086:LEU:C	2.37	0.46
15:AE:119:GLU:HB3	16:A5:960:PHE:CZ	2.51	0.45
16:A5:1021:HIS:NE2	17:A6:1221:PHE:CE1	2.84	0.45
17:A6:1952:VAL:HG11	17:A6:1971:ILE:CG1	2.46	0.45
17:A8:1427:ALA:C	17:A8:1429:LYS:N	2.67	0.45
17:A8:1510:CYS:C	17:A8:1512:LYS:N	2.69	0.45
1:AC:1087:ILE:CG2	1:AC:1088:PRO:HD3	2.43	0.45
3:AT:3066:LEU:HD12	3:AT:3066:LEU:HA	1.78	0.45
4:AU:4215:VAL:HB	4:AU:4221:ILE:HG12	1.98	0.45
6:AW:6215:ILE:HG12	6:AW:6216:VAL:H	1.80	0.45
7:AX:7078:SER:HB2	7:AX:7164:THR:HG23	1.98	0.45
13:B1:6198:VAL:HG22	13:B1:6203:VAL:HG22	1.98	0.45
16:B4:366:LEU:C	16:B4:366:LEU:HD23	2.36	0.45
16:B4:440:HIS:CE1	16:B4:552:GLU:OE2	2.68	0.45
16:B4:635:ARG:NH2	16:B4:677:ASP:OD1	2.49	0.45

Continued on next page...

Continued from previous page...

Atom-1	Atom-2	Distance(Å)	Clash(Å)
17:B5:1775:GLU:O	17:B5:1776:PHE:CB	2.61	0.45
17:B5:1968:LEU:O	17:B5:2013:ILE:HD13	2.16	0.45
16:B7:356:LYS:H	16:B7:357:PRO:HD3	1.81	0.45
16:B7:840:VAL:O	16:B7:844:LEU:HG	2.17	0.45
17:B8:1285:ILE:O	17:B8:1289:THR:HB	2.16	0.45
17:B8:1474:ASN:O	17:B8:1476:GLU:C	2.54	0.45
1:BA:1070:SER:HA	1:BA:1224:GLU:OE2	2.16	0.45
3:BC:3120:GLN:HE22	3:BC:3124:GLN:NE2	2.15	0.45
11:BK:4013:ILE:HD13	11:BK:4157:LEU:HD23	1.98	0.45
11:BK:4074:LEU:HD23	11:BK:4074:LEU:HA	1.73	0.45
11:BK:4108:LYS:HD2	11:BK:4108:LYS:HA	1.62	0.45
12:BL:5196:LEU:O	12:BL:5200:VAL:HG23	2.15	0.45
2:BP:2116:LYS:O	2:BP:2120:GLU:HG3	2.16	0.45
3:BQ:3045:VAL:O	3:BQ:3046:LEU:HD23	2.16	0.45
3:BQ:3143:ARG:CZ	3:BQ:3144:TYR:CE2	2.99	0.45
4:BR:4073:LEU:HD23	4:BR:4073:LEU:O	2.16	0.45
4:BR:4204:GLN:H	4:BR:4209:ASN:HD22	1.64	0.45
5:BS:5046:VAL:HG11	5:BS:5145:ALA:HB1	1.99	0.45
6:BT:6131:GLY:O	6:BT:6132:LEU:HD23	2.16	0.45
9:BW:2042:TRP:HB2	9:BW:2178:MET:HE1	1.98	0.45
11:A1:4181:LYS:HE2	11:A1:4190:GLN:HE21	1.81	0.45
12:A2:5073:ARG:NH2	12:A2:5105:THR:HG22	2.31	0.45
16:A5:918:ILE:HG13	16:A5:1021:HIS:CE1	2.50	0.45
16:A5:476:GLN:HG3	16:A5:477:GLY:N	2.32	0.45
16:A5:514:LEU:O	16:A5:514:LEU:HD22	2.17	0.45
16:A5:934:ASP:OD1	16:A5:936:ARG:HG3	2.16	0.45
17:A6:1159:THR:HG22	17:A6:1163:LYS:HZ1	1.81	0.45
17:A6:2063:LEU:HD21	17:A6:2102:ALA:HB1	1.97	0.45
17:A6:2100:GLY:O	17:A6:2104:LYS:HG3	2.17	0.45
16:A7:386:VAL:HG12	16:A7:387:MET:N	2.31	0.45
17:A8:1471:ILE:O	17:A8:1471:ILE:CG2	2.63	0.45
8:AB:1115:LEU:O	8:AB:1116:GLY:C	2.55	0.45
6:AK:6026:LEU:CD1	6:AK:6148:GLN:HB3	2.46	0.45
3:AT:3120:GLN:HE22	3:AT:3124:GLN:NE2	2.15	0.45
4:AU:4203:VAL:HB	4:AU:4204:GLN:H	1.53	0.45
6:AW:6001:MET:HB3	17:A8:2076:PHE:HZ	1.82	0.45
10:AZ:3126:ASP:HB2	10:AZ:3127:PHE:HD2	1.80	0.45
16:B4:485:ILE:HG21	16:B4:488:TYR:CD2	2.51	0.45
16:B4:504:LYS:HG3	16:B4:505:ASP:N	2.30	0.45
16:B4:899:PHE:C	16:B4:899:PHE:CD2	2.89	0.45
17:B5:2112:LYS:O	17:B5:2115:ALA:HB2	2.16	0.45
17:B8:1474:ASN:O	17:B8:1475:LEU:C	2.54	0.45

Continued on next page...

Continued from previous page...

Atom-1	Atom-2	Distance(Å)	Clash(Å)
17:B8:1572:TRP:N	17:B8:1776:PHE:HZ	2.14	0.45
17:B8:2004:VAL:HG12	17:B8:2007:ARG:NH1	2.31	0.45
17:B8:2127:THR:HB	17:B8:2129:GLU:HB2	1.98	0.45
1:BA:1087:ILE:CG2	1:BA:1088:PRO:HD3	2.47	0.45
5:BE:5012:VAL:O	5:BE:5014:THR:HG22	2.17	0.45
10:BJ:3179:TYR:CE2	10:BJ:3188:LYS:HD2	2.50	0.45
12:BL:5107:LYS:N	12:BL:5107:LYS:HD2	2.16	0.45
12:BL:5165:ALA:HB1	12:BL:5172:GLY:HA2	1.98	0.45
1:BO:1203:VAL:CG1	1:BO:1244:ARG:HG2	2.46	0.45
2:BP:2168:SER:O	2:BP:2172:LYS:HB2	2.16	0.45
3:BQ:3160:TRP:CD2	3:BQ:3163:ILE:HD13	2.51	0.45
4:BR:4047:GLU:N	4:BR:4210:ILE:HG12	2.30	0.45
4:BR:4132:SER:HB3	4:BR:4164:ILE:HG21	1.98	0.45
12:A2:5130:GLY:O	12:A2:5133:GLN:HB3	2.16	0.45
16:A5:518:ILE:HG13	16:A5:534:ASN:OD1	2.17	0.45
6:AK:6003:ARG:CZ	16:A5:636:HIS:ND1	2.80	0.45
16:A5:698:GLN:CG	16:A5:790:ASP:HB3	2.46	0.45
17:A6:1338:GLN:NE2	17:A6:1381:TYR:CE1	2.84	0.45
17:A6:1474:ASN:O	17:A6:1475:LEU:C	2.54	0.45
17:A6:1572:TRP:N	17:A6:1776:PHE:HZ	2.13	0.45
17:A6:1961:SER:H	17:A6:1963:GLN:HG3	1.81	0.45
16:A7:514:LEU:O	16:A7:514:LEU:HD22	2.15	0.45
16:A7:680:LEU:O	16:A7:680:LEU:HD23	2.17	0.45
16:A7:741:ASN:ND2	16:A7:745:LYS:HE2	2.32	0.45
16:A7:940:GLU:OE2	16:A7:943:LYS:NZ	2.49	0.45
17:A8:1644:SER:HB3	17:A8:1687:PHE:CE2	2.48	0.45
3:AH:3068:LYS:HG3	3:AH:3227:GLN:OE1	2.16	0.45
4:AI:4030:GLY:O	4:AI:4031:THR:C	2.54	0.45
4:AI:4114:ALA:HB2	4:AI:4150:THR:CG2	2.46	0.45
7:AL:7041:CYS:HB2	7:AL:7186:LEU:O	2.15	0.45
11:AO:4138:TYR:CE1	11:AO:4171:MET:HG3	2.51	0.45
14:AR:7059:LEU:HD21	14:AR:7088:LEU:HD21	1.97	0.45
14:AR:7092:MET:HE3	14:AR:7124:LEU:HA	1.97	0.45
3:AT:3143:ARG:HD2	11:A1:4072:TYR:CE2	2.52	0.45
7:AX:7041:CYS:HB2	7:AX:7186:LEU:O	2.16	0.45
17:B5:1151:THR:HG23	17:B5:1158:ASN:ND2	2.31	0.45
15:B6:79:THR:HB	15:B6:80:SER:H	1.40	0.45
17:B8:1664:ASN:C	17:B8:1666:ASP:N	2.69	0.45
17:B8:1796:GLN:HG3	17:B8:1796:GLN:H	1.42	0.45
17:B8:1951:TYR:O	17:B8:1954:SER:HB2	2.16	0.45
2:BB:2074:VAL:HG22	2:BB:2075:TYR:N	2.31	0.45
3:BC:3066:LEU:HA	3:BC:3066:LEU:HD12	1.82	0.45

Continued on next page...

Continued from previous page...

Atom-1	Atom-2	Distance(Å)	Clash(Å)
4:BD:4043:VAL:O	4:BD:4044:LEU:HD23	2.16	0.45
8:BH:1161:GLN:NE2	8:BH:1165:TRP:HE1	2.14	0.45
10:BJ:3066:LYS:HA	10:BJ:3071:ARG:O	2.15	0.45
3:BQ:3123:THR:CG2	3:BQ:3123:THR:O	2.64	0.45
5:BS:5101:LEU:CD1	12:BZ:5057:THR:HG22	2.47	0.45
6:BT:6047:VAL:HG13	6:BT:6211:LEU:HD11	1.97	0.45
16:A5:535:ALA:HB2	16:A5:597:TYR:CE1	2.52	0.45
16:A5:654:MET:O	16:A5:655:ASP:C	2.55	0.45
17:A6:1153:ASN:O	17:A6:1155:TYR:N	2.49	0.45
16:A7:336:LEU:O	16:A7:337:SER:CB	2.63	0.45
17:A8:1479:PRO:HG3	17:A8:1512:LYS:NZ	2.31	0.45
17:A8:2007:ARG:CZ	17:A8:2056:ILE:HG23	2.46	0.45
1:AC:1087:ILE:HA	1:AC:1087:ILE:HD12	1.77	0.45
11:AO:4037:LEU:O	11:AO:4038:SER:CB	2.57	0.45
11:AO:4057:GLU:OE1	12:AP:5081:LYS:NZ	2.49	0.45
13:AQ:6136:LEU:HD12	13:AQ:6136:LEU:N	2.31	0.45
4:AU:4129:PHE:HB3	4:AU:4131:VAL:HG22	1.98	0.45
4:AU:4213:THR:HA	4:AU:4223:ALA:HA	1.99	0.45
6:AW:6026:LEU:CD1	6:AW:6148:GLN:HB3	2.47	0.45
9:AY:2056:THR:HG22	9:AY:2057:GLN:N	2.30	0.45
17:B5:1289:THR:HG23	17:B5:1336:LYS:CE	2.47	0.45
17:B5:1350:HIS:HE1	17:B5:1388:ASP:CB	2.30	0.45
17:B5:1474:ASN:HB3	17:B5:1475:LEU:H	1.47	0.45
17:B5:1639:VAL:O	17:B5:1643:ILE:HG13	2.16	0.45
17:B5:1798:ARG:HD2	17:B5:1881:SER:HB3	1.97	0.45
17:B5:2030:LEU:HA	17:B5:2030:LEU:HD23	1.60	0.45
16:B7:655:ASP:O	16:B7:659:ARG:HG2	2.16	0.45
16:B7:759:VAL:HG21	16:B7:800:LEU:HD23	1.98	0.45
17:B8:1218:GLU:OE2	17:B8:1221:PHE:HB3	2.16	0.45
17:B8:1509:THR:HG22	17:B8:1509:THR:O	2.16	0.45
17:B8:1510:CYS:C	17:B8:1512:LYS:N	2.70	0.45
17:B8:1588:LYS:HB3	17:B8:1688:MET:CE	2.44	0.45
3:BC:3033:GLY:HA3	3:BC:3065:LYS:HZ1	1.80	0.45
3:BC:3112:VAL:HG22	3:BC:3137:TYR:CD1	2.51	0.45
7:BG:7090:ARG:O	7:BG:7090:ARG:HD2	2.16	0.45
3:BQ:3122:TYR:CE1	3:BQ:3131:PHE:HE1	2.34	0.45
3:BQ:3217:ARG:HB3	3:BQ:3217:ARG:HE	1.50	0.45
11:BY:4171:MET:HG2	11:BY:4172:PRO:HD2	1.98	0.45
12:A2:5195:GLU:OE1	13:A3:6160:LYS:HD3	2.17	0.45
16:A5:270:LEU:O	16:A5:273:VAL:HG23	2.16	0.45
16:A5:504:LYS:CG	16:A5:505:ASP:H	2.27	0.45
16:A5:836:SER:O	16:A5:837:LYS:C	2.54	0.45

Continued on next page...

Continued from previous page...

Atom-1	Atom-2	Distance(Å)	Clash(Å)
17:A6:1367:LEU:HB2	17:A6:1386:LEU:HD21	1.97	0.45
17:A6:1427:ALA:C	17:A6:1429:LYS:N	2.68	0.45
17:A6:1610:PHE:C	17:A6:1610:PHE:CD2	2.89	0.45
17:A6:2018:VAL:HG12	17:A6:2018:VAL:O	2.17	0.45
6:AK:6203:ASP:CG	17:A6:2045:SER:HB2	2.37	0.45
16:A7:724:ILE:HD11	16:A7:730:SER:OG	2.17	0.45
16:A7:1032:PRO:HG3	17:A8:1269:THR:HG23	1.98	0.45
17:A8:1338:GLN:NE2	17:A8:1381:TYR:HD1	2.13	0.45
1:AA:1087:ILE:CG2	1:AA:1088:PRO:HD3	2.44	0.45
2:AG:2020:GLN:CA	2:AG:2023:TYR:HD2	2.16	0.45
4:AI:4139:ASP:HB3	4:AI:4140:PRO:HD2	1.98	0.45
4:AI:4212:ILE:HD11	4:AI:4224:LEU:CD1	2.34	0.45
5:AJ:5101:LEU:CD1	12:AP:5057:THR:HG22	2.46	0.45
7:AL:7172:LYS:O	7:AL:7176:GLU:HG3	2.17	0.45
11:AO:4108:LYS:HD2	11:AO:4108:LYS:HA	1.61	0.45
11:AO:4119:ASP:OD1	11:AO:4123:THR:HB	2.17	0.45
14:AR:7153:ARG:CG	14:AR:7153:ARG:NH1	2.78	0.45
6:AW:6004:ASN:C	6:AW:6005:ASN:HD22	2.19	0.45
9:AY:2090:TYR:O	9:AY:2092:GLY:N	2.50	0.45
16:B4:783:MET:O	16:B4:787:GLU:HG2	2.16	0.45
17:B5:1456:MET:O	17:B5:1456:MET:HG2	2.12	0.45
17:B5:1636:PHE:HE2	17:B5:1677:ILE:CG1	2.09	0.45
17:B8:1672:ILE:HG13	17:B8:1719:ILE:CD1	2.47	0.45
17:B8:1641:LEU:CD1	17:B8:1686:LYS:O	2.65	0.45
1:BA:1092:ASN:HD22	1:BA:1092:ASN:C	2.20	0.45
3:BC:3143:ARG:CZ	3:BC:3144:TYR:CE2	2.99	0.45
4:BD:4215:VAL:HB	4:BD:4221:ILE:HG12	1.98	0.45
8:BH:1054:ALA:O	8:BH:1058:ILE:HG13	2.16	0.45
10:BJ:3150:GLU:O	10:BJ:3153:ASP:HB2	2.16	0.45
13:BM:6185:ARG:NH2	9:BW:2029:LYS:HE2	2.31	0.45
11:BY:4091:ILE:HG12	11:BY:4121:LEU:HA	1.98	0.45
17:A6:1354:MET:HE2	17:A6:1354:MET:HB3	1.74	0.45
17:A6:1937:TYR:CD2	17:A6:1977:ALA:HB2	2.52	0.45
16:A7:586:SER:CB	16:A7:598:ILE:HG12	2.45	0.45
2:AG:2035:LEU:HD11	2:AG:2192:ALA:HB1	1.98	0.45
3:AH:3108:VAL:HB	3:AH:3147:GLN:NE2	2.32	0.45
3:AH:3150:THR:O	3:AH:3157:TYR:HA	2.16	0.45
9:AM:2162:GLY:O	9:AM:2166:ASP:HB3	2.17	0.45
9:AM:2175:VAL:HG12	9:AM:2176:CYS:N	2.32	0.45
11:AO:4028:LYS:HD2	12:AP:5122:LEU:HD22	1.96	0.45
14:AR:7171:ASN:ND2	14:AR:7174:ARG:HH21	2.09	0.45
3:AT:3143:ARG:NE	3:AT:3144:TYR:CE2	2.85	0.45

Continued on next page...

Continued from previous page...

Atom-1	Atom-2	Distance(Å)	Clash(Å)
17:B5:1581:VAL:CG1	17:B5:1582:MET:H	2.29	0.45
17:B5:1763:LYS:O	17:B5:1764:ILE:C	2.54	0.45
16:B7:371:MET:HE1	16:B7:394:VAL:HG21	1.99	0.45
16:B7:504:LYS:HG3	16:B7:505:ASP:N	2.31	0.45
16:B7:475:LEU:HD21	16:B7:537:PHE:CE1	2.51	0.45
16:B7:918:ILE:HG13	16:B7:1021:HIS:CE1	2.51	0.45
17:B8:1775:GLU:O	17:B8:1776:PHE:CB	2.59	0.45
7:BG:7078:SER:HB2	7:BG:7164:THR:HG23	1.98	0.45
3:BQ:3116:SER:HB3	3:BQ:3155:GLY:O	2.17	0.45
4:BR:4079:ASN:H	4:BR:4079:ASN:HD22	1.63	0.45
14:BN:7211:TRP:CH2	8:BV:1029:ARG:HD2	2.50	0.45
12:BZ:5073:ARG:NH2	12:BZ:5105:THR:HG22	2.32	0.45
11:A1:4068:ILE:HA	11:A1:4068:ILE:HD12	1.60	0.45
16:A5:399:HIS:O	16:A5:452:VAL:HG21	2.17	0.45
17:A6:1658:LEU:HA	17:A6:1658:LEU:HD22	1.73	0.45
17:A6:1673:MET:O	17:A6:1677:ILE:HG13	2.17	0.45
16:A7:497:TYR:CE2	16:A7:548:ARG:HB2	2.51	0.45
16:A7:635:ARG:NH2	16:A7:677:ASP:OD1	2.50	0.45
16:A7:654:MET:O	16:A7:655:ASP:C	2.55	0.45
16:A7:806:TRP:CH2	16:A7:842:THR:HG22	2.50	0.45
16:A7:981:ILE:HD11	17:A8:1172:VAL:HG23	1.98	0.45
17:A8:1240:LEU:HD23	17:A8:1241:SER:H	1.82	0.45
17:A8:1938:MET:HB2	17:A8:1939:PRO:HD2	1.99	0.45
15:AF:127:PRO:HD2	15:AF:128:TYR:CD2	2.52	0.45
2:AG:2047:THR:HG21	2:AG:2063:LYS:HE2	1.98	0.45
4:AI:4042:VAL:HG11	4:AI:4136:ALA:HB1	1.98	0.45
4:AI:4176:GLU:HG3	5:AJ:5058:LEU:HD11	1.99	0.45
3:AT:3122:TYR:C	3:AT:3124:GLN:H	2.19	0.45
4:AU:4030:GLY:O	4:AU:4031:THR:C	2.55	0.45
6:AW:6156:LEU:HD13	6:AW:6159:THR:HB	1.98	0.45
10:AZ:3159:SER:OG	10:AZ:3191:LEU:HD11	2.17	0.45
14:B2:7008:TYR:HE2	14:B2:7162:VAL:HG22	1.75	0.45
16:B4:400:ILE:HG13	16:B4:400:ILE:H	1.31	0.45
16:B4:488:TYR:CE1	16:B4:536:LYS:HB3	2.52	0.45
16:B4:698:GLN:HG2	16:B4:790:ASP:OD2	2.16	0.45
17:B5:1238:GLN:HE21	17:B5:1251:ASN:HD22	1.63	0.45
17:B5:1215:LEU:HD11	17:B5:1271:ARG:CZ	2.47	0.45
17:B5:2136:VAL:HG12	17:B5:2137:LEU:N	2.32	0.45
16:B7:400:ILE:H	16:B7:400:ILE:HG13	1.34	0.45
16:B7:536:LYS:HG2	16:B7:596:TYR:CE1	2.51	0.45
16:B7:765:LEU:HD22	16:B7:770:LEU:HD23	1.98	0.45
17:B8:1468:VAL:CG2	17:B8:1505:SER:HB2	2.45	0.45

Continued on next page...

Continued from previous page...

Atom-1	Atom-2	Distance(Å)	Clash(Å)
17:B8:1643:ILE:HA	17:B8:1648:CYS:HB3	1.98	0.45
1:BA:1087:ILE:N	1:BA:1088:PRO:CD	2.80	0.45
3:BC:3037:GLY:O	3:BC:3162:ALA:HA	2.17	0.45
4:BD:4151:GLU:HB2	4:BD:4152:PRO:HD2	1.99	0.45
9:BI:2073:GLU:HA	9:BI:2074:PRO:HD3	1.81	0.45
9:BI:2059:ILE:HG12	9:BI:2083:LEU:HG	1.99	0.45
10:BJ:3109:LYS:NZ	10:BJ:3109:LYS:HB3	2.30	0.45
10:BJ:3079:THR:HG23	10:BJ:3115:PHE:CZ	2.52	0.45
3:BQ:3171:ALA:HB1	3:BQ:3199:LYS:CE	2.46	0.45
4:BR:4181:ARG:NH2	5:BS:5060:GLU:HA	2.31	0.45
5:BS:5121:LEU:HD11	6:BT:6079:PRO:HB3	1.99	0.45
7:BU:7141:ASP:OD1	7:BU:7146:HIS:HE1	1.99	0.45
13:BM:6180:THR:HB	9:BW:2196:ARG:NH1	2.32	0.45
16:A5:418:VAL:HG21	16:A5:424:ILE:CD1	2.47	0.45
16:A5:485:ILE:HG21	16:A5:488:TYR:CD2	2.51	0.45
17:A6:1453:GLU:O	17:A6:1454:LYS:C	2.54	0.45
17:A6:1510:CYS:O	17:A6:1512:LYS:N	2.50	0.45
17:A8:1150:TYR:HB2	17:A8:1267:HIS:CE1	2.51	0.45
17:A8:1468:VAL:C	17:A8:1470:GLN:N	2.70	0.45
17:A8:1644:SER:CB	17:A8:1687:PHE:CE2	3.00	0.45
1:AA:1157:THR:HG22	1:AA:1163:TYR:HB2	1.99	0.45
1:AC:1088:PRO:HG3	7:AX:7155:SER:N	2.32	0.45
1:AC:1203:VAL:CG1	1:AC:1244:ARG:HG2	2.47	0.45
4:AI:4054:LEU:HD12	4:AI:4054:LEU:HA	1.78	0.45
4:AI:4204:GLN:N	4:AI:4209:ASN:ND2	2.65	0.45
6:AK:6001:MET:SD	6:AK:6002:PHE:N	2.90	0.45
6:AK:6054:ASP:CB	6:AK:6056:LEU:H	2.30	0.45
4:AU:4203:VAL:HB	4:AU:4209:ASN:HD22	1.82	0.45
6:AW:6096:SER:O	6:AW:6100:ASN:HA	2.16	0.45
9:AY:2175:VAL:HG12	9:AY:2176:CYS:N	2.32	0.45
9:AY:2102:GLY:HA2	9:AY:2178:MET:SD	2.57	0.45
10:AZ:307:ASN:OD1	10:AZ:3047:LEU:HD12	2.17	0.45
17:B5:1150:TYR:HB2	17:B5:1267:HIS:CE1	2.51	0.45
17:B5:1931:LEU:O	17:B5:1935:LEU:HG	2.17	0.45
17:B5:1938:MET:HB2	17:B5:1939:PRO:HD2	1.99	0.45
17:B8:1215:LEU:HD11	17:B8:1271:ARG:CZ	2.46	0.45
7:BG:7141:ASP:OD1	7:BG:7146:HIS:HE1	2.00	0.45
13:BM:6018:THR:O	13:BM:6018:THR:HG22	2.16	0.45
2:BP:2035:LEU:HD11	2:BP:2192:ALA:HB1	1.99	0.45
3:BQ:3152:ASN:ND2	3:BQ:3154:SER:CB	2.80	0.45
4:BR:4048:ARG:CG	4:BR:4049:ARG:N	2.76	0.45
4:BR:4063:LYS:H	4:BR:4063:LYS:HG2	1.48	0.45

Continued on next page...

Continued from previous page...

Atom-1	Atom-2	Distance(Å)	Clash(Å)
5:BS:5121:LEU:HD13	5:BS:5162:GLY:HA3	1.99	0.45
12:BZ:5107:LYS:HD2	12:BZ:5107:LYS:N	2.19	0.45
14:A4:7002:SER:HB3	14:A4:7139:GLY:N	2.29	0.45
16:A5:356:LYS:H	16:A5:357:PRO:HD3	1.80	0.45
17:A6:1375:GLU:O	17:A6:1376:LEU:CB	2.64	0.45
17:A6:1664:ASN:O	17:A6:1666:ASP:N	2.49	0.45
17:A6:1968:LEU:O	17:A6:2013:ILE:HD13	2.16	0.45
6:AK:6031:GLN:HE22	17:A6:2137:LEU:HB3	1.81	0.45
6:AK:6051:ARG:NH2	17:A6:2138:TRP:HE3	2.15	0.45
16:A7:251:LEU:HD13	16:A7:289:ARG:HD2	1.98	0.45
16:A7:475:LEU:HD21	16:A7:537:PHE:CE1	2.52	0.45
16:A7:486:HIS:O	16:A7:487:SER:C	2.55	0.45
16:A7:974:SER:HA	17:A8:1155:TYR:OH	2.16	0.45
17:A8:1289:THR:HG23	17:A8:1336:LYS:CE	2.47	0.45
17:A8:2030:LEU:HA	17:A8:2030:LEU:HD23	1.60	0.45
1:AA:1146:VAL:HG21	1:AA:1229:THR:C	2.38	0.45
1:AA:1158:ASP:HB2	1:AA:1159:PRO:HD2	1.98	0.45
2:AS:2052:SER:O	2:AS:2053:SER:HB2	2.17	0.45
7:AX:7159:TYR:HB3	7:AX:7161:GLY:O	2.17	0.45
16:B4:1002:PRO:HD2	16:B4:1008:TYR:CD1	2.51	0.45
16:B4:806:TRP:CH2	16:B4:842:THR:HG22	2.52	0.45
17:B5:1533:PRO:HB2	17:B5:1536:VAL:HG23	1.98	0.45
17:B5:1917:HIS:HB3	17:B5:1920:VAL:CG2	2.46	0.45
17:B5:1997:ASN:C	17:B5:1999:TYR:N	2.71	0.45
6:BT:6001:MET:HG2	16:B7:523:HIS:CE1	2.52	0.45
16:B7:680:LEU:O	16:B7:680:LEU:HD23	2.17	0.45
16:B7:1021:HIS:NE2	17:B8:1221:PHE:CE1	2.85	0.45
17:B8:1507:LEU:HD22	17:B8:1507:LEU:O	2.17	0.45
17:B8:1639:VAL:O	17:B8:1643:ILE:HG13	2.16	0.45
6:BF:6001:MET:O	16:B4:637:ARG:HD3	2.17	0.45
8:BH:1167:GLY:O	14:B2:7181:ALA:HB1	2.16	0.45
9:BI:2056:THR:HG22	9:BI:2057:GLN:N	2.31	0.45
10:BJ:308:GLY:CA	10:BJ:3132:THR:HG21	2.47	0.45
12:BL:5195:GLU:OE1	13:BM:6160:LYS:HD3	2.17	0.45
3:BQ:3171:ALA:HB1	3:BQ:3199:LYS:NZ	2.31	0.45
4:BR:4065:SER:HB2	4:BR:4086:ILE:HD13	1.99	0.45
4:BR:4114:ALA:HB2	4:BR:4150:THR:CG2	2.47	0.45
16:A5:336:LEU:O	16:A5:337:SER:CB	2.64	0.45
16:A5:367:LEU:HD22	16:A5:397:HIS:HB2	1.98	0.45
16:A5:725:LYS:HA	16:A5:725:LYS:HD2	1.74	0.45
17:A6:1151:THR:HG23	17:A6:1158:ASN:ND2	2.32	0.45
16:A5:694:PHE:HE2	17:A6:1238:GLN:HG2	1.80	0.45

Continued on next page...

Continued from previous page...

Atom-1	Atom-2	Distance(Å)	Clash(Å)
16:A5:935:CYS:O	17:A6:1250:THR:HA	2.17	0.45
17:A6:1150:TYR:HB2	17:A6:1267:HIS:CE1	2.51	0.45
17:A6:1289:THR:HG23	17:A6:1336:LYS:CE	2.46	0.45
17:A6:1378:ILE:CG2	17:A6:1379:GLY:N	2.80	0.45
17:A6:1664:ASN:C	17:A6:1666:ASP:N	2.69	0.45
16:A7:1000:LYS:HD2	16:A7:1000:LYS:HA	1.68	0.45
16:A7:485:ILE:HD12	16:A7:488:TYR:HE2	1.81	0.45
16:A7:573:GLU:O	16:A7:577:ILE:HG13	2.16	0.45
16:A7:701:THR:C	16:A7:703:GLU:H	2.20	0.45
17:A8:1399:VAL:O	17:A8:1401:VAL:N	2.50	0.45
17:A8:1558:ASP:C	17:A8:1560:PRO:HD3	2.37	0.45
17:A8:1952:VAL:HG12	17:A8:1953:CYS:N	2.31	0.45
15:AF:154:LEU:N	15:AF:154:LEU:HD23	2.32	0.45
2:AG:2157:PHE:HA	2:AG:2158:PRO:HD3	1.80	0.45
4:AI:4073:LEU:O	4:AI:4073:LEU:HD23	2.17	0.45
7:AL:7108:ILE:HB	7:AL:7109:PRO:HD3	1.98	0.45
4:AU:4047:GLU:H	4:AU:4210:ILE:CD1	2.30	0.45
5:AV:5023:GLN:NE2	5:AV:5023:GLN:HA	2.25	0.45
5:AV:5122:ARG:CA	5:AV:5132:ARG:HB3	2.47	0.45
7:AX:7172:LYS:O	7:AX:7176:GLU:HG3	2.16	0.45
13:AQ:6211:LYS:CE	9:AY:2194:ASN:HB3	2.46	0.45
8:BH:1029:ARG:HD2	14:B2:7211:TRP:CH2	2.52	0.45
16:B4:585:GLY:HA3	16:B4:597:TYR:CG	2.52	0.45
17:B5:1546:PHE:HB3	17:B5:1547:PRO:HD3	1.98	0.45
17:B5:1644:SER:HB3	17:B5:1687:PHE:CE2	2.50	0.45
17:B5:1753:GLU:HB2	17:B5:1793:PRO:CG	2.47	0.45
16:B7:815:ASP:HA	16:B7:816:PRO:HD3	1.78	0.45
17:B8:1525:ARG:HH11	17:B8:1528:LYS:CD	2.30	0.45
17:B8:1583:SER:HA	17:B8:1584:PRO:HD3	1.73	0.45
4:BD:4162:GLN:HA	4:BD:4162:GLN:HE21	1.81	0.45
6:BF:6054:ASP:CB	6:BF:6056:LEU:H	2.30	0.45
7:BG:7113:ASP:O	7:BG:7117:GLN:HG2	2.16	0.45
8:BH:1072:THR:HA	8:BH:1073:PRO:HD3	1.73	0.45
13:BM:601:GLN:HG2	13:BM:602:PHE:H	1.81	0.45
2:BP:2158:PRO:HB2	3:BQ:3058:GLU:HB3	1.99	0.45
4:BR:4085:LEU:HD12	4:BR:4131:VAL:HG21	1.99	0.45
4:BR:4203:VAL:HB	4:BR:4209:ASN:HD22	1.82	0.45
6:BT:6050:LYS:HB3	6:BT:6059:TYR:HB3	1.99	0.45
9:BW:2090:TYR:O	9:BW:2092:GLY:N	2.50	0.45
11:BY:401:MET:HG2	11:BY:4001:ASP:HB3	1.98	0.45
11:BY:4183:VAL:HG22	11:BY:4188:ILE:HG12	1.99	0.45
11:A1:4194:PHE:C	11:A1:4196:ALA:H	2.19	0.44

Continued on next page...

Continued from previous page...

Atom-1	Atom-2	Distance(Å)	Clash(Å)
13:A3:6172:ILE:HD11	13:A3:6197:ILE:HD11	1.99	0.44
7:AX:7092:ARG:HD3	14:A4:7068:TYR:CE2	2.52	0.44
16:A5:1022:THR:O	16:A5:1026:SER:HB3	2.17	0.44
16:A5:497:TYR:CE2	16:A5:548:ARG:HB2	2.52	0.44
16:A5:801:LEU:HA	16:A5:801:LEU:HD23	1.60	0.44
16:A5:804:ASN:O	16:A5:808:ASN:HB3	2.18	0.44
17:A6:1446:LEU:O	17:A6:1449:LYS:N	2.50	0.44
17:A6:1471:ILE:O	17:A6:1471:ILE:CG2	2.65	0.44
17:A6:1472:GLN:HA	17:A6:1512:LYS:HD3	1.99	0.44
17:A6:2127:THR:HB	17:A6:2129:GLU:HB2	1.98	0.44
16:A7:270:LEU:O	16:A7:273:VAL:HG23	2.17	0.44
16:A7:523:HIS:CD2	17:A8:2074:TYR:CD2	3.04	0.44
16:A7:529:PHE:C	16:A7:529:PHE:HD1	2.19	0.44
16:A7:934:ASP:HB2	16:A7:968:GLN:HB2	1.99	0.44
17:A8:1643:ILE:CG2	17:A8:1644:SER:N	2.73	0.44
17:A8:1588:LYS:HB3	17:A8:1688:MET:CE	2.48	0.44
17:A8:1717:PHE:O	17:A8:1721:SER:HB2	2.16	0.44
17:A8:1837:PRO:N	17:A8:1941:ARG:HH22	2.14	0.44
17:A8:1983:THR:HG22	17:A8:1986:GLU:OE2	2.17	0.44
1:AA:1225:VAL:CG1	1:AA:1236:LEU:HD12	2.47	0.44
3:AH:3063:THR:HA	3:AH:3212:GLU:OE1	2.16	0.44
3:AH:3143:ARG:NE	3:AH:3144:TYR:CE2	2.84	0.44
4:AI:4134:LEU:HD11	4:AI:4164:ILE:HG22	2.00	0.44
5:AJ:5023:GLN:NE2	5:AJ:5023:GLN:HA	2.25	0.44
7:AL:7150:LEU:HD12	7:AL:7155:SER:O	2.17	0.44
11:AO:4118:ILE:HA	11:AO:4123:THR:O	2.16	0.44
3:AT:3160:TRP:CD2	3:AT:3163:ILE:HD13	2.53	0.44
4:AU:4043:VAL:O	4:AU:4044:LEU:HD23	2.17	0.44
16:B4:840:VAL:O	16:B4:844:LEU:HG	2.17	0.44
17:B5:1211:TRP:CH2	17:B5:1277:GLU:HG2	2.52	0.44
17:B5:1510:CYS:C	17:B5:1512:LYS:N	2.71	0.44
16:B7:661:HIS:HD1	16:B7:717:VAL:HG13	1.82	0.44
17:B8:2025:GLN:N	17:B8:2026:PRO:CD	2.80	0.44
3:BC:3044:ILE:HG22	3:BC:3045:VAL:N	2.31	0.44
4:BD:4046:CYS:O	4:BD:4047:GLU:CB	2.63	0.44
4:BD:4048:ARG:CG	4:BD:4049:ARG:N	2.79	0.44
4:BD:4065:SER:CB	4:BD:4086:ILE:HD13	2.47	0.44
4:BD:4204:GLN:H	4:BD:4209:ASN:HD22	1.65	0.44
9:BI:2034:LEU:HA	9:BI:2034:LEU:HD12	1.58	0.44
13:BM:6185:ARG:HD2	10:BX:3138:PHE:CD1	2.52	0.44
3:BQ:3163:ILE:HG13	3:BQ:3164:SER:H	1.81	0.44
11:A1:401:MET:CA	11:A1:4001:ASP:CB	2.84	0.44

Continued on next page...

Continued from previous page...

Atom-1	Atom-2	Distance(Å)	Clash(Å)
16:A5:703:GLU:OE2	16:A5:703:GLU:HA	2.18	0.44
16:A7:1005:ASP:CB	16:A7:1008:TYR:HB2	2.47	0.44
16:A7:280:ARG:CG	16:A7:280:ARG:HH11	2.22	0.44
16:A7:458:GLY:O	16:A7:460:PHE:N	2.51	0.44
16:A7:440:HIS:CE1	16:A7:552:GLU:OE2	2.71	0.44
16:A7:842:THR:O	16:A7:846:HIS:HB2	2.17	0.44
17:A8:1309:GLN:O	17:A8:1310:LEU:HD12	2.16	0.44
17:A8:1548:LYS:HA	17:A8:1548:LYS:HD3	1.81	0.44
17:A8:1748:GLY:C	17:A8:1749:MET:HG2	2.35	0.44
17:A8:1755:ASP:HB3	17:A8:1756:ALA:H	1.47	0.44
1:AA:1142:THR:HA	1:AA:1156:LYS:HG3	1.99	0.44
4:AI:4212:ILE:CD1	4:AI:4224:LEU:HD12	2.36	0.44
5:AJ:5009:ASP:O	5:AJ:5010:ARG:HB2	2.17	0.44
5:AJ:5121:LEU:HD11	6:AK:6079:PRO:HB3	1.99	0.44
5:AJ:5142:LEU:HB2	5:AJ:5158:ALA:HB3	1.98	0.44
10:AN:3052:THR:CG2	11:AO:4084:ARG:CZ	2.96	0.44
3:AT:3204:SER:O	3:AT:3205:ALA:HB3	2.18	0.44
5:AV:5012:VAL:O	5:AV:5014:THR:HG22	2.17	0.44
12:AP:5197:PHE:CE2	10:AZ:3195:GLN:HG3	2.52	0.44
8:BH:1036:ARG:HH11	14:B2:7225:ILE:CD1	2.29	0.44
15:B3:79:THR:HB	15:B3:80:SER:H	1.44	0.44
16:B4:288:GLU:HB2	16:B4:354:ASN:ND2	2.32	0.44
16:B4:561:THR:HG22	16:B4:562:ASN:H	1.80	0.44
17:B5:1429:LYS:HE3	17:B5:1433:GLU:OE2	2.17	0.44
16:B7:920:ILE:HD11	16:B7:987:LEU:HG	2.00	0.44
16:B7:266:VAL:CG2	17:B8:1410:LEU:HD13	2.43	0.44
17:B8:1798:ARG:HD2	17:B8:1881:SER:HB3	1.98	0.44
17:B8:2076:PHE:HA	17:B8:2076:PHE:HD2	1.69	0.44
3:BC:3015:PRO:CD	3:BC:3020:TYR:HE2	2.30	0.44
8:BH:1114:PRO:HG2	8:BH:1118:SER:OG	2.17	0.44
11:BK:4171:MET:HA	11:BK:4172:PRO:HD3	1.59	0.44
12:BL:5150:VAL:HG11	12:BL:5179:HIS:CE1	2.53	0.44
3:BQ:3123:THR:HG22	3:BQ:3123:THR:O	2.17	0.44
6:BT:6051:ARG:NH2	17:B8:2138:TRP:CE3	2.86	0.44
13:BM:6150:GLN:HE21	9:BW:2209:THR:CG2	2.30	0.44
16:A5:449:GLU:CG	16:A5:450:LYS:N	2.80	0.44
16:A5:653:VAL:HG12	16:A5:653:VAL:O	2.16	0.44
16:A5:654:MET:CE	16:A5:951:GLY:HA3	2.48	0.44
17:A6:1210:VAL:HG12	17:A6:1211:TRP:N	2.33	0.44
17:A6:1358:LYS:HG2	17:A6:1358:LYS:H	1.57	0.44
16:A7:1022:THR:O	16:A7:1026:SER:HB3	2.17	0.44
16:A7:457:PHE:CD2	16:A7:564:ILE:HD11	2.52	0.44

Continued on next page...

Continued from previous page...

Atom-1	Atom-2	Distance(Å)	Clash(Å)
17:A8:1443:GLN:HA	17:A8:1467:PHE:HE2	1.83	0.44
17:A8:1474:ASN:O	17:A8:1476:GLU:O	2.35	0.44
17:A8:1775:GLU:O	17:A8:1776:PHE:CB	2.60	0.44
17:A8:1757:ALA:HB3	17:A8:1794:TYR:HE1	1.83	0.44
17:A8:1798:ARG:HD2	17:A8:1881:SER:HB3	1.99	0.44
17:A8:1872:ILE:O	17:A8:1872:ILE:HG22	2.17	0.44
4:AI:4227:GLU:O	4:AI:4231:GLN:HG3	2.16	0.44
6:AK:6211:LEU:HG	6:AK:6230:VAL:HG11	1.98	0.44
12:AP:5077:ALA:HA	12:AP:5113:TYR:CE2	2.52	0.44
10:AZ:3066:LYS:HA	10:AZ:3071:ARG:O	2.17	0.44
14:B2:703:GLN:HA	14:B2:704:PRO:HD3	1.78	0.44
15:B3:119:GLU:HG3	16:B4:297:ARG:NH1	2.33	0.44
16:B4:386:VAL:HG12	16:B4:387:MET:N	2.32	0.44
16:B4:452:VAL:C	16:B4:454:GLY:H	2.21	0.44
17:B5:1558:ASP:C	17:B5:1560:PRO:HD3	2.37	0.44
17:B5:2025:GLN:N	17:B5:2026:PRO:CD	2.80	0.44
16:B7:263:LEU:HD23	17:B8:1410:LEU:HD11	1.99	0.44
16:B7:291:VAL:HG13	16:B7:301:THR:OG1	2.17	0.44
16:B7:291:VAL:O	16:B7:291:VAL:CG1	2.65	0.44
16:B7:422:VAL:N	16:B7:484:GLN:CG	2.79	0.44
16:B7:801:LEU:HD23	16:B7:801:LEU:HA	1.51	0.44
16:B7:952:GLY:O	16:B7:953:LEU:HB2	2.17	0.44
17:B8:1289:THR:HG23	17:B8:1336:LYS:HE2	1.98	0.44
17:B8:2079:PRO:HD2	17:B8:2082:ILE:HD12	1.99	0.44
4:BD:4174:PHE:CD2	4:BD:4174:PHE:C	2.89	0.44
13:BM:6040:ASN:HD21	13:BM:6202:GLY:HA2	1.82	0.44
14:BN:7177:TYR:CZ	14:BN:7185:ARG:HB2	2.53	0.44
10:BX:3163:LEU:HA	10:BX:3163:LEU:HD12	1.85	0.44
11:BY:4194:PHE:C	11:BY:4196:ALA:H	2.21	0.44
17:A6:1149:ILE:CG1	17:A6:1149:ILE:O	2.66	0.44
17:A6:1350:HIS:HE1	17:A6:1388:ASP:CB	2.30	0.44
17:A6:1510:CYS:C	17:A6:1512:LYS:N	2.68	0.44
17:A6:1641:LEU:CD1	17:A6:1686:LYS:O	2.65	0.44
17:A6:1644:SER:CB	17:A6:1687:PHE:CE2	2.99	0.44
17:A6:1751:ASP:O	17:A6:1751:ASP:OD2	2.35	0.44
17:A6:1813:SER:HB2	17:A6:1898:LEU:HD21	2.00	0.44
17:A6:1997:ASN:C	17:A6:1999:TYR:N	2.71	0.44
17:A6:2118:TRP:O	17:A6:2120:PHE:N	2.50	0.44
6:AK:6060:GLN:OE1	17:A6:2142:TYR:O	2.35	0.44
16:A7:449:GLU:O	16:A7:450:LYS:HB2	2.17	0.44
17:A8:1951:TYR:O	17:A8:1954:SER:HB2	2.16	0.44
15:AF:126:LEU:HA	15:AF:127:PRO:HD3	1.74	0.44

Continued on next page...

Continued from previous page...

Atom-1	Atom-2	Distance(Å)	Clash(Å)
3:AH:3134:SER:HB3	3:AH:3165:VAL:HG11	1.99	0.44
4:AI:4075:PHE:CE1	4:AI:4082:SER:CB	3.01	0.44
11:AO:4194:PHE:C	11:AO:4196:ALA:H	2.20	0.44
13:AQ:6018:THR:O	13:AQ:6018:THR:HG22	2.17	0.44
14:AR:7008:TYR:HD2	14:AR:7009:ASP:OD1	2.00	0.44
4:AU:4051:THR:HA	4:AU:4055:GLN:HE21	1.83	0.44
4:AU:4047:GLU:O	4:AU:4210:ILE:HD11	2.17	0.44
5:AV:5075:GLY:HA3	5:AV:5228:PHE:CE1	2.53	0.44
5:AV:5239:LEU:HA	5:AV:5239:LEU:HD23	1.86	0.44
9:AY:2073:GLU:HA	9:AY:2074:PRO:HD3	1.84	0.44
10:AZ:3092:GLY:N	10:AZ:3093:PRO:HD3	2.31	0.44
10:AZ:3019:ARG:HB2	10:AZ:3173:GLY:O	2.18	0.44
16:B4:444:LEU:O	16:B4:446:SER:N	2.49	0.44
16:B4:956:ASP:CG	16:B4:958:ARG:HG2	2.38	0.44
17:B5:1860:GLU:HG2	17:B5:1916:LYS:HZ2	1.81	0.44
17:B5:1986:GLU:O	17:B5:1988:ASN:N	2.51	0.44
17:B5:2127:THR:HB	17:B5:2129:GLU:HB2	2.00	0.44
16:B7:336:LEU:O	16:B7:337:SER:CB	2.65	0.44
16:B7:488:TYR:CE1	16:B7:536:LYS:HB3	2.52	0.44
16:B7:786:GLN:O	16:B7:789:MET:HB2	2.17	0.44
17:B8:1471:ILE:CG2	17:B8:1471:ILE:O	2.65	0.44
17:B8:1673:MET:O	17:B8:1677:ILE:HG13	2.17	0.44
1:BA:1230:LYS:O	1:BA:1231:ASP:HB2	2.17	0.44
3:BC:3144:TYR:O	3:BC:3145:GLY:C	2.55	0.44
4:BD:4177:LYS:HD3	17:B5:1753:GLU:OE2	2.18	0.44
5:BE:5094:THR:O	5:BE:5098:THR:HB	2.16	0.44
6:BF:6001:MET:HB3	17:B5:2076:PHE:CZ	2.52	0.44
6:BF:6060:GLN:HE22	17:B5:2143:ALA:HA	1.83	0.44
9:BI:2144:GLN:O	9:BI:2145:ASP:HB2	2.17	0.44
10:BJ:3112:ILE:HD12	10:BJ:3128:ILE:HG12	2.00	0.44
14:BN:7057:ARG:NH1	14:BN:7057:ARG:HG2	2.33	0.44
1:BO:1188:LYS:HE3	1:BO:1188:LYS:HB2	1.79	0.44
7:BU:7036:SER:HB3	7:BU:7049:VAL:HG23	1.99	0.44
9:BW:2162:GLY:O	9:BW:2166:ASP:HB3	2.17	0.44
11:BY:4127:LEU:HA	11:BY:4128:PRO:HD3	1.86	0.44
11:A1:4022:ARG:HA	11:A1:4022:ARG:HD3	1.77	0.44
16:A5:655:ASP:O	16:A5:659:ARG:HG2	2.18	0.44
16:A5:707:ILE:HB	16:A5:708:SER:H	1.56	0.44
16:A5:992:ILE:HD12	17:A6:1178:ARG:HD2	1.99	0.44
17:A6:1915:VAL:C	17:A6:1917:HIS:H	2.19	0.44
16:A5:476:GLN:HB3	17:A6:1980:LEU:HD12	2.00	0.44
17:A6:2007:ARG:O	17:A6:2063:LEU:HD13	2.18	0.44

Continued on next page...

Continued from previous page...

Atom-1	Atom-2	Distance(Å)	Clash(Å)
16:A7:646:THR:HA	16:A7:649:ILE:HG13	2.00	0.44
16:A7:765:LEU:HD22	16:A7:770:LEU:CD2	2.48	0.44
6:AW:6060:GLN:OE1	17:A8:2142:TYR:O	2.35	0.44
1:AC:1124:LEU:HD12	1:AC:1124:LEU:HA	1.74	0.44
15:AF:140:LEU:O	15:AF:140:LEU:HD12	2.17	0.44
3:AH:3070:ASN:HD21	3:AH:3072:LYS:H	1.50	0.44
3:AH:3224:GLU:HG2	3:AH:3225:VAL:N	2.30	0.44
4:AI:4053:LYS:HA	4:AI:4053:LYS:HD3	1.81	0.44
6:AK:6156:LEU:HD13	6:AK:6159:THR:HB	1.99	0.44
6:AK:6171:TYR:C	6:AK:6171:TYR:CD2	2.91	0.44
7:AL:7078:SER:HB2	7:AL:7164:THR:HG23	2.00	0.44
10:AN:3087:TYR:CD2	10:AN:3087:TYR:O	2.70	0.44
3:AT:3215:THR:HG23	3:AT:3230:PHE:CE1	2.48	0.44
4:AU:4075:PHE:CE1	4:AU:4082:SER:CB	2.99	0.44
14:B2:7062:LEU:HD13	14:B2:7079:LEU:HD11	2.00	0.44
17:B5:1644:SER:CB	17:B5:1687:PHE:CE2	3.00	0.44
17:B5:2058:ILE:O	17:B5:2062:VAL:HG23	2.17	0.44
17:B5:2118:TRP:C	17:B5:2120:PHE:N	2.70	0.44
15:B6:127:PRO:HD2	15:B6:128:TYR:CD2	2.52	0.44
16:B7:725:LYS:HA	16:B7:725:LYS:HD2	1.75	0.44
16:B7:984:LEU:O	16:B7:988:SER:CB	2.65	0.44
17:B8:1453:GLU:O	17:B8:1454:LYS:C	2.55	0.44
17:B8:1486:SER:O	17:B8:1490:GLN:HG2	2.18	0.44
17:B8:1688:MET:HB2	17:B8:1689:SER:H	1.48	0.44
17:B8:2118:TRP:C	17:B8:2120:PHE:N	2.71	0.44
2:BB:2021:ILE:HG21	2:BB:2153:SER:HB3	1.98	0.44
5:BE:5101:LEU:CD1	12:BL:5057:THR:HG22	2.47	0.44
6:BF:6014:SER:HB3	6:BF:6018:ARG:O	2.18	0.44
8:BV:1025:TYR:CE1	9:BW:2132:LEU:HG	2.53	0.44
16:A5:1028:LEU:HD23	17:A6:1216:GLY:O	2.16	0.44
17:A6:1456:MET:HG2	17:A6:1456:MET:O	2.16	0.44
17:A6:1543:THR:O	17:A6:1545:SER:N	2.51	0.44
17:A6:1548:LYS:HD3	17:A6:1548:LYS:HA	1.78	0.44
17:A6:1672:ILE:HG13	17:A6:1719:ILE:CD1	2.48	0.44
16:A7:328:ASP:HA	16:A7:329:PRO:HD2	1.81	0.44
16:A7:386:VAL:O	16:A7:389:ILE:HB	2.18	0.44
16:A7:743:ALA:O	16:A7:747:SER:HB3	2.18	0.44
17:A8:1572:TRP:N	17:A8:1776:PHE:HZ	2.15	0.44
17:A8:1810:GLN:HG2	17:A8:1839:LYS:HE2	1.99	0.44
1:AC:1230:LYS:O	1:AC:1231:ASP:HB2	2.17	0.44
2:AG:2222:LEU:HD12	2:AG:2222:LEU:O	2.17	0.44
3:AH:3147:GLN:HB3	3:AH:3149:TYR:HE1	1.83	0.44

Continued on next page...

Continued from previous page...

Atom-1	Atom-2	Distance(Å)	Clash(Å)
6:AK:6015:PRO:HA	7:AL:7025:TYR:CD1	2.52	0.44
9:AM:2024:PRO:HA	13:A3:6187:ILE:HD11	2.00	0.44
14:AR:7025:LEU:O	14:AR:7027:ARG:N	2.51	0.44
7:AL:7071:ARG:NH1	14:AR:7064:THR:OG1	2.50	0.44
2:AS:2035:LEU:HD11	2:AS:2192:ALA:HB1	2.00	0.44
2:AS:2236:ARG:CG	2:AS:2236:ARG:NH1	2.80	0.44
3:AT:3174:THR:O	3:AT:3178:MET:HE2	2.18	0.44
4:AU:4114:ALA:HB2	4:AU:4150:THR:HG22	1.98	0.44
9:AY:2001:THR:HG23	9:AY:2033:LYS:HZ3	1.79	0.44
10:AZ:3079:THR:HG1	10:AZ:3111:PHE:HE1	1.60	0.44
17:B5:1672:ILE:HG13	17:B5:1719:ILE:CD1	2.48	0.44
16:B7:432:VAL:O	16:B7:436:SER:HB2	2.17	0.44
17:B8:1392:GLY:C	17:B8:1393:ILE:CG1	2.85	0.44
17:B8:1474:ASN:O	17:B8:1476:GLU:O	2.35	0.44
1:BA:1225:VAL:CG1	1:BA:1236:LEU:HD12	2.47	0.44
1:BA:1203:VAL:HG12	1:BA:1244:ARG:HG2	2.00	0.44
2:BB:2061:LEU:HD12	2:BB:2061:LEU:HA	1.61	0.44
2:BB:2035:LEU:HD11	2:BB:2192:ALA:HB1	2.00	0.44
3:BC:3061:THR:O	3:BC:3062:SER:C	2.56	0.44
3:BC:3204:SER:O	3:BC:3205:ALA:HB3	2.17	0.44
4:BD:4034:VAL:HG22	4:BD:4035:GLY:H	1.82	0.44
5:BE:5122:ARG:CA	5:BE:5132:ARG:HB3	2.47	0.44
5:BE:5142:LEU:HB2	5:BE:5158:ALA:HB3	1.99	0.44
8:BH:1185:ARG:HG2	8:BH:1185:ARG:HH11	1.83	0.44
10:BJ:3044:ILE:HG22	10:BJ:3096:VAL:HB	1.99	0.44
11:BK:4194:PHE:C	11:BK:4196:ALA:H	2.21	0.44
1:BO:1123:ASN:ND2	2:BP:2083:ARG:HH21	2.04	0.44
7:BU:7071:ARG:NH1	14:B2:7064:THR:OG1	2.50	0.44
8:BV:1127:ALA:O	8:BV:1131:SER:HB3	2.17	0.44
12:BZ:5149:SER:OG	12:BZ:5152:ASP:HB2	2.18	0.44
16:A5:515:ALA:O	16:A5:519:GLU:HG2	2.18	0.44
17:A6:1218:GLU:OE2	17:A6:1221:PHE:HB3	2.18	0.44
17:A6:1395:ILE:HD13	17:A6:1396:PRO:HD2	1.98	0.44
17:A6:1667:ASP:HB3	17:A6:1670:SER:HB3	1.99	0.44
17:A6:1952:VAL:HG12	17:A6:1953:CYS:N	2.30	0.44
17:A8:1254:ILE:HG13	17:A8:1254:ILE:H	1.64	0.44
17:A8:1296:TYR:O	17:A8:1300:GLN:HG3	2.17	0.44
17:A8:1395:ILE:HD13	17:A8:1396:PRO:HD3	1.98	0.44
17:A8:1510:CYS:O	17:A8:1512:LYS:N	2.51	0.44
17:A8:1672:ILE:HG13	17:A8:1719:ILE:CD1	2.48	0.44
17:A8:1941:ARG:HG3	17:A8:1941:ARG:NH1	2.33	0.44
17:A8:1961:SER:H	17:A8:1963:GLN:HG3	1.81	0.44

Continued on next page...

Continued from previous page...

Atom-1	Atom-2	Distance(Å)	Clash(Å)
17:A8:1999:TYR:OH	17:A8:2061:ASN:ND2	2.51	0.44
8:AB:1055:ILE:HD11	8:AB:1093:LEU:CD1	2.47	0.44
1:AC:1043:LEU:HD12	1:AC:1043:LEU:O	2.18	0.44
15:AF:103:ASN:ND2	15:AF:111:TRP:CE3	2.85	0.44
3:AH:3115:LEU:O	3:AH:3118:ILE:N	2.41	0.44
9:AM:2034:LEU:HD12	9:AM:2034:LEU:HA	1.60	0.44
5:AV:5207:VAL:HG23	5:AV:5207:VAL:O	2.18	0.44
10:AZ:3109:LYS:HB3	10:AZ:3109:LYS:NZ	2.32	0.44
16:B4:386:VAL:O	16:B4:389:ILE:HB	2.17	0.44
17:B5:1667:ASP:HB3	17:B5:1670:SER:HB3	2.00	0.44
17:B5:2007:ARG:O	17:B5:2063:LEU:HD13	2.18	0.44
16:B7:270:LEU:O	16:B7:273:VAL:HG23	2.17	0.44
16:B7:452:VAL:C	16:B7:454:GLY:H	2.19	0.44
16:B7:458:GLY:O	16:B7:460:PHE:N	2.51	0.44
16:B7:650:ARG:HB3	16:B7:694:PHE:CE1	2.53	0.44
16:B7:783:MET:O	16:B7:787:GLU:HG2	2.17	0.44
17:B8:1350:HIS:O	17:B8:1350:HIS:CD2	2.71	0.44
17:B8:1461:ARG:NH2	17:B8:1501:LEU:HD22	2.32	0.44
17:B8:1757:ALA:HB3	17:B8:1794:TYR:HE1	1.83	0.44
17:B8:2118:TRP:O	17:B8:2119:LYS:C	2.56	0.44
1:BA:1192:ASP:OD1	1:BA:1193:HIS:HD2	2.01	0.44
3:BC:3086:ILE:O	3:BC:3090:THR:HG23	2.17	0.44
8:BH:1037:VAL:O	8:BH:1038:HIS:HB2	2.18	0.44
1:BO:1014:ARG:HD3	1:BO:1026:TYR:CD2	2.53	0.44
3:BQ:3147:GLN:HB3	3:BQ:3149:TYR:HE1	1.81	0.44
4:BR:4204:GLN:N	4:BR:4209:ASN:ND2	2.65	0.44
4:BR:4212:ILE:CD1	4:BR:4224:LEU:HD12	2.35	0.44
7:BU:7172:LYS:O	7:BU:7176:GLU:HG3	2.18	0.44
10:BX:3065:TYR:CD1	10:BX:3073:ILE:HB	2.53	0.44
11:A1:4108:LYS:HD2	11:A1:4108:LYS:HA	1.65	0.44
12:A2:5077:ALA:HA	12:A2:5113:TYR:CE2	2.53	0.44
13:A3:6002:THR:HG21	13:A3:6133:ALA:HB3	2.00	0.44
16:A5:743:ALA:O	16:A5:747:SER:HB3	2.17	0.44
16:A5:770:LEU:HD13	16:A5:775:VAL:HG22	2.00	0.44
17:A6:1238:GLN:OE1	17:A6:1248:THR:CG2	2.63	0.44
17:A6:1392:GLY:C	17:A6:1393:ILE:CG1	2.84	0.44
17:A6:1968:LEU:O	17:A6:2013:ILE:CD1	2.65	0.44
17:A6:2097:GLY:O	17:A6:2101:ASN:HB2	2.17	0.44
16:A7:614:LEU:HD23	16:A7:614:LEU:HA	1.84	0.44
17:A8:1408:LEU:HA	17:A8:1408:LEU:HD12	1.85	0.44
17:A8:1461:ARG:NH2	17:A8:1501:LEU:HD22	2.33	0.44
17:A8:1610:PHE:CD2	17:A8:1610:PHE:C	2.91	0.44

Continued on next page...

Continued from previous page...

Atom-1	Atom-2	Distance(Å)	Clash(Å)
17:A8:1895:ASN:O	17:A8:1898:LEU:HB2	2.18	0.44
3:AH:3112:VAL:HG22	3:AH:3137:TYR:CD1	2.52	0.44
5:AJ:5052:LYS:HB2	5:AJ:5216:ASN:HA	2.00	0.44
10:AN:3170:ALA:O	12:A2:5169:ALA:HB1	2.18	0.44
3:AT:3125:HIS:O	3:AT:3127:GLY:N	2.45	0.44
4:AU:4033:ALA:HB3	4:AU:4076:SER:OG	2.17	0.44
4:AU:4181:ARG:NH2	5:AV:5060:GLU:HA	2.33	0.44
6:AW:6037:GLY:O	6:AW:6158:GLY:HA2	2.18	0.44
14:B2:7010:ASN:CB	14:B2:7193:ASP:OD2	2.65	0.44
16:B4:743:ALA:O	16:B4:747:SER:HB3	2.18	0.44
17:B5:1358:LYS:HG2	17:B5:1358:LYS:H	1.59	0.44
17:B5:1792:HIS:HA	17:B5:1793:PRO:HD3	1.69	0.44
15:B6:119:GLU:HG3	16:B7:297:ARG:NH1	2.32	0.44
16:B7:654:MET:CE	16:B7:951:GLY:HA3	2.48	0.44
16:B7:703:GLU:OE2	16:B7:703:GLU:HA	2.18	0.44
17:B8:1213:THR:O	17:B8:1215:LEU:N	2.51	0.44
17:B8:1309:GLN:O	17:B8:1310:LEU:HD12	2.17	0.44
17:B8:1399:VAL:O	17:B8:1401:VAL:N	2.50	0.44
17:B8:1581:VAL:CG1	17:B8:1582:MET:H	2.31	0.44
17:B8:1700:ILE:O	17:B8:1704:LEU:HG	2.18	0.44
17:B8:2030:LEU:HA	17:B8:2030:LEU:HD23	1.61	0.44
5:BE:5156:PHE:CE1	5:BE:5166:ARG:HB2	2.53	0.44
2:BP:2199:SER:O	2:BP:2200:VAL:C	2.56	0.44
3:BQ:3120:GLN:HE22	3:BQ:3124:GLN:NE2	2.16	0.44
4:BR:4043:VAL:O	4:BR:4044:LEU:HD23	2.17	0.44
6:BT:6026:LEU:CD1	6:BT:6148:GLN:HB3	2.48	0.44
11:BY:4091:ILE:HA	11:BY:4091:ILE:HD12	1.67	0.44
11:A1:4091:ILE:HG12	11:A1:4121:LEU:HA	1.99	0.44
14:A4:7008:TYR:HD2	14:A4:7009:ASP:OD1	2.01	0.44
16:A5:449:GLU:O	16:A5:450:LYS:HB2	2.18	0.44
16:A5:701:THR:C	16:A5:703:GLU:H	2.20	0.44
16:A5:786:GLN:O	16:A5:789:MET:HB2	2.17	0.44
16:A5:756:LYS:HA	16:A5:800:LEU:HD21	2.00	0.44
16:A5:839:LEU:HD23	16:A5:881:VAL:HG11	1.98	0.44
17:A6:1468:VAL:C	17:A6:1470:GLN:N	2.72	0.44
17:A6:1474:ASN:HB3	17:A6:1475:LEU:H	1.47	0.44
17:A6:1815:PRO:O	17:A6:1816:SER:C	2.56	0.44
17:A6:2023:GLU:O	17:A6:2026:PRO:HD2	2.18	0.44
17:A6:2025:GLN:N	17:A6:2026:PRO:CD	2.80	0.44
17:A8:1159:THR:HG22	17:A8:1163:LYS:HZ1	1.83	0.44
17:A8:2001:GLU:HA	17:A8:2056:ILE:HD13	1.99	0.44
17:A8:2063:LEU:HA	17:A8:2063:LEU:HD23	1.62	0.44

Continued on next page...

Continued from previous page...

Atom-1	Atom-2	Distance(Å)	Clash(Å)
8:AB:1107:LYS:HB2	8:AB:1107:LYS:HE3	1.70	0.44
1:AC:1126:GLN:O	1:AC:1129:THR:HB	2.17	0.44
10:AN:3138:PHE:CE1	13:A3:6185:ARG:HD2	2.53	0.44
12:AP:5177:LEU:HA	12:AP:5177:LEU:HD23	1.78	0.44
4:AU:4202:VAL:O	4:AU:4202:VAL:HG12	2.18	0.44
7:AX:7108:ILE:HB	7:AX:7109:PRO:HD3	2.00	0.44
12:BZ:5025:TRP:CZ3	13:B1:6135:SER:HA	2.53	0.44
16:B4:627:LEU:HD13	16:B4:668:MET:HB3	1.99	0.44
16:B7:697:ILE:CG2	16:B7:793:ILE:HG21	2.48	0.44
17:B8:1160:THR:CB	17:B8:1162:GLU:HB2	2.46	0.44
17:B8:1548:LYS:HA	17:B8:1548:LYS:HD3	1.77	0.44
17:B8:2007:ARG:CZ	17:B8:2056:ILE:HG23	2.48	0.44
4:BD:4078:LEU:HD12	4:BD:4130:GLY:HA3	2.00	0.44
4:BD:4180:ASP:HB2	4:BD:4182:LYS:HE2	2.00	0.44
4:BD:4181:ARG:NH2	5:BE:5060:GLU:HA	2.33	0.44
6:BF:6021:GLN:HA	6:BF:6021:GLN:OE1	2.18	0.44
1:BO:1087:ILE:N	1:BO:1088:PRO:CD	2.80	0.44
10:BX:3060:TYR:C	10:BX:3060:TYR:CD1	2.90	0.44
16:A5:328:ASP:HA	16:A5:329:PRO:HD2	1.79	0.43
16:A5:790:ASP:OD1	16:A5:792:LYS:N	2.45	0.43
16:A5:840:VAL:O	16:A5:844:LEU:HG	2.17	0.43
16:A5:981:ILE:HD11	17:A6:1172:VAL:HG23	2.00	0.43
17:A6:2000:ASN:O	17:A6:2000:ASN:OD1	2.36	0.43
17:A6:2112:LYS:O	17:A6:2115:ALA:HB2	2.18	0.43
16:A7:590:ASN:OD1	16:A7:591:PRO:HD2	2.17	0.43
17:A8:1491:ILE:HD12	17:A8:1491:ILE:HA	1.78	0.43
1:AA:1147:ASP:OD2	9:AM:2072:ARG:NH2	2.51	0.43
8:AB:1161:GLN:HE21	8:AD:1136:GLY:HA2	1.83	0.43
4:AI:4140:PRO:O	4:AI:4141:ARG:HB2	2.18	0.43
5:AJ:5050:VAL:HG22	5:AJ:5067:ILE:HD11	1.99	0.43
6:AK:6001:MET:HE3	6:AK:6003:ARG:HE	1.83	0.43
6:AK:6062:LYS:HB3	6:AK:6062:LYS:HE3	1.65	0.43
6:AW:6045:VAL:HG12	6:AW:6046:LEU:N	2.33	0.43
10:AZ:3133:ALA:HA	10:AZ:3136:GLN:OE1	2.18	0.43
17:B5:1281:LEU:O	17:B5:1285:ILE:HG13	2.18	0.43
17:B5:1664:ASN:C	17:B5:1666:ASP:N	2.72	0.43
17:B5:2001:GLU:HA	17:B5:2056:ILE:HD13	1.99	0.43
17:B8:1289:THR:HG23	17:B8:1336:LYS:CE	2.48	0.43
3:BC:3036:ILE:HD12	3:BC:3197:LEU:CD1	2.47	0.43
11:BK:4171:MET:HE3	11:BK:4173:MET:HB2	1.99	0.43
13:BM:6018:THR:CG2	13:BM:6030:TYR:CD1	2.89	0.43
13:BM:603:ASN:C	13:BM:603:ASN:HD22	2.20	0.43

Continued on next page...

Continued from previous page...

Atom-1	Atom-2	Distance(Å)	Clash(Å)
2:BP:2047:THR:HG21	2:BP:2063:LYS:HE2	1.99	0.43
2:BP:2063:LYS:HG2	2:BP:2075:TYR:HE1	1.82	0.43
4:BR:4139:ASP:HB3	4:BR:4140:PRO:HD2	2.00	0.43
6:BT:6037:GLY:O	6:BT:6158:GLY:HA2	2.18	0.43
6:BT:6213:ILE:HG22	6:BT:6214:ALA:N	2.33	0.43
11:BY:4074:LEU:HA	11:BY:4074:LEU:HD23	1.72	0.43
16:A5:635:ARG:NH2	16:A5:677:ASP:OD1	2.51	0.43
16:A5:844:LEU:HD22	16:A5:899:PHE:CZ	2.53	0.43
17:A6:1343:VAL:O	17:A6:1346:ILE:HG13	2.17	0.43
17:A6:1798:ARG:HD2	17:A6:1881:SER:HB3	1.99	0.43
17:A6:1837:PRO:N	17:A6:1941:ARG:HH22	2.16	0.43
17:A6:2079:PRO:HD2	17:A6:2082:ILE:HD12	2.00	0.43
16:A7:418:VAL:HG21	16:A7:424:ILE:HD12	2.00	0.43
16:A7:776:THR:HG22	16:A7:777:LYS:N	2.33	0.43
16:A7:938:PHE:HA	16:A7:939:PRO:HD3	1.83	0.43
16:A7:984:LEU:O	16:A7:988:SER:CB	2.65	0.43
17:A8:1533:PRO:HB2	17:A8:1536:VAL:HG23	2.00	0.43
17:A8:2112:LYS:O	17:A8:2115:ALA:HB2	2.18	0.43
8:AD:1107:LYS:HE3	8:AD:1107:LYS:HB2	1.71	0.43
10:AN:3029:ASN:ND2	10:AN:3030:LYS:HE3	2.33	0.43
11:AO:4091:ILE:HA	11:AO:4091:ILE:HD12	1.66	0.43
2:AS:2140:ASP:OD1	2:AS:2143:ASN:HB2	2.18	0.43
4:AU:4134:LEU:HD11	4:AU:4164:ILE:HG22	2.00	0.43
9:AY:2104:ASP:HB2	9:AY:2105:PRO:HD2	2.00	0.43
13:B1:6018:THR:CG2	13:B1:6030:TYR:CD1	2.89	0.43
15:B3:126:LEU:HA	15:B3:127:PRO:HD3	1.73	0.43
16:B4:1024:SER:O	16:B4:1026:SER:N	2.49	0.43
16:B4:328:ASP:HA	16:B4:329:PRO:HD2	1.80	0.43
16:B4:889:LEU:HG	16:B4:889:LEU:O	2.18	0.43
16:B4:981:ILE:HD11	17:B5:1172:VAL:HG23	1.99	0.43
17:B5:1333:ASP:OD1	17:B5:1333:ASP:N	2.52	0.43
17:B5:1491:ILE:HD12	17:B5:1491:ILE:HA	1.81	0.43
17:B5:1562:TYR:CD2	17:B5:1562:TYR:N	2.85	0.43
17:B5:1740:PHE:C	17:B5:1742:HIS:N	2.71	0.43
16:B7:1005:ASP:CB	16:B7:1008:TYR:HB2	2.48	0.43
17:B8:1183:PHE:HD1	17:B8:1208:LEU:HD23	1.83	0.43
17:B8:1562:TYR:HD2	17:B8:1562:TYR:N	2.15	0.43
4:BR:4177:LYS:HB3	17:B8:1753:GLU:OE2	2.18	0.43
3:BC:3125:HIS:O	3:BC:3127:GLY:N	2.47	0.43
4:BD:4134:LEU:CD1	4:BD:4164:ILE:HG22	2.48	0.43
5:BE:5052:LYS:HB2	5:BE:5216:ASN:HA	1.98	0.43
5:BE:5056:SER:HA	5:BE:5057:PRO:HD3	1.87	0.43

Continued on next page...

Continued from previous page...

Atom-1	Atom-2	Distance(Å)	Clash(Å)
7:BG:7128:VAL:O	7:BG:7128:VAL:HG23	2.18	0.43
8:BH:1115:LEU:O	8:BH:1116:GLY:C	2.57	0.43
11:BK:4048:GLU:HG3	11:BK:4049:ALA:N	2.34	0.43
13:BM:6077:ILE:CG2	13:BM:6078:ASN:N	2.81	0.43
3:BQ:3066:LEU:HD12	3:BQ:3066:LEU:HA	1.80	0.43
4:BR:4142:ASP:OD1	4:BR:4143:ASP:N	2.51	0.43
6:BT:6051:ARG:NH2	17:B8:2138:TRP:HE3	2.17	0.43
6:BT:6054:ASP:HB3	6:BT:6056:LEU:H	1.83	0.43
6:BT:6175:THR:CG2	6:BT:6179:PHE:HD2	2.28	0.43
7:BU:7159:TYR:HB3	7:BU:7161:GLY:O	2.18	0.43
10:BX:3049:THR:HG21	11:BY:4121:LEU:HB3	1.99	0.43
13:A3:601:GLN:HG3	14:A4:701:THR:HG21	1.99	0.43
8:AB:1029:ARG:HG2	14:A4:7179:ARG:NH1	2.33	0.43
16:A5:410:PHE:O	16:A5:413:SER:HB3	2.17	0.43
16:A5:680:LEU:HD21	16:A5:684:LEU:HD11	2.00	0.43
17:A6:1395:ILE:HD13	17:A6:1396:PRO:HD3	2.00	0.43
17:A6:1757:ALA:HB3	17:A6:1794:TYR:HE1	1.83	0.43
16:A7:457:PHE:HB3	16:A7:458:GLY:H	1.69	0.43
17:A8:1343:VAL:O	17:A8:1346:ILE:HG13	2.18	0.43
17:A8:1476:GLU:HB3	17:A8:1477:SER:H	1.64	0.43
17:A8:1688:MET:HB2	17:A8:1689:SER:H	1.49	0.43
17:A8:2127:THR:HB	17:A8:2129:GLU:HB2	2.00	0.43
4:AI:4060:THR:O	4:AI:4060:THR:HG22	2.18	0.43
4:AI:4093:ALA:HA	4:AI:4104:VAL:HG11	1.98	0.43
6:AK:6001:MET:CE	16:A5:524:PRO:HB2	2.48	0.43
9:AM:2144:GLN:O	9:AM:2145:ASP:HB2	2.18	0.43
10:AN:3052:THR:HG22	11:AO:4084:ARG:CZ	2.48	0.43
10:AN:3164:ASN:HD21	13:A3:6143:ASN:ND2	2.15	0.43
6:AW:6062:LYS:HE3	6:AW:6062:LYS:HB3	1.64	0.43
9:BI:2209:THR:CG2	13:B1:6150:GLN:HE21	2.30	0.43
14:B2:7092:MET:HE3	14:B2:7124:LEU:HA	1.99	0.43
16:B4:263:LEU:HD23	17:B5:1410:LEU:HD11	1.99	0.43
16:B4:844:LEU:HD22	16:B4:899:PHE:CZ	2.53	0.43
17:B5:1375:GLU:O	17:B5:1376:LEU:CB	2.63	0.43
17:B5:1777:ARG:C	17:B5:1779:PRO:CD	2.82	0.43
17:B5:1999:TYR:OH	17:B5:2061:ASN:ND2	2.51	0.43
16:B7:1002:PRO:HD2	16:B7:1008:TYR:CD1	2.53	0.43
16:B7:701:THR:C	16:B7:703:GLU:H	2.22	0.43
17:B8:1510:CYS:C	17:B8:1512:LYS:H	2.21	0.43
17:B8:1815:PRO:O	17:B8:1816:SER:C	2.57	0.43
17:B8:2040:VAL:HG12	17:B8:2041:ASN:OD1	2.19	0.43
3:BC:3063:THR:HA	3:BC:3212:GLU:OE1	2.17	0.43

Continued on next page...

Continued from previous page...

Atom-1	Atom-2	Distance(Å)	Clash(Å)
4:BD:4021:GLU:H	4:BD:4021:GLU:HG2	1.44	0.43
5:BE:5146:GLY:HA2	5:BE:5222:ILE:HG12	2.00	0.43
11:BK:4045:PHE:HB3	11:BK:4101:VAL:HG12	1.99	0.43
14:BN:7092:MET:HE3	14:BN:7124:LEU:HA	1.99	0.43
14:BN:7043:VAL:HG22	14:BN:7108:VAL:HG22	2.00	0.43
4:BR:4024:LEU:O	4:BR:4027:VAL:HB	2.19	0.43
4:BR:4162:GLN:HA	4:BR:4162:GLN:HE21	1.82	0.43
4:BR:4213:THR:HA	4:BR:4223:ALA:HA	2.00	0.43
5:BS:5075:GLY:HA3	5:BS:5228:PHE:CE1	2.54	0.43
7:BU:7108:ILE:HB	7:BU:7109:PRO:HD3	2.00	0.43
16:A5:1019:MET:HB2	16:A5:1019:MET:HE2	1.89	0.43
17:A6:1184:HIS:CD2	17:A6:1283:ASP:OD2	2.71	0.43
16:A7:935:CYS:O	17:A8:1250:THR:HA	2.18	0.43
17:A8:1848:TYR:O	17:A8:1851:LYS:HB3	2.18	0.43
17:A8:1952:VAL:HG11	17:A8:1971:ILE:HG13	2.00	0.43
17:A8:1968:LEU:O	17:A8:2013:ILE:HD13	2.17	0.43
17:A8:2076:PHE:HA	17:A8:2076:PHE:HD2	1.68	0.43
1:AA:1087:ILE:N	1:AA:1088:PRO:CD	2.81	0.43
1:AA:1203:VAL:HG12	1:AA:1244:ARG:HG2	2.01	0.43
8:AB:1044:CYS:HB2	8:AB:1098:ILE:HB	1.99	0.43
6:AK:6130:VAL:O	6:AK:6149:PRO:HG3	2.18	0.43
9:AM:2042:TRP:HB2	9:AM:2178:MET:HE2	1.99	0.43
3:AT:3099:LEU:HD12	3:AT:3099:LEU:HA	1.62	0.43
3:AT:3120:GLN:O	3:AT:3120:GLN:NE2	2.50	0.43
3:AT:3174:THR:HG22	3:AT:3178:MET:CE	2.47	0.43
9:AY:2059:ILE:N	9:AY:2059:ILE:CD1	2.81	0.43
12:AP:5169:ALA:HB1	10:AZ:3170:ALA:O	2.18	0.43
16:B4:1005:ASP:HB2	16:B4:1008:TYR:HB2	2.00	0.43
16:B4:654:MET:CE	16:B4:951:GLY:HA3	2.48	0.43
17:B5:1837:PRO:N	17:B5:1941:ARG:HH22	2.16	0.43
17:B5:1848:TYR:C	17:B5:1848:TYR:CD2	2.92	0.43
16:B7:410:PHE:O	16:B7:413:SER:HB3	2.18	0.43
16:B7:572:GLU:CD	16:B7:610:SER:HG	2.21	0.43
16:B7:770:LEU:HD13	16:B7:775:VAL:HG22	2.00	0.43
16:B7:790:ASP:OD1	16:B7:792:LYS:N	2.50	0.43
17:B8:1151:THR:HG23	17:B8:1158:ASN:ND2	2.34	0.43
17:B8:1393:ILE:HG21	17:B8:1393:ILE:HD13	1.71	0.43
3:BC:3143:ARG:NE	3:BC:3144:TYR:CE2	2.86	0.43
3:BC:3152:ASN:ND2	3:BC:3154:SER:CB	2.80	0.43
5:BE:5046:VAL:HG11	5:BE:5145:ALA:HB1	2.00	0.43
5:BE:5207:VAL:O	5:BE:5207:VAL:HG23	2.19	0.43
8:BH:1107:LYS:HB2	8:BH:1107:LYS:HE3	1.70	0.43

Continued on next page...

Continued from previous page...

Atom-1	Atom-2	Distance(Å)	Clash(Å)
9:BI:2024:PRO:HA	13:B1:6187:ILE:HD11	1.98	0.43
10:BJ:3058:PHE:CE2	10:BJ:3082:VAL:HG22	2.53	0.43
10:BJ:3087:TYR:O	10:BJ:3087:TYR:CD2	2.71	0.43
11:BK:4138:TYR:CE1	11:BK:4171:MET:HG3	2.53	0.43
3:BQ:3015:PRO:HG2	3:BQ:3020:TYR:HE2	1.84	0.43
3:BQ:3163:ILE:HG13	3:BQ:3164:SER:N	2.34	0.43
6:BT:6001:MET:HB3	17:B8:2076:PHE:CZ	2.54	0.43
8:BV:1003:ILE:HD12	8:BV:1044:CYS:HB3	2.01	0.43
8:BV:1003:ILE:HD13	8:BV:1046:SER:HB3	2.00	0.43
13:A3:601:GLN:CG	13:A3:602:PHE:N	2.79	0.43
14:A4:7057:ARG:NH1	14:A4:7057:ARG:HG2	2.34	0.43
15:AE:119:GLU:CD	16:A5:297:ARG:HH12	2.21	0.43
17:A6:1476:GLU:HB3	17:A6:1477:SER:H	1.65	0.43
17:A6:1688:MET:HB2	17:A6:1689:SER:H	1.48	0.43
17:A8:1392:GLY:C	17:A8:1393:ILE:CG1	2.85	0.43
17:A8:1639:VAL:O	17:A8:1643:ILE:HG13	2.18	0.43
17:A8:1720:TRP:HB3	17:A8:1766:MET:HE1	2.00	0.43
8:AD:1008:PHE:CD1	8:AD:1008:PHE:N	2.86	0.43
8:AD:1072:THR:HA	8:AD:1073:PRO:HD3	1.75	0.43
8:AD:1178:LEU:HD12	8:AD:1178:LEU:HA	1.86	0.43
2:AG:2061:LEU:HA	2:AG:2061:LEU:HD12	1.56	0.43
3:AH:3099:LEU:O	3:AH:3101:THR:N	2.51	0.43
6:AK:6037:GLY:O	6:AK:6158:GLY:HA2	2.18	0.43
7:AL:7036:SER:HB3	7:AL:7049:VAL:HG23	1.99	0.43
12:AP:5149:SER:OG	12:AP:5152:ASP:HB2	2.19	0.43
14:AR:7119:LEU:O	14:AR:7130:SER:OG	2.33	0.43
3:AT:3143:ARG:NH2	3:AT:3144:TYR:OH	2.51	0.43
6:AW:6171:TYR:C	6:AW:6171:TYR:CD2	2.91	0.43
13:B1:6098:VAL:HG23	13:B1:6098:VAL:O	2.18	0.43
14:B2:7122:VAL:HG13	14:B2:7122:VAL:O	2.18	0.43
17:B5:1218:GLU:OE2	17:B5:1221:PHE:HB3	2.18	0.43
17:B5:1314:TYR:C	17:B5:1314:TYR:CD2	2.92	0.43
17:B8:1338:GLN:NE2	17:B8:1381:TYR:CE1	2.86	0.43
17:B8:1837:PRO:N	17:B8:1941:ARG:HH22	2.16	0.43
17:B8:1968:LEU:O	17:B8:2013:ILE:HD13	2.19	0.43
17:B8:2062:VAL:HG11	17:B8:2103:ALA:HB2	2.01	0.43
4:BD:4033:ALA:HB3	4:BD:4076:SER:OG	2.19	0.43
4:BD:4139:ASP:HB3	4:BD:4140:PRO:HD2	2.00	0.43
6:BF:6037:GLY:O	6:BF:6158:GLY:HA2	2.18	0.43
6:BF:6208:VAL:HG23	6:BF:6209:ASP:OD1	2.17	0.43
1:BO:1142:THR:HA	1:BO:1156:LYS:HG3	2.01	0.43
10:BX:3018:LEU:HD12	10:BX:3175:GLY:HA3	2.00	0.43

Continued on next page...

Continued from previous page...

Atom-1	Atom-2	Distance(Å)	Clash(Å)
10:AZ:3052:THR:CG2	11:A1:4084:ARG:CZ	2.97	0.43
13:A3:6040:ASN:HD21	13:A3:6202:GLY:HA2	1.83	0.43
17:A6:1220:VAL:O	17:A6:1220:VAL:HG12	2.17	0.43
17:A6:1883:ILE:O	17:A6:1887:ILE:HG13	2.19	0.43
17:A6:1983:THR:O	17:A6:1985:GLU:N	2.52	0.43
16:A7:1025:GLY:C	16:A7:1027:SER:N	2.71	0.43
16:A7:291:VAL:CG1	16:A7:291:VAL:O	2.67	0.43
16:A7:790:ASP:OD1	16:A7:792:LYS:N	2.51	0.43
16:A7:840:VAL:O	16:A7:844:LEU:HG	2.18	0.43
17:A8:1453:GLU:O	17:A8:1454:LYS:C	2.57	0.43
17:A8:2062:VAL:HG13	17:A8:2089:LEU:HD21	2.00	0.43
1:AA:1092:ASN:HD22	1:AA:1092:ASN:C	2.22	0.43
1:AC:1188:LYS:HE3	1:AC:1188:LYS:HB2	1.84	0.43
7:AL:7227:HIS:ND1	7:AL:7227:HIS:O	2.51	0.43
2:AS:2158:PRO:HB2	3:AT:3058:GLU:HB3	2.00	0.43
3:AT:3015:PRO:HG2	3:AT:3020:TYR:HE2	1.84	0.43
4:AU:4060:THR:HG22	4:AU:4060:THR:O	2.17	0.43
14:B2:7002:SER:HB3	14:B2:7139:GLY:N	2.27	0.43
16:B4:939:PRO:O	16:B4:941:ASP:N	2.51	0.43
17:B5:1471:ILE:CG2	17:B5:1471:ILE:O	2.66	0.43
16:B7:741:ASN:ND2	16:B7:745:LYS:HE2	2.33	0.43
16:B7:1027:SER:O	17:B8:1215:LEU:O	2.36	0.43
17:B8:1211:TRP:HH2	17:B8:1277:GLU:HG2	1.84	0.43
17:B8:1667:ASP:HB3	17:B8:1670:SER:HB3	1.99	0.43
2:BB:2176:GLU:HG2	3:BC:3056:LEU:HD22	2.00	0.43
7:BG:7023:VAL:HG11	7:BG:7153:SER:HB3	2.00	0.43
3:BQ:3224:GLU:HG2	3:BQ:3225:VAL:N	2.30	0.43
4:BR:4047:GLU:O	4:BR:4210:ILE:HD11	2.18	0.43
8:BV:1156:LYS:O	8:BV:1160:SER:HB3	2.18	0.43
12:BZ:5161:ILE:HA	12:BZ:5161:ILE:HD13	1.90	0.43
12:BZ:5188:HIS:O	12:BZ:5191:HIS:HE1	2.02	0.43
9:AM:2029:LYS:HE2	13:A3:6185:ARG:CZ	2.48	0.43
16:A5:652:ILE:HG23	16:A5:658:TYR:HB3	1.99	0.43
17:A6:1284:ILE:HG22	17:A6:1303:LEU:HB2	2.01	0.43
17:A8:1325:LEU:HB2	17:A8:1340:ILE:HG21	2.00	0.43
17:A8:1962:ASN:HD21	17:A8:2005:GLU:HG3	1.82	0.43
17:A8:1991:LEU:HD22	17:A8:1991:LEU:O	2.18	0.43
1:AA:1025:LEU:HD23	1:AA:1025:LEU:HA	1.61	0.43
8:AB:1156:LYS:O	8:AB:1160:SER:HB3	2.19	0.43
8:AB:1161:GLN:NE2	8:AB:1165:TRP:HE1	2.16	0.43
4:AI:4043:VAL:O	4:AI:4044:LEU:HD23	2.18	0.43
6:AK:6001:MET:HG3	16:A5:524:PRO:CG	2.48	0.43

Continued on next page...

Continued from previous page...

Atom-1	Atom-2	Distance(Å)	Clash(Å)
9:AM:2160:GLN:O	9:AM:2161:ALA:C	2.56	0.43
10:AN:3052:THR:HG22	11:AO:4084:ARG:NH2	2.34	0.43
5:AV:5146:GLY:HA2	5:AV:5222:ILE:HG12	2.01	0.43
7:AX:7119:VAL:HG21	7:AX:7150:LEU:HD21	2.00	0.43
10:AZ:3059:ARG:HE	10:AZ:3059:ARG:HB3	1.56	0.43
14:B2:7008:TYR:HD2	14:B2:7009:ASP:OD1	2.02	0.43
16:B4:934:ASP:OD1	16:B4:936:ARG:HG3	2.19	0.43
17:B5:1427:ALA:C	17:B5:1429:LYS:N	2.72	0.43
17:B5:1443:GLN:HA	17:B5:1467:PHE:HE2	1.84	0.43
17:B5:1503:VAL:HG13	17:B5:1635:PHE:CD1	2.54	0.43
17:B5:1705:ALA:HA	17:B5:1709:ASP:OD2	2.18	0.43
16:B7:486:HIS:O	16:B7:487:SER:C	2.57	0.43
16:B7:622:ASP:HB3	16:B7:641:SER:HB3	2.01	0.43
16:B7:652:ILE:HG23	16:B7:658:TYR:HB3	1.99	0.43
1:BA:1091:ARG:NH1	7:BG:7156:TYR:CE2	2.87	0.43
8:BH:1001:ALA:CB	8:BH:1033:LYS:HZ2	2.27	0.43
13:BM:6132:ALA:HB1	13:BM:6186:HIS:CE1	2.54	0.43
3:BQ:3106:ILE:HA	3:BQ:3107:PRO:HD3	1.79	0.43
4:BR:4134:LEU:HD11	4:BR:4164:ILE:HG22	2.01	0.43
5:BS:5008:TYR:C	5:BS:5009:ASP:O	2.56	0.43
8:BV:1048:SER:HB3	8:BV:1051:ASP:HB2	2.00	0.43
11:BY:4036:GLN:HG3	11:BY:4188:ILE:CD1	2.41	0.43
14:A4:7001:THR:OG1	14:A4:7002:SER:N	2.51	0.43
16:A5:724:ILE:HD11	16:A5:730:SER:OG	2.19	0.43
17:A6:1486:SER:O	17:A6:1490:GLN:HG2	2.18	0.43
17:A6:1558:ASP:C	17:A6:1560:PRO:HD3	2.39	0.43
16:A7:1019:MET:HE2	16:A7:1019:MET:HB2	1.82	0.43
16:A7:622:ASP:HB3	16:A7:641:SER:HB3	2.00	0.43
16:A7:883:ARG:HD2	16:A7:883:ARG:HH11	1.68	0.43
16:A7:934:ASP:OD1	16:A7:936:ARG:HG3	2.19	0.43
17:A8:1688:MET:HG2	17:A8:1688:MET:H	1.64	0.43
17:A8:2018:VAL:O	17:A8:2018:VAL:HG12	2.18	0.43
1:AA:1156:LYS:NZ	1:AA:1171:THR:HG23	2.34	0.43
2:AG:2106:PRO:HD2	2:AG:2109:LEU:HB2	2.01	0.43
2:AG:2168:SER:O	2:AG:2172:LYS:HB2	2.18	0.43
2:AG:2185:LEU:HD21	2:AG:2213:ILE:HD12	2.01	0.43
4:AI:4213:THR:HA	4:AI:4223:ALA:HA	2.00	0.43
6:AK:6060:GLN:HE22	17:A6:2143:ALA:HA	1.84	0.43
2:AS:2185:LEU:HD21	2:AS:2213:ILE:HD12	2.00	0.43
3:AT:3036:ILE:HD12	3:AT:3197:LEU:CD1	2.49	0.43
4:AU:4126:VAL:CG1	4:AU:4127:ARG:N	2.81	0.43
10:AZ:3052:THR:HG22	11:A1:4084:ARG:NH2	2.34	0.43

Continued on next page...

Continued from previous page...

Atom-1	Atom-2	Distance(Å)	Clash(Å)
13:B1:603:ASN:ND2	13:B1:603:ASN:C	2.72	0.43
16:B4:1019:MET:HB2	16:B4:1019:MET:HE2	1.92	0.43
17:B5:1749:MET:HB2	17:B5:1789:VAL:HG21	2.00	0.43
16:B7:255:PHE:HB2	16:B7:256:PRO:HD2	2.00	0.43
16:B7:938:PHE:HA	16:B7:939:PRO:HD3	1.81	0.43
3:BC:3049:GLU:OE1	3:BC:3201:THR:HG23	2.18	0.43
6:BF:6055:GLU:HA	6:BF:6055:GLU:OE2	2.18	0.43
10:BJ:3109:LYS:HA	10:BJ:3110:PRO:HD3	1.92	0.43
12:BL:5025:TRP:CZ3	13:BM:6135:SER:HA	2.54	0.43
1:BO:1146:VAL:HG21	1:BO:1229:THR:C	2.39	0.43
10:BX:3029:ASN:ND2	10:BX:3030:LYS:HE3	2.33	0.43
10:BX:3112:ILE:HD12	10:BX:3128:ILE:HG12	2.00	0.43
13:A3:6043:MET:HE3	13:A3:6056:VAL:HG23	2.00	0.43
16:A5:680:LEU:HD23	16:A5:680:LEU:O	2.19	0.43
16:A5:939:PRO:CB	16:A5:943:LYS:HG3	2.40	0.43
16:A5:950:TRP:O	16:A5:952:GLY:N	2.52	0.43
16:A5:984:LEU:O	16:A5:988:SER:CB	2.65	0.43
17:A6:1254:ILE:HG13	17:A6:1254:ILE:H	1.60	0.43
17:A6:1493:THR:O	17:A6:1494:LYS:C	2.57	0.43
17:A6:1717:PHE:O	17:A6:1721:SER:HB2	2.18	0.43
17:A6:1962:ASN:HD21	17:A6:2005:GLU:HG3	1.83	0.43
16:A7:504:LYS:HG3	16:A7:505:ASP:N	2.30	0.43
17:A8:1151:THR:HG23	17:A8:1158:ASN:ND2	2.34	0.43
17:A8:1557:PHE:CE2	17:A8:1734:ARG:HA	2.54	0.43
17:A8:1562:TYR:N	17:A8:1562:TYR:HD2	2.17	0.43
17:A8:1681:LEU:O	17:A8:1696:ARG:HD2	2.18	0.43
17:A8:1749:MET:HB2	17:A8:1789:VAL:HG21	2.01	0.43
2:AG:2089:SER:O	2:AG:2092:VAL:HG12	2.19	0.43
4:AI:4127:ARG:HA	4:AI:4128:PRO:HD3	1.74	0.43
7:AL:7174:GLU:HG3	7:AL:7201:LEU:HD12	2.00	0.43
11:AO:4074:LEU:HA	11:AO:4074:LEU:HD23	1.73	0.43
2:AS:2089:SER:HA	2:AS:2092:VAL:HG12	2.00	0.43
3:AT:3045:VAL:O	3:AT:3046:LEU:HD23	2.19	0.43
4:AU:4021:GLU:H	4:AU:4021:GLU:HG2	1.46	0.43
6:AW:6026:LEU:HD11	6:AW:6148:GLN:HB3	2.01	0.43
9:AY:2144:GLN:O	9:AY:2145:ASP:HB2	2.18	0.43
10:BJ:3138:PHE:CD1	13:B1:6185:ARG:HD2	2.54	0.43
8:BH:1164:LYS:O	14:B2:7026:LEU:HD12	2.19	0.43
16:B4:1025:GLY:C	16:B4:1027:SER:N	2.72	0.43
16:B4:251:LEU:CD1	16:B4:289:ARG:HD2	2.49	0.43
16:B4:646:THR:HA	16:B4:649:ILE:HG13	2.01	0.43
16:B4:703:GLU:HA	16:B4:703:GLU:OE2	2.17	0.43

Continued on next page...

Continued from previous page...

Atom-1	Atom-2	Distance(Å)	Clash(Å)
16:B4:790:ASP:OD1	16:B4:792:LYS:N	2.50	0.43
17:B5:1760:GLN:C	17:B5:1762:SER:N	2.70	0.43
17:B5:1872:ILE:N	17:B5:1872:ILE:HD13	2.32	0.43
16:B7:251:LEU:HD13	16:B7:289:ARG:HD2	1.99	0.43
16:B7:743:ALA:O	16:B7:747:SER:HB3	2.19	0.43
17:B8:1321:ILE:HG22	17:B8:1322:ILE:N	2.34	0.43
17:B8:1671:MET:HE3	17:B8:1716:ALA:HB2	2.01	0.43
3:BC:3042:ASP:HB2	3:BC:3218:LYS:HD3	2.00	0.43
3:BC:3124:GLN:HA	4:BD:4127:ARG:HG2	2.01	0.43
4:BD:4138:PHE:HE1	4:BD:4215:VAL:O	2.02	0.43
5:BE:5008:TYR:C	5:BE:5009:ASP:O	2.57	0.43
4:BD:4176:GLU:HG3	5:BE:5058:LEU:CD1	2.47	0.43
7:BG:7106:ILE:HA	7:BG:7107:PRO:HD3	1.88	0.43
3:BQ:3056:LEU:HA	3:BQ:3056:LEU:HD12	1.77	0.43
5:BS:5209:GLU:OE2	17:B8:1962:ASN:CB	2.66	0.43
12:A2:5104:TYR:CD2	12:A2:5182:GLU:N	2.87	0.43
16:A5:485:ILE:HD12	16:A5:488:TYR:HE2	1.83	0.43
17:A6:2004:VAL:HG12	17:A6:2007:ARG:NH1	2.33	0.43
17:A6:2040:VAL:HG12	17:A6:2041:ASN:OD1	2.19	0.43
16:A7:801:LEU:HA	16:A7:801:LEU:HD23	1.59	0.43
16:A7:814:LYS:HG2	16:A7:815:ASP:HB2	2.01	0.43
16:A7:889:LEU:HD12	16:A7:892:TYR:CE1	2.54	0.43
17:A8:1274:SER:OG	17:A8:1277:GLU:HG3	2.19	0.43
17:A8:1416:THR:O	17:A8:1418:ASN:N	2.52	0.43
17:A8:1658:LEU:HD22	17:A8:1658:LEU:HA	1.81	0.43
3:AH:3066:LEU:HD12	3:AH:3066:LEU:HA	1.82	0.43
4:AI:4181:ARG:NH2	5:AJ:5060:GLU:HA	2.33	0.43
9:AM:2023:GLY:HA3	9:AM:2024:PRO:HD3	1.73	0.43
3:AT:3098:TYR:CD1	3:AT:3106:ILE:HA	2.53	0.43
4:AU:4063:LYS:HZ1	4:AU:4211:GLU:HG3	1.84	0.43
6:AW:6156:LEU:HD23	7:AX:7058:LEU:HA	2.00	0.43
7:AX:7036:SER:HB3	7:AX:7049:VAL:HG23	2.01	0.43
7:AX:7059:VAL:HA	7:AX:7060:PRO:HD3	1.89	0.43
7:AX:7110:ALA:HB1	8:AD:1070:TYR:CD1	2.54	0.43
13:B1:6155:THR:O	13:B1:6156:ASN:HB3	2.19	0.43
16:B4:371:MET:C	16:B4:373:PHE:H	2.21	0.43
17:B5:1449:LYS:HG2	17:B5:1453:GLU:OE2	2.19	0.43
17:B5:1510:CYS:C	17:B5:1512:LYS:H	2.22	0.43
17:B5:1517:SER:HB2	17:B5:1591:LEU:HD23	2.00	0.43
17:B5:1681:LEU:O	17:B5:1696:ARG:HD2	2.19	0.43
16:B7:523:HIS:HA	16:B7:524:PRO:HD3	1.93	0.43
16:B7:614:LEU:HD23	16:B7:614:LEU:HA	1.86	0.43

Continued on next page...

Continued from previous page...

Atom-1	Atom-2	Distance(Å)	Clash(Å)
17:B8:1557:PHE:CE2	17:B8:1734:ARG:HA	2.53	0.43
17:B8:1795:ASP:O	17:B8:1797:VAL:N	2.51	0.43
17:B8:1999:TYR:OH	17:B8:2061:ASN:ND2	2.52	0.43
1:BA:1087:ILE:HA	1:BA:1087:ILE:HD12	1.78	0.43
12:BL:5012:ILE:HB	12:BL:5180:VAL:HB	2.00	0.43
1:BO:1225:VAL:HG11	1:BO:1236:LEU:HD12	1.99	0.43
3:BQ:3042:ASP:HB2	3:BQ:3218:LYS:HD3	2.01	0.43
12:BZ:5104:TYR:CD2	12:BZ:5182:GLU:N	2.87	0.43
16:A5:496:VAL:HG11	16:A5:544:SER:O	2.19	0.42
17:A6:1456:MET:HG2	17:A6:1460:ILE:HG13	2.00	0.42
17:A6:1652:MET:C	17:A6:1654:ASP:H	2.22	0.42
17:A6:2063:LEU:HA	17:A6:2063:LEU:HD23	1.60	0.42
17:A6:2076:PHE:HD2	17:A6:2076:PHE:HA	1.68	0.42
15:AF:93:TYR:OH	16:A7:256:PRO:HD3	2.18	0.42
17:A8:1160:THR:CB	17:A8:1162:GLU:HB2	2.46	0.42
16:A7:276:GLN:HB3	17:A8:1396:PRO:HB2	2.01	0.42
17:A8:1565:ASP:O	17:A8:1566:LEU:CB	2.67	0.42
17:A8:1581:VAL:CG1	17:A8:1582:MET:H	2.31	0.42
17:A8:1740:PHE:C	17:A8:1742:HIS:N	2.72	0.42
3:AH:3044:ILE:HG22	3:AH:3045:VAL:N	2.33	0.42
4:AI:4151:GLU:O	4:AI:4153:SER:N	2.52	0.42
7:AL:7150:LEU:HG	7:AL:7150:LEU:O	2.19	0.42
7:AL:7159:TYR:HB3	7:AL:7161:GLY:O	2.19	0.42
11:AO:4090:SER:HA	11:AO:4093:SER:HB3	2.01	0.42
10:AZ:3029:ASN:ND2	10:AZ:3029:ASN:N	2.48	0.42
10:AZ:3087:TYR:CD2	10:AZ:3087:TYR:O	2.72	0.42
15:B3:104:ILE:HG12	15:B3:113:SER:CB	2.49	0.42
16:B4:622:ASP:HB3	16:B4:641:SER:HB3	2.00	0.42
17:B5:1150:TYR:HB2	17:B5:1267:HIS:CD2	2.54	0.42
17:B5:1238:GLN:OE1	17:B5:1248:THR:CG2	2.63	0.42
17:B5:1395:ILE:HD13	17:B5:1396:PRO:HD2	1.99	0.42
15:B3:148:TYR:CD1	17:B5:1407:PHE:O	2.72	0.42
17:B5:1468:VAL:C	17:B5:1470:GLN:N	2.72	0.42
17:B5:1566:LEU:HA	17:B5:1729:ALA:O	2.19	0.42
17:B5:1848:TYR:C	17:B5:1848:TYR:HD2	2.23	0.42
16:B7:457:PHE:CD2	16:B7:564:ILE:HD11	2.53	0.42
16:B7:934:ASP:OD1	16:B7:936:ARG:HG3	2.19	0.42
16:B7:694:PHE:HE2	17:B8:1238:GLN:HG2	1.84	0.42
17:B8:1354:MET:HE3	17:B8:1393:ILE:HG23	2.00	0.42
17:B8:1491:ILE:HA	17:B8:1491:ILE:HD12	1.76	0.42
17:B8:1748:GLY:C	17:B8:1749:MET:HG2	2.38	0.42
17:B8:1554:MET:CE	17:B8:1777:ARG:HG2	2.49	0.42

Continued on next page...

Continued from previous page...

Atom-1	Atom-2	Distance(Å)	Clash(Å)
3:BC:3042:ASP:OD1	3:BC:3186:VAL:HG23	2.18	0.42
9:BI:2010:ASN:OD1	9:BI:2180:ILE:HB	2.19	0.42
9:BI:2029:LYS:HE2	13:B1:6185:ARG:NH2	2.34	0.42
12:BL:5085:ASN:HD22	12:BL:5085:ASN:HA	1.63	0.42
14:BN:7008:TYR:HD2	14:BN:7009:ASP:OD1	2.02	0.42
3:BQ:3160:TRP:CE3	3:BQ:3163:ILE:HD13	2.54	0.42
4:BR:4047:GLU:H	4:BR:4210:ILE:CD1	2.32	0.42
6:BT:6171:TYR:CD2	6:BT:6171:TYR:C	2.92	0.42
8:BV:1008:PHE:CD1	8:BV:1008:PHE:N	2.85	0.42
11:BY:4048:GLU:HG3	11:BY:4049:ALA:N	2.34	0.42
16:A5:1005:ASP:CB	16:A5:1008:TYR:HB2	2.48	0.42
16:A5:349:LEU:HD23	16:A5:349:LEU:HA	1.91	0.42
16:A5:486:HIS:O	16:A5:487:SER:C	2.56	0.42
16:A5:934:ASP:HB2	16:A5:968:GLN:HB2	2.00	0.42
16:A5:940:GLU:OE2	16:A5:943:LYS:NZ	2.52	0.42
17:A6:1635:PHE:O	17:A6:1638:LEU:HB3	2.19	0.42
17:A6:1978:GLU:O	17:A6:1982:LEU:HG	2.20	0.42
16:A7:697:ILE:CG2	16:A7:793:ILE:HG21	2.49	0.42
17:A8:1211:TRP:CH2	17:A8:1277:GLU:HG2	2.54	0.42
1:AA:1079:ILE:HD11	1:AA:1114:CYS:HA	2.00	0.42
1:AA:1140:ILE:HG21	1:AA:1171:THR:HG21	2.00	0.42
1:AC:1129:THR:HG22	2:AS:2128:ARG:NH2	2.30	0.42
15:AE:127:PRO:HD2	15:AE:128:TYR:CD2	2.54	0.42
15:AE:126:LEU:HA	15:AE:127:PRO:HD3	1.73	0.42
3:AH:3056:LEU:HD12	3:AH:3056:LEU:HA	1.82	0.42
3:AH:3120:GLN:HE22	3:AH:3124:GLN:HE21	1.67	0.42
4:AI:4203:VAL:O	4:AI:4204:GLN:HG3	2.19	0.42
7:AL:7108:ILE:N	7:AL:7109:PRO:CD	2.82	0.42
10:AN:3109:LYS:HB3	10:AN:3109:LYS:NZ	2.32	0.42
11:AO:4183:VAL:HG22	11:AO:4188:ILE:HG12	1.99	0.42
13:AQ:6198:VAL:HG22	13:AQ:6203:VAL:HG22	2.01	0.42
5:AV:5121:LEU:HD11	6:AW:6079:PRO:HB3	2.01	0.42
7:AX:7141:ASP:OD1	7:AX:7146:HIS:HE1	2.02	0.42
16:B4:273:VAL:HG12	16:B4:274:GLN:N	2.34	0.42
16:B4:356:LYS:HD2	16:B4:394:VAL:O	2.19	0.42
16:B4:724:ILE:HD11	16:B4:730:SER:OG	2.19	0.42
16:B4:776:THR:HG22	16:B4:777:LYS:N	2.33	0.42
17:B5:1333:ASP:O	17:B5:1334:TYR:O	2.37	0.42
17:B5:1471:ILE:HG22	17:B5:1509:THR:HG23	2.01	0.42
17:B5:1610:PHE:CD2	17:B5:1610:PHE:C	2.92	0.42
16:B7:371:MET:C	16:B7:373:PHE:N	2.73	0.42
16:B7:780:GLN:HE22	17:B8:1230:ASP:N	2.02	0.42

Continued on next page...

Continued from previous page...

Atom-1	Atom-2	Distance(Å)	Clash(Å)
17:B8:1533:PRO:HB2	17:B8:1536:VAL:HG23	2.02	0.42
17:B8:1681:LEU:O	17:B8:1696:ARG:HD2	2.19	0.42
2:BB:2081:ASP:O	2:BB:2085:LEU:HB2	2.19	0.42
4:BD:4126:VAL:CG1	4:BD:4127:ARG:N	2.82	0.42
10:BJ:3049:THR:HG21	11:BK:4121:LEU:HB3	2.02	0.42
10:BJ:3126:ASP:HB2	10:BJ:3127:PHE:HD2	1.80	0.42
14:BN:7161:THR:HG23	14:BN:7164:VAL:CG2	2.49	0.42
14:BN:7010:ASN:CB	14:BN:7193:ASP:OD2	2.66	0.42
3:BQ:3143:ARG:NE	3:BQ:3144:TYR:CE2	2.87	0.42
4:BR:4199:LEU:HD13	4:BR:4210:ILE:CG2	2.50	0.42
5:BS:5122:ARG:CA	5:BS:5132:ARG:HB3	2.49	0.42
6:BT:6045:VAL:HG12	6:BT:6046:LEU:N	2.34	0.42
10:BX:3019:ARG:HB2	10:BX:3173:GLY:O	2.20	0.42
11:BY:4095:ARG:HA	11:BY:4096:PRO:HD3	1.78	0.42
12:BZ:5176:ASN:HD21	12:BZ:5190:ASN:HD22	1.68	0.42
11:A1:4052:THR:CG2	11:A1:4053:VAL:N	2.82	0.42
11:A1:4085:GLN:HE21	11:A1:4085:GLN:HB2	1.60	0.42
13:A3:6155:THR:O	13:A3:6156:ASN:HB3	2.18	0.42
16:A5:411:CYS:C	16:A5:413:SER:H	2.23	0.42
16:A5:523:HIS:CD2	17:A6:2074:TYR:CD2	3.08	0.42
16:A7:720:HIS:HE1	16:A7:724:ILE:HD13	1.82	0.42
16:A7:812:LYS:HE3	16:A7:812:LYS:HB2	1.85	0.42
17:A8:1213:THR:O	17:A8:1215:LEU:N	2.53	0.42
17:A8:1684:GLY:O	17:A8:1687:PHE:HD1	2.02	0.42
17:A8:2100:GLY:O	17:A8:2104:LYS:HG3	2.19	0.42
14:AR:7225:ILE:HD12	8:AD:1036:ARG:HH11	1.85	0.42
6:AK:6047:VAL:HG13	6:AK:6211:LEU:HD11	2.01	0.42
9:AM:2038:SER:O	9:AM:2039:PRO:C	2.58	0.42
13:AQ:6143:ASN:O	13:AQ:6147:PHE:HA	2.19	0.42
2:AS:2020:GLN:CA	2:AS:2023:TYR:HD2	2.16	0.42
3:AT:3160:TRP:N	4:AU:4056:ASP:HB2	2.34	0.42
13:B1:6132:ALA:HB1	13:B1:6186:HIS:CE1	2.54	0.42
17:B5:1819:ASP:HB2	17:B5:1822:THR:HG1	1.82	0.42
16:B7:516:LYS:HD3	16:B7:516:LYS:N	2.34	0.42
17:B8:1367:LEU:HB2	17:B8:1386:LEU:HD21	2.01	0.42
17:B8:1792:HIS:ND1	17:B8:1793:PRO:HD2	2.34	0.42
1:BA:1124:LEU:HD12	1:BA:1124:LEU:HA	1.84	0.42
4:BD:4073:LEU:HD12	4:BD:4135:ILE:CG1	2.48	0.42
14:BN:704:PRO:HG3	14:BN:7103:TRP:NE1	2.34	0.42
7:BG:7071:ARG:NH1	14:BN:7064:THR:OG1	2.53	0.42
1:BO:1225:VAL:CG1	1:BO:1236:LEU:HD12	2.49	0.42
2:BP:2157:PHE:HA	2:BP:2158:PRO:HD3	1.81	0.42

Continued on next page...

Continued from previous page...

Atom-1	Atom-2	Distance(Å)	Clash(Å)
3:BQ:3143:ARG:HD2	11:BY:4072:TYR:CE2	2.54	0.42
4:BR:4033:ALA:HB3	4:BR:4076:SER:OG	2.19	0.42
4:BR:4127:ARG:HA	4:BR:4128:PRO:HD3	1.76	0.42
4:BR:4176:GLU:HG3	5:BS:5058:LEU:CD1	2.49	0.42
7:BU:7106:ILE:HA	7:BU:7107:PRO:HD3	1.88	0.42
7:BU:7128:VAL:HG23	7:BU:7128:VAL:O	2.19	0.42
11:A1:4048:GLU:HG3	11:A1:4049:ALA:N	2.33	0.42
11:A1:4070:GLU:O	11:A1:4071:ASP:C	2.58	0.42
12:A2:5162:LEU:O	12:A2:5163:ALA:C	2.57	0.42
13:A3:6009:GLU:O	13:A3:6110:LYS:HA	2.19	0.42
14:A4:7150:VAL:HG12	14:A4:7151:VAL:HG13	2.02	0.42
16:A5:646:THR:HA	16:A5:649:ILE:HG13	2.00	0.42
16:A5:924:LEU:HD21	16:A5:983:ILE:HG21	2.00	0.42
17:A6:1325:LEU:HB2	17:A6:1340:ILE:HG21	2.01	0.42
16:A7:496:VAL:HG11	16:A7:544:SER:O	2.20	0.42
16:A7:1021:HIS:NE2	17:A8:1221:PHE:HE1	2.18	0.42
17:A8:1486:SER:O	17:A8:1490:GLN:HG2	2.19	0.42
17:A8:2058:ILE:O	17:A8:2062:VAL:HG23	2.19	0.42
1:AC:1225:VAL:CG1	1:AC:1236:LEU:HD12	2.49	0.42
2:AG:2158:PRO:HB2	3:AH:3058:GLU:HB3	2.01	0.42
3:AH:3152:ASN:ND2	3:AH:3154:SER:CB	2.81	0.42
4:AI:4047:GLU:CA	4:AI:4210:ILE:HG12	2.49	0.42
6:AK:6045:VAL:HG12	6:AK:6046:LEU:N	2.34	0.42
10:AN:3149:LEU:HD23	10:AN:3149:LEU:HA	1.90	0.42
12:AP:5162:LEU:O	12:AP:5163:ALA:C	2.56	0.42
13:AQ:6172:ILE:HD11	13:AQ:6197:ILE:HD11	2.00	0.42
2:AS:2196:LEU:HD12	2:AS:2196:LEU:HA	1.88	0.42
3:AT:3036:ILE:HD12	3:AT:3197:LEU:HD12	2.00	0.42
6:AW:6175:THR:CG2	6:AW:6179:PHE:HD2	2.31	0.42
8:AD:1025:TYR:CE1	9:AY:2132:LEU:HG	2.54	0.42
9:BI:2196:ARG:NH1	13:B1:6180:THR:HB	2.34	0.42
14:B2:7085:PHE:HZ	14:B2:7128:THR:HG22	1.85	0.42
16:B4:614:LEU:HA	16:B4:614:LEU:HD23	1.88	0.42
16:B4:879:ASN:CG	16:B4:918:ILE:HG22	2.39	0.42
17:B5:1583:SER:HA	17:B5:1584:PRO:HD3	1.75	0.42
17:B5:1757:ALA:HB3	17:B5:1794:TYR:HE1	1.84	0.42
17:B5:2040:VAL:HG12	17:B5:2041:ASN:OD1	2.19	0.42
6:BF:6001:MET:HB3	17:B5:2076:PHE:HZ	1.85	0.42
15:B6:103:ASN:ND2	15:B6:111:TRP:CE3	2.87	0.42
15:B6:148:TYR:CD1	17:B8:1407:PHE:O	2.72	0.42
16:B7:1025:GLY:C	16:B7:1027:SER:N	2.73	0.42
17:B8:1558:ASP:C	17:B8:1560:PRO:HD3	2.40	0.42

Continued on next page...

Continued from previous page...

Atom-1	Atom-2	Distance(Å)	Clash(Å)
17:B8:1565:ASP:O	17:B8:1566:LEU:CB	2.68	0.42
17:B8:1650:LEU:O	17:B8:1651:ASN:O	2.38	0.42
17:B8:1753:GLU:HB2	17:B8:1793:PRO:CG	2.50	0.42
2:BB:2047:THR:HG21	2:BB:2063:LYS:HE2	2.02	0.42
3:BC:3132:GLY:O	3:BC:3133:VAL:O	2.37	0.42
6:BF:6171:TYR:CD2	6:BF:6171:TYR:C	2.92	0.42
8:BH:1001:ALA:HB2	8:BH:1033:LYS:HZ3	1.84	0.42
10:BJ:3029:ASN:ND2	10:BJ:3030:LYS:HE3	2.34	0.42
11:BK:4085:GLN:HE21	11:BK:4085:GLN:HB2	1.58	0.42
11:BK:4085:GLN:HG3	11:BK:4086:GLU:N	2.35	0.42
14:BN:7060:LYS:HE3	14:BN:7060:LYS:HB2	1.81	0.42
1:BO:1025:LEU:HA	1:BO:1025:LEU:HD23	1.76	0.42
6:BT:6026:LEU:HD11	6:BT:6148:GLN:HB3	2.01	0.42
7:BU:7020:ASN:ND2	7:BU:7023:VAL:HG23	2.35	0.42
8:BV:1044:CYS:HB2	8:BV:1098:ILE:HB	2.02	0.42
8:BV:1107:LYS:HE3	8:BV:1107:LYS:HB2	1.70	0.42
12:BZ:5001:THR:O	12:BZ:5130:GLY:HA3	2.19	0.42
13:A3:6043:MET:HE2	13:A3:6056:VAL:HG22	2.01	0.42
14:A4:7012:VAL:HG21	14:A4:7109:ALA:HB1	2.00	0.42
17:A6:1446:LEU:C	17:A6:1448:ASP:N	2.72	0.42
17:A6:1472:GLN:HG2	17:A6:1508:SER:OG	2.19	0.42
17:A8:1488:ILE:HG23	17:A8:1610:PHE:CE1	2.54	0.42
17:A8:2023:GLU:O	17:A8:2026:PRO:HD2	2.20	0.42
17:A8:2079:PRO:HD2	17:A8:2082:ILE:HD12	2.01	0.42
8:AB:1037:VAL:O	8:AB:1038:HIS:HB2	2.18	0.42
8:AD:1003:ILE:HG22	8:AD:1016:ALA:CB	2.50	0.42
2:AG:2076:SER:OG	2:AG:2164:ILE:HG13	2.19	0.42
3:AH:3143:ARG:NH2	3:AH:3144:TYR:OH	2.53	0.42
4:AI:4047:GLU:H	4:AI:4210:ILE:HD13	1.84	0.42
5:AJ:5136:ARG:O	5:AJ:5137:PRO:C	2.58	0.42
7:AL:7201:LEU:C	7:AL:7203:HIS:N	2.72	0.42
13:AQ:6128:ARG:HG3	13:AQ:6129:ALA:N	2.34	0.42
14:AR:703:GLN:HA	14:AR:704:PRO:HD3	1.86	0.42
14:AR:7122:VAL:HG13	14:AR:7122:VAL:O	2.19	0.42
3:AT:3211:LEU:HA	3:AT:3211:LEU:HD23	1.83	0.42
17:B5:1470:GLN:C	17:B5:1472:GLN:H	2.22	0.42
17:B5:1525:ARG:HH11	17:B5:1528:LYS:CD	2.32	0.42
17:B5:1848:TYR:O	17:B5:1851:LYS:HB3	2.20	0.42
16:B7:449:GLU:CG	16:B7:450:LYS:N	2.81	0.42
16:B7:457:PHE:HB3	16:B7:458:GLY:H	1.71	0.42
16:B7:646:THR:HA	16:B7:649:ILE:HG13	2.01	0.42
16:B7:697:ILE:N	16:B7:788:SER:O	2.44	0.42

Continued on next page...

Continued from previous page...

Atom-1	Atom-2	Distance(Å)	Clash(Å)
17:B8:1149:ILE:O	17:B8:1149:ILE:CG1	2.68	0.42
17:B8:1378:ILE:CG2	17:B8:1379:GLY:N	2.82	0.42
17:B8:1456:MET:HG2	17:B8:1456:MET:O	2.14	0.42
1:BA:1157:THR:HG22	1:BA:1163:TYR:HB2	2.02	0.42
3:BC:3106:ILE:HA	3:BC:3107:PRO:HD3	1.77	0.42
3:BC:3168:ASN:N	3:BC:3168:ASN:HD22	2.16	0.42
4:BD:4204:GLN:N	4:BD:4209:ASN:ND2	2.68	0.42
4:BD:4230:ASN:O	4:BD:4234:THR:OG1	2.36	0.42
3:BQ:3036:ILE:HD12	3:BQ:3197:LEU:HD12	2.01	0.42
5:BS:5222:ILE:HG13	5:BS:5222:ILE:O	2.19	0.42
9:BW:2001:THR:HG23	9:BW:2033:LYS:HZ3	1.81	0.42
12:BZ:5081:LYS:HG3	12:BZ:5081:LYS:O	2.19	0.42
11:A1:4095:ARG:HA	11:A1:4096:PRO:HD3	1.77	0.42
16:A5:277:LYS:NZ	16:A5:277:LYS:HB3	2.35	0.42
16:A5:432:VAL:O	16:A5:436:SER:HB2	2.19	0.42
16:A5:822:THR:HG22	16:A5:877:ALA:HB2	2.02	0.42
17:A6:1792:HIS:HA	17:A6:1793:PRO:HD3	1.69	0.42
6:AK:6203:ASP:CB	17:A6:2045:SER:HB2	2.49	0.42
17:A6:2071:ALA:C	17:A6:2073:PRO:HD3	2.40	0.42
6:AK:6001:MET:HB3	17:A6:2076:PHE:HZ	1.85	0.42
16:A7:349:LEU:HD22	16:A7:392:SER:OG	2.20	0.42
16:A7:371:MET:C	16:A7:373:PHE:N	2.73	0.42
16:A7:394:VAL:HA	16:A7:395:PRO:HD3	1.86	0.42
16:A7:924:LEU:HD13	16:A7:1026:SER:CB	2.38	0.42
1:AA:1087:ILE:HD12	1:AA:1087:ILE:HA	1.68	0.42
1:AC:1156:LYS:HD3	1:AC:1169:THR:HG21	2.02	0.42
4:AI:4151:GLU:HB2	4:AI:4152:PRO:HD2	2.00	0.42
5:AJ:5008:TYR:C	5:AJ:5009:ASP:O	2.56	0.42
6:AK:6046:LEU:HD13	6:AK:6073:SER:HB3	2.01	0.42
13:AQ:6155:THR:O	13:AQ:6156:ASN:HB3	2.19	0.42
2:AS:2106:PRO:HA	2:AS:2140:ASP:HB3	2.01	0.42
2:AS:2157:PHE:HA	2:AS:2158:PRO:HD3	1.81	0.42
3:AT:3015:PRO:CD	3:AT:3020:TYR:HE2	2.31	0.42
3:AT:3063:THR:HA	3:AT:3212:GLU:OE1	2.19	0.42
4:AU:4151:GLU:HB2	4:AU:4152:PRO:HD2	2.01	0.42
9:AY:2162:GLY:O	9:AY:2166:ASP:HB3	2.19	0.42
10:AZ:307:ASN:HB3	10:AZ:3020:LEU:CD2	2.48	0.42
16:B4:883:ARG:NH1	16:B4:931:GLU:OE2	2.52	0.42
17:B5:1183:PHE:HD1	17:B5:1208:LEU:HD23	1.84	0.42
17:B5:1474:ASN:O	17:B5:1475:LEU:C	2.58	0.42
17:B5:1761:THR:HG23	17:B5:1764:ILE:HB	2.01	0.42
16:B7:1019:MET:HB2	16:B7:1019:MET:HE2	1.84	0.42

Continued on next page...

Continued from previous page...

Atom-1	Atom-2	Distance(Å)	Clash(Å)
16:B7:437:LYS:HG3	16:B7:497:TYR:CE1	2.55	0.42
16:B7:812:LYS:HE3	16:B7:812:LYS:HB2	1.81	0.42
1:BA:1043:LEU:HD12	1:BA:1043:LEU:O	2.20	0.42
1:BA:1075:ILE:HB	1:BA:1079:ILE:HG22	2.01	0.42
2:BB:2115:ALA:HB1	2:BB:2154:GLY:O	2.19	0.42
4:BD:4203:VAL:O	4:BD:4204:GLN:HG3	2.20	0.42
7:BG:7159:TYR:HB3	7:BG:7161:GLY:O	2.20	0.42
12:BL:5064:ARG:CZ	12:BL:5068:LEU:HD21	2.49	0.42
12:BL:5100:MET:HB2	12:BL:5100:MET:HE2	1.87	0.42
2:BP:2196:LEU:HD23	2:BP:2209:ILE:HD12	2.01	0.42
3:BQ:3036:ILE:HD12	3:BQ:3197:LEU:CD1	2.50	0.42
3:BQ:3061:THR:O	3:BQ:3062:SER:C	2.57	0.42
6:BT:6070:MET:CE	6:BT:6105:VAL:HG22	2.50	0.42
12:A2:5107:LYS:H	12:A2:5107:LYS:CD	2.15	0.42
14:A4:7045:ILE:CG2	14:A4:7052:MET:HG3	2.46	0.42
14:A4:7119:LEU:O	14:A4:7130:SER:OG	2.34	0.42
16:A5:371:MET:C	16:A5:373:PHE:N	2.72	0.42
16:A5:710:GLU:C	16:A5:712:ASP:H	2.23	0.42
17:A6:1740:PHE:HE2	17:A6:1774:MET:HE1	1.85	0.42
6:AK:6051:ARG:NH2	17:A6:2138:TRP:CE3	2.88	0.42
16:A7:408:PHE:O	16:A7:410:PHE:N	2.53	0.42
16:A7:611:ASN:O	16:A7:612:ALA:C	2.56	0.42
4:AI:4052:LEU:HD23	4:AI:4052:LEU:N	2.34	0.42
5:AJ:5046:VAL:HG11	5:AJ:5145:ALA:HB1	2.00	0.42
6:AK:6060:GLN:HB2	6:AK:6060:GLN:HE21	1.62	0.42
12:AP:5038:ASN:OD1	12:AP:5038:ASN:C	2.57	0.42
12:AP:5106:ARG:HB3	12:AP:5107:LYS:HE3	2.01	0.42
2:AS:2227:ILE:HA	2:AS:2228:PRO:HD3	1.91	0.42
7:AX:7151:GLU:HB3	7:AX:7152:PRO:CD	2.50	0.42
10:AZ:3149:LEU:HD23	10:AZ:3149:LEU:HA	1.90	0.42
13:B1:6172:ILE:HD11	13:B1:6197:ILE:HD11	2.01	0.42
15:B3:136:GLN:HG2	16:B4:253:PHE:CD2	2.54	0.42
16:B4:756:LYS:HA	16:B4:800:LEU:HD21	2.00	0.42
17:B5:1314:TYR:CE1	17:B5:1352:LYS:HB3	2.55	0.42
17:B5:1952:VAL:HG11	17:B5:1971:ILE:HG13	2.01	0.42
17:B5:2079:PRO:HD2	17:B5:2082:ILE:HD12	2.02	0.42
15:B6:93:TYR:OH	16:B7:256:PRO:HD3	2.20	0.42
17:B8:1160:THR:C	17:B8:1162:GLU:H	2.23	0.42
17:B8:1917:HIS:CB	17:B8:1920:VAL:HG23	2.49	0.42
2:BB:2066:LEU:HD23	2:BB:2067:LEU:N	2.35	0.42
2:BB:2236:ARG:HG3	2:BB:2236:ARG:NH1	2.35	0.42
9:BI:2042:TRP:HB2	9:BI:2178:MET:HE1	2.02	0.42

Continued on next page...

Continued from previous page...

Atom-1	Atom-2	Distance(Å)	Clash(Å)
11:BK:4091:ILE:HG12	11:BK:4121:LEU:HA	1.99	0.42
2:BP:2236:ARG:NH1	2:BP:2236:ARG:CG	2.83	0.42
3:BQ:3112:VAL:HG22	3:BQ:3137:TYR:CD1	2.55	0.42
7:BU:7174:GLU:HG3	7:BU:7201:LEU:HD12	2.01	0.42
7:BU:7207:LYS:HE3	7:BU:7207:LYS:HB2	1.78	0.42
12:BZ:5004:LEU:HD13	12:BZ:5015:ALA:O	2.20	0.42
11:A1:4003:ILE:HA	11:A1:4003:ILE:HD13	1.60	0.42
12:A2:5004:LEU:HD13	12:A2:5015:ALA:O	2.20	0.42
14:A4:703:GLN:HA	14:A4:704:PRO:HD3	1.79	0.42
16:A5:260:ARG:NH1	16:A5:300:PHE:CE1	2.87	0.42
16:A5:440:HIS:CE1	16:A5:552:GLU:OE2	2.73	0.42
16:A5:590:ASN:OD1	16:A5:591:PRO:HD2	2.20	0.42
16:A5:815:ASP:HA	16:A5:816:PRO:HD3	1.74	0.42
17:A6:1370:CYS:C	17:A6:1372:ARG:H	2.23	0.42
17:A6:1748:GLY:C	17:A6:1749:MET:HG2	2.40	0.42
17:A6:1720:TRP:HB3	17:A6:1766:MET:HE1	2.02	0.42
17:A8:1350:HIS:O	17:A8:1350:HIS:CD2	2.73	0.42
17:A8:1525:ARG:HH11	17:A8:1528:LYS:CD	2.32	0.42
17:A8:2025:GLN:N	17:A8:2026:PRO:CD	2.82	0.42
8:AB:1008:PHE:CD1	8:AB:1008:PHE:N	2.86	0.42
1:AC:1091:ARG:NH1	7:AX:7156:TYR:CD2	2.88	0.42
4:AI:4021:GLU:HG2	4:AI:4021:GLU:H	1.44	0.42
4:AI:4052:LEU:O	4:AI:4054:LEU:N	2.42	0.42
5:AJ:5094:THR:O	5:AJ:5098:THR:HB	2.20	0.42
5:AJ:5097:VAL:HG21	12:AP:5065:LEU:CD1	2.49	0.42
12:AP:5188:HIS:O	12:AP:5191:HIS:HE1	2.02	0.42
14:AR:7150:VAL:HG12	14:AR:7151:VAL:HG13	2.01	0.42
3:AT:3150:THR:HB	3:AT:3160:TRP:HE1	1.85	0.42
4:AU:4054:LEU:HA	4:AU:4054:LEU:HD12	1.78	0.42
7:AX:7042:ASN:HD22	7:AX:7043:ASP:N	2.18	0.42
7:AX:7141:ASP:OD1	7:AX:7146:HIS:CE1	2.73	0.42
7:AX:7149:MET:O	7:AX:7156:TYR:HA	2.19	0.42
9:AY:2012:VAL:HG11	9:AY:2101:ALA:HB1	2.02	0.42
10:AZ:308:GLY:HA2	10:AZ:3132:THR:CG2	2.50	0.42
16:B4:710:GLU:C	16:B4:712:ASP:H	2.23	0.42
16:B4:910:PRO:HB2	16:B4:911:PRO:HD3	2.01	0.42
17:B5:1354:MET:HE2	17:B5:1354:MET:HB3	1.69	0.42
17:B5:1450:LEU:HD23	17:B5:1450:LEU:O	2.20	0.42
16:B7:349:LEU:HA	16:B7:349:LEU:HD23	1.86	0.42
16:B7:514:LEU:HD23	17:B8:1980:LEU:HD11	2.01	0.42
16:B7:709:PHE:HE2	16:B7:714:LEU:HG	1.84	0.42
1:BA:1044:ALA:HA	1:BA:1052:VAL:O	2.18	0.42

Continued on next page...

Continued from previous page...

Atom-1	Atom-2	Distance(Å)	Clash(Å)
1:BA:1123:ASN:ND2	2:BB:2083:ARG:HH21	2.05	0.42
6:BF:6047:VAL:HG13	6:BF:6211:LEU:HD11	2.00	0.42
7:BG:7141:ASP:OD1	7:BG:7146:HIS:CE1	2.72	0.42
7:BG:7049:VAL:HG12	7:BG:7214:GLU:HB3	2.00	0.42
10:BJ:3098:PRO:HB2	10:BJ:3115:PHE:HD1	1.85	0.42
4:BR:4042:VAL:HG11	4:BR:4136:ALA:HB1	2.00	0.42
4:BR:4202:VAL:O	4:BR:4202:VAL:HG12	2.20	0.42
7:BU:7142:LYS:O	7:BU:7142:LYS:HG2	2.20	0.42
9:BW:2034:LEU:HA	9:BW:2034:LEU:HD12	1.54	0.42
12:BZ:5177:LEU:HA	12:BZ:5177:LEU:HD23	1.81	0.42
12:A2:5012:ILE:HB	12:A2:5180:VAL:HB	2.01	0.42
12:A2:5188:HIS:O	12:A2:5191:HIS:HE1	2.02	0.42
13:A3:6143:ASN:O	13:A3:6147:PHE:HA	2.20	0.42
16:A5:389:ILE:HG22	16:A5:390:VAL:N	2.34	0.42
16:A5:579:LEU:HD12	16:A5:579:LEU:O	2.19	0.42
16:A5:991:CYS:SG	16:A5:1018:VAL:CG1	3.07	0.42
17:A6:1479:PRO:HG3	17:A6:1512:LYS:HZ3	1.83	0.42
17:A6:2001:GLU:HA	17:A6:2056:ILE:HD13	2.02	0.42
17:A6:2055:ASP:OD2	17:A6:2058:ILE:HG13	2.19	0.42
16:A7:356:LYS:HD2	16:A7:394:VAL:O	2.20	0.42
16:A7:572:GLU:CD	16:A7:610:SER:HG	2.22	0.42
16:A7:697:ILE:HG22	16:A7:697:ILE:O	2.19	0.42
17:A8:1321:ILE:HG22	17:A8:1322:ILE:N	2.34	0.42
17:A8:1456:MET:HG2	17:A8:1456:MET:O	2.15	0.42
17:A8:1641:LEU:CD1	17:A8:1686:LYS:O	2.68	0.42
17:A8:1740:PHE:HE2	17:A8:1774:MET:HE1	1.84	0.42
17:A8:1957:VAL:HG11	17:A8:1993:PHE:CE1	2.53	0.42
17:A8:2055:ASP:OD2	17:A8:2058:ILE:HG13	2.20	0.42
8:AD:1042:TRP:CD1	8:AD:1178:LEU:HD21	2.54	0.42
14:AR:7181:ALA:HB1	8:AD:1167:GLY:O	2.19	0.42
15:AE:97:ARG:O	15:AE:98:ALA:C	2.56	0.42
2:AG:2236:ARG:NH1	2:AG:2236:ARG:HG3	2.34	0.42
7:AL:7141:ASP:OD1	7:AL:7146:HIS:HE1	2.03	0.42
13:AQ:6042:VAL:HG22	13:AQ:6103:ALA:O	2.20	0.42
4:AU:4140:PRO:O	4:AU:4141:ARG:HB2	2.20	0.42
6:AW:6003:ARG:CZ	16:A7:636:HIS:CE1	3.02	0.42
7:AX:7043:ASP:OD2	7:AX:7221:SER:HB3	2.20	0.42
9:AY:2034:LEU:HA	9:AY:2034:LEU:HD12	1.63	0.42
15:B3:119:GLU:CD	16:B4:297:ARG:HH12	2.22	0.42
16:B4:605:LEU:HD12	16:B4:648:VAL:HG22	2.02	0.42
16:B4:935:CYS:O	17:B5:1250:THR:HA	2.20	0.42
17:B5:1289:THR:HG23	17:B5:1336:LYS:HE2	2.02	0.42

Continued on next page...

Continued from previous page...

Atom-1	Atom-2	Distance(Å)	Clash(Å)
15:B6:97:ARG:HG2	15:B6:101:MET:HG3	2.02	0.42
16:B7:382:THR:O	16:B7:383:MET:C	2.57	0.42
17:B8:1610:PHE:CD2	17:B8:1610:PHE:C	2.94	0.42
17:B8:1957:VAL:HG11	17:B8:1993:PHE:CE1	2.54	0.42
1:BA:1025:LEU:HD23	1:BA:1025:LEU:HA	1.68	0.42
3:BC:3098:TYR:CD1	3:BC:3106:ILE:HA	2.54	0.42
3:BC:3116:SER:HB3	3:BC:3155:GLY:O	2.19	0.42
3:BC:3185:LYS:HA	3:BC:3185:LYS:HE3	2.02	0.42
6:BF:6046:LEU:HG	6:BF:6135:ILE:CD1	2.48	0.42
11:BK:4068:ILE:HD12	11:BK:4068:ILE:HA	1.66	0.42
13:BM:6141:LEU:HA	13:BM:6141:LEU:HD12	1.88	0.42
1:BO:1203:VAL:HG12	1:BO:1244:ARG:HG2	2.01	0.42
3:BQ:3143:ARG:NH2	3:BQ:3144:TYR:OH	2.53	0.42
3:BQ:3037:GLY:O	3:BQ:3162:ALA:HA	2.19	0.42
6:BT:6126:ARG:HG3	6:BT:6127:PRO:O	2.20	0.42
6:BT:6217:GLY:O	6:BT:6218:LYS:C	2.58	0.42
10:BX:3096:VAL:HG23	10:BX:3098:PRO:HD3	2.01	0.42
11:BY:4171:MET:HA	11:BY:4172:PRO:HD3	1.57	0.42
12:A2:5001:THR:N	12:A2:5131:SER:OG	2.53	0.42
16:A5:488:TYR:CE1	16:A5:536:LYS:HB3	2.53	0.42
17:A6:1395:ILE:CD1	17:A6:1396:PRO:HD2	2.50	0.42
17:A6:1581:VAL:CG1	17:A6:1582:MET:H	2.33	0.42
17:A6:1789:VAL:HG11	17:A6:1792:HIS:HB2	2.02	0.42
16:A7:710:GLU:C	16:A7:712:ASP:H	2.23	0.42
17:A8:1503:VAL:HG13	17:A8:1635:PHE:CD1	2.55	0.42
17:A8:1911:LEU:O	17:A8:1913:GLY:N	2.53	0.42
6:AW:6203:ASP:CG	17:A8:2045:SER:HB2	2.40	0.42
1:AA:1124:LEU:HD12	1:AA:1124:LEU:HA	1.76	0.42
1:AC:1044:ALA:O	1:AC:1168:ALA:HB1	2.20	0.42
1:AC:1096:ARG:O	1:AC:1096:ARG:HG3	2.19	0.42
8:AD:1185:ARG:NH1	8:AD:1185:ARG:HG2	2.35	0.42
15:AF:131:GLU:H	15:AF:131:GLU:CD	2.23	0.42
3:AH:3037:GLY:O	3:AH:3162:ALA:HA	2.19	0.42
4:AI:4047:GLU:N	4:AI:4210:ILE:CD1	2.82	0.42
10:AN:3066:LYS:HA	10:AN:3071:ARG:O	2.20	0.42
14:AR:7060:LYS:HE3	14:AR:7060:LYS:HB2	1.75	0.42
3:AT:3112:VAL:HG22	3:AT:3137:TYR:CD1	2.55	0.42
4:AU:4139:ASP:HB3	4:AU:4140:PRO:HD2	2.01	0.42
16:B7:518:ILE:HG13	16:B7:534:ASN:OD1	2.20	0.42
16:B7:497:TYR:CZ	16:B7:548:ARG:HB2	2.55	0.42
16:B7:585:GLY:HA3	16:B7:597:TYR:CG	2.55	0.42
16:B7:932:ILE:HG13	16:B7:933:THR:N	2.35	0.42

Continued on next page...

Continued from previous page...

Atom-1	Atom-2	Distance(Å)	Clash(Å)
17:B8:1952:VAL:HG11	17:B8:1971:ILE:HG13	2.02	0.42
17:B8:2071:ALA:C	17:B8:2073:PRO:HD3	2.40	0.42
2:BB:2166:LYS:C	2:BB:2168:SER:H	2.22	0.42
3:BC:3143:ARG:NH2	3:BC:3144:TYR:OH	2.53	0.42
3:BC:3163:ILE:HG13	3:BC:3164:SER:N	2.35	0.42
4:BD:4132:SER:HB3	4:BD:4164:ILE:HG21	2.02	0.42
5:BE:5060:GLU:HG2	5:BE:5060:GLU:H	1.54	0.42
9:BW:2059:ILE:HG12	9:BW:2083:LEU:HG	2.02	0.42
9:BW:2163:ILE:HG22	9:BW:2164:TRP:N	2.34	0.42
11:BY:4005:GLY:HA2	11:BY:4013:ILE:O	2.20	0.42
11:A1:4038:SER:HB2	11:A1:4039:PRO:HD2	2.02	0.41
11:A1:4074:LEU:HA	11:A1:4074:LEU:HD23	1.73	0.41
16:A5:349:LEU:HD22	16:A5:392:SER:OG	2.20	0.41
16:A5:772:ASP:O	16:A5:773:SER:C	2.55	0.41
16:A5:983:ILE:HG22	16:A5:984:LEU:N	2.34	0.41
17:A6:1575:TRP:O	17:A6:1820:PRO:HD3	2.20	0.41
17:A8:1149:ILE:O	17:A8:1149:ILE:CG1	2.66	0.41
17:A8:1333:ASP:N	17:A8:1333:ASP:OD1	2.53	0.41
17:A8:1456:MET:HG2	17:A8:1460:ILE:HG13	2.00	0.41
1:AC:1014:ARG:HD3	1:AC:1026:TYR:CD2	2.54	0.41
15:AE:79:THR:HB	15:AE:80:SER:H	1.43	0.41
3:AH:3174:THR:O	3:AH:3178:MET:HE2	2.19	0.41
6:AK:6055:GLU:OE2	6:AK:6055:GLU:HA	2.19	0.41
11:AO:4045:PHE:HB3	11:AO:4101:VAL:HG12	2.01	0.41
11:AO:4102:LEU:HD23	11:AO:4102:LEU:HA	1.85	0.41
12:AP:5001:THR:N	12:AP:5131:SER:OG	2.53	0.41
13:AQ:6018:THR:HG21	13:AQ:6030:TYR:HA	1.99	0.41
14:AR:7090:THR:O	14:AR:7094:GLN:HG3	2.20	0.41
1:AC:1161:GLY:C	2:AS:2080:PRO:HG3	2.41	0.41
3:AT:3160:TRP:CE3	3:AT:3163:ILE:HD13	2.54	0.41
10:AZ:3163:LEU:HA	10:AZ:3163:LEU:HD12	1.89	0.41
16:B4:411:CYS:C	16:B4:413:SER:H	2.24	0.41
16:B4:680:LEU:HD21	16:B4:684:LEU:HD11	2.02	0.41
16:B4:752:GLN:HG3	16:B4:796:TYR:CD2	2.55	0.41
17:B5:1372:ARG:O	17:B5:1374:ASN:N	2.45	0.41
16:B7:244:THR:HG23	16:B7:267:TYR:OH	2.19	0.41
16:B7:324:LEU:HA	16:B7:324:LEU:HD23	1.75	0.41
16:B7:411:CYS:C	16:B7:413:SER:H	2.23	0.41
16:B7:485:ILE:HD12	16:B7:488:TYR:HE2	1.85	0.41
16:B7:707:ILE:O	16:B7:708:SER:O	2.38	0.41
17:B8:1271:ARG:HH12	17:B8:1309:GLN:HG2	1.85	0.41
17:B8:1759:HIS:HB3	17:B8:1760:GLN:H	1.68	0.41

Continued on next page...

Continued from previous page...

Atom-1	Atom-2	Distance(Å)	Clash(Å)
17:B8:1908:LEU:N	17:B8:1909:PRO:CD	2.83	0.41
5:BE:5170:LYS:HD2	5:BE:5180:GLN:OE1	2.20	0.41
13:BM:6155:THR:O	13:BM:6156:ASN:HB3	2.20	0.41
14:BN:7153:ARG:HG3	14:BN:7153:ARG:NH1	2.27	0.41
1:BO:1088:PRO:HG3	7:BU:7155:SER:N	2.34	0.41
2:BP:2081:ASP:O	2:BP:2085:LEU:HB2	2.20	0.41
3:BQ:3049:GLU:OE1	3:BQ:3201:THR:HG23	2.19	0.41
10:BX:3079:THR:HG23	10:BX:3115:PHE:CZ	2.55	0.41
10:BX:3126:ASP:HB2	10:BX:3127:PHE:HD2	1.82	0.41
10:BX:3140:MET:CE	10:BX:3144:LEU:HD11	2.49	0.41
11:BY:4045:PHE:HB3	11:BY:4101:VAL:HG12	2.01	0.41
13:A3:6031:GLU:HA	13:A3:6032:PRO:HD3	1.88	0.41
16:A5:280:ARG:HH11	16:A5:280:ARG:CG	2.21	0.41
16:A5:952:GLY:O	16:A5:953:LEU:HB2	2.20	0.41
17:A6:1565:ASP:O	17:A6:1566:LEU:CB	2.69	0.41
17:A6:2087:SER:HG	17:A6:2129:GLU:CD	2.23	0.41
16:A7:991:CYS:CB	16:A7:1019:MET:HE2	2.49	0.41
15:AF:119:GLU:HG3	16:A7:297:ARG:NH1	2.35	0.41
16:A7:349:LEU:HD23	16:A7:349:LEU:HA	1.85	0.41
16:A7:637:ARG:O	16:A7:641:SER:OG	2.30	0.41
16:A7:706:TYR:O	16:A7:707:ILE:C	2.59	0.41
17:A8:1218:GLU:OE2	17:A8:1221:PHE:HB3	2.20	0.41
17:A8:1238:GLN:OE1	17:A8:1248:THR:CG2	2.61	0.41
17:A8:1353:LEU:HA	17:A8:1353:LEU:HD23	1.91	0.41
15:AF:148:TYR:CD1	17:A8:1407:PHE:O	2.72	0.41
2:AG:2055:LEU:HA	2:AG:2055:LEU:HD23	1.89	0.41
3:AH:3204:SER:O	3:AH:3205:ALA:HB3	2.19	0.41
3:AH:3042:ASP:HB2	3:AH:3218:LYS:HD3	2.02	0.41
7:AL:7043:ASP:OD2	7:AL:7221:SER:HB3	2.19	0.41
10:AN:3133:ALA:HA	10:AN:3136:GLN:OE1	2.21	0.41
11:AO:4052:THR:CG2	11:AO:4053:VAL:N	2.83	0.41
13:AQ:6040:ASN:HD21	13:AQ:6202:GLY:HA2	1.85	0.41
2:AS:2047:THR:HG21	2:AS:2063:LYS:HE2	2.01	0.41
4:AU:4162:GLN:CG	4:AU:4163:THR:N	2.83	0.41
4:AU:4233:VAL:HG23	4:AU:4234:THR:N	2.36	0.41
9:AY:2042:TRP:HB2	9:AY:2178:MET:HE1	2.00	0.41
13:B1:6136:LEU:HD12	13:B1:6136:LEU:N	2.35	0.41
13:B1:6210:LEU:HA	13:B1:6210:LEU:HD23	1.89	0.41
16:B4:889:LEU:HD12	16:B4:892:TYR:CE1	2.55	0.41
17:B5:1991:LEU:HD22	17:B5:1991:LEU:O	2.19	0.41
17:B5:2030:LEU:CD2	17:B5:2033:ARG:HD3	2.51	0.41
15:B6:153:SER:O	15:B6:154:LEU:CB	2.69	0.41

Continued on next page...

Continued from previous page...

Atom-1	Atom-2	Distance(Å)	Clash(Å)
16:B7:296:ASP:C	16:B7:298:THR:H	2.23	0.41
16:B7:366:LEU:O	16:B7:366:LEU:HD23	2.20	0.41
17:B8:1153:ASN:O	17:B8:1155:TYR:N	2.51	0.41
17:B8:1697:ASP:O	17:B8:1738:THR:HG21	2.20	0.41
17:B8:1962:ASN:HD21	17:B8:2005:GLU:HG3	1.85	0.41
5:BE:5028:LEU:HD12	5:BE:5028:LEU:HA	1.92	0.41
6:BF:6060:GLN:HB2	6:BF:6060:GLN:HE21	1.66	0.41
6:BF:6050:LYS:HG3	6:BF:6212:SER:HB2	2.02	0.41
8:BH:1008:PHE:N	8:BH:1008:PHE:CD1	2.88	0.41
11:BK:4091:ILE:HA	11:BK:4091:ILE:HD12	1.63	0.41
4:BR:4053:LYS:HA	4:BR:4053:LYS:HD3	1.80	0.41
4:BR:4060:THR:O	4:BR:4062:SER:N	2.49	0.41
4:BR:4140:PRO:O	4:BR:4141:ARG:HB2	2.20	0.41
6:BT:6130:VAL:O	6:BT:6149:PRO:HG3	2.20	0.41
10:BX:3059:ARG:HB3	10:BX:3059:ARG:HE	1.56	0.41
16:A5:1032:PRO:HG3	17:A6:1269:THR:HG23	2.02	0.41
17:A6:1395:ILE:HG23	17:A6:1396:PRO:N	2.35	0.41
17:A6:1399:VAL:O	17:A6:1401:VAL:N	2.53	0.41
16:A7:444:LEU:O	16:A7:446:SER:N	2.52	0.41
16:A7:523:HIS:ND1	16:A7:524:PRO:CD	2.83	0.41
16:A7:950:TRP:O	16:A7:952:GLY:N	2.53	0.41
17:A8:1350:HIS:HE1	17:A8:1388:ASP:CB	2.33	0.41
17:A8:1354:MET:HE2	17:A8:1354:MET:HB3	1.70	0.41
8:AB:1003:ILE:HD12	8:AB:1044:CYS:HB3	2.02	0.41
8:AB:1036:ARG:HH11	14:A4:7225:ILE:CD1	2.33	0.41
1:AC:1146:VAL:HG21	1:AC:1229:THR:C	2.40	0.41
2:AG:2218:ASN:HB3	2:AG:2221:LEU:HD12	2.02	0.41
3:AH:3070:ASN:HD21	3:AH:3072:LYS:N	2.14	0.41
6:AK:6051:ARG:HD2	6:AK:6060:GLN:HE22	1.85	0.41
10:AN:3098:PRO:HB2	10:AN:3115:PHE:HD1	1.85	0.41
12:AP:5001:THR:O	12:AP:5130:GLY:HA3	2.20	0.41
13:AQ:6211:LYS:NZ	9:AY:2194:ASN:HB3	2.35	0.41
16:B4:270:LEU:O	16:B4:273:VAL:HG23	2.19	0.41
16:B4:309:LEU:HD11	16:B4:311:LEU:HD21	2.02	0.41
17:B5:1271:ARG:HH12	17:B5:1309:GLN:HG2	1.85	0.41
17:B5:1211:TRP:HH2	17:B5:1277:GLU:HG2	1.85	0.41
17:B5:1463:PHE:O	17:B5:1466:ARG:HG3	2.20	0.41
17:B5:1479:PRO:HG3	17:B5:1512:LYS:HZ3	1.84	0.41
17:B5:1614:VAL:O	17:B5:1618:LEU:HG	2.20	0.41
17:B5:1685:SER:HB2	17:B5:1735:ARG:HH11	1.85	0.41
17:B5:1830:ASP:OD1	17:B5:1831:PRO:HD2	2.19	0.41
17:B8:1372:ARG:O	17:B8:1374:ASN:N	2.49	0.41

Continued on next page...

Continued from previous page...

Atom-1	Atom-2	Distance(Å)	Clash(Å)
17:B8:1416:THR:O	17:B8:1418:ASN:N	2.53	0.41
17:B8:1848:TYR:HD2	17:B8:1848:TYR:C	2.24	0.41
1:BA:1156:LYS:NZ	1:BA:1171:THR:HG23	2.35	0.41
2:BB:2187:ASP:O	2:BB:2191:ILE:HD12	2.20	0.41
4:BD:4142:ASP:OD1	4:BD:4143:ASP:N	2.53	0.41
6:BF:6001:MET:HG3	16:B4:524:PRO:HG2	2.02	0.41
13:BM:6098:VAL:HG23	13:BM:6100:THR:HG22	2.02	0.41
1:BO:1068:THR:HG21	7:BU:7158:GLY:HA3	2.02	0.41
4:BR:4075:PHE:CE1	4:BR:4082:SER:CB	3.00	0.41
4:BR:4084:ILE:N	4:BR:4084:ILE:CD1	2.83	0.41
10:BX:3052:THR:HG22	11:BY:4084:ARG:CZ	2.50	0.41
12:BZ:5130:GLY:O	12:BZ:5133:GLN:HB3	2.21	0.41
16:A5:251:LEU:HD13	16:A5:289:ARG:HD2	2.02	0.41
17:A6:1740:PHE:C	17:A6:1740:PHE:CD1	2.94	0.41
17:A6:1753:GLU:HB2	17:A6:1793:PRO:CG	2.50	0.41
17:A6:1909:PRO:C	17:A6:1910:PHE:O	2.58	0.41
16:A7:697:ILE:N	16:A7:788:SER:O	2.41	0.41
16:A7:932:ILE:HG13	16:A7:933:THR:N	2.32	0.41
17:A8:1583:SER:HA	17:A8:1584:PRO:HD3	1.71	0.41
17:A8:1635:PHE:O	17:A8:1638:LEU:HB3	2.21	0.41
16:A7:514:LEU:HD23	17:A8:1980:LEU:HD11	2.03	0.41
8:AB:1163:ILE:HG23	8:AB:1170:GLY:HA2	2.03	0.41
8:AB:1032:ASP:OD2	8:AB:1185:ARG:NH2	2.53	0.41
1:AC:1129:THR:CG2	1:AC:1129:THR:O	2.69	0.41
15:AE:153:SER:O	15:AE:154:LEU:CB	2.68	0.41
15:AF:103:ASN:ND2	15:AF:111:TRP:CZ3	2.88	0.41
15:AF:153:SER:O	15:AF:154:LEU:CB	2.68	0.41
15:AF:97:ARG:HG2	15:AF:101:MET:HG3	2.01	0.41
3:AH:3160:TRP:CE3	3:AH:3163:ILE:HD13	2.55	0.41
3:AH:3163:ILE:HG13	3:AH:3164:SER:N	2.35	0.41
9:AM:2163:ILE:HG22	9:AM:2164:TRP:N	2.35	0.41
6:AK:6093:ASN:ND2	13:AQ:6061:ASN:HD21	1.93	0.41
13:AQ:6141:LEU:HD12	13:AQ:6141:LEU:HA	1.92	0.41
14:AR:7144:ASN:N	14:AR:7145:PRO:CD	2.83	0.41
2:AS:2199:SER:O	2:AS:2200:VAL:C	2.59	0.41
13:AQ:6024:TYR:HA	9:AY:2167:LEU:HD12	2.02	0.41
10:AZ:3065:TYR:O	10:AZ:3069:GLU:HB2	2.20	0.41
2:AS:2142:PHE:CD2	10:AZ:3071:ARG:HD3	2.56	0.41
13:B1:6004:LEU:HD11	13:B1:6141:LEU:CD2	2.50	0.41
14:B2:704:PRO:HG3	14:B2:7103:TRP:CG	2.55	0.41
16:B4:382:THR:O	16:B4:383:MET:C	2.59	0.41
16:B4:720:HIS:HE1	16:B4:724:ILE:HD13	1.85	0.41

Continued on next page...

Continued from previous page...

Atom-1	Atom-2	Distance(Å)	Clash(Å)
16:B4:836:SER:HB2	16:B4:885:CYS:SG	2.60	0.41
17:B5:1744:ILE:HD11	17:B5:1781:VAL:HG12	2.02	0.41
17:B5:1795:ASP:O	17:B5:1797:VAL:N	2.54	0.41
17:B5:1908:LEU:HD22	17:B5:1932:TYR:CE1	2.55	0.41
17:B5:2062:VAL:HG11	17:B5:2103:ALA:HB2	2.02	0.41
17:B8:1285:ILE:HD11	17:B8:1317:VAL:HG22	2.03	0.41
17:B8:1416:THR:O	17:B8:1419:LEU:N	2.53	0.41
17:B8:1734:ARG:C	17:B8:1736:SER:H	2.23	0.41
17:B8:1855:ILE:O	17:B8:1859:LEU:HD12	2.20	0.41
17:B8:1983:THR:HG22	17:B8:1986:GLU:CD	2.40	0.41
3:BC:3015:PRO:HG2	3:BC:3020:TYR:HE2	1.85	0.41
9:BI:2072:ARG:HH11	9:BI:2072:ARG:HG3	1.86	0.41
12:BL:5081:LYS:HG3	12:BL:5081:LYS:O	2.20	0.41
13:BM:6114:TYR:CE2	13:BM:6124:ARG:HB2	2.56	0.41
2:BP:2217:GLU:OE1	2:BP:2231:LYS:CB	2.65	0.41
5:BS:5192:THR:OG1	5:BS:5195:GLU:HG3	2.20	0.41
5:BS:5219:LEU:HA	5:BS:5219:LEU:HD23	1.79	0.41
10:BX:3129:VAL:HG11	10:BX:3137:LEU:HB3	2.02	0.41
10:BX:3155:PHE:O	10:BX:3159:SER:HB2	2.21	0.41
13:A3:6065:TRP:O	13:A3:6069:ASP:HB2	2.20	0.41
16:A5:431:PHE:C	16:A5:433:GLY:H	2.23	0.41
16:A5:752:GLN:HG3	16:A5:796:TYR:CE2	2.55	0.41
16:A5:752:GLN:HG3	16:A5:796:TYR:CD2	2.55	0.41
17:A6:1346:ILE:O	17:A6:1347:LYS:C	2.59	0.41
17:A6:1472:GLN:OE1	17:A6:1472:GLN:O	2.38	0.41
16:A7:1028:LEU:HA	16:A7:1028:LEU:HD23	1.80	0.41
16:A7:296:ASP:C	16:A7:298:THR:H	2.24	0.41
17:A8:1318:ILE:C	17:A8:1320:LYS:H	2.23	0.41
17:A8:1470:GLN:C	17:A8:1472:GLN:H	2.24	0.41
17:A8:1652:MET:C	17:A8:1654:ASP:N	2.74	0.41
17:A8:1813:SER:HB2	17:A8:1898:LEU:HD21	2.02	0.41
17:A8:1964:THR:C	17:A8:1966:LEU:H	2.23	0.41
8:AD:1061:TYR:O	8:AD:1062:HIS:C	2.59	0.41
2:AG:2030:GLN:HE21	2:AG:2030:GLN:HB3	1.58	0.41
4:AI:4018:PHE:O	4:AI:4021:GLU:HG2	2.20	0.41
4:AI:4132:SER:HB3	4:AI:4164:ILE:HG21	2.03	0.41
5:AJ:5060:GLU:H	5:AJ:5060:GLU:HG2	1.53	0.41
6:AW:6046:LEU:HG	6:AW:6135:ILE:CD1	2.46	0.41
9:AY:2007:LYS:HA	9:AY:2012:VAL:HG23	2.02	0.41
13:B1:602:PHE:H	14:B2:701:THR:CG2	2.33	0.41
13:B1:6043:MET:HE3	13:B1:6056:VAL:HG23	2.02	0.41
8:BH:1029:ARG:HG2	14:B2:7179:ARG:NH1	2.35	0.41

Continued on next page...

Continued from previous page...

Atom-1	Atom-2	Distance(Å)	Clash(Å)
16:B4:654:MET:CE	16:B4:654:MET:HA	2.50	0.41
17:B5:1149:ILE:O	17:B5:1149:ILE:CG1	2.68	0.41
17:B5:1346:ILE:O	17:B5:1347:LYS:C	2.59	0.41
17:B5:1386:LEU:HB3	17:B5:1462:MET:HG3	2.02	0.41
17:B5:1451:ASP:OD1	17:B5:1482:ARG:NH2	2.47	0.41
17:B5:2063:LEU:HA	17:B5:2063:LEU:HD23	1.60	0.41
16:B7:605:LEU:HD12	16:B7:648:VAL:HG22	2.02	0.41
17:B8:1343:VAL:O	17:B8:1346:ILE:HG13	2.20	0.41
17:B8:1350:HIS:HE1	17:B8:1388:ASP:CB	2.33	0.41
2:BB:2236:ARG:CG	2:BB:2236:ARG:NH1	2.84	0.41
3:BC:3045:VAL:O	3:BC:3046:LEU:HD23	2.19	0.41
6:BF:6026:LEU:CD1	6:BF:6148:GLN:HB3	2.50	0.41
6:BF:6217:GLY:O	6:BF:6218:LYS:C	2.58	0.41
10:BJ:3149:LEU:HA	10:BJ:3149:LEU:HD23	1.84	0.41
13:BM:6143:ASN:ND2	10:BX:3164:ASN:ND2	2.68	0.41
14:BN:7058:LEU:HA	14:BN:7058:LEU:HD23	1.93	0.41
14:BN:7154:GLU:O	14:BN:7157:ILE:HG13	2.21	0.41
1:BO:1083:VAL:HG13	1:BO:1141:LEU:HD23	2.02	0.41
4:BR:4162:GLN:CG	4:BR:4163:THR:N	2.82	0.41
4:BR:4243:GLN:NE2	4:BR:4243:GLN:HA	2.36	0.41
8:BV:1161:GLN:NE2	8:BV:1165:TRP:HE1	2.19	0.41
10:BX:3001:GLY:HA3	10:BX:3033:LYS:HE2	2.03	0.41
10:BX:3109:LYS:HB3	10:BX:3109:LYS:NZ	2.35	0.41
11:A1:4148:ARG:O	11:A1:4151:MET:HG3	2.21	0.41
8:AB:1167:GLY:O	14:A4:7181:ALA:HB1	2.21	0.41
16:A5:255:PHE:HB2	16:A5:256:PRO:HD2	2.02	0.41
16:A5:622:ASP:HB3	16:A5:641:SER:HB3	2.02	0.41
16:A5:814:LYS:HG2	16:A5:815:ASP:HB2	2.02	0.41
17:A6:1585:LYS:O	17:A6:1586:ALA:C	2.58	0.41
17:A6:1713:ASN:C	17:A6:1715:ASP:H	2.24	0.41
17:A6:1941:ARG:CG	17:A6:1941:ARG:HH11	2.32	0.41
16:A7:399:HIS:O	16:A7:452:VAL:HG21	2.20	0.41
16:A7:703:GLU:OE2	16:A7:703:GLU:HA	2.19	0.41
16:A7:707:ILE:O	16:A7:708:SER:O	2.39	0.41
16:A7:830:ARG:HD3	17:A8:1228:PHE:HE2	1.85	0.41
8:AD:1156:LYS:O	8:AD:1160:SER:HB3	2.21	0.41
3:AH:3079:GLY:HA3	3:AH:3133:VAL:HA	2.02	0.41
6:AK:6042:THR:HG1	6:AK:6043:HIS:CE1	2.37	0.41
6:AK:6045:VAL:CG1	6:AK:6046:LEU:N	2.84	0.41
7:AL:7151:GLU:HB3	7:AL:7152:PRO:CD	2.51	0.41
11:AO:4017:SER:HB2	11:AO:4175:PHE:HB2	2.02	0.41
12:AP:5025:TRP:CZ3	13:AQ:6135:SER:HA	2.56	0.41

Continued on next page...

Continued from previous page...

Atom-1	Atom-2	Distance(Å)	Clash(Å)
3:AT:3108:VAL:HB	3:AT:3147:GLN:NE2	2.35	0.41
6:AW:6045:VAL:CG1	6:AW:6046:LEU:N	2.84	0.41
6:AW:6176:LEU:HA	6:AW:6176:LEU:HD12	1.85	0.41
14:B2:7120:ARG:NH2	14:B2:7128:THR:HB	2.36	0.41
15:B3:88:HIS:HB2	17:B5:1413:PRO:CG	2.49	0.41
16:B4:550:LYS:CE	16:B4:606:GLU:OE1	2.69	0.41
17:B5:1408:LEU:HA	17:B5:1408:LEU:HD12	1.82	0.41
17:B5:1652:MET:C	17:B5:1654:ASP:H	2.24	0.41
16:B7:387:MET:N	16:B7:388:PRO:CD	2.84	0.41
16:B7:579:LEU:O	16:B7:579:LEU:HD12	2.20	0.41
16:B7:654:MET:O	16:B7:655:ASP:C	2.58	0.41
16:B7:776:THR:HG22	16:B7:777:LYS:N	2.34	0.41
17:B8:1414:ASP:O	17:B8:1415:GLY:O	2.39	0.41
17:B8:1757:ALA:O	17:B8:1758:THR:OG1	2.36	0.41
17:B8:1760:GLN:C	17:B8:1762:SER:N	2.70	0.41
17:B8:1983:THR:O	17:B8:1985:GLU:N	2.54	0.41
2:BB:2037:ILE:HD12	2:BB:2192:ALA:HB2	2.03	0.41
2:BB:2055:LEU:HA	2:BB:2055:LEU:HD23	1.92	0.41
4:BD:4122:GLN:HB3	5:BE:5136:ARG:HH21	1.85	0.41
4:BD:4162:GLN:CG	4:BD:4163:THR:N	2.83	0.41
6:BF:6026:LEU:HD11	6:BF:6148:GLN:HB3	2.03	0.41
11:BK:4022:ARG:HA	11:BK:4022:ARG:HD3	1.75	0.41
13:BM:6143:ASN:O	13:BM:6147:PHE:HA	2.19	0.41
3:BQ:3156:ASN:OD1	4:BR:4079:ASN:HB2	2.20	0.41
6:BT:6185:ASN:CG	6:BT:6188:GLU:HB2	2.40	0.41
9:BW:2023:GLY:HA3	9:BW:2024:PRO:HD3	1.75	0.41
9:BW:2048:THR:O	9:BW:2049:ALA:C	2.59	0.41
9:BW:2072:ARG:HH11	9:BW:2072:ARG:HG3	1.86	0.41
11:BY:4085:GLN:HE21	11:BY:4085:GLN:HB2	1.62	0.41
11:BY:4003:ILE:CG2	11:BY:4102:LEU:HG	2.50	0.41
12:BZ:5150:VAL:HG11	12:BZ:5179:HIS:CE1	2.56	0.41
11:A1:4032:ASP:OD1	11:A1:4034:THR:HG22	2.21	0.41
16:A5:658:TYR:O	16:A5:660:VAL:N	2.54	0.41
17:A6:1517:SER:HB2	17:A6:1591:LEU:HD23	2.02	0.41
17:A6:1697:ASP:O	17:A6:1738:THR:HG21	2.21	0.41
17:A6:1740:PHE:C	17:A6:1742:HIS:N	2.71	0.41
17:A6:1850:LYS:HG2	17:A6:1906:TYR:CZ	2.56	0.41
6:AK:6074:LEU:HD11	17:A6:2143:ALA:HB3	2.03	0.41
16:A7:535:ALA:HB2	16:A7:597:TYR:CE1	2.55	0.41
16:A7:550:LYS:CE	16:A7:606:GLU:OE1	2.67	0.41
16:A7:714:LEU:N	16:A7:715:PRO:CD	2.83	0.41
16:A7:752:GLN:HG3	16:A7:796:TYR:CD2	2.56	0.41

Continued on next page...

Continued from previous page...

Atom-1	Atom-2	Distance(Å)	Clash(Å)
16:A7:694:PHE:HE2	17:A8:1238:GLN:HG2	1.83	0.41
6:AW:6001:MET:N	17:A8:2076:PHE:HZ	2.19	0.41
17:A8:2118:TRP:C	17:A8:2120:PHE:N	2.71	0.41
1:AC:1080:GLY:HA3	1:AC:1233:PHE:CE1	2.56	0.41
1:AC:1156:LYS:NZ	1:AC:1171:THR:HG23	2.36	0.41
3:AH:3019:LEU:CD2	3:AH:3019:LEU:N	2.81	0.41
4:AI:4063:LYS:H	4:AI:4063:LYS:HG2	1.49	0.41
5:AJ:5159:GLU:HA	5:AJ:5160:PRO:HD3	1.90	0.41
6:AK:6047:VAL:CG1	6:AK:6211:LEU:HD11	2.50	0.41
3:AT:3168:ASN:N	3:AT:3168:ASN:HD22	2.18	0.41
4:AU:4192:VAL:O	4:AU:4193:LYS:C	2.59	0.41
5:AV:5008:TYR:C	5:AV:5009:ASP:O	2.57	0.41
13:AQ:6143:ASN:ND2	10:AZ:3164:ASN:HD21	2.19	0.41
13:B1:6040:ASN:HD21	13:B1:6202:GLY:HA2	1.85	0.41
16:B4:336:LEU:O	16:B4:337:SER:CB	2.68	0.41
16:B4:568:SER:O	16:B4:572:GLU:HG3	2.20	0.41
16:B4:636:HIS:CD2	16:B4:637:ARG:HG2	2.56	0.41
16:B4:868:ASP:O	16:B4:871:LEU:N	2.54	0.41
16:B4:700:LEU:HD22	16:B4:947:LYS:HD3	2.02	0.41
17:B5:1321:ILE:HG22	17:B5:1322:ILE:N	2.35	0.41
17:B5:1395:ILE:CD1	17:B5:1396:PRO:HD2	2.51	0.41
17:B5:1682:VAL:HG12	17:B5:1731:VAL:HG11	2.02	0.41
17:B5:1771:LEU:HD13	17:B5:1808:LEU:CD1	2.51	0.41
15:B6:136:GLN:HG2	16:B7:253:PHE:CD2	2.56	0.41
16:B7:1028:LEU:HA	16:B7:1028:LEU:HD23	1.84	0.41
16:B7:561:THR:HG22	16:B7:562:ASN:H	1.84	0.41
17:B8:1395:ILE:CD1	17:B8:1396:PRO:HD2	2.51	0.41
17:B8:1705:ALA:HA	17:B8:1709:ASP:OD2	2.20	0.41
1:BA:1113:PRO:HG2	1:BA:1116:VAL:HG23	1.99	0.41
6:BF:6062:LYS:HE3	6:BF:6062:LYS:HB3	1.78	0.41
13:BM:605:TYR:OH	13:BM:6095:PRO:HD2	2.21	0.41
13:BM:6091:LYS:HE2	13:BM:6094:PHE:O	2.21	0.41
2:BP:2061:LEU:HA	2:BP:2061:LEU:HD12	1.63	0.41
4:BR:4126:VAL:CG1	4:BR:4127:ARG:N	2.83	0.41
7:BU:7090:ARG:HD2	7:BU:7090:ARG:O	2.21	0.41
8:BV:1083:LYS:HG3	8:BV:1084:GLU:N	2.35	0.41
12:BZ:5158:LYS:HE3	12:BZ:5191:HIS:HD2	1.85	0.41
12:BZ:5162:LEU:O	12:BZ:5163:ALA:C	2.59	0.41
11:A1:4017:SER:HB2	11:A1:4175:PHE:HB2	2.02	0.41
13:A3:6105:LEU:HD23	13:A3:6111:GLY:HA2	2.03	0.41
14:A4:7095:ARG:NH2	14:A4:7102:LEU:CD2	2.83	0.41
16:A5:991:CYS:CB	16:A5:1019:MET:HE2	2.47	0.41

Continued on next page...

Continued from previous page...

Atom-1	Atom-2	Distance(Å)	Clash(Å)
16:A5:391:THR:O	16:A5:391:THR:HG22	2.20	0.41
16:A5:521:PHE:HB3	16:A5:530:TRP:CD1	2.56	0.41
16:A5:695:ILE:HA	16:A5:696:PRO:HD3	1.88	0.41
16:A5:709:PHE:HE2	16:A5:714:LEU:HG	1.86	0.41
16:A5:904:TYR:O	16:A5:1014:LYS:NZ	2.53	0.41
17:A6:1463:PHE:O	17:A6:1466:ARG:HG3	2.20	0.41
17:A6:2078:LEU:HA	17:A6:2079:PRO:HD3	1.80	0.41
16:A7:522:ILE:HG22	16:A7:584:LEU:HB2	2.02	0.41
16:A7:709:PHE:HE2	16:A7:714:LEU:HG	1.86	0.41
8:AB:1019:ARG:NE	8:AB:1026:ILE:HD13	2.36	0.41
1:AC:1017:THR:HG21	1:AC:1129:THR:HA	2.02	0.41
2:AG:2217:GLU:OE1	2:AG:2231:LYS:CB	2.68	0.41
3:AH:3215:THR:HG23	3:AH:3230:PHE:CE1	2.51	0.41
4:AI:4134:LEU:CD1	4:AI:4164:ILE:HG22	2.50	0.41
6:AK:6217:GLY:O	6:AK:6218:LYS:C	2.58	0.41
7:AL:7090:ARG:O	7:AL:7090:ARG:HD2	2.21	0.41
10:AN:3163:LEU:HD12	10:AN:3163:LEU:HA	1.82	0.41
12:AP:5131:SER:HB2	12:AP:5168:ASP:OD2	2.21	0.41
14:AR:7057:ARG:NH1	14:AR:7057:ARG:HG2	2.35	0.41
4:AU:4073:LEU:O	4:AU:4073:LEU:HD23	2.20	0.41
7:AX:7174:GLU:HG3	7:AX:7201:LEU:HD12	2.02	0.41
13:AQ:6213:ASP:CB	9:AY:2194:ASN:HD21	2.29	0.41
14:B2:7200:PHE:CE2	14:B2:7202:LYS:HG3	2.55	0.41
16:B4:449:GLU:CG	16:B4:450:LYS:N	2.81	0.41
17:B5:1461:ARG:NH2	17:B5:1501:LEU:HD22	2.32	0.41
17:B5:1548:LYS:HD3	17:B5:1548:LYS:HA	1.78	0.41
17:B5:1792:HIS:CG	17:B5:1797:VAL:HG11	2.56	0.41
16:B7:611:ASN:O	16:B7:612:ALA:C	2.59	0.41
17:B8:1761:THR:HG23	17:B8:1764:ILE:HB	2.01	0.41
17:B8:1887:ILE:HD13	17:B8:1907:VAL:HG13	2.02	0.41
17:B8:2058:ILE:O	17:B8:2062:VAL:HG23	2.20	0.41
1:BA:1088:PRO:HG3	7:BG:7155:SER:N	2.34	0.41
4:BD:4042:VAL:HG11	4:BD:4136:ALA:HB1	2.01	0.41
4:BD:4051:THR:HA	4:BD:4055:GLN:HE21	1.86	0.41
13:BM:6001:GLY:HA2	13:BM:6017:ASP:OD2	2.21	0.41
3:BQ:3137:TYR:O	3:BQ:3148:LEU:HD12	2.21	0.41
4:BR:4134:LEU:CD1	4:BR:4164:ILE:HG22	2.50	0.41
5:BS:5097:VAL:HG21	12:BZ:5065:LEU:CD1	2.50	0.41
6:BT:6001:MET:O	16:B7:637:ARG:HD3	2.21	0.41
7:BU:7053:ILE:HG13	7:BU:7211:PHE:HA	2.03	0.41
1:BO:1091:ARG:NH1	7:BU:7156:TYR:CE2	2.89	0.41
8:BV:1186:LEU:HD23	8:BV:1186:LEU:HA	1.86	0.41

Continued on next page...

Continued from previous page...

Atom-1	Atom-2	Distance(Å)	Clash(Å)
9:AM:2196:ARG:NH1	13:A3:6180:THR:HB	2.35	0.41
16:A5:720:HIS:HE1	16:A5:724:ILE:HD13	1.86	0.41
16:A5:825:LEU:HA	16:A5:825:LEU:HD23	1.91	0.41
17:A6:1488:ILE:HG23	17:A6:1610:PHE:CE1	2.56	0.41
17:A6:1582:MET:HE2	17:A6:1735:ARG:NH2	2.36	0.41
17:A6:1795:ASP:C	17:A6:1797:VAL:N	2.74	0.41
17:A6:1990:ILE:HG22	17:A6:1991:LEU:N	2.36	0.41
16:A7:939:PRO:CB	16:A7:943:LYS:HG3	2.42	0.41
17:A8:1285:ILE:HD11	17:A8:1317:VAL:HG22	2.03	0.41
17:A8:1716:ALA:O	17:A8:1719:ILE:N	2.51	0.41
1:AA:1203:VAL:CG1	1:AA:1244:ARG:HG2	2.50	0.41
1:AC:1142:THR:HA	1:AC:1156:LYS:HG3	2.01	0.41
8:AD:1113:ILE:HA	8:AD:1114:PRO:HD2	1.81	0.41
3:AH:3022:VAL:HG12	3:AH:3023:GLU:N	2.35	0.41
3:AH:3086:ILE:O	3:AH:3090:THR:HG23	2.21	0.41
3:AH:3168:ASN:N	3:AH:3168:ASN:HD22	2.18	0.41
3:AH:3185:LYS:HA	3:AH:3185:LYS:HE3	2.02	0.41
4:AI:4033:ALA:HB3	4:AI:4076:SER:OG	2.20	0.41
5:AJ:5028:LEU:HD12	5:AJ:5028:LEU:HA	1.87	0.41
6:AK:6019:LEU:HD21	7:AL:7129:ARG:HD3	2.03	0.41
1:AA:1091:ARG:NH1	7:AL:7156:TYR:CD2	2.89	0.41
11:AO:4032:ASP:OD1	11:AO:4034:THR:HG22	2.21	0.41
3:AT:3056:LEU:HA	3:AT:3056:LEU:HD12	1.78	0.41
5:AV:5028:LEU:HD12	5:AV:5028:LEU:HA	1.88	0.41
5:AV:5101:LEU:CD1	12:A2:5057:THR:HG22	2.51	0.41
7:AX:7201:LEU:C	7:AX:7203:HIS:N	2.74	0.41
9:AY:2038:SER:O	9:AY:2039:PRO:C	2.59	0.41
10:AZ:3052:THR:HG22	11:A1:4084:ARG:CZ	2.50	0.41
16:B4:244:THR:HG23	16:B4:267:TYR:CE2	2.56	0.41
16:B4:656:LYS:HA	16:B4:659:ARG:HD2	2.03	0.41
17:B5:1367:LEU:HB2	17:B5:1386:LEU:HD21	2.03	0.41
17:B5:1838:LEU:HD22	17:B5:1839:LYS:N	2.35	0.41
17:B5:1843:GLU:HG3	17:B5:1844:LYS:H	1.85	0.41
16:B7:309:LEU:HD11	16:B7:311:LEU:HD21	2.03	0.41
16:B7:398:TYR:HA	16:B7:403:LYS:HA	2.02	0.41
17:B8:1333:ASP:N	17:B8:1333:ASP:OD1	2.54	0.41
3:BC:3079:GLY:HA3	3:BC:3133:VAL:HA	2.02	0.41
3:BC:3174:THR:HG22	3:BC:3178:MET:CE	2.50	0.41
6:BF:6217:GLY:O	6:BF:6219:ASP:N	2.54	0.41
6:BF:6019:LEU:HD21	7:BG:7129:ARG:HD3	2.02	0.41
9:BI:2175:VAL:HG12	9:BI:2176:CYS:N	2.36	0.41
10:BJ:3129:VAL:HG11	10:BJ:3137:LEU:HB3	2.03	0.41

Continued on next page...

Continued from previous page...

Atom-1	Atom-2	Distance(Å)	Clash(Å)
10:BJ:3002:ILE:HD11	10:BJ:3166:ALA:HB2	2.02	0.41
14:BN:7041:THR:OG1	14:BN:7081:PRO:HG3	2.20	0.41
1:BO:1164:VAL:HG23	2:BP:2061:LEU:HD22	2.03	0.41
3:BQ:3124:GLN:HA	4:BR:4127:ARG:HG2	2.02	0.41
8:BV:1037:VAL:O	8:BV:1038:HIS:HB2	2.21	0.41
10:BX:3052:THR:CG2	11:BY:4084:ARG:CZ	2.99	0.41
15:AE:93:TYR:OH	16:A5:256:PRO:HD3	2.20	0.41
16:A5:516:LYS:HD3	16:A5:516:LYS:N	2.36	0.41
16:A5:508:PHE:CD2	16:A5:573:GLU:HB3	2.56	0.41
16:A5:706:TYR:O	16:A5:707:ILE:C	2.59	0.41
16:A5:776:THR:HG22	16:A5:777:LYS:N	2.36	0.41
17:A6:1183:PHE:HD1	17:A6:1208:LEU:HD23	1.86	0.41
16:A5:263:LEU:HD23	17:A6:1410:LEU:HD11	2.03	0.41
17:A6:1458:TRP:CD1	17:A6:1495:HIS:CE1	3.08	0.41
17:A6:1952:VAL:HG11	17:A6:1971:ILE:HG13	2.03	0.41
16:A7:309:LEU:HD11	16:A7:311:LEU:HD21	2.03	0.41
16:A7:431:PHE:O	16:A7:433:GLY:N	2.54	0.41
16:A7:653:VAL:HG12	16:A7:653:VAL:O	2.20	0.41
17:A8:1463:PHE:N	17:A8:1463:PHE:CD1	2.88	0.41
17:A8:1765:TYR:CE1	17:A8:1800:ALA:HB2	2.56	0.41
17:A8:1792:HIS:ND1	17:A8:1793:PRO:HD2	2.36	0.41
17:A8:1845:VAL:C	17:A8:1847:ALA:N	2.74	0.41
1:AA:1096:ARG:O	1:AA:1096:ARG:HG3	2.20	0.41
15:AE:97:ARG:HG2	15:AE:101:MET:HG3	2.03	0.41
1:AA:1164:VAL:HG23	2:AG:2061:LEU:HD22	2.02	0.41
3:AH:3160:TRP:N	4:AI:4056:ASP:HB2	2.36	0.41
4:AI:4065:SER:HB2	4:AI:4086:ILE:HD13	2.01	0.41
4:AI:4202:VAL:CG1	4:AI:4202:VAL:O	2.69	0.41
6:AK:6186:PRO:HD2	6:AK:6187:ASP:H	1.85	0.41
11:AO:4038:SER:HB2	11:AO:4039:PRO:HD2	2.01	0.41
12:AP:5176:ASN:ND2	12:AP:5190:ASN:HD22	2.18	0.41
3:AT:3033:GLY:HA3	3:AT:3065:LYS:HZ1	1.85	0.41
3:AT:3163:ILE:HG13	3:AT:3164:SER:N	2.35	0.41
6:AW:6060:GLN:HB2	6:AW:6060:GLN:HE21	1.64	0.41
13:B1:6014:LEU:HA	13:B1:6014:LEU:HD23	1.91	0.41
14:B2:7089:ALA:HA	14:B2:7122:VAL:HG21	2.03	0.41
16:B4:277:LYS:HB3	16:B4:277:LYS:NZ	2.36	0.41
16:B4:410:PHE:O	16:B4:413:SER:HB3	2.21	0.41
16:B4:515:ALA:O	16:B4:519:GLU:HG2	2.21	0.41
16:B4:523:HIS:CE1	16:B4:524:PRO:HD2	2.56	0.41
16:B4:707:ILE:O	16:B4:708:SER:O	2.39	0.41
16:B4:814:LYS:HG2	16:B4:815:ASP:HB2	2.02	0.41

Continued on next page...

Continued from previous page...

Atom-1	Atom-2	Distance(Å)	Clash(Å)
17:B5:1172:VAL:HG12	17:B5:1173:HIS:N	2.35	0.41
17:B5:1720:TRP:HB3	17:B5:1766:MET:HE1	2.02	0.41
17:B5:1941:ARG:NH1	17:B5:1941:ARG:HG3	2.36	0.41
6:BF:6074:LEU:HD11	17:B5:2143:ALA:HB3	2.03	0.41
16:B7:431:PHE:C	16:B7:433:GLY:H	2.24	0.41
16:B7:706:TYR:O	16:B7:707:ILE:C	2.59	0.41
17:B8:1619:VAL:HG22	17:B8:1669:ALA:O	2.21	0.41
17:B8:1503:VAL:HG13	17:B8:1635:PHE:CD1	2.55	0.41
17:B8:2098:MET:HG2	17:B8:2099:THR:N	2.33	0.41
4:BD:4079:ASN:H	4:BD:4079:ASN:HD22	1.69	0.41
5:BE:5023:GLN:HA	5:BE:5023:GLN:NE2	2.28	0.41
5:BE:5040:ILE:HD12	5:BE:5200:VAL:HG23	2.02	0.41
6:BF:6056:LEU:HD12	6:BF:6056:LEU:HA	1.85	0.41
13:BM:6172:ILE:HD11	13:BM:6197:ILE:HD11	2.03	0.41
1:BO:1156:LYS:NZ	1:BO:1171:THR:HG23	2.34	0.41
3:BQ:3125:HIS:O	3:BQ:3127:GLY:N	2.45	0.41
5:BS:5239:LEU:HD23	5:BS:5239:LEU:HA	1.89	0.41
9:BW:2144:GLN:O	9:BW:2145:ASP:HB2	2.20	0.41
12:A2:5158:LYS:HE3	12:A2:5191:HIS:HD2	1.84	0.41
13:A3:6004:LEU:HD11	13:A3:6141:LEU:CD2	2.50	0.41
13:A3:6160:LYS:HE2	13:A3:6160:LYS:HB3	1.87	0.41
14:A4:7161:THR:HG23	14:A4:7164:VAL:CG2	2.50	0.41
16:A5:431:PHE:O	16:A5:433:GLY:N	2.53	0.41
16:A5:763:PHE:HA	16:A5:766:VAL:HG23	2.03	0.41
16:A5:956:ASP:OD1	16:A5:957:PRO:HD2	2.20	0.41
17:A6:1318:ILE:C	17:A6:1320:LYS:H	2.24	0.41
15:AE:148:TYR:CD1	17:A6:1407:PHE:O	2.74	0.41
17:A6:1914:LEU:C	17:A6:1914:LEU:HD23	2.41	0.41
17:A8:1983:THR:O	17:A8:1985:GLU:N	2.53	0.41
8:AB:1013:ILE:HD13	8:AB:1013:ILE:HG21	1.77	0.41
1:AC:1113:PRO:HG2	1:AC:1116:VAL:HG23	1.99	0.41
8:AD:1118:SER:HB2	8:AD:1120:HIS:NE2	2.36	0.41
3:AH:3045:VAL:O	3:AH:3046:LEU:HD23	2.21	0.41
3:AH:3116:SER:HB3	3:AH:3155:GLY:O	2.21	0.41
4:AI:4049:ARG:O	4:AI:4050:SER:C	2.59	0.41
4:AI:4203:VAL:HB	4:AI:4209:ASN:HD22	1.85	0.41
7:AL:7207:LYS:HB2	7:AL:7207:LYS:HE3	1.80	0.41
4:AU:4230:ASN:O	4:AU:4234:THR:OG1	2.39	0.41
5:AV:5061:SER:O	5:AV:5062:ASP:CG	2.60	0.41
6:AW:6003:ARG:O	16:A7:634:SER:OG	2.36	0.41
13:B1:6042:VAL:HG22	13:B1:6103:ALA:O	2.21	0.41
16:B4:349:LEU:HD23	16:B4:349:LEU:HA	1.86	0.41

Continued on next page...

Continued from previous page...

Atom-1	Atom-2	Distance(Å)	Clash(Å)
16:B4:516:LYS:N	16:B4:516:LYS:HD3	2.36	0.41
16:B4:521:PHE:H	16:B4:521:PHE:HD2	1.69	0.41
16:B4:772:ASP:O	16:B4:773:SER:C	2.60	0.41
16:B4:920:ILE:HD11	16:B4:987:LEU:HG	2.01	0.41
17:B5:1484:VAL:HG21	17:B5:1598:VAL:HG13	2.03	0.41
17:B5:1817:ILE:CG2	17:B5:1818:SER:N	2.81	0.41
16:B7:356:LYS:HD2	16:B7:394:VAL:O	2.20	0.41
17:B8:1296:TYR:O	17:B8:1300:GLN:HG3	2.21	0.41
17:B8:1446:LEU:C	17:B8:1448:ASP:N	2.72	0.41
17:B8:1468:VAL:C	17:B8:1470:GLN:N	2.73	0.41
17:B8:1510:CYS:O	17:B8:1512:LYS:N	2.54	0.41
17:B8:1751:ASP:O	17:B8:1751:ASP:OD2	2.39	0.41
17:B8:1744:ILE:HD11	17:B8:1781:VAL:HG12	2.03	0.41
17:B8:2007:ARG:HH11	17:B8:2059:HIS:HD2	1.64	0.41
17:B8:2037:GLY:HA3	17:B8:2061:ASN:OD1	2.21	0.41
1:BA:1156:LYS:HD3	1:BA:1169:THR:HG21	2.02	0.41
2:BB:2157:PHE:HA	2:BB:2158:PRO:HD3	1.83	0.41
6:BF:6070:MET:CE	6:BF:6105:VAL:HG22	2.51	0.41
6:BF:6186:PRO:HD2	6:BF:6187:ASP:H	1.85	0.41
13:BM:603:ASN:HA	13:BM:604:PRO:HD3	1.74	0.41
2:BP:2065:SER:HB2	2:BP:2086:VAL:HG21	2.03	0.41
5:BS:5156:PHE:CE1	5:BS:5166:ARG:HB2	2.55	0.41
11:BY:4090:SER:HA	11:BY:4093:SER:HB3	2.03	0.41
17:A6:1332:HIS:O	17:A6:1334:TYR:HB2	2.21	0.40
17:A6:2127:THR:O	17:A6:2129:GLU:N	2.54	0.40
5:AV:5003:LEU:HB3	16:A7:526:ASN:OD1	2.21	0.40
16:A7:700:LEU:HD22	16:A7:947:LYS:HD3	2.03	0.40
17:A8:1373:VAL:C	17:A8:1375:GLU:N	2.73	0.40
17:A8:1795:ASP:C	17:A8:1797:VAL:N	2.72	0.40
8:AB:1127:ALA:O	8:AB:1131:SER:HB3	2.22	0.40
8:AD:1190:PRO:C	8:AD:1192:GLU:H	2.24	0.40
2:AS:2030:GLN:H	2:AS:2030:GLN:HG2	1.71	0.40
3:AT:3099:LEU:C	3:AT:3101:THR:N	2.74	0.40
4:AU:4171:VAL:HG13	4:AU:4198:SER:O	2.21	0.40
6:AW:6001:MET:HE3	6:AW:6003:ARG:HE	1.86	0.40
6:AW:6217:GLY:O	6:AW:6218:LYS:C	2.60	0.40
13:B1:6043:MET:CE	13:B1:6056:VAL:CG2	3.00	0.40
10:BJ:3164:ASN:ND2	13:B1:6143:ASN:ND2	2.69	0.40
16:B4:514:LEU:HD23	17:B5:1980:LEU:HD11	2.03	0.40
16:B4:782:THR:O	16:B4:786:GLN:HG3	2.21	0.40
16:B4:759:VAL:HG21	16:B4:800:LEU:HD23	2.03	0.40
17:B5:1895:ASN:O	17:B5:1898:LEU:HB2	2.20	0.40

Continued on next page...

Continued from previous page...

Atom-1	Atom-2	Distance(Å)	Clash(Å)
15:B6:119:GLU:CD	16:B7:297:ARG:HH12	2.24	0.40
16:B7:432:VAL:HB	16:B7:463:PHE:HE2	1.86	0.40
16:B7:653:VAL:HG12	16:B7:653:VAL:O	2.21	0.40
16:B7:772:ASP:O	16:B7:773:SER:C	2.60	0.40
17:B8:1172:VAL:HG12	17:B8:1173:HIS:HD1	1.86	0.40
17:B8:1346:ILE:O	17:B8:1347:LYS:C	2.59	0.40
17:B8:1635:PHE:O	17:B8:1638:LEU:HB3	2.21	0.40
17:B8:1749:MET:HB2	17:B8:1789:VAL:HG21	2.03	0.40
17:B8:1848:TYR:CD2	17:B8:1848:TYR:C	2.93	0.40
2:BB:2158:PRO:HB2	3:BC:3058:GLU:HB3	2.02	0.40
3:BC:3137:TYR:O	3:BC:3148:LEU:HD12	2.20	0.40
3:BC:3036:ILE:HD12	3:BC:3197:LEU:HD12	2.02	0.40
6:BF:6156:LEU:HD23	7:BG:7058:LEU:HA	2.02	0.40
10:BJ:3060:TYR:CD1	10:BJ:3060:TYR:C	2.94	0.40
14:BN:7200:PHE:CE2	14:BN:7202:LYS:HG3	2.55	0.40
1:BO:1120:ARG:O	1:BO:1120:ARG:HG3	2.20	0.40
8:BV:1034:LEU:HA	8:BV:1034:LEU:HD23	1.82	0.40
8:BV:1178:LEU:HA	8:BV:1178:LEU:HD12	1.86	0.40
8:BV:1032:ASP:OD2	8:BV:1185:ARG:NH2	2.54	0.40
10:BX:3133:ALA:HA	10:BX:3136:GLN:OE1	2.20	0.40
12:BZ:5009:GLN:HB3	12:BZ:5009:GLN:HE21	1.74	0.40
11:A1:4085:GLN:HG3	11:A1:4086:GLU:N	2.34	0.40
12:A2:5025:TRP:CZ3	13:A3:6135:SER:HA	2.56	0.40
5:AV:5097:VAL:HG21	12:A2:5065:LEU:HD12	2.03	0.40
13:A3:6132:ALA:HB1	13:A3:6186:HIS:CE1	2.55	0.40
14:A4:7209:MET:HB2	14:A4:7209:MET:HE2	1.87	0.40
16:A5:291:VAL:O	16:A5:291:VAL:CG1	2.69	0.40
16:A5:654:MET:HA	16:A5:654:MET:CE	2.46	0.40
17:A6:1443:GLN:HE22	17:A6:1471:ILE:HG12	1.85	0.40
17:A6:1557:PHE:CE2	17:A6:1734:ARG:HA	2.56	0.40
17:A6:1641:LEU:HD11	17:A6:1686:LYS:O	2.22	0.40
17:A6:1755:ASP:HB3	17:A6:1756:ALA:H	1.47	0.40
17:A6:2141:TYR:HE1	17:A6:2142:TYR:CE1	2.39	0.40
16:A7:446:SER:HB2	16:A7:447:GLU:H	1.51	0.40
16:A7:523:HIS:NE2	17:A8:2074:TYR:CD2	2.89	0.40
16:A7:658:TYR:O	16:A7:660:VAL:N	2.54	0.40
16:A7:786:GLN:O	16:A7:789:MET:HB2	2.21	0.40
16:A7:802:ASN:O	16:A7:806:TRP:CD1	2.75	0.40
17:A8:1443:GLN:HE22	17:A8:1471:ILE:HG12	1.84	0.40
17:A8:1744:ILE:HD11	17:A8:1781:VAL:HG12	2.03	0.40
17:A8:1753:GLU:HB2	17:A8:1793:PRO:CG	2.51	0.40
17:A8:2118:TRP:O	17:A8:2119:LYS:C	2.58	0.40

Continued on next page...

Continued from previous page...

Atom-1	Atom-2	Distance(Å)	Clash(Å)
15:AF:114:ARG:HG2	15:AF:114:ARG:HH11	1.86	0.40
2:AG:2035:LEU:HD23	2:AG:2196:LEU:HD13	2.04	0.40
3:AH:3015:PRO:HG2	3:AH:3020:TYR:HE2	1.86	0.40
4:AI:4025:GLU:O	4:AI:4028:LYS:HB2	2.21	0.40
4:AI:4142:ASP:OD1	4:AI:4143:ASP:N	2.54	0.40
6:AK:6215:ILE:CG1	6:AK:6216:VAL:N	2.83	0.40
7:AL:7141:ASP:OD1	7:AL:7146:HIS:CE1	2.74	0.40
10:AN:3059:ARG:HB3	10:AN:3059:ARG:HE	1.57	0.40
13:AQ:6068:PHE:N	13:AQ:6068:PHE:CD1	2.88	0.40
14:AR:7042:VAL:CG2	14:AR:7198:LEU:HD11	2.51	0.40
2:AS:2105:PRO:HA	2:AS:2106:PRO:HD3	1.86	0.40
2:AS:2076:SER:OG	2:AS:2164:ILE:HG13	2.21	0.40
4:AU:4046:CYS:O	4:AU:4047:GLU:CB	2.64	0.40
4:AU:4142:ASP:OD1	4:AU:4143:ASP:N	2.54	0.40
6:AW:6055:GLU:OE2	6:AW:6055:GLU:HA	2.21	0.40
7:AX:7020:ASN:ND2	7:AX:7023:VAL:HG23	2.36	0.40
14:B2:7057:ARG:NH1	14:B2:7057:ARG:HG2	2.35	0.40
16:B4:752:GLN:HG3	16:B4:796:TYR:CE2	2.56	0.40
17:B5:1893:GLY:HA3	17:B5:1894:PRO:HD3	1.80	0.40
16:B7:440:HIS:CE1	16:B7:552:GLU:OE2	2.73	0.40
16:B7:635:ARG:NH2	16:B7:677:ASP:OD1	2.55	0.40
16:B7:710:GLU:C	16:B7:712:ASP:H	2.25	0.40
16:B7:991:CYS:SG	16:B7:1018:VAL:HG12	2.62	0.40
17:B8:1373:VAL:C	17:B8:1375:GLU:N	2.73	0.40
17:B8:1895:ASN:O	17:B8:1898:LEU:HB2	2.21	0.40
4:BD:4052:LEU:H	4:BD:4055:GLN:NE2	2.19	0.40
5:BE:5209:GLU:OE2	17:B5:1962:ASN:CB	2.66	0.40
8:BH:1178:LEU:HA	8:BH:1178:LEU:HD12	1.89	0.40
14:BN:7002:SER:HB3	14:BN:7139:GLY:N	2.30	0.40
2:BP:2030:GLN:HB3	2:BP:2030:GLN:HE21	1.59	0.40
2:BP:2106:PRO:HD2	2:BP:2109:LEU:HB2	2.02	0.40
3:BQ:3174:THR:HG22	3:BQ:3178:MET:CE	2.51	0.40
4:BR:4084:ILE:N	4:BR:4084:ILE:HD12	2.36	0.40
5:BS:5212:LEU:HA	5:BS:5216:ASN:HD21	1.86	0.40
6:BT:6045:VAL:CG1	6:BT:6046:LEU:N	2.84	0.40
6:BT:6128:TYR:O	6:BT:6149:PRO:CB	2.69	0.40
6:BT:6208:VAL:HG23	6:BT:6209:ASP:OD1	2.21	0.40
14:BN:7225:ILE:HD12	8:BV:1036:ARG:HH11	1.85	0.40
5:AV:5097:VAL:HG21	12:A2:5065:LEU:CD1	2.51	0.40
14:A4:7033:ARG:HH11	14:A4:7033:ARG:HD2	1.76	0.40
16:A5:842:THR:O	16:A5:846:HIS:HB2	2.21	0.40
16:A5:932:ILE:HG13	16:A5:933:THR:N	2.34	0.40

Continued on next page...

Continued from previous page...

Atom-1	Atom-2	Distance(Å)	Clash(Å)
17:A6:1160:THR:C	17:A6:1162:GLU:N	2.73	0.40
17:A6:1291:LEU:HD23	17:A6:1291:LEU:H	1.86	0.40
17:A6:1338:GLN:NE2	17:A6:1381:TYR:HD1	2.14	0.40
17:A6:1354:MET:HE1	17:A6:1392:GLY:HA3	2.03	0.40
17:A6:1495:HIS:HA	17:A6:1496:PRO:HD3	1.93	0.40
17:A6:1739:PHE:CD2	17:A6:1739:PHE:C	2.95	0.40
17:A6:1983:THR:HG22	17:A6:1986:GLU:CD	2.42	0.40
16:A5:520:THR:HG22	17:A6:2074:TYR:HE1	1.87	0.40
15:AF:119:GLU:CD	16:A7:297:ARG:HH12	2.24	0.40
16:A7:431:PHE:C	16:A7:433:GLY:H	2.25	0.40
16:A7:752:GLN:HG3	16:A7:796:TYR:CE2	2.56	0.40
17:A8:1496:PRO:HA	17:A8:1617:ASN:HD21	1.85	0.40
17:A8:1739:PHE:C	17:A8:1739:PHE:CD2	2.94	0.40
17:A8:1863:VAL:HG12	17:A8:1863:VAL:O	2.22	0.40
17:A8:1964:THR:C	17:A8:1966:LEU:N	2.75	0.40
16:A7:520:THR:HG22	17:A8:2074:TYR:HE1	1.86	0.40
6:AW:6001:MET:N	17:A8:2076:PHE:CZ	2.89	0.40
17:A8:2090:SER:C	17:A8:2092:TRP:H	2.24	0.40
1:AC:1245:LEU:HA	1:AC:1245:LEU:HD12	1.98	0.40
15:AF:136:GLN:HG2	16:A7:253:PHE:CD2	2.57	0.40
3:AH:3015:PRO:CD	3:AH:3020:TYR:HE2	2.33	0.40
3:AH:3244:ILE:HG22	3:AH:3245:THR:N	2.36	0.40
4:AI:4215:VAL:HB	4:AI:4221:ILE:HG12	2.03	0.40
5:AJ:5219:LEU:HA	5:AJ:5219:LEU:HD23	1.73	0.40
6:AK:6056:LEU:HA	6:AK:6056:LEU:HD12	1.82	0.40
9:AM:2167:LEU:HD12	13:A3:6024:TYR:HA	2.04	0.40
10:AN:3054:LEU:HD23	10:AN:3054:LEU:HA	1.80	0.40
13:AQ:605:TYR:CE1	13:AQ:6097:TYR:HB2	2.56	0.40
2:AS:2037:ILE:HD12	2:AS:2192:ALA:HB2	2.03	0.40
5:AV:5114:GLN:HG3	5:AV:5114:GLN:O	2.22	0.40
6:AW:6208:VAL:HG23	6:AW:6209:ASP:OD1	2.21	0.40
13:B1:6103:ALA:HB2	13:B1:6113:VAL:HG22	2.03	0.40
15:B3:127:PRO:HG3	16:B4:969:TRP:CE3	2.55	0.40
16:B4:1032:PRO:HG3	17:B5:1269:THR:HG23	2.03	0.40
16:B4:458:GLY:O	16:B4:460:PHE:N	2.54	0.40
17:B5:1472:GLN:OE1	17:B5:1472:GLN:O	2.39	0.40
17:B5:1750:PHE:CD1	17:B5:1757:ALA:HA	2.56	0.40
6:BF:6203:ASP:CG	17:B5:2045:SER:HB2	2.41	0.40
17:B8:1150:TYR:HB2	17:B8:1267:HIS:CD2	2.55	0.40
17:B8:1446:LEU:O	17:B8:1449:LYS:N	2.54	0.40
17:B8:1525:ARG:NE	17:B8:1532:ASN:ND2	2.61	0.40
17:B8:1765:TYR:CE1	17:B8:1800:ALA:HB2	2.55	0.40

Continued on next page...

Continued from previous page...

Atom-1	Atom-2	Distance(Å)	Clash(Å)
2:BB:2030:GLN:H	2:BB:2030:GLN:HG2	1.71	0.40
8:BH:1032:ASP:OD2	8:BH:1185:ARG:NH2	2.55	0.40
12:BL:5188:HIS:O	12:BL:5191:HIS:HE1	2.04	0.40
13:BM:601:GLN:CG	13:BM:602:PHE:H	2.34	0.40
3:BQ:3152:ASN:C	3:BQ:3154:SER:H	2.25	0.40
12:BZ:5176:ASN:ND2	12:BZ:5190:ASN:HD22	2.18	0.40
12:A2:5064:ARG:CZ	12:A2:5068:LEU:HD21	2.52	0.40
16:A5:614:LEU:HA	16:A5:614:LEU:HD23	1.86	0.40
16:A5:977:ILE:O	16:A5:980:SER:HB3	2.21	0.40
17:A6:1211:TRP:CH2	17:A6:1277:GLU:HG2	2.56	0.40
17:A6:1619:VAL:HG22	17:A6:1669:ALA:O	2.21	0.40
17:A6:1819:ASP:HB2	17:A6:1822:THR:HG1	1.83	0.40
17:A6:1845:VAL:C	17:A6:1847:ALA:N	2.74	0.40
17:A6:1911:LEU:O	17:A6:1913:GLY:N	2.55	0.40
16:A7:260:ARG:NH1	16:A7:300:PHE:CE1	2.90	0.40
16:A7:460:PHE:O	16:A7:461:GLY:C	2.58	0.40
16:A7:488:TYR:CE1	16:A7:536:LYS:HB3	2.55	0.40
17:A8:1314:TYR:CD1	17:A8:1352:LYS:HB3	2.56	0.40
17:A8:1446:LEU:C	17:A8:1448:ASP:N	2.75	0.40
17:A8:1472:GLN:HG2	17:A8:1508:SER:OG	2.22	0.40
17:A8:1750:PHE:CD1	17:A8:1757:ALA:HA	2.57	0.40
17:A8:1983:THR:HG23	17:A8:1986:GLU:H	1.87	0.40
17:A8:2007:ARG:O	17:A8:2063:LEU:HD13	2.21	0.40
17:A8:2122:ARG:HG2	17:A8:2130:LEU:HD11	2.04	0.40
1:AA:1014:ARG:HD3	1:AA:1026:TYR:CD2	2.56	0.40
1:AA:1043:LEU:HD11	1:AA:1206:ALA:HB1	2.03	0.40
1:AC:1043:LEU:HD11	1:AC:1206:ALA:HB1	2.04	0.40
3:AH:3099:LEU:C	3:AH:3101:THR:N	2.75	0.40
6:AK:6117:GLN:HE22	6:AK:6121:GLN:HE22	1.67	0.40
13:AQ:6150:GLN:HE21	9:AY:2209:THR:CG2	2.34	0.40
13:AQ:6042:VAL:CG1	13:AQ:6196:LEU:HD23	2.51	0.40
3:AT:3075:VAL:HG12	3:AT:3137:TYR:HD2	1.84	0.40
3:AT:3106:ILE:HA	3:AT:3107:PRO:HD3	1.77	0.40
3:AT:3042:ASP:HB2	3:AT:3218:LYS:HD3	2.02	0.40
6:AW:6047:VAL:CG1	6:AW:6211:LEU:HD11	2.52	0.40
10:AZ:3150:GLU:O	10:AZ:3153:ASP:HB2	2.22	0.40
16:B4:801:LEU:HA	16:B4:801:LEU:HD23	1.61	0.40
17:B5:1815:PRO:O	17:B5:1816:SER:C	2.60	0.40
17:B5:1962:ASN:OD1	17:B5:2003:PHE:CD2	2.74	0.40
16:B7:977:ILE:O	16:B7:980:SER:HB3	2.20	0.40
17:B8:1255:ARG:HD3	17:B8:1255:ARG:HA	1.88	0.40
17:B8:1289:THR:O	17:B8:1289:THR:HG23	2.21	0.40

Continued on next page...

Continued from previous page...

Atom-1	Atom-2	Distance(Å)	Clash(Å)
17:B8:1838:LEU:HD22	17:B8:1839:LYS:N	2.37	0.40
6:BT:6074:LEU:HD11	17:B8:2143:ALA:HB3	2.02	0.40
4:BD:4049:ARG:O	4:BD:4050:SER:C	2.60	0.40
7:BG:7067:GLN:NE2	7:BG:7085:ARG:NH1	2.69	0.40
9:BI:2002:THR:OG1	9:BI:2130:GLY:HA3	2.21	0.40
11:BK:4037:LEU:O	11:BK:4038:SER:CB	2.67	0.40
12:BL:5162:LEU:O	12:BL:5163:ALA:C	2.59	0.40
13:BM:6004:LEU:HD11	13:BM:6141:LEU:CD2	2.52	0.40
4:BR:4180:ASP:HB2	4:BR:4182:LYS:HE2	2.03	0.40
4:BR:4233:VAL:HG23	4:BR:4234:THR:N	2.37	0.40
5:BS:5159:GLU:HA	5:BS:5160:PRO:HD3	1.94	0.40
6:BT:6217:GLY:O	6:BT:6219:ASP:N	2.54	0.40
7:BU:7005:THR:HB	7:BU:7006:GLY:H	1.81	0.40
7:BU:7129:ARG:HA	7:BU:7130:PRO:HD3	1.92	0.40
11:A1:4037:LEU:HB2	11:A1:4041:THR:HG22	2.04	0.40
12:A2:5161:ILE:HD13	12:A2:5161:ILE:HA	1.86	0.40
10:AN:3195:GLN:HG3	12:A2:5197:PHE:CE2	2.57	0.40
13:A3:6179:PHE:CG	13:A3:6193:LEU:HD13	2.56	0.40
14:A4:7041:THR:OG1	14:A4:7081:PRO:HG3	2.22	0.40
1:AA:1174:LYS:HZ1	16:A5:812:LYS:HD2	1.85	0.40
17:A6:1461:ARG:NH2	17:A6:1501:LEU:HD22	2.34	0.40
17:A6:1614:VAL:O	17:A6:1618:LEU:HG	2.21	0.40
17:A6:1750:PHE:CD1	17:A6:1757:ALA:HA	2.56	0.40
17:A6:1760:GLN:C	17:A6:1762:SER:N	2.70	0.40
17:A6:1871:PHE:C	17:A6:1873:LYS:N	2.74	0.40
17:A6:1957:VAL:HG11	17:A6:1993:PHE:CE1	2.56	0.40
17:A6:2041:ASN:O	17:A6:2042:LYS:C	2.60	0.40
5:AJ:5018:GLU:OE2	17:A6:2111:LYS:HE2	2.22	0.40
16:A7:1013:GLN:NE2	17:A8:1199:ASN:HB3	2.37	0.40
16:A7:319:PHE:C	16:A7:321:CYS:N	2.75	0.40
16:A7:319:PHE:C	16:A7:321:CYS:H	2.25	0.40
16:A7:680:LEU:HD21	16:A7:684:LEU:HD11	2.04	0.40
16:A7:705:ASP:C	16:A7:707:ILE:HG12	2.42	0.40
17:A8:1289:THR:HG23	17:A8:1336:LYS:HE2	2.03	0.40
3:AT:3199:LYS:HE3	17:A8:1497:GLU:HG3	2.04	0.40
8:AB:1019:ARG:HG3	8:AB:1026:ILE:HG23	2.03	0.40
8:AD:1032:ASP:OD2	8:AD:1185:ARG:NH2	2.55	0.40
8:AD:1037:VAL:O	8:AD:1038:HIS:HB2	2.21	0.40
4:AI:4099:THR:O	4:AI:4100:LEU:HD22	2.22	0.40
5:AJ:5207:VAL:HG23	5:AJ:5207:VAL:O	2.22	0.40
2:AS:2065:SER:HB2	2:AS:2086:VAL:HG21	2.04	0.40
2:AS:2217:GLU:OE1	2:AS:2231:LYS:CB	2.67	0.40

Continued on next page...

Continued from previous page...

Atom-1	Atom-2	Distance(Å)	Clash(Å)
4:AU:4047:GLU:CA	4:AU:4210:ILE:HG12	2.52	0.40
4:AU:4176:GLU:HG3	5:AV:5058:LEU:CD1	2.52	0.40
5:AV:5060:GLU:HG2	5:AV:5060:GLU:H	1.55	0.40
14:B2:7133:THR:O	14:B2:7133:THR:HG23	2.21	0.40
14:B2:7179:ARG:HD2	14:B2:7179:ARG:HA	2.02	0.40
1:BA:1105:ARG:HH22	14:B2:7222:THR:HB	1.87	0.40
16:B4:399:HIS:O	16:B4:452:VAL:HG21	2.21	0.40
17:B5:1172:VAL:HG12	17:B5:1173:HIS:HD1	1.85	0.40
17:B5:1664:ASN:O	17:B5:1666:ASP:N	2.55	0.40
16:B7:1000:LYS:HD2	16:B7:1000:LYS:HA	1.70	0.40
16:B7:607:LEU:O	16:B7:608:ASP:C	2.60	0.40
16:B7:656:LYS:O	16:B7:740:LEU:HD11	2.22	0.40
16:B7:763:PHE:HA	16:B7:766:VAL:HG23	2.04	0.40
16:B7:804:ASN:O	16:B7:808:ASN:HB3	2.21	0.40
17:B8:1713:ASN:C	17:B8:1715:ASP:H	2.25	0.40
17:B8:1720:TRP:HB3	17:B8:1766:MET:CE	2.51	0.40
17:B8:1964:THR:C	17:B8:1966:LEU:H	2.25	0.40
17:B8:2007:ARG:O	17:B8:2063:LEU:HD13	2.22	0.40
1:BA:1083:VAL:HG13	1:BA:1141:LEU:HD23	2.03	0.40
2:BB:2063:LYS:HG2	2:BB:2075:TYR:HE1	1.87	0.40
4:BD:4064:VAL:HG22	4:BD:4074:SER:HB3	2.04	0.40
5:BE:5050:VAL:HG22	5:BE:5067:ILE:HD11	2.03	0.40
6:BF:6036:VAL:CG2	6:BF:6197:ILE:HG13	2.51	0.40
7:BG:7108:ILE:N	7:BG:7109:PRO:CD	2.84	0.40
2:BP:2236:ARG:NH1	2:BP:2236:ARG:HG3	2.35	0.40
4:BR:4123:SER:C	4:BR:4125:GLY:N	2.75	0.40
4:BR:4203:VAL:HB	4:BR:4204:GLN:H	1.53	0.40
4:BR:4213:THR:HG23	4:BR:4223:ALA:CB	2.51	0.40
5:BS:5207:VAL:HG23	5:BS:5207:VAL:O	2.21	0.40
6:BT:6050:LYS:HE3	6:BT:6209:ASP:O	2.21	0.40
10:BX:3087:TYR:O	10:BX:3087:TYR:CD2	2.75	0.40
11:BY:4022:ARG:HA	11:BY:4022:ARG:HD3	1.76	0.40

All (1) symmetry-related close contacts are listed below. The label for Atom-2 includes the symmetry operator and encoded unit-cell translations to be applied.

Atom-1	Atom-2	Distance(Å)	Clash(Å)
5:AV:5190:SER:OG	16:A7:1000:LYS:NZ[1_565]	2.18	0.02

5.3 Torsion angles

5.3.1 Protein backbone ⓘ

In the following table, the Percentiles column shows the percent Ramachandran outliers of the chain as a percentile score with respect to all X-ray entries followed by that with respect to entries of similar resolution.

The Analysed column shows the number of residues for which the backbone conformation was analysed, and the total number of residues.

Mol	Chain	Analysed	Favoured	Allowed	Outliers	Percentiles	
1	AA	241/243 (99%)	221 (92%)	17 (7%)	3 (1%)	19	64
1	AC	241/243 (99%)	222 (92%)	16 (7%)	3 (1%)	19	64
1	BA	241/243 (99%)	224 (93%)	14 (6%)	3 (1%)	19	64
1	BO	241/243 (99%)	225 (93%)	13 (5%)	3 (1%)	19	64
2	AG	229/231 (99%)	212 (93%)	13 (6%)	4 (2%)	14	54
2	AS	229/231 (99%)	211 (92%)	15 (7%)	3 (1%)	18	62
2	BB	229/231 (99%)	214 (93%)	13 (6%)	2 (1%)	25	73
2	BP	229/231 (99%)	211 (92%)	16 (7%)	2 (1%)	25	73
3	AH	230/232 (99%)	186 (81%)	25 (11%)	19 (8%)	1	6
3	AT	230/232 (99%)	185 (80%)	27 (12%)	18 (8%)	1	7
3	BC	230/232 (99%)	188 (82%)	25 (11%)	17 (7%)	2	8
3	BQ	230/232 (99%)	188 (82%)	24 (10%)	18 (8%)	1	7
4	AI	225/227 (99%)	167 (74%)	45 (20%)	13 (6%)	3	15
4	AU	225/227 (99%)	168 (75%)	43 (19%)	14 (6%)	2	13
4	BD	225/227 (99%)	168 (75%)	44 (20%)	13 (6%)	3	15
4	BR	225/227 (99%)	169 (75%)	42 (19%)	14 (6%)	2	13
5	AJ	248/250 (99%)	215 (87%)	21 (8%)	12 (5%)	4	20
5	AV	248/250 (99%)	214 (86%)	22 (9%)	12 (5%)	4	20
5	BE	248/250 (99%)	216 (87%)	20 (8%)	12 (5%)	4	20
5	BS	248/250 (99%)	215 (87%)	21 (8%)	12 (5%)	4	20
6	AK	232/234 (99%)	211 (91%)	17 (7%)	4 (2%)	14	54
6	AW	232/234 (99%)	212 (91%)	16 (7%)	4 (2%)	14	54
6	BF	232/234 (99%)	212 (91%)	16 (7%)	4 (2%)	14	54
6	BT	232/234 (99%)	212 (91%)	17 (7%)	3 (1%)	18	62
7	AL	242/244 (99%)	221 (91%)	20 (8%)	1 (0%)	43	87

Continued on next page...

Continued from previous page...

Mol	Chain	Analysed	Favoured	Allowed	Outliers	Percentiles	
7	AX	242/244 (99%)	223 (92%)	17 (7%)	2 (1%)	27	76
7	BG	242/244 (99%)	224 (93%)	17 (7%)	1 (0%)	43	87
7	BU	242/244 (99%)	222 (92%)	18 (7%)	2 (1%)	27	76
8	AB	194/196 (99%)	174 (90%)	18 (9%)	2 (1%)	22	70
8	AD	194/196 (99%)	172 (89%)	19 (10%)	3 (2%)	15	58
8	BH	194/196 (99%)	175 (90%)	17 (9%)	2 (1%)	22	70
8	BV	194/196 (99%)	177 (91%)	15 (8%)	2 (1%)	22	70
9	AM	220/222 (99%)	202 (92%)	16 (7%)	2 (1%)	25	73
9	AY	220/222 (99%)	201 (91%)	17 (8%)	2 (1%)	25	73
9	BI	220/222 (99%)	203 (92%)	15 (7%)	2 (1%)	25	73
9	BW	220/222 (99%)	201 (91%)	17 (8%)	2 (1%)	25	73
10	AN	202/204 (99%)	182 (90%)	16 (8%)	4 (2%)	11	48
10	AZ	202/204 (99%)	184 (91%)	16 (8%)	2 (1%)	22	70
10	BJ	202/204 (99%)	187 (93%)	13 (6%)	2 (1%)	22	70
10	BX	202/204 (99%)	184 (91%)	17 (8%)	1 (0%)	38	84
11	A1	196/198 (99%)	175 (89%)	14 (7%)	7 (4%)	5	29
11	AO	196/198 (99%)	176 (90%)	14 (7%)	6 (3%)	7	34
11	BK	196/198 (99%)	175 (89%)	15 (8%)	6 (3%)	7	34
11	BY	196/198 (99%)	175 (89%)	14 (7%)	7 (4%)	5	29
12	A2	210/212 (99%)	190 (90%)	19 (9%)	1 (0%)	38	84
12	AP	210/212 (99%)	191 (91%)	19 (9%)	0	100	100
12	BL	210/212 (99%)	191 (91%)	18 (9%)	1 (0%)	38	84
12	BZ	210/212 (99%)	189 (90%)	21 (10%)	0	100	100
13	A3	220/222 (99%)	203 (92%)	13 (6%)	4 (2%)	13	53
13	AQ	220/222 (99%)	200 (91%)	16 (7%)	4 (2%)	13	53
13	B1	220/222 (99%)	202 (92%)	14 (6%)	4 (2%)	13	53
13	BM	220/222 (99%)	201 (91%)	17 (8%)	2 (1%)	25	73
14	A4	231/233 (99%)	211 (91%)	16 (7%)	4 (2%)	14	54
14	AR	231/233 (99%)	212 (92%)	16 (7%)	3 (1%)	18	62
14	B2	231/233 (99%)	212 (92%)	16 (7%)	3 (1%)	18	62
14	BN	231/233 (99%)	213 (92%)	15 (6%)	3 (1%)	18	62

Continued on next page...

Continued from previous page...

Mol	Chain	Analysed	Favoured	Allowed	Outliers	Percentiles	
15	AE	74/76 (97%)	67 (90%)	7 (10%)	0	100	100
15	AF	74/76 (97%)	68 (92%)	6 (8%)	0	100	100
15	B3	74/76 (97%)	68 (92%)	6 (8%)	0	100	100
15	B6	74/76 (97%)	68 (92%)	6 (8%)	0	100	100
16	A5	797/799 (100%)	646 (81%)	109 (14%)	42 (5%)	3	18
16	A7	797/799 (100%)	640 (80%)	111 (14%)	46 (6%)	3	15
16	B4	797/799 (100%)	651 (82%)	107 (13%)	39 (5%)	3	20
16	B7	797/799 (100%)	639 (80%)	116 (15%)	42 (5%)	3	18
17	A6	995/997 (100%)	782 (79%)	128 (13%)	85 (8%)	1	6
17	A8	995/997 (100%)	775 (78%)	133 (13%)	87 (9%)	1	5
17	B5	995/997 (100%)	780 (78%)	134 (14%)	81 (8%)	1	7
17	B8	995/997 (100%)	776 (78%)	135 (14%)	84 (8%)	1	6
All	All	19944/20080 (99%)	17074 (86%)	2065 (10%)	805 (4%)	5	25

All (805) Ramachandran outliers are listed below:

Mol	Chain	Res	Type
3	AH	3130	PRO
3	AH	3145	GLY
3	AH	3200	THR
3	AH	3243	GLY
4	AI	4050	SER
4	AI	4203	VAL
6	AK	6218	LYS
9	AM	2091	GLN
11	AO	4001	ASP
11	AO	4196	ALA
14	AR	705	ILE
3	AT	3130	PRO
3	AT	3145	GLY
3	AT	3200	THR
4	AU	4050	SER
4	AU	4203	VAL
5	AV	5152	GLY
6	AW	6218	LYS
9	AY	2091	GLN
11	A1	4196	ALA
16	A5	339	LYS

Continued on next page...

Continued from previous page...

Mol	Chain	Res	Type
16	A5	446	SER
16	A5	459	GLU
16	A5	505	ASP
16	A5	648	VAL
16	A5	708	SER
16	A5	814	LYS
16	A5	946	GLU
16	A5	1005	ASP
17	A6	1151	THR
17	A6	1333	ASP
17	A6	1334	TYR
17	A6	1375	GLU
17	A6	1399	VAL
17	A6	1475	LEU
17	A6	1476	GLU
17	A6	1531	PHE
17	A6	1533	PRO
17	A6	1566	LEU
17	A6	1627	VAL
17	A6	1629	SER
17	A6	1688	MET
17	A6	1689	SER
17	A6	1757	ALA
17	A6	1758	THR
17	A6	1763	LYS
17	A6	1776	PHE
17	A6	1778	ALA
17	A6	1843	GLU
17	A6	1917	HIS
17	A6	1939	PRO
17	A6	1962	ASN
17	A6	2002	GLN
17	A6	2040	VAL
16	A7	339	LYS
16	A7	446	SER
16	A7	459	GLU
16	A7	474	ARG
16	A7	505	ASP
16	A7	648	VAL
16	A7	707	ILE
16	A7	708	SER
16	A7	814	LYS

Continued on next page...

Continued from previous page...

Mol	Chain	Res	Type
16	A7	946	GLU
16	A7	952	GLY
16	A7	1005	ASP
17	A8	1151	THR
17	A8	1333	ASP
17	A8	1334	TYR
17	A8	1375	GLU
17	A8	1399	VAL
17	A8	1475	LEU
17	A8	1476	GLU
17	A8	1531	PHE
17	A8	1533	PRO
17	A8	1566	LEU
17	A8	1627	VAL
17	A8	1629	SER
17	A8	1688	MET
17	A8	1689	SER
17	A8	1757	ALA
17	A8	1758	THR
17	A8	1763	LYS
17	A8	1776	PHE
17	A8	1778	ALA
17	A8	1843	GLU
17	A8	1917	HIS
17	A8	1939	PRO
17	A8	1962	ASN
17	A8	2002	GLN
17	A8	2040	VAL
3	BC	3130	PRO
3	BC	3145	GLY
3	BC	3200	THR
4	BD	4050	SER
4	BD	4203	VAL
6	BF	6218	LYS
9	BI	2091	GLN
11	BK	4001	ASP
11	BK	4196	ALA
3	BQ	3130	PRO
3	BQ	3145	GLY
3	BQ	3200	THR
4	BR	4050	SER
4	BR	4203	VAL

Continued on next page...

Continued from previous page...

Mol	Chain	Res	Type
6	BT	6218	LYS
9	BW	2091	GLN
11	BY	4196	ALA
16	B4	339	LYS
16	B4	446	SER
16	B4	459	GLU
16	B4	474	ARG
16	B4	505	ASP
16	B4	648	VAL
16	B4	708	SER
16	B4	814	LYS
16	B4	946	GLU
16	B4	952	GLY
16	B4	1005	ASP
17	B5	1151	THR
17	B5	1333	ASP
17	B5	1334	TYR
17	B5	1375	GLU
17	B5	1376	LEU
17	B5	1399	VAL
17	B5	1475	LEU
17	B5	1476	GLU
17	B5	1531	PHE
17	B5	1533	PRO
17	B5	1566	LEU
17	B5	1627	VAL
17	B5	1629	SER
17	B5	1643	ILE
17	B5	1688	MET
17	B5	1689	SER
17	B5	1757	ALA
17	B5	1758	THR
17	B5	1763	LYS
17	B5	1776	PHE
17	B5	1778	ALA
17	B5	1843	GLU
17	B5	1917	HIS
17	B5	1939	PRO
17	B5	1962	ASN
17	B5	2002	GLN
17	B5	2040	VAL
16	B7	339	LYS

Continued on next page...

Continued from previous page...

Mol	Chain	Res	Type
16	B7	446	SER
16	B7	459	GLU
16	B7	474	ARG
16	B7	505	ASP
16	B7	648	VAL
16	B7	708	SER
16	B7	814	LYS
16	B7	946	GLU
16	B7	952	GLY
16	B7	1005	ASP
17	B8	1151	THR
17	B8	1333	ASP
17	B8	1334	TYR
17	B8	1375	GLU
17	B8	1399	VAL
17	B8	1475	LEU
17	B8	1476	GLU
17	B8	1531	PHE
17	B8	1533	PRO
17	B8	1566	LEU
17	B8	1627	VAL
17	B8	1629	SER
17	B8	1651	ASN
17	B8	1688	MET
17	B8	1689	SER
17	B8	1757	ALA
17	B8	1758	THR
17	B8	1763	LYS
17	B8	1776	PHE
17	B8	1778	ALA
17	B8	1843	GLU
17	B8	1917	HIS
17	B8	1938	MET
17	B8	1939	PRO
17	B8	1962	ASN
17	B8	2002	GLN
17	B8	2040	VAL
3	AH	3033	GLY
3	AH	3061	THR
3	AH	3100	LYS
3	AH	3132	GLY
3	AH	3133	VAL

Continued on next page...

Continued from previous page...

Mol	Chain	Res	Type
3	AH	3199	LYS
4	AI	4047	GLU
4	AI	4204	GLN
4	AI	4205	THR
5	AJ	5011	GLY
5	AJ	5056	SER
5	AJ	5059	LEU
5	AJ	5152	GLY
5	AJ	5206	GLN
6	AK	6186	PRO
7	AL	7034	THR
10	AN	305	SER
11	AO	4038	SER
3	AT	3033	GLY
3	AT	3061	THR
3	AT	3100	LYS
3	AT	3132	GLY
3	AT	3133	VAL
3	AT	3199	LYS
3	AT	3243	GLY
4	AU	4047	GLU
4	AU	4204	GLN
4	AU	4205	THR
5	AV	5011	GLY
5	AV	5059	LEU
5	AV	5206	GLN
6	AW	6186	PRO
7	AX	7034	THR
11	A1	4001	ASP
13	A3	6072	ASP
16	A5	445	SER
16	A5	449	GLU
16	A5	474	ARG
16	A5	487	SER
16	A5	504	LYS
16	A5	659	ARG
16	A5	707	ILE
16	A5	950	TRP
16	A5	952	GLY
16	A5	1026	SER
17	A6	1154	TYR
17	A6	1376	LEU

Continued on next page...

Continued from previous page...

Mol	Chain	Res	Type
17	A6	1393	ILE
17	A6	1400	CYS
17	A6	1401	VAL
17	A6	1415	GLY
17	A6	1417	ILE
17	A6	1474	ASN
17	A6	1545	SER
17	A6	1643	ILE
17	A6	1651	ASN
17	A6	1741	CYS
17	A6	1762	SER
17	A6	1764	ILE
17	A6	1839	LYS
17	A6	1910	PHE
17	A6	1911	LEU
17	A6	1912	ILE
17	A6	1925	SER
17	A6	1958	ALA
17	A6	1987	LYS
17	A6	1998	LEU
17	A6	2031	ILE
17	A6	2097	GLY
16	A7	383	MET
16	A7	432	VAL
16	A7	445	SER
16	A7	449	GLU
16	A7	487	SER
16	A7	504	LYS
16	A7	659	ARG
16	A7	941	ASP
16	A7	950	TRP
16	A7	1026	SER
17	A8	1154	TYR
17	A8	1376	LEU
17	A8	1393	ILE
17	A8	1400	CYS
17	A8	1401	VAL
17	A8	1415	GLY
17	A8	1417	ILE
17	A8	1428	LYS
17	A8	1469	THR
17	A8	1474	ASN

Continued on next page...

Continued from previous page...

Mol	Chain	Res	Type
17	A8	1545	SER
17	A8	1643	ILE
17	A8	1651	ASN
17	A8	1741	CYS
17	A8	1762	SER
17	A8	1764	ILE
17	A8	1834	LEU
17	A8	1839	LYS
17	A8	1911	LEU
17	A8	1912	ILE
17	A8	1925	SER
17	A8	1938	MET
17	A8	1958	ALA
17	A8	2031	ILE
17	A8	2097	GLY
17	A8	2135	GLY
3	BC	3033	GLY
3	BC	3061	THR
3	BC	3100	LYS
3	BC	3133	VAL
3	BC	3199	LYS
3	BC	3243	GLY
4	BD	4047	GLU
4	BD	4204	GLN
4	BD	4205	THR
5	BE	5011	GLY
5	BE	5056	SER
5	BE	5059	LEU
5	BE	5152	GLY
5	BE	5206	GLN
6	BF	6186	PRO
13	BM	6072	ASP
3	BQ	3033	GLY
3	BQ	3061	THR
3	BQ	3100	LYS
3	BQ	3132	GLY
3	BQ	3133	VAL
3	BQ	3199	LYS
3	BQ	3243	GLY
4	BR	4047	GLU
4	BR	4204	GLN
4	BR	4205	THR

Continued on next page...

Continued from previous page...

Mol	Chain	Res	Type
5	BS	5011	GLY
5	BS	5056	SER
5	BS	5059	LEU
5	BS	5152	GLY
5	BS	5206	GLN
6	BT	6186	PRO
11	BY	4001	ASP
16	B4	445	SER
16	B4	449	GLU
16	B4	487	SER
16	B4	504	LYS
16	B4	707	ILE
16	B4	950	TRP
17	B5	1154	TYR
17	B5	1373	VAL
17	B5	1393	ILE
17	B5	1400	CYS
17	B5	1401	VAL
17	B5	1415	GLY
17	B5	1417	ILE
17	B5	1469	THR
17	B5	1474	ASN
17	B5	1545	SER
17	B5	1651	ASN
17	B5	1741	CYS
17	B5	1762	SER
17	B5	1764	ILE
17	B5	1834	LEU
17	B5	1910	PHE
17	B5	1911	LEU
17	B5	1912	ILE
17	B5	1925	SER
17	B5	1958	ALA
17	B5	2031	ILE
17	B5	2097	GLY
16	B7	445	SER
16	B7	449	GLU
16	B7	487	SER
16	B7	504	LYS
16	B7	659	ARG
16	B7	707	ILE
16	B7	941	ASP

Continued on next page...

Continued from previous page...

Mol	Chain	Res	Type
16	B7	950	TRP
16	B7	1004	HIS
16	B7	1026	SER
17	B8	1154	TYR
17	B8	1376	LEU
17	B8	1393	ILE
17	B8	1400	CYS
17	B8	1401	VAL
17	B8	1415	GLY
17	B8	1417	ILE
17	B8	1469	THR
17	B8	1474	ASN
17	B8	1494	LYS
17	B8	1532	ASN
17	B8	1545	SER
17	B8	1643	ILE
17	B8	1741	CYS
17	B8	1762	SER
17	B8	1764	ILE
17	B8	1839	LYS
17	B8	1910	PHE
17	B8	1912	ILE
17	B8	1925	SER
17	B8	1958	ALA
17	B8	1987	LYS
17	B8	2031	ILE
17	B8	2097	GLY
17	B8	2135	GLY
1	AA	1037	GLN
3	AH	3062	SER
3	AH	3116	SER
4	AI	4049	ARG
4	AI	4185	PRO
5	AJ	5009	ASP
5	AJ	5062	ASP
5	AJ	5081	LEU
8	AB	1039	ASP
10	AN	304	SER
13	AQ	6072	ASP
14	AR	7075	ALA
14	AR	7161	THR
1	AC	1037	GLN

Continued on next page...

Continued from previous page...

Mol	Chain	Res	Type
3	AT	3116	SER
3	AT	3123	THR
4	AU	4049	ARG
4	AU	4185	PRO
5	AV	5056	SER
5	AV	5062	ASP
5	AV	5081	LEU
8	AD	1039	ASP
11	A1	4008	VAL
12	A2	5071	LYS
14	A4	7075	ALA
14	A4	7161	THR
16	A5	360	ASP
16	A5	383	MET
16	A5	415	TRP
16	A5	563	GLY
16	A5	772	ASP
16	A5	941	ASP
16	A5	1004	HIS
17	A6	1155	TYR
17	A6	1156	PHE
17	A6	1159	THR
17	A6	1373	VAL
17	A6	1396	PRO
17	A6	1414	ASP
17	A6	1469	THR
17	A6	1494	LYS
17	A6	1532	ASN
17	A6	1543	THR
17	A6	1834	LEU
17	A6	1872	ILE
17	A6	1938	MET
17	A6	2021	TRP
17	A6	2128	GLU
17	A6	2135	GLY
16	A7	563	GLY
16	A7	772	ASP
16	A7	1004	HIS
17	A8	1373	VAL
17	A8	1396	PRO
17	A8	1414	ASP
17	A8	1532	ASN

Continued on next page...

Continued from previous page...

Mol	Chain	Res	Type
17	A8	1543	THR
17	A8	1749	MET
17	A8	1910	PHE
17	A8	1987	LYS
17	A8	1998	LEU
17	A8	2021	TRP
17	A8	2128	GLU
17	A8	2136	VAL
3	BC	3132	GLY
4	BD	4049	ARG
4	BD	4185	PRO
5	BE	5009	ASP
5	BE	5062	ASP
5	BE	5081	LEU
6	BF	6033	SER
7	BG	7034	THR
8	BH	1039	ASP
11	BK	4008	VAL
14	BN	7075	ALA
1	BO	1037	GLN
4	BR	4049	ARG
4	BR	4185	PRO
5	BS	5062	ASP
5	BS	5081	LEU
7	BU	7034	THR
8	BV	1039	ASP
14	B2	7075	ALA
16	B4	336	LEU
16	B4	383	MET
16	B4	563	GLY
16	B4	659	ARG
16	B4	772	ASP
16	B4	813	GLU
16	B4	941	ASP
16	B4	1004	HIS
16	B4	1026	SER
17	B5	1414	ASP
17	B5	1543	THR
17	B5	1749	MET
17	B5	1839	LYS
17	B5	1938	MET
17	B5	1987	LYS

Continued on next page...

Continued from previous page...

Mol	Chain	Res	Type
17	B5	1998	LEU
17	B5	2021	TRP
17	B5	2039	ASP
17	B5	2128	GLU
17	B5	2135	GLY
17	B5	2136	VAL
16	B7	383	MET
16	B7	563	GLY
16	B7	772	ASP
17	B8	1155	TYR
17	B8	1373	VAL
17	B8	1396	PRO
17	B8	1428	LYS
17	B8	1543	THR
17	B8	1834	LEU
17	B8	1911	LEU
17	B8	2021	TRP
17	B8	2128	GLU
17	B8	2136	VAL
3	AH	3015	PRO
3	AH	3123	THR
3	AH	3124	GLN
3	AH	3198	SER
4	AI	4046	CYS
4	AI	4240	LYS
5	AJ	5061	SER
5	AJ	5134	MET
11	AO	4008	VAL
11	AO	4039	PRO
13	AQ	6094	PHE
3	AT	3052	VAL
3	AT	3062	SER
4	AU	4046	CYS
4	AU	4053	LYS
4	AU	4240	LYS
5	AV	5009	ASP
5	AV	5061	SER
5	AV	5134	MET
10	AZ	3092	GLY
10	AZ	3194	ARG
11	A1	4038	SER
11	A1	4195	GLN

Continued on next page...

Continued from previous page...

Mol	Chain	Res	Type
16	A5	336	LEU
16	A5	432	VAL
16	A5	562	ASN
16	A5	813	GLU
17	A6	1404	ASP
17	A6	1428	LYS
17	A6	1544	THR
17	A6	1687	PHE
17	A6	1783	LYS
17	A6	1816	SER
17	A6	2039	ASP
17	A6	2127	THR
17	A6	2136	VAL
16	A7	336	LEU
16	A7	360	ASP
16	A7	813	GLU
17	A8	1155	TYR
17	A8	1159	THR
17	A8	1494	LYS
17	A8	1511	ASN
17	A8	1544	THR
17	A8	1783	LYS
17	A8	1872	ILE
17	A8	2027	LEU
17	A8	2039	ASP
17	A8	2127	THR
1	BA	1037	GLN
1	BA	1251	GLN
3	BC	3062	SER
4	BD	4046	CYS
4	BD	4053	LYS
4	BD	4240	LYS
5	BE	5061	SER
5	BE	5134	MET
6	BF	6202	ARG
10	BJ	3194	ARG
11	BK	4038	SER
12	BL	5071	LYS
13	BM	6094	PHE
14	BN	7161	THR
1	BO	1251	GLN
3	BQ	3052	VAL

Continued on next page...

Continued from previous page...

Mol	Chain	Res	Type
3	BQ	3062	SER
3	BQ	3123	THR
4	BR	4046	CYS
4	BR	4240	LYS
5	BS	5061	SER
5	BS	5134	MET
5	BS	5169	ALA
11	BY	4008	VAL
11	BY	4038	SER
13	B1	6072	ASP
13	B1	6094	PHE
16	B4	360	ASP
16	B4	415	TRP
16	B4	812	LYS
16	B4	969	TRP
17	B5	1155	TYR
17	B5	1214	ASP
17	B5	1267	HIS
17	B5	1396	PRO
17	B5	1532	ASN
17	B5	1544	THR
17	B5	1783	LYS
17	B5	1816	SER
17	B5	1914	LEU
17	B5	1984	GLU
17	B5	2127	THR
16	B7	360	ASP
16	B7	812	LYS
16	B7	813	GLU
17	B8	1159	THR
17	B8	1214	ASP
17	B8	1404	ASP
17	B8	1414	ASP
17	B8	1544	THR
17	B8	1783	LYS
17	B8	1816	SER
17	B8	1998	LEU
17	B8	2127	THR
2	AG	2200	VAL
3	AH	3052	VAL
3	AH	3205	ALA
4	AI	4053	LYS

Continued on next page...

Continued from previous page...

Mol	Chain	Res	Type
6	AK	6202	ARG
9	AM	2105	PRO
10	AN	3092	GLY
11	AO	4195	GLN
1	AC	1251	GLN
3	AT	3015	PRO
3	AT	3124	GLN
3	AT	3205	ALA
4	AU	4101	GLU
6	AW	6202	ARG
7	AX	7202	ALA
8	AD	1107	LYS
8	AD	1114	PRO
13	A3	6094	PHE
16	A5	464	THR
16	A5	907	VAL
16	A5	909	ASN
16	A5	969	TRP
16	A5	1034	PHE
17	A6	1214	ASP
17	A6	1267	HIS
17	A6	1511	ASN
17	A6	1586	ALA
17	A6	1749	MET
17	A6	1914	LEU
17	A6	2027	LEU
17	A6	2077	PRO
16	A7	367	LEU
16	A7	372	ASN
16	A7	398	TYR
16	A7	415	TRP
16	A7	464	THR
16	A7	909	ASN
16	A7	969	TRP
17	A8	1156	PHE
17	A8	1214	ASP
17	A8	1267	HIS
17	A8	1404	ASP
17	A8	1586	ALA
17	A8	1687	PHE
17	A8	1750	PHE
17	A8	1816	SER

Continued on next page...

Continued from previous page...

Mol	Chain	Res	Type
17	A8	2077	PRO
2	BB	2200	VAL
3	BC	3015	PRO
3	BC	3052	VAL
3	BC	3123	THR
3	BC	3124	GLN
3	BC	3205	ALA
10	BJ	3092	GLY
11	BK	4039	PRO
11	BK	4195	GLN
3	BQ	3015	PRO
3	BQ	3116	SER
3	BQ	3124	GLN
3	BQ	3205	ALA
4	BR	4053	LYS
4	BR	4101	GLU
5	BS	5009	ASP
6	BT	6202	ARG
9	BW	2105	PRO
10	BX	3092	GLY
11	BY	4120	TYR
11	BY	4195	GLN
13	B1	6191	ASP
14	B2	7161	THR
16	B4	398	TYR
16	B4	457	PHE
16	B4	909	ASN
17	B5	1156	PHE
17	B5	1159	THR
17	B5	1404	ASP
17	B5	1479	PRO
17	B5	1687	PHE
17	B5	2027	LEU
17	B5	2077	PRO
16	B7	336	LEU
16	B7	398	TYR
16	B7	415	TRP
16	B7	909	ASN
16	B7	969	TRP
16	B7	1034	PHE
17	B8	1687	PHE
17	B8	1749	MET

Continued on next page...

Continued from previous page...

Mol	Chain	Res	Type
17	B8	1833	GLY
17	B8	1914	LEU
17	B8	2027	LEU
17	B8	2077	PRO
1	AA	1060	PRO
1	AA	1251	GLN
2	AG	2052	SER
5	AJ	5058	LEU
6	AK	6033	SER
10	AN	3194	ARG
13	AQ	6191	ASP
1	AC	1060	PRO
2	AS	2052	SER
2	AS	2200	VAL
5	AV	5058	LEU
6	AW	6033	SER
9	AY	2105	PRO
11	A1	4120	TYR
13	A3	6023	ASP
14	A4	7137	GLY
16	A5	398	TYR
16	A5	483	GLY
16	A5	812	LYS
17	A6	1479	PRO
17	A6	1928	PRO
16	A7	325	PRO
16	A7	562	ASN
16	A7	612	ALA
16	A7	907	VAL
16	A7	1034	PHE
17	A8	1479	PRO
17	A8	1833	GLY
17	A8	1914	LEU
17	A8	1928	PRO
4	BD	4101	GLU
5	BE	5169	ALA
8	BH	1114	PRO
2	BP	2200	VAL
4	BR	4142	ASP
7	BU	7202	ALA
11	BY	4039	PRO
16	B4	907	VAL

Continued on next page...

Continued from previous page...

Mol	Chain	Res	Type
16	B4	951	GLY
16	B7	367	LEU
16	B7	432	VAL
16	B7	907	VAL
16	B7	951	GLY
17	B8	1156	PHE
17	B8	1267	HIS
17	B8	1872	ILE
17	B8	1928	PRO
17	B8	2039	ASP
2	AG	2053	SER
5	AJ	5207	VAL
8	AB	1114	PRO
5	AV	5207	VAL
11	A1	4039	PRO
14	A4	705	ILE
16	A5	325	PRO
16	A7	951	GLY
1	BA	1060	PRO
2	BB	2053	SER
5	BE	5207	VAL
9	BI	2105	PRO
1	BO	1060	PRO
5	BS	5207	VAL
16	B4	325	PRO
17	B5	1928	PRO
17	B8	1479	PRO
2	AS	2053	SER
16	A5	951	GLY
16	A5	1025	GLY
16	A7	483	GLY
16	A7	1025	GLY
17	A8	1157	GLY
2	BP	2053	SER
3	BQ	3126	GLY
4	BR	4124	GLY
17	B5	1872	ILE
3	AH	3126	GLY
4	AI	4060	THR
4	AI	4124	GLY
3	AT	3126	GLY
4	AU	4060	THR

Continued on next page...

Continued from previous page...

Mol	Chain	Res	Type
16	A5	869	VAL
17	A6	1833	GLY
16	A7	869	VAL
3	BC	3126	GLY
4	BD	4060	THR
4	BR	4060	THR
8	BV	1114	PRO
16	B4	328	ASP
16	B4	869	VAL
16	B7	325	PRO
16	B7	869	VAL
2	AG	2226	GLY
4	AI	4027	VAL
13	AQ	6157	GLY
4	AU	4027	VAL
4	AU	4124	GLY
16	A7	501	GLY
13	B1	6157	GLY
14	B2	7137	GLY
16	B4	483	GLY
16	B7	328	ASP
16	B7	483	GLY
13	A3	6157	GLY
16	A7	328	ASP
4	BD	4124	GLY
14	BN	7137	GLY
16	B7	1025	GLY
17	B8	1547	PRO

5.3.2 Protein sidechains ⓘ

In the following table, the Percentiles column shows the percent sidechain outliers of the chain as a percentile score with respect to all X-ray entries followed by that with respect to entries of similar resolution. The Analysed column shows the number of residues for which the sidechain conformation was analysed, and the total number of residues.

Mol	Chain	Analysed	Rotameric	Outliers	Percentiles	
1	AA	207/207 (100%)	187 (90%)	20 (10%)	12	42
1	AC	207/207 (100%)	184 (89%)	23 (11%)	9	34
1	BA	207/207 (100%)	185 (89%)	22 (11%)	10	36
1	BO	207/207 (100%)	185 (89%)	22 (11%)	10	36

Continued on next page...

Continued from previous page...

Mol	Chain	Analysed	Rotameric	Outliers	Percentiles	
2	AG	192/192 (100%)	175 (91%)	17 (9%)	14	48
2	AS	192/192 (100%)	172 (90%)	20 (10%)	10	37
2	BB	192/192 (100%)	172 (90%)	20 (10%)	10	37
2	BP	192/192 (100%)	172 (90%)	20 (10%)	10	37
3	AH	192/192 (100%)	164 (85%)	28 (15%)	5	21
3	AT	192/192 (100%)	164 (85%)	28 (15%)	5	21
3	BC	192/192 (100%)	164 (85%)	28 (15%)	5	21
3	BQ	192/192 (100%)	164 (85%)	28 (15%)	5	21
4	AI	202/202 (100%)	177 (88%)	25 (12%)	7	28
4	AU	202/202 (100%)	176 (87%)	26 (13%)	6	26
4	BD	202/202 (100%)	177 (88%)	25 (12%)	7	28
4	BR	202/202 (100%)	177 (88%)	25 (12%)	7	28
5	AJ	206/206 (100%)	181 (88%)	25 (12%)	7	29
5	AV	206/206 (100%)	181 (88%)	25 (12%)	7	29
5	BE	206/206 (100%)	178 (86%)	28 (14%)	5	24
5	BS	206/206 (100%)	178 (86%)	28 (14%)	5	24
6	AK	193/193 (100%)	166 (86%)	27 (14%)	5	23
6	AW	193/193 (100%)	166 (86%)	27 (14%)	5	23
6	BF	193/193 (100%)	166 (86%)	27 (14%)	5	23
6	BT	193/193 (100%)	168 (87%)	25 (13%)	6	26
7	AL	201/201 (100%)	176 (88%)	25 (12%)	7	28
7	AX	201/201 (100%)	175 (87%)	26 (13%)	6	26
7	BG	201/201 (100%)	175 (87%)	26 (13%)	6	26
7	BU	201/201 (100%)	175 (87%)	26 (13%)	6	26
8	AB	161/161 (100%)	144 (89%)	17 (11%)	10	36
8	AD	161/161 (100%)	145 (90%)	16 (10%)	11	40
8	BH	161/161 (100%)	144 (89%)	17 (11%)	10	36
8	BV	161/161 (100%)	145 (90%)	16 (10%)	11	40
9	AM	181/181 (100%)	164 (91%)	17 (9%)	13	44
9	AY	181/181 (100%)	164 (91%)	17 (9%)	13	44
9	BI	181/181 (100%)	165 (91%)	16 (9%)	14	48

Continued on next page...

Continued from previous page...

Mol	Chain	Analysed	Rotameric	Outliers	Percentiles	
9	BW	181/181 (100%)	164 (91%)	17 (9%)	13	44
10	AN	172/172 (100%)	158 (92%)	14 (8%)	17	53
10	AZ	172/172 (100%)	155 (90%)	17 (10%)	11	40
10	BJ	172/172 (100%)	158 (92%)	14 (8%)	17	53
10	BX	172/172 (100%)	157 (91%)	15 (9%)	15	49
11	A1	175/175 (100%)	160 (91%)	15 (9%)	15	50
11	AO	175/175 (100%)	161 (92%)	14 (8%)	17	53
11	BK	175/175 (100%)	160 (91%)	15 (9%)	15	50
11	BY	175/175 (100%)	161 (92%)	14 (8%)	17	53
12	A2	169/169 (100%)	152 (90%)	17 (10%)	11	39
12	AP	169/169 (100%)	154 (91%)	15 (9%)	14	48
12	BL	169/169 (100%)	154 (91%)	15 (9%)	14	48
12	BZ	169/169 (100%)	154 (91%)	15 (9%)	14	48
13	A3	185/185 (100%)	166 (90%)	19 (10%)	10	38
13	AQ	185/185 (100%)	164 (89%)	21 (11%)	8	33
13	B1	185/185 (100%)	165 (89%)	20 (11%)	9	35
13	BM	185/185 (100%)	164 (89%)	21 (11%)	8	33
14	A4	199/199 (100%)	176 (88%)	23 (12%)	8	31
14	AR	199/199 (100%)	175 (88%)	24 (12%)	7	29
14	B2	199/199 (100%)	176 (88%)	23 (12%)	8	31
14	BN	199/199 (100%)	178 (89%)	21 (11%)	10	36
15	AE	73/73 (100%)	67 (92%)	6 (8%)	17	52
15	AF	73/73 (100%)	66 (90%)	7 (10%)	12	43
15	B3	73/73 (100%)	66 (90%)	7 (10%)	12	43
15	B6	73/73 (100%)	66 (90%)	7 (10%)	12	43
16	A5	744/744 (100%)	653 (88%)	91 (12%)	7	29
16	A7	744/744 (100%)	651 (88%)	93 (12%)	7	28
16	B4	744/744 (100%)	655 (88%)	89 (12%)	7	30
16	B7	744/744 (100%)	655 (88%)	89 (12%)	7	30
17	A6	909/909 (100%)	774 (85%)	135 (15%)	4	20
17	A8	909/909 (100%)	773 (85%)	136 (15%)	4	20

Continued on next page...

Continued from previous page...

Mol	Chain	Analysed	Rotameric	Outliers	Percentiles	
17	B5	909/909 (100%)	774 (85%)	135 (15%)	4	20
17	B8	909/909 (100%)	771 (85%)	138 (15%)	4	20
All	All	17444/17444 (100%)	15334 (88%)	2110 (12%)	7	29

All (2110) residues with a non-rotameric sidechain are listed below:

Mol	Chain	Res	Type
1	AA	1017	THR
1	AA	1024	ARG
1	AA	1048	LYS
1	AA	1049	ASP
1	AA	1053	VAL
1	AA	1092	ASN
1	AA	1123	ASN
1	AA	1124	LEU
1	AA	1125	SER
1	AA	1126	GLN
1	AA	1129	THR
1	AA	1134	MET
1	AA	1164	VAL
1	AA	1171	THR
1	AA	1174	LYS
1	AA	1175	GLN
1	AA	1177	GLU
1	AA	1240	ASN
1	AA	1244	ARG
1	AA	1245	LEU
2	AG	2025	LEU
2	AG	2029	LYS
2	AG	2030	GLN
2	AG	2051	SER
2	AG	2058	SER
2	AG	2083	ARG
2	AG	2086	VAL
2	AG	2089	SER
2	AG	2107	THR
2	AG	2133	SER
2	AG	2157	PHE
2	AG	2172	LYS
2	AG	2184	GLU
2	AG	2211	LEU

Continued on next page...

Continued from previous page...

Mol	Chain	Res	Type
2	AG	2222	LEU
2	AG	2229	THR
2	AG	2236	ARG
3	AH	3019	LEU
3	AH	3026	LEU
3	AH	3056	LEU
3	AH	3057	LEU
3	AH	3063	THR
3	AH	3070	ASN
3	AH	3083	ASP
3	AH	3090	THR
3	AH	3103	ASN
3	AH	3111	LEU
3	AH	3118	ILE
3	AH	3120	GLN
3	AH	3134	SER
3	AH	3150	THR
3	AH	3151	SER
3	AH	3152	ASN
3	AH	3158	THR
3	AH	3165	VAL
3	AH	3185	LYS
3	AH	3195	LYS
3	AH	3207	THR
3	AH	3208	TYR
3	AH	3213	PHE
3	AH	3217	ARG
3	AH	3218	LYS
3	AH	3221	ASN
3	AH	3222	ASP
3	AH	3240	VAL
4	AI	4017	ILE
4	AI	4019	GLN
4	AI	4021	GLU
4	AI	4029	ARG
4	AI	4034	VAL
4	AI	4048	ARG
4	AI	4049	ARG
4	AI	4054	LEU
4	AI	4058	ARG
4	AI	4063	LYS
4	AI	4081	ASP

Continued on next page...

Continued from previous page...

Mol	Chain	Res	Type
4	AI	4109	LEU
4	AI	4116	VAL
4	AI	4117	GLN
4	AI	4127	ARG
4	AI	4144	GLU
4	AI	4149	GLN
4	AI	4162	GLN
4	AI	4172	ARG
4	AI	4195	THR
4	AI	4203	VAL
4	AI	4209	ASN
4	AI	4215	VAL
4	AI	4235	GLN
4	AI	4243	GLN
5	AJ	5001	MET
5	AJ	5005	ARG
5	AJ	5014	THR
5	AJ	5016	SER
5	AJ	5023	GLN
5	AJ	5024	VAL
5	AJ	5028	LEU
5	AJ	5048	LEU
5	AJ	5059	LEU
5	AJ	5082	THR
5	AJ	5094	THR
5	AJ	5098	THR
5	AJ	5108	ASN
5	AJ	5110	GLU
5	AJ	5138	PHE
5	AJ	5177	GLU
5	AJ	5184	LEU
5	AJ	5191	LEU
5	AJ	5194	LYS
5	AJ	5198	LEU
5	AJ	5210	GLU
5	AJ	5215	ASN
5	AJ	5222	ILE
5	AJ	5223	THR
5	AJ	5238	GLU
6	AK	6001	MET
6	AK	6010	THR
6	AK	6011	VAL

Continued on next page...

Continued from previous page...

Mol	Chain	Res	Type
6	AK	6014	SER
6	AK	6016	THR
6	AK	6026	LEU
6	AK	6039	ARG
6	AK	6051	ARG
6	AK	6055	GLU
6	AK	6062	LYS
6	AK	6063	ILE
6	AK	6072	LEU
6	AK	6074	LEU
6	AK	6096	SER
6	AK	6120	THR
6	AK	6121	GLN
6	AK	6126	ARG
6	AK	6154	THR
6	AK	6170	THR
6	AK	6171	TYR
6	AK	6173	GLU
6	AK	6174	ARG
6	AK	6197	ILE
6	AK	6203	ASP
6	AK	6204	GLU
6	AK	6223	THR
6	AK	6230	VAL
7	AL	7007	TYR
7	AL	7017	ASP
7	AL	7034	THR
7	AL	7035	THR
7	AL	7042	ASN
7	AL	7064	VAL
7	AL	7068	VAL
7	AL	7077	TYR
7	AL	7088	VAL
7	AL	7097	SER
7	AL	7099	LYS
7	AL	7120	GLN
7	AL	7124	LEU
7	AL	7143	ASN
7	AL	7168	ARG
7	AL	7169	GLN
7	AL	7175	LEU
7	AL	7177	LYS

Continued on next page...

Continued from previous page...

Mol	Chain	Res	Type
7	AL	7204	GLU
7	AL	7206	ASN
7	AL	7210	ASP
7	AL	7217	TRP
7	AL	7237	GLU
7	AL	7244	LYS
7	AL	7246	ILE
8	AB	1002	SER
8	AB	1008	PHE
8	AB	1036	ARG
8	AB	1072	THR
8	AB	1080	SER
8	AB	1083	LYS
8	AB	1089	ASN
8	AB	1105	LYS
8	AB	1118	SER
8	AB	1126	ILE
8	AB	1129	SER
8	AB	1132	THR
8	AB	1149	GLU
8	AB	1160	SER
8	AB	1174	ARG
8	AB	1178	LEU
8	AB	1191	ASP
9	AM	2021	THR
9	AM	2030	ASN
9	AM	2034	LEU
9	AM	2038	SER
9	AM	2055	VAL
9	AM	2056	THR
9	AM	2059	ILE
9	AM	2063	ILE
9	AM	2067	SER
9	AM	2071	SER
9	AM	2077	VAL
9	AM	2118	SER
9	AM	2147	THR
9	AM	2191	LEU
9	AM	2195	VAL
9	AM	2196	ARG
9	AM	2220	ILE
10	AN	3027	VAL

Continued on next page...

Continued from previous page...

Mol	Chain	Res	Type
10	AN	3029	ASN
10	AN	3051	VAL
10	AN	3052	THR
10	AN	3109	LYS
10	AN	3130	SER
10	AN	3154	LEU
10	AN	3158	ILE
10	AN	3159	SER
10	AN	3163	LEU
10	AN	3172	SER
10	AN	3174	TRP
10	AN	3187	VAL
10	AN	3194	ARG
11	AO	4001	ASP
11	AO	4003	ILE
11	AO	4006	ILE
11	AO	4009	GLN
11	AO	4029	ASP
11	AO	4062	ASN
11	AO	4067	SER
11	AO	4068	ILE
11	AO	4073	GLU
11	AO	4074	LEU
11	AO	4077	GLN
11	AO	4081	SER
11	AO	4085	GLN
11	AO	4091	ILE
12	AP	5004	LEU
12	AP	5009	GLN
12	AP	5072	GLU
12	AP	5084	SER
12	AP	5087	VAL
12	AP	5089	GLN
12	AP	5104	TYR
12	AP	5107	LYS
12	AP	5140	LEU
12	AP	5145	LYS
12	AP	5151	GLU
12	AP	5154	LEU
12	AP	5158	LYS
12	AP	5191	HIS
12	AP	5208	ASN

Continued on next page...

Continued from previous page...

Mol	Chain	Res	Type
13	AQ	6014	LEU
13	AQ	6034	VAL
13	AQ	6040	ASN
13	AQ	6056	VAL
13	AQ	6058	ARG
13	AQ	6071	ASN
13	AQ	6072	ASP
13	AQ	6076	SER
13	AQ	6100	THR
13	AQ	6115	SER
13	AQ	6123	GLU
13	AQ	6125	GLU
13	AQ	6126	GLN
13	AQ	6128	ARG
13	AQ	6141	LEU
13	AQ	6163	LEU
13	AQ	6165	TYR
13	AQ	6166	LEU
13	AQ	6170	GLU
13	AQ	6180	THR
13	AQ	6199	THR
14	AR	701	THR
14	AR	7002	SER
14	AR	7019	LEU
14	AR	7021	SER
14	AR	7040	ASN
14	AR	7057	ARG
14	AR	7062	LEU
14	AR	7063	VAL
14	AR	7065	GLU
14	AR	7074	ASP
14	AR	7090	THR
14	AR	7096	ARG
14	AR	7128	THR
14	AR	7153	ARG
14	AR	7154	GLU
14	AR	7156	ASP
14	AR	7161	THR
14	AR	7163	GLN
14	AR	7167	GLU
14	AR	7176	LEU
14	AR	7179	ARG

Continued on next page...

Continued from previous page...

Mol	Chain	Res	Type
14	AR	7196	THR
14	AR	7209	MET
14	AR	7218	LYS
1	AC	1012	TYR
1	AC	1017	THR
1	AC	1022	GLU
1	AC	1024	ARG
1	AC	1043	LEU
1	AC	1048	LYS
1	AC	1049	ASP
1	AC	1053	VAL
1	AC	1092	ASN
1	AC	1123	ASN
1	AC	1124	LEU
1	AC	1125	SER
1	AC	1126	GLN
1	AC	1129	THR
1	AC	1134	MET
1	AC	1164	VAL
1	AC	1171	THR
1	AC	1174	LYS
1	AC	1175	GLN
1	AC	1177	GLU
1	AC	1240	ASN
1	AC	1244	ARG
1	AC	1245	LEU
2	AS	2025	LEU
2	AS	2029	LYS
2	AS	2030	GLN
2	AS	2032	VAL
2	AS	2051	SER
2	AS	2058	SER
2	AS	2083	ARG
2	AS	2086	VAL
2	AS	2089	SER
2	AS	2107	THR
2	AS	2117	ILE
2	AS	2133	SER
2	AS	2157	PHE
2	AS	2172	LYS
2	AS	2184	GLU
2	AS	2211	LEU

Continued on next page...

Continued from previous page...

Mol	Chain	Res	Type
2	AS	2222	LEU
2	AS	2227	ILE
2	AS	2229	THR
2	AS	2236	ARG
3	AT	3019	LEU
3	AT	3026	LEU
3	AT	3034	THR
3	AT	3056	LEU
3	AT	3057	LEU
3	AT	3063	THR
3	AT	3070	ASN
3	AT	3083	ASP
3	AT	3103	ASN
3	AT	3111	LEU
3	AT	3118	ILE
3	AT	3120	GLN
3	AT	3134	SER
3	AT	3150	THR
3	AT	3151	SER
3	AT	3152	ASN
3	AT	3158	THR
3	AT	3165	VAL
3	AT	3185	LYS
3	AT	3195	LYS
3	AT	3207	THR
3	AT	3208	TYR
3	AT	3213	PHE
3	AT	3217	ARG
3	AT	3218	LYS
3	AT	3221	ASN
3	AT	3222	ASP
3	AT	3240	VAL
4	AU	4017	ILE
4	AU	4019	GLN
4	AU	4021	GLU
4	AU	4029	ARG
4	AU	4034	VAL
4	AU	4037	LYS
4	AU	4048	ARG
4	AU	4049	ARG
4	AU	4054	LEU
4	AU	4058	ARG

Continued on next page...

Continued from previous page...

Mol	Chain	Res	Type
4	AU	4063	LYS
4	AU	4081	ASP
4	AU	4109	LEU
4	AU	4116	VAL
4	AU	4117	GLN
4	AU	4127	ARG
4	AU	4144	GLU
4	AU	4149	GLN
4	AU	4162	GLN
4	AU	4172	ARG
4	AU	4195	THR
4	AU	4203	VAL
4	AU	4209	ASN
4	AU	4215	VAL
4	AU	4235	GLN
4	AU	4243	GLN
5	AV	5001	MET
5	AV	5005	ARG
5	AV	5014	THR
5	AV	5016	SER
5	AV	5023	GLN
5	AV	5024	VAL
5	AV	5028	LEU
5	AV	5048	LEU
5	AV	5059	LEU
5	AV	5082	THR
5	AV	5094	THR
5	AV	5098	THR
5	AV	5108	ASN
5	AV	5110	GLU
5	AV	5138	PHE
5	AV	5177	GLU
5	AV	5184	LEU
5	AV	5191	LEU
5	AV	5194	LYS
5	AV	5198	LEU
5	AV	5210	GLU
5	AV	5215	ASN
5	AV	5222	ILE
5	AV	5223	THR
5	AV	5238	GLU
6	AW	6001	MET

Continued on next page...

Continued from previous page...

Mol	Chain	Res	Type
6	AW	6010	THR
6	AW	6011	VAL
6	AW	6014	SER
6	AW	6016	THR
6	AW	6026	LEU
6	AW	6033	SER
6	AW	6039	ARG
6	AW	6051	ARG
6	AW	6055	GLU
6	AW	6062	LYS
6	AW	6063	ILE
6	AW	6072	LEU
6	AW	6074	LEU
6	AW	6096	SER
6	AW	6120	THR
6	AW	6121	GLN
6	AW	6126	ARG
6	AW	6154	THR
6	AW	6171	TYR
6	AW	6173	GLU
6	AW	6174	ARG
6	AW	6197	ILE
6	AW	6203	ASP
6	AW	6204	GLU
6	AW	6223	THR
6	AW	6230	VAL
7	AX	7007	TYR
7	AX	7017	ASP
7	AX	7034	THR
7	AX	7035	THR
7	AX	7042	ASN
7	AX	7064	VAL
7	AX	7068	VAL
7	AX	7077	TYR
7	AX	7088	VAL
7	AX	7097	SER
7	AX	7099	LYS
7	AX	7120	GLN
7	AX	7124	LEU
7	AX	7143	ASN
7	AX	7151	GLU
7	AX	7168	ARG

Continued on next page...

Continued from previous page...

Mol	Chain	Res	Type
7	AX	7169	GLN
7	AX	7175	LEU
7	AX	7177	LYS
7	AX	7204	GLU
7	AX	7206	ASN
7	AX	7210	ASP
7	AX	7217	TRP
7	AX	7237	GLU
7	AX	7244	LYS
7	AX	7246	ILE
8	AD	1002	SER
8	AD	1008	PHE
8	AD	1036	ARG
8	AD	1072	THR
8	AD	1080	SER
8	AD	1083	LYS
8	AD	1089	ASN
8	AD	1105	LYS
8	AD	1126	ILE
8	AD	1129	SER
8	AD	1132	THR
8	AD	1149	GLU
8	AD	1160	SER
8	AD	1174	ARG
8	AD	1178	LEU
8	AD	1191	ASP
9	AY	2021	THR
9	AY	2030	ASN
9	AY	2034	LEU
9	AY	2038	SER
9	AY	2055	VAL
9	AY	2056	THR
9	AY	2059	ILE
9	AY	2063	ILE
9	AY	2067	SER
9	AY	2071	SER
9	AY	2077	VAL
9	AY	2100	VAL
9	AY	2118	SER
9	AY	2191	LEU
9	AY	2195	VAL
9	AY	2196	ARG

Continued on next page...

Continued from previous page...

Mol	Chain	Res	Type
9	AY	2220	ILE
10	AZ	306	ILE
10	AZ	3027	VAL
10	AZ	3029	ASN
10	AZ	3051	VAL
10	AZ	3060	TYR
10	AZ	3068	LYS
10	AZ	3085	SER
10	AZ	3109	LYS
10	AZ	3130	SER
10	AZ	3138	PHE
10	AZ	3154	LEU
10	AZ	3158	ILE
10	AZ	3159	SER
10	AZ	3163	LEU
10	AZ	3172	SER
10	AZ	3174	TRP
10	AZ	3194	ARG
11	A1	4001	ASP
11	A1	4003	ILE
11	A1	4006	ILE
11	A1	4009	GLN
11	A1	4029	ASP
11	A1	4062	ASN
11	A1	4067	SER
11	A1	4068	ILE
11	A1	4073	GLU
11	A1	4074	LEU
11	A1	4077	GLN
11	A1	4081	SER
11	A1	4085	GLN
11	A1	4090	SER
11	A1	4091	ILE
12	A2	5004	LEU
12	A2	5009	GLN
12	A2	5017	ASP
12	A2	5072	GLU
12	A2	5084	SER
12	A2	5087	VAL
12	A2	5089	GLN
12	A2	5104	TYR
12	A2	5107	LYS

Continued on next page...

Continued from previous page...

Mol	Chain	Res	Type
12	A2	5128	CYS
12	A2	5129	VAL
12	A2	5140	LEU
12	A2	5145	LYS
12	A2	5151	GLU
12	A2	5158	LYS
12	A2	5191	HIS
12	A2	5208	ASN
13	A3	6014	LEU
13	A3	6034	VAL
13	A3	6040	ASN
13	A3	6056	VAL
13	A3	6071	ASN
13	A3	6072	ASP
13	A3	6076	SER
13	A3	6100	THR
13	A3	6115	SER
13	A3	6123	GLU
13	A3	6125	GLU
13	A3	6126	GLN
13	A3	6128	ARG
13	A3	6141	LEU
13	A3	6163	LEU
13	A3	6165	TYR
13	A3	6166	LEU
13	A3	6170	GLU
13	A3	6199	THR
14	A4	703	GLN
14	A4	7002	SER
14	A4	7019	LEU
14	A4	7021	SER
14	A4	7040	ASN
14	A4	7057	ARG
14	A4	7060	LYS
14	A4	7062	LEU
14	A4	7063	VAL
14	A4	7065	GLU
14	A4	7074	ASP
14	A4	7090	THR
14	A4	7096	ARG
14	A4	7128	THR
14	A4	7153	ARG

Continued on next page...

Continued from previous page...

Mol	Chain	Res	Type
14	A4	7156	ASP
14	A4	7161	THR
14	A4	7163	GLN
14	A4	7167	GLU
14	A4	7176	LEU
14	A4	7179	ARG
14	A4	7209	MET
14	A4	7218	LYS
15	AE	79	THR
15	AE	94	VAL
15	AE	99	GLN
15	AE	101	MET
15	AE	104	ILE
15	AE	130	THR
16	A5	252	HIS
16	A5	253	PHE
16	A5	277	LYS
16	A5	280	ARG
16	A5	319	PHE
16	A5	335	GLU
16	A5	360	ASP
16	A5	361	LYS
16	A5	363	LYS
16	A5	368	VAL
16	A5	381	SER
16	A5	397	HIS
16	A5	400	ILE
16	A5	410	PHE
16	A5	415	TRP
16	A5	418	VAL
16	A5	419	SER
16	A5	436	SER
16	A5	446	SER
16	A5	452	VAL
16	A5	453	VAL
16	A5	455	VAL
16	A5	457	PHE
16	A5	464	THR
16	A5	466	ASP
16	A5	469	THR
16	A5	489	SER
16	A5	492	VAL

Continued on next page...

Continued from previous page...

Mol	Chain	Res	Type
16	A5	502	SER
16	A5	511	LEU
16	A5	514	LEU
16	A5	516	LYS
16	A5	520	THR
16	A5	521	PHE
16	A5	529	PHE
16	A5	531	THR
16	A5	537	PHE
16	A5	543	LYS
16	A5	544	SER
16	A5	554	ASP
16	A5	564	ILE
16	A5	567	THR
16	A5	581	ILE
16	A5	593	ILE
16	A5	624	TYR
16	A5	635	ARG
16	A5	639	ILE
16	A5	647	ARG
16	A5	654	MET
16	A5	659	ARG
16	A5	663	THR
16	A5	678	THR
16	A5	703	GLU
16	A5	706	TYR
16	A5	714	LEU
16	A5	716	LEU
16	A5	725	LYS
16	A5	732	THR
16	A5	734	ARG
16	A5	747	SER
16	A5	752	GLN
16	A5	754	MET
16	A5	770	LEU
16	A5	773	SER
16	A5	790	ASP
16	A5	799	SER
16	A5	808	ASN
16	A5	812	LYS
16	A5	833	ASN
16	A5	838	GLU

Continued on next page...

Continued from previous page...

Mol	Chain	Res	Type
16	A5	845	PHE
16	A5	846	HIS
16	A5	849	GLU
16	A5	861	THR
16	A5	885	CYS
16	A5	893	SER
16	A5	899	PHE
16	A5	933	THR
16	A5	950	TRP
16	A5	954	GLN
16	A5	959	ARG
16	A5	960	PHE
16	A5	968	GLN
16	A5	978	THR
16	A5	989	GLU
16	A5	1004	HIS
16	A5	1006	SER
16	A5	1007	GLU
16	A5	1022	THR
16	A5	1023	LEU
16	A5	1037	TYR
17	A6	1160	THR
17	A6	1162	GLU
17	A6	1164	LEU
17	A6	1171	ASN
17	A6	1172	VAL
17	A6	1176	ARG
17	A6	1217	GLN
17	A6	1220	VAL
17	A6	1229	ILE
17	A6	1231	VAL
17	A6	1232	ASP
17	A6	1234	LEU
17	A6	1236	ASN
17	A6	1240	LEU
17	A6	1269	THR
17	A6	1274	SER
17	A6	1282	VAL
17	A6	1289	THR
17	A6	1291	LEU
17	A6	1296	TYR
17	A6	1304	VAL

Continued on next page...

Continued from previous page...

Mol	Chain	Res	Type
17	A6	1324	SER
17	A6	1334	TYR
17	A6	1342	ASN
17	A6	1344	LEU
17	A6	1366	LEU
17	A6	1371	CYS
17	A6	1376	LEU
17	A6	1387	THR
17	A6	1394	LYS
17	A6	1395	ILE
17	A6	1397	SER
17	A6	1402	ILE
17	A6	1408	LEU
17	A6	1417	ILE
17	A6	1426	LEU
17	A6	1428	LYS
17	A6	1430	LYS
17	A6	1431	LYS
17	A6	1436	LEU
17	A6	1442	LEU
17	A6	1456	MET
17	A6	1464	ILE
17	A6	1465	LEU
17	A6	1466	ARG
17	A6	1472	GLN
17	A6	1491	ILE
17	A6	1512	LYS
17	A6	1517	SER
17	A6	1523	ILE
17	A6	1529	ASN
17	A6	1534	SER
17	A6	1556	ASN
17	A6	1558	ASP
17	A6	1562	TYR
17	A6	1569	TYR
17	A6	1588	LYS
17	A6	1591	LEU
17	A6	1593	GLU
17	A6	1617	ASN
17	A6	1627	VAL
17	A6	1641	LEU
17	A6	1644	SER

Continued on next page...

Continued from previous page...

Mol	Chain	Res	Type
17	A6	1645	SER
17	A6	1651	ASN
17	A6	1654	ASP
17	A6	1658	LEU
17	A6	1660	GLU
17	A6	1672	ILE
17	A6	1686	LYS
17	A6	1687	PHE
17	A6	1688	MET
17	A6	1691	SER
17	A6	1713	ASN
17	A6	1715	ASP
17	A6	1721	SER
17	A6	1722	THR
17	A6	1725	TRP
17	A6	1736	SER
17	A6	1741	CYS
17	A6	1749	MET
17	A6	1755	ASP
17	A6	1758	THR
17	A6	1761	THR
17	A6	1769	SER
17	A6	1774	MET
17	A6	1776	PHE
17	A6	1786	ASP
17	A6	1795	ASP
17	A6	1796	GLN
17	A6	1808	LEU
17	A6	1812	GLN
17	A6	1817	ILE
17	A6	1818	SER
17	A6	1830	ASP
17	A6	1838	LEU
17	A6	1840	SER
17	A6	1841	VAL
17	A6	1848	TYR
17	A6	1862	SER
17	A6	1869	GLN
17	A6	1888	LYS
17	A6	1889	GLU
17	A6	1892	ARG
17	A6	1897	VAL

Continued on next page...

Continued from previous page...

Mol	Chain	Res	Type
17	A6	1912	ILE
17	A6	1914	LEU
17	A6	1929	VAL
17	A6	1940	ILE
17	A6	1941	ARG
17	A6	1959	LEU
17	A6	1961	SER
17	A6	1967	GLN
17	A6	1968	LEU
17	A6	1985	GLU
17	A6	1991	LEU
17	A6	2004	VAL
17	A6	2006	VAL
17	A6	2009	ARG
17	A6	2012	SER
17	A6	2020	ASN
17	A6	2022	LYS
17	A6	2027	LEU
17	A6	2038	LEU
17	A6	2043	TYR
17	A6	2054	THR
17	A6	2057	LYS
17	A6	2069	ILE
17	A6	2074	TYR
17	A6	2075	VAL
17	A6	2076	PHE
17	A6	2098	MET
17	A6	2099	THR
17	A6	2108	SER
17	A6	2128	GLU
15	AF	79	THR
15	AF	90	THR
15	AF	94	VAL
15	AF	99	GLN
15	AF	101	MET
15	AF	104	ILE
15	AF	130	THR
16	A7	252	HIS
16	A7	253	PHE
16	A7	277	LYS
16	A7	280	ARG
16	A7	319	PHE

Continued on next page...

Continued from previous page...

Mol	Chain	Res	Type
16	A7	335	GLU
16	A7	360	ASP
16	A7	361	LYS
16	A7	363	LYS
16	A7	368	VAL
16	A7	381	SER
16	A7	384	MET
16	A7	397	HIS
16	A7	400	ILE
16	A7	405	ILE
16	A7	410	PHE
16	A7	415	TRP
16	A7	418	VAL
16	A7	419	SER
16	A7	436	SER
16	A7	446	SER
16	A7	452	VAL
16	A7	453	VAL
16	A7	455	VAL
16	A7	457	PHE
16	A7	464	THR
16	A7	466	ASP
16	A7	469	THR
16	A7	489	SER
16	A7	492	VAL
16	A7	502	SER
16	A7	511	LEU
16	A7	512	VAL
16	A7	514	LEU
16	A7	516	LYS
16	A7	520	THR
16	A7	521	PHE
16	A7	529	PHE
16	A7	531	THR
16	A7	537	PHE
16	A7	543	LYS
16	A7	544	SER
16	A7	554	ASP
16	A7	564	ILE
16	A7	567	THR
16	A7	581	ILE
16	A7	593	ILE

Continued on next page...

Continued from previous page...

Mol	Chain	Res	Type
16	A7	635	ARG
16	A7	639	ILE
16	A7	647	ARG
16	A7	654	MET
16	A7	659	ARG
16	A7	663	THR
16	A7	678	THR
16	A7	703	GLU
16	A7	706	TYR
16	A7	714	LEU
16	A7	716	LEU
16	A7	725	LYS
16	A7	732	THR
16	A7	734	ARG
16	A7	740	LEU
16	A7	747	SER
16	A7	752	GLN
16	A7	754	MET
16	A7	770	LEU
16	A7	773	SER
16	A7	790	ASP
16	A7	799	SER
16	A7	801	LEU
16	A7	808	ASN
16	A7	812	LYS
16	A7	833	ASN
16	A7	838	GLU
16	A7	845	PHE
16	A7	846	HIS
16	A7	849	GLU
16	A7	861	THR
16	A7	885	CYS
16	A7	893	SER
16	A7	899	PHE
16	A7	933	THR
16	A7	950	TRP
16	A7	954	GLN
16	A7	959	ARG
16	A7	960	PHE
16	A7	968	GLN
16	A7	1004	HIS
16	A7	1006	SER

Continued on next page...

Continued from previous page...

Mol	Chain	Res	Type
16	A7	1007	GLU
16	A7	1022	THR
16	A7	1023	LEU
16	A7	1037	TYR
17	A8	1150	TYR
17	A8	1160	THR
17	A8	1162	GLU
17	A8	1164	LEU
17	A8	1171	ASN
17	A8	1172	VAL
17	A8	1176	ARG
17	A8	1200	MET
17	A8	1204	LEU
17	A8	1217	GLN
17	A8	1220	VAL
17	A8	1229	ILE
17	A8	1231	VAL
17	A8	1232	ASP
17	A8	1234	LEU
17	A8	1236	ASN
17	A8	1240	LEU
17	A8	1254	ILE
17	A8	1269	THR
17	A8	1274	SER
17	A8	1282	VAL
17	A8	1289	THR
17	A8	1291	LEU
17	A8	1296	TYR
17	A8	1304	VAL
17	A8	1324	SER
17	A8	1334	TYR
17	A8	1342	ASN
17	A8	1344	LEU
17	A8	1366	LEU
17	A8	1376	LEU
17	A8	1387	THR
17	A8	1394	LYS
17	A8	1395	ILE
17	A8	1397	SER
17	A8	1402	ILE
17	A8	1408	LEU
17	A8	1417	ILE

Continued on next page...

Continued from previous page...

Mol	Chain	Res	Type
17	A8	1426	LEU
17	A8	1428	LYS
17	A8	1430	LYS
17	A8	1431	LYS
17	A8	1436	LEU
17	A8	1442	LEU
17	A8	1456	MET
17	A8	1460	ILE
17	A8	1465	LEU
17	A8	1466	ARG
17	A8	1472	GLN
17	A8	1512	LYS
17	A8	1517	SER
17	A8	1523	ILE
17	A8	1529	ASN
17	A8	1534	SER
17	A8	1556	ASN
17	A8	1558	ASP
17	A8	1562	TYR
17	A8	1569	TYR
17	A8	1588	LYS
17	A8	1591	LEU
17	A8	1593	GLU
17	A8	1617	ASN
17	A8	1627	VAL
17	A8	1641	LEU
17	A8	1644	SER
17	A8	1645	SER
17	A8	1651	ASN
17	A8	1654	ASP
17	A8	1658	LEU
17	A8	1660	GLU
17	A8	1672	ILE
17	A8	1686	LYS
17	A8	1687	PHE
17	A8	1688	MET
17	A8	1691	SER
17	A8	1713	ASN
17	A8	1715	ASP
17	A8	1721	SER
17	A8	1722	THR
17	A8	1725	TRP

Continued on next page...

Continued from previous page...

Mol	Chain	Res	Type
17	A8	1736	SER
17	A8	1741	CYS
17	A8	1749	MET
17	A8	1755	ASP
17	A8	1758	THR
17	A8	1761	THR
17	A8	1769	SER
17	A8	1774	MET
17	A8	1776	PHE
17	A8	1786	ASP
17	A8	1795	ASP
17	A8	1796	GLN
17	A8	1808	LEU
17	A8	1812	GLN
17	A8	1817	ILE
17	A8	1818	SER
17	A8	1830	ASP
17	A8	1832	ASP
17	A8	1838	LEU
17	A8	1840	SER
17	A8	1841	VAL
17	A8	1848	TYR
17	A8	1862	SER
17	A8	1869	GLN
17	A8	1888	LYS
17	A8	1889	GLU
17	A8	1892	ARG
17	A8	1897	VAL
17	A8	1912	ILE
17	A8	1914	LEU
17	A8	1929	VAL
17	A8	1940	ILE
17	A8	1941	ARG
17	A8	1959	LEU
17	A8	1961	SER
17	A8	1967	GLN
17	A8	1968	LEU
17	A8	1985	GLU
17	A8	1991	LEU
17	A8	2004	VAL
17	A8	2006	VAL
17	A8	2009	ARG

Continued on next page...

Continued from previous page...

Mol	Chain	Res	Type
17	A8	2012	SER
17	A8	2022	LYS
17	A8	2027	LEU
17	A8	2038	LEU
17	A8	2043	TYR
17	A8	2054	THR
17	A8	2057	LYS
17	A8	2069	ILE
17	A8	2074	TYR
17	A8	2075	VAL
17	A8	2076	PHE
17	A8	2098	MET
17	A8	2099	THR
17	A8	2108	SER
1	BA	1012	TYR
1	BA	1017	THR
1	BA	1024	ARG
1	BA	1043	LEU
1	BA	1048	LYS
1	BA	1049	ASP
1	BA	1053	VAL
1	BA	1092	ASN
1	BA	1123	ASN
1	BA	1124	LEU
1	BA	1125	SER
1	BA	1126	GLN
1	BA	1129	THR
1	BA	1131	ARG
1	BA	1134	MET
1	BA	1164	VAL
1	BA	1171	THR
1	BA	1174	LYS
1	BA	1175	GLN
1	BA	1177	GLU
1	BA	1244	ARG
1	BA	1245	LEU
2	BB	2025	LEU
2	BB	2029	LYS
2	BB	2030	GLN
2	BB	2032	VAL
2	BB	2051	SER
2	BB	2058	SER

Continued on next page...

Continued from previous page...

Mol	Chain	Res	Type
2	BB	2083	ARG
2	BB	2086	VAL
2	BB	2089	SER
2	BB	2107	THR
2	BB	2117	ILE
2	BB	2133	SER
2	BB	2157	PHE
2	BB	2172	LYS
2	BB	2184	GLU
2	BB	2211	LEU
2	BB	2222	LEU
2	BB	2227	ILE
2	BB	2229	THR
2	BB	2236	ARG
3	BC	3019	LEU
3	BC	3026	LEU
3	BC	3034	THR
3	BC	3056	LEU
3	BC	3057	LEU
3	BC	3063	THR
3	BC	3070	ASN
3	BC	3083	ASP
3	BC	3090	THR
3	BC	3103	ASN
3	BC	3111	LEU
3	BC	3118	ILE
3	BC	3120	GLN
3	BC	3134	SER
3	BC	3150	THR
3	BC	3151	SER
3	BC	3152	ASN
3	BC	3158	THR
3	BC	3165	VAL
3	BC	3185	LYS
3	BC	3195	LYS
3	BC	3207	THR
3	BC	3213	PHE
3	BC	3217	ARG
3	BC	3218	LYS
3	BC	3221	ASN
3	BC	3222	ASP
3	BC	3240	VAL

Continued on next page...

Continued from previous page...

Mol	Chain	Res	Type
4	BD	4017	ILE
4	BD	4019	GLN
4	BD	4021	GLU
4	BD	4029	ARG
4	BD	4034	VAL
4	BD	4048	ARG
4	BD	4049	ARG
4	BD	4054	LEU
4	BD	4058	ARG
4	BD	4063	LYS
4	BD	4081	ASP
4	BD	4109	LEU
4	BD	4116	VAL
4	BD	4117	GLN
4	BD	4127	ARG
4	BD	4144	GLU
4	BD	4149	GLN
4	BD	4162	GLN
4	BD	4172	ARG
4	BD	4195	THR
4	BD	4203	VAL
4	BD	4209	ASN
4	BD	4215	VAL
4	BD	4235	GLN
4	BD	4243	GLN
5	BE	5001	MET
5	BE	5005	ARG
5	BE	5014	THR
5	BE	5016	SER
5	BE	5023	GLN
5	BE	5024	VAL
5	BE	5028	LEU
5	BE	5048	LEU
5	BE	5059	LEU
5	BE	5070	ILE
5	BE	5082	THR
5	BE	5094	THR
5	BE	5098	THR
5	BE	5107	ILE
5	BE	5108	ASN
5	BE	5110	GLU
5	BE	5138	PHE

Continued on next page...

Continued from previous page...

Mol	Chain	Res	Type
5	BE	5177	GLU
5	BE	5184	LEU
5	BE	5191	LEU
5	BE	5194	LYS
5	BE	5198	LEU
5	BE	5210	GLU
5	BE	5215	ASN
5	BE	5221	CYS
5	BE	5222	ILE
5	BE	5223	THR
5	BE	5238	GLU
6	BF	6001	MET
6	BF	6005	ASN
6	BF	6010	THR
6	BF	6011	VAL
6	BF	6014	SER
6	BF	6016	THR
6	BF	6026	LEU
6	BF	6039	ARG
6	BF	6051	ARG
6	BF	6055	GLU
6	BF	6062	LYS
6	BF	6063	ILE
6	BF	6072	LEU
6	BF	6074	LEU
6	BF	6096	SER
6	BF	6121	GLN
6	BF	6126	ARG
6	BF	6154	THR
6	BF	6170	THR
6	BF	6171	TYR
6	BF	6173	GLU
6	BF	6174	ARG
6	BF	6197	ILE
6	BF	6203	ASP
6	BF	6204	GLU
6	BF	6223	THR
6	BF	6230	VAL
7	BG	7007	TYR
7	BG	7017	ASP
7	BG	7034	THR
7	BG	7035	THR

Continued on next page...

Continued from previous page...

Mol	Chain	Res	Type
7	BG	7042	ASN
7	BG	7064	VAL
7	BG	7068	VAL
7	BG	7077	TYR
7	BG	7088	VAL
7	BG	7097	SER
7	BG	7099	LYS
7	BG	7120	GLN
7	BG	7124	LEU
7	BG	7143	ASN
7	BG	7151	GLU
7	BG	7168	ARG
7	BG	7169	GLN
7	BG	7175	LEU
7	BG	7177	LYS
7	BG	7204	GLU
7	BG	7206	ASN
7	BG	7210	ASP
7	BG	7217	TRP
7	BG	7237	GLU
7	BG	7244	LYS
7	BG	7246	ILE
8	BH	1002	SER
8	BH	1008	PHE
8	BH	1036	ARG
8	BH	1072	THR
8	BH	1080	SER
8	BH	1083	LYS
8	BH	1089	ASN
8	BH	1105	LYS
8	BH	1118	SER
8	BH	1126	ILE
8	BH	1129	SER
8	BH	1132	THR
8	BH	1149	GLU
8	BH	1160	SER
8	BH	1174	ARG
8	BH	1178	LEU
8	BH	1191	ASP
9	BI	2021	THR
9	BI	2030	ASN
9	BI	2034	LEU

Continued on next page...

Continued from previous page...

Mol	Chain	Res	Type
9	BI	2038	SER
9	BI	2055	VAL
9	BI	2056	THR
9	BI	2059	ILE
9	BI	2063	ILE
9	BI	2067	SER
9	BI	2071	SER
9	BI	2077	VAL
9	BI	2118	SER
9	BI	2191	LEU
9	BI	2195	VAL
9	BI	2196	ARG
9	BI	2220	ILE
10	BJ	3027	VAL
10	BJ	3029	ASN
10	BJ	3051	VAL
10	BJ	3060	TYR
10	BJ	3068	LYS
10	BJ	3109	LYS
10	BJ	3130	SER
10	BJ	3154	LEU
10	BJ	3158	ILE
10	BJ	3159	SER
10	BJ	3163	LEU
10	BJ	3172	SER
10	BJ	3174	TRP
10	BJ	3194	ARG
11	BK	4001	ASP
11	BK	4003	ILE
11	BK	4006	ILE
11	BK	4009	GLN
11	BK	4029	ASP
11	BK	4062	ASN
11	BK	4067	SER
11	BK	4068	ILE
11	BK	4073	GLU
11	BK	4074	LEU
11	BK	4077	GLN
11	BK	4081	SER
11	BK	4085	GLN
11	BK	4090	SER
11	BK	4091	ILE

Continued on next page...

Continued from previous page...

Mol	Chain	Res	Type
12	BL	5004	LEU
12	BL	5009	GLN
12	BL	5072	GLU
12	BL	5084	SER
12	BL	5087	VAL
12	BL	5089	GLN
12	BL	5104	TYR
12	BL	5107	LYS
12	BL	5129	VAL
12	BL	5140	LEU
12	BL	5145	LYS
12	BL	5151	GLU
12	BL	5158	LYS
12	BL	5191	HIS
12	BL	5208	ASN
13	BM	603	ASN
13	BM	6014	LEU
13	BM	6034	VAL
13	BM	6040	ASN
13	BM	6056	VAL
13	BM	6071	ASN
13	BM	6072	ASP
13	BM	6076	SER
13	BM	6100	THR
13	BM	6115	SER
13	BM	6123	GLU
13	BM	6125	GLU
13	BM	6126	GLN
13	BM	6128	ARG
13	BM	6141	LEU
13	BM	6163	LEU
13	BM	6165	TYR
13	BM	6166	LEU
13	BM	6170	GLU
13	BM	6180	THR
13	BM	6199	THR
14	BN	7002	SER
14	BN	7019	LEU
14	BN	7021	SER
14	BN	7040	ASN
14	BN	7057	ARG
14	BN	7062	LEU

Continued on next page...

Continued from previous page...

Mol	Chain	Res	Type
14	BN	7063	VAL
14	BN	7065	GLU
14	BN	7074	ASP
14	BN	7090	THR
14	BN	7096	ARG
14	BN	7128	THR
14	BN	7153	ARG
14	BN	7154	GLU
14	BN	7156	ASP
14	BN	7161	THR
14	BN	7163	GLN
14	BN	7167	GLU
14	BN	7176	LEU
14	BN	7209	MET
14	BN	7218	LYS
1	BO	1012	TYR
1	BO	1017	THR
1	BO	1022	GLU
1	BO	1024	ARG
1	BO	1043	LEU
1	BO	1048	LYS
1	BO	1049	ASP
1	BO	1053	VAL
1	BO	1092	ASN
1	BO	1123	ASN
1	BO	1124	LEU
1	BO	1125	SER
1	BO	1126	GLN
1	BO	1129	THR
1	BO	1134	MET
1	BO	1164	VAL
1	BO	1171	THR
1	BO	1174	LYS
1	BO	1175	GLN
1	BO	1177	GLU
1	BO	1244	ARG
1	BO	1245	LEU
2	BP	2025	LEU
2	BP	2029	LYS
2	BP	2030	GLN
2	BP	2032	VAL
2	BP	2051	SER

Continued on next page...

Continued from previous page...

Mol	Chain	Res	Type
2	BP	2058	SER
2	BP	2083	ARG
2	BP	2086	VAL
2	BP	2089	SER
2	BP	2107	THR
2	BP	2117	ILE
2	BP	2133	SER
2	BP	2157	PHE
2	BP	2172	LYS
2	BP	2184	GLU
2	BP	2211	LEU
2	BP	2222	LEU
2	BP	2227	ILE
2	BP	2229	THR
2	BP	2236	ARG
3	BQ	3019	LEU
3	BQ	3026	LEU
3	BQ	3034	THR
3	BQ	3056	LEU
3	BQ	3057	LEU
3	BQ	3063	THR
3	BQ	3070	ASN
3	BQ	3083	ASP
3	BQ	3103	ASN
3	BQ	3111	LEU
3	BQ	3118	ILE
3	BQ	3120	GLN
3	BQ	3134	SER
3	BQ	3150	THR
3	BQ	3151	SER
3	BQ	3152	ASN
3	BQ	3158	THR
3	BQ	3165	VAL
3	BQ	3185	LYS
3	BQ	3195	LYS
3	BQ	3207	THR
3	BQ	3208	TYR
3	BQ	3213	PHE
3	BQ	3217	ARG
3	BQ	3218	LYS
3	BQ	3221	ASN
3	BQ	3222	ASP

Continued on next page...

Continued from previous page...

Mol	Chain	Res	Type
3	BQ	3240	VAL
4	BR	4017	ILE
4	BR	4019	GLN
4	BR	4021	GLU
4	BR	4029	ARG
4	BR	4034	VAL
4	BR	4048	ARG
4	BR	4049	ARG
4	BR	4054	LEU
4	BR	4058	ARG
4	BR	4063	LYS
4	BR	4081	ASP
4	BR	4109	LEU
4	BR	4116	VAL
4	BR	4117	GLN
4	BR	4127	ARG
4	BR	4144	GLU
4	BR	4149	GLN
4	BR	4162	GLN
4	BR	4172	ARG
4	BR	4195	THR
4	BR	4203	VAL
4	BR	4209	ASN
4	BR	4215	VAL
4	BR	4235	GLN
4	BR	4243	GLN
5	BS	5001	MET
5	BS	5005	ARG
5	BS	5014	THR
5	BS	5016	SER
5	BS	5023	GLN
5	BS	5024	VAL
5	BS	5025	GLU
5	BS	5028	LEU
5	BS	5048	LEU
5	BS	5059	LEU
5	BS	5082	THR
5	BS	5094	THR
5	BS	5098	THR
5	BS	5107	ILE
5	BS	5108	ASN
5	BS	5110	GLU

Continued on next page...

Continued from previous page...

Mol	Chain	Res	Type
5	BS	5138	PHE
5	BS	5177	GLU
5	BS	5184	LEU
5	BS	5191	LEU
5	BS	5194	LYS
5	BS	5198	LEU
5	BS	5210	GLU
5	BS	5215	ASN
5	BS	5221	CYS
5	BS	5222	ILE
5	BS	5223	THR
5	BS	5238	GLU
6	BT	6001	MET
6	BT	6010	THR
6	BT	6011	VAL
6	BT	6014	SER
6	BT	6016	THR
6	BT	6026	LEU
6	BT	6039	ARG
6	BT	6051	ARG
6	BT	6055	GLU
6	BT	6063	ILE
6	BT	6072	LEU
6	BT	6074	LEU
6	BT	6096	SER
6	BT	6121	GLN
6	BT	6126	ARG
6	BT	6154	THR
6	BT	6170	THR
6	BT	6171	TYR
6	BT	6173	GLU
6	BT	6174	ARG
6	BT	6197	ILE
6	BT	6203	ASP
6	BT	6204	GLU
6	BT	6223	THR
6	BT	6230	VAL
7	BU	7007	TYR
7	BU	7017	ASP
7	BU	7034	THR
7	BU	7035	THR
7	BU	7042	ASN

Continued on next page...

Continued from previous page...

Mol	Chain	Res	Type
7	BU	7064	VAL
7	BU	7068	VAL
7	BU	7077	TYR
7	BU	7088	VAL
7	BU	7097	SER
7	BU	7099	LYS
7	BU	7120	GLN
7	BU	7124	LEU
7	BU	7143	ASN
7	BU	7151	GLU
7	BU	7168	ARG
7	BU	7169	GLN
7	BU	7175	LEU
7	BU	7177	LYS
7	BU	7204	GLU
7	BU	7206	ASN
7	BU	7210	ASP
7	BU	7217	TRP
7	BU	7237	GLU
7	BU	7244	LYS
7	BU	7246	ILE
8	BV	1002	SER
8	BV	1008	PHE
8	BV	1036	ARG
8	BV	1072	THR
8	BV	1083	LYS
8	BV	1089	ASN
8	BV	1105	LYS
8	BV	1118	SER
8	BV	1126	ILE
8	BV	1129	SER
8	BV	1132	THR
8	BV	1149	GLU
8	BV	1160	SER
8	BV	1174	ARG
8	BV	1178	LEU
8	BV	1191	ASP
9	BW	2021	THR
9	BW	2030	ASN
9	BW	2034	LEU
9	BW	2038	SER
9	BW	2055	VAL

Continued on next page...

Continued from previous page...

Mol	Chain	Res	Type
9	BW	2056	THR
9	BW	2059	ILE
9	BW	2063	ILE
9	BW	2067	SER
9	BW	2071	SER
9	BW	2077	VAL
9	BW	2118	SER
9	BW	2191	LEU
9	BW	2195	VAL
9	BW	2196	ARG
9	BW	2201	LYS
9	BW	2220	ILE
10	BX	3027	VAL
10	BX	3029	ASN
10	BX	3051	VAL
10	BX	3060	TYR
10	BX	3085	SER
10	BX	3109	LYS
10	BX	3130	SER
10	BX	3138	PHE
10	BX	3154	LEU
10	BX	3158	ILE
10	BX	3159	SER
10	BX	3163	LEU
10	BX	3172	SER
10	BX	3174	TRP
10	BX	3194	ARG
11	BY	4001	ASP
11	BY	4003	ILE
11	BY	4006	ILE
11	BY	4009	GLN
11	BY	4029	ASP
11	BY	4062	ASN
11	BY	4067	SER
11	BY	4068	ILE
11	BY	4073	GLU
11	BY	4074	LEU
11	BY	4077	GLN
11	BY	4081	SER
11	BY	4085	GLN
11	BY	4091	ILE
12	BZ	5004	LEU

Continued on next page...

Continued from previous page...

Mol	Chain	Res	Type
12	BZ	5009	GLN
12	BZ	5017	ASP
12	BZ	5072	GLU
12	BZ	5084	SER
12	BZ	5087	VAL
12	BZ	5089	GLN
12	BZ	5104	TYR
12	BZ	5107	LYS
12	BZ	5140	LEU
12	BZ	5145	LYS
12	BZ	5151	GLU
12	BZ	5158	LYS
12	BZ	5191	HIS
12	BZ	5208	ASN
13	B1	603	ASN
13	B1	6014	LEU
13	B1	6034	VAL
13	B1	6040	ASN
13	B1	6056	VAL
13	B1	6071	ASN
13	B1	6076	SER
13	B1	6100	THR
13	B1	6115	SER
13	B1	6123	GLU
13	B1	6125	GLU
13	B1	6126	GLN
13	B1	6128	ARG
13	B1	6141	LEU
13	B1	6163	LEU
13	B1	6165	TYR
13	B1	6166	LEU
13	B1	6170	GLU
13	B1	6180	THR
13	B1	6199	THR
14	B2	707	THR
14	B2	7002	SER
14	B2	7019	LEU
14	B2	7021	SER
14	B2	7040	ASN
14	B2	7057	ARG
14	B2	7062	LEU
14	B2	7063	VAL

Continued on next page...

Continued from previous page...

Mol	Chain	Res	Type
14	B2	7065	GLU
14	B2	7074	ASP
14	B2	7090	THR
14	B2	7096	ARG
14	B2	7128	THR
14	B2	7153	ARG
14	B2	7154	GLU
14	B2	7156	ASP
14	B2	7161	THR
14	B2	7163	GLN
14	B2	7167	GLU
14	B2	7176	LEU
14	B2	7179	ARG
14	B2	7209	MET
14	B2	7218	LYS
15	B3	79	THR
15	B3	94	VAL
15	B3	99	GLN
15	B3	101	MET
15	B3	104	ILE
15	B3	110	ARG
15	B3	130	THR
16	B4	252	HIS
16	B4	253	PHE
16	B4	277	LYS
16	B4	280	ARG
16	B4	319	PHE
16	B4	335	GLU
16	B4	360	ASP
16	B4	361	LYS
16	B4	363	LYS
16	B4	368	VAL
16	B4	381	SER
16	B4	397	HIS
16	B4	400	ILE
16	B4	410	PHE
16	B4	415	TRP
16	B4	418	VAL
16	B4	419	SER
16	B4	436	SER
16	B4	446	SER
16	B4	452	VAL

Continued on next page...

Continued from previous page...

Mol	Chain	Res	Type
16	B4	453	VAL
16	B4	455	VAL
16	B4	457	PHE
16	B4	464	THR
16	B4	466	ASP
16	B4	469	THR
16	B4	489	SER
16	B4	492	VAL
16	B4	502	SER
16	B4	511	LEU
16	B4	512	VAL
16	B4	514	LEU
16	B4	516	LYS
16	B4	520	THR
16	B4	521	PHE
16	B4	529	PHE
16	B4	531	THR
16	B4	543	LYS
16	B4	544	SER
16	B4	554	ASP
16	B4	564	ILE
16	B4	567	THR
16	B4	581	ILE
16	B4	593	ILE
16	B4	635	ARG
16	B4	639	ILE
16	B4	647	ARG
16	B4	654	MET
16	B4	659	ARG
16	B4	663	THR
16	B4	678	THR
16	B4	703	GLU
16	B4	706	TYR
16	B4	714	LEU
16	B4	716	LEU
16	B4	725	LYS
16	B4	732	THR
16	B4	734	ARG
16	B4	747	SER
16	B4	752	GLN
16	B4	754	MET
16	B4	770	LEU

Continued on next page...

Continued from previous page...

Mol	Chain	Res	Type
16	B4	773	SER
16	B4	790	ASP
16	B4	799	SER
16	B4	801	LEU
16	B4	808	ASN
16	B4	812	LYS
16	B4	833	ASN
16	B4	838	GLU
16	B4	845	PHE
16	B4	846	HIS
16	B4	849	GLU
16	B4	861	THR
16	B4	885	CYS
16	B4	893	SER
16	B4	899	PHE
16	B4	933	THR
16	B4	950	TRP
16	B4	954	GLN
16	B4	959	ARG
16	B4	960	PHE
16	B4	968	GLN
16	B4	1004	HIS
16	B4	1006	SER
16	B4	1007	GLU
16	B4	1022	THR
16	B4	1023	LEU
16	B4	1037	TYR
17	B5	1150	TYR
17	B5	1160	THR
17	B5	1162	GLU
17	B5	1164	LEU
17	B5	1171	ASN
17	B5	1172	VAL
17	B5	1176	ARG
17	B5	1200	MET
17	B5	1204	LEU
17	B5	1220	VAL
17	B5	1229	ILE
17	B5	1231	VAL
17	B5	1232	ASP
17	B5	1234	LEU
17	B5	1236	ASN

Continued on next page...

Continued from previous page...

Mol	Chain	Res	Type
17	B5	1240	LEU
17	B5	1254	ILE
17	B5	1269	THR
17	B5	1274	SER
17	B5	1282	VAL
17	B5	1289	THR
17	B5	1291	LEU
17	B5	1296	TYR
17	B5	1304	VAL
17	B5	1324	SER
17	B5	1334	TYR
17	B5	1342	ASN
17	B5	1344	LEU
17	B5	1366	LEU
17	B5	1376	LEU
17	B5	1380	MET
17	B5	1387	THR
17	B5	1394	LYS
17	B5	1395	ILE
17	B5	1397	SER
17	B5	1402	ILE
17	B5	1408	LEU
17	B5	1417	ILE
17	B5	1426	LEU
17	B5	1428	LYS
17	B5	1430	LYS
17	B5	1431	LYS
17	B5	1436	LEU
17	B5	1442	LEU
17	B5	1456	MET
17	B5	1464	ILE
17	B5	1465	LEU
17	B5	1466	ARG
17	B5	1472	GLN
17	B5	1512	LYS
17	B5	1517	SER
17	B5	1523	ILE
17	B5	1529	ASN
17	B5	1534	SER
17	B5	1558	ASP
17	B5	1562	TYR
17	B5	1569	TYR

Continued on next page...

Continued from previous page...

Mol	Chain	Res	Type
17	B5	1588	LYS
17	B5	1591	LEU
17	B5	1593	GLU
17	B5	1617	ASN
17	B5	1627	VAL
17	B5	1641	LEU
17	B5	1644	SER
17	B5	1645	SER
17	B5	1651	ASN
17	B5	1654	ASP
17	B5	1658	LEU
17	B5	1660	GLU
17	B5	1672	ILE
17	B5	1686	LYS
17	B5	1687	PHE
17	B5	1688	MET
17	B5	1691	SER
17	B5	1713	ASN
17	B5	1715	ASP
17	B5	1721	SER
17	B5	1725	TRP
17	B5	1736	SER
17	B5	1741	CYS
17	B5	1749	MET
17	B5	1755	ASP
17	B5	1758	THR
17	B5	1761	THR
17	B5	1769	SER
17	B5	1774	MET
17	B5	1776	PHE
17	B5	1786	ASP
17	B5	1795	ASP
17	B5	1796	GLN
17	B5	1808	LEU
17	B5	1817	ILE
17	B5	1818	SER
17	B5	1830	ASP
17	B5	1832	ASP
17	B5	1838	LEU
17	B5	1840	SER
17	B5	1841	VAL
17	B5	1848	TYR

Continued on next page...

Continued from previous page...

Mol	Chain	Res	Type
17	B5	1862	SER
17	B5	1869	GLN
17	B5	1888	LYS
17	B5	1889	GLU
17	B5	1892	ARG
17	B5	1897	VAL
17	B5	1912	ILE
17	B5	1914	LEU
17	B5	1929	VAL
17	B5	1940	ILE
17	B5	1941	ARG
17	B5	1959	LEU
17	B5	1961	SER
17	B5	1967	GLN
17	B5	1968	LEU
17	B5	1985	GLU
17	B5	1991	LEU
17	B5	2004	VAL
17	B5	2006	VAL
17	B5	2009	ARG
17	B5	2012	SER
17	B5	2020	ASN
17	B5	2022	LYS
17	B5	2027	LEU
17	B5	2030	LEU
17	B5	2038	LEU
17	B5	2043	TYR
17	B5	2054	THR
17	B5	2057	LYS
17	B5	2069	ILE
17	B5	2074	TYR
17	B5	2075	VAL
17	B5	2076	PHE
17	B5	2098	MET
17	B5	2099	THR
17	B5	2108	SER
15	B6	79	THR
15	B6	90	THR
15	B6	94	VAL
15	B6	99	GLN
15	B6	101	MET
15	B6	104	ILE

Continued on next page...

Continued from previous page...

Mol	Chain	Res	Type
15	B6	130	THR
16	B7	252	HIS
16	B7	253	PHE
16	B7	277	LYS
16	B7	280	ARG
16	B7	319	PHE
16	B7	335	GLU
16	B7	360	ASP
16	B7	361	LYS
16	B7	363	LYS
16	B7	368	VAL
16	B7	381	SER
16	B7	397	HIS
16	B7	400	ILE
16	B7	405	ILE
16	B7	410	PHE
16	B7	415	TRP
16	B7	418	VAL
16	B7	419	SER
16	B7	436	SER
16	B7	446	SER
16	B7	452	VAL
16	B7	453	VAL
16	B7	455	VAL
16	B7	457	PHE
16	B7	464	THR
16	B7	466	ASP
16	B7	469	THR
16	B7	489	SER
16	B7	492	VAL
16	B7	502	SER
16	B7	511	LEU
16	B7	512	VAL
16	B7	514	LEU
16	B7	516	LYS
16	B7	520	THR
16	B7	529	PHE
16	B7	531	THR
16	B7	543	LYS
16	B7	544	SER
16	B7	554	ASP
16	B7	564	ILE

Continued on next page...

Continued from previous page...

Mol	Chain	Res	Type
16	B7	567	THR
16	B7	581	ILE
16	B7	593	ILE
16	B7	635	ARG
16	B7	639	ILE
16	B7	647	ARG
16	B7	654	MET
16	B7	663	THR
16	B7	678	THR
16	B7	703	GLU
16	B7	706	TYR
16	B7	714	LEU
16	B7	716	LEU
16	B7	725	LYS
16	B7	732	THR
16	B7	734	ARG
16	B7	747	SER
16	B7	752	GLN
16	B7	754	MET
16	B7	770	LEU
16	B7	773	SER
16	B7	790	ASP
16	B7	799	SER
16	B7	801	LEU
16	B7	808	ASN
16	B7	812	LYS
16	B7	833	ASN
16	B7	838	GLU
16	B7	845	PHE
16	B7	846	HIS
16	B7	849	GLU
16	B7	861	THR
16	B7	885	CYS
16	B7	893	SER
16	B7	899	PHE
16	B7	933	THR
16	B7	950	TRP
16	B7	954	GLN
16	B7	959	ARG
16	B7	960	PHE
16	B7	968	GLN
16	B7	978	THR

Continued on next page...

Continued from previous page...

Mol	Chain	Res	Type
16	B7	1004	HIS
16	B7	1006	SER
16	B7	1007	GLU
16	B7	1022	THR
16	B7	1023	LEU
16	B7	1037	TYR
17	B8	1150	TYR
17	B8	1160	THR
17	B8	1161	GLU
17	B8	1162	GLU
17	B8	1164	LEU
17	B8	1171	ASN
17	B8	1172	VAL
17	B8	1176	ARG
17	B8	1200	MET
17	B8	1204	LEU
17	B8	1217	GLN
17	B8	1220	VAL
17	B8	1229	ILE
17	B8	1231	VAL
17	B8	1232	ASP
17	B8	1234	LEU
17	B8	1236	ASN
17	B8	1240	LEU
17	B8	1254	ILE
17	B8	1269	THR
17	B8	1274	SER
17	B8	1282	VAL
17	B8	1289	THR
17	B8	1291	LEU
17	B8	1296	TYR
17	B8	1304	VAL
17	B8	1324	SER
17	B8	1334	TYR
17	B8	1342	ASN
17	B8	1344	LEU
17	B8	1366	LEU
17	B8	1376	LEU
17	B8	1387	THR
17	B8	1394	LYS
17	B8	1395	ILE
17	B8	1397	SER

Continued on next page...

Continued from previous page...

Mol	Chain	Res	Type
17	B8	1402	ILE
17	B8	1408	LEU
17	B8	1414	ASP
17	B8	1417	ILE
17	B8	1426	LEU
17	B8	1428	LYS
17	B8	1430	LYS
17	B8	1431	LYS
17	B8	1436	LEU
17	B8	1442	LEU
17	B8	1456	MET
17	B8	1460	ILE
17	B8	1464	ILE
17	B8	1465	LEU
17	B8	1466	ARG
17	B8	1472	GLN
17	B8	1491	ILE
17	B8	1512	LYS
17	B8	1517	SER
17	B8	1523	ILE
17	B8	1529	ASN
17	B8	1534	SER
17	B8	1558	ASP
17	B8	1562	TYR
17	B8	1569	TYR
17	B8	1588	LYS
17	B8	1591	LEU
17	B8	1593	GLU
17	B8	1617	ASN
17	B8	1627	VAL
17	B8	1641	LEU
17	B8	1644	SER
17	B8	1645	SER
17	B8	1651	ASN
17	B8	1654	ASP
17	B8	1658	LEU
17	B8	1660	GLU
17	B8	1672	ILE
17	B8	1686	LYS
17	B8	1687	PHE
17	B8	1688	MET
17	B8	1691	SER

Continued on next page...

Continued from previous page...

Mol	Chain	Res	Type
17	B8	1713	ASN
17	B8	1715	ASP
17	B8	1721	SER
17	B8	1725	TRP
17	B8	1736	SER
17	B8	1741	CYS
17	B8	1749	MET
17	B8	1755	ASP
17	B8	1758	THR
17	B8	1761	THR
17	B8	1769	SER
17	B8	1774	MET
17	B8	1776	PHE
17	B8	1786	ASP
17	B8	1795	ASP
17	B8	1796	GLN
17	B8	1808	LEU
17	B8	1817	ILE
17	B8	1818	SER
17	B8	1830	ASP
17	B8	1832	ASP
17	B8	1838	LEU
17	B8	1840	SER
17	B8	1841	VAL
17	B8	1848	TYR
17	B8	1862	SER
17	B8	1869	GLN
17	B8	1888	LYS
17	B8	1889	GLU
17	B8	1892	ARG
17	B8	1897	VAL
17	B8	1912	ILE
17	B8	1914	LEU
17	B8	1929	VAL
17	B8	1940	ILE
17	B8	1941	ARG
17	B8	1959	LEU
17	B8	1961	SER
17	B8	1967	GLN
17	B8	1968	LEU
17	B8	1985	GLU
17	B8	1991	LEU

Continued on next page...

Continued from previous page...

Mol	Chain	Res	Type
17	B8	2004	VAL
17	B8	2006	VAL
17	B8	2009	ARG
17	B8	2012	SER
17	B8	2020	ASN
17	B8	2022	LYS
17	B8	2027	LEU
17	B8	2038	LEU
17	B8	2043	TYR
17	B8	2054	THR
17	B8	2057	LYS
17	B8	2069	ILE
17	B8	2074	TYR
17	B8	2075	VAL
17	B8	2076	PHE
17	B8	2098	MET
17	B8	2099	THR
17	B8	2108	SER

Some sidechains can be flipped to improve hydrogen bonding and reduce clashes. All (536) such sidechains are listed below:

Mol	Chain	Res	Type
1	AA	1041	ASN
1	AA	1092	ASN
1	AA	1123	ASN
1	AA	1126	GLN
1	AA	1130	GLN
1	AA	1175	GLN
1	AA	1184	ASN
1	AA	1193	HIS
1	AA	1195	ASN
1	AA	1240	ASN
2	AG	2030	GLN
2	AG	2094	HIS
3	AH	3070	ASN
3	AH	3094	HIS
3	AH	3096	GLN
3	AH	3120	GLN
3	AH	3124	GLN
3	AH	3152	ASN
3	AH	3168	ASN
3	AH	3177	GLN

Continued on next page...

Continued from previous page...

Mol	Chain	Res	Type
3	AH	3221	ASN
4	AI	4055	GLN
4	AI	4079	ASN
4	AI	4094	GLN
4	AI	4117	GLN
4	AI	4118	GLN
4	AI	4122	GLN
4	AI	4149	GLN
4	AI	4162	GLN
4	AI	4178	ASN
4	AI	4209	ASN
4	AI	4238	GLN
4	AI	4243	GLN
5	AJ	5023	GLN
5	AJ	5099	HIS
5	AJ	5108	ASN
5	AJ	5147	HIS
5	AJ	5206	GLN
5	AJ	5225	GLN
5	AJ	5233	ASN
6	AK	6005	ASN
6	AK	6021	GLN
6	AK	6060	GLN
6	AK	6069	HIS
6	AK	6121	GLN
6	AK	6210	ASN
7	AL	7011	ASN
7	AL	7042	ASN
7	AL	7089	ASN
7	AL	7120	GLN
7	AL	7122	HIS
7	AL	7146	HIS
7	AL	7194	GLN
8	AB	1145	ASN
8	AB	1157	HIS
8	AB	1161	GLN
9	AM	2022	GLN
9	AM	2030	ASN
9	AM	2066	HIS
9	AM	2144	GLN
9	AM	2172	ASN
9	AM	2189	ASN

Continued on next page...

Continued from previous page...

Mol	Chain	Res	Type
9	AM	2194	ASN
10	AN	3029	ASN
10	AN	3063	ASN
10	AN	3080	GLN
11	AO	4054	GLN
11	AO	4077	GLN
11	AO	4085	GLN
11	AO	4190	GLN
12	AP	5009	GLN
12	AP	5066	HIS
12	AP	5085	ASN
12	AP	5143	ASN
12	AP	5176	ASN
12	AP	5191	HIS
12	AP	5209	ASN
13	AQ	603	ASN
13	AQ	6040	ASN
13	AQ	6061	ASN
13	AQ	6067	HIS
13	AQ	6099	HIS
13	AQ	6126	GLN
13	AQ	6143	ASN
13	AQ	6149	ASN
13	AQ	6150	GLN
13	AQ	6186	HIS
14	AR	7010	ASN
14	AR	7040	ASN
14	AR	7094	GLN
14	AR	7163	GLN
14	AR	7171	ASN
14	AR	7203	ASN
14	AR	7205	GLN
1	AC	1041	ASN
1	AC	1092	ASN
1	AC	1123	ASN
1	AC	1126	GLN
1	AC	1130	GLN
1	AC	1175	GLN
1	AC	1184	ASN
1	AC	1193	HIS
1	AC	1240	ASN
2	AS	2030	GLN

Continued on next page...

Continued from previous page...

Mol	Chain	Res	Type
2	AS	2094	HIS
3	AT	3070	ASN
3	AT	3094	HIS
3	AT	3096	GLN
3	AT	3120	GLN
3	AT	3124	GLN
3	AT	3152	ASN
3	AT	3168	ASN
3	AT	3177	GLN
3	AT	3221	ASN
4	AU	4055	GLN
4	AU	4079	ASN
4	AU	4094	GLN
4	AU	4117	GLN
4	AU	4118	GLN
4	AU	4122	GLN
4	AU	4149	GLN
4	AU	4162	GLN
4	AU	4178	ASN
4	AU	4209	ASN
4	AU	4238	GLN
4	AU	4243	GLN
5	AV	5023	GLN
5	AV	5099	HIS
5	AV	5108	ASN
5	AV	5147	HIS
5	AV	5206	GLN
5	AV	5225	GLN
5	AV	5233	ASN
6	AW	6005	ASN
6	AW	6021	GLN
6	AW	6060	GLN
6	AW	6069	HIS
6	AW	6121	GLN
6	AW	6210	ASN
7	AX	7011	ASN
7	AX	7022	GLN
7	AX	7042	ASN
7	AX	7089	ASN
7	AX	7120	GLN
7	AX	7146	HIS
7	AX	7194	GLN

Continued on next page...

Continued from previous page...

Mol	Chain	Res	Type
8	AD	1028	ASN
8	AD	1145	ASN
8	AD	1157	HIS
8	AD	1161	GLN
9	AY	2022	GLN
9	AY	2030	ASN
9	AY	2066	HIS
9	AY	2144	GLN
9	AY	2172	ASN
9	AY	2189	ASN
9	AY	2194	ASN
10	AZ	3029	ASN
10	AZ	3063	ASN
10	AZ	3080	GLN
11	A1	4054	GLN
11	A1	4077	GLN
11	A1	4085	GLN
11	A1	4190	GLN
12	A2	5009	GLN
12	A2	5066	HIS
12	A2	5085	ASN
12	A2	5143	ASN
12	A2	5176	ASN
12	A2	5191	HIS
13	A3	603	ASN
13	A3	6040	ASN
13	A3	6061	ASN
13	A3	6067	HIS
13	A3	6099	HIS
13	A3	6126	GLN
13	A3	6143	ASN
13	A3	6149	ASN
13	A3	6150	GLN
13	A3	6186	HIS
14	A4	7010	ASN
14	A4	7040	ASN
14	A4	7094	GLN
14	A4	7163	GLN
14	A4	7171	ASN
14	A4	7203	ASN
14	A4	7205	GLN
15	AE	83	ASN

Continued on next page...

Continued from previous page...

Mol	Chain	Res	Type
15	AE	100	HIS
16	A5	245	ASN
16	A5	313	HIS
16	A5	351	HIS
16	A5	399	HIS
16	A5	401	HIS
16	A5	440	HIS
16	A5	539	HIS
16	A5	611	ASN
16	A5	636	HIS
16	A5	720	HIS
16	A5	741	ASN
16	A5	780	GLN
16	A5	817	ASN
16	A5	833	ASN
16	A5	884	ASN
16	A5	886	HIS
16	A5	970	HIS
17	A6	1158	ASN
17	A6	1171	ASN
17	A6	1184	HIS
17	A6	1193	ASN
17	A6	1202	GLN
17	A6	1238	GLN
17	A6	1257	ASN
17	A6	1305	HIS
17	A6	1309	GLN
17	A6	1350	HIS
17	A6	1443	GLN
17	A6	1495	HIS
17	A6	1500	HIS
17	A6	1532	ASN
17	A6	1556	ASN
17	A6	1617	ASN
17	A6	1713	ASN
17	A6	1869	GLN
17	A6	2059	HIS
17	A6	2061	ASN
15	AF	83	ASN
15	AF	100	HIS
16	A7	245	ASN
16	A7	313	HIS

Continued on next page...

Continued from previous page...

Mol	Chain	Res	Type
16	A7	351	HIS
16	A7	401	HIS
16	A7	440	HIS
16	A7	539	HIS
16	A7	546	HIS
16	A7	562	ASN
16	A7	580	ASN
16	A7	611	ASN
16	A7	636	HIS
16	A7	661	HIS
16	A7	720	HIS
16	A7	741	ASN
16	A7	780	GLN
16	A7	833	ASN
16	A7	884	ASN
16	A7	886	HIS
16	A7	970	HIS
17	A8	1158	ASN
17	A8	1171	ASN
17	A8	1184	HIS
17	A8	1193	ASN
17	A8	1202	GLN
17	A8	1238	GLN
17	A8	1257	ASN
17	A8	1305	HIS
17	A8	1309	GLN
17	A8	1350	HIS
17	A8	1443	GLN
17	A8	1470	GLN
17	A8	1495	HIS
17	A8	1500	HIS
17	A8	1532	ASN
17	A8	1556	ASN
17	A8	1617	ASN
17	A8	1713	ASN
17	A8	1714	HIS
17	A8	1869	GLN
17	A8	2059	HIS
17	A8	2061	ASN
1	BA	1041	ASN
1	BA	1092	ASN
1	BA	1123	ASN

Continued on next page...

Continued from previous page...

Mol	Chain	Res	Type
1	BA	1126	GLN
1	BA	1130	GLN
1	BA	1175	GLN
1	BA	1184	ASN
1	BA	1193	HIS
1	BA	1240	ASN
2	BB	2030	GLN
2	BB	2094	HIS
3	BC	3070	ASN
3	BC	3094	HIS
3	BC	3096	GLN
3	BC	3120	GLN
3	BC	3124	GLN
3	BC	3152	ASN
3	BC	3168	ASN
3	BC	3177	GLN
3	BC	3221	ASN
4	BD	4055	GLN
4	BD	4079	ASN
4	BD	4094	GLN
4	BD	4117	GLN
4	BD	4118	GLN
4	BD	4122	GLN
4	BD	4149	GLN
4	BD	4162	GLN
4	BD	4178	ASN
4	BD	4209	ASN
4	BD	4238	GLN
4	BD	4243	GLN
5	BE	5023	GLN
5	BE	5099	HIS
5	BE	5108	ASN
5	BE	5147	HIS
5	BE	5206	GLN
5	BE	5233	ASN
6	BF	6005	ASN
6	BF	6021	GLN
6	BF	6060	GLN
6	BF	6069	HIS
6	BF	6121	GLN
6	BF	6210	ASN
7	BG	7011	ASN

Continued on next page...

Continued from previous page...

Mol	Chain	Res	Type
7	BG	7042	ASN
7	BG	7089	ASN
7	BG	7120	GLN
7	BG	7146	HIS
7	BG	7194	GLN
8	BH	1038	HIS
8	BH	1145	ASN
8	BH	1157	HIS
8	BH	1161	GLN
9	BI	2022	GLN
9	BI	2030	ASN
9	BI	2066	HIS
9	BI	2144	GLN
9	BI	2172	ASN
9	BI	2189	ASN
9	BI	2194	ASN
10	BJ	3029	ASN
10	BJ	3080	GLN
11	BK	4054	GLN
11	BK	4077	GLN
11	BK	4085	GLN
11	BK	4190	GLN
12	BL	5009	GLN
12	BL	5066	HIS
12	BL	5085	ASN
12	BL	5143	ASN
12	BL	5176	ASN
12	BL	5191	HIS
13	BM	601	GLN
13	BM	603	ASN
13	BM	6040	ASN
13	BM	6061	ASN
13	BM	6067	HIS
13	BM	6085	GLN
13	BM	6099	HIS
13	BM	6126	GLN
13	BM	6143	ASN
13	BM	6149	ASN
13	BM	6150	GLN
13	BM	6186	HIS
14	BN	7010	ASN
14	BN	7040	ASN

Continued on next page...

Continued from previous page...

Mol	Chain	Res	Type
14	BN	7094	GLN
14	BN	7163	GLN
14	BN	7171	ASN
14	BN	7203	ASN
14	BN	7205	GLN
1	BO	1041	ASN
1	BO	1092	ASN
1	BO	1123	ASN
1	BO	1126	GLN
1	BO	1130	GLN
1	BO	1184	ASN
1	BO	1193	HIS
1	BO	1195	ASN
1	BO	1240	ASN
2	BP	2030	GLN
2	BP	2094	HIS
3	BQ	3070	ASN
3	BQ	3094	HIS
3	BQ	3096	GLN
3	BQ	3120	GLN
3	BQ	3124	GLN
3	BQ	3152	ASN
3	BQ	3168	ASN
3	BQ	3177	GLN
3	BQ	3221	ASN
4	BR	4055	GLN
4	BR	4079	ASN
4	BR	4094	GLN
4	BR	4117	GLN
4	BR	4118	GLN
4	BR	4122	GLN
4	BR	4149	GLN
4	BR	4162	GLN
4	BR	4178	ASN
4	BR	4209	ASN
4	BR	4238	GLN
4	BR	4243	GLN
5	BS	5023	GLN
5	BS	5099	HIS
5	BS	5108	ASN
5	BS	5147	HIS
5	BS	5206	GLN

Continued on next page...

Continued from previous page...

Mol	Chain	Res	Type
5	BS	5233	ASN
6	BT	6005	ASN
6	BT	6021	GLN
6	BT	6060	GLN
6	BT	6069	HIS
6	BT	6121	GLN
6	BT	6210	ASN
7	BU	7011	ASN
7	BU	7042	ASN
7	BU	7089	ASN
7	BU	7120	GLN
7	BU	7122	HIS
7	BU	7146	HIS
7	BU	7194	GLN
8	BV	1038	HIS
8	BV	1145	ASN
8	BV	1157	HIS
8	BV	1161	GLN
9	BW	2022	GLN
9	BW	2030	ASN
9	BW	2066	HIS
9	BW	2144	GLN
9	BW	2172	ASN
9	BW	2189	ASN
9	BW	2194	ASN
10	BX	3029	ASN
10	BX	3063	ASN
10	BX	3080	GLN
11	BY	4054	GLN
11	BY	4077	GLN
11	BY	4085	GLN
11	BY	4190	GLN
12	BZ	5009	GLN
12	BZ	5066	HIS
12	BZ	5085	ASN
12	BZ	5143	ASN
12	BZ	5176	ASN
12	BZ	5191	HIS
13	B1	603	ASN
13	B1	6040	ASN
13	B1	6061	ASN
13	B1	6067	HIS

Continued on next page...

Continued from previous page...

Mol	Chain	Res	Type
13	B1	6099	HIS
13	B1	6126	GLN
13	B1	6143	ASN
13	B1	6149	ASN
13	B1	6150	GLN
13	B1	6186	HIS
14	B2	7010	ASN
14	B2	7040	ASN
14	B2	7094	GLN
14	B2	7163	GLN
14	B2	7171	ASN
14	B2	7205	GLN
15	B3	83	ASN
15	B3	100	HIS
15	B3	103	ASN
16	B4	245	ASN
16	B4	313	HIS
16	B4	351	HIS
16	B4	401	HIS
16	B4	440	HIS
16	B4	539	HIS
16	B4	580	ASN
16	B4	611	ASN
16	B4	636	HIS
16	B4	720	HIS
16	B4	741	ASN
16	B4	780	GLN
16	B4	833	ASN
16	B4	884	ASN
16	B4	886	HIS
16	B4	970	HIS
17	B5	1158	ASN
17	B5	1171	ASN
17	B5	1184	HIS
17	B5	1193	ASN
17	B5	1202	GLN
17	B5	1238	GLN
17	B5	1257	ASN
17	B5	1305	HIS
17	B5	1309	GLN
17	B5	1350	HIS
17	B5	1443	GLN

Continued on next page...

Continued from previous page...

Mol	Chain	Res	Type
17	B5	1470	GLN
17	B5	1490	GLN
17	B5	1495	HIS
17	B5	1500	HIS
17	B5	1532	ASN
17	B5	1556	ASN
17	B5	1617	ASN
17	B5	1622	ASN
17	B5	1713	ASN
17	B5	1810	GLN
17	B5	1869	GLN
17	B5	2059	HIS
17	B5	2061	ASN
15	B6	83	ASN
15	B6	100	HIS
16	B7	245	ASN
16	B7	313	HIS
16	B7	351	HIS
16	B7	399	HIS
16	B7	401	HIS
16	B7	440	HIS
16	B7	539	HIS
16	B7	611	ASN
16	B7	636	HIS
16	B7	720	HIS
16	B7	741	ASN
16	B7	780	GLN
16	B7	833	ASN
16	B7	884	ASN
16	B7	886	HIS
16	B7	970	HIS
17	B8	1158	ASN
17	B8	1171	ASN
17	B8	1184	HIS
17	B8	1193	ASN
17	B8	1202	GLN
17	B8	1238	GLN
17	B8	1305	HIS
17	B8	1309	GLN
17	B8	1350	HIS
17	B8	1443	GLN
17	B8	1470	GLN

Continued on next page...

Continued from previous page...

Mol	Chain	Res	Type
17	B8	1490	GLN
17	B8	1495	HIS
17	B8	1500	HIS
17	B8	1532	ASN
17	B8	1556	ASN
17	B8	1617	ASN
17	B8	1622	ASN
17	B8	1713	ASN
17	B8	1714	HIS
17	B8	1869	GLN
17	B8	2059	HIS
17	B8	2061	ASN

5.3.3 RNA ⓘ

There are no RNA chains in this entry.

5.4 Non-standard residues in protein, DNA, RNA chains ⓘ

There are no non-standard protein/DNA/RNA residues in this entry.

5.5 Carbohydrates ⓘ

There are no carbohydrates in this entry.

5.6 Ligand geometry ⓘ

There are no ligands in this entry.

5.7 Other polymers ⓘ

There are no such residues in this entry.

5.8 Polymer linkage issues

There are no chain breaks in this entry.

6 Fit of model and data ⓘ

6.1 Protein, DNA and RNA chains ⓘ

In the following table, the column labelled ‘#RSRZ> 2’ contains the number (and percentage) of RSRZ outliers, followed by percent RSRZ outliers for the chain as percentile scores relative to all X-ray entries and entries of similar resolution. The OWAB column contains the minimum, median, 95th percentile and maximum values of the occupancy-weighted average B-factor per residue. The column labelled ‘Q< 0.9’ lists the number of (and percentage) of residues with an average occupancy less than 0.9.

Mol	Chain	Analysed	<RSRZ>	#RSRZ>2	OWAB(Å ²)	Q<0.9
1	AA	243/243 (100%)	-0.45	1 (0%) 90 41	37, 67, 125, 215	0
1	AC	243/243 (100%)	-0.43	0 100 100	52, 87, 139, 216	0
1	BA	243/243 (100%)	-0.21	1 (0%) 90 41	79, 107, 150, 217	0
1	BO	243/243 (100%)	-0.29	1 (0%) 90 41	75, 101, 145, 217	0
2	AG	231/231 (100%)	-0.48	0 100 100	42, 72, 115, 150	0
2	AS	231/231 (100%)	-0.50	0 100 100	54, 86, 122, 161	0
2	BB	231/231 (100%)	-0.24	0 100 100	84, 109, 139, 166	0
2	BP	231/231 (100%)	-0.42	0 100 100	69, 98, 129, 164	0
3	AH	232/232 (100%)	-0.30	1 (0%) 90 41	56, 113, 176, 219	0
3	AT	232/232 (100%)	-0.21	2 (0%) 81 24	65, 114, 180, 223	0
3	BC	232/232 (100%)	-0.05	0 100 100	88, 132, 182, 227	0
3	BQ	232/232 (100%)	-0.25	0 100 100	81, 123, 180, 227	0
4	AI	227/227 (100%)	-0.21	0 100 100	63, 126, 187, 212	0
4	AU	227/227 (100%)	-0.19	1 (0%) 90 41	70, 127, 188, 224	0
4	BD	227/227 (100%)	-0.05	1 (0%) 90 41	89, 137, 193, 222	0
4	BR	227/227 (100%)	-0.14	3 (1%) 74 19	88, 135, 189, 220	0
5	AJ	250/250 (100%)	-0.30	4 (1%) 68 16	60, 99, 188, 246	0
5	AV	250/250 (100%)	-0.18	8 (3%) 45 9	59, 102, 194, 246	0
5	BE	250/250 (100%)	-0.07	7 (2%) 50 10	80, 117, 192, 245	0
5	BS	250/250 (100%)	-0.16	5 (2%) 62 12	82, 115, 191, 246	0
6	AK	234/234 (100%)	-0.44	0 100 100	51, 79, 119, 232	0
6	AW	234/234 (100%)	-0.45	0 100 100	51, 82, 121, 235	0
6	BF	234/234 (100%)	-0.32	1 (0%) 90 41	77, 104, 133, 235	0
6	BT	234/234 (100%)	-0.32	0 100 100	78, 102, 133, 236	0

Continued on next page...

Continued from previous page...

Mol	Chain	Analysed	<RSRZ>	#RSRZ>2	OWAB(Å ²)	Q<0.9
7	AL	244/244 (100%)	-0.44	0 100 100	41, 72, 122, 153	0
7	AX	244/244 (100%)	-0.46	0 100 100	53, 84, 131, 156	0
7	BG	244/244 (100%)	-0.26	0 100 100	78, 105, 142, 165	0
7	BU	244/244 (100%)	-0.27	0 100 100	72, 101, 143, 163	0
8	AB	196/196 (100%)	-0.53	0 100 100	38, 61, 95, 139	0
8	AD	196/196 (100%)	-0.49	0 100 100	41, 66, 101, 147	0
8	BH	196/196 (100%)	-0.34	0 100 100	71, 94, 119, 155	0
8	BV	196/196 (100%)	-0.32	0 100 100	72, 92, 119, 152	0
9	AM	222/222 (100%)	-0.47	0 100 100	41, 62, 100, 198	0
9	AY	222/222 (100%)	-0.48	0 100 100	48, 74, 107, 195	0
9	BI	222/222 (100%)	-0.29	0 100 100	75, 98, 125, 199	0
9	BW	222/222 (100%)	-0.37	0 100 100	73, 93, 119, 197	0
10	AN	204/204 (100%)	-0.46	0 100 100	34, 67, 97, 145	0
10	AZ	204/204 (100%)	-0.50	0 100 100	49, 74, 102, 146	0
10	BJ	204/204 (100%)	-0.36	0 100 100	71, 99, 125, 157	0
10	BX	204/204 (100%)	-0.39	0 100 100	69, 90, 118, 162	0
11	A1	198/198 (100%)	-0.45	1 (0%) 88 36	49, 82, 119, 220	0
11	AO	198/198 (100%)	-0.44	3 (1%) 70 16	49, 80, 118, 223	0
11	BK	198/198 (100%)	-0.30	2 (1%) 79 22	76, 102, 130, 225	0
11	BY	198/198 (100%)	-0.37	2 (1%) 79 22	69, 99, 128, 223	0
12	A2	212/212 (100%)	-0.46	0 100 100	54, 78, 117, 138	0
12	AP	212/212 (100%)	-0.42	0 100 100	56, 82, 118, 139	0
12	BL	212/212 (100%)	-0.28	0 100 100	74, 98, 127, 149	0
12	BZ	212/212 (100%)	-0.38	0 100 100	66, 100, 129, 150	0
13	A3	222/222 (100%)	-0.50	0 100 100	45, 70, 109, 168	0
13	AQ	222/222 (100%)	-0.50	0 100 100	51, 75, 111, 169	0
13	B1	222/222 (100%)	-0.32	0 100 100	71, 100, 127, 170	0
13	BM	222/222 (100%)	-0.41	0 100 100	70, 94, 121, 173	0
14	A4	233/233 (100%)	-0.52	0 100 100	35, 63, 94, 113	0
14	AR	233/233 (100%)	-0.51	0 100 100	43, 65, 96, 115	0
14	B2	233/233 (100%)	-0.33	1 (0%) 90 41	70, 95, 120, 165	0

Continued on next page...

Continued from previous page...

Mol	Chain	Analysed	<RSRZ>	#RSRZ>2	OWAB(Å ²)	Q<0.9
14	BN	233/233 (100%)	-0.35	0 100 100	69, 93, 115, 134	0
15	AE	76/76 (100%)	-0.42	0 100 100	71, 103, 142, 147	0
15	AF	76/76 (100%)	-0.44	0 100 100	73, 107, 139, 145	0
15	B3	76/76 (100%)	-0.12	0 100 100	101, 129, 146, 155	0
15	B6	76/76 (100%)	-0.43	0 100 100	78, 118, 144, 151	0
16	A5	799/799 (100%)	-0.39	0 100 100	45, 87, 141, 267	0
16	A7	799/799 (100%)	-0.36	1 (0%) 93 63	54, 95, 144, 267	0
16	B4	799/799 (100%)	-0.19	6 (0%) 83 26	82, 115, 155, 265	0
16	B7	799/799 (100%)	-0.27	5 (0%) 86 32	72, 105, 149, 266	0
17	A6	997/997 (100%)	-0.33	5 (0%) 88 36	55, 107, 166, 261	0
17	A8	997/997 (100%)	-0.31	4 (0%) 90 41	63, 108, 167, 260	0
17	B5	997/997 (100%)	-0.12	7 (0%) 84 28	83, 128, 173, 261	0
17	B8	997/997 (100%)	-0.25	6 (0%) 86 32	77, 114, 170, 261	0
All	All	20080/20080 (100%)	-0.32	79 (0%) 90 41	34, 100, 158, 267	0

All (79) RSRZ outliers are listed below:

Mol	Chain	Res	Type	RSRZ
17	B8	1753	GLU	10.8
17	B8	1752	ARG	8.8
5	AV	5125	GLU	8.0
17	A6	1753	GLU	6.6
5	AJ	5127	ALA	6.3
17	A8	1753	GLU	5.8
17	B5	1753	GLU	5.5
17	A8	1752	ARG	5.4
17	B8	1754	SER	5.1
17	B8	1755	ASP	4.9
17	A6	1752	ARG	4.8
5	BE	5125	GLU	4.7
17	A8	1755	ASP	4.7
5	BE	5124	GLY	4.6
5	AJ	5126	GLY	4.4
5	BS	5126	GLY	4.3
17	B5	1754	SER	4.1
16	B7	451	ASP	4.1
17	B8	1916	LYS	3.9

Continued on next page...

Continued from previous page...

Mol	Chain	Res	Type	RSRZ
16	B4	451	ASP	3.7
5	AV	5129	GLY	3.7
4	AU	4017	ILE	3.7
3	AT	3052	VAL	3.6
5	AV	5127	ALA	3.6
5	AJ	5125	GLU	3.6
11	BK	4195	GLN	3.5
5	BE	5127	ALA	3.4
5	BS	5125	GLU	3.4
5	AV	5128	SER	3.4
5	AJ	5124	GLY	3.3
17	A6	1755	ASP	3.2
1	BO	1252	ASP	3.0
17	A6	1756	ALA	2.9
5	BE	5126	GLY	2.9
17	A6	1754	SER	2.9
11	AO	4197	GLN	2.9
4	BR	4141	ARG	2.9
3	AT	3220	ALA	2.9
11	BY	4196	ALA	2.9
5	BE	5134	MET	2.8
17	B5	1955	SER	2.8
16	B7	445	SER	2.8
5	AV	5130	GLU	2.8
4	BD	4141	ARG	2.8
17	A8	1374	ASN	2.8
11	AO	4195	GLN	2.7
5	AV	5124	GLY	2.7
16	B4	706	TYR	2.7
14	B2	701	THR	2.6
16	B4	1037	TYR	2.6
5	BE	5010	ARG	2.6
17	B5	1562	TYR	2.6
16	A7	451	ASP	2.6
16	B4	558	ARG	2.5
5	BE	5128	SER	2.5
16	B7	1037	TYR	2.5
11	A1	4195	GLN	2.4
11	AO	4196	ALA	2.4
16	B4	559	GLY	2.4
11	BY	4195	GLN	2.4
3	AH	3052	VAL	2.3

Continued on next page...

Continued from previous page...

Mol	Chain	Res	Type	RSRZ
6	BF	6203	ASP	2.3
4	BR	4017	ILE	2.3
17	B5	1752	ARG	2.3
16	B7	1036	LYS	2.2
5	AV	5134	MET	2.2
5	BS	5129	GLY	2.2
17	B5	1375	GLU	2.2
4	BR	4122	GLN	2.2
16	B7	558	ARG	2.2
5	BS	5010	ARG	2.1
5	BS	5130	GLU	2.1
16	B4	448	HIS	2.1
11	BK	4196	ALA	2.1
17	B8	1831	PRO	2.1
17	B5	1476	GLU	2.1
5	AV	5126	GLY	2.0
1	AA	1252	ASP	2.0
1	BA	1011	GLY	2.0

6.2 Non-standard residues in protein, DNA, RNA chains ⓘ

There are no non-standard protein/DNA/RNA residues in this entry.

6.3 Carbohydrates ⓘ

There are no carbohydrates in this entry.

6.4 Ligands ⓘ

There are no ligands in this entry.

6.5 Other polymers ⓘ

There are no such residues in this entry.